

New York Mets - 2011

Batter	1	2	3	4	5	6	7	8	9	10	AB	R	H	RBI	BB	SO	LOB									
1 Jordan Schafer, L OBP: 0.250, SLG: 0.500 53 Wilkin Castillo, S (9, PH)											4	0	1	0	0	1	0									
13 Nate McLouth, L (1, 8)											1	0	0	0	1	0	0									
22 Jason Heyward, L OBP: 0.333, SLG: 0.333 30 Wilkin Ramirez, R OBP: 1.000, SLG: 1.000											3	0	1	0	0	1	3									
16 Brian McCann, L 27 J.C. Boscan, R											3	0	0	0	0	0	2									
20 Eric Hinske, L OBP: 0.333, SLG: 1.333 17 Matt Young, L											3	1	1	1	0	0	0									
5 Freddie Freeman, L OBP: 1.000, SLG: 2.000 4 Joe Mather, R												3	1	3	0	0	0									
7 Brooks Conrad, S 75 Ed Lucas, R OBP: 1.000, SLG: 1.000											3	0	0	0	0	2	3									
23 Brandon Hicks, R 76 Shawn Bowman, R											2	0	0	0	0	1	0									
24 Diory Hernandez, R OBP: 0.250, SLG: 0.250											4	0	1	0	0	1	0									
Inning Stats	R: 0 E: 0 K: 1 S: 5	H: 0 LOB: 1 BB: 1 P: 10	R: 1 E: 1 K: 2 S: 8	H: 1 LOB: 0 BB: 0 P: 9	R: 0 E: 0 K: 0 S: 3	H: 0 LOB: 0 BB: 0 P: 3	R: 1 E: 0 K: 2 S: 5	H: 3 LOB: 1 BB: 0 P: 5	R: 0 E: 0 K: 1 S: 6	H: 1 LOB: 1 BB: 0 P: 6	R: 0 E: 0 K: 1 S: 5	H: 0 LOB: 0 BB: 0 P: 5	R: 0 E: 0 K: 2 S: 3	H: 1 LOB: 0 BB: 0 P: 3	R: 1 E: 0 K: 0 S: 4	H: 2 LOB: 2 BB: 2 P: 12	R: 2 E: 0 K: 2 S: 11	H: 3 LOB: 2 BB: 0 P: 11	P: 11 ERA: 18.00 WHIP: 3.000	1B: 7 2B: 4 3B: 0 HR: 1	SF: 0 SAC: 1 DP: 2 HBP: 1	WP: 2 PB: 0 SB: 0 CS: 0	PA: 44			
PITCHER	IP 2.0	WLS 8	BF 8	H 1	R 1	ER 0	SO 3	BB 1	IBB 0	HBP 0	BLK 0	WP 2	HR 0	S 13	P 19	ERA 0.00	WHIP 1.000									
32 Jenny Mejia, R ERA: 4.5	2.0	8	3	1	1	0	0	0	0	0	0	0	1	8	8	4.50	1.500									
27 Pedro Beato, R ERA: 4.5	2.0	9	2	0	0	3	0	0	1	0	0	0	0	14	15	0.00	1.000									
33 Taylor Buchholz, R ERA: 4.5	1.0	3	0	0	0	1	0	0	0	0	0	0	0	5	5	0.00	0.000									
69 John Lujan, R ERA: 4.5	2.0	9	3	1	1	0	2	0	0	0	0	0	0	7	15	4.50	2.500									

Atlanta Braves @ New York Mets
 Digital Domain Park, Port St. Lucie, FL
 Sat Feb 26 2011, 1:12 PM - 4:31 PM EST
 Att: 6,567 - Sunny - 81 F

AB 39
 R 5
 H 12
 RBI 4
 BB 3
 SO 9
 LOB 17

Batter	1	2	3	4	5	6	7	8	9	10	AB	R	H	RBI	BB	SO	LOB								
7 José Reyes, S OBP: 0.500, SLG: 0.500 25 Chin-Lung Hu, R OBP: 0.500, SLG: 0.333											2	0	1	0	0	0	0								
1 Luis Castillo, S OBP: 0.500, SLG: 0.500 63 Jordany Valdespin, L OBP: 0.333, SLG: 0.867											2	0	1	0	0	0	1								
5 David Wright, R 65 Zach Lutz, R											2	0	0	0	0	0	1								
16 Ángel Pagán, S 20 Jason Pridie, L											2	0	0	0	0	0	1								
44 Jason Bay, R 21 Lucas Duda, L											2	0	1	0	0	1	0								
29 Ike Davis, L 6 Nick Evans, R OBP: 0.333, SLG: 0.333											3	1	1	0	0	1	1								
30 Josh Thole, L OBP: 0.500, SLG: 0.500 13 Mike Nickeas, R											3	0	0	0	0	1	3								
12 Scott Hairston, R OBP: 0.500, SLG: 1.000 28 Daniel Murphy, L											2	1	1	0	0	0	1								
22 Willie Harris, L OBP: 1.000, SLG: 4.000											1	2	1	2	0	0	0								
26 Fernando Martinez, L OBP: 0.500, SLG: 2.000 72 Kirk Nieuwenhuis, L											3	0	0	0	0	1	1								
Inning Stats	R: 0 E: 0 K: 0 S: 4	H: 1 LOB: 1 BB: 0 P: 4	R: 0 E: 0 K: 1 S: 6	H: 1 LOB: 1 BB: 0 P: 6	R: 0 E: 0 K: 1 S: 5	H: 1 LOB: 0 BB: 0 P: 5	R: 0 E: 0 K: 0 S: 4	H: 1 LOB: 2 BB: 1 P: 8	R: 2 E: 1 K: 1 S: 7	H: 2 LOB: 2 BB: 2 P: 16	R: 0 E: 0 K: 1 S: 5	H: 0 LOB: 0 BB: 0 P: 5	R: 0 E: 0 K: 2 S: 8	H: 0 LOB: 2 BB: 1 P: 12	R: 1 E: 0 K: 2 S: 9	H: 2 LOB: 3 BB: 2 P: 17	R: 2 E: 0 K: 0 S: 5	H: 2 LOB: 0 BB: 0 P: 7	P: 7 ERA: 18.00 WHIP: 2.000	1B: 6 2B: 2 3B: 0 HR: 2	SF: 0 SAC: 0 DP: 2 HBP: 0	WP: 0 PB: 0 SB: 0 CS: 0	PA: 46		
PITCHER	IP 1.0	WLS 3	BF 3	H 2	R 0	ER 0	SO 1	BB 0	IBB 0	HBP 0	BLK 0	WP 0	HR 0	S 5	P 5	ERA 0.00	WHIP 0.000								
49 Jair Jurrjens, R ERA: 1.000	1.0	3	1	0	0	1	0	0	0	0	0	0	0	5	5	0.00	1.000								
39 Jonny Venters, L ERA: 2.000	1.0	5	1	0	0	0	0	0	0	0	0	0	0	4	8	0.00	2.000								
34 Eric O'Flaherty, L ERA: 9.0	0.1	B	6	2	2	2	1	2	0	0	0	0	1	6	15	54.00	12.000								
46 Craig Kimbrel, R ERA: 54.0	1.2	4	0	0	0	1	0	0	0	0	0	0	0	6	6	0.00	0.000								
50 Cristian Martinez, R ERA: 18.0	1.0	B	5	2	2	2	2	0	0	0	0	0	1	5	7	18.00	2.000								

Atlanta Braves @ New York Mets
 Digital Domain Park, Port St. Lucie, FL
 Sat Feb 26 2011, 1:12 PM - 4:31 PM EST
 Att: 6,567 - Sunny - 81 F

AB 40
 R 5
 H 10
 RBI 5
 BB 6
 SO 9
 LOB 25

Batter	1	2	3	4	5	6	7	8	9	AB	R	H	RBI	BB	SO	LOB	TOP																	
22 Willie Harris, L (1,7) OBP: 0.750, SLG: 1.667 21 Lucas Duda, L (6,7) OBP: 0.200, SLG: 0.200										2	1	1	0	1	0	0																		
16 Ángel Pagán, S (1,9) 72 Kirk Nieuwenhuis, L (6,8)										3	0	0	0	0	1	3																		
28 Daniel Murphy, L (1,4) 63 Jordany Valdespin, L (6,4)										3	0	1	2	0	0	1																		
29 Ike Davis, L (1,3) 4 Russ Adams, L (6,3) OBP: 1.000, SLG: 4.000										3	0	0	0	0	1	2																		
12 Scott Hairston, R (1,8) OBP: 0.600, SLG: 0.750 86 Emmanuel García, L (7, PR) (7,9)										2	0	1	0	0	1	0																		
2 Justin Turner, R (1,5) 92 Eric Campbell, R (8, PH) (8,5)										3	0	0	0	0	2																			
30 Josh Thole, L (1,2) 19 Raul Chavez, R (6,2)										2	0	0	0	0	1																			
Valentino Pascucci, R (1,10) 0 Jeff Glenn, R (9, PH) (9,10) OBP: 1.000, SLG: 1.000										2	1	1	0	1	0	0																		
11 Rubén Tejada, R (1,6) 25 Chin-Lung Hu, R (9, PH) (9,6) OBP: 0.600, SLG: 0.333										3	0	0	0	0	1	3																		
Inning Stats	R: 0 E: 0 K: 1 S: 5	H: 0 LOB: 1 BB: 1 P: 9	R: 0 E: 0 K: 0 S: 3	H: 1 LOB: 0 BB: 0 P: 3	R: 0 E: 0 K: 0 S: 3	H: 0 LOB: 0 BB: 0 P: 3	R: 0 E: 0 K: 1 S: 5	H: 0 LOB: 0 BB: 0 P: 5	R: 2 E: 0 K: 2 S: 10	H: 3 LOB: 1 BB: 0 P: 10	R: 0 E: 0 K: 0 S: 3	H: 0 LOB: 2 BB: 1 P: 8	R: 3 E: 0 K: 1 S: 7	H: 2 LOB: 1 BB: 2 P: 15	R: 0 E: 0 K: 1 S: 5	H: 1 LOB: 1 BB: 1 P: 9	1B: 5 2B: 2 3B: 0 HR: 1	SF: 0 SAC: 0 DP: 2 HBP: 1	WP: 0 PB: 0 SB: 0 CS: 0	PA: 38														
PITCHER	IP WLS BF H R ER SO BB IBB HBP BLK WP HR S P ERA WHIP																																	
40 Rodrigo Lopez, R (1,1) ERA: 0.00	2.0	7	1	0	0	1	1	0	0	0	0	0	0	0	8	12	0.00	1.000																
36 Mike Minor, L (3,1) ERA: 9.0	2.0	6	0	0	0	0	0	0	0	0	0	0	0	0	6	6	0.00	0.000																
37 Brandon Beachy, R (5,1) ERA: 9.0	2.0	9	3	2	2	3	0	0	0	0	0	0	0	15	15	9.00	1.500																	
58 Peter Moylan, R (7,1) ERA: 27.0	1.0	H	5	0	0	0	1	0	1	0	0	0	0	3	8	0.00	1.000																	
43 Scott Proctor, R (8,1) ERA: 27.0	1.0	L	7	2	3	3	2	0	0	0	0	0	1	7	15	27.00	4.000																	

New York Mets @ Atlanta Braves
Champion Stadium, Lake Buena Vista, FL
Sun Feb 27 2011, 1:08 PM - 3:36 PM EST
Att: 7,040 - Sunny - 81 F

AB 32
R 5
H 7
RBI 5
BB 5
SO 6
LOB 19





Batter	1	2	3	4	5	6	7	8	9	AB	R	H	RBI	BB	SO	LOB	BOTTOM																
14 Martín Prado, R (1,7) OBP: 0.667, SLG: 0.667 28 Brent Clevlen, R (6,7)										3	0	2	1	0	0	0																	
1 Jordan Schafer, L (1,8) OBP: 0.143, SLG: 0.286 79 Mycal Jones, R (8,8)										3	0	0	0	0	1	2																	
10 Chipper Jones, S (1,10) OBP: 0.333, SLG: 0.333 30 Wilkin Ramirez, R (6, PH) (9,10)										3	0	1	0	0	1	1																	
26 Dan Uggla, R (1,4) 17 Matt Young, L (6,4)										3	0	0	0	0	1	2																	
5 Freddie Freeman, L (1,3) OBP: 0.500, SLG: 1.000 78 Jose Constanza, L (7,3) OBP: 0.333, SLG: 0.333										3	1	0	0	0	1	1																	
2 Alex Gonzalez, R (1,6) 75 Ed Lucas, R (7,6) OBP: 0.667, SLG: 0.667										2	1	0	0	1	0	0																	
8 David Ross, R (1,2) 72 Jesús Sucre, R (7,2) 77 Tyler Pastornicky, R (9, PR)										2	1	0	0	1	0	0																	
4 Joe Mather, R (1,9) OBP: 0.400, SLG: 0.500										2	1	1	1	1	0	0																	
76 Shawn Bowman, R (1,5) OBP: 0.333, SLG: 0.200										3	0	1	2	0	1	1																	
Inning Stats	R: 0 E: 0 K: 1 S: 5	H: 0 LOB: 0 BB: 0 P: 5	R: 0 E: 0 K: 1 S: 5	H: 0 LOB: 0 BB: 0 P: 5	R: 1 E: 0 K: 2 S: 9	H: 2 LOB: 1 BB: 0 P: 9	R: 3 E: 0 K: 1 S: 6	H: 2 LOB: 3 BB: 3 P: 18	R: 0 E: 0 K: 0 S: 4	H: 1 LOB: 1 BB: 0 P: 4	R: 0 E: 0 K: 0 S: 3	H: 0 LOB: 0 BB: 0 P: 3	R: 0 E: 0 K: 1 S: 5	H: 0 LOB: 0 BB: 0 P: 5	R: 0 E: 0 K: 1 S: 5	H: 1 LOB: 1 BB: 0 P: 4	1B: 5 2B: 1 3B: 0 HR: 0	SF: 0 SAC: 0 DP: 0 HBP: 0	WP: 0 PB: 0 SB: 0 CS: 1	PA: 35													
PITCHER	IP WLS BF H R ER SO BB IBB HBP BLK WP HR S P ERA WHIP																																
55 Chris Young, R (1,1) ERA: 18.0	2.0	12	4	4	4	3	3	0	0	0	0	0	0	15	27	18.00	3.500																
27 Boof Bonser, R (5,1) ERA: 0.00	2.0	7	1	0	0	0	0	0	0	0	0	0	0	7	7	0.00	0.500																
48 Pat Misch, L (7,1) ERA: 0.00	3.0	W	9	1	0	0	2	0	0	0	0	0	0	14	14	0.00	0.333																

New York Mets @ Atlanta Braves
Champion Stadium, Lake Buena Vista, FL
Sun Feb 27 2011, 1:08 PM - 3:36 PM EST
Att: 7,040 - Sunny - 81 F

AB 31
R 4
H 6
RBI 4
BB 3
SO 7
LOB 7



Batter	1	2	3	4	5	6	7	8	9	AB R H RBI BB SO LOB	TOP																								
											<p>Michigan Wolverines @ New York Mets Digital Domain Park, Port St. Lucie, FL Sun Feb 27 2011, 12:10 PM EST Alt. 2,644 - Snow - 80 F</p> <p>livebaseballscorecards.com</p> <p>AB 0 R 0 H 0 RBI 0 BB 0 SO 0 LOB 0</p> 																								
Inning Stats										1B: 0 SF: 0 WP: 0 PA: 0 2B: 0 SAC: 0 FB: 0 3B: 0 DP: 0 SB: 0 HR: 0 HBP: 0 CS: 0																									
PITCHER	IP	WLS	BF	H	R	ER	SO	BB	IBB	HBP	BLK	WP	HR	S	P	ERA	WHIP	PITCHER	IP	WLS	BF	H	R	ER	SO	BB	IBB	HBP	BLK	WP	HR	S	P	ERA	WHIP

Batter	1	2	3	4	5	6	7	8	9	AB R H RBI BB SO LOB	BOTTOM																								
											<p>Michigan Wolverines @ New York Mets Digital Domain Park, Port St. Lucie, FL Sun Feb 27 2011, 12:10 PM EST Alt. 2,644 - Snow - 80 F</p> <p>livebaseballscorecards.com</p> <p>AB 0 R 0 H 0 RBI 0 BB 0 SO 0 LOB 0</p> 																								
Inning Stats										1B: 0 SF: 0 WP: 0 PA: 0 2B: 0 SAC: 0 FB: 0 3B: 0 DP: 0 SB: 0 HR: 0 HBP: 0 CS: 0																									
PITCHER	IP	WLS	BF	H	R	ER	SO	BB	IBB	HBP	BLK	WP	HR	S	P	ERA	WHIP	PITCHER	IP	WLS	BF	H	R	ER	SO	BB	IBB	HBP	BLK	WP	HR	S	P	ERA	WHIP

Batter	1	2	3	4	5	6	7	8	9	AB	R	H	RBI	BB	SO	LOB	TOP			
7 José Reyes, S OBP: 0.400, SLG: 0.600 25 Chin-Lung Hu, R OBP: 0.333, SLG: 0.143										3	1	1	0	0	0	0	New York Mets @ Washington Nationals Space Coast Stadium, Viera, FL Tue Mar 01 2011, 1:06 PM - 3:45 PM EST Att: 3,658 - Partly Cloudy - 71 F			
22 Willie Harris, L OBP: 0.571, SLG: 1.000 72 Kirk Nieuwenhuis, L OBP: 0.125, SLG: 0.250										3	0	1	0	0	0	1				
5 David Wright, R 4 Russ Adams, L OBP: 0.250, SLG: 1.000										1	0	0	1	1	0	1				
29 Ike Davis, L 65 Zach Lutz, R										3	0	0	0	0	2	1				
4 Brad Emaus, R 2 Justin Turner, R										3	0	1	0	0	1	1				
21 Lucas Duda, L OBP: 0.273, SLG: 0.455										4	1	2	0	0	1	1				
30 Josh Thole, L OBP: 0.143, SLG: 0.143 19 Raul Chavez, R OBP: 0.333, SLG: 0.333										3	0	0	0	0	0	2				
26 Fernando Martinez, L OBP: 0.625, SLG: 1.125 Sean Ratliff, L										3	0	2	0	0	0	1				
20 Jason Pridie, L 96 Matthew den Dekker, L OBP: 1.000, SLG: 1.000										3	0	0	0	0	2	2				
Inning Stats	R: 1 E: 0 K: 0 S: 4	H: 1 LOB: 0 BB: 0 P: 4	R: 0 E: 0 K: 1 S: 6	H: 1 LOB: 1 BB: 0 P: 6	R: 0 E: 0 K: 1 S: 6	H: 1 LOB: 1 BB: 0 P: 6	R: 0 E: 0 K: 2 S: 8	H: 1 LOB: 1 BB: 0 P: 8	R: 0 E: 0 K: 1 S: 5	H: 0 LOB: 1 BB: 1 P: 9	R: 0 E: 0 K: 0 S: 4	H: 1 LOB: 1 BB: 0 P: 4	R: 0 E: 0 K: 2 S: 8	H: 1 LOB: 1 BB: 0 P: 8	R: 2 E: 1 K: 1 S: 8	H: 3 LOB: 1 BB: 0 P: 8		1B: 5 2B: 6 3B: 0 HR: 0	SF: 1 SAC: 0 DP: 1 HBP: 0	WP: 0 PB: 0 SB: 0 CS: 1
PITCHER	IP WLS BF H R ER SO BB IBB HBP BLK WP HR S P ERA WHIP																			
61 Livan Hernandez, R ERA: 3.0	3.0	12	3	1	1	2	0	0	0	0	0	0	0	0	0	16	13	3.00	1.000	
48 Ross Detwiler, L ERA: 3.0	2.0	7	2	0	0	3	0	0	0	0	0	0	0	0	13	13	0.00	1.000		
65 Cole Kimball, R ERA: 3.0	1.0	4	0	0	0	1	1	0	0	0	0	0	0	5	9	0.00	1.000			
23 Collin Balester, R ERA: 3.0	1.0	4	1	0	0	0	0	0	0	0	0	0	0	4	4	0.00	1.000			
36 Tyler Clippard, R ERA: 3.0	1.0	4	1	0	0	2	0	0	0	0	0	0	0	8	8	0.00	1.000			
PITCHER	IP WLS BF H R ER SO BB IBB HBP BLK WP HR S P ERA WHIP																			
22 Drew Storen, R ERA: 18.0	1.0	6	3	2	2	1	0	0	0	0	0	0	0	8	8	18.00	3.000			

AB	35
R	3
H	10
RBI	3
BB	1
SO	9
LOB	14



Batter	1	2	3	4	5	6	7	8	9	AB	R	H	RBI	BB	SO	LOB	BOTTOM	
1 Njyer Morgan, L OBP: 0.333, SLG: 0.333 58 Corey Brown, L OBP: 0.500, SLG: 1.000 72 Jeff Frazier, R OBP: 0.500, SLG: 1.000										3	0	0	0	0	0	2	New York Mets @ Washington Nationals Space Coast Stadium, Viera, FL Tue Mar 01 2011, 1:06 PM - 3:45 PM EST Att: 3,658 - Partly Cloudy - 71 F	
6 Ian Desmond, R OBP: 0.333, SLG: 0.833 13 Alex Cora, L OBP: 1.000, SLG: 1.000										3	0	0	0	0	1	1		
28 Jayson Werth, R 34 Bryce Harper, L OBP: 0.250, SLG: 0.250										1	0	0	0	1	1	0		
11 Ryan Zimmerman, R 12 Alberto Gonzalez, R OBP: 0.500, SLG: 0.500										2	1	0	0	1	1	2		
38 Michael Morse, R OBP: 0.714, SLG: 1.571 43 Rick Ankiel, L										2	1	2	0	0	0	0		
25 Adam LaRoche, L 71 Jonathan Van Every, L OBP: 0.500, SLG: 0.500										3	0	0	1	0	0	2		
7 Ivan Rodriguez, R OBP: 1.000, SLG: 2.000 66 Derek Norris, R OBP: 0.500, SLG: 0.500										1	1	1	1	1	0	0		
8 Danny Espinosa, S OBP: 0.600, SLG: 1.250 15 Jerry Hairston, R										2	1	1	2	0	1	1		
14 Chris Marrero, R OBP: 1.000, SLG: 1.000 20 Laynce Nix, L OBP: 1.000, SLG: 2.000 62 Kevin Barker, L										2	0	2	0	0	0	0		
Inning Stats	R: 0 E: 0 K: 1 S: 5	H: 0 LOB: 1 BB: 1 P: 9	R: 0 E: 0 K: 1 S: 6	H: 1 LOB: 1 BB: 1 P: 10	R: 0 E: 1 K: 0 S: 3	H: 1 LOB: 0 BB: 0 P: 3	R: 4 E: 0 K: 1 S: 9	H: 4 LOB: 1 BB: 1 P: 13	R: 0 E: 0 K: 0 S: 3	H: 0 LOB: 0 BB: 0 P: 3	R: 1 E: 0 K: 0 S: 6	H: 3 LOB: 2 BB: 0 P: 8	R: 0 E: 0 K: 1 S: 6	H: 1 LOB: 1 BB: 0 P: 6	1B: 8 2B: 3 3B: 0 HR: 1	SF: 0 SAC: 0 DP: 2 HBP: 0		WP: 1 PB: 1 SB: 0 CS: 1
PITCHER	IP WLS BF H R ER SO BB IBB HBP BLK WP HR S P ERA WHIP																	
49 Jonathon Niese, L ERA: 36.0	3.0	11	2	0	0	2	2	0	0	0	0	0	0	1	9	13	36.00	5.000
27 Pedro Beato, R ERA: 3.0	1.0	3	1	0	0	0	0	0	0	0	0	0	0	3	3	0.00	1.000	
36 Manny Acosta, R ERA: 3.0	1.0	3	0	0	0	0	0	0	0	0	0	0	0	3	3	0.00	0.000	
39 Bobby Parnell, R ERA: 4.50	2.0	10	4	1	1	1	0	0	0	0	1	0	0	12	14	4.50	2.000	


AB	32
R	5
H	11
RBI	5
BB	3
SO	4
LOB	13



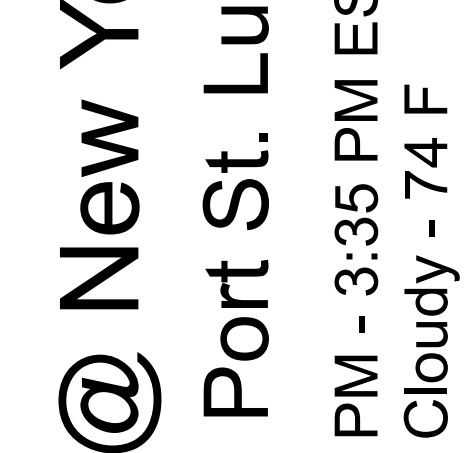
Batter	1	2	3	4	5	6	7	8	9	AB	R	H	RBI	BB	SO	LOB	TOP					
27 Tyler Greene, R OBP: 0.300, SLG: 0.300 88 Pete Kozma, R OBP: 0.333, SLG: 0.333	P4		K			F9		F7		2	0	0	0	0	1	1	St. Louis Cardinals @ New York Mets Digital Domain Park, Port St. Lucie, FL Thu Mar 03 2011, 1:11 PM - 3:35 PM EST Att. 4,311 - Partly Cloudy - 74 F					
92 Matt Carpenter, L OBP: 0.200, SLG: 0.300 91 Luis Mateo, R	F8		F9					G4-3		4	0	1	0	0	0	1						
21 Allen Craig, R OBP: 0.385, SLG: 0.667 19 Jon Jay, L OBP: 0.556, SLG: 1.000	2B					F8		1B		3	0	2	0	0	0	1						
7 Matt Holliday, R OBP: 0.286, SLG: 0.714 60 Steven Hill, R	G4-3					1B		G5-3		2	0	0	0	0	0	1						
34 Nick Stavinoha, R OBP: 0.333, SLG: 0.333 92 Oscar Taveras, L						G5-3		F7		2	0	1	0	0	0	0						
91 Amaury Cazana, R	P6							BB		2	0	0	0	0	0	1						
13 Gerald Laird, R OBP: 0.200, SLG: 0.500 16 Bryan Anderson, L	F7							HBP		2	0	0	0	0	0	1						
33 Daniel Descalso, L OBP: 0.222, SLG: 0.125	2-6		F7					G5-3		1	0	0	0	0	0	2						
63 Shane Robinson, R OBP: 0.286, SLG: 0.429								G4-3		2	0	0	0	1	0	1						
								F8		3	0	1	0	0	0	1						
Inning Stats	R: 0 E: 0 K: 0 S: 4	H: 1 LOB: 1 BB: 0 P: 4	R: 0 E: 0 K: 0 S: 4	H: 1 LOB: 1 BB: 0 P: 4	R: 0 E: 0 K: 1 S: 6	H: 1 LOB: 1 BB: 0 P: 6	R: 0 E: 0 K: 0 S: 3	H: 1 LOB: 0 BB: 0 P: 3	R: 0 E: 0 K: 0 S: 3	H: 0 LOB: 1 BB: 1 P: 7	R: 0 E: 0 K: 0 S: 4	H: 1 LOB: 1 BB: 0 P: 4	R: 0 E: 0 K: 0 S: 2	H: 0 LOB: 1 BB: 1 P: 8	R: 0 E: 0 K: 0 S: 3	H: 0 LOB: 0 BB: 0 P: 3	R: 0 E: 0 K: 0 S: 4	H: 1 LOB: 0 BB: 0 P: 4	1B: 4 2B: 2 3B: 0 HR: 0	SF: 0 SAC: 0 DP: 1 HBP: 1	WP: 1 PB: 0 SB: 0 CS: 1	PA: 32
PITCHER	IP WLS BF H R ER SO BB IBB HBP BLK WP HR S P ERA WHIP	46 Oliver Pérez, L ERA: 9.0 Francisco Rodríguez, R ERA: 4.1 38 Chris Capuano, L ERA: 5.1 45 Jason Iiringhausen, R ERA: 6.1	2.0 H 8 2 0 0 0 0 0 0 0 0 0 0 8 0.00 1.000	1.0 W 4 1 0 0 1 0 0 0 0 0 0 6 0.00 1.000	1.0 H 3 1 0 0 0 0 0 0 0 0 3 3 0.00 1.000	1.0 H 4 0 0 0 0 1 0 0 0 0 0 3 7 0.00 1.000	2.0 H 8 1 0 0 0 1 0 1 0 1 0 6 12 0.00 1.000	27 Boof Bonser, R ERA: 33 Taylor Buchholz, R ERA:	8.1 (8, 1) 9.1 (9, 1)	1.0 H 3 0 0 0 0 0 0 0 0 0 3 3 0.00 1.000	1.0 S 3 1 0 0 0 0 0 0 0 4 4 0.00 1.000											

Batter	1	2	3	4	5	6	7	8	9	AB	R	H	RBI	BB	SO	LOB	BOTTOM			
7 José Reyes, S OBP: 0.375, SLG: 0.500 11 Rubén Tejada, R OBP: 0.556, SLG: 0.556	E5 22 G4-3 5 SF7 22 PB	G5-3								3	1	1	0	0	0	2	St. Louis Cardinals @ New York Mets Digital Domain Park, Port St. Lucie, FL Thu Mar 03 2011, 1:11 PM - 3:35 PM EST Att. 4,311 - Partly Cloudy - 74 F			
22 Willie Harris, L OBP: 0.545, SLG: 0.750	G4-3									2	1	0	0	2	0	2				
5 David Wright, R 2 Justin Turner, R	SF7									1	1	0	1	1	0	1				
29 Ike Davis, L OBP: 0.364, SLG: 0.333 65 Zach Lutz, R	1B									2	0	2	1	1	0	0				
28 Daniel Murphy, L OBP: 0.333, SLG: 0.455 4 Brad Emaus, R OBP: 0.400, SLG: 0.250	G3									3	0	1	1	0	0	2				
21 Lucas Duda, L OBP: 0.188, SLG: 0.313	G3									4	0	0	0	0	0	2				
26 Fernando Martinez, L OBP: 0.636, SLG: 1.000 63 Jordany Valdespin, L OBP: 0.222, SLG: 0.250	G5-3									2	0	1	0	1	0	0				
30 Josh Thole, L OBP: 0.300, SLG: 0.300 19 Raul Chavez, R OBP: 0.333, SLG: 0.333	1B									3	0	2	0	0	0	1				
72 Kirk Nieuwenhuis, L OBP: 0.167, SLG: 0.182	BB									2	0	0	0	1	0	2				
Inning Stats	R: 1 E: 1 K: 0 S: 5	H: 1 LOB: 1 BB: 0 P: 6	R: 0 E: 0 K: 0 S: 4	H: 1 LOB: 2 BB: 1 P: 8	R: 1 E: 0 K: 0 S: 4	H: 1 LOB: 1 BB: 2 P: 12	R: 0 E: 0 K: 0 S: 3	H: 1 LOB: 0 BB: 0 P: 3	R: 1 E: 0 K: 0 S: 4	H: 2 LOB: 2 BB: 2 P: 12	R: 0 E: 0 K: 0 S: 3	H: 1 LOB: 1 BB: 1 P: 7	R: 0 E: 0 K: 0 S: 3	H: 1 LOB: 0 BB: 0 P: 3	R: 0 E: 0 K: 0 S: 3	H: 0 LOB: 1 BB: 1 P: 7		1B: 7 2B: 1 3B: 0 HR: 0	SF: 1 SAC: 0 DP: 3 HBP: 0	WP: 0 PB: 1 SB: 0 CS: 2
PITCHER	IP WLS BF H R ER SO BB IBB HBP BLK WP HR S P ERA WHIP	54 Jaime Garcia, L ERA: 40 P.J. Walters, R ERA: 6.75 74 Joe Kelly, R ERA: 53 Adam Ottavino, R ERA:	1.1 2.2 2.1 1.0	10 12 8 4	2 3 3 0	0 2 0 0	0 0 0 0	0 4 1 1	0 0 0 0	0 0 0 0	0 0 0 0	0 0 0 0	0 0 0 0	0 10 7 3	0.00 6.75 0.00 0.00	1.500 2.625 1.714 1.000				

AB 29
R 0
H 6
RBI 0
BB 2
SO 1
LOB 12



AB 26
R 3
H 8
RBI 3
BB 7
SO 0
LOB 13




livebaseballscores.com

Batter	1	2	3	4	5	6	7	8	9	AB	R	H	RBI	BB	SO	LOB	TOP				
10 Marco Scutaro, R OBP: 0.250, SLG: 0.364 80 Nate Spears, L OBP: 0.357, SLG: 0.308	G5-3		G4-3		G6-3		K		G6-3	3	0	0	0	0	0	0					
55 Ryan Kalish, L OBP: 0.235, SLG: 0.133 89 Alex Wilson, R	K		K		F8			P4		4	0	0	0	0	2	0					
12 Jed Lowrie, S OBP: 0.267, SLG: 0.490 84 Oscar Tejeda, R OBP: 0.533, SLG: 0.786	2B			60 2B 78 G4-3 1B		K		L9		3	1	2	0	0	1	0					
60 Daniel Nava, S OBP: 0.313, SLG: 0.333 94 Ryan Dent, R	K			78 G4-3 1-3 2B				68 HR 1B		3	0	2	0	1	1	1					
68 Josh Reddick, L OBP: 0.313, SLG: 0.714 98 Bubba Bell, L		K			P6		P5	1B		4	1	1	2	0	1	3					
78 Lars Anderson, L OBP: 0.176, SLG: 0.313 77 Aaron Bates, R	L8		G4-3				K2-3	HR		3	0	0	1	0	1	2					
65 Will Middlebrooks, R OBP: 0.250, SLG: 0.143 93 Ryan Khoury, R	F9			2-3 3-H 4-6 BB					P4	2	0	0	0	1	1	0					
86 J.C. Linares, R OBP: 0.333, SLG: 0.667			HR		G5-3				K	4	1	1	1	0	1	2					
92 Luis Exposito, R OBP: 0.143, SLG: 0.286 82 Tim Federowicz, R OBP: 0.333, SLG: 0.633 92 Matt Sheely, R	G5-3						HR			2	0	0	0	0	1	0					
Inning Stats	R: 0 E: 0 K: 2 S: 8	H: 1 LOB: 1 BB: 0 P: 8	R: 0 E: 0 K: 1 S: 5	H: 0 LOB: 0 BB: 0 P: 5	R: 1 E: 0 K: 1 S: 6	H: 1 LOB: 0 BB: 0 P: 6	R: 1 E: 0 K: 0 S: 5	H: 2 LOB: 2 BB: 1 P: 9	R: 0 E: 0 K: 2 S: 7	H: 0 LOB: 0 BB: 0 P: 11	R: 1 E: 0 K: 2 S: 9	H: 1 LOB: 0 BB: 0 P: 10	R: 2 E: 0 K: 1 S: 7	H: 2 LOB: 1 BB: 0 P: 7	R: 0 E: 0 K: 1 S: 6	H: 1 LOB: 1 BB: 0 P: 6	1B: 3 2B: 2 3B: 0 HR: 3	SF: 0 SAC: 0 DP: 0 HBP: 0	WP: 0 PB: 0 SB: 0 CS: 0	PA: 37	
PITCHER	IP	WLS	BF	H	R	ER	SO	BB	IBB	HBP	BLK	WP	HR	S	P	ERA	WHIP				
49 Jonathon Niese, L ERA: 2.7	3.2		15	4	2	2	4	0	0	0	0	0	1	23	23	4.91	1.091				
66 Armando Rodriguez, R ERA: 7.71	0.1	H	2	0	0	0	0	1	0	0	0	0	0	1	5	0.00	3.000				
Francisco Rodriguez, R ERA: 9.0	1.0	H	3	0	0	0	1	0	0	0	0	0	0	5	5	0.00	3.000				
18 Ryota Igarashi, R ERA: 9.0	1.0	H	4	0	0	0	2	1	0	0	0	0	0	7	11	0.00	1.000				
47 Taylor Tankerley, L ERA: 18.0	1.0	H	4	1	1	1	2	0	0	0	0	0	1	9	10	9.00	1.000				
69 John Lujan, R ERA: 6.75	1.0	W	5	2	2	2	1	0	0	0	0	0	0	1	7	7	18.00	2.000			
27 Boof Bonser, R ERA:	1.0	S	4	1	0	0	1	0	0	0	0	0	0	6	6	0.00	1.000				

Boston Red Sox @ New York Mets
 Digital Domain Park, Port St. Lucie, FL
 Sun Mar 06 2011, 1:09 PM - 3:42 PM EST
 Att: 7,413 - Cloudy - 75 F


AB 35
R 5
H 8
RBI 5
BB 2
SO 11
LOB 10



Batter	1	2	3	4	5	6	7	8	9	AB	R	H	RBI	BB	SO	LOB	BOTTOM			
7 José Reyes, S OBP: 0.231, SLG: 0.308 11 Rubén Tejada, R OBP: 0.455, SLG: 0.455	P2	G4-3		G6-3			L4			3	0	0	0	0	0	2				
16 Angel Pagán, S OBP: 0.188, SLG: 0.438 72 Kirk Nieuwenhuis, L OBP: 0.176, SLG: 0.188	F9		44 1B 2B	K			G3			3	1	1	0	0	1	0				
5 David Wright, R 2 Justin Turner, R OBP: 0.250, SLG: 0.267	F8		G6-3		P3		F8			3	0	0	0	0	0	1				
15 Carlos Beltrán, S OBP: 0.333, SLG: 0.333 6 Nick Evans, R OBP: 0.400, SLG: 0.474		44 1B 28 1B 1B	F9		F9		L3			3	1	1	0	0	0	1				
44 Jason Bay, R OBP: 0.462, SLG: 0.462 21 Lucas Duda, L OBP: 0.300, SLG: 0.550		28 1B 28 1B 1B		29 HR 1B		G1-3		HR		3	2	2	1	0	0	0				
29 Ike Davis, L OBP: 0.438, SLG: 0.583 65 Zach Lutz, R	F9					G3-1		G6-3		3	1	1	2	0	0	2				
12 Scott Hairston, R OBP: 0.593, SLG: 0.692 4 Russ Adams, L OBP: 0.333, SLG: 0.625	F9									3	0	2	0	0	0	2				
28 Daniel Murphy, L OBP: 0.294, SLG: 0.375 63 Jordany Valdespin, L OBP: 0.250, SLG: 0.273			G6-3			P5		63 1B 1B		1	0	1	0	0	0	0				
13 Mike Nickeas, R OBP: 0.250, SLG: 0.200 19 Raul Chavez, R OBP: 0.200, SLG: 0.200					G4-3			19 FC5-4 1B		2	0	0	0	1	1	1				
Inning Stats	R: 0 E: 0 K: 0 S: 3	H: 3 LOB: 2 BB: 1 P: 10	R: 3 E: 0 K: 0 S: 8	H: 4 LOB: 1 BB: 0 P: 8	R: 0 E: 0 K: 1 S: 5	H: 0 LOB: 0 BB: 0 P: 5	R: 0 E: 0 K: 1 S: 6	H: 1 LOB: 1 BB: 0 P: 6	R: 0 E: 0 K: 0 S: 3	H: 0 LOB: 0 BB: 0 P: 3	R: 0 E: 0 K: 0 S: 8	H: 3 LOB: 2 BB: 0 P: 9	1B: 7 2B: 2 3B: 0 HR: 2	SF: 0 SAC: 0 DP: 0 HBP: 0	WP: 0 PB: 0 SB: 0 CS: 0	PA: 36				
PITCHER	IP	WLS	BF	H	R	ER	SO	BB	IBB	HBP	BLK	WP	HR	S	P	ERA	WHIP			
64 Michael Bowden, R ERA: 4.5	2.0		10	4	3	3	1	0	0	0	0	0	1	13	13	13.50	2.000			
30 Andrew Miller, L ERA: 6.75	1.0		3	0	0	0	0	0	0	0	0	0	0	3	3	0.00	0.000			
37 Hideki Okajima, L ERA: 12.0	2.0		7	1	0	0	1	0	0	0	0	0	0	9	9	0.00	0.500			
89 Alex Wilson, R ERA: 13.5	1.0	L	6	3	1	1	0	0	0	0	0	0	1	8	9	9.00	3.000			

Boston Red Sox @ New York Mets
 Digital Domain Park, Port St. Lucie, FL
 Sun Mar 06 2011, 1:09 PM - 3:42 PM EST
 Att: 7,413 - Cloudy - 75 F

AB 35
R 6
H 11
RBI 5
BB 1
SO 2
LOB 13



Batter	1	2	3	4	5	6	7	8	9	AB	R	H	RBI	BB	SO	LOB	TOP			
34 Clete Thomas, L (1, 9) 75 Avisail Garcia, R (6, 9)										3	0	1	0	0	1	0				
72 Andy Dirks, L (1, 7) OBP: 0.520, SLG: 0.826										4	2	2	0	0	0	1				
27 Jhonny Peralta, R (1, 6) 70 Argenis Diaz, R (6, PR) OBP: 0.400, SLG: 0.250										3	0	2	0	0	0	1				
41 Victor Martinez, S (1, 10) 73 Brandon Douglas, R (9, PR)										4	0	0	2	0	0	4				
15 Brandon Inge, R (1, 5) 18 Audy Ciriaco, R (7, 5) OBP: 0.091, SLG: 0.091										3	0	0	0	0	2	0				
13 Alex Avila, L (1, 2) 74 John Murrin, R (7, 2) OBP: 0.500, SLG: 0.750										3	0	1	0	0	1	0				
32 Don Kelly, L (1, 4) OBP: 0.366, SLG: 0.375										2	0	0	0	1	1					
57 Casper Wells, R (1, 8) OBP: 0.421, SLG: 0.563										3	0	0	0	0	0	1				
65 Scott Thorman, L (1, 3) OBP: 0.200, SLG: 0.143										3	0	0	0	0	1	1				
Inning Stats	R: 1 E: 0 K: 0 S: 4	H: 2 LOB: 0 BB: 0 P: 4	R: 0 E: 0 K: 0 S: 3	H: 1 LOB: 0 BB: 0 P: 3	R: 0 E: 0 K: 0 S: 3	H: 0 LOB: 0 BB: 0 P: 3	R: 1 E: 0 K: 1 S: 6	H: 1 LOB: 0 BB: 0 P: 6	R: 0 E: 0 K: 1 S: 5	H: 0 LOB: 1 BB: 1 P: 10	R: 0 E: 0 K: 3 S: 9	H: 0 LOB: 0 BB: 0 P: 9	R: 0 E: 0 K: 1 S: 5	H: 0 LOB: 0 BB: 0 P: 5	R: 0 E: 0 K: 1 S: 7	H: 2 LOB: 3 BB: 0 P: 8	1B: 5 2B: 1 3B: 1 HR: 0	SF: 0 SAC: 0 DP: 1 HBP: 0	WP: 0 PB: 0 SB: 2 CS: 0	PA: 34
PITCHER	IP: 4.0 WLS: L BF: 14 H: 4 R: 2 ER: 2 SO: 2 BB: 0 IBB: 0 HBP: 0 BLK: 0 WP: 0 HR: 0 S: 16 P: 10 ERA: 4.50 WHIP: 1.000	IP: 1.0 WLS: L BF: 4 H: 0 R: 0 ER: 0 SO: 1 BB: 0 IBB: 0 HBP: 0 BLK: 0 WP: 0 HR: 0 S: 6 P: 6 ERA: 0.00 WHIP: 1.000	IP: 1.0 WLS: L BF: 3 H: 0 R: 0 ER: 0 SO: 3 BB: 0 IBB: 0 HBP: 0 BLK: 0 WP: 0 HR: 0 S: 9 P: 9 ERA: 0.00 WHIP: 0.000	IP: 1.0 WLS: L BF: 3 H: 0 R: 0 ER: 0 SO: 1 BB: 0 IBB: 0 HBP: 0 BLK: 0 WP: 0 HR: 0 S: 5 P: 5 ERA: 0.00 WHIP: 0.000	IP: 1.0 WLS: L BF: 5 H: 2 R: 0 ER: 0 SO: 1 BB: 0 IBB: 0 HBP: 0 BLK: 0 WP: 0 HR: 0 S: 7 P: 8 ERA: 0.00 WHIP: 2.000															

Detroit Tigers @ New York Mets
 Digital Domain Park, Port St. Lucie, FL
 Mon Mar 07 2011, 1:10 PM - 3:51 PM EST
 Att: 5,924 - Sunny - 70 F

AB	32
R	2
H	7
RBI	2
BB	1
SO	8
LOB	13



Batter	1	2	3	4	5	6	7	8	9	AB	R	H	RBI	BB	SO	LOB	BOTTOM			
1 Luis Castillo, S (1, 4) 4 Brad Emaus, R (6, 4) OBP: 0.154, SLG: 0.125										3	0	0	0	0	0	2				
22 Willie Harris, L (1, 10) OBP: 0.333, SLG: 0.400										4	0	0	0	0	1	1				
16 Angel Pagan, S (1, 8) 72 Kirk Nieuwenhuis, L (6, 8) OBP: 0.222, SLG: 0.444										2	0	1	0	0	0	0				
44 Jason Bay, R (1, 7) 21 Lucas Duda, L (6, 7) OBP: 0.467, SLG: 0.533										2	0	1	0	0	1	1				
26 Fernando Martinez, L (1, 9) OBP: 0.500, SLG: 0.706										3	0	0	0	1	1	0				
6 Nick Evans, R (1, 3) OBP: 0.417, SLG: 0.455										3	0	1	0	0	0	2				
30 Josh Thole, L (1, 2) 62 Dusty Ryan, R (6, 2) OBP: 0.333, SLG: 0.286										2	1	1	0	0	1	1				
65 Zach Lutz, R (1, 5) OBP: 0.300, SLG: 0.125										2	0	1	0	1	1	1				
11 Rubén Tejada, R (1, 6) 3 Luis Hernandez, S (7, 6) OBP: 0.385, SLG: 0.385										2	0	0	0	0	1	2				
Inning Stats	R: 0 E: 0 K: 1 S: 6	H: 1 LOB: 1 BB: 0 P: 6	R: 0 E: 0 K: 2 S: 8	H: 1 LOB: 0 BB: 0 P: 8	R: 0 E: 0 K: 1 S: 5	H: 0 LOB: 0 BB: 0 P: 5	R: 0 E: 0 K: 0 S: 3	H: 1 LOB: 1 BB: 1 P: 7	R: 1 E: 0 K: 1 S: 6	H: 1 LOB: 1 BB: 1 P: 11	R: 0 E: 0 K: 2 S: 8	H: 1 LOB: 2 BB: 1 P: 12	R: 0 E: 0 K: 0 S: 3	H: 0 LOB: 0 BB: 0 P: 3	R: 0 E: 0 K: 1 S: 4	H: 0 LOB: 0 BB: 0 P: 5	1B: 4 2B: 1 3B: 0 HR: 0	SF: 0 SAC: 0 DP: 2 HBP: 1	WP: 1 PB: 0 SB: 1 CS: 0	PA: 34
PITCHER	IP: 3.1 WLS: W BF: 13 H: 3 R: 0 ER: 0 SO: 4 BB: 0 IBB: 0 HBP: 0 BLK: 0 WP: 0 HR: 0 S: 21 P: 21 ERA: 0.00 WHIP: 0.900	IP: 1.2 WLS: H BF: 7 H: 1 R: 1 ER: 1 SO: 1 BB: 2 IBB: 0 HBP: 0 BLK: 0 WP: 1 HR: 0 S: 7 P: 16 ERA: 5.40 WHIP: 1.800	IP: 1.0 WLS: H BF: 3 H: 0 R: 0 ER: 0 SO: 1 BB: 0 IBB: 0 HBP: 0 BLK: 0 WP: 0 HR: 0 S: 5 P: 5 ERA: 0.00 WHIP: 0.000	IP: 1.0 WLS: H BF: 5 H: 1 R: 0 ER: 0 SO: 2 BB: 1 IBB: 0 HBP: 0 BLK: 0 WP: 0 HR: 0 S: 8 P: 12 ERA: 0.00 WHIP: 2.000	IP: 1.0 WLS: H BF: 3 H: 0 R: 0 ER: 0 SO: 0 BB: 0 IBB: 0 HBP: 0 BLK: 0 WP: 0 HR: 0 S: 3 P: 3 ERA: 0.00 WHIP: 0.000															

Detroit Tigers @ New York Mets
 Digital Domain Park, Port St. Lucie, FL
 Mon Mar 07 2011, 1:10 PM - 3:51 PM EST
 Att: 5,924 - Sunny - 70 F

AB	30
R	1
H	5
RBI	0
BB	3
SO	9
LOB	13




Batter	1	2	3	4	5	6	7	8	9	10	AB	R	H	RBI	BB	SO	LOB			
1 Nyer Morgan, L OBP: 0.238, SLG: 0.211	4-0 BB 15 CS		0-0 1B		4-0 BB 15 S 6 S		0-0 F7		0-0 SH1-4 13 SH1-4 12 CS		3	0	2	0	2	0	0			
6 Ian Desmond, R OBP: 0.333, SLG: 0.421	0-0 B3		0-0 G5-4-3		4-0 BB 15 S		0-0 G5-3		0-0 SH1-4		3	0	0	0	1	0	2			
13 Alex Cora, L OBP: 0.545, SLG: 0.556			1-2		1-2		1-0 G5-3		0-1 G4-3		0	0	0	0	0	0	0			
15 Jerry Hairston, R OBP: 0.283, SLG: 0.529	0-1 P5		3-1 HR		1-0 G5-3		1-0 HBP		0-1 G4-3		3	1	1	1	0	0	3			
12 Alberto Gonzalez, R OBP: 0.278, SLG: 0.333	1-2				1-2 2-3				3-H		1	0	0	0	0	0	1			
38 Michael Morse, R Eury Pérez, R OBP: 1.000, SLG: 1.000		1-1 HR	0-3 K		0-0 SH1-3 72 SH1-3 3 1B		0-0 F9		0-0 20 2B 66 S		4	1	2	1	0	1	1			
3 Wilson Ramos, R 66 Derek Norris, R OBP: 0.444, SLG: 0.714		0-0 1B			0-0 1B		0-0 1B		1-0 F7		3	0	2	0	0	0	0			
72 Jeff Frazier, R 20 Laynce Nix, L OBP: 0.500, SLG: 0.667	0-0 1B		0-0 1B		4-0 BB 43 G4-6-3		0-0 SH1-3		0-0 2B		1	0	1	0	1	0	0			
43 Rick Ankiel, L 2 Roger Bernadina, L OBP: 0.235, SLG: 0.625	0-0 1B		0-0 F8		0-0 BB		0-3 K		0-3 K		3	0	0	0	0	1	6			
14 Chris Marrero, R 62 Kevin Barker, L OBP: 0.273, SLG: 0.300	0-0 P2		0-0 F7		0-0 F7		0-3 K		0-0 G4-1		3	0	0	0	0	1	5			
19 Brian Bixler, R Steve Lombardozzi, S OBP: 0.643, SLG: 1.091	0-0 F8		0-0 G6-3		0-0 HR		0-0 FC6-4		1-2		3	1	1	1	0	0	2			
Inning Stats	R: 0 E: 0 K: 0 S: 3	H: 0 LOB: 0 BB: 1 P: 7	R: 1 E: 0 K: 0 S: 7	H: 3 LOB: 2 BB: 0 P: 8	R: 1 E: 0 K: 1 S: 7	H: 2 LOB: 0 BB: 1 P: 10	R: 0 E: 0 K: 0 S: 2	H: 0 LOB: 0 BB: 2 P: 6	R: 0 E: 0 K: 2 S: 9	H: 2 LOB: 3 BB: 0 P: 9	R: 1 E: 0 K: 0 S: 5	H: 1 LOB: 1 BB: 0 P: 8	R: 0 E: 0 K: 0 S: 4	H: 1 LOB: 0 BB: 0 P: 4	R: 1 E: 0 K: 1 S: 7	H: 2 LOB: 0 BB: 0 P: 8	1B: 7 2B: 2 3B: 0 HR: 3	SF: 0 SAC: 2 DP: 2 HBP: 1	WP: 0 PB: 0 SB: 4 CS: 2	PA: 44
PITCHER	IP	WLS	BF	H	R	ER	SO	BB	IBB	HBP	BLK	WP	HR	S	P	ERA	WHIP			
38 Chris Capuano, L ERA: 3.6	4.0		16	5	2	2	1	2	0	0	0	0	2	19	31	4.50	1.750			
33 Taylor Tankersley, L ERA: 12.0	1.1		8	2	0	0	0	2	0	0	0	0	0	6	15	0.00	3.000			
50 Michael O'Connor, L ERA: 2.25	0.2		2	0	0	0	2	0	0	0	0	0	0	6	0.00	0.000				
45 Jason Isringhausen, R ERA: 12.0	1.0		5	1	1	1	0	0	0	1	0	0	1	5	8	9.00	1.000			
47 Taylor Tankersley, L ERA: 12.0	1.0		5	1	0	0	2	0	0	0	0	0	0	9	9	0.00	1.000			
PITCHER	IP	WLS	BF	H	R	ER	SO	BB	IBB	HBP	BLK	WP	HR	S	P	ERA	WHIP			
47 Taylor Tankersley, L ERA: 12.0	1.0		5	1	0	0	2	0	0	0	0	0	0	9	9	0.00	1.000			
23 Blaine Boyer, R ERA: 4.5	1.0		3	1	0	0	0	0	0	0	0	0	0	4	4	0.00	1.000			
89 Dale Thayer, R ERA: 9.0	1.0	L	5	2	1	1	1	0	0	0	0	0	0	7	8	9.00	2.000			

TOP

Washington Nationals @ New York Mets
Digital Domain Park, Port St. Lucie, FL
Tue Mar 08 2011, 1:12 PM - 4:18 PM EST
Att: 3,115 - Sunny - 77 F

livebaseballscorecards.com

AB 37
R 4
H 12
RBI 4
BB 4
SO 6
LOB 27




Batter	1	2	3	4	5	6	7	8	9	10	AB	R	H	RBI	BB	SO	LOB					
7 José Reyes, S OBP: 0.250, SLG: 0.267			4-0 22 S		0-0 P4		0-0 1B		0-0 F7		2	0	0	0	1	1	0					
3 Luis Hernandez, S OBP: 0.667, SLG: 0.500			BB				0-0 1B		0-0 F8		2	0	1	0	0	0	1					
22 Willie Harris, L OBP: 0.348, SLG: 0.421	0-0 2B		1-2 BB		0-0 BB		0-0 F8		0-0 G4-3		4	0	1	0	1	0	3					
5 David Wright, R	0-0 F8		0-3 K		0-0 K		0-0 K		0-0 G4-3		3	0	0	0	0	2	3					
4 Russ Adams, L OBP: 0.273, SLG: 0.500	0-0 F8		0-3 K		0-0 K		0-0 6 1B		0-0 G6-3		2	0	0	0	0	0	0					
28 Daniel Murphy, L OBP: 0.318, SLG: 0.476	0-0 F8		0-3 K		0-0 K		0-0 6 1B		0-0 G6-3		5	2	2	0	0	1	3					
6 Nick Evans, R OBP: 0.379, SLG: 0.407		0-0 G6-3			0-0 G5-3		0-0 1B		0-0 G6-3		5	0	1	1	0	0	1					
2 Justin Turner, R OBP: 0.211, SLG: 0.222		0-0 E6			0-0 G6-3		0-0 G5-3		0-0 G6-3		3	0	0	0	0	0	1					
Cory Vaughn, R OBP: 1.000, SLG: 4.000		13 S			0-0 G6-3		0-0 G5-3		0-0 HR		1	1	1	2	0	0	0					
72 Kirk Nieuwenhuis, L OBP: 0.130, SLG: 0.136		0-3 K			0-0 G4-3		0-0 F7		0-0 G4-3		4	0	0	0	0	1	1					
23 Blaine Boyer, R					0-0 G4-3		0-0 F7		0-0 G4-3		0	0	0	0	0	0	0					
89 Dale Thayer, R					0-0 G4-3		0-0 F7		0-0 G4-3		0	0	0	0	0	0	0					
13 Mike Nickas, R OBP: 0.200, SLG: 0.154		0-1 F8			0-0 E9		0-0 G6-3		0-0 G6-3		3	0	0	0	0	0	1					
47 Taylor Tankersley, L Sean Ratiff, L OBP: 0.500, SLG: 0.500		1-2			19 15-3		0-0 G6-3		0-0 SH1-4		0	0	0	0	0	0	0					
19 Raul Chavez, R OBP: 0.250, SLG: 0.250			0-0 F7		0-0 L5-3		0-0 1B		0-0 SH1-4		3	0	1	0	0	0	1					
Inning Stats	R: 0 E: 0 K: 1 S: 6	H: 1 LOB: 1 BB: 0 P: 6	R: 0 E: 1 K: 1 S: 7	H: 0 LOB: 1 BB: 0 P: 7	R: 0 E: 0 K: 2 S: 7	H: 0 LOB: 2 BB: 1 P: 15	R: 0 E: 0 K: 0 S: 3	H: 0 LOB: 0 BB: 0 P: 3	R: 0 E: 1 K: 1 S: 7	H: 2 LOB: 1 BB: 0 P: 7	R: 0 E: 0 K: 0 S: 5	H: 2 LOB: 2 BB: 0 P: 5	R: 2 E: 0 K: 0 S: 6	H: 2 LOB: 0 BB: 0 P: 9	R: 0 E: 0 K: 0 S: 4	H: 1 LOB: 1 BB: 0 P: 4	R: 0 E: 0 K: 0 S: 3	H: 0 LOB: 0 BB: 0 P: 3	1B: 4 2B: 4 3B: 0 HR: 1	SF: 0 SAC: 1 DP: 1 HBP: 0	WP: 0 PB: 0 SB: 2 CS: 0	PA: 41
PITCHER	IP	WLS	BF	H	R	ER	SO	BB	IBB	HBP	BLK	WP	HR	S	P	ERA	WHIP					
27 Jordan Zimmermann, R ERA: 1.5	3.0		13	1	0	0	4	2	0	0	0	0	0	20	28	0.00	1.000					
55 Brian Broderick, R ERA: 1.5	3.0	H	11	2	1	1	1	0	0	0	0	0	0	13	13	3.00	0.667					
17 Sean Burnett, L ERA: 1.5	1.0	H	5	2	0	0	0	0	0	0	0	0	0	5	5	0.00	2.000					
59 Abshualpa Severino, L ERA: 6.0	1.0	B	5	2	2	2	0	0	0	0	0	0	1	6	9	18.00	2.000					
64 Adam Carr, R ERA: 6.0	2.0	W	7	1	0	0	0	0	0	0	0	0	0	7	7	0.00	0.500					

BOTTOM

Washington Nationals @ New York Mets
Digital Domain Park, Port St. Lucie, FL
Tue Mar 08 2011, 1:12 PM - 4:18 PM EST
Att: 3,115 - Sunny - 77 F

livebaseballscorecards.com

AB 38
R 3
H 8
RBI 3
BB 2
SO 5
LOB 15



Batter	1	2	3	4	5	6	7	8	9	AB	R	H	RBI	BB	SO	LOB	TOP										
7 José Reyes, S OBP: 0.211, SLG: 0.222 3 Luis Hernandez, S OBP: 0.500, SLG: 0.400	L7		F7		K		K	K		3	0	0	0	0	1	0											
22 Willie Harris, L OBP: 0.385, SLG: 0.545 92 Eric Campbell, R	G5-3		30 2B		2B		63 HR		K	3	1	2	0	0	0	0											
4 Brad Emaus, R OBP: 0.276, SLG: 0.133 63 Jordany Valdespin, L OBP: 0.375, SLG: 0.733	K		F8		G5-3		1-2	F8		3	0	0	0	0	1	2											
26 Fernando Martinez, L OBP: 0.481, SLG: 0.591 Cory Vaughn, R OBP: 0.333, SLG: 1.333		30 1B 4 1B	30 2B		L3		F9		G5-3	2	2	1	0	1	0	1											
30 Josh Thole, L OBP: 0.417, SLG: 0.609 Wilmer Flores, R	4 1B		BB				K		F9	3	0	2	2	0	1	0											
65 Zach Lutz, R OBP: 0.235, SLG: 0.214	K		K				K			4	1	1	0	0	3	3											
4 Russ Adams, L OBP: 0.263, SLG: 0.444					P3				K	4	0	1	1	0	2	1											
20 Jason Pridie, L OBP: 0.444, SLG: 0.167 96 Matthew den Dekker, L OBP: 0.500, SLG: 0.400		20 BB			K				G1-3	1	0	0	0	1	1	0											
19 Raul Chavez, R OBP: 0.182, SLG: 0.182 71 Kai Gronauer, R OBP: 0.333, SLG: 1.333	G6-4-3				G5-3				F8	3	0	0	0	0	0	3											
Inning Stats	R: 0 E: 0 K: 1 S: 5	H: 0 LOB: 0 BB: 0 P: 5	R: 1 E: 0 K: 1 S: 9	H: 3 LOB: 2 BB: 1 P: 13	R: 2 E: 0 K: 1 S: 7	H: 2 LOB: 1 BB: 1 P: 11	R: 0 E: 0 K: 1 S: 5	H: 0 LOB: 0 BB: 0 P: 5	R: 0 E: 0 K: 3 S: 6	H: 1 LOB: 1 BB: 0 P: 6	R: 0 E: 0 K: 3 S: 9	H: 0 LOB: 0 BB: 0 P: 9	R: 3 E: 0 K: 0 S: 7	H: 2 LOB: 1 BB: 1 P: 12	R: 3 E: 0 K: 2 S: 10	H: 2 LOB: 0 BB: 0 P: 13	R: 0 E: 0 K: 1 S: 5	H: 0 LOB: 0 BB: 0 P: 5	1B: 4 2B: 4 3B: 0 HR: 2	SF: 0 SAC: 0 DP: 1 HBP: 1	WP: 0 PB: 0 SB: 1 CS: 0	PA: 40					
PITCHER	IP	WLS	BF	H	R	ER	SO	BB	IBB	HBP	BLK	WP	HR	S	P	ERA	WHIP										
19 Anibal Sánchez, R ERA: 4.15	3.2		17	5	3	3	4	2	0	0	0	0	0	25	33	7.36	1.909										
32 Clay Hensley, R ERA: 1.53	1.1	5	1	0	0	1	0	0	0	0	0	0	0	7	7	0.00	0.750										
79 Brad Hand, L ERA: 13.5	2.0	L	9	2	3	3	3	1	0	0	0	0	1	16	21	13.50	1.500										
81 Rob Rasmussen, L ERA: 27.0	1.0		6	2	3	3	2	0	0	1	0	0	1	10	13	27.00	2.000										
76 Dan Jennings, L ERA:	1.0		3	0	0	0	1	0	0	0	0	0	0	5	5	0.00	0.000										

New York Mets @ Florida Marlins
Roger Dean Stadium, Jupiter, FL
Thu Mar 10 2011, 2:12 PM - 5:04 PM EST
Att: 3,057 - Cloudy - 64 F

AB 36
R 9
H 10
RBI 9
BB 3
SO 11
LOB 10



Batter	1	2	3	4	5	6	7	8	9	AB	R	H	RBI	BB	SO	LOB	BOTTOM										
8 Chris Coghlan, L OBP: 0.536, SLG: 0.444 33 Scott Cousins, L OBP: 0.231, SLG: 0.308	G1-3		P5		G4-3		FC4-6		K	3	1	1	1	0	0	0											
1 Emilio Bonifacio, S OBP: 0.429, SLG: 0.526 3 Joe Thurston, L OBP: 0.333, SLG: 0.400	15 S		G4-3		G4-3		52 E		SF8	3	0	1	1	0	0	1											
15 Gaby Sanchez, R OBP: 0.500, SLG: 0.647 52 Vinny Rottino, R OBP: 0.273, SLG: 0.222	K		F7		G6-4-3		E5		12 DI	3	0	1	1	0	1	1											
18 Wes Helms, R OBP: 0.389, SLG: 0.286 12 Ruben Gotay, S OBP: 0.400, SLG: 0.308	F9				G6-4-3		K		K	3	0	1	0	0	0	2											
64 Chris Lubanski, L OBP: 0.167, SLG: 0.250			L3		F8		F8		G4-3	4	0	0	0	0	0	1											
16 Bryan Petersen, L OBP: 0.333, SLG: 0.292		67 1B			G4-3		67 CS		K	3	0	1	0	1	1	1											
67 Tim Torres, S OBP: 0.333, SLG: 0.333					K		G3-1		F8	4	0	1	0	0	1	2											
9 Brett Hayes, R OBP: 0.231, SLG: 0.250 74 Kyle Skipworth OBP: 0.500, SLG: 1.000	F8						G4-3			2	1	1	0	0	0	2											
56 Osvaldo Martinez, R OBP: 0.316, SLG: 0.388	K				56 1B 8 1B				56 2B 3 SF8	4	1	3	0	0	1	2											
Inning Stats	R: 0 E: 0 K: 1 S: 6	H: 1 LOB: 1 BB: 0 P: 6	R: 0 E: 0 K: 1 S: 7	H: 2 LOB: 0 BB: 0 P: 7	R: 0 E: 0 K: 0 S: 3	H: 0 LOB: 0 BB: 0 P: 3	R: 0 E: 0 K: 1 S: 6	H: 1 LOB: 1 BB: 0 P: 6	R: 3 E: 0 K: 0 S: 6	H: 4 LOB: 1 BB: 0 P: 6	R: 0 E: 0 K: 0 S: 3	H: 0 LOB: 0 BB: 1 P: 7	R: 0 E: 1 K: 1 S: 7	H: 1 LOB: 3 BB: 1 P: 11	R: 0 E: 0 K: 1 S: 5	H: 0 LOB: 0 BB: 0 P: 5	R: 1 E: 1 K: 2 S: 9	H: 2 LOB: 2 BB: 1 P: 13	1B: 7 2B: 4 3B: 0 HR: 0	SF: 1 SAC: 0 DP: 1 HBP: 0	WP: 0 PB: 0 SB: 1 CS: 1	PA: 40					
PITCHER	IP	WLS	BF	H	R	ER	SO	BB	IBB	HBP	BLK	WP	HR	S	P	ERA	WHIP										
35 Dillon Gee, R ERA: 4.5	3.0		12	3	0	0	2	0	0	0	0	0	0	12	12	13.50	2.500										
27 Boof Bonser, R ERA: 4.5	1.0	W	3	0	0	0	0	1	0	0	0	0	0	3	7	0.00	1.000										
66 Armando Rodriguez, R ERA: 5.4	1.0	H	6	1	0	0	1	1	0	0	0	0	0	7	11	0.00	2.000										
27 Pedro Beato, R ERA: 1.8	1.0		3	0	0	0	1	0	0	0	0	0	0	5	5	0.00	0.000										
69 John Lujan, R ERA: 3.88	1.0		3	0	0	0	1	0	0	0	0	0	0	5	5	0.00	0.000										
PITCHER	IP	WLS	BF	H	R	ER	SO	BB	IBB	HBP	BLK	WP	HR	S	P	ERA	WHIP										
18 Ryota Igarashi, R ERA: 6.75	1.0		6	2	1	1	2	1	0	0	0	0	0	9	13	9.00	3.000										

New York Mets @ Florida Marlins
Roger Dean Stadium, Jupiter, FL
Thu Mar 10 2011, 2:12 PM - 5:04 PM EST
Att: 3,057 - Cloudy - 64 F

AB 36
R 4
H 11
RBI 4
BB 3
SO 7
LOB 22



Batter	1	2	3	4	5	6	7	8	9	AB	R	H	RBI	BB	SO	LOB	TOP															
2 Roger Bernadina, L OBP: 0.308, SLG: 0.405 (1, 9)										5	1	1	0	0	1	4	Washington Nationals @ New York Mets Digital Domain Park, Port St. Lucie, FL Tue Mar 15 2011, 7:12 PM - 10:14 PM EDT Att: 6,646 - Clear - 76 F livebaseballscorecards.com															
6 Ian Desmond, R OBP: 0.317, SLG: 0.359 (1, 6)										4	0	0	0	0	1	1																
15 Jerry Hairston, R OBP: 0.333, SLG: 0.500 (7, 8)										3	0	0	0	1	0	0																
25 Adam LaRoche, L OBP: 0.379, SLG: 0.360 14 Chris Marrero, R OBP: 0.476, SLG: 0.526 (8, PH)										1	1	1	0	2	0	0																
20 Lavnce Nix, L OBP: 0.250, SLG: 0.400 19 Brian Bixler, R OBP: 0.560, SLG: 0.850 (8, PH)										3	0	0	0	0	1	3																
43 Rick Ankiel, L OBP: 0.229, SLG: 0.529 12 Alberto Gonzalez, R OBP: 0.333, SLG: 0.333 (1, 8)										3	0	1	1	0	1	1																
26 Jesus Flores, R OBP: 0.333, SLG: 0.333 63 Henry Alberto Rodriguez, R 55 Brian Broderick, R 95 Destin Hood, R (8, PH)										2	0	1	0	0	0	0																
8 Danny Espinosa, S OBP: 0.375, SLG: 0.541 90 Alex Cintron, S (7, PH)										2	0	1	0	0	0	1																
32 Tom Gorzelanny, R 24 Matt Stairs, L 35 Craig Stammen, R 23 Collin Balester, R 66 Derek Norris, R OBP: 0.388, SLG: 0.460 (7, 2)										1	0	0	0	0	0	3																
Inning Stats	R: 0 E: 0 K: 0 S: 3	H: 0 LOB: 0 BB: 0 P: 3	R: 1 E: 0 K: 0 S: 6	H: 3 LOB: 3 BB: 0 P: 7	R: 0 E: 0 K: 1 S: 5	H: 0 LOB: 0 BB: 0 P: 5	R: 0 E: 0 K: 1 S: 5	H: 1 LOB: 0 BB: 0 P: 5	R: 0 E: 0 K: 0 S: 3	H: 0 LOB: 1 BB: 1 P: 9	R: 0 E: 0 K: 1 S: 5	H: 0 LOB: 0 BB: 0 P: 6	R: 1 E: 1 K: 1 S: 7	H: 2 LOB: 2 BB: 1 P: 11	R: 0 E: 0 K: 1 S: 5	H: 0 LOB: 1 BB: 1 P: 9		1B: 4 2B: 3 3B: 0 HR: 0	SF: 0 SAC: 0 DP: 1 HBP: 1	WP: 0 PB: 0 SB: 0 CS: 0	PA: 37											
PITCHER	IP WLS BF H R ER SO BB IBB HBP BLK WP HR S P ERA WHIP	55 Chris Young, R (1, 1) 5.1 0 21 4 1 1 1 1 1 0 1 0 0 0 0 21 26 1.69 0.938 46 Oliver Pérez, L (6, 1) 0.2 W 3 0 0 0 1 1 0 0 0 0 0 0 0 4 8 0.00 1.500 27 Pedro Beato, R (7, 1) 1.0 H 3 0 0 0 1 0 0 0 0 0 0 5 6 0.00 0.000 47 Taylor Tankersley, L (8, 1) 0.1 4 2 1 1 1 1 0 0 0 0 0 5 9 27.00 9.000 23 Blaine Boyer, R (8, 1) 0.2 H 2 0 0 0 0 0 0 0 0 0 0 2 2 0.00 0.000															IP WLS BF H R ER SO BB IBB HBP BLK WP HR S P ERA WHIP	PITCHER Francisco Rodriguez, R (9, 1) 1.0 S 4 0 0 0 1 1 0 0 0 0 0 0 5 9 0.00 1.000														
Batter	1	2	3	4	5	6	7	8	9	AB	R	H	RBI	BB	SO	LOB	BOTTOM															
7 José Reyes, S OBP: 0.179, SLG: 0.185 3 Luis Hernandez, S OBP: 0.429, SLG: 0.538 (6, PH)										3	0	0	0	0	1	1	Washington Nationals @ New York Mets Digital Domain Park, Port St. Lucie, FL Tue Mar 15 2011, 7:12 PM - 10:14 PM EDT Att: 6,646 - Clear - 76 F livebaseballscorecards.com															
1 Luis Castillo, S OBP: 0.357, SLG: 0.280 4 Brad Emaus, R OBP: 0.292, SLG: 0.190 (7, 4)										3	0	0	0	0	1	0																
16 Ángel Pagán, S OBP: 0.333, SLG: 0.586 20 Jason Pridie, L OBP: 0.294, SLG: 0.143 (1, 8)										3	1	1	0	0	0	0																
5 David Wright, R OBP: 0.299, SLG: 0.273 28 Daniel Murphy, L OBP: 0.343, SLG: 0.500 (7, 5)										2	2	2	0	1	0	0																
44 Jason Bay, R OBP: 0.296, SLG: 0.333 21 Lucas Duda, L OBP: 0.325, SLG: 0.553 (7, 9)										3	1	1	1	0	1	2																
29 Ike Davis, L OBP: 0.494, SLG: 0.680 6 Nick Evans, R OBP: 0.273, SLG: 0.286 (7, 3)										3	0	2	3	0	1	1																
22 Willie Harris, L OBP: 0.432, SLG: 0.581 Lorenzo Scott, L (8, PR)										2	0	0	0	2	0	2																
30 Josh Thole, L OBP: 0.455, SLG: 0.677 19 Raul Chavez, R OBP: 0.167, SLG: 0.167 (7, 2)										2	0	0	0	1	0	3																
55 Chris Young, R 46 Oliver Pérez, L 4 Russ Adams, L 27 Pedro Beato, R 47 Taylor Tankersley, L 23 Blaine Boyer, R Sean Ratiff Francisco Rodriguez, R (8, 1)										1	0	0	0	0	0	0																
Inning Stats	R: 0 E: 0 K: 1 S: 5	H: 0 LOB: 0 BB: 0 P: 5	R: 0 E: 0 K: 1 S: 6	H: 1 LOB: 1 BB: 0 P: 6	R: 0 E: 0 K: 1 S: 5	H: 0 LOB: 1 BB: 1 P: 9	R: 1 E: 0 K: 1 S: 7	H: 1 LOB: 2 BB: 2 P: 15	R: 0 E: 0 K: 0 S: 3	H: 1 LOB: 0 BB: 0 P: 3	R: 3 E: 0 K: 1 S: 9	H: 4 LOB: 2 BB: 1 P: 14	R: 1 E: 0 K: 0 S: 5	H: 2 LOB: 1 BB: 0 P: 6	R: 0 E: 0 K: 0 S: 2	H: 0 LOB: 1 BB: 1 P: 6		1B: 5 2B: 3 3B: 0 HR: 0	SF: 0 SAC: 1 DP: 1 HBP: 0	WP: 0 PB: 0 SB: 3 CS: 0	PA: 36											
PITCHER	IP WLS BF H R ER SO BB IBB HBP BLK WP HR S P ERA WHIP	32 Tom Gorzelanny, L (1, 1) 4.0 0 17 2 1 1 4 3 0 0 0 0 0 0 0 9 14 16.20 3.000 35 Craig Stammen, R (5, 1) 1.2 L 10 4 3 3 0 1 0 0 0 0 0 0 0 3 3 0.00 2.000 23 Collin Balester, R (6, 1) 0.1 1 0 0 0 1 0 0 0 0 0 0 0 3 3 0.00 0.000 63 Henry Alberto Rodriguez, R (1, 1) 1.0 5 2 1 1 0 0 0 0 0 0 0 5 6 9.00 2.000 55 Brian Broderick, R (8, 1) 1.0 3 0 0 0 0 1 0 0 0 0 0 2 6 0.00 1.000															IP WLS BF H R ER SO BB IBB HBP BLK WP HR S P ERA WHIP	PITCHER Francisco Rodriguez, R (9, 1) 1.0 S 4 0 0 0 1 1 0 0 0 0 0 0 5 9 0.00 1.000														

Batter	1	2	3	4	5	6	7	8	9	AB	R	H	RBI	BB	SO	LOB	TOP																																						
7 José Reyes, S OBP: 0.258, SLG: 0.214 25 Chin-Lung Hu, R OBP: 0.400, SLG: 0.385	4-0 F8 S BB		0-0 1B		4-0 CS BB		0-3 K		0-0 F8	1	1	1	0	2	0	0																																							
1 Luis Castillo, S OBP: 0.335, SLG: 0.286 2 Justin Turner, R OBP: 0.250, SLG: 0.259	0-3 K BB		0-0 E9 1B		0-0 G5-3 BB		0-0 G6-3		0-0 CS 1B	3	0	1	0	0	1	2																																							
5 David Wright, R OBP: 0.287, SLG: 0.280 4 Russ Adams, L OBP: 0.231, SLG: 0.333	0-0 F8 BB		0-3 K 1B		0-0 FC4-6 1B		0-3 K		0-3 SAFE K 1B	3	0	1	0	0	1	2																																							
16 Ángel Pagán, S OBP: 0.333, SLG: 0.563 4 Brad Emaus, R OBP: 0.320, SLG: 0.273	0-0 F8 BB			0-0 44 1B 12 1B 1B		0-0 FC4-6 1B		0-0 21 G4-3 72 G5-3 2B		3	1	1	0	0	0	2																																							
44 Jason Bay, R OBP: 0.300, SLG: 0.333 21 Lucas Duda, L OBP: 0.317, SLG: 0.538		0-0 F9 BB		0-0 6 F9 12 1B 1B		0-0 P6 BB		0-0 G4-3 2B		3	0	1	0	0	0	0																																							
12 Scott Hairston, R OBP: 0.500, SLG: 0.700 72 Kirk Nieuwenhuis, L OBP: 0.172, SLG: 0.259		0-0 G4-3 BB		0-0 13 G1-3 1B		0-0 G4-3 BB		0-0 G5-3 BB		3	0	1	1	0	0	0																																							
6 Nick Evans, R OBP: 0.292, SLG: 0.326		0-0 F9 BB		0-0 F9 1B		0-0 13 F 1B		0-0 G6-3 BB		4	0	2	0	0	0	2																																							
13 Mike Nickeas, R OBP: 0.160, SLG: 0.130 19 Raul Chavez, R OBP: 0.154, SLG: 0.154			0-0 G6-3 BB	0-0 G1-3 BB		0-0 E6 BB		0-0 G6-3 BB		3	0	0	0	0	0	3																																							
20 Jason Pridie, L OBP: 0.238, SLG: 0.111			0-3 K BB	0-0 P3 BB		0-0 G3-1 BB		0-0 F7 BB		4	0	0	0	0	1	4																																							
Inning Stats	R: 0 E: 0 K: 1 S: 5	H: 0 LOB: 1 BB: 1 P: 9	R: 0 E: 0 K: 0 S: 3	H: 0 LOB: 0 BB: 0 P: 3	R: 1 E: 1 K: 2 S: 9	H: 2 LOB: 1 BB: 0 P: 9	R: 1 E: 0 K: 0 S: 6	H: 3 LOB: 2 BB: 0 P: 6	R: 0 E: 0 K: 0 S: 3	H: 1 LOB: 1 BB: 1 P: 7	R: 0 E: 1 K: 0 S: 5	H: 1 LOB: 2 BB: 0 P: 5	R: 0 E: 0 K: 2 S: 7	H: 0 LOB: 0 BB: 0 P: 7	R: 1 E: 0 K: 0 S: 5	H: 2 LOB: 1 BB: 0 P: 5	R: 0 E: 0 K: 1 S: 6	H: 1 LOB: 1 BB: 0 P: 6	1B: 8 2B: 2 3B: 0 HR: 0	SF: 0 SAC: 0 DP: 0 HBP: 0	WP: 0 PB: 0 SB: 1 CS: 2	PA: 39																																	
PITCHER	IP WLS BF H R ER SO BB IBB HBP BLK WP HR S P ERA WHIP																																																						
52 Brian Duensing, L ERA: 2.25	4.0	18	5	2	1	3	1	0	0	0	0	0	0	0	23	27	2.25	1.500																																					
50 Jose Mijares, L ERA: 2.94	1.0	4	1	0	0	0	1	0	0	0	0	0	0	3	7	0.00	2.000																																						
36 Joe Nathan, R ERA: 10.13	1.0	5	1	0	0	0	0	0	0	0	0	0	0	5	5	0.00	1.000																																						
37 Jim Hoey, R ERA: 6.75	1.0	3	0	0	0	2	0	0	0	0	0	0	0	7	7	0.00	0.000																																						
54 Phil Dumatrait, L ERA: 4.5	1.0	5	2	1	1	0	0	0	0	0	0	0	0	5	5	9.00	2.000																																						
52 Brian Duensing, L ERA: 2.25																				15 Glen Perkins, L ERA: 2.57	9.1	1.0	4	1	0	0	1	0	0	0	0	0	6	6	0.00	1.000																			

New York Mets @ Minnesota Twins
Hammond Stadium, Fort Myers, FL
Wed Mar 16 2011, 1:07 PM - 3:47 PM EDT
Att: 8,238 - Partly Cloudy - 79 F

AB 37
R 3
H 10
RBI 2
BB 2
SO 6
LOB 18



Batter	1	2	3	4	5	6	7	8	9	AB	R	H	RBI	BB	SO	LOB	BOTTOM																			
2 Denard Span, L OBP: 0.394, SLG: 0.548 18 Jason Repko, R OBP: 0.350, SLG: 0.344	0-0 G4-3 BB		0-1 HR BB	0-3 K BB			0-0 L7 BB			3	1	1	1	0	1	1																				
1 Tsuyoshi Nishioka, S OBP: 0.346, SLG: 0.440 20 Matt Tolbert, S OBP: 0.276, SLG: 0.231	0-0 G6-3 BB		0-0 G4-3 BB	1-2 1B			0-2 P6 BB			3	0	1	0	0	0	0																				
7 Joe Mauer, L OBP: 0.333, SLG: 0.333 79 Daniel Rasmussen, R OBP: 0.500, SLG: 0.900	0-0 BB		0-0 E5 BB	0-0 G3-1 BB			0-3 K2-3 BB			3	0	1	0	0	0	2																				
33 Justin Morneau, L OBP: 0.387, SLG: 0.391	0-0 G5-3 BB		0-0 P5 BB		0-0 G6-3 BB			0-0 F8 BB		3	0	0	0	0	0	2																				
21 Delmon Young, R OBP: 0.286, SLG: 0.286 37 Ben Revere, L OBP: 0.270, SLG: 0.333		0-0 F9 BB	0-0 G5-3 BB		0-0 G6-3 BB			0-0 L3 BB		3	0	0	0	0	0	1																				
16 Jason Kubel, L OBP: 0.500, SLG: 0.750 85 Brian Dinkelman, L OBP: 0.152, SLG: 0.226		0-0 27 1B 12 1B G3-2-3 1B		0-0 22 1B 27 1B 1B		0-0 F8 BB		0-3 K BB		3	1	2	0	0	0	0																				
22 Danny Valencia, R OBP: 0.452, SLG: 0.643 78 Matthew Brown, R OBP: 0.360, SLG: 0.455		0-0 27 1B 1B		0-0 27 1B 12 SF9 1B		0-0 G6-3 BB		0-0 81 2B 2B		2	1	2	0	0	0	0																				
27 Steve Holm, R OBP: 0.625, SLG: 0.545 81 Danny Lehmann, R OBP: 0.273, SLG: 0.390		0-0 1B		0-0 1B		4-0 24 G6-4-3 BB		0-0 2B		2	0	2	1	1	0	0																				
12 Alexi Casilla, S OBP: 0.286, SLG: 0.250 24 Trevor Plouffe, R OBP: 0.182, SLG: 0.167		0-0 G3-2-3 BB		0-0 SF9 BB		0-0 G6-4-3 BB		0-0 2B		1	0	0	1	0	0	3																				
Inning Stats	R: 0 E: 0 K: 0 S: 4	H: 1 LOB: 1 BB: 0 P: 4	R: 0 E: 0 K: 0 S: 5	H: 3 LOB: 2 BB: 0 P: 5	R: 1 E: 1 K: 0 S: 6	H: 1 LOB: 1 BB: 0 P: 6	R: 2 E: 0 K: 1 S: 9	H: 4 LOB: 2 BB: 0 P: 9	R: 0 E: 0 K: 0 S: 3	H: 0 LOB: 0 BB: 0 P: 3	R: 0 E: 0 K: 1 S: 7	H: 0 LOB: 0 BB: 1 P: 6	R: 0 E: 0 K: 1 S: 5	H: 0 LOB: 0 BB: 0 P: 5	R: 1 E: 0 K: 0 S: 2	H: 2 LOB: 1 BB: 0 P: 2	1B: 8 2B: 2 3B: 0 HR: 1	SF: 1 SAC: 0 DP: 2 HBP: 0	WP: 0 PB: 0 SB: 0 CS: 0	PA: 35																
PITCHER	IP WLS BF H R ER SO BB IBB HBP BLK WP HR S P ERA WHIP																																			
34 Mike Pelfrey, R ERA: 5.4	5.0	24	9	3	3	1	0	0	0	0	0	0	0	2	6	0.00	1.000																			
33 Taylor Buchholz, R ERA: 5.4	1.0	3	0	0	0	0	1	0	0	0	0	0	0	7	7	0.00	0.000																			
50 Michael O'Connor, L ERA: 7.2	1.0	3	0	0	0	1	0	0	0	0	0	0	0	7	7	0.00	0.000																			
18 Ryota Igarashi, R ERA: 7.2	1.0	5	2	1	1	1	0	0	0	0	0	0	0	7	7	9.00	2.000																			

New York Mets @ Minnesota Twins
Hammond Stadium, Fort Myers, FL
Wed Mar 16 2011, 1:07 PM - 3:47 PM EDT
Att: 8,238 - Partly Cloudy - 79 F

AB 33
R 4
H 11
RBI 4
BB 1
SO 3
LOB 10



Batter	1	2	3	4	5	6	7	8	9	AB	R	H	RBI	BB	SO	LOB	TOP					
3 Luis Hernandez, S OBP: 0.368, SLG: 0.412	F7		G3						F8	4	0	0	0	0	0	1	New York Mets @ Boston Red Sox City of Palms Park, Ft. Myers, FL Thu Mar 17 2011, 1:06 PM - 3:55 PM EDT Att: 7,991 - Sunny - 79 F					
28 Daniel Murphy, L OBP: 0.350, SLG: 0.474	G5-3				1B	FC4-6	G4-3		2B	4	1	1	1	1	0	2						
12 Scott Hairston, R OBP: 0.497, SLG: 0.687 72 Kirk Nieuwenhuis, L OBP: 0.226, SLG: 0.259	2B			P5	F9				2B	3	0	1	0	0	0	3						
29 Ike Davis, L OBP: 0.441, SLG: 0.607 2 Justin Turner, R OBP: 0.300, SLG: 0.345	K			F7			F8		2B	3	0	0	0	0	1	2						
6 Nick Evans, R OBP: 0.314, SLG: 0.333 20 Jason Pridle, L OBP: 0.261, SLG: 0.200		F7							2B	2	0	1	0	1	0	0						
21 Lucas Duda, L OBP: 0.304, SLG: 0.500		F9		G6-3					2B	2	0	1	1	0	0	2						
4 Brad Emaus, R OBP: 0.310, SLG: 0.269	K								2B	5	0	1	0	0	0	5						
30 Josh Thole, L OBP: 0.444, SLG: 0.647 62 Dusty Ryan, R OBP: 0.188, SLG: 0.200			F8						2B	4	1	1	0	0	1	4						
25 Chin-Lung Hu, R OBP: 0.364, SLG: 0.345			F8						2B	3	0	1	0	0	0	1						
Inning Stats	R: 0 E: 0 K: 1 S: 6	H: 1 LOB: 1 BB: 0 P: 6	R: 0 E: 0 K: 1 S: 5	H: 0 LOB: 0 BB: 5 P: 5	R: 0 E: 0 K: 0 S: 3	H: 0 LOB: 0 BB: 3 P: 3	R: 0 E: 0 K: 0 S: 5	H: 2 LOB: 2 BB: 0 P: 5	R: 1 E: 0 K: 0 S: 5	H: 2 LOB: 2 BB: 1 P: 6	R: 0 E: 0 K: 0 S: 4	H: 1 LOB: 2 BB: 1 P: 8	R: 0 E: 0 K: 0 S: 3	H: 0 LOB: 0 BB: 0 P: 3	R: 0 E: 0 K: 0 S: 4	H: 1 LOB: 2 BB: 1 P: 8	R: 4 E: 0 K: 0 S: 5	H: 2 LOB: 1 BB: 2 P: 14	1B: 6 2B: 3 3B: 0 HR: 0	SF: 0 SAC: 1 DP: 0 HBP: 2	WP: 0 PB: 0 SB: 0 CS: 0	PA: 42
PITCHER	IP WLS BF H R ER SO BB IBB HBP BLK WP HR S P ERA WHIP																					
41 John Lackey, R ERA: 1.72	5.1 W 23 5 1 1 2 1 0 1 0 0 0 0 25 30 1.69 1.125																					
53 Rich Hill, L ERA: 5.14	0.2 3 1 0 0 0 0 0 0 0 0 0 0 0 3 3 0.00 1.500																					
48 Scott Atchison, R ERA: 6.35	1.0 3 0 0 0 0 0 0 0 0 0 0 0 0 3 3 0.00 0.000																					
51 Daniel Bard, R ERA: 12.8	1.0 5 1 0 0 0 1 0 0 0 0 0 0 4 8 0.00 2.000																					
58 Jonathan Papelbon, R ERA: 12.8	0.2 7 2 4 4 0 2 0 1 0 0 0 0 4 13 54.00 6.000																					
PITCHER	IP WLS BF H R ER SO BB IBB HBP BLK WP HR S P ERA WHIP																					
95 Eammon Portice, R ERA:	0.1 S 1 0 0 0 0 0 0 0 0 0 0 0 0 1 1 0.00 0.000																					

AB	35
R	5
H	9
RBI	5
BB	4
SO	2
LOB	22



Batter	1	2	3	4	5	6	7	8	9	AB	R	H	RBI	BB	SO	LOB	BOTTOM			
2 Jacoby Ellsbury, L OBP: 0.471, SLG: 0.710 86 J.C. Linares, R OBP: 0.370, SLG: 0.520	K									2	1	1	0	1	1	0	New York Mets @ Boston Red Sox City of Palms Park, Ft. Myers, FL Thu Mar 17 2011, 1:06 PM - 3:55 PM EDT Att: 7,991 - Sunny - 79 F			
13 Carl Crawford, L OBP: 0.242, SLG: 0.250 60 Daniel Nava, S OBP: 0.297, SLG: 0.250	K									3	0	2	2	0	1	0				
23 Mike Cameron, R OBP: 0.357, SLG: 0.423	K									4	0	0	0	0	3	4				
12 Jed Lowrie, S OBP: 0.294, SLG: 0.323 Jorge Jimenez, L OBP: 1.000, SLG: 1.000										3	0	2	2	0	0	1				
7 J.D. Drew, L OBP: 0.290, SLG: 0.296 68 Josh Reddick, L OBP: 0.257, SLG: 0.387										3	0	0	0	0	1	3				
62 Paul Hoover, R OBP: 0.273, SLG: 0.333 81 Mark Wagner, R OBP: 0.200, SLG: 0.667										2	0	0	0	1	1	1				
Lars Anderson, L OBP: 0.188, SLG: 0.355										4	1	1	0	0	2	2				
70 Drew Sutton, S OBP: 0.375, SLG: 0.543 Derrick Gibson, R										4	1	2	2	0	1	1				
80 Nate Spears, L OBP: 0.366, SLG: 0.351 93 Jonathan Hee, R										4	2	1	0	0	1	2				
										0	0	0	0	0	0	0				
Inning Stats	R: 0 E: 0 K: 3 S: 9	H: 0 LOB: 0 BB: 0 P: 9	R: 0 E: 0 K: 1 S: 6	H: 1 LOB: 1 BB: 0 P: 6	R: 2 E: 1 K: 1 S: 9	H: 3 LOB: 1 BB: 0 P: 9	R: 0 E: 0 K: 1 S: 5	H: 0 LOB: 0 BB: 0 P: 5	R: 3 E: 0 K: 1 S: 8	H: 3 LOB: 1 BB: 1 P: 12	R: 0 E: 0 K: 2 S: 7	H: 0 LOB: 1 BB: 1 P: 11	R: 1 E: 0 K: 1 S: 7	H: 2 LOB: 1 BB: 0 P: 7	R: 2 E: 0 K: 2 S: 9	H: 2 LOB: 0 BB: 0 P: 10	1B: 9 2B: 1 3B: 0 HR: 1	SF: 0 SAC: 0 DP: 0 HBP: 0	WP: 0 PB: 0 SB: 1 CS: 0	PA: 37
PITCHER	IP WLS BF H R ER SO BB IBB HBP BLK WP HR S P ERA WHIP																			
49 Jonathon Niese, L ERA: 3.91	5.0 L 23 7 5 4 7 1 0 0 0 0 0 0 0 12 16 5.40 1.200																			
36 Manny Acosta, R ERA: 2.35	1.2 7 1 1 1 3 1 0 0 0 0 0 0 0 2 2 0.00 3.000																			
50 Michael O'Connor, L ERA:	0.1 2 1 0 0 0 0 0 0 0 0 0 0 0 2 2 0.00 3.000																			
39 Bobby Parnell, R ERA: 3.86	1.0 5 2 2 2 2 0 0 0 0 0 0 1 9 10 18.00 2.000																			

AB	35
R	8
H	11
RBI	7
BB	2
SO	12
LOB	15



Batter	1	2	3	4	5	6	7	8	9	AB	R	H	RBI	BB	SO	LOB	TOP			
22 Willie Harris, L (1, 7) Sean Ratliff, L (7, 7) OBP: 0.413, SLG: 0.590 OBP: 0.333, SLG: 0.200	L3		1B		PO	K		P2		3	0	1	0	0	1	0				
3 Luis Hernandez, S (1, 6) 25 Chin-Lung Hu, R (6, 6) OBP: 0.333, SLG: 0.364 OBP: 0.368, SLG: 0.364	G3		F8			G4-3			K	3	0	0	0	0	0	1				
12 Scott Hairston, R (1, 8) 72 Kirk Nieuwenhuis, L (7, 9) OBP: 0.499, SLG: 0.718 OBP: 0.194, SLG: 0.219			K			G5-3			G4-3	3	0	1	0	0	1	1				
29 Ike Davis, L (1, 3) 28 Daniel Murphy, L (6, 3) OBP: 0.419, SLG: 0.568 OBP: 0.354, SLG: 0.457	L9				G3				K	2	0	0	0	0	0	1				
6 Nick Evans, R (1, 5) 92 Eric Campbell, R (7, 5) OBP: 0.328, SLG: 0.364			1B		G5-3				K	3	0	1	0	0	1	0				
21 Lucas Duda, L (1, 9) 39 Bobby Parnell, R (7, 1) 50 Michael O'Connor, L (7, 1) 27 Pedro Beato, R (7, 1) 33 Taylor Buchholz, R (8, 1)	G6-3				P6				G3-1	3	0	0	0	0	0	1				
4 Brad Emaus, R (1, 4) 2 Justin Turner, R (6, 4) OBP: 0.291, SLG: 0.431 OBP: 0.286, SLG: 0.324			2B		F7				G5-3	2	0	1	0	0	0	0				
9 Ronny Paulino, R (1, 2) 13 Mike Nickeas, R (7, 2) OBP: 0.250, SLG: 0.250 OBP: 0.121, SLG: 0.097			K			22 PO 55 SH1-4			K	2	0	1	0	0	1	1				
55 Chris Young, R (1, 1) Darell Ceciliani, L (7, 8) OBP: 0.600, SLG: 0.750						SH1-4				1	0	0	0	0	1	0				
Inning Stats	R: 0 E: 0 K: 0 S: 4	H: 1 LOB: 1 BB: 0 P: 5	R: 0 E: 0 K: 1 S: 6	H: 2 LOB: 1 BB: 0 P: 6	R: 0 E: 0 K: 2 S: 8	H: 1 LOB: 1 BB: 0 P: 8	R: 0 E: 0 K: 0 S: 3	H: 0 LOB: 0 BB: 0 P: 3	R: 0 E: 0 K: 1 S: 5	H: 1 LOB: 0 BB: 0 P: 4	R: 0 E: 0 K: 1 S: 5	H: 0 LOB: 0 BB: 0 P: 5	R: 0 E: 0 K: 1 S: 5	H: 0 LOB: 1 BB: 1 P: 9	R: 0 E: 0 K: 2 S: 7	H: 0 LOB: 0 BB: 0 P: 7	1B: 4 2B: 1 3B: 0 HR: 0	SF: 0 SAC: 1 DP: 1 HBP: 0	WP: 0 PB: 0 CS: 0	PA: 32
PITCHER	IP	WLS	BF	H	R	ER	SO	BB	IBB	HBP	BLK	WP	HR	S	P	ERA	WHIP			
19 Anibal Sanchez, R (1, 1) 38 Randy Choate, L (6, 1) 34 Edward Mujica, R (6, 1) 44 Brian Sanchez, R (7, 1) 40 Mike Dunn, L (8, 1) ERA: 2.63 ERA: 12.46 ERA: 7.27 ERA: 3.68 ERA: 8.1	5.0		18	5	0	0	3	0	0	0	0	0	0	24	26	0.00	1.000			
PITCHER	IP	WLS	BF	H	R	ER	SO	BB	IBB	HBP	BLK	WP	HR	S	P	ERA	WHIP			
46 Juan Carlos Oviedo, R (9, 1) ERA: 1.8	1.0		3	0	0	0	2	0	0	0	0	0	0	7	7	0.00	0.000			

New York Mets @ Florida Marlins
Roger Dean Stadium, Jupiter, FL
Sun Mar 20 2011, 1:08 PM - 3:42 PM EDT
Att: 6,601 - Cloudy - 80 F

AB	29
R	0
H	5
RBI	0
BB	1
SO	8
LOB	6



Batter	1	2	3	4	5	6	7	8	9	AB	R	H	RBI	BB	SO	LOB	BOTTOM			
1 Emilio Bonifacio, S (1, 8) OBP: 0.300, SLG: 0.333	G5-3		K			13 1B	56 1B			4	1	2	1	0	1	0				
13 Omar Infante, R (1, 4) 56 Osvaldo Martinez, R (6, PH) OBP: 0.419, SLG: 0.474 OBP: 0.279, SLG: 0.333			15 FC6-4		E6 20 F8 2 1B	1B	22 2B			3	0	2	0	0	0	0				
2 Hanley Ramirez, R (1, 6) 22 Donnie Murphy, R (7, 4) OBP: 0.400, SLG: 0.429 OBP: 0.364, SLG: 0.464	P4					1B	22 2B			3	0	1	0	0	0	3				
15 Gaby Sanchez, R (1, 3) OBP: 0.523, SLG: 0.600	FC6-4				P6					3	0	0	0	1	1	5				
20 Logan Morrison, L (1, 7) OBP: 0.283, SLG: 0.220			K		F8					4	0	0	0	0	2	6				
14 John Buck, R (1, 2) OBP: 0.250, SLG: 0.270	F7				F9					3	1	0	0	1	0	4				
18 Wes Helms, R (1, 10) 29 Greg Dobbs, L (7, PH) OBP: 0.296, SLG: 0.217 OBP: 0.400, SLG: 0.533			G6-3							2	0	0	0	0	0	0				
78 Matt Dominguez, R (1, 5) OBP: 0.267, SLG: 0.350					F8					4	0	0	0	0	1	2				
10 Dewayne Wise, L (1, 9) OBP: 0.311, SLG: 0.463					F8					4	1	1	1	0	0	0				
Inning Stats	R: 0 E: 0 K: 0 S: 4	H: 1 LOB: 1 BB: 0 P: 4	R: 0 E: 0 K: 1 S: 5	H: 0 LOB: 0 BB: 0 P: 5	R: 0 E: 0 K: 1 S: 5	H: 0 LOB: 0 BB: 0 P: 5	R: 0 E: 1 K: 0 S: 5	H: 1 LOB: 2 BB: 0 P: 5	R: 0 E: 0 K: 0 S: 3	H: 0 LOB: 0 BB: 0 P: 3	R: 0 E: 0 K: 1 S: 7	H: 2 LOB: 2 BB: 0 P: 7	R: 5 E: 0 K: 2 S: 12	H: 5 LOB: 2 BB: 2 P: 20	R: 0 E: 0 K: 0 S: 3	H: 0 LOB: 0 BB: 0 P: 3	1B: 8 2B: 1 3B: 0 HR: 0	SF: 0 SAC: 0 DP: 0 HBP: 0	WP: 0 PB: 0 CS: 0	PA: 36
PITCHER	IP	WLS	BF	H	R	ER	SO	BB	IBB	HBP	BLK	WP	HR	S	P	ERA	WHIP			
55 Chris Young, R (1, 1) 39 Bobby Parnell, R (7, 1) 50 Michael O'Connor, L (7, 1) 27 Pedro Beato, R (7, 1) 33 Taylor Buchholz, R (8, 1) ERA: 1.33 ERA: 8.14 ERA: 5.79 ERA: 4.7 ERA:	6.0	L	3	1	2	2	1	1	0	0	0	0	0	4	8	54.00	6.000			
PITCHER	IP	WLS	BF	H	R	ER	SO	BB	IBB	HBP	BLK	WP	HR	S	P	ERA	WHIP			
	1.0		3	0	0	0	0	0	0	0	0	0	0	3	3	0.00	0.000			

New York Mets @ Florida Marlins
Roger Dean Stadium, Jupiter, FL
Sun Mar 20 2011, 1:08 PM - 3:42 PM EDT
Att: 6,601 - Cloudy - 80 F

AB	34
R	5
H	9
RBI	5
BB	2
SO	5
LOB	20



Batter	1	2	3	4	5	6	7	8	9	AB	R	H	RBI	BB	SO	LOB	TOP			
7 José Reyes, S OBP: 0.283, SLG: 0.256 3 Luis Hernandez, S OBP: 0.346, SLG: 0.375	P5	22 HR 1B	G3			G5-3		F8		4	1	1	0	0	0	1	New York Mets @ Detroit Tigers Joker Marchant Stadium, Lakeland, FL Tue Mar 22 2011, 1:10 PM - 4:13 PM EDT Att: 7,607 - Sunny - 79 F			
22 Willie Harris, L OBP: 0.440, SLG: 0.659 28 Daniel Murphy, L OBP: 0.327, SLG: 0.415	FC6-4 1B	HR		F8		G4-3		P2		2	1	1	4	1	0	0				
16 Angel Pagan, S OBP: 0.311, SLG: 0.465 21 Lucas Duda, L OBP: 0.344, SLG: 0.448	FC6-4 1B	5 2B 1B					K		BB 2B 1B	1	0	1	0	0	0	0				
5 David Wright, R OBP: 0.302, SLG: 0.421 25 Chin-Lung Hu, R OBP: 0.366, SLG: 0.361	FC6-4 1B	44 1B 2B		F8			F9		K	3	0	1	1	0	0	3				
44 Jason Bay, R OBP: 0.395, SLG: 0.385 Sean Rattiff, L OBP: 0.500, SLG: 0.333	F9			F9					BB 2B BB	3	0	1	0	0	0	3				
29 Ike Davis, L OBP: 0.383, SLG: 0.512 2 Justin Turner, R OBP: 0.268, SLG: 0.282		F7				F8			P2	4	0	0	0	0	1	3				
6 Nick Evans, R OBP: 0.397 Cory Vaughn, R OBP: 0.500, SLG: 1.500		7 1B 22 HR 4 BB 1B		K		4 G6-4-3 BB		4 WP 9 2B	1-H 2-H 2B	3	1	2	0	1	1	0				
4 Brad Emaus, R OBP: 0.366, SLG: 0.294 98 Jonathan Malo, R OBP: 0.333, SLG: 0.500		7 1B 22 HR BB		7 S BB		4 G6-4-3 1-2		K	2-3 2B	2	1	0	0	2	1	2				
13 Mike Nickeas, R OBP: 0.111, SLG: 0.088 9 Ronny Paulino, R OBP: 0.333, SLG: 0.500										3	0	0	0	0	2	3				
										1	0	1	1	0	0	0				
Inning Stats	R: 0 E: 0 K: 0 S: 4	H: 1 LOB: 2 BB: 1 P: 8	R: 5 E: 0 K: 1 S: 13	H: 6 LOB: 2 BB: 1 P: 19	R: 0 E: 0 K: 2 S: 8	H: 0 LOB: 1 BB: 1 P: 12	R: 0 E: 0 K: 0 S: 4	H: 1 LOB: 0 BB: 0 P: 4	R: 0 E: 0 K: 0 S: 2	H: 0 LOB: 0 BB: 0 P: 6	R: 0 E: 0 K: 0 S: 3	H: 1 LOB: 1 BB: 0 P: 8	R: 1 E: 0 K: 1 S: 7	H: 2 LOB: 1 BB: 0 P: 8	R: 1 E: 0 K: 1 S: 6	H: 2 LOB: 2 BB: 1 P: 10	1B: 8 2B: 4 3B: 0 HR: 1	SF: 0 SAC: 0 DP: 1 HBP: 0	WP: 1 PB: 0 SB: 1 CS: 0	PA: 43
PITCHER	IP WLS BF H R ER SO BB IBB HBP BLK WP HR S P ERA WHIP																			
31 Brad Penny, R ERA: 4.18	4.0 L 23 8 5 5 3 3 0 0 0 0 0 1 29 43 11.25 2.750																			
78 Adam Wilk, L ERA: 0.71	1.0 3 0 0 0 0 1 0 0 0 0 0 0 2 6 0.00 1.000																			
55 Daniel Schlereth, L ERA: 1.25	2.0 7 1 0 0 2 0 0 0 0 0 0 0 11 11 0.00 0.500																			
45 Ryan Perry, R ERA: 5.4	1.0 5 2 1 1 1 0 0 0 0 0 1 0 7 8 9.00 2.000																			
36 Brad Thomas, L ERA: 2.25	1.0 5 2 1 1 1 1 0 0 0 0 0 0 6 10 9.00 3.000																			

AB	38
R	7
H	13
RBI	7
BB	5
SO	7
LOB	20



Batter	1	2	3	4	5	6	7	8	9	AB	R	H	RBI	BB	SO	LOB	BOTTOM			
14 Austin Jackson, R OBP: 0.390, SLG: 0.340 72 Andy Dirks, L OBP: 0.410, SLG: 0.582	G6-3	FC4-6		K			F7		G2-3	3	0	0	1	0	1	3	New York Mets @ Detroit Tigers Joker Marchant Stadium, Lakeland, FL Tue Mar 22 2011, 1:10 PM - 4:13 PM EDT Att: 7,607 - Sunny - 79 F			
28 Will Rhymes, L OBP: 0.306, SLG: 0.354 70 Argenis Diaz, R OBP: 0.375, SLG: 0.167	L6	F8		F7			K		BB	3	0	0	0	0	0	3				
26 Brennan Boesch, L OBP: 0.364, SLG: 0.414 Daniel Fields, L OBP: 0.250, SLG: 0.250 57 Casper Wells, R OBP: 0.440, SLG: 0.525	K			F8		G5-3		F8		4	0	0	0	0	1	0				
24 Miguel Cabrera, R OBP: 0.350, SLG: 0.562 24 Francisco Martinez, R OBP: 0.364, SLG: 0.438		41 1B 25 1B 1B		L3		G5-3		F9		3	1	1	0	0	0	0				
41 Victor Martinez, S OBP: 0.364, SLG: 0.438		32 1B 13 HBP 25 1B 1B				K		F7		4	1	2	0	0	1	0				
25 Ryan Raburn, R OBP: 0.388, SLG: 0.591		13 HBP 29 SF9 32 1B 1B		K				L8		4	1	1	1	0	1	1				
32 Don Kelly, L OBP: 0.389, SLG: 0.429		29 SF9 14 FC4-6 13 HBP 1B		29 G6-3 13 E BB				29 WP 1B		2	1	2	0	1	0	0				
50 Clay Timpner, L OBP: 0.389, SLG: 0.429		29 SF9 14 FC4-6 13 HBP 1B		29 G6-3 13 E BB				29 WP 1B		0	0	0	0	1	0	0				
13 Alex Avila, L OBP: 0.404, SLG: 0.256 79 Julio Rodriguez, R OBP: 0.385, SLG: 0.559		14 FC4-6 HBP 1B		FC4 29 G6-3				P4		1	0	0	1	0	0	1				
29 Danny Worth, R OBP: 0.385, SLG: 0.559		SF9		G6-3				F8		3	0	1	1	0	0	3				
										2	1	2	0	1	0	0				
Inning Stats	R: 0 E: 0 K: 1 S: 5	H: 0 LOB: 0 BB: 0 P: 5	R: 4 E: 0 K: 0 S: 7	H: 4 LOB: 1 BB: 0 P: 8	R: 0 E: 0 K: 1 S: 6	H: 1 LOB: 1 BB: 0 P: 6	R: 0 E: 0 K: 1 S: 6	H: 0 LOB: 0 BB: 1 P: 10	R: 0 E: 0 K: 0 S: 4	H: 1 LOB: 1 BB: 0 P: 5	R: 0 E: 0 K: 0 S: 5	H: 0 LOB: 0 BB: 0 P: 5	R: 0 E: 0 K: 0 S: 3	H: 0 LOB: 0 BB: 0 P: 3	R: 0 E: 0 K: 0 S: 4	H: 1 LOB: 3 BB: 2 P: 12	1B: 5 2B: 2 3B: 0 HR: 0	SF: 1 SAC: 0 DP: 0 HBP: 1	WP: 1 PB: 0 SB: 0 CS: 0	PA: 39
PITCHER	IP WLS BF H R ER SO BB IBB HBP BLK WP HR S P ERA WHIP																			
49 Jonathon Niese, L ERA: 4.43	4.0 W 20 5 4 4 4 3 0 0 0 0 1 0 9 10 0.00 0.500																			
27 Pedro Beato, R ERA: 3.72	2.0 H 7 1 0 0 1 0 0 0 0 0 1 0 9 10 0.00 0.500																			
40 Tim Byrdak, L ERA: 3.72	1.0 H 3 0 0 0 1 0 0 0 0 0 0 0 5 5 0.00 0.000																			
33 Taylor Buchholz, R ERA: 3.72	1.0 H 3 0 0 0 0 0 0 0 0 0 0 0 3 3 0.00 0.000																			
Les Walrod, L ERA: 3.72	0.2 H 5 1 0 0 0 2 0 0 0 0 0 0 3 11 0.00 4.500																			

AB	34
R	4
H	7
RBI	4
BB	3
SO	5
LOB	18



Batter	1	2	3	4	5	6	7	8	9	AB	R	H	RBI	BB	SO	LOB	TOP			
22 Willie Harris, L (1,7) OBP: 0.415, SLG: 0.614 97 Jesús Feliciano, L (8,PH) OBP: 0.250, SLG: 0.250	E3 12 F9 28 1B 29 SF8		F8		L1			P6		3	1	0	0	0	0	0				
28 Daniel Murphy, L (1,5) OBP: 0.345, SLG: 0.429 96 Matt Bouchard, R (8,PH) OBP: 1.000, SLG: 4.000	1B		1B			G3		HR		3	0	2	0	0	0	0				
12 Scott Hairston, R (1,8) OBP: 0.469, SLG: 0.674 36 Manny Acosta, R (6,1) 87 Josh Satin, R (8,PH) OBP: 0.250, SLG: 0.250 40 Tim Byrdak, L (8,1)	F9		F9			K		K		3	0	0	0	0	1	3				
29 Ike Davis, L (1,3) OBP: 0.353, SLG: 0.477	SF8		G1-3			F8			G4-3	3	0	0	1	0	0	1				
4 Brad Emaus, R (1,4) OBP: 0.341, SLG: 0.270 25 Chin-Lung Hu, R (7,4) OBP: 0.357, SLG: 0.351	G5-3				F9			G5-3		3	0	0	0	0	0	1				
21 Lucas Duda, L (1,9) OBP: 0.328, SLG: 0.426 98 Juan Lagares, R (7,9)		G3			F7				G4-3	3	0	0	0	0	1	0				
30 Josh Thole, L (1,2) OBP: 0.333, SLG: 0.628 9 Ronny Paulino, R (7,2) OBP: 0.333, SLG: 0.500					K			G5-3		3	0	1	0	0	1	0				
3 Luis Hernandez, S (1,6) OBP: 0.345, SLG: 0.346		G5-3				G4-3		96 HR BB		2	1	0	0	1	0	1				
43 R.A. Dickey, R (1,1) OBP: 0.250, SLG: 0.250 Darrell Ceciliani, L (6,8) OBP: 0.500, SLG: 0.600	P4					K		P5		2	0	0	0	0	1	1				
Inning Stats	R: 1 E: 1 K: 0 S: 5	H: 1 LOB: 1 BB: 0 P: 6	R: 0 E: 0 K: 0 S: 4	H: 1 LOB: 1 BB: 0 P: 4	R: 0 E: 0 K: 0 S: 4	H: 1 LOB: 1 BB: 0 P: 4	R: 0 E: 0 K: 1 S: 5	H: 0 LOB: 0 BB: 0 P: 5	R: 0 E: 0 K: 1 S: 5	H: 0 LOB: 0 BB: 0 P: 5	R: 0 E: 0 K: 1 S: 5	H: 0 LOB: 0 BB: 0 P: 5	R: 2 E: 0 K: 1 S: 7	H: 1 LOB: 0 BB: 1 P: 13	R: 0 E: 0 K: 0 S: 3	H: 0 LOB: 0 BB: 0 P: 3	1B: 2 2B: 1 3B: 0 HR: 1	SF: 1 SAC: 0 DP: 0 HBP: 0	WP: 0 PB: 0 SB: 1 CS: 0	PA: 33
PITCHER	IP WLS BF H R ER SO BB IBB HBP BLK WP HR S P ERA WHIP																			
35 Jake Westbrook, R (1,1) ERA: 3.6	5.1	20	3	1	0	2	0	0	0	0	0	0	0	0	24	25	0.00	0.562		
22 Bryan Augenstein, R (6,1) ERA: 0.93	1.2	W	5	0	0	0	2	0	0	0	0	0	0	9	9	0.00	0.000			
43 Trevor Miller, L (8,1) ERA: 2.25	1.0	S	5	1	2	2	1	1	0	0	0	0	0	1	7	13	18.00	2.000		
31 Ryan Franklin, R (9,1) ERA: 0.9	1.0	S	3	0	0	0	0	0	0	0	0	0	0	3	3	0.00	0.000			

New York Mets @ St. Louis Cardinals
 Roger Dean Stadium, Jupiter, FL
 Wed Mar 23 2011, 1:09 PM - 3:26 PM EDT
 Att: 7,196 - Sunny - 80 F

AB 31
 R 3
 H 4
 RBI 3
 BB 1
 SO 5
 LOB 9



Batter	1	2	3	4	5	6	7	8	9	AB	R	H	RBI	BB	SO	LOB	BOTTOM			
Ryan Theriot, R (1,6) OBP: 0.281, SLG: 0.208 89 Donovan Solano, R (7,4) OBP: 0.111, SLG: 0.111	K		G5-3			91 1B 7 E 2B	S 1B			3	1	1	0	0	1	1				
Tyler Henley, L (1,9) 43 Trevor Miller, R (8,1) 97 Tommy Pham, R (9,8)	K2-3			G4-3		G1-3	K 1B			4	0	0	0	0	2	2				
91 Andrew Brown, R (1,3) OBP: 0.333, SLG: 0.333 27 Tyler Greene, R (6,PR) OBP: 0.250, SLG: 0.239	K			G1-3		23 BB 7 E 55 SF8 1B	P3			3	0	1	0	0	1	0				
7 Matt Holliday, R (1,7) OBP: 0.481, SLG: 0.733 91 Amaury Cazana, R (6,PR) OBP: 0.300, SLG: 0.125		G5-4-3 1B		2B		E6 23 BB 21 HR	F9			3	0	2	1	0	0	1				
23 David Freese, R (1,5) OBP: 0.333, SLG: 0.543 33 Daniel Descalso, L (6,PR) OBP: 0.378, SLG: 0.476		G5-4-3 1-2		G4-3		21 HR BB	K			2	0	0	0	1	0	2				
55 Skip Schumaker, L (1,4) OBP: 0.500, SLG: 0.550 13 Gerald Laird, R (7,2) OBP: 0.407, SLG: 0.500		L6				SF8	G4-3			2	0	1	1	0	0	0				
4 Yadier Molina, R (1,2) OBP: 0.283, SLG: 0.279 21 Allen Craig, R (6,PH) OBP: 0.426, SLG: 0.481				1B		19 CS 4 HBP 1B	HR			1	0	1	0	0	0	0				
19 Jon Jay, L (1,8) OBP: 0.258, SLG: 0.371			F7			K	G3			3	0	0	0	0	1	4				
35 Jake Westbrook, R (1,1) 22 Bryan Augenstein, R (6,1) 34 Nick Stavinoha, R (7,PH) OBP: 0.233, SLG: 0.241			K			G1-3	F9			2	0	0	0	0	1	2				
Inning Stats	R: 0 E: 0 K: 3 S: 9	H: 0 LOB: 0 BB: 0 P: 9	R: 0 E: 0 K: 0 S: 3	H: 1 LOB: 0 BB: 0 P: 3	R: 0 E: 0 K: 1 S: 6	H: 1 LOB: 1 BB: 0 P: 6	R: 0 E: 0 K: 0 S: 4	H: 1 LOB: 1 BB: 0 P: 4	R: 0 E: 0 K: 1 S: 5	H: 1 LOB: 1 BB: 0 P: 6	R: 5 E: 1 K: 0 S: 9	H: 3 LOB: 1 BB: 1 P: 14	R: 0 E: 0 K: 1 S: 6	H: 1 LOB: 1 BB: 0 P: 6	R: 0 E: 0 K: 1 S: 5	H: 0 LOB: 0 BB: 0 P: 5	1B: 5 2B: 2 3B: 0 HR: 1	SF: 1 SAC: 0 DP: 1 HBP: 1	WP: 0 PB: 0 SB: 1 CS: 1	PA: 33
PITCHER	IP WLS BF H R ER SO BB IBB HBP BLK WP HR S P ERA WHIP																			
43 R.A. Dickey, R (1,1) ERA: 4.15	5.1	L	21	6	2	1	5	0	0	0	0	0	0	30	30	1.69	1.125			
36 Manny Acosta, R (6,1) ERA: 1.53	1.2	B	9	2	3	0	1	1	0	0	0	0	0	12	17	0.00	1.800			
40 Tim Byrdak, L (8,1) ERA:	1.0	S	3	0	0	0	1	0	0	0	0	0	0	5	5	0.00	0.000			

New York Mets @ St. Louis Cardinals
 Roger Dean Stadium, Jupiter, FL
 Wed Mar 23 2011, 1:09 PM - 3:26 PM EDT
 Att: 7,196 - Sunny - 80 F

AB 30
 R 5
 H 8
 RBI 5
 BB 1
 SO 7
 LOB 13



Batter	1	2	3	4	5	6	7	8	9	AB	R	H	RBI	BB	SO	LOB	TOP					
Ryan Theriot, R (1,6) OBP: 0.283, SLG: 0.216										3	1	1	0	0	0	1	St. Louis Cardinals @ New York Mets Digital Domain Park, Port St. Lucie, FL Thu Mar 24 2011, 1:13 PM - 4:01 PM EDT Att: 6,113 - Partly Cloudy - 81 F					
27 Tyler Greene, R (5,8) OBP: 0.245, SLG: 0.234										1	0	0	0	0	0	1						
28 Colby Rasmus, L (1,8) OBP: 0.373, SLG: 0.491										3	0	2	0	0	0	0						
13 Gerald Laird, R (5,2) OBP: 0.393, SLG: 0.481										1	0	0	0	0	1	1						
5 Albert Pujols, R (1,3) OBP: 0.353, SLG: 0.417										2	0	1	1	0	1	1						
96 Ryan Jackson, R (5,6) OBP: 0.400, SLG: 0.600										1	0	0	0	0	0	1						
44 Miguel Batista, R (7,1) OBP: 0.393, SLG: 0.481										0	0	0	0	0	0	0						
7 Matt Holliday, R (1,7) OBP: 0.455, SLG: 0.688										3	0	0	0	0	0	3						
97 Tommy Pham, R (5,7) OBP: 0.455, SLG: 0.688										1	0	0	0	0	0	0						
23 David Freese, R (1,5) OBP: 0.308, SLG: 0.500										3	0	0	0	0	1	2						
79 Eduardo Sanchez, R (5,1) OBP: 0.308, SLG: 0.500										0	0	0	0	0	0	0						
63 Shane Robinson, R (6,9) OBP: 0.333, SLG: 0.379										1	0	0	0	0	0	0						
12 Lance Berkman, S (1,9) OBP: 0.250, SLG: 0.326										2	1	1	0	1	0	0						
89 Donovan Solano, R (6, PR) OBP: 0.100, SLG: 0.100										1	0	0	0	0	1	0						
4 Yadier Molina, R (1,2) OBP: 0.333, SLG: 0.333										2	1	2	1	0	0	0						
33 Daniel Descalso, L (5,5) OBP: 0.362, SLG: 0.455										2	0	0	0	0	1	1						
55 Skip Schumaker, L (1,4) OBP: 0.490, SLG: 0.558										3	0	1	1	0	0	2						
41 Mitchell Boggs, R (6,1) OBP: 0.490, SLG: 0.558										0	0	0	0	0	0	0						
Jose Garcia, R (7,4) OBP: 0.490, SLG: 0.558										1	0	0	0	0	0	0						
54 Jaime Garcia, L (1,1) OBP: 0.250, SLG: 0.250										2	0	0	0	0	2	2						
34 Nick Stavinoha, R (5,3) OBP: 0.250, SLG: 0.290										2	0	1	0	0	1	0						
Inning Stats	R: 1 E: 1 K: 1 S: 7	H: 2 LOB: 1 BB: 0 P: 7	R: 0 E: 0 K: 1 S: 6	H: 1 LOB: 1 BB: 0 P: 6	R: 0 E: 0 K: 0 S: 4	H: 1 LOB: 1 BB: 0 P: 4	R: 2 E: 0 K: 1 S: 8	H: 3 LOB: 1 BB: 0 P: 8	R: 0 E: 0 K: 0 S: 2	H: 0 LOB: 1 BB: 0 P: 6	R: 0 E: 0 K: 1 S: 6	H: 1 LOB: 1 BB: 0 P: 6	R: 0 E: 0 K: 1 S: 5	H: 0 LOB: 0 BB: 0 P: 5	R: 0 E: 0 K: 2 S: 7	H: 0 LOB: 0 BB: 0 P: 7	1B: 4 2B: 5 3B: 0 HR: 0	SF: 1 SAC: 0 DP: 1 HBP: 0	WP: 0 PB: 0 SB: 0 CS: 0	PA: 36		
PITCHER	IP WLS BF H R ER SO BB IBB HBP BLK WP HR S P ERA WHIP	IP WLS BF H R ER SO BB IBB HBP BLK WP HR S P ERA WHIP	IP WLS BF H R ER SO BB IBB HBP BLK WP HR S P ERA WHIP	IP WLS BF H R ER SO BB IBB HBP BLK WP HR S P ERA WHIP	IP WLS BF H R ER SO BB IBB HBP BLK WP HR S P ERA WHIP	IP WLS BF H R ER SO BB IBB HBP BLK WP HR S P ERA WHIP	IP WLS BF H R ER SO BB IBB HBP BLK WP HR S P ERA WHIP	IP WLS BF H R ER SO BB IBB HBP BLK WP HR S P ERA WHIP	IP WLS BF H R ER SO BB IBB HBP BLK WP HR S P ERA WHIP	IP WLS BF H R ER SO BB IBB HBP BLK WP HR S P ERA WHIP	IP WLS BF H R ER SO BB IBB HBP BLK WP HR S P ERA WHIP	IP WLS BF H R ER SO BB IBB HBP BLK WP HR S P ERA WHIP	IP WLS BF H R ER SO BB IBB HBP BLK WP HR S P ERA WHIP	IP WLS BF H R ER SO BB IBB HBP BLK WP HR S P ERA WHIP	IP WLS BF H R ER SO BB IBB HBP BLK WP HR S P ERA WHIP	IP WLS BF H R ER SO BB IBB HBP BLK WP HR S P ERA WHIP	IP WLS BF H R ER SO BB IBB HBP BLK WP HR S P ERA WHIP	IP WLS BF H R ER SO BB IBB HBP BLK WP HR S P ERA WHIP	IP WLS BF H R ER SO BB IBB HBP BLK WP HR S P ERA WHIP	IP WLS BF H R ER SO BB IBB HBP BLK WP HR S P ERA WHIP	IP WLS BF H R ER SO BB IBB HBP BLK WP HR S P ERA WHIP	IP WLS BF H R ER SO BB IBB HBP BLK WP HR S P ERA WHIP

Batter	1	2	3	4	5	6	7	8	9	AB	R	H	RBI	BB	SO	LOB	BOTTOM					
7 José Reyes, S (1,6) OBP: 0.300, SLG: 0.277										4	2	2	1	0	0	0	St. Louis Cardinals @ New York Mets Digital Domain Park, Port St. Lucie, FL Thu Mar 24 2011, 1:13 PM - 4:01 PM EDT Att: 6,113 - Partly Cloudy - 81 F					
25 Chin-Lung Hu, R (6,6) OBP: 0.364, SLG: 0.359										2	1	1	0	0	0	1						
16 Angel Pagan, S (1,8) OBP: 0.347, SLG: 0.553										4	1	3	3	0	0	1						
96 Matthew den Dekker, L (5, PR) OBP: 0.550, SLG: 0.857										1	2	1	3	1	0	0						
5 David Wright, R (1,5) OBP: 0.447, SLG: 0.571										4	2	4	3	0	0	0						
28 Daniel Murphy, L (5, PR) OBP: 0.333, SLG: 0.414										2	0	0	0	0	0	2						
44 Jason Bay, R (1,7) OBP: 0.404, SLG: 0.381										3	1	1	0	1	1	2						
97 Jesús Feliciano, L (5, PR) OBP: 0.404, SLG: 0.381										1	0	0	0	0	0	0						
6 Nick Evans, R (1,3) OBP: 0.388, SLG: 0.435										4	2	3	1	0	0	0						
Stefan Welch, L (7,3) OBP: 0.388, SLG: 0.435										1	0	0	0	0	1	0						
12 Scott Hairston, R (1,9) OBP: 0.453, SLG: 0.650										4	0	1	1	0	1	4						
72 Kirk Nieuwenhuis, L (7,9) OBP: 0.189, SLG: 0.212										1	0	0	0	0	0	0						
9 Ronny Paulino, R (1,2) OBP: 0.388, SLG: 0.435										3	0	1	2	0	1	3						
23 Blaine Boyer, R (6,1) OBP: 0.388, SLG: 0.435										0	0	0	0	0	0	0						
Francisco Rodriguez, R (7,1) OBP: 0.388, SLG: 0.435										0	0	0	0	0	0	0						
21 Lucas Duda, R (7, PR) OBP: 0.388, SLG: 0.435										1	0	0	0	0	0	0						
33 Taylor Buchholz, R (8,1) OBP: 0.388, SLG: 0.435										0	0	0	0	0	0	0						
39 Bobby Parnell, R (9,1) OBP: 0.388, SLG: 0.435										0	0	0	0	0	0	0						
4 Brad Emaus, R (1,4) OBP: 0.396, SLG: 0.439										4	3	4	1	0	0	0						
98 Jonathan Melo, R (7,4) OBP: 1.000, SLG: 1.000										1	0	1	0	0	0	0						
38 Chris Capuano, L (1,1) OBP: 0.396, SLG: 0.439										2	1	0	0	0	0	2						
30 Josh Thole, L (5, PH) OBP: 0.447, SLG: 0.571										1	1	1	1	0	0	0						
13 Mike Nickeas, R (6,2) OBP: 0.105, SLG: 0.083										2	0	0	0	0	0	2						
Inning Stats	R: 2 E: 0 K: 1 S: 8	H: 2 LOB: 0 BB: 0 P: 9	R: 0 E: 0 K: 0 S: 4	H: 1 LOB: 1 BB: 0 P: 4	R: 0 E: 0 K: 0 S: 4	H: 2 LOB: 1 BB: 0 P: 4	R: 8 E: 1 K: 0 S: 12	H: 9 LOB: 2 BB: 0 P: 12	R: 3 E: 0 K: 2 S: 14	H: 5 LOB: 3 BB: 1 P: 23	R: 3 E: 0 K: 0 S: 6	H: 3 LOB: 0 BB: 0 P: 7	R: 0 E: 0 K: 1 S: 5	H: 0 LOB: 0 BB: 0 P: 5	R: 0 E: 0 K: 0 S: 4	H: 1 LOB: 2 BB: 1 P: 8	1B: 14 2B: 4 3B: 0 HR: 5	SF: 1 SAC: 0 DP: 1 HBP: 0	WP: 0 PB: 0 SB: 0 CS: 0	PA: 48		
PITCHER	IP WLS BF H R ER SO BB IBB HBP BLK WP HR S P ERA WHIP	IP WLS BF H R ER SO BB IBB HBP BLK WP HR S P ERA WHIP	IP WLS BF H R ER SO BB IBB HBP BLK WP HR S P ERA WHIP	IP WLS BF H R ER SO BB IBB HBP BLK WP HR S P ERA WHIP	IP WLS BF H R ER SO BB IBB HBP BLK WP HR S P ERA WHIP	IP WLS BF H R ER SO BB IBB HBP BLK WP HR S P ERA WHIP	IP WLS BF H R ER SO BB IBB HBP BLK WP HR S P ERA WHIP	IP WLS BF H R ER SO BB IBB HBP BLK WP HR S P ERA WHIP	IP WLS BF H R ER SO BB IBB HBP BLK WP HR S P ERA WHIP	IP WLS BF H R ER SO BB IBB HBP BLK WP HR S P ERA WHIP	IP WLS BF H R ER SO BB IBB HBP BLK WP HR S P ERA WHIP	IP WLS BF H R ER SO BB IBB HBP BLK WP HR S P ERA WHIP	IP WLS BF H R ER SO BB IBB HBP BLK WP HR S P ERA WHIP	IP WLS BF H R ER SO BB IBB HBP BLK WP HR S P ERA WHIP	IP WLS BF H R ER SO BB IBB HBP BLK WP HR S P ERA WHIP	IP WLS BF H R ER SO BB IBB HBP BLK WP HR S P ERA WHIP	IP WLS BF H R ER SO BB IBB HBP BLK WP HR S P ERA WHIP	IP WLS BF H R ER SO BB IBB HBP BLK WP HR S P ERA WHIP	IP WLS BF H R ER SO BB IBB HBP BLK WP HR S P ERA WHIP	IP WLS BF H R ER SO BB IBB HBP BLK WP HR S P ERA WHIP	IP WLS BF H R ER SO BB IBB HBP BLK WP HR S P ERA WHIP	IP WLS BF H R ER SO BB IBB HBP BLK WP HR S P ERA WHIP

AB 34
R 3
H 9
RBI 3
BB 1
SO 8
LOB 15



AB 45
R 16
H 23
RBI 16
BB 2
SO 4
LOB 17



Batter	1	2	3	4	5	6	7	8	9	AB	R	H	RBI	BB	SO	LOB	TOP																					
14 Martin Prado, R OBP: 0.321, SLG: 0.342 94 Jason Lowey, R OBP: 0.600, SLG: 0.500 77 Tyler Pastornicky, R OBP: 0.600, SLG: 0.500	G6-3	F8			G4-3		G6-4-3			4	0	0	0	0	0	2																						
13 Nate McLouth, L OBP: 0.424, SLG: 0.444 Gavin Dickey, R	P4		G4-3		F8			30 G5-3 27 BB	4	0	1	0	0	0	0	0																						
5 Freddie Freeman, L OBP: 0.316, SLG: 0.400 39 Jonny Venters, L 27 J.C. Boscan, R OBP: 0.294, SLG: 0.250			16 G3-6-3			16 BB		30 G5-3	2	0	2	0	1	0	0	0																						
16 Brian McCann, L OBP: 0.218, SLG: 0.302 87 Cory Harrlichak, L	P4		G3-6-3					F9	3	0	1	0	0	0	0	2																						
30 Wilkin Ramirez, R OBP: 0.273, SLG: 0.395		7 S 7 BB			G5-3			G5-3	4	1	1	0	0	0	4																							
7 Brooks Conrad, S OBP: 0.294, SLG: 0.340		23 BB 17 BB 32 G4-6-3			K			K	3	1	1	1	1	2	2																							
17 Matt Young, L OBP: 0.412, SLG: 0.293 96 Tim Gustafson, R		32 G4-6-3 23 BB						F8	4	0	2	0	0	0	5																							
23 Brandon Hicks, R OBP: 0.389, SLG: 0.515		32 G4-6-3			K		14 G6-4-3		2	0	0	0	2	2	1																							
32 Derek Lowe, R OBP: 0.500, SLG: 0.750 39 Antwan Richardson, S OBP: 0.218, SLG: 0.180 80 Luis Avilan, L 4 Joe Mather, R OBP: 0.218, SLG: 0.180	G4-6-3				K			F8	1	0	0	0	0	0	2																							
Inning Stats	R: 0 E: 0 K: 0 S: 4	H: 1 LOB: 1 BB: 0 P: 4	R: 2 E: 0 K: 0 S: 5	H: 3 LOB: 1 BB: 1 P: 10	R: 0 E: 0 K: 0 S: 3	H: 1 LOB: 0 BB: 0 P: 3	R: 0 E: 0 K: 2 S: 8	H: 1 LOB: 0 BB: 0 P: 8	R: 0 E: 0 K: 1 S: 5	H: 0 LOB: 0 BB: 0 P: 5	R: 0 E: 0 K: 1 S: 6	H: 1 LOB: 2 BB: 1 P: 10	R: 0 E: 0 K: 0 S: 2	H: 0 LOB: 0 BB: 1 P: 6	R: 0 E: 0 K: 0 S: 4	H: 1 LOB: 3 BB: 2 P: 12	R: 0 E: 0 K: 3 S: 9	H: 0 LOB: 2 BB: 2 P: 17	1B: 7 2B: 1 3B: 0 HR: 0	SF: 0 SAC: 0 DP: 3 HBP: 0	WP: 0 PA: 39 SB: 0 CS: 1																	
PITCHER	IP	WLS	BF	H	R	ER	SO	BB	IBB	HBP	BLK	WP	HR	S	P	ERA	WHIP	PITCHER				IP	WLS	BF	H	R	ER	SO	BB	IBB	HBP	BLK	WP	HR	S	P	ERA	WHIP
34 Mike Pelfrey, R ERA: 5.63 36 Manny Acosta, R ERA: 1.69 40 Tim Byrdak, L ERA: 39 Bobby Parnell, R ERA: 4.5 Francisco Rodriguez, R ERA:	5.2	W	24	7	2	2	4	2	0	0	0	0	0	30	39	3.18	1.588					5.2	W	24	7	2	2	4	2	0	0	0	0	0	30	39	3.18	1.588

Atlanta Braves @ New York Mets
Digital Domain Park, Port St. Lucie, FL
Sat Mar 26 2011, 1:12 PM - 3:57 PM EDT
Att: 6,943 - Sunny - 81 F

AB 32
R 2
H 8
RBI 1
BB 7
SO 7
LOB 23



Batter	1	2	3	4	5	6	7	8	9	AB	R	H	RBI	BB	SO	LOB	BOTTOM																					
7 José Reyes, S OBP: 0.315, SLG: 0.314 25 Chin-Lung Hu, R OBP: 0.360, SLG: 0.378	16 BB	G4-3	FC6-4			16 BB 5 BB	97 PB			4	1	2	0	0	0	2																						
16 Angel Pagan, S OBP: 0.358, SLG: 0.540 97 Jesús Feliciano, L OBP: 0.200, SLG: 0.200	E9	G3			5 G1-3 5 S	E1	G4-3			3	1	1	0	1	0	1																						
5 David Wright, R OBP: 0.373, SLG: 0.556 28 Daniel Murphy, L OBP: 0.323, SLG: 0.413	E9		29 SF7		G1-3	E5		F7	3	2	1	1	1	0	3																							
29 Ike Davis, L OBP: 0.328, SLG: 0.500 6 Nick Evans, R OBP: 0.304, SLG: 0.439	SF7		G4-3		G3	K		21 BB	3	0	0	1	0	1	4																							
12 Scott Hairston, R OBP: 0.421, SLG: 0.608 21 Lucas Duda, L OBP: 0.347, SLG: 0.431	P4		G5-3		G5-3	F8		1B	4	0	0	0	0	0	4																							
22 Willie Harris, L OBP: 0.410, SLG: 0.560 Cory Vaughn, R OBP: 0.300, SLG: 1.200	4 BB		4 BB		G3-1	F7		P5	3	1	1	1	1	0	2																							
4 Brad Emaus, R OBP: 0.404, SLG: 0.455 3 Luis Hernandez, S OBP: 0.294, SLG: 0.290			E5				F7	K	3	1	1	0	1	0	0																							
30 Josh Thole, L OBP: 0.426, SLG: 0.640 13 Mike Nickeas, R OBP: 0.105, SLG: 0.183	G4-3		34 BB		F7	F8			4	0	1	0	0	0	3																							
34 Mike Pelfrey, R OBP: 0.290, SLG: 0.290 36 Manny Acosta, R ERA: 1.69 Wilmer Flores, R OBP: 0.300, SLG: 1.000 40 Tim Byrdak, L ERA: 39 Bobby Parnell, R ERA: 4.5 Francisco Rodriguez, R ERA:		F8	7 FC6-4		F9		25 BB		3	0	1	1	0	0	1																							
Inning Stats	R: 3 E: 2 K: 0 S: 7	H: 4 LOB: 2 BB: 1 P: 11	R: 0 E: 0 K: 0 S: 3	H: 0 LOB: 0 BB: 0 P: 3	R: 3 E: 1 K: 0 S: 7	H: 3 LOB: 2 BB: 1 P: 11	R: 0 E: 0 K: 0 S: 3	H: 0 LOB: 1 BB: 1 P: 8	R: 0 E: 0 K: 0 S: 3	H: 0 LOB: 1 BB: 1 P: 7	R: 1 E: 0 K: 1 S: 8	H: 1 LOB: 2 BB: 0 P: 8	R: 1 E: 0 K: 0 S: 5	H: 2 LOB: 1 BB: 0 P: 6	R: 0 E: 0 K: 1 S: 7	H: 2 LOB: 2 BB: 0 P: 7	1B: 9 2B: 3 3B: 0 HR: 0	SF: 1 SAC: 0 DP: 0 HBP: 0	WP: 0 PA: 43 SB: 1 CS: 0																			
PITCHER	IP	WLS	BF	H	R	ER	SO	BB	IBB	HBP	BLK	WP	HR	S	P	ERA	WHIP	PITCHER				IP	WLS	BF	H	R	ER	SO	BB	IBB	HBP	BLK	WP	HR	S	P	ERA	WHIP
32 Derek Lowe, R ERA: 3.09 80 Luis Avilan, L ERA: 39 Jonny Venters, L ERA: 94 Jason Lowey, R ERA: 9.0 96 Tim Gustafson, R ERA:	4.0	L	23	7	6	4	0	3	0	0	0	0	0	20	33	9.00	2.500					4.0	L	23	7	6	4	0	3	0	0	0	20	33	9.00	2.500		

Atlanta Braves @ New York Mets
Digital Domain Park, Port St. Lucie, FL
Sat Mar 26 2011, 1:12 PM - 3:57 PM EDT
Att: 6,943 - Sunny - 81 F

AB 38
R 8
H 12
RBI 5
BB 4
SO 2
LOB 25



Batter	1	2	3	4	5	6	7	8	9	AB	R	H	RBI	BB	SO	LOB	TOP					
22 Willie Harris, L (1, 7) OBP: 0.406, SLG: 0.538 98 Juan Lagares, R (8, PH) (8, 7)	4-0 BB G3-6-3		0-0 G3-1			0-0 F8		0-3 K		2	0	0	0	1	0	0						
4 Russ Adams, L (1, 5) OBP: 0.270, SLG: 0.333	0-0 G3-6-3 1-2			0-0 1B G3-6-1		4-0 BB		0-0 L9		3	0	1	0	1	0	1						
12 Scott Hairston, R (1, 8) OBP: 0.410, SLG: 0.636	3-2 HR			0-0 P3		0-3 K		0-3 K		4	1	1	1	0	2	2						
21 Lucas Duda, L (1, 9) OBP: 0.342, SLG: 0.412	0-3 K			0-0 G3-6-1 1-2				0-3 K		3	0	0	0	1	2	1						
6 Nick Evans, R (1, 3) OBP: 0.378, SLG: 0.420		0-0 G5-3			0-0 G5-3			0-0 G3		3	0	0	0	0	0	0						
25 Chin-Lung Hu, R (1, 4) OBP: 0.377, SLG: 0.383		0-0 G6-3			0-0 1B S 13			4-0 BB S 3		2	0	1	0	1	0	0						
3 Luis Hernandez, S (1, 6) OBP: 0.270, SLG: 0.265		0-0 G4-3			0-3 K			1-0 G3		3	0	0	0	0	1	2						
13 Mike Nickeas, R (1, 2) OBP: 0.098, SLG: 0.077 30 Josh Thole, L (8, 2) OBP: 0.426, SLG: 0.640			0-0 F7		1-0 L8			0-0 F7		3	0	0	0	0	0	1						
49 Jonathon Niese, L (1, 1) 4 Brad Emaus, R (6, PH) 23 Blaine Boyer, R (6, 1) 45 Jason Istringhausen, R (7, 1) 91 Javier Rodriguez, R (8, PH) 33 Taylor Buchholz, R (8, 1)			0-3 K			0-3 K		0-0 G5-3		1	0	0	0	0	1	0						
Inning Stats	R: 1 E: 0 K: 1 S: 7	H: 1 LOB: 0 BB: 1 P: 14	R: 0 E: 0 K: 0 S: 3	H: 0 LOB: 0 BB: 0 P: 3	R: 0 E: 0 K: 1 S: 5	H: 0 LOB: 0 BB: 0 P: 5	R: 0 E: 0 K: 0 S: 3	H: 1 LOB: 0 BB: 0 P: 3	R: 0 E: 0 K: 1 S: 6	H: 1 LOB: 1 BB: 0 P: 7	R: 0 E: 0 K: 2 S: 7	H: 0 LOB: 1 BB: 1 P: 11	R: 0 E: 0 K: 1 S: 5	H: 0 LOB: 1 BB: 1 P: 10	R: 0 E: 0 K: 1 S: 5	H: 0 LOB: 0 BB: 1 P: 9	1B: 2 2B: 0 3B: 0 HR: 1	SF: 0 SAC: 0 DP: 2 HBP: 0	WP: 0 PB: 0 SB: 2 CS: 1	PA: 32		
PITCHER	IP WLS BF H R ER SO BB IBB HBP BLK WP HR S P ERA WHIP	6.0 W 21 3 1 1 5 2 0 0 0 0 1 31 43 1.50 0.833	1.0 H 4 0 0 0 1 1 0 0 0 0 0 5 10 0.00 1.000	1.0 H 3 0 0 0 1 0 0 0 0 0 0 5 5 0.00 0.000	1.0 S 3 0 0 0 1 1 0 0 0 0 0 4 9 0.00 1.000																	

New York Mets @ St. Louis Cardinals
Roger Dean Stadium, Jupiter, FL
Sun Mar 27 2011, 1:06 PM - 2:58 PM EDT
Att: 7,239 - Sunny - 86 F

AB	27
R	1
H	3
RBI	1
BB	4
SO	8
LOB	7





Batter	1	2	3	4	5	6	7	8	9	AB	R	H	RBI	BB	SO	LOB	BOTTOM
28 Colby Rasmus, L (1, 8) OBP: 0.338, SLG: 0.435 31 Ryan Franklin, R (9, 1)	0-0 F9		0-3 K			0-3 K		0-0 G1-3		4	0	0	0	0	2	2	
21 Allen Craig, R (1, 7) OBP: 0.424, SLG: 0.526	0-0 G6-3		1-0 HR			0-0 1B G1-6-3 34		0-0 L8		3	1	2	2	0	0	0	
5 Albert Pujols, R (1, 3) OBP: 0.359, SLG: 0.518 19 Jon Jay, L (6, PH) OBP: 0.246, SLG: 0.354	0-0 P4		0-0 F9			0-0 L8		0-0 G1-6-3 1-2		2	0	0	0	0	0	0	
34 Nick Stavinoha, R (1, 9) OBP: 0.250, SLG: 0.286 41 Mitchell Boggs, R (7, 1) 43 Trever Miller, R (8, 1) Daryl Jones, L (9, 9)		0-0 23 G3 13 WP G6-3 1B		0-0 P4		0-0 G1-6-3 1-2		0-0 G1-3		3	1	1	0	0	0	1	
23 David Freese, R (1, 5) OBP: 0.289, SLG: 0.523		1-0 G3		0-0 G5-3				0-0 G1-3		3	0	0	0	0	0	1	
13 Gerald Laird, R (1, 2) OBP: 0.355, SLG: 0.433		0-0 G6-3		0-0 G5-3				0-0 P2		3	0	0	1	0	0	0	
33 Daniel Descalso, L (1, 4) OBP: 0.352, SLG: 0.431		0-3 K			0-0 1B G5-4-3 27			0-0 F7		3	0	1	0	0	1	0	
27 Tyler Greene, R (1, 6) OBP: 0.224, SLG: 0.214			0-0 G5-3		0-0 G5-4-3 1-2			0-3 K		3	0	0	0	0	1	1	
46 Kyle McClellan, R (1, 1) OBP: 0.667, SLG: 0.500 97 Tommy Pham, R (7, 9) (9, 8)			4-0 BB 21 HR		0-0 1B			0-3 K		1	1	1	0	1	0	0	
Inning Stats	R: 0 E: 0 K: 0 S: 3	H: 0 LOB: 0 BB: 0 P: 3	R: 1 E: 0 K: 1 S: 6	H: 1 LOB: 0 BB: 0 P: 7	R: 2 E: 0 K: 1 S: 6	H: 1 LOB: 0 BB: 1 P: 11	R: 0 E: 0 K: 0 S: 3	H: 0 LOB: 0 BB: 0 P: 3	R: 0 E: 0 K: 2 S: 7	H: 0 LOB: 0 BB: 0 P: 7	1B: 4 2B: 0 3B: 0 HR: 1	SF: 0 SAC: 0 DP: 2 HBP: 0	WP: 1 PB: 0 SB: 0 CS: 0	PA: 28			
PITCHER	IP WLS BF H R ER SO BB IBB HBP BLK WP HR S P ERA WHIP	5.0 L 19 4 3 3 3 1 0 0 0 0 0 24 30 5.40 1.000	1.0 3 1 0 0 0 0 0 0 0 0 0 0 3 3 0.00 1.000	1.0 3 0 0 0 0 0 0 0 0 0 0 0 3 3 0.00 0.000	1.0 3 0 0 0 2 0 0 0 0 0 0 0 7 7 0.00 0.000												

New York Mets @ St. Louis Cardinals
Roger Dean Stadium, Jupiter, FL
Sun Mar 27 2011, 1:06 PM - 2:58 PM EDT
Att: 7,239 - Sunny - 86 F

AB	27
R	3
H	5
RBI	3
BB	1
SO	5
LOB	6



Batter	1	2	3	4	5	6	7	8	9	AB R H RBI BB SO LOB	TOP																								
												<p>Florida Marlins @ New York Mets Digital Domain Park, Port St. Lucie, FL Mon Mar 28 2011, 1:10 PM EDT</p> <p>livebaseballscorecards.com</p> <p>AB 0 R 0 H 0 RBI 0 BB 0 SO 0 LOB 0</p> 																							
Inning Stats											1B: 0 SF: 0 WP: 0 PA: 0 2B: 0 SAC: 0 FB: 0 3B: 0 DP: 0 SB: 0 HR: 0 HBP: 0 CS: 0																								
PITCHER	IP	WLS	BF	H	R	ER	SO	BB	IBB	HBP	BLK	WP	HR	S	P	ERA	WHIP	PITCHER	IP	WLS	BF	H	R	ER	SO	BB	IBB	HBP	BLK	WP	HR	S	P	ERA	WHIP

Batter	1	2	3	4	5	6	7	8	9	AB R H RBI BB SO LOB	BOTTOM																								
												<p>Florida Marlins @ New York Mets Digital Domain Park, Port St. Lucie, FL Mon Mar 28 2011, 1:10 PM EDT</p> <p>livebaseballscorecards.com</p> <p>AB 0 R 0 H 0 RBI 0 BB 0 SO 0 LOB 0</p> 																							
Inning Stats											1B: 0 SF: 0 WP: 0 PA: 0 2B: 0 SAC: 0 FB: 0 3B: 0 DP: 0 SB: 0 HR: 0 HBP: 0 CS: 0																								
PITCHER	IP	WLS	BF	H	R	ER	SO	BB	IBB	HBP	BLK	WP	HR	S	P	ERA	WHIP	PITCHER	IP	WLS	BF	H	R	ER	SO	BB	IBB	HBP	BLK	WP	HR	S	P	ERA	WHIP

Batter	1	2	3	4	5	6	7	8	9	AB	R	H	RBI	BB	SO	LOB	TOP					
7 José Reyes, S OBP: 0.328, SLG: 0.345 25 Chin-Lung Hu, R OBP: 0.370, SLG: 0.375										4	0	2	0	0	0	1						
16 Angel Pagan, S OBP: 0.333, SLG: 0.500 97 Jesús Feliciano, L OBP: 0.167, SLG: 0.167										4	0	0	1	0	0	3						
5 David Wright, R OBP: 0.362, SLG: 0.633 28 Daniel Murphy, L OBP: 0.333, SLG: 0.422										4	1	2	3	0	2	1						
15 Carlos Beltrán, S OBP: 0.333, SLG: 0.333 12 Scott Hairston, R OBP: 0.397, SLG: 0.614										3	0	1	0	0	0	1						
21 Lucas Duda, L OBP: 0.329, SLG: 0.394 22 Willie Harris, L OBP: 0.409, SLG: 0.537										3	0	0	0	0	2	2						
29 Ike Davis, L OBP: 0.395, SLG: 0.528 98 Jonathan Malo, R OBP: 0.500, SLG: 0.500										3	1	2	0	1	0	0						
4 Brad Emaus, R OBP: 0.414, SLG: 0.449										4	1	2	1	1	1	1						
30 Josh Thole, L OBP: 0.424, SLG: 0.618										5	1	2	0	0	0	2						
38 Chris Capuano, L 27 Pedro Beato, R 77 D.J. Carrasco, R 23 Blaine Boyer, R 40 Tim Byrdak, L 31 Lou Piniella, S 33 Taylor Buchholz, R 39 Bobby Parnell, R Francisco Rodriguez, R										3	0	0	0	0	0	0						
Inning Stats	R: 0 E: 0 K: 1 S: 7	H: 2 LOB: 2 P: 8	R: 4 E: 1 K: 0 S: 7	H: 4 LOB: 1 BB: 1 P: 13	R: 0 E: 0 K: 1 S: 6	H: 1 LOB: 0 BB: 0 P: 6	R: 0 E: 0 K: 2 S: 5	H: 0 LOB: 0 BB: 0 P: 5	R: 0 E: 0 K: 1 S: 7	H: 0 LOB: 0 BB: 0 P: 7	R: 0 E: 0 K: 1 S: 5	H: 0 LOB: 0 BB: 0 P: 5	R: 4 E: 0 K: 12 S: 12	H: 7 LOB: 3 BB: 0 P: 13	R: 0 E: 0 K: 1 S: 6	H: 1 LOB: 1 BB: 0 P: 6	R: 0 E: 0 K: 1 S: 5	H: 0 LOB: 1 BB: 1 P: 9	1B: 10 2B: 4 3B: 0 HR: 1	SF: 0 SAC: 0 DP: 0 HBP: 0	WP: 0 PB: 0 SB: 1 CS: 1	PA: 44
PITCHER	IP: 3.0 WLS: L BF: 17 H: 7 R: 4 ER: 4 SO: 2 BB: 1 IBB: 0 HBP: 0 BLK: 0 WP: 0 HR: 0 S: 20 P: 27 ERA: 12.00 WHIP: 2.667	IP: 1.0 WLS: L BF: 3 H: 0 R: 0 ER: 0 SO: 2 BB: 0 IBB: 0 HBP: 0 BLK: 0 WP: 0 HR: 0 S: 5 P: 7 ERA: 0.00 WHIP: 0.000	IP: 1.0 WLS: L BF: 3 H: 0 R: 0 ER: 0 SO: 1 BB: 0 IBB: 0 HBP: 0 BLK: 0 WP: 0 HR: 0 S: 5 P: 5 ERA: 0.00 WHIP: 0.000	IP: 0.2 WLS: L BF: 9 H: 7 R: 4 ER: 4 SO: 1 BB: 0 IBB: 0 HBP: 0 BLK: 0 WP: 1 HR: 11 S: 12 P: 12 ERA: 54.00 WHIP: 10.500	IP: 7.1 WLS: L BF: 5 H: 1 R: 0 ER: 0 SO: 1 BB: 0 IBB: 0 HBP: 0 BLK: 0 WP: 0 HR: 0 S: 7 P: 7 ERA: 0.00 WHIP: 0.750	IP: 9.1 WLS: L BF: 4 H: 0 R: 0 ER: 0 SO: 1 BB: 0 IBB: 0 HBP: 0 BLK: 0 WP: 0 HR: 5 S: 9 P: 9 ERA: 0.00 WHIP: 1.000																

New York Mets @ Washington Nationals
Space Coast Stadium, Viera, FL
 Tue Mar 29 2011, 12:06 PM - 3:24 PM EDT
 Att: 4,303 - Sunny - 82 F

AB	42
R	8
H	15
RBI	8
BB	2
SO	9
LOB	16



Batter	1	2	3	4	5	6	7	8	9	AB	R	H	RBI	BB	SO	LOB	BOTTOM					
6 Ian Desmond, R OBP: 0.364, SLG: 0.435 60 Todd Coffey, R										4	0	0	0	0	0	5						
72 Jeff Frazier, R OBP: 0.450, SLG: 0.889										1	0	0	0	0	0	1						
28 Jayson Werth, R OBP: 0.377, SLG: 0.367 43 Rick Ankiel, L OBP: 0.282, SLG: 0.439										2	0	0	0	1	1	0						
11 Ryan Zimmerman, R OBP: 0.316, SLG: 0.471 19 Brian Bixler, R OBP: 0.449, SLG: 0.605										2	0	0	0	1	1	1						
38 Michael Morse, R OBP: 0.421, SLG: 0.818 3 Wilson Ramos, R OBP: 0.392, SLG: 0.479										3	0	1	0	0	1	1						
25 Adam LaRoche, L OBP: 0.490, SLG: 0.548 45 Doug Slaten, L 22 Drew Storen, S 13 Alex Cora, L OBP: 0.413, SLG: 0.390										1	1	1	1	2	0	0						
15 Jermey Hairston, R OBP: 0.246, SLG: 0.308 Chris McConnell, R										4	0	2	1	0	0	2						
8 Danny Espinosa, S OBP: 0.353, SLG: 0.435										3	0	1	0	0	0	2						
7 Ivan Rodriguez, R OBP: 0.333, SLG: 0.306 17 Sean Burnett, L										4	0	1	0	0	0	6						
27 Jordan Zimmermann, R 55 Brian Broderick, R 24 Matt Stairs, L 36 Tyler Clippard, R 20 Laynce Nix, L										1	0	0	0	0	0	3						
Inning Stats	R: 0 E: 0 K: 1 S: 5	H: 0 LOB: 1 P: 9	R: 0 E: 0 K: 0 S: 5	H: 2 LOB: 3 BB: 1 P: 9	R: 0 E: 0 K: 2 S: 7	H: 0 LOB: 0 BB: 0 P: 7	R: 1 E: 0 K: 0 S: 7	H: 2 LOB: 1 BB: 1 P: 12	R: 1 E: 0 K: 0 S: 4	H: 1 LOB: 3 BB: 2 P: 14	R: 0 E: 0 K: 2 S: 7	H: 0 LOB: 0 BB: 0 P: 7	R: 0 E: 0 K: 0 S: 4	H: 1 LOB: 2 BB: 1 P: 8	R: 0 E: 0 K: 0 S: 3	H: 1 LOB: 0 BB: 0 P: 3	R: 0 E: 0 K: 1 S: 6	H: 1 LOB: 2 BB: 1 P: 10	1B: 7 2B: 0 3B: 0 HR: 1	SF: 0 SAC: 0 DP: 1 HBP: 1	WP: 0 PB: 0 SB: 1 CS: 0	PA: 42
PITCHER	IP: 3.0 WLS: W BF: 13 H: 2 R: 0 ER: 0 SO: 3 BB: 2 IBB: 0 HBP: 0 BLK: 0 WP: 0 HR: 1 S: 17 P: 25 ERA: 0.00 WHIP: 1.333	IP: 1.0 WLS: L BF: 6 H: 2 R: 1 ER: 1 SO: 1 BB: 1 IBB: 0 HBP: 0 BLK: 0 WP: 0 HR: 7 S: 12 P: 12 ERA: 9.00 WHIP: 3.000	IP: 0.2 WLS: H BF: 6 H: 1 R: 1 ER: 1 SO: 0 BB: 2 IBB: 0 HBP: 0 BLK: 0 WP: 0 HR: 3 S: 13 P: 13 ERA: 13.50 WHIP: 4.500	IP: 1.0 WLS: H BF: 3 H: 0 R: 0 ER: 0 SO: 1 BB: 0 IBB: 0 HBP: 0 BLK: 0 WP: 0 HR: 5 S: 5 P: 5 ERA: 0.00 WHIP: 0.000	IP: 6.1 WLS: L BF: 5 H: 1 R: 0 ER: 0 SO: 1 BB: 0 IBB: 0 HBP: 0 BLK: 0 WP: 0 HR: 0 S: 7 P: 7 ERA: 0.00 WHIP: 0.000	IP: 8.1 WLS: L BF: 3 H: 1 R: 0 ER: 0 SO: 0 BB: 0 IBB: 0 HBP: 0 BLK: 0 WP: 0 HR: 3 S: 3 P: 3 ERA: 0.00 WHIP: 1.000	IP: 9.1 WLS: L BF: 5 H: 0 R: 0 ER: 0 SO: 1 BB: 0 IBB: 0 HBP: 0 BLK: 0 WP: 0 HR: 6 S: 10 P: 10 ERA: 0.00 WHIP: 2.000															

New York Mets @ Washington Nationals
Space Coast Stadium, Viera, FL
 Tue Mar 29 2011, 12:06 PM - 3:24 PM EDT
 Att: 4,303 - Sunny - 82 F

AB	34
R	2
H	8
RBI	2
BB	7
SO	6
LOB	26



Batter	1	2	3	4	5	6	7	8	9	AB	R	H	RBI	BB	SO	LOB	TOP										
8 Chris Coghlan, L OBP: 0.512, SLG: 0.636 Isaac Galloway, R (6, 7)	P4		F9	F9		G3			F7	4	1	1	1	0	0	1											
1 Emilio Bonifacio, S OBP: 0.397, SLG: 0.364 Danny Black, L (7, 4)			G4-3			F8			G4-3	4	0	2	0	0	0	1											
20 Logan Morrison, L OBP: 0.309, SLG: 0.333 33 Scott Cousins, L OBP: 0.281, SLG: 0.311 (5, PR) (5, 7) (6, 8)	P2		SF8			E6			G1-3	2	0	0	1	0	0	1											
27 Giancarlo Stanton, R OBP: 0.381, SLG: 0.778 34 Edward Mujica, R 40 Mike Dunn, L (8, 1)	F7					G5-3			F9	3	0	0	0	1	0	2											
29 Greg Dobbs, L OBP: 0.453, SLG: 0.642 Chase Austin, R (5, 5)						L4			G4-3	3	0	1	0	0	1	1											
14 John Buck, R OBP: 0.276, SLG: 0.340 9 Brett Hayes, R OBP: 0.333, SLG: 0.321 (4, 2)						G5-3				0	0	0	0	2	0	0											
18 Wes Helms, R OBP: 0.276, SLG: 0.340 Paul Gran, R OBP: 1.000, SLG: 2.000 (4, 3)										2	0	0	0	0	1	4											
22 Donnie Murphy, R OBP: 0.323, SLG: 0.364 95 Jeff Dominguez, S OBP: 0.500, SLG: 0.750 (4, 6)										2	0	0	0	0	1	1											
Joseph O'Gara, R (1, 1)										2	1	0	0	1	1	0											
44 Brian Sanches, R (6, 1)										0	0	0	0	0	0	0											
Jose Duarte, R (7, 9)										1	0	0	0	0	0	0											
Inning Stats	R: 0 E: 0 K: 0 S: 4	H: 1 LOB: 1 BB: 0 P: 4	R: 0 E: 0 K: 2 S: 7	H: 0 LOB: 1 BB: 1 P: 11	R: 2 E: 0 K: 1 S: 7	H: 2 LOB: 3 BB: 3 P: 20	R: 0 E: 0 K: 1 S: 5	H: 0 LOB: 0 BB: 0 P: 5	R: 0 E: 1 K: 0 S: 4	H: 0 LOB: 1 BB: 0 P: 4	R: 1 E: 1 K: 0 S: 5	H: 1 LOB: 1 BB: 0 P: 5	R: 0 E: 0 K: 0 S: 4	H: 1 LOB: 0 BB: 0 P: 4	R: 0 E: 0 K: 0 S: 3	H: 1 LOB: 1 BB: 0 P: 7	R: 0 E: 0 K: 0 S: 3	H: 0 LOB: 0 BB: 0 P: 3	1B: 1 2B: 5 3B: 0 HR: 0	SF: 1 SAC: 0 DP: 1 HBP: 0	WP: 1 PB: 0 SB: 0 CS: 1	PA: 38					
PITCHER	IP	WLS	BF	H	R	ER	SO	BB	IBB	HBP	BLK	WP	HR	S	P	ERA	WHIP										
55 Chris Young, R ERA: 1.78 (1, 1)	5.0		23	3	2	2	4	4	0	0	0	1	0	27	44	3.60	1.400										
45 Jason Isringhausen, R ERA: 1.13 (6, 1)	1.0	W	5	1	1	0	0	0	0	0	0	0	0	5	5	0.00	1.000										
77 D.J. Carrasco, R ERA: 5.19 (7, 1)	1.0		3	1	0	0	0	0	0	0	0	0	0	4	4	0.00	1.000										
69 John Lujan, R ERA: 3.18 (8, 1)	1.0	H	4	1	0	0	0	1	0	0	0	0	0	3	7	0.00	2.000										
Justin Hampson, L ERA: (9, 1)	1.0	S	3	0	0	0	0	0	0	0	0	0	0	3	3	0.00	0.000										

Florida Marlins @ New York Mets
Digital Domain Park, Port St. Lucie, FL
Wed Mar 30 2011, 12:12 PM - 2:31 PM EDT
Att: 4,669 - Partly Cloudy - 80 F

AB 32
R 3
H 6
RBI 2
BB 5
SO 4
LOB 15



Batter	1	2	3	4	5	6	7	8	9	AB	R	H	RBI	BB	SO	LOB	BOTTOM										
7 José Reyes, S OBP: 0.317, SLG: 0.333 25 Chin-Lung Hu, R OBP: 0.364, SLG: 0.367 Robbie Shields, R OBP: 1.000, SLG: 1.000 (7, PH) (8, 6)	F8		FC3-6		G4-6-3					2	1	0	0	0	0	1											
16 Angel Pagan, S OBP: 0.350, SLG: 0.500 96 Matthew den Dekker, L OBP: 0.500, SLG: 0.750 (7, 8)										2	1	1	0	1	0	0											
5 David Wright, R OBP: 0.386, SLG: 0.627 28 Daniel Murphy, L OBP: 0.328, SLG: 0.415 92 Eric Campbell, R (7, 5)										2	0	1	1	0	1	1											
15 Carlos Beltrán, S OBP: 0.333, SLG: 0.333 Raul Reyes, L (7, 9)										3	0	1	0	0	1	1											
29 Ike Davis, L OBP: 0.344, SLG: 0.509 87 Josh Satin, R OBP: 0.333, SLG: 0.633 (7, 3)										2	0	0	0	0	0	2											
22 Willie Harris, L OBP: 0.397, SLG: 0.518 Darrell Ceciliani, L OBP: 0.429, SLG: 0.500 (7, 7)										2	0	0	0	0	0	0											
4 Brad Emaus, R OBP: 0.400, SLG: 0.431 Rylan Sandoval, R (7, 4)										2	0	0	0	0	1	0											
13 Mike Nickeas, R OBP: 0.136, SLG: 0.119 Juan Centeno, L (8, 2)										3	1	2	0	0	0	0											
55 Chris Young, R OBP: 0.333, SLG: 0.333 30 Josh Thole, L OBP: 0.417, SLG: 0.600 45 Jason Isringhausen, R (8, 1) 77 D.J. Carrasco, R (7, 1) 12 Scott Hairston, R OBP: 0.446, SLG: 0.672 69 John Lujan, R (8, 1) Justin Hampson, L (9, 1)										1	0	1	0	0	0	0											
Inning Stats	R: 0 E: 0 K: 1 S: 7	H: 2 LOB: 2 BB: 0 P: 7	R: 0 E: 0 K: 0 S: 3	H: 0 LOB: 0 BB: 0 P: 3	R: 2 E: 1 K: 0 S: 4	H: 2 LOB: 0 BB: 1 P: 10	R: 0 E: 0 K: 1 S: 5	H: 0 LOB: 0 BB: 0 P: 5	R: 0 E: 0 K: 1 S: 5	H: 0 LOB: 0 BB: 0 P: 5	R: 4 E: 0 K: 1 S: 9	H: 4 LOB: 4 BB: 0 P: 10	R: 0 E: 0 K: 1 S: 5	H: 0 LOB: 0 BB: 0 P: 5	R: 0 E: 0 K: 1 S: 5	H: 0 LOB: 0 BB: 0 P: 5	1B: 7 2B: 0 3B: 0 HR: 2	SF: 0 SAC: 0 DP: 2 HBP: 1	WP: 1 PB: 0 SB: 0 CS: 0	PA: 32							
PITCHER	IP	WLS	BF	H	R	ER	SO	BB	IBB	HBP	BLK	WP	HR	S	P	ERA	WHIP										
Joseph O'Gara, R ERA: 3.6 (1, 1)	5.0		19	5	2	2	3	1	0	0	0	0	0	24	30	3.60	1.200										
44 Brian Sanches, R ERA: 4.22 (6, 1)	1.0	H	3	0	0	0	1	0	0	0	0	0	0	5	5	0.00	0.000										
34 Edward Mujica, R ERA: 9.26 (7, 1)	1.0	L	7	4	4	4	1	0	0	1	0	0	2	9	10	36.00	4.000										
40 Mike Dunn, L ERA: 4.63 (8, 1)	1.0		3	0	0	0	1	0	0	0	0	0	0	5	5	0.00	0.000										

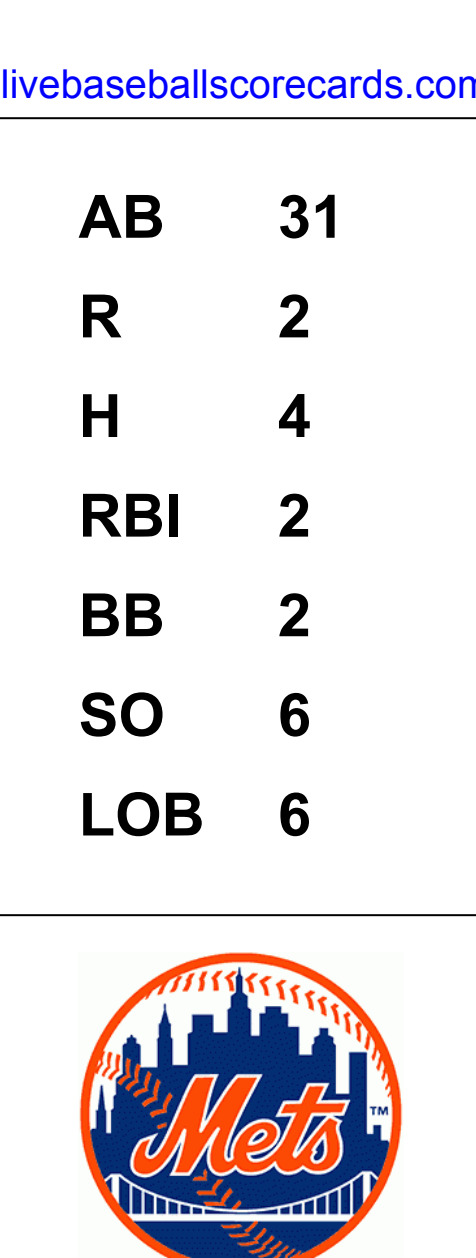
Florida Marlins @ New York Mets
Digital Domain Park, Port St. Lucie, FL
Wed Mar 30 2011, 12:12 PM - 2:31 PM EDT
Att: 4,669 - Partly Cloudy - 80 F

AB 30
R 6
H 9
RBI 5
BB 1
SO 6
LOB 7



Batter	1	2	3	4	5	6	7	8	9	AB	R	H	RBI	BB	SO	LOB	TOP			
7 José Reyes, S (1,6)	G4-3		G4-3			F8		K		4	0	0	0	0	1	0	New York Mets @ Florida Marlins Sun Life Stadium, Miami, FL Fri Apr 01 2011, 7:22 PM - 10:03 PM EDT Att: 41,237 - Partly Cloudy - 85 F			
22 Willie Harris, L (1,7) OBP: 0.500, SLG: 0.750	F8			G4-3			F8			4	1	2	0	0	0	0				
5 David Wright, R (1,5)	K			K			F8	G3-1		4	0	0	0	0	2	2				
15 Carlos Beltrán, S (1,9) OBP: 0.250, SLG: 0.500		P5		G4-3					F8	4	1	1	1	0	0	0				
16 Ángel Pagán, S (1,8) OBP: 0.250, SLG: 0.250		P6			F8					4	0	1	0	0	0	0				
29 Ike Davis, L (1,3)					G3-1					3	0	0	1	1	1	1				
4 Brad Emaus, R (1,4)					G5-3					2	0	0	0	1	0	1				
30 Josh Thole, L (1,2)										2	0	0	0	0	1	0				
12 Scott Hairston, R (7,PH)										1	0	0	0	0	1	2				
13 Mike Nickeas, R (7,2)										0	0	0	0	0	0	0				
34 Mike Pelfrey, R (1,1)										1	0	0	0	0	0	0				
23 Blaine Boyer, R (5,1)										0	0	0	0	0	0	0				
21 Lucas Duda, L (6,PH)										1	0	0	0	0	0	0				
27 Pedro Beato, R (6,1)										1	0	0	0	0	0	0				
25 Chin-Lung Hu, R (8,PH)										1	0	0	0	0	0	0				
33 Taylor Buchholz, R (8,1)										0	0	0	0	0	0	0				
Inning Stats	R: 0 E: 0 K: 1 S: 8	H: 0 LOB: 0 BB: 0 P: 15	R: 0 E: 0 K: 0 S: 9	H: 0 LOB: 1 BB: 1 P: 15	R: 0 E: 0 K: 1 S: 10	H: 0 LOB: 0 BB: 0 P: 14	R: 0 E: 0 K: 1 S: 6	H: 0 LOB: 0 BB: 0 P: 10	R: 0 E: 0 K: 0 S: 5	H: 0 LOB: 0 BB: 0 P: 8	R: 2 E: 0 K: 1 S: 15	H: 3 LOB: 2 BB: 1 P: 24	R: 0 E: 0 K: 1 S: 9	H: 1 LOB: 1 BB: 0 P: 12	R: 0 E: 0 K: 1 S: 7	H: 0 LOB: 0 BB: 0 P: 12	1B: 2 2B: 2 3B: 0 HR: 0	SF: 0 SAC: 0 DP: 0 HBP: 0	WP: 0 PB: 0 CS: 0	PA: 33
PITCHER	IP WLS BF H R ER SO BB IBB HBP BLK WP HR S P ERA WHIP																			
55 Josh Johnson, R (1,1) ERA: 2.7	6.2	W	25	3	2	2	3	2	0	0	1	0	0	57	92	2.70	0.750			
40 Mike Dunn, L (7,1) ERA:	0.1	H	1	0	0	0	1	0	0	0	0	0	0	3	4	0.00	0.000			
32 Clay Hensley, R (8,1) ERA:	1.0	H	4	1	0	0	1	0	0	0	0	0	0	9	12	0.00	1.000			
46 Juan Carlos Oviedo, R (9,1) ERA:	1.0		3	0	0	0	1	0	0	0	0	0	0	7	12	0.00	0.000			

Batter	1	2	3	4	5	6	7	8	9	AB	R	H	RBI	BB	SO	LOB	BOTTOM			
8 Chris Coghlan, L (1,8)	BB		G4-3		G4-3	L8		G6-3		4	0	0	0	1	0	2	New York Mets @ Florida Marlins Sun Life Stadium, Miami, FL Fri Apr 01 2011, 7:22 PM - 10:03 PM EDT Att: 41,237 - Partly Cloudy - 85 F			
13 Omar Infante, R (1,4) OBP: 0.500, SLG: 0.333	F9		G1-3							3	0	1	0	1	0	1				
2 Hanley Ramirez, R (1,6) OBP: 0.250, SLG: 0.250	F9			F8						4	1	1	0	0	0	2				
27 Giancarlo Stanton, R (1,9) OBP: 0.667, SLG: 1.000										2	1	1	0	1	0	2				
33 Scott Cousins, L (6,9) OBP: 1.000, SLG: 1.000										1	0	1	0	0	0	0				
15 Gaby Sanchez, R (1,3) OBP: 0.500, SLG: 0.750	G3-1									4	1	2	1	0	0	3				
20 Logan Morrison, L (1,7) OBP: 0.500, SLG: 1.333										3	2	1	1	1	0	2				
14 John Buck, R (1,2) OBP: 0.500, SLG: 1.500										4	1	2	4	0	0	0				
22 Donnie Murphy, R (1,5) OBP: 0.250, SLG: 0.250										4	0	1	0	0	0	1				
55 Josh Johnson, L (1,1) ERA: 10.38										3	0	0	0	0	2	1				
40 Mike Dunn, L (7,1) ERA:										0	0	0	0	0	0	0				
32 Clay Hensley, R (8,1) ERA:										0	0	0	0	0	0	0				
29 Greg Dobbs, L (8,PH)										1	0	0	0	0	0	1				
46 Juan Carlos Oviedo, R (9,1) ERA: 9.0										0	0	0	0	0	0	0				
Inning Stats	R: 0 E: 0 K: 0 S: 13	H: 1 LOB: 2 BB: 1 P: 25	R: 0 E: 0 K: 0 S: 12	H: 0 LOB: 0 BB: 0 P: 16	R: 0 E: 0 K: 1 S: 9	H: 0 LOB: 0 BB: 0 P: 12	R: 4 E: 0 K: 1 S: 18	H: 2 LOB: 2 BB: 2 P: 31	R: 1 E: 0 K: 0 S: 10	H: 2 LOB: 2 BB: 1 P: 19	R: 0 E: 0 K: 0 S: 6	H: 1 LOB: 1 BB: 0 P: 10	R: 0 E: 0 K: 0 S: 10	H: 2 LOB: 1 BB: 0 P: 15	R: 1 E: 0 K: 0 S: 13	H: 2 LOB: 1 BB: 0 P: 22	1B: 5 2B: 3 3B: 0 HR: 2	SF: 0 SAC: 0 DP: 1 HBP: 0	WP: 0 PB: 0 CS: 0	PA: 37
PITCHER	IP WLS BF H R ER SO BB IBB HBP BLK WP HR S P ERA WHIP																			
34 Mike Pelfrey, R (5,1) ERA: 10.38	4.1	L	21	4	5	5	2	4	0	0	0	0	0	5	6	10.38	1.846			
23 Blaine Boyer, R (6,1) ERA:	0.2		3	1	0	0	0	0	0	0	0	0	0	5	6	0.00	1.500			
27 Pedro Beato, R (6,1) ERA:	2.0		8	3	0	0	0	0	0	0	0	0	0	16	25	0.00	1.500			
33 Taylor Buchholz, R (8,1) ERA: 9.0	1.0		5	2	1	1	0	0	0	0	0	0	0	13	22	9.00	2.000			



Batter	1	2	3	4	5	6	7	8	9	10	AB	R	H	RBI	BB	SO	LOB	TOP	
7 José Reyes, S OBP: 0.111, SLG: 0.111	G5-3		L8		P6			G4-3		5 1B	5	1	1	0	0	0	2		
16 Ángel Pagán, S OBP: 0.222, SLG: 0.222	F7		F9		L8			G5-3		22 2B	5	1	1	0	0	0	1		
5 David Wright, R OBP: 0.333, SLG: 0.667	G5-3				HR			F8		22 2B	5	2	3	2	0	0	0		
15 Carlos Beltrán, S OBP: 0.222, SLG: 0.333	K		F7		29 2B			G4-3		K	5	1	1	0	0	2	3		
29 Ike Davis, L OBP: 0.000, SLG: 0.667			L8		L8			G6-3		K	3	0	2	1	1	0	0		
25 Chin-Lung Hu, R (9, PR)			2B		2B			G1		30 1B	1	1	0	0	0	1	2		
21 Lucas Duda, L (1, 7)			F7		K			G1		2B	4	0	0	0	0	1	3		
22 Willie Harris, L (9, 7)			K		G6-3			G6-3		K	1	0	1	2	0	0	0		
4 Brad Emaus, R OBP: 0.286, SLG: 0.167			K		49 SH1-3			L9		K	4	0	1	0	0	1	3		
75 Francisco Rodríguez, R (9, 1)					F9			G6-3		K	0	0	0	0	0	0	0		
12 Scott Hairston, R (10, PH)					1B			G6-3		K	1	0	0	0	0	1	1		
23 Blaine Boyer, R (10, 1)					1B			G6-3		K	0	0	0	0	0	0	0		
30 Josh Thole, L OBP: 0.500, SLG: 0.500			L8		F9			G6-3		K	4	0	3	1	0	0	1		
49 Jonathon Niese, L (1, 1)			49 SH1-4		1B			G6-3		K	1	0	0	0	0	1	0		
39 Bobby Parnell, R (8, 1)			SH1-4		SH1-3			K		K	0	0	0	0	0	0	0		
28 Daniel Murphy, L (9, PH)			1-2		1-2			K		K	1	0	0	0	0	1	1		
Inning Stats	R: 0 E: 0 K: 0 S: 7	H: 0 LOB: 0 BB: 0 P: 9	R: 0 E: 0 K: 2 S: 10	H: 1 LOB: 1 BB: 0 P: 12	R: 0 E: 0 K: 0 S: 8	H: 1 LOB: 1 BB: 0 P: 12	R: 1 E: 0 K: 0 S: 12	H: 1 LOB: 0 BB: 0 P: 17	R: 0 E: 0 K: 1 S: 9	H: 1 LOB: 0 BB: 0 P: 13	R: 0 E: 0 K: 0 S: 8	H: 1 LOB: 1 BB: 0 P: 9	R: 1 E: 0 K: 1 S: 11	H: 1 LOB: 1 BB: 0 P: 18	R: 3 E: 0 K: 3 S: 22	H: 4 LOB: 1 BB: 0 P: 31	1B: 9 2B: 3 3B: 0 HR: 1	SF: 0 SAC: 2 DP: 0 HBP: 0	WP: 0 PA: 43
PITCHER	IP 7.0	WLS 27	BF 7	H 2	R 2	ER 4	SO 4	BB 0	IBB 0	HBP 0	BLK 0	WP 0	HR 1	S 66	P 91	ERA 2.57	WHIP 1.000		
47 Ricky Nolasco, R ERA: 2.57	1.0	4	1	0	0	0	0	0	0	0	0	0	0	8	9	0.00	1.000		
32 Clay Hensley, R ERA:	1.0	5	1	1	1	1	1	0	0	0	0	0	0	11	18	9.00	2.000		
46 Juan Carlos Oviedo, R ERA: 4.5	0.0	L	3	3	3	3	0	0	0	0	0	0	0	8	11	=	=		
58 Ryan Webb, R ERA:	1.0	4	1	0	0	3	0	0	0	0	0	0	0	14	20	0.00	1.000		
40 Mike Dunn, L ERA:																			

New York Mets @ Florida Marlins
Sun Life Stadium, Miami, FL
Sat Apr 02 2011, 7:11 PM - 10:16 PM EDT
Att: 32,495 - Clear - 84 F

AB	40
R	6
H	13
RBI	6
BB	1
SO	8
LOB	17



Batter	1	2	3	4	5	6	7	8	9	10	AB	R	H	RBI	BB	SO	LOB	BOTTOM			
8 Chris Coghlan, L OBP: 0.300, SLG: 0.125	G4-3				K			G4-3			4	0	1	0	1	1	3				
58 Ryan Webb, R (10, 1)					K						0	0	0	0	0	0	0				
40 Mike Dunn, L (10, 1)					K						0	0	0	0	0	0	0				
13 Omar Infante, R OBP: 0.222, SLG: 0.125	FC4-6		F8		E5			K		P4	5	1	0	0	0	1	5				
2 Hanley Ramirez, R OBP: 0.222, SLG: 0.333	2B		G5-3		G4-3			K		G6-3	5	1	1	0	0	1	2				
15 Gaby Sanchez, R OBP: 0.444, SLG: 0.625	BB		F8		F8			F9		9 1B	4	1	1	0	1	0	0				
20 Logan Morrison, L OBP: 0.333, SLG: 0.825	1B		G3-1		G3-1			K		F7	5	0	1	2	0	1	1				
14 John Buck, R OBP: 0.375, SLG: 0.875			P5		P5			K		1B	4	0	1	0	0	1	2				
9 Brett Hayes, R OBP: 1.000, SLG: 1.000			F9		K			1B		33 FC6	1	1	1	1	0	0	0				
22 Donnie Murphy, R OBP: 0.286, SLG: 0.167			FC6-4		F8			K		1B	2	0	0	0	0	0	2				
33 Scott Cousins, L OBP: 0.333, SLG: 0.333					F8			K		1B	2	0	0	0	0	1	2				
1 Emilio Bonifácio, S OBP: 0.667, SLG: 0.667			G6-3		SH1-4			SH1-4		FC6	3	0	2	0	0	0	0				
47 Ricky Nolasco, R (1, 1)			G1-3		SH1-4			K		1B	1	0	0	0	0	0	0				
18 Wes Helms, R (7, PR)					SH1-4			K		1B	1	0	0	0	0	0	0				
32 Clay Hensley, R (8, 1)					SH1-4			K		1B	0	0	0	0	0	0	0				
46 Juan Carlos Oviedo, R (9, 1)					SH1-4			K		1B	0	0	0	0	0	0	0				
29 Greg Dobbs, L OBP: 0.000, SLG: 0.500					SH1-4			K		1B	1	0	1	1	0	0	0				
Inning Stats	R: 2 E: 0 K: 0 S: 18	H: 3 LOB: 2 BB: 1 P: 29	R: 0 E: 0 K: 0 S: 7	H: 0 LOB: 0 BB: 0 P: 9	R: 0 E: 0 K: 0 S: 5	H: 0 LOB: 0 BB: 0 P: 7	R: 0 E: 0 K: 0 S: 4	H: 0 LOB: 0 BB: 0 P: 7	R: 0 E: 1 K: 1 S: 11	H: 0 LOB: 2 BB: 0 P: 14	R: 0 E: 0 K: 1 S: 7	H: 0 LOB: 0 BB: 0 P: 10	R: 0 E: 0 K: 1 S: 8	H: 0 LOB: 2 BB: 0 P: 11	R: 0 E: 0 K: 2 S: 11	H: 3 LOB: 3 BB: 1 P: 27	R: 1 E: 0 K: 0 S: 15	H: 2 LOB: 1 BB: 0 P: 22	1B: 7 2B: 2 3B: 0 HR: 0	SF: 0 SAC: 2 DP: 0 HBP: 1	WP: 0 PA: 43
PITCHER	IP 7.0	WLS 28	BF 4	H 2	R 2	ER 3	SO 3	BB 1	IBB 0	HBP 0	BLK 0	WP 0	HR 0	S 60	P 87	ERA 2.57	WHIP 0.714				
49 Jonathon Niese, L ERA: 2.57	1.0	3	0	0	0	2	0	0	0	0	0	0	0	11	18	0.00	0.000				
39 Bobby Parnell, R ERA:	1.0	W	7	3	1	1	2	1	0	0	0	0	0	17	27	9.00	4.000				
75 Francisco Rodríguez, R ERA: 9.0	1.0	S	5	2	1	1	0	0	0	0	0	0	0	15	22	9.00	2.000				
23 Blaine Boyer, R ERA: 5.4																					

New York Mets @ Florida Marlins
Sun Life Stadium, Miami, FL
Sat Apr 02 2011, 7:11 PM - 10:16 PM EDT
Att: 32,495 - Clear - 84 F

AB	38
R	4
H	9
RBI	4
BB	2
SO	7
LOB	19



Batter	1	2	3	4	5	6	7	8	9	AB	R	H	RBI	BB	SO	LOB	TOP					
7 José Reyes, S OBP: 0.280, SLG: 0.360										5	1	2	0	0	0	3						
22 Wille Harris, L OBP: 0.438, SLG: 0.714										4	1	1	0	1	2	1						
5 David Wright, R OBP: 0.417, SLG: 0.545										5	1	1	1	0	3	2						
15 Carlos Beltrán, S OBP: 0.300, SLG: 0.235										3	2	1	1	1	0	1						
16 Ángel Pagán, S OBP: 0.375, SLG: 0.368										5	2	2	2	0	0	1						
29 Ike Davis, L OBP: 0.455, SLG: 0.684										4	0	2	2	0	1	0						
4 Brad Emaus, R OBP: 0.400, SLG: 0.308										3	0	2	0	1	0	1						
30 Josh Thole, L OBP: 0.400, SLG: 0.385										4	0	0	0	0	2	5						
34 Mike Pelfrey, R 33 Taylor Buchholz, R 28 Daniel Murphy, L 23 Blaine Boyer, R 27 Pedro Beato, R 21 Lucas Duda, L 75 Francisco Rodríguez, R										1	0	0	0	0	1	0						
Inning Stats	R: 0 E: 0 K: 2 S: 10	H: 1 LOB: 1 BB: 0 P: 15	R: 0 E: 0 K: 0 S: 9	H: 1 LOB: 1 BB: 0 P: 12	R: 0 E: 0 K: 2 S: 12	H: 1 LOB: 1 BB: 0 P: 15	R: 2 E: 0 K: 1 S: 10	H: 2 LOB: 0 BB: 0 P: 13	R: 5 E: 0 K: 2 S: 19	H: 6 LOB: 2 BB: 2 P: 30	R: 0 E: 0 K: 1 S: 9	H: 0 LOB: 0 BB: 0 P: 12	R: 0 E: 0 K: 0 S: 7	H: 1 LOB: 0 BB: 0 P: 8	R: 0 E: 0 K: 1 S: 7	H: 0 LOB: 0 BB: 0 P: 10	R: 0 E: 0 K: 1 S: 9	H: 0 LOB: 1 BB: 1 P: 21	1B: 9 2B: 2 3B: 0 HR: 1	SF: 0 SAC: 0 DP: 2 HBP: 1	WP: 0 PB: 0 SB: 1 CS: 0	PA: 41
PITCHER	IP WLS BF H R ER SO BB IBB HBP BLK WP HR S P ERA WHIP																					
56 Joe Blanton, R ERA: 14.54	4.1 25 10 7 7 6 2 0 1 0 0 1 52 77 14.54 2.769																					
37 Antonio Bastardo, L ERA: 4.5	1.2 W 6 1 0 0 2 0 0 0 0 0 0 0 17 20 0.00 0.600																					
16 J.C. Romero, L ERA: 4.5	1.0 H 3 1 0 0 0 0 0 0 0 0 0 0 7 8 0.00 1.000																					
46 Ryan Madson, R ERA: 4.5	1.0 H 3 0 0 0 1 0 0 0 0 0 0 0 7 10 0.00 0.000																					
52 Jose Contreras, R ERA: 4.5	1.0 S 4 0 0 0 1 1 0 0 0 0 0 0 9 21 0.00 1.000																					

New York Mets @ Philadelphia Phillies
Citizens Bank Park, Philadelphia, PA
Wed Apr 06 2011, 7:07 PM - 9:58 PM EDT
Att: 45,061 - Cloudy - 55 F

AB 37
R 7
H 12
RBI 7
BB 3
SO 10
LOB 14



Batter	1	2	3	4	5	6	7	8	9	AB	R	H	RBI	BB	SO	LOB	BOTTOM			
8 Shane Victorino, S OBP: 0.263, SLG: 0.389										5	2	2	1	0	1	3				
27 Placido Polanco, R OBP: 0.522, SLG: 0.600										5	1	3	3	0	0	0				
11 Jimmy Rollins, S OBP: 0.478, SLG: 0.368										4	0	0	0	1	2	4				
6 Ryan Howard, L OBP: 0.522, SLG: 0.952										4	2	4	2	1	0	0				
29 Raul Ibanez, L OBP: 0.391, SLG: 0.350										5	1	2	1	0	0	4				
10 Ben Francisco, R OBP: 0.391, SLG: 0.667										4	2	1	1	1	2	3				
5 Pete Orr, L 37 Antonio Bastardo, R 15 John Mayberry Jr., R 16 J.C. Romero, S 46 Ryan Madson, L 7 Ross Gload, L 52 Jose Contreras, R										3	2	2	0	0	1	1				
23 Brian Schneider, L 51 Carlos Ruiz, R 56 Joe Blanton, R 21 Wilson Valdez, R										4	0	0	0	0	1	5				
Inning Stats	R: 2 E: 0 K: 0 S: 10	H: 3 LOB: 1 BB: 0 P: 17	R: 1 E: 1 K: 1 S: 12	H: 2 LOB: 2 BB: 0 P: 17	R: 4 E: 0 K: 3 S: 24	H: 5 LOB: 2 BB: 1 P: 36	R: 0 E: 0 K: 2 S: 11	H: 1 LOB: 1 BB: 0 P: 15	R: 2 E: 0 K: 0 S: 16	H: 3 LOB: 2 BB: 1 P: 26	R: 1 E: 0 K: 1 S: 12	H: 2 LOB: 0 BB: 0 P: 17	R: 0 E: 0 K: 0 S: 7	H: 0 LOB: 0 BB: 0 P: 9	R: 0 E: 0 K: 2 S: 9	H: 0 LOB: 1 BB: 1 P: 16	1B: 10 2B: 3 3B: 1 HR: 2	SF: 0 SAC: 1 DP: 1 HBP: 0	WP: 0 PB: 0 SB: 1 CS: 0	PA: 43
PITCHER	IP WLS BF H R ER SO BB IBB HBP BLK WP HR S P ERA WHIP																			
34 Mike Pelfrey, R 33 Taylor Buchholz, R 23 Blaine Boyer, R 27 Pedro Beato, R 75 Francisco Rodríguez, R	2.0 9 3 0 0 5 1 0 0 0 0 0 0 26 35 0.00 1.500																			
23 Blaine Boyer, R 27 Pedro Beato, R 75 Francisco Rodríguez, R	2.0 L 11 5 3 3 1 1 0 0 0 0 0 1 28 43 13.50 3.000																			
16 J.C. Romero, S 46 Ryan Madson, L 52 Jose Contreras, R	1.0 3 0 0 0 0 0 0 0 0 0 0 0 7 9 0.00 0.000																			
56 Joe Blanton, R 21 Wilson Valdez, R	1.0 4 0 0 0 2 1 0 0 0 0 0 0 9 16 0.00 1.000																			

New York Mets @ Philadelphia Phillies
Citizens Bank Park, Philadelphia, PA
Wed Apr 06 2011, 7:07 PM - 9:58 PM EDT
Att: 45,061 - Cloudy - 55 F

AB 39
R 10
H 16
RBI 10
BB 3
SO 9
LOB 21



Batter	1	2	3	4	5	6	7	8	9	AB	R	H	RBI	BB	SO	LOB	TOP					
7 José Reyes, S OBP: 0.310, SLG: 0.379										4	0	2	0	0	0	0	New York Mets @ Philadelphia Phillies Citizens Bank Park, Philadelphia, PA Thu Apr 07 2011, 3:07 PM - 5:29 PM EDT Att: 45,468 - Partly Cloudy - 50 F					
22 Willie Harris, L OBP: 0.421, SLG: 0.647										3	0	1	0	0	2	1						
27 Pedro Beato, R										0	0	0	0	0	0	0						
12 Scott Hairston, R OBP: 0.222, SLG: 0.125										1	0	0	0	0	0	0						
5 David Wright, R OBP: 0.393, SLG: 0.538										4	0	1	0	0	1	4						
29 Ike Davis, L OBP: 0.222, SLG: 0.609										4	0	1	0	0	0	5						
16 Ángel Pagán, S OBP: 0.393, SLG: 0.364										3	0	1	0	1	0	1						
21 Lucas Duda, L OBP: 0.214, SLG: 0.083										3	0	0	0	1	0	3						
4 Brad Emaus, R OBP: 0.316, SLG: 0.235										4	0	0	0	0	1	3						
30 Josh Thole, L OBP: 0.389, SLG: 0.375										3	0	1	0	0	1	1						
49 Jonathon Niese, L										1	0	0	0	0	1	1						
28 Daniel Murphy, L OBP: 0.300, SLG: 0.333										2	0	0	0	0	1	0						
40 Tim Byrdak, L										0	0	0	0	0	0	0						
77 D.J. Carrasco, R										0	0	0	0	0	0	0						
Inning Stats	R: 0 E: 0 K: 1 S: 10	H: 1 LOB: 0 BB: 0 P: 15	R: 0 E: 0 K: 0 S: 5	H: 0 LOB: 0 BB: 1 P: 10	R: 0 E: 0 K: 2 S: 14	H: 3 LOB: 3 BB: 0 P: 19	R: 0 E: 0 K: 1 S: 13	H: 1 LOB: 0 BB: 0 P: 21	R: 0 E: 0 K: 2 S: 11	H: 0 LOB: 0 BB: 0 P: 15	R: 0 E: 0 K: 0 S: 13	H: 1 LOB: 1 BB: 0 P: 19	R: 0 E: 0 K: 1 S: 8	H: 0 LOB: 0 BB: 0 P: 14	R: 0 E: 0 K: 0 S: 6	H: 1 LOB: 1 BB: 0 P: 10	R: 0 E: 0 K: 0 S: 5	H: 0 LOB: 0 BB: 1 P: 10	1B: 6 2B: 1 3B: 0 HR: 0	SF: 0 SAC: 0 DP: 2 HBP: 0	WP: 0 PB: 0 SB: 1 CS: 0	PA: 34
PITCHER	IP WLS BF H R ER SO BB IBB HBP BLK WP HR S P ERA WHIP																					
34 Roy Halladay, R ERA: 0.69	7.0 W 27 6 0 0 7 1 0 0 0 0 0 0 74 113 0.00 1.000																					
55 Danyes Baez, R ERA:	1.0 4 1 0 0 0 0 0 0 0 0 0 0 6 10 0.00 1.000																					
57 David Herndon, R ERA: 5.4	1.0 3 0 0 0 0 0 1 0 0 0 0 0 5 10 0.00 1.000																					

AB	32
R	0
H	7
RBI	0
BB	2
SO	7
LOB	19



Batter	1	2	3	4	5	6	7	8	9	AB	R	H	RBI	BB	SO	LOB	BOTTOM					
8 Shane Victorino, S OBP: 0.292, SLG: 0.391										5	1	2	1	0	1	5	New York Mets @ Philadelphia Phillies Citizens Bank Park, Philadelphia, PA Thu Apr 07 2011, 3:07 PM - 5:29 PM EDT Att: 45,468 - Partly Cloudy - 50 F					
27 Placido Polanco, R OBP: 0.500, SLG: 0.600										5	0	2	4	0	0	3						
11 Jimmy Rollins, S OBP: 0.464, SLG: 0.375										5	0	2	0	0	1	2						
6 Ryan Howard, L OBP: 0.500, SLG: 0.840										4	2	1	0	1	1	4						
10 Ben Francisco, R OBP: 0.370, SLG: 0.600										4	1	1	0	0	2	3						
29 Raul Ibanez, L OBP: 0.407, SLG: 0.478										3	3	1	2	0	1	2						
51 Carlos Ruiz, R OBP: 0.300, SLG: 0.235										4	1	1	1	0	1	3						
21 Wilson Valdez, R OBP: 0.429, SLG: 0.571										4	3	4	3	0	0	0						
34 Roy Halladay, R OBP: 0.333, SLG: 0.333										2	0	1	0	0	1	2						
55 Danyes Baez, R ERA: 6.55										0	0	0	0	0	0	0						
15 John Mayberry Jr., R ERA: 6.0										1	0	1	0	0	0	0						
57 David Herndon, R ERA: 3.0										0	0	0	0	0	0	0						
Inning Stats	R: 0 E: 0 K: 1 S: 9	H: 1 LOB: 0 BB: 0 P: 12	R: 0 E: 0 K: 3 S: 9	H: 0 LOB: 1 BB: 1 P: 18	R: 2 E: 1 K: 1 S: 19	H: 3 LOB: 1 BB: 0 P: 27	R: 4 E: 0 K: 2 S: 16	H: 4 LOB: 1 BB: 0 P: 20	R: 2 E: 0 K: 0 S: 10	H: 2 LOB: 1 BB: 0 P: 17	R: 0 E: 0 K: 0 S: 5	H: 1 LOB: 0 BB: 0 P: 7	R: 2 E: 0 K: 1 S: 10	H: 2 LOB: 0 BB: 0 P: 16	R: 1 E: 0 K: 0 S: 12	H: 3 LOB: 2 BB: 0 P: 22	R: 1 E: 0 K: 0 S: 4	H: 0 LOB: 0 BB: 0 P: 11	1B: 12 2B: 3 3B: 0 HR: 1	SF: 0 SAC: 1 DP: 2 HBP: 1	WP: 1 PB: 0 SB: 0 CS: 0	PA: 40
PITCHER	IP WLS BF H R ER SO BB IBB HBP BLK WP HR S P ERA WHIP																					
49 Jonathon Niese, L ERA: 6.55	4.0 L 21 8 3 2 0 0 0 0 0 0 0 0 15 24 0.00 1.500																					
27 Pedro Beato, R ERA:	2.0 8 3 2 0 0 0 0 0 0 0 0 0 15 24 0.00 1.500																					
40 Tim Byrdak, L ERA: 6.0	1.0 5 2 2 2 1 0 0 0 0 0 0 1 10 16 18.00 2.000																					
77 D.J. Carrasco, R ERA: 3.0	1.0 6 3 1 1 0 0 0 0 0 0 1 0 12 22 9.00 3.000																					

AB	37
R	11
H	16
RBI	11
BB	1
SO	8
LOB	24



Batter	1	2	3	4	5	6	7	8	9	AB	R	H	RBI	BB	SO	LOB	TOP					
6 Ian Desmond, R OBP: 0.214, SLG: 0.286	F7		K		K		F8	G6-3		5	0	0	1	0	2	2	Washington Nationals @ New York Mets Citi Field, Flushing, NY Fri Apr 08 2011, 4:11 PM - 7:24 PM EDT Att: 41,075 - Cloudy - 42 F					
28 Jayson Werth, R OBP: 0.375, SLG: 0.481	P4		G5-3		25 1B 38 BB 11 1B		F8	K		5	1	1	0	0	1	3						
11 Ryan Zimmerman, R OBP: 0.500, SLG: 0.565	K		25 BB		38 BB 25 1B		G5-3			4	0	2	0	1	1	0						
25 Adam LaRoche, L OBP: 0.258, SLG: 0.286	F7		1-2 BB		38 BB		K	FC4-6 19 F8-6-3		4	0	1	0	1	1	1						
38 Michael Morse, R OBP: 0.208, SLG: 0.100	F8		BB		43 G6-3		8 BB 7 1B 43 BB	F8-6-3		2	0	0	1	2	0	2						
19 Laynce Nix, L OBP: 0.125, SLG: 0.125										1	1	0	0	0	0	1						
43 Rick Ankiel, L OBP: 0.370, SLG: 0.391	7 BB 8 BB 27 1B				8 E 7 FC4-2		8 BB 7 1B			4	2	3	0	0	0	3						
8 Danny Espinosa, S OBP: 0.391, SLG: 0.421	7 BB 27 1B				7 G4-6-3		7 BB 6 G6-3			1	2	0	0	3	0	1						
7 Ivan Rodriguez, R OBP: 0.143, SLG: 0.077	27 1B				FC4-2		6 G6-3 12 BB			3	0	1	2	1	0	2						
27 Jordan Zimmermann, R OBP: 0.200, SLG: 0.200	1-2 2-3				3-H		6 G6-3			3	0	1	2	0	1	1						
45 Doug Slaten, L	1-3 2-H									0	0	0	0	0	0	0						
57 Chad Gaudin, R										0	0	0	0	0	0	0						
36 Tyler Clippard, R										0	0	0	0	0	0	0						
12 Matt Stairs, L										0	0	0	0	0	0	0						
22 Drew Storen, S										0	0	0	0	0	0	0						
60 Todd Coffey, R										0	0	0	0	0	0	0						
Inning Stats	R: 0 E: 0 K: 1 S: 9	H: 0 LOB: 0 BB: 0 P: 14	R: 2 E: 0 K: 0 S: 9	H: 2 LOB: 2 BB: 2 P: 18	R: 0 E: 0 K: 1 S: 10	H: 0 LOB: 2 BB: 2 P: 23	R: 0 E: 0 K: 0 S: 10	H: 1 LOB: 1 BB: 0 P: 14	R: 1 E: 0 K: 1 S: 15	H: 3 LOB: 2 BB: 1 P: 28	R: 0 E: 0 K: 1 S: 5	H: 0 LOB: 0 BB: 1 P: 9	R: 0 E: 0 K: 0 S: 7	H: 0 LOB: 0 BB: 0 P: 12	R: 3 E: 0 K: 2 S: 18	H: 2 LOB: 3 BB: 3 P: 34	R: 0 E: 0 K: 0 S: 7	H: 1 LOB: 0 BB: 0 P: 11	1B: 9 2B: 1 3B: 0 HR: 0	SF: 0 SAC: 0 DP: 3 HBP: 0	WP: 0 PB: 0 CS: 0	PA: 41
PITCHER	IP WLS BF H R ER SO BB IBB HBP BLK WP HR S P ERA WHIP																					
43 R.A. Dickey, R ERA: 2.45	5.0 L 24 6 3 3 3 5 0 0 0 0 0 0 0 53 97 5.40 2.200																					
77 D.J. Carrasco, R ERA: 1.5	2.0 6 0 0 0 1 1 0 0 0 0 0 0 12 21 0.00 0.500																					
40 Tim Lincecum, L ERA: 10.8	0.1 3 1 2 2 1 1 0 0 0 0 0 0 9 15 54.00 6.000																					
39 Bobby Parnell, R ERA: 3.38	0.2 5 1 1 1 1 2 0 0 0 0 0 0 9 19 13.50 4.500																					
23 Blaine Boyer, R ERA: 7.71	1.0 3 1 0 0 0 0 0 0 0 0 0 0 7 11 0.00 1.000																					
Batter	1	2	3	4	5	6	7	8	9	AB	R	H	RBI	BB	SO	LOB	BOTTOM					
7 José Reyes, S OBP: 0.303, SLG: 0.364	16 WP		F7		F9		K			4	0	1	0	0	1	4	Washington Nationals @ New York Mets Citi Field, Flushing, NY Fri Apr 08 2011, 4:11 PM - 7:24 PM EDT Att: 41,075 - Cloudy - 42 F					
16 Angel Pagan, S OBP: 0.344, SLG: 0.308	K		F8		P6		G1-3			4	0	0	0	0	1	5						
5 David Wright, R OBP: 0.375, SLG: 0.533	L8		15 G6-3 29 SF7		29 PB		G6-3			4	1	1	0	0	0	1						
15 Carlos Beltrán, S OBP: 0.292, SLG: 0.296	L9		G6-3		29 PB		F8			4	0	1	0	0	0	2						
29 Ike Davis, L OBP: 0.367, SLG: 0.538	K		SF7		K		F7			3	0	0	1	0	2	1						
22 Willie Harris, L OBP: 0.381, SLG: 0.579	K		F7		K		P5			2	0	0	0	0	1	0						
12 Scott Hairston, R OBP: 0.182, SLG: 0.100	K									2	0	0	0	0	1	1						
4 Brad Emaus, R OBP: 0.304, SLG: 0.200	K									3	0	0	0	1	1	0						
30 Josh Thole, L OBP: 0.455, SLG: 0.421	F9		21 2B		25 SH3-4 30 BB		G4-3			3	1	2	0	1	0	0						
43 R.A. Dickey, R ERA: 2.45	1-2 2-3									1	0	1	0	0	0	0						
21 Lucas Lichtenberg, L ERA: 3.16										1	0	1	0	0	0	0						
77 D.J. Carrasco, R										0	0	0	0	0	0	0						
25 Chin-Lung Hsu, R OBP: 0.200, SLG: 0.200										0	0	0	0	0	0	0						
40 Tim Lincecum, L										0	0	0	0	0	0	0						
39 Bobby Parnell, R										0	0	0	0	0	0	0						
23 Blaine Boyer, R										0	0	0	0	0	0	0						
28 Daniel Murphy, L OBP: 0.275, SLG: 0.320										1	0	0	0	0	0	1						
Inning Stats	R: 0 E: 0 K: 1 S: 13	H: 1 LOB: 1 BB: 0 P: 17	R: 0 E: 0 K: 3 S: 9	H: 0 LOB: 0 BB: 0 P: 17	R: 0 E: 0 K: 0 S: 14	H: 1 LOB: 1 BB: 0 P: 20	R: 1 E: 0 K: 0 S: 12	H: 1 LOB: 0 BB: 0 P: 16	R: 1 E: 0 K: 0 S: 15	H: 2 LOB: 1 BB: 0 P: 21	R: 0 E: 0 K: 2 S: 11	H: 1 LOB: 1 BB: 0 P: 18	R: 0 E: 0 K: 1 S: 11	H: 0 LOB: 2 BB: 2 P: 21	R: 0 E: 0 K: 0 S: 9	H: 0 LOB: 0 BB: 0 P: 10	R: 0 E: 0 K: 0 S: 8	H: 1 LOB: 1 BB: 0 P: 12	1B: 4 2B: 3 3B: 0 HR: 0	SF: 1 SAC: 1 DP: 0 HBP: 0	WP: 1 PB: 1 CS: 0	PA: 36
PITCHER	IP WLS BF H R ER SO BB IBB HBP BLK WP HR S P ERA WHIP																					
27 Jordan Zimmermann, R ERA: 3.16	5.1 W 22 6 2 2 4 0 0 0 0 0 0 0 3 6 0.00 0.000																					
45 Doug Slaten, L	0.1 H 1 0 0 0 1 0 0 0 0 0 0 0 3 6 0.00 0.000																					
57 Chad Gaudin, R ERA: 10.8	0.2 H 4 0 0 0 1 2 0 0 0 0 0 0 7 16 0.00 3.000																					
36 Tyler Clippard, R	0.2 H 2 0 0 0 1 0 0 0 0 0 0 0 7 9 0.00 0.000																					
22 Drew Storen, R ERA: 1.59	1.0 3 0 0 0 0 0 0 0 0 0 0 0 9 10 0.00 0.000																					
PITCHER	IP WLS BF H R ER SO BB IBB HBP BLK WP HR S P ERA WHIP																					
60 Todd Coffey, R ERA: 6.23	1.0 4 1 0 0 0 0 0 0 0 0 0 0 9 12 0.00 1.000																					

Batter	1	2	3	4	5	6	7	8	9	AB	R	H	RBI	BB	SO	LOB	TOP			
6 Ian Desmond, R OBP: 0.242, SLG: 0.375	G1-3		K		HR		G4-3		G6-4-3 28 BB	4	1	1	1	1	1	0	Washington Nationals @ New York Mets Citi Field, Flushing, NY Sat Apr 09 2011, 7:12 PM - 10:31 PM EDT Att: 31,696 - Partly Cloudy - 47 F			
28 Jayson Werth, R OBP: 0.351, SLG: 0.419	K		BB		K		F8		G6-4-3 1-2 2-3	4	0	0	0	1	2	2				
11 Ryan Zimmerman, R OBP: 0.486, SLG: 0.536	G5-3		1B		1B		G4-1		K	5	0	2	0	0	1	1				
38 Michael Morse, R OBP: 0.250, SLG: 0.130	K		HBP		F8		1B		1B	3	0	1	0	0	1	1				
3 Wilson Ramos, R OBP: 0.474, SLG: 0.471	43 1B 8 HR		K		2B		BB		BB	3	1	2	0	1	1	3				
43 Rick Ankiel, L OBP: 0.355, SLG: 0.370	8 HR 1B		P6		G4-3		K		K	4	1	1	0	0	1	7				
8 Danny Espinosa, S OBP: 0.370, SLG: 0.522	HR		K		K		K		K	4	1	1	3	0	3	2				
15 Jerry Hairston, R 12 Matt Stairs, L	P4		K		F9		G4-3			3	0	0	0	0	1	0				
32 Tom Gorzelanny, R 55 Brian Broderick, R 45 Doug Slaten, L 13 Alex Cora, L	G4-3		G5-3		G1-3				28 BB 6 DI	3	0	0	0	0	0	0				
Inning Stats	R: 0 H: 0 E: 0 K: 1 S: 8	H: 0 LOB: 0 BB: 0 P: 12	R: 3 H: 3 E: 0 K: 1 S: 15	H: 3 LOB: 0 BB: 0 P: 18	R: 0 H: 1 E: 0 K: 2 S: 15	H: 1 LOB: 3 BB: 1 P: 24	R: 0 H: 0 E: 0 K: 2 S: 11	H: 0 LOB: 0 BB: 0 P: 16	R: 1 H: 3 E: 0 K: 1 S: 13	H: 3 LOB: 2 BB: 0 P: 17	R: 0 H: 0 E: 0 K: 0 S: 9	H: 0 LOB: 0 BB: 0 P: 10	R: 0 H: 0 E: 0 K: 2 S: 18	H: 1 LOB: 2 BB: 1 P: 31	R: 0 H: 0 E: 0 K: 1 S: 10	H: 0 LOB: 1 BB: 2 P: 22		1B: 5 2B: 1 3B: 0 HR: 2	SF: 0 SAC: 0 DP: 1 HBP: 1	WP: 0 PB: 0 CS: 0
PITCHER	IP WLS BF H R ER SO BB IBB HBP BLK WP HR S P ERA WHIP	IP WLS BF H R ER SO BB IBB HBP BLK WP HR S P ERA WHIP	IP WLS BF H R ER SO BB IBB HBP BLK WP HR S P ERA WHIP	IP WLS BF H R ER SO BB IBB HBP BLK WP HR S P ERA WHIP	IP WLS BF H R ER SO BB IBB HBP BLK WP HR S P ERA WHIP	IP WLS BF H R ER SO BB IBB HBP BLK WP HR S P ERA WHIP	IP WLS BF H R ER SO BB IBB HBP BLK WP HR S P ERA WHIP	IP WLS BF H R ER SO BB IBB HBP BLK WP HR S P ERA WHIP	IP WLS BF H R ER SO BB IBB HBP BLK WP HR S P ERA WHIP	IP WLS BF H R ER SO BB IBB HBP BLK WP HR S P ERA WHIP	IP WLS BF H R ER SO BB IBB HBP BLK WP HR S P ERA WHIP	IP WLS BF H R ER SO BB IBB HBP BLK WP HR S P ERA WHIP	IP WLS BF H R ER SO BB IBB HBP BLK WP HR S P ERA WHIP	IP WLS BF H R ER SO BB IBB HBP BLK WP HR S P ERA WHIP	IP WLS BF H R ER SO BB IBB HBP BLK WP HR S P ERA WHIP	IP WLS BF H R ER SO BB IBB HBP BLK WP HR S P ERA WHIP				

AB	34
R	4
H	8
RBI	4
BB	4
SO	11
LOB	18



Batter	1	2	3	4	5	6	7	8	9	AB	R	H	RBI	BB	SO	LOB	BOTTOM			
7 José Reyes, S OBP: 0.316, SLG: 0.378	5 HR BB		L9		F7		F7		2B	4	1	1	2	1	0	1	Washington Nationals @ New York Mets Citi Field, Flushing, NY Sat Apr 09 2011, 7:12 PM - 10:31 PM EDT Att: 31,696 - Partly Cloudy - 47 F			
16 Ángel Pagán, S OBP: 0.324, SLG: 0.267	P2		L6		P4		G6-3 5 S		F8	4	0	0	0	1	0	4				
5 David Wright, R OBP: 0.361, SLG: 0.485	K		K		K		G6-3 15 HR 29 3B		BB	3	1	0	0	1	2	2				
15 Carlos Beltrán, S	2H HR		HR		HR		E7 29 3B		F9	4	3	2	3	0	0	2				
12 Scott Hairston, R	F7		K		K		K		HBP 4 7 2B	3	1	0	0	0	2	2				
29 Ike Davis, L OBP: 0.412, SLG: 0.621	K		K		HBP		28 1B 3B		1B	3	1	2	2	0	1	0				
25 Chin-Lung Hu, R 28 Daniel Murphy, L 4 Brad Emaus, R	K		K		K		13 1B 1B		HBP 7 2B	2	0	0	0	0	2	1				
13 Mike Nickeas, R 30 Josh Thole, L	P5		K		K		21 CS 1B		FC6 7 2B	1	0	0	0	0	0	0				
38 Chris Capuano, L 21 Lucas Duda, L 33 Taylor Buchholz, R 39 Bobby Parnell, R 75 Francisco Rodríguez, R	K		K		2B		K		K	2	0	1	0	0	1	0				
Inning Stats	R: 2 H: 1 E: 0 K: 1 S: 17	H: 1 LOB: 0 BB: 1 P: 28	R: 0 H: 0 E: 0 K: 2 S: 10	H: 0 LOB: 0 BB: 0 P: 16	R: 0 H: 0 E: 0 K: 1 S: 8	H: 0 LOB: 0 BB: 0 P: 10	R: 1 H: 1 E: 0 K: 3 S: 14	H: 1 LOB: 1 BB: 0 P: 21	R: 0 H: 1 E: 0 K: 0 S: 5	H: 1 LOB: 1 BB: 0 P: 9	R: 3 H: 3 E: 1 K: 2 S: 15	H: 3 LOB: 2 BB: 1 P: 27	R: 0 H: 0 E: 0 K: 0 S: 9	H: 0 LOB: 1 BB: 1 P: 20	R: 2 H: 2 E: 0 K: 1 S: 18	H: 2 LOB: 2 BB: 0 P: 28		1B: 3 2B: 3 3B: 1 HR: 2	SF: 0 SAC: 0 DP: 1 HBP: 3	WP: 0 PB: 0 CS: 1
PITCHER	IP WLS BF H R ER SO BB IBB HBP BLK WP HR S P ERA WHIP	IP WLS BF H R ER SO BB IBB HBP BLK WP HR S P ERA WHIP	IP WLS BF H R ER SO BB IBB HBP BLK WP HR S P ERA WHIP	IP WLS BF H R ER SO BB IBB HBP BLK WP HR S P ERA WHIP	IP WLS BF H R ER SO BB IBB HBP BLK WP HR S P ERA WHIP	IP WLS BF H R ER SO BB IBB HBP BLK WP HR S P ERA WHIP	IP WLS BF H R ER SO BB IBB HBP BLK WP HR S P ERA WHIP	IP WLS BF H R ER SO BB IBB HBP BLK WP HR S P ERA WHIP	IP WLS BF H R ER SO BB IBB HBP BLK WP HR S P ERA WHIP	IP WLS BF H R ER SO BB IBB HBP BLK WP HR S P ERA WHIP	IP WLS BF H R ER SO BB IBB HBP BLK WP HR S P ERA WHIP	IP WLS BF H R ER SO BB IBB HBP BLK WP HR S P ERA WHIP	IP WLS BF H R ER SO BB IBB HBP BLK WP HR S P ERA WHIP	IP WLS BF H R ER SO BB IBB HBP BLK WP HR S P ERA WHIP	IP WLS BF H R ER SO BB IBB HBP BLK WP HR S P ERA WHIP	IP WLS BF H R ER SO BB IBB HBP BLK WP HR S P ERA WHIP				

AB	32
R	8
H	8
RBI	8
BB	3
SO	10
LOB	20




Batter	1	2	3	4	5	6	7	8	9	10	11	AB	R	H	RBI	BB	SO	LOB	TOP			
6 Ian Desmond, R OBP: 0.256, SLG: 0.395	(1, 6) P6		(2, 2) P3			(1, 3) K		(1, 1) G4-3		(2, 1) F9	(1, 2) 2B	6	0	2	1	0	1	0				
43 Rick Ankiel, L OBP: 0.297, SLG: 0.303	(1, 8) F7		(1, 2) P4			(2, 2) L9		(2, 2) G4-3		(3, 2) G4-3	(0, 0) F7	6	0	0	1	0	0	2				
28 Jayson Werth, R OBP: 0.333, SLG: 0.371	(1, 9) P3		(1, 2) P2			(2, 1) P2		(2, 2) BB		(1, 2) G6-3		4	0	0	0	1	0	0				
25 Adam LaRoche, L OBP: 0.306, SLG: 0.290		(4, 2) BB																				
3 Wilson Ramos, R OBP: 0.474, SLG: 0.471			(2, 2) F7					(2, 2) F8														
38 Michael Morse, R 36 Tyler Clippard, R 22 Drew Storen, S 27 Jordan Zimmermann, R (PH) 17 Sean Burnett, L	(1, 7) G4-3	(1, 0) 1B				(1, 0) F9		(1, 3) K		(2, 2) K												
8 Danny Espinosa, S OBP: 0.406, SLG: 0.480	(1, 4) K							(1, 3) K														
7 Ivan Rodriguez, R OBP: 0.222, SLG: 0.235	(1, 2) G4-3		(2, 2) F8					(1, 1) SH1-4														
13 Alex Cora, L 19 Laynce Nix, L 17 Sean Burnett, L	(1, 5) P4							(1, 0) F9		(2, 3) K												
21 Jason Marquis, L 57 Chad Gaudin, R 12 Matt Stairs, L 15 Jerry Hairston, R	(1, 1) K							(1, 3) F9														
Inning Stats	R: 0 E: 0 K: 0 S: 9	H: 0 LOB: 0 BB: 0 P: 15	R: 1 E: 0 K: 1 S: 13	H: 1 LOB: 1 BB: 1 P: 21	R: 0 E: 0 K: 1 S: 15	H: 0 LOB: 0 BB: 0 P: 19	R: 0 E: 0 K: 0 S: 7	H: 0 LOB: 0 BB: 0 P: 11	R: 0 E: 0 K: 2 S: 9	H: 0 LOB: 0 BB: 0 P: 13	R: 2 E: 0 K: 1 S: 17	H: 2 LOB: 3 BB: 3 P: 35	R: 0 E: 0 K: 1 S: 7	H: 0 LOB: 1 BB: 1 P: 13	R: 0 E: 0 K: 0 S: 9	H: 0 LOB: 0 BB: 0 P: 15	R: 4 E: 0 K: 0 S: 17	H: 4 LOB: 1 BB: 0 P: 22	1B: 4 2B: 2 3B: 0 HR: 1	SF: 0 SAC: 2 DP: 0 HBP: 1	WP: 0 PB: 0 SB: 3 CS: 0	PA: 47
PITCHER	IP: 7.0 WLS: 24 BF: 24 H: 1 R: 1 ER: 1 SO: 5 BB: 2 IBB: 0 HBP: 0 BLK: 0 WP: 0 HR: 0 S: 72 ERA: 1.29 WHIP: 0.429																					
55 Chris Young, R 77 D.J. Carrasco, R 33 Taylor Buchholz, R 40 Tim Lincecum, L 75 Francisco Rodriguez, R	(1, 1) ERA: 1.46	(8, 1) ERA: 4.76	(8, 1) ERA: 1.59	(9, 1) ERA: 9.82	(9, 1) ERA: 2.45																	
PITCHER	IP: 2.0 WLS: 11 BF: 10 H: 4 R: 4 ER: 4 SO: 0 BB: 0 IBB: 0 HBP: 0 BLK: 0 WP: 0 HR: 0 S: 17 ERA: 10.8																					

Washington Nationals @ New York Mets
Citi Field, Flushing, NY
Sun Apr 10 2011, 1:12 PM - 5:04 PM EDT
Att: 35,157 - Cloudy - 54 F

livebaseballscorecards.com

AB 38
R 7
H 7
RBI 7
BB 6
SO 7
LOB 16




Batter	1	2	3	4	5	6	7	8	9	10	11	AB	R	H	RBI	BB	SO	LOB	BOTTOM							
7 José Reyes, S OBP: 0.349, SLG: 0.405	(1, 6) 2B																									
22 Willie Harris, L OBP: 0.346, SLG: 0.500	(1, 7) K																									
5 David Wright, R OBP: 0.366, SLG: 0.459	(1, 5) 2B																									
29 Ike Davis, L OBP: 0.436, SLG: 0.606	(1, 3) K																									
16 Ángel Pagán, S OBP: 0.310, SLG: 0.257	(1, 8) K																									
21 Lucas Duda, L OBP: 0.250, SLG: 0.176	(1, 9) F8																									
12 Scott Hairston, R OBP: 0.188, SLG: 0.071	(11, PH) K																									
4 Brad Emaus, R OBP: 0.296, SLG: 0.174	(1, 4) G4-3																									
28 Daniel Murphy, L OBP: 0.296, SLG: 0.308	(9, PH) K																									
30 Josh Thole, L OBP: 0.357, SLG: 0.320	(1, 2) F8																									
55 Chris Young, R 77 D.J. Carrasco, R 33 Taylor Buchholz, R 40 Tim Lincecum, L 75 Francisco Rodriguez, R 15 Carlos Beltrán, S 23 Blaine Boyer, R	(1, 1) ERA: 1.46	(8, 1) ERA: 4.76	(8, 1) ERA: 1.59	(9, 1) ERA: 9.82	(9, 1) ERA: 2.45																					
PITCHER	IP: 6.0 WLS: 3 BF: 27 H: 7 R: 3 ER: 3 SO: 9 BB: 2 IBB: 0 HBP: 0 BLK: 0 WP: 0 HR: 0 S: 61 ERA: 4.50 WHIP: 1.500																									
PITCHER	IP: 2.0 WLS: 11 BF: 10 H: 4 R: 4 ER: 4 SO: 0 BB: 0 IBB: 0 HBP: 0 BLK: 0 WP: 0 HR: 0 S: 17 ERA: 10.8																									
Inning Stats	R: 2 E: 0 K: 1 S: 13	H: 4 LOB: 2 BB: 0 P: 23	R: 0 E: 0 K: 2 S: 13	H: 1 LOB: 1 BB: 0 P: 21	R: 0 E: 0 K: 2 S: 7	H: 0 LOB: 0 BB: 0 P: 13	R: 0 E: 0 K: 1 S: 11	H: 0 LOB: 0 BB: 0 P: 18	R: 1 E: 0 K: 1 S: 9	H: 2 LOB: 2 BB: 1 P: 18	R: 0 E: 0 K: 2 S: 8	H: 0 LOB: 1 BB: 1 P: 16	R: 0 E: 0 K: 2 S: 9	H: 0 LOB: 0 BB: 0 P: 14	R: 0 E: 0 K: 2 S: 11	H: 0 LOB: 0 BB: 0 P: 16	R: 0 E: 0 K: 1 S: 11	H: 0 LOB: 0 BB: 0 P: 13	R: 0 E: 0 K: 1 S: 8	H: 1 LOB: 2 BB: 1 P: 16	R: 0 E: 0 K: 2 S: 12	H: 0 LOB: 0 BB: 0 P: 15	1B: 8 2B: 0 3B: 0 HR: 0	SF: 0 SAC: 0 DP: 0 HBP: 0	WP: 0 PB: 1 SB: 1 CS: 0	PA: 44

Washington Nationals @ New York Mets
Citi Field, Flushing, NY
Sun Apr 10 2011, 1:12 PM - 5:04 PM EDT
Att: 35,157 - Cloudy - 54 F

livebaseballscorecards.com

AB 41
R 3
H 8
RBI 3
BB 3
SO 17
LOB 15




Batter	1	2	3	4	5	6	7	8	9	AB	R	H	RBI	BB	SO	LOB	TOP					
7 Seth Smith, L (1.9) OBP: 0.395, SLG: 0.588	G3		L9			G3			K	4	1	0	0	1	1	1						
18 Jonathan Herrera, S (1.4) OBP: 0.630, SLG: 0.632	G4-3		K						2B	4	1	2	0	1	1	0						
5 Carlos González, L (1.7) OBP: 0.311, SLG: 0.317	K		K			G4-3			L7	5	0	0	0	0	2	4						
2 Troy Tulowitzki, R (1.6) OBP: 0.447, SLG: 0.806		1B							IBB	4	2	3	3	1	1	1						
22 Jose Lopez, R (1.5) OBP: 0.229, SLG: 0.382	P6								FC6-4	5	0	0	0	0	1	5						
17 Todd Helton, L (1.3) OBP: 0.346, SLG: 0.478										4	0	2	1	0	1	0						
19 Ryan Spilborghs, R (1.8) OBP: 0.200, SLG: 0.400										4	1	1	1	0	1	3						
27 Matt Lindstrom, R (8.1)	FC1-2-5									0	0	0	0	0	0	0						
16 Huston Street, R (9.1)										0	0	0	0	0	0	0						
20 Chris Iannetta, R (1.2) OBP: 0.447, SLG: 0.385										1	0	0	0	3	0	1						
48 Esmil Rogers, R (1.1) OBP: 0.167, SLG: 0.167										2	0	0	0	0	2	3						
51 Matt Reynolds, L (6.1)										0	0	0	0	0	0	0						
55 Felipe Paulino, R (7.1)										0	0	0	0	0	0	0						
24 Dexter Fowler, S (8. PH) OBP: 0.340, SLG: 0.300										1	0	0	0	0	0	1						
Inning Stats	R: 0 E: 0 K: 1 S: 8	H: 0 LOB: 0 BB: 0 P: 10	R: 0 E: 0 K: 1 S: 12	H: 2 LOB: 3 BB: 1 P: 20	R: 0 E: 0 K: 2 S: 10	H: 0 LOB: 0 BB: 0 P: 14	R: 1 E: 0 K: 0 S: 11	H: 2 LOB: 1 BB: 0 P: 17	R: 3 E: 0 K: 1 S: 14	H: 2 LOB: 0 BB: 1 P: 25	R: 1 E: 0 K: 0 S: 8	H: 1 LOB: 1 BB: 1 P: 15	R: 0 E: 0 K: 2 S: 9	H: 0 LOB: 1 BB: 1 P: 15	R: 0 E: 0 K: 2 S: 10	H: 0 LOB: 1 BB: 1 P: 16	R: 0 E: 0 K: 1 S: 9	H: 1 LOB: 2 BB: 1 P: 19	1B: 3 2B: 3 3B: 0 HR: 2	SF: 0 SAC: 1 DP: 0 HBP: 0	WP: 0 PB: 0 SB: 2 CS: 0	PA: 41
PITCHER	IP WLS BF H R ER SO BB IBB HBP BLK WP HR S P ERA WHIP																					
49 Jonathon Niese, L (1.1) ERA: 6.88	6.0 L 28 7 5 5 5 3 0 0 0 0 2 63 101 7.50 1.667																					
33 Taylor Buchholz, R (7.1) ERA: 1.35	1.0 4 0 0 0 2 1 0 0 0 0 0 9 15 0.00 1.000																					
27 Pedro Beato, R (8.1) ERA: 4.05	1.0 4 0 0 0 2 1 0 0 0 0 0 10 16 0.00 1.000																					
77 D.J. Carrasco, R (9.1)	1.0 5 1 0 0 1 0 1 0 0 0 0 9 19 0.00 1.000																					

Colorado Rockies @ New York Mets
Citi Field, Flushing, NY
Wed Apr 13 2011, 7:11 PM - 10:04 PM EDT
Att: 25,878 - Overcast - 49 F

livebaseballscorecards.com

AB 34
R 5
H 8
RBI 5
BB 6
SO 10
LOB 19




Batter	1	2	3	4	5	6	7	8	9	AB	R	H	RBI	BB	SO	LOB	BOTTOM					
7 José Reyes, S (1.6) OBP: 0.340, SLG: 0.481	P6					G4-3			F9	5	1	1	0	0	2							
28 Daniel Murphy, L (1.4) OBP: 0.292, SLG: 0.318		L4								4	1	1	1	1	0	1						
5 David Wright, R (1.5) OBP: 0.366, SLG: 0.511										5	1	1	0	0	1	2						
15 Carlos Beltrán, S (1.9) OBP: 0.342, SLG: 0.559										4	0	2	1	1	0	0						
29 Ike Davis, L (1.3) OBP: 0.404, SLG: 0.537										4	0	1	0	0	0	3						
16 Ángel Pagán, S (1.8) OBP: 0.340, SLG: 0.341										2	1	2	1	1	0	0						
22 Willie Harris, L (1.7) OBP: 0.353, SLG: 0.467										3	0	0	0	1	1	5						
30 Josh Thole, L (1.2) OBP: 0.306, SLG: 0.273										4	0	0	0	0	1	2						
49 Jonathon Niese, L (1.1) ERA: 2.77										1	0	0	0	0	0	0						
51 Matt Reynolds, L (6.1) ERA: 5.4										1	0	0	0	0	0	0						
55 Felipe Paulino, R (7.1) ERA: 1.93										0	0	0	0	0	0	0						
27 Matt Lindstrom, R (8.1) ERA: 1.8										0	0	0	0	0	0	0						
12 Scott Hairston, R (8. PH) ERA: 0.9										0	0	0	0	0	0	0						
77 D.J. Carrasco, R (9.1)										0	0	0	0	0	0	0						
Inning Stats	R: 1 E: 0 K: 1 S: 8	H: 1 LOB: 1 BB: 1 P: 15	R: 1 E: 0 K: 1 S: 10	H: 1 LOB: 1 BB: 1 P: 20	R: 0 E: 0 K: 0 S: 16	H: 1 LOB: 3 BB: 2 P: 28	R: 1 E: 0 K: 0 S: 11	H: 2 LOB: 1 BB: 0 P: 14	R: 0 E: 0 K: 0 S: 9	H: 1 LOB: 1 BB: 0 P: 16	R: 0 E: 0 K: 0 S: 10	H: 1 LOB: 1 BB: 0 P: 15	R: 1 E: 0 K: 1 S: 12	H: 2 LOB: 1 BB: 0 P: 18	R: 0 E: 0 K: 0 S: 6	H: 0 LOB: 0 BB: 0 P: 8	R: 0 E: 0 K: 0 S: 11	H: 0 LOB: 0 BB: 0 P: 14	1B: 5 2B: 3 3B: 1 HR: 0	SF: 1 SAC: 1 DP: 0 HBP: 0	WP: 2 PB: 0 SB: 0 CS: 0	PA: 40
PITCHER	IP WLS BF H R ER SO BB IBB HBP BLK WP HR S P ERA WHIP																					
48 Esmil Rogers, R (1.1) ERA: 2.77	5.2 W 28 4 3 3 2 4 0 0 0 0 0 63 106 4.76 1.941																					
51 Matt Reynolds, L (6.1) ERA: 5.4	0.1 H 1 0 0 0 0 0 0 0 0 0 0 1 2 0.00 0.000																					
55 Felipe Paulino, R (7.1) ERA: 1.93	1.0 H 5 2 1 1 1 0 0 0 0 0 0 12 18 9.00 2.000																					
27 Matt Lindstrom, R (8.1) ERA: 1.8	1.0 H 3 0 0 0 0 0 0 0 0 0 0 6 8 0.00 0.000																					
16 Huston Street, R (9.1) ERA: 0.9	1.0 S 3 0 0 0 0 0 0 0 0 0 0 11 14 0.00 0.000																					

Colorado Rockies @ New York Mets
Citi Field, Flushing, NY
Wed Apr 13 2011, 7:11 PM - 10:04 PM EDT
Att: 25,878 - Overcast - 49 F

livebaseballscorecards.com

AB 34
R 4
H 9
RBI 3
BB 4
SO 3
LOB 15



Batter	1	2	3	4	5	6	7	8	9	AB	R	H	RBI	BB	SO	LOB	TOP				
24 Dexter Fowler, S OBP: 0.346, SLG: 0.333	F8		5 BB 1B		7 G4-3 2B		F7	P4		5	0	2	0	0	0	1					
7 Seth Smith, L OBP: 0.372, SLG: 0.564	G3		F6		G4-3		E8 5 HR 2B		K	5	1	1	1	0	1	3					
5 Carlos González, L OBP: 0.320, SLG: 0.378	F7		F6 2 G6-3 1B		K		HR		F8	4	1	1	2	1	1	1					
2 Troy Tulowitzki, R OBP: 0.481, SLG: 0.875		26 PB 9 BB 1B	G6-3			22 FC3-5 23 BB 1B		HR		4	1	3	1	1	0	3					
23 Jason Giambi, L OBP: 0.333, SLG: 0.545	K			L3		9 FC6-4 22 FC3-5 26 BB 2B		G4-3		3	1	0	0	1	1	1					
17 Todd Helton, L OBP: 0.333, SLG: 0.458									F8	1	0	0	0	0	0	1					
22 Jose Lopez, R OBP: 0.205, SLG: 0.342	F8			K		FC3-5 9 FC6-4		F8		4	0	0	0	0	1	3					
9 Ian Stewart, L OBP: 0.095, SLG: 0.050				K		FC6-4 26 BB 2B		K		3	1	0	0	1	2	2					
26 Jose Morales, S OBP: 0.444, SLG: 0.429	G5-3				24 BB 7 SH3-4 G4-3 BB					3	1	2	2	1	0	2					
Greg Reynolds, R OBP: 0.200, SLG: 0.200					5 BB 24 BB 1B					1	0	1	0	0	0	0					
21 Ty Wigginton, R OBP: 0.245, SLG: 0.250										1	0	0	0	0	0	1					
56 Franklin Morales, L OBP: 0.245, SLG: 0.192										0	0	0	0	0	0	0					
34 Matt Belisle, R OBP: 0.245, SLG: 0.192										0	0	0	0	0	0	0					
51 Matt Reynolds, L OBP: 0.245, SLG: 0.192										0	0	0	0	0	0	0					
16 Huston Street, R OBP: 0.245, SLG: 0.192										0	0	0	0	0	0	0					
27 Matt Lindstrom, R OBP: 0.245, SLG: 0.192										0	0	0	0	0	0	0					
Inning Stats	R: 0 E: 0 K: 0 S: 4	H: 0 LOB: 0 BB: 0 P: 8	R: 0 E: 0 K: 1 S: 10	H: 1 LOB: 2 BB: 1 P: 21	R: 0 E: 0 K: 0 S: 11	H: 2 LOB: 2 BB: 1 P: 21	R: 0 E: 0 K: 2 S: 10	H: 0 LOB: 0 BB: 0 P: 15	R: 1 E: 0 K: 1 S: 10	H: 1 LOB: 1 BB: 1 P: 16	R: 2 E: 0 K: 0 S: 11	H: 2 LOB: 1 BB: 1 P: 17	R: 3 E: 1 K: 0 S: 19	H: 3 LOB: 0 BB: 0 P: 28	R: 0 E: 0 K: 1 S: 7	H: 1 LOB: 1 BB: 0 P: 10	R: 0 E: 0 K: 1 S: 9	H: 0 LOB: 1 BB: 1 P: 18	1B: 5 2B: 3 3B: 0 HR: 2	SF: 0 SAC: 2 DP: 1 HBP: 0	WP: 0 PA: 41 PB: 1 SB: 0 CS: 0
PITCHER	IP WLS BF H R ER SO BB IBB HBP BLK WP HR S P ERA WHIP	IP WLS BF H R ER SO BB IBB HBP BLK WP HR S P ERA WHIP	IP WLS BF H R ER SO BB IBB HBP BLK WP HR S P ERA WHIP	IP WLS BF H R ER SO BB IBB HBP BLK WP HR S P ERA WHIP	IP WLS BF H R ER SO BB IBB HBP BLK WP HR S P ERA WHIP	IP WLS BF H R ER SO BB IBB HBP BLK WP HR S P ERA WHIP	IP WLS BF H R ER SO BB IBB HBP BLK WP HR S P ERA WHIP	IP WLS BF H R ER SO BB IBB HBP BLK WP HR S P ERA WHIP	IP WLS BF H R ER SO BB IBB HBP BLK WP HR S P ERA WHIP	IP WLS BF H R ER SO BB IBB HBP BLK WP HR S P ERA WHIP	IP WLS BF H R ER SO BB IBB HBP BLK WP HR S P ERA WHIP	IP WLS BF H R ER SO BB IBB HBP BLK WP HR S P ERA WHIP	IP WLS BF H R ER SO BB IBB HBP BLK WP HR S P ERA WHIP	IP WLS BF H R ER SO BB IBB HBP BLK WP HR S P ERA WHIP	IP WLS BF H R ER SO BB IBB HBP BLK WP HR S P ERA WHIP	IP WLS BF H R ER SO BB IBB HBP BLK WP HR S P ERA WHIP	IP WLS BF H R ER SO BB IBB HBP BLK WP HR S P ERA WHIP	IP WLS BF H R ER SO BB IBB HBP BLK WP HR S P ERA WHIP	IP WLS BF H R ER SO BB IBB HBP BLK WP HR S P ERA WHIP	IP WLS BF H R ER SO BB IBB HBP BLK WP HR S P ERA WHIP	IP WLS BF H R ER SO BB IBB HBP BLK WP HR S P ERA WHIP

Colorado Rockies @ New York Mets
Citi Field, Flushing, NY
Thu Apr 14 2011, 12:13 PM - 3:35 PM EDT
Partly Cloudy - 58 F

AB	34
R	6
H	10
RBI	6
BB	5
SO	6
LOB	18



Batter	1	2	3	4	5	6	7	8	9	AB	R	H	RBI	BB	SO	LOB	BOTTOM				
7 José Reyes, S OBP: 0.362, SLG: 0.554	B2				28 G4-6-3 BB			HR	FC4-6 28 S	4	1	2	1	1	0	2					
28 Daniel Murphy, L OBP: 0.310, SLG: 0.346	5 FC5 2B		G1-3		G4-6-3			G1-3		4	0	1	0	1	0	2					
5 David Wright, R OBP: 0.345, SLG: 0.500	FC5			29 WP 16 SF8 2B	G6-3			F8	F9	5	1	1	0	0	0	4					
29 Ike Davis, L OBP: 0.412, SLG: 0.512	K			22 G3-1 12 BB 1B				K		2	1	0	0	2	2	1					
16 Ángel Pagán, S OBP: 0.315, SLG: 0.318	G1-3			SF8		G6-3			F7	3	0	0	1	0	0	1					
22 Willie Harris, L OBP: 0.368, SLG: 0.455	G4-3			G3-1					12 HR BB	3	1	1	0	1	0	1					
12 Scott Hairston, R OBP: 0.227, SLG: 0.300	G6-3			30 BB 1B		CS			12 HR BB	4	1	2	3	0	1	0					
30 Josh Thole, L OBP: 0.325, SLG: 0.297			G1-3						7 FC4-6 15 BB 1B	4	0	2	0	0	0	0					
25 Chin-Lung Hu, R OBP: 0.143, SLG: 0.143										0	0	0	0	0	0	0					
43 R.A. Dickey, R ERA: 3.27										2	0	0	0	0	0	2					
39 Bobby Parnell, R ERA: 2.45										0	0	0	0	0	0	0					
4 Brad Emaus, R ERA: 2.45										1	0	0	0	0	0	1					
40 Tim Lincecum, R ERA: 2.45										0	0	0	0	0	0	0					
18 Ryota Igarashi, R ERA: 4.91										1	0	1	0	0	0	0					
15 Carlos Beltrán, S OBP: 0.200, SLG: 0.200										1	0	1	0	0	0	0					
Inning Stats	R: 0 E: 0 K: 1 S: 15	H: 1 LOB: 1 BB: 0 P: 22	R: 0 E: 0 K: 0 S: 5	H: 0 LOB: 0 BB: 0 P: 8	R: 0 E: 0 K: 0 S: 10	H: 1 LOB: 1 BB: 0 P: 13	R: 2 E: 0 K: 0 S: 10	H: 3 LOB: 2 BB: 1 P: 21	R: 0 E: 0 K: 0 S: 9	H: 0 LOB: 0 BB: 1 P: 15	R: 0 E: 0 K: 0 S: 6	H: 1 LOB: 0 BB: 1 P: 14	R: 0 E: 0 K: 2 S: 10	H: 0 LOB: 0 BB: 0 P: 16	R: 1 E: 0 K: 1 S: 13	H: 1 LOB: 0 BB: 0 P: 21	R: 2 E: 0 K: 0 S: 24	H: 3 LOB: 3 BB: 2 P: 44	1B: 5 2B: 3 3B: 0 HR: 2	SF: 1 SAC: 0 DP: 2 HBP: 0	WP: 1 PA: 40 PB: 0 SB: 1 CS: 1
PITCHER	IP WLS BF H R ER SO BB IBB HBP BLK WP HR S P ERA WHIP	IP WLS BF H R ER SO BB IBB HBP BLK WP HR S P ERA WHIP	IP WLS BF H R ER SO BB IBB HBP BLK WP HR S P ERA WHIP	IP WLS BF H R ER SO BB IBB HBP BLK WP HR S P ERA WHIP	IP WLS BF H R ER SO BB IBB HBP BLK WP HR S P ERA WHIP	IP WLS BF H R ER SO BB IBB HBP BLK WP HR S P ERA WHIP	IP WLS BF H R ER SO BB IBB HBP BLK WP HR S P ERA WHIP	IP WLS BF H R ER SO BB IBB HBP BLK WP HR S P ERA WHIP	IP WLS BF H R ER SO BB IBB HBP BLK WP HR S P ERA WHIP	IP WLS BF H R ER SO BB IBB HBP BLK WP HR S P ERA WHIP	IP WLS BF H R ER SO BB IBB HBP BLK WP HR S P ERA WHIP	IP WLS BF H R ER SO BB IBB HBP BLK WP HR S P ERA WHIP	IP WLS BF H R ER SO BB IBB HBP BLK WP HR S P ERA WHIP	IP WLS BF H R ER SO BB IBB HBP BLK WP HR S P ERA WHIP	IP WLS BF H R ER SO BB IBB HBP BLK WP HR S P ERA WHIP	IP WLS BF H R ER SO BB IBB HBP BLK WP HR S P ERA WHIP	IP WLS BF H R ER SO BB IBB HBP BLK WP HR S P ERA WHIP	IP WLS BF H R ER SO BB IBB HBP BLK WP HR S P ERA WHIP	IP WLS BF H R ER SO BB IBB HBP BLK WP HR S P ERA WHIP	IP WLS BF H R ER SO BB IBB HBP BLK WP HR S P ERA WHIP	IP WLS BF H R ER SO BB IBB HBP BLK WP HR S P ERA WHIP

Colorado Rockies @ New York Mets
Citi Field, Flushing, NY
Thu Apr 14 2011, 12:13 PM - 3:35 PM EDT
Partly Cloudy - 58 F

AB	33
R	5
H	10
RBI	5
BB	5
SO	4
LOB	13



Batter	1	2	3	4	5	6	7	8	9	AB	R	H	RBI	BB	SO	LOB	TOP					
7 José Reyes, S OBP: 0.333, SLG: 0.478										4	0	0	0	0	2	1	New York Mets @ Atlanta Braves Turner Field, Atlanta, GA Sat Apr 16 2011, 7:41 PM - 10:09 PM EDT Att: 31,383 - Partly Cloudy - 60 F					
16 Angel Pagan, S OBP: 0.294, SLG: 0.268										4	0	0	0	0	2	1						
5 David Wright, R OBP: 0.333, SLG: 0.458										3	0	0	0	0	1	0						
15 Carlos Beltrán, S OBP: 0.320, SLG: 0.467										3	0	0	0	0	0	0						
29 Ike Davis, L OBP: 0.371, SLG: 0.423										3	0	0	0	0	1	0						
22 Willie Harris, L OBP: 0.270, SLG: 0.450										3	0	1	0	0	2	0						
28 Daniel Murphy, L OBP: 0.294, SLG: 0.355										3	0	1	0	0	0	0						
13 Mike Nickeas, R OBP: 0.308, SLG: 0.273										1	0	0	0	1	0	0						
30 Josh Thole, L OBP: 0.304, SLG: 0.279										1	0	0	0	0	1	0						
34 Mike Pelfrey, R OBP: 0.299, SLG: 0.360										1	0	0	0	0	0	0						
27 Pedro Beato, R OBP: 0.299, SLG: 0.360										0	0	0	0	0	0	0						
33 Taylor Buchholz, R OBP: 0.299, SLG: 0.360										0	0	0	0	0	0	0						
12 Scott Hairston, R OBP: 0.299, SLG: 0.360										1	0	0	0	0	0	0						
Inning Stats	R: 0 E: 0 K: 1 S: 8	H: 0 LOB: 0 BB: 0 P: 13	R: 0 E: 0 K: 0 S: 9	H: 1 LOB: 0 BB: 0 P: 15	R: 0 E: 0 K: 0 S: 8	H: 0 LOB: 0 BB: 0 P: 13	R: 0 E: 0 K: 0 S: 8	H: 0 LOB: 0 BB: 0 P: 12	R: 0 E: 0 K: 1 S: 9	H: 0 LOB: 0 BB: 0 P: 15	R: 0 E: 0 K: 0 S: 7	H: 1 LOB: 1 BB: 1 P: 16	R: 0 E: 0 K: 2 S: 9	H: 0 LOB: 0 BB: 0 P: 16	R: 0 E: 0 K: 2 S: 10	H: 0 LOB: 0 BB: 0 P: 13	R: 0 E: 0 K: 3 S: 12	H: 0 LOB: 1 BB: 0 P: 14	1B: 1 2B: 1 3B: 0 HR: 0	SF: 0 SAC: 1 DP: 0 HBP: 0	WP: 1 PB: 0 SB: 0 CS: 2	PA: 30
PITCHER	IP WLS BF H R ER SO BB IBB HBP BLK WP HR S P ERA WHIP																					
49 Jair Jurrjens, R ERA: 4.91	7.0 W 22 2 0 0 4 1 0 0 0 0 0 0 58 100 0.00 0.429																					
52 George Sherrill, L ERA: 3.86	1.0 3 0 0 0 2 0 0 0 0 0 0 0 10 13 0.00 0.000																					
19 Scott Linebrink, R ERA: 3.86	1.0 4 0 0 0 3 0 0 0 0 0 1 0 12 14 0.00 0.000																					

Batter	1	2	3	4	5	6	7	8	9	AB	R	H	RBI	BB	SO	LOB	BOTTOM			
14 Martín Prado, R OBP: 0.273, SLG: 0.406										4	2	2	0	0	0	2	New York Mets @ Atlanta Braves Turner Field, Atlanta, GA Sat Apr 16 2011, 7:41 PM - 10:09 PM EDT Att: 31,383 - Partly Cloudy - 60 F			
13 Nate McLouth, L OBP: 0.289, SLG: 0.275										3	0	0	0	0	0	3				
10 Chipper Jones, S OBP: 0.390, SLG: 0.519										3	1	2	1	1	1	0				
20 Eric Hinske, L OBP: 0.231, SLG: 0.231										4	0	3	1	0	1	0				
52 George Sherrill, L OBP: 0.231, SLG: 0.231										0	0	0	0	0	0	0				
19 Scott Linebrink, R OBP: 0.231, SLG: 0.231										0	0	0	0	0	0	0				
26 Dan Uggla, R OBP: 0.200, SLG: 0.345										4	0	1	1	0	1	4				
22 Jason Heyward, L OBP: 0.386, SLG: 0.478										4	1	1	0	0	0	2				
2 Alex Gonzalez, R OBP: 0.281, SLG: 0.509										4	0	1	0	0	0	0				
8 David Ross, R OBP: 0.429, SLG: 0.333										4	0	1	1	0	2	0				
49 Jair Jurrjens, R ERA: 4.91										2	0	0	0	0	2	0				
5 Freddie Freeman, L OBP: 0.320, SLG: 0.364										0	0	0	0	0	0	0				
Inning Stats	R: 1 E: 0 K: 0 S: 13	H: 3 LOB: 2 BB: 0 P: 22	R: 0 E: 0 K: 2 S: 8	H: 0 LOB: 0 BB: 0 P: 11	R: 1 E: 0 K: 0 S: 9	H: 3 LOB: 1 BB: 0 P: 15	R: 0 E: 0 K: 0 S: 6	H: 0 LOB: 0 BB: 0 P: 7	R: 1 E: 0 K: 1 S: 10	H: 2 LOB: 2 BB: 1 P: 22	R: 1 E: 0 K: 0 S: 12	H: 3 LOB: 2 BB: 0 P: 15	R: 0 E: 0 K: 3 S: 9	H: 0 LOB: 0 BB: 0 P: 14	R: 0 E: 0 K: 1 S: 9	H: 0 LOB: 0 BB: 0 P: 15	1B: 10 2B: 1 3B: 0 HR: 0	SF: 0 SAC: 2 DP: 1 HBP: 0	WP: 0 PB: 0 SB: 1 CS: 0	PA: 35
PITCHER	IP WLS BF H R ER SO BB IBB HBP BLK WP HR S P ERA WHIP																			
34 Mike Pelfrey, R ERA: 9.72	5.0 L 26 11 4 4 3 0 0 0 0 0 0 0 15 20 0.00 0.000																			
27 Pedro Beato, R ERA: 9.72	2.0 6 0 0 0 3 0 0 0 0 0 0 0 9 15 0.00 0.000																			
33 Taylor Buchholz, R ERA: 2.25	1.0 3 0 0 0 1 0 0 0 0 0 0 0 9 15 0.00 0.000																			

Batter	1	2	3	4	5	6	7	8	9	AB	R	H	RBI	BB	SO	LOB	TOP					
7 José Reyes, S OBP: 0.351, SLG: 0.493										4	2	2	0	1	1	0	New York Mets @ Atlanta Braves Turner Field, Atlanta, GA Sun Apr 17 2011, 1:36 PM - 4:27 PM EDT Att: 29,625 - Sunny - 66 F					
30 Josh Thole, L OBP: 0.320, SLG: 0.298										4	1	2	2	0	1	1						
5 David Wright, R OBP: 0.314, SLG: 0.429										4	0	0	0	0	3	3						
15 Carlos Beltrán, S OBP: 0.333, SLG: 0.458										3	0	1	0	0	1	0						
29 Ike Davis, L OBP: 0.394, SLG: 0.455										3	0	2	1	1	1	1						
16 Angel Pagán, S OBP: 0.271, SLG: 0.254										3	0	0	0	0	2	4						
22 Willie Harris, L OBP: 0.360, SLG: 0.432										4	0	1	0	0	2	4						
4 Brad Emaus, R OBP: 0.262, SLG: 0.162										3	0	0	0	1	1	1						
75 Francisco Rodríguez, R (9, 1)										0	0	0	0	0	0	0						
35 Dillon Gee, R (1, 1)										2	0	0	0	0	1	2						
38 Chris Capuano, L (6, 1)										0	0	0	0	0	0	0						
12 Scott Harrison, R (7, PH)										1	0	0	0	0	0	0						
43 R.A. Dickey, R (7, 1)										0	0	0	0	0	0	0						
45 Jason Iiringhausen, R (8, 1)										0	0	0	0	0	0	0						
25 Chin-Lung Hu, R (9, 4)										1	0	0	0	0	0	0						
Inning Stats	R: 2 E: 0 K: 3 S: 19	H: 3 LOB: 2 BB: 0 P: 28	R: 0 E: 0 K: 2 S: 9	H: 0 LOB: 0 BB: 0 P: 10	R: 0 E: 0 K: 2 S: 11	H: 0 LOB: 0 BB: 0 P: 16	R: 0 E: 0 K: 1 S: 8	H: 0 LOB: 2 BB: 2 P: 20	R: 1 E: 0 K: 1 S: 13	H: 2 LOB: 0 BB: 0 P: 23	R: 0 E: 0 K: 0 S: 9	H: 2 LOB: 1 BB: 1 P: 12	R: 0 E: 0 K: 2 S: 9	H: 0 LOB: 1 BB: 1 P: 16	R: 0 E: 0 K: 2 S: 10	H: 1 LOB: 1 BB: 0 P: 11	R: 0 E: 0 K: 1 S: 8	H: 0 LOB: 0 BB: 0 P: 9	1B: 6 2B: 4 3B: 0 HR: 0	SF: 0 SAC: 1 DP: 2 HBP: 1	WP: 0 PB: 0 SB: 1 CS: 1	PA: 37
PITCHER	IP WLS BF H R ER SO BB IBB HBP BLK WP HR S P ERA WHIP																					
48 Tommy Hanson, R (1, 1)	5.0 L 22 5 3 3 9 1 1 1 0 0 0 0 60 97 5.40 1.200																					
52 George Sherrill, L (6, 1)	0.2 3 2 0 0 0 0 0 0 0 0 0 0 6 8 0.00 3.000																					
50 Cristhian Martinez, R (6, 1)	1.1 5 0 0 0 2 1 0 0 0 0 0 0 12 20 0.00 0.750																					
34 Eric O'Flaherty, L (8, 1)	2.0 7 1 0 0 3 0 0 0 0 0 0 0 18 20 0.00 0.500																					

Batter	1	2	3	4	5	6	7	8	9	AB	R	H	RBI	BB	SO	LOB	BOTTOM			
14 Martín Prado, R OBP: 0.257, SLG: 0.382										4	0	0	0	0	0	1	New York Mets @ Atlanta Braves Turner Field, Atlanta, GA Sun Apr 17 2011, 1:36 PM - 4:27 PM EDT Att: 29,625 - Sunny - 66 F			
22 Jason Heyward, L (1, 9)										4	1	2	1	0	0	0				
16 Brian McCann, L (1, 2)										3	0	1	0	1	1	1				
26 Dan Uggla, R (1, 4)										4	1	1	0	0	1	3				
20 Eric Hinske, L (1, 7)										2	0	0	0	2	2	1				
5 Freddie Freeman, L (1, 3)										2	0	1	1	0	0	0				
10 Chipper Jones, S (6, PH)										1	0	0	0	1	0	2				
2 Alex Gonzalez, R (1, 6)										3	0	1	0	0	1	0				
17 Matt Young, L (1, 8)										4	0	1	0	0	0	4				
48 Tommy Hanson, R (1, 1)											1	0	0	0	0	1		3		
13 Nate McLouth, L (5, PH)										1	0	0	0	0	0	0				
52 George Sherrill, L (6, 1)										0	0	0	0	0	0	0				
50 Cristhian Martinez, R (6, 1)										0	0	0	0	0	0	0				
23 Brandon Hicks, R (7, PH)										1	0	0	0	0	0	1				
34 Eric O'Flaherty, L (8, 1)										0	0	0	0	0	0	0				
7 Brooks Conrad, S (9, PH)										1	0	0	0	0	0	1				
Inning Stats	R: 0 E: 0 K: 1 S: 7	H: 0 LOB: 0 BB: 0 P: 10	R: 1 E: 0 K: 1 S: 10	H: 3 LOB: 3 BB: 1 P: 18	R: 0 E: 0 K: 0 S: 12	H: 1 LOB: 0 BB: 0 P: 20	R: 0 E: 0 K: 1 S: 9	H: 0 LOB: 0 BB: 0 P: 14	R: 0 E: 0 K: 0 S: 8	H: 1 LOB: 2 BB: 1 P: 18	R: 0 E: 0 K: 1 S: 11	H: 1 LOB: 1 BB: 0 P: 16	R: 1 E: 0 K: 2 S: 9	H: 1 LOB: 0 BB: 1 P: 17	R: 0 E: 0 K: 1 S: 7	H: 0 LOB: 1 BB: 1 P: 16	1B: 5 2B: 1 3B: 1 HR: 1	SF: 0 SAC: 1 DP: 1 HBP: 0	WP: 0 PB: 0 SB: 0 CS: 2	PA: 36
PITCHER	IP WLS BF H R ER SO BB IBB HBP BLK WP HR S P ERA WHIP																			
35 Dillon Gee, R (1, 1)	5.2 W 23 5 1 1 4 2 0 0 0 0 0 0 3 4 1.59 1.235																			
38 Chris Capuano, L (6, 1)	0.1 H 1 0 0 0 0 0 0 0 0 0 0 0 3 4 0.00 0.000																			
43 R.A. Dickey, R (7, 1)	1.0 H 4 1 0 0 1 0 0 0 0 0 0 0 11 16 0.00 1.000																			
45 Jason Iringhausen, R (8, 1)	1.0 H 4 1 1 1 2 1 0 0 0 0 0 1 9 17 9.00 2.000																			
75 Francisco Rodríguez, R (9, 1)	1.0 S 4 0 0 0 1 1 0 0 0 0 0 0 7 16 0.00 1.000																			

AB	32
R	3
H	8
RBI	3
BB	3
SO	14
LOB	16



AB	31
R	2
H	7
RBI	2
BB	4
SO	8
LOB	17



Batter	1	2	3	4	5	6	7	8	9	AB	R	H	RBI	BB	SO	LOB	TOP	
24 Chris Young, R (1.8) OBP: 0.259, SLG: 0.500										4	0	1	0	0	0	1		
2 Kelly Johnson, L (1.4) OBP: 0.275, SLG: 0.389										3	1	1	0	1	0	0		
10 Justin Upton, R (1.9) OBP: 0.346, SLG: 0.521										4	0	1	1	0	2	2		
6 Stephen Drew, L (1.6) OBP: 0.362, SLG: 0.500										4	0	0	0	0	0	3		
26 Miguel Montero, L (1.2) OBP: 0.424, SLG: 0.544										4	0	0	0	0	0	3		
14 Ryan Roberts, R (1.5) OBP: 0.351, SLG: 0.698										2	0	0	0	2	1	0		
33 Russell Branyan, L (1.3) OBP: 0.368, SLG: 0.455										4	0	1	0	0	2	2		
8 Gerardo Parra, L (1.7) OBP: 0.302, SLG: 0.317										4	0	1	0	0	1	3		
34 Joe Saunders, L (1.1) 32 Esmerling Vasquez, R (7.1) 58 Juan Gutierrez, R (8.1) 47 Joe Paterson, R (8.1)										3	0	0	0	0	0	3		
Inning Stats	R: 0 E: 0 K: 1 S: 9	H: 1 LOB: 2 BB: 1 P: 16	R: 0 E: 0 K: 1 S: 9	H: 0 LOB: 1 BB: 1 P: 17	R: 1 E: 1 K: 0 S: 14	H: 2 LOB: 1 BB: 0 P: 20	R: 0 E: 0 K: 0 S: 11	H: 1 LOB: 1 BB: 0 P: 16	R: 0 E: 0 K: 1 S: 9	H: 0 LOB: 0 BB: 0 P: 12	R: 0 E: 0 K: 0 S: 8	H: 1 LOB: 1 BB: 0 P: 13	R: 0 E: 0 K: 0 S: 11	H: 0 LOB: 1 BB: 1 P: 19	1B: 1 2B: 3 3B: 1 HR: 0	SF: 0 SAC: 0 DP: 0 HBP: 0	WP: 0 PB: 0 SB: 0 CS: 1	PA: 35
PITCHER	IP WLS BF H R ER SO BB IBB HBP BLK WP HR S P ERA WHIP																	
34 Mike Pelfrey, R (1.1) ERA: 7.23	7.0 W 28 5 1 1 4 2 0 0 0 0 0 0 69 106 1.29 1.000																	
45 Jason Isringhausen, R (8.1) ERA: 1.93	1.0 H 3 0 0 0 0 0 0 0 0 0 0 0 11 17 0.00 0.000																	
75 Francisco Rodriguez, R (9.1) ERA: 2.7	1.0 S 4 0 0 0 2 1 0 0 0 0 0 0 11 19 0.00 0.000																	

Arizona Diamondbacks @ New York Mets
 Citi Field, Flushing, NY
 Fri Apr 22 2011, 7:12 PM - 10:17 PM EDT
 Att: 26,546 - Cloudy - 45 F

AB	32
R	1
H	5
RBI	1
BB	3
SO	6
LOB	17



Batter	1	2	3	4	5	6	7	8	9	AB	R	H	RBI	BB	SO	LOB	BOTTOM			
7 José Reyes, S (1.6) OBP: 0.351, SLG: 0.461										4	1	1	0	0	0	0				
28 Daniel Murphy, L (1.4) OBP: 0.326, SLG: 0.450										4	1	1	0	0	1	1				
5 David Wright, R (1.5) OBP: 0.333, SLG: 0.440										2	1	0	0	2	0	1				
15 Carlos Beltrán, S (1.9) OBP: 0.357, SLG: 0.524										3	0	1	1	1	0	1				
44 Jason Bay, R (1.7) OBP: 0.250, SLG: 0.500										4	0	1	0	0	2	5				
Ike Davis, L (1.3) OBP: 0.376, SLG: 0.522										4	1	1	2	0	2	4				
13 Mike Niekas, R (1.2) OBP: 0.350, SLG: 0.471										3	0	1	0	1	0	2				
20 Jason Pridie, L (1.8) OBP: 0.333, SLG: 0.412										3	0	0	0	1	1	5				
34 Mike Pelfrey, R (1.1) 22 Willie Harris, L (7.7) 45 Jason Isringhausen, R (8.1) 75 Francisco Rodriguez, R (9.1)										2	0	0	0	0	0	0				
Inning Stats	R: 0 E: 0 K: 0 S: 11	H: 1 LOB: 0 BB: 0 P: 19	R: 0 E: 0 K: 2 S: 15	H: 1 LOB: 2 BB: 1 P: 23	R: 0 E: 0 K: 0 S: 8	H: 0 LOB: 0 BB: 0 P: 12	R: 0 E: 0 K: 0 S: 8	H: 0 LOB: 0 BB: 1 P: 18	R: 0 E: 0 K: 1 S: 7	H: 0 LOB: 0 BB: 0 P: 11	R: 0 E: 0 K: 1 S: 8	H: 0 LOB: 0 BB: 0 P: 13	R: 2 E: 0 K: 1 S: 17	H: 2 LOB: 2 BB: 2 P: 33	R: 2 E: 0 K: 1 S: 23	H: 2 LOB: 3 BB: 1 P: 40	1B: 4 2B: 1 3B: 0 HR: 1	SF: 0 SAC: 0 DP: 1 HBP: 0	WP: 0 PB: 1 SB: 1 CS: 1	PA: 35
PITCHER	IP WLS BF H R ER SO BB IBB HBP BLK WP HR S P ERA WHIP																			
34 Joe Saunders, L (1.1) ERA: 4.86	6.0 21 2 1 1 1 3 0 0 0 0 0 1 13 25 9.00 3.000																			
32 Esmerling Vasquez, R (7.1) ERA: 3.0	1.0 L 6 2 1 1 1 1 0 0 0 0 0 0 1 13 25 9.00 3.000																			
58 Juan Gutierrez, R (8.1) ERA: 9.23	0.1 5 2 2 0 1 1 0 0 0 0 0 0 15 26 0.00 9.000																			
47 Joe Paterson, L (8.1) ERA: 2.7	0.2 3 0 0 0 0 0 0 0 0 0 0 0 8 14 0.00 0.000																			

Arizona Diamondbacks @ New York Mets
 Citi Field, Flushing, NY
 Fri Apr 22 2011, 7:12 PM - 10:17 PM EDT
 Att: 26,546 - Cloudy - 45 F

AB	30
R	4
H	6
RBI	3
BB	5
SO	6
LOB	21



Batter	1	2	3	4	5	6	7	8	9	AB	R	H	RBI	BB	SO	LOB	TOP										
14 Ryan Roberts, R OBP: 0.433, SLG: 0.620										3	1	0	1	2	1	2											
2 Kelly Johnson, L OBP: 0.236, SLG: 0.358										5	0	1	0	0	2	2											
10 Justin Upton, R OBP: 0.360, SLG: 0.526										3	2	1	0	1	0	2											
6 Stephen Drew, L OBP: 0.394, SLG: 0.574										4	0	3	2	0	0	0											
24 Chris Young, R OBP: 0.233, SLG: 0.447										4	0	0	1	0	0	4											
26 Miguel Montero, L OBP: 0.392, SLG: 0.538										4	0	0	0	0	0	4											
22 Xavier Nady, R OBP: 0.360, SLG: 0.333										4	1	1	0	0	0	1											
8 Gerardo Parra, L OBP: 0.333, SLG: 0.347										4	0	2	0	0	0	0											
59 Armando Galarraga, R 55 Josh Collmenter, R 46 Juan Miranda, L 58 Juan Gutierrez, R 47 Joe Paterson, R 4 Melvin Mora, R										0	0	0	0	0	0	0											
Inning Stats	R: 0 E: 0 K: 2 S: 10	H: 0 LOB: 0 BB: 0 P: 16	R: 0 E: 0 K: 0 S: 7	H: 0 LOB: 0 BB: 0 P: 9	R: 0 E: 0 K: 0 S: 12	H: 1 LOB: 1 BB: 0 P: 15	R: 1 E: 0 K: 0 S: 10	H: 1 LOB: 1 BB: 0 P: 17	R: 0 E: 0 K: 0 S: 6	H: 0 LOB: 0 BB: 0 P: 8	R: 1 E: 0 K: 0 S: 9	H: 2 LOB: 1 BB: 1 P: 15	R: 1 E: 0 K: 1 S: 10	H: 2 LOB: 1 BB: 0 P: 15	R: 1 E: 0 K: 0 S: 7	H: 2 LOB: 1 BB: 0 P: 16	R: 0 E: 0 K: 1 S: 12	H: 0 LOB: 1 BB: 1 P: 21	1B: 5 2B: 3 3B: 0 HR: 0	SF: 0 SAC: 1 DP: 0 HBP: 0	WP: 0 PB: 1 SB: 0 CS: 0	PA: 38					
PITCHER	IP	WLS	BF	H	R	ER	SO	BB	IBB	HBP	BLK	WP	HR	S	P	ERA	WHIP										
49 Jonathon Niese, L ERA: 5.1	7.0	W	29	6	3	2	3	2	0	0	0	0	0	64	95	2.57	1.143										
77 D.J. Carrasco, R ERA: 5.91	0.1		3	2	1	1	0	0	0	0	0	0	0	4	8	27.00	6.000										
40 Tim Byrdak, L ERA: 7.5	1.0		3	0	0	0	0	0	0	0	0	0	0	7	15	0.00	0.000										
18 Ryota Igarashi, R ERA: 4.15	0.2		3	0	0	0	1	1	0	0	0	0	0	8	14	0.00	1.500										

Arizona Diamondbacks @ New York Mets
Citi Field, Flushing, NY
Sun Apr 24 2011, 1:12 PM - 3:59 PM EDT
Att: 22,232 - Sunny - 75 F

AB 34
R 4
H 8
RBI 4
BB 3
SO 4
LOB 17





Batter	1	2	3	4	5	6	7	8	9	AB	R	H	RBI	BB	SO	LOB	BOTTOM											
7 José Reyes, S OBP: 0.356, SLG: 0.449										5	0	1	0	0	1	0												
28 Daniel Murphy, L OBP: 0.340, SLG: 0.417										3	1	0	0	1	0	1												
5 David Wright, R OBP: 0.351, SLG: 0.512										4	3	2	3	1	0	1												
15 Carlos Beltrán, S OBP: 0.367, SLG: 0.521										4	2	2	0	1	0	1												
44 Jason Bay, R OBP: 0.412, SLG: 0.667										3	0	1	0	2	2	3												
Ike Davis, L OBP: 0.407, SLG: 0.579										3	1	2	1	2	1	3												
30 Josh Thole, L OBP: 0.269, SLG: 0.258										3	0	0	1	0	0	5												
20 Jason Pridie, L OBP: 0.250, SLG: 0.455										4	1	1	3	0	1	1												
49 Jonathon Niese, L 22 Willie Harris, L 77 D.J. Carrasco, R 40 Tim Byrdak, L 18 Ryota Igarashi, R										3	0	0	0	0	2	0												
Inning Stats	R: 2 E: 0 K: 1 S: 17	H: 1 LOB: 3 BB: 3 P: 34	R: 0 E: 0 K: 2 S: 10	H: 1 LOB: 0 BB: 0 P: 16	R: 4 E: 1 K: 2 S: 17	H: 2 LOB: 1 BB: 1 P: 29	R: 2 E: 0 K: 0 S: 15	H: 4 LOB: 2 BB: 0 P: 22	R: 0 E: 0 K: 1 S: 7	H: 0 LOB: 0 BB: 0 P: 12	R: 0 E: 0 K: 1 S: 6	H: 1 LOB: 1 BB: 0 P: 9	R: 0 E: 0 K: 1 S: 13	H: 0 LOB: 3 BB: 3 P: 31	1B: 4 2B: 2 3B: 0 HR: 3	SF: 1 SAC: 0 DP: 0 HBP: 1	WP: 0 PB: 1 SB: 1 CS: 0	PA: 42										
PITCHER	IP	WLS	BF	H	R	ER	SO	BB	IBB	HBP	BLK	WP	HR	S	P	ERA	WHIP											
59 Armando Galarraga, R ERA: 6.0	3.0	L	18	4	6	2	5	3	1	0	1	0	0	1	30	46	6.00	1.333										
55 Josh Collmenter, R ERA: 2.57	3.0		14	4	2	2	1	0	0	0	0	0	0	13	31	0.00	2.400											
58 Juan Gutierrez, R ERA: 5.23	1.2		9	1	0	0	0	3	0	0	0	0	0	6	9	0.00	0.000											
47 Joe Paterson, L ERA:	0.1		1	0	0	0	1	0	0	0	0	0	0	6	9	0.00	0.000											

Arizona Diamondbacks @ New York Mets
Citi Field, Flushing, NY
Sun Apr 24 2011, 1:12 PM - 3:59 PM EDT
Att: 22,232 - Sunny - 75 F

AB 33
R 8
H 9
RBI 8
BB 7
SO 7
LOB 16



Batter	1	2	3	4	5	6	7	8	9	AB	R	H	RBI	BB	SO	LOB	TOP					
7 José Reyes, S OBP: 0.352, SLG: 0.441	G3-1	F8			G4-3	F8			SH2-3	4	0	1	0	0	0	3	<p>New York Mets @ Washington Nationals Nationals Park, Washington, DC Tue Apr 26 2011, 7:07 PM - 9:59 PM EDT Att: 14,603 - Cloudy - 82 F</p> <p>livebaseballscorecards.com</p> <p>AB 35 R 6 H 12 RBI 6 BB 1 SO 3 LOB 16</p> 					
28 Daniel Murphy, L OBP: 0.333, SLG: 0.442 75 Francisco Rodríguez, R (9, 1)	1B		G4-3		G4-3	P6			HBP	4	1	2	0	0	0	1						
5 David Wright, R OBP: 0.333, SLG: 0.483	K		G4-3		G6-3				G1-4-3	5	0	0	1	0	2	4						
15 Carlos Beltrán, S OBP: 0.357, SLG: 0.513	F8		E9		L9				P4	5	0	1	1	0	1	3						
44 Jason Bay, R OBP: 0.429, SLG: 0.632		G5-3							G6-3	4	2	2	0	0	0	1						
Ike Davis, L OBP: 0.421, SLG: 0.600		G3-1								4	2	3	0	0	0	1						
30 Josh Thole, L OBP: 0.268, SLG: 0.273		G6-3							G4-6-3	4	0	1	3	0	0	2						
20 Jason Pridie, L OBP: 0.313, SLG: 0.467		G4-3							P5	4	1	2	0	0	0	1						
55 Chris Young, R OBP: 0.425, SLG: 0.492 18 Ryota Igarashi, R ERA: 4.55 12 Scott Hairston, R OBP: 0.333, SLG: 0.509 33 Taylor Buchholz, R ERA: 1.38 45 Jason Iiringhausen, R ERA: 1.38 22 Willie Harris, L OBP: 0.333, SLG: 0.509 25 Chin-Lung Hui, R OBP: 0.333, SLG: 0.509	SH3-4		L8						G1-4-3	1	0	0	1	0	0	0						
									HBP	0	0	0	0	0	0	0						
Inning Stats	R: 0 E: 0 K: 1 S: 8	H: 1 LOB: 0 BB: 0 P: 12	R: 2 E: 0 K: 0 S: 10	H: 3 LOB: 1 BB: 0 P: 14	R: 1 E: 1 K: 0 S: 10	H: 2 LOB: 0 BB: 0 P: 11	R: 0 E: 0 K: 0 S: 10	H: 0 LOB: 0 BB: 0 P: 15	R: 0 E: 0 K: 0 S: 8	H: 1 LOB: 2 BB: 1 P: 14	R: 2 E: 0 K: 0 S: 15	H: 3 LOB: 2 BB: 1 P: 22	R: 0 E: 0 K: 2 S: 9	H: 0 LOB: 0 BB: 0 P: 11	R: 0 E: 0 K: 0 S: 7	H: 1 LOB: 0 BB: 0 P: 12	R: 1 E: 0 K: 0 S: 8	H: 1 LOB: 2 BB: 0 P: 13	1B: 8 2B: 4 3B: 0 HR: 0	SF: 0 SAC: 2 DP: 1 HBP: 2	WP: 0 PB: 0 SB: 0 CS: 0	PA: 40
PITCHER	IP WLS BF H R ER SO BB IBB HBP BLK WP HR S P ERA WHIP																					
27 Jordan Zimmermann, R ERA: 4.55	5.1 L 24 9 5 5 1 0 0 0 0 0 0 0 0 53 73 8.44 1.688																					
45 Doug Stuten, L ERA: 4.28	0.1 2 1 0 0 0 2 1 0 0 0 0 0 0 5 7 0.00 3.000																					
60 Todd Coffey, R ERA: 4.28	1.1 5 0 0 0 2 1 0 0 0 0 0 0 0 12 19 0.00 0.750																					
55 Brian Broderick, R ERA: 7.56	1.0 4 2 1 1 0 0 0 0 0 0 0 0 0 8 13 9.00 2.000																					
17 Sean Burnett, L ERA: 2.61	1.0 5 0 0 0 0 0 0 0 2 0 0 0 0 7 12 0.00 0.000																					

Batter	1	2	3	4	5	6	7	8	9	AB	R	H	RBI	BB	SO	LOB	BOTTOM					
8 Danny Espinosa, S OBP: 0.337, SLG: 0.431	P4		K		F8				G5-3	4	0	0	0	1	2	3	<p>New York Mets @ Washington Nationals Nationals Park, Washington, DC Tue Apr 26 2011, 7:07 PM - 9:59 PM EDT Att: 14,603 - Cloudy - 82 F</p> <p>livebaseballscorecards.com</p> <p>AB 33 R 4 H 8 RBI 4 BB 2 SO 6 LOB 14</p> 					
43 Rick Ankiel, L OBP: 0.300, SLG: 0.275	P4		K		F8					4	1	1	0	0	1	3						
28 Jayson Werth, R OBP: 0.304, SLG: 0.427	P3								F9	4	1	1	1	0	1	3						
25 Adam LaRoche, L OBP: 0.329, SLG: 0.356	F7				F9				G4-3	4	0	0	0	0	0	1						
3 Wilson Ramos, R OBP: 0.440, SLG: 0.578									G4-3	4	2	3	3	0	1	0						
38 Michael Morse, R OBP: 0.275, SLG: 0.290										4	0	0	0	0	0	1						
15 Jerry Hairston, R OBP: 0.286, SLG: 0.295	P2				F7					4	0	2	0	0	0	0						
13 Alex Cora, L OBP: 0.219, SLG: 0.172 12 Matt Stairs, L (9, PH)			SH1-4						SH5-3	2	0	1	0	0	1	0						
27 Jordan Zimmermann, R ERA: 4.55 45 Doug Stuten, L ERA: 3.86 60 Todd Coffey, R ERA: 4.28 19 Laynce Nix, L OBP: 0.333, SLG: 0.509 55 Brian Broderick, R ERA: 2.7 17 Sean Burnett, L ERA: 2.61 2 Roger Bernadina, L			SH1-4							0	0	0	0	1	0	0						
										0	0	0	0	0	0	0						
Inning Stats	R: 0 E: 0 K: 0 S: 11	H: 0 LOB: 0 BB: 0 P: 17	R: 1 E: 0 K: 0 S: 8	H: 1 LOB: 0 BB: 0 P: 10	R: 0 E: 0 K: 2 S: 10	H: 1 LOB: 1 BB: 0 P: 14	R: 2 E: 0 K: 0 S: 13	H: 2 LOB: 0 BB: 0 P: 25	R: 0 E: 0 K: 2 S: 14	H: 0 LOB: 2 BB: 2 P: 26	R: 0 E: 0 K: 1 S: 5	H: 0 LOB: 0 BB: 0 P: 8	R: 0 E: 0 K: 1 S: 6	H: 1 LOB: 1 BB: 0 P: 7	R: 1 E: 0 K: 0 S: 10	H: 2 LOB: 1 BB: 0 P: 15	R: 0 E: 0 K: 0 S: 13	H: 1 LOB: 1 BB: 0 P: 19	1B: 4 2B: 1 3B: 0 HR: 3	SF: 0 SAC: 2 DP: 0 HBP: 0	WP: 0 PB: 1 SB: 0 CS: 0	PA: 37
PITCHER	IP WLS BF H R ER SO BB IBB HBP BLK WP HR S P ERA WHIP																					
55 Chris Young, R ERA: 2.65	4.2 20 4 3 3 3 2 0 0 0 0 0 0 0 3 53 88 5.79 1.286																					
18 Ryota Igarashi, R ERA: 3.86	0.1 W 1 0 0 0 1 0 0 0 0 0 0 0 0 3 4 0.00 0.000																					
33 Taylor Buchholz, R ERA: 1.38	2.0 H 7 1 0 0 2 0 0 0 0 0 0 0 0 11 15 0.00 0.500																					
45 Jason Iringhausen, R ERA: 1.38	1.0 H 5 2 1 1 0 0 0 0 0 0 0 0 0 10 15 9.00 2.000																					
75 Francisco Rodríguez, R ERA: 2.08	1.0 S 4 1 0 0 0 0 0 0 0 0 0 0 0 13 19 0.00 1.000																					

Batter	1	2	3	4	5	6	7	8	9	AB	R	H	RBI	BB	SO	LOB	TOP
7 José Reyes, S OBP: 0.354, SLG: 0.443										4	1	1	0	1	1	1	New York Mets @ Washington Nationals Nationals Park, Washington, DC Wed Apr 27 2011, 7:52 PM - 10:38 PM EDT Att: 13,568 - Cloudy - 73 F
2 Justin Turner, R OBP: 0.308, SLG: 0.385										3	0	1	1	0	0	0	
28 Daniel Murphy, L OBP: 0.383, SLG: 0.537										4	0	1	0	1	2	2	
20 Jason Pridie, L OBP: 0.313, SLG: 0.467										3	0	0	0	1	1	2	
5 David Wright, R OBP: 0.336, SLG: 0.473										4	1	2	0	0	1	1	
15 Carlos Beltrán, S OBP: 0.352, SLG: 0.494										4	1	2	0	0	1	1	
44 Jason Bay, R OBP: 0.440, SLG: 0.609										4	1	2	0	0	0	2	
Ike Davis, L OBP: 0.424, SLG: 0.595										2	0	0	0	0	0	1	
12 Scott Hairston, R OBP: 0.265, SLG: 0.300										3	1	1	0	0	1	1	
22 Willie Harris, L OBP: 0.339, SLG: 0.400										2	0	0	0	0	0	1	
75 Francisco Rodríguez, R (9, 1)										2	0	0	1	0	0	1	
13 Mike Nickeas, R OBP: 0.348, SLG: 0.450										1B: 8	SF: 1	WP: 1	PA: 39				
18 Ryota Igarashi, R (7, 1)										E: 0	LOB: 1	FB: 0	CS: 0				
27 Pedro Beato, R (8, 1)										K: 1	BB: 0	SB: 0	CS: 0				
25 Chin-Lung Hu, R OBP: 0.093, SLG: 0.091										S: 8	P: 9						
43 R.A. Dickey, R OBP: 0.111, SLG: 0.111										R: 0	H: 0						
30 Josh Thole, L OBP: 0.260, SLG: 0.265										E: 0	LOB: 0						
										K: 0	BB: 0						
										S: 6	P: 12						
										R: 0	H: 0						
										E: 0	LOB: 0						
										K: 0	BB: 1						
										S: 6	P: 9						
										R: 0	H: 1						
										E: 0	LOB: 1						
										K: 0	BB: 0						
										S: 8	P: 15						
										R: 0	H: 1						
										E: 0	LOB: 1						
										K: 2	BB: 0						
										S: 8	P: 11						
										R: 1	H: 2						
										E: 0	LOB: 1						
										K: 0	BB: 0						
										S: 15	P: 26						
										R: 4	H: 4						
										E: 0	LOB: 1						
										K: 1	BB: 1						
										S: 15	P: 25						
										1B: 8	SF: 1	WP: 1	PA: 39				
										2B: 2	SAC: 1	FB: 0	CS: 0				
										3B: 0	DP: 0	SB: 0	CS: 0				
										HR: 1	HBP: 0						
										ERA: 1.42	WHIP: 0.947						
										IP: 6.1	WLS: 24						
										B: 5	R: 1						
										ER: 1	SO: 4						
										BB: 1	IBB: 0						
										HBP: 0	BLK: 0						
										WP: 1	HR: 0						
										S: 55	P: 85						
										ERA: 5.40	WHIP: 1.800						
										IP: 7.1	WLS: 7						
										B: 2	R: 1						
										ER: 1	SO: 1						
										BB: 0	IBB: 0						
										HBP: 0	BLK: 0						
										WP: 0	HR: 1						
										S: 19	P: 31						
										ERA: 54.00	WHIP: 6.000						
										IP: 0.1	WLS: 1						
										B: 0	R: 0						
										ER: 0	SO: 1						
										BB: 0	IBB: 0						
										HBP: 0	BLK: 0						
										WP: 0	HR: 0						
										S: 0	P: 6						
										ERA: 0.00	WHIP: 0.000						

Batter	1	2	3	4	5	6	7	8	9	AB	R	H	RBI	BB	SO	LOB	BOTTOM
8 Danny Espinosa, S OBP: 0.319, SLG: 0.403										5	0	0	0	0	1	3	New York Mets @ Washington Nationals Nationals Park, Washington, DC Wed Apr 27 2011, 7:52 PM - 10:38 PM EDT Att: 13,568 - Cloudy - 73 F
43 Rick Ankiel, L OBP: 0.295, SLG: 0.282										5	0	1	1	0	0	2	
28 Jayson Werth, R OBP: 0.313, SLG: 0.442										4	1	2	0	0	0	2	
25 Adam LaRoche, L OBP: 0.326, SLG: 0.364										4	0	1	0	0	1	2	
43 Brian Bixler, R (9, 6)										3	0	1	1	0	0	0	
3 Wilson Ramos, R OBP: 0.426, SLG: 0.563										2	0	1	1	0	0	0	
38 Michael Morse, R OBP: 0.278, SLG: 0.297										2	0	1	1	0	0	0	
36 Tyler Clippard, R (7, 1)										1	0	0	0	0	0	0	
12 Matt Stairs, L (8, PH)										3	0	1	0	1	0	2	
17 Sean Burnett, L (9, 1)										3	0	1	0	1	0	2	
22 Drew Storen, S (9, 1)										3	0	1	0	1	0	2	
15 Jerry Hairston, R OBP: 0.302, SLG: 0.298										3	0	1	0	1	0	2	
13 Alex Cora, L OBP: 0.222, SLG: 0.182										4	1	1	0	0	1	3	
32 Tom Gorzelanny, R (1, 1)										1	0	0	0	0	1	0	
2 Roger Bernadina, L OBP: 0.667, SLG: 1.000										2	0	2	0	0	0	0	
										1B: 6	SF: 2	WP: 0	PA: 38				

Batter	1	2	3	4	5	6	7	8	9	AB	R	H	RBI	BB	SO	LOB	TOP							
7 José Reyes, S OBP: 0.347, SLG: 0.442 25 Chin-Lung Hu, R OBP: 0.077, SLG: 0.083										4	0	0	0	0	1	1	New York Mets @ Philadelphia Phillies Citizens Bank Park, Philadelphia, PA Fri Apr 29 2011, 7:10 PM - 10:11 PM EDT Att: 45,613 - Overcast - 61 F							
28 Daniel Murphy, L OBP: 0.353, SLG: 0.484										4	0	1	0	0	1	0								
5 David Wright, R OBP: 0.322, SLG: 0.446 2 Justin Turner, R OBP: 0.308, SLG: 0.385										4	0	1	0	0	1	2								
15 Carlos Beltrán, S OBP: 0.354, SLG: 0.471 12 Scott Hairston, R OBP: 0.295, SLG: 0.390										3	0	0	0	1	1	2								
44 Jason Bay, R OBP: 0.364, SLG: 0.467										3	0	0	0	1	0	2								
Ike Davis, L OBP: 0.430, SLG: 0.626										3	1	1	1	1	0	1								
30 Josh Thole, L OBP: 0.309, SLG: 0.288										1	1	0	0	3	0	2								
20 Jason Pridie, L OBP: 0.286, SLG: 0.550										4	1	1	2	0	2	4								
34 Mike Pelfrey, R 35 Dillon Gee, R 22 Willie Harris, R 18 Ryota Igarashi, R 40 Tim Byrdak, L 9 Ronny Paulino, R										2	0	0	0	0	0	0								
Inning Stats	R: 0 H: 0 E: 2 K: 1 S: 14	H: 0 LOB: 1 BB: 0 P: 20	R: 0 H: 0 E: 0 K: 1 S: 12	H: 0 LOB: 1 BB: 1 P: 22	R: 0 H: 1 E: 0 K: 1 S: 7	H: 1 LOB: 1 BB: 0 P: 12	R: 0 H: 0 E: 0 K: 1 S: 10	H: 0 LOB: 2 BB: 2 P: 23	R: 0 H: 0 E: 0 K: 0 S: 9	H: 0 LOB: 0 BB: 0 P: 14	R: 0 H: 1 E: 0 K: 0 S: 4	H: 1 LOB: 1 BB: 1 P: 11	R: 0 H: 0 E: 0 K: 1 S: 10	H: 0 LOB: 1 BB: 1 P: 20	R: 0 H: 0 E: 0 K: 0 S: 6	H: 0 LOB: 0 BB: 0 P: 12		R: 3 H: 2 E: 0 K: 1 S: 14	H: 2 LOB: 1 BB: 1 P: 22	1B: 2 2B: 0 3B: 0 HR: 2	SF: 0 SAC: 0 DP: 2 HBP: 0	WP: 0 PB: 0 SB: 0 CS: 0	PA: 37	
PITCHER	IP WLS BF H R ER SO BB IBB HBP BLK WP HR S P ERA WHIP	IP WLS BF H R ER SO BB IBB HBP BLK WP HR S P ERA WHIP	IP WLS BF H R ER SO BB IBB HBP BLK WP HR S P ERA WHIP	IP WLS BF H R ER SO BB IBB HBP BLK WP HR S P ERA WHIP	IP WLS BF H R ER SO BB IBB HBP BLK WP HR S P ERA WHIP	IP WLS BF H R ER SO BB IBB HBP BLK WP HR S P ERA WHIP	IP WLS BF H R ER SO BB IBB HBP BLK WP HR S P ERA WHIP	IP WLS BF H R ER SO BB IBB HBP BLK WP HR S P ERA WHIP	IP WLS BF H R ER SO BB IBB HBP BLK WP HR S P ERA WHIP	IP WLS BF H R ER SO BB IBB HBP BLK WP HR S P ERA WHIP	IP WLS BF H R ER SO BB IBB HBP BLK WP HR S P ERA WHIP	IP WLS BF H R ER SO BB IBB HBP BLK WP HR S P ERA WHIP	IP WLS BF H R ER SO BB IBB HBP BLK WP HR S P ERA WHIP	IP WLS BF H R ER SO BB IBB HBP BLK WP HR S P ERA WHIP	IP WLS BF H R ER SO BB IBB HBP BLK WP HR S P ERA WHIP	IP WLS BF H R ER SO BB IBB HBP BLK WP HR S P ERA WHIP	IP WLS BF H R ER SO BB IBB HBP BLK WP HR S P ERA WHIP	IP WLS BF H R ER SO BB IBB HBP BLK WP HR S P ERA WHIP	IP WLS BF H R ER SO BB IBB HBP BLK WP HR S P ERA WHIP	IP WLS BF H R ER SO BB IBB HBP BLK WP HR S P ERA WHIP	IP WLS BF H R ER SO BB IBB HBP BLK WP HR S P ERA WHIP	IP WLS BF H R ER SO BB IBB HBP BLK WP HR S P ERA WHIP	IP WLS BF H R ER SO BB IBB HBP BLK WP HR S P ERA WHIP	IP WLS BF H R ER SO BB IBB HBP BLK WP HR S P ERA WHIP
49 Vance Worley, R ERA: 4.73	6.0 W 24 2 0 0 5 4 0 0 0 0 0 0 56 102 0.00 1.000	1.0 4 0 0 0 1 1 0 0 0 0 0 0 10 20 0.00 1.000	1.0 3 0 0 0 0 0 0 0 0 0 0 0 6 12 0.00 0.000	1.0 6 2 3 3 1 1 0 0 0 0 0 2 14 22 27.00 3.000																				

AB	31
R	3
H	4
RBI	3
BB	6
SO	7
LOB	15



Batter	1	2	3	4	5	6	7	8	9	AB	R	H	RBI	BB	SO	LOB	BOTTOM						
8 Shane Victorino, S OBP: 0.355, SLG: 0.500										3	1	1	0	1	0	1	New York Mets @ Philadelphia Phillies Citizens Bank Park, Philadelphia, PA Fri Apr 29 2011, 7:10 PM - 10:11 PM EDT Att: 45,613 - Overcast - 61 F						
27 Placido Polanco, R OBP: 0.445, SLG: 0.510 55 Danys Baez, R 57 David Herndon, R										5	2	2	2	0	0	3							
11 Jimmy Rollins, S OBP: 0.366, SLG: 0.364										3	2	2	0	2	0	2							
6 Ryan Howard, L OBP: 0.364, SLG: 0.583										4	2	2	6	0	1	4							
10 Ben Francisco, R OBP: 0.340, SLG: 0.457										4	0	2	2	1	0	0							
29 Raul Ibanez, L OBP: 0.247, SLG: 0.218										4	1	0	0	1	2	4							
5 Pete Orr, L OBP: 0.323, SLG: 0.310										4	1	0	0	0	2	4							
23 Brian Schneider, L OBP: 0.172, SLG: 0.308										3	1	0	0	2	0	3							
49 Vance Worley, R OBP: 0.500, SLG: 0.500 15 John Mayberry Jr., R 40 Michael Stutes, R 7 Michael Martinez, S OBP: 0.222, SLG: 0.176										2	0	1	0	0	1	2							
Inning Stats	R: 0 H: 1 E: 0 K: 0 S: 5	H: 0 LOB: 0 BB: 0 P: 8	R: 0 H: 0 E: 0 K: 1 S: 8	H: 0 LOB: 0 BB: 0 P: 11	R: 0 H: 1 E: 0 K: 0 S: 8	H: 1 LOB: 1 BB: 0 P: 11	R: 2 H: 3 E: 0 K: 2 S: 15	H: 3 LOB: 2 BB: 1 P: 26	R: 2 H: 3 E: 0 K: 1 S: 14	H: 3 LOB: 2 BB: 0 P: 24	R: 4 H: 1 E: 0 K: 0 S: 16	H: 1 LOB: 0 BB: 2 P: 33	R: 2 H: 1 E: 0 K: 2 S: 14	H: 1 LOB: 3 BB: 3 P: 30	R: 0 H: 0 E: 0 K: 1 S: 8	H: 0 LOB: 1 BB: 1 P: 15		1B: 8 2B: 0 3B: 0 HR: 2	SF: 0 SAC: 0 DP: 0 HBP: 3	WP: 1 PB: 1 SB: 3 CS: 0	PA: 44		
PITCHER	IP WLS BF H R ER SO BB IBB HBP BLK WP HR S P ERA WHIP	IP WLS BF H R ER SO BB IBB HBP BLK WP HR S P ERA WHIP	IP WLS BF H R ER SO BB IBB HBP BLK WP HR S P ERA WHIP	IP WLS BF H R ER SO BB IBB HBP BLK WP HR S P ERA WHIP	IP WLS BF H R ER SO BB IBB HBP BLK WP HR S P ERA WHIP	IP WLS BF H R ER SO BB IBB HBP BLK WP HR S P ERA WHIP	IP WLS BF H R ER SO BB IBB HBP BLK WP HR S P ERA WHIP	IP WLS BF H R ER SO BB IBB HBP BLK WP HR S P ERA WHIP	IP WLS BF H R ER SO BB IBB HBP BLK WP HR S P ERA WHIP	IP WLS BF H R ER SO BB IBB HBP BLK WP HR S P ERA WHIP	IP WLS BF H R ER SO BB IBB HBP BLK WP HR S P ERA WHIP	IP WLS BF H R ER SO BB IBB HBP BLK WP HR S P ERA WHIP	IP WLS BF H R ER SO BB IBB HBP BLK WP HR S P ERA WHIP	IP WLS BF H R ER SO BB IBB HBP BLK WP HR S P ERA WHIP	IP WLS BF H R ER SO BB IBB HBP BLK WP HR S P ERA WHIP	IP WLS BF H R ER SO BB IBB HBP BLK WP HR S P ERA WHIP	IP WLS BF H R ER SO BB IBB HBP BLK WP HR S P ERA WHIP	IP WLS BF H R ER SO BB IBB HBP BLK WP HR S P ERA WHIP	IP WLS BF H R ER SO BB IBB HBP BLK WP HR S P ERA WHIP	IP WLS BF H R ER SO BB IBB HBP BLK WP HR S P ERA WHIP	IP WLS BF H R ER SO BB IBB HBP BLK WP HR S P ERA WHIP	IP WLS BF H R ER SO BB IBB HBP BLK WP HR S P ERA WHIP	IP WLS BF H R ER SO BB IBB HBP BLK WP HR S P ERA WHIP
34 Mike Pelfrey, R ERA: 7.39 35 Dillon Gee, R ERA: 4.73 18 Ryota Igarashi, R ERA: 6.35 40 Tim Byrdak, L ERA: 5.87	4.1 L 23 8 4 4 3 0 0 1 0 0 0 1 45 72 8.31 1.846	1.2 9 1 4 4 1 2 0 1 0 0 0 1 21 41 21.60 1.800	0.2 7 1 2 2 1 3 0 1 0 1 0 11 26 27.00 6.000	1.1 5 0 0 0 2 1 0 0 0 0 0 11 19 0.00 0.750																			

AB	34
R	10
H	10
RBI	10
BB	7
SO	7
LOB	26



Batter	1	2	3	4	5	6	7	8	9	AB	R	H	RBI	BB	SO	LOB	TOP			
7 José Reyes, S OBP: 0.344, SLG: 0.436	F9		G4-3		G4-1			G4-6-3		4	0	1	0	0	0	2	New York Mets @ Philadelphia Phillies Citizens Bank Park, Philadelphia, PA Sat Apr 30 2011, 1:12 PM - 3:36 PM EDT Att: 45,998 - Cloudy - 59 F			
28 Daniel Murphy, L OBP: 0.347, SLG: 0.470	G4-3				G4-3			G4-6-3		4	1	1	0	0	0	2				
5 David Wright, R OBP: 0.328, SLG: 0.442	K				K					3	0	1	0	1	2	0				
15 Carlos Beltrán, S OBP: 0.360, SLG: 0.472										4	0	2	1	0	0	1				
44 Jason Bay, R OBP: 0.324, SLG: 0.412	K				F8			K		4	0	0	0	0	3	4				
Ike Davis, L OBP: 0.414, SLG: 0.600	G4-6-3				P5					4	0	0	0	0	1	4				
30 Josh Thole, L OBP: 0.298, SLG: 0.276			G6-3		G6-3			G4-3		3	0	0	0	0	0	2				
20 Jason Pridie, L OBP: 0.292, SLG: 0.522			F7					K		3	0	1	0	0	1	0				
49 Jonathon Niese, L OBP: 0.100, SLG: 0.100								G4-3		2	0	1	0	0	1	1				
33 Taylor Buchholz, R ERA: 1.32										0	0	0	0	0	0	0				
22 Willie Harris, L OBP: 0.339, SLG: 0.361										1	0	0	0	0	0	0				
40 Tim Lincecum, L ERA: 5.63										0	0	0	0	0	0	0				
45 Jason Iiringhausen, R ERA: 2.45										0	0	0	0	0	0	0				
Inning Stats	R: 0 E: 0 K: 1 S: 6	H: 0 LOB: 0 BB: 0 P: 6	R: 0 E: 0 K: 1 S: 5	H: 1 LOB: 0 BB: 0 P: 5	R: 0 E: 0 K: 0 S: 10	H: 1 LOB: 1 BB: 0 P: 12	R: 1 E: 0 K: 0 S: 12	H: 3 LOB: 2 BB: 0 P: 16	R: 0 E: 0 K: 2 S: 8	H: 0 LOB: 0 BB: 0 P: 14	R: 0 E: 0 K: 2 S: 10	H: 0 LOB: 2 BB: 0 P: 12	R: 0 E: 0 K: 0 S: 8	H: 1 LOB: 0 BB: 0 P: 12	R: 0 E: 0 K: 1 S: 9	H: 0 LOB: 1 BB: 1 P: 17	1B: 7 2B: 0 3B: 0 HR: 0	SF: 0 SAC: 0 DP: 2 HBP: 0	WP: 0 PB: 0 SB: 0 CS: 0	PA: 33
PITCHER 34 Roy Halladay, R ERA: 2.14	IP: 9.0 WLS: W BF: 33 H: 7 R: 1 ER: 1 SO: 8 BB: 1 IBB: 0 HBP: 0 BLK: 0 WP: 0 HR: 0 S: 80 P: 107 ERA: 1.00 WHIP: 0.889																			

Batter	1	2	3	4	5	6	7	8	9	AB	R	H	RBI	BB	SO	LOB	BOTTOM	
8 Shane Victorino, S OBP: 0.351, SLG: 0.490	L7		G4-3			G4-3				4	0	1	0	0	0	0	New York Mets @ Philadelphia Phillies Citizens Bank Park, Philadelphia, PA Sat Apr 30 2011, 1:12 PM - 3:36 PM EDT Att: 45,998 - Cloudy - 59 F	
27 Placido Polanco, R OBP: 0.447, SLG: 0.524					L9			SF9		3	0	2	1	0	0	0		
11 Jimmy Rollins, S OBP: 0.362, SLG: 0.359	G6-3				G5-3			FC4-6		4	0	1	0	0	0	3		
6 Ryan Howard, L OBP: 0.351, SLG: 0.560	K				G6-3					4	0	0	0	0	1	3		
10 Ben Francisco, R OBP: 0.346, SLG: 0.447					P4			P3		2	0	0	0	1	0	2		
15 John Mayberry Jr., R OBP: 0.424, SLG: 0.517	G4-3									4	1	2	1	0	0	1		
21 Wilson Valdez, R OBP: 0.282, SLG: 0.284	G4-3									3	1	1	0	0	0	2		
4 Dane Sardinha, R ERA: 1.32					G6-3					1	0	0	0	2	0	0		
34 Roy Halladay, R OBP: 0.071, SLG: 0.071										3	0	0	0	0	2	4		
Inning Stats	R: 0 E: 0 K: 1 S: 14	H: 1 LOB: 1 BB: 0 P: 21	R: 0 E: 0 K: 0 S: 6	H: 0 LOB: 0 BB: 0 P: 9	R: 0 E: 0 K: 1 S: 7	H: 0 LOB: 0 BB: 0 P: 11	R: 0 E: 0 K: 0 S: 5	H: 0 LOB: 0 BB: 0 P: 10	R: 0 E: 0 K: 0 S: 10	H: 2 LOB: 2 BB: 0 P: 15	R: 2 E: 0 K: 1 S: 18	H: 3 LOB: 1 BB: 1 P: 29	R: 0 E: 0 K: 0 S: 7	H: 0 LOB: 0 BB: 1 P: 15	1B: 5 2B: 1 3B: 0 HR: 1	SF: 1 SAC: 0 DP: 1 HBP: 1		WP: 0 PB: 0 SB: 0 CS: 1
PITCHER 49 Jonathon Niese, L ERA: 4.71	IP: 6.1 WLS: L BF: 27 H: 6 R: 2 ER: 2 SO: 3 BB: 2 IBB: 0 HBP: 0 BLK: 0 WP: 0 HR: 1 S: 57 P: 96 ERA: 2.84 WHIP: 1.263																	
33 Taylor Buchholz, R ERA: 1.32	0.2	3	1	0	0	0	0	0	0	0	0	9	12	0.00	1.500			
40 Tim Byrdak, L ERA: 5.63	0.1	1	0	0	0	0	0	0	0	0	4	6	0.00	0.000				
45 Jason Iringhausen, R ERA: 2.45	0.2	2	0	0	0	0	1	0	0	0	3	9	0.00	1.500				

AB	32
R	1
H	7
RBI	1
BB	1
SO	8
LOB	16

AB	28
R	2
H	7
RBI	2
BB	3
SO	3
LOB	15



Batter	1	2	3	4	5	6	7	8	9	10	11	12	13	14	AB	R	H	RBI	BB	SO	LOB	TOP					
7 José Reyes, S OBP: 0.348, SLG: 0.439															6	0	2	0	1	0	1						
2 Justin Turner, R OBP: 0.284, SLG: 0.313															3	0	0	0	1	1	1						
28 Daniel Murphy, L OBP: 0.333, SLG: 0.449															3	0	0	0	0	1	2						
5 David Wright, R OBP: 0.341, SLG: 0.445															6	2	3	0	1	1	3						
15 Carlos Beltrán, S OBP: 0.355, SLG: 0.463															6	0	1	1	1	0	5						
44 Jason Bay, R OBP: 0.316, SLG: 0.375															6	0	1	0	1	1	4						
Ike Davis, L OBP: 0.395, SLG: 0.564															6	0	0	0	1	2	5						
9 Ronny Paulino, R OBP: 0.625, SLG: 0.750															7	0	5	1	0	0	0						
12 Scott Hairston, R OBP: 0.270, SLG: 0.303															3	0	1	0	0	0	2						
20 Jason Pridie, L OBP: 0.321, SLG: 0.538															3	0	1	0	1	1	3						
Inning Stats	R: 0 E: 0 K: 1 S: 19	H: 1 LOB: 3 BB: 2 P: 34	R: 0 E: 0 K: 0 S: 10	H: 1 LOB: 1 BB: 0 P: 13	R: 0 E: 0 K: 0 S: 7	H: 1 LOB: 1 BB: 0 P: 9	R: 0 E: 0 K: 2 S: 8	H: 1 LOB: 1 BB: 0 P: 14	R: 1 E: 1 K: 1 S: 12	H: 2 LOB: 1 BB: 0 P: 18	R: 0 E: 0 K: 1 S: 11	H: 1 LOB: 2 BB: 1 P: 24	R: 0 E: 0 K: 1 S: 10	H: 0 LOB: 2 BB: 0 P: 22	R: 0 E: 0 K: 0 S: 8	H: 0 LOB: 0 BB: 0 P: 11	R: 0 E: 0 K: 1 S: 6	H: 0 LOB: 0 BB: 0 P: 11	R: 0 E: 0 K: 0 S: 5	H: 1 LOB: 2 BB: 1 P: 12	R: 1 E: 0 K: 1 S: 15	H: 3 LOB: 3 BB: 1 P: 23	1B: 10 2B: 4 3B: 0 HR: 0	SF: 0 SAC: 1 DP: 0 HBP: 0	WP: 0 PB: 0 SB: 4 CS: 0	PA: 63	
PITCHER	IP	WLS	BF	H	R	ER	SO	BB	IBB	HBP	BLK	WP	HR	S	P	ERA	WHIP										
33 Cliff Lee, L ERA: 3.66	(1.1)	7.0	31	8	1	5	2	0	0	0	0	0	0	78	113	1.29	1.429										
40 Michael Stutes, R ERA:	(8.1)	0.1	1	0	0	0	0	0	0	0	0	0	0	2	2	0.00	0.000										
37 Antonio Bastardo, L ERA: 0.92	(8.1)	0.2	4	1	0	0	2	1	0	0	0	0	0	14	22	0.00	3.000										
46 Ryan Madison, R ERA: 0.92	(8.1)	1.0	5	0	0	0	1	1	1	0	0	0	0	10	22	0.00	1.000										
55 Danyal Báez, R ERA: 1.48	(10.1)	2.0	7	1	0	0	1	0	0	0	0	0	0	16	24	0.00	0.500										

New York Mets @ Philadelphia Phillies
Citizens Bank Park, Philadelphia, PA
Sun May 01 2011, 8:11 PM - 12:53 AM EDT
Att: 45,713 - Partly Cloudy - 63 F

AB 55
R 2
H 14
RBI 2
BB 7
SO 10
LOB 35



Batter	1	2	3	4	5	6	7	8	9	10	11	12	13	14	AB	R	H	RBI	BB	SO	LOB	BOTTOM					
8 Shane Victorino, S OBP: 0.345, SLG: 0.477															5	0	1	0	0	0	1						
27 Placido Polanco, R OBP: 0.433, SLG: 0.505															6	0	1	0	0	0	3						
11 Jimmy Rollins, S OBP: 0.361, SLG: 0.346															4	0	0	0	2	1	1						
6 Ryan Howard, L OBP: 0.350, SLG: 0.543															5	0	1	1	1	0	1						
10 Ben Francisco, R OBP: 0.354, SLG: 0.439															4	0	1	0	1	2	1						
29 Raul Ibanez, L OBP: 0.238, SLG: 0.209															4	0	0	0	0	1	5						
46 Ryan Madison, R OBP: 0.354, SLG: 0.439															2	0	0	0	0	2	0						
4 Dane Sardinha, R OBP: 0.354, SLG: 0.439															5	0	1	0	1	0	0						
5 Pete Orr, L OBP: 0.324, SLG: 0.294															5	0	1	0	1	0	0						
23 Brian Schneider, L ERA: 1.98	(1.1)	7.0	26	2	0	7	3	0	0	0	0	0	0	7	13	0.00	0.714										
45 Jason Lirio, R ERA: 3.38	(8.1)	0.2	H: 4	0	1	1	0	2	0	0	0	0	0	11	21	13.50	3.000										
40 Tim Byrdak, L ERA: 0.93	(12.1)	0.0	B: 1	1	0	0	0	0	0	0	0	0	0	2	2	**	**										
75 Francisco Rodriguez, R ERA: 1.04	(8.1)	1.1	7	2	0	0	1	1	0	0	1	0	0	18	28	0.00	2.250										
27 Pedro Beato, R ERA:	(10.1)	3.0	10	2	0	0	2	0	0	0	0	0	0	27	44	0.00	0.667										
Inning Stats	R: 5 E: 0 K: 0 S: 5	H: 0 LOB: 0 BB: 1 P: 1	R: 0 E: 0 K: 1 S: 6	H: 0 LOB: 0 BB: 0 P: 7	R: 0 E: 0 K: 0 S: 9	H: 1 LOB: 1 BB: 0 P: 17	R: 0 E: 0 K: 1 S: 7	H: 0 LOB: 0 BB: 0 P: 10	R: 0 E: 0 K: 3 S: 15	H: 0 LOB: 3 BB: 3 P: 30	R: 1 E: 0 K: 1 S: 19	H: 1 LOB: 3 BB: 3 P: 35	R: 0 E: 0 K: 1 S: 10	H: 2 LOB: 2 BB: 0 P: 16	R: 0 E: 0 K: 0 S: 8	H: 1 LOB: 1 BB: 0 P: 24	R: 0 E: 0 K: 0 S: 7	H: 0 LOB: 0 BB: 0 P: 11	R: 0 E: 0 K: 1 S: 5	H: 0 LOB: 0 BB: 0 P: 9	R: 0 E: 0 K: 1 S: 9	H: 0 LOB: 0 BB: 0 P: 10	1B: 6 2B: 1 3B: 0 HR: 0	SF: 0 SAC: 1 DP: 0 HBP: 1	WP: 1 PB: 0 SB: 0 CS: 2	PA: 56	
PITCHER	IP	WLS	BF	H	R	ER	SO	BB	IBB	HBP	BLK	WP	HR	S	P	ERA	WHIP										
33 Taylor Buchholz, R ERA: 1.15	(13.1)	2.0	W: 6	0	0	0	2	0	0	0	0	0	0	14	19	0.00	0.000										

New York Mets @ Philadelphia Phillies
Citizens Bank Park, Philadelphia, PA
Sun May 01 2011, 8:11 PM - 12:53 AM EDT
Att: 45,713 - Partly Cloudy - 63 F

AB 46
R 7
H 17
RBI 1
BB 6
SO 12
LOB 19



Batter	1	2	3	4	5	6	7	8	9	10	AB	R	H	RBI	BB	SO	LOB	TOP									
33 Aaron Rowand, R OBP: 0.320, SLG: 0.429 (1, 8)	F8			G5-3			G6-3		P3		5	1	1	1	0	0	3	San Francisco Giants @ New York Mets Citi Field, Flushing, NY Tue May 03 2011, 7:13 PM - 10:44 PM EDT Att: 32,288 - Cloudy - 63 F									
5 Pat Burrell, R OBP: 0.330, SLG: 0.429 (9, 7)											0	0	0	0	0	0											
10 Miguel Tejada, R OBP: 0.234, SLG: 0.280 (1, 5)	G1-3		G5-3		G3		L6		P4		5	0	0	0	0	0	4										
14 Mike Fontenot, L OBP: 0.311, SLG: 0.463 (1, 6)	G6-3				G4-3						4	0	1	2	1	1	0										
28 Buster Posey, R OBP: 0.333, SLG: 0.404 (1, 2)	G6-3	G1-3			K						5	0	1	0	0	1	4										
17 Aubrey Huff, L OBP: 0.254, SLG: 0.314 (1, 3)	G6-3	G1-3					F7		P4		5	1	1	1	0	0	2										
12 Nate Schierholz, L OBP: 0.311, SLG: 0.523 (1, 9)	P5									HR	4	2	2	1	1	1	0										
13 Cody Ross, R OBP: 0.238, SLG: 0.200 (1, 7)											3	1	1	0	1	0	2										
49 Javier López, L (8, 1)											0	0	0	0	0	0	0										
21 Freddy Sanchez, R (PH) OBP: 0.313, SLG: 0.393 38 Brian Wilson, R (10, 1)											1	0	0	0	0	1	0										
2 Emmanuel Burriss, S OBP: 0.300, SLG: 0.300 (1, 4)											5	1	2	1	0	0	1										
32 Ryan Vogelsong, R OBP: 0.258, SLG: 0.285 45 Dan Runzler, L (5, 1)											2	1	1	1	0	0	1										
29 Ryan Rohlinger, R (7, PH)											0	0	0	0	0	0	0										
41 Jeremy Affeldt, L 59 Guillermo Mota, R 34 Darren Ford, R (8, 8)											0	0	0	0	0	0	0										
											1	0	1	0	0	0	0										
Inning Stats	R: 0 E: 0 K: 0 S: 7	H: 0 LOB: 0 BB: 0 P: 9	R: 0 E: 0 K: 0 S: 11	H: 0 LOB: 0 BB: 0 P: 14	R: 4 E: 0 K: 0 S: 13	H: 4 LOB: 1 BB: 0 P: 21	R: 1 E: 0 K: 0 S: 13	H: 2 LOB: 1 BB: 0 P: 19	R: 0 E: 0 K: 1 S: 5	H: 0 LOB: 0 BB: 0 P: 7	R: 1 E: 0 K: 0 S: 8	H: 1 LOB: 0 BB: 0 P: 14	R: 0 E: 0 K: 1 S: 8	H: 0 LOB: 0 BB: 0 P: 12	R: 0 E: 0 K: 1 S: 9	H: 1 LOB: 2 BB: 1 P: 22	R: 0 E: 0 K: 0 S: 8	H: 2 LOB: 3 BB: 1 P: 15	R: 1 E: 0 K: 2 S: 11	H: 1 LOB: 0 BB: 0 P: 16	1B: 9 2B: 0 3B: 0 HR: 2	SF: 0 SAC: 0 DP: 0 HBP: 0	WP: 2 PB: 0 SB: 3 CS: 0	PA: 44			
PITCHER	IP WLS BF H R ER SO BB IBB HBP BLK WP HR S P ERA WHIP	IP WLS BF H R ER SO BB IBB HBP BLK WP HR S P ERA WHIP	IP WLS BF H R ER SO BB IBB HBP BLK WP HR S P ERA WHIP	IP WLS BF H R ER SO BB IBB HBP BLK WP HR S P ERA WHIP	IP WLS BF H R ER SO BB IBB HBP BLK WP HR S P ERA WHIP	IP WLS BF H R ER SO BB IBB HBP BLK WP HR S P ERA WHIP	IP WLS BF H R ER SO BB IBB HBP BLK WP HR S P ERA WHIP	IP WLS BF H R ER SO BB IBB HBP BLK WP HR S P ERA WHIP	IP WLS BF H R ER SO BB IBB HBP BLK WP HR S P ERA WHIP	IP WLS BF H R ER SO BB IBB HBP BLK WP HR S P ERA WHIP	IP WLS BF H R ER SO BB IBB HBP BLK WP HR S P ERA WHIP	IP WLS BF H R ER SO BB IBB HBP BLK WP HR S P ERA WHIP	IP WLS BF H R ER SO BB IBB HBP BLK WP HR S P ERA WHIP	IP WLS BF H R ER SO BB IBB HBP BLK WP HR S P ERA WHIP	IP WLS BF H R ER SO BB IBB HBP BLK WP HR S P ERA WHIP	IP WLS BF H R ER SO BB IBB HBP BLK WP HR S P ERA WHIP	IP WLS BF H R ER SO BB IBB HBP BLK WP HR S P ERA WHIP	IP WLS BF H R ER SO BB IBB HBP BLK WP HR S P ERA WHIP	IP WLS BF H R ER SO BB IBB HBP BLK WP HR S P ERA WHIP	IP WLS BF H R ER SO BB IBB HBP BLK WP HR S P ERA WHIP	IP WLS BF H R ER SO BB IBB HBP BLK WP HR S P ERA WHIP	IP WLS BF H R ER SO BB IBB HBP BLK WP HR S P ERA WHIP	IP WLS BF H R ER SO BB IBB HBP BLK WP HR S P ERA WHIP	IP WLS BF H R ER SO BB IBB HBP BLK WP HR S P ERA WHIP	IP WLS BF H R ER SO BB IBB HBP BLK WP HR S P ERA WHIP	IP WLS BF H R ER SO BB IBB HBP BLK WP HR S P ERA WHIP	IP WLS BF H R ER SO BB IBB HBP BLK WP HR S P ERA WHIP

AB	41
R	7
H	11
RBI	7
BB	3
SO	5
LOB	17



Batter	1	2	3	4	5	6	7	8	9	10	AB	R	H	RBI	BB	SO	LOB	BOTTOM									
7 José Reyes, S OBP: 0.377, SLG: 0.460 (1, 6)	HR										3	1	3	1	3	0	0	San Francisco Giants @ New York Mets Citi Field, Flushing, NY Tue May 03 2011, 7:13 PM - 10:44 PM EDT Att: 32,288 - Cloudy - 63 F									
28 Daniel Murphy, L OBP: 0.321, SLG: 0.419 (1, 4)	HR	G1-3		L9			G4-6-3				5	1	0	0	1	1	7										
5 David Wright, R OBP: 0.344, SLG: 0.447 (1, 5)	F7			HR	G5-3						4	1	1	0	1	0	3										
15 Carlos Beltrán, S OBP: 0.366, SLG: 0.505 (1, 9)	HR	F7					P5				4	1	2	3	1	0	1										
Ike Davis, L OBP: 0.398, SLG: 0.581 (1, 3)	F8										4	1	1	2	1	1	3										
21 Lucas Duda, L OBP: 0.227, SLG: 0.158 12 Scott Hairston, R OBP: 0.289, SLG: 0.303 (5, PH)	K										2	0	0	0	0	2	0										
22 Willie Harris, L (7, PH) (8, 7)											0	0	0	0	1	0	0										
30 Josh Thole, L OBP: 0.311, SLG: 0.293 (1, 2)											5	0	3	0	0	0	5										
20 Jason Pridie, L OBP: 0.313, SLG: 0.533 (1, 8)	F7	G3									4	1	1	0	0	1	2										
43 R.A. Dickey, R OBP: 0.100, SLG: 0.100 2 Justin Lumber, R OBP: 0.100, SLG: 0.100 35 Dillon Gee, R OBP: 0.100, SLG: 0.100 45 Jason Isringhausen, R 9 Ronny Paulino, R 75 Francisco Rodríguez, R 33 Taylor Buchholz, R 25 Chin-Lung Hu, R (10, PH)	SH3-4										1	0	0	0	0	0	0										
Inning Stats	R: 3 E: 0 K: 1 S: 14	H: 2 LOB: 0 BB: 1 P: 25	R: 0 E: 0 K: 0 S: 10	H: 1 LOB: 2 BB: 1 P: 21	R: 2 E: 0 K: 1 S: 10	H: 2 LOB: 1 BB: 1 P: 20	R: 0 E: 0 K: 0 S: 9	H: 0 LOB: 1 BB: 1 P: 17	R: 0 E: 0 K: 1 S: 12	H: 0 LOB: 1 BB: 0 P: 19	R: 1 E: 0 K: 0 S: 10	H: 2 LOB: 0 BB: 0 P: 16	R: 0 E: 0 K: 0 S: 18	H: 0 LOB: 1 BB: 1 P: 29	R: 0 E: 0 K: 0 S: 10	H: 1 LOB: 2 BB: 1 P: 20	R: 0 E: 0 K: 0 S: 4	H: 1 LOB: 2 BB: 2 P: 14	R: 0 E: 0 K: 2 S: 13	H: 1 LOB: 1 BB: 0 P: 21	1B: 5 2B: 4 3B: 0 HR: 2	SF: 0 SAC: 2 DP: 3 HBP: 0	WP: 0 PB: 0 SB: 1 CS: 0	PA: 47			
PITCHER	IP WLS BF H R ER SO BB IBB HBP BLK WP HR S P ERA WHIP	IP WLS BF H R ER SO BB IBB HBP BLK WP HR S P ERA WHIP	IP WLS BF H R ER SO BB IBB HBP BLK WP HR S P ERA WHIP	IP WLS BF H R ER SO BB IBB HBP BLK WP HR S P ERA WHIP	IP WLS BF H R ER SO BB IBB HBP BLK WP HR S P ERA WHIP	IP WLS BF H R ER SO BB IBB HBP BLK WP HR S P ERA WHIP	IP WLS BF H R ER SO BB IBB HBP BLK WP HR S P ERA WHIP	IP WLS BF H R ER SO BB IBB HBP BLK WP HR S P ERA WHIP	IP WLS BF H R ER SO BB IBB HBP BLK WP HR S P ERA WHIP	IP WLS BF H R ER SO BB IBB HBP BLK WP HR S P ERA WHIP	IP WLS BF H R ER SO BB IBB HBP BLK WP HR S P ERA WHIP	IP WLS BF H R ER SO BB IBB HBP BLK WP HR S P ERA WHIP	IP WLS BF H R ER SO BB IBB HBP BLK WP HR S P ERA WHIP	IP WLS BF H R ER SO BB IBB HBP BLK WP HR S P ERA WHIP	IP WLS BF H R ER SO BB IBB HBP BLK WP HR S P ERA WHIP	IP WLS BF H R ER SO BB IBB HBP BLK WP HR S P ERA WHIP	IP WLS BF H R ER SO BB IBB HBP BLK WP HR S P ERA WHIP	IP WLS BF H R ER SO BB IBB HBP BLK WP HR S P ERA WHIP	IP WLS BF H R ER SO BB IBB HBP BLK WP HR S P ERA WHIP	IP WLS BF H R ER SO BB IBB HBP BLK WP HR S P ERA WHIP	IP WLS BF H R ER SO BB IBB HBP BLK WP HR S P ERA WHIP	IP WLS BF H R ER SO BB IBB HBP BLK WP HR S P ERA WHIP	IP WLS BF H R ER SO BB IBB HBP BLK WP HR S P ERA WHIP	IP WLS BF H R ER SO BB IBB HBP BLK WP HR S P ERA WHIP	IP WLS BF H R ER SO BB IBB HBP BLK WP HR S P ERA WHIP	IP WLS BF H R ER SO BB IBB HBP BLK WP HR S P ERA WHIP	IP WLS BF H R ER SO BB IBB HBP BLK WP HR S P ERA WHIP

AB	36
R	6
H	11
RBI	6
BB	9
SO	5
LOB	24



Batter	1	2	3	4	5	6	7	8	9	AB	R	H	RBI	BB	SO	LOB	TOP								
33 Aaron Rowand, R OBP: 0.315, SLG: 0.427	G5-3		K		K		G6-3 2B		K	5	1	1	0	0	3	2	San Francisco Giants @ New York Mets Citi Field, Flushing, NY Wed May 04 2011, 7:12 PM - 10:11 PM EDT Att: 29,333 - Cloudy - 48 F								
21 Freddy Sanchez, R OBP: 0.308, SLG: 0.384	F8		F8		FC6-4		G6-3		K	5	0	1	0	0	0	3									
14 Mike Fontenot, L OBP: 0.340, SLG: 0.455	BB				F7		BB		FC4-6	3	1	1	1	2	0	1									
28 Buster Posey, R OBP: 0.319, SLG: 0.385	F8				G4-3		F7		P4	5	0	0	0	0	1	4									
17 Aubrey Huff, L OBP: 0.270, SLG: 0.339	1B				2B		K			4	0	3	0	0	1	1									
5 Pat Burrell, R OBP: 0.330, SLG: 0.425	F8				K					3	0	1	1	0	1	2									
34 Darren Ford, R OBP: 0.444, SLG: 0.286										0	0	0	0	0	0	0									
12 Nate Schierholz, L OBP: 0.327, SLG: 0.511	K									3	0	1	0	1	1	3									
10 Miguel Tejada, R OBP: 0.243, SLG: 0.282	F8									3	0	1	0	1	0	3									
55 Tim Lincecum, L OBP: 0.263, SLG: 0.063	G4-3									3	0	0	0	0	0	5									
13 Cody Ross, R OBP: 0.223, SLG: 0.196										1	0	0	0	0	1	2									
52 Ramon E. Ramirez, R OBP: 0.222, SLG: 0.294										0	0	0	0	0	0	0									
49 Javier López, L OBP: 0.217, SLG: 0.150										0	0	0	0	0	0	0									
54 Sergio Romo, R OBP: 0.217, SLG: 0.150										0	0	0	0	0	0	0									
38 Brian Wilson, R OBP: 0.217, SLG: 0.150										0	0	0	0	0	0	0									
Inning Stats	R: 0 H: 0 E: 0 K: 0 S: 11	H: 0 LOB: 1 BB: 1 P: 18	R: 0 H: 1 E: 0 K: 1 S: 10	H: 1 LOB: 1 BB: 0 P: 16	R: 0 H: 0 E: 0 K: 1 S: 7	H: 0 LOB: 0 BB: 0 P: 10	R: 0 H: 1 E: 0 K: 1 S: 12	H: 1 LOB: 1 BB: 0 P: 16	R: 0 H: 2 E: 0 K: 1 S: 12	H: 2 LOB: 2 BB: 0 P: 15	R: 1 H: 2 E: 0 K: 1 S: 10	H: 2 LOB: 3 BB: 2 P: 18	R: 1 H: 2 E: 0 K: 1 S: 13	H: 2 LOB: 1 BB: 0 P: 20	R: 0 H: 0 E: 1 K: 1 S: 6	H: 0 LOB: 2 BB: 1 P: 16	R: 0 H: 1 E: 0 K: 1 S: 8	H: 1 LOB: 1 BB: 0 P: 10	1B: 7 2B: 3 3B: 0 HR: 0	SF: 0 SAC: 0 DP: 1 HBP: 1	WP: 0 PB: 0 SB: 1 CS: 1	PA: 40			
PITCHER	IP WLS BF H R ER SO BB IBB HBP BLK WP HR S P ERA WHIP	IP WLS BF H R ER SO BB IBB HBP BLK WP HR S P ERA WHIP	IP WLS BF H R ER SO BB IBB HBP BLK WP HR S P ERA WHIP	IP WLS BF H R ER SO BB IBB HBP BLK WP HR S P ERA WHIP	IP WLS BF H R ER SO BB IBB HBP BLK WP HR S P ERA WHIP	IP WLS BF H R ER SO BB IBB HBP BLK WP HR S P ERA WHIP	IP WLS BF H R ER SO BB IBB HBP BLK WP HR S P ERA WHIP	IP WLS BF H R ER SO BB IBB HBP BLK WP HR S P ERA WHIP	IP WLS BF H R ER SO BB IBB HBP BLK WP HR S P ERA WHIP	IP WLS BF H R ER SO BB IBB HBP BLK WP HR S P ERA WHIP	IP WLS BF H R ER SO BB IBB HBP BLK WP HR S P ERA WHIP	IP WLS BF H R ER SO BB IBB HBP BLK WP HR S P ERA WHIP	IP WLS BF H R ER SO BB IBB HBP BLK WP HR S P ERA WHIP	IP WLS BF H R ER SO BB IBB HBP BLK WP HR S P ERA WHIP	IP WLS BF H R ER SO BB IBB HBP BLK WP HR S P ERA WHIP	IP WLS BF H R ER SO BB IBB HBP BLK WP HR S P ERA WHIP	IP WLS BF H R ER SO BB IBB HBP BLK WP HR S P ERA WHIP	IP WLS BF H R ER SO BB IBB HBP BLK WP HR S P ERA WHIP	IP WLS BF H R ER SO BB IBB HBP BLK WP HR S P ERA WHIP	IP WLS BF H R ER SO BB IBB HBP BLK WP HR S P ERA WHIP	IP WLS BF H R ER SO BB IBB HBP BLK WP HR S P ERA WHIP	IP WLS BF H R ER SO BB IBB HBP BLK WP HR S P ERA WHIP	IP WLS BF H R ER SO BB IBB HBP BLK WP HR S P ERA WHIP	IP WLS BF H R ER SO BB IBB HBP BLK WP HR S P ERA WHIP	IP WLS BF H R ER SO BB IBB HBP BLK WP HR S P ERA WHIP

AB	35
R	2
H	9
RBI	2
BB	4
SO	8
LOB	26



Batter	1	2	3	4	5	6	7	8	9	AB	R	H	RBI	BB	SO	LOB	BOTTOM								
7 José Reyes, S OBP: 0.366, SLG: 0.446	G1-3		K		F8		K			4	0	0	0	0	2	0	San Francisco Giants @ New York Mets Citi Field, Flushing, NY Wed May 04 2011, 7:12 PM - 10:11 PM EDT Att: 29,333 - Cloudy - 48 F								
28 Daniel Murphy, L OBP: 0.318, SLG: 0.423	2B		G4-3		G3-1		K			4	0	1	0	0	1	0									
5 David Wright, R OBP: 0.341, SLG: 0.436	K		BB		K					3	0	0	0	1	2	1									
15 Carlos Beltrán, S OBP: 0.379, SLG: 0.520	BB		F7							3	0	2	0	1	0	1									
Ike Davis, L OBP: 0.394, SLG: 0.569	K									4	0	1	0	0	3	3									
9 Ronny Paulino, R OBP: 0.538, SLG: 0.615	1B									4	0	2	0	0	1	3									
22 Willie Harris, L OBP: 0.297, SLG: 0.333	G4-3									3	0	0	0	0	1	4									
18 Ryota Igarashi, R OBP: 0.333, SLG: 0.333										0	0	0	0	0	0	0									
35 Dillon Gee, R OBP: 0.333, SLG: 0.333										0	0	0	0	0	0	0									
30 Josh Thole, L OBP: 0.308, SLG: 0.289										1	0	0	0	0	1	0									
20 Jason Pridie, L OBP: 0.306, SLG: 0.485	BB									3	0	0	0	1	2	4									
38 Chris Capuano, L OBP: 0.250, SLG: 0.500	K									2	0	0	0	0	2	3									
12 Scott Hairston, R OBP: 0.292, SLG: 0.294										1	0	0	0	0	1	0									
21 Lucas Duda, L OBP: 0.217, SLG: 0.150										1	0	0	0	0	0	0									
Inning Stats	R: 0 H: 1 E: 0 K: 2 S: 13	H: 1 LOB: 2 BB: 1 P: 26	R: 0 H: 1 E: 0 K: 1 S: 10	H: 1 LOB: 1 BB: 1 P: 17	R: 0 H: 0 E: 0 K: 1 S: 10	H: 0 LOB: 1 BB: 1 P: 16	R: 0 H: 1 E: 0 K: 2 S: 11	H: 1 LOB: 2 BB: 0 P: 19	R: 0 H: 0 E: 0 K: 1 S: 6	H: 0 LOB: 0 BB: 0 P: 9	R: 0 H: 2 E: 0 K: 2 S: 16	H: 2 LOB: 2 BB: 0 P: 22	R: 0 H: 0 E: 0 K: 3 S: 13	H: 0 LOB: 0 BB: 0 P: 18	R: 0 H: 1 E: 0 K: 2 S: 12	H: 1 LOB: 1 BB: 0 P: 15	R: 0 H: 0 E: 0 K: 2 S: 10	H: 0 LOB: 0 BB: 0 P: 11	1B: 4 2B: 2 3B: 0 HR: 0	SF: 0 SAC: 0 DP: 1 HBP: 0	WP: 0 PB: 0 SB: 1 CS: 0	PA: 36			
PITCHER	IP WLS BF H R ER SO BB IBB HBP BLK WP HR S P ERA WHIP	IP WLS BF H R ER SO BB IBB HBP BLK WP HR S P ERA WHIP	IP WLS BF H R ER SO BB IBB HBP BLK WP HR S P ERA WHIP	IP WLS BF H R ER SO BB IBB HBP BLK WP HR S P ERA WHIP	IP WLS BF H R ER SO BB IBB HBP BLK WP HR S P ERA WHIP	IP WLS BF H R ER SO BB IBB HBP BLK WP HR S P ERA WHIP	IP WLS BF H R ER SO BB IBB HBP BLK WP HR S P ERA WHIP	IP WLS BF H R ER SO BB IBB HBP BLK WP HR S P ERA WHIP	IP WLS BF H R ER SO BB IBB HBP BLK WP HR S P ERA WHIP	IP WLS BF H R ER SO BB IBB HBP BLK WP HR S P ERA WHIP	IP WLS BF H R ER SO BB IBB HBP BLK WP HR S P ERA WHIP	IP WLS BF H R ER SO BB IBB HBP BLK WP HR S P ERA WHIP	IP WLS BF H R ER SO BB IBB HBP BLK WP HR S P ERA WHIP	IP WLS BF H R ER SO BB IBB HBP BLK WP HR S P ERA WHIP	IP WLS BF H R ER SO BB IBB HBP BLK WP HR S P ERA WHIP	IP WLS BF H R ER SO BB IBB HBP BLK WP HR S P ERA WHIP	IP WLS BF H R ER SO BB IBB HBP BLK WP HR S P ERA WHIP	IP WLS BF H R ER SO BB IBB HBP BLK WP HR S P ERA WHIP	IP WLS BF H R ER SO BB IBB HBP BLK WP HR S P ERA WHIP	IP WLS BF H R ER SO BB IBB HBP BLK WP HR S P ERA WHIP	IP WLS BF H R ER SO BB IBB HBP BLK WP HR S P ERA WHIP	IP WLS BF H R ER SO BB IBB HBP BLK WP HR S P ERA WHIP	IP WLS BF H R ER SO BB IBB HBP BLK WP HR S P ERA WHIP	IP WLS BF H R ER SO BB IBB HBP BLK WP HR S P ERA WHIP	IP WLS BF H R ER SO BB IBB HBP BLK WP HR S P ERA WHIP



Batter	1	2	3	4	5	6	7	8	9	AB	R	H	RBI	BB	SO	LOB	TOP			
33 Aaron Rowand, R (1, 8) OBP: 0.313, SLG: 0.421	G6-3			P6	P3			FC6-4 1B		4	0	1	0	0	0	2				
2 Emmanuel Burriss, S (1, 4) OBP: 0.286, SLG: 0.286	L6			K		G1-6-3 17 BB		FC6-4 14 CS		4	0	1	0	0	1	1				
14 Mike Fontenot, L (1, 6) OBP: 0.370, SLG: 0.522	K			HR		G1-6-3 17 BB		CS	13 BB 17 DI	2	1	1	1	2	1	0				
17 Aubrey Huff, L (1, 3) OBP: 0.262, SLG: 0.327		G4-3		G3-1		G1-6-3			K	4	0	0	0	0	1	3				
12 Nate Schierholz, L (1, 9) OBP: 0.321, SLG: 0.480		G4-3			E6 57 1B	G3			13 BB	3	1	0	0	1	0	1				
13 Cody Ross, R (1, 7) OBP: 0.234, SLG: 0.200	F9									4	0	1	0	0	1	1				
10 Miguel Tejada, R (1, 5) OBP: 0.235, SLG: 0.271			G6-3		L5					4	0	0	0	0	1	4				
22 Eli Whiteside, R (1, 2) OBP: 0.300, SLG: 0.353				E4 57 BB 52-6-4						2	0	0	0	1	1	0				
28 Buster Posey, R (9, PH) OBP: 0.316, SLG: 0.381					57 BB 1B				FC6-4	1	0	0	0	0	0	3				
57 Jonathan Sánchez, L (1, 1) OBP: 0.154, SLG: 0.231										2	0	1	1	0	0	1				
59 Guillermo Mota, R (6, 1) OBP: 0.400, SLG: 0.250				B2-6-4						0	0	0	0	0	0	0				
34 Darren Ford, R (8, PH) OBP: 0.236, SLG: 0.236										1	0	0	0	0	1	0				
45 Dan Runzler, L (8, 1) OBP: 0.236, SLG: 0.236										0	0	0	0	0	0	0				
Inning Stats	R: 0 E: 0 K: 1 S: 7	H: 0 LOB: 0 BB: 0 P: 10	R: 0 E: 0 K: 0 S: 8	H: 0 LOB: 0 BB: 0 P: 9	R: 0 E: 1 K: 0 S: 7	H: 0 LOB: 0 BB: 0 P: 8	R: 1 E: 0 K: 1 S: 13	H: 1 LOB: 0 BB: 0 P: 20	R: 1 E: 0 K: 1 S: 19	H: 1 LOB: 2 BB: 1 P: 30	R: 0 E: 0 K: 0 S: 7	H: 1 LOB: 1 BB: 1 P: 16	R: 0 E: 0 K: 1 S: 9	H: 0 LOB: 0 BB: 0 P: 11	R: 0 E: 0 K: 2 S: 24	H: 1 LOB: 3 BB: 2 P: 40	1B: 4 2B: 0 3B: 0 HR: 1	SF: 0 SAC: 0 DP: 2 HBP: 0	WP: 0 PB: 0 SB: 0 CS: 1	PA: 36
PITCHER	IP WLS BF H R ER SO BB IBB HBP BLK WP HR S P ERA WHIP																			
34 Mike Pelfrey, R (1, 1) ERA: 6.06	7.2 W 29 4 2 1 5 2 0 0 0 0 1 78 116 1.17 0.783																			
75 Francisco Rodríguez, R (8, 1) ERA: 1.35	1.1 S 6 1 0 0 2 2 0 0 0 0 0 0 25 42 0.00 2.250																			

San Francisco Giants @ New York Mets
Citi Field, Flushing, NY
Thu May 05 2011, 1:12 PM - 3:58 PM EDT
Att: 23,433 - Partly Cloudy - 60 F

AB 31
R 2
H 5
RBI 2
BB 4
SO 7
LOB 16



Batter	1	2	3	4	5	6	7	8	9	AB	R	H	RBI	BB	SO	LOB	BOTTOM			
7 José Reyes, S (1, 6) OBP: 0.363, SLG: 0.455	K	1-H 2-H 3B		K				G4-3		4	0	1	2	0	2	1				
25 Chin-Lung Hu, R (1, 4) OBP: 0.105, SLG: 0.059										3	0	0	0	1	2	1				
5 David Wright, R (1, 5) OBP: 0.345, SLG: 0.433	F8									3	1	1	0	1	0	1				
15 Carlos Beltrán, S (1, 9) OBP: 0.375, SLG: 0.538	P5									4	1	1	2	0	1	2				
44 Jason Bay, R (1, 7) OBP: 0.333, SLG: 0.395		1B 9 G6-4-3 2B								3	1	1	0	1	2	1				
Ike Davis, L (1, 3) OBP: 0.389, SLG: 0.558										4	0	1	0	0	0	2				
9 Ronny Paulino, R (1, 2) OBP: 0.500, SLG: 0.533										2	0	0	0	1	0	1				
12 Scott Hairston, R (1, 8) OBP: 0.286, SLG: 0.278										2	1	0	0	1	0	1				
20 Jason Pridle, L (7, 8) OBP: 0.306, SLG: 0.485										0	0	0	0	0	0	0				
34 Mike Pelfrey, R (1, 1) ERA: 6.06										2	1	0	0	1	0	1				
75 Francisco Rodríguez, R (8, 1) ERA: 1.35										0	0	0	0	0	0	0				
Inning Stats	R: 0 E: 0 K: 1 S: 10	H: 0 LOB: 1 BB: 1 P: 19	R: 3 E: 0 K: 1 S: 14	H: 3 LOB: 2 BB: 2 P: 28	R: 0 E: 0 K: 2 S: 10	H: 0 LOB: 1 BB: 1 P: 17	R: 0 E: 0 K: 1 S: 7	H: 0 LOB: 1 BB: 1 P: 15	R: 2 E: 0 K: 1 S: 7	H: 2 LOB: 0 BB: 1 P: 14	R: 0 E: 0 K: 0 S: 6	H: 0 LOB: 0 BB: 0 P: 10	R: 0 E: 0 K: 0 S: 7	H: 0 LOB: 0 BB: 0 P: 12	R: 0 E: 0 K: 1 S: 7	H: 0 LOB: 0 BB: 0 P: 12	1B: 2 2B: 1 3B: 1 HR: 1	SF: 0 SAC: 0 DP: 2 HBP: 0	WP: 0 PB: 0 SB: 2 CS: 0	PA: 33
PITCHER	IP WLS BF H R ER SO BB IBB HBP BLK WP HR S P ERA WHIP																			
57 Jonathan Sánchez, L (1, 1) ERA: 3.58	5.0 L 24 5 5 5 6 0 0 0 0 0 1 48 93 9.00 2.200																			
59 Guillermo Mota, R (6, 1) ERA: 2.08	2.0 6 0 0 0 0 0 0 0 0 0 0 13 22 0.00 0.000																			
45 Dan Runzler, L (8, 1) ERA: 6.19	1.0 3 0 0 0 1 0 0 0 0 0 0 7 12 0.00 0.000																			

San Francisco Giants @ New York Mets
Citi Field, Flushing, NY
Thu May 05 2011, 1:12 PM - 3:58 PM EDT
Att: 23,433 - Partly Cloudy - 60 F


AB 27
R 5
H 5
RBI 4
BB 6
SO 7
LOB 11



Batter	1	2	3	4	5	6	7	8	9	AB	R	H	RBI	BB	SO	LOB	TOP				
14 Jamey Carroll, R OBP: 0.344, SLG: 0.342										4	1	1	0	1	1	0					
47 Jerry Sands, R OBP: 0.259, SLG: 0.308										4	1	1	0	0	1	3					
36 Blake Hawksworth, R										0	0	0	0	0	0	0					
56 Hung-Chih Kuo, L										0	0	0	0	0	0	0					
74 Kenley Jansen, S										0	0	0	0	0	0	0					
31 Jay Gibbons, L OBP: 0.197, SLG: 0.200										1	0	1	0	0	0	0					
16 Andre Ethier, L OBP: 0.442, SLG: 0.532										5	0	3	0	0	0	1					
27 Matt Kemp, R OBP: 0.423, SLG: 0.556										4	0	1	1	1	1	2					
5 Juan Uribe, R OBP: 0.287, SLG: 0.384										5	0	0	1	0	2	6					
7 James Loney, L OBP: 0.250, SLG: 0.250										3	0	1	0	1	0	4					
28 Rod Barajas, R OBP: 0.275, SLG: 0.441										4	1	2	1	0	1	2					
6 Aaron Miles, S OBP: 0.274, SLG: 0.309									4	0	0	0	0	1	2						
18 Hiroki Kuroda, R OBP: 0.158, SLG: 0.059									2	0	0	0	1	1	2						
10 Tony Gwynn Jr., L OBP: 0.297, SLG: 0.367										1	0	0	0	0	0	0					
Inning Stats	R: 1 H: 3 E: 0 K: 0 S: 19	L: 3 LOB: 2 BB: 0 P: 31	R: 1 H: 1 E: 0 K: 2 S: 14	L: 1 LOB: 0 BB: 0 P: 22	R: 0 H: 0 E: 0 K: 1 S: 9	L: 0 LOB: 0 BB: 0 P: 10	R: 0 H: 2 E: 0 K: 1 S: 13	L: 2 LOB: 2 BB: 0 P: 18	R: 1 H: 1 E: 0 K: 0 S: 5	L: 1 LOB: 2 BB: 2 P: 14	R: 0 H: 1 E: 0 K: 2 S: 18	L: 1 LOB: 2 BB: 1 P: 29	R: 0 H: 0 E: 0 K: 0 S: 7	L: 0 LOB: 0 BB: 0 P: 9	R: 0 H: 1 E: 0 K: 0 S: 10	L: 1 LOB: 1 BB: 0 P: 12	1B: 9 2B: 0 3B: 0 HR: 1	SF: 0 SAC: 0 DP: 0 HBP: 0	WP: 1 PB: 0 SB: 0 CS: 0	PA: 41	
PITCHER	IP WLS BF H R ER SO BB IBB HBP BLK WP HR S P ERA WHIP	5.2 27 7 3 3 5 2 1 0 0 0 1 73 116 4.76 1.588	0.1 W 2 1 0 0 1 0 0 0 0 0 0 5 8 0.00 3.000	1.0 H 5 1 0 0 2 1 0 0 0 0 0 16 26 0.00 2.000	1.0 H 3 0 0 0 0 0 0 0 0 0 0 7 9 0.00 0.000	1.0 S 4 1 0 0 0 0 0 0 0 0 1 0 10 12 0.00 1.000															
49 Jonathon Niese, L ERA: 4.71																					
18 Ryota Igarashi, R ERA: 4.7																					
33 Taylor Buchholz, R ERA: 1.53																					
45 Jason Istringhausen, R ERA: 2.89																					
75 Francisco Rodríguez, R ERA: 1.28																					
Batter	1	2	3	4	5	6	7	8	9	AB	R	H	RBI	BB	SO	LOB	BOTTOM				
7 José Reyes, S OBP: 0.377, SLG: 0.500										4	2	3	0	1	0	0					
28 Daniel Murphy, L OBP: 0.311, SLG: 0.402										4	0	0	0	1	1	5					
5 David Wright, R OBP: 0.343, SLG: 0.423										3	0	0	0	1	1	2					
15 Carlos Beltrán, S OBP: 0.379, SLG: 0.546										2	1	1	1	1	0	1					
44 Jason Bay, R OBP: 0.346, SLG: 0.404										4	0	2	1	0	0	2					
Ike Davis, L OBP: 0.393, SLG: 0.578										3	2	1	1	1	1	3					
20 Jason Pridie, L OBP: 0.300, SLG: 0.541										4	1	1	3	0	2	0					
30 Josh Thole, L OBP: 0.305, SLG: 0.299										4	0	1	0	0	2	0					
49 Jonathon Niese, L ERA: 3.88																					
18 Ryota Igarashi, R ERA: 3.24																					
12 Scott Hairston, R ERA: 10.38																					
33 Taylor Buchholz, R ERA: 6.91																					
45 Jason Istringhausen, R ERA: 10.38																					
22 Willie Harris, S ERA: 10.38																					
75 Francisco Rodríguez, R ERA: 6.91																					
Inning Stats	R: 1 H: 1 E: 0 K: 0 S: 7	L: 1 LOB: 1 BB: 1 P: 15	R: 1 H: 1 E: 0 K: 1 S: 7	L: 1 LOB: 0 BB: 0 P: 9	R: 0 H: 0 E: 0 K: 1 S: 9	L: 0 LOB: 1 BB: 1 P: 15	R: 0 H: 1 E: 0 K: 0 S: 6	L: 1 LOB: 0 BB: 0 P: 11	R: 0 H: 1 E: 0 K: 1 S: 14	L: 1 LOB: 1 BB: 0 P: 22	R: 3 H: 3 E: 0 K: 0 S: 10	L: 3 LOB: 2 BB: 1 P: 19	R: 1 H: 1 E: 0 K: 1 S: 10	L: 1 LOB: 2 BB: 2 P: 23	R: 0 H: 1 E: 0 K: 3 S: 15	L: 1 LOB: 2 BB: 1 P: 24	1B: 2 2B: 3 3B: 2 HR: 2	SF: 1 SAC: 0 DP: 1 HBP: 0	WP: 0 PB: 0 SB: 1 CS: 0	PA: 38	
PITCHER	IP WLS BF H R ER SO BB IBB HBP BLK WP HR S P ERA WHIP	5.2 L 26 7 1 1 1 0 2 1 1 0 0 0 0 8 20 9.00 2.000	0.1 1 0 0 0 1 0 0 0 0 0 0 3 5 0.00 0.000	1.0 5 1 0 0 3 1 0 0 0 0 0 0 15 24 0.00 2.000																	


Los Angeles Dodgers @ New York Mets
Citi Field, Flushing, NY
Fri May 06 2011, 7:13 PM - 10:29 PM EDT
Att: 35,948 - Partly Cloudy - 61 F

AB 37
R 3
H 10
RBI 3
BB 4
SO 8
LOB 22




Los Angeles Dodgers @ New York Mets
Citi Field, Flushing, NY
Fri May 06 2011, 7:13 PM - 10:29 PM EDT
Att: 35,948 - Partly Cloudy - 61 F

AB 31
R 6
H 9
RBI 6
BB 6
SO 7
LOB 14




Batter	1	2	3	4	5	6	7	8	9	AB	R	H	RBI	BB	SO	LOB	TOP								
6 Aaron Miles, S OBP: 0.270, SLG: 0.302	F7	F7	G6-3	G6-3	G4-3	G4-3	G4-3	G4-3		5	0	1	1	0	0	3	Los Angeles Dodgers @ New York Mets Citi Field, Flushing, NY Sat May 07 2011, 7:14 PM - 10:25 PM EDT Att: 31,464 - Cloudy - 66 F								
7 James Loney, L OBP: 0.263, SLG: 0.258	27 HBP 16 BB 1B	BB	G6-3	G6-3	2H 1B	1B	1B	1B		4	0	2	0	1	1	2									
16 Andre Ethier, L OBP: 0.434, SLG: 0.516	27 HBP BB	F7			F8	G4-3	G4-3	K		4	0	0	0	1	1	5									
27 Matt Kemp, R OBP: 0.422, SLG: 0.546	HBP	HBP	P3		31 BB 1B		E4 14 BB 31 S	F7		4	0	1	0	0	0	1									
31 Jay Gibbons, L OBP: 0.200, SLG: 0.125	F5		K		SAFE 1 SAFE B SI 90 B SI 90 B CH 82 B CH 82 B SI 89	BB	P6			3	0	0	0	1	1	4									
10 Tony Gwynn Jr., L OBP: 0.292, SLG: 0.361			K		SAFE 1 SAFE B SI 90 B SI 90 B CH 82 B CH 82 B SI 89	BB		G6-3		1	0	0	0	0	0	0									
5 Juan Uribe, R OBP: 0.274, SLG: 0.365	F7		K		KC73 SAFE 1 SAFE B SI 91 B SI 91 B CH 82 B CH 82 B SI 89	BB	K			5	0	0	0	0	4	6									
30 Dioner Navarro, S OBP: 0.357, SLG: 0.500					L6					3	1	1	1	1	1	2									
14 Jamey Carroll, R OBP: 0.365, SLG: 0.368		14 BB HBP			6 SH3-4 21 SH3-4 1B		21 SH2-4 6 BB 1B			3	1	3	0	1	0	0									
21 Jon Garland, R OBP: 0.254, SLG: 0.302	G3				SH3-4		SH2-4			1	0	0	0	0	0	2									
47 Jerry Sands, R OBP: 0.254, SLG: 0.302										1	0	0	0	0	1	3									
66 Mike MacDougal, S OBP: 0.292, SLG: 0.361										0	0	0	0	0	0	0									
56 Hung-Chih Kuo, L OBP: 0.274, SLG: 0.365										0	0	0	0	0	0	0									
55 Matt Guerrier, R OBP: 0.274, SLG: 0.365										0	0	0	0	0	0	0									
Inning Stats	R: 0 E: 0 K: 0 S: 11	H: 1 LOB: 3 BB: 1 P: 19	R: 0 E: 0 K: 0 S: 9	H: 1 LOB: 3 BB: 1 P: 17	R: 0 E: 0 K: 2 S: 7	H: 0 LOB: 0 BB: 0 P: 9	R: 1 E: 0 K: 0 S: 12	H: 2 LOB: 1 BB: 0 P: 17	R: 0 E: 0 K: 1 S: 13	H: 1 LOB: 2 BB: 1 P: 22	R: 1 E: 0 K: 1 S: 9	H: 2 LOB: 1 BB: 0 P: 14	R: 0 E: 0 K: 2 S: 16	H: 0 LOB: 3 BB: 2 P: 29	R: 0 E: 0 K: 1 S: 12	H: 1 LOB: 1 BB: 0 P: 16	R: 0 E: 0 K: 2 S: 9	H: 0 LOB: 0 BB: 0 P: 12	1B: 6 2B: 1 3B: 0 HR: 1	SF: 0 SAC: 2 DP: 0 HBP: 2	WP: 0 PB: 0 SB: 1 CS: 0	PA: 43			
PITCHER	IP WLS BF H R ER SO BB IBB HBP BLK WP HR S P ERA WHIP	5.1 28 7 2 2 3 3 0 2 0 0 1 56 89 3.38 1.875	0.2 2 0 0 0 1 0 0 0 0 0 0 5 9 0.00 0.000	1.0 6 0 0 0 2 2 0 0 0 0 0 16 29 0.00 2.000	1.0 W 4 1 0 0 1 0 0 0 0 0 0 12 16 0.00 1.000	1.0 S 3 0 0 0 2 0 0 0 0 0 0 9 12 0.00 0.000																			

AB 34
R 2
H 8
RBI 2
BB 5
SO 9
LOB 28



Batter	1	2	3	4	5	6	7	8	9	AB	R	H	RBI	BB	SO	LOB	BOTTOM							
7 José Reyes, S OBP: 0.378, SLG: 0.497	F8	28 PO 1B	G6-3	G6-3	P4	P4	5 FC6-5 28 SH5-3 1B	L6-4		5	0	2	1	0	0	2	Los Angeles Dodgers @ New York Mets Citi Field, Flushing, NY Sat May 07 2011, 7:14 PM - 10:25 PM EDT Att: 31,464 - Cloudy - 66 F							
28 Daniel Murphy, L OBP: 0.312, SLG: 0.400	5 BB 1B	PO	G6-3	G6-3	G3	SH5-3	SH5-3			3	0	1	0	0	0	0								
5 David Wright, R OBP: 0.347, SLG: 0.429	BB	BB	F9	F9	2B	FC6-5-4	FC6-5-4			3	0	1	0	1	0	1								
15 Carlos Beltrán, S OBP: 0.383, SLG: 0.541	F8		1B	1B	44 FC6-4 BB	P6	P6			3	0	1	0	1	0	3								
44 Jason Bay, R OBP: 0.339, SLG: 0.380	K		G1-3	G1-3	FC6-4	FC6-4	FC6-4			3	1	0	0	1	1	5								
Ike Davis, L OBP: 0.388, SLG: 0.563	20 BB 30 SF7 BB	20 BB 30 SF7 BB	F8	F8	K	K	P6			3	1	0	0	1	1	1								
20 Jason Pridie, L OBP: 0.349, SLG: 0.600	30 SF7 7 BB 2B	30 SF7 7 BB 2B			1B	1B	SH 9 BB 2 BB 1B			3	2	3	0	0	0	0								
30 Josh Thole, L OBP: 0.296, SLG: 0.292	SF7	SF7	F7	F7	G5-3	G5-3	L6-4 7 BB 2 BB 1B			2	0	0	1	0	0	2								
9 Ronny Paulino, R OBP: 0.529, SLG: 0.533										0	0	0	0	1	0	0								
35 Dillon Gee, R OBP: 0.230, SLG: 0.200										2	0	0	0	0	0	2								
50 Michael O'Connor, L ERA: 3.66										0	0	0	0	0	0	0								
22 Willie Harris, L ERA: 1.59										1	0	0	0	0	0	1								
18 Ryota Igarashi, R ERA: 4.15										0	0	0	0	0	0	0								
40 Tim Byrdak, L ERA: 5.0										0	0	0	0	0	0	0								
2 Justin Turner, R ERA: 3.71										1	0	1	2	0	0	0								
75 Francisco Rodríguez, R ERA: 1.17										0	0	0	0	0	0	0								
Inning Stats	R: 0 E: 0 K: 1 S: 12	H: 1 LOB: 2 BB: 1 P: 24	R: 2 E: 0 K: 0 S: 10	H: 2 LOB: 0 BB: 1 P: 18	R: 0 E: 0 K: 0 S: 6	H: 1 LOB: 1 BB: 0 P: 8	R: 0 E: 0 K: 0 S: 7	H: 1 LOB: 2 BB: 1 P: 17	R: 0 E: 0 K: 2 S: 9	H: 1 LOB: 1 BB: 0 P: 17	R: 0 E: 0 K: 0 S: 8	H: 1 LOB: 1 BB: 0 P: 14	R: 2 E: 1 K: 0 S: 13	H: 1 LOB: 1 BB: 2 P: 24	R: 0 E: 0 K: 2 S: 9	H: 0 LOB: 0 BB: 0 P: 12	1B: 7 2B: 3 3B: 0 HR: 0	SF: 1 SAC: 2 DP: 1 HBP: 0	WP: 0 PB: 0 SB: 0 CS: 0	PA: 38				
PITCHER	IP WLS BF H R ER SO BB IBB HBP BLK WP HR S P ERA WHIP	6.0 L 5 1 1 1 0 1 0 0 0 0 0 10 20 9.00 2.000	1.0 2 0 0 0 0 0 0 0 0 0 0 7 8 0.00 0.000	0.1 2 0 0 0 0 0 0 0 0 0 0 4 10 0.00 3.000																				

AB 29
R 4
H 9
RBI 4
BB 5
SO 3
LOB 17



Batter	1	2	3	4	5	6	7	8	9	AB	R	H	RBI	BB	SO	LOB	TOP										
7 José Reyes, S OBP: 0.367, SLG: 0.490	G1-3		G4-3		G4-3		G5-3		F7	5	0	0	0	0	0	1	New York Mets @ Colorado Rockies Coors Field, Denver, CO Mon May 09 2011, 6:41 PM - 9:28 PM MDT Att: 31,531 - Clear - 74 F										
28 Daniel Murphy, L OBP: 0.313, SLG: 0.396	F8		G3-1		F7		5 1B FC3-2 1B		G6-3	5	0	1	0	0	0	1											
5 David Wright, R OBP: 0.346, SLG: 0.414	G4-3			F8		K				4	0	1	0	0	1	0											
15 Carlos Beltrán, S OBP: 0.383, SLG: 0.526		20 BB		G6-3		1B 44 E			FC3-2	2	1	0	0	2	0	2											
Ike Davis, L OBP: 0.381, SLG: 0.543	F7		20 BB		44 BB				G3	4	0	2	0	0	0	3											
44 Jason Bay, R OBP: 0.313, SLG: 0.333					20 BB					3	0	0	1	1	1	2											
20 Jason Pridie, L OBP: 0.353, SLG: 0.533									F8	2	0	0	0	2	0	2											
30 Josh Thole, L OBP: 0.294, SLG: 0.283									F8	3	0	0	0	1	0	5											
38 Chris Capuano, L OBP: 0.182, SLG: 0.364									G2-3	3	0	0	0	1	0	5											
33 Taylor Buchholz, R										3	0	0	0	0	3	3											
40 Tim Byrdak, L										0	0	0	0	0	0	0											
22 Willie Harris, L (9, PH) OBP: 0.308, SLG: 0.333									28 CS	1	0	1	0	0	0	0											
Inning Stats	R: 0 E: 0 K: 0 S: 6	H: 0 LOB: 0 BB: 0 P: 11	R: 0 E: 0 K: 1 S: 10	H: 0 LOB: 2 BB: 2 P: 22	R: 0 E: 0 K: 1 S: 7	H: 0 LOB: 0 BB: 0 P: 11	R: 0 E: 0 K: 0 S: 13	H: 1 LOB: 3 BB: 2 P: 28	R: 0 E: 0 K: 1 S: 7	H: 0 LOB: 0 BB: 0 P: 11	R: 1 E: 1 K: 2 S: 12	H: 1 LOB: 3 BB: 2 P: 24	R: 0 E: 0 K: 0 S: 16	H: 2 LOB: 2 BB: 0 P: 25	R: 0 E: 0 K: 0 S: 9	H: 0 LOB: 0 BB: 0 P: 14	R: 0 E: 0 K: 0 S: 11	H: 1 LOB: 0 BB: 0 P: 15	1B: 5 2B: 0 3B: 0 HR: 0	SF: 0 SAC: 0 DP: 0 HBP: 0	WP: 0 PB: 0 SB: 0 CS: 1	PA: 38					
PITCHER	IP	WLS	BF	H	R	ER	SO	BB	IBB	HBP	BLK	WP	HR	S	P	ERA	WHIP										
45 Jhoulys Chacin, R ERA: 2.88	6.0		27	2	1	1	5	6	0	0	0	0	0	55	107	1.50	1.333										
51 Matt Reynolds, L ERA: 4.15	0.1	W	3	1	0	0	0	0	0	0	0	0	0	7	13	0.00	3.000										
34 Matt Belisle, R ERA: 3.68	0.2		3	1	0	0	0	0	0	0	0	0	0	9	12	0.00	1.500										
63 Rafael Betancourt, R ERA: 2.93	1.0	H	3	0	0	0	0	0	0	0	0	0	0	9	14	0.00	0.000										
16 Huston Street, R ERA: 2.89	1.0	S	3	1	0	0	0	0	0	0	0	0	0	11	15	0.00	1.000										

Batter	1	2	3	4	5	6	7	8	9	AB	R	H	RBI	BB	SO	LOB	BOTTOM										
24 Dexter Fowler, S OBP: 0.382, SLG: 0.381	2 1B 18 BB									2	0	1	1	2	0	0	New York Mets @ Colorado Rockies Coors Field, Denver, CO Mon May 09 2011, 6:41 PM - 9:28 PM MDT Att: 31,531 - Clear - 74 F										
18 Jonathan Herrera, S OBP: 0.395, SLG: 0.361	2 1B		F7		FC4-6					4	0	1	0	0	1	2											
5 Carlos González, L OBP: 0.296, SLG: 0.325	K		G4-3							4	0	0	0	0	1	3											
2 Troy Tulowitzki, R OBP: 0.343, SLG: 0.516	17 G4-6-3 1B			L6		F9				3	0	1	0	0	0	0											
17 Todd Helton, L OBP: 0.352, SLG: 0.475	G4-6-3			G1-3		G4-3				3	0	0	0	0	0	3											
7 Seth Smith, L OBP: 0.330, SLG: 0.453			F9		P6					3	0	0	0	0	0	0											
20 Chris Iannetta, R OBP: 0.414, SLG: 0.519			K		45 G6-3 24 1B 2B					3	2	2	1	0	1	0											
9 Ian Stewart, L OBP: 0.163, SLG: 0.091			G1-3		K					3	0	0	0	0	1	1											
45 Jhoulys Chacin, R ERA: 2.88	6.2	L	27	5	2	2	4	3	0	0	0	0	0	0	0	0											
51 Matt Reynolds, L ERA: 4.15	1.0		2	0	0	0	1	0	0	0	0	0	0	5	7	0.00	0.000										
34 Matt Belisle, R ERA: 3.68	0.1		1	0	0	0	0	0	0	0	0	0	0	1	2	0.00	0.000										
19 Ryan Spillorths, R OBP: 0.145										2	0	0	0	0	0	0											
63 Rafael Betancourt, R										0	0	0	0	0	0	0											
16 Huston Street, R										0	0	0	0	0	0	0											
Inning Stats	R: 0 E: 0 K: 1 S: 11	H: 2 LOB: 2 BB: 1 P: 20	R: 0 E: 0 K: 1 S: 8	H: 0 LOB: 0 BB: 0 P: 12	R: 0 E: 0 K: 1 S: 10	H: 0 LOB: 1 BB: 1 P: 19	R: 0 E: 0 K: 0 S: 7	H: 0 LOB: 0 BB: 0 P: 10	R: 1 E: 0 K: 1 S: 10	H: 2 LOB: 1 BB: 0 P: 12	R: 0 E: 0 K: 0 S: 7	H: 0 LOB: 0 BB: 0 P: 10	R: 1 E: 0 K: 0 S: 9	H: 1 LOB: 0 BB: 1 P: 16	R: 0 E: 0 K: 1 S: 5	H: 0 LOB: 0 BB: 0 P: 8	R: 0 E: 0 K: 1 S: 5	H: 0 LOB: 0 BB: 0 P: 8	1B: 3 2B: 1 3B: 0 HR: 1	SF: 0 SAC: 0 DP: 1 HBP: 0	WP: 0 PB: 0 SB: 0 CS: 1	PA: 31					
PITCHER	IP	WLS	BF	H	R	ER	SO	BB	IBB	HBP	BLK	WP	HR	S	P	ERA	WHIP										
38 Chris Capuano, L ERA: 4.93	6.2		27	5	2	2	4	3	0	0	0	0	0	61	98	2.70	1.200										
33 Taylor Buchholz, R ERA: 1.45	1.0		2	0	0	0	1	0	0	0	0	0	0	5	7	0.00	0.000										
40 Tim Byrdak, L ERA: 4.82	0.1		1	0	0	0	0	0	0	0	0	0	0	1	2	0.00	0.000										

AB 32
R 1
H 5
RBI 1
BB 6
SO 5
LOB 19



AB 27
R 2
H 5
RBI 2
BB 3
SO 5
LOB 10



Batter	1	2	3	4	5	6	7	8	9	AB	R	H	RBI	BB	SO	LOB	TOP							
7 José Reyes, S OBP: 0.365, SLG: 0.490										4	1	1	0	0	0	1								
28 Daniel Murphy, L OBP: 0.320, SLG: 0.400										4	1	2	0	0	0	0								
5 David Wright, R OBP: 0.395, SLG: 0.401										4	0	0	0	0	2	3								
15 Carlos Beltrán, S OBP: 0.380, SLG: 0.513										3	0	0	0	1	1	0								
1 Ike Davis, L OBP: 0.383, SLG: 0.543										2	0	1	2	0	0	0								
2 Justin Turner, R OBP: 0.360, SLG: 0.348										2	0	1	0	0	0	0								
44 Jason Bay, R OBP: 0.294, SLG: 0.311										4	0	0	0	0	1	3								
9 Ronny Paulino, R OBP: 0.520, SLG: 0.500										3	1	1	0	1	1	3								
20 Jason Pridie, L OBP: 0.345, SLG: 0.500										3	1	0	0	1	0	2								
34 Mike Pelfrey, R OBP: 0.133, SLG: 0.143										3	0	1	2	0	1	0								
45 Jason Isringhausen, R (7, 1)										0	0	0	0	0	0	0								
40 Tim Byrdak, L (8, 1)										0	0	0	0	0	0	0								
22 Willie Harris, L OBP: 0.304, SLG: 0.329										1	0	0	0	0	0	0								
75 Francisco Rodríguez, R (9, 1)										0	0	0	0	0	0	0								
Inning Stats	R: 2 E: 0 K: 3 S: 15	H: 3 LOB: 2 BB: 1 P: 25	R: 0 E: 0 K: 0 S: 9	H: 0 LOB: 0 BB: 0 P: 14	R: 0 E: 0 K: 1 S: 8	H: 0 LOB: 0 BB: 0 P: 12	R: 2 E: 0 K: 0 S: 16	H: 2 LOB: 1 BB: 1 P: 26	R: 0 E: 0 K: 0 S: 7	H: 1 LOB: 1 BB: 0 P: 13	R: 0 E: 0 K: 1 S: 10	H: 1 LOB: 0 BB: 0 P: 14	R: 0 E: 0 K: 1 S: 6	H: 0 LOB: 0 BB: 0 P: 7	R: 0 E: 0 K: 0 S: 8	H: 0 LOB: 0 BB: 1 P: 18	1B: 5 2B: 2 3B: 0 HR: 0	SF: 0 SAC: 0 DP: 1 HBP: 0	WP: 0 PB: 0 SB: 0 CS: 0	PA: 36				
PITCHER	IP: 7.0 WLS: L BF: 30 ERA: 3.02	IP: 1.0 WLS: 3 BF: 0 ERA: 0.6	IP: 1.0 WLS: 3 BF: 0 ERA: 6.94	IP: 7.0 WLS: L BF: 30 ERA: 3.02	IP: 1.0 WLS: 3 BF: 0 ERA: 0.6	IP: 1.0 WLS: 3 BF: 0 ERA: 6.94	IP: 7.0 WLS: L BF: 30 ERA: 3.02	IP: 1.0 WLS: 3 BF: 0 ERA: 0.6	IP: 1.0 WLS: 3 BF: 0 ERA: 6.94	IP: 7.0 WLS: L BF: 30 ERA: 3.02	IP: 1.0 WLS: 3 BF: 0 ERA: 0.6	IP: 1.0 WLS: 3 BF: 0 ERA: 6.94	IP: 7.0 WLS: L BF: 30 ERA: 3.02	IP: 1.0 WLS: 3 BF: 0 ERA: 0.6	IP: 1.0 WLS: 3 BF: 0 ERA: 6.94	IP: 7.0 WLS: L BF: 30 ERA: 3.02	IP: 1.0 WLS: 3 BF: 0 ERA: 0.6	IP: 1.0 WLS: 3 BF: 0 ERA: 6.94	IP: 7.0 WLS: L BF: 30 ERA: 3.02	IP: 1.0 WLS: 3 BF: 0 ERA: 0.6	IP: 1.0 WLS: 3 BF: 0 ERA: 6.94	IP: 7.0 WLS: L BF: 30 ERA: 3.02	IP: 1.0 WLS: 3 BF: 0 ERA: 0.6	IP: 1.0 WLS: 3 BF: 0 ERA: 6.94

New York Mets @ Colorado Rockies
Coors Field, Denver, CO
Tue May 10 2011, 6:41 PM - 10:06 PM MDT
Att: 30,858 - Cloudy - 71 F

AB 33
R 4
H 7
RBI 4
BB 3
SO 6
LOB 12



Batter	1	2	3	4	5	6	7	8	9	AB	R	H	RBI	BB	SO	LOB	BOTTOM							
24 Dexter Fowler, S OBP: 0.374, SLG: 0.372										3	0	0	0	0	2	1								
19 Ryan Spilborghs, R OBP: 0.241, SLG: 0.294										4	0	0	0	0	1	2								
18 Jonathan Herrera, S OBP: 0.381, SLG: 0.366										4	0	0	0	0	1	2								
5 Carlos González, L OBP: 0.295, SLG: 0.347										4	1	1	1	0	0	0								
2 Troy Tulowitzki, R OBP: 0.340, SLG: 0.531										4	1	1	1	0	1	0								
17 Todd Helton, L OBP: 0.357, SLG: 0.476										4	0	2	0	0	1	0								
7 Seth Smith, L OBP: 0.336, SLG: 0.480										3	1	1	1	1	0	1								
20 Chris Iannetta, R OBP: 0.398, SLG: 0.494										4	0	0	0	0	1	3								
9 Ian Stewart, L OBP: 0.154, SLG: 0.085										3	0	0	0	0	0	0								
23 Jason Giambi, L OBP: 0.276, SLG: 0.250										1	0	0	0	0	0	0								
46 Jason Hammel, R OBP: 0.143, SLG: 0.143										2	0	1	0	0	0	0								
99 Alfredo Amézaga, S OBP: 0.357, SLG: 0.308										1	0	0	0	0	0	0								
27 Matt Lindstrom, R (8, 1)										0	0	0	0	0	0	0								
55 Felipe Paulino, R (9, 1)										0	0	0	0	0	0	0								
Inning Stats	R: 0 E: 0 K: 1 S: 7	H: 0 LOB: 0 BB: 0 P: 10	R: 2 E: 0 K: 0 S: 7	H: 2 LOB: 0 BB: 0 P: 11	R: 0 E: 0 K: 1 S: 6	H: 0 LOB: 0 BB: 0 P: 8	R: 0 E: 0 K: 0 S: 14	H: 1 LOB: 2 BB: 1 P: 25	R: 0 E: 0 K: 0 S: 7	H: 1 LOB: 1 BB: 0 P: 11	R: 1 E: 0 K: 0 S: 5	H: 2 LOB: 1 BB: 0 P: 11	R: 0 E: 0 K: 1 S: 15	H: 0 LOB: 0 BB: 1 P: 23	R: 0 E: 0 K: 2 S: 8	H: 0 LOB: 0 BB: 0 P: 10	R: 0 E: 0 K: 1 S: 11	H: 0 LOB: 0 BB: 0 P: 14	1B: 3 2B: 0 3B: 0 HR: 3	SF: 0 SAC: 0 DP: 0 HBP: 0	WP: 0 PB: 0 SB: 0 CS: 0	PA: 35		
PITCHER	IP: 6.2 WLS: W BF: 27 ERA: 5.74	IP: 1.0 WLS: H BF: 4 ERA: 2.61	IP: 1.0 WLS: H BF: 1 ERA: 4.68	IP: 1.0 WLS: S BF: 3 ERA: 1.1	IP: 6.2 WLS: W BF: 27 ERA: 5.74	IP: 1.0 WLS: H BF: 4 ERA: 2.61	IP: 1.0 WLS: H BF: 1 ERA: 4.68	IP: 1.0 WLS: S BF: 3 ERA: 1.1	IP: 6.2 WLS: W BF: 27 ERA: 5.74	IP: 1.0 WLS: H BF: 4 ERA: 2.61	IP: 1.0 WLS: H BF: 1 ERA: 4.68	IP: 1.0 WLS: S BF: 3 ERA: 1.1	IP: 6.2 WLS: W BF: 27 ERA: 5.74	IP: 1.0 WLS: H BF: 4 ERA: 2.61	IP: 1.0 WLS: H BF: 1 ERA: 4.68	IP: 1.0 WLS: S BF: 3 ERA: 1.1	IP: 6.2 WLS: W BF: 27 ERA: 5.74	IP: 1.0 WLS: H BF: 4 ERA: 2.61	IP: 1.0 WLS: H BF: 1 ERA: 4.68	IP: 1.0 WLS: S BF: 3 ERA: 1.1	IP: 6.2 WLS: W BF: 27 ERA: 5.74	IP: 1.0 WLS: H BF: 4 ERA: 2.61	IP: 1.0 WLS: H BF: 1 ERA: 4.68	IP: 1.0 WLS: S BF: 3 ERA: 1.1

New York Mets @ Colorado Rockies
Coors Field, Denver, CO
Tue May 10 2011, 6:41 PM - 10:06 PM MDT
Att: 30,858 - Cloudy - 71 F

AB 33
R 3
H 6
RBI 3
BB 2
SO 6
LOB 7



Batter	1	2	3	4	5	6	7	8	9	AB	R	H	RBI	BB	SO	LOB	TOP				
7 José Reyes, S OBP: 0.363, SLG: 0.479										3	1	1	0	1	0	0					
30 Josh Thole, L OBP: 0.291, SLG: 0.268										3	0	0	0	1	0	1					
75 Francisco Rodríguez, R										0	0	0	0	0	0	0					
5 David Wright, R OBP: 0.341, SLG: 0.421										3	1	1	2	1	1	1					
15 Carlos Beltrán, S OBP: 0.384, SLG: 0.587										4	0	1	0	0	2	0					
44 Jason Bay, R OBP: 0.299, SLG: 0.348										4	1	1	1	0	1	2					
28 Daniel Murphy, L OBP: 0.306, SLG: 0.373										4	0	0	0	0	1	0					
2 Justin Turner, R OBP: 0.364, SLG: 0.333										4	2	2	0	0	1	0					
20 Jason Pridie, L OBP: 0.317, SLG: 0.464										4	0	1	1	0	1	1					
35 Dillon Gee, R OBP: 0.143, SLG: 0.143										2	0	0	0	0	2	0					
18 Ryota Igarashi, R										0	0	0	0	0	0	0					
48 Pat Misch, R										0	0	0	0	0	0	0					
26 Fernando Martínez, L										1	1	1	2	0	0	0					
33 Taylor Buchholz, R										0	0	0	0	0	0	0					
9 Ronny Paulino, R OBP: 0.000, SLG: 0.000										1	0	0	0	0	1	1					
Inning Stats	R: 0 E: 0 K: 0 S: 4	H: 1 LOB: 0 BB: 1 P: 9	R: 0 E: 0 K: 1 S: 5	H: 0 LOB: 0 BB: 0 P: 9	R: 0 E: 0 K: 2 S: 10	H: 0 LOB: 2 BB: 1 P: 14	R: 0 E: 0 K: 0 S: 7	H: 1 LOB: 0 BB: 1 P: 15	R: 0 E: 0 K: 1 S: 7	H: 0 LOB: 0 BB: 0 P: 11	R: 0 E: 0 K: 2 S: 12	H: 1 LOB: 0 BB: 0 P: 22	R: 4 E: 0 K: 1 S: 17	H: 3 LOB: 0 BB: 1 P: 28	R: 1 E: 0 K: 1 S: 10	H: 2 LOB: 1 BB: 0 P: 15	1B: 3 2B: 2 3B: 0 HR: 3	SF: 0 SAC: 0 DP: 1 HBP: 0	WP: 0 PB: 0 SB: 0 CS: 0	PA: 36	
PITCHER	IP WLS BF H R ER SO BB IBB HBP BLK WP HR S P ERA WHIP	7.1 28 5 4 4 8 3 0 0 0 0 2 66 111 4.91 1.091	0.2 L 3 1 1 1 1 0 0 0 0 0 1 6 11 13.50 1.500	1.0 5 2 1 1 1 1 0 0 0 0 0 10 15 9.00 2.000																	

New York Mets @ Houston Astros
Minute Maid Park, Houston, TX
Fri May 13 2011, 7:07 PM - 10:05 PM CDT
Att: 28,791 - Clear - 88 F

AB	33
R	6
H	8
RBI	6
BB	3
SO	10
LOB	6



Batter	1	2	3	4	5	6	7	8	9	AB	R	H	RBI	BB	SO	LOB	BOTTOM						
21 Michael Bourn, L OBP: 0.342, SLG: 0.350										5	0	2	0	0	2	2							
12 Clint Barmes, R OBP: 0.287, SLG: 0.250										4	0	0	0	1	1	3							
9 Hunter Pence, R OBP: 0.347, SLG: 0.487										4	0	0	0	1	1	2							
45 Carlos Lee, R OBP: 0.273, SLG: 0.370										4	1	2	1	0	0	1							
29 Brett Wallace, L OBP: 0.406, SLG: 0.455										2	1	1	0	1	0	2							
23 Chris Johnson, R OBP: 0.233, SLG: 0.366										4	1	2	1	0	2	1							
22 Bill Hall, R OBP: 0.276, SLG: 0.313										4	0	1	1	0	1	3							
55 Humberto Quintero, R OBP: 0.289, SLG: 0.333										3	0	0	1	0	0	3							
19 Brian Boucsevie, L OBP: 0.429, SLG: 0.333										1	0	1	0	0	0	0							
46 J.R. Towles, R OBP: 0.386, SLG: 0.458										0	0	0	0	0	0	0							
20 Bud Norris, R OBP: 0.200, SLG: 0.214										2	1	0	0	1	0	2							
47 Jeff Fulchino, R										0	0	0	0	0	0	0							
4 Jason Michaels, R OBP: 0.190, SLG: 0.105										1	0	0	0	0	1	2							
59 Wilton Lopez, R										0	0	0	0	0	0	0							
Inning Stats	R: 0 E: 0 K: 1 S: 10	H: 2 LOB: 2 BB: 1 P: 17	R: 1 E: 0 K: 1 S: 13	H: 1 LOB: 2 BB: 2 P: 23	R: 0 E: 0 K: 2 S: 9	H: 0 LOB: 0 BB: 0 P: 11	R: 0 E: 0 K: 0 S: 12	H: 0 LOB: 1 BB: 1 P: 23	R: 3 E: 1 K: 0 S: 14	H: 3 LOB: 1 BB: 0 P: 21	R: 0 E: 0 K: 0 S: 6	H: 0 LOB: 0 BB: 0 P: 9	R: 0 E: 0 K: 2 S: 18	H: 2 LOB: 2 BB: 0 P: 26	R: 0 E: 0 K: 0 S: 12	H: 1 LOB: 1 BB: 0 P: 19	1B: 8 2B: 2 3B: 0 HR: 0	SF: 1 SAC: 0 DP: 1 HBP: 1	WP: 0 PB: 1 SB: 1 CS: 0	PA: 40			
PITCHER	IP WLS BF H R ER SO BB IBB HBP BLK WP HR S P ERA WHIP	5.0 24 1 0 0 6 4 0 0 0 0 0 6 9 0.00 3.000	0.1 3 1 0 0 0 0 0 0 0 0 0 6 9 0.00 3.000	1.2 W 4 0 0 0 0 0 0 0 0 0 0 7 12 0.00 0.000	0.2 H 3 1 0 0 1 0 0 0 0 0 0 12 16 0.00 1.500	1.1 S 6 2 0 0 1 0 0 0 0 0 0 18 29 0.00 1.500																	

New York Mets @ Houston Astros
Minute Maid Park, Houston, TX
Fri May 13 2011, 7:07 PM - 10:05 PM CDT
Att: 28,791 - Clear - 88 F

AB	34
R	4
H	9
RBI	4
BB	4
SO	8
LOB	21



Batter	1	2	3	4	5	6	7	8	9	AB	R	H	RBI	BB	SO	LOB	TOP										
7 José Reyes, S OBP: 0.360, SLG: 0.471	G5-3		G5-3			G4-3			K	4	0	0	0	1	1	0											
30 Josh Thole, L OBP: 0.298, SLG: 0.263	BB			F8	F8				BB	2	0	0	0	2	0	2											
5 David Wright, R OBP: 0.337, SLG: 0.404	P6			K					K	3	0	0	0	1	2	2											
15 Carlos Beltrán, S OBP: 0.373, SLG: 0.569	F8			L3					G5-4-3	4	0	0	0	0	1	4											
44 Jason Bay, R OBP: 0.318, SLG: 0.338		P4			E3				F9	4	2	1	0	0	0	0											
28 Daniel Murphy, L OBP: 0.311, SLG: 0.394	P6				2B				G4-3	3	2	1	0	1	0	0											
2 Justin Turner, R OBP: 0.357, SLG: 0.436	L9				1B				F9	4	2	2	5	0	0	0											
20 Jason Pridie, L OBP: 0.338, SLG: 0.483				F8					G1-3	3	1	1	1	1	0	0											
38 Chris Capuano, L ERA: 4.5				G3					G1-6-3	1	0	0	0	0	0	0											
12 Scott Harrison, R ERA: 6.92										1	0	0	0	0	0	0											
33 Taylor Buchholz, R ERA: 1.66										0	0	0	0	0	0	0											
40 Tim Lincecum, L ERA: 5.59										0	0	0	0	0	0	0											
45 Jason Iiringhausen, R ERA: 2.19										1	0	0	0	0	0	1											
22 Willie Harris, L ERA: 9.92										0	0	0	0	0	0	0											
75 Francisco Rodríguez, R ERA: 0.92										0	0	0	0	0	0	0											
Inning Stats	R: 0 E: 0 K: 0 S: 8	H: 0 LOB: 1 BB: 1 P: 17	R: 0 E: 0 K: 0 S: 5	H: 0 LOB: 0 BB: 0 P: 7	R: 0 E: 0 K: 0 S: 7	H: 0 LOB: 0 BB: 0 P: 10	R: 0 E: 0 K: 1 S: 7	H: 0 LOB: 0 BB: 0 P: 12	R: 4 E: 1 K: 1 S: 16	H: 3 LOB: 2 BB: 1 P: 36	R: 3 E: 0 K: 0 S: 15	H: 2 LOB: 0 BB: 1 P: 22	R: 0 E: 0 K: 0 S: 8	H: 0 LOB: 0 BB: 0 P: 12	R: 0 E: 0 K: 1 S: 8	H: 0 LOB: 0 BB: 1 P: 12	1B: 3 2B: 1 3B: 0 HR: 1	SF: 0 SAC: 1 DP: 2 HBP: 0	WP: 0 PB: 0 SB: 3 CS: 0	PA: 37							
PITCHER	IP	WLS	BF	H	R	ER	SO	BB	IBB	HBP	BLK	WP	HR	S	P	ERA	WHIP										
62 Aneury Rodríguez, R ERA: 6.28	5.0	L	25	5	7	5	2	4	0	0	0	0	1	48	90	9.00	1.800										
58 Fernando Abad, L ERA: 6.92	0.1		1	0	0	0	0	0	0	0	0	0	0	3	5	0.00	0.000										
66 Eneiro Del Rosario, R ERA: 4.5	0.2		2	0	0	0	0	0	0	0	0	0	0	7	9	0.00	0.000										
52 Sergio Escalona, L ERA: 9.0	1.0		3	0	0	0	1	1	0	0	0	0	0	6	14	0.00	1.000										
60 Jose Valdez, R ERA: 7.45	2.0		6	0	0	0	1	1	0	0	0	0	0	16	24	0.00	0.500										

New York Mets @ Houston Astros
Minute Maid Park, Houston, TX
Sun May 15 2011, 1:09 PM - 4:27 PM CDT
Att: 28,406 - Sunny - 73 F

AB	30
R	7
H	5
RBI	6
BB	6
SO	4
LOB	9



Batter	1	2	3	4	5	6	7	8	9	AB	R	H	RBI	BB	SO	LOB	BOTTOM										
21 Michael Bourn, L OBP: 0.345, SLG: 0.362	FC4-6			F7					P5	5	0	2	0	0	0	6											
46 J.R. Towles, R OBP: 0.355, SLG: 0.415	F8			K					F9	5	0	0	0	0	2	5											
9 Hunter Pence, R OBP: 0.339, SLG: 0.466	BB			K					G5-3	4	0	0	0	1	1	0											
45 Carlos Lee, R OBP: 0.276, SLG: 0.396	F7			K					G5-3	5	0	1	0	0	1	1											
22 Bill Hall, R OBP: 0.291, SLG: 0.358									L7	4	2	2	0	0	2	1											
60 Jose Valdez, R ERA: 7.45										0	0	0	0	0	0	0											
29 Brett Wallace, L OBP: 0.410, SLG: 0.468										1	0	0	0	0	0	0											
4 Jason Michaels, R OBP: 0.231, SLG: 0.250	G4-3									4	1	2	1	0	0	1											
23 Chris Johnson, R OBP: 0.248, SLG: 0.369										3	0	1	1	1	0	1											
12 Clint Barmes, R OBP: 0.315, SLG: 0.326										2	1	1	1	2	1	2											
62 Aneury Rodríguez, R ERA: 4.78										2	0	0	0	0	2	4											
58 Fernando Abad, L ERA: 6.92										0	0	0	0	0	0	0											
66 Eneiro Del Rosario, R ERA: 4.5										0	0	0	0	0	0	0											
19 Brian Bopuisevic, L ERA: 5.59										0	0	0	0	0	0	0											
52 Sergio Escalona, L ERA: 9.0										0	0	0	0	0	0	0											
16 Matt Downs, R OBP: 0.302, SLG: 0.337										1	0	1	1	0	0	0											
Inning Stats	R: 0 E: 0 K: 0 S: 8	H: 1 LOB: 1 BB: 1 P: 14	R: 1 E: 0 K: 1 S: 12	H: 2 LOB: 2 BB: 1 P: 18	R: 0 E: 0 K: 3 S: 12	H: 0 LOB: 0 BB: 0 P: 20	R: 1 E: 0 K: 1 S: 19	H: 2 LOB: 2 BB: 1 P: 29	R: 0 E: 0 K: 1 S: 9	H: 1 LOB: 1 BB: 0 P: 13	R: 1 E: 0 K: 1 S: 13	H: 2 LOB: 2 BB: 1 P: 27	R: 0 E: 0 K: 1 S: 8	H: 0 LOB: 0 BB: 0 P: 11	R: 1 E: 0 K: 1 S: 15	H: 2 LOB: 2 BB: 1 P: 28	R: 0 E: 0 K: 0 S: 7	H: 0 LOB: 0 BB: 0 P: 11	1B: 4 2B: 5 3B: 0 HR: 1	SF: 0 SAC: 0 DP: 0 HBP: 0	WP: 0 PB: 0 SB: 0 CS: 1	PA: 41					
PITCHER	IP	WLS	BF	H	R	ER	SO	BB	IBB	HBP	BLK	WP	HR	S	P	ERA	WHIP										
38 Chris Capuano, L ERA: 4.78	5.0	W	23	6	2	2	6	3	0	0	0	0	1	60	94	3.60	1.800										
33 Taylor Buchholz, R ERA: 1.66	2.0		9	2	1	1	2	1	0	0	0	0	1	21	38	4.50	1.500										
40 Tim Byrdak, L ERA: 5.59	0.0		2	1	1	1	0	1	0	0	0	0	0	4	10	∞	∞										
45 Jason Iringhausen, R ERA: 2.19	1.0	H	4	1	0	0	1	0	0	0	0	0	0	11	18	0.00	1.000										
75 Francisco Rodríguez, R ERA: 0.92	1.0	S	3	0	0	0	0	0	0	0	0	0	0	7	11	0.00	0.000										

New York Mets @ Houston Astros
Minute Maid Park, Houston, TX
Sun May 15 2011, 1:09 PM - 4:27 PM CDT
Att: 28,406 - Sunny - 73 F

AB	36
R	4
H	10
RBI	4
BB	5
SO	9
LOB	21



Batter	1	2	3	4	5	6	7	8	9	10	11	AB	R	H	RBI	BB	SO	LOB	TOP			
8 Chris Coghlan, L OBP: 0.378, SLG: 0.405 58 Ryan Webb, R 38 Randy Choate, L 31 Burke Badenhop, R 46 Juan Carlos Oviedo, R	F8		F9		L9-6		P6		IBB		FC6-4 1B	4	0	0	0	1	0	4				
2 Hanley Ramirez, R OBP: 0.291, SLG: 0.298	F8		P4			F8	G6-3		FC6-4		FC6-4	6	0	0	0	0	0	7				
20 Logan Morrison, L OBP: 0.405, SLG: 0.606	P5				F7						K	4	0	0	0	1	1	0				
15 Gaby Sanchez, R OBP: 0.411, SLG: 0.533											K	4	0	1	0	1	2	1				
29 Greg Dobbs, L 18 Wes Helms, R			G4-3		E6		F9		F7		P4	3	0	0	0	0	0	2				
27 Giancarlo Stanton, R			G5-3						F8			4	2	2	1	1	0	2				
14 John Buck, R 9 Brett Hayes, R			G5-3		L5							3	0	0	0	0	0	3				
13 Omar Infante, R												4	0	3	0	0	0	1				
55 Josh Johnson, L 34 Edward Mujica, R 40 Mike Dunn, L 1 Emilio Bonifacio, S												1	0	0	0	0	0	1				
Inning Stats	R: 0 E: 0 K: 0 S: 7	H: 0 LOB: 0 BB: 0 P: 10	R: 0 E: 0 K: 0 S: 10	H: 1 LOB: 1 BB: 0 P: 13	R: 0 E: 0 K: 0 S: 4	H: 1 LOB: 1 BB: 0 P: 7	R: 0 E: 1 K: 1 S: 11	H: 0 LOB: 2 BB: 1 P: 20	R: 0 E: 0 K: 0 S: 6	H: 0 LOB: 1 BB: 1 P: 17	R: 1 E: 0 K: 0 S: 10	H: 3 LOB: 2 BB: 0 P: 16	R: 0 E: 0 K: 1 S: 6	H: 0 LOB: 2 BB: 1 P: 15	R: 0 E: 0 K: 2 S: 8	H: 0 LOB: 0 BB: 0 P: 13	R: 1 E: 0 K: 1 S: 12	H: 3 LOB: 2 BB: 0 P: 18	1B: 8 2B: 1 3B: 0 HR: 1	SF: 0 SAC: 2 DP: 1 HBP: 1	WP: 1 PB: 0 SB: 0 CS: 0	PA: 47
PITCHER	IP 7.0	WLS 0	BF 29	H 6	R 1	ER 1	SO 10	BB 2	IBB 0	HBP 0	BLK 0	WP 1	HR 1	S 55	P 92	ERA 1.29	WHIP 1.143					
34 Mike Pelfrey, R 40 Tim Byrdak, L 45 Jason Istringhausen, R 75 Francisco Rodriguez, R 50 Michael O'Connor, L	IP 1.0	WLS 0	BF 3	H 0	R 0	ER 0	SO 2	BB 0	IBB 0	HBP 0	BLK 0	WP 0	HR 0	S 13	P 10	ERA 0.00	WHIP 0.000					
PITCHER	IP 1.0	WLS 0	BF 6	H 3	R 1	ER 1	SO 1	BB 0	IBB 0	HBP 0	BLK 0	WP 0	HR 0	S 12	P 18	ERA 9.00	WHIP 3.000					

Florida Marlins @ New York Mets
Citi Field, Flushing, NY
Mon May 16 2011, 8:32 PM - 12:01 AM EDT
Att. 23,721 - Overcast - 55 F

AB 40
R 2
H 9
RBI 2
BB 4
SO 5
LOB 25

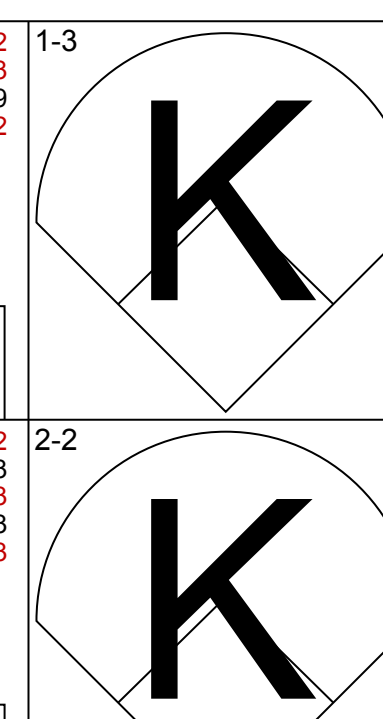
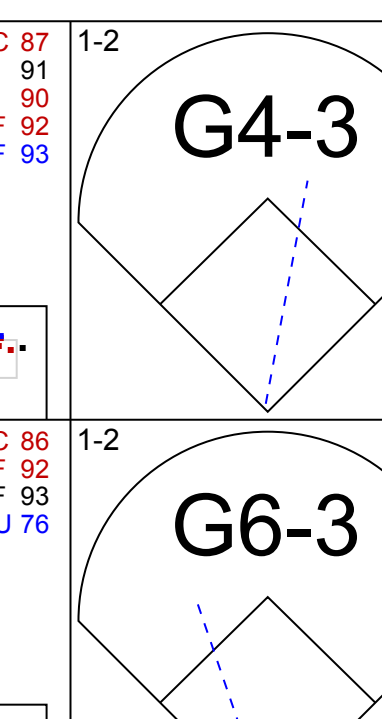
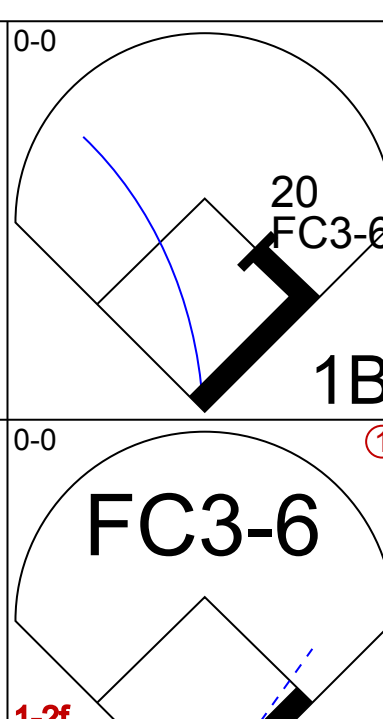
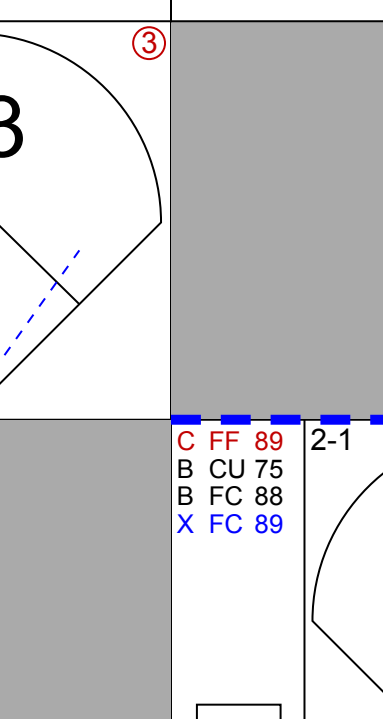
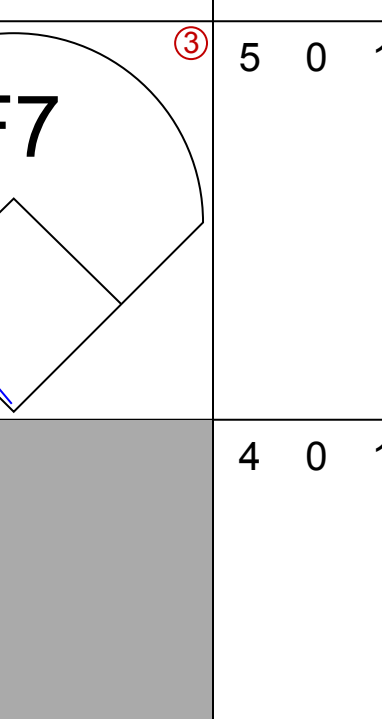
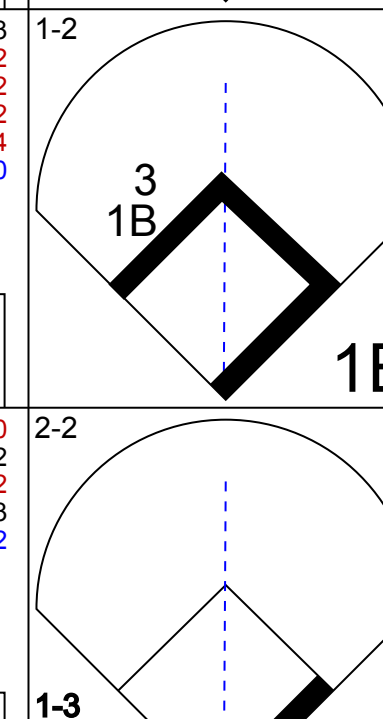
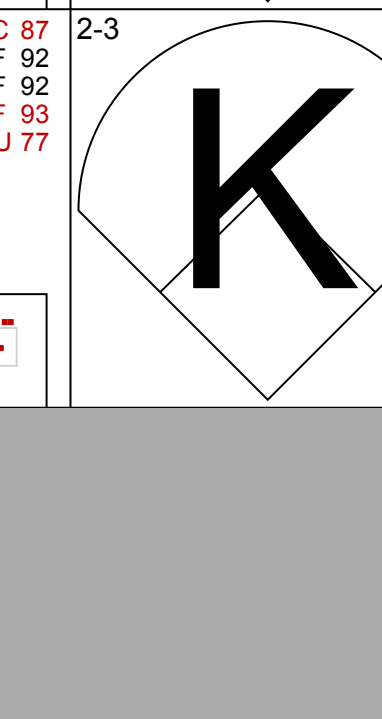
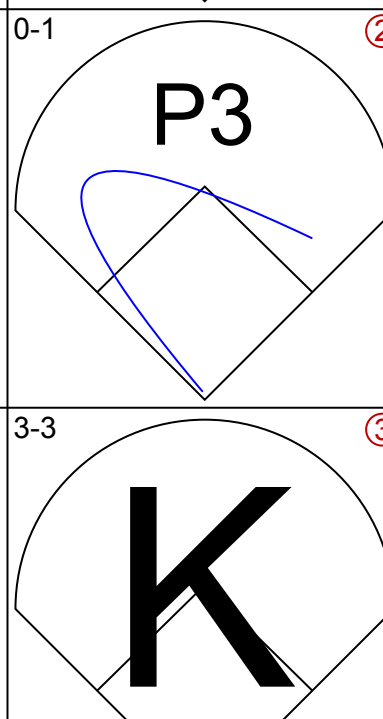
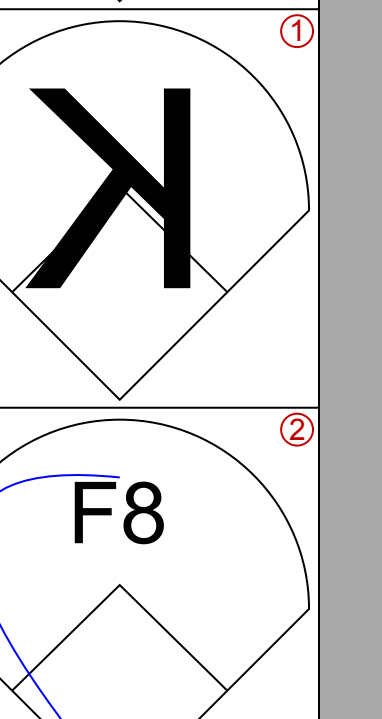
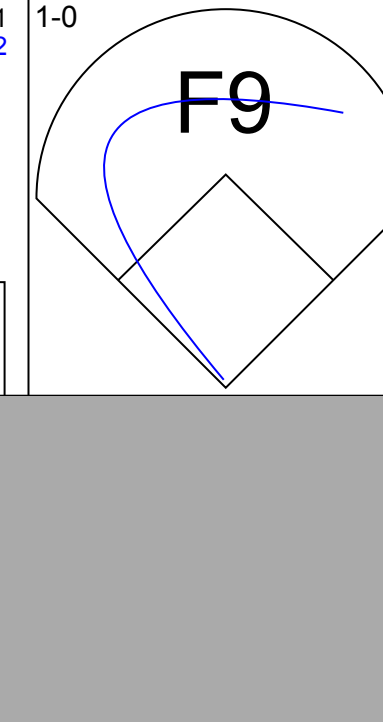


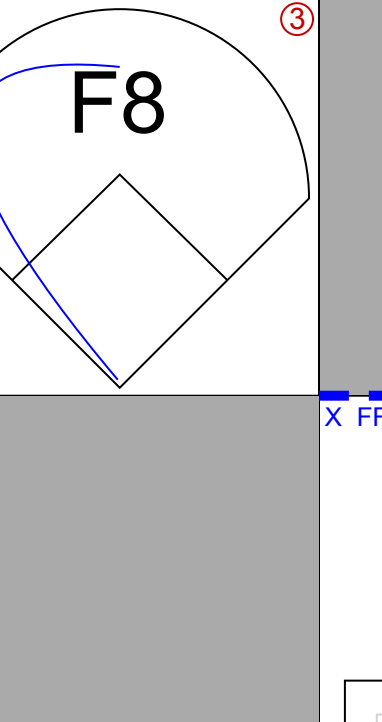




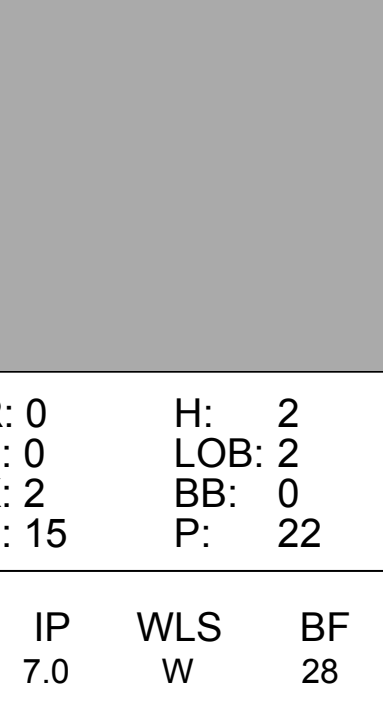
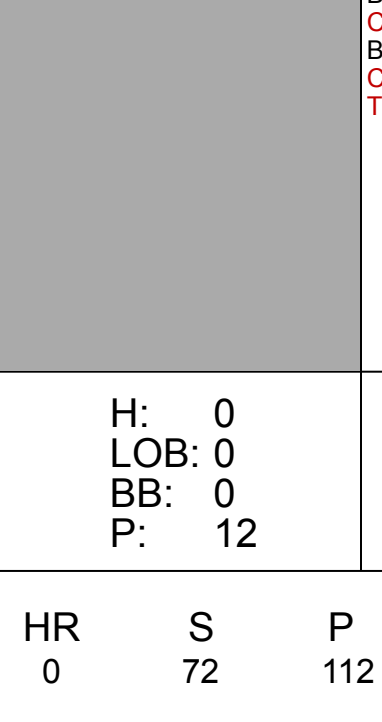
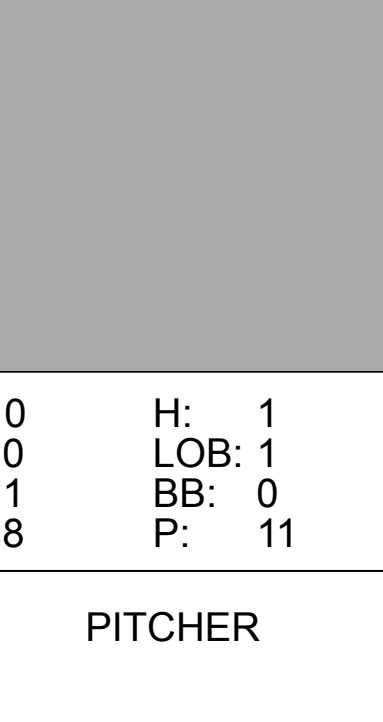
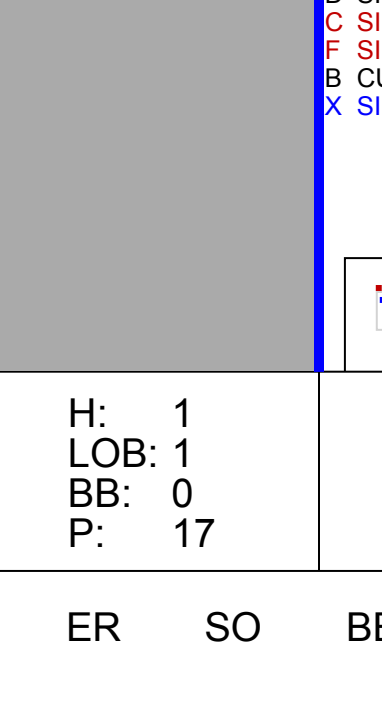
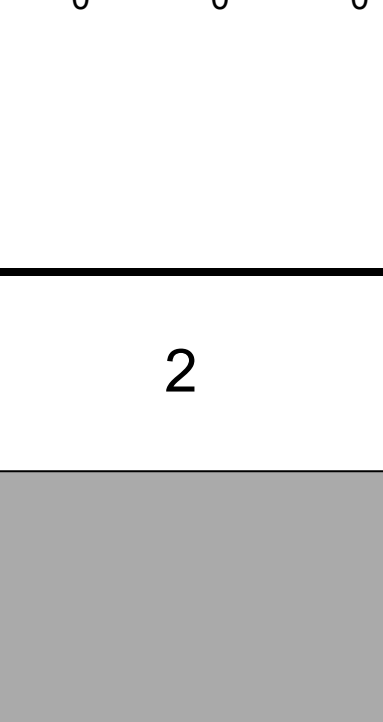
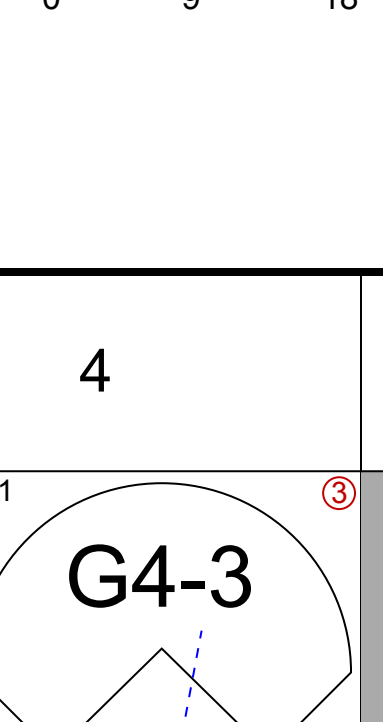
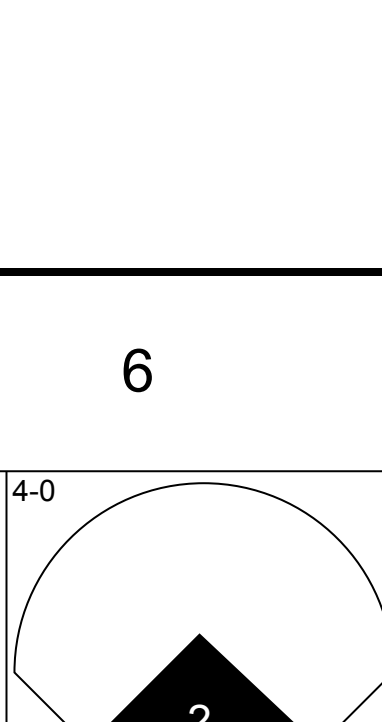
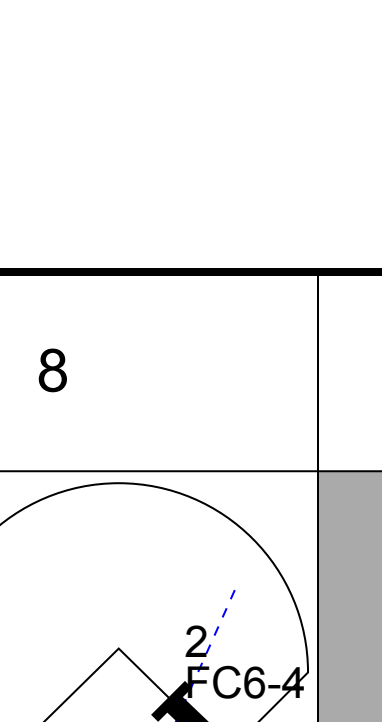

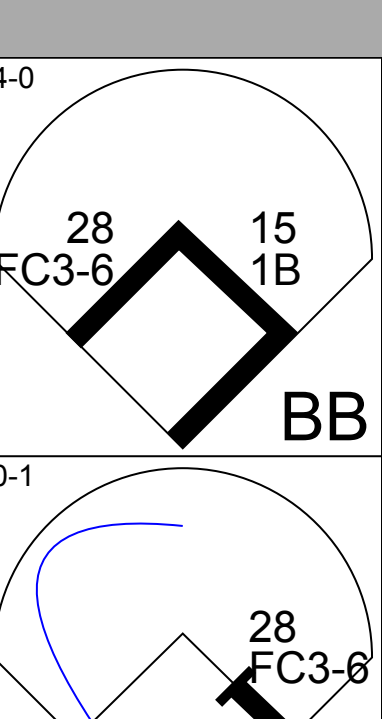

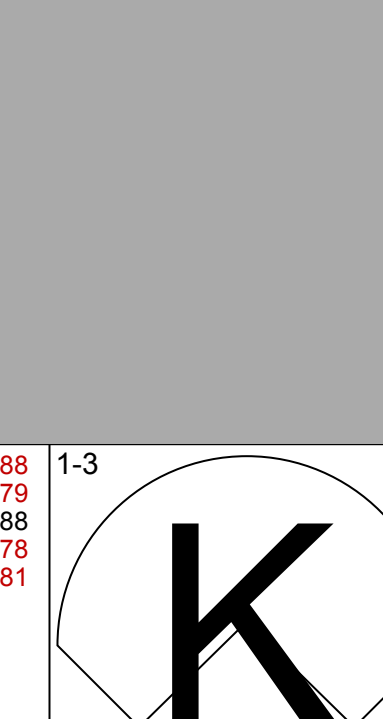
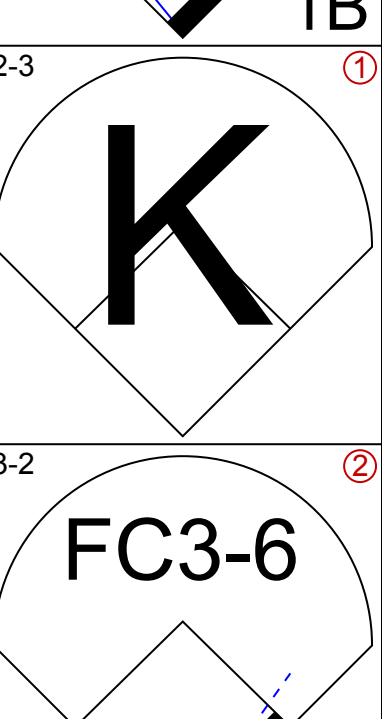
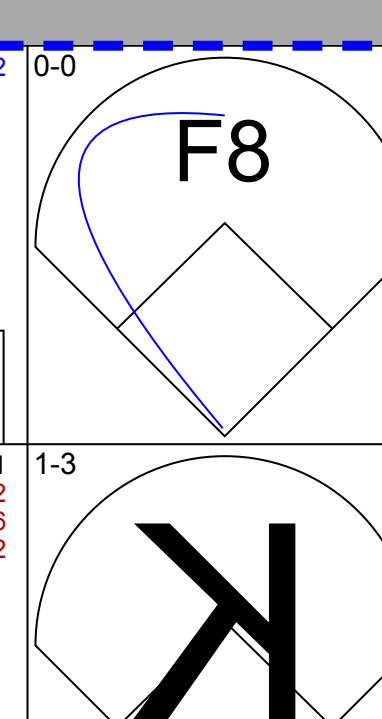

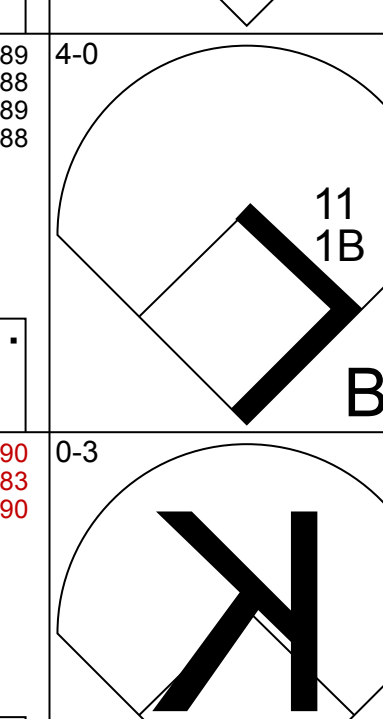
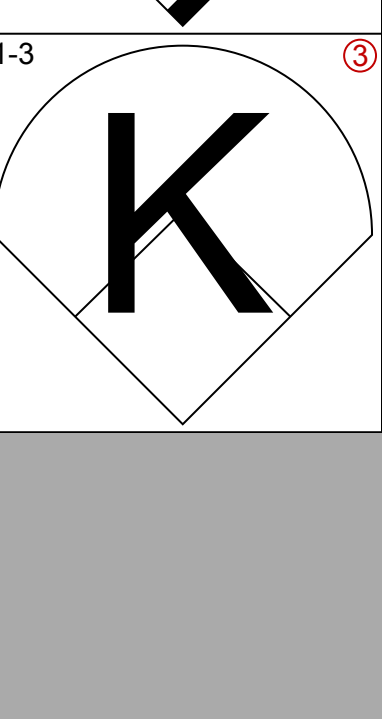

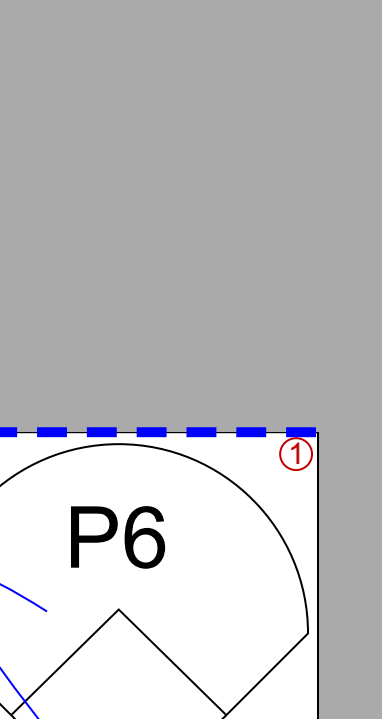


Batter	1	2	3	4	5	6	7	8	9	10	11	AB	R	H	RBI	BB	SO	LOB	BOTTOM			
7 José Reyes, S OBP: 0.364, SLG: 0.469	F8											5	0	2	0	1	2	1				
22 Willie Harris, L 25 Chin-Lung Hu, R	G3				F7						FC6	4	0	0	0	0	2	2				
15 Carlos Beltrán, S			G4-3									3	0	1	0	2	1	1				
44 Jason Bay, R	F7											4	0	1	0	0	2	3				
28 Daniel Murphy, L					L7							4	1	1	0	1	0	2				
2 Justin Turner, R	F8											5	0	2	1	0	0	2				
20 Jason Pridie, L					G4-3							5	0	1	0	0	3	2				
9 Ronny Paulino, R 30 Josh Thole, L	FC5-4											2	0	0	0	1	0	1				
34 Mike Pelfrey, R 40 Tim Byrdak, L 45 Jason Istringhausen, R 75 Francisco Rodriguez, R 50 Michael O'Connor, L												2	0	0	0	0	1	2				
Inning Stats	R: 0 E: 0 K: 0 S: 7	H: 0 LOB: 1 BB: 1 P: 14	R: 0 E: 0 K: 0 S: 11	H: 1 LOB: 1 BB: 0 P: 12	R: 0 E: 0 K: 2 S: 11	H: 1 LOB: 1 BB: 0 P: 16	R: 1 E: 0 K: 0 S: 11	H: 3 LOB: 2 BB: 1 P: 21	R: 0 E: 0 K: 1 S: 8	H: 0 LOB: 0 BB: 0 P: 10	R: 0 E: 0 K: 3 S: 9	H: 0 LOB: 0 BB: 0 P: 15	R: 0 E: 1 K: 1 S: 7	H: 1 LOB: 3 BB: 2 P: 19	R: 0 E: 0 K: 0 S: 5	H: 0 LOB: 1 BB: 2 P: 14	R: 0 E: 0 K: 2 S: 13	H: 1 LOB: 1 BB: 0 P: 19	1B: 7 2B: 1 3B: 1 HR: 0	SF: 0 SAC: 1 DP: 1 HBP: 0	WP: 1 PB: 0 SB: 2 CS: 1	PA: 46
PITCHER	IP 5.0	WLS 1.0	BF 23	H 7	R 0	ER 1	SO 3	BB 1	IBB 1	HBP 0	BLK 0	WP 1	HR 0	S 53	P 85	ERA 1.80	WHIP 1.600					
31 Burke Badenhop, R 46 Juan Carlos Oviedo, R	IP 1.0	WLS 0	BF 4	H 1	R 0	ER 0	SO 2	BB 0	IBB 0	HBP 0	BLK 0	WP 0	HR 0	S 14	P 19	ERA 0.00	WHIP 1.000					

Florida Marlins @ New York Mets
Citi Field, Flushing, NY
Mon May 16 2011, 8:32 PM - 12:01 AM EDT
Att. 23,721 - Overcast - 55 F


AB 39
R 1
H 9
RBI 1
BB 6
SO 12
LOB 21

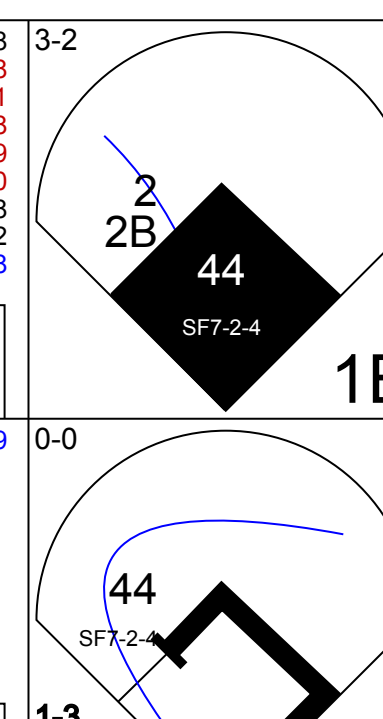
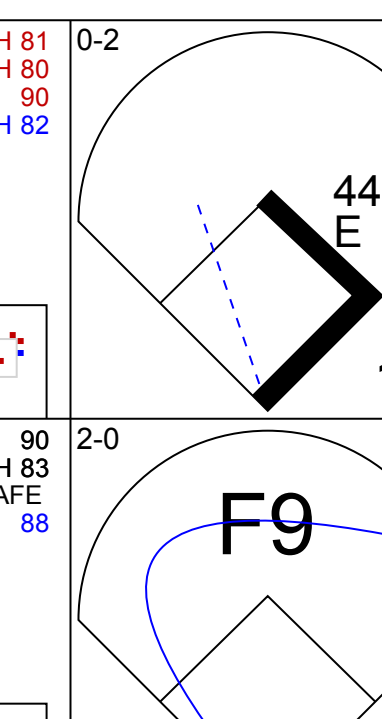
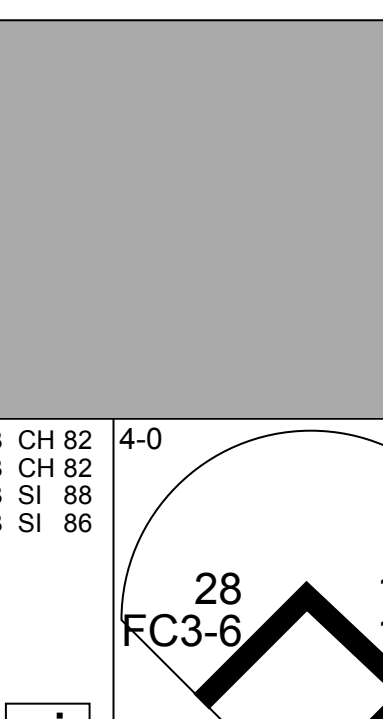

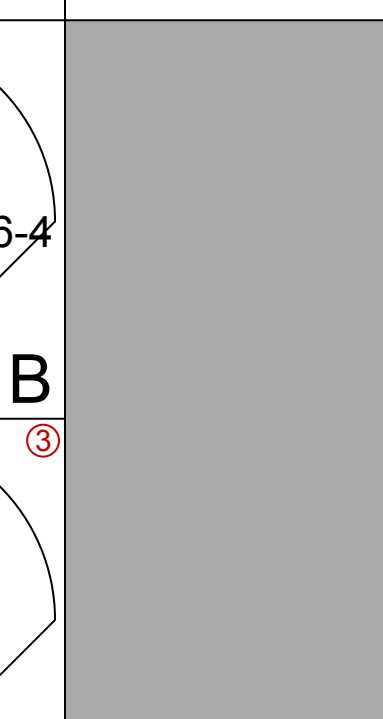
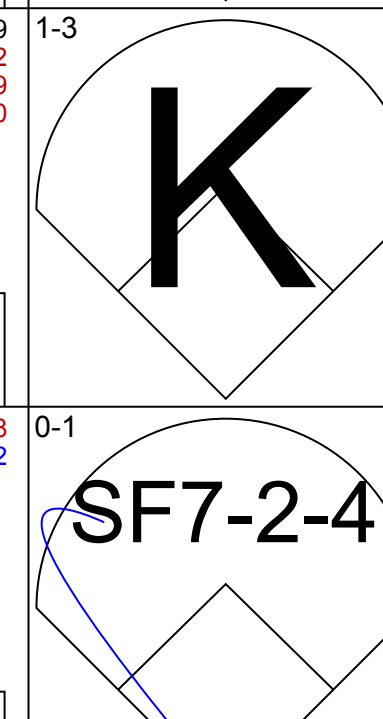
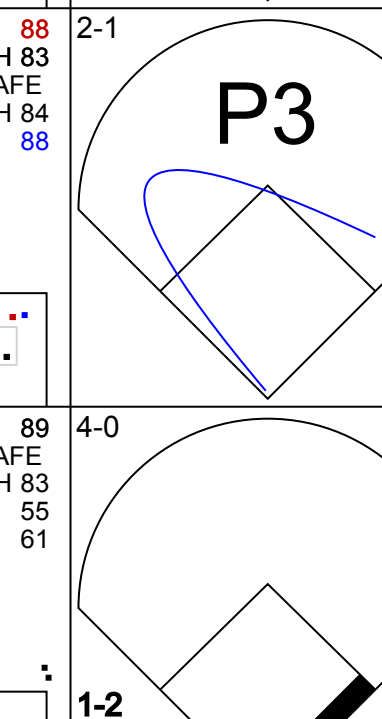
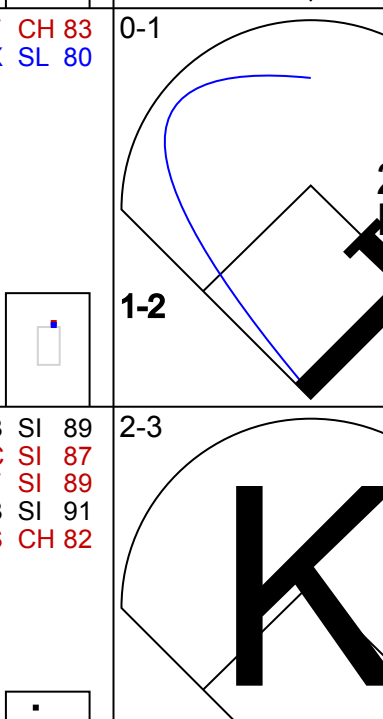
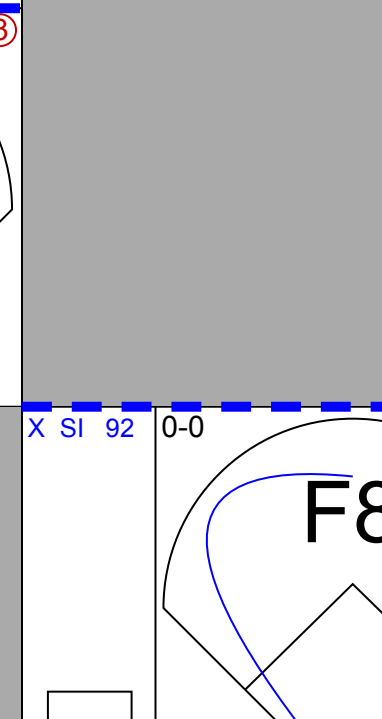

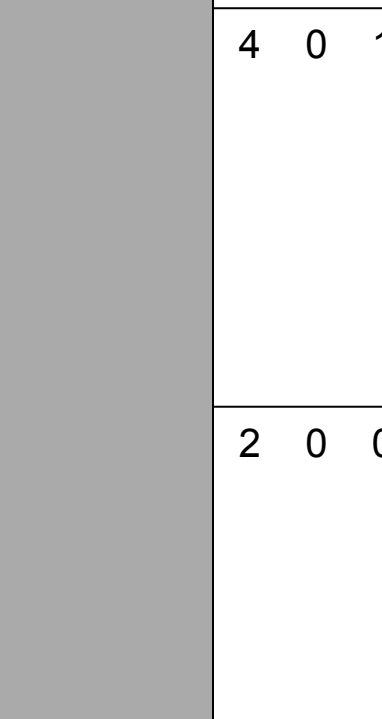

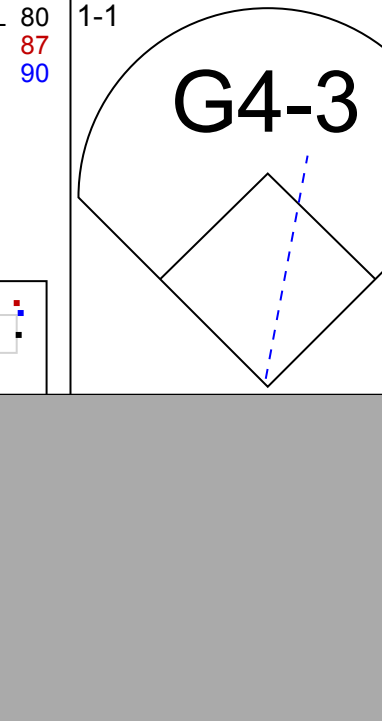
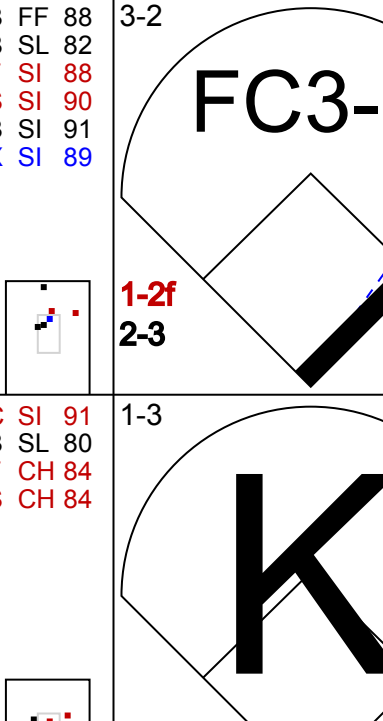
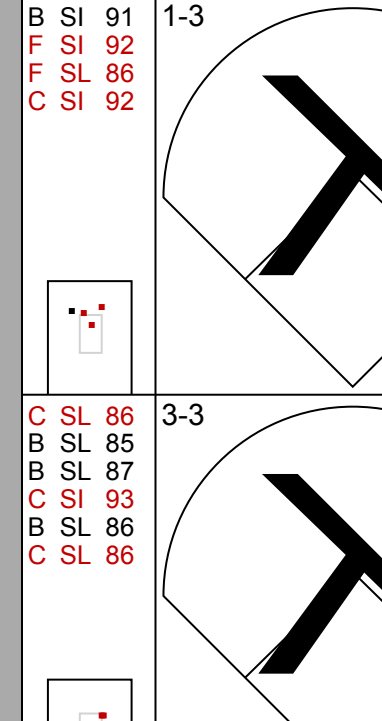






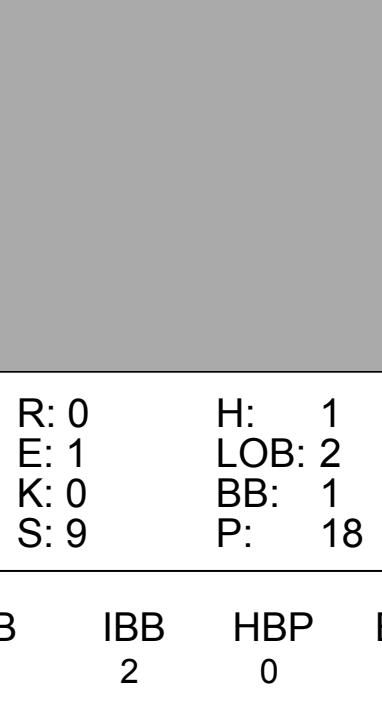
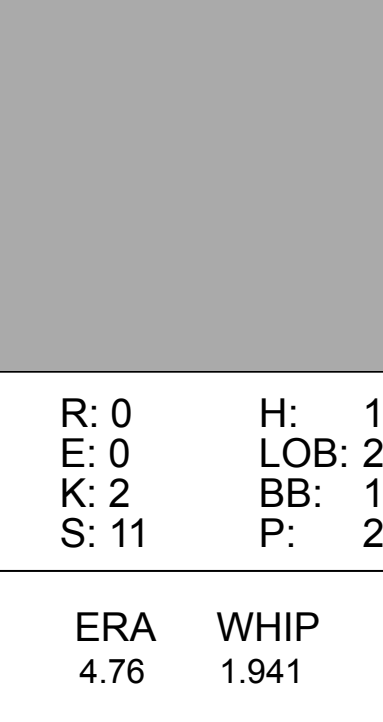
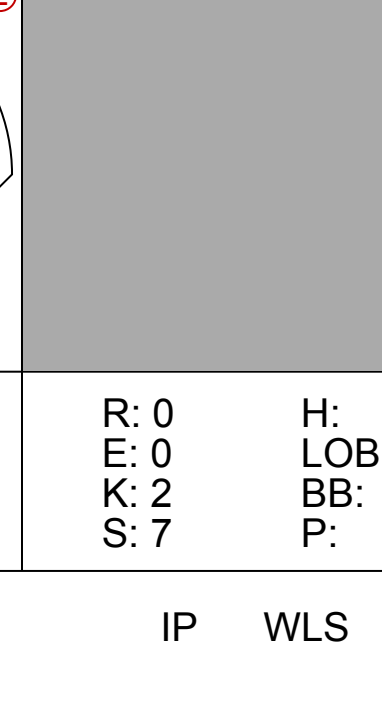






Batter	1	2	3	4	5	6	7	8	9	AB	R	H	RBI	BB	SO	LOB	TOP
2 Roger Bernadina, L (1, 8) OBP: 0.383, SLG: 0.341										5	0	1	0	0	1	5	
20 Ian Desmond, R (1, 6) OBP: 0.265, SLG: 0.359										4	0	1	0	0	1	1	
28 Jayson Werth, R (1, 9) OBP: 0.331, SLG: 0.417										4	0	1	0	0	2	2	
3 Wilson Ramos, R (1, 2) OBP: 0.337, SLG: 0.409										4	0	1	0	0	1	2	
25 Adam LaRoche, L (1, 3) OBP: 0.291, SLG: 0.270										4	0	0	0	0	2	3	
38 Michael Morse, R (1, 7) OBP: 0.297, SLG: 0.355										4	0	2	0	0	0	0	
8 Danny Espinosa, S (1, 4) OBP: 0.297, SLG: 0.383										3	0	1	0	0	0	1	
15 Jerry Hairston, R (1, 5) OBP: 0.306, SLG: 0.339										2	0	0	0	2	0	1	
32 Tom Gorzelanny, R (1, 1) 63 Henry Alberto Rodriguez, R (6, 1) 43 Brian Bixler, R (7, PH) 60 Todd Coffey, R (7, 1) 45 Doug Staten, L (8, 1) 19 Laynce Nix, L (8, PH)										2	0	0	0	0	0	1	
Inning Stats	R: 0 H: 2 E: 0 K: 2 S: 15	H: 1 R: 0 ER: 0 LOB: 1 BB: 0 P: 22	R: 0 H: 0 E: 0 K: 1 S: 10	H: 0 R: 0 ER: 0 LOB: 0 BB: 0 P: 14	R: 0 H: 0 E: 0 K: 1 S: 8	H: 0 R: 0 ER: 0 LOB: 0 BB: 0 P: 12	R: 0 H: 1 E: 0 K: 1 S: 8	H: 2 R: 0 ER: 0 LOB: 3 BB: 1 P: 31	R: 0 H: 1 E: 0 K: 0 S: 9	1B: 6 2B: 2 3B: 0 HR: 0	SF: 0 DP: 0 HBP: 0	WP: 0 PB: 0 SB: 1 CS: 0	PA: 37				
PITCHER	IP: 7.0 WLS: W BF: 28 ERA: 4.38	H: 6 R: 0 ER: 0 SO: 7	BB: 1 IBB: 0 HBP: 0 BLK: 0	WP: 0 HR: 0 S: 72 P: 112	ERA: 0.00 WHIP: 1.000	IP: 1.0 WLS: H BF: 4 ERA: 1.93	H: 1 R: 0 ER: 0 SO: 1	BB: 0 IBB: 0 HBP: 0 BLK: 0	WP: 0 HR: 0 S: 11 P: 17	ERA: 0.00 WHIP: 1.000	IP: 1.0 WLS: S BF: 5 ERA: 0.83	H: 1 R: 0 ER: 0 SO: 0	BB: 1 IBB: 0 HBP: 0 BLK: 0	WP: 0 HR: 0 S: 9 P: 18	ERA: 0.00 WHIP: 2.000		

Washington Nationals @ New York Mets
Citi Field, Flushing, NY
Wed May 18 2011, 7:12 PM - 10:02 PM EDT
Att: 24,527 - Cloudy - 59 F

AB 34
R 0
H 8
RBI 0
BB 2
SO 8
LOB 18



Batter	1	2	3	4	5	6	7	8	9	AB	R	H	RBI	BB	SO	LOB	BOTTOM
7 José Reyes, S (1, 6) OBP: 0.375, SLG: 0.475										4	2	3	0	1	0	2	
2 Justin Turner, R (1, 5) OBP: 0.385, SLG: 0.500										4	0	2	2	1	0	3	
15 Carlos Beltrán, S (1, 9) OBP: 0.377, SLG: 0.555										4	0	1	0	0	1	4	
44 Jason Bay, R (1, 7) OBP: 0.312, SLG: 0.325										2	0	0	1	1	1	2	
28 Daniel Murphy, L (1, 3) OBP: 0.305, SLG: 0.376										4	0	0	0	0	2	4	
9 Ronny Paulino, R (1, 2) OBP: 0.405, SLG: 0.344										3	0	0	0	1	3	2	
12 Scott Hairston, R (1, 8) ERA: 3.56 20 Jason Pridie, L (8, 8) OBP: 0.324, SLG: 0.455										3	1	2	0	0	1	1	
11 Rubén Tejada, R (1, 4) OBP: 0.500, SLG: 0.333										3	0	1	0	1	0	1	
49 Jonathon Niese, L (1, 1) OBP: 0.211, SLG: 0.235 45 Jason Istringhausen, R (8, 1) 6 Nick Evans, R (8, PH) 75 Francisco Rodríguez, R (9, 1)										3	0	0	0	0	1	5	
Inning Stats	R: 1 H: 2 E: 0 K: 1 S: 12	H: 1 R: 0 ER: 0 LOB: 1 BB: 1 P: 24	R: 0 H: 1 E: 1 K: 0 S: 9	H: 1 R: 0 ER: 0 LOB: 2 BB: 1 P: 18	R: 0 H: 1 E: 0 K: 1 S: 9	H: 1 R: 0 ER: 0 LOB: 2 BB: 1 P: 21	R: 2 H: 2 E: 0 K: 1 S: 13	H: 0 R: 0 ER: 0 LOB: 0 BB: 0 P: 11	R: 0 H: 1 E: 0 K: 0 S: 9	1B: 6 2B: 4 3B: 0 HR: 0	SF: 1 DP: 1 HBP: 0	WP: 0 PB: 0 SB: 0 CS: 0	PA: 38				
PITCHER	IP: 5.2 WLS: L BF: 29 ERA: 1.5	H: 3 R: 3 ER: 3 SO: 7	BB: 3 IBB: 2 HBP: 0 BLK: 0	WP: 0 HR: 0 S: 67 P: 116	ERA: 0.00 WHIP: 0.000	IP: 0.1 WLS: 3 BF: 0 ERA: 2.3	H: 0 R: 0 ER: 0 SO: 2	BB: 0 IBB: 0 HBP: 0 BLK: 0	WP: 0 HR: 0 S: 7 P: 11	ERA: 0.00 WHIP: 0.000	IP: 1.0 WLS: 5 BF: 1 ERA: 1.74	H: 1 R: 0 ER: 0 SO: 0	BB: 0 IBB: 0 HBP: 0 BLK: 0	WP: 0 HR: 0 S: 9 P: 15	ERA: 0.00 WHIP: 2.000		

Washington Nationals @ New York Mets
Citi Field, Flushing, NY
Wed May 18 2011, 7:12 PM - 10:02 PM EDT
Att: 24,527 - Cloudy - 59 F

AB 31
R 3
H 9
RBI 3
BB 6
SO 9
LOB 24



Batter	1	2	3	4	5	6	7	8	9	AB	R	H	RBI	BB	SO	LOB	TOP			
2 Roger Bernadina, L (1, 8) OBP: 0.360, SLG: 0.318										3	0	0	0	0	1	1	Washington Nationals @ New York Mets Citi Field, Flushing, NY Thu May 19 2011, 1:16 PM - 3:43 PM EDT Att: 26,835 - Partly Cloudy - 66 F			
38 Michael Morse, R (8, PH) OBP: 0.284, SLG: 0.351										1	0	0	0	0	2					
65 Cole Kimball, R (8, 1)										0	0	0	0	0	0					
17 Sean Burnett, L (8, 1)										0	0	0	0	0	0					
20 Ian Desmond, R (1, 6) OBP: 0.248, SLG: 0.349										4	0	0	0	0	0					
19 Laynce Nix, L (1, 7) OBP: 0.330, SLG: 0.545										3	0	1	0	1	1	0				
28 Jayson Werth, R (1, 9) OBP: 0.330, SLG: 0.409										3	0	0	0	1	0	2				
25 Adam LaRoche, L (1, 3) OBP: 0.284, SLG: 0.262										4	0	0	0	0	3					
8 Danny Espinosa, S (1, 4) OBP: 0.292, SLG: 0.375										3	0	0	0	0	0					
7 Ivan Rodriguez, R (1, 2) OBP: 0.266, SLG: 0.385										2	0	0	0	1	1	0				
43 Brian Bixler, R (8, PR) OBP: 0.200, SLG: 0.143										0	0	0	0	0	0	0				
13 Alex Cora, L (1, 5) OBP: 0.276, SLG: 0.254										3	0	1	0	0	0					
61 Livan Hernandez, R (1, 1) OBP: 0.133, SLG: 0.133										2	0	1	0	0	0					
12 Matt Stairs, L (8, PH) OBP: 0.266, SLG: 0.091										1	0	0	0	0	2					
3 Wilson Ramos, R (8, 2) OBP: 0.337, SLG: 0.409										0	0	0	0	0	0					
Inning Stats	R: 0 E: 0 K: 2 S: 18	H: 0 LOB: 0 BB: 0 P: 23	R: 0 E: 0 K: 0 S: 7	H: 0 LOB: 0 BB: 1 P: 14	R: 0 E: 0 K: 1 S: 6	H: 0 LOB: 0 BB: 0 P: 7	R: 0 E: 0 K: 0 S: 6	H: 0 LOB: 0 BB: 0 P: 10	R: 0 E: 0 K: 0 S: 8	H: 1 LOB: 1 BB: 0 P: 13	R: 0 E: 0 K: 0 S: 8	H: 0 LOB: 1 BB: 1 P: 12	R: 0 E: 0 K: 0 S: 10	H: 1 LOB: 2 BB: 1 P: 20	R: 0 E: 0 K: 0 S: 8	H: 1 LOB: 1 BB: 0 P: 13	1B: 2 2B: 1 3B: 0 HR: 0	SF: 0 SAC: 0 DP: 1 HBP: 0	WP: 0 PB: 0 CS: 0	PA: 32
PITCHER	IP	WLS	BF	H	R	ER	SO	BB	IBB	HBP	BLK	WP	HR	S	P	ERA	WHIP			
35 Dillon Gee, R (1, 1) ERA: 3.44	7.2	W	27	2	0	0	3	3	0	0	0	0	0	69	107	0.00	0.652			
40 Tim Lincecum, L (8, 1) ERA: 5.23	0.1	H	1	0	0	0	0	0	0	0	0	0	0	1	1	0.00	0.000			
75 Francisco Rodriguez, R (8, 1) ERA: 0.79	1.0	S	4	1	0	0	0	0	0	0	0	0	0	8	13	0.00	1.000			

Batter	1	2	3	4	5	6	7	8	9	AB	R	H	RBI	BB	SO	LOB	BOTTOM			
7 José Reyes, S (1, 6) OBP: 0.373, SLG: 0.468										3	0	0	0	1	0	1	Washington Nationals @ New York Mets Citi Field, Flushing, NY Thu May 19 2011, 1:16 PM - 3:43 PM EDT Att: 26,835 - Partly Cloudy - 66 F			
30 Josh Thole, L (1, 2) OBP: 0.300, SLG: 0.260										4	1	1	0	0	1	2				
15 Carlos Beltrán, S (1, 9) OBP: 0.368, SLG: 0.539										4	0	0	0	0	1	1				
44 Jason Bay, R (1, 7) OBP: 0.330, SLG: 0.357										4	0	3	0	0	0	0				
28 Daniel Murphy, L (1, 3) OBP: 0.303, SLG: 0.367										3	0	0	0	1	0	4				
2 Justin Turner, R (1, 5) OBP: 0.393, SLG: 0.490										3	0	1	1	1	1	2				
20 Jason Pridie, L (1, 8) OBP: 0.111, SLG: 0.441										2	0	0	0	1	2	1				
12 Scott Hairston, R (8, PH) OBP: 0.309, SLG: 0.327										1	0	0	0	0	2					
11 Rubén Tejada, R (1, 4) OBP: 0.571, SLG: 0.500										3	0	2	0	0	3					
35 Dillon Gee, R (1, 1) OBP: 0.111, SLG: 0.111										2	0	0	0	0	2	1				
40 Tim Byrdak, L (8, 1) ERA: 6.06										0	0	0	0	0	0	0				
75 Francisco Rodríguez, R (8, 1) ERA: 6.06										0	0	0	0	0	0	0				
Inning Stats	R: 0 E: 0 K: 1 S: 11	H: 0 LOB: 0 BB: 0 P: 20	R: 0 E: 0 K: 2 S: 10	H: 1 LOB: 1 BB: 0 P: 18	R: 0 E: 0 K: 1 S: 5	H: 1 LOB: 0 BB: 0 P: 8	R: 1 E: 0 K: 0 S: 14	H: 3 LOB: 3 BB: 1 P: 24	R: 0 E: 0 K: 2 S: 9	H: 0 LOB: 0 BB: 0 P: 14	R: 0 E: 0 K: 0 S: 6	H: 1 LOB: 1 BB: 0 P: 11	R: 0 E: 0 K: 1 S: 12	H: 1 LOB: 2 BB: 1 P: 21	R: 0 E: 0 K: 0 S: 7	H: 0 LOB: 2 BB: 2 P: 18	1B: 6 2B: 1 3B: 0 HR: 0	SF: 0 SAC: 1 DP: 1 HBP: 0	WP: 0 PB: 0 CS: 0	PA: 34
PITCHER	IP	WLS	BF	H	R	ER	SO	BB	IBB	HBP	BLK	WP	HR	S	P	ERA	WHIP			
61 Livan Hernandez, R (1, 1) ERA: 3.84	7.0	L	29	7	1	1	7	1	0	0	0	0	0	67	116	0.00	1.143			
65 Cole Kimball, R (8, 1) ERA: 6.06	0.2		4	0	0	0	0	2	0	0	0	0	0	6	17	0.00	3.000			
17 Sean Burnett, L (8, 1) ERA: 6.06	0.1		1	0	0	0	0	0	0	0	0	0	0	1	1	0.00	0.000			

AB 29
R 0
H 3
RBI 0
BB 3
SO 3
LOB 10



AB 29
R 1
H 7
RBI 1
BB 4
SO 7
LOB 17



Batter	1	2	3	4	5	6	7	8	9	AB	R	H	RBI	BB	SO	LOB	TOP			
7 José Reyes, S OBP: 0.365, SLG: 0.458	F7		F7		G4-3		F8			4	0	0	0	0	0	0				
28 Daniel Murphy, L OBP: 0.301, SLG: 0.387	F9		L7					G4-3		4	1	1	1	0	0	0				
15 Carlos Beltrán, S OBP: 0.377, SLG: 0.538	FC5-4				P2					2	0	1	0	2	0	0				
44 Jason Bay, R OBP: 0.317, SLG: 0.341	FC5-4				F8		F8			4	0	0	0	0	1	3				
26 Fernando Martínez, L OBP: 0.273, SLG: 0.727	F7				2B		P5			4	1	1	0	0	1	2				
2 Justin Turner, R OBP: 0.417, SLG: 0.545	1B				2B					4	0	3	1	0	0	0				
30 Josh Thole, L OBP: 0.290, SLG: 0.250	L4				G6-3					4	0	0	0	0	1	4				
20 Jason Pridie, L OBP: 0.321, SLG: 0.431	P5				G3		K			4	0	1	0	0	1	1				
11 Rubén Tejada, R OBP: 0.364, SLG: 0.300	G4-3				K		F9			4	0	0	0	0	2	1				
Inning Stats	R: 0 H: 0 E: 0 K: 0 S: 9	H: 0 LOB: 1 BB: 1 P: 13	R: 0 H: 1 E: 1 K: 0 S: 7	H: 1 LOB: 1 BB: 0 P: 9	R: 0 H: 0 E: 0 K: 0 S: 5	H: 0 LOB: 0 BB: 0 P: 8	R: 1 H: 2 E: 0 K: 0 S: 9	H: 2 LOB: 1 BB: 0 P: 18	R: 0 H: 0 E: 0 K: 1 S: 7	H: 0 LOB: 0 BB: 0 P: 12	R: 1 H: 2 E: 0 K: 0 S: 15	H: 2 LOB: 2 BB: 1 P: 25	R: 0 H: 0 E: 0 K: 2 S: 11	H: 1 LOB: 1 BB: 0 P: 14	R: 0 H: 1 E: 0 K: 2 S: 14	H: 1 LOB: 1 BB: 0 P: 20	1B: 3 2B: 3 3B: 0 HR: 1	SF: 0 SAC: 0 DP: 0 HBP: 0	WP: 1 PB: 0 SB: 1 CS: 0	PA: 36
PITCHER	IP WLS BF H R ER SO BB IBB HBP BLK WP HR S P ERA WHIP																			
36 Freddy García, R ERA: 3.12	7.0 L 28 5 2 2 2 2 0 0 0 0 1 1 60 95 2.57 1.000																			
62 Jose Chamberlain, R ERA: 3.63	1.0 4 1 0 0 2 0 0 0 0 0 0 0 11 14 0.00 1.000																			
30 David Robertson, R ERA: 1.53	1.0 4 1 0 0 2 0 0 0 0 0 0 0 14 20 0.00 1.000																			

New York Mets @ New York Yankees
Yankee Stadium, Bronx, NY
Fri May 20 2011, 7:09 PM - 9:55 PM EDT
Att: 47,874 - Cloudy - 62 F

AB 34
R 2
H 7
RBI 2
BB 2
SO 6
LOB 11



Batter	1	2	3	4	5	6	7	8	9	AB	R	H	RBI	BB	SO	LOB	BOTTOM	
2 Derek Jeter, R OBP: 0.313, SLG: 0.328	G4-3		K				F9			3	0	1	0	1	1	0		
14 Curtis Granderson, L OBP: 0.331, SLG: 0.695	G4-3		G4-3		F9		P3			4	0	0	0	0	0	3		
25 Mark Teixeira, S OBP: 0.370, SLG: 0.513	F9				K					4	1	1	1	0	2	2		
13 Alex Rodríguez, R OBP: 0.345, SLG: 0.486			L3		G6-3					4	0	1	0	0	1	2		
24 Robinson Canó, L OBP: 0.326, SLG: 0.506	K				F9		L9			4	0	0	0	0	1	1		
55 Russell Martin, R OBP: 0.374, SLG: 0.484	G1-3				G6-3					3	0	1	0	1	0	1		
20 Jorge Posada, S OBP: 0.297, SLG: 0.364	FC5				G6-3		K			3	0	0	0	1	2	2		
33 Nick Swisher, S OBP: 0.335, SLG: 0.310	HBP				K		K			3	0	0	0	0	3	2		
11 Brett Gardner, L OBP: 0.336, SLG: 0.402	FC5				E6		K			3	0	0	0	0	1	3		
Inning Stats	R: 0 H: 0 E: 0 K: 0 S: 6	H: 1 LOB: 3 BB: 1 P: 23	R: 1 H: 1 E: 0 K: 1 S: 9	H: 1 LOB: 0 BB: 0 P: 16	R: 0 H: 0 E: 0 K: 1 S: 11	H: 0 LOB: 1 BB: 1 P: 18	R: 0 H: 1 E: 1 K: 1 S: 12	H: 1 LOB: 2 BB: 0 P: 16	R: 0 H: 0 E: 0 K: 2 S: 9	H: 0 LOB: 0 BB: 0 P: 16	R: 0 H: 0 E: 0 K: 2 S: 7	H: 0 LOB: 0 BB: 0 P: 12	R: 0 H: 0 E: 0 K: 2 S: 7	H: 0 LOB: 0 BB: 0 P: 10	1B: 1 2B: 2 3B: 0 HR: 1	SF: 0 SAC: 0 DP: 1 HBP: 1	WP: 0 PB: 0 SB: 1 CS: 0	PA: 35
PITCHER	IP WLS BF H R ER SO BB IBB HBP BLK WP HR S P ERA WHIP																	
43 R.A. Dickey, R ERA: 4.71	6.0 W 26 4 0 1 1 6 3 0 0 0 0 0 0 9 16 0.00 0.000																	
50 Michael O'Connor, L ERA:	1.0 H 3 0 0 0 1 0 0 0 0 0 0 0 9 16 0.00 0.000																	
45 Jason Isringhausen, R ERA: 1.8	1.0 H 3 0 0 0 2 0 0 0 0 0 0 0 7 12 0.00 0.000																	
75 Francisco Rodríguez, R ERA: 0.76	1.0 S 3 0 0 0 2 0 0 0 0 0 0 0 7 10 0.00 0.000																	

New York Mets @ New York Yankees
Yankee Stadium, Bronx, NY
Fri May 20 2011, 7:09 PM - 9:55 PM EDT
Att: 47,874 - Cloudy - 62 F

AB 31
R 1
H 4
RBI 1
BB 3
SO 11
LOB 16



Batter	1	2	3	4	5	6	7	8	9	AB	R	H	RBI	BB	SO	LOB	TOP					
7 José Reyes, S OBP: 0.371, SLG: 0.467										5	2	3	0	0	0	0	New York Mets @ New York Yankees Yankee Stadium, Bronx, NY Sat May 21 2011, 7:16 PM - 10:00 PM EDT Att: 48,286 - Cloudy - 62 F					
28 Daniel Murphy, L OBP: 0.307, SLG: 0.391										4	1	2	0	0	0	1						
15 Carlos Beltrán, S OBP: 0.380, SLG: 0.534										3	0	1	1	1	2	2						
44 Jason Bay, R OBP: 0.314, SLG: 0.333										2	0	0	1	1	0	3						
26 Fernando Martínez, L OBP: 0.267, SLG: 0.571										3	0	0	0	1	1	3						
2 Justin Turner, R OBP: 0.406, SLG: 0.525										4	0	1	1	0	0	1						
30 Josh Thole, L OBP: 0.281, SLG: 0.241										4	0	0	0	0	1	3						
20 Jason Pridie, L OBP: 0.306, SLG: 0.408										4	0	0	0	0	1	1						
11 Rubén Tejada, R OBP: 0.286, SLG: 0.231										3	0	0	0	0	2	0						
22 Willie Harris, L OBP: 0.308, SLG: 0.304										1	0	0	0	0	1	0						
Inning Stats	R: 2 H: 3 E: 0 K: 1 S: 20	H: 3 LOB: 2 BB: 1 P: 30	R: 0 H: 0 E: 0 K: 1 S: 8	H: 0 LOB: 0 BB: 0 P: 12	R: 0 H: 0 E: 0 K: 1 S: 7	H: 0 LOB: 1 BB: 1 P: 13	R: 0 H: 0 E: 0 K: 0 S: 6	H: 0 LOB: 0 BB: 0 P: 10	R: 1 H: 2 E: 0 K: 0 S: 11	H: 2 LOB: 1 BB: 0 P: 18	R: 0 H: 0 E: 0 K: 0 S: 5	H: 0 LOB: 1 BB: 1 P: 11	R: 0 H: 2 E: 0 K: 2 S: 12	H: 2 LOB: 2 BB: 0 P: 17	R: 0 H: 0 E: 0 K: 1 S: 8	H: 0 LOB: 0 BB: 0 P: 9	R: 0 H: 0 E: 0 K: 2 S: 10	H: 0 LOB: 0 BB: 0 P: 12	1B: 6 2B: 1 3B: 0 HR: 0	SF: 1 SAC: 0 DP: 0 HBP: 0	WP: 0 PB: 0 SB: 1 CS: 0	PA: 37
PITCHER	IP WLS BF H R ER SO BB IBB HBP BLK WP HR S P ERA WHIP																					
34 A.J. Burnett, R ERA: 4.02	(1, 1) 6.1 W 28 6 3 3 4 3 0 0 0 0 0 0 61 100 4.26 1.421																					
48 Boone Logan, L ERA: 3.75	(7, 1) 0.0 1 1 0 0 0 0 0 0 0 0 0 0 2 2 ∞ ∞																					
30 David Robertson, R ERA: 1.47	(7, 1) 0.2 H 2 0 0 0 1 0 0 0 0 0 0 6 9 0.00 0.000																					
62 Joba Chamberlain, R ERA: 3.47	(8, 1) 1.0 H 3 0 0 0 1 0 0 0 0 0 0 8 9 0.00 0.000																					
36 Luis Ayala, R ERA: 1.99	(9, 1) 1.0 3 0 0 0 2 0 0 0 0 0 0 10 12 0.00 0.000																					
Batter	1	2	3	4	5	6	7	8	9	AB	R	H	RBI	BB	SO	LOB	BOTTOM					
2 Derek Jeter, R OBP: 0.316, SLG: 0.331										4	2	2	0	0	0	0	New York Mets @ New York Yankees Yankee Stadium, Bronx, NY Sat May 21 2011, 7:16 PM - 10:00 PM EDT Att: 48,286 - Cloudy - 62 F					
14 Curtis Granderson, L OBP: 0.330, SLG: 0.605										4	1	1	1	0	2	2						
25 Mark Teixeira, S OBP: 0.368, SLG: 0.528										3	1	1	3	0	1	0						
13 Alex Rodríguez, R OBP: 0.349, SLG: 0.507										4	2	2	1	0	0	0						
24 Robinson Canó, L OBP: 0.320, SLG: 0.497										3	0	0	0	0	0	1						
55 Russell Martin, R OBP: 0.373, SLG: 0.504										3	1	1	2	0	1	0						
33 Nick Swisher, S OBP: 0.330, SLG: 0.303										3	0	0	0	0	0	0						
27 Chris Dickerson, L OBP: 0.500, SLG: 0.400										0	0	0	0	0	0	0						
18 Andruw Jones, R OBP: 0.240, SLG: 0.340										3	0	0	0	0	2	0						
11 Brett Gardner, L OBP: 0.336, SLG: 0.402										0	0	0	0	0	0	0						
26 Eduardo Núñez, R OBP: 0.314, SLG: 0.424										3	0	0	0	0	0	0						
Inning Stats	R: 0 H: 0 E: 0 K: 1 S: 7	H: 2 LOB: 0 BB: 0 P: 11	R: 2 H: 2 E: 0 K: 1 S: 13	H: 2 LOB: 0 BB: 0 P: 21	R: 2 H: 2 E: 0 K: 1 S: 12	H: 2 LOB: 0 BB: 0 P: 17	R: 0 H: 0 E: 0 K: 1 S: 7	H: 0 LOB: 0 BB: 0 P: 12	R: 0 H: 0 E: 0 K: 0 S: 6	H: 0 LOB: 0 BB: 0 P: 9	R: 2 H: 2 E: 0 K: 1 S: 12	H: 2 LOB: 0 BB: 0 P: 13	R: 0 H: 0 E: 0 K: 1 S: 6	H: 0 LOB: 0 BB: 0 P: 8	R: 1 H: 1 E: 0 K: 0 S: 10	H: 1 LOB: 0 BB: 0 P: 18	1B: 3 2B: 0 3B: 0 HR: 4	SF: 1 SAC: 0 DP: 0 HBP: 0	WP: 0 PB: 0 SB: 1 CS: 0	PA: 31		
PITCHER	IP WLS BF H R ER SO BB IBB HBP BLK WP HR S P ERA WHIP																					
38 Chris Capuano, L ERA: 5.36	(1, 1) 5.1 L 22 6 0 0 6 5 0 0 0 0 0 0 4 53 7.9 10.125																					
27 Pedro Beato, R ERA	(6, 1) 1.2 5 0 0 0 1 0 0 0 0 0 0 10 12 0.00 0.000																					
33 Taylor Buchholz, R ERA: 1.99	(8, 1) 1.0 4 1 1 1 0 0 0 0 0 0 0 10 18 9.00 1.000																					

Batter	1	2	3	4	5	6	7	8	9	AB	R	H	RBI	BB	SO	LOB	TOP						
7 José Reyes, S OBP: 0.365, SLG: 0.456	1-0 28 CS 1B		1-1 G1-3		0-0 28 G4-3 1B		0-0 F7			4	0	2	1	0	0	1							
28 Daniel Murphy, L OBP: 0.311, SLG: 0.393	4-2 SAFE 1-2 BB		1-1 15 G3 2B		3-2 3-H G4-3 1-2		1-2 F7			3	0	1	0	1	0	1							
15 Carlos Beltrán, S OBP: 0.374, SLG: 0.535 50 Michael O'Connor, L (8.1)	2-2 K		1-1 G3		1-1 F8		0-2 1B			4	0	1	0	0	1	3							
44 Jason Bay, R OBP: 0.313, SLG: 0.330 26 Fernando Martínez, L OBP: 0.300, SLG: 0.526	0-0 F8		2-1 G5-3		2-0 G5-3		2-3 K			3	0	0	0	0	0	2							
2 Justin Turner, R OBP: 0.361, SLG: 0.463		2-3 K		2-3 K		0-1 G6-3		0-0 L9		4	0	0	0	0	2	1							
22 Willie Harris, L OBP: 0.327, SLG: 0.326 33 Taylor Buchholz, R 48 Pat Misch, R 6 Nick Evans, R	1-0 9 1B 1B		3-3 K		0-1 P6				1-3 K	3	0	1	0	0	1	0							
9 Ronny Paulino, R OBP: 0.400, SLG: 0.350	2-2 1B		1-0 F9		0-1 F9		3-2 1B			4	0	2	0	0	0	0							
11 Rubén Tejeda, R OBP: 0.333, SLG: 0.353	2-2 F8		1-0 SH1-4 7 1B 2B		0-1 F8		2-3 K			4	1	2	0	0	1	3							
49 Jonathon Niese, L OBP: 0.200, SLG: 0.222 20 Jason Pridle, L OBP: 0.308, SLG: 0.395	3-3 K		0-0 SH1-4		1-1 F8		2-3 K2-3			1	0	0	0	0	1	2							
Inning Stats	R: 0 H: 1 E: 0 K: 1 S: 8	WLS: 1 BF: 15	R: 0 H: 2 E: 0 K: 2 S: 18	LOB: 2 BB: 28	R: 0 H: 1 E: 0 K: 0 S: 8	LOB: 1 BB: 13	R: 0 H: 0 E: 0 K: 2 S: 7	LOB: 0 BB: 13	R: 1 H: 2 E: 0 K: 0 S: 9	LOB: 1 BB: 0	R: 0 H: 0 E: 0 K: 0 S: 5	LOB: 0 BB: 7	R: 0 H: 1 E: 0 K: 1 S: 12	LOB: 1 BB: 15	R: 0 H: 1 E: 0 K: 3 S: 13	LOB: 1 BB: 21	1B: 7 2B: 2 3B: 0 HR: 0	SF: 0 SAC: 1 DP: 0 HBP: 0	WP: 0 PA: 36 PB: 0 SB: 0 CS: 1				
PITCHER	IP WLS BF H R ER SO BB IBB HBP BLK WP HR S P ERA WHIP																						
46 Ryan Dempster, R ERA: 6.29	7.0	W	28	7	1	1	5	1	0	0	0	0	0	0	0	0	0	0	0	62	98	1.29	1.143
43 John Grawob, L ERA: 4.42	1.0		4	1	0	0	1	0	0	0	0	0	0	0	0	0	0	0	0	12	15	0.00	1.000
29 Jeff Samardzija, R ERA: 3.76	1.0		4	1	0	0	3	0	0	0	0	0	0	0	0	0	0	0	0	13	21	0.00	1.000

New York Mets @ Chicago Cubs
Wrigley Field, Chicago, IL
Tue May 24 2011, 7:07 PM - 9:57 PM CDT
Att: 35,707 - Partly Cloudy - 45 F

AB	34
R	1
H	9
RBI	1
BB	1
SO	9
LOB	16



Batter	1	2	3	4	5	6	7	8	9	AB	R	H	RBI	BB	SO	LOB	BOTTOM						
5 Reed Johnson, R OBP: 0.424, SLG: 0.621	2-2 G5-3			1-1 F7		1-3 K		0-1 E7		4	1	1	1	1	1	1							
15 Darwin Barney, R OBP: 0.344, SLG: 0.394	3-2 G4-3		0-1 BB		3-1 13 3B 1B	0-2 F8		2-3 K		5	1	2	2	0	1	3							
13 Starlin Castro, R OBP: 0.353, SLG: 0.447	1-2 L8		2-0 1B		1-2 16 FC4-5 3B	0-2 G5-3		0-0 FC6-4 22 BB 1B		5	0	3	2	0	0	0							
16 Aramis Ramirez, R OBP: 0.355, SLG: 0.386		1-3 1B		0-0 FC4-5 12 PB 1B		2-2 K		2-3 K		4	2	1	0	0	1	4							
22 Carlos Peña, L OBP: 0.354, SLG: 0.349	2-2 K		0-3 K		0-1 F7		1-3 K		4-1 FC6-4 1 BB	4	0	0	0	1	3	3							
12 Alfonso Soriano, R OBP: 0.299, SLG: 0.516 1 Tony Campana, L OBP: 0.333, SLG: 0.667	0-0 39 2B 55 E 1B		0-3 K2-3		3-3 K		0-0 K		2-2 FC6-4	4	1	2	0	0	2	1							
39 Luis Montanez, R OBP: 0.600, SLG: 0.750	0-1 55 E 1B		1-1 G4-3		0-1 46 FC3-5 55 1B 1B		4-0 55 BB 38 1B BB		0-1 F8	4	2	2	1	1	0	2							
55 Koyie Hill, S OBP: 0.308, SLG: 0.383	0-0 FC3 15 1B				1-3 K		2-1 46 FC3-5 5 1B 1B		4-0 38 1B 5 1B BB	3	3	1	1	1	1	1							
46 Ryan Dempster, R OBP: 0.111, SLG: 0.059 38 Carlos Zambrano, S 43 John Grawob, L 29 Jeff Samardzija, R	0-0 SH3-4		1-2 B1-3		1-0 FC3-5		1-2 5 E 5 1B 1B			2	0	0	0	0	2								
Inning Stats	R: 0 H: 0 E: 0 K: 0 S: 10	WLS: 0 BF: 16	R: 5 H: 5 E: 1 K: 1 S: 19	LOB: 5 BB: 1 P: 28	R: 0 H: 0 E: 0 K: 2 S: 10	LOB: 0 BB: 11	R: 0 H: 0 E: 0 K: 1 S: 9	LOB: 0 BB: 12	R: 1 H: 2 E: 0 K: 1 S: 11	LOB: 1 BB: 0	R: 1 H: 2 E: 2 K: 1 S: 13	LOB: 1 BB: 20	R: 4 H: 3 E: 0 K: 2 S: 20	LOB: 2 BB: 37	R: 0 H: 1 E: 0 K: 1 S: 10	LOB: 1 BB: 18	1B: 10 2B: 2 3B: 1 HR: 0	SF: 0 SAC: 1 DP: 0 HBP: 1	WP: 0 PA: 43 PB: 1 SB: 0 CS: 0				
PITCHER	IP WLS BF H R ER SO BB IBB HBP BLK WP HR S P ERA WHIP																						
49 Jonathon Niese, L ERA: 4.33	5.0	L	24	7	6	2	5	1	0	0	0	0	0	0	0	0	0	0	0	59	85	3.60	1.600
33 Taylor Buchholz, R ERA: 2.25	1.1		7	2	2	1	1	0	0	1	0	0	0	0	0	0	0	0	0	18	30	6.75	1.500
48 Pat Misch, L ERA: 7.5	0.2		7	3	3	3	2	2	0	0	0	0	0	0	0	0	0	0	0	15	27	40.50	7.500
50 Michael O'Connor, L ERA:	1.0		5	1	0	0	1	1	0	0	0	0	0	0	0	0	0	0	0	10	18	0.00	2.000

New York Mets @ Chicago Cubs
Wrigley Field, Chicago, IL
Tue May 24 2011, 7:07 PM - 9:57 PM CDT
Att: 35,707 - Partly Cloudy - 45 F

AB	37
R	11
H	13
RBI	9
BB	4
SO	9
LOB	19



Batter	1	2	3	4	5	6	7	8	9	AB	R	H	RBI	BB	SO	LOB	TOP	
7 José Reyes, S OBP: 0.366, SLG: 0.455	G4-3	F7	G5-3		P4					5	1	2	0	0	0	2		
30 Josh Thole, L OBP: 0.280, SLG: 0.241	G6-3	F7	F8		G3					4	1	1	1	0	0	2		
15 Carlos Beltrán, S OBP: 0.383, SLG: 0.548	G4-3	F7								3	2	2	2	1	0	0		
44 Jason Bay, R OBP: 0.319, SLG: 0.330	G6-3	G6-3			K					3	0	1	0	1	1	1		
28 Daniel Murphy, L OBP: 0.316, SLG: 0.391	F7	F9			F7					3	0	1	2	1	0	1		
2 Justin Turner, R OBP: 0.385, SLG: 0.457	F7	F7			G5-3					3	1	1	1	1	0	3		
20 Jason Pridie, L OBP: 0.316, SLG: 0.400										4	0	2	0	0	2	3		
11 Rubén Tejada, R OBP: 0.364, SLG: 0.381										4	1	2	0	0	2	3		
35 Dillon Gee, R OBP: 0.154, SLG: 0.091		FC1-5	G5-3		SF9					2	1	0	1	1	0	2		
Inning Stats	R: 1 E: 0 K: 0 S: 13	H: 2 LOB: 2 BB: 1 P: 26	R: 5 E: 0 K: 2 S: 16	H: 5 LOB: 3 BB: 3 P: 37	R: 0 E: 0 K: 0 S: 7	H: 0 LOB: 0 BB: 0 P: 9	R: 0 E: 0 K: 0 S: 4	H: 0 LOB: 0 BB: 0 P: 8	R: 1 E: 0 K: 0 S: 12	H: 3 LOB: 2 BB: 0 P: 14	R: 0 E: 0 K: 1 S: 11	H: 1 LOB: 1 BB: 0 P: 18	R: 0 E: 0 K: 2 S: 8	H: 1 LOB: 2 BB: 1 P: 16				
PITCHER	IP WLS BF H R ER SO BB IBB HBP BLK WP HR S P ERA WHIP																	
27 Casey Coleman, R ERA: 7.32	1.1 L 12 7 6 6 0 1 0 0 0 0 0 0 22 41 40.50 6.000																	
64 Justin Berg, R ERA: 3.75	0.0 3 0 0 0 0 3 0 0 0 0 0 0 0 12 ∞ ∞																	
40 James Russell, L ERA: 5.87	3.2 14 3 1 1 2 0 0 0 0 0 0 30 41 2.46 0.818																	
57 Scott Maine, L ERA: 9.0	1.2 8 2 0 0 3 1 0 0 0 0 0 0 19 34 0.00 1.800																	

New York Mets @ Chicago Cubs
Wrigley Field, Chicago, IL
Wed May 25 2011, 7:06 PM - 9:06 PM CDT
Att: 36,666 - Overcast - 47 F

AB 31
R 7
H 12
RBI 7
BB 5
SO 5
LOB 17



WP: 0 PA: 37
PB: 0
SB: 0
CS: 0

Batter	1	2	3	4	5	6	7	8	9	AB	R	H	RBI	BB	SO	LOB	BOTTOM	
1 Kosuke Fukudome, L OBP: 0.429, SLG: 0.339	F7				G3-1					2	1	0	0	1	0	0		
15 Darwin Barney, R OBP: 0.339, SLG: 0.387	L3	G5-3			F7					3	0	0	0	0	0	1		
13 Starlin Castro, R OBP: 0.353, SLG: 0.445	F7				F7					3	1	1	0	0	0	0		
16 Aramis Ramirez, R OBP: 0.349, SLG: 0.379	K	G5-3			G5-3					3	0	0	0	0	1	2		
22 Carlos Pena, L OBP: 0.360, SLG: 0.351	K	G5-3			K					2	1	1	0	1	1	0		
5 Reed Johnson, R OBP: 0.435, SLG: 0.633	K	FC4-6			HBP					2	1	1	2	0	0	1		
12 Alfonso Soriano, R OBP: 0.300, SLG: 0.519	P4				K					3	0	1	2	0	1	1		
53 Wellington Castillo, R OBP: 0.154, SLG: 0.154	G6-3				K					2	0	0	0	0	1	1		
27 Casey Coleman, L OBP: 0.200, SLG: 0.300	G4-3				F7					0	0	0	0	0	0	0		
64 Justin Berg, R ERA: 3.75										0	0	0	0	0	0	0		
40 James Russell, L OBP: 0.125, SLG: 0.125										2	0	0	0	0	0	0		
57 Scott Maine, L ERA: 9.0										0	0	0	0	0	0	0		
Inning Stats	R: 4 E: 0 K: 1 S: 13	H: 3 LOB: 1 BB: 2 P: 28	R: 0 E: 0 K: 0 S: 5	H: 0 LOB: 0 BB: 0 P: 7	R: 0 E: 0 K: 0 S: 4	H: 1 LOB: 1 BB: 0 P: 7	R: 0 E: 0 K: 1 S: 8	H: 0 LOB: 0 BB: 0 P: 15	R: 0 E: 0 K: 0 S: 9	H: 0 LOB: 0 BB: 0 P: 10	R: 0 E: 0 K: 2 S: 7	H: 0 LOB: 1 BB: 0 P: 10	R: 0 E: 0 K: 2 S: 8	H: 1 LOB: 1 BB: 0 P: 16				
PITCHER	IP WLS BF H R ER SO BB IBB HBP BLK WP HR S P ERA WHIP																	
35 Dillon Gee, R ERA: 3.83	6.0 W 25 4 4 4 4 2 0 1 0 0 0 46 77 6.00 1.000																	

New York Mets @ Chicago Cubs
Wrigley Field, Chicago, IL
Wed May 25 2011, 7:06 PM - 9:06 PM CDT
Att: 36,666 - Overcast - 47 F

AB 22
R 4
H 4
RBI 4
BB 2
SO 4
LOB 6



WP: 0 PA: 25
PB: 0
SB: 0
CS: 0

Batter	1	2	3	4	5	6	7	8	9	AB	R	H	RBI	BB	SO	LOB	TOP			
7 José Reyes, S OBP: 0.371, SLG: 0.460	L8		E9				G6-3			4	1	2	0	1	0	1	New York Mets @ Chicago Cubs Wrigley Field, Chicago, IL Thu May 26 2011, 1:52 PM - 4:57 PM CDT Att: 33,378 - Cloudy - 42 F			
30 Josh Thole, L OBP: 0.289, SLG: 0.246										2	0	1	1	1	1	0				
9 Ronny Paulino, R OBP: 0.383, SLG: 0.333	BB		K				F8			2	0	0	0	0	1	3				
15 Carlos Beltrán, S OBP: 0.372, SLG: 0.531	L8		P6							5	0	0	0	0	2	5				
44 Jason Bay, R OBP: 0.325, SLG: 0.330	K									3	1	1	0	1	1	1				
28 Daniel Murphy, L OBP: 0.327, SLG: 0.408										4	0	3	0	0	0	1				
2 Justin Turner, R OBP: 0.325, SLG: 0.432										4	0	0	1	0	1	4				
20 Jason Pridie, L OBP: 0.319, SLG: 0.420										3	1	1	0	0	0	3				
40 Tim Byrdak, L										0	0	0	0	0	0	0				
22 Willie Harris, L OBP: 0.323, SLG: 0.322										1	0	0	0	0	1	1				
45 Jason Isringhausen, R										0	0	0	0	0	0	0				
75 Francisco Rodríguez, R										0	0	0	0	0	0	0				
11 Rubén Tejada, R OBP: 0.346, SLG: 0.333										3	0	0	0	1	0	2				
43 R.A. Dickey, R OBP: 0.271, SLG: 0.271										1	0	0	0	0	0	0				
27 Pedro Seoane, R										0	0	0	0	0	0	0				
26 Fernando Martinez, L OBP: 0.250, SLG: 0.250										0	0	0	0	0	1	1				
48 Pat Misch, R										0	0	0	0	0	0	0				
33 Taylor Buchholz, R										0	0	0	0	0	0	0				
12 Scott Hairston, R OBP: 0.316, SLG: 0.333										2	0	1	0	0	0	1				
Inning Stats	R: 0 E: 0 K: 1 S: 10	H: 0 LOB: 1 BB: 1 P: 18	R: 0 E: 1 K: 0 S: 8	H: 1 LOB: 1 BB: 0 P: 12	R: 1 E: 1 K: 1 S: 9	H: 1 LOB: 0 BB: 0 P: 15	R: 0 E: 0 K: 0 S: 5	H: 1 LOB: 0 BB: 0 P: 8	R: 1 E: 0 K: 2 S: 15	H: 2 LOB: 2 BB: 1 P: 28	R: 0 E: 0 K: 1 S: 15	H: 1 LOB: 1 BB: 0 P: 18	R: 1 E: 0 K: 1 S: 12	H: 1 LOB: 1 BB: 1 P: 25	R: 0 E: 0 K: 2 S: 15	H: 1 LOB: 2 BB: 1 P: 26	1B: 5 2B: 3 3B: 1 HR: 0	SF: 0 SAC: 0 DP: 2 HBP: 0	WP: 0 PB: 0 SB: 0 CS: 0	PA: 39
PITCHER	IP WLS BF H R ER SO BB IBB HBP BLK WP HR S P ERA WHIP																			
38 Carlos Zambrano, R ERA: 4.59	6.0 W 25 6 2 1 5 2 0 0 0 0 0 0 62 101 1.50 1.333																			
45 Sean Marshall, L ERA: 1.35	1.0 4 1 0 0 0 0 0 0 0 0 0 0 9 18 0.00 1.000																			
34 Kerry Wood, R ERA: 2.75	1.0 5 1 1 1 1 1 0 0 0 0 0 0 12 25 9.00 2.000																			
49 Carlos Marmol, R ERA: 1.23	1.0 5 1 0 0 2 1 0 0 0 0 0 0 15 26 0.00 2.000																			

Batter	1	2	3	4	5	6	7	8	9	AB	R	H	RBI	BB	SO	LOB	BOTTOM			
1 Kosuke Fukudome, L OBP: 0.441, SLG: 0.378	G5-3									4	1	3	1	1	0	0	New York Mets @ Chicago Cubs Wrigley Field, Chicago, IL Thu May 26 2011, 1:52 PM - 4:57 PM CDT Att: 33,378 - Cloudy - 42 F			
15 Darwin Barney, R OBP: 0.340, SLG: 0.390										4	0	2	1	0	0	4				
13 Starlin Castro, R OBP: 0.354, SLG: 0.441										4	1	1	0	1	1	2				
22 Carlos Pena, L OBP: 0.361, SLG: 0.370										4	2	1	2	1	1	3				
9 Blake DeWitt, L OBP: 0.267, SLG: 0.364										5	2	2	0	0	0	2				
12 Alfonso Soriano, R OBP: 0.305, SLG: 0.524										4	1	2	2	0	1	1				
34 Kerry Wood, R										0	0	0	0	0	0	0				
27 Casey Coleman, L OBP: 0.192, SLG: 0.273										1	0	0	0	0	0	2				
49 Carlos Marmol, R ERA: 1.23										0	0	0	0	0	0	0				
1 Tony Campana, L OBP: 0.571, SLG: 0.714										4	1	3	0	0	0	1				
55 Koyie Hill, S OBP: 0.286, SLG: 0.353										4	0	0	1	0	2	5				
38 Carlos Zambrano, S OBP: 0.375, SLG: 0.583										3	1	3	1	0	0	0				
45 Sean Marshall, L ERA: 2.1										0	0	0	0	0	0	0				
39 Luis Montanez, R OBP: 0.500, SLG: 0.600										1	0	0	0	0	1	1				
Inning Stats	R: 0 E: 0 K: 0 S: 8	H: 1 LOB: 0 BB: 0 P: 10	R: 0 E: 0 K: 0 S: 8	H: 0 LOB: 0 BB: 0 P: 11	R: 0 E: 0 K: 1 S: 11	H: 3 LOB: 2 BB: 0 P: 20	R: 4 E: 0 K: 0 S: 20	H: 4 LOB: 2 BB: 2 P: 35	R: 2 E: 0 K: 1 S: 16	H: 2 LOB: 1 BB: 1 P: 22	R: 1 E: 0 K: 1 S: 17	H: 2 LOB: 1 BB: 0 P: 23	R: 1 E: 0 K: 3 S: 13	H: 2 LOB: 1 BB: 0 P: 20	R: 1 E: 1 K: 0 S: 12	H: 3 LOB: 2 BB: 0 P: 19	1B: 12 2B: 3 3B: 0 HR: 2	SF: 1 SAC: 0 DP: 1 HBP: 0	WP: 1 PB: 0 SB: 0 CS: 0	PA: 42
PITCHER	IP WLS BF H R ER SO BB IBB HBP BLK WP HR S P ERA WHIP																			
43 R.A. Dickey, R ERA: 4.5	2.2 L 10 4 4 3 0 2 0 0 0 0 0 1 23 40 20.25 4.500																			
48 Pat Misch, L ERA: 10.29	1.0 8 4 3 3 1 1 0 0 0 0 0 0 22 31 27.00 5.000																			
33 Taylor Buchholz, R ERA: 2.19	0.2 2 0 0 0 0 0 0 0 0 0 0 0 7 9 0.00 0.000																			
40 Tim Byrdak, L ERA: 6.0	1.1 6 2 1 1 4 0 0 0 0 0 1 0 17 25 6.75 1.500																			
PITCHER	IP WLS BF H R ER SO BB IBB HBP BLK WP HR S P ERA WHIP																			
45 Jason Isringhausen, R ERA: 2.35	0.1 2 3 1 1 0 0 0 0 0 0 0 0 4 6 0.00 0.000																			
75 Francisco Rodríguez, R ERA: 0.74	0.2 2 0 0 0 0 0 0 0 0 0 0 0 4 6 0.00 0.000																			

AB 35
R 3
H 9
RBI 2
BB 4
SO 8
LOB 23



AB 38
R 9
H 17
RBI 8
BB 3
SO 6
LOB 21



Batter	1	2	3	4	5	6	7	8	9	AB	R	H	RBI	BB	SO	LOB	TOP									
11 Jimmy Rollins, S OBP: 0.339, SLG: 0.367										5	1	1	0	0	2	2										
26 Chase Utley, L OBP: 0.333, SLG: 0.429										3	2	2	1	1	0	0										
27 Placido Polanco, R OBP: 0.357, SLG: 0.405										3	1	0	0	1	0	2										
6 Ryan Howard, L OBP: 0.333, SLG: 0.490										4	0	1	2	0	2	1										
29 Raul Ibanez, L OBP: 0.293, SLG: 0.408										4	0	1	1	0	2	1										
51 Carlos Ruiz, R OBP: 0.352, SLG: 0.359										3	0	0	0	1	0	0										
9 Domonic Brown, L OBP: 0.357, SLG: 0.417										4	1	2	0	0	0	2										
15 John Mayberry Jr., R OBP: 0.320, SLG: 0.330										4	0	0	0	0	0	2										
35 Cole Hamels, L OBP: 0.240, SLG: 0.320										1	0	0	0	0	0	0										
7 Ross Gload, L OBP: 0.297, SLG: 0.297										1	0	0	0	0	1	0										
52 Jose Contreras, R OBP: 0.328, SLG: 0.383										0	0	0	0	0	0	0										
10 Ben Francisco, R OBP: 0.328, SLG: 0.383										1	0	1	1	0	0	0										
46 Ryan Madson, L OBP: 0.328, SLG: 0.383										0	0	0	0	0	0	0										
Inning Stats	R: 0 E: 0 K: 1 S: 6	H: 0 LOB: 0 BB: 1 P: 10	R: 0 E: 0 K: 2 S: 10	H: 0 LOB: 0 BB: 0 P: 17	R: 0 E: 0 K: 1 S: 9	H: 1 LOB: 1 BB: 0 P: 13	R: 1 E: 0 K: 1 S: 19	H: 2 LOB: 2 BB: 1 P: 32	R: 0 E: 0 K: 0 S: 7	H: 0 LOB: 0 BB: 0 P: 12	R: 0 E: 0 K: 0 S: 7	H: 0 LOB: 0 BB: 0 P: 11	R: 0 E: 0 K: 0 S: 5	H: 0 LOB: 0 BB: 0 P: 10	R: 3 E: 0 K: 2 S: 16	H: 3 LOB: 1 BB: 1 P: 28	R: 1 E: 0 K: 0 S: 11	H: 2 LOB: 1 BB: 0 P: 18	1B: 3 2B: 5 3B: 0 HR: 0	SF: 0 SAC: 1 DP: 1 HBP: 0	WP: 0 PB: 0 SB: 2 CS: 0	PA: 37				
PITCHER	IP WLS BF H R ER SO BB IBB HBP BLK WP HR S P ERA WHIP	IP WLS BF H R ER SO BB IBB HBP BLK WP HR S P ERA WHIP	IP WLS BF H R ER SO BB IBB HBP BLK WP HR S P ERA WHIP	IP WLS BF H R ER SO BB IBB HBP BLK WP HR S P ERA WHIP	IP WLS BF H R ER SO BB IBB HBP BLK WP HR S P ERA WHIP	IP WLS BF H R ER SO BB IBB HBP BLK WP HR S P ERA WHIP	IP WLS BF H R ER SO BB IBB HBP BLK WP HR S P ERA WHIP	IP WLS BF H R ER SO BB IBB HBP BLK WP HR S P ERA WHIP	IP WLS BF H R ER SO BB IBB HBP BLK WP HR S P ERA WHIP	IP WLS BF H R ER SO BB IBB HBP BLK WP HR S P ERA WHIP	IP WLS BF H R ER SO BB IBB HBP BLK WP HR S P ERA WHIP	IP WLS BF H R ER SO BB IBB HBP BLK WP HR S P ERA WHIP	IP WLS BF H R ER SO BB IBB HBP BLK WP HR S P ERA WHIP	IP WLS BF H R ER SO BB IBB HBP BLK WP HR S P ERA WHIP	IP WLS BF H R ER SO BB IBB HBP BLK WP HR S P ERA WHIP	IP WLS BF H R ER SO BB IBB HBP BLK WP HR S P ERA WHIP	IP WLS BF H R ER SO BB IBB HBP BLK WP HR S P ERA WHIP	IP WLS BF H R ER SO BB IBB HBP BLK WP HR S P ERA WHIP	IP WLS BF H R ER SO BB IBB HBP BLK WP HR S P ERA WHIP	IP WLS BF H R ER SO BB IBB HBP BLK WP HR S P ERA WHIP	IP WLS BF H R ER SO BB IBB HBP BLK WP HR S P ERA WHIP	IP WLS BF H R ER SO BB IBB HBP BLK WP HR S P ERA WHIP	IP WLS BF H R ER SO BB IBB HBP BLK WP HR S P ERA WHIP	IP WLS BF H R ER SO BB IBB HBP BLK WP HR S P ERA WHIP		
34 Mike Pelfrey, R ERA: 5.0	7.2 28 4 2 2 6 2 0 0 1 0 0 70 116 2.35 0.783	7.2 28 4 2 2 6 2 0 0 1 0 0 70 116 2.35 0.783	7.2 28 4 2 2 6 2 0 0 1 0 0 70 116 2.35 0.783	7.2 28 4 2 2 6 2 0 0 1 0 0 70 116 2.35 0.783	7.2 28 4 2 2 6 2 0 0 1 0 0 70 116 2.35 0.783	7.2 28 4 2 2 6 2 0 0 1 0 0 70 116 2.35 0.783	7.2 28 4 2 2 6 2 0 0 1 0 0 70 116 2.35 0.783	7.2 28 4 2 2 6 2 0 0 1 0 0 70 116 2.35 0.783	7.2 28 4 2 2 6 2 0 0 1 0 0 70 116 2.35 0.783	7.2 28 4 2 2 6 2 0 0 1 0 0 70 116 2.35 0.783	7.2 28 4 2 2 6 2 0 0 1 0 0 70 116 2.35 0.783	7.2 28 4 2 2 6 2 0 0 1 0 0 70 116 2.35 0.783	7.2 28 4 2 2 6 2 0 0 1 0 0 70 116 2.35 0.783	7.2 28 4 2 2 6 2 0 0 1 0 0 70 116 2.35 0.783	7.2 28 4 2 2 6 2 0 0 1 0 0 70 116 2.35 0.783	7.2 28 4 2 2 6 2 0 0 1 0 0 70 116 2.35 0.783	7.2 28 4 2 2 6 2 0 0 1 0 0 70 116 2.35 0.783	7.2 28 4 2 2 6 2 0 0 1 0 0 70 116 2.35 0.783	7.2 28 4 2 2 6 2 0 0 1 0 0 70 116 2.35 0.783	7.2 28 4 2 2 6 2 0 0 1 0 0 70 116 2.35 0.783	7.2 28 4 2 2 6 2 0 0 1 0 0 70 116 2.35 0.783	7.2 28 4 2 2 6 2 0 0 1 0 0 70 116 2.35 0.783	7.2 28 4 2 2 6 2 0 0 1 0 0 70 116 2.35 0.783	7.2 28 4 2 2 6 2 0 0 1 0 0 70 116 2.35 0.783		
50 Michael O'Connor, L ERA: 1.35	0.0 L 1 1 0 0 0 0 0 0 0 0 0 0 0 3 4 ∞ ∞	0.0 L 1 1 0 0 0 0 0 0 0 0 0 0 0 3 4 ∞ ∞	0.0 L 1 1 0 0 0 0 0 0 0 0 0 0 0 3 4 ∞ ∞	0.0 L 1 1 0 0 0 0 0 0 0 0 0 0 0 3 4 ∞ ∞	0.0 L 1 1 0 0 0 0 0 0 0 0 0 0 0 3 4 ∞ ∞	0.0 L 1 1 0 0 0 0 0 0 0 0 0 0 0 3 4 ∞ ∞	0.0 L 1 1 0 0 0 0 0 0 0 0 0 0 0 3 4 ∞ ∞	0.0 L 1 1 0 0 0 0 0 0 0 0 0 0 0 3 4 ∞ ∞	0.0 L 1 1 0 0 0 0 0 0 0 0 0 0 0 3 4 ∞ ∞	0.0 L 1 1 0 0 0 0 0 0 0 0 0 0 0 3 4 ∞ ∞	0.0 L 1 1 0 0 0 0 0 0 0 0 0 0 0 3 4 ∞ ∞	0.0 L 1 1 0 0 0 0 0 0 0 0 0 0 0 3 4 ∞ ∞	0.0 L 1 1 0 0 0 0 0 0 0 0 0 0 0 3 4 ∞ ∞	0.0 L 1 1 0 0 0 0 0 0 0 0 0 0 0 3 4 ∞ ∞	0.0 L 1 1 0 0 0 0 0 0 0 0 0 0 0 3 4 ∞ ∞	0.0 L 1 1 0 0 0 0 0 0 0 0 0 0 0 3 4 ∞ ∞	0.0 L 1 1 0 0 0 0 0 0 0 0 0 0 0 3 4 ∞ ∞	0.0 L 1 1 0 0 0 0 0 0 0 0 0 0 0 3 4 ∞ ∞	0.0 L 1 1 0 0 0 0 0 0 0 0 0 0 0 3 4 ∞ ∞	0.0 L 1 1 0 0 0 0 0 0 0 0 0 0 0 3 4 ∞ ∞	0.0 L 1 1 0 0 0 0 0 0 0 0 0 0 0 3 4 ∞ ∞	0.0 L 1 1 0 0 0 0 0 0 0 0 0 0 0 3 4 ∞ ∞	0.0 L 1 1 0 0 0 0 0 0 0 0 0 0 0 3 4 ∞ ∞	0.0 L 1 1 0 0 0 0 0 0 0 0 0 0 0 3 4 ∞ ∞		
45 Jason Istringhausen, R ERA: 3.31	0.0 1 0 0 0 0 0 1 0 0 0 0 0 0 2 6 ∞ ∞	0.0 1 0 0 0 0 0 1 0 0 0 0 0 0 2 6 ∞ ∞	0.0 1 0 0 0 0 0 1 0 0 0 0 0 0 2 6 ∞ ∞	0.0 1 0 0 0 0 0 1 0 0 0 0 0 0 2 6 ∞ ∞	0.0 1 0 0 0 0 0 1 0 0 0 0 0 0 2 6 ∞ ∞	0.0 1 0 0 0 0 0 1 0 0 0 0 0 0 2 6 ∞ ∞	0.0 1 0 0 0 0 0 1 0 0 0 0 0 0 2 6 ∞ ∞	0.0 1 0 0 0 0 0 1 0 0 0 0 0 0 2 6 ∞ ∞	0.0 1 0 0 0 0 0 1 0 0 0 0 0 0 2 6 ∞ ∞	0.0 1 0 0 0 0 0 1 0 0 0 0 0 0 2 6 ∞ ∞	0.0 1 0 0 0 0 0 1 0 0 0 0 0 0 2 6 ∞ ∞	0.0 1 0 0 0 0 0 1 0 0 0 0 0 0 2 6 ∞ ∞	0.0 1 0 0 0 0 0 1 0 0 0 0 0 0 2 6 ∞ ∞	0.0 1 0 0 0 0 0 1 0 0 0 0 0 0 2 6 ∞ ∞	0.0 1 0 0 0 0 0 1 0 0 0 0 0 0 2 6 ∞ ∞	0.0 1 0 0 0 0 0 1 0 0 0 0 0 0 2 6 ∞ ∞	0.0 1 0 0 0 0 0 1 0 0 0 0 0 0 2 6 ∞ ∞	0.0 1 0 0 0 0 0 1 0 0 0 0 0 0 2 6 ∞ ∞	0.0 1 0 0 0 0 0 1 0 0 0 0 0 0 2 6 ∞ ∞	0.0 1 0 0 0 0 0 1 0 0 0 0 0 0 2 6 ∞ ∞	0.0 1 0 0 0 0 0 1 0 0 0 0 0 0 2 6 ∞ ∞	0.0 1 0 0 0 0 0 1 0 0 0 0 0 0 2 6 ∞ ∞	0.0 1 0 0 0 0 0 1 0 0 0 0 0 0 2 6 ∞ ∞	0.0 1 0 0 0 0 0 1 0 0 0 0 0 0 2 6 ∞ ∞	0.0 1 0 0 0 0 0 1 0 0 0 0 0 0 2 6 ∞ ∞	
40 Tim Byrdak, L ERA: 5.68	0.1 2 1 2 2 1 0 0 0 0 0 0 0 0 4 7 54.00 3.000	0.1 2 1 2 2 1 0 0 0 0 0 0 0 0 4 7 54.00 3.000	0.1 2 1 2 2 1 0 0 0 0 0 0 0 0 4 7 54.00 3.000	0.1 2 1 2 2 1 0 0 0 0 0 0 0 0 4 7 54.00 3.000	0.1 2 1 2 2 1 0 0 0 0 0 0 0 0 4 7 54.00 3.000	0.1 2 1 2 2 1 0 0 0 0 0 0 0 0 4 7 54.00 3.000	0.1 2 1 2 2 1 0 0 0 0 0 0 0 0 4 7 54.00 3.000	0.1 2 1 2 2 1 0 0 0 0 0 0 0 0 4 7 54.00 3.000	0.1 2 1 2 2 1 0 0 0 0 0 0 0 0 4 7 54.00 3.000	0.1 2 1 2 2 1 0 0 0 0 0 0 0 0 4 7 54.00 3.000	0.1 2 1 2 2 1 0 0 0 0 0 0 0 0 4 7 54.00 3.000	0.1 2 1 2 2 1 0 0 0 0 0 0 0 0 4 7 54.00 3.000	0.1 2 1 2 2 1 0 0 0 0 0 0 0 0 4 7 54.00 3.000	0.1 2 1 2 2 1 0 0 0 0 0 0 0 0 4 7 54.00 3.000	0.1 2 1 2 2 1 0 0 0 0 0 0 0 0 4 7 54.00 3.000	0.1 2 1 2 2 1 0 0 0 0 0 0 0 0 4 7 54.00 3.000	0.1 2 1 2 2 1 0 0 0 0 0 0 0 0 4 7 54.00 3.000	0.1 2 1 2 2 1 0 0 0 0 0 0 0 0 4 7 54.00 3.000	0.1 2 1 2 2 1 0 0 0 0 0 0 0 0 4 7 54.00 3.000	0.1 2 1 2 2 1 0 0 0 0 0 0 0 0 4 7 54.00 3.000	0.1 2 1 2 2 1 0 0 0 0 0 0 0 0 4 7 54.00 3.000	0.1 2 1 2 2 1 0 0 0 0 0 0 0 0 4 7 54.00 3.000	0.1 2 1 2 2 1 0 0 0 0 0 0 0 0 4 7 54.00 3.000	0.1 2 1 2 2 1 0 0 0 0 0 0 0 0 4 7 54.00 3.000	0.1 2 1 2 2 1 0 0 0 0 0 0 0 0 4 7 54.00 3.000	0.1 2 1 2 2 1 0 0 0 0 0 0 0 0 4 7 54.00 3.000
36 Dale Thayer, R ERA: 9.0	1.0 5 2 1 1 0 0 0 0 0 0 0 0 0 11 18 9.00 2.000	1.0 5 2 1 1 0 0 0 0 0 0 0 0 0 11 18 9.00 2.000	1.0 5 2 1 1 0 0 0 0 0 0 0 0 0 11 18 9.00 2.000	1.0 5 2 1 1 0 0 0 0 0 0 0 0 0 11 18 9.00 2.000	1.0 5 2 1 1 0 0 0 0 0 0 0 0 0 11 18 9.00 2.000	1.0 5 2 1 1 0 0 0 0 0 0 0 0 0 11 18 9.00 2.000	1.0 5 2 1 1 0 0 0 0 0 0 0 0 0 11 18 9.00 2.000	1.0 5 2 1 1 0 0 0 0 0 0 0 0 0 11 18 9.00 2.000	1.0 5 2 1 1 0 0 0 0 0 0 0 0 0 11 18 9.00 2.000	1.0 5 2 1 1 0 0 0 0 0 0 0 0 0 11 18 9.00 2.000	1.0 5 2 1 1 0 0 0 0 0 0 0 0 0 11 18 9.00 2.000	1.0 5 2 1 1 0 0 0 0 0 0 0 0 0 11 18 9.00 2.000	1.0 5 2 1 1 0 0 0 0 0 0 0 0 0 11 18 9.00 2.000	1.0 5 2 1 1 0 0 0 0 0 0 0 0 0 11 18 9.00 2.000	1.0 5 2 1 1 0 0 0 0 0 0 0 0 0 11 18 9.00 2.000	1.0 5 2 1 1 0 0 0 0 0 0 0 0 0 11 18 9.00 2.000	1.0 5 2 1 1 0 0 0 0 0 0 0 0 0 11 18 9.00 2.000	1.0 5 2 1 1 0 0 0 0 0 0 0 0 0 11 18 9.00 2.000	1.0 5 2 1 1 0 0 0 0 0 0 0 0 0 11 18 9.00 2.000	1.0 5 2 1 1 0 0 0 0 0 0 0 0 0 11 18 9.00 2.000	1.0 5 2 1 1 0 0 0 0 0 0 0 0 0 11 18 9.00 2.000	1.0 5 2 1 1 0 0 0 0 0 0 0 0 0 11 18 9.00 2.000	1.0 5 2 1 1 0 0 0 0 0 0 0 0 0 11 18 9.00 2.000	1.0 5 2 1 1 0 0 0 0 0 0 0 0 0 11 18 9.00 2.000	1.0 5 2 1 1 0 0 0 0 0 0 0 0 0 11 18 9.00 2.000	

Philadelphia Phillies @ New York Mets
Citi Field, Flushing, NY
Sat May 28 2011, 7:16 PM - 10:02 PM EDT
Att: 29,337 - Partly Cloudy - 73 F

AB	33
R	5
H	8
RBI	5
BB	3
SO	7
LOB	10



Batter	1	2	3	4	5	6	7	8	9	AB	R	H	RBI	BB	SO	LOB	BOTTOM
7 José Reyes, S OBP: 0.373, SLG: 0.468										4	2	2	0	0	0	0	
2 Justin Turner, R OBP: 0.371, SLG: 0.458										4	0	1	1	0	2	1	
15 Carlos Beltrán, S OBP: 0.365, SLG: 0.515										4	0	0	0	0	2	2	
44 Jason Bay, R OBP: 0.326, SLG: 0.324										4	0	1	1	0	2	1	
6 Nick Evans, R OBP: 0.321, SLG: 0.399										3	0	0	0	0	0	2	
16 Ángel Pagán, S OBP: 0.270, SLG: 0.260										4	0	1	0	0	1	0	
9 Ronny Paulino, R OBP: 0.389, SLG: 0.347										3	0	1	0	0	1	1	
11 Rubén Tejada, R OBP: 0.333, SLG: 0.300										3	0	1	0	0	1	1	
34 Mike Pelfrey, R OBP: 0.100, SLG: 0.10																	

Batter	1	2	3	4	5	6	7	8	9	AB	R	H	RBI	BB	SO	LOB	TOP										
31 Jose Tabata, R OBP: 0.350, SLG: 0.353										4	0	0	0	0	1	0											
46 Garrett Jones, L OBP: 0.340, SLG: 0.412										4	0	0	0	0	3	0											
22 Andrew McCutchen, R OBP: 0.356, SLG: 0.459										3	0	0	0	1	2	0											
18 Neil Walker, S OBP: 0.330, SLG: 0.418										4	0	1	0	0	0	1											
37 Lyle Overbay, L OBP: 0.306, SLG: 0.379										4	2	1	0	0	0	2											
19 Chris Snyder, R OBP: 0.381, SLG: 0.434										3	1	2	2	0	0	0											
5 Ronny Cedeno, R OBP: 0.304, SLG: 0.340										3	0	0	0	0	2	1											
2 Brandon Wood, R OBP: 0.228, SLG: 0.219										2	0	0	0	0	2	1											
50 Charlie Morton, R OBP: 0.043, SLG: 0.091										2	0	0	0	0	2	1											
25 Daniel McCutchen, R ERA: 3.83										0	0	0	0	0	0	0											
57 Daniel Moskos, R ERA: 3.12										0	0	0	0	0	0	0											
38 Xavier Paul, L OBP: 0.278, SLG: 0.275										1	0	0	0	0	0	0											
45 Jose Ascanio, R ERA: 1.73										0	0	0	0	0	0	0											
Inning Stats	R: 0 E: 0 K: 1 S: 11	H: 0 LOB: 0 BB: 0 P: 12	R: 2 E: 0 K: 1 S: 15	H: 2 LOB: 0 BB: 0 P: 19	R: 0 E: 0 K: 3 S: 9	H: 0 LOB: 0 BB: 0 P: 12	R: 0 E: 0 K: 1 S: 11	H: 1 LOB: 1 BB: 0 P: 13	R: 0 E: 0 K: 1 S: 9	H: 0 LOB: 0 BB: 0 P: 11	R: 1 E: 0 K: 0 S: 10	H: 2 LOB: 0 BB: 0 P: 18	R: 0 E: 0 K: 1 S: 9	H: 0 LOB: 1 BB: 1 P: 17	R: 0 E: 0 K: 1 S: 10	H: 0 LOB: 1 BB: 1 P: 18	1B: 4 2B: 0 3B: 0 HR: 1	SF: 0 SAC: 0 DP: 0 HBP: 0	WP: 1 PB: 0 SB: 0 CS: 1	PA: 33							
PITCHER	IP	WLS	BF	H	R	ER	SO	BB	IBB	HBP	BLK	WP	HR	S	P	ERA	WHIP										
35 Dillon Gee, R	7.0	W	25	5	3	3	8	0	0	0	0	1	1	76	102	3.86	0.714										
45 Jason Isringhausen, R	1.0	H	3	0	0	0	1	0	0	0	0	0	0	9	17	0.00	0.000										
75 Francisco Rodriguez, R	1.0		4	0	0	0	1	1	0	0	0	0	0	10	18	0.00	1.000										

Pittsburgh Pirates @ New York Mets
Citi Field, Flushing, NY
Mon May 30 2011, 7:12 PM - 10:02 PM EDT
Att: 24,490 - Clear - 83 F

AB	31
R	3
H	5
RBI	3
BB	1
SO	10
LOB	6



Batter	1	2	3	4	5	6	7	8	9	AB	R	H	RBI	BB	SO	LOB	BOTTOM										
22 Willie Harris, L OBP: 0.305, SLG: 0.301										5	0	0	0	0	1	4											
2 Justin Turner, R OBP: 0.384, SLG: 0.467										4	2	2	1	0	0	1											
15 Carlos Beltrán, S OBP: 0.369, SLG: 0.514										4	1	2	0	1	1	1											
28 Daniel Murphy, L OBP: 0.337, SLG: 0.418										5	2	3	1	0	0	2											
16 Angel Pagán, S OBP: 0.286, SLG: 0.279										5	1	3	1	0	0	3											
30 Josh Thole, L OBP: 0.301, SLG: 0.278										4	0	1	2	0	0	6											
20 Jason Pridie, L OBP: 0.320, SLG: 0.413										4	0	1	0	0	1	5											
11 Rubén Tejada, R OBP: 0.366, SLG: 0.342										4	0	3	1	0	0	1											
35 Dillon Gee, R OBP: 0.133, SLG: 0.077										2	0	0	0	0	1	4											
45 Jason Isringhausen, R ERA: 1.19										0	0	0	0	0	0	0											
6 Nick Evans, R ERA: 1.19										0	1	0	0	1	0	0											
75 Francisco Rodriguez, R ERA: 7.2										0	0	0	0	0	0	0											
Inning Stats	R: 0 E: 0 K: 1 S: 7	H: 3 LOB: 2 BB: 0 P: 10	R: 2 E: 0 K: 2 S: 15	H: 3 LOB: 2 BB: 0 P: 25	R: 0 E: 0 K: 0 S: 4	H: 1 LOB: 0 BB: 0 P: 9	R: 0 E: 0 K: 0 S: 9	H: 3 LOB: 2 BB: 0 P: 12	R: 1 E: 0 K: 0 S: 14	H: 3 LOB: 3 BB: 0 P: 19	R: 0 E: 0 K: 1 S: 10	H: 1 LOB: 1 BB: 0 P: 17	R: 2 E: 0 K: 0 S: 11	H: 2 LOB: 1 BB: 1 P: 21	R: 2 E: 0 K: 0 S: 11	H: 2 LOB: 1 BB: 1 P: 23	1B: 13 2B: 2 3B: 0 HR: 0	SF: 0 SAC: 1 DP: 2 HBP: 1	WP: 1 PB: 2 SB: 0 CS: 0	PA: 41							
PITCHER	IP	WLS	BF	H	R	ER	SO	BB	IBB	HBP	BLK	WP	HR	S	P	ERA	WHIP										
50 Charlie Morton, R	6.0	L	29	11	3	1	4	0	0	0	0	1	0	59	92	1.50	1.833										
25 Daniel McCutchen, R	0.1		4	2	2	2	0	1	0	0	0	0	0	8	16	54.00	9.000										
57 Daniel Moskos, L	0.2		2	0	0	0	0	0	0	0	0	0	0	3	5	0.00	0.000										
45 Jose Ascanio, R	1.0		6	2	2	2	0	1	0	0	0	0	0	11	23	18.00	3.000										

Pittsburgh Pirates @ New York Mets
Citi Field, Flushing, NY
Mon May 30 2011, 7:12 PM - 10:02 PM EDT
Att: 24,490 - Clear - 83 F

AB	37
R	7
H	15
RBI	6
BB	2
SO	4
LOB	27



Batter	1	2	3	4	5	6	7	8	9	AB R H RBI BB SO LOB	TOP											
31 Jose Tabata, R (1.7) OBP: 0.361, SLG: 0.361										2 1 1 0 2 0 0	Pittsburgh Pirates @ New York Mets Citi Field, Flushing, NY Tue May 31 2011, 7:11 PM - 9:54 PM EDT Att. 26,198 - Clear - 78 F											
62 Josh Harrison, R (1.5) OBP: 0.500, SLG: 0.500										4 1 2 1 0 0 1 1 0 1 2 0 0 0												
22 Andrew McCutchen, R (1.8) OBP: 0.352, SLG: 0.449										4 0 0 0 1 3 5												
18 Neil Walker, S (1.4) OBP: 0.329, SLG: 0.415										4 0 1 2 0 1 1												
37 Lyle Overbay, L (1.3) OBP: 0.300, SLG: 0.370										4 0 0 0 0 1 2												
46 Garrett Jones, L (1.9) OBP: 0.331, SLG: 0.400										4 0 0 0 0 1 0 0 0 0 0 0 0 0												
5 Ronny Cedeno, R (1.6) OBP: 0.303, SLG: 0.338										4 2 1 0 0 1 0												
26 Dusty Brown, R (1.2) OBP: 0.250, SLG: 0.250										4 1 1 0 0 0 1												
53 James McDonald, L (1.1) OBP: 0.196, SLG: 0.095										2 0 0 0 0 0 2 0 0 0 0 0 0 0 1 0 0 0 0 0 1 0 0 0 0 0 0 0 1 0 0 0 0 0 1 2												
47 Evan Meek, R (7.1) ERA: 4.35																						
23 Matt Diaz, R (8.0) OBP: 0.267, SLG: 0.310																						
43 Jose Veras, R (8.1) ERA: 5.63																						
38 Xavier Paul, L (9.0) OBP: 0.173, SLG: 0.289																						
Inning Stats	R: 0 E: 0 K: 1 S: 13	H: 1 LOB: 1 BB: 0 P: 19	R: 0 E: 0 K: 1 S: 7	H: 0 LOB: 0 BB: 0 P: 9	R: 0 E: 0 K: 2 S: 13	H: 1 LOB: 2 BB: 1 P: 18	R: 0 E: 0 K: 2 S: 10	H: 0 LOB: 0 BB: 0 P: 13	R: 0 E: 0 K: 2 S: 11	H: 0 LOB: 0 BB: 0 P: 13	R: 0 E: 0 K: 1 S: 7	H: 0 LOB: 0 BB: 0 P: 10	R: 0 E: 0 K: 0 S: 9	H: 0 LOB: 0 BB: 0 P: 10	R: 3 E: 0 K: 1 S: 17	H: 3 LOB: 2 BB: 1 P: 24	R: 2 E: 1 K: 1 S: 19	H: 2 LOB: 2 BB: 1 P: 35	1B: 6 2B: 1 HR: 0	SF: 0 SAC: 0 DP: 0 HBP: 1	WP: 0 PB: 0 SB: 2 CS: 0	PA: 39
PITCHER	IP WLS BF H R ER SO BB IBB HBP BLK WP HR S P ERA WHIP											IP WLS BF H R ER SO BB IBB HBP BLK WP HR S P ERA WHIP										
43 R.A. Dickey, R (1.1) ERA: 4.35	7.2 L 31 5 3 3 10 2 0 1 0 0 0 0 81 108 3.52 0.913																					
45 Jason Isringhausen, R (8.1) ERA: 3.06	0.1 1 0 0 0 0 0 0 0 0 0 0 0 6 8 0.00 0.000																					
39 Bobby Parnell, R (9.1) ERA: 5.63	0.2 6 2 2 0 1 1 0 0 0 0 0 0 16 32 0.00 4.500																					
36 Dale Thayer, R (9.1) ERA: 6.75	0.1 1 0 0 0 0 0 0 0 0 0 0 0 3 3 0.00 0.000																					

AB	35
R	5
H	7
RBI	5
BB	3
SO	11
LOB	13



Batter	1	2	3	4	5	6	7	8	9	AB R H RBI BB SO LOB	BOTTOM											
16 Angel Pagán, S (1.8) OBP: 0.294, SLG: 0.300										4 1 2 0 0 0 1	Pittsburgh Pirates @ New York Mets Citi Field, Flushing, NY Tue May 31 2011, 7:11 PM - 9:54 PM EDT Att. 26,198 - Clear - 78 F											
2 Justin Turner, R (1.4) OBP: 0.365, SLG: 0.448										4 0 0 0 0 0 2												
15 Carlos Beltrán, S (1.9) OBP: 0.367, SLG: 0.508										4 0 1 0 0 1 2												
44 Jason Bay, R (1.7) OBP: 0.326, SLG: 0.325										4 0 1 1 0 0 1												
28 Daniel Murphy, L (1.5) OBP: 0.341, SLG: 0.420										4 0 2 0 0 2 1												
6 Nick Evans, R (1.3) OBP: 0.267, SLG: 0.325										3 0 0 0 1 3 2												
30 Josh Thole, L (1.2) OBP: 0.301, SLG: 0.273										2 0 0 0 1 0 1												
11 Rubén Tejada, R (1.6) OBP: 0.341, SLG: 0.317										3 0 0 0 0 1 2												
43 R.A. Dickey, R (1.1) OBP: 0.059, SLG: 0.059										3 0 0 0 0 1 1 0 0 0 0 0 0 0 0 0 0 0 0 0 0 0 0 0 0 0 0 0												
45 Jason Isringhausen, R (8.1) ERA: 4.09																						
39 Bobby Parnell, R (9.1) ERA: 2.42																						
36 Dale Thayer, R (9.1) ERA: 1.46																						
Inning Stats	R: 1 E: 0 K: 1 S: 11	H: 2 LOB: 1 BB: 0 P: 18	R: 0 E: 0 K: 0 S: 6	H: 0 LOB: 0 BB: 1 P: 11	R: 0 E: 0 K: 0 S: 11	H: 1 LOB: 0 BB: 0 P: 17	R: 0 E: 0 K: 1 S: 10	H: 1 LOB: 0 BB: 0 P: 15	R: 0 E: 0 K: 2 S: 15	H: 0 LOB: 1 BB: 1 P: 25	R: 0 E: 0 K: 1 S: 12	H: 2 LOB: 2 BB: 0 P: 20	R: 0 E: 0 K: 0 S: 10	H: 0 LOB: 0 BB: 0 P: 15	R: 0 E: 0 K: 1 S: 5	H: 0 LOB: 0 BB: 0 P: 7	R: 0 E: 0 K: 2 S: 9	H: 0 LOB: 0 BB: 0 P: 11	1B: 5 2B: 1 HR: 0	SF: 0 SAC: 0 DP: 1 HBP: 0	WP: 0 PB: 0 SB: 1 CS: 0	PA: 33
PITCHER	IP WLS BF H R ER SO BB IBB HBP BLK WP HR S P ERA WHIP											IP WLS BF H R ER SO BB IBB HBP BLK WP HR S P ERA WHIP										
53 James McDonald, R (1.1) ERA: 4.85	6.0 W 24 6 1 1 5 2 0 0 0 0 0 0 65 106 1.50 1.333																					
47 Evan Meek, R (7.1) ERA: 4.09	1.0 W 3 0 0 0 0 0 0 0 0 0 0 0 10 15 0.00 0.000																					
43 Jose Veras, R (8.1) ERA: 2.42	1.0 H 3 0 0 0 1 0 0 0 0 0 0 0 5 7 0.00 0.000																					
Joel Hanrahan, R (9.1) ERA: 1.46	1.0 3 0 0 0 2 0 0 0 0 0 0 0 9 11 0.00 0.000																					

AB	31
R	1
H	6
RBI	1
BB	2
SO	8
LOB	13



Batter	1	2	3	4	5	6	7	8	9	AB	R	H	RBI	BB	SO	LOB	TOP				
38 Xavier Paul, L OBP: 0.339, SLG: 0.373										5	3	4	1	0	0	1	Pittsburgh Pirates @ New York Mets Citi Field, Flushing, NY Thu Jun 02 2011, 1:12 PM - 4:10 PM EDT Att: 30,074 - Sunny - 75 F				
62 Josh Harrison, R OBP: 0.308, SLG: 0.308										5	1	1	0	0	0	5					
22 Andrew McCutchen, R OBP: 0.359, SLG: 0.452										5	2	2	2	0	1	1					
18 Neil Walker, S OBP: 0.336, SLG: 0.431										5	1	2	4	0	0	1					
37 Lyle Overbay, L OBP: 0.301, SLG: 0.365										4	0	0	0	1	0	2					
23 Matt Diaz, R OBP: 0.276, SLG: 0.319										4	0	1	1	0	2	1					
5 Ronny Cedeno, R OBP: 0.301, SLG: 0.329										4	0	1	0	0	1	0					
26 Dusty Brown, R OBP: 0.250, SLG: 0.143										3	1	0	0	1	2	2					
28 Paul Maholm, L OBP: 0.167, SLG: 0.130										3	0	2	0	0	1	0					
30 Chris Resop, R ERA: 5.56										0	0	0	0	0	0	0					
46 Garrett Jones, L OBP: 0.333, SLG: 0.404										1	0	1	0	0	0	0					
43 Jose Veras, R ERA: 2.89										0	0	0	0	0	0	0					
25 Daniel McCutchen, R ERA: 2.0										0	0	0	0	0	0	0					
Inning Stats	R: 3 E: 0 K: 1 S: 18	H: 5 LOB: 2 BB: 0 P: 28	R: 3 E: 0 K: 1 S: 13	H: 3 LOB: 0 BB: 0 P: 18	R: 1 E: 0 K: 1 S: 16	H: 2 LOB: 2 BB: 1 P: 23	R: 0 E: 0 K: 0 S: 7	H: 0 LOB: 0 BB: 0 P: 9	R: 0 E: 0 K: 0 S: 8	H: 1 LOB: 0 BB: 0 P: 11	R: 0 E: 0 K: 1 S: 10	H: 0 LOB: 1 BB: 1 P: 21	R: 0 E: 0 K: 2 S: 8	H: 1 LOB: 0 BB: 0 P: 10	R: 1 E: 0 K: 1 S: 13	H: 2 LOB: 1 BB: 0 P: 20	1B: 12 2B: 0 3B: 1 HR: 1	SF: 0 SAC: 0 DP: 0 HBP: 0	WP: 1 PB: 0 SB: 3 CS: 1	PA: 42	
PITCHER	IP WLS BF H R ER SO BB IBB HBP BLK WP HR S P ERA WHIP	5.0 26 10 7 7 3 1 0 0 0 0 1 62 88 12.60 2.200	1.0 3 1 0 0 0 0 0 0 0 0 0 8 11 0.00 1.000	1.0 4 0 0 0 1 1 0 0 0 0 10 21 0.00 1.000	1.0 W 3 1 0 0 2 0 0 0 0 0 8 10 0.00 1.000	1.0 S 5 2 1 1 1 0 0 0 0 0 0 13 20 9.00 2.000															

AB	39
R	8
H	14
RBI	8
BB	2
SO	7
LOB	13



Batter	1	2	3	4	5	6	7	8	9	AB	R	H	RBI	BB	SO	LOB	BOTTOM			
7 José Reyes, S OBP: 0.382, SLG: 0.489										4	1	1	0	1	2	2	Pittsburgh Pirates @ New York Mets Citi Field, Flushing, NY Thu Jun 02 2011, 1:12 PM - 4:10 PM EDT Att: 30,074 - Sunny - 75 F			
2 Justin Turner, R OBP: 0.357, SLG: 0.457										5	1	1	0	0	4					
15 Carlos Beltrán, S OBP: 0.374, SLG: 0.534										4	2	2	4	1	0	0				
75 Francisco Rodríguez, R OBP: 0.320, SLG: 0.307										3	1	0	0	1	1	3				
16 Ángel Pagán, S OBP: 0.297, SLG: 0.306										4	0	1	0	0	0	3				
9 Ronny Paulino, R OBP: 0.393, SLG: 0.345										4	0	1	0	0	0	3				
22 Willie Harris, L OBP: 0.303, SLG: 0.299										2	1	0	0	1	0	1				
6 Nick Evans, R ERA: 3.68										3	1	1	3	0	0	0				
39 Bobby Parnell, R ERA: 5.56										1	0	0	0	0	1	0				
45 Jason Istringhausen, R OBP: 0.125, SLG: 0.250										1	0	1	0	0	0	0				
36 Chris Capuano, L OBP: 0.322, SLG: 0.358										1	0	1	1	1	0	0				
30 Josh Thole, L OBP: 0.302, SLG: 0.289										0	0	0	0	0	0	0				
11 Rubén Tejada, R OBP: 0.346, SLG: 0.333										3	1	1	3	0	0	0				
34 Mike Pelfrey, R OBP: 0.095, SLG: 0.100										1	0	0	0	0	1	0				
12 Scott Hairston, R OBP: 0.322, SLG: 0.358										1	0	1	0	0	0	0				
40 Tim Byrdak, L ERA: 5.27										0	0	0	0	0	0	0				
28 Daniel Murphy, L OBP: 0.352, SLG: 0.425										1	0	1	1	1	0	0				
Inning Stats	R: 0 E: 0 K: 1 S: 8	H: 0 LOB: 0 BB: 0 P: 13	R: 0 E: 0 K: 0 S: 12	H: 1 LOB: 1 BB: 0 P: 20	R: 3 E: 0 K: 1 S: 14	H: 3 LOB: 0 BB: 0 P: 17	R: 0 E: 0 K: 0 S: 6	H: 0 LOB: 0 BB: 0 P: 8	R: 0 E: 0 K: 0 S: 7	H: 1 LOB: 1 BB: 0 P: 11	R: 4 E: 0 K: 1 S: 15	H: 3 LOB: 1 BB: 2 P: 28	R: 0 E: 0 K: 0 S: 8	H: 0 LOB: 1 BB: 0 P: 13	R: 2 E: 0 K: 1 S: 15	H: 1 LOB: 3 BB: 4 P: 34	1B: 6 2B: 2 3B: 0 HR: 1	SF: 1 SAC: 0 DP: 0 HBP: 1	WP: 1 PB: 1 SB: 0 CS: 0	PA: 40
PITCHER	IP WLS BF H R ER SO BB IBB HBP BLK WP HR S P ERA WHIP	5.2 27 8 7 6 2 2 0 0 0 0 0 12 19 9.53 1.765	1.1 B 5 0 0 0 1 0 0 0 0 0 0 12 19 0.00 0.000	0.2 L 7 1 2 2 0 3 1 0 1 1 0 11 29 27.00 6.000	0.1 1 0 0 0 1 0 0 0 0 0 0 4 5 0.00 0.000															

AB	32
R	9
H	9
RBI	8
BB	6
SO	4
LOB	16



Batter	1	2	3	4	5	6	7	8	9	AB	R	H	RBI	BB	SO	LOB	TOP				
1 Jordan Schafer, L (1, 8) OBP: 0.357, SLG: 0.257										2	0	0	0	0	1	2	Atlanta Braves @ New York Mets Citi Field, Flushing, NY Fri Jun 03 2011, 7:14 PM - 9:47 PM EDT Att: 28,301 - Clear - 72 F				
20 Eric Hinske, L (5, PH) OBP: 0.336, SLG: 0.505										3	1	1	1	0	2	1					
46 Craig Kimbrel, R (9, 1)										0	0	0	0	0	0	0					
14 Martin Prado, R (1, 7) OBP: 0.327, SLG: 0.449										5	1	2	0	0	0	1					
10 Chipper Jones, S (1, 5) OBP: 0.358, SLG: 0.431										5	1	2	1	0	1	2					
16 Brian McCann, L (1, 2) OBP: 0.370, SLG: 0.464										4	1	0	0	1	1	2					
5 Freddie Freeman, L (1, 3) OBP: 0.352, SLG: 0.428										5	1	3	2	0	2	0					
26 Dan Uggla, R (1, 4) OBP: 0.242, SLG: 0.312										3	1	0	0	1	0	2					
2 Alex Gonzalez, R (1, 6) OBP: 0.301, SLG: 0.389										4	0	1	0	0	1	1					
4 Joe Mather, R (1, 9) OBP: 0.340, SLG: 0.429										3	0	1	1	1	1	1					
32 Derek Lowe, R (1, 1) OBP: 0.206, SLG: 0.111										2	0	0	0	0	0	4					
24 Dovy Heredia, R (7, PH) OBP: 0.375, SLG: 0.375										1	0	1	0	0	0	0					
19 Scott Linebrink, R (7, 1) OBP: 0.375, SLG: 0.375										0	0	0	0	0	0	0					
39 Jonny Venters, L (8, 1) OBP: 0.375, SLG: 0.375										0	0	0	0	0	0	0					
17 Matt Young, L (9, PH) OBP: 0.174, SLG: 0.095										1	0	0	0	0	0	0					
Inning Stats	R: 0 E: 0 K: 1 S: 9	H: 1 LOB: 1 BB: 0 P: 14	R: 1 E: 0 K: 0 S: 11	H: 3 LOB: 2 BB: 0 P: 15	R: 0 E: 0 K: 1 S: 9	H: 0 LOB: 0 BB: 0 P: 11	R: 0 E: 0 K: 1 S: 8	H: 1 LOB: 1 BB: 0 P: 17	R: 0 E: 0 K: 1 S: 9	H: 0 LOB: 0 BB: 0 P: 13	R: 0 E: 0 K: 1 S: 6	H: 1 LOB: 1 BB: 0 P: 14	R: 2 E: 0 K: 2 S: 16	H: 1 LOB: 1 BB: 1 P: 28	R: 3 E: 0 K: 1 S: 12	H: 3 LOB: 1 BB: 1 P: 19	1B: 4 2B: 5 3B: 0 HR: 2	SF: 0 SAC: 0 DP: 0 HBP: 0	WP: 1 PB: 0 SB: 0 CS: 0	PA: 41	
PITCHER	IP: 7.2 WLS: 32 BF: 8 H: 2 R: 2 ER: 2 SO: 7 BB: 0 IBB: 1 HBP: 0 BLK: 0 WP: 0 HR: 1 S: 71 P: 111 ERA: 2.35 WHIP: 1.043	IP: 0.1 WLS: 3 BF: 3 H: 0 R: 1 ER: 0 SO: 1 BB: 0 IBB: 0 HBP: 0 BLK: 0 WP: 0 HR: 0 S: 7 P: 12 ERA: 0.00 WHIP: 3.000	IP: 1.0 WLS: 6 BF: 3 H: 3 R: 3 ER: 3 SO: 1 BB: 0 IBB: 0 HBP: 0 BLK: 0 WP: 0 HR: 1 S: 12 P: 19 ERA: 27.00 WHIP: 3.000																		

AB 38
R 6
H 11
RBI 5
BB 3
SO 9
LOB 16



Batter	1	2	3	4	5	6	7	8	9	AB	R	H	RBI	BB	SO	LOB	BOTTOM					
7 José Reyes, S (1, 6) OBP: 0.384, SLG: 0.498										4	1	2	0	0	0	0	Atlanta Braves @ New York Mets Citi Field, Flushing, NY Fri Jun 03 2011, 7:14 PM - 9:47 PM EDT Att: 28,301 - Clear - 72 F					
2 Justin Turner, R (1, 5) OBP: 0.353, SLG: 0.450										4	0	1	0	0	0	2						
15 Carlos Beltrán, S (1, 9) OBP: 0.372, SLG: 0.528										4	1	1	1	0	1	1						
44 Jason Bay, R (1, 7) OBP: 0.318, SLG: 0.300										3	1	0	0	1	1	1						
28 Daniel Murphy, L (1, 3) OBP: 0.355, SLG: 0.427										4	0	2	1	0	0	0						
16 Ángel Pagán, S (1, 8) OBP: 0.304, SLG: 0.314										4	0	2	1	0	0	1						
30 Josh Thole, L (1, 2) OBP: 0.301, SLG: 0.269										4	0	1	0	0	0	2						
11 Rubén Tejada, R (1, 4) OBP: 0.327, SLG: 0.314										3	0	0	0	0	0	1						
22 Willie Harris, L (9, PH) OBP: 0.300, SLG: 0.296										1	0	0	0	0	1	1						
49 Jonathon Niese, L (1, 1) OBP: 0.154, SLG: 0.167										3	0	0	0	0	2	0						
45 Jason Isringhausen, R (8, 1) OBP: 0.355, SLG: 0.427										0	0	0	0	0	0	0						
75 Francisco Rodríguez, R (9, 1) OBP: 0.355, SLG: 0.427										0	0	0	0	0	0	0						
Inning Stats	R: 0 E: 0 K: 0 S: 9	H: 0 LOB: 0 BB: 0 P: 11	R: 0 E: 0 K: 0 S: 6	H: 0 LOB: 0 BB: 0 P: 12	R: 0 E: 0 K: 1 S: 7	H: 1 LOB: 0 BB: 0 P: 9	R: 3 E: 1 K: 0 S: 8	H: 4 LOB: 1 BB: 1 P: 18	R: 0 E: 0 K: 0 S: 11	H: 1 LOB: 1 BB: 0 P: 18	R: 0 E: 0 K: 0 S: 5	H: 1 LOB: 1 BB: 0 P: 7	R: 0 E: 0 K: 1 S: 8	H: 0 LOB: 0 BB: 0 P: 12	R: 0 E: 0 K: 2 S: 11	H: 1 LOB: 1 BB: 0 P: 16	R: 0 E: 0 K: 1 S: 16	H: 1 LOB: 1 BB: 0 P: 23	1B: 8 2B: 0 3B: 1 HR: 0	SF: 0 SAC: 0 DP: 1 HBP: 0	WP: 0 PB: 0 SB: 0 CS: 0	PA: 35
PITCHER	IP: 6.0 WLS: 24 BF: 3 H: 0 R: 0 ER: 0 SO: 3 BB: 1 IBB: 0 HBP: 0 BLK: 0 WP: 0 HR: 0 S: 46 P: 75 ERA: 4.50 WHIP: 1.333	IP: 1.0 WLS: 3 BF: 0 H: 0 R: 0 ER: 0 SO: 1 BB: 0 IBB: 0 HBP: 0 BLK: 0 WP: 0 HR: 0 S: 8 P: 12 ERA: 0.00 WHIP: 0.000	IP: 1.0 WLS: 4 BF: 1 H: 0 R: 0 ER: 0 SO: 2 BB: 0 IBB: 0 HBP: 0 BLK: 0 WP: 0 HR: 1 S: 16 P: 16 ERA: 0.00 WHIP: 1.000	IP: 1.0 WLS: 4 BF: 1 H: 0 R: 0 ER: 0 SO: 1 BB: 0 IBB: 0 HBP: 0 BLK: 0 WP: 0 HR: 1 S: 16 P: 23 ERA: 0.00 WHIP: 1.000																		



Batter	1	2	3	4	5	6	7	8	9	AB	R	H	RBI	BB	SO	LOB	TOP					
14 Martín Prado, R OBP: 0.326, SLG: 0.446										4	0	1	0	0	0	3	<p>Atlanta Braves @ New York Mets Citi Field, Flushing, NY Sat Jun 04 2011, 7:13 PM - 9:31 PM EDT Att: 28,114 - Cloudy - 69 F</p>					
2 Alex Gonzalez, R OBP: 0.300, SLG: 0.386										4	0	1	0	0	1	1						
10 Chipper Jones, S OBP: 0.352, SLG: 0.422										4	0	0	0	0	1	1						
16 Brian McCann, L OBP: 0.368, SLG: 0.456										3	0	0	0	1	0	1						
5 Freddie Freeman, L OBP: 0.345, SLG: 0.419										4	0	0	0	0	0	1						
26 Dan Uggla, R OBP: 0.343, SLG: 0.317										3	0	1	0	0	0	0						
20 Eric Hinske, L OBP: 0.328, SLG: 0.491										3	0	0	0	0	0	1						
4 Joe Mather, R OBP: 0.357, SLG: 0.431										2	0	1	0	1	0	0						
49 Jair Jurrjens, R OBP: 0.130, SLG: 0.091										0	0	0	0	0	0	0						
43 Scott Proctor, R ERA: 3.24									0	0	0	0	0	0	0	0						
17 Matt Young, L OBP: 0.167, SLG: 0.091									1	0	0	0	0	0	0	0						
52 George Sherrill, L ERA: 5.02									0	0	0	0	0	0	0	0						
Inning Stats	R: 0 H: 2 E: 0 K: 0 S: 10	WLS: 1 BF: 13	H: 0 R: 0 ER: 0 SO: 7	LOB: 0 BB: 0 P: 11	R: 0 H: 1 E: 0 K: 1 S: 6	LOB: 0 BB: 0 P: 8	R: 0 H: 0 E: 0 K: 1 S: 6	LOB: 0 BB: 0 P: 11	R: 0 H: 1 E: 0 K: 0 S: 11	LOB: 2 BB: 1 P: 20	R: 0 H: 0 E: 0 K: 0 S: 4	LOB: 0 BB: 0 P: 10	R: 0 H: 0 E: 0 K: 0 S: 9	LOB: 0 BB: 0 P: 12	R: 0 H: 0 E: 0 K: 0 S: 8	LOB: 0 BB: 0 P: 13	R: 0 H: 0 E: 0 K: 0 S: 8	LOB: 0 BB: 0 P: 13	1B: 3 2B: 1 3B: 0 HR: 0	SF: 0 SAC: 2 DP: 0 HBP: 0	WP: 0 PB: 0 SB: 0 CS: 1	PA: 32
PITCHER	IP: 7.0 WLS: 1 BF: 26 ERA: 3.33	WLS: 1 BF: 26 ERA: 3.33	H: 4 R: 0 ER: 0 SO: 2	H: 0 R: 0 ER: 0 SO: 11	H: 1 R: 0 ER: 0 SO: 7	H: 0 R: 0 ER: 0 SO: 5	H: 0 R: 0 ER: 0 SO: 7	H: 1 R: 0 ER: 0 SO: 19	H: 0 R: 0 ER: 0 SO: 11	H: 0 R: 0 ER: 0 SO: 7	H: 0 R: 0 ER: 0 SO: 12	H: 0 R: 0 ER: 0 SO: 13	H: 0 R: 0 ER: 0 SO: 13	H: 0 R: 0 ER: 0 SO: 13	H: 0 R: 0 ER: 0 SO: 13	H: 0 R: 0 ER: 0 SO: 13	H: 0 R: 0 ER: 0 SO: 13	H: 0 R: 0 ER: 0 SO: 13	1B: 3 2B: 1 3B: 0 HR: 0	SF: 0 SAC: 2 DP: 0 HBP: 0	WP: 0 PB: 0 SB: 0 CS: 1	PA: 32

Batter	1	2	3	4	5	6	7	8	9	AB	R	H	RBI	BB	SO	LOB	BOTTOM					
7 José Reyes, S OBP: 0.382, SLG: 0.502										4	1	1	3	0	0	1	<p>Atlanta Braves @ New York Mets Citi Field, Flushing, NY Sat Jun 04 2011, 7:13 PM - 9:31 PM EDT Att: 28,114 - Cloudy - 69 F</p>					
2 Justin Turner, R OBP: 0.350, SLG: 0.446										3	0	1	1	0	1	0						
15 Carlos Beltrán, S OBP: 0.366, SLG: 0.518										4	0	0	0	0	2	1						
27 Pedro Beato, R ERA: 3.24										0	0	0	0	0	0	0						
40 Tim Lincecum, L ERA: 5.02										0	0	0	0	0	0	0						
28 Daniel Murphy, L OBP: 0.358, SLG: 0.429										4	0	2	0	0	0	0						
16 Ángel Pagán, S OBP: 0.294, SLG: 0.302										4	0	0	0	0	0	3						
44 Jason Bay, R OBP: 0.310, SLG: 0.291										4	1	0	0	0	1	1						
30 Josh Thole, L OBP: 0.308, SLG: 0.285										3	1	2	0	0	0	0						
11 Rubén Tejada, R OBP: 0.345, SLG: 0.321										2	1	1	0	0	0	1						
35 Dillon Gee, R OBP: 0.118, SLG: 0.067										2	0	0	0	0	2	2						
20 Jason Pridie, L OBP: 0.324, SLG: 0.415										1	1	1	1	0	0	0						
Inning Stats	R: 0 H: 2 E: 0 K: 1 S: 9	WLS: 1 BF: 14	H: 1 R: 0 ER: 0 SO: 9	LOB: 0 BB: 0 P: 9	R: 0 H: 0 E: 0 K: 2 S: 8	LOB: 0 BB: 0 P: 12	R: 0 H: 0 E: 0 K: 1 S: 9	LOB: 0 BB: 0 P: 16	R: 0 H: 1 E: 0 K: 1 S: 10	LOB: 1 BB: 0 P: 16	R: 0 H: 0 E: 0 K: 0 S: 6	LOB: 0 BB: 0 P: 9	R: 5 H: 3 E: 1 K: 0 S: 15	LOB: 3 BB: 0 P: 24	R: 0 H: 1 E: 0 K: 0 S: 9	LOB: 0 BB: 0 P: 10	R: 0 H: 1 E: 0 K: 0 S: 9	LOB: 0 BB: 0 P: 10	1B: 6 2B: 1 3B: 1 HR: 0	SF: 1 SAC: 0 DP: 1 HBP: 1	WP: 1 PB: 0 SB: 1 CS: 0	PA: 33
PITCHER	IP: 6.1 WLS: 1 BF: 27 ERA: 1.75	WLS: 1 BF: 27 ERA: 1.75	H: 4 R: 4 ER: 3 SO: 6	H: 0 R: 0 ER: 0 SO: 9	H: 0 R: 0 ER: 0 SO: 10	H: 0 R: 0 ER: 0 SO: 6	H: 0 R: 0 ER: 0 SO: 10	H: 1 R: 0 ER: 0 SO: 13.50	H: 0 R: 0 ER: 0 SO: 15.00	H: 0 R: 0 ER: 0 SO: 10.00	H: 0 R: 0 ER: 0 SO: 10.00	H: 3 R: 0 ER: 1 SO: 24	H: 1 R: 0 ER: 0 SO: 10	H: 1 R: 0 ER: 0 SO: 10	H: 1 R: 0 ER: 0 SO: 10	H: 1 R: 0 ER: 0 SO: 10	H: 1 R: 0 ER: 0 SO: 10	H: 1 R: 0 ER: 0 SO: 10	1B: 6 2B: 1 3B: 1 HR: 0	SF: 1 SAC: 0 DP: 1 HBP: 1	WP: 1 PB: 0 SB: 1 CS: 0	PA: 33

Batter	1	2	3	4	5	6	7	8	9	AB	R	H	RBI	BB	SO	LOB	TOP			
1 Jordan Schafer, L (1,8) OBP: 0.326, SLG: 0.231	G4-3		F8			P6		K		4	0	0	0	0	1	1	Atlanta Braves @ New York Mets Citi Field, Flushing, NY Sun Jun 05 2011, 8:12 PM - 10:53 PM EDT Att: 21,015 - Cloudy - 62 F			
2 Alex Gonzalez, R (1,6) OBP: 0.295, SLG: 0.379	F8			G6-3		L8		F9		4	0	0	0	0	0	1				
14 Martin Prado, R (1,5) OBP: 0.325, SLG: 0.440	K2-3			G1-3		G5-3			3	1	0	0	1	1	0					
16 Brian McCann, L (1,2) OBP: 0.371, SLG: 0.472		F8			1B				4	1	2	1	0	0	0	1				
5 Freddie Freeman, L (1,3) OBP: 0.348, SLG: 0.426					P6		L4		4	1	2	0	0	0	0	1				
26 Dan Uggla, R (1,4) OBP: 0.240, SLG: 0.312									3	0	0	0	0	0	0	1				
53 Cory Gearrin, R (7,1)									0	0	0	0	0	0	0	0				
24 Diory Hernandez, R (9, PH) OBP: 0.353, SLG: 0.529									1	1	1	3	0	0	0	0				
20 Eric Hinske, L (1,7) OBP: 0.325, SLG: 0.491									4	0	1	0	0	1	1					
4 Joe Mather, R (1,9) OBP: 0.333, SLG: 0.400									4	0	0	0	0	0	1	1				
15 Tim Hudson, R (1,1) OBP: 0.130, SLG: 0.048									1	0	0	0	0	0	0	0				
17 Matt Young, L (5, PH) OBP: 0.150, SLG: 0.087									1	0	0	0	0	0	0	1				
50 Cristhian Martinez, R (5,1) OBP: 0.333, SLG: 0.687									0	0	0	0	0	0	0	0				
7 Brooks Conrad, S (7,4) OBP: 0.317, SLG: 0.281									0	0	0	0	1	0	0	0				
Inning Stats	R: 0 E: 0 K: 1 S: 8	H: 0 LOB: 0 BB: 0 P: 10	R: 0 E: 0 K: 0 S: 12	H: 1 LOB: 1 BB: 0 P: 18	R: 0 E: 0 K: 0 S: 5	H: 0 LOB: 0 BB: 0 P: 8	R: 0 E: 0 K: 0 S: 8	H: 1 LOB: 1 BB: 0 P: 14	R: 0 E: 0 K: 0 S: 10	H: 0 LOB: 0 BB: 0 P: 10	R: 1 E: 0 K: 0 S: 11	H: 1 LOB: 0 BB: 0 P: 19	R: 0 E: 0 K: 1 S: 14	H: 0 LOB: 1 BB: 1 P: 21	R: 3 E: 0 K: 2 S: 14	H: 2 LOB: 0 BB: 1 P: 26		1B: 2 2B: 2 3B: 0 HR: 2	SF: 0 SAC: 0 DP: 0 HBP: 0	WP: 0 PB: 1 SB: 0 CS: 0
PITCHER	IP WLS BF H R ER SO BB IBB HBP BLK WP HR S P ERA WHIP																			
43 R.A. Dickey, R (1,1) ERA: 4.04	8.0 W 29 4 1 1 3 1 0 0 0 0 1 79 114 1.12 0.625																			
46 Manny Acosta, R (9,1) ERA: 54.0	0.1 3 1 2 2 0 1 0 0 0 0 0 5 13 54.00 6.000																			
75 Francisco Rodriguez, R (9,1) ERA: 3.14	0.2 3 1 1 1 2 0 0 0 0 0 1 9 13 13.50 1.500																			

AB	33
R	4
H	6
RBI	4
BB	2
SO	5
LOB	8



Batter	1	2	3	4	5	6	7	8	9	AB	R	H	RBI	BB	SO	LOB	BOTTOM				
7 José Reyes, S (1,6) OBP: 0.386, SLG: 0.506	G5-3	15 WP				G6-3		L8		4	2	2	1	1	0	1	Atlanta Braves @ New York Mets Citi Field, Flushing, NY Sun Jun 05 2011, 8:12 PM - 10:53 PM EDT Att: 21,015 - Cloudy - 62 F				
2 Justin Turner, R (1,5) OBP: 0.344, SLG: 0.436	G5-3			G1-3		K		K		5	0	1	1	0	2	3					
15 Carlos Beltrán, S (1,9) OBP: 0.367, SLG: 0.522									2	1	1	1	0	1	1						
22 Willie Harris, L (3,7) OBP: 0.310, SLG: 0.300									2	1	1	0	1	1	1						
28 Daniel Murphy, L (1,3) OBP: 0.366, SLG: 0.433									3	0	2	0	1	1	0						
16 Ángel Pagán, S (1,8) OBP: 0.293, SLG: 0.303	SF8								3	0	1	1	0	0	2						
9 Ronny Paulino, R (1,2) OBP: 0.369, SLG: 0.322	K								4	0	0	0	0	1	4						
20 Jason Pridie, L (1,7) OBP: 0.321, SLG: 0.408									4	1	1	0	0	2	3						
11 Rubén Tejada, R (1,4) OBP: 0.355, SLG: 0.321									3	1	1	1	1	0	1						
43 R.A. Dickey, R (1,1) OBP: 0.050, SLG: 0.050									3	0	0	0	0	1	5						
6 Nick Evaris, R (8, PH)									0	0	0	0	1	0	0						
46 Manny Acosta, R (9,1)									0	0	0	0	0	0	0						
75 Francisco Rodriguez, R (9,1)									0	0	0	0	0	0	0						
Inning Stats	R: 2 E: 0 K: 1 S: 14	H: 3 LOB: 1 BB: 0 P: 17	R: 2 E: 0 K: 2 S: 15	H: 2 LOB: 1 BB: 1 P: 26	R: 0 E: 0 K: 1 S: 6	H: 0 LOB: 0 BB: 0 P: 8	R: 1 E: 0 K: 1 S: 13	H: 2 LOB: 1 BB: 0 P: 16	R: 1 E: 0 K: 0 S: 9	H: 2 LOB: 3 BB: 2 P: 24	R: 0 E: 0 K: 1 S: 12	H: 1 LOB: 2 BB: 1 P: 20	R: 0 E: 0 K: 2 S: 10	H: 0 LOB: 1 BB: 1 P: 15	R: 0 E: 0 K: 2 S: 10	H: 0 LOB: 1 BB: 1 P: 15		1B: 8 2B: 2 3B: 0 HR: 0	SF: 1 SAC: 0 DP: 0 HBP: 0	WP: 1 PB: 0 SB: 0 CS: 0	PA: 39
PITCHER	IP WLS BF H R ER SO BB IBB HBP BLK WP HR S P ERA WHIP																				
15 Tim Hudson, R (1,1) ERA: 4.14	4.0 L 20 7 5 5 5 1 0 0 0 0 0 48 67 11.25 2.000																				
50 Cristhian Martinez, R (5,1) ERA: 3.1	2.0 12 3 1 1 1 3 0 0 0 0 0 21 44 4.50 3.000																				
53 Cory Gearrin, R (7,1) ERA: 3.6	2.0 7 0 0 0 3 1 0 0 0 0 0 16 22 0.00 0.500																				



Batter	1	2	3	4	5	6	7	8	9	AB	R	H	RBI	BB	SO	LOB	TOP				
7 José Reyes, S OBP: 0.387, SLG: 0.512										5	0	2	2	0	0	0	New York Mets @ Milwaukee Brewers Miller Park, Milwaukee, WI Tue Jun 07 2011, 7:10 PM - 10:10 PM CDT Att: 27,064 - Clear - 94 F				
2 Justin Turner, R OBP: 0.341, SLG: 0.425										3	0	0	0	1	0	2					
15 Carlos Beltrán, S OBP: 0.361, SLG: 0.512										4	0	0	0	0	0	2					
28 Daniel Murphy, L OBP: 0.364, SLG: 0.425										3	0	0	0	1	1	0					
16 Ángel Pagán, S OBP: 0.299, SLG: 0.304										3	0	1	0	1	0	2					
44 Jason Bay, R OBP: 0.308, SLG: 0.285										3	0	0	0	1	1	2					
30 Josh Thole, L OBP: 0.281										2	1	0	0	1	0	1					
9 Ronny Paulino, R OBP: 0.364, SLG: 0.317										1	0	0	0	0	1	1					
11 Rubén Tejada, R OBP: 0.364, SLG: 0.350										4	0	2	0	0	0	0					
38 Chris Capuano, L OBP: 0.311, SLG: 0.332										2	0	0	0	0	1	1					
20 Jason Frisley, L OBP: 0.318, SLG: 0.404										1	1	0	0	0	0	2					
27 Pedro Beato, R OBP: 0.298, SLG: 0.298										0	0	0	0	0	0	0					
45 Jason Istringhausen, R OBP: 0.277, SLG: 0.327										0	0	0	0	0	0	0					
22 Willie Harris, L OBP: 0.277, SLG: 0.327										1	0	0	0	0	0	0					
75 Francisco Rodríguez, R OBP: 0.277, SLG: 0.327										0	0	0	0	0	0	0					
Inning Stats	R: 0 E: 0 K: 0 S: 16	H: 0 LOB: 2 BB: 2 P: 27	R: 0 E: 0 K: 1 S: 11	H: 1 LOB: 1 BB: 0 P: 14	R: 0 E: 0 K: 0 S: 6	H: 0 LOB: 0 BB: 0 P: 14	R: 0 E: 0 K: 0 S: 12	H: 0 LOB: 1 BB: 0 P: 19	R: 0 E: 0 K: 0 S: 10	H: 1 LOB: 1 BB: 0 P: 18	R: 0 E: 0 K: 0 S: 7	H: 0 LOB: 1 BB: 1 P: 16	R: 2 E: 0 K: 0 S: 14	H: 2 LOB: 1 BB: 1 P: 22	R: 0 E: 0 K: 3 S: 12	H: 1 LOB: 1 BB: 0 P: 14	R: 0 E: 0 K: 0 S: 5	H: 0 LOB: 0 BB: 0 P: 8	1B: 3 2B: 1 3B: 1 HR: 0	SF: 0 SAC: 0 DP: 0 HBP: 0	WP: 0 PA: 37 PB: 0 SB: 1 CS: 0
PITCHER	IP WLS BF H R ER SO BB IBB HBP BLK WP HR S P ERA WHIP	IP WLS BF H R ER SO BB IBB HBP BLK WP HR S P ERA WHIP	IP WLS BF H R ER SO BB IBB HBP BLK WP HR S P ERA WHIP	IP WLS BF H R ER SO BB IBB HBP BLK WP HR S P ERA WHIP	IP WLS BF H R ER SO BB IBB HBP BLK WP HR S P ERA WHIP	IP WLS BF H R ER SO BB IBB HBP BLK WP HR S P ERA WHIP	IP WLS BF H R ER SO BB IBB HBP BLK WP HR S P ERA WHIP	IP WLS BF H R ER SO BB IBB HBP BLK WP HR S P ERA WHIP	IP WLS BF H R ER SO BB IBB HBP BLK WP HR S P ERA WHIP	IP WLS BF H R ER SO BB IBB HBP BLK WP HR S P ERA WHIP	IP WLS BF H R ER SO BB IBB HBP BLK WP HR S P ERA WHIP	IP WLS BF H R ER SO BB IBB HBP BLK WP HR S P ERA WHIP	IP WLS BF H R ER SO BB IBB HBP BLK WP HR S P ERA WHIP	IP WLS BF H R ER SO BB IBB HBP BLK WP HR S P ERA WHIP	IP WLS BF H R ER SO BB IBB HBP BLK WP HR S P ERA WHIP	IP WLS BF H R ER SO BB IBB HBP BLK WP HR S P ERA WHIP	IP WLS BF H R ER SO BB IBB HBP BLK WP HR S P ERA WHIP	IP WLS BF H R ER SO BB IBB HBP BLK WP HR S P ERA WHIP	IP WLS BF H R ER SO BB IBB HBP BLK WP HR S P ERA WHIP	IP WLS BF H R ER SO BB IBB HBP BLK WP HR S P ERA WHIP	IP WLS BF H R ER SO BB IBB HBP BLK WP HR S P ERA WHIP
18 Shaun Marcum, R ERA: 2.88	6.0	24	2	0	0	1	4	0	0	0	0	0	0	0	0	0	0.00	1.000			
41 Marco Estrada, R ERA: 4.12	1.0	6	2	2	2	0	1	0	0	0	0	0	0	0	0	14	22	18.00	3.000		
21 Zach Braddock, L ERA: 2.45	1.0	4	1	0	0	3	0	0	0	0	0	0	0	0	12	14	0.00	1.000			
32 LaTroy Hawkins, R ERA: 0.99	1.0	3	0	0	0	0	0	0	0	0	0	0	0	0	5	8	0.00	0.000			
Batter	1	2	3	4	5	6	7	8	9	AB	R	H	RBI	BB	SO	LOB	BOTTOM				
23 Rickie Weeks Jr., R OBP: 0.360, SLG: 0.494										3	0	0	0	1	2	0	New York Mets @ Milwaukee Brewers Miller Park, Milwaukee, WI Tue Jun 07 2011, 7:10 PM - 10:10 PM CDT Att: 27,064 - Clear - 94 F				
1 Cory Hart, R OBP: 0.333, SLG: 0.487										3	0	1	0	1	0	1					
8 Ryan Braun, R OBP: 0.396, SLG: 0.554										4	0	0	0	0	2	3					
28 Prince Fielder, L OBP: 0.393, SLG: 0.570										4	1	1	1	0	0	1					
14 Casey McGehee, R OBP: 0.287, SLG: 0.333										4	0	0	0	0	0	0					
3 Yunesky Betancourt, R OBP: 0.265, SLG: 0.333										3	0	2	0	0	0	0					
41 Marco Estrada, R OBP: 0.250, SLG: 0.250										0	0	0	0	0	0	0					
21 Zach Braddock, L OBP: 0.250, SLG: 0.250										0	0	0	0	0	0	0					
32 LaTroy Hawkins, R OBP: 0.250, SLG: 0.250										0	0	0	0	0	0	0					
2 Nyer Morgan, L OBP: 0.360, SLG: 0.554										1	0	0	0	0	1	0					
20 Jonathan Lucroy, R OBP: 0.333, SLG: 0.461										4	0	2	0	0	0	1					
27 Carlos Gómez, R OBP: 0.275, SLG: 0.353										3	0	0	0	0	1	4					
25 Mark Kotsay, L OBP: 0.341, SLG: 0.303										1	0	0	0	0	1	0					
18 Shaun Marcum, R OBP: 0.179, SLG: 0.154										2	0	0	0	0	0	0					
30 Craig Counsell, L OBP: 0.295, SLG: 0.206										1	0	0	0	0	0	0					
Inning Stats	R: 0 E: 0 K: 1 S: 11	H: 1 LOB: 1 BB: 0 P: 18	R: 0 E: 0 K: 0 S: 9	H: 1 LOB: 0 BB: 0 P: 15	R: 0 E: 0 K: 2 S: 11	H: 0 LOB: 1 BB: 1 P: 21	R: 0 E: 0 K: 0 S: 12	H: 2 LOB: 2 BB: 0 P: 18	R: 0 E: 0 K: 1 S: 12	H: 0 LOB: 1 BB: 1 P: 17	R: 1 E: 0 K: 1 S: 11	H: 2 LOB: 1 BB: 0 P: 17	R: 0 E: 0 K: 0 S: 6	H: 0 LOB: 0 BB: 0 P: 8	R: 0 E: 0 K: 0 S: 6	H: 0 LOB: 0 BB: 0 P: 9	R: 0 E: 0 K: 2 S: 8	H: 0 LOB: 0 BB: 0 P: 13	1B: 3 2B: 2 3B: 0 HR: 1	SF: 0 SAC: 0 DP: 0 HBP: 0	WP: 0 PA: 35 PB: 0 SB: 0 CS: 0
PITCHER	IP WLS BF H R ER SO BB IBB HBP BLK WP HR S P ERA WHIP	IP WLS BF H R ER SO BB IBB HBP BLK WP HR S P ERA WHIP	IP WLS BF H R ER SO BB IBB HBP BLK WP HR S P ERA WHIP	IP WLS BF H R ER SO BB IBB HBP BLK WP HR S P ERA WHIP	IP WLS BF H R ER SO BB IBB HBP BLK WP HR S P ERA WHIP	IP WLS BF H R ER SO BB IBB HBP BLK WP HR S P ERA WHIP	IP WLS BF H R ER SO BB IBB HBP BLK WP HR S P ERA WHIP	IP WLS BF H R ER SO BB IBB HBP BLK WP HR S P ERA WHIP	IP WLS BF H R ER SO BB IBB HBP BLK WP HR S P ERA WHIP	IP WLS BF H R ER SO BB IBB HBP BLK WP HR S P ERA WHIP	IP WLS BF H R ER SO BB IBB HBP BLK WP HR S P ERA WHIP	IP WLS BF H R ER SO BB IBB HBP BLK WP HR S P ERA WHIP	IP WLS BF H R ER SO BB IBB HBP BLK WP HR S P ERA WHIP	IP WLS BF H R ER SO BB IBB HBP BLK WP HR S P ERA WHIP	IP WLS BF H R ER SO BB IBB HBP BLK WP HR S P ERA WHIP	IP WLS BF H R ER SO BB IBB HBP BLK WP HR S P ERA WHIP	IP WLS BF H R ER SO BB IBB HBP BLK WP HR S P ERA WHIP	IP WLS BF H R ER SO BB IBB HBP BLK WP HR S P ERA WHIP	IP WLS BF H R ER SO BB IBB HBP BLK WP HR S P ERA WHIP	IP WLS BF H R ER SO BB IBB HBP BLK WP HR S P ERA WHIP	IP WLS BF H R ER SO BB IBB HBP BLK WP HR S P ERA WHIP
38 Chris Capuano, L ERA: 4.88	6.0	26	6	1	1	5	2	0	0	0	0	0	0	0	0	0	1.50	1.333			
27 Pedro Beato, R ERA: 3.12	1.0	3	0	0	0	0	0	0	0	0	0	0	0	0	6	8	0.00	0.000			
45 Jason Istringhausen, R ERA: 2.7	1.0	3	0	0	0	0	0	0	0	0	0	0	0	6	9	0.00	0.000				
75 Francisco Rodríguez, R ERA: 3.03	1.0	3	0	0	0	2	0	0	0	0	0	0	0	8	13	0.00	0.000				

Batter	1	2	3	4	5	6	7	8	9	AB	R	H	RBI	BB	SO	LOB	TOP					
7 José Reyes, S (1,6) OBP: 0.384, SLG: 0.506	G6-3		K	G4-3		F8		F7		5	0	0	0	0	1	4	New York Mets @ Milwaukee Brewers Miller Park, Milwaukee, WI Thu Jun 09 2011, 7:12 PM - 9:57 PM CDT Att: 30,632 - Roof Closed - 71 F					
2 Justin Turner, R (1,5) OBP: 0.338, SLG: 0.411	K		G6-3		1B		1B	FC5-4		5	1	2	0	0	1	2						
15 Carlos Beltrán, S (1,9) OBP: 0.366, SLG: 0.512				1B						4	1	2	0	1	1	1						
28 Daniel Murphy, L (1,3) OBP: 0.361, SLG: 0.417	K		G4-3		1B		G4-3			4	0	1	1	1	1	3						
16 Ángel Pagán, S (1,8) OBP: 0.307, SLG: 0.322										4	1	2	1	1	1	1						
20 Jason Pridie, L (1,7) OBP: 0.313, SLG: 0.398										4	1	1	1	0	2	5						
30 Josh Thole, L (1,2) OBP: 0.307, SLG: 0.280										4	0	1	0	0	0	3						
11 Rubén Tejada, R (1,4) OBP: 0.378, SLG: 0.373										4	0	2	1	0	0	1						
49 Jonathon Niese, L (1,1) OBP: 0.133, SLG: 0.143										4	0	0	0	0	4	5						
75 Francisco Rodríguez, R (8,1) OBP: 0.361, SLG: 0.506										0	0	0	0	0	0	0						
Inning Stats	R: 0 E: 0 K: 2 S: 11	H: 0 LOB: 1 BB: 1 P: 21	R: 1 E: 0 K: 1 S: 14	H: 2 LOB: 1 BB: 0 P: 24	R: 0 E: 0 K: 1 S: 13	H: 1 LOB: 1 BB: 0 P: 18	R: 1 E: 0 K: 1 S: 16	H: 3 LOB: 2 BB: 0 P: 22	R: 2 E: 0 K: 1 S: 11	H: 4 LOB: 1 BB: 0 P: 16	R: 0 E: 0 K: 1 S: 6	H: 0 LOB: 0 BB: 0 P: 10	R: 0 E: 1 K: 0 S: 12	H: 1 LOB: 2 BB: 1 P: 23	R: 0 E: 2 K: 1 S: 7	H: 0 LOB: 2 BB: 0 P: 8	R: 0 E: 0 K: 3 S: 13	H: 0 LOB: 1 BB: 1 P: 22	1B: 10 2B: 1 3B: 1 HR: 0	SF: 1 SAC: 0 DP: 1 HBP: 0	WP: 1 PB: 0 SB: 3 CS: 0	PA: 42
PITCHER	IP WLS BF H R ER SO BB IBB HBP BLK WP HR S P ERA WHIP	4.0 L 23 10 4 4 5 1 0 0 0 1 0 61 96 9.00 2.750	2.0 5 0 0 0 2 0 0 0 0 0 0 10 15 0.00 0.000	2.0 10 1 0 0 1 1 0 0 0 0 0 19 31 0.00 1.000	1.0 4 0 0 0 3 1 0 0 0 0 0 13 22 0.00 1.000	PITCHER										IP WLS BF H R ER SO BB IBB HBP BLK WP HR S P ERA WHIP						


AB	38
R	4
H	11
RBI	4
BB	3
SO	11
LOB	25



Batter	1	2	3	4	5	6	7	8	9	AB	R	H	RBI	BB	SO	LOB	BOTTOM					
23 Rickie Weeks Jr., R (1,4) OBP: 0.352, SLG: 0.478	G6-3			G5-3		G6-4-3		1B		3	0	0	0	1	0	1	New York Mets @ Milwaukee Brewers Miller Park, Milwaukee, WI Thu Jun 09 2011, 7:12 PM - 9:57 PM CDT Att: 30,632 - Roof Closed - 71 F					
1 Corey Hart, R (1,9) OBP: 0.328, SLG: 0.472	K			G6-3		F8		BB		4	0	1	0	0	1	0						
8 Ryan Braun, R (1,7) OBP: 0.403, SLG: 0.563	F8							1B		3	1	1	0	1	0	2						
28 Prince Fielder, L (1,3) OBP: 0.404, SLG: 0.607										3	0	2	1	1	0	0						
14 Casey McGehee, R (1,5) OBP: 0.286, SLG: 0.328										4	0	0	0	0	1	4						
3 Yunesky Betancourt, R (1,6) OBP: 0.256, SLG: 0.340										4	0	0	0	0	1	3						
20 Jonathan Lucroy, R (1,2) OBP: 0.323, SLG: 0.446										4	0	0	0	0	3	3						
27 Carlos Gómez, R (1,8) OBP: 0.271, SLG: 0.347										3	0	0	0	0	3	0						
41 Marco Estrada, R (9,1) OBP: 0.250, SLG: 0.250										0	0	0	0	0	0	0						
49 Yovani Gallardo, R (1,1) OBP: 0.182, SLG: 0.273										1	0	0	0	0	1	0						
46 Tim Lincecum, R (5,1) OBP: 0.313, SLG: 0.411										0	0	0	0	0	0	0						
9 Josh Wilson, R (5,1) OBP: 0.286, SLG: 0.328										0	0	0	0	0	0	0						
52 Sergio Mitre, R (7,1) OBP: 0.378, SLG: 0.373										0	0	0	0	0	0	0						
2 Nyjer Morgan, L (8,1) OBP: 0.361, SLG: 0.417										1	0	0	0	0	0	0						
Inning Stats	R: 0 E: 0 K: 1 S: 6	H: 0 LOB: 0 BB: 0 P: 8	R: 0 E: 0 K: 1 S: 7	H: 0 LOB: 0 BB: 0 P: 12	R: 0 E: 0 K: 2 S: 7	H: 0 LOB: 0 BB: 0 P: 8	R: 1 E: 0 K: 0 S: 9	H: 1 LOB: 1 BB: 1 P: 18	R: 0 E: 0 K: 2 S: 7	H: 0 LOB: 0 BB: 0 P: 8	R: 0 E: 0 K: 0 S: 5	H: 0 LOB: 0 BB: 1 P: 10	R: 0 E: 0 K: 1 S: 11	H: 1 LOB: 2 BB: 1 P: 20	R: 0 E: 0 K: 1 S: 14	H: 1 LOB: 2 BB: 1 P: 19	R: 0 E: 0 K: 2 S: 11	H: 1 LOB: 1 BB: 0 P: 13	1B: 2 2B: 2 3B: 0 HR: 0	SF: 0 SAC: 0 DP: 1 HBP: 0	WP: 1 PB: 0 SB: 0 CS: 0	PA: 34
PITCHER	IP WLS BF H R ER SO BB IBB HBP BLK WP HR S P ERA WHIP	7.2 W 29 1 1 8 4 0 0 0 0 0 0 63 99 1.17 0.913	1.1 S 5 1 0 0 2 0 0 0 0 0 0 14 17 0.00 0.750	PITCHER										IP WLS BF H R ER SO BB IBB HBP BLK WP HR S P ERA WHIP								

AB	30
R	1
H	4
RBI	1
BB	4
SO	10
LOB	13



Batter	1	2	3	4	5	6	7	8	9	AB	R	H	RBI	BB	SO	LOB	TOP			
7 José Reyes, S OBP: 0.387, SLG: 0.519	G4-3							G4-3		5	2	3	1	0	0	0	New York Mets @ Pittsburgh Pirates PNC Park, Pittsburgh, PA Fri Jun 10 2011, 7:06 PM - 9:48 PM EDT Att: 24,653 - Partly Cloudy - 79 F			
2 Justin Turner, R OBP: 0.340, SLG: 0.406	G4-6-3							P4		4	1	1	2	0	0	1				
15 Carlos Beltrán, S OBP: 0.371, SLG: 0.512	HBP									2	0	1	1	2	0	0				
20 Jason Pridie, L OBP: 0.313, SLG: 0.398	BB									0	0	0	0	0	0	0				
28 Daniel Murphy, L OBP: 0.357, SLG: 0.422	FC6									5	0	1	0	0	0	5				
16 Ángel Pagán, S OBP: 0.310, SLG: 0.349	G3									5	2	2	1	0	0	3				
21 Lucas Duda, L OBP: 0.214, SLG: 0.167	G4-3									4	1	1	2	0	1	2				
30 Josh Thole, L OBP: 0.315, SLG: 0.291	G6-3									5	0	3	1	0	0	0				
11 Rubén Tejeda, R OBP: 0.385, SLG: 0.371	G6-3									3	1	1	0	1	0	1				
35 Dillon Gee, R OBP: 0.095, SLG: 0.053	K									4	1	0	0	0	1	5				
40 Tim Byrdak, L										0	0	0	0	0	0	0				
Inning Stats	R: 1 E: 1 K: 0 S: 10	H: 0 LOB: 2 BB: 1 P: 21	R: 0 E: 0 K: 1 S: 8	H: 0 LOB: 0 BB: 0 P: 14	R: 0 E: 0 K: 0 S: 5	H: 2 LOB: 1 BB: 0 P: 9	R: 5 E: 1 K: 0 S: 17	H: 6 LOB: 1 BB: 0 P: 29	R: 1 E: 0 K: 0 S: 11	H: 2 LOB: 1 BB: 1 P: 18	R: 1 E: 0 K: 0 S: 9	H: 1 LOB: 1 BB: 0 P: 13	R: 0 E: 0 K: 1 S: 13	H: 0 LOB: 0 BB: 0 P: 17	R: 0 E: 0 K: 0 S: 12	H: 0 LOB: 0 BB: 0 P: 18	1B: 9 2B: 1 3B: 2 HR: 1	SF: 2 SAC: 0 DP: 1 HBP: 1	WP: 0 PB: 0 SB: 1 CS: 1	PA: 43
PITCHER	IP WLS BF H R ER SO BB IBB HBP BLK WP HR S P ERA WHIP																			
50 Charlie Morton, R ERA: 3.08	4.0 L 23 9 3 7 6 1 1 0 1 0 0 0 0 45 81 13.50 2.500																			
25 Daniel McCutchen, R ERA: 2.05	2.0 9 3 1 1 0 1 0 0 0 0 0 1 15 23 4.50 2.000																			
57 Daniel Moskos, L ERA: 0.02	1.0 4 1 0 0 1 0 0 0 0 0 0 0 13 17 0.00 1.000																			
48 Tim Wood, R ERA:	1.0 4 0 0 0 0 1 0 0 0 0 0 0 12 18 0.00 1.000																			
43 Jose Veras, R ERA: 3.12	1.0 3 0 0 0 0 0 0 0 0 0 0 0 9 16 0.00 0.000																			
Batter	1	2	3	4	5	6	7	8	9	AB	R	H	RBI	BB	SO	LOB	BOTTOM			
31 Jose Tabata, R OBP: 0.360, SLG: 0.368	G3-6-3									4	1	3	0	0	0	1	New York Mets @ Pittsburgh Pirates PNC Park, Pittsburgh, PA Fri Jun 10 2011, 7:06 PM - 9:48 PM EDT Att: 24,653 - Partly Cloudy - 79 F			
62 Josh Harrison, R OBP: 0.270, SLG: 0.297	G4-3									4	0	2	0	0	0	1				
22 Andrew McCutchen, R OBP: 0.376, SLG: 0.495	G5-3									3	0	1	1	0	0	0				
38 Xavier Paul, L OBP: 0.293, SLG: 0.316	G4-3									1	0	0	0	0	0	2				
18 Neil Walker, S OBP: 0.326, SLG: 0.414	FC1-5									4	0	0	0	0	2	2				
37 Lyle Overbay, L OBP: 0.311, SLG: 0.381	F8									4	0	1	0	0	0	2				
23 Matt Diaz, R OBP: 0.291, SLG: 0.314	K									3	0	1	0	0	1	2				
48 Tim Wood, R										0	0	0	0	0	0	0				
43 Jose Veras, R										0	0	0	0	0	0	0				
68 Wyatt Toregas, R										1	0	0	0	0	0	1				
5 Ronny Cedeno, R OBP: 0.290, SLG: 0.326	F8									2	0	0	0	0	0	1				
57 Daniel Moskos, R										0	0	0	0	0	0	0				
46 Garrett Jones, L OBP: 0.337, SLG: 0.403	F8									1	0	0	0	0	0	0				
26 Dusty Brown, R OBP: 0.150, SLG: 0.105	K									3	0	0	0	0	2	0				
50 Charlie Morton, R OBP: 0.038, SLG: 0.090	P4									1	0	0	0	0	0	0				
25 Daniel McCutchen, R										0	0	0	0	0	0	0				
2 Brandon Wood, R OBP: 0.297, SLG: 0.295	G3-6-3									2	0	1	0	0	1	0				
Inning Stats	R: 1 E: 0 K: 1 S: 13	H: 3 LOB: 2 BB: 0 P: 18	R: 0 E: 0 K: 1 S: 6	H: 0 LOB: 0 BB: 0 P: 10	R: 0 E: 0 K: 0 S: 8	H: 1 LOB: 0 BB: 0 P: 13	R: 0 E: 0 K: 0 S: 9	H: 1 LOB: 1 BB: 0 P: 12	R: 0 E: 0 K: 0 S: 5	H: 1 LOB: 0 BB: 0 P: 10	R: 0 E: 0 K: 1 S: 10	H: 0 LOB: 0 BB: 0 P: 12	R: 0 E: 0 K: 2 S: 15	H: 2 LOB: 2 BB: 0 P: 19	R: 0 E: 0 K: 1 S: 9	H: 1 LOB: 0 BB: 0 P: 16	1B: 9 2B: 0 3B: 0 HR: 0	SF: 0 SAC: 0 DP: 3 HBP: 0	WP: 0 PB: 0 SB: 0 CS: 0	PA: 33
PITCHER	IP WLS BF H R ER SO BB IBB HBP BLK WP HR S P ERA WHIP																			
35 Dillon Gee, R ERA: 3.05	8.0 W 30 8 1 1 1 0 0 0 0 0 0 0 9 104 1.12 1.000																			
40 Tim Byrdak, L ERA: 4.7	1.0 3 1 0 0 1 0 0 0 0 0 0 0 9 16 0.00 1.000																			

Batter	1	2	3	4	5	6	7	8	9	AB	R	H	RBI	BB	SO	LOB	TOP										
7 José Reyes, S OBP: 0.388, SLG: 0.517										5	1	2	0	0	1	1											
11 Rubén Tejada, R OBP: 0.396, SLG: 0.378										4	1	2	0	1	0	1											
15 Carlos Beltrán, S OBP: 0.373, SLG: 0.511										4	0	2	1	0	0	3											
28 Daniel Murphy, L OBP: 0.355, SLG: 0.418										4	0	1	1	0	0	3											
16 Ángel Pagán, S OBP: 0.315, SLG: 0.344										2	0	0	0	2	0	3											
44 Jason Bay, R OBP: 0.305, SLG: 0.278										4	0	1	0	0	2	3											
21 Lucas Duda, L OBP: 0.219, SLG: 0.214										4	0	1	0	0	0	2											
9 Ronny Paulino, R OBP: 0.392, SLG: 0.397										4	0	1	0	0	1	2											
43 R.A. Dickey, R OBP: 0.087, SLG: 0.045										2	0	0	0	1	0	3											
20 Jason Pridie, L OBP: 0.310, SLG: 0.394										1	0	0	0	0	0	0											
Inning Stats	R: 1 E: 0 K: 0 S: 13	H: 2 LOB: 1 BB: 1 P: 22	R: 0 E: 0 K: 1 S: 6	H: 0 LOB: 0 BB: 0 P: 9	R: 0 E: 0 K: 0 S: 8	H: 1 LOB: 2 BB: 1 P: 16	R: 0 E: 0 K: 0 S: 8	H: 2 LOB: 2 BB: 1 P: 16	R: 1 E: 0 K: 1 S: 11	H: 3 LOB: 2 BB: 0 P: 16	R: 0 E: 0 K: 0 S: 6	H: 0 LOB: 0 BB: 0 P: 7	R: 0 E: 0 K: 0 S: 4	H: 1 LOB: 2 BB: 0 P: 5	R: 0 E: 0 K: 1 S: 11	H: 1 LOB: 2 BB: 1 P: 20	R: 0 E: 0 K: 1 S: 9	H: 0 LOB: 0 BB: 0 P: 11	1B: 9 2B: 1 3B: 0 HR: 0	SF: 0 SAC: 0 DP: 2 HBP: 0	WP: 1 PB: 0 SB: 2 CS: 1	PA: 38					
PITCHER	IP	WLS	BF	H	R	ER	SO	BB	IBB	HBP	BLK	WP	HR	S	P	ERA	WHIP										
53 James McDonald, R ERA: 4.8	6.0	W	27	8	2	2	2	3	0	0	0	1	0	52	86	3.00	1.833										
48 Tim Wood, R ERA:	7.1	H	3	1	0	0	0	0	0	0	0	0	0	4	5	0.00	1.000										
65 Tony Watson, L ERA:	8.1	H	2	0	0	0	0	1	0	0	0	0	0	4	8	0.00	3.000										
43 Jose Veras, R ERA: 3.04	8.1	H	3	1	0	0	1	0	0	0	0	0	0	7	12	0.00	1.500										
Joel Hanrahan, R ERA: 1.52	9.1	S	3	0	0	0	1	0	0	0	0	0	0	9	11	0.00	0.000										
Batter	1	2	3	4	5	6	7	8	9	AB	R	H	RBI	BB	SO	LOB	BOTTOM										
31 Jose Tabata, R OBP: 0.363, SLG: 0.371										4	1	2	0	0	1	0											
62 Josh Harrison, R OBP: 0.317, SLG: 0.325										3	1	2	0	1	0	1											
65 Tony Watson, L										0	0	0	0	0	0	0											
43 Jose Veras, R										0	0	0	0	0	0	0											
Joel Hanrahan, R										0	0	0	0	0	0	0											
22 Andrew McCutchen, R OBP: 0.376, SLG: 0.479										3	0	0	0	0	1	2											
18 Neil Walker, S OBP: 0.324, SLG: 0.409										3	1	0	0	1	1	3											
37 Lyle Overbay, L OBP: 0.306, SLG: 0.374										4	0	0	0	0	0	1											
46 Garrett Jones, L OBP: 0.343, SLG: 0.415										3	0	2	1	0	0	0											
5 Ronny Cedeno, R OBP: 0.288, SLG: 0.324										1	0	0	0	0	0	0											
2 Brandon Wood, R OBP: 0.260, SLG: 0.296										3	0	1	0	0	0	2											
68 Wyatt Toregas, R										3	0	0	0	0	1	2											
53 James McDonald, L OBP: 0.160, SLG: 0.125										2	0	0	0	0	0	0											
48 Tim Wood, R										0	0	0	0	0	0	0											
38 Xavier Paul, L OBP: 0.289, SLG: 0.313										1	0	0	0	0	0	0											
Inning Stats	R: 0 E: 0 K: 1 S: 7	H: 1 LOB: 0 BB: 0 P: 10	R: 1 E: 0 K: 0 S: 13	H: 1 LOB: 1 BB: 1 P: 21	R: 2 E: 1 K: 1 S: 14	H: 1 LOB: 1 BB: 1 P: 19	R: 0 E: 0 K: 0 S: 6	H: 1 LOB: 1 BB: 0 P: 8	R: 0 E: 0 K: 0 S: 9	H: 1 LOB: 2 BB: 0 P: 12	R: 0 E: 0 K: 0 S: 7	H: 1 LOB: 1 BB: 0 P: 8	R: 0 E: 0 K: 1 S: 10	H: 1 LOB: 1 BB: 0 P: 15	R: 0 E: 0 K: 1 S: 7	H: 0 LOB: 0 BB: 0 P: 10	1B: 6 2B: 2 3B: 0 HR: 0	SF: 0 SAC: 0 DP: 2 HBP: 1	WP: 0 PB: 0 SB: 1 CS: 0	PA: 33							
PITCHER	IP	WLS	BF	H	R	ER	SO	BB	IBB	HBP	BLK	WP	HR	S	P	ERA	WHIP										
43 R.A. Dickey, R ERA: 3.76	8.0	L	33	7	3	1	4	2	0	1	0	0	0	73	103	1.12	1.125										

New York Mets @ Pittsburgh Pirates
PNC Park, Pittsburgh, PA
Sat Jun 11 2011, 7:07 PM - 9:25 PM EDT
Att: 39,273 - Partly Cloudy - 81 F

AB	34
R	2
H	10
RBI	2
BB	4
SO	4
LOB	21



New York Mets @ Pittsburgh Pirates
PNC Park, Pittsburgh, PA
Sat Jun 11 2011, 7:07 PM - 9:25 PM EDT
Att: 39,273 - Partly Cloudy - 81 F

AB	30
R	3
H	7
RBI	1
BB	2
SO	4
LOB	11



Batter	1	2	3	4	5	6	7	8	9	AB	R	H	RBI	BB	SO	LOB	TOP					
7 José Reyes, S OBP: 0.386, SLG: 0.524										3	0	0	1	0	0	0	New York Mets @ Pittsburgh Pirates PNC Park, Pittsburgh, PA Mon Jun 13 2011, 7:06 PM - 9:27 PM EDT Att: 15,555 - Partly Cloudy - 73 F					
2 Justin Turner, R OBP: 0.333, SLG: 0.397										3	0	0	0	1	0	0						
15 Carlos Beltrán, S OBP: 0.365, SLG: 0.498										4	0	0	0	0	0	2						
16 Ángel Pagán, S OBP: 0.312, SLG: 0.338										4	0	0	0	0	1	1						
44 Jason Bay, R OBP: 0.303, SLG: 0.273										3	0	0	0	1	2	0						
9 Ronny Paulino, R OBP: 0.377, SLG: 0.380										3	0	0	0	0	1	1						
28 Daniel Murphy, L OBP: 0.362, SLG: 0.424										3	0	2	0	0	0	0						
11 Rubén Tejada, R OBP: 0.389, SLG: 0.363										2	1	1	0	1	0	2						
34 Mike Pelfrey, R OBP: 0.083, SLG: 0.087										2	0	0	0	0	1	2						
21 Lucas Duda, L OBP: 0.242, SLG: 0.241										1	0	1	0	0	0	0						
46 Manny Acosta, R OBP: 0.377, SLG: 0.363										0	0	0	0	0	0	0						
40 Tim Byrdak, L OBP: 0.377, SLG: 0.363										0	0	0	0	0	0	0						
77 D.J. Carrasco, R OBP: 0.377, SLG: 0.363										0	0	0	0	0	0	0						
Inning Stats	R: 0 E: 0 K: 0 S: 5	H: 0 LOB: 0 BB: 1 P: 12	R: 0 E: 0 K: 1 S: 15	H: 1 LOB: 2 BB: 1 P: 23	R: 0 E: 0 K: 1 S: 8	H: 0 LOB: 0 BB: 0 P: 13	R: 0 E: 0 K: 1 S: 6	H: 0 LOB: 0 BB: 0 P: 11	R: 0 E: 0 K: 0 S: 15	H: 2 LOB: 1 BB: 0 P: 20	R: 0 E: 1 K: 0 S: 6	H: 0 LOB: 1 BB: 0 P: 9	R: 0 E: 0 K: 1 S: 5	H: 0 LOB: 0 BB: 0 P: 7	R: 1 E: 0 K: 0 S: 7	H: 1 LOB: 0 BB: 1 P: 14	R: 0 E: 0 K: 1 S: 9	H: 0 LOB: 0 BB: 0 P: 11	1B: 4 2B: 1 3B: 0 HR: 0	SF: 1 SAC: 0 DP: 2 HBP: 0	WP: 0 PB: 0 SB: 0 CS: 2	PA: 32
PITCHER	IP WLS BF H R ER SO BB IBB HBP BLK WP HR S P ERA WHIP																					
28 Paul Maholm, L ERA: 3.12	7.0 W 25 3 0 0 4 2 0 0 0 0 0 0 60 95 0.00 0.714																					
43 Jose Veras, R ERA: 3.38	0.0 2 1 1 1 0 1 0 0 0 0 0 0 3 9 ∞ ∞																					
48 Tim Wood, R ERA: 3.38	1.0 H 2 0 0 0 0 0 0 0 0 0 0 0 4 5 0.00 0.000																					
Joel Hanrahan, R ERA: 1.47	1.0 S 3 0 0 0 1 0 0 0 0 0 0 0 9 11 0.00 0.000																					

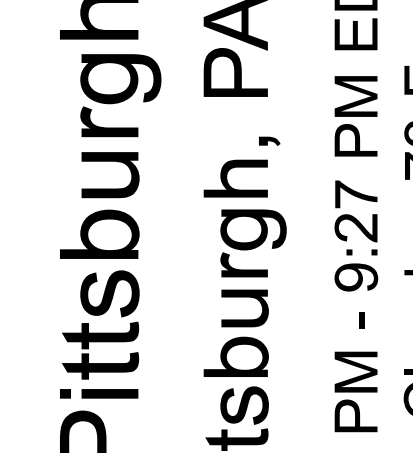
Batter	1	2	3	4	5	6	7	8	9	AB	R	H	RBI	BB	SO	LOB	BOTTOM					
31 Jose Tabata, R OBP: 0.363, SLG: 0.368										4	1	2	0	0	1	0	New York Mets @ Pittsburgh Pirates PNC Park, Pittsburgh, PA Mon Jun 13 2011, 7:06 PM - 9:27 PM EDT Att: 15,555 - Partly Cloudy - 73 F					
38 Xavier Paul, L OBP: 0.278, SLG: 0.306										4	0	1	0	0	2	3						
18 Neil Walker, S OBP: 0.322, SLG: 0.401										3	0	1	2	1	0	0						
46 Garrett Jones, L OBP: 0.341, SLG: 0.411										3	0	0	0	0	0	2						
43 Jose Veras, R OBP: 0.377, SLG: 0.363										0	0	0	0	0	0	0						
48 Tim Wood, R OBP: 0.377, SLG: 0.363										0	0	0	0	0	0	0						
23 Matt Diaz, R OBP: 0.278, SLG: 0.300										1	0	0	0	0	0	3						
Joel Hanrahan, R ERA: 1.47										0	0	0	0	0	0	0						
37 Lyle Overbay, L OBP: 0.305, SLG: 0.369										3	0	0	0	0	1	1						
2 Brandon Wood, R OBP: 0.261, SLG: 0.324										3	1	1	1	0	0	0						
55 Michael McKenry, R OBP: 0.284, SLG: 0.318										3	0	0	0	0	0	0						
5 Ronny Cedeno, R OBP: 0.284, SLG: 0.318										3	1	1	0	0	1	0						
28 Paul Maholm, L OBP: 0.143, SLG: 0.111										2	0	0	0	0	2	0						
22 Andrew McCutchen, R OBP: 0.394, SLG: 0.463										1	0	1	0	0	0	0						
Inning Stats	R: 1 E: 1 K: 1 S: 13	H: 3 LOB: 1 BB: 0 P: 18	R: 0 E: 0 K: 1 S: 5	H: 0 LOB: 0 BB: 0 P: 8	R: 0 E: 0 K: 1 S: 6	H: 0 LOB: 0 BB: 0 P: 9	R: 0 E: 0 K: 0 S: 4	H: 0 LOB: 0 BB: 0 P: 8	R: 1 E: 0 K: 1 S: 11	H: 1 LOB: 0 BB: 0 P: 17	R: 0 E: 0 K: 2 S: 9	H: 0 LOB: 0 BB: 0 P: 13	R: 0 E: 0 K: 0 S: 6	H: 0 LOB: 0 BB: 0 P: 8	R: 1 E: 0 K: 1 S: 17	H: 3 LOB: 3 BB: 1 P: 26	R: 1 E: 0 K: 1 S: 17	H: 0 LOB: 0 BB: 0 P: 11	1B: 6 2B: 0 3B: 0 HR: 1	SF: 0 SAC: 0 DP: 0 HBP: 0	WP: 0 PB: 0 SB: 0 CS: 0	PA: 31
PITCHER	IP WLS BF H R ER SO BB IBB HBP BLK WP HR S P ERA WHIP																					
34 Mike Pelfrey, R ERA: 5.11	7.0 L 24 4 2 2 6 1 54 8 12 27.00 9.000																					
46 Manny Acosta, R ERA: 4.5	0.1 4 3 1 1 0 0 0 0 0 0 0 0 8 12 27.00 9.000																					
40 Tim Byrdak, L ERA: 4.6	0.1 2 0 0 0 1 1 0 0 0 0 0 0 7 11 0.00 3.000																					
77 D.J. Carrasco, R ERA: 5.73	0.1 1 0 0 0 0 0 0 0 0 0 0 0 2 3 0.00 0.000																					

AB	28
R	1
H	4
RBI	1
BB	3
SO	5
LOB	8



WP	0
PA	32

AB	30
R	3
H	7
RBI	3
BB	1
SO	7
LOB	9



WP	0
PA	31

Batter	1	2	3	4	5	6	7	8	9	AB	R	H	RBI	BB	SO	LOB	TOP					
7 José Reyes, S OBP: 0.389, SLG: 0.525	1-1 C FF 89 B FF 89 X SI 88		0-0 X FF 88	1-0 B CH 84 X CH 85		2-1 B SL 81 B SL 80 X CH 84		1-0 B CU 75 X FF 93		5	2	3	1	0	0	1						
22 Willie Harris, L OBP: 0.325, SLG: 0.305	4-1 B CH 84 1 SAFE C FF 83 B FF 81 X CH 84 B FF 81		1-0 1 SAFE B FF 81 X FF 88	2-3 B SL 80 C FF 89 S CH 84 S CH 83		4-2 B SL 79 B FF 81 B CH 85 B FF 90		0-0 X FF 84		2	1	1	0	2	1	1						
20 Jason Pridie, L OBP: 0.308, SLG: 0.390	1-2 C FF 89 B FF 89 X SI 88		1-2 16 1B 21 SF8							1	0	0	0	0	0							
15 Carlos Beltrán, S OBP: 0.370, SLG: 0.498	1-1 C FF 90 B FF 90 X FF 90		0-2 C CH 82 C SI 91 X FF 90		2-2 C CH 82 F CH 82 B FF 89 X CH 84		1-2 B FF 85 S FF 88 X FF 88		4-1 B FF 96 B FF 95 B FF 95	4	0	2	1	1	0	4						
28 Daniel Murphy, L OBP: 0.358, SLG: 0.415	1-2 C FF 88 F FF 81 F CH 83 B CH 84 X SL 81		4-0 B FF 91 B FF 81 B FF 89		1-3 C SL 81 D SL 80 F FF 90 1 SAFE F CH 83 C FF 89		0-2 C SL 74 X FF 89		0-0 X FF 96	4	0	0	0	1	1	6						
16 Ángel Pagán, S OBP: 0.321, SLG: 0.338	2-1 B FF 90 C CH 85 B CH 84 X CH 85		0-1 C FF 89 X FF 92		4-1 B FF 89 1 SAFE D SL 82 C FF 89 B CH 84 B SL 81		3-2 C SL 70 B SL 71 B SL 70 B FF 87 1 SAFE F FF 87 X FF 89		4-1 1 SAFE B KC 86 F FF 96 1 SAFE B FF 95 B FF 95	3	0	1	1	2	0	2						
21 Lucas Duda, L OBP: 0.211, SLG: 0.212	0-1 C SL 82 X FF 92		0-0 X CH 84		0-1 C FF 89 X FF 90		1-1 C FF 88 B FF 88 X FF 88		2-2 B FF 96 B KC 87 S FF 96 X FF 97	4	0	0	1	0	0	6						
30 Josh Thole, L OBP: 0.311, SLG: 0.282		1-1 C FF 86 B FF 87 X FF 88	0-2 B SI 89 C SL 80 D CH 80 F FF 81 B SL 81 X CH 85		0-0 X CH 84		0-1 C FF 86 X SL 74		3-1 C FF 97 B FF 97 B SL 86 H KC 88	4	0	1	0	0	0	4						
75 Francisco Rodríguez, R										0	0	0	0	0	0							
11 Rubén Tejada, R OBP: 0.379, SLG: 0.345		0-0 X FF 89		0-0 X FF 88		4-2 C FF 87 B SL 77 B SL 81 B CH 84 B FF 90		2-2 C SL 72 B SL 71 C SL 72 X FF 87	4	1	0	0	1	1	4							
49 Jonathon Niese, L ERA: 3.48		0-3 C FF 88 S FF 90		2-1 B FF 87 C FF 87 X FF 89		1-1 B FF 88 X CH 84		2-0 B FF 92 X FF 93	2	0	1	0	0	1	0							
27 Pedro Beato, R ERA: 4.1										0	0	0	0	0	0							
40 Tim Lincecum, L ERA: 4.41										0	0	0	0	0	0							
45 Jason Iiringhausen, R ERA: 3.18										0	0	0	0	0	0							
9 Ronny Paulino, R OBP: 0.377, SLG: 0.336										0	0	0	0	0	0							
Inning Stats	R: 1 E: 0 K: 0 S: 14	H: 2 LOB: 2 BB: 1 P: 23	R: 0 E: 0 K: 1 S: 6	H: 0 LOB: 0 BB: 0 P: 7	R: 2 E: 0 K: 0 S: 13	H: 3 LOB: 2 BB: 1 P: 21	R: 0 E: 0 K: 1 S: 7	H: 1 LOB: 1 BB: 0 P: 12	R: 0 E: 0 K: 1 S: 13	H: 1 LOB: 2 BB: 1 P: 20	R: 1 E: 0 K: 0 S: 17	H: 1 LOB: 2 BB: 2 P: 29	R: 0 E: 0 K: 0 S: 11	H: 0 LOB: 0 BB: 0 P: 17	R: 0 E: 0 K: 0 S: 3	H: 0 LOB: 3 BB: 2 P: 6	R: 0 E: 0 K: 1 S: 10	H: 0 LOB: 3 BB: 2 P: 23	1B: 9 2B: 0 3B: 0 HR: 0	SF: 1 SAC: 1 DP: 0 HBP: 1	WP: 0 PB: 0 SB: 4 CS: 0	PA: 44
PITCHER	IP WLS BF H R ER SO BB IBB HBP BLK WP HR S P ERA WHIP																					
49 Jair Jurrjens, R ERA: 2.13	5.1 L 29 8 4 4 3 5 0 0 0 0 0 0 0 63 104 6.75 2.438																					
52 George Sherrill, L ERA: 2.5	1.2 6 1 0 0 0 0 0 0 0 0 0 0 0 18 25 0.00 0.600																					
43 Scott Proctor, R ERA: 1.69	1.0 3 0 0 0 0 0 0 0 0 0 0 0 0 3 6 0.00 0.000																					
46 Craig Kimbrel, R ERA: 3.27	1.0 6 0 0 0 1 2 0 1 0 0 0 0 10 23 0.00 2.000																					
Batter	1	2	3	4	5	6	7	8	9	AB	R	H	RBI	BB	SO	LOB	BOTTOM					
1 Jordan Schafer, L OBP: 0.309, SLG: 0.319	0-1 C FF 89 X FF 90		0-1 C FC 88 X CU 73			1-1 C SI 88 X CU 73 X FC 88		1-2 B FF 91 C FC 89 X CU 78		4	0	0	0	0	0							
26 Dan Uggla, R OBP: 0.252, SLG: 0.333	1-3 B FF 91 C SI 91 S CU 76		0-0 X SI 90			0-1 F CH 84 X SI 90		1-1 B SI 90 X CU 78		4	1	1	1	0	1							
10 Chipper Jones, S OBP: 0.356, SLG: 0.434																						
20 Eric Hinske, L OBP: 0.301, SLG: 0.471		3-2 B FF 90 B CU 71 C FF 91 B CU 76 X SI 91		0-0 X CU 73		2-2 B SI 90 C CU 73 F SI 92 X CU 74		3-3 B CU 71 F CU 72 B FF 91 C SI 89 S CU 74 S CU 74		1-1 B CU 76 X FC 89	4	0	0	0	1	0						
2 Alex Gonzalez, R OBP: 0.294, SLG: 0.398		1-1 B FF 92 F CH 81 X SI 91		2-1 B SI 89 F FF 91 X FF 91						4	1	1	0	0	1							
8 David Ross, R OBP: 0.396, SLG: 0.553		3-2 B FF 92 B FC 86 B SI 91 S FF 91 X FF 92								3	1	2	1	0	0							
43 Scott Proctor, R										0	0	0	0	0	0							
46 Craig Kimbrel, R										0	0	0	0	0	0							
7 Brooks Conrad, S OBP: 0.333, SLG: 0.316										1	0	0	0	1	0							
4 Joe Mather, R OBP: 0.293, SLG: 0.333		1-2 C CU 73 S CU 76 F FF 90 B FF 90 X FF 92								3	0	1	1	1	0							
17 Matt Young, L OBP: 0.269, SLG: 0.229																						
16 Brian McCann, L OBP: 0.372, SLG: 0.489										2	0	1	0	0	1							
49 Jair Jurrjens, R OBP: 0.148, SLG: 0.115										0	0	0	0	0	0							
52 George Sherrill, L ERA: 2.81										0	0	0	0	0	0							
24 Dion Hernandez, R OBP: 0.273, SLG: 0.409										1	0	0	0	1	2							
Inning Stats	R: 0 E: 0 K: 1 S: 6	H: 0 LOB: 0 BB: 0 P: 7	R: 1 E: 0 K: 1 S: 18	H: 2 LOB: 1 BB: 0 P: 28	R: 0 E: 0 K: 1 S: 6	H: 0 LOB: 0 BB: 0 P: 6	R: 0 E: 0 K: 0 S: 6	H: 0 LOB: 0 BB: 0 P: 10	R: 0 E: 0 K: 0 S: 11	H: 1 LOB: 1 BB: 0 P: 20	R: 0 E: 0 K: 0 S: 7	H: 0 LOB: 0 BB: 0 P: 10	R: 1 E: 0 K: 3 S: 15	H: 2 LOB: 2 BB: 1 P: 27	R: 1 E: 0 K: 0 S: 9	H: 1 LOB: 0 BB: 0 P: 13	R: 0 E: 0 K: 2 S: 8	H: 0 LOB: 0 BB: 0 P: 13	1B: 4 2B: 1 3B: 0 HR: 1	SF: 0 SAC: 0 DP: 0 HBP: 0	WP: 1 PB: 1 SB: 0 CS: 0	PA: 34
PITCHER	IP WLS BF H R ER SO BB IBB HBP BLK WP HR S P ERA WHIP																					
49 Jonathon Niese, L	0.0 W 24 1 0 0 0 0 1 0 0 0 0 0 0 4 9 0.00 0.789																					
40 Tim Byrdak, L	0.2 H 2 0 0 0 2 0 0 0 0 0 0 0 6 9 0.00 0.000																					
45 Jason Iringhausen, R ERA: 3.18	1.0 H 4 1 1 1 0 0 0 0 0 0 0 1 9 13 9.00 1.000																					
75 Francisco Rodríguez, R ERA: 2.81	1.0 S 3 0 0 0 2 0 0 0 0 0 0 0 8 13 0.00 0.000																					

New York Mets @ Atlanta Braves
Turner Field, Atlanta, GA
Tue Jun 14 2011, 7:13 PM - 10:15 PM EDT
Att: 32,161 - Partly Cloudy - 86 F

AB 34
R 4
H 9
RBI 4
BB 7
SO 4
LOB 28



New York Mets @ Atlanta Braves
Turner Field, Atlanta, GA
Tue Jun 14 2011, 7:13 PM - 10:15 PM EDT
Att: 32,161 - Partly Cloudy - 86 F

AB 33
R 3
H 6
RBI 3
BB 1
SO 8
LOB 6



Batter	1	2	3	4	5	6	7	8	9	10	AB	R	H	RBI	BB	SO	LOB	TOP								
7 José Reyes, S OBP: 0.390, SLG: 0.531	(1,6) C CH 83 F FF 91 X FF 92		C FF 92 X CH 84	B CH 83 B FF 90 X CH 84		B SL 70 C FF 87 B SL 70 X SL 72		B SI 93 C SI 94 B SI 94 B SI 94 B SI 94 B SI 94 B SI 94		C SI 92 B SI 90 X SL 80		6	1	3	0	0	0	2								
2 Justin Turner, R OBP: 0.346, SLG: 0.396	(1,5) B FF 90 F FF 90 B FF 90		B FF 91 C FF 91 C FF 92 X FF 93		C FF 91 B FF 90 B FF 90 B FF 90 B FF 90 B FF 90 B FF 90		C FF 86 X SL 73		B SI 94 C SI 94 B SI 94 B SI 94 B SI 94 B SI 94 B SI 94		3	2	1	1	3	0	1									
77 D.J. Carrasco, R	(10,1) B CH 82 F FF 92 F FF 92 F FF 92 D FF 90		C FF 91 C FF 91 C FF 92 X FF 93		C FF 91 B FF 90 B FF 90 B FF 90 B FF 90 B FF 90 B FF 90				B SI 94 C SI 94 B SI 94 B SI 94 B SI 94 B SI 94 B SI 94		0	0	0	0	0	0	0									
15 Carlos Beltrán, S OBP: 0.369, SLG: 0.494	(1,9) C FF 92 C FF 91 C FF 92 F FF 91 S CH 83		C FF 91 C FF 91 C FF 92 X FF 93		C FF 91 B FF 90 B FF 90 B FF 90 B FF 90 B FF 90 B FF 90				B SI 95 C SI 95 B SI 95 B SI 95 B SI 95 B SI 95 B SI 95		4	2	2	0	1	1	3									
28 Daniel Murphy, L OBP: 0.349, SLG: 0.405	(1,3) C FF 91 C FF 92 S SL 86		B FF 92 X SL 86		C FF 91 B FF 90 B FF 90 B FF 90 B FF 90 B FF 90 B FF 90				B SI 95 C SI 95 B SI 95 B SI 95 B SI 95 B SI 95 B SI 95		4	0	0	1	0	2	6									
44 Jason Bay, R OBP: 0.310, SLG: 0.283	(1,7) C CH 84 B FF 92 X CH 85		B FF 92 F SL 88 B CH 85 F CH 84 X FF 90		C FF 91 B FF 90 B FF 90 B FF 90 B FF 90 B FF 90 B FF 90				B SI 95 C SI 95 B SI 95 B SI 95 B SI 95 B SI 95 B SI 95		5	1	2	1	0	1	3									
9 Ronny Paulino, R OBP: 0.378, SLG: 0.373	(1,2) C CH 80 F FF 90 X CH 83		C CH 84 X FF 90		C FF 91 B FF 90 B FF 90 B FF 90 B FF 90 B FF 90 B FF 90				B SI 95 C SI 95 B SI 95 B SI 95 B SI 95 B SI 95 B SI 95		4	0	1	0	1	1	3									
12 Scott Hairston, R OBP: 0.338, SLG: 0.475	(1,8) C FF 91 F FF 92		C FF 91 F FF 92		C FF 91 B FF 90 B FF 90 B FF 90 B FF 90 B FF 90 B FF 90				B SI 95 C SI 95 B SI 95 B SI 95 B SI 95 B SI 95 B SI 95		4	1	2	3	0	1	3									
40 Tim Byrdak, L	(7,8)										0	0	0	0	0	0	0									
45 Jason Isringhausen, R	(8,1)										0	0	0	0	0	0	0									
20 Jason Pridle, L	(9,9)										1	0	0	0	0	1	0									
75 Francisco Rodríguez, R	(9,1)										0	0	0	0	0	0	0									
21 Lucas Duda, L	(10,3)										0	0	0	0	0	0	0									
11 Rubén Tejada, R OBP: 0.346, SLG: 0.312	(1,4) C CH 83 C FF 91 X FF 92		C CH 83 C FF 91 X FF 92		C FF 91 B FF 90 B FF 90 B FF 90 B FF 90 B FF 90 B FF 90				B SI 96 C SI 96 B SI 96 B SI 96 B SI 96 B SI 96 B SI 96		5	0	0	0	0	2	4									
43 R.A. Dickey, R OBP: 0.083, SLG: 0.043	(1,1) B FF 92 C CH 84 B FF 92 X FF 91		B FF 92 C CH 84 B FF 92 X FF 91		C FF 91 B FF 90 B FF 90 B FF 90 B FF 90 B FF 90 B FF 90				B SI 96 C SI 96 B SI 96 B SI 96 B SI 96 B SI 96 B SI 96		1	0	0	0	0	0	1									
46 Manny Acosta, R	(5,1)										0	0	0	0	0	0	0									
22 Willie Harris, L OBP: 0.320, SLG: 0.299	(6,PH)										1	0	0	0	0	1	0									
27 Pedro Beato, R	(6,1)										0	0	0	0	0	0	0									
16 Ángel Pagán, S OBP: 0.321, SLG: 0.359	(7,8) B FF 92 C CH 84 B FF 92 X FF 91		B FF 92 C CH 84 B FF 92 X FF 91		C FF 91 B FF 90 B FF 90 B FF 90 B FF 90 B FF 90 B FF 90				B SI 96 C SI 96 B SI 96 B SI 96 B SI 96 B SI 96 B SI 96		2	1	0	0	0	0	0									
Inning Stats	R: 0 E: 0 K: 2 S: 16	H: 1 LOB: 2 BB: 1 P: 23	R: 0 E: 0 K: 0 S: 11	H: 1 LOB: 1 BB: 0 P: 16	R: 2 E: 0 K: 0 S: 18	H: 3 LOB: 1 BB: 0 P: 27	R: 0 E: 0 K: 1 S: 8	H: 1 LOB: 1 BB: 0 P: 13	R: 4 E: 0 K: 2 S: 15	H: 2 LOB: 0 BB: 2 P: 29	R: 0 E: 0 K: 1 S: 7	H: 0 LOB: 0 BB: 0 P: 12	R: 1 E: 0 K: 2 S: 10	H: 2 LOB: 2 BB: 1 P: 19	R: 1 E: 2 K: 0 S: 5	H: 0 LOB: 1 BB: 1 P: 12	R: 0 E: 0 K: 2 S: 8	H: 0 LOB: 0 BB: 0 P: 12	R: 0 E: 0 K: 0 S: 8	H: 1 LOB: 1 BB: 0 P: 14	1B: 8 2B: 1 3B: 1 HR: 1	SF: 1 SAC: 1 DP: 0 HBP: 0	WP: 1 PB: 0 SB: 1 CS: 0	PA: 47		
PITCHER	IP 4.1	WLS 23	BF 7	H 5	R 5	ER 5	SO 3	BB 3	IBB 0	HBP 0	BLK 0	WP 0	HR 0	S 60	P 95	ERA 10.38	WHIP 2.308									
36 Mike Minor, L ERA: 5.47	(1,1)																									
43 Scott Proctor, R ERA: 2.39	(5,1)	0.2	3	1	1	1	2	0	0	0	0	0	1	8	13	13.50	1.500									
52 George Sherrill, L ERA: 2.37	(6,1)	1.0	3	0	0	0	1	0	0	0	0	0	0	7	12	0.00	0.000									
39 Jonny Venters, L ERA: 0.63	(7,1)	2.0	11	2	2	1	2	1	1	0	0	1	0	15	31	4.50	1.500									
46 Craig Kimbrel, R ERA: 3.18	(9,1)	1.0	3	0	0	0	2	0	0	0	0	0	0	8	12	0.00	0.000									

New York Mets @ Atlanta Braves
Turner Field, Atlanta, GA
Thu Jun 16 2011, 7:11 PM - 10:36 PM EDT
Att. 26,077 - Partly Cloudy - 89 F

AB 40
R 8
H 11
RBI 6
BB 5
SO 10
LOB 26



Batter	1	2	3	4	5	6	7	8	9	10	AB	R	H	RBI	BB	SO	LOB	BOTTOM								
1 Jordan Schafer, L OBP: 0.330, SLG: 0.341	(1,8) B KN 70 C KN 74 X KN 74		C KN 73 B KN 78 B KN 78 S KN 72 X KN 77	C FF 95 B KN 78 D KN 74 X KN 79		C FF 96 B FF 96 B FF 96 B FF 96 S CH 87 X FF 96			C FF 96 C CH 76 S CH 83		6	3	5	0	0	1	0									
22 Jason Heyward, L OBP: 0.325, SLG: 0.404	(1,9) B KN 74 C KN 74 B KN 72 B FF 84		C KN 75 C KN 75 X KN 76	B KN 80 B KN 77 B KN 74 X KN 73		B FF 94		C SI 97 B CH 90 C FF 98 X FF 99		B SI 90 C SI 90 B SI 90 B SI 90 B SI 90 B SI 90 B SI 90		5	2	2	1	1	2									
10 Chipper Jones, S OBP: 0.361, SLG: 0.446	(1,5) C KN 76 B KN 78 S KN 76 X KN 76		B KN 76 B KN 78 B KN 75 X KN 77	B KN 77 B KN 77 S KN 77 X KN 77				B SI 90 C SI 90 B SI 90 B SI 90 B SI 90 B SI 90 B SI 90		B SI 91 C SI 91 B SI 91 B SI 91 B SI 91 B SI 91 B SI 91		4	1	3	5	0	0	1								
46 Craig Kimbrel, R	(9,1)										0	0	0	0	0	0	0									
7 Brooks Conrad, S OBP: 0.360, SLG: 0.425	(9,PH)										1	1	1	2	0	0	0									
16 Brian McCann, L OBP: 0.367, SLG: 0.476	(1,2) B KN 78 B KN 77 C KN 77 C KN 78 F FF 80 B KN 78		B KN 76 B KN 74 C FF 85 B KN 73 X KN 73	B KN 75 B KN 75 S KN 72 X KN 77				C FF 88 X CH 80		B SI 91 C SI 91 B SI 91 B SI 91 B SI 91 B SI 91 B SI 91		4	0	1	0	1	0	2								
5 Freddie Freeman, L OBP: 0.332, SLG: 0.411	(1,3) F KN 77 C KN 77 F KN 77 S KN 79		B KN 76 X KN 75	F FF 95 X SL 82				S SL 82 T FF 90 B FF 89 S SL 83		S SI 91 C SI 91 B SI 91 B SI 91 B SI 91 B SI 91 B SI 91		5	0	1	0	0	2	4								
26 Dan Uggla, R OBP: 0.244, SLG: 0.322	(1,4) C KN 77 D KN 78 X KN 78		C KN 75 X KN 78	C FF 96 X FF 95				T FF 91 X SI 91		B FF 90 C SI 91 B SI 91 B SI 91 S FF 88 S CU 78		5	0	0	0	0	1	5								
19 Scott Linebrink, R	(10,1)										0	0	0	0	0	0	0									
20 Eric Hinske, L OBP: 0.299, SLG: 0.451	(1,7) C KN 74 B KN 75 X KN 74		C KN 74 B KN 73 B FF 83	B KN 74 B KN 73 B FF 83				X SL 79		B SI 88 B SI 88 B SI 88 B SI 88 B SI 88 B SI 88 B SI 88		3	1	0	0	2	0	0								
4 Joe Mather, R OBP: 0.282, SLG: 0.319	(10,PR)										0	0	0	0	0	0	0									
2 Alex Gonzalez, R OBP: 0.289, SLG: 0.393	(1,6) F FF 87 S FF 81		F FF 87 S FF 81	X FF 96				C FF 88 B FF 90 B FF 90 B FF 90 B FF 90 B FF 90 B FF 90		C FF 88 C FF 90 B FF 91 C FF 90 S FF 82		5	0	0	0	0	3	2								
36 Mike Minor, R OBP: 0.333, SLG: 0.375	(1,1)										2	0	0	0	0	0	1									
43 Scott Proctor, R ERA: 16.2	(5,1)	1.0	3	0	0	0	0	0	0	0	0	0	0	0	0	0	0									
52 George Sherrill, L	(6,1)	1.0	3	1	0	0	1	0	0	0	0	0	0	0	0	0	0									
23 Brandon Hicks, R	(6,PH)										1	0	0	0	0	1	0									
39 Jonny Venters, L	(7,1)	1.1	H	6	2	0	0	1	0	0	0	0	0	0	0	0	0									
24 Digney Hernandez, R OBP: 0.326, SLG: 0.468	(9,5)	0.2	H	2	0	0	0	1	0	0	0	0	0	0	0	0	0									
Inning Stats	R: 1 E: 0 K: 1 S: 17	H: 1 LOB: 2 BB: 2 P: 31	R: 0 E: 0 K: 1 S: 9	H: 0 LOB: 0 BB: 0 P: 10	R: 3 E: 1 K: 0 S: 13	H: 2 LOB: 0 BB: 0 P: 22	R: 2 E: 0 K: 2 S: 15	H: 3 LOB: 2 BB: 1 P: 27	R: 0 E: 0 K: 0 S: 7	H: 0 LOB: 0 BB: 0 P: 8	R: 0 E: 0 K: 1 S: 12	H: 1 LOB: 0 BB: 0 P: 11	R: 0 E: 0 K: 1 S: 12	H: 2 LOB: 2 BB: 0 P: 15	R: 0 E: 0 K: 1 S: 9	H: 0 LOB: 0 BB: 0 P: 13	R: 2 E: 0 K: 2 S: 13	H: 3 LOB: 1 BB: 0 P: 18	R: 1 E: 0 K: 1 S: 7	H: 2 LOB: 2 BB: 1 P: 14	1B: 11 2B: 1 3B: 0 HR: 2	SF: 0 SAC: 0 DP: 0 HBP: 0	WP: 0 PB: 1 SB: 0 CS: 1	PA: 48		
PITCHER	IP 4.0	WLS 22	BF 6	H 6	R 4	ER 4	SO 4	BB 3	IBB 0	HBP 0	BLK 0	WP 0	HR 0	S 54	P 90	ERA 9.00	WHIP 2.250									
43 R.A. Dickey, R ERA: 4.0	(1,1)																									
46 Manny Acosta, R	(5,1)	1.0	3	0	0	0	0	0	0	0	0	0	0	7	8	0.00	0.000									
27 Pedro Beato, R ERA: 3.96	(6,1)	1.0	3	1	0	0	1	0	0	0	0	0	0	7	11	0.00	1.000									
40 Tim Byrdak, L ERA: 4.08	(7,1)	1.1	H	6	2	0	0	1	0	0	0	0	0	13	16	0.00	1.500									
45 Jason Isringhausen, R ERA: 3.09	(8,1)	0.2	H	2	0	0	0	1	0	0	0	0	0	8	12	0.00	0.000									

New

Batter	1	2	3	4	5	6	7	8	9	AB	R	H	RBI	BB	SO	LOB	TOP					
13 Maicer Izturis, S OBP: 0.346, SLG: 0.400										5	2	2	0	0	1	0						
2 Erick Aybar, S OBP: 0.321, SLG: 0.403										3	0	0	0	0	0	1						
48 Toni Hunter, R OBP: 0.309, SLG: 0.365										4	0	3	1	0	0	0						
10 Vernon Wells, R OBP: 0.235, SLG: 0.326										4	0	1	1	0	1	2						
47 Howie Kendrick, R OBP: 0.373, SLG: 0.491										4	2	2	0	0	0	2						
44 Mark Trumbo, R OBP: 0.295, SLG: 0.451										3	0	1	0	1	0	1						
25 Peter Bourjos, R OBP: 0.267, SLG: 0.390										4	0	1	1	0	1	1						
5 Jeff Mathis, R OBP: 0.235, SLG: 0.268										2	0	0	0	2	1	0						
35 Joel Pineiro, R ERA: 3.92										3	0	0	0	0	2	5						
21 Hisanori Takahashi, L ERA: 3.99										0	0	0	0	0	0	0						
37 Scott Downs, L ERA: 1.66										5	0	1	0	0	1	2						
39 Russell Branyan, L ERA: 1.66										5	1	1	0	0	1	4						
51 Jordan Walden, R ERA: 2.67										4	0	2	2	1	1	2						
Inning Stats	R: 0 E: 0 K: 1 S: 10	H: 0 LOB: 0 BB: 0 P: 16	R: 1 E: 1 K: 0 S: 10	H: 1 LOB: 2 BB: 1 P: 20	R: 1 E: 0 K: 0 S: 9	H: 3 LOB: 1 BB: 0 P: 14	R: 0 E: 0 K: 1 S: 6	H: 0 LOB: 0 BB: 1 P: 11	R: 0 E: 0 K: 1 S: 7	H: 0 LOB: 0 BB: 0 P: 9	R: 1 E: 0 K: 2 S: 12	H: 4 LOB: 3 BB: 1 P: 22	R: 1 E: 0 K: 0 S: 14	H: 2 LOB: 0 BB: 0 P: 17	R: 0 E: 0 K: 1 S: 9	H: 0 LOB: 0 BB: 0 P: 15	R: 0 E: 0 K: 0 S: 8	H: 0 LOB: 0 BB: 0 P: 10	1B: 7 2B: 3 3B: 0 HR: 0	SF: 0 SAC: 1 DP: 3 HBP: 0	WP: 0 PB: 0 SB: 0 CS: 1	PA: 37
PITCHER	IP	WLS	BF	H	R	ER	SO	BB	IBB	HBP	BLK	WP	HR	S	P	ERA	WHIP					
38 Chris Capuano, L ERA: 4.29	6.0	L	27	8	3	2	5	1	2	0	0	0	0	54	92	3.00	1.500					
39 Bobby Parnell, R ERA: 3.5	2.0		7	2	1	1	1	0	0	0	0	0	0	23	32	4.50	1.000					
46 Manny Acosta, R ERA: 10.13	1.0		3	0	0	0	0	0	0	0	0	0	0	8	10	0.00	0.000					

Los Angeles Angels @ New York Mets
Citi Field, Flushing, NY
Fri Jun 17 2011, 7:43 PM - 10:30 PM EDT
Att: 29,513 - Cloudy - 66 F

AB 33
R 4
H 10
RBI 3
BB 3
SO 6
LOB 12



Batter	1	2	3	4	5	6	7	8	9	AB	R	H	RBI	BB	SO	LOB	BOTTOM					
7 José Reyes, S OBP: 0.387, SLG: 0.524										4	0	0	0	1	0	3						
2 Justin Turner, R OBP: 0.348, SLG: 0.388										3	1	0	0	2	1	2						
15 Carlos Beltrán, S OBP: 0.366, SLG: 0.488										5	0	1	0	0	1	2						
28 Daniel Murphy, L OBP: 0.346, SLG: 0.409										5	1	1	0	0	1	4						
16 Ángel Pagán, S OBP: 0.329, SLG: 0.362										4	0	2	2	1	1	2						
44 Jason Bay, R OBP: 0.309, SLG: 0.282										4	1	1	0	0	0	4						
9 Ronny Paulino, R ERA: 3.92										4	0	2	1	0	0	1						
20 Jason Pridie, L OBP: 0.303, SLG: 0.383										2	0	0	0	1	1	1						
30 Josh Thole, L OBP: 0.315, SLG: 0.278										2	0	0	0	1	1	1						
11 Rubén Tejada, R OBP: 0.352, SLG: 0.305										2	0	0	0	0	2	4						
38 Chris Capuano, L ERA: 3.92	6.1	W	29	6	2	2	4	2	1	1	0	0	0	0	0	0						
21 Hisanori Takahashi, L ERA: 3.99	0.2	H	2	0	0	0	0	0	0	0	0	0	0	0	0	0						
37 Scott Downs, L ERA: 1.66	1.0	H	5	2	1	1	1	0	0	0	0	0	0	11	13	9.00	2.000					
51 Jordan Walden, R ERA: 2.67	1.0	S	5	0	0	0	3	2	0	0	0	0	0	14	26	0.00	2.000					
Inning Stats	R: 0 E: 0 K: 0 S: 4	H: 0 LOB: 0 BB: 0 P: 9	R: 1 E: 1 K: 1 S: 8	H: 2 LOB: 1 BB: 1 P: 17	R: 1 E: 0 K: 0 S: 11	H: 2 LOB: 2 BB: 1 P: 19	R: 0 E: 0 K: 2 S: 11	H: 1 LOB: 2 BB: 0 P: 17	R: 0 E: 0 K: 0 S: 5	H: 0 LOB: 0 BB: 1 P: 11	R: 0 E: 0 K: 1 S: 8	H: 1 LOB: 1 BB: 0 P: 12	R: 0 E: 0 K: 0 S: 6	H: 0 LOB: 0 BB: 0 P: 10	R: 1 E: 1 K: 1 S: 11	H: 2 LOB: 2 BB: 0 P: 13	R: 0 E: 0 K: 3 S: 14	H: 0 LOB: 2 BB: 2 P: 26	1B: 5 2B: 2 3B: 1 HR: 0	SF: 0 SAC: 0 DP: 0 HBP: 1	WP: 0 PB: 0 SB: 2 CS: 0	PA: 41
PITCHER	IP	WLS	BF	H	R	ER	SO	BB	IBB	HBP	BLK	WP	HR	S	P	ERA	WHIP					
35 Joel Pineiro, R ERA: 3.92	6.1		29	6	2	2	4	2	1	1	0	0	0	49	87	2.84	1.263					
21 Hisanori Takahashi, L ERA: 3.99	0.2	H	2	0	0	0	0	0	0	0	0	0	0	4	8	0.00	0.000					
37 Scott Downs, L ERA: 1.66	1.0	H	5	2	1	1	1	0	0	0	0	0	0	11	13	9.00	2.000					
51 Jordan Walden, R ERA: 2.67	1.0	S	5	0	0	0	3	2	0	0	0	0	0	14	26	0.00	2.000					

Los Angeles Angels @ New York Mets
Citi Field, Flushing, NY
Fri Jun 17 2011, 7:43 PM - 10:30 PM EDT
Att: 29,513 - Cloudy - 66 F

AB 35
R 3
H 8
RBI 3
BB 5
SO 8
LOB 25



Batter	1	2	3	4	5	6	7	8	9	AB	R	H	RBI	BB	SO	LOB	TOP					
13 Maicer Izturis, S OBP: 0.345, SLG: 0.397										4	0	1	0	0	1	1	Los Angeles Angels @ New York Mets Citi Field, Flushing, NY Sat Jun 18 2011, 7:12 PM - 9:38 PM EDT Att: 31,538 - Cloudy - 78 F					
2 Erick Aybar, S OBP: 0.316, SLG: 0.396										4	0	0	0	0	1	1						
48 Toni Hunter, R OBP: 0.308, SLG: 0.367										4	0	1	0	0	1	0						
53 Bobby Abreu, L OBP: 0.401, SLG: 0.381										4	0	1	0	0	0	1						
10 Vernon Wells, R OBP: 0.230, SLG: 0.318										4	0	0	0	0	0	2						
47 Howie Kendrick, R OBP: 0.388, SLG: 0.484										3	0	0	0	0	0	1						
39 Russell Branyan, L OBP: 0.262, SLG: 0.271										2	0	0	0	0	0	0						
38 Bobby Cassevah, R										0	0	0	0	0	0	0						
6 Alberto Callaspo, S OBP: 0.357, SLG: 0.371										1	0	0	0	0	0	0						
22 Trevor Bell, L										0	0	0	0	0	0	0						
16 Hank Conger, L OBP: 0.289, SLG: 0.341										3	0	0	0	0	1	0						
24 Dan Haren, R										1	0	0	0	0	1	0						
21 Hisanori Takahashi, L										0	0	0	0	0	0	0						
44 Mark Trumbo, R OBP: 0.301, SLG: 0.469										2	1	2	1	0	0	0						
Inning Stats	R: 0 E: 0 K: 1 S: 9	H: 0 LOB: 0 BB: 0 P: 13	R: 0 E: 0 K: 0 S: 9	H: 0 LOB: 0 BB: 0 P: 12	R: 0 E: 0 K: 2 S: 9	H: 0 LOB: 0 BB: 0 P: 12	R: 0 E: 0 K: 0 S: 10	H: 2 LOB: 1 BB: 0 P: 18	R: 0 E: 0 K: 0 S: 5	H: 0 LOB: 0 BB: 0 P: 8	R: 1 E: 0 K: 0 S: 9	H: 1 LOB: 0 BB: 0 P: 12	R: 0 E: 0 K: 1 S: 13	H: 1 LOB: 1 BB: 0 P: 20	R: 0 E: 0 K: 0 S: 8	H: 1 LOB: 1 BB: 0 P: 13	R: 0 E: 1 K: 1 S: 11	H: 0 LOB: 1 BB: 0 P: 15	1B: 3 2B: 1 3B: 0 HR: 1	SF: 0 SAC: 0 DP: 1 HBP: 0	WP: 0 PB: 0 SB: 0 CS: 0	PA: 32
PITCHER 34 Mike Pelfrey, R ERA: 4.7	IP: 9.0 WLS: W BF: 32 H: 5 R: 1 ER: 1 SO: 5 BB: 0 IBB: 0 HBP: 0 BLK: 0 WP: 0 HR: 1 S: 83 P: 123 ERA: 1.00 WHIP: 0.556															PITCHER						

AB 32
R 1
H 5
RBI 1
BB 0
SO 5
LOB 6



Batter	1	2	3	4	5	6	7	8	9	AB	R	H	RBI	BB	SO	LOB	BOTTOM			
7 José Reyes, S OBP: 0.388, SLG: 0.522										3	2	1	0	1	0	0	Los Angeles Angels @ New York Mets Citi Field, Flushing, NY Sat Jun 18 2011, 7:12 PM - 9:38 PM EDT Att: 31,538 - Cloudy - 78 F			
2 Justin Turner, R OBP: 0.351, SLG: 0.387										3	1	1	1	1	1	1				
15 Carlos Beltrán, S OBP: 0.367, SLG: 0.500										4	1	2	3	0	0	1				
28 Daniel Murphy, L OBP: 0.344, SLG: 0.411										4	0	1	0	0	1	2				
16 Ángel Pagán, S OBP: 0.333, SLG: 0.362										3	1	1	0	1	1	1				
44 Jason Bay, R OBP: 0.313, SLG: 0.287										4	1	2	1	0	0	2				
21 Lucas Duda, L OBP: 0.213, SLG: 0.195										4	0	0	0	0	1	3				
9 Ronny Paulino, R OBP: 0.371, SLG: 0.390										3	0	0	0	0	1	3				
34 Mike Pelfrey, R OBP: 0.074, SLG: 0.077										3	0	0	0	0	0	0				
Inning Stats	R: 0 E: 0 K: 1 S: 7	H: 0 LOB: 0 BB: 0 P: 9	R: 0 E: 0 K: 1 S: 15	H: 1 LOB: 2 BB: 0 P: 22	R: 1 E: 0 K: 0 S: 17	H: 2 LOB: 1 BB: 0 P: 26	R: 2 E: 1 K: 0 S: 11	H: 2 LOB: 0 BB: 0 P: 16	R: 3 E: 0 K: 2 S: 21	H: 3 LOB: 1 BB: 1 P: 33	R: 0 E: 0 K: 1 S: 5	H: 0 LOB: 0 BB: 0 P: 8	R: 0 E: 0 K: 0 S: 4	H: 0 LOB: 0 BB: 1 P: 8	R: 0 E: 0 K: 0 S: 7	H: 0 LOB: 0 BB: 1 P: 16		1B: 6 2B: 1 3B: 0 HR: 1	SF: 0 SAC: 0 DP: 3 HBP: 0	WP: 0 PB: 0 SB: 4 CS: 0
PITCHER 24 Dan Haren, R ERA: 2.98	IP: 4.0 WLS: L BF: 21 H: 7 R: 6 ER: 6 SO: 2 BB: 1 IBB: 0 HBP: 0 BLK: 0 WP: 1 HR: 0 S: 59 P: 89 ERA: 13.50 WHIP: 2.000															PITCHER				
21 Hisanori Takahashi, L ERA: 3.73	IP: 2.0 WLS: 0 BF: 7 H: 1 R: 0 ER: 0 SO: 3 BB: 0 IBB: 0 HBP: 0 BLK: 0 WP: 0 HR: 0 S: 17 P: 25 ERA: 0.00 WHIP: 0.500																			
38 Bobby Cassevah, R	IP: 1.0 WLS: 0 BF: 3 H: 0 R: 0 ER: 0 SO: 0 BB: 1 IBB: 0 HBP: 0 BLK: 0 WP: 0 HR: 0 S: 4 P: 8 ERA: 0.00 WHIP: 1.000																			
22 Trevor Bell, R ERA: 3.72	IP: 1.0 WLS: 0 BF: 3 H: 0 R: 0 ER: 0 SO: 0 BB: 0 IBB: 0 HBP: 0 BLK: 0 WP: 0 HR: 0 S: 7 P: 16 ERA: 0.00 WHIP: 1.000																			

AB 31
R 6
H 8
RBI 5
BB 3
SO 5
LOB 13



Batter	1	2	3	4	5	6	7	8	9	AB	R	H	RBI	BB	SO	LOB	TOP			
13 Maier Izturis, S OBP: 0.350, SLG: 0.397										3	2	1	0	1	1	2				
2 Erick Aybar, S OBP: 0.313, SLG: 0.400										5	1	1	3	0	1	2				
48 Torii Hunter, R OBP: 0.307, SLG: 0.364									5	0	1	0	0	2	2					
10 Vernon Wells, R OBP: 0.241, SLG: 0.344									4	1	3	3	0	0	0					
47 Howie Kendrick, R OBP: 0.363, SLG: 0.476									4	0	0	0	0	2	3					
44 Mark Trumbo, R OBP: 0.300, SLG: 0.466									4	1	1	0	0	0	2					
25 Peter Bourjos, R OBP: 0.308, SLG: 0.392									4	1	2	0	0	0	2					
5 Jeff Mathis, R OBP: 0.235, SLG: 0.291									4	1	1	1	0	1	3					
52 Tyler Chatwood, R OBP: 1.000, SLG: 1.000									1	0	1	0	0	0	0					
6 Alberto Callaspo, S OBP: 0.353, SLG: 0.370									1	0	0	0	0	1	0					
38 Bobby Cassevah, R OBP: 0.328, SLG: 0.459									0	0	0	0	0	0	0					
37 Scott Downs, L OBP: 0.328, SLG: 0.459									0	0	0	0	0	0	0					
Inning Stats	R: 1 E: 0 K: 0 S: 10	H: 2 LOB: 1 BB: 0 P: 15	R: 3 E: 0 K: 2 S: 19	H: 3 LOB: 1 BB: 0 P: 24	R: 0 E: 0 K: 0 S: 5	H: 0 LOB: 0 BB: 0 P: 7	R: 0 E: 0 K: 1 S: 9	H: 1 LOB: 1 BB: 0 P: 11	R: 1 E: 0 K: 1 S: 18	H: 2 LOB: 0 BB: 0 P: 23	R: 1 E: 0 K: 2 S: 11	H: 1 LOB: 0 BB: 0 P: 16	R: 0 E: 0 K: 1 S: 9	H: 0 LOB: 0 BB: 0 P: 13	R: 0 E: 0 K: 0 S: 6	H: 0 LOB: 1 BB: 1 P: 12	1B: 8 2B: 0 3B: 1 HR: 2	SF: 0 SAC: 2 DP: 2 HBP: 1	WP: 0 PB: 1 SB: 0 CS: 0	PA: 39
PITCHER	IP: 4.0 WLS: L BF: 22	H: 8 R: 5 ER: 4 SO: 3	BB: 0 IBB: 0 HBP: 1 BLK: 0	WP: 0 HR: 0 S: 51 P: 67	ERA: 9.00 WHIP: 2.000	PITCHER					IP: 4.0 WLS: L BF: 22	H: 8 R: 5 ER: 4 SO: 3	BB: 0 IBB: 0 HBP: 1 BLK: 0	WP: 0 HR: 0 S: 51 P: 67	ERA: 9.00 WHIP: 2.000					
49 Jonathon Niese, L ERA: 3.7	(1, 1)																			
77 D.J. Carrasco, R ERA: 4.91	(5, 1)																			
46 Manny Acosta, R ERA: 9.64	(6, 1)																			
27 Pedro Beato, R ERA: 3.88	(8, 1)																			

Los Angeles Angels @ New York Mets
 Citi Field, Flushing, NY
 Sun Jun 19 2011, 1:12 PM - 3:59 PM EDT
 Att: 36,213 - Cloudy - 76 F

AB	35
R	7
H	11
RBI	7
BB	1
SO	8
LOB	16



Batter	1	2	3	4	5	6	7	8	9	AB	R	H	RBI	BB	SO	LOB	BOTTOM					
7 José Reyes, S OBP: 0.385, SLG: 0.517										5	1	1	1	0	0	3						
2 Justin Turner, R OBP: 0.347, SLG: 0.387										5	0	1	1	0	0	3						
15 Carlos Beltrán, S OBP: 0.375, SLG: 0.500										2	0	1	1	3	1	0						
28 Daniel Murphy, L OBP: 0.339, SLG: 0.404										4	0	0	0	0	0	4						
12 Scott Hairston, R OBP: 0.328, SLG: 0.459										1	0	0	0	0	0	1						
16 Ángel Pagán, S OBP: 0.337, SLG: 0.357										2	0	0	0	2	0	1						
44 Jason Bay, R OBP: 0.306, SLG: 0.281									4	0	0	0	0	2	4							
30 Josh Thole, L OBP: 0.324, SLG: 0.286										3	0	2	0	1	0	0						
11 Rubén Tejada, R OBP: 0.357, SLG: 0.313										4	1	2	0	0	1	3						
49 Jonathon Niese, L OBP: 0.182, SLG: 0.081	(1, 1)																					
77 D.J. Carrasco, R ERA: 3.84	(5, 1)																					
22 Willie Harris, L OBP: 0.312, SLG: 0.396	(8, 1)																					
46 Manny Acosta, R OBP: 0.328, SLG: 0.459	(8, 1)																					
21 Lucas Duda, L OBP: 0.328, SLG: 0.459	(8, 1)																					
27 Pedro Beato, R OBP: 0.328, SLG: 0.459	(8, 1)																					
20 Jason Pridie, L OBP: 0.328, SLG: 0.459	(8, 1)																					
Inning Stats	R: 0 E: 0 K: 0 S: 11	H: 1 LOB: 1 BB: 1 P: 20	R: 0 E: 0 K: 3 S: 11	H: 1 LOB: 2 BB: 1 P: 17	R: 0 E: 0 K: 1 S: 9	H: 0 LOB: 0 BB: 0 P: 15	R: 0 E: 0 K: 0 S: 6	H: 0 LOB: 0 BB: 0 P: 10	R: 0 E: 0 K: 0 S: 11	H: 1 LOB: 1 BB: 1 P: 21	R: 0 E: 0 K: 0 S: 11	H: 0 LOB: 1 BB: 1 P: 18	R: 0 E: 0 K: 0 S: 10	H: 1 LOB: 1 BB: 0 P: 16	R: 0 E: 0 K: 1 S: 8	H: 0 LOB: 2 BB: 2 P: 20	R: 3 E: 0 K: 0 S: 20	H: 4 LOB: 1 BB: 0 P: 26	1B: 7 2B: 1 3B: 0 HR: 0	SF: 0 SAC: 0 DP: 1 HBP: 0	WP: 0 PB: 0 SB: 0 CS: 0	PA: 40
PITCHER	IP: 7.0 WLS: W BF: 28	H: 4 R: 0 ER: 0 SO: 4	BB: 4 IBB: 0 HBP: 0 BLK: 0	WP: 0 HR: 0 S: 69 P: 117	ERA: 0.00 WHIP: 1.143	PITCHER					IP: 7.0 WLS: W BF: 28	H: 4 R: 0 ER: 0 SO: 4	BB: 4 IBB: 0 HBP: 0 BLK: 0	WP: 0 HR: 0 S: 69 P: 117	ERA: 0.00 WHIP: 1.143							
52 Tyler Chatwood, R ERA: 3.84	(1, 1)																					
38 Bobby Cassevah, R ERA: 8.1	(8, 1)																					
37 Scott Downs, L ERA: 1.64	(9, 1)																					

Los Angeles Angels @ New York Mets
 Citi Field, Flushing, NY
 Sun Jun 19 2011, 1:12 PM - 3:59 PM EDT
 Att: 36,213 - Cloudy - 76 F

AB	34
R	3
H	8
RBI	3
BB	6
SO	5
LOB	24



Batter	1	2	3	4	5	6	7	8	9	10	11	12	13	AB	R	H	RBI	BB	SO	LOB	TOP				
19 Jermie Weeks, S OBP: 0.357, SLG: 0.309														6	0	0	0	0	3	3					
2 Cliff Pennington, S OBP: 0.331, SLG: 0.337														6	0	0	0	0	3	1					
4 Coco Crisp, S OBP: 0.295, SLG: 0.384														6	1	2	0	0	1	0					
55 Hideki Matsui, L OBP: 0.295, SLG: 0.352														4	0	0	0	2	4	1					
28 Conor Jackson, R OBP: 0.354, SLG: 0.327														5	0	2	1	0	1	3					
15 Ryan Sweeney, L OBP: 0.367, SLG: 0.344														5	0	1	0	0	1	4					
8 Kurt Suzuki, R OBP: 0.301, SLG: 0.338														5	1	1	1	0	1	3					
29 Scott Sizemore, R OBP: 0.356, SLG: 0.320														5	0	1	0	0	1	0					
47 Eric Gonzalez, R 14 Mark Ellis, R 32 Jhonny Peralta, R 60 Craig Breslow, L 10 David Lohmeier, L 87 Jason Heyward, L 46 Michael Wuerzt, R 7 Adam Lind, R 31 Brad Ziegler, R														1	0	0	0	0	0	0					
Inning Stats	R: 0 E: 0 K: 2 S: 8	H: 0 LOB: 0 BB: 0 P: 10	R: 0 E: 0 K: 0 S: 8	H: 1 LOB: 1 BB: 1 P: 15	R: 0 E: 0 K: 2 S: 10	H: 0 LOB: 0 BB: 0 P: 16	R: 0 E: 0 K: 1 S: 6	H: 0 LOB: 0 BB: 0 P: 10	R: 1 E: 0 K: 2 S: 11	H: 1 LOB: 0 BB: 0 P: 14	R: 0 E: 0 K: 1 S: 8	H: 0 LOB: 0 BB: 0 P: 8	R: 0 E: 0 K: 2 S: 9	H: 2 LOB: 1 BB: 0 P: 22	R: 1 E: 0 K: 1 S: 9	H: 1 LOB: 2 BB: 1 P: 18	R: 0 E: 0 K: 2 S: 11	H: 1 LOB: 1 BB: 0 P: 14	R: 0 E: 0 K: 1 S: 8	H: 0 LOB: 0 BB: 0 P: 11	1B: 6 2B: 1 3B: 0 HR: 1	SF: 0 SAC: 1 DP: 1 HBP: 0	W/P: 0 PB: 0 SB: 2 CS: 0	PA: 49	
PITCHER	IP ERA WLS BF H R ER SO BB IBB HBP BLK W/P HR S P ERA WHIP	43 R.A. Dickey, R ERA: 3.78	75 Francisco Rodriguez, R ERA: 3.34	45 Jason Jennings, R ERA: 2.98	40 Tim Lincecum, L ERA: 3.79	27 Pedro Beato, R ERA: 3.48	39 Bobby Parnell, R ERA: 3.18																		

Oakland Athletics @ New York Mets
Citi Field, Flushing, NY
Wed Jun 22 2011, 8:14 PM - 12:13 AM EDT
Att. 38,813 - Overcast - 73 F

AB 46
R 2
H 8
RBI 2
BB 2
SO 16
LOB 16



Batter	1	2	3	4	5	6	7	8	9	10	11	12	13	AB	R	H	RBI	BB	SO	LOB	BOTTOM					
7 José Reyes, S OBP: 0.351, SLG: 0.511														6	1	2	0	1	0	0						
2 Justin Turner, R OBP: 0.341, SLG: 0.380														6	0	1	2	0	2	1						
15 Carlos Beltrán, S OBP: 0.371, SLG: 0.484														4	0	0	0	2	2	1						
44 Jason Bay, R OBP: 0.312, SLG: 0.313														5	0	0	0	0	3	2						
27 Pedro Beato, R														0	0	0	0	0	0	0						
30 Josh Thole, L OBP: 0.324, SLG: 0.282														0	0	0	0	1	0	0						
39 Bobby Parnell, R														0	0	0	0	0	0	0						
12 Scott Hairston, R ERA: 1.60														3	1	1	0	0	0	0						
75 Francisco Rodriguez, R ERA: 3.34														0	0	0	0	0	0	0						
22 Willie Hays, R ERA: 1.60														1	0	0	0	0	0	0						
45 Jason Jennings, R ERA: 2.98														0	0	0	0	0	0	0						
40 Tim Lincecum, L ERA: 3.79														2	0	0	0	0	1	3						
20 Jason Pridle, L OBP: 0.320, SLG: 0.342														0	0	0	0	0	0	0						
9 Ronny Paulino, R OBP: 0.371, SLG: 0.389														5	0	3	0	0	1	0						
21 Lucas Duda, L OBP: 0.255, SLG: 0.213														5	1	2	1	1	0	3						
11 Rubén Tejada, R OBP: 0.353, SLG: 0.301														3	0	0	0	1	2	3						
28 Daniel Murphy, L OBP: 0.335, SLG: 0.391														2	0	1	0	0	0	1						
43 R.A. Dickey, R OBP: 0.077, SLG: 0.040														2	0	0	0	0	1	2						
16 Angel Pagan, S OBP: 0.333, SLG: 0.354														4	0	0	0	0	1	4						
Inning Stats	R: 0 E: 0 K: 1 S: 6	H: 0 LOB: 0 BB: 0 P: 8	R: 1 E: 0 K: 2 S: 19	H: 3 LOB: 2 BB: 0 P: 29	R: 0 E: 0 K: 0 S: 8	H: 1 LOB: 1 BB: 0 P: 12	R: 0 E: 0 K: 3 S: 11	H: 0 LOB: 0 BB: 0 P: 14	R: 0 E: 0 K: 1 S: 7	H: 0 LOB: 1 BB: 0 P: 13	R: 1 E: 1 K: 2 S: 11	H: 2 LOB: 1 BB: 0 P: 19	R: 0 E: 0 K: 1 S: 9	H: 1 LOB: 2 BB: 1 P: 17	R: 0 E: 0 K: 0 S: 9	H: 0 LOB: 1 BB: 1 P: 20	R: 0 E: 0 K: 1 S: 11	H: 1 LOB: 1 BB: 0 P: 15	R: 0 E: 0 K: 0 S: 9	H: 1 LOB: 3 BB: 1 P: 21	R: 1 E: 0 K: 1 S: 10	H: 2 LOB: 3 BB: 1 P: 19	1B: 9 2B: 1 3B: 1 HR: 0	SF: 0 SAC: 0 DP: 0 HBP: 1	W/P: 0 PB: 0 SB: 2 CS: 0	PA: 56
PITCHER	IP ERA WLS BF H R ER SO BB IBB HBP BLK W/P HR S P ERA WHIP	47 Gio González, L ERA: 2.59	33 Joey Devine, R ERA: 2.87	56 Craig Breslow, L ERA: 3.49	57 Brian Fuentes, L ERA: 4.59	48 Michael Wuerzt, R ERA: 2.82	31 Brad Ziegler, R ERA: 2.16																			

Oakland Athletics @ New York Mets
Citi Field, Flushing, NY
Wed Jun 22 2011, 8:14 PM - 12:13 AM EDT
Att. 38,813 - Overcast - 73 F

AB 48
R 3
H 11
RBI 3
BB 6
SO 13
LOB 20



Batter	1	2	3	4	5	6	7	8	9	AB	R	H	RBI	BB	SO	LOB	TOP					
7 José Reyes, S OBP: 0.397, SLG: 0.529										3	0	2	0	1	0	0						
20 Jason Pridie, L OBP: 0.295, SLG: 0.367										4	0	0	0	0	3	4						
15 Carlos Beltrán, S OBP: 0.370, SLG: 0.493										4	1	1	1	0	2	2						
28 Daniel Murphy, L OBP: 0.346, SLG: 0.426											4	1	2	1	0	0	0					
16 Ángel Pagán, S OBP: 0.344, SLG: 0.368										4	0	1	0	0	0	1						
44 Jason Bay, R OBP: 0.326, SLG: 0.330											4	0	2	0	0	0	0					
21 Lucas Duda, L OBP: 0.284, SLG: 0.333										4	0	1	0	0	1	3						
30 Josh Thole, L OBP: 0.345, SLG: 0.322										3	0	1	0	1	1	2						
11 Rubén Tejada, R OBP: 0.350, SLG: 0.303										3	0	0	0	0	0	1						
26 Fernando Martínez, L OBP: 0.273, SLG: 0.476										1	0	0	0	0	1	1						
Inning Stats	R: 0 E: 0 K: 1 S: 9	H: 1 LOB: 0 BB: 0 P: 14	R: 1 E: 0 K: 2 S: 18	H: 2 LOB: 1 BB: 0 P: 25	R: 0 E: 0 K: 1 S: 9	H: 0 LOB: 0 BB: 1 P: 15	R: 0 E: 0 K: 0 S: 10	H: 2 LOB: 2 BB: 0 P: 16	R: 0 E: 0 K: 0 S: 9	H: 0 LOB: 0 BB: 0 P: 12	R: 0 E: 0 K: 0 S: 7	H: 1 LOB: 0 BB: 0 P: 10	R: 1 E: 0 K: 1 S: 15	H: 2 LOB: 1 BB: 0 P: 23	R: 0 E: 0 K: 1 S: 9	H: 1 LOB: 1 BB: 0 P: 10	1B: 4 2B: 5 3B: 1 HR: 2	SF: 0 SAC: 0 DP: 2 HBP: 0	WP: 0 PB: 0 SB: 0 CS: 1	PA: 36		
PITCHER	IP WLS BF H R ER SO BB IBB HBP BLK WP HR S P ERA WHIP	IP WLS BF H R ER SO BB IBB HBP BLK WP HR S P ERA WHIP	IP WLS BF H R ER SO BB IBB HBP BLK WP HR S P ERA WHIP	IP WLS BF H R ER SO BB IBB HBP BLK WP HR S P ERA WHIP	IP WLS BF H R ER SO BB IBB HBP BLK WP HR S P ERA WHIP	IP WLS BF H R ER SO BB IBB HBP BLK WP HR S P ERA WHIP	IP WLS BF H R ER SO BB IBB HBP BLK WP HR S P ERA WHIP	IP WLS BF H R ER SO BB IBB HBP BLK WP HR S P ERA WHIP	IP WLS BF H R ER SO BB IBB HBP BLK WP HR S P ERA WHIP	IP WLS BF H R ER SO BB IBB HBP BLK WP HR S P ERA WHIP	IP WLS BF H R ER SO BB IBB HBP BLK WP HR S P ERA WHIP	IP WLS BF H R ER SO BB IBB HBP BLK WP HR S P ERA WHIP	IP WLS BF H R ER SO BB IBB HBP BLK WP HR S P ERA WHIP	IP WLS BF H R ER SO BB IBB HBP BLK WP HR S P ERA WHIP	IP WLS BF H R ER SO BB IBB HBP BLK WP HR S P ERA WHIP	IP WLS BF H R ER SO BB IBB HBP BLK WP HR S P ERA WHIP	IP WLS BF H R ER SO BB IBB HBP BLK WP HR S P ERA WHIP	IP WLS BF H R ER SO BB IBB HBP BLK WP HR S P ERA WHIP	IP WLS BF H R ER SO BB IBB HBP BLK WP HR S P ERA WHIP	IP WLS BF H R ER SO BB IBB HBP BLK WP HR S P ERA WHIP	IP WLS BF H R ER SO BB IBB HBP BLK WP HR S P ERA WHIP	IP WLS BF H R ER SO BB IBB HBP BLK WP HR S P ERA WHIP

New York Mets @ Detroit Tigers
Comerica Park, Detroit, MI
Thu Jun 30 2011, 1:07 PM - 4:21 PM EDT
Att: 31,861 - Sunny - 81 F

AB	34
R	2
H	10
RBI	2
BB	2
SO	8
LOB	14



Batter	1	2	3	4	5	6	7	8	9	AB	R	H	RBI	BB	SO	LOB	BOTTOM						
14 Austin Jackson, R OBP: 0.312, SLG: 0.364										4	0	1	1	1	2	3							
32 Don Kelly, L OBP: 0.303, SLG: 0.348										3	0	0	0	1	1	1							
15 Brandon Inge, R OBP: 0.265, SLG: 0.265										0	0	0	0	0	0	0							
26 Brennan Boesch, L OBP: 0.360, SLG: 0.477										5	0	2	0	0	1	4							
57 Casper Wells, R OBP: 0.317, SLG: 0.462										0	0	0	0	0	0	0							
24 Miguel Cabrera, R OBP: 0.453, SLG: 0.586										3	0	0	0	1	0	2							
41 Victor Martínez, S OBP: 0.379, SLG: 0.488											3	1	1	0	1	1	0						
12 Andy Dirks, L OBP: 0.320, SLG: 0.489										3	2	2	1	0	0	3							
27 Jhonny Peralta, R OBP: 0.362, SLG: 0.536										3	2	1	0	1	0	1							
13 Alex Avila, L OBP: 0.371, SLG: 0.538										3	0	1	1	0	0	2							
39 Ramon Santiago, S OBP: 0.268, SLG: 0.298										4	0	2	1	0	1	1							
Inning Stats	R: 0 E: 0 K: 0 S: 11	H: 0 LOB: 3 BB: 3 P: 26	R: 1 E: 0 K: 2 S: 17	H: 2 LOB: 2 BB: 1 P: 27	R: 3 E: 1 K: 1 S: 21	H: 3 LOB: 1 BB: 1 P: 37	R: 0 E: 0 K: 0 S: 4	H: 1 LOB: 0 BB: 0 P: 6	R: 1 E: 0 K: 0 S: 12	H: 3 LOB: 2 BB: 0 P: 17	R: 0 E: 0 K: 1 S: 9	H: 0 LOB: 0 BB: 0 P: 14	R: 0 E: 0 K: 1 S: 8	H: 0 LOB: 1 BB: 0 P: 14	R: 0 E: 0 K: 1 S: 5	H: 0 LOB: 1 BB: 0 P: 9	1B: 8 2B: 1 3B: 0 HR: 1	SF: 1 SAC: 0 DP: 2 HBP: 2	WP: 0 PB: 0 SB: 2 CS: 0	PA: 39			
PITCHER	IP WLS BF H R ER SO BB IBB HBP BLK WP HR S P ERA WHIP	IP WLS BF H R ER SO BB IBB HBP BLK WP HR S P ERA WHIP	IP WLS BF H R ER SO BB IBB HBP BLK WP HR S P ERA WHIP	IP WLS BF H R ER SO BB IBB HBP BLK WP HR S P ERA WHIP	IP WLS BF H R ER SO BB IBB HBP BLK WP HR S P ERA WHIP	IP WLS BF H R ER SO BB IBB HBP BLK WP HR S P ERA WHIP	IP WLS BF H R ER SO BB IBB HBP BLK WP HR S P ERA WHIP	IP WLS BF H R ER SO BB IBB HBP BLK WP HR S P ERA WHIP	IP WLS BF H R ER SO BB IBB HBP BLK WP HR S P ERA WHIP	IP WLS BF H R ER SO BB IBB HBP BLK WP HR S P ERA WHIP	IP WLS BF H R ER SO BB IBB HBP BLK WP HR S P ERA WHIP	IP WLS BF H R ER SO BB IBB HBP BLK WP HR S P ERA WHIP	IP WLS BF H R ER SO BB IBB HBP BLK WP HR S P ERA WHIP	IP WLS BF H R ER SO BB IBB HBP BLK WP HR S P ERA WHIP	IP WLS BF H R ER SO BB IBB HBP BLK WP HR S P ERA WHIP	IP WLS BF H R ER SO BB IBB HBP BLK WP HR S P ERA WHIP	IP WLS BF H R ER SO BB IBB HBP BLK WP HR S P ERA WHIP	IP WLS BF H R ER SO BB IBB HBP BLK WP HR S P ERA WHIP	IP WLS BF H R ER SO BB IBB HBP BLK WP HR S P ERA WHIP	IP WLS BF H R ER SO BB IBB HBP BLK WP HR S P ERA WHIP	IP WLS BF H R ER SO BB IBB HBP BLK WP HR S P ERA WHIP	IP WLS BF H R ER SO BB IBB HBP BLK WP HR S P ERA WHIP	IP WLS BF H R ER SO BB IBB HBP BLK WP HR S P ERA WHIP

New York Mets @ Detroit Tigers
Comerica Park, Detroit, MI
Thu Jun 30 2011, 1:07 PM - 4:21 PM EDT
Att: 31,861 - Sunny - 81 F

AB	31
R	5
H	10
RBI	4
BB	5
SO	6
LOB	17




Batter	1	2	3	4	5	6	7	8	9	AB	R	H	RBI	BB	SO	LOB	TOP						
33 Nick Swisher, S OBP: 0.371, SLG: 0.423										5	1	1	0	0	3	6	<p>New York Yankees @ New York Mets Citi Field, Flushing, NY</p> <p>Fri Jul 01 2011, 7:12 PM - 10:27 PM EDT Att: 42,020 - Partly Cloudy - 77 F</p> <p>livebaseballscorecards.com</p> <p>AB 35 R 5 H 11 RBI 5 BB 5 SO 10 LOB 26</p>						
30 David Robertson, R OBP: 0.354, SLG: 0.510										0	0	0	0	0	0	0							
64 Hector Noesi, R OBP: 0.377, SLG: 0.509										0	0	0	0	0	0	0							
42 Mariano Rivera, R OBP: 0.367, SLG: 0.570										0	0	0	0	0	0	0							
14 Curtis Granderson, L OBP: 0.367, SLG: 0.570										4	2	1	0	1	3	1							
25 Mark Teixeira, S OBP: 0.354, SLG: 0.542										3	1	1	2	2	0	1							
13 Alex Rodriguez, R OBP: 0.377, SLG: 0.509										5	0	2	1	0	1	2							
24 Robinson Canó, L OBP: 0.340, SLG: 0.506										4	0	2	1	1	0	3							
55 Russell Martin, R OBP: 0.331, SLG: 0.399										4	1	0	0	1	0	4							
18 Andruw Jones, R OBP: 0.292, SLG: 0.388										3	0	0	0	0	1	3							
11 Brett Gardner, R OBP: 0.356, SLG: 0.409										1	0	0	0	0	0	2							
26 Eduardo Núñez, R OBP: 0.305, SLG: 0.378										4	0	4	1	0	0	0							
47 Iván Nova, R OBP: 0.328, SLG: 0.426										1	0	0	0	0	1	1							
20 Jorge Posada, S OBP: 0.328, SLG: 0.426										1	0	0	0	0	1	3							
38 Luis Ayala, R OBP: 0.328, SLG: 0.426										0	0	0	0	0	0	0							
53 Cory Wade, R OBP: 0.328, SLG: 0.426										0	0	0	0	0	0	0							
48 Boone Logan, R OBP: 0.328, SLG: 0.426										0	0	0	0	0	0	0							
27 Chris Dickerson, L OBP: 0.333, SLG: 0.396										0	0	0	0	0	0	0							
Inning Stats	R: 3 E: 0 K: 0 S: 18	H: 4 LOB: 1 BB: 0 P: 26	R: 0 E: 0 K: 2 S: 11	H: 1 LOB: 1 BB: 0 P: 13	R: 0 E: 0 K: 0 S: 7	H: 1 LOB: 1 BB: 1 P: 11	R: 0 E: 0 K: 3 S: 16	H: 1 LOB: 1 BB: 0 P: 24	R: 0 E: 0 K: 1 S: 6	H: 0 LOB: 0 BB: 0 P: 9	R: 0 E: 0 K: 1 S: 11	H: 2 LOB: 3 BB: 1 P: 18	R: 0 E: 0 K: 2 S: 8	H: 0 LOB: 1 BB: 1 P: 14	R: 1 E: 1 K: 1 S: 10	H: 1 LOB: 1 BB: 0 P: 15	R: 1 E: 0 K: 0 S: 10	H: 1 LOB: 2 BB: 2 P: 21	1B: 7 2B: 4 3B: 0 HR: 0	SF: 0 SAC: 3 DP: 1 HBP: 0	WP: 1 PB: 1 SB: 0 CS: 0	PA: 43	
PITCHER	IP WLS BF H R ER SO BB IBB HBP BLK WP HR S P ERA WHIP	6.0 L 28 9 3 3 7 2 0 0 0 0 0 0 12 21 4.50 1.833	7.1 1.0 5 0 1 0 2 1 0 0 0 0 0 0 1 1 0.00 1.000	8.1 0.1 1 0 0 0 0 0 0 0 0 0 0 0 1 1 0.00 0.000	8.1 0.2 3 1 0 0 1 0 0 0 0 0 0 0 5 7 0.00 1.500	9.1 1.0 6 1 1 1 0 1 1 0 0 0 1 0 10 21 9.00 2.000	PITCHER																

Batter	1	2	3	4	5	6	7	8	9	AB	R	H	RBI	BB	SO	LOB	BOTTOM						
7 José Reyes, S OBP: 0.397, SLG: 0.527										5	0	2	0	0	0	3	<p>New York Yankees @ New York Mets Citi Field, Flushing, NY</p> <p>Fri Jul 01 2011, 7:12 PM - 10:27 PM EDT Att: 42,020 - Partly Cloudy - 77 F</p> <p>livebaseballscorecards.com</p> <p>AB 35 R 1 H 10 RBI 1 BB 4 SO 6 LOB 21</p>						
2 Justin Turner, R OBP: 0.343, SLG: 0.370										5	0	3	0	0	0	1							
15 Carlos Beltrán, S OBP: 0.374, SLG: 0.491										3	0	1	0	2	0	4							
28 Daniel Murphy, L OBP: 0.345, SLG: 0.422										3	0	0	0	1	1	4							
16 Ángel Pagán, S OBP: 0.338, SLG: 0.361										4	0	0	0	0	1	4							
44 Jason Bay, R OBP: 0.329, SLG: 0.330										3	1	1	0	1	1	0							
9 Ronny Paulino, R OBP: 0.383, SLG: 0.435										4	0	1	0	0	1	1							
77 D.J. Carrasco, R OBP: 0.347, SLG: 0.302										0	0	0	0	0	0	0							
11 Rubén Tejada, R OBP: 0.347, SLG: 0.302										4	0	1	1	0	0	1							
49 Jonathon Niese, L OBP: 0.143, SLG: 0.152										2	0	0	0	0	2	2							
21 Luis Rivera, L OBP: 0.280, SLG: 0.320										1	0	0	0	0	0	1							
27 Pedro Seoane, R OBP: 0.280, SLG: 0.320										0	0	0	0	0	0	0							
40 Tim Byrdak, L OBP: 0.280, SLG: 0.320										0	0	0	0	0	0	0							
39 Bobby Parnell, R OBP: 0.280, SLG: 0.320										0	0	0	0	0	0	0							
30 Josh Thole, L OBP: 0.248, SLG: 0.320										1	0	1	0	0	0	0							
Inning Stats	R: 0 E: 0 K: 0 S: 7	H: 2 LOB: 1 BB: 0 P: 12	R: 1 E: 0 K: 1 S: 16	H: 3 LOB: 2 BB: 0 P: 21	R: 0 E: 0 K: 0 S: 10	H: 0 LOB: 1 BB: 1 P: 18	R: 0 E: 0 K: 0 S: 6	H: 0 LOB: 0 BB: 0 P: 10	R: 0 E: 0 K: 2 S: 18	H: 2 LOB: 3 BB: 1 P: 28	R: 0 E: 0 K: 1 S: 13	H: 0 LOB: 1 BB: 1 P: 23	R: 0 E: 0 K: 1 S: 7	H: 1 LOB: 1 BB: 1 P: 15	R: 0 E: 0 K: 1 S: 8	H: 0 LOB: 0 BB: 0 P: 10	R: 0 E: 0 K: 0 S: 14	H: 2 LOB: 2 BB: 0 P: 19	1B: 10 2B: 0 3B: 0 HR: 0	SF: 0 SAC: 0 DP: 1 HBP: 0	WP: 0 PB: 0 SB: 0 CS: 0	PA: 39	
PITCHER	IP WLS BF H R ER SO BB IBB HBP BLK WP HR S P ERA WHIP	5.0 W 23 7 1 1 3 3 2 0 0 0 0 0 0 10 19 0.00 1.500	6.1 0.2 H 3 0 0 0 1 1 0 0 0 0 0 0 1 1 0.00 1.500	6.1 1.0 H 4 1 0 0 0 1 1 0 0 0 0 0 0 7 14 0.00 2.000	7.1 0.1 H 1 0 0 0 1 0 0 0 0 0 0 0 3 5 0.00 0.000	8.1 1.0 H 3 0 0 0 1 0 0 0 0 0 0 0 8 10 0.00 0.000	PITCHER																

Batter	1	2	3	4	5	6	7	8	9	AB	R	H	RBI	BB	SO	LOB	TOP								
11 Brett Gardner, L OBP: 0.349, SLG: 0.400	B5-3		FC3-2 14 S			F8	G4-3		K	5	0	0	0	0	1	1									
14 Curtis Granderson, L OBP: 0.369, SLG: 0.579	K		G4-3			HR				3	1	1	1	1	1	1									
25 Mark Teixeira, S OBP: 0.353, SLG: 0.538	K					F8				4	1	1	0	0	1	1									
13 Alex Rodríguez, R OBP: 0.379, SLG: 0.509			K			K				4	1	2	0	0	1	0									
24 Robinson Canó, L OBP: 0.339, SLG: 0.510	G4-6-3		F7			F7				4	1	1	2	0	0	1									
33 Nick Swisher, S OBP: 0.365, SLG: 0.420																									
27 Chris Dickerson, L OBP: 0.333, SLG: 0.368																									
55 Russell Martin, R OBP: 0.329, SLG: 0.393	K																								
26 Eduardo Núñez, R OBP: 0.320, SLG: 0.435																									
40 Bartolo Colon, R OBP: 0.325, SLG: 0.417																									
20 Jorge Posada, S OBP: 0.325, SLG: 0.417																									
53 Cory Wade, R OBP: 0.289, SLG: 0.383																									
18 Andruw Jones, R OBP: 0.289, SLG: 0.383																									
45 Sergio Mitre, R OBP: 0.289, SLG: 0.383																									
Inning Stats	R: 0 H: 0 E: 0 K: 2 S: 9	H: 0 LOB: 0 BB: 0 P: 13	R: 0 H: 1 E: 0 K: 1 S: 7	H: 1 LOB: 1 BB: 1 P: 13	R: 0 H: 1 E: 0 K: 0 S: 11	H: 1 LOB: 1 BB: 0 P: 14	R: 0 H: 0 E: 0 K: 1 S: 7	H: 0 LOB: 0 BB: 0 P: 10	R: 0 H: 1 E: 0 K: 3 S: 14	H: 1 LOB: 1 BB: 0 P: 21	R: 4 H: 4 E: 0 K: 0 S: 15	H: 4 LOB: 1 BB: 1 P: 22	R: 0 H: 0 E: 0 K: 0 S: 8	H: 0 LOB: 1 BB: 1 P: 15	R: 0 H: 0 E: 0 K: 0 S: 6	H: 0 LOB: 0 BB: 0 P: 11	R: 1 H: 1 E: 0 K: 2 S: 10	H: 1 LOB: 0 BB: 0 P: 17	1B: 3 2B: 2 3B: 1 HR: 2	SF: 1 SAC: 1 DP: 1 HBP: 0	WP: 0 PB: 0 SB: 1 CS: 0	PA: 37			
PITCHER	IP WLS BF H R ER SO BB IBB HBP BLK WP HR S P ERA WHIP	7.0 L 30 7 4 4 7 3 0 0 0 0 1 71 108 5.14 1.429	1.0 3 0 0 0 0 0 0 0 0 0 0 0 6 11 0.00 0.000	1.0 4 1 1 1 2 0 0 0 0 0 1 10 17 9.00 1.000																					

New York Yankees @ New York Mets
Citi Field, Flushing, NY
Sat Jul 02 2011, 4:13 PM - 6:44 PM EDT
Att: 42,042 - Partly Cloudy - 82 F

AB 32
R 5
H 8
RBI 5
BB 3
SO 9
LOB 7



Batter	1	2	3	4	5	6	7	8	9	AB	R	H	RBI	BB	SO	LOB	BOTTOM							
7 José Reyes, S OBP: 0.398, SLG: 0.529			K			F9			F7	1	0	1	0	0	0	0								
11 Rubén Tejada, R OBP: 0.340, SLG: 0.295										3	0	0	0	0	1	0								
2 Justin Turner, R OBP: 0.341, SLG: 0.372	K									4	0	1	0	0	2	1								
15 Carlos Beltrán, S OBP: 0.372, SLG: 0.492	K									4	0	1	0	0	1	2								
28 Daniel Murphy, L OBP: 0.344, SLG: 0.423	G4-3									4	1	1	0	0	1	2								
16 Ángel Pagán, S OBP: 0.336, SLG: 0.355	G6-3									3	1	0	0	1	0	0								
44 Jason Bay, R OBP: 0.328, SLG: 0.329	F9									4	0	1	1	0	0	1								
21 Lucas Duda, L OBP: 0.291, SLG: 0.352	L9									4	0	2	1	0	0	0								
30 Josh Thole, L OBP: 0.346, SLG: 0.324										4	0	1	0	0	1	1								
35 Dillon Gee, R OBP: 0.090, SLG: 0.043										2	0	0	0	0	0	3								
46 Manny Acosta, R OBP: 0.288, SLG: 0.455										0	0	0	0	0	0	0								
26 Fernando Martínez, L OBP: 0.281, SLG: 0.455										1	0	0	0	0	0	0								
40 Tim Lincecum, L OBP: 0.281, SLG: 0.455										0	0	0	0	0	0	0								
Inning Stats	R: 0 H: 1 E: 0 K: 2 S: 11	H: 0 LOB: 0 BB: 0 P: 17	R: 0 H: 0 E: 0 K: 0 S: 7	H: 0 LOB: 0 BB: 0 P: 11	R: 0 H: 0 E: 0 K: 2 S: 9	H: 0 LOB: 0 BB: 0 P: 11	R: 0 H: 3 E: 0 K: 0 S: 14	H: 3 LOB: 2 BB: 0 P: 21	R: 0 H: 1 E: 0 K: 0 S: 8	H: 1 LOB: 1 BB: 0 P: 9	R: 0 H: 1 E: 0 K: 0 S: 9	H: 1 LOB: 1 BB: 0 P: 12	R: 0 H: 1 E: 0 K: 0 S: 8	H: 1 LOB: 0 BB: 0 P: 10	R: 2 H: 1 E: 0 K: 0 S: 9	H: 1 LOB: 0 BB: 1 P: 16	1B: 4 2B: 4 3B: 0 HR: 0	SF: 0 SAC: 0 DP: 1 HBP: 0	WP: 1 PB: 0 SB: 1 CS: 0	PA: 35				
PITCHER	IP WLS BF H R ER SO BB IBB HBP BLK WP HR S P ERA WHIP	6.0 W 22 5 2 0 0 0 0 0 0 0 0 17 22 0.00 1.000	2.0 8 2 0 0 0 0 0 0 0 0 0 0 17 22 0.00 1.000	1.0 5 1 2 2 0 1 0 0 0 1 0 9 16 18.00 2.000																				

New York Yankees @ New York Mets
Citi Field, Flushing, NY
Sat Jul 02 2011, 4:13 PM - 6:44 PM EDT
Att: 42,042 - Partly Cloudy - 82 F

AB 34
R 2
H 8
RBI 2
BB 1
SO 6
LOB 10




Batter	1	2	3	4	5	6	7	8	9	AB	R	H	RBI	BB	SO	LOB	TOP				
16 Angel Pagán, S OBP: 0.338, SLG: 0.362	F8		1B		15 HR		G5-3		F8	5	1	2	0	0	0	0					
2 Justin Turner, R OBP: 0.333, SLG: 0.356	K		1B		G5-3		P6		P3	5	0	1	0	0	1	1					
15 Carlos Beltrán, S OBP: 0.373, SLG: 0.502	G5-3		P4		HR				44 HR	4	2	2	2	0	0	2					
9 Ronny Paulino, R OBP: 0.371, SLG: 0.419	F8		G5-3		F8				44 HR	4	1	1	0	0	0	2					
44 Jason Bay, R OBP: 0.335, SLG: 0.360	F8		G6-3		HR				HR	4	2	2	4	0	0	0					
28 Daniel Murphy, L OBP: 0.345, SLG: 0.428	K		K		G3-1				K	4	0	1	0	0	2	0					
11 Rubén Tejeda, R OBP: 0.285, SLG: 0.288	2B		BB		P4				F9	2	0	0	0	2	0	0					
21 Lucas Duda, L OBP: 0.275, SLG: 0.325	G1-3		G3		P6				K	4	0	0	0	0	1	3					
34 Mike Pelfrey, R ERA: 4.66			K		L3				G1-3	2	0	0	0	0	1	0					
12 Scott Hairston, R OBP: 0.326, SLG: 0.430										1	0	0	0	0	0	0					
27 Pedro Beato, R ERA: 3.43										0	0	0	0	0	0	0					
45 Jason Istringhausen, R ERA: 3.25										0	0	0	0	0	0	0					
20 Jason Pridie, L OBP: 0.285, SLG: 0.325										1	0	0	0	0	0	0					
77 D.J. Carrasco, R ERA: 5.32										0	0	0	0	0	0	0					
Inning Stats	R: 0 E: 0 K: 1 S: 7	H: 0 LOB: 0 BB: 0 P: 9	R: 0 E: 0 K: 0 S: 6	H: 1 LOB: 2 BB: 1 P: 12	R: 0 E: 0 K: 1 S: 11	H: 2 LOB: 2 BB: 0 P: 18	R: 0 E: 0 K: 1 S: 11	H: 0 LOB: 1 BB: 1 P: 15	R: 2 E: 0 K: 0 S: 12	H: 2 LOB: 0 BB: 0 P: 17	R: 1 E: 0 K: 0 S: 12	H: 1 LOB: 0 BB: 0 P: 14	R: 0 E: 0 K: 0 S: 7	H: 0 LOB: 0 BB: 0 P: 11	R: 3 E: 0 K: 2 S: 14	H: 3 LOB: 0 BB: 0 P: 19	R: 0 E: 0 K: 0 S: 5	H: 0 LOB: 0 BB: 0 P: 7	1B: 5 2B: 1 3B: 0 HR: 3	SF: 0 SAC: 0 DP: 0 HBP: 0	WP: 0 PA: 38 PB: 0 SB: 1 CS: 0
PITCHER	IP WLS BF H R ER SO BB IBB HBP BLK WP HR S P ERA WHIP	IP WLS BF H R ER SO BB IBB HBP BLK WP HR S P ERA WHIP	IP WLS BF H R ER SO BB IBB HBP BLK WP HR S P ERA WHIP	IP WLS BF H R ER SO BB IBB HBP BLK WP HR S P ERA WHIP	IP WLS BF H R ER SO BB IBB HBP BLK WP HR S P ERA WHIP	IP WLS BF H R ER SO BB IBB HBP BLK WP HR S P ERA WHIP	IP WLS BF H R ER SO BB IBB HBP BLK WP HR S P ERA WHIP	IP WLS BF H R ER SO BB IBB HBP BLK WP HR S P ERA WHIP	IP WLS BF H R ER SO BB IBB HBP BLK WP HR S P ERA WHIP	IP WLS BF H R ER SO BB IBB HBP BLK WP HR S P ERA WHIP	IP WLS BF H R ER SO BB IBB HBP BLK WP HR S P ERA WHIP	IP WLS BF H R ER SO BB IBB HBP BLK WP HR S P ERA WHIP	IP WLS BF H R ER SO BB IBB HBP BLK WP HR S P ERA WHIP	IP WLS BF H R ER SO BB IBB HBP BLK WP HR S P ERA WHIP	IP WLS BF H R ER SO BB IBB HBP BLK WP HR S P ERA WHIP	IP WLS BF H R ER SO BB IBB HBP BLK WP HR S P ERA WHIP	IP WLS BF H R ER SO BB IBB HBP BLK WP HR S P ERA WHIP	IP WLS BF H R ER SO BB IBB HBP BLK WP HR S P ERA WHIP	IP WLS BF H R ER SO BB IBB HBP BLK WP HR S P ERA WHIP	IP WLS BF H R ER SO BB IBB HBP BLK WP HR S P ERA WHIP	IP WLS BF H R ER SO BB IBB HBP BLK WP HR S P ERA WHIP

New York Mets @ Los Angeles Dodgers
Dodger Stadium, Los Angeles, CA
 Tue Jul 05 2011, 7:12 PM - 10:01 PM PDT
 Att: 32,329 - Clear - 79 F

livebaseballscorecards.com

AB 36
R 6
H 9
RBI 6
BB 2
SO 5
LOB 8




Batter	1	2	3	4	5	6	7	8	9	AB	R	H	RBI	BB	SO	LOB	BOTTOM				
10 Tony Gwynn Jr., L OBP: 0.298, SLG: 0.316	K		1B		F8		G4-3		G3	5	0	1	0	0	1	0					
15 Rafael Furcal, S OBP: 0.232, SLG: 0.253	L9		G1-3		F8		G4-3		14 FC3-6	5	0	1	0	0	0	2					
6 Aaron Miles, S OBP: 0.339, SLG: 0.377	G4-3		G6-3		27 1B				FC3-6	2	0	0	0	0	0	2					
14 Jamey Carroll, R OBP: 0.365, SLG: 0.367	G4-3		G6-3		HBP				27 D1	2	0	1	0	0	0	1					
27 Matt Kemp, R OBP: 0.409, SLG: 0.608	E6		G6-3		5 2B				K	5	0	2	0	0	2	2					
7 James Loney, L OBP: 0.324, SLG: 0.359	F7		F8		7 S				K	3	0	1	0	1	0	2					
5 Juan Uribe, R OBP: 0.273, SLG: 0.304	G6-3		L8		17 BB				FC6-4	4	0	1	0	0	0	5					
49 Trent Oeltgen, L OBP: 0.395, SLG: 0.455	K		HBP		17 BB				FC6-4	2	0	0	0	1	1	1					
17 A.J. Ellis, R OBP: 0.367, SLG: 0.225	G3		G3		G6-3				F8	3	0	0	0	1	0	2					
29 Ted Lilly, L ERA: 4.66			G3		F7				G4-3	2	0	1	0	0	0	3					
33 Marcus Thames, R OBP: 0.246, SLG: 0.336										1	0	0	0	0	0	0					
56 Hung-Chih Kuo, L ERA: 3.25										0	0	0	0	0	0	0					
36 Blake Hawksworth, R ERA: 3.25										0	0	0	0	0	0	0					
3 Eugenio Velez, S ERA: 3.25										1	0	0	0	0	0	2					
74 Kenley Jansen, S ERA: 5.32										0	0	0	0	0	0	0					
Inning Stats	R: 0 E: 0 K: 1 S: 7	H: 0 LOB: 0 BB: 0 P: 13	R: 0 E: 1 K: 1 S: 10	H: 0 LOB: 0 BB: 0 P: 14	R: 0 E: 0 K: 0 S: 12	H: 2 LOB: 2 BB: 0 P: 17	R: 0 E: 0 K: 0 S: 10	H: 2 LOB: 3 BB: 1 P: 21	R: 0 E: 0 K: 0 S: 15	H: 1 LOB: 0 BB: 1 P: 28	R: 0 E: 0 K: 0 S: 6	H: 0 LOB: 0 BB: 0 P: 9	R: 0 E: 0 K: 1 S: 11	H: 1 LOB: 1 BB: 0 P: 15	R: 0 E: 0 K: 0 S: 10	H: 1 LOB: 2 BB: 1 P: 20	R: 0 E: 0 K: 1 S: 11	H: 1 LOB: 1 BB: 0 P: 15	1B: 5 2B: 2 3B: 1 HR: 0	SF: 0 SAC: 0 DP: 0 HBP: 2	WP: 0 PA: 40 PB: 0 SB: 2 CS: 0
PITCHER	IP WLS BF H R ER SO BB IBB HBP BLK WP HR S P ERA WHIP	IP WLS BF H R ER SO BB IBB HBP BLK WP HR S P ERA WHIP	IP WLS BF H R ER SO BB IBB HBP BLK WP HR S P ERA WHIP	IP WLS BF H R ER SO BB IBB HBP BLK WP HR S P ERA WHIP	IP WLS BF H R ER SO BB IBB HBP BLK WP HR S P ERA WHIP	IP WLS BF H R ER SO BB IBB HBP BLK WP HR S P ERA WHIP	IP WLS BF H R ER SO BB IBB HBP BLK WP HR S P ERA WHIP	IP WLS BF H R ER SO BB IBB HBP BLK WP HR S P ERA WHIP	IP WLS BF H R ER SO BB IBB HBP BLK WP HR S P ERA WHIP	IP WLS BF H R ER SO BB IBB HBP BLK WP HR S P ERA WHIP	IP WLS BF H R ER SO BB IBB HBP BLK WP HR S P ERA WHIP	IP WLS BF H R ER SO BB IBB HBP BLK WP HR S P ERA WHIP	IP WLS BF H R ER SO BB IBB HBP BLK WP HR S P ERA WHIP	IP WLS BF H R ER SO BB IBB HBP BLK WP HR S P ERA WHIP	IP WLS BF H R ER SO BB IBB HBP BLK WP HR S P ERA WHIP	IP WLS BF H R ER SO BB IBB HBP BLK WP HR S P ERA WHIP	IP WLS BF H R ER SO BB IBB HBP BLK WP HR S P ERA WHIP	IP WLS BF H R ER SO BB IBB HBP BLK WP HR S P ERA WHIP	IP WLS BF H R ER SO BB IBB HBP BLK WP HR S P ERA WHIP	IP WLS BF H R ER SO BB IBB HBP BLK WP HR S P ERA WHIP	IP WLS BF H R ER SO BB IBB HBP BLK WP HR S P ERA WHIP

New York Mets @ Los Angeles Dodgers
Dodger Stadium, Los Angeles, CA
 Tue Jul 05 2011, 7:12 PM - 10:01 PM PDT
 Att: 32,329 - Clear - 79 F

livebaseballscorecards.com

AB 35
R 0
H 8
RBI 0
BB 3
SO 4
LOB 22



Batter	1	2	3	4	5	6	7	8	9	AB	R	H	RBI	BB	SO	LOB	TOP			
16 Angel Pagán, S (1, 8) OBP: 0.335, SLG: 0.358										5	0	1	0	0	0	1	New York Mets @ Los Angeles Dodgers Dodger Stadium, Los Angeles, CA Wed Jul 06 2011, 7:12 PM - 9:57 PM PDT Att: 31,005 - Partly Cloudy - 79 F			
2 Justin Turner, R (1, 4) OBP: 0.335, SLG: 0.357										5	0	2	1	0	1	1				
15 Carlos Beltrán, S (1, 9) OBP: 0.373, SLG: 0.506										5	2	2	0	0	1	3				
28 Daniel Murphy, L (1, 5) OBP: 0.341, SLG: 0.422										4	0	0	0	0	0	4				
44 Jason Bay, R (1, 7) OBP: 0.329, SLG: 0.354										4	0	0	0	0	1	2				
21 Lucas Duda, L (1, 3) OBP: 0.284, SLG: 0.345										4	1	2	1	0	0	0				
30 Josh Thole, L (1, 2) OBP: 0.349, SLG: 0.324										3	1	2	0	1	0	0				
11 Rubén Tejeda, R (1, 6) OBP: 0.337, SLG: 0.294										4	0	1	2	0	0	3				
49 Jonathon Niese, L (1, 1) OBP: 0.132, SLG: 0.139										3	0	0	0	0	1	1				
39 Bobby Parnell, R (8, 1) OBP: 0.343, SLG: 0.320										0	0	0	0	0	0	0				
22 Willie Harris, L (9, PH) OBP: 0.343, SLG: 0.320										1	1	1	0	0	0	0				
75 Francisco Rodríguez, R (9, 1) OBP: 0.337, SLG: 0.294										0	0	0	0	0	0	0				
Inning Stats	R: 0 E: 0 K: 1 S: 10	H: 1 LOB: 1 BB: 0 P: 15	R: 0 E: 0 K: 0 S: 7	H: 1 LOB: 1 BB: 0 P: 9	R: 0 E: 0 K: 0 S: 8	H: 0 LOB: 0 BB: 0 P: 11	R: 1 E: 0 K: 0 S: 14	H: 2 LOB: 2 BB: 1 P: 25	R: 0 E: 0 K: 1 S: 8	H: 0 LOB: 0 BB: 0 P: 12	R: 3 E: 1 K: 0 S: 13	H: 4 LOB: 1 BB: 0 P: 21	R: 0 E: 0 K: 1 S: 6	H: 0 LOB: 0 BB: 0 P: 10	R: 1 E: 0 K: 0 S: 12	H: 2 LOB: 1 BB: 0 P: 21	1B: 6 2B: 5 3B: 0 HR: 0	SF: 0 SAC: 0 DP: 0 HBP: 0	WP: 1 PB: 0 SB: 1 CS: 0	PA: 39
PITCHER	IP WLS BF H R ER SO BB IBB HBP BLK WP HR S P ERA WHIP																			
18 Hiroki Kuroda, R (1, 1) ERA: 3.06	6.0 L 27 8 4 4 2 0 0 0 0 0 1 0 60 93 6.00 1.333																			
57 Scott Elbert, L (7, 1) ERA: 5.25	1.0 4 1 0 0 1 0 0 0 0 0 0 0 11 17 0.00 1.000																			
66 Mike MacDougal, R (8, 1) ERA: 1.86	1.0 3 0 0 0 1 0 0 0 0 0 0 0 6 10 0.00 0.000																			
54 Javy Guerra, R (9, 1) ERA: 2.6	1.0 5 2 1 1 0 0 0 0 0 0 0 0 12 21 9.00 2.000																			

Batter	1	2	3	4	5	6	7	8	9	AB	R	H	RBI	BB	SO	LOB	BOTTOM					
15 Rafael Furcal, S (1, 6) OBP: 0.233, SLG: 0.244										3	1	0	0	1	2	0	New York Mets @ Los Angeles Dodgers Dodger Stadium, Los Angeles, CA Wed Jul 06 2011, 7:12 PM - 9:57 PM PDT Att: 31,005 - Partly Cloudy - 79 F					
14 Jamey Carroll, R (1, 4) OBP: 0.370, SLG: 0.373										4	1	3	0	0	0	0						
16 Andre Ethier, L (1, 9) OBP: 0.383, SLG: 0.456										4	1	1	1	0	2	2						
27 Matt Kemp, R (1, 8) OBP: 0.408, SLG: 0.603										4	0	1	0	0	1	3						
5 Juan Uribe, R (1, 5) OBP: 0.273, SLG: 0.304										3	0	1	2	0	0	1						
7 James Loney, L (1, 3) OBP: 0.243, SLG: 0.355										4	0	0	0	0	1	3						
3 Eugenio Velez, S (1, 7) OBP: 0.243, SLG: 0.355										4	0	0	0	0	1	1						
17 A.J. Ellis, R (1, 2) OBP: 0.346, SLG: 0.209										3	0	0	0	0	1	0						
18 Hiroki Kuroda, R (1, 1) OBP: 0.135, SLG: 0.059										2	0	0	0	0	1	0						
57 Scott Elbert, L (7, 1) ERA: 3.73										0	0	0	0	0	0	0						
33 Marcus Thames, R (7, PH) OBP: 0.243, SLG: 0.333										1	0	0	0	0	0	0						
66 Mike MacDougal, S (8, 1) ERA: 2.66										0	0	0	0	0	0	0						
54 Javy Guerra, R (9, 1) ERA: 2.6										0	0	0	0	0	0	0						
Inning Stats	R: 0 E: 1 K: 1 S: 11	H: 1 LOB: 1 BB: 0 P: 14	R: 0 E: 0 K: 2 S: 7	H: 0 LOB: 0 BB: 0 P: 12	R: 0 E: 0 K: 1 S: 14	H: 0 LOB: 0 BB: 0 P: 20	R: 1 E: 0 K: 0 S: 9	H: 2 LOB: 1 BB: 0 P: 9	R: 0 E: 0 K: 2 S: 11	H: 0 LOB: 0 BB: 0 P: 13	R: 2 E: 0 K: 0 S: 13	H: 2 LOB: 1 BB: 1 P: 22	R: 0 E: 0 K: 0 S: 6	H: 0 LOB: 0 BB: 0 P: 7	R: 0 E: 0 K: 2 S: 9	H: 0 LOB: 0 BB: 0 P: 13	R: 0 E: 0 K: 1 S: 6	H: 1 LOB: 1 BB: 0 P: 12	1B: 6 2B: 0 3B: 0 HR: 0	SF: 1 SAC: 0 DP: 0 HBP: 0	WP: 0 PB: 0 SB: 1 CS: 0	PA: 34
PITCHER	IP WLS BF H R ER SO BB IBB HBP BLK WP HR S P ERA WHIP																					
49 Jonathon Niese, L (1, 1) ERA: 3.73	7.0 W 27 5 3 3 6 1 0 0 0 0 0 0 9 13 3.86 0.857																					
39 Bobby Parnell, R (8, 1) ERA: 2.66	1.0 H 3 0 0 2 0 0 0 0 0 0 0 0 9 13 0.00 0.000																					
75 Francisco Rodríguez, R (9, 1) ERA: 3.24	1.0 S 4 1 0 0 1 0 0 0 0 0 0 0 6 12 0.00 1.000																					



Batter	1	2	3	4	5	6	7	8	9	AB R H RBI BB SO LOB	TOP											
16 Angel Pagán, S OBP: 0.336, SLG: 0.359										5 0 2 0 0 1 3	New York Mets @ Los Angeles Dodgers Dodger Stadium, Los Angeles, CA Thu Jul 07 2011, 7:11 PM - 10:00 PM PDT Att: 55,868 - Partly Cloudy - 79 F											
2 Justin Turner, R OBP: 0.329, SLG: 0.350										4 0 0 0 0 1 3												
15 Carlos Beltrán, S OBP: 0.372, SLG: 0.502										3 0 0 0 0 1 1												
9 Ronny Paulino, R OBP: 0.367, SLG: 0.408										3 0 0 0 0 2 4												
44 Jason Bay, R OBP: 0.328, SLG: 0.352										4 0 1 0 0 1 1												
28 Daniel Murphy, L OBP: 0.343, SLG: 0.423										4 0 2 0 0 0 1												
6 Nick Evans, R										3 0 0 0 0 2 1												
22 Willie Harris, L OBP: 0.348, SLG: 0.320										2 0 1 0 2 0 0												
11 Rubén Tejeda, R OBP: 0.347, SLG: 0.297										2 0 0 0 0 2 1												
35 Dillon Gee, R OBP: 0.074, SLG: 0.040										0 0 0 0 0 0 0												
46 Manny Acosta, R										1 0 0 0 0 0 1												
12 Scott Hairston, R OBP: 0.322, SLG: 0.425										0 0 0 0 0 0 0												
45 Jason Istringhausen, R										1 0 0 0 0 0 1												
21 Lucas Duda, L OBP: 0.281, SLG: 0.341										1 0 0 0 0 1 3												
Inning Stats	R: 0 E: 0 K: 2 S: 10	H: 1 LOB: 1 BB: 0 P: 17	R: 0 E: 0 K: 0 S: 4	H: 1 LOB: 0 BB: 0 P: 7	R: 0 E: 0 K: 2 S: 7	H: 0 LOB: 0 BB: 0 P: 9	R: 0 E: 0 K: 1 S: 7	H: 0 LOB: 1 BB: 0 P: 11	R: 0 E: 0 K: 2 S: 12	H: 0 LOB: 1 BB: 1 P: 21	R: 0 E: 0 K: 0 S: 3	H: 1 LOB: 1 BB: 0 P: 5	R: 0 E: 0 K: 1 S: 11	H: 2 LOB: 3 BB: 1 P: 17	R: 0 E: 0 K: 2 S: 14	H: 1 LOB: 3 BB: 2 P: 26	R: 0 E: 0 K: 2 S: 15	H: 1 LOB: 3 BB: 2 P: 28	1B: 6 2B: 0 3B: 0 HR: 0	SF: 0 SAC: 0 DP: 1 HBP: 1	WP: 0 PB: 0 SB: 2 CS: 0	PA: 37
PITCHER	IP WLS BF H R ER SO BB IBB HBP BLK WP HR S P ERA WHIP											IP WLS BF H R ER SO BB IBB HBP BLK WP HR S P ERA WHIP										
22 Clayton Kershaw, L ERA: 3.03	8.0 W 31 5 0 0 9 2 0 1 0 0 0 68 113 0.00 0.875																					
74 Kenley Jansen, R ERA: 4.5	0.1 4 1 0 0 1 2 0 0 0 0 0 8 18 0.00 9.000																					
56 Hung-Chih Kuo, L ERA: 9.0	0.2 2 0 0 0 1 0 0 0 0 0 0 7 10 0.00 0.000																					

AB	32
R	0
H	6
RBI	0
BB	4
SO	11
LOB	19



Batter	1	2	3	4	5	6	7	8	9	AB R H RBI BB SO LOB	BOTTOM											
10 Tony Gwynn Jr., L OBP: 0.305, SLG: 0.327										4 1 3 0 0 0 0	New York Mets @ Los Angeles Dodgers Dodger Stadium, Los Angeles, CA Thu Jul 07 2011, 7:11 PM - 10:00 PM PDT Att: 55,868 - Partly Cloudy - 79 F											
14 Jamey Carroll, R OBP: 0.368, SLG: 0.359										3 0 0 0 1 0 2												
16 Andre Ethier, L OBP: 0.382, SLG: 0.451										3 1 0 0 1 1 2												
27 Matt Kemp, R OBP: 0.406, SLG: 0.602										4 1 1 2 0 1 2												
5 Juan Uribe, R OBP: 0.276, SLG: 0.309										3 2 1 1 0 1 3												
7 James Loney, L OBP: 0.317, SLG: 0.350										4 0 0 0 0 1 3												
6 Aaron Miles, S OBP: 0.337, SLG: 0.381										3 1 1 2 0 0 0												
30 Dioner Navarro, S OBP: 0.231, SLG: 0.278										4 0 1 1 0 1 1												
22 Clayton Kershaw, L OBP: 0.310, SLG: 0.275										3 0 0 0 0 0 1												
74 Kenley Jansen, S										0 0 0 0 0 0 0												
56 Hung-Chih Kuo, L										0 0 0 0 0 0 0												
Inning Stats	R: 0 E: 0 K: 0 S: 6	H: 0 LOB: 0 BB: 0 P: 7	R: 1 E: 1 K: 1 S: 11	H: 0 LOB: 1 BB: 0 P: 21	R: 0 E: 0 K: 0 S: 6	H: 1 LOB: 0 BB: 0 P: 7	R: 0 E: 1 K: 0 S: 8	H: 0 LOB: 1 BB: 0 P: 13	R: 0 E: 0 K: 0 S: 5	H: 0 LOB: 0 BB: 0 P: 8	R: 5 E: 0 K: 1 S: 21	H: 5 LOB: 1 BB: 1 P: 37	R: 0 E: 0 K: 3 S: 13	H: 1 LOB: 2 BB: 1 P: 25	R: 0 E: 0 K: 0 S: 5	H: 0 LOB: 0 BB: 0 P: 9	1B: 3 2B: 4 3B: 1 HR: 0	SF: 1 SAC: 0 DP: 1 HBP: 1	WP: 1 PB: 0 SB: 2 CS: 0	PA: 35		
PITCHER	IP WLS BF H R ER SO BB IBB HBP BLK WP HR S P ERA WHIP											IP WLS BF H R ER SO BB IBB HBP BLK WP HR S P ERA WHIP										
35 Dillon Gee, R ERA: 3.76	1.1 L 25 6 5 2 1 0 1 0 0 0 0 18 32 0.00 2.250																					
46 Manny Acosta, R ERA: 7.36	1.0 3 0 0 0 0 0 0 0 0 0 0 5 9 0.00 0.000																					
45 Jason Istringhausen, R ERA: 3.14																						

AB	31
R	6
H	7
RBI	6
BB	2
SO	5
LOB	14



Batter	1	2	3	4	5	6	7	8	9	AB	R	H	RBI	BB	SO	LOB	TOP					
16 Ángel Pagán, S OBP: 0.333, SLG: 0.369										5	2	1	2	0	0	2	New York Mets @ San Francisco Giants AT&T Park, San Francisco, CA Fri Jul 08 2011, 7:18 PM - 10:17 PM PDT Att: 41,028 - Clear - 60 F					
2 Justin Turner, R OBP: 0.322, SLG: 0.342										5	0	0	0	0	0	1						
15 Carlos Beltrán, S OBP: 0.375, SLG: 0.506										5	1	3	1	0	1	0						
28 Daniel Murphy, L OBP: 0.348, SLG: 0.428										4	0	3	0	0	0	0						
44 Jason Bay, R OBP: 0.330, SLG: 0.348										3	0	0	0	2	1	5						
21 Lucas Duda, L OBP: 0.283, SLG: 0.333										2	0	0	0	1	1	1						
6 Nick Evans, R OBP: 0.273, SLG: 0.059										2	0	1	1	0	0	0						
30 Josh Thole, L OBP: 0.345, SLG: 0.318										4	0	0	0	1	0	5						
11 Rubén Tejada, R OBP: 0.351, SLG: 0.297										3	1	1	0	1	1	2						
43 R.A. Dickey, R OBP: 0.138, SLG: 0.107										2	0	1	0	0	0	0						
40 Tim Byrdak, L										0	0	0	0	0	0	0						
27 Pedro Beato, R										0	0	0	0	0	0	0						
12 Scott Hairston, R										1	1	1	1	0	0	0						
75 Francisco Rodríguez, R										0	0	0	0	0	0	0						
Inning Stats	R: 0 E: 0 K: 1 S: 6	H: 0 LOB: 0 BB: 0 P: 11	R: 0 E: 0 K: 0 S: 10	H: 0 LOB: 2 BB: 2 P: 22	R: 0 E: 0 K: 0 S: 6	H: 0 LOB: 0 BB: 0 P: 9	R: 0 E: 0 K: 0 S: 7	H: 1 LOB: 2 BB: 2 P: 17	R: 2 E: 0 K: 0 S: 14	H: 4 LOB: 2 BB: 0 P: 19	R: 0 E: 0 K: 1 S: 16	H: 1 LOB: 2 BB: 1 P: 23	R: 0 E: 0 K: 0 S: 8	H: 1 LOB: 0 BB: 0 P: 14	R: 0 E: 0 K: 1 S: 5	H: 0 LOB: 0 BB: 0 P: 7	R: 3 E: 1 K: 1 S: 23	H: 4 LOB: 2 BB: 0 P: 36	1B: 8 2B: 1 3B: 0 HR: 2	SF: 0 SAC: 2 DP: 1 HBP: 0	WP: 0 PB: 0 SB: 1 CS: 0	PA: 43
PITCHER	IP WLS BF H R ER SO BB IBB HBP BLK WP HR S P ERA WHIP																					
32 Ryan Vogelsong, R ERA: 2.17	7.0		32	7	2	2	2	5	0	0	0	0	0	0	0	0	1	67	115	2.57	1.714	
49 Javier López, L ERA: 2.1	1.0		3	0	0	0	1	0	0	0	0	0	0	0	0	0	0	5	7	0.00	0.000	
38 Brian Wilson, R ERA: 3.0	0.1	L	3	1	2	2	0	0	0	0	0	0	0	0	0	0	1	11	17	54.00	3.000	
41 Jeremy Affeldt, L ERA: 3.35	0.0		2	2	0	0	0	0	0	0	0	0	0	0	0	0	0	2	3	∞	∞	
52 Ramon E Ramirez, R ERA: 2.55	0.2		3	1	1	0	1	0	0	0	0	0	0	0	0	0	0	10	16	0.00	1.500	

Batter	1	2	3	4	5	6	7	8	9	AB	R	H	RBI	BB	SO	LOB	BOTTOM					
56 Andres Torres, S OBP: 0.320, SLG: 0.360										4	0	1	0	0	1	3	New York Mets @ San Francisco Giants AT&T Park, San Francisco, CA Fri Jul 08 2011, 7:18 PM - 10:17 PM PDT Att: 41,028 - Clear - 60 F					
35 Brandon Crawford, L OBP: 0.298, SLG: 0.369										4	0	0	0	0	1	4						
48 Pablo Sandoval, S OBP: 0.342, SLG: 0.500										4	1	1	0	0	0	2						
17 Aubrey Huff, L OBP: 0.290, SLG: 0.364										4	0	0	0	0	0	1						
12 Nate Schierholtz, L OBP: 0.333, SLG: 0.453										2	1	1	2	1	1	0						
33 Aaron Rowand, R OBP: 0.292, SLG: 0.346										4	0	0	0	0	0	1						
10 Miguel Tejada, R OBP: 0.275, SLG: 0.329										4	0	1	0	0	1	0						
22 Eli Whiteside, R OBP: 0.308, SLG: 0.387										4	0	1	0	0	1	3						
32 Ryan Vogelsong, R ERA: 2.26	7.0		30	7	2	2	4	0	0	0	0	0	0	0	0	0						
13 Cody Ross, R ERA: 3.61	0.1		2	0	0	0	0	1	0	0	0	0	0	0	0	0						
2 Emmanuel Burruss, S OBP: 0.276, SLG: 0.229	0.2	W	1	0	0	0	0	0	0	0	0	0	0	0	0	0						
49 Javier López, L	0.1		3	0	0	0	0	0	0	0	0	0	0	0	0	0						
38 Brian Wilson, R	0.1		3	0	0	0	0	0	0	0	0	0	0	0	0	0						
41 Jeremy Affeldt, L	0.1		3	0	0	0	0	0	0	0	0	0	0	0	0	0						
52 Ramon E Ramirez, R	0.1		3	0	0	0	0	0	0	0	0	0	0	0	0	0						
5 Pat Burrell, R OBP: 0.345, SLG: 0.429	0.1		3	0	0	0	0	0	0	0	0	0	0	0	0	0						
Inning Stats	R: 0 E: 0 K: 1 S: 9	H: 0 LOB: 0 BB: 0 P: 13	R: 0 E: 0 K: 1 S: 8	H: 0 LOB: 0 BB: 0 P: 11	R: 0 E: 0 K: 1 S: 11	H: 2 LOB: 2 BB: 0 P: 14	R: 1 E: 1 K: 0 S: 10	H: 2 LOB: 2 BB: 0 P: 16	R: 0 E: 0 K: 0 S: 10	H: 1 LOB: 1 BB: 0 P: 14	R: 1 E: 0 K: 1 S: 10	H: 1 LOB: 1 BB: 0 P: 10	R: 0 E: 0 K: 0 S: 6	H: 1 LOB: 0 BB: 0 P: 8	R: 0 E: 0 K: 0 S: 3	H: 0 LOB: 0 BB: 1 P: 7	R: 0 E: 0 K: 1 S: 6	H: 0 LOB: 0 BB: 0 P: 7	1B: 5 2B: 1 3B: 0 HR: 1	SF: 1 SAC: 0 DP: 1 HBP: 0	WP: 0 PB: 2 SB: 1 CS: 0	PA: 36
PITCHER	IP WLS BF H R ER SO BB IBB HBP BLK WP HR S P ERA WHIP																					
43 R.A. Dickey, R ERA: 3.61	7.0		30	7	2	2	4	0	0	0	0	0	0	0	0	0	1	64	86	2.57	1.000	
40 Tim Byrdak, L ERA: 4.09	0.1		2	0	0	0	0	1	0	0	0	0	0	0	0	0	0	2	6	0.00	3.000	
27 Pedro Beato, R ERA: 3.38	0.2	W	1	0	0	0	0	0	0	0	0	0	0	0	0	0	0	1	1	0.00	0.000	
75 Francisco Rodríguez, R ERA: 3.16	1.0	S	3	0	0	0	1	0	0	0	0	0	0	0	0	0	0	6	7	0.00	0.000	


Batter	1	2	3	4	5	6	7	8	9	AB	R	H	RBI	BB	SO	LOB	TOP	
16 Angel Pagán, S OBP: 0.328, SLG: 0.362	G3		G3				L5			4	0	0	0	0	1	0	New York Mets @ San Francisco Giants AT&T Park, San Francisco, CA Sat Jul 09 2011, 6:06 PM - 8:46 PM PDT Att. 42,117 - Clear - 60 F	
2 Justin Turner, R OBP: 0.321, SLG: 0.345	G5-3		F9				F9			4	0	1	0	0	0	0		
15 Carlos Beltrán, S OBP: 0.379, SLG: 0.509	2B		BB				BB			2	1	1	0	2	0	0		
28 Daniel Murphy, L OBP: 0.347, SLG: 0.429	2B		G3				K			4	0	1	1	0	1	4		
44 Jason Bay, R OBP: 0.325, SLG: 0.342	F8									4	0	0	0	0	2	1		
21 Lucas Duda, L OBP: 0.275, SLG: 0.323	G3		G3				G5-3			3	0	0	0	0	1	0		
6 Nick Evans, R OBP: 0.261, SLG: 0.056			K				G3			1	0	0	0	0	0	0		
30 Josh Thole, L OBP: 0.350, SLG: 0.325	G6-3		BB				K			2	0	1	0	1	0	0		
9 Ronny Paulino, R OBP: 0.364, SLG: 0.405							2B			1	0	0	0	0	1	0		
11 Rubén Tejeda, R OBP: 0.354, SLG: 0.293	BB		F9				K			2	0	0	0	2	1	2		
38 Chris Capuano, L OBP: 0.074, SLG: 0.148	P5		BB				BB			2	0	0	0	0	1	1		
22 Willie Harris, L OBP: 0.345, SLG: 0.317							G3			1	0	0	0	0	0	0		
39 Bobby Parnell, R OBP: 0.319, SLG: 0.358										0	0	0	0	0	0	0		
40 Tim Byrdak, L ERA: 2.17										1	0	0	0	0	1	1		
Inning Stats	R: 1 E: 0 K: 0 S: 12	H: 2 LOB: 1 BB: 0 P: 15	R: 0 E: 0 K: 0 S: 11	H: 0 LOB: 1 BB: 1 P: 18	R: 0 E: 0 K: 2 S: 8	H: 0 LOB: 1 BB: 1 P: 17	R: 0 E: 0 K: 2 S: 10	H: 1 LOB: 2 BB: 1 P: 28	R: 0 E: 0 K: 1 S: 11	H: 0 LOB: 0 BB: 0 P: 10	R: 0 E: 1 K: 1 S: 6	H: 0 LOB: 0 BB: 0 P: 6	R: 0 E: 0 K: 2 S: 14	H: 0 LOB: 1 BB: 1 P: 23	1B: 0 2B: 4 3B: 0 HR: 0	SF: 0 SAC: 0 DP: 1 HBP: 0	WP: 0 PA: 36 PB: 0 SB: 0 CS: 0	
PITCHER	IP WLS BF H R ER SO BB IBB HBP BLK WP HR S P ERA WHIP																	
55 Tim Lincecum, R ERA: 3.06	6.0	W	26	4	1	1	6	4	0	0	0	0	0	0	71	114	1.50	1.333
46 Santiago Casilla, R ERA: 2.33	1.0	H	3	0	0	0	0	0	0	0	0	0	0	5	10	0.00	0.000	
49 Javier López, L ERA: 2.0	1.2	H	6	0	0	0	2	1	0	0	0	0	0	17	26	0.00	0.600	
54 Sergio Romo, R ERA: 2.17	0.1	S	1	0	0	0	1	0	0	0	0	0	0	3	3	0.00	0.000	

Batter	1	2	3	4	5	6	7	8	9	AB	R	H	RBI	BB	SO	LOB	BOTTOM	
33 Aaron Rowand, R OBP: 0.295, SLG: 0.348	1B		G5-3				FC1-6			4	1	2	0	0	0	1	New York Mets @ San Francisco Giants AT&T Park, San Francisco, CA Sat Jul 09 2011, 6:06 PM - 8:46 PM PDT Att. 42,117 - Clear - 60 F	
10 Miguel Tejada, R OBP: 0.275, SLG: 0.328	FC4-6		K				F7			4	1	1	0	0	1	2		
49 Javier López, L ERA: 2.0	1B									0	0	0	0	0	0	0		
54 Sergio Romo, R ERA: 2.17	1B						1B			0	0	0	0	0	0	0		
48 Pablo Sandoval, S OBP: 0.345, SLG: 0.505	2B		G3				FC6-4			4	1	2	1	0	0	1		
5 Pat Burrell, R OBP: 0.345, SLG: 0.424	BB		K				1B			2	0	0	0	1	1	2		
56 Andres Torres, S OBP: 0.319, SLG: 0.358	BB						P5			1	0	0	0	0	0	1		
12 Nate Schierholz, L OBP: 0.332, SLG: 0.450	1B		G3				F8			4	0	1	1	0	0	0		
17 Aubrey Huff, L OBP: 0.290, SLG: 0.361	FC4-6									3	0	0	1	1	0	2		
37 Chris Stewart, R OBP: 0.273, SLG: 0.241	BB		G3				BB			2	0	0	0	2	1	1		
35 Brandon Crawford, L OBP: 0.289, SLG: 0.298	F8		K				F7			2	0	0	0	2	1	1		
55 Tim Lincecum, L ERA: 3.06							G3			4	0	0	0	0	1	5		
46 Santiago Casilla, R ERA: 2.33										1	0	0	0	1	1	0		
2 Emmanuel Burriss, S OBP: 0.273, SLG: 0.227	K						BB			0	0	0	0	0	0	0		
Inning Stats	R: 2 E: 0 K: 0 S: 13	H: 3 LOB: 3 BB: 2 P: 25	R: 0 E: 0 K: 2 S: 11	H: 0 LOB: 0 BB: 0 P: 17	R: 0 E: 0 K: 1 S: 8	H: 0 LOB: 0 BB: 0 P: 12	R: 0 E: 0 K: 2 S: 8	H: 1 LOB: 2 BB: 1 P: 22	R: 0 E: 0 K: 0 S: 11	H: 0 LOB: 1 BB: 1 P: 19	R: 1 E: 0 K: 1 S: 15	H: 2 LOB: 1 BB: 0 P: 21	R: 0 E: 0 K: 0 S: 11	H: 0 LOB: 1 BB: 1 P: 19	1B: 5 2B: 1 3B: 0 HR: 0	SF: 0 SAC: 0 DP: 0 HBP: 0	WP: 0 PA: 35 PB: 0 SB: 0 CS: 0	
PITCHER	IP WLS BF H R ER SO BB IBB HBP BLK WP HR S P ERA WHIP																	
38 Chris Capuano, L ERA: 4.12	6.0	L	26	4	2	2	2	4	0	0	0	0	0	0	62	105	3.00	1.333
39 Bobby Parnell, R ERA: 2.92	1.0		5	2	1	1	1	0	0	0	0	0	0	15	21	9.00	2.000	
40 Tim Byrdak, L ERA: 3.91	1.0		4	0	0	0	0	1	0	0	0	0	0	11	19	0.00	1.000	

Batter	1	2	3	4	5	6	7	8	9	AB	R	H	RBI	BB	SO	LOB	TOP					
16 Ángel Pagán, S OBP: 0.326, SLG: 0.356	B1-3		2B		L9		G5-3		K	4	0	0	0	1	1	1						
2 Justin Turner, R OBP: 0.331, SLG: 0.364	G6-3		1B		2B		1B		2B	5	0	4	1	0	0	0						
15 Carlos Beltrán, S OBP: 0.377, SLG: 0.503	G3-1		BB		K		K		K	4	0	0	0	1	3	3						
28 Daniel Murphy, L OBP: 0.346, SLG: 0.430		2B	L4		G3				G6-3	4	0	1	0	0	0	4						
44 Jason Bay, R OBP: 0.320, SLG: 0.336		P3			G4-3				G6-3	4	0	0	0	0	0	1						
21 Lucas Duda, L OBP: 0.276, SLG: 0.344	F8									3	0	1	0	0	0	1						
6 Nick Evans, R OBP: 0.292, SLG: 0.263					3B				HR	1	1	1	1	0	0	0						
9 Ronny Paulino, R OBP: 0.361, SLG: 0.408	P4				F9				K	4	0	1	0	0	1	2						
11 Rubén Tejeda, R OBP: 0.352, SLG: 0.288			K		BB				K	3	0	0	0	1	3	1						
34 Mike Pelfrey, R OBP: 0.265, SLG: 0.287										2	0	0	0	0	1	2						
12 Scott Hairston, R OBP: 0.320, SLG: 0.401										1	0	0	0	0	0	0						
49 Jonathon Niese, L OBP: 0.132, SLG: 0.176										0	0	0	0	0	0	0						
77 D.J. Carrasco, R OBP: 0.292, SLG: 0.263										0	0	0	0	0	0	0						
46 Manny Acosta, R OBP: 0.292, SLG: 0.263										0	0	0	0	0	0	0						
22 Willie Harris, L OBP: 0.250, SLG: 0.333										1	1	1	0	0	0	0						
Inning Stats	R: 0 E: 0 K: 0 S: 7	H: 0 LOB: 0 BB: 0 P: 10	R: 0 E: 0 K: 0 S: 13	H: 1 LOB: 1 BB: 0 P: 20	R: 0 E: 0 K: 1 S: 20	H: 1 LOB: 3 BB: 2 P: 34	R: 0 E: 0 K: 1 S: 12	H: 1 LOB: 2 BB: 0 P: 22	R: 0 E: 0 K: 1 S: 9	H: 1 LOB: 1 BB: 0 P: 14	R: 0 E: 0 K: 1 S: 13	H: 1 LOB: 1 BB: 0 P: 18	R: 0 E: 0 K: 1 S: 12	H: 1 LOB: 0 BB: 0 P: 21	R: 1 E: 0 K: 1 S: 12	H: 1 LOB: 0 BB: 0 P: 21	R: 1 E: 0 K: 3 S: 13	H: 2 LOB: 1 BB: 0 P: 19	1B: 2 2B: 5 3B: 1 HR: 1	SF: 0 SAC: 0 DP: 0 HBP: 0	WP: 0 PB: 0 SB: 0 CS: 0	PA: 39
PITCHER	IP WLS BF H R ER SO BB IBB HBP BLK WP HR S P ERA WHIP																					
18 Matt Cain, R ERA: 3.06	6.0 W 26 5 0 0 4 3 0 0 0 0 0 0 74 118 0.00 1.333																					
41 Jeremy Affeldt, L ERA: 3.43	1.2 H 7 2 1 1 1 0 0 0 0 0 0 1 21 37 5.40 1.200																					
54 Sergio Romo, R ERA: 2.15	0.1 H 1 0 0 0 1 0 0 0 0 0 0 0 3 5 0.00 0.000																					
38 Brian Wilson, R ERA: 3.14	1.0 S 5 2 1 1 3 0 0 0 0 0 0 0 13 19 9.00 2.000																					

New York Mets @ San Francisco Giants
 AT&T Park, San Francisco, CA
 Sun Jul 10 2011, 5:09 PM - 8:00 PM PDT
 Att. 42,123 - Clear - 65 F


AB 36
R 2
H 9
RBI 2
BB 3
SO 9
LOB 15



Batter	1	2	3	4	5	6	7	8	9	AB	R	H	RBI	BB	SO	LOB	BOTTOM			
56 Andres Torres, S OBP: 0.321, SLG: 0.361	K		48 2B				K		P4	4	1	1	0	1	2	0				
14 Mike Fontenot, L OBP: 0.327, SLG: 0.412	12 E		G6-3		F8					5	1	3	0	0	0	4				
38 Brian Wilson, R	12 1B									0	0	0	0	0	0	0				
48 Pablo Sandoval, S OBP: 0.341, SLG: 0.503	F8		12 1B				K		L4	5	1	1	1	0	1	3				
12 Nate Schierholtz, L OBP: 0.343, SLG: 0.464	E8		10 G5-4-3							4	1	4	1	0	0	0				
10 Miquel Tejeda, R OBP: 0.274, SLG: 0.326	F7		G5-4-3		L7					4	0	1	1	0	0	4				
33 Aaron Rowand, R OBP: 0.295, SLG: 0.347					L8		E5			4	0	1	1	0	0	1				
35 Brandon Crawford, L OBP: 0.288, SLG: 0.296	F7		18 SH5-4		F7					4	0	1	0	0	0	4				
22 Eli Whiteside, R OBP: 0.315, SLG: 0.385			18 SH5-4							3	0	1	0	1	2	2				
18 Matt Cain, R OBP: 0.132, SLG: 0.135										1	0	0	0	0	0	1				
5 Pat Burrell, R OBP: 0.247, SLG: 0.421										1	0	0	0	0	1	0				
41 Jeremy Affeldt, L ERA: 3.06										0	0	0	0	0	0	0				
54 Sergio Romo, R ERA: 2.15										0	0	0	0	0	0	0				
2 Emmanuel Burriss, S OBP: 0.271, SLG: 0.225										1	0	0	0	0	0	0				
Inning Stats	R: 0 E: 1 K: 1 S: 10	H: 2 LOB: 2 BB: 0 P: 15	R: 0 E: 0 K: 0 S: 7	H: 1 LOB: 1 BB: 0 P: 10	R: 2 E: 0 K: 0 S: 8	H: 3 LOB: 0 BB: 0 P: 12	R: 0 E: 0 K: 0 S: 10	H: 1 LOB: 3 BB: 2 P: 21	R: 0 E: 0 K: 1 S: 17	H: 1 LOB: 2 BB: 0 P: 23	R: 0 E: 0 K: 3 S: 11	H: 0 LOB: 0 BB: 0 P: 14	R: 2 E: 0 K: 1 S: 17	H: 4 LOB: 2 BB: 0 P: 20	R: 0 E: 0 K: 0 S: 12	H: 1 LOB: 1 BB: 0 P: 12	1B: 9 2B: 4 3B: 0 HR: 0	SF: 0 SAC: 1 DP: 1 HBP: 0	WP: 1 PB: 0 SB: 0 CS: 0	PA: 39
PITCHER	IP WLS BF H R ER SO BB IBB HBP BLK WP HR S P ERA WHIP																			
34 Mike Pelfrey, R ERA: 4.55	6.0 L 28 8 2 2 2 0 2 0 0 0 0 0 0 8 9 54.00 6.000																			
49 Jonathon Niese, L ERA: 3.06	0.1 3 2 2 2 0 0 0 0 0 0 0 0 8 9 54.00 6.000																			
77 D.J. Carrasco, R ERA: 5.18	0.2 4 2 0 0 1 0 0 0 0 0 0 0 9 11 0.00 3.000																			
46 Manny Acosta, R ERA: 6.75	1.0 4 1 0 0 0 0 0 0 0 0 0 0 12 12 0.00 1.000																			

New York Mets @ San Francisco Giants
 AT&T Park, San Francisco, CA
 Sun Jul 10 2011, 5:09 PM - 8:00 PM PDT
 Att. 42,123 - Clear - 65 F

AB 36
R 4
H 13
RBI 4
BB 2
SO 6
LOB 19



Batter	1	2	3	4	5	6	7	8	9	AB	R	H	RBI	BB	SO	LOB	TOP					
11 Jimmy Rollins, S OBP: 0.336, SLG: 0.378	G5-3	F8			P2		K		F8	5	0	0	0	0	1	1	Philadelphia Phillies @ New York Mets Citi Field, Flushing, NY Fri Jul 15, 2011, 7:12 PM - 10:11 PM EDT Att: 37,304 - Partly Cloudy - 79 F					
7 Michael Martinez, S OBP: 0.266, SLG: 0.276	F7		F9				K		G6-3	4	0	0	0	1	1	0						
26 Chase Utley, L OBP: 0.366, SLG: 0.438	K				G3				G4-3	5	0	1	0	0	1	1						
6 Ryan Howard, L OBP: 0.352, SLG: 0.471		G5-3	F8			G4-3			9 E 15 2B G4-3 BB	3	1	0	0	1	0	1						
29 Raul Ibanez, L OBP: 0.289, SLG: 0.426		9 BB 15 1B 51 1B							G4-3	4	2	2	1	0	1	2						
51 Carlos Ruiz, R OBP: 0.365, SLG: 0.363					G4-3				9 E 15 2B IBB	3	2	2	0	1	0	0						
9 Dominic Brown, L OBP: 0.325, SLG: 0.400					P6		K		FC6 15 2B	3	2	0	0	1	1	3						
15 John Mayberry Jr., R OBP: 0.331, SLG: 0.449					G6-3		P3			4	0	2	5	0	0	1						
49 Vance Worley, R OBP: 0.115, SLG: 0.115										2	0	0	1	0	0	1						
53 Juan Pablo Perez, R OBP: 0.246, SLG: 0.274										0	0	0	0	0	0	0						
5 Pete Orr, L OBP: 0.246, SLG: 0.274										0	0	0	0	0	0	0						
46 Ryan Madson, L OBP: 0.246, SLG: 0.274										0	0	0	0	0	0	0						
7 Ross Gload, L OBP: 0.246, SLG: 0.274										0	0	0	0	0	0	0						
40 Michael Stutes, R OBP: 0.246, SLG: 0.274										0	0	0	0	0	0	0						
37 Antonio Bastardo, R OBP: 0.246, SLG: 0.274										0	0	0	0	0	0	0						
Inning Stats	R: 0 E: 0 K: 1 S: 7	H: 0 LOB: 0 BB: 0 P: 12	R: 3 E: 0 K: 0 S: 16	H: 3 LOB: 1 BB: 1 P: 26	R: 0 E: 0 K: 1 S: 7	H: 1 LOB: 1 BB: 0 P: 14	R: 0 E: 0 K: 0 S: 9	H: 0 LOB: 0 BB: 0 P: 13	R: 0 E: 0 K: 0 S: 12	H: 0 LOB: 1 BB: 1 P: 20	R: 1 E: 0 K: 1 S: 12	H: 2 LOB: 1 BB: 0 P: 16	R: 0 E: 0 K: 2 S: 8	H: 0 LOB: 0 BB: 0 P: 13	R: 3 E: 1 K: 1 S: 12	H: 1 LOB: 1 BB: 2 P: 26	R: 0 E: 0 K: 0 S: 8	H: 0 LOB: 0 BB: 0 P: 14	1B: 4 2B: 2 3B: 0 HR: 1	SF: 0 SAC: 0 DP: 0 HBP: 0	WP: 2 PB: 1 SB: 0 CS: 0	PA: 39
PITCHER	IP WLS BF H R ER SO BB IBB HBP BLK WP HR S P ERA WHIP																					
43 R.A. Dickey, R ERA: 3.7	(1, 1) 7.0 L 29 6 4 4 5 2 0 0 0 1 1 1 71 114 5.14 1.143																					
40 Tim Lincecum, L ERA: 3.5	(8, 1) 0.2 5 0 3 0 0 1 1 0 0 0 0 7 16 0.00 1.500																					
18 Ryota Igarashi, R ERA: 4.5	(8, 1) 0.1 2 1 0 0 1 0 0 0 0 0 1 5 10 0.00 3.000																					
77 D.J. Carrasco, R ERA: 4.97	(9, 1) 1.0 3 0 0 0 0 0 0 0 0 0 0 8 14 0.00 0.000																					

Batter	1	2	3	4	5	6	7	8	9	AB	R	H	RBI	BB	SO	LOB	BOTTOM					
16 Angel Pagán, S OBP: 0.320, SLG: 0.349	K		K		F7		F8		K	5	0	0	0	0	3	1	Philadelphia Phillies @ New York Mets Citi Field, Flushing, NY Fri Jul 15, 2011, 7:12 PM - 10:11 PM EDT Att: 37,304 - Partly Cloudy - 79 F					
2 Justin Turner, R OBP: 0.329, SLG: 0.362	P2		15 G1-6-3 1B			G5-3		F9	4	0	1	0	0	0	0							
15 Carlos Beltrán, S OBP: 0.381, SLG: 0.512			G1-6-3 1B						44 BB 12 WP 28 1B BB	2	2	1	1	2	0	2						
28 Daniel Murphy, L OBP: 0.347, SLG: 0.434					G4-3				12 WP 44 BB 1B	4	0	2	0	0	0	1						
44 Jason Bay, R OBP: 0.319, SLG: 0.332					F9				12 WP BB	3	0	0	0	1	1	1						
21 Lucas Duda, L OBP: 0.290, SLG: 0.351										1	0	1	0	1	0	0						
12 Scott Hairston, R OBP: 0.319, SLG: 0.452										1	0	0	0	0	1	2						
22 Willie Harris, L OBP: 0.354, SLG: 0.331										0	0	0	0	1	0	0						
30 Josh Thole, L OBP: 0.346, SLG: 0.321										2	0	0	0	0	1	2						
9 Ronny Paulino, R OBP: 0.356, SLG: 0.402										2	0	0	0	0	0	4						
11 Rubén Tejada, R OBP: 0.344, SLG: 0.280					L7				G6-3	4	0	0	0	0	2	1						
43 R.A. Dickey, R ERA: 2.15	(1, 1) 5.1 W 23 4 1 1 4 4 0 0 0 0 0 69 105 1.69 1.500																					
53 Juan Pablo Perez, L ERA: 1.97	(6, 1) 0.2 H 2 0 0 0 1 0 0 0 0 0 1 0 5 8 0.00 0.000																					
46 Ryan Madson, R ERA: 1.97	(7, 1) 1.0 H 3 0 0 0 2 0 0 0 0 0 0 7 10 0.00 0.000																					
40 Michael Stutes, R ERA: 3.45	(8, 1) 1.0 6 2 1 1 1 1 0 0 0 0 0 1 21 36 9.000 3.000																					
37 Antonio Bastardo, L ERA: 0.78	(9, 1) 1.0 3 0 0 0 1 0 0 0 0 0 0 0 8 12 0.00 0.000																					
Inning Stats	R: 0 E: 0 K: 1 S: 11	H: 0 LOB: 1 BB: 1 P: 20	R: 0 E: 0 K: 2 S: 12	H: 1 LOB: 0 BB: 0 P: 16	R: 0 E: 0 K: 1 S: 14	H: 2 LOB: 1 BB: 0 P: 17	R: 0 E: 0 K: 0 S: 14	H: 0 LOB: 1 BB: 1 P: 22	R: 0 E: 0 K: 0 S: 6	H: 0 LOB: 0 BB: 0 P: 8	R: 1 E: 0 K: 1 S: 17	H: 1 LOB: 2 BB: 2 P: 30	R: 0 E: 0 K: 2 S: 7	H: 0 LOB: 0 BB: 0 P: 10	R: 1 E: 0 K: 1 S: 21	H: 2 LOB: 2 BB: 1 P: 36	R: 0 E: 0 K: 1 S: 8	H: 0 LOB: 0 BB: 0 P: 12	1B: 4 2B: 1 3B: 0 HR: 1	SF: 0 SAC: 0 DP: 1 HBP: 0	WP: 1 PB: 0 SB: 0 CS: 0	PA: 37
PITCHER	IP WLS BF H R ER SO BB IBB HBP BLK WP HR S P ERA WHIP																					
49 Vance Worley, R ERA: 2.15	(1, 1) 5.1 W 23 4 1 1 4 4 0 0 0 0 0 69 105 1.69 1.500																					

Batter	1	2	3	4	5	6	7	8	9	AB	R	H	RBI	BB	SO	LOB	TOP				
11 Jimmy Rollins, S OBP: 0.337, SLG: 0.379	G5-3		1B		1B		G5-4-3		P3	4	0	2	0	0	0	2	Philadelphia Phillies @ New York Mets Citi Field, Flushing, NY Sat Jul 16 2011, 4:14 PM - 6:50 PM EDT Att: 41,166 - Partly Cloudy - 85 F				
48 Drew Carpenter, R OBP: 0.281, SLG: 0.302										0	0	0	0	0	0	0					
7 Ross Gload, L OBP: 0.281, SLG: 0.302										0	0	0	0	0	0	0					
15 John Mabery Jr., R OBP: 0.322, SLG: 0.435	K		E6		F8		F8			4	0	0	0	0	1	3					
26 Chase Utley, L OBP: 0.368, SLG: 0.433					G4-3		G3		BB	2	0	0	0	2	0	2					
6 Ryan Howard, L OBP: 0.348, SLG: 0.465	K						F8		BB	4	0	0	0	0	2	2					
10 Ben Francisco, R OBP: 0.333, SLG: 0.363					P6				K	4	0	0	0	0	1	1					
29 Raul Ibanez, L OBP: 0.292, SLG: 0.427					G4-3		G6-3		FC6-4	4	0	0	0	0	1	1					
51 Carlos Ruiz, R OBP: 0.366, SLG: 0.363					F8					4	1	2	0	0	1	1					
23 Brian Schneider, L OBP: 0.212, SLG: 0.290										3	1	1	0	0	0	1					
21 Wilson Valdez, R OBP: 0.275, SLG: 0.292					F8					1	0	0	0	0	1	0					
5 Pete Orr, L OBP: 0.304, SLG: 0.286										3	0	1	0	0	2	0					
35 Cole Hamels, L OBP: 0.217, SLG: 0.227					K					1	0	1	0	0	0	0					
57 David Herndon, R OBP: 0.260, SLG: 0.270										1	0	0	0	0	0	0					
7 Michael Martinez, S OBP: 0.260, SLG: 0.270					K					1	0	0	0	0	0	0					
Inning Stats	R: 0 H: 0 E: 0 K: 2 S: 10	H: 0 LOB: 1 BB: 1 P: 17	R: 0 H: 0 E: 0 K: 0 S: 5	H: 0 LOB: 0 BB: 0 P: 10	R: 0 H: 1 E: 1 K: 2 S: 12	H: 1 LOB: 2 BB: 0 P: 19	R: 0 H: 0 E: 0 K: 0 S: 10	H: 1 LOB: 1 BB: 0 P: 11	R: 0 H: 0 E: 0 K: 1 S: 7	H: 0 LOB: 0 BB: 0 P: 10	R: 2 H: 3 E: 1 K: 0 S: 14	H: 3 LOB: 1 BB: 0 P: 21	R: 0 H: 0 E: 0 K: 2 S: 9	H: 0 LOB: 1 BB: 1 P: 17	R: 0 H: 1 E: 0 K: 1 S: 10	H: 1 LOB: 1 BB: 0 P: 14	1B: 7 2B: 0 3B: 0 HR: 0	SF: 0 SAC: 0 DP: 1 HBP: 0	WP: 0 PB: 0 SB: 0 CS: 0	PA: 37	
PITCHER	IP	WLS	BF	H	R	ER	SO	BB	IBB	HBP	BLK	WP	HR	S	P	ERA	WHIP				
49 Jonathon Niese, L ERA: 3.73	7.0	W	29	6	2	1	6	1	0	0	0	0	0	69	103	1.29	1.000				
39 Bobby Parnell, R ERA: 2.51	1.0		4	0	0	0	2	1	0	0	0	0	0	9	17	0.00	1.000				
46 Manny Acosta, R ERA: 6.23	1.0		4	1	0	0	1	0	0	0	0	0	0	10	14	0.00	1.000				

Batter	1	2	3	4	5	6	7	8	9	AB	R	H	RBI	BB	SO	LOB	BOTTOM				
16 Angel Pagán, S OBP: 0.321, SLG: 0.349	G1-3		K	SF7						3	1	1	1	1	1	1	Philadelphia Phillies @ New York Mets Citi Field, Flushing, NY Sat Jul 16 2011, 4:14 PM - 6:50 PM EDT Att: 41,166 - Partly Cloudy - 85 F				
2 Justin Turner, R OBP: 0.343, SLG: 0.364	G6-3									4	2	2	1	1	0	2					
12 Scott Hairston, R OBP: 0.333, SLG: 0.517										5	2	3	5	0	1	2					
28 Daniel Murphy, L OBP: 0.351, SLG: 0.446										5	1	3	2	0	0	1					
44 Jason Bay, R OBP: 0.324, SLG: 0.335										4	1	2	0	1	1	2					
9 Ronny Paulino, R OBP: 0.343, SLG: 0.386										5	0	0	0	0	1	4					
6 Nick Evans, R OBP: 0.300, SLG: 0.333										4	2	1	1	1	1	0					
11 Rubén Tejada, R OBP: 0.346, SLG: 0.284										5	0	2	1	0	0	0					
49 Jonathon Niese, L OBP: 0.150, SLG: 0.135										1	1	0	0	1	1	1					
21 Lucas Duda, L OBP: 0.296, SLG: 0.367										0	0	0	0	0	0	0					
39 Bobby Parnell, R ERA: 4.85										0	0	0	0	0	0	0					
46 Manny Acosta, R ERA: 6.23										0	0	0	0	0	0	0					
Inning Stats	R: 1 H: 2 E: 0 K: 1 S: 12	H: 2 LOB: 1 BB: 0 P: 14	R: 0 H: 0 E: 0 K: 0 S: 8	H: 0 LOB: 0 BB: 0 P: 9	R: 2 H: 2 E: 0 K: 1 S: 17	H: 2 LOB: 2 BB: 2 P: 31	R: 1 H: 1 E: 0 K: 1 S: 10	H: 1 LOB: 2 BB: 2 P: 18	R: 3 H: 5 E: 0 K: 1 S: 14	H: 5 LOB: 2 BB: 0 P: 18	R: 0 H: 1 E: 0 K: 1 S: 10	H: 1 LOB: 1 BB: 0 P: 17	R: 4 H: 4 E: 0 K: 0 S: 14	H: 4 LOB: 1 BB: 1 P: 25	R: 0 H: 0 E: 0 K: 1 S: 7	H: 0 LOB: 0 BB: 0 P: 10	1B: 9 2B: 3 3B: 1 HR: 2	SF: 1 SAC: 1 DP: 0 HBP: 0	WP: 0 PB: 0 SB: 1 CS: 0	PA: 44	
PITCHER	IP	WLS	BF	H	R	ER	SO	BB	IBB	HBP	BLK	WP	HR	S	P	ERA	WHIP				
35 Cole Hamels, L ERA: 2.71	4.1	L	25	8	7	7	3	4	0	0	0	0	0	16	24	0.00	1.800				
55 Danys Baez, R ERA: 6.25	1.0		8	4	4	4	0	1	0	0	0	0	1	14	25	36.00	5.000				
48 Drew Carpenter, R ERA: 6.23	1.0		3	0	0	0	1	0	0	0	0	0	0	7	10	0.00	0.000				

Batter	1	2	3	4	5	6	7	8	9	AB	R	H	RBI	BB	SO	LOB	TOP			
1 Emilio Bonifacio, S (1.5) OBP: 0.362, SLG: 0.379	F8		P3		B3-4			20 S 13 SH1-3 20 1B		4	1	1	0	0	0	1				
13 Omar Infante, R (1.4) OBP: 0.301, SLG: 0.311	F8			P5				SH1-3		3	0	1	0	0	0	0				
20 Logan Morrison, L 10 Dewayne Wise, L (1.7) (8.7) OBP: 0.178, SLG: 0.163	G3			G6-3	F8					4	0	1	1	0	0	1				
2 Hanley Ramirez, R (1.6) OBP: 0.347, SLG: 0.395	K					G5-3				4	1	2	0	0	1	0				
15 Gaby Sanchez, R (1.3) OBP: 0.363, SLG: 0.450	K					G6-3		F9		3	1	0	0	1	1	1				
27 Giancarlo Stanton, R (1.9) OBP: 0.330, SLG: 0.525	K					K				4	1	1	2	0	2	0				
24 Mike Cameron, R (1.8) OBP: 0.233, SLG: 0.280			F7							4	0	1	1	0	1	0				
14 John Buck, R (1.2) OBP: 0.304, SLG: 0.373			G6-3		F9					4	0	0	0	0	1	1				
32 Clay Hensley, R 40 Mike Dunn, L 34 Edward Mujica, R 38 Randy Choate, L 46 Juan Carlos Oviedo, R (1.1) (6.1) (7.1) (9.1) (9.1)					P6					1	0	0	0	1	0	0				
Inning Stats	R: 0 E: 0 K: 0 S: 7	H: 0 LOB: 0 BB: 0 P: 8	R: 0 E: 0 K: 3 S: 10	H: 0 LOB: 0 BB: 0 P: 17	R: 0 E: 0 K: 0 S: 7	H: 0 LOB: 1 BB: 1 P: 14	R: 3 E: 0 K: 0 S: 16	H: 3 LOB: 1 BB: 1 P: 26	R: 0 E: 0 K: 1 S: 7	H: 0 LOB: 0 BB: 0 P: 9	R: 0 E: 0 K: 1 S: 6	H: 0 LOB: 0 BB: 0 P: 7	R: 1 E: 0 K: 0 S: 10	H: 3 LOB: 1 BB: 0 P: 14	R: 0 E: 0 K: 1 S: 9	H: 0 LOB: 0 BB: 0 P: 13	1B: 6 2B: 1 3B: 0 HR: 0	SF: 0 SAC: 1 DP: 0 HBP: 0	WP: 0 PB: 0 SB: 2 CS: 0	PA: 35
PITCHER	IP WLS BF H R ER SO BB IBB HBP BLK WP HR S P ERA WHIP																			
38 Chris Capuano, L (1.1) ERA: 4.16	7.2 L 31 7 4 4 5 2 0 0 0 0 0 0 0 67 98 4.70 1.174																			
27 Pedro Beato, R (8.1) ERA: 3.29	0.1 1 0 0 0 0 0 0 0 0 0 0 0 0 2 3 0.00 0.000																			
18 Ryota Igarashi, R (9.1) ERA: 4.05	1.0 3 0 0 0 1 0 0 0 0 0 0 0 0 9 13 0.00 0.000																			

Florida Marlins @ New York Mets
Citi Field, Flushing, NY
Mon Jul 18 2011, 7:13 PM - 10:07 PM EDT
Att: 32,411 - Cloudy - 89 F

AB 32
R 4
H 7
RBI 4
BB 2
SO 6
LOB 4



Batter	1	2	3	4	5	6	7	8	9	AB	R	H	RBI	BB	SO	LOB	BOTTOM			
16 Angel Pagán, S (1.8) OBP: 0.318, SLG: 0.341	G3-1		G4-3			F9		F7		4	0	0	0	0	0	0				
22 Willie Harris, L (1.4) OBP: 0.373, SLG: 0.359										3	0	2	0	1	1	0				
28 Daniel Murphy, L (1.5) OBP: 0.354, SLG: 0.445										4	1	0	0	0	0	3				
12 Scott Hairston, R 6 Nick Evans, R (1.9) (3.3) (3.3) OBP: 0.333, SLG: 0.346										1	0	0	0	0	0	1				
21 Lucas Duda, L (1.3) (3.9) OBP: 0.308, SLG: 0.390										2	0	0	0	2	0	2				
44 Jason Bay, R (1.7) OBP: 0.321, SLG: 0.327										2	0	0	1	1	0	1				
30 Josh Thole, L 9 Ronny Paulino, R (1.2) (7. PH) (8.2) OBP: 0.340, SLG: 0.388										2	0	0	0	0	1	0				
11 Rubén Tejada, R (1.6) OBP: 0.338, SLG: 0.274										3	0	0	0	0	1	0				
38 Chris Capuano, L 27 Pedro Beato, R 20 Jason Pridie, L 18 Ryota Igarashi, R (1.1) (8.1) (6. PH) (9.1) OBP: 0.069, SLG: 0.138 OBP: 0.290, SLG: 0.352 ERA: 1.33										2	0	0	0	0	1	1				
Inning Stats	R: 0 E: 0 K: 0 S: 15	H: 1 LOB: 1 BB: 0 P: 24	R: 0 E: 0 K: 1 S: 6	H: 0 LOB: 0 BB: 1 P: 13	R: 0 E: 0 K: 1 S: 8	H: 0 LOB: 0 BB: 0 P: 12	R: 0 E: 0 K: 1 S: 13	H: 0 LOB: 1 BB: 1 P: 23	R: 0 E: 0 K: 1 S: 8	H: 0 LOB: 0 BB: 0 P: 12	R: 0 E: 0 K: 1 S: 7	H: 0 LOB: 0 BB: 0 P: 11	R: 0 E: 0 K: 2 S: 11	H: 0 LOB: 0 BB: 0 P: 15	R: 1 E: 0 K: 0 S: 15	H: 1 LOB: 2 BB: 2 P: 26	1B: 2 2B: 1 3B: 0 HR: 0	SF: 1 SAC: 0 DP: 2 HBP: 0	WP: 0 PB: 0 SB: 1 CS: 0	PA: 34
PITCHER	IP WLS BF H R ER SO BB IBB HBP BLK WP HR S P ERA WHIP																			
32 Clay Hensley, R (1.1) ERA: 2.7	5.0 W 18 1 0 0 0 3 2 0 0 0 0 0 0 50 84 0.00 0.600																			
40 Mike Dunn, L (6.1) ERA: 3.63	1.2 H 6 1 0 0 1 1 0 0 0 0 0 0 0 12 23 0.00 1.200																			
34 Edward Mujica, R (7.1) ERA: 2.96	1.1 H 4 0 0 0 3 0 0 0 0 0 0 0 0 14 20 0.00 0.000																			
38 Randy Choate, L (9.1) ERA: 1.33	0.1 3 1 1 1 0 0 1 0 0 0 0 0 0 5 11 27.00 6.000																			
46 Juan Carlos Oviedo, R (9.1) ERA: 3.3	0.2 S 3 0 0 0 0 1 0 0 0 0 0 0 0 10 15 0.00 1.500																			

Florida Marlins @ New York Mets
Citi Field, Flushing, NY
Mon Jul 18 2011, 7:13 PM - 10:07 PM EDT
Att: 32,411 - Cloudy - 89 F

AB 28
R 1
H 3
RBI 1
BB 5
SO 7
LOB 12



Batter	1	2	3	4	5	6	7	8	9	AB	R	H	RBI	BB	SO	LOB	TOP								
Ryan Theriot, R OBP: 0.326, SLG: 0.339	F9			F9		G5-3		K		4	0	0	0	0	1	2	St. Louis Cardinals @ New York Mets Citi Field, Flushing, NY Tue Jul 19 2011, 7:11 PM - 9:47 PM EDT Att: 35,448 - Partly Cloudy - 87 F								
19 Jon Jay, L OBP: 0.362, SLG: 0.440	F7			G6-4-3 BB		G6-3		G6-3 1B		3	0	1	0	1	0	0									
5 Albert Pujols, R OBP: 0.348, SLG: 0.502	F8			G6-4-3		P3		G6-3		4	0	0	0	0	0	4									
7 Matt Holliday, R OBP: 0.416, SLG: 0.557		G4-3			G6-3			F9		4	0	0	0	0	0	0									
12 Lance Berkman, S OBP: 0.399, SLG: 0.604		P5				23 1B BB		HR		3	2	1	1	1	0	0									
23 David Freese, R OBP: 0.365, SLG: 0.421		G5-3				26 1B BB		G4-3		4	0	1	0	0	1	0									
4 Yadier Molina, R OBP: 0.319, SLG: 0.396				K		L9		F9		3	0	0	0	0	1	2									
26 Kyle Lohse, R OBP: 0.365, SLG: 0.471 37 Raul Valdes, L 41 Mitchell Boggs, R 33 Daniel Descalso, L 43 Trevor Miller, R 30 Jason Motte, R				G4-3						2	0	1	1	0	0	0									
55 Skip Schumaker, L OBP: 0.309, SLG: 0.351				G1-3						2	0	0	0	0	1	2									
Inning Stats	R: 0 H: 0 E: 0 K: 0 S: 4	H: 0 LOB: 0 BB: 0 P: 5	R: 0 H: 0 E: 0 K: 0 S: 8	H: 0 LOB: 0 BB: 0 P: 11	R: 0 H: 0 E: 0 K: 1 S: 11	H: 0 LOB: 0 BB: 0 P: 15	R: 0 H: 0 E: 0 K: 0 S: 6	H: 0 LOB: 0 BB: 1 P: 10	R: 1 H: 2 E: 0 K: 1 S: 16	H: 2 LOB: 2 BB: 1 P: 24	R: 0 H: 0 E: 0 K: 0 S: 8	H: 0 LOB: 0 BB: 0 P: 11	R: 1 H: 1 E: 0 K: 0 S: 11	H: 1 LOB: 0 BB: 0 P: 20	R: 0 H: 2 E: 0 K: 1 S: 12	H: 2 LOB: 2 BB: 0 P: 16	R: 0 H: 0 E: 0 K: 1 S: 8	H: 0 LOB: 0 BB: 0 P: 11	1B: 4 2B: 0 3B: 0 HR: 1	SF: 0 SAC: 0 DP: 2 HBP: 1	WP: 0 PB: 0 SB: 0 CS: 0	PA: 33			
PITCHER	IP WLS BF H R ER SO BB IBB HBP BLK WP HR S P ERA WHIP	IP WLS BF H R ER SO BB IBB HBP BLK WP HR S P ERA WHIP	IP WLS BF H R ER SO BB IBB HBP BLK WP HR S P ERA WHIP	IP WLS BF H R ER SO BB IBB HBP BLK WP HR S P ERA WHIP	IP WLS BF H R ER SO BB IBB HBP BLK WP HR S P ERA WHIP	IP WLS BF H R ER SO BB IBB HBP BLK WP HR S P ERA WHIP	IP WLS BF H R ER SO BB IBB HBP BLK WP HR S P ERA WHIP	IP WLS BF H R ER SO BB IBB HBP BLK WP HR S P ERA WHIP	IP WLS BF H R ER SO BB IBB HBP BLK WP HR S P ERA WHIP	IP WLS BF H R ER SO BB IBB HBP BLK WP HR S P ERA WHIP	IP WLS BF H R ER SO BB IBB HBP BLK WP HR S P ERA WHIP	IP WLS BF H R ER SO BB IBB HBP BLK WP HR S P ERA WHIP	IP WLS BF H R ER SO BB IBB HBP BLK WP HR S P ERA WHIP	IP WLS BF H R ER SO BB IBB HBP BLK WP HR S P ERA WHIP	IP WLS BF H R ER SO BB IBB HBP BLK WP HR S P ERA WHIP	IP WLS BF H R ER SO BB IBB HBP BLK WP HR S P ERA WHIP	IP WLS BF H R ER SO BB IBB HBP BLK WP HR S P ERA WHIP	IP WLS BF H R ER SO BB IBB HBP BLK WP HR S P ERA WHIP	IP WLS BF H R ER SO BB IBB HBP BLK WP HR S P ERA WHIP	IP WLS BF H R ER SO BB IBB HBP BLK WP HR S P ERA WHIP	IP WLS BF H R ER SO BB IBB HBP BLK WP HR S P ERA WHIP	IP WLS BF H R ER SO BB IBB HBP BLK WP HR S P ERA WHIP	IP WLS BF H R ER SO BB IBB HBP BLK WP HR S P ERA WHIP	IP WLS BF H R ER SO BB IBB HBP BLK WP HR S P ERA WHIP	IP WLS BF H R ER SO BB IBB HBP BLK WP HR S P ERA WHIP

AB	30
R	2
H	5
RBI	2
BB	2
SO	4
LOB	10



Batter	1	2	3	4	5	6	7	8	9	AB	R	H	RBI	BB	SO	LOB	BOTTOM								
7 José Reyes, S OBP: 0.398, SLG: 0.527	F7		L8		2 1B BB	P5		15 1B		5	1	2	0	0	0	0	St. Louis Cardinals @ New York Mets Citi Field, Flushing, NY Tue Jul 19 2011, 7:11 PM - 9:47 PM EDT Att: 35,448 - Partly Cloudy - 87 F								
2 Justin Turner, R OBP: 0.330, SLG: 0.357	F9		G5-3		15 BB BB	15 BB BB		P4		5	2	2	0	0	1	1									
15 Carlos Beltrán, S OBP: 0.389, SLG: 0.523		2B			16 2B BB	28 2B BB		16 FC5-4 1B		3	1	3	0	2	0	0									
28 Daniel Murphy, L OBP: 0.351, SLG: 0.445	F8		G3-1		L6			F9		5	0	1	2	0	0	7									
16 Ángel Pagán, S OBP: 0.316, SLG: 0.343		L7		F7		F9		FC5-4		5	0	1	2	0	0	3									
44 Jason Bay, R OBP: 0.320, SLG: 0.326		9 1B 1B		F9		K		G5-3		4	0	1	0	0	1	2									
21 Lucas Duda, L OBP: 0.314, SLG: 0.389		L8		F9				F7		3	0	1	0	1	0	1									
9 Ronny Paulino, R OBP: 0.351, SLG: 0.406						L4		F9		4	0	3	0	0	0	3									
35 Dillon Gee, R OBP: 0.067, SLG: 0.036 22 Willie Harris, L OBP: 0.370, SLG: 0.356 39 Bobby Parnell, R 45 Jason Istringhausen, R		G5-3		F9		P2		F7		3	0	0	0	0	0	4									
										1	0	0	0	0	0	1									
										0	0	0	0	0	0	0									
										0	0	0	0	0	0	0									
Inning Stats	R: 0 H: 1 E: 0 K: 0 S: 7	H: 2 LOB: 1 BB: 0 P: 10	R: 0 H: 2 E: 0 K: 0 S: 15	H: 2 LOB: 0 BB: 0 P: 23	R: 0 H: 1 E: 0 K: 0 S: 9	H: 1 LOB: 1 BB: 0 P: 15	R: 0 H: 2 E: 0 K: 0 S: 10	H: 2 LOB: 2 BB: 0 P: 16	R: 2 H: 3 E: 0 K: 1 S: 12	H: 3 LOB: 3 BB: 2 P: 25	R: 2 H: 2 E: 0 K: 0 S: 15	H: 2 LOB: 1 BB: 1 P: 22	R: 0 H: 1 E: 0 K: 0 S: 7	H: 1 LOB: 0 BB: 0 P: 12	R: 0 H: 2 E: 0 K: 0 S: 12	H: 2 LOB: 2 BB: 0 P: 19	R: 0 H: 0 E: 0 K: 0 S: 8	H: 0 LOB: 0 BB: 0 P: 11	1B: 9 2B: 5 3B: 0 HR: 0	SF: 0 SAC: 0 DP: 0 HBP: 0	WP: 0 PB: 0 SB: 0 CS: 0	PA: 41			
PITCHER	IP WLS BF H R ER SO BB IBB HBP BLK WP HR S P ERA WHIP	IP WLS BF H R ER SO BB IBB HBP BLK WP HR S P ERA WHIP	IP WLS BF H R ER SO BB IBB HBP BLK WP HR S P ERA WHIP	IP WLS BF H R ER SO BB IBB HBP BLK WP HR S P ERA WHIP	IP WLS BF H R ER SO BB IBB HBP BLK WP HR S P ERA WHIP	IP WLS BF H R ER SO BB IBB HBP BLK WP HR S P ERA WHIP	IP WLS BF H R ER SO BB IBB HBP BLK WP HR S P ERA WHIP	IP WLS BF H R ER SO BB IBB HBP BLK WP HR S P ERA WHIP	IP WLS BF H R ER SO BB IBB HBP BLK WP HR S P ERA WHIP	IP WLS BF H R ER SO BB IBB HBP BLK WP HR S P ERA WHIP	IP WLS BF H R ER SO BB IBB HBP BLK WP HR S P ERA WHIP	IP WLS BF H R ER SO BB IBB HBP BLK WP HR S P ERA WHIP	IP WLS BF H R ER SO BB IBB HBP BLK WP HR S P ERA WHIP	IP WLS BF H R ER SO BB IBB HBP BLK WP HR S P ERA WHIP	IP WLS BF H R ER SO BB IBB HBP BLK WP HR S P ERA WHIP	IP WLS BF H R ER SO BB IBB HBP BLK WP HR S P ERA WHIP	IP WLS BF H R ER SO BB IBB HBP BLK WP HR S P ERA WHIP	IP WLS BF H R ER SO BB IBB HBP BLK WP HR S P ERA WHIP	IP WLS BF H R ER SO BB IBB HBP BLK WP HR S P ERA WHIP	IP WLS BF H R ER SO BB IBB HBP BLK WP HR S P ERA WHIP	IP WLS BF H R ER SO BB IBB HBP BLK WP HR S P ERA WHIP	IP WLS BF H R ER SO BB IBB HBP BLK WP HR S P ERA WHIP	IP WLS BF H R ER SO BB IBB HBP BLK WP HR S P ERA WHIP	IP WLS BF H R ER SO BB IBB HBP BLK WP HR S P ERA WHIP	IP WLS BF H R ER SO BB IBB HBP BLK WP HR S P ERA WHIP


AB	38
R	4
H	14
RBI	4
BB	3
SO	1
LOB	22



Batter	1	2	3	4	5	6	7	8	9	10	AB	R	H	RBI	BB	SO	LOB	TOP		
55 Skip Schumaker, L 48 Tony Cruz, L 62 Lance Lynn, S 30 Jason Motte, R Ryan Theriot, R 59 Fernando Salas, R	SH1-3 7 SF8 2B		G4-3 7 WP 1B		G1-6-3 HBP		G6-3 P3		G1-3 K		2	2	2	0	0	0	0			
19 Jon Jay, L 5 Albert Pujols, R	SH1-3 2-3		G4-3		G1-6-3				K		2	0	0	1	0	0	2			
7 Matt Holliday, R	SF8		12 1B		1B				K		4	2	3	2	0	1	0			
12 Lance Berkman, S	BB		1B		P5				K		4	0	1	1	1	1	2			
23 David Freese, R	G1-3		K		G6-3				G4-3		4	0	0	0	1	1	3			
28 Colby Rasmus, L	K		P6		P5				IBB		4	0	1	0	1	1	1			
13 Gerald Laird, R	G5-3		33 1B		K				FC5-4		5	0	2	1	0	1	2			
33 Daniel Descalso, L	K		G1-6-3		G1-6-3				K		4	0	1	0	0	2	3			
46 Kyle McClellan, R 8 Nick Punto, S	19 WP 19 1B G4-3 1B		G4-3		G4-3				G4-3		2	1	1	0	0	0	0			
Inning Stats	R: 1 E: 0 K: 0 S: 9	H: 1 LOB: 1 BB: 1 P: 14	R: 0 E: 0 K: 2 S: 10	H: 0 LOB: 0 BB: 0 P: 13	R: 3 E: 0 K: 1 S: 16	H: 4 LOB: 1 BB: 0 P: 25	R: 0 E: 0 K: 0 S: 5	H: 1 LOB: 0 BB: 0 P: 8	R: 0 E: 0 K: 1 S: 10	H: 0 LOB: 0 BB: 0 P: 12	R: 0 E: 1 K: 0 S: 8	H: 1 LOB: 1 BB: 0 P: 8	R: 0 E: 0 K: 1 S: 9	H: 0 LOB: 0 BB: 0 P: 11	R: 0 E: 0 K: 2 S: 14	H: 1 LOB: 2 BB: 1 P: 23	1B: 9 2B: 2 3B: 0 HR: 0	SF: 1 SAC: 2 DP: 2 HBP: 1	WP: 2 PB: 0 SB: 0 CS: 0	PA: 43
PITCHER	IP WLS BF H R ER SO BB IBB HBP BLK WP HR S P ERA WHIP	43 R.A. Dickey, R 40 Tim Lincecum, L 27 Pedro Beato, R 39 Bobby Parnell, R 45 Jason Isringhausen, R	6.1 0.1 0.1 1.0 2.0	WLS 27 1 6 8	H 8 0 2 1	R 4 0 1 0	ER 4 0 1 0	SO 4 0 1 3	BB 1 0 0 1	IBB 0 0 0 0	HBP 0 0 0 0	BLK 0 0 0 0	WP 0 0 0 1	HR 0 0 3 9	S 65 1 18 23	P 93 1 3 18 34	ERA 5.68 0.00 0.00 9.00 0.00	WHIP 1.421 0.000 0.000 2.000 1.000		

St. Louis Cardinals @ New York Mets
Citi Field, Flushing, NY
Wed Jul 20 2011, 7:12 PM - 10:25 PM EDT
Att: 30,770 - Cloudy - 78 F


AB 36
R 5
H 11
RBI 5
BB 3
SO 8
LOB 15



Batter	1	2	3	4	5	6	7	8	9	10	AB	R	H	RBI	BB	SO	LOB	BOTTOM				
7 José Reyes, S	P5		P4		FC4-6 15 HR		F7		F7		5	1	0	0	0	0	3					
2 Justin Turner, R	G3		FC5-4		K		G4-3		G4-3		5	0	1	0	0	1	3					
15 Carlos Beltrán, S	F8		G3		HR		IBB		G4-6-3		4	1	1	2	1	0	2					
28 Daniel Murphy, L	F8		G1-3		G1-3		G5-3		P5		5	0	1	0	0	0	2					
16 Angel Pagan, S	G1-3		F8		F7		F7		HR		5	2	2	1	0	0	1					
44 Jason Bay, R 22 Willie Harris, L	G6-3		K		F8		F8		G5-3		1	0	0	0	0	0	0					
21 Lucas Duda, L	30 2B		30 FC6-4		BB		BB		G3-1		2	1	1	0	2	0	1					
30 Josh Thole, L	43 1B		43 FC6-4		FC6-4		G6-3		G6-3		4	1	2	2	0	0	3					
43 R.A. Dickey, R 40 Tim Lincecum, L 27 Pedro Beato, R 20 Jason Pridie, L 39 Bobby Parnell, R 12 Scott Hairston, R 45 Jason Isringhausen, R	2 FC5-4		2 FC4-6		7 FC4-6		BB		L4		2	0	2	1	0	0	0					
Inning Stats	R: 0 E: 0 K: 0 S: 7	H: 0 LOB: 0 BB: 0 P: 13	R: 0 E: 0 K: 0 S: 5	H: 0 LOB: 0 BB: 0 P: 8	R: 2 E: 0 K: 0 S: 14	H: 3 LOB: 1 BB: 0 P: 24	R: 0 E: 0 K: 1 S: 11	H: 1 LOB: 2 BB: 1 P: 18	R: 2 E: 0 K: 1 S: 13	H: 2 LOB: 0 BB: 0 P: 20	R: 0 E: 0 K: 0 S: 6	H: 0 LOB: 2 BB: 2 P: 15	R: 1 E: 0 K: 0 S: 16	H: 1 LOB: 1 BB: 0 P: 26	R: 0 E: 0 K: 0 S: 8	H: 1 LOB: 0 BB: 0 P: 11	R: 1 E: 0 K: 0 S: 2	H: 1 LOB: 0 BB: 0 P: 4	1B: 6 2B: 2 3B: 0 HR: 2	SF: 0 SAC: 0 DP: 0 HBP: 0	WP: 0 PB: 0 SB: 1 CS: 0	PA: 41
PITCHER	IP WLS BF H R ER SO BB IBB HBP BLK WP HR S P ERA WHIP	46 Kyle McClellan, R 62 Lance Lynn, R 30 Jason Motte, R 59 Fernando Salas, R	6.0 1.2 0.1 1.1	WLS 26 B L	H 6 1 2	R 4 1 1	ER 4 0 1	SO 2 1 0	BB 2 0 0	IBB 0 0 0	HBP 0 0 0	BLK 0 0 0	WP 0 0 0	HR 0 0 7	S 54 15 9	P 96 32 7	ERA 6.00 5.40 0.00 6.75	WHIP 1.333 1.200 3.000 1.500				

St. Louis Cardinals @ New York Mets
Citi Field, Flushing, NY
Wed Jul 20 2011, 7:12 PM - 10:25 PM EDT
Att: 30,770 - Cloudy - 78 F

AB 37
R 6
H 10
RBI 6
BB 4
SO 2
LOB 18



Batter	1	2	3	4	5	6	7	8	9	AB	R	H	RBI	BB	SO	LOB	TOP				
8 Nick Punto, S OBP: 0.330, SLG: 0.371 (1, 4)										5	1	0	0	0	3	3					
19 Jon Jay, L OBP: 0.362, SLG: 0.441 (1, 8)										4	1	2	1	0	0	0					
5 Albert Pujols, R OBP: 0.345, SLG: 0.505 (1, 3)										4	1	1	2	0	0	1					
7 Matt Holliday, R OBP: 0.413, SLG: 0.556 (1, 7)										4	0	0	0	0	3	1					
12 Lance Berkman, S OBP: 0.398, SLG: 0.595 41 Mitchell Boggs, R (9, 1)										4	0	1	0	0	0	0					
23 David Freese, R OBP: 0.351, SLG: 0.399 (1, 5)										4	0	0	0	0	0	1					
4 Yadier Molina, R OBP: 0.318, SLG: 0.394 (1, 2)										4	1	1	0	0	1	0					
33 Daniel Descalso, L OBP: 0.329, SLG: 0.369 (1, 6)										3	1	1	0	1	1	0					
35 Jake Westbrook, R OBP: 0.167, SLG: 0.179 55 Skip Schumaker, L (9, PH)										2	1	0	0	1	1	0					
55 Skip Schumaker, L OBP: 0.322, SLG: 0.366 (9, 9)										1	0	1	1	0	0						
Inning Stats	R: 2 E: 0 K: 2 S: 16	H: 2 LOB: 0 BB: 0 P: 22	R: 0 E: 0 K: 1 S: 9	H: 0 LOB: 0 BB: 0 P: 12	R: 0 E: 0 K: 2 S: 8	H: 1 LOB: 1 BB: 0 P: 12	R: 3 E: 2 K: 1 S: 17	H: 2 LOB: 1 BB: 1 P: 24	R: 0 E: 0 K: 0 S: 3	H: 0 LOB: 0 BB: 0 P: 6	R: 0 E: 0 K: 1 S: 6	H: 0 LOB: 0 BB: 0 P: 7	R: 0 E: 0 K: 0 S: 11	H: 0 LOB: 0 BB: 0 P: 14	R: 1 E: 0 K: 1 S: 15	H: 2 LOB: 2 BB: 1 P: 22	1B: 4 2B: 2 3B: 0 HR: 1	SF: 0 SAC: 0 DP: 0 HBP: 0	WP: 0 PB: 0 SB: 1 CS: 0	PA: 37	
PITCHER	IP WLS BF H R ER SO BB IBB HBP BLK WP HR S P ERA WHIP	IP WLS BF H R ER SO BB IBB HBP BLK WP HR S P ERA WHIP	IP WLS BF H R ER SO BB IBB HBP BLK WP HR S P ERA WHIP	IP WLS BF H R ER SO BB IBB HBP BLK WP HR S P ERA WHIP	IP WLS BF H R ER SO BB IBB HBP BLK WP HR S P ERA WHIP	IP WLS BF H R ER SO BB IBB HBP BLK WP HR S P ERA WHIP	IP WLS BF H R ER SO BB IBB HBP BLK WP HR S P ERA WHIP	IP WLS BF H R ER SO BB IBB HBP BLK WP HR S P ERA WHIP	IP WLS BF H R ER SO BB IBB HBP BLK WP HR S P ERA WHIP	IP WLS BF H R ER SO BB IBB HBP BLK WP HR S P ERA WHIP	IP WLS BF H R ER SO BB IBB HBP BLK WP HR S P ERA WHIP	IP WLS BF H R ER SO BB IBB HBP BLK WP HR S P ERA WHIP	IP WLS BF H R ER SO BB IBB HBP BLK WP HR S P ERA WHIP	IP WLS BF H R ER SO BB IBB HBP BLK WP HR S P ERA WHIP	IP WLS BF H R ER SO BB IBB HBP BLK WP HR S P ERA WHIP	IP WLS BF H R ER SO BB IBB HBP BLK WP HR S P ERA WHIP	IP WLS BF H R ER SO BB IBB HBP BLK WP HR S P ERA WHIP	IP WLS BF H R ER SO BB IBB HBP BLK WP HR S P ERA WHIP	IP WLS BF H R ER SO BB IBB HBP BLK WP HR S P ERA WHIP	IP WLS BF H R ER SO BB IBB HBP BLK WP HR S P ERA WHIP	IP WLS BF H R ER SO BB IBB HBP BLK WP HR S P ERA WHIP

St. Louis Cardinals @ New York Mets
Citi Field, Flushing, NY
Thu Jul 21 2011, 12:13 PM - 2:21 PM EDT
Att: 37,416 - Sunny - 90 F

AB 35
R 6
H 7
RBI 4
BB 2
SO 9
LOB 6



Batter	1	2	3	4	5	6	7	8	9	AB	R	H	RBI	BB	SO	LOB	BOTTOM					
7 José Reyes, S OBP: 0.392, SLG: 0.522 (1, 6)										4	1	1	0	0	1	0						
2 Justin Turner, R OBP: 0.326, SLG: 0.353 (1, 4)										4	0	1	1	0	0	0						
15 Carlos Beltrán, S OBP: 0.387, SLG: 0.524 (1, 9)										3	0	0	0	1	1	1						
28 Daniel Murphy, L OBP: 0.345, SLG: 0.439 (1, 5)										4	0	0	0	0	0	2						
16 Ángel Pagán, S OBP: 0.314, SLG: 0.351 (1, 8)										3	0	0	0	0	1	0						
21 Lucas Duda, L OBP: 0.336, SLG: 0.407 (1, 3)										3	1	2	0	0	0	0						
9 Ronny Paulino, R OBP: 0.344, SLG: 0.397 (1, 2)										3	0	0	0	0	0	2						
20 Jason Pridie, L OBP: 0.296, SLG: 0.352 (1, 7)										3	0	1	1	0	0	0						
49 Jonathon Niese, L OBP: 0.146, SLG: 0.132 6 Nick Evans, R (6, PH)										1	0	0	0	0	0	0						
77 D.J. Carrasco, R (7, 1)										1	0	0	0	0	0	0						
12 Scott Hairston, R OBP: 0.330, SLG: 0.505 46 Manny Acosta, R (9, 1)										0	0	0	0	0	0	0						
12 Scott Hairston, R OBP: 0.330, SLG: 0.505 46 Manny Acosta, R (9, 1)										0	0	0	0	0	0	0						
Inning Stats	R: 0 E: 0 K: 1 S: 8	H: 0 LOB: 0 BB: 0 P: 13	R: 0 E: 0 K: 0 S: 4	H: 0 LOB: 0 BB: 0 P: 7	R: 0 E: 0 K: 0 S: 6	H: 0 LOB: 0 BB: 0 P: 10	R: 1 E: 0 K: 0 S: 5	H: 1 LOB: 0 BB: 1 P: 13	R: 0 E: 0 K: 0 S: 8	H: 1 LOB: 0 BB: 0 P: 12	R: 0 E: 0 K: 0 S: 6	H: 0 LOB: 0 BB: 0 P: 8	R: 0 E: 0 K: 0 S: 7	H: 0 LOB: 0 BB: 0 P: 10	R: 1 E: 0 K: 2 S: 11	H: 2 LOB: 1 BB: 0 P: 17	R: 0 E: 0 K: 1 S: 11	H: 1 LOB: 1 BB: 0 P: 15	1B: 3 2B: 1 3B: 1 HR: 0	SF: 0 SAC: 0 DP: 2 HBP: 0	WP: 0 PB: 0 SB: 0 CS: 0	PA: 31
PITCHER	IP WLS BF H R ER SO BB IBB HBP BLK WP HR S P ERA WHIP	IP WLS BF H R ER SO BB IBB HBP BLK WP HR S P ERA WHIP	IP WLS BF H R ER SO BB IBB HBP BLK WP HR S P ERA WHIP	IP WLS BF H R ER SO BB IBB HBP BLK WP HR S P ERA WHIP	IP WLS BF H R ER SO BB IBB HBP BLK WP HR S P ERA WHIP	IP WLS BF H R ER SO BB IBB HBP BLK WP HR S P ERA WHIP	IP WLS BF H R ER SO BB IBB HBP BLK WP HR S P ERA WHIP	IP WLS BF H R ER SO BB IBB HBP BLK WP HR S P ERA WHIP	IP WLS BF H R ER SO BB IBB HBP BLK WP HR S P ERA WHIP	IP WLS BF H R ER SO BB IBB HBP BLK WP HR S P ERA WHIP	IP WLS BF H R ER SO BB IBB HBP BLK WP HR S P ERA WHIP	IP WLS BF H R ER SO BB IBB HBP BLK WP HR S P ERA WHIP	IP WLS BF H R ER SO BB IBB HBP BLK WP HR S P ERA WHIP	IP WLS BF H R ER SO BB IBB HBP BLK WP HR S P ERA WHIP	IP WLS BF H R ER SO BB IBB HBP BLK WP HR S P ERA WHIP	IP WLS BF H R ER SO BB IBB HBP BLK WP HR S P ERA WHIP	IP WLS BF H R ER SO BB IBB HBP BLK WP HR S P ERA WHIP	IP WLS BF H R ER SO BB IBB HBP BLK WP HR S P ERA WHIP	IP WLS BF H R ER SO BB IBB HBP BLK WP HR S P ERA WHIP	IP WLS BF H R ER SO BB IBB HBP BLK WP HR S P ERA WHIP	IP WLS BF H R ER SO BB IBB HBP BLK WP HR S P ERA WHIP	IP WLS BF H R ER SO BB IBB HBP BLK WP HR S P ERA WHIP

St. Louis Cardinals @ New York Mets
Citi Field, Flushing, NY
Thu Jul 21 2011, 12:13 PM - 2:21 PM EDT
Att: 37,416 - Sunny - 90 F

AB 30
R 2
H 5
RBI 2
BB 1
SO 4
LOB 6



Batter	1	2	3	4	5	6	7	8	9	AB	R	H	RBI	BB	SO	LOB	TOP					
7 José Reyes, S OBP: 0.391, SLG: 0.522	G4-3	G4-3		15 1B		2 G3	P5		G4-3	6	1	2	0	0	0	3	New York Mets @ Florida Marlins Sun Life Stadium, Miami, FL Fri Jul 22 2011, 7:10 PM - 10:44 PM EDT Att: 21,304 - Partly Cloudy - 89 F					
2 Justin Turner, R OBP: 0.330, SLG: 0.351	5 2B	15 G3-1		15 1B	FC5	G3		5 2B	K	4	2	1	0	2	1	2						
15 Carlos Beltrán, S OBP: 0.388, SLG: 0.520	5 2B	28 1B		28 1B	G3-1	K		F8		4	1	1	1	1	1	4						
5 David Wright, R OBP: 0.339, SLG: 0.417	28 1B	16 SF8		28 1B	K	F9		28 2B		5	2	2	2	0	2	5						
28 Daniel Murphy, L OBP: 0.349, SLG: 0.442	21 1B			P6	F8			16 9 SF8	16 1B	4	1	2	2	1	0	2						
16 Angel Pagan, S OBP: 0.316, SLG: 0.351	SF8			K		G4-3		E1 9 SF8	1B	3	0	1	1	1	1	0						
21 Lucas Duda, L OBP: 0.327, SLG: 0.500				K		G4-3			IBB	3	0	2	0	1	0	0						
45 Jason Istringhausen, R OBP: 0.327, SLG: 0.500				K		G4-3			K	1	0	0	0	0	1	2						
9 Ronny Paulino, R OBP: 0.340, SLG: 0.393	G4-3			F8				SF8	G4-3	4	0	1	1	0	0	5						
34 Mike Pelfrey, R OBP: 0.286, SLG: 0.261				15 G3-1	7 G4-3			K		2	0	0	0	1	2	1						
22 Willie Harris, L OBP: 0.291, SLG: 0.346									F9	1	0	0	0	0	1	2						
27 Pedro Beato, R ERA: 3.46										0	0	0	0	0	0	0						
40 Tim Byrdak, L ERA: 5.6										0	0	0	0	0	0	0						
39 Bobby Parnell, R ERA: 2.79										0	0	0	0	0	0	0						
20 Jason Pridie, L OBP: 0.294, SLG: 0.349										1	0	0	0	0	0	0						
Inning Stats	R: 3 E: 0 K: 0 S: 14	H: 4 LOB: 2 BB: 1 P: 28	R: 0 E: 0 K: 1 S: 11	H: 0 LOB: 2 BB: 2 P: 24	R: 0 E: 0 K: 1 S: 13	H: 1 LOB: 1 BB: 0 P: 21	R: 1 E: 1 K: 1 S: 13	H: 2 LOB: 2 BB: 0 P: 17	R: 0 E: 0 K: 2 S: 9	H: 1 LOB: 1 BB: 0 P: 16	R: 0 E: 0 K: 2 S: 9	H: 1 LOB: 2 BB: 2 P: 19	R: 1 E: 0 K: 1 S: 10	H: 1 LOB: 2 BB: 2 P: 19	R: 2 E: 0 K: 1 S: 20	H: 2 LOB: 2 BB: 2 P: 36	R: 0 E: 0 K: 1 S: 6	H: 0 LOB: 0 BB: 0 P: 11	1B: 8 2B: 4 3B: 0 HR: 0	SF: 2 2B: 4 3B: 0 DP: 0 HBP: 0	WP: 0 PB: 0 CS: 0	PA: 47
PITCHER	IP WLS BF H R ER SO BB IBB HBP BLK WP HR S P ERA WHIP																					
41 Chris Volstad, R ERA: 5.88	5.0		27	8	4	3	4	3	0	0	0	0	0	0	61	106	5.40	2.200				
31 Steve Cishek, R ERA: 2.39	1.0		7	2	1	1	2	1	1	0	0	0	0	12	29	9.00	3.000					
34 Edward Mujica, R ERA: 3.14	1.1	L	6	1	2	2	2	1	0	0	0	0	0	19	27	13.50	1.500					
38 Randy Choate, L ERA: 1.33	0.0		2	1	0	0	0	0	1	0	0	0	0	1	5	∞	∞					
44 Brian Sanches, R ERA: 3.78	1.2		5	0	0	0	2	0	0	0	0	0	0	13	22	0.00	0.000					

Batter	1	2	3	4	5	6	7	8	9	AB	R	H	RBI	BB	SO	LOB	BOTTOM					
1 Emilio Bonifacio, S OBP: 0.369, SLG: 0.376	13 F8		13 1B			K		13 BB	K	3	2	1	0	2	2	2	New York Mets @ Florida Marlins Sun Life Stadium, Miami, FL Fri Jul 22 2011, 7:10 PM - 10:44 PM EDT Att: 21,304 - Partly Cloudy - 89 F					
13 Omar Infante, R OBP: 0.303, SLG: 0.317	F8		20 G4-3		20 G4-3	1B		2 FC4-6	BB	4	0	2	0	1	0	1						
20 Logan Morrison, L OBP: 0.322, SLG: 0.457	G3		G4-3		G6-3			SF8		4	0	0	2	0	1	2						
2 Hanley Ramirez, R OBP: 0.337, SLG: 0.390	G6-3		15 G6-3		BB			K	FC4-6	3	0	0	0	1	1	2						
15 Gaby Sanchez, R OBP: 0.365, SLG: 0.457	P5		G6-3		HR			E5 24 FC3-5	27 BB	4	1	1	1	0	0	2						
27 Giancarlo Stanton, R OBP: 0.332, SLG: 0.522	HR		11 G4-6-3		BB			G5-3		2	2	1	1	2	0	0						
11 Bryan Petersen, L ERA: 4.73	G3				G4-6-3			G4-3		3	0	0	0	0	0	1						
38 Randy Choate, L ERA: 1.33								G4-3		0	0	0	0	0	0	0						
44 Brian Sanches, R OBP: 0.200, SLG: 0.200								29 1B	FC3-5	1	0	0	0	0	0	0						
24 Mike Cameron, R OBP: 0.236, SLG: 0.268								24 1B	BB	1	0	0	0	0	0	2						
10 Dewayne Wise, L OBP: 0.188, SLG: 0.196										1	0	0	0	0	0	0						
14 John Buck, R OBP: 0.306, SLG: 0.368										2	0	1	0	1	0	0						
9 Brett Hayes, R OBP: 0.331, SLG: 0.464										1	1	0	0	0	0	2						
41 Chris Volstad, R OBP: 0.194, SLG: 0.194										1	0	0	0	0	1	1						
18 Wes Helms, R OBP: 0.275, SLG: 0.253										1	0	0	0	0	0	0						
31 Steve Cishek, R ERA: 2.39										0	0	0	0	0	0	0						
34 Edward Mujica, R ERA: 3.14										0	0	0	0	0	0	0						
29 Greg Dobbs, L OBP: 0.343, SLG: 0.401										2	0	1	1	0	0	1						
Inning Stats	R: 1 E: 0 K: 0 S: 10	H: 1 LOB: 0 BB: 0 P: 12	R: 1 E: 0 K: 1 S: 19	H: 1 LOB: 1 BB: 1 P: 33	R: 1 E: 0 K: 0 S: 12	H: 1 LOB: 1 BB: 2 P: 24	R: 0 E: 0 K: 0 S: 4	H: 0 LOB: 0 BB: 1 P: 8	R: 0 E: 0 K: 1 S: 15	H: 1 LOB: 1 BB: 0 P: 24	R: 1 E: 0 K: 1 S: 10	H: 1 LOB: 2 BB: 0 P: 14	R: 1 E: 0 K: 1 S: 11	H: 1 LOB: 2 BB: 2 P: 22	R: 1 E: 0 K: 1 S: 12	H: 1 LOB: 2 BB: 1 P: 23	R: 0 E: 0 K: 1 S: 7	H: 0 LOB: 0 BB: 0 P: 13	1B: 5 2B: 0 3B: 0 HR: 2	SF: 1 2B: 0 3B: 0 DP: 2 HBP: 0	WP: 1 PB: 0 CS: 0	PA: 40
PITCHER	IP WLS BF H R ER SO BB IBB HBP BLK WP HR S P ERA WHIP																					
34 Mike Pelfrey, R ERA: 2.67	6.0		25	4	4	4	3	4	0	0	0	0	0	1	0	6	15	27.00	9.000			
27 Pedro Beato, R ERA: 3.46	0.1	H	4	1	1	1	0	2	0	0	0	0	0	2	2	0.00	0.000					
40 Tim Byrdak, L ERA: 5.6	0.1	B	1	0	0	0	0	0	0	0	0	0	0	2	2	0.00	0.000					
39 Bobby Parnell, R ERA: 2.79	1.1	W	7	1	1	1	0	1	0	0	0	0	0	15	28	0.00	1.500					
45 Jason Istringhausen, R ERA: 2.67	1.0	S	3	0	0	0	1	0	0	0	0	0	0	7	13	0.00	0.000					

Batter	1	2	3	4	5	6	7	8	9	AB	R	H	RBI	BB	SO	LOB	TOP							
7 José Reyes, S OBP: 0.394, SLG: 0.531	F7		G4-3														5	3	3	1	0	0	0	
2 Justin Turner, R OBP: 0.338, SLG: 0.365	2B		2B																					
15 Carlos Beltrán, S OBP: 0.393, SLG: 0.520	BB		BB																					
5 David Wright, R OBP: 0.335, SLG: 0.410	F8		F9																					
28 Daniel Murphy, L OBP: 0.345, SLG: 0.437	F8																							
16 Angel Pagán, S OBP: 0.311, SLG: 0.346		F9																						
44 Jason Bay, R OBP: 0.315, SLG: 0.319		F9																						
30 Josh Thole, L OBP: 0.342, SLG: 0.322																								
9 Ronny Paulino, R OBP: 0.338, SLG: 0.391																								
38 Chris Capuano, L OBP: 0.065, SLG: 0.129																								
22 Willie Harris, L OBP: 0.358, SLG: 0.343																								
77 D.J. Carrasco, R																								
18 Ryota Igarashi, R																								
21 Lucas Duda, L OBP: 0.353, SLG: 0.444																								
Inning Stats	R: 0 E: 0 K: 0 S: 10	H: 1 LOB: 2 BB: 1 P: 19	R: 0 E: 0 K: 0 S: 7	H: 0 LOB: 0 BB: 0 P: 11	R: 0 E: 0 K: 0 S: 10	H: 1 LOB: 2 BB: 1 P: 20	R: 0 E: 0 K: 0 S: 4	H: 0 LOB: 0 BB: 0 P: 8	R: 2 E: 0 K: 2 S: 15	H: 2 LOB: 2 BB: 2 P: 28	R: 0 E: 0 K: 1 S: 5	H: 0 LOB: 0 BB: 0 P: 7	R: 1 E: 0 K: 1 S: 21	H: 3 LOB: 2 BB: 0 P: 32	R: 0 E: 0 K: 3 S: 9	H: 0 LOB: 0 BB: 0 P: 13	R: 2 E: 0 K: 0 S: 10	H: 2 LOB: 0 BB: 0 P: 15	1B: 5 2B: 2 3B: 0 HR: 2	SF: 0 SAC: 0 DP: 0 HBP: 0	WP: 0 PB: 0 SB: 1 CS: 0	PA: 40		
PITCHER	IP WLS BF H R ER SO BB IBB HBP BLK WP HR S P ERA WHIP	5.0 23 4 2 2 2 4 0 0 0 0 0 46 86 3.60 1.600	1.2 8 3 1 1 2 0 0 0 0 0 0 22 34 5.40 1.800	1.1 4 0 0 0 3 0 0 0 0 0 0 13 18 0.00 0.000	1.0 5 2 2 2 0 0 0 0 0 0 2 10 15 18.00 2.000																			

New York Mets @ Florida Marlins
Sun Life Stadium, Miami, FL
Sat Jul 23 2011, 7:11 PM - 10:10 PM EDT
Att: 26,345 - Clear - 90 F

AB 36
R 5
H 9
RBI 5
BB 4
SO 7
LOB 12



Batter	1	2	3	4	5	6	7	8	9	AB	R	H	RBI	BB	SO	LOB	BOTTOM							
1 Emilio Bonifacio, S OBP: 0.371, SLG: 0.378	K		K														4	2	2	0	0	2	0	
13 Omar Infante, R OBP: 0.305, SLG: 0.324	K		F8																					
15 Gaby Sanchez, R OBP: 0.368, SLG: 0.479	K																							
2 Hanley Ramirez, R OBP: 0.336, SLG: 0.386																								
27 Giancarlo Stanton, R OBP: 0.331, SLG: 0.518																								
20 Logan Morrison, L OBP: 0.325, SLG: 0.467																								
46 Juan Carlos Oviedo, R OBP: 0.204, SLG: 0.213																								
24 Mike Cameron, R OBP: 0.238, SLG: 0.264																								
40 Mike Dunn, L																								
10 Dewayne Wise, L OBP: 0.204, SLG: 0.213																								
14 John Buck, R OBP: 0.305, SLG: 0.367																								
32 Clay Hensley, R																								
18 Wes Helms, R OBP: 0.273, SLG: 0.250																								
31 Burke Badenhop, R OBP: 0.750, SLG: 1.000																								
11 Bryan Petersen, L OBP: 0.277, SLG: 0.286																								
Inning Stats	R: 0 E: 0 K: 3 S: 10	H: 0 LOB: 0 BB: 0 P: 11	R: 0 E: 0 K: 0 S: 9	H: 1 LOB: 2 BB: 2 P: 18	R: 0 E: 0 K: 2 S: 10	H: 0 LOB: 0 BB: 0 P: 15	R: 0 E: 0 K: 0 S: 11	H: 1 LOB: 1 BB: 0 P: 13	R: 0 E: 0 K: 0 S: 7	H: 0 LOB: 0 BB: 1 P: 12	R: 4 E: 0 K: 1 S: 13	H: 4 LOB: 0 BB: 0 P: 21	R: 3 E: 1 K: 3 S: 21	H: 3 LOB: 0 BB: 0 P: 33	R: 1 E: 0 K: 0 S: 10	H: 2 LOB: 1 BB: 0 P: 16	1B: 6 2B: 1 3B: 1 HR: 3	SF: 0 SAC: 0 DP: 1 HBP: 0	WP: 0 PB: 0 SB: 2 CS: 1	PA: 36				
PITCHER	IP WLS BF H R ER SO BB IBB HBP BLK WP HR S P ERA WHIP	6.0 L 25 6 4 4 6 3 0 0 0 0 0 1 21 33 27.00 3.000	1.0 6 3 3 3 3 0 0 0 0 0 0 10 16 9.00 2.000																					

New York Mets @ Florida Marlins
Sun Life Stadium, Miami, FL
Sat Jul 23 2011, 7:11 PM - 10:10 PM EDT
Att: 26,345 - Clear - 90 F


AB 33
R 8
H 11
RBI 7
BB 3
SO 9
LOB 10




Batter	1	2	3	4	5	6	7	8	9	AB	R	H	RBI	BB	SO	LOB	TOP				
7 José Reyes, S OBP: 0.394, SLG: 0.529										5	1	2	0	0	2	0	New York Mets @ Florida Marlins Sun Life Stadium, Miami, FL Sun Jul 24 2011, 1:10 PM - 3:57 PM EDT Att: 20,416 - Partly Cloudy - 92 F				
2 Justin Turner, R OBP: 0.336, SLG: 0.362										5	0	1	0	0	3	2					
15 Carlos Beltrán, S OBP: 0.391, SLG: 0.519										3	1	1	1	0	0	2					
5 David Wright, R OBP: 0.344, SLG: 0.444										4	2	3	2	0	1	1					
28 Daniel Murphy, L OBP: 0.348, SLG: 0.439										3	0	2	0	0	0	0					
16 Angel Pagan, S OBP: 0.309, SLG: 0.343										2	0	0	0	0	0	3					
20 Jason Bay, R OBP: 0.314, SLG: 0.318										4	0	1	1	0	1	2					
30 Josh Thole, L OBP: 0.336, SLG: 0.316										4	0	0	0	0	1	2					
35 Dillon Gee, R OBP: 0.094, SLG: 0.067										2	0	1	0	0	1	0					
21 Lucas Duda, L OBP: 0.351, SLG: 0.441										1	0	0	0	0	1	2					
46 Manny Acosta, R OBP: 0.299, SLG: 0.362										0	0	0	0	0	0	0					
39 Bobby Parnell, R OBP: 0.356, SLG: 0.341										1	0	0	0	0	0	0					
22 Willie Harris, L OBP: 0.347										1	0	0	0	0	0	0					
Inning Stats	R: 1 E: 0 K: 1 S: 15	H: 3 LOB: 2 BB: 0 P: 20	R: 0 E: 0 K: 1 S: 8	H: 0 LOB: 0 BB: 0 P: 14	R: 0 E: 0 K: 2 S: 10	H: 1 LOB: 1 BB: 0 P: 10	R: 0 E: 0 K: 1 S: 7	H: 2 LOB: 2 BB: 0 P: 18	R: 1 E: 0 K: 2 S: 13	H: 3 LOB: 2 BB: 0 P: 19	R: 2 E: 0 K: 0 S: 11	H: 2 LOB: 0 BB: 0 P: 17	R: 0 E: 0 K: 0 S: 4	H: 1 LOB: 0 BB: 0 P: 7	R: 0 E: 0 K: 2 S: 9	H: 0 LOB: 0 BB: 0 P: 15	1B: 9 2B: 3 3B: 0 HR: 1	SF: 1 SAC: 2 DP: 1 HBP: 0	WP: 0 PB: 0 CS: 0	PA: 38	
PITCHER	IP: 7.0 ERA: 3.8 W: 0.2 L: 0.1 S: 1.0	WLS: 32 BF: 11 R: 4 ER: 4 SO: 8	H: 11 R: 4 ER: 4 SO: 8	ER: 4 SO: 8	BB: 0 IBB: 0 HBP: 0 BLK: 0	WP: 0 HR: 1 S: 76 P: 112	ERA: 5.14 WHIP: 1.571	IP: 7.0 ERA: 3.8 W: 0.2 L: 0.1 S: 1.0	WLS: 32 BF: 11 R: 4 ER: 4 SO: 8	H: 11 R: 4 ER: 4 SO: 8	ER: 4 SO: 8	BB: 0 IBB: 0 HBP: 0 BLK: 0	WP: 0 HR: 1 S: 76 P: 112	ERA: 5.14 WHIP: 1.571	IP: 7.0 ERA: 3.8 W: 0.2 L: 0.1 S: 1.0	WLS: 32 BF: 11 R: 4 ER: 4 SO: 8	H: 11 R: 4 ER: 4 SO: 8	ER: 4 SO: 8	BB: 0 IBB: 0 HBP: 0 BLK: 0	WP: 0 HR: 1 S: 76 P: 112	ERA: 5.14 WHIP: 1.571

Batter	1	2	3	4	5	6	7	8	9	AB	R	H	RBI	BB	SO	LOB	BOTTOM				
1 Emilio Bonifácio, S OBP: 0.371, SLG: 0.378										5	1	2	1	0	1	3	New York Mets @ Florida Marlins Sun Life Stadium, Miami, FL Sun Jul 24 2011, 1:10 PM - 3:57 PM EDT Att: 20,416 - Partly Cloudy - 92 F				
13 Omar Infante, R OBP: 0.307, SLG: 0.324										3	0	1	0	1	1	1					
15 Gaby Sanchez, R OBP: 0.367, SLG: 0.475										3	0	0	0	1	0	5					
2 Hanley Ramirez, R OBP: 0.338, SLG: 0.386										3	0	1	1	1	0	1					
20 Logan Morrison, L OBP: 0.327, SLG: 0.477										4	1	2	1	0	0	3					
10 Dewayne Wise, L OBP: 0.204, SLG: 0.213										0	0	0	0	0	0	0					
27 Giancarlo Stanton, R OBP: 0.332, SLG: 0.503										4	2	2	1	0	1	3					
11 Bryan Petersen, L OBP: 0.280, SLG: 0.273										2	0	0	0	0	1	1					
9 Brett Hayes, R OBP: 0.303, SLG: 0.458										3	1	1	0	0	1	1					
25 Greg Dobbs, L OBP: 0.341, SLG: 0.399										1	0	0	0	0	0	1					
46 Juan Carlos Oviedo, R ERA: 5.63										0	0	0	0	0	0	0					
19 Anibal Sánchez, R OBP: 0.244, SLG: 0.184										2	0	0	0	0	2	2					
31 Steve Cishek, R ERA: 5.63										0	0	0	0	0	0	0					
38 Randy Choate, L OBP: 0.307, SLG: 0.372										1	0	1	1	0	0	0					
14 John Buck, R OBP: 0.307, SLG: 0.372										1	0	1	1	0	0	0					
Inning Stats	R: 1 E: 0 K: 0 S: 11	H: 2 LOB: 1 BB: 0 P: 19	R: 2 E: 0 K: 0 S: 10	H: 3 LOB: 1 BB: 0 P: 17	R: 0 E: 0 K: 0 S: 12	H: 1 LOB: 3 BB: 1 P: 18	R: 0 E: 0 K: 1 S: 13	H: 0 LOB: 0 BB: 1 P: 27	R: 0 E: 0 K: 2 S: 8	H: 0 LOB: 0 BB: 1 P: 15	R: 0 E: 0 K: 1 S: 9	H: 0 LOB: 0 BB: 0 P: 12	R: 0 E: 0 K: 1 S: 7	H: 0 LOB: 0 BB: 0 P: 11	R: 2 E: 0 K: 1 S: 15	H: 3 LOB: 1 BB: 0 P: 22	1B: 7 2B: 1 3B: 0 HR: 2	SF: 0 SAC: 2 DP: 1 HBP: 1	WP: 0 PB: 0 CS: 1	PA: 37	
PITCHER	IP: 5.0 ERA: 3.75	WLS: 25 BF: 6 R: 0 ER: 0 SO: 3	H: 7 R: 3 ER: 3 SO: 3	ER: 3 SO: 3	BB: 3 IBB: 0 HBP: 0 BLK: 0	WP: 0 HR: 1 S: 16 P: 23	ERA: 0.00 WHIP: 0.000	IP: 5.0 ERA: 3.75	WLS: 25 BF: 6 R: 0 ER: 0 SO: 3	H: 7 R: 3 ER: 3 SO: 3	ER: 3 SO: 3	BB: 3 IBB: 0 HBP: 0 BLK: 0	WP: 0 HR: 1 S: 16 P: 23	ERA: 0.00 WHIP: 0.000	IP: 5.0 ERA: 3.75	WLS: 25 BF: 6 R: 0 ER: 0 SO: 3	H: 7 R: 3 ER: 3 SO: 3	ER: 3 SO: 3	BB: 3 IBB: 0 HBP: 0 BLK: 0	WP: 0 HR: 1 S: 16 P: 23	ERA: 0.00 WHIP: 0.000

AB 35
R 4
H 12
RBI 4
BB 0
SO 10
LOB 14



AB 31
R 5
H 10
RBI 5
BB 3
SO 7
LOB 21



Batter	1	2	3	4	5	6	7	8	9	AB	R	H	RBI	BB	SO	LOB	TOP						
7 José Reyes, S OBP: 0.391, SLG: 0.525	F8		F9		G4-3		15 SF8	G5-3		5	1	1	0	0	0	0							
2 Justin Turner, R OBP: 0.343, SLG: 0.365		1B	G4-3			BB	5 1B		HBP	3	1	2	0	1	0	0							
15 Carlos Beltrán, S OBP: 0.389, SLG: 0.514	K		G4-3		P5		SF8		G5-4-3	3	0	0	1	1	1	2							
5 David Wright, R OBP: 0.345, SLG: 0.442	G5-3			G6-3		30 1B	28 2B		G5-4-3	5	1	2	0	0	0	3							
28 Daniel Murphy, L OBP: 0.348, SLG: 0.444		44 FC1-5		G4-3		F8	44 2B		L3	5	1	2	2	0	0	2							
44 Jason Bay, R OBP: 0.316, SLG: 0.322	FC1-5			30 1B	BB	F9				3	0	1	1	1	0	2							
30 Josh Thole, L OBP: 0.339, SLG: 0.319		K			1B		F8			4	0	2	0	0	1	2							
20 Jason Pridie, L OBP: 0.297, SLG: 0.358				F7		F8		K2-3		4	0	1	0	0	1	4							
43 R.A. Dickey, R ERA: 3.74					G4-3		F8	F7		3	0	0	0	0	1	2							
27 Pedro Beato, R ERA: 3.46										0	0	0	0	0	0	0							
40 Tim Lincecum, L ERA: 3.55										0	0	0	0	0	0	0							
21 Lucas Duda, L ERA: 3.19										0	0	0	0	0	0	0							
39 Bobby Parnell, R ERA: 3.19										0	0	0	0	0	0	0							
45 Jason Istringhausen, R ERA: 2.6										0	0	0	0	0	0	0							
Inning Stats	R: 0 H: 1 E: 0 K: 1 S: 14	H: 1 LOB: 1 BB: 0 P: 20	R: 0 H: 2 E: 0 K: 2 S: 11	H: 2 LOB: 2 BB: 0 P: 19	R: 0 H: 0 E: 0 K: 0 S: 8	H: 0 LOB: 0 BB: 0 P: 11	R: 0 H: 1 E: 0 K: 0 S: 10	H: 2 LOB: 2 BB: 1 P: 17	R: 0 H: 0 E: 0 K: 0 S: 13	H: 0 LOB: 1 BB: 1 P: 22	R: 0 H: 2 E: 0 K: 0 S: 10	H: 2 LOB: 2 BB: 0 P: 13	R: 4 H: 5 E: 0 K: 0 S: 16	H: 5 LOB: 1 BB: 0 P: 20	R: 0 H: 0 E: 0 K: 1 S: 8	H: 0 LOB: 0 BB: 1 P: 12	R: 0 H: 0 E: 0 K: 0 S: 8	H: 0 LOB: 1 BB: 1 P: 15	1B: 8 2B: 3 3B: 0 HR: 0	SF: 1 SAC: 0 DP: 1 HBP: 1	WP: 0 PB: 0 SB: 0 CS: 0	PA: 41	
PITCHER	IP WLS BF H R ER SO BB IBB HBP BLK WP HR S P ERA WHIP	IP WLS BF H R ER SO BB IBB HBP BLK WP HR S P ERA WHIP	IP WLS BF H R ER SO BB IBB HBP BLK WP HR S P ERA WHIP	IP WLS BF H R ER SO BB IBB HBP BLK WP HR S P ERA WHIP	IP WLS BF H R ER SO BB IBB HBP BLK WP HR S P ERA WHIP	IP WLS BF H R ER SO BB IBB HBP BLK WP HR S P ERA WHIP	IP WLS BF H R ER SO BB IBB HBP BLK WP HR S P ERA WHIP	IP WLS BF H R ER SO BB IBB HBP BLK WP HR S P ERA WHIP	IP WLS BF H R ER SO BB IBB HBP BLK WP HR S P ERA WHIP	IP WLS BF H R ER SO BB IBB HBP BLK WP HR S P ERA WHIP	IP WLS BF H R ER SO BB IBB HBP BLK WP HR S P ERA WHIP	IP WLS BF H R ER SO BB IBB HBP BLK WP HR S P ERA WHIP	IP WLS BF H R ER SO BB IBB HBP BLK WP HR S P ERA WHIP	IP WLS BF H R ER SO BB IBB HBP BLK WP HR S P ERA WHIP	IP WLS BF H R ER SO BB IBB HBP BLK WP HR S P ERA WHIP	IP WLS BF H R ER SO BB IBB HBP BLK WP HR S P ERA WHIP	IP WLS BF H R ER SO BB IBB HBP BLK WP HR S P ERA WHIP	IP WLS BF H R ER SO BB IBB HBP BLK WP HR S P ERA WHIP	IP WLS BF H R ER SO BB IBB HBP BLK WP HR S P ERA WHIP	IP WLS BF H R ER SO BB IBB HBP BLK WP HR S P ERA WHIP	IP WLS BF H R ER SO BB IBB HBP BLK WP HR S P ERA WHIP	IP WLS BF H R ER SO BB IBB HBP BLK WP HR S P ERA WHIP	IP WLS BF H R ER SO BB IBB HBP BLK WP HR S P ERA WHIP

New York Mets @ Cincinnati Reds
Great American Ball Park, Cincinnati, OH
Mon Jul 25 2011, 7:13 PM - 10:17 PM EDT
Att: 25,480 - Partly Cloudy - 86 F

AB	36
R	4
H	11
RBI	4
BB	3
SO	4
LOB	17





Batter	1	2	3	4	5	6	7	8	9	AB	R	H	RBI	BB	SO	LOB	BOTTOM						
6 Drew Stubbs, R OBP: 0.333, SLG: 0.402	K		G6-3		K		43 S		K	5	0	1	1	0	3	4							
43 Miguel Cairo, R OBP: 0.255, SLG: 0.420	G5-3		F8			2B				4	1	2	0	1	0	1							
32 Jay Bruce, L OBP: 0.346, SLG: 0.497				F7		K				4	0	1	0	1	2	3							
4 Brandon Phillips, R OBP: 0.329, SLG: 0.422	G3			K						5	0	1	1	0	3	4							
15 Fred Lewis, L OBP: 0.346, SLG: 0.363					K					2	0	0	0	2	2	1							
55 Ramon Hernandez, R OBP: 0.361, SLG: 0.500										3	0	0	0	0	0	2							
66 Logan Ondrusek, R ERA: 1.91		G3			G5-3		G6-4-3		F7	0	0	0	0	0	0	0							
63 Sam LeCure, R ERA: 2.49										0	0	0	0	0	0	0							
19 Joey Votto, L OBP: 0.424, SLG: 0.485										1	0	0	0	0	0	1							
33 Jose Arredondo, R ERA: 2.81										0	0	0	0	0	0	0							
21 Todd Frazier, R OBP: 0.300, SLG: 0.400										4	0	1	0	0	1	1							
7 Paul Janish, R OBP: 0.267, SLG: 0.283										4	1	3	0	0	0	0							
44 Mike Leake, R OBP: 0.257, SLG: 0.314										0	0	0	0	0	0	0							
45 Bill Bray, L ERA: 3.19										0	0	0	0	0	0	0							
29 Ryan Hanigan, R OBP: 0.353, SLG: 0.332										2	0	0	0	0	0	1							
Inning Stats	R: 0 H: 1 E: 0 K: 1 S: 11	H: 0 LOB: 0 BB: 0 P: 16	R: 0 H: 0 E: 0 K: 2 S: 10	H: 0 LOB: 0 BB: 0 P: 15	R: 0 H: 1 E: 0 K: 0 S: 6	H: 1 LOB: 1 BB: 0 P: 7	R: 0 H: 0 E: 0 K: 2 S: 7	H: 0 LOB: 0 BB: 0 P: 8	R: 0 H: 2 E: 0 K: 1 S: 9	H: 2 LOB: 1 BB: 1 P: 15	R: 1 H: 2 E: 0 K: 1 S: 12	H: 2 LOB: 2 BB: 1 P: 21	R: 0 H: 0 E: 0 K: 1 S: 10	H: 0 LOB: 1 BB: 1 P: 17	R: 0 H: 1 E: 1 K: 2 S: 17	H: 1 LOB: 3 BB: 1 P: 29	1B: 6 2B: 3 3B: 0 HR: 0	SF: 0 SAC: 2 DP: 1 HBP: 0	WP: 0 PB: 1 SB: 1 CS: 1	PA: 40			
PITCHER	IP WLS BF H R ER SO BB IBB HBP BLK WP HR S P ERA WHIP	IP WLS BF H R ER SO BB IBB HBP BLK WP HR S P ERA WHIP	IP WLS BF H R ER SO BB IBB HBP BLK WP HR S P ERA WHIP	IP WLS BF H R ER SO BB IBB HBP BLK WP HR S P ERA WHIP	IP WLS BF H R ER SO BB IBB HBP BLK WP HR S P ERA WHIP	IP WLS BF H R ER SO BB IBB HBP BLK WP HR S P ERA WHIP	IP WLS BF H R ER SO BB IBB HBP BLK WP HR S P ERA WHIP	IP WLS BF H R ER SO BB IBB HBP BLK WP HR S P ERA WHIP	IP WLS BF H R ER SO BB IBB HBP BLK WP HR S P ERA WHIP	IP WLS BF H R ER SO BB IBB HBP BLK WP HR S P ERA WHIP	IP WLS BF H R ER SO BB IBB HBP BLK WP HR S P ERA WHIP	IP WLS BF H R ER SO BB IBB HBP BLK WP HR S P ERA WHIP	IP WLS BF H R ER SO BB IBB HBP BLK WP HR S P ERA WHIP	IP WLS BF H R ER SO BB IBB HBP BLK WP HR S P ERA WHIP	IP WLS BF H R ER SO BB IBB HBP BLK WP HR S P ERA WHIP	IP WLS BF H R ER SO BB IBB HBP BLK WP HR S P ERA WHIP	IP WLS BF H R ER SO BB IBB HBP BLK WP HR S P ERA WHIP	IP WLS BF H R ER SO BB IBB HBP BLK WP HR S P ERA WHIP	IP WLS BF H R ER SO BB IBB HBP BLK WP HR S P ERA WHIP	IP WLS BF H R ER SO BB IBB HBP BLK WP HR S P ERA WHIP	IP WLS BF H R ER SO BB IBB HBP BLK WP HR S P ERA WHIP	IP WLS BF H R ER SO BB IBB HBP BLK WP HR S P ERA WHIP	IP WLS BF H R ER SO BB IBB HBP BLK WP HR S P ERA WHIP

New York Mets @ Cincinnati Reds
Great American Ball Park, Cincinnati, OH
Mon Jul 25 2011, 7:13 PM - 10:17 PM EDT
Att: 25,480 - Partly Cloudy - 86 F

AB	34
R	2
H	9
RBI	2
BB	4
SO	11
LOB	18



Batter	1	2	3	4	5	6	7	8	9	AB	R	H	RBI	BB	SO	LOB	TOP					
7 José Reyes, S OBP: 0.385, SLG: 0.514	L9		P6	G3-1	L8			BB		4	0	0	0	1	0	3	<p>New York Mets @ Cincinnati Reds Great American Ball Park, Cincinnati, OH Thu Jul 28 2011, 12:37 PM - 4:01 PM EDT Att: 25,400 - Partly Cloudy - 91 F</p> <p>AB 38 R 10 H 14 RBI 9 BB 6 SO 4 LOB 20</p> 					
2 Justin Turner, R OBP: 0.342, SLG: 0.366	F9		G6-3		1B	F9		L9		5	1	1	0	0	0	1						
28 Daniel Murphy, L OBP: 0.363, SLG: 0.457	5B			16B	5B	G5-3		G3		3	3	1	0	2	0	1						
5 David Wright, R OBP: 0.354, SLG: 0.464	1B			21B	16B	G4-3		G6-3		5	2	3	1	0	0	0						
16 Ángel Pagán, S OBP: 0.318, SLG: 0.352	F8			21B	44B	L8		30B	44S	5	3	3	1	0	0	0						
44 Jason Bay, R OBP: 0.317, SLG: 0.326	21B			K	30F8			22WP	30BB	4	0	3	3	1	1	3						
21 Lucas Duda, L OBP: 0.359, SLG: 0.465	30C4-3			30B	30F8			P5		4	1	2	3	1	1	3						
20 Jason Pridie, L OBP: 0.301, SLG: 0.367	2B			30B	30F8			P5		0	0	0	0	0	0	0						
30 Josh Thole, L OBP: 0.340, SLG: 0.318	G4-3			38SH3-4	F8			22WP		4	0	1	1	1	0	5						
38 Chris Capuano, L OBP: 0.267, SLG: 0.127				K	SH3-4			G3		2	0	0	0	0	0	1						
46 Manny Acosta, R OBP: 0.295, SLG: 0.339				SH3-4	B2-3					0	0	0	0	0	0	0						
27 Pedro Beato, R OBP: 0.295, SLG: 0.339										0	0	0	0	0	0	0						
12 Scott Hairston, R OBP: 0.295, SLG: 0.339										0	0	0	0	0	0	0						
39 Bobby Parnell, R OBP: 0.295, SLG: 0.339										0	0	0	0	0	0	0						
22 Willie Harris, L OBP: 0.295, SLG: 0.339										0	0	0	0	0	0	0						
45 Jason Istringhausen, R OBP: 0.295, SLG: 0.339										0	0	0	0	0	0	0						
Inning Stats	R: 1 H: 2 E: 0 K: 0 S: 10	H: 2 LOB: 1 BB: 0 P: 13	R: 0 H: 2 E: 0 K: 0 S: 7	H: 2 LOB: 1 BB: 0 P: 10	R: 0 H: 0 E: 0 K: 1 S: 8	H: 0 LOB: 0 BB: 0 P: 8	R: 4 H: 4 E: 0 K: 1 S: 18	H: 4 LOB: 1 BB: 1 P: 28	R: 4 H: 4 E: 0 K: 0 S: 19	H: 4 LOB: 2 BB: 2 P: 33	R: 0 H: 0 E: 0 K: 0 S: 6	H: 0 LOB: 0 BB: 0 P: 10	R: 0 H: 1 E: 0 K: 1 S: 9	H: 1 LOB: 1 BB: 0 P: 14	R: 0 H: 0 E: 1 K: 1 S: 7	H: 0 LOB: 1 BB: 1 P: 14	R: 1 H: 1 E: 0 K: 0 S: 13	H: 1 LOB: 2 BB: 2 P: 29	1B: 11 2B: 3 3B: 0 HR: 0	SF: 0 SAC: 1 DP: 1 HBP: 0	WP: 1 PB: 0 SB: 2 CS: 0	PA: 45
PITCHER	IP WLS BF H R ER SO BB IBB HBP BLK WP HR S P ERA WHIP																					
34 Homer Bailey, R ERA: 4.68	4.0 L 24 12 9 9 2 2 0 0 0 0 0 0 51 74 20.25 3.500																					
63 Sam LeCure, R ERA: 2.34	2.0 7 0 0 0 0 1 0 0 0 0 0 0 17 28 0.00 0.500																					
33 Jose Arredondo, R ERA: 3.58	1.0 4 1 0 0 1 0 0 0 0 0 0 0 9 14 0.00 1.000																					
54 Aroldis Chapman, L ERA: 4.13	1.0 4 0 0 0 1 1 0 0 0 0 0 0 7 14 0.00 1.000																					
66 Logan Ondrusek, R ERA: 2.01	1.0 6 1 1 1 0 2 0 0 0 0 1 0 13 29 9.00 3.000																					

Batter	1	2	3	4	5	6	7	8	9	AB	R	H	RBI	BB	SO	LOB	BOTTOM					
6 Drew Stubbs, R OBP: 0.329, SLG: 0.394	19B	G6-3		P4		L6		F7		4	1	0	0	1	0	1	<p>New York Mets @ Cincinnati Reds Great American Ball Park, Cincinnati, OH Thu Jul 28 2011, 12:37 PM - 4:01 PM EDT Att: 25,400 - Partly Cloudy - 91 F</p> <p>AB 39 R 9 H 13 RBI 9 BB 3 SO 6 LOB 10</p> 					
16 Edgar Renteria, R OBP: 0.305, SLG: 0.298	F7		19G6-4-3		K			K		5	0	2	0	0	2	1						
19 Joey Volto, L OBP: 0.427, SLG: 0.513	4B	G6-4-3		G6-4-3		G6-3	G3-1		HR	5	2	2	2	0	0	2						
4 Brandon Phillips, R OBP: 0.330, SLG: 0.425	55WP				L6		F9		F9	5	0	2	1	0	0	0						
28 Chris Heisey, R OBP: 0.305, SLG: 0.458	K			G6-3		G1-3		32B		5	1	1	0	0	2	2						
32 Jay Bruce, L OBP: 0.344, SLG: 0.496	55WP			F9		F9		F7		4	1	2	1	1	0	0						
55 Ramon Hernandez, R OBP: 0.366, SLG: 0.502	K			G5-3		L6		L8		4	1	1	1	0	1	3						
21 Todd Frazier, R OBP: 0.333, SLG: 0.429	L8					G6-3				3	2	1	0	1	0	1						
54 Aroldis Chapman, L OBP: 0.348, SLG: 0.434				34B		43HR		G6-3		0	0	0	0	0	0	0						
66 Logan Ondrusek, R OBP: 0.344, SLG: 0.496						43HR				0	0	0	0	0	0	0						
34 Homer Bailey, R OBP: 0.222, SLG: 0.278								P4		2	0	1	1	0	1	0						
63 Sam LeCure, R OBP: 0.333, SLG: 0.400										0	0	0	0	0	0	0						
43 Miguel Cairo, R OBP: 0.348, SLG: 0.434										1	1	1	3	0	0	0						
33 Jose Arredondo, R OBP: 0.283, SLG: 0.278										0	0	0	0	0	0	0						
Inning Stats	R: 2 H: 2 E: 0 K: 2 S: 12	H: 2 LOB: 2 BB: 2 P: 27	R: 0 H: 0 E: 0 K: 1 S: 8	H: 0 LOB: 0 BB: 0 P: 11	R: 0 H: 2 E: 0 K: 0 S: 10	H: 2 LOB: 1 BB: 0 P: 15	R: 1 H: 2 E: 0 K: 0 S: 13	H: 2 LOB: 1 BB: 0 P: 18	R: 0 H: 0 E: 0 K: 1 S: 9	H: 0 LOB: 0 BB: 0 P: 13	R: 4 H: 4 E: 0 K: 0 S: 18	H: 4 LOB: 1 BB: 1 P: 26	R: 1 H: 2 E: 0 K: 0 S: 11	H: 2 LOB: 1 BB: 0 P: 16	R: 0 H: 0 E: 0 K: 1 S: 6	H: 0 LOB: 0 BB: 0 P: 8	R: 1 H: 1 E: 0 K: 1 S: 9	H: 1 LOB: 0 BB: 0 P: 13	1B: 3 2B: 8 3B: 0 HR: 2	SF: 0 SAC: 0 DP: 1 HBP: 0	WP: 1 PB: 0 SB: 0 CS: 0	PA: 42
PITCHER	IP WLS BF H R ER SO BB IBB HBP BLK WP HR S P ERA WHIP																					
38 Chris Capuano, L ERA: 4.51	5.1 W 26 8 6 6 4 3 0 0 0 0 0 0 1 9 12 13.50 3.000																					
46 Manny Acosta, R ERA: 5.6	0.2 4 2 1 1 0 0 0 0 0 0 0 0 1 9 12 13.50 3.000																					
27 Pedro Beato, R ERA: 3.5	1.0 H 5 2 1 1 0 0 0 0 0 0 0 0 11 16 9.00 2.000																					
39 Bobby Parnell, R ERA: 3.09	1.0 H 3 0 0 0 1 0 0 0 0 0 0 0 6 8 0.00 0.000																					
45 Jason Istringhausen, R ERA: 2.78	1.0 S 4 1 1 1 1 0 0 0 0 0 0 1 9 13 9.00 1.000																					

Batter	1	2	3	4	5	6	7	8	9	AB	R	H	RBI	BB	SO	LOB	TOP			
7 José Reyes, S OBP: 0.385, SLG: 0.515										3	1	2	1	0	0		New York Mets @ Washington Nationals Nationals Park, Washington, DC Fri Jul 29 2011, 7:07 PM - 10:01 PM EDT Att: 30,114 - Partly Cloudy - 101 F			
2 Justin Turner, R OBP: 0.340, SLG: 0.363										5	1	1	0	0	2					
28 Daniel Murphy, L OBP: 0.361, SLG: 0.454										5	1	1	1	0	1	0				
5 David Wright, R OBP: 0.357, SLG: 0.464										4	1	2	0	0	0	0				
16 Ángel Pagán, S OBP: 0.317, SLG: 0.351										4	0	1	1	0	0	1				
44 Jason Bay, R OBP: 0.319, SLG: 0.332										4	1	2	1	0	0	2				
21 Lucas Duda, L OBP: 0.349, SLG: 0.454										3	1	0	1	0	0	2				
9 Ronny Paulino, R OBP: 0.335, SLG: 0.390										4	2	3	1	0	0	0				
35 Dillon Gee, R OBP: 0.174, SLG: 0.091										3	0	1	1	0	2	1				
18 Ryota Igarashi, R OBP: 0.000, SLG: 0.000										0	0	0	0	0	0	0				
22 Willie Harris, L OBP: 0.000, SLG: 0.000										0	0	0	0	0	0	0				
39 Bobby Parnell, R OBP: 0.000, SLG: 0.000										0	0	0	0	0	0	0				
40 Tim Byrdak, L OBP: 0.000, SLG: 0.000										0	0	0	0	0	0	0				
77 D.J. Carrasco, R OBP: 0.000, SLG: 0.000										0	0	0	0	0	0	0				
45 Jason Istringhausen, R OBP: 0.000, SLG: 0.000										0	0	0	0	0	0	0				
Inning Stats	R: 4 E: 0 K: 0 S: 14	H: 4 LOB: 0 BB: 1 P: 24	R: 0 E: 0 K: 1 S: 8	H: 0 LOB: 0 BB: 0 P: 13	R: 0 E: 0 K: 1 S: 8	H: 1 LOB: 1 BB: 0 P: 11	R: 2 E: 1 K: 0 S: 9	H: 3 LOB: 1 BB: 0 P: 12	R: 0 E: 0 K: 0 S: 8	H: 0 LOB: 0 BB: 0 P: 12	R: 2 E: 0 K: 1 S: 16	H: 3 LOB: 1 BB: 0 P: 27	R: 0 E: 0 K: 0 S: 4	H: 1 LOB: 1 BB: 0 P: 9	R: 0 E: 0 K: 0 S: 6	H: 0 LOB: 0 BB: 0 P: 14	1B: 9 2B: 4 3B: 0 HR: 0	SF: 2 SAC: 0 DP: 1 HBP: 0	WP: 1 PB: 0 SB: 0 CS: 0	PA: 39
PITCHER	IP WLS BF H R ER SO BB IBB HBP BLK WP HR S P ERA WHIP																			
40 Chien-Ming Wang, R (1, 1) ERA: 9.0	4.0 L 20 8 6 4 2 1 0 0 0 0 1 0 39 60 9.00 2.250																			
32 Tom Gorzelanny, L (5, 1) ERA: 4.57	2.0 9 3 2 2 1 0 0 0 0 0 0 0 24 39 9.00 1.500																			
52 Ryan Mattheus, R (7, 1) ERA: 1.61	2.0 7 1 0 0 0 0 0 0 0 0 0 0 10 17 0.00 0.500																			
17 Sean Burnett, L (9, 1) ERA: 4.97	1.0 3 0 0 0 0 0 0 0 0 0 0 0 8 14 0.00 0.000																			

AB	36
R	8
H	12
RBI	8
BB	1
SO	3
LOB	9



Batter	1	2	3	4	5	6	7	8	9	AB	R	H	RBI	BB	SO	LOB	BOTTOM					
24 Rick Ankiel, L OBP: 0.297, SLG: 0.335										4	0	1	2	0	1	2	New York Mets @ Washington Nationals Nationals Park, Washington, DC Fri Jul 29 2011, 7:07 PM - 10:01 PM EDT Att: 30,114 - Partly Cloudy - 101 F					
8 Danny Espinosa, S OBP: 0.320, SLG: 0.430										5	0	0	0	0	2	4						
11 Ryan Zimmerman, R (1, 5) OBP: 0.351, SLG: 0.416										4	1	1	0	1	1	3						
38 Michael Morse, R (1, 3) OBP: 0.358, SLG: 0.536										4	1	0	0	0	0	2						
28 Jayson Werth, R (1, 9) OBP: 0.326, SLG: 0.365										4	0	1	0	1	3	0						
19 Lance Nix, L (1, 7) OBP: 0.309, SLG: 0.496										5	1	2	1	0	0	1						
20 Ian Desmond, R (1, 6) OBP: 0.277, SLG: 0.315										2	0	0	0	0	2	1						
32 Tom Gorzelanny, R (5, 1) ERA: 4.41										0	0	0	0	0	0	0						
30 Jonny Gomes, R (6, PH) OBP: 0.000, SLG: 0.000										0	0	0	0	0	0	0						
52 Ryan Mattheus, R (7, 1) ERA: 1.61										0	0	0	0	0	0	0						
Jerry Hairston, R (9, 6) OBP: 0.342, SLG: 0.385										1	1	1	0	0	0	0						
3 Wilson Ramos, R (1, 2) OBP: 0.317, SLG: 0.411										3	1	2	1	1	0	3						
40 Chien-Ming Wang, R (1, 1) ERA: 9.0										1	0	0	0	0	0	1						
13 Alex Cora, L (5, 6) OBP: 0.286, SLG: 0.260										1	0	0	0	0	0	1						
26 Jesus Flores, R (6, PH) OBP: 0.208, SLG: 0.217										1	0	1	0	0	0	0						
17 Sean Burnett, L (9, 1) OBP: 1.000, SLG: 1.000										0	0	0	0	0	0	0						
Inning Stats	R: 0 E: 0 K: 0 S: 7	H: 0 LOB: 0 BB: 0 P: 11	R: 0 E: 0 K: 1 S: 7	H: 0 LOB: 0 BB: 0 P: 11	R: 0 E: 0 K: 2 S: 8	H: 0 LOB: 1 BB: 1 P: 16	R: 2 E: 1 K: 1 S: 12	H: 2 LOB: 1 BB: 0 P: 18	R: 1 E: 0 K: 1 S: 7	H: 1 LOB: 0 BB: 0 P: 10	R: 0 E: 0 K: 0 S: 11	H: 1 LOB: 3 BB: 2 P: 22	R: 0 E: 0 K: 0 S: 9	H: 0 LOB: 2 BB: 1 P: 18	R: 2 E: 0 K: 3 S: 21	H: 5 LOB: 3 BB: 0 P: 31	R: 0 E: 0 K: 1 S: 7	H: 0 LOB: 0 BB: 0 P: 8	1B: 8 2B: 1 3B: 0 HR: 0	SF: 1 SAC: 0 DP: 0 HBP: 2	WP: 1 PB: 0 SB: 0 CS: 0	PA: 42
PITCHER	IP WLS BF H R ER SO BB IBB HBP BLK WP HR S P ERA WHIP																					
35 Dillon Gee, R (1, 1) ERA: 3.69	6.2 W 30 4 3 2 5 4 0 0 0 0 1 0 59 103 3.69 1.200																					
18 Ryota Igarashi, R (7, 1) ERA: 4.41	0.1 1 0 0 0 0 0 0 0 0 0 0 0 2 3 0.00 0.000																					
39 Bobby Parnell, R (8, 1) ERA: 3.62	0.1 4 3 2 2 1 0 0 0 0 0 0 0 11 17 54.00 9.000																					
40 Tim Byrdak, L (8, 1) ERA: 3.51	0.0 2 2 0 0 0 0 0 0 0 0 0 0 4 6 ∞ ∞																					
77 D.J. Carrasco, R (8, 1) ERA: 5.34	0.2 H 2 0 0 0 2 0 0 0 0 0 0 0 6 8 0.00 0.000																					

AB	35
R	5
H	9
RBI	4
BB	4
SO	9
LOB	18



Batter	1	2	3	4	5	6	7	8	9	AB	R	H	RBI	BB	SO	LOB	TOP										
7 José Reyes, S OBP: 0.381, SLG: 0.510	L9		G4-3		F9			G4-3		4	0	0	0	0	0	3											
2 Justin Turner, R OBP: 0.355, SLG: 0.358	F9			G5-3		L8		G4-3		4	0	0	0	0	0	0											
28 Daniel Murphy, L OBP: 0.360, SLG: 0.452	L8			P6		G5-3		F9		4	0	1	0	0	0	0											
5 David Wright, R OBP: 0.364, SLG: 0.468		G5-3			1B					3	0	2	0	1	0	0											
16 Ángel Pagán, S OBP: 0.313, SLG: 0.346	F7			G4-3		G5-3				4	0	0	0	0	1	4											
44 Jason Bay, R OBP: 0.321, SLG: 0.334	G6-3					G5-3				4	0	2	0	0	0	0											
21 Lucas Duda, L OBP: 0.340, SLG: 0.440			G4-3		G4-3			G3-6-3		4	0	0	0	0	0	3											
30 Josh Thole, L OBP: 0.350, SLG: 0.324										2	0	2	0	0	0	0											
43 R.A. Dickey, R OBP: 0.216, SLG: 0.194										1	0	1	0	0	0	0											
12 Scott Hairston, R OBP: 0.321, SLG: 0.490			SH1-3							1	0	0	0	0	0	1											
77 D.J. Carrasco, R OBP: 0.349, SLG: 0.413										0	0	0	0	0	0	0											
46 Manny Acosta, R OBP: 0.349, SLG: 0.427										1	0	0	0	0	1	3											
22 Willie Harris, L OBP: 0.349, SLG: 0.324										1	0	0	0	0	1	3											
Inning Stats	R: 0 E: 0 K: 0 S: 5	H: 0 LOB: 0 BB: 0 P: 5	R: 0 E: 0 K: 0 S: 8	H: 0 LOB: 0 BB: 0 P: 14	R: 0 E: 0 K: 0 S: 9	H: 0 LOB: 1 BB: 0 P: 13	R: 0 E: 0 K: 0 S: 16	H: 1 LOB: 1 BB: 0 P: 20	R: 0 E: 0 K: 0 S: 9	H: 2 LOB: 2 BB: 0 P: 15	R: 0 E: 0 K: 0 S: 6	H: 2 LOB: 1 BB: 0 P: 14	R: 0 E: 0 K: 0 S: 9	H: 1 LOB: 1 BB: 0 P: 14	R: 0 E: 0 K: 0 S: 9	H: 0 LOB: 0 BB: 0 P: 12	R: 0 E: 0 K: 2 S: 11	H: 2 LOB: 3 BB: 1 P: 20	1B: 8 2B: 0 3B: 0 HR: 0	SF: 0 SAC: 1 DP: 2 HBP: 2	WP: 0 PB: 0 SB: 0 CS: 0	PA: 36					
PITCHER	IP	WLS	BF	H	R	ER	SO	BB	IBB	HBP	BLK	WP	HR	S	P	ERA	WHIP										
29 Yunesky Maya, R ERA: 5.4	5.1	W	22	5	0	0	0	0	0	1	0	0	0	52	78	0.00	0.938										
48 Ross Detwiler, L ERA: 2.35	1.1	H	4	1	0	0	0	0	0	1	0	0	0	8	13	0.00	0.750										
36 Tyler Clippard, R ERA: 1.66	1.1	H	4	0	0	0	0	0	0	0	0	0	0	11	16	0.00	0.000										
22 Drew Storen, R ERA: 2.63	1.0	S	6	2	0	0	2	1	0	0	0	0	0	11	20	0.00	3.000										

New York Mets @ Washington Nationals
Nationals Park, Washington, DC
Sat Jul 30 2011, 7:08 PM - 9:38 PM EDT
Att: 35,414 - Partly Cloudy - 95 F

AB 32
R 0
H 8
RBI 0
BB 1
SO 2
LOB 14



Batter	1	2	3	4	5	6	7	8	9	AB	R	H	RBI	BB	SO	LOB	BOTTOM										
24 Rick Ankiel, L OBP: 0.296, SLG: 0.333	P6				G4-3			K		4	1	1	0	0	1	3											
20 Ian Desmond, R OBP: 0.277, SLG: 0.313	SH3				G4-3					3	0	1	0	0	0	0											
11 Ryan Zimmerman, R OBP: 0.349, SLG: 0.413	F8				G6-3					4	0	1	0	0	0	1											
38 Michael Morse, R OBP: 0.362, SLG: 0.540	HR				F9					3	1	2	0	1	0	0											
28 Jayson Werth, R OBP: 0.330, SLG: 0.375	HR									3	1	2	3	1	0	2											
8 Danny Espinosa, S OBP: 0.317, SLG: 0.427	K				G4-6-3					3	0	0	0	0	1	3											
30 Jonny Gomes, R OBP: 0.333, SLG: 0.388										3	0	0	0	0	0	0											
43 Brian Bixler, R OBP: 0.260, SLG: 0.217					P3					0	0	0	0	0	0	0											
3 Wilson Ramos, R OBP: 0.324, SLG: 0.418										3	0	3	0	0	0	0											
29 Yunesky Maya, R ERA: 5.4										1	0	0	0	0	0	1											
48 Ross Detwiler, R ERA: 2.35										0	0	0	0	0	0	0											
36 Tyler Clippard, R ERA: 1.66										0	0	0	0	0	0	0											
22 Drew Storen, S ERA: 2.63										0	0	0	0	0	0	0											
Inning Stats	R: 3 E: 0 K: 1 S: 15	H: 2 LOB: 0 BB: 1 P: 25	R: 0 E: 0 K: 0 S: 8	H: 1 LOB: 0 BB: 0 P: 12	R: 0 E: 0 K: 0 S: 5	H: 0 LOB: 0 BB: 0 P: 5	R: 0 E: 0 K: 0 S: 7	H: 1 LOB: 0 BB: 0 P: 12	R: 0 E: 0 K: 0 S: 9	H: 1 LOB: 2 BB: 1 P: 17	R: 0 E: 0 K: 1 S: 8	H: 1 LOB: 1 BB: 0 P: 11	R: 0 E: 0 K: 0 S: 9	H: 3 LOB: 1 BB: 0 P: 12	R: 0 E: 0 K: 2 S: 11	H: 2 LOB: 3 BB: 1 P: 20	1B: 8 2B: 2 3B: 0 HR: 1	SF: 0 SAC: 3 DP: 3 HBP: 0	WP: 1 PB: 0 SB: 0 CS: 1	PA: 32							
PITCHER	IP	WLS	BF	H	R	ER	SO	BB	IBB	HBP	BLK	WP	HR	S	P	ERA	WHIP										
43 R.A. Dickey, R ERA: 3.77	6.0	L	24	6	3	3	1	0	0	0	0	0	0	15	20	0.00	3.000										
77 D.J. Carrasco, R ERA: 5.12	1.1		7	4	0	0	1	0	0	0	0	0	0	2	3	0.00	0.000										
46 Manny Acosta, R ERA: 5.4	0.2		1	0	0	0	0	0	0	0	0	0	0	2	3	0.00	0.000										

New York Mets @ Washington Nationals
Nationals Park, Washington, DC
Sat Jul 30 2011, 7:08 PM - 9:38 PM EDT
Att: 35,414 - Partly Cloudy - 95 F

AB 27
R 3
H 10
RBI 3
BB 2
SO 2
LOB 10



Batter	1	2	3	4	5	6	7	8	9	10	AB	R	H	RBI	BB	SO	LOB	TOP					
1 Emilio Bonifacio, S OBP: 0.370, SLG: 0.387	G6-3		13 15 1B		G6-3		K		K		5	1	1	0	0	2	0						
13 Omar Infante, R OBP: 0.316, SLG: 0.337	15 SF9 3B		15 1B		L8		15 G3-6-3 1B		G6-3		5	1	3	0	0	0	0						
15 Gaby Sanchez, R OBP: 0.369, SLG: 0.474	SF9		10 27 1B		2 S BB		G3-6-3		10 27 1B		3	1	2	2	1	0	1						
2 Hanley Ramirez, R OBP: 0.333, SLG: 0.376	G4-3		27 E 11 SF8 1B		F8		E6 27 S		10 27 1B		5	1	1	0	0	1	3						
20 Logan Morrison, L OBP: 0.224, SLG: 0.464	G6-3		27 FC5 1B		K		F8		27 HR 1B		4	1	1	0	0	1	1						
10 Dewayne Wise, L OBP: 0.216, SLG: 0.224	G6-3		11 G6-3 1B		L7		K		27 HR 1B		1	1	1	0	0	0	0						
27 Giancarlo Stanton, R OBP: 0.333, SLG: 0.535	11 G6-3 1B		14 S BB		FC5		K		HR		5	1	2	4	0	1	2						
11 Bryan Petersen, L OBP: 0.300, SLG: 0.308	G6-3		14 S BB		SF8		K		K		3	0	0	1	1	2	2						
14 John Buck, R OBP: 0.306, SLG: 0.370	F9		14 S BB		F8		IBB		K		4	0	0	0	1	2	1						
23 Javier Vazquez, R OBP: 0.194, SLG: 0.171	G6-3		14 S BB		F8		K		K		3	0	0	0	1	3							
34 Edward Mujica, R	G6-3		14 S BB		G4-3		K		K		0	0	0	0	0	0	0						
29 Greg Dobbs, L OBP: 0.245, SLG: 0.416	G6-3		14 S BB		G4-3		K		P6		1	0	0	0	0	0	0						
46 Juan Carlos Oviedo, R	G6-3		14 S BB		G4-3		K		P6		0	0	0	0	0	0	0						
31 Burke Badenhop, R OBP: 0.750, SLG: 1.000	G6-3		14 S BB		G4-3		K		P6		0	0	0	0	0	0	0						
Inning Stats	R: 1 E: 0 K: 0 S: 9	H: 1 LOB: 0 BB: 0 P: 12	R: 0 E: 0 K: 0 S: 11	H: 1 LOB: 0 BB: 0 P: 16	R: 1 E: 0 K: 1 S: 17	H: 3 LOB: 2 BB: 0 P: 27	R: 1 E: 0 K: 0 S: 16	H: 1 LOB: 1 BB: 0 P: 25	R: 0 E: 0 K: 0 S: 10	H: 0 LOB: 2 BB: 2 P: 19	R: 0 E: 0 K: 2 S: 11	H: 0 LOB: 2 BB: 2 P: 20	R: 0 E: 0 K: 1 S: 8	H: 1 LOB: 0 BB: 0 P: 13	R: 0 E: 1 K: 2 S: 11	H: 0 LOB: 1 BB: 0 P: 14	R: 0 E: 0 K: 2 S: 8	H: 0 LOB: 0 BB: 0 P: 11	R: 4 E: 0 K: 2 S: 15	H: 4 LOB: 0 BB: 0 P: 24	1B: 9 2B: 0 3B: 1 HR: 1	SF: 2 SAC: 0 DP: 2 HBP: 0	WP: 0 PA: 44
PITCHER	IP 6.0	WLS 27	BF 6	H 3	R 2	ER 3	SO 3	BB 2	IBB 1	HBP 0	BLK 0	WP 0	HR 0	S 74	P 119	ERA 3.00	WHIP 1.333						
34 Mike Pelfrey, R ERA: 4.48	1.0	3	1	0	0	1	0	0	0	0	0	0	0	8	13	0.00	1.000						
18 Ryota Igarashi, R ERA: 4.0	2.0	7	0	0	0	4	0	0	0	0	0	0	0	19	25	0.00	0.000						
46 Manny Acosta, R ERA: 4.87	1.0	L	7	4	4	4	2	0	0	0	0	0	1	15	24	36.00	4.000						
45 Jason Isringhausen, R ERA: 3.58																							

Florida Marlins @ New York Mets
Citi Field, Flushing, NY
Mon Aug 01 2011, 7:13 PM - 10:25 PM EDT
Att: 28,862 - Overcast - 82 F

AB	39
R	7
H	11
RBI	7
BB	3
SO	10
LOB	13

WP: 0	PA: 44
PB: 0	
SB: 3	
CS: 0	

Batter	1	2	3	4	5	6	7	8	9	10	AB	R	H	RBI	BB	SO	LOB	BOTTOM			
7 José Reyes, S OBP: 0.380, SLG: 0.508	P6		P4		2 1B 2B		F8		F7		5	0	1	0	0	0	0				
2 Justin Turner, R OBP: 0.333, SLG: 0.356	F8		G6-3		2H 1B		G1-3		P4		5	0	1	0	0	0	0				
28 Daniel Murphy, L OBP: 0.362, SLG: 0.451	16 FC5 5 BB 1B		16 FC5 BB		L7		G1-3		G6-3		5	0	2	0	0	0	1				
5 David Wright, R OBP: 0.366, SLG: 0.456	16 FC5 BB		G1-3		F9		G6-3		G6-3		3	0	0	0	1	0	1				
16 Angel Pagan, S OBP: 0.308, SLG: 0.343	FC5		G1-3		L3		L3		21 HR 2B		4	1	1	0	0	0	2				
44 Jason Bay, R OBP: 0.320, SLG: 0.342	F7		HR		G5-3		G5-3		G5-3		4	1	1	1	0	0	1				
21 Lucas Duda, L OBP: 0.333, SLG: 0.450	F8		G6-3		G6-3		K		HR		4	1	1	2	0	1	0				
9 Ronny Paulino, R OBP: 0.333, SLG: 0.387	F8		L8		F9		F9		HR		3	0	1	0	0	0	0				
12 Scott Hairston, R OBP: 0.330, SLG: 0.561	1B		L8		F8		K		HR		0	0	0	0	0	0	0				
45 Jason Isringhausen, R	1B		L8		F8		K		HBP		0	0	0	0	0	0	0				
34 Mike Pelfrey, R ERA: 4.88	1.0	H	3	0	0	0	0	0	0	0	1	0	0	0	0	0	0				
18 Ryota Igarashi, R ERA: 2.89	1.0	W	6	2	2	2	1	0	0	0	1	0	0	0	0	0	0				
46 Manny Acosta, R ERA: 3.62	1.0	W	6	2	2	2	1	0	0	0	1	0	0	0	0	0	0				
31 Burke Badenhop, R ERA: 3.96	1.0	3	0	0	0	0	0	0	0	0	6	10	0.00	0.000							
Inning Stats	R: 0 E: 0 K: 0 S: 8	H: 1 LOB: 2 BB: 1 P: 16	R: 0 E: 0 K: 0 S: 9	H: 1 LOB: 1 BB: 0 P: 12	R: 1 E: 0 K: 0 S: 18	H: 1 LOB: 0 BB: 0 P: 23	R: 0 E: 0 K: 0 S: 9	H: 2 LOB: 1 BB: 0 P: 13	R: 0 E: 0 K: 2 S: 9	H: 0 LOB: 0 BB: 0 P: 11	R: 0 E: 0 K: 2 S: 9	H: 0 LOB: 0 BB: 0 P: 15	R: 0 E: 0 K: 0 S: 7	H: 0 LOB: 0 BB: 0 P: 9	R: 2 E: 0 K: 1 S: 14	H: 2 LOB: 1 BB: 0 P: 20	R: 0 E: 0 K: 0 S: 6	H: 0 LOB: 0 BB: 0 P: 10	1B: 4 2B: 2 3B: 0 HR: 2	SF: 0 SAC: 0 DP: 0 HBP: 1	WP: 0 PA: 39
PITCHER	IP 7.0	WLS 27	BF 6	H 1	R 1	ER 2	SO 2	BB 1	IBB 0	HBP 0	BLK 0	WP 0	HR 0	S 70	P 102	ERA 1.29	WHIP 1.000				
23 Javier Vazquez, R ERA: 4.88	1.0	H	3	0	0	0	0	0	0	0	7	9	0.00	0.000							
34 Edward Mujica, R ERA: 2.89	1.0	W	6	2	2	2	1	0	0	0	14	20	18.00	2.000							
46 Juan Carlos Oviedo, R ERA: 3.62	1.0	W	6	2	2	2	1	0	0	0	14	20	18.00	2.000							
31 Burke Badenhop, R ERA: 3.96	1.0	3	0	0	0	0	0	0	0	0	6	10	0.00	0.000							

Florida Marlins @ New York Mets
Citi Field, Flushing, NY
Mon Aug 01 2011, 7:13 PM - 10:25 PM EDT
Att: 28,862 - Overcast - 82 F

AB	37
R	3
H	8
RBI	3
BB	1
SO	3
LOB	7

WP: 0	PA: 39
PB: 0	
SB: 0	
CS: 0	

Batter	1	2	3	4	5	6	7	8	9	AB	R	H	RBI	BB	SO	LOB	TOP					
24 Michael Bourn, L (1.8) OBP: 0.363, SLG: 0.403										4	1	3	0	1	1	0						
14 Martín Prado, R (1.7) OBP: 0.316, SLG: 0.415										4	1	1	0	1	0	2						
5 Freddie Freeman, L (1.3) OBP: 0.364, SLG: 0.479										5	1	1	1	0	3	3						
26 Dan Uggla, R (1.4) OBP: 0.287, SLG: 0.433										5	3	3	1	0	2	2						
10 Chipper Jones, S (1.5) OBP: 0.337, SLG: 0.430										4	0	1	1	0	0	2						
22 Jason Heyward, L (9, PH) OBP: 0.312, SLG: 0.392										1	0	0	0	0	1	0						
8 David Ross, R (1.2) OBP: 0.283, SLG: 0.429										4	1	1	2	1	2	3						
2 Alex Gonzalez, R (1.6) OBP: 0.264, SLG: 0.337										5	0	2	1	0	1	2						
17 Jose Constanza, L (1.9) OBP: 0.387, SLG: 0.484										4	0	1	1	0	0	4						
48 Tommy Hanson, R (1.1) OBP: 0.351, SLG: 0.391										2	0	0	0	0	1	3						
50 Cristhian Martinez, R (4.1) OBP: 0.400, SLG: 0.600										0	0	0	0	0	0	0						
28 Justin Turner, R (5, PH) OBP: 0.326, SLG: 0.190										1	0	0	0	0	0	2						
38 Anthony Varvaro, R (5.1) OBP: 0.228, SLG: 0.190										0	0	0	0	0	0	0						
52 George Sherrill, L (7.1) OBP: 0.365, SLG: 0.330										0	0	0	0	0	0	0						
7 Brooks Conrad, S (8, PH) OBP: 0.365, SLG: 0.330										1	0	0	0	0	0	0						
43 Scott Proctor, R (8.1) OBP: 0.365, SLG: 0.330										0	0	0	0	0	0	0						
Inning Stats	R: 0 H: 1 E: 0 K: 1 S: 12	H: 1 LOB: 0 BB: 0 P: 15	R: 0 H: 1 E: 1 K: 3 S: 12	H: 1 LOB: 2 BB: 0 P: 18	R: 5 H: 5 E: 0 K: 0 S: 18	H: 5 LOB: 1 BB: 1 P: 28	R: 0 H: 2 E: 0 K: 2 S: 10	H: 2 LOB: 1 BB: 0 P: 14	R: 0 H: 1 E: 0 K: 0 S: 7	H: 1 LOB: 2 BB: 1 P: 12	R: 0 H: 0 E: 0 K: 2 S: 10	H: 0 LOB: 0 BB: 0 P: 13	R: 1 H: 2 E: 0 K: 1 S: 12	H: 2 LOB: 0 BB: 0 P: 16	R: 0 H: 0 E: 0 K: 1 S: 12	H: 0 LOB: 1 BB: 0 P: 17	R: 1 H: 1 E: 0 K: 1 S: 9	H: 1 LOB: 0 BB: 0 P: 15	1B: 10 2B: 1 HR: 1	SF: 0 SAC: 0 DP: 0 HBP: 0	WP: 0 PB: 0 SB: 1 CS: 1	PA: 43
PITCHER	IP WLS BF H R ER SO BB IBB HBP BLK WP HR S P ERA WHIP																	PITCHER	IP WLS BF H R ER SO BB IBB HBP BLK WP HR S P ERA WHIP			
49 Jonathon Niese, L (1.1) ERA: 4.12	5.0 W 27 10 5 5 6 2 0 0 0 0 0 0 59 87 9.00 2.400																					
40 Tim Lincecum, R (6.1) ERA: 3.52	1.0 H 3 0 0 0 2 0 0 0 0 0 0 0 10 13 0.00 0.000																					
27 Pedro Beato, R (7.1) ERA: 3.5	1.0 H 5 2 1 1 1 0 0 0 0 0 0 0 12 16 9.00 2.000																					
39 Bobby Parnell, R (8.1) ERA: 3.63	1.0 4 0 0 0 1 1 0 0 0 0 0 0 12 17 0.00 1.000																					
46 Manny Acosta, R (9.1) ERA: 4.64	1.0 4 1 1 1 1 0 0 0 0 0 0 1 9 15 9.00 1.000																					

Atlanta Braves @ New York Mets
Citi Field, Flushing, NY
Sat Aug 06 2011, 8:13 PM - 11:27 PM EDT
Att: 33,556 - Overcast - 75 F

AB 40
R 7
H 13
RBI 7
BB 3
SO 11
LOB 23



Batter	1	2	3	4	5	6	7	8	9	AB	R	H	RBI	BB	SO	LOB	BOTTOM			
7 José Reyes, S (1.6) OBP: 0.378, SLG: 0.508										4	1	2	1	1	0	2				
2 Justin Turner, R (1.4) OBP: 0.326, SLG: 0.373										5	2	2	4	0	2	5				
28 Daniel Murphy, L (1.3) OBP: 0.360, SLG: 0.446										5	1	1	0	0	1	3				
5 David Wright, R (1.5) OBP: 0.357, SLG: 0.454										4	1	1	1	1	0	1				
16 Ángel Pagán, S (1.8) OBP: 0.317, SLG: 0.351										4	2	3	0	1	0	1				
44 Jason Bay, R (1.7) OBP: 0.322, SLG: 0.355										5	1	2	3	0	2	3				
21 Lucas Duda, L (1.9) OBP: 0.331, SLG: 0.439										3	0	1	0	0	1	1				
12 Scott Hairston, R (7, PH) OBP: 0.345, SLG: 0.552										2	1	1	1	0	0	2				
30 Josh Thole, L (1.2) OBP: 0.347, SLG: 0.336										4	2	3	1	1	0	2				
49 Jonathon Niese, L (1.1) ERA: 4.12	R: 2 H: 3 E: 0 K: 1 S: 10	H: 3 LOB: 1 BB: 0 P: 15	R: 0 H: 2 E: 0 K: 2 S: 18	H: 2 LOB: 0 BB: 0 P: 28	R: 2 H: 1 E: 0 K: 2 S: 13	H: 1 LOB: 0 BB: 1 P: 23	R: 3 H: 2 E: 0 K: 0 S: 10	H: 2 LOB: 0 BB: 1 P: 19	R: 0 H: 1 E: 0 K: 2 S: 13	H: 1 LOB: 2 BB: 1 P: 24	R: 0 H: 1 E: 0 K: 1 S: 8	H: 1 LOB: 1 BB: 0 P: 13	R: 3 H: 4 E: 0 K: 0 S: 23	H: 4 LOB: 2 BB: 1 P: 34	R: 1 H: 2 E: 0 K: 0 S: 10	H: 2 LOB: 2 BB: 1 P: 20	1B: 9 2B: 3 HR: 4	SF: 0 SAC: 0 DP: 0 HBP: 0	WP: 0 PB: 0 SB: 4 CS: 0	PA: 45
PITCHER	IP WLS BF H R ER SO BB IBB HBP BLK WP HR S P ERA WHIP																	PITCHER	IP WLS BF H R ER SO BB IBB HBP BLK WP HR S P ERA WHIP	
48 Tommy Hanson, R (1.1) ERA: 3.6	3.1 L 20 8 7 7 5 2 0 0 0 0 0 0 4 48 81 18.90 3.000																			
50 Cristhian Martinez, R (4.1) ERA: 3.33	0.2 2 0 0 0 0 0 0 0 0 0 0 3 4 0.00 0.000																			
38 Anthony Varvaro, R (5.1) ERA: 1.26	2.1 11 3 1 1 3 0 1 0 0 0 0 0 27 45 3.86 1.286																			
52 George Sherrill, L (7.1) ERA: 3.38	0.2 6 3 2 2 0 1 0 0 0 0 0 0 17 26 27.00 6.000																			
39 Bobby Parnell, R (8.1) ERA: 3.38	1.0 6 2 1 1 0 1 0 0 0 0 0 0 10 20 9.00 3.000																			
43 Scott Proctor, R (8.1) ERA: 5.9																				

Atlanta Braves @ New York Mets
Citi Field, Flushing, NY
Sat Aug 06 2011, 8:13 PM - 11:27 PM EDT
Att: 33,556 - Overcast - 75 F

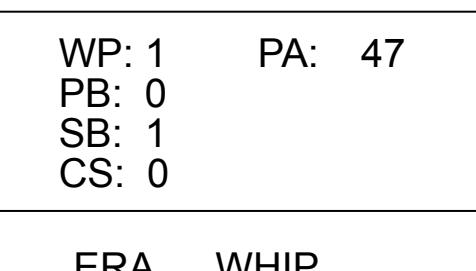
AB 40
R 11
H 16
RBI 11
BB 5
SO 8
LOB 26



Batter	1	2	3	4	5	6	7	8	9	AB	R	H	RBI	BB	SO	LOB	TOP										
24 Michael Bourn, L OBP: 0.363, SLG: 0.401										5	0	1	1	1	2	3											
14 Martin Prado, R OBP: 0.316, SLG: 0.410										4	0	0	0	1	0	5											
5 Freddie Freeman, L OBP: 0.362, SLG: 0.474										4	0	0	0	1	2	3											
26 Dan Uggla, R OBP: 0.286, SLG: 0.430										5	0	1	0	0	0	5											
22 Jason Heyward, L OBP: 0.317, SLG: 0.403										2	2	1	1	1	0	2											
34 Eric O'Flaherty, L										0	0	0	0	0	0	0											
7 Brooks Conrad, S OBP: 0.337, SLG: 0.432										1	0	0	0	0	1	2											
39 Jonny Venters, L										0	0	0	0	0	0	0											
8 David Ross, R OBP: 0.285, SLG: 0.345										5	2	2	2	0	1	3											
17 Jose Constanza, L OBP: 0.429, SLG: 0.588										3	2	2	1	1	0	0											
27 J.C. Boscan, R OBP: 0.375, SLG: 0.375										4	0	2	0	0	1	2											
20 Eric Hinske, L OBP: 0.317, SLG: 0.440										0	0	0	0	1	0	0											
46 Craig Kimbrel, R										0	0	0	0	0	0	0											
36 Mike Minor, R OBP: 0.333, SLG: 0.385										2	0	0	0	1	1	2											
10 Chipper Jones, S OBP: 0.338, SLG: 0.431										2	0	1	1	0	0	1											
Inning Stats	R: 0 H: 0 E: 0 K: 0 S: 5	H: 0 LOB: 1 BB: 1 P: 12	R: 1 H: 2 E: 0 K: 1 S: 12	H: 2 LOB: 1 BB: 0 P: 17	R: 0 H: 0 E: 0 K: 2 S: 17	H: 0 LOB: 3 BB: 0 P: 25	R: 1 H: 1 E: 0 K: 0 S: 12	H: 1 LOB: 1 BB: 1 P: 24	R: 3 H: 3 E: 0 K: 1 S: 11	H: 3 LOB: 1 BB: 1 P: 23	R: 0 H: 1 E: 0 K: 0 S: 14	H: 1 LOB: 1 BB: 1 P: 23	R: 0 H: 0 E: 0 K: 1 S: 7	H: 0 LOB: 1 BB: 1 P: 17	R: 0 H: 1 E: 0 K: 2 S: 12	H: 1 LOB: 2 BB: 1 P: 21	R: 1 H: 2 E: 0 K: 1 S: 8	H: 2 LOB: 2 BB: 1 P: 16	1B: 7 2B: 0 3B: 0 HR: 3	SF: 0 DP: 0 HBP: 2	WP: 1 PB: 0 SB: 1 CS: 0	PA: 47					
PITCHER	IP	WLS	BF	H	R	ER	SO	BB	IBB	HBP	BLK	WP	HR	S	P	ERA	WHIP										
35 Dillon Gee, R ERA: 3.93	5.0		27	6	5	5	4	3	0	2	0	1	3	57	101	9.00	1.800										
77 D.J. Carrasco, R ERA: 4.51	1.0		5	1	0	0	0	1	0	0	0	0	0	14	23	0.00	2.000										
46 Manny Acosta, R ERA: 4.63	1.0		4	0	0	0	1	1	0	0	0	0	0	7	17	0.00	1.000										
40 Tim Byrdak, L ERA: 3.54	0.2		3	0	0	0	1	1	0	0	0	0	0	8	16	0.00	1.500										
39 Bobby Parnell, R ERA: 3.75	1.1	L	8	3	1	1	2	1	0	0	0	0	0	12	21	6.75	3.000										
Batter	1	2	3	4	5	6	7	8	9	AB	R	H	RBI	BB	SO	LOB	BOTTOM										
7 José Reyes, S OBP: 0.377, SLG: 0.507										1	0	0	0	0	0	0											
22 Willie Harris, L OBP: 0.350, SLG: 0.323										3	0	2	2	0	1	1											
46 Manny Acosta, R										0	0	0	0	0	0	0											
40 Tim Byrdak, L										0	0	0	0	0	0	0											
30 Josh Thole, L OBP: 0.346, SLG: 0.335										1	0	0	0	0	0	0											
2 Justin Turner, R OBP: 0.330, SLG: 0.371										4	0	1	0	1	1	4											
5 David Wright, R OBP: 0.354, SLG: 0.445										4	0	0	0	1	3	1											
12 Scott Hairston, R OBP: 0.331, SLG: 0.527										5	0	0	0	0	1	3											
44 Jason Bay, R OBP: 0.331, SLG: 0.361										3	3	3	0	2	0	0											
16 Angel Pagan, S OBP: 0.315, SLG: 0.351										5	0	1	1	0	0	4											
9 Ronny Paulino, R OBP: 0.335, SLG: 0.380										3	0	0	0	1	0	2											
39 Bobby Parnell, R										0	0	0	0	0	0	0											
20 Jason Pridle, L OBP: 0.301, SLG: 0.362										0	0	0	0	1	0	0											
6 Nick Evans, R OBP: 0.366, SLG: 0.344										5	2	2	0	0	1	3											
35 Dillon Gee, R OBP: 0.342, SLG: 0.443										2	0	2	1	0	0	0											
77 D.J. Carrasco, R										0	0	0	0	0	0	0											
28 Daniel Murphy, L OBP: 0.362, SLG: 0.448										1	0	1	0	0	0	0											
21 Lucas Duda, L OBP: 0.329, SLG: 0.438										1	0	0	0	0	1	0											
Inning Stats	R: 0 H: 1 E: 0 K: 1 S: 15	H: 4 LOB: 2 BB: 0 P: 21	R: 2 H: 4 E: 0 K: 0 S: 15	H: 4 LOB: 0 BB: 0 P: 21	R: 0 H: 0 E: 0 K: 0 S: 8	H: 0 LOB: 1 BB: 1 P: 17	R: 0 H: 1 E: 0 K: 1 S: 9	H: 1 LOB: 0 BB: 0 P: 11	R: 0 H: 0 E: 0 K: 3 S: 9	H: 0 LOB: 0 BB: 0 P: 14	R: 2 H: 3 E: 1 K: 0 S: 14	H: 3 LOB: 2 BB: 1 P: 23	R: 1 H: 2 E: 0 K: 2 S: 14	H: 2 LOB: 2 BB: 1 P: 25	R: 0 H: 0 E: 0 K: 1 S: 10	H: 0 LOB: 2 BB: 2 P: 20	R: 0 H: 1 E: 0 K: 0 S: 10	H: 1 LOB: 1 BB: 1 P: 18	1B: 11 2B: 1 3B: 0 HR: 0	SF: 0 DP: 1 HBP: 0	WP: 0 PB: 0 SB: 1 CS: 0	PA: 44					
PITCHER	IP	WLS	BF	H	R	ER	SO	BB	IBB	HBP	BLK	WP	HR	S	P	ERA	WHIP										
36 Mike Minor, L ERA: 4.85	5.2		26	7	4	4	4	2	0	1	0	0	0	23	37	6.75	3.000										
34 Eric O'Flaherty, L ERA: 1.04	1.1	B	9	4	1	1	2	0	1	0	0	0	0	10	20	0.00	2.000										
39 Jonny Venters, L ERA: 1.22	1.0	W	5	0	0	0	1	2	0	0	0	0	0	10	20	0.00	2.000										
46 Craig Kimbrel, R ERA: 1.93	1.0	S	4	1	0	0	0	1	0	0	0	0	0	10	18	0.00	2.000										

Atlanta Braves @ New York Mets
Citi Field, Flushing, NY
Sun Aug 07 2011, 1:11 PM - 4:35 PM EDT
Att: 29,853 - Partly Cloudy - 86 F

AB 37
R 6
H 10
RBI 6
BB 7
SO 8
LOB 28



Atlanta Braves @ New York Mets
Citi Field, Flushing, NY
Sun Aug 07 2011, 1:11 PM - 4:35 PM EDT
Att: 29,853 - Partly Cloudy - 86 F

AB 38
R 5
H 12
RBI 5
BB 6
SO 8
LOB 18



Batter	1	2	3	4	5	6	7	8	9	AB	R	H	RBI	BB	SO	LOB	TOP					
24 Cameron Maybin, R (1, 8) OBP: 0.333, SLG: 0.403										5	1	2	0	0	0	1	<p>San Diego Padres @ New York Mets Citi Field, Flushing, NY Tue Aug 09 2011, 7:12 PM - 10:08 PM EDT Att: 24,619 - Cloudy - 74 F</p>					
8 Jason Bartlett, R (1, 6) OBP: 0.322, SLG: 0.319										5	1	2	1	0	1	1						
15 Jesus Guzman, R (1, 3) OBP: 0.361, SLG: 0.588										4	1	2	1	0	0	2						
1 Orlando Hudson, S (1, 4) OBP: 0.333, SLG: 0.326										2	1	1	1	0	0	1						
14 Alberto Gonzalez, R (5, PH) OBP: 0.287, SLG: 0.274										2	0	1	0	0	0	1						
88 Kyle Blanks, R (1, 7) OBP: 0.339, SLG: 0.462										4	0	2	0	0	0	1						
50 Chad Qualls, R (8, 1)										0	0	0	0	0	0	0						
44 Josh Spence, L (8, 1)										0	0	0	0	0	0	0						
28 Aaron Cunningham, R (1, 9) OBP: 0.287, SLG: 0.464										3	0	1	1	1	0	3						
22 James Darnell, R (1, 5)										4	0	0	0	0	2	5						
32 Rob Johnson, R (1, 2) OBP: 0.256, SLG: 0.301										4	0	0	0	0	0	4						
49 Wade LeBlanc, L (1, 1)										2	0	0	0	0	0	0						
11 Logan Forsythe, R (7, PH) OBP: 0.261, SLG: 0.275										1	0	1	0	0	0	0						
57 Luke Gregerson, L (7, 1)										0	0	0	0	0	0	0						
25 Will Venable, L (8, 9) OBP: 0.332, SLG: 0.360										1	0	0	0	0	1	0						
Inning Stats	R: 0 E: 0 K: 0 S: 11	H: 1 LOB: 1 BB: 0 P: 14	R: 0 E: 0 K: 1 S: 11	H: 0 LOB: 1 BB: 1 P: 18	R: 0 E: 0 K: 1 S: 8	H: 0 LOB: 0 BB: 0 P: 10	R: 2 E: 0 K: 1 S: 11	H: 3 LOB: 0 BB: 0 P: 14	R: 2 E: 0 K: 0 S: 12	H: 3 LOB: 1 BB: 0 P: 17	R: 0 E: 0 K: 0 S: 7	H: 1 LOB: 1 BB: 0 P: 11	R: 0 E: 0 K: 0 S: 8	H: 2 LOB: 1 BB: 0 P: 14	R: 0 E: 0 K: 1 S: 13	H: 2 LOB: 2 BB: 0 P: 19	R: 0 E: 0 K: 1 S: 8	H: 0 LOB: 0 BB: 0 P: 10	1B: 8 2B: 4 3B: 0 HR: 0	SF: 0 SAC: 0 DP: 1 HBP: 0	WP: 0 PB: 0 SB: 0 CS: 1	PA: 38
PITCHER	IP WLS BF H R ER SO BB IBB HBP BLK WP HR S P ERA WHIP																					
38 Chris Capuano, L (1, 1) ERA: 4.51	6.0	27	9	4	4	3	1	0	0	0	0	0	0	61	86	6.00	1.667					
46 Manny Acosta, R (7, 1) ERA: 4.44	1.0	4	2	0	0	0	0	0	0	0	0	0	0	8	13	0.00	2.000					
77 D.J. Carrasco, R (8, 1) ERA: 4.67	1.0	W	4	1	0	0	0	0	0	0	0	0	0	12	18	0.00	1.000					
45 Jason Istringhausen, R (9, 1) ERA: 3.54	1.0	S	3	0	0	0	0	0	0	0	0	0	0	8	10	0.00	0.000					

Batter	1	2	3	4	5	6	7	8	9	AB	R	H	RBI	BB	SO	LOB	BOTTOM					
16 Angel Pagán, S (1, 8) OBP: 0.313, SLG: 0.366										4	1	1	1	0	1	1	<p>San Diego Padres @ New York Mets Citi Field, Flushing, NY Tue Aug 09 2011, 7:12 PM - 10:08 PM EDT Att: 24,619 - Cloudy - 74 F</p>					
2 Justin Turner, R (1, 4) OBP: 0.333, SLG: 0.372										4	1	1	0	0	1	1						
5 David Wright, R (1, 5) OBP: 0.357, SLG: 0.456										3	1	1	0	1	1	1						
21 Lucas Duda, L (1, 3) OBP: 0.343, SLG: 0.446										3	1	2	0	0	0	0						
44 Jason Bay, R (1, 7) OBP: 0.335, SLG: 0.370										3	1	1	0	1	1	1						
12 Scott Hairston, R (1, 9) OBP: 0.331, SLG: 0.531										3	0	1	1	0	0	1						
20 Jason Pridie, L (9, 9) OBP: 0.304, SLG: 0.364										0	0	0	0	0	0	0						
9 Ronny Paulino, R (1, 2) OBP: 0.332, SLG: 0.375										2	0	1	1	1	0	0						
11 Rubén Tejada, R (1, 6) OBP: 0.335, SLG: 0.269										3	0	0	1	1	2	3						
38 Chris Capuano, L (1, 1) ERA: 4.51	6.0	24	6	2	2	5	1	0	0	0	0	0	0	0	0	0						
57 Luke Gregerson, R (7, 1) ERA: 4.02	1.0	H	3	0	0	0	0	0	0	0	0	0	0	0	0	0						
44 Josh Spence, L (8, 1) ERA: 0.43	1.0	B	6	0	0	0	1	2	1	0	0	0	0	0	0	0						
Inning Stats	R: 0 E: 0 K: 0 S: 7	H: 0 LOB: 0 BB: 0 P: 13	R: 0 E: 0 K: 2 S: 14	H: 2 LOB: 2 BB: 0 P: 19	R: 0 E: 0 K: 2 S: 11	H: 1 LOB: 1 BB: 0 P: 14	R: 2 E: 0 K: 0 S: 14	H: 3 LOB: 1 BB: 0 P: 22	R: 0 E: 0 K: 1 S: 8	H: 0 LOB: 0 BB: 1 P: 13	R: 0 E: 0 K: 0 S: 7	H: 0 LOB: 0 BB: 0 P: 11	R: 0 E: 0 K: 1 S: 6	H: 0 LOB: 0 BB: 0 P: 12	R: 3 E: 0 K: 1 S: 17	H: 3 LOB: 3 BB: 3 P: 31	R: 0 E: 0 K: 1 S: 8	H: 0 LOB: 0 BB: 0 P: 10	1B: 7 2B: 1 3B: 0 HR: 1	SF: 2 SAC: 1 DP: 0 HBP: 0	WP: 0 PB: 0 SB: 0 CS: 1	PA: 37
PITCHER	IP WLS BF H R ER SO BB IBB HBP BLK WP HR S P ERA WHIP																					
49 Wade LeBlanc, L (1, 1) ERA: 4.55	6.0	24	6	2	2	5	1	0	0	0	0	0	0	0	0	0						
57 Luke Gregerson, R (7, 1) ERA: 4.02	1.0	H	3	0	0	0	0	0	0	0	0	0	0	0	0	0						
44 Josh Spence, L (8, 1) ERA: 0.43	1.0	B	6	0	0	0	1	2	1	0	0	0	0	0	0	0						

San Diego Padres @ New York Mets
Citi Field, Flushing, NY
Tue Aug 09 2011, 7:12 PM - 10:08 PM EDT
Att: 24,619 - Cloudy - 74 F

AB 37
R 4
H 12
RBI 4
BB 1
SO 5
LOB 19

San Diego Padres @ New York Mets
Citi Field, Flushing, NY
Tue Aug 09 2011, 7:12 PM - 10:08 PM EDT
Att: 24,619 - Cloudy - 74 F

AB 29
R 5
H 9
RBI 5
BB 4
SO 7
LOB 12

Batter	1	2	3	4	5	6	7	8	9	AB	R	H	RBI	BB	SO	LOB	TOP							
16 Angel Pagán, S OBP: 0.315, SLG: 0.368	F7		22 1B			5 WP	P4		G4-3	5	1	2	0	0	0	2								
22 Willie Harris, L OBP: 0.342, SLG: 0.317	G4-3		1B			F8			SF8	4	0	1	1	0	0	1								
5 David Wright, R OBP: 0.357, SLG: 0.447	FC4-6		F9			44 1B			G4-3	3	0	0	0	2	0	2								
21 Lucas Duda, L OBP: 0.340, SLG: 0.435	FC4-6					F8				3	0	0	0	0	1	3								
44 Jason Bay, R OBP: 0.337, SLG: 0.372						HBP				4	1	3	1	0	1	0								
30 Josh Thole, L OBP: 0.348, SLG: 0.342	G3-1					20 BB			L9	4	0	0	0	0	1	5								
20 Jason Pridie, L OBP: 0.303, SLG: 0.356	G5-3					1B			G3	3	0	0	1	1	0	0								
11 Rubén Tejada, R OBP: 0.343, SLG: 0.285						BB			F9	4	0	1	0	0	1	3								
35 Dillon Gee, R OBP: 0.154, SLG: 0.135										2	0	0	0	0	1	3								
23 Mike Stanton, L OBP: 0.444, SLG: 0.492										1	0	0	0	0	0	1								
18 Ryohei Igarashi, R OBP: 0.244, SLG: 0.242										0	0	0	0	0	0	0								
40 Tim Byrdak, L OBP: 0.244, SLG: 0.242										0	0	0	0	0	0	0								
46 Manny Acosta, R OBP: 0.244, SLG: 0.242										0	0	0	0	0	0	0								
12 Scott Hairston, R OBP: 0.331, SLG: 0.325										1	1	1	0	0	0	0								
Inning Stats	R: 0 H: 0 E: 0 K: 0 S: 7	H: 0 LOB: 1 BB: 1 P: 12	R: 0 H: 0 E: 0 K: 1 S: 6	H: 0 LOB: 1 BB: 0 P: 8	R: 0 H: 2 E: 0 K: 0 S: 13	H: 2 LOB: 2 BB: 0 P: 17	R: 0 H: 1 E: 0 K: 3 S: 17	H: 1 LOB: 3 BB: 1 P: 27	R: 1 H: 2 E: 0 K: 0 S: 17	H: 2 LOB: 2 BB: 1 P: 25	R: 0 H: 1 E: 0 K: 1 S: 9	H: 1 LOB: 1 BB: 0 P: 9	R: 0 H: 0 E: 0 K: 1 S: 6	H: 0 LOB: 0 BB: 0 P: 11	R: 1 H: 1 E: 0 K: 0 S: 10	H: 1 LOB: 0 BB: 0 P: 15	R: 1 H: 1 E: 0 K: 0 S: 8	H: 1 LOB: 0 BB: 0 P: 13	1B: 6 2B: 2 3B: 0 HR: 0	SF: 1 SAC: 0 DP: 0 HBP: 1	WP: 1 PB: 0 SB: 0 CS: 0	PA: 39		
PITCHER	IP WLS BF H R ER SO BB IBB HBP BLK WP HR S P ERA WHIP	IP WLS BF H R ER SO BB IBB HBP BLK WP HR S P ERA WHIP	IP WLS BF H R ER SO BB IBB HBP BLK WP HR S P ERA WHIP	IP WLS BF H R ER SO BB IBB HBP BLK WP HR S P ERA WHIP	IP WLS BF H R ER SO BB IBB HBP BLK WP HR S P ERA WHIP	IP WLS BF H R ER SO BB IBB HBP BLK WP HR S P ERA WHIP	IP WLS BF H R ER SO BB IBB HBP BLK WP HR S P ERA WHIP	IP WLS BF H R ER SO BB IBB HBP BLK WP HR S P ERA WHIP	IP WLS BF H R ER SO BB IBB HBP BLK WP HR S P ERA WHIP	IP WLS BF H R ER SO BB IBB HBP BLK WP HR S P ERA WHIP	IP WLS BF H R ER SO BB IBB HBP BLK WP HR S P ERA WHIP	IP WLS BF H R ER SO BB IBB HBP BLK WP HR S P ERA WHIP	IP WLS BF H R ER SO BB IBB HBP BLK WP HR S P ERA WHIP	IP WLS BF H R ER SO BB IBB HBP BLK WP HR S P ERA WHIP	IP WLS BF H R ER SO BB IBB HBP BLK WP HR S P ERA WHIP	IP WLS BF H R ER SO BB IBB HBP BLK WP HR S P ERA WHIP	IP WLS BF H R ER SO BB IBB HBP BLK WP HR S P ERA WHIP	IP WLS BF H R ER SO BB IBB HBP BLK WP HR S P ERA WHIP	IP WLS BF H R ER SO BB IBB HBP BLK WP HR S P ERA WHIP	IP WLS BF H R ER SO BB IBB HBP BLK WP HR S P ERA WHIP	IP WLS BF H R ER SO BB IBB HBP BLK WP HR S P ERA WHIP	IP WLS BF H R ER SO BB IBB HBP BLK WP HR S P ERA WHIP	IP WLS BF H R ER SO BB IBB HBP BLK WP HR S P ERA WHIP	IP WLS BF H R ER SO BB IBB HBP BLK WP HR S P ERA WHIP
31 Ian Kennedy, R ERA: 3.12	7.0 W 31 6 1 1 5 3 0 1 0 1 0 73 109 1.29 1.286	1.0 H 4 1 1 1 0 0 0 0 0 0 0 10 15 9.00 1.000	1.0 S 4 1 1 1 0 0 0 0 0 0 0 8 13 9.00 1.000																					
30 David Hernandez, R ERA: 2.99																								
40 J.J. Putz, R ERA: 2.98																								

New York Mets @ Arizona Diamondbacks
Chase Field, Phoenix, AZ
Fri Aug 12 2011, 6:41 PM - 9:16 PM MST
Att: 25,727 - Roof Closed - 77 F

AB 34
R 3
H 8
RBI 3
BB 3
SO 5
LOB 20



Batter	1	2	3	4	5	6	7	8	9	AB	R	H	RBI	BB	SO	LOB	BOTTOM							
14 Ryan Roberts, R OBP: 0.354, SLG: 0.448	L7	G5-3			F8				G5-3	4	0	0	0	0	0	2								
8 Gerardo Parra, L OBP: 0.356, SLG: 0.434	G1-3	G3-1			G3				G3	4	0	0	0	0	1									
10 Justin Upton, R OBP: 0.377, SLG: 0.557	HR				G6-3				G6-3	3	1	2	1	1	0	0								
26 Miguel Montero, L OBP: 0.341, SLG: 0.442	K				G4-6-3				FC1-6	4	0	0	0	2	2									
24 Chris Young, R OBP: 0.324, SLG: 0.435					G6-3				L7	4	0	0	0	0	1									
22 Xavier Nady, R OBP: 0.297, SLG: 0.359										0	1	0	0	0	0	0								
44 Paul Goldschmidt, R OBP: 0.300, SLG: 0.424					11 2B				G6-3	2	0	1	0	0	0	0								
11 Sean Burroughs, L OBP: 0.250, SLG: 0.299					HBP					3	1	2	0	0	0	1								
1 Cody Ransom, R OBP: 0.310, SLG: 0.400					2B					3	1	1	2	0	1	2								
31 Ian Kennedy, R OBP: 0.125, SLG: 0.109										2	0	1	1	0	1	1								
4 Collin Cowgill, R OBP: 0.323, SLG: 0.222										1	0	0	0	0	0	1								
30 David Hernandez, R OBP: 0.323, SLG: 0.222										0	0	0	0	0	0	0								
40 J.J. Putz, R OBP: 0.323, SLG: 0.222										0	0	0	0	0	0	0								
Inning Stats	R: 1 H: 1 E: 0 K: 1 S: 11	H: 3 LOB: 1 BB: 0 P: 22	R: 3 H: 3 E: 0 K: 1 S: 17	H: 3 LOB: 1 BB: 0 P: 22	R: 0 H: 0 E: 0 K: 0 S: 6	H: 0 LOB: 0 BB: 1 P: 13	R: 0 H: 1 E: 0 K: 1 S: 10	H: 1 LOB: 1 BB: 0 P: 15	R: 0 H: 0 E: 0 K: 1 S: 5	H: 0 LOB: 0 BB: 0 P: 9	R: 0 H: 0 E: 0 K: 1 S: 9	H: 0 LOB: 0 BB: 0 P: 15	R: 0 H: 1 E: 0 K: 1 S: 10	H: 1 LOB: 1 BB: 0 P: 13	R: 0 H: 1 E: 0 K: 0 S: 7	H: 1 LOB: 1 BB: 0 P: 11	R: 0 H: 1 E: 0 K: 0 S: 7	H: 1 LOB: 1 BB: 0 P: 11	1B: 3 2B: 3 3B: 0 HR: 1	SF: 0 SAC: 0 DP: 1 HBP: 1	WP: 0 PB: 0 SB: 0 CS: 0	PA: 32		
PITCHER	IP WLS BF H R ER SO BB IBB HBP BLK WP HR S P ERA WHIP	IP WLS BF H R ER SO BB IBB HBP BLK WP HR S P ERA WHIP	IP WLS BF H R ER SO BB IBB HBP BLK WP HR S P ERA WHIP	IP WLS BF H R ER SO BB IBB HBP BLK WP HR S P ERA WHIP	IP WLS BF H R ER SO BB IBB HBP BLK WP HR S P ERA WHIP	IP WLS BF H R ER SO BB IBB HBP BLK WP HR S P ERA WHIP	IP WLS BF H R ER SO BB IBB HBP BLK WP HR S P ERA WHIP	IP WLS BF H R ER SO BB IBB HBP BLK WP HR S P ERA WHIP	IP WLS BF H R ER SO BB IBB HBP BLK WP HR S P ERA WHIP	IP WLS BF H R ER SO BB IBB HBP BLK WP HR S P ERA WHIP	IP WLS BF H R ER SO BB IBB HBP BLK WP HR S P ERA WHIP	IP WLS BF H R ER SO BB IBB HBP BLK WP HR S P ERA WHIP	IP WLS BF H R ER SO BB IBB HBP BLK WP HR S P ERA WHIP	IP WLS BF H R ER SO BB IBB HBP BLK WP HR S P ERA WHIP	IP WLS BF H R ER SO BB IBB HBP BLK WP HR S P ERA WHIP	IP WLS BF H R ER SO BB IBB HBP BLK WP HR S P ERA WHIP	IP WLS BF H R ER SO BB IBB HBP BLK WP HR S P ERA WHIP	IP WLS BF H R ER SO BB IBB HBP BLK WP HR S P ERA WHIP	IP WLS BF H R ER SO BB IBB HBP BLK WP HR S P ERA WHIP	IP WLS BF H R ER SO BB IBB HBP BLK WP HR S P ERA WHIP	IP WLS BF H R ER SO BB IBB HBP BLK WP HR S P ERA WHIP	IP WLS BF H R ER SO BB IBB HBP BLK WP HR S P ERA WHIP	IP WLS BF H R ER SO BB IBB HBP BLK WP HR S P ERA WHIP	
35 Dillon Gee, R ERA: 4.07	5.0 L 21 5 4 4 4 3 1 0 1 0 1 49 72 7.20 1.200	2.0 7 1 0 0 2 0 0 0 0 0 0 19 28 0.00 0.500	0.2 3 1 0 0 0 0 0 0 0 0 0 5 9 0.00 1.500	0.1 1 0 0 0 0 0 0 0 0 0 0 2 2 0.00 0.000																				
18 Ryohei Igarashi, R ERA: 4.57																								
40 Tim Byrdak, L ERA: 3.45																								
46 Manny Acosta, R ERA: 4.38																								

New York Mets @ Arizona Diamondbacks
Chase Field, Phoenix, AZ
Fri Aug 12 2011, 6:41 PM - 9:16 PM MST
Att: 25,727 - Roof Closed - 77 F

AB 30
R 4
H 7
RBI 4
BB 1
SO 5
LOB 11



Batter	1	2	3	4	5	6	7	8	9	AB	R	H	RBI	BB	SO	LOB	TOP			
16 Angel Pagán, S OBP: 0.314, SLG: 0.365			G3-1	F9					F7	5	0	1	0	0	1	1				
22 Willie Harris, L OBP: 0.340, SLG: 0.311	G6-3					F8	G3-6-3			3	0	0	0	1	0	1				
5 David Wright, R OBP: 0.352, SLG: 0.440	F9		F7	F8			G5-3			4	0	0	0	0	0	1				
21 Lucas Duda, L OBP: 0.338, SLG: 0.427		F8	P2			F8				3	0	0	0	1	0	1				
44 Jason Bay, R OBP: 0.333, SLG: 0.367	E5 11 PB 23 1B		G4-3			K			FC5-4	4	1	0	0	0	1	1				
9 Ronny Paulino, R OBP: 0.328, SLG: 0.375	F7									4	1	2	0	0	1	2				
23 Mike Baxter, L OBP: 0.462, SLG: 0.636										4	2	2	1	0	1	2				
11 Rubén Tejada, R OBP: 0.345, SLG: 0.295									K2-3	4	0	2	2	0	1	1				
34 Mike Pelfrey, R 77 D.J. Carrasco, R 12 Scott Hairston, R 27 Pedro Beato, R 39 Bobby Parnell, R 2 Justin Turner, R	G1-3								G6-3	2	0	1	1	0	0	1				
Inning Stats	R: 0 E: 0 K: 1 S: 7	H: 0 LOB: 0 BB: 0 P: 11	R: 2 E: 1 K: 0 S: 13	H: 2 LOB: 1 BB: 0 P: 19	R: 0 E: 0 K: 0 S: 3	H: 0 LOB: 1 BB: 1 P: 8	R: 2 E: 0 K: 0 S: 10	H: 3 LOB: 1 BB: 0 P: 18	R: 0 E: 0 K: 1 S: 9	H: 2 LOB: 2 BB: 0 P: 13	R: 0 E: 0 K: 0 S: 7	H: 1 LOB: 0 BB: 0 P: 9	R: 0 E: 0 K: 2 S: 8	H: 0 LOB: 1 BB: 1 P: 15	R: 0 E: 0 K: 1 S: 5	H: 0 LOB: 0 BB: 0 P: 6	1B: 5 2B: 2 3B: 1 HR: 0	SF: 0 SAC: 0 DP: 1 HBP: 0	WP: 0 PB: 1 SB: 0 CS: 0	PA: 37
PITCHER	IP	WLS	BF	H	R	ER	SO	BB	IBB	HBP	BLK	WP	HR	S	P	ERA	WHIP			
41 Daniel Hudson, R ERA: 3.76	8.0	W	34	8	4	2	4	2	0	0	0	0	0	62	100	2.25	1.250			
40 J.J. Putz, R ERA: 2.91	1.0	S	3	0	0	0	1	0	0	0	0	0	0	5	6	0.00	0.000			

New York Mets @ Arizona Diamondbacks
Chase Field, Phoenix, AZ
Sat Aug 13 2011, 5:11 PM - 7:27 PM MST
Att: 33,623 - Roof Closed - 77 F

AB 35
R 4
H 8
RBI 4
BB 2
SO 5
LOB 13



Batter	1	2	3	4	5	6	7	8	9	AB	R	H	RBI	BB	SO	LOB	BOTTOM			
18 Willie Bloomquist, R OBP: 0.328, SLG: 0.369	G4-3									3	1	1	0	0	1	1				
14 Ryan Roberts, R OBP: 0.355, SLG: 0.459			FC6-4 10 HBP							4	2	2	3	0	1	1				
10 Justin Upton, R OBP: 0.378, SLG: 0.556										3	1	1	1	0	1	0				
26 Miguel Montero, L OBP: 0.340, SLG: 0.440	SF7		G4-3							2	0	0	1	1	0	2				
24 Chris Young, R OBP: 0.322, SLG: 0.431	L7									4	0	0	0	0	0	1				
44 Paul Goldschmidt, R OBP: 0.275, SLG: 0.378										4	0	0	0	0	4	0				
2 Kelly Johnson, L OBP: 0.291, SLG: 0.417	G4-3									4	1	1	0	0	0	0				
8 Gerardo Parra, L OBP: 0.355, SLG: 0.433										3	1	1	0	0	1	1				
41 Daniel Hudson, R OBP: 0.353, SLG: 0.449										2	0	1	1	0	0	0				
40 J.J. Putz, R ERA: 2.91										0	0	0	0	0	0	0				
Inning Stats	R: 2 E: 0 K: 0 S: 10	H: 2 LOB: 0 BB: 0 P: 15	R: 0 E: 0 K: 2 S: 10	H: 0 LOB: 0 BB: 0 P: 13	R: 0 E: 0 K: 1 S: 6	H: 1 LOB: 2 BB: 0 P: 12	R: 0 E: 0 K: 1 S: 6	H: 0 LOB: 0 BB: 0 P: 8	R: 3 E: 0 K: 1 S: 15	H: 2 LOB: 1 BB: 1 P: 25	R: 1 E: 0 K: 2 S: 12	H: 2 LOB: 1 BB: 0 P: 15	R: 0 E: 0 K: 1 S: 7	H: 0 LOB: 0 BB: 0 P: 12	R: 0 E: 0 K: 1 S: 6	H: 0 LOB: 0 BB: 0 P: 10	1B: 4 2B: 2 3B: 0 HR: 1	SF: 1 SAC: 1 DP: 0 HBP: 2	WP: 0 PB: 0 SB: 1 CS: 0	PA: 34
PITCHER	IP	WLS	BF	H	R	ER	SO	BB	IBB	HBP	BLK	WP	HR	S	P	ERA	WHIP			
34 Mike Pelfrey, R ERA: 4.53	4.0	L	17	4	3	2	3	0	0	1	0	0	0	1	36	5.00	1.000			
77 D.J. Carrasco, R ERA: 4.66	1.0	L	6	1	2	2	1	1	0	1	0	0	0	13	23	18.00	2.000			
27 Pedro Beato, R ERA: 3.88	2.0		8	2	1	1	3	0	0	0	0	0	0	19	27	4.50	1.000			
39 Bobby Parnell, R ERA: 4.26	1.0		3	0	0	0	1	0	0	0	0	0	0	6	10	0.00	0.000			

New York Mets @ Arizona Diamondbacks
Chase Field, Phoenix, AZ
Sat Aug 13 2011, 5:11 PM - 7:27 PM MST
Att: 33,623 - Roof Closed - 77 F

AB 29
R 6
H 7
RBI 6
BB 1
SO 8
LOB 6



Batter	1	2	3	4	5	6	7	8	9	AB	R	H	RBI	BB	SO	LOB	TOP					
16 Angel Pagán, S OBP: 0.317, SLG: 0.372	G3-1		1B		2B		2B		F7	5	1	3	0	0	0	0	New York Mets @ Arizona Diamondbacks Chase Field, Phoenix, AZ Sun Aug 14 2011, 1:12 PM - 4:24 PM MST Att: 30,174 - Roof Closed - 76 F					
2 Justin Turner, R OBP: 0.332, SLG: 0.364	K		BB		2B		F9		P6	4	1	1	1	1	1							
5 David Wright, R OBP: 0.351, SLG: 0.441	2B		G6-3		G5-3		K			4	0	1	0	0	1	4						
21 Lucas Duda, L OBP: 0.347, SLG: 0.448	K			HR						3	1	2	2	1	1							
44 Jason Bay, R OBP: 0.330, SLG: 0.363	G6-3			F8		F8				4	0	0	0	0	1	3						
30 Josh Thole, L OBP: 0.346, SLG: 0.337	G4-3			HBP		L7				3	0	0	0	0	0	1						
20 Jason Pridie, L OBP: 0.302, SLG: 0.353	G4-3			K				G3		4	0	1	0	0	1	1						
11 Rubén Tejeda, R OBP: 0.344, SLG: 0.290			L8		G5-3			G3-1		3	0	0	0	1	0	1						
38 Chris Capuano, L OBP: 0.196, SLG: 0.196			G4-3					G4-3		3	0	0	0	0	0	2						
46 Manny Acosta, R									F7	0	0	0	0	0	0	0						
18 Ryota Igarashi, R										0	0	0	0	0	0	0						
40 Tim Byrdak, L										0	0	0	0	0	0	0						
27 Pedro Beato, R										0	0	0	0	0	0	0						
12 Scott Hairston, R OBP: 0.328, SLG: 0.331										1	0	0	0	0	0	0						
Inning Stats	R: 0 E: 0 K: 2 S: 11	H: 1 LOB: 1 BB: 0 P: 18	R: 0 E: 0 K: 0 S: 5	H: 0 LOB: 0 BB: 0 P: 8	R: 0 E: 0 K: 0 S: 8	H: 1 LOB: 2 BB: 1 P: 13	R: 1 E: 0 K: 1 S: 14	H: 1 LOB: 2 BB: 1 P: 23	R: 2 E: 0 K: 0 S: 16	H: 3 LOB: 0 BB: 0 P: 25	R: 0 E: 0 K: 0 S: 6	H: 1 LOB: 0 BB: 0 P: 10	R: 0 E: 0 K: 2 S: 17	H: 1 LOB: 2 BB: 1 P: 26	R: 0 E: 0 K: 0 S: 9	H: 0 LOB: 0 BB: 0 P: 12	R: 0 E: 0 K: 0 S: 7	H: 0 LOB: 0 BB: 0 P: 11	1B: 4 2B: 3 3B: 0 HR: 1	SF: 0 SAC: 0 DP: 0 HBP: 1	WP: 0 PB: 0 SB: 1 CS: 1	PA: 38
PITCHER	IP WLS BF H R ER SO BB IBB HBP BLK WP HR S P ERA WHIP																					
21 Jason Marquis, R ERA: 4.43	3.1		15	3	1	1	2	1	0	1	0	0	0	0	0	1	29	46	2.70	1.200		
19 Zach Duke, L ERA: 5.05	2.2	W	12	4	2	2	1	1	0	0	0	0	0	0	0	31	51	6.75	1.875			
15 Micah Owings, R ERA: 2.63	1.0	H	5	1	0	0	2	1	0	0	0	0	0	0	0	17	26	0.00	2.000			
39 Bryan Shaw, R ERA: 3.07	1.0	H	3	0	0	0	0	0	0	0	0	0	0	0	9	12	0.00	0.000				
30 David Hernandez, R ERA: 2.83	1.0	S	3	0	0	0	0	0	0	0	0	0	0	0	7	11	0.00	0.000				
Batter	1	2	3	4	5	6	7	8	9	AB	R	H	RBI	BB	SO	LOB	BOTTOM					
18 Willie Bloomquist, R OBP: 0.330, SLG: 0.367	G4-3		1B		F9		BB		L1-3	4	0	1	0	1	0	3	New York Mets @ Arizona Diamondbacks Chase Field, Phoenix, AZ Sun Aug 14 2011, 1:12 PM - 4:24 PM MST Att: 30,174 - Roof Closed - 76 F					
4 Collin Cowgill, R OBP: 0.286, SLG: 0.194	F8		P2		K		K			4	0	0	0	0	2	3						
10 Justin Upton, R OBP: 0.379, SLG: 0.564	2B		K		HR		P4			4	1	2	1	0	1	3						
24 Chris Young, R OBP: 0.319, SLG: 0.427	F8			F7		F8		K		4	0	0	0	0	1	2						
14 Ryan Roberts, R OBP: 0.357, SLG: 0.458	P6		1B							3	2	1	0	0	1	0						
11 Sean Burroughs, L OBP: 0.264, SLG: 0.300	G6-3			1B						3	1	1	0	1	0	0						
44 Paul Goldschmidt, R OBP: 0.319, SLG: 0.463	K			2B						4	1	3	1	0	1	0						
12 Henry Blanco, R OBP: 0.301, SLG: 0.474					G5-3					3	0	2	2	1	0	1						
21 Jason Marquis, L OBP: 0.174, SLG: 0.196										1	0	0	0	0	1	1						
19 Zach Duke, L OBP: 0.299, SLG: 0.379										1	0	0	0	0	1	1						
8 Gerardo Parra, L OBP: 0.346, SLG: 0.432										0	0	0	0	0	0	0						
15 Micah Owings, R ERA: 2.63										0	0	0	0	0	0	0						
39 Bryan Shaw, S ERA: 3.07										0	0	0	0	0	0	0						
37 Lyle Overbay, L OBP: 0.299, SLG: 0.354										1	0	0	0	0	0	3						
30 David Hernandez, R ERA: 2.83										0	0	0	0	0	0	0						
Inning Stats	R: 0 E: 0 K: 0 S: 10	H: 1 LOB: 1 BB: 0 P: 12	R: 0 E: 0 K: 1 S: 11	H: 0 LOB: 0 BB: 0 P: 16	R: 0 E: 0 K: 2 S: 12	H: 2 LOB: 0 BB: 0 P: 19	R: 2 E: 0 K: 0 S: 14	H: 3 LOB: 1 BB: 0 P: 23	R: 1 E: 0 K: 1 S: 9	H: 1 LOB: 0 BB: 0 P: 12	R: 1 E: 0 K: 2 S: 12	H: 2 LOB: 1 BB: 0 P: 16	R: 0 E: 0 K: 2 S: 8	H: 0 LOB: 1 BB: 1 P: 18	R: 1 E: 0 K: 0 S: 11	H: 1 LOB: 2 BB: 2 P: 24	1B: 5 2B: 5 3B: 0 HR: 1	SF: 0 SAC: 0 DP: 1 HBP: 1	WP: 1 PB: 0 SB: 1 CS: 0	PA: 37		
PITCHER	IP WLS BF H R ER SO BB IBB HBP BLK WP HR S P ERA WHIP																					
38 Chris Capuano, L ERA: 4.58	6.0	L	27	9	4	4	6	0	0	0	0	0	0	0	0	0	1	1	6.00	1.500		
46 Manny Acosta, R ERA: 4.21	1.0		4	0	0	0	2	1	0	0	0	0	0	0	0	8	18	0.00	1.000			
18 Ryota Igarashi, R ERA: 4.98	0.0		4	1	1	1	0	2	0	1	0	0	0	0	6	18	∞	∞				
40 Tim Byrdak, L ERA: 3.41	0.1		1	0	0	0	0	0	0	0	0	0	0	0	2	2	0.00	0.000				
27 Pedro Beato, R ERA: 3.83	0.2		1	0	0	0	0	0	0	0	0	0	0	0	3	4	0.00	0.000				

Batter	1	2	3	4	5	6	7	8	9	10	AB	R	H	RBI	BB	SO	LOB	TOP		
16 Ángel Paquán, S OBP: 0.318, SLG: 0.371	(1,8) K				G5-3		P4		G4-3		6	0	2	0	0	1	1			
2 Justin Turner, R OBP: 0.331, SLG: 0.362	(1,4) F8		G6-3		1B		F9		HBP		5	0	1	0	0	1	2			
5 David Wright, R OBP: 0.351, SLG: 0.442	(1,5) F8		K		2B		HBP		F7		4	0	1	0	0	1	1			
21 Lucas Duda, L OBP: 0.358, SLG: 0.472	(1,3) HR		L7		IBB		1B		FC6-4		4	1	3	1	1	0	0			
44 Jason Bay, R OBP: 0.327, SLG: 0.359	(7,1) K		G6-3		L4		G6-3		FC6-4		4	0	0	0	0	1	5			
39 Bobby Parnell, R											0	0	0	0	0	0	0			
22 Willie Harris, L OBP: 0.338, SLG: 0.310	(9,PH)										1	0	0	0	0	0	2			
46 Manny Acosta, R	(9,1)										0	0	0	0	0	0	0			
23 Mike Baxter, L OBP: 0.402, SLG: 0.636	(10,9)										0	0	0	0	0	0	0			
20 Jason Pridie, L OBP: 0.316, SLG: 0.355	(1,9) (10,7)		30 HR		30 1B		G5-4-3		B5-3		2	3	1	0	3	0	0			
30 Josh Thole, L OBP: 0.358, SLG: 0.357	(1,2)		HR		1B		G5-4-3		11 1B		3	1	3	3	2	0	0			
11 Rubén Tejada, R OBP: 0.342, SLG: 0.289	(1,6)		G6-3		1B		G5-4-3		BB		4	0	1	0	0	1	3			
43 R.A. Dickey, R OBP: 0.205, SLG: 0.186	(1,1)		G4-3		P4		L4		G6-4-3		3	0	0	0	0	0	1			
12 Scott Hairston, R OBP: 0.321, SLG: 0.558	(7,7)										2	0	0	1	0	0	3			
45 Jason Isringhausen, R OBP: 0.329, SLG: 0.399	(10,1)										0	0	0	0	0	0	0			
Inning Stats	R: 0 E: 0 K: 1 S: 6	H: 0 LOB: 0 BB: 0 P: 10	R: 3 E: 0 K: 1 S: 16	H: 2 LOB: 0 BB: 1 P: 24	R: 0 E: 0 K: 1 S: 8	H: 1 LOB: 0 BB: 0 P: 12	R: 1 E: 0 K: 1 S: 13	H: 1 LOB: 1 BB: 1 P: 23	R: 0 E: 0 K: 0 S: 11	H: 2 LOB: 1 BB: 0 P: 14	R: 0 E: 0 K: 0 S: 11	H: 1 LOB: 2 BB: 0 P: 18	R: 0 E: 0 K: 1 S: 10	H: 2 LOB: 2 BB: 0 P: 18	R: 0 E: 0 K: 1 S: 6	H: 0 LOB: 1 BB: 2 P: 17	1B: 9 2B: 1 3B: 0 HR: 2	SF: 0 SAC: 1 DP: 2 HBP: 1	WP: 0 PB: 0 SB: 2 CS: 1	PA: 46
PITCHER	IP 5.0	WLS 0	BF 25	H 8	R 4	ER 4	SO 4	BB 2	IBB 0	HBP 0	BLK 0	WP 0	HR 2	S 59	P 93	ERA 7.20	WHIP 2.000			
41 Aaron Harang, R ERA: 4.08	(1,1)																			
40 Erik Hamren, R ERA: 2.84	(6,1)	1.2	5	0	0	0	0	0	0	1	0	0	0	0	11	17	0.00	0.000		
54 Joe Thatcher, L ERA: 6.75	(7,1)	0.2	4	1	0	0	0	1	0	0	0	0	0	8	15	0.00	3.000			
45 Anthony Bass, R ERA: 1.74	(8,1)	0.2	2	1	0	0	0	0	0	0	0	0	0	6	12	0.00	1.500			
21 Heath Bell, R ERA: 2.59	(9,1)	1.0	5	2	0	0	1	0	0	0	0	0	0	13	18	0.00	2.000			

New York Mets @ San Diego Padres
 PETCO Park, San Diego, CA
 Mon Aug 15 2011, 10:06 PM - 1:43 AM EDT
 Att: 30,094 - Overcast - 67 F

AB 38
 R 5
 H 12
 RBI 5
 BB 6
 SO 5
 LOB 18



Batter	1	2	3	4	5	6	7	8	9	10	AB	R	H	RBI	BB	SO	LOB	BOTTOM				
25 Will Venable, L OBP: 0.342, SLG: 0.389	(1,9) HBP		L9		L7		HR		1B		4	1	2	2	0	0	0					
8 Jason Bartlett, R OBP: 0.316, SLG: 0.312	(1,6) G4-3		G6-3		K		G4-3		P3		5	0	0	0	0	1	2					
24 Cameron Maybin, R OBP: 0.329, SLG: 0.399	(1,8) K		88 2B		L5		K		F9		5	1	1	0	0	2	1					
88 Kyle Blanks, R OBP: 0.341, SLG: 0.458	(1,3) 2B 1B		1B 2B		G1-3		BB		F9		4	0	2	1	1	1	0					
1 Orlando Hudson, S OBP: 0.341, SLG: 0.355	(1,4) 11 HBP		G3		K		K		15 S		3	1	1	0	2	1	2					
4 Nick Hundley, R OBP: 0.319, SLG: 0.364	(1,2) F9				G1-3		G1-3		HBP		5	0	2	0	0	1	4					
28 Aaron Cunningham, R OBP: 0.291, SLG: 0.381	(7,7)		L8		F8		F9		G6-3		3	0	0	0	0	0	4					
54 Joe Thatcher, L	(7,1)										0	0	0	0	0	0	0					
45 Anthony Bass, R	(8,1)										1	0	1	1	0	0	0					
15 Jesus Guzman, R	(8,PH)										0	0	0	0	0	0	0					
21 Heath Bell, R	(9,1)										0	0	0	0	0	0	0					
44 Josh Spence, L	(10,1)										0	0	0	0	0	0	0					
50 Chad Qualls, R	(10,1)										1	0	0	0	0	0	2					
14 Alberto Gonzalez, R OBP: 0.259, SLG: 0.278	(10,6)										0	0	0	0	0	0	0					
11 Logan Forsythe, R OBP: 0.278, SLG: 0.288	(1,5) HBP		G5-3		G5-3		F8		G6-3		4	1	1	0	0	0	4					
41 Aaron Harang, R OBP: 0.116, SLG: 0.140	(1,1)		G1-3		G1-3		K		P3		2	0	0	0	0	0	4					
40 Erik Hamren, R	(6,1)										0	0	0	0	0	0	0					
22 James Darnell, R OBP: 0.278, SLG: 0.235	(7,7)										2	0	0	0	1	1						
Inning Stats	R: 0 E: 0 K: 1 S: 12	H: 0 LOB: 0 BB: 0 P: 16	R: 0 E: 0 K: 0 S: 16	H: 2 LOB: 3 BB: 0 P: 22	R: 1 E: 0 K: 0 S: 9	H: 2 LOB: 1 BB: 0 P: 13	R: 0 E: 0 K: 0 S: 9	H: 1 LOB: 1 BB: 0 P: 14	R: 0 E: 0 K: 1 S: 14	H: 0 LOB: 0 BB: 0 P: 11	R: 0 E: 0 K: 1 S: 14	H: 2 LOB: 0 BB: 0 P: 16	R: 1 E: 0 K: 1 S: 14	H: 1 LOB: 1 BB: 1 P: 24	R: 0 E: 0 K: 0 S: 7	H: 1 LOB: 1 BB: 0 P: 12	R: 0 E: 0 K: 1 S: 14	H: 1 LOB: 2 BB: 1 P: 22	1B: 7 2B: 2 3B: 0 HR: 1	SF: 0 SAC: 0 DP: 0 HBP: 2	WP: 0 PB: 1 SB: 1 CS: 0	PA: 44
PITCHER	IP 6.1	WLS 2	BF 28	H 7	R 3	ER 3	SO 4	BB 1	IBB 0	HBP 2	BLK 0	WP 0	HR 1	S 75	P 111	ERA 4.26	WHIP 1.263					
43 R.A. Dickey, R ERA: 3.77	(1,1)																					
39 Bobby Parnell, R ERA: 4.31	(7,1)	1.2	B	7	1	1	2	1	0	0	0	0	0	18	28	5.40	1.200					
46 Manny Acosta, R ERA: 4.08	(9,1)	1.0	W	4	1	0	0	0	0	0	0	0	0	7	12	0.00	1.000					
45 Jason Isringhausen, R ERA: 3.46	(10,1)	1.0	S	5	1	0	0	1	0	0	0	0	0	14	22	0.00	2.000					

New York Mets @ San Diego Padres
 PETCO Park, San Diego, CA
 Mon Aug 15 2011, 10:06 PM - 1:43 AM EDT
 Att: 30,094 - Overcast - 67 F

AB 39
 R 4
 H 10
 RBI 4
 BB 3
 SO 7
 LOB 24



Batter	1	2	3	4	5	6	7	8	9	AB	R	H	RBI	BB	SO	LOB	TOP						
16 Angel Pagán, S OBP: 0.318, SLG: 0.368										5	1	2	3	0	1	3							
22 Willie Harris, L OBP: 0.345, SLG: 0.314										4	1	2	1	1	0	1							
5 David Wright, R OBP: 0.351, SLG: 0.448										5	1	1	3	0	1	5							
21 Lucas Duda, L OBP: 0.352, SLG: 0.457										5	0	1	0	0	2	2							
44 Jason Bay, R OBP: 0.322, SLG: 0.350										4	1	0	0	1	2	2							
20 Jason Pridie, L OBP: 0.313, SLG: 0.346										4	0	0	0	1	2	1							
30 Josh Thole, L OBP: 0.356, SLG: 0.353										3	1	0	0	1	0	1							
11 Rubén Tejada, R OBP: 0.353, SLG: 0.302										3	1	1	0	1	0	2							
35 Dillon Gee, R OBP: 0.167, SLG: 0.128										2	0	0	0	0	0	2							
40 Tim Lincecum, L OBP: 0.349, SLG: 0.409										0	0	0	0	0	0	0							
46 Manny Acosta, R ERA: 4.01										0	0	0	0	0	0	0							
12 Scott Hairston, R ERA: 10.8										0	1	0	0	1	0	0							
39 Bobby Parnell, R ERA: 8.1										0	0	0	0	0	0	0							
18 Ryohei Igarashi, R ERA: 5.5										0	0	0	0	0	0	0							
Inning Stats	R: 0 E: 0 K: 3 S: 14	H: 2 LOB: 2 BB: 0 P: 22	R: 0 E: 0 K: 0 S: 6	H: 0 LOB: 0 BB: 0 P: 10	R: 3 E: 0 K: 1 S: 14	H: 2 LOB: 0 BB: 0 P: 23	R: 0 E: 0 K: 0 S: 12	H: 0 LOB: 2 BB: 2 P: 25	R: 0 E: 0 K: 1 S: 9	H: 0 LOB: 0 BB: 0 P: 17	R: 0 E: 0 K: 1 S: 8	H: 0 LOB: 0 BB: 0 P: 11	R: 1 E: 0 K: 1 S: 11	H: 1 LOB: 2 BB: 1 P: 21	R: 3 E: 0 K: 0 S: 19	H: 2 LOB: 3 BB: 3 P: 36	R: 0 E: 0 K: 1 S: 7	H: 0 LOB: 0 BB: 0 P: 9	1B: 6 2B: 0 3B: 0 HR: 1	SF: 0 SAC: 0 DP: 0 HBP: 1	WP: 1 PB: 0 SB: 2 CS: 0	PA: 42	
PITCHER	IP WLS BF H R ER SO BB IBB HBP BLK WP HR S P ERA WHIP	IP WLS BF H R ER SO BB IBB HBP BLK WP HR S P ERA WHIP	IP WLS BF H R ER SO BB IBB HBP BLK WP HR S P ERA WHIP	IP WLS BF H R ER SO BB IBB HBP BLK WP HR S P ERA WHIP	IP WLS BF H R ER SO BB IBB HBP BLK WP HR S P ERA WHIP	IP WLS BF H R ER SO BB IBB HBP BLK WP HR S P ERA WHIP	IP WLS BF H R ER SO BB IBB HBP BLK WP HR S P ERA WHIP	IP WLS BF H R ER SO BB IBB HBP BLK WP HR S P ERA WHIP	IP WLS BF H R ER SO BB IBB HBP BLK WP HR S P ERA WHIP	IP WLS BF H R ER SO BB IBB HBP BLK WP HR S P ERA WHIP	IP WLS BF H R ER SO BB IBB HBP BLK WP HR S P ERA WHIP	IP WLS BF H R ER SO BB IBB HBP BLK WP HR S P ERA WHIP	IP WLS BF H R ER SO BB IBB HBP BLK WP HR S P ERA WHIP	IP WLS BF H R ER SO BB IBB HBP BLK WP HR S P ERA WHIP	IP WLS BF H R ER SO BB IBB HBP BLK WP HR S P ERA WHIP	IP WLS BF H R ER SO BB IBB HBP BLK WP HR S P ERA WHIP	IP WLS BF H R ER SO BB IBB HBP BLK WP HR S P ERA WHIP	IP WLS BF H R ER SO BB IBB HBP BLK WP HR S P ERA WHIP	IP WLS BF H R ER SO BB IBB HBP BLK WP HR S P ERA WHIP	IP WLS BF H R ER SO BB IBB HBP BLK WP HR S P ERA WHIP	IP WLS BF H R ER SO BB IBB HBP BLK WP HR S P ERA WHIP	IP WLS BF H R ER SO BB IBB HBP BLK WP HR S P ERA WHIP	IP WLS BF H R ER SO BB IBB HBP BLK WP HR S P ERA WHIP

New York Mets @ San Diego Padres
 PETCO Park, San Diego, CA
 Wed Aug 17 2011, 6:38 PM - 9:53 PM EDT
 Att: 22,089 - Sunny - 71 F

AB 35
 R 7
 H 7
 RBI 7
 BB 6
 SO 8
 LOB 19



Batter	1	2	3	4	5	6	7	8	9	AB	R	H	RBI	BB	SO	LOB	BOTTOM							
25 Will Venable, L OBP: 0.338, SLG: 0.383										3	0	0	0	0	1	2								
22 James Darnell, R OBP: 0.300, SLG: 0.222										5	0	1	0	0	3	5								
54 Joe Thatcher, L ERA: 1.99										4	0	0	0	0	1	3								
14 Alberto Gonzalez, R OBP: 0.287, SLG: 0.292										4	1	1	0	0	0	3								
8 Jason Bartlett, R OBP: 0.315, SLG: 0.310										5	0	1	0	0	3	5								
24 Cameron Maybin, R OBP: 0.330, SLG: 0.406										4	0	0	0	0	1	3								
15 Jesus Guzman, R OBP: 0.378, SLG: 0.554										4	1	1	0	0	0	3								
1 Orlando Hudson, S OBP: 0.341, SLG: 0.339										4	1	1	0	0	0	3								
11 Logan Forsythe, R OBP: 0.285, SLG: 0.304										4	0	1	0	0	0	1								
28 Aaron Cunningham, R OBP: 0.299, SLG: 0.315										3	1	1	1	1	1	0								
32 Rob Johnson, R OBP: 0.257, SLG: 0.292										1	0	0	0	1	1	0								
4 Nick Hundley, R OBP: 0.330, SLG: 0.404										2	1	1	1	0	0	1								
38 Mat Latos, R OBP: 0.100, SLG: 0.179										0	0	0	0	1	0	0								
34 Pat Neshek, S ERA: 3.59										0	0	0	0	0	0	0								
44 Josh Spence, L ERA: 4.0										0	0	0	0	0	0	0								
88 Kyle Blanks, R OBP: 0.352, SLG: 0.455										1	0	0	0	1	0	1								
Inning Stats	R: 0 E: 0 K: 1 S: 11	H: 2 LOB: 2 BB: 0 P: 14	R: 0 E: 0 K: 2 S: 9	H: 0 LOB: 0 BB: 0 P: 16	R: 0 E: 0 K: 1 S: 7	H: 0 LOB: 1 BB: 1 P: 12	R: 0 E: 0 K: 0 S: 9	H: 1 LOB: 2 BB: 1 P: 16	R: 0 E: 0 K: 0 S: 11	H: 0 LOB: 1 BB: 1 P: 15	R: 0 E: 0 K: 1 S: 7	H: 0 LOB: 0 BB: 0 P: 11	R: 1 E: 0 K: 1 S: 18	H: 2 LOB: 3 BB: 2 P: 30	R: 0 E: 0 K: 1 S: 7	H: 0 LOB: 0 BB: 0 P: 12	R: 2 E: 0 K: 1 S: 16	H: 2 LOB: 1 BB: 1 P: 26	1B: 2 2B: 5 3B: 0 HR: 0	SF: 0 SAC: 1 DP: 1 HBP: 0	WP: 0 PB: 0 SB: 0 CS: 0	PA: 38		
PITCHER	IP WLS BF H R ER SO BB IBB HBP BLK WP HR S P ERA WHIP	IP WLS BF H R ER SO BB IBB HBP BLK WP HR S P ERA WHIP	IP WLS BF H R ER SO BB IBB HBP BLK WP HR S P ERA WHIP	IP WLS BF H R ER SO BB IBB HBP BLK WP HR S P ERA WHIP	IP WLS BF H R ER SO BB IBB HBP BLK WP HR S P ERA WHIP	IP WLS BF H R ER SO BB IBB HBP BLK WP HR S P ERA WHIP	IP WLS BF H R ER SO BB IBB HBP BLK WP HR S P ERA WHIP	IP WLS BF H R ER SO BB IBB HBP BLK WP HR S P ERA WHIP	IP WLS BF H R ER SO BB IBB HBP BLK WP HR S P ERA WHIP	IP WLS BF H R ER SO BB IBB HBP BLK WP HR S P ERA WHIP	IP WLS BF H R ER SO BB IBB HBP BLK WP HR S P ERA WHIP	IP WLS BF H R ER SO BB IBB HBP BLK WP HR S P ERA WHIP	IP WLS BF H R ER SO BB IBB HBP BLK WP HR S P ERA WHIP	IP WLS BF H R ER SO BB IBB HBP BLK WP HR S P ERA WHIP	IP WLS BF H R ER SO BB IBB HBP BLK WP HR S P ERA WHIP	IP WLS BF H R ER SO BB IBB HBP BLK WP HR S P ERA WHIP	IP WLS BF H R ER SO BB IBB HBP BLK WP HR S P ERA WHIP	IP WLS BF H R ER SO BB IBB HBP BLK WP HR S P ERA WHIP	IP WLS BF H R ER SO BB IBB HBP BLK WP HR S P ERA WHIP	IP WLS BF H R ER SO BB IBB HBP BLK WP HR S P ERA WHIP	IP WLS BF H R ER SO BB IBB HBP BLK WP HR S P ERA WHIP	IP WLS BF H R ER SO BB IBB HBP BLK WP HR S P ERA WHIP	IP WLS BF H R ER SO BB IBB HBP BLK WP HR S P ERA WHIP	IP WLS BF H R ER SO BB IBB HBP BLK WP HR S P ERA WHIP

New York Mets @ San Diego Padres
 PETCO Park, San Diego, CA
 Wed Aug 17 2011, 6:38 PM - 9:53 PM EDT
 Att: 22,089 - Sunny - 71 F

AB 31
 R 3
 H 7
 RBI 3
 BB 6
 SO 8
 LOB 16



Batter	1	2	3	4	5	6	7	8	9	AB	R	H	RBI	BB	SO	LOB	TOP							
1 Corey Hart, R OBP: 0.346, SLG: 0.470	F9	K			SH1-4 2B	L7	G6-3			5	1	1	0	0	1	2								
2 Nyjer Morgan, L OBP: 0.349, SLG: 0.444	G4-3		G5-3 1B		SH1-4 2B			K		4	1	2	0	0	1	0								
8 Ryan Braun, R OBP: 0.396, SLG: 0.576	E5		K			F9		G3-1		2	1	0	0	0	1	1								
25 Mark Kotsay, L OBP: 0.314, SLG: 0.337								G4-3		2	1	0	0	1	0	1								
28 Prince Fielder, L OBP: 0.416, SLG: 0.559	1B							G4-3		3	2	2	2	2	0	0								
14 Casey McGehee, R OBP: 0.292, SLG: 0.350	1B		G5-3							4	0	3	2	1	0	2								
3 Yuniesky Betancourt, R OBP: 0.261, SLG: 0.384	G6-3									5	0	1	1	0	0	4								
20 Jonathan Lucroy, R OBP: 0.322, SLG: 0.404		F7			G4-3	P2				5	0	0	0	0	0	3								
30 Craig Counsell, L OBP: 0.268, SLG: 0.194		G3								3	0	2	0	1	0	0								
18 Shaun Marcum, R OBP: 0.196, SLG: 0.229										3	0	0	0	1	3	5								
50 Kameron Loe, R OBP: 0.268, SLG: 0.194										0	0	0	0	0	0	0								
63 Frankie De La Cruz, R OBP: 0.268, SLG: 0.194										0	0	0	0	0	0	0								
Inning Stats	R: 1 H: 2 E: 1 K: 0 S: 13	H: 2 LOB: 2 BB: 0 P: 21	R: 0 H: 0 E: 0 K: 1 S: 10	H: 0 LOB: 1 BB: 1 P: 20	R: 0 H: 1 E: 0 K: 1 S: 7	H: 1 LOB: 1 BB: 1 P: 14	R: 0 H: 1 E: 0 K: 1 S: 9	H: 1 LOB: 1 BB: 0 P: 11	R: 3 H: 4 E: 0 K: 1 S: 10	H: 4 LOB: 3 BB: 2 P: 20	R: 2 H: 2 E: 0 K: 0 S: 15	H: 2 LOB: 1 BB: 0 P: 26	R: 0 H: 1 E: 0 K: 1 S: 11	H: 1 LOB: 0 BB: 0 P: 13	R: 0 H: 0 E: 0 K: 1 S: 8	H: 0 LOB: 0 BB: 0 P: 9	R: 0 H: 0 E: 0 K: 0 S: 7	H: 0 LOB: 0 BB: 1 P: 14	1B: 8 2B: 3 3B: 0 HR: 0	SF: 0 SAC: 1 DP: 2 HBP: 0	WP: 1 PB: 0 SB: 2 CS: 0	PA: 43		
PITCHER	IP WLS BF H R ER SO BB IBB HBP BLK WP HR S P ERA WHIP	IP WLS BF H R ER SO BB IBB HBP BLK WP HR S P ERA WHIP	IP WLS BF H R ER SO BB IBB HBP BLK WP HR S P ERA WHIP	IP WLS BF H R ER SO BB IBB HBP BLK WP HR S P ERA WHIP	IP WLS BF H R ER SO BB IBB HBP BLK WP HR S P ERA WHIP	IP WLS BF H R ER SO BB IBB HBP BLK WP HR S P ERA WHIP	IP WLS BF H R ER SO BB IBB HBP BLK WP HR S P ERA WHIP	IP WLS BF H R ER SO BB IBB HBP BLK WP HR S P ERA WHIP	IP WLS BF H R ER SO BB IBB HBP BLK WP HR S P ERA WHIP	IP WLS BF H R ER SO BB IBB HBP BLK WP HR S P ERA WHIP	IP WLS BF H R ER SO BB IBB HBP BLK WP HR S P ERA WHIP	IP WLS BF H R ER SO BB IBB HBP BLK WP HR S P ERA WHIP	IP WLS BF H R ER SO BB IBB HBP BLK WP HR S P ERA WHIP	IP WLS BF H R ER SO BB IBB HBP BLK WP HR S P ERA WHIP	IP WLS BF H R ER SO BB IBB HBP BLK WP HR S P ERA WHIP	IP WLS BF H R ER SO BB IBB HBP BLK WP HR S P ERA WHIP	IP WLS BF H R ER SO BB IBB HBP BLK WP HR S P ERA WHIP	IP WLS BF H R ER SO BB IBB HBP BLK WP HR S P ERA WHIP	IP WLS BF H R ER SO BB IBB HBP BLK WP HR S P ERA WHIP	IP WLS BF H R ER SO BB IBB HBP BLK WP HR S P ERA WHIP	IP WLS BF H R ER SO BB IBB HBP BLK WP HR S P ERA WHIP	IP WLS BF H R ER SO BB IBB HBP BLK WP HR S P ERA WHIP	IP WLS BF H R ER SO BB IBB HBP BLK WP HR S P ERA WHIP	IP WLS BF H R ER SO BB IBB HBP BLK WP HR S P ERA WHIP

Milwaukee Brewers @ New York Mets
Citi Field, Flushing, NY
Fri Aug 19 2011, 9:57 PM - 12:51 AM EDT
Att: 24,470 - Cloudy - 68 F

AB	36
R	6
H	11
RBI	5
BB	6
SO	6
LOB	18



Batter	1	2	3	4	5	6	7	8	9	AB	R	H	RBI	BB	SO	LOB	BOTTOM							
16 Angel Pagan, S OBP: 0.322, SLG: 0.378	G3					G4-3 2B				4	0	3	0	0	0	1								
22 Willie Harris, L OBP: 0.338, SLG: 0.307	P4				G1	G4-3		G6-3		4	0	0	0	0	0	3								
5 David Wright, R OBP: 0.349, SLG: 0.442	F8					G5-3				3	0	0	0	1	1	2								
21 Lucas Duda, L OBP: 0.346, SLG: 0.447	F9				F8	L1-3				4	0	0	0	0	0	2								
23 Mike Baxter, L OBP: 0.389, SLG: 0.467	K				P5					3	0	0	0	0	1	1								
20 Jason Pridie, L OBP: 0.311, SLG: 0.350	P5									4	1	1	0	0	0	1								
30 Josh Thole, L OBP: 0.355, SLG: 0.352	G6-3									4	0	1	1	0	2	1								
11 Rubén Tejada, R OBP: 0.357, SLG: 0.307										3	0	2	0	0	0	1								
34 Mike Pelfrey, R ERA: 4.61										1	0	0	0	0	1	1								
6 Nick Evans, R ERA: 3.4										1	0	0	0	0	0	1								
77 D.J. Carrasco, R ERA: 5.03										0	0	0	0	0	0	0								
40 Tim Byrdak, L ERA: 3.26										0	0	0	0	0	0	0								
2 Justin Turner, R ERA: 3.26										1	0	0	0	0	0	0								
18 Ryota Igarashi, R ERA: 5.32										0	0	0	0	0	0	0								
Inning Stats	R: 0 H: 1 E: 0 K: 0 S: 12	H: 1 LOB: 0 BB: 0 P: 18	R: 0 H: 0 E: 0 K: 1 S: 7	H: 0 LOB: 0 BB: 0 P: 12	R: 0 H: 1 E: 0 K: 1 S: 13	H: 1 LOB: 1 BB: 0 P: 18	R: 0 H: 0 E: 0 K: 0 S: 11	H: 0 LOB: 1 BB: 1 P: 17	R: 0 H: 1 E: 0 K: 0 S: 10	H: 1 LOB: 1 BB: 0 P: 13	R: 0 H: 1 E: 0 K: 0 S: 7	H: 1 LOB: 0 BB: 0 P: 12	R: 1 H: 2 E: 0 K: 0 S: 10	H: 2 LOB: 0 BB: 0 P: 17	R: 0 H: 1 E: 0 K: 1 S: 13	H: 1 LOB: 0 BB: 0 P: 21	R: 0 H: 0 E: 0 K: 1 S: 12	H: 0 LOB: 1 BB: 0 P: 17	1B: 4 2B: 3 3B: 0 HR: 0	SF: 0 SAC: 0 DP: 1 HBP: 1	WP: 0 PB: 0 SB: 0 CS: 1	PA: 34		
PITCHER	IP WLS BF H R ER SO BB IBB HBP BLK WP HR S P ERA WHIP	IP WLS BF H R ER SO BB IBB HBP BLK WP HR S P ERA WHIP	IP WLS BF H R ER SO BB IBB HBP BLK WP HR S P ERA WHIP	IP WLS BF H R ER SO BB IBB HBP BLK WP HR S P ERA WHIP	IP WLS BF H R ER SO BB IBB HBP BLK WP HR S P ERA WHIP	IP WLS BF H R ER SO BB IBB HBP BLK WP HR S P ERA WHIP	IP WLS BF H R ER SO BB IBB HBP BLK WP HR S P ERA WHIP	IP WLS BF H R ER SO BB IBB HBP BLK WP HR S P ERA WHIP	IP WLS BF H R ER SO BB IBB HBP BLK WP HR S P ERA WHIP	IP WLS BF H R ER SO BB IBB HBP BLK WP HR S P ERA WHIP	IP WLS BF H R ER SO BB IBB HBP BLK WP HR S P ERA WHIP	IP WLS BF H R ER SO BB IBB HBP BLK WP HR S P ERA WHIP	IP WLS BF H R ER SO BB IBB HBP BLK WP HR S P ERA WHIP	IP WLS BF H R ER SO BB IBB HBP BLK WP HR S P ERA WHIP	IP WLS BF H R ER SO BB IBB HBP BLK WP HR S P ERA WHIP	IP WLS BF H R ER SO BB IBB HBP BLK WP HR S P ERA WHIP	IP WLS BF H R ER SO BB IBB HBP BLK WP HR S P ERA WHIP	IP WLS BF H R ER SO BB IBB HBP BLK WP HR S P ERA WHIP	IP WLS BF H R ER SO BB IBB HBP BLK WP HR S P ERA WHIP	IP WLS BF H R ER SO BB IBB HBP BLK WP HR S P ERA WHIP	IP WLS BF H R ER SO BB IBB HBP BLK WP HR S P ERA WHIP	IP WLS BF H R ER SO BB IBB HBP BLK WP HR S P ERA WHIP	IP WLS BF H R ER SO BB IBB HBP BLK WP HR S P ERA WHIP	IP WLS BF H R ER SO BB IBB HBP BLK WP HR S P ERA WHIP

Milwaukee Brewers @ New York Mets
Citi Field, Flushing, NY
Fri Aug 19 2011, 9:57 PM - 12:51 AM EDT
Att: 24,470 - Cloudy - 68 F

AB	32
R	1
H	7
RBI	1
BB	1
SO	5
LOB	14



Batter	1	2	3	4	5	6	7	8	9	AB	R	H	RBI	BB	SO	LOB	TOP										
1 Corey Hart, R OBP: 0.345, SLG: 0.466	F9		1B		P3		F8		2B	5	1	2	0	0	0	2											
2 Nyjer Morgan, L OBP: 0.350, SLG: 0.440	K		G1-3		K				SH3-4	3	1	0	1	1	2	4											
8 Ryan Braun, R OBP: 0.400, SLG: 0.584	G6-3				K				2B	5	2	3	1	0	1	0											
28 Prince Fielder, L OBP: 0.415, SLG: 0.561	K				L7				2B	4	0	1	2	1	1	1											
14 Casey McGehee, R OBP: 0.294, SLG: 0.353	G6-3				F9				IBB	5	1	1	1	0	1	5											
3 Yuniesky Betancourt, R OBP: 0.277, SLG: 0.385	G6-3				F9				F8	5	0	0	0	0	0	5											
15 Jerry Hairston, R OBP: 0.333, SLG: 0.372			HBP		F8				1B	3	0	2	1	0	0	1											
20 Jonathan Lucroy, R OBP: 0.323, SLG: 0.405			L8		2B				K	4	0	1	0	0	1	3											
49 Yovani Gallardo, R OBP: 0.254, SLG: 0.321			SH1-4		G2-3				1B	2	0	0	0	0	0	2											
57 Francisco Rodriguez, R OBP: 0.500, SLG: 0.950										0	0	0	0	0	0	0											
30 Craig Counsell, L OBP: 0.273, SLG: 0.250										1	1	1	0	0	0	0											
32 LaTroy Hawkins, R OBP: 0.277, SLG: 0.385										0	0	0	0	0	0	0											
Inning Stats	R: 0 E: 0 K: 1 S: 7	H: 0 LOB: 0 BB: 0 P: 8	R: 0 E: 0 K: 1 S: 16	H: 0 LOB: 0 BB: 0 P: 19	R: 0 E: 0 K: 0 S: 7	H: 1 LOB: 2 BB: 0 P: 10	R: 1 E: 0 K: 1 S: 9	H: 1 LOB: 0 BB: 0 P: 10	R: 0 E: 0 K: 1 S: 9	H: 2 LOB: 2 BB: 0 P: 14	R: 1 E: 0 K: 0 S: 12	H: 2 LOB: 1 BB: 0 P: 14	R: 0 E: 0 K: 0 S: 6	H: 0 LOB: 0 BB: 0 P: 7	R: 2 E: 1 K: 2 S: 19	H: 2 LOB: 2 BB: 1 P: 28	R: 2 E: 0 K: 0 S: 18	H: 3 LOB: 2 BB: 1 P: 32	1B: 8 2B: 2 3B: 0 HR: 1	SF: 0 SAC: 2 DP: 0 HBP: 1	WP: 0 PB: 0 SB: 2 CS: 0	PA: 42					
PITCHER	IP	WLS	BF	H	R	ER	SO	BB	IBB	HBP	BLK	WP	HR	S	P	ERA	WHIP										
43 R.A. Dickey, R ERA: 3.72	7.0		28	6	2	2	4	0	0	1	0	0	1	66	82	2.57	0.857										
46 Manny Acosta, R ERA: 4.18	0.0	L	2	1	2	1	0	1	0	0	0	0	0	6	10	∞	∞										
40 Tim Lincecum, L ERA: 5.28	0.0		1	0	0	0	0	0	0	0	0	0	0	2	3	∞	∞										
45 Jason Iiringhausen, R ERA: 4.43	1.0		5	2	1	1	2	0	0	0	0	0	0	18	25	9.00	2.000										
27 Pedro Beato, R ERA: 4.09	1.0		6	2	1	1	0	0	1	0	0	0	0	11	22	9.00	2.000										

Milwaukee Brewers @ New York Mets
Citi Field, Flushing, NY
Sun Aug 21 2011, 1:12 PM - 4:05 PM EDT
Att: 25,949 - Cloudy - 83 F

AB	37
R	6
H	11
RBI	6
BB	2
SO	6
LOB	23



Batter	1	2	3	4	5	6	7	8	9	AB	R	H	RBI	BB	SO	LOB	BOTTOM										
16 Angel Pagan, S OBP: 0.328, SLG: 0.393	2B		1B		K			L1-3		4	0	2	0	0	1	0											
2 Justin Turner, R OBP: 0.324, SLG: 0.354	K		G6-3		G6-3			G5-3		4	0	0	0	0	1	2											
5 David Wright, R OBP: 0.346, SLG: 0.432	K				L3			F8		4	1	1	0	0	1	1											
21 Lucas Duda, L OBP: 0.345, SLG: 0.464	K				K			HR		4	1	1	2	0	3	1											
44 Jason Bay, R OBP: 0.320, SLG: 0.350	F9				G5-3			F9		4	0	1	0	0	0	0											
30 Josh Thole, L OBP: 0.355, SLG: 0.356	F8				G4-6-3			B5-3		4	0	1	0	0	0	1											
20 Jason Pridie, L OBP: 0.305, SLG: 0.341	P6				K			P4		3	0	0	0	0	1	2											
11 Rubén Tejada, R OBP: 0.363, SLG: 0.319			G4-3		G4-6-3			IBB		2	0	0	0	1	0	1											
43 R.A. Dickey, R ERA: 3.72	7.0	W	27	6	2	2	6	0	0	1	0	0	0	0	0	0											
22 Willie Harris, R ERA: 3.51	1.0	H	3	0	0	0	0	0	0	0	0	0	0	0	0	0											
46 Manny Acosta, R ERA: 3.26	1.0		3	0	0	0	1	0	0	0	0	0	0	0	0	0											
40 Tim Lincecum, L ERA: 5.28	1.0		3	0	0	0	0	0	0	0	0	0	0	0	0	0											
45 Jason Iringhausen, R ERA: 4.43	1.0		3	0	0	0	1	0	0	0	0	0	0	0	0	0											
27 Pedro Beato, R ERA: 4.09	1.0		3	0	0	0	0	0	0	0	0	0	0	0	0	0											
Inning Stats	R: 0 E: 0 K: 3 S: 13	H: 1 LOB: 1 BB: 0 P: 22	R: 0 E: 0 K: 0 S: 4	H: 0 LOB: 0 BB: 0 P: 5	R: 0 E: 0 K: 0 S: 9	H: 1 LOB: 1 BB: 0 P: 11	R: 0 E: 0 K: 1 S: 7	H: 0 LOB: 0 BB: 0 P: 13	R: 0 E: 0 K: 1 S: 12	H: 1 LOB: 0 BB: 0 P: 16	R: 0 E: 0 K: 1 S: 7	H: 0 LOB: 0 BB: 0 P: 9	R: 2 E: 0 K: 0 S: 10	H: 3 LOB: 2 BB: 1 P: 21	R: 0 E: 0 K: 0 S: 5	H: 0 LOB: 0 BB: 0 P: 8	R: 0 E: 0 K: 1 S: 13	H: 0 LOB: 0 BB: 0 P: 18	1B: 3 2B: 2 3B: 0 HR: 1	SF: 0 SAC: 0 DP: 1 HBP: 0	WP: 0 PB: 0 SB: 0 CS: 0	PA: 33					
PITCHER	IP	WLS	BF	H	R	ER	SO	BB	IBB	HBP	BLK	WP	HR	S	P	ERA	WHIP										
49 Yovani Gallardo, R ERA: 3.51	7.0		27	6	2	2	6	0	0	1	0	0	0	62	97	2.57	0.857										
57 Francisco Rodriguez, R ERA: 3.26	1.0	H	3	0	0	0	0	0	0	0	0	0	0	5	8	0.00	0.000										
32 LaTroy Hawkins, R ERA: 1.58	1.0		3	0	0	0	1	0	0	0	0	0	0	13	18	0.00	0.000										

Milwaukee Brewers @ New York Mets
Citi Field, Flushing, NY
Sun Aug 21 2011, 1:12 PM - 4:05 PM EDT
Att: 25,949 - Cloudy - 83 F

AB	32
R	2
H	6
RBI	2
BB	1
SO	7
LOB	10



Batter	1	2	3	4	5	6	7	8	9	AB	R	H	RBI	BB	SO	LOB	TOP			
16 Angel Pagán, S OBP: 0.325, SLG: 0.390	F8		K		G4-3		P1			3	0	0	0	0	1	2	New York Mets @ Philadelphia Phillies Citizens Bank Park, Philadelphia, PA Mon Aug 22 2011, 7:08 PM - 9:49 PM EDT Att: 45,783 - Partly Cloudy - 75 F			
20 Jason Pridle, L OBP: 0.303, SLG: 0.339										1	0	0	0	0	0	2				
77 D.J. Carrasco, R OBP: 0.319, SLG: 0.347										0	0	0	0	0	0	0				
2 Justin Turner, R OBP: 0.323, SLG: 0.351	E6		G6-3			HBP		G6-3		3	0	0	0	0	0	1				
5 David Wright, R OBP: 0.344, SLG: 0.430	K				G6-3		K		G6-4-3 1B	4	0	1	0	0	2	2				
44 Jason Bay, R OBP: 0.319, SLG: 0.347	F8								G6-4-3 1B	3	0	0	0	1	1	3				
21 Lucas Duda, L OBP: 0.348, SLG: 0.465									G6-4-3 1B	4	0	2	0	0	1	2				
12 Scott Hairston, R OBP: 0.306, SLG: 0.473									G6-4-3 1B	2	0	0	0	0	0	2				
18 Ryota Igarashi, R OBP: 0.332, SLG: 0.302	L5				P3				G4-6-3	0	0	0	0	0	0	0				
9 Ronny Paulino, R OBP: 0.325, SLG: 0.366									G4-6-3	2	0	0	0	0	0	1				
11 Rubén Tejeda, R OBP: 0.367, SLG: 0.324									G6-4-3	3	0	0	0	1	2	1				
35 Dillon Gee, R OBP: 0.167, SLG: 0.128									G6-4-3	0	0	0	0	0	0	0				
6 Nick Evans, R OBP: 0.346, SLG: 0.341									G6-4-3	1	0	0	0	1	1	2				
Inning Stats	R: 0 E: 1 K: 1 S: 10	H: 0 LOB: 1 BB: 0 P: 11	R: 0 E: 0 K: 0 S: 8	H: 1 LOB: 1 BB: 0 P: 10	R: 0 E: 0 K: 1 S: 14	H: 1 LOB: 1 BB: 0 P: 19	R: 0 E: 0 K: 1 S: 10	H: 0 LOB: 1 BB: 1 P: 16	R: 0 E: 0 K: 2 S: 11	H: 0 LOB: 1 BB: 0 P: 15	R: 0 E: 0 K: 1 S: 9	H: 1 LOB: 2 BB: 1 P: 18	R: 0 E: 0 K: 0 S: 6	H: 1 LOB: 0 BB: 0 P: 10	R: 0 E: 0 K: 1 S: 7	H: 1 LOB: 0 BB: 0 P: 11	1B: 5 2B: 0 3B: 0 HR: 0	SF: 0 SAC: 1 DP: 3 HBP: 1	WP: 0 PB: 0 SB: 0 CS: 0	PA: 34
PITCHER	IP: 7.0 WLS: W BF: 28	H: 3 R: 0 ER: 0 SO: 7	BB: 3 IBB: 0 HBP: 1 BLK: 0	WP: 0 HR: 0 S: 72 P: 105	ERA: 0.00 WHIP: 0.857	PITCHER	IP: 2.0 WLS: W BF: 6	H: 2 R: 0 ER: 0 SO: 1	BB: 0 IBB: 0 HBP: 0 BLK: 0	WP: 0 HR: 0 S: 13 P: 21	ERA: 0.00 WHIP: 1.000									

AB	29
R	0
H	5
RBI	0
BB	3
SO	8
LOB	18



Batter	1	2	3	4	5	6	7	8	9	AB	R	H	RBI	BB	SO	LOB	BOTTOM			
8 Shane Victorino, S OBP: 0.389, SLG: 0.539	L3				G4-3		F8			4	1	1	2	1	0	0	New York Mets @ Philadelphia Phillies Citizens Bank Park, Philadelphia, PA Mon Aug 22 2011, 7:08 PM - 9:49 PM EDT Att: 45,783 - Partly Cloudy - 75 F			
27 Placido Polanco, R OBP: 0.333, SLG: 0.344										4	1	2	0	1	0	1				
26 Chase Utley, L OBP: 0.356, SLG: 0.452										4	0	0	0	0	0	4				
7 Ross Glodt, L OBP: 0.247, SLG: 0.277	F8									1	0	0	0	0	0	0				
6 Ryan Howard, L OBP: 0.341, SLG: 0.480										4	1	1	0	0	3	3				
7 Michael Martínez, S OBP: 0.251, SLG: 0.295	K									1	0	0	0	0	1	0				
3 Hunter Pence, R OBP: 0.366, SLG: 0.486										3	4	2	2	2	0	0				
15 John Mayberry Jr., R OBP: 0.333, SLG: 0.524										3	1	1	3	1	1	1				
51 Carlos Ruiz, R OBP: 0.368, SLG: 0.386										4	0	2	2	0	0	1				
21 Wilson Valdez, R OBP: 0.288, SLG: 0.311										3	1	1	1	1	0	2				
33 Cliff Lee, L OBP: 0.230, SLG: 0.356										4	1	1	0	0	0	2				
57 David Herndon, R OBP: 0.333, SLG: 0.524										0	0	0	0	0	0	0				
Inning Stats	R: 0 E: 0 K: 1 S: 10	H: 1 LOB: 1 BB: 0 P: 15	R: 3 E: 0 K: 0 S: 18	H: 4 LOB: 1 BB: 0 P: 26	R: 2 E: 0 K: 1 S: 12	H: 2 LOB: 2 BB: 2 P: 24	R: 3 E: 0 K: 1 S: 16	H: 1 LOB: 2 BB: 4 P: 37	R: 0 E: 0 K: 0 S: 7	H: 1 LOB: 1 BB: 0 P: 12	R: 2 E: 0 K: 1 S: 12	H: 2 LOB: 0 BB: 0 P: 14	R: 0 E: 0 K: 1 S: 9	H: 0 LOB: 0 BB: 0 P: 15	R: 0 E: 0 K: 1 S: 10	H: 0 LOB: 0 BB: 0 P: 16	1B: 7 2B: 1 3B: 1 HR: 2	SF: 0 SAC: 0 DP: 0 HBP: 0	WP: 1 PB: 0 SB: 1 CS: 0	PA: 41
PITCHER	IP: 3.2 WLS: L BF: 24	H: 7 R: 8 ER: 8 SO: 3	BB: 5 IBB: 0 HBP: 0 BLK: 0	WP: 1 HR: 1 S: 53 P: 97	ERA: 19.64 WHIP: 3.273	PITCHER	IP: 2.1 WLS: L BF: 11	H: 4 R: 2 ER: 2 SO: 1	BB: 0 IBB: 0 HBP: 0 BLK: 0	WP: 0 HR: 0 S: 22 P: 31	ERA: 7.71 WHIP: 1.714									
35 Dillon Gee, R ERA: 4.37	2.1	4	2	2	1	0	0	0	0	0	0	19	31	0.00	0.000					
18 Ryota Igarashi, R ERA: 5.54	2.0	6	0	0	0	1	0	0	0	0	0	19	31	0.00	0.000					
77 D.J. Carrasco, R ERA: 4.79	2.0	6	0	0	0	1	0	0	0	0	0	19	31	0.00	0.000					

AB	35
R	10
H	11
RBI	10
BB	6
SO	5
LOB	14



Batter	1	2	3	4	5	6	7	8	9	AB	R	H	RBI	BB	SO	LOB	TOP					
16 Angel Pagán, S OBP: 0.324, SLG: 0.388										5	0	1	0	0	1	3	New York Mets @ Philadelphia Phillies Citizens Bank Park, Philadelphia, PA Tue Aug 23 2011, 7:09 PM - 9:50 PM EDT Att: 45,770 - Partly Cloudy - 77 F					
11 Rubén Tejada, R OBP: 0.365, SLG: 0.323										4	0	1	0	0	1	2						
5 David Wright, R OBP: 0.347, SLG: 0.425										3	0	0	0	0	1	2						
22 Willie Harris, L OBP: 0.335, SLG: 0.306										1	1	1	0	0	0	0						
21 Lucas Duda, L OBP: 0.346, SLG: 0.475										4	1	1	2	0	1	2						
44 Jason Bay, R OBP: 0.319, SLG: 0.345										2	0	0	0	1	1	0						
23 Mike Baxter, L OBP: 0.368, SLG: 0.438										1	0	0	0	0	0	0						
6 Nick Evans, R OBP: 0.357, SLG: 0.422										4	2	2	0	0	1	3						
30 Josh Thole, L OBP: 0.354, SLG: 0.355										4	0	1	1	0	0	1						
2 Justin Turner, R OBP: 0.325, SLG: 0.358										4	0	2	1	0	0	0						
49 Jonathon Niese, L OBP: 0.332, SLG: 0.302										2	0	0	0	0	2	2						
12 Scott Hairston, R OBP: 0.303, SLG: 0.493										1	0	0	0	0	1	0						
18 Ryota Igarashi, R OBP: 0.300, SLG: 0.281										0	0	0	0	0	0	0						
40 Tim Byrdak, L OBP: 0.300, SLG: 0.281										0	0	0	0	0	0	0						
39 Bobby Parnell, R OBP: 0.300, SLG: 0.281										1	0	0	0	0	0	1						
20 Jason Pridie, L OBP: 0.300, SLG: 0.281										1	0	0	0	0	0	1						
Inning Stats	R: 0 E: 0 K: 2 S: 18	H: 2 LOB: 3 BB: 1 P: 30	R: 0 E: 0 K: 3 S: 13	H: 2 LOB: 2 BB: 0 P: 17	R: 0 E: 0 K: 1 S: 11	H: 0 LOB: 0 BB: 0 P: 15	R: 0 E: 0 K: 0 S: 7	H: 0 LOB: 0 BB: 0 P: 11	R: 0 E: 0 K: 1 S: 7	H: 0 LOB: 0 BB: 0 P: 9	R: 0 E: 0 K: 1 S: 8	H: 0 LOB: 0 BB: 0 P: 11	R: 1 E: 0 K: 1 S: 12	H: 1 LOB: 0 BB: 0 P: 16	R: 2 E: 0 K: 0 S: 11	H: 2 LOB: 0 BB: 0 P: 18	R: 1 E: 0 K: 0 S: 7	H: 2 LOB: 1 BB: 0 P: 14	1B: 4 2B: 3 3B: 1 HR: 1	SF: 0 SAC: 0 DP: 0 HBP: 0	WP: 0 PB: 0 SB: 0 CS: 0	PA: 37
PITCHER	IP: 7.0 WLS: W BF: 27	H: 5 R: 1 ER: 1 SO: 9	BB: 1 IBB: 0 HBP: 0 BLK: 0	WP: 0 HR: 0 S: 76 P: 109	ERA: 1.29 WHIP: 0.857	PITCHER	IP: 2.0 WLS: W BF: 10	H: 4 R: 3 ER: 3 SO: 0	BB: 0 IBB: 0 HBP: 0 BLK: 0	WP: 0 HR: 1 S: 18 P: 32	ERA: 13.50 WHIP: 2.000											

Batter	1	2	3	4	5	6	7	8	9	AB	R	H	RBI	BB	SO	LOB	BOTTOM			
8 Shane Victorino, S OBP: 0.389, SLG: 0.551										5	1	2	3	0	0	1	New York Mets @ Philadelphia Phillies Citizens Bank Park, Philadelphia, PA Tue Aug 23 2011, 7:09 PM - 9:50 PM EDT Att: 45,770 - Partly Cloudy - 77 F			
27 Placido Polanco, R OBP: 0.334, SLG: 0.345										5	1	2	1	0	1	1				
26 Chase Utley, L OBP: 0.359, SLG: 0.449										2	1	0	0	0	1	1				
7 Michael Martinez, S OBP: 0.250, SLG: 0.293										1	0	0	0	0	0	0				
3 Hunter Pence, R OBP: 0.365, SLG: 0.484										4	1	1	0	0	1	3				
15 John Mayberry Jr., R OBP: 0.336, SLG: 0.539										4	1	2	3	0	0	1				
10 Ben Francisco, R OBP: 0.335, SLG: 0.367										3	1	3	0	1	0	0				
21 Wilson Valdez, R OBP: 0.288, SLG: 0.315										3	0	1	1	0	1	2				
23 Brian Schneider, L OBP: 0.245, SLG: 0.273										4	1	0	0	0	2	5				
49 Vance Worley, R OBP: 0.229, SLG: 0.257										3	2	2	1	0	1	0				
5 Pete Orr, L OBP: 0.300, SLG: 0.281										1	0	0	0	0	1	1				
40 Michael Stutes, R ERA: 4.01										0	0	0	0	0	0	0				
Inning Stats	R: 0 E: 0 K: 2 S: 8	H: 0 LOB: 0 BB: 0 P: 11	R: 0 E: 0 K: 1 S: 10	H: 2 LOB: 2 BB: 0 P: 18	R: 4 E: 0 K: 3 S: 20	H: 4 LOB: 1 BB: 0 P: 30	R: 1 E: 0 K: 0 S: 11	H: 2 LOB: 1 BB: 0 P: 16	R: 4 E: 0 K: 0 S: 10	H: 4 LOB: 1 BB: 1 P: 19	R: 0 E: 0 K: 0 S: 11	H: 0 LOB: 0 BB: 0 P: 18	R: 0 E: 0 K: 2 S: 11	H: 1 LOB: 0 BB: 0 P: 14	R: 0 E: 0 K: 0 S: 7	H: 0 LOB: 0 BB: 0 P: 10	1B: 8 2B: 2 3B: 1 HR: 2	SF: 1 SAC: 0 DP: 1 HBP: 2	WP: 0 PB: 0 SB: 0 CS: 0	PA: 39
PITCHER	IP: 4.0 WLS: L BF: 24	H: 10 R: 8 ER: 8 SO: 6	BB: 1 IBB: 0 HBP: 1 BLK: 0	WP: 0 HR: 2 S: 52 P: 84	ERA: 18.00 WHIP: 2.750	PITCHER	IP: 2.0 WLS: W BF: 10	H: 4 R: 3 ER: 3 SO: 0	BB: 0 IBB: 0 HBP: 0 BLK: 0	WP: 0 HR: 1 S: 18 P: 32	ERA: 4.50 WHIP: 1.000									

Batter	1	2	3	4	5	6	7	8	9	AB	R	H	RBI	BB	SO	LOB	TOP				
16 Angel Pagán, S OBP: 0.324, SLG: 0.385										5	2	1	0	1	1	6					
11 Rubén Tejada, R OBP: 0.366, SLG: 0.321									4	1	1	0	1	0	2						
5 David Wright, R OBP: 0.345, SLG: 0.441										4	1	3	2	0	1	1					
21 Lucas Duda, L OBP: 0.347, SLG: 0.476										4	1	1	1	0	1	4					
44 Jason Bay, R OBP: 0.318, SLG: 0.341										4	1	0	0	1	1	6					
6 Nick Evans, R OBP: 0.383, SLG: 0.531									4	1	3	4	0	0	0						
20 Jason Pridie, L OBP: 0.300, SLG: 0.335									1	0	0	0	0	1	2						
30 Josh Thole, L OBP: 0.352, SLG: 0.349									4	0	0	0	1	1	3						
2 Justin Turner, R OBP: 0.323, SLG: 0.354									4	0	0	0	1	1	3						
34 Mike Pelfrey, R OBP: 0.146, SLG: 0.119									2	0	1	0	0	0	0						
9 Ronny Paulino, R OBP: 0.285, SLG: 0.296									5	1	1	2	0	1	1						
38 Chris Coghlan, L OBP: 0.282, SLG: 0.143									5	0	2	0	0	0	2						
40 Tim Byrdak, L OBP: 0.282, SLG: 0.143									4	1	3	1	1	0	1						
46 Manny Acosta, R OBP: 0.285, SLG: 0.296										3	0	0	0	2	2	3					
22 Willie Harris, L OBP: 0.285, SLG: 0.296										5	0	2	1	0	2	6					
39 Bobby Parnell, R OBP: 0.285, SLG: 0.296										5	0	2	1	0	2	6					
Inning Stats	R: 4 H: 3 E: 1 K: 1 S: 16	H: 3 LOB: 0 BB: 0 P: 27	R: 0 H: 1 E: 0 K: 0 S: 10	H: 1 LOB: 1 BB: 0 P: 13	R: 1 H: 2 E: 0 K: 0 S: 13	H: 2 LOB: 2 BB: 0 P: 23	R: 1 H: 1 E: 0 K: 0 S: 12	H: 1 LOB: 2 BB: 2 P: 18	R: 1 H: 1 E: 0 K: 0 S: 12	H: 1 LOB: 2 BB: 2 P: 23	R: 0 H: 0 E: 0 K: 2 S: 8	H: 0 LOB: 2 BB: 2 P: 17	R: 0 H: 0 E: 0 K: 2 S: 15	H: 0 LOB: 2 BB: 2 P: 24	R: 0 H: 2 E: 0 K: 1 S: 9	H: 1 LOB: 1 BB: 0 P: 15	1B: 7 2B: 2 3B: 0 HR: 2	SF: 1 SAC: 1 DP: 0 HBP: 1	WP: 0 PB: 0 SB: 2 CS: 0	PA: 46	
PITCHER	IP WLS BF H R ER SO BB IBB HBP BLK WP HR S P ERA WHIP	4.0 L 22 7 6 2 1 1 0 1 0 0 2 51 81 4.50 2.000	1.0 6 1 1 1 0 2 0 0 0 0 0 12 23 9.00 3.000	1.0 4 0 0 0 2 1 0 0 0 0 0 8 17 0.00 1.000	1.0 5 0 0 0 2 2 0 0 0 0 0 15 24 0.00 2.000	1.0 5 2 0 0 1 0 0 0 0 0 0 9 14 0.00 2.000	PITCHER		IP WLS BF H R ER SO BB IBB HBP BLK WP HR S P ERA WHIP	1.0 4 1 0 0 1 0 0 0 0 0 0 0 1 15 0.00 1.000											
38 Kyle Kendrick, R ERA: 3.29											46 Ryan Madson, R ERA: 3.18										
39 Michael Schwimer, R ERA: 4.5											46 Ryan Madson, R ERA: 3.18										
54 Brad Lidge, R ERA: 2.0											46 Ryan Madson, R ERA: 3.18										
37 Antonio Bastardo, L ERA: 1.45											46 Ryan Madson, R ERA: 3.18										
57 David Herndon, R ERA: 3.53											46 Ryan Madson, R ERA: 3.18										
8 Shane Victorino, S OBP: 0.387, SLG: 0.546									5	1	1	2	0	1	1						
27 Placido Polanco, R OBP: 0.335, SLG: 0.345									5	0	2	0	0	0	2						
26 Chase Utley, L OBP: 0.365, SLG: 0.460									4	1	3	1	1	0	1						
6 Ryan Howard, L OBP: 0.341, SLG: 0.477										3	0	0	0	2	2	3					
3 Hunter Pence, R OBP: 0.365, SLG: 0.484										5	0	2	1	0	2	6					
15 John Mayberry Jr., R OBP: 0.333, SLG: 0.528									4	0	0	0	1	0	2						
51 Carlos Ruiz, R OBP: 0.368, SLG: 0.387									5	1	2	0	0	1	4						
7 Michael Martinez, S OBP: 0.250, SLG: 0.292									4	1	1	0	0	1	2						
38 Kyle Kendrick, R OBP: 0.285, SLG: 0.296									1	0	0	0	0	0	1						
39 Michael Schwimer, R ERA: 4.6											46 Ryan Madson, R ERA: 3.18										
54 Brad Lidge, R ERA: 2.0											46 Ryan Madson, R ERA: 3.18										
5 Pete Orr, L OBP: 0.285, SLG: 0.296											46 Ryan Madson, R ERA: 3.18										
37 Antonio Bastardo, R ERA: 1.45											46 Ryan Madson, R ERA: 3.18										
57 David Herndon, R ERA: 3.53											46 Ryan Madson, R ERA: 3.18										
7 Ross Gload, L OBP: 0.285, SLG: 0.296											46 Ryan Madson, R ERA: 3.18										
46 Manny Acosta, R ERA: 3.94											46 Ryan Madson, R ERA: 3.18										
39 Bobby Parnell, R ERA: 3.92											46 Ryan Madson, R ERA: 3.18										
Inning Stats	R: 0 H: 1 E: 1 K: 2 S: 9	H: 5 LOB: 3 BB: 1 P: 42	R: 0 H: 1 E: 0 K: 0 S: 12	H: 1 LOB: 1 BB: 0 P: 20	R: 0 H: 1 E: 0 K: 0 S: 9	H: 1 LOB: 1 BB: 0 P: 16	R: 0 H: 0 E: 0 K: 0 S: 7	H: 0 LOB: 0 BB: 0 P: 11	R: 1 H: 2 E: 1 K: 1 S: 14	H: 2 LOB: 1 BB: 0 P: 21	R: 0 H: 1 E: 0 K: 1 S: 10	H: 0 LOB: 2 BB: 2 P: 22	1B: 9 2B: 3 3B: 0 HR: 0	SF: 0 SAC: 1 DP: 1 HBP: 0	WP: 0 PB: 0 SB: 1 CS: 0	PA: 43					
PITCHER	IP WLS BF H R ER SO BB IBB HBP BLK WP HR S P ERA WHIP	6.0 29 3 3 2 1 2 0 0 0 0 0 7 77 4.50 1.833	0.1 2 1 1 0 1 0 0 0 0 0 0 7 10 0.00 3.000	1.2 7 2 0 0 2 0 0 0 0 0 0 17 25 0.00 1.200	1.0 5 0 0 0 2 2 0 0 0 0 0 11 22 0.00 2.000	PITCHER		IP WLS BF H R ER SO BB IBB HBP BLK WP HR S P ERA WHIP	1.0 4 1 0 0 1 0 0 0 0 0 0 0 1 15 0.00 1.000												
34 Mike Pelfrey, R ERA: 4.6											46 Ryan Madson, R ERA: 3.18										
40 Tim Byrdak, L ERA: 3.18											46 Ryan Madson, R ERA: 3.18										
46 Manny Acosta, R ERA: 3.94											46 Ryan Madson, R ERA: 3.18										
39 Bobby Parnell, R ERA: 3.92											46 Ryan Madson, R ERA: 3.18										

New York Mets @ Philadelphia Phillies
Citizens Bank Park, Philadelphia, PA
Wed Aug 24 2011, 1:10 PM - 4:49 PM EDT
Att: 45,689 - Partly Cloudy - 79 F

AB	37
R	7
H	11

Batter	1	2	3	4	5	6	7	8	9	AB	R	H	RBI	BB	SO	LOB	TOP						
24 Michael Bourn, L (1,8) OBP: 0.359, SLG: 0.394										4	0	0	0	0	4	0							
14 Martín Prado, R (1,7) OBP: 0.316, SLG: 0.406										3	0	0	0	0	0	0							
10 Chipper Jones, S (1,5) OBP: 0.349, SLG: 0.468										3	0	0	0	0	2	0							
26 Dan Uggla, R (1,4) OBP: 0.302, SLG: 0.455										3	0	1	0	0	2	0							
5 Freddie Freeman, L (1,3) OBP: 0.354, SLG: 0.465										3	0	0	0	0	1	1							
8 David Ross, R (1,2) OBP: 0.336, SLG: 0.423										3	0	1	0	0	2	0							
2 Alex Gonzalez, R (1,6) OBP: 0.255, SLG: 0.341										3	0	0	0	0	0	1							
17 Jose Constanza, L (1,9) OBP: 0.385, SLG: 0.447										3	0	0	0	0	1	0							
15 Tim Hudson, R (1,1) OBP: 0.200, SLG: 0.214										2	0	0	0	0	0	0							
52 George Sherrill, L (7,1)										0	0	0	0	0	0	0							
19 Scott Linebrink, R (7,1)										0	0	0	0	0	0	0							
39 Jonny Venters, L (8,1)										0	0	0	0	0	0	0							
7 Brooks Conrad, S (9,PH) OBP: 0.336, SLG: 0.424										1	0	0	0	0	1	0							
Inning Stats	R: 0 E: 0 K: 1 S: 7	H: 0 LOB: 0 BB: 0 P: 9	R: 0 E: 0 K: 3 S: 9	H: 0 LOB: 0 BB: 0 P: 13	R: 0 E: 0 K: 0 S: 5	H: 0 LOB: 0 BB: 0 P: 8	R: 0 E: 0 K: 2 S: 9	H: 0 LOB: 0 BB: 0 P: 12	R: 0 E: 0 K: 1 S: 8	H: 1 LOB: 0 BB: 0 P: 11	R: 0 E: 0 K: 1 S: 9	H: 0 LOB: 0 BB: 0 P: 16	R: 0 E: 0 K: 2 S: 10	H: 0 LOB: 0 BB: 0 P: 18	R: 0 E: 0 K: 1 S: 11	H: 1 LOB: 1 BB: 0 P: 16	R: 0 E: 0 K: 2 S: 11	H: 0 LOB: 0 BB: 0 P: 19	1B: 1 2B: 1 3B: 0 HR: 0	SF: 0 SAC: 0 DP: 1 HBP: 0	WP: 0 PB: 0 SB: 0 CS: 0	PA: 28	
PITCHER 38 Chris Capuano, L (1,1) ERA: 4.43	IP: 9.0 WLS: W BF: 28 H: 2 R: 0 ER: 0 SO: 13 BB: 0 IBB: 0 HBP: 0 BLK: 0 WP: 0 HR: 0 S: 79 P: 122 ERA: 0.00 WHIP: 0.222																						

Atlanta Braves @ New York Mets
Citi Field, Flushing, NY
Fri Aug 26 2011, 7:12 PM - 9:46 PM EDT
Att: 22,736 - Partly Cloudy - 78 F

AB 28
R 0
H 2
RBI 0
BB 0
SO 13
LOB 2



Batter	1	2	3	4	5	6	7	8	9	AB	R	H	RBI	BB	SO	LOB	BOTTOM					
16 Ángel Pagán, S (1,8) OBP: 0.327, SLG: 0.391										5	1	3	0	0	1	1						
11 Rubén Tejada, R (1,6) OBP: 0.370, SLG: 0.332										5	1	3	0	0	0	2						
5 David Wright, R (1,5) OBP: 0.346, SLG: 0.436										3	1	0	0	2	2	2						
21 Lucas Duda, L (1,9) OBP: 0.357, SLG: 0.486										4	2	3	2	0	0	2						
6 Nick Evans, R (1,3) OBP: 0.400, SLG: 0.519										3	1	1	1	2	1	2						
30 Josh Thole, L (1,2) OBP: 0.349, SLG: 0.347										5	0	1	1	0	1	6						
2 Justin Turner, R (1,4) OBP: 0.323, SLG: 0.356										4	0	1	2	0	1	2						
20 Jason Pridie, L (1,7) OBP: 0.309, SLG: 0.341										3	0	2	0	1	0	0						
38 Chris Capuano, L (1,1) OBP: 0.089, SLG: 0.133										3	0	0	0	0	1	3						
Inning Stats	R: 0 E: 0 K: 1 S: 9	H: 1 LOB: 3 BB: 2 P: 21	R: 0 E: 0 K: 0 S: 6	H: 1 LOB: 1 BB: 0 P: 9	R: 0 E: 0 K: 0 S: 8	H: 2 LOB: 1 BB: 0 P: 10	R: 0 E: 0 K: 0 S: 11	H: 1 LOB: 1 BB: 0 P: 19	R: 2 E: 0 K: 2 S: 18	H: 4 LOB: 2 BB: 0 P: 29	R: 0 E: 0 K: 0 S: 8	H: 1 LOB: 1 BB: 0 P: 10	R: 2 E: 0 K: 2 S: 16	H: 2 LOB: 2 BB: 2 P: 32	R: 2 E: 0 K: 2 S: 10	H: 2 LOB: 1 BB: 1 P: 20	1B: 10 2B: 4 3B: 0 HR: 0	SF: 0 SAC: 1 DP: 1 HBP: 1	WP: 0 PB: 0 SB: 0 CS: 0	PA: 42		
PITCHER 15 Tim Hudson, R (1,1) ERA: 3.1	IP: 6.1 WLS: L BF: 32 H: 11 R: 4 ER: 4 SO: 4 BB: 3 IBB: 0 HBP: 1 BLK: 0 WP: 0 HR: 0 S: 69 P: 116 ERA: 5.68 WHIP: 2.211																					
52 George Sherrill, L (7,1) ERA: 3.0	0.1	1	0	0	0	0	0	0	0	0	0	1	2	0.00	0.000							
19 Scott Linebrink, R (7,1) ERA: 3.52	0.1	3	1	0	0	1	0	0	0	0	0	6	12	0.00	3.000							
39 Jonny Venters, L (8,1) ERA: 1.33	1.0	6	2	2	2	2	0	1	0	0	0	10	20	18.00	2.000							

Atlanta Braves @ New York Mets
Citi Field, Flushing, NY
Fri Aug 26 2011, 7:12 PM - 9:46 PM EDT
Att: 22,736 - Partly Cloudy - 78 F

AB 35
R 6
H 14
RBI 6
BB 5
SO 7
LOB 20



Batter	1	2	3	4	5	6	7	8	9	AB	R	H	RBI	BB	SO	LOB	TOP								
1 Emilio Bonifacio, S (1,6)	G5-3		G3-1 5 SH3-4 12				G6-3		G5-3 5 DI	4	0	2	0	1	0	0	Florida Marlins @ New York Mets Citi Field, Flushing, NY Mon Aug 29 2011, 7:30 PM - 10:21 PM EDT Att: 29,335 - Cloudy - 74 F								
12 Omar Infante, R (1,4)	27 BB 1B		SH3-4			F8	K		F8	4	0	1	0	0	1	3									
5 Logan Morrison, L (1,7)	F7		G3-1			L8			K	4	0	0	0	1	1	5									
27 Giancarlo Stanton, R (1,9)	1B		F8			K			HBP	2	0	0	0	1	1	1									
29 Greg Dobbs, L (1,5)	F9					G4-3			P5	4	1	1	1	0	0	4									
11 Jose Lopez, R (1,3)	G5-3		F9			HR			K	4	0	1	0	0	1	0									
11 Bryan Petersen, L (1,8)	1B		K			11 E 1B			K	4	0	1	0	0	2	1									
9 Brett Hayes, R (1,2)	K		K			K			K	4	0	1	0	0	3	3									
47 Ricky Nolasco, R (1,1)	K		K			B1-4			G5-3	3	0	0	0	0	2	4									
40 Mike Dunn, L (7,1)						K				0	0	0	0	0	0	0									
50 Jose Ceda, R (8,1)										0	0	0	0	0	0	0									
15 Gaby Sanchez, R (8,PH)										1	0	0	0	0	0	0									
Inning Stats	R: 0 E: 0 K: 0 S: 10	H: 1 LOB: 2 BB: 1 P: 17	R: 0 E: 0 K: 2 S: 10	H: 1 LOB: 1 BB: 0 P: 11	R: 0 E: 0 K: 1 S: 9	H: 1 LOB: 1 BB: 0 P: 12	R: 0 E: 0 K: 1 S: 6	H: 0 LOB: 0 BB: 0 P: 8	R: 0 E: 0 K: 1 S: 14	H: 1 LOB: 2 BB: 1 P: 22	R: 1 E: 1 K: 3 S: 21	H: 2 LOB: 2 BB: 0 P: 31	R: 0 E: 0 K: 1 S: 8	H: 0 LOB: 0 BB: 0 P: 20	R: 0 E: 0 K: 3 S: 16	H: 0 LOB: 0 BB: 0 P: 24	R: 0 E: 0 K: 1 S: 13	H: 1 LOB: 1 BB: 0 P: 19	1B: 5 2B: 1 3B: 0 HR: 1	SF: 0 SAC: 1 DP: 0 HBP: 1	WP: 0 PB: 0 SB: 0 CS: 0	PA: 39			
PITCHER	IP WLS BF ERA WHIP	IP WLS BF ERA WHIP	IP WLS BF ERA WHIP	IP WLS BF ERA WHIP	IP WLS BF ERA WHIP	IP WLS BF ERA WHIP	IP WLS BF ERA WHIP	IP WLS BF ERA WHIP	IP WLS BF ERA WHIP	IP WLS BF ERA WHIP	IP WLS BF ERA WHIP	IP WLS BF ERA WHIP	IP WLS BF ERA WHIP	IP WLS BF ERA WHIP	IP WLS BF ERA WHIP	IP WLS BF ERA WHIP	IP WLS BF ERA WHIP	IP WLS BF ERA WHIP	IP WLS BF ERA WHIP	IP WLS BF ERA WHIP	IP WLS BF ERA WHIP	IP WLS BF ERA WHIP	IP WLS BF ERA WHIP		
35 Dillon Gee, R (1,1)	6.0 W 27 4.24	6.0 W 27 4.24	6.0 W 27 4.24	6.0 W 27 4.24	6.0 W 27 4.24	6.0 W 27 4.24	6.0 W 27 4.24	6.0 W 27 4.24	6.0 W 27 4.24	6.0 W 27 4.24	6.0 W 27 4.24	6.0 W 27 4.24	6.0 W 27 4.24	6.0 W 27 4.24	6.0 W 27 4.24	6.0 W 27 4.24	6.0 W 27 4.24	6.0 W 27 4.24	6.0 W 27 4.24	6.0 W 27 4.24	6.0 W 27 4.24	6.0 W 27 4.24	6.0 W 27 4.24	6.0 W 27 4.24	
27 Pedro Beato, R (7,1)	0.2 H 3 4.09	0.2 H 3 4.09	0.2 H 3 4.09	0.2 H 3 4.09	0.2 H 3 4.09	0.2 H 3 4.09	0.2 H 3 4.09	0.2 H 3 4.09	0.2 H 3 4.09	0.2 H 3 4.09	0.2 H 3 4.09	0.2 H 3 4.09	0.2 H 3 4.09	0.2 H 3 4.09	0.2 H 3 4.09	0.2 H 3 4.09	0.2 H 3 4.09	0.2 H 3 4.09	0.2 H 3 4.09	0.2 H 3 4.09	0.2 H 3 4.09	0.2 H 3 4.09	0.2 H 3 4.09	0.2 H 3 4.09	
46 Manny Acosta, R (7,1)	1.1 H 5 3.77	1.1 H 5 3.77	1.1 H 5 3.77	1.1 H 5 3.77	1.1 H 5 3.77	1.1 H 5 3.77	1.1 H 5 3.77	1.1 H 5 3.77	1.1 H 5 3.77	1.1 H 5 3.77	1.1 H 5 3.77	1.1 H 5 3.77	1.1 H 5 3.77	1.1 H 5 3.77	1.1 H 5 3.77	1.1 H 5 3.77	1.1 H 5 3.77	1.1 H 5 3.77	1.1 H 5 3.77	1.1 H 5 3.77	1.1 H 5 3.77	1.1 H 5 3.77	1.1 H 5 3.77	1.1 H 5 3.77	
39 Bobby Parnell, R (9,1)	1.0 P 4 3.94	1.0 P 4 3.94	1.0 P 4 3.94	1.0 P 4 3.94	1.0 P 4 3.94	1.0 P 4 3.94	1.0 P 4 3.94	1.0 P 4 3.94	1.0 P 4 3.94	1.0 P 4 3.94	1.0 P 4 3.94	1.0 P 4 3.94	1.0 P 4 3.94	1.0 P 4 3.94	1.0 P 4 3.94	1.0 P 4 3.94	1.0 P 4 3.94	1.0 P 4 3.94	1.0 P 4 3.94	1.0 P 4 3.94	1.0 P 4 3.94	1.0 P 4 3.94	1.0 P 4 3.94	1.0 P 4 3.94	1.0 P 4 3.94

Batter	1	2	3	4	5	6	7	8	9	AB	R	H	RBI	BB	SO	LOB	BOTTOM							
7 José Reyes, S (1,6)	P4		G1-3				P5		G4-3 11 WP 5 2B 11	4	1	1	0	0	0	1	Florida Marlins @ New York Mets Citi Field, Flushing, NY Mon Aug 29 2011, 7:30 PM - 10:21 PM EDT Att: 29,335 - Cloudy - 74 F							
11 Rubén Tejada, R (1,4)	G4-3					3B			G4-3	4	2	2	0	0	0	1								
5 David Wright, R (1,5)	1B					E5 16 FB			G5-3	4	0	2	2	0	0	1								
21 Lucas Duda, L (1,9)	F8					F8			G6-3	4	0	0	0	0	0	4								
16 Ángel Pagán, S (1,8)	F9					F8			L8	4	1	1	1	0	0	1								
6 Nick Evans, R (1,3)	F7					K			22 1B 1B	4	1	2	0	0	1	1								
22 Willie Harris, L (1,7)	P4								L3	3	0	2	1	0	0	0								
46 Manny Acosta, R (7,1)										0	0	0	0	0	0	0								
9 Ronny Paulino, R (8,PH)										1	0	0	0	0	0	1								
39 Bobby Parnell, R (9,1)										0	0	0	0	0	0	0								
4 Mike Nickes, R (1,2)	G4-3									4	0	1	1	0	1	3								
35 Dillon Gee, R (1,1)	K									1	0	0	0	0	1	0								
27 Pedro Beato, R (7,1)										0	0	0	0	0	0	0								
20 Jason Pridie, L (7,7)	K									1	0	0	0	0	0	0								
Inning Stats	R: 0 E: 0 K: 0 S: 6	H: 1 LOB: 0 BB: 0 P: 8	R: 0 E: 0 K: 0 S: 7	H: 0 LOB: 0 BB: 0 P: 10	R: 0 E: 0 K: 1 S: 9	H: 0 LOB: 0 BB: 0 P: 11	R: 1 E: 1 K: 1 S: 13	H: 1 LOB: 1 BB: 0 P: 20	R: 0 E: 0 K: 0 S: 11	H: 1 LOB: 0 BB: 0 P: 16	R: 2 E: 0 K: 1 S: 16	H: 4 LOB: 2 BB: 0 P: 23	R: 1 E: 0 K: 0 S: 12	H: 2 LOB: 1 BB: 0 P: 16	R: 1 E: 0 K: 0 S: 7	H: 2 LOB: 1 BB: 0 P: 8	1B: 8 2B: 2 3B: 1 HR: 0	SF: 0 SAC: 1 DP: 0 HBP: 0	WP: 1 PB: 0 SB: 0 CS: 0	PA: 35				
PITCHER	IP WLS BF ERA WHIP	IP WLS BF ERA WHIP	IP WLS BF ERA WHIP	IP WLS BF ERA WHIP	IP WLS BF ERA WHIP	IP WLS BF ERA WHIP	IP WLS BF ERA WHIP	IP WLS BF ERA WHIP	IP WLS BF ERA WHIP	IP WLS BF ERA WHIP	IP WLS BF ERA WHIP	IP WLS BF ERA WHIP	IP WLS BF ERA WHIP	IP WLS BF ERA WHIP	IP WLS BF ERA WHIP	IP WLS BF ERA WHIP	IP WLS BF ERA WHIP	IP WLS BF ERA WHIP	IP WLS BF ERA WHIP	IP WLS BF ERA WHIP	IP WLS BF ERA WHIP	IP WLS BF ERA WHIP	IP WLS BF ERA WHIP	
47 Ricky Nolasco, R (1,1)	6.2 L 30 4.34	6.2 L 30 4.34	6.2 L 30 4.34	6.2 L 30 4.34	6.2 L 30 4.34	6.2 L 30 4.34	6.2 L 30 4.34	6.2 L 30 4.34	6.2 L 30 4.34	6.2 L 30 4.34	6.2 L 30 4.34	6.2 L 30 4.34	6.2 L 30 4.34	6.2 L 30 4.34	6.2 L 30 4.34	6.2 L 30 4.34	6.2 L 30 4.34	6.2 L 30 4.34	6.2 L 30 4.34	6.2 L 30 4.34	6.2 L 30 4.34	6.2 L 30 4.34	6.2 L 30 4.34	6.2 L 30 4.34
40 Mike Dunn, L (7,1)	0.1 P 1 3.61	0.1 P 1 3.61	0.1 P 1 3.61	0.1 P 1 3.61	0.1 P 1 3.61	0.1 P 1 3.61	0.1 P 1 3.61	0.1 P 1 3.61	0.1 P 1 3.61	0.1 P 1 3.61	0.1 P 1 3.61	0.1 P 1 3.61	0.1 P 1 3.61	0.1 P 1 3.61	0.1 P 1 3.61	0.1 P 1 3.61	0.1 P 1 3.61	0.1 P 1 3.61	0.1 P 1 3.61	0.1 P 1 3.61	0.1 P 1 3.61	0.1 P 1 3.61	0.1 P 1 3.61	0.1 P 1 3.61
50 Jose Ceda, R (8,1)	1.0 P 4 4.85	1.0 P 4 4.85	1.0 P 4 4.85	1.0 P 4 4.85	1.0 P 4 4.85	1.0 P 4 4.85	1.0 P 4 4.85	1.0 P 4 4.85	1.0 P 4 4.85	1.0 P 4 4.85	1.0 P 4 4.85	1.0 P 4 4.85	1.0 P 4 4.85	1.0 P 4 4.85	1.0 P 4 4.85	1.0 P 4 4.85	1.0 P 4 4.85	1.0 P 4 4.85	1.0 P 4 4.85	1.0 P 4 4.85	1.0 P 4 4.85	1.0 P 4 4.85	1.0 P 4 4.85	1.0 P 4 4.85



Batter	1	2	3	4	5	6	7	8	9	AB	R	H	RBI	BB	SO	LOB	TOP					
1 Emilio Bonifacio, S OBP: 0.357, SLG: 0.372										4	1	1	0	0	1	1	Florida Marlins @ New York Mets Citi Field, Flushing, NY Wed Aug 31 2011, 7:12 PM - 9:59 PM EDT Att: 27,905 - Cloudy - 76 F					
12 Omar Infante, R OBP: 0.323, SLG: 0.363										4	1	2	0	1	0	2						
27 Giancarlo Stanton, R OBP: 0.351, SLG: 0.542										5	0	0	0	0	2	7						
15 Gaby Sanchez, R OBP: 0.346, SLG: 0.434										3	0	2	0	1	0	0						
11 Jose Lopez, R OBP: 0.249, SLG: 0.349										3	0	2	2	1	0	2						
40 Mike Dunn, L										0	0	0	0	0	0	0						
58 Ryan Webb, R										0	0	0	0	0	0	0						
5 Logan Morrison, L OBP: 0.320, SLG: 0.456										4	0	0	0	0	0	5						
24 Mike Cameron, R OBP: 0.259, SLG: 0.315										4	0	0	0	0	0	3						
14 John Buck, R OBP: 0.323, SLG: 0.393										4	0	0	0	0	2	0						
41 Chris Volstad, R OBP: 0.211, SLG: 0.237										3	0	1	0	0	1	0						
29 Greg Dobbs, L OBP: 0.320, SLG: 0.394										1	0	1	0	0	0	0						
6 Alfredo Amezaga, S OBP: 0.250, SLG: 0.197										0	0	0	0	0	0	0						
Inning Stats	R: 2 H: 3 E: 0 K: 1 S: 14	H: 3 R: 1 ER: 2 LOB: 27	R: 0 H: 2 E: 0 K: 2 S: 22	H: 2 R: 0 ER: 0 LOB: 29	R: 0 H: 1 E: 0 K: 0 S: 7	H: 0 R: 0 ER: 0 LOB: 16	R: 0 H: 0 E: 0 K: 1 S: 7	H: 1 R: 0 ER: 0 LOB: 10	R: 0 H: 0 E: 0 K: 0 S: 10	H: 0 R: 0 ER: 0 LOB: 17	R: 0 H: 1 E: 0 K: 1 S: 13	H: 1 R: 0 ER: 0 LOB: 19	R: 0 H: 0 E: 0 K: 0 S: 6	H: 0 R: 0 ER: 0 LOB: 8	R: 0 H: 1 E: 0 K: 0 S: 6	H: 1 R: 0 ER: 0 LOB: 7	1B: 5 2B: 4 3B: 0 HR: 0	SF: 0 SAC: 1 DP: 0 HBP: 0	WP: 0 PB: 0 SB: 0 CS: 0	PA: 39		
PITCHER	IP: 5.0 WLS: 1.0 BF: 24 ERA: 3.99	WLS: 3 BF: 1 P: 27	H: 7 R: 0 ER: 0 SO: 22	H: 2 R: 0 ER: 0 SO: 29	H: 1 R: 0 ER: 0 SO: 16	H: 0 R: 0 ER: 0 SO: 10	H: 0 R: 0 ER: 0 SO: 17	H: 1 R: 0 ER: 0 SO: 19	H: 0 R: 0 ER: 0 SO: 8	H: 1 R: 0 ER: 0 SO: 7	H: 0 R: 0 ER: 0 SO: 10	H: 0 R: 0 ER: 0 SO: 5	H: 0 R: 0 ER: 0 SO: 13	H: 1 R: 0 ER: 0 SO: 10	H: 0 R: 0 ER: 0 SO: 4	IP: 5.0 WLS: 1.0 BF: 24 ERA: 3.99	IP: 5.0 WLS: 1.0 BF: 24 ERA: 3.99	IP: 5.0 WLS: 1.0 BF: 24 ERA: 3.99	IP: 5.0 WLS: 1.0 BF: 24 ERA: 3.99	IP: 5.0 WLS: 1.0 BF: 24 ERA: 3.99	IP: 5.0 WLS: 1.0 BF: 24 ERA: 3.99	IP: 5.0 WLS: 1.0 BF: 24 ERA: 3.99

Batter	1	2	3	4	5	6	7	8	9	AB	R	H	RBI	BB	SO	LOB	BOTTOM					
7 José Reyes, S OBP: 0.376, SLG: 0.505										4	1	2	0	0	1	0	Florida Marlins @ New York Mets Citi Field, Flushing, NY Wed Aug 31 2011, 7:12 PM - 9:59 PM EDT Att: 27,905 - Cloudy - 76 F					
11 Rubén Tejada, R OBP: 0.363, SLG: 0.333										3	0	0	0	0	1	1						
21 Lucas Duda, L OBP: 0.354, SLG: 0.471										3	1	1	1	1	0	1						
5 David Wright, R OBP: 0.356, SLG: 0.449										3	1	2	0	1	0	0						
16 Angel Pagán, S OBP: 0.317, SLG: 0.378										4	0	0	0	0	0	5						
44 Jason Bay, R OBP: 0.318, SLG: 0.342										4	0	3	1	0	1	3						
6 Nick Evans, R OBP: 0.383, SLG: 0.485										4	0	1	1	0	0	3						
30 Josh Thole, L OBP: 0.353, SLG: 0.350										3	0	0	0	1	0	4						
38 Chris Capuano, L ERA: 4.41										1	0	0	0	0	1	0						
22 Willie Harris, L ERA: 3.99										1	0	0	0	0	0	0						
27 Pedro Beato, R ERA: 3.99										0	0	0	0	0	0	0						
9 Ronny Paulino, R ERA: 3.99										0	0	0	0	0	0	2						
46 Manny Acosta, R ERA: 4.23										0	0	0	0	0	0	0						
45 Jason Istringhausen, R ERA: 4.23										0	0	0	0	0	0	0						
20 Jason Pridie, L ERA: 3.99										1	0	0	0	0	0	1						
39 Bobby Parnell, R ERA: 3.99										0	0	0	0	0	0	0						
Inning Stats	R: 0 H: 0 E: 0 K: 2 S: 9	H: 0 R: 0 ER: 0 LOB: 14	R: 0 H: 1 E: 0 K: 0 S: 7	H: 1 R: 0 ER: 0 LOB: 7	R: 0 H: 0 E: 0 K: 1 S: 7	H: 0 R: 0 ER: 0 LOB: 10	R: 1 H: 2 E: 1 K: 1 S: 16	H: 2 R: 0 ER: 0 LOB: 27	R: 0 H: 1 E: 0 K: 0 S: 6	H: 1 R: 0 ER: 0 LOB: 9	R: 1 H: 2 E: 0 K: 0 S: 10	H: 2 R: 0 ER: 0 LOB: 20	R: 1 H: 2 E: 0 K: 0 S: 11	H: 2 R: 0 ER: 0 LOB: 23	R: 0 H: 1 E: 0 K: 0 S: 8	H: 1 R: 0 ER: 0 LOB: 11	1B: 5 2B: 5 3B: 0 HR: 0	SF: 0 SAC: 1 DP: 1 HBP: 0	WP: 0 PB: 0 SB: 0 CS: 0	PA: 36		
PITCHER	IP: 6.1 WLS: 0.2 BF: 3 ERA: 5.48	WLS: 1 BF: 3 P: 29	H: 7 R: 1 ER: 0 SO: 0	H: 3 R: 0 ER: 0 SO: 0	H: 0 R: 0 ER: 0 SO: 0	H: 2 R: 0 ER: 0 SO: 7	H: 2 R: 0 ER: 0 SO: 16	H: 3 R: 0 ER: 0 SO: 11	H: 2 R: 0 ER: 0 SO: 8	H: 1 R: 0 ER: 0 SO: 11	H: 2 R: 0 ER: 0 SO: 20	H: 2 R: 0 ER: 0 SO: 23	H: 1 R: 0 ER: 0 SO: 11	H: 2 R: 0 ER: 0 SO: 11	H: 1 R: 0 ER: 0 SO: 11	IP: 6.1 WLS: 0.2 BF: 3 ERA: 5.48	IP: 6.1 WLS: 0.2 BF: 3 ERA: 5.48	IP: 6.1 WLS: 0.2 BF: 3 ERA: 5.48	IP: 6.1 WLS: 0.2 BF: 3 ERA: 5.48	IP: 6.1 WLS: 0.2 BF: 3 ERA: 5.48	IP: 6.1 WLS: 0.2 BF: 3 ERA: 5.48	IP: 6.1 WLS: 0.2 BF: 3 ERA: 5.48



Batter	1	2	3	4	5	6	7	8	9	AB	R	H	RBI	BB	SO	LOB	TOP								
1 Emilio Bonifacio, S OBP: 0.361, SLG: 0.377										4	2	3	3	1	1	0									
12 Omar Infante, R OBP: 0.321, SLG: 0.360										4	0	0	0	0	1	3									
31 Steve Cishek, R OBP: 0.324, SLG: 0.455										0	0	0	0	0	0	0									
39 Chris Hatcher, R OBP: 0.324, SLG: 0.397										0	0	0	0	0	0	0									
14 John Buck, R OBP: 0.324, SLG: 0.397										1	0	1	1	0	0	0									
29 Greg Dobbs, L OBP: 0.322, SLG: 0.392										4	0	1	0	1	1	1									
27 Giancarlo Stanton, R OBP: 0.352, SLG: 0.541										2	0	1	1	1	0	0									
5 Logan Morrison, L OBP: 0.322, SLG: 0.455										3	0	1	0	1	0	2									
15 Gaby Sanchez, R OBP: 0.344, SLG: 0.430										4	0	0	0	0	0	5									
11 Bryan Petersen, L OBP: 0.346, SLG: 0.429										4	1	1	0	0	0	1									
9 Brett Hayes, R OBP: 0.292, SLG: 0.400										4	1	1	0	0	0	1									
32 Clay Hensley, R OBP: 0.291, SLG: 0.356										0	0	0	0	0	0	0									
31 Burke Badenhop, R OBP: 0.375, SLG: 0.429										1	0	0	0	0	1	0									
11 Jose Lopez, R OBP: 0.251, SLG: 0.356										2	1	1	0	0	0	0									
7 D.J. Carrasco, R ERA: 5.44	R: 1 E: 0 K: 0 S: 11	H: 1 LOB: 2 BB: 2 P: 25	R: 1 E: 0 K: 0 S: 9	H: 2 LOB: 1 BB: 0 P: 13	R: 0 E: 0 K: 0 S: 9	H: 2 LOB: 1 BB: 0 P: 11	R: 0 E: 0 K: 1 S: 10	H: 0 LOB: 0 BB: 0 P: 16	R: 0 E: 0 K: 2 S: 9	H: 1 LOB: 1 BB: 0 P: 16	R: 0 E: 0 K: 1 S: 12	H: 0 LOB: 1 BB: 1 P: 20	R: 0 E: 0 K: 0 S: 5	H: 0 LOB: 0 BB: 0 P: 7	R: 3 E: 0 K: 0 S: 24	H: 4 LOB: 1 BB: 0 P: 35	1B: 7 2B: 3 3B: 0 HR: 0	SF: 1 SAC: 1 DP: 2 HBP: 0	WP: 0 PB: 0 SB: 2 CS: 0	PA: 39					
47 Miguel Batista, R ERA: 4.33	IP: 6.0	WLS: W	BF: 25	H: 6	R: 2	ER: 2	SO: 3	BB: 3	IBB: 0	HBP: 0	BLK: 0	WP: 0	HR: 0	S: 57	P: 97	ERA: 3.00	WHIP: 1.500								
27 Pedro Beato, R ERA: 3.92	IP: 1.0	WLS: H	BF: 4	H: 0	R: 0	ER: 0	SO: 1	BB: 1	IBB: 0	HBP: 0	BLK: 0	WP: 0	HR: 0	S: 12	P: 20	ERA: 0.00	WHIP: 1.000								
46 Manny Acosta, R ERA: 3.55	IP: 1.0	WLS: H	BF: 3	H: 0	R: 0	ER: 0	SO: 0	BB: 0	IBB: 0	HBP: 0	BLK: 0	WP: 0	HR: 0	S: 5	P: 7	ERA: 0.00	WHIP: 0.000								
77 D.J. Carrasco, R ERA: 5.44	IP: 0.2	WLS: S	BF: 5	H: 3	R: 3	ER: 3	SO: 0	BB: 0	IBB: 0	HBP: 0	BLK: 0	WP: 0	HR: 0	S: 16	P: 22	ERA: 40.50	WHIP: 4.500								
39 Bobby Parnell, R ERA: 3.53	IP: 0.1	WLS: S	BF: 2	H: 1	R: 0	ER: 0	SO: 0	BB: 0	IBB: 0	HBP: 0	BLK: 0	WP: 0	HR: 0	S: 8	P: 13	ERA: 0.00	WHIP: 3.000								
7 José Reyes, S OBP: 0.374, SLG: 0.501										5	1	1	0	0	0	3									
11 Rubén Tejada, R OBP: 0.368, SLG: 0.339										2	2	1	0	0	0	0									
2 Justin Turner, R OBP: 0.326, SLG: 0.356										0	0	0	0	0	0	0									
21 Lucas Duda, L OBP: 0.356, SLG: 0.474										3	2	1	2	1	0	1									
5 David Wright, R OBP: 0.361, SLG: 0.450										2	1	1	2	2	0	0									
16 Ángel Pagán, S OBP: 0.318, SLG: 0.377										3	0	1	0	0	1	4									
44 Jason Bay, R OBP: 0.317, SLG: 0.339										3	0	0	0	1	0	2									
6 Nick Evans, R OBP: 0.365, SLG: 0.458										4	0	0	0	0	2	5									
30 Josh Thole, L OBP: 0.353, SLG: 0.350										0	0	0	0	0	0	0									
4 Mike Nicketas, R OBP: 0.294, SLG: 0.355										4	0	1	1	0	2	0									
47 Miguel Batista, R ERA: 5.53	R: 0 E: 0 K: 0 S: 8	H: 1 LOB: 2 BB: 1 P: 14	R: 0 E: 0 K: 1 S: 5	H: 0 LOB: 0 BB: 0 P: 6	R: 4 E: 2 K: 1 S: 18	H: 2 LOB: 1 BB: 1 P: 33	R: 0 E: 0 K: 1 S: 7	H: 0 LOB: 0 BB: 0 P: 11	R: 0 E: 0 K: 0 S: 6	H: 1 LOB: 0 BB: 0 P: 7	R: 0 E: 0 K: 1 S: 6	H: 0 LOB: 0 BB: 0 P: 9	R: 3 E: 1 K: 1 S: 16	H: 2 LOB: 3 BB: 2 P: 33	1B: 4 2B: 2 3B: 0 HR: 0	SF: 0 SAC: 1 DP: 1 HBP: 2	WP: 0 PB: 1 SB: 1 CS: 0	PA: 37							
32 Clay Hensley, R ERA: 5.53	IP: 2.0	WLS: L	BF: 12	H: 2	R: 4	ER: 2	SO: 2	BB: 2	IBB: 0	HBP: 0	BLK: 0	WP: 0	HR: 0	S: 24	P: 40	ERA: 9.00	WHIP: 2.000								
31 Burke Badenhop, R ERA: 3.51	IP: 4.0	WLS: 2	BF: 13	H: 2	R: 0	ER: 0	SO: 2	BB: 0	IBB: 0	HBP: 0	BLK: 0	WP: 0	HR: 0	S: 25	P: 37	ERA: 0.00	WHIP: 0.500								
31 Steve Cishek, R ERA: 3.32	IP: 1.1	WLS: 10	BF: 2	H: 3	R: 3	ER: 3	SO: 2	BB: 1	IBB: 1	HBP: 1	BLK: 0	WP: 0	HR: 0	S: 17	P: 34	ERA: 20.25	WHIP: 2.250								
39 Chris Hatcher, R ERA: 9.82	IP: 0.2	WLS: 2	BF: 0	H: 0	R: 0	ER: 0	SO: 0	BB: 0	IBB: 0	HBP: 0	BLK: 0	WP: 0	HR: 0	S: 5	P: 8	ERA: 0.00	WHIP: 0.000								

Florida Marlins @ New York Mets
Citi Field, Flushing, NY
Thu Sep 01 2011, 7:13 PM - 10:12 PM EDT
Att: 27,562 - Partly Cloudy - 73 F

AB 33
R 5
H 10
RBI 5
BB 4
SO 4
LOB 13

Florida Marlins @ New York Mets
Citi Field, Flushing, NY
Thu Sep 01 2011, 7:13 PM - 10:12 PM EDT
Att: 27,562 - Partly Cloudy - 73 F

AB 30
R 7
H 6
RBI 5
BB 4
SO 5
LOB 18



Batter	1	2	3	4	5	6	7	8	9	AB	R	H	RBI	BB	SO	LOB	TOP							
7 José Reyes, S OBP: 0.373, SLG: 0.498										5	1	1	0	0	1	1	New York Mets @ Washington Nationals Nationals Park, Washington, DC Fri Sep 02 2011, 7:08 PM - 9:47 PM EDT Att: 27,907 - Cloudy - 75 F							
2 Justin Turner, R OBP: 0.325, SLG: 0.354										5	1	1	0	0	3	1								
21 Lucas Duda, L OBP: 0.358, SLG: 0.487										4	2	2	1	0	1	2								
5 David Wright, R OBP: 0.366, SLG: 0.466										3	2	2	3	1	0	0								
16 Ángel Pagán, S OBP: 0.317, SLG: 0.376										4	0	1	2	0	0	1								
44 Jason Bay, R OBP: 0.314, SLG: 0.336										4	0	0	0	0	2	1								
6 Nick Evans, R OBP: 0.371, SLG: 0.500										4	1	2	1	0	0	2								
4 Mike Nickeas, R OBP: 0.263, SLG: 0.314										4	0	0	0	0	0	3								
43 R.A. Dickey, R OBP: 0.176, SLG: 0.160										3	0	0	0	0	0	1								
40 Tim Byrdak, L ERA: 3.68										0	0	0	0	0	0	0								
18 Ryota Igarashi, R ERA: 5.08										0	0	0	0	0	0	0								
64 Josh Stinson, R ERA: 3.81										0	0	0	0	0	0	0								
19 Daniel Herrera, L ERA: 3.81										0	0	0	0	0	0	0								
Inning Stats	R: 3 E: 0 K: 1 S: 11	H: 3 LOB: 0 BB: 0 P: 16	R: 1 E: 0 K: 0 S: 7	H: 1 LOB: 0 BB: 0 P: 10	R: 2 E: 1 K: 1 S: 16	H: 3 LOB: 2 BB: 0 P: 22	R: 0 E: 0 K: 1 S: 6	H: 0 LOB: 0 BB: 0 P: 8	R: 0 E: 0 K: 0 S: 4	H: 0 LOB: 0 BB: 1 P: 11	R: 0 E: 0 K: 1 S: 8	H: 1 LOB: 1 BB: 0 P: 14	R: 0 E: 0 K: 0 S: 7	H: 0 LOB: 0 BB: 0 P: 13	R: 0 E: 0 K: 1 S: 6	H: 0 LOB: 0 BB: 0 P: 7	R: 0 E: 0 K: 2 S: 11	H: 0 LOB: 0 BB: 1 P: 20	1B: 5 2B: 2 3B: 0 HR: 3	SF: 0 SAC: 0 DP: 1 HBP: 0	WP: 0 PB: 0 SB: 0 CS: 0	PA: 38		
PITCHER	IP WLS BF H R ER SO BB IBB HBP BLK WP HR S P ERA WHIP	3.0 L 17 7 6 6 2 0 0 0 0 0 2 34 48 18.00 2.333	4.0 14 2 1 1 2 1 0 0 0 0 1 25 46 2.25 0.750	1.0 3 0 0 0 1 0 0 0 0 0 6 7 0.00 0.000	1.0 4 0 0 0 2 1 0 0 0 0 0 11 20 0.00 1.000																			

AB	36
R	7
H	9
RBI	7
BB	2
SO	7
LOB	12



Batter	1	2	3	4	5	6	7	8	9	AB	R	H	RBI	BB	SO	LOB	BOTTOM						
20 Ian Desmond, R OBP: 0.290, SLG: 0.341										5	1	2	0	0	1	3	New York Mets @ Washington Nationals Nationals Park, Washington, DC Fri Sep 02 2011, 7:08 PM - 9:47 PM EDT Att: 27,907 - Cloudy - 75 F						
24 Rick Ankiel, L OBP: 0.296, SLG: 0.363										4	2	2	2	0	1	1							
30 Jonny Gomes, R OBP: 0.326, SLG: 0.398										1	0	0	0	0	1	1							
11 Ryan Zimmerman, R OBP: 0.358, SLG: 0.462										4	0	1	0	0	0	1							
38 Michael Morse, R OBP: 0.369, SLG: 0.551										4	0	1	1	0	1	2							
28 Jayson Werth, R OBP: 0.333, SLG: 0.394										4	0	1	0	0	0	1							
14 Chris Marrero, R OBP: 0.304, SLG: 0.273										4	0	1	0	0	2	1							
3 Wilson Ramos, R OBP: 0.317, SLG: 0.421										4	0	2	0	0	1	1							
13 Alex Cora, L OBP: 0.281, SLG: 0.253										4	0	1	0	0	0	4							
48 Ross Detwiler, R ERA: 3.6										0	0	0	0	0	0	0							
23 Collin Balester, R ERA: 3.54										1	0	0	0	0	0	0							
43 Brian Bixler, R OBP: 0.286, SLG: 0.289										0	0	0	0	0	0	0							
60 Todd Coffey, R ERA: 3.71										0	0	0	0	0	0	0							
63 Henry Alberto Rodriguez, R OBP: 0.311, SLG: 0.331										1	0	0	0	0	0	1							
Inning Stats	R: 1 E: 0 K: 0 S: 14	H: 2 LOB: 1 BB: 0 P: 21	R: 0 E: 0 K: 0 S: 9	H: 2 LOB: 2 BB: 0 P: 12	R: 0 E: 0 K: 0 S: 8	H: 0 LOB: 0 BB: 0 P: 13	R: 0 E: 0 K: 1 S: 11	H: 1 LOB: 1 BB: 0 P: 13	R: 2 E: 0 K: 0 S: 12	H: 2 LOB: 0 BB: 0 P: 19	R: 0 E: 0 K: 0 S: 11	H: 1 LOB: 0 BB: 0 P: 16	R: 0 E: 0 K: 3 S: 15	H: 2 LOB: 2 BB: 0 P: 22	R: 0 E: 0 K: 2 S: 8	H: 0 LOB: 0 BB: 0 P: 10	R: 0 E: 0 K: 1 S: 11	H: 2 LOB: 1 BB: 0 P: 16	1B: 9 2B: 1 3B: 1 HR: 1	SF: 0 SAC: 1 DP: 1 HBP: 0	WP: 0 PB: 0 SB: 0 CS: 0	PA: 38	
PITCHER	IP WLS BF H R ER SO BB IBB HBP BLK WP HR S P ERA WHIP	6.0 W 27 9 3 3 1 0 0 0 0 0 0 68 100 4.50 1.500	0.2 2 0 0 0 2 0 0 0 0 0 0 6 7 0.00 0.000	0.1 2 1 0 0 1 0 0 0 0 0 0 6 9 0.00 3.000	1.2 6 2 0 0 2 0 0 0 0 0 0 15 20 0.00 1.200	0.1 1 0 0 0 1 0 0 0 0 0 0 4 6 0.00 0.000																	

AB	37
R	3
H	12
RBI	3
BB	0
SO	7
LOB	16



Batter	1	2	3	4	5	6	7	8	9	AB	R	H	RBI	BB	SO	LOB	TOP										
7 José Reyes, S OBP: 0.372, SLG: 0.496	G5-3		K		1B		SH1-4		F9	4	0	1	0	0	1	1	New York Mets @ Washington Nationals Nationals Park, Washington, DC Sat Sep 03 2011, 7:08 PM - 10:26 PM EDT Att: 34,821 - Cloudy - 81 F										
2 Justin Turner, R OBP: 0.325, SLG: 0.354	F9			1B	G3		1B		K	5	1	2	0	0	1	1											
21 Lucas Duda, L OBP: 0.353, SLG: 0.481	F8			L6	G3-1		SF9			3	0	0	1	0	0	2											
5 David Wright, R OBP: 0.367, SLG: 0.468		P4			G3		BB			3	1	1	0	1	0	0											
16 Ángel Pagán, S OBP: 0.319, SLG: 0.377	K			2B			F8			4	2	2	2	0	1	2											
46 Manny Acosta, R				6 HR						0	0	0	0	0	0	0											
39 Bobby Parnell, R				1B						0	0	0	0	0	0	0											
44 Jason Bay, R OBP: 0.314, SLG: 0.343	F7			G5-3			HR			4	1	1	2	0	1	1											
6 Nick Evans, R OBP: 0.366, SLG: 0.525			G5-3		K		K			4	1	1	2	0	2	0											
9 Ronny Paulino, R OBP: 0.324, SLG: 0.360			G5-3		G6-3					4	0	1	0	0	1	0											
35 Dillon Gee, R OBP: 0.159, SLG: 0.122			SH3-4		F8				G6-3	1	0	0	0	0	0	0											
27 Pedro Beato, R										0	0	0	0	0	0	0											
19 Daniel Herrera, L										0	0	0	0	0	0	0											
22 Willie Harris, L (7, PH)										0	0	0	0	0	0	0											
20 Jason Pridle, L OBP: 0.303, SLG: 0.333										1	0	0	0	0	0	0											
Inning Stats	R: 0 H: 0 E: 0 K: 0 S: 10	H: 0 R: 0 ER: 0 LOB: 0 BB: 0 P: 13	R: 0 H: 0 E: 0 K: 1 S: 8	H: 0 R: 0 ER: 0 LOB: 0 BB: 0 P: 10	R: 0 H: 1 E: 0 K: 1 S: 10	H: 1 R: 0 ER: 0 LOB: 1 BB: 0 P: 14	R: 4 H: 4 E: 0 K: 0 S: 17	H: 4 R: 0 ER: 0 LOB: 0 BB: 0 P: 28	R: 0 H: 1 E: 0 K: 0 S: 9	H: 1 R: 0 ER: 0 LOB: 1 BB: 0 P: 17	R: 2 H: 2 E: 0 K: 1 S: 13	H: 2 R: 0 ER: 0 LOB: 0 BB: 0 P: 20	R: 1 H: 1 E: 0 K: 0 S: 10	H: 1 R: 0 ER: 0 LOB: 2 BB: 2 P: 24	R: 0 H: 0 E: 0 K: 3 S: 11	H: 0 R: 0 ER: 0 LOB: 0 BB: 0 P: 15	R: 0 H: 0 E: 0 K: 1 S: 9	H: 0 R: 0 ER: 0 LOB: 0 BB: 0 P: 15	1B: 6 2B: 1 3B: 0 HR: 2	SF: 1 SAC: 2 DP: 0 HBP: 0	WP: 0 PA: 38 PB: 0 SB: 1 CS: 0						
PITCHER	IP	WLS	BF	H	R	ER	SO	BB	IBB	HBP	BLK	WP	HR	S	P	ERA	WHIP										
46 Tommy Milone, L ERA: 6.31	4.1		19	6	4	4	2	0	0	0	0	0	1	51	74	8.31	1.385										
32 Tom Gorzelanny, L ERA: 4.39	1.2		7	2	2	2	1	0	0	0	0	0	1	16	28	10.80	1.200										
36 Tyler Clippard, R ERA: 2.08	1.0		6	1	1	1	0	2	0	0	0	0	0	10	24	9.00	3.000										
63 Henry Alberto Rodriguez, R ERA: 3.74	1.0		3	0	0	0	3	0	0	0	0	0	0	11	15	0.00	0.000										
17 Sean Burnett, L ERA: 4.14	1.0	W	3	0	0	0	1	0	0	0	0	0	0	9	15	0.00	0.000										

Batter	1	2	3	4	5	6	7	8	9	AB	R	H	RBI	BB	SO	LOB	BOTTOM										
20 Ian Desmond, R OBP: 0.292, SLG: 0.349	HR				G4-3		K		SH1-4	4	1	2	1	0	1	0	New York Mets @ Washington Nationals Nationals Park, Washington, DC Sat Sep 03 2011, 7:08 PM - 10:26 PM EDT Att: 34,821 - Cloudy - 81 F										
2 Roger Bernadina, L OBP: 0.312, SLG: 0.360	G4-3			G4-6-3	HR		F7		11B	4	1	1	1	1	0	1											
11 Ryan Zimmerman, R OBP: 0.359, SLG: 0.461	1B			G3	K		K		1B	5	0	2	2	0	2	0											
38 Michael Morse, R OBP: 0.368, SLG: 0.549	K			K			1B			4	0	1	0	0	3	1											
28 Jayson Werth, R OBP: 0.333, SLG: 0.391	CS			K			K		BB	3	0	0	0	1	3	1											
8 Danny Espinosa, S OBP: 0.316, SLG: 0.408									K	2	1	1	0	1	1	1											
14 Chris Marrero, R OBP: 0.296, SLG: 0.269									K	4	1	1	0	0	1	3											
26 Jesus Flores, R OBP: 0.292, SLG: 0.358										4	1	3	1	0	0	1											
43 Brian Bixler, R OBP: 0.289, SLG: 0.289										0	1	0	0	0	0	0											
46 Tommy Milone, L OBP: 0.506, SLG: 2.000										2	1	1	3	0	0	1											
32 Tom Gorzelanny, R OBP: 0.172, SLG: 0.076										0	0	0	0	0	0	0											
24 Ryan Anderson, L OBP: 0.296, SLG: 0.499										0	0	0	0	0	0	0											
7 Ivan Rodriguez, R OBP: 0.326, SLG: 0.499										1	0	0	0	0	0	2											
36 Tyler Clippard, R										0	0	0	0	0	0	0											
63 Henry Alberto Rodriguez, R										0	0	0	0	0	0	0											
17 Sean Burnett, L										0	0	0	0	0	0	0											
30 Johnny Gomes, R ERA: 3.26, SLG: 0.326										0	1	0	0	1	0	0											
Inning Stats	R: 1 H: 2 E: 0 K: 1 S: 11	H: 2 R: 4 ER: 0 LOB: 0 BB: 0 P: 21	R: 4 H: 4 E: 0 K: 1 S: 18	H: 4 R: 0 ER: 0 LOB: 0 BB: 0 P: 25	R: 0 H: 0 E: 0 K: 2 S: 10	H: 0 R: 0 ER: 0 LOB: 0 BB: 0 P: 14	R: 0 H: 0 E: 0 K: 0 S: 8	H: 0 R: 0 ER: 0 LOB: 1 BB: 1 P: 15	R: 1 H: 2 E: 0 K: 2 S: 13	H: 2 R: 0 ER: 0 LOB: 1 BB: 0 P: 20	R: 0 H: 2 E: 0 K: 0 S: 9	H: 2 R: 0 ER: 0 LOB: 0 BB: 0 P: 12	R: 0 H: 0 E: 0 K: 2 S: 7	H: 0 R: 0 ER: 0 LOB: 0 BB: 0 P: 10	R: 0 H: 0 E: 0 K: 3 S: 12	H: 0 R: 0 ER: 0 LOB: 1 BB: 1 P: 23	R: 2 H: 2 E: 0 K: 0 S: 7	H: 2 R: 0 ER: 0 LOB: 2 BB: 2 P: 21	1B: 8 2B: 1 3B: 0 HR: 3	SF: 0 SAC: 1 DP: 2 HBP: 1	WP: 1 PA: 40 PB: 0 SB: 1 CS: 1						
PITCHER	IP	WLS	BF	H	R	ER	SO	BB	IBB	HBP	BLK	WP	HR	S	P	ERA	WHIP										
35 Dillon Gee, R ERA: 4.48	5.0		23	8	6	6	6	1	0	0	0	0	0	8	10	0.00	6.000										
27 Pedro Beato, R ERA: 3.5	0.1		3	2	0	0	0	0	0	0	0	0	0	1	2	0.00	0.000										
19 Daniel Herrera, L ERA: 13.5	0.2		1	0	0	0	0	0	0	0	0	0	0	1	2	0.00	0.000										
46 Manny Acosta, R ERA: 3.3	2.0	H	7	0	0	0	5	1	0	0	0	0	0	19	33	0.00	0.500										
39 Bobby Parnell, R ERA: 4.18	0.1	L	5	2	2	2	0	1	1	0	0	1	0	7	21	54.00	9.000										

Batter	1	2	3	4	5	6	7	8	9	AB	R	H	RBI	BB	SO	LOB	TOP						
11 Rubén Tejada, R OBP: 0.365, SLG: 0.336	L8		21 BB 1B		G4-6-3		F8		F8	5	0	1	2	0	0	1							
2 Justin Turner, R OBP: 0.324, SLG: 0.352	G1-3		F9			L9	5 BB 1B		F9	5	0	1	0	0	0	1							
21 Lucas Duda, L OBP: 0.355, SLG: 0.492	G3		5 C6-4 BB			HR			K	3	1	1	1	1	1	1							
5 David Wright, R OBP: 0.369, SLG: 0.468		G6-3	FC6-4			44 BB 22 BB 1B			1B	4	1	2	0	0	0	2							
16 Ángel Pagán, S OBP: 0.318, SLG: 0.376	L4			G4-3		44 BB 22 BB 1B			K	4	1	1	0	0	1	2							
44 Jason Bay, R OBP: 0.313, SLG: 0.342	F7			F8		22 BB 4 SH1-3 1B			G6-3	4	1	1	0	0	0	0							
3 Josh Satin, R OBP: 0.290, SLG: 0.200			34 SH3 4 BB 1B			4 SH1-3 1B			F7	2	1	1	0	0	0	1	AB 35						
22 Willie Harris, R OBP: 0.305, SLG: 0.312										1	0	1	2	0	0	0	R 6						
64 Josh Stinson, R OBP: 0.192, SLG: 0.349										0	0	0	0	0	0	0	H 11						
30 Josh Thayer, L OBP: 0.182, SLG: 0.349										1	0	0	0	0	0	0	RBI 6						
45 Jason Istringhausen, R OBP: 0.182, SLG: 0.349										0	0	0	0	0	0	0	BB 1						
39 Bobby Parnell, R OBP: 0.182, SLG: 0.349										0	0	0	0	0	0	0	SO 4						
4 Mike Nickeas, R OBP: 0.268, SLG: 0.316			34 SH3 11 BB 1B		G4-3		SH1-3		K	3	1	1	1	0	1	0	LOB 8						
34 Mike Pelfrey, R OBP: 0.157, SLG: 0.125																							
18 Ryota Igarashi, R OBP: 0.157, SLG: 0.125																							
6 Nick Evans, R OBP: 0.358, SLG: 0.512			11 BB 1B						L7	1	0	1	0	0	0	0							
										0	0	0	0	0	0	0							
										2	0	0	0	0	0	1							
Inning Stats	R: 0 E: 0 K: 0 S: 9	H: 0 LOB: 0 BB: 0 P: 12	R: 0 E: 0 K: 0 S: 6	H: 0 LOB: 0 BB: 0 P: 8	R: 2 E: 0 K: 0 S: 13	H: 3 LOB: 2 BB: 1 P: 25	R: 0 E: 0 K: 1 S: 5	H: 0 LOB: 0 BB: 0 P: 7	R: 0 E: 0 K: 0 S: 5	H: 1 LOB: 0 BB: 0 P: 6	R: 4 E: 0 K: 0 S: 17	H: 5 LOB: 1 BB: 0 P: 27	R: 0 E: 0 K: 2 S: 18	H: 2 LOB: 2 BB: 0 P: 22	R: 0 E: 0 K: 1 S: 8	H: 0 LOB: 0 BB: 0 P: 11	R: 0 E: 0 K: 0 S: 6	H: 0 LOB: 0 BB: 0 P: 8	1B: 10 2B: 0 3B: 0 HR: 1	SF: 0 SAC: 2 DP: 1 HBP: 0	WP: 0 PB: 0 SB: 0 CS: 0	PA: 38	
PITCHER	IP WLS BF H R ER SO BB IBB HBP BLK WP HR S P ERA WHIP	IP WLS BF H R ER SO BB IBB HBP BLK WP HR S P ERA WHIP	IP WLS BF H R ER SO BB IBB HBP BLK WP HR S P ERA WHIP	IP WLS BF H R ER SO BB IBB HBP BLK WP HR S P ERA WHIP	IP WLS BF H R ER SO BB IBB HBP BLK WP HR S P ERA WHIP	IP WLS BF H R ER SO BB IBB HBP BLK WP HR S P ERA WHIP	IP WLS BF H R ER SO BB IBB HBP BLK WP HR S P ERA WHIP	IP WLS BF H R ER SO BB IBB HBP BLK WP HR S P ERA WHIP	IP WLS BF H R ER SO BB IBB HBP BLK WP HR S P ERA WHIP	IP WLS BF H R ER SO BB IBB HBP BLK WP HR S P ERA WHIP	IP WLS BF H R ER SO BB IBB HBP BLK WP HR S P ERA WHIP	IP WLS BF H R ER SO BB IBB HBP BLK WP HR S P ERA WHIP	IP WLS BF H R ER SO BB IBB HBP BLK WP HR S P ERA WHIP	IP WLS BF H R ER SO BB IBB HBP BLK WP HR S P ERA WHIP	IP WLS BF H R ER SO BB IBB HBP BLK WP HR S P ERA WHIP	IP WLS BF H R ER SO BB IBB HBP BLK WP HR S P ERA WHIP	IP WLS BF H R ER SO BB IBB HBP BLK WP HR S P ERA WHIP	IP WLS BF H R ER SO BB IBB HBP BLK WP HR S P ERA WHIP	IP WLS BF H R ER SO BB IBB HBP BLK WP HR S P ERA WHIP	IP WLS BF H R ER SO BB IBB HBP BLK WP HR S P ERA WHIP	IP WLS BF H R ER SO BB IBB HBP BLK WP HR S P ERA WHIP	IP WLS BF H R ER SO BB IBB HBP BLK WP HR S P ERA WHIP	IP WLS BF H R ER SO BB IBB HBP BLK WP HR S P ERA WHIP

New York Mets @ Washington Nationals
Nationals Park, Washington, DC
Sun Sep 04 2011, 1:39 PM - 4:50 PM EDT
Att: 29,679 - Partly Cloudy - 86 F

AB	35
R	6
H	11
RBI	6
BB	1
SO	4
LOB	8



Batter	1	2	3	4	5	6	7	8	9	AB	R	H	RBI	BB	SO	LOB	BOTTOM							
20 Ian Desmond, R OBP: 0.289, SLG: 0.345	G1-3		G2-3		G5-3		G6-4-3		F7	5	0	0	0	0	0	3								
2 Roger Bernadina, L OBP: 0.311, SLG: 0.362	F8					G6-3			G1-4-3	4	0	1	0	0	0	1								
63 Henry Alberto Rodriguez, R OBP: 0.182, SLG: 0.349						G4-3				0	0	0	0	0	0	0								
22 Drew Storen, S OBP: 0.182, SLG: 0.349										0	0	0	0	0	0	0								
43 Brian Bixler, R OBP: 0.286, SLG: 0.286			2B							1	0	0	0	0	0	0								
11 Ryan Zimmerman, R OBP: 0.356, SLG: 0.455	K		K			F7			L9	4	0	0	0	1	2	1								
										4	0	0	0	1	2	1								
28 Jayson Werth, R OBP: 0.333, SLG: 0.389	G1-3			24 BB 8 BB 2B		8 BB 24 S BB			P4	3	1	0	0	2	0	1								
										3	1	0	0	2	0	1								
24 Rick Ankiel, L OBP: 0.298, SLG: 0.363	G3			8 BB 14 G4-3 1B		8 BB BB			G6-3	3	1	1	0	1	0	0								
										3	1	1	0	1	0	0								
8 Danny Espinosa, S OBP: 0.320, SLG: 0.414				14 BB 1B		14 G4-3 3 BB 2B				3	1	3	1	1	0	0								
										3	1	3	1	1	0	0								
14 Chris Marrero, R OBP: 0.290, SLG: 0.241										3	0	0	1	1	0	5								
										3	0	0	1	1	0	5								
3 Wilson Ramos, R OBP: 0.319, SLG: 0.428										4	0	2	1	0	1	3								
										4	0	2	1	0	1	3								
61 Ivan Hernandez, R OBP: 0.217, SLG: 0.239										2	0	0	0	0	0	1								
60 Todd Coffey, R OBP: 0.217, SLG: 0.239										0	0	0	0	0	0	0								
13 Alex Cora, L OBP: 0.286, SLG: 0.253										0	0	0	0	1	0	0								
45 Doug Slaten, L OBP: 0.286, SLG: 0.253										0	0	0	0	0	0	0								
30 Jonny Gomes, R OBP: 0.327, SLG: 0.397										1	0	0	0	0	0	1								
										1	0	0	0	0	0	1								
Inning Stats	R: 0 E: 0 K: 1 S: 6	H: 0 LOB: 0 BB: 0 P: 9	R: 0 E: 0 K: 1 S: 10	H: 1 LOB: 2 BB: 1 P: 18	R: 0 E: 0 K: 1 S: 10	H: 1 LOB: 0 BB: 0 P: 14	R: 3 E: 0 K: 0 S: 23	H: 3 LOB: 1 BB: 1 P: 36	R: 0 E: 0 K: 0 S: 16	H: 0 LOB: 3 BB: 3 P: 31	R: 0 E: 0 K: 0 S: 8	H: 1 LOB: 1 BB: 1 P: 17	R: 0 E: 0 K: 0 S: 6	H: 0 LOB: 0 BB: 0 P: 12	R: 0 E: 0 K: 0 S: 8	H: 1 LOB: 0 BB: 0 P: 13	R: 0 E: 0 K: 0 S: 8	H: 0 LOB: 1 BB: 1 P: 13	1B: 3 2B: 4 3B: 0 HR: 0	SF: 0 SAC: 0 DP: 1 HBP: 0	WP: 0 PB: 0 SB: 2 CS: 0	PA: 40		
PITCHER	IP WLS BF H R ER SO BB IBB HBP BLK WP HR S P ERA WHIP	IP WLS BF H R ER SO BB IBB HBP BLK WP HR S P ERA WHIP	IP WLS BF H R ER SO BB IBB HBP BLK WP HR S P ERA WHIP	IP WLS BF H R ER SO BB IBB HBP BLK WP HR S P ERA WHIP	IP WLS BF H R ER SO BB IBB HBP BLK WP HR S P ERA WHIP	IP WLS BF H R ER SO BB IBB HBP BLK WP HR S P ERA WHIP	IP WLS BF H R ER SO BB IBB HBP BLK WP HR S P ERA WHIP	IP WLS BF H R ER SO BB IBB HBP BLK WP HR S P ERA WHIP	IP WLS BF H R ER SO BB IBB HBP BLK WP HR S P ERA WHIP	IP WLS BF H R ER SO BB IBB HBP BLK WP HR S P ERA WHIP	IP WLS BF H R ER SO BB IBB HBP BLK WP HR S P ERA WHIP	IP WLS BF H R ER SO BB IBB HBP BLK WP HR S P ERA WHIP	IP WLS BF H R ER SO BB IBB HBP BLK WP HR S P ERA WHIP	IP WLS BF H R ER SO BB IBB HBP BLK WP HR S P ERA WHIP	IP WLS BF H R ER SO BB IBB HBP BLK WP HR S P ERA WHIP	IP WLS BF H R ER SO BB IBB HBP BLK WP HR S P ERA WHIP	IP WLS BF H R ER SO BB IBB HBP BLK WP HR S P ERA WHIP	IP WLS BF H R ER SO BB IBB HBP BLK WP HR S P ERA WHIP	IP WLS BF H R ER SO BB IBB HBP BLK WP HR S P ERA WHIP	IP WLS BF H R ER SO BB IBB HBP BLK WP HR S P ERA WHIP	IP WLS BF H R ER SO BB IBB HBP BLK WP HR S P ERA WHIP	IP WLS BF H R ER SO BB IBB HBP BLK WP HR S P ERA WHIP	IP WLS BF H R ER SO BB IBB HBP BLK WP HR S P ERA WHIP	IP WLS BF H R ER SO BB IBB HBP BLK WP HR S P ERA WHIP

New York Mets @ Washington Nationals
Nationals Park, Washington, DC
Sun Sep 04 2011, 1:39 PM - 4:50 PM EDT
Att: 29,679 - Partly Cloudy - 86 F

AB	33
R	3
H	7
RBI	3
BB	7
SO	3
LOB	16



Batter	1	2	3	4	5	6	7	8	9	AB	R	H	RBI	BB	SO	LOB	TOP							
7 José Reyes, S OBP: 0.371, SLG: 0.493	L3		G4-3		G4-3			FC5-4 11 1B		4	0	1	0	0	0	0								
11 Rubén Tejada, R OBP: 0.367, SLG: 0.339 18 Ryota Igarashi, R (8, 1)	1B		G6-3				21 G4-6-3 1B	FC5-4 1-2		4	0	2	0	0	0	1								
21 Lucas Duda, L OBP: 0.350, SLG: 0.484	F7		F8				1-2 G4-6-3	L9		4	0	0	0	0	0	3								
5 David Wright, R OBP: 0.368, SLG: 0.472	K						1-3 K			4	1	1	0	0	2	1								
16 Ángel Pagán, S OBP: 0.320, SLG: 0.382							1-2 G4-1			4	1	2	1	0	0	0								
44 Jason Bay, R OBP: 0.315, SLG: 0.351	1B						3-H K			4	1	2	2	0	2	0								
6 Nick Evans, R OBP: 0.364, SLG: 0.523	1B						L1			4	0	2	0	0	1	2								
30 Josh Thole, L OBP: 0.347, SLG: 0.344							L4			4	0	0	0	0	1	4								
38 Chris Capuano, L OBP: 0.266, SLG: 0.126 3 Josh Salter, R OBP: 0.333, SLG: 0.333 77 D.J. Carrasco, R (5, PH) 19 Daniel Herrera, L (7, 1) 22 Willie Harris, L OBP: 0.339, SLG: 0.339 (8, PH) (8, 4)							F8			1	0	0	0	0	1	2								
Inning Stats	R: 0 E: 0 K: 1 S: 9	H: 1 LOB: 1 BB: 0 P: 12	R: 0 E: 0 K: 3 S: 15	H: 2 LOB: 2 BB: 0 P: 22	R: 0 E: 0 K: 0 S: 8	H: 0 LOB: 0 BB: 0 P: 10	R: 1 E: 0 K: 1 S: 14	H: 1 LOB: 1 BB: 0 P: 20	R: 0 E: 0 K: 0 S: 7	H: 0 LOB: 0 BB: 0 P: 10	R: 0 E: 0 K: 1 S: 6	H: 1 LOB: 1 BB: 0 P: 8	R: 0 E: 0 K: 1 S: 10	H: 1 LOB: 1 BB: 0 P: 15	R: 0 E: 0 K: 0 S: 7	H: 1 LOB: 1 BB: 0 P: 10	R: 2 E: 0 K: 0 S: 14	H: 3 LOB: 1 BB: 0 P: 26	1B: 6 2B: 1 3B: 2 HR: 1	SF: 0 SAC: 0 DP: 1 HBP: 0	WP: 0 PB: 0 CS: 0	PA: 36		
PITCHER	IP WLS BF H R ER SO BB IBB HBP BLK WP HR S P ERA WHIP	IP WLS BF H R ER SO BB IBB HBP BLK WP HR S P ERA WHIP	IP WLS BF H R ER SO BB IBB HBP BLK WP HR S P ERA WHIP	IP WLS BF H R ER SO BB IBB HBP BLK WP HR S P ERA WHIP	IP WLS BF H R ER SO BB IBB HBP BLK WP HR S P ERA WHIP	IP WLS BF H R ER SO BB IBB HBP BLK WP HR S P ERA WHIP	IP WLS BF H R ER SO BB IBB HBP BLK WP HR S P ERA WHIP	IP WLS BF H R ER SO BB IBB HBP BLK WP HR S P ERA WHIP	IP WLS BF H R ER SO BB IBB HBP BLK WP HR S P ERA WHIP	IP WLS BF H R ER SO BB IBB HBP BLK WP HR S P ERA WHIP	IP WLS BF H R ER SO BB IBB HBP BLK WP HR S P ERA WHIP	IP WLS BF H R ER SO BB IBB HBP BLK WP HR S P ERA WHIP	IP WLS BF H R ER SO BB IBB HBP BLK WP HR S P ERA WHIP	IP WLS BF H R ER SO BB IBB HBP BLK WP HR S P ERA WHIP	IP WLS BF H R ER SO BB IBB HBP BLK WP HR S P ERA WHIP	IP WLS BF H R ER SO BB IBB HBP BLK WP HR S P ERA WHIP	IP WLS BF H R ER SO BB IBB HBP BLK WP HR S P ERA WHIP	IP WLS BF H R ER SO BB IBB HBP BLK WP HR S P ERA WHIP	IP WLS BF H R ER SO BB IBB HBP BLK WP HR S P ERA WHIP	IP WLS BF H R ER SO BB IBB HBP BLK WP HR S P ERA WHIP	IP WLS BF H R ER SO BB IBB HBP BLK WP HR S P ERA WHIP	IP WLS BF H R ER SO BB IBB HBP BLK WP HR S P ERA WHIP	IP WLS BF H R ER SO BB IBB HBP BLK WP HR S P ERA WHIP	IP WLS BF H R ER SO BB IBB HBP BLK WP HR S P ERA WHIP

New York Mets @ Florida Marlins
Sun Life Stadium, Miami, FL
Mon Sep 05 2011, 7:11 PM - 10:02 PM EDT
Att: 21,112 - Partly Cloudy - 89 F

AB 36
R 3
H 10
RBI 3
BB 0
SO 7
LOB 14



Batter	1	2	3	4	5	6	7	8	9	AB	R	H	RBI	BB	SO	LOB	BOTTOM								
1 Emilio Bonifacio, S OBP: 0.367, SLG: 0.386	SH1-3 11 WP 2B		G5-4-3 12 1B					K		5	1	3	2	0	1	0									
12 Omar Infante, R OBP: 0.323, SLG: 0.360	SH1-3		G5-4-3				E4 11 2B 15 1B	K		4	1	0	0	0	1	2									
11 Jose Lopez, R OBP: 0.269, SLG: 0.393 53 Sandy Rosario, R (8, 1) 21 John Baker, L (8, PH) 39 Chris Hatcher, R (9, 1)	G6-3		HR				15 1B 2B	15 PB BB		4	2	3	1	0	0	0									
15 Gaby Sanchez, R OBP: 0.348, SLG: 0.439	5 1B 2B		K				5 1B 2B	BB		4	2	3	2	1	1	0									
5 Logan Morrison, L OBP: 0.329, SLG: 0.458	G3		G3				24 2B 1B	BB		5	0	3	1	0	1	2									
24 Mike Cameron, R OBP: 0.281, SLG: 0.358	G1-3		11 1B 2B				F9	BB		4	1	2	1	0	0	3									
11 Bryan Petersen, L OBP: 0.361, SLG: 0.418	K		23 SH1-4 1 1B				14 L3 HBP	G6-3		3	1	1	1	0	1	0									
14 John Buck, R OBP: 0.320, SLG: 0.388	G6-3		23 SH1-4 1 1B BB				L3	K		3	1	0	0	1	1	3									
23 Javier Vazquez, R OBP: 0.229, SLG: 0.234 22 Donnie Murphy, R (7, PH) (8, 5)	K		SH1-4				G3	F7		2	0	0	0	0	1	0									
Inning Stats	R: 2 E: 0 K: 0 S: 13	H: 3 LOB: 1 BB: 0 P: 21	R: 0 E: 0 K: 2 S: 9	H: 0 LOB: 0 BB: 0 P: 14	R: 1 E: 0 K: 1 S: 10	H: 2 LOB: 0 BB: 0 P: 14	R: 3 E: 0 K: 0 S: 15	H: 3 LOB: 1 BB: 1 P: 26	R: 1 E: 0 K: 0 S: 9	H: 4 LOB: 2 BB: 0 P: 13	R: 2 E: 1 K: 0 S: 17	H: 3 LOB: 2 BB: 0 P: 24	R: 0 E: 0 K: 1 S: 10	H: 0 LOB: 0 BB: 0 P: 12	R: 0 E: 0 K: 3 S: 16	H: 0 LOB: 2 BB: 2 P: 30	1B: 9 2B: 6 3B: 0 HR: 1	SF: 0 SAC: 2 DP: 2 HBP: 1	WP: 1 PB: 1 CS: 0	PA: 41					
PITCHER	IP WLS BF H R ER SO BB IBB HBP BLK WP HR S P ERA WHIP	IP WLS BF H R ER SO BB IBB HBP BLK WP HR S P ERA WHIP	IP WLS BF H R ER SO BB IBB HBP BLK WP HR S P ERA WHIP	IP WLS BF H R ER SO BB IBB HBP BLK WP HR S P ERA WHIP	IP WLS BF H R ER SO BB IBB HBP BLK WP HR S P ERA WHIP	IP WLS BF H R ER SO BB IBB HBP BLK WP HR S P ERA WHIP	IP WLS BF H R ER SO BB IBB HBP BLK WP HR S P ERA WHIP	IP WLS BF H R ER SO BB IBB HBP BLK WP HR S P ERA WHIP	IP WLS BF H R ER SO BB IBB HBP BLK WP HR S P ERA WHIP	IP WLS BF H R ER SO BB IBB HBP BLK WP HR S P ERA WHIP	IP WLS BF H R ER SO BB IBB HBP BLK WP HR S P ERA WHIP	IP WLS BF H R ER SO BB IBB HBP BLK WP HR S P ERA WHIP	IP WLS BF H R ER SO BB IBB HBP BLK WP HR S P ERA WHIP	IP WLS BF H R ER SO BB IBB HBP BLK WP HR S P ERA WHIP	IP WLS BF H R ER SO BB IBB HBP BLK WP HR S P ERA WHIP	IP WLS BF H R ER SO BB IBB HBP BLK WP HR S P ERA WHIP	IP WLS BF H R ER SO BB IBB HBP BLK WP HR S P ERA WHIP	IP WLS BF H R ER SO BB IBB HBP BLK WP HR S P ERA WHIP	IP WLS BF H R ER SO BB IBB HBP BLK WP HR S P ERA WHIP	IP WLS BF H R ER SO BB IBB HBP BLK WP HR S P ERA WHIP	IP WLS BF H R ER SO BB IBB HBP BLK WP HR S P ERA WHIP	IP WLS BF H R ER SO BB IBB HBP BLK WP HR S P ERA WHIP	IP WLS BF H R ER SO BB IBB HBP BLK WP HR S P ERA WHIP	IP WLS BF H R ER SO BB IBB HBP BLK WP HR S P ERA WHIP	IP WLS BF H R ER SO BB IBB HBP BLK WP HR S P ERA WHIP

New York Mets @ Florida Marlins
Sun Life Stadium, Miami, FL
Mon Sep 05 2011, 7:11 PM - 10:02 PM EDT
Att: 21,112 - Partly Cloudy - 89 F

AB 35
R 9
H 15
RBI 8
BB 3
SO 7
LOB 10



Batter	1	2	3	4	5	6	7	8	9	10	11	12	AB	R	H	RBI	BB	SO	LOB	TOP				
7 José Reyes, S OBP: 0.373, SLG: 0.494													6	1	3	1	1	1	0					
2 Justin Turner, R 64 Josh Stinson, R													4	0	3	1	2	0	0					
21 Lucas Duda, L													5	0	1	1	2	1	3					
5 David Wright, R OBP: 0.363, SLG: 0.463													6	0	0	0	1	2	8					
16 Angel Pagan, S OBP: 0.322, SLG: 0.388													6	2	3	1	0	0	2					
22 Willie Harris, L 39 Bobby Parnell, R													3	1	1	0	2	0						
44 Jason Bay, R OBP: 0.316, SLG: 0.355													1	1	1	0	0	0						
6 Nick Evans, R OBP: 0.371, SLG: 0.522													6	1	3	3	0	0	3					
9 Ronny Paulino, R OBP: 0.320, SLG: 0.359													1	0	0	0	0	0						
47 Miguel Batista, R 48 Manny Acosta, R 45 Jason Loughausen, R 39 Bobby Parnell, R 11 Jose Lopez, R 14 John Buck, R													1	0	0	0	0	0	0					
Inning Stats	R: 0 E: 0 K: 2 S: 11	H: 2 LOB: 2 BB: 0 P: 16	R: 0 E: 0 K: 1 S: 5	H: 0 LOB: 0 BB: 0 P: 10	R: 0 E: 0 K: 1 S: 6	H: 0 LOB: 1 BB: 1 P: 11	R: 0 E: 0 K: 0 S: 7	H: 0 LOB: 0 BB: 0 P: 9	R: 1 E: 0 K: 0 S: 16	H: 2 LOB: 3 BB: 2 P: 30	R: 1 E: 0 K: 0 S: 7	H: 2 LOB: 1 BB: 1 P: 15	R: 1 E: 0 K: 2 S: 9	H: 2 LOB: 2 BB: 1 P: 18	R: 1 E: 0 K: 0 S: 10	H: 2 LOB: 1 BB: 0 P: 24	R: 0 E: 0 K: 0 S: 8	H: 1 LOB: 1 BB: 0 P: 10	R: 0 E: 0 K: 3 S: 30	H: 0 LOB: 0 BB: 0 P: 48	1B: 11 2B: 5 3B: 0 HR: 0	SF: 0 SAC: 2 DP: 0 HBP: 0	WP: 0 PB: 0 SB: 0 CS: 0	PA: 58
PITCHER	IP WLS BF H R ER SO BB IBB HBP BLK WP HR S P ERA WHIP	6.0 1.0 4 1 0 0 2 0 0 0 0 0 9 15 3.00 1.500	7.1 1.0 4 1 0 0 2 0 0 0 0 0 9 18 0.00 1.000	8.1 1.0 6 2 1 1 1 0 1 0 0 0 9 18 9.00 2.000	8.1 2.0 10 3 1 1 0 0 2 0 0 0 18 34 4.50 1.500	11.1 1.0 3 0 0 0 0 0 0 0 0 0 7 11 0.00 0.000	PITCHER	IP WLS BF H R ER SO BB IBB HBP BLK WP HR S P ERA WHIP	0.2 0 2 0 0 0 0 1 1 0 0 0 0 0 3 8 0.00 3.000	12.1 1.0 4 3 3 2 2 0 0 0 0 0 0 0 40 4.50 7.500	12.1 0.1 2 0 0 0 0 1 1 0 0 0 0 0 3 8 0.00 3.000													

New York Mets @ Florida Marlins
Sun Life Stadium, Miami, FL
Tue Sep 06 2011, 8:24 PM - 12:53 AM EDT
Att. 22,318 - Drizzle - 78 F

AB 48
R 7
H 16
RBI 7
BB 8
SO 9
LOB 24



Batter	1	2	3	4	5	6	7	8	9	10	11	12	AB	R	H	RBI	BB	SO	LOB	BOTTOM				
1 Emilio Bonifacio, S 34 Edward Mujica, R 54 Matt Dominguez, R 46 Juan Carlos Oviedo, R 43 Vinny Rottino, R													5	1	2	0	0	2	3					
12 Omar Infante, R 29 Greg Dobbs, L													7	1	1	0	0	2	5					
15 Gaby Sanchez, R 5 Logan Morrison, L													4	1	0	0	2	0	1					
24 Mike Cameron, R 39 Chris Hatcher, R 50 Jose Ceda, R 31 Steve Cishek, R													4	0	1	2	2	0	1					
11 Bryan Petersen, L 9 Brett Hayes, R 27 Giancarlo Stanton, R 22 Donnie Murphy, R													4	0	0	0	0	0	0					
41 Chris Volstad, R 21 John Baker, L 58 Ryan Webb, R 11 Jose Lopez, R 14 John Buck, R													3	0	2	0	3	0	1					
Inning Stats	R: 0 E: 0 K: 2 S: 9	H: 0 LOB: 0 BB: 0 P: 15	R: 0 E: 0 K: 1 S: 8	H: 0 LOB: 0 BB: 0 P: 12	R: 0 E: 0 K: 0 S: 11	H: 2 LOB: 3 BB: 1 P: 21	R: 0 E: 1 K: 0 S: 9	H: 0 LOB: 2 BB: 3 P: 23	R: 1 E: 0 K: 0 S: 10	H: 2 LOB: 1 BB: 1 P: 14	R: 0 E: 0 K: 2 S: 16	H: 0 LOB: 3 BB: 3 P: 30	R: 2 E: 0 K: 0 S: 18	H: 2 LOB: 2 BB: 2 P: 33	R: 0 E: 0 K: 0 S: 7	H: 0 LOB: 1 BB: 0 P: 13	R: 0 E: 1 K: 1 S: 12	H: 0 LOB: 3 BB: 1 P: 20	R: 0 E: 0 K: 0 S: 6	H: 0 LOB: 0 BB: 0 P: 13	1B: 6 2B: 3 3B: 0 HR: 0	SF: 0 SAC: 0 DP: 1 HBP: 1	WP: 1 PB: 0 SB: 0 CS: 0	PA: 56
PITCHER	IP WLS BF H R ER SO BB IBB HBP BLK WP HR S P ERA WHIP	6.0 1.0 B 5 2 1 0 1 0 0 0 0 0 0 11 15 0.00 2.000	7.1 1.0 H 6 0 0 0 2 3 0 0 0 0 16 30 0.00 3.000	8.1 1.0 B 7 2 2 2 2 1 1 0 0 1 18 33 18.00 3.000	10.1 0.2 3 0 0 0 0 0 5 8 0.00 0.000	PITCHER	IP WLS BF H R ER SO BB IBB HBP BLK WP HR S P ERA WHIP	10.1 1.0 W 5 0 0 0 1 0 0 0 0 0 0 0 0 0 11 21 0.00 1.000	11.1 0.1 W 1 0 0 0 1 0 0 0 0 0 0 3 4 0.00 0.000	12.1 1.0 S 3 0 0 0 0 0 0 0 0 0 0 8 13 0.00 0.000														

New York Mets @ Florida Marlins
Sun Life Stadium, Miami, FL
Tue Sep 06 2011, 8:24 PM - 12:53 AM EDT
Att. 22,318 - Drizzle - 78 F

AB 45
R 4
H 9
RBI 4
BB 10
SO 9
LOB 31



Batter	1	2	3	4	5	6	7	8	9	AB	R	H	RBI	BB	SO	LOB	TOP			
7 José Reyes, S OBP: 0.376, SLG: 0.494										2	1	1	0	2	0	1	New York Mets @ Florida Marlins Sun Life Stadium, Miami, FL Wed Sep 07 2011, 5:12 PM - 7:58 PM EDT Att: 21,303 - Cloudy - 80 F			
11 Rubén Tejada, R OBP: 0.364, SLG: 0.333										3	0	0	0	1	0	4				
21 Lucas Duda, L OBP: 0.351, SLG: 0.478										4	0	1	1	0	0	4				
5 David Wright, R OBP: 0.362, SLG: 0.458										3	0	0	0	1	0	3				
16 Ángel Pagán, S OBP: 0.319, SLG: 0.385										4	0	0	0	0	0	2				
44 Jason Bay, R OBP: 0.318, SLG: 0.359										4	0	2	0	0	0	0				
6 Nick Evans, R OBP: 0.358, SLG: 0.500										4	0	0	0	0	0	1				
4 Mike Nickeas, R OBP: 0.289, SLG: 0.317										3	0	1	0	1	0	0				
43 R.A. Dickey, R OBP: 0.170, SLG: 0.154										2	0	0	0	0	0	1				
64 Josh Stinson, R OBP: 0.344, SLG: 0.313										0	0	0	0	0	0	0				
22 Willie Harris, R OBP: 0.344, SLG: 0.313										1	0	0	0	0	1	0				
46 Manny Acosta, R OBP: 0.289, SLG: 0.317										0	0	0	0	0	0	0				
Inning Stats	R: 1 E: 0 K: 0 S: 11	H: 2 LOB: 1 BB: 0 P: 19	R: 0 E: 0 K: 0 S: 6	H: 0 LOB: 0 BB: 0 P: 11	R: 0 E: 0 K: 0 S: 10	H: 0 LOB: 2 BB: 2 P: 20	R: 0 E: 0 K: 0 S: 5	H: 0 LOB: 0 BB: 0 P: 8	R: 0 E: 0 K: 0 S: 10	H: 1 LOB: 1 BB: 2 P: 14	R: 0 E: 0 K: 0 S: 7	H: 1 LOB: 1 BB: 0 P: 11	R: 0 E: 0 K: 0 S: 7	H: 1 LOB: 2 BB: 1 P: 14	R: 0 E: 0 K: 1 S: 8	H: 0 LOB: 0 BB: 0 P: 11	1B: 3 2B: 2 3B: 0 HR: 0	SF: 0 SAC: 1 DP: 0 HBP: 0	WP: 1 PB: 0 CS: 0	PA: 36
PITCHER	IP WLS BF H R ER SO BB IBB HBP BLK WP HR S P ERA WHIP																			
52 Brad Hand, L ERA: 3.91	6.0 L 25 3 1 1 0 4 0 0 0 0 0 0 0 50 93 1.50 1.167																			
31 Steve Cishek, R ERA: 3.09	1.0 4 1 0 0 0 0 0 0 0 0 0 1 0 7 11 0.00 1.000																			
40 Mike Dunn, L ERA: 3.45	0.1 1 0 0 0 0 0 0 0 0 0 0 0 0 1 1 0.00 0.000																			
58 Ryan Webb, R ERA: 3.46	0.2 3 1 0 0 0 0 1 0 0 0 0 0 0 6 13 0.00 3.000																			
31 Burke Badenhop, R ERA: 3.73	1.0 3 0 0 0 0 1 0 0 0 0 0 0 0 8 11 0.00 0.000																			

Batter	1	2	3	4	5	6	7	8	9	AB	R	H	RBI	BB	SO	LOB	BOTTOM					
1 Emilio Bonifácio, S OBP: 0.366, SLG: 0.385										4	0	1	0	0	1	0	New York Mets @ Florida Marlins Sun Life Stadium, Miami, FL Wed Sep 07 2011, 5:12 PM - 7:58 PM EDT Att: 21,303 - Cloudy - 80 F					
12 Omar Infante, R OBP: 0.324, SLG: 0.357										3	0	1	0	0	0	0						
5 Logan Morrison, L OBP: 0.328, SLG: 0.451										3	0	0	0	1	0	2						
15 Gaby Sanchez, R OBP: 0.348, SLG: 0.433										2	0	0	0	2	1	3						
11 Bryan Petersen, L OBP: 0.376, SLG: 0.418										4	0	1	0	0	1	3						
14 John Buck, R OBP: 0.316, SLG: 0.382										4	0	0	0	0	2	1						
54 Matt Dominguez, R OBP: 0.500, SLG: 0.335										3	0	1	0	0	0	0						
27 Giancarlo Stanton, R OBP: 0.354, SLG: 0.543										0	0	0	0	0	0	0						
9 Brett Hayes, R OBP: 0.277, SLG: 0.378										0	0	0	0	0	0	0						
22 Donnie Murphy, R OBP: 0.184, SLG: 0.156										3	0	1	0	0	1	2						
29 Greg Dobbs, L OBP: 0.324, SLG: 0.406										1	0	0	0	0	0	1						
52 Brad Hand, L ERA: 3.91	7.0 W 27 4 0 0 0 3 0 0 0 0 0 0 0 68 106 0.00 1.000																					
31 Steve Cishek, R ERA: 3.09	1.0 H 4 1 0 0 1 0 0 0 0 0 0 0 11 17 0.00 1.000																					
40 Mike Dunn, L ERA: 3.45	1.0 S 4 0 0 0 0 2 0 0 0 1 0 0 0 16 26 0.00 0.000																					
Inning Stats	R: 0 E: 0 K: 0 S: 13	H: 1 LOB: 1 BB: 1 P: 20	R: 0 E: 0 K: 1 S: 13	H: 2 LOB: 2 BB: 0 P: 16	R: 0 E: 0 K: 1 S: 13	H: 0 LOB: 2 BB: 1 P: 22	R: 0 E: 0 K: 0 S: 8	H: 1 LOB: 1 BB: 0 P: 14	R: 0 E: 0 K: 0 S: 7	H: 0 LOB: 0 BB: 0 P: 8	R: 0 E: 0 K: 1 S: 7	H: 0 LOB: 0 BB: 1 P: 15	R: 0 E: 0 K: 0 S: 7	H: 0 LOB: 0 BB: 0 P: 11	R: 0 E: 0 K: 1 S: 11	H: 1 LOB: 1 BB: 0 P: 17	R: 0 E: 0 K: 2 S: 16	H: 0 LOB: 1 BB: 0 P: 26	1B: 4 2B: 1 3B: 0 HR: 0	SF: 0 SAC: 1 DP: 2 HBP: 1	WP: 0 PB: 1 CS: 1	PA: 35
PITCHER	IP WLS BF H R ER SO BB IBB HBP BLK WP HR S P ERA WHIP																					
43 R.A. Dickey, R ERA: 3.47	7.0 W 27 4 0 0 0 3 0 0 0 0 0 0 0 68 106 0.00 1.000																					
64 Josh Stinson, R ERA: 3.47	1.0 H 4 1 0 0 1 0 0 0 0 0 0 0 11 17 0.00 1.000																					
46 Manny Acosta, R ERA: 3.16	1.0 S 4 0 0 0 0 2 0 0 0 1 0 0 0 16 26 0.00 0.000																					

Batter	1	2	3	4	5	6	7	8	9	AB	R	H	RBI	BB	SO	LOB	TOP					
24 Michael Bourn, L (1.8) OBP: 0.352, SLG: 0.387	G3	K		G6-3		K		HBP		4	0	0	1	0	2	1	Atlanta Braves @ New York Mets Citi Field, Flushing, NY Thu Sep 08 2011, 4:12 PM - 7:24 PM EDT Partly Cloudy - 73 F					
10 Chipper Jones, S (1.5) OBP: 0.356, SLG: 0.486	2B		HR	F8		G5-3		K		5	2	2	1	0	1	3						
16 Brian McCann, L (1.2) OBP: 0.357, SLG: 0.486	BB					P3		F7		4	0	0	0	1	1	0						
26 Dan Uggla, R (1.4) OBP: 0.310, SLG: 0.463	FC5-4			K		G6-3		L8		5	1	1	0	0	1	2						
5 Freddie Freeman, L (1.3) OBP: 0.356, SLG: 0.463	2B							L3		5	2	3	2	0	1	1						
14 Martin Prado, R (1.7) OBP: 0.310, SLG: 0.388	1B					F8		G5-3		5	1	3	1	0	0	2						
22 Jason Heyward, L (1.9) OBP: 0.313, SLG: 0.396	F7							L3		5	2	3	2	0	1	1						
2 Alex Gonzalez, R (1.6) OBP: 0.260, SLG: 0.343		P3		K				F9		4	0	1	0	0	1	4						
36 Mike Minor, R (1.1) OBP: 0.280, SLG: 0.291				G6-3		G5-3				2	0	0	0	0	0	0						
4 Anthony Richardson, S (6.0) OBP: 0.203, SLG: 0.303										1	0	0	0	0	0	1						
59 Aroldys Vizcaino, R (6.1) OBP: 0.203, SLG: 0.303										0	0	0	0	0	0	0						
34 Eric O'Flaherty, L (7.1) OBP: 0.203, SLG: 0.303										0	0	0	0	0	0	0						
20 Eric Hinske, L (8.0) OBP: 0.203, SLG: 0.303										0	0	0	0	0	0	0						
17 Jose Constanza, L (8.0) OBP: 0.203, SLG: 0.303										0	0	0	0	0	0	0						
39 Jonny Venters, L (8.1) OBP: 0.203, SLG: 0.303										0	0	0	0	0	0	0						
46 Craig Kimbrel, R (9.1) OBP: 0.203, SLG: 0.303										0	0	0	0	0	0	0						
Inning Stats	R: 3 E: 0 K: 0 S: 19	H: 3 LOB: 1 P: 33	R: 0 E: 0 K: 1 S: 9	H: 0 LOB: 0 BB: 0 P: 12	R: 2 E: 0 K: 3 S: 17	H: 4 LOB: 2 BB: 0 P: 23	R: 0 E: 0 K: 0 S: 11	H: 0 LOB: 0 BB: 0 P: 16	R: 0 E: 0 K: 2 S: 9	H: 1 LOB: 1 BB: 0 P: 13	R: 0 E: 0 K: 0 S: 4	H: 0 LOB: 0 BB: 0 P: 7	R: 1 E: 0 K: 1 S: 20	H: 1 LOB: 3 BB: 2 P: 39	R: 0 E: 0 K: 1 S: 11	H: 1 LOB: 0 BB: 0 P: 14	1B: 7 2B: 3 3B: 0 HR: 1	SF: 0 SAC: 0 DP: 0 HBP: 1	WP: 1 PB: 0 CS: 0	PA: 42		
PITCHER	IP ERA: 9.0	WLS L	BF 24	H 8	R 5	ER 5	SO 4	BB 1	IBB 0	HBP 0	BLK 0	WP 0	HR 1	S 64	P 100	ERA 9.00	WHIP 1.800					
63 Chris Schwinden, R (1.1) ERA: 9.0	5.0	L	24	8	5	5	4	1	0	0	0	0	1	64	100	9.00	1.800					
19 Daniel Herrera, L (6.1) ERA: 6.35	2.0		7	1	0	0	2	0	0	0	0	0	0	13	20	0.00	0.500					
18 Ryota Igarashi, R (8.1) ERA: 4.99	0.2		5	1	1	1	0	2	0	0	0	0	0	15	28	13.50	4.500					
40 Tim Byrdak, L (8.1) ERA: 3.18	0.2		3	0	0	0	1	0	0	1	0	0	0	6	12	0.00	0.000					
39 Bobby Parnell, R (9.1) ERA: 4.32	0.2		3	1	0	0	1	0	0	0	0	1	0	10	13	0.00	1.500					
Batter	1	2	3	4	5	6	7	8	9	AB	R	H	RBI	BB	SO	LOB	BOTTOM					
11 Rubén Tejeda, R (1.6) OBP: 0.358, SLG: 0.327	F8	G5-3			F7		E4		K	5	0	0	0	0	1	1	Atlanta Braves @ New York Mets Citi Field, Flushing, NY Thu Sep 08 2011, 4:12 PM - 7:24 PM EDT Partly Cloudy - 73 F					
2 Justin Turner, R (1.4) OBP: 0.332, SLG: 0.357	F9				G1-3				L8	5	0	2	0	0	0	1						
21 Lucas Duda, L (1.9) OBP: 0.352, SLG: 0.481	1B				FC6-4					5	1	2	0	0	1	4						
5 David Wright, R (1.5) OBP: 0.363, SLG: 0.460	1B									3	2	1	0	1	1	2						
16 Angel Pagán, S (1.8) OBP: 0.321, SLG: 0.384	BB									3	1	1	0	1	0	1						
44 Jason Bay, R (1.7) OBP: 0.320, SLG: 0.368	HR									4	1	2	4	0	1	2						
6 Nick Evans, R (1.3) OBP: 0.354, SLG: 0.495	K									3	0	1	1	0	1	0						
9 Ronny Paulino, R (1.2) OBP: 0.314, SLG: 0.352	F9				G6-4-3					4	0	0	0	0	1	2						
39 Bobby Parnell, R (9.1) ERA: 4.32										0	0	0	0	0	0	0						
63 Chris Schwinden, R (1.1) ERA: 4.32										2	0	0	0	0	0	0						
19 Daniel Herrera, L (6.1) ERA: 6.35										0	0	0	0	0	0	0						
22 Willie Harris, L (7.0) OBP: 0.284, SLG: 0.299										0	0	0	0	0	0	0						
3 Josh Salta, R (7.0) OBP: 0.284, SLG: 0.299										1	0	0	0	0	0	0						
18 Ryota Igarashi, R (8.1) ERA: 4.99										0	0	0	0	0	0	0						
40 Tim Byrdak, L (8.1) ERA: 3.18										0	0	0	0	0	0	0						
4 Mike Nickass, R (9.2) OBP: 0.203, SLG: 0.303										0	0	0	0	0	0	0						
7 José Hoyos, S (9.0) OBP: 0.203, SLG: 0.303										1	0	1	0	0	0	0						
Inning Stats	R: 4 E: 0 K: 1 S: 20	H: 3 LOB: 0 BB: 1 P: 32	R: 0 E: 0 K: 0 S: 7	H: 0 LOB: 0 BB: 0 P: 11	R: 0 E: 0 K: 1 S: 18	H: 2 LOB: 0 BB: 0 P: 23	R: 0 E: 0 K: 0 S: 8	H: 1 LOB: 0 BB: 0 P: 13	R: 0 E: 0 K: 0 S: 9	H: 1 LOB: 1 BB: 0 P: 16	R: 0 E: 0 K: 1 S: 8	H: 0 LOB: 0 BB: 0 P: 14	R: 0 E: 1 K: 0 S: 8	H: 1 LOB: 2 BB: 0 P: 10	R: 1 E: 0 K: 0 S: 11	H: 1 LOB: 1 BB: 1 P: 21	R: 0 E: 0 K: 2 S: 11	H: 1 LOB: 1 BB: 0 P: 16	1B: 7 2B: 2 3B: 0 HR: 1	SF: 1 SAC: 0 DP: 1 HBP: 0	WP: 0 PB: 0 CS: 0	PA: 39
PITCHER	IP ERA: 7.20	WLS W	BF 22	H 7	R 4	ER 4	SO 2	BB 1	IBB 0	HBP 0	BLK 0	WP 0	HR 1	S 62	P 95	ERA 7.20	WHIP 1.600					
36 Mike Minor, L (1.1) ERA: 4.32	5.0	W	22	7	4	4	2	1	0	0	0	0	1	62	95	7.20	1.600					
59 Aroldys Vizcaino, R (6.1) ERA: 5.4	1.1	H	4	0	0	0	1	0	0	0	0	0	0	9	15	0.00	0.000					
34 Eric O'Flaherty, L (7.1) ERA: 1.11	0.2	H	4	1	0	0	0	0	0	0	0	0	0	7	9	0.00	1.500					
39 Jonny Venters, L (8.1) ERA: 1.58	1.0	H	5	1	1	1	1	1	0	0	0	0	0	11	21	9.00	2.000					
46 Craig Kimbrel, R (9.1) ERA: 1.55	1.0	S	4	1	0	0	2	0	0	0	0	0	0	11	16	0.00	1.000					

Batter	1	2	3	4	5	6	7	8	9	AB	R	H	RBI	BB	SO	LOB	TOP					
24 Michael Bourn, L OBP: 0.353, SLG: 0.390	E6 G4-3 10 S 26 1B		G4-3				SH2-3		10 2B 3B	3	2	1	0	1	0	0						
10 Chipper Jones, S OBP: 0.354, SLG: 0.486	K		K		F8		SF7		2B	4	0	1	2	0	2	3						
5 Freddie Freeman, L OBP: 0.354, SLG: 0.459	G4-3			F9		P5	G4-3		IBB	4	0	0	0	1	0	1						
26 Dan Uggla, R OBP: 0.310, SLG: 0.461	1B			F8		HBP	14 E 22 BB		P2	4	0	1	1	0	1	2						
22 Jason Heyward, L OBP: 0.312, SLG: 0.393	K		K			14 E BB				3	0	0	0	1	2	1						
14 Martin Prado, R OBP: 0.309, SLG: 0.389	G4-3				E4				F7	4	1	1	0	0	0	2						
2 Alex Gonzalez, R OBP: 0.259, SLG: 0.341	K								F8	3	0	0	0	0	1	4	AB 33					
50 Cristhian Martinez, R OBP: 0.333, SLG: 0.500	K									0	0	0	0	0	0	0	R 5					
34 Eric O'Flaherty, L	K									0	0	0	0	0	0	0	H 7					
20 Eric Hinske, L OBP: 0.330, SLG: 0.422	G5-3									0	1	0	0	0	0	0	RBI 5					
38 Anthony Varvaro, R	G5-3									0	0	0	0	0	0	0	BB 3					
8 David Ross, R OBP: 0.333, SLG: 0.438	G5-3								HR	4	1	2	2	0	1	3	SO 7					
27 Julio Teheran, R	L8								G6-3	1	0	0	0	0	0	0	LOB 16					
1 Jack Wilson, R OBP: 0.281, SLG: 0.298	SH3-4									2	1	1	0	0	0	0						
Inning Stats	R: 1 E: 1 K: 2 S: 11	H: 1 LOB: 1 BB: 0 P: 17	R: 0 E: 0 K: 1 S: 8	H: 0 LOB: 0 BB: 0 P: 9	R: 0 E: 0 K: 1 S: 9	H: 0 LOB: 0 BB: 0 P: 13	R: 0 E: 0 K: 1 S: 5	H: 0 LOB: 0 BB: 0 P: 8	R: 1 E: 0 K: 0 S: 14	H: 2 LOB: 2 BB: 1 P: 27	R: 0 E: 0 K: 1 S: 16	H: 0 LOB: 3 BB: 1 P: 25	R: 1 E: 0 K: 0 S: 6	H: 1 LOB: 0 BB: 0 P: 9	R: 0 E: 0 K: 1 S: 6	H: 0 LOB: 0 BB: 0 P: 11	R: 2 E: 0 K: 0 S: 13	H: 3 LOB: 2 BB: 1 P: 24	1B: 2 2B: 3 3B: 1 HR: 1	SF: 1 SAC: 2 DP: 0 HBP: 1	WP: 0 PB: 0 SB: 1 CS: 0	PA: 40
PITCHER	IP WLS BF H R ER SO BB IBB HBP BLK WP HR S P ERA WHIP																					
35 Dillon Gee, R ERA: 4.42	6.0 L 27 4 3 2 6 2 0 1 0 0 0 65 102 3.00 1.000																					
19 Daniel Herrera, L ERA: 5.4	1.0 3 0 0 0 0 0 0 0 0 0 0 4 6 0.00 0.000																					
27 Pedro Beato, R ERA: 4.02	2.0 10 3 2 2 1 0 1 0 0 0 1 19 35 9.00 1.500																					

Atlanta Braves @ New York Mets
Citi Field, Flushing, NY
Thu Sep 08 2011, 8:03 PM - 10:51 PM EDT
Att: 25,953 - Cloudy - 74 F

AB 33
R 5
H 7
RBI 5
BB 3
SO 7
LOB 16



Batter	1	2	3	4	5	6	7	8	9	AB	R	H	RBI	BB	SO	LOB	BOTTOM					
7 José Reyes, S OBP: 0.377, SLG: 0.493	L3				K		F9			4	1	1	0	0	1	1						
2 Justin Turner, R OBP: 0.331, SLG: 0.356	1B		G5-3		F8				K	4	0	1	0	0	1	0						
21 Lucas Duda, L OBP: 0.347, SLG: 0.473	1B		F8		F8				G4-3	4	0	0	0	0	2							
44 Jason Bay, R OBP: 0.321, SLG: 0.368	SF8		F7		F7				G4-3	2	0	1	1	1	0	0						
22 Willie Harris, L OBP: 0.348, SLG: 0.315	1B									2	0	1	0	1	0	0						
15 Valentino Pascucci, R OBP: 1.000, SLG: 1.000	1B									1	0	1	0	0	0	0						
20 Jason Pridie, L OBP: 0.302, SLG: 0.331	1B									0	0	0	0	0	0	0						
6 Nick Evans, R OBP: 0.342, SLG: 0.476	K				P6				G6-3	4	0	0	0	0	1	6						
30 Josh Thole, L OBP: 0.348, SLG: 0.345	1B									4	0	2	0	0	0	2						
11 Rubén Tejada, R OBP: 0.355, SLG: 0.323	F8				L3					3	0	0	0	0	1	2	AB 32					
16 Angel Pagan, S OBP: 0.320, SLG: 0.383	F8									1	0	0	0	0	0	0	R 1					
35 Dillon Gee, R OBP: 0.156, SLG: 0.119	SH3-4									1	0	0	0	0	1	0	H 7					
19 Daniel Herrera, L ERA: 3.96	SH3-4									0	0	0	0	0	0	0	RBI 1					
23 Mike Baxter, L OBP: 0.333, SLG: 0.389	K									1	0	0	0	0	0	0	BB 2					
27 Pedro Beato, R	K									0	0	0	0	0	0	0	SO 6					
3 Josh Satin, R OBP: 0.200, SLG: 0.200	K									1	0	0	0	0	1	0	LOB 13					
Inning Stats	R: 1 E: 0 K: 1 S: 17	H: 3 LOB: 2 BB: 0 P: 26	R: 0 E: 0 K: 0 S: 14	H: 1 LOB: 1 BB: 0 P: 20	R: 0 E: 0 K: 0 S: 6	H: 0 LOB: 0 BB: 0 P: 11	R: 0 E: 0 K: 0 S: 8	H: 1 LOB: 1 BB: 0 P: 12	R: 0 E: 0 K: 2 S: 7	H: 0 LOB: 0 BB: 0 P: 9	R: 0 E: 0 K: 0 S: 9	H: 0 LOB: 2 BB: 2 P: 19	R: 0 E: 0 K: 1 S: 7	H: 0 LOB: 0 BB: 0 P: 9	R: 0 E: 0 K: 1 S: 12	H: 2 LOB: 0 BB: 0 P: 16	R: 0 E: 0 K: 1 S: 10	H: 0 LOB: 0 BB: 0 P: 14	1B: 7 2B: 0 3B: 0 HR: 0	SF: 1 SAC: 1 DP: 0 HBP: 0	WP: 0 PB: 0 SB: 1 CS: 0	PA: 36
PITCHER	IP WLS BF H R ER SO BB IBB HBP BLK WP HR S P ERA WHIP																					
27 Julio Teheran, R	5.1 W 23 5 1 1 3 2 0 0 0 0 0 0 15 20 0.00 0.000																					
50 Cristhian Martinez, R ERA: 3.51	2.0 H 6 0 0 0 2 0 0 0 0 0 0 0 9 12 0.00 3.000																					
34 Eric O'Flaherty, L ERA: 1.1	0.2 H 4 2 0 0 0 0 0 0 0 0 0 0 10 14 0.00 0.000																					
38 Anthony Varvaro, R ERA: 3.0	1.0 3 0 0 0 1 0 0 0 0 0 0 0 10 14 0.00 0.000																					

Atlanta Braves @ New York Mets
Citi Field, Flushing, NY
Thu Sep 08 2011, 8:03 PM - 10:51 PM EDT
Att: 25,953 - Cloudy - 74 F

AB 32
R 1
H 7
RBI 1
BB 2
SO 6
LOB 13



Batter	1	2	3	4	5	6	7	8	9	AB	R	H	RBI	BB	SO	LOB	TOP					
13 Starlin Castro, R OBP: 0.336, SLG: 0.427			G6-3		G5-3		HBP		1B	4	0	2	0	0	0	0						
15 Darwin Barney, R OBP: 0.312, SLG: 0.350	L8		L3		L7		F9		1B	5	0	1	1	0	0	3						
16 Aramis Ramirez, R OBP: 0.359, SLG: 0.509	BB		2B		F9			G5-3	F9	4	1	1	0	1	0	2						
22 Carlos Pena, L OBP: 0.356, SLG: 0.467	BB		HR		HR		K	P3		3	1	1	2	1	1	0						
12 Alfonso Soriano, R OBP: 0.287, SLG: 0.469	K		F8		F8		F8	BB	FC6-4	3	0	0	0	1	1	3						
24 Marlon Byrd, R OBP: 0.330, SLG: 0.399	L6		1B		G6-3		G6-3	FC6-4		4	1	1	0	0	0	4						
6 Bryan LaHair, L OBP: 0.436, SLG: 0.800	G3		3B		F7-2		BB		K	2	0	1	1	1	0	0						
1 Tony Campana, L OBP: 0.302, SLG: 0.317			3B		L5		P4		BB	1	0	0	0	0	1	0						
18 Geovany Soto, R OBP: 0.311, SLG: 0.398	F9		L5		L5		P4		BB	3	0	0	0	1	0	2						
39 Luis Montanez, R OBP: 0.296, SLG: 0.494									BB	0	1	0	0	0	0	0						
55 Koyie Hill, S OBP: 0.278, SLG: 0.288									BB	0	0	0	0	0	0	0						
27 Casey Coleman, L OBP: 0.443, SLG: 0.916									L4	2	0	0	0	0	0	1						
48 Andrew Cashner, R OBP: 0.305, SLG: 0.522										1	0	0	0	0	0	0						
9 Blake DeWitt, L OBP: 0.305, SLG: 0.522										0	0	0	0	0	0	0						
33 DJ LeMahieu, R OBP: 0.305, SLG: 0.522										0	0	0	0	0	0	0						
29 Jeff Samardzija, R OBP: 0.305, SLG: 0.522										0	0	0	0	0	0	0						
5 Reed Johnson, R OBP: 0.305, SLG: 0.522										1	0	0	0	0	0	1						
45 Sean Marshall, L OBP: 0.305, SLG: 0.522										0	0	0	0	0	0	0						
Inning Stats	R: 0 H: 1 E: 0 K: 1 S: 17	H: 1 BB: 2 P: 29	R: 0 H: 0 E: 0 K: 1 S: 8	H: 0 BB: 0 P: 14	R: 2 H: 2 E: 0 K: 0 S: 11	H: 2 BB: 0 P: 19	R: 1 H: 2 E: 0 K: 0 S: 9	H: 2 BB: 0 P: 16	R: 0 H: 0 E: 0 K: 0 S: 5	H: 0 BB: 0 P: 6	R: 0 H: 0 E: 0 K: 1 S: 6	H: 0 BB: 0 P: 10	R: 0 H: 1 E: 0 K: 0 S: 15	H: 2 BB: 1 P: 25	R: 0 H: 0 E: 0 K: 0 S: 7	H: 0 BB: 1 P: 14	R: 1 H: 2 E: 0 K: 1 S: 13	H: 2 BB: 1 P: 21	1B: 5 2B: 2 3B: 1 HR: 1	SF: 0 SAC: 0 DP: 1 HBP: 1	WP: 0 PA: 39 PB: 0 SB: 1 CS: 0	
PITCHER	IP WLS BF H R ER SO BB IBB HBP BLK WP HR S P ERA WHIP	IP WLS BF H R ER SO BB IBB HBP BLK WP HR S P ERA WHIP	IP WLS BF H R ER SO BB IBB HBP BLK WP HR S P ERA WHIP	IP WLS BF H R ER SO BB IBB HBP BLK WP HR S P ERA WHIP	IP WLS BF H R ER SO BB IBB HBP BLK WP HR S P ERA WHIP	IP WLS BF H R ER SO BB IBB HBP BLK WP HR S P ERA WHIP	IP WLS BF H R ER SO BB IBB HBP BLK WP HR S P ERA WHIP	IP WLS BF H R ER SO BB IBB HBP BLK WP HR S P ERA WHIP	IP WLS BF H R ER SO BB IBB HBP BLK WP HR S P ERA WHIP	IP WLS BF H R ER SO BB IBB HBP BLK WP HR S P ERA WHIP	IP WLS BF H R ER SO BB IBB HBP BLK WP HR S P ERA WHIP	IP WLS BF H R ER SO BB IBB HBP BLK WP HR S P ERA WHIP	IP WLS BF H R ER SO BB IBB HBP BLK WP HR S P ERA WHIP	IP WLS BF H R ER SO BB IBB HBP BLK WP HR S P ERA WHIP	IP WLS BF H R ER SO BB IBB HBP BLK WP HR S P ERA WHIP	IP WLS BF H R ER SO BB IBB HBP BLK WP HR S P ERA WHIP	IP WLS BF H R ER SO BB IBB HBP BLK WP HR S P ERA WHIP	IP WLS BF H R ER SO BB IBB HBP BLK WP HR S P ERA WHIP	IP WLS BF H R ER SO BB IBB HBP BLK WP HR S P ERA WHIP	IP WLS BF H R ER SO BB IBB HBP BLK WP HR S P ERA WHIP	IP WLS BF H R ER SO BB IBB HBP BLK WP HR S P ERA WHIP	IP WLS BF H R ER SO BB IBB HBP BLK WP HR S P ERA WHIP

Chicago Cubs @ New York Mets
Citi Field, Flushing, NY
Fri Sep 09 2011, 7:13 PM - 10:17 PM EDT
Att: 27,639 - Partly Cloudy - 82 F

AB	33
R	4
H	8
RBI	4
BB	5
SO	4
LOB	16



Batter	1	2	3	4	5	6	7	8	9	AB	R	H	RBI	BB	SO	LOB	BOTTOM					
7 José Reyes, S OBP: 0.377, SLG: 0.493	G4-3		L7		2B		K		IBB	4	1	1	0	1	1	0						
2 Justin Turner, R OBP: 0.334, SLG: 0.364	K		FC6-4		2B		F8		2B	5	1	3	2	0	1	0						
21 Lucas Duda, L OBP: 0.346, SLG: 0.470	K		FC6-4		K		L3			4	0	1	0	0	2	1						
5 David Wright, R OBP: 0.362, SLG: 0.458	G5-3		FC6-4		1B		K			4	1	1	1	0	1	1						
16 Ángel Pagán, S OBP: 0.319, SLG: 0.382	K		G3		G3		G3			4	1	1	0	0	1	2						
44 Jason Bay, R OBP: 0.323, SLG: 0.374	WP		2B		2B		F7			4	0	2	1	0	0	0						
6 Nick Evans, R OBP: 0.339, SLG: 0.467	K		G5-6-3		K		K			4	0	1	1	0	2	3						
20 Jason Pridie, L OBP: 0.302, SLG: 0.331	K		G6-3		G6-3		K		SH1-4	0	1	0	0	0	0	0						
30 Josh Thole, L OBP: 0.345, SLG: 0.341	G6-3		G6-3		G6-3		G6-3		SH1-4	3	0	0	0	0	0	2						
34 Mike Pelfrey, R OBP: 0.348, SLG: 0.519	G6-3		G6-3		G4-3		L4		L4	3	0	0	0	0	0	1						
64 Josh Stinson, R OBP: 0.348, SLG: 0.519	G6-3		G6-3		G4-3		L4		L4	0	0	0	0	0	0	0						
40 Tim Byrdak, L OBP: 0.348, SLG: 0.519	G6-3		G6-3		G4-3		L4		L4	0	0	0	0	0	0	0						
39 Bobby Parnell, R OBP: 0.348, SLG: 0.519	G6-3		G6-3		G4-3		L4		L4	0	0	0	0	0	0	0						
46 Manny Acosta, R OBP: 0.348, SLG: 0.519	G6-3		G6-3		G4-3		L4		L4	0	0	0	0	0	0	0						
11 Rubén Tejada, R OBP: 0.348, SLG: 0.519	G6-3		G6-3		G4-3		L4		L4	1	0	0	0	0	0	2						
Inning Stats	R: 0 H: 0 E: 0 K: 2 S: 9	H: 1 BB: 0 P: 16	R: 0 H: 0 E: 0 K: 2 S: 10	H: 1 BB: 0 P: 16	R: 0 H: 0 E: 0 K: 0 S: 9	H: 0 BB: 0 P: 13	R: 3 H: 4 E: 0 K: 0 S: 14	H: 4 BB: 0 P: 25	R: 1 H: 3 E: 0 K: 1 S: 16	H: 3 BB: 0 P: 20	R: 0 H: 0 E: 0 K: 1 S: 13	H: 0 BB: 0 P: 16	R: 0 H: 0 E: 0 K: 1 S: 9	H: 0 BB: 0 P: 11	R: 0 H: 0 E: 0 K: 1 S: 7	H: 0 BB: 0 P: 12	R: 1 H: 2 E: 0 K: 0 S: 6	H: 2 BB: 1 P: 12	1B: 5 2B: 5 3B: 0 HR: 0	SF: 0 SAC: 1 DP: 0 HBP: 0	WP: 1 PA: 38 PB: 0 SB: 0 CS: 0	
PITCHER	IP WLS BF H R ER SO BB IBB HBP BLK WP HR S P ERA WHIP	IP WLS BF H R ER SO BB IBB HBP BLK WP HR S P ERA WHIP	IP WLS BF H R ER SO BB IBB HBP BLK WP HR S P ERA WHIP	IP WLS BF H R ER SO BB IBB HBP BLK WP HR S P ERA WHIP	IP WLS BF H R ER SO BB IBB HBP BLK WP HR S P ERA WHIP	IP WLS BF H R ER SO BB IBB HBP BLK WP HR S P ERA WHIP	IP WLS BF H R ER SO BB IBB HBP BLK WP HR S P ERA WHIP	IP WLS BF H R ER SO BB IBB HBP BLK WP HR S P ERA WHIP	IP WLS BF H R ER SO BB IBB HBP BLK WP HR S P ERA WHIP	IP WLS BF H R ER SO BB IBB HBP BLK WP HR S P ERA WHIP	IP WLS BF H R ER SO BB IBB HBP BLK WP HR S P ERA WHIP	IP WLS BF H R ER SO BB IBB HBP BLK WP HR S P ERA WHIP	IP WLS BF H R ER SO BB IBB HBP BLK WP HR S P ERA WHIP	IP WLS BF H R ER SO BB IBB HBP BLK WP HR S P ERA WHIP	IP WLS BF H R ER SO BB IBB HBP BLK WP HR S P ERA WHIP	IP WLS BF H R ER SO BB IBB HBP BLK WP HR S P ERA WHIP	IP WLS BF H R ER SO BB IBB HBP BLK WP HR S P ERA WHIP	IP WLS BF H R ER SO BB IBB HBP BLK WP HR S P ERA WHIP	IP WLS BF H R ER SO BB IBB HBP BLK WP HR S P ERA WHIP	IP WLS BF H R ER SO BB IBB HBP BLK WP HR S P ERA WHIP	IP WLS BF H R ER SO BB IBB HBP BLK WP HR S P ERA WHIP	IP WLS BF H R ER SO BB IBB HBP BLK WP HR S P ERA WHIP

Chicago Cubs @ New York Mets
Citi Field, Flushing, NY
Fri Sep 09 2011, 7:13 PM - 10:17 PM EDT
Att: 27,639 - Partly Cloudy - 82 F

AB	36
R	5
H	10
RBI	5
BB	1
SO	8
LOB	12



Batter	1	2	3	4	5	6	7	8	9	AB	R	H	RBI	BB	SO	LOB	TOP								
13 Starlin Castro, R OBP: 0.336, SLG: 0.426	F9		P3		FC6-4 16 5 E 1B		1B		G1-3	5	0	2	0	0	0	3	Chicago Cubs @ New York Mets Citi Field, Flushing, NY Sat Sep 10 2011, 1:13 PM - 4:14 PM EDT Att: 30,443 - Cloudy - 74 F								
5 Reed Johnson, R OBP: 0.361, SLG: 0.500 49 Carlos Marmol, R (9, 1)	2B		P5		E6 16 FC6-4		P4		K	5	1	1	1	0	1	5									
16 Aramis Ramirez, R OBP: 0.358, SLG: 0.506	P3		P3		FC6-4 3 FC4-6		CS		P3	5	0	1	2	0	0	3									
3 Jeff Baker, R OBP: 0.301, SLG: 0.380 1 Tony Campana, L (8, PH)	E6			E5 24 FC5-4	FC4-6				K	3	0	0	0	0	0	2									
12 Alfonso Soriano, R OBP: 0.287, SLG: 0.470 33 DJ LeMahieu, R (8, PR)	K			F8		P3				4	0	1	0	0	1	2									
24 Marlon Byrd, R OBP: 0.332, SLG: 0.403	K			FC5-4					2B	4	0	2	1	0	1	1									
22 Carlos Pena, L OBP: 0.353, SLG: 0.463	K			K		1B			2B	4	0	2	1	0	1	1									
18 Geovany Soto, R OBP: 0.313, SLG: 0.398 39 Luis Montanez, R (9, PR) 55 Koyie Hill, S OBP: 0.278, SLG: 0.288	1B								K	4	0	0	0	0	3	3									
36 Randy Wells, R OBP: 0.158, SLG: 0.135 34 Kerry Wood, R (8, 1) 6 Bryan LaHair, L OBP: 0.471, SLG: 0.875 21 Tyler Colvin, L (9, PR)	K			SH3-4					E5 6 2B 16 1B	3	1	1	0	1	1	1									
Inning Stats	R: 1 E: 1 K: 1 S: 9	H: 1 LOB: 1 BB: 0 P: 13	R: 0 E: 0 K: 3 S: 11	H: 1 LOB: 1 BB: 0 P: 15	R: 0 E: 0 K: 0 S: 6	H: 0 LOB: 0 BB: 0 P: 8	R: 0 E: 1 K: 1 S: 7	H: 0 LOB: 1 BB: 0 P: 12	R: 1 E: 1 K: 0 S: 11	H: 1 LOB: 2 BB: 1 P: 21	R: 0 E: 0 K: 1 S: 10	H: 1 LOB: 1 BB: 0 P: 15	R: 0 E: 0 K: 0 S: 7	H: 1 LOB: 0 BB: 0 P: 11	R: 1 E: 1 K: 2 S: 14	H: 2 LOB: 1 BB: 0 P: 21		R: 2 E: 1 K: 1 S: 17	H: 2 LOB: 2 BB: 0 P: 25	1B: 5 2B: 4 3B: 0 HR: 0	SF: 0 SAC: 1 DP: 0 HBP: 0	WP: 0 PB: 0 SB: 0 CS: 1	PA: 41		
PITCHER	IP	WLS	BF	H	R	ER	SO	BB	IBB	HBP	BLK	WP	HR	S	P	ERA	WHIP								
38 Chris Capuano, L ERA: 4.49	7.0		29	5	2	1	6	1	0	0	0	0	0	61	95	1.29	0.857								
18 Ryota Igarashi, R ERA: 5.17	0.2		4	2	1	1	1	0	0	0	0	0	0	11	17	13.50	3.000								
19 Daniel Herrera, L ERA: 5.14	0.1		1	0	0	0	1	0	0	0	0	0	0	3	4	0.00	0.000								
39 Bobby Parnell, R ERA: 4.21	1.0	L	6	2	2	0	1	0	0	0	0	0	0	17	25	0.00	2.000								

Batter	1	2	3	4	5	6	7	8	9	AB	R	H	RBI	BB	SO	LOB	BOTTOM								
7 José Reyes, S OBP: 0.375, SLG: 0.492	G6-3		G4-3		G1-3				L4-3	5	1	1	1	0	0	3	Chicago Cubs @ New York Mets Citi Field, Flushing, NY Sat Sep 10 2011, 1:13 PM - 4:14 PM EDT Att: 30,443 - Cloudy - 74 F								
11 Rubén Tejada, R OBP: 0.352, SLG: 0.321	G5-3			G1-3		G6-3				4	1	1	0	0	0	0									
21 Lucas Duda, L OBP: 0.348, SLG: 0.474	F7			FC3-6 16 5 1B		G4-3 5 2B			K	4	0	2	0	0	1	2									
5 David Wright, R OBP: 0.364, SLG: 0.458	K			FC3-6 16 FC3-6 1B		G4-3			44 S 44 1B	4	1	2	1	0	1	1									
16 Ángel Pagán, S OBP: 0.317, SLG: 0.379	L1			FC3-6 44 S		F9			K	4	0	0	0	0	1	5									
44 Jason Bay, R OBP: 0.324, SLG: 0.376	G5-3			G6-3						4	0	2	2	0	0	2									
6 Nick Evans, R OBP: 0.336, SLG: 0.459	P2								K	4	0	1	0	0	1	1									
4 Mike Nickeas, R OBP: 0.292, SLG: 0.318 20 Jason Pridle, L (9, PH)	1B			FC6-4 4 FC6-4 1B		FC6-4				3	0	1	0	0	0	2									
38 Chris Capuano, L ERA: 4.49 18 Ryota Igarashi, R ERA: 5.17 19 Daniel Herrera, L ERA: 5.14 22 Willie Harris, L (8, PH) 39 Bobby Parnell, R ERA: 4.21 30 Josh Thole, L OBP: 0.344, SLG: 0.340	K									0	0	0	0	0	0	0									
Inning Stats	R: 0 E: 0 K: 0 S: 6	H: 0 LOB: 0 BB: 0 P: 7	R: 0 E: 0 K: 1 S: 8	H: 0 LOB: 0 BB: 0 P: 10	R: 0 E: 0 K: 1 S: 12	H: 1 LOB: 1 BB: 0 P: 18	R: 0 E: 0 K: 0 S: 11	H: 2 LOB: 0 BB: 0 P: 20	R: 0 E: 0 K: 1 S: 10	H: 1 LOB: 1 BB: 0 P: 13	R: 0 E: 0 K: 0 S: 7	H: 1 LOB: 1 BB: 0 P: 7	R: 0 E: 0 K: 0 S: 4	H: 1 LOB: 0 BB: 0 P: 6	R: 4 E: 0 K: 2 S: 21	H: 4 LOB: 0 BB: 1 P: 35		R: 0 E: 0 K: 2 S: 9	H: 0 LOB: 1 BB: 1 P: 18	1B: 8 2B: 2 3B: 0 HR: 0	SF: 0 SAC: 0 DP: 1 HBP: 0	WP: 0 PB: 0 SB: 2 CS: 0	PA: 38		
PITCHER	IP	WLS	BF	H	R	ER	SO	BB	IBB	HBP	BLK	WP	HR	S	P	ERA	WHIP								
36 Randy Wells, R ERA: 4.73 34 Kerry Wood, R ERA: 3.59 49 Carlos Marmol, R ERA: 4.01	7.0		28	7	2	2	3	1	0	0	0	0	0	63	93	2.57	1.143								
	1.0	W	5	3	2	2	2	0	0	0	0	0	0	16	23	18.00	3.000								
	1.0	S	4	0	0	0	2	1	0	0	0	0	0	9	18	0.00	1.000								

Batter	1	2	3	4	5	6	7	8	9	10	11	AB	R	H	RBI	BB	SO	LOB	TOP	
13 Starlin Castro, R OBP: 0.334, SLG: 0.423	G5-3		G4-6-3	L9		G6-3		G6-3		FC6-4	G5-3	7	0	1	0	0	0	6		
1 Tony Campana, L OBP: 0.295, SLG: 0.304	G6-3				G1-3	G3		G6-3				3	1	0	0	0	0	2		
3 Jeff Baker, R OBP: 0.299, SLG: 0.378												1	0	0	0	0	0	1		
24 Marlon Byrd, R OBP: 0.333, SLG: 0.403												0	1	0	0	1	0	0		
6 Bryan LaHair, L OBP: 0.565, SLG: 0.950												4	4	3	0	2	0	0		
39 Luis Montanez, R OBP: 0.289, SLG: 0.404												0	0	0	0	0	0	0		
22 Carlos Pena, L OBP: 0.357, SLG: 0.471												5	1	3	2	1	1	1		
21 Tyler Colvin, L OBP: 0.209, SLG: 0.316												5	1	2	3	1	2	3		
33 D.J. LeMahieu, R OBP: 0.320, SLG: 0.579												3	0	0	0	1	0	5		
40 James Russell, L OBP: 0.175, SLG: 0.125												0	0	0	0	0	0	0		
32 Ramon Ortiz, R OBP: 0.175, SLG: 0.125												0	0	0	0	0	0	0		
12 Alfonso Soriano, R OBP: 0.314, SLG: 0.354												1	1	1	2	0	0	0		
43 John Grabow, L OBP: 0.175, SLG: 0.125												0	0	0	0	0	0	0		
15 Darwin Barney, R OBP: 0.314, SLG: 0.354												6	1	3	2	0	0	3		
55 Kevie Hill, S OBP: 0.277, SLG: 0.287												4	0	1	0	0	0	1		
16 Aramis Ramirez, R OBP: 0.357, SLG: 0.504												2	0	0	0	0	0	2		
22 Matt Garza, R OBP: 0.314, SLG: 0.354												1	0	0	0	0	1	1		
9 Blake Snell, L OBP: 0.175, SLG: 0.125												0	0	0	0	0	0	0		
45 Sean Marshall, L OBP: 0.175, SLG: 0.125												0	0	0	0	0	0	0		
29 Jeff Samardzija, R OBP: 0.314, SLG: 0.354												0	0	0	1	1	0	0		
18 Geovany Soto, R OBP: 0.314, SLG: 0.354												0	0	0	1	1	0	0		
Inning Stats	R: 1 E: 0 K: 0 S: 13	H: 2 LOB: 1 BB: 0 P: 17	R: 0 E: 0 K: 0 S: 5	H: 0 LOB: 0 BB: 1 P: 12	R: 2 E: 0 K: 0 S: 16	H: 1 LOB: 2 BB: 2 P: 30	R: 0 E: 1 K: 1 S: 11	H: 0 LOB: 1 BB: 0 P: 14	R: 0 E: 0 K: 0 S: 9	H: 1 LOB: 2 BB: 1 P: 22	R: 0 E: 0 K: 2 S: 9	H: 0 LOB: 0 BB: 0 P: 13	R: 0 E: 1 K: 1 S: 14	H: 1 LOB: 2 BB: 1 P: 22	R: 6 E: 0 K: 0 S: 21	H: 4 LOB: 0 BB: 2 P: 40	1B: 7 2B: 5 3B: 2 HR: 0	SF: 1 SAC: 1 DP: 2 HBP: 2	WP: 2 PB: 0 SB: 1 CS: 0	PA: 55
PITCHER	47 Miguel Batista, R ERA: 4.27	77 D.J. Carrasco, R ERA: 5.28	40 Tim Lincecum, L ERA: 3.12	27 Pedro Beato, R ERA: 3.94	19 Daniel Herrera, L ERA: 4.91	46 Manny Acosta, R ERA: 3.15	64 Josh Stinson, R ERA: 5.68	18 Ryota Igarashi, R ERA: 5.68	36 Dale Thayer, R ERA: 3.88											

Chicago Cubs @ New York Mets
Citi Field, Flushing, NY
Sun Sep 11 2011, 8:21 PM - 12:48 AM EDT
Att: 33,502 - Cloudy - 66 F

AB 44
R 10
H 14
RBI 10
BB 7
SO 5
LOB 25



Batter	1	2	3	4	5	6	7	8	9	10	11	AB	R	H	RBI	BB	SO	LOB	BOTTOM							
7 José Reyes, S OBP: 0.375, SLG: 0.489	G4-3				G4-3							5	1	1	0	1	1	3								
11 Rubén Tejada, R OBP: 0.352, SLG: 0.321	P4				L4							6	0	2	0	0	0	4								
21 Lucas Duda, L OBP: 0.350, SLG: 0.471	F8				F8							4	0	1	0	2	1	3								
5 David Wright, R OBP: 0.361, SLG: 0.451												5	0	0	0	1	2	7								
16 Ángel Pagán, S OBP: 0.319, SLG: 0.381												5	1	2	1	1	0	1								
44 Jason Bay, R OBP: 0.325, SLG: 0.377												4	1	1	0	1	1	4								
3 Josh Satin, R OBP: 0.333, SLG: 0.333												1	1	1	0	0	0	0								
6 Nick Evans, R OBP: 0.341, SLG: 0.465												3	1	1	1	0	0	3								
20 Jason Pridie, L OBP: 0.307, SLG: 0.350												2	1	1	2	0	1	3								
9 Ronny Paulino, R OBP: 0.175, SLG: 0.125												3	0	1	1	0	0	1								
30 John Thole, L OBP: 0.175, SLG: 0.125												2	0	1	0	0	0	2								
38 Chris Capuano, L OBP: 0.175, SLG: 0.125												0	0	0	0	0	0	0								
64 Josh Willingham, L OBP: 0.175, SLG: 0.125												0	0	0	0	0	0	0								
18 Ryota Igarashi, R OBP: 0.175, SLG: 0.125												0	0	0	0	0	0	0								
36 Dale Thayer, R OBP: 0.175, SLG: 0.125												1	0	0	0	0	0	1								
47 Miguel Batista, R ERA: 4.27												1	0	0	0	0	0	0								
77 D.J. Carrasco, R ERA: 5.28												0	0	0	0	0	0	0								
40 Tim Lincecum, L ERA: 3.12												0	0	0	0	0	0	0								
27 Pedro Beato, R ERA: 3.94												0	0	0	0	0	0	0								
19 Daniel Herrera, L ERA: 4.91												0	0	0	0	0	0	0								
46 Manny Acosta, R ERA: 3.15												0	0	0	0	0	0	0								
64 Josh Stinson, R ERA: 5.68												0	0	0	0	0	0	0								
18 Ryota Igarashi, R ERA: 5.68												0	0	0	0	0	0	0								
36 Dale Thayer, R ERA: 3.88												0	0	0	0	0	0	0								
Inning Stats	R: 1 E: 0 K: 0 S: 10	H: 2 LOB: 3 BB: 2 P: 24	R: 0 E: 0 K: 0 S: 9	H: 0 LOB: 0 BB: 0 P: 12	R: 0 E: 0 K: 1 S: 9	H: 1 LOB: 0 BB: 0 P: 11	R: 0 E: 1 K: 0 S: 9	H: 0 LOB: 0 BB: 0 P: 11	R: 0 E: 0 K: 0 S: 7	H: 0 LOB: 1 BB: 0 P: 9	R: 2 E: 0 K: 0 S: 11	H: 3 LOB: 1 BB: 0 P: 15	R: 0 E: 0 K: 2 S: 11	H: 0 LOB: 2 BB: 1 P: 20	R: 1 E: 1 K: 1 S: 14	H: 2 LOB: 2 BB: 0 P: 23	R: 0 E: 0 K: 1 S: 12	H: 2 LOB: 3 BB: 1 P: 20	R: 0 E: 0 K: 0 S: 8	H: 1 LOB: 3 BB: 2 P: 18	R: 2 E: 0 K: 1 S: 12	H: 2 LOB: 0 BB: 0 P: 14	1B: 9 2B: 4 3B: 0 HR: 1	SF: 0 SAC: 1 DP: 1 HBP: 1	WP: 1 PB: 0 SB: 1 CS: 0	PA: 54
PITCHER	22 Matt Garza, R ERA: 3.54	45 Sean Marshall, L ERA: 2.51	29 Jeff Samardzija, R ERA: 3.12	40 James Russell, L ERA: 4.02	32 Ramon Ortiz, R ERA: 5.27	43 John Grabow, L ERA: 5.01																				

Chicago Cubs @ New York Mets
Citi Field, Flushing, NY
Sun Sep 11 2011, 8:21 PM - 12:48 AM EDT
Att: 33,502 - Cloudy - 66 F

AB 46
R 6
H 14
RBI 5
BB 6
SO 7
LOB 32



Batter	1	2	3	4	5	6	7	8	9	AB	R	H	RBI	BB	SO	LOB	TOP									
20 Ian Desmond, R OBP: 0.290, SLG: 0.353										5	1	2	0	0	2	0										
24 Rick Ankiel, L OBP: 0.306, SLG: 0.381										5	1	2	1	0	1	2										
11 Ryan Zimmerman, R (1.5)										5	0	1	1	0	1	2										
38 Michael Morse, R OBP: 0.363, SLG: 0.550										4	0	1	1	0	0	2										
28 Javson Werth, R OBP: 0.336, SLG: 0.397										3	0	1	0	1	1	0										
8 Danny Espinosa, S OBP: 0.318, SLG: 0.408										3	0	2	0	1	0	1										
14 Chris Marrero, R OBP: 0.339, SLG: 0.351										4	0	1	0	0	1	5										
3 Wilson Ramos, R OBP: 0.327, SLG: 0.424										4	0	0	0	0	1	2										
40 Chien-Ming Wang, R 13 Alex Cora, L 45 Doug Stuten, L 59 Craig Stammen, R 59 Atahualpa Severino, L 60 Todd Coffey, R 17 Sean Burnett, L 1 Steve Lombardozzi, S 22 Drew Storen, S										1	0	0	0	0	0	0										
Inning Stats	R: 0 E: 0 K: 2 S: 9	H: 0 LOB: 0 BB: 0 P: 11	R: 0 E: 0 K: 0 S: 8	H: 1 LOB: 1 BB: 0 P: 13	R: 0 E: 0 K: 1 S: 7	H: 0 LOB: 0 BB: 0 P: 10	R: 0 E: 0 K: 1 S: 10	H: 0 LOB: 0 BB: 0 P: 13	R: 0 E: 0 K: 0 S: 7	H: 2 LOB: 1 BB: 0 P: 12	R: 2 E: 0 K: 1 S: 22	H: 3 LOB: 3 BB: 2 P: 39	R: 1 E: 0 K: 1 S: 13	H: 3 LOB: 2 BB: 0 P: 14	R: 0 E: 0 K: 2 S: 10	H: 1 LOB: 1 BB: 0 P: 16	R: 0 E: 0 K: 1 S: 12	H: 1 LOB: 1 BB: 0 P: 19	1B: 9 2B: 2 3B: 0 HR: 0	SF: 0 SAC: 0 DP: 0 HBP: 0	WP: 0 PB: 0 SB: 0 CS: 1	PA: 39				
PITCHER	IP WLS BF H R ER SO BB IBB HBP BLK WP HR S P ERA WHIP	5.2 0 24 6 2 2 5 2 0 0 0 0 0 0 3 3 3.18 1.412	0.1 1 0 0 0 0 0 0 0 0 0 0 0 0 3 3 0.00 0.000	0.1 L 3 2 1 1 1 0 0 0 0 0 0 0 0 9 9 27.00 6.000	0.1 1 0 0 0 0 0 0 0 0 0 0 0 0 1 1 0.00 0.000	2.0 8 2 0 0 3 0 0 0 0 0 0 0 20 31 0.00 1.000																				
35 Dillon Gee, R ERA: 4.37																										
27 Pedro Beato, R ERA: 3.92																										
36 Dale Thayer, R ERA: 5.4																										
40 Tim Byrdak, L ERA: 3.06																										
39 Bobby Parnell, R ERA: 4.05																										

Washington Nationals @ New York Mets
Citi Field, Flushing, NY
Tue Sep 13 2011, 7:13 PM - 10:20 PM EDT
Att: 25,359 - Partly Cloudy - 78 F

AB	37
R	3
H	11
RBI	3
BB	2
SO	9
LOB	14



Batter	1	2	3	4	5	6	7	8	9	AB	R	H	RBI	BB	SO	LOB	BOTTOM									
7 José Reyes, S OBP: 0.376, SLG: 0.487										4	1	3	0	1	0	0										
11 Rubén Tejada, R OBP: 0.352, SLG: 0.322										5	1	2	0	0	2											
21 Lucas Duda, L OBP: 0.353, SLG: 0.468										5	0	3	1	0	1	3										
5 David Wright, R OBP: 0.358, SLG: 0.445										4	0	0	0	0	2	4										
16 Ángel Pagán, S OBP: 0.321, SLG: 0.383										3	0	1	0	1	1											
22 Willie Harris, L OBP: 0.350, SLG: 0.312										3	0	1	0	0	1											
6 Nick Evans, R OBP: 0.328, SLG: 0.443										4	0	0	0	0	2	5										
30 Josh Thole, L OBP: 0.344, SLG: 0.343										4	0	1	0	0	1	2										
35 Dillon Gee, R ERA: 4.35																										
27 Pedro Beato, R ERA: 3.0																										
23 Mike Baxter, L OBP: 0.348, SLG: 0.460																										
36 Dale Thayer, R ERA: 5.4																										
40 Tim Byrdak, L ERA: 3.06																										
39 Bobby Parnell, R ERA: 4.05																										
19 Daniel Herrera, L ERA: 4.5																										
22 Drew Storen, S ERA: 3.07																										
Inning Stats	R: 0 E: 0 K: 0 S: 6	H: 1 LOB: 1 BB: 0 P: 10	R: 0 E: 0 K: 0 S: 4	H: 1 LOB: 0 BB: 0 P: 9	R: 0 E: 0 K: 0 S: 9	H: 1 LOB: 1 BB: 0 P: 13	R: 0 E: 0 K: 2 S: 13	H: 2 LOB: 2 BB: 0 P: 19	R: 2 E: 1 K: 2 S: 14	H: 4 LOB: 1 BB: 0 P: 21	R: 0 E: 0 K: 1 S: 10	H: 0 LOB: 1 BB: 1 P: 22	R: 0 E: 0 K: 1 S: 6	H: 0 LOB: 1 BB: 1 P: 12	R: 0 E: 0 K: 0 S: 7	H: 0 LOB: 0 BB: 0 P: 11	R: 0 E: 0 K: 3 S: 12	H: 2 LOB: 2 BB: 0 P: 14	1B: 10 2B: 1 3B: 0 HR: 0	SF: 0 SAC: 0 DP: 1 HBP: 1	WP: 1 PB: 0 SB: 0 CS: 0	PA: 39				
PITCHER	IP WLS BF H R ER SO BB IBB HBP BLK WP HR S P ERA WHIP	5.0 0 22 9 2 2 4 1 0 0 0 0 0 0 3 10 3.60 1.800	0.0 2 0 0 0 0 1 0 1 0 0 0 0 0 3 10 = =	1.1 W 5 0 0 0 1 1 0 0 0 0 0 0 9 18 0.00 0.750	0.1 H 1 0 0 0 0 0 0 0 0 0 0 0 1 1 0.00 0.000	0.1 H 1 0 0 0 1 0 0 0 0 0 0 0 3 5 0.00 0.000																				
40 Chien-Ming Wang, R ERA: 4.35																										
45 Doug Stuten, L ERA: 3.0																										
35 Craig Stammen, R ERA: 1.9																										
59 Atahualpa Severino, L ERA: 3.67																										
60 Todd Coffey, R ERA: 3.67																										

Washington Nationals @ New York Mets
Citi Field, Flushing, NY
Tue Sep 13 2011, 7:13 PM - 10:20 PM EDT
Att: 25,359 - Partly Cloudy - 78 F

AB	36
R	2
H	11
RBI	1
BB	2
SO	9
LOB	21



Batter	1	2	3	4	5	6	7	8	9	AB	R	H	RBI	BB	SO	LOB	TOP				
20 Ian Desmond, R OBP: 0.290, SLG: 0.352										4	1	1	0	0	0	0					
24 Rick Ankiel, L OBP: 0.306, SLG: 0.377										3	0	0	0	1	0	1					
11 Ryan Zimmerman, R OBP: 0.353, SLG: 0.456										2	1	0	0	2	0	2					
38 Michael Morse, R OBP: 0.362, SLG: 0.547										4	0	1	1	0	1	2					
36 Tyler Clippard, R										0	0	0	0	0	0	0					
22 Drew Storen, S										0	0	0	0	0	0	0					
28 Jayson Werth, R OBP: 0.335, SLG: 0.395										4	0	1	1	0	0	1					
8 Danny Espinosa, S OBP: 0.317, SLG: 0.406										4	0	1	0	0	2	2					
14 Chris Marrero, R OBP: 0.348, SLG: 0.361										4	0	2	0	0	1	1					
26 Jesus Flores, R OBP: 0.288, SLG: 0.360										4	0	0	0	0	1	2					
41 Brad Peacock, R										2	0	0	0	0	2	0					
32 Tom Gorzelanny, R OBP: 0.167, SLG: 0.107										1	0	0	0	0	1	0					
2 Roger Bernadina, L OBP: 0.311, SLG: 0.362										0	0	0	0	0	0	0					
Inning Stats	R: 0 E: 0 K: 1 S: 9	H: 1 LOB: 1 BB: 1 P: 16	R: 0 E: 0 K: 1 S: 11	H: 1 LOB: 1 BB: 0 P: 17	R: 2 E: 1 K: 1 S: 17	H: 2 LOB: 2 BB: 1 P: 24	R: 0 E: 0 K: 1 S: 10	H: 1 LOB: 0 BB: 0 P: 12	R: 0 E: 0 K: 0 S: 7	H: 1 LOB: 1 BB: 0 P: 8	R: 0 E: 0 K: 2 S: 8	H: 0 LOB: 0 BB: 0 P: 10	R: 0 E: 0 K: 0 S: 4	H: 0 LOB: 1 BB: 1 P: 10	R: 0 E: 0 K: 2 S: 8	H: 0 LOB: 0 BB: 0 P: 13	1B: 6 2B: 1 3B: 0 HR: 0	SF: 0 SAC: 0 DP: 2 HBP: 0	WP: 0 PB: 0 SB: 1 CS: 1	PA: 35	
PITCHER	IP WLS BF H R ER SO BB IBB HBP BLK WP HR S P ERA WHIP	IP WLS BF H R ER SO BB IBB HBP BLK WP HR S P ERA WHIP	IP WLS BF H R ER SO BB IBB HBP BLK WP HR S P ERA WHIP	IP WLS BF H R ER SO BB IBB HBP BLK WP HR S P ERA WHIP	IP WLS BF H R ER SO BB IBB HBP BLK WP HR S P ERA WHIP	IP WLS BF H R ER SO BB IBB HBP BLK WP HR S P ERA WHIP	IP WLS BF H R ER SO BB IBB HBP BLK WP HR S P ERA WHIP	IP WLS BF H R ER SO BB IBB HBP BLK WP HR S P ERA WHIP	IP WLS BF H R ER SO BB IBB HBP BLK WP HR S P ERA WHIP	IP WLS BF H R ER SO BB IBB HBP BLK WP HR S P ERA WHIP	IP WLS BF H R ER SO BB IBB HBP BLK WP HR S P ERA WHIP	IP WLS BF H R ER SO BB IBB HBP BLK WP HR S P ERA WHIP	IP WLS BF H R ER SO BB IBB HBP BLK WP HR S P ERA WHIP	IP WLS BF H R ER SO BB IBB HBP BLK WP HR S P ERA WHIP	IP WLS BF H R ER SO BB IBB HBP BLK WP HR S P ERA WHIP	IP WLS BF H R ER SO BB IBB HBP BLK WP HR S P ERA WHIP	IP WLS BF H R ER SO BB IBB HBP BLK WP HR S P ERA WHIP	IP WLS BF H R ER SO BB IBB HBP BLK WP HR S P ERA WHIP	IP WLS BF H R ER SO BB IBB HBP BLK WP HR S P ERA WHIP	IP WLS BF H R ER SO BB IBB HBP BLK WP HR S P ERA WHIP	IP WLS BF H R ER SO BB IBB HBP BLK WP HR S P ERA WHIP

Washington Nationals @ New York Mets
Citi Field, Flushing, NY
Wed Sep 14 2011, 7:12 PM - 10:07 PM EDT
Att: 26,885 - Cloudy - 77 F

AB	32
R	2
H	6
RBI	2
BB	3
SO	8
LOB	11



Batter	1	2	3	4	5	6	7	8	9	AB	R	H	RBI	BB	SO	LOB	BOTTOM					
7 José Reyes, S OBP: 0.374, SLG: 0.484										5	0	1	0	0	0	4						
11 Rubén Tejada, R OBP: 0.351, SLG: 0.321										4	0	1	0	0	0	2						
47 Miguel Batista, R										0	0	0	0	0	0	0						
64 Josh Stinson, R										3	0	0	0	1	1	0						
5 David Wright, R OBP: 0.357, SLG: 0.441										3	0	0	0	0	1	2						
16 Ángel Pagán, S OBP: 0.318, SLG: 0.379										4	0	0	0	0	2	3						
44 Jason Bay, R OBP: 0.328, SLG: 0.375										2	0	1	0	2	0	0						
3 Josh Satin, R OBP: 0.222, SLG: 0.222										3	0	0	0	0	2	5						
22 Willie Harris, L OBP: 0.353, SLG: 0.312										0	0	0	0	1	0	0						
30 Josh Thole, L OBP: 0.161, SLG: 0.341										2	0	0	0	0	0	0						
2 Justin Turner, R OBP: 0.336, SLG: 0.366										2	0	1	0	0	0	2						
34 Mike Pelfrey, R OBP: 0.161, SLG: 0.115										1	0	0	0	1	0	0						
9 Ronny Paulino, R OBP: 0.313, SLG: 0.350										1	0	0	0	0	0	1						
20 Jason Pridie, L OBP: 0.304, SLG: 0.346										1	0	0	0	0	0	2						
Inning Stats	R: 0 E: 0 K: 0 S: 7	H: 0 LOB: 0 BB: 0 P: 11	R: 0 E: 0 K: 1 S: 13	H: 0 LOB: 0 BB: 0 P: 19	R: 0 E: 0 K: 1 S: 11	H: 0 LOB: 1 BB: 1 P: 17	R: 0 E: 0 K: 1 S: 19	H: 1 LOB: 3 BB: 2 P: 31	R: 0 E: 0 K: 0 S: 11	H: 1 LOB: 1 BB: 0 P: 16	R: 0 E: 0 K: 2 S: 13	H: 1 LOB: 2 BB: 0 P: 18	R: 0 E: 0 K: 0 S: 12	H: 1 LOB: 1 BB: 0 P: 21	R: 0 E: 0 K: 2 S: 9	H: 0 LOB: 0 BB: 0 P: 13	R: 0 E: 0 K: 0 S: 10	H: 0 LOB: 2 BB: 2 P: 21	1B: 3 2B: 1 3B: 0 HR: 0	SF: 0 SAC: 0 DP: 0 HBP: 1	WP: 1 PB: 0 SB: 1 CS: 0	PA: 37
PITCHER	IP WLS BF H R ER SO BB IBB HBP BLK WP HR S P ERA WHIP	IP WLS BF H R ER SO BB IBB HBP BLK WP HR S P ERA WHIP	IP WLS BF H R ER SO BB IBB HBP BLK WP HR S P ERA WHIP	IP WLS BF H R ER SO BB IBB HBP BLK WP HR S P ERA WHIP	IP WLS BF H R ER SO BB IBB HBP BLK WP HR S P ERA WHIP	IP WLS BF H R ER SO BB IBB HBP BLK WP HR S P ERA WHIP	IP WLS BF H R ER SO BB IBB HBP BLK WP HR S P ERA WHIP	IP WLS BF H R ER SO BB IBB HBP BLK WP HR S P ERA WHIP	IP WLS BF H R ER SO BB IBB HBP BLK WP HR S P ERA WHIP	IP WLS BF H R ER SO BB IBB HBP BLK WP HR S P ERA WHIP	IP WLS BF H R ER SO BB IBB HBP BLK WP HR S P ERA WHIP	IP WLS BF H R ER SO BB IBB HBP BLK WP HR S P ERA WHIP	IP WLS BF H R ER SO BB IBB HBP BLK WP HR S P ERA WHIP	IP WLS BF H R ER SO BB IBB HBP BLK WP HR S P ERA WHIP	IP WLS BF H R ER SO BB IBB HBP BLK WP HR S P ERA WHIP	IP WLS BF H R ER SO BB IBB HBP BLK WP HR S P ERA WHIP	IP WLS BF H R ER SO BB IBB HBP BLK WP HR S P ERA WHIP	IP WLS BF H R ER SO BB IBB HBP BLK WP HR S P ERA WHIP	IP WLS BF H R ER SO BB IBB HBP BLK WP HR S P ERA WHIP	IP WLS BF H R ER SO BB IBB HBP BLK WP HR S P ERA WHIP	IP WLS BF H R ER SO BB IBB HBP BLK WP HR S P ERA WHIP	IP WLS BF H R ER SO BB IBB HBP BLK WP HR S P ERA WHIP

Washington Nationals @ New York Mets
Citi Field, Flushing, NY
Wed Sep 14 2011, 7:12 PM - 10:07 PM EDT
Att: 26,885 - Cloudy - 77 F

AB	31
R	0
H	4
RBI	0
BB	5
SO	6
LOB	21



Batter	1	2	3	4	5	6	7	8	9	AB	R	H	RBI	BB	SO	LOB	TOP		
11 Rubén Tejada, R OBP: 0.356, SLG: 0.333	F9		BB	2B			F9	1B		4	0	2	4	1	0	0			
20 Jason Pridie, L OBP: 0.297, SLG: 0.337	K		K	K			G4-3		K	5	0	0	0	0	4	2			
5 David Wright, R OBP: 0.353, SLG: 0.448	BB		G5-3				F8		P3	5	0	1	0	0	1	1			
21 Lucas Duda, L OBP: 0.365, SLG: 0.480	BB			L9				K	HR	4	1	2	1	1	1	0			
44 Jason Bay, R OBP: 0.329, SLG: 0.375	FC5-4								F9	3	2	1	0	2	0	2			
6 Nick Evans, R OBP: 0.327, SLG: 0.435	K									4	1	2	0	0	1	2			
30 Josh Thole, L OBP: 0.345, SLG: 0.343	K									3	0	0	0	0	1	2			
7 José Reyes, S OBP: 0.376, SLG: 0.481	K									1	1	0	0	0	0	2	AB 33		
39 Bobby Parnell, R OBP: 0.376, SLG: 0.481	K									0	0	0	0	0	0	0	R 7		
46 Manny Acosta, R OBP: 0.376, SLG: 0.481	K									0	0	0	0	0	0	0	H 8		
2 Justin Turner, R OBP: 0.338, SLG: 0.361	K									2	1	0	0	2	1	0	RBI 7		
35 Dillon Gee, R OBP: 0.163, SLG: 0.111										1	1	0	1	1	1	0	BB 8		
19 Daniel Herrera, L OBP: 0.163, SLG: 0.111										0	0	0	0	0	0	0	SO 10		
22 Willie Harris, L OBP: 0.163, SLG: 0.111										0	0	0	0	0	0	0	LOB 11		
47 Miguel Batista, R OBP: 0.163, SLG: 0.111										0	0	0	0	0	0	0			
40 Tim Byrdak, L OBP: 0.163, SLG: 0.111										0	0	0	0	0	0	0			
9 Ronny Paulino, R OBP: 0.163, SLG: 0.111										0	0	0	1	1	0	0			
Inning Stats	R: 0 H: 1 E: 0 K: 1 S: 10	H: 1 LOB: 2 BB: 1 P: 21	R: 0 H: 0 E: 0 K: 3 S: 10	H: 0 LOB: 0 BB: 0 P: 15	R: 0 H: 0 E: 0 K: 2 S: 15	H: 0 LOB: 1 BB: 1 P: 19	R: 4 H: 2 E: 0 K: 1 S: 20	H: 2 LOB: 3 BB: 3 P: 35	R: 0 H: 0 E: 0 K: 0 S: 16	H: 0 LOB: 0 BB: 0 P: 23	R: 0 H: 0 E: 0 K: 0 S: 7	H: 0 LOB: 0 BB: 0 P: 11	R: 2 H: 2 E: 0 K: 1 S: 7	H: 2 LOB: 2 BB: 3 P: 22	R: 1 H: 1 E: 0 K: 1 S: 8	H: 1 LOB: 0 BB: 0 P: 13	1B: 6 2B: 1 3B: 0 HR: 1	SF: 0 SAC: 0 DP: 1 HBP: 0	WP: 0 PA: 41 PB: 0 SB: 1 CS: 0
PITCHER	IP WLS BF H R ER SO	IP WLS BF H R ER SO	IP WLS BF H R ER SO	IP WLS BF H R ER SO	IP WLS BF H R ER SO	IP WLS BF H R ER SO	IP WLS BF H R ER SO	IP WLS BF H R ER SO	IP WLS BF H R ER SO	IP WLS BF H R ER SO	IP WLS BF H R ER SO	IP WLS BF H R ER SO	IP WLS BF H R ER SO	IP WLS BF H R ER SO	IP WLS BF H R ER SO	IP WLS BF H R ER SO	ERA WHIP	ERA WHIP	
37 Brandon Beachy, R ERA: 3.38	4.1 23 5 4 4 8	4.1 23 5 4 4 8	4.1 23 5 4 4 8	4.1 23 5 4 4 8	4.1 23 5 4 4 8	4.1 23 5 4 4 8	4.1 23 5 4 4 8	4.1 23 5 4 4 8	4.1 23 5 4 4 8	4.1 23 5 4 4 8	4.1 23 5 4 4 8	4.1 23 5 4 4 8	4.1 23 5 4 4 8	4.1 23 5 4 4 8	4.1 23 5 4 4 8	4.1 23 5 4 4 8	8.31 2.077	8.31 2.077	
50 Cristhian Martinez, R ERA: 3.27	1.2 3 0 0 0 0	1.2 3 0 0 0 0	1.2 3 0 0 0 0	1.2 3 0 0 0 0	1.2 3 0 0 0 0	1.2 3 0 0 0 0	1.2 3 0 0 0 0	1.2 3 0 0 0 0	1.2 3 0 0 0 0	1.2 3 0 0 0 0	1.2 3 0 0 0 0	1.2 3 0 0 0 0	1.2 3 0 0 0 0	1.2 3 0 0 0 0	1.2 3 0 0 0 0	1.2 3 0 0 0 0	0.00 0.000	0.00 0.000	
34 Eric O'Flaherty, L ERA: 1.04	1.0 3 0 0 0 0	1.0 3 0 0 0 0	1.0 3 0 0 0 0	1.0 3 0 0 0 0	1.0 3 0 0 0 0	1.0 3 0 0 0 0	1.0 3 0 0 0 0	1.0 3 0 0 0 0	1.0 3 0 0 0 0	1.0 3 0 0 0 0	1.0 3 0 0 0 0	1.0 3 0 0 0 0	1.0 3 0 0 0 0	1.0 3 0 0 0 0	1.0 3 0 0 0 0	1.0 3 0 0 0 0	0.00 0.000	0.00 0.000	
39 Jonny Venters, L ERA: 1.71	1.0 7 2 2 2 1	1.0 7 2 2 2 1	1.0 7 2 2 2 1	1.0 7 2 2 2 1	1.0 7 2 2 2 1	1.0 7 2 2 2 1	1.0 7 2 2 2 1	1.0 7 2 2 2 1	1.0 7 2 2 2 1	1.0 7 2 2 2 1	1.0 7 2 2 2 1	1.0 7 2 2 2 1	1.0 7 2 2 2 1	1.0 7 2 2 2 1	1.0 7 2 2 2 1	1.0 7 2 2 2 1	18.00 5.000	18.00 5.000	
46 Craig Kimbrel, R ERA: 1.81	1.0 4 1 1 1 1	1.0 4 1 1 1 1	1.0 4 1 1 1 1	1.0 4 1 1 1 1	1.0 4 1 1 1 1	1.0 4 1 1 1 1	1.0 4 1 1 1 1	1.0 4 1 1 1 1	1.0 4 1 1 1 1	1.0 4 1 1 1 1	1.0 4 1 1 1 1	1.0 4 1 1 1 1	1.0 4 1 1 1 1	1.0 4 1 1 1 1	1.0 4 1 1 1 1	1.0 4 1 1 1 1	9.00 1.000	9.00 1.000	

New York Mets @ Atlanta Braves
Turner Field, Atlanta, GA
Sun Sep 18 2011, 1:37 PM - 4:53 PM EDT
Att: 39,862 - Sunny - 71 F

AB 33
R 7
H 8
RBI 7
BB 8
SO 10
LOB 11

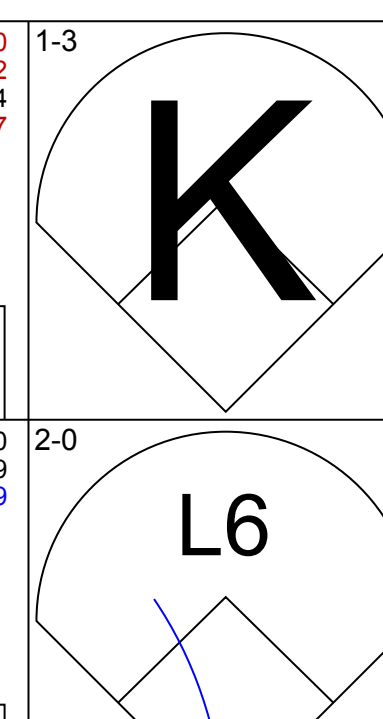
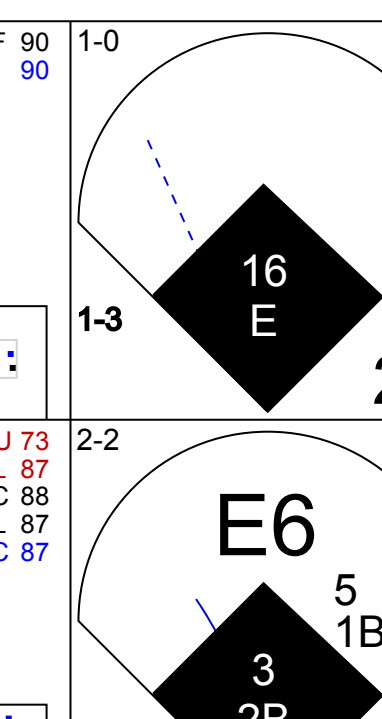
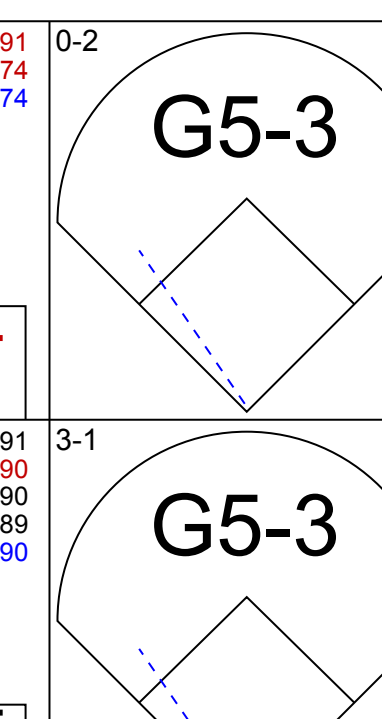
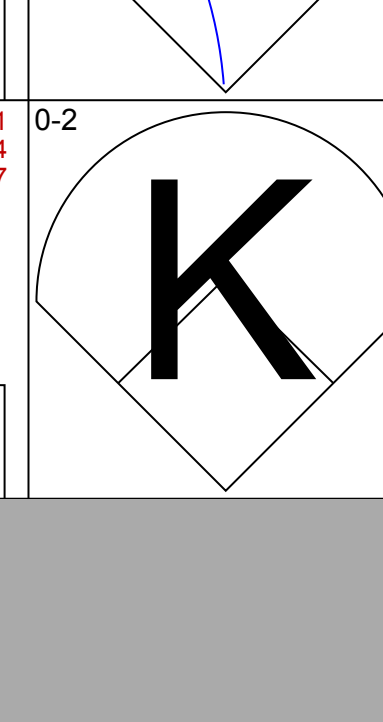
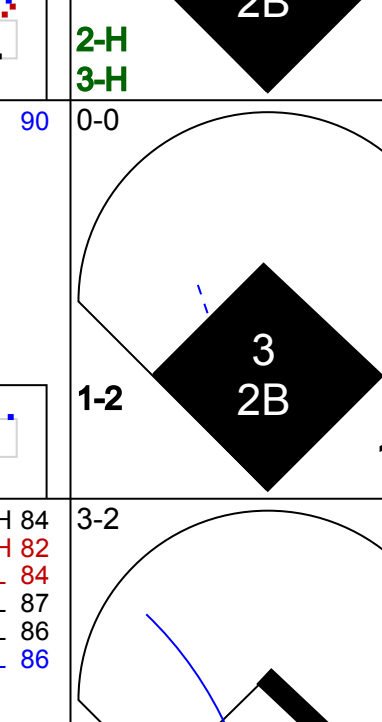
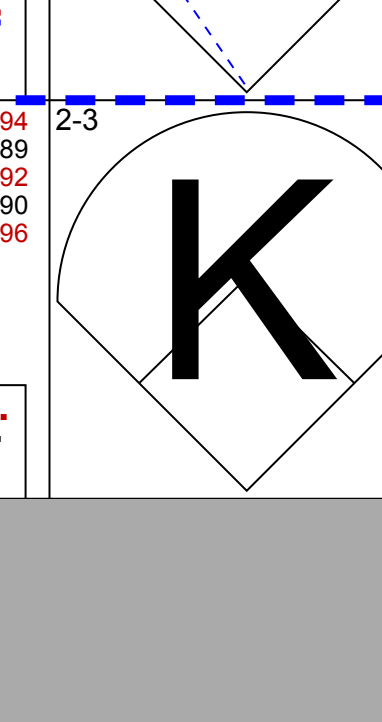

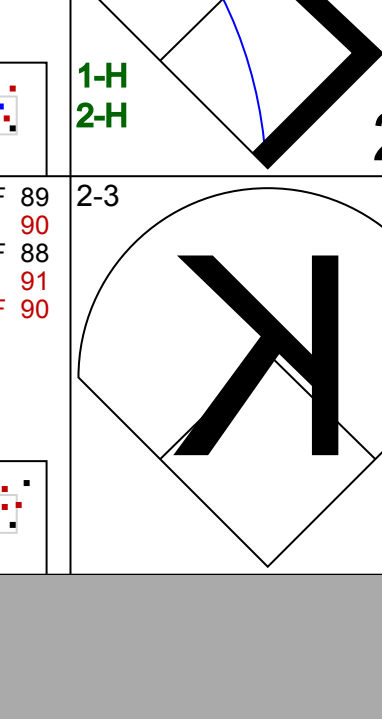



Batter	1	2	3	4	5	6	7	8	9	AB	R	H	RBI	BB	SO	LOB	BOTTOM				
24 Michael Bourn, L OBP: 0.352, SLG: 0.394	G3		BB	E8			K		FC3-6	6	2	2	1	0	1	5					
14 Martin Prado, R OBP: 0.306, SLG: 0.389	P3		F8						FC4-6	6	0	1	0	0	0	5					
10 Chipper Jones, S OBP: 0.356, SLG: 0.487	BB									2	0	1	1	3	0	0					
1 Jack Wilson, R OBP: 0.278, SLG: 0.294	BB									0	0	0	0	0	0	0					
26 Dan Uggla, R OBP: 0.310, SLG: 0.450	K									4	0	1	1	1	1	4					
16 Brian McCann, L OBP: 0.354, SLG: 0.478										3	0	0	0	2	1	3					
23 Matt Diaz, R OBP: 0.292, SLG: 0.322										3	0	1	0	0	1	5					
50 Cristhian Martinez, R OBP: 0.303, SLG: 0.326										0	0	0	0	0	0	0					
34 Eric O'Flaherty, L ERA: 1.04										0	0	0	0	0	0	0					
20 Eric Hinske, L OBP: 0.274, SLG: 0.411										0	0	0	0	0	0	0					
39 Jonny Venters, L ERA: 1.71										0	0	0	0	0	0	0					
7 Brooks Conrad, S OBP: 0.255, SLG: 0.254										1	0	0	0	0	2	0					
46 Craig Kimbrel, R ERA: 1.81										0	0	0	0	0	0	0					
2 Alex Gonzalez, R OBP: 0.288, SLG: 0.365	K									5	2	2	1	0	1	1					
22 Jason Heyward, L OBP: 0.319, SLG: 0.383										4	1	3	0	1	1	1					
37 Brandon Beachy, R OBP: 0.095, SLG: 0.073										1	0	0	0	0	2	0					
5 Freddie Freeman, L OBP: 0.356, SLG: 0.455										1	0	1	1	2	0	0					
4 Antoan Richardson, S OBP: 0.500, SLG: 0.500										0	0	0	0	0	0	0					
Inning Stats	R: 0 H: 0 E: 0 K: 1 S: 11	H: 1 LOB: 2 BB: 1 P: 20	R: 0 H: 1 E: 0 K: 2 S: 8	H: 0 LOB: 1 BB: 1 P: 18	R: 1 H: 2 E: 0 K: 1 S: 14	H: 2 LOB: 2 BB: 1 P: 25	R: 3 H: 4 E: 1 K: 0 S: 12	H: 4 LOB: 3 BB: 2 P: 22	R: 0 H: 1 E: 0 K: 0 S: 13	H: 1 LOB: 2 BB: 1 P: 24	R: 0 H: 1 E: 0 K: 0 S: 7	H: 1 LOB: 0 BB: 0 P: 11	R: 1 H: 2 E: 0 K: 2 S: 13	H: 2 LOB: 1 BB: 0 P: 19	R: 0 H: 0 E: 0 K: 0 S: 9	H: 0 LOB: 2 BB: 2 P: 24	R: 0 H: 1 E: 0 K: 0 S: 9	H: 1 LOB: 2 BB: 1 P: 14	1B: 9 2B: 2 3B: 0 HR: 1	SF: 0 SAC: 1 DP: 1 HBP: 0	WP: 0 PA: 47 PB: 0 SB: 1 CS: 0
PITCHER	IP WLS BF H R ER SO	IP WLS BF H R ER SO	IP WLS BF H R ER SO	IP WLS BF H R ER SO	IP WLS BF H R ER SO	IP WLS BF H R ER SO	IP WLS BF H R ER SO	IP WLS BF H R ER SO	IP WLS BF H R ER SO	IP WLS BF H R ER SO	IP WLS BF H R ER SO	IP WLS BF H R ER SO	IP WLS BF H R ER SO	IP WLS BF H R ER SO	IP WLS BF H R ER SO	IP WLS BF H R ER SO	ERA WHIP	ERA WHIP			
35 Dillon Gee, R ERA: 4.48	4.1 26 8 4 4 4	4.1 26 8 4 4 4	4.1 26 8 4 4 4	4.1 26 8 4 4 4	4.1 26 8 4 4 4	4.1 26 8 4 4 4	4.1 26 8 4 4 4	4.1 26 8 4 4 4	4.1 26 8 4 4 4	4.1 26 8 4 4 4	4.1 26 8 4 4 4	4.1 26 8 4 4 4	4.1 26 8 4 4 4	4.1 26 8 4 4 4	4.1 26 8 4 4 4	4.1 26 8 4 4 4	8.31 2.538	8.31 2.538			
19 Daniel Herrera, L ERA: 4.15	0.2 3 0 0 0 0	0.2 3 0 0 0 0	0.2 3 0 0 0 0	0.2 3 0 0 0 0	0.2 3 0 0 0 0	0.2 3 0 0 0 0	0.2 3 0 0 0 0	0.2 3 0 0 0 0	0.2 3 0 0 0 0	0.2 3 0 0 0 0	0.2 3 0 0 0 0	0.2 3 0 0 0 0	0.2 3 0 0 0 0	0.2 3 0 0 0 0	0.2 3 0 0 0 0	0.2 3 0 0 0 0	0.00 1.500	0.00 1.500			
47 Miguel Batista, R ERA: 4.17	1.1 5 2 1 1 0	1.1 5 2 1 1 0	1.1 5 2 1 1 0	1.1 5 2 1 1 0	1.1 5 2 1 1 0	1.1 5 2 1 1 0	1.1 5 2 1 1 0	1.1 5 2 1 1 0	1.1 5 2 1 1 0	1.1 5 2 1 1 0	1.1 5 2 1 1 0	1.1 5 2 1 1 0	1.1 5 2 1 1 0	1.1 5 2 1 1 0	1.1 5 2 1 1 0	1.1 5 2 1 1 0	6.75 1.500	6.75 1.500			
40 Tim Byrdak, L ERA: 2.89	0.2 3 1 0 0 2	0.2 3 1 0 0 2	0.2 3 1 0 0 2	0.2 3 1 0 0 2	0.2 3 1 0 0 2	0.2 3 1 0 0 2	0.2 3 1 0 0 2	0.2 3 1 0 0 2	0.2 3 1 0 0 2	0.2 3 1 0 0 2	0.2 3 1 0 0 2	0.2 3 1 0 0 2	0.2 3 1 0 0 2	0.2 3 1 0 0 2	0.2 3 1 0 0 2	0.2 3 1 0 0 2	0.00 1.500	0.00 1.500			
39 Bobby Parnell, R ERA: 4.0	0.2 4 0 0 0 0	0.2 4 0 0 0 0	0.2 4 0 0 0 0	0.2 4 0 0 0 0	0.2 4 0 0 0 0	0.2 4 0 0 0 0	0.2 4 0 0 0 0	0.2 4 0 0 0 0	0.2 4 0 0 0 0	0.2 4 0 0 0 0	0.2 4 0 0 0 0	0.2 4 0 0 0 0	0.2 4 0 0 0 0	0.2 4 0 0 0 0	0.2 4 0 0 0 0	0.2 4 0 0 0 0	0.00 3.000	0.00 3.000			

New York Mets @ Atlanta Braves
Turner Field, Atlanta, GA
Sun Sep 18 2011, 1:37 PM - 4:53 PM EDT
Att: 39,862 - Sunny - 71 F

AB 37
R 5
H 12
RBI 5

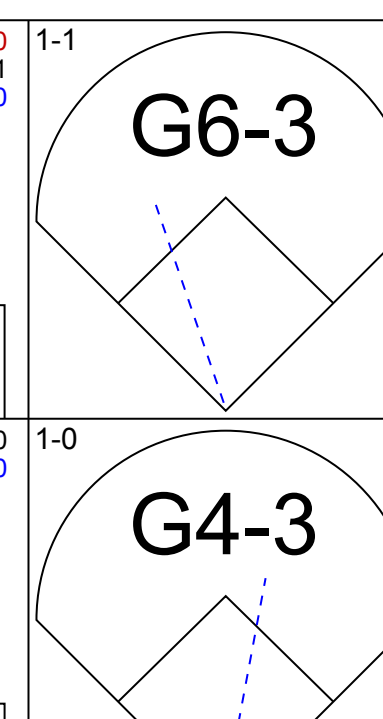
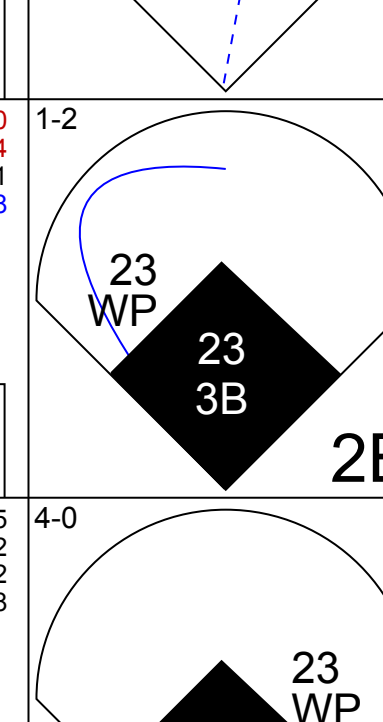
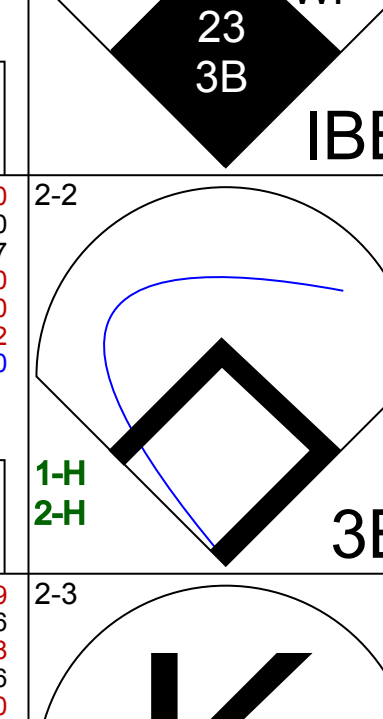
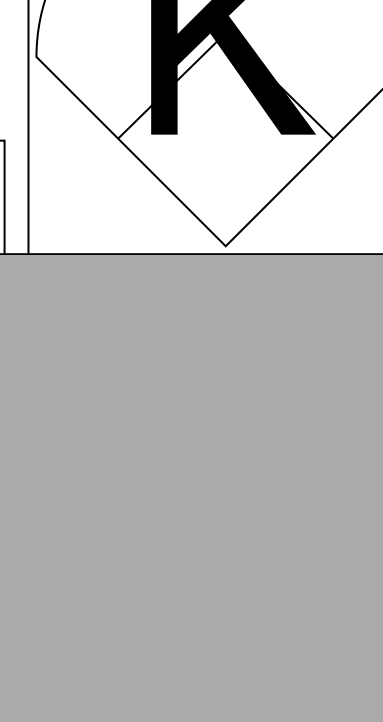

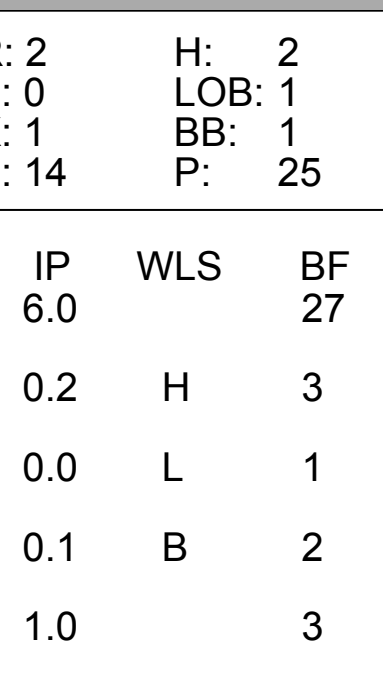
Batter	1	2	3	4	5	6	7	8	9	AB	R	H	RBI	BB	SO	LOB	TOP							
7 José Reyes, S OBP: 0.377, SLG: 0.479										4	2	1	0	2	0	2	New York Mets @ St. Louis Cardinals Busch Stadium, St. Louis, MO Tue Sep 20 2011, 7:16 PM - 10:38 PM CDT Att: 37,746 - Clear - 73 F							
16 Angel Pagan, S OBP: 0.324, SLG: 0.378										4	1	3	1	1	0	0								
5 David Wright, R OBP: 0.351, SLG: 0.443										4	0	0	1	1	2	6								
21 Lucas Duda, L OBP: 0.368, SLG: 0.482										3	0	1	1	2	2	2								
22 Willie Harris, L OBP: 0.350, SLG: 0.310										4	2	1	1	0	1	4								
15 Valentin Pascucci, R OBP: 0.200, SLG: 0.200										1	0	0	0	0	0	0								
36 Dale Thayer, R										0	0	0	0	0	0	0								
6 Nick Evans, R OBP: 0.335, SLG: 0.433										3	1	1	0	2	0	3								
30 Josh Thole, L OBP: 0.346, SLG: 0.344										5	0	2	1	0	0	2								
11 Rubén Tejeda, R OBP: 0.355, SLG: 0.330										3	0	0	0	1	0	2								
34 Mike Pelfrey, R OBP: 0.188, SLG: 0.145										3	0	1	1	0	1	0								
2 J. J. Lincecum, R OBP: 0.337, SLG: 0.390										1	0	0	0	0	0	2								
64 Josh Stinson, R OBP: 0.152, SLG: 0.152										0	0	0	0	0	0	0								
40 Tim Byrdak, L ERA: 3.38										0	0	0	0	0	0	0								
77 D.J. Carrasco, R ERA: 5.4										0	0	0	0	0	0	0								
23 Mike Baxter, L OBP: 0.333, SLG: 0.429										1	0	0	0	0	0	0								
Inning Stats	R: 1 E: 0 K: 2 S: 13	H: 3 LOB: 2 BB: 0 P: 15	R: 0 E: 0 K: 0 S: 4	H: 0 LOB: 0 BB: 0 P: 7	R: 3 E: 1 K: 0 S: 11	H: 3 LOB: 2 BB: 2 P: 26	R: 0 E: 0 K: 2 S: 13	H: 1 LOB: 2 BB: 1 P: 20	R: 1 E: 0 K: 0 S: 14	H: 2 LOB: 2 BB: 1 P: 26	R: 0 E: 0 K: 0 S: 9	H: 0 LOB: 1 BB: 1 P: 17	R: 1 E: 0 K: 1 S: 13	H: 1 LOB: 3 BB: 3 P: 29	R: 0 E: 0 K: 1 S: 9	H: 0 LOB: 1 BB: 1 P: 18	R: 0 E: 0 K: 0 S: 8	H: 0 LOB: 0 BB: 0 P: 13	1B: 8 2B: 2 3B: 0 HR: 0	SF: 0 SAC: 1 DP: 0 HBP: 0	WP: 1 PB: 0 SB: 0 CS: 0	PA: 46		
PITCHER	IP WLS BF H R ER SO BB IBB HBP BLK WP HR S P ERA WHIP	IP WLS BF H R ER SO BB IBB HBP BLK WP HR S P ERA WHIP	IP WLS BF H R ER SO BB IBB HBP BLK WP HR S P ERA WHIP	IP WLS BF H R ER SO BB IBB HBP BLK WP HR S P ERA WHIP	IP WLS BF H R ER SO BB IBB HBP BLK WP HR S P ERA WHIP	IP WLS BF H R ER SO BB IBB HBP BLK WP HR S P ERA WHIP	IP WLS BF H R ER SO BB IBB HBP BLK WP HR S P ERA WHIP	IP WLS BF H R ER SO BB IBB HBP BLK WP HR S P ERA WHIP	IP WLS BF H R ER SO BB IBB HBP BLK WP HR S P ERA WHIP	IP WLS BF H R ER SO BB IBB HBP BLK WP HR S P ERA WHIP	IP WLS BF H R ER SO BB IBB HBP BLK WP HR S P ERA WHIP	IP WLS BF H R ER SO BB IBB HBP BLK WP HR S P ERA WHIP	IP WLS BF H R ER SO BB IBB HBP BLK WP HR S P ERA WHIP	IP WLS BF H R ER SO BB IBB HBP BLK WP HR S P ERA WHIP	IP WLS BF H R ER SO BB IBB HBP BLK WP HR S P ERA WHIP	IP WLS BF H R ER SO BB IBB HBP BLK WP HR S P ERA WHIP	IP WLS BF H R ER SO BB IBB HBP BLK WP HR S P ERA WHIP	IP WLS BF H R ER SO BB IBB HBP BLK WP HR S P ERA WHIP	IP WLS BF H R ER SO BB IBB HBP BLK WP HR S P ERA WHIP	IP WLS BF H R ER SO BB IBB HBP BLK WP HR S P ERA WHIP	IP WLS BF H R ER SO BB IBB HBP BLK WP HR S P ERA WHIP	IP WLS BF H R ER SO BB IBB HBP BLK WP HR S P ERA WHIP	IP WLS BF H R ER SO BB IBB HBP BLK WP HR S P ERA WHIP	IP WLS BF H R ER SO BB IBB HBP BLK WP HR S P ERA WHIP
22 Edwin Jackson, R ERA: 3.85	5.0	28	9	5	5	4	3	1	0	0	1	0	55	94	9.00	2.400								
46 Kyle McClellan, R ERA: 4.06	1.2	10	1	1	1	0	4	0	0	0	0	0	19	41	5.40	3.000								
28 Octavio Dotel, R ERA: 3.65	0.1	W	1	0	0	0	0	0	0	0	0	0	3	5	0.00	0.000								
34 Marc Rzepczynski, L ERA: 3.19	1.0	4	0	0	0	1	1	0	0	0	0	0	9	18	0.00	1.000								
59 Fernando Salas, R ERA: 2.28	1.0	3	0	0	0	0	0	0	0	0	0	0	8	13	0.00	0.000								
PITCHER	IP WLS BF H R ER SO BB IBB HBP BLK WP HR S P ERA WHIP	IP WLS BF H R ER SO BB IBB HBP BLK WP HR S P ERA WHIP	IP WLS BF H R ER SO BB IBB HBP BLK WP HR S P ERA WHIP	IP WLS BF H R ER SO BB IBB HBP BLK WP HR S P ERA WHIP	IP WLS BF H R ER SO BB IBB HBP BLK WP HR S P ERA WHIP	IP WLS BF H R ER SO BB IBB HBP BLK WP HR S P ERA WHIP	IP WLS BF H R ER SO BB IBB HBP BLK WP HR S P ERA WHIP	IP WLS BF H R ER SO BB IBB HBP BLK WP HR S P ERA WHIP	IP WLS BF H R ER SO BB IBB HBP BLK WP HR S P ERA WHIP	IP WLS BF H R ER SO BB IBB HBP BLK WP HR S P ERA WHIP	IP WLS BF H R ER SO BB IBB HBP BLK WP HR S P ERA WHIP	IP WLS BF H R ER SO BB IBB HBP BLK WP HR S P ERA WHIP	IP WLS BF H R ER SO BB IBB HBP BLK WP HR S P ERA WHIP	IP WLS BF H R ER SO BB IBB HBP BLK WP HR S P ERA WHIP	IP WLS BF H R ER SO BB IBB HBP BLK WP HR S P ERA WHIP	IP WLS BF H R ER SO BB IBB HBP BLK WP HR S P ERA WHIP	IP WLS BF H R ER SO BB IBB HBP BLK WP HR S P ERA WHIP	IP WLS BF H R ER SO BB IBB HBP BLK WP HR S P ERA WHIP	IP WLS BF H R ER SO BB IBB HBP BLK WP HR S P ERA WHIP	IP WLS BF H R ER SO BB IBB HBP BLK WP HR S P ERA WHIP	IP WLS BF H R ER SO BB IBB HBP BLK WP HR S P ERA WHIP	IP WLS BF H R ER SO BB IBB HBP BLK WP HR S P ERA WHIP	IP WLS BF H R ER SO BB IBB HBP BLK WP HR S P ERA WHIP	IP WLS BF H R ER SO BB IBB HBP BLK WP HR S P ERA WHIP
15 Rafael Furcal, S OBP: 0.301, SLG: 0.347										5	1	1	1	0	0	2	New York Mets @ St. Louis Cardinals Busch Stadium, St. Louis, MO Tue Sep 20 2011, 7:16 PM - 10:38 PM CDT Att: 37,746 - Clear - 73 F							
21 Allen Craig, R OBP: 0.355, SLG: 0.514										5	2	2	0	0	0	0								
44 Corey Patterson, L OBP: 0.271, SLG: 0.359										0	0	0	0	0	0	0								
5 Albert Pujols, R OBP: 0.373, SLG: 0.551										5	2	4	1	0	0	1								
12 Lance Berkman, S OBP: 0.412, SLG: 0.557										5	1	2	2	0	0	3								
59 Fernando Salas, R										0	0	0	0	0	0	0								
23 David Freese, R OBP: 0.337, SLG: 0.420										3	1	1	1	1	0	1								
34 Marc Rzepczynski, L										0	0	0	0	0	0	0								
43 Shane Robinson, R										1	0	0	0	0	0	1								
19 Jon Jay, L OBP: 0.247, SLG: 0.433										3	0	0	0	0	0	1								
46 Kyle McClellan, R OBP: 0.152, SLG: 0.152										0	0	0	0	0	0	0								
28 Octavio Dotel, R ERA: 3.65										0	0	0	0	0	0	0								
33 Daniel Descalso, L OBP: 0.233, SLG: 0.354										1	1	1	2	0	0	0								
Ryan Theriot, R OBP: 0.323, SLG: 0.340										1	1	1	2	0	0	0								
4 Yadier Molina, R OBP: 0.336, SLG: 0.456										3	1	2	0	1	0	0								
55 Skip Schumaker, L OBP: 0.332, SLG: 0.348										3	0	0	0	0	0	2								
48 Tony Cruz, R OBP: 0.329, SLG: 0.333										0	0	0	0	0	0	0								
56 Adron Chambers, L OBP: 0.500, SLG: 1.000										1	1	1	3	0	0	0								
22 Edwin Jackson, R OBP: 0.300, SLG: 0.276										2	1	1	0	0	1	1								
8 Nick Punto, S OBP: 0.375, SLG: 0.387										2	0	1	1	0	1	0								
Inning Stats	R: 0 E: 0 K: 0 S: 10	H: 1 LOB: 1 BB: 0 P: 17	R: 0 E: 0 K: 0 S: 10	H: 1 LOB: 1 BB: 0 P: 16	R: 3 E: 0 K: 0 S: 15	H: 4 LOB: 1 BB: 0 P: 25	R: 0 E: 0 K: 1 S: 8	H: 1 LOB: 0 BB: 0 P: 11	R: 2 E: 0 K: 0 S: 8	H: 3 LOB: 0 BB: 0 P: 17	R: 0 E: 0 K: 1 S: 9	H: 0 LOB: 0 BB: 0 P: 14	R: 6 E: 0 K: 0 S: 28	H: 5 LOB: 1 BB: 2 P: 45	R: 0 E: 0 K: 0 S: 11	H: 1 LOB: 1 BB: 0 P: 18	R: 0 E: 0 K: 0 S: 11	H: 0 LOB: 1 BB: 0 P: 18	1B: 11 2B: 4 3B: 1 HR: 0	SF: 0 SAC: 0 DP: 1 HBP: 0	WP: 0 PB: 0 SB: 2 CS: 0	PA: 41		
PITCHER	IP WLS BF H R ER SO BB IBB HBP BLK WP HR S P ERA WHIP	IP WLS BF H R ER SO BB IBB HBP BLK WP HR S P ERA WHIP	IP WLS BF H R ER SO BB IBB HBP BLK WP HR S P ERA WHIP	IP WLS BF H R ER SO BB IBB HBP BLK WP HR S P ERA WHIP	IP WLS BF H R ER SO BB IBB HBP BLK WP HR S P ERA WHIP	IP WLS BF H R ER SO BB IBB HBP BLK WP HR S P ERA WHIP	IP WLS BF H R ER SO BB IBB HBP BLK WP HR S P ERA WHIP	IP WLS BF H R ER SO BB IBB HBP BLK WP HR S P ERA WHIP	IP WLS BF H R ER SO BB IBB HBP BLK WP HR S P ERA WHIP	IP WLS BF H R ER SO BB IBB HBP BLK WP HR S P ERA WHIP	IP WLS BF H R ER SO BB IBB HBP BLK WP HR S P ERA WHIP	IP WLS BF H R ER SO BB IBB HBP BLK WP HR S P ERA WHIP	IP WLS BF H R ER SO BB IBB HBP BLK WP HR S P ERA WHIP	IP WLS BF H R ER SO BB IBB HBP BLK WP HR S P ERA WHIP	IP WLS BF H R ER SO BB IBB HBP BLK WP HR S P ERA WHIP	IP WLS BF H R ER SO BB IBB HBP BLK WP HR S P ERA WHIP	IP WLS BF H R ER SO BB IBB HBP BLK WP HR S P ERA WHIP	IP WLS BF H R ER SO BB IBB HBP BLK WP HR S P ERA WHIP	IP WLS BF H R ER SO BB IBB HBP BLK WP HR S P ERA WHIP	IP WLS BF H R ER SO BB IBB HBP BLK WP HR S P ERA WHIP	IP WLS BF H R ER SO BB IBB HBP BLK WP HR S P ERA WHIP	IP WLS BF H R ER SO BB IBB HBP BLK WP HR S P ERA WHIP	IP WLS BF H R ER SO BB IBB HBP BLK WP HR S P ERA WHIP	IP WLS BF H R ER SO BB IBB HBP BLK WP HR S P ERA WHIP
34 Mike Pelfrey, R ERA: 4.88	6.0	27	10	5	5	2	0	0	0	0	0	0	60	100	7.50	1.667								
64 Josh Stinson, R ERA: 6.52	0.2	L	5	2	3	3	0	1	0	0	0	0	13	22	40.50	4.500								
40 Tim Byrdak, L ERA: 3.38	0.0	B	2	1	0	0	0	0	1	0	0	0	2	7	∞	∞								
77 D.J. Carrasco, R ERA: 5.4	0.1	3	2	3	3	0	0	0	0	0	0	0	13	16	81.00	6.000								
36 Dale Thayer, R ERA: 4.26	1.0	4	1	0	0	0	0	0	0	0	0	0	11	18	0.00	1.000								

Batter	1	2	3	4	5	6	7	8	9	AB	R	H	RBI	BB	SO	LOB	TOP					
7 José Reyes, S OBP: 0.376, SLG: 0.480										4	1	1	0	0	1	0						
16 Angel Pagan, S OBP: 0.321, SLG: 0.375										4	1	0	0	0	0	0						
5 David Wright, R OBP: 0.356, SLG: 0.441										4	1	1	0	0	2	0						
21 Lucas Duda, L OBP: 0.370, SLG: 0.482										0	0	0	0	0	0	0						
3 Josh Satin, R OBP: 0.327, SLG: 0.333										2	0	1	2	0	0	0						
20 Jason Pridle, L OBP: 0.295, SLG: 0.335										1	0	0	0	0	0	0						
6 Nick Evans, R OBP: 0.327, SLG: 0.421										4	0	0	0	0	1	2						
22 Willie Harris, L OBP: 0.356, SLG: 0.332										4	1	3	1	0	0	0						
9 Ronny Paulino, R OBP: 0.319, SLG: 0.347										3	0	0	0	0	1	2						
30 Josh Thole, L OBP: 0.345, SLG: 0.343										1	0	0	0	0	1	0						
2 Justin Turner, R OBP: 0.335, SLG: 0.358										3	0	0	0	0	1	0						
63 Chris Schwinden, R OBP: 0.206, SLG: 0.200										2	1	1	0	0	0	0						
15 Valentin Fuster, R OBP: 0.187, SLG: 0.197										1	0	0	0	0	0	1						
47 Miguel Batista, R OBP: 0.187, SLG: 0.197										0	0	0	0	0	0	0						
19 Daniel Herrera, L OBP: 0.187, SLG: 0.197										0	0	0	0	0	0	0						
27 Pedro Beato, R OBP: 0.187, SLG: 0.197										0	0	0	0	0	0	0						
39 Bobby Parnell, R OBP: 0.187, SLG: 0.197										0	0	0	0	0	0	0						
Inning Stats	R: 0 E: 0 K: 2 S: 7	H: 0 LOB: 0 BB: 0 P: 10	R: 0 E: 0 K: 0 S: 6	H: 0 LOB: 0 BB: 0 P: 11	R: 4 E: 1 K: 3 S: 19	H: 4 LOB: 1 BB: 0 P: 30	R: 0 E: 0 K: 0 S: 6	H: 1 LOB: 0 BB: 0 P: 10	R: 0 E: 0 K: 0 S: 4	H: 0 LOB: 0 BB: 0 P: 5	R: 0 E: 0 K: 0 S: 4	H: 0 LOB: 0 BB: 0 P: 7	R: 0 E: 0 K: 0 S: 6	H: 1 LOB: 1 BB: 0 P: 10	R: 0 E: 0 K: 1 S: 8	H: 0 LOB: 0 BB: 0 P: 13	R: 1 E: 0 K: 1 S: 11	H: 1 LOB: 0 BB: 0 P: 19	1B: 4 2B: 2 3B: 0 HR: 1	SF: 0 SAC: 0 DP: 3 HBP: 1	WP: 0 PB: 0 SB: 0 CS: 0	PA: 34
PITCHER	IP WLS BF H R ER SO BB IBB HBP BLK WP HR S P ERA WHIP																					
54 Jaime Garcia, L ERA: 3.45	(1, 1) 7.2 W 29 6 4 0 5 0 0 0 1 0 0 0 0 57 91 0.00 0.783																					
30 Jason Motte, R ERA: 1.91	(8, 1) 1.1 S 5 1 1 1 2 0 0 0 0 0 0 1 14 24 6.75 0.750																					

New York Mets @ St. Louis Cardinals
 Busch Stadium, St. Louis, MO
 Wed Sep 21 2011, 7:16 PM - 9:39 PM CDT
 Att: 40,658 - Partly Cloudy - 72 F

AB 33
 R 5
 H 7
 RBI 3
 BB 0
 SO 7
 LOB 5



Batter	1	2	3	4	5	6	7	8	9	AB	R	H	RBI	BB	SO	LOB	BOTTOM			
15 Rafael Furcal, S OBP: 0.300, SLG: 0.344										3	0	0	0	0	0	0				
21 Allen Craig, R OBP: 0.353, SLG: 0.508										4	0	1	1	0	2	0				
8 Nick Punto, S OBP: 0.375, SLG: 0.387										0	0	0	0	0	0	0				
5 Albert Pujols, R OBP: 0.374, SLG: 0.552										4	2	2	0	0	0	3				
12 Lance Berkman, S OBP: 0.412, SLG: 0.555										3	2	1	0	1	0	3				
44 Corey Patterson, L OBP: 0.271, SLG: 0.359										0	0	0	0	0	0	0				
23 David Freese, R OBP: 0.339, SLG: 0.437										4	1	2	5	0	2	0				
33 Daniel Descalso, L OBP: 0.333, SLG: 0.354										0	0	0	0	0	0	0				
19 Jon Jay, L OBP: 0.344, SLG: 0.429										4	0	0	0	0	1	1				
30 Jason Motte, R ERA: 1.91										0	0	0	0	0	0	0				
4 Yadier Molina, R OBP: 0.340, SLG: 0.458										3	1	2	0	1	0	0				
55 Skip Schumaker, L OBP: 0.331, SLG: 0.349										4	0	1	0	0	0	2				
43 Shane Robinson, R ERA: 4.29										0	0	0	0	0	0	0				
54 Jaime Garcia, L OBP: 0.113, SLG: 0.148										3	0	0	0	0	1	3				
56 Adron Chambers, L OBP: 0.400, SLG: 0.800										1	0	0	0	0	1	0				
Inning Stats	R: 2 E: 0 K: 1 S: 14	H: 2 LOB: 1 BB: 1 P: 25	R: 1 E: 0 K: 0 S: 10	H: 3 LOB: 3 BB: 0 P: 17	R: 0 E: 0 K: 1 S: 9	H: 1 LOB: 1 BB: 0 P: 15	R: 0 E: 0 K: 2 S: 7	H: 0 LOB: 0 BB: 0 P: 9	R: 0 E: 0 K: 1 S: 8	H: 0 LOB: 0 BB: 1 P: 12	R: 0 E: 0 K: 0 S: 9	H: 0 LOB: 1 BB: 1 P: 14	R: 3 E: 0 K: 1 S: 12	H: 3 LOB: 0 BB: 0 P: 19	R: 0 E: 0 K: 1 S: 10	H: 0 LOB: 0 BB: 0 P: 17	1B: 5 2B: 2 3B: 1 HR: 1	SF: 0 SAC: 0 DP: 0 HBP: 1	WP: 1 PB: 0 SB: 0 CS: 0	PA: 36
PITCHER	IP WLS BF H R ER SO BB IBB HBP BLK WP HR S P ERA WHIP																			
63 Chris Schwinden, R ERA: 5.06	(1, 1) 6.0 W 27 6 3 3 5 1 1 1 1 0 0 0 0 57 92 4.50 1.167																			
47 Miguel Batista, R ERA: 4.29	(7, 1) 0.2 H 3 1 1 1 1 0 0 0 0 0 0 0 7 10 13.50 1.500																			
19 Daniel Herrera, L ERA: 5.19	(7, 1) 0.0 L 1 1 0 0 0 0 0 0 0 0 0 0 1 1 ∞ ∞																			
27 Pedro Beato, R ERA: 4.41	(7, 1) 0.1 B 2 1 2 2 0 0 0 0 0 0 1 4 8 54.00 3.000																			
39 Bobby Parnell, R ERA: 3.93	(8, 1) 1.0 3 0 0 0 1 0 0 0 0 0 0 0 10 17 0.00 0.000																			

New York Mets @ St. Louis Cardinals
 Busch Stadium, St. Louis, MO
 Wed Sep 21 2011, 7:16 PM - 9:39 PM CDT
 Att: 40,658 - Partly Cloudy - 72 F

AB 33
 R 6
 H 9
 RBI 6
 BB 2
 SO 7
 LOB 12



Batter	1	2	3	4	5	6	7	8	9	AB	R	H	RBI	BB	SO	LOB	TOP					
4 Brandon Phillips, R OBP: 0.353, SLG: 0.458			L5		F8	G4-3		G3-1		5	1	1	0	0	0	3	Cincinnati Reds @ New York Mets Citi Field, Flushing, NY Mon Sep 26 2011, 7:11 PM - 10:29 PM EDT Att: 28,651 - Cloudy - 76 F					
16 Edgar Renteria, R OBP: 0.306, SLG: 0.349	SH1-3		F9		F8		G6-3	F8		4	0	1	0	0	0	0						
7 Paul Janish, R OBP: 0.255, SLG: 0.260	SH1-3		F9		F8		G6-3	F8		0	0	0	0	0	0	0						
19 Joey Votto, L OBP: 0.418, SLG: 0.532	SF8		K		F8		28 HR	L9		4	1	1	1	0	1	1						
32 Jay Bruce, L OBP: 0.340, SLG: 0.469	K		F8		L3		28 HR	K		5	1	1	0	0	2	1						
28 Chris Heisey, R OBP: 0.312, SLG: 0.494	K		17 1B		17 SH	25 1B	1-H	G6-3		5	2	3	3	0	1	0						
25 Juan Francisco, L OBP: 0.289, SLG: 0.430	G6-3		K		17 SH	17 SH	1-H	F8		4	0	1	0	0	1	1						
17 Dave Sappelt, R OBP: 0.289, SLG: 0.318	E1		39 2B		2-H					2	1	1	1	1	0	0						
40 Nick Masset, R	E1		39 2B		2-H					0	0	0	0	0	0	0						
33 Jose Arredondo, R OBP: 0.500, SLG: 0.500	E1		39 2B		2-H					0	0	0	0	0	0	0						
48 Francisco Cordero, R	E1		39 2B		2-H					0	0	0	0	0	0	0						
39 Devin Mesoraco, R OBP: 0.239, SLG: 0.395	1-H		2B		IBB		F3	F7		3	0	1	1	1	0	4						
34 Homer Bailey, R OBP: 0.300, SLG: 0.333	K		F8		F8		K	K		2	0	0	0	0	1	3						
23 Yonder Alonso, L OBP: 0.406, SLG: 0.558	K		F8		F8		K	K		1	0	0	0	0	1	3						
45 Bill Bray, L	K		F8		F8		K	K		0	0	0	0	0	0	0						
66 Logan Ondrusek, R	K		F8		F8		K	K		0	0	0	0	0	0	0						
6 Drew Stubbs, R OBP: 0.320, SLG: 0.360	K		F8		F8		K	K		1	0	0	0	0	1	0						
Inning Stats	R: 1 E: 0 K: 1 S: 6	H: 1 LOB: 0 BB: 0 P: 9	R: 1 E: 1 K: 2 S: 19	H: 1 LOB: 1 BB: 0 P: 29	R: 0 E: 0 K: 1 S: 9	H: 0 LOB: 0 BB: 0 P: 15	R: 1 E: 0 K: 1 S: 13	H: 2 LOB: 2 BB: 1 P: 22	R: 0 E: 0 K: 0 S: 6	H: 1 LOB: 1 BB: 0 P: 12	R: 0 E: 1 K: 1 S: 9	H: 2 LOB: 2 BB: 0 P: 14	R: 3 E: 0 K: 0 S: 16	H: 3 LOB: 1 BB: 1 P: 27	R: 0 E: 0 K: 1 S: 7	H: 0 LOB: 0 BB: 0 P: 10	R: 0 E: 0 K: 1 S: 8	H: 0 LOB: 0 BB: 0 P: 12	1B: 6 2B: 3 3B: 0 HR: 1	SF: 1 SAC: 2 DP: 0 HBP: 0	WP: 0 PB: 0 SB: 2 CS: 0	PA: 41
PITCHER	IP	WLS	BF	H	R	ER	SO	BB	IBB	HBP	BLK	WP	HR	S	P	ERA	WHIP					
63 Chris Schwinden, R ERA: 4.71	5.0		22	5	3	2	5	0	1	0	0	0	0	53	87	3.60	1.000					
19 Daniel Herrera, L	0.0		3	2	0	0	0	0	0	0	0	0	0	3	5	∞	∞					
18 Ryota Igarashi, R ERA: 4.82	1.1	H	4	0	0	0	1	0	0	0	0	0	0	10	14	0.00	0.000					
40 Tim Byrdak, L ERA: 3.86	0.0	L	2	2	0	0	0	0	0	0	0	0	0	4	7	∞	∞					
64 Josh Stinson, R ERA: 7.5	0.2	B	4	1	3	3	0	1	0	0	0	0	1	8	15	40.50	3.000					

Batter	1	2	3	4	5	6	7	8	9	AB	R	H	RBI	BB	SO	LOB	BOTTOM					
7 José Reyes, S OBP: 0.381, SLG: 0.481	G3-1		5 1B		SF9	22 S		2B		4	1	3	2	0	0	0	Cincinnati Reds @ New York Mets Citi Field, Flushing, NY Mon Sep 26 2011, 7:11 PM - 10:29 PM EDT Att: 28,651 - Cloudy - 76 F					
11 Rubén Tejada, R OBP: 0.356, SLG: 0.336	22 1B		5 1B		G6-3	K		2B		5	1	3	0	0	1	2						
22 Willie Harris, L OBP: 0.360, SLG: 0.329	1B		5 1B		G6-3	K		2B		5	1	3	0	0	1	2						
5 David Wright, R OBP: 0.346, SLG: 0.430	K		6 2B		F9	K		BB		4	0	2	0	1	1	2						
6 Nick Evans, R OBP: 0.314, SLG: 0.405	K		6 2B		F9	K		BB		4	1	1	1	0	1	4						
30 Josh Thole, L OBP: 0.343, SLG: 0.343	G4-3		6 2B		F9	K		BB		5	0	2	2	0	2	4						
3 Josh Satin, R OBP: 0.317, SLG: 0.227	G5-3		6 2B		F9	K		BB		2	0	0	0	0	1	0						
19 Daniel Herrera, L	G5-3		6 2B		F9	K		BB		0	0	0	0	0	0	0						
40 Tim Byrdak, L	G5-3		6 2B		F9	K		BB		0	0	0	0	0	0	0						
64 Josh Stinson, R	G5-3		6 2B		F9	K		BB		0	0	0	0	0	0	0						
15 Valentino Pascucci, R OBP: 0.305, SLG: 0.400	G5-3		6 2B		F9	K		BB		1	0	0	0	0	1	0						
36 Dale Thayer, R	G5-3		6 2B		F9	K		BB		0	0	0	0	0	0	0						
39 Bobby Parnell, R	G5-3		6 2B		F9	K		BB		0	0	0	0	0	0	0						
20 Jason Pridie, L OBP: 0.313, SLG: 0.375	K		7 SF9		F8	K		K		4	1	1	0	0	3	3						
63 Chris Schwinden, R OBP: 0.286, SLG: 0.167	K		7 SF9		F8	K		K		1	0	0	0	1	1	0						
23 Mike Baxter, L OBP: 0.333, SLG: 0.357	K		7 SF9		F8	K		K		1	1	0	0	1	1	0						
Inning Stats	R: 0 E: 0 K: 2 S: 15	H: 2 LOB: 2 BB: 0 P: 19	R: 0 E: 0 K: 1 S: 8	H: 0 LOB: 0 BB: 0 P: 13	R: 3 E: 0 K: 1 S: 16	H: 4 LOB: 1 BB: 0 P: 26	R: 1 E: 0 K: 1 S: 14	H: 1 LOB: 1 BB: 1 P: 22	R: 0 E: 0 K: 2 S: 13	H: 2 LOB: 3 BB: 0 P: 22	R: 0 E: 0 K: 2 S: 12	H: 1 LOB: 2 BB: 1 P: 23	R: 0 E: 0 K: 2 S: 12	H: 0 LOB: 0 BB: 0 P: 19	R: 1 E: 0 K: 1 S: 9	H: 2 LOB: 0 BB: 1 P: 21	R: 0 E: 0 K: 0 S: 5	H: 1 LOB: 1 BB: 0 P: 10	1B: 9 2B: 3 3B: 1 HR: 0	SF: 1 SAC: 0 DP: 1 HBP: 2	WP: 1 PB: 0 SB: 1 CS: 1	PA: 43
PITCHER	IP	WLS	BF	H	R	ER	SO	BB	IBB	HBP	BLK	WP	HR	S	P	ERA	WHIP					
34 Homer Bailey, R ERA: 4.43	5.0		26	9	4	4	7	1	0	0	0	0	0	66	102	7.20	2.000					
45 Bill Bray, L ERA: 3.04	0.2		4	1	0	0	2	1	0	0	0	0	0	10	18	0.00	3.000					
66 Logan Ondrusek, R ERA: 3.23	0.1	W	1	0	0	0	0	0	0	0	0	0	0	2	5	0.00	0.000					
40 Nick Masset, R ERA: 3.76	1.0	H	3	0	0	0	2	0	0	0	0	0	0	12	19	0.00	0.000					
33 Jose Arredondo, R ERA: 3.29	1.0	H	4	2	1	1	1	1	0	0	0	0	0	9	21	9.00	3.000					



Batter	1	2	3	4	5	6	7	8	9	10	11	12	13	AB	R	H	RBI	BB	SO	LOB	TOP
4 Brandon Phillips, R OBP: 0.303, SLG: 0.467 (7, 5)	G5-3		6 2B		K		K				G4-3		6 SH5-3	3	0	1	0	0	1	1	
6 Drew Stubbs, R OBP: 0.323, SLG: 0.367 (1, 8)	19 FC3-6 BB		2B		K				P6				SH5-3	5	0	3	1	1	1	3	
19 Joey Votto, L OBP: 0.417, SLG: 0.534 (1, 3)	FC3-6 32 HR		K								F8		G3	6	2	1	1	1	2	4	
32 Jay Bruce, L OBP: 0.343, SLG: 0.477 (1, 5)	HR		F7		G4-3				K				32 BB								
28 Chris Heisey, R OBP: 0.309, SLG: 0.486 (1, 7)	K																				
21 Todd Frazier, R OBP: 0.289, SLG: 0.438 (7, 4)																					
39 Devin Mesoraco, R OBP: 0.240, SLG: 0.383 (9, PR)	F8																				
17 Dave Sappelt, R OBP: 0.289, SLG: 0.316 55 Ramon Hernandez, R OBP: 0.341, SLG: 0.446 (9, 2)																					
61 Bronson Arroyo, R OBP: 0.121, SLG: 0.140 16 Edgar Renteria, R OBP: 0.307, SLG: 0.340 (9, 6)																					
Inning Stats	R: 2 E: 0 K: 1 S: 10	H: 1 LOB: 0 BB: 1 P: 17	R: 0 E: 0 K: 2 S: 12	H: 0 LOB: 0 BB: 0 P: 14	R: 0 E: 0 K: 2 S: 8	H: 1 LOB: 1 BB: 0 P: 14	R: 1 E: 0 K: 0 S: 9	H: 1 LOB: 0 BB: 0 P: 13	R: 0 E: 0 K: 3 S: 10	H: 1 LOB: 1 BB: 0 P: 11	R: 0 E: 0 K: 1 S: 10	H: 1 LOB: 3 BB: 2 P: 22	R: 0 E: 0 K: 1 S: 7	H: 1 LOB: 0 BB: 0 P: 11	1B: 8 2B: 3 3B: 2 HR: 2	SF: 0 SAC: 1 DP: 1 HBP: 1	WIP: 0 PB: 0 SB: 0 CS: 2	PA: 57			
PITCHER	IP 6.0	WLS 3	BF 24	H 5	R 3	ER 3	SO 9	BB 1	IBB 0	HBP 0	BLK 0	WP 0	HR 2	S 60	P 88	ERA 4.50	WHIP 1.000				
38 Chris Capuano, L ERA: 4.55 27 Pedro Baez, R ERA: 4.3 40 Tim Lincecum, L ERA: 3.82 46 Manny Acosta, R ERA: 3.45 39 Bobby Parnell, R ERA: 3.94	19 Daniel Herrera, L ERA: 4.66 18 Ryota Igarashi, R ERA: 4.66 64 Josh Stinson, R ERA: 6.92 36 Dale Thayer, R ERA: 3.48	IP 0.1	WLS 2	BF 2	H 1	R 0	ER 0	SO 0	BB 0	IBB 0	HBP 0	BLK 0	WP 0	HR 0	S 3	P 6	ERA 0.00	WHIP 3.000			

Cincinnati Reds @ New York Mets
Citi Field, Flushing, NY
Tue Sep 27 2011, 7:12 PM - 11:31 PM EDT
Att. 30,027 - Cloudy - 70 F

AB 51
R 5
H 15
RBI 5
BB 4
SO 16
LOB 25



Batter	1	2	3	4	5	6	7	8	9	10	11	12	13	AB	R	H	RBI	BB	SO	LOB	BOTTOM
7 José Reyes, S OBP: 0.353, SLG: 0.493 (1, 6)	G4-3																				
11 Rubén Tejada, R OBP: 0.270, SLG: 0.350 (9, 1)																					
18 Ryoji Igarashi, R ERA: 4.66 64 Josh Stinson, R ERA: 6.92 36 Dale Thayer, R ERA: 3.48 (12, 1)	22 G4-3 5 1B HBP																				
22 Willie Harris, L OBP: 0.353, SLG: 0.321 (1, 7)	G4-3																				
5 David Wright, R OBP: 0.344, SLG: 0.426 (1, 5)	2H 1B																				
6 Nick Evans, R OBP: 0.314, SLG: 0.405 (12, 9)	G6-3																				
30 Josh Thole, L OBP: 0.345, SLG: 0.344 44 Jason Bay, R OBP: 0.329, SLG: 0.374 (13, PR)	G4-3																				
23 Mike Baxter, L OBP: 0.351, SLG: 0.355 3 Josh Satin, R OBP: 0.240, SLG: 0.211 (12, 3)	F8																				
20 Jason Pridie, L OBP: 0.309, SLG: 0.366 (1, 8)	G3-1																				
38 Chris Capuano, L ERA: 4.55 15 Vladimir Kderavich, R ERA: 3.6 27 Pedro Baez, R ERA: 3.6 40 Tim Lincecum, L ERA: 3.71 46 Manny Acosta, R ERA: 2.98 39 Bobby Parnell, R ERA: 3.94 2 Justin Turner, R OBP: 0.336, SLG: 0.399 (10, 4)	K2-3																				
Inning Stats	R: 1 E: 0 K: 0 S: 9	H: 1 LOB: 1 BB: 0 P: 14	R: 0 E: 0 K: 0 S: 9	H: 0 LOB: 0 BB: 0 P: 15	R: 1 E: 0 K: 2 S: 15	H: 2 LOB: 1 BB: 23	R: 0 E: 0 K: 1 S: 7	H: 1 LOB: 1 BB: 0 P: 10	R: 1 E: 0 K: 0 S: 14	H: 2 LOB: 2 BB: 1 P: 24	R: 0 E: 0 K: 1 S: 7	H: 1 LOB: 2 BB: 1 P: 12	R: 0 E: 0 K: 2 S: 8	H: 0 LOB: 1 BB: 1 P: 16	1B: 7 2B: 2 3B: 0 HR: 2	SF: 0 SAC: 0 DP: 2 HBP: 1	WIP: 0 PB: 0 SB: 1 CS: 1	PA: 54			
PITCHER	IP 8.0	WLS 3	BF 34	H 9	R 4	ER 4	SO 6	BB 1	IBB 0	HBP 1	BLK 0	WP 0	HR 2	S 80	P 125	ERA 4.50	WHIP 1.250				
61 Bronson Arroyo, R ERA: 5.07 54 Arodis Chapman, L ERA: 3.6 40 Nick Masset, R ERA: 3.71 45 Bill Bray, L ERA: 2.98 63 Sam LeCure, R ERA: 3.71	48 Francisco Cordero, R ERA: 2.45	IP 1.0	WLS 1	BF 5	H 0	R 0	ER 0	SO 0	BB 4	IBB 0	HBP 0	BLK 1	WP 0	HR 0	S 6	P 23	ERA 0.00	WHIP 4.000			

Cincinnati Reds @ New York Mets
Citi Field, Flushing, NY
Tue Sep 27 2011, 7:12 PM - 11:31 PM EDT
Att. 30,027 - Cloudy - 70 F

AB 46
R 4
H 10
RBI 4
BB 7
SO 11
LOB 17



Batter	1	2	3	4	5	6	7	8	9	AB	R	H	RBI	BB	SO	LOB	TOP			
6 Drew Stubbs, R (1, 8) OBP: 0.321, SLG: 0.364	G5-3		L7			G6-3		G6-3		4	0	0	0	0	0	0	<p>Cincinnati Reds @ New York Mets Citi Field, Flushing, NY Wed Sep 28 2011, 1:13 PM - 3:26 PM EDT Att: 28,816 - Cloudy - 72 F</p>			
16 Edgar Renteria, R (1, 6) OBP: 0.306, SLG: 0.348	1B		K			K		G6-3		4	0	1	0	0	2	0				
19 Joey Votto, L (1, 3) OBP: 0.416, SLG: 0.531	G3-4-1				G6-3		BB	G3-1		3	0	0	0	1	0	1				
32 Jay Bruce, L (1, 9) OBP: 0.341, SLG: 0.474	G4-3				F8		K	F7		4	0	0	0	0	1	2				
28 Chris Heisey, R (1, 7) OBP: 0.309, SLG: 0.487	2B		F7					F7		3	0	1	0	0	0	0				
25 Juan Francisco, L (1, 5) OBP: 0.289, SLG: 0.452	G5-3				P6			G3		3	0	0	0	0	0	1				
39 Devin Mesoraco, R (1, 2) OBP: 0.226, SLG: 0.360	G6-3				G1-3			P3		3	0	0	0	0	0	1				
7 Paul Janish, R (1, 4) OBP: 0.259, SLG: 0.262	P1							K		2	0	0	0	1	1	1				
36 Edinson Volquez, R (1, 1) OBP: 0.148, SLG: 0.115	G4-3				G4-3			G4-3		2	0	0	0	0	1	1				
23 Yonder Alonso, L (8, PH) OBP: 0.398, SLG: 0.545					K					1	0	0	0	0	0	0				
33 Jose Arredondo, R (8, 1) OBP: 0.500, SLG: 0.500										0	0	0	0	0	0	0				
Inning Stats	R: 0 E: 0 K: 0 S: 11	H: 1 LOB: 1 BB: 0 P: 18	R: 0 E: 0 K: 0 S: 10	H: 1 LOB: 1 BB: 0 P: 14	R: 0 E: 0 K: 1 S: 7	H: 0 LOB: 0 BB: 0 P: 9	R: 0 E: 0 K: 0 S: 6	H: 0 LOB: 0 BB: 0 P: 10	R: 0 E: 0 K: 1 S: 9	H: 0 LOB: 1 BB: 1 P: 15	R: 0 E: 0 K: 2 S: 10	H: 0 LOB: 0 BB: 0 P: 21	R: 0 E: 0 K: 1 S: 7	H: 0 LOB: 0 BB: 0 P: 10	R: 0 E: 0 K: 0 S: 9	H: 0 LOB: 0 BB: 0 P: 14	1B: 1 2B: 1 3B: 0 HR: 0	SF: 0 SAC: 0 DP: 0 HBP: 0	WP: 0 PB: 0 SB: 0 CS: 0	PA: 31
PITCHER 47 Miguel Batista, R (1, 1) ERA: 3.6	IP: 9.0 WLS: W BF: 31 H: 2 R: 0 ER: 0 SO: 5 BB: 2 IBB: 0 HBP: 0 BLK: 0 WP: 0 HR: 0 S: 76 P: 123 ERA: 0.00 WHIP: 0.444																			

Batter	1	2	3	4	5	6	7	8	9	AB	R	H	RBI	BB	SO	LOB	BOTTOM			
7 José Reyes, S (1, 6) OBP: 0.384, SLG: 0.493	1B					G6-3		G6-3		1	0	1	0	0	0	0	<p>Cincinnati Reds @ New York Mets Citi Field, Flushing, NY Wed Sep 28 2011, 1:13 PM - 3:26 PM EDT Att: 28,816 - Cloudy - 72 F</p>			
2 Justin Turner, R (1, PR) OBP: 0.334, SLG: 0.356			K							3	0	0	0	0	1	1				
11 Rubén Tejada, R (1, 4) OBP: 0.360, SLG: 0.335	F9				P3			K		4	0	0	0	0	1	2				
22 Willie Harris, L (1, 7) OBP: 0.351, SLG: 0.317	P6				5B 6B BB	G3-1		L4		3	1	0	0	1	0	1				
5 David Wright, R (1, 5) OBP: 0.345, SLG: 0.427	G1-3				6B 1B			K		2	0	1	0	0	0	1				
3 Josh Satin, R (4, PR) OBP: 0.259, SLG: 0.240					1B					2	1	1	0	0	1	0				
6 Nick Evans, R (1, 3) OBP: 0.314, SLG: 0.403	G5-3				9 FC6-4 1B	K				3	0	1	1	0	1	1				
23 Mike Baxter, L (1, 9) OBP: 0.350, SLG: 0.441	G4-3				P6			HR		3	1	1	2	0	0	2				
9 Ronny Paulino, R (1, 2) OBP: 0.312, SLG: 0.351	K				FC6-4			F8		3	0	0	0	0	1	2				
20 Jason Pridie, L (1, 8) OBP: 0.309, SLG: 0.370	G3				47 SH1-3 2B			K		3	0	1	0	0	1	0				
47 Miguel Batista, R (1, 1) ERA: 3.23	G5-3				SH1-3			K2-3		2	0	0	0	0	1	0				
Inning Stats	R: 0 E: 0 K: 0 S: 8	H: 1 LOB: 0 BB: 0 P: 11	R: 0 E: 0 K: 1 S: 8	H: 0 LOB: 0 BB: 0 P: 10	R: 0 E: 0 K: 1 S: 9	H: 0 LOB: 0 BB: 0 P: 15	R: 1 E: 0 K: 0 S: 15	H: 2 LOB: 2 BB: 1 P: 23	R: 0 E: 0 K: 0 S: 6	H: 1 LOB: 1 BB: 0 P: 7	R: 2 E: 0 K: 1 S: 17	H: 2 LOB: 0 BB: 0 P: 22	R: 0 E: 0 K: 2 S: 9	H: 0 LOB: 0 BB: 0 P: 10	R: 0 E: 0 K: 2 S: 9	H: 0 LOB: 0 BB: 0 P: 15	1B: 4 2B: 1 3B: 0 HR: 1	SF: 0 SAC: 1 DP: 0 HBP: 0	WP: 0 PB: 0 SB: 0 CS: 0	PA: 31
PITCHER 36 Edinson Volquez, R (1, 1) ERA: 5.71	IP: 7.0 WLS: L BF: 28 H: 6 R: 3 ER: 3 SO: 3 BB: 1 IBB: 0 HBP: 0 BLK: 0 WP: 0 HR: 1 S: 72 P: 98 ERA: 3.86 WHIP: 1.000																			
PITCHER 33 Jose Arredondo, R (8, 1) ERA: 3.23	IP: 1.0 WLS: 3 BF: 3 H: 0 R: 0 ER: 0 SO: 2 BB: 0 IBB: 0 HBP: 0 BLK: 0 WP: 0 HR: 0 S: 9 P: 15 ERA: 0.00 WHIP: 0.000																			

AB	29
R	0
H	2
RBI	0
BB	2
SO	5
LOB	7



AB	29
R	3
H	6
RBI	3
BB	1
SO	7
LOB	10

