

New York Mets - 2012

Batter	1	2	3	4	5	6	7	8	9	AB	R	H	RBI	BB	SO	LOB	TOP			
11 Rubén Tejada, R OBP: 0.400, SLG: 0.400 6 Omar Quintanilla, L	G6-3		K		F8			G5-3		3	0	0	0	0	1	0				
71 Wilmer Flores, R 75 Sean Kazmar Jr., R (8, PH)	G6-3		K		K			G1-3		3	0	0	0	0	2	0				
28 Daniel Murphy, L 81 Danny Muno, S	G1-3		L7		G1-3			G6-3		3	0	0	0	0	0	0				
21 Lucas Duda, L 67 César Puello, R OBP: 0.250, SLG: 0.250		G4-3 2B		72 1B BB		G5-3		70 DI 1B		1	1	1	0	1	0	0				
72 Kirk Nieuwenhuis, L 91 Cory Vaughn, R Francisco Peña, R	G1-3			3 1B			K	K		2	0	1	0	0	0	1				
3 Josh Satin, R 70 Travis Ozga, S	G4-3			1-2 1B				1B		3	0	2	1	0	0	1				
33 Vinny Rottino, R 76 Jefry Marte, R	G5-3			F7			P5			3	0	0	0	0	0	4				
16 Rob Johnson, R 62 Lucas May, R OBP: 0.333, SLG: 0.333			F7		P4		K			2	0	0	0	0	0	0				
76 Juan Lagares, R 48 Charley Thurber, L	G1-3		G1-3		P3			G4-3		2	0	0	0	0	0	0				
Inning Stats	R: 0 E: 0 K: 0 S: 3	H: 0 LOB: 0 BB: 0 P: 3	R: 0 E: 0 K: 0 S: 4	H: 1 LOB: 1 BB: 0 P: 4	R: 0 E: 0 K: 1 S: 5	H: 0 LOB: 0 BB: 0 P: 5	R: 1 E: 0 K: 1 S: 7	H: 2 LOB: 2 BB: 1 P: 11	R: 0 E: 0 K: 0 S: 3	H: 0 LOB: 0 BB: 0 P: 3	R: 0 E: 0 K: 2 S: 8	H: 1 LOB: 0 BB: 0 P: 8	R: 0 E: 0 K: 0 S: 3	H: 0 LOB: 0 BB: 0 P: 3	R: 0 E: 0 K: 1 S: 6	H: 1 LOB: 1 BB: 0 P: 7	1B: 4 2B: 1 3B: 0 HR: 0	SF: 0 SAC: 0 DP: 0 HBP: 0	WP: 0 PB: 0 SB: 0 CS: 0	PA: 33
PITCHER	IP	WLS	BF	H	R	ER	SO	BB	IBB	HBP	BLK	WP	HR	S	P	ERA	WHIP			
51 Wandy Rodríguez, L 39 Brett Myers, R 62 Aneury Rodríguez, R 28 David Carpenter, R 53 Wesley Wright, L	3.0	W	10	1	0	0	1	0	0	0	0	0	0	12	12	0.00	0.333			
59 Wilton Lopez, R	1.0	S	4	1	0	0	1	0	0	0	0	0	0	7	11	9.00	3.000			

New York Mets @ Houston Astros
Osceola County Stadium, Kissimmee, FL
Tue Mar 06 2012, 1:08 PM - 3:31 PM EST
Att: 2,605 - Cloudy - 73 F

AB 32
R 1
H 5
RBI 1
BB 1
SO 6
LOB 9



Batter	1	2	3	4	5	6	7	8	9	AB	R	H	RBI	BB	SO	LOB	BOTTOM			
11 Jason Bourgeois, R 94 George Springer, R	45 E 2B	G1-3		FC4-6			F7			3	1	1	0	0	0	1				
8 JB Shuck, L 77 Jake Goebbert, L	45 FC5-4 BB		G4-3		45 G3 1B		F8			2	0	1	0	1	0	0				
4 Jed Lowrie, S 9 Marwin Gonzalez, S	F7		F8		F8		1B			3	0	0	0	0	0	3				
45 Carlos Lee, R 29 Brett Wallace, L	FC5-4			1B	G3		K			3	0	1	0	0	0	2				
50 Fernando Martínez, L 75 Jon Singleton, L	K		P6		G3-1			G6-3		3	0	0	0	0	1	3				
23 Chris Johnson, R 3 Joe Thurston, L	F7			G6-3		47 G3 2B		G4-3		3	0	1	0	0	0	0				
18 Chris Snyder, R 97 Chris Wallace, R	E5 47 HR			HR		F8		1B		3	2	1	1	0	0	1				
47 Brad Snyder, L 95 Brandon Barnes, R	HR			K		G3		K		3	1	1	2	0	1	1				
27 Jose Altuve, R 12 Brian Bixler, R	G6-3			11 FC4-6 1B		G6-3				2	0	1	0	0	0	0				
Inning Stats	R: 1 E: 1 K: 1 S: 6	H: 1 LOB: 1 BB: 1 P: 10	R: 2 E: 1 K: 0 S: 7	H: 1 LOB: 0 BB: 0 P: 10	R: 0 E: 0 K: 0 S: 4	H: 1 LOB: 1 BB: 0 P: 4	R: 1 E: 0 K: 1 S: 8	H: 2 LOB: 1 BB: 0 P: 9	R: 0 E: 0 K: 0 S: 4	H: 1 LOB: 2 BB: 0 P: 4	R: 0 E: 0 K: 1 S: 6	H: 1 LOB: 1 BB: 0 P: 6	R: 0 E: 0 K: 1 S: 6	H: 1 LOB: 1 BB: 0 P: 6	R: 0 E: 0 K: 1 S: 6	H: 1 LOB: 1 BB: 0 P: 6	1B: 5 2B: 2 3B: 0 HR: 2	SF: 0 SAC: 0 DP: 0 HBP: 0	WP: 0 PB: 0 SB: 0 CS: 0	PA: 35
PITCHER	IP	WLS	BF	H	R	ER	SO	BB	IBB	HBP	BLK	WP	HR	S	P	ERA	WHIP			
63 Chris Schwinden, R 58 Fernando Cabrera, R 53 Jeremy Hefner, R 66 Armando Rodríguez, R 64 Josh Stinson, R	2.0	L	10	2	3	1	1	1	0	0	0	0	0	13	20	4.50	1.500			
	2.0		9	3	1	1	1	0	0	0	0	0	0	8	8	0.00	1.000			
	1.0		4	1	0	0	1	0	0	0	0	0	0	6	6	0.00	1.000			
	1.0		4	1	0	0	1	0	0	0	0	0	0	6	6	0.00	1.000			

New York Mets @ Houston Astros
Osceola County Stadium, Kissimmee, FL
Tue Mar 06 2012, 1:08 PM - 3:31 PM EST
Att: 2,605 - Cloudy - 73 F

AB 34
R 4
H 9
RBI 3
BB 1
SO 4
LOB 15



Batter	1	2	3	4	5	6	7	8	9	AB	R	H	RBI	BB	SO	LOB	TOP										
6 Scott Cousins, L OBP: 0.400, SLG: 0.375										4	1	2	0	1	1	2	Miami Marlins @ New York Mets Digital Domain Park, Port St. Lucie, FL Thu Mar 08 2012, 1:11 PM - 4:03 PM EST Att: 5,072 - Partly Cloudy - 80 F										
22 Donnie Murphy, R OBP: 0.500, SLG: 0.571 3 Nick Green, R										3	1	1	0	0	0	2											
2 Hanley Ramirez, R OBP: 0.600, SLG: 1.200 63 Gil Velazquez, R OBP: 0.143, SLG: 0.143										3	1	2	2	0	0	0											
26 Austin Kearns, R OBP: 0.429, SLG: 0.833										3	1	1	1	1	0	2											
33 Aaron Rowand, R 84 Kyle Jensen, R										2	0	0	0	1	0	1											
65 Terry Tiffes, S OBP: 0.111, SLG: 0.111										4	0	1	1	0	0	2											
62 Luke Montz, R 83 Jake Jefferies, L										3	0	0	0	0	1	4											
73 Donovan Solano, R OBP: 0.200, SLG: 0.200										4	0	1	0	0	0	3											
78 Kevin Mattison, L OBP: 0.600, SLG: 0.333										3	1	1	0	1	1	0											
Inning Stats	R: 2 E: 0 K: 0 S: 7	H: 4 LOB: 3 BB: 1 P: 11	R: 1 E: 0 K: 0 S: 3	H: 1 LOB: 0 BB: 1 P: 7	R: 1 E: 0 K: 0 S: 5	H: 1 LOB: 0 BB: 0 P: 7	R: 0 E: 0 K: 0 S: 3	H: 0 LOB: 1 BB: 1 P: 8	R: 1 E: 0 K: 1 S: 8	H: 1 LOB: 1 BB: 1 P: 12	R: 0 E: 0 K: 2 S: 7	H: 0 LOB: 0 BB: 0 P: 7	R: 0 E: 0 K: 0 S: 3	H: 0 LOB: 0 BB: 0 P: 3	R: 0 E: 0 K: 0 S: 3	H: 0 LOB: 0 BB: 0 P: 3		R: 0 E: 0 K: 0 S: 4	H: 2 LOB: 1 BB: 0 P: 4	1B: 6 2B: 1 3B: 0 HR: 2	SF: 0 SAC: 0 DP: 2 HBP: 0	WP: 0 PB: 0 SB: 1 CS: 1	PA: 38				
PITCHER	IP	WLS	BF	H	R	ER	SO	BB	IBB	HBP	BLK	WP	HR	S	P	ERA	WHIP										
34 Mike Pelfrey, R ERA: 13.5	2.2		15	6	4	4	0	2	0	0	0	0	1	14	24	13.50	3.000										
47 Miguel Batista, R ERA: 9.0	1.1	5	0	0	0	0	1	0	0	0	0	0	0	4	9	0.00	0.750										
48 Frank Francisco, R ERA: 9.0	1.0	L	5	1	1	1	1	1	0	0	0	0	1	8	12	9.00	2.000										
60 Jon Rauch, R ERA: 6.0	2.0		6	0	0	0	2	0	0	0	0	0	0	10	10	0.00	0.000										
40 Tim Byrdak, L ERA:	1.0		3	0	0	0	0	0	0	0	0	0	0	3	3	0.00	0.000										
66 Armando Rodriguez, R ERA:	1.0		4	2	0	0	0	0	0	0	0	0	0	4	4	0.00	2.000										
Batter	1	2	3	4	5	6	7	8	9	AB	R	H	RBI	BB	SO	LOB	BOTTOM										
72 Kirk Nieuwenhuis, L OBP: 0.250, SLG: 0.250 68 Matthew den Dekker, L OBP: 0.250, SLG: 0.429										4	0	1	0	0	2	2	Miami Marlins @ New York Mets Digital Domain Park, Port St. Lucie, FL Thu Mar 08 2012, 1:11 PM - 4:03 PM EST Att: 5,072 - Partly Cloudy - 80 F										
2 Justin Turner, R OBP: 0.273, SLG: 0.545 61 Jordany Valdespin, L OBP: 0.222, SLG: 0.143										3	0	0	0	0	1	2											
44 Jason Bay, R 33 Vinny Rottino, R OBP: 0.111, SLG: 0.111										2	1	0	0	1	1	0											
29 Ike Davis, L OBP: 0.444, SLG: 0.286 71 Wilmer Flores, R										2	1	1	0	2	1	0											
62 Lucas May, R OBP: 0.500, SLG: 0.625 16 Rob Johnson, R										3	1	2	2	0	0	1											
23 Mike Baxter, L OBP: 0.333, SLG: 0.333										4	0	1	1	0	1	6											
20 Adam Loewen, L OBP: 0.444, SLG: 0.750										4	1	1	1	0	2	1											
13 Ronny Cedeno, R OBP: 0.444, SLG: 0.167										3	0	0	0	1	1	0											
6 Omar Quintanilla, L OBP: 0.429, SLG: 0.333										4	0	1	0	0	1	0											
Inning Stats	R: 3 E: 0 K: 3 S: 11	H: 2 LOB: 1 BB: 2 P: 19	R: 0 E: 0 K: 1 S: 5	H: 1 LOB: 1 BB: 1 P: 9	R: 0 E: 0 K: 1 S: 6	H: 1 LOB: 0 BB: 0 P: 6	R: 1 E: 0 K: 2 S: 9	H: 1 LOB: 0 BB: 0 P: 9	R: 0 E: 0 K: 1 S: 7	H: 1 LOB: 2 BB: 0 P: 8	R: 0 E: 0 K: 0 S: 3	H: 0 LOB: 0 BB: 0 P: 3	R: 0 E: 0 K: 1 S: 7	H: 2 LOB: 3 BB: 1 P: 11	R: 0 E: 0 K: 1 S: 5	H: 0 LOB: 0 BB: 0 P: 5		R: 0 E: 0 K: 2 S: 7	H: 1 LOB: 0 BB: 0 P: 7	1B: 7 2B: 3 3B: 0 HR: 1	SF: 0 SAC: 0 DP: 2 HBP: 0	WP: 1 PB: 0 SB: 0 CS: 0	PA: 39				
PITCHER	IP	WLS	BF	H	R	ER	SO	BB	IBB	HBP	BLK	WP	HR	S	P	ERA	WHIP										
38 Carlos Zambrano, R ERA: 20.25	1.1		10	3	3	3	4	3	0	0	0	0	0	1	16	20.25	4.500										
57 Chad Gaudin, R ERA: 2.45	2.2	W	9	2	1	1	3	0	0	0	0	0	0	1	16	3.38	0.750										
49 Gary Glover, R ERA:	2.0	H	8	1	0	0	1	0	0	0	0	1	0	10	11	0.00	0.500										
39 Chris Hatcher, R ERA: 27.0	0.2	H	5	2	0	0	0	1	0	0	0	0	0	4	8	0.00	4.500										
50 Jose Ceda, R ERA:	1.1	H	4	0	0	0	2	0	0	0	0	0	0	8	8	0.00	0.000										
PITCHER	IP	WLS	BF	H	R	ER	SO	BB	IBB	HBP	BLK	WP	HR	S	P	ERA	WHIP										
58 Ryan Webb, R ERA:	1.0		3	1	0	0	2	0	0	0	0	0	0	7	7	0.00	1.000										

Batter	1	2	3	4	5	6	7	8	9	AB	R	H	RBI	BB	SO	LOB	TOP						
11 Bryan Petersen, L (1, 7) OBP: 0.273, SLG: 0.273	G4-3		27 HBP 2 BB 1B		2 1B 15 BB 1B					3	1	2	0	0	0	0	Miami Marlins @ New York Mets Digital Domain Park, Port St. Lucie, FL Sun Mar 11 2012, 1:11 PM - 2:39 PM EDT Att: 6,194 - Cloudy - 82 F livebaseballscorecards.com						
1 Emilio Bonifacio, S (1, 8) OBP: 0.444, SLG: 0.375 78 Kevin Mattison, L (5, 8) OBP: 0.500, SLG: 0.250	K2-3		F7		15 BB 14 SF9 2 1B 1B					3	1	1	0	0	1	2							
2 Hanley Ramirez, R (1, 5) OBP: 0.636, SLG: 1.000 54 Matt Dominguez, R (5, 5)			27 HBP BB		14 SF9 15 BB 8 1B 1B					2	1	2	0	1	0	0							
27 Giancarlo Stanton, R (1, 9) OBP: 0.300, SLG: 0.222 84 Kyle Jensen, R (3, PR) (3, 9)	G4-3		1-2 2-3 3-H HBP		K					1	0	0	1	0	0	1							
15 Gaby Sanchez, R (1, 3) OBP: 0.364, SLG: 0.125		G6-3	G6-3		8 1B BB					2	0	0	1	1	0	3							
14 John Buck, R (1, 2) OBP: 0.333, SLG: 0.222		F9			F8					2	0	0	1	0	0	0							
74 Kyle Skipworth, L (1, 10)					SF9					2	0	0	0	0	1	0							
8 Chris Coghlan, L (5, PH) OBP: 0.250, SLG: 0.250 (5, 10)		K			F8					2	0	0	0	0	1	0							
73 Donovan Solano, R (1, 4) OBP: 0.455, SLG: 0.545			G5-3	E8 1B	F8					3	0	1	0	0	0	2							
63 Gil Velazquez, R (1, 6) OBP: 0.111, SLG: 0.111			E5 2 BB 27 HBP 11 1B	L4						2	1	0	0	0	0	1							
Inning Stats	R: 0 E: 0 K: 1 S: 6	H: 1 LOB: 1 BB: 0 P: 6	R: 0 E: 0 K: 1 S: 5	H: 0 LOB: 0 BB: 0 P: 5	R: 1 E: 1 K: 0 S: 5	H: 1 LOB: 3 BB: 1 P: 10	R: 0 E: 1 K: 0 S: 4	H: 1 LOB: 1 BB: 0 P: 4	R: 3 E: 0 K: 1 S: 9	H: 4 LOB: 2 BB: 1 P: 13							1B: 6 2B: 1 3B: 0 HR: 0	SF: 1 SAC: 0 DP: 0 HBP: 1	WP: 0 PB: 0 CS: 0	PA: 26			
PITCHER	IP	WLS	BF	H	R	ER	SO	BB	IBB	HBP	BLK	WP	HR	S	P	ERA	WHIP						
57 Johan Santana, L (1, 1) ERA: 2.7	2.2		12	2	1	0	2	1	0	0	0	0	0	15	19	0.00	1.125						
63 Chris Schwinden, R (3, 1) ERA: 2.7	1.1	H	6	1	0	0	0	0	0	1	0	0	0	5	6	0.00	0.750						
60 Jon Rauch, R (5, 1) ERA: 11.25	1.0	L	8	4	3	3	1	1	0	0	0	0	0	9	13	27.00	5.000						

Batter	1	2	3	4	5	6	7	8	9	AB	R	H	RBI	BB	SO	LOB	BOTTOM						
11 Rubén Tejada, R (1, 6) OBP: 0.397, SLG: 0.250	G5-3		L9		2-3 1B					3	0	1	0	0	0	0	Miami Marlins @ New York Mets Digital Domain Park, Port St. Lucie, FL Sun Mar 11 2012, 1:11 PM - 2:39 PM EDT Att: 6,194 - Cloudy - 82 F livebaseballscorecards.com						
13 Ronny Cedeno, R (1, 5) OBP: 0.429, SLG: 0.200	28 G4-6-3 BB		G5-3		L9					2	0	0	0	1	0	2							
28 Daniel Murphy, L (1, 4) OBP: 0.286, SLG: 0.231	G4-6-3				G4-3					3	0	1	0	0	0	3							
44 Jason Bay, R (1, 7) OBP: 0.308, SLG: 0.100			20 2B 3 SF8 1B		K					2	1	1	0	0	1	1							
20 Adam Loewen, L (1, 8) OBP: 0.467, SLG: 0.714			3 SF8 30 1B 2B		1-2 1B					2	1	2	0	0	0	0							
3 Josh Satin, R (1, 3) OBP: 0.287, SLG: 0.231			SF8		F4					1	0	0	1	0	0	2							
30 Josh Thole, L (1, 2) OBP: 0.462, SLG: 0.455			2-3 3-H 0-0		L5					2	0	1	1	0	0	2							
62 Lucas May, R (1, 10) OBP: 0.417, SLG: 0.583			62 G5-4-3 1B		G4-3					2	0	1	0	0	0	1							
76 Juan Lagares, R (1, 9)			G6-3		11 1B 2B					2	0	0	0	0	0	1							
Inning Stats	R: 0 E: 0 K: 0 S: 2	H: 0 LOB: 0 BB: 1 P: 6	R: 2 E: 0 K: 0 S: 5	H: 3 LOB: 0 BB: 0 P: 5	R: 0 E: 0 K: 0 S: 3	H: 0 LOB: 0 BB: 0 P: 3	R: 0 E: 0 K: 1 S: 7	H: 2 LOB: 0 BB: 0 P: 7	R: 0 E: 0 K: 0 S: 5	H: 2 LOB: 2 BB: 0 P: 5							1B: 5 2B: 2 3B: 0 HR: 0	SF: 1 SAC: 0 DP: 2 HBP: 0	WP: 0 PB: 0 CS: 0	PA: 21			
PITCHER	IP	WLS	BF	H	R	ER	SO	BB	IBB	HBP	BLK	WP	HR	S	P	ERA	WHIP						
56 Mark Buehrle, L (1, 1) ERA: 4.5	4.0	W	16	5	2	2	1	1	0	0	0	0	0	17	21	4.50	1.500						
59 Alex Sanabia, R (5, 1) ERA: 7.71	1.0	S	5	2	0	0	0	0	0	0	0	0	0	5	5	0.00	2.000						

Batter	1	2	3	4	5	6	7	8	9	10	AB	R	H	RBI	BB	SO	LOB	TOP				
56 Andres Torres, S OBP: 0.455, SLG: 0.600 23 Mike Baxter, L OBP: 0.375, SLG: 0.333	(1, 8) X 0-1 1B		(1, 0) X F9		(1, 0) X E1	(1, 0) X G6-3			(1, 0) X 1B		3	0	1	1	0	0	1	New York Mets @ Detroit Tigers Joker Marchant Stadium, Lakeland, FL Mon Mar 12 2012, 1:07 PM - 4:32 PM EDT Att: 7,523 - Partly Cloudy - 73 F				
2 Justin Turner, R OBP: 0.176, SLG: 0.353 71 Wilmer Flores, R OBP: 0.5, SLG: 0.5	(1, 5) G 1-0 G6-3		(1, 0) X K		(1, 0) X FC5-4 21 HR		(1, 0) X F9		(1, 0) X F8		3	0	0	0	0	1	3					
29 Ike Davis, L OBP: 0.467, SLG: 0.417 15 Valentino Pascucci, R OBP: 0.222, SLG: 0.125	(1, 3) C 0-3 K		(1, 0) X G3-1		(1, 0) X 21 HR BB		(1, 0) X P6		(1, 0) X F8		2	1	0	0	1	1	1					
21 Lucas Duda, L OBP: 0.600, SLG: 1.000 20 Adam Loewen, L OBP: 0.438, SLG: 0.667 76 Juan Lagares, R OBP: 0.10, SLG: 0.10	(1, 9) X 0-0 F8			(1, 0) X 30 G4-6-3 BB	(1, 0) X HR		(1, 0) X K		(1, 0) X G6-3		2	1	1	4	1	0	1					
33 Vinny Rottino, R OBP: 0.118, SLG: 0.176		(1, 0) X G6-3		(1, 0) X K	(1, 0) X G3-1			(1, 0) X G1-3		(1, 0) X G5-3		5	0	0	0	0	1		2			
30 Josh Thole, L OBP: 0.438, SLG: 0.385 65 Zach Lutz, R OBP: 0.167, SLG: 0.167	(1, 10) B 4-0 4 WP 4 BB		(1, 0) X G4-6-3		(1, 0) X F7			(1, 0) X K			2	1	0	0	1	0	2					
13 Ronny Cedeno, R OBP: 0.438, SLG: 0.250 6 Omar Quintanilla, L OBP: 0.467, SLG: 0.417	(1, 6) C 0-3 K		(1, 0) X 1B		(1, 0) X 4 BB 1B		(1, 0) X K		(1, 0) X F8		2	1	1	0	0	1	1					
4 Mike Nickeas, R OBP: 0.364, SLG: 0.545 16 Rob Johnson, R OBP: 0.143, SLG: 0.286	(1, 2) B 1-0 2B		(1, 0) X 2B		(1, 0) X 61 1B 56 E		(1, 0) X P6		(1, 0) X P6		3	1	2	2	0	0	0					
61 Jordany Valdespin, L OBP: 0.375, SLG: 0.500	(1, 4) X 0-0 G3		(1, 0) X FC5-4 21 HR 56 E		(1, 0) X 3B			(1, 0) X G3			4	1	2	0	0	0	1					
Inning Stats	R: 0 E: 0 K: 1 S: 7	H: 1 LOB: 1 BB: 0 P: 8	R: 1 E: 0 K: 1 S: 6	H: 1 LOB: 1 BB: 11 P: 11	R: 0 E: 0 K: 1 S: 5	H: 0 LOB: 0 BB: 0 P: 5	R: 0 E: 0 K: 1 S: 4	H: 0 LOB: 0 BB: 1 P: 8	R: 6 E: 1 K: 0 S: 8	H: 4 LOB: 1 BB: 1 P: 15	R: 0 E: 0 K: 1 S: 6	H: 1 LOB: 0 BB: 0 P: 6	R: 0 E: 0 K: 1 S: 5	H: 0 LOB: 0 BB: 0 P: 5	R: 0 E: 0 K: 0 S: 4	H: 1 LOB: 0 BB: 0 P: 4	R: 0 E: 0 K: 0 S: 3		H: 0 LOB: 0 BB: 0 P: 3	1B: 4 2B: 2 3B: 1 HR: 1	SF: 0 SAC: 0 DP: 1 HBP: 0	WP: 1 PB: 0 SB: 1 CS: 0
PITCHER	IP 2.0	WLS 8	BF 9	H 2	R 1	ER 1	SO 2	BB 1	IBB 0	HBP 0	BLK 0	WP 1	HR 0	S 13	P 19	ERA 4.50	WHIP 1.500					
80 Drew Smyly, L ERA: 2.25	(1, 1)	1.0	3	0	0	0	1	0	0	0	0	0	0	5	5	0.00	0.000					
44 Matt Hoffman, L ERA:	(3, 1)	1.2	11	4	6	5	1	2	0	0	0	0	1	11	22	27.00	3.600					
50 Jacob Turner, R ERA: 11.25	(4, 1)	1.1	5	1	0	0	1	0	0	0	0	0	0	7	7	0.00	0.750					
31 Collin Balester, R ERA:	(5, 1)	4.0	13	1	0	0	2	0	0	0	0	0	0	17	17	0.00	0.250					
43 Andy Oliver, L ERA:	(7, 1)																					

AB	38
R	7
H	8
RBI	7
BB	3
SO	7
LOB	14



Batter	1	2	3	4	5	6	7	8	9	10	AB	R	H	RBI	BB	SO	LOB	BOTTOM						
14 Austin Jackson, R OBP: 0.400, SLG: 0.471 66 Quintin Berry, L OBP: 0.417, SLG: 0.636	(1, 8) X 0-0 G5-3		(1, 0) X 15 1B 24 1B	(1, 0) X F8		(1, 0) X F9		(1, 0) X G4-3	(1, 0) X K		3	1	1	0	0	0	1	New York Mets @ Detroit Tigers Joker Marchant Stadium, Lakeland, FL Mon Mar 12 2012, 1:07 PM - 4:32 PM EDT Att: 7,523 - Partly Cloudy - 73 F						
15 Brandon Inge, R OBP: 0.368, SLG: 0.588 74 Eric Patterson, L OBP: 0.500, SLG: 1.091	(1, 4) S 0-3 K		(1, 0) X 21 1B 24 1B	(1, 0) X F9		(1, 0) X K		(1, 0) X G5-3	(1, 0) X K		3	1	1	0	0	1	1							
24 Miguel Cabrera, R OBP: 0.471, SLG: 0.591 65 Audy Ciriaco, R OBP: 0.375, SLG: 0.286	(1, 5) X 0-0 E6 28 HBP		(1, 0) X 21 1B 13 SF7	(1, 0) X F8		(1, 0) X 72 G4-3 13 2B		(1, 0) X E5 63 1B 12 2B		(1, 0) X F8		3	1	2	1	0	0							
32 Don Kelly, L OBP: 0.467, SLG: 0.615	(10, PH)		(1, 2) X 1-2 2H 1B	(1, 0) X F8		(1, 0) X F7		(1, 0) X G3-1		(1, 0) X E5 12 2B		1	0	0	0	0	0							
28 Prince Fielder, L OBP: 0.318, SLG: 0.368 63 Ryan Striby, R OBP: 0.467, SLG: 0.462	(1, 3) H 1-0 HBP		(1, 0) X F8		(1, 0) X F7		(1, 0) X G3-1		(1, 0) X E5 12 2B		2	0	0	0	0	0	3							
21 Delmon Young, R OBP: 0.421, SLG: 0.992 72 Jerad Head, R OBP: 0.200, SLG: 0.444 12 Andy Dirks, L OBP: 0.412, SLG: 0.400	(1, 7) X 0-0 G3-1		(1, 0) X 27 WP 1B	(1, 0) X G4-3		(1, 0) X G4-3		(1, 0) X P4		(1, 0) X F8		2	0	1	1	0	0							
13 Alex Avila, L OBP: 0.471, SLG: 0.667 67 Omir Santos, R OBP: 0.500, SLG: 0.400	(1, 2) X 0-0 1B		(1, 0) X SF7		(1, 0) X 27 1B		(1, 0) X 70 1B BB		(1, 0) X G3-1		2	1	2	2	0	0	0							
27 Jhonny Peralta, R OBP: 0.313, SLG: 0.500 70 Argenis Diaz, R OBP: 0.300, SLG: 0.375	(1, 6) C 0-3 K		(1, 0) X G5-3		(1, 0) X 9 2B 1B		(1, 0) X 1B		(1, 0) X SH1-4 BB		3	0	1	1	0	1	2							
9 Gerad Laird, R OBP: 0.182, SLG: 0.200 76 Bryan Holaday, R OBP: 0.10, SLG: 0.10	(1, 10) S 0-3 K		(1, 0) X K		(1, 0) X G4-3		(1, 0) X F9		(1, 0) X SH1-4		4	0	1	1	0	1	3							
26 Brennan Boesch, L OBP: 0.250, SLG: 0.600 36 Clete Thomas, L OBP: 0.190, SLG: 0.238 33 Avisail Garcia, R OBP: 0.375, SLG: 0.429	(1, 9) S 0-3 K		(1, 0) X K		(1, 0) X F8		(1, 0) X G3		(1, 0) X IBB		1	0	0	0	0	1	1							
Inning Stats	R: 0 E: 1 K: 1 S: 6	H: 0 LOB: 2 BB: 0 P: 7	R: 0 E: 0 K: 3 S: 10	H: 1 LOB: 1 BB: 10 P: 10	R: 3 E: 0 K: 0 S: 7	H: 4 LOB: 1 BB: 0 P: 8	R: 0 E: 0 K: 0 S: 4	H: 1 LOB: 1 BB: 0 P: 4	R: 3 E: 0 K: 0 S: 7	H: 4 LOB: 2 BB: 0 P: 7	R: 0 E: 0 K: 1 S: 5	H: 0 LOB: 1 BB: 1 P: 9	R: 0 E: 0 K: 0 S: 4	H: 1 LOB: 2 BB: 1 P: 8	R: 1 E: 2 K: 0 S: 6	H: 2 LOB: 2 BB: 0 P: 6	R: 0 E: 0 K: 2 S: 7	H: 0 LOB: 2 BB: 2 P: 15	R: 0 E: 0 K: 1 S: 5	H: 0 LOB: 0 BB: 0 P: 5	1B: 9 2B: 4 3B: 0 HR: 0	SF: 1 SAC: 1 DP: 0 HBP: 1	WP: 1 PB: 0 SB: 0 CS: 0	PA: 50
PITCHER	IP 3.0	WLS 16	BF 5	H 3	R 3	ER 3	SO 4	BB 0	IBB 0	HBP 1	BLK 0	WP 0	HR 0	S 23	P 25	ERA 9.00	WHIP 1.667							
49 Jonathon Niese, L ERA: 5.4	(1, 1)	1.0	4	1	0	0	0	0	0	0	0	0	0	4	4	0.00	1.000							
73 Robert Carson, L ERA: 4.5	(4, 1)	1.0	7	4	3	3	0	0	0	0	0	0	0	7	7	27.00	4.000							
64 Josh Stinson, R ERA: 3.0	(5, 1)	1.0	H	4	0	0	1	1	0	0	0	0	0	5	9	0.00	1.000							
66 Armando Rodriguez, R ERA:	(6, 1)	1.0	H	5	1	0	0	0	0	0	0	0	0	4	8	0.00	2.000							
19 Daniel Herrera, L ERA:	(7, 1)																							
PITCHER	IP 0.2	WLS 4	BF 1	H 1	R 1	ER 0	SO 0	BB 0	IBB 0	HBP 0	BLK 0	WP 0	HR 0	S 4	P 4	ERA 0.00	WHIP 1.500							
53 Jeremy Helmer, R ERA:	(6, 1)	1.1	B	7	1	0	0	2	1	1	0	0	0	9	17	0.00	1.500							
87 Josh Edgin, L ERA:	(8, 1)	1.0	3	0	0	0	1	0	0	0	0	0	0	5	5	0.00	0.000							
69 Jeff Stevens, R ERA:	(10, 1)																							

AB	43
R	7
H	13
RBI	7
BB	4
SO	8
LOB	25



Batter	1	2	3	4	5	6	7	8	9	AB	R	H	RBI	BB	SO	LOB	TOP			
56 Andres Torres, S (1, 8) OBP: 0.375, SLG: 0.467 68 Matthew den Dekker, L (3, 8) OBP: 0.333, SLG: 0.400										2	0	0	0	0	1	1	New York Mets @ Miami Marlins Roger Dean Stadium, Jupiter, FL Thu Mar 15 2012, 1:08 PM - 4:21 PM EDT Att: 4,983 - Cloudy - 76 F			
2 Justin Turner, R (1, 4) OBP: 0.250, SLG: 0.348 39 Bobby Parnell, R (5, 1)										3	1	1	0	0	0	0				
33 Vinny Rottino, R (6, 5) OBP: 0.100, SLG: 0.150										0	0	0	0	0	0	0				
44 Jason Bay, R (1, 7) OBP: 0.399, SLG: 0.400 46 Manny Acosta, R (3, 1)										2	0	2	0	0	0	0				
61 Jordany Valdespin, L (5, PH) OBP: 0.400, SLG: 0.500										0	0	0	0	0	0	0				
29 Ike Davis, L (1, 3) OBP: 0.429, SLG: 0.412 15 Valentino Pascucci, R (6, 3) OBP: 0.385, SLG: 0.111										3	0	1	1	0	0	1				
21 Lucas Duda, L (1, 9) OBP: 0.467, SLG: 0.667 23 Mike Baxter, L (3, 9) OBP: 0.364, SLG: 0.381										2	0	0	0	0	0	3				
3 Josh Satin, R (1, 5) OBP: 0.273, SLG: 0.300 58 Fernando Cabrera, R (6, 1) Wilmer Flores, R (8, PH) OBP: 0.154, SLG: 0.083 19 Daniel Herrera, L (8, 1)										3	0	1	0	0	1	2				
4 Mike Nickeas, R (1, 2) OBP: 0.333, SLG: 0.467 16 Rob Johnson, R (6, 2) OBP: 0.200, SLG: 0.300										3	0	1	0	0	2	1				
6 Omar Quintanilla, L (1, 6) OBP: 0.333, SLG: 0.250										3	0	0	0	1	0	1				
43 R.A. Dickey, R (1, 1) 20 Adam Loewen, L (3, 7) OBP: 0.360, SLG: 0.478										0	0	0	0	0	0	0				
Inning Stats	R: 1 E: 0 K: 2 S: 10	H: 3 LOB: 2 BB: 0 P: 10	R: 0 E: 0 K: 0 S: 4	H: 1 LOB: 1 BB: 0 P: 4	R: 0 E: 0 K: 0 S: 4	H: 1 LOB: 1 BB: 0 P: 4	R: 0 E: 0 K: 2 S: 7	H: 0 LOB: 1 BB: 1 P: 11	R: 0 E: 0 K: 1 S: 6	H: 1 LOB: 0 BB: 0 P: 6	R: 0 E: 0 K: 1 S: 3	H: 0 LOB: 0 BB: 0 P: 3	R: 0 E: 0 K: 0 S: 4	H: 1 LOB: 2 BB: 0 P: 8	R: 0 E: 0 K: 1 S: 5	H: 0 LOB: 0 BB: 0 P: 5	1B: 4 2B: 4 3B: 0 HR: 0	SF: 0 SAC: 1 DP: 0 HBP: 0	WP: 0 PB: 0 SB: 0 CS: 1	PA: 37
PITCHER	IP WLS BF H R ER SO BB IBB HBP BLK WP HR S P ERA WHIP																			
55 Josh Johnson, R (1, 1) ERA: 1.29	3.0	14	5	1	1	2	0	0	0	0	0	0	0	0	18	18	3.00	1.667		
21 Heath Bell, R (4, 1) ERA:	1.0	4	0	0	0	2	1	0	0	0	0	0	0	7	11	0.00	1.000			
40 Mike Dunn, L (5, 1) ERA: 3.86	1.0	3	1	0	0	1	0	0	0	0	0	0	0	6	6	0.00	1.000			
52 Brad Hand, L (6, 1) ERA:	2.0	W 7	1	0	0	1	0	0	0	0	0	0	0	9	9	0.00	0.500			
61 J.D. Martin, R (8, 1) ERA:	2.0	S 8	1	0	0	1	1	0	0	0	0	0	0	9	13	0.00	1.000			

AB	33
R	1
H	8
RBI	1
BB	2
SO	7
LOB	12



Batter	1	2	3	4	5	6	7	8	9	AB	R	H	RBI	BB	SO	LOB	BOTTOM			
7 José Reyes, S (1, 6) OBP: 0.231, SLG: 0.385 73 Donovan Solano, R (4, 6) OBP: 0.421, SLG: 0.444										1	0	0	0	0	0	0	New York Mets @ Miami Marlins Roger Dean Stadium, Jupiter, FL Thu Mar 15 2012, 1:08 PM - 4:21 PM EDT Att: 4,983 - Cloudy - 76 F			
1 Emilio Bonifácio, S (1, 8) OBP: 0.397, SLG: 0.385 78 Kevin Mattison, L (4, 8) OBP: 0.250, SLG: 0.154										1	0	0	0	0	0	0				
12 Omar Infante, R (1, 4) OBP: 0.545, SLG: 1.000 79 Jeff Dominguez, S (4, 4) OBP: 0.222, SLG: 0.333										1	0	0	0	0	0	0				
14 John Buck, R (1, 2) OBP: 0.333, SLG: 0.286 74 Kyle Skipworth, L (7, 2)										2	0	0	0	1	0	0				
6 Scott Cousins, L (1, 9) OBP: 0.348, SLG: 0.350										4	0	0	0	0	1	5				
65 Terry Tiffee, S (1, 3) OBP: 0.130, SLG: 0.130										4	0	2	0	0	1	0				
54 Matt Dominguez, R (1, 5) OBP: 0.231, SLG: 0.167										4	0	0	0	0	3	3				
8 Chris Coghlan, L (1, 7) OBP: 0.400, SLG: 0.333										3	2	2	0	0	0	0				
55 Josh Johnson, L (1, 1) 62 Luke Montz, R (3, PH) 21 Heath Bell, R (4, 1) 40 Mike Dunn, L (5, 1) 52 Brad Hand, L (6, 1) 11 Bryan Petersen, L (7, PH) 61 J.D. Martin, R (8, 1)										0	0	0	0	0	0	0				
Inning Stats	R: 0 E: 0 K: 0 S: 3	H: 0 LOB: 0 BB: 0 P: 3	R: 0 E: 0 K: 1 S: 5	H: 0 LOB: 0 BB: 0 P: 5	R: 0 E: 0 K: 2 S: 7	H: 0 LOB: 0 BB: 0 P: 7	R: 0 E: 0 K: 1 S: 6	H: 1 LOB: 0 BB: 0 P: 6	R: 0 E: 0 K: 0 S: 6	H: 3 LOB: 3 BB: 1 P: 10	R: 2 E: 1 K: 1 S: 8	H: 2 LOB: 1 BB: 0 P: 8	R: 0 E: 0 K: 0 S: 4	H: 1 LOB: 2 BB: 1 P: 8	R: 0 E: 0 K: 1 S: 4	H: 1 LOB: 1 BB: 0 P: 8		1B: 8 2B: 0 3B: 0 HR: 0	SF: 0 SAC: 1 DP: 0 HBP: 0	WP: 0 PB: 0 SB: 0 CS: 1
PITCHER	IP WLS BF H R ER SO BB IBB HBP BLK WP HR S P ERA WHIP																			
43 R.A. Dickey, R (1, 1) ERA: 6.43	2.0	6	0	0	0	1	0	0	0	0	0	0	0	8	8	0.00	0.000			
46 Manny Acosta, R (3, 1) ERA:	2.0	H 6	1	0	0	3	0	0	0	0	0	0	0	13	13	0.00	0.500			
39 Bobby Parnell, R (5, 1) ERA:	1.0	H 4	1	0	0	2	0	0	0	0	0	0	0	8	8	0.00	1.000			
58 Fernando Cabrera, R (6, 1) ERA: 3.86	2.0	L 13	5	3	1	1	1	0	0	0	0	0	0	14	18	4.50	3.000			
19 Daniel Herrera, L (8, 1) ERA:	1.0	5	1	0	0	0	1	0	0	0	0	0	0	4	8	0.00	2.000			

AB	31
R	3
H	8
RBI	1
BB	2
SO	7
LOB	11



Batter	1	2	3	4	5	6	7	8	9	AB	R	H	RBI	BB	SO	LOB	TOP			
23 Mike Baxter, L (1,8) OBP: 0.344, SLG: 0.355	L6	13 E 1B		1-2 1B			G4-3		K	5	0	2	1	0	1	0				
13 Ronny Cedeno, R (1,6) OBP: 0.458, SLG: 0.474 6 Omar Quintanilla, L (6,6) OBP: 0.296, SLG: 0.217	HR	FC4		L6			G4-3			3	1	1	1	0	0	3				
2 Justin Turner, R (1,4) OBP: 0.228, SLG: 0.276 61 Jordany Valdespin, L (6,4) OBP: 0.379, SLG: 0.462	G5-3	F8		G5-4-3			K			3	0	0	0	0	0	4				
21 Lucas Duda, L (1,9) OBP: 0.455, SLG: 0.533 Cesar Puello, R (6,9) OBP: 0.357, SLG: 0.308	HBP	F9						G6-3		2	0	1	0	0	0	2				
30 Josh Thole, L (1,2) OBP: 0.400, SLG: 0.300 16 Rob Johnson, R (5,2) OBP: 0.214, SLG: 0.500	F8		G4-3				G4-6-3		HR	3	0	0	0	0	0	2				
3 Josh Satin, R (1,5) OBP: 0.310, SLG: 0.280 62 Lucas May, R (6,3) OBP: 0.263, SLG: 0.368		20 BB 33 1B					K		G3	1	1	0	0	2	1	0				
20 Adam Loewen, L (1,7) OBP: 0.387, SLG: 0.444		33 1B 34 G6-3		F8			K		K	3	1	0	0	1	2	1				
33 Vinny Rottino, R (1,3) OBP: 0.160, SLG: 0.200		23 1B		F8			P1		K	4	1	1	1	0	1	1				
34 Mike Pelfrey, R (1,1) 19 Daniel Herrera, L (3,1) 30 Brad Pizarski, L (6,6) 3 Michael Fisher, S (7,7) 58 Fernando Cabrera, R (6,1) 36 Garrett Olson, L (7,1) 87 Josh Edgin, R (8,1) Matt Tunney, R (8,1)		G6-3					G6-3		K	1	0	0	0	0	0	1				
Inning Stats	R: 1 E: 0 K: 0 S: 5	H: 1 LOB: 1 BB: 0 P: 10	R: 3 E: 1 K: 0 S: 6	H: 2 LOB: 2 BB: 2 P: 14	R: 0 E: 0 K: 0 S: 3	H: 0 LOB: 1 BB: 1 P: 7	R: 0 E: 0 K: 0 S: 4	H: 2 LOB: 1 BB: 0 P: 4	R: 0 E: 0 K: 1 S: 5	H: 0 LOB: 0 BB: 0 P: 5	R: 0 E: 0 K: 1 S: 7	H: 0 LOB: 0 BB: 0 P: 7	R: 1 E: 0 K: 1 S: 7	H: 1 LOB: 0 BB: 0 P: 7	R: 0 E: 0 K: 3 S: 9	H: 0 LOB: 0 BB: 0 P: 9	1B: 5 2B: 0 3B: 0 HR: 2	SF: 0 SAC: 0 DP: 2 HBP: 1	WP: 0 PB: 0 SB: 0 CS: 0	PA: 37
PITCHER	IP WLS BF H R ER SO BB IBB HBP BLK WP HR S P ERA WHIP																			
61 Livan Hernandez, R (1,1) ERA: 4.38	3.0 W 19 5 4 4 0 3 0 0 1 0 0 1 16 33 12.00 2.667																			
66 Eneido Del Rosario, R (4,1) ERA: 6.23	2.0 H 5 1 0 0 1 0 0 0 0 0 0 0 7 7 0.00 0.500																			
37 Brandon Lyon, R (6,1) ERA: 2.25	1.0 3 0 0 0 1 0 0 0 0 0 0 0 5 5 0.00 0.000																			
58 Fernando Abad, L (7,1) ERA: 1.93	1.0 3 0 0 0 1 0 0 0 0 0 0 0 7 7 0.00 0.000																			
62 Aneury Rodriguez, R (8,1) ERA: 6.53	2.0 7 1 1 1 4 0 0 0 0 0 0 1 16 16 4.50 0.500																			

New York Mets @ Houston Astros
Osceola County Stadium, Kissimmee, FL
Sun Mar 18 2012, 1:08 PM - 3:58 PM EDT
Att: 5,469 - Sunny - 80 F

AB 33
R 5
H 7
RBI 5
BB 3
SO 7
LOB 14



Batter	1	2	3	4	5	6	7	8	9	AB	R	H	RBI	BB	SO	LOB	BOTTOM			
1 Jordan Schafer, L (1,8) OBP: 0.481, SLG: 0.522 8 JB Shuck, L (3,1) OBP: 0.409, SLG: 0.450	6 2B 45 2B	4 2B BB	4 WP 1B		F9		F7			0	2	0	0	2	0	0				
4 Jed Lowrie, S (1,6) OBP: 0.482, SLG: 0.636 36 Angel Sanchez, R (7,6) OBP: 0.636, SLG: 0.556	F9	6 1B 45 HR 2B	1-2 BB			HR		E6		3	2	3	1	0	1					
6 Travis Buck, L (1,9) OBP: 0.438, SLG: 0.813 29 Brett Wallace, L (7,5) OBP: 0.370, SLG: 0.440	45 2B 2B	45 HR 1B	G6-3			FC6-4 2B		2B		4	2	3	0	0	2					
45 Carlos Lee, R (1,3) OBP: 0.391, SLG: 0.727 17 Justin Ruggiano, R (6,1) PR	2B	HR		F8		FC6-4 BB		F9		3	1	2	5	1	0	0				
50 Fernando Martinez, L (1,7) OBP: 0.261, SLG: 0.429 3 Joe Thurston, L (7,7) OBP: 0.214, SLG: 0.357	BB	K		K		K		F7		3	0	0	0	1	3	2				
16 Matt Downs, R (1,4) OBP: 0.240, SLG: 0.348 12 Brian Bixler, R (6,1) PR	F9	G5-3		F7		FC6-4				4	0	0	0	0	0	0				
46 Scott Moore, L (1,5) OBP: 0.353, SLG: 0.231	K		K			G4-3				4	0	1	0	0	2	4				
38 Jimmy Paredes, S (1,10) OBP: 0.188, SLG: 0.250		G4-3	8 1B 4 WP 55 S 1B			F7		L9		4	1	1	0	0	0	1				
55 Humberto Quintero, R (1,2) OBP: 0.333, SLG: 0.333 22 Carlos Corporan, S (6,2) OBP: 0.125, SLG: 0.125	4 2B 1B		K			P2		G3-1		3	1	1	0	0	1	2				
Inning Stats	R: 2 E: 0 K: 1 S: 7	H: 2 LOB: 2 BB: 2 P: 15	R: 5 E: 0 K: 1 S: 9	H: 4 LOB: 1 BB: 1 P: 14	R: 1 E: 0 K: 2 S: 9	H: 2 LOB: 2 BB: 1 P: 14	R: 0 E: 0 K: 1 S: 5	H: 0 LOB: 0 BB: 0 P: 5	R: 0 E: 0 K: 1 S: 4	H: 1 LOB: 1 BB: 0 P: 4	R: 1 E: 0 K: 1 S: 7	H: 2 LOB: 2 BB: 1 P: 13	R: 0 E: 0 K: 0 S: 3	H: 0 LOB: 0 BB: 0 P: 3	R: 0 E: 1 K: 0 S: 4	H: 1 LOB: 1 BB: 0 P: 4	1B: 4 2B: 6 3B: 0 HR: 2	SF: 0 SAC: 0 DP: 0 HBP: 0	WP: 1 PB: 0 SB: 1 CS: 0	PA: 41
PITCHER	IP WLS BF H R ER SO BB IBB HBP BLK WP HR S P ERA WHIP																			
34 Mike Pelfrey, R (1,1) ERA: 14.3	2.2 L 20 8 8 8 4 4 0 0 0 0 0 1 24 42 27.00 4.500																			
19 Daniel Herrera, L (3,1) ERA:	0.1 1 0 0 0 0 0 0 0 0 0 0 1 1 0.00 0.000																			
Jeremy Hefner, R (4,1) ERA:	2.0 7 1 0 0 1 0 0 0 0 0 0 9 9 0.00 0.500																			
58 Fernando Cabrera, R (6,1) ERA: 4.76	1.0 6 2 1 1 1 1 0 0 0 0 0 1 7 13 9.00 3.000																			
36 Garrett Olson, L (7,1) ERA:	1.0 3 0 0 0 0 0 0 0 0 0 0 3 3 0.00 0.000																			

New York Mets @ Houston Astros
Osceola County Stadium, Kissimmee, FL
Sun Mar 18 2012, 1:08 PM - 3:58 PM EDT
Att: 5,469 - Sunny - 80 F

AB 36
R 9
H 12
RBI 8
BB 5
SO 6
LOB 19



Batter	1	2	3	4	5	6	7	8	9	AB	R	H	RBI	BB	SO	LOB	TOP			
1 Steve Lombardozzi, S OBP: 0.333, SLG: 0.424 18 Chad Tracy, L OBP: 0.256, SLG: 0.333	F9		G4-6-3			G3		P6		3	0	0	0	0	0	1	<p>Washington Nationals @ New York Mets</p> <p>Digital Domain Park, Port St. Lucie, FL</p> <p>Tue Mar 20 2012, 6:14 PM - 8:44 PM EDT</p> <p>Att: 4,941 - Partly Cloudy - 77 F</p> <p>livebaseballscorecards.com</p>			
20 Ian Desmond, R OBP: 0.237, SLG: 0.297 64 Carlos Maldonado, R OBP: 0.500, SLG: 0.779 35 Craig Stammen, R	K					7 1B 8 1B BB		K		2	0	1	0	1	1	0				
8 Danny Espinosa, S OBP: 0.324, SLG: 0.258 7 Stephen King, R						7 1B 1B				2	0	1	0	1	1	1				
7 Mark DeRosa, R OBP: 0.600, SLG: 0.647 13 Josh Johnson, S	F8					1-2 1B		G1-3		3	0	1	0	0	1	2				
3 Wilson Ramos, R OBP: 0.208, SLG: 0.333 52 Ryan Mattheus, R 63 Henry Alberto Rodriguez (R) 58 David Freitas, R			G5-3			G6-3				3	0	0	0	0	0	4				
24 Rick Ankiel, L OBP: 0.444, SLG: 1.000 10 Corey Brown, L OBP: 0.389, SLG: 0.611	F8					15 G6-4-3 1B		P5		2	0	1	0	0	0	0				
15 Brett Carroll, R OBP: 0.306, SLG: 0.273	L8					G6-4-3		K		3	0	0	0	0	1	1				
2 Roger Bernadina, L OBP: 0.371, SLG: 0.250 12 Jason Michaels, R OBP: 0.333, SLG: 0.269			G1-3			F8		F7		2	0	0	0	0	0	1				
37 Stephen Strasburg, R OBP: 1.000, SLG: 1.000 13 Andrés Blanco, S OBP: 0.050, SLG: 0.174								G3		1	0	1	0	0	0	0				
										2	0	0	0	0	1	0				
Inning Stats	R: 0 E: 0 K: 1 S: 5	H: 0 LOB: 1 BB: 1 P: 9	R: 0 E: 0 K: 0 S: 3	H: 0 LOB: 0 BB: 0 P: 3	R: 0 E: 0 K: 0 S: 3	H: 1 LOB: 0 BB: 0 P: 3	R: 0 E: 0 K: 2 S: 8	H: 1 LOB: 1 BB: 0 P: 8	R: 0 E: 0 K: 1 S: 7	H: 1 LOB: 1 BB: 0 P: 3	R: 0 E: 0 K: 1 S: 5	H: 2 LOB: 3 BB: 1 P: 11	R: 0 E: 0 K: 1 S: 5	H: 0 LOB: 0 BB: 0 P: 5	R: 0 E: 0 K: 2 S: 7	H: 0 LOB: 0 BB: 0 P: 7	1B: 5 2B: 0 3B: 0 HR: 0	SF: 0 SAC: 0 DP: 2 HBP: 0	WP: 0 PB: 0 SB: 1 CS: 0	PA: 32
PITCHER	IP WLS BF H R ER SO BB IBB HBP BLK WP HR S P ERA WHIP																			
35 Dillon Gee, R ERA: 3.07	5.2 W 19	3 0 0 4	1 0 0 0	0 0 0 0	0 0 0 0	0 0 0 0	0 0 0 0	0 0 0 0	0 0 0 0	0 0 0 0	0 0 0 0	0 0 0 0	0 0 0 0	0 0 0 0	0 0 0 0	0 0 0 0	0.00 0.706			
48 Frank Francisco, R ERA: 6.0	1.0 H 6	2 0 0 1	1 0 0 0	0 0 0 0	0 0 0 0	0 0 0 0	0 0 0 0	0 0 0 0	0 0 0 0	0 0 0 0	0 0 0 0	0 0 0 0	0 0 0 0	0 0 0 0	0 0 0 0	0 0 0 0	0.00 3.000			
36 Chuck James, L ERA: 7.36	0.1 H 1	0 0 0 0	0 0 0 0	0 0 0 0	0 0 0 0	0 0 0 0	0 0 0 0	0 0 0 0	0 0 0 0	0 0 0 0	0 0 0 0	0 0 0 0	0 0 0 0	0 0 0 0	0 0 0 0	0 0 0 0	0.00 0.000			
60 Jon Rauch, R ERA: 8.1	1.0 H 3	0 0 0 1	0 0 0 0	0 0 0 0	0 0 0 0	0 0 0 0	0 0 0 0	0 0 0 0	0 0 0 0	0 0 0 0	0 0 0 0	0 0 0 0	0 0 0 0	0 0 0 0	0 0 0 0	0 0 0 0	0.00 0.000			
39 Bobby Parnell, R ERA:	1.0 S 3	0 0 0 2	0 0 0 0	0 0 0 0	0 0 0 0	0 0 0 0	0 0 0 0	0 0 0 0	0 0 0 0	0 0 0 0	0 0 0 0	0 0 0 0	0 0 0 0	0 0 0 0	0 0 0 0	0 0 0 0	0.00 0.000			

Batter	1	2	3	4	5	6	7	8	9	AB	R	H	RBI	BB	SO	LOB	BOTTOM			
56 Andres Torres, S OBP: 0.292, SLG: 0.348 20 Adam Loewen, L OBP: 0.353, SLG: 0.400	G4-3		K			K		G3-1		1	0	0	0	0	0	0	<p>Washington Nationals @ New York Mets</p> <p>Digital Domain Park, Port St. Lucie, FL</p> <p>Tue Mar 20 2012, 6:14 PM - 8:44 PM EDT</p> <p>Att: 4,941 - Partly Cloudy - 77 F</p> <p>livebaseballscorecards.com</p>			
28 Daniel Murphy, L OBP: 0.370, SLG: 0.318 6 Omar Quintanilla, L OBP: 0.286, SLG: 0.208	44 S BB		G4-3			G4-3		K2-3		2	0	0	0	1	0	1				
44 Jason Bay, R OBP: 0.370, SLG: 0.318 33 Vinny Rottino, R OBP: 0.154, SLG: 0.192	F8					29 S 1B		G3		2	1	0	0	1	0	1				
29 Ike Davis, L OBP: 0.333, SLG: 0.308 3 Josh Satin, R OBP: 0.310, SLG: 0.280	P6					21 2B 1B				3	0	1	1	0	0	1				
21 Lucas Duda, L OBP: 0.480, SLG: 0.778 23 Mike Baxter, L OBP: 0.344, SLG: 0.355	K					HR		2B		3	1	2	1	0	1	0				
2 Justin Turner, R OBP: 0.206, SLG: 0.250	L3					G6-3		F9		3	0	0	0	0	0	2				
30 Josh Thole, L OBP: 0.357, SLG: 0.261 60 Jon Rauch, R 39 Bobby Parnell, R	G1-3									3	0	0	0	0	0	0				
11 Rubén Tejada, R OBP: 0.375, SLG: 0.357 13 Ronny Cedeno, R OBP: 0.480, SLG: 0.474			35 SH5-4 2B					16 G4-6-3 BB		2	0	1	0	0	1	0				
35 Dillon Gee, R 48 Frank Francisco, R 36 Chuck James, L 16 Rob Johnson, R (7, PH) OBP: 0.200, SLG: 0.467			SH5-4			F8		G4-6-3		1	0	0	0	0	0	1				
Inning Stats	R: 0 E: 0 K: 0 S: 3	H: 0 LOB: 1 BB: 1 P: 8	R: 0 E: 0 K: 1 S: 5	H: 0 LOB: 0 BB: 0 P: 5	R: 0 E: 0 K: 1 S: 6	H: 1 LOB: 1 BB: 0 P: 6	R: 1 E: 0 K: 0 S: 6	H: 1 LOB: 0 BB: 0 P: 8	R: 0 E: 0 K: 1 S: 7	H: 2 LOB: 2 BB: 1 P: 12	R: 0 E: 0 K: 0 S: 2	H: 0 LOB: 0 BB: 1 P: 6	R: 0 E: 0 K: 1 S: 5	H: 0 LOB: 0 BB: 0 P: 5	R: 0 E: 0 K: 1 S: 5	H: 0 LOB: 0 BB: 0 P: 5		1B: 1 2B: 2 3B: 0 HR: 1	SF: 0 SAC: 1 DP: 1 HBP: 0	WP: 0 PB: 0 SB: 2 CS: 0
PITCHER	IP WLS BF H R ER SO BB IBB HBP BLK WP HR S P ERA WHIP																			
37 Stephen Strasburg, R ERA: 3.59	5.0 L 18	2 1 1 3	1 1 1 1	1 0 0 0	0 0 0 0	0 0 0 0	0 0 0 0	0 0 0 0	0 0 0 0	0 0 0 0	0 0 0 0	0 0 0 0	0 0 0 0	0 0 0 0	0 0 0 0	0 0 0 0	9.00 3.000			
52 Ryan Mattheus, R ERA: 3.68	1.0	6 2 1 1	1 1 1 1	1 0 0 0	0 0 0 0	0 0 0 0	0 0 0 0	0 0 0 0	0 0 0 0	0 0 0 0	0 0 0 0	0 0 0 0	0 0 0 0	0 0 0 0	0 0 0 0	0 0 0 0	0.00 1.000			
63 Henry Alberto Rodriguez, R ERA:	1.0	3 0 0 0	0 0 0 0	0 0 0 0	0 0 0 0	0 0 0 0	0 0 0 0	0 0 0 0	0 0 0 0	0 0 0 0	0 0 0 0	0 0 0 0	0 0 0 0	0 0 0 0	0 0 0 0	0 0 0 0	0.00 0.000			
35 Craig Stammen, R ERA: 2.08	1.0	3 0 0 0	0 0 0 1	0 0 0 0	0 0 0 0	0 0 0 0	0 0 0 0	0 0 0 0	0 0 0 0	0 0 0 0	0 0 0 0	0 0 0 0	0 0 0 0	0 0 0 0	0 0 0 0	0 0 0 0	0.00 0.000			



Batter	1	2	3	4	5	6	7	8	9	AB	R	H	RBI	BB	SO	LOB	TOP										
61 Jordany Valdespin, L OBP: 0.364, SLG: 0.533 (1.4)										4	1	1	1	0	0	1											
13 Ronny Cedeno, R OBP: 0.429, SLG: 0.499 (1.6) 6 Omar Quintanilla, L OBP: 0.276, SLG: 0.200 (7.6)										3	0	0	0	0	1	0											
2 Justin Turner, R OBP: 0.189, SLG: 0.229 (1.5) 3 Josh Satin, R OBP: 0.300, SLG: 0.269 (7.5)										3	0	0	0	0	1	0											
21 Lucas Duda, L OBP: 0.483, SLG: 0.714 (1.9) 91 Cory Vaughn, R (9.9)										3	0	1	0	0	1	0											
15 Valentino Pascucci, R OBP: 0.333, SLG: 0.091 (1.3) 20 Adam Loewen, L (7. PH) OBP: 0.343, SLG: 0.387 (7.3)										2	0	0	0	0	1	2											
23 Mike Baxter, L OBP: 0.324, SLG: 0.333 (1.8) 68 Matthew den Dekker, L (7. PH) OBP: 0.316, SLG: 0.375 (7.8)										2	0	0	0	0	0	0											
33 Vinny Rottino, R OBP: 0.207, SLG: 0.241 (1.7)										3	0	2	0	0	1	0											
4 Mike Nickeas, R OBP: 0.263, SLG: 0.368 (1.2) 62 Lucas May, R OBP: 0.250, SLG: 0.350 (7.2)										2	0	0	0	0	0	2											
57 Johan Santana, L (1.1) 46 Manny Acosta, R (7.1) 47 Miguel Batista, R (8.1) 38 Garrett Olson, R (9.1)										2	0	0	0	0	0	2											
Inning Stats	R: 0 E: 0 K: 1 S: 5	H: 0 LOB: 0 BB: 0 P: 5	R: 0 E: 0 K: 0 S: 3	H: 1 LOB: 0 BB: 0 P: 3	R: 0 E: 0 K: 0 S: 4	H: 1 LOB: 1 BB: 0 P: 4	R: 0 E: 0 K: 1 S: 5	H: 0 LOB: 1 BB: 0 P: 6	R: 0 E: 0 K: 0 S: 4	H: 1 LOB: 1 BB: 0 P: 4	R: 0 E: 0 K: 1 S: 5	H: 0 LOB: 0 BB: 0 P: 5	R: 0 E: 0 K: 0 S: 3	H: 0 LOB: 0 BB: 0 P: 3	R: 0 E: 0 K: 1 S: 5	H: 0 LOB: 0 BB: 0 P: 5	R: 1 E: 0 K: 1 S: 7	H: 1 LOB: 0 BB: 0 P: 9	1B: 3 2B: 0 3B: 0 HR: 1	SF: 0 SAC: 0 DP: 1 HBP: 1	WP: 0 PB: 0 SB: 0 CS: 0	PA: 31					
PITCHER	IP	WLS	BF	H	R	ER	SO	BB	IBB	HBP	BLK	WP	HR	S	P	ERA	WHIP										
35 Jake Westbrook, R ERA: 1.1 (1.1)	6.0		21	3	0	0	3	0	0	1	0	0	0	26	27	0.00	0.500										
41 Mitchell Boggs, R ERA: 6.0 (7.1)	1.0	H	3	0	0	0	0	0	0	0	0	0	0	3	3	0.00	0.000										
46 Kyle McClellan, R ERA: 1.29 (8.1)	1.0	H	3	0	0	0	1	0	0	0	0	0	0	5	5	0.00	0.000										
59 Fernando Salas, R ERA: 4.5 (9.1)	1.0	W	4	1	1	1	1	0	0	0	0	0	1	7	9	9.00	1.000										

New York Mets @ St. Louis Cardinals
 Roger Dean Stadium, Jupiter, FL
 Wed Mar 21, 2012, 1:09 PM - 3:13 PM EDT
 Att. 7,539 - Overcast - 77 F

AB	30
R	1
H	4
RBI	1
BB	0
SO	5
LOB	7



Batter	1	2	3	4	5	6	7	8	9	AB	R	H	RBI	BB	SO	LOB	BOTTOM										
27 Tyler Greene, R OBP: 0.333, SLG: 0.351 (1.4)										3	1	1	0	0	0	1											
3 Carlos Beltrán, S OBP: 0.286, SLG: 0.370 (1.9) 8 Eugenio Velez, S OBP: 0.133, SLG: 0.133 (8.9)										3	0	1	0	0	1	0											
7 Matt Holliday, R OBP: 0.464, SLG: 0.821 (1.7) 38 Mark Hamilton, L OBP: 0.428, SLG: 0.300 (7.3) 59 Fernando Salas, R (9.1)										3	0	1	0	0	1	2											
23 David Freese, R OBP: 0.364, SLG: 0.571 (1.5) 13 Matt Carpenter, L OBP: 0.412, SLG: 0.552 (8.5)										3	0	0	0	0	2	3											
12 Lance Berkman, S OBP: 0.435, SLG: 0.389 (1.3) 41 Mitchell Boggs, R (7.1) 46 Kyle McClellan, R (8.1) 87 Matt Adams, L OBP: 0.297, SLG: 0.528 (9.3) 56 Adron Chambers, L (9. PR) OBP: 0.333, SLG: 0.333 (9.3)										3	0	2	1	0	1	0											
4 Yadier Molina, R OBP: 0.452, SLG: 0.633 (1.2) 48 Tony Cruz, R OBP: 0.316, SLG: 0.333 (8.2)										0	0	0	0	0	0	0											
19 Jon Jay, L OBP: 0.282, SLG: 0.286 (1.8)										4	0	1	1	0	1	0											
15 Rafael Furcal, S OBP: 0.207, SLG: 0.310 (1.6)										3	0	1	0	0	0	0											
35 Jake Westbrook, R (1.1) 44 Erik Komatsu, L (7.7) OBP: 0.375, SLG: 0.486 (7.7)										1	0	1	0	0	0	0											
Inning Stats	R: 0 E: 0 K: 0 S: 3	H: 0 LOB: 0 BB: 0 P: 3	R: 0 E: 0 K: 1 S: 5	H: 0 LOB: 0 BB: 0 P: 5	R: 0 E: 0 K: 0 S: 4	H: 1 LOB: 1 BB: 0 P: 4	R: 0 E: 0 K: 2 S: 9	H: 2 LOB: 0 BB: 0 P: 9	R: 0 E: 0 K: 1 S: 5	H: 0 LOB: 0 BB: 0 P: 5	R: 1 E: 0 K: 2 S: 9	H: 3 LOB: 2 BB: 0 P: 9	R: 0 E: 0 K: 1 S: 5	H: 0 LOB: 0 BB: 0 P: 5	R: 0 E: 0 K: 0 S: 4	H: 1 LOB: 1 BB: 0 P: 4	R: 1 E: 0 K: 0 S: 4	H: 3 LOB: 1 BB: 0 P: 4	1B: 10 2B: 0 3B: 0 HR: 0	SF: 0 SAC: 2 DP: 0 HBP: 0	WP: 0 PB: 0 SB: 0 CS: 0	PA: 34					
PITCHER	IP	WLS	BF	H	R	ER	SO	BB	IBB	HBP	BLK	WP	HR	S	P	ERA	WHIP										
57 Johan Santana, L ERA: 3.38 (1.1)	6.0		23	6	1	1	6	0	0	0	0	0	0	35	35	1.50	1.000										
46 Manny Acosta, R ERA: 3.18 (7.1)	1.0		3	0	0	0	1	0	0	0	0	0	0	5	5	0.00	0.000										
47 Miguel Batista, R ERA: 3.18 (8.1)	1.1	L	7	3	1	1	0	0	0	0	0	0	0	7	7	6.75	2.250										
38 Garrett Olson, L ERA: 3.18 (9.1)	0.0		1	1	0	0	0	0	0	0	0	0	0	1	1	∞	∞										

New York Mets @ St. Louis Cardinals
 Roger Dean Stadium, Jupiter, FL
 Wed Mar 21, 2012, 1:09 PM - 3:13 PM EDT
 Att. 7,539 - Overcast - 77 F

AB	32
R	2
H	10
RBI	2
BB	0
SO	7
LOB	10



Batter	1	2	3	4	5	6	7	8	9	AB	R	H	RBI	BB	SO	LOB	TOP								
8 JB Shuck, L OBP: 0.333, SLG: 0.355 50 Fernando Martinez, L OBP: 0.240, SLG: 0.391	G6-3		P5			G3-1		G4-3		3	0	0	0	0	0	2									
36 Angel Sanchez, R OBP: 0.600, SLG: 0.500 9 Marwin Gonzalez, S OBP: 0.179, SLG: 0.154	F8			14 G4-6-3 BB		G6-3		F9		2	0	0	1	1	0	1									
14 J.D. Martinez, R OBP: 0.364, SLG: 0.581 39 Brett Myers, R	G1-3			G4-6-3		G5-3		F7		3	0	0	0	0	0	2									
16 Matt Downs, R OBP: 0.231, SLG: 0.333				1-2f						1	0	0	0	0	0	0									
45 Carlos Lee, R OBP: 0.379, SLG: 0.630 47 Brad Snyder, L OBP: 0.250, SLG: 0.318		38 FC1-6 BB		G5-3				46 DI 1B		2	0	0	0	1	1	0									
6 Travis Buck, L OBP: 0.350, SLG: 0.650 46 Scott Moore, L OBP: 0.368, SLG: 0.267	K					G4-3		F8		3	0	0	0	0	1	1									
38 Jimmy Paredes, S OBP: 0.190, SLG: 0.238 52 Sergio Escalona, L	FC1-6					F9		1B		1	0	1	1	0	0	0									
65 Henry Sosa, R										3	0	0	0	0	1	1									
87 Collin DeLome, L (PH)	1-2f					K				0	0	0	0	0	0	0									
15 Jason Castro, L OBP: 0.357, SLG: 0.360 3 Joe Thurston, L OBP: 0.222, SLG: 0.333	K					G5-3		F8		3	0	0	0	0	1	1									
27 Jose Altuve, R OBP: 0.357, SLG: 0.320 22 Carlos Corporan, S OBP: 0.125, SLG: 0.125								K		2	1	0	0	1	2	0									
51 Wandy Rodriguez, S (1, 1) 55 Rhiner Cruz, R (4, 1) 17 Justin Ruggiano, R (6, PH) OBP: 0.158, SLG: 0.176 (6, 8)										0	0	0	0	0	0	0									
										2	0	2	0	0	0	0									
Inning Stats	R: 0 E: 0 K: 0 S: 3	H: 0 LOB: 0 BB: 0 P: 3	R: 0 E: 0 K: 2 S: 7	H: 0 LOB: 1 BB: 1 P: 11	R: 0 E: 0 K: 1 S: 5	H: 0 LOB: 0 BB: 1 P: 5	R: 0 E: 0 K: 0 S: 2	H: 0 LOB: 0 BB: 1 P: 6	R: 0 E: 0 K: 0 S: 3	H: 0 LOB: 0 BB: 0 P: 3	R: 1 E: 0 K: 0 S: 4	H: 1 LOB: 1 BB: 1 P: 8	R: 0 E: 0 K: 2 S: 7	H: 0 LOB: 0 BB: 0 P: 7	R: 0 E: 0 K: 1 S: 6	H: 1 LOB: 1 BB: 0 P: 6	R: 1 E: 0 K: 0 S: 6	H: 2 LOB: 1 BB: 0 P: 6	1B: 3 2B: 1 3B: 0 HR: 0	SF: 0 SAC: 0 DP: 1 HBP: 0	WP: 0 PB: 0 SB: 0 CS: 0	PA: 33			
PITCHER	IP	WLS	BF	H	R	ER	SO	BB	IBB	HBP	BLK	WP	HR	S	P	ERA	WHIP								
43 R.A. Dickey, R ERA: 4.05	6.1	W	22	1	1	1	4	3	0	0	0	0	0	27	39	1.42	0.632								
87 Josh Edgin, L ERA: 9.0	0.2	H	2	0	0	0	1	0	0	0	0	0	0	4	4	0.00	0.000								
52 Ramon E Ramirez, R (8, 1) ERA: 9.0	1.0		4	1	0	0	1	0	0	0	0	0	0	6	6	0.00	1.000								
48 Frank Francisco, R (9, 1) ERA: 6.43	1.0		5	2	1	1	0	0	0	0	0	0	0	6	6	9.00	2.000								

Houston Astros @ New York Mets
Digital Domain Park, Port St. Lucie, FL
Thu Mar 22 2012, 1:12 PM - 4:02 PM EDT
Attn: 4,323 - Sunny - 82 F

AB	30
R	2
H	4
RBI	2
BB	3
SO	6
LOB	10



Batter	1	2	3	4	5	6	7	8	9	AB	R	H	RBI	BB	SO	LOB	BOTTOM								
11 Rubén Tejada, R OBP: 0.421, SLG: 0.563 13 Ronny Cedeno, R OBP: 0.433, SLG: 0.417	HR			FC5-2-5 44 BB 28 1B 29 BB		E3 28 G4-3				2	2	1	1	1	0	2									
28 Daniel Murphy, L OBP: 0.383, SLG: 0.290 87 Josh Edgin, R	K			29 BB 44 BB 1B		G4-3				4	0	1	1	0	1	3									
4 Mike Nickeas, R (7, PH) OBP: 0.250, SLG: 0.350 52 Ramon E Ramirez, R (8, 1) 48 Frank Francisco, R (9, 1)				29 BB 44 BB 1B						1	0	0	0	0	1	2									
44 Jason Bay, R OBP: 0.387, SLG: 0.320 20 Adam Loewen, L OBP: 0.333, SLG: 0.375	1B			29 BB 44 BB 1B		K				3	1	1	0	1	1	3									
29 Ike Davis, L OBP: 0.353, SLG: 0.286 3 Josh Satin, R (7, PR) OBP: 0.323, SLG: 0.296 (8, 3)	BB			29 BB 44 BB 1B						1	1	1	0	0	0	0									
62 Lucas May, R OBP: 0.200, SLG: 0.280	K			29 BB 44 BB 1B						5	0	0	0	0	2	7									
33 Vinny Rottino, R OBP: 0.235, SLG: 0.265	1B									5	1	2	0	0	0	1									
16 Rob Johnson, R OBP: 0.500, SLG: 0.500 30 Josh Thole, L OBP: 0.345, SLG: 0.250	BB			43 SH5-4 11 E 28 1B		G4-3				3	1	2	1	1	0	0									
68 Matthew den Dekker, L (1, 8) OBP: 0.304, SLG: 0.316 61 Jordany Valdespin, L (8, 8) OBP: 0.364, SLG: 0.533	G4-3			FC5-4 11 FOS-2 28 1B						1	0	0	0	0	0	0									
43 R.A. Dickey, R OBP: 0.500, SLG: 0.500 6 Omar Quintanilla, L OBP: 0.300, SLG: 0.269				SH5-4		G1-3				2	0	1	0	0	0	0									
										1	0	1	3	0	0	0									
Inning Stats	R: 2 E: 0 K: 2 S: 10	H: 3 LOB: 3 BB: 2 P: 19	R: 0 E: 0 K: 0 S: 3	H: 1 LOB: 1 BB: 1 P: 7	R: 0 E: 0 K: 0 S: 3	H: 0 LOB: 0 BB: 0 P: 3	R: 2 E: 1 K: 1 S: 8	H: 2 LOB: 3 BB: 2 P: 16	R: 0 E: 0 K: 1 S: 5	H: 0 LOB: 0 BB: 0 P: 5	R: 0 E: 1 K: 1 S: 6	H: 0 LOB: 1 BB: 0 P: 6	R: 4 E: 1 K: 2 S: 12	H: 4 LOB: 2 BB: 0 P: 13	R: 0 E: 0 K: 0 S: 4	H: 1 LOB: 1 BB: 0 P: 4	1B: 9 2B: 1 3B: 0 HR: 1	SF: 0 SAC: 1 DP: 1 HBP: 1	WP: 0 PB: 0 SB: 1 CS: 0	PA: 43					
PITCHER	IP	WLS	BF	H	R	ER	SO	BB	IBB	HBP	BLK	WP	HR	S	P	ERA	WHIP								
51 Wandy Rodriguez, L (1, 1) ERA: 8.1	3.2	L	22	6	4	2	2	5	0	0	0	0	0	8	8	0.00	3.000								
55 Rhiner Cruz, R (4, 1) ERA: 12.27	1.1		4	0	0	0	2	0	0	0	0	0	0	8	8	0.00	0.000								
39 Brett Myers, R ERA: 6.0	1.0		4	0	0	0	1	0	0	0	0	0	0	6	6	0.00	0.000								
52 Sergio Escalona, L ERA: 20.25	0.1		7	4	4	3	0	0	0	1	1	0	0	6	7	81.00	12.000								
65 Henry Sosa, R (7, 1) ERA: 6.14	1.2		6	1	0	0	2	0	0	0	0	0	0	10	10	0.00	0.600								

Houston Astros @ New York Mets
Digital Domain Park, Port St. Lucie, FL
Thu Mar 22 2012, 1:12 PM - 4:02 PM EDT
Attn: 4,323 - Sunny - 82 F

AB	36
R	8
H	11
RBI	7
BB	5
SO	7
LOB	25



Batter	1	2	3	4	5	6	7	8	9	AB	R	H	RBI	BB	SO	LOB	TOP				
11 Rubén Tejada, R OBP: 0.419, SLG: 0.500	G5-3		G5-3			L1				4	0	1	2	0	0	0	New York Mets @ St. Louis Cardinals Roger Dean Stadium, Jupiter, FL Mon Mar 26 2012, 1:07 PM - 3:50 PM EDT Att: 6,303 - Sunny - 76 F				
20 Adam Loewen, L OBP: 0.364, SLG: 0.368										1	0	1	0	0	0	0					
28 Daniel Murphy, L OBP: 0.347, SLG: 0.273	L7									5	1	2	0	0	0	3					
5 David Wright, R OBP: 0.507, SLG: 0.590										2	0	1	0	0	0	1					
13 Ronny Cedeno, R OBP: 0.395, SLG: 0.355										1	1	0	0	1	1	0					
21 Lucas Duda, L OBP: 0.415, SLG: 0.625										4	0	0	0	0	1	3					
2 Justin Turner, R OBP: 0.204, SLG: 0.239										4	2	2	1	0	0	0					
23 Mike Baxter, L OBP: 0.381, SLG: 0.359										2	0	0	0	0	0	0					
33 Vinny Rottino, R OBP: 0.311, SLG: 0.333										2	1	2	1	0	0	0					
30 Josh Thole, L OBP: 0.355										3	1	1	1	1	0	0					
16 Rob Johnson, R OBP: 0.261, SLG: 0.409										0	0	0	0	0	0	0					
68 Matthew den Dekker, L OBP: 0.273, SLG: 0.222										4	0	0	0	0	1	4					
57 Johan Santana, L OBP: 0.278, SLG: 0.300										1	0	0	0	0	0	0					
4 Mike Nickeas, R OBP: 0.282, SLG: 0.300										0	0	0	0	0	0	0					
52 Ramon E. Ramirez, R OBP: 0.311, SLG: 0.333										0	0	0	0	0	0	0					
91 Cory Vaughn, R OBP: 0.311, SLG: 0.333										0	0	0	0	0	0	0					
47 Miguel Batista, R OBP: 0.311, SLG: 0.333										1	0	0	0	0	0	0					
75 Sean Kazmar Jr., R OBP: 0.311, SLG: 0.333										0	0	0	0	0	0	0					
46 Manny Acosta, R OBP: 0.311, SLG: 0.333										0	0	0	0	0	0	0					
Inning Stats	R: 0 E: 0 K: 0 S: 4	H: 1 LOB: 1 BB: 0 P: 4	R: 0 E: 0 K: 0 S: 3	H: 0 LOB: 0 BB: 0 P: 3	R: 0 E: 0 K: 1 S: 5	H: 0 LOB: 0 BB: 0 P: 5	R: 0 E: 0 K: 1 S: 5	H: 1 LOB: 0 BB: 0 P: 6	R: 0 E: 0 K: 0 S: 3	H: 0 LOB: 0 BB: 0 P: 3	R: 0 E: 0 K: 0 S: 3	H: 0 LOB: 0 BB: 0 P: 3	R: 5 E: 0 K: 0 S: 7	H: 4 LOB: 2 BB: 3 P: 19	R: 1 E: 1 K: 1 S: 8	H: 3 LOB: 2 BB: 0 P: 8	R: 0 E: 0 K: 0 S: 3	H: 1 LOB: 0 BB: 0 P: 3	1B: 9 2B: 1 3B: 0 HR: 0	SF: 0 SAC: 0 DP: 1 HBP: 0	WP: 1 PA: 38
PITCHER	IP WLS BF H R ER SO BB IBB HBP BLK WP HR S P ERA WHIP																				
35 Jake Westbrook, R ERA: 1.47	6.1 L 23 4 3 3 2 1 0 0 0 0 0 0 26 31 4.26 0.789																				
34 Marc Rzepczynski, L ERA: 3.0	0.1 B 4 1 0 0 0 2 0 0 0 0 0 1 0 2 10 0.00 9.000																				
46 Kyle McClellan, R ERA: 2.16	0.1 2 1 2 2 0 0 0 0 0 0 0 0 0 2 2 54.00 3.000																				
40 Scott Linebrink, R ERA: 0.93	1.0 6 3 1 1 1 0 0 0 0 0 0 0 0 8 8 9.00 3.000																				
66 Victor Marte, R ERA: 1.13	1.0 3 1 0 0 0 0 0 0 0 0 0 0 0 3 3 0.00 1.000																				

Batter	1	2	3	4	5	6	7	8	9	AB	R	H	RBI	BB	SO	LOB	BOTTOM				
15 Rafael Furcal, S OBP: 0.233, SLG: 0.268										3	1	0	0	1	0	0	New York Mets @ St. Louis Cardinals Roger Dean Stadium, Jupiter, FL Mon Mar 26 2012, 1:07 PM - 3:50 PM EDT Att: 6,303 - Sunny - 76 F				
44 Erik Komatsu, L OBP: 0.333, SLG: 0.419										1	0	0	1	0	0	1					
3 Carlos Beltrán, S OBP: 0.405, SLG: 0.447										3	1	2	0	1	1	0					
8 Eugenio Velez, S OBP: 0.150, SLG: 0.105										1	0	0	0	0	0	1					
7 Matt Holliday, R OBP: 0.487, SLG: 0.866										4	0	1	1	0	1	2					
40 Scott Linebrink, R ERA: 0.93										0	0	0	0	0	0	0					
66 Victor Marte, R ERA: 1.13										0	0	0	0	0	0	0					
96 Greg Garcia, L OBP: 0.311, SLG: 0.333										1	0	0	0	0	0	1					
23 David Freese, R OBP: 0.357, SLG: 0.486										3	0	1	0	1	0	0					
60 Steven Hill, R OBP: 0.222, SLG: 0.222										0	0	0	0	0	0	0					
13 Matt Carpenter, L OBP: 0.440, SLG: 0.614										4	0	2	0	0	1	5					
27 Tyler Greene, R OBP: 0.345, SLG: 0.426										3	0	0	1	0	0	2					
43 Shane Robinson, R OBP: 0.333, SLG: 0.432										3	0	0	0	0	1	3					
48 Tony Cruz, R OBP: 0.357, SLG: 0.407										3	0	0	0	0	1	2					
34 Marc Rzepczynski, L ERA: 3.0										0	0	0	0	0	0	0					
46 Kyle McClellan, R ERA: 2.16										0	0	0	0	0	0	0					
33 Daniel Descalso, L OBP: 0.486, SLG: 0.478										0	1	0	0	0	0	0					
35 Jake Westbrook, R ERA: 1.47										2	0	0	0	0	1	2					
61 Bryan Anderson, L OBP: 0.577, SLG: 0.714										2	0	1	0	0	0	0					
Inning Stats	R: 2 E: 0 K: 2 S: 8	H: 1 LOB: 2 BB: 3 P: 20	R: 0 E: 0 K: 2 S: 7	H: 0 LOB: 0 BB: 0 P: 7	R: 0 E: 0 K: 1 S: 5	H: 0 LOB: 0 BB: 0 P: 5	R: 0 E: 0 K: 0 S: 4	H: 1 LOB: 2 BB: 0 P: 5	R: 0 E: 0 K: 0 S: 5	H: 2 LOB: 2 BB: 0 P: 5	R: 0 E: 0 K: 0 S: 3	H: 0 LOB: 0 BB: 0 P: 3	R: 0 E: 0 K: 1 S: 6	H: 1 LOB: 1 BB: 0 P: 6	R: 0 E: 0 K: 0 S: 4	H: 1 LOB: 1 BB: 0 P: 4	R: 1 E: 0 K: 0 S: 4	H: 1 LOB: 1 BB: 1 P: 8	1B: 4 2B: 3 3B: 0 HR: 0	SF: 1 SAC: 0 DP: 0 HBP: 1	WP: 0 PA: 39
PITCHER	IP WLS BF H R ER SO BB IBB HBP BLK WP HR S P ERA WHIP																				
57 Johan Santana, L ERA: 3.44	5.0 23 4 2 2 5 3 0 0 0 0 0 0 29 42 3.60 1.400																				
52 Ramon E Ramirez, R ERA: 7.5	1.0 W 3 0 0 0 0 0 0 0 0 0 0 0 3 3 0.00 0.000																				
47 Miguel Batista, R ERA: 5.99	2.0 H 8 2 0 0 1 0 0 0 0 0 0 0 10 10 0.00 1.000																				
46 Manny Acosta, R ERA: 2.25	1.0 5 1 1 1 0 1 0 0 0 0 0 0 4 8 9.00 2.000																				



Batter	1	2	3	4	5	6	7	8	9	AB	R	H	RBI	BB	SO	LOB	TOP			
20 Ian Desmond, R (1, 6) Chris McConnell, R (8, FR) (8, 6)	0-0 1B		0-0 1B		0-0 2B			0-0 1B	0-3 K	4	1	4	0	0	0	0				
8 Danny Espinosa, S (1, 4) 13 Andrés Blanco, S (8, 4)	FC6		0-0 1B		0-3 K			0-0 F7		4	0	1	0	0	1	3				
11 Ryan Zimmerman, R (1, 5) 1 Steve Lombardozzi, S (6, 5)	K		0-0 SF8-4-6		0-0 F9			0-0 FC4		2	0	0	1	0	1	2				
28 Jayson Werth, R (1, 9) 10 Corey Brown, L (6, 9)	K			3-1 HR	0-0 P3			4-0 BB		3	1	1	1	0	1	2				
3 Wilson Ramos, R (1, 2) 64 Carlos Maldonado, R (7, 2)	G1-3			0-0 P3	0-0 BB			0-0 G4-6-3		2	0	0	0	1	0	2				
12 Jason Michaels, R (1, 7) 52 Ryan Mattheus, R (8, 1) 63 Henry Alberto Rodríguez, R (1, 1)		0-0 P4		0-0 G4-3	0-0 F9			0-0 F7		4	0	0	0	0	0	4				
22 Xavier Nady, R (1, 3) 32 Tom Gorzelanny, R (7, 1) 7 Wade Moore, L (8, 7)		0-3 K2-3		0-3 K				0-0 F8		3	0	1	0	0	2	0				
15 Brett Carroll, R (1, 8)		0-3 K			0-0 G5-3			0-0 L8		4	0	1	0	0	1	1				
27 Jordan Zimmermann, R (1, 1) 18 Chad Tracy, L (7, PH) (7, 3)			0-0 F9		0-0 L3			0-0 G6-4-3		2	0	0	0	0	0	0				
Inning Stats	R: 0 E: 1 K: 2 S: 9	H: 1 LOB: 2 BB: 0 P: 9	R: 0 E: 0 K: 2 S: 7	H: 0 LOB: 0 BB: 0 P: 7	R: 1 E: 0 K: 0 S: 4	H: 2 LOB: 0 BB: 0 P: 4	R: 1 E: 0 K: 1 S: 7	H: 1 LOB: 0 BB: 0 P: 10	R: 0 E: 0 K: 0 S: 6	H: 0 LOB: 1 BB: 1 P: 7	R: 0 E: 0 K: 0 S: 3	H: 1 LOB: 0 BB: 0 P: 3	R: 1 E: 1 K: 0 S: 5	H: 1 LOB: 3 BB: 1 P: 9	R: 0 E: 0 K: 1 S: 6	H: 1 LOB: 1 BB: 0 P: 6	1B: 6 2B: 2 3B: 0 HR: 1	SF: 1 SAC: 0 DP: 2 HBP: 0	WP: 0 PB: 0 CS: 0	PA: 37
PITCHER	IP WLS BF H R ER SO BB IBB HBP BLK WP HR S P ERA WHIP																			
49 Jonathon Niese, L (1, 1) ERA: 3.98	6.0 L 24 5 2 2 6 1 0 0 0 0 0 1 36 43 3.00 1.000																			
48 Frank Francisco, R (7, 1) ERA: 4.91	2.0 9 2 1 0 0 1 0 0 0 0 0 0 8 12 0.00 1.500																			
46 Manny Acosta, R (9, 1) ERA: 2.0	1.0 4 1 0 0 1 0 0 0 0 0 0 0 6 6 0.00 1.000																			

Washington Nationals @ New York Mets
 Digital Domain Park, Port St. Lucie, FL
 Wed Mar 28 2012, 1:12 PM - 3:26 PM EDT
 Att: 3,259 - Partly Cloudy - 82 F

AB	34
R	3
H	8
RBI	3
BB	2
SO	7
LOB	20



Batter	1	2	3	4	5	6	7	8	9	AB	R	H	RBI	BB	SO	LOB	BOTTOM			
12 Scott Hairston, R (1, 8) 48 Frank Francisco, R (7, 1)	0-0 G5-3			0-0 F8		0-0 P3		0-0 F8		3	0	0	0	0	0	1				
23 Mike Baxter, L (8, PH) (9, 7)								2-3 F8		0	0	0	0	0	0	0				
28 Daniel Murphy, L (1, 4)	0-0 G6-3			0-0 F7				0-0 FC5-4		4	0	2	1	0	0	0				
44 Jason Bay, R (1, 7) 61 Jordany Valdespin, L (8, PH) (9, 1) 46 Manny Acosta, R (9, 1)	0-0 P4			0-3 K				0-0 FC6		3	1	0	0	0	1	1				
29 Ike Davis, L (1, 3) 33 Vinny Rottino, R (8, 3)		0-0 G6-3			0-0 G3-1			0-0 F8		3	0	0	0	0	0	1				
21 Lucas Duda, L (1, 9)		0-0 G5-4-3			0-0 G4-3			0-0 G6-3		4	0	2	1	0	0	0				
2 Justin Turner, R (1, 5)		0-0 G5-4-3			0-3 K2-3			0-0 G4-3		4	0	0	0	0	1	2				
11 Rubén Tejada, R (1, 6)			0-0 G5-3			0-0 F9		0-0 FC5-4		3	1	1	0	0	0	0				
16 Rob Johnson, R (1, 2)			0-0 F9			0-0 G4-3		0-0 FC6		3	0	2	0	0	0	0				
49 Jonathon Niese, L (1, 1) 20 Adam Loewen, L (6, PH) (7, 8)			0-0 G4-3			0-0 G4-3		0-0 F8		1	0	0	0	0	0	0				
Inning Stats	R: 0 E: 0 K: 0 S: 3	H: 0 LOB: 0 BB: 0 P: 3	R: 0 E: 0 K: 0 S: 3	H: 1 LOB: 0 BB: 0 P: 3	R: 0 E: 0 K: 0 S: 3	H: 0 LOB: 0 BB: 0 P: 3	R: 0 E: 0 K: 1 S: 5	H: 0 LOB: 0 BB: 0 P: 5	R: 0 E: 0 K: 0 S: 4	H: 1 LOB: 1 BB: 0 P: 4	R: 1 E: 0 K: 0 S: 5	H: 2 LOB: 1 BB: 0 P: 5	R: 1 E: 0 K: 0 S: 6	H: 3 LOB: 2 BB: 0 P: 6	R: 0 E: 0 K: 0 S: 3	H: 0 LOB: 0 BB: 0 P: 3	1B: 5 2B: 1 3B: 1 HR: 0	SF: 0 SAC: 0 DP: 1 HBP: 0	WP: 0 PB: 0 CS: 0	PA: 33
PITCHER	IP WLS BF H R ER SO BB IBB HBP BLK WP HR S P ERA WHIP																			
27 Jordan Zimmermann, R (1, 1) ERA: 3.32	6.0 W 19 2 0 0 2 0 0 0 0 0 0 0 23 23 0.00 0.333																			
32 Tom Gorzelanny, L (7, 1) ERA: 10.13	1.0 H 5 2 1 1 0 0 0 0 0 0 0 0 5 5 9.00 2.000																			
52 Ryan Mattheus, R (8, 1) ERA: 4.95	1.0 H 6 3 1 1 0 0 0 0 0 0 0 0 6 6 9.00 3.000																			
63 Henry Alberto Rodríguez, R (1, 1) ERA: 4.95	1.0 S 3 0 0 0 0 0 0 0 0 0 0 0 3 3 0.00 0.000																			

Washington Nationals @ New York Mets
 Digital Domain Park, Port St. Lucie, FL
 Wed Mar 28 2012, 1:12 PM - 3:26 PM EDT
 Att: 3,259 - Partly Cloudy - 82 F

AB	33
R	2
H	7
RBI	2
BB	0
SO	2
LOB	12



Batter	1	2	3	4	5	6	7	8	9	AB	R	H	RBI	BB	SO	LOB	TOP										
8 JB Shuck, L (1,8) OBP: 0.292, SLG: 0.348 95 Brandon Barnes, R (9, PH) OBP: 0.308, SLG: 0.615	P6		G4-3			K			G5-3	3	0	0	0	0	1	0											
27 Jose Altuve, R (1,4) OBP: 0.380, SLG: 0.310	G4-3		G6-3			G6-3			G5-3	4	0	0	0	0	0	0											
17 Justin Ruggiano, R (1,9) (7,7)			CI			G6-3				3	0	2	0	0	0	0											
14 J.D. Martinez, R (1,7) OBP: 0.271, SLG: 0.413 84 Tevin Nash, R (7,3)	K		CS		F9				G5-3	3	0	0	0	0	1	1											
29 Brett Wallace, L (1,3) OBP: 0.319, SLG: 0.442 58 Fernando Abad, L (7,1)						G3			G3	3	1	1	0	0	0	0											
16 Matt Downs, R (1,5) OBP: 0.214, SLG: 0.282						G5-3			G5-3	3	0	0	0	0	0	1											
15 Jason Castro, L (1,2) OBP: 0.333, SLG: 0.361 78 Landon Powell, S (8,2) OBP: 0.188, SLG: 0.200						G5-3			P2	3	0	1	1	0	0	0											
9 Marwin Gonzalez, S (1,6) OBP: 0.286, SLG: 0.200 36 Angel Sanchez, R (8,6) OBP: 0.524, SLG: 0.412						K			K	3	0	0	0	0	2	1											
Livan Hernandez, R (1,1) 93 Adalberto Flores, R (4,1) 87 Jonathan Meyer, R (5, PH) 59 Wilton Lopez, R (5,1) 6 Travis Buck, L (7,9) OBP: 0.389, SLG: 0.576						G4-3			K	1	0	0	0	0	0	1											
Inning Stats	R: 0 E: 0 K: 1 S: 6	H: 1 LOB: 1 BB: 0 P: 6	R: 1 E: 0 K: 0 S: 5	H: 2 LOB: 1 BB: 0 P: 5	R: 0 E: 1 K: 0 S: 3	H: 0 LOB: 0 BB: 0 P: 3	R: 0 E: 0 K: 0 S: 3	H: 0 LOB: 0 BB: 0 P: 3	R: 0 E: 0 K: 1 S: 5	H: 0 LOB: 0 BB: 0 P: 5	R: 0 E: 0 K: 0 S: 3	H: 0 LOB: 0 BB: 0 P: 3	R: 0 E: 0 K: 2 S: 7	H: 0 LOB: 0 BB: 0 P: 7	R: 0 E: 0 K: 1 S: 6	H: 1 LOB: 1 BB: 0 P: 6	1B: 1 2B: 2 3B: 1 HR: 0	SF: 0 SAC: 0 DP: 0 HBP: 0	WP: 0 PB: 0 SB: 0 CS: 1	PA: 32							
PITCHER	IP	WLS	BF	H	R	ER	SO	BB	IBB	HBP	BLK	WP	HR	S	P	ERA	WHIP										
34 Mike Pelfrey, R (1,1) ERA: 8.59	6.1	W	22	3	1	1	3	0	0	0	0	0	0	28	28	1.42	0.474										
19 Daniel Herrera, L (7,1) ERA: 1.29	0.2		2	0	0	0	0	0	0	0	0	0	0	2	2	0.00	0.000										
60 Jon Rauch, R (8,1) ERA: 6.52	1.0		3	0	0	0	2	0	0	0	0	0	0	7	7	0.00	0.000										
87 Josh Edgin, L (9,1) ERA:	1.0		4	1	0	0	1	0	0	0	0	0	0	6	6	0.00	1.000										

Houston Astros @ New York Mets
 Digital Domain Park, Port St. Lucie, FL
 Thu Mar 29 2012, 6:12 PM - 8:39 PM EDT
 Att. 3,845 - Clear - 80 F

AB	30
R	1
H	4
RBI	1
BB	0
SO	6
LOB	5



Batter	1	2	3	4	5	6	7	8	9	AB	R	H	RBI	BB	SO	LOB	BOTTOM										
11 Ruben Tejada, R (1,6) OBP: 0.368, SLG: 0.424 6 Omar Quintanilla, L (7,6) OBP: 0.363, SLG: 0.310	F9		L3		FC5	G6-3			P2	4	1	0	1	0	0	2											
28 Daniel Murphy, L (1,4) OBP: 0.379, SLG: 0.308 13 Ronny Cedeno, R (9,5) OBP: 0.395, SLG: 0.361			G5-3		P5				E7	4	0	2	0	0	0	3											
5 David Wright, R (1,5) OBP: 0.167, SLG: 0.625 33 Vinny Rottino, R (7,5) OBP: 0.306, SLG: 0.313			F9			G6-4-3			F9	4	1	1	4	0	0	2											
29 Ike Davis, L (1,3) OBP: 0.321, SLG: 0.311 Matt Tuasosopo, R (8,3)			F7							3	1	1	0	1	1	1											
44 Jason Bay, R (1,7) OBP: 0.386, SLG: 0.286 39 Raul Reyes, L (8,7) OBP: 1.000, SLG: 1.000									F7	2	2	1	0	2	0	0											
23 Mike Baxter, L (1,9) OBP: 0.354, SLG: 0.333 81 Danny Muno, S (9,4)			F8							4	0	0	0	0	2	5											
12 Scott Hairston, R (1,8) OBP: 0.167, SLG: 0.167 91 Cory Vaughn, R (7,9) OBP: 0.500, SLG: 0.333			F7							3	1	1	0	0	0	1											
30 Josh Thole, L (1,2) OBP: 0.381, SLG: 0.389										4	1	2	2	0	2	1											
34 Mike Pelfrey, R (1,1) 19 Daniel Herrera, L (7,1) 60 Jon Rauch, R (8,1) 75 Sean Kazmar Jr., R (8, PH) 87 Josh Edgin, R (9,1)										3	1	0	1	0	1	3											
Inning Stats	R: 0 E: 0 K: 0 S: 4	H: 1 LOB: 1 BB: 0 P: 4	R: 1 E: 0 K: 1 S: 6	H: 1 LOB: 1 BB: 1 P: 10	R: 0 E: 0 K: 0 S: 3	H: 0 LOB: 0 BB: 0 P: 3	R: 7 E: 1 K: 1 S: 14	H: 5 LOB: 2 BB: 2 P: 25	R: 0 E: 0 K: 1 S: 5	H: 0 LOB: 0 BB: 0 P: 5	R: 0 E: 0 K: 0 S: 3	H: 1 LOB: 0 BB: 0 P: 3	R: 0 E: 0 K: 2 S: 7	H: 0 LOB: 0 BB: 0 P: 7	R: 1 E: 2 K: 1 S: 8	H: 2 LOB: 2 BB: 0 P: 8	1B: 8 2B: 1 3B: 0 HR: 1	SF: 0 SAC: 0 DP: 1 HBP: 0	WP: 0 PB: 0 SB: 0 CS: 0	PA: 39							
PITCHER	IP	WLS	BF	H	R	ER	SO	BB	IBB	HBP	BLK	WP	HR	S	P	ERA	WHIP										
Livan Hernandez, R (1,1) ERA: 5.63	3.2	L	21	7	8	4	2	1	0	0	0	0	0	26	33	9.82	2.182										
93 Adalberto Flores, R (4,1) ERA:	0.1		3	0	0	0	0	2	0	0	0	0	0	1	9	0.00	6.000										
59 Wilton Lopez, R (5,1) ERA: 1.28	2.0		6	1	0	0	1	0	0	0	0	0	0	8	8	0.00	0.500										
58 Fernando Abad, L (7,1) ERA: 2.08	2.0		9	2	1	0	3	0	0	0	0	0	0	15	15	0.00	1.000										

Houston Astros @ New York Mets
 Digital Domain Park, Port St. Lucie, FL
 Thu Mar 29 2012, 6:12 PM - 8:39 PM EDT
 Att. 3,845 - Clear - 80 F

AB	36
R	9
H	10
RBI	9
BB	3
SO	6
LOB	23



Batter	1	2	3	4	5	6	7	8	9	AB	R	H	RBI	BB	SO	LOB	TOP										
13 Ronny Cedeno, R OBP: 0.383, SLG: 0.333 3 Michael Fisher, S	F8		E6				F8		K	3	0	0	0	1	0	2											
6 Omar Quintanilla, L OBP: 0.289, SLG: 0.273	G4-3		E1				F8		G4-3	4	1	0	0	1	0	3											
5 David Wright, R OBP: 0.167, SLG: 0.455 Matt Tuiasosopo, R OBP: 0.200, SLG: 0.400	F9		F8				FC4-6		2B	3	0	0	0	0	0	3											
21 Lucas Duda, L OBP: 0.426, SLG: 0.682 39 Raul Reyes, L OBP: 1.000, SLG: 1.000		K	K				F8		2B	4	0	1	0	0	2	2											
33 Vinny Rottino, R OBP: 0.321, SLG: 0.327	F7						P3		1B	4	0	2	1	0	0	0											
2 Justin Turner, R OBP: 0.213, SLG: 0.228							F8		F9	4	0	1	0	0	1	3											
23 Mike Baxter, L OBP: 0.327, SLG: 0.306							FC4-6		G6-3	4	0	0	0	0	1	4											
4 Mike Nickeas, R OBP: 0.267, SLG: 0.321 76 Jeffrey Marte, R							K		G5-3	3	1	1	0	0	1	1											
35 Dillon Gee, R 71 Pedro Zapata, R 39 Bobby Parnell, R 19 Daniel Herrera, L 30 Josh Thole, L 75 Sean Kazmar, Jr., R							K		1B	2	0	0	0	0	2	1											
Inning Stats	R: 0 E: 0 K: 0 S: 3	H: 0 LOB: 0 BB: 0 P: 3	R: 0 E: 0 K: 2 S: 8	H: 1 LOB: 1 BB: 0 P: 8	R: 1 E: 2 K: 2 S: 10	H: 1 LOB: 2 BB: 0 P: 10	R: 0 E: 0 K: 1 S: 6	H: 1 LOB: 1 BB: 0 P: 6	R: 0 E: 0 K: 1 S: 5	H: 0 LOB: 0 BB: 1 P: 9	R: 0 E: 0 K: 0 S: 5	H: 1 LOB: 1 BB: 0 P: 4	R: 2 E: 0 K: 0 S: 5	H: 3 LOB: 1 BB: 1 P: 9	R: 0 E: 0 K: 1 S: 6	H: 1 LOB: 1 BB: 0 P: 6	1B: 6 2B: 2 3B: 0 HR: 0	SF: 0 SAC: 0 DP: 1 HBP: 0	WP: 0 PB: 0 SB: 0 CS: 0	PA: 38							
PITCHER	IP	WLS	BF	H	R	ER	SO	BB	IBB	HBP	BLK	WP	HR	S	P	ERA	WHIP										
26 Kyle Lohse, R ERA: 2.81	6.0	W	24	3	1	0	7	1	0	0	0	0	0	37	41	0.00	0.667										
16 J.C. Romero, L ERA: 2.0	1.0	H	4	1	0	0	0	0	0	0	0	0	0	4	4	0.00	1.000										
59 Fernando Salas, R ERA: 5.14	0.0		4	3	2	2	0	1	0	0	0	0	0	3	7	∞	∞										
66 Victor Marte, R ERA: 1.0	1.0	H	2	0	0	0	0	0	0	0	0	0	0	2	2	0.00	0.000										
30 Jason Motte, R ERA: 1.69	1.0	S	4	1	0	0	1	0	0	0	0	0	0	6	6	0.00	1.000										

New York Mets @ St. Louis Cardinals
Roger Dean Stadium, Jupiter, FL
Fri Mar 30 2012, 1:09 PM - 3:28 PM EDT
Att: 5,813 - Partly Cloudy - 78 F

AB 36
R 3
H 8
RBI 2
BB 2
SO 8
LOB 20



Batter	1	2	3	4	5	6	7	8	9	AB	R	H	RBI	BB	SO	LOB	BOTTOM										
33 Daniel Descalso, L OBP: 0.412, SLG: 0.400	P6		K	G3					K	4	0	0	0	0	2	3											
19 Jon Jay, L OBP: 0.306, SLG: 0.357 59 Fernando Salas, R	G4-3								F7	4	0	1	0	0	0	0											
66 Victor Marte, R 30 Jason Motte, R									F8	0	0	0	0	0	0	0											
7 Matt Holliday, R OBP: 0.469, SLG: 0.705									F8	4	0	2	0	0	0	1											
23 David Freese, R OBP: 0.308, SLG: 0.400	F8								G4-3	4	0	0	0	0	0	2											
13 Matt Carpenter, L OBP: 0.446, SLG: 0.720									K	4	2	2	1	0	1	0											
4 Yadier Molina, R OBP: 0.417, SLG: 0.523 61 Bryan Anderson, L (4, FR)	F7								F9	2	0	1	1	0	0	0											
44 Erik Komatsu, L OBP: 0.327, SLG: 0.400									G5-3	4	0	1	0	0	0	2											
27 Tyler Greene, R OBP: 0.349, SLG: 0.463									K	2	0	0	0	0	1	2											
26 Kyle Lohse, R OBP: 0.250, SLG: 0.250 Adam Melker, L OBP: 1.000, SLG: 2.000 16 J.C. Romero, S									P3	2	0	1	1	0	0	0											
43 Shane Robinson, R OBP: 0.333, SLG: 0.410									K	0	0	0	0	0	0	0											
Inning Stats	R: 0 E: 0 K: 0 S: 4	H: 1 LOB: 1 BB: 0 P: 4	R: 0 E: 0 K: 1 S: 6	H: 1 LOB: 0 BB: 0 P: 6	R: 0 E: 0 K: 1 S: 6	H: 1 LOB: 1 BB: 0 P: 6	R: 2 E: 0 K: 0 S: 6	H: 3 LOB: 2 BB: 0 P: 7	R: 0 E: 0 K: 0 S: 3	H: 1 LOB: 0 BB: 0 P: 3	R: 2 E: 0 K: 1 S: 8	H: 3 LOB: 1 BB: 0 P: 9	R: 0 E: 0 K: 0 S: 3	H: 0 LOB: 0 BB: 0 P: 3	R: 0 E: 0 K: 1 S: 5	H: 0 LOB: 0 BB: 0 P: 5	1B: 7 2B: 3 3B: 0 HR: 1	SF: 0 SAC: 0 DP: 1 HBP: 1	WP: 1 PB: 0 SB: 0 CS: 0	PA: 34							
PITCHER	IP	WLS	BF	H	R	ER	SO	BB	IBB	HBP	BLK	WP	HR	S	P	ERA	WHIP										
35 Dillon Gee, R ERA: 3.92	6.0	L	28	10	4	4	3	10	4	4	3	1	1	33	35	6.00	1.667										
39 Bobby Parnell, R ERA: 1.13	1.0		3	0	0	0	0	0	0	0	0	0	0	3	3	0.00	0.000										
19 Daniel Herrera, L ERA: 1.13	1.0		3	0	0	0	1	0	0	0	0	0	0	5	5	0.00	0.000										

New York Mets @ St. Louis Cardinals
Roger Dean Stadium, Jupiter, FL
Fri Mar 30 2012, 1:09 PM - 3:28 PM EDT
Att: 5,813 - Partly Cloudy - 78 F

AB 33
R 4
H 10
RBI 4
BB 0
SO 4
LOB 10



Batter	1	2	3	4	5	6	7	8	9	AB	R	H	RBI	BB	SO	LOB	TOP										
12 Scott Hairston, R OBP: 0.100, SLG: 0.100 60 Jon Rauch, R (7, 1)										4	0	0	0	0	3	0	New York Mets @ Miami Marlins Roger Dean Stadium, Jupiter, FL Sat Mar 31 2012, 1:08 PM - 3:46 PM EDT Att: 5,243 - Sunny - 81 F										
33 Vinny Rottino, R OBP: 0.315, SLG: 0.321 (8, 3)										0	0	0	0	0	0	0											
11 Rubén Tejada, R OBP: 0.357, SLG: 0.432 75 Sean Kazmar Jr., R (8, 6)										4	0	1	0	0	2	0											
28 Daniel Murphy, L OBP: 0.387, SLG: 0.321 94 Wilfredo Tovar, R (8, PR) (8, 4)										4	0	2	0	0	0	1											
29 Ike Davis, L OBP: 0.316, SLG: 0.306 71 Pedro Zapata, R OBP: 1.000, SLG: 1.000 (8, 7)										4	0	1	0	0	0	0											
44 Jason Bay, R OBP: 0.375, SLG: 0.263 46 Manny Acosta, R (8, 1)										3	1	0	0	1	1	4											
21 Lucas Duda, L OBP: 0.414, SLG: 0.667 23 Mike Baxter, L OBP: 0.327, SLG: 0.306 (8, 9)										4	1	1	0	0	2	3											
2 Justin Turner, R OBP: 0.231, SLG: 0.233 (1, 5)										3	0	1	0	1	0	3											
30 Josh Thole, L OBP: 0.391, SLG: 0.450 (1, 2)										3	1	1	1	0	1	1											
47 Miguel Batista, R 48 Frank Francisco, R 4 Mike Nickeas, R 52 Ramon E Ramirez, R 93 Darrell Ceciliani, L (1, 1) (3, 1) (5, PH) (5, 1) (7, PH) (7, 8)										1	0	0	0	0	0	1											
Inning Stats	R: 0 E: 0 K: 1 S: 5	H: 0 LOB: 0 BB: 0 P: 5	R: 0 E: 0 K: 1 S: 5	H: 0 LOB: 0 BB: 0 P: 5	R: 0 E: 0 K: 0 S: 3	H: 1 LOB: 0 BB: 0 P: 3	R: 0 E: 0 K: 2 S: 9	H: 2 LOB: 2 BB: 0 P: 9	R: 3 E: 0 K: 0 S: 8	H: 4 LOB: 1 BB: 0 P: 10	R: 1 E: 1 K: 1 S: 5	H: 0 LOB: 1 BB: 2 P: 14	R: 0 E: 0 K: 3 S: 9	H: 0 LOB: 0 BB: 0 P: 9	R: 1 E: 0 K: 1 S: 7	H: 1 LOB: 2 BB: 0 P: 7	R: 0 E: 0 K: 1 S: 5	H: 0 LOB: 0 BB: 0 P: 5	1B: 4 2B: 2 3B: 1 HR: 1	SF: 0 SAC: 1 DP: 0 HBP: 0	WP: 0 PB: 0 CS: 1	PA: 38					
PITCHER	IP	WLS	BF	H	R	ER	SO	BB	IBB	HBP	BLK	WP	HR	S	P	ERA	WHIP										
56 Mark Buehrle, L ERA: 6.62	5.1		23	7	4	3	4	1	0	0	0	0	1	31	37	5.06	1.500										
36 Randy Choate, L ERA:	0.2		3	0	0	0	1	1	0	0	0	0	0	4	9	0.00	1.500										
31 Steve Cishek, R ERA: 1.17	2.0		8	1	1	0	4	0	0	0	0	0	0	16	16	0.00	0.500										
21 Heath Bell, R ERA:	1.0	W	3	0	0	0	1	0	0	0	0	0	0	5	5	0.00	0.000										

Batter	1	2	3	4	5	6	7	8	9	AB	R	H	RBI	BB	SO	LOB	BOTTOM										
27 Giancarlo Stanton, R OBP: 0.294, SLG: 0.143 31 Steve Cishek, R (7, 1)										3	1	0	0	1	1	6	New York Mets @ Miami Marlins Roger Dean Stadium, Jupiter, FL Sat Mar 31 2012, 1:08 PM - 3:46 PM EDT Att: 5,243 - Sunny - 81 F										
80 Chris Aguilera, R (8, PH) 21 Heath Bell, R (9, 1)										0	0	0	0	0	0	0											
5 Logan Morrison, L OBP: 0.444, SLG: 0.625 95 Rand Smith, R (7, 7)										3	0	1	1	0	0	0											
7 José Reyes, S OBP: 0.333, SLG: 0.473 22 Donnie Murphy, R OBP: 0.273, SLG: 0.325 79 Jeff Dominguez, S OBP: 0.214, SLG: 0.286 (1, 6) (3, 6) (8, 6)										1	0	0	0	0	0	0											
2 Hanley Ramirez, R OBP: 0.500, SLG: 0.653 29 Greg Dobbs, L OBP: 0.444, SLG: 1.000 (1, 5) (3, 5)										1	1	1	1	0	0	0											
15 Gaby Sanchez, R OBP: 0.293, SLG: 0.269 26 Austin Kearns, R OBP: 0.413, SLG: 0.634 39 Jaime Ortiz, L 98 Tony Caldwell, R (8, PH) OBP: 1.000, SLG: 1.000 (1, 3) (4, 3) (7, 3)										4	1	1	0	0	0	1											
12 Omar Infante, R OBP: 0.412, SLG: 0.556 73 Donovan Solano, R OBP: 0.465, SLG: 0.538 (1, 4) (3, 4)										1	0	1	0	0	0	0											
14 John Buck, R OBP: 0.320, SLG: 0.442 9 Brett Hayes, R OBP: 0.273, SLG: 0.375 48 Clint Sammons, R OBP: 0.500, SLG: 0.800 (1, 2) (4, 2) (7, 2)										3	0	2	0	0	0	1											
1 Emilio Bonifacio, S OBP: 0.218, SLG: 0.264 8 Chris Cochran, L OBP: 0.373, SLG: 0.267 (1, 8) (4, 8)										1	0	0	0	0	0	0											
56 Mark Buehrle, L (1, 1) 36 Randy Choate, L (6, 1) 6 Noah Perio, L (6, PH) 41 Ryan Patterson, R (7, 9)										2	0	0	0	0	2	4											
Inning Stats	R: 0 E: 0 K: 1 S: 5	H: 2 LOB: 0 BB: 0 P: 6	R: 2 E: 0 K: 1 S: 7	H: 2 LOB: 1 BB: 1 P: 12	R: 0 E: 0 K: 1 S: 8	H: 3 LOB: 3 BB: 0 P: 8	R: 0 E: 0 K: 0 S: 3	H: 0 LOB: 0 BB: 0 P: 3	R: 0 E: 0 K: 0 S: 5	H: 2 LOB: 3 BB: 1 P: 9	R: 0 E: 0 K: 1 S: 5	H: 0 LOB: 0 BB: 0 P: 5	R: 1 E: 0 K: 1 S: 7	H: 2 LOB: 2 BB: 2 P: 15	R: 2 E: 0 K: 0 S: 5	H: 4 LOB: 2 BB: 0 P: 5	1B: 13 2B: 1 3B: 0 HR: 1	SF: 1 SAC: 2 DP: 1 HBP: 0	WP: 0 PB: 0 CS: 0	PA: 43							
PITCHER	IP	WLS	BF	H	R	ER	SO	BB	IBB	HBP	BLK	WP	HR	S	P	ERA	WHIP										
47 Miguel Batista, R ERA: 5.4	2.0		12	5	2	2	2	1	0	0	0	0	0	15	20	9.00	3.000										
48 Frank Francisco, R ERA: 5.54	2.0		9	2	0	0	0	1	0	0	0	0	0	8	12	0.00	1.500										
60 Jon Rauch, R ERA: 5.91	1.0	H	3	0	0	0	1	0	0	0	0	0	0	5	5	0.00	0.000										
46 Manny Acosta, R ERA: 4.35	1.1	L	12	6	3	3	1	2	0	0	0	0	0	12	20	20.25	6.000										

AB	34
R	5
H	8
RBI	3
BB	2
SO	10
LOB	13

AB	36
R	6
H	15
RBI	6
BB	4
SO	5
LOB	25



Batter	1	2	3	4	5	6	7	8	9	AB	R	H	RBI	BB	SO	LOB	TOP					
12 Andy Dirks, L (1, 7) 35 Tyler Gibson, L (7, 7)										4	0	2	0	0	0	1						
36 Clete Thomas, L (1, 9) 28 Luis Castillo, S (9, 9)										5	0	1	0	0	1	2						
39 Ramon Santiago, S (1, 4) 29 Dixon Machado, R (4, 6)										2	0	0	0	0	0	0						
28 Prince Fielder, L (1, 3) 22 Wade Gaynor, R (6, 3)										2	2	1	1	1	0	0						
32 Don Kelly, L (1, 5) Edgar Corcino, R (7, 5)										4	1	1	3	0	1	2						
29 Danny Worth, R (1, 6) 67 David Gonzalez, S (8, 4)										3	1	1	0	1	1	4						
43 Daniel Fields, L (1, 8)										3	1	0	1	1	2	2						
81 James McCann, R (1, 2) 18 Luis Alberto Sanz, R (9, 2)										4	1	3	4	0	0	1						
25 Corey Jones, L (1, 10)										4	1	1	0	0	0	2						
Inning Stats	R: 0 E: 0 K: 1 S: 5	H: 1 LOB: 0 BB: 0 P: 5	R: 0 E: 0 K: 2 S: 9	H: 0 LOB: 1 BB: 0 P: 9	R: 0 E: 0 K: 0 S: 3	H: 1 LOB: 0 BB: 0 P: 3	R: 1 E: 0 K: 0 S: 5	H: 1 LOB: 0 BB: 0 P: 5	R: 0 E: 0 K: 0 S: 3	H: 1 LOB: 0 BB: 0 P: 3	R: 7 E: 0 K: 0 S: 9	H: 4 LOB: 3 BB: 3 P: 21	R: 1 E: 0 K: 1 S: 8	H: 3 LOB: 3 BB: 0 P: 8	R: 0 E: 0 K: 2 S: 8	H: 1 LOB: 1 BB: 0 P: 8	R: 0 E: 0 K: 0 S: 4	H: 1 LOB: 1 BB: 0 P: 4	1B: 11 2B: 0 3B: 0 HR: 2	SF: 0 SAC: 0 DP: 2 HBP: 0	WP: 0 PB: 1 SB: 0 CS: 0	PA: 41
PITCHER	IP WLS BF H R ER SO BB IBB HBP BLK WP HR S P ERA WHIP																					
43 R.A. Dickey, R (1, 1) 19 Daniel Herrera, L (5, 1) 60 Jon Rauch, R (6, 1) 87 Josh Edgin, L (7, 1) 83 Erik Turgeon, R (9, 1)	4.0 1.2 0.2 1.2 1.0	WLS L 7 6 4	BF 14 10 6 4	H 3 4 1 1	R 1 5 0 0	ER 1 3 3 0 0	SO 3 5 0 3 0	BB 0 2 1 0 0	IBB 0 0 0 0 0	HBP 0 0 0 0 0	BLK 0 0 0 0 0	WP 0 0 0 0 0	HR 1 8 1 0 4	S 22 8 12 12 4	P 22 8 12 12 4	ERA 2.25 27.00 40.50 0.00 0.00	WHIP 0.750 3.600 7.500 0.600 1.000					

Detroit Tigers @ New York Mets
 Digital Domain Park, Port St. Lucie, FL
 Sun Apr 01 2012, 1:12 PM - 4:09 PM EDT
 Att.: 5,836 - Sunny - 82 F

AB	38
R	9
H	13
RBI	9
BB	3
SO	6
LOB	19



Batter	1	2	3	4	5	6	7	8	9	AB	R	H	RBI	BB	SO	LOB	BOTTOM				
11 Rubén Tejada, R (1, 10)										3	0	0	0	1	0	1					
28 Daniel Murphy, L (1, 4) 30 Luis Nieves, S (9, 4)										3	0	0	0	1	1	3					
5 David Wright, R (1, 5) 33 Vinny Rottino, R (9, 5)										3	1	0	0	1	0	2					
29 Ike Davis, L (1, 3) 23 Mike Baxter, L (9, 3)										4	1	1	2	0	0	2					
44 Jason Bay, R (1, 7)										3	0	0	0	1	2	1					
21 Lucas Duda, L (1, 9) 91 Cory Vaughn, R (7, FR)										3	0	1	0	0	0	0					
12 Scott Hairston, R (1, 8)										4	0	0	0	0	2	3					
4 Mike Nickeas, R (1, 2)										3	0	0	0	1	0	2					
13 Ronny Cedeno, R (1, 6) 81 Danny Munoz, S (8, 6)										3	0	0	0	0	0	2					
Inning Stats	R: 0 E: 0 K: 0 S: 3	H: 0 LOB: 0 BB: 0 P: 3	R: 0 E: 1 K: 1 S: 6	H: 0 LOB: 1 BB: 0 P: 6	R: 0 E: 1 K: 1 S: 5	H: 0 LOB: 1 BB: 1 P: 10	R: 2 E: 0 K: 0 S: 4	H: 1 LOB: 0 BB: 1 P: 8	R: 0 E: 0 K: 1 S: 5	H: 0 LOB: 1 BB: 1 P: 9	R: 0 E: 0 K: 1 S: 6	H: 1 LOB: 1 BB: 0 P: 6	R: 0 E: 0 K: 0 S: 3	H: 0 LOB: 1 BB: 1 P: 8	R: 0 E: 0 K: 1 S: 5	H: 0 LOB: 1 BB: 1 P: 9	1B: 1 2B: 0 3B: 0 HR: 1	SF: 0 SAC: 0 DP: 0 HBP: 0	WP: 0 PB: 0 SB: 0 CS: 0	PA: 35	
PITCHER	IP WLS BF H R ER SO BB IBB HBP BLK WP HR S P ERA WHIP																				
36 Thad Weber, R (1, 1) 55 Daniel Schereth, L (6, 1) 22 Bruce Rondón, R (7, 1) 47 Matt Crouse, L (8, 1) 47 Victor Larez, R (9, 1)	5.0 1.0 1.0 1.0 1.0	WLS W 5 3 4	BF 19 5 3 0	H 1 1 0 0	R 2 0 0 0	ER 2 0 0 0	SO 2 1 0 0	BB 2 1 0 0	IBB 0 0 0 0	HBP 0 0 0 0	BLK 0 0 0 0	WP 0 0 0 0	HR 1 6 5 3	S 21 6 5 8	P 30 10 5 8	ERA 3.60 0.00 0.00 0.00 0.00	WHIP 0.600 2.000 0.000 1.000 1.000				

Detroit Tigers @ New York Mets
 Digital Domain Park, Port St. Lucie, FL
 Sun Apr 01 2012, 1:12 PM - 4:09 PM EDT
 Att.: 5,836 - Sunny - 82 F

AB	30
R	2
H	2
RBI	2
BB	5
SO	5
LOB	17



Batter	1	2	3	4	5	6	7	8	9	AB	R	H	RBI	BB	SO	LOB	TOP								
11 Rubén Tejada, R OBP: 0.340, SLG: 0.455 32 Ryan Fraser, R (7, 1) 72 Rafael Fernandez, L (8, 9)										4	1	1	3	0	1	2									
30 Josh Thole, L OBP: 0.388, SLG: 0.442 47 Miguel Batista, R (5, 1) 81 Danny Muno, S OBP: 0.333, SLG: 0.333										3	0	1	0	0	0	0									
2 Justin Turner, R OBP: 0.246, SLG: 0.266 Richard Lucas, R (8, 3)										4	0	2	0	0	0	1									
21 Lucas Duda, L OBP: 0.391, SLG: 0.611 91 Cory Vaughn, R OBP: 0.333, SLG: 0.200 52 Ramon E Ramirez, R (8, 1)										3	0	0	0	0	3	2									
33 Vinny Rottino, R OBP: 0.288, SLG: 0.293										5	0	0	0	0	0	4									
13 Ronny Cedeno, R OBP: 0.340, SLG: 0.289 93 Darrell Ceciliani, L OBP: 0.500, SLG: 0.750										3	0	0	0	0	0	1									
23 Mike Baxter, L OBP: 0.339, SLG: 0.321										4	0	2	0	0	0	1									
94 Wilfredo Tovar, R OBP: 0.429, SLG: 0.571										4	3	3	0	0	0	1									
39 Bobby Parnell, R (1, 1) 46 Manny Acosta, R (4, 1) 4 Mike Nickeas, R OBP: 0.289, SLG: 0.400 (5, 2)										0	0	0	0	0	0	0									
Inning Stats	R: 0 E: 0 K: 2 S: 8	H: 1 LOB: 1 BB: 0 P: 8	R: 0 E: 0 K: 0 S: 3	H: 0 LOB: 0 BB: 3 P: 3	R: 1 E: 0 K: 0 S: 4	H: 1 LOB: 0 BB: 0 P: 4	R: 0 E: 0 K: 1 S: 6	H: 1 LOB: 1 BB: 0 P: 6	R: 3 E: 0 K: 0 S: 6	H: 3 LOB: 0 BB: 0 P: 6	R: 0 E: 0 K: 1 S: 5	H: 0 LOB: 1 BB: 0 P: 5	R: 0 E: 0 K: 0 S: 4	H: 1 LOB: 1 BB: 0 P: 4	R: 0 E: 0 K: 1 S: 6	H: 1 LOB: 1 BB: 0 P: 6	R: 4 E: 0 K: 0 S: 7	H: 4 LOB: 2 BB: 2 P: 15	1B: 9 2B: 2 3B: 0 HR: 1	SF: 0 SAC: 1 DP: 1 HBP: 0	WP: 0 PB: 0 SB: 0 CS: 0	PA: 41			
PITCHER	IP	WLS	BF	H	R	ER	SO	BB	IBB	HBP	BLK	WP	HR	S	P	ERA	WHIP								
15 Tim Hudson, R ERA: 5.54	2.0		7	1	0	0	2	0	0	0	0	0	0	11	11	0.00	0.500								
37 Brandon Beachy, R ERA: 9.0	6.0	L	25	7	4	4	3	0	0	0	0	0	1	31	31	6.00	1.167								
99 Jose Lugo, L	1.0		9	4	4	4	0	2	0	0	0	0	0	7	15	36.00	6.000								


New York Mets @ Atlanta Braves
Champion Stadium, Lake Buena Vista, FL
Mon Apr 02 2012, 12:06 PM - 2:31 PM EDT
Att: 6,629 - Sunny - 79 F

AB 38
R 8
H 12
RBI 7
BB 2
SO 5
LOB 18

Batter	1	2	3	4	5	6	7	8	9	AB	R	H	RBI	BB	SO	LOB	BOTTOM								
24 Michael Bourn, L OBP: 0.321, SLG: 0.443 30 Luis Durango, S OBP: 0.556, SLG: 0.600										3	0	1	0	0	1	2									
14 Martín Prado, R OBP: 0.413, SLG: 0.466 23 Matt Diaz, R OBP: 0.246, SLG: 0.296 99 Jose Lugo, L										3	0	1	0	0	0	1									
5 Freddie Freeman, L OBP: 0.366, SLG: 0.603 7 J.C. Boscan, R OBP: 0.400, SLG: 0.350										3	1	2	1	0	1	0									
26 Dan Uggla, R OBP: 0.368, SLG: 0.631 4 Drew Sutton, S OBP: 0.305, SLG: 0.288										3	0	0	0	0	1	2									
20 Eric Hinske, L OBP: 0.288, SLG: 0.417 74 Jordan Parraz, R OBP: 0.385, SLG: 0.511										2	0	0	0	0	0	2									
25 Juan Francisco, L OBP: 0.178, SLG: 0.418										4	0	0	0	0	2	2									
75 José Yépez, R OBP: 0.211, SLG: 0.263										3	0	0	0	0	0	0									
1 Tyler Pastornicky, R OBP: 0.270, SLG: 0.250 11 Josh Wilson, R OBP: 0.238, SLG: 0.389										1	0	0	0	1	0	0									
15 Tim Hudson, R 37 Brandon Beachy, R 92 Kurt Fleming, S										2	0	1	0	0	1	1									
Inning Stats	R: 0 E: 0 K: 1 S: 5	H: 1 LOB: 0 BB: 0 P: 5	R: 0 E: 0 K: 1 S: 5	H: 0 LOB: 0 BB: 0 P: 5	R: 0 E: 0 K: 0 S: 4	H: 1 LOB: 1 BB: 0 P: 4	R: 0 E: 0 K: 0 S: 5	H: 2 LOB: 2 BB: 0 P: 5	R: 0 E: 0 K: 2 S: 7	H: 0 LOB: 1 BB: 1 P: 11	R: 1 E: 0 K: 1 S: 6	H: 1 LOB: 0 BB: 0 P: 6	R: 0 E: 0 K: 0 S: 3	H: 0 LOB: 0 BB: 0 P: 3	R: 0 E: 0 K: 1 S: 5	H: 1 LOB: 0 BB: 0 P: 5	R: 1 E: 0 K: 2 S: 8	H: 1 LOB: 0 BB: 0 P: 9	1B: 5 2B: 0 3B: 0 HR: 2	SF: 0 SAC: 0 DP: 2 HBP: 0	WP: 0 PB: 0 SB: 1 CS: 0	PA: 33			
PITCHER	IP	WLS	BF	H	R	ER	SO	BB	IBB	HBP	BLK	WP	HR	S	P	ERA	WHIP								
39 Bobby Parnell, R ERA: 3.97	1.0	H	5	2	0	0	0	0	0	0	0	0	0	5	5	0.00	2.000								
47 Miguel Batista, R ERA: 5.27	2.0		8	1	1	1	3	1	0	0	0	0	1	13	17	4.50	1.000								
32 Ryan Fraser, R 52 Ramon E Ramirez, R ERA: 5.25	1.0	H	3	0	0	0	0	0	0	0	0	0	0	3	3	0.00	0.000								
2.0	S	7	2	1	1	3	0	0	0	0	0	0	1	13	14	4.50	1.000								

New York Mets @ Atlanta Braves
Champion Stadium, Lake Buena Vista, FL
Mon Apr 02 2012, 12:06 PM - 2:31 PM EDT
Att: 6,629 - Sunny - 79 F


AB 32
R 2
H 7
RBI 2
BB 1
SO 8
LOB 11

Batter	1	2	3	4	5	6	7	8	9	AB	R	H	RBI	BB	SO	LOB	TOP																					
11 Brett Gardner, L (1, 7) OBP: 0.306, SLG: 0.278	F8		G6-3		P4	1B			F7	3	0	0	0	0	0	2																						
41 Chris Dickerson, L (6, PH) OBP: 0.283, SLG: 0.244										2	0	1	1	0	0																							
33 Nick Swisher, S (1, 10) OBP: 0.397, SLG: 0.759	G4-3									3	1	2	1	0	0																							
66 Gustavo Molina, R (6, PR) OBP: 0.389, SLG: 0.556										2	1	1	0	0	0																							
Jose Toussen, R (9, PR) (9, 10)				HR						0	0	0	0	0	0																							
12 Eric Chavez, L (1, 3) OBP: 0.295, SLG: 0.349	K									3	0	1	0	0	1																							
96 Kyle Roller, L (6, PR) (6, 3)										2	1	0	0	0	0																							
22 Andrew Jones, R (1, 9) OBP: 0.333, SLG: 0.229										3	0	1	1	0	0																							
64 Justin Maxwell, R (6, PR) OBP: 0.417, SLG: 0.439										0	1	0	0	1	0																							
26 Eduardo Núñez, R (1, 6) OBP: 0.372, SLG: 0.476										3	0	1	0	0	1																							
Ramiro Pena, S (6, 6)										1	0	0	0	0	1																							
17 Francisco Cervelli, R (1, 2) OBP: 0.265, SLG: 0.282										3	0	1	0	0	0																							
88 John Ryan Murphy, R (6, PR) OBP: 0.214, SLG: 0.214										1	1	0	0	0	0																							
38 Dewayne Wise, L (1, 8) OBP: 0.373, SLG: 0.350										2	0	0	1	0	2																							
83 Abraham Almonte, S (6, PR) (6, 8)										1	1	0	0	0	0																							
40 Bill Hall, R (1, 4) OBP: 0.373, SLG: 0.350										2	0	1	1	0	1																							
95 Kelvin Castro, R (6, 4) (6, 4)										1	0	0	0	0	1																							
74 Doug Bernier, R (1, 5) OBP: 0.425, SLG: 0.472										3	0	2	1	0	1																							
72 Zach Wilson, R (6, PR) (6, 5)										1	0	0	0	0	0																							
Inning Stats	R: 0 E: 0 K: 1 S: 5	H: 0 LOB: 0 BB: 0 P: 5	R: 0 E: 0 K: 1 S: 6	H: 1 LOB: 1 BB: 0 P: 7	R: 0 E: 0 K: 2 S: 7	H: 0 LOB: 0 BB: 0 P: 7	R: 1 E: 0 K: 1 S: 7	H: 1 LOB: 0 BB: 0 P: 10	R: 0 E: 0 K: 1 S: 7	H: 2 LOB: 2 BB: 0 P: 7	R: 5 E: 0 K: 0 S: 9	H: 6 LOB: 2 BB: 0 P: 10	R: 0 E: 0 K: 1 S: 5	H: 0 LOB: 1 BB: 1 P: 10	R: 0 E: 0 K: 1 S: 5	H: 0 LOB: 0 BB: 0 P: 5	R: 0 E: 0 K: 0 S: 4	H: 1 LOB: 1 BB: 0 P: 4	1B: 9 2B: 1 3B: 0 HR: 1	SF: 1 SAC: 0 DP: 0 HBP: 1	WP: 0 PB: 0 SB: 2 CS: 1	PA: 40																
PITCHER	IP	WLS	BF	H	R	ER	SO	BB	IBB	HBP	BLK	WP	HR	S	P	ERA	WHIP	PITCHER				IP	WLS	BF	H	R	ER	SO	BB	IBB	HBP	BLK	WP	HR	S	P	ERA	WHIP
34 Mike Pelfrey, R (1, 1) ERA: 7.62	4.0		14	2	1	1	5	0	0	0	0	0	1	25	29	2.25	4.800																					
49 Jonathon Niese, L (5, 1) ERA: 5.73	1.2		14	8	5	5	1	0	0	1	0	0	0	15	16	27.00	4.800																					
69 Jeff Stevens, R (6, 1) ERA:	1.2		6	0	0	0	1	1	0	0	0	0	0	7	12	0.00	0.600																					
40 Tim Byrdak, L (8, 1) ERA:	1.0		3	0	0	0	1	0	0	0	0	0	0	5	5	0.00	0.000																					
Justin Hampson, L (9, 1) ERA: 13.5	0.2	W	2	1	0	0	0	0	0	0	0	0	0	3	3	0.00	1.500																					

New York Yankees @ New York Mets
 Digital Domain Park, Port St. Lucie, FL
 Tue Apr 03 2012, 2:12 PM - 5:11 PM EDT
 Att: 7,644 - Sunny - 85 F

AB 36
 R 6
 H 11
 RBI 6
 BB 1
 SO 8
 LOB 11



Batter	1	2	3	4	5	6	7	8	9	AB	R	H	RBI	BB	SO	LOB	BOTTOM																					
56 Andres Torres, S (1, 8) OBP: 0.346, SLG: 0.375	5 1B									1	2	1	0	0	0																							
23 Mike Baxter, L (3, 8) OBP: 0.339, SLG: 0.309										2	1	0	0	1	4																							
28 Daniel Murphy, L (1, 4) OBP: 0.386, SLG: 0.333										4	1	2	1	0	1																							
94 Wilfredo Tovar, R (7, 4) OBP: 0.375, SLG: 0.500										1	0	0	0	0	2																							
5 David Wright, R (1, 5) OBP: 0.316, SLG: 0.438										2	1	2	1	1	0																							
2 Justin Turner, R (6, 5) OBP: 0.254, SLG: 0.273										2	0	1	1	0	1																							
29 Ike Davis, L (1, 3) OBP: 0.303, SLG: 0.404										4	1	1	2	0	2																							
44 Jason Bay, R (1, 7) OBP: 0.357, SLG: 0.244										4	0	1	0	0	2																							
91 Cory Vaughn, R (8, 9) OBP: 0.333, SLG: 0.200										0	0	0	0	0	0																							
21 Lucas Duda, L (1, 9) OBP: 0.397, SLG: 0.603										4	1	2	1	0	0																							
87 Brandon Nimmo, L (8, 8)										0	0	0	0	0	0																							
12 Scott Hairston, R (1, 10) OBP: 0.111, SLG: 0.059										3	0	0	0	1	0																							
30 Josh Thole, L (1, 2) OBP: 0.404, SLG: 0.478										3	0	2	1	0	0																							
Francisco Peña, R (8, PH) OBP: 0.500, SLG: 0.500										1	0	1	0	0	0																							
11 Rubén Tejada, R (1, 6) OBP: 0.352, SLG: 0.435										2	0	0	0	1	0																							
4 Phillip Evans, R (8, PR) (9, 6)										0	0	0	0	0	0																							
Inning Stats	R: 3 E: 0 K: 0 S: 7	H: 5 LOB: 2 BB: 1 P: 11	R: 1 E: 0 K: 2 S: 8	H: 1 LOB: 2 BB: 1 P: 13	R: 1 E: 0 K: 1 S: 7	H: 2 LOB: 2 BB: 0 P: 8	R: 0 E: 0 K: 2 S: 7	H: 1 LOB: 0 BB: 0 P: 8	R: 0 E: 0 K: 0 S: 4	H: 1 LOB: 1 BB: 0 P: 4	R: 1 E: 0 K: 1 S: 5	H: 1 LOB: 0 BB: 1 P: 10	R: 0 E: 0 K: 0 S: 3	H: 0 LOB: 0 BB: 0 P: 3	R: 0 E: 0 K: 0 S: 3	H: 1 LOB: 2 BB: 1 P: 7	R: 1 E: 0 K: 1 S: 5	H: 1 LOB: 0 BB: 0 P: 7	1B: 10 2B: 2 3B: 0 HR: 1	SF: 1 SAC: 0 DP: 2 HBP: 2	WP: 0 PB: 0 SB: 1 CS: 1	PA: 40																
PITCHER	IP	WLS	BF	H	R	ER	SO	BB	IBB	HBP	BLK	WP	HR	S	P	ERA	WHIP	PITCHER				IP	WLS	BF	H	R	ER	SO	BB	IBB	HBP	BLK	WP	HR	S	P	ERA	WHIP
47 Iván Nova, R (1, 1) ERA: 8.06	2.2		19	8	5	5	3	2	0	0	0	0	0	8	9	16.88	3.750																					
David Phelps, R (3, 1) ERA: 2.06	1.1		4	1	0	0	2	0	0	0	0	0	0	8	9	0.00	0.750																					
D.J. Mitchell, R (5, 1) ERA: 2.6	3.0		11	2	1	1	1	1	0	0	0	0	0	12	17	3.00	1.000																					
85 Pat Venditte, S (8, 1) ERA:	0.2		3	1	0	0	0	1	0	0	0	0	0	2	6	0.00	3.000																					
63 Branden Pinder, R (8, 1) ERA:	0.2		2	0	0	0	1	0	0	0	0	0	0	4	4	0.00	0.000																					

New York Yankees @ New York Mets
 Digital Domain Park, Port St. Lucie, FL
 Tue Apr 03 2012, 2:12 PM - 5:11 PM EDT
 Att: 7,644 - Sunny - 85 F

AB 33
 R 7
 H 13
 RBI 7
 BB 4
 SO 7
 LOB 20



Batter	1	2	3	4	5	6	7	8	9	AB	R	H	RBI	BB	SO	LOB	TOP				
56 Andres Torres, S OBP: 0.333, SLG: 0.333 55 Blake Forsythe, R (7, PR)	G4-3		K		L4		BB		F7	3	0	0	0	1	1	0	New York Mets @ New York Yankees George M. Steinbrenner Field, Tampa, FL Wed Apr 04 2012, 12:09 PM - 3:00 PM EDT Att: 10,813 - Sunny - 86 F				
28 Daniel Murphy, L OBP: 0.403, SLG: 0.354 13 Ronny Cedeno, R OBP: 0.327, SLG: 0.277 81 Danny Muno, S OBP: 0.500, SLG: 0.750	1B		1B		G5-3		K		2B	2	1	2	0	0	0	0					
5 David Wright, R OBP: 0.333, SLG: 0.412 2 Justin Turner, R OBP: 0.250, SLG: 0.269 6 Rylan Sandoval, R (7, PH)	L8		1B		K		K		L7	1	1	0	0	1	0	1					
29 Ike Davis, L OBP: 0.324, SLG: 0.475 Richard Lucas, R	1B		HR		BB		K			2	1	2	3	0	0	0					
44 Jason Bay, R OBP: 0.362, SLG: 0.239 93 Darrell Ceciliani, L OBP: 0.333, SLG: 0.500	BB		HR		BB				E1	1	0	0	0	1	0	0					
21 Lucas Duda, L OBP: 0.386, SLG: 0.583 91 Cory Vaughn, R OBP: 0.500, SLG: 0.429	BB		F9		K				1B	2	0	0	0	0	1	3					
12 Scott Hairston, R OBP: 0.282, SLG: 0.304 23 Mike Baxter, L OBP: 0.333, SLG: 0.304		P4			K				L3-6	3	0	0	0	0	1	1					
30 Josh Thole, L OBP: 0.389, SLG: 0.458 4 Mike Nickes, R OBP: 0.282, SLG: 0.389 74 Jean Luc Blaquiere, R		F8			F7				F7	2	0	0	0	0	0	0					
11 Rubén Tejada, R OBP: 0.339, SLG: 0.417 94 Wilfredo Tovar, R OBP: 0.400, SLG: 0.600		P4			F7				K	2	0	0	0	0	0	0					
									2B	2	0	1	0	0	1	0					
Inning Stats	R: 0 E: 0 K: 1 S: 7	H: 2 LOB: 3 BB: 1 P: 12	R: 0 E: 0 K: 0 S: 3	H: 0 LOB: 0 BB: 0 P: 3	R: 3 E: 0 K: 1 S: 8	H: 2 LOB: 0 BB: 1 P: 14	R: 0 E: 0 K: 1 S: 5	H: 0 LOB: 0 BB: 0 P: 5	R: 0 E: 0 K: 2 S: 8	H: 1 LOB: 2 BB: 1 P: 4	R: 0 E: 0 K: 3 S: 10	H: 1 LOB: 2 BB: 1 P: 14	R: 0 E: 1 K: 0 S: 4	H: 1 LOB: 1 BB: 0 P: 4	R: 0 E: 0 K: 1 S: 6	H: 1 LOB: 1 BB: 0 P: 6		1B: 5 2B: 3 3B: 0 HR: 1	SF: 0 SAC: 0 DP: 1 HBP: 0	WP: 2 PB: 0 SB: 1 CS: 1	PA: 39
PITCHER	IP WLS BF H R ER SO	IP WLS BF H R ER SO	IP WLS BF H R ER SO	IP WLS BF H R ER SO	IP WLS BF H R ER SO	IP WLS BF H R ER SO	IP WLS BF H R ER SO	IP WLS BF H R ER SO	IP WLS BF H R ER SO	IP WLS BF H R ER SO	IP WLS BF H R ER SO	IP WLS BF H R ER SO	IP WLS BF H R ER SO	IP WLS BF H R ER SO	IP WLS BF H R ER SO	IP WLS BF H R ER SO		ERA WHIP	ERA WHIP	ERA WHIP	
36 Freddy Garcia, R ERA: 3.71 39 Clay Rapada, L ERA: 0.9 46 Andy Pettitte, L ERA: 30 David Robertson, R ERA: 1.8 53 Cory Wade, R ERA: 7.11	4.2 0.1 1.0 1.0 1.0	21 2 3 5 4	4 0 1 1 1	3 0 0 0 0	28 3 7 10 4	39 0.00 1.000 2.000 1.000											0.00 5.79 0.00 0.00 0.00	1.286 3.000 1.000 2.000 1.000			
95 Rigoberto Arrebató, L ERA:	1.0	4	1	0	0	1	0	0	6	0.00	1.000						0.00 1.000				

Batter	1	2	3	4	5	6	7	8	9	AB	R	H	RBI	BB	SO	LOB	BOTTOM			
2 Derek Jeter, R OBP: 0.362, SLG: 0.455 26 Eduardo Núñez, R OBP: 0.386, SLG: 0.488 95 Kelvin Castro, R	F8		E5		1B		F8		K	2	0	0	0	0	0	0	New York Mets @ New York Yankees George M. Steinbrenner Field, Tampa, FL Wed Apr 04 2012, 12:09 PM - 3:00 PM EDT Att: 10,813 - Sunny - 86 F			
14 Curtis Granderson, L OBP: 0.500, SLG: 0.723 Justin Maxwell, R OBP: 0.408, SLG: 0.429 Rob Segedin, R	G3		BB		K		K		E5	1	0	0	0	1	1	1				
24 Robinson Cano, L OBP: 0.284, SLG: 0.426 72 Zach Wilson, R OBP: 0.500, SLG: 0.500 Jose Mojica, R	1B		BB		K		K		E5	2	0	1	0	0	2	2				
13 Alex Rodriguez, R OBP: 0.390, SLG: 0.520 Bill Hall, R OBP: 0.377, SLG: 0.341	1B		BB		K		K		E	2	0	1	0	0	1	1				
25 Mark Teixeira, S OBP: 0.397, SLG: 0.396 96 Kyle Roller, L Kevin Mahoney, L OBP: 1.000, SLG: 1.000	P6		BB		K		K		E	1	1	1	0	0	0	0				
33 Nick Swisher, S OBP: 0.344, SLG: 0.710 Eduardo Sosa, L	K		K		K		K		E6	2	0	0	0	2	0	2				
27 Raul Ibanez, L OBP: 0.333, SLG: 0.333 Jose Toussien, R	K		K		F8		HR		1B	0	2	0	0	1	0	0				
55 Russell Martin, R OBP: 0.396, SLG: 0.325 Francisco Cervelli, R OBP: 0.280, SLG: 0.349 Hector Rabago, R OBP: 1.000, SLG: 1.000	G4-3		1B		F9		HR		1B	2	0	0	0	0	0	0				
11 Brett Gardner, L OBP: 0.313, SLG: 0.286 Ramón Flores, L OBP: 0.500, SLG: 0.500	1B		1B		G1-3		F7		E	2	0	1	1	0	0	0				
									1B	2	0	1	1	0	0	0				
Inning Stats	R: 0 E: 0 K: 0 S: 5	H: 2 LOB: 0 BB: 0 P: 5	R: 0 E: 0 K: 2 S: 7	H: 0 LOB: 0 BB: 0 P: 7	R: 1 E: 1 K: 1 S: 6	H: 1 LOB: 1 BB: 1 P: 11	R: 0 E: 0 K: 1 S: 5	H: 0 LOB: 0 BB: 0 P: 5	R: 0 E: 0 K: 1 S: 6	H: 1 LOB: 1 BB: 0 P: 7	R: 2 E: 0 K: 1 S: 6	H: 1 LOB: 0 BB: 1 P: 11	R: 5 E: 2 K: 2 S: 12	H: 3 LOB: 2 BB: 1 P: 18	1B: 8 2B: 0 3B: 0 HR: 1	SF: 0 SAC: 0 DP: 1 HBP: 1		WP: 0 PB: 0 SB: 1 CS: 0	PA: 39	
PITCHER	IP WLS BF H R ER SO	IP WLS BF H R ER SO	IP WLS BF H R ER SO	IP WLS BF H R ER SO	IP WLS BF H R ER SO	IP WLS BF H R ER SO	IP WLS BF H R ER SO	IP WLS BF H R ER SO	IP WLS BF H R ER SO	IP WLS BF H R ER SO	IP WLS BF H R ER SO	IP WLS BF H R ER SO	IP WLS BF H R ER SO	IP WLS BF H R ER SO	IP WLS BF H R ER SO	IP WLS BF H R ER SO		ERA WHIP	ERA WHIP	ERA WHIP
35 Dillon Gee, R ERA: 3.16 10 Mark Cohoon, L ERA: 18 Eric Beaulac, R ERA: 18.0 27 Angel Cuan, L ERA: 81.0 John Church, R ERA:	5.0 1.0 1.0 0.1 0.2	20 4 5 5 5	4 1 2 1 2	0 0 2 4 1	29 6 11 5 7	34 0.00 18.00 81.00 0.00											0.00 0.00 0.00 0.00 0.00	1.000 2.000 6.000 3.000		



Batter	1	2	3	4	5	6	7	8	9	AB	R	H	RBI	BB	SO	LOB	TOP				
24 Michael Bourn, L (1,8)										4	0	0	0	0	1	4	<p>Atlanta Braves @ New York Mets Citi Field, Flushing, NY Thu Apr 05 2012, 1:20 PM - 3:57 PM EDT Att: 42,080 - Sunny - 53 F</p>				
14 Martín Prado, R (1,5) OBP: 0.250, SLG: 0.250										4	0	1	0	0	0	0					
16 Brian McCann, L (1,2)										3	0	0	0	1	1						
26 Dan Uggla, R (1,4) OBP: 0.250, SLG: 0.250										4	0	1	0	0	2	1					
5 Freddie Freeman, L (1,3)										4	0	0	0	0	1	2					
23 Matt Diaz, R (1,7) OBP: 0.333, SLG: 0.667										3	0	1	0	0	0	2					
39 Jonny Venters, L (8,1)										0	0	0	0	0	0	0					
20 Eric Hinske, L (9,PH)										1	0	0	0	0	0	0					
22 Jason Heyward, L (1,9)										4	0	0	0	0	2	1					
1 Tyler Pastornicky, R (1,6) OBP: 0.667, SLG: 1.500										2	0	1	0	1	0	0					
48 Tommy Hanson, R (1,1)										1	0	0	0	1	0	0					
54 Kris Medlen, S (6,1)										0	0	0	0	0	0	0					
17 Jose Constanza, L (6,7)										1	0	0	0	0	1	1					
Inning Stats	R: 0 E: 0 K: 1 S: 11	H: 1 LOB: 1 BB: 0 P: 16	R: 0 E: 0 K: 1 S: 7	H: 0 LOB: 0 BB: 0 P: 13	R: 0 E: 0 K: 0 S: 11	H: 0 LOB: 0 BB: 0 P: 16	R: 0 E: 0 K: 2 S: 8	H: 0 LOB: 0 BB: 0 P: 13	R: 0 E: 0 K: 1 S: 13	H: 1 LOB: 3 BB: 2 P: 26	R: 0 E: 0 K: 0 S: 6	H: 1 LOB: 2 BB: 1 P: 15	R: 0 E: 0 K: 2 S: 11	H: 1 LOB: 1 BB: 0 P: 13	R: 0 E: 0 K: 0 S: 7	H: 0 LOB: 0 BB: 0 P: 13	1B: 2 2B: 1 3B: 1 HR: 0	SF: 0 SAC: 0 DP: 0 HBP: 0	WP: 0 PB: 0 SB: 0 CS: 0	PA: 34	
PITCHER	IP	WLS	BF	H	R	ER	SO	BB	IBB	HBP	BLK	WP	HR	S	P	ERA	WHIP				
57 Johan Santana, L (1,1) ERA:	5.0		19	2	0	0	5	2	0	0	0	0	0	50	84	0.00	0.800				
52 Ramon E Ramirez, R (6,1) ERA:	1.1	W	7	2	0	0	0	1	0	0	0	0	0	9	19	0.00	2.250				
40 Tim Lincecum, L (7,1) ERA:	0.2	H	2	0	0	0	2	0	0	0	0	0	0	8	9	0.00	0.000				
60 Jon Rauch, R (8,1) ERA:	1.0	H	3	0	0	0	0	0	0	0	0	0	0	7	12	0.00	0.000				
48 Frank Francisco, R (9,1) ERA:	1.0	S	3	0	0	0	1	0	0	0	0	0	0	7	13	0.00	0.000				

AB	31
R	0
H	4
RBI	0
BB	3
SO	8
LOB	12



Batter	1	2	3	4	5	6	7	8	9	AB	R	H	RBI	BB	SO	LOB	BOTTOM				
56 Andres Torres, S (1,8)										2	1	0	0	1	0	0	<p>Atlanta Braves @ New York Mets Citi Field, Flushing, NY Thu Apr 05 2012, 1:20 PM - 3:57 PM EDT Att: 42,080 - Sunny - 53 F</p>				
12 Scott Hairston, R (7,8) OBP: 1.000, SLG: 1.000										4	0	2	0	0	0	1					
28 Daniel Murphy, L (1,4) OBP: 0.500, SLG: 0.750										0	0	0	0	0	0	0					
48 Frank Francisco, R (9,1)										3	0	2	1	1	0	1					
5 David Wright, R (1,5) OBP: 0.750, SLG: 0.667										4	0	0	0	0	2	6					
29 Ike Davis, L (1,3)										4	0	0	0	0	2	6					
44 Jason Bay, R (1,7)										3	0	0	0	1	0	2					
21 Lucas Duda, L (1,9)										4	0	0	0	0	2	5					
30 Josh Thole, L (1,2) OBP: 0.667, SLG: 0.667										3	0	2	0	0	0	0					
11 Rubén Tejada, R (1,6)										2	0	0	0	1	0	1					
57 Johan Santana, L (1,1) ERA:	5.0	L	21	4	1	1	4	3	0	0	0	0	0	0	0	0					
23 Mike Baxter, L (5,PH) ERA:	1.8									1	0	0	0	0	1	2					
52 Ramon E Ramirez, R (8,1) ERA:	2.0		6	1	0	0	0	0	0	0	0	0	0	0	0	0					
40 Tim Lincecum, L (7,1) ERA:	1.0		6	2	0	0	2	1	0	0	0	0	0	0	0	0					
2 Justin Turner, R (7,PH) ERA:										0	0	0	0	0	0	0					
60 Jon Rauch, R (8,1) ERA:										0	0	0	0	0	0	0					
13 Ronny Cedeno, R (8,4) ERA:										0	0	0	0	0	0	0					
Inning Stats	R: 0 E: 0 K: 1 S: 11	H: 1 LOB: 1 BB: 0 P: 16	R: 0 E: 0 K: 1 S: 7	H: 0 LOB: 0 BB: 0 P: 12	R: 0 E: 1 K: 1 S: 8	H: 0 LOB: 0 BB: 0 P: 14	R: 0 E: 0 K: 0 S: 6	H: 0 LOB: 0 BB: 1 P: 13	R: 0 E: 0 K: 1 S: 12	H: 1 LOB: 2 BB: 1 P: 17	R: 1 E: 0 K: 0 S: 15	H: 2 LOB: 2 BB: 1 P: 21	R: 0 E: 0 K: 0 S: 11	H: 1 LOB: 0 BB: 0 P: 11	R: 0 E: 0 K: 2 S: 14	H: 2 LOB: 3 BB: 1 P: 22	1B: 6 2B: 1 3B: 0 HR: 0	SF: 0 SAC: 0 DP: 2 HBP: 0	WP: 0 PB: 0 SB: 0 CS: 0	PA: 34	
PITCHER	IP	WLS	BF	H	R	ER	SO	BB	IBB	HBP	BLK	WP	HR	S	P	ERA	WHIP				
48 Tommy Hanson, R (1,1) ERA:	5.0		21	4	1	1	4	3	0	0	0	0	0	50	83	1.80	1.400				
54 Kris Medlen, R (6,1) ERA:	2.0		6	1	0	0	0	0	0	0	0	0	0	20	21	0.00	0.500				
39 Jonny Venters, L (8,1) ERA:	1.0		6	2	0	0	2	1	0	0	0	0	0	14	22	0.00	3.000				

AB	29
R	1
H	7
RBI	1
BB	4
SO	6
LOB	19



Batter	1	2	3	4	5	6	7	8	9	AB	R	H	RBI	BB	SO	LOB	TOP					
24 Michael Bourn, L (1.8) OBP: 0.250, SLG: 0.273										4	0	0	0	0	3	0						
14 Martín Prado, R (1.5) OBP: 0.250, SLG: 0.455										3	0	0	0	1	1	0						
16 Brian McCann, L (1.2) OBP: 0.167, SLG: 0.364										4	1	1	1	0	2	1						
26 Dan Uggla, R (1.4) OBP: 0.333, SLG: 0.111										2	1	0	0	2	1	0						
5 Freddie Freeman, L (1.3) OBP: 0.250, SLG: 0.250										4	1	1	0	0	0	2						
23 Matt Diaz, R (1.7) OBP: 0.286, SLG: 0.333										2	1	0	0	1	0	1						
25 Juan Francisco, L (9, PH)										1	0	0	0	0	0	0						
22 Jason Heyward, L (1.9) OBP: 0.333, SLG: 0.500										4	1	1	2	0	0	1						
2 Jack Wilson, R (1.6)										3	0	0	1	0	1	1						
36 Mike Minor, R (1.1)										2	0	0	0	0	1	1						
50 Cristhian Martinez, R (6.1)										0	0	0	0	0	0	0						
17 Jose Constanza, L (7, PH)										1	0	0	0	0	1	0						
54 Kris Medlen, S (7.1)										0	0	0	0	0	0	0						
34 Eric O'Flaherty, L (8.1)										0	0	0	0	0	0	0						
Inning Stats	R: 0 E: 0 K: 1 S: 9	H: 0 LOB: 2 BB: 2 P: 18	R: 0 E: 0 K: 0 S: 11	H: 0 LOB: 1 BB: 1 P: 19	R: 0 E: 0 K: 3 S: 13	H: 0 LOB: 0 BB: 0 P: 17	R: 0 E: 0 K: 1 S: 8	H: 0 LOB: 0 BB: 0 P: 14	R: 0 E: 0 K: 1 S: 8	H: 0 LOB: 0 BB: 0 P: 9	R: 0 E: 0 K: 1 S: 8	H: 0 LOB: 0 BB: 0 P: 11	R: 4 E: 1 K: 2 S: 18	H: 2 LOB: 0 BB: 1 P: 27	R: 1 E: 0 K: 0 S: 10	H: 1 LOB: 0 BB: 0 P: 14	R: 0 E: 0 K: 1 S: 6	H: 0 LOB: 0 BB: 0 P: 9	1B: 1 2B: 1 3B: 0 HR: 1	SF: 1 SAC: 0 DP: 0 HBP: 0	WP: 0 PB: 1 CS: 0	PA: 35
PITCHER	IP WLS BF H R ER SO BB IBB HBP BLK WP HR S P ERA WHIP																					
49 Jonathon Niese, L (1.1) ERA: 4.5	6.0 W 25 2 4 3 7 4 0 0 0 0 0 0 66 102 4.50 1.000																					
46 Manny Acosta, R (7.1) ERA: 5.4	1.2 6 1 1 1 2 0 0 0 0 0 0 1 18 26 5.40 0.600																					
40 Tim Byrdak, L (8.1) ERA:	0.1 H 1 0 0 0 0 0 0 0 0 0 0 1 1 1 0.00 0.000																					
48 Frank Francisco, R (9.1) ERA:	1.0 S 3 0 0 0 1 0 0 0 0 0 0 0 6 9 0.00 0.000																					

Atlanta Braves @ New York Mets
Citi Field, Flushing, NY
Sun Apr 08 2012, 1:09 PM - 3:56 PM EDT
Att: 27,855 - Partly Cloudy - 59 F

AB 30
R 5
H 3
RBI 4
BB 4
SO 10
LOB 7



Batter	1	2	3	4	5	6	7	8	9	AB	R	H	RBI	BB	SO	LOB	BOTTOM			
11 Rubén Tejada, R (1.6) OBP: 0.462, SLG: 0.545										5	2	4	2	0	0	0				
28 Daniel Murphy, L (1.4) OBP: 0.429, SLG: 0.615										5	1	2	2	0	0	3				
48 Frank Francisco, R (9.1)										0	0	0	0	0	0	0				
5 David Wright, R (1.5) OBP: 0.692, SLG: 1.000										1	0	1	1	2	0	0				
29 Ike Davis, L (1.3)										3	0	0	0	1	1	3				
44 Jason Bay, R (1.7) OBP: 0.333, SLG: 0.222										2	1	1	1	1	1	0				
21 Lucas Duda, L (1.9) OBP: 0.333, SLG: 0.818										3	1	1	0	1	1	1				
12 Scott Hairston, R (1.8) ERA: 10.8										4	1	1	1	0	1	3				
40 Tim Byrdak, L (8.1)										0	0	0	0	0	0	0				
13 Ronny Cedeno, R (9.4)										0	0	0	0	0	0	0				
4 Mike Nickes, R (1.2)										4	0	0	0	0	2	2				
49 Jonathon Niese, L (1.1) OBP: 0.333, SLG: 0.333										3	1	1	0	0	2	2				
46 Manny Acosta, R (7.1) ERA:										0	0	0	0	0	0	0				
9 Kirk Nieuwenhuis, L (8.8) OBP: 0.400, SLG: 0.400										1	0	0	0	0	1	0				
Inning Stats	R: 1 E: 0 K: 1 S: 12	H: 1 LOB: 0 BB: 0 P: 19	R: 0 E: 0 K: 2 S: 10	H: 0 LOB: 0 BB: 0 P: 15	R: 0 E: 0 K: 1 S: 7	H: 0 LOB: 0 BB: 0 P: 10	R: 1 E: 0 K: 0 S: 11	H: 1 LOB: 1 BB: 2 P: 23	R: 2 E: 0 K: 2 S: 17	H: 3 LOB: 2 BB: 1 P: 28	R: 3 E: 0 K: 2 S: 19	H: 3 LOB: 1 BB: 1 P: 30	R: 0 E: 0 K: 0 S: 14	H: 2 LOB: 1 BB: 1 P: 22	R: 0 E: 0 K: 1 S: 8	H: 1 LOB: 1 BB: 0 P: 13	1B: 6 2B: 6 3B: 0 HR: 0	SF: 2 SAC: 0 DP: 2 HBP: 0	WP: 0 PB: 0 CS: 0	PA: 38
PITCHER	IP WLS BF H R ER SO BB IBB HBP BLK WP HR S P ERA WHIP																			
36 Mike Minor, L (1.1) ERA: 4.5	5.0 L 24 6 6 6 6 3 1 0 0 0 0 0 0 62 104 10.80 1.800																			
50 Cristhian Martinez, R (6.1) ERA: 4.5	1.0 5 2 1 1 2 0 0 0 0 0 0 0 14 21 9.00 2.000																			
54 Kris Medlen, R (7.1) ERA:	1.0 5 2 0 0 0 1 0 0 0 0 0 0 14 22 0.00 3.000																			
34 Eric O'Flaherty, L (8.1) ERA:	1.0 4 1 0 0 1 0 0 0 0 0 0 0 8 13 0.00 1.000																			

Atlanta Braves @ New York Mets
Citi Field, Flushing, NY
Sun Apr 08 2012, 1:09 PM - 3:56 PM EDT
Att: 27,855 - Partly Cloudy - 59 F

AB 31
R 7
H 11
RBI 7
BB 5
SO 9
LOB 14



Batter	1	2	3	4	5	6	7	8	9	AB	R	H	RBI	BB	SO	LOB	TOP				
20 Ian Desmond, R OBP: 0.368, SLG: 0.389										5	1	1	0	0	2	5					
8 Danny Espinosa, S OBP: 0.316, SLG: 0.400										4	1	1	0	1	3	2					
11 Ryan Zimmerman, R OBP: 0.333, SLG: 0.267										4	1	2	1	1	0	1					
25 Adam LaRoche, L OBP: 0.529, SLG: 0.867										3	0	2	2	1	0	2					
28 Javson Werth, R OBP: 0.235, SLG: 0.214										4	0	1	0	0	2	5					
7 Mark DeRosa, R 63 Henry Alberto Rodriguez, R										4	0	0	0	0	0	3					
2 Roger Bernadina, L OBP: 0.133, SLG: 0.200										4	0	0	0	0	1	0					
26 Jesus Flores, R OBP: 0.500, SLG: 0.500										4	0	2	0	0	1	0					
33 Edwin Jackson, R 21 Xavier Nady, R 32 Tom Gorzelanny, R 1 Steve Lombardozzi, S										2	0	0	0	0	1	1					
Inning Stats	R: 1 H: 3 E: 0 K: 2 S: 15	H: 3 LOB: 2 BB: 0 P: 29	R: 0 H: 0 E: 0 K: 2 S: 9	H: 0 LOB: 0 BB: 12	R: 2 H: 4 E: 0 K: 1 S: 12	H: 4 LOB: 1 BB: 0 P: 18	R: 0 H: 1 E: 1 K: 0 S: 7	H: 1 LOB: 1 BB: 0 P: 12	R: 0 H: 0 E: 0 K: 2 S: 11	H: 2 LOB: 2 BB: 1 P: 20	R: 0 H: 0 E: 0 K: 0 S: 8	H: 0 LOB: 0 BB: 2 P: 19	R: 0 H: 0 E: 0 K: 0 S: 7	H: 0 LOB: 0 BB: 0 P: 11	R: 0 H: 0 E: 0 K: 1 S: 8	H: 0 LOB: 1 BB: 1 P: 15	1B: 8 2B: 1 3B: 1 HR: 0	SF: 0 SAC: 0 DP: 2 HBP: 0	WP: 0 PB: 0 SB: 0 CS: 0	PA: 39	
PITCHER	IP WLS BF H R ER SO BB IBB HBP BLK WP HR S P ERA WHIP	IP WLS BF H R ER SO BB IBB HBP BLK WP HR S P ERA WHIP	IP WLS BF H R ER SO BB IBB HBP BLK WP HR S P ERA WHIP	IP WLS BF H R ER SO BB IBB HBP BLK WP HR S P ERA WHIP	IP WLS BF H R ER SO BB IBB HBP BLK WP HR S P ERA WHIP	IP WLS BF H R ER SO BB IBB HBP BLK WP HR S P ERA WHIP	IP WLS BF H R ER SO BB IBB HBP BLK WP HR S P ERA WHIP	IP WLS BF H R ER SO BB IBB HBP BLK WP HR S P ERA WHIP	IP WLS BF H R ER SO BB IBB HBP BLK WP HR S P ERA WHIP	IP WLS BF H R ER SO BB IBB HBP BLK WP HR S P ERA WHIP	IP WLS BF H R ER SO BB IBB HBP BLK WP HR S P ERA WHIP	IP WLS BF H R ER SO BB IBB HBP BLK WP HR S P ERA WHIP	IP WLS BF H R ER SO BB IBB HBP BLK WP HR S P ERA WHIP	IP WLS BF H R ER SO BB IBB HBP BLK WP HR S P ERA WHIP	IP WLS BF H R ER SO BB IBB HBP BLK WP HR S P ERA WHIP	IP WLS BF H R ER SO BB IBB HBP BLK WP HR S P ERA WHIP	IP WLS BF H R ER SO BB IBB HBP BLK WP HR S P ERA WHIP	IP WLS BF H R ER SO BB IBB HBP BLK WP HR S P ERA WHIP	IP WLS BF H R ER SO BB IBB HBP BLK WP HR S P ERA WHIP	IP WLS BF H R ER SO BB IBB HBP BLK WP HR S P ERA WHIP	IP WLS BF H R ER SO BB IBB HBP BLK WP HR S P ERA WHIP

Washington Nationals @ New York Mets
Citi Field, Flushing, NY
Mon Apr 09 2012, 7:13 PM - 10:30 PM EDT
Att: 23,970 - Cloudy - 61 F

AB	35
R	3
H	10
RBI	3
BB	4
SO	10
LOB	19



Batter	1	2	3	4	5	6	7	8	9	AB	R	H	RBI	BB	SO	LOB	BOTTOM				
11 Rubén Tejeda, R OBP: 0.471, SLG: 0.571										3	0	1	0	1	1	1					
28 Daniel Murphy, L OBP: 0.421, SLG: 0.556										5	0	2	1	0	0	2					
5 David Wright, R OBP: 0.647, SLG: 0.833										3	0	1	1	1	1	3					
29 Ike Davis, L										4	0	0	0	0	1	5					
44 Jason Bay, R OBP: 0.313, SLG: 0.167										3	0	0	0	1	2	2					
21 Lucas Duda, L OBP: 0.250, SLG: 0.600										4	0	0	0	0	0	1					
30 Josh Thole, L OBP: 0.636, SLG: 0.778										2	1	1	0	2	0	0					
9 Kirk Nieuwenhuis, L OBP: 0.375, SLG: 0.750 12 Scott Hairston, R OBP: 0.333, SLG: 0.500										3	1	1	2	0	1	2					
34 Mike Pelfrey, R OBP: 0.260, SLG: 1.000 47 Miguel Batista, R ERA: 5.4 52 Ramon E Ramirez, R 7 Justin Turner, R OBP: 0.333, SLG: 0.333 60 Jon Rauch, R 23 Mike Baxter, L										2	1	1	0	0	0	0					
Inning Stats	R: 0 H: 1 E: 0 K: 2 S: 10	H: 1 LOB: 2 BB: 1 P: 18	R: 0 H: 0 E: 0 K: 1 S: 7	H: 0 LOB: 0 BB: 0 P: 12	R: 1 H: 2 E: 0 K: 0 S: 10	H: 2 LOB: 1 BB: 0 P: 18	R: 2 H: 1 E: 0 K: 1 S: 9	H: 1 LOB: 0 BB: 1 P: 15	R: 0 H: 0 E: 0 K: 2 S: 8	H: 0 LOB: 2 BB: 2 P: 17	R: 0 H: 1 E: 0 K: 0 S: 11	H: 1 LOB: 2 BB: 1 P: 20	R: 0 H: 1 E: 0 K: 1 S: 10	H: 1 LOB: 1 BB: 0 P: 14	R: 1 H: 1 E: 1 K: 0 S: 5	H: 1 LOB: 2 BB: 1 P: 12	1B: 3 2B: 3 3B: 0 HR: 1	SF: 0 SAC: 1 DP: 0 HBP: 0	WP: 0 PB: 0 SB: 0 CS: 1	PA: 39	
PITCHER	IP WLS BF H R ER SO BB IBB HBP BLK WP HR S P ERA WHIP	IP WLS BF H R ER SO BB IBB HBP BLK WP HR S P ERA WHIP	IP WLS BF H R ER SO BB IBB HBP BLK WP HR S P ERA WHIP	IP WLS BF H R ER SO BB IBB HBP BLK WP HR S P ERA WHIP	IP WLS BF H R ER SO BB IBB HBP BLK WP HR S P ERA WHIP	IP WLS BF H R ER SO BB IBB HBP BLK WP HR S P ERA WHIP	IP WLS BF H R ER SO BB IBB HBP BLK WP HR S P ERA WHIP	IP WLS BF H R ER SO BB IBB HBP BLK WP HR S P ERA WHIP	IP WLS BF H R ER SO BB IBB HBP BLK WP HR S P ERA WHIP	IP WLS BF H R ER SO BB IBB HBP BLK WP HR S P ERA WHIP	IP WLS BF H R ER SO BB IBB HBP BLK WP HR S P ERA WHIP	IP WLS BF H R ER SO BB IBB HBP BLK WP HR S P ERA WHIP	IP WLS BF H R ER SO BB IBB HBP BLK WP HR S P ERA WHIP	IP WLS BF H R ER SO BB IBB HBP BLK WP HR S P ERA WHIP	IP WLS BF H R ER SO BB IBB HBP BLK WP HR S P ERA WHIP	IP WLS BF H R ER SO BB IBB HBP BLK WP HR S P ERA WHIP	IP WLS BF H R ER SO BB IBB HBP BLK WP HR S P ERA WHIP	IP WLS BF H R ER SO BB IBB HBP BLK WP HR S P ERA WHIP	IP WLS BF H R ER SO BB IBB HBP BLK WP HR S P ERA WHIP	IP WLS BF H R ER SO BB IBB HBP BLK WP HR S P ERA WHIP	IP WLS BF H R ER SO BB IBB HBP BLK WP HR S P ERA WHIP

Washington Nationals @ New York Mets
Citi Field, Flushing, NY
Mon Apr 09 2012, 7:13 PM - 10:30 PM EDT
Att: 23,970 - Cloudy - 61 F

AB	31
R	4
H	7
RBI	4
BB	6
SO	7
LOB	17



Batter	1	2	3	4	5	6	7	8	9	AB	R	H	RBI	BB	SO	LOB	TOP					
20 Ian Desmond, R OBP: 0.417, SLG: 0.545										4	1	2	1	1	1	2	Washington Nationals @ New York Mets Citi Field, Flushing, NY Tue Apr 10 2012, 7:11 PM - 10:33 PM EDT Att: 26,927 - Cloudy - 56 F					
1 Steve Lombardozzi, S 36 Tyler Clippard, R 54 Brad Lidge, R										3	0	1	0	1	0	2						
11 Ryan Zimmerman, R OBP: 0.348, SLG: 0.333										3	2	1	1	1	0	2						
25 Adam LaRoche, L OBP: 0.455, SLG: 0.750										5	0	1	0	0	3	4						
28 Jayson Werth, R OBP: 0.364, SLG: 0.421										5	1	4	2	0	0	0						
21 Xavier Nady, R OBP: 0.200, SLG: 0.200										5	1	1	0	0	3	4						
2 Roger Bernadina, L OBP: 0.150, SLG: 0.200										5	0	1	0	0	3	4						
3 Wilson Ramos, R OBP: 0.375, SLG: 0.357										4	1	2	1	1	0	3						
48 Ross Detwiler, R 18 Chad Tracy, L 35 Craig Stammen, R 17 Sean Burnett, L 8 Danny Espinosa, S										1	0	0	0	0	0	0						
Inning Stats	R: 1 H: 2 E: 0 K: 1 S: 9	H: 2 LOB: 1 BB: 0 P: 15	R: 0 H: 2 E: 0 K: 1 S: 17	H: 2 LOB: 1 BB: 0 P: 20	R: 0 H: 0 E: 0 K: 0 S: 12	H: 0 LOB: 0 BB: 0 P: 17	R: 0 H: 0 E: 0 K: 2 S: 8	H: 1 LOB: 2 BB: 1 P: 23	R: 3 H: 4 E: 0 K: 3 S: 24	H: 4 LOB: 2 BB: 0 P: 36	R: 1 H: 2 E: 0 K: 2 S: 19	H: 2 LOB: 2 BB: 1 P: 32	R: 1 H: 1 E: 0 K: 0 S: 10	H: 1 LOB: 1 BB: 2 P: 21	R: 0 H: 1 E: 0 K: 1 S: 8	H: 1 LOB: 0 BB: 0 P: 14		1B: 8 2B: 5 3B: 0 HR: 1	SF: 1 SAC: 1 DP: 2 HBP: 1	WP: 0 PB: 0 SB: 0 CS: 1	PA: 44	
PITCHER	IP: 5.1 WLS: L BF: 24 H: 8 R: 4 ER: 3 SO: 6 BB: 1 IBB: 0 HBP: 1 BLK: 0 WP: 0 HR: 1 S: 69 P: 104 ERA: 5.06	IP: 1.2 WLS: 10 BF: 3 H: 1 R: 1 ER: 1 SO: 4 BB: 0 IBB: 0 HBP: 0 BLK: 0 WP: 0 HR: 0 S: 32 P: 51 ERA: 5.40	IP: 2.0 WLS: 10 BF: 2 H: 1 R: 1 ER: 1 SO: 1 BB: 2 IBB: 0 HBP: 0 BLK: 0 WP: 0 HR: 0 S: 18 P: 35 ERA: 4.50																			

Washington Nationals @ New York Mets
Citi Field, Flushing, NY
Tue Apr 10 2012, 7:11 PM - 10:33 PM EDT
Att: 26,927 - Cloudy - 56 F

AB	37
R	6
H	13
RBI	5
BB	4
SO	11
LOB	24



Batter	1	2	3	4	5	6	7	8	9	AB	R	H	RBI	BB	SO	LOB	BOTTOM				
11 Rubén Tejada, R OBP: 0.476, SLG: 0.588										3	1	1	0	1	1	0	Washington Nationals @ New York Mets Citi Field, Flushing, NY Tue Apr 10 2012, 7:11 PM - 10:33 PM EDT Att: 26,927 - Cloudy - 56 F				
13 Ronny Cedeno, R OBP: 0.750, SLG: 1.000										4	0	3	1	0	0	0					
28 Daniel Murphy, L OBP: 0.348, SLG: 0.455										4	0	0	0	0	2	4					
44 Jason Bay, R OBP: 0.300, SLG: 0.250										4	1	1	0	0	2	3					
21 Lucas Duda, L OBP: 0.200, SLG: 0.474										4	0	0	0	0	1	4					
2 Justin Turner, R OBP: 0.286, SLG: 0.286										4	0	1	1	0	2	0					
12 Scott Hairston, R 9 Kirk Nieuwenhuis, L										2	0	0	0	0	0	0					
4 Mike Nickeas, R										1	0	0	0	1	0	0					
35 Dillon Gee, R 39 Bobby Parnell, R 29 Ike Davis, L 47 Miguel Batista, R 23 Mike Baxter, L										2	0	0	0	0	0	1					
Inning Stats	R: 0 H: 2 E: 0 K: 2 S: 16	H: 2 LOB: 2 BB: 0 P: 24	R: 0 H: 0 E: 0 K: 0 S: 8	H: 0 LOB: 1 BB: 1 P: 15	R: 0 H: 0 E: 0 K: 2 S: 10	H: 0 LOB: 0 BB: 0 P: 11	R: 0 H: 0 E: 0 K: 0 S: 9	H: 0 LOB: 0 BB: 0 P: 13	R: 0 H: 1 E: 0 K: 0 S: 7	H: 1 LOB: 0 BB: 0 P: 8	R: 1 H: 2 E: 0 K: 1 S: 15	H: 2 LOB: 2 BB: 1 P: 22	R: 1 H: 1 E: 0 K: 1 S: 12	H: 1 LOB: 1 BB: 1 P: 19	R: 0 H: 1 E: 0 K: 2 S: 13	H: 1 LOB: 1 BB: 0 P: 20		1B: 4 2B: 3 3B: 0 HR: 0	SF: 0 SAC: 0 DP: 1 HBP: 0	WP: 0 PB: 0 SB: 0 CS: 0	PA: 36
PITCHER	IP: 5.0 WLS: W BF: 18 H: 2 R: 0 ER: 0 SO: 6 BB: 1 IBB: 0 HBP: 0 BLK: 0 WP: 0 HR: 0 S: 50 P: 71 ERA: 0.00	IP: 1.1 WLS: 7 BF: 3 H: 1 R: 1 ER: 1 SO: 0 BB: 0 IBB: 0 HBP: 0 BLK: 0 WP: 0 HR: 0 S: 17 P: 25 ERA: 6.75	IP: 0.2 WLS: H BF: 2 H: 0 R: 0 ER: 0 SO: 1 BB: 0 IBB: 0 HBP: 0 BLK: 0 WP: 0 HR: 0 S: 5 P: 5 ERA: 0.00	IP: 1.0 WLS: 5 BF: 1 H: 1 R: 1 ER: 1 SO: 1 BB: 1 IBB: 0 HBP: 1 BLK: 1 WP: 0 HR: 12 S: 19 P: 90 ERA: 2.00	IP: 1.0 WLS: 4 BF: 1 H: 0 R: 0 ER: 0 SO: 2 BB: 0 IBB: 0 HBP: 0 BLK: 0 WP: 0 HR: 13 S: 20 P: 100 ERA: 1.00																

Washington Nationals @ New York Mets
Citi Field, Flushing, NY
Tue Apr 10 2012, 7:11 PM - 10:33 PM EDT
Att: 26,927 - Cloudy - 56 F

AB	33
R	2
H	7
RBI	2
BB	3
SO	10
LOB	17



Batter	1	2	3	4	5	6	7	8	9	AB	R	H	RBI	BB	SO	LOB	TOP									
20 Ian Desmond, R OBP: 0.414, SLG: 0.556										5	1	2	0	0	2	3										
8 Danny Espinosa, S OBP: 0.360, SLG: 0.368										3	0	1	0	2	1	1										
11 Ryan Zimmerman, R OBP: 0.357, SLG: 0.318										4	1	1	0	1	2	3										
28 Jayson Werth, R OBP: 0.407, SLG: 0.409										3	0	1	0	1	1	3										
7 Mark DeRosa, R OBP: 0.250, SLG: 0.077										2	1	1	1	3	0	0										
25 Adam LaRoche, L OBP: 0.407, SLG: 0.625										4	0	0	0	1	1	7										
21 Xavier Nady, R OBP: 0.207, SLG: 0.207										3	0	1	1	2	0	2										
63 Henry Alberto Rodríguez, R										5	1	2	0	0	1	6										
26 Jesus Flores, R OBP: 0.556, SLG: 0.429										3	0	1	1	2	0	2										
37 Stephen Strasburg, R 1 Steve Lombardozzi, S 52 Ryan Mathews, R 18 Chad Tracy, L 17 Sean Burnett, L 15 Brett Carroll, R										2	0	0	0	0	2	3										
Inning Stats	R: 0 E: 0 K: 2 S: 15	H: 1 LOB: 1 BB: 1 P: 27	R: 1 E: 0 K: 2 S: 13	H: 2 LOB: 2 BB: 1 P: 26	R: 0 E: 0 K: 2 S: 9	H: 0 LOB: 0 BB: 0 P: 14	R: 0 E: 0 K: 1 S: 7	H: 0 LOB: 0 BB: 0 P: 11	R: 0 E: 0 K: 1 S: 10	H: 2 LOB: 2 BB: 0 P: 15	R: 0 E: 0 K: 0 S: 11	H: 0 LOB: 3 BB: 3 P: 24	R: 1 E: 0 K: 1 S: 17	H: 1 LOB: 3 BB: 3 P: 33	R: 1 E: 0 K: 0 S: 11	H: 2 LOB: 1 BB: 0 P: 15	R: 1 E: 0 K: 1 S: 13	H: 1 LOB: 3 BB: 3 P: 33	1B: 8 2B: 2 3B: 0 HR: 0	SF: 0 SAC: 0 DP: 1 HBP: 1	WP: 1 PB: 1 CS: 1	PA: 46				
PITCHER	IP WLS BF H R ER SO BB IBB HBP BLK WP HR S P ERA WHIP	57 Johan Santana, L ERA: 0.9	46 Manny Acosta, R ERA: 5.0	52 Ramon E Ramirez, R ERA: 2.7	60 Jon Rauch, R ERA: 7.71	47 Miguel Batista, R ERA: 7.71	40 Tim Lincecum, L ERA: 1.0	40 Tim Byrdak, L ERA: 1.0																		
Batter	1	2	3	4	5	6	7	8	9	AB	R	H	RBI	BB	SO	LOB	BOTTOM									
11 Rubén Tejada, R OBP: 0.440, SLG: 0.524										4	0	1	0	0	2	2										
28 Daniel Murphy, L OBP: 0.370, SLG: 0.440										3	0	1	0	1	0	0										
21 Lucas Duda, L OBP: 0.208, SLG: 0.409										3	0	0	0	1	2	3										
29 Ike Davis, L OBP: 0.136, SLG: 0.050										4	0	1	0	0	2	3										
44 Jason Bay, R 52 Ramon E Ramirez, R 60 Jon Rauch, R 2 Justin Turner, R 47 Miguel Batista, R 40 Tim Byrdak, L										3	0	0	0	0	2	4										
30 Josh Thole, L OBP: 0.529, SLG: 0.571										3	0	0	0	1	0	2										
9 Kirk Nieuwenhuis, L OBP: 0.357, SLG: 0.500										3	0	0	0	1	2	1										
13 Ronny Cedeno, R OBP: 0.500, SLG: 0.571										3	0	0	0	0	2	2										
57 Johan Santana, L 46 Manny Acosta, R 12 Scott Hairston, R										2	0	0	0	0	1	2										
Inning Stats	R: 0 E: 0 K: 1 S: 10	H: 1 LOB: 2 BB: 1 P: 26	R: 0 E: 0 K: 2 S: 12	H: 0 LOB: 1 BB: 1 P: 19	R: 0 E: 0 K: 1 S: 9	H: 0 LOB: 0 BB: 0 P: 12	R: 0 E: 0 K: 2 S: 8	H: 0 LOB: 0 BB: 0 P: 13	R: 0 E: 0 K: 1 S: 10	H: 0 LOB: 1 BB: 0 P: 14	R: 0 E: 0 K: 1 S: 14	H: 1 LOB: 2 BB: 1 P: 24	R: 0 E: 0 K: 2 S: 14	H: 0 LOB: 1 BB: 1 P: 23	R: 0 E: 1 K: 2 S: 14	H: 1 LOB: 0 BB: 0 P: 19	R: 0 E: 0 K: 2 S: 8	H: 0 LOB: 0 BB: 0 P: 14	1B: 3 2B: 0 3B: 0 HR: 0	SF: 0 SAC: 0 DP: 0 HBP: 1	WP: 1 PB: 0 CS: 0	PA: 35				
PITCHER	IP WLS BF H R ER SO BB IBB HBP BLK WP HR S P ERA WHIP	37 Stephen Strasburg, R ERA: 0.69	52 Ryan Mathews, R ERA: 7.71	17 Sean Burnett, L ERA: 7.71	63 Henry Alberto Rodríguez, R ERA: 7.71																					

Washington Nationals @ New York Mets
Citi Field, Flushing, NY
Wed Apr 11 2012, 1:14 PM - 4:48 PM EDT
Att: 34,614 - Cloudy - 53 F

AB	34
R	4
H	9
RBI	3
BB	10
SO	10
LOB	32



Washington Nationals @ New York Mets
Citi Field, Flushing, NY
Wed Apr 11 2012, 1:14 PM - 4:48 PM EDT
Att: 34,614 - Cloudy - 53 F

AB	30
R	0
H	3
RBI	0
BB	4
SO	15
LOB	21



Batter	1	2	3	4	5	6	7	8	9	AB	R	H	RBI	BB	SO	LOB	TOP			
11 Rubén Tejada, R OBP: 0.412, SLG: 0.500	P4		K		G1-6-3 5 BB		F8		1-H 1B	5	0	2	1	0	1	0	New York Mets @ Philadelphia Phillies Citizens Bank Park, Philadelphia, PA Sat Apr 14 2012, 4:09 PM - 6:49 PM EDT Att: 45,750 - Cloudy - 71 F			
28 Daniel Murphy, L OBP: 0.417, SLG: 0.433 60 Jon Rauch, R	F7			29 1B 44 5 1B G6-4-3	G1-6-3 5 BB		K		BB	2	1	0	0	0	3	1		0		
5 David Wright, R OBP: 0.636, SLG: 0.941	HR			44 21 HR G6-4-3	G1-6-3				F9	5	2	3	1	0	0	4				
29 Ike Davis, L OBP: 0.161, SLG: 0.071	P5			44 G6-4-3	G4-3		G4-3		K	5	0	1	0	0	1	4				
44 Jason Bay, R OBP: 0.258, SLG: 0.333		9 CS 1B		G6-4-3			K		G5-3	4	0	1	0	0	1	2				
21 Lucas Duda, L OBP: 0.219, SLG: 0.517	K			HR			G3-1 9		K	4	1	2	2	0	2	1				
9 Kirk Nieuwenhuis, L OBP: 0.369, SLG: 0.471	L8			30 BB 1B			G3-1		K	4	0	1	0	0	1	2				
30 Josh Thole, L OBP: 0.480, SLG: 0.450	K			1-2 BB			IBB		F8	2	0	0	0	2	1	0				
49 Jonathon Niese, L OBP: 0.167, SLG: 0.167 39 Bobby Parnell, R 23 Mike Baxter, L 13 Ronny Cedeno, R OBP: 0.556, SLG: 0.571	K			G1-3			F7		11 S 11 BB	3	0	0	0	0	1	4				
Inning Stats	R: 1 E: 0 K: 0 S: 6	H: 1 LOB: 0 BB: 0 P: 7	R: 0 E: 0 K: 1 S: 9	H: 1 LOB: 0 BB: 0 P: 13	R: 0 E: 0 K: 3 S: 10	H: 0 LOB: 0 BB: 0 P: 15	R: 3 E: 0 K: 0 S: 12	H: 4 LOB: 2 BB: 1 P: 27	R: 0 E: 0 K: 1 S: 10	H: 1 LOB: 1 BB: 1 P: 19	R: 0 E: 0 K: 1 S: 10	H: 1 LOB: 1 BB: 0 P: 16	R: 0 E: 0 K: 2 S: 8	H: 0 LOB: 0 BB: 0 P: 12	R: 1 E: 0 K: 1 S: 13	H: 1 LOB: 2 BB: 2 P: 30		1B: 7 2B: 1 3B: 0 HR: 2	SF: 0 SAC: 0 DP: 2 HBP: 0	WP: 0 PB: 0 SB: 1 CS: 1
PITCHER	IP WLS BF H R ER SO BB IBB HBP BLK WP HR S P ERA WHIP	IP WLS BF H R ER SO BB IBB HBP BLK WP HR S P ERA WHIP	IP WLS BF H R ER SO BB IBB HBP BLK WP HR S P ERA WHIP	IP WLS BF H R ER SO BB IBB HBP BLK WP HR S P ERA WHIP	IP WLS BF H R ER SO BB IBB HBP BLK WP HR S P ERA WHIP	IP WLS BF H R ER SO BB IBB HBP BLK WP HR S P ERA WHIP	IP WLS BF H R ER SO BB IBB HBP BLK WP HR S P ERA WHIP	IP WLS BF H R ER SO BB IBB HBP BLK WP HR S P ERA WHIP	IP WLS BF H R ER SO BB IBB HBP BLK WP HR S P ERA WHIP	IP WLS BF H R ER SO BB IBB HBP BLK WP HR S P ERA WHIP	IP WLS BF H R ER SO BB IBB HBP BLK WP HR S P ERA WHIP	IP WLS BF H R ER SO BB IBB HBP BLK WP HR S P ERA WHIP	IP WLS BF H R ER SO BB IBB HBP BLK WP HR S P ERA WHIP	IP WLS BF H R ER SO BB IBB HBP BLK WP HR S P ERA WHIP	IP WLS BF H R ER SO BB IBB HBP BLK WP HR S P ERA WHIP	IP WLS BF H R ER SO BB IBB HBP BLK WP HR S P ERA WHIP	IP WLS BF H R ER SO BB IBB HBP BLK WP HR S P ERA WHIP			

AB	34
R	5
H	10
RBI	4
BB	6
SO	9
LOB	17



Batter	1	2	3	4	5	6	7	8	9	AB	R	H	RBI	BB	SO	LOB	BOTTOM			
8 Shane Victorino, S OBP: 0.364, SLG: 0.400	K2-3		F9				27 FC5-4 1B		F8	4	0	1	0	0	1	1	New York Mets @ Philadelphia Phillies Citizens Bank Park, Philadelphia, PA Sat Apr 14 2012, 4:09 PM - 6:49 PM EDT Att: 45,750 - Cloudy - 71 F			
27 Placido Polanco, R OBP: 0.256, SLG: 0.200	11 BB 1B		F9			FC5-4 11 G5-3		G1-6-3	4	0	1	0	0	0	2					
11 Jimmy Rollins, S OBP: 0.333, SLG: 0.364	3 G6-4-3 1B		K2-3			G5-3		G1-3	4	0	1	0	0	1	1					
3 Hunter Pence, R OBP: 0.333, SLG: 0.452	G6-4-3		K			G5-3		K	4	0	0	0	0	2	3					
15 John Mayberry Jr., R OBP: 0.222, SLG: 0.259	G5-3		P2			G6-3		F8	4	0	0	0	0	0	0					
24 Ty Wigington, R OBP: 0.313, SLG: 0.429	K				23 FC4-6 1B		BB			2	0	1	0	1	1	0				
13 Freddy Galvis, S OBP: 0.250, SLG: 0.407	1B		K			F9				3	0	1	0	0	1	2				
23 Brian Schneider, L 51 Carlos Ruiz, R OBP: 0.375, SLG: 0.571	F8		FC4-6			F8				2	0	0	0	0	0	2				
49 Vance Worley, R 57 David Herndon, R 37 Antonio Bastardo, R 10 Juan Pierre, L 40 Michael Stutes, R	G6-3		G6-3			G6-3		27 G1-6-3 1B		2	0	0	0	0	0	1				
Inning Stats	R: 0 E: 0 K: 1 S: 8	H: 2 LOB: 1 BB: 0 P: 12	R: 0 E: 0 K: 1 S: 12	H: 1 LOB: 0 BB: 0 P: 16	R: 0 E: 0 K: 2 S: 12	H: 0 LOB: 0 BB: 0 P: 18	R: 0 E: 0 K: 1 S: 11	H: 1 LOB: 1 BB: 0 P: 13	R: 0 E: 0 K: 0 S: 9	H: 1 LOB: 1 BB: 0 P: 13	R: 0 E: 0 K: 0 S: 13	H: 0 LOB: 1 BB: 1 P: 26	R: 0 E: 0 K: 0 S: 9	H: 1 LOB: 0 BB: 0 P: 14	R: 0 E: 0 K: 1 S: 11	H: 0 LOB: 0 BB: 0 P: 16		1B: 6 2B: 0 3B: 0 HR: 0	SF: 0 SAC: 0 DP: 2 HBP: 0	WP: 0 PB: 0 SB: 0 CS: 0
PITCHER	IP WLS BF H R ER SO BB IBB HBP BLK WP HR S P ERA WHIP	IP WLS BF H R ER SO BB IBB HBP BLK WP HR S P ERA WHIP	IP WLS BF H R ER SO BB IBB HBP BLK WP HR S P ERA WHIP	IP WLS BF H R ER SO BB IBB HBP BLK WP HR S P ERA WHIP	IP WLS BF H R ER SO BB IBB HBP BLK WP HR S P ERA WHIP	IP WLS BF H R ER SO BB IBB HBP BLK WP HR S P ERA WHIP	IP WLS BF H R ER SO BB IBB HBP BLK WP HR S P ERA WHIP	IP WLS BF H R ER SO BB IBB HBP BLK WP HR S P ERA WHIP	IP WLS BF H R ER SO BB IBB HBP BLK WP HR S P ERA WHIP	IP WLS BF H R ER SO BB IBB HBP BLK WP HR S P ERA WHIP	IP WLS BF H R ER SO BB IBB HBP BLK WP HR S P ERA WHIP	IP WLS BF H R ER SO BB IBB HBP BLK WP HR S P ERA WHIP	IP WLS BF H R ER SO BB IBB HBP BLK WP HR S P ERA WHIP	IP WLS BF H R ER SO BB IBB HBP BLK WP HR S P ERA WHIP	IP WLS BF H R ER SO BB IBB HBP BLK WP HR S P ERA WHIP	IP WLS BF H R ER SO BB IBB HBP BLK WP HR S P ERA WHIP	IP WLS BF H R ER SO BB IBB HBP BLK WP HR S P ERA WHIP			

AB	31
R	0
H	6
RBI	0
BB	1
SO	6
LOB	13



Batter	1	2	3	4	5	6	7	8	9	AB	R	H	RBI	BB	SO	LOB	TOP				
11 Rubén Tejada, R OBP: 0.368, SLG: 0.441										4	0	0	0	0	3	0					
28 Daniel Murphy, L OBP: 0.400, SLG: 0.412										4	0	1	0	0	1	0					
5 David Wright, R OBP: 0.615, SLG: 0.857										4	1	2	0	0	1	1					
29 Ike Davis, L OBP: 0.200, SLG: 0.219										4	1	2	2	0	1	1					
12 Scott Hairston, R OBP: 0.250, SLG: 0.500										4	0	1	0	0	2	1					
21 Lucas Duda, L OBP: 0.250, SLG: 0.515										4	0	2	0	0	1	1					
9 Kirk Nieuwenhuis, L OBP: 0.340, SLG: 0.429										4	0	1	0	0	2	3					
4 Mike Nickeas, R (1, 2)										2	0	0	0	1	0	1					
30 Josh Thole, L OBP: 0.500, SLG: 0.450										0	0	0	0	1	0	0					
34 Mike Pelfrey, R OBP: 0.230, SLG: 0.500										2	0	0	0	0	0	1					
52 Ramon E. Ramirez, R OBP: 0.250, SLG: 0.500										0	0	0	0	0	0	0					
23 Mike Baxter, L (8, PH)										1	0	0	0	0	0	0					
46 Manny Acosta, R (8, 1)										0	0	0	0	0	0	0					
47 Miguel Batista, R (8, 1)										0	0	0	0	0	0	0					
2 Justin Turner, R OBP: 0.194, SLG: 0.194										1	0	0	0	0	1	3					
Inning Stats	R: 2 E: 0 K: 2 S: 10	H: 2 LOB: 0 BB: 0 P: 15	R: 0 E: 0 K: 2 S: 8	H: 0 LOB: 0 BB: 0 P: 12	R: 0 E: 0 K: 1 S: 9	H: 0 LOB: 0 BB: 0 P: 15	R: 0 E: 0 K: 2 S: 16	H: 2 LOB: 2 BB: 0 P: 24	R: 0 E: 0 K: 1 S: 7	H: 1 LOB: 0 BB: 0 P: 11	R: 0 E: 0 K: 1 S: 8	H: 1 LOB: 1 BB: 0 P: 13	R: 0 E: 0 K: 0 S: 7	H: 1 LOB: 3 BB: 1 P: 8	R: 0 E: 0 K: 2 S: 18	H: 2 LOB: 3 BB: 1 P: 26	1B: 8 2B: 0 3B: 0 HR: 1	SF: 0 SAC: 0 DP: 1 HBP: 0	WP: 0 PB: 0 SB: 0 CS: 1	PA: 36	
PITCHER	IP: 7.0 ERA: 3.65	WLS: W BF: 26	H: 6 R: 2 ER: 2 SO: 10	BB: 1 IBB: 0 HBP: 0 BLK: 0	WP: 0 HR: 1 S: 65 P: 102	ERA: 2.57 WHIP: 1.000	IP: 1.0 ERA: 0.00	WLS: H BF: 4	H: 1 R: 0 ER: 0 SO: 0	BB: 0 IBB: 0 HBP: 0 BLK: 0	WP: 0 HR: 0 S: 7 P: 8	ERA: 0.00 WHIP: 1.000	IP: 1.0 ERA: 2.25	WLS: 6 BF: 21	H: 2 R: 0 ER: 0 SO: 2	BB: 1 IBB: 0 HBP: 0 BLK: 0	WP: 1 HR: 0 S: 18 P: 26	1B: 8 2B: 0 3B: 0 HR: 1	SF: 0 SAC: 0 DP: 1 HBP: 0	WP: 0 PB: 0 SB: 0 CS: 1	PA: 36

New York Mets @ Philadelphia Phillies
Citizens Bank Park, Philadelphia, PA
Sun Apr 15 2012, 1:38 PM - 4:38 PM EDT
Att: 45,829 - Partly Cloudy - 75 F

AB	34
R	2
H	9
RBI	2
BB	2
SO	12
LOB	12



Batter	1	2	3	4	5	6	7	8	9	AB	R	H	RBI	BB	SO	LOB	BOTTOM				
10 Juan Pierre, L OBP: 0.350, SLG: 0.350										4	1	3	0	0	0	1					
27 Placido Polanco, R OBP: 0.219, SLG: 0.194										4	0	1	0	1	0	4					
8 Shane Victorino, S OBP: 0.368, SLG: 0.382										4	2	2	1	1	0	2					
11 Jimmy Rollins, S OBP: 0.368, SLG: 0.378										4	2	2	1	1	0	2					
3 Hunter Pence, R OBP: 0.368, SLG: 0.457										4	2	2	1	1	0	2					
24 Ty Wigginton, R OBP: 0.286, SLG: 0.444										4	1	1	4	0	0	3					
19 Laynce Nix, L OBP: 0.300, SLG: 0.250										3	0	1	1	1	1	1					
15 John Mayberry Jr., R OBP: 0.250, SLG: 0.286										1	0	1	1	0	0	0					
51 Carlos Ruiz, R OBP: 0.345, SLG: 0.500										5	0	1	0	0	0	6					
4 Pete Orr, L OBP: 0.250, SLG: 0.500										4	1	1	0	0	1	1					
13 Freddy Galvis, S OBP: 0.250, SLG: 0.407										0	0	0	0	0	0	0					
35 Cole Hamels, L OBP: 0.250, SLG: 0.250										2	0	1	0	0	0	0					
50 Chad Qualls, R ERA: 6.23										0	0	0	0	0	0	0					
25 Jim Thome, L OBP: 0.182, SLG: 0.100										1	0	0	0	0	1	1					
58 Jonathan Papelbon, R ERA: 10.13										0	0	0	0	0	0	0					
Inning Stats	R: 1 E: 0 K: 0 S: 14	H: 3 LOB: 3 BB: 1 P: 25	R: 0 E: 0 K: 1 S: 11	H: 2 LOB: 2 BB: 0 P: 14	R: 0 E: 0 K: 1 S: 8	H: 0 LOB: 1 BB: 0 P: 14	R: 0 E: 0 K: 0 S: 12	H: 1 LOB: 1 BB: 1 P: 23	R: 0 E: 0 K: 0 S: 7	H: 1 LOB: 1 BB: 0 P: 11	R: 0 E: 0 K: 0 S: 9	H: 1 LOB: 1 BB: 0 P: 12	R: 2 E: 0 K: 0 S: 10	H: 3 LOB: 1 BB: 0 P: 13	R: 5 E: 1 K: 1 S: 25	H: 3 LOB: 1 BB: 2 P: 42	1B: 11 2B: 3 3B: 0 HR: 0	SF: 1 SAC: 1 DP: 0 HBP: 0	WP: 2 PB: 0 SB: 0 CS: 1	PA: 44	
PITCHER	IP: 6.0 ERA: 3.09	WLS: L BF: 28	H: 8 R: 1 ER: 1 SO: 2	BB: 2 IBB: 0 HBP: 0 BLK: 0	WP: 1 HR: 0 S: 61 P: 99	ERA: 1.50 WHIP: 1.667	IP: 1.0 ERA: 6.23	WLS: 6 BF: 3	H: 3 R: 2 ER: 2 SO: 0	BB: 0 IBB: 0 HBP: 0 BLK: 0	WP: 0 HR: 0 S: 10 P: 13	ERA: 18.00 WHIP: 3.000	IP: 0.2 ERA: 4.91	WLS: 6 BF: 4	H: 4 R: 1 ER: 1 SO: 1	BB: 2 IBB: 0 HBP: 0 BLK: 0	WP: 0 HR: 0 S: 15 P: 26	1B: 11 2B: 3 3B: 0 HR: 0	SF: 1 SAC: 1 DP: 0 HBP: 0	WP: 2 PB: 0 SB: 0 CS: 1	PA: 44

New York Mets @ Philadelphia Phillies
Citizens Bank Park, Philadelphia, PA
Sun Apr 15 2012, 1:38 PM - 4:38 PM EDT
Att: 45,829 - Partly Cloudy - 75 F

AB	37
R	8
H	14
RBI	8
BB	4
SO	3
LOB	22



Batter	1	2	3	4	5	6	7	8	9	AB	R	H	RBI	BB	SO	LOB	TOP							
11 Rubén Tejada, R (1,6) OBP: 0.397, SLG: 0.447	L8		G6-3			G1-3	F7			4	1	1	1	0	0	1	New York Mets @ Atlanta Braves Turner Field, Atlanta, GA Mon Apr 16 2012, 7:13 PM - 9:35 PM EDT Att: 16,161 - Cloudy - 71 F							
28 Daniel Murphy, L (1,4) OBP: 0.394, SLG: 0.368	G4-3		G3			G1-3		G5-3		4	0	0	0	0	0	1								
5 David Wright, R (1,5) OBP: 0.600, SLG: 0.792					F9			G6-3		3	1	1	0	1	0	0								
29 Ike Davis, L (1,3) OBP: 0.205, SLG: 0.306	G4-3				G3-1			G4-3		4	1	1	3	0	0	1								
44 Jason Bay, R (1,7) OBP: 0.257, SLG: 0.419		K			F8			G6-3		4	1	1	1	0	1	0								
21 Lucas Duda, L (1,9) OBP: 0.225, SLG: 0.459		P5				K		F7		4	0	0	0	0	1	0								
30 Josh Thole, L (1,2) OBP: 0.500, SLG: 0.458		F8				P6				4	1	2	0	0	0	0								
9 Kirk Nieuwenhuis, L (1,8) OBP: 0.370, SLG: 0.417										3	1	1	0	1	1	1								
35 Dillon Gee, R (1,1)										1	0	0	0	0	1	0								
60 Jon Rauch, R (8,1)										0	0	0	0	0	0	0								
23 Mike Baxter, L (9,PH)										1	0	0	0	0	1	1								
40 Tim Byrdak, L (9,1)										0	0	0	0	0	0	0								
Inning Stats	R: 0 E: 0 K: 0 S: 11	H: 1 LOB: 1 BB: 0 P: 18	R: 0 E: 0 K: 1 S: 7	H: 0 LOB: 0 BB: 0 P: 12	R: 1 E: 1 K: 0 S: 6	H: 0 LOB: 0 BB: 1 P: 11	R: 0 E: 0 K: 0 S: 7	H: 0 LOB: 0 BB: 0 P: 10	R: 0 E: 0 K: 2 S: 9	H: 0 LOB: 0 BB: 0 P: 14	R: 3 E: 0 K: 1 S: 12	H: 2 LOB: 1 BB: 0 P: 20	R: 1 E: 0 K: 0 S: 12	H: 2 LOB: 1 BB: 0 P: 20	R: 0 E: 0 K: 0 S: 5	H: 0 LOB: 0 BB: 0 P: 8	R: 1 E: 0 K: 1 S: 9	H: 2 LOB: 1 BB: 0 P: 14	1B: 4 2B: 1 3B: 0 HR: 2	SF: 0 SAC: 2 DP: 0 HBP: 0	WP: 1 PB: 0 SB: 0 CS: 0	PA: 36		
PITCHER	IP WLS BF H R ER SO BB IBB HBP BLK WP HR S P ERA WHIP	7.0 L 28 5 5 4 4 1 1 0 0 1 1 64 105 5.14 0.857	2.0 8 2 1 1 1 0 0 0 0 0 1 14 22 4.50 1.000																					

AB	32
R	6
H	7
RBI	5
BB	2
SO	5
LOB	5



Batter	1	2	3	4	5	6	7	8	9	AB	R	H	RBI	BB	SO	LOB	BOTTOM						
24 Michael Bourn, L (1,8) OBP: 0.295, SLG: 0.341	G4-3		K			G4-3				4	0	1	0	0	1	0	New York Mets @ Atlanta Braves Turner Field, Atlanta, GA Mon Apr 16 2012, 7:13 PM - 9:35 PM EDT Att: 16,161 - Cloudy - 71 F						
14 Martín Prado, R (1,7) OBP: 0.326, SLG: 0.385	G3		G6-3			G4-3		F9		4	0	0	0	0	0	1							
10 Chipper Jones, S (1,5) OBP: 0.389, SLG: 0.688	G1-3		G6-3			G4-3		F9		4	0	0	0	0	0	1							
16 Brian McCann, L (1,2) OBP: 0.324, SLG: 0.485						L6		F8		4	1	1	0	0	0	1							
26 Dan Uggla, R (1,4) OBP: 0.286, SLG: 0.263						K				4	0	1	0	0	1	1							
22 Jason Heyward, L (1,9) OBP: 0.444, SLG: 0.656										3	0	2	0	0	1	0							
20 Eric Hinske, L (1,3) OBP: 0.417, SLG: 0.300										3	0	0	0	1	2	3							
2 Jack Wilson, R (1,6)										3	0	0	1	0	0	4							
48 Tommy Hanson, R (1,1) OBP: 0.333, SLG: 0.200										2	0	0	0	0	1	2							
25 Juan Francisco, L (7,PH) OBP: 0.214, SLG: 0.231										1	0	0	0	0	1	2							
61 Livan Hernandez, R (8,1)										0	0	0	0	0	0	0							
Inning Stats	R: 0 E: 0 K: 0 S: 6	H: 0 LOB: 0 BB: 0 P: 10	R: 1 E: 0 K: 1 S: 13	H: 2 LOB: 2 BB: 1 P: 21	R: 0 E: 0 K: 1 S: 9	H: 0 LOB: 0 BB: 0 P: 14	R: 0 E: 0 K: 1 S: 9	H: 1 LOB: 1 BB: 0 P: 13	R: 0 E: 0 K: 0 S: 8	H: 0 LOB: 0 BB: 0 P: 9	R: 0 E: 0 K: 0 S: 4	H: 0 LOB: 0 BB: 0 P: 10	R: 0 E: 1 K: 2 S: 14	H: 1 LOB: 2 BB: 0 P: 20	R: 0 E: 0 K: 0 S: 11	H: 1 LOB: 1 BB: 0 P: 16	R: 0 E: 0 K: 2 S: 8	H: 0 LOB: 0 BB: 0 P: 13	1B: 5 2B: 0 3B: 0 HR: 0	SF: 0 SAC: 0 DP: 0 HBP: 0	WP: 0 PB: 0 SB: 3 CS: 0	PA: 34	
PITCHER	IP WLS BF H R ER SO BB IBB HBP BLK WP HR S P ERA WHIP	7.0 W 27 4 1 0 0 0 0 0 0 0 0 11 16 0.00 1.000	1.0 4 1 0 0 0 0 0 0 0 0 0 0 8 13 0.00 0.000																				



Batter	1	2	3	4	5	6	7	8	9	AB	R	H	RBI	BB	SO	LOB	TOP			
11 Rubén Tejada, R OBP: 0.326, SLG: 0.405 46 Manny Acosta, R OBP: 0.397, SLG: 0.471	G5-3		E5	P3		FC6-4 28 1B		G5-3	G5-3	4	0	0	0	0	0	4	New York Mets @ Atlanta Braves Turner Field, Atlanta, GA Tue Apr 17 2012, 7:12 PM - 10:03 PM EDT Att: 18,732 - Cloudy - 68 F			
28 Daniel Murphy, L OBP: 0.397, SLG: 0.372	1B		L8		G6-3	1B		G3	G3	5	0	2	1	0	0	1				
5 David Wright, R OBP: 0.571, SLG: 0.724	K		G3-1		29 BB	K		1B	1B	5	0	2	0	0	2	4				
29 Ike Davis, L OBP: 0.205, SLG: 0.275	F7		L8		L8	BB		K	G3	4	0	0	0	1	1	2				
44 Jason Bay, R OBP: 0.256, SLG: 0.429	F9		G4-3 21 30 1B		K			G1-3		4	1	1	0	0	1	2				
21 Lucas Duda, L OBP: 0.205, SLG: 0.415	L9		G4-3		K			G6-3		4	0	0	0	0	1	3				
30 Josh Thole, L OBP: 0.500, SLG: 0.444	BB		9 23 1B		K			P6		3	1	1	1	1	1	0				
9 Kirk Nieuwenhuis, L OBP: 0.387, SLG: 0.429	L3		23 1B		FC6-4 11 13 BB	1B		K		4	1	2	0	0	1	1				
57 Johan Santana, L 47 Miguel Batista, R 23 Mike Baxter, L 52 Ramon E Ramirez, R 13 Ronny Cedeno, R	K		K		11 FC6-4 BB	BB		K		0	0	0	0	0	0	0				
										1	0	0	0	0	1	0				
Inning Stats	R: 0 H: 1 E: 0 K: 1 S: 9	H: 1 LOB: 1 BB: 0 P: 16	R: 0 H: 0 E: 0 K: 0 S: 6	H: 0 LOB: 1 BB: 1 P: 16	R: 0 H: 0 E: 1 K: 1 S: 8	H: 0 LOB: 1 BB: 0 P: 12	R: 2 H: 4 E: 0 K: 2 S: 12	H: 4 LOB: 2 BB: 0 P: 20	R: 0 H: 1 E: 0 K: 2 S: 16	H: 2 LOB: 2 BB: 1 P: 27	R: 0 H: 0 E: 0 K: 1 S: 8	H: 0 LOB: 0 BB: 0 P: 16	R: 0 H: 0 E: 0 K: 2 S: 17	H: 0 LOB: 1 BB: 0 P: 25	R: 0 H: 1 E: 0 K: 0 S: 5	H: 1 LOB: 1 BB: 0 P: 10	1B: 8 2B: 1 3B: 0 HR: 0	SF: 0 SAC: 0 DP: 0 HBP: 0	WP: 0 PB: 0 SB: 0 CS: 0	PA: 40
PITCHER	IP WLS BF H R ER SO BB IBB HBP BLK WP HR S P ERA WHIP	5.1 W 27 7 3 3 5 3 0 0 0 0 0 58 106 5.06 1.875	6.1 2.2 9 1 0 0 4 0 0 0 0 0 33 55 0.00 0.375	9.1 1.0 4 1 0 0 0 0 0 0 0 0 5 10 0.00 1.000	PITCHER										IP WLS BF H R ER SO BB IBB HBP BLK WP HR S P ERA WHIP					

AB	37
R	3
H	9
RBI	3
BB	3
SO	9
LOB	17



Batter	1	2	3	4	5	6	7	8	9	AB	R	H	RBI	BB	SO	LOB	BOTTOM			
24 Michael Bourn, L OBP: 0.265, SLG: 0.304	E7 22 F9 10 SF7	G4-3		F7		FC4-6 10 S		G4-3	G4-3	5	1	0	0	0	0	2	New York Mets @ Atlanta Braves Turner Field, Atlanta, GA Tue Apr 17 2012, 7:12 PM - 10:03 PM EDT Att: 18,732 - Cloudy - 68 F			
22 Jason Heyward, L OBP: 0.439, SLG: 0.611	F9	FC5 10 S		K2-3		F7		BB	BB	4	0	1	1	1	1	2				
10 Chipper Jones, S OBP: 0.348, SLG: 0.579 34 Eric O'Flaherty, L	SF7	K		F7		16 26 23 SF9 BB		G4-3	G4-3	3	1	0	1	1	1	3				
16 Brian McCann, L OBP: 0.341, SLG: 0.500	G4-3	26 FC5 BB		23 SF9 5 1B 2B		K		G4-3	G4-3	0	0	0	0	0	0	0				
26 Dan Uggla, R OBP: 0.283, SLG: 0.244	P4	FC5		P4		G6-3		G6-3	G6-3	3	1	0	0	1	0	4				
23 Matt Diaz, R OBP: 0.333, SLG: 0.471	G6-3	5 2B 1 2B 1B		SF9		1B		1B	1B	3	1	2	1	0	0	0				
5 Freddie Freeman, L OBP: 0.233, SLG: 0.244	K	1 2B 2B		G4-3		K2-3		F7	F7	4	1	2	2	0	1	1				
1 Tyler Pastornicky, R OBP: 0.222, SLG: 0.400 54 Kris Medlen, S	G4-3	40 E 2B		G4-3		K		HR	HR	3	1	1	2	0	1	1				
40 Randall Delgado, R 2 Jack Wilson, R	SH 24 G4-3 22 1B	F7		F7		24 FC4-6 1B		K	K	1	1	0	0	0	0	0				
										2	0	1	0	0	1	0				
Inning Stats	R: 1 H: 0 E: 1 K: 0 S: 13	H: 0 LOB: 0 BB: 0 P: 21	R: 5 H: 4 E: 1 K: 1 S: 28	H: 4 LOB: 2 BB: 2 P: 46	R: 0 H: 0 E: 0 K: 1 S: 7	H: 0 LOB: 0 BB: 0 P: 11	R: 0 H: 0 E: 0 K: 1 S: 7	H: 0 LOB: 0 BB: 0 P: 14	R: 2 H: 2 E: 0 K: 1 S: 12	H: 2 LOB: 1 BB: 1 P: 22	R: 0 H: 1 E: 0 K: 0 S: 4	H: 1 LOB: 1 BB: 0 P: 11	R: 0 H: 1 E: 0 K: 1 S: 8	H: 1 LOB: 1 BB: 0 P: 13	R: 1 H: 1 E: 0 K: 1 S: 12	H: 1 LOB: 1 BB: 1 P: 21	1B: 5 2B: 3 3B: 0 HR: 1	SF: 2 SAC: 1 DP: 0 HBP: 0	WP: 0 PB: 0 SB: 2 CS: 0	PA: 39
PITCHER	IP WLS BF H R ER SO BB IBB HBP BLK WP HR S P ERA WHIP	1.1 L 11 4 6 4 0 2 1 0 0 0 0 0 13 23 0.00 0.600	6.23 2.0 9 2 2 2 2 1 0 0 0 0 0 19 36 9.00 1.500	7.11 3.0 13 3 1 1 2 1 0 0 0 0 1 24 45 3.00 1.333	PITCHER										IP WLS BF H R ER SO BB IBB HBP BLK WP HR S P ERA WHIP					



Batter	1	2	3	4	5	6	7	8	9	10	AB	R	H	RBI	BB	SO	LOB	TOP									
16 Ángel Pagán, S OBP: 0.271, SLG: 0.418 54 Sergio Romo, R OBP: 0.333, SLG: 0.379	(1, 8) C SI 90 B FC 88 X SI 91 1-1 F9	(1, 9) B FF 92 C SI 91 X FF 93 2-2 G4-3	(1, 0) B CU 73 X SI 91 1-0 HR	(1, 3) B CU 74 F FC 86 F FC 87 F FC 88 1-3 K	(1, 0) B CU 73 X SI 91 1-0 FC5-2	(1, 0) B CU 73 X SI 91 1-0 FC5-2	(1, 0) B CU 73 X SI 91 1-0 G6-4-3	(1, 1) C SL 82 D SL 81 X SL 81 1-1 G6-3	(1, 1) C SL 82 D SL 81 X SL 81 1-1 G6-3	(1, 1) B FF 92 C SI 91 X FF 93 4-0 BB	5	1	1	1	0	1	1										
53 Melky Cabrera, S OBP: 0.410, SLG: 0.481 48 Pablo Sandoval, S OBP: 0.397, SLG: 0.547	(1, 9) B FF 92 C SI 91 X FF 93 2-2 G4-3	(1, 5) C SI 91 B FC 88 S SI 92 X FF 93 1-3 K	(1, 2) S SI 91 B FC 88 S SI 92 X FF 93 1-2 1B	(1, 0) B FC 86 X FC 87 4-2 BB	(1, 0) B FC 86 X FC 87 4-2 BB	(1, 0) B FC 86 X FC 87 4-2 BB	(1, 0) B FC 86 X FC 87 4-2 BB	(1, 0) B FC 86 X FC 87 4-2 BB	(1, 2) B FS 86 S FS 85 T FS 84 1-2 K	(1, 2) B FS 86 S FS 85 T FS 84 1-2 K	3	2	2	0	2	0	0										
28 Buster Posey, R 46 Santiago Casilla, R 49 Javier López, L 7 Gregor Blanco, L	(1, 3) B FF 90 X FC 87 1-0 BB	(1, 2) C SI 92 B FC 88 S SI 91 X FF 93 1-2 2B	(1, 2) C SI 92 B FC 88 S SI 91 X FF 93 1-2 2B	(1, 2) C SI 92 B FC 88 S SI 91 X FF 93 1-2 2B	(1, 2) C SI 92 B FC 88 S SI 91 X FF 93 1-2 2B	(1, 2) C SI 92 B FC 88 S SI 91 X FF 93 1-2 2B	(1, 2) C SI 92 B FC 88 S SI 91 X FF 93 1-2 2B	(1, 2) C SI 92 B FC 88 S SI 91 X FF 93 1-2 2B	(1, 2) C SI 92 B FC 88 S SI 91 X FF 93 1-2 2B	(1, 2) C SI 92 B FC 88 S SI 91 X FF 93 1-2 2B	(1, 2) C SI 92 B FC 88 S SI 91 X FF 93 1-2 2B	4	0	2	1	0	0	2									
6 Brett Pill, R 12 Nate Schierholtz, L 34 Clay Hensley, R	(1, 7) B CU 71 C SI 90 D CU 73 X FF 92 2-1 F8	(1, 2) C SI 92 B FC 88 S SI 91 X FF 93 1-2 G5-3	(1, 2) C SI 92 B FC 88 S SI 91 X FF 93 1-2 G5-3	(1, 2) C SI 92 B FC 88 S SI 91 X FF 93 1-2 G5-3	(1, 2) C SI 92 B FC 88 S SI 91 X FF 93 1-2 G5-3	(1, 2) C SI 92 B FC 88 S SI 91 X FF 93 1-2 G5-3	(1, 2) C SI 92 B FC 88 S SI 91 X FF 93 1-2 G5-3	(1, 2) C SI 92 B FC 88 S SI 91 X FF 93 1-2 G5-3	(1, 2) C SI 92 B FC 88 S SI 91 X FF 93 1-2 G5-3	(1, 2) C SI 92 B FC 88 S SI 91 X FF 93 1-2 G5-3	(1, 2) C SI 92 B FC 88 S SI 91 X FF 93 1-2 G5-3	3	0	0	0	0	0	4									
29 Héctor Sánchez, S OBP: 0.300, SLG: 0.300	(1, 2) C CU 72 B SI 90 X SI 91 1-1 BB	(1, 2) C CU 72 B SI 90 X SI 91 1-1 BB	(1, 2) C CU 72 B SI 90 X SI 91 1-1 BB	(1, 2) C CU 72 B SI 90 X SI 91 1-1 BB	(1, 2) C CU 72 B SI 90 X SI 91 1-1 BB	(1, 2) C CU 72 B SI 90 X SI 91 1-1 BB	(1, 2) C CU 72 B SI 90 X SI 91 1-1 BB	(1, 2) C CU 72 B SI 90 X SI 91 1-1 BB	(1, 2) C CU 72 B SI 90 X SI 91 1-1 BB	(1, 2) C CU 72 B SI 90 X SI 91 1-1 BB	5	0	2	1	0	0	3										
2 Emmanuel Burriss, S OBP: 0.344, SLG: 0.276	(1, 4) B SI 91 B FC 88 S SI 92 X FF 93 4-1 BB	(1, 2) C SI 92 B FC 88 S SI 91 X FF 93 1-2 BB	(1, 2) C SI 92 B FC 88 S SI 91 X FF 93 1-2 BB	(1, 2) C SI 92 B FC 88 S SI 91 X FF 93 1-2 BB	(1, 2) C SI 92 B FC 88 S SI 91 X FF 93 1-2 BB	(1, 2) C SI 92 B FC 88 S SI 91 X FF 93 1-2 BB	(1, 2) C SI 92 B FC 88 S SI 91 X FF 93 1-2 BB	(1, 2) C SI 92 B FC 88 S SI 91 X FF 93 1-2 BB	(1, 2) C SI 92 B FC 88 S SI 91 X FF 93 1-2 BB	(1, 2) C SI 92 B FC 88 S SI 91 X FF 93 1-2 BB	(1, 2) C SI 92 B FC 88 S SI 91 X FF 93 1-2 BB	4	0	1	0	1	0	3									
35 Brandon Crawford, L OBP: 0.216, SLG: 0.347	(1, 0) B FF 88 X FC 92 1-0 L8	(1, 0) B FF 88 X FC 92 1-0 L8	(1, 0) B FF 88 X FC 92 1-0 L8	(1, 0) B FF 88 X FC 92 1-0 L8	(1, 0) B FF 88 X FC 92 1-0 L8	(1, 0) B FF 88 X FC 92 1-0 L8	(1, 0) B FF 88 X FC 92 1-0 L8	(1, 0) B FF 88 X FC 92 1-0 L8	(1, 0) B FF 88 X FC 92 1-0 L8	(1, 0) B FF 88 X FC 92 1-0 L8	(1, 0) B FF 88 X FC 92 1-0 L8	3	0	0	0	0	0	3									
75 Barry Zito, L 18 Matt Cain, R 59 Guillermo Mota, R 41 Jeremy Affeldt, L 9 Brandon Belt, L	(1, 1) B FF 92 C SI 91 X FF 93 1-2 K	(1, 2) C SI 92 B FC 88 S SI 91 X FF 93 1-2 K	(1, 2) C SI 92 B FC 88 S SI 91 X FF 93 1-2 K	(1, 2) C SI 92 B FC 88 S SI 91 X FF 93 1-2 K	(1, 2) C SI 92 B FC 88 S SI 91 X FF 93 1-2 K	(1, 2) C SI 92 B FC 88 S SI 91 X FF 93 1-2 K	(1, 2) C SI 92 B FC 88 S SI 91 X FF 93 1-2 K	(1, 2) C SI 92 B FC 88 S SI 91 X FF 93 1-2 K	(1, 2) C SI 92 B FC 88 S SI 91 X FF 93 1-2 K	(1, 2) C SI 92 B FC 88 S SI 91 X FF 93 1-2 K	(1, 2) C SI 92 B FC 88 S SI 91 X FF 93 1-2 K	2	0	0	0	0	0	2									
Inning Stats	R: 0 E: 0 K: 1 S: 8	H: 0 LOB: 0 BB: 2 P: 12	R: 0 E: 0 K: 1 S: 10	H: 2 LOB: 3 BB: 1 P: 20	R: 3 E: 0 K: 1 S: 18	H: 4 LOB: 1 BB: 0 P: 24	R: 0 E: 0 K: 2 S: 11	H: 0 LOB: 0 BB: 0 P: 16	R: 0 E: 0 K: 0 S: 13	H: 1 LOB: 2 BB: 1 P: 20	R: 0 E: 0 K: 1 S: 12	H: 0 LOB: 0 BB: 0 P: 17	R: 0 E: 0 K: 0 S: 5	H: 1 LOB: 0 BB: 0 P: 6	R: 0 E: 0 K: 0 S: 8	H: 0 LOB: 0 BB: 0 P: 13	R: 0 E: 0 K: 1 S: 8	H: 1 LOB: 1 BB: 0 P: 9	R: 1 E: 1 K: 1 S: 11	H: 1 LOB: 2 BB: 2 P: 24	1B: 8 2B: 1 3B: 0 HR: 1	SF: 0 SAC: 1 DP: 1 HBP: 0	WP: 1 PB: 0 SB: 1 CS: 0	PA: 43			
PITCHER	IP WLS BF H R ER SO BB IBB HBP BLK WP HR S P ERA WHIP	IP WLS BF H R ER SO BB IBB HBP BLK WP HR S P ERA WHIP	IP WLS BF H R ER SO BB IBB HBP BLK WP HR S P ERA WHIP	IP WLS BF H R ER SO BB IBB HBP BLK WP HR S P ERA WHIP	IP WLS BF H R ER SO BB IBB HBP BLK WP HR S P ERA WHIP	IP WLS BF H R ER SO BB IBB HBP BLK WP HR S P ERA WHIP	IP WLS BF H R ER SO BB IBB HBP BLK WP HR S P ERA WHIP	IP WLS BF H R ER SO BB IBB HBP BLK WP HR S P ERA WHIP	IP WLS BF H R ER SO BB IBB HBP BLK WP HR S P ERA WHIP	IP WLS BF H R ER SO BB IBB HBP BLK WP HR S P ERA WHIP	IP WLS BF H R ER SO BB IBB HBP BLK WP HR S P ERA WHIP	IP WLS BF H R ER SO BB IBB HBP BLK WP HR S P ERA WHIP	IP WLS BF H R ER SO BB IBB HBP BLK WP HR S P ERA WHIP	IP WLS BF H R ER SO BB IBB HBP BLK WP HR S P ERA WHIP	IP WLS BF H R ER SO BB IBB HBP BLK WP HR S P ERA WHIP	IP WLS BF H R ER SO BB IBB HBP BLK WP HR S P ERA WHIP	IP WLS BF H R ER SO BB IBB HBP BLK WP HR S P ERA WHIP	IP WLS BF H R ER SO BB IBB HBP BLK WP HR S P ERA WHIP	IP WLS BF H R ER SO BB IBB HBP BLK WP HR S P ERA WHIP	IP WLS BF H R ER SO BB IBB HBP BLK WP HR S P ERA WHIP	IP WLS BF H R ER SO BB IBB HBP BLK WP HR S P ERA WHIP	IP WLS BF H R ER SO BB IBB HBP BLK WP HR S P ERA WHIP	IP WLS BF H R ER SO BB IBB HBP BLK WP HR S P ERA WHIP	IP WLS BF H R ER SO BB IBB HBP BLK WP HR S P ERA WHIP	IP WLS BF H R ER SO BB IBB HBP BLK WP HR S P ERA WHIP	IP WLS BF H R ER SO BB IBB HBP BLK WP HR S P ERA WHIP	
49 Jonathon Niese, L ERA: 2.89 52 Ramon E Ramirez, R ERA: 6.14 60 Jon Rauch, R ERA: 1.0 40 Tim Lincecum, L ERA: 3.86 48 Frank Francisco, R ERA: 4.5	(1, 1) IP: 6.0 WLS: 2 BF: 27 H: 7 R: 3 ER: 3 SO: 5 BB: 2 IBB: 0 HBP: 0 BLK: 0 WP: 1 HR: 1 S: 72 P: 109 ERA: 4.50 WHIP: 1.500	(7, 1) IP: 1.0 WLS: 3 BF: 1 H: 0 R: 0 ER: 0 SO: 0 BB: 0 IBB: 0 HBP: 0 BLK: 0 WP: 0 HR: 5 S: 6 P: 6 ERA: 0.00 WHIP: 1.000	(8, 1) IP: 1.0 WLS: 4 BF: 1 H: 0 R: 0 ER: 0 SO: 0 BB: 0 IBB: 0 HBP: 0 BLK: 0 WP: 9 HR: 14 S: 0 P: 0 ERA: 0.00 WHIP: 1.000	(9, 1) IP: 1.0 WLS: 3 BF: 0 H: 0 R: 0 ER: 0 SO: 0 BB: 0 IBB: 0 HBP: 0 BLK: 0 WP: 7 HR: 8 S: 0 P: 0 ERA: 0.00 WHIP: 0.000	(10, 1) IP: 1.0 WLS: 6 BF: 1 H: 1 R: 1 ER: 1 SO: 1 BB: 1 IBB: 0 HBP: 0 BLK: 0 WP: 0 HR: 11 S: 24 P: 24 ERA: 9.00 WHIP: 2.000	(1, 1) IP: 0.2 WLS: 0 BF: 4 H: 2 R: 0 ER: 0 SO: 0 BB: 0 IBB: 0 HBP: 0 BLK: 0 WP: 0 HR: 0 S: 64 P: 100 ERA: 3.60 WHIP: 1.400	(9, 1) IP: 0.2 WLS: 3 BF: 4 H: 2 R: 0 ER: 0 SO: 0 BB: 0 IBB: 0 HBP: 0 BLK: 0 WP: 0 HR: 0 S: 9 P: 14 ERA: 0.00 WHIP: 0.000	(10, 1) IP: 1.0 WLS: 3 BF: 3 H: 0 R: 0 ER: 0 SO: 1 BB: 0 IBB: 0 HBP: 0 BLK: 0 WP: 0 HR: 10 S: 14 P: 14 ERA: 0.00 WHIP: 0.000	(1, 1) IP: 0.1 WLS: 3 BF: 3 H: 1 R: 0 ER: 0 SO: 0 BB: 0 IBB: 0 HBP: 0 BLK: 0 WP: 1 HR: 8 S: 16 P: 16 ERA: 0.00 WHIP: 6.000	(1, 1) IP: 0.1 WLS: 3 BF: 3 H: 1 R: 0 ER: 0 SO: 0 BB: 0 IBB: 0 HBP: 0 BLK: 0 WP: 1 HR: 8 S: 16 P: 16 ERA: 0.00 WHIP: 6.000	(1, 1) IP: 0.1 WLS: 3 BF: 3 H: 1 R: 0 ER: 0 SO: 0 BB: 0 IBB: 0 HBP: 0 BLK: 0 WP: 1 HR: 8 S: 16 P: 16 ERA: 0.00 WHIP: 6.000	(1, 1) IP: 0.1 WLS: 3 BF: 3 H: 1 R: 0 ER: 0 SO: 0 BB: 0 IBB: 0 HBP: 0 BLK: 0 WP: 1 HR: 8 S: 16 P: 16 ERA: 0.00 WHIP: 6.000	(1, 1) IP: 0.1 WLS: 3 BF: 3 H: 1 R: 0 ER: 0 SO: 0 BB: 0 IBB: 0 HBP: 0 BLK: 0 WP: 1 HR: 8 S: 16 P: 16 ERA: 0.00 WHIP: 6.000	(1, 1) IP: 0.1 WLS: 3 BF: 3 H: 1 R: 0 ER: 0 SO: 0 BB: 0 IBB: 0 HBP: 0 BLK: 0 WP: 1 HR: 8 S: 16 P: 16 ERA: 0.00 WHIP: 6.000	(1, 1) IP: 0.1 WLS: 3 BF: 3 H: 1 R: 0 ER: 0 SO: 0 BB: 0 IBB: 0 HBP: 0 BLK: 0 WP: 1 HR: 8 S: 16 P: 16 ERA: 0.00 WHIP: 6.000	(1, 1) IP: 0.1 WLS: 3 BF: 3 H: 1 R: 0 ER: 0 SO: 0 BB: 0 IBB: 0 HBP: 0 BLK: 0 WP: 1 HR: 8 S: 16 P: 16 ERA: 0.00 WHIP: 6.000	(1, 1) IP: 0.1 WLS: 3 BF: 3 H: 1 R: 0 ER: 0 SO: 0 BB: 0 IBB: 0 HBP: 0 BLK: 0 WP: 1 HR: 8 S: 16 P: 16 ERA: 0.00 WHIP: 6.000	(1, 1) IP: 0.1 WLS: 3 BF: 3 H: 1 R: 0 ER: 0 SO: 0 BB: 0 IBB: 0 HBP: 0 BLK: 0 WP: 1 HR: 8 S: 16 P: 16 ERA: 0.00 WHIP: 6.000	(1, 1) IP: 0.1 WLS: 3 BF: 3 H: 1 R: 0 ER: 0 SO: 0 BB: 0 IBB: 0 HBP: 0 BLK: 0 WP: 1 HR: 8 S: 16 P: 16 ERA: 0.00 WHIP: 6.000	(1, 1) IP: 0.1 WLS: 3 BF: 3 H: 1 R: 0 ER: 0 SO: 0 BB: 0 IBB: 0 HBP: 0 BLK: 0 WP: 1 HR: 8 S: 16 P: 16 ERA: 0.00 WHIP: 6.000	(1, 1) IP: 0.1 WLS: 3 BF: 3 H: 1 R: 0 ER: 0 SO: 0 BB: 0 IBB: 0 HBP: 0 BLK: 0 WP: 1 HR: 8 S: 16 P: 16 ERA: 0.00 WHIP: 6.000	(1, 1) IP: 0.1 WLS: 3 BF: 3 H: 1 R: 0 ER: 0 SO: 0 BB: 0 IBB: 0 HBP: 0 BLK: 0 WP: 1 HR: 8 S: 16 P: 16 ERA: 0.00 WHIP: 6.000	(1, 1) IP: 0.1 WLS: 3 BF: 3 H: 1 R: 0 ER: 0 SO: 0 BB: 0 IBB: 0 HBP: 0 BLK: 0 WP: 1 HR: 8 S: 16 P: 16 ERA: 0.00 WHIP: 6.000	(1, 1) IP: 0.1 WLS: 3 BF: 3 H: 1 R: 0 ER: 0 SO: 0 BB: 0 IBB: 0 HBP: 0 BLK: 0 WP: 1 HR: 8 S: 16 P: 16 ERA: 0.00 WHIP: 6.000	(1, 1) IP: 0.1 WLS: 3 BF: 3 H: 1 R: 0 ER: 0 SO: 0 BB: 0 IBB: 0 HBP: 0 BLK: 0 WP: 1 HR: 8 S: 16 P: 16 ERA: 0.00 WHIP: 6.000	(1, 1) IP: 0.1 WLS: 3 BF: 3 H: 1 R: 0 ER: 0 SO: 0 BB: 0 IBB: 0 HBP: 0 BLK: 0 WP: 1 HR: 8 S: 16 P: 16 ERA: 0.00 WHIP: 6.000	(1, 1) IP: 0.1 WLS: 3 BF: 3 H: 1 R: 0 ER: 0 SO: 0 BB: 0 IBB: 0 HBP: 0 BLK: 0 WP: 1 HR: 8 S: 16 P: 16 ERA: 0.00 WHIP: 6.000

San Francisco Giants @ New York Mets
Citi Field, Flushing, NY
Fri Apr 20 2012, 7:11 PM - 10:52 PM EDT
Att: 30,544 - Cloudy - 64 F



AB 38
R 4
H 10
RBI 3
BB 4
SO 7
LOB 23



Batter	1	2	3	4	5	6	7	8	9	10	AB	R	H	RBI	BB	SO	LOB	BOTTOM	
11 Rubén Tejada, R OBP: 0.333, SLG: 0.391	(1, 6) B SI 84 C SI 85 S SI 86 X FF 87 4-2 BB	(1, 4) B SI 84 C SI 85 S SI 86 X FF 87 1-2 F8	(1, 1) B CU 75 X SI 78 1-1 F8	(1, 2) C SI 92 B FC 88 S SI 91 X FF 93 2-2 L8	(1, 2) C SI 92 B FC 88 S SI 91 X FF 93 2-2 F5	(1, 2) C SI 92 B FC 88 S SI 91 X FF 93 2-2 F5	(1, 2) C SI 92 B FC 88 S SI 91 X FF 93 2-2 F5	(1, 2) C SI 92 B FC 88 S SI 91 X FF 93 2-2 F5	(1, 2) C SI 92 B FC 88 S SI 91 X FF 93 2-2 F5	(1, 2) C SI 92 B FC 88 S SI 91 X FF 93 2-2 F5	(1, 2) C SI 92 B FC 88 S SI 91 X FF 93 2-2 F5	4	0	1	0	1	2		
28 Daniel Murphy, L OBP: 0.373, SLG: 0.365	(1, 4) B SI 84 C SI 85 S SI 86 X FF 87 1-2 F8	(1, 4) B SI 84 C SI 85 S SI 86 X FF 87 1-2 F8	(1, 4) B SI 84 C SI 85 S SI 86 X FF 87 1-2 F8	(1, 4) B SI 84 C SI 85 S SI 86 X FF 87 1-2 F8	(1, 4) B SI 84 C SI 85 S SI 86 X FF 87 1-2 F8	(1, 4) B SI 84 C SI 85 S SI 86 X FF 87 1-2 F8	(1, 4) B SI 84 C SI 85 S SI 86 X FF 87 1-2 F8	(1, 4) B SI 84 C SI 85 S SI 86 X FF 87 1-2 F8	(1, 4) B SI 84 C SI 85 S SI 86 X FF 87 1-2 F8	(1, 4) B SI 84 C SI 85 S SI 86 X FF 87 1-2 F8	(1, 4) B SI 84 C SI 85 S SI 86 X FF 87 1-2 F8	5	0	1	0	0	1	3	
5 David Wright, R OBP: 0.556, SLG: 0.676	(1, 5) C SI 91 B FC 88 S SI 92 X FF 93 4-2 BB	(1, 5) C SI 91 B FC 88 S SI 92 X FF 93 4-2 BB	(1, 5) C SI 91 B FC 88 S SI 92 X FF 93 4-2 BB	(1, 5) C SI 91 B FC 88 S SI 92 X FF 93 4-2 BB	(1, 5) C SI 91 B FC 88 S SI 92 X														

Batter	1	2	3	4	5	6	7	8	9	AB	R	H	RBI	BB	SO	LOB	TOP										
16 Angel Pagán, S OBP: 0.281, SLG: 0.433										5	1	2	0	0	2	1	San Francisco Giants @ New York Mets Citi Field, Flushing, NY Sat Apr 21 2012, 1:13 PM - 4:08 PM EDT Att: 33,844 - Sunny - 67 F										
53 Melky Cabrera, S OBP: 0.400, SLG: 0.456										3	0	0	0	1	0	1											
48 Pablo Sandoval, S OBP: 0.387, SLG: 0.526										4	0	1	1	0	0	0											
28 Buster Posey, R OBP: 0.426, SLG: 0.500										4	1	2	0	0	0	2											
17 Aubrey Huff, L OBP: 0.300, SLG: 0.333										4	0	0	0	0	0	2											
12 Nate Schierholtz, L OBP: 0.351, SLG: 0.576										3	1	1	0	1	0	0											
2 Emmanuel Burriss, S OBP: 0.361, SLG: 0.303										4	1	2	1	0	0	1											
35 Brandon Crawford, L OBP: 0.204, SLG: 0.327										3	0	0	0	0	0	1											
29 Héctor Sánchez, S OBP: 0.286, SLG: 0.286										1	0	0	0	0	0	1											
34 Clay Hensley, R OBP: 0.286, SLG: 0.286										0	0	0	0	0	0	0											
41 Jeremy Affeldt, L OBP: 0.286, SLG: 0.286										0	0	0	0	0	0	0											
32 Ryan Vogelsong, R OBP: 0.286, SLG: 0.286										3	0	0	0	0	0	2											
49 Javier López, L OBP: 0.286, SLG: 0.286										0	0	0	0	0	0	0											
37 Dan Otero, R OBP: 0.286, SLG: 0.286										0	0	0	0	0	0	0											
6 Brett Pill, R OBP: 0.286, SLG: 0.286										0	0	0	0	0	0	0											
9 Brandon Bell, L OBP: 0.286, SLG: 0.286										1	0	1	2	0	0	0											
Inning Stats	R: 0 H: 0 E: 0 K: 1 S: 9	H: 0 LOB: 0 BB: 0 P: 13	R: 0 H: 1 E: 0 K: 0 S: 8	H: 1 LOB: 1 BB: 0 P: 14	R: 1 H: 2 E: 0 K: 1 S: 12	H: 2 LOB: 2 BB: 1 P: 21	R: 0 H: 0 E: 0 K: 0 S: 8	H: 0 LOB: 0 BB: 0 P: 13	R: 0 H: 1 E: 0 K: 0 S: 12	H: 1 LOB: 1 BB: 0 P: 16	R: 0 H: 1 E: 0 K: 0 S: 5	H: 1 LOB: 1 BB: 0 P: 7	R: 0 H: 1 E: 0 K: 1 S: 9	H: 1 LOB: 1 BB: 0 P: 12	R: 0 H: 0 E: 0 K: 0 S: 4	H: 0 LOB: 0 BB: 0 P: 6	R: 3 H: 3 E: 0 K: 2 S: 18	H: 3 LOB: 1 BB: 1 P: 31	1B: 7 2B: 2 3B: 0 HR: 0	SF: 0 SAC: 0 DP: 1 HBP: 0	WP: 0 PB: 0 SB: 0 CS: 0	PA: 37					
PITCHER	IP	WLS	BF	H	R	ER	SO	BB	IBB	HBP	BLK	WP	HR	S	P	ERA	WHIP										
34 Mike Pelfrey, R ERA: 2.29	8.0		30	6	1	1	3	1	0	0	0	0	0	67	102	1.12	0.875										
48 Frank Francisco, R ERA: 8.53	0.1	H	4	2	3	3	0	1	0	0	0	0	0	7	14	81.00	9.000										
40 Tim Lincecum, L ERA: 3.6	0.1	H	1	0	0	0	1	0	0	0	0	0	0	5	6	0.00	0.000										
60 Jon Rauch, R ERA:	0.1	W	2	1	0	0	1	0	0	0	0	0	0	6	11	0.00	3.000										

Batter	1	2	3	4	5	6	7	8	9	AB	R	H	RBI	BB	SO	LOB	BOTTOM										
9 Kirk Nieuwenhuis, L OBP: 0.400, SLG: 0.525										5	0	0	0	0	2	4	San Francisco Giants @ New York Mets Citi Field, Flushing, NY Sat Apr 21 2012, 1:13 PM - 4:08 PM EDT Att: 33,844 - Sunny - 67 F										
28 Daniel Murphy, L OBP: 0.397, SLG: 0.411									4	1	3	0	0	0	0	0											
5 David Wright, R OBP: 0.510, SLG: 0.610									4	0	0	0	0	2	3												
29 Ike Davis, L OBP: 0.207, SLG: 0.315									4	0	1	1	0	2	2												
44 Jason Bay, R OBP: 0.302, SLG: 0.468									4	1	1	0	0	1	3												
21 Lucas Duda, L OBP: 0.285, SLG: 0.400									2	2	1	0	2	0	0												
12 Scott Hairston, R OBP: 0.190, SLG: 0.381									0	0	0	0	0	0	0												
30 Josh Thole, L OBP: 0.476, SLG: 0.457									2	0	1	0	0	1	0												
11 Rubén Tejada, R OBP: 0.345, SLG: 0.408									3	1	1	3	1	0	1												
34 Mike Pelfrey, R ERA: 3.38	7.0		28	5	3	3	0	2	0	0	0	0	0	0	1												
49 Javier López, L ERA:	0.0		3	2	1	0	0	0	0	0	0	0	0	0	0												
37 Dan Otero, R ERA: 3.18	1.0	L	1	0	0	0	0	0	0	0	0	0	0	0	0												
34 Clay Hensley, R ERA:	0.1	L	3	1	1	0	0	1	0	0	0	0	0	0	0												
41 Jeremy Affeldt, L ERA: 3.68	0.1		2	1	0	0	0	0	0	0	0	0	0	0	0												
Inning Stats	R: 0 H: 1 E: 0 K: 2 S: 13	H: 0 LOB: 0 BB: 0 P: 19	R: 0 H: 0 E: 0 K: 1 S: 8	H: 0 LOB: 0 BB: 0 P: 13	R: 0 H: 0 E: 0 K: 3 S: 13	H: 1 LOB: 1 BB: 0 P: 21	R: 1 H: 1 E: 0 K: 0 S: 9	H: 1 LOB: 1 BB: 1 P: 15	R: 0 H: 0 E: 0 K: 1 S: 8	H: 0 LOB: 0 BB: 0 P: 14	R: 2 H: 2 E: 0 K: 0 S: 9	H: 2 LOB: 1 BB: 1 P: 15	R: 1 H: 2 E: 1 K: 0 S: 9	H: 2 LOB: 0 BB: 0 P: 16	R: 1 H: 2 E: 1 K: 0 S: 12	H: 2 LOB: 3 BB: 1 P: 19	1B: 7 2B: 2 3B: 0 HR: 0	SF: 0 SAC: 3 DP: 0 HBP: 0	WP: 0 PB: 0 SB: 0 CS: 1	PA: 37							
PITCHER	IP	WLS	BF	H	R	ER	SO	BB	IBB	HBP	BLK	WP	HR	S	P	ERA	WHIP										
32 Ryan Vogelsong, R ERA: 3.38	7.0		28	5	3	3	0	2	0	0	0	0	0	71	110	3.86	1.000										
49 Javier López, L ERA:	0.0		3	2	1	0	0	0	0	0	0	0	0	5	10												
37 Dan Otero, R ERA: 3.18	1.0		1	0	0	0	0	0	0	0	0	0	0	4	6	0.00	0.000										
34 Clay Hensley, R ERA:	0.1	L	3	1	1	0	0	1	0	0	0	0	0	7	13	0.00	6.000										
41 Jeremy Affeldt, L ERA: 3.68	0.1		2	1	0	0	0	0	0	0	0	0	0	5	6	0.00	3.000										

Batter	1	2	3	4	5	6	7	8	9	AB	R	H	RBI	BB	SO	LOB	TOP				
16 Angel Pagán, S OBP: 0.275, SLG: 0.415	G3		K	G6-3		G3		K		5	0	1	0	0	2	2	San Francisco Giants @ New York Mets Citi Field, Flushing, NY Mon Apr 23 2012, 4:13 PM - 7:24 PM EDT Cloudy - 50 F				
53 Melky Cabrera, S OBP: 0.406, SLG: 0.441			G4-3			G3				2	1	0	0	2	0	2					
59 Guillermo Mota, R										0	0	0	0	0	0	0					
6 Brett Pill, R OBP: 0.375, SLG: 0.571	BB									1	0	1	0	0	0	0					
48 Pablo Sandoval, S OBP: 0.388, SLG: 0.516	1B			F8		L8		G3		5	1	2	1	0	0	6					
28 Buster Posey, R OBP: 0.423, SLG: 0.542	HR			12 HR		G6-3		G5-3		4	2	1	1	1	1	0					
12 Nate Schierholz, L OBP: 0.381, SLG: 0.711	1B			BB		G4-3		G6-3		5	1	3	3	0	0	0					
9 Brandon Belt, L OBP: 0.345, SLG: 0.360				HR						4	0	1	0	0	0	2					
41 Jeremy Affeldt, L	F7									0	0	0	0	0	0	0					
5 Ryan Theriot, R OBP: 0.182, SLG: 0.182										1	0	0	0	0	1	0					
37 Dan Otero, R										0	0	0	0	0	0	0					
2 Emmanuel Burriss, S OBP: 0.350, SLG: 0.297	G6-3					F8		G4-3		4	1	1	0	0	0	2					
35 Brandon Crawford, L OBP: 0.224, SLG: 0.357						1B				4	0	2	1	0	0	0					
55 Tim Lincecum, L										1	0	0	0	0	1	1					
7 Gregor Blanco, L OBP: 0.316, SLG: 0.200	K									0	0	0	0	2	0	0					
																					
Inning Stats	R: 2 H: 3 E: 0 K: 0 S: 13	H: 3 LOB: 1 BB: 1 P: 28	R: 0 H: 1 E: 0 K: 1 S: 9	H: 1 LOB: 1 BB: 0 P: 11	R: 3 H: 2 E: 0 K: 1 S: 15	H: 2 LOB: 2 BB: 1 P: 24	R: 1 H: 2 E: 0 K: 0 S: 10	H: 2 LOB: 2 BB: 1 P: 17	R: 0 H: 1 E: 0 K: 0 S: 6	H: 1 LOB: 2 BB: 0 P: 9	R: 0 H: 1 E: 0 K: 0 S: 17	H: 1 LOB: 1 BB: 0 P: 12	R: 0 H: 2 E: 0 K: 1 S: 12	H: 1 LOB: 2 BB: 1 P: 17	R: 0 H: 0 E: 0 K: 2 S: 10	H: 0 LOB: 0 BB: 0 P: 14	1B: 7 2B: 3 3B: 1 HR: 2	SF: 0 SAC: 1 DP: 1 HBP: 0	WP: 0 PB: 0 SB: 2 CS: 1	PA: 42	
PITCHER	IP WLS BF H R ER SO	IP WLS BF H R ER SO	IP WLS BF H R ER SO	IP WLS BF H R ER SO	IP WLS BF H R ER SO	IP WLS BF H R ER SO	IP WLS BF H R ER SO	IP WLS BF H R ER SO	IP WLS BF H R ER SO	IP WLS BF H R ER SO	IP WLS BF H R ER SO	IP WLS BF H R ER SO	IP WLS BF H R ER SO	IP WLS BF H R ER SO	IP WLS BF H R ER SO	IP WLS BF H R ER SO	ERA WHIP	ERA WHIP			
47 Miguel Batista, R ERA: 9.35	3.2 L 20 8 6 6 2																14.73 3.000				
46 Manny Acosta, R	0.1 1 0 0 0 0																0.00 0.000				
53 Jeremy Hefner, R ERA: 3.85	3.0 13 3 0 0 0																0.00 1.333				
39 Bobby Parnell, R ERA: 3.86	1.0 5 1 0 0 1																0.00 2.000				
52 Ramon E Ramirez, R ERA: 5.4	1.0 3 0 0 0 2																0.00 0.000				
Batter	1	2	3	4	5	6	7	8	9	AB	R	H	RBI	BB	SO	LOB	BOTTOM				
9 Kirk Nieuwenhuis, L OBP: 0.420, SLG: 0.545	G4-3		K							4	0	2	0	1	1	0	San Francisco Giants @ New York Mets Citi Field, Flushing, NY Mon Apr 23 2012, 4:13 PM - 7:24 PM EDT Cloudy - 50 F				
28 Daniel Murphy, L OBP: 0.403, SLG: 0.417										4	0	2	0	0	1	2					
39 Bobby Parnell, R										0	0	0	0	0	0	0					
52 Ramon E Ramirez, R										0	0	0	0	0	0	0					
44 Jason Bay, R OBP: 0.296, SLG: 0.458										1	0	0	0	0	1						
5 David Wright, R OBP: 0.481, SLG: 0.556	BB									4	0	0	0	1	2	6					
21 Lucas Duda, L										2	0	0	0	3	1	2					
29 Ike Davis, L OBP: 0.194, SLG: 0.293										4	0	0	0	0	2	8					
30 Josh Thole, L OBP: 0.457, SLG: 0.436										4	0	1	0	0	1	0					
11 Rubén Tejada, R OBP: 0.356, SLG: 0.404										3	1	1	0	1	0	1					
23 Mike Baxter, L OBP: 0.357, SLG: 0.333										4	0	1	1	0	3	2					
47 Miguel Batista, R										1	0	0	0	0	0	1					
46 Manny Acosta, R										0	0	0	0	0	0	0					
12 Scott Hairston, R										1	0	0	0	0	1	1					
53 Jeremy Hefner, R										0	0	0	0	0	0	0					
2 Justin Turner, R OBP: 0.256, SLG: 0.235										2	0	1	0	0	1	1					
																					
Inning Stats	R: 0 H: 0 E: 0 K: 2 S: 10	H: 0 LOB: 1 BB: 1 P: 17	R: 1 H: 1 E: 0 K: 1 S: 14	H: 1 LOB: 1 BB: 1 P: 23	R: 0 H: 1 E: 0 K: 2 S: 16	H: 1 LOB: 2 BB: 1 P: 27	R: 0 H: 1 E: 0 K: 3 S: 12	H: 1 LOB: 1 BB: 0 P: 22	R: 0 H: 0 E: 0 K: 1 S: 8	H: 0 LOB: 2 BB: 2 P: 19	R: 0 H: 0 E: 0 K: 1 S: 15	H: 2 LOB: 3 BB: 1 P: 26	R: 0 H: 1 E: 0 K: 2 S: 12	H: 1 LOB: 1 BB: 0 P: 21	R: 0 H: 1 E: 0 K: 1 S: 10	H: 1 LOB: 1 BB: 0 P: 14	1B: 6 2B: 2 3B: 0 HR: 0	SF: 0 SAC: 0 DP: 1 HBP: 0	WP: 0 PB: 0 SB: 1 CS: 0	PA: 40	
PITCHER	IP WLS BF H R ER SO	IP WLS BF H R ER SO	IP WLS BF H R ER SO	IP WLS BF H R ER SO	IP WLS BF H R ER SO	IP WLS BF H R ER SO	IP WLS BF H R ER SO	IP WLS BF H R ER SO	IP WLS BF H R ER SO	IP WLS BF H R ER SO	IP WLS BF H R ER SO	IP WLS BF H R ER SO	IP WLS BF H R ER SO	IP WLS BF H R ER SO	IP WLS BF H R ER SO	IP WLS BF H R ER SO	ERA WHIP	ERA WHIP			
55 Tim Lincecum, R ERA: 8.2	5.0 W 23 4 1 1 1																1.80 1.800				
59 Guillermo Mota, R ERA: 6.0	1.2 7 2 0 0 2																0.00 1.200				
41 Jeremy Affeldt, L ERA: 3.12	1.1 6 1 0 0 2																0.00 1.500				
37 Dan Otero, R ERA: 2.7	1.0 4 1 0 0 1																0.00 1.000				

Batter	1	2	3	4	5	6	7	8	9	AB	R	H	RBI	BB	SO	LOB	TOP						
7 Grégor Blanco, L OBP: 0.333, SLG: 0.300										5	1	2	2	0	1	1							
53 Melky Cabrera, S OBP: 0.392, SLG: 0.422										5	0	1	0	0	1	2							
48 Pablo Sandoval, S OBP: 0.403, SLG: 0.561										4	2	2	2	1	1	1							
12 Nate Schierholz, L OBP: 0.404, SLG: 0.744										5	1	3	0	0	2	2							
29 Héctor Sánchez, S OBP: 0.269, SLG: 0.400										4	1	1	3	0	1	4							
6 Brett Pill, R OBP: 0.450, SLG: 0.588										3	1	2	0	1	1	1							
2 Emmanuel Burriss, S OBP: 0.341, SLG: 0.293										4	1	1	0	0	1	2							
35 Brandon Crawford, L OBP: 0.226, SLG: 0.350										4	0	1	0	0	1	2							
40 Madison Bumgarner, R OBP: 0.100, SLG: 0.100										3	0	0	0	0	0	3							
9 Brandon Belt, L OBP: 0.333, SLG: 0.346										1	0	0	0	0	0	0							
49 Javier López, L OBP: 0.333, SLG: 0.346										0	0	0	0	0	0	0							
34 Clay Hensley, R OBP: 0.333, SLG: 0.346										0	0	0	0	0	0	0							
46 Santiago Casilla, R OBP: 0.333, SLG: 0.346										0	0	0	0	0	0	0							
Inning Stats	R: 3 H: 4 E: 0 K: 0 S: 17	H: 4 LOB: 1 BB: 0 P: 26	R: 0 H: 0 E: 0 K: 1 S: 8	H: 0 LOB: 0 BB: 0 P: 11	R: 0 H: 2 E: 0 K: 0 S: 7	H: 2 LOB: 1 BB: 0 P: 11	R: 2 H: 3 E: 0 K: 0 S: 10	H: 3 LOB: 1 BB: 0 P: 13	R: 0 H: 1 E: 0 K: 2 S: 11	H: 1 LOB: 1 BB: 0 P: 15	R: 0 H: 1 E: 0 K: 1 S: 10	H: 1 LOB: 1 BB: 0 P: 12	R: 2 H: 1 E: 0 K: 1 S: 11	H: 1 LOB: 1 BB: 2 P: 25	R: 0 H: 0 E: 0 K: 1 S: 8	H: 0 LOB: 0 BB: 0 P: 11	R: 0 H: 1 E: 0 K: 3 S: 13	H: 1 LOB: 1 BB: 0 P: 18	1B: 9 2B: 1 3B: 1 HR: 2	SF: 1 SAC: 0 DP: 1 HBP: 0	WP: 0 PB: 0 SB: 1 CS: 0	PA: 41	
PITCHER	IP WLS BF H R ER SO BB IBB HBP BLK WP HR S P ERA WHIP	IP WLS BF H R ER SO BB IBB HBP BLK WP HR S P ERA WHIP	IP WLS BF H R ER SO BB IBB HBP BLK WP HR S P ERA WHIP	IP WLS BF H R ER SO BB IBB HBP BLK WP HR S P ERA WHIP	IP WLS BF H R ER SO BB IBB HBP BLK WP HR S P ERA WHIP	IP WLS BF H R ER SO BB IBB HBP BLK WP HR S P ERA WHIP	IP WLS BF H R ER SO BB IBB HBP BLK WP HR S P ERA WHIP	IP WLS BF H R ER SO BB IBB HBP BLK WP HR S P ERA WHIP	IP WLS BF H R ER SO BB IBB HBP BLK WP HR S P ERA WHIP	IP WLS BF H R ER SO BB IBB HBP BLK WP HR S P ERA WHIP	IP WLS BF H R ER SO BB IBB HBP BLK WP HR S P ERA WHIP	IP WLS BF H R ER SO BB IBB HBP BLK WP HR S P ERA WHIP	IP WLS BF H R ER SO BB IBB HBP BLK WP HR S P ERA WHIP	IP WLS BF H R ER SO BB IBB HBP BLK WP HR S P ERA WHIP	IP WLS BF H R ER SO BB IBB HBP BLK WP HR S P ERA WHIP	IP WLS BF H R ER SO BB IBB HBP BLK WP HR S P ERA WHIP	IP WLS BF H R ER SO BB IBB HBP BLK WP HR S P ERA WHIP	IP WLS BF H R ER SO BB IBB HBP BLK WP HR S P ERA WHIP	IP WLS BF H R ER SO BB IBB HBP BLK WP HR S P ERA WHIP	IP WLS BF H R ER SO BB IBB HBP BLK WP HR S P ERA WHIP	IP WLS BF H R ER SO BB IBB HBP BLK WP HR S P ERA WHIP	IP WLS BF H R ER SO BB IBB HBP BLK WP HR S P ERA WHIP	IP WLS BF H R ER SO BB IBB HBP BLK WP HR S P ERA WHIP

San Francisco Giants @ New York Mets
Citi Field, Flushing, NY
Mon Apr 23 2012, 8:03 PM - 10:51 PM EDT
Att: 23,866 - Cloudy - 49 F

AB	38
R	7
H	13
RBI	7
BB	2
SO	9
LOB	18

Batter	1	2	3	4	5	6	7	8	9	AB	R	H	RBI	BB	SO	LOB	BOTTOM						
11 Rubén Tejeda, R OBP: 0.344, SLG: 0.386										5	0	1	0	0	2	2							
28 Daniel Murphy, L OBP: 0.394, SLG: 0.403										2	0	0	1	1	0	0							
5 David Wright, R OBP: 0.466, SLG: 0.521										3	1	0	0	1	0	1							
44 Jason Bay, R OBP: 0.316, SLG: 0.460										2	0	1	0	1	1	0							
23 Mike Baxter, L OBP: 0.400, SLG: 0.333										0	0	0	0	1	0	0							
12 Scott Hairston, R OBP: 0.160, SLG: 0.320										3	0	0	0	0	1	3							
46 Manny Acosta, R OBP: 0.160, SLG: 0.320										0	0	0	0	0	0	0							
1 Jordany Valdespin, L OBP: 0.160, SLG: 0.320										1	0	0	0	0	0	3							
39 Bobby Parnell, R OBP: 0.160, SLG: 0.320										0	0	0	0	0	0	0							
2 Justin Turner, R OBP: 0.250, SLG: 0.250										3	0	1	1	0	0	0							
29 Ike Davis, L OBP: 0.190, SLG: 0.288										1	0	0	0	1	3								
9 Kirk Nieuwenhuis, L OBP: 0.407, SLG: 0.521										4	0	1	0	0	0	2							
4 Mike Nickeas, R OBP: 0.188, SLG: 0.071										4	0	0	0	0	0	1							
35 Dillon Gee, R OBP: 0.306, SLG: 0.426										1	0	0	0	0	0	0							
Inning Stats	R: 0 H: 0 E: 0 K: 0 S: 7	H: 0 LOB: 0 BB: 0 P: 10	R: 0 H: 0 E: 0 K: 2 S: 8	H: 0 LOB: 0 BB: 0 P: 11	R: 0 H: 1 E: 0 K: 1 S: 9	H: 1 LOB: 1 BB: 0 P: 11	R: 1 H: 2 E: 0 K: 0 S: 16	H: 2 LOB: 2 BB: 1 P: 27	R: 0 H: 0 E: 0 K: 1 S: 9	H: 0 LOB: 0 BB: 0 P: 16	R: 0 H: 0 E: 0 K: 0 S: 10	H: 0 LOB: 1 BB: 1 P: 20	R: 0 H: 0 E: 0 K: 0 S: 8	H: 0 LOB: 0 BB: 0 P: 12	R: 1 H: 2 E: 0 K: 1 S: 13	H: 2 LOB: 3 BB: 2 P: 28	R: 0 H: 1 E: 0 K: 0 S: 6	H: 1 LOB: 1 BB: 0 P: 9	1B: 5 2B: 1 3B: 0 HR: 0	SF: 1 SAC: 1 DP: 0 HBP: 0	WP: 0 PB: 0 SB: 0 CS: 0	PA: 37	
PITCHER	IP WLS BF H R ER SO BB IBB HBP BLK WP HR S P ERA WHIP	IP WLS BF H R ER SO BB IBB HBP BLK WP HR S P ERA WHIP	IP WLS BF H R ER SO BB IBB HBP BLK WP HR S P ERA WHIP	IP WLS BF H R ER SO BB IBB HBP BLK WP HR S P ERA WHIP	IP WLS BF H R ER SO BB IBB HBP BLK WP HR S P ERA WHIP	IP WLS BF H R ER SO BB IBB HBP BLK WP HR S P ERA WHIP	IP WLS BF H R ER SO BB IBB HBP BLK WP HR S P ERA WHIP	IP WLS BF H R ER SO BB IBB HBP BLK WP HR S P ERA WHIP	IP WLS BF H R ER SO BB IBB HBP BLK WP HR S P ERA WHIP	IP WLS BF H R ER SO BB IBB HBP BLK WP HR S P ERA WHIP	IP WLS BF H R ER SO BB IBB HBP BLK WP HR S P ERA WHIP	IP WLS BF H R ER SO BB IBB HBP BLK WP HR S P ERA WHIP	IP WLS BF H R ER SO BB IBB HBP BLK WP HR S P ERA WHIP	IP WLS BF H R ER SO BB IBB HBP BLK WP HR S P ERA WHIP	IP WLS BF H R ER SO BB IBB HBP BLK WP HR S P ERA WHIP	IP WLS BF H R ER SO BB IBB HBP BLK WP HR S P ERA WHIP	IP WLS BF H R ER SO BB IBB HBP BLK WP HR S P ERA WHIP	IP WLS BF H R ER SO BB IBB HBP BLK WP HR S P ERA WHIP	IP WLS BF H R ER SO BB IBB HBP BLK WP HR S P ERA WHIP	IP WLS BF H R ER SO BB IBB HBP BLK WP HR S P ERA WHIP	IP WLS BF H R ER SO BB IBB HBP BLK WP HR S P ERA WHIP	IP WLS BF H R ER SO BB IBB HBP BLK WP HR S P ERA WHIP	IP WLS BF H R ER SO BB IBB HBP BLK WP HR S P ERA WHIP

San Francisco Giants @ New York Mets
Citi Field, Flushing, NY
Mon Apr 23 2012, 8:03 PM - 10:51 PM EDT
Att: 23,866 - Cloudy - 49 F

AB	31
R	2
H	6
RBI	2
BB	4
SO	5
LOB	15

Batter	1	2	3	4	5	6	7	8	9	AB	R	H	RBI	BB	SO	LOB	TOP			
7 José Reyes, S OBP: 0.278, SLG: 0.354										4	0	0	0	0	0	0	Miami Marlins @ New York Mets Citi Field, Flushing, NY Tue Apr 24 2012, 7:13 PM - 10:07 PM EDT Att: 20,192 - Cloudy - 55 F			
1 Emilio Bonifácio, S OBP: 0.394, SLG: 0.295										4	0	1	0	0	2	0				
2 Hanley Ramirez, R OBP: 0.357, SLG: 0.483										3	0	0	0	1	1					
5 Logan Morrison, L OBP: 0.373, SLG: 0.372 22 Donnie Murphy, R OBP: 0.214, SLG: 0.590										3	0	0	0	1	2	2				
12 Omar Infante, R OBP: 0.311, SLG: 0.705										4	0	0	0	0	1	2				
27 Giancarlo Stanton, R OBP: 0.293, SLG: 0.327										4	1	1	0	0	1	1				
15 Gaby Sanchez, R OBP: 0.246, SLG: 0.327										3	0	1	1	0	1	0				
14 John Buck, R OBP: 0.306, SLG: 0.326										2	0	0	0	1	1					
55 Josh Johnson, L 36 Randy Choate, L 31 Steve Cishek, R 40 Mike Dunn, L 8 Chris Coghlan, L 34 Edward Mujica, R 58 Ryan Webb, R										2	0	0	0	0	0	2				
Inning Stats	R: 0 E: 0 K: 2 S: 13	H: 1 LOB: 0 BB: 0 P: 18	R: 0 E: 0 K: 2 S: 7	H: 0 LOB: 0 BB: 0 P: 12	R: 0 E: 0 K: 2 S: 9	H: 0 LOB: 0 BB: 0 P: 13	R: 0 E: 0 K: 2 S: 12	H: 0 LOB: 1 BB: 1 P: 19	R: 0 E: 0 K: 1 S: 10	H: 0 LOB: 1 BB: 1 P: 18	R: 1 E: 0 K: 0 S: 8	H: 2 LOB: 1 BB: 0 P: 14	R: 0 E: 0 K: 0 S: 10	H: 0 LOB: 0 BB: 0 P: 18	R: 0 E: 0 K: 0 S: 10	H: 0 LOB: 1 BB: 1 P: 16		1B: 2 2B: 1 3B: 0 HR: 0	SF: 0 SAC: 0 DP: 0 HBP: 0	WP: 0 PB: 0 SB: 1 CS: 0
PITCHER	IP WLS BF H R ER SO BB IBB HBP BLK WP HR S P ERA WHIP	6.2 1 25 3 1 1 11 2 0 0 0 0 0 67 105 1.35 0.750	0.1 0 1 0 0 0 0 0 0 0 0 0 2 4 0.00 0.000	1.0 W 3 0 0 0 0 0 0 0 0 0 10 18 0.00 0.000	1.0 S 4 0 0 0 0 1 0 0 0 0 10 16 0.00 1.000	PITCHER										IP WLS BF H R ER SO BB IBB HBP BLK WP HR S P ERA WHIP	0.1 0 1 0 0 0 0 0 0 0 0 0 3 7 0.00 0.000			
57 Johan Santana, L ERA: 3.0	52 Ramon E Ramirez, R ERA: 5.19	60 Jon Rauch, R ERA: 5.19	48 Frank Francisco, R ERA: 7.36											58 Ryan Webb, R ERA: 2.45						
Batter	1	2	3	4	5	6	7	8	9	AB	R	H	RBI	BB	SO	LOB	BOTTOM			
9 Kirk Nieuwenhuis, L OBP: 0.397, SLG: 0.500										4	1	1	0	0	3	1	Miami Marlins @ New York Mets Citi Field, Flushing, NY Tue Apr 24 2012, 7:13 PM - 10:07 PM EDT Att: 20,192 - Cloudy - 55 F			
11 Rubén Tejada, R OBP: 0.324, SLG: 0.361										4	0	0	0	0	3	1				
28 Daniel Murphy, L OBP: 0.400, SLG: 0.409										4	0	2	0	0	0	0				
5 David Wright, R OBP: 0.452, SLG: 0.500										4	0	1	0	0	1	2				
21 Lucas Duda, L OBP: 0.318, SLG: 0.421										3	1	1	1	1	1	2				
29 Ike Davis, L OBP: 0.185, SLG: 0.279 2 Justin Turner, R OBP: 0.273, SLG: 0.238										2	0	0	0	0	1	0				
48 Frank Francisco, R ERA: 7.36										1	0	0	0	1	0	2				
23 Mike Baxter, L OBP: 0.353, SLG: 0.286 12 Scott Hairston, R OBP: 0.192, SLG: 0.320										2	0	0	0	0	1	0				
30 Josh Thole, L OBP: 0.469, SLG: 0.463										2	0	1	1	1	0	0				
57 Johan Santana, L ERA: 4.63 19 Zach Lutz, R ERA: 1.08 60 Jon Rauch, R ERA: 2.45 1 Jordany Valdespin, L ERA: 5.19										2	0	0	0	0	0	1				
Inning Stats	R: 0 E: 0 K: 2 S: 9	H: 0 LOB: 0 BB: 0 P: 11	R: 0 E: 0 K: 2 S: 9	H: 0 LOB: 0 BB: 0 P: 13	R: 0 E: 0 K: 1 S: 14	H: 1 LOB: 1 BB: 0 P: 20	R: 0 E: 0 K: 1 S: 13	H: 2 LOB: 0 BB: 0 P: 22	R: 0 E: 0 K: 1 S: 8	H: 0 LOB: 0 BB: 0 P: 14	R: 0 E: 0 K: 2 S: 9	H: 0 LOB: 0 BB: 0 P: 11	R: 1 E: 0 K: 1 S: 15	H: 0 LOB: 3 BB: 4 P: 33	R: 1 E: 0 K: 1 S: 17	H: 3 LOB: 2 BB: 0 P: 23	1B: 5 2B: 1 3B: 0 HR: 0	SF: 0 SAC: 0 DP: 0 HBP: 0	WP: 0 PB: 0 SB: 0 CS: 0	PA: 33
PITCHER	IP WLS BF H R ER SO BB IBB HBP BLK WP HR S P ERA WHIP	6.2 1 24 3 1 1 9 1 0 0 0 0 0 3 7 0.00 0.000	0.0 0 1 0 0 0 0 1 0 0 0 0 0 3 7 0.00 0.000	0.0 0 1 0 0 0 0 1 0 0 0 0 0 7 11 0.00 3.000	0.2 L 5 3 1 1 1 0 0 0 0 0 0 14 20 13.50 4.500	PITCHER										IP WLS BF H R ER SO BB IBB HBP BLK WP HR S P ERA WHIP	0.1 0 1 0 0 0 0 0 0 0 0 0 3 3 0.00 0.000			
55 Josh Johnson, R ERA: 4.63	36 Randy Choate, L ERA: 1.08	31 Steve Cishek, R ERA: 1.08	40 Mike Dunn, L ERA: 2.45	34 Edward Mujica, R ERA: 5.19											58 Ryan Webb, R ERA: 2.45					

Batter	1	2	3	4	5	6	7	8	9	AB	R	H	RBI	BB	SO	LOB	TOP					
7 José Reyes, S OBP: 0.276, SLG: 0.348	G2-3		L7			K				4	0	1	0	0	1	0	Miami Marlins @ New York Mets Citi Field, Flushing, NY Wed Apr 25 2012, 7:11 PM - 9:39 PM EDT Att: 20,623 - Cloudy - 57 F					
1 Emilio Bonifacio, S OBP: 0.373, SLG: 0.277	L4			K		G6-3		F7		4	0	0	0	0	1							
2 Hanley Ramirez, R OBP: 0.338, SLG: 0.453	K			F9		G5-3		K		4	0	0	0	0	2							
5 Logan Morrison, L OBP: 0.382, SLG: 0.383		1B		K			F7		12 1B	4	0	2	0	0	1							
27 Giancarlo Stanton, R OBP: 0.290, SLG: 0.310	K			K			12 FC1-6		K	3	0	0	0	1	3							
12 Omar Infante, R OBP: 0.327, SLG: 0.750	P6			HR			FC1-6 15 E		15 G5-4-3	4	1	2	1	0	0							
15 Gaby Sanchez, R OBP: 0.246, SLG: 0.339	G6-3			2B			E5 14 FC6-4		G5-4-3	4	0	1	0	0	0							
14 John Buck, R OBP: 0.288, SLG: 0.304			G4-3		G1-3		FC6-4			3	0	0	0	0	0							
56 Mark Buehrle, L OBP: 0.100, SLG: 0.100	G4-3				K2-3					2	0	0	0	0	1							
29 Greg Dobbs, L OBP: 0.389, SLG: 0.333								P4		1	0	0	0	0	0							
40 Mike Dunn, L OBP: 0.389, SLG: 0.400										0	0	0	0	0	0							
58 Ryan Webb, R OBP: 0.389, SLG: 0.400										0	0	0	0	0	0							
Inning Stats	R: 0 E: 0 K: 1 S: 8	H: 0 LOB: 0 BB: 0 P: 10	R: 0 E: 0 K: 1 S: 9	H: 1 LOB: 1 BB: 0 P: 13	R: 0 E: 0 K: 0 S: 8	H: 0 LOB: 0 BB: 0 P: 10	R: 0 E: 0 K: 2 S: 11	H: 0 LOB: 0 BB: 0 P: 18	R: 1 E: 0 K: 2 S: 14	H: 2 LOB: 1 BB: 0 P: 20	R: 0 E: 0 K: 1 S: 7	H: 0 LOB: 0 BB: 0 P: 12	R: 0 E: 1 K: 0 S: 11	H: 0 LOB: 2 BB: 1 P: 17	R: 0 E: 0 K: 1 S: 11	H: 1 LOB: 1 BB: 0 P: 20	R: 0 E: 0 K: 1 S: 11	H: 2 LOB: 1 BB: 0 P: 14	1B: 4 2B: 1 3B: 0 HR: 1	SF: 0 SAC: 0 DP: 1 HBP: 0	WP: 0 PB: 0 SB: 0 CS: 0	PA: 34
PITCHER	IP WLS BF H R ER SO BB IBB HBP BLK WP HR S P ERA WHIP																					
43 R.A. Dickey, R ERA: 4.44	7.0 W 26 3 1 1 7 1 0 0 0 0 0 1 68 100 1.29 0.571																					
60 Jon Rauch, R ERA:	0.2 H 3 1 0 0 0 0 0 0 0 0 0 0 8 16 0.00 1.500																					
39 Bobby Parnell, R ERA: 3.24	0.1 H 1 0 0 0 1 0 0 0 0 0 0 0 3 4 0.00 0.000																					
40 Tim Lincecum, L ERA: 3.5	0.0 1 1 0 0 0 0 0 0 0 0 0 0 3 5 ∞ ∞																					
46 Manny Acosta, R ERA: 2.89	1.0 3 1 0 0 1 0 0 0 0 0 0 0 8 9 0.00 1.000																					

Batter	1	2	3	4	5	6	7	8	9	AB	R	H	RBI	BB	SO	LOB	BOTTOM			
9 Kirk Nieuwenhuis, L OBP: 0.387, SLG: 0.473	K		G1-3			HBP		K		3	0	0	0	0	2	0	Miami Marlins @ New York Mets Citi Field, Flushing, NY Wed Apr 25 2012, 7:11 PM - 9:39 PM EDT Att: 20,623 - Cloudy - 57 F			
11 Rubén Tejada, R OBP: 0.319, SLG: 0.369	K			F7		F8		2B		4	1	1	0	0	1					
28 Daniel Murphy, L OBP: 0.392, SLG: 0.400	F8			1B		FC3-6 5 HR		K		4	1	1	0	0	1					
5 David Wright, R OBP: 0.455, SLG: 0.545		F9		F9		HR		21 E 23 2B	21 1B	3	2	1	2	1	0					
21 Lucas Duda, L OBP: 0.329, SLG: 0.426	K		G3			1B		E9 23 2B	1B	4	1	2	1	0	1					
12 Scott Hairston, R OBP: 0.241, SLG: 0.333								21 E 23 2B	1B	2	0	1	0	1	1					
23 Mike Baxter, L OBP: 0.389, SLG: 0.400								23 2B	2B	1	0	1	2	0	0					
29 Ike Davis, L OBP: 0.174, SLG: 0.262	G4-3				G4-6-3			L8		4	0	0	0	0	3					
30 Josh Thole, L OBP: 0.462, SLG: 0.455			G6-3				G4-3			3	0	1	0	0	0					
43 R.A. Dickey, R ERA: 4.44	7.0 L 27 5 2 2 4 1 0 0 0 0 0 1 70 106 2.57 0.857																			
40 Mike Dunn, L ERA: 6.23	0.2 5 2 3 2 2 0 1 0 0 0 0 0 10 19 27.00 3.000																			
58 Ryan Webb, R ERA: 2.35	0.1 2 1 0 0 0 0 0 0 0 0 0 0 5 10 0.00 3.000																			
Inning Stats	R: 0 E: 0 K: 2 S: 10	H: 0 LOB: 0 BB: 0 P: 18	R: 0 E: 0 K: 1 S: 7	H: 1 LOB: 1 BB: 0 P: 10	R: 0 E: 0 K: 0 S: 12	H: 0 LOB: 0 BB: 0 P: 18	R: 0 E: 0 K: 0 S: 10	H: 1 LOB: 1 BB: 0 P: 15	R: 0 E: 0 K: 1 S: 10	H: 1 LOB: 1 BB: 1 P: 16	R: 2 E: 0 K: 1 S: 16	H: 2 LOB: 1 BB: 0 P: 20	R: 0 E: 0 K: 0 S: 5	H: 0 LOB: 0 BB: 0 P: 9	R: 3 E: 1 K: 2 S: 15	H: 3 LOB: 1 BB: 1 P: 29	1B: 5 2B: 2 3B: 0 HR: 1	SF: 0 SAC: 0 DP: 1 HBP: 1	WP: 0 PB: 0 SB: 0 CS: 0	PA: 34
PITCHER	IP WLS BF H R ER SO BB IBB HBP BLK WP HR S P ERA WHIP																			
56 Mark Buehrle, L ERA: 2.63	7.0 L 27 5 2 2 4 1 0 0 0 0 0 1 70 106 2.57 0.857																			
40 Mike Dunn, L ERA: 6.23	0.2 5 2 3 2 2 0 1 0 0 0 0 0 10 19 27.00 3.000																			
58 Ryan Webb, R ERA: 2.35	0.1 2 1 0 0 0 0 0 0 0 0 0 0 5 10 0.00 3.000																			

AB	33
R	1
H	6
RBI	1
BB	1
SO	9
LOB	14

AB	31
R	5
H	8
RBI	5
BB	2
SO	6
LOB	10



Batter	1	2	3	4	5	6	7	8	9	AB	R	H	RBI	BB	SO	LOB	TOP																					
7 José Reyes, S OBP: 0.263, SLG: 0.329	L6		G4-3			G1-3		G3-6-3		4	0	0	0	0	0	2																						
1 Emilio Bonifácio, S OBP: 0.354, SLG: 0.261	F8			F7		G4-3			F8	4	0	0	0	0	0	0																						
2 Hanley Ramirez, R OBP: 0.321, SLG: 0.426	P3			G6-3			F9		K	4	0	0	0	0	1	0																						
26 Austin Kearns, R OBP: 0.231, SLG: 0.615 21 Heath Bell, R		G6-3		F9					G5-3	4	0	1	0	0	0	0																						
12 Omar Infante, R OBP: 0.327, SLG: 0.745		K								3	1	1	0	0	2	1																						
27 Giancarlo Stanton, R OBP: 0.292, SLG: 0.311										3	0	1	0	0	2	1																						
15 Gaby Sanchez, R OBP: 0.250, SLG: 0.387										3	1	1	1	0	1	1																						
9 Brett Hayes, R OBP: 0.286, SLG: 0.231										3	0	1	0	0	1	0																						
47 Ricky Nolasco, R OBP: 0.200, SLG: 0.200 29 Greg Dobbs, L OBP: 0.421, SLG: 0.375 36 Randy Choate, L OBP: 0.172, SLG: 0.179										2	0	0	0	0	1	0																						
8 Chris Coghlan, L OBP: 0.172, SLG: 0.179										1	0	1	0	0	0	0																						
										0	0	0	0	0	0	0																						
Inning Stats	R: 0 E: 0 K: 0 S: 7	H: 0 LOB: 0 BB: 0 P: 14	R: 0 E: 0 K: 2 S: 10	H: 0 LOB: 0 BB: 0 P: 13	R: 1 E: 0 K: 1 S: 8	H: 1 LOB: 0 BB: 0 P: 12	R: 0 E: 0 K: 0 S: 7	H: 0 LOB: 0 BB: 0 P: 9	R: 1 E: 0 K: 1 S: 11	H: 2 LOB: 0 BB: 0 P: 15	R: 0 E: 0 K: 0 S: 10	H: 0 LOB: 0 BB: 0 P: 18	R: 0 E: 0 K: 2 S: 9	H: 1 LOB: 1 BB: 0 P: 16	R: 0 E: 0 K: 1 S: 6	H: 2 LOB: 1 BB: 0 P: 9	R: 0 E: 0 K: 1 S: 9	H: 0 LOB: 0 BB: 0 P: 15	1B: 3 2B: 2 HR: 1	SF: 0 SAC: 0 DP: 2 HBP: 0	WP: 0 PB: 0 SB: 1 CS: 0	PA: 31																
PITCHER	IP	WLS	BF	H	R	ER	SO	BB	IBB	HBP	BLK	WP	HR	S	P	ERA	WHIP	PITCHER				IP	WLS	BF	H	R	ER	SO	BB	IBB	HBP	BLK	WP	HR	S	P	ERA	WHIP
49 Jonathon Niese, L ERA: 2.81	7.0		24	4	2	2	6	0	0	0	0	0	1	62	97	2.57	0.571																					
52 Ramon E Ramirez, R ERA: 4.22	2.0	W	7	2	0	0	2	0	0	0	0	0	0	15	24	0.00	1.000																					

Miami Marlins @ New York Mets
Citi Field, Flushing, NY
Thu Apr 26 2012, 1:11 PM - 3:57 PM EDT
Att: 20,660 - Cloudy - 57 F

AB	31
R	2
H	6
RBI	1
BB	0
SO	8
LOB	5



Batter	1	2	3	4	5	6	7	8	9	AB	R	H	RBI	BB	SO	LOB	BOTTOM																					
9 Kirk Nieuwenhuis, L OBP: 0.403, SLG: 0.517	G4-3									5	1	3	1	0	1	2																						
11 Rubén Tejada, R OBP: 0.316, SLG: 0.358	SF9									2	0	0	1	1	1	1																						
28 Daniel Murphy, L OBP: 0.373, SLG: 0.378	G4-3									4	0	0	0	0	1	1																						
5 David Wright, R OBP: 0.457, SLG: 0.552										3	1	1	0	1	0	0																						
21 Lucas Duda, L OBP: 0.311, SLG: 0.400	G5-3									4	0	0	0	0	2	2																						
29 Ike Davis, L OBP: 0.192, SLG: 0.265										3	0	1	0	1	1	0																						
30 Josh Thole, L OBP: 0.464, SLG: 0.447	P5									3	1	1	0	1	0	1																						
1 Jordany Valdespin, L OBP: 0.200, SLG: 0.111 52 Ramon E Ramirez, R OBP: 0.399, SLG: 0.400 2 Justin Turner, R OBP: 0.394, SLG: 0.238										3	0	0	0	0	1	2																						
49 Jonathon Niese, L OBP: 0.200, SLG: 0.111 23 Mike Baxter, L OBP: 0.399, SLG: 0.400 12 Scott Hairston, R OBP: 0.226, SLG: 0.310										0	0	0	0	0	0	0																						
										2	0	0	0	0	0	3																						
Inning Stats	R: 1 E: 0 K: 0 S: 14	H: 2 LOB: 1 BB: 0 P: 20	R: 0 E: 0 K: 1 S: 18	H: 1 LOB: 2 BB: 1 P: 25	R: 0 E: 0 K: 1 S: 6	H: 0 LOB: 0 BB: 0 P: 10	R: 0 E: 0 K: 1 S: 9	H: 1 LOB: 0 BB: 0 P: 14	R: 0 E: 0 K: 0 S: 10	H: 1 LOB: 0 BB: 0 P: 14	R: 0 E: 0 K: 1 S: 8	H: 0 LOB: 0 BB: 0 P: 14	R: 0 E: 0 K: 2 S: 13	H: 0 LOB: 1 BB: 1 P: 22	R: 0 E: 0 K: 2 S: 13	H: 0 LOB: 1 BB: 1 P: 22	R: 2 E: 0 K: 0 S: 24	H: 1 LOB: 3 BB: 4 P: 46	1B: 4 2B: 1 HR: 0	SF: 1 SAC: 0 DP: 1 HBP: 0	WP: 0 PB: 0 SB: 0 CS: 0	PA: 37																
PITCHER	IP	WLS	BF	H	R	ER	SO	BB	IBB	HBP	BLK	WP	HR	S	P	ERA	WHIP	PITCHER				IP	WLS	BF	H	R	ER	SO	BB	IBB	HBP	BLK	WP	HR	S	P	ERA	WHIP
47 Ricky Nolasco, R ERA: 3.2	7.0		26	5	1	1	5	1	0	0	0	0	0	72	107	1.29	0.857																					
36 Randy Choate, L ERA: 9.53	1.0	H	4	0	0	0	2	1	0	0	0	0	0	13	22	0.00	1.000																					
21 Heath Bell, R ERA: 9.53	0.2	L	7	1	2	2	0	4	0	0	0	0	0	24	46	27.00	7.500																					

Miami Marlins @ New York Mets
Citi Field, Flushing, NY
Thu Apr 26 2012, 1:11 PM - 3:57 PM EDT
Att: 20,660 - Cloudy - 57 F

AB	30
R	3
H	6
RBI	3
BB	6
SO	7
LOB	12



Batter	1	2	3	4	5	6	7	8	9	10	11	AB	R	H	RBI	BB	SO	LOB	TOP																																						
9 Kirk Nieuwenhuis, L OBP: 0.381, SLG: 0.474												6	1	3	1	0	1	0																																							
11 Rubén Tejeda, R OBP: 0.368, SLG: 0.405												6	1	3	0	0	0	2																																							
28 Daniel Murphy, L OBP: 0.384, SLG: 0.378												6	0	2	0	0	2	6																																							
5 David Wright, R OBP: 0.506, SLG: 0.588												3	2	2	2	3	0	1																																							
21 Lucas Duda, L OBP: 0.337, SLG: 0.436												5	0	1	0	1	0	4																																							
12 Scott Hairston, R OBP: 0.285, SLG: 0.477												6	0	2	1	0	1	4																																							
29 Ike Davis, L OBP: 0.229, SLG: 0.299												6	0	3	1	0	2	2																																							
52 Ramon E Ramirez, R (1)												0	0	0	0	0	0	0																																							
30 Josh Thole, L OBP: 0.412, SLG: 0.441												6	1	1	1	0	3	7																																							
87 John Santana, L ERA: 3.14												3	0	0	0	0	2	5																																							
Inning Stats	R: 3 E: 0 K: 2 S: 24	H: 5 LOB: 3 BB: 1 P: 36	R: 0 E: 0 K: 1 S: 10	H: 2 LOB: 1 BB: 0 P: 16	R: 0 E: 0 K: 2 S: 16	H: 2 LOB: 0 BB: 0 P: 23	R: 0 E: 0 K: 0 S: 10	H: 1 LOB: 2 BB: 1 P: 21	R: 1 E: 0 K: 2 S: 10	H: 1 LOB: 0 BB: 0 P: 13	R: 0 E: 0 K: 0 S: 7	H: 1 LOB: 0 BB: 0 P: 11	R: 0 E: 0 K: 1 S: 8	H: 0 LOB: 1 BB: 0 P: 14	R: 0 E: 1 K: 3 S: 18	H: 1 LOB: 2 BB: 0 P: 23	R: 0 E: 0 K: 1 S: 9	H: 0 LOB: 1 BB: 0 P: 19	R: 1 E: 0 K: 0 S: 17	H: 2 LOB: 1 BB: 0 P: 22	R: 1 E: 0 K: 0 S: 8	H: 3 LOB: 1 BB: 0 P: 13	1B: 13 2B: 4 3B: 0 HR: 1	SF: 0 SAC: 0 DP: 2 HBP: 0	WP: 0 PB: 0 SB: 1 CS: 1	PA: 53																															
PITCHER	IP: 5.0 WLS: 1.0 BF: 27 H: 11 R: 4 ER: 4 SO: 7	IP: 6.1 WLS: 1.2 BF: 6 H: 1 R: 0 ER: 0 SO: 3	IP: 7.1 WLS: 1.0 BF: 4 H: 1 R: 0 ER: 0 SO: 3	IP: 8.1 WLS: 0.1 BF: 2 H: 0 R: 0 ER: 0 SO: 1	IP: 8.1 WLS: 1.0 BF: 4 H: 0 R: 0 ER: 0 SO: 1	IP: 9.1 WLS: 1.0 BF: 4 H: 0 R: 0 ER: 0 SO: 1	IP: 10.1 WLS: 1.0 BF: 4 H: 0 R: 0 ER: 0 SO: 1	IP: 11.1 WLS: 1.0 BF: 4 H: 0 R: 0 ER: 0 SO: 1	IP: 12.1 WLS: 1.0 BF: 4 H: 0 R: 0 ER: 0 SO: 1	IP: 13.1 WLS: 1.0 BF: 4 H: 0 R: 0 ER: 0 SO: 1	IP: 14.1 WLS: 1.0 BF: 4 H: 0 R: 0 ER: 0 SO: 1	IP: 15.1 WLS: 1.0 BF: 4 H: 0 R: 0 ER: 0 SO: 1	IP: 16.1 WLS: 1.0 BF: 4 H: 0 R: 0 ER: 0 SO: 1	IP: 17.1 WLS: 1.0 BF: 4 H: 0 R: 0 ER: 0 SO: 1	IP: 18.1 WLS: 1.0 BF: 4 H: 0 R: 0 ER: 0 SO: 1	IP: 19.1 WLS: 1.0 BF: 4 H: 0 R: 0 ER: 0 SO: 1	IP: 20.1 WLS: 1.0 BF: 4 H: 0 R: 0 ER: 0 SO: 1	IP: 21.1 WLS: 1.0 BF: 4 H: 0 R: 0 ER: 0 SO: 1	IP: 22.1 WLS: 1.0 BF: 4 H: 0 R: 0 ER: 0 SO: 1	IP: 23.1 WLS: 1.0 BF: 4 H: 0 R: 0 ER: 0 SO: 1	IP: 24.1 WLS: 1.0 BF: 4 H: 0 R: 0 ER: 0 SO: 1	IP: 25.1 WLS: 1.0 BF: 4 H: 0 R: 0 ER: 0 SO: 1	IP: 26.1 WLS: 1.0 BF: 4 H: 0 R: 0 ER: 0 SO: 1	IP: 27.1 WLS: 1.0 BF: 4 H: 0 R: 0 ER: 0 SO: 1	IP: 28.1 WLS: 1.0 BF: 4 H: 0 R: 0 ER: 0 SO: 1	IP: 29.1 WLS: 1.0 BF: 4 H: 0 R: 0 ER: 0 SO: 1	IP: 30.1 WLS: 1.0 BF: 4 H: 0 R: 0 ER: 0 SO: 1	IP: 31.1 WLS: 1.0 BF: 4 H: 0 R: 0 ER: 0 SO: 1	IP: 32.1 WLS: 1.0 BF: 4 H: 0 R: 0 ER: 0 SO: 1	IP: 33.1 WLS: 1.0 BF: 4 H: 0 R: 0 ER: 0 SO: 1	IP: 34.1 WLS: 1.0 BF: 4 H: 0 R: 0 ER: 0 SO: 1	IP: 35.1 WLS: 1.0 BF: 4 H: 0 R: 0 ER: 0 SO: 1	IP: 36.1 WLS: 1.0 BF: 4 H: 0 R: 0 ER: 0 SO: 1	IP: 37.1 WLS: 1.0 BF: 4 H: 0 R: 0 ER: 0 SO: 1	IP: 38.1 WLS: 1.0 BF: 4 H: 0 R: 0 ER: 0 SO: 1	IP: 39.1 WLS: 1.0 BF: 4 H: 0 R: 0 ER: 0 SO: 1	IP: 40.1 WLS: 1.0 BF: 4 H: 0 R: 0 ER: 0 SO: 1	IP: 41.1 WLS: 1.0 BF: 4 H: 0 R: 0 ER: 0 SO: 1	IP: 42.1 WLS: 1.0 BF: 4 H: 0 R: 0 ER: 0 SO: 1	IP: 43.1 WLS: 1.0 BF: 4 H: 0 R: 0 ER: 0 SO: 1	IP: 44.1 WLS: 1.0 BF: 4 H: 0 R: 0 ER: 0 SO: 1	IP: 45.1 WLS: 1.0 BF: 4 H: 0 R: 0 ER: 0 SO: 1	IP: 46.1 WLS: 1.0 BF: 4 H: 0 R: 0 ER: 0 SO: 1	IP: 47.1 WLS: 1.0 BF: 4 H: 0 R: 0 ER: 0 SO: 1	IP: 48.1 WLS: 1.0 BF: 4 H: 0 R: 0 ER: 0 SO: 1	IP: 49.1 WLS: 1.0 BF: 4 H: 0 R: 0 ER: 0 SO: 1	IP: 50.1 WLS: 1.0 BF: 4 H: 0 R: 0 ER: 0 SO: 1	IP: 51.1 WLS: 1.0 BF: 4 H: 0 R: 0 ER: 0 SO: 1	IP: 52.1 WLS: 1.0 BF: 4 H: 0 R: 0 ER: 0 SO: 1	IP: 53.1 WLS: 1.0 BF: 4 H: 0 R: 0 ER: 0 SO: 1	IP: 54.1 WLS: 1.0 BF: 4 H: 0 R: 0 ER: 0 SO: 1	IP: 55.1 WLS: 1.0 BF: 4 H: 0 R: 0 ER: 0 SO: 1	IP: 56.1 WLS: 1.0 BF: 4 H: 0 R: 0 ER: 0 SO: 1	IP: 57.1 WLS: 1.0 BF: 4 H: 0 R: 0 ER: 0 SO: 1	IP: 58.1 WLS: 1.0 BF: 4 H: 0 R: 0 ER: 0 SO: 1	IP: 59.1 WLS: 1.0 BF: 4 H: 0 R: 0 ER: 0 SO: 1	IP: 60.1 WLS: 1.0 BF: 4 H: 0 R: 0 ER: 0 SO: 1

New York Mets @ Colorado Rockies
Coors Field, Denver, CO
Sun Apr 29 2012, 1:10 PM - 5:11 PM MDT
Att: 36,690 - Party Cloudy - 55 F

livebaseballscorecards.com

AB 49
R 6
H 18
RBI 6
BB 4
SO 12
LOB 31




Batter	1	2	3	4	5	6	7	8	9	10	11	AB	R	H	RBI	BB	SO	LOB	BOTTOM
19 Marco Scutaro, R OBP: 0.307, SLG: 0.309												6	0	0	0	0	1	2	
Dexter Fowler, S OBP: 0.320, SLG: 0.485												5	1	1	0	0	2	1	
5 Carlos González, L OBP: 0.398, SLG: 0.534												3	2	2	1	2	0	0	
2 Troy Tulowitzki, R OBP: 0.344, SLG: 0.457												5	0	1	0	0	0	5	
3 Michael Cuddyer, R OBP: 0.349, SLG: 0.500												3	1	0	0	2	2	2	
23 Jason Giambi, L OBP: 0.381, SLG: 0.188												3	0	0	0	0	1	3	
49 Rex Brothers, L												0	0	0	0	0	0	0	
61 Edgmer Escalona, R (8)												0	0	0	0	0	0	0	
17 Todd Helton, L (8 PH)												1	1	1	4	1	0	0	

Batter	1	2	3	4	5	6	7	8	9	AB	R	H	RBI	BB	SO	LOB	TOP							
9 Kirk Nieuwenhuis, L OBP: 0.370, SLG: 0.452										4	0	0	0	0	2	1								
11 Rubén Tejada, R OBP: 0.347, SLG: 0.374										4	0	0	0	0	2	1								
2 Justin Turner, R OBP: 0.321, SLG: 0.280										3	2	1	0	1	0	0								
5 David Wright, R OBP: 0.495, SLG: 0.566										4	0	2	0	0	0	1								
12 Scott Hairston, R OBP: 0.294, SLG: 0.458										3	1	1	1	1	0	1								
29 Ike Davis, L OBP: 0.242, SLG: 0.306										4	0	1	0	0	2	4								
56 Andres Torres, S OBP: 0.273, SLG: 0.200										4	0	1	1	0	0	1	AB 33							
30 Josh Thole, L OBP: 0.395, SLG: 0.418										4	0	1	1	0	1	0	R 3							
49 Jonathon Niese, L 21 Logan Kilduff, R 47 Miguel Batista, R 52 Ramon E Ramirez, R 60 Jon Rauch, R 28 Daniel Murphy, L										0	0	0	0	0	0	0	H 7							
Inning Stats	R: 0 E: 0 K: 1 S: 9	H: 0 LOB: 0 BB: 0 P: 11	R: 0 E: 0 K: 0 S: 12	H: 1 LOB: 1 BB: 0 P: 15	R: 0 E: 0 K: 2 S: 9	H: 0 LOB: 1 BB: 1 P: 17	R: 2 E: 0 K: 2 S: 18	H: 3 LOB: 2 BB: 1 P: 28	R: 1 E: 0 K: 2 S: 16	H: 2 LOB: 2 BB: 1 P: 24	R: 0 E: 0 K: 0 S: 7	H: 0 LOB: 0 BB: 0 P: 10	R: 0 E: 0 K: 1 S: 10	H: 0 LOB: 0 BB: 0 P: 13	R: 0 E: 0 K: 0 S: 7	H: 1 LOB: 0 BB: 0 P: 10	R: 0 E: 0 K: 0 S: 8	H: 0 LOB: 0 BB: 0 P: 11	1B: 6 2B: 1 3B: 0 HR: 0	SF: 0 SAC: 0 DP: 1 HBP: 0	WP: 0 PB: 0 SB: 1 CS: 0	PA: 36		
PITCHER	IP WLS BF H R ER SO BB IBB HBP BLK WP HR S P ERA WHIP	IP WLS BF H R ER SO BB IBB HBP BLK WP HR S P ERA WHIP	IP WLS BF H R ER SO BB IBB HBP BLK WP HR S P ERA WHIP	IP WLS BF H R ER SO BB IBB HBP BLK WP HR S P ERA WHIP	IP WLS BF H R ER SO BB IBB HBP BLK WP HR S P ERA WHIP	IP WLS BF H R ER SO BB IBB HBP BLK WP HR S P ERA WHIP	IP WLS BF H R ER SO BB IBB HBP BLK WP HR S P ERA WHIP	IP WLS BF H R ER SO BB IBB HBP BLK WP HR S P ERA WHIP	IP WLS BF H R ER SO BB IBB HBP BLK WP HR S P ERA WHIP	IP WLS BF H R ER SO BB IBB HBP BLK WP HR S P ERA WHIP	IP WLS BF H R ER SO BB IBB HBP BLK WP HR S P ERA WHIP	IP WLS BF H R ER SO BB IBB HBP BLK WP HR S P ERA WHIP	IP WLS BF H R ER SO BB IBB HBP BLK WP HR S P ERA WHIP	IP WLS BF H R ER SO BB IBB HBP BLK WP HR S P ERA WHIP	IP WLS BF H R ER SO BB IBB HBP BLK WP HR S P ERA WHIP	IP WLS BF H R ER SO BB IBB HBP BLK WP HR S P ERA WHIP	IP WLS BF H R ER SO BB IBB HBP BLK WP HR S P ERA WHIP	IP WLS BF H R ER SO BB IBB HBP BLK WP HR S P ERA WHIP	IP WLS BF H R ER SO BB IBB HBP BLK WP HR S P ERA WHIP	IP WLS BF H R ER SO BB IBB HBP BLK WP HR S P ERA WHIP	IP WLS BF H R ER SO BB IBB HBP BLK WP HR S P ERA WHIP	IP WLS BF H R ER SO BB IBB HBP BLK WP HR S P ERA WHIP	IP WLS BF H R ER SO BB IBB HBP BLK WP HR S P ERA WHIP	IP WLS BF H R ER SO BB IBB HBP BLK WP HR S P ERA WHIP

New York Mets @ Houston Astros
Minute Maid Park, Houston, TX
Tue May 01 2012, 7:07 PM - 9:51 PM CDT
Att: 17,958 - Cloudy - 80 F


AB 33
R 3
H 7
RBI 3
BB 3
SO 8
LOB 11



Batter	1	2	3	4	5	6	7	8	9	AB	R	H	RBI	BB	SO	LOB	BOTTOM							
27 Jose Altuve, R OBP: 0.414, SLG: 0.544										4	1	2	0	1	0	1								
4 Jed Lowrie, S										2	1	1	2	3	0	1								
14 J.D. Martinez, R OBP: 0.414, SLG: 0.444										3	0	1	1	1	0	3								
45 Carlos Lee, R OBP: 0.333, SLG: 0.370										4	0	0	0	0	0	4								
16 Matt Downs, R OBP: 0.237, SLG: 0.472										3	0	0	0	1	1	1								
19 Brian Bojosevic, L OBP: 0.345, SLG: 0.352										4	1	2	0	0	0	1								
44 Justin Maxwell, R OBP: 0.286, SLG: 0.360										3	1	1	0	1	0	1								
18 Chris Snyder, R OBP: 0.244, SLG: 0.222										3	1	1	3	1	0	1								
30 J.A. Happ, L OBP: 0.364, SLG: 0.222										2	1	1	0	0	1	0								
59 Wilton Lopez, R										0	0	0	0	0	0	0								
53 Wesley Wright, R										0	0	0	0	0	0	0								
6 Travis Buck, L										1	0	1	0	0	0	0								
39 Brett Myers, R										0	0	0	0	0	0	0								
Inning Stats	R: 2 E: 0 K: 0 S: 14	H: 3 LOB: 0 BB: 0 P: 21	R: 3 E: 0 K: 1 S: 15	H: 3 LOB: 1 BB: 1 P: 23	R: 0 E: 0 K: 0 S: 7	H: 0 LOB: 1 BB: 1 P: 16	R: 0 E: 0 K: 0 S: 6	H: 1 LOB: 2 BB: 2 P: 16	R: 0 E: 0 K: 1 S: 9	H: 1 LOB: 0 BB: 0 P: 13	R: 1 E: 0 K: 0 S: 11	H: 1 LOB: 3 BB: 4 P: 30	R: 0 E: 0 K: 0 S: 7	H: 0 LOB: 0 BB: 0 P: 12	R: 0 E: 0 K: 0 S: 9	H: 1 LOB: 1 BB: 0 P: 14	1B: 7 2B: 1 3B: 0 HR: 2	SF: 0 SAC: 1 DP: 2 HBP: 0	WP: 1 PB: 0 SB: 0 CS: 2	PA: 39				
PITCHER	IP WLS BF H R ER SO BB IBB HBP BLK WP HR S P ERA WHIP	IP WLS BF H R ER SO BB IBB HBP BLK WP HR S P ERA WHIP	IP WLS BF H R ER SO BB IBB HBP BLK WP HR S P ERA WHIP	IP WLS BF H R ER SO BB IBB HBP BLK WP HR S P ERA WHIP	IP WLS BF H R ER SO BB IBB HBP BLK WP HR S P ERA WHIP	IP WLS BF H R ER SO BB IBB HBP BLK WP HR S P ERA WHIP	IP WLS BF H R ER SO BB IBB HBP BLK WP HR S P ERA WHIP	IP WLS BF H R ER SO BB IBB HBP BLK WP HR S P ERA WHIP	IP WLS BF H R ER SO BB IBB HBP BLK WP HR S P ERA WHIP	IP WLS BF H R ER SO BB IBB HBP BLK WP HR S P ERA WHIP	IP WLS BF H R ER SO BB IBB HBP BLK WP HR S P ERA WHIP	IP WLS BF H R ER SO BB IBB HBP BLK WP HR S P ERA WHIP	IP WLS BF H R ER SO BB IBB HBP BLK WP HR S P ERA WHIP	IP WLS BF H R ER SO BB IBB HBP BLK WP HR S P ERA WHIP	IP WLS BF H R ER SO BB IBB HBP BLK WP HR S P ERA WHIP	IP WLS BF H R ER SO BB IBB HBP BLK WP HR S P ERA WHIP	IP WLS BF H R ER SO BB IBB HBP BLK WP HR S P ERA WHIP	IP WLS BF H R ER SO BB IBB HBP BLK WP HR S P ERA WHIP	IP WLS BF H R ER SO BB IBB HBP BLK WP HR S P ERA WHIP	IP WLS BF H R ER SO BB IBB HBP BLK WP HR S P ERA WHIP	IP WLS BF H R ER SO BB IBB HBP BLK WP HR S P ERA WHIP	IP WLS BF H R ER SO BB IBB HBP BLK WP HR S P ERA WHIP	IP WLS BF H R ER SO BB IBB HBP BLK WP HR S P ERA WHIP	IP WLS BF H R ER SO BB IBB HBP BLK WP HR S P ERA WHIP

New York Mets @ Houston Astros
Minute Maid Park, Houston, TX
Tue May 01 2012, 7:07 PM - 9:51 PM CDT
Att: 17,958 - Cloudy - 80 F

AB 29
R 6
H 10
RBI 6
BB 8
SO 2
LOB 13



Batter	1	2	3	4	5	6	7	8	9	AB	R	H	RBI	BB	SO	LOB	TOP				
11 Rubén Tejada, R OBP: 0.362, SLG: 0.411 40 Tim Byrdak, L (7, 1) 48 Frank Francisco, R (8, 1)											4	0	3	0	0	0	0				
28 Daniel Murphy, L OBP: 0.333, SLG: 0.343										4	0	0	0	0	0	2					
5 David Wright, R OBP: 0.495, SLG: 0.582										3	1	1	0	1	0	0					
12 Scott Hairston, R OBP: 0.291, SLG: 0.462										4	0	1	0	0	2	2					
9 Kirk Nieuwenhuis, L OBP: 0.375, SLG: 0.448										3	0	1	0	1	1	2					
56 Andres Torres, S OBP: 0.267, SLG: 0.214										4	0	1	1	0	3	3					
29 Ike Davis, L OBP: 0.232, SLG: 0.292										4	0	0	0	0	0	4					
30 Josh Thole, L OBP: 0.375, SLG: 0.394										4	0	0	0	0	0	0					
63 Chris Schwinden, R OBP: 0.250, SLG: 0.250 2 Justin Turner, R OBP: 0.310, SLG: 0.299 46 Manny Acosta, R (5, 1) 1 Jordany Valdespin, L (7, PH) (7, 6)										1	0	0	0	0	1	0					
Inning Stats	R: 0 E: 0 K: 0 S: 6	H: 1 LOB: 0 BB: 0 P: 8	R: 0 E: 0 K: 1 S: 11	H: 0 LOB: 1 BB: 1 P: 16	R: 0 E: 0 K: 1 S: 9	H: 1 LOB: 1 BB: 0 P: 10	R: 1 E: 0 K: 2 S: 13	H: 1 LOB: 1 BB: 0 P: 19	R: 0 E: 0 K: 1 S: 10	H: 2 LOB: 2 BB: 0 P: 15	R: 0 E: 0 K: 0 S: 6	H: 0 LOB: 0 BB: 0 P: 10	R: 0 E: 0 K: 1 S: 18	H: 1 LOB: 1 BB: 0 P: 23	R: 0 E: 0 K: 1 S: 8	H: 0 LOB: 0 BB: 0 P: 11	1B: 3 2B: 3 3B: 1 HR: 0	SF: 0 SAC: 0 DP: 0 HBP: 0	WP: 0 PB: 0 SB: 1 CS: 0	PA: 35	
PITCHER	IP	WLS	BF	H	R	ER	SO	BB	IBB	HBP	BLK	WP	HR	S	P	ERA	WHIP				
51 Wandy Rodriguez, L ERA: 1.64 28 David Carpenter, R ERA: 2.53 58 Fernando Abad, L ERA: 10.13	7.0	W	28	6	1	1	5	2	0	0	0	0	0	65	90	1.29	1.143				

New York Mets @ Houston Astros
Minute Maid Park, Houston, TX
Wed May 02 2012, 1:08 PM - 3:42 PM CDT
Att: 19,442 - Roof Closed - 72 F

AB	33
R	1
H	7
RBI	1
BB	2
SO	7
LOB	13



Batter	1	2	3	4	5	6	7	8	9	AB	R	H	RBI	BB	SO	LOB	BOTTOM				
1 Jordan Schafer, L OBP: 0.360, SLG: 0.352 44 Justin Maxwell, R OBP: 0.300, SLG: 0.370										1	0	0	2	1	0						
27 Jose Altuve, R OBP: 0.404, SLG: 0.526										5	0	1	0	0	0	3					
14 J.D. Martinez, R OBP: 0.394, SLG: 0.419										5	0	0	0	0	1	5					
45 Carlos Lee, R OBP: 0.337, SLG: 0.372										5	1	2	0	0	0	3					
4 Jed Lowrie, S OBP: 0.427, SLG: 0.500 28 David Carpenter, R (8, 1) 58 Fernando Abad, L (9, 1)										4	3	3	0	0	0	1					
19 Brian Boguevic, L OBP: 0.352, SLG: 0.373									4	2	2	1	0	1	1						
23 Chris Johnson, R OBP: 0.340, SLG: 0.467										4	2	4	6	0	0						
15 Jason Castro, L OBP: 0.311, SLG: 0.321										4	0	2	1	0	0	1					
51 Wandy Rodriguez, S (1, 1) 9 Marwin Gonzalez, S (8, 6)									2	0	0	0	0	0	2						
Inning Stats	R: 0 E: 0 K: 0 S: 7	H: 4 LOB: 2 BB: 1 P: 15	R: 3 E: 0 K: 0 S: 16	H: 4 LOB: 1 BB: 1 P: 28	R: 2 E: 0 K: 0 S: 13	H: 2 LOB: 0 BB: 0 P: 21	R: 0 E: 0 K: 1 S: 8	H: 0 LOB: 0 BB: 0 P: 13	R: 3 E: 0 K: 1 S: 14	H: 5 LOB: 2 BB: 0 P: 25	R: 0 E: 0 K: 0 S: 8	H: 1 LOB: 1 BB: 0 P: 13	R: 0 E: 0 K: 1 S: 9	H: 1 LOB: 0 BB: 0 P: 12	R: 0 E: 0 K: 1 S: 8	H: 2 LOB: 2 BB: 0 P: 15	1B: 11 2B: 2 3B: 0 HR: 2	SF: 0 SAC: 1 DP: 1 HBP: 0	WP: 0 PB: 0 SB: 1 CS: 0	PA: 40	
PITCHER	IP	WLS	BF	H	R	ER	SO	BB	IBB	HBP	BLK	WP	HR	S	P	ERA	WHIP				
63 Chris Schwinden, R ERA: 11.25 46 Manny Acosta, R ERA: 9.69 40 Tim Byrdak, L ERA: 3.38 48 Frank Francisco, R ERA: 6.97	4.0	L	20	6	5	5	1	2	0	0	0	0	0	22	38	13.50	3.000				

New York Mets @ Houston Astros
Minute Maid Park, Houston, TX
Wed May 02 2012, 1:08 PM - 3:42 PM CDT
Att: 19,442 - Roof Closed - 72 F

AB	37
R	8
H	15
RBI	8
SO	4
LOB	18



Batter	1	2	3	4	5	6	7	8	9	AB	R	H	RBI	BB	SO	LOB	TOP				
18 Willie Bloomquist, R OBP: 0.256, SLG: 0.341	L8	FC6-4			K		L9	K		5	0	0	0	0	2	4					
8 Gerardo Parra, L OBP: 0.330, SLG: 0.378	BB		G1-3		G4-3		G5-3		13 G2-3 1B	4	0	1	0	1	0	1					
10 Justin Upton, R OBP: 0.330, SLG: 0.378					K		G5-3		E3 13 BP 44 2B	5	1	0	0	0	3	3					
13 Jason Kubel, L OBP: 0.378, SLG: 0.477	G4-3				G6-3				G2-3	3	1	0	0	2	0	2					
26 Miguel Montero, L OBP: 0.378, SLG: 0.376					G5-3					3	1	1	0	2	1	2					
44 Paul Goldschmidt, R OBP: 0.313, SLG: 0.351					F9		L6			5	1	1	2	0	1	5					
1 Cody Ransom, R OBP: 0.441, SLG: 0.759										3	1	2	3	0	1	2					
2 Aaron Hill, R OBP: 0.352, SLG: 0.447					F8					4	0	1	0	0	1	4					
36 Wade Miley, L OBP: 0.200, SLG: 0.260 14 Ryan Roberts, R OBP: 0.241, SLG: 0.247 29 Brad Ziegler, R OBP: 0.164, SLG: 0.164 37 Lyte Overbay, L OBP: 0.150, SLG: 0.150 30 David Hernandez, R OBP: 0.171, SLG: 0.171 40 J.J. Putz, R OBP: 0.171, SLG: 0.171					B2-4					2	0	1	0	0	0	1					
Inning Stats	R: 0 H: 0 E: 1 K: 1 S: 13	H: 0 LOB: 1 BB: 1 P: 21	R: 2 H: 3 E: 0 K: 1 S: 14	H: 3 LOB: 1 BB: 0 P: 17	R: 0 H: 0 E: 0 K: 1 S: 8	H: 0 LOB: 0 BB: 0 P: 13	R: 0 H: 0 E: 0 K: 0 S: 8	H: 1 LOB: 1 BB: 0 P: 15	R: 0 H: 0 E: 0 K: 2 S: 17	H: 0 LOB: 2 BB: 2 P: 30	R: 0 H: 0 E: 0 K: 0 S: 5	H: 0 LOB: 0 BB: 0 P: 5	R: 3 H: 3 E: 1 K: 2 S: 19	H: 3 LOB: 2 BB: 1 P: 32	R: 0 H: 1 E: 0 K: 1 S: 7	H: 1 LOB: 2 BB: 1 P: 12	1B: 5 2B: 2 3B: 0 HR: 1	SF: 0 SAC: 0 DP: 0 HBP: 1	WP: 0 PB: 0 SB: 0 CS: 0	PA: 42	
PITCHER	IP WLS BF H R ER SO BB IBB HBP BLK WP HR S P ERA WHIP	IP WLS BF H R ER SO BB IBB HBP BLK WP HR S P ERA WHIP	IP WLS BF H R ER SO BB IBB HBP BLK WP HR S P ERA WHIP	IP WLS BF H R ER SO BB IBB HBP BLK WP HR S P ERA WHIP	IP WLS BF H R ER SO BB IBB HBP BLK WP HR S P ERA WHIP	IP WLS BF H R ER SO BB IBB HBP BLK WP HR S P ERA WHIP	IP WLS BF H R ER SO BB IBB HBP BLK WP HR S P ERA WHIP	IP WLS BF H R ER SO BB IBB HBP BLK WP HR S P ERA WHIP	IP WLS BF H R ER SO BB IBB HBP BLK WP HR S P ERA WHIP	IP WLS BF H R ER SO BB IBB HBP BLK WP HR S P ERA WHIP	IP WLS BF H R ER SO BB IBB HBP BLK WP HR S P ERA WHIP	IP WLS BF H R ER SO BB IBB HBP BLK WP HR S P ERA WHIP	IP WLS BF H R ER SO BB IBB HBP BLK WP HR S P ERA WHIP	IP WLS BF H R ER SO BB IBB HBP BLK WP HR S P ERA WHIP	IP WLS BF H R ER SO BB IBB HBP BLK WP HR S P ERA WHIP	IP WLS BF H R ER SO BB IBB HBP BLK WP HR S P ERA WHIP	IP WLS BF H R ER SO BB IBB HBP BLK WP HR S P ERA WHIP	IP WLS BF H R ER SO BB IBB HBP BLK WP HR S P ERA WHIP	IP WLS BF H R ER SO BB IBB HBP BLK WP HR S P ERA WHIP	IP WLS BF H R ER SO BB IBB HBP BLK WP HR S P ERA WHIP	IP WLS BF H R ER SO BB IBB HBP BLK WP HR S P ERA WHIP
35 Dillon Gee, R ERA: 4.5	6.0	26	4	2	2	6	3	0	1	0	0	0	0	0	7	10	3.00	1.167			
39 Bobby Parnell, R ERA: 3.09	1.0	4	0	1	1	0	0	0	0	0	0	0	0	0	7	10	9.00	0.000			
40 Tim Byrdak, L ERA: 4.32	0.1	2	0	0	0	1	1	0	0	0	0	0	0	5	10	0.00	3.000				
60 Jon Rauch, R ERA: 2.92	0.2	5	3	2	1	1	0	0	0	0	0	0	0	12	17	13.50	4.500				
52 Ramon E Ramirez, R ERA: 4.6	1.0	5	1	0	0	1	0	1	0	0	0	0	0	7	12	0.00	1.000				

Arizona Diamondbacks @ New York Mets
Citi Field, Flushing, NY
Fri May 04 2012, 7:12 PM - 10:21 PM EDT
Att: 26,995 - Partly Cloudy - 71 F

AB	36
R	5
H	8
RBI	5
BB	5
SO	9
LOB	24



Batter	1	2	3	4	5	6	7	8	9	AB	R	H	RBI	BB	SO	LOB	BOTTOM				
11 Rubén Tejada, R OBP: 0.364, SLG: 0.404	G2-3						G4-3			4	1	1	0	0	1	0					
28 Daniel Murphy, L OBP: 0.336, SLG: 0.356	E1 5 BB									5	1	2	0	0	0	1					
5 David Wright, R OBP: 0.505, SLG: 0.580										2	1	1	0	2	0	1					
21 Lucas Duda, L OBP: 0.347, SLG: 0.427 1 Jordany Valdespin, L OBP: 0.150, SLG: 0.150 52 Ramon E Ramirez, R OBP: 0.171, SLG: 0.171										3	0	1	0	1	1	5					
12 Scott Hairston, R OBP: 0.288, SLG: 0.464										4	1	1	2	0	1	5					
29 Ike Davis, L OBP: 0.222, SLG: 0.280										4	0	0	1	0	1	4					
56 Andres Torres, S OBP: 0.368, SLG: 0.389										4	0	3	1	0	0	0					
30 Josh Thole, L OBP: 0.357, SLG: 0.373										4	0	0	0	0	1	3					
35 Dillon Gee, R ERA: 2.33 33 Vinny Rottino, R ERA: 1.64 39 Bobby Parnell, R ERA: 3.09 40 Tim Byrdak, L ERA: 4.32 60 Jon Rauch, R ERA: 2.92 9 Kirk Nieuwenhuis, L OBP: 0.171, SLG: 0.171										2	0	0	0	0	1	1					
Inning Stats	R: 0 H: 0 E: 0 K: 0 S: 12	H: 1 LOB: 1 BB: 0 P: 11	R: 4 H: 4 E: 0 K: 1 S: 16	H: 4 LOB: 0 BB: 1 P: 25	R: 0 H: 0 E: 0 K: 0 S: 8	H: 0 LOB: 1 BB: 0 P: 11	R: 0 H: 2 E: 0 K: 1 S: 10	H: 2 LOB: 1 BB: 0 P: 14	R: 0 H: 0 E: 0 K: 0 S: 8	H: 0 LOB: 0 BB: 0 P: 14	R: 0 H: 1 E: 0 K: 0 S: 4	H: 1 LOB: 0 BB: 0 P: 6	R: 0 H: 1 E: 0 K: 1 S: 18	H: 1 LOB: 2 BB: 1 P: 27	R: 0 H: 0 E: 0 K: 2 S: 9	H: 0 LOB: 0 BB: 0 P: 13	1B: 6 2B: 3 3B: 0 HR: 0	SF: 0 SAC: 0 DP: 2 HBP: 1	WP: 0 PB: 0 SB: 1 CS: 1	PA: 39	
PITCHER	IP WLS BF H R ER SO BB IBB HBP BLK WP HR S P ERA WHIP	IP WLS BF H R ER SO BB IBB HBP BLK WP HR S P ERA WHIP	IP WLS BF H R ER SO BB IBB HBP BLK WP HR S P ERA WHIP	IP WLS BF H R ER SO BB IBB HBP BLK WP HR S P ERA WHIP	IP WLS BF H R ER SO BB IBB HBP BLK WP HR S P ERA WHIP	IP WLS BF H R ER SO BB IBB HBP BLK WP HR S P ERA WHIP	IP WLS BF H R ER SO BB IBB HBP BLK WP HR S P ERA WHIP	IP WLS BF H R ER SO BB IBB HBP BLK WP HR S P ERA WHIP	IP WLS BF H R ER SO BB IBB HBP BLK WP HR S P ERA WHIP	IP WLS BF H R ER SO BB IBB HBP BLK WP HR S P ERA WHIP	IP WLS BF H R ER SO BB IBB HBP BLK WP HR S P ERA WHIP	IP WLS BF H R ER SO BB IBB HBP BLK WP HR S P ERA WHIP	IP WLS BF H R ER SO BB IBB HBP BLK WP HR S P ERA WHIP	IP WLS BF H R ER SO BB IBB HBP BLK WP HR S P ERA WHIP	IP WLS BF H R ER SO BB IBB HBP BLK WP HR S P ERA WHIP	IP WLS BF H R ER SO BB IBB HBP BLK WP HR S P ERA WHIP	IP WLS BF H R ER SO BB IBB HBP BLK WP HR S P ERA WHIP	IP WLS BF H R ER SO BB IBB HBP BLK WP HR S P ERA WHIP	IP WLS BF H R ER SO BB IBB HBP BLK WP HR S P ERA WHIP	IP WLS BF H R ER SO BB IBB HBP BLK WP HR S P ERA WHIP	IP WLS BF H R ER SO BB IBB HBP BLK WP HR S P ERA WHIP
36 Wade Miley, L ERA: 2.33	6.0	27	7	4	4	0	2	0	1	0	0	0	0	0	6	9	6.00	1.500			
29 Brad Ziegler, R ERA: 1.64	1.0	3	1	0	0	0	0	0	0	0	0	0	0	4	6	0.00	1.000				
30 David Hernandez, R ERA: 2.7	1.0	5	1	0	0	1	1	0	0	0	0	0	0	18	27	0.00	2.000				
40 J.J. Putz, R ERA: 5.79	1.0	3	0	0	0	2	0	0	0	0	0	0	0	9	13	0.00	0.000				

Arizona Diamondbacks @ New York Mets
Citi Field, Flushing, NY
Fri May 04 2012, 7:12 PM - 10:21 PM EDT
Att: 26,995 - Partly Cloudy - 71 F

AB	34
R	4
H	9
RBI	4
BB	3
SO	7
LOB	20



Batter	1	2	3	4	5	6	7	8	9	AB	R	H	RBI	BB	SO	LOB	TOP					
11 AJ Pollock, R OBP: 0.156, SLG: 0.138 37 Lyle Overbay, L OBP: 0.453, SLG: 0.529 18 Willie Bloomquist, R OBP: 0.256, SLG: 0.341	F8		F8			F9			BB	4	1	1	0	0	0	2						
2 Aaron Hill, R OBP: 0.336, SLG: 0.424	P3		K			F9			F8	5	0	0	0	0	1	3						
10 Justin Upton, R OBP: 0.333, SLG: 0.379	L7								K	5	1	2	0	0	1	2						
13 Jason Kubel, L OBP: 0.363, SLG: 0.457		F9				F7			K	4	0	0	0	0	2	4						
44 Paul Goldschmidt, R OBP: 0.310, SLG: 0.359		K							F9	4	0	1	2	0	2	0						
14 Ryan Roberts, R OBP: 0.284, SLG: 0.303	HR					F9			16 G4-3	3	1	2	1	1	0	1						
16 John McDonald, R OBP: 0.421, SLG: 0.571	2B								G4-3	4	0	3	0	0	0	1						
12 Henry Blanco, R OBP: 0.158, SLG: 0.158 26 Miguel Montero, L OBP: 0.374, SLG: 0.372	L5					F9			K	3	0	0	0	0	0	4						
46 Patrick Corbin, L OBP: 0.333, SLG: 0.333 55 Josh Collmenter, R ERA: 2.54 32 Craig Breslow, L OBP: 0.300, SLG: 0.373 8 Gerardo Parra, L OBP: 0.300, SLG: 0.373									L8	2	0	1	0	0	0	2						
Inning Stats	R: 0 E: 0 K: 0 S: 11	H: 0 LOB: 0 BB: 0 P: 14	R: 1 E: 0 K: 1 S: 9	H: 2 LOB: 1 BB: 0 P: 13	R: 0 E: 0 K: 2 S: 10	H: 2 LOB: 2 BB: 0 P: 14	R: 0 E: 0 K: 1 S: 10	H: 1 LOB: 1 BB: 0 P: 18	R: 2 E: 0 K: 0 S: 15	H: 3 LOB: 1 BB: 0 P: 22	R: 0 E: 0 K: 0 S: 10	H: 1 LOB: 1 BB: 0 P: 12	R: 0 E: 0 K: 1 S: 9	H: 0 LOB: 0 BB: 0 P: 15	R: 0 E: 0 K: 1 S: 11	H: 1 LOB: 1 BB: 0 P: 10	R: 0 E: 0 K: 1 S: 10	H: 0 LOB: 2 BB: 1 P: 19	1B: 7 2B: 2 3B: 0 HR: 1	SF: 0 SAC: 1 DP: 0 HBP: 0	WP: 0 PB: 0 SB: 1 CS: 0	PA: 39
PITCHER	IP	WLS	BF	H	R	ER	SO	BB	IBB	HBP	BLK	WP	HR	S	P	ERA	WHIP					
57 Johan Santana, L ERA: 2.61 39 Bobby Parnell, R ERA: 2.54 48 Frank Francisco, R ERA: 6.35	7.0	W	31	9	3	3	5	1	0	0	0	0	1	74	108	3.86	1.429					
	1.0	H	4	1	0	0	1	0	0	0	0	0	0	11	15	0.00	1.000					
	1.0	S	4	0	0	0	1	1	0	0	0	0	0	10	19	0.00	1.000					

Arizona Diamondbacks @ New York Mets
Citi Field, Flushing, NY
Sat May 05 2012, 4:11 PM - 7:20 PM EDT
Att: 30,253 - Cloudy - 61 F

AB	36
R	3
H	10
RBI	3
BB	2
SO	7
LOB	20



Batter	1	2	3	4	5	6	7	8	9	AB	R	H	RBI	BB	SO	LOB	BOTTOM					
56 Andres Torres, S OBP: 0.391, SLG: 0.381	L4		FC6-4							3	0	1	2	1	0	1						
11 Rubén Tejada, R OBP: 0.351, SLG: 0.388	F8		K						K	4	0	0	0	0	2	4						
5 David Wright, R OBP: 0.486, SLG: 0.553	F8		G5-3						K	4	0	0	0	0	1	1						
12 Scott Hairston, R OBP: 0.274, SLG: 0.441 23 Mike Baxter, L OBP: 0.400, SLG: 0.455	G5-3									3	0	0	0	0	0	0						
28 Daniel Murphy, L OBP: 0.359, SLG: 0.380	9 BB									4	1	4	0	0	0	0						
2 Justin Turner, R OBP: 0.303, SLG: 0.267 29 Ike Davis, L OBP: 0.222, SLG: 0.280	F9									4	1	1	0	0	1	3						
9 Kirk Nieuwenhuis, L OBP: 0.386, SLG: 0.444										2	1	1	0	2	1	0						
4 Mike Nickes, R OBP: 0.304, SLG: 0.200	K									4	1	1	2	0	1	3						
57 Johan Santana, L OBP: 0.111, SLG: 0.111 39 Bobby Parnell, R ERA: 8.44 33 Vinny Rottino, R OBP: 0.222, SLG: 0.280 48 Frank Francisco, R ERA: 1.93										1	0	1	0	0	0	0						
										0	0	0	0	0	0	0						
										1	0	0	0	0	0	0						
										0	0	0	0	0	0	0						
Inning Stats	R: 0 E: 0 K: 0 S: 5	H: 0 LOB: 0 BB: 0 P: 10	R: 0 E: 0 K: 1 S: 13	H: 1 LOB: 2 BB: 1 P: 26	R: 0 E: 0 K: 1 S: 16	H: 1 LOB: 1 BB: 0 P: 25	R: 4 E: 0 K: 0 S: 19	H: 4 LOB: 1 BB: 1 P: 31	R: 0 E: 0 K: 2 S: 10	H: 1 LOB: 1 BB: 0 P: 15	R: 0 E: 0 K: 1 S: 7	H: 1 LOB: 2 BB: 1 P: 17	R: 0 E: 0 K: 0 S: 7	H: 1 LOB: 1 BB: 0 P: 10	R: 0 E: 0 K: 1 S: 7	H: 0 LOB: 0 BB: 0 P: 10	1B: 9 2B: 0 3B: 0 HR: 0	SF: 0 SAC: 2 DP: 0 HBP: 0	WP: 0 PB: 0 SB: 1 CS: 0	PA: 36		
PITCHER	IP	WLS	BF	H	R	ER	SO	BB	IBB	HBP	BLK	WP	HR	S	P	ERA	WHIP					
46 Patrick Corbin, L ERA: 7.0 55 Josh Collmenter, R ERA: 8.44 32 Craig Breslow, L ERA: 1.93	3.1	L	17	5	4	4	2	2	0	0	0	0	0	46	83	10.80	2.100					
	3.0		13	3	0	0	3	0	1	0	0	0	0	26	43	0.00	1.000					
	1.2		6	1	0	0	1	0	0	0	0	0	0	12	18	0.00	0.600					

Arizona Diamondbacks @ New York Mets
Citi Field, Flushing, NY
Sat May 05 2012, 4:11 PM - 7:20 PM EDT
Att: 30,253 - Cloudy - 61 F

AB	31
R	4
H	9
RBI	4
BB	3
SO	6
LOB	12



Batter	1	2	3	4	5	6	7	8	9	AB	R	H	RBI	BB	SO	LOB	TOP										
18 Willie Bloomquist, R OBP: 0.319, SLG: 0.329	G6-3			L4				FC5-4		3	0	0	0	1	0	1	Arizona Diamondbacks @ New York Mets Citi Field, Flushing, NY Sun May 06 2012, 1:11 PM - 3:28 PM EDT Att: 29,107 - Cloudy - 62 F										
8 Gerardo Parra, L OBP: 0.319, SLG: 0.395	G1-3			2B						3	1	2	0	1	0	0											
10 Justin Upton, R OBP: 0.330, SLG: 0.385	K			F9						4	0	1	1	0	1	3											
13 Jason Kubel, L OBP: 0.358, SLG: 0.442	G6-3			BB						3	0	0	0	1	0	1											
44 Paul Goldschmidt, R OBP: 0.308, SLG: 0.346	G4-3			F8						3	0	0	0	1	1	3											
26 Miguel Montero, L OBP: 0.359, SLG: 0.356	K									4	0	0	0	0	2	2											
1 Cody Ransom, R OBP: 0.432, SLG: 0.719				F8						3	0	1	0	0	0	0											
16 John McDonald, R OBP: 0.390, SLG: 0.526	G5-3			F8						3	0	0	0	0	0	1											
35 Trevor Cahill, R				K						2	0	0	0	0	1	0											
14 Ryan Roberts, R OBP: 0.261, SLG: 0.299										1	0	0	0	0	0	1											
49 Mike Zagurski, L										0	0	0	0	0	0	0											
Inning Stats	R: 0 H: 0 E: 0 K: 1 S: 9	H: 0 LOB: 0 BB: 0 P: 11	R: 0 H: 0 E: 0 K: 1 S: 8	H: 0 LOB: 0 BB: 0 P: 13	R: 0 H: 0 E: 0 K: 1 S: 8	H: 0 LOB: 0 BB: 0 P: 14	R: 0 H: 1 E: 0 K: 0 S: 14	H: 1 LOB: 2 BB: 1 P: 23	R: 0 H: 0 E: 0 K: 1 S: 10	H: 0 LOB: 0 BB: 0 P: 9	R: 0 H: 1 E: 0 K: 0 S: 10	H: 1 LOB: 1 BB: 1 P: 17	R: 0 H: 0 E: 0 K: 0 S: 5	H: 0 LOB: 0 BB: 1 P: 10	R: 0 H: 1 E: 0 K: 0 S: 8	H: 1 LOB: 1 BB: 0 P: 12	R: 1 H: 1 E: 0 K: 1 S: 13	H: 1 LOB: 1 BB: 1 P: 22	1B: 2 2B: 2 3B: 0 HR: 0	SF: 0 SAC: 0 DP: 1 HBP: 0	WP: 0 PB: 0 SB: 0 CS: 0	PA: 34					
PITCHER	IP	WLS	BF	H	R	ER	SO	BB	IBB	HBP	BLK	WP	HR	S	P	ERA	WHIP										
43 R.A. Dickey, R ERA: 3.76	8.0	W	30	4	1	1	4	4	0	0	0	0	0	73	117	1.12	1.000										
40 Tim Lincecum, L ERA: 4.15	0.1	H	1	0	0	0	0	0	0	0	0	0	0	1	2	0.00	0.000										
48 Frank Francisco, R ERA: 6.0	0.2	S	2	0	0	0	1	0	0	0	0	0	0	9	12	0.00	0.000										

Batter	1	2	3	4	5	6	7	8	9	AB	R	H	RBI	BB	SO	LOB	BOTTOM										
56 Andres Torres, S OBP: 0.407, SLG: 0.375	BB			G6-3						3	1	1	0	1	0	0	Arizona Diamondbacks @ New York Mets Citi Field, Flushing, NY Sun May 06 2012, 1:11 PM - 3:28 PM EDT Att: 29,107 - Cloudy - 62 F										
9 Kirk Nieuwenhuis, L OBP: 0.371, SLG: 0.406	F8			L4						4	0	0	0	0	1	2											
5 David Wright, R OBP: 0.481, SLG: 0.545	BB			G6-3						3	1	1	0	0	0	0											
21 Lucas Duda, L OBP: 0.337, SLG: 0.412	K			G4-3						3	0	0	0	0	1	2											
28 Daniel Murphy, L OBP: 0.358, SLG: 0.378	BB			G3						3	0	1	2	0	0	0											
29 Ike Davis, L OBP: 0.225, SLG: 0.274	F8			BB						2	1	0	0	1	1	1											
11 Rubén Tejada, R OBP: 0.362, SLG: 0.400										2	0	2	0	0	0	0											
2 Justin Turner, R OBP: 0.294, SLG: 0.258										1	0	0	0	0	0	0											
30 Josh Thole, L OBP: 0.356, SLG: 0.372	F8									3	0	1	1	0	0	1											
43 R.A. Dickey, R OBP: 0.077, SLG: 0.077										3	0	0	0	0	0	1											
40 Tim Byrdak, L										0	0	0	0	0	0	0											
48 Frank Francisco, R										0	0	0	0	0	0	0											
Inning Stats	R: 2 H: 2 E: 0 K: 1 S: 13	H: 1 LOB: 1 BB: 1 P: 22	R: 0 H: 0 E: 0 K: 0 S: 8	H: 0 LOB: 0 BB: 0 P: 11	R: 0 H: 0 E: 0 K: 0 S: 10	H: 0 LOB: 0 BB: 0 P: 17	R: 1 H: 2 E: 0 K: 0 S: 8	H: 2 LOB: 2 BB: 1 P: 15	R: 0 H: 0 E: 0 K: 0 S: 8	H: 0 LOB: 0 BB: 0 P: 13	R: 0 H: 0 E: 0 K: 0 S: 8	H: 0 LOB: 0 BB: 0 P: 12	R: 0 H: 0 E: 0 K: 1 S: 8	H: 0 LOB: 0 BB: 0 P: 16	R: 0 H: 1 E: 0 K: 1 S: 5	H: 1 LOB: 0 BB: 0 P: 8	1B: 6 2B: 0 3B: 0 HR: 0	SF: 0 SAC: 0 DP: 1 HBP: 0	WP: 0 PB: 0 SB: 0 CS: 1	PA: 29							
PITCHER	IP	WLS	BF	H	R	ER	SO	BB	IBB	HBP	BLK	WP	HR	S	P	ERA	WHIP										
35 Trevor Cahill, R ERA: 3.26	7.0	L	26	5	3	3	2	2	0	0	0	0	0	63	106	3.86	1.000										
49 Mike Zagurski, L ERA: 10.9	1.0		3	1	0	0	1	0	0	0	0	0	0	5	8	0.00	1.000										

AB	29
R	1
H	4
RBI	1
BB	4
SO	5
LOB	12

AB	27
R	3
H	6
RBI	3
BB	2
SO	3
LOB	7



Batter	1	2	3	4	5	6	7	8	9	AB	R	H	RBI	BB	SO	LOB	TOP										
56 Andres Torres, S OBP: 0.406, SLG: 0.333										3	1	0	0	2	0	0	New York Mets @ Philadelphia Phillies Citizens Bank Park, Philadelphia, PA Mon May 07 2012, 7:09 PM - 10:10 PM EDT Att: 44,365 - Cloudy - 61 F										
9 Kirk Nieuwenhuis, L OBP: 0.370, SLG: 0.423										3	1	1	0	0	1	0											
5 David Wright, R OBP: 0.482, SLG: 0.549										3	0	1	2	1	1	0											
21 Lucas Duda, L OBP: 0.324, SLG: 0.393										4	0	0	0	0	1	3											
28 Daniel Murphy, L OBP: 0.355, SLG: 0.374										4	0	1	0	0	1	0											
29 Ike Davis, L OBP: 0.236, SLG: 0.276										3	1	1	0	1	2	1											
2 Justin Turner, R OBP: 0.263, SLG: 0.229										4	0	0	0	0	2	3											
30 Josh Thole, L OBP: 0.356, SLG: 0.370										3	0	1	0	0	0	0											
4 Mike Nickeas, R OBP: 0.333, SLG: 0.286										1	1	1	0	0	0	0											
49 Jonathon Niese, L ERA: 3.28										1	0	0	0	0	0	0											
23 Mike Baxter, L ERA: 2.45										1	0	0	0	0	0	0											
46 Manny Acosta, R ERA: 2.51										0	0	0	0	0	0	0											
12 Scott Hairston, R ERA: 4.0										0	0	0	0	0	0	0											
39 Bobby Parnell, R ERA: 2.51										0	0	0	0	0	0	0											
40 Tim Byrdak, L ERA: 4.0										0	0	0	0	0	0	0											
1 Jordany Valdespin, L ERA: 5.54										1	1	1	3	0	0	0											
48 Frank Francisco, R ERA: 5.54										0	0	0	0	0	0	0											
Inning Stats	R: 0 H: 0 E: 0 K: 1 S: 7	H: 0 LOB: 0 BB: 0 P: 13	R: 0 H: 1 E: 0 K: 1 S: 10	H: 1 LOB: 1 BB: 0 P: 14	R: 0 H: 0 E: 0 K: 1 S: 8	H: 0 LOB: 0 BB: 0 P: 12	R: 0 H: 0 E: 0 K: 1 S: 7	H: 0 LOB: 0 BB: 0 P: 10	R: 0 H: 0 E: 0 K: 2 S: 11	H: 0 LOB: 0 BB: 0 P: 15	R: 2 H: 2 E: 0 K: 1 S: 15	H: 2 LOB: 1 BB: 1 P: 27	R: 0 H: 2 E: 0 K: 0 S: 10	H: 2 LOB: 2 BB: 0 P: 16	R: 0 H: 0 E: 0 K: 0 S: 11	H: 0 LOB: 1 BB: 2 P: 22	R: 3 H: 2 E: 0 K: 2 S: 22	H: 2 LOB: 0 BB: 1 P: 30	1B: 4 2B: 2 HR: 1	SF: 0 SAC: 1 DP: 1 HBP: 0	WP: 0 PA: 37 PB: 0 SB: 1 CS: 0						
PITCHER	IP	WLS	BF	H	R	ER	SO	BB	IBB	HBP	BLK	WP	HR	S	P	ERA	WHIP										
34 Roy Halladay, R ERA: 3.28	7.0		27	5	2	2	7	1	0	0	0	0	0	68	107	2.57	0.857										
37 Antonio Bastardo, L ERA: 2.45	1.0		4	0	0	0	0	1	1	0	0	0	0	11	22	0.00	1.000										
58 Jonathan Papelbon, R ERA: 3.0	1.0	L	6	2	3	3	2	1	0	0	0	0	1	22	30	27.00	3.000										
Batter	1	2	3	4	5	6	7	8	9	AB	R	H	RBI	BB	SO	LOB	BOTTOM										
11 Jimmy Rollins, S OBP: 0.278, SLG: 0.274										5	1	2	0	0	1	1	New York Mets @ Philadelphia Phillies Citizens Bank Park, Philadelphia, PA Mon May 07 2012, 7:09 PM - 10:10 PM EDT Att: 44,365 - Cloudy - 61 F										
15 John Mayberry Jr., R OBP: 0.215, SLG: 0.254										4	0	1	1	0	1	2											
8 Shane Victorino, S OBP: 0.305, SLG: 0.418										4	0	2	0	1	0	1											
3 Hunter Pence, R OBP: 0.306, SLG: 0.474										3	0	0	0	1	0	5											
24 Ty Wigginton, R OBP: 0.356, SLG: 0.400										4	0	1	0	0	2	4											
51 Carlos Ruiz, R OBP: 0.361, SLG: 0.563										2	1	1	0	2	0	0											
27 Placido Polanco, R OBP: 0.305, SLG: 0.320										3	0	1	1	0	1	1											
13 Freddy Galvis, S OBP: 0.215, SLG: 0.289										4	0	0	0	0	1	4											
34 Roy Halladay, R ERA: 3.28										2	0	0	0	0	1	2											
10 Justin Fierro, L ERA: 3.28										0	0	0	0	0	0	0											
37 Antonio Bastardo, R ERA: 2.45										0	0	0	0	0	0	0											
19 Laynce Nix, L ERA: 4.0										0	0	0	0	0	0	0											
31 Erik Kratz, R ERA: 4.0										1	0	0	0	0	1	2											
58 Jonathan Papelbon, R ERA: 3.0										0	0	0	0	0	0	0											
Inning Stats	R: 1 H: 2 E: 1 K: 1 S: 16	H: 2 LOB: 1 BB: 0 P: 25	R: 1 H: 1 E: 0 K: 2 S: 11	H: 1 LOB: 1 BB: 1 P: 24	R: 0 H: 0 E: 0 K: 0 S: 8	H: 0 LOB: 1 BB: 1 P: 15	R: 0 H: 0 E: 0 K: 1 S: 8	H: 0 LOB: 1 BB: 1 P: 16	R: 0 H: 1 E: 0 K: 1 S: 14	H: 1 LOB: 2 BB: 1 P: 21	R: 0 H: 0 E: 0 K: 1 S: 9	H: 0 LOB: 0 BB: 0 P: 15	R: 0 H: 2 E: 0 K: 0 S: 8	H: 2 LOB: 2 BB: 1 P: 15	R: 0 H: 2 E: 0 K: 1 S: 10	H: 2 LOB: 2 BB: 0 P: 17	R: 0 H: 0 E: 0 K: 1 S: 5	H: 0 LOB: 0 BB: 0 P: 5	1B: 6 2B: 3 HR: 0	SF: 1 SAC: 1 DP: 1 HBP: 0	WP: 0 PA: 39 PB: 0 SB: 0 CS: 0						
PITCHER	IP	WLS	BF	H	R	ER	SO	BB	IBB	HBP	BLK	WP	HR	S	P	ERA	WHIP										
49 Jonathon Niese, L ERA: 4.01	5.0		23	4	2	2	5	4	0	0	0	0	0	9	15	0.00	0.000										
46 Manny Acosta, R ERA: 5.0	1.0		3	0	0	0	1	0	0	0	0	0	0	15	26	0.00	3.000										
39 Bobby Parnell, R ERA: 2.51	1.2		9	4	0	0	0	1	0	0	0	0	0	15	26	0.00	3.000										
40 Tim Byrdak, L ERA: 4.0	0.1	W	1	0	0	0	1	0	0	0	0	0	0	3	6	0.00	0.000										
48 Frank Francisco, R ERA: 5.54	1.0	S	3	0	0	0	1	0	0	0	0	0	0	5	5	0.00	0.000										

Batter	1	2	3	4	5	6	7	8	9	AB	R	H	RBI	BB	SO	LOB	TOP			
56 Andres Torres, S OBP: 0.405, SLG: 0.344	(1, 8) K		(1, 0) F7		(3, 2) G4-3		(1, 2) 9 1B		(1, 1) 9 SF7	5	2	2	0	0	1	1				
9 Kirk Nieuwenhuis, L OBP: 0.391, SLG: 0.440	(1, 7) BB			(1, 1) 5 F9	(3, 3) K2-3		(1, 3) 5 1B		(1, 1) SF7	3	2	2	2	1	1	1				
5 David Wright, R OBP: 0.479, SLG: 0.552	(1, 5) F9			(1, 1) F9		(0, 0) 28 G4-3	(1, 1) E4		(2, 2) K	5	1	2	1	0	1	3				
21 Lucas Duda, L OBP: 0.336, SLG: 0.398	(1, 9) K			(4, 1) 28 1B		(1, 3) K2-3	(2, 1) K2-3		(1, 1) 2H	4	0	2	2	1	2	2				
60 Jon Rauch, R	(9, 1) K								(2, 1) 2H	0	0	0	0	0	0	0				
28 Daniel Murphy, L OBP: 0.349, SLG: 0.367		(0, 0) F7		(1, 0) F7		(2, 1) G4-3	(2, 1) F8		(2, 2) G1-3	5	0	1	1	0	0	3				
29 Ike Davis, L OBP: 0.227, SLG: 0.265	(1, 3) G6-3			(1, 0) F8		(3, 3) K				4	0	0	0	0	1	3				
1 Jordany Valdespin, L OBP: 0.162, SLG: 0.490				(2, 2) F8						3	1	0	0	1	0	3				
4 Mike Nickeas, R OBP: 0.321, SLG: 0.250				(3, 2) L7		(2, 1) 56 G4-3	(1, 3) K		(2, 2) P3	3	0	0	0	0	1	2				
47 Miguel Batista, R				(0, 3) K		(0, 0) SH3-4				1	0	0	0	0	0	0				
46 Manny Acosta, R										0	0	0	0	0	0	0				
12 Scott Hairston, R										0	0	0	0	0	0	1				
52 Ramon E. Ramirez, R										0	0	0	0	0	0	0				
40 Tim Byrdak, L										0	0	0	0	0	0	0				
23 Mike Baxter, L										0	1	0	0	0	1	0				
Inning Stats	R: 0 E: 0 K: 2 S: 10	H: 0 LOB: 1 BB: 1 P: 20	R: 0 E: 0 K: 0 S: 4	H: 0 LOB: 0 BB: 0 P: 5	R: 0 E: 0 K: 1 S: 8	H: 0 LOB: 0 BB: 0 P: 12	R: 1 E: 0 K: 0 S: 10	H: 2 LOB: 2 BB: 0 P: 19	R: 0 E: 0 K: 2 S: 9	H: 1 LOB: 1 BB: 0 P: 15	R: 4 E: 1 K: 1 S: 20	H: 4 LOB: 1 BB: 1 P: 34	R: 0 E: 1 K: 0 S: 7	H: 0 LOB: 0 BB: 0 P: 14	R: 2 E: 0 K: 1 S: 14	H: 2 LOB: 1 BB: 1 P: 25	1B: 7 2B: 2 3B: 0 HR: 0	SF: 1 SAC: 1 DP: 0 HBP: 1	WP: 0 PB: 0 SB: 0 CS: 1	PA: 41
PITCHER	IP WLS BF H R ER SO BB IBB HBP BLK WP HR S P ERA WHIP															ERA WHIP				
56 Joe Blanton, R ERA: 3.24	(1, 1) 6.2 29 5 4 4 7 3 0 1 0 0 0 63 108 5.40 1.200															55 Joe Savery, L ERA: 4.5	(9, 1) 0.1 2 1 0 0 0 0 0 0 0 0 0 2 3 4.5 3.000			
50 Chad Qualls, R ERA: 3.48	(7, 1) 0.0 L 1 1 0 0 0 0 0 0 0 0 0 0 2 3 = =																			
37 Antonio Bastardo, L ERA: 2.25	(7, 1) 0.2 4 1 1 0 0 0 0 0 0 0 0 8 16 0.00 1.500																			
52 Jose Contreras, R ERA: 8.53	(8, 1) 0.2 1 0 0 0 0 0 0 0 0 0 0 3 6 0.00 0.000																			
44 Michael Schwimer, R ERA: 8.53	(9, 1) 0.2 4 1 2 2 1 1 0 0 0 0 0 9 17 27.00 3.000																			

New York Mets @ Philadelphia Phillies
 Citizens Bank Park, Philadelphia, PA
 Tue May 08 2012, 7:06 PM - 10:24 PM EDT
 Att: 43,821 - Overcast - 66 F

AB	34
R	7
H	9
RBI	6
BB	4
SO	8
LOB	19



Batter	1	2	3	4	5	6	7	8	9	AB	R	H	RBI	BB	SO	LOB	BOTTOM			
11 Jimmy Rollins, S OBP: 0.275, SLG: 0.264	(1, 6) L8			(3, 1) G4-6-3					(2, 2) G3	4	0	0	0	1	1	3				
10 Juan Pierre, L OBP: 0.396, SLG: 0.361	(1, 7) 3 HR			(0, 1) G4-3					(1, 2) 1B	5	1	2	0	0	1	2				
8 Shane Victorino, S OBP: 0.309, SLG: 0.421	(1, 8) P4			(2, 2) G4-3					(0, 1) F7	4	0	1	1	1	0	2				
3 Hunter Pence, R OBP: 0.302, SLG: 0.488	(1, 9) HR			(1, 1) F8					(0, 0) G5-3	5	1	1	2	0	0	4				
51 Carlos Ruiz, R OBP: 0.356, SLG: 0.560	(1, 2) 2B			(2, 2) G6-3					(0, 1) G4-3	4	0	1	0	0	0	1				
27 Placido Polanco, R OBP: 0.303, SLG: 0.317	(1, 5) G1-3			(1, 0) G6-3					(1, 2) 4 WP	4	0	1	0	0	0	1				
15 John Mayberry Jr., R OBP: 0.237, SLG: 0.269				(1, 1) E6					(1, 1) L4	4	1	2	0	0	0	1				
4 Pete Orr, L OBP: 0.324, SLG: 0.455				(3, 1) F7					(2, 1) 4 2B	4	1	2	1	0	1	2				
13 Freddy Galvis, S OBP: 0.215, SLG: 0.289				(2, 1) 8 2B					(3, 3) K	0	0	0	0	0	0	0				
56 Joe Blanton, R				(0, 3) K					(2, 0) F8	2	0	0	0	1	1	3				
50 Chad Qualls, R										0	0	0	0	0	0	0				
37 Antonio Bastardo, R										0	0	0	0	0	0	0				
52 Jose Contreras, R										0	0	0	0	0	0	0				
19 Laynce Nix, L										0	0	0	0	0	0	0				
24 Ty Wigington, R										0	0	0	0	0	0	0				
44 Michael Schwimer, R										0	0	0	0	0	0	0				
55 Joe Savery, L										0	0	0	0	0	0	0				
Inning Stats	R: 2 E: 0 K: 0 S: 16	H: 3 LOB: 1 BB: 0 P: 23	R: 2 E: 2 K: 1 S: 12	H: 2 LOB: 2 BB: 1 P: 23	R: 0 E: 0 K: 0 S: 8	H: 1 LOB: 0 BB: 0 P: 13	R: 0 E: 0 K: 0 S: 4	H: 0 LOB: 0 BB: 0 P: 11	R: 0 E: 0 K: 1 S: 12	H: 2 LOB: 2 BB: 0 P: 22	R: 0 E: 0 K: 1 S: 7	H: 0 LOB: 1 BB: 1 P: 12	R: 0 E: 0 K: 1 S: 9	H: 1 LOB: 1 BB: 0 P: 16	R: 0 E: 0 K: 0 S: 13	H: 1 LOB: 1 BB: 0 P: 16	1B: 6 2B: 3 3B: 0 HR: 1	SF: 0 SAC: 0 DP: 1 HBP: 0	WP: 2 PB: 0 SB: 0 CS: 0	PA: 40
PITCHER	IP WLS BF H R ER SO BB IBB HBP BLK WP HR S P ERA WHIP															ERA WHIP				
47 Miguel Batista, R ERA: 5.89	(1, 1) 5.1 26 8 4 2 1 2 0 0 0 0 0 5 10 3.38 1.875																			
46 Manny Acosta, R ERA: 8.59	(6, 1) 0.2 W 2 0 0 0 1 0 0 0 0 0 0 5 10 0.00 0.000																			
52 Ramon E. Ramirez, R ERA: 4.15	(7, 1) 1.2 H 7 1 0 0 2 1 0 0 0 2 0 15 25 0.00 1.200																			
40 Tim Byrdak, L ERA: 3.86	(8, 1) 0.1 H 1 0 0 0 0 0 0 0 0 0 0 1 3 0.00 0.000																			
60 Jon Rauch, R ERA: 2.7	(9, 1) 1.0 S 4 1 0 0 0 0 0 0 0 0 0 13 16 0.00 1.000																			

New York Mets @ Philadelphia Phillies
 Citizens Bank Park, Philadelphia, PA
 Tue May 08 2012, 7:06 PM - 10:24 PM EDT
 Att: 43,821 - Overcast - 66 F

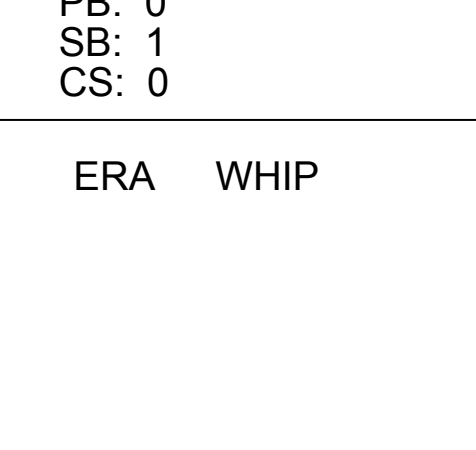
AB	37
R	4
H	10
RBI	4
BB	3
SO	4
LOB	20



Batter	1	2	3	4	5	6	7	8	9	AB	R	H	RBI	BB	SO	LOB	TOP							
56 Andres Torres, S OBP: 0.442, SLG: 0.452										3	1	2	2	0	2									
9 Kirk Nieuwenhuis, L OBP: 0.379, SLG: 0.431										5	0	1	1	1	2	4								
5 David Wright, R OBP: 0.498, SLG: 0.598										6	2	4	3	0	0	4								
21 Lucas Duda, L 77 D.J. Carrasco, R										6	0	3	0	0	1	3								
28 Daniel Murphy, L OBP: 0.361, SLG: 0.381										4	2	3	1	1	0	0								
29 Ika Davis, L OBP: 0.236, SLG: 0.325										5	0	0	0	0	2	8								
13 Ronny Cedeno, R OBP: 0.440, SLG: 0.316										5	2	1	1	0	1	5								
4 Mike Nickeas, R OBP: 0.333, SLG: 0.290										4	1	1	0	0	1	3								
43 R.A. Dickey, R 1 Jordany Valdeson, L 46 Manny Acosta, R 40 Tim Byrdak, L 39 Bobby Parnell, R 23 Mike Baxter, L										1	0	1	1	0	0	0								
Inning Stats	R: 1 E: 0 K: 1 S: 9	H: 1 LOB: 2 BB: 3 P: 25	R: 0 E: 0 K: 1 S: 10	H: 1 LOB: 1 BB: 0 P: 14	R: 1 E: 0 K: 1 S: 8	H: 1 LOB: 0 BB: 0 P: 11	R: 1 E: 1 K: 0 S: 18	H: 3 LOB: 3 BB: 0 P: 23	R: 3 E: 0 K: 1 S: 16	H: 3 LOB: 2 BB: 0 P: 30	R: 1 E: 0 K: 1 S: 16	H: 3 LOB: 2 BB: 0 P: 29	R: 0 E: 0 K: 1 S: 8	H: 0 LOB: 1 BB: 1 P: 15	R: 1 E: 0 K: 1 S: 13	H: 2 LOB: 1 BB: 0 P: 19	R: 1 E: 0 K: 0 S: 17	H: 2 LOB: 0 BB: 0 P: 29	1B: 13 2B: 2 3B: 0 HR: 1	SF: 0 SAC: 1 DP: 1 HBP: 2	WP: 1 PB: 0 SB: 1 CS: 0	PA: 49		
PITCHER	IP WLS BF H R ER SO BB IBB HBP BLK WP HR S P ERA WHIP	IP WLS BF H R ER SO BB IBB HBP BLK WP HR S P ERA WHIP	IP WLS BF H R ER SO BB IBB HBP BLK WP HR S P ERA WHIP	IP WLS BF H R ER SO BB IBB HBP BLK WP HR S P ERA WHIP	IP WLS BF H R ER SO BB IBB HBP BLK WP HR S P ERA WHIP	IP WLS BF H R ER SO BB IBB HBP BLK WP HR S P ERA WHIP	IP WLS BF H R ER SO BB IBB HBP BLK WP HR S P ERA WHIP	IP WLS BF H R ER SO BB IBB HBP BLK WP HR S P ERA WHIP	IP WLS BF H R ER SO BB IBB HBP BLK WP HR S P ERA WHIP	IP WLS BF H R ER SO BB IBB HBP BLK WP HR S P ERA WHIP	IP WLS BF H R ER SO BB IBB HBP BLK WP HR S P ERA WHIP	IP WLS BF H R ER SO BB IBB HBP BLK WP HR S P ERA WHIP	IP WLS BF H R ER SO BB IBB HBP BLK WP HR S P ERA WHIP	IP WLS BF H R ER SO BB IBB HBP BLK WP HR S P ERA WHIP	IP WLS BF H R ER SO BB IBB HBP BLK WP HR S P ERA WHIP	IP WLS BF H R ER SO BB IBB HBP BLK WP HR S P ERA WHIP	IP WLS BF H R ER SO BB IBB HBP BLK WP HR S P ERA WHIP	IP WLS BF H R ER SO BB IBB HBP BLK WP HR S P ERA WHIP	IP WLS BF H R ER SO BB IBB HBP BLK WP HR S P ERA WHIP	IP WLS BF H R ER SO BB IBB HBP BLK WP HR S P ERA WHIP	IP WLS BF H R ER SO BB IBB HBP BLK WP HR S P ERA WHIP	IP WLS BF H R ER SO BB IBB HBP BLK WP HR S P ERA WHIP	IP WLS BF H R ER SO BB IBB HBP BLK WP HR S P ERA WHIP	
7 José Reyes, S OBP: 0.336, SLG: 0.357										5	1	4	0	0	0	0								
12 Omar Infante, R 57 Chad Gaudin, R										3	0	1	0	0	0	1								
26 Austin Kearns, R 2 Hanley Ramirez, R										2	0	1	0	0	0	1								
5 Logan Morrison, L 58 Ryan Webb, R 31 Steve Cishek, R										4	2	2	0	0	1	3								
27 Giancarlo Stanton, R OBP: 0.333, SLG: 0.500										4	0	2	1	0	0	0								
15 Gaby Sanchez, R OBP: 0.250, SLG: 0.317										4	0	2	1	0	0	1								
1 Emilio Bonifacio, S OBP: 0.333, SLG: 0.246										3	0	0	0	1	0	2								
9 Brett Hayes, R 16 Kevin Mattison, L										3	0	0	0	0	0	4								
47 Ricky Nolasco, R 40 Mike Dunn, L 22 Donnie Murphy, R										1	0	0	0	0	0	0								
Inning Stats	R: 0 E: 0 K: 0 S: 6	H: 0 LOB: 0 BB: 0 P: 9	R: 1 E: 0 K: 0 S: 13	H: 3 LOB: 1 BB: 0 P: 16	R: 0 E: 0 K: 0 S: 11	H: 2 LOB: 2 BB: 0 P: 17	R: 0 E: 0 K: 0 S: 11	H: 1 LOB: 1 BB: 0 P: 17	R: 0 E: 0 K: 0 S: 8	H: 1 LOB: 0 BB: 0 P: 10	R: 1 E: 0 K: 0 S: 16	H: 2 LOB: 2 BB: 1 P: 26	R: 1 E: 0 K: 2 S: 11	H: 2 LOB: 1 BB: 0 P: 18	R: 0 E: 0 K: 0 S: 9	H: 0 LOB: 0 BB: 0 P: 11	R: 0 E: 0 K: 1 S: 13	H: 2 LOB: 2 BB: 0 P: 23	1B: 10 2B: 3 3B: 0 HR: 0	SF: 0 SAC: 0 DP: 1 HBP: 0	WP: 0 PB: 0 SB: 0 CS: 0	PA: 39		
PITCHER	IP WLS BF H R ER SO BB IBB HBP BLK WP HR S P ERA WHIP	IP WLS BF H R ER SO BB IBB HBP BLK WP HR S P ERA WHIP	IP WLS BF H R ER SO BB IBB HBP BLK WP HR S P ERA WHIP	IP WLS BF H R ER SO BB IBB HBP BLK WP HR S P ERA WHIP	IP WLS BF H R ER SO BB IBB HBP BLK WP HR S P ERA WHIP	IP WLS BF H R ER SO BB IBB HBP BLK WP HR S P ERA WHIP	IP WLS BF H R ER SO BB IBB HBP BLK WP HR S P ERA WHIP	IP WLS BF H R ER SO BB IBB HBP BLK WP HR S P ERA WHIP	IP WLS BF H R ER SO BB IBB HBP BLK WP HR S P ERA WHIP	IP WLS BF H R ER SO BB IBB HBP BLK WP HR S P ERA WHIP	IP WLS BF H R ER SO BB IBB HBP BLK WP HR S P ERA WHIP	IP WLS BF H R ER SO BB IBB HBP BLK WP HR S P ERA WHIP	IP WLS BF H R ER SO BB IBB HBP BLK WP HR S P ERA WHIP	IP WLS BF H R ER SO BB IBB HBP BLK WP HR S P ERA WHIP	IP WLS BF H R ER SO BB IBB HBP BLK WP HR S P ERA WHIP	IP WLS BF H R ER SO BB IBB HBP BLK WP HR S P ERA WHIP	IP WLS BF H R ER SO BB IBB HBP BLK WP HR S P ERA WHIP	IP WLS BF H R ER SO BB IBB HBP BLK WP HR S P ERA WHIP	IP WLS BF H R ER SO BB IBB HBP BLK WP HR S P ERA WHIP	IP WLS BF H R ER SO BB IBB HBP BLK WP HR S P ERA WHIP	IP WLS BF H R ER SO BB IBB HBP BLK WP HR S P ERA WHIP	IP WLS BF H R ER SO BB IBB HBP BLK WP HR S P ERA WHIP	IP WLS BF H R ER SO BB IBB HBP BLK WP HR S P ERA WHIP	IP WLS BF H R ER SO BB IBB HBP BLK WP HR S P ERA WHIP
43 R.A. Dickey, R 46 Manny Acosta, R 40 Tim Byrdak, L 39 Bobby Parnell, R 77 D.J. Carrasco, R	IP WLS BF H R ER SO BB IBB HBP BLK WP HR S P ERA WHIP	IP WLS BF H R ER SO BB IBB HBP BLK WP HR S P ERA WHIP	IP WLS BF H R ER SO BB IBB HBP BLK WP HR S P ERA WHIP	IP WLS BF H R ER SO BB IBB HBP BLK WP HR S P ERA WHIP	IP WLS BF H R ER SO BB IBB HBP BLK WP HR S P ERA WHIP	IP WLS BF H R ER SO BB IBB HBP BLK WP HR S P ERA WHIP	IP WLS BF H R ER SO BB IBB HBP BLK WP HR S P ERA WHIP	IP WLS BF H R ER SO BB IBB HBP BLK WP HR S P ERA WHIP	IP WLS BF H R ER SO BB IBB HBP BLK WP HR S P ERA WHIP	IP WLS BF H R ER SO BB IBB HBP BLK WP HR S P ERA WHIP	IP WLS BF H R ER SO BB IBB HBP BLK WP HR S P ERA WHIP	IP WLS BF H R ER SO BB IBB HBP BLK WP HR S P ERA WHIP	IP WLS BF H R ER SO BB IBB HBP BLK WP HR S P ERA WHIP	IP WLS BF H R ER SO BB IBB HBP BLK WP HR S P ERA WHIP	IP WLS BF H R ER SO BB IBB HBP BLK WP HR S P ERA WHIP	IP WLS BF H R ER SO BB IBB HBP BLK WP HR S P ERA WHIP	IP WLS BF H R ER SO BB IBB HBP BLK WP HR S P ERA WHIP	IP WLS BF H R ER SO BB IBB HBP BLK WP HR S P ERA WHIP	IP WLS BF H R ER SO BB IBB HBP BLK WP HR S P ERA WHIP	IP WLS BF H R ER SO BB IBB HBP BLK WP HR S P ERA WHIP	IP WLS BF H R ER SO BB IBB HBP BLK WP HR S P ERA WHIP	IP WLS BF H R ER SO BB IBB HBP BLK WP HR S P ERA WHIP	IP WLS BF H R ER SO BB IBB HBP BLK WP HR S P ERA WHIP	IP WLS BF H R ER SO BB IBB HBP BLK WP HR S P ERA WHIP

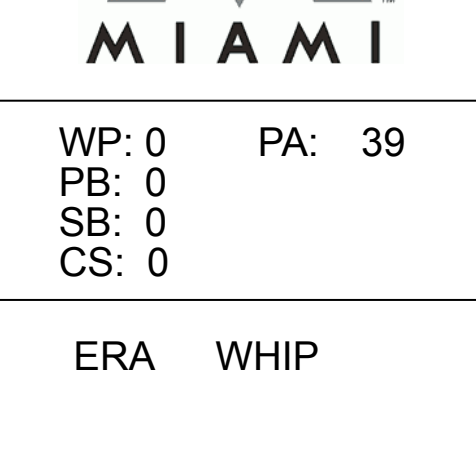
New York Mets @ Miami Marlins
Marlins Park, Miami, FL
Sat May 12 2012, 1:08 PM - 4:36 PM EDT
Att: 32,128 - Roof Closed - 77 F

AB 41
R 9
H 16
RBI 9
BB 4
SO 7
LOB 29



New York Mets @ Miami Marlins
Marlins Park, Miami, FL
Sat May 12 2012, 1:08 PM - 4:36 PM EDT
Att: 32,128 - Roof Closed - 77 F

AB 38
R 3
H 13
RBI 3
BB 1
SO 3
LOB 16



Batter	1	2	3	4	5	6	7	8	9	AB	R	H	RBI	BB	SO	LOB	TOP								
2 Nyjer Morgan, L (1,8) OBP: 0.264, SLG: 0.214 23 Rickie Weeks Jr., R (8,PH) OBP: 0.306, SLG: 0.259 57 Francisco Rodríguez, R (8,1)	G3		G4-3		F7			G5-3		3	0	0	0	0	0	1	Milwaukee Brewers @ New York Mets Citi Field, Flushing, NY Mon May 14 2012, 7:13 PM - 10:07 PM EDT Att: 20,061 - Overcast - 66 F livebaseballscorecards.com								
20 Jonathan Lucroy, R (1,2) OBP: 0.370, SLG: 0.475	G1-3 1B		L8			G5-3		G4-3		4	0	1	0	0	0	0									
8 Ryan Braun, R (1,7) OBP: 0.382, SLG: 0.624	G1-3		F9			K			1B 16 S	4	1	1	0	0	1	1									
16 Aramis Ramirez, R (1,5) OBP: 0.294, SLG: 0.395					K			G6-3		3	0	1	0	1	1	1									
1 Corey Hart, R (1,9) OBP: 0.324, SLG: 0.525					P4				1B 5 BB	4	0	1	1	0	2	3									
5 Taylor Green, L (1,3) OBP: 0.300, SLG: 0.389		E9 FC2-5 1B		G4-3						3	0	1	0	1	0	0									
14 Brooks Conrad, S (1,4)			K			G3		G4-3		4	0	0	0	0	2	3									
3 Cesar Izturis, S (1,6) OBP: 0.255, SLG: 0.271 9 George Kottaras, L (9,PH) OBP: 0.511, SLG: 0.613			FC2-5			L9			F9	3	0	1	0	0	0	1									
49 Yovani Gallardo, R (1,1) OBP: 0.067, SLG: 0.067 40 Jose Veras, R (7,1) OBP: 0.314, SLG: 0.370 7 Norichika Aoki, L (8,PH) OBP: 0.314, SLG: 0.370			F9		SH1-4			G5-3		1	0	0	0	0	0	1									
										0	0	0	0	0	0	0									
										1	0	0	0	0	0	0									
Inning Stats	R: 0 H: 1 E: 0 K: 1 S: 12	H: 1 BB: 1 P: 25	R: 0 H: 1 E: 1 K: 1 S: 8	H: 1 LOB: 1 BB: 0 P: 17	R: 0 H: 0 E: 0 K: 0 S: 7	H: 0 LOB: 0 BB: 0 P: 10	R: 0 H: 0 E: 0 K: 1 S: 10	H: 0 LOB: 0 BB: 0 P: 16	R: 0 H: 1 E: 0 K: 2 S: 10	H: 1 LOB: 1 BB: 0 P: 16	R: 0 H: 0 E: 0 K: 0 S: 10	H: 0 LOB: 0 BB: 0 P: 15	R: 0 H: 0 E: 0 K: 0 S: 6	H: 0 LOB: 0 BB: 0 P: 9	R: 1 H: 2 E: 0 K: 1 S: 13	H: 2 LOB: 2 BB: 1 P: 22	1B: 5 2B: 1 3B: 0 HR: 0	SF: 0 SAC: 1 DP: 0 HBP: 0	WP: 0 PB: 0 SB: 1 CS: 0	PA: 35					
PITCHER	IP	WLS	BF	H	R	ER	SO	BB	IBB	HBP	BLK	WP	HR	S	P	ERA	WHIP								
47 Miguel Batista, R (1,1) ERA: 4.26	7.0	W	26	4	0	0	5	1	0	0	0	0	0	64	108	0.00	0.714								
40 Tim Lincecum, L (8,1) ERA: 3.39	0.1	H	1	0	0	0	0	0	0	0	0	0	0	2	4	0.00	0.000								
39 Bobby Parnell, R (8,1) ERA: 2.16	0.2	H	2	0	0	0	0	0	0	0	0	0	0	4	5	0.00	0.000								
48 Frank Francisco, R (9,1) ERA: 8.99	1.0	S	6	2	1	1	1	1	0	0	0	0	0	13	22	9.00	3.000								

Batter	1	2	3	4	5	6	7	8	9	AB	R	H	RBI	BB	SO	LOB	BOTTOM								
56 Andres Torres, S (1,8) OBP: 0.393, SLG: 0.380	G6-3		G4-3							3	0	0	0	1	0	1	Milwaukee Brewers @ New York Mets Citi Field, Flushing, NY Mon May 14 2012, 7:13 PM - 10:07 PM EDT Att: 20,061 - Overcast - 66 F livebaseballscorecards.com								
9 Kirk Nieuwenhuis, L (1,7) OBP: 0.379, SLG: 0.422					K					3	1	0	0	1	1	1									
5 David Wright, R (1,5) OBP: 0.489, SLG: 0.593										3	1	1	0	1	1	2									
21 Lucas Duda, L (1,9) OBP: 0.346, SLG: 0.391										2	0	0	0	2	0	2									
28 Daniel Murphy, L (1,4) OBP: 0.375, SLG: 0.404										4	1	2	1	0	0	2									
29 Ike Davis, L (1,3) OBP: 0.227, SLG: 0.311										4	0	0	0	0	2	6									
13 Ronny Cedeno, R (1,6) OBP: 0.406, SLG: 0.250										3	0	0	1	0	1	1									
4 Mike Niekas, R (1,2) OBP: 0.333, SLG: 0.273										2	0	0	0	1	0	0									
47 Miguel Batista, R (1,1) ERA: 5.04 1 Jordany Valdespin, L (7,PH) OBP: 0.176, SLG: 0.313 40 Tim Byrdak, L (8,1) OBP: 0.314, SLG: 0.370 39 Bobby Parnell, R (8,1) OBP: 0.314, SLG: 0.370 48 Frank Francisco, R (9,1) ERA: 8.99										2	0	0	0	0	2	1									
										1	0	0	0	0	1	0									
										0	0	0	0	0	0	0									
										0	0	0	0	0	0	0									
										0	0	0	0	0	0	0									
Inning Stats	R: 1 H: 1 E: 0 K: 2 S: 13	H: 1 LOB: 2 BB: 2 P: 27	R: 0 H: 0 E: 0 K: 2 S: 10	H: 0 LOB: 1 BB: 1 P: 17	R: 0 H: 0 E: 0 K: 1 S: 9	H: 0 LOB: 2 BB: 2 P: 23	R: 0 H: 0 E: 0 K: 1 S: 9	H: 0 LOB: 0 BB: 0 P: 10	R: 0 H: 0 E: 0 K: 0 S: 12	H: 0 LOB: 1 BB: 1 P: 22	R: 1 H: 1 E: 0 K: 0 S: 8	H: 1 LOB: 0 BB: 0 P: 10	R: 0 H: 0 E: 0 K: 1 S: 7	H: 0 LOB: 0 BB: 0 P: 10	R: 1 H: 1 E: 1 K: 1 S: 17	H: 1 LOB: 1 BB: 0 P: 25	1B: 1 2B: 2 3B: 0 HR: 0	SF: 0 SAC: 1 DP: 0 HBP: 0	WP: 0 PB: 0 SB: 1 CS: 0	PA: 34					
PITCHER	IP	WLS	BF	H	R	ER	SO	BB	IBB	HBP	BLK	WP	HR	S	P	ERA	WHIP								
49 Yovani Gallardo, R (1,1) ERA: 5.04	6.0	L	26	2	2	2	6	6	0	0	0	0	0	61	109	3.00	1.333								
40 Jose Veras, R (7,1) ERA: 6.75	1.0		3	0	0	0	1	0	0	0	0	0	0	7	10	0.00	0.000								
57 Francisco Rodriguez, R (8,1) ERA: 4.96	1.0		5	1	1	0	1	0	0	0	0	0	0	17	25	0.00	1.000								

Batter	1	2	3	4	5	6	7	8	9	AB	R	H	RBI	BB	SO	LOB	TOP				
2 Zack Cozart, R OBP: 0.300, SLG: 0.410										5	0	1	1	0	1	2	Cincinnati Reds @ New York Mets Citi Field, Flushing, NY Wed May 16 2012, 7:12 PM - 10:02 PM EDT Att: 22,659 - Partly Cloudy - 71 F				
6 Drew Stubbs, R OBP: 0.285, SLG: 0.350										5	1	2	0	0	1	2					
19 Joey Votto, L OBP: 0.465, SLG: 0.574										3	1	1	0	1	0	1					
4 Brandon Phillips, R OBP: 0.293, SLG: 0.357										4	1	1	1	0	0	1					
28 Chris Heisey, R OBP: 0.291, SLG: 0.346										4	0	0	0	0	1	3					
48 Ryan Ludwick, R OBP: 0.270, SLG: 0.329										2	0	0	0	1	0	0					
32 Jay Bruce, L OBP: 0.340, SLG: 0.631										0	0	0	1	0	0	0					
21 Todd Frazier, R OBP: 0.341, SLG: 0.659										4	2	2	3	0	2	2					
39 Devin Mesoraco, R OBP: 0.305, SLG: 0.294										4	0	1	0	0	2	0					
29 Ryan Hanigan, R OBP: 0.333, SLG: 0.351										0	0	0	0	0	0	0					
44 Mike Leake, R OBP: 0.333, SLG: 0.333										2	1	2	0	0	0	0					
33 Jose Arredondo, R										0	0	0	0	0	0	0					
54 Aroldis Chapman, L										0	0	0	0	0	0	0					
25 Mike Costanzo, L										1	0	0	0	0	0	0					
51 Sean Marshall, L										0	0	0	0	0	0	0					
Inning Stats	R: 0 E: 0 K: 0 S: 12	H: 1 LOB: 0 BB: 0 P: 15	R: 0 E: 0 K: 0 S: 9	H: 0 LOB: 0 BB: 0 P: 12	R: 1 E: 0 K: 1 S: 10	H: 2 LOB: 1 BB: 0 P: 16	R: 0 E: 0 K: 1 S: 13	H: 0 LOB: 2 BB: 2 P: 25	R: 0 E: 0 K: 1 S: 8	H: 0 LOB: 0 BB: 0 P: 13	R: 1 E: 0 K: 1 S: 11	H: 2 LOB: 1 BB: 0 P: 17	R: 4 E: 0 K: 1 S: 14	H: 4 LOB: 0 BB: 0 P: 15	R: 0 E: 0 K: 0 S: 5	H: 0 LOB: 0 BB: 0 P: 6	1B: 6 2B: 2 3B: 0 HR: 2	SF: 1 SAC: 1 DP: 1 HBP: 0	WP: 0 PB: 0 SB: 0 CS: 0	PA: 38	
PITCHER	IP	WLS	BF	H	R	ER	SO	BB	IBB	HBP	BLK	WP	HR	S	P	ERA	WHIP				
57 Johan Santana, L ERA: 2.89	6.2		27	6	2	2	5	2	0	0	0	0	1	71	107	2.70	1.200				
39 Bobby Farnell, R ERA: 2.12	0.1	H	1	0	0	0	1	0	0	0	0	0	0	3	5	0.00	0.000				
60 Jon Rauch, R ERA: 4.6	0.1	L	4	3	3	3	0	0	0	0	0	0	0	8	8	81.00	9.000				
40 Tim Byrdak, L ERA: 3.27	0.1		1	0	0	0	0	0	0	0	0	0	0	1	1	0.00	0.000				
77 D.J. Carrasco, R ERA: 7.35	1.1		5	1	1	1	1	0	0	0	0	0	1	10	12	6.75	0.750				

AB 34
R 6
H 10
RBI 6
BB 2
SO 7
LOB 11



Batter	1	2	3	4	5	6	7	8	9	AB	R	H	RBI	BB	SO	LOB	BOTTOM				
9 Kirk Nieuwenhuis, L OBP: 0.367, SLG: 0.407										4	0	1	0	0	2	0	Cincinnati Reds @ New York Mets Citi Field, Flushing, NY Wed May 16 2012, 7:12 PM - 10:02 PM EDT Att: 22,659 - Partly Cloudy - 71 F				
56 Andres Torres, S OBP: 0.364, SLG: 0.345										4	1	1	0	0	2	1					
23 Mike Baxter, L OBP: 0.459, SLG: 0.563										2	0	0	0	2	1	0					
5 David Wright, R OBP: 0.497, SLG: 0.598										4	1	3	1	0	1	0					
21 Lucas Duda, L OBP: 0.358, SLG: 0.402										4	1	0	0	0	0	5					
28 Daniel Murphy, L OBP: 0.367, SLG: 0.395										4	0	1	0	0	0	5					
29 Ike Davis, L OBP: 0.222, SLG: 0.310										4	0	1	1	0	1	2					
2 Justin Turner, R OBP: 0.265, SLG: 0.283										4	0	1	0	0	0	2					
4 Mike Nickeas, R OBP: 0.289, SLG: 0.231										3	0	0	1	0	2	1					
57 Johan Santana, L ERA: 2.89										3	0	0	0	0	0	2					
39 Bobby Farnell, R ERA: 2.12										0	0	0	0	0	0	0					
60 Jon Rauch, R ERA: 4.6										0	0	0	0	0	0	0					
40 Tim Byrdak, L ERA: 3.27										0	0	0	0	0	0	0					
77 D.J. Carrasco, R ERA: 7.35										1	0	1	0	0	0	0					
Inning Stats	R: 0 E: 0 K: 1 S: 12	H: 2 LOB: 2 BB: 1 P: 26	R: 0 E: 0 K: 1 S: 12	H: 1 LOB: 1 BB: 0 P: 18	R: 1 E: 0 K: 1 S: 10	H: 2 LOB: 2 BB: 1 P: 21	R: 0 E: 0 K: 0 S: 9	H: 0 LOB: 0 BB: 0 P: 14	R: 0 E: 0 K: 2 S: 10	H: 0 LOB: 0 BB: 0 P: 14	R: 2 E: 1 K: 0 S: 9	H: 2 LOB: 1 BB: 0 P: 12	R: 0 E: 0 K: 1 S: 7	H: 0 LOB: 0 BB: 0 P: 9	R: 0 E: 0 K: 1 S: 10	H: 1 LOB: 1 BB: 0 P: 17	1B: 7 2B: 1 3B: 0 HR: 0	SF: 0 SAC: 1 DP: 0 HBP: 0	WP: 0 PB: 0 SB: 1 CS: 1	PA: 37	
PITCHER	IP	WLS	BF	H	R	ER	SO	BB	IBB	HBP	BLK	WP	HR	S	P	ERA	WHIP				
44 Mike Leake, R ERA: 6.21	6.0		27	7	3	1	5	2	0	0	0	0	0	8	12	1.50	1.500				
33 Jose Arredondo, R ERA: 2.41	1.0	W	3	0	0	0	1	0	0	0	0	0	0	8	12	0.00	0.000				
54 Aroldis Chapman, L ERA: 2.41	1.0	H	3	0	0	0	2	0	0	0	0	0	0	7	9	0.00	0.000				
51 Sean Marshall, L ERA: 3.86	1.0	S	4	1	0	0	1	0	0	0	0	0	0	10	17	0.00	1.000				

AB 34
R 3
H 8
RBI 3
BB 2
SO 9
LOB 14



Batter	1	2	3	4	5	6	7	8	9	AB	R	H	RBI	BB	SO	LOB	TOP					
2 Zack Cozart, R OBP: 0.290, SLG: 0.396										5	0	0	0	0	2	3						
6 Drew Stubbs, R OBP: 0.277, SLG: 0.340										4	0	0	0	0	3	0						
19 Joey Votto, L OBP: 0.466, SLG: 0.595										4	1	2	1	0	0	0						
4 Brandon Phillips, R OBP: 0.299, SLG: 0.370										4	0	2	0	0	0	0						
32 Jay Bruce, L OBP: 0.331, SLG: 0.612										4	0	0	0	0	3	3						
48 Ryan Ludwick, R OBP: 0.280, SLG: 0.329										3	1	1	0	0	0	1						
21 Todd Frazier, R OBP: 0.354, SLG: 0.659										3	1	1	0	1	1	1						
29 Ryan Hanigan, R OBP: 0.369, SLG: 0.364										3	1	1	1	1	1	1						
55 Mat Latos, R 60 J.J. Hoover, R 25 Mike Costanzo, L 54 Aroldis Chapman, L 66 Logan Ondrusek, R 28 Chris Heisey, R										1	0	0	1	0	1	0						
Inning Stats	R: 0 E: 0 K: 1 S: 10	H: 0 LOB: 0 BB: 0 P: 12	R: 0 E: 0 K: 2 S: 13	H: 1 LOB: 1 BB: 0 P: 17	R: 0 E: 0 K: 1 S: 7	H: 0 LOB: 0 BB: 0 P: 9	R: 1 E: 0 K: 2 S: 13	H: 1 LOB: 0 BB: 0 P: 15	R: 3 E: 0 K: 2 S: 18	H: 1 LOB: 1 BB: 1 P: 29	R: 0 E: 0 K: 0 S: 8	H: 2 LOB: 1 BB: 0 P: 10	R: 0 E: 0 K: 2 S: 8	H: 1 LOB: 1 BB: 0 P: 14	R: 0 E: 0 K: 1 S: 9	H: 1 LOB: 2 BB: 1 P: 24	1B: 3 2B: 5 3B: 0 HR: 1	SF: 1 SAC: 0 DP: 1 HBP: 1	WP: 0 PB: 2 SB: 0 CS: 0	PA: 37		
PITCHER	IP WLS BF H R ER SO BB IBB HBP BLK WP HR S P ERA WHIP															PITCHER	IP WLS BF H R ER SO BB IBB HBP BLK WP HR S P ERA WHIP					
43 R.A. Dickey, R ERA: 3.75	6.0	24	5	4	3	8	1	0	1	0	0	0	0	0	0	0	0	1	69	92	4.50	1.000
60 Jon Rauch, R ERA: 4.32	1.0	4	1	0	0	2	0	0	0	0	0	0	0	0	0	0	0	0	8	14	0.00	1.000
39 Bobby Parnell, R ERA: 2.0	1.0	W	4	1	0	0	1	0	0	0	0	0	0	0	0	0	0	0	9	15	0.00	1.000
48 Frank Francisco, R ERA: 8.04	1.0	5	1	0	0	0	1	0	0	0	0	0	0	0	0	0	0	0	13	24	0.00	2.000

Cincinnati Reds @ New York Mets
Citi Field, Flushing, NY
Thu May 17 2012, 1:13 PM - 4:36 PM EDT
Att: 29,943 - Sunny - 67 F

AB 33
R 4
H 8
RBI 3
BB 2
SO 11
LOB 10

Batter	1	2	3	4	5	6	7	8	9	AB	R	H	RBI	BB	SO	LOB	BOTTOM					
56 Andres Torres, S OBP: 0.352, SLG: 0.333										5	1	1	0	0	2	2						
9 Kirk Nieuwenhuis, L 60 Jon Rauch, R 16 Rob Johnson, R										4	0	1	0	0	2	3						
5 David Wright, R OBP: 0.513, SLG: 0.621										2	3	2	1	3	0	0						
21 Lucas Duda, L OBP: 0.360, SLG: 0.410										5	0	2	2	0	2	4						
28 Daniel Murphy, L OBP: 0.374, SLG: 0.404										4	1	2	0	1	0	3						
29 Ike Davis, L 2 Justin Turner, R										2	1	0	0	1	0	2						
13 Ronny Cedeno, R OBP: 0.375, SLG: 0.344										5	1	2	3	0	1	4						
4 Mike Nickeas, R 12 Scott Hairston, R 39 Bobby Parnell, L 1 Jordany Valdespin, L 48 Frank Francisco, R										2	0	0	0	0	2	2						
43 R.A. Dickey, R 23 Mike Baxter, L										2	0	0	0	0	1	0						
Inning Stats	R: 0 E: 0 K: 1 S: 15	H: 1 LOB: 1 BB: 0 P: 23	R: 0 E: 0 K: 1 S: 8	H: 1 LOB: 1 BB: 0 P: 12	R: 0 E: 0 K: 3 S: 14	H: 1 LOB: 2 BB: 1 P: 21	R: 0 E: 0 K: 1 S: 9	H: 1 LOB: 1 BB: 0 P: 12	R: 2 E: 0 K: 1 S: 16	H: 2 LOB: 1 BB: 1 P: 24	R: 1 E: 1 K: 1 S: 13	H: 1 LOB: 2 BB: 1 P: 25	R: 1 E: 1 K: 2 S: 21	H: 1 LOB: 3 BB: 2 P: 35	R: 5 E: 0 K: 1 S: 22	H: 4 LOB: 0 BB: 1 P: 34	1B: 7 2B: 4 3B: 0 HR: 1	SF: 2 SAC: 1 DP: 0 HBP: 0	WP: 1 PB: 0 SB: 2 CS: 0	PA: 44		
PITCHER	IP WLS BF H R ER SO BB IBB HBP BLK WP HR S P ERA WHIP															PITCHER	IP WLS BF H R ER SO BB IBB HBP BLK WP HR S P ERA WHIP					
55 Mat Latos, R ERA: 4.63	5.0	25	7	3	3	7	3	0	0	0	0	0	0	0	0	0	0	1	65	100	5.40	2.000
60 J.J. Hoover, R ERA: 0.96	1.0	H	4	0	0	0	1	0	0	0	0	0	0	0	0	0	0	0	10	17	0.00	0.000
54 Aroldis Chapman, L ERA: 0.96	1.0	B	7	1	1	0	2	2	0	0	0	0	0	0	0	0	0	0	21	35	0.00	3.000
66 Logan Ondrusek, R ERA: 2.76	1.0	L	8	4	5	5	1	0	1	0	0	1	22	34	45.00	4.000						

Cincinnati Reds @ New York Mets
Citi Field, Flushing, NY
Thu May 17 2012, 1:13 PM - 4:36 PM EDT
Att: 29,943 - Sunny - 67 F

AB 35
R 9
H 12
RBI 9
BB 6
SO 11
LOB 23

Batter	1	2	3	4	5	6	7	8	9	AB	R	H	RBI	BB	SO	LOB	TOP								
56 Andres Torres, S OBP: 0.368, SLG: 0.323	G5-3		G1-6-3		F9			G5-3		2	1	0	0	3	0	1	New York Mets @ Toronto Blue Jays Rogers Centre, Toronto, ON Fri May 18 2012, 7:09 PM - 10:02 PM EDT Att: 26,772 - Partly Cloudy - 59 F								
2 Justin Turner, R OBP: 0.288, SLG: 0.275	L4		G1-6-3		G4-6-3			G5-3		4	1	0	0	0	0	3									
5 David Wright, R OBP: 0.517, SLG: 0.622 1 Jordany Valdespin, L OBP: 0.143, SLG: 0.250			F7		F7			F8		3	0	1	0	0	0	0									
21 Lucas Duda, L OBP: 0.357, SLG: 0.400 4 Mike Nickeas, R OBP: 0.277, SLG: 0.220					K			K		3	1	0	0	1	3	1									
28 Daniel Murphy, L OBP: 0.377, SLG: 0.409					K			K		0	0	0	0	0	0	0									
12 Scott Hairston, R OBP: 0.304, SLG: 0.486					K			K		3	1	1	1	1	1	2									
9 Kirk Nieuwenhuis, L OBP: 0.354, SLG: 0.389					K			K		3	1	2	3	1	1	0									
16 Rob Johnson, R OBP: 0.385, SLG: 0.273					K			K		4	0	0	0	0	2	4									
13 Ronny Cedeno, R OBP: 0.364, SLG: 0.314					K			K		3	0	0	0	1	1	2									
Inning Stats	R: 0 E: 0 K: 1 S: 14	H: 1 LOB: 1 BB: 0 P: 20	R: 1 E: 0 K: 1 S: 9	H: 1 LOB: 1 BB: 1 P: 19	R: 0 E: 0 K: 0 S: 6	H: 0 LOB: 0 BB: 1 P: 12	R: 0 E: 0 K: 2 S: 11	H: 1 LOB: 2 BB: 1 P: 18	R: 0 E: 0 K: 0 S: 7	H: 0 LOB: 0 BB: 1 P: 14	R: 0 E: 0 K: 2 S: 13	H: 0 LOB: 0 BB: 2 P: 16	R: 0 E: 0 K: 1 S: 8	H: 0 LOB: 1 BB: 1 P: 15	R: 4 E: 0 K: 1 S: 13	H: 1 LOB: 0 BB: 2 P: 31		R: 0 E: 0 K: 0 S: 8	H: 0 LOB: 1 BB: 1 P: 16	1B: 0 2B: 3 HR: 1	SF: 0 SAC: 0 DP: 2 HBP: 1	WP: 0 PB: 0 SB: 0 CS: 0	PA: 38		
PITCHER	IP	WLS	BF	H	R	ER	SO	BB	IBB	HBP	BLK	WP	HR	S	P	ERA	WHIP								
24 Ricky Romero, L ERA: 3.84	6.0	W	23	3	1	1	6	4	0	0	0	0	0	60	95	1.50	1.167								
33 Carlos Villanueva, R ERA: 5.4	1.0		4	0	0	0	1	1	0	0	0	0	0	8	19	0.00	1.000								
46 Evan Crawford, L ERA: 6.75	0.1		3	0	2	2	0	1	0	1	0	0	0	4	13	54.00	3.000								
47 Luis Perez, L ERA: 3.15	0.2		4	1	2	2	1	1	0	0	0	0	1	9	18	27.00	3.000								
48 Francisco Cordero, R ERA: 7.04	1.0		4	0	0	0	0	1	0	0	0	0	0	8	16	0.00	1.000								

AB	29
R	5
H	4
RBI	5
BB	8
SO	8
LOB	18



Batter	1	2	3	4	5	6	7	8	9	AB	R	H	RBI	BB	SO	LOB	BOTTOM								
2 Kelly Johnson, L OBP: 0.364, SLG: 0.426 17 Omar Vizquel, S OBP: 0.174, SLG: 0.095	9 HR	19 1B	F7		K			F8		2	2	0	0	2	1	0	New York Mets @ Toronto Blue Jays Rogers Centre, Toronto, ON Fri May 18 2012, 7:09 PM - 10:02 PM EDT Att: 26,772 - Partly Cloudy - 59 F								
5 Yunel Escobar, R OBP: 0.299, SLG: 0.315	9 HR	K			F9			G6-3		5	2	2	0	0	1	1									
19 José Bautista, R OBP: 0.333, SLG: 0.441 28 Colby Rasmus, L OBP: 0.277, SLG: 0.338	1B	K			K			G6-3		3	1	1	1	1	2	2									
10 Edwin Encarnación, R OBP: 0.333, SLG: 0.586	K	F8			K			K		3	1	0	0	2	1	4									
9 J.P. Arencibia, R OBP: 0.294, SLG: 0.500	HR	K			K			P3		5	3	3	6	0	1	1									
8 Ben Francisco, R OBP: 0.257, SLG: 0.273	1B	P4			L7			F8		5	0	1	0	0	0	2									
14 Eric Thames, L OBP: 0.310, SLG: 0.398	K	K			K			K		5	1	2	1	0	3	1									
68 Yan Gomes, R OBP: 0.571, SLG: 1.200	HR	K			K			SF8		2	2	1	2	1	1	1									
11 Rajai Davis, R OBP: 0.340, SLG: 0.543	K	HR			K			F9		4	2	2	4	0	1	1									
Inning Stats	R: 3 E: 0 K: 3 S: 15	H: 3 LOB: 1 BB: 1 P: 26	R: 2 E: 0 K: 2 S: 17	H: 2 LOB: 1 BB: 1 P: 30	R: 3 E: 0 K: 1 S: 12	H: 3 LOB: 0 BB: 0 P: 21	R: 0 E: 0 K: 2 S: 11	H: 0 LOB: 1 BB: 1 P: 19	R: 2 E: 0 K: 2 S: 14	H: 1 LOB: 0 BB: 1 P: 23	R: 4 E: 0 K: 0 S: 14	H: 3 LOB: 1 BB: 2 P: 28	R: 0 E: 0 K: 0 S: 10	H: 0 LOB: 1 BB: 1 P: 21	R: 0 E: 0 K: 1 S: 7	H: 0 LOB: 0 BB: 0 P: 10		1B: 7 2B: 0 3B: 0 HR: 5	SF: 1 SAC: 0 DP: 0 HBP: 0	WP: 0 PB: 0 SB: 2 CS: 0	PA: 43				
PITCHER	IP	WLS	BF	H	R	ER	SO	BB	IBB	HBP	BLK	WP	HR	S	P	ERA	WHIP								
49 Jonathon Niese, L ERA: 4.85	3.0		19	8	8	8	6	2	0	0	0	0	1	29	55	22.50	3.000								
46 Manny Acosta, R ERA: 10.53	2.0		12	2	5	5	4	4	0	0	0	0	0	10	15	9.00	2.000								
52 Ramon E Ramirez, R ERA: 4.3	1.0		5	2	1	1	0	0	0	0	0	0	0	10	21	0.00	1.000								
73 Robert Carson, L ERA	1.0		4	0	0	0	0	1	0	0	0	0	0	10	21	0.00	1.000								
16 Rob Johnson, R ERA	1.0		3	0	0	0	1	0	0	0	0	0	0	7	10	0.00	0.000								

AB	35
R	14
H	12
RBI	14
BB	7
SO	11
LOB	13



Batter	1	2	3	4	5	6	7	8	9	AB	R	H	RBI	BB	SO	LOB	TOP			
56 Andres Torres, S (1,8) OBP: 0.350, SLG: 0.303	 C FF 91 B CH 81 S FF 94		 X FF 90			 C FF 92 B CH 83 S SL 86			 C FF 91 X	4	0	0	0	0	1	2				
23 Mike Baxter, L (1,10) OBP: 0.419, SLG: 0.514	 C FF 92 B CH 81 X FF 92			 B FS 88 F FS 83 X SL 86		 X FF 91			 F FF 92 B CH 77	4	0	1	0	0	0	0				
28 Daniel Murphy, L (1,4) OBP: 0.368, SLG: 0.399	 X FF 92			 C KC 79 B FC 76 S SL 86		 C FF 91 B FS 86 X SL 86			 D FS 86 C FF 95 B FF 95 X FF 97	4	0	0	0	0	1	1				
21 Lucas Duda, L (1,9) OBP: 0.356, SLG: 0.406		 C FF 91 X SL 87		 B FS 83 F FS 83 X FF 92		 B SL 84 B FS 83 F FS 83 X FF 94 X SL 86				3	0	1	0	0	0	0				
29 Ike Davis, L (1,3) OBP: 0.220, SLG: 0.298	 C KC 81 B FF 84 X FF 92			 B FS 89 F FF 92 X FF 94		 C KC 79 S SL 87				3	0	0	0	0	1	1				
2 Justin Turner, R (1,5) OBP: 0.254, SLG: 0.259	 F FF 92 C FF 92 X SL 87			 X SL 86				 C FF 90 B FF 91 F FF 96 T FF 97		3	0	0	0	0	1	0				
9 Kirk Nieuwenhuis, L (1,7) OBP: 0.347, SLG: 0.381			 B FF 89 C FF 90 S FS 85 S FS 85		 C FF 90 C KC 79 S FS 85			 C FF 91 X FS 87		3	0	0	0	0	2	0				
13 Ronny Cedeno, R (1,6) OBP: 0.362, SLG: 0.316			 C FF 90 X FS 86			 B FS 88 C FF 90 F FF 95		 C FF 93 B FC 84 F FF 91 F FF 97 X SL 86		3	0	1	0	0	1	0				
4 Mike Nickeas, R (1,2) OBP: 0.265, SLG: 0.209			 1 SAFE C FF 89 D SL 86 C FF 93		 X SL 90			 B FF 92		2	0	0	0	0	1	1				
12 Scott Hairston, R (9,PH) OBP: 0.313, SLG: 0.486										0	0	0	0	1	0	0				
Inning Stats	R: 0 E: 0 K: 1 S: 7	H: 0 LOB: 0 BB: 0 P: 10	R: 0 E: 0 K: 0 S: 8	H: 0 LOB: 0 BB: 0 P: 9	R: 0 E: 0 K: 2 S: 9	H: 1 LOB: 1 BB: 0 P: 13	R: 0 E: 0 K: 1 S: 8	H: 0 LOB: 0 BB: 0 P: 13	R: 0 E: 0 K: 1 S: 7	H: 0 LOB: 0 BB: 0 P: 8	R: 0 E: 0 K: 1 S: 12	H: 0 LOB: 1 BB: 0 P: 16	R: 0 E: 0 K: 1 S: 12	H: 0 LOB: 0 BB: 0 P: 15	R: 0 E: 0 K: 0 S: 6	H: 1 LOB: 1 BB: 1 P: 14	1B: 2 2B: 1 3B: 0 HR: 0	SF: 0 SAC: 0 DP: 0 HBP: 0	WP: 0 PB: 0 SB: 0 CS: 0	PA: 30
PITCHER 23 Brandon Morrow, R (1,1) ERA: 2.63	IP: 9.0 WLS: W BF: 30 H: 3 R: 0 ER: 0 SO: 8 BB: 1 IBB: 0 HBP: 0 BLK: 0 WP: 0 HR: 0 S: 76 P: 107 ERA: 0.00 WHIP: 0.444																			

New York Mets @ Toronto Blue Jays
Rogers Centre, Toronto, ON
Sat May 19 2012, 1:09 PM - 3:19 PM EDT
Att: 34,962 - Sunny - 63 F

AB 29
R 0
H 3
RBI 0
BB 1
SO 8
LOB 5



Batter	1	2	3	4	5	6	7	8	9	AB	R	H	RBI	BB	SO	LOB	BOTTOM			
2 Kelly Johnson, L (1,4) OBP: 0.367, SLG: 0.434	 B FF 89 C FF 80 B CH 81 X FF 91		 B FF 91 C CH 84 C CU 74 B FF 88 B FF 91 X CH 84		 B SL 90 F FF 90 B SL 91 X FF 90			 S SL 82 B SL 81 X SL 84		4	1	2	1	0	0	0				
5 Yunel Escobar, R (1,6) OBP: 0.303, SLG: 0.325	 C SL 84 B SL 84 C CU 77 X SL 85		 B CU 76 1 SAFE X FF 90		 D CU 76 1 SAFE B SL 89 F SL 88 X SL 88		 1-H 19 FC6.4	 B SL 86 B CH 85 X SL 86		4	0	2	1	0	0	1				
19 José Bautista, R (1,9) OBP: 0.326, SLG: 0.429	 B SL 86 B SL 86 C FF 92 B SL 84 X FF 93		 C FF 91 B SL 87 X SL 88		 D CU 76 1 SAFE B SL 89 F SL 88 X SL 88		 3-H 19 FC6.4	 C FF 90 S SL 86 X FC 93		4	0	0	0	0	0	3				
10 Edwin Encarnación, R (1,3) OBP: 0.337, SLG: 0.587		 B SL 85 C FF 92 X SL 94		 C FF 90 B CU 76 S FS 85 X SL 87		 X SL 87		 I IN 75 I IN 76 I IN 74		3	0	1	0	1	1	0				
9 J.P. Arencibia, R (1,10) OBP: 0.285, SLG: 0.483		 B SL 85 P SL 85 S SL 85		 B SL 86 X SL 87		 C FF 90 B SL 88 S CU 75		 B SL 87 2-3 S SL 86 S FF 91		4	0	0	0	0	3	3				
14 Eric Thames, L (1,7) OBP: 0.311, SLG: 0.392		 B SL 92 C CH 82 S SL 82 D SL 87		 C CU 76 B SL 90 F CH 84 B FF 82 X SL 88		 B CU 74 X FF 91		 S FF 88 P SL 86 B SL 86		2	0	0	0	1	0	0				
11 Rajai Davis, R (1,8) OBP: 0.321, SLG: 0.510		 2 SAFE B SL 84 S SL 84		 B SL 84 C KC 91 S SL 88		 S FF 88 P SL 86 B SL 86		 B FF 91 C CU 75 B FF 91 X CU 75		3	0	0	0	0	3	2				
68 Yan Gomes, R (1,5) OBP: 0.400, SLG: 0.750		 B SL 83 X SL 82		 C FF 92 X CU 76		 B FF 91 C CU 75 B FF 91 X CU 75		 C SL 86 F SL 86 S SL 87		3	0	0	0	0	0	2				
17 Omar Vizquel, S (8,5) OBP: 0.174, SLG: 0.095										0	0	0	0	0	0	0				
6 Jeff Mathis, R (1,2) OBP: 0.324, SLG: 0.483			 X SL 87		 C FF 92 X CU 76		 C SL 86 F SL 86 S SL 87			3	1	1	0	0	1	0				
Inning Stats	R: 0 E: 0 K: 0 S: 9	H: 0 LOB: 0 BB: 0 P: 16	R: 0 E: 0 K: 2 S: 15	H: 1 LOB: 2 BB: 1 P: 23	R: 0 E: 0 K: 0 S: 7	H: 1 LOB: 1 BB: 0 P: 13	R: 0 E: 0 K: 1 S: 9	H: 0 LOB: 0 BB: 0 P: 14	R: 2 E: 1 K: 1 S: 13	H: 3 LOB: 1 BB: 0 P: 18	R: 0 E: 0 K: 1 S: 5	H: 0 LOB: 0 BB: 0 P: 7	R: 0 E: 0 K: 2 S: 9	H: 0 LOB: 0 BB: 0 P: 13	R: 0 E: 0 K: 1 S: 12	H: 1 LOB: 2 BB: 1 P: 22	1B: 3 2B: 3 3B: 0 HR: 0	SF: 0 SAC: 0 DP: 0 HBP: 0	WP: 0 PB: 0 SB: 0 CS: 0	PA: 32
PITCHER 47 Miguel Batista, R (1,1) ERA: 3.95 53 Jeremy Hefner, R (3,1) ERA: 2.25 40 Tim Lincecum, L (8,1) ERA: 3.18 60 Jon Rauch, R (8,1) ERA: 4.15	IP: 2.0 WLS: L BF: 19 H: 4 R: 2 ER: 2 SO: 5 BB: 0 IBB: 0 HBP: 0 BLK: 0 WP: 0 HR: 0 S: 24 P: 65 ERA: 3.60 WHIP: 0.800																			

New York Mets @ Toronto Blue Jays
Rogers Centre, Toronto, ON
Sat May 19 2012, 1:09 PM - 3:19 PM EDT
Att: 34,962 - Sunny - 63 F

AB 30
R 2
H 6
RBI 2
BB 2
SO 8
LOB 11



Batter	1	2	3	4	5	6	7	8	9	AB	R	H	RBI	BB	SO	LOB	TOP					
56 Andres Torres, S OBP: 0.341, SLG: 0.286										4	1	0	0	1	1	4						
23 Mike Baxter, L OBP: 0.436, SLG: 0.610										4	2	3	1	1	0	0						
5 David Wright, R OBP: 0.513, SLG: 0.626										4	1	2	2	1	2	4						
21 Lucas Duda, L OBP: 0.351, SLG: 0.394										4	1	0	0	1	1	4						
28 Daniel Murphy, L OBP: 0.364, SLG: 0.393										5	0	1	1	0	1	3						
9 Kirk Nieuwenhuis, L OBP: 0.359, SLG: 0.387										3	0	1	1	2	1	1						
29 Ike Davis, L OBP: 0.221, SLG: 0.304										4	0	1	1	0	0	3						
12 Scott Hairston, R OBP: 0.309, SLG: 0.480										1	0	0	0	1	2							
2 Justin Turner, R OBP: 0.254, SLG: 0.259										0	0	0	0	0	0							
13 Ronny Cedeno, R OBP: 0.365, SLG: 0.326										5	1	2	0	0	1	4						
16 Rob Johnson, R OBP: 0.412, SLG: 0.400										4	0	2	0	0	1	1						
Inning Stats	R: 3 E: 0 K: 1 S: 16	H: 3 LOB: 1 BB: 1 P: 25	R: 1 E: 0 K: 1 S: 11	H: 2 LOB: 1 BB: 0 P: 18	R: 0 E: 0 K: 1 S: 7	H: 0 LOB: 0 BB: 0 P: 13	R: 0 E: 0 K: 0 S: 7	H: 1 LOB: 1 BB: 0 P: 7	R: 2 E: 0 K: 1 S: 19	H: 3 LOB: 2 BB: 1 P: 27	R: 0 E: 0 K: 1 S: 7	H: 0 LOB: 0 BB: 0 P: 12	R: 0 E: 0 K: 1 S: 12	H: 0 LOB: 1 BB: 1 P: 22	R: 0 E: 0 K: 2 S: 12	H: 3 LOB: 3 BB: 2 P: 21	R: 0 E: 0 K: 2 S: 11	H: 0 LOB: 2 BB: 2 P: 21	1B: 6 2B: 5 3B: 1 HR: 0	SF: 0 SAC: 0 DP: 0 HBP: 0	WP: 0 PB: 1 SB: 0 CS: 0	PA: 44
PITCHER	IP WLS BF H R ER SO BB IBB HBP BLK WP HR S P ERA WHIP	5.0 L 26 9 6 6 3 2 0 0 0 0 0 60 90 10.80 2.200	6.1 2.0 7 0 0 0 2 1 0 0 0 0 12 21 0.00 0.500	8.1 1.0 6 3 0 0 2 1 0 0 0 0 8 18 0.00 3.000	9.1 0.1 1 0 0 0 1 0 0 0 0 0 3 3 0.00 0.000																	

New York Mets @ Toronto Blue Jays
Rogers Centre, Toronto, ON
Sun May 20 2012, 1:08 PM - 4:23 PM EDT
Att: 41,867 - Sunny - 79 F

AB	38
R	6
H	12
RBI	6
BB	6
SO	9
LOB	26



Batter	1	2	3	4	5	6	7	8	9	AB	R	H	RBI	BB	SO	LOB	BOTTOM					
2 Kelly Johnson, L OBP: 0.363, SLG: 0.427										5	0	1	0	0	2	5						
5 Yunel Escobar, R OBP: 0.306, SLG: 0.320										3	0	0	0	2	0	3						
19 José Bautista, R OBP: 0.333, SLG: 0.454										5	1	3	2	0	1	3						
10 Edwin Encarnación, R OBP: 0.328, SLG: 0.569										5	0	0	0	0	2	5						
9 J.P. Arencibia, R OBP: 0.289, SLG: 0.488										5	1	2	0	0	1	4						
14 Eric Thames, L OBP: 0.307, SLG: 0.392										5	1	1	1	0	2	3						
8 Ben Francisco, R OBP: 0.270, SLG: 0.285											1	1	0	0	1	0	0					
11 Rajai Davis, R OBP: 0.309, SLG: 0.490											3	0	1	1	1	0	1					
28 Colby Rasmus, L OBP: 0.283, SLG: 0.338											2	1	1	1	1	1	1					
68 Yan Gomes, R OBP: 0.500, SLG: 0.700											2	1	1	1	1	1	1					
Inning Stats	R: 0 E: 1 K: 2 S: 14	H: 1 LOB: 2 BB: 1 P: 23	R: 1 E: 0 K: 0 S: 9	H: 1 LOB: 2 BB: 2 P: 19	R: 1 E: 0 K: 1 S: 8	H: 1 LOB: 0 BB: 0 P: 16	R: 0 E: 0 K: 1 S: 8	H: 0 LOB: 1 BB: 1 P: 17	R: 0 E: 0 K: 0 S: 6	H: 0 LOB: 0 BB: 0 P: 10	R: 0 E: 0 K: 1 S: 12	H: 1 LOB: 1 BB: 0 P: 16	R: 1 E: 0 K: 1 S: 12	H: 1 LOB: 1 BB: 0 P: 14	R: 2 E: 0 K: 1 S: 14	H: 3 LOB: 1 BB: 0 P: 22	R: 0 E: 0 K: 3 S: 15	H: 1 LOB: 2 BB: 1 P: 25	1B: 6 2B: 2 3B: 0 HR: 1	SF: 0 SAC: 0 DP: 1 HBP: 1	WP: 0 PB: 0 SB: 0 CS: 0	PA: 42
PITCHER	IP WLS BF H R ER SO BB IBB HBP BLK WP HR S P ERA WHIP	6.2 W 30 6 3 3 3 4 0 0 0 0 0 67 113 4.05 1.350	7.1 1.0 H 6 3 2 2 0 0 0 0 0 0 0 13 19 18.00 3.000	8.1 0.1 H 1 0 0 0 0 0 0 0 0 0 0 3 5 0.00 0.000	9.1 1.0 S 5 1 0 0 3 1 0 0 0 0 0 15 25 0.00 2.000																	

New York Mets @ Toronto Blue Jays
Rogers Centre, Toronto, ON
Sun May 20 2012, 1:08 PM - 4:23 PM EDT
Att: 41,867 - Sunny - 79 F

AB	36
R	5
H	9
RBI	5
BB	5
SO	10
LOB	27



Batter	1	2	3	4	5	6	7	8	9	AB	R	H	RBI	BB	SO	LOB	TOP										
56 Andres Torres, S (1,8) OBP: 0.333, SLG: 0.270 60 Jon Rauch, R (8,1)										4	1	0	0	1	2	2											
2 Justin Turner, R (1,4) OBP: 0.270, SLG: 0.263 28 Daniel Murphy, L (9,PH)										3	0	1	2	1	0	0											
5 David Wright, R (1,5) OBP: 0.515, SLG: 0.622										4	0	2	1	1	0	0											
12 Scott Hairston, R (1,7) OBP: 0.298, SLG: 0.462 29 Ike Davis, L (6,3)										3	0	0	0	0	0	3											
21 Lucas Duda, L (1,9) OBP: 0.348, SLG: 0.390										4	0	1	0	0	1	2											
33 Vinny Rottino, R (1,3) OBP: 0.153, SLG: 0.143 9 Kirk Nieuwenhuis, L (8,PH)										3	1	1	0	0	0	1											
13 Ronny Cedeno, R (1,6) OBP: 0.375, SLG: 0.362										4	1	2	1	0	1	1											
4 Mike Nickeas, R (1,2) OBP: 0.264, SLG: 0.196										3	1	0	0	1	2	2											
57 Johan Santana, L (1,1) OBP: 0.063, SLG: 0.063 39 Bobby Parnell, R (7,1) 40 Tim Lincecum, L (7,1) 23 Mike Baxter, L (8,PH)										2	0	0	0	0	1	0											
Inning Stats	R: 0 E: 0 K: 1 S: 12	H: 0 LOB: 1 BB: 1 P: 21	R: 4 E: 0 K: 0 S: 15	H: 4 LOB: 2 BB: 2 P: 30	R: 0 E: 0 K: 2 S: 12	H: 1 LOB: 1 BB: 0 P: 20	R: 0 E: 0 K: 1 S: 8	H: 0 LOB: 0 BB: 0 P: 13	R: 0 E: 0 K: 2 S: 9	H: 0 LOB: 0 BB: 0 P: 11	R: 0 E: 0 K: 1 S: 12	H: 1 LOB: 2 BB: 1 P: 20	R: 0 E: 0 K: 1 S: 16	H: 1 LOB: 2 BB: 1 P: 25	R: 0 E: 0 K: 1 S: 9	H: 0 LOB: 0 BB: 0 P: 13	1B: 7 2B: 1 3B: 0 HR: 0	SF: 0 SAC: 1 DP: 0 HBP: 0	WP: 1 PB: 0 SB: 0 CS: 0	PA: 40							
PITCHER	IP	WLS	BF	H	R	ER	SO	BB	IBB	HBP	BLK	WP	HR	S	P	ERA	WHIP										
45 Erik Bedard, L (1,1) ERA: 3.52	5.0		24	6	4	4	4	3	0	0	0	0	0	54	97	7.20	1.800										
30 Chris Resop, R (6,1) ERA: 3.95	1.1		6	1	0	0	2	1	0	0	0	0	0	16	24	0.00	1.500										
44 Tony Watson, L (7,1) ERA: 3.6	0.2		2	0	0	0	1	0	0	0	0	0	0	5	7	0.00	0.000										
48 Jared Hughes, R (8,1) ERA: 1.19	1.0	W	5	1	0	0	1	0	1	0	0	1	0	16	25	0.00	1.000										
52 Joel Hanrahan, R (9,1) ERA: 2.87	1.0	S	3	0	0	0	1	0	0	0	0	0	0	9	13	0.00	0.000										
Batter	1	2	3	4	5	6	7	8	9	AB	R	H	RBI	BB	SO	LOB	BOTTOM										
31 Jose Tabata, R (1,7) OBP: 0.273, SLG: 0.333										3	0	0	0	1	0	1											
5 Josh Harrison, R (1,9) OBP: 0.298, SLG: 0.426 52 Joel Hanrahan, R (9,1)										4	1	1	0	0	0	1											
22 Andrew McCutchen, R (1,8) OBP: 0.389, SLG: 0.556										4	1	2	1	0	1	2											
24 Pedro Alvarez, L (1,5)										4	0	1	1	0	1	3											
18 Neil Walker, S (1,4) OBP: 0.308, SLG: 0.342										4	1	1	0	0	1	1											
14 Casey McGehee, R (1,3) OBP: 0.278, SLG: 0.253										4	0	0	0	0	2	3											
12 Clint Barmes, R (1,6) OBP: 0.200, SLG: 0.285										2	1	1	1	1	1	0											
55 Michael McKenry, R (1,2) OBP: 0.278, SLG: 0.417										4	1	1	2	0	2	3											
45 Erik Bedard, L (1,1) OBP: 0.133, SLG: 0.133 62 Carlos Hernandez, R (5,PH) 30 Chris Resop, R (6,1) 44 Tony Watson, L (7,1) 36 Yamaico Navarro, R (7,PH) 48 Jared Hughes, R (8,1) 2 Nate McLouth, L (9,7)										1	0	1	0	0	0	0											
Inning Stats	R: 0 E: 0 K: 0 S: 7	H: 1 LOB: 1 BB: 0 P: 9	R: 0 E: 0 K: 3 S: 10	H: 0 LOB: 0 BB: 0 P: 16	R: 0 E: 0 K: 1 S: 8	H: 1 LOB: 0 BB: 0 P: 12	R: 2 E: 1 K: 0 S: 10	H: 3 LOB: 2 BB: 1 P: 19	R: 0 E: 0 K: 1 S: 6	H: 0 LOB: 0 BB: 0 P: 11	R: 0 E: 0 K: 1 S: 8	H: 1 LOB: 1 BB: 0 P: 14	R: 2 E: 1 K: 3 S: 15	H: 2 LOB: 2 BB: 1 P: 27	R: 1 E: 1 K: 1 S: 12	H: 0 LOB: 0 BB: 0 P: 14	1B: 3 2B: 4 3B: 0 HR: 1	SF: 1 SAC: 0 DP: 2 HBP: 0	WP: 0 PB: 0 SB: 0 CS: 0	PA: 35							
PITCHER	IP	WLS	BF	H	R	ER	SO	BB	IBB	HBP	BLK	WP	HR	S	P	ERA	WHIP										
57 Johan Santana, L (1,1) ERA: 3.24	6.1		28	8	4	4	7	2	0	0	0	0	0	56	96	5.68	1.579										
39 Bobby Parnell, R (7,1) ERA: 2.79	0.1		2	0	0	0	1	0	0	0	0	0	0	5	7	0.00	0.000										
40 Tim Byrdak, L (7,1) ERA: 3.0	0.1		1	0	0	0	1	0	0	0	0	0	0	3	5	0.00	0.000										
60 Jon Rauch, R (8,1) ERA: 3.93	1.0	L	4	0	1	0	1	0	0	0	0	0	0	12	14	0.00	0.000										

New York Mets @ Pittsburgh Pirates
PNC Park, Pittsburgh, PA
Mon May 21 2012, 7:08 PM - 10:06 PM EDT
Att: 14,556 - Partly Cloudy - 76 F

AB	34
R	4
H	8
RBI	4
BB	5
SO	9
LOB	13



New York Mets @ Pittsburgh Pirates
PNC Park, Pittsburgh, PA
Mon May 21 2012, 7:08 PM - 10:06 PM EDT
Att: 14,556 - Partly Cloudy - 76 F

AB	32
R	5
H	8
RBI	5
BB	2
SO	10
LOB	14



Batter	1	2	3	4	5	6	7	8	9	AB	R	H	RBI	BB	SO	LOB	TOP					
23 Mike Baxter, L (1,7) OBP: 0.453, SLG: 0.600										4	1	1	0	0	2	1						
9 Kirk Nieuwenhuis, L (1,8) OBP: 0.363, SLG: 0.930										3	1	1	0	1	1	0						
5 David Wright, R (1,5) OBP: 0.503, SLG: 0.604										4	0	0	0	0	3	3						
21 Lucas Duda, L (1,9) OBP: 0.346, SLG: 0.386										4	0	1	1	0	0	0						
28 Daniel Murphy, L (1,4) OBP: 0.359, SLG: 0.383										3	1	0	0	1	1	1						
29 Ike Davis, L (1,3) OBP: 0.212, SLG: 0.291										4	0	0	0	0	2	3						
13 Ronny Cedeno, R (1,6) OBP: 0.400, SLG: 0.380										3	0	2	0	1	0	0						
4 Mike Nickeas, R (1,2) OBP: 0.263, SLG: 0.200										4	0	1	1	0	0	2						
43 R.A. Dickey, R (1,1) OBP: 0.167, SLG: 0.118										1	0	0	0	0	0	0						
56 Andres Torres, S (8,Ph) OBP: 0.330, SLG: 0.287										1	0	0	0	0	1	0						
60 Jon Rauch, R (8,1) ERA: 4.29										0	0	0	0	0	0	0						
40 Tim Byrdak, L (8,1) ERA: 2.92										0	0	0	0	0	0	0						
12 Scott Hairston, R (9,Ph) OBP: 0.248, SLG: 0.349										1	0	0	0	0	0	0						
48 Frank Francisco, R (9,1) ERA: 7.13										0	0	0	0	0	0	0						
Inning Stats	R: 0 H: 0 E: 0 K: 3 S: 9	H: 0 LOB: 0 BB: 0 P: 14	R: 1 H: 1 E: 0 K: 1 S: 8	H: 1 LOB: 2 BB: 2 P: 19	R: 0 H: 1 E: 0 K: 2 S: 15	H: 1 LOB: 0 BB: 0 P: 17	R: 0 H: 0 E: 0 K: 1 S: 11	H: 0 LOB: 0 BB: 0 P: 12	R: 0 H: 1 E: 0 K: 0 S: 10	H: 1 LOB: 1 BB: 0 P: 16	R: 0 H: 0 E: 0 K: 0 S: 7	H: 0 LOB: 0 BB: 0 P: 12	R: 0 H: 1 E: 0 K: 1 S: 11	H: 1 LOB: 1 BB: 0 P: 14	R: 2 H: 2 E: 1 K: 2 S: 17	H: 2 LOB: 2 BB: 1 P: 30	R: 0 H: 0 E: 0 K: 0 S: 9	H: 0 LOB: 0 BB: 0 P: 11	1B: 5 2B: 1 3B: 0 HR: 0	SF: 0 SAC: 1 DP: 0 HBP: 0	WP: 0 PB: 0 SB: 0 CS: 0	PA: 36
PITCHER	IP	WLS	BF	H	R	ER	SO	BB	IBB	HBP	BLK	WP	HR	S	P	ERA	WHIP					
53 James McDonald, R (1,1) ERA: 2.51	7.0		26	4	1	1	8	2	0	0	0	0	0	71	104	1.29	0.857					
37 Juan Cruz, R (8,1) ERA: 1.09	0.2	L	5	2	2	1	2	1	0	0	0	0	0	14	27	13.50	4.500					
30 Chris Resop, R (8,1) ERA: 3.15	1.1		5	0	0	0	0	0	0	0	0	0	0	12	14	0.00	0.000					

New York Mets @ Pittsburgh Pirates
PNC Park, Pittsburgh, PA
Tue May 22 2012, 7:07 PM - 9:42 PM EDT
Att: 15,794 - Overcast - 75 F

AB	32
R	3
H	6
RBI	2
BB	3
SO	10
LOB	10



Batter	1	2	3	4	5	6	7	8	9	AB	R	H	RBI	BB	SO	LOB	BOTTOM					
31 Jose Tabata, R (1,7) OBP: 0.272, SLG: 0.338										4	1	1	0	0	2	0						
5 Josh Harrison, R (1,9) OBP: 0.311, SLG: 0.483										4	1	2	0	0	0	1						
22 Andrew McCutchen, R (1,8) OBP: 0.394, SLG: 0.551										3	0	1	2	0	1	1						
24 Pedro Alvarez, L (1,5) OBP: 0.268, SLG: 0.422										4	0	1	0	0	1	2						
18 Neil Walker, S (1,4) OBP: 0.307, SLG: 0.340										4	0	1	0	0	2	1						
46 Garrett Jones, L (1,3) OBP: 0.242, SLG: 0.411										4	0	0	0	0	3	1						
26 Rod Barajas, R (1,2) OBP: 0.265, SLG: 0.411										4	0	1	0	0	2	1						
12 Clint Barmes, R (1,6) OBP: 0.195, SLG: 0.278										3	0	0	0	0	0	2						
30 Chris Resop, R (8,1) ERA: 3.15										0	0	0	0	0	0	0						
53 James McDonald, L (1,1) OBP: 0.167, SLG: 0.118										2	0	0	0	0	2	1						
37 Juan Cruz, R (8,1) ERA: 1.09										0	0	0	0	0	0	0						
2 Nate McLouth, L (8,7) OBP: 0.210, SLG: 0.175										1	0	0	0	0	0	0						
Inning Stats	R: 0 H: 1 E: 0 K: 1 S: 11	H: 1 LOB: 1 BB: 0 P: 13	R: 0 H: 1 E: 0 K: 1 S: 11	H: 1 LOB: 0 BB: 0 P: 16	R: 0 H: 0 E: 0 K: 1 S: 6	H: 0 LOB: 0 BB: 0 P: 9	R: 0 H: 0 E: 0 K: 2 S: 9	H: 0 LOB: 0 BB: 0 P: 11	R: 0 H: 1 E: 0 K: 2 S: 12	H: 1 LOB: 1 BB: 0 P: 16	R: 1 H: 2 E: 0 K: 2 S: 12	H: 2 LOB: 1 BB: 0 P: 16	R: 0 H: 0 E: 0 K: 2 S: 7	H: 0 LOB: 0 BB: 0 P: 8	R: 1 H: 2 E: 0 K: 1 S: 15	H: 2 LOB: 1 BB: 0 P: 20	R: 0 H: 0 E: 0 K: 1 S: 8	H: 0 LOB: 0 BB: 0 P: 10	1B: 3 2B: 3 3B: 1 HR: 0	SF: 1 SAC: 0 DP: 0 HBP: 0	WP: 0 PB: 0 SB: 1 CS: 0	PA: 34
PITCHER	IP	WLS	BF	H	R	ER	SO	BB	IBB	HBP	BLK	WP	HR	S	P	ERA	WHIP					
43 R.A. Dickey, R (1,1) ERA: 3.45	7.0		26	5	1	1	11	0	0	0	0	0	0	68	115	1.29	0.714					
60 Jon Rauch, R (8,1) ERA: 4.29	0.2	H	4	2	1	1	0	0	0	0	0	0	0	11	15	13.50	3.000					
40 Tim Byrdak, L (8,1) ERA: 2.92	0.1	H	1	0	0	0	1	0	0	0	0	0	0	4	5	0.00	0.000					
48 Frank Francisco, R (9,1) ERA: 7.13	1.0	S	3	0	0	0	1	0	0	0	0	0	0	8	10	0.00	0.000					

New York Mets @ Pittsburgh Pirates
PNC Park, Pittsburgh, PA
Tue May 22 2012, 7:07 PM - 9:42 PM EDT
Att: 15,794 - Overcast - 75 F

AB	33
R	2
H	7
RBI	2
BB	0
SO	13
LOB	10



Batter	1	2	3	4	5	6	7	8	9	AB	R	H	RBI	BB	SO	LOB	TOP			
23 Mike Baxter, L (1,7) OBP: 0.439, SLG: 0.571	G5-3	F8					F7			4	1	1	0	0	0	2	New York Mets @ Pittsburgh Pirates PNC Park, Pittsburgh, PA Wed May 23 2012, 12:37 PM - 2:55 PM EDT Att: 25,731 - Partly Cloudy - 73 F			
9 Kirk Nieuwenhuis, L (1,8) OBP: 0.366, SLG: 0.396	5 F9 21 WP 1B		5 FC5-4 1B			SF7		K	3	1	2	1	0	1	0					
5 David Wright, R (1,5) OBP: 0.497, SLG: 0.601	F9		FC5-4 21 G6-4-3 1B			21 WP 1H 2B		K	4	0	1	1	0	1	2					
21 Lucas Duda, L (1,9) OBP: 0.344, SLG: 0.382			G6-4-3			F8		K	4	0	1	1	0	1	2					
48 Frank Francisco, R (9,1)								K	0	0	0	0	0	0	0					
28 Daniel Murphy, L (1,4) OBP: 0.391, SLG: 0.374	K			G6-3			P4		G1-3	4	0	0	0	0	1					
29 Ike Davis, L (1,3) OBP: 0.213, SLG: 0.290		16 FC6-4 13 1B					F7		K	4	0	1	0	0	1					
13 Ronny Cedeno, R (1,6) OBP: 0.391, SLG: 0.370			16 FC6-4 1B				F9		F9	4	0	1	0	0	0					
16 Rob Johnson, R (1,2) OBP: 0.400, SLG: 0.389		FC6-4 49 SH1-4 1B			23 1B 9 SF7 49 SH2-4 1B				G4-3	3	1	1	0	0	2					
49 Jonathon Niese, L (1,1) OBP: 0.214, SLG: 0.083		SH1-4							G6-3	1	0	0	0	0	0					
39 Bobby Parnell, R (8,1)										0	0	0	0	0	0					
56 Andres Torres, S (9,8) OBP: 0.330, SLG: 0.267										0	0	0	0	0	0					
Inning Stats	R: 1 H: 2 E: 0 K: 1 S: 15	H: 2 LOB: 0 BB: 0 P: 23	R: 0 H: 2 E: 0 K: 0 S: 11	H: 2 LOB: 2 BB: 0 P: 16	R: 0 H: 1 E: 0 K: 0 S: 4	H: 0 LOB: 0 BB: 0 P: 7	R: 0 H: 0 E: 0 K: 0 S: 6	H: 0 LOB: 0 BB: 0 P: 8	R: 2 H: 3 E: 0 K: 0 S: 13	H: 3 LOB: 1 BB: 0 P: 20	R: 0 H: 0 E: 0 K: 0 S: 8	H: 0 LOB: 0 BB: 0 P: 11	R: 0 H: 0 E: 0 K: 3 S: 10	H: 0 LOB: 0 BB: 0 P: 15	R: 0 H: 0 E: 0 K: 1 S: 8	H: 0 LOB: 0 BB: 0 P: 10	1B: 7 2B: 1 3B: 0 HR: 0	SF: 1 SAC: 2 DP: 1 HBP: 0	WP: 2 PB: 0 SB: 0 CS: 0	PA: 34
PITCHER	IP WLS BF H R ER SO BB IBB HBP BLK WP HR S P ERA WHIP																			
50 Charlie Morton, R (1,1) ERA: 4.27	7.0 L 28 8 3 3 1 0 0 0 0 0 2 0 66 97 3.86 1.143																			
39 Jason Grilli, R (8,1) ERA: 2.12	1.0 3 0 0 0 3 0 0 0 0 0 0 0 10 15 0.00 0.000																			
32 Brad Lincoln, R (9,1) ERA: 1.17	1.0 3 0 0 0 1 0 0 0 0 0 0 0 8 10 0.00 0.000																			

Batter	1	2	3	4	5	6	7	8	9	AB	R	H	RBI	BB	SO	LOB	BOTTOM					
5 Josh Harrison, R (1,9) OBP: 0.308, SLG: 0.484	G4-3		K					G1-3		4	1	1	0	0	1	1	New York Mets @ Pittsburgh Pirates PNC Park, Pittsburgh, PA Wed May 23 2012, 12:37 PM - 2:55 PM EDT Att: 25,731 - Partly Cloudy - 73 F					
62 Gorkys Hernández, R (1,7)	G1-3		G6-3					K	3	0	0	0	1	1	1							
22 Andrew McCutchen, R (1,8) OBP: 0.391, SLG: 0.543	F9			G6-3				18 G6-4-3 1B		4	0	1	1	0	1	2						
18 Neil Walker, S (1,4) OBP: 0.299, SLG: 0.331			K					G6-4-3		4	0	0	0	0	2	1						
14 Casey McGehee, R (1,3) OBP: 0.279, SLG: 0.247										2	0	0	0	1	0	0						
46 Garrett Jones, L (9,PH) OBP: 0.240, SLG: 0.406			36 1B BB							1	0	0	0	0	0	0						
26 Rod Barajas, R (1,2) OBP: 0.285, SLG: 0.394		F8								4	0	0	0	0	2	1						
36 Yamaico Navarro, R (1,5) OBP: 0.260, SLG: 0.250										3	0	1	0	0	0	0						
12 Clint Barmes, R (1,6) OBP: 0.206, SLG: 0.287										3	0	2	0	0	0	2						
50 Charlie Morton, R (1,1) ERA: 4.29										2	0	0	0	0	1	1						
39 Jason Grilli, R (8,1) ERA: 2.12										0	0	0	0	0	0	0						
31 Jose Tabata, R (8,PH) OBP: 0.270, SLG: 0.336										1	0	0	0	0	0	1						
32 Brad Lincoln, L (9,1) ERA: 6.75										0	0	0	0	0	0	0						
Inning Stats	R: 0 H: 0 E: 0 K: 0 S: 8	H: 0 LOB: 0 BB: 0 P: 12	R: 0 H: 1 E: 0 K: 1 S: 12	H: 1 LOB: 2 BB: 1 P: 19	R: 0 H: 0 E: 0 K: 2 S: 9	H: 0 LOB: 0 BB: 0 P: 10	R: 0 H: 0 E: 0 K: 0 S: 6	H: 0 LOB: 0 BB: 0 P: 10	R: 0 H: 1 E: 0 K: 1 S: 11	H: 1 LOB: 1 BB: 0 P: 15	R: 1 H: 2 E: 0 K: 1 S: 9	H: 2 LOB: 0 BB: 0 P: 12	R: 0 H: 0 E: 0 K: 0 S: 4	H: 0 LOB: 0 BB: 0 P: 6	R: 0 H: 1 E: 1 K: 1 S: 15	H: 1 LOB: 2 BB: 1 P: 24	R: 0 H: 0 E: 0 K: 2 S: 8	H: 0 LOB: 0 BB: 0 P: 12	1B: 4 2B: 1 3B: 0 HR: 0	SF: 0 SAC: 0 DP: 1 HBP: 0	WP: 0 PB: 0 SB: 0 CS: 0	PA: 33
PITCHER	IP WLS BF H R ER SO BB IBB HBP BLK WP HR S P ERA WHIP																					
49 Jonathon Niese, L (8,1)	0.1 H 1 0 0 0 1 0 0 0 0 0 0 4 6 0.00 0.000																					
48 Frank Francisco, R (9,1)	1.0 S 3 0 0 0 2 0 0 0 0 0 0 8 12 0.00 0.000																					

Batter	1	2	3	4	5	6	7	8	9	AB	R	H	RBI	BB	SO	LOB	TOP								
25 Will Venable, L (1,9) OBP: 0.354, SLG: 0.447	4-1 15 23 1B BB		1-1 2B		0-3 K			4-1 24 G1-6-3 BB		2	1	1	0	2	1	2									
24 Cameron Maybin, R (1,8) OBP: 0.311, SLG: 0.303	0-0 P4		1-0 L8			1-2 G1-3		1-2 G1-6-3		4	0	0	0	0	0	3									
23 Yonder Alonso, L (1,3) OBP: 0.387, SLG: 0.424	1-1 15 1B			2-3 K		1-1 F9		1-3 K		4	0	1	0	0	2	0									
15 Jesus Guzman, R (1,7) OBP: 0.326, SLG: 0.352	0-2 SF7-6-3			0-1 G4-3		1-3 K			1-0 F9	2	0	0	1	0	1	0									
41 Alex Hinshaw, L (6,1)										0	0	0	0	0	0	0									
39 Miles Mikolas, R (8,1)										0	0	0	0	0	0	0									
5 Alexi Amarista, L (9,PH) OBP: 0.231, SLG: 0.280	1-1 3-H									1	0	0	0	0	0	0									
7 Chase Headley, S (1,5) OBP: 0.364, SLG: 0.405		1-1 G3-1			2-2 G3-1				2-2 F7	3	0	0	0	1	0	0									
21 John Baker, L (1,2) OBP: 0.333, SLG: 0.340		0-0 G4-3			1-1 45 FC2-5 3 BB 1B				2-1 G6-3	4	0	1	0	0	1	1									
3 Andy Parrino, S (1,6) OBP: 0.274, SLG: 0.241					4-2 45 FC2-5 BB					2	0	0	0	1	2	1									
2 Everth Cabrera, S (1,4) OBP: 0.267, SLG: 0.276			0-2 G1-3		2-3 K					3	0	1	0	0	1	2									
45 Anthony Bass, R (1,1) OBP: 0.150, SLG: 0.250					0-2 FC2-5					2	0	0	0	0	1	2									
13 Chris Denorfia, R (6,7)					1-2 2-3H					1	0	0	0	0	1	2									
Inning Stats	R: 1 E: 0 K: 0 S: 7	H: 1 LOB: 0 BB: 1 P: 12	R: 0 E: 0 K: 1 S: 6	H: 0 LOB: 0 BB: 0 P: 7	R: 0 E: 0 K: 1 S: 9	H: 1 LOB: 1 BB: 0 P: 13	R: 0 E: 0 K: 1 S: 12	H: 0 LOB: 0 BB: 0 P: 16	R: 0 E: 0 K: 2 S: 14	H: 1 LOB: 2 BB: 1 P: 21	R: 0 E: 0 K: 1 S: 8	H: 0 LOB: 0 BB: 0 P: 11	R: 0 E: 0 K: 3 S: 15	H: 1 LOB: 2 BB: 1 P: 26	R: 0 E: 0 K: 1 S: 9	H: 0 LOB: 0 BB: 0 P: 15	R: 0 E: 0 K: 0 S: 6	H: 0 LOB: 0 BB: 0 P: 11	1B: 3 2B: 2 HR: 0	SF: 1 SAC: 0 DP: 2 HBP: 0	WP: 0 PB: 0 SB: 0 CS: 0	PA: 33			
PITCHER	IP	WLS	BF	H	R	ER	SO	BB	IBB	HBP	BLK	WP	HR	S	P	ERA	WHIP								
35 Dillon Gee, R (1,1) ERA: 4.92	7.0	W	27	4	1	1	9	3	0	0	0	0	0	71	106	1.29	1.000								
40 Tim Byrdak, L (8,1) ERA: 2.7	1.0		3	0	0	0	1	1	0	0	0	0	0	9	15	0.00	1.000								
52 Ramon E Ramirez, R (9,1) ERA: 3.91	1.0		3	0	0	0	0	0	0	0	0	0	0	6	11	0.00	0.000								

San Diego Padres @ New York Mets
Citi Field, Flushing, NY
Fri May 25 2012, 7:11 PM - 9:41 PM EDT
Att: 24,498 - Cloudy - 71 F

AB 28
R 1
H 4
RBI 1
BB 4
SO 10
LOB 13



Batter	1	2	3	4	5	6	7	8	9	AB	R	H	RBI	BB	SO	LOB	BOTTOM								
23 Mike Baxter, L (1,7) OBP: 0.419, SLG: 0.556	1-3 K		1-0 9 1B 2B		2-3 K	2-2 G6-3				4	1	1	1	0	2	1									
9 Kirk Nieuwenhuis, L (1,8) OBP: 0.367, SLG: 0.396	1-3 K		2-1 5 FC6 1B		2-1 5 F8 28 2B 1B	2-2 K				4	1	2	1	0	2	1									
5 David Wright, R (1,5) OBP: 0.495, SLG: 0.616	1-0 G5-3		0-0 FC6		3-2 F8					3	0	0	0	1	0	2									
21 Lucas Duda, L (1,9) OBP: 0.351, SLG: 0.400		2-1 HR	2-2 P2		4-2 28 2B 29 1B BB					3	2	1	1	1	2										
40 Tim Byrdak, L (8,1)										0	0	0	0	0	0	0									
52 Ramon E Ramirez, R (9,1)										0	0	0	0	0	0	0									
28 Daniel Murphy, L (1,4) OBP: 0.351, SLG: 0.371		1-0 G4-3			2-3 K	0-1 29 1B 2B				4	1	1	1	0	1	1									
29 Ike Davis, L (1,3) OBP: 0.225, SLG: 0.295		1-2 F8			4-2 13 G6-3 BB	0-0 1B				3	0	1	2	1	0	1									
13 Ronny Cedeno, R (1,6) OBP: 0.342, SLG: 0.317		1-2 P3			0-2 G6-3	0-1 F9				4	0	0	0	0	0	2									
16 Rob Johnson, R (1,2) OBP: 0.393, SLG: 0.360					1-1 F9	4-0 23 G6-3 35 SH5-4 1B				3	0	1	0	1	0	0									
35 Dillon Gee, R (1,1) ERA: 3.55					1-0 P3	2-1 SH5-4				2	1	1	0	0	0	2									
56 Andres Torres, S (8,8) OBP: 0.333, SLG: 0.266					0-1 23 2B					1	0	0	0	0	0	0									
Inning Stats	R: 0 E: 0 K: 2 S: 8	H: 0 LOB: 0 BB: 0 P: 11	R: 1 E: 0 K: 0 S: 9	H: 1 LOB: 0 BB: 0 P: 14	R: 2 E: 0 K: 0 S: 10	H: 3 LOB: 1 BB: 0 P: 17	R: 0 E: 0 K: 1 S: 11	H: 0 LOB: 2 BB: 2 P: 23	R: 3 E: 0 K: 1 S: 15	H: 3 LOB: 1 BB: 1 P: 25	R: 0 E: 0 K: 1 S: 11	H: 1 LOB: 0 BB: 0 P: 16	R: 0 E: 0 K: 1 S: 6	H: 0 LOB: 1 BB: 1 P: 12	R: 0 E: 0 K: 0 S: 7	H: 0 LOB: 0 BB: 0 P: 10	1B: 4 2B: 3 HR: 1	SF: 0 SAC: 1 DP: 0 HBP: 0	WP: 1 PB: 0 SB: 0 CS: 0	PA: 36					
PITCHER	IP	WLS	BF	H	R	ER	SO	BB	IBB	HBP	BLK	WP	HR	S	P	ERA	WHIP								
45 Anthony Bass, R (1,1) ERA: 3.55	5.1	L	27	6	6	6	4	2	1	0	0	0	0	14	24	0.00	0.600								
41 Alex Hinshaw, L (6,1) ERA: 3.52	1.2		6	0	0	0	2	1	0	0	0	0	0	7	10	0.00	0.000								
39 Miles Mikolas, R (8,1) ERA: 4.22	1.0		3	0	0	0	0	0	0	0	0	0	0	7	10	0.00	0.000								

San Diego Padres @ New York Mets
Citi Field, Flushing, NY
Fri May 25 2012, 7:11 PM - 9:41 PM EDT
Att: 24,498 - Cloudy - 71 F

AB 31
R 6
H 8
RBI 6
BB 4
SO 6
LOB 12



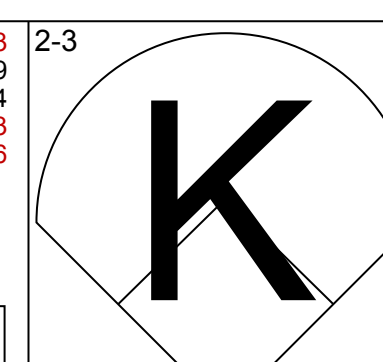
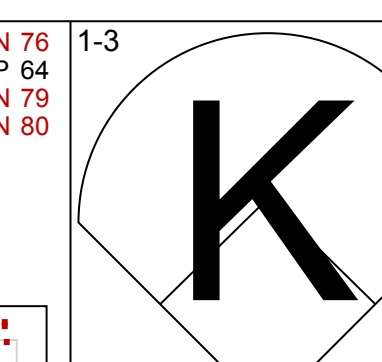
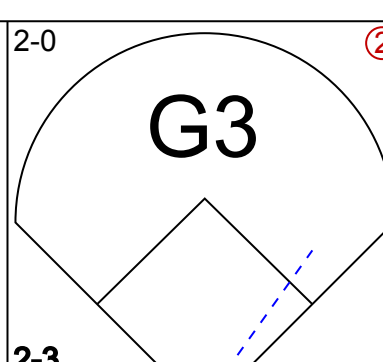
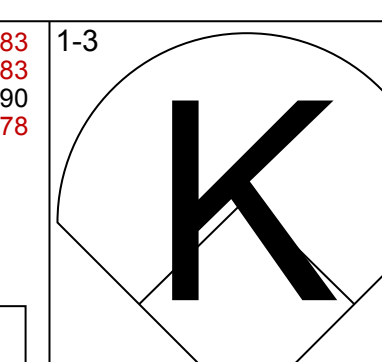
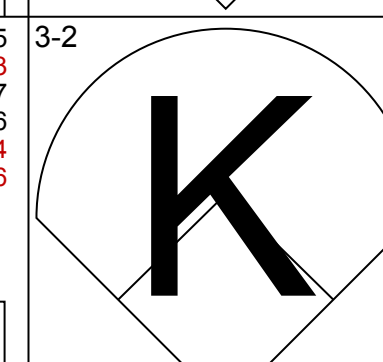
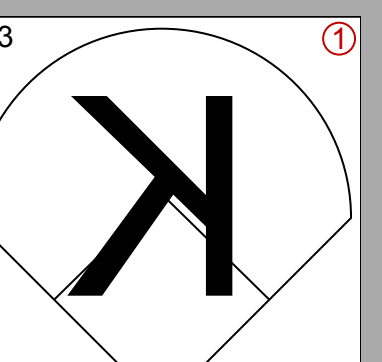
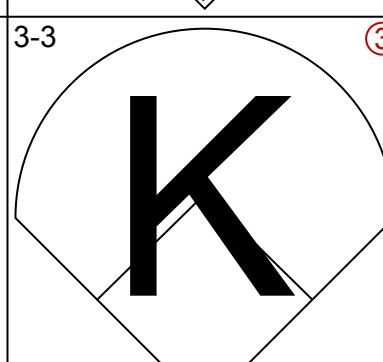
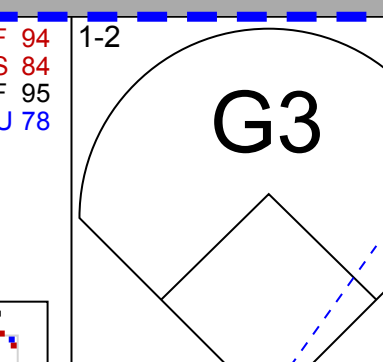
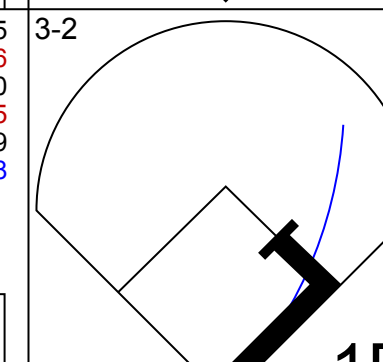
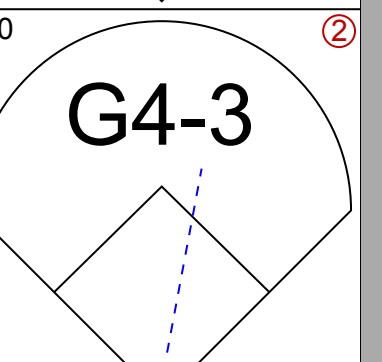
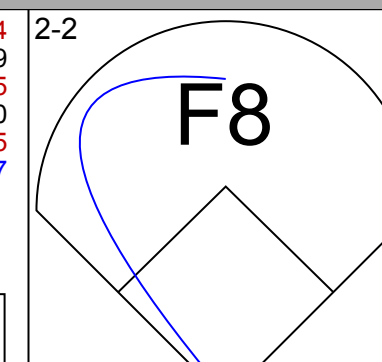
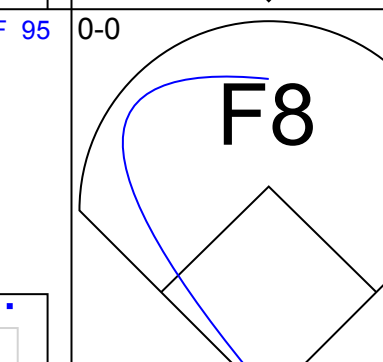
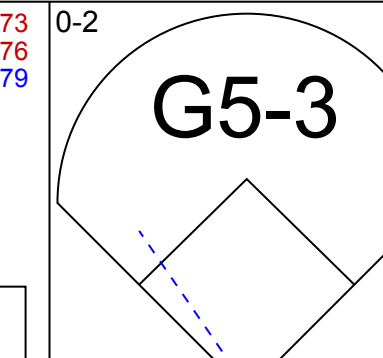

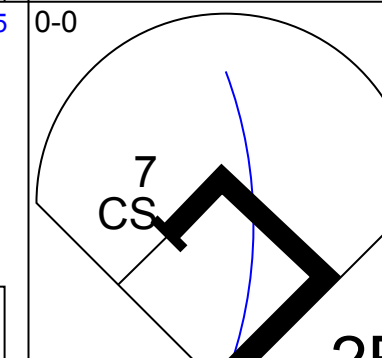
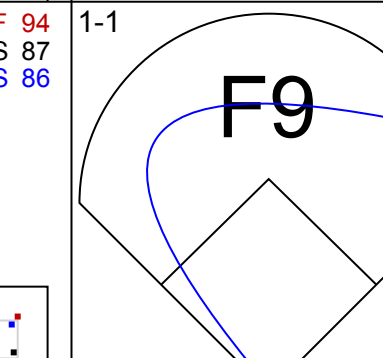
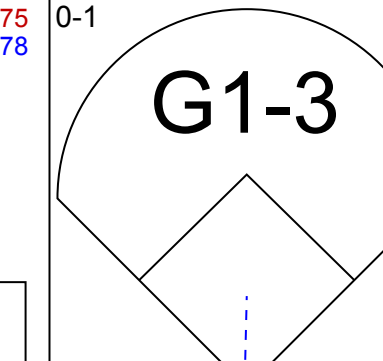
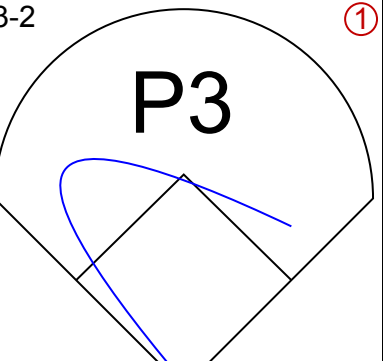
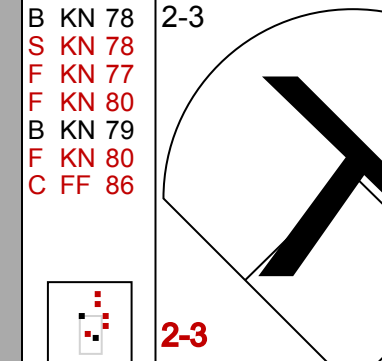
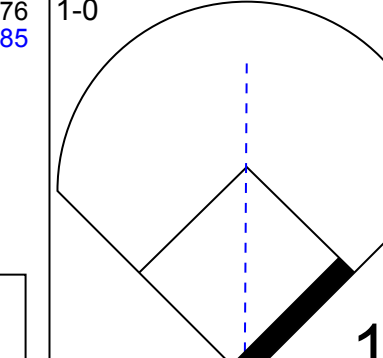
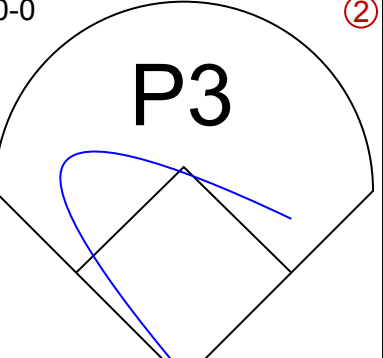
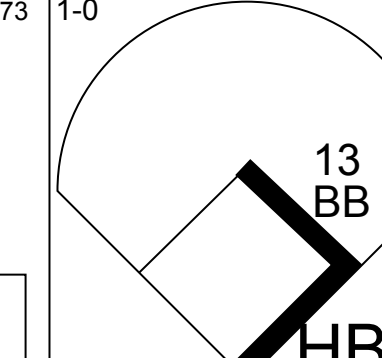
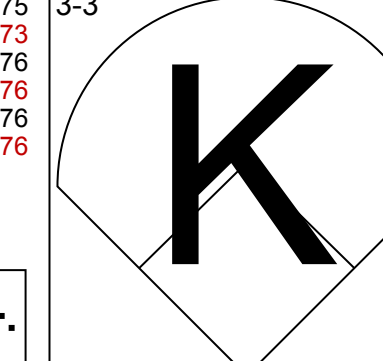
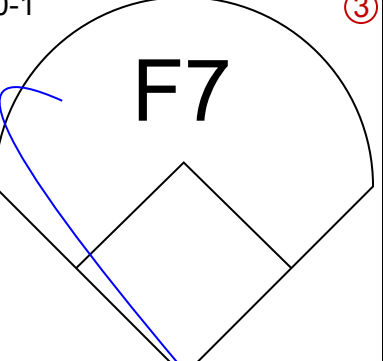
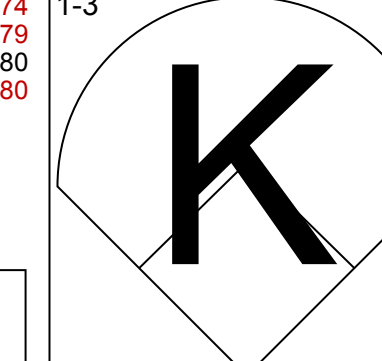
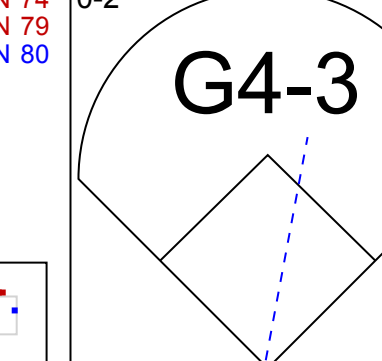
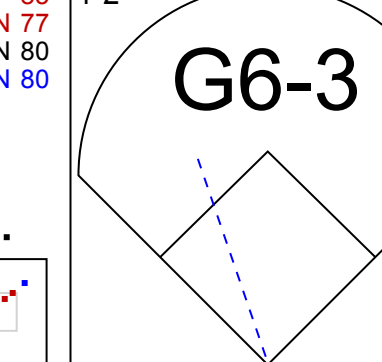
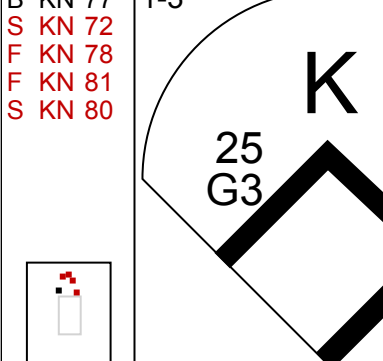
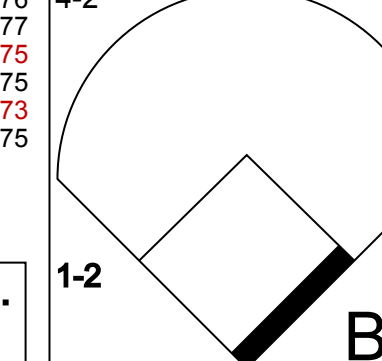
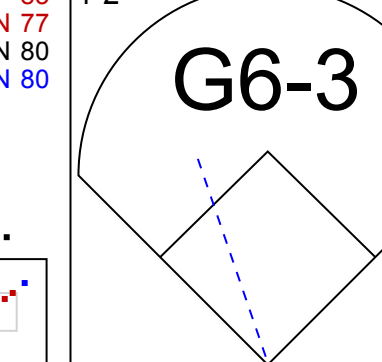
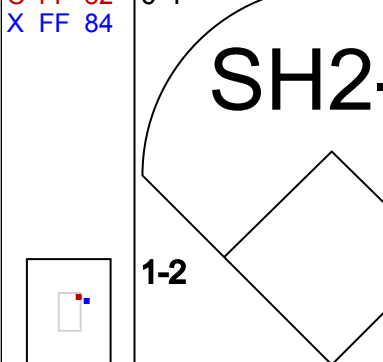
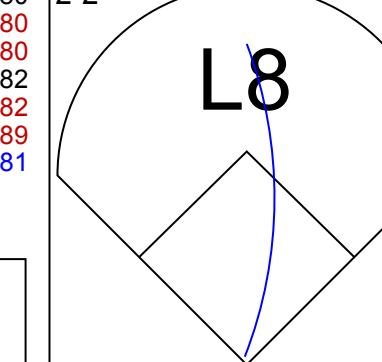
Batter	1	2	3	4	5	6	7	8	9	AB	R	H	RBI	BB	SO	LOB	TOP			
24 Cameron Maybin, R (1, 8) OBP: 0.307, SLG: 0.299										2	0	0	0	0	0	0	San Diego Padres @ New York Mets Citi Field, Flushing, NY Sat May 26 2012, 1:12 PM - 3:30 PM EDT Att: 28,745 - Partly Cloudy - 85 F			
9 Blake Tekotte, L (6, PH) OBP: 0.167, SLG: 0.167										4	0	0	0	0	0	1				
23 Yonder Alonso, L (1, 3) OBP: 0.384, SLG: 0.420										4	0	1	0	0	1	0				
15 Jesus Guzman, R (1, 7) OBP: 0.326, SLG: 0.352										3	0	1	0	0	0	1				
7 Chase Headley, S (1, 5) OBP: 0.364, SLG: 0.404										3	0	1	0	0	0	1				
4 Nick Hundley, R (1, 2) OBP: 0.228, SLG: 0.282										3	0	0	0	0	1	2				
2 Everth Cabrera, S (1, 6) OBP: 0.242, SLG: 0.250										3	0	0	0	0	1	1				
5 Alexi Amarista, L (1, 4) OBP: 0.207, SLG: 0.250										3	0	0	0	0	1	1				
33 Clayton Richard, L (1, 1) OBP: 0.045, SLG: 0.045										2	0	0	0	0	2	0				
40 Matt Palmer, R (7, 1)										0	0	0	0	0	0	0				
3 Andy Parrino, S (8, PH) OBP: 0.271, SLG: 0.238										1	0	0	0	0	1	0				
55 Dale Thayer, R (8, 1)										0	0	0	0	0	0	0				
Inning Stats	R: 0 E: 0 K: 0 S: 10	H: 1 LOB: 1 BB: 0 P: 13	R: 0 E: 0 K: 1 S: 11	H: 1 LOB: 1 BB: 0 P: 17	R: 0 E: 0 K: 1 S: 8	H: 0 LOB: 0 BB: 0 P: 9	R: 0 E: 0 K: 1 S: 10	H: 0 LOB: 0 BB: 0 P: 12	R: 0 E: 0 K: 2 S: 7	H: 0 LOB: 0 BB: 0 P: 9	R: 0 E: 0 K: 1 S: 7	H: 0 LOB: 0 BB: 0 P: 9	R: 0 E: 0 K: 1 S: 7	H: 0 LOB: 0 BB: 0 P: 9	R: 0 E: 0 K: 1 S: 6	H: 1 LOB: 0 BB: 0 P: 9	1B: 4 2B: 0 3B: 0 HR: 0	SF: 0 SAC: 0 DP: 1 HBP: 0	WP: 0 PB: 0 SB: 0 CS: 0	PA: 30
PITCHER 57 Johan Santana, L (1, 1) ERA: 2.75	IP: 9.0 WLS: W BF: 30	H: 4 R: 0 ER: 0 SO: 7	BB: 0 IBB: 0 HBP: 0 BLK: 0	WP: 0 HR: 0 S: 74 P: 96	ERA: 0.00 WHIP: 0.444	PITCHER										IP: WLS: BF: H: R: ER: SO: BB: IBB: HBP: BLK: WP: HR: S: P: ERA: WHIP				

AB	30
R	0
H	4
RBI	0
BB	0
SO	7
LOB	7



Batter	1	2	3	4	5	6	7	8	9	AB	R	H	RBI	BB	SO	LOB	BOTTOM			
56 Andres Torres, S (1, 8) OBP: 0.340, SLG: 0.268										3	1	1	0	1	1	1	San Diego Padres @ New York Mets Citi Field, Flushing, NY Sat May 26 2012, 1:12 PM - 3:30 PM EDT Att: 28,745 - Partly Cloudy - 85 F			
2 Justin Turner, R (1, 4) OBP: 0.294, SLG: 0.306										4	1	2	0	0	0	1				
5 David Wright, R (1, 5) OBP: 0.298, SLG: 0.604										3	1	0	0	1	1	3				
12 Scott Hairston, R (1, 7) OBP: 0.304, SLG: 0.488										3	1	2	3	0	0	0				
29 Ike Davis, L (8, PH) OBP: 0.230, SLG: 0.307										1	1	1	1	0	0	0				
21 Lucas Duda, L (1, 9) OBP: 0.343, SLG: 0.390										4	0	0	0	0	0	2				
28 Daniel Murphy, L (9, 4) OBP: 0.351, SLG: 0.371										0	0	0	0	0	0	0				
33 Vinny Rottino, R (1, 3) OBP: 0.286, SLG: 0.462										3	2	2	1	1	1	1				
13 Ronny Cedeno, R (1, 6) OBP: 0.367, SLG: 0.396										2	0	0	0	2	0	1				
9 Kirk Nieuwenhuis, L (8, PH) OBP: 0.367, SLG: 0.396										0	1	0	0	0	0	0				
4 Mike Nickeas, R (1, 2) OBP: 0.262, SLG: 0.259										4	1	1	4	0	1	1				
57 Johan Santana, L (1, 1) OBP: 0.053, SLG: 0.053										3	0	0	0	0	3	1				
Inning Stats	R: 4 E: 0 K: 0 S: 17	H: 3 LOB: 0 BB: 1 P: 31	R: 0 E: 0 K: 2 S: 7	H: 0 LOB: 0 BB: 0 P: 13	R: 0 E: 0 K: 1 S: 8	H: 0 LOB: 0 BB: 0 P: 15	R: 0 E: 0 K: 0 S: 4	H: 0 LOB: 0 BB: 1 P: 9	R: 0 E: 0 K: 1 S: 10	H: 1 LOB: 2 BB: 1 P: 17	R: 0 E: 0 K: 1 S: 7	H: 1 LOB: 0 BB: 0 P: 11	R: 0 E: 0 K: 1 S: 9	H: 0 LOB: 1 BB: 1 P: 16	R: 5 E: 0 K: 1 S: 23	H: 4 LOB: 1 BB: 1 P: 35	1B: 5 2B: 1 3B: 0 HR: 3	SF: 0 SAC: 1 DP: 1 HBP: 0	WP: 0 PB: 0 SB: 0 CS: 0	PA: 36
PITCHER 33 Clayton Richard, L (1, 1) ERA: 4.76	IP: 6.0 WLS: L BF: 24	H: 4 R: 4 ER: 4 SO: 4	BB: 3 IBB: 0 HBP: 0 BLK: 0	WP: 0 HR: 2 S: 53 P: 96	ERA: 6.00 WHIP: 1.333	PITCHER										IP: WLS: BF: H: R: ER: SO: BB: IBB: HBP: BLK: WP: HR: S: P: ERA: WHIP				
40 Matt Palmer, R (7, 1) ERA: 9.0	1.0	4	0	0	0	1	1	0	0	0	0	9	16	0.00	1.000					
55 Dale Thayer, R (8, 1) ERA: 4.09	1.0	8	4	5	5	1	1	0	0	0	1	23	35	45.00	5.000					




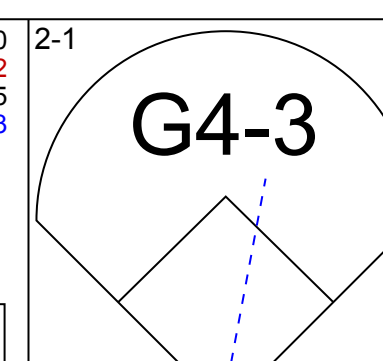
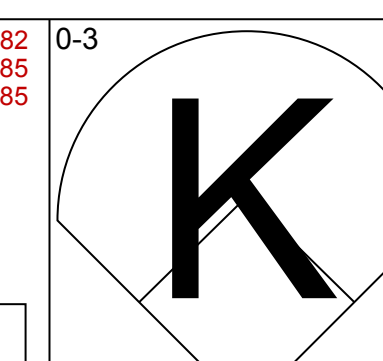
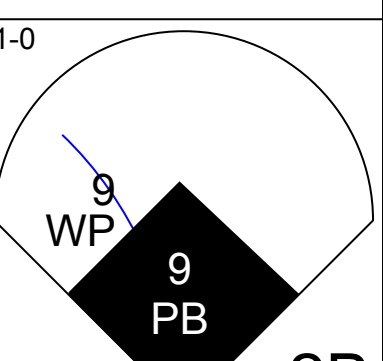
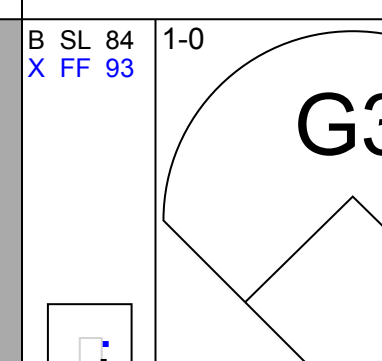
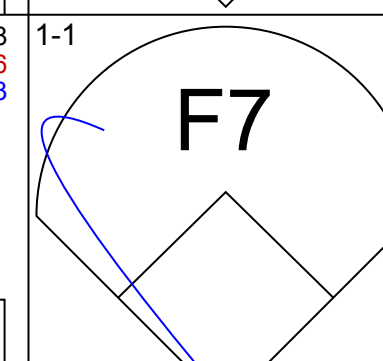
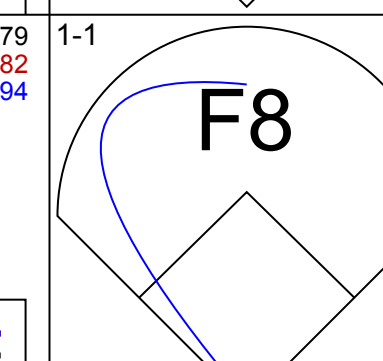
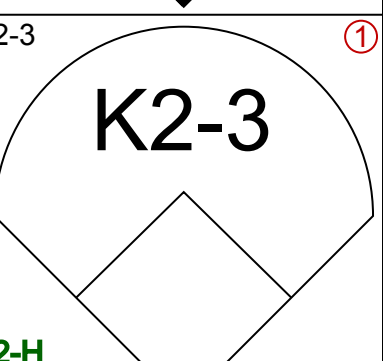
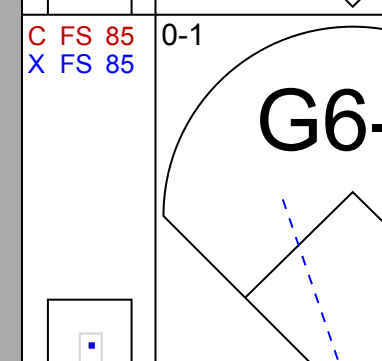
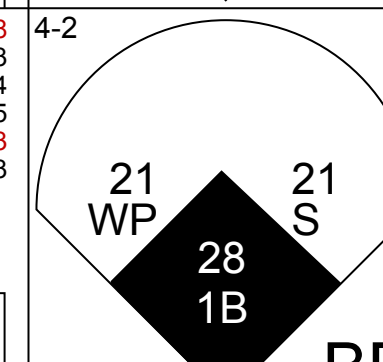
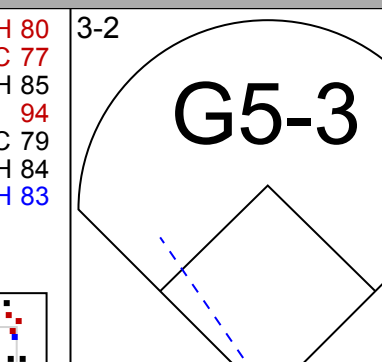
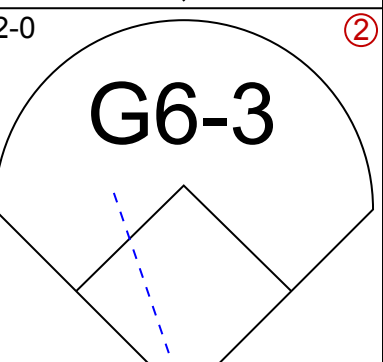
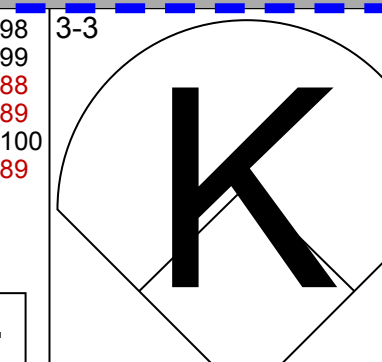
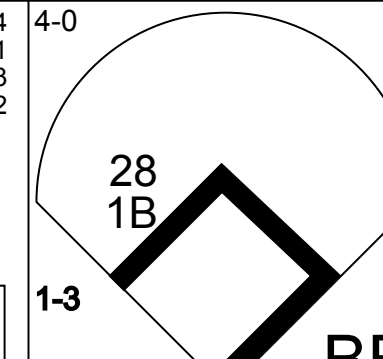
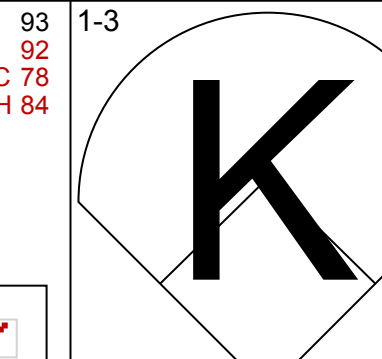
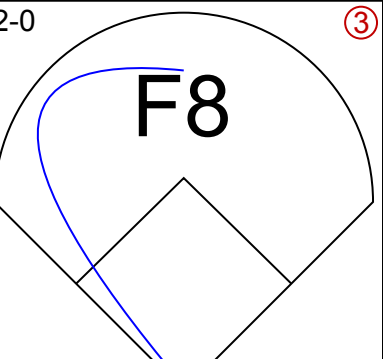
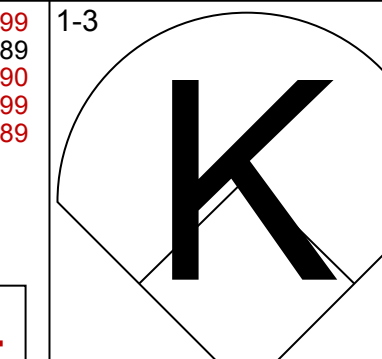
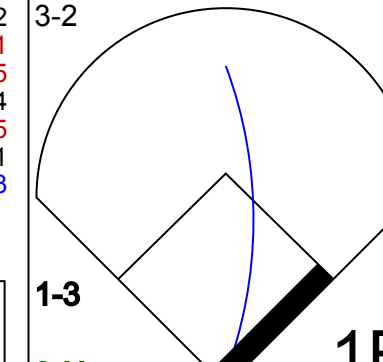
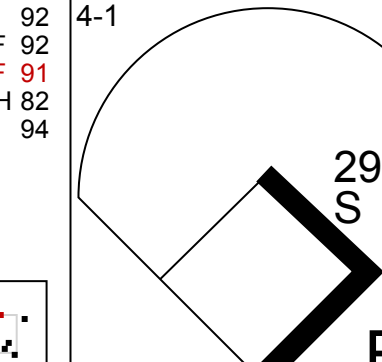
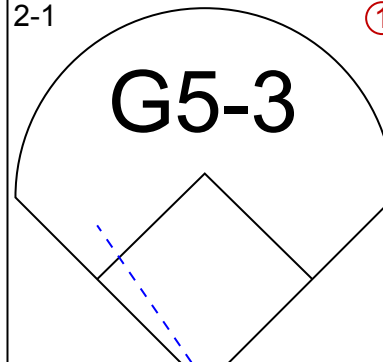
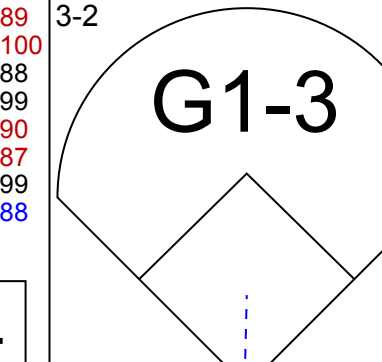
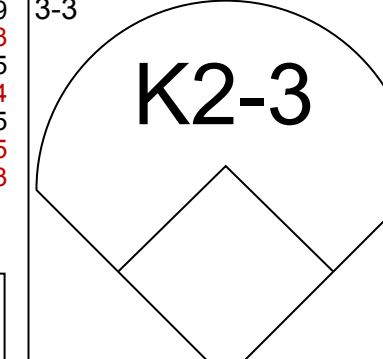
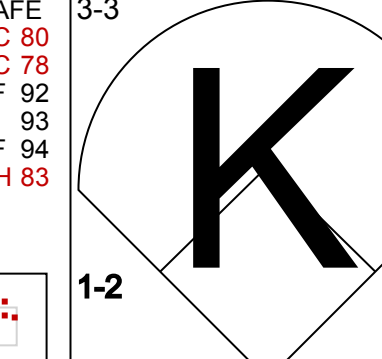
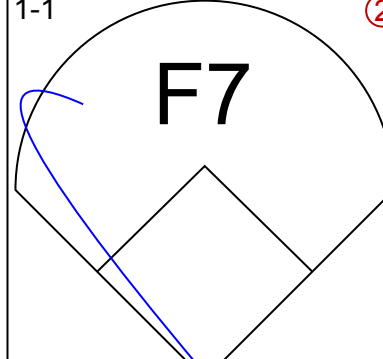
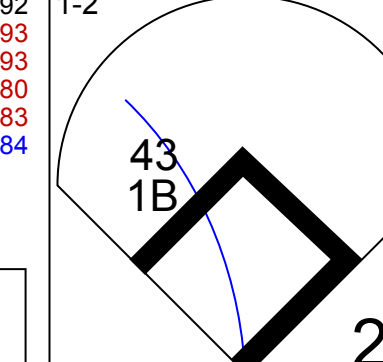
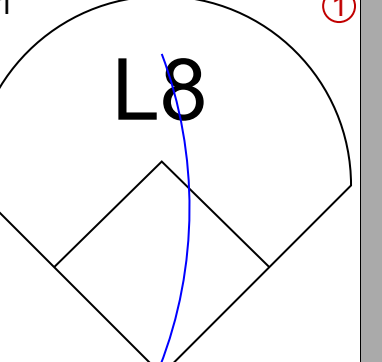
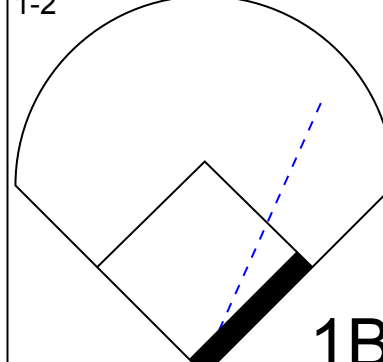
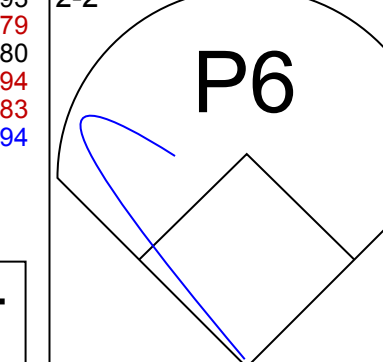
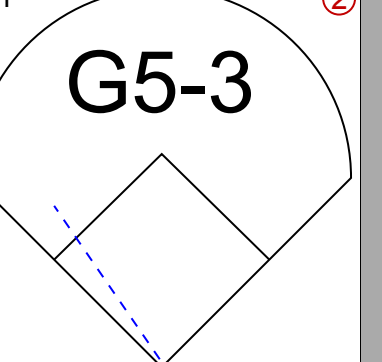
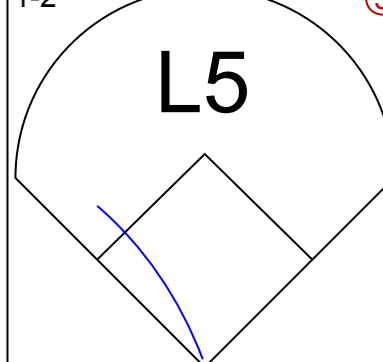
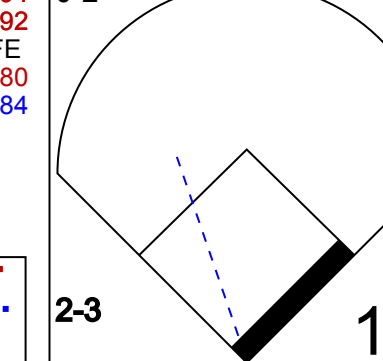
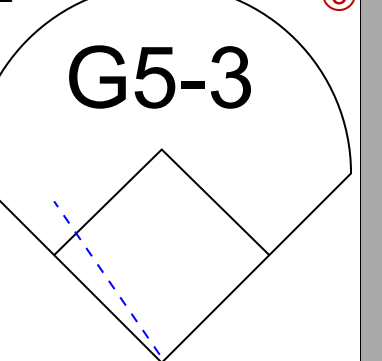
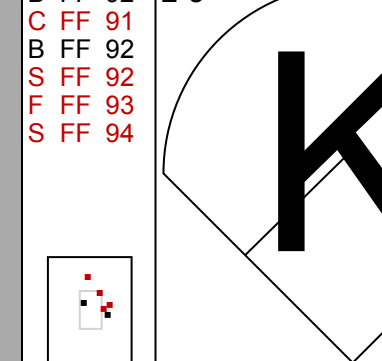
Batter	1	2	3	4	5	6	7	8	9	AB	R	H	RBI	BB	SO	LOB	TOP						
25 Will Venable, L (1, 8) OBP: 0.346, SLG: 0.434										4	0	0	0	0	3	3							
2 Everth Cabrera, S (1, 4) OBP: 0.216, SLG: 0.222										4	0	0	0	0	3	1							
23 Yonder Alonso, L (1, 3) OBP: 0.361, SLG: 0.416										4	0	1	0	0	0	0							
15 Jesus Guzman, R (1, 7) OBP: 0.324, SLG: 0.357										4	0	1	0	0	1	0							
7 Chase Headley, S (1, 5) OBP: 0.358, SLG: 0.396										3	0	0	0	0	1	1							
4 Nick Hundley, R (1, 2) OBP: 0.236, SLG: 0.286										2	0	1	0	0	0	0							
9 Blake Tekotte, L (1, 9) 34 Andrew Cashner, R (8, 1)										3	0	0	0	0	2	2	AB 28 R 0 H 3 RBI 0 BB 1 SO 11 LOB 9						
3 Andy Parrino, S (1, 6) 13 Chris Denorfia, R (8, PH) 37 Edinson Volquez, R (1, 1) 58 Brad Brach, R (6, 1) 5 Alexi Amarista, L (8, PH)										2	0	0	0	0	1	0							
										1	0	0	0	0	0	0							
										1	0	0	0	0	0	2							
Inning Stats	R: 0 E: 0 K: 2 S: 9	H: 1 LOB: 1 BB: 0 P: 17	R: 0 E: 0 K: 1 S: 9	H: 1 LOB: 1 BB: 0 P: 13	R: 0 E: 0 K: 1 S: 9	H: 0 LOB: 0 BB: 0 P: 11	R: 0 E: 0 K: 2 S: 7	H: 0 LOB: 0 BB: 0 P: 10	R: 0 E: 0 K: 0 S: 6	H: 0 LOB: 1 BB: 0 P: 9	R: 0 E: 0 K: 1 S: 11	H: 1 LOB: 0 BB: 0 P: 17	R: 0 E: 0 K: 1 S: 10	H: 0 LOB: 2 BB: 1 P: 14	R: 0 E: 0 K: 2 S: 13	H: 0 LOB: 2 BB: 1 P: 22	R: 0 E: 0 K: 0 S: 6	H: 0 LOB: 0 BB: 0 P: 8	1B: 2 2B: 1 3B: 0 HR: 0	SF: 0 SAC: 1 DP: 0 HBP: 1	WP: 0 PB: 1 SB: 0 CS: 1	PA: 31	
PITCHER	IP WLS BF H R ER SO BB IBB HBP BLK WP HR S P ERA WHIP	IP WLS BF H R ER SO BB IBB HBP BLK WP HR S P ERA WHIP	IP WLS BF H R ER SO BB IBB HBP BLK WP HR S P ERA WHIP	IP WLS BF H R ER SO BB IBB HBP BLK WP HR S P ERA WHIP	IP WLS BF H R ER SO BB IBB HBP BLK WP HR S P ERA WHIP	IP WLS BF H R ER SO BB IBB HBP BLK WP HR S P ERA WHIP	IP WLS BF H R ER SO BB IBB HBP BLK WP HR S P ERA WHIP	IP WLS BF H R ER SO BB IBB HBP BLK WP HR S P ERA WHIP	IP WLS BF H R ER SO BB IBB HBP BLK WP HR S P ERA WHIP	IP WLS BF H R ER SO BB IBB HBP BLK WP HR S P ERA WHIP	IP WLS BF H R ER SO BB IBB HBP BLK WP HR S P ERA WHIP	IP WLS BF H R ER SO BB IBB HBP BLK WP HR S P ERA WHIP	IP WLS BF H R ER SO BB IBB HBP BLK WP HR S P ERA WHIP	IP WLS BF H R ER SO BB IBB HBP BLK WP HR S P ERA WHIP	IP WLS BF H R ER SO BB IBB HBP BLK WP HR S P ERA WHIP	IP WLS BF H R ER SO BB IBB HBP BLK WP HR S P ERA WHIP	IP WLS BF H R ER SO BB IBB HBP BLK WP HR S P ERA WHIP	IP WLS BF H R ER SO BB IBB HBP BLK WP HR S P ERA WHIP	IP WLS BF H R ER SO BB IBB HBP BLK WP HR S P ERA WHIP	IP WLS BF H R ER SO BB IBB HBP BLK WP HR S P ERA WHIP	IP WLS BF H R ER SO BB IBB HBP BLK WP HR S P ERA WHIP	IP WLS BF H R ER SO BB IBB HBP BLK WP HR S P ERA WHIP	IP WLS BF H R ER SO BB IBB HBP BLK WP HR S P ERA WHIP

San Diego Padres @ New York Mets
Citi Field, Flushing, NY
Sun May 27 2012, 1:12 PM - 3:47 PM EDT
Att: 28,361 - Partly Cloudy - 76 F

livebaseballscorecards.com

AB 28
R 0
H 3
RBI 0
BB 1
SO 11
LOB 9




Batter	1	2	3	4	5	6	7	8	9	AB	R	H	RBI	BB	SO	LOB	BOTTOM						
23 Mike Baxter, L (1, 7) OBP: 0.409, SLG: 0.552										4	1	1	0	0	1	2							
9 Kirk Nieuwenhuis, L (1, 8) OBP: 0.358, SLG: 0.386										4	0	0	0	0	1	2							
5 David Wright, R (1, 5) OBP: 0.484, SLG: 0.592										3	1	0	0	1	1	0							
21 Lucas Duda, L (1, 9) 48 Frank Francisco, R (9, 1)										3	0	0	0	1	2	0							
28 Daniel Murphy, L (1, 4)										3	0	1	1	1	0	0							
29 Ike Davis, L (1, 3) OBP: 0.226, SLG: 0.301										3	0	0	0	0	2	3							
2 Justin Turner, R (1, 6) OBP: 0.310, SLG: 0.338										3	0	2	0	0	0	0	AB 29 R 2 H 5 RBI 1 BB 3 SO 8 LOB 9						
4 Mike Nickeas, R (1, 2) OBP: 0.250, SLG: 0.246										3	0	0	0	0	0	2							
43 R.A. Dickey, R (1, 1) 40 Tim Lincecum, L (8, 1) 56 Andres Torres, S (9, 8)										3	0	1	0	0	1	0							
										0	0	0	0	0	0	0							
										0	0	0	0	0	0	0							
Inning Stats	R: 1 E: 0 K: 1 S: 14	H: 1 LOB: 2 BB: 2 P: 31	R: 0 E: 0 K: 1 S: 18	H: 2 LOB: 2 BB: 0 P: 22	R: 0 E: 0 K: 2 S: 11	H: 0 LOB: 1 BB: 1 P: 22	R: 0 E: 0 K: 0 S: 7	H: 0 LOB: 0 BB: 0 P: 10	R: 1 E: 0 K: 1 S: 6	H: 1 LOB: 0 BB: 0 P: 13	R: 0 E: 0 K: 0 S: 13	H: 1 LOB: 1 BB: 0 P: 18	R: 0 E: 0 K: 1 S: 7	H: 0 LOB: 0 BB: 0 P: 10	R: 0 E: 0 K: 2 S: 12	H: 0 LOB: 0 BB: 0 P: 19	R: 0 E: 0 K: 0 S: 6	H: 0 LOB: 0 BB: 0 P: 8	1B: 3 2B: 2 3B: 0 HR: 0	SF: 0 SAC: 0 DP: 0 HBP: 0	WP: 2 PB: 1 SB: 2 CS: 0	PA: 32	
PITCHER	IP WLS BF H R ER SO BB IBB HBP BLK WP HR S P ERA WHIP	IP WLS BF H R ER SO BB IBB HBP BLK WP HR S P ERA WHIP	IP WLS BF H R ER SO BB IBB HBP BLK WP HR S P ERA WHIP	IP WLS BF H R ER SO BB IBB HBP BLK WP HR S P ERA WHIP	IP WLS BF H R ER SO BB IBB HBP BLK WP HR S P ERA WHIP	IP WLS BF H R ER SO BB IBB HBP BLK WP HR S P ERA WHIP	IP WLS BF H R ER SO BB IBB HBP BLK WP HR S P ERA WHIP	IP WLS BF H R ER SO BB IBB HBP BLK WP HR S P ERA WHIP	IP WLS BF H R ER SO BB IBB HBP BLK WP HR S P ERA WHIP	IP WLS BF H R ER SO BB IBB HBP BLK WP HR S P ERA WHIP	IP WLS BF H R ER SO BB IBB HBP BLK WP HR S P ERA WHIP	IP WLS BF H R ER SO BB IBB HBP BLK WP HR S P ERA WHIP	IP WLS BF H R ER SO BB IBB HBP BLK WP HR S P ERA WHIP	IP WLS BF H R ER SO BB IBB HBP BLK WP HR S P ERA WHIP	IP WLS BF H R ER SO BB IBB HBP BLK WP HR S P ERA WHIP	IP WLS BF H R ER SO BB IBB HBP BLK WP HR S P ERA WHIP	IP WLS BF H R ER SO BB IBB HBP BLK WP HR S P ERA WHIP	IP WLS BF H R ER SO BB IBB HBP BLK WP HR S P ERA WHIP	IP WLS BF H R ER SO BB IBB HBP BLK WP HR S P ERA WHIP	IP WLS BF H R ER SO BB IBB HBP BLK WP HR S P ERA WHIP	IP WLS BF H R ER SO BB IBB HBP BLK WP HR S P ERA WHIP	IP WLS BF H R ER SO BB IBB HBP BLK WP HR S P ERA WHIP	IP WLS BF H R ER SO BB IBB HBP BLK WP HR S P ERA WHIP

San Diego Padres @ New York Mets
Citi Field, Flushing, NY
Sun May 27 2012, 1:12 PM - 3:47 PM EDT
Att: 28,361 - Partly Cloudy - 76 F

livebaseballscorecards.com

AB 29
R 2
H 5
RBI 1
BB 3
SO 8
LOB 9



Batter	1	2	3	4	5	6	7	8	9	AB	R	H	RBI	BB	SO	LOB	TOP			
15 Rafael Furcal, S OBP: 0.388, SLG: 0.453	F8		F9		L7			BB		3	0	0	0	1	0	1				
3 Carlos Beltrán, S OBP: 0.386, SLG: 0.580	K		L6			G5-3		L4		4	0	0	0	0	1	1				
7 Matt Holliday, R OBP: 0.361, SLG: 0.475	F9				BB		K		L8	3	0	0	0	1	1	0				
21 Allen Craig, R OBP: 0.397, SLG: 0.709		F8		P3			P3		F7	4	0	0	0	0	0	1				
23 David Freese, R OBP: 0.321, SLG: 0.494		BB		F8					K	3	0	0	0	1	1	1				
4 Yadier Molina, R OBP: 0.374, SLG: 0.540		BB		P5			L7			2	0	0	0	1	0	1				
53 Matt Adams, L OBP: 0.375, SLG: 0.488		BB					G3			2	0	0	0	1	1	2				
27 Tyler Greene, R OBP: 0.290, SLG: 0.425								F7		3	0	0	0	0	2	3				
50 Adam Wainwright, R (1, 1) OBP: 0.042, SLG: 0.042										2	0	0	0	0	1	1				
61 Sam Freeman, R (7, 1)										0	0	0	0	0	0	0				
43 Shane Robinson, R (6, PH) OBP: 0.275, SLG: 0.320										1	0	0	0	0	1	0				
63 Maikel Cleto, R (8, 1)										0	0	0	0	0	0	0				
Inning Stats	R: 0 E: 0 K: 1 S: 10	H: 0 LOB: 0 BB: 0 P: 17	R: 0 E: 0 K: 2 S: 11	H: 0 LOB: 2 BB: 2 P: 24	R: 0 E: 0 K: 0 S: 9	H: 0 LOB: 0 BB: 0 P: 9	R: 0 E: 0 K: 0 S: 7	H: 0 LOB: 1 BB: 1 P: 12	R: 0 E: 0 K: 2 S: 10	H: 0 LOB: 0 BB: 0 P: 14	R: 0 E: 0 K: 1 S: 8	H: 0 LOB: 2 BB: 0 P: 14	R: 0 E: 0 K: 1 S: 8	H: 0 LOB: 1 BB: 1 P: 15	R: 0 E: 0 K: 1 S: 7	H: 0 LOB: 0 BB: 0 P: 12	1B: 0 2B: 0 3B: 0 HR: 0	SF: 0 SAC: 0 DP: 0 HBP: 0	WP: 0 PB: 0 SB: 0 CS: 0	PA: 32
PITCHER 57 Johan Santana, L ERA: 2.38	IP: 9.0 WLS: W BF: 32	H: 0 R: 0 ER: 0 SO: 8	BB: 5 IBB: 0 HBP: 0 BLK: 0	WP: 0 HR: 0 S: 77 P: 134	ERA: 0.00 WHIP: 0.556	PITCHER					IP: 9.0 WLS: W BF: 32	H: 0 R: 0 ER: 0 SO: 8	BB: 5 IBB: 0 HBP: 0 BLK: 0	WP: 0 HR: 0 S: 77 P: 134	ERA: 0.00 WHIP: 0.556					

St. Louis Cardinals @ New York Mets
Citi Field, Flushing, NY
Fri Jun 01 2012, 7:15 PM - 9:48 PM EDT
Att: 27,069 - Cloudy - 66 F

AB 27
R 0
H 0
RBI 0
BB 5
SO 8
LOB 11



Batter	1	2	3	4	5	6	7	8	9	AB	R	H	RBI	BB	SO	LOB	BOTTOM			
23 Mike Baxter, L OBP: 0.392, SLG: 0.523	K2-3		G4-3		F8			G3		3	0	0	0	0	1	0				
56 Andres Torres, S OBP: 0.349, SLG: 0.300							BB			1	1	0	0	1	0	1				
9 Kirk Nieuwenhuis, L OBP: 0.370, SLG: 0.993	K				1B		BB			3	3	2	0	1	1	0				
5 David Wright, R OBP: 0.469, SLG: 0.570	G4-3				2B		BB			2	2	1	1	2	0	0				
21 Lucas Duda, L OBP: 0.344, SLG: 0.429		L6		SF9						3	1	1	4	0	1	3				
28 Daniel Murphy, L OBP: 0.358, SLG: 0.386		G4-3			3B		HR			4	0	2	3	0	0	0				
29 Ike Davis, L OBP: 0.228, SLG: 0.290				G4-3						3	0	0	0	1	1	3				
30 Josh Thole, L OBP: 0.340, SLG: 0.353		BB								4	0	0	0	0	2	2				
6 Omar Quintanilla, L OBP: 0.417, SLG: 0.583				G3						4	1	2	0	0	1	0				
57 Johan Santana, L OBP: 0.045, SLG: 0.045		K2-3		G6-3						3	0	0	0	0	2	1				
Inning Stats	R: 0 E: 0 K: 2 S: 8	H: 0 LOB: 0 BB: 0 P: 11	R: 0 E: 0 K: 1 S: 11	H: 0 LOB: 1 BB: 1 P: 16	R: 0 E: 0 K: 1 S: 8	H: 0 LOB: 0 BB: 0 P: 8	R: 2 E: 0 K: 0 S: 10	H: 3 LOB: 1 BB: 0 P: 14	R: 0 E: 0 K: 1 S: 9	H: 0 LOB: 0 BB: 0 P: 13	R: 3 E: 0 K: 1 S: 14	H: 2 LOB: 0 BB: 1 P: 23	R: 3 E: 0 K: 1 S: 14	H: 2 LOB: 2 BB: 3 P: 32	R: 0 E: 0 K: 2 S: 14	H: 1 LOB: 1 BB: 0 P: 21	1B: 5 2B: 1 3B: 1 HR: 1	SF: 1 SAC: 1 DP: 0 HBP: 0	WP: 0 PB: 0 SB: 0 CS: 0	PA: 37
PITCHER 50 Adam Wainwright, R (1, 1) ERA: 4.98	IP: 6.1 WLS: L BF: 28	H: 6 R: 7 ER: 7 SO: 6	BB: 3 IBB: 0 HBP: 0 BLK: 0	WP: 0 HR: 0 S: 64 P: 96	ERA: 9.95 WHIP: 1.421	PITCHER					IP: 6.1 WLS: L BF: 28	H: 6 R: 7 ER: 7 SO: 6	BB: 3 IBB: 0 HBP: 0 BLK: 0	WP: 0 HR: 0 S: 64 P: 96	ERA: 13.50 WHIP: 4.500					
61 Sam Freeman, L (7, 1)	0.2	5	1	1	1	1	2	0	0	0	0	0	0	0	0	0				
63 Maikel Cleto, R (8, 1)	1.0	4	1	0	0	2	0	0	0	0	0	0	0	0	0	0				

St. Louis Cardinals @ New York Mets
Citi Field, Flushing, NY
Fri Jun 01 2012, 7:15 PM - 9:48 PM EDT
Att: 27,069 - Cloudy - 66 F

AB 30
R 8
H 8
RBI 8
BB 5
SO 9
LOB 10



Batter	1	2	3	4	5	6	7	8	9	AB	R	H	RBI	BB	SO	LOB	TOP					
15 Rafael Furcal, S OBP: 0.386, SLG: 0.449	G5-3		G6-4-3			F7			G6-4-3	4	0	1	0	0	0	2	St. Louis Cardinals @ New York Mets Citi Field, Flushing, NY Sat Jun 02 2012, 4:11 PM - 6:45 PM EDT Att: 27,914 - Partly Cloudy - 76 F livebaseballscores.com					
33 Daniel Descalso, L OBP: 0.339, SLG: 0.389	K			K					G6-4-3	4	0	2	0	0	2	0						
7 Matt Holliday, R OBP: 0.355, SLG: 0.466	F9			G5-3					G6-4-3	4	0	0	0	0	1	4						
3 Carlos Beltrán, S OBP: 0.383, SLG: 0.579		2B		P2					L9	4	0	1	0	0	0	1						
23 David Freese, R OBP: 0.316, SLG: 0.485	F7				F7					3	0	0	0	0	0	1						
4 Yadier Molina, R OBP: 0.373, SLG: 0.536	G4-6-3				G4-3				G6-3	3	0	1	0	0	0	0						
53 Matt Adams, L OBP: 0.360, SLG: 0.467										2	0	0	0	0	1	2						
66 Victor Marte, R OBP: 0.273, SLG: 0.200	G4-6-3									0	0	0	0	0	0	0						
52 Eduardo Sanchez, R OBP: 0.273, SLG: 0.200										1	0	0	0	0	1	0						
41 Mitchell Boggs, R OBP: 0.286, SLG: 0.417										0	0	0	0	0	0	0						
43 Shane Robinson, R OBP: 0.289, SLG: 0.346										3	0	2	0	0	1	0						
31 Lance Lynn, S OBP: 0.115, SLG: 0.115										1	0	0	0	0	1	1						
27 Tyler Greene, R OBP: 0.286, SLG: 0.417										2	0	0	0	0	2	1						
Inning Stats	R: 0 E: 0 K: 1 S: 7	H: 0 LOB: 0 BB: 0 P: 7	R: 0 E: 0 K: 0 S: 5	H: 2 LOB: 1 BB: 0 P: 7	R: 0 E: 0 K: 1 S: 8	H: 1 LOB: 0 BB: 0 P: 10	R: 0 E: 0 K: 1 S: 8	H: 0 LOB: 0 BB: 0 P: 11	R: 0 E: 0 K: 1 S: 9	H: 0 LOB: 0 BB: 0 P: 15	R: 0 E: 0 K: 2 S: 10	H: 2 LOB: 2 BB: 0 P: 14	R: 0 E: 0 K: 0 S: 8	H: 0 LOB: 0 BB: 0 P: 11	R: 0 E: 0 K: 3 S: 9	H: 0 LOB: 0 BB: 0 P: 12	R: 0 E: 0 K: 0 S: 9	H: 2 LOB: 1 BB: 0 P: 13	1B: 5 2B: 2 3B: 0 HR: 0	SF: 0 SAC: 0 DP: 3 HBP: 0	WP: 0 PB: 0 SB: 0 CS: 0	PA: 31
PITCHER 43 R.A. Dickey, R ERA: 2.69	IP: 9.0 WLS: W BF: 31 H: 7 R: 0 ER: 0 SO: 9 BB: 0 IBB: 0 HBP: 0 BLK: 0 WP: 0 HR: 0 S: 73 P: 100 ERA: 0.00 WHIP: 0.778															PITCHER						

Batter	1	2	3	4	5	6	7	8	9	AB	R	H	RBI	BB	SO	LOB	BOTTOM					
9 Kirk Nieuwenhuis, L OBP: 0.360, SLG: 0.381	K	G3		G4-3		K		G1-3		5	0	0	1	0	2	3	St. Louis Cardinals @ New York Mets Citi Field, Flushing, NY Sat Jun 02 2012, 4:11 PM - 6:45 PM EDT Att: 27,914 - Partly Cloudy - 76 F livebaseballscores.com					
56 Andres Torres, S OBP: 0.342, SLG: 0.295	G3-1	G6-3		G5-3						5	0	1	1	0	1	2						
5 David Wright, R OBP: 0.472, SLG: 0.591	G6-3				BB	G4-3				4	1	2	1	1	0	2						
21 Lucas Duda, L OBP: 0.345, SLG: 0.425			F7							4	0	1	0	1	2	1						
28 Daniel Murphy, L OBP: 0.361, SLG: 0.393	F7		F9							4	1	2	0	0	0	2						
29 Ike Davis, L OBP: 0.235, SLG: 0.291										3	1	1	0	1	1	4						
6 Omar Quintanilla, L OBP: 0.500, SLG: 0.538										1	1	0	0	2	1	1						
30 Josh Thole, L OBP: 0.347, SLG: 0.360										4	1	2	0	0	0	6						
43 R.A. Dickey, R OBP: 0.167, SLG: 0.130										3	0	0	1	0	0	4						
Inning Stats	R: 0 E: 0 K: 1 S: 12	H: 1 LOB: 2 BB: 1 P: 22	R: 3 E: 1 K: 0 S: 17	H: 2 LOB: 1 BB: 0 P: 26	R: 0 E: 0 K: 1 S: 12	H: 0 LOB: 1 BB: 1 P: 23	R: 0 E: 0 K: 0 S: 8	H: 1 LOB: 0 BB: 0 P: 11	R: 0 E: 0 K: 1 S: 13	H: 1 LOB: 3 BB: 2 P: 25	R: 0 E: 0 K: 1 S: 12	H: 1 LOB: 1 BB: 0 P: 15	R: 1 E: 0 K: 2 S: 11	H: 1 LOB: 0 BB: 0 P: 16	R: 1 E: 0 K: 2 S: 11	H: 2 LOB: 2 BB: 1 P: 20		R: 1 E: 0 K: 2 S: 11	H: 1 LOB: 0 BB: 0 P: 16	1B: 6 2B: 2 3B: 0 HR: 1	SF: 0 SAC: 1 DP: 0 HBP: 1	WP: 1 PB: 0 SB: 0 CS: 0
PITCHER 31 Lance Lynn, R ERA: 2.63	IP: 4.2 WLS: L BF: 25 H: 5 R: 3 ER: 2 SO: 3 BB: 4 IBB: 0 HBP: 1 BLK: 0 WP: 0 HR: 0 S: 60 P: 105 ERA: 3.86 WHIP: 1.929															PITCHER						
66 Victor Marte, R ERA: 4.01	1.1	7	3	1	1	1	0	0	0	0	0	18	22	6.75	2.250							
52 Eduardo Sanchez, R ERA: 2.35	1.0	4	0	0	0	1	0	1	0	9	15	0.00	0.000									
41 Mitchell Boggs, R ERA: 2.28	1.0	4	1	1	1	2	0	0	0	1	11	16	9.00	1.000								

Batter	1	2	3	4	5	6	7	8	9	AB	R	H	RBI	BB	SO	LOB	TOP				
15 Rafael Furcal, S OBP: 0.374, SLG: 0.433										5	0	1	1	0	1	4					
3 Carlos Beltrán, S OBP: 0.370, SLG: 0.553										5	0	0	0	0	2	4					
7 Matt Holliday, R OBP: 0.358, SLG: 0.467										4	2	2	0	0	0	0					
4 Yadier Molina, R OBP: 0.373, SLG: 0.527										4	0	0	0	0	2	2					
21 Allen Craig, R OBP: 0.417, SLG: 0.742										3	2	2	3	1	1	0					
23 David Freese, R OBP: 0.318, SLG: 0.480										4	1	2	0	0	1	1					
30 Jason Motte, R										0	0	0	0	0	0	0					
33 Daniel Descalso, L OBP: 0.339, SLG: 0.373										3	0	0	0	1	2	2					
56 Adron Chambers, L OBP: 0.368, SLG: 0.294										3	0	1	0	1	0	1					
26 Kyle Lohse, R OBP: 0.087, SLG: 0.045										2	0	0	0	0	0	1					
53 Matt Adams, L OBP: 0.346, SLG: 0.447										1	0	0	0	0	1	3					
34 Marc Rzepczynski, L										0	0	0	0	0	0	0					
52 Eduardo Sanchez, R										0	0	0	0	0	0	0					
27 Tyler Greene, R OBP: 0.279, SLG: 0.407										0	0	0	0	0	0	0					
Inning Stats	R: 0 E: 0 K: 2 S: 9	H: 0 LOB: 0 BB: 0 P: 10	R: 0 E: 0 K: 3 S: 14	H: 1 LOB: 1 BB: 0 P: 19	R: 0 E: 0 K: 0 S: 7	H: 1 LOB: 1 BB: 0 P: 14	R: 1 E: 0 K: 0 S: 7	H: 2 LOB: 0 BB: 0 P: 9	R: 0 E: 0 K: 1 S: 6	H: 0 LOB: 0 BB: 0 P: 11	R: 2 E: 1 K: 2 S: 17	H: 2 LOB: 2 BB: 1 P: 27	R: 2 E: 0 K: 2 S: 13	H: 2 LOB: 1 BB: 0 P: 21	R: 0 E: 0 K: 0 S: 9	H: 0 LOB: 1 BB: 1 P: 15	1B: 6 2B: 1 3B: 0 HR: 1	SF: 0 SAC: 1 DP: 1 HBP: 0	WP: 0 PB: 0 SB: 2 CS: 0	PA: 38	
PITCHER	IP	WLS	BF	H	R	ER	SO	BB	IBB	HBP	BLK	WP	HR	S	P	ERA	WHIP				
35 Dillon Gee, R ERA: 4.48	7.0		29	6	3	2	8	2	0	0	0	0	0	67	106	2.57	1.143				
60 Jon Rauch, R ERA: 4.75	0.2	L	4	2	2	2	1	0	0	0	0	0	1	10	17	27.00	3.000				
40 Tim Lincecum, L ERA: 3.0	0.1		2	0	0	0	1	1	0	0	0	0	0	7	12	0.00	3.000				
39 Bobby Parnell, R ERA: 3.0	1.0		3	0	0	0	0	0	0	0	0	0	0	5	7	0.00	0.000				

St. Louis Cardinals @ New York Mets
Citi Field, Flushing, NY
Mon Jun 04 2012, 1:12 PM - 3:46 PM EDT
Att: 25,830 - Overcast - 59 F

AB 34
R 5
H 8
RBI 4
BB 3
SO 10
LOB 18



Batter	1	2	3	4	5	6	7	8	9	AB	R	H	RBI	BB	SO	LOB	BOTTOM				
9 Kirk Nieuwenhuis, L OBP: 0.364, SLG: 0.407										4	0	1	0	0	1	1					
56 Andres Torres, S OBP: 0.344, SLG: 0.333										3	0	0	1	0	0	0					
5 David Wright, R OBP: 0.464, SLG: 0.574										4	1	1	0	0	0	1					
21 Lucas Duda, L OBP: 0.341, SLG: 0.434										4	1	1	1	0	0	1					
28 Daniel Murphy, L OBP: 0.352, SLG: 0.383										4	0	0	0	0	1	1					
29 Iker Davis, L OBP: 0.227, SLG: 0.281										2	0	0	0	0	0	0					
12 Scott Hairston, R OBP: 0.326, SLG: 0.588										1	1	1	2	0	0	0					
60 Jon Rauch, R										0	0	0	0	0	0	0					
40 Tim Lincecum, L										0	0	0	0	0	0	0					
39 Bobby Parnell, R										0	0	0	0	0	0	0					
1 Jordany Valdespin, L OBP: 0.125, SLG: 0.217										1	0	0	0	0	1	0					
6 Omar Quintanilla, L OBP: 0.435, SLG: 0.474										3	0	1	0	0	2	0					
4 Mike Nickeas, R OBP: 0.229, SLG: 0.222										2	0	0	0	0	0	1					
30 Josh Thole, L OBP: 0.359, SLG: 0.366										1	1	1	0	0	0	0					
35 Dillon Gee, R OBP: 0.059, SLG: 0.118										2	0	0	0	0	1	1					
33 Vinny Rottino, R OBP: 0.261, SLG: 0.476										1	0	0	0	0	1	1					
Inning Stats	R: 0 E: 0 K: 1 S: 6	H: 0 LOB: 0 BB: 0 P: 9	R: 0 E: 0 K: 0 S: 6	H: 0 LOB: 0 BB: 0 P: 10	R: 0 E: 0 K: 0 S: 10	H: 1 LOB: 1 BB: 0 P: 16	R: 1 E: 0 K: 0 S: 8	H: 1 LOB: 0 BB: 0 P: 16	R: 0 E: 0 K: 1 S: 8	H: 0 LOB: 0 BB: 0 P: 10	R: 2 E: 0 K: 1 S: 11	H: 2 LOB: 1 BB: 0 P: 16	R: 1 E: 0 K: 0 S: 11	H: 2 LOB: 1 BB: 0 P: 19	R: 0 E: 0 K: 2 S: 11	H: 0 LOB: 0 BB: 0 P: 14	1B: 2 2B: 2 3B: 0 HR: 2	SF: 1 SAC: 0 DP: 0 HBP: 0	WP: 0 PB: 0 SB: 0 CS: 0	PA: 33	
PITCHER	IP	WLS	BF	H	R	ER	SO	BB	IBB	HBP	BLK	WP	HR	S	P	ERA	WHIP				
26 Kyle Lohse, R ERA: 3.21	6.0		20	4	1	1	3	0	1	48	76	1.50	0.333								
34 Marc Rzepczynski, L ERA: 5.06	1.0	W	5	2	2	2	1	0	0	0	0	0	1	11	16	18.00	2.000				
52 Eduardo Sanchez, R ERA: 3.24	0.2	H	4	2	1	1	0	0	0	0	0	0	0	5	10	13.50	3.000				
30 Jason Motte, R ERA: 3.09	1.1	S	4	0	0	0	2	0	0	0	0	0	0	17	23	0.00	0.000				

St. Louis Cardinals @ New York Mets
Citi Field, Flushing, NY
Mon Jun 04 2012, 1:12 PM - 3:46 PM EDT
Att: 25,830 - Overcast - 59 F

AB 32
R 4
H 6
RBI 4
BB 0
SO 6
LOB 7



Batter	1	2	3	4	5	6	7	8	9	10	11	12	AB	R	H	RBI	BB	SO	LOB	TOP							
9 Kirk Nieuwenhuis, L OBP: 0.338, SLG: 0.490	G4-3		G4-3			G1-3		56 2B		G4-3		56 5 WP 1B		3	0	0	0	0	0	0							
12 Scott Hairston, R OBP: 0.340, SLG: 0.626														2	3	2	1	1	0	0							
56 Andres Torres, S OBP: 0.344, SLG: 0.336	K					G6-3				G4-3		5 5 BB		5	0	1	2	1	1	1							
5 David Wright, R OBP: 0.465, SLG: 0.585						G4-3				G4-3				5	1	2	1	1	0	1							
21 Lucas Duda, L 47 Miguel Batista, R 3 Josh Saini, R 40 Tim Byrdak, L 48 Frank Francisco, R 4 Mike Nickerson, R 39 Bobby Parnell, R 62 Elvin Ramirez, R	K									G4-3				3	0	1	0	0	0	1							
28 Daniel Murphy, L OBP: 0.343, SLG: 0.372						G3-1								6	0	0	0	0	1	4							
29 Ike Davis, L OBP: 0.263, SLG: 0.274						G4-3								4	0	0	0	1	3	0							
30 Josh Thole, L OBP: 0.364, SLG: 0.371						G5-3								4	0	2	0	0	1	0							
6 Omar Quintanilla, L 33 Vinnie Rollins, R	K					G1-6-3								2	0	0	0	0	1	1							
55 Chris Young, R 1 Jordany Valdespin, L	K													1	0	0	0	0	1	0							
Inning Stats	R: 0 E: 0 K: 2 S: 10	H: 1 LOB: 1 BB: 0 P: 16	R: 0 E: 0 K: 0 S: 6	H: 0 LOB: 0 BB: 0 P: 12	R: 0 E: 0 K: 2 S: 11	H: 0 LOB: 0 BB: 0 P: 13	R: 0 E: 0 K: 1 S: 9	H: 1 LOB: 1 BB: 0 P: 11	R: 0 E: 0 K: 2 S: 7	H: 0 LOB: 0 BB: 0 P: 13	R: 2 E: 0 K: 10 S: 14	H: 2 LOB: 2 BB: 1 P: 27	R: 0 E: 0 K: 3 S: 12	H: 1 LOB: 2 BB: 1 P: 23	R: 1 E: 0 K: 0 S: 8	H: 1 LOB: 0 BB: 0 P: 15	R: 0 E: 0 K: 3 S: 12	H: 1 LOB: 1 BB: 1 P: 23	R: 1 E: 0 K: 1 S: 14	H: 1 LOB: 1 BB: 1 P: 23	1B: 5 2B: 2 3B: 0 HR: 3	SF: 0 SAC: 1 DP: 1 HBP: 0	WP: 1 PB: 1 SB: 1 CS: 0	PA: 50			
PITCHER	IP WLS BF H R ER SO BB IBB HBP BLK WP HR S P ERA WHIP	6.0 1.0 3.0 0 2 2 5 0 0 0 0 0 0 7 13 0.00 0.000	7.0 1.0 3.0 0 0 0 0 0 0 0 0 0 0 4 6 27.00 3.000	8.0 0.1 H 2 1 1 1 0 0 0 0 0 0 9 20 27.00 6.000	8.0 0.1 B 4 1 1 1 1 1 0 0 0 0 0 1 1 0.00 0.000	9.0 1.0 4.0 1 1 1 1 0 0 0 0 0 0 1 1 3.00 0.833	10.0 1.0 4.0 1 1 1 1 0 0 0 0 0 0 1 1 0.00 0.000	11.0 1.0 4.0 1 1 1 1 0 0 0 0 0 0 0 1 1 0.00 0.000	12.0 1.0 4.0 1 1 1 1 0 0 0 0 0 0 0 1 1 0.00 0.000	13.0 1.0 4.0 1 1 1 1 0 0 0 0 0 0 0 1 1 0.00 0.000	14.0 1.0 4.0 1 1 1 1 0 0 0 0 0 0 0 1 1 0.00 0.000	15.0 1.0 4.0 1 1 1 1 0 0 0 0 0 0 0 1 1 0.00 0.000	16.0 1.0 4.0 1 1 1 1 0 0 0 0 0 0 0 1 1 0.00 0.000	17.0 1.0 4.0 1 1 1 1 0 0 0 0 0 0 0 1 1 0.00 0.000	18.0 1.0 4.0 1 1 1 1 0 0 0 0 0 0 0 1 1 0.00 0.000	19.0 1.0 4.0 1 1 1 1 0 0 0 0 0 0 0 1 1 0.00 0.000	20.0 1.0 4.0 1 1 1 1 0 0 0 0 0 0 0 1 1 0.00 0.000	21.0 1.0 4.0 1 1 1 1 0 0 0 0 0 0 0 1 1 0.00 0.000	22.0 1.0 4.0 1 1 1 1 0 0 0 0 0 0 0 1 1 0.00 0.000	23.0 1.0 4.0 1 1 1 1 0 0 0 0 0 0 0 1 1 0.00 0.000	24.0 1.0 4.0 1 1 1 1 0 0 0 0 0 0 0 1 1 0.00 0.000	25.0 1.0 4.0 1 1 1 1 0 0 0 0 0 0 0 1 1 0.00 0.000	26.0 1.0 4.0 1 1 1 1 0 0 0 0 0 0 0 1 1 0.00 0.000	27.0 1.0 4.0 1 1 1 1 0 0 0 0 0 0 0 1 1 0.00 0.000	28.0 1.0 4.0 1 1 1 1 0 0 0 0 0 0 0 1 1 0.00 0.000	29.0 1.0 4.0 1 1 1 1 0 0 0 0 0 0 0 1 1 0.00 0.000	30.0 1.0 4.0 1 1 1 1 0 0 0 0 0 0 0 1 1 0.00 0.000

New York Mets @ Washington Nationals
Nationals Park, Washington, DC
Tue Jun 05 2012, 7:07 PM - 11:20 PM EDT
Att. 26,256 - Cloudy - 69 F

AB 44
R 6
H 10
RBI 5
BB 5
SO 12
LOB 15



Batter	1	2	3	4	5	6	7	8	9	10	11	12	AB	R	H	RBI	BB	SO	LOB	BOTTOM							
1 Steve Lombardozzi, S 17 Sean Burnett, L 35 Craig Stammen, R 51 Michael Gonzalez, R 36 Tyler Clippard, R 2 Roger Bernadina, L 63 Henry Alberto Rodriguez, R 21 Xavier Nady, R	F8		F7			11 E		F9						3	1	0	0	1	0	3							
34 Bryce Harper, L OBP: 0.375, SLG: 0.528														0	0	0	0	0	0	0							
11 Ryan Zimmerman, R OBP: 0.314, SLG: 0.333														7	0	2	2	0	2	5							
25 Adam LaRoche, L OBP: 0.360, SLG: 0.499														6	2	2	1	0	1	3							
38 Michael Morse, R OBP: 0.214, SLG: 0.308														6	0	0	0	0	1	4							
20 Ian Desmond, R OBP: 0.289, SLG: 0.441														6	0	2	3	0	0	2							
8 Danny Espinosa, S OBP: 0.310, SLG: 0.362														6	1	1	0	0	3	5							
26 Jesus Flores, R OBP: 0.323, SLG: 0.382														4	1	1	0	2	1	1							
27 Jordan Zimmermann, R 32 Tom Gorzelanny, R 24 Rick Ankiel, L 48 Ross Detwiler, R														5	1	2	0	1	1	1							
55 Chris Young, R														6	0	2	3	0	0	2							
47 Miguel Batista, R 40 Tim Byrdak, L 48 Frank Francisco, R 39 Bobby Parnell, R														6	1	1	0	0	3	5							
26 Jesus Flores, R														4	1	1	0	2	1	1							
27 Jordan Zimmermann, R 32 Tom Gorzelanny, R 24 Rick Ankiel, L 48 Ross Detwiler, R														2	1	2	0	0	0	0							
55 Chris Young, R														3	0	0	0	0	2	4							
47 Miguel Batista, R 40 Tim Byrdak, L 48 Frank Francisco, R 39 Bobby Parnell, R														0	0	0	0	1	0	0							
26 Jesus Flores, R														0	0	0	0	1	0	0							
27 Jordan Zimmermann, R 32 Tom Gorzelanny, R 24 Rick Ankiel, L 48 Ross Detwiler, R														0	0	0	0	1	0	0							
Inning Stats	R: 0 E: 0 K: 0 S: 8	H: 0 LOB: 0 BB: 0 P: 11	R: 0 E: 0 K: 0 S: 7	H: 0 LOB: 0 BB: 0 P: 10	R: 1 E: 0 K: 0 S: 14	H: 3 LOB: 2 BB: 0 P: 20	R: 0 E: 0 K: 3 S: 8	H: 1 LOB: 1 BB: 0 P: 11	R: 2 E: 1 K: 1 S: 15	H: 2 LOB: 1 BB: 1 P: 23	R: 0 E: 0 K: 2 S: 7	H: 0 LOB: 0 BB: 0 P: 12	R: 0 E: 0 K: 3 S: 11	H: 0 LOB: 1 BB: 0 P: 13	R: 1 E: 0 K: 2 S: 11	H: 2 LOB: 1 BB: 1 P: 27	R: 0 E: 0 K: 3 S: 12	H: 1 LOB: 3 BB: 1 P: 30	R: 0 E: 0 K: 3 S: 12	H: 0 LOB: 1 BB: 1 P: 23	R: 2 E: 0 K: 0 S: 13	H: 3 LOB: 3 BB: 2 P: 28	1B: 9 2B: 4 3B: 0 HR: 0	SF: 0 SAC: 0 DP: 0 HBP: 0	WP: 2 PB: 0 SB: 2 CS: 0	PA: 56	
PITCHER	IP WLS BF H R ER SO BB IBB HBP BLK WP HR S P ERA WHIP	5.0 2.0 6.0 0.1 H 2 1 1 1 0 0 0 0 4 21 3.60 1.400	7.0 1.0 3.0 0 0 0 0 0 0 0 0 0 0 4 6 27.00 3.000	8.0 0.1 H 2 1 1 1 0 0 0 0 0 0 9 20 27.00 6.000	8.0 0.1 B 4 1 1 1 1 1 0 0 0 0 0 1 1 0.00 0.000	9.0 1.0 4.0 1 1 1 1 0 0 0 0 0 0 0 1 1 0.00 0.000	10.0 1.0 4.0 1 1 1 1 0 0 0 0 0 0 0 1 1 0.00 0.000	11.0 1.0 4.0 1 1 1 1 0 0 0 0 0 0 0 1 1 0.00 0.000	12.0 1.0 4.0 1 1 1 1 0 0 0 0 0 0 0 1 1 0.00 0.000	13.0 1.0 4.0 1 1 1 1 0 0 0 0 0 0 0 1 1 0.00 0.000	14.0 1.0 4.0 1 1 1 1 0 0 0 0 0 0 0 1 1 0.00 0.000	15.0 1.0 4.0 1 1 1 1 0 0 0 0 0 0 0 1 1 0.00 0.000	16.0 1.0 4.0 1 1 1 1 0 0 0 0 0 0 0 1 1 0.00 0.000	17.0 1.0 4.0 1 1 1 1 0 0 0 0 0 0 0 1 1 0.00 0.000	18.0 1.0 4.0 1 1 1 1 0 0 0 0 0 0 0 1 1 0.00 0.000	19.0 1.0 4.0 1 1 1 1 0 0 0 0 0 0 0 1 1 0.00 0.000	20.0 1.0 4.0 1 1 1 1 0 0 0 0 0 0 0 1 1 0.00 0.000	21.0 1.0 4.0 1 1 1 1 0 0 0 0 0 0 0 1 1 0.00 0.000	22.0 1.0 4.0 1 1 1 1 0 0 0 0 0 0 0 1 1 0.00 0.000	23.0 1.0 4.0 1 1 1 1 0 0 0 0 0 0 0 1 1 0.00 0.000	24.0 1.0 4.0 1 1 1 1 0 0 0 0 0 0 0 1 1 0.00 0.000	25.0 1.0 4.0 1 1 1 1 0 0 0 0 0 0 0 1 1 0.00 0.000	26.0 1.0 4.0 1 1 1 1 0 0 0 0 0 0 0 1 1 0.00 0.000	27.0 1.0 4.0 1 1 1 1 0 0 0 0 0 0 0 1 1 0.00 0.000	28.0 1.0 4.0 1 1 1 1 0 0 0 0 0 0 0 1 1 0.00 0.000	29.0 1.0 4.0 1 1 1 1 0 0 0 0 0 0 0 1 1 0.00 0.000	30.0 1.0 4.0 1 1 1 1 0 0 0 0 0 0 0 1 1 0.00 0.000

New York Mets @ Washington Nationals
Nationals Park, Washington, DC
Tue Jun 05 2012, 7:07 PM - 11:20 PM EDT
Att. 26,256 - Cloudy - 69 F

AB 50
R 7
H 13
RBI 6
BB 6
SO 11
LOB 31



Batter	1	2	3	4	5	6	7	8	9	AB	R	H	RBI	BB	SO	LOB	TOP			
9 Kirk Nieuwenhuis, L (1.7) OBP: 0.358, SLG: 0.399 12 Scott Hairston, R (8. PH) OBP: 0.336, SLG: 0.620										3	0	1	1	0	1	0				
56 Andres Torres, S (1.8) OBP: 0.333, SLG: 0.324										4	0	0	0	0	1	1				
5 David Wright, R (1.5) OBP: 0.461, SLG: 0.578										4	1	1	0	0	0	0				
21 Lucas Duda, L (1.9) OBP: 0.344, SLG: 0.428										2	0	0	1	2	0	0				
28 Daniel Murphy, L (1.4) OBP: 0.338, SLG: 0.365										4	0	0	0	0	1	2				
29 Ike Davis, L (1.3) OBP: 0.237, SLG: 0.282										2	1	1	0	2	0	1				
30 Josh Thole, L (1.2) OBP: 0.351, SLG: 0.356										4	0	0	0	0	1	4				
6 Omar Quintanilla, L (1.6) OBP: 0.393, SLG: 0.391										2	1	0	1	1	0	0				
53 Jeremy Hefner, R (1.1) OBP: 0.533, SLG: 1.333 1 Jordany Valdespin, L (7. PH) OBP: 0.172, SLG: 0.353 40 Tim Byrdak, L (7.1) 47 Miguel Batista, R (7.1)										1	0	0	0	0	1	0				
Inning Stats	R: 0 H: 0 E: 0 K: 2 S: 7	H: 0 LOB: 0 BB: 0 P: 11	R: 0 H: 0 E: 0 K: 1 S: 6	H: 0 LOB: 1 BB: 1 P: 14	R: 1 H: 1 E: 0 K: 0 S: 8	H: 1 LOB: 0 BB: 1 P: 13	R: 1 H: 1 E: 1 K: 0 S: 15	H: 1 LOB: 1 BB: 1 P: 24	R: 0 H: 0 E: 0 K: 1 S: 9	H: 0 LOB: 1 BB: 0 P: 16	R: 1 H: 1 E: 0 K: 1 S: 9	H: 1 LOB: 0 BB: 0 P: 14	R: 0 H: 0 E: 0 K: 1 S: 6	H: 0 LOB: 1 BB: 1 P: 15	1B: 2 2B: 1 3B: 0 HR: 0	SF: 0 SAC: 1 DP: 1 HBP: 0	WP: 0 PB: 0 SB: 0 CS: 0	PA: 34		
PITCHER	IP: 7.0 WLS: W BF: 27 ERA: 3.11	IP: 1.0 WLS: H BF: 3 ERA: 1.0	IP: 1.0 WLS: S BF: 4 ERA: 2.55	IP: 1.0 WLS: S BF: 4 ERA: 2.55	IP: 1.0 WLS: S BF: 4 ERA: 2.55	IP: 1.0 WLS: S BF: 4 ERA: 2.55	IP: 1.0 WLS: S BF: 4 ERA: 2.55	IP: 1.0 WLS: S BF: 4 ERA: 2.55	IP: 1.0 WLS: S BF: 4 ERA: 2.55	IP: 1.0 WLS: S BF: 4 ERA: 2.55	IP: 1.0 WLS: S BF: 4 ERA: 2.55	IP: 1.0 WLS: S BF: 4 ERA: 2.55	IP: 1.0 WLS: S BF: 4 ERA: 2.55	IP: 1.0 WLS: S BF: 4 ERA: 2.55	IP: 1.0 WLS: S BF: 4 ERA: 2.55	IP: 1.0 WLS: S BF: 4 ERA: 2.55	IP: 1.0 WLS: S BF: 4 ERA: 2.55	IP: 1.0 WLS: S BF: 4 ERA: 2.55	IP: 1.0 WLS: S BF: 4 ERA: 2.55	IP: 1.0 WLS: S BF: 4 ERA: 2.55

New York Mets @ Washington Nationals
Nationals Park, Washington, DC
Wed Jun 06 2012, 7:08 PM - 9:53 PM EDT
Att: 27,335 - Cloudy - 70 F

AB	28
R	3
H	3
RBI	3
BB	5
SO	7
LOB	8



Batter	1	2	3	4	5	6	7	8	9	AB	R	H	RBI	BB	SO	LOB	BOTTOM			
1 Steve Lombardozzi, S (1.7) OBP: 0.369, SLG: 0.385 36 Tyler Clippard, R (9.1)										4	1	1	0	1	1	2				
34 Bryce Harper, L (1.8) OBP: 0.369, SLG: 0.515										5	1	1	0	0	0	3				
11 Ryan Zimmerman, R (1.5) OBP: 0.318, SLG: 0.333										3	2	1	0	1	0	2				
25 Adam LaRoche, L (1.3) OBP: 0.363, SLG: 0.508										3	1	2	4	0	0	0				
38 Michael Morse, R (1.9) OBP: 0.333, SLG: 0.375										3	0	2	1	1	0	1				
20 Ian Desmond, R (1.6) OBP: 0.284, SLG: 0.433										4	0	0	0	0	1	5				
8 Danny Espinosa, S (1.4) OBP: 0.306, SLG: 0.360										4	0	1	0	0	1	1				
26 Jesus Flores, R (1.2) OBP: 0.320, SLG: 0.376										4	0	1	0	0	0	1				
33 Edwin Jackson, R (1.1) OBP: 0.167, SLG: 0.167 17 Sean Burnett, L (8.1) 2 Roger Bernadina, L (8. PH) OBP: 0.333, SLG: 0.386										3	0	0	0	0	1	1				
Inning Stats	R: 3 H: 2 E: 1 K: 0 S: 15	H: 2 LOB: 1 BB: 1 P: 25	R: 0 H: 1 E: 0 K: 1 S: 7	H: 1 LOB: 0 BB: 0 P: 10	R: 0 H: 0 E: 1 K: 0 S: 8	H: 0 LOB: 0 BB: 0 P: 12	R: 0 H: 1 E: 0 K: 1 S: 14	H: 1 LOB: 1 BB: 0 P: 21	R: 1 H: 3 E: 0 K: 0 S: 16	H: 0 LOB: 2 BB: 0 P: 19	R: 0 H: 0 E: 0 K: 1 S: 10	H: 0 LOB: 0 BB: 0 P: 12	R: 1 H: 1 E: 0 K: 0 S: 17	H: 1 LOB: 2 BB: 2 P: 30	R: 0 H: 1 E: 0 K: 1 S: 10	H: 1 LOB: 2 BB: 1 P: 15	1B: 8 2B: 0 3B: 0 HR: 1	SF: 1 SAC: 0 DP: 1 HBP: 0	WP: 0 PB: 1 SB: 1 CS: 0	PA: 38
PITCHER	IP: 6.0 WLS: L BF: 27 ERA: 5.32	IP: 0.2 WLS: 4 BF: 1 ERA: 3.54	IP: 1.1 WLS: 7 BF: 1 ERA: 3.52	IP: 1.1 WLS: 7 BF: 1 ERA: 3.52	IP: 1.1 WLS: 7 BF: 1 ERA: 3.52	IP: 1.1 WLS: 7 BF: 1 ERA: 3.52	IP: 1.1 WLS: 7 BF: 1 ERA: 3.52	IP: 1.1 WLS: 7 BF: 1 ERA: 3.52	IP: 1.1 WLS: 7 BF: 1 ERA: 3.52	IP: 1.1 WLS: 7 BF: 1 ERA: 3.52	IP: 1.1 WLS: 7 BF: 1 ERA: 3.52	IP: 1.1 WLS: 7 BF: 1 ERA: 3.52	IP: 1.1 WLS: 7 BF: 1 ERA: 3.52	IP: 1.1 WLS: 7 BF: 1 ERA: 3.52	IP: 1.1 WLS: 7 BF: 1 ERA: 3.52	IP: 1.1 WLS: 7 BF: 1 ERA: 3.52	IP: 1.1 WLS: 7 BF: 1 ERA: 3.52	IP: 1.1 WLS: 7 BF: 1 ERA: 3.52	IP: 1.1 WLS: 7 BF: 1 ERA: 3.52	IP: 1.1 WLS: 7 BF: 1 ERA: 3.52

New York Mets @ Washington Nationals
Nationals Park, Washington, DC
Wed Jun 06 2012, 7:08 PM - 9:53 PM EDT
Att: 27,335 - Cloudy - 70 F

AB	33
R	5
H	9
RBI	5
BB	4
SO	4
LOB	16



Batter	1	2	3	4	5	6	7	8	9	AB	R	H	RBI	BB	SO	LOB	TOP									
9 Kirk Nieuwenhuis, L OBP: 0.354, SLG: 0.394	G1-3		F8			G1-3		K		5	1	1	0	0	1	1	New York Mets @ Washington Nationals Nationals Park, Washington, DC Thu Jun 07 2012, 1:06 PM - 3:52 PM EDT Att: 32,096 - Cloudy - 78 F									
30 Josh Thole, L OBP: 0.345, SLG: 0.349	G5-3		G1-2-3			G4-3		G4-3		5	0	1	0	0	1	2										
5 David Wright, R OBP: 0.464, SLG: 0.587	G1-3		G1-2-3			F8		G5-3		4	1	2	0	1	0	1										
21 Lucas Duda, L OBP: 0.350, SLG: 0.450		HBP				G5-3		G3		4	1	2	2	1	0	2										
48 Frank Francisco, R										0	0	0	0	0	0	0										
28 Daniel Murphy, L OBP: 0.339, SLG: 0.366	F8		G1-2-3					G4-3		5	0	2	1	0	0	5										
12 Scott Hairston, R OBP: 0.333, SLG: 0.602	F9									3	0	0	0	1	1	2										
29 Ike Davis, L OBP: 0.237, SLG: 0.278										3	0	0	0	1	1	3										
6 Omar Quintanilla, L OBP: 0.438, SLG: 0.423								G3		3	0	2	0	0	0	0										
43 R.A. Dickey, R OBP: 0.148, SLG: 0.115										3	0	0	0	0	1	4										
39 Bobby Parnell, R										0	0	0	0	0	0	0										
56 Andres Torres, S OBP: 0.333, SLG: 0.324										0	0	0	0	0	0	0										
Inning Stats	R: 0 E: 0 K: 0 S: 7	H: 0 LOB: 0 BB: 0 P: 9	R: 0 E: 0 K: 0 S: 10	H: 1 LOB: 3 BB: 1 P: 18	R: 0 E: 0 K: 0 S: 8	H: 2 LOB: 2 BB: 1 P: 16	R: 0 E: 0 K: 0 S: 7	H: 1 LOB: 1 BB: 0 P: 8	R: 2 E: 0 K: 1 S: 16	H: 3 LOB: 2 BB: 1 P: 29	R: 0 E: 0 K: 0 S: 7	H: 1 LOB: 1 BB: 1 P: 11	R: 1 E: 0 K: 2 S: 10	H: 1 LOB: 1 BB: 1 P: 17	R: 0 E: 0 K: 2 S: 12	H: 0 LOB: 0 BB: 0 P: 18	R: 0 E: 0 K: 0 S: 8	H: 1 LOB: 1 BB: 0 P: 15	1B: 7 2B: 1 3B: 1 HR: 1	SF: 0 SAC: 1 DP: 1 HBP: 1	WP: 0 PB: 0 SB: 3 CS: 0	PA: 41				
PITCHER	IP WLS BF H R ER SO BB IBB HBP BLK WP HR S P ERA WHIP	IP WLS BF H R ER SO BB IBB HBP BLK WP HR S P ERA WHIP	IP WLS BF H R ER SO BB IBB HBP BLK WP HR S P ERA WHIP	IP WLS BF H R ER SO BB IBB HBP BLK WP HR S P ERA WHIP	IP WLS BF H R ER SO BB IBB HBP BLK WP HR S P ERA WHIP	IP WLS BF H R ER SO BB IBB HBP BLK WP HR S P ERA WHIP	IP WLS BF H R ER SO BB IBB HBP BLK WP HR S P ERA WHIP	IP WLS BF H R ER SO BB IBB HBP BLK WP HR S P ERA WHIP	IP WLS BF H R ER SO BB IBB HBP BLK WP HR S P ERA WHIP	IP WLS BF H R ER SO BB IBB HBP BLK WP HR S P ERA WHIP	IP WLS BF H R ER SO BB IBB HBP BLK WP HR S P ERA WHIP	IP WLS BF H R ER SO BB IBB HBP BLK WP HR S P ERA WHIP	IP WLS BF H R ER SO BB IBB HBP BLK WP HR S P ERA WHIP	IP WLS BF H R ER SO BB IBB HBP BLK WP HR S P ERA WHIP	IP WLS BF H R ER SO BB IBB HBP BLK WP HR S P ERA WHIP	IP WLS BF H R ER SO BB IBB HBP BLK WP HR S P ERA WHIP	IP WLS BF H R ER SO BB IBB HBP BLK WP HR S P ERA WHIP	IP WLS BF H R ER SO BB IBB HBP BLK WP HR S P ERA WHIP	IP WLS BF H R ER SO BB IBB HBP BLK WP HR S P ERA WHIP	IP WLS BF H R ER SO BB IBB HBP BLK WP HR S P ERA WHIP	IP WLS BF H R ER SO BB IBB HBP BLK WP HR S P ERA WHIP	IP WLS BF H R ER SO BB IBB HBP BLK WP HR S P ERA WHIP	IP WLS BF H R ER SO BB IBB HBP BLK WP HR S P ERA WHIP	IP WLS BF H R ER SO BB IBB HBP BLK WP HR S P ERA WHIP	IP WLS BF H R ER SO BB IBB HBP BLK WP HR S P ERA WHIP	IP WLS BF H R ER SO BB IBB HBP BLK WP HR S P ERA WHIP

AB	35
R	3
H	10
RBI	3
BB	4
SO	5
LOB	20



Batter	1	2	3	4	5	6	7	8	9	AB	R	H	RBI	BB	SO	LOB	BOTTOM									
1 Steve Lombardozzi, S OBP: 0.358, SLG: 0.372	G1-3		L8			K		G1-3		4	0	0	0	0	1	3	New York Mets @ Washington Nationals Nationals Park, Washington, DC Thu Jun 07 2012, 1:06 PM - 3:52 PM EDT Att: 32,096 - Cloudy - 78 F									
34 Bryce Harper, L OBP: 0.359, SLG: 0.500	K				G3			G6-3		4	0	0	0	0	2	3										
11 Ryan Zimmerman, R OBP: 0.322, SLG: 0.356	K				G5-3					4	1	2	1	0	1	0										
25 Adam LaRoche, L OBP: 0.361, SLG: 0.500		G3			K			G6-3		3	0	0	0	1	1	0										
38 Michael Morse, R OBP: 0.318, SLG: 0.350		G3								4	0	1	0	0	0	2										
20 Ian Desmond, R OBP: 0.283, SLG: 0.430										4	0	1	0	0	1	3										
8 Danny Espinosa, S OBP: 0.306, SLG: 0.356										2	0	0	0	0	1	2										
32 Tom Gorzelanny, R OBP: 0.500, SLG: 0.500										0	0	0	0	0	0	0										
21 Xavier Nady, R OBP: 0.207, SLG: 0.291										1	0	0	0	0	0	0										
51 Michael Gonzalez, R										0	0	0	0	0	0	0										
23 Jhonatan Solano, R OBP: 0.286, SLG: 0.429			G4-3							3	0	1	0	0	0	0										
40 Chien-Ming Wang, R										1	0	0	0	0	1	0										
24 Rick Ankiel, L OBP: 0.284, SLG: 0.385										0	0	0	0	2	0	0										
Inning Stats	R: 0 E: 0 K: 2 S: 12	H: 0 LOB: 0 BB: 0 P: 17	R: 0 E: 0 K: 1 S: 9	H: 1 LOB: 1 BB: 0 P: 16	R: 0 E: 0 K: 1 S: 7	H: 0 LOB: 0 BB: 0 P: 7	R: 0 E: 0 K: 1 S: 5	H: 0 LOB: 0 BB: 0 P: 10	R: 0 E: 0 K: 2 S: 11	H: 0 LOB: 1 BB: 1 P: 15	R: 0 E: 0 K: 0 S: 15	H: 1 LOB: 1 BB: 1 P: 21	R: 0 E: 0 K: 0 S: 9	H: 1 LOB: 2 BB: 1 P: 14	R: 0 E: 0 K: 0 S: 8	H: 1 LOB: 0 BB: 0 P: 14	R: 1 E: 0 K: 0 S: 8	H: 1 LOB: 0 BB: 0 P: 14	1B: 4 2B: 0 3B: 0 HR: 1	SF: 0 SAC: 0 DP: 2 HBP: 0	WP: 0 PB: 2 SB: 0 CS: 0	PA: 33				
PITCHER	IP WLS BF H R ER SO BB IBB HBP BLK WP HR S P ERA WHIP	IP WLS BF H R ER SO BB IBB HBP BLK WP HR S P ERA WHIP	IP WLS BF H R ER SO BB IBB HBP BLK WP HR S P ERA WHIP	IP WLS BF H R ER SO BB IBB HBP BLK WP HR S P ERA WHIP	IP WLS BF H R ER SO BB IBB HBP BLK WP HR S P ERA WHIP	IP WLS BF H R ER SO BB IBB HBP BLK WP HR S P ERA WHIP	IP WLS BF H R ER SO BB IBB HBP BLK WP HR S P ERA WHIP	IP WLS BF H R ER SO BB IBB HBP BLK WP HR S P ERA WHIP	IP WLS BF H R ER SO BB IBB HBP BLK WP HR S P ERA WHIP	IP WLS BF H R ER SO BB IBB HBP BLK WP HR S P ERA WHIP	IP WLS BF H R ER SO BB IBB HBP BLK WP HR S P ERA WHIP	IP WLS BF H R ER SO BB IBB HBP BLK WP HR S P ERA WHIP	IP WLS BF H R ER SO BB IBB HBP BLK WP HR S P ERA WHIP	IP WLS BF H R ER SO BB IBB HBP BLK WP HR S P ERA WHIP	IP WLS BF H R ER SO BB IBB HBP BLK WP HR S P ERA WHIP	IP WLS BF H R ER SO BB IBB HBP BLK WP HR S P ERA WHIP	IP WLS BF H R ER SO BB IBB HBP BLK WP HR S P ERA WHIP	IP WLS BF H R ER SO BB IBB HBP BLK WP HR S P ERA WHIP	IP WLS BF H R ER SO BB IBB HBP BLK WP HR S P ERA WHIP	IP WLS BF H R ER SO BB IBB HBP BLK WP HR S P ERA WHIP	IP WLS BF H R ER SO BB IBB HBP BLK WP HR S P ERA WHIP	IP WLS BF H R ER SO BB IBB HBP BLK WP HR S P ERA WHIP	IP WLS BF H R ER SO BB IBB HBP BLK WP HR S P ERA WHIP	IP WLS BF H R ER SO BB IBB HBP BLK WP HR S P ERA WHIP	IP WLS BF H R ER SO BB IBB HBP BLK WP HR S P ERA WHIP	IP WLS BF H R ER SO BB IBB HBP BLK WP HR S P ERA WHIP



Batter	1	2	3	4	5	6	7	8	9	AB	R	H	RBI	BB	SO	LOB	TOP					
9 Kirk Nieuwenhuis, L OBP: 0.347, SLG: 0.385	(1, 8) C FF 90 2-3 B FF 91 2-3 B FF 92 2-3 S FS 88	K2-3			C CU 76 1-1 B SI 92 X SL 84	F7	D CU 78 1-0 X FF 92	G3	B FF 95 1-3 C CH 83 1-3 B FF 96 1-3 B FF 97 1-3 S FS 88	K	4	0	0	0	0	2	2					
30 Josh Thole, L OBP: 0.342, SLG: 0.339	(1, 2) B SI 91 2-1 B SI 91 2-1 C SI 90 X SI 91	G4-3			C SI 91 1-1 B FS 87 X SI 93	E6	B CU 76 1-0 X SI 91	G1-3	B FF 96 4-2 C CH 83 4-2 B FF 97 4-2 B FF 98 4-2 S FS 88 B FF 99 4-2 B FF 90 4-2 B FF 91 4-2 B FF 92 4-2 S FS 88	21 2B	3	0	0	0	1	0	0					
5 David Wright, R OBP: 0.452, SLG: 0.578 1 Jordany Valdespin, L OBP: 0.167, SLG: 0.379	(1, 5) C SI 91 2-2 B SI 91 2-2 C SI 90 X SI 91	F9			X SI 92 0-0	G5-4-3	B FF 92 2-1 F SI 92 X SI 93	G6-3	C CH 83 0-3 B FF 97 0-3 B FF 98 0-3 S FS 88	K	3	0	0	0	0	0	1					
21 Lucas Duda, L OBP: 0.353, SLG: 0.454	(1, 10) B SI 94 3-3 B FS 87 B FS 88 B FS 89 C SI 92 X SI 96	K			C CU 74 2-3 B SI 92 B FS 87 B FS 88 B FS 89 C SI 92 X SI 84	K	B FS 86 4-1 B FS 87 4-1 C SI 91 X SI 91	BB	C CH 83 0-2 B FF 97 0-2 B FF 98 0-2 S FS 88	1-3 2B	3	0	1	1	1	2	0					
28 Daniel Murphy, L OBP: 0.335, SLG: 0.361 33 Vinny Rottino, R OBP: 0.259, SLG: 0.417	(1, 4) B SI 94 1-0 X FS 87	G3			C FF 93 1-2 F SI 92 X SL 86	F7	F SI 92 0-1 X SI 92	L1-5	C CH 83 1-1 B FF 97 1-1 B FF 98 1-1 S FS 88	G1-3	3	0	0	0	0	0	1					
12 Scott Hairston, R OBP: 0.325, SLG: 0.585	(1, 9) B FS 84 1-0 X SL 84	G6-3			B SI 93 2-3 B SI 93 2-3 B SI 94 2-3 S FS 88	K	C SI 87 0-1 X SL 78	P6	C CH 83 0-0 B FF 97 0-0 B FF 98 0-0 S FS 88	G4-3	3	0	0	0	0	1	0					
29 Ike Davis, L OBP: 0.234, SLG: 0.273	(1, 3) C CU 75 2-3 B FF 91 2-3 B FF 92 2-3 B FF 93 2-3 S FS 88	K			S CU 77 3-3 B FS 87 B FS 88 B FS 89 C SI 92	K	X SI 87 0-0	G4-3	C CH 83 2-2 B FF 97 2-2 B FF 98 2-2 S FS 88	F8	3	0	0	0	0	1	0					
44 Jason Bay, R OBP: 0.300, SLG: 0.434	(1, 7) C SI 92 2-3 B SI 93 2-3 B SI 94 2-3 S FS 88	K			B SI 93 3-2 B SI 93 3-2 X SI 93	G5-3	C SI 93 3-2 B SI 93 3-2 X SI 93	2B	C CH 83 4-1 B FF 97 4-1 B FF 98 4-1 S FS 88	30 2B BB	2	1	1	0	1	0	0					
6 Omar Quintanilla, L OBP: 0.457, SLG: 0.464	(1, 6) B SI 92 3-1 B SI 93 3-1 X SI 93	G5-3																				
Inning Stats	R: 0 E: 0 K: 1 S: 9	H: 0 LOB: 0 BB: 0 P: 15	R: 0 E: 0 K: 1 S: 5	H: 0 LOB: 0 BB: 0 P: 10	R: 0 E: 0 K: 2 S: 8	H: 0 LOB: 0 BB: 0 P: 15	R: 0 E: 1 K: 0 S: 5	H: 1 LOB: 0 BB: 0 P: 7	R: 0 E: 0 K: 2 S: 10	H: 0 LOB: 0 BB: 0 P: 15	R: 0 E: 0 K: 1 S: 9	H: 0 LOB: 1 BB: 0 P: 16	R: 0 E: 0 K: 0 S: 6	H: 0 LOB: 0 BB: 1 P: 13	R: 0 E: 0 K: 0 S: 6	H: 0 LOB: 0 BB: 0 P: 8	R: 1 E: 0 K: 2 S: 17	H: 1 LOB: 2 BB: 2 P: 27	1B: 0 2B: 2 3B: 0 HR: 0	SF: 0 SAC: 0 DP: 1 HBP: 0	WP: 0 PB: 0 SB: 0 CS: 0	PA: 32
PITCHER	IP WLS BF H R ER SO BB IBB HBP BLK WP HR S P ERA WHIP																					
18 Hiroki Kuroda, R ERA: 3.46	(1, 1) 7.0 W 23 1 0 0 7 1 0 0 0 0 0 0 52 91 0.00 0.286																					
38 Cody Eppley, R ERA: 3.65	(8, 1) 1.0 3 0 0 0 0 0 0 0 0 0 0 6 8 0.00 0.000																					
43 Ryota Igarashi, R ERA: 22.5	(9, 1) 1.0 6 1 1 1 2 2 0 0 0 0 0 0 17 27 9.00 3.000																					

New York Mets @ New York Yankees
Yankee Stadium, Bronx, NY
Fri Jun 08 2012, 7:10 PM - 9:49 PM EDT
Att: 48,566 - Cloudy - 77 F

AB 29
R 1
H 2
RBI 1
BB 3
SO 9
LOB 8



Batter	1	2	3	4	5	6	7	8	9	AB	R	H	RBI	BB	SO	LOB	BOTTOM		
2 Derek Jeter, R OBP: 0.365, SLG: 0.431 17 Jayson Nix, R OBP: 0.324, SLG: 0.485	(1, 6) F FF 89 0-3 B FF 90 S CH 77	K	F FF 90 2-1 B FF 90 X FF 90	G1-3	X FF 88 0-0	L9	C FF 96 1-2 D SL 84 X FF 96	G4-6-3	C FF 90 1-2 B FF 91 1-2 B FF 92 1-2 B FF 93 1-2 S FS 88 X CU 73	45 G4-6-3	4	0	0	0	1	5			
14 Curtis Granderson, L OBP: 0.340, SLG: 0.513 45 Dewayne Wise, L OBP: 0.160, SLG: 0.167	(1, 8) X FF 90 0-0	F7	C SI 80 0-3 C SI 81 0-3 C SI 82 0-3 C SI 83 0-3 S FS 88	K	B FF 90 3-1 B FF 91 3-1 B FF 92 3-1 X FF 90	G5-3	C FF 93 4-1 B CH 83 4-1 B FF 94 4-1 B FF 95 4-1 B FF 96 4-1 S FS 88	25 2B	C FF 91 0-1 X FF 91	G4-6-3	3	1	0	0	1	1			
25 Mark Teixeira, S OBP: 0.314, SLG: 0.456	(1, 3) B FF 89 3-3 B FF 90 3-3 S CH 79 C SI 90	K	B FF 89 1-0 X FF 90	G5-3	B SL 82 1-0 X FF 88	G6-3	C FF 94 0-1 X SI 94	24 G3	B FF 94 1-0 X CH 83	SF8	4	1	1	0	0	1			
13 Alex Rodriguez, R OBP: 0.370, SLG: 0.431 12 Eric Chavez, L OBP: 0.316, SLG: 0.448	(1, 5) C CH 75 4-2 B FF 89 4-2 B FF 90 4-2 C FF 90 B CH 79 B FF 90	24 HR	S CH 78 2-2 B FF 89 2-2 C FF 90 2-2 X FF 90	24 HR	B CH 76 1-0 X CH 78	F8	C FF 93 3-2 F CH 82 3-2 D FF 96 3-2 B FF 94 3-2 B FF 95 3-2 S FS 88 X FF 94	3-H	B FF 94 1-0 X CH 83	G3	2	2	1	1	1	0			
24 Robinson Cano, L OBP: 0.350, SLG: 0.538	(1, 4) X FF 88 0-0	1-H	X SL 81 0-0	1-H	B FF 90 1-2 F FF 91 1-2 X CH 79	P4	F CH 82 3-2 D FF 96 3-2 B FF 94 3-2 B FF 95 3-2 S FS 88 X FF 94	2-3	B FF 94 1-0 X CH 83	G3	4	2	2	4	0	1			
33 Nick Swisher, S OBP: 0.318, SLG: 0.482	(1, 9) B SL 82 2-3 F FF 88 2-3 C SI 80 2-3 B FF 90 2-3 S SL 80	K	B SL 81 2-0 X FF 89	HR	B FF 93 4-0 B FF 94 4-0 B FF 95 4-0 B FF 96 4-0	27 F9	D FF 94 3-1 B FF 95 3-1 B CH 84 3-1 X FF 92	22 BB	B FF 94 1-0 X CH 83	22 1B	3	2	2	2	1	1			
22 Andruw Jones, R OBP: 0.330, SLG: 0.494	(1, 10) B CH 79 3-3 B FF 88 3-3 B CH 79 3-3 B FF 89 3-3 S SL 78	K	C CH 78 2-2 B FF 89 2-2 C FF 90 2-2 X CH 77	HR	B FF 94 4-2 B FF 95 4-2 B FF 96 4-2 S FS 88 X SI 94	55 BB	B FF 95 2-1 F SI 90 2-1 S SL 83	2-H	B FF 94 1-0 X CH 83	1B	3	1	2	2	1	1			
27 Raul Ibanez, L OBP: 0.308, SLG: 0.497	(1, 7) B SL 82 2-2 B SL 80 2-2 B SL 81 2-2 X SL 83	55 2B	C FF 90 3-2 B FF 91 3-2 B FF 92 3-2 X FF 91	F7	B SI 93 2-0 X FF 94	F9	D CH 80 1-1 X SI 92	P6	B SI 93 2-0 X FF 94	P6	4	0	1	0	0	3			
55 Russell Martin, R OBP: 0.351, SLG: 0.397	(1, 2) B FF 89 2-1 C FF 90 2-1 D CH 75 X FF 87	1-3	B FF 87 1-1 X CH 78	F9	B SI 93 2-0 X FF 94	2 G4-6-3	BB	X SL 85 0-0	B FF 94 1-0 X CH 83	G6-3	3	0	1	0	1	0			
Inning Stats	R: 0 E: 0 K: 2 S: 7	H: 3 LOB: 2 BB: 1 P: 31	R: 4 E: 0 K: 1 S: 18	H: 4 LOB: 0 BB: 0 P: 28	R: 0 E: 0 K: 0 S: 5	H: 0 LOB: 0 BB: 0 P: 9	R: 0 E: 0 K: 0 S: 8	H: 0 LOB: 2 BB: 3 P: 23	R: 3 E: 0 K: 0 S: 15	H: 3 LOB: 1 BB: 1 P: 29	R: 0 E: 0 K: 0 S: 8	H: 1 LOB: 0 BB: 0 P: 9	R: 0 E: 0 K: 0 S: 8	H: 0 LOB: 0 BB: 0 P: 9	R: 0 E: 0 K: 0 S: 8	R: 4 2B: 3 3B: 0 HR: 4	SF: 1 SAC: 0 DP: 2 HBP: 0	WP: 0 PB: 0 SB: 0 CS: 0	PA: 38
PITCHER	IP WLS BF H R ER SO BB IBB HBP BLK WP HR S P ERA WHIP																		
57 Johan Santana, L ERA: 2.96	(1, 1) 5.0 L 23 3 3 3 0 4 0 0 0 0 0 0 21 49 16.20 4.200																		
62 Elvin Ramirez, R ERA: 13.5	(6, 1) 1.2 11 3 3 3 0 4 0 0 0 0 0 0 2 3 0.00 0.000																		
47 Miguel Batista, R ERA: 3.48	(7, 1) 0.1 1 0 0 0 0 0 0 0 0 0 0 0 2 3 0.00 0.000																		
60 Jon Rauch, R ERA: 4.56	(8, 1) 1.0 3 1 0 0 0 0 0 0 0 0 0 0 8 9 0.00 1.000																		

New York Mets @ New York Yankees
Yankee Stadium, Bronx, NY
Fri Jun 08 2012, 7:10 PM - 9:49 PM EDT
Att: 48,566 - Cloudy - 77 F

AB 32
R 9
H 11
RBI 9
BB 5
SO 5
LOB 10



Batter	1	2	3	4	5	6	7	8	9	AB	R	H	RBI	BB	SO	LOB	TOP										
9 Kirk Nieuwenhuis, L (1.9) OBP: 0.352, SLG: 0.392										2	0	1	0	1	0	0	New York Mets @ New York Yankees Yankee Stadium, Bronx, NY Sat Jun 09 2012, 7:19 PM - 10:06 PM EDT Att: 48,575 - Cloudy - 75 F										
12 Scott Hairston, R (7.9) OBP: 0.330, SLG: 0.369										1	0	1	0	0	0	0											
1 Jordany Valdespin, L (8.9) OBP: 0.161, SLG: 0.367										1	0	0	0	0	0	2											
56 Andres Torres, S (1.8) OBP: 0.324, SLG: 0.313										4	0	0	0	0	3	4											
5 David Wright, R (1.5) OBP: 0.495, SLG: 0.586										4	1	1	1	0	1	1											
21 Lucas Duda, L (1.10) OBP: 0.351, SLG: 0.449										4	0	1	0	0	0	0											
28 Daniel Murphy, L (1.4) OBP: 0.329, SLG: 0.355										4	0	0	0	0	0	1											
29 Ike Davis, L (1.3) OBP: 0.244, SLG: 0.276										2	0	1	0	2	0	0											
44 Jason Bay, R (1.7) OBP: 0.281, SLG: 0.404										4	0	0	0	0	0	4											
30 Josh Thole, L (1.2) OBP: 0.339, SLG: 0.336										4	0	1	0	0	1	1											
6 Omar Quintanilla, L (1.6) OBP: 0.462, SLG: 0.563										4	1	2	1	0	1	1											
Inning Stats	R: 0 E: 0 K: 1 S: 10	H: 0 LOB: 1 BB: 1 P: 18	R: 0 E: 0 K: 0 S: 14	H: 1 LOB: 1 BB: 0 P: 18	R: 1 E: 0 K: 1 S: 10	H: 1 LOB: 0 BB: 0 P: 16	R: 0 E: 0 K: 1 S: 11	H: 1 LOB: 2 BB: 1 P: 19	R: 0 E: 0 K: 0 S: 13	H: 2 LOB: 2 BB: 0 P: 20	R: 0 E: 0 K: 0 S: 7	H: 0 LOB: 0 BB: 0 P: 10	R: 0 E: 0 K: 0 S: 12	H: 1 LOB: 2 BB: 1 P: 20	1B: 5 2B: 1 3B: 0 HR: 2	SF: 0 SAC: 0 DP: 0 HBP: 0	WP: 0 PB: 0 SB: 1 CS: 1	PA: 38									
PITCHER	IP	WLS	BF	H	R	ER	SO	BB	IBB	HBP	BLK	WP	HR	S	P	ERA	WHIP										
65 Phil Hughes, R (1.1) ERA: 4.76	6.1	W	26	6	2	2	6	2	0	0	0	0	2	71	108	2.84	1.263										
48 Boone Logan, L (7.1) ERA: 2.75	0.1	H	1	0	0	0	0	0	0	0	0	0	0	3	4	0.00	0.000										
53 Cory Wade, R (7.1) ERA: 2.77	0.2	H	3	1	0	0	0	0	0	0	0	0	0	8	14	0.00	1.500										
39 Clay Rapada, L (8.1) ERA: 4.1	0.2	H	2	0	0	0	0	0	0	0	0	0	0	5	6	0.00	0.000										
29 Rafael Soriano, R (9.1) ERA: 1.71	1.0	S	5	1	0	0	0	1	0	0	0	0	0	12	20	0.00	2.000										

Batter	1	2	3	4	5	6	7	8	9	AB	R	H	RBI	BB	SO	LOB	BOTTOM										
2 Derek Jeter, R (1.6) OBP: 0.367, SLG: 0.430										3	1	1	0	1	2	0	New York Mets @ New York Yankees Yankee Stadium, Bronx, NY Sat Jun 09 2012, 7:19 PM - 10:06 PM EDT Att: 48,575 - Cloudy - 75 F										
14 Curtis Granderson, L (1.8) OBP: 0.342, SLG: 0.504										3	2	1	1	1	0	2											
13 Alex Rodriguez, R (1.10) OBP: 0.368, SLG: 0.427										4	0	1	1	0	1	2											
24 Robinson Cano, L (1.4) OBP: 0.348, SLG: 0.533										4	0	1	0	0	1	2											
25 Mark Teixeira, S (1.3) OBP: 0.322, SLG: 0.471										2	1	1	2	1	0	0											
27 Raul Ibanez, L (1.7) OBP: 0.309, SLG: 0.494										3	0	1	0	0	0	4											
45 Dewayne Wise, L (9.7) OBP: 0.160, SLG: 0.167										0	0	0	0	0	0	0											
33 Nick Swisher, S (1.9) OBP: 0.313, SLG: 0.474										3	0	0	0	0	1	1											
12 Eric Chavez, L (1.5) OBP: 0.306, SLG: 0.433										3	0	0	0	0	1	0											
55 Russell Martin, R (1.2) OBP: 0.345, SLG: 0.389										3	0	0	0	0	1	0											
Inning Stats	R: 1 E: 0 K: 0 S: 13	H: 3 LOB: 2 BB: 0 P: 19	R: 0 E: 0 K: 0 S: 9	H: 0 LOB: 0 BB: 0 P: 13	R: 0 E: 0 K: 1 S: 9	H: 0 LOB: 1 BB: 1 P: 14	R: 0 E: 0 K: 2 S: 8	H: 2 LOB: 1 BB: 1 P: 25	R: 0 E: 0 K: 2 S: 10	H: 0 LOB: 0 BB: 0 P: 14	R: 1 E: 0 K: 2 S: 9	H: 1 LOB: 0 BB: 0 P: 12	1B: 4 2B: 0 3B: 0 HR: 2	SF: 0 SAC: 0 DP: 2 HBP: 1	WP: 0 PB: 0 SB: 0 CS: 0	PA: 32											
PITCHER	IP	WLS	BF	H	R	ER	SO	BB	IBB	HBP	BLK	WP	HR	S	P	ERA	WHIP										
35 Dillon Gee, R (1.1) ERA: 4.42	7.0	L	28	5	3	3	5	3	0	0	0	0	1	70	109	3.86	1.143										
39 Bobby Parnell, R (8.1) ERA: 3.04	1.0		4	1	1	1	2	0	0	0	0	0	1	9	12	9.00	1.000										

AB 34
R 2
H 8
RBI 2
BB 3
SO 6
LOB 14



AB 28
R 4
H 6
RBI 4
BB 3
SO 7
LOB 11



Batter	1	2	3	4	5	6	7	8	9	AB	R	H	RBI	BB	SO	LOB	TOP										
56 Andres Torres, S (1, 8) OBP: 0.324, SLG: 0.308 9 Kirk Nieuwenhuis, L (8, PH) OBP: 0.349, SLG: 0.339	G6-3							F9	G4-3	2	0	0	0	1	1	0	New York Mets @ New York Yankees Yankee Stadium, Bronx, NY Sun Jun 10 2012, 1:09 PM - 4:12 PM EDT Att: 49,010 - Partly Cloudy - 81 F										
44 Jason Bay, R (1, 7) OBP: 0.265, SLG: 0.377	F7							G5-3		4	0	0	0	0	1	3											
5 David Wright, R (1, 5) OBP: 0.495, SLG: 0.583	G4-3									3	0	1	0	1	1	3											
12 Scott Hairston, R (1, 9) OBP: 0.336, SLG: 0.595										4	1	2	0	0	1	1											
21 Lucas Duda, L (1, 10) OBP: 0.349, SLG: 0.450										4	1	1	0	0	3	2											
33 Vinny Rottino, R (1, 3) OBP: 0.287, SLG: 0.407 29 Ike Davis, L (8, 3) OBP: 0.248, SLG: 0.285										3	1	1	1	0	1	1											
6 Omar Quintanilla, L (1, 6) OBP: 0.442, SLG: 0.514										3	1	0	0	1	1	1											
4 Mike Nickeas, R (1, 2) OBP: 0.216, SLG: 0.209 28 Daniel Murphy, L (9, PH) OBP: 0.332, SLG: 0.359										3	0	0	0	0	0	2											
1 Jordany Valdespin, L (1, 4) OBP: 0.176, SLG: 0.394 30 Josh Thole, L (9, PH) OBP: 0.336, SLG: 0.333										3	0	1	2	0	1	0											
										1	0	0	0	0	1	2											
Inning Stats	R: 0 E: 0 K: 0 S: 5	H: 0 LOB: 0 BB: 0 P: 7	R: 3 E: 1 K: 3 S: 19	H: 3 LOB: 3 BB: 2 P: 36	R: 0 E: 0 K: 2 S: 11	H: 1 LOB: 0 BB: 0 P: 16	R: 0 E: 0 K: 1 S: 8	H: 0 LOB: 0 BB: 0 P: 11	R: 0 E: 0 K: 1 S: 7	H: 1 LOB: 0 BB: 0 P: 10	R: 0 E: 0 K: 1 S: 10	H: 0 LOB: 0 BB: 0 P: 15	R: 0 E: 0 K: 1 S: 15	H: 0 LOB: 1 BB: 1 P: 21	R: 1 E: 0 K: 1 S: 15	H: 3 LOB: 2 BB: 0 P: 27	1B: 4 2B: 4 3B: 0 HR: 0	SF: 0 SAC: 0 DP: 0 HBP: 0	WP: 0 PB: 0 SB: 1 CS: 2	PA: 38							
PITCHER	IP	WLS	BF	H	R	ER	SO	BB	IBB	HBP	BLK	WP	HR	S	P	ERA	WHIP										
46 Andy Pettitte, L (1, 1) ERA: 2.81	6.0		24	5	3	2	8	2	0	0	0	0	0	60	95	3.00	1.167										
39 Clay Rapada, L (7, 1) ERA: 3.89	1.0		3	0	0	0	1	0	0	0	0	0	0	8	11	0.00	0.000										
53 Cory Wade, R (8, 1) ERA: 2.67	1.0		4	0	0	0	1	1	0	0	0	0	0	15	21	0.00	1.000										
29 Rafael Soriano, R (9, 1) ERA: 2.11	0.1	B	4	3	1	1	0	0	0	0	0	0	0	9	16	27.00	9.000										
48 Boone Logan, L (9, 1) ERA: 2.66	0.2	W	2	0	0	0	1	0	0	0	0	0	0	6	11	0.00	0.000										
Batter	1	2	3	4	5	6	7	8	9	AB	R	H	RBI	BB	SO	LOB	BOTTOM										
2 Derek Jeter, R (1, 10) OBP: 0.369, SLG: 0.431	G6-3		G4-6-3					E6		4	1	2	0	0	0	1	New York Mets @ New York Yankees Yankee Stadium, Bronx, NY Sun Jun 10 2012, 1:09 PM - 4:12 PM EDT Att: 49,010 - Partly Cloudy - 81 F										
14 Curtis Granderson, L (1, 8) OBP: 0.345, SLG: 0.504	P5		F8							4	1	2	0	0	0	0											
25 Mark Teixeira, S (1, 3) OBP: 0.325, SLG: 0.471	F8									4	0	2	1	0	0	2											
13 Alex Rodriguez, R (1, 5) OBP: 0.371, SLG: 0.426										3	0	1	1	1	0	3											
24 Robinson Cano, L (1, 4) OBP: 0.350, SLG: 0.532										4	0	2	0	0	1	3											
33 Nick Swisher, S (1, 9) OBP: 0.308, SLG: 0.465										4	0	0	0	0	0	6											
22 Andrew Jones, R (1, 7) OBP: 0.319, SLG: 0.476 27 Raul Ibanez, L (8, PH) OBP: 0.307, SLG: 0.491 45 Dewayne Wise, L (9, 7) OBP: 0.160, SLG: 0.167										3	1	0	0	0	2	2											
55 Russell Martin, R (1, 2) OBP: 0.348, SLG: 0.432										1	0	0	0	0	1	2											
17 Jayson Nix, R (1, 6) OBP: 0.325, SLG: 0.472										0	0	0	0	0	0	0											
										4	2	2	3	0	2	2											
Inning Stats	R: 0 E: 0 K: 0 S: 6	H: 0 LOB: 0 BB: 0 P: 11	R: 0 E: 0 K: 2 S: 11	H: 1 LOB: 2 BB: 1 P: 21	R: 0 E: 0 K: 0 S: 5	H: 1 LOB: 0 BB: 0 P: 9	R: 0 E: 0 K: 1 S: 10	H: 1 LOB: 1 BB: 0 P: 16	R: 0 E: 0 K: 3 S: 9	H: 0 LOB: 0 BB: 0 P: 14	R: 0 E: 0 K: 0 S: 12	H: 2 LOB: 1 BB: 0 P: 16	R: 2 E: 1 K: 0 S: 9	H: 2 LOB: 0 BB: 0 P: 13	R: 2 E: 1 K: 1 S: 15	H: 4 LOB: 2 BB: 0 P: 25	R: 1 E: 0 K: 0 S: 3	H: 1 LOB: 0 BB: 0 P: 6	1B: 10 2B: 0 3B: 0 HR: 2	SF: 0 SAC: 0 DP: 3 HBP: 0	WP: 0 PB: 0 SB: 0 CS: 0	PA: 35					
PITCHER	IP	WLS	BF	H	R	ER	SO	BB	IBB	HBP	BLK	WP	HR	S	P	ERA	WHIP										
49 Jonathon Niese, L (1, 1) ERA: 3.69	7.0		27	7	2	0	6	1	0	0	0	0	0	9	14	0.00	1.143										
39 Bobby Parnell, R (8, 1) ERA: 3.71	0.0	B	4	4	2	2	0	0	0	0	0	0	0	3	6	0.00	0.000										
40 Tim Lincecum, L (8, 1) ERA: 3.78	0.2		2	0	0	0	0	0	0	0	0	0	0	3	6	0.00	0.000										
60 Jon Rauch, R (8, 1) ERA: 4.88	0.1	L	2	1	1	1	1	0	0	0	0	0	1	6	11	27.00	3.000										

Batter	1	2	3	4	5	6	7	8	9	AB	R	H	RBI	BB	SO	LOB	TOP					
9 Kirk Nieuwenhuis, L OBP: 0.359, SLG: 0.400										4	3	3	0	1	0	0						
1 Jordany Valdespin, L OBP: 0.265, SLG: 0.421										5	2	2	4	0	0	2						
5 David Wright, R OBP: 0.454, SLG: 0.576										4	1	1	0	1	0	1						
21 Lucas Duda, L OBP: 0.350, SLG: 0.449										5	1	2	1	0	0	1						
28 Daniel Murphy, L OBP: 0.329, SLG: 0.354										5	1	1	2	0	3	3						
29 Ike Davis, L OBP: 0.256, SLG: 0.305										4	1	2	3	1	1	0						
44 Jason Bay, R OBP: 0.247, SLG: 0.348										5	0	0	0	0	1	2						
30 Josh Thole, L OBP: 0.331, SLG: 0.328										5	0	1	0	0	0	0						
6 Omar Quintanilla, L OBP: 0.447, SLG: 0.513										4	2	2	0	0	1	2						
Inning Stats	R: 1 E: 1 K: 1 S: 12	H: 1 LOB: 1 BB: 0 P: 12	R: 0 E: 0 K: 0 S: 8	H: 2 LOB: 1 BB: 0 P: 11	R: 0 E: 0 K: 0 S: 9	H: 0 LOB: 0 BB: 0 P: 12	R: 0 E: 0 K: 2 S: 12	H: 0 LOB: 1 BB: 0 P: 18	R: 2 E: 0 K: 1 S: 14	H: 3 LOB: 1 BB: 0 P: 20	R: 0 E: 0 K: 1 S: 8	H: 0 LOB: 1 BB: 1 P: 18	R: 6 E: 0 K: 1 S: 18	H: 4 LOB: 2 BB: 2 P: 39	R: 2 E: 0 K: 0 S: 14	H: 4 LOB: 2 BB: 0 P: 26	R: 0 E: 0 K: 0 S: 7	H: 0 LOB: 0 BB: 0 P: 11	1B: 11 2B: 2 3B: 0 HR: 1	SF: 0 SAC: 0 DP: 1 HBP: 0	WP: 1 PB: 0 SB: 2 CS: 0	PA: 44
PITCHER	IP WLS BF H R ER SO BB IBB HBP BLK WP HR S P ERA WHIP	6.2 L 30 7 6 5 6 2 1 0 0 1 0 70 109 6.75 1.350	0.1 4 3 3 3 0 0 0 0 0 0 1 11 21 81.00 9.000	2.0 10 4 2 2 0 0 0 0 0 0 0 21 37 9.00 2.000	PITCHER										IP WLS BF H R ER SO BB IBB HBP BLK WP HR S P ERA WHIP							
53 Alex Cobb, R ERA: 4.7											53 Alex Cobb, R ERA: 4.7											
39 J.P. Howell, L ERA: 5.5											39 J.P. Howell, L ERA: 5.5											
27 Cesar Ramos, L ERA: 2.4											27 Cesar Ramos, L ERA: 2.4											
Batter	1	2	3	4	5	6	7	8	9	AB	R	H	RBI	BB	SO	LOB	BOTTOM					
8 Desmond Jennings, R OBP: 0.316, SLG: 0.389										5	0	0	0	0	0	3						
23 Carlos Pena, L OBP: 0.346, SLG: 0.352										3	1	0	0	2	1	2						
2 B.J. Upton, R OBP: 0.330, SLG: 0.429										5	1	2	0	0	0	1						
20 Matt Joyce, L OBP: 0.403, SLG: 0.547										4	0	3	0	0	0	1						
35 Hideki Matsui, L OBP: 0.207, SLG: 0.429										3	0	1	1	1	0	3						
10 Will Rhymes, L OBP: 0.315, SLG: 0.266										2	0	0	1	0	1	3						
44 Drew Sutton, S OBP: 0.275, SLG: 0.342										1	0	0	0	0	1	2						
28 José Molina, R OBP: 0.268, SLG: 0.297										4	0	0	0	0	1	4						
9 Elliot Johnson, S OBP: 0.340, SLG: 0.392										4	0	1	0	0	1	0						
1 Sean Rodriguez, R OBP: 0.278, SLG: 0.352										3	0	2	0	1	0	0						
Inning Stats	R: 2 E: 0 K: 0 S: 16	H: 3 LOB: 2 BB: 1 P: 26	R: 0 E: 0 K: 2 S: 11	H: 1 LOB: 1 BB: 0 P: 17	R: 0 E: 0 K: 2 S: 15	H: 2 LOB: 2 BB: 0 P: 20	R: 0 E: 0 K: 0 S: 14	H: 1 LOB: 1 BB: 0 P: 17	R: 0 E: 0 K: 0 S: 10	H: 1 LOB: 1 BB: 0 P: 15	R: 0 E: 0 K: 0 S: 8	H: 1 LOB: 2 BB: 1 P: 13	R: 0 E: 0 K: 1 S: 10	H: 0 LOB: 2 BB: 2 P: 20	R: 0 E: 0 K: 0 S: 9	H: 0 LOB: 0 BB: 0 P: 12	R: 0 E: 0 K: 0 S: 5	H: 0 LOB: 0 BB: 0 P: 8	1B: 8 2B: 1 3B: 0 HR: 0	SF: 1 SAC: 0 DP: 0 HBP: 0	WP: 0 PB: 0 SB: 0 CS: 1	PA: 39
PITCHER	IP WLS BF H R ER SO BB IBB HBP BLK WP HR S P ERA WHIP	5.2 W 27 9 2 2 4 2 0 0 0 0 0 73 106 3.18 1.941	0.1 H 1 0 0 0 0 0 0 0 0 0 1 2 0.00 0.000	0.2 4 0 0 0 0 2 0 0 0 0 0 7 17 0.00 3.000	0.1 1 0 0 0 1 0 0 0 0 0 0 3 3 0.00 0.000	1.0 3 0 0 0 0 0 0 0 0 0 9 12 0.00 0.000	PITCHER										IP WLS BF H R ER SO BB IBB HBP BLK WP HR S P ERA WHIP					
55 Chris Young, R ERA: 3.38											55 Chris Young, R ERA: 3.38											
60 Jon Rauch, R ERA: 4.51											60 Jon Rauch, R ERA: 4.51											
40 Tim Lincecum, L ERA: 3.63											40 Tim Lincecum, L ERA: 3.63											
47 Miguel Batista, R ERA: 3.45											47 Miguel Batista, R ERA: 3.45											
62 Elvin Ramirez, R ERA: 10.9											62 Elvin Ramirez, R ERA: 10.9											

New York Mets @ Tampa Bay Rays
Tropicana Field, St. Petersburg, FL
Tue Jun 12 2012, 7:12 PM - 10:29 PM EDT
Att: 17,334 - Dome - 72 F

AB	41
R	11
H	14
RBI	10
BB	3
SO	6
LOB	11



New York Mets @ Tampa Bay Rays
Tropicana Field, St. Petersburg, FL
Tue Jun 12 2012, 7:12 PM - 10:29 PM EDT
Att: 17,334 - Dome - 72 F

AB	34
R	2
H	9
RBI	2
BB	4
SO	5
LOB	19



Batter	1	2	3	4	5	6	7	8	9	AB	R	H	RBI	BB	SO	LOB	TOP					
2 Zack Cozart, R OBP: 0.303, SLG: 0.424										5	1	1	0	0	2	3						
15 Wilson Valdez, R OBP: 0.235, SLG: 0.273										4	1	1	0	0	0	1						
19 Joey Votto, L OBP: 0.484, SLG: 0.650										3	0	1	0	1	2	2						
4 Brandon Phillips, R OBP: 0.333, SLG: 0.458										4	0	1	0	0	0	3						
32 Jay Bruce, L OBP: 0.325, SLG: 0.534										3	2	1	3	0	2	2						
21 Todd Frazier, R OBP: 0.343, SLG: 0.571										3	0	1	0	1	1	0						
48 Ryan Ludwick, R OBP: 0.287, SLG: 0.446										4	0	1	1	0	0	3						
39 Devin Mesoraco, R OBP: 0.311, SLG: 0.375										4	0	1	0	0	0	2						
34 Homer Bailey, R OBP: 0.154, SLG: 0.154										2	0	0	0	0	1	1						
9 Willie Harris, L OBP: 0.154, SLG: 0.189										1	0	0	0	0	1	0						
54 Aroldis Chapman, L OBP: 0.311, SLG: 0.375										0	0	0	0	0	0	0						
Inning Stats	R: 3 E: 0 K: 2 S: 14	H: 3 LOB: 0 BB: 0 P: 18	R: 0 E: 0 K: 1 S: 10	H: 0 LOB: 0 BB: 0 P: 13	R: 0 E: 0 K: 1 S: 12	H: 0 LOB: 1 BB: 1 P: 22	R: 1 E: 0 K: 1 S: 21	H: 2 LOB: 2 BB: 0 P: 33	R: 0 E: 0 K: 1 S: 5	H: 0 LOB: 0 BB: 0 P: 7	R: 0 E: 0 K: 1 S: 8	H: 0 LOB: 0 BB: 0 P: 10	R: 0 E: 0 K: 0 S: 8	H: 1 LOB: 1 BB: 0 P: 11	R: 0 E: 0 K: 1 S: 9	H: 2 LOB: 2 BB: 1 P: 19	R: 0 E: 0 K: 1 S: 7	H: 0 LOB: 0 BB: 0 P: 11	1B: 7 2B: 0 3B: 0 HR: 1	SF: 0 SAC: 1 DP: 1 HBP: 1	WP: 0 PB: 0 SB: 0 CS: 0	PA: 37
PITCHER	IP	WLS	BF	H	R	ER	SO	BB	IBB	HBP	BLK	WP	HR	S	P	ERA	WHIP					
49 Jonathon Niese, L ERA: 3.82	7.0	L	29	6	4	4	7	1	0	1	0	0	1	78	114	5.14	1.000					
40 Tim Lincecum, L ERA: 3.39	0.1		3	2	0	0	1	0	0	0	0	0	0	6	10	0.00	6.000					
47 Miguel Batista, R ERA: 3.78	1.2		5	0	0	0	1	1	0	0	0	0	0	10	20	0.00	0.600					

Cincinnati Reds @ New York Mets
Citi Field, Flushing, NY
Sat Jun 16 2012, 7:17 PM - 9:56 PM EDT
Att: 27,988 - Partly Cloudy - 69 F

AB 33
R 4
H 8
RBI 4
BB 2
SO 9
LOB 17





Batter	1	2	3	4	5	6	7	8	9	AB	R	H	RBI	BB	SO	LOB	BOTTOM					
9 Kirk Nieuwenhuis, L OBP: 0.352, SLG: 0.432										4	0	0	0	0	2	2						
28 Daniel Murphy, L OBP: 0.319, SLG: 0.349										4	1	1	0	0	0	0						
40 Tim Byrdak, L OBP: 0.294, SLG: 0.433										3	0	1	1	1	0	0						
5 David Wright, R OBP: 0.461, SLG: 0.580										3	0	1	1	1	0	0						
21 Lucas Duda, L OBP: 0.349, SLG: 0.440										3	0	1	0	0	0	1						
29 Ike Davis, L OBP: 0.278, SLG: 0.320										4	0	1	0	0	0	3						
12 Scott Hairston, R OBP: 0.326, SLG: 0.589										4	0	1	0	0	1	4						
30 Josh Thole, L OBP: 0.319, SLG: 0.323										3	0	1	0	0	0	2						
33 Vinny Rottino, R OBP: 0.294, SLG: 0.433										1	0	0	0	0	1	0						
6 Omar Quintanilla, L OBP: 0.393, SLG: 0.423										3	0	0	0	0	0	4						
56 Andres Torres, S OBP: 0.336, SLG: 0.325										0	0	0	0	1	0	0						
49 Jonathon Niese, L OBP: 0.263, SLG: 0.176										2	0	0	0	0	0	2						
1 Jordany Valdespin, L OBP: 0.213, SLG: 0.375										2	0	0	0	0	0	1						
Inning Stats	R: 1 E: 0 K: 1 S: 11	H: 2 LOB: 1 BB: 0 P: 15	R: 0 E: 0 K: 0 S: 12	H: 2 LOB: 2 BB: 0 P: 15	R: 0 E: 0 K: 1 S: 10	H: 1 LOB: 2 BB: 1 P: 17	R: 0 E: 0 K: 0 S: 6	H: 0 LOB: 0 BB: 0 P: 8	R: 0 E: 0 K: 0 S: 7	H: 0 LOB: 0 BB: 0 P: 13	R: 0 E: 0 K: 0 S: 6	H: 1 LOB: 2 BB: 0 P: 12	R: 0 E: 0 K: 1 S: 9	H: 0 LOB: 0 BB: 0 P: 13	R: 0 E: 0 K: 0 S: 6	H: 0 LOB: 0 BB: 0 P: 10	R: 0 E: 0 K: 1 S: 11	H: 0 LOB: 1 BB: 1 P: 21	1B: 3 2B: 3 3B: 0 HR: 0	SF: 0 SAC: 0 DP: 0 HBP: 1	WP: 0 PB: 0 SB: 1 CS: 0	PA: 36
PITCHER	IP	WLS	BF	H	R	ER	SO	BB	IBB	HBP	BLK	WP	HR	S	P	ERA	WHIP					
34 Homer Bailey, R ERA: 4.03	8.0	W	32	6	1	1	3	1	0	1	0	0	0	67	103	1.12	0.875					
54 Aroldis Chapman, L ERA: 1.06	1.0	S	4	0	0	0	1	1	0	0	0	0	0	11	21	0.00	1.000					

Cincinnati Reds @ New York Mets
Citi Field, Flushing, NY
Sat Jun 16 2012, 7:17 PM - 9:56 PM EDT
Att: 27,988 - Partly Cloudy - 69 F

AB 33
R 1
H 6
RBI 1
BB 2
SO 4
LOB 19




Batter	1	2	3	4	5	6	7	8	9	AB	R	H	RBI	BB	SO	LOB	TOP					
1 Brian Roberts, S (1,4) OBP: 0.259, SLG: 0.269	G6-3		K			L5			G4-3	4	0	0	0	0	1	1	<p>Baltimore Orioles @ New York Mets Citi Field, Flushing, NY Mon Jun 18 2012, 7:12 PM - 9:18 PM EDT Att: 29,014 - Cloudy - 66 F</p> <p>livebaseballscorecards.com</p> <p>AB 28 R 0 H 1 RBI 0 BB 2 SO 13 LOB 4</p> 					
2 J.J. Hardy, R (1,6) OBP: 0.285, SLG: 0.429	G6-3			G1-6-3		G5-3			K	4	0	0	0	0	1	0						
19 Chris Davis, L (1,9) OBP: 0.335, SLG: 0.507	K			G4-3			K		K	4	0	0	0	0	3	0						
10 Adam Jones, R (1,8) OBP: 0.356, SLG: 0.577		G6-3		G4-3			G4-3			3	0	0	0	0	0	0						
32 Matt Wieters, S (1,2) OBP: 0.335, SLG: 0.434		K			K		K			3	0	0	0	0	3	0						
12 Mark Reynolds, R (1,3) OBP: 0.357, SLG: 0.413	G6-3				K2-3			F8		3	0	0	0	0	1	0						
24 Wilson Betemit, S (1,5) OBP: 0.309, SLG: 0.409			K			1B				2	0	1	0	1	1	0						
51 Steve Pearce, R (1,7) OBP: 0.317, SLG: 0.459			K			F9			K	3	0	0	0	0	2	2						
34 Jake Arrieta, R (1,1) OBP: 0.304, SLG: 0.400						G6-3			K	1	0	0	0	1	0	0						
36 Nick Johnson, L (8,PH) OBP: 0.357, SLG: 0.413										1	0	0	0	0	1	1						
63 Kevin Gregg, R (8,1) OBP: 0.357, SLG: 0.413										0	0	0	0	0	0	0						
Inning Stats	R: 0 E: 0 K: 1 S: 7	H: 0 LOB: 0 BB: 0 P: 10	R: 0 E: 0 K: 1 S: 7	H: 0 LOB: 0 BB: 0 P: 9	R: 0 E: 0 K: 3 S: 13	H: 0 LOB: 1 BB: 1 P: 20	R: 0 E: 0 K: 0 S: 9	H: 0 LOB: 0 BB: 0 P: 14	R: 0 E: 0 K: 2 S: 9	H: 1 LOB: 1 BB: 0 P: 11	R: 0 E: 0 K: 0 S: 5	H: 0 LOB: 0 BB: 0 P: 7	R: 0 E: 0 K: 2 S: 10	H: 0 LOB: 0 BB: 0 P: 12	R: 0 E: 0 K: 2 S: 10	H: 0 LOB: 1 BB: 1 P: 16	R: 0 E: 0 K: 2 S: 11	H: 0 LOB: 0 BB: 0 P: 15	1B: 1 2B: 0 3B: 0 HR: 0	SF: 0 SAC: 0 DP: 0 HBP: 0	WP: 0 PB: 0 SB: 0 CS: 0	PA: 30
PITCHER 43 R.A. Dickey, R (1,1) ERA: 2.0	IP: 9.0 WLS: W BF: 30 H: 1 R: 0 ER: 0 SO: 13 BB: 2 IBB: 0 HBP: 0 BLK: 0 WP: 0 HR: 0 S: 81 P: 114 ERA: 0.00 WHIP: 0.333															PITCHER						

Batter	1	2	3	4	5	6	7	8	9	AB	R	H	RBI	BB	SO	LOB	BOTTOM			
9 Kirk Nieuwenhuis, L (1,8) OBP: 0.349, SLG: 0.425	K		1B			F8		K2-3		4	0	1	0	0	2	1	<p>Baltimore Orioles @ New York Mets Citi Field, Flushing, NY Mon Jun 18 2012, 7:12 PM - 9:18 PM EDT Att: 29,014 - Cloudy - 66 F</p> <p>livebaseballscorecards.com</p> <p>AB 31 R 5 H 8 RBI 5 BB 2 SO 7 LOB 10</p> 			
1 Jordany Valdespin, L (1,4) OBP: 0.231, SLG: 0.440	P5		F7			29 HR		5 1B		4	2	2	0	0	0	1				
5 David Wright, R (1,5) OBP: 0.455, SLG: 0.569	G6-3					2B		3B		4	0	1	1	0	1	2				
21 Lucas Duda, L (1,9) OBP: 0.354, SLG: 0.438		12 1B						1B		3	1	1	0	1	2	1				
56 Andres Torres, S (9,8) OBP: 0.327, SLG: 0.315			K			29 HR				0	0	0	0	0	0	0				
29 Ike Davis, L (1,3) OBP: 0.282, SLG: 0.335	K					BB				3	1	1	4	1	1	1				
12 Scott Hairston, R (1,7) OBP: 0.321, SLG: 0.574			L7			HR				3	1	1	4	1	1	1				
30 Josh Thole, L (1,2) OBP: 0.318, SLG: 0.321										4	0	1	0	0	1	2				
6 Omar Quintanilla, L (1,6) OBP: 0.353, SLG: 0.373			G6-3							3	0	0	0	0	0	0				
43 R.A. Dickey, R (1,1) OBP: 0.167, SLG: 0.138			G6-3			1 2B		F8		3	1	1	0	0	0	0				
Inning Stats	R: 0 E: 0 K: 1 S: 11	H: 2 LOB: 1 BB: 0 P: 18	R: 0 E: 0 K: 1 S: 10	H: 2 LOB: 1 BB: 0 P: 14	R: 0 E: 0 K: 0 S: 14	H: 1 LOB: 0 BB: 0 P: 20	R: 0 E: 0 K: 2 S: 9	H: 0 LOB: 0 BB: 0 P: 16	R: 0 E: 0 K: 0 S: 4	H: 0 LOB: 0 BB: 0 P: 7	R: 4 E: 0 K: 0 S: 8	H: 3 LOB: 1 BB: 1 P: 18	R: 0 E: 0 K: 0 S: 7	H: 0 LOB: 0 BB: 0 P: 12	R: 1 E: 0 K: 3 S: 16	H: 2 LOB: 2 BB: 1 P: 27	1B: 5 2B: 1 3B: 1 HR: 1	SF: 0 SAC: 0 DP: 1 HBP: 0	WP: 0 PB: 0 SB: 0 CS: 0	PA: 33
PITCHER 34 Jake Arrieta, R (1,1) ERA: 5.83 63 Kevin Gregg, R (8,1) ERA: 4.82	IP: 7.0 WLS: L BF: 27 H: 6 R: 4 ER: 4 SO: 4 BB: 1 IBB: 0 HBP: 0 BLK: 0 WP: 0 HR: 1 S: 63 P: 105 ERA: 5.14 WHIP: 1.000															PITCHER				

Batter	1	2	3	4	5	6	7	8	9	AB	R	H	RBI	BB	SO	LOB	TOP										
1 Brian Roberts, S OBP: 0.258, SLG: 0.241	P5		BB			F7		G4-3		3	0	0	0	1	0	1											
2 J.J. Hardy, R OBP: 0.286, SLG: 0.426	P5		CS			F7		F7		4	0	1	0	0	0	1											
10 Adam Jones, R OBP: 0.355, SLG: 0.572	L7					K		G6-3		4	0	1	0	0	1	2											
32 Matt Wieters, S OBP: 0.341, SLG: 0.446		2B								3	0	2	0	1	0	0											
12 Mark Reynolds, R OBP: 0.349, SLG: 0.403	F8					K		K		4	0	0	0	0	2	5											
51 Steve Pearce, R OBP: 0.295, SLG: 0.425	G1-3					K				3	0	0	0	0	2	3											
3 Ryan Flaherty, L OBP: 0.213, SLG: 0.225										1	0	0	0	0	0	0											
6 Steve Tolleson, R OBP: 0.255, SLG: 0.386	K									3	0	0	0	0	1	1											
11 Robert Andino, R OBP: 0.290, SLG: 0.317										3	0	0	0	0	0	0											
37 Dana Eveland, L										0	0	0	0	0	0	0											
29 Tommy Hunter, R										2	0	0	0	0	1	0											
24 Wilson Betemit, S OBP: 0.312, SLG: 0.412	K									1	0	1	0	0	0	0											
Inning Stats	R: 0 E: 0 K: 0 S: 8	H: 0 LOB: 0 BB: 0 P: 11	R: 0 E: 0 K: 1 S: 11	H: 1 LOB: 1 BB: 0 P: 16	R: 0 E: 0 K: 1 S: 8	H: 0 LOB: 0 BB: 1 P: 12	R: 0 E: 0 K: 3 S: 15	H: 2 LOB: 2 BB: 0 P: 26	R: 0 E: 0 K: 0 S: 13	H: 0 LOB: 0 BB: 0 P: 13	R: 0 E: 0 K: 0 S: 13	H: 1 LOB: 2 BB: 1 P: 23	R: 0 E: 0 K: 1 S: 6	H: 0 LOB: 0 BB: 0 P: 7	R: 0 E: 0 K: 0 S: 11	H: 1 LOB: 1 BB: 0 P: 19	R: 0 E: 0 K: 1 S: 7	H: 0 LOB: 0 BB: 0 P: 10	1B: 3 2B: 2 3B: 0 HR: 0	SF: 0 SAC: 0 DP: 0 HBP: 0	WP: 1 PB: 0 SB: 0 CS: 1	PA: 34					
PITCHER	IP	WLS	BF	H	R	ER	SO	BB	IBB	HBP	BLK	WP	HR	S	P	ERA	WHIP										
57 Johan Santana, L ERA: 3.0	6.0	W	23	4	0	0	5	2	0	0	0	0	0	63	101	0.00	1.000										
39 Bobby Parnell, R ERA: 3.45	1.0	H	3	0	0	0	1	0	0	0	0	0	0	6	7	0.00	0.000										
47 Miguel Batista, R ERA: 3.67	1.0		4	1	0	0	0	0	0	0	0	1	0	11	19	0.00	1.000										
60 Jon Rauch, R ERA: 4.28	1.0		3	0	0	0	1	0	0	0	0	0	0	7	10	0.00	0.000										

Baltimore Orioles @ New York Mets
Citi Field, Flushing, NY
Tue Jun 19 2012, 7:12 PM - 9:40 PM EDT
Att: 32,587 - Cloudy - 71 F


AB 31
R 0
H 5
RBI 0
BB 2
SO 7
LOB 13



Batter	1	2	3	4	5	6	7	8	9	AB	R	H	RBI	BB	SO	LOB	BOTTOM										
9 Kirk Nieuwenhuis, L OBP: 0.344, SLG: 0.420	K		G4-3			G4-3		FC5-2-5-1		3	0	0	0	0	1	1											
56 Andres Torres, S OBP: 0.355, SLG: 0.313										1	1	0	0	0	0	2											
1 Jordany Valdespin, L OBP: 0.250, SLG: 0.444	B1-3					G4-3				4	1	2	2	0	0	0											
5 David Wright, R OBP: 0.452, SLG: 0.564	F8									4	1	1	0	0	0	2											
21 Lucas Duda, L OBP: 0.356, SLG: 0.452	G1-3									4	1	2	2	0	0	0											
29 Ike Davis, L OBP: 0.282, SLG: 0.330	G6-3									3	0	0	0	1	1	0											
28 Daniel Murphy, L OBP: 0.314, SLG: 0.344	G5-3									3	0	0	1	0	0	2											
47 Miguel Batista, R										0	0	0	0	0	0	0											
Justin Turner, R OBP: 0.311, SLG: 0.338										1	0	0	0	0	0	0											
60 Jon Rauch, R										0	0	0	0	0	0	0											
6 Omar Quintanilla, L OBP: 0.352, SLG: 0.371	G1-3					G4-3				3	0	1	0	0	0	2											
30 Josh Thole, L OBP: 0.318, SLG: 0.321	G6-3									3	1	1	0	0	0	0											
57 Johan Santana, L OBP: 0.083, SLG: 0.083										2	0	1	0	0	1	0											
39 Bobby Parnell, R										0	0	0	0	0	0	0											
12 Scott Hairston, R OBP: 0.319, SLG: 0.569										1	0	0	0	0	0	2											
Inning Stats	R: 0 E: 0 K: 1 S: 5	H: 0 LOB: 0 BB: 0 P: 8	R: 0 E: 0 K: 0 S: 7	H: 0 LOB: 0 BB: 0 P: 14	R: 0 E: 0 K: 0 S: 11	H: 1 LOB: 1 BB: 0 P: 16	R: 1 E: 0 K: 0 S: 12	H: 2 LOB: 2 BB: 1 P: 21	R: 0 E: 0 K: 1 S: 7	H: 0 LOB: 0 BB: 0 P: 8	R: 2 E: 0 K: 0 S: 10	H: 2 LOB: 0 BB: 0 P: 15	R: 2 E: 0 K: 0 S: 9	H: 3 LOB: 1 BB: 0 P: 14	R: 0 E: 0 K: 0 S: 7	H: 0 LOB: 0 BB: 0 P: 9	1B: 7 2B: 0 3B: 0 HR: 1	SF: 0 SAC: 0 DP: 0 HBP: 0	WP: 0 PB: 0 SB: 0 CS: 0	PA: 33							
PITCHER	IP	WLS	BF	H	R	ER	SO	BB	IBB	HBP	BLK	WP	HR	S	P	ERA	WHIP										
29 Tommy Hunter, R ERA: 5.7	1.1	L	27	7	5	5	3	1	0	0	0	0	0	56	88	7.11	1.263										
37 Dana Eveland, L ERA: 3.24	1.2		6	1	0	0	0	0	0	0	0	0	0	12	17	0.00	0.600										

Baltimore Orioles @ New York Mets
Citi Field, Flushing, NY
Tue Jun 19 2012, 7:12 PM - 9:40 PM EDT
Att: 32,587 - Cloudy - 71 F

AB 32
R 5
H 8
RBI 5
BB 1
SO 3
LOB 11



Batter	1	2	3	4	5	6	7	8	9	AB	R	H	RBI	BB	SO	LOB	TOP			
1 Brian Roberts, S OBP: 0.278, SLG: 0.242										4	0	1	0	1	1	3	<p>Baltimore Orioles @ New York Mets Citi Field, Flushing, NY Wed Jun 20 2012, 7:12 PM - 10:07 PM EDT Att: 29,855 - Partly Cloudy - 94 F</p> <p>livebaseballscorecards.com</p>			
2 J.J. Hardy, R OBP: 0.294, SLG: 0.420										4	0	0	0	0	0	4				
19 Chris Davis, L 43 Jim Johnson, R										4	0	0	0	0	1	2				
10 Adam Jones, R OBP: 0.350, SLG: 0.564										4	0	0	0	0	1	0				
32 Matt Wieters, S OBP: 0.340, SLG: 0.443										4	1	1	0	0	1	0				
36 Nick Johnson, L 11 Robert Andino, R										4	1	2	0	0	1	0				
24 Wilson Betemit, S OBP: 0.311, SLG: 0.425										4	1	1	2	0	1	2				
3 Ryan Flaherty, L 38 Luis Ayala, R 47 Pedro Strop, R 6 Steve Tolleson, R 12 Mark Reynolds, R										2	0	0	0	0	0	1		0		
17 Brian Matusz, L 51 Steve Pearce, R										1	0	1	0	0	0	0				
Inning Stats	R: 0 H: 0 E: 0 K: 1 S: 7	H: 0 LOB: 0 BB: 0 P: 10	R: 0 H: 0 E: 0 K: 2 S: 8	H: 0 LOB: 0 BB: 0 P: 12	R: 0 H: 1 E: 0 K: 1 S: 12	H: 1 LOB: 2 BB: 1 P: 18	R: 0 H: 0 E: 0 K: 2 S: 11	H: 0 LOB: 0 BB: 0 P: 13	R: 0 H: 0 E: 0 K: 1 S: 6	H: 0 LOB: 0 BB: 0 P: 8	R: 0 H: 0 E: 0 K: 0 S: 4	H: 0 LOB: 0 BB: 0 P: 8	R: 2 H: 3 E: 0 K: 1 S: 20	H: 3 LOB: 2 BB: 1 P: 33	R: 1 H: 2 E: 0 K: 0 S: 22	H: 2 LOB: 3 BB: 2 P: 33		1B: 5 2B: 0 3B: 0 HR: 1	SF: 0 SAC: 0 DP: 0 HBP: 0	WP: 1 PB: 0 SB: 0 CS: 0
PITCHER	IP: 7.1 WLS: W BF: 27 ERA: 4.27	WLS: H BF: 3 ERA: 3.38	H: 3 R: 2 ER: 2 SO: 9 BB: 2 IBB: 0 HBP: 0 BLK: 0	H: 2 R: 0 ER: 0 SO: 9 BB: 0 IBB: 0 HBP: 0 BLK: 0	H: 1 R: 0 ER: 0 SO: 6 BB: 0 IBB: 0 HBP: 0 BLK: 0	H: 2 R: 0 ER: 0 SO: 15 BB: 0 IBB: 0 HBP: 0 BLK: 0	H: 0 R: 0 ER: 0 SO: 22 BB: 1 IBB: 0 HBP: 0 BLK: 0	H: 0 R: 0 ER: 0 SO: 33 BB: 0 IBB: 0 HBP: 0 BLK: 0	H: 0 R: 0 ER: 0 SO: 100 BB: 0 IBB: 0 HBP: 0 BLK: 0	H: 0 R: 0 ER: 0 SO: 15 BB: 0 IBB: 0 HBP: 0 BLK: 0	H: 0 R: 0 ER: 0 SO: 9.00 BB: 0 IBB: 0 HBP: 0 BLK: 0	H: 0 R: 0 ER: 0 SO: 2.46 BB: 0 IBB: 0 HBP: 0 BLK: 0	H: 0 R: 0 ER: 0 SO: 0.00 BB: 0 IBB: 0 HBP: 0 BLK: 0	H: 0 R: 0 ER: 0 SO: 9.00 BB: 0 IBB: 0 HBP: 0 BLK: 0	H: 0 R: 0 ER: 0 SO: 2.46 BB: 0 IBB: 0 HBP: 0 BLK: 0	H: 0 R: 0 ER: 0 SO: 1.500 BB: 0 IBB: 0 HBP: 0 BLK: 0	H: 0 R: 0 ER: 0 SO: 4.000 BB: 0 IBB: 0 HBP: 0 BLK: 0	ERA: 4.27	ERA: 3.38	ERA: 5.14


Batter	1	2	3	4	5	6	7	8	9	AB	R	H	RBI	BB	SO	LOB	BOTTOM			
56 Andres Torres, S OBP: 0.327, SLG: 0.311										4	0	1	0	1	0	0	<p>Baltimore Orioles @ New York Mets Citi Field, Flushing, NY Wed Jun 20 2012, 7:12 PM - 10:07 PM EDT Att: 29,855 - Partly Cloudy - 94 F</p> <p>livebaseballscorecards.com</p>			
1 Jordany Valdespin, L OBP: 0.250, SLG: 0.431										4	1	1	0	0	0	4				
5 David Wright, R OBP: 0.456, SLG: 0.571										4	1	3	1	0	0	1				
12 Scott Hairston, R OBP: 0.324, SLG: 0.582										4	1	2	1	0	0	3				
33 Vinny Rottino, R 9 Kirk Nieuwenhuis, L										2	0	0	0	1	0	3				
29 Ike Davis, L OBP: 0.277, SLG: 0.324										4	0	0	1	0	1	3				
Justin Turner, R 6 Omar Quintanilla, L										3	0	0	0	1	1	2				
4 Mike Nickeas, R OBP: 0.232, SLG: 0.227										4	0	1	1	0	0	0				
35 Dillon Gee, R 39 Bobby Parnell, R										3	1	1	0	0	0	2				
28 Daniel Murphy, L 48 Frank Francisco, R										0	0	0	0	0	0	0				
Inning Stats	R: 0 H: 2 E: 1 K: 0 S: 18	H: 0 LOB: 0 BB: 0 P: 25	R: 0 H: 0 E: 0 K: 1 S: 8	H: 0 LOB: 0 BB: 0 P: 10	R: 0 H: 0 E: 1 K: 0 S: 9	H: 0 LOB: 1 BB: 0 P: 15	R: 1 H: 2 E: 0 K: 1 S: 14	H: 2 LOB: 2 BB: 1 P: 19	R: 2 H: 3 E: 0 K: 0 S: 15	H: 3 LOB: 2 BB: 1 P: 29	R: 1 H: 2 E: 0 K: 0 S: 14	H: 2 LOB: 2 BB: 1 P: 24	R: 0 H: 0 E: 0 K: 1 S: 8	H: 0 LOB: 0 BB: 0 P: 14	R: 0 H: 0 E: 0 K: 0 S: 7	H: 0 LOB: 0 BB: 0 P: 11	1B: 5 2B: 4 3B: 0 HR: 0	SF: 0 SAC: 0 DP: 0 HBP: 0	WP: 1 PB: 0 SB: 0 CS: 1	PA: 37
PITCHER	IP: 4.2 WLS: L BF: 24 ERA: 5.0	WLS: 7 BF: 2 ERA: 1.95	H: 3 R: 3 ER: 3 SO: 3 BB: 1 IBB: 0 HBP: 0 BLK: 0	H: 3 R: 1 ER: 1 SO: 3 BB: 0 IBB: 0 HBP: 0 BLK: 0	H: 2 R: 0 ER: 0 SO: 1 BB: 0 IBB: 0 HBP: 0 BLK: 0	H: 2 R: 0 ER: 0 SO: 16 BB: 0 IBB: 0 HBP: 0 BLK: 0	H: 3 R: 0 ER: 0 SO: 29 BB: 0 IBB: 0 HBP: 0 BLK: 0	H: 0 R: 0 ER: 0 SO: 8 BB: 0 IBB: 0 HBP: 0 BLK: 0	H: 0 R: 0 ER: 0 SO: 11 BB: 0 IBB: 0 HBP: 0 BLK: 0	H: 0 R: 0 ER: 0 SO: 6.75 BB: 0 IBB: 0 HBP: 0 BLK: 0	H: 0 R: 0 ER: 0 SO: 0.00 BB: 0 IBB: 0 HBP: 0 BLK: 0	H: 0 R: 0 ER: 0 SO: 0.00 BB: 0 IBB: 0 HBP: 0 BLK: 0	H: 0 R: 0 ER: 0 SO: 2.500 BB: 0 IBB: 0 HBP: 0 BLK: 0	H: 0 R: 0 ER: 0 SO: 0.000 BB: 0 IBB: 0 HBP: 0 BLK: 0	H: 0 R: 0 ER: 0 SO: 0.000 BB: 0 IBB: 0 HBP: 0 BLK: 0	H: 0 R: 0 ER: 0 SO: 0.000 BB: 0 IBB: 0 HBP: 0 BLK: 0	H: 0 R: 0 ER: 0 SO: 0.000 BB: 0 IBB: 0 HBP: 0 BLK: 0	ERA: 5.0	ERA: 1.95	ERA: 1.17


AB 33
R 3
H 6
RBI 3
BB 4
SO 9
LOB 11



AB 34
R 4
H 9
RBI 4
BB 3
SO 3
LOB 18



Batter	1	2	3	4	5	6	7	8	9	AB	R	H	RBI	BB	SO	LOB	TOP					
2 Derek Jeter, R OBP: 0.362, SLG: 0.423	G1-3	G6-3			G6-3		FC6-4			5	0	1	0	0	0	3	<p>New York Yankees @ New York Mets Citi Field, Flushing, NY Fri Jun 22 2012, 8:04 PM - 10:56 PM EDT Att: 40,191 - Cloudy - 71 F</p> <p>AB 37 R 4 H 11 RBI 4 BB 2 SO 8 LOB 16</p> 					
14 Curtis Granderson, L OBP: 0.344, SLG: 0.500	K				L9		K			5	0	1	0	0	3	3						
25 Mark Teixeira, S OBP: 0.337, SLG: 0.474					F8		K			5	1	2	0	0	1	3						
13 Alex Rodriguez, R OBP: 0.360, SLG: 0.435					G6-4-3					4	1	2	1	0	1	2						
24 Robinson Canó, L OBP: 0.364, SLG: 0.552	K									4	1	1	2	0	2	2						
33 Nick Swisher, S OBP: 0.325, SLG: 0.482										4	0	1	0	0	0	0						
22 Andrew Jones, R OBP: 0.316, SLG: 0.440										3	1	1	1	1	0	1						
55 Russell Martin, R OBP: 0.327, SLG: 0.389										4	0	0	0	0	0	2						
46 Andy Pettite, L OBP: 0.280, SLG: 0.250 17 Jason Nix, R OBP: 0.314, SLG: 0.413 53 Cory Wade, R OBP: 0.314, SLG: 0.413 39 Clay Rapada, R OBP: 0.314, SLG: 0.413 38 Cody Eppley, R OBP: 0.314, SLG: 0.413 27 Raul Ibanez, L OBP: 0.294, SLG: 0.464										2	0	1	0	0	1	0						
Inning Stats	R: 0 E: 0 K: 2 S: 14	H: 2 LOB: 2 BB: 0 P: 19	R: 0 E: 0 K: 0 S: 12	H: 1 LOB: 2 BB: 1 P: 22	R: 0 E: 0 K: 0 S: 5	H: 1 LOB: 0 BB: 0 P: 8	R: 0 E: 0 K: 0 S: 12	H: 1 LOB: 1 BB: 0 P: 17	R: 0 E: 0 K: 1 S: 10	H: 0 LOB: 0 BB: 0 P: 14	R: 1 E: 0 K: 2 S: 10	H: 1 LOB: 0 BB: 0 P: 13	R: 1 E: 0 K: 1 S: 9	H: 2 LOB: 1 BB: 0 P: 16	R: 2 E: 0 K: 1 S: 18	H: 2 LOB: 0 BB: 0 P: 24	R: 0 E: 0 K: 1 S: 11	H: 1 LOB: 2 BB: 1 P: 20	1B: 8 2B: 0 3B: 0 HR: 3	SF: 0 SAC: 0 DP: 1 HBP: 0	WP: 1 PB: 0 SB: 0 CS: 0	PA: 39
PITCHER	IP WLS BF H R ER SO BB IBB HBP BLK WP HR S P ERA WHIP																					
49 Jonathon Niese, L ERA: 3.75	6.1 W 27 8 2 2 5 1 0 0 0 0 1 2 68 102 2.84 1.421																					
39 Bobby Parnell, R ERA: 3.3	0.2 H 2 0 0 0 1 0 0 0 0 0 0 4 7 0.00 0.000																					
47 Miguel Batista, R ERA: 4.08	1.0 S 5 2 2 2 1 0 0 0 0 0 0 1 18 24 18.00 2.000																					
48 Frank Francisco, R ERA: 4.97	1.0 S 5 1 0 0 1 1 0 0 0 0 0 0 11 20 0.00 2.000																					

Batter	1	2	3	4	5	6	7	8	9	AB	R	H	RBI	BB	SO	LOB	BOTTOM			
56 Andres Torres, S OBP: 0.325, SLG: 0.304										3	0	0	0	1	0	2	<p>New York Yankees @ New York Mets Citi Field, Flushing, NY Fri Jun 22 2012, 8:04 PM - 10:56 PM EDT Att: 40,191 - Cloudy - 71 F</p> <p>AB 33 R 6 H 10 RBI 6 BB 3 SO 6 LOB 14</p> 			
13 Ronny Cedeno, R OBP: 0.350, SLG: 0.309										3	1	1	0	0	2	0				
6 Omar Quintanilla, L OBP: 0.361, SLG: 0.361										1	1	1	0	0	0	0				
5 David Wright, R OBP: 0.457, SLG: 0.574										4	1	2	1	0	1	2				
12 Scott Hairston, R OBP: 0.322, SLG: 0.569										3	1	0	0	1	0	2				
21 Lucas Duda, L OBP: 0.354, SLG: 0.448										4	0	1	0	0	1	4				
Justin Turner, R OBP: 0.317, SLG: 0.347										4	1	2	2	0	0	1				
1 Jordany Valdespin, L OBP: 0.250, SLG: 0.431										0	0	0	0	0	0	0				
29 Ike Davis, L OBP: 0.276, SLG: 0.336										4	1	1	3	0	1	1				
4 Mike Nickes, R OBP: 0.235, SLG: 0.231										3	0	1	0	0	0	0				
28 Daniel Murphy, L OBP: 0.216, SLG: 0.342										0	0	0	0	1	0	0				
48 Frank Francisco, R ERA: 4.97										0	0	0	0	0	0	0				
49 Jonathon Niese, L OBP: 0.273, SLG: 0.200										3	0	1	0	0	1	0				
39 Bobby Parnell, R ERA: 3.3										0	0	0	0	0	0	0				
47 Miguel Batista, R ERA: 4.08										0	0	0	0	0	0	0				
30 Josh Thole, L OBP: 0.316, SLG: 0.319										1	0	0	0	0	0	2				
Inning Stats	R: 5 E: 0 K: 0 S: 20	H: 5 LOB: 2 BB: 0 P: 33	R: 0 E: 0 K: 2 S: 11	H: 1 LOB: 0 BB: 0 P: 17	R: 0 E: 0 K: 0 S: 7	H: 0 LOB: 0 BB: 0 P: 11	R: 0 E: 0 K: 2 S: 10	H: 0 LOB: 0 BB: 0 P: 13	R: 0 E: 0 K: 1 S: 9	H: 1 LOB: 1 BB: 0 P: 16	R: 0 E: 0 K: 1 S: 7	H: 0 LOB: 0 BB: 0 P: 12	R: 1 E: 0 K: 0 S: 12	H: 2 LOB: 0 BB: 0 P: 20	R: 0 E: 0 K: 0 S: 9	H: 1 LOB: 2 BB: 1 P: 15	1B: 7 2B: 3 3B: 0 HR: 1	SF: 0 SAC: 0 DP: 1 HBP: 0	WP: 0 PB: 0 SB: 0 CS: 0	PA: 36
PITCHER	IP WLS BF H R ER SO BB IBB HBP BLK WP HR S P ERA WHIP																			
46 Andy Pettite, L ERA: 3.29	6.0 L 27 8 2 2 5 2 0 0 0 0 0 0 12 64 7.50 1.500																			
53 Cory Wade, R ERA: 3.33	1.0 4 2 1 1 0 0 0 0 0 0 0 0 12 20 9.00 2.000																			
39 Clay Rapada, L ERA: 2.95	0.2 3 1 0 0 0 0 0 0 0 0 0 0 7 9 0.00 1.500																			
38 Cody Eppley, R ERA: 2.55	0.1 2 0 0 0 0 0 0 1 0 0 0 0 2 6 0.00 0.000																			

Batter	1	2	3	4	5	6	7	8	9	AB	R	H	RBI	BB	SO	LOB	TOP						
2 Derek Jeter, R OBP: 0.360, SLG: 0.421										4	0	1	0	0	1	0	New York Yankees @ New York Mets Citi Field, Flushing, NY Sat Jun 23 2012, 7:18 PM - 10:31 PM EDT Att: 42,122 - Partly Cloudy - 82 F						
14 Curtis Granderson, L OBP: 0.343, SLG: 0.514										3	0	0	0	1	0	1							
13 Alex Rodriguez, R OBP: 0.355, SLG: 0.428										4	0	0	0	0	0	2							
24 Robinson Cano, L OBP: 0.362, SLG: 0.546										3	0	0	0	1	0	2							
25 Mark Teixeira, S OBP: 0.336, SLG: 0.468										3	1	0	0	1	0	1							
33 Nick Swisher, S OBP: 0.332, SLG: 0.487										4	1	2	0	0	1	0							
27 Raul Ibanez, L OBP: 0.293, SLG: 0.476										4	1	1	3	0	1	1							
29 Rafael Soriano, R OBP: 0.332, SLG: 0.487										0	0	0	0	0	0	0							
55 Russell Martin, R OBP: 0.323, SLG: 0.383										3	0	0	0	0	1	1							
45 Dewayne Wise, L OBP: 0.161, SLG: 0.167										1	0	0	0	0	0	0							
47 Ivan Nova, R OBP: 0.140, SLG: 0.140										2	0	0	0	0	2	livebaseballscorecards.com							
39 Clay Rapada, R OBP: 0.313, SLG: 0.496										0	0	0	0	0	0								
12 Eric Chavez, L OBP: 0.313, SLG: 0.496										1	1	1	1	0	0								
38 Cody Eppley, R OBP: 0.273, SLG: 0.342										0	0	0	0	0	0								
48 Boone Logan, R OBP: 0.273, SLG: 0.342										0	0	0	0	0	0								
30 David Robertson, R OBP: 0.273, SLG: 0.342										0	0	0	0	0	0								
19 Chris Stewart, R OBP: 0.273, SLG: 0.342										0	0	0	0	0	0								
Inning Stats	R: 0 E: 0 K: 0 S: 11	H: 1 LOB: 1 BB: 0 P: 16	R: 0 E: 0 K: 1 S: 9	H: 0 LOB: 0 BB: 0 P: 14	R: 0 E: 0 K: 1 S: 7	H: 0 LOB: 0 BB: 0 P: 9	R: 0 E: 0 K: 0 S: 10	H: 0 LOB: 1 BB: 1 P: 19	R: 0 E: 0 K: 1 S: 11	H: 1 LOB: 1 BB: 0 P: 13	R: 0 E: 0 K: 1 S: 7	H: 0 LOB: 1 BB: 1 P: 15	R: 4 E: 0 K: 1 S: 19	H: 3 LOB: 0 BB: 1 P: 29	R: 0 E: 0 K: 0 S: 9		H: 0 LOB: 0 BB: 0 P: 17	R: 0 E: 0 K: 1 S: 11	H: 0 LOB: 0 BB: 0 P: 18	1B: 2 2B: 1 3B: 0 HR: 2	SF: 0 SAC: 0 DP: 0 HBP: 0	WP: 0 PB: 0 SB: 2 CS: 0	PA: 35
PITCHER	IP WLS BF H R ER SO BB IBB HBP BLK WP HR S P ERA WHIP																						
55 Chris Young, R ERA: 3.42	(1, 1) 6.0 25 4 3 3 4 3 0 0 0 0 1 60 95 4.50 1.167																						
60 Jon Rauch, R ERA: 4.4	(7, 1) 1.1 L 5 1 1 1 1 0 0 0 0 0 1 17 25 6.75 0.750																						
40 Tim Lincecum, L ERA: 3.26	(8, 1) 0.2 2 0 0 0 0 0 0 0 0 0 0 6 12 0.00 0.000																						
53 Jeremy Hefner, R ERA: 5.61	(9, 1) 1.0 3 0 0 0 1 0 0 0 0 0 0 11 18 0.00 0.000																						

Batter	1	2	3	4	5	6	7	8	9	AB	R	H	RBI	BB	SO	LOB	BOTTOM					
9 Kirk Nieuwenhuis, L OBP: 0.340, SLG: 0.426										5	1	1	1	0	3	5	New York Yankees @ New York Mets Citi Field, Flushing, NY Sat Jun 23 2012, 7:18 PM - 10:31 PM EDT Att: 42,122 - Partly Cloudy - 82 F					
53 Jeremy Hefner, R OBP: 0.333, SLG: 1.333										0	0	0	0	0	0	0						
1 Jordany Valdespin, L OBP: 0.246, SLG: 0.429										5	0	1	0	0	2	0						
5 David Wright, R OBP: 0.452, SLG: 0.566										5	0	1	0	0	2	1						
21 Lucas Duda, L OBP: 0.352, SLG: 0.443										5	0	1	0	0	2	2						
28 Daniel Murphy, L OBP: 0.317, SLG: 0.345										4	1	1	0	1	1	3						
12 Scott Hairston, R OBP: 0.313, SLG: 0.553										4	1	0	0	0	2	2						
6 Omar Quintanilla, L OBP: 0.369, SLG: 0.594										3	0	1	0	1	1	3						
30 Josh Thole, L OBP: 0.327, SLG: 0.317										1	0	0	1	3	0	1						
56 Andres Torres, S OBP: 0.325, SLG: 0.394										0	0	0	0	0	0	0						
55 Chris Young, R OBP: 0.333, SLG: 0.200										3	0	1	1	0	1	4						
60 Jon Rauch, R ERA: 2.91	(7, 1) 5.2 27 5 3 2 7 2 0 0 0 0 0 3 5 0.00 0.000																					
40 Tim Byrdak, L ERA: 2.5	(8, 1) 0.1 W 1 0 0 0 1 0 0 0 0 0 0 3 5 0.00 0.000																					
48 Boone Logan, R ERA: 2.73	(7, 1) 0.1 H 2 1 0 0 0 0 0 0 0 0 0 5 7 0.00 3.000																					
30 David Robertson, R ERA: 2.6	(8, 1) 0.2 H 2 0 0 0 2 0 0 0 0 0 0 6 7 0.00 0.000																					
Inning Stats	R: 0 E: 0 K: 1 S: 7	H: 0 LOB: 0 BB: 0 P: 8	R: 0 E: 1 K: 1 S: 15	H: 0 LOB: 3 BB: 2 P: 26	R: 1 E: 0 K: 1 S: 12	H: 2 LOB: 1 BB: 0 P: 17	R: 1 E: 1 K: 2 S: 11	H: 1 LOB: 1 BB: 0 P: 18	R: 0 E: 0 K: 1 S: 7	H: 0 LOB: 0 BB: 0 P: 11	R: 1 E: 0 K: 2 S: 12	H: 2 LOB: 2 BB: 1 P: 24	R: 0 E: 0 K: 2 S: 11	H: 1 LOB: 1 BB: 0 P: 14	R: 0 E: 0 K: 3 S: 15	H: 0 LOB: 2 BB: 2 P: 25	R: 0 E: 0 K: 2 S: 9	H: 1 LOB: 1 BB: 0 P: 12	1B: 3 2B: 3 3B: 0 HR: 1	SF: 0 SAC: 0 DP: 0 HBP: 0	WP: 0 PB: 0 SB: 0 CS: 0	PA: 41
PITCHER	IP WLS BF H R ER SO BB IBB HBP BLK WP HR S P ERA WHIP																					
29 Rafael Soriano, R ERA: 1.71	(9, 1) 1.0 S 4 1 0 0 2 0 0 0 0 0 0 9 12 0.00 1.000																					

New York Yankees @ New York Mets
Citi Field, Flushing, NY
Sat Jun 23 2012, 7:18 PM - 10:31 PM EDT
Att: 42,122 - Partly Cloudy - 82 F

AB 32
R 4
H 5
RBI 4
BB 3
SO 6
LOB 9



New York Yankees @ New York Mets
Citi Field, Flushing, NY
Sat Jun 23 2012, 7:18 PM - 10:31 PM EDT
Att: 42,122 - Partly Cloudy - 82 F


AB 36
R 3
H 7
RBI 3
BB 5
SO 15
LOB 23



Batter	1	2	3	4	5	6	7	8	9	AB	R	H	RBI	BB	SO	LOB	TOP																			
2 Derek Jeter, R OBP: 0.355, SLG: 0.414	G1-3		K	G4-3		F9		G6-3		5	0	0	0	0	1	0																				
14 Curtis Granderson, L OBP: 0.344, SLG: 0.509	G4-3		24 BB 13 1B 25 SF9		24 1B 13 WP 25 FC4-6		K		F8	3	2	0	0	1	1	0																				
13 Alex Rodriguez, R OBP: 0.353, SLG: 0.425	K		33 HR		K		G5-3			4	1	1	0	0	2	1																				
24 Robinson Canó, L OBP: 0.367, SLG: 0.558		F7	33 HR		25 FC4-6			HR		3	2	2	1	1	0	0																				
25 Mark Teixeira, S OBP: 0.331, SLG: 0.462		E1	SF9		FC4-6			F8		3	0	0	2	0	0	1																				
33 Nick Swisher, S OBP: 0.325, SLG: 0.498		52 FC5 27 1B			G6-3			G4-3		3	1	1	3	1	0	1																				
27 Raul Ibanez, L OBP: 0.301, SLG: 0.482										4	0	3	0	0	0	0																				
45 Dewayne Wise, L OBP: 0.161, SLG: 0.167										0	0	0	0	0	0	0																				
19 Chris Stewart, R OBP: 0.258, SLG: 0.295		F4			F7		G4-6-3			4	0	0	0	0	1	5																				
52 CC Sabathia, L 53 Cory Wade, R 48 Boone Logan, R 30 David Robertson, R 12 Eric Chavez, L 29 Rafael Soriano, R		FC5			G6-3		G4-3		K	3	0	0	0	0	0	0	3																			
Inning Stats	R: 0 E: 0 K: 1 S: 7	H: 0 LOB: 0 BB: 0 P: 9	R: 0 E: 1 K: 0 S: 11	H: 1 LOB: 3 BB: 1 P: 19	R: 4 E: 0 K: 1 S: 13	H: 2 LOB: 0 BB: 2 P: 27	R: 0 E: 0 K: 0 S: 7	H: 0 LOB: 0 BB: 0 P: 9	R: 1 E: 1 K: 1 S: 15	H: 1 LOB: 1 BB: 0 P: 21	R: 0 E: 0 K: 0 S: 6	H: 1 LOB: 0 BB: 0 P: 7	R: 0 E: 0 K: 1 S: 6	H: 0 LOB: 0 BB: 0 P: 10	R: 1 E: 0 K: 1 S: 12	H: 2 LOB: 1 BB: 0 P: 22	R: 0 E: 0 K: 1 S: 9	H: 0 LOB: 0 BB: 0 P: 14	1B: 5 2B: 0 3B: 0 HR: 2	SF: 1 SAC: 0 DP: 1 HBP: 1	WP: 1 PB: 1 SB: 0 CS: 0	PA: 38														
PITCHER	IP	WLS	BF	H	R	ER	SO	BB	IBB	HBP	BLK	WP	HR	S	P	ERA	WHIP	PITCHER	IP	WLS	BF	H	R	ER	SO	BB	IBB	HBP	BLK	WP	HR	S	P	ERA	WHIP	
43 R.A. Dickey, R ERA: 2.31	6.0		27	5	5	5	3	3	0	1	0	1	1	59	92	7.50	1.333																			
47 Miguel Batista, R ERA: 4.1	2.0	L	8	2	1	1	2	0	0	0	0	0	1	18	32	4.50	1.000																			
39 Bobby Parnell, R ERA: 3.19	1.0		3	0	0	0	1	0	0	0	0	0	0	9	14	0.00	0.000																			

New York Yankees @ New York Mets
Citi Field, Flushing, NY
Sun Jun 24 2012, 8:08 PM - 11:30 PM EDT
Att: 42,364 - Cloudy - 77 F

AB 33
R 6
H 7
RBI 6
BB 3
SO 6
LOB 11



Batter	1	2	3	4	5	6	7	8	9	AB	R	H	RBI	BB	SO	LOB	BOTTOM																			
56 Andres Torres, S OBP: 0.333, SLG: 0.309	G6-3		11 E 11 S 11 SF7		K		5 BB 11 1B			4	1	2	2	1	1	1																				
11 Rubén Tejada, R OBP: 0.364, SLG: 0.404	K		SF7		5 1B		5 BB		G5-3	4	0	2	2	0	1	1																				
5 David Wright, R OBP: 0.455, SLG: 0.565	12 E 12 S		F9		1-2 2-H					4	0	2	1	1	1	0																				
12 Scott Hairston, R OBP: 0.307, SLG: 0.542	K2-3		G6-3		F8		K		L4	3	0	0	0	0	1	3																				
9 Kirk Nieuwenhuis, L OBP: 0.339, SLG: 0.424										1	0	0	0	0	1	3																				
47 Miguel Batista, R 39 Bobby Parnell, R 28 Daniel Murphy, L										0	0	0	0	0	0	0																				
21 Lucas Duda, L OBP: 0.353, SLG: 0.442	G4-6-3				G3		F7			5	0	2	0	0	1	0																				
Justin Turner, R OBP: 0.299, SLG: 0.325	G4-6-3				F9		E4		F9	4	1	0	0	0	0	1																				
29 Ike Davis, L OBP: 0.275, SLG: 0.335							30 FC3-6 56 1B			1	0	0	0	0	0	1																				
13 Ronny Cedeno, R OBP: 0.357, SLG: 0.319					G6-3		P6			4	0	2	0	0	0	0																				
30 Josh Thole, L OBP: 0.325, SLG: 0.315										4	1	1	0	0	1	2																				
43 R.A. Dickey, R OBP: 0.188, SLG: 0.161										2	1	1	0	0	0	2																				
33 Vinny Rottino, R OBP: 0.308, SLG: 0.394										1	1	0	0	1	1	0																				
Inning Stats	R: 0 E: 0 K: 2 S: 15	H: 1 LOB: 1 BB: 0 P: 23	R: 0 E: 0 K: 0 S: 13	H: 3 LOB: 2 BB: 0 P: 18	R: 1 E: 0 K: 0 S: 9	H: 0 LOB: 0 BB: 1 P: 14	R: 0 E: 0 K: 0 S: 8	H: 0 LOB: 0 BB: 0 P: 14	R: 1 E: 0 K: 1 S: 17	H: 3 LOB: 2 BB: 0 P: 24	R: 3 E: 1 K: 1 S: 18	H: 3 LOB: 3 BB: 2 P: 33	R: 0 E: 0 K: 1 S: 7	H: 0 LOB: 0 BB: 0 P: 11	R: 0 E: 0 K: 2 S: 10	H: 1 LOB: 1 BB: 0 P: 18	R: 0 E: 0 K: 1 S: 14	H: 1 LOB: 1 BB: 0 P: 16	1B: 12 2B: 0 3B: 0 HR: 0	SF: 1 SAC: 0 DP: 1 HBP: 0	WP: 0 PB: 0 SB: 3 CS: 0	PA: 42														
PITCHER	IP	WLS	BF	H	R	ER	SO	BB	IBB	HBP	BLK	WP	HR	S	P	ERA	WHIP	PITCHER	IP	WLS	BF	H	R	ER	SO	BB	IBB	HBP	BLK	WP	HR	S	P	ERA	WHIP	
52 CC Sabathia, L ERA: 3.45	5.2		28	9	5	1	3	2	0	0	0	0	0	73	112	1.59	1.941																			
53 Cory Wade, R ERA: 3.34	0.1	B	3	1	0	0	1	1	0	0	0	0	0	7	14	0.00	6.000																			
48 Boone Logan, L ERA: 2.6	1.1	W	4	0	0	0	2	0	0	0	0	0	0	10	15	0.00	0.000																			
30 David Robertson, R ERA: 2.5	0.2	H	3	1	0	0	1	0	0	0	1	0	0	7	14	0.00	1.500																			
29 Rafael Soriano, R ERA: 1.65	1.0	S	4	1	0	0	1	0	0	0	0	0	0	14	16	0.00	1.000																			

New York Yankees @ New York Mets
Citi Field, Flushing, NY
Sun Jun 24 2012, 8:08 PM - 11:30 PM EDT
Att: 42,364 - Cloudy - 77 F

AB 38
R 5
H 12
RBI 5
BB 3
SO 8
LOB 14



Batter	1	2	3	4	5	6	7	8	9	AB	R	H	RBI	BB	SO	LOB	TOP							
56 Andres Torres, S (1, 8) OBP: 0.333, SLG: 0.305 9 Kirk Nieuwenhuis, L (8, PH) OBP: 0.337, SLG: 0.422	P4		11 S BB			G5-3		K		2	0	0	0	1	0	0								
11 Rubén Tejada, R (1, 6) OBP: 0.352, SLG: 0.389	P4		G5-3			K		E5 5 G3		4	0	0	0	0	1	1								
5 David Wright, R (1, 5) OBP: 0.452, SLG: 0.560	F9					F9		G3		4	0	1	0	0	0	1								
12 Scott Hairston, R (1, 7) OBP: 0.299, SLG: 0.527		G3-1				G6-3		P4		4	0	0	0	0	0	2								
21 Lucas Duda, L (1, 9) OBP: 0.348, SLG: 0.435		F7				K		L8		4	0	0	0	0	1	0								
13 Ronny Cedeno, R (1, 4) OBP: 0.364, SLG: 0.342						K		4 1B 1B		4	0	2	0	0	2	0								
29 Ike Davis, L (1, 3) OBP: 0.275, SLG: 0.347						K		K		4	1	1	1	0	2	2								
4 Mike Nickeas, R (1, 2) OBP: 0.247, SLG: 0.256						K		57 PB 2B		4	0	2	0	0	1	0								
57 Johan Santana, L (1, 1) OBP: 0.077, SLG: 0.077 Justin Turner, R (7, PH) OBP: 0.295, SLG: 0.321 60 Jon Rauch, R (7, 1) 52 Ramon E Ramirez, R (7, 1) 45 Justin Hampson, L (8, 1)						G1		G3-1		2	0	0	0	0	0	1								
								F8		1	0	0	0	0	0	2								
										0	0	0	0	0	0	0								
										0	0	0	0	0	0	0								
										0	0	0	0	0	0	0								
Inning Stats	R: 0 E: 0 K: 0 S: 10	H: 0 LOB: 0 BB: 0 P: 13	R: 0 E: 0 K: 0 S: 8	H: 1 LOB: 1 BB: 0 P: 9	R: 0 E: 0 K: 1 S: 10	H: 0 LOB: 1 BB: 1 P: 17	R: 0 E: 0 K: 1 S: 7	H: 0 LOB: 0 BB: 0 P: 8	R: 0 E: 0 K: 2 S: 12	H: 1 LOB: 1 BB: 0 P: 17	R: 0 E: 0 K: 1 S: 12	H: 1 LOB: 1 BB: 0 P: 15	R: 0 E: 0 K: 1 S: 11	H: 2 LOB: 2 BB: 0 P: 14	R: 0 E: 1 K: 1 S: 10	H: 0 LOB: 1 BB: 0 P: 13	R: 1 E: 0 K: 1 S: 9	H: 1 LOB: 0 BB: 0 P: 11	1B: 3 2B: 2 3B: 0 HR: 1	SF: 0 SAC: 0 DP: 0 HBP: 0	WP: 0 PB: 1 SB: 1 CS: 0	PA: 35		
PITCHER	IP WLS BF H R ER SO BB IBB HBP BLK WP HR S P ERA WHIP	IP WLS BF H R ER SO BB IBB HBP BLK WP HR S P ERA WHIP	IP WLS BF H R ER SO BB IBB HBP BLK WP HR S P ERA WHIP	IP WLS BF H R ER SO BB IBB HBP BLK WP HR S P ERA WHIP	IP WLS BF H R ER SO BB IBB HBP BLK WP HR S P ERA WHIP	IP WLS BF H R ER SO BB IBB HBP BLK WP HR S P ERA WHIP	IP WLS BF H R ER SO BB IBB HBP BLK WP HR S P ERA WHIP	IP WLS BF H R ER SO BB IBB HBP BLK WP HR S P ERA WHIP	IP WLS BF H R ER SO BB IBB HBP BLK WP HR S P ERA WHIP	IP WLS BF H R ER SO BB IBB HBP BLK WP HR S P ERA WHIP	IP WLS BF H R ER SO BB IBB HBP BLK WP HR S P ERA WHIP	IP WLS BF H R ER SO BB IBB HBP BLK WP HR S P ERA WHIP	IP WLS BF H R ER SO BB IBB HBP BLK WP HR S P ERA WHIP	IP WLS BF H R ER SO BB IBB HBP BLK WP HR S P ERA WHIP	IP WLS BF H R ER SO BB IBB HBP BLK WP HR S P ERA WHIP	IP WLS BF H R ER SO BB IBB HBP BLK WP HR S P ERA WHIP	IP WLS BF H R ER SO BB IBB HBP BLK WP HR S P ERA WHIP	IP WLS BF H R ER SO BB IBB HBP BLK WP HR S P ERA WHIP	IP WLS BF H R ER SO BB IBB HBP BLK WP HR S P ERA WHIP	IP WLS BF H R ER SO BB IBB HBP BLK WP HR S P ERA WHIP	IP WLS BF H R ER SO BB IBB HBP BLK WP HR S P ERA WHIP	IP WLS BF H R ER SO BB IBB HBP BLK WP HR S P ERA WHIP	IP WLS BF H R ER SO BB IBB HBP BLK WP HR S P ERA WHIP	IP WLS BF H R ER SO BB IBB HBP BLK WP HR S P ERA WHIP

New York Mets @ Chicago Cubs
Wrigley Field, Chicago, IL
Mon Jun 25 2012, 7:08 PM - 9:48 PM CDT
Att: 34,092 - Clear - 66 F

AB 34
R 1
H 6
RBI 1
BB 1
SO 8
LOB 9



Batter	1	2	3	4	5	6	7	8	9	AB	R	H	RBI	BB	SO	LOB	BOTTOM								
5 Reed Johnson, R (1, 9) OBP: 0.340, SLG: 0.411	K		G6-3			G4-3		K		5	0	1	0	0	2	1									
15 Darwin Barney, R (1, 4) OBP: 0.311, SLG: 0.380	G6-3		F7			P6		E9 13 E		5	1	0	0	0	0	1									
13 Starlin Castro, R (1, 6) OBP: 0.316, SLG: 0.440	12 1B BB		K			P3		E4 12 BB 3 1B		3	1	0	1	1	1	0									
12 Alfonso Soriano, R (1, 7) OBP: 0.326, SLG: 0.492						K		3 2B 18 G5-3 BB		3	1	2	0	1	1	0									
3 Jeff Baker, R (1, 3) OBP: 0.301, SLG: 0.357	L4					L8		18 G5-3 1B		4	0	2	1	0	0	2									
18 Geovany Soto, R (1, 2) OBP: 0.256, SLG: 0.330						K		G5-3		3	1	0	1	1	1	3									
21 Joe Mather, R (1, 8) OBP: 0.308, SLG: 0.403								G5-3		3	1	1	2	1	0	1									
24 Luis Valbuena, L (1, 5) OBP: 0.237, SLG: 0.417						G1-3		G4-3		4	0	1	0	0	0	3									
37 Travis Wood, R (1, 1) OBP: 0.333, SLG: 0.500 45 Adrian Cardenas, L (7, PH) OBP: 0.231, SLG: 0.324 54 Shawn Camp, R (8, 1) 6 Bryan LaHair, L (8, PH) OBP: 0.366, SLG: 0.540 40 James Russell, L (9, 1)								K		2	0	0	0	0	2	1									
										1	1	0	0	0	0	0									
										0	0	0	0	0	0	0									
										0	0	0	0	0	0	0									
										0	0	0	0	0	0	0									
Inning Stats	R: 0 E: 0 K: 1 S: 10	H: 1 LOB: 2 BB: 1 P: 18	R: 0 E: 0 K: 1 S: 11	H: 1 LOB: 1 BB: 0 P: 14	R: 0 E: 0 K: 1 S: 11	H: 0 LOB: 0 BB: 0 P: 15	R: 2 E: 0 K: 1 S: 9	H: 1 LOB: 0 BB: 1 P: 18	R: 0 E: 0 K: 1 S: 14	H: 0 LOB: 0 BB: 0 P: 19	R: 0 E: 0 K: 1 S: 10	H: 2 LOB: 3 BB: 1 P: 18	R: 4 E: 3 K: 1 S: 20	H: 1 LOB: 1 BB: 1 P: 34	R: 0 E: 0 K: 1 S: 9	H: 1 LOB: 1 BB: 0 P: 16	R: 0 E: 0 K: 1 S: 9	H: 1 LOB: 0 BB: 0 P: 16	1B: 3 2B: 2 3B: 1 HR: 1	SF: 0 SAC: 0 DP: 0 HBP: 0	WP: 0 PB: 0 SB: 0 CS: 0	PA: 38			
PITCHER	IP WLS BF H R ER SO BB IBB HBP BLK WP HR S P ERA WHIP	IP WLS BF H R ER SO BB IBB HBP BLK WP HR S P ERA WHIP	IP WLS BF H R ER SO BB IBB HBP BLK WP HR S P ERA WHIP	IP WLS BF H R ER SO BB IBB HBP BLK WP HR S P ERA WHIP	IP WLS BF H R ER SO BB IBB HBP BLK WP HR S P ERA WHIP	IP WLS BF H R ER SO BB IBB HBP BLK WP HR S P ERA WHIP	IP WLS BF H R ER SO BB IBB HBP BLK WP HR S P ERA WHIP	IP WLS BF H R ER SO BB IBB HBP BLK WP HR S P ERA WHIP	IP WLS BF H R ER SO BB IBB HBP BLK WP HR S P ERA WHIP	IP WLS BF H R ER SO BB IBB HBP BLK WP HR S P ERA WHIP	IP WLS BF H R ER SO BB IBB HBP BLK WP HR S P ERA WHIP	IP WLS BF H R ER SO BB IBB HBP BLK WP HR S P ERA WHIP	IP WLS BF H R ER SO BB IBB HBP BLK WP HR S P ERA WHIP	IP WLS BF H R ER SO BB IBB HBP BLK WP HR S P ERA WHIP	IP WLS BF H R ER SO BB IBB HBP BLK WP HR S P ERA WHIP	IP WLS BF H R ER SO BB IBB HBP BLK WP HR S P ERA WHIP	IP WLS BF H R ER SO BB IBB HBP BLK WP HR S P ERA WHIP	IP WLS BF H R ER SO BB IBB HBP BLK WP HR S P ERA WHIP	IP WLS BF H R ER SO BB IBB HBP BLK WP HR S P ERA WHIP	IP WLS BF H R ER SO BB IBB HBP BLK WP HR S P ERA WHIP	IP WLS BF H R ER SO BB IBB HBP BLK WP HR S P ERA WHIP	IP WLS BF H R ER SO BB IBB HBP BLK WP HR S P ERA WHIP	IP WLS BF H R ER SO BB IBB HBP BLK WP HR S P ERA WHIP	IP WLS BF H R ER SO BB IBB HBP BLK WP HR S P ERA WHIP	IP WLS BF H R ER SO BB IBB HBP BLK WP HR S P ERA WHIP

New York Mets @ Chicago Cubs
Wrigley Field, Chicago, IL
Mon Jun 25 2012, 7:08 PM - 9:48 PM CDT
Att: 34,092 - Clear - 66 F

AB 34
R 6
H 7
RBI 5
BB 4
SO 8
LOB 12



Batter	1	2	3	4	5	6	7	8	9	AB	R	H	RBI	BB	SO	LOB	TOP			
9 Kirk Nieuwenhuis, L OBP: 0.336, SLG: 0.417 45 Justin Hampson, L 47 Miguel Batista, R										3	0	0	0	1	2	4				
11 Rubén Tejada, R OBP: 0.346, SLG: 0.376										4	0	0	0	1	1	4				
5 David Wright, R OBP: 0.448, SLG: 0.554										3	0	0	1	1	1	1				
21 Lucas Duda, L OBP: 0.345, SLG: 0.428										4	0	0	0	1	1	3				
29 Ike Davis, L OBP: 0.275, SLG: 0.349 6 Omar Quintanilla, L OBP: 0.364, SLG: 0.388										4	0	1	0	0	0	0				
12 Scott Hairston, R OBP: 0.302, SLG: 0.520										4	1	1	0	1	1	1				
28 Daniel Murphy, L OBP: 0.315, SLG: 0.342										4	1	1	0	0	0	5				
30 Josh Thole, L OBP: 0.329, SLG: 0.320										4	1	2	1	0	0	1				
35 Dillon Gee, R 13 Romy Castillo, R 53 Jeremy Hefner, R 40 Tim Byrdak, L Justin Turner, R 56 Andrea Torres, S										1	0	1	1	1	0	0				
Inning Stats	R: 0 E: 0 K: 0 S: 6	H: 0 LOB: 0 BB: 1 P: 12	R: 2 E: 0 K: 1 S: 20	H: 4 LOB: 2 BB: 0 P: 31	R: 0 E: 0 K: 2 S: 12	H: 1 LOB: 3 BB: 2 P: 27	R: 1 E: 0 K: 0 S: 13	H: 1 LOB: 2 BB: 2 P: 27	R: 0 E: 1 K: 1 S: 11	H: 1 LOB: 1 BB: 0 P: 17	R: 0 E: 1 K: 0 S: 11	H: 0 LOB: 1 BB: 0 P: 14	R: 0 E: 1 K: 0 S: 7	H: 1 LOB: 2 BB: 0 P: 13	R: 0 E: 0 K: 2 S: 9	H: 0 LOB: 1 BB: 1 P: 17	1B: 7 2B: 1 3B: 0 HR: 0	SF: 1 SAC: 1 DP: 0 HBP: 0	WP: 0 PB: 0 SB: 2 CS: 1	PA: 42
PITCHER	IP WLS BF H R ER SO BB IBB HBP BLK WP HR S P ERA WHIP	IP WLS BF H R ER SO BB IBB HBP BLK WP HR S P ERA WHIP	IP WLS BF H R ER SO BB IBB HBP BLK WP HR S P ERA WHIP	IP WLS BF H R ER SO BB IBB HBP BLK WP HR S P ERA WHIP	IP WLS BF H R ER SO BB IBB HBP BLK WP HR S P ERA WHIP	IP WLS BF H R ER SO BB IBB HBP BLK WP HR S P ERA WHIP	IP WLS BF H R ER SO BB IBB HBP BLK WP HR S P ERA WHIP	IP WLS BF H R ER SO BB IBB HBP BLK WP HR S P ERA WHIP	IP WLS BF H R ER SO BB IBB HBP BLK WP HR S P ERA WHIP	IP WLS BF H R ER SO BB IBB HBP BLK WP HR S P ERA WHIP	IP WLS BF H R ER SO BB IBB HBP BLK WP HR S P ERA WHIP	IP WLS BF H R ER SO BB IBB HBP BLK WP HR S P ERA WHIP	IP WLS BF H R ER SO BB IBB HBP BLK WP HR S P ERA WHIP	IP WLS BF H R ER SO BB IBB HBP BLK WP HR S P ERA WHIP	IP WLS BF H R ER SO BB IBB HBP BLK WP HR S P ERA WHIP	IP WLS BF H R ER SO BB IBB HBP BLK WP HR S P ERA WHIP	IP WLS BF H R ER SO BB IBB HBP BLK WP HR S P ERA WHIP	IP WLS BF H R ER SO BB IBB HBP BLK WP HR S P ERA WHIP	IP WLS BF H R ER SO BB IBB HBP BLK WP HR S P ERA WHIP	IP WLS BF H R ER SO BB IBB HBP BLK WP HR S P ERA WHIP

New York Mets @ Chicago Cubs
Wrigley Field, Chicago, IL
Tue Jun 26 2012, 7:07 PM - 10:22 PM CDT
Att: 34,064 - Clear - 74 F

AB	34
R	3
H	8
RBI	3
BB	6
SO	6
LOB	20



Batter	1	2	3	4	5	6	7	8	9	AB	R	H	RBI	BB	SO	LOB	BOTTOM			
9 David DeJesus, L OBP: 0.361, SLG: 0.394										5	1	2	0	0	1	3				
13 Starlin Castro, R OBP: 0.318, SLG: 0.438										4	1	1	0	1	0	3				
44 Anthony Rizzo, L OBP: 0.500, SLG: 0.750										4	0	2	1	0	0	2				
12 Alfonso Soriano, R OBP: 0.329, SLG: 0.488 49 Carlos Marmol, R										2	0	0	1	0	1	3				
6 Bryan LaHair, L OBP: 0.364, SLG: 0.532 21 Joe Mather, R OBP: 0.308, SLG: 0.403										3	1	0	0	1	1	6				
24 Luis Valbuena, L OBP: 0.282, SLG: 0.450										4	0	2	1	0	0	0				
15 Darwin Barney, R OBP: 0.314, SLG: 0.382										4	1	2	1	0	1	1				
51 Steve Clevenger, L OBP: 0.277, SLG: 0.359										4	1	2	0	0	1	1				
36 Randy Wells, R 57 Scott Maine, R 40 James Russell, L 54 Shawn Camp, R 5 Reed Johnson, R										1	0	0	0	0	1	1				
Inning Stats	R: 0 E: 0 K: 1 S: 14	H: 2 LOB: 2 BB: 0 P: 18	R: 0 E: 0 K: 1 S: 10	H: 1 LOB: 0 BB: 0 P: 14	R: 3 E: 0 K: 0 S: 13	H: 3 LOB: 2 BB: 2 P: 25	R: 1 E: 0 K: 2 S: 17	H: 3 LOB: 3 BB: 0 P: 24	R: 0 E: 0 K: 2 S: 9	H: 0 LOB: 0 BB: 0 P: 12	R: 0 E: 0 K: 1 S: 7	H: 0 LOB: 0 BB: 0 P: 10	R: 0 E: 0 K: 0 S: 6	H: 0 LOB: 0 BB: 0 P: 11	R: 1 E: 1 K: 0 S: 15	H: 3 LOB: 2 BB: 0 P: 24	1B: 10 2B: 2 3B: 0 HR: 0	SF: 0 SAC: 0 DP: 0 HBP: 2	WP: 0 PB: 0 SB: 0 CS: 0	PA: 39
PITCHER	IP WLS BF H R ER SO BB IBB HBP BLK WP HR S P ERA WHIP	IP WLS BF H R ER SO BB IBB HBP BLK WP HR S P ERA WHIP	IP WLS BF H R ER SO BB IBB HBP BLK WP HR S P ERA WHIP	IP WLS BF H R ER SO BB IBB HBP BLK WP HR S P ERA WHIP	IP WLS BF H R ER SO BB IBB HBP BLK WP HR S P ERA WHIP	IP WLS BF H R ER SO BB IBB HBP BLK WP HR S P ERA WHIP	IP WLS BF H R ER SO BB IBB HBP BLK WP HR S P ERA WHIP	IP WLS BF H R ER SO BB IBB HBP BLK WP HR S P ERA WHIP	IP WLS BF H R ER SO BB IBB HBP BLK WP HR S P ERA WHIP	IP WLS BF H R ER SO BB IBB HBP BLK WP HR S P ERA WHIP	IP WLS BF H R ER SO BB IBB HBP BLK WP HR S P ERA WHIP	IP WLS BF H R ER SO BB IBB HBP BLK WP HR S P ERA WHIP	IP WLS BF H R ER SO BB IBB HBP BLK WP HR S P ERA WHIP	IP WLS BF H R ER SO BB IBB HBP BLK WP HR S P ERA WHIP	IP WLS BF H R ER SO BB IBB HBP BLK WP HR S P ERA WHIP	IP WLS BF H R ER SO BB IBB HBP BLK WP HR S P ERA WHIP	IP WLS BF H R ER SO BB IBB HBP BLK WP HR S P ERA WHIP	IP WLS BF H R ER SO BB IBB HBP BLK WP HR S P ERA WHIP	IP WLS BF H R ER SO BB IBB HBP BLK WP HR S P ERA WHIP	IP WLS BF H R ER SO BB IBB HBP BLK WP HR S P ERA WHIP

New York Mets @ Chicago Cubs
Wrigley Field, Chicago, IL
Tue Jun 26 2012, 7:07 PM - 10:22 PM CDT
Att: 34,064 - Clear - 74 F

AB	34
R	5
H	12
RBI	4
BB	2
SO	7
LOB	21



Batter	1	2	3	4	5	6	7	8	9	AB	R	H	RBI	BB	SO	LOB	TOP										
56 Andres Torres, S OBP: 0.333, SLG: 0.301										5	2	1	0	1	1	2											
11 Rubén Tejada, R OBP: 0.355, SLG: 0.390										6	2	3	0	0	0	1											
5 David Wright, R OBP: 0.449, SLG: 0.559 Justin Turner, R OBP: 0.308, SLG: 0.333										3	2	2	5	0	0	0											
21 Lucas Duda, L OBP: 0.349, SLG: 0.425										2	3	0	0	3	1												
29 Ike Davis, L OBP: 0.281, SLG: 0.376										5	3	3	4	0	1	3											
12 Scott Hairston, R OBP: 0.305, SLG: 0.535										5	1	2	4	0	0	1											
28 Daniel Murphy, L OBP: 0.323, SLG: 0.372 6 Omar Quintanilla, L OBP: 0.364, SLG: 0.388										5	2	3	4	0	0	1											
30 Josh Thole, L OBP: 0.325, SLG: 0.323 52 Ramon E Ramirez, R										5	0	1	0	0	0	2											
49 Jonathon Niese, L OBP: 0.308, SLG: 0.182 4 Mike Nickeas, R OBP: 0.256, SLG: 0.256										2	2	0	0	2	1	1											
Inning Stats	R: 1 H: 0 E: 0 K: 0 S: 6	H: 0 LOB: 0 BB: 1 P: 12	R: 0 H: 1 E: 0 K: 0 S: 6	H: 1 LOB: 1 BB: 0 P: 11	R: 0 H: 0 E: 0 K: 1 S: 7	H: 0 LOB: 0 BB: 0 P: 9	R: 3 H: 2 E: 0 K: 0 S: 10	H: 2 LOB: 0 BB: 1 P: 20	R: 6 H: 4 E: 0 K: 0 S: 15	H: 4 LOB: 1 BB: 2 P: 29	R: 6 H: 5 E: 0 K: 1 S: 19	H: 5 LOB: 1 BB: 2 P: 33	R: 0 H: 1 E: 0 K: 2 S: 13	H: 1 LOB: 0 BB: 0 P: 18	R: 1 H: 2 E: 0 K: 0 S: 7	H: 2 LOB: 0 BB: 0 P: 10	R: 0 H: 1 E: 0 K: 0 S: 8	H: 1 LOB: 1 BB: 1 P: 13	1B: 6 2B: 6 3B: 0 HR: 4	SF: 1 SAC: 0 DP: 2 HBP: 0	WP: 0 PB: 0 SB: 1 CS: 0	PA: 48					
PITCHER	IP	WLS	BF	H	R	ER	SO	BB	IBB	HBP	BLK	WP	HR	S	P	ERA	WHIP										
29 Jeff Samardzija, R ERA: 5.05	4.1	L	23	6	9	9	1	4	0	0	0	0	2	39	72	18.69	2.308										
27 Casey Coleman, R ERA: 7.32	1.2		13	6	7	7	1	2	0	0	0	0	2	24	42	37.80	4.800										
37 Jairo Asencio, R ERA: 5.05	1.0		4	1	0	0	2	0	0	0	0	0	0	13	18	9.00	1.000										
48 Rafael Dolis, R ERA: 5.81	1.0		4	2	1	1	0	0	0	0	0	0	0	7	10	9.00	2.000										
60 Manny Corpas, R ERA: 1.69	1.0		4	1	0	0	0	1	0	0	0	0	0	8	13	0.00	2.000										

New York Mets @ Chicago Cubs
Wrigley Field, Chicago, IL
Wed Jun 27 2012, 1:23 PM - 4:08 PM CDT
Att: 35,837 - Sunny - 87 F

AB 40
R 17
H 16
RBI 17
BB 7
SO 4
LOB 13



Batter	1	2	3	4	5	6	7	8	9	AB	R	H	RBI	BB	SO	LOB	BOTTOM										
21 Joe Mather, R OBP: 0.306, SLG: 0.398										4	0	1	0	0	1	2											
13 Starlin Castro, R OBP: 0.318, SLG: 0.437 37 Jairo Asencio, R										3	0	1	0	0	0	1											
48 Rafael Dolis, R										0	0	0	0	0	0	0											
51 Steve Clevenger, L OBP: 0.284, SLG: 0.366										1	0	1	0	0	0	0											
44 Anthony Rizzo, L OBP: 0.375, SLG: 0.625 60 Manny Corpas, R										4	0	1	0	0	1	4											
12 Alfonso Soriano, R OBP: 0.330, SLG: 0.486 1 Tony Campana, L OBP: 0.314, SLG: 0.310										1	0	0	0	1	0	2											
3 Jeff Baker, R OBP: 0.289, SLG: 0.341										4	0	0	0	0	2	4											
18 Geovany Soto, R OBP: 0.248, SLG: 0.319										4	0	0	0	0	2	0											
15 Darwin Barney, R OBP: 0.316, SLG: 0.384										4	1	2	0	0	0	0											
24 Luis Valbuena, L OBP: 0.261, SLG: 0.455										4	0	1	1	0	0	1											
29 Jeff Samardzija, R OBP: 0.259, SLG: 0.200 27 Casey Coleman, L OBP: 0.500, SLG: 0.500 6 Bryan LaHair, L OBP: 0.362, SLG: 0.529										1	0	0	0	0	1	1											
Inning Stats	R: 0 H: 2 E: 0 K: 0 S: 9	H: 2 LOB: 1 BB: 0 P: 12	R: 1 H: 2 E: 0 K: 1 S: 12	H: 2 LOB: 0 BB: 0 P: 15	R: 0 H: 1 E: 0 K: 2 S: 15	H: 1 LOB: 2 BB: 1 P: 25	R: 0 H: 0 E: 0 K: 1 S: 9	H: 0 LOB: 0 BB: 0 P: 13	R: 0 H: 1 E: 0 K: 0 S: 14	H: 1 LOB: 1 BB: 0 P: 18	R: 0 H: 1 E: 0 K: 1 S: 9	H: 1 LOB: 0 BB: 0 P: 16	R: 0 H: 1 E: 0 K: 1 S: 13	H: 1 LOB: 1 BB: 0 P: 19	R: 0 H: 1 E: 0 K: 2 S: 10	H: 1 LOB: 0 BB: 0 P: 15	R: 0 H: 0 E: 0 K: 0 S: 9	H: 0 LOB: 0 BB: 0 P: 14	1B: 7 2B: 2 3B: 0 HR: 0	SF: 0 SAC: 0 DP: 1 HBP: 0	WP: 0 PB: 1 SB: 0 CS: 1	PA: 35					
PITCHER	IP	WLS	BF	H	R	ER	SO	BB	IBB	HBP	BLK	WP	HR	S	P	ERA	WHIP										
49 Jonathon Niese, L ERA: 3.55	7.0	W	28	8	1	1	6	1	0	0	0	0	0	19	29	0.00	0.500										
52 Ramon E Ramirez, R	2.0		7	1	0	0	2	0	0	0	0	0	0	19	29	0.00	0.500										

New York Mets @ Chicago Cubs
Wrigley Field, Chicago, IL
Wed Jun 27 2012, 1:23 PM - 4:08 PM CDT
Att: 35,837 - Sunny - 87 F

AB 34
R 1
H 9
RBI 1
BB 1
SO 8
LOB 17



Batter	1	2	3	4	5	6	7	8	9	AB	R	H	RBI	BB	SO	LOB	TOP			
56 Andres Torres, S OBP: 0.337, SLG: 0.309			B2-3							3	0	1	1	0	1	0	New York Mets @ Los Angeles Dodgers Dodger Stadium, Los Angeles, CA Thu Jun 28 2012, 7:12 PM - 9:57 PM PDT Att. 49,006 - Clear - 75 F			
11 Rubén Tejada, R OBP: 0.350, SLG: 0.386			L4							4	1	1	0	0	0	2				
5 David Wright, R OBP: 0.453, SLG: 0.575										3	1	2	2	1	1	0				
21 Lucas Duda, L OBP: 0.345, SLG: 0.418										4	0	0	0	0	0	2				
60 Jon Rauch, R										0	0	0	0	0	0	0				
13 Ronny Cedeno, R OBP: 0.371, SLG: 0.351										0	0	0	0	0	0	0				
12 Scott Hairston, R OBP: 0.298, SLG: 0.522										4	0	0	0	0	0	1				
29 Ike Davis, L OBP: 0.277, SLG: 0.370										4	0	0	0	0	1	0				
28 Daniel Murphy, L OBP: 0.319, SLG: 0.370										4	0	1	0	0	0	0				
39 Bobby Parnell, R										0	0	0	0	0	0	0				
4 Mike Nickeas, R OBP: 0.266, SLG: 0.259										3	1	1	0	1	0	0				
55 Chris Young, R OBP: 0.286, SLG: 0.167										1	0	0	0	0	0	0				
40 Tim Byrdak, L										0	0	0	0	0	0	0				
6 Omar Quintanilla, L OBP: 0.359, SLG: 0.352										1	0	0	0	0	0	0				
9 Kirk Nieuwenhuis, L OBP: 0.335, SLG: 0.415										1	0	0	0	0	0	2				
Inning Stats	R: 1 E: 0 K: 2 S: 13	H: 2 LOB: 1 BB: 0 P: 19	R: 0 E: 0 K: 1 S: 11	H: 0 LOB: 0 BB: 0 P: 15	R: 0 E: 0 K: 0 S: 7	H: 0 LOB: 0 BB: 0 P: 11	R: 1 E: 0 K: 0 S: 7	H: 1 LOB: 0 BB: 0 P: 8	R: 1 E: 0 K: 0 S: 9	H: 2 LOB: 1 BB: 0 P: 12	R: 0 E: 0 K: 2 S: 7	H: 0 LOB: 0 BB: 0 P: 9	R: 0 E: 1 K: 0 S: 8	H: 0 LOB: 2 BB: 1 P: 16	R: 0 E: 0 K: 0 S: 7	H: 1 LOB: 2 BB: 1 P: 15	1B: 3 2B: 2 3B: 0 HR: 1	SF: 0 SAC: 1 DP: 0 HBP: 1	WP: 1 PB: 0 SB: 1 CS: 1	PA: 36
PITCHER	IP WLS BF H R ER SO BB IBB HBP BLK WP HR S P ERA WHIP																			
35 Chris Capuano, L ERA: 2.69	7.0 L 26 5 3 3 5 0 0 0 0 0 1 1 61 82 3.86 0.714																			
52 Josh Lindblom, R ERA: 3.22	0.2 4 0 0 0 0 1 0 0 0 0 0 7 13 0.00 1.500																			
57 Scott Elbert, L ERA: 3.04	1.1 6 1 0 0 0 1 0 0 0 0 0 8 18 0.00 1.500																			

Batter	1	2	3	4	5	6	7	8	9	AB	R	H	RBI	BB	SO	LOB	BOTTOM					
9 Dee Strange-Gordon, L OBP: 0.276, SLG: 0.280										4	1	1	0	0	1	3	New York Mets @ Los Angeles Dodgers Dodger Stadium, Los Angeles, CA Thu Jun 28 2012, 7:12 PM - 9:57 PM PDT Att. 49,006 - Clear - 75 F					
52 Josh Lindblom, R										0	0	0	0	0	0	0						
57 Scott Elbert, L										0	0	0	0	0	0	0						
37 Elian Herrera, S OBP: 0.342, SLG: 0.343										4	1	2	1	0	0	0						
21 Juan Rivera, R OBP: 0.301, SLG: 0.360										4	0	2	1	0	0	1						
7 James Loney, L OBP: 0.307, SLG: 0.327										4	0	0	0	0	0	2						
33 Scott Van Slyke, R OBP: 0.194, SLG: 0.314										4	0	0	0	0	2	2						
3 Adam Kennedy, L OBP: 0.325, SLG: 0.282										4	0	1	0	0	1	1						
18 Matt Treanor, R OBP: 0.317, SLG: 0.442										3	0	0	0	0	2	1						
23 Bobby Abreu, L OBP: 0.358, SLG: 0.377										1	0	0	0	0	0	0						
10 Tony Gwynn Jr., L OBP: 0.299, SLG: 0.327										3	0	1	0	0	0	1						
35 Chris Capuano, L OBP: 0.125, SLG: 0.130										1	0	0	0	0	1	0						
6 Jerry Hairston, R OBP: 0.391, SLG: 0.422										0	0	0	0	1	0	0						
Inning Stats	R: 0 E: 0 K: 0 S: 9	H: 0 LOB: 0 BB: 0 P: 12	R: 0 E: 0 K: 1 S: 7	H: 0 LOB: 0 BB: 0 P: 11	R: 0 E: 0 K: 2 S: 8	H: 0 LOB: 0 BB: 0 P: 9	R: 2 E: 0 K: 1 S: 12	H: 3 LOB: 1 BB: 0 P: 18	R: 0 E: 0 K: 1 S: 13	H: 1 LOB: 1 BB: 0 P: 17	R: 0 E: 0 K: 1 S: 9	H: 1 LOB: 0 BB: 0 P: 15	R: 0 E: 0 K: 1 S: 14	H: 1 LOB: 2 BB: 1 P: 19	R: 0 E: 0 K: 0 S: 6	H: 1 LOB: 0 BB: 0 P: 9	R: 0 E: 0 K: 0 S: 12	H: 0 LOB: 0 BB: 0 P: 17	1B: 5 2B: 1 3B: 1 HR: 0	SF: 0 SAC: 1 DP: 1 HBP: 0	WP: 0 PB: 1 SB: 0 CS: 0	PA: 34
PITCHER	IP WLS BF H R ER SO BB IBB HBP BLK WP HR S P ERA WHIP																					
55 Chris Young, R ERA: 3.3	6.1 W 25 6 2 2 2 0 0 0 0 0 0 66 91 2.84 0.947																					
40 Tim Byrdak, L ERA: 3.05	0.2 H 3 0 0 0 1 0 1 0 0 0 0 6 10 0.00 0.000																					
60 Jon Rauch, R ERA: 4.2	1.0 H 3 1 0 0 0 0 0 0 0 0 0 6 9 0.00 1.000																					
39 Bobby Parnell, R ERA: 3.09	1.0 S 3 0 0 0 0 0 0 0 0 0 0 12 17 0.00 0.000																					

Batter	1	2	3	4	5	6	7	8	9	AB	R	H	RBI	BB	SO	LOB	TOP										
56 Andres Torres, S OBP: 0.333, SLG: 0.297	E6		FC4-6						K	4	1	1	0	1	1	3											
11 Rubén Tojada, R OBP: 0.360, SLG: 0.397	F9		F9			G5-3			K	4	0	0	0	0	1	4											
5 David Wright, R OBP: 0.449, SLG: 0.564	L9-3			G4-3					G1-3	3	1	0	0	1	0	1											
29 Ike Davis, L OBP: 0.278, SLG: 0.390		21 F9 28 SF7		P5					P5	4	2	2	3	0	0	0											
21 Lucas Duda, L OBP: 0.348, SLG: 0.417	F9			F8					G3	4	0	1	0	0	0	1											
28 Daniel Murphy, L OBP: 0.323, SLG: 0.391	SF7									3	1	2	1	0	0	1											
9 Kirk Nieuwenhuis, L OBP: 0.333, SLG: 0.414										4	0	2	0	0	1	2											
30 Josh Thole, L OBP: 0.320, SLG: 0.319										3	0	0	1	0	0	3											
57 Johan Santana, L OBP: 0.103, SLG: 0.103										3	0	1	0	0	0	0											
6 Omar Quintanilla, L OBP: 0.354, SLG: 0.377										1	0	0	0	0	1	2											
39 Bobby Parnell, R										0	0	0	0	0	0	0											
Inning Stats	R: 0 E: 1 K: 0 S: 10	H: 0 LOB: 0 BB: 0 P: 13	R: 1 E: 0 K: 0 S: 12	H: 2 LOB: 1 BB: 0 P: 17	R: 0 E: 0 K: 0 S: 7	H: 1 LOB: 0 BB: 0 P: 13	R: 0 E: 0 K: 0 S: 6	H: 0 LOB: 0 BB: 0 P: 13	R: 1 E: 0 K: 0 S: 9	H: 1 LOB: 0 BB: 0 P: 16	R: 3 E: 0 K: 1 S: 14	H: 3 LOB: 1 BB: 1 P: 24	R: 0 E: 0 K: 1 S: 11	H: 0 LOB: 1 BB: 1 P: 19	R: 0 E: 0 K: 0 S: 7	H: 0 LOB: 0 BB: 0 P: 12	R: 0 E: 0 K: 2 S: 13	H: 2 LOB: 2 BB: 0 P: 17	1B: 5 2B: 4 3B: 0 HR: 1	SF: 2 SAC: 0 DP: 1 HBP: 0	WP: 0 PB: 0 SB: 1 CS: 0	PA: 37					
PITCHER	IP	WLS	BF	H	R	ER	SO	BB	IBB	HBP	BLK	WP	HR	S	P	ERA	WHIP										
50 Nathan Eovaldi, R ERA: 4.61	5.1	L	23	7	5	5	0	0	1	0	0	0	1	52	86	8.44	1.312										
57 Scott Elbert, L ERA: 2.89	1.1		5	0	0	0	1	1	0	0	0	0	0	13	25	0.00	0.750										
60 Todd Coffey, R ERA: 3.86	1.1		4	0	0	0	1	0	0	0	0	0	0	11	16	0.00	0.000										
52 Josh Lindblom, R ERA: 3.13	1.0		5	2	0	0	2	0	0	0	0	0	0	13	17	0.00	2.000										

New York Mets @ Los Angeles Dodgers
Dodger Stadium, Los Angeles, CA
Sat Jun 30 2012, 4:17 PM - 7:04 PM PDT
Att. 44,217 - Sunny - 78 F

AB 33
R 5
H 9
RBI 5
BB 2
SO 4
LOB 17



Batter	1	2	3	4	5	6	7	8	9	AB	R	H	RBI	BB	SO	LOB	BOTTOM										
9 Dee Strange-Gordon, L OBP: 0.276, SLG: 0.277			B1-3							4	0	1	0	0	0	2											
37 Elian Herrera, S OBP: 0.331, SLG: 0.331	F9			B5-3					G3	4	0	0	0	0	0	1											
6 Jerry Hairston, R OBP: 0.373, SLG: 0.400	G1-3			P6					G6-3	4	0	0	0	0	0	1											
21 Juan Rivera, R OBP: 0.299, SLG: 0.353	G4-3								G1-4-3	3	0	0	0	1	0	1											
17 A.J. Ellis, R OBP: 0.413, SLG: 0.422										2	0	0	0	1	1	1											
33 Scott Van Slyke, R OBP: 0.195, SLG: 0.300										3	0	1	0	0	0	1											
5 Juan Uribe, R OBP: 0.248, SLG: 0.287										2	0	0	0	0	0	0											
57 Scott Elbert, L										0	0	0	0	0	0	0											
60 Todd Coffey, R										0	0	0	0	0	0	0											
23 Bobby Abreu, L OBP: 0.354, SLG: 0.368										1	0	0	0	0	0	1											
52 Josh Lindblom, R										0	0	0	0	0	0	0											
10 Tony Gwynn Jr., L OBP: 0.300, SLG: 0.332										3	0	1	0	0	1	0											
50 Nathan Eovaldi, R										1	0	0	0	0	1	0											
3 Adam Kennedy, L OBP: 0.317, SLG: 0.274										2	0	0	0	0	0	2											
Inning Stats	R: 0 E: 0 K: 0 S: 12	H: 1 LOB: 1 BB: 0 P: 19	R: 0 E: 0 K: 0 S: 6	H: 0 LOB: 0 BB: 1 P: 11	R: 0 E: 0 K: 1 S: 5	H: 0 LOB: 0 BB: 0 P: 10	R: 0 E: 0 K: 1 S: 6	H: 0 LOB: 1 BB: 1 P: 12	R: 0 E: 0 K: 1 S: 7	H: 0 LOB: 0 BB: 0 P: 10	R: 0 E: 0 K: 0 S: 11	H: 0 LOB: 0 BB: 0 P: 16	R: 0 E: 0 K: 0 S: 11	H: 0 LOB: 0 BB: 0 P: 13	R: 0 E: 0 K: 0 S: 13	H: 2 LOB: 2 BB: 0 P: 16	R: 0 E: 0 K: 0 S: 6	H: 0 LOB: 0 BB: 0 P: 6	1B: 3 2B: 0 3B: 0 HR: 0	SF: 0 SAC: 0 DP: 1 HBP: 0	WP: 0 PB: 0 SB: 1 CS: 0	PA: 31					
PITCHER	IP	WLS	BF	H	R	ER	SO	BB	IBB	HBP	BLK	WP	HR	S	P	ERA	WHIP										
57 Johan Santana, L ERA: 2.76	8.0	W	28	3	0	0	3	2	0	0	0	0	0	71	107	0.00	0.625										
39 Bobby Parnell, R ERA: 3.0	1.0		3	0	0	0	0	0	0	0	0	0	0	6	6	0.00	0.000										

New York Mets @ Los Angeles Dodgers
Dodger Stadium, Los Angeles, CA
Sat Jun 30 2012, 4:17 PM - 7:04 PM PDT
Att. 44,217 - Sunny - 78 F

AB 29
R 0
H 3
RBI 0
BB 2
SO 3
LOB 10



Batter	1	2	3	4	5	6	7	8	9	AB	R	H	RBI	BB	SO	LOB	TOP										
11 Jimmy Rollins, S OBP: 0.310, SLG: 0.399										4	0	0	0	0	0	0	Philadelphia Phillies @ New York Mets Citi Field, Flushing, NY Tue Jul 03 2012, 7:11 PM - 9:48 PM EDT Att: 42,516 - Cloudy - 84 F										
27 Placido Polanco, R OBP: 0.316, SLG: 0.349										3	0	0	0	1	0												
26 Chase Utley, L OBP: 0.333, SLG: 0.471										4	0	0	0	0	0	1											
51 Carlos Ruiz, R OBP: 0.418, SLG: 0.586										4	1	1	1	0	1	1											
3 Hunter Pence, R OBP: 0.352, SLG: 0.494										3	0	1	0	0	0	0											
8 Shane Victorino, S OBP: 0.318, SLG: 0.381										4	0	0	0	0	0	2											
24 Ty Wigginton, R OBP: 0.316, SLG: 0.388										2	0	1	0	1	1												
15 John Mayberry Jr., R OBP: 0.262, SLG: 0.377										3	0	0	0	0	1	3											
49 Vance Worley, R 29 Hector Luna, R 46 Raul Valdes, L 48 Brian Sanches, R 10 Juan Pierre, L 63 Jake Diekman, R										1	0	0	0	0	1	0											
Inning Stats	R: 0 E: 0 K: 0 S: 6	H: 0 LOB: 0 BB: 0 P: 9	R: 1 E: 0 K: 1 S: 12	H: 2 LOB: 1 BB: 0 P: 15	R: 0 E: 0 K: 1 S: 7	H: 0 LOB: 0 BB: 0 P: 11	R: 0 E: 0 K: 0 S: 8	H: 0 LOB: 1 BB: 0 P: 13	R: 0 E: 0 K: 0 S: 9	H: 0 LOB: 1 BB: 1 P: 16	R: 0 E: 0 K: 0 S: 10	H: 0 LOB: 1 BB: 0 P: 16	R: 0 E: 0 K: 1 S: 11	H: 1 LOB: 1 BB: 0 P: 15	R: 0 E: 0 K: 0 S: 8	H: 0 LOB: 0 BB: 0 P: 12		R: 0 E: 0 K: 1 S: 7	H: 0 LOB: 1 BB: 0 P: 11	1B: 2 2B: 0 3B: 0 HR: 1	SF: 0 SAC: 0 DP: 0 HBP: 1	WP: 1 PB: 0 SB: 0 CS: 0	PA: 33				
PITCHER	IP	WLS	BF	H	R	ER	SO	BB	IBB	HBP	BLK	WP	HR	S	P	ERA	WHIP										
49 Jonathon Niese, L ERA: 3.35	8.0	W	29	3	1	1	3	2	0	0	0	1	1	71	107	1.12	0.625										
60 Jon Rauch, R ERA: 4.05	1.0		4	0	0	0	1	0	0	1	0	0	0	7	11	0.00	0.000										

Batter	1	2	3	4	5	6	7	8	9	AB	R	H	RBI	BB	SO	LOB	BOTTOM										
11 Rubén Tejada, R OBP: 0.377, SLG: 0.410										5	2	3	1	0	0	2	Philadelphia Phillies @ New York Mets Citi Field, Flushing, NY Tue Jul 03 2012, 7:11 PM - 9:48 PM EDT Att: 42,516 - Cloudy - 84 F										
28 Daniel Murphy, L OBP: 0.329, SLG: 0.410										5	1	4	4	0	0	2											
5 David Wright, R OBP: 0.443, SLG: 0.564										5	1	1	4	0	1	2											
29 Ike Davis, L OBP: 0.273, SLG: 0.382										5	0	0	0	0	2	1											
21 Lucas Duda, L OBP: 0.348, SLG: 0.411										3	1	1	0	1	1	0											
12 Scott Hairston, R OBP: 0.299, SLG: 0.509										4	0	1	0	0	2	2											
56 Andres Torres, S OBP: 0.330, SLG: 0.291										4	1	1	0	0	2	1											
30 Josh Thole, L OBP: 0.328, SLG: 0.327										4	2	3	0	0	0	0											
49 Jonathon Niese, L OBP: 0.357, SLG: 0.217										1	2	1	2	1	0	0											
Justin Turner, R OBP: 0.299, SLG: 0.322										1	1	0	0	0	0	1											
60 Jon Rauch, R										0	0	0	0	0	0	0											
Inning Stats	R: 1 E: 0 K: 0 S: 16	H: 1 LOB: 0 BB: 0 P: 22	R: 3 E: 0 K: 1 S: 12	H: 5 LOB: 2 BB: 1 P: 19	R: 0 E: 0 K: 1 S: 10	H: 1 LOB: 1 BB: 0 P: 18	R: 2 E: 0 K: 1 S: 16	H: 3 LOB: 1 BB: 0 P: 23	R: 0 E: 0 K: 2 S: 10	H: 1 LOB: 1 BB: 0 P: 18	R: 3 E: 0 K: 1 S: 21	H: 2 LOB: 0 BB: 1 P: 32	R: 0 E: 0 K: 0 S: 7	H: 0 LOB: 0 BB: 0 P: 10	R: 2 E: 1 K: 2 S: 13	H: 2 LOB: 1 BB: 0 P: 20	R: 2 E: 1 K: 2 S: 13	H: 2 LOB: 1 BB: 0 P: 20	1B: 11 2B: 2 3B: 1 HR: 1	SF: 0 SAC: 1 DP: 0 HBP: 0	WP: 0 PB: 0 SB: 0 CS: 0	PA: 40					
PITCHER	IP	WLS	BF	H	R	ER	SO	BB	IBB	HBP	BLK	WP	HR	S	P	ERA	WHIP										
49 Vance Worley, R ERA: 3.46	4.0	L	21	10	6	6	3	1	0	0	0	0	0	21	36	13.50	2.750										
46 Raul Valdes, L ERA: 3.45	1.2		8	2	2	2	2	1	0	0	0	0	0	21	36	10.80	1.800										
48 Brian Sanches, R ERA: 8.53	1.1		5	1	1	1	1	0	0	0	0	0	1	17	24	6.75	0.750										
63 Jake Diekman, L ERA: 3.94	1.0		6	2	2	1	2	0	0	0	0	0	0	13	20	9.00	2.000										

Batter	1	2	3	4	5	6	7	8	9	AB	R	H	RBI	BB	SO	LOB	TOP				
11 Jimmy Rollins, S OBP: 0.308, SLG: 0.399	F8			P6		P2		51 1B 2B	FC4-6 24 HR	5	2	1	2	0	0	1					
10 Juan Pierre, L OBP: 0.360, SLG: 0.392	F8									3	1	2	0	0	0	0					
24 Ty Wigginton, R OBP: 0.322, SLG: 0.404	F8			26 F8 26 S 1B				51 1B 3 1B IBB	HR	1	2	1	2	1	0	0					
26 Chase Utley, L OBP: 0.304, SLG: 0.545	G4-3			F8				L8	G4-3	5	1	1	2	0	0	3					
51 Carlos Ruiz, R OBP: 0.419, SLG: 0.598			F7		F9					4	1	2	2	0	0	1					
3 Hunter Pence, R OBP: 0.354, SLG: 0.494		G2-3								4	0	2	1	0	1	0					
8 Shane Victorino, S OBP: 0.314, SLG: 0.376										4	0	0	0	0	0	3					
27 Placido Polanco, R OBP: 0.315, SLG: 0.348										4	0	1	0	0	0	1					
15 John Mayberry Jr., R OBP: 0.262, SLG: 0.374										4	2	1	0	0	2	1					
33 Cliff Lee, L OBP: 0.214, SLG: 0.250										2	0	0	0	0	0	0					
16 Jason Fridle, L OBP: 0.500, SLG: 0.500										1	0	1	0	0	0	0					
58 Jonathan Papelbon, R OBP: 0.293, SLG: 0.325										0	0	0	0	0	0	0					
Inning Stats	R: 0 H: 0 E: 0 K: 0 S: 8	H: 0 LOB: 0 BB: 0 P: 13	R: 0 H: 0 E: 0 K: 0 S: 9	H: 0 LOB: 0 BB: 0 P: 14	R: 0 H: 0 E: 0 K: 1 S: 9	H: 0 LOB: 0 BB: 0 P: 11	R: 0 H: 1 E: 0 K: 0 S: 6	H: 1 LOB: 1 BB: 0 P: 12	R: 0 H: 0 E: 0 K: 1 S: 11	H: 0 LOB: 0 BB: 0 P: 12	R: 3 H: 3 E: 0 K: 1 S: 10	H: 3 LOB: 0 BB: 0 P: 14	R: 3 H: 4 E: 0 K: 0 S: 19	H: 4 LOB: 2 BB: 1 P: 29	R: 3 H: 3 E: 0 K: 0 S: 14	H: 3 LOB: 0 BB: 0 P: 21	1B: 8 2B: 1 3B: 0 HR: 3	SF: 0 SAC: 1 DP: 1 HBP: 0	WP: 0 PB: 0 SB: 1 CS: 0	PA: 39	
PITCHER	IP WLS BF H R ER SO BB IBB HBP BLK WP HR S P ERA WHIP	IP WLS BF H R ER SO BB IBB HBP BLK WP HR S P ERA WHIP	IP WLS BF H R ER SO BB IBB HBP BLK WP HR S P ERA WHIP	IP WLS BF H R ER SO BB IBB HBP BLK WP HR S P ERA WHIP	IP WLS BF H R ER SO BB IBB HBP BLK WP HR S P ERA WHIP	IP WLS BF H R ER SO BB IBB HBP BLK WP HR S P ERA WHIP	IP WLS BF H R ER SO BB IBB HBP BLK WP HR S P ERA WHIP	IP WLS BF H R ER SO BB IBB HBP BLK WP HR S P ERA WHIP	IP WLS BF H R ER SO BB IBB HBP BLK WP HR S P ERA WHIP	IP WLS BF H R ER SO BB IBB HBP BLK WP HR S P ERA WHIP	IP WLS BF H R ER SO BB IBB HBP BLK WP HR S P ERA WHIP	IP WLS BF H R ER SO BB IBB HBP BLK WP HR S P ERA WHIP	IP WLS BF H R ER SO BB IBB HBP BLK WP HR S P ERA WHIP	IP WLS BF H R ER SO BB IBB HBP BLK WP HR S P ERA WHIP	IP WLS BF H R ER SO BB IBB HBP BLK WP HR S P ERA WHIP	IP WLS BF H R ER SO BB IBB HBP BLK WP HR S P ERA WHIP	IP WLS BF H R ER SO BB IBB HBP BLK WP HR S P ERA WHIP	IP WLS BF H R ER SO BB IBB HBP BLK WP HR S P ERA WHIP	IP WLS BF H R ER SO BB IBB HBP BLK WP HR S P ERA WHIP	IP WLS BF H R ER SO BB IBB HBP BLK WP HR S P ERA WHIP	IP WLS BF H R ER SO BB IBB HBP BLK WP HR S P ERA WHIP

Philadelphia Phillies @ New York Mets
Citi Field, Flushing, NY
Wed Jul 04 2012, 1:12 PM - 3:50 PM EDT
Att: 28,687 - Partly Cloudy - 86 F

AB	37
R	9
H	12
RBI	9
BB	1
SO	3
LOB	10



Batter	1	2	3	4	5	6	7	8	9	AB	R	H	RBI	BB	SO	LOB	BOTTOM				
11 Rubén Tejada, R OBP: 0.380, SLG: 0.419	F8									4	1	2	0	0	0	0					
28 Daniel Murphy, L OBP: 0.328, SLG: 0.408										4	0	1	0	0	1	1					
5 David Wright, R OBP: 0.441, SLG: 0.559										4	0	1	1	0	2	0					
12 Scott Hairston, R OBP: 0.295, SLG: 0.520										4	1	1	1	0	1	2					
21 Lucas Duda, L OBP: 0.350, SLG: 0.410										3	0	1	0	1	1	0					
29 Ike Davis, L OBP: 0.273, SLG: 0.380										4	0	1	0	0	1	2					
56 Andres Torres, S OBP: 0.323, SLG: 0.284										4	0	0	0	0	1	3					
4 Mike Niekas, R OBP: 0.250, SLG: 0.242										3	0	0	0	0	2	1					
30 Josh Thole, L OBP: 0.326, SLG: 0.325										1	0	0	0	0	0	0					
55 Chris Young, R OBP: 0.222, SLG: 0.125										2	0	0	0	0	0	0					
13 Ronny Cedeno, R OBP: 0.355, SLG: 0.333										1	0	0	0	0	0	0					
47 Miguel Batista, R OBP: 0.355, SLG: 0.333										0	0	0	0	0	0	0					
40 Tim Byrdak, L OBP: 0.273, SLG: 0.380										0	0	0	0	0	0	0					
53 Jeremy Hefner, R OBP: 0.333, SLG: 1.333										0	0	0	0	0	0	0					
Inning Stats	R: 0 H: 0 E: 0 K: 2 S: 10	H: 1 LOB: 1 BB: 0 P: 15	R: 0 H: 1 E: 0 K: 1 S: 8	H: 1 LOB: 0 BB: 0 P: 10	R: 0 H: 1 E: 0 K: 0 S: 11	H: 1 LOB: 1 BB: 0 P: 15	R: 1 H: 2 E: 0 K: 2 S: 13	H: 2 LOB: 1 BB: 0 P: 15	R: 1 H: 3 E: 0 K: 1 S: 17	H: 3 LOB: 2 BB: 0 P: 21	R: 0 H: 0 E: 0 K: 1 S: 9	H: 0 LOB: 0 BB: 1 P: 13	R: 0 H: 0 E: 0 K: 2 S: 8	H: 0 LOB: 0 BB: 0 P: 13	R: 0 H: 0 E: 0 K: 0 S: 6	H: 0 LOB: 0 BB: 0 P: 9	1B: 5 2B: 1 3B: 0 HR: 1	SF: 0 SAC: 0 DP: 0 HBP: 0	WP: 0 PB: 0 SB: 0 CS: 0	PA: 35	
PITCHER	IP WLS BF H R ER SO BB IBB HBP BLK WP HR S P ERA WHIP	IP WLS BF H R ER SO BB IBB HBP BLK WP HR S P ERA WHIP	IP WLS BF H R ER SO BB IBB HBP BLK WP HR S P ERA WHIP	IP WLS BF H R ER SO BB IBB HBP BLK WP HR S P ERA WHIP	IP WLS BF H R ER SO BB IBB HBP BLK WP HR S P ERA WHIP	IP WLS BF H R ER SO BB IBB HBP BLK WP HR S P ERA WHIP	IP WLS BF H R ER SO BB IBB HBP BLK WP HR S P ERA WHIP	IP WLS BF H R ER SO BB IBB HBP BLK WP HR S P ERA WHIP	IP WLS BF H R ER SO BB IBB HBP BLK WP HR S P ERA WHIP	IP WLS BF H R ER SO BB IBB HBP BLK WP HR S P ERA WHIP	IP WLS BF H R ER SO BB IBB HBP BLK WP HR S P ERA WHIP	IP WLS BF H R ER SO BB IBB HBP BLK WP HR S P ERA WHIP	IP WLS BF H R ER SO BB IBB HBP BLK WP HR S P ERA WHIP	IP WLS BF H R ER SO BB IBB HBP BLK WP HR S P ERA WHIP	IP WLS BF H R ER SO BB IBB HBP BLK WP HR S P ERA WHIP	IP WLS BF H R ER SO BB IBB HBP BLK WP HR S P ERA WHIP	IP WLS BF H R ER SO BB IBB HBP BLK WP HR S P ERA WHIP	IP WLS BF H R ER SO BB IBB HBP BLK WP HR S P ERA WHIP	IP WLS BF H R ER SO BB IBB HBP BLK WP HR S P ERA WHIP	IP WLS BF H R ER SO BB IBB HBP BLK WP HR S P ERA WHIP	IP WLS BF H R ER SO BB IBB HBP BLK WP HR S P ERA WHIP

Philadelphia Phillies @ New York Mets
Citi Field, Flushing, NY
Wed Jul 04 2012, 1:12 PM - 3:50 PM EDT
Att: 28,687 - Partly Cloudy - 86 F

AB	34
R	2
H	7
RBI	2
BB	1
SO	9
LOB	9



Batter	1	2	3	4	5	6	7	8	9	AB	R	H	RBI	BB	SO	LOB	TOP							
5 Reed Johnson, R OBP: 0.353, SLG: 0.451	1-0 HR		1-1 2B		1-0 15 1B 44 HR 1B	2-1 L8		2-1 44 1B 12 BB 1B	0-3 K	6	3	4	1	0	1	1								
15 Darwin Barney, R OBP: 0.308, SLG: 0.367	3-2 F9		2-3 K		0-2 44 HR 1B	0-1 G5-3		4-0 12 1B 44 1B BB		4	1	1	0	1	1	1								
44 Anthony Rizzo, L OBP: 0.390, SLG: 0.750	2-2 12 1B 1B		1-3 K		0-0 12 BB 1B	1-1 12 BB 1B		0-1 12 1B 1B		5	1	4	3	0	1	1								
12 Alfonso Soriano, R OBP: 0.328, SLG: 0.479	0-0 1B		0-3 K		0-3 K	4-1 K		0-1 1B		4	0	2	1	1	2	1								
1 Tony Campana, L OBP: 0.306, SLG: 0.395	1-2 1B				0-3 K	1-2 BB		1-2 1B		0	0	0	0	0	0	0								
3 Jeff Baker, R OBP: 0.306, SLG: 0.434	0-3 K				0-0 18 1B 21 SF8 2B	1-2 HR		2-2 K		4	2	2	1	0	1	4								
40 James Russell, L					0-1 21 SF8 1B	0-0 21 1B 1B		2-2 K		0	0	0	0	0	0	0								
49 Carlos Marmol, R					0-1 21 SF8 1B	0-0 24 1B 1B		0-1 F7		5	1	2	0	0	0	5								
18 Geovany Soto, R OBP: 0.257, SLG: 0.343	2-2 F9				0-1 21 SF8 1B	0-0 24 1B 1B		0-1 F8																
21 Joe Mather, R OBP: 0.294, SLG: 0.382					0-1 SF8	1-2 24 1B 1B		1-0 G4-3		4	0	1	1	0	0	0								
24 Luis Valbuena, L OBP: 0.237, SLG: 0.411					1-2 P3	1-2 24 1B 1B		2-2 L6		5	0	1	1	0	0	1								
37 Travis Wood, R OBP: 0.278, SLG: 0.444					1-2 F9	2-2 G1-3		1-1 G6-3		3	0	0	0	0	1	2								
54 Shawn Camp, R										0	0	0	0	0	0	0								
13 Starlin Castro, R OBP: 0.313, SLG: 0.414										2	0	1	0	0	0	0								
6 Bryan LaHair, L OBP: 0.367, SLG: 0.527										1	0	0	0	1	3									
Inning Stats	R: 1 E: 0 K: 1 S: 15	H: 3 LOB: 2 BB: 0 P: 23	R: 0 E: 0 K: 1 S: 9	H: 0 LOB: 0 BB: 0 P: 15	R: 0 E: 0 K: 3 S: 12	H: 1 LOB: 1 BB: 0 P: 16	R: 1 E: 0 K: 0 S: 9	H: 2 LOB: 1 BB: 0 P: 10	R: 5 E: 0 K: 1 S: 22	H: 7 LOB: 1 BB: 0 P: 30	R: 0 E: 0 K: 0 S: 9	H: 1 LOB: 2 BB: 1 P: 16	R: 0 E: 0 K: 0 S: 5	H: 0 LOB: 0 BB: 0 P: 8	R: 1 E: 0 K: 1 S: 12	H: 3 LOB: 3 BB: 1 P: 21	R: 0 E: 0 K: 1 S: 9	H: 1 LOB: 1 BB: 0 P: 11	1B: 13 2B: 2 3B: 0 HR: 3	SF: 1 SAC: 0 DP: 0 HBP: 0	WP: 0 PB: 0 SB: 0 CS: 0	PA: 46		
PITCHER	IP WLS BF H R ER SO BB IBB HBP BLK WP HR S P ERA WHIP	IP WLS BF H R ER SO BB IBB HBP BLK WP HR S P ERA WHIP	IP WLS BF H R ER SO BB IBB HBP BLK WP HR S P ERA WHIP	IP WLS BF H R ER SO BB IBB HBP BLK WP HR S P ERA WHIP	IP WLS BF H R ER SO BB IBB HBP BLK WP HR S P ERA WHIP	IP WLS BF H R ER SO BB IBB HBP BLK WP HR S P ERA WHIP	IP WLS BF H R ER SO BB IBB HBP BLK WP HR S P ERA WHIP	IP WLS BF H R ER SO BB IBB HBP BLK WP HR S P ERA WHIP	IP WLS BF H R ER SO BB IBB HBP BLK WP HR S P ERA WHIP	IP WLS BF H R ER SO BB IBB HBP BLK WP HR S P ERA WHIP	IP WLS BF H R ER SO BB IBB HBP BLK WP HR S P ERA WHIP	IP WLS BF H R ER SO BB IBB HBP BLK WP HR S P ERA WHIP	IP WLS BF H R ER SO BB IBB HBP BLK WP HR S P ERA WHIP	IP WLS BF H R ER SO BB IBB HBP BLK WP HR S P ERA WHIP	IP WLS BF H R ER SO BB IBB HBP BLK WP HR S P ERA WHIP	IP WLS BF H R ER SO BB IBB HBP BLK WP HR S P ERA WHIP	IP WLS BF H R ER SO BB IBB HBP BLK WP HR S P ERA WHIP	IP WLS BF H R ER SO BB IBB HBP BLK WP HR S P ERA WHIP	IP WLS BF H R ER SO BB IBB HBP BLK WP HR S P ERA WHIP	IP WLS BF H R ER SO BB IBB HBP BLK WP HR S P ERA WHIP	IP WLS BF H R ER SO BB IBB HBP BLK WP HR S P ERA WHIP	IP WLS BF H R ER SO BB IBB HBP BLK WP HR S P ERA WHIP	IP WLS BF H R ER SO BB IBB HBP BLK WP HR S P ERA WHIP	IP WLS BF H R ER SO BB IBB HBP BLK WP HR S P ERA WHIP

Chicago Cubs @ New York Mets
Citi Field, Flushing, NY
Fri Jul 06 2012, 7:12 PM - 10:28 PM EDT
Att: 27,956 - Clear - 82 F

AB	43
R	8
H	18
RBI	8
BB	2
SO	8
LOB	19



Batter	1	2	3	4	5	6	7	8	9	AB	R	H	RBI	BB	SO	LOB	BOTTOM							
11 Rubén Tejada, R OBP: 0.382, SLG: 0.406	2-1 F7		4-2 13 2B BB		2-3 K		1-0 G5-4-3		4-2 5 BB 28 BB 29 1B BB	3	2	0	0	2	1	1								
13 Ronny Cedeno, R OBP: 0.351, SLG: 0.341	1-2 G5-3		0-1 SAFE 1B		1-1 F9		0-1 G6-3		4-0 5 BB 29 1B BB	4	0	1	1	0	0	0								
47 Miguel Batista, R										0	0	0	0	0	0	0								
28 Daniel Murphy, L OBP: 0.331, SLG: 0.408			1-1 2B		1-2 F9				1-2 29 1B BB	0	1	0	0	1	0	0								
5 David Wright, R OBP: 0.443, SLG: 0.569	0-0 G5-3		1-1 G6-3		1-2 F8				4-1 29 1B BB	4	1	1	0	1	0	1								
12 Scott Hairston, R OBP: 0.293, SLG: 0.522			0-1 G6-3		0-1 L5				2-2 F8	4	0	0	0	0	0	2								
29 Ike Davis, L OBP: 0.275, SLG: 0.385									1-1 21 1B 3	1	0	1	2	0	0	0								
21 Lucas Duda, L OBP: 0.344, SLG: 0.411									1-2 2H 3H	5	2	1	1	0	1	4								
Justin Turner, R OBP: 0.324, SLG: 0.358									0-1 L1-3	4	0	4	1	0	0	0								
4 Mike Niekas, R OBP: 0.250, SLG: 0.237									1-1 4 CS 1B	2	0	0	1	1	0	2								
9 Kirk Nieuwenhuis, L OBP: 0.329, SLG: 0.402									1-2 4 CS 1B	2	0	0	1	1	0	2								
57 Johan Santana, L OBP: 0.097, SLG: 0.097									2-1 F8	3	0	0	0	1	1	2								
52 Ramon E Ramirez, R										0	0	0	0	0	0	0								
1 Jordany Valdespin, L OBP: 0.279, SLG: 0.484									0-3 K	1	1	1	1	1	0	0								
										2	0	0	0	0	2	2								
										0	0	0	0	0	0	0								
										1	1	1	1	1	0	0								
Inning Stats	R: 0 E: 0 K: 0 S: 6	H: 0 LOB: 0 BB: 0 P: 9	R: 1 E: 0 K: 0 S: 14	H: 2 LOB: 1 BB: 0 P: 22	R: 1 E: 0 K: 1 S: 11	H: 1 LOB: 1 BB: 1 P: 17	R: 0 E: 0 K: 1 S: 11	H: 1 LOB: 2 BB: 2 P: 19	R: 0 E: 0 K: 1 S: 8	H: 0 LOB: 0 BB: 0 P: 12	R: 1 E: 1 K: 0 S: 10	H: 1 LOB: 1 BB: 0 P: 16	R: 0 E: 0 K: 0 S: 4	H: 0 LOB: 0 BB: 1 P: 9	R: 1 E: 0 K: 1 S: 17	H: 2 LOB: 1 BB: 0 P: 23	R: 3 E: 0 K: 1 S: 15	H: 2 LOB: 1 BB: 3 P: 28	1B: 4 2B: 4 3B: 0 HR: 2	SF: 1 SAC: 0 DP: 2 HBP: 0	WP: 0 PB: 0 SB: 0 CS: 1	PA: 41		
PITCHER	IP WLS BF H R ER SO BB IBB HBP BLK WP HR S P ERA WHIP	IP WLS BF H R ER SO BB IBB HBP BLK WP HR S P ERA WHIP	IP WLS BF H R ER SO BB IBB HBP BLK WP HR S P ERA WHIP	IP WLS BF H R ER SO BB IBB HBP BLK WP HR S P ERA WHIP	IP WLS BF H R ER SO BB IBB HBP BLK WP HR S P ERA WHIP	IP WLS BF H R ER SO BB IBB HBP BLK WP HR S P ERA WHIP	IP WLS BF H R ER SO BB IBB HBP BLK WP HR S P ERA WHIP	IP WLS BF H R ER SO BB IBB HBP BLK WP HR S P ERA WHIP	IP WLS BF H R ER SO BB IBB HBP BLK WP HR S P ERA WHIP	IP WLS BF H R ER SO BB IBB HBP BLK WP HR S P ERA WHIP	IP WLS BF H R ER SO BB IBB HBP BLK WP HR S P ERA WHIP	IP WLS BF H R ER SO BB IBB HBP BLK WP HR S P ERA WHIP	IP WLS BF H R ER SO BB IBB HBP BLK WP HR S P ERA WHIP	IP WLS BF H R ER SO BB IBB HBP BLK WP HR S P ERA WHIP	IP WLS BF H R ER SO BB IBB HBP BLK WP HR S P ERA WHIP	IP WLS BF H R ER SO BB IBB HBP BLK WP HR S P ERA WHIP	IP WLS BF H R ER SO BB IBB HBP BLK WP HR S P ERA WHIP	IP WLS BF H R ER SO BB IBB HBP BLK WP HR S P ERA WHIP	IP WLS BF H R ER SO BB IBB HBP BLK WP HR S P ERA WHIP	IP WLS BF H R ER SO BB IBB HBP BLK WP HR S P ERA WHIP	IP WLS BF H R ER SO BB IBB HBP BLK WP HR S P ERA WHIP	IP WLS BF H R ER SO BB IBB HBP BLK WP HR S P ERA WHIP	IP WLS BF H R ER SO BB IBB HBP BLK WP HR S P ERA WHIP	IP WLS BF H R ER SO BB IBB HBP BLK WP HR S P ERA WHIP

Chicago Cubs @ New York Mets
Citi Field, Flushing, NY
Fri Jul 06 2012, 7:12 PM - 10:28 PM EDT
Att: 27,956 - Clear - 82 F

AB	33
R	7
H	9
RBI	7
BB	7
SO	5
LOB	14



Batter	1	2	3	4	5	6	7	8	9	AB	R	H	RBI	BB	SO	LOB	TOP							
9 David DeJesus, L (1,8) OBP: 0.359, SLG: 0.387										4	0	1	1	0	0	0	Chicago Cubs @ New York Mets Citi Field, Flushing, NY Sat Jul 07 2012, 4:14 PM - 6:46 PM EDT Att: 26,096 - Cloudy - 94 F							
13 Starlin Castro, R (1,6) OBP: 0.312, SLG: 0.412										4	0	1	0	0	0	1								
44 Anthony Rizzo, L (1,3) OBP: 0.400, SLG: 0.750										4	0	2	0	0	0	1								
12 Alfonso Soriano, R (1,7) OBP: 0.324, SLG: 0.472										4	0	0	0	0	1	3								
6 Bryan LaHair, L (1,9) OBP: 0.365, SLG: 0.522										4	0	1	0	0	2	1								
51 Steve Clevenger, L (1,2) OBP: 0.288, SLG: 0.380										4	0	0	0	0	2	2								
15 Darwin Barney, R (1,4) OBP: 0.308, SLG: 0.367										3	0	1	0	0	0	1								
24 Luis Valbuena, L (1,5) OBP: 0.253, SLG: 0.434										3	1	2	0	0	0	1								
29 Jeff Samardzija, R (1,1) OBP: 0.226, SLG: 0.172										2	0	0	0	0	0	2								
5 Reed Johnson, R (8,PH) OBP: 0.350, SLG: 0.448										1	0	0	0	0	0	0								
57 Scott Maine, L (8,1) OBP: 0.288, SLG: 0.380										0	0	0	0	0	0	0								
60 Manny Corpas, R (8,1) OBP: 0.288, SLG: 0.380										0	0	0	0	0	0	0								
Inning Stats	R: 0 E: 0 K: 0 S: 7	H: 1 LOB: 0 BB: 0 P: 11	R: 0 E: 0 K: 2 S: 7	H: 0 LOB: 0 BB: 0 P: 13	R: 0 E: 0 K: 0 S: 5	H: 1 LOB: 0 BB: 0 P: 6	R: 0 E: 0 K: 0 S: 6	H: 0 LOB: 0 BB: 0 P: 8	R: 0 E: 0 K: 0 S: 12	H: 1 LOB: 1 BB: 0 P: 15	R: 1 E: 0 K: 1 S: 20	H: 3 LOB: 2 BB: 0 P: 30	R: 0 E: 0 K: 1 S: 9	H: 1 LOB: 1 BB: 0 P: 14	R: 0 E: 0 K: 0 S: 5	H: 0 LOB: 0 BB: 0 P: 8	R: 0 E: 0 K: 1 S: 17	H: 1 LOB: 1 BB: 0 P: 26	1B: 6 2B: 2 3B: 0 HR: 0	SF: 0 SAC: 0 DP: 1 HBP: 0	WP: 0 PB: 0 SB: 0 CS: 1	PA: 33		
PITCHER	IP WLS BF H R ER SO BB IBB HBP BLK WP HR S P ERA WHIP	IP WLS BF H R ER SO BB IBB HBP BLK WP HR S P ERA WHIP	IP WLS BF H R ER SO BB IBB HBP BLK WP HR S P ERA WHIP	IP WLS BF H R ER SO BB IBB HBP BLK WP HR S P ERA WHIP	IP WLS BF H R ER SO BB IBB HBP BLK WP HR S P ERA WHIP	IP WLS BF H R ER SO BB IBB HBP BLK WP HR S P ERA WHIP	IP WLS BF H R ER SO BB IBB HBP BLK WP HR S P ERA WHIP	IP WLS BF H R ER SO BB IBB HBP BLK WP HR S P ERA WHIP	IP WLS BF H R ER SO BB IBB HBP BLK WP HR S P ERA WHIP	IP WLS BF H R ER SO BB IBB HBP BLK WP HR S P ERA WHIP	IP WLS BF H R ER SO BB IBB HBP BLK WP HR S P ERA WHIP	IP WLS BF H R ER SO BB IBB HBP BLK WP HR S P ERA WHIP	IP WLS BF H R ER SO BB IBB HBP BLK WP HR S P ERA WHIP	IP WLS BF H R ER SO BB IBB HBP BLK WP HR S P ERA WHIP	IP WLS BF H R ER SO BB IBB HBP BLK WP HR S P ERA WHIP	IP WLS BF H R ER SO BB IBB HBP BLK WP HR S P ERA WHIP	IP WLS BF H R ER SO BB IBB HBP BLK WP HR S P ERA WHIP	IP WLS BF H R ER SO BB IBB HBP BLK WP HR S P ERA WHIP	IP WLS BF H R ER SO BB IBB HBP BLK WP HR S P ERA WHIP	IP WLS BF H R ER SO BB IBB HBP BLK WP HR S P ERA WHIP	IP WLS BF H R ER SO BB IBB HBP BLK WP HR S P ERA WHIP	IP WLS BF H R ER SO BB IBB HBP BLK WP HR S P ERA WHIP	IP WLS BF H R ER SO BB IBB HBP BLK WP HR S P ERA WHIP	IP WLS BF H R ER SO BB IBB HBP BLK WP HR S P ERA WHIP

Chicago Cubs @ New York Mets
Citi Field, Flushing, NY
Sat Jul 07 2012, 4:14 PM - 6:46 PM EDT
Att: 26,096 - Cloudy - 94 F

AB	33
R	1
H	8
RBI	1
BB	0
SO	5
LOB	12



Batter	1	2	3	4	5	6	7	8	9	AB	R	H	RBI	BB	SO	LOB	BOTTOM						
11 Rubén Tejada, R (1,6) OBP: 0.384, SLG: 0.409										4	1	2	0	0	0	0	Chicago Cubs @ New York Mets Citi Field, Flushing, NY Sat Jul 07 2012, 4:14 PM - 6:46 PM EDT Att: 26,096 - Cloudy - 94 F						
28 Daniel Murphy, L (1,4) OBP: 0.330, SLG: 0.406										4	0	1	0	0	1	2							
5 David Wright, R (1,5) OBP: 0.443, SLG: 0.567										3	0	1	0	1	1	2							
29 Ike Davis, L (1,3) OBP: 0.275, SLG: 0.394										4	1	1	2	0	0	2							
21 Lucas Duda, L (1,9) OBP: 0.345, SLG: 0.411										3	0	1	0	1	1	0							
1 Jordany Valdespin, L (1,7) OBP: 0.266, SLG: 0.537										3	1	2	1	0	0	0							
12 Scott Hairston, R (8,PH) OBP: 0.292, SLG: 0.519										1	0	0	0	0	0	1							
30 Josh Thole, L (1,2) OBP: 0.321, SLG: 0.320										3	0	0	0	0	0	2							
9 Kirk Nieuwenhuis, L (1,8) OBP: 0.329, SLG: 0.402										3	0	1	0	0	1	2							
35 Dillon Gee, R (1,1) OBP: 0.207, SLG: 0.222										3	0	0	0	0	0	1							
39 Bobby Parnell, R (9,1) ERA: 1.93										0	0	0	0	0	0	0							
Inning Stats	R: 0 E: 0 K: 1 S: 8	H: 0 LOB: 1 BB: 1 P: 16	R: 1 E: 0 K: 0 S: 10	H: 2 LOB: 1 BB: 0 P: 15	R: 2 E: 0 K: 1 S: 15	H: 2 LOB: 0 BB: 0 P: 22	R: 0 E: 0 K: 1 S: 7	H: 0 LOB: 0 BB: 0 P: 8	R: 0 E: 0 K: 1 S: 11	H: 1 LOB: 1 BB: 0 P: 16	R: 0 E: 0 K: 0 S: 8	H: 1 LOB: 2 BB: 1 P: 15	R: 0 E: 0 K: 0 S: 5	H: 1 LOB: 0 BB: 0 P: 7	R: 0 E: 0 K: 0 S: 8	H: 2 LOB: 1 BB: 0 P: 13	R: 0 E: 0 K: 1 S: 17	H: 1 LOB: 1 BB: 0 P: 26	1B: 7 2B: 0 3B: 0 HR: 2	SF: 0 SAC: 0 DP: 2 HBP: 0	WP: 0 PB: 0 SB: 1 CS: 0	PA: 33	
PITCHER	IP WLS BF H R ER SO BB IBB HBP BLK WP HR S P ERA WHIP	IP WLS BF H R ER SO BB IBB HBP BLK WP HR S P ERA WHIP	IP WLS BF H R ER SO BB IBB HBP BLK WP HR S P ERA WHIP	IP WLS BF H R ER SO BB IBB HBP BLK WP HR S P ERA WHIP	IP WLS BF H R ER SO BB IBB HBP BLK WP HR S P ERA WHIP	IP WLS BF H R ER SO BB IBB HBP BLK WP HR S P ERA WHIP	IP WLS BF H R ER SO BB IBB HBP BLK WP HR S P ERA WHIP	IP WLS BF H R ER SO BB IBB HBP BLK WP HR S P ERA WHIP	IP WLS BF H R ER SO BB IBB HBP BLK WP HR S P ERA WHIP	IP WLS BF H R ER SO BB IBB HBP BLK WP HR S P ERA WHIP	IP WLS BF H R ER SO BB IBB HBP BLK WP HR S P ERA WHIP	IP WLS BF H R ER SO BB IBB HBP BLK WP HR S P ERA WHIP	IP WLS BF H R ER SO BB IBB HBP BLK WP HR S P ERA WHIP	IP WLS BF H R ER SO BB IBB HBP BLK WP HR S P ERA WHIP	IP WLS BF H R ER SO BB IBB HBP BLK WP HR S P ERA WHIP	IP WLS BF H R ER SO BB IBB HBP BLK WP HR S P ERA WHIP	IP WLS BF H R ER SO BB IBB HBP BLK WP HR S P ERA WHIP	IP WLS BF H R ER SO BB IBB HBP BLK WP HR S P ERA WHIP	IP WLS BF H R ER SO BB IBB HBP BLK WP HR S P ERA WHIP	IP WLS BF H R ER SO BB IBB HBP BLK WP HR S P ERA WHIP	IP WLS BF H R ER SO BB IBB HBP BLK WP HR S P ERA WHIP	IP WLS BF H R ER SO BB IBB HBP BLK WP HR S P ERA WHIP	IP WLS BF H R ER SO BB IBB HBP BLK WP HR S P ERA WHIP

Chicago Cubs @ New York Mets
Citi Field, Flushing, NY
Sat Jul 07 2012, 4:14 PM - 6:46 PM EDT
Att: 26,096 - Cloudy - 94 F


AB	31
R	3
H	9
RBI	3
BB	2
SO	4
LOB	12



Batter	1	2	3	4	5	6	7	8	9	AB	R	H	RBI	BB	SO	LOB	TOP					
11 Rubén Tejada, R OBP: 0.382, SLG: 0.405										5	0	2	1	0	1	1	New York Mets @ Atlanta Braves Turner Field, Atlanta, GA Fri Jul 13 2012, 7:36 PM - 11:33 PM EDT Att: 37,020 - Cloudy - 73 F					
28 Daniel Murphy, L OBP: 0.330, SLG: 0.404 40 Tim Byrdak, L										5	0	0	0	0	0	4						
27 Pedro Beato, R										0	0	0	0	0	0	0						
5 David Wright, R OBP: 0.443, SLG: 0.565										4	1	2	0	0	2	0						
29 Ike Davis, L OBP: 0.277, SLG: 0.387										3	0	1	0	2	0	3						
21 Lucas Duda, L OBP: 0.342, SLG: 0.401										3	1	0	0	2	2	2						
12 Scott Hairston, R OBP: 0.294, SLG: 0.526										5	1	2	1	0	2	5						
9 Kirk Nieuwenhuis, L 66 Josh Edgin, R										3	1	1	2	0	2	4						
52 Ramon E Ramirez, R 13 Ronny Cedeno, R										0	0	0	0	0	0	0						
30 Josh Thole, L OBP: 0.315, SLG: 0.313										4	0	1	0	0	1	5						
55 Chris Young, R 1 Jordany Valdespin, L 47 Miguel Batista, R 56 Andres Torres, S										1	0	0	0	0	1	0						
Inning Stats	R: 0 E: 0 K: 0 S: 8	H: 1 LOB: 1 BB: 0 P: 15	R: 0 E: 0 K: 2 S: 9	H: 1 LOB: 1 BB: 0 P: 13	R: 0 E: 0 K: 1 S: 12	H: 0 LOB: 0 BB: 0 P: 15	R: 4 E: 0 K: 0 S: 20	H: 5 LOB: 2 BB: 1 P: 35	R: 0 E: 0 K: 2 S: 13	H: 0 LOB: 3 BB: 2 P: 27	R: 0 E: 0 K: 1 S: 12	H: 0 LOB: 0 BB: 0 P: 16	R: 0 E: 0 K: 2 S: 12	H: 0 LOB: 1 BB: 1 P: 20	R: 1 E: 0 K: 1 S: 8	H: 2 LOB: 1 BB: 0 P: 14	R: 0 E: 0 K: 3 S: 13	H: 1 LOB: 1 BB: 0 P: 18	1B: 8 2B: 3 3B: 0 HR: 0	SF: 0 SAC: 0 DP: 1 HBP: 1	WP: 0 PB: 0 SB: 0 CS: 0	PA: 42
PITCHER	IP WLS BF H R ER SO BB IBB HBP BLK WP HR S P ERA WHIP																					
15 Tim Hudson, R ERA: 3.8	4.0	22	8	4	4	3	2	0	1	0	0	0	0	53	88	9.00	2.500					
50 Cristhian Martinez, R ERA: 4.14	1.0	W	4	0	0	2	1	0	0	0	0	0	0	9	17	0.00	1.000					
54 Kris Medlen, R ERA: 2.82	2.0	H	7	0	0	3	1	0	0	0	0	0	0	24	36	0.00	0.500					
34 Eric O'Flaherty, L ERA: 3.06	1.0	H	5	2	1	1	0	0	0	0	0	0	0	8	14	9.00	2.000					
46 Craig Kimbrel, R ERA: 1.82	1.0	S	4	1	0	3	0	0	0	0	0	0	0	13	18	0.00	1.000					


Batter	1	2	3	4	5	6	7	8	9	AB	R	H	RBI	BB	SO	LOB	BOTTOM			
24 Michael Bourn, L OBP: 0.364, SLG: 0.450										5	1	1	0	0	2	5	New York Mets @ Atlanta Braves Turner Field, Atlanta, GA Fri Jul 13 2012, 7:36 PM - 11:33 PM EDT Att: 37,020 - Cloudy - 73 F			
14 Martin Prado, R OBP: 0.377, SLG: 0.450										5	0	0	0	0	3					
22 Jason Heyward, L OBP: 0.344, SLG: 0.495										3	1	1	1	2	1	0				
10 Chipper Jones, S OBP: 0.401, SLG: 0.503										4	2	2	1	1	0	3				
5 Freddie Freeman, L OBP: 0.326, SLG: 0.457										3	2	2	0	2	0	0				
26 Dan Uggla, R OBP: 0.355, SLG: 0.394										3	0	1	1	2	0	5				
8 David Ross, R OBP: 0.371, SLG: 0.474										2	1	1	4	3	1	2				
2 Jack Wilson, R OBP: 0.189, SLG: 0.211 20 Eric Hinske, L OBP: 0.277, SLG: 0.280										2	0	0	0	0	1	3				
15 Tim Hudson, R 50 Cristhian Martinez, R 25 Juan Francisco, L 54 Kris Medlen, R 34 Eric O'Flaherty, L 46 Craig Kimbrel, R										2	0	2	0	0	0	0				
Inning Stats	R: 2 E: 0 K: 0 S: 20	H: 2 LOB: 3 BB: 3 P: 36	R: 0 E: 0 K: 1 S: 13	H: 1 LOB: 0 BB: 0 P: 19	R: 3 E: 0 K: 1 S: 12	H: 3 LOB: 0 BB: 0 P: 16	R: 0 E: 0 K: 0 S: 13	H: 1 LOB: 2 BB: 1 P: 25	R: 0 E: 0 K: 2 S: 11	H: 0 LOB: 3 BB: 3 P: 29	R: 2 E: 0 K: 2 S: 19	H: 3 LOB: 2 BB: 1 P: 37	R: 0 E: 0 K: 1 S: 8	H: 0 LOB: 0 BB: 0 P: 11	R: 0 E: 0 K: 1 S: 13	H: 0 LOB: 2 BB: 3 P: 29		1B: 4 2B: 4 3B: 0 HR: 2	SF: 0 SAC: 0 DP: 1 HBP: 0	WP: 0 PB: 0 SB: 2 CS: 1
PITCHER	IP WLS BF H R ER SO BB IBB HBP BLK WP HR S P ERA WHIP																			
55 Chris Young, R ERA: 4.28	3.0	L	17	6	5	5	2	0	0	0	0	0	0	45	71	15.00	3.000			
47 Miguel Batista, R ERA: 4.07	1.1		9	1	0	0	4	0	0	0	0	0	0	18	44	0.00	3.750			
66 Josh Edgin, L ERA: 13.5	1.1		6	2	2	2	0	0	0	0	0	1	17	29	13.50	1.500				
52 Ramon E Ramirez, R ERA: 3.82	1.1		6	1	0	0	1	0	0	0	0	0	16	29	0.00	1.500				
40 Tim Byrdak, L ERA: 3.47	0.2		3	0	0	0	2	0	0	0	0	0	7	17	0.00	3.000				


AB	37
R	5
H	11
RBI	5
BB	4
SO	12
LOB	26



AB	32
R	7
H	10
RBI	7
BB	11
SO	8
LOB	26



Batter	1	2	3	4	5	6	7	8	9	10	AB	R	H	RBI	BB	SO	LOB	TOP					
11 Rubén Tejeda, R OBP: 0.375, SLG: 0.401 (1, 6)	F9		G4-6-3 1B			P3		G6-3		F9	5	0	1	0	0	0	2	<p>New York Mets @ Washington Nationals Nationals Park, Washington, DC Tue Jul 17 2012, 7:09 PM - 12:33 AM EDT Att: 26,342 - Clear - 99 F</p> <p>livebaseballscorecards.com</p> <p>AB 38 R 4 H 11 RBI 4 BB 0 SO 7 LOB 13</p> 					
13 Ronny Cedeno, R OBP: 0.347, SLG: 0.348 30 Josh Thole, L OBP: 0.324, SLG: 0.333 (8, 2)	F9		G4-6-3			F8			1B HR	2B	3	0	0	0	0	0	1						
5 David Wright, R OBP: 0.437, SLG: 0.553 (1, 5)	G6-3					F9			1B HR	G4-3	5	1	2	0	0	0	1						
12 Scott Hairston, R OBP: 0.290, SLG: 0.518 (1, 9)		G6-4-3 1B				K				K	4	0	1	0	0	3	3						
44 Jason Bay, R OBP: 0.244, SLG: 0.359 1 Jordany Valdespin, L OBP: 0.305, SLG: 0.551 (9, PH) (9, 7)		G6-4-3				G1-3				F8	3	0	0	0	0	0	2						
29 Ike Davis, L OBP: 0.276, SLG: 0.396 (1, 3)						G4-1				G4-3	4	0	1	0	0	1	1						
56 Andres Torres, S OBP: 0.335, SLG: 0.306 (1, 8)						G6-3				P4	4	0	1	0	0	0	0						
4 Mike Nickeas, R OBP: 0.245, SLG: 0.232 28 Daniel Murphy, L OBP: 0.331, SLG: 0.409 (8, PH) (8, 4)						F9					2	0	0	0	0	0	2						
49 Jonathon Niese, L Justin Turner, L 52 Ramon E Ramirez, R 66 Josh Edgin, R 39 Bobby Parnell, R 9 Kirk Nieuwenhuis, L 40 Tim Byrdak, L 27 Pedro Beato, R (8, PH) (8, 1) (8, 1) (8, 1) (8, 1) (10, PH) (10, 1) (10, 1)			K			K				SH5-3 30 2B	2	0	0	0	0	0	2						
Inning Stats	R: 0 E: 0 K: 0 S: 9	H: 0 LOB: 0 BB: 0 P: 9	R: 0 E: 0 K: 13 S: 13	H: 3 LOB: 2 BB: 19 P: 19	R: 0 E: 0 K: 1 S: 8	H: 1 LOB: 0 BB: 0 P: 10	R: 0 E: 0 K: 1 S: 6	H: 0 LOB: 0 BB: 0 P: 8	R: 0 E: 0 K: 1 S: 6	H: 0 LOB: 0 BB: 0 P: 10	R: 0 E: 0 K: 1 S: 12	H: 1 LOB: 1 BB: 0 P: 18	R: 0 E: 0 K: 1 S: 10	H: 1 LOB: 1 BB: 0 P: 12	R: 3 E: 0 K: 2 S: 19	H: 3 LOB: 0 BB: 0 P: 27	R: 1 E: 0 K: 0 S: 13		H: 2 LOB: 1 BB: 0 P: 17	1B: 7 2B: 3 3B: 0 HR: 1	SF: 0 SAC: 1 DP: 2 HBP: 0	WP: 1 PB: 0 SB: 0 CS: 0	PA: 39
PITCHER	IP WLS BF H R ER SO BB IBB HBP BLK WP HR S P ERA WHIP	48 Ross Detwiler, L ERA: 3.15 17 Sean Burnett, L ERA: 1.97 36 Tyler Clippard, R ERA: 2.45 51 Michael Gonzalez, L ERA: 2.51 52 Ryan Mattheus, R ERA: 1.69	7.0 1.0 1.0 0.2 0.1	WLS H 4 B 4 W	24 1 3 2 1	H 1 0 2 0	R 0 3 1 0	ER 0 3 1 0	SO 0 2 0 0	BB 0 0 0 0	IBB 0 0 0 0	HBP 0 0 0 0	BLK 0 0 0 0	WP 1 0 1 0	HR 0 1 19 9	S 62 10 12 4	P 86 12 27 13	ERA 0.00 0.00 3.000 13.500 0.000	WHIP 0.714 1.000 3.000 3.000 0.000				

Batter	1	2	3	4	5	6	7	8	9	10	AB	R	H	RBI	BB	SO	LOB	BOTTOM			
1 Steve Lombardozzi, S OBP: 0.324, SLG: 0.342 (10, 7)	G3		G5-3			K				SH5-3	4	0	1	1	0	1	0	<p>New York Mets @ Washington Nationals Nationals Park, Washington, DC Tue Jul 17 2012, 7:09 PM - 12:33 AM EDT Att: 26,342 - Clear - 99 F</p> <p>livebaseballscorecards.com</p> <p>AB 38 R 5 H 9 RBI 4 BB 3 SO 10 LOB 14</p> 			
34 Bryce Harper, L OBP: 0.347, SLG: 0.457 (1, 8)						G5-3		G3			5	0	2	1	0	0	1				
11 Ryan Zimmerman, R OBP: 0.321, SLG: 0.415 (1, 5)						F8				F9	4	1	0	0	1	2	1				
38 Michael Morse, R OBP: 0.309, SLG: 0.413 20 Ian Desmond, R OBP: 0.319, SLG: 0.511 (9, PR) (10, 6)						G5-3					4	0	1	0	0	1	1				
25 Adam LaRoche, L OBP: 0.335, SLG: 0.463 (1, 3)						K				FC3-2 25 IBB	0	1	0	0	1	0	0				
57 Tyler Moore, R OBP: 0.379, SLG: 0.551 (1, 7) (10, 9)						G6-3					5	1	1	1	0	1	4				
8 Danny Espinosa, S OBP: 0.311, SLG: 0.386 (1, 6) (10, 4)						K				FC3-2	5	0	1	0	0	1	3				
26 Jesus Flores, R OBP: 0.272, SLG: 0.346 52 Ryan Mattheus, R (10, 1)						G4-3					4	0	2	1	0	1	0				
48 Ross Detwiler, R ERA: 3.58 17 Sean Burnett, L ERA: 3.53 2 Roger Bernadina, L ERA: 10.13 7 Mark DeRosa, R 36 Tyler Clippard, R 51 Michael Gonzalez, R 23 Jonathan Solano, R (8, PH) (8, PH) (8, 1) (8, 1) (10, 1) (10, 2)						G1-6-3					4	0	2	1	0	1	0				
Inning Stats	R: 0 E: 0 K: 2 S: 14	H: 1 LOB: 1 BB: 0 P: 19	R: 0 E: 0 K: 1 S: 7	H: 0 LOB: 0 BB: 0 P: 8	R: 0 E: 0 K: 1 S: 12	H: 0 LOB: 0 BB: 0 P: 13	R: 0 E: 0 K: 2 S: 7	H: 0 LOB: 0 BB: 0 P: 7	R: 0 E: 0 K: 0 S: 12	H: 0 LOB: 0 BB: 0 P: 16	R: 1 E: 0 K: 0 S: 15	H: 1 LOB: 1 BB: 0 P: 23	R: 1 E: 0 K: 2 S: 16	H: 3 LOB: 2 BB: 0 P: 22	R: 2 E: 0 K: 0 S: 9	H: 2 LOB: 2 BB: 2 P: 21	1B: 6 2B: 1 3B: 1 HR: 1		SF: 0 SAC: 1 DP: 0 HBP: 0	WP: 1 PB: 0 SB: 1 CS: 0	PA: 42
PITCHER	IP WLS BF H R ER SO BB IBB HBP BLK WP HR S P ERA WHIP	49 Jonathon Niese, L ERA: 3.58 52 Ramon E Ramirez, R ERA: 3.53 66 Josh Edgin, L ERA: 10.13 39 Bobby Parnell, R ERA: 3.19 40 Tim Byrdak, L ERA: 4.44	7.0 0.2 0.1 0.2	WLS H 3 1 1 2	R 0 1 2	ER 0 0 0	SO 8 7 9	BB 0 0 0	IBB 0 0 0	HBP 0 0 0	BLK 0 0 0	WP 0 0 0	HR 1 0 8	S 1 7 14	P 89 7 22	ERA 1.229 0.000 9.000 27.000 27.000	WHIP 0.429 0.000 3.000 6.000 3.000				

Batter	1	2	3	4	5	6	7	8	9	AB	R	H	RBI	BB	SO	LOB	TOP							
11 Rubén Tejada, R OBP: 0.368, SLG: 0.392										4	0	0	0	0	1	2								
28 Daniel Murphy, L OBP: 0.328, SLG: 0.404										4	0	0	0	0	0	2								
4 Mike Nickeas, R OBP: 0.245, SLG: 0.232										0	0	0	0	0	0	0								
5 David Wright, R OBP: 0.441, SLG: 0.568										4	1	3	1	0	0	1								
29 Ike Davis, L OBP: 0.274, SLG: 0.390										4	0	0	0	0	2	2								
21 Lucas Duda, L OBP: 0.340, SLG: 0.401										4	1	1	0	0	2	0								
44 Jason Bay, R OBP: 0.256, SLG: 0.402										4	1	2	1	0	1	1								
56 Andres Torres, S OBP: 0.303, SLG: 0.306										3	0	1	1	0	0	1								
13 Jordany Valdespin, L OBP: 0.301, SLG: 0.544										1	0	0	0	0	1	0								
30 Josh Thole, L OBP: 0.321, SLG: 0.330										2	0	0	0	0	0	1								
13 Ronny Cedeno, R OBP: 0.343, SLG: 0.344										1	0	0	0	0	0	0								
55 Chris Young, R OBP: 0.250, SLG: 0.273										2	0	1	0	0	1	0								
47 Miguel Batista, R OBP: 0.294, SLG: 0.525										0	0	0	0	0	0	0								
66 Josh Edgin, R OBP: 0.294, SLG: 0.525										0	0	0	0	0	0	0								
12 Scott Hairston, R OBP: 0.294, SLG: 0.525										1	0	1	0	0	0	0								
60 Jon Rauch, R OBP: 0.294, SLG: 0.525										0	0	0	0	0	0	0								
Inning Stats	R: 0 E: 0 K: 1 S: 11	H: 1 LOB: 1 BB: 0 P: 16	R: 0 E: 0 K: 1 S: 12	H: 0 LOB: 0 BB: 0 P: 18	R: 0 E: 0 K: 1 S: 12	H: 0 LOB: 0 BB: 0 P: 16	R: 0 E: 0 K: 0 S: 8	H: 1 LOB: 1 BB: 0 P: 9	R: 0 E: 0 K: 1 S: 13	H: 1 LOB: 1 BB: 0 P: 18	R: 0 E: 0 K: 0 S: 12	H: 1 LOB: 1 BB: 0 P: 18	R: 1 E: 0 K: 0 S: 15	H: 2 LOB: 1 BB: 0 P: 25	R: 0 E: 0 K: 1 S: 9	H: 1 LOB: 1 BB: 0 P: 15	R: 2 E: 0 K: 3 S: 11	H: 2 LOB: 0 BB: 0 P: 16	1B: 3 2B: 4 3B: 0 HR: 2	SF: 0 SAC: 0 DP: 1 HBP: 0	WP: 0 PB: 0 SB: 0 CS: 0	PA: 34		
PITCHER	IP: 6.0 WLS: 2 BF: 21 H: 4 R: 0 ER: 0 SO: 4 BB: 0 IBB: 0 HBP: 0 BLK: 0 WP: 0 HR: 0 S: 68 P: 95 ERA: 0.00 WHIP: 0.667	IP: 1.0 WLS: 4 BF: 4 H: 2 R: 1 ER: 1 SO: 0 BB: 0 IBB: 0 HBP: 0 BLK: 0 WP: 0 HR: 15 S: 25 P: 25 ERA: 9.00 WHIP: 2.000	IP: 1.0 WLS: 4 BF: 4 H: 1 R: 0 ER: 0 SO: 1 BB: 0 IBB: 0 HBP: 0 BLK: 0 WP: 0 HR: 9 S: 15 P: 15 ERA: 0.00 WHIP: 1.000	IP: 1.0 WLS: 5 BF: 2 H: 2 R: 2 ER: 2 SO: 3 BB: 0 IBB: 0 HBP: 0 BLK: 0 WP: 0 HR: 2 S: 11 P: 16 ERA: 18.00 WHIP: 2.000	IP: 1.1 WLS: 2 BF: 7 H: 1 R: 0 ER: 0 SO: 0 BB: 0 IBB: 0 HBP: 0 BLK: 0 WP: 0 HR: 68 S: 25 P: 25 ERA: 0.00 WHIP: 0.667	IP: 7.1 WLS: 4 BF: 27 H: 10 R: 2 ER: 2 SO: 10 BB: 0 IBB: 0 HBP: 0 BLK: 0 WP: 0 HR: 15 S: 95 P: 95 ERA: 2.35 WHIP: 1.000	IP: 8.1 WLS: 4 BF: 33 H: 11 R: 2 ER: 2 SO: 11 BB: 0 IBB: 0 HBP: 0 BLK: 0 WP: 0 HR: 9 S: 15 P: 15 ERA: 1.82 WHIP: 1.000	IP: 9.1 WLS: 5 BF: 37 H: 13 R: 2 ER: 2 SO: 13 BB: 0 IBB: 0 HBP: 0 BLK: 0 WP: 0 HR: 11 S: 16 P: 16 ERA: 2.83 WHIP: 2.000	IP: 1.1 WLS: 2 BF: 7 H: 1 R: 0 ER: 0 SO: 0 BB: 0 IBB: 0 HBP: 0 BLK: 0 WP: 0 HR: 68 S: 25 P: 25 ERA: 0.00 WHIP: 0.667	IP: 7.1 WLS: 4 BF: 27 H: 10 R: 2 ER: 2 SO: 10 BB: 0 IBB: 0 HBP: 0 BLK: 0 WP: 0 HR: 15 S: 95 P: 95 ERA: 2.35 WHIP: 1.000	IP: 8.1 WLS: 4 BF: 33 H: 11 R: 2 ER: 2 SO: 11 BB: 0 IBB: 0 HBP: 0 BLK: 0 WP: 0 HR: 9 S: 15 P: 15 ERA: 1.82 WHIP: 1.000	IP: 9.1 WLS: 5 BF: 37 H: 13 R: 2 ER: 2 SO: 13 BB: 0 IBB: 0 HBP: 0 BLK: 0 WP: 0 HR: 11 S: 16 P: 16 ERA: 2.83 WHIP: 2.000	IP: 1.1 WLS: 2 BF: 7 H: 1 R: 0 ER: 0 SO: 0 BB: 0 IBB: 0 HBP: 0 BLK: 0 WP: 0 HR: 68 S: 25 P: 25 ERA: 0.00 WHIP: 0.667	IP: 7.1 WLS: 4 BF: 27 H: 10 R: 2 ER: 2 SO: 10 BB: 0 IBB: 0 HBP: 0 BLK: 0 WP: 0 HR: 15 S: 95 P: 95 ERA: 2.35 WHIP: 1.000	IP: 8.1 WLS: 4 BF: 33 H: 11 R: 2 ER: 2 SO: 11 BB: 0 IBB: 0 HBP: 0 BLK: 0 WP: 0 HR: 9 S: 15 P: 15 ERA: 1.82 WHIP: 1.000	IP: 9.1 WLS: 5 BF: 37 H: 13 R: 2 ER: 2 SO: 13 BB: 0 IBB: 0 HBP: 0 BLK: 0 WP: 0 HR: 11 S: 16 P: 16 ERA: 2.83 WHIP: 2.000	IP: 1.1 WLS: 2 BF: 7 H: 1 R: 0 ER: 0 SO: 0 BB: 0 IBB: 0 HBP: 0 BLK: 0 WP: 0 HR: 68 S: 25 P: 25 ERA: 0.00 WHIP: 0.667	IP: 7.1 WLS: 4 BF: 27 H: 10 R: 2 ER: 2 SO: 10 BB: 0 IBB: 0 HBP: 0 BLK: 0 WP: 0 HR: 15 S: 95 P: 95 ERA: 2.35 WHIP: 1.000	IP: 8.1 WLS: 4 BF: 33 H: 11 R: 2 ER: 2 SO: 11 BB: 0 IBB: 0 HBP: 0 BLK: 0 WP: 0 HR: 9 S: 15 P: 15 ERA: 1.82 WHIP: 1.000	IP: 9.1 WLS: 5 BF: 37 H: 13 R: 2 ER: 2 SO: 13 BB: 0 IBB: 0 HBP: 0 BLK: 0 WP: 0 HR: 11 S: 16 P: 16 ERA: 2.83 WHIP: 2.000	1B: 3 2B: 4 3B: 0 HR: 2	SF: 0 SAC: 0 DP: 1 HBP: 0	WP: 0 PB: 0 SB: 0 CS: 0	PA: 34

New York Mets @ Washington Nationals
Nationals Park, Washington, DC
Wed Jul 18 2012, 7:09 PM - 10:05 PM EDT
Att: 31,660 - Cloudy - 82 F

AB 34
R 3
H 9
RBI 3
BB 0
SO 8
LOB 10



Batter	1	2	3	4	5	6	7	8	9	AB	R	H	RBI	BB	SO	LOB	BOTTOM							
1 Steve Lombardozzi, S OBP: 0.323, SLG: 0.345										4	0	1	2	0	0	0								
34 Bryce Harper, L OBP: 0.348, SLG: 0.458										4	1	2	0	0	0	1								
11 Ryan Zimmerman, R OBP: 0.320, SLG: 0.416										4	0	1	0	0	1	2								
25 Adam LaRoche, L OBP: 0.337, SLG: 0.492										3	1	1	2	1	1	1								
38 Michael Morse, R OBP: 0.307, SLG: 0.409										4	0	1	0	0	1	2								
36 Tyler Clippard, R OBP: 0.333, SLG: 0.378										0	0	0	0	0	0	0								
57 Tyler Moore, R OBP: 0.363, SLG: 0.524										4	0	0	0	0	1	2								
8 Danny Espinosa, S OBP: 0.314, SLG: 0.387										2	0	1	0	0	0	0								
26 Jesus Flores, R OBP: 0.273, SLG: 0.346										3	1	1	0	0	0	1								
27 Jordan Zimmermann, R OBP: 0.270, SLG: 0.371										2	0	0	0	0	1	1								
32 Tom Gorzelanny, R OBP: 0.500, SLG: 0.500										0	0	0	0	0	0	0								
2 Roger Bernadina, L OBP: 0.333, SLG: 0.378										1	1	1	0	0	0	0								
17 Sean Burnett, L OBP: 0.292, SLG: 0.411										0	0	0	0	0	0	0								
24 Rick Ankiel, L OBP: 0.292, SLG: 0.411										0	0	0	0	0	0	0								
Inning Stats	R: 0 E: 0 K: 0 S: 10	H: 1 LOB: 1 BB: 0 P: 13	R: 0 E: 0 K: 0 S: 10	H: 2 LOB: 0 BB: 0 P: 14	R: 0 E: 0 K: 1 S: 7	H: 0 LOB: 0 BB: 0 P: 12	R: 0 E: 0 K: 0 S: 12	H: 1 LOB: 1 BB: 1 P: 19	R: 0 E: 0 K: 0 S: 9	H: 0 LOB: 1 BB: 0 P: 12	R: 2 E: 0 K: 1 S: 17	H: 2 LOB: 0 BB: 0 P: 22	R: 2 E: 0 K: 1 S: 11	H: 3 LOB: 1 BB: 0 P: 17	R: 0 E: 0 K: 2 S: 19	H: 0 LOB: 1 BB: 0 P: 22	1B: 6 2B: 3 3B: 0 HR: 1	SF: 0 SAC: 0 DP: 2 HBP: 1	WP: 1 PB: 0 SB: 0 CS: 1	PA: 34				
PITCHER	IP: 6.0 WLS: 1 BF: 23 H: 6 R: 2 ER: 2 SO: 2 BB: 1 IBB: 0 HBP: 1 BLK: 0 WP: 0 HR: 9 S: 65 P: 92 ERA: 3.00 WHIP: 1.167	IP: 0.2 WLS: 5 BF: 3 H: 2 R: 2 ER: 2 SO: 1 BB: 0 IBB: 0 HBP: 0 BLK: 0 WP: 0 HR: 14 S: 14 P: 14 ERA: 27.00 WHIP: 4.500	IP: 0.1 WLS: 1 BF: 0 H: 0 R: 0 ER: 0 SO: 0 BB: 0 IBB: 0 HBP: 0 BLK: 0 WP: 0 HR: 2 S: 3 P: 3 ERA: 0.00 WHIP: 0.000	IP: 1.0 WLS: 4 BF: 4 H: 0 R: 0 ER: 0 SO: 2 BB: 0 IBB: 0 HBP: 0 BLK: 0 WP: 1 HR: 19 S: 19 P: 22 ERA: 0.00 WHIP: 0.000	IP: 1.1 WLS: 2 BF: 7 H: 1 R: 0 ER: 0 SO: 0 BB: 0 IBB: 0 HBP: 0 BLK: 0 WP: 0 HR: 68 S: 25 P: 25 ERA: 0.00 WHIP: 0.667	IP: 7.1 WLS: 4 BF: 27 H: 10 R: 2 ER: 2 SO: 10 BB: 0 IBB: 0 HBP: 0 BLK: 0 WP: 0 HR: 15 S: 95 P: 95 ERA: 2.35 WHIP: 1.000	IP: 8.1 WLS: 4 BF: 33 H: 11 R: 2 ER: 2 SO: 11 BB: 0 IBB: 0 HBP: 0 BLK: 0 WP: 0 HR: 9 S: 15 P: 15 ERA: 1.82 WHIP: 1.000	IP: 9.1 WLS: 5 BF: 37 H: 13 R: 2 ER: 2 SO: 13 BB: 0 IBB: 0 HBP: 0 BLK: 0 WP: 0 HR: 11 S: 16 P: 16 ERA: 2.83 WHIP: 2.000	IP: 1.1 WLS: 2 BF: 7 H: 1 R: 0 ER: 0 SO: 0 BB: 0 IBB: 0 HBP: 0 BLK: 0 WP: 0 HR: 68 S: 25 P: 25 ERA: 0.00 WHIP: 0.667	IP: 7.1 WLS: 4 BF: 27 H: 10 R: 2 ER: 2 SO: 10 BB: 0 IBB: 0 HBP: 0 BLK: 0 WP: 0 HR: 15 S: 95 P: 95 ERA: 2.35 WHIP: 1.000	IP: 8.1 WLS: 4 BF: 33 H: 11 R: 2 ER: 2 SO: 11 BB: 0 IBB: 0 HBP: 0 BLK: 0 WP: 0 HR: 9 S: 15 P: 15 ERA: 1.82 WHIP: 1.000	IP: 9.1 WLS: 5 BF: 37 H: 13 R: 2 ER: 2 SO: 13 BB: 0 IBB: 0 HBP: 0 BLK: 0 WP: 0 HR: 11 S: 16 P: 16 ERA: 2.83 WHIP: 2.000	IP: 1.1 WLS: 2 BF: 7 H: 1 R: 0 ER: 0 SO: 0 BB: 0 IBB: 0 HBP: 0 BLK: 0 WP: 0 HR: 68 S: 25 P: 25 ERA: 0.00 WHIP: 0.667	IP: 7.1 WLS: 4 BF: 27 H: 10 R: 2 ER: 2 SO: 10 BB: 0 IBB: 0 HBP: 0 BLK: 0 WP: 0 HR: 15 S: 95 P: 95 ERA: 2.35 WHIP: 1.000	IP: 8.1 WLS: 4 BF: 33 H: 11 R: 2 ER: 2 SO: 11 BB: 0 IBB: 0 HBP: 0 BLK: 0 WP: 0 HR: 9 S: 15 P: 15 ERA: 1.82 WHIP: 1.000	IP: 9.1 WLS: 5 BF: 37 H: 13 R: 2 ER: 2 SO: 13 BB: 0 IBB: 0 HBP: 0 BLK: 0 WP: 0 HR: 11 S: 16 P: 16 ERA: 2.83 WHIP: 2.000	IP: 1.1 WLS: 2 BF: 7 H: 1 R: 0 ER: 0 SO: 0 BB: 0 IBB: 0 HBP: 0 BLK: 0 WP: 0 HR: 68 S: 25 P: 25 ERA: 0.00 WHIP: 0.667	IP: 7.1 WLS: 4 BF: 27 H: 10 R: 2 ER: 2 SO: 10 BB: 0 IBB: 0 HBP: 0 BLK: 0 WP: 0 HR: 15 S: 95 P: 95 ERA: 2.35 WHIP: 1.000	IP: 8.1 WLS: 4 BF: 33 H: 11 R: 2 ER: 2 SO: 11 BB: 0 IBB: 0 HBP: 0 BLK: 0 WP: 0 HR: 9 S: 15 P: 15 ERA: 1.82 WHIP: 1.000	IP: 9.1 WLS: 5 BF: 37 H: 13 R: 2 ER: 2 SO: 13 BB: 0 IBB: 0 HBP: 0 BLK: 0 WP: 0 HR: 11 S: 16 P: 16 ERA: 2.83 WHIP: 2.000	1B: 6 2B: 3 3B: 0 HR: 1	SF: 0 SAC: 0 DP: 2 HBP: 1	WP: 1 PB: 0 SB: 0 CS: 1	PA: 34

Batter	1	2	3	4	5	6	7	8	9	AB	R	H	RBI	BB	SO	LOB	TOP																																																																																																				
11 Rubén Tejada, R OBP: 0.360, SLG: 0.377										4	1	2	0	1	0	2	<p>New York Mets @ Arizona Diamondbacks Chase Field, Phoenix, AZ Thu Jul 26 2012, 6:41 PM - 9:59 PM MST Att: 22,010 - Roof Closed - 79 F</p> <p>livebaseballscorecards.com</p> <p>AB 35 R 3 H 10 RBI 3 BB 2 SO 7 LOB 13</p>																																																																																																				
28 Daniel Murphy, L OBP: 0.340, SLG: 0.429										5	1	1	0	0	2	2																																																																																																					
5 David Wright, R OBP: 0.425, SLG: 0.559										4	0	0	0	0	1	3																																																																																																					
12 Scott Hairston, R OBP: 0.300, SLG: 0.514										4	0	3	2	0	1	0																																																																																																					
29 Ike Davis, L OBP: 0.273, SLG: 0.406										4	0	0	0	0	0	3																																																																																																					
44 Jason Bay, R OBP: 0.234, SLG: 0.343										3	0	0	0	1	1	1																																																																																																					
56 Andres Torres, S 66 Josh Edgin, R 9 Kirk Nieuwenhuis, L 40 Jon Rauch, R 40 Tim Byrdak, L 39 Bobby Parnell, R											3	1	2	0	0	0		0																																																																																																			
16 Rob Johnson, R OBP: 0.333, SLG: 0.314										3	0	0	1	0	0	1																																																																																																					
33 Matt Harvey, R 1 Jordany Valdespin, L										2	0	2	0	0	0	0																																																																																																					
										2	0	0	0	0	1	0																																																																																																					
Inning Stats	R: 2 E: 0 K: 1 S: 17	H: 3 LOB: 1 BB: 0 P: 25	R: 0 E: 0 K: 0 S: 12	H: 1 LOB: 1 BB: 0 P: 19	R: 0 E: 0 K: 0 S: 10	H: 1 LOB: 1 BB: 0 P: 14	R: 1 E: 0 K: 1 S: 15	H: 2 LOB: 1 BB: 0 P: 22	R: 0 E: 0 K: 0 S: 8	H: 1 LOB: 0 BB: 0 P: 13	R: 0 E: 0 K: 1 S: 7	H: 0 LOB: 1 BB: 1 P: 13	R: 0 E: 0 K: 2 S: 8	H: 0 LOB: 1 BB: 1 P: 19	R: 0 E: 0 K: 1 S: 9	H: 1 LOB: 1 BB: 0 P: 13	1B: 6 2B: 3 3B: 1 HR: 0	SF: 1 SAC: 0 DP: 1 HBP: 0	WP: 0 PB: 0 SB: 0 CS: 0	PA: 38																																																																																																	
PITCHER	IP WLS BF H R ER SO BB IBB HBP BLK WP HR S P ERA WHIP	<table border="1"> <tr> <td>36 Wade Miley, L ERA: 3.11</td> <td>5.1</td> <td>L</td> <td>25</td> <td>9</td> <td>3</td> <td>3</td> <td>3</td> <td>0</td> <td>0</td> <td>0</td> <td>0</td> <td>0</td> <td>0</td> <td>0</td> <td>0</td> <td>72</td> <td>107</td> <td>5.06</td> <td>1.688</td> </tr> <tr> <td>29 Brad Ziegler, R ERA: 2.56</td> <td>0.2</td> <td></td> <td>1</td> <td>0</td> <td>0</td> <td>0</td> <td>0</td> <td>0</td> <td>0</td> <td>0</td> <td>0</td> <td>0</td> <td>0</td> <td>0</td> <td>0</td> <td>1</td> <td>2</td> <td>0.00</td> <td>0.000</td> </tr> <tr> <td>49 Mike Zagurski, L ERA: 4.62</td> <td>1.0</td> <td></td> <td>4</td> <td>0</td> <td>0</td> <td>0</td> <td>1</td> <td>1</td> <td>0</td> <td>0</td> <td>0</td> <td>0</td> <td>0</td> <td>0</td> <td>0</td> <td>7</td> <td>13</td> <td>0.00</td> <td>1.000</td> </tr> <tr> <td>48 Takashi Saito, R ERA:</td> <td>1.0</td> <td></td> <td>4</td> <td>0</td> <td>0</td> <td>0</td> <td>2</td> <td>1</td> <td>0</td> <td>0</td> <td>0</td> <td>0</td> <td>0</td> <td>0</td> <td>0</td> <td>8</td> <td>19</td> <td>0.00</td> <td>1.000</td> </tr> <tr> <td>30 David Hernandez, R ERA: 2.55</td> <td>1.0</td> <td></td> <td>4</td> <td>1</td> <td>0</td> <td>0</td> <td>1</td> <td>0</td> <td>0</td> <td>0</td> <td>0</td> <td>0</td> <td>0</td> <td>0</td> <td>0</td> <td>9</td> <td>13</td> <td>0.00</td> <td>1.000</td> </tr> </table>																36 Wade Miley, L ERA: 3.11	5.1	L	25	9	3	3	3	0	0	0	0	0	0	0	0	72	107	5.06	1.688	29 Brad Ziegler, R ERA: 2.56	0.2		1	0	0	0	0	0	0	0	0	0	0	0	0	1	2	0.00	0.000	49 Mike Zagurski, L ERA: 4.62	1.0		4	0	0	0	1	1	0	0	0	0	0	0	0	7	13	0.00	1.000	48 Takashi Saito, R ERA:	1.0		4	0	0	0	2	1	0	0	0	0	0	0	0	8	19	0.00	1.000	30 David Hernandez, R ERA: 2.55	1.0		4	1	0	0	1	0	0	0	0	0	0	0	0	9	13	0.00	1.000
36 Wade Miley, L ERA: 3.11	5.1	L	25	9	3	3	3	0	0	0	0	0	0	0	0	72	107	5.06	1.688																																																																																																		
29 Brad Ziegler, R ERA: 2.56	0.2		1	0	0	0	0	0	0	0	0	0	0	0	0	1	2	0.00	0.000																																																																																																		
49 Mike Zagurski, L ERA: 4.62	1.0		4	0	0	0	1	1	0	0	0	0	0	0	0	7	13	0.00	1.000																																																																																																		
48 Takashi Saito, R ERA:	1.0		4	0	0	0	2	1	0	0	0	0	0	0	0	8	19	0.00	1.000																																																																																																		
30 David Hernandez, R ERA: 2.55	1.0		4	1	0	0	1	0	0	0	0	0	0	0	0	9	13	0.00	1.000																																																																																																		
Batter	1	2	3	4	5	6	7	8	9	AB	R	H	RBI	BB	SO	LOB	BOTTOM																																																																																																				
8 Gerardo Parra, L OBP: 0.343, SLG: 0.417										5	0	0	0	0	3	1	<p>New York Mets @ Arizona Diamondbacks Chase Field, Phoenix, AZ Thu Jul 26 2012, 6:41 PM - 9:59 PM MST Att: 22,010 - Roof Closed - 79 F</p> <p>livebaseballscorecards.com</p> <p>AB 31 R 1 H 4 RBI 1 BB 6 SO 16 LOB 19</p>																																																																																																				
2 Aaron Hill, R OBP: 0.360, SLG: 0.500										4	0	1	0	1	1	0																																																																																																					
13 Jason Kubel, L OBP: 0.370, SLG: 0.581										3	1	1	0	2	2	4																																																																																																					
44 Paul Goldschmidt, R OBP: 0.356, SLG: 0.525										4	0	1	0	0	3	4																																																																																																					
10 Justin Upton, R OBP: 0.364, SLG: 0.404										2	0	0	1	1	2	0																																																																																																					
26 Miguel Montero, L OBP: 0.380, SLG: 0.434										3	0	1	0	0	0	2																																																																																																					
6 Stephen Drew, L 24 Chris Young, R 49 Mike Zagurski, L 48 Takashi Saito, L 37 Lyle Overbay, L 30 David Hernandez, R										1	0	0	0	1	1	1																																																																																																					
21 Ryan Wheeler, L OBP: 0.231, SLG: 0.167										3	0	0	0	1	1	2																																																																																																					
36 Wade Miley, L 29 Brad Ziegler, R 18 Willie Bloomquist, R										2	0	0	0	0	1	0																																																																																																					
										2	0	0	0	0	1	1																																																																																																					
Inning Stats	R: 0 E: 0 K: 2 S: 11	H: 1 LOB: 1 BB: 0 P: 16	R: 0 E: 0 K: 2 S: 9	H: 1 LOB: 1 BB: 0 P: 17	R: 0 E: 0 K: 3 S: 16	H: 1 LOB: 2 BB: 0 P: 23	R: 0 E: 0 K: 1 S: 12	H: 0 LOB: 1 BB: 1 P: 21	R: 0 E: 0 K: 2 S: 8	H: 0 LOB: 0 BB: 0 P: 11	R: 0 E: 0 K: 1 S: 13	H: 0 LOB: 2 BB: 2 P: 23	R: 0 E: 0 K: 1 S: 9	H: 0 LOB: 0 BB: 0 P: 10	R: 1 E: 0 K: 0 S: 15	H: 1 LOB: 2 BB: 1 P: 26	R: 0 E: 0 K: 3 S: 20	H: 0 LOB: 2 BB: 2 P: 31	1B: 2 2B: 2 3B: 0 HR: 0	SF: 1 SAC: 0 DP: 0 HBP: 1	WP: 2 PB: 0 SB: 0 CS: 0	PA: 39																																																																																															
PITCHER	IP WLS BF H R ER SO BB IBB HBP BLK WP HR S P ERA WHIP	<table border="1"> <tr> <td>33 Matt Harvey, R ERA:</td> <td>5.1</td> <td></td> <td>23</td> <td>3</td> <td>0</td> <td>0</td> <td>0</td> <td>3</td> <td>0</td> <td>0</td> <td>0</td> <td>0</td> <td>0</td> <td>0</td> <td>0</td> <td>65</td> <td>106</td> <td>0.00</td> <td>1.125</td> </tr> <tr> <td>66 Josh Edgin, L ERA: 3.12</td> <td>1.2</td> <td>H</td> <td>5</td> <td>0</td> <td>0</td> <td>0</td> <td>1</td> <td>0</td> <td>0</td> <td>0</td> <td>0</td> <td>0</td> <td>0</td> <td>0</td> <td>0</td> <td>13</td> <td>15</td> <td>0.00</td> <td>0.000</td> </tr> <tr> <td>60 Jon Rauch, R ERA: 3.79</td> <td>0.2</td> <td>H</td> <td>4</td> <td>1</td> <td>1</td> <td>1</td> <td>0</td> <td>1</td> <td>0</td> <td>0</td> <td>0</td> <td>0</td> <td>0</td> <td>0</td> <td>11</td> <td>19</td> <td>13.50</td> <td>3.000</td> </tr> <tr> <td>40 Tim Byrdak, L ERA: 4.76</td> <td>0.1</td> <td>H</td> <td>2</td> <td>0</td> <td>0</td> <td>0</td> <td>1</td> <td>0</td> <td>0</td> <td>0</td> <td>0</td> <td>0</td> <td>0</td> <td>0</td> <td>4</td> <td>7</td> <td>0.00</td> <td>0.000</td> </tr> <tr> <td>39 Bobby Parnell, R ERA: 3.02</td> <td>1.0</td> <td>S</td> <td>5</td> <td>0</td> <td>0</td> <td>0</td> <td>3</td> <td>2</td> <td>0</td> <td>0</td> <td>0</td> <td>0</td> <td>0</td> <td>0</td> <td>20</td> <td>31</td> <td>0.00</td> <td>2.000</td> </tr> </table>																33 Matt Harvey, R ERA:	5.1		23	3	0	0	0	3	0	0	0	0	0	0	0	65	106	0.00	1.125	66 Josh Edgin, L ERA: 3.12	1.2	H	5	0	0	0	1	0	0	0	0	0	0	0	0	13	15	0.00	0.000	60 Jon Rauch, R ERA: 3.79	0.2	H	4	1	1	1	0	1	0	0	0	0	0	0	11	19	13.50	3.000	40 Tim Byrdak, L ERA: 4.76	0.1	H	2	0	0	0	1	0	0	0	0	0	0	0	4	7	0.00	0.000	39 Bobby Parnell, R ERA: 3.02	1.0	S	5	0	0	0	3	2	0	0	0	0	0	0	20	31	0.00	2.000			
33 Matt Harvey, R ERA:	5.1		23	3	0	0	0	3	0	0	0	0	0	0	0	65	106	0.00	1.125																																																																																																		
66 Josh Edgin, L ERA: 3.12	1.2	H	5	0	0	0	1	0	0	0	0	0	0	0	0	13	15	0.00	0.000																																																																																																		
60 Jon Rauch, R ERA: 3.79	0.2	H	4	1	1	1	0	1	0	0	0	0	0	0	11	19	13.50	3.000																																																																																																			
40 Tim Byrdak, L ERA: 4.76	0.1	H	2	0	0	0	1	0	0	0	0	0	0	0	4	7	0.00	0.000																																																																																																			
39 Bobby Parnell, R ERA: 3.02	1.0	S	5	0	0	0	3	2	0	0	0	0	0	0	20	31	0.00	2.000																																																																																																			

Batter	1	2	3	4	5	6	7	8	9	AB	R	H	RBI	BB	SO	LOB	TOP					
11 Rubén Tejada, R OBP: 0.361, SLG: 0.378	G6-3		5 HR				G5-3		L4	5	1	2	0	0	0	1						
1 Jordany Valdespin, L OBP: 0.311, SLG: 0.559	G4-3		5 HR				K			4	1	1	0	0	1	3						
5 David Wright, R OBP: 0.424, SLG: 0.564	F8						G1-3			4	1	1	3	0	0	1						
46 Manny Acosta, R OBP: 0.272, SLG: 0.330			1-H 2-H	HR			F9			0	0	0	0	0	0	0						
29 Ike Davis, L OBP: 0.342, SLG: 0.414			G4-3				F9		G6-3	4	1	1	1	0	0	0						
28 Daniel Murphy, L OBP: 0.342, SLG: 0.431			56 1B	G4-3			K		44 FC6-4	3	1	1	0	1	1	0						
44 Jason Bay, R OBP: 0.246, SLG: 0.330	P2		K				K		FC6-4	4	0	0	0	0	2	2						
30 Josh Thole, L OBP: 0.323, SLG: 0.332	F7						K		K	4	0	0	0	0	2	2						
56 Andres Torres, S OBP: 0.341, SLG: 0.310							K		G4-3	3	0	1	1	1	1	0						
49 Jonathon Niese, L OBP: 0.324, SLG: 0.194	G4-3								G4-3	2	0	0	0	0	0	2						
9 Kirk Nieuwenhuis, L OBP: 0.319, SLG: 0.351										0	0	0	0	1	0	0						
62 Elvin Ramirez, R OBP: 0.310, SLG: 0.349										1	0	0	0	0	0	0						
Justin Turner, R OBP: 0.310, SLG: 0.349										1	0	0	0	0	0	0						
Inning Stats	R: 0 E: 0 K: 0 S: 8	H: 0 LOB: 0 BB: 0 P: 12	R: 2 E: 0 K: 0 S: 15	H: 3 LOB: 1 BB: 1 P: 24	R: 3 E: 0 K: 1 S: 12	H: 3 LOB: 0 BB: 0 P: 20	R: 0 E: 0 K: 0 S: 11	H: 1 LOB: 2 BB: 1 P: 17	R: 0 E: 0 K: 3 S: 9	H: 0 LOB: 0 BB: 0 P: 12	R: 0 E: 0 K: 1 S: 9	H: 0 LOB: 1 BB: 1 P: 14	R: 0 E: 0 K: 1 S: 9	H: 0 LOB: 1 BB: 0 P: 16	R: 0 E: 0 K: 0 S: 5	H: 0 LOB: 0 BB: 0 P: 10	1B: 4 2B: 1 3B: 0 HR: 2	SF: 0 SAC: 0 DP: 0 HBP: 0	WP: 0 PB: 0 SB: 0 CS: 0	PA: 37		
PITCHER	IP WLS BF H R ER SO BB IBB HBP BLK WP HR S P ERA WHIP	IP WLS BF H R ER SO BB IBB HBP BLK WP HR S P ERA WHIP	IP WLS BF H R ER SO BB IBB HBP BLK WP HR S P ERA WHIP	IP WLS BF H R ER SO BB IBB HBP BLK WP HR S P ERA WHIP	IP WLS BF H R ER SO BB IBB HBP BLK WP HR S P ERA WHIP	IP WLS BF H R ER SO BB IBB HBP BLK WP HR S P ERA WHIP	IP WLS BF H R ER SO BB IBB HBP BLK WP HR S P ERA WHIP	IP WLS BF H R ER SO BB IBB HBP BLK WP HR S P ERA WHIP	IP WLS BF H R ER SO BB IBB HBP BLK WP HR S P ERA WHIP	IP WLS BF H R ER SO BB IBB HBP BLK WP HR S P ERA WHIP	IP WLS BF H R ER SO BB IBB HBP BLK WP HR S P ERA WHIP	IP WLS BF H R ER SO BB IBB HBP BLK WP HR S P ERA WHIP	IP WLS BF H R ER SO BB IBB HBP BLK WP HR S P ERA WHIP	IP WLS BF H R ER SO BB IBB HBP BLK WP HR S P ERA WHIP	IP WLS BF H R ER SO BB IBB HBP BLK WP HR S P ERA WHIP	IP WLS BF H R ER SO BB IBB HBP BLK WP HR S P ERA WHIP	IP WLS BF H R ER SO BB IBB HBP BLK WP HR S P ERA WHIP	IP WLS BF H R ER SO BB IBB HBP BLK WP HR S P ERA WHIP	IP WLS BF H R ER SO BB IBB HBP BLK WP HR S P ERA WHIP	IP WLS BF H R ER SO BB IBB HBP BLK WP HR S P ERA WHIP	IP WLS BF H R ER SO BB IBB HBP BLK WP HR S P ERA WHIP	IP WLS BF H R ER SO BB IBB HBP BLK WP HR S P ERA WHIP

New York Mets @ Arizona Diamondbacks
Chase Field, Phoenix, AZ
Fri Jul 27 2012, 6:40 PM - 9:15 PM MST
Att: 23,150 - Roof Closed - 79 F

AB	34
R	5
H	7
RBI	5
BB	3
SO	7
LOB	11



Batter	1	2	3	4	5	6	7	8	9	AB	R	H	RBI	BB	SO	LOB	BOTTOM						
18 Willie Bloomquist, R OBP: 0.325, SLG: 0.398	F9						F9		F8	5	1	2	2	0	0	0							
2 Aaron Hill, R OBP: 0.355, SLG: 0.499	K									3	1	1	1	0	1	1							
16 John McDonald, R OBP: 0.305, SLG: 0.478										0	0	0	0	0	0	0							
13 Jason Kubel, L OBP: 0.369, SLG: 0.580	K									4	1	1	0	0	2	1							
8 Gerardo Parra, R OBP: 0.343, SLG: 0.417										0	0	0	0	0	0	0							
44 Paul Goldschmidt, R OBP: 0.358, SLG: 0.525										4	1	2	1	0	0	0							
10 Justin Upton, R OBP: 0.365, SLG: 0.405										4	2	2	1	0	0	1							
24 Chris Young, R OBP: 0.325, SLG: 0.450										4	1	2	2	0	1	1							
6 Stephen Drew, L OBP: 0.288, SLG: 0.292										4	2	2	0	0	2	1							
12 Henry Blanco, R OBP: 0.234, SLG: 0.295										3	1	0	1	1	0	1							
55 Josh Collmenter, R OBP: 0.143, SLG: 0.077										1	1	1	1	0	0	0							
37 Lyle Overbay, L OBP: 0.367, SLG: 0.448										1	0	0	0	0	1	0							
29 Brad Ziegler, R OBP: 0.333, SLG: 0.333										0	0	0	0	0	0	0							
32 Craig Breslow, L ERA: 10.88										1	0	0	0	0	1	0							
Inning Stats	R: 0 E: 0 K: 2 S: 9	H: 0 LOB: 0 BB: 0 P: 13	R: 6 E: 1 K: 0 S: 27	H: 5 LOB: 0 BB: 1 P: 44	R: 0 E: 0 K: 1 S: 8	H: 0 LOB: 0 BB: 0 P: 9	R: 1 E: 0 K: 0 S: 10	H: 2 LOB: 1 BB: 0 P: 14	R: 1 E: 0 K: 0 S: 12	H: 2 LOB: 0 BB: 0 P: 19	R: 0 E: 0 K: 2 S: 11	H: 0 LOB: 0 BB: 0 P: 14	R: 3 E: 0 K: 2 S: 15	H: 4 LOB: 1 BB: 0 P: 25	R: 0 E: 0 K: 1 S: 7	H: 0 LOB: 0 BB: 0 P: 10	1B: 11 2B: 2 3B: 0 HR: 0	SF: 1 SAC: 1 DP: 0 HBP: 0	WP: 0 PB: 0 SB: 0 CS: 1	PA: 38			
PITCHER	IP WLS BF H R ER SO BB IBB HBP BLK WP HR S P ERA WHIP	IP WLS BF H R ER SO BB IBB HBP BLK WP HR S P ERA WHIP	IP WLS BF H R ER SO BB IBB HBP BLK WP HR S P ERA WHIP	IP WLS BF H R ER SO BB IBB HBP BLK WP HR S P ERA WHIP	IP WLS BF H R ER SO BB IBB HBP BLK WP HR S P ERA WHIP	IP WLS BF H R ER SO BB IBB HBP BLK WP HR S P ERA WHIP	IP WLS BF H R ER SO BB IBB HBP BLK WP HR S P ERA WHIP	IP WLS BF H R ER SO BB IBB HBP BLK WP HR S P ERA WHIP	IP WLS BF H R ER SO BB IBB HBP BLK WP HR S P ERA WHIP	IP WLS BF H R ER SO BB IBB HBP BLK WP HR S P ERA WHIP	IP WLS BF H R ER SO BB IBB HBP BLK WP HR S P ERA WHIP	IP WLS BF H R ER SO BB IBB HBP BLK WP HR S P ERA WHIP	IP WLS BF H R ER SO BB IBB HBP BLK WP HR S P ERA WHIP	IP WLS BF H R ER SO BB IBB HBP BLK WP HR S P ERA WHIP	IP WLS BF H R ER SO BB IBB HBP BLK WP HR S P ERA WHIP	IP WLS BF H R ER SO BB IBB HBP BLK WP HR S P ERA WHIP	IP WLS BF H R ER SO BB IBB HBP BLK WP HR S P ERA WHIP	IP WLS BF H R ER SO BB IBB HBP BLK WP HR S P ERA WHIP	IP WLS BF H R ER SO BB IBB HBP BLK WP HR S P ERA WHIP	IP WLS BF H R ER SO BB IBB HBP BLK WP HR S P ERA WHIP	IP WLS BF H R ER SO BB IBB HBP BLK WP HR S P ERA WHIP	IP WLS BF H R ER SO BB IBB HBP BLK WP HR S P ERA WHIP	IP WLS BF H R ER SO BB IBB HBP BLK WP HR S P ERA WHIP

New York Mets @ Arizona Diamondbacks
Chase Field, Phoenix, AZ
Fri Jul 27 2012, 6:40 PM - 9:15 PM MST
Att: 23,150 - Roof Closed - 79 F

AB	34
R	11
H	13
RBI	9
BB	1
SO	8
LOB	6



Batter	1	2	3	4	5	6	7	8	9	AB	R	H	RBI	BB	SO	LOB	TOP										
1 Jordany Valdespin, L (1,8) OBP: 0.302, SLG: 0.527	L8		K			K		K		4	0	1	0	0	2	0	New York Mets @ San Francisco Giants AT&T Park, San Francisco, CA Tue Jul 31 2012, 7:15 PM - 9:45 PM PDT Att: 41,774 - Clear - 61 F										
11 Rubén Tojada, R (1,6) OBP: 0.356, SLG: 0.373	G6-3		2B			G6-4-3		K		4	0	1	0	0	1	1											
28 Daniel Murphy, L (1,4) OBP: 0.336, SLG: 0.423	G5-3		L8			K		G4-3		4	0	0	0	0	1	1											
29 Ike Davis, L (1,3) OBP: 0.273, SLG: 0.431		G4-3		K				L6		4	0	0	0	0	2	0											
12 Scott Hairston, R (1,7) OBP: 0.306, SLG: 0.536		2B		K				K		4	1	2	0	0	2	0											
23 Mike Baxter, L (1,9) OBP: 0.397, SLG: 0.515		L7		F7						2	0	0	0	1	0	1											
44 Jason Bay, R (9,PH) OBP: 0.250, SLG: 0.308										1	0	0	0	0	0	0											
Justin Turner, R (1,5) OBP: 0.322, SLG: 0.377										3	0	2	1	0	0	0											
30 Josh Thole, L (1,2) OBP: 0.321, SLG: 0.335		G4-3						L4		3	0	0	0	0	0	4											
33 Matt Harvey, R (1,1) OBP: 0.500, SLG: 0.750										2	0	0	0	0	1	0											
5 David Wright, R (7,PH) OBP: 0.426, SLG: 0.553										1	0	0	0	0	1	3											
40 Tim Byrdak, L (7,1) OBP: 0.250, SLG: 0.308										0	0	0	0	0	0	0											
52 Ramon E Ramirez, R (8,1) OBP: 0.250, SLG: 0.308										0	0	0	0	0	0	0											
Inning Stats	R: 0 E: 0 K: 0 S: 5	H: 0 LOB: 0 BB: 0 P: 8	R: 1 E: 0 K: 0 S: 11	H: 2 LOB: 1 BB: 0 P: 16	R: 0 E: 0 K: 1 S: 10	H: 1 LOB: 1 BB: 0 P: 18	R: 0 E: 0 K: 2 S: 8	H: 0 LOB: 0 BB: 0 P: 14	R: 0 E: 0 K: 1 S: 11	H: 0 LOB: 0 BB: 0 P: 16	R: 0 E: 0 K: 1 S: 9	H: 1 LOB: 0 BB: 0 P: 12	R: 0 E: 0 K: 2 S: 20	H: 2 LOB: 3 BB: 1 P: 28	R: 0 E: 0 K: 2 S: 8	H: 0 LOB: 0 BB: 0 P: 10	R: 0 E: 0 K: 1 S: 7	H: 0 LOB: 0 BB: 0 P: 10	1B: 4 2B: 2 3B: 0 HR: 0	SF: 0 SAC: 0 DP: 1 HBP: 0	WP: 0 PB: 0 SB: 0 CS: 0	PA: 33					
PITCHER	IP	WLS	BF	H	R	ER	SO	BB	IBB	HBP	BLK	WP	HR	S	P	ERA	WHIP										
55 Tim Lincecum, R (1,1) ERA: 5.62	7.0	W	27	6	1	1	7	1	0	0	0	0	0	74	112	1.29	1.000										
41 Jeremy Affeldt, L (8,1) ERA: 2.53	2.0	S	6	0	0	0	3	0	0	0	0	0	0	15	20	0.00	0.000										

AB	32
R	1
H	6
RBI	1
BB	1
SO	10
LOB	10



Batter	1	2	3	4	5	6	7	8	9	AB	R	H	RBI	BB	SO	LOB	BOTTOM										
7 Grégor Blanco, L (1,8) OBP: 0.336, SLG: 0.358	K		L4		B1-3			BB		3	0	0	0	1	1	0	New York Mets @ San Francisco Giants AT&T Park, San Francisco, CA Tue Jul 31 2012, 7:15 PM - 9:45 PM PDT Att: 41,774 - Clear - 61 F										
5 Ryan Theriot, R (1,4) OBP: 0.318, SLG: 0.322	G4-3		G1-3			53 1B 19 G6-4-3 2B		FC4-6 53 S 1B		4	2	1	0	0	0	1											
53 Meiky Cabrera, S (1,7) OBP: 0.391, SLG: 0.515	K		F8			19 G6-4-3 2B		K		4	0	1	0	0	2	1											
28 Buster Posey, R (1,2) OBP: 0.384, SLG: 0.503		19 2B 51 FC1-2 1B		G1-3		19 G6-4-3 BB		19 1B IBB		2	0	1	0	2	0	0											
19 Marco Scutaro, R (1,5) OBP: 0.330, SLG: 0.369		51 FC1-2 35 FC4-6 2B				19 G6-4-3 BB		19 1B 1B		3	1	2	1	1	0	2											
9 Brandon Belt, L (1,3) OBP: 0.340, SLG: 0.369		51 FC1-2 35 E BB		K		19 G6-4-3 BB		F7		3	1	0	0	1	2	4											
51 Justin Christian, R (1,9) OBP: 0.225, SLG: 0.189		51 FC1-2 35 FC4-6 BB		P4				G5-3		3	0	0	0	0	0	4											
35 Brandon Crawford, L (1,6) OBP: 0.288, SLG: 0.334		51 FC4-6 BB						K		3	0	0	1	0	2	1											
55 Tim Lincecum, L (1,1) OBP: 0.206, SLG: 0.100		51 FC4-6 BB						K		2	0	0	0	0	2	1											
6 Brett Pill, R (7,PH) OBP: 0.287, SLG: 0.363								L7		1	0	0	0	0	0	0											
41 Jeremy Affeldt, L (8,1) ERA: 4.45										0	0	0	0	0	0	0											
Inning Stats	R: 0 E: 0 K: 2 S: 8	H: 0 LOB: 0 BB: 0 P: 11	R: 2 E: 1 K: 1 S: 14	H: 2 LOB: 1 BB: 1 P: 27	R: 0 E: 0 K: 0 S: 5	H: 0 LOB: 0 BB: 0 P: 8	R: 0 E: 0 K: 1 S: 8	H: 0 LOB: 1 BB: 1 P: 17	R: 0 E: 0 K: 2 S: 8	H: 0 LOB: 0 BB: 0 P: 10	R: 1 E: 0 K: 1 S: 10	H: 2 LOB: 1 BB: 1 P: 18	R: 0 E: 0 K: 1 S: 7	H: 0 LOB: 0 BB: 0 P: 11	R: 1 E: 0 K: 1 S: 9	H: 1 LOB: 2 BB: 2 P: 20	1B: 3 2B: 2 3B: 0 HR: 0	SF: 0 SAC: 0 DP: 1 HBP: 0	WP: 0 PB: 0 SB: 1 CS: 0	PA: 33							
PITCHER	IP	WLS	BF	H	R	ER	SO	BB	IBB	HBP	BLK	WP	HR	S	P	ERA	WHIP										
33 Matt Harvey, R (1,1) ERA: 1.59	6.0	L	24	4	3	2	7	3	0	0	0	0	0	53	91	3.00	1.167										
40 Tim Byrdak, L (7,1) ERA: 4.45	1.0		3	0	0	0	1	0	0	0	0	0	0	7	11	0.00	0.000										
52 Ramon E Ramirez, R (8,1) ERA: 4.33	1.0		6	1	1	1	1	1	1	0	0	0	0	9	20	9.00	2.000										

AB	28
R	4
H	5
RBI	2
BB	5
SO	9
LOB	14



Batter	1	2	3	4	5	6	7	8	9	AB	R	H	RBI	BB	SO	LOB	TOP	
11 Rubén Tejada, R OBP: 0.361, SLG: 0.387	G6-3	G5-3		L8		F9				5	0	1	0	0	0	1	New York Mets @ San Francisco Giants AT&T Park, San Francisco, CA Thu Aug 02 2012, 12:45 PM - 3:30 PM PDT Att: 41,843 - Partly Cloudy - 64 F	
56 Andres Torres, S OBP: 0.352, SLG: 0.323	K	5 1B			12 1B	G4-6-3		F9		4	2	1	0	1	1	2		
5 David Wright, R OBP: 0.426, SLG: 0.556	28 HBP	12 BB			F8			12 FC5-4		3	1	1	1	2	1	2		
12 Scott Hairston, R OBP: 0.308, SLG: 0.531	44 HBP	28 BB			F7			K		4	3	1	0	1	1	2		
28 Daniel Murphy, L OBP: 0.343, SLG: 0.423	44 1B			F9						3	2	2	1	0	0	0		
62 Elvin Ramirez, R	13 2B				13 1B					0	0	0	0	0	0	0		
1 Jordany Valdespin, L OBP: 0.295, SLG: 0.594	13 2B				13 1B					0	0	0	0	0	1	0		
52 Ramon E Ramirez, R	13 2B				13 1B					0	0	0	0	0	0	0		
44 Jason Bay, R OBP: 0.254, SLG: 0.296	13 2B			G5-3		K		F9		4	1	1	2	1	1	4		
13 Ronny Cedeno, R OBP: 0.353, SLG: 0.421	16 FC5									5	0	3	5	0	1	2		
16 Rob Johnson, R OBP: 0.313, SLG: 0.279	FC5			L9		G4-3		P3		5	0	0	0	0	1	6		
55 Chris Young, R OBP: 0.222, SLG: 0.235	G5-3			F9				G4-3		3	0	1	0	0	0	0	New York Mets @ San Francisco Giants AT&T Park, San Francisco, CA Thu Aug 02 2012, 12:45 PM - 3:30 PM PDT Att: 41,843 - Partly Cloudy - 64 F	
29 Ike Davis, L OBP: 0.276, SLG: 0.432	G5-3									1	0	0	0	0	0	0		
Inning Stats R: 4 H: 2 E: 0 LOB: 1 K: 1 S: 19 R: 1 H: 2 E: 0 LOB: 1 K: 0 S: 11 R: 0 H: 0 E: 0 LOB: 0 K: 0 S: 5 R: 0 H: 0 E: 0 LOB: 0 K: 0 S: 5 R: 2 H: 3 E: 0 LOB: 2 K: 1 S: 18 R: 0 H: 1 E: 0 LOB: 0 K: 0 S: 5 R: 2 H: 2 E: 0 LOB: 1 K: 1 S: 10 R: 0 H: 1 E: 0 LOB: 1 K: 1 S: 13 R: 0 H: 0 E: 0 LOB: 2 K: 3 S: 14										1B: 8 SF: 0 2B: 3 SAC: 0 3B: 0 DP: 1 HR: 0 HBP: 1	WP: 0 PA: 44 PB: 0 SB: 0 CS: 0							
PITCHER IP WLS BF H R ER SO BB IBB HBP BLK WP HR S P ERA WHIP 75 Barry Zito, L (1, 1) 4.1 L 23 6 7 7 1 3 0 0 1 0 0 0 0 51 84 14.54 2.077 61 Shane Loux, R (5, 1) 2.1 11 4 2 2 1 1 0 0 0 0 0 0 21 41 7.71 2.143 34 Clay Hensley, R (7, 1) 1.2 7 1 0 0 2 1 0 0 0 0 0 0 21 38 0.00 1.200 54 Sergio Romo, R (9, 1) 0.2 3 0 0 0 2 1 0 0 0 0 0 0 7 14 0.00 1.500																		
19 Marco Scutaro, R OBP: 0.326, SLG: 0.364	G3			G5-3		F7		G5-4-3		4	0	0	0	0	0	1		New York Mets @ San Francisco Giants AT&T Park, San Francisco, CA Thu Aug 02 2012, 12:45 PM - 3:30 PM PDT Att: 41,843 - Partly Cloudy - 64 F
5 Ryan Theriot, R OBP: 0.310, SLG: 0.314	F9			G6-3		L7		P6		3	0	0	0	0	0	0		
34 Clay Hensley, R	F9									0	0	0	0	0	0	0		
54 Sergio Romo, R	F9									1	0	0	0	0	0	0		
53 Melky Cabrera, S OBP: 0.391, SLG: 0.519					8 SF8			G4-3		4	1	3	0	0	0	0		
8 Hunter Pence, R OBP: 0.333, SLG: 0.441	F7				SF8			F7		2	0	0	1	1	0	2		
29 Héctor Sánchez, S OBP: 0.277, SLG: 0.371	F7									4	0	0	0	0	0	1		
16 Ángel Pagán, S OBP: 0.317, SLG: 0.389	G5-3									2	0	0	0	0	1	0		
61 Shane Loux, R	G5-3									0	0	0	0	0	0	0		
13 Joaquin Arias, R OBP: 0.286, SLG: 0.322	K									1	0	0	0	0	0	0		
9 Brandon Belt, L OBP: 0.340, SLG: 0.377										3	0	1	0	0	1	0		
35 Brandon Crawford, L OBP: 0.288, SLG: 0.332										2	0	0	0	1	1	1		
75 Barry Zito, L OBP: 0.189, SLG: 0.091	G3-1									1	0	0	0	0	0	0	New York Mets @ San Francisco Giants AT&T Park, San Francisco, CA Thu Aug 02 2012, 12:45 PM - 3:30 PM PDT Att: 41,843 - Partly Cloudy - 64 F	
7 Grégor Blanco, L OBP: 0.333, SLG: 0.352	G3-1									2	0	0	0	0	1	1		
Inning Stats R: 0 H: 1 E: 0 LOB: 1 K: 0 S: 8 R: 0 H: 1 E: 0 LOB: 1 K: 1 S: 10 R: 0 H: 0 E: 0 LOB: 0 K: 0 S: 8 R: 0 H: 0 E: 0 LOB: 0 K: 0 S: 8 R: 1 H: 1 E: 0 LOB: 0 K: 1 S: 8 R: 0 H: 0 E: 0 LOB: 0 K: 1 S: 10 R: 0 H: 1 E: 0 LOB: 1 K: 0 S: 12 R: 0 H: 0 E: 0 LOB: 0 K: 1 S: 9 R: 0 H: 0 E: 0 LOB: 1 K: 0 S: 9 R: 0 H: 0 E: 0 LOB: 1 K: 0 S: 8										1B: 1 SF: 1 2B: 1 SAC: 0 3B: 2 DP: 1 HR: 0 HBP: 0	WP: 0 PA: 32 PB: 0 SB: 0 CS: 0							
PITCHER IP WLS BF H R ER SO BB IBB HBP BLK WP HR S P ERA WHIP 55 Chris Young, R (1, 1) 7.0 W 25 4 1 1 4 0 0 0 0 0 0 0 9 16 0.00 1.000 62 Elvin Ramirez, R (8, 1) 1.0 3 0 0 0 0 1 0 0 0 0 0 0 9 16 0.00 1.000 52 Ramon E Ramirez, R (9, 1) 1.0 4 0 0 0 0 1 0 0 0 0 0 0 8 15 0.00 1.000																		

Batter	1	2	3	4	5	6	7	8	9	AB	R	H	RBI	BB	SO	LOB	TOP					
11 Rubén Tejada, R OBP: 0.366, SLG: 0.389	F8	1-2 BB	G5-3	G5-3	G4-3	G3	G1-3	G6-3		5	1	2	1	1	0	0						
1 Jordany Valdespin, L OBP: 0.269, SLG: 0.466	K	1-2 2B	G4-3	G4-3	G3	G3	G1-3	G1-3		5	0	1	2	0	1	2						
5 David Wright, R OBP: 0.424, SLG: 0.547	L6	K						K		3	0	0	0	2	2	3						
29 Ike Davis, L OBP: 0.278, SLG: 0.429		1-2 2B	L9	L9	G6-3	F9		1B		5	1	2	1	0	0	3						
28 Daniel Murphy, L OBP: 0.350, SLG: 0.430		1-2 2B	1B	1B	1B	1B	1B	1B		4	2	4	0	1	0	0						
23 Mike Baxter, L OBP: 0.425, SLG: 0.493		1-2 2B	1B	1B	1B	1B	1B	1B		0	1	0	0	5	0	0						
56 Andres Torres, S OBP: 0.346, SLG: 0.316		K	K	K	K	K	SH1-3	G3-1		4	0	0	0	0	3	11						
30 Josh Thole, L OBP: 0.314, SLG: 0.323		1-2 2B	L8	L8	L8	L8	G1-3	G4-3		4	1	0	2	1	0	6						
53 Jeremy Hefner, R 12 Scott Hairston, R 66 Josh Edgin, R Justin Turner, R 39 Bobby Parnell, R 48 Frank Francisco, R	K	K	K	K	K	K	P3	F8		3	0	0	0	0	3	3						
Inning Stats	R: 0 E: 0 K: 1 S: 8	H: 0 LOB: 0 BB: 0 P: 12	R: 4 H: 2 ER: 0 SO: 20	H: 2 LOB: 2 BB: 4 P: 46	R: 0 H: 1 ER: 0 SO: 18	H: 1 LOB: 1 BB: 1 P: 27	R: 0 H: 0 ER: 0 SO: 9	H: 0 LOB: 0 BB: 0 P: 12	R: 0 H: 1 ER: 0 SO: 10	H: 1 LOB: 3 BB: 2 P: 23	R: 1 H: 1 ER: 0 SO: 12	H: 1 LOB: 1 BB: 1 P: 21	R: 1 H: 3 ER: 0 SO: 18	H: 3 LOB: 3 BB: 1 P: 33	R: 0 H: 0 ER: 0 SO: 13	H: 0 LOB: 0 BB: 0 P: 20	1B: 7 2B: 2 3B: 0 HR: 0	SF: 0 SAC: 1 DP: 0 HBP: 0	WP: 0 PB: 1 SB: 0 CS: 0	PA: 46		
PITCHER	IP: 1.2 WLS: L BF: 11	H: 2 R: 4 ER: 4 SO: 3	BB: 4 IBB: 0 HBP: 0 BLK: 0	WP: 0 HR: 0 S: 25 P: 54	ERA: 21.60 WHIP: 3.600	IP: 1.1 WLS: L BF: 4	H: 0 R: 0 ER: 0 SO: 0	BB: 0 IBB: 0 HBP: 0 BLK: 0	WP: 0 HR: 0 S: 15 P: 23	ERA: 0.00 WHIP: 0.000												
37 Edinson Volquez, R ERA: 3.73	29 Brad Boxberger, R ERA: 0.82	61 Cory Burns, R ERA: 4.5	58 Brad Brach, R ERA: 3.66	55 Dale Thayer, R ERA: 3.86																		
5 Alexi Amarista, L OBP: 0.316, SLG: 0.438	25 Will Venable, L OBP: 0.319, SLG: 0.399	13 Chris Denorfia, R OBP: 0.343, SLG: 0.415	7 Chase Headley, S OBP: 0.368, SLG: 0.434	18 Carlos Quentin, R OBP: 0.380, SLG: 0.489	23 Yonder Alonso, L OBP: 0.340, SLG: 0.388	24 Cameron Maybin, R OBP: 0.288, SLG: 0.321	21 John Baker, L OBP: 0.331, SLG: 0.296	2 Everth Cabrera, S OBP: 0.322, SLG: 0.335	55 Dale Thayer, R ERA: 2.25	37 Edinson Volquez, R ERA: 5.04	29 Brad Boxberger, R ERA: 2.25	61 Cory Burns, R ERA: 3.25	58 Brad Brach, R ERA: 4.85	11 Logan Forsythe, R OBP: 0.333, SLG: 0.391								
Inning Stats	R: 0 E: 0 K: 0 S: 6	H: 1 LOB: 0 BB: 0 P: 7	R: 0 H: 0 ER: 0 SO: 7	H: 0 LOB: 0 BB: 0 P: 13	R: 1 H: 2 ER: 0 SO: 9	H: 2 LOB: 1 BB: 0 P: 11	R: 0 H: 0 ER: 0 SO: 6	H: 0 LOB: 0 BB: 0 P: 9	R: 0 H: 1 ER: 0 SO: 10	H: 1 LOB: 1 BB: 0 P: 14	R: 0 H: 1 ER: 0 SO: 10	H: 1 LOB: 1 BB: 0 P: 18	R: 0 H: 0 ER: 1 SO: 8	H: 0 LOB: 1 BB: 0 P: 11	R: 0 H: 1 ER: 0 SO: 8	H: 1 LOB: 1 BB: 0 P: 13	R: 1 H: 2 ER: 0 SO: 8	H: 2 LOB: 1 BB: 1 P: 14	1B: 5 2B: 2 3B: 0 HR: 1	SF: 0 SAC: 1 DP: 3 HBP: 0	WP: 0 PB: 0 SB: 1 CS: 0	PA: 34
PITCHER	IP: 6.0 WLS: W BF: 22	H: 1 R: 1 ER: 0 SO: 1	BB: 0 IBB: 0 HBP: 0 BLK: 0	WP: 0 HR: 0 S: 16 P: 24	ERA: 1.50 WHIP: 0.833	IP: 2.0 WLS: L BF: 7	H: 1 R: 0 ER: 1 SO: 1	BB: 1 IBB: 0 HBP: 0 BLK: 0	WP: 0 HR: 0 S: 7 P: 12	ERA: 27.00 WHIP: 9.000	IP: 0.2 WLS: S BF: 1	H: 0 R: 0 ER: 0 SO: 0	BB: 0 IBB: 0 HBP: 0 BLK: 0	WP: 0 HR: 0 S: 1 P: 2	ERA: 0.00 WHIP: 0.000							
53 Jeremy Hefner, R ERA: 5.04	66 Josh Edgin, L ERA: 2.25	39 Bobby Parnell, R ERA: 3.25	48 Frank Francisco, R ERA: 4.85																			

New York Mets @ San Diego Padres
Petco Park, San Diego, CA
Sat Aug 04 2012, 5:38 PM - 8:45 PM PDT
Att: 36,826 - Clear - 70 F

AB	35
R	6
H	9
RBI	6
BB	10
SO	9
LOB	29



New York Mets @ San Diego Padres
Petco Park, San Diego, CA
Sat Aug 04 2012, 5:38 PM - 8:45 PM PDT
Att: 36,826 - Clear - 70 F

AB	32
R	2
H	8
RBI	2
BB	1
SO	3
LOB	11



Batter	1	2	3	4	5	6	7	8	9	AB	R	H	RBI	BB	SO	LOB	TOP										
11 Rubén Tejada, R (1,6) OBP: 0.368, SLG: 0.395										4	0	2	0	0	1	0	New York Mets @ San Diego Padres Petco Park, San Diego, CA Sun Aug 05 2012, 1:09 PM - 3:35 PM PDT Att: 24,635 - Sunny - 72 F										
1 Jordany Valdespin, L (1,8) OBP: 0.269, SLG: 0.459										4	0	1	0	0	1	2											
5 David Wright, R (1,5) OBP: 0.426, SLG: 0.541										4	0	0	0	0	2	2											
29 Ike Davis, L (1,3) OBP: 0.277, SLG: 0.430											4	1	1	0	0	0											
28 Daniel Murphy, L (1,4) OBP: 0.347, SLG: 0.426											4	0	0	0	0	1											
44 Jason Bay, R (1,7) OBP: 0.248, SLG: 0.285										2	0	0	1	0	1	0											
52 Ramon E Ramirez, R (7,1) OBP: 0.313, SLG: 0.322										0	0	0	0	0	0	0											
62 Elvin Ramirez, R (8,1)										0	0	0	0	0	0	0											
23 Mike Baxter, L (1,9) OBP: 0.422, SLG: 0.479										2	1	0	0	1	1	0											
16 Rob Johnson, R (1,2) OBP: 0.300, SLG: 0.267										2	0	0	0	0	0	1											
30 Josh Thole, L (8,PH) OBP: 0.313, SLG: 0.322										1	0	0	0	0	0	0											
33 Matt Harvey, R (1,1) OBP: 0.400, SLG: 0.600										1	0	0	0	0	1	0											
13 Ronny Cedeno, R (6,PH) OBP: 0.366, SLG: 0.459										1	1	1	2	0	0	0											
46 Manny Acosta, R (6,1)										0	0	0	0	0	0	0											
12 Scott Hairston, R (7,7) OBP: 0.306, SLG: 0.525										1	0	0	0	0	0	0											
Inning Stats	R: 0 E: 0 K: 2 S: 10	H: 1 LOB: 0 BB: 0 P: 14	R: 0 E: 0 K: 1 S: 7	H: 0 LOB: 0 BB: 0 P: 15	R: 0 E: 0 K: 1 S: 8	H: 0 LOB: 0 BB: 0 P: 13	R: 0 E: 0 K: 1 S: 7	H: 0 LOB: 0 BB: 0 P: 9	R: 0 E: 0 K: 0 S: 4	H: 0 LOB: 0 BB: 0 P: 6	R: 2 E: 0 K: 0 S: 10	H: 2 LOB: 1 BB: 1 P: 18	R: 1 E: 0 K: 1 S: 9	H: 1 LOB: 0 BB: 0 P: 14	R: 0 E: 0 K: 0 S: 12	H: 1 LOB: 0 BB: 0 P: 14	R: 0 E: 0 K: 2 S: 9	H: 0 LOB: 0 BB: 0 P: 15	1B: 2 2B: 2 3B: 0 HR: 1	SF: 1 SAC: 0 DP: 0 HBP: 0	WP: 0 PB: 0 SB: 0 CS: 1	PA: 32					
PITCHER	IP	WLS	BF	H	R	ER	SO	BB	IBB	HBP	BLK	WP	HR	S	P	ERA	WHIP										
38 Jason Marquis, R (1,1) ERA: 5.47	6.1	W	23	4	3	3	5	1	0	0	0	0	1	51	83	4.26	0.789										
55 Dale Thayer, R (7,1) ERA: 3.79	0.2	H	2	0	0	0	1	0	0	0	0	0	0	4	6	0.00	0.000										
57 Luke Gregerson, R (8,1) ERA: 2.72	1.0	H	4	1	0	0	0	0	0	0	0	0	0	12	14	0.00	1.000										
16 Huston Street, R (9,1) ERA: 0.82	1.0		3	0	0	0	2	0	0	0	0	0	0	9	15	0.00	0.000										
Batter	1	2	3	4	5	6	7	8	9	AB	R	H	RBI	BB	SO	LOB	BOTTOM										
5 Alexi Amarista, L (1,4) OBP: 0.313, SLG: 0.428										4	0	0	0	1	1	3	New York Mets @ San Diego Padres Petco Park, San Diego, CA Sun Aug 05 2012, 1:09 PM - 3:35 PM PDT Att: 24,635 - Sunny - 72 F										
2 Everth Cabrera, S (1,6) OBP: 0.320, SLG: 0.336										5	1	1	0	0	1	4											
7 Chase Headley, S (1,5) OBP: 0.369, SLG: 0.440										3	2	1	2	1	0	0											
18 Carlos Quentin, R (1,7) OBP: 0.382, SLG: 0.511										4	2	2	2	0	1	0											
11 Logan Forsythe, R (8,4) OBP: 0.333, SLG: 0.381										0	0	0	0	0	0	0											
23 Yonder Alonso, L (1,3) OBP: 0.341, SLG: 0.399										4	1	2	2	0	0	0											
25 Will Venable, L (1,9) OBP: 0.318, SLG: 0.404										4	0	1	0	0	1	1											
24 Cameron Maybin, R (1,8) OBP: 0.290, SLG: 0.324										3	0	1	0	1	0	1											
21 John Baker, L (1,2) OBP: 0.335, SLG: 0.302										4	1	2	0	0	0	2											
38 Jason Marquis, L (1,1) OBP: 0.269, SLG: 0.320										3	0	0	0	0	1	4											
55 Dale Thayer, R (7,1) ERA: 3.86										0	0	0	0	0	0	0											
57 Luke Gregerson, L (8,1) ERA: 4.47										0	0	0	0	0	0	0											
14 Mark Kotsay, L (8,PH) OBP: 0.346, SLG: 0.378										1	0	1	1	0	0	0											
16 Huston Street, R (9,1) ERA: 7.3										0	0	0	0	0	0	0											
Inning Stats	R: 2 E: 0 K: 1 S: 13	H: 2 LOB: 0 BB: 0 P: 17	R: 0 E: 0 K: 1 S: 7	H: 1 LOB: 1 BB: 0 P: 12	R: 3 E: 0 K: 1 S: 13	H: 2 LOB: 0 BB: 1 P: 25	R: 0 E: 0 K: 2 S: 9	H: 2 LOB: 2 BB: 0 P: 14	R: 0 E: 0 K: 0 S: 8	H: 1 LOB: 1 BB: 0 P: 13	R: 0 E: 1 K: 0 S: 6	H: 0 LOB: 1 BB: 1 P: 13	R: 1 E: 0 K: 0 S: 14	H: 1 LOB: 0 BB: 0 P: 21	R: 1 E: 0 K: 0 S: 11	H: 2 LOB: 2 BB: 1 P: 22	R: 1 E: 0 K: 3 S: 9	H: 0 LOB: 0 BB: 0 P: 15	1B: 2 2B: 5 3B: 1 HR: 3	SF: 0 SAC: 0 DP: 0 HBP: 0	WP: 0 PB: 1 SB: 0 CS: 0	PA: 38					
PITCHER	IP	WLS	BF	H	R	ER	SO	BB	IBB	HBP	BLK	WP	HR	S	P	ERA	WHIP										
33 Matt Harvey, R (1,1) ERA: 3.86	5.0	L	24	5	5	5	5	1	0	0	0	0	0	6	13	0.00	1.800										
46 Manny Acosta, R (6,1) ERA: 9.99	1.0		4	0	0	0	0	1	0	0	0	0	0	6	13	0.00	1.000										
52 Ramon E Ramirez, R (7,1) ERA: 4.47	1.2		9	3	2	2	0	1	0	0	0	0	1	24	42	10.80	2.400										
62 Elvin Ramirez, R (8,1) ERA: 7.3	0.1		1	0	0	0	0	0	0	0	0	0	0	1	1	0.00	0.000										

Batter	1	2	3	4	5	6	7	8	9	AB	R	H	RBI	BB	SO	LOB	TOP			
17 Donovan Solano, R (1.4) OBP: 0.343, SLG: 0.337	F9		L1-3		F9		G5-3		G6-3	5	0	0	0	0	0	2				
20 Justin Ruggiano, R (1.8) OBP: 0.406, SLG: 0.622	F8			45 1B			G6-3			4	1	2	0	0	0	0				
7 José Reyes, S (1.6)	P4			45 1B 27 SF8			F8			4	1	1	0	0	1	1				
45 Carlos Lee, R (1.3)	F9			14 2B			K			4	1	1	1	0	2	1				
27 Giancarlo Stanton, R (1.9) OBP: 0.360, SLG: 0.549	K			SF8			K			3	0	0	1	0	2	0				
26 Justin Kearns, R (1.7) OBP: 0.344, SLG: 0.396				14 2B			G5-3			4	1	2	0	0	1	0				
6 Scott Cousins, L (8.7)										0	0	0	0	0	0	0				
3 Nick Green, R (1.5) OBP: 0.200, SLG: 0.400	F9						P6			4	0	1	0	0	0	3				
14 John Buck, R (1.2) OBP: 0.291, SLG: 0.313										3	0	2	2	1	1	0				
23 Wade LeBlanc, L (1.1) ERA: 3.82										1	0	0	0	0	0	1				
57 Chad Sobotnik, R (5.1)										0	0	0	0	0	0	2				
2 Gorkys Hernández, R (6.9)										0	0	0	0	0	0	0				
38 Carlos Zambrano, S (8.1)										0	0	0	0	0	0	0				
40 Mike Dunn, L (7.1)										0	0	0	0	0	0	0				
21 Heath Bell, R (8.1)										0	0	0	0	0	0	0				
29 Greg Dobbs, R (9.9)										1	0	0	0	0	0	1				
31 Steve Cishek, R (9.1)										0	0	0	0	0	0	0				
Inning Stats	R: 0 E: 0 K: 0 S: 8	H: 0 LOB: 0 BB: 0 P: 11	R: 0 E: 0 K: 1 S: 8	H: 1 LOB: 1 BB: 0 P: 13	R: 0 E: 0 K: 1 S: 7	H: 0 LOB: 0 BB: 0 P: 11	R: 4 E: 0 K: 0 S: 23	H: 5 LOB: 1 BB: 0 P: 30	R: 0 E: 0 K: 1 S: 10	H: 1 LOB: 2 BB: 0 P: 17	R: 0 E: 0 K: 1 S: 9	H: 0 LOB: 0 BB: 0 P: 14	R: 0 E: 0 K: 2 S: 9	H: 0 LOB: 0 BB: 0 P: 15	R: 0 E: 0 K: 0 S: 12	H: 1 LOB: 1 BB: 0 P: 18	1B: 7 2B: 3 3B: 0 HR: 0	SF: 1 SAC: 0 DP: 1 HBP: 1	WP: 0 PB: 0 SB: 1 CS: 0	PA: 37
PITCHER	IP WLS BF H R ER SO BB IBB HBP BLK WP HR S P ERA WHIP																			
49 Jonathon Niese, L (1.1)	6.0 L 27 8 4 4 4 0 1 1 0 0 0 65 96 6.00 1.333																			
39 Bobby Parnell, R (7.1)	1.0 3 0 0 0 1 0 0 0 0 0 0 10 17 0.00 0.000																			
46 Manny Acosta, R (8.1)	1.0 3 0 0 0 2 0 0 0 0 0 0 9 15 0.00 0.000																			
60 Jon Rauch, R (9.1)	1.0 4 1 0 0 0 0 0 0 0 0 0 12 18 0.00 1.000																			

Miami Marlins @ New York Mets
Citi Field, Flushing, NY
Tue Aug 07 2012, 7:12 PM - 10:10 PM EDT
Att: 28,968 - Cloudy - 78 F

AB	34
R	4
H	9
RBI	4
BB	1
SO	7
LOB	11



Batter	1	2	3	4	5	6	7	8	9	AB	R	H	RBI	BB	SO	LOB	BOTTOM					
11 Rubén Tejada, R (1.6) OBP: 0.365, SLG: 0.391	K								G5-3	5	0	1	0	0	2	3						
28 Daniel Murphy, L (1.3) OBP: 0.347, SLG: 0.433										5	1	2	1	0	1	1						
5 David Wright, R (1.5) OBP: 0.416, SLG: 0.537										5	0	1	0	0	1	1						
12 Scott Hairston, R (1.9) OBP: 0.305, SLG: 0.518										3	0	0	0	1	2	3						
1 Jordany Valdespin, L (9.9) OBP: 0.286, SLG: 0.484										1	0	0	0	0	0	0						
44 Jason Bay, R (1.7) OBP: 0.248, SLG: 0.284										4	1	1	0	0	0	1						
13 Ronny Cedeno, R (1.4) OBP: 0.368, SLG: 0.455										1	0	0	0	1	0	0						
29 Ike Davis, L (5.9) OBP: 0.278, SLG: 0.431										2	0	1	0	0	0	1						
56 Andres Torres, S (1.8) OBP: 0.348, SLG: 0.316										3	0	1	1	1	1	2						
30 Josh Thole, L (1.2) OBP: 0.315, SLG: 0.322										3	0	1	0	1	1	1						
49 Jonathon Niese, L (1.1) OBP: 0.326, SLG: 0.216										3	0	1	0	0	2	3						
39 Bobby Parnell, R (7.1)										0	0	0	0	0	0	0						
46 Manny Acosta, R (8.1)										0	0	0	0	0	0	0						
Justin Turner, R (8.9)										1	0	0	0	0	1	0						
60 Jon Rauch, R (9.1)										0	0	0	0	0	0	0						
Inning Stats	R: 0 E: 0 K: 1 S: 14	H: 1 LOB: 1 BB: 0 P: 18	R: 0 E: 0 K: 1 S: 9	H: 0 LOB: 1 BB: 1 P: 17	R: 0 E: 0 K: 2 S: 14	H: 2 LOB: 2 BB: 0 P: 20	R: 0 E: 0 K: 0 S: 18	H: 2 LOB: 3 BB: 1 P: 27	R: 2 E: 0 K: 2 S: 17	H: 4 LOB: 3 BB: 1 P: 31	R: 0 E: 0 K: 1 S: 9	H: 0 LOB: 0 BB: 0 P: 13	R: 0 E: 0 K: 0 S: 8	H: 0 LOB: 1 BB: 1 P: 16	R: 0 E: 0 K: 2 S: 7	H: 0 LOB: 0 BB: 0 P: 11	R: 0 E: 0 K: 2 S: 10	H: 0 LOB: 0 BB: 0 P: 14	1B: 8 2B: 0 3B: 0 HR: 1	SF: 0 SAC: 0 DP: 0 HBP: 0	WP: 1 PB: 0 SB: 0 CS: 0	PA: 40
PITCHER	IP WLS BF H R ER SO BB IBB HBP BLK WP HR S P ERA WHIP																					
23 Wade LeBlanc, L (1.1)	4.0 20 7 3 1 1 2 1 0 0 0 1 0 16 28 9.00 4.000																					
57 Chad Gaudin, R (5.1)	1.0 W 5 0 0 0 1 1 0 0 0 0 0 14 24 0.00 0.750																					
38 Carlos Zambrano, R (6.1)	1.1 H 3 0 0 0 1 0 0 0 0 0 0 6 10 0.00 0.000																					
40 Mike Dunn, L (7.1)	1.0 H 3 0 0 0 1 0 0 0 0 0 0 4 6 0.00 0.000																					
21 Heath Bell, R (8.1)	0.2 H 2 0 0 0 1 0 0 0 0 0 0 0 4 6 0.00 0.000																					

Miami Marlins @ New York Mets
Citi Field, Flushing, NY
Tue Aug 07 2012, 7:12 PM - 10:10 PM EDT
Att: 28,968 - Cloudy - 78 F

AB	36
R	2
H	9
RBI	2
BB	4
SO	11
LOB	16



Batter	1	2	3	4	5	6	7	8	9	AB	R	H	RBI	BB	SO	LOB	TOP								
11 Bryan Petersen, L (1,7) OBP: 0.286, SLG: 0.244	L9	L9			L8	K		20 1B	G6-3	6	1	1	3	0	1	3									
20 Justin Ruggiano, R (1,8) OBP: 0.412, SLG: 0.625	F8		P3		45 1B		BB			4	1	2	1	1	0	0									
7 José Reyes, S (1,6) OBP: 0.436, SLG: 0.436			P5		45 1B		F7			3	2	1	1	1	0	1									
17 Donovan Solano, R (8,PH) OBP: 0.339, SLG: 0.333	HR									1	0	0	0	0	1	1									
45 Carlos Lee, R (1,3) OBP: 0.355, SLG: 0.399	27 HR		P6		27 HR		P2	F9		4	2	1	2	1	0	2									
27 Giancarlo Stanton, R (1,9) OBP: 0.367, SLG: 0.577																									
6 Scott Cousins, L (8,PH) OBP: 0.194, SLG: 0.300	1-H HR						G5-3		29 HR	5	2	4	4	0	0	1									
29 Greg Dobbs, L (1,5) OBP: 0.330, SLG: 0.395	K									0	1	0	0	0	0	0									
3 Nick Green, R (1,4) OBP: 0.100, SLG: 0.200		G4-3								5	2	2	2	0	1	1									
14 John Buck, R (1,2) OBP: 0.296, SLG: 0.317										5	0	0	0	0	2	3									
24 Nathan Eovaldi, R (1,1) OBP: 0.105, SLG: 0.096																									
58 Ryan Webb, R (8,PH) OBP: 0.182, SLG: 0.097																									
2 Gorkys Hernández, R (8,PH) OBP: 0.322, SLG: 0.677																									
39 Chris Hatcher, R (8,1) OBP: 0.330, SLG: 0.395																									
Inning Stats	R: 3 H: 2 E: 0 K: 1 S: 17	H: 2 LOB: 1 P: 27	R: 0 H: 1 E: 0 K: 1 S: 10	H: 1 LOB: 1 P: 15	R: 0 H: 0 E: 0 K: 0 S: 5	H: 0 LOB: 0 P: 8	R: 0 H: 1 E: 0 K: 2 S: 10	H: 1 LOB: 2 P: 17	R: 4 H: 3 E: 0 K: 0 S: 18	H: 3 LOB: 1 P: 27	R: 0 H: 0 E: 0 K: 2 S: 10	H: 0 LOB: 0 P: 16	R: 0 H: 0 E: 0 K: 0 S: 8	H: 0 LOB: 1 P: 12	R: 4 H: 4 E: 0 K: 1 S: 18	H: 4 LOB: 1 P: 31	R: 2 H: 2 E: 1 K: 2 S: 13	H: 2 LOB: 2 P: 22	1B: 4 2B: 4 3B: 1 HR: 4	SF: 0 SAC: 0 DP: 0 HBP: 0	WP: 0 PB: 0 SB: 2 CS: 0	PA: 46			
PITCHER	IP WLS BF H R ER SO BB IBB HBP BLK WP HR S P ERA WHIP	4.1 L 23 7 7 7 4 2 1 0 0 0 3 54 87 14.54 2.077	1.2 5 0 0 0 2 0 0 0 0 0 0 16 23 0.00 0.000	1.0 4 0 0 0 0 1 0 0 0 0 0 8 12 0.00 1.000	0.1 5 3 4 4 0 1 0 0 0 0 0 10 20 108.00 12.000	0.2 3 1 0 0 1 0 0 0 0 0 0 8 11 0.00 1.500	0.1 4 2 2 2 1 0 0 0 0 0 0 5 8 0.00 0.000	0.2 2 0 0 0 1 0 0 0 0 0 0 5 8 0.00 0.000																	
55 Chris Young, R (1,1) ERA: 4.87																									
52 Ramon E Ramirez, R (5,1) ERA: 4.31																									
53 Jeremy Hefner, R (7,1) ERA: 4.94																									
38 Garrett Olson, L (8,1) ERA: 108.0																									
46 Manny Acosta, R (8,1) ERA: 9.51																									
PITCHER	IP WLS BF H R ER SO BB IBB HBP BLK WP HR S P ERA WHIP	0.1 4 2 2 2 1 0 0 0 0 0 0 5 8 54.00 6.000	0.2 2 0 0 0 1 0 0 0 0 0 0 5 8 0.00 0.000																						
48 Frank Francisco, R (9,1) ERA: 5.4																									
66 Josh Edgin, L (9,1) ERA: 2.13																									
Batter	1	2	3	4	5	6	7	8	9	AB	R	H	RBI	BB	SO	LOB	BOTTOM								
11 Rubén Tejada, R (1,6) OBP: 0.369, SLG: 0.391	G1-3 5 23 G5-3 BB		29 BB		23 FC3-6 1B		G2-3		G5-3	3	0	1	0	2	0	0									
23 Mike Baxter, L (1,9) OBP: 0.404, SLG: 0.455	G5-3		P6		FC3-6 5 1B		G3			4	0	0	0	0	3										
5 David Wright, R (1,5) OBP: 0.419, SLG: 0.537	G1-3		F9		1 SAFE B FF 93 B SL 92 B SL 94 X SL 92					4	0	2	0	0	2										
46 Manny Acosta, R (8,PH) OBP: 0.365, SLG: 0.451					1-2 1B					0	0	0	0	0	0										
66 Josh Edgin, R (9,1) OBP: 0.278, SLG: 0.427	2-3 G4-3				1-2 1B					0	0	0	0	0	0										
29 Ike Davis, L (1,3) OBP: 0.278, SLG: 0.427	G4-3				K					3	0	0	0	1	4										
28 Daniel Murphy, L (1,4) OBP: 0.347, SLG: 0.431																									
13 Ronny Cedeno, R (8,PH) OBP: 0.365, SLG: 0.451			F8		F7					2	0	0	0	1	4										
1 Jordany Valdespin, L (1,7) OBP: 0.262, SLG: 0.489																									
56 Andres Torres, S (1,8) OBP: 0.346, SLG: 0.312																									
30 Josh Thole, L (1,2) OBP: 0.314, SLG: 0.321																									
55 Chris Young, R (1,1) OBP: 0.298, SLG: 0.291																									
52 Ramon E Ramirez, R (5,1) ERA: 4.33																									
44 Jason Bay, R (8,PH) OBP: 0.343, SLG: 0.395																									
53 Jeremy Hefner, R (7,1) ERA: 4.78																									
38 Garrett Olson, R (8,1) ERA: 108.0																									
Justin Turner, R (8,9) OBP: 0.320, SLG: 0.373																									
Inning Stats	R: 0 H: 0 E: 0 K: 0 S: 8	H: 0 LOB: 1 P: 12	R: 0 H: 0 E: 0 K: 1 S: 13	H: 0 LOB: 2 P: 24	R: 0 H: 1 E: 0 K: 0 S: 8	H: 1 LOB: 1 P: 15	R: 0 H: 1 E: 0 K: 0 S: 12	H: 1 LOB: 1 P: 20	R: 0 H: 1 E: 0 K: 1 S: 11	H: 1 LOB: 2 P: 17	R: 0 H: 1 E: 0 K: 0 S: 10	H: 1 LOB: 1 P: 17	R: 0 H: 1 E: 0 K: 0 S: 9	H: 1 LOB: 0 P: 14	R: 0 H: 0 E: 0 K: 0 S: 8	H: 0 LOB: 0 P: 13	R: 0 H: 0 E: 0 K: 1 S: 9	H: 0 LOB: 0 P: 10	1B: 4 2B: 1 3B: 0 HR: 0	SF: 0 SAC: 0 DP: 1 HBP: 0	WP: 0 PB: 0 SB: 0 CS: 0	PA: 37			
PITCHER	IP WLS BF H R ER SO BB IBB HBP BLK WP HR S P ERA WHIP	5.0 W 25 4 4 0 0 6 0 0 0 0 0 15 21 0.00 0.500	2.0 6 1 0 0 0 0 0 0 0 0 0 8 12 0.00 0.000	2.0 6 0 0 0 1 0 0 0 0 0 0 17 23 0.00 0.000																					
24 Nathan Eovaldi, R (1,1) ERA: 4.33																									
58 Ryan Webb, R (8,1) ERA: 4.78																									
39 Chris Hatcher, R (8,1) ERA: 5.4																									

Miami Marlins @ New York Mets
Citi Field, Flushing, NY
Wed Aug 08 2012, 7:14 PM - 10:18 PM EDT
Att: 26,193 - Partly Cloudy - 79 F

AB 41
R 13
H 13
RBI 13
BB 5
SO 9
LOB 18



Miami Marlins @ New York Mets
Citi Field, Flushing, NY
Wed Aug 08 2012, 7:14 PM - 10:18 PM EDT
Att: 26,193 - Partly Cloudy - 79 F

AB 31
R 0
H 5
RBI 0
BB 6
SO 3
LOB 23



Batter	1	2	3	4	5	6	7	8	9	AB	R	H	RBI	BB	SO	LOB	TOP			
11 Bryan Petersen, L OBP: 0.284, SLG: 0.256	F8		G3		FC3-6			K		4	0	1	0	0	1	1	Miami Marlins @ New York Mets Citi Field, Flushing, NY Thu Aug 09 2012, 12:13 PM - 2:51 PM EDT Att: 28,985 - Sunny - 89 F			
6 Scott Cousins, L OBP: 0.184, SLG: 0.284	F9		G3		G3-1			G6-4-3		4	0	0	0	0	0	3				
7 José Reyes, S OBP: 0.349, SLG: 0.432	F9		G3-1		G6-3			G3-1		4	0	0	0	0	0	2				
45 Carlos Lee, R OBP: 0.354, SLG: 0.397		F8		F8				K		4	0	1	0	0	2	0				
20 Justin Ruggiano, R OBP: 0.414, SLG: 0.641		K		HR				F7		4	1	2	1	0	1	1				
29 Greg Dobbs, L OBP: 0.324, SLG: 0.387		K		P5				G3-6-3		4	0	0	0	0	2	2				
3 Nick Green, R OBP: 0.154, SLG: 0.167		HBP		K				F8		2	0	0	0	0	1	0				
9 Brett Hayes, R OBP: 0.235, SLG: 0.261		K		K				F8		3	0	0	0	0	2	3				
55 Josh Johnson, L OBP: 0.158, SLG: 0.111			G3-1					K		2	0	1	0	0	0	0				
2 Gorkys Hernández, R OBP: 0.178, SLG: 0.075										1	0	0	0	0	0	0				
21 Heath Bell, R OBP: 0.154, SLG: 0.167										0	0	0	0	0	0	0				
57 Chad Gaudin, R OBP: 0.154, SLG: 0.167										0	0	0	0	0	0	0				
39 Chris Hatcher, R OBP: 0.154, SLG: 0.167										0	0	0	0	0	0	0				
Inning Stats	R: 0 E: 0 K: 0 S: 7	H: 0 LOB: 0 BB: 0 P: 10	R: 0 E: 0 K: 3 S: 17	H: 1 LOB: 2 BB: 0 P: 24	R: 0 E: 0 K: 0 S: 7	H: 1 LOB: 1 BB: 0 P: 12	R: 1 E: 0 K: 2 S: 12	H: 1 LOB: 1 BB: 0 P: 15	R: 0 E: 0 K: 1 S: 12	H: 1 LOB: 0 BB: 0 P: 6	R: 0 E: 0 K: 1 S: 8	H: 0 LOB: 0 BB: 0 P: 11	R: 0 E: 0 K: 1 S: 7	H: 0 LOB: 0 BB: 0 P: 12	R: 0 E: 0 K: 2 S: 8	H: 0 LOB: 0 BB: 0 P: 11	1B: 3 2B: 1 3B: 0 HR: 1	SF: 0 SAC: 0 DP: 2 HBP: 1	WP: 1 PB: 1 SB: 0 CS: 0	PA: 33
PITCHER	IP WLS BF H R ER SO BB IBB HBP BLK WP HR S P ERA WHIP	9.0 W 33 5 1 1 10 0 0 1 0 1 1 84 118 1.00 0.556																		
43 R.A. Dickey, R ERA: 2.72																				
Batter	1	2	3	4	5	6	7	8	9	AB	R	H	RBI	BB	SO	LOB	BOTTOM			
11 Rubén Tejada, R OBP: 0.370, SLG: 0.391	G6-3		G4-6-3		23 HBP			K		5	0	2	0	0	1	1	Miami Marlins @ New York Mets Citi Field, Flushing, NY Thu Aug 09 2012, 12:13 PM - 2:51 PM EDT Att: 28,985 - Sunny - 89 F			
23 Mike Baxter, L OBP: 0.424, SLG: 0.463	G4-3		F8		G6-3					3	1	2	0	1	0	1				
28 Daniel Murphy, L OBP: 0.346, SLG: 0.428	G4-3		G4-6-3		F7					5	0	1	0	0	0	6				
5 David Wright, R OBP: 0.419, SLG: 0.539		K			G6-3					4	1	2	1	0	1	2				
29 Ike Davis, L OBP: 0.278, SLG: 0.425		G4-3		L9				G4-3		4	1	1	0	0	1	3				
1 Jordany Valdespin, L OBP: 0.284, SLG: 0.474		G4-3		K2-3				E3		4	1	0	0	0	1	2				
56 Andres Torres, S OBP: 0.356, SLG: 0.346		BB								3	2	3	3	1	0	0				
30 Josh Thole, L OBP: 0.321, SLG: 0.325										3	0	2	2	1	1	0				
43 R.A. Dickey, R OBP: 0.204, SLG: 0.188		G1-3		L8						3	0	0	0	0	0	4				
Inning Stats	R: 0 E: 0 K: 0 S: 8	H: 1 LOB: 0 BB: 0 P: 12	R: 1 E: 0 K: 1 S: 19	H: 2 LOB: 1 BB: 1 P: 29	R: 0 E: 0 K: 0 S: 8	H: 1 LOB: 0 BB: 0 P: 13	R: 1 E: 0 K: 1 S: 11	H: 2 LOB: 2 BB: 1 P: 19	R: 0 E: 0 K: 0 S: 12	H: 1 LOB: 1 BB: 0 P: 17	R: 1 E: 0 K: 2 S: 11	H: 1 LOB: 0 BB: 0 P: 14	R: 1 E: 0 K: 0 S: 9	H: 3 LOB: 2 BB: 0 P: 15	R: 2 E: 1 K: 1 S: 15	H: 2 LOB: 2 BB: 1 P: 27		1B: 9 2B: 2 3B: 1 HR: 1	SF: 0 SAC: 1 DP: 3 HBP: 1	WP: 0 PB: 0 SB: 0 CS: 0
PITCHER	IP WLS BF H R ER SO BB IBB HBP BLK WP HR S P ERA WHIP	6.0 L 26 8 3 3 4 1 0 0 0 0 0 0 9 104 4.50 1.500																		
55 Josh Johnson, R ERA: 3.88																				
21 Heath Bell, R ERA: 5.44																				
57 Chad Gaudin, R ERA: 4.47																				
39 Chris Hatcher, R ERA: 5.14																				

Batter	1	2	3	4	5	6	7	8	9	AB	R	H	RBI	BB	SO	LOB	TOP					
24 Michael Bourn, L (1,8) OBP: 0.349, SLG: 0.422										2	1	0	0	3	0	1						
14 Martin Prado, R (1,7) OBP: 0.355, SLG: 0.411										4	0	0	0	0	1	4						
22 Jason Heyward, L (1,9) OBP: 0.343, SLG: 0.482										4	1	1	2	0	0	0						
5 Freddie Freeman, L (1,3) OBP: 0.348, SLG: 0.458										4	1	1	0	0	0	0						
26 Dan Uggla, R (1,4) OBP: 0.350, SLG: 0.374										2	1	1	2	2	1	0						
25 Juan Francisco, L (1,5) OBP: 0.297, SLG: 0.469										4	0	0	0	0	1	2						
8 David Ross, R (1,2) OBP: 0.360, SLG: 0.473										3	0	1	0	1	1	0						
4 Paul Janish, R (1,6) OBP: 0.274, SLG: 0.235										4	0	0	0	0	0	2						
17 Paul Maholm, L (1,1) OBP: 0.109, SLG: 0.136										3	0	0	0	0	3	1						
Inning Stats	R: 2 H: 1 E: 0 K: 0 S: 18	H: 1 LOB: 1 BB: 2 P: 33	R: 0 H: 0 E: 0 K: 0 S: 11	H: 0 LOB: 2 BB: 2 P: 19	R: 0 H: 0 E: 0 K: 0 S: 9	H: 0 LOB: 1 BB: 1 P: 16	R: 0 H: 1 E: 0 K: 1 S: 11	H: 0 LOB: 0 BB: 0 P: 13	R: 0 H: 0 E: 0 K: 2 S: 10	H: 0 LOB: 0 BB: 0 P: 12	R: 0 H: 0 E: 0 K: 2 S: 9	H: 0 LOB: 1 BB: 1 P: 14	R: 2 H: 2 E: 0 K: 1 S: 13	H: 2 LOB: 0 BB: 0 P: 21	R: 0 H: 0 E: 0 K: 1 S: 7	H: 0 LOB: 0 BB: 0 P: 12	1B: 1 2B: 1 3B: 0 HR: 2	SF: 0 SAC: 1 DP: 0 HBP: 0	WP: 0 PB: 0 SB: 0 CS: 0	PA: 37		
PITCHER	IP WLS BF H R ER SO BB IBB HBP BLK WP HR S P ERA WHIP																					
33 Matt Harvey, R (1,1) ERA: 3.63	6.0 L 25 2 2 2 3 5 0 0 0 0 0 1 64 101 3.00 1.167																					
52 Ramon E Ramirez, R (7,1) ERA: 4.22	1.0 4 0 0 0 2 1 0 0 0 0 0 0 9 14 0.00 1.000																					
66 Josh Edgin, L (8,1) ERA: 3.38	0.2 4 2 2 2 1 0 0 0 0 0 0 1 10 17 27.00 3.000																					
60 Jon Rauch, R (8,1) ERA: 3.32	0.1 1 0 0 0 0 0 0 0 0 0 0 0 3 4 0.00 0.000																					
39 Bobby Parnell, R (9,1) ERA: 3.11	1.0 3 0 0 0 1 0 0 0 0 0 0 0 7 12 0.00 0.000																					
Batter	1	2	3	4	5	6	7	8	9	AB	R	H	RBI	BB	SO	LOB	BOTTOM					
56 Andres Torres, S (1,8) OBP: 0.351, SLG: 0.340										4	0	0	0	0	1	1						
11 Rubén Tejada, R (1,6) OBP: 0.365, SLG: 0.385										4	0	0	0	0	1	0						
5 David Wright, R (1,5) OBP: 0.417, SLG: 0.535										3	0	0	0	0	0	1						
12 Scott Hairston, R (1,9) OBP: 0.306, SLG: 0.520										3	0	1	0	0	0	0						
28 Daniel Murphy, L (1,3) OBP: 0.346, SLG: 0.428										3	0	1	0	0	0	1						
13 Ronny Cedeno, R (1,4) OBP: 0.357, SLG: 0.440										3	0	0	0	0	2	1						
44 Jason Bay, R (1,7) OBP: 0.242, SLG: 0.275										3	0	0	0	0	0	0						
16 Rob Johnson, R (1,2) OBP: 0.302, SLG: 0.292										3	0	1	0	0	0	0						
33 Matt Harvey, R (1,1) Justin Turner, R (5, PH) 52 Ramon E Ramirez, R (7,1) 66 Josh Edgin, R (8,1) 60 Jon Rauch, R (8,1) 39 Bobby Parnell, R (9,1) 1 Jordany Valdespin, L (9, PH)										1	0	0	0	0	0	0						
Inning Stats	R: 0 H: 0 E: 0 K: 0 S: 5	H: 0 LOB: 0 BB: 0 P: 8	R: 0 H: 1 E: 0 K: 0 S: 4	H: 1 LOB: 0 BB: 0 P: 6	R: 0 H: 0 E: 0 K: 0 S: 10	H: 0 LOB: 0 BB: 0 P: 15	R: 0 H: 0 E: 0 K: 2 S: 8	H: 0 LOB: 0 BB: 0 P: 12	R: 0 H: 0 E: 0 K: 1 S: 5	H: 0 LOB: 0 BB: 0 P: 7	R: 0 H: 1 E: 0 K: 0 S: 8	H: 1 LOB: 1 BB: 0 P: 13	R: 0 H: 1 E: 0 K: 0 S: 9	H: 1 LOB: 0 BB: 0 P: 13	R: 0 H: 0 E: 0 K: 1 S: 8	H: 0 LOB: 0 BB: 0 P: 11	R: 0 H: 0 E: 0 K: 1 S: 7	H: 0 LOB: 0 BB: 0 P: 10	1B: 1 2B: 2 3B: 0 HR: 0	SF: 0 SAC: 0 DP: 2 HBP: 0	WP: 0 PB: 0 SB: 0 CS: 0	PA: 29
PITCHER	IP WLS BF H R ER SO BB IBB HBP BLK WP HR S P ERA WHIP																					
17 Paul Maholm, L (1,1) ERA: 3.5	9.0 W 29 3 0 0 5 0 0 0 0 0 0 64 95 0.00 0.333																					

Atlanta Braves @ New York Mets
Citi Field, Flushing, NY
Fri Aug 10 2012, 7:15 PM - 9:36 PM EDT
Att: 25,101 - Cloudy - 80 F

AB 30
R 4
H 4
RBI 4
BB 6
SO 7
LOB 10



Atlanta Braves @ New York Mets
Citi Field, Flushing, NY
Fri Aug 10 2012, 7:15 PM - 9:36 PM EDT
Att: 25,101 - Cloudy - 80 F

AB 29
R 0
H 3
RBI 0
BB 0
SO 5
LOB 5



Batter	1	2	3	4	5	6	7	8	9	AB	R	H	RBI	BB	SO	LOB	TOP					
24 Michael Bourn, L OBP: 0.352, SLG: 0.424										5	2	3	1	0	1	1						
11 Reed Johnson, R OBP: 0.358, SLG: 0.438										5	1	2	0	0	1	2						
22 Jason Heyward, L OBP: 0.344, SLG: 0.481										5	1	2	1	0	1	4						
10 Chipper Jones, S OBP: 0.392, SLG: 0.502										5	1	1	1	1	0	2	3					
5 Freddie Freeman, L OBP: 0.351, SLG: 0.469										4	1	2	5	1	1	0						
16 Brian McCann, L OBP: 0.311, SLG: 0.440										5	0	0	0	0	1	3						
26 Dan Uggla, R OBP: 0.352, SLG: 0.374										3	1	1	0	1	1	0						
4 Paul Janish, R OBP: 0.273, SLG: 0.236										4	1	1	0	0	0	1						
54 Kris Medlen, S OBP: 0.308, SLG: 0.182										2	1	1	1	0	0	0						
43 Luis Avilan, L OBP: 0.333, SLG: 0.333										1	0	0	0	0	0	0						
53 Cory Gearrin, R OBP: 0.333, SLG: 0.333										0	0	0	0	0	0	0						
Inning Stats	R: 2 H: 3 E: 0 K: 2 S: 15	WLS: 3 BF: 13 LOB: 0 P: 18	R: 7 H: 6 E: 0 K: 0 S: 19	H: 6 R: 1 ER: 0 LOB: 0 P: 34	R: 0 H: 2 E: 0 K: 0 S: 15	H: 2 R: 0 ER: 0 LOB: 0 P: 25	R: 0 H: 0 E: 0 K: 0 S: 8	H: 0 R: 0 ER: 0 LOB: 0 P: 12	R: 0 H: 1 E: 0 K: 0 S: 12	H: 1 R: 0 ER: 0 LOB: 1 P: 19	R: 0 H: 0 E: 0 K: 0 S: 7	H: 0 R: 0 ER: 0 LOB: 0 P: 8	R: 0 H: 0 E: 0 K: 2 S: 10	H: 0 R: 0 ER: 0 LOB: 0 P: 16	R: 0 H: 0 E: 0 K: 1 S: 6	H: 0 R: 0 ER: 0 LOB: 0 P: 11	R: 0 H: 1 E: 0 K: 3 S: 15	H: 1 R: 0 ER: 0 LOB: 2 P: 22	1B: 10 2B: 2 3B: 0 HR: 1	SF: 0 SAC: 1 DP: 0 HBP: 0	WP: 0 PB: 0 SB: 0 CS: 0	PA: 42
PITCHER	IP: 1.1 WLS: 1 BF: 13 ERA: 4.58	WLS: 3 BF: 13 LOB: 0 P: 18	H: 6 R: 1 ER: 0 LOB: 0 P: 34	H: 6 R: 1 ER: 0 LOB: 0 P: 34	H: 2 R: 0 ER: 0 LOB: 0 P: 25	H: 2 R: 0 ER: 0 LOB: 0 P: 25	H: 0 R: 0 ER: 0 LOB: 0 P: 12	H: 0 R: 0 ER: 0 LOB: 0 P: 12	H: 1 R: 0 ER: 0 LOB: 1 P: 19	H: 1 R: 0 ER: 0 LOB: 1 P: 19	H: 0 R: 0 ER: 0 LOB: 0 P: 8	H: 0 R: 0 ER: 0 LOB: 0 P: 8	H: 0 R: 0 ER: 0 LOB: 0 P: 16	H: 0 R: 0 ER: 0 LOB: 0 P: 16	H: 0 R: 0 ER: 0 LOB: 0 P: 11	H: 0 R: 0 ER: 0 LOB: 0 P: 11	H: 1 R: 0 ER: 0 LOB: 2 P: 22	H: 1 R: 0 ER: 0 LOB: 2 P: 22	1B: 10 2B: 2 3B: 0 HR: 1	SF: 0 SAC: 1 DP: 0 HBP: 0	WP: 0 PB: 0 SB: 0 CS: 0	PA: 42
57 Johan Santana, L ERA: 4.58	IP: 1.1 WLS: 1 BF: 13 ERA: 4.58	WLS: 3 BF: 13 LOB: 0 P: 18	H: 6 R: 1 ER: 0 LOB: 0 P: 34	H: 6 R: 1 ER: 0 LOB: 0 P: 34	H: 2 R: 0 ER: 0 LOB: 0 P: 25	H: 2 R: 0 ER: 0 LOB: 0 P: 25	H: 0 R: 0 ER: 0 LOB: 0 P: 12	H: 0 R: 0 ER: 0 LOB: 0 P: 12	H: 1 R: 0 ER: 0 LOB: 1 P: 19	H: 1 R: 0 ER: 0 LOB: 1 P: 19	H: 0 R: 0 ER: 0 LOB: 0 P: 8	H: 0 R: 0 ER: 0 LOB: 0 P: 8	H: 0 R: 0 ER: 0 LOB: 0 P: 16	H: 0 R: 0 ER: 0 LOB: 0 P: 16	H: 0 R: 0 ER: 0 LOB: 0 P: 11	H: 0 R: 0 ER: 0 LOB: 0 P: 11	H: 1 R: 0 ER: 0 LOB: 2 P: 22	H: 1 R: 0 ER: 0 LOB: 2 P: 22	1B: 10 2B: 2 3B: 0 HR: 1	SF: 0 SAC: 1 DP: 0 HBP: 0	WP: 0 PB: 0 SB: 0 CS: 0	PA: 42
53 Jeremy Hefner, R ERA: 4.77	IP: 3.2 WLS: 4 BF: 15 ERA: 4.77	WLS: 3 BF: 13 LOB: 0 P: 18	H: 6 R: 1 ER: 0 LOB: 0 P: 34	H: 6 R: 1 ER: 0 LOB: 0 P: 34	H: 2 R: 0 ER: 0 LOB: 0 P: 25	H: 2 R: 0 ER: 0 LOB: 0 P: 25	H: 0 R: 0 ER: 0 LOB: 0 P: 12	H: 0 R: 0 ER: 0 LOB: 0 P: 12	H: 1 R: 0 ER: 0 LOB: 1 P: 19	H: 1 R: 0 ER: 0 LOB: 1 P: 19	H: 0 R: 0 ER: 0 LOB: 0 P: 8	H: 0 R: 0 ER: 0 LOB: 0 P: 8	H: 0 R: 0 ER: 0 LOB: 0 P: 16	H: 0 R: 0 ER: 0 LOB: 0 P: 16	H: 0 R: 0 ER: 0 LOB: 0 P: 11	H: 0 R: 0 ER: 0 LOB: 0 P: 11	H: 1 R: 0 ER: 0 LOB: 2 P: 22	H: 1 R: 0 ER: 0 LOB: 2 P: 22	1B: 10 2B: 2 3B: 0 HR: 1	SF: 0 SAC: 1 DP: 0 HBP: 0	WP: 0 PB: 0 SB: 0 CS: 0	PA: 42
46 Manny Acosta, R ERA: 8.71	IP: 2.0 WLS: 6 BF: 4 ERA: 8.71	WLS: 3 BF: 13 LOB: 0 P: 18	H: 6 R: 1 ER: 0 LOB: 0 P: 34	H: 6 R: 1 ER: 0 LOB: 0 P: 34	H: 2 R: 0 ER: 0 LOB: 0 P: 25	H: 2 R: 0 ER: 0 LOB: 0 P: 25	H: 0 R: 0 ER: 0 LOB: 0 P: 12	H: 0 R: 0 ER: 0 LOB: 0 P: 12	H: 1 R: 0 ER: 0 LOB: 1 P: 19	H: 1 R: 0 ER: 0 LOB: 1 P: 19	H: 0 R: 0 ER: 0 LOB: 0 P: 8	H: 0 R: 0 ER: 0 LOB: 0 P: 8	H: 0 R: 0 ER: 0 LOB: 0 P: 16	H: 0 R: 0 ER: 0 LOB: 0 P: 16	H: 0 R: 0 ER: 0 LOB: 0 P: 11	H: 0 R: 0 ER: 0 LOB: 0 P: 11	H: 1 R: 0 ER: 0 LOB: 2 P: 22	H: 1 R: 0 ER: 0 LOB: 2 P: 22	1B: 10 2B: 2 3B: 0 HR: 1	SF: 0 SAC: 1 DP: 0 HBP: 0	WP: 0 PB: 0 SB: 0 CS: 0	PA: 42
60 Jon Rauch, R ERA: 3.24	IP: 1.0 WLS: 3 BF: 0 ERA: 3.24	WLS: 3 BF: 13 LOB: 0 P: 18	H: 6 R: 1 ER: 0 LOB: 0 P: 34	H: 6 R: 1 ER: 0 LOB: 0 P: 34	H: 2 R: 0 ER: 0 LOB: 0 P: 25	H: 2 R: 0 ER: 0 LOB: 0 P: 25	H: 0 R: 0 ER: 0 LOB: 0 P: 12	H: 0 R: 0 ER: 0 LOB: 0 P: 12	H: 1 R: 0 ER: 0 LOB: 1 P: 19	H: 1 R: 0 ER: 0 LOB: 1 P: 19	H: 0 R: 0 ER: 0 LOB: 0 P: 8	H: 0 R: 0 ER: 0 LOB: 0 P: 8	H: 0 R: 0 ER: 0 LOB: 0 P: 16	H: 0 R: 0 ER: 0 LOB: 0 P: 16	H: 0 R: 0 ER: 0 LOB: 0 P: 11	H: 0 R: 0 ER: 0 LOB: 0 P: 11	H: 1 R: 0 ER: 0 LOB: 2 P: 22	H: 1 R: 0 ER: 0 LOB: 2 P: 22	1B: 10 2B: 2 3B: 0 HR: 1	SF: 0 SAC: 1 DP: 0 HBP: 0	WP: 0 PB: 0 SB: 0 CS: 0	PA: 42
48 Frank Francisco, R ERA: 5.23	IP: 1.0 WLS: 5 BF: 1 ERA: 5.23	WLS: 3 BF: 13 LOB: 0 P: 18	H: 6 R: 1 ER: 0 LOB: 0 P: 34	H: 6 R: 1 ER: 0 LOB: 0 P: 34	H: 2 R: 0 ER: 0 LOB: 0 P: 25	H: 2 R: 0 ER: 0 LOB: 0 P: 25	H: 0 R: 0 ER: 0 LOB: 0 P: 12	H: 0 R: 0 ER: 0 LOB: 0 P: 12	H: 1 R: 0 ER: 0 LOB: 1 P: 19	H: 1 R: 0 ER: 0 LOB: 1 P: 19	H: 0 R: 0 ER: 0 LOB: 0 P: 8	H: 0 R: 0 ER: 0 LOB: 0 P: 8	H: 0 R: 0 ER: 0 LOB: 0 P: 16	H: 0 R: 0 ER: 0 LOB: 0 P: 16	H: 0 R: 0 ER: 0 LOB: 0 P: 11	H: 0 R: 0 ER: 0 LOB: 0 P: 11	H: 1 R: 0 ER: 0 LOB: 2 P: 22	H: 1 R: 0 ER: 0 LOB: 2 P: 22	1B: 10 2B: 2 3B: 0 HR: 1	SF: 0 SAC: 1 DP: 0 HBP: 0	WP: 0 PB: 0 SB: 0 CS: 0	PA: 42

Atlanta Braves @ New York Mets
Citi Field, Flushing, NY
Sat Aug 11 2012, 7:12 PM - 9:57 PM EDT
Att: 30,388 - Cloudy - 84 F

AB 39
R 9
H 13
RBI 9
BB 2
SO 8
LOB 14



Batter	1	2	3	4	5	6	7	8	9	AB	R	H	RBI	BB	SO	LOB	BOTTOM					
11 Rubén Tejada, R OBP: 0.367, SLG: 0.390										4	1	2	1	0	1	0						
28 Daniel Murphy, L OBP: 0.342, SLG: 0.423										4	0	0	0	0	0	2						
5 David Wright, R OBP: 0.415, SLG: 0.532										4	0	1	1	0	2	0						
29 Ike Davis, L OBP: 0.280, SLG: 0.424										3	1	1	0	1	0	1						
12 Scott Hairston, R OBP: 0.305, SLG: 0.516										4	0	1	0	0	2	2						
23 Mike Baxter, L OBP: 0.426, SLG: 0.463										2	0	1	0	0	0	1						
44 Jason Bay, R OBP: 0.239, SLG: 0.271										2	0	0	0	0	2	1						
56 Andres Torres, S OBP: 0.353, SLG: 0.351										4	0	2	1	0	2	1						
30 Josh Thole, L OBP: 0.316, SLG: 0.320										4	0	0	0	0	1	3						
57 Johan Santana, L ERA: 4.58	IP: 6.1 WLS: 23 BF: 23 ERA: 4.58	WLS: 3 BF: 13 LOB: 0 P: 18	H: 3 R: 1 ER: 0 LOB: 1 P: 17	H: 3 R: 1 ER: 0 LOB: 1 P: 17	H: 0 R: 0 ER: 0 LOB: 0 P: 13	H: 0 R: 0 ER: 0 LOB: 0 P: 13	H: 0 R: 0 ER: 0 LOB: 0 P: 16	H: 0 R: 0 ER: 0 LOB: 0 P: 16	H: 0 R: 0 ER: 0 LOB: 0 P: 17	H: 0 R: 0 ER: 0 LOB: 0 P: 17	H: 1 R: 0 ER: 0 LOB: 1 P: 8	H: 1 R: 0 ER: 0 LOB: 1 P: 8	H: 1 R: 0 ER: 0 LOB: 1 P: 16	H: 1 R: 0 ER: 0 LOB: 1 P: 16	H: 2 R: 2 ER: 0 LOB: 1 P: 13	H: 2 R: 2 ER: 0 LOB: 1 P: 13	H: 1 R: 0 ER: 0 LOB: 1 P: 14	H: 1 R: 0 ER: 0 LOB: 1 P: 14	1B: 6 2B: 2 3B: 1 HR: 0	SF: 0 SAC: 0 DP: 2 HBP: 0	WP: 0 PB: 0 SB: 0 CS: 0	PA: 35
PITCHER	IP: 6.1 WLS: 23 BF: 23 ERA: 4.58	WLS: 3 BF: 13 LOB: 0 P: 18	H: 3 R: 1 ER: 0 LOB: 1 P: 17	H: 3 R: 1 ER: 0 LOB: 1 P: 17	H: 0 R: 0 ER: 0 LOB: 0 P: 13	H: 0 R: 0 ER: 0 LOB: 0 P: 13	H: 0 R: 0 ER: 0 LOB: 0 P: 16	H: 0 R: 0 ER: 0 LOB: 0 P: 16	H: 0 R: 0 ER: 0 LOB: 0 P: 17	H: 0 R: 0 ER: 0 LOB: 0 P: 17	H: 1 R: 0 ER: 0 LOB: 1 P: 8	H: 1 R: 0 ER: 0 LOB: 1 P: 8	H: 1 R: 0 ER: 0 LOB: 1 P: 16	H: 1 R: 0 ER: 0 LOB: 1 P: 16	H: 2 R: 2 ER: 0 LOB: 1 P: 13	H: 2 R: 2 ER: 0 LOB: 1 P: 13	H: 1 R: 0 ER: 0 LOB: 1 P: 14	H: 1 R: 0 ER: 0 LOB: 1 P: 14	1B: 6 2B: 2 3B: 1 HR: 0	SF: 0 SAC: 0 DP: 2 HBP: 0	WP: 0 PB: 0 SB: 0 CS: 0	PA: 35
54 Kris Medlen, R ERA: 2.28	IP: 6.1 WLS: 23 BF: 23 ERA: 2.28	WLS: 3 BF: 13 LOB: 0 P: 18	H: 3 R: 1 ER: 0 LOB: 1 P: 17	H: 3 R: 1 ER: 0 LOB: 1 P: 17	H: 0 R: 0 ER: 0 LOB: 0 P: 13	H: 0 R: 0 ER: 0 LOB: 0 P: 13	H: 0 R: 0 ER: 0 LOB: 0 P: 16	H: 0 R: 0 ER: 0 LOB: 0 P: 16	H: 0 R: 0 ER: 0 LOB: 0 P: 17	H: 0 R: 0 ER: 0 LOB: 0 P: 17	H: 1 R: 0 ER: 0 LOB: 1 P: 8	H: 1 R: 0 ER: 0 LOB: 1 P: 8	H: 1 R: 0 ER: 0 LOB: 1 P: 16	H: 1 R: 0 ER: 0 LOB: 1 P: 16	H: 2 R: 2 ER: 0 LOB: 1 P: 13	H: 2 R: 2 ER: 0 LOB: 1 P: 13	H: 1 R: 0 ER: 0 LOB: 1 P: 14	H: 1 R: 0 ER: 0 LOB: 1 P: 14	1B: 6 2B: 2 3B: 1 HR: 0	SF: 0 SAC: 0 DP: 2 HBP: 0	WP: 0 PB: 0 SB: 0 CS: 0	PA: 35
43 Luis Avilan, L ERA: 3.99	IP: 1.1 WLS: 6 BF: 1 ERA: 3.99	WLS: 3 BF: 13 LOB: 0 P: 18	H: 3 R: 1 ER: 0 LOB: 1 P: 17	H: 3 R: 1 ER: 0 LOB: 1 P: 17	H: 0 R: 0 ER: 0 LOB: 0 P: 13	H: 0 R: 0 ER: 0 LOB: 0 P: 13	H: 0 R: 0 ER: 0 LOB: 0 P: 16	H: 0 R: 0 ER: 0 LOB: 0 P: 16	H: 0 R: 0 ER: 0 LOB: 0 P: 17	H: 0 R: 0 ER: 0 LOB: 0 P: 17	H: 1 R: 0 ER: 0 LOB: 1 P: 8	H: 1 R: 0 ER: 0 LOB: 1 P: 8	H: 1 R: 0 ER: 0 LOB: 1 P: 16	H: 1 R: 0 ER: 0 LOB: 1 P: 16	H: 2 R: 2 ER: 0 LOB: 1 P: 13	H: 2 R: 2 ER: 0 LOB: 1 P: 13	H: 1 R: 0 ER: 0 LOB: 1 P: 14	H: 1 R: 0 ER: 0				

Batter	1	2	3	4	5	6	7	8	9	AB	R	H	RBI	BB	SO	LOB	TOP			
24 Michael Bourn, L OBP: 0.352, SLG: 0.425										4	0	1	1	1	1	1	Atlanta Braves @ New York Mets Citi Field, Flushing, NY Sun Aug 12 2012, 8:07 PM - 10:54 PM EDT Att: 24,891 - Partly Cloudy - 83 F			
14 Martín Prado, R OBP: 0.357, SLG: 0.416										4	0	2	2	1	0	0				
22 Jason Heyward, L OBP: 0.342, SLG: 0.477										4	0	0	0	1	3	5				
10 Chipper Jones, S OBP: 0.390, SLG: 0.496										3	1	0	0	1	0	3				
5 Freddie Freeman, L OBP: 0.353, SLG: 0.476										3	2	1	1	0	0	0				
26 Dan Uggla, R OBP: 0.348, SLG: 0.370										4	0	0	0	0	3	2				
16 Brian McCann, L OBP: 0.311, SLG: 0.438										4	0	1	0	0	0	2				
4 Paul Janish, R OBP: 0.282, SLG: 0.239										3	1	1	0	1	0	1				
30 Ben Sheets, R 39 Jonny Venters, L 11 Reed Johnson, R 50 Cristhian Martinez, R 1 Tyler Pastornicky, R 25 Juan Francisco, L										2	0	0	0	0	1	1				
Inning Stats	R: 0 E: 0 K: 1 S: 8	H: 1 LOB: 1 BB: 1 P: 14	R: 1 E: 0 K: 1 S: 10	H: 2 LOB: 1 BB: 0 P: 15	R: 0 E: 0 K: 0 S: 7	H: 0 LOB: 1 BB: 1 P: 14	R: 0 E: 0 K: 1 S: 6	H: 0 LOB: 0 BB: 0 P: 9	R: 0 E: 0 K: 0 S: 6	H: 0 LOB: 0 BB: 0 P: 10	R: 0 E: 0 K: 0 S: 8	H: 1 LOB: 1 BB: 0 P: 19	R: 0 E: 0 K: 1 S: 12	H: 2 LOB: 1 BB: 0 P: 15	R: 4 E: 0 K: 2 S: 23	H: 1 LOB: 2 BB: 4 P: 44		1B: 3 2B: 3 HR: 1	SF: 0 SAC: 0 HBP: 1	WP: 0 PB: 0 SB: 1 CS: 0
PITCHER	IP WLS BF H R ER SO BB IBB HBP BLK WP HR S P ERA WHIP	IP WLS BF H R ER SO BB IBB HBP BLK WP HR S P ERA WHIP	IP WLS BF H R ER SO BB IBB HBP BLK WP HR S P ERA WHIP	IP WLS BF H R ER SO BB IBB HBP BLK WP HR S P ERA WHIP	IP WLS BF H R ER SO BB IBB HBP BLK WP HR S P ERA WHIP	IP WLS BF H R ER SO BB IBB HBP BLK WP HR S P ERA WHIP	IP WLS BF H R ER SO BB IBB HBP BLK WP HR S P ERA WHIP	IP WLS BF H R ER SO BB IBB HBP BLK WP HR S P ERA WHIP	IP WLS BF H R ER SO BB IBB HBP BLK WP HR S P ERA WHIP	IP WLS BF H R ER SO BB IBB HBP BLK WP HR S P ERA WHIP	IP WLS BF H R ER SO BB IBB HBP BLK WP HR S P ERA WHIP	IP WLS BF H R ER SO BB IBB HBP BLK WP HR S P ERA WHIP	IP WLS BF H R ER SO BB IBB HBP BLK WP HR S P ERA WHIP	IP WLS BF H R ER SO BB IBB HBP BLK WP HR S P ERA WHIP	IP WLS BF H R ER SO BB IBB HBP BLK WP HR S P ERA WHIP	IP WLS BF H R ER SO BB IBB HBP BLK WP HR S P ERA WHIP	IP WLS BF H R ER SO BB IBB HBP BLK WP HR S P ERA WHIP			
49 Jonathon Niese, L ERA: 3.67	8.0	W	30	6	1	1	6	2	0	0	0	0	0	0	0	0	1.12	1.000		
66 Josh Edgin, L ERA: 5.14	0.2	5	0	3	3	1	2	0	0	1	0	0	0	0	9	20	40.50	3.000		
48 Frank Francisco, R ERA: 5.52	0.0	3	1	1	1	0	2	0	0	0	0	0	0	11	19	∞	∞	∞		
60 Jon Rauch, R ERA: 3.21	0.1	S	1	0	0	0	1	0	0	0	0	0	0	0	3	5	0.00	0.000		

AB	32
R	5
H	7
RBI	5
BB	6
SO	8
LOB	15



Batter	1	2	3	4	5	6	7	8	9	AB	R	H	RBI	BB	SO	LOB	BOTTOM		
11 Rubén Tejada, R OBP: 0.365, SLG: 0.388										4	0	1	1	0	1	0	Atlanta Braves @ New York Mets Citi Field, Flushing, NY Sun Aug 12 2012, 8:07 PM - 10:54 PM EDT Att: 24,891 - Partly Cloudy - 83 F		
23 Mike Baxter, L OBP: 0.426, SLG: 0.459										3	1	1	0	1	1	1			
5 David Wright, R OBP: 0.416, SLG: 0.536										4	2	2	1	0	0	1			
29 Ike Davis, L OBP: 0.282, SLG: 0.425										4	0	2	2	0	1	1			
28 Daniel Murphy, L OBP: 0.339, SLG: 0.419										4	0	0	0	0	0	2			
1 Jordany Valdespin, L OBP: 0.268, SLG: 0.493										4	2	2	1	0	2	1			
56 Andres Torres, S OBP: 0.355, SLG: 0.351										3	0	1	1	1	0	0			
16 Rob Johnson, R OBP: 0.298, SLG: 0.288										4	1	1	0	0	1	2			
49 Jonathon Niese, L OBP: 0.311, SLG: 0.205										2	0	0	0	0	0	1			
Justin Turner, R OBP: 0.318, SLG: 0.364										1	0	0	0	0	0	1			
66 Josh Edgin, R										0	0	0	0	0	0	0			
48 Frank Francisco, R										0	0	0	0	0	0	0			
60 Jon Rauch, R										0	0	0	0	0	0	0			
Inning Stats	R: 2 E: 1 K: 1 S: 17	H: 3 LOB: 1 BB: 0 P: 27	R: 1 E: 0 K: 1 S: 17	H: 2 LOB: 0 BB: 0 P: 24	R: 0 E: 0 K: 1 S: 6	H: 0 LOB: 0 BB: 0 P: 8	R: 0 E: 0 K: 1 S: 9	H: 0 LOB: 1 BB: 1 P: 16	R: 1 E: 0 K: 0 S: 11	H: 1 LOB: 1 BB: 0 P: 16	R: 0 E: 0 K: 1 S: 9	H: 0 LOB: 1 BB: 1 P: 16	R: 0 E: 0 K: 0 S: 13	H: 2 LOB: 1 BB: 0 P: 18	R: 1 E: 0 K: 0 S: 13	H: 7 LOB: 2 3B: 0 HR: 1	SF: 0 SAC: 1 DP: 0 HBP: 0	WP: 1 PB: 0 SB: 1 CS: 0	PA: 36
PITCHER	IP WLS BF H R ER SO BB IBB HBP BLK WP HR S P ERA WHIP	IP WLS BF H R ER SO BB IBB HBP BLK WP HR S P ERA WHIP	IP WLS BF H R ER SO BB IBB HBP BLK WP HR S P ERA WHIP	IP WLS BF H R ER SO BB IBB HBP BLK WP HR S P ERA WHIP	IP WLS BF H R ER SO BB IBB HBP BLK WP HR S P ERA WHIP	IP WLS BF H R ER SO BB IBB HBP BLK WP HR S P ERA WHIP	IP WLS BF H R ER SO BB IBB HBP BLK WP HR S P ERA WHIP	IP WLS BF H R ER SO BB IBB HBP BLK WP HR S P ERA WHIP	IP WLS BF H R ER SO BB IBB HBP BLK WP HR S P ERA WHIP	IP WLS BF H R ER SO BB IBB HBP BLK WP HR S P ERA WHIP	IP WLS BF H R ER SO BB IBB HBP BLK WP HR S P ERA WHIP	IP WLS BF H R ER SO BB IBB HBP BLK WP HR S P ERA WHIP	IP WLS BF H R ER SO BB IBB HBP BLK WP HR S P ERA WHIP	IP WLS BF H R ER SO BB IBB HBP BLK WP HR S P ERA WHIP	IP WLS BF H R ER SO BB IBB HBP BLK WP HR S P ERA WHIP	IP WLS BF H R ER SO BB IBB HBP BLK WP HR S P ERA WHIP			
30 Ben Sheets, R ERA: 2.13	6.0	L	27	8	5	4	5	1	0	0	0	0	0	0	0	0	0.00	1.000	
39 Jonny Venters, L ERA: 3.69	1.0	4	0	0	0	0	1	1	0	0	0	0	0	0	9	16	0.00	1.000	
50 Cristhian Martinez, R ERA: 3.79	1.0	5	2	1	1	0	0	0	0	0	0	0	0	13	18	9.00	2.000		




Batter	1	2	3	4	5	6	7	8	9	AB	R	H	RBI	BB	SO	LOB	TOP			
11 Rubén Tejada, R OBP: 0.363, SLG: 0.389	G5-3		G4-3		F7		K		L8	5	0	1	0	0	1	3	<p>New York Mets @ Cincinnati Reds</p> <p>Great American Ball Park, Cincinnati, OH</p> <p>Tue Aug 14 2012, 7:12 PM - 10:29 PM EDT</p> <p>Att: 26,113 - Partly Cloudy - 78 F</p>			
23 Mike Baxter, L OBP: 0.422, SLG: 0.449	F7		G4-3				F7			4	0	1	0	0	0	2				
5 David Wright, R OBP: 0.415, SLG: 0.533	K		K		F9				BB	3	0	0	0	1	2					
29 Ike Davis, L OBP: 0.282, SLG: 0.422	P5				G3				K	3	0	0	0	1	1					
28 Daniel Murphy, L OBP: 0.339, SLG: 0.418	L4						F7		K	4	0	1	0	0	1					
1 Jordany Valdespin, L OBP: 0.269, SLG: 0.450					SH1-3		G6-3		L8	3	0	1	0	0	0					
56 Andres Torres, S OBP: 0.351, SLG: 0.346	CI						G1-3		F7	3	0	0	0	0	1					
30 Josh Thole, L OBP: 0.322, SLG: 0.321	L7									2	0	1	0	2	0					
55 Chris Young, R OBP: 0.192, SLG: 0.190			L9		L4		SH3			2	0	0	0	0	0					
52 Ramon E. Ramirez, R										0	0	0	0	0	0					
13 Ronny Cedeno, R										0	0	0	0	0	0					
39 Bobby Parnell, R										0	0	0	0	0	0					
60 Jon Rauch, R										0	0	0	0	0	0					
12 Scott Hairston, R										0	1	0	0	0	0					
46 Manny Acosta, R										0	0	0	0	0	0					
66 Josh Edgin, R										0	0	0	0	0	0					
Inning Stats	R: 0 E: 0 K: 1 S: 9	H: 0 LOB: 0 BB: 0 P: 13	R: 0 E: 1 K: 0 S: 17	H: 1 LOB: 2 BB: 0 P: 22	R: 0 E: 0 K: 1 S: 10	H: 1 LOB: 3 BB: 2 P: 11	R: 0 E: 0 K: 0 S: 9	H: 0 LOB: 0 BB: 0 P: 16	R: 0 E: 0 K: 2 S: 7	H: 0 LOB: 1 BB: 0 P: 9	R: 0 E: 0 K: 1 S: 10	H: 1 LOB: 1 BB: 0 P: 14	R: 0 E: 0 K: 2 S: 7	H: 0 LOB: 1 BB: 1 P: 11	R: 0 E: 0 K: 0 S: 11	H: 1 LOB: 2 BB: 1 P: 22	1B: 5 2B: 2 3B: 0 HR: 0	SF: 0 SAC: 2 DP: 1 HBP: 0	WP: 0 PB: 0 SB: 1 CS: 1	PA: 37
PITCHER	IP WLS BF H R ER SO BB IBB HBP BLK WP HR S P ERA WHIP																			
55 Mat Latos, R ERA: 3.63	(1, 1)	7.0	29	5	0	0	4	1	1	0	0	0	0	0	0	71	104	0.00	0.857	
51 Sean Marshall, L ERA: 2.92	(8, 1)	1.0	3	0	0	0	2	1	0	0	0	0	0	0	0	7	11	0.00	1.000	
33 Jose Arredondo, R ERA: 2.51	(9, 1)	1.0	W	5	1	0	0	0	1	0	0	0	0	0	0	11	22	0.00	2.000	

AB	30
R	0
H	6
RBI	0
BB	4
SO	6
LOB	17



Batter	1	2	3	4	5	6	7	8	9	AB	R	H	RBI	BB	SO	LOB	BOTTOM					
2 Zack Cozart, R OBP: 0.292, SLG: 0.403			SH5-4		F9				G6-3	4	0	2	0	1	0	2	<p>New York Mets @ Cincinnati Reds</p> <p>Great American Ball Park, Cincinnati, OH</p> <p>Tue Aug 14 2012, 7:12 PM - 10:29 PM EDT</p> <p>Att: 26,113 - Partly Cloudy - 78 F</p>					
6 Drew Stubbs, R OBP: 0.398, SLG: 0.386	F7		SH5-4				G4-3		F9	4	0	1	0	0	0	4						
4 Brandon Phillips, R OBP: 0.337, SLG: 0.450	K				L4-3					2	1	0	0	3	1							
48 Ryan Ludwick, R OBP: 0.336, SLG: 0.556	G5-3				F9					5	1	2	0	0	1							
32 Jay Bruce, L OBP: 0.326, SLG: 0.495					F7					5	1	2	3	0	2							
21 Todd Frazier, R OBP: 0.338, SLG: 0.524	P4				P4					4	0	1	0	0	0							
15 Wilson Valdez, R OBP: 0.240, SLG: 0.236										3	0	0	0	0	1							
26 Xavier Paul, L OBP: 0.432, SLG: 0.406					F8					0	0	0	0	1	0							
51 Sean Marshall, L ERA: 4.2										0	0	0	0	0	0							
33 Jose Arredondo, R ERA: 3.04										0	0	0	0	0	0							
29 Ryan Hanigan, R OBP: 0.368, SLG: 0.359										3	0	2	0	1	0							
55 Mat Latos, R OBP: 0.240, SLG: 0.267										2	0	1	0	1	1							
43 Miguel Cairo, R OBP: 0.177, SLG: 0.220										1	0	0	0	0	1							
Inning Stats	R: 0 E: 0 K: 1 S: 11	H: 1 LOB: 1 BB: 0 P: 17	R: 0 E: 0 K: 2 S: 9	H: 1 LOB: 1 BB: 1 P: 16	R: 0 E: 0 K: 0 S: 13	H: 1 LOB: 2 BB: 1 P: 19	R: 0 E: 0 K: 0 S: 12	H: 1 LOB: 1 BB: 1 P: 19	R: 0 E: 0 K: 1 S: 9	H: 2 LOB: 3 BB: 0 P: 14	R: 0 E: 0 K: 0 S: 14	H: 2 LOB: 3 BB: 1 P: 23	R: 0 E: 0 K: 2 S: 12	H: 1 LOB: 3 BB: 2 P: 22	R: 0 E: 0 K: 1 S: 8	H: 0 LOB: 0 BB: 0 P: 12	R: 3 E: 0 K: 0 S: 8	H: 2 LOB: 0 BB: 1 P: 13	1B: 6 2B: 5 3B: 0 HR: 1	SF: 0 SAC: 1 DP: 1 HBP: 0	WP: 1 PB: 0 SB: 0 CS: 0	PA: 41
PITCHER	IP WLS BF H R ER SO BB IBB HBP BLK WP HR S P ERA WHIP																					
55 Chris Young, R ERA: 4.5	(1, 1)	5.2	28	8	0	0	0	3	1	0	0	0	0	0	0	65	105	0.00	1.941			
52 Ramon E Ramirez, R ERA: 4.2	(6, 1)	0.1	1	0	0	0	0	0	0	0	0	3	3	0.00	0.000							
39 Bobby Parnell, R ERA: 3.04	(7, 1)	1.0	6	1	0	0	2	2	0	0	0	12	22	0.00	3.000							
60 Jon Rauch, R ERA: 3.14	(8, 1)	1.0	3	0	0	0	1	0	0	0	0	8	12	0.00	0.000							
46 Manny Acosta, R ERA: 9.29	(9, 1)	0.0	L	2	1	2	2	1	0	0	0	2	6	∞	∞							

AB	33
R	3
H	11
RBI	3
BB	7
SO	7
LOB	23




Batter	1	2	3	4	5	6	7	8	9	AB	R	H	RBI	BB	SO	LOB	TOP			
23 Mike Baxter, L OBP: 0.425, SLG: 0.452										4	1	2	0	0	1	0	<p>New York Mets @ Cincinnati Reds Great American Ball Park, Cincinnati, OH Wed Aug 15 2012, 7:10 PM - 9:31 PM EDT Att: 26,082 - Partly Cloudy - 83 F</p> <p>livebaseballscorecards.com</p> <p>AB 30 R 1 H 4 RBI 0 BB 0 SO 4 LOB 6</p>			
11 Rubén Tejada, R OBP: 0.364, SLG: 0.390										4	0	2	0	0	0	1				
28 Daniel Murphy, L OBP: 0.336, SLG: 0.414										4	0	0	0	0	0	3				
5 David Wright, R OBP: 0.412, SLG: 0.529										3	0	0	0	0	1	1				
29 Ike Davis, L OBP: 0.280, SLG: 0.418										3	0	0	0	0	0	1				
53 Jeremy Hefner, R OBP: 0.100, SLG: 0.400										0	0	0	0	0	0	0				
1 Jordany Valdespin, L OBP: 0.263, SLG: 0.479										3	0	0	0	0	1	0				
56 Andres Torres, S OBP: 0.348, SLG: 0.342										3	0	0	0	0	0	0				
30 Josh Thole, L OBP: 0.319, SLG: 0.318										3	0	0	0	0	0	0				
43 R.A. Dickey, R OBP: 0.196, SLG: 0.180										2	0	0	0	0	1	0				
Justin Turner, R OBP: 0.315, SLG: 0.361										1	0	0	0	0	0	0				
Inning Stats	R: 0 E: 0 K: 0 S: 5	H: 0 LOB: 0 BB: 0 P: 8	R: 0 E: 0 K: 0 S: 6	H: 0 LOB: 0 BB: 0 P: 10	R: 0 E: 0 K: 1 S: 8	H: 0 LOB: 0 BB: 0 P: 12	R: 1 E: 0 K: 0 S: 7	H: 2 LOB: 0 BB: 0 P: 11	R: 0 E: 0 K: 0 S: 8	H: 0 LOB: 0 BB: 0 P: 14	R: 0 E: 0 K: 1 S: 11	H: 0 LOB: 1 BB: 0 P: 19	R: 0 E: 0 K: 1 S: 7	H: 0 LOB: 0 BB: 0 P: 11	R: 0 E: 0 K: 0 S: 11	H: 1 LOB: 1 BB: 0 P: 17	1B: 4 2B: 0 3B: 0 HR: 0	SF: 0 SAC: 0 DP: 1 HBP: 0	WP: 1 PB: 0 SB: 0 CS: 0	PA: 30
PITCHER	IP WLS BF H R ER SO BB IBB HBP BLK WP HR S P ERA WHIP																			
44 Mike Leake, R ERA: 4.29	9.0 W 30 4 1 1 4 0 0 0 0 1 0 70 111 1.00 0.444																			

Batter	1	2	3	4	5	6	7	8	9	AB	R	H	RBI	BB	SO	LOB	BOTTOM			
2 Zack Cozart, R OBP: 0.296, SLG: 0.409										3	1	2	0	1	0	1	<p>New York Mets @ Cincinnati Reds Great American Ball Park, Cincinnati, OH Wed Aug 15 2012, 7:10 PM - 9:31 PM EDT Att: 26,082 - Partly Cloudy - 83 F</p> <p>livebaseballscorecards.com</p> <p>AB 33 R 6 H 13 RBI 6 BB 2 SO 10 LOB 16</p>			
6 Drew Stubbs, R OBP: 0.298, SLG: 0.385										3	1	1	0	0	2	2				
4 Brandon Phillips, R OBP: 0.336, SLG: 0.449										4	0	1	1	0	1	3				
48 Ryan Ludwick, R OBP: 0.335, SLG: 0.552										4	0	1	1	0	2	3				
32 Jay Bruce, L OBP: 0.328, SLG: 0.503										4	1	2	1	0	0	1				
27 Scott Rolen, R OBP: 0.323, SLG: 0.410										4	1	2	1	0	1	0				
21 Todd Frazier, R OBP: 0.343, SLG: 0.541										4	2	3	1	0	0	1				
39 Devin Mesoraco, R OBP: 0.296, SLG: 0.360										3	0	0	0	1	2	2				
44 Mike Leake, R OBP: 0.265, SLG: 0.396										4	0	1	1	0	2	3				
Inning Stats	R: 1 E: 0 K: 0 S: 8	H: 2 LOB: 0 BB: 0 P: 13	R: 0 E: 0 K: 0 S: 9	H: 1 LOB: 1 BB: 1 P: 16	R: 0 E: 0 K: 3 S: 11	H: 0 LOB: 1 BB: 1 P: 17	R: 2 E: 0 K: 2 S: 11	H: 3 LOB: 0 BB: 0 P: 19	R: 0 E: 0 K: 2 S: 14	H: 1 LOB: 1 BB: 0 P: 17	R: 2 E: 0 K: 2 S: 17	H: 3 LOB: 1 BB: 0 P: 18	R: 1 E: 0 K: 0 S: 12	H: 2 LOB: 0 BB: 0 P: 21	R: 0 E: 0 K: 1 S: 10	H: 1 LOB: 1 BB: 0 P: 15	1B: 6 2B: 4 3B: 0 HR: 3	SF: 0 SAC: 1 DP: 2 HBP: 0	WP: 1 PB: 3 SB: 2 CS: 0	PA: 36
PITCHER	IP WLS BF H R ER SO BB IBB HBP BLK WP HR S P ERA WHIP																			
43 R.A. Dickey, R ERA: 2.89	6.0 L 28 10 5 5 9 2 0 0 0 0 1 0 3 70 100 7.50 2.000																			
53 Jeremy Hefner, R ERA: 4.76	2.0 8 3 1 1 1 0 0 0 0 0 1 0 22 36 4.50 1.500																			

Batter	1	2	3	4	5	6	7	8	9	AB	R	H	RBI	BB	SO	LOB	TOP					
11 Rubén Tejada, R OBP: 0.362, SLG: 0.390										5	1	1	1	0	0	1						
23 Mike Baxter, L OBP: 0.415, SLG: 0.439										5	0	1	1	0	2	0						
5 David Wright, R OBP: 0.412, SLG: 0.526										4	1	1	0	1	0	1						
29 Ike Davis, L OBP: 0.284, SLG: 0.430										4	2	2	2	1	2	1						
12 Scott Hairston, R OBP: 0.309, SLG: 0.514										4	0	1	0	1	0	2						
Justin Turner, R OBP: 0.311, SLG: 0.349										4	0	0	0	1	0	1						
44 Jason Bay, R OBP: 0.224, SLG: 0.297										5	2	2	1	0	2	4						
48 Frank Francisco, R OBP: 0.311, SLG: 0.349										0	0	0	0	0	0	0						
60 Jon Rauch, R										0	0	0	0	0	0	0						
6 Kelly Shoppach, R OBP: 0.325, SLG: 0.462										3	2	0	0	1	2	2						
33 Matt Harvey, R OBP: 0.333, SLG: 0.556										3	0	1	2	0	1	2						
39 Bobby Parnell, R										0	0	0	0	0	0	0						
56 Andres Torres, S OBP: 0.348, SLG: 0.342										0	0	0	0	0	0	0						
Inning Stats	R: 0 H: 1 E: 0 K: 2 S: 11	H: 1 LOB: 1 BB: 0 P: 17	R: 0 H: 1 E: 0 K: 3 S: 15	H: 1 LOB: 2 BB: 1 P: 23	R: 0 H: 0 E: 0 K: 1 S: 6	H: 0 LOB: 0 BB: 0 P: 7	R: 3 H: 3 E: 1 K: 0 S: 16	H: 3 LOB: 1 BB: 1 P: 31	R: 0 H: 0 E: 0 K: 0 S: 8	H: 0 LOB: 1 BB: 1 P: 13	R: 3 H: 3 E: 1 K: 0 S: 10	H: 3 LOB: 1 BB: 1 P: 11	R: 0 H: 0 E: 0 K: 2 S: 9	H: 0 LOB: 1 BB: 1 P: 15	R: 0 H: 0 E: 0 K: 1 S: 7	H: 0 LOB: 2 BB: 1 P: 11	R: 2 H: 1 E: 1 K: 0 S: 8	H: 1 LOB: 1 BB: 1 P: 14	1B: 4 2B: 3 3B: 0 HR: 2	SF: 0 SAC: 1 DP: 0 HBP: 0	WP: 1 PB: 0 SB: 0 CS: 0	PA: 43
PITCHER	IP WLS BF H R ER SO BB IBB HBP BLK WP HR S P ERA WHIP																					
34 Homer Bailey, R ERA: 4.16	5.2 L 29 8 6 4 6 2 1 0 0 0 1 2 65 101 6.35 1.765																					
31 Alfredo Simon, R ERA: 2.2	1.1 5 0 0 0 2 1 0 0 0 0 0 0 10 16 0.00 0.750																					
66 Logan Ondrusek, R ERA: 3.12	1.0 3 0 0 0 1 0 0 0 0 0 0 0 7 11 0.00 0.000																					
33 Jose Arredondo, R ERA: 2.64	1.0 6 1 2 1 0 1 0 0 0 0 0 0 8 14 9.00 2.000																					

New York Mets @ Cincinnati Reds
Great American Ball Park, Cincinnati, OH
Thu Aug 16 2012, 7:10 PM - 10:07 PM EDT
Att: 23,137 - Overcast - 84 F


AB 37
R 8
H 9
RBI 7
BB 5
SO 9
LOB 14



Batter	1	2	3	4	5	6	7	8	9	AB	R	H	RBI	BB	SO	LOB	BOTTOM					
2 Zack Cozart, R OBP: 0.295, SLG: 0.409										5	0	1	1	0	1	1						
6 Drew Stubbs, R OBP: 0.297, SLG: 0.382										3	0	0	0	1	0	0						
33 Jose Arredondo, R										0	0	0	0	0	0	0						
15 Wilson Valdez, R OBP: 0.238, SLG: 0.234										1	0	0	0	0	1	2						
4 Brandon Phillips, R OBP: 0.336, SLG: 0.449										4	1	1	0	0	2	2						
48 Ryan Ludwick, R OBP: 0.337, SLG: 0.559										3	1	1	1	0	0	1						
32 Jay Bruce, L OBP: 0.329, SLG: 0.507										4	1	2	1	0	2	1						
21 Todd Frazier, R OBP: 0.342, SLG: 0.536										3	1	0	0	1	2	2						
27 Scott Rolen, R OBP: 0.325, SLG: 0.411										2	0	1	0	0	0	0						
31 Alfredo Simon, R										0	0	0	0	0	0	0						
26 Xavier Paul, L OBP: 0.421, SLG: 0.394										1	0	0	0	0	0	1						
66 Logan Ondrusek, R										0	0	0	0	0	0	0						
28 Chris Heisey, R OBP: 0.307, SLG: 0.397										1	0	0	0	0	1	2						
39 Devin Mesoraco, R OBP: 0.295, SLG: 0.357										4	0	1	0	0	0	4						
34 Homer Bailey, R OBP: 0.140, SLG: 0.160										1	0	0	0	0	1	0						
43 Miguel Cairo, R OBP: 0.181, SLG: 0.223										3	0	1	1	0	1	1						
Inning Stats	R: 0 H: 0 E: 0 K: 0 S: 6	H: 0 LOB: 0 BB: 0 P: 9	R: 0 H: 0 E: 0 K: 2 S: 10	H: 0 LOB: 0 BB: 0 P: 13	R: 0 H: 0 E: 0 K: 1 S: 9	H: 0 LOB: 0 BB: 0 P: 15	R: 0 H: 0 E: 0 K: 1 S: 6	H: 0 LOB: 0 BB: 0 P: 7	R: 0 H: 1 E: 0 K: 2 S: 11	H: 1 LOB: 2 BB: 0 P: 19	R: 0 H: 0 E: 0 K: 1 S: 7	H: 0 LOB: 0 BB: 0 P: 7	R: 1 H: 2 E: 0 K: 0 S: 5	H: 2 LOB: 1 BB: 0 P: 5	R: 0 H: 1 E: 0 K: 2 S: 12	H: 1 LOB: 2 BB: 1 P: 19	R: 3 H: 4 E: 0 K: 2 S: 18	H: 4 LOB: 2 BB: 1 P: 30	1B: 3 2B: 4 3B: 0 HR: 1	SF: 0 SAC: 0 DP: 0 HBP: 1	WP: 0 PB: 0 SB: 0 CS: 0	PA: 38
PITCHER	IP WLS BF H R ER SO BB IBB HBP BLK WP HR S P ERA WHIP																					
33 Matt Harvey, R ERA: 3.0	7.2 W 29 4 1 1 8 1 0 1 0 0 0 3 63 8 1.17 0.652																					
39 Bobby Parnell, R ERA: 3.02	0.1 1 0 0 0 1 0 0 0 0 0 0 0 3 5 0.00 0.000																					
48 Frank Francisco, R ERA: 6.25	0.2 7 4 3 3 1 1 0 0 0 0 0 1 15 27 40.50 7.500																					
60 Jon Rauch, R ERA: 3.12	0.1 S 1 0 0 0 1 0 0 0 0 0 0 0 3 3 0.00 0.000																					

New York Mets @ Cincinnati Reds
Great American Ball Park, Cincinnati, OH
Thu Aug 16 2012, 7:10 PM - 10:07 PM EDT
Att: 23,137 - Overcast - 84 F

AB 35
R 4
H 8
RBI 4
BB 2
SO 11
LOB 17




Batter	1	2	3	4	5	6	7	8	9	AB	R	H	RBI	BB	SO	LOB	TOP					
11 Rubén Tejada, R OBP: 0.355, SLG: 0.385	G6-3		E6			K		G4-3		4	0	0	0	0	1	0						
23 Mike Baxter, L OBP: 0.410, SLG: 0.451	3B		K			K2-3		K		4	0	1	0	0	3	1						
5 David Wright, R OBP: 0.412, SLG: 0.522	G5-3					K		29 HR		3	1	0	0	1	2	1						
29 Ike Davis, L OBP: 0.285, SLG: 0.437	F8					K		1-H		4	1	2	2	0	1	1						
28 Daniel Murphy, L OBP: 0.332, SLG: 0.408	K					G4-3		G3-1		4	0	0	0	0	2	1						
1 Jordany Valdespin, L OBP: 0.260, SLG: 0.467	G4-3					G3		G4-3		3	0	0	0	0	0	0						
48 Frank Francisco, R										0	0	0	0	0	0	0						
56 Andres Torres, S OBP: 0.340, SLG: 0.333	K					K		K		3	0	0	0	0	3	0						
30 Josh Thole, L OBP: 0.316, SLG: 0.314						G4-3		G4-3		3	0	0	0	0	1	0						
49 Jonathon Niese, L OBP: 0.292, SLG: 0.190						G4-3		K		3	0	0	0	0	2	0						
60 Jon Rauch, R										0	0	0	0	0	0	0						
44 Jason Bay, R OBP: 0.240, SLG: 0.291								K		0	0	0	0	0	0	0						
Inning Stats	R: 0 E: 0 K: 0 S: 9	H: 1 LOB: 1 BB: 0 P: 12	R: 0 E: 0 K: 2 S: 10	H: 0 LOB: 0 BB: 0 P: 16	R: 0 E: 1 K: 2 S: 10	H: 0 LOB: 1 BB: 0 P: 14	R: 0 E: 0 K: 2 S: 12	H: 0 LOB: 0 BB: 0 P: 20	R: 0 E: 0 K: 1 S: 7	H: 0 LOB: 0 BB: 0 P: 10	R: 0 E: 0 K: 3 S: 12	H: 0 LOB: 0 BB: 0 P: 16	R: 2 E: 0 K: 1 S: 9	H: 1 LOB: 0 BB: 1 P: 15	R: 0 E: 0 K: 1 S: 10	H: 0 LOB: 0 BB: 0 P: 14	R: 0 E: 0 K: 3 S: 13	H: 1 LOB: 1 BB: 0 P: 17	1B: 1 2B: 0 3B: 1 HR: 1	SF: 0 SAC: 0 DP: 0 HBP: 0	WP: 0 PB: 0 CS: 0	PA: 32
PITCHER	IP	WLS	BF	H	R	ER	SO	BB	IBB	HBP	BLK	WP	HR	S	P	ERA	WHIP					
33 Edwin Jackson, R ERA: 3.89	7.0	L	25	2	2	2	11	1	0	0	0	0	1	69	103	2.57	0.429					
52 Ryan Mattheus, R ERA: 2.47	1.2		5	0	0	0	3	0	0	0	0	0	0	16	21	0.00	0.000					
51 Michael Gonzalez, L ERA: 2.25	0.1		2	1	0	0	1	0	0	0	0	0	0	7	10	0.00	3.000					

New York Mets @ Washington Nationals
Nationals Park, Washington, DC
Sat Aug 18 2012, 7:08 PM - 9:42 PM EDT
Att. 42,662 - Clear - 81 F

livebaseballscorecards.com

AB 31
R 2
H 3
RBI 2
BB 1
SO 15
LOB 4




Batter	1	2	3	4	5	6	7	8	9	AB	R	H	RBI	BB	SO	LOB	BOTTOM					
28 Javon Werth, R OBP: 0.407, SLG: 0.459	G6-3		G5-3			P4		F7		4	0	0	0	0	0	1						
8 Danny Espinosa, S OBP: 0.323, SLG: 0.416	38 F9 11 B		K					G3		4	0	2	0	0	1	0						
11 Ryan Zimmerman, R OBP: 0.348, SLG: 0.458	1B					K		F8		4	0	1	0	0	1	1						
38 Michael Morse, R OBP: 0.320, SLG: 0.478	F9					K		K		4	0	0	0	0	3	3						
25 Adam LaRoche, L OBP: 0.335, SLG: 0.494	G4-3							G3		4	0	1	0	0	0	3						
20 Ian Desmond, R OBP: 0.316, SLG: 0.493			K			G6-3		G6-3		3	0	0	0	0	1	1						
57 Tyler Moore, R OBP: 0.343, SLG: 0.468	G6-3					F8				3	0	0	0	0	1	0						
52 Ryan Mattheus, R								K		0	0	0	0	0	0	0						
51 Michael Gonzalez, R										0	0	0	0	0	0	0						
26 Jesus Flores, R OBP: 0.254, SLG: 0.314	G6-3							G5-3		3	0	1	0	0	0	0						
33 Edwin Jackson, R OBP: 0.233, SLG: 0.195										1	0	0	0	0	1	0						
34 Bryce Harper, L OBP: 0.325, SLG: 0.405			K			SH1-4		F8		1	0	0	0	0	0	0						
Inning Stats	R: 0 E: 0 K: 0 S: 12	H: 2 LOB: 2 BB: 0 P: 21	R: 0 E: 0 K: 1 S: 9	H: 0 LOB: 0 BB: 0 P: 12	R: 0 E: 0 K: 2 S: 10	H: 0 LOB: 0 BB: 0 P: 13	R: 0 E: 0 K: 2 S: 13	H: 1 LOB: 1 BB: 0 P: 18	R: 0 E: 0 K: 0 S: 7	H: 1 LOB: 1 BB: 0 P: 13	R: 0 E: 0 K: 1 S: 11	H: 1 LOB: 1 BB: 0 P: 17	R: 0 E: 0 K: 1 S: 7	H: 0 LOB: 0 BB: 0 P: 10	R: 0 E: 0 K: 0 S: 10	H: 0 LOB: 0 BB: 0 P: 17	R: 0 E: 0 K: 1 S: 10	H: 0 LOB: 0 BB: 0 P: 14	1B: 4 2B: 1 3B: 0 HR: 0	SF: 0 SAC: 1 DP: 0 HBP: 0	WP: 0 PB: 1 CS: 0	PA: 32
PITCHER	IP	WLS	BF	H	R	ER	SO	BB	IBB	HBP	BLK	WP	HR	S	P	ERA	WHIP					
49 Jonathon Niese, L ERA: 3.49	7.1	W	27	5	0	0	7	0	0	0	0	0	0	72	109	0.00	0.682					
60 Jon Rauch, R ERA: 3.07	0.2	H	2	0	0	0	0	0	0	0	0	0	0	7	12	0.00	0.000					
48 Frank Francisco, R ERA: 6.06	1.0	S	3	0	0	0	1	0	0	0	0	0	0	10	14	0.00	0.000					

New York Mets @ Washington Nationals
Nationals Park, Washington, DC
Sat Aug 18 2012, 7:08 PM - 9:42 PM EDT
Att. 42,662 - Clear - 81 F

livebaseballscorecards.com

AB 31
R 0
H 5
RBI 0
BB 0
SO 8
LOB 9




Batter	1	2	3	4	5	6	7	8	9	AB	R	H	RBI	BB	SO	LOB	TOP							
8 Charlie Blackmon, L (1.9)										4	0	0	0	0	0	1	Colorado Rockies @ New York Mets Citi Field, Flushing, NY Mon Aug 20 2012, 7:11 PM - 10:31 PM EDT Att: 23,833 - Cloudy - 75 F							
22 Jordan Pacheco, R (1.5)										4	0	0	0	0	1	0								
Dexter Fowler, S (1.8)										2	1	1	0	2	1	0								
12 Andrew Brown, R (1.7)										4	0	0	0	0	0	3								
20 Wilin Rosario, R (1.2)										4	0	0	0	0	0	2								
21 Tyler Colvin, L (1.3)										3	1	2	1	1	1	0								
9 DJ LeMahieu, R (1.4)										3	0	0	0	0	2	2								
49 Rex Brothers, L (7.1)										4	1	1	0	0	2	2								
34 Matt Belisle, R (8.1)										1	0	1	0	0	0	0								
55 Ramon Hernandez, R (8. PH)										1	0	0	0	0	0	0								
63 Rafael Betancourt, R (9.1)										0	0	0	0	0	0	0								
6 Alex White, R (1.1)										1	0	1	0	0	0	0								
56 Guillermo Moscoso, R (5.1)										1	0	0	0	0	0	0								
10 Chris Nelson, R (7.4)										0	0	0	0	0	0	0								
Inning Stats	R: 0 E: 0 K: 1 S: 8	H: 0 LOB: 0 BB: 0 P: 12	R: 0 E: 0 K: 1 S: 8	H: 0 LOB: 0 BB: 0 P: 12	R: 0 E: 0 K: 2 S: 12	H: 1 LOB: 1 BB: 0 P: 16	R: 0 E: 0 K: 1 S: 8	H: 1 LOB: 0 BB: 0 P: 12	R: 1 E: 0 K: 0 S: 11	H: 1 LOB: 0 BB: 0 P: 14	R: 0 E: 0 K: 0 S: 6	H: 0 LOB: 0 BB: 0 P: 8	R: 0 E: 0 K: 1 S: 14	H: 0 LOB: 2 BB: 2 P: 25	R: 1 E: 1 K: 0 S: 6	H: 1 LOB: 0 BB: 0 P: 10	R: 1 E: 0 K: 1 S: 18	H: 2 LOB: 2 BB: 1 P: 24	1B: 5 2B: 1 3B: 0 HR: 1	SF: 0 SAC: 1 DP: 1 HBP: 0	WP: 0 PB: 1 SB: 1 CS: 0	PA: 35		
PITCHER	IP WLS BF H R ER SO BB IBB HBP BLK WP HR S P ERA WHIP																							
43 R.A. Dickey, R (1.1)	7.0		25	3	1	1	6	2	0	0	0	0	0	0	0	0	1.29	0.714						
66 Josh Edgin, L (8.1)	0.2	L	3	1	1	0	0	0	0	0	0	0	0	0	5	8	0.00	1.500						
60 Jon Rauch, R (8.1)	1.0		6	2	1	0	0	1	0	0	0	0	0	0	14	20	9.00	3.000						
52 Ramon E Ramirez, R (9.1)	0.1		1	0	0	0	1	0	0	0	0	0	0	0	5	6	0.00	0.000						

Batter	1	2	3	4	5	6	7	8	9	AB	R	H	RBI	BB	SO	LOB	BOTTOM							
11 Rubén Tejada, R (1.6)										4	0	0	0	1	0	0	Colorado Rockies @ New York Mets Citi Field, Flushing, NY Mon Aug 20 2012, 7:11 PM - 10:31 PM EDT Att: 23,833 - Cloudy - 75 F							
23 Mike Baxter, L (1.9)										5	0	2	0	0	1	2								
5 David Wright, R (1.5)										3	1	1	0	1	0	1								
29 Ike Davis, L (1.3)										3	0	1	0	1	2	2								
28 Daniel Murphy, L (1.4)										2	0	1	1	2	1	1								
12 Scott Hairston, R (1.7)										3	0	0	0	0	1	3								
1 Jordany Valdespin, L (8. PH)										1	0	0	0	0	0	3								
56 Andres Torres, S (1.8)										3	0	1	0	1	2	1								
30 Josh Thole, L (1.2)										2	0	0	0	0	1	0								
6 Kelly Shoppach, R (7. PH)										2	0	0	0	0	1	2								
43 R.A. Dickey, R (1.1)	4.0		16	3	1	1	4	2	0	0	0	0	0	0	0	2.25	1.250							
56 Guillermo Moscoso, R (5.1)	2.1		9	1	0	0	3	1	0	0	0	0	0	0	0	0.857								
49 Rex Brothers, L (7.1)	1.1	W	7	1	0	0	2	1	1	0	0	0	0	0	15	30	0.00	1.500						
34 Matt Belisle, R (8.1)	0.1	H	1	0	0	0	0	0	0	0	0	0	0	0	3	5	0.00	0.000						
63 Rafael Betancourt, R (9.1)	1.0	S	5	1	0	0	1	1	0	0	0	0	0	0	12	19	0.00	2.000						
Inning Stats	R: 1 E: 0 K: 0 S: 15	H: 2 LOB: 2 BB: 1 P: 29	R: 0 E: 0 K: 2 S: 15	H: 0 LOB: 0 BB: 0 P: 23	R: 0 E: 0 K: 0 S: 4	H: 1 LOB: 0 BB: 0 P: 7	R: 0 E: 0 K: 2 S: 12	H: 0 LOB: 1 BB: 1 P: 24	R: 0 E: 0 K: 0 S: 8	H: 0 LOB: 0 BB: 0 P: 11	R: 0 E: 0 K: 2 S: 10	H: 1 LOB: 1 BB: 0 P: 16	R: 0 E: 0 K: 2 S: 13	H: 0 LOB: 1 BB: 1 P: 20	R: 0 E: 0 K: 1 S: 12	H: 1 LOB: 3 BB: 2 P: 27	R: 0 E: 0 K: 1 S: 12	H: 1 LOB: 2 BB: 1 P: 19	1B: 4 2B: 2 3B: 0 HR: 0	SF: 0 SAC: 0 DP: 0 HBP: 0	WP: 0 PB: 0 SB: 0 CS: 1	PA: 38		
PITCHER	IP WLS BF H R ER SO BB IBB HBP BLK WP HR S P ERA WHIP																							
6 Alex White, R (1.1)	4.0		16	3	1	1	4	2	0	0	0	0	0	0	0	0	2.25	1.250						
56 Guillermo Moscoso, R (5.1)	2.1		9	1	0	0	3	1	0	0	0	0	0	0	0	0	0.857							
49 Rex Brothers, L (7.1)	1.1	W	7	1	0	0	2	1	1	0	0	0	0	0	15	30	0.00	1.500						
34 Matt Belisle, R (8.1)	0.1	H	1	0	0	0	0	0	0	0	0	0	0	0	3	5	0.00	0.000						
63 Rafael Betancourt, R (9.1)	1.0	S	5	1	0	0	1	1	0	0	0	0	0	0	12	19	0.00	2.000						

AB	31
R	3
H	6
RBI	2
BB	3
SO	7
LOB	10

AB	32
R	1
H	6
RBI	1
BB	6
SO	10
LOB	17



Batter	1	2	3	4	5	6	7	8	9	AB	R	H	RBI	BB	SO	LOB	TOP					
8 Charlie Blackmon, L OBP: 0.105, SLG: 0.158										5	0	0	0	0	1	3						
18 Jonathan Herrera, S OBP: 0.308, SLG: 0.351										4	1	1	0	0	3	0						
Dexter Fowler, S OBP: 0.392, SLG: 0.499										2	0	1	0	0	0	0						
22 Jordan Pacheco, R OBP: 0.336, SLG: 0.404										2	0	1	0	0	0	0						
5 Carlos González, L OBP: 0.386, SLG: 0.537										4	0	0	0	0	2	3						
20 Wilin Rosario, R OBP: 0.297, SLG: 0.530										3	1	1	2	0	1	0						
21 Tyler Colvin, L OBP: 0.334, SLG: 0.548										4	2	2	0	0	2	1						
10 Chris Nelson, R OBP: 0.327, SLG: 0.407										3	1	1	1	1	0	1						
9 DJ LeMahieu, R OBP: 0.304, SLG: 0.378										3	0	0	1	0	0	2						
26 Jeff Francis, L OBP: 0.125, SLG: 0.045										1	0	0	0	0	1	0						
59 Carlos Torres, R OBP: 0.330, SLG: 0.330										0	0	0	0	0	0	0						
51 Matt Reynolds, L OBP: 0.228, SLG: 0.281										0	0	0	0	0	0	0						
48 Will Harris, R OBP: 0.228, SLG: 0.281										0	0	0	0	0	0	0						
14 Josh Rutledge, R OBP: 0.325, SLG: 0.411										1	0	1	1	0	0	0						
6 Alex White, R OBP: 0.195, SLG: 0.195										0	0	0	0	0	0	0						
63 Rafael Betancourt, R OBP: 0.195, SLG: 0.195										0	0	0	0	0	0	0						
Inning Stats	R: 0 H: 0 E: 0 K: 2 S: 10	H: 0 LOB: 0 BB: 0 P: 15	R: 0 H: 0 E: 0 K: 3 S: 10	H: 0 LOB: 0 BB: 0 P: 17	R: 0 H: 0 E: 0 K: 0 S: 7	H: 0 LOB: 1 BB: 2 P: 17	R: 1 H: 2 E: 0 K: 2 S: 17	H: 0 LOB: 1 BB: 0 P: 22	R: 0 H: 0 E: 0 K: 1 S: 11	H: 0 LOB: 0 BB: 0 P: 17	R: 0 H: 1 E: 0 K: 1 S: 8	H: 1 LOB: 1 BB: 0 P: 14	R: 2 H: 2 E: 0 K: 0 S: 17	H: 2 LOB: 1 BB: 0 P: 25	R: 0 H: 0 E: 0 K: 1 S: 8	H: 0 LOB: 0 BB: 0 P: 12	R: 2 H: 3 E: 0 K: 0 S: 11	H: 3 LOB: 1 BB: 0 P: 13	1B: 5 2B: 2 HR: 1	SF: 1 SAC: 2 DP: 1 HBP: 0	WP: 0 PA: 37 PB: 0 SB: 1 CS: 0	
PITCHER	IP WLS BF H R ER SO BB IBB HBP BLK WP HR S P ERA WHIP	IP WLS BF H R ER SO BB IBB HBP BLK WP HR S P ERA WHIP	IP WLS BF H R ER SO BB IBB HBP BLK WP HR S P ERA WHIP	IP WLS BF H R ER SO BB IBB HBP BLK WP HR S P ERA WHIP	IP WLS BF H R ER SO BB IBB HBP BLK WP HR S P ERA WHIP	IP WLS BF H R ER SO BB IBB HBP BLK WP HR S P ERA WHIP	IP WLS BF H R ER SO BB IBB HBP BLK WP HR S P ERA WHIP	IP WLS BF H R ER SO BB IBB HBP BLK WP HR S P ERA WHIP	IP WLS BF H R ER SO BB IBB HBP BLK WP HR S P ERA WHIP	IP WLS BF H R ER SO BB IBB HBP BLK WP HR S P ERA WHIP	IP WLS BF H R ER SO BB IBB HBP BLK WP HR S P ERA WHIP	IP WLS BF H R ER SO BB IBB HBP BLK WP HR S P ERA WHIP	IP WLS BF H R ER SO BB IBB HBP BLK WP HR S P ERA WHIP	IP WLS BF H R ER SO BB IBB HBP BLK WP HR S P ERA WHIP	IP WLS BF H R ER SO BB IBB HBP BLK WP HR S P ERA WHIP	IP WLS BF H R ER SO BB IBB HBP BLK WP HR S P ERA WHIP	IP WLS BF H R ER SO BB IBB HBP BLK WP HR S P ERA WHIP	IP WLS BF H R ER SO BB IBB HBP BLK WP HR S P ERA WHIP	IP WLS BF H R ER SO BB IBB HBP BLK WP HR S P ERA WHIP	IP WLS BF H R ER SO BB IBB HBP BLK WP HR S P ERA WHIP	IP WLS BF H R ER SO BB IBB HBP BLK WP HR S P ERA WHIP	
33 Matt Harvey, R ERA: 2.75	6.0	22	3	1	1	9	2	0	0	0	0	0	0	0	0	0	1	13	20	1.50	0.833	
52 Ramon E Ramirez, R ERA: 4.38	0.2	L	5	2	2	2	0	0	0	0	0	0	0	0	0	0	0	1	4	20	27.00	3.000
73 Robert Carson, L ERA: 7.36	0.1		1	0	0	0	0	0	0	0	0	0	0	0	0	0	0	4	5	0.00	0.000	
66 Josh Edgin, L ERA: 4.86	1.0		3	0	0	0	1	0	0	0	0	0	0	0	0	0	0	8	12	0.00	0.000	
48 Frank Francisco, R ERA: 6.42	1.0		6	3	2	2	0	0	0	0	0	1	0	0	0	0	0	11	13	18.00	3.000	

Colorado Rockies @ New York Mets
Citi Field, Flushing, NY
Wed Aug 22 2012, 7:13 PM - 10:25 PM EDT
Att: 22,204 - Partly Cloudy - 78 F

AB 32
R 5
H 8
RBI 5
BB 2
SO 10
LOB 10



Batter	1	2	3	4	5	6	7	8	9	AB	R	H	RBI	BB	SO	LOB	BOTTOM				
11 Rubén Tejada, R OBP: 0.352, SLG: 0.382										4	1	1	0	0	0	2					
66 Josh Edgin, R										0	0	0	0	0	0	0					
48 Frank Francisco, R										0	0	0	0	0	0	0					
Justin Turner, R OBP: 0.317, SLG: 0.348										0	0	0	0	1	0	0					
13 Ronny Cedeno, R OBP: 0.361, SLG: 0.445										5	0	1	0	0	0	4					
5 David Wright, R OBP: 0.412, SLG: 0.517										2	0	0	0	2	0	2					
12 Scott Hairston, R OBP: 0.316, SLG: 0.526										3	1	1	1	0	0	2					
29 Ike Davis, L OBP: 0.288, SLG: 0.434										3	0	1	1	1	1	0					
44 Jason Bay, R OBP: 0.230, SLG: 0.277										3	0	0	0	0	2	1					
1 Jordany Valdespin, L OBP: 0.270, SLG: 0.462										1	0	0	0	0	1	1					
56 Andres Torres, S OBP: 0.336, SLG: 0.326										4	0	1	0	0	1	1					
6 Kelly Shoppach, R OBP: 0.324, SLG: 0.465										3	0	0	0	0	1	1					
23 Mike Baxter, L OBP: 0.402, SLG: 0.446										1	0	1	0	0	0	0					
33 Matt Harvey, R OBP: 0.455, SLG: 0.636										2	0	2	0	0	0	0					
52 Ramon E Ramirez, R ERA: 4.28										0	0	0	0	0	0	0					
73 Robert Carson, L ERA: 4.76										0	0	0	0	0	0	0					
28 Daniel Murphy, L OBP: 0.331, SLG: 0.403										2	0	0	0	0	1	1					
Inning Stats	R: 1 H: 1 E: 0 K: 0 S: 9	H: 1 LOB: 1 BB: 1 P: 17	R: 0 H: 1 E: 0 K: 3 S: 11	H: 1 LOB: 0 BB: 0 P: 19	R: 0 H: 1 E: 0 K: 0 S: 8	H: 1 LOB: 2 BB: 1 P: 18	R: 0 H: 0 E: 0 K: 1 S: 9	H: 0 LOB: 0 BB: 0 P: 13	R: 0 H: 2 E: 0 K: 1 S: 9	H: 2 LOB: 0 BB: 0 P: 15	R: 0 H: 0 E: 0 K: 1 S: 6	H: 0 LOB: 1 BB: 1 P: 15	R: 0 H: 0 E: 0 K: 0 S: 7	H: 0 LOB: 0 BB: 0 P: 9	R: 1 H: 2 E: 0 K: 1 S: 9	H: 2 LOB: 0 BB: 0 P: 13	R: 0 H: 1 E: 0 K: 1 S: 17	H: 1 LOB: 2 BB: 1 P: 25	1B: 6 2B: 2 HR: 0	SF: 1 SAC: 0 DP: 0 HBP: 0	WP: 0 PA: 39 PB: 0 SB: 0 CS: 1
PITCHER	IP WLS BF H R ER SO BB IBB HBP BLK WP HR S P ERA WHIP	IP WLS BF H R ER SO BB IBB HBP BLK WP HR S P ERA WHIP	IP WLS BF H R ER SO BB IBB HBP BLK WP HR S P ERA WHIP	IP WLS BF H R ER SO BB IBB HBP BLK WP HR S P ERA WHIP	IP WLS BF H R ER SO BB IBB HBP BLK WP HR S P ERA WHIP	IP WLS BF H R ER SO BB IBB HBP BLK WP HR S P ERA WHIP	IP WLS BF H R ER SO BB IBB HBP BLK WP HR S P ERA WHIP	IP WLS BF H R ER SO BB IBB HBP BLK WP HR S P ERA WHIP	IP WLS BF H R ER SO BB IBB HBP BLK WP HR S P ERA WHIP	IP WLS BF H R ER SO BB IBB HBP BLK WP HR S P ERA WHIP	IP WLS BF H R ER SO BB IBB HBP BLK WP HR S P ERA WHIP	IP WLS BF H R ER SO BB IBB HBP BLK WP HR S P ERA WHIP	IP WLS BF H R ER SO BB IBB HBP BLK WP HR S P ERA WHIP	IP WLS BF H R ER SO BB IBB HBP BLK WP HR S P ERA WHIP	IP WLS BF H R ER SO BB IBB HBP BLK WP HR S P ERA WHIP	IP WLS BF H R ER SO BB IBB HBP BLK WP HR S P ERA WHIP	IP WLS BF H R ER SO BB IBB HBP BLK WP HR S P ERA WHIP	IP WLS BF H R ER SO BB IBB HBP BLK WP HR S P ERA WHIP	IP WLS BF H R ER SO BB IBB HBP BLK WP HR S P ERA WHIP	IP WLS BF H R ER SO BB IBB HBP BLK WP HR S P ERA WHIP	IP WLS BF H R ER SO BB IBB HBP BLK WP HR S P ERA WHIP
26 Jeff Francis, L ERA: 5.79	5.0		21	5	1	4	1	0	0	0	0	0	0	0	0	0	0	18	30	3.38	0.750
59 Carlos Torres, R ERA: 4.28	2.2	W	10	1	1	1	1	0	0	0	0	0	0	0	0	0	0	1	2	*	*
51 Matt Reynolds, L ERA: 4.28	0.0		1	1	0	0	0	0	0	0	0	0	0	0	0	0	0	3	5	0.00	0.000
48 Will Harris, R ERA: 4.76	0.1	H	1	0	0	0	1	0	0	0	0	0	0	0	0	0	0	3	5	0.00	0.000
63 Rafael Betancourt, R ERA: 2.53	1.0	S	5	1	0	0	1	1	0	0	0	0	0	0	0	0	0	17	25	0.00	2.000

Colorado Rockies @ New York Mets
Citi Field, Flushing, NY
Wed Aug 22 2012, 7:13 PM - 10:25 PM EDT
Att: 22,204 - Partly Cloudy - 78 F

AB 33
R 2
H 8
RBI 2
BB 4
SO 7
LOB 15



Batter	1	2	3	4	5	6	7	8	9	AB	R	H	RBI	BB	SO	LOB	TOP								
8 Charlie Blackmon, L OBP: 0.130, SLG: 0.217	1-1 SH3-4 2B		1-3 K			1-0 F9		3-2 G1-3		4	0	1	0	0	1	1									
18 Jonathan Herrera, S OBP: 0.303, SLG: 0.345	1-1 SH3-4 2-3			1-2 G6-3		1-2 P6			1-1 P6	3	0	0	0	0	0	0									
22 Jordan Pacheco, R OBP: 0.335, SLG: 0.405	1-3 K			1-2 G5-3			2-2 P4		1-1 2B	4	0	1	0	0	1	1									
5 Carlos González, L OBP: 0.387, SLG: 0.535	1-3 K			4-1 BB			0-0 G4-3		4-0 IBB	2	0	0	0	2	1	1									
20 Wilin Rosario, R OBP: 0.293, SLG: 0.522		0-0 G5-3		2-1 P3			3-3 K		0-1 P2	4	0	0	0	0	1	3									
21 Tyler Colvin, L OBP: 0.333, SLG: 0.551	3-3 K			2-1 F7				0-1 10 1B	2-2 G2-3	4	1	1	0	0	1	2									
10 Chris Nelson, R OBP: 0.328, SLG: 0.406	2-2 L7			3-3 K				0-2 9 1B		3	0	1	1	0	1	0									
9 DJ LeMahieu, R OBP: 0.305, SLG: 0.377			0-2 32 CS 1B		1-3 K			0-1 G4-6-3		3	0	1	0	0	1	1									
32 Tyler Chatwood, R OBP: 0.286, SLG: 0.333			1-3 K			3-3 K		3-1 1B		1	0	0	0	0	1	1									
37 Adam Ottavino, S OBP: 0.107, SLG: 0.167										1	0	0	0	0	1	0									
49 Rex Brothers, L OBP: 0.197, SLG: 0.197										0	0	0	0	0	0	0									
6 Alex White, R OBP: 0.156, SLG: 0.190										0	0	0	0	0	0	0									
48 Will Harris, R ERA: 4.05										0	0	0	0	0	0	0									
34 Matt Belisle, R ERA: 3.08										0	0	0	0	0	0	0									
Inning Stats	R: 0 H: 1 E: 0 K: 2 S: 10	H: 1 LOB: 1 BB: 0 P: 16	R: 0 H: 0 E: 0 K: 1 S: 7	H: 0 LOB: 0 BB: 0 P: 12	R: 0 H: 1 E: 0 K: 2 S: 10	H: 1 LOB: 0 BB: 0 P: 12	R: 0 H: 0 E: 0 K: 0 S: 8	H: 0 LOB: 1 BB: 1 P: 16	R: 0 H: 0 E: 0 K: 1 S: 9	H: 0 LOB: 0 BB: 0 P: 15	R: 0 H: 0 E: 0 K: 1 S: 10	H: 0 LOB: 0 BB: 0 P: 15	R: 0 H: 0 E: 0 K: 1 S: 9	H: 0 LOB: 0 BB: 0 P: 14	R: 1 H: 3 E: 0 K: 0 S: 14	H: 3 LOB: 1 BB: 0 P: 20	R: 0 H: 1 E: 0 K: 0 S: 9	H: 1 LOB: 2 BB: 1 P: 17	1B: 3 2B: 2 3B: 1 HR: 0	SF: 0 SAC: 1 DP: 1 HBP: 0	WP: 0 PB: 0 SB: 0 CS: 1	PA: 33			
PITCHER	IP WLS BF H R ER SO BB IBB HBP BLK WP HR S P ERA WHIP	IP WLS BF H R ER SO BB IBB HBP BLK WP HR S P ERA WHIP	IP WLS BF H R ER SO BB IBB HBP BLK WP HR S P ERA WHIP	IP WLS BF H R ER SO BB IBB HBP BLK WP HR S P ERA WHIP	IP WLS BF H R ER SO BB IBB HBP BLK WP HR S P ERA WHIP	IP WLS BF H R ER SO BB IBB HBP BLK WP HR S P ERA WHIP	IP WLS BF H R ER SO BB IBB HBP BLK WP HR S P ERA WHIP	IP WLS BF H R ER SO BB IBB HBP BLK WP HR S P ERA WHIP	IP WLS BF H R ER SO BB IBB HBP BLK WP HR S P ERA WHIP	IP WLS BF H R ER SO BB IBB HBP BLK WP HR S P ERA WHIP	IP WLS BF H R ER SO BB IBB HBP BLK WP HR S P ERA WHIP	IP WLS BF H R ER SO BB IBB HBP BLK WP HR S P ERA WHIP	IP WLS BF H R ER SO BB IBB HBP BLK WP HR S P ERA WHIP	IP WLS BF H R ER SO BB IBB HBP BLK WP HR S P ERA WHIP	IP WLS BF H R ER SO BB IBB HBP BLK WP HR S P ERA WHIP	IP WLS BF H R ER SO BB IBB HBP BLK WP HR S P ERA WHIP	IP WLS BF H R ER SO BB IBB HBP BLK WP HR S P ERA WHIP	IP WLS BF H R ER SO BB IBB HBP BLK WP HR S P ERA WHIP	IP WLS BF H R ER SO BB IBB HBP BLK WP HR S P ERA WHIP	IP WLS BF H R ER SO BB IBB HBP BLK WP HR S P ERA WHIP	IP WLS BF H R ER SO BB IBB HBP BLK WP HR S P ERA WHIP	IP WLS BF H R ER SO BB IBB HBP BLK WP HR S P ERA WHIP	IP WLS BF H R ER SO BB IBB HBP BLK WP HR S P ERA WHIP	IP WLS BF H R ER SO BB IBB HBP BLK WP HR S P ERA WHIP	IP WLS BF H R ER SO BB IBB HBP BLK WP HR S P ERA WHIP

Colorado Rockies @ New York Mets
Citi Field, Flushing, NY
Thu Aug 23 2012, 1:12 PM - 4:21 PM EDT
Att: 22,544 - Partly Cloudy - 84 F

AB	30
R	1
H	6
RBI	1
BB	2
SO	9
LOB	10



Batter	1	2	3	4	5	6	7	8	9	AB	R	H	RBI	BB	SO	LOB	BOTTOM								
1 Jordany Valdespin, L OBP: 0.281, SLG: 0.459	4-1 28 S BB		3-2 28 CS 1B		1-1 B1-3		3-3 K		1-1 SH1-3	3	0	1	0	1	1	1									
28 Daniel Murphy, L OBP: 0.329, SLG: 0.401	2-3 K		0-2 K		2-2 29 BB 1B		0-0 G4-3		0-2 F8	5	0	1	0	0	2	5									
5 David Wright, R OBP: 0.411, SLG: 0.515	2-2 G6-3		2-0 29 BB 1B		2-3 K		4-0 IBB		0-1 L9	4	0	1	0	1	1	4									
29 Ike Davis, L OBP: 0.290, SLG: 0.432	3-1 F7		4-2 BB		4-2 BB		1-2 P6			2	0	0	0	2	0	3									
12 Scott Hairston, R OBP: 0.312, SLG: 0.518	1-2 L4		0-0 F8		1-0 P2			2-3 K		4	0	0	0	0	1	4									
23 Mike Baxter, L OBP: 0.404, SLG: 0.443	1-2 11 FC8-6 1B		4-2 30 G6-3 BB		3-2 G4-3		1-2 F9			3	0	1	0	1	0	0									
11 Rubén Tejada, R OBP: 0.351, SLG: 0.584	2-2 FC8-6 30 S		0-2 L8		1-0 G6-3		2-2 2B			4	0	1	0	0	0	2									
30 Josh Thole, L OBP: 0.309, SLG: 0.305	4-0 IBB		1-2 G6-3		1-3 K		0-3 K			3	0	0	0	1	2	2									
36 Collin McHugh, R ERA: 4.98	1-3 K		1-1 P5		2-1 28 G4-3 1B			3-2 1 SH1-3 1B		2	0	0	0	0	1	3									
13 Ronny Cedeno, R OBP: 0.196, SLG: 0.287										1	0	0	0	0	0	0									
39 Bobby Parnell, R ERA: 3.7										0	0	0	0	0	0	0									
60 Jon Rauch, R ERA: 3.7										0	0	0	0	0	0	0									
Justin Turner, R OBP: 0.327, SLG: 0.353										1	0	1	0	0	0	0									
56 Andrea Torres, S OBP: 0.200, SLG: 0.238										0	0	0	0	0	0	0									
Inning Stats	R: 0 H: 0 E: 0 K: 1 S: 12	H: 1 LOB: 1 BB: 1 P: 23	R: 0 H: 1 E: 0 K: 1 S: 13	H: 2 LOB: 2 BB: 1 P: 20	R: 0 H: 0 E: 0 K: 0 S: 14	H: 0 LOB: 1 BB: 1 P: 20	R: 0 H: 0 E: 0 K: 1 S: 11	H: 1 LOB: 2 BB: 1 P: 21	R: 0 H: 0 E: 0 K: 1 S: 10	H: 0 LOB: 0 BB: 0 P: 13	R: 0 H: 1 E: 0 K: 1 S: 15	H: 1 LOB: 1 BB: 0 P: 20	R: 0 H: 1 E: 0 K: 2 S: 10	H: 1 LOB: 2 BB: 0 P: 14	1B: 6 2B: 1 3B: 0 HR: 0	SF: 0 SAC: 1 DP: 0 HBP: 0	WP: 0 PB: 0 SB: 2 CS: 1	PA: 39							
PITCHER	IP WLS BF H R ER SO BB IBB HBP BLK WP HR S P ERA WHIP	IP WLS BF H R ER SO BB IBB HBP BLK WP HR S P ERA WHIP	IP WLS BF H R ER SO BB IBB HBP BLK WP HR S P ERA WHIP	IP WLS BF H R ER SO BB IBB HBP BLK WP HR S P ERA WHIP	IP WLS BF H R ER SO BB IBB HBP BLK WP HR S P ERA WHIP	IP WLS BF H R ER SO BB IBB HBP BLK WP HR S P ERA WHIP	IP WLS BF H R ER SO BB IBB HBP BLK WP HR S P ERA WHIP	IP WLS BF H R ER SO BB IBB HBP BLK WP HR S P ERA WHIP	IP WLS BF H R ER SO BB IBB HBP BLK WP HR S P ERA WHIP	IP WLS BF H R ER SO BB IBB HBP BLK WP HR S P ERA WHIP	IP WLS BF H R ER SO BB IBB HBP BLK WP HR S P ERA WHIP	IP WLS BF H R ER SO BB IBB HBP BLK WP HR S P ERA WHIP	IP WLS BF H R ER SO BB IBB HBP BLK WP HR S P ERA WHIP	IP WLS BF H R ER SO BB IBB HBP BLK WP HR S P ERA WHIP	IP WLS BF H R ER SO BB IBB HBP BLK WP HR S P ERA WHIP	IP WLS BF H R ER SO BB IBB HBP BLK WP HR S P ERA WHIP	IP WLS BF H R ER SO BB IBB HBP BLK WP HR S P ERA WHIP	IP WLS BF H R ER SO BB IBB HBP BLK WP HR S P ERA WHIP	IP WLS BF H R ER SO BB IBB HBP BLK WP HR S P ERA WHIP	IP WLS BF H R ER SO BB IBB HBP BLK WP HR S P ERA WHIP	IP WLS BF H R ER SO BB IBB HBP BLK WP HR S P ERA WHIP	IP WLS BF H R ER SO BB IBB HBP BLK WP HR S P ERA WHIP	IP WLS BF H R ER SO BB IBB HBP BLK WP HR S P ERA WHIP	IP WLS BF H R ER SO BB IBB HBP BLK WP HR S P ERA WHIP	IP WLS BF H R ER SO BB IBB HBP BLK WP HR S P ERA WHIP

Colorado Rockies @ New York Mets
Citi Field, Flushing, NY
Thu Aug 23 2012, 1:12 PM - 4:21 PM EDT
Att: 22,544 - Partly Cloudy - 84 F

AB	32
R	0
H	7
RBI	0
BB	6
SO	8
LOB	24



Batter	1	2	3	4	5	6	7	8	9	AB	R	H	RBI	BB	SO	LOB	TOP			
27 Jose Altuve, R OBP: 0.355, SLG: 0.418	G5-3	G4-3			G6-3		FC6-4 BB			3	0	0	0	1	0	1	Houston Astros @ New York Mets Citi Field, Flushing, NY Fri Aug 24 2012, 7:13 PM - 10:03 PM EDT Att: 25,513 - Partly Cloudy - 83 F			
9 Marvin Gonzalez, S OBP: 0.279, SLG: 0.319	G3		B1		G6-3		FC6-4			4	0	0	0	0	2					
29 Brett Wallace, L OBP: 0.366, SLG: 0.500	1B		L6			L7		P3		4	0	1	0	0	0					
3 Ben Francisco, R OBP: 0.295, SLG: 0.377 19 Brian Bogusevic, L OBP: 0.300, SLG: 0.394	F7		G5-3		K		K	K		3	0	0	0	0	1	1				
13 Steve Pearce, R OBP: 0.335, SLG: 0.398			K		K		F8			3	0	0	0	1	2	0				
23 Tyler Greene, R OBP: 0.276, SLG: 0.398 59 Wilton Lopez, R	K		G2-3				HR			4	1	1	1	0	2	1				
18 Chris Snyder, R OBP: 0.311, SLG: 0.342		2B					SH2-3 2B		G5-3	3	1	2	0	1	0	0				
2 Brandon Barnes, R OBP: 0.206, SLG: 0.303		18 2B			P4		SH2-3		K	3	1	1	1	0	1	1				
18 Jordan Lyles, R OBP: 0.167, SLG: 0.172 21 Fernando Martinez, L OBP: 0.174, SLG: 0.311 53 Wesley Wright, R 43 Fernando Rodriguez Jr., R 46 Scott Moore, L OBP: 0.285, SLG: 0.423		2B			P4		K		F7	2	0	1	1	0	0	0				
Inning Stats	R: 0 E: 0 K: 0 S: 11	H: 1 LOB: 1 BB: 0 P: 17	R: 2 E: 0 K: 2 S: 17	H: 2 LOB: 1 BB: 1 P: 26	R: 0 E: 0 K: 0 S: 5	H: 0 LOB: 0 BB: 0 P: 6	R: 0 E: 0 K: 1 S: 13	H: 1 LOB: 1 BB: 0 P: 19	R: 0 E: 0 K: 0 S: 6	H: 0 LOB: 0 BB: 0 P: 8	R: 0 E: 0 K: 1 S: 6	H: 0 LOB: 2 BB: 1 P: 24	R: 0 E: 0 K: 2 S: 8	H: 0 LOB: 0 BB: 1 P: 21	R: 0 E: 0 K: 1 S: 9	H: 0 LOB: 0 BB: 0 P: 13		1B: 2 2B: 3 3B: 0 HR: 1	SF: 0 SAC: 1 DP: 0 HBP: 0	WP: 0 PB: 0 SB: 1 CS: 0
PITCHER	IP WLS BF H R ER SO BB IBB HBP BLK WP HR S P ERA WHIP	IP WLS BF H R ER SO BB IBB HBP BLK WP HR S P ERA WHIP	IP WLS BF H R ER SO BB IBB HBP BLK WP HR S P ERA WHIP	IP WLS BF H R ER SO BB IBB HBP BLK WP HR S P ERA WHIP	IP WLS BF H R ER SO BB IBB HBP BLK WP HR S P ERA WHIP	IP WLS BF H R ER SO BB IBB HBP BLK WP HR S P ERA WHIP	IP WLS BF H R ER SO BB IBB HBP BLK WP HR S P ERA WHIP	IP WLS BF H R ER SO BB IBB HBP BLK WP HR S P ERA WHIP	IP WLS BF H R ER SO BB IBB HBP BLK WP HR S P ERA WHIP	IP WLS BF H R ER SO BB IBB HBP BLK WP HR S P ERA WHIP	IP WLS BF H R ER SO BB IBB HBP BLK WP HR S P ERA WHIP	IP WLS BF H R ER SO BB IBB HBP BLK WP HR S P ERA WHIP	IP WLS BF H R ER SO BB IBB HBP BLK WP HR S P ERA WHIP	IP WLS BF H R ER SO BB IBB HBP BLK WP HR S P ERA WHIP	IP WLS BF H R ER SO BB IBB HBP BLK WP HR S P ERA WHIP	IP WLS BF H R ER SO BB IBB HBP BLK WP HR S P ERA WHIP	IP WLS BF H R ER SO BB IBB HBP BLK WP HR S P ERA WHIP			

Batter	1	2	3	4	5	6	7	8	9	AB	R	H	RBI	BB	SO	LOB	BOTTOM					
11 Rubén Tejada, R OBP: 0.347, SLG: 0.379	G5-3		G6-3		G6-3			F7		4	0	0	0	0	0	0	Houston Astros @ New York Mets Citi Field, Flushing, NY Fri Aug 24 2012, 7:13 PM - 10:03 PM EDT Att: 25,513 - Partly Cloudy - 83 F					
23 Mike Baxter, L OBP: 0.400, SLG: 0.432	G6-3			L6		F8		FC6-4 BB		3	0	0	0	1	0	0						
5 David Wright, R OBP: 0.412, SLG: 0.521	K			HR		1B		FC6-4		4	1	2	1	0	1	1						
29 Ike Davis, L OBP: 0.292, SLG: 0.430		1B FC3-2 BB		HBP BB		L4		K		2	0	0	0	2	1	0						
Justin Turner, R OBP: 0.327, SLG: 0.353		FC3-2 1B		HBP			G5-3		F9	3	0	1	0	0	0	0						
1 Jordany Valdespin, L OBP: 0.276, SLG: 0.453 12 Scott Hairston, R OBP: 0.310, SLG: 0.514	FC3-2 G4-6-3			K			G1-3		F8	2	0	0	0	0	1	4						
56 Andres Torres, S OBP: 0.336, SLG: 0.326	G4-6-3			F7			1B			3	0	1	0	0	0	4						
30 Josh Thole, L OBP: 0.306, SLG: 0.301			G4-1		K		F8			3	0	0	0	0	1	1						
49 Jonathon Niese, L ERA: 5.47 73 Robert Carson, L ERA: 3.15 48 Frank Francisco, R ERA: 6.29 13 Ronny Cedeno, R OBP: 0.345, SLG: 0.448 46 Manny Acosta, R 66 Josh Edgin, R			K		G6-3		G1-3			2	0	0	0	0	0	1						
Inning Stats	R: 0 E: 0 K: 1 S: 7	H: 0 LOB: 0 BB: 0 P: 11	R: 0 E: 0 K: 0 S: 10	H: 1 LOB: 1 BB: 1 P: 19	R: 0 E: 0 K: 1 S: 8	H: 0 LOB: 0 BB: 0 P: 9	R: 1 E: 0 K: 1 S: 13	H: 1 LOB: 2 BB: 1 P: 27	R: 0 E: 0 K: 0 S: 8	H: 1 LOB: 0 BB: 0 P: 9	R: 0 E: 0 K: 0 S: 11	H: 1 LOB: 0 BB: 0 P: 16	R: 0 E: 0 K: 0 S: 10	H: 1 LOB: 1 BB: 1 P: 13	R: 0 E: 0 K: 0 S: 5	H: 0 LOB: 1 BB: 1 P: 14		R: 0 E: 0 K: 1 S: 10	H: 0 LOB: 0 BB: 0 P: 14	1B: 3 2B: 0 3B: 0 HR: 1	SF: 0 SAC: 0 DP: 1 HBP: 1	WP: 0 PB: 0 SB: 0 CS: 0
PITCHER	IP WLS BF H R ER SO BB IBB HBP BLK WP HR S P ERA WHIP	IP WLS BF H R ER SO BB IBB HBP BLK WP HR S P ERA WHIP	IP WLS BF H R ER SO BB IBB HBP BLK WP HR S P ERA WHIP	IP WLS BF H R ER SO BB IBB HBP BLK WP HR S P ERA WHIP	IP WLS BF H R ER SO BB IBB HBP BLK WP HR S P ERA WHIP	IP WLS BF H R ER SO BB IBB HBP BLK WP HR S P ERA WHIP	IP WLS BF H R ER SO BB IBB HBP BLK WP HR S P ERA WHIP	IP WLS BF H R ER SO BB IBB HBP BLK WP HR S P ERA WHIP	IP WLS BF H R ER SO BB IBB HBP BLK WP HR S P ERA WHIP	IP WLS BF H R ER SO BB IBB HBP BLK WP HR S P ERA WHIP	IP WLS BF H R ER SO BB IBB HBP BLK WP HR S P ERA WHIP	IP WLS BF H R ER SO BB IBB HBP BLK WP HR S P ERA WHIP	IP WLS BF H R ER SO BB IBB HBP BLK WP HR S P ERA WHIP	IP WLS BF H R ER SO BB IBB HBP BLK WP HR S P ERA WHIP	IP WLS BF H R ER SO BB IBB HBP BLK WP HR S P ERA WHIP	IP WLS BF H R ER SO BB IBB HBP BLK WP HR S P ERA WHIP	IP WLS BF H R ER SO BB IBB HBP BLK WP HR S P ERA WHIP					

AB	32
R	3
H	6
RBI	3
BB	3
SO	8
LOB	7



AB	29
R	1
H	4
RBI	1
BB	3
SO	5
LOB	10



Batter	1	2	3	4	5	6	7	8	9	AB	R	H	RBI	BB	SO	LOB	TOP								
27 Jose Altuve, R OBP: 0.353, SLG: 0.414										4	0	0	0	0	0	0	Houston Astros @ New York Mets Citi Field, Flushing, NY Sat Aug 25 2012, 1:14 PM - 4:00 PM EDT Att: 29,906 - Partly Cloudy - 82 F								
21 Fernando Martinez, L OBP: 0.160, SLG: 0.309										4	0	1	0	0	0	0									
29 Brett Wallace, L OBP: 0.354, SLG: 0.482										4	0	0	0	0	0	1									
46 Scott Moore, L OBP: 0.284, SLG: 0.414										3	1	0	0	0	1	1									
23 Tyler Greene, R OBP: 0.276, SLG: 0.396										4	0	1	0	0	1	0									
15 Jason Castro, L OBP: 0.302, SLG: 0.366										3	0	1	0	0	0	2									
2 Brandon Barnes, R OBP: 0.243, SLG: 0.314										2	0	1	0	1	0	0									
19 Brian Bogusevic, L OBP: 0.300, SLG: 0.304										3	0	1	0	0	0	2									
62 Hector Ambriz, L OBP: 0.293, SLG: 0.374										1	0	0	0	0	1	0									
3 Ben Francisco, R OBP: 0.293, SLG: 0.374										1	0	0	0	0	0	3									
3 Ben Francisco, R OBP: 0.293, SLG: 0.374										1	0	0	0	0	0	0									
Inning Stats	R: 0 E: 0 K: 0 S: 5	H: 0 LOB: 0 BB: 0 P: 7	R: 0 E: 0 K: 1 S: 8	H: 0 LOB: 0 BB: 0 P: 12	R: 0 E: 0 K: 1 S: 9	H: 0 LOB: 0 BB: 0 P: 11	R: 0 E: 0 K: 0 S: 12	H: 1 LOB: 1 BB: 0 P: 18	R: 0 E: 0 K: 0 S: 12	H: 3 LOB: 2 BB: 0 P: 16	R: 0 E: 0 K: 0 S: 7	H: 0 LOB: 0 BB: 0 P: 10	R: 1 E: 0 K: 0 S: 6	H: 1 LOB: 1 BB: 1 P: 12	R: 0 E: 0 K: 0 S: 11	H: 0 LOB: 0 BB: 0 P: 15	R: 0 E: 0 K: 1 S: 9	H: 0 LOB: 0 BB: 0 P: 13	1B: 5 2B: 0 3B: 0 HR: 0	SF: 0 SAC: 0 DP: 2 HBP: 1	WP: 1 PB: 0 SB: 0 CS: 0	PA: 32			
PITCHER	IP	WLS	BF	H	R	ER	SO	BB	IBB	HBP	BLK	WP	HR	S	P	ERA	WHIP								
43 R.A. Dickey, R ERA: 2.76	7.0	W	26	5	1	1	2	1	0	1	0	1	0	59	86	1.29	0.857								
60 Jon Rauch, R ERA: 3.09	0.2	H	2	0	0	0	0	0	0	0	0	0	0	6	8	0.00	0.000								
66 Josh Edgin, L ERA: 4.67	0.1	H	1	0	0	0	0	0	0	0	0	0	0	5	7	0.00	0.000								
48 Frank Francisco, R ERA: 6.11	1.0	S	3	0	0	0	1	0	0	0	0	0	0	9	13	0.00	0.000								

Batter	1	2	3	4	5	6	7	8	9	AB	R	H	RBI	BB	SO	LOB	BOTTOM									
56 Andres Torres, S OBP: 0.338, SLG: 0.329										4	0	2	0	0	1	2	Houston Astros @ New York Mets Citi Field, Flushing, NY Sat Aug 25 2012, 1:14 PM - 4:00 PM EDT Att: 29,906 - Partly Cloudy - 82 F									
11 Rubén Tajada, R OBP: 0.346, SLG: 0.376										3	0	0	0	1	1	1										
5 David Wright, R OBP: 0.411, SLG: 0.518										3	0	0	0	1	2	3										
12 Scott Hairston, R OBP: 0.312, SLG: 0.512										3	1	1	0	1	0	2										
Justin Turner, R OBP: 0.331, SLG: 0.374										3	1	1	1	0	1	3										
13 Ronny Cedeno, R OBP: 0.362, SLG: 0.444										3	1	1	0	0	0	3										
29 Ike Davis, L OBP: 0.294, SLG: 0.431										1	0	1	0	0	0	0										
44 Jason Bay, R OBP: 0.236, SLG: 0.278										3	0	1	1	1	1	0										
30 Josh Thole, L OBP: 0.302, SLG: 0.297										4	0	0	0	0	0	4										
43 R.A. Dickey, R ERA: 2.76	4.0	L	19	4	1	1	2	4	0	1	0	0	0	0	0	0		Houston Astros @ New York Mets Citi Field, Flushing, NY Sat Aug 25 2012, 1:14 PM - 4:00 PM EDT Att: 29,906 - Partly Cloudy - 82 F								
65 Mickey Storey, R ERA: 3.21	2.0		7	1	1	1	1	0	0	0	0	0	1	14	19	4.50	0.500									
62 Hector Ambriz, R ERA: 5.0	1.0		4	0	0	0	2	1	0	0	0	0	0	13	20	0.00	1.000									
43 Fernando Rodriguez Jr., R ERA: 5.71	0.1		2	1	1	1	1	0	0	0	0	0	0	7	9	27.00	3.000									
66 Josh Edgin, R ERA: 4.71	0.1		2	0	0	0	1	0	0	0	0	0	0	10	16	0.00	3.000									
28 Daniel Murphy, L ERA: 4.71	0.2		4	2	0	0	1	0	0	0	0	0	0	10	16	0.00	3.000									
48 Frank Francisco, R ERA: 6.11	0.2		4	2	0	0	1	0	0	0	0	0	0	10	16	0.00	3.000									
Inning Stats	R: 0 E: 0 K: 1 S: 14	H: 1 LOB: 3 BB: 1 P: 25	R: 0 E: 0 K: 0 S: 6	H: 0 LOB: 0 BB: 0 P: 7	R: 0 E: 0 K: 0 S: 9	H: 1 LOB: 2 BB: 2 P: 21	R: 0 E: 0 K: 1 S: 11	H: 2 LOB: 1 BB: 1 P: 18	R: 0 E: 0 K: 0 S: 6	H: 0 LOB: 0 BB: 0 P: 9	R: 1 E: 0 K: 1 S: 8	H: 1 LOB: 1 BB: 0 P: 10	R: 0 E: 0 K: 2 S: 13	H: 0 LOB: 1 BB: 1 P: 20	R: 0 E: 0 K: 2 S: 17	H: 3 LOB: 2 BB: 0 P: 25	R: 1 E: 0 K: 2 S: 17		H: 3 LOB: 2 BB: 0 P: 25	1B: 7 2B: 0 3B: 0 HR: 1	SF: 0 SAC: 0 DP: 1 HBP: 1	WP: 0 PB: 1 SB: 0 CS: 0	PA: 36			
PITCHER	IP	WLS	BF	H	R	ER	SO	BB	IBB	HBP	BLK	WP	HR	S	P	ERA	WHIP									
58 Fernando Abad, L ERA: 3.62	4.0	L	19	4	1	1	2	4	0	1	0	0	0	40	71	2.25	2.000									

Batter	1	2	3	4	5	6	7	8	9	AB	R	H	RBI	BB	SO	LOB	TOP								
2 Brandon Barnes, R (1,8) OBP: 0.225, SLG: 0.289 27 Jose Altuve, R (9,PH) OBP: 0.354, SLG: 0.415	F9		F8			F8			9 2B	3	0	0	0	0	0	0	Houston Astros @ New York Mets Citi Field, Flushing, NY Sun Aug 26 2012, 1:11 PM - 3:30 PM EDT Att: 25,071 - Sunny - 79 F								
9 Marwin Gonzalez, S (1,4) OBP: 0.283, SLG: 0.333 44 Justin Maxwell, R (9,8)	K			G4-3					1 SAFE 1 SAFE S CH 84 S CH 84 X FF 99	4	0	2	1	0	1	0									
29 Brett Wallace, L (1,3)	1B			K					1-H 3 1B	4	0	1	0	0	2	2									
3 Ben Francisco, R (1,9)	F8			G6-3						4	0	1	0	0	0	1									
46 Scott Moore, L (1,5)	F7			G4-3						3	0	0	0	1	0	0									
23 Tyler Greene, R (1,6)	K			G6-3						4	0	0	0	0	2	2									
18 Chris Snyder, R (1,2)	G5-3									2	0	0	0	1	0	0									
21 Fernando Martinez, L (1,7)			F8							3	0	1	0	0	1	1									
64 Lucas Harrell, S (1,1) OBP: 0.200, SLG: 0.184 19 Brian Bogusevic, L (8,PH) OBP: 0.299, SLG: 0.303 59 Wilton Lopez, R (8,1)			P5							2	0	0	0	0	1	0									
										1	0	0	0	0	0	1									
										0	0	0	0	0	0	0									
Inning Stats	R: 0 E: 0 K: 1 S: 8	H: 1 LOB: 1 BB: 0 P: 10	R: 0 E: 0 K: 1 S: 8	H: 0 LOB: 0 BB: 0 P: 14	R: 0 E: 0 K: 0 S: 5	H: 0 LOB: 0 BB: 0 P: 7	R: 0 E: 0 K: 1 S: 7	H: 0 LOB: 0 BB: 0 P: 10	R: 0 E: 0 K: 1 S: 10	H: 0 LOB: 1 BB: 0 P: 16	R: 0 E: 0 K: 2 S: 11	H: 1 LOB: 1 BB: 0 P: 16	R: 0 E: 0 K: 1 S: 7	H: 0 LOB: 0 BB: 0 P: 12	R: 0 E: 0 K: 0 S: 8	H: 1 LOB: 0 BB: 0 P: 10	R: 1 E: 0 K: 0 S: 15	H: 3 LOB: 2 BB: 1 P: 25	1B: 4 2B: 2 3B: 0 HR: 0	SF: 0 SAC: 0 DP: 1 HBP: 0	WP: 0 PB: 0 SB: 1 CS: 0	PA: 33			
PITCHER	IP	WLS	BF	H	R	ER	SO	BB	IBB	HBP	BLK	WP	HR	S	P	ERA	WHIP								
53 Jeremy Hefner, R (1,1) ERA: 4.65	8.0		29	5	1	1	7	1	0	0	0	0	0	70	103	1.12	0.750								
73 Robert Carson, L (9,1) ERA: 6.23	0.1		1	0	0	0	0	0	0	0	0	0	0	1	1	0.00	0.000								
39 Bobby Parnell, R (9,1) ERA: 3.14	0.2	W	3	1	0	0	0	0	1	0	0	0	0	8	18	0.00	1.500								

Batter	1	2	3	4	5	6	7	8	9	AB	R	H	RBI	BB	SO	LOB	BOTTOM									
56 Andres Torres, S (1,8) OBP: 0.334, SLG: 0.324	K		K							4	0	0	0	0	4	1	Houston Astros @ New York Mets Citi Field, Flushing, NY Sun Aug 26 2012, 1:11 PM - 3:30 PM EDT Att: 25,071 - Sunny - 79 F									
28 Daniel Murphy, L (1,4) OBP: 0.326, SLG: 0.396 13 Ronny Cedeno, R (9,4)	G4-3		G3-1							4	0	0	0	0	1	1										
5 David Wright, R (1,5)	1B		G6-3							4	0	1	0	0	0	0										
29 Ike Davis, L (1,3)	G3									4	2	2	2	0	1	1										
21 Lucas Duda, L (1,7)										2	0	0	0	1	0	0										
11 Rubén Tejada, R (1,6) OBP: 0.343, SLG: 0.372										3	0	0	0	0	1	1										
23 Mike Baxter, L (1,9) OBP: 0.392, SLG: 0.421										3	0	0	0	0	0	1										
6 Kelly Shoppach, R (1,2) OBP: 0.330, SLG: 0.465										2	0	1	0	1	1	0										
53 Jeremy Hefner, R (1,1) OBP: 0.071, SLG: 0.286 73 Robert Carson, L (9,1) 39 Bobby Parnell, R (9,1)										2	0	0	0	0	0	2										
										0	0	0	0	0	0	0										
										0	0	0	0	0	0	0										
Inning Stats	R: 0 E: 0 K: 1 S: 9	H: 1 LOB: 1 BB: 0 P: 13	R: 0 E: 0 K: 0 S: 11	H: 0 LOB: 2 BB: 2 P: 22	R: 0 E: 0 K: 1 S: 7	H: 0 LOB: 0 BB: 0 P: 12	R: 1 E: 0 K: 1 S: 8	H: 1 LOB: 0 BB: 0 P: 10	R: 0 E: 0 K: 2 S: 9	H: 0 LOB: 0 BB: 0 P: 13	R: 0 E: 0 K: 0 S: 6	H: 0 LOB: 0 BB: 0 P: 7	R: 0 E: 0 K: 1 S: 10	H: 1 LOB: 0 BB: 0 P: 13	R: 1 E: 0 K: 0 S: 3	H: 1 LOB: 0 BB: 0 P: 6	1B: 2 2B: 0 3B: 0 HR: 2	SF: 0 SAC: 1 DP: 0 HBP: 0	WP: 0 PB: 0 SB: 1 CS: 0	PA: 31						
PITCHER	IP	WLS	BF	H	R	ER	SO	BB	IBB	HBP	BLK	WP	HR	S	P	ERA	WHIP									
64 Lucas Harrell, R (1,1) ERA: 3.92	7.0		25	2	1	1	7	1	0	0	0	0	0	1	59	90	1.29	0.429								
59 Wilton Lopez, R (8,1) ERA: 2.31	1.1	L	6	2	1	1	1	0	0	0	0	0	1	13	19	6.75	1.500									

AB	31
R	1
H	6
RBI	1
BB	2
SO	7
LOB	7



AB	28
R	2
H	4
RBI	2
BB	2
SO	8
LOB	7



Batter	1	2	3	4	5	6	7	8	9	AB	R	H	RBI	BB	SO	LOB	TOP				
11 Rubén Tejada, R OBP: 0.340, SLG: 0.370										5	0	0	0	0	2	3					
28 Daniel Murphy, L OBP: 0.327, SLG: 0.397										5	0	1	0	0	1	2					
5 David Wright, R OBP: 0.408, SLG: 0.511										5	0	0	0	0	1	1					
29 Ike Davis, L OBP: 0.296, SLG: 0.447										4	1	2	0	0	0	0					
21 Lucas Duda, L OBP: 0.338, SLG: 0.399										4	1	2	2	0	0	2					
44 Jason Bay, R OBP: 0.236, SLG: 0.278										0	0	0	0	0	0	0					
12 Scott Hairston, R OBP: 0.315, SLG: 0.510										3	1	1	0	1	1	1					
56 Andres Torres, S OBP: 0.331, SLG: 0.321										0	0	0	0	0	0	0					
23 Mike Baxter, L OBP: 0.395, SLG: 0.433										2	0	0	0	1	1	1					
6 Kelly Shoppach, R OBP: 0.341, SLG: 0.491										3	0	1	0	1	2	4					
33 Matt Harvey, R OBP: 0.462, SLG: 0.615										2	0	1	1	0	1	2					
66 Josh Edgin, R										0	0	0	0	0	0	0					
Justin Turner, R										1	0	0	0	0	0	2					
73 Robert Carson, L										0	0	0	0	0	0	0					
60 Jon Rauch, R										0	0	0	0	0	0	0					
48 Frank Francisco, R										0	0	0	0	0	0	0					
Inning Stats	R: 0 E: 0 K: 0 S: 9	H: 2 LOB: 2 BB: 0 P: 13	R: 1 E: 0 K: 2 S: 15	H: 2 LOB: 2 BB: 0 P: 22	R: 2 E: 0 K: 2 S: 20	H: 2 LOB: 2 BB: 2 P: 31	R: 0 E: 0 K: 0 S: 7	H: 0 LOB: 0 BB: 0 P: 9	R: 0 E: 0 K: 1 S: 11	H: 1 LOB: 1 BB: 0 P: 16	R: 0 E: 0 K: 1 S: 5	H: 0 LOB: 0 BB: 0 P: 6	R: 0 E: 0 K: 2 S: 12	H: 1 LOB: 2 BB: 1 P: 22	R: 0 E: 0 K: 1 S: 6	H: 0 LOB: 0 BB: 0 P: 9	1B: 6 2B: 1 3B: 0 HR: 1	SF: 0 SAC: 1 DP: 0 HBP: 1	WP: 0 PB: 0 SB: 1 CS: 0	PA: 39	
PITCHER	IP WLS BF H R ER SO BB IBB HBP BLK WP HR S P ERA WHIP	IP WLS BF H R ER SO BB IBB HBP BLK WP HR S P ERA WHIP	IP WLS BF H R ER SO BB IBB HBP BLK WP HR S P ERA WHIP	IP WLS BF H R ER SO BB IBB HBP BLK WP HR S P ERA WHIP	IP WLS BF H R ER SO BB IBB HBP BLK WP HR S P ERA WHIP	IP WLS BF H R ER SO BB IBB HBP BLK WP HR S P ERA WHIP	IP WLS BF H R ER SO BB IBB HBP BLK WP HR S P ERA WHIP	IP WLS BF H R ER SO BB IBB HBP BLK WP HR S P ERA WHIP	IP WLS BF H R ER SO BB IBB HBP BLK WP HR S P ERA WHIP	IP WLS BF H R ER SO BB IBB HBP BLK WP HR S P ERA WHIP	IP WLS BF H R ER SO BB IBB HBP BLK WP HR S P ERA WHIP	IP WLS BF H R ER SO BB IBB HBP BLK WP HR S P ERA WHIP	IP WLS BF H R ER SO BB IBB HBP BLK WP HR S P ERA WHIP	IP WLS BF H R ER SO BB IBB HBP BLK WP HR S P ERA WHIP	IP WLS BF H R ER SO BB IBB HBP BLK WP HR S P ERA WHIP	IP WLS BF H R ER SO BB IBB HBP BLK WP HR S P ERA WHIP	IP WLS BF H R ER SO BB IBB HBP BLK WP HR S P ERA WHIP	IP WLS BF H R ER SO BB IBB HBP BLK WP HR S P ERA WHIP	IP WLS BF H R ER SO BB IBB HBP BLK WP HR S P ERA WHIP	IP WLS BF H R ER SO BB IBB HBP BLK WP HR S P ERA WHIP	IP WLS BF H R ER SO BB IBB HBP BLK WP HR S P ERA WHIP

New York Mets @ Philadelphia Phillies
Citizens Bank Park, Philadelphia, PA
Wed Aug 29 2012, 7:06 PM - 10:04 PM EDT
Att: 42,882 - Partly Cloudy - 81 F

AB 34
R 3
H 8
RBI 3
BB 3
SO 9
LOB 18



Batter	1	2	3	4	5	6	7	8	9	AB	R	H	RBI	BB	SO	LOB	BOTTOM					
11 Jimmy Rollins, S OBP: 0.304, SLG: 0.406										4	0	1	1	0	2	1						
10 Juan Pierre, L OBP: 0.343, SLG: 0.363										4	1	2	0	0	0	2						
26 Chase Utley, L OBP: 0.365, SLG: 0.467										3	0	1	0	0	0	2						
6 Ryan Howard, L OBP: 0.318, SLG: 0.453										3	0	0	1	0	1	3						
15 John Mayberry Jr., R OBP: 0.282, SLG: 0.401										4	0	0	0	0	0	2						
19 Lance Nix, L OBP: 0.333, SLG: 0.438										4	0	1	0	0	3	0						
28 Kevin Frandsen, R OBP: 0.387, SLG: 0.402										4	1	1	0	0	0	1						
31 Erik Kratz, R OBP: 0.333, SLG: 0.598										4	0	0	0	0	2	2						
50 Tyler Cloyd, R										0	0	0	0	2	0	0						
47 Jeremy Horst, L										0	0	0	0	0	0	0						
27 Placido Polanco, R										0	0	0	0	0	0	0						
37 Antonio Bastardo, R										0	0	0	0	0	0	0						
48 Philippe Aumont, L										0	0	0	0	0	0	0						
43 Josh Lindblom, R										0	0	0	0	0	0	0						
Inning Stats	R: 1 E: 0 K: 1 S: 12	H: 2 LOB: 1 BB: 0 P: 15	R: 1 E: 0 K: 1 S: 10	H: 2 LOB: 1 BB: 1 P: 18	R: 0 E: 0 K: 1 S: 5	H: 0 LOB: 0 BB: 0 P: 8	R: 0 E: 0 K: 1 S: 12	H: 0 LOB: 0 BB: 0 P: 15	R: 0 E: 0 K: 1 S: 15	H: 1 LOB: 2 BB: 1 P: 25	R: 0 E: 0 K: 1 S: 13	H: 1 LOB: 1 BB: 0 P: 16	R: 0 E: 0 K: 0 S: 5	H: 0 LOB: 0 BB: 0 P: 7	R: 0 E: 0 K: 0 S: 7	H: 0 LOB: 0 BB: 0 P: 10	R: 0 E: 0 K: 2 S: 9	H: 0 LOB: 0 BB: 0 P: 12	1B: 4 2B: 2 3B: 0 HR: 0	SF: 1 SAC: 0 DP: 1 HBP: 1	WP: 0 PB: 0 SB: 0 CS: 0	PA: 35
PITCHER	IP WLS BF H R ER SO BB IBB HBP BLK WP HR S P ERA WHIP	IP WLS BF H R ER SO BB IBB HBP BLK WP HR S P ERA WHIP	IP WLS BF H R ER SO BB IBB HBP BLK WP HR S P ERA WHIP	IP WLS BF H R ER SO BB IBB HBP BLK WP HR S P ERA WHIP	IP WLS BF H R ER SO BB IBB HBP BLK WP HR S P ERA WHIP	IP WLS BF H R ER SO BB IBB HBP BLK WP HR S P ERA WHIP	IP WLS BF H R ER SO BB IBB HBP BLK WP HR S P ERA WHIP	IP WLS BF H R ER SO BB IBB HBP BLK WP HR S P ERA WHIP	IP WLS BF H R ER SO BB IBB HBP BLK WP HR S P ERA WHIP	IP WLS BF H R ER SO BB IBB HBP BLK WP HR S P ERA WHIP	IP WLS BF H R ER SO BB IBB HBP BLK WP HR S P ERA WHIP	IP WLS BF H R ER SO BB IBB HBP BLK WP HR S P ERA WHIP	IP WLS BF H R ER SO BB IBB HBP BLK WP HR S P ERA WHIP	IP WLS BF H R ER SO BB IBB HBP BLK WP HR S P ERA WHIP	IP WLS BF H R ER SO BB IBB HBP BLK WP HR S P ERA WHIP	IP WLS BF H R ER SO BB IBB HBP BLK WP HR S P ERA WHIP	IP WLS BF H R ER SO BB IBB HBP BLK WP HR S P ERA WHIP	IP WLS BF H R ER SO BB IBB HBP BLK WP HR S P ERA WHIP	IP WLS BF H R ER SO BB IBB HBP BLK WP HR S P ERA WHIP	IP WLS BF H R ER SO BB IBB HBP BLK WP HR S P ERA WHIP	IP WLS BF H R ER SO BB IBB HBP BLK WP HR S P ERA WHIP	IP WLS BF H R ER SO BB IBB HBP BLK WP HR S P ERA WHIP

New York Mets @ Philadelphia Phillies
Citizens Bank Park, Philadelphia, PA
Wed Aug 29 2012, 7:06 PM - 10:04 PM EDT
Att: 42,882 - Partly Cloudy - 81 F

AB 31
R 2
H 6
RBI 2
BB 2
SO 8
LOB 13



Batter	1	2	3	4	5	6	7	8	9	AB	R	H	RBI	BB	SO	LOB	TOP						
13 Ronny Cedeno, R OBP: 0.359, SLG: 0.443										4	1	1	0	0	0	2							
Justin Turner, R OBP: 0.333, SLG: 0.377										4	1	2	0	0	0	0							
5 David Wright, R OBP: 0.405, SLG: 0.505										4	0	0	1	0	0	2							
12 Scott Hairston, R OBP: 0.312, SLG: 0.512										4	0	0	0	0	2	1							
48 Frank Francisco, R										0	0	0	0	0	0	0							
29 Ike Davis, L OBP: 0.295, SLG: 0.445										3	1	1	0	1	0	0							
6 Kelly Shoppach, R OBP: 0.342, SLG: 0.485										3	1	0	0	0	1	1							
44 Jason Bay, R OBP: 0.242, SLG: 0.302										4	1	2	4	0	1	1							
56 Andres Torres, S OBP: 0.330, SLG: 0.320										4	0	2	0	0	0	1							
55 Chris Young, R OBP: 0.145, SLG: 0.149										2	0	0	0	0	1	2							
39 Bobby Farnell, R										0	0	0	0	0	0	0							
19 Zach Lutz, R OBP: 0.111, SLG: 0.111										0	0	0	0	0	0	0							
60 Jon Rauch, R										0	0	0	0	0	0	0							
23 Mike Baxter, L OBP: 0.307, SLG: 0.443										0	0	0	0	0	0	0							
Inning Stats	R: 5 H: 3 E: 0 K: 0 S: 10	H: 3 LOB: 0 BB: 1 P: 22	R: 0 H: 0 E: 0 K: 1 S: 7	H: 0 LOB: 0 BB: 0 P: 10	R: 0 H: 0 E: 0 K: 0 S: 5	H: 0 LOB: 0 BB: 0 P: 7	R: 0 H: 2 E: 0 K: 0 S: 12	H: 2 LOB: 2 BB: 0 P: 22	R: 0 H: 0 E: 0 K: 1 S: 8	H: 0 LOB: 0 BB: 0 P: 14	R: 0 H: 0 E: 0 K: 1 S: 6	H: 0 LOB: 0 BB: 0 P: 9	R: 0 H: 1 E: 0 K: 0 S: 6	H: 1 LOB: 0 BB: 0 P: 11	R: 0 H: 1 E: 0 K: 1 S: 6	H: 1 LOB: 0 BB: 0 P: 8	R: 0 H: 1 E: 0 K: 1 S: 8	H: 1 LOB: 1 BB: 0 P: 14	1B: 4 2B: 4 3B: 0 HR: 1	SF: 0 SAC: 0 DP: 2 HBP: 1	WP: 0 PB: 0 SB: 0 CS: 0	PA: 35	
PITCHER	IP WLS BF H R ER SO BB IBB HBP BLK WP HR S P ERA WHIP	7.0 L 28 6 5 5 3 1 0 1 0 0 1 54 95 6.43 1.000	1.0 3 1 0 0 1 0 0 0 0 0 0 6 8 0.00 1.000	1.0 4 1 0 0 1 0 0 0 0 0 0 8 14 0.00 1.000																			

New York Mets @ Miami Marlins
Marlins Park, Miami, FL
Sun Sep 02 2012, 1:10 PM - 3:32 PM EDT
Att: 25,333 - Roof Closed - 78 F

AB	33
R	5
H	8
RBI	5
BB	1
SO	5
LOB	11



Batter	1	2	3	4	5	6	7	8	9	AB	R	H	RBI	BB	SO	LOB	BOTTOM						
11 Bryan Petersen, L OBP: 0.283, SLG: 0.255										3	0	1	0	1	0	1							
20 Justin Ruggiano, R OBP: 0.389, SLG: 0.592										4	0	2	1	0	1	1							
7 José Reyes, S OBP: 0.345, SLG: 0.433										4	0	1	0	0	0	4							
27 Giancarlo Stanton, R OBP: 0.318, SLG: 0.590										4	0	0	0	0	3	4							
45 Carlos Lee, R OBP: 0.343, SLG: 0.384										4	0	0	0	0	0	2							
29 Greg Dobbs, L OBP: 0.318, SLG: 0.388										4	0	0	0	0	0	0							
17 Donovan Solano, R OBP: 0.352, SLG: 0.352										4	0	1	0	0	0	0							
19 Rob Brantly, L OBP: 0.316, SLG: 0.382										2	1	1	0	1	0	1							
56 Mark Buehrle, L OBP: 0.051, SLG: 0.068										1	0	0	0	0	1	1							
26 Austin Kearns, R OBP: 0.351, SLG: 0.365										1	0	0	0	0	0	1							
58 Ryan Webb, R										0	0	0	0	0	0	0							
38 Carlos Zambrano, S OBP: 0.176, SLG: 0.265										0	0	0	0	0	0	0							
Inning Stats	R: 0 H: 2 E: 0 K: 1 S: 15	H: 1 LOB: 1 BB: 0 P: 19	R: 0 H: 1 E: 0 K: 1 S: 16	H: 1 LOB: 1 BB: 0 P: 22	R: 0 H: 1 E: 0 K: 0 S: 14	H: 1 LOB: 1 BB: 0 P: 22	R: 0 H: 0 E: 0 K: 0 S: 10	H: 0 LOB: 0 BB: 0 P: 14	R: 1 H: 1 E: 0 K: 0 S: 9	H: 1 LOB: 1 BB: 1 P: 17	R: 0 H: 0 E: 0 K: 0 S: 5	H: 0 LOB: 0 BB: 0 P: 5	R: 0 H: 1 E: 0 K: 0 S: 6	H: 1 LOB: 0 BB: 0 P: 9	R: 0 H: 0 E: 0 K: 2 S: 8	H: 0 LOB: 1 BB: 1 P: 17	R: 0 H: 0 E: 0 K: 0 S: 7	H: 0 LOB: 0 BB: 0 P: 11	1B: 5 2B: 1 3B: 0 HR: 0	SF: 0 SAC: 1 DP: 1 HBP: 0	WP: 0 PB: 0 SB: 2 CS: 0	PA: 34	
PITCHER	IP WLS BF H R ER SO BB IBB HBP BLK WP HR S P ERA WHIP	5.0 W 21 5 1 1 1 3 1 0 0 0 0 5 94 1.80 1.200	1.0 3 0 0 0 0 0 0 0 0 0 0 5 5 0.00 0.000	1.0 4 1 0 0 0 1 0 0 0 0 0 6 13 0.00 2.000	1.0 3 0 0 0 0 2 0 0 0 0 0 8 13 0.00 0.000	1.0 3 0 0 0 0 0 0 0 0 0 0 7 11 0.00 0.000																	

New York Mets @ Miami Marlins
Marlins Park, Miami, FL
Sun Sep 02 2012, 1:10 PM - 3:32 PM EDT
Att: 25,333 - Roof Closed - 78 F


AB	31
R	1
H	6
RBI	1
BB	2
SO	5
LOB	15



Batter	1	2	3	4	5	6	7	8	9	AB	R	H	RBI	BB	SO	LOB	TOP			
11 Rubén Tejada, R OBP: 0.340, SLG: 0.366										4	1	1	0	1	1	0	New York Mets @ St. Louis Cardinals Busch Stadium, St. Louis, MO Mon Sep 03 2012, 1:18 PM - 4:26 PM CDT Att: 40,952 - Cloudy - 79 F livebaseballscorecards.com			
28 Daniel Murphy, L OBP: 0.328, SLG: 0.400										4	1	2	2	1	0	1				
5 David Wright, R OBP: 0.402, SLG: 0.501										4	0	0	0	0	1	1				
29 Ike Davis, L OBP: 0.296, SLG: 0.446										3	0	1	0	1	1	1				
21 Lucas Duda, L OBP: 0.327, SLG: 0.384										3	0	0	0	0	1	1				
44 Jason Bay, R OBP: 0.246, SLG: 0.307										1	0	1	0	0	0	0				
23 Mike Baxter, L OBP: 0.392, SLG: 0.446										2	1	1	0	1	0	1				
12 Scott Hairston, R OBP: 0.311, SLG: 0.510										1	0	0	0	0	0	2				
6 Kelly Shoppach, R OBP: 0.340, SLG: 0.497										4	1	1	2	0	1	3				
56 Andres Torres, S OBP: 0.329, SLG: 0.326										4	0	1	0	0	0	1				
36 Collin McHugh, R ERA: 3.54										1	0	0	0	0	0	0				
19 Zach Lutz, R ERA: 3.15										1	0	0	0	0	0	0				
46 Manny Acosta, R ERA: 7.58										0	0	0	0	0	0	0				
73 Robert Carson, L ERA: 4.91										0	0	0	0	0	0	0				
39 Bobby Parnell, R ERA: 2.93										0	0	0	0	0	0	0				
66 Josh Edgin, R ERA: 3.5										0	0	0	0	0	0	0				
13 Ronny Cedeno, R ERA: 2.75										1	0	0	0	0	1	0				
Inning Stats	R: 0 E: 0 K: 1 S: 10	H: 1 LOB: 1 BB: 0 P: 15	R: 0 E: 0 K: 1 S: 12	H: 1 LOB: 1 BB: 0 P: 18	R: 0 E: 0 K: 0 S: 8	H: 0 LOB: 1 BB: 1 P: 15	R: 0 E: 0 K: 0 S: 6	H: 1 LOB: 1 BB: 0 P: 10	R: 0 E: 0 K: 1 S: 6	H: 0 LOB: 0 BB: 0 P: 7	R: 2 E: 0 K: 1 S: 12	H: 2 LOB: 1 BB: 1 P: 23	R: 2 E: 0 K: 1 S: 21	H: 3 LOB: 2 BB: 1 P: 34	R: 0 E: 0 K: 1 S: 14	H: 0 LOB: 1 BB: 1 P: 22	1B: 4 2B: 1 3B: 1 HR: 2	SF: 0 SAC: 0 DP: 0 HBP: 0	WP: 0 PB: 0 SB: 1 CS: 0	PA: 39
PITCHER	IP WLS BF H R ER SO BB IBB HBP BLK WP HR S P ERA WHIP																			
58 Joe Kelly, R ERA: 3.54	6.2 W 26 5 2 2 4 2 0 0 0 0 0 1 60 94 2.70 1.050																			
44 Edward Mujica, R ERA: 3.15	0.1 H 1 0 0 0 0 0 0 0 0 0 0 0 2 4 0.00 0.000																			
41 Mitchell Boggs, R ERA: 2.18	0.1 H 4 2 2 2 0 1 0 0 0 0 0 0 1 12 22 54.00 9.000																			
61 Sam Freeman, L ERA: 5.54	0.0 1 1 0 0 0 0 0 0 0 0 0 0 2 3 ∞ ∞																			
30 Jason Motte, R ERA: 2.75	1.2 S 6 0 0 0 2 1 0 0 0 0 0 0 0 21 31 0.00 0.600																			
Batter	1	2	3	4	5	6	7	8	9	AB	R	H	RBI	BB	SO	LOB	BOTTOM			
19 Jon Jay, L OBP: 0.393, SLG: 0.417										2	2	1	0	0	0	0	New York Mets @ St. Louis Cardinals Busch Stadium, St. Louis, MO Mon Sep 03 2012, 1:18 PM - 4:26 PM CDT Att: 40,952 - Cloudy - 79 F livebaseballscorecards.com			
13 Matt Carpenter, L OBP: 0.367, SLG: 0.487										3	0	0	2	0	1	1				
7 Matt Holliday, R OBP: 0.380, SLG: 0.525										4	1	2	0	0	0	0				
21 Allen Craig, R OBP: 0.367, SLG: 0.556										4	0	2	1	0	0	0				
4 Yadier Molina, R OBP: 0.372, SLG: 0.504										4	0	1	1	0	0	2				
23 David Freese, R OBP: 0.369, SLG: 0.477										3	0	0	0	1	1	2				
55 Skip Schumaker, L OBP: 0.361, SLG: 0.407										3	1	2	1	0	0	0				
33 Daniel Descalso, L OBP: 0.290, SLG: 0.317										4	0	0	0	0	2	3				
58 Joe Kelly, R ERA: 3.27										3	1	1	0	0	0	2				
44 Edward Mujica, R ERA: 7.58										0	0	0	0	0	0	0				
73 Robert Carson, L ERA: 4.91										0	0	0	0	0	0	0				
39 Bobby Parnell, R ERA: 2.93										0	0	0	0	0	0	0				
66 Josh Edgin, L ERA: 3.5										0	0	0	0	0	0	1				
Inning Stats	R: 1 E: 0 K: 0 S: 10	H: 1 LOB: 0 BB: 0 P: 15	R: 0 E: 1 K: 2 S: 13	H: 0 LOB: 1 BB: 0 P: 20	R: 2 E: 0 K: 0 S: 16	H: 4 LOB: 2 BB: 0 P: 20	R: 1 E: 0 K: 0 S: 10	H: 1 LOB: 0 BB: 0 P: 13	R: 0 E: 0 K: 0 S: 6	H: 0 LOB: 0 BB: 0 P: 9	R: 0 E: 1 K: 0 S: 9	H: 1 LOB: 2 BB: 0 P: 11	R: 1 E: 0 K: 1 S: 17	H: 2 LOB: 1 BB: 0 P: 22	R: 0 E: 0 K: 1 S: 10	H: 0 LOB: 1 BB: 1 P: 18	1B: 6 2B: 1 3B: 1 HR: 1	SF: 1 SAC: 2 DP: 1 HBP: 1	WP: 0 PB: 0 SB: 0 CS: 0	PA: 36
PITCHER	IP WLS BF H R ER SO BB IBB HBP BLK WP HR S P ERA WHIP																			
36 Collin McHugh, R ERA: 3.27	4.0 L 19 6 4 4 2 0 0 0 0 0 0 0 15 20 0.00 0.500																			
46 Manny Acosta, R ERA: 7.58	2.0 8 1 0 0 0 0 0 0 0 0 0 0 8 13 27.00 0.000																			
73 Robert Carson, L ERA: 4.91	0.1 2 0 1 1 1 0 0 0 0 0 0 0 11 15 0.00 4.500																			
39 Bobby Parnell, R ERA: 2.93	0.2 4 2 0 0 0 0 1 0 0 0 0 0 8 13 0.00 4.500																			
66 Josh Edgin, L ERA: 3.5	1.0 3 0 0 0 1 0 0 0 0 0 0 0 8 12 0.00 0.000																			


Batter	1	2	3	4	5	6	7	8	9	AB	R	H	RBI	BB	SO	LOB	TOP					
24 Michael Bourn, L (1, 8) OBP: 0.355, SLG: 0.406	F7		1B BB				L7			3	0	1	0	1	0	0	Atlanta Braves @ New York Mets Citi Field, Flushing, NY Fri Sep 07 2012, 7:13 PM - 10:06 PM EDT Att: 24,071 - Cloudy - 81 F					
11 Reed Johnson, R (1, 7) OBP: 0.382, SLG: 0.424 39 Jonny Venters, L (7, 1)	F7					P4		K		3	0	1	0	0	0	1						
27 Lyle Overbay, L (6, PH) OBP: 0.357, SLG: 0.434 34 Eric O'Flaherty, L (8, 1) 46 Craig Kimbrel, R (9, 1)	F7		1B					G4-3		4	0	0	0	0	1	4						
10 Chipper Jones, S (1, 5) OBP: 0.377, SLG: 0.491	G6-3		K			L9		G4-3		4	0	0	0	0	0	3						
5 Freddie Freeman, L (1, 3) OBP: 0.348, SLG: 0.457	F9		G6-3			F7		G4-3		4	0	0	0	0	0	0						
14 Martin Prado, R (1, 6) OBP: 0.351, SLG: 0.431	L8					F9		P4		4	0	0	0	0	0	0						
22 Jason Heyward, L (1, 9) OBP: 0.346, SLG: 0.498	FC6-4 26 FC6-4		HR			G4-3		F7		4	1	2	1	0	0	0						
26 Dan Uggla, R (1, 4) OBP: 0.338, SLG: 0.381	FC6-4 1-2		F8			8 SF9 2B		HR		4	2	2	1	0	0	1						
8 David Ross, R (1, 2) OBP: 0.344, SLG: 0.462			G5-3			F8		F9		3	0	0	1	0	0	0						
17 Paul Maholm, L (1, 1) OBP: 0.107, SLG: 0.130 32 Chad Durbin, R (6, 1)			1B 24 BB			K		K		2	0	1	0	0	1	0						
43 Luis Avilan, L (6, 1) OBP: 0.333, SLG: 0.333 13 Jose Constanza, L (7, PH) OBP: 0.273, SLG: 0.244 4 Paul Janish, R (7, 6) OBP: 0.265, SLG: 0.238			1B							0	0	0	0	0	0	0						
Inning Stats	R: 0 E: 0 K: 0 S: 10	H: 0 LOB: 0 BB: 0 P: 15	R: 0 E: 0 K: 0 S: 11	H: 1 LOB: 1 BB: 0 P: 15	R: 0 E: 0 K: 1 S: 13	H: 2 LOB: 3 BB: 1 P: 24	R: 1 E: 0 K: 0 S: 14	H: 1 LOB: 0 BB: 0 P: 20	R: 0 E: 0 K: 1 S: 10	H: 0 LOB: 0 BB: 0 P: 12	R: 1 E: 1 K: 1 S: 9	H: 1 LOB: 0 BB: 0 P: 15	R: 0 E: 0 K: 1 S: 6	H: 0 LOB: 0 BB: 0 P: 9	R: 1 E: 0 K: 0 S: 11	H: 1 LOB: 0 BB: 0 P: 14	1B: 4 2B: 1 3B: 0 HR: 2	SF: 1 SAC: 0 DP: 0 HBP: 0	WP: 0 PB: 0 SB: 0 CS: 0	PA: 35		
PITCHER	IP WLS BF H R ER SO BB IBB HBP BLK WP HR S P ERA WHIP	IP WLS BF H R ER SO BB IBB HBP BLK WP HR S P ERA WHIP	IP WLS BF H R ER SO BB IBB HBP BLK WP HR S P ERA WHIP	IP WLS BF H R ER SO BB IBB HBP BLK WP HR S P ERA WHIP	IP WLS BF H R ER SO BB IBB HBP BLK WP HR S P ERA WHIP	IP WLS BF H R ER SO BB IBB HBP BLK WP HR S P ERA WHIP	IP WLS BF H R ER SO BB IBB HBP BLK WP HR S P ERA WHIP	IP WLS BF H R ER SO BB IBB HBP BLK WP HR S P ERA WHIP	IP WLS BF H R ER SO BB IBB HBP BLK WP HR S P ERA WHIP	IP WLS BF H R ER SO BB IBB HBP BLK WP HR S P ERA WHIP	IP WLS BF H R ER SO BB IBB HBP BLK WP HR S P ERA WHIP	IP WLS BF H R ER SO BB IBB HBP BLK WP HR S P ERA WHIP	IP WLS BF H R ER SO BB IBB HBP BLK WP HR S P ERA WHIP	IP WLS BF H R ER SO BB IBB HBP BLK WP HR S P ERA WHIP	IP WLS BF H R ER SO BB IBB HBP BLK WP HR S P ERA WHIP	IP WLS BF H R ER SO BB IBB HBP BLK WP HR S P ERA WHIP	IP WLS BF H R ER SO BB IBB HBP BLK WP HR S P ERA WHIP	IP WLS BF H R ER SO BB IBB HBP BLK WP HR S P ERA WHIP	IP WLS BF H R ER SO BB IBB HBP BLK WP HR S P ERA WHIP	IP WLS BF H R ER SO BB IBB HBP BLK WP HR S P ERA WHIP	IP WLS BF H R ER SO BB IBB HBP BLK WP HR S P ERA WHIP	IP WLS BF H R ER SO BB IBB HBP BLK WP HR S P ERA WHIP

AB 33
R 3
H 7
RBI 3
BB 1
SO 4
LOB 9



Batter	1	2	3	4	5	6	7	8	9	AB	R	H	RBI	BB	SO	LOB	BOTTOM					
13 Ronny Cedeno, R (1, 6) OBP: 0.349, SLG: 0.423	F8 5 F8 28 1B BB		1B			K		G6-3		4	0	1	0	1	2	1	Atlanta Braves @ New York Mets Citi Field, Flushing, NY Fri Sep 07 2012, 7:13 PM - 10:06 PM EDT Att: 24,071 - Cloudy - 81 F					
28 Daniel Murphy, L (1, 4) OBP: 0.329, SLG: 0.359	1B		K			G1-3		G6-3		5	0	1	0	0	1	3						
5 David Wright, R (1, 5) OBP: 0.402, SLG: 0.499	F8		K			L9		L9		4	0	1	0	0	1	4						
12 Scott Hairston, R (1, 9) OBP: 0.310, SLG: 0.503	L6		F8			FC6-4		FC6-4		4	0	0	0	0	1	5						
29 Ike Davis, L (1, 3) OBP: 0.300, SLG: 0.449	G4-3		FC6-4 1 FC6-4 44 BB BB			K		BB		2	0	0	0	2	1	2						
6 Kelly Shoppach, R (1, 2) OBP: 0.333, SLG: 0.483	K		P5			21 PB 44 E 1B		F9		4	0	1	0	0	1	2						
44 Jason Bay, R (1, 7) OBP: 0.248, SLG: 0.300	G1-6-3		FC6-4 1 FC6-4 BB			FC5 21 PB		K		3	0	0	0	1	1	2						
56 Andres Torres, S (1, 8) OBP: 0.325, SLG: 0.322 1 Jordany Valdespin, L (2, 8) OBP: 0.277, SLG: 0.445 Justin Turner, R (6, PH) OBP: 0.337, SLG: 0.392 15 Fred Lewis, L (7, 8)	G4-3		FC6-4			K		BB		0	0	0	0	0	0	0						
49 Jonathon Niese, L (1, 1) OBP: 0.278, SLG: 0.188 21 Lucas Duda, L (6, PH) OBP: 0.327, SLG: 0.385 39 Bobby Parnell, R (7, 1) 32 Jenny Mejia, R (8, 1) 23 Mike Baxter, L (9, PH) OBP: 0.387, SLG: 0.441	G4-3		1B			G3		K		2	0	1	0	0	1	2						
Inning Stats	R: 0 E: 0 K: 0 S: 10	H: 1 LOB: 2 BB: 1 P: 17	R: 0 E: 0 K: 1 S: 6	H: 0 LOB: 0 BB: 0 P: 9	R: 0 E: 0 K: 2 S: 19	H: 2 LOB: 2 BB: 0 P: 29	R: 0 E: 0 K: 1 S: 13	H: 0 LOB: 2 BB: 2 P: 22	R: 0 E: 1 K: 2 S: 8	H: 1 LOB: 1 BB: 0 P: 12	R: 0 E: 0 K: 0 S: 4	H: 0 LOB: 0 BB: 0 P: 5	R: 0 E: 0 K: 2 S: 12	H: 0 LOB: 1 BB: 1 P: 22	R: 0 E: 0 K: 2 S: 10	H: 0 LOB: 1 BB: 1 P: 15		1B: 5 2B: 0 3B: 0 HR: 0	SF: 0 SAC: 0 DP: 0 HBP: 0	WP: 0 PB: 1 SB: 0 CS: 0	PA: 38	
PITCHER	IP WLS BF H R ER SO BB IBB HBP BLK WP HR S P ERA WHIP	IP WLS BF H R ER SO BB IBB HBP BLK WP HR S P ERA WHIP	IP WLS BF H R ER SO BB IBB HBP BLK WP HR S P ERA WHIP	IP WLS BF H R ER SO BB IBB HBP BLK WP HR S P ERA WHIP	IP WLS BF H R ER SO BB IBB HBP BLK WP HR S P ERA WHIP	IP WLS BF H R ER SO BB IBB HBP BLK WP HR S P ERA WHIP	IP WLS BF H R ER SO BB IBB HBP BLK WP HR S P ERA WHIP	IP WLS BF H R ER SO BB IBB HBP BLK WP HR S P ERA WHIP	IP WLS BF H R ER SO BB IBB HBP BLK WP HR S P ERA WHIP	IP WLS BF H R ER SO BB IBB HBP BLK WP HR S P ERA WHIP	IP WLS BF H R ER SO BB IBB HBP BLK WP HR S P ERA WHIP	IP WLS BF H R ER SO BB IBB HBP BLK WP HR S P ERA WHIP	IP WLS BF H R ER SO BB IBB HBP BLK WP HR S P ERA WHIP	IP WLS BF H R ER SO BB IBB HBP BLK WP HR S P ERA WHIP	IP WLS BF H R ER SO BB IBB HBP BLK WP HR S P ERA WHIP	IP WLS BF H R ER SO BB IBB HBP BLK WP HR S P ERA WHIP	IP WLS BF H R ER SO BB IBB HBP BLK WP HR S P ERA WHIP	IP WLS BF H R ER SO BB IBB HBP BLK WP HR S P ERA WHIP	IP WLS BF H R ER SO BB IBB HBP BLK WP HR S P ERA WHIP	IP WLS BF H R ER SO BB IBB HBP BLK WP HR S P ERA WHIP	IP WLS BF H R ER SO BB IBB HBP BLK WP HR S P ERA WHIP	IP WLS BF H R ER SO BB IBB HBP BLK WP HR S P ERA WHIP

AB 33
R 0
H 5
RBI 0
BB 5
SO 11
LOB 28



Batter	1	2	3	4	5	6	7	8	9	AB	R	H	RBI	BB	SO	LOB	TOP							
24 Michael Bourn, L (1,8) OBP: 0.353, SLG: 0.405 11 Reed Johnson, R (9,8) OBP: 0.352, SLG: 0.424										6	0	1	0	0	2	7								
14 Martin Prado, R (1,6) OBP: 0.353, SLG: 0.431 22 Jason Heyward, L (1,9) OBP: 0.346, SLG: 0.497										6	1	3	2	0	1	3								
10 Chipper Jones, S (1,5) OBP: 0.376, SLG: 0.486 4 Paul Janish, R (7,6) OBP: 0.286, SLG: 0.236										3	0	0	1	1	0	2								
5 Freddie Freeman, L (1,3) OBP: 0.346, SLG: 0.454 26 Dan Uggla, R (1,4) OBP: 0.324, SLG: 0.385										5	1	1	1	0	0	2								
16 Brian McCann, L (1,2) OBP: 0.300, SLG: 0.409 13 Jose Constanza, L (1,7) OBP: 0.286, SLG: 0.261										5	3	4	4	0	0	1								
54 Kris Medlen, S (1,1) OBP: 0.214, SLG: 0.160 25 Juan Francisco, L (7,PH) OBP: 0.295, SLG: 0.458 43 Luis Avilan, L (7,1) OBP: 0.333, SLG: 0.333 20 Eric Hinske, L (9,PH) OBP: 0.283, SLG: 0.317 53 Cory Gearrin, R (9,1) OBP: 0.283, SLG: 0.317										2	0	1	1	0	0	2								
Inning Stats	R: 0 E: 0 K: 1 S: 9	H: 1 LOB: 2 BB: 1 P: 19	R: 1 E: 0 K: 0 S: 11	H: 3 LOB: 2 BB: 0 P: 17	R: 4 E: 0 K: 0 S: 16	H: 4 LOB: 1 BB: 1 P: 29	R: 0 E: 0 K: 0 S: 3	H: 0 LOB: 0 BB: 1 P: 9	R: 2 E: 0 K: 1 S: 19	H: 2 LOB: 0 BB: 0 P: 32	R: 1 E: 0 K: 0 S: 9	H: 1 LOB: 0 BB: 0 P: 14	R: 2 E: 0 K: 1 S: 16	H: 4 LOB: 2 BB: 0 P: 28	R: 0 E: 0 K: 0 S: 6	H: 0 LOB: 1 BB: 1 P: 12	R: 1 E: 0 K: 3 S: 14	H: 2 LOB: 1 BB: 0 P: 20	1B: 11 2B: 4 3B: 0 HR: 2	SF: 0 2B: 4 SAC: 1 DP: 1 HBP: 0	WP: 2 PB: 0 CS: 0	PA: 48		
PITCHER	IP WLS BF H R ER SO BB IBB HBP BLK WP HR S P ERA WHIP	IP WLS BF H R ER SO BB IBB HBP BLK WP HR S P ERA WHIP	IP WLS BF H R ER SO BB IBB HBP BLK WP HR S P ERA WHIP	IP WLS BF H R ER SO BB IBB HBP BLK WP HR S P ERA WHIP	IP WLS BF H R ER SO BB IBB HBP BLK WP HR S P ERA WHIP	IP WLS BF H R ER SO BB IBB HBP BLK WP HR S P ERA WHIP	IP WLS BF H R ER SO BB IBB HBP BLK WP HR S P ERA WHIP	IP WLS BF H R ER SO BB IBB HBP BLK WP HR S P ERA WHIP	IP WLS BF H R ER SO BB IBB HBP BLK WP HR S P ERA WHIP	IP WLS BF H R ER SO BB IBB HBP BLK WP HR S P ERA WHIP	IP WLS BF H R ER SO BB IBB HBP BLK WP HR S P ERA WHIP	IP WLS BF H R ER SO BB IBB HBP BLK WP HR S P ERA WHIP	IP WLS BF H R ER SO BB IBB HBP BLK WP HR S P ERA WHIP	IP WLS BF H R ER SO BB IBB HBP BLK WP HR S P ERA WHIP	IP WLS BF H R ER SO BB IBB HBP BLK WP HR S P ERA WHIP	IP WLS BF H R ER SO BB IBB HBP BLK WP HR S P ERA WHIP	IP WLS BF H R ER SO BB IBB HBP BLK WP HR S P ERA WHIP	IP WLS BF H R ER SO BB IBB HBP BLK WP HR S P ERA WHIP	IP WLS BF H R ER SO BB IBB HBP BLK WP HR S P ERA WHIP	IP WLS BF H R ER SO BB IBB HBP BLK WP HR S P ERA WHIP	IP WLS BF H R ER SO BB IBB HBP BLK WP HR S P ERA WHIP	IP WLS BF H R ER SO BB IBB HBP BLK WP HR S P ERA WHIP	IP WLS BF H R ER SO BB IBB HBP BLK WP HR S P ERA WHIP	IP WLS BF H R ER SO BB IBB HBP BLK WP HR S P ERA WHIP

Atlanta Braves @ New York Mets
Citi Field, Flushing, NY
Sat Sep 08 2012, 4:08 PM - 8:24 PM EDT
Att: 25,603 - Partly Cloudy - 83 F

AB 43
R 11
H 17
RBI 11
BB 4
SO 6
LOB 26



Batter	1	2	3	4	5	6	7	8	9	AB	R	H	RBI	BB	SO	LOB	BOTTOM							
23 Mike Baxter, L (1,9) OBP: 0.381, SLG: 0.432 12 Scott Hairston, R (7,PH) OBP: 0.309, SLG: 0.502										3	0	0	0	0	2	0								
28 Daniel Murphy, L (1,4) OBP: 0.307, SLG: 0.350 46 Manny Acosta, R (7,1) OBP: 0.333, SLG: 0.333 52 Ramon E Ramirez, R (8,PH) OBP: 0.298, SLG: 0.399 19 Zach Lutz, R (9,1) OBP: 0.298, SLG: 0.399 62 Elvin Ramirez, R (9,1) OBP: 0.298, SLG: 0.399										3	0	0	0	0	0	0								
5 David Wright, R (1,5) OBP: 0.402, SLG: 0.499										4	2	2	0	0	1	0								
29 Ike Davis, L (1,3) OBP: 0.302, SLG: 0.448										3	0	1	0	1	0	2								
21 Lucas Duda, L (1,7) OBP: 0.329, SLG: 0.389										4	0	2	2	0	0	2								
11 Rubén Tejada, R (1,6) OBP: 0.337, SLG: 0.360										4	0	0	0	0	0	4								
1 Jordany Valdespin, L (1,8) OBP: 0.262, SLG: 0.443										3	0	1	0	1	1	1								
30 Josh Thole, L (1,2) OBP: 0.296, SLG: 0.291 4 Mike Nickeas, R (7,PH) OBP: 0.246, SLG: 0.233										2	0	0	0	0	0	2								
53 Jeremy Hefner, R (1,1) OBP: 0.293, SLG: 0.293 45 Justin Hampson, L (3,PH) OBP: 0.293, SLG: 0.293 15 Fred Lewis, L (3,PH) OBP: 0.293, SLG: 0.293 73 Robert Carson, L (4,1) OBP: 0.293, SLG: 0.293 13 Ronny Cedeno, R (5,PH) OBP: 0.293, SLG: 0.293										0	0	0	0	0	0	0								
Inning Stats	R: 0 E: 0 K: 1 S: 7	H: 0 LOB: 0 BB: 0 P: 10	R: 0 E: 0 K: 0 S: 11	H: 1 LOB: 2 BB: 1 P: 16	R: 0 E: 0 K: 1 S: 7	H: 0 LOB: 0 BB: 0 P: 10	R: 1 E: 0 K: 0 S: 11	H: 2 LOB: 1 BB: 0 P: 16	R: 1 E: 0 K: 1 S: 9	H: 1 LOB: 0 BB: 0 P: 12	R: 0 E: 0 K: 0 S: 9	H: 0 LOB: 1 BB: 1 P: 16	R: 0 E: 0 K: 1 S: 12	H: 2 LOB: 1 BB: 0 P: 17	R: 1 E: 0 K: 0 S: 10	H: 2 LOB: 1 BB: 0 P: 20	R: 0 E: 0 K: 3 S: 9	H: 0 LOB: 0 BB: 0 P: 12	1B: 6 2B: 1 3B: 0 HR: 1	SF: 0 2B: 1 SAC: 0 DP: 1 HBP: 0	WP: 0 PB: 0 CS: 0	PA: 36		
PITCHER	IP WLS BF H R ER SO BB IBB HBP BLK WP HR S P ERA WHIP	IP WLS BF H R ER SO BB IBB HBP BLK WP HR S P ERA WHIP	IP WLS BF H R ER SO BB IBB HBP BLK WP HR S P ERA WHIP	IP WLS BF H R ER SO BB IBB HBP BLK WP HR S P ERA WHIP	IP WLS BF H R ER SO BB IBB HBP BLK WP HR S P ERA WHIP	IP WLS BF H R ER SO BB IBB HBP BLK WP HR S P ERA WHIP	IP WLS BF H R ER SO BB IBB HBP BLK WP HR S P ERA WHIP	IP WLS BF H R ER SO BB IBB HBP BLK WP HR S P ERA WHIP	IP WLS BF H R ER SO BB IBB HBP BLK WP HR S P ERA WHIP	IP WLS BF H R ER SO BB IBB HBP BLK WP HR S P ERA WHIP	IP WLS BF H R ER SO BB IBB HBP BLK WP HR S P ERA WHIP	IP WLS BF H R ER SO BB IBB HBP BLK WP HR S P ERA WHIP	IP WLS BF H R ER SO BB IBB HBP BLK WP HR S P ERA WHIP	IP WLS BF H R ER SO BB IBB HBP BLK WP HR S P ERA WHIP	IP WLS BF H R ER SO BB IBB HBP BLK WP HR S P ERA WHIP	IP WLS BF H R ER SO BB IBB HBP BLK WP HR S P ERA WHIP	IP WLS BF H R ER SO BB IBB HBP BLK WP HR S P ERA WHIP	IP WLS BF H R ER SO BB IBB HBP BLK WP HR S P ERA WHIP	IP WLS BF H R ER SO BB IBB HBP BLK WP HR S P ERA WHIP	IP WLS BF H R ER SO BB IBB HBP BLK WP HR S P ERA WHIP	IP WLS BF H R ER SO BB IBB HBP BLK WP HR S P ERA WHIP	IP WLS BF H R ER SO BB IBB HBP BLK WP HR S P ERA WHIP	IP WLS BF H R ER SO BB IBB HBP BLK WP HR S P ERA WHIP	IP WLS BF H R ER SO BB IBB HBP BLK WP HR S P ERA WHIP

Atlanta Braves @ New York Mets
Citi Field, Flushing, NY
Sat Sep 08 2012, 4:08 PM - 8:24 PM EDT
Att: 25,603 - Partly Cloudy - 83 F

AB 34
R 3
H 8
RBI 3
BB 2
SO 7
LOB 14



Batter	1	2	3	4	5	6	7	8	9	AB	R	H	RBI	BB	SO	LOB	TOP			
28 Jayson Werth, R (1,9) OBP: 0.388, SLG: 0.458										3	0	0	0	1	0	0	<p>Washington Nationals @ New York Mets Citi Field, Flushing, NY Mon Sep 10 2012, 7:13 PM - 10:10 PM EDT Att: 21,923 - Partly Cloudy - 69 F</p> <p>livebaseballscores.com</p>			
34 Bryce Harper, L (1,8) OBP: 0.333, SLG: 0.452										2	1	0	0	2	0	1				
11 Ryan Zimmerman, R (1,5) OBP: 0.352, SLG: 0.477										4	1	1	2	0	2	2				
25 Adam LaRoche, L (1,3) OBP: 0.342, SLG: 0.507										4	0	1	0	0	1	1				
38 Michael Morse, R (1,7) OBP: 0.319, SLG: 0.450										4	1	1	0	0	1	1				
36 Tyler Clippard, R (9,1)										0	0	0	0	0	0	0				
20 Ian Desmond, R (1,6) OBP: 0.328, SLG: 0.515										4	1	1	2	0	1	1				
8 Danny Espinosa, S (1,4) OBP: 0.321, SLG: 0.415										3	0	0	0	1	1	1				
24 Kurt Suzuki, R (1,2) OBP: 0.270, SLG: 0.320										4	1	1	1	0	3	1				
47 Gio González, R (1,1) OBP: 0.115, SLG: 0.169										2	0	0	0	0	0	0				
2 Roger Bernadina, L (7,PH) OBP: 0.377, SLG: 0.408										1	0	0	0	0	0	0				
52 Ryan Mattheus, R (7,1)										0	0	0	0	0	0	0				
22 Drew Storen, S (8,1)										0	0	0	0	0	0	0				
10 Corey Brown, L (9,7) OBP: 0.211, SLG: 0.421										0	0	0	0	0	0	0				
Inning Stats	R: 0 E: 0 K: 1 S: 8	H: 0 LOB: 1 BB: 1 P: 17	R: 0 E: 0 K: 1 S: 10	H: 1 LOB: 1 BB: 0 P: 16	R: 3 E: 0 K: 0 S: 16	H: 2 LOB: 0 BB: 1 P: 24	R: 2 E: 0 K: 1 S: 13	H: 2 LOB: 0 BB: 0 P: 19	R: 0 E: 0 K: 2 S: 10	H: 0 LOB: 1 BB: 1 P: 20	R: 0 E: 0 K: 0 S: 10	H: 0 LOB: 0 BB: 0 P: 18	R: 0 E: 0 K: 0 S: 5	H: 0 LOB: 0 BB: 0 P: 9	R: 0 E: 0 K: 2 S: 8	H: 0 LOB: 0 BB: 0 P: 14	1B: 1 2B: 2 3B: 0 HR: 3	SF: 0 SAC: 0 DP: 1 HBP: 0	WP: 0 PB: 0 CS: 1	PA: 35
PITCHER	IP WLS BF H R ER SO	IP WLS BF H R ER SO	IP WLS BF H R ER SO	IP WLS BF H R ER SO	IP WLS BF H R ER SO	IP WLS BF H R ER SO	IP WLS BF H R ER SO	IP WLS BF H R ER SO	IP WLS BF H R ER SO	IP WLS BF H R ER SO	IP WLS BF H R ER SO	IP WLS BF H R ER SO	IP WLS BF H R ER SO	IP WLS BF H R ER SO	IP WLS BF H R ER SO	IP WLS BF H R ER SO	ERA WHIP	ERA WHIP		
36 Collin McHugh, R (1,1) ERA: 3.6	4.0 L	18 5	5 5	2 2	3 3	2 2	0 0	0 0	0 0	0 0	3 3	47 76	4.50 1.750	1.750						
62 Elvin Ramirez, R (5,1) ERA: 5.45	2.0	8 0	0 0	0 0	4 4	2 2	0 0	0 0	0 0	0 0	19 39	0.00 1.000	1.000							
52 Ramon E Ramirez, R (7,1) ERA: 4.24	1.0	3 0	0 0	0 0	0 0	0 0	0 0	0 0	10 18	0.00 0.000	0.000	0.000								
27 Jeury Familia, R (8,1) ERA: 4.5	2.0	6 0	0 0	0 0	2 2	0 0	0 0	0 0	13 23	0.00 0.000	0.000	0.000								

Batter	1	2	3	4	5	6	7	8	9	AB	R	H	RBI	BB	SO	LOB	BOTTOM					
11 Rubén Tejada, R (1,6) OBP: 0.340, SLG: 0.360										2	0	1	0	2	0	0	<p>Washington Nationals @ New York Mets Citi Field, Flushing, NY Mon Sep 10 2012, 7:13 PM - 10:10 PM EDT Att: 21,923 - Partly Cloudy - 69 F</p> <p>livebaseballscores.com</p>					
13 Ronny Cedeno, R (1,4) OBP: 0.347, SLG: 0.432										2	0	0	0	1	1	2						
28 Daniel Murphy, L (8,PH) OBP: 0.333, SLG: 0.404										1	0	1	0	0	0	0						
5 David Wright, R (1,5) OBP: 0.401, SLG: 0.497										3	0	1	0	1	1	3						
12 Scott Hairston, R (1,9) OBP: 0.306, SLG: 0.505										4	1	1	1	0	1	4						
29 Ike Davis, L (1,3) OBP: 0.303, SLG: 0.446										3	0	0	0	1	2	2						
6 Kelly Shoppach, R (1,2) OBP: 0.327, SLG: 0.473										3	0	0	0	0	0	1						
1 Jordany Valdespin, L (9,PH) OBP: 0.285, SLG: 0.444										1	0	0	0	0	0	0						
44 Jason Bay, R (1,7) OBP: 0.241, SLG: 0.293										4	0	0	0	0	1	1						
56 Andres Torres, S (1,8) OBP: 0.324, SLG: 0.322										3	0	1	0	0	0	0						
15 Fred Lewis, L (9,PH)										1	0	0	0	0	1	0						
36 Collin McHugh, R (1,1) Justin Turner, R (4,PH) 62 Elvin Ramirez, R (5,1) 52 Ramon E Ramirez, R (7,1) 23 Mike Baxter, L (7,PH) 27 Jeury Familia, R (8,1)										1	0	0	0	0	1	0						
Inning Stats	R: 0 E: 0 K: 0 S: 8	H: 0 LOB: 1 BB: 2 P: 17	R: 0 E: 0 K: 2 S: 7	H: 0 LOB: 0 BB: 0 P: 9	R: 0 E: 0 K: 2 S: 11	H: 0 LOB: 2 BB: 2 P: 24	R: 1 E: 0 K: 0 S: 13	H: 2 LOB: 1 BB: 1 P: 26	R: 0 E: 0 K: 1 S: 12	H: 1 LOB: 0 BB: 0 P: 16	R: 0 E: 0 K: 1 S: 7	H: 0 LOB: 0 BB: 0 P: 12	R: 0 E: 0 K: 0 S: 7	H: 0 LOB: 0 BB: 0 P: 10	R: 0 E: 0 K: 1 S: 9	H: 2 LOB: 1 BB: 0 P: 17	R: 0 E: 0 K: 1 S: 6	H: 0 LOB: 0 BB: 0 P: 6	1B: 3 2B: 1 3B: 0 HR: 1	SF: 0 SAC: 0 DP: 2 HBP: 0	WP: 0 PB: 0 CS: 0	PA: 35
PITCHER	IP WLS BF H R ER SO	IP WLS BF H R ER SO	IP WLS BF H R ER SO	IP WLS BF H R ER SO	IP WLS BF H R ER SO	IP WLS BF H R ER SO	IP WLS BF H R ER SO	IP WLS BF H R ER SO	IP WLS BF H R ER SO	IP WLS BF H R ER SO	IP WLS BF H R ER SO	IP WLS BF H R ER SO	IP WLS BF H R ER SO	IP WLS BF H R ER SO	IP WLS BF H R ER SO	IP WLS BF H R ER SO	ERA WHIP	ERA WHIP				
47 Gio González, L (1,1) ERA: 2.93	6.0 W	25 3	1 1	6 6	5 5	0 0	0 0	0 0	0 0	0 0	7 10	0.00 0.000	0.000									
52 Ryan Mattheus, R (7,1) ERA: 2.49	1.0	3 0	0 0	0 0	0 0	0 0	0 0	7 10	0.00 0.000	0.000	0.000	0.000										
22 Drew Storen, R (8,1) ERA: 3.1	1.0	4 2	0 0	0 1	0 0	0 0	0 0	9 17	0.00 2.000	2.000	2.000	2.000										
36 Tyler Clippard, R (9,1) ERA: 3.09	1.0	3 0	0 0	0 1	0 0	0 0	0 0	6 6	0.00 0.000	0.000	0.000	0.000										

AB	31
R	5
H	5
RBI	5
BB	4
SO	9
LOB	8



AB	30
R	1
H	5
RBI	1
BB	5
SO	8
LOB	15



Batter	1	2	3	4	5	6	7	8	9	AB	R	H	RBI	BB	SO	LOB	TOP								
28 Javson Werth, R OBP: 0.399, SLG: 0.463										2	1	2	0	3	0	0	<p>Washington Nationals @ New York Mets Citi Field, Flushing, NY</p> <p>Tue Sep 11 2012, 7:12 PM - 10:16 PM EDT Att: 22,596 - Partly Cloudy - 72 F</p> <p>livebaseballscorecards.com</p> <p>AB 36 R 5 H 14 RBI 5 BB 4 SO 4 LOB 25</p>								
34 Bryce Harper, L OBP: 0.337, SLG: 0.458										5	0	4	1	0	0	1									
11 Ryan Zimmerman, R OBP: 0.351, SLG: 0.475										4	0	1	1	0	0	7									
25 Adam LaRoche, L OBP: 0.342, SLG: 0.505										4	0	1	0	1	1	6									
38 Michael Morse, R OBP: 0.315, SLG: 0.444										5	0	0	0	0	2	7									
36 Tyler Clippard, R										4	0	1	0	0	0	2									
20 Ian Desmond, R OBP: 0.328, SLG: 0.515										4	0	1	0	0	0	2									
8 Danny Espinosa, S OBP: 0.321, SLG: 0.416										4	1	1	0	0	0	1									
24 Kurt Suzuki, R OBP: 0.272, SLG: 0.322										4	2	2	1	0	0	1									
27 Jordan Zimmerman, R ERA: 2.68										3	0	0	0	0	0	0									
Inning Stats	R: 1 E: 0 K: 1 S: 15	H: 2 LOB: 1 BB: 0 P: 19	R: 0 E: 0 K: 0 S: 6	H: 1 LOB: 0 BB: 0 P: 7	R: 0 E: 0 K: 0 S: 7	H: 1 LOB: 2 BB: 1 P: 14	R: 0 E: 0 K: 0 S: 4	H: 0 LOB: 0 BB: 0 P: 6	R: 0 E: 0 K: 1 S: 8	H: 1 LOB: 2 BB: 1 P: 13	R: 0 E: 0 K: 0 S: 6	H: 0 LOB: 0 BB: 0 P: 10	R: 2 E: 0 K: 0 S: 11	H: 3 LOB: 0 BB: 0 P: 15	R: 0 E: 0 K: 0 S: 10	H: 2 LOB: 1 BB: 0 P: 17	R: 2 E: 0 K: 2 S: 21	H: 4 LOB: 3 BB: 1 P: 37	1B: 10 2B: 3 3B: 0 HR: 1	SF: 1 SAC: 0 DP: 3 HBP: 0	WP: 0 PB: 0 SB: 0 CS: 1	PA: 41			
PITCHER	IP WLS BF H R ER SO BB IBB HBP BLK WP HR S P ERA WHIP	IP WLS BF H R ER SO BB IBB HBP BLK WP HR S P ERA WHIP	IP WLS BF H R ER SO BB IBB HBP BLK WP HR S P ERA WHIP	IP WLS BF H R ER SO BB IBB HBP BLK WP HR S P ERA WHIP	IP WLS BF H R ER SO BB IBB HBP BLK WP HR S P ERA WHIP	IP WLS BF H R ER SO BB IBB HBP BLK WP HR S P ERA WHIP	IP WLS BF H R ER SO BB IBB HBP BLK WP HR S P ERA WHIP	IP WLS BF H R ER SO BB IBB HBP BLK WP HR S P ERA WHIP	IP WLS BF H R ER SO BB IBB HBP BLK WP HR S P ERA WHIP	IP WLS BF H R ER SO BB IBB HBP BLK WP HR S P ERA WHIP	IP WLS BF H R ER SO BB IBB HBP BLK WP HR S P ERA WHIP	IP WLS BF H R ER SO BB IBB HBP BLK WP HR S P ERA WHIP	IP WLS BF H R ER SO BB IBB HBP BLK WP HR S P ERA WHIP	IP WLS BF H R ER SO BB IBB HBP BLK WP HR S P ERA WHIP	IP WLS BF H R ER SO BB IBB HBP BLK WP HR S P ERA WHIP	IP WLS BF H R ER SO BB IBB HBP BLK WP HR S P ERA WHIP	IP WLS BF H R ER SO BB IBB HBP BLK WP HR S P ERA WHIP	IP WLS BF H R ER SO BB IBB HBP BLK WP HR S P ERA WHIP	IP WLS BF H R ER SO BB IBB HBP BLK WP HR S P ERA WHIP	IP WLS BF H R ER SO BB IBB HBP BLK WP HR S P ERA WHIP	IP WLS BF H R ER SO BB IBB HBP BLK WP HR S P ERA WHIP	IP WLS BF H R ER SO BB IBB HBP BLK WP HR S P ERA WHIP	IP WLS BF H R ER SO BB IBB HBP BLK WP HR S P ERA WHIP	IP WLS BF H R ER SO BB IBB HBP BLK WP HR S P ERA WHIP	IP WLS BF H R ER SO BB IBB HBP BLK WP HR S P ERA WHIP
43 R.A. Dickey, R ERA: 2.68	7.0	2	8	3	3	2	3	0	0	0	0	0	0	0	0	0	3.86	1.571							
60 Jon Rauch, R ERA: 2.92	1.0	4	2	0	0	0	0	0	0	0	0	0	0	0	0	17	0.00	2.000							
48 Frank Francisco, R ERA: 5.8	0.0	4	3	2	2	0	1	0	0	0	0	0	0	0	8	17	∞	∞							
66 Josh Edgin, L ERA: 3.42	0.2	3	1	0	0	1	0	0	0	0	0	0	0	0	10	14	0.00	1.500							
46 Manny Acosta, R ERA: 7.55	0.1	1	0	0	0	1	0	0	0	0	0	0	0	0	3	6	0.00	0.000							
Batter	1	2	3	4	5	6	7	8	9	AB	R	H	RBI	BB	SO	LOB	BOTTOM								
11 Rubén Tejada, R OBP: 0.322, SLG: 0.363										5	1	3	0	0	2	1	<p>Washington Nationals @ New York Mets Citi Field, Flushing, NY</p> <p>Tue Sep 11 2012, 7:12 PM - 10:16 PM EDT Att: 22,596 - Partly Cloudy - 72 F</p> <p>livebaseballscorecards.com</p> <p>AB 34 R 3 H 8 RBI 3 BB 3 SO 13 LOB 18</p>								
28 Daniel Murphy, L OBP: 0.334, SLG: 0.406										3	1	1	1	1	1	1									
5 David Wright, R OBP: 0.400, SLG: 0.495										4	0	1	1	0	2	3									
29 Ike Davis, L OBP: 0.305, SLG: 0.444										2	0	0	0	2	1	1									
23 Mike Baxter, L OBP: 0.366, SLG: 0.413										3	0	0	0	0	1	6									
6 Kelly Shoppach, R OBP: 0.327, SLG: 0.473										0	0	0	0	0	0	0									
21 Lucas Duda, L OBP: 0.327, SLG: 0.386										1	0	0	0	0	0	0									
44 Jason Bay, R OBP: 0.327, SLG: 0.288										3	0	0	0	0	1	3									
15 Fred Lewis, L OBP: 0.308, SLG: 0.516										1	0	0	0	0	1	0									
56 Andres Torres, S ERA: 3.01										3	0	0	0	0	1	1									
12 Scott Hairston, R OBP: 0.308, SLG: 0.516										1	1	1	1	0	0	0									
30 Josh Thole, L OBP: 0.294, SLG: 0.288										4	0	1	0	0	1	1									
43 R.A. Dickey, R ERA: 2.68										2	0	0	0	0	1	1									
1 Jordan Zimmermann, R ERA: 3.05										1	0	0	0	0	0	0									
60 Jon Rauch, R ERA: 2.92										0	0	0	0	0	0	0									
48 Frank Francisco, R ERA: 5.8										0	0	0	0	0	0	0									
66 Josh Edgin, L ERA: 3.42										0	0	0	0	0	0	0									
46 Manny Acosta, R ERA: 7.55										0	0	0	0	0	0	0									
13 Ronny Cedeno, R OBP: 0.305, SLG: 0.406										1	0	1	0	0	0	0									
Inning Stats	R: 0 E: 0 K: 3 S: 19	H: 1 LOB: 3 BB: 2 P: 33	R: 0 E: 0 K: 0 S: 7	H: 1 LOB: 0 BB: 0 P: 11	R: 0 E: 0 K: 1 S: 16	H: 1 LOB: 2 BB: 1 P: 24	R: 0 E: 0 K: 1 S: 9	H: 0 LOB: 0 BB: 0 P: 15	R: 2 E: 1 K: 1 S: 7	H: 3 LOB: 1 BB: 0 P: 21	R: 0 E: 0 K: 1 S: 7	H: 0 LOB: 0 BB: 0 P: 10	R: 0												

Batter	1	2	3	4	5	6	7	8	9	AB	R	H	RBI	BB	SO	LOB	TOP							
28 Jayson Werth, R OBP: 0.399, SLG: 0.457										3	0	0	0	2	2	1								
34 Bryce Harper, L OBP: 0.355, SLG: 0.454										4	0	0	0	0	2	2								
11 Ryan Zimmerman, R OBP: 0.354, SLG: 0.481										2	1	1	1	2	1	0								
25 Adam LaRoche, L OBP: 0.341, SLG: 0.503										4	0	1	0	0	1	3								
20 Ian Desmond, R OBP: 0.331, SLG: 0.522										3	1	2	1	1	1	0								
2 Roger Bernadina, L OBP: 0.378, SLG: 0.408										2	0	1	0	0	0	1								
57 Tyler Moore, R OBP: 0.340, SLG: 0.529										2	0	0	0	0	1	3								
24 Kurt Suzuki, R OBP: 0.269, SLG: 0.319										4	0	0	0	0	1	5								
1 Steve Lombardozzi, S OBP: 0.325, SLG: 0.357										4	0	1	0	0	0	3								
31 John Lannan, L ERA: 2.41										2	0	0	0	0	2	1								
66 Christian Garcia, R ERA: 1.69										2	0	0	0	0	0	0								
35 Craig Stammen, R ERA: 2.42										2	0	0	0	0	0	0								
52 Ryan Mattheus, R ERA: 2.44										2	0	0	0	0	0	0								
17 Sean Burnett, L ERA: 2.45										2	0	0	0	0	0	0								
Inning Stats	R: 0 E: 0 K: 3 S: 9	H: 0 LOB: 0 BB: 0 P: 14	R: 0 E: 0 K: 2 S: 14	H: 1 LOB: 1 BB: 0 P: 22	R: 0 E: 0 K: 1 S: 10	H: 0 LOB: 1 BB: 1 P: 17	R: 1 E: 0 K: 1 S: 11	H: 2 LOB: 1 BB: 0 P: 17	R: 0 E: 0 K: 3 S: 17	H: 1 LOB: 1 BB: 0 P: 22	R: 0 E: 0 K: 0 S: 9	H: 1 LOB: 3 BB: 2 P: 22	R: 0 E: 0 K: 0 S: 6	H: 1 LOB: 3 BB: 2 P: 16	R: 1 E: 0 K: 1 S: 10	H: 1 LOB: 0 BB: 0 P: 13	R: 0 E: 0 K: 0 S: 8	H: 0 LOB: 0 BB: 0 P: 13	1B: 5 2B: 0 3B: 0 HR: 2	SF: 0 SAC: 1 DP: 1 HBP: 0	WP: 1 PB: 0 CS: 0	PA: 38		
PITCHER	IP: 5.0 WLS: L BF: 23	H: 5 R: 1 ER: 1 SO: 10	BB: 3 IBB: 0 HBP: 0 BLK: 0	WP: 1 HR: 1 S: 66 P: 106	ERA: 1.80 WHIP: 1.600	IP: 1.0 WLS: S BF: 3	H: 0 R: 0 ER: 0 SO: 0	BB: 0 IBB: 0 HBP: 0 BLK: 0	WP: 0 HR: 0 S: 8 P: 13	ERA: 0.00 WHIP: 0.000														
33 Matt Harvey, R ERA: 2.92																								
73 Robert Carson, L ERA: 5.23																								
39 Bobby Parnell, R ERA: 2.97																								
45 Justin Hampson, L ERA: 2.7																								
60 Jon Rauch, R ERA: 2.94																								

Washington Nationals @ New York Mets
Citi Field, Flushing, NY
Wed Sep 12 2012, 7:13 PM - 10:24 PM EDT
Att: 21,205 - Clear - 71 F

AB	32
R	2
H	7
RBI	2
BB	5
SO	11
LOB	19



Batter	1	2	3	4	5	6	7	8	9	AB	R	H	RBI	BB	SO	LOB	BOTTOM							
11 Rubén Tejada, R OBP: 0.340, SLG: 0.359										4	0	0	0	0	0	1								
13 Ronny Cedeno, R OBP: 0.347, SLG: 0.430										2	0	0	0	0	0	1								
1 Jordany Valdespin, L OBP: 0.286, SLG: 0.442										2	0	1	0	0	0	0								
5 David Wright, R OBP: 0.401, SLG: 0.495										4	0	2	0	0	0	2								
12 Scott Hairston, R OBP: 0.305, SLG: 0.509										4	0	0	0	0	1	2								
21 Lucas Duda, L OBP: 0.332, SLG: 0.389										3	0	2	0	1	0	0								
6 Kelly Shoppach, R OBP: 0.330, SLG: 0.471										3	0	1	0	0	2	1								
44 Jason Bay, R OBP: 0.235, SLG: 0.285										2	0	0	0	0	0	2								
29 Ike Davis, L OBP: 0.304, SLG: 0.442										2	0	0	0	0	0	4								
56 Andres Torres, S OBP: 0.324, SLG: 0.321										4	0	2	0	0	0	2								
33 Matt Harvey, R ERA: 2.41										1	0	0	0	0	0	2								
39 Bobby Parnell, R ERA: 2.97										1	0	0	0	0	0	2								
15 Fred Lewis, L ERA: 2.42										1	0	0	0	0	0	2								
48 Frank Francisco, R ERA: 5.66										1	0	0	0	0	0	2								
Inning Stats	R: 0 E: 0 K: 1 S: 12	H: 1 LOB: 1 BB: 0 P: 18	R: 0 E: 0 K: 0 S: 6	H: 2 LOB: 2 BB: 0 P: 8	R: 0 E: 0 K: 0 S: 5	H: 0 LOB: 0 BB: 0 P: 10	R: 0 E: 0 K: 1 S: 7	H: 0 LOB: 0 BB: 0 P: 13	R: 0 E: 0 K: 0 S: 8	H: 1 LOB: 1 BB: 0 P: 15	R: 0 E: 0 K: 0 S: 14	H: 1 LOB: 3 BB: 1 P: 23	R: 0 E: 0 K: 0 S: 7	H: 0 LOB: 0 BB: 0 P: 9	R: 0 E: 0 K: 0 S: 8	H: 1 LOB: 0 BB: 0 P: 14	R: 0 E: 0 K: 1 S: 11	H: 2 LOB: 2 BB: 0 P: 16	1B: 8 2B: 0 3B: 0 HR: 0	SF: 0 SAC: 1 DP: 1 HBP: 1	WP: 0 PB: 0 CS: 1	PA: 36		
PITCHER	IP: 5.2 WLS: W BF: 23	H: 5 R: 0 ER: 0 SO: 10	BB: 1 IBB: 0 HBP: 0 BLK: 0	WP: 0 HR: 0 S: 49 P: 105	ERA: 0.00 WHIP: 1.059	IP: 0.1 WLS: S BF: 1	H: 0 R: 0 ER: 0 SO: 0	BB: 0 IBB: 0 HBP: 0 BLK: 0	WP: 0 HR: 0 S: 8 P: 2	ERA: 0.00 WHIP: 0.000														
31 John Lannan, L ERA: 2.41																								
56 Christian Garcia, R ERA: 1.69																								
35 Craig Stammen, R ERA: 2.42																								
52 Ryan Mattheus, R ERA: 2.44																								
17 Sean Burnett, L ERA: 2.45																								

Washington Nationals @ New York Mets
Citi Field, Flushing, NY
Wed Sep 12 2012, 7:13 PM - 10:24 PM EDT
Att: 21,205 - Clear - 71 F

AB	33
R	0
H	8
RBI	0
BB	1
SO	3
LOB	19



Batter	1	2	3	4	5	6	7	8	9	AB R H RBI BB SO LOB	TOP											
11 Jimmy Rollins, S OBP: 0.314, SLG: 0.432										3 2 1 1 1 2 0	Philadelphia Phillies @ New York Mets Citi Field, Flushing, NY Mon Sep 17 2012, 7:12 PM - 9:49 PM EDT Att: 20,527 - Cloudy - 71 F											
15 John Mayberry Jr., R OBP: 0.315, SLG: 0.422										4 0 0 0 0 1 2												
26 Chase Utley, L OBP: 0.373, SLG: 0.446										3 0 2 1 0 1 0												
6 Ryan Howard, L OBP: 0.304, SLG: 0.405										4 0 0 0 0 1 2												
51 Carlos Ruiz, R OBP: 0.399, SLG: 0.545										4 0 1 0 0 1 0												
22 Nate Schierholtz, L OBP: 0.309, SLG: 0.389										4 0 0 0 0 1 1												
9 Domic Brown, L OBP: 0.340, SLG: 0.408										4 1 2 1 0 2 1												
28 Kevin Frandsen, R OBP: 0.386, SLG: 0.397										3 0 0 0 1 0 1												
33 Cliff Lee, L OBP: 0.183, SLG: 0.203										3 0 0 0 0 0 2												
58 Jonathan Papelbon, R OBP: 0.315, SLG: 0.432										0 0 0 0 0 0 0												
Inning Stats	R: 1 E: 1 K: 1 S: 11	H: 0 LOB: 0 BB: 0 P: 18	R: 0 E: 0 K: 2 S: 13	H: 1 LOB: 2 BB: 1 P: 23	R: 0 E: 0 K: 2 S: 11	H: 1 LOB: 1 BB: 0 P: 17	R: 0 E: 0 K: 0 S: 11	H: 1 LOB: 1 BB: 0 P: 10	R: 1 E: 0 K: 0 S: 7	H: 1 LOB: 0 BB: 0 P: 10	R: 0 E: 0 K: 2 S: 8	H: 0 LOB: 0 BB: 0 P: 10	R: 1 E: 0 K: 0 S: 9	H: 1 LOB: 1 BB: 1 P: 18	R: 0 E: 0 K: 0 S: 8	H: 1 LOB: 0 BB: 0 P: 14	R: 0 E: 0 K: 1 S: 9	H: 0 LOB: 0 BB: 0 P: 15	1B: 3 2B: 0 3B: 1 HR: 2	SF: 1 SAC: 0 DP: 1 HBP: 0	WP: 0 PB: 1 SB: 0 CS: 0	PA: 35
PITCHER	IP: 7.0 WLS: L BF: 29	H: 5 R: 3 ER: 2 SO: 8	BB: 1 IBB: 1 HBP: 0 BLK: 1	WP: 0 HR: 2 S: 70 P: 112	ERA: 2.57 WHIP: 0.857											ERA: 2.57 WHIP: 0.857						
43 R.A. Dickey, R ERA: 2.67																						
73 Robert Carson, L ERA: 5.25																						
66 Josh Edgin, L ERA: 3.24																						
52 Ramon E Ramirez, R ERA: 4.3																						

AB 32
R 3
H 6
RBI 3
BB 2
SO 9
LOB 9



Batter	1	2	3	4	5	6	7	8	9	AB R H RBI BB SO LOB	BOTTOM											
11 Rubén Tejada, R OBP: 0.333, SLG: 0.349										3 0 1 0 1 0 1	Philadelphia Phillies @ New York Mets Citi Field, Flushing, NY Mon Sep 17 2012, 7:12 PM - 9:49 PM EDT Att: 20,527 - Cloudy - 71 F											
28 Daniel Murphy, L OBP: 0.337, SLG: 0.412										4 0 1 1 0 2 3												
5 David Wright, R OBP: 0.397, SLG: 0.490										4 0 1 0 0 1 1												
12 Scott Hairston, R OBP: 0.300, SLG: 0.502										4 0 0 0 0 2 2												
21 Lucas Duda, L OBP: 0.331, SLG: 0.402										4 0 1 0 0 1 2												
44 Jason Bay, R OBP: 0.232, SLG: 0.280										3 0 0 0 0 2 1												
1 Jordany Valdespin, L OBP: 0.289, SLG: 0.433										1 0 0 0 0 0 0												
56 Andres Torres, S OBP: 0.322, SLG: 0.315										3 0 1 0 0 0 1												
23 Mike Baxter, L OBP: 0.360, SLG: 0.400										1 0 0 0 0 0 0												
4 Mike Nickes, R OBP: 0.299, SLG: 0.329										2 1 1 0 0 1 1												
13 Ronny Cedeno, R OBP: 0.299, SLG: 0.329										1 0 0 0 0 0 0												
73 Robert Carson, L OBP: 0.337, SLG: 0.412										0 0 0 0 0 0 0												
66 Josh Edgin, R ERA: 3.24										0 0 0 0 0 0 0												
52 Ramon E Ramirez, R ERA: 4.3										0 0 0 0 0 0 0												
29 Ike Davis, L OBP: 0.300, SLG: 0.444										1 0 0 0 0 1 0												
43 R.A. Dickey, R OBP: 0.172, SLG: 0.159										1 0 0 0 0 1 1												
6 Kelly Shoppach, R OBP: 0.327, SLG: 0.464										1 0 1 0 0 0 0												
Inning Stats	R: 0 E: 0 K: 2 S: 13	H: 2 LOB: 2 BB: 0 P: 20	R: 0 E: 0 K: 3 S: 12	H: 1 LOB: 1 BB: 0 P: 15	R: 0 E: 0 K: 1 S: 7	H: 0 LOB: 0 BB: 0 P: 12	R: 0 E: 0 K: 1 S: 11	H: 1 LOB: 1 BB: 0 P: 15	R: 1 E: 0 K: 1 S: 10	H: 2 LOB: 1 BB: 0 P: 11	R: 0 E: 0 K: 2 S: 9	H: 0 LOB: 0 BB: 0 P: 11	R: 0 E: 0 K: 0 S: 12	H: 1 LOB: 2 BB: 1 P: 20	R: 0 E: 0 K: 0 S: 5	H: 0 LOB: 0 BB: 0 P: 7	R: 0 E: 0 K: 1 S: 10	H: 0 LOB: 0 BB: 0 P: 12	1B: 6 2B: 1 3B: 0 HR: 0	SF: 0 SAC: 1 DP: 0 HBP: 0	WP: 0 PB: 0 SB: 0 CS: 0	PA: 35
PITCHER	IP: 8.0 WLS: W BF: 32	H: 7 R: 1 ER: 1 SO: 10	BB: 1 IBB: 0 HBP: 0 BLK: 0	WP: 0 HR: 0 S: 79 P: 111	ERA: 1.12 WHIP: 1.000											ERA: 1.12 WHIP: 1.000						
33 Cliff Lee, L ERA: 3.27																						
58 Jonathan Papelbon, R ERA: 2.4																						

AB 33
R 1
H 7
RBI 1
BB 1
SO 11
LOB 13



Batter	1	2	3	4	5	6	7	8	9	AB R H RBI BB SO LOB	TOP																		
11 Jimmy Rollins, S OBP: 0.315, SLG: 0.437										3 1 1 1 1 1 0	Philadelphia Phillies @ New York Mets Citi Field, Flushing, NY Wed Sep 19 2012, 7:13 PM - 10:29 PM EDT Att: 21,741 - Cloudy - 68 F																		
10 Juan Pierre, L OBP: 0.353, SLG: 0.372										3 0 0 0 0 0 2																			
24 Ty Wigginton, R OBP: 0.312, SLG: 0.300										1 0 0 0 0 1 0																			
58 Jonathan Papelbon, R										0 0 0 0 0 0 0																			
26 Chase Utley, L OBP: 0.371, SLG: 0.441										3 1 0 0 1 0 0																			
6 Ryan Howard, L OBP: 0.303, SLG: 0.416										4 1 1 2 0 2 0																			
51 Carlos Ruiz, R OBP: 0.397, SLG: 0.540										3 0 0 0 1 2 0																			
9 Dornic Brown, L OBP: 0.333, SLG: 0.400										3 0 0 0 0 3 1																			
15 John Mayberry Jr., R OBP: 0.313, SLG: 0.421										3 0 1 0 0 0 1																			
28 Kevin Frandsen, R OBP: 0.385, SLG: 0.392										2 0 0 0 1 0 1																			
35 Cole Hamels, L OBP: 0.278, SLG: 0.390										2 0 0 0 0 2 1																			
37 Antonio Bastardo, R ERA: 4.56										0 0 0 0 0 0 0																			
79 Justin De Fratus, S ERA: 4.82										0 0 0 0 0 0 0																			
19 Laynce Nix, L OBP: 0.292, SLG: 0.345										1 0 0 0 0 1 1																			
48 Philippe Aumont, L ERA: 4.82										0 0 0 0 0 0 0																			
47 Jeremy Horst, L ERA: 1.11										0 0 0 0 0 0 0																			
22 Nate Schierholz, L OBP: 0.266, SLG: 0.338										0 0 0 0 0 0 0																			
Inning Stats	R: 1 E: 0 K: 0 S: 11	H: 1 LOB: 0 BB: 0 P: 19	R: 0 E: 0 K: 1 S: 13	H: 0 LOB: 0 BB: 1 P: 22	R: 0 E: 0 K: 1 S: 7	H: 0 LOB: 0 BB: 0 P: 9	R: 0 E: 0 K: 1 S: 9	H: 0 LOB: 0 BB: 0 P: 12	R: 0 E: 0 K: 1 S: 8	H: 0 LOB: 0 BB: 0 P: 13	R: 0 E: 0 K: 1 S: 12	H: 0 LOB: 1 BB: 2 P: 22	R: 0 E: 0 K: 2 S: 9	H: 1 LOB: 1 BB: 0 P: 15	R: 0 E: 0 K: 2 S: 9	H: 1 LOB: 1 BB: 0 P: 13	R: 2 E: 0 K: 3 S: 15	H: 1 LOB: 1 BB: 1 P: 22	1B: 1 2B: 0 3B: 0 HR: 2	SF: 0 SAC: 0 DP: 2 HBP: 0	WP: 0 PB: 0 SB: 0 CS: 0	PA: 32							
PITCHER	IP WLS BF H R ER SO BB IBB HBP BLK WP HR S P ERA WHIP											IP WLS BF H R ER SO BB IBB HBP BLK WP HR S P ERA WHIP																	
33 Matt Harvey, R ERA: 2.73	7.0		23	1	1	1	7	3	0	0	0	0	0	0	1	69	112	1.29	0.571										
39 Bobby Parnell, R ERA: 2.97	1.0	H	4	1	0	0	2	0	0	0	0	0	0	0	9	13	0.00	1.000											
66 Josh Edgin, L ERA: 3.86	0.2	L	4	1	2	2	1	0	0	0	0	0	0	1	12	18	27.00	3.000											
60 Jon Rauch, R ERA: 2.91	0.1		1	0	0	0	1	0	0	0	0	0	0	0	3	4	0.00	0.000											

Batter	1	2	3	4	5	6	7	8	9	AB R H RBI BB SO LOB	BOTTOM																
11 Rubén Tejada, R OBP: 0.336, SLG: 0.352										5 1 3 0 0 1 0	Philadelphia Phillies @ New York Mets Citi Field, Flushing, NY Wed Sep 19 2012, 7:13 PM - 10:29 PM EDT Att: 21,741 - Cloudy - 68 F																
28 Daniel Murphy, L OBP: 0.338, SLG: 0.411										4 0 1 1 1 1 2																	
5 David Wright, R OBP: 0.396, SLG: 0.493										5 1 1 1 1 0 2 4																	
12 Scott Hairston, R OBP: 0.305, SLG: 0.506										3 0 2 0 0 0 1																	
29 Ike Davis, L OBP: 0.304, SLG: 0.444										4 0 2 0 0 1 1																	
6 Kelly Shoppach, R OBP: 0.321, SLG: 0.454										4 0 0 0 0 3 5																	
21 Lucas Duda, L OBP: 0.331, SLG: 0.399										2 0 0 0 1 2 2																	
Justin Turner, R OBP: 0.331, SLG: 0.380										0 0 0 0 1 0 0																	
44 Jason Bay, R OBP: 0.232, SLG: 0.280										0 0 0 0 0 0 0																	
56 Andres Torres, S OBP: 0.319, SLG: 0.312										4 0 0 0 0 1 7																	
33 Matt Harvey, R ERA: 3.05										2 0 0 0 0 2 0																	
13 Romyr Cordero, R ERA: 4.56										1 0 0 0 0 1 0																	
39 Bobby Parnell, R ERA: 4.56										0 0 0 0 0 0 0																	
66 Josh Edgin, R ERA: 4.82										0 0 0 0 0 0 0																	
60 Jon Rauch, R ERA: 2.91										0 0 0 0 0 0 0																	
1 Jordany Valdespin, L OBP: 0.266, SLG: 0.437										1 0 0 0 0 1 0																	
Inning Stats	R: 0 E: 0 K: 0 S: 5	H: 1 LOB: 1 BB: 0 P: 9	R: 0 E: 0 K: 2 S: 9	H: 0 LOB: 0 BB: 0 P: 16	R: 1 E: 0 K: 3 S: 17	H: 2 LOB: 1 BB: 0 P: 26	R: 0 E: 0 K: 2 S: 16	H: 2 LOB: 2 BB: 0 P: 25	R: 0 E: 0 K: 2 S: 10	H: 0 LOB: 0 BB: 0 P: 12	R: 1 E: 0 K: 1 S: 13	H: 1 LOB: 2 BB: 1 P: 22	R: 0 E: 0 K: 3 S: 15	H: 0 LOB: 1 BB: 1 P: 25	R: 0 E: 0 K: 1 S: 13	H: 2 LOB: 2 BB: 1 P: 20	R: 0 E: 0 K: 1 S: 8	H: 1 LOB: 1 BB: 0 P: 9	1B: 7 2B: 1 3B: 0 HR: 1	SF: 0 SAC: 0 DP: 1 HBP: 1	WP: 0 PB: 0 SB: 2 CS: 0	PA: 39					
PITCHER	IP WLS BF H R ER SO BB IBB HBP BLK WP HR S P ERA WHIP											IP WLS BF H R ER SO BB IBB HBP BLK WP HR S P ERA WHIP															
58 Jonathan Papelbon, R ERA: 2.37	1.0	S	4	1	0	0	1	0	0	0	0	0	0	9	18	0.00	1.500										
79 Justin De Fratus, R ERA: 4.56	0.1		1	0	0	0	1	0	0	0	0	0	0	6	7	0.00	0.000										
48 Philippe Aumont, R ERA: 4.82	0.1		3	2	0	0	1	0	0	0	0	0	0	9	11	0.00	6.000										
47 Jeremy Horst, L ERA: 1.11	0.2	W	2	0	0	0	0	1	0	0	0	0	0	4	9	0.00	1.500										

AB	28
R	3
H	3
RBI	3
BB	4
SO	12
LOB	7



AB	35
R	2
H	9
RBI	2
BB	3
SO	15
LOB	22



Batter	1	2	3	4	5	6	7	8	9	AB	R	H	RBI	BB	SO	LOB	TOP					
2 Gorkys Hernández, R OBP: 0.260, SLG: 0.286	G1-3		G5-3			17 2B	G6-4-3			4	1	1	0	0	0	2	Miami Marlins @ New York Mets Citi Field, Flushing, NY Fri Sep 21 2012, 7:11 PM - 9:55 PM EDT Att: 25,446 - Partly Cloudy - 68 F					
17 Donovan Solano, R OBP: 0.331, SLG: 0.342	K					7 PB 11 FC1-2		G4-3		4	0	2	2	0	1	0						
7 José Reyes, S OBP: 0.349, SLG: 0.438								F8		3	1	1	0	1	0	1						
45 Carlos Lee, R OBP: 0.336, SLG: 0.378	G4-3							G5-3		4	0	0	0	0	1	3						
20 Justin Ruggiano, R OBP: 0.374, SLG: 0.535	G5-3									2	0	0	0	0	0	0						
11 Bryan Petersen, L OBP: 0.288, SLG: 0.266										2	0	0	0	0	1	2						
26 Austin Kearns, R OBP: 0.363, SLG: 0.373	G6-3									4	0	1	1	0	2	0						
19 Rob Brantly, L OBP: 0.420, SLG: 0.493	G3									4	0	0	0	0	1	2						
41 Gil Velazquez, R OBP: 0.167, SLG: 0.167										3	1	2	0	0	1	0						
33 Jacob Turner, R OBP: 0.315, SLG: 0.399										1	0	0	0	0	1	0						
43 Dan Jennings, L OBP: 0.167, SLG: 0.182										0	0	0	0	0	0	0						
29 Greg Dobbs, L OBP: 0.176, SLG: 0.265										0	0	0	0	0	0	0						
23 Wade LeBlanc, L OBP: 0.176, SLG: 0.265										0	0	0	0	0	0	0						
36 Carlos Zambrano, S OBP: 0.176, SLG: 0.265										0	0	0	0	0	0	0						
Inning Stats	R: 0 H: 1 E: 0 K: 1 S: 13	H: 1 LOB: 1 BB: 0 P: 18	R: 0 H: 0 E: 0 K: 0 S: 6	H: 0 LOB: 0 BB: 0 P: 10	R: 1 H: 2 E: 0 K: 0 S: 12	H: 2 LOB: 1 BB: 0 P: 13	R: 0 H: 0 E: 0 K: 2 S: 9	H: 0 LOB: 0 BB: 0 P: 11	R: 0 H: 0 E: 0 K: 2 S: 8	H: 0 LOB: 0 BB: 0 P: 11	R: 2 H: 3 E: 0 K: 1 S: 19	H: 3 LOB: 2 BB: 1 P: 31	R: 0 H: 1 E: 0 K: 1 S: 9	H: 1 LOB: 0 BB: 0 P: 10	R: 0 H: 0 E: 0 K: 0 S: 8	H: 0 LOB: 0 BB: 0 P: 12	R: 0 H: 0 E: 0 K: 2 S: 9	H: 0 LOB: 0 BB: 0 P: 15	1B: 6 2B: 1 3B: 0 HR: 0	SF: 0 SAC: 1 DP: 1 HBP: 0	WP: 0 PB: 1 SB: 0 CS: 0	PA: 34
PITCHER	IP WLS BF H R ER SO BB IBB HBP BLK WP HR S P ERA WHIP																					
49 Jonathon Niese, L ERA: 3.49	6.1 W 27 7 3 3 7 1 0 0 0 0 0 72 99 4.26 1.263																					
39 Bobby Parnell, R ERA: 2.79	1.2 H 4 0 0 0 0 0 0 0 0 0 0 12 17 0.00 0.000																					
60 Jon Rauch, R ERA: 2.85	1.0 3 0 0 0 2 0 0 0 0 0 0 9 15 0.00 0.000																					

Batter	1	2	3	4	5	6	7	8	9	AB	R	H	RBI	BB	SO	LOB	BOTTOM			
15 Fred Lewis, L OBP: 0.313, SLG: 0.154	G6-3									3	1	0	0	0	0	3	Miami Marlins @ New York Mets Citi Field, Flushing, NY Fri Sep 21 2012, 7:11 PM - 9:55 PM EDT Att: 25,446 - Partly Cloudy - 68 F			
56 Andres Torres, S OBP: 0.317, SLG: 0.310										1	0	0	0	0	0	1				
28 Daniel Murphy, L OBP: 0.335, SLG: 0.408										3	2	1	1	0	1	0				
5 David Wright, R OBP: 0.395, SLG: 0.488										4	0	0	0	0	1	2				
29 Ike Davis, L OBP: 0.304, SLG: 0.448										4	2	2	2	0	0	1				
12 Scott Hairston, R OBP: 0.308, SLG: 0.521										4	1	2	3	0	0	0				
21 Lucas Duda, L OBP: 0.333, SLG: 0.399										1	0	1	0	0	0	0				
23 Mike Baxter, L OBP: 0.369, SLG: 0.424										2	0	2	0	1	0	0				
11 Rubén Tejada, R OBP: 0.335, SLG: 0.354										4	0	1	0	0	1	4				
30 Josh Thole, L OBP: 0.298, SLG: 0.295										4	0	1	0	0	1	2				
49 Jonathon Niese, L ERA: 3.49										3	1	1	0	0	1	2				
39 Bobby Parnell, R ERA: 2.79										0	0	0	0	0	0	0				
60 Jon Rauch, R ERA: 2.85										0	0	0	0	0	0	0				
Inning Stats	R: 3 H: 4 E: 0 K: 0 S: 22	H: 4 LOB: 1 BB: 0 P: 34	R: 2 H: 1 E: 1 K: 0 S: 11	H: 1 LOB: 0 BB: 0 P: 18	R: 0 H: 1 E: 0 K: 0 S: 9	H: 1 LOB: 0 BB: 0 P: 17	R: 0 H: 1 E: 0 K: 1 S: 12	H: 1 LOB: 1 BB: 0 P: 18	R: 1 H: 1 E: 0 K: 2 S: 18	H: 1 LOB: 2 BB: 1 P: 28	R: 0 H: 1 E: 0 K: 1 S: 9	H: 1 LOB: 0 BB: 0 P: 14	R: 1 H: 1 E: 0 K: 1 S: 11	H: 1 LOB: 0 BB: 0 P: 19	R: 0 H: 1 E: 0 K: 0 S: 6	H: 1 LOB: 0 BB: 0 P: 9	1B: 6 2B: 2 3B: 1 HR: 2	SF: 1 SAC: 0 DP: 2 HBP: 0	WP: 1 PB: 1 SB: 1 CS: 1	PA: 36
PITCHER	IP WLS BF H R ER SO BB IBB HBP BLK WP HR S P ERA WHIP																			
33 Jacob Turner, R ERA: 5.23	5.0 L 25 8 6 3 3 0 0 0 0 0 0 0 9 14 0.00 1.000																			
43 Dan Jennings, L ERA: 2.4	1.0 3 1 0 0 1 0 0 0 0 0 0 0 9 14 0.00 1.000																			
23 Wade LeBlanc, L ERA: 3.71	1.0 4 1 1 1 1 0 0 0 0 0 0 1 11 19 9.00 1.000																			
38 Carlos Zambrano, R ERA: 4.49	1.0 3 1 0 0 0 0 0 0 0 0 0 0 6 9 0.00 1.000																			

Batter	1	2	3	4	5	6	7	8	9	AB	R	H	RBI	BB	SO	LOB	TOP					
11 Bryan Petersen, L (1,7) OBP: 0.286, SLG: 0.261										4	0	0	0	1	2	2						
2 Gorkys Hernández, R (1,8) OBP: 0.265, SLG: 0.235										4	0	1	0	0	2	3						
7 José Reyes, S (1,6) OBP: 0.347, SLG: 0.435										4	0	0	0	0	1	5						
45 Carlos Lee, R (1,3) OBP: 0.333, SLG: 0.375										4	0	0	0	0	0	1						
29 Greg Dobbs, L (1,9) OBP: 0.315, SLG: 0.395										3	1	0	0	1	0	0						
17 Donovan Solano, R (1,4) OBP: 0.337, SLG: 0.352										4	1	3	0	0	0	0						
14 John Buck, R (1,2) OBP: 0.308, SLG: 0.362										4	1	1	3	0	0	2						
41 Gil Velazquez, R (1,5) OBP: 0.227, SLG: 0.227										4	0	2	0	0	1	0						
56 Mark Buehrle, L (1,1) OBP: 0.046, SLG: 0.062										0	0	0	0	0	0	0						
6 Scott Cousins, L (7,PH) OBP: 0.185, SLG: 0.278										0	0	0	0	0	0	0						
34 Tom Koehler, R (7,1)										0	0	0	0	0	0	0						
44 AJ Ramos, R (8,1)										0	0	0	0	0	0	0						
19 Rob Brantly, L (9,PH) OBP: 0.427, SLG: 0.500										1	0	1	0	0	0	0						
Inning Stats	R: 0 E: 0 K: 1 S: 12	H: 1 LOB: 1 BB: 0 P: 16	R: 0 E: 0 K: 0 S: 5	H: 0 LOB: 0 BB: 0 P: 7	R: 0 E: 0 K: 2 S: 14	H: 1 LOB: 2 BB: 1 P: 21	R: 0 E: 0 K: 0 S: 8	H: 1 LOB: 1 BB: 0 P: 9	R: 0 E: 0 K: 1 S: 15	H: 1 LOB: 2 BB: 0 P: 23	R: 0 E: 0 K: 0 S: 7	H: 0 LOB: 0 BB: 0 P: 10	R: 0 E: 0 K: 0 S: 7	H: 0 LOB: 0 BB: 0 P: 7	R: 0 E: 0 K: 0 S: 8	H: 0 LOB: 0 BB: 0 P: 11	R: 3 E: 0 K: 2 S: 15	H: 3 LOB: 1 BB: 1 P: 26	1B: 6 2B: 1 3B: 0 HR: 1	SF: 0 SAC: 2 DP: 0 HBP: 1	WP: 1 PB: 0 SB: 1 CS: 0	PA: 38
PITCHER	IP WLS BF H R ER SO BB IBB HBP BLK WP HR S P ERA WHIP																					
43 R.A. Dickey, R (1,1) ERA: 2.66	8.0 W 33 6 2 2 4 2 0 1 0 1 0 78 110 2.25 1.000																					
60 Jon Rauch, R (9,1) ERA: 2.96	1.0 S 5 2 1 1 2 0 0 0 0 0 1 13 20 9.00 2.000																					

Miami Marlins @ New York Mets
Citi Field, Flushing, NY
Sat Sep 22 2012, 1:13 PM - 3:37 PM EDT
Att: 30,332 - Cloudy - 74 F

AB 33
R 3
H 8
RBI 3
BB 2
SO 6
LOB 13

Batter	1	2	3	4	5	6	7	8	9	AB	R	H	RBI	BB	SO	LOB	BOTTOM			
11 Rubén Tejada, R (1,6) OBP: 0.334, SLG: 0.353										4	0	1	0	0	0	2				
28 Daniel Murphy, L (1,4) OBP: 0.335, SLG: 0.407										4	0	1	1	0	0	2				
5 David Wright, R (1,5) OBP: 0.390, SLG: 0.484										4	0	0	0	0	1	4				
12 Scott Hairston, R (1,9) OBP: 0.307, SLG: 0.527										4	1	1	1	0	0	1				
21 Lucas Duda, L (1,3) OBP: 0.335, SLG: 0.398										1	1	0	0	2	0	0				
29 Ike Davis, L (7,3) OBP: 0.305, SLG: 0.448										0	0	0	0	1	0	0				
44 Jason Bay, R (1,7) OBP: 0.231, SLG: 0.294										4	1	1	2	0	1	2				
56 Andres Torres, S (1,8) OBP: 0.317, SLG: 0.312										4	0	1	0	0	1	1				
30 Josh Thole, L (1,2) OBP: 0.304, SLG: 0.302										3	1	2	0	1	0	0				
43 R.A. Dickey, R (1,1) ERA: 3.84	6.0 L 27 5 4 4 4 3 2 1 0 0 0 91 116 6.00 1.167																			
34 Tom Koehler, R (7,1) ERA: 6.0	1.0 4 1 0 0 0 0 0 0 8 11 0.00 1.000																			
44 AJ Ramos, R (8,1) ERA: 4.5	1.0 5 1 0 0 2 1 0 0 0 0 0 10 16 0.00 2.000																			
Inning Stats	R: 0 E: 0 K: 0 S: 6	H: 0 LOB: 0 BB: 0 P: 7	R: 2 E: 0 K: 0 S: 11	H: 1 LOB: 0 BB: 1 P: 19	R: 0 E: 0 K: 2 S: 12	H: 1 LOB: 1 BB: 0 P: 15	R: 1 E: 0 K: 1 S: 9	H: 1 LOB: 0 BB: 0 P: 16	R: 1 E: 1 K: 0 S: 9	H: 1 LOB: 1 BB: 0 P: 13	R: 0 E: 0 K: 0 S: 9	H: 1 LOB: 3 BB: 2 P: 21	R: 0 E: 0 K: 0 S: 8	H: 1 LOB: 0 BB: 0 P: 11	R: 0 E: 0 K: 2 S: 10	H: 1 LOB: 2 BB: 1 P: 16	1B: 3 2B: 3 3B: 0 HR: 2	SF: 0 SAC: 0 DP: 1 HBP: 0	WP: 0 PB: 0 SB: 0 CS: 0	PA: 36
PITCHER	IP WLS BF H R ER SO BB IBB HBP BLK WP HR S P ERA WHIP																			
56 Mark Buehrle, L (1,1) ERA: 3.84	6.0 L 27 5 4 4 4 3 2 1 0 0 0 91 116 6.00 1.167																			
34 Tom Koehler, R (7,1) ERA: 6.0	1.0 4 1 0 0 0 0 0 0 8 11 0.00 1.000																			
44 AJ Ramos, R (8,1) ERA: 4.5	1.0 5 1 0 0 2 1 0 0 0 0 0 10 16 0.00 2.000																			

Miami Marlins @ New York Mets
Citi Field, Flushing, NY
Sat Sep 22 2012, 1:13 PM - 3:37 PM EDT
Att: 30,332 - Cloudy - 74 F

AB 32
R 4
H 7
RBI 4
BB 4
SO 5
LOB 18

Batter	1	2	3	4	5	6	7	8	9	AB	R	H	RBI	BB	SO	LOB	TOP										
11 Bryan Petersen, L (1,7) OBP: 0.281, SLG: 0.257										3	0	0	1	0	1	0											
2 Gorkys Hernández, R (1,8) OBP: 0.264, SLG: 0.276										3	0	0	0	1	0	0											
7 José Reyes, S (1,6) OBP: 0.346, SLG: 0.433										3	0	0	0	1	0	1											
45 Carlos Lee, R (1,3) OBP: 0.331, SLG: 0.373										4	0	0	0	0	2	1											
29 Greg Dobbs, L (1,9) OBP: 0.317, SLG: 0.398										3	0	1	0	1	1	1											
17 Donovan Solano, R (1,4) OBP: 0.339, SLG: 0.355										4	0	2	0	0	1	3											
19 Rob Brantly, L (1,2) OBP: 0.419, SLG: 0.488										4	1	1	0	0	0	3											
41 Gil Velazquez, R (1,5) OBP: 0.231, SLG: 0.231										4	1	1	0	0	0	2											
47 Ricky Nolasco, R (1,1) OBP: 0.224, SLG: 0.222										2	0	0	0	0	1	0											
40 Mike Dunn, L (8,1)										0	0	0	0	0	0	0											
21 Heath Bell, R (8,1)										0	0	0	0	0	0	0											
6 Scott Cousins, L (9,PH) OBP: 0.183, SLG: 0.275										1	0	0	0	0	1	0											
58 Ryan Webb, R (9,1)										0	0	0	0	0	0	0											
Inning Stats	R: 0 E: 0 K: 0 S: 4	H: 0 LOB: 0 BB: 0 P: 9	R: 0 E: 0 K: 1 S: 14	H: 2 LOB: 2 BB: 0 P: 22	R: 0 E: 0 K: 1 S: 8	H: 0 LOB: 0 BB: 0 P: 9	R: 0 E: 0 K: 2 S: 8	H: 0 LOB: 1 BB: 1 P: 17	R: 2 E: 0 K: 0 S: 13	H: 2 LOB: 1 BB: 1 P: 21	R: 0 E: 0 K: 1 S: 8	H: 1 LOB: 1 BB: 0 P: 12	R: 0 E: 0 K: 1 S: 9	H: 0 LOB: 0 BB: 0 P: 14	R: 0 E: 0 K: 0 S: 15	H: 0 LOB: 2 BB: 1 P: 23	R: 0 E: 0 K: 1 S: 12	H: 0 LOB: 0 BB: 0 P: 15	1B: 4 2B: 1 3B: 0 HR: 0	SF: 1 SAC: 1 DP: 0 HBP: 0	WP: 0 PB: 1 SB: 2 CS: 0	PA: 36					
PITCHER	IP	WLS	BF	H	R	ER	SO	BB	IBB	HBP	BLK	WP	HR	S	P	ERA	WHIP										
55 Chris Young, R (1,1) ERA: 4.21	6.0		25	5	2	1	5	2	0	0	0	0	0	55	90	1.50	1.167										
52 Ramon E Ramirez, R (7,1) ERA: 4.2	1.0		3	0	0	0	1	0	0	0	0	0	0	9	14	0.00	0.000										
46 Manny Acosta, R (8,1) ERA: 6.96	1.0		5	0	0	0	0	0	1	0	0	0	0	15	23	0.00	0.000										
39 Bobby Parnell, R (9,1) ERA: 2.74	1.0	W	3	0	0	0	1	0	0	0	0	0	0	12	15	0.00	0.000										

Miami Marlins @ New York Mets
Citi Field, Flushing, NY
Sun Sep 23 2012, 1:11 PM - 4:14 PM EDT
Att: 26,923 - Partly Cloudy - 68 F

AB	31
R	2
H	5
RBI	1
BB	3
SO	7
LOB	11



Batter	1	2	3	4	5	6	7	8	9	AB	R	H	RBI	BB	SO	LOB	BOTTOM										
11 Rubén Tejada, R (1,6) OBP: 0.333, SLG: 0.351										5	0	1	1	0	0	4											
28 Daniel Murphy, L (1,4) OBP: 0.334, SLG: 0.407										4	1	1	0	0	1	2											
5 David Wright, R (1,5) OBP: 0.390, SLG: 0.488										4	1	1	2	0	0	1											
29 Ike Davis, L (1,3) OBP: 0.303, SLG: 0.444										4	0	0	0	0	2	0											
12 Scott Hairston, R (1,9) OBP: 0.306, SLG: 0.524										4	1	1	0	0	0	0											
21 Lucas Duda, L (1,7) OBP: 0.336, SLG: 0.397										3	0	1	0	1	1	1											
56 Andres Torres, S (1,8) OBP: 0.318, SLG: 0.315										3	0	1	0	1	1	2											
6 Kelly Shoppach, R (1,2) OBP: 0.317, SLG: 0.443										2	0	0	0	0	2	1											
1 Jordany Valdespin, L (9,PH) OBP: 0.284, SLG: 0.428										1	0	0	0	0	0	2											
55 Chris Young, R (1,1) ERA: 4.21	7.0		28	5	2	2	5	1	1	1	0	0	0	55	73	1.16	0.857										
40 Mike Dunn, L (8,1) ERA: 3.74	0.1		1	0	0	0	1	0	0	0	0	0	0	3	6	0.00	0.000										
21 Heath Bell, R (8,1) ERA: 5.19	0.2		2	0	0	0	0	0	0	0	0	0	0	5	9	0.00	0.000										
58 Ryan Webb, R (9,1) ERA: 4.24	0.2	L	6	2	1	1	1	1	1	0	0	0	0	9	19	13.50	4.500										
PITCHER	IP	WLS	BF	H	R	ER	SO	BB	IBB	HBP	BLK	WP	HR	S	P	ERA	WHIP										
47 Ricky Nolasco, R (1,1) ERA: 4.35	7.0		28	5	2	2	5	1	1	1	0	0	0	55	73	1.16	0.857										
40 Mike Dunn, L (8,1) ERA: 3.74	0.1		1	0	0	0	1	0	0	0	0	0	0	3	6	0.00	0.000										
21 Heath Bell, R (8,1) ERA: 5.19	0.2		2	0	0	0	0	0	0	0	0	0	0	5	9	0.00	0.000										
58 Ryan Webb, R (9,1) ERA: 4.24	0.2	L	6	2	1	1	1	1	1	0	0	0	0	9	19	13.50	4.500										
Inning Stats	R: 2 E: 0 K: 1 S: 13	H: 2 LOB: 0 BB: 0 P: 21	R: 0 E: 0 K: 1 S: 6	H: 1 LOB: 0 BB: 0 P: 10	R: 0 E: 0 K: 0 S: 11	H: 1 LOB: 1 BB: 0 P: 15	R: 0 E: 0 K: 1 S: 11	H: 0 LOB: 1 BB: 1 P: 22	R: 0 E: 0 K: 0 S: 9	H: 0 LOB: 0 BB: 0 P: 13	R: 0 E: 0 K: 1 S: 7	H: 0 LOB: 0 BB: 0 P: 9	R: 0 E: 0 K: 1 S: 16	H: 1 LOB: 2 BB: 1 P: 26	R: 0 E: 0 K: 1 S: 8	H: 0 LOB: 0 BB: 0 P: 15	R: 1 E: 0 K: 1 S: 9	H: 2 LOB: 3 BB: 2 P: 19	1B: 3 2B: 4 3B: 0 HR: 1	SF: 0 SAC: 1 DP: 1 HBP: 1	WP: 1 PB: 1 SB: 0 CS: 0	PA: 37					

Miami Marlins @ New York Mets
Citi Field, Flushing, NY
Sun Sep 23 2012, 1:11 PM - 4:14 PM EDT
Att: 26,923 - Partly Cloudy - 68 F

AB	31
R	3
H	7
RBI	3
BB	4
SO	7
LOB	13



Batter	1	2	3	4	5	6	7	8	9	AB	R	H	RBI	BB	SO	LOB	TOP				
6 Starling Marte, R OBP: 0.302, SLG: 0.416										3	0	1	0	1	1	0					
7 Alex Presley, L OBP: 0.282, SLG: 0.398										4	0	0	0	0	1	2					
22 Andrew McCutchen, R OBP: 0.406, SLG: 0.562										4	0	0	0	0	1	0					
46 Garrett Jones, L OBP: 0.318, SLG: 0.512										3	0	0	0	0	1	0					
24 Pedro Alvarez, L OBP: 0.323, SLG: 0.476										3	0	2	0	0	1	0					
55 Michael McKenry, R OBP: 0.232, SLG: 0.461										3	0	0	0	0	0	2					
5 Josh Harrison, R OBP: 0.286, SLG: 0.365									3	0	0	0	0	0	2						
12 Clint Barnes, R OBP: 0.264, SLG: 0.320									2	0	0	0	1	0	0						
49 Jeff Locke, L OBP: 0.111, SLG: 0.111									1	0	0	0	0	0	1	0					
63 Chris Leroux, L OBP: 0.227, SLG: 0.200										0	0	0	0	0	0	0					
19 Jeff Clement, L OBP: 0.199, SLG: 0.199										0	0	0	0	0	1	2					
Jeff Karstens, R OBP: 0.199, SLG: 0.199										0	0	0	0	0	0	0					
57 Bryan Morris, L OBP: 0.199, SLG: 0.199										0	0	0	0	0	0	0					
23 Travis Snider, L OBP: 0.199, SLG: 0.199										1	0	0	0	0	1	0					
32 Chad Qualls, R OBP: 0.199, SLG: 0.199										0	0	0	0	0	0	0					
Inning Stats	R: 0 H: 0 E: 0 K: 2 S: 7	H: 0 LOB: 0 BB: 0 P: 11	R: 0 H: 1 E: 0 K: 1 S: 13	H: 1 LOB: 1 BB: 0 P: 18	R: 0 H: 0 E: 0 K: 1 S: 12	H: 0 LOB: 0 BB: 0 P: 17	R: 0 H: 0 E: 0 K: 1 S: 9	H: 0 LOB: 0 BB: 0 P: 14	R: 0 H: 1 E: 0 K: 1 S: 8	H: 1 LOB: 2 BB: 1 P: 17	R: 0 H: 0 E: 0 K: 1 S: 8	H: 0 LOB: 0 BB: 0 P: 12	R: 0 H: 0 E: 0 K: 1 S: 8	H: 0 LOB: 0 BB: 1 P: 11	R: 0 H: 0 E: 0 K: 0 S: 3	H: 0 LOB: 0 BB: 1 P: 11	1B: 3 2B: 0 3B: 0 HR: 0	SF: 0 SAC: 0 DP: 1 HBP: 0	WP: 0 PB: 0 SB: 0 CS: 1	PA: 30	
PITCHER	IP WLS BF H R ER SO BB IBB HBP BLK WP HR S P ERA WHIP	IP WLS BF H R ER SO BB IBB HBP BLK WP HR S P ERA WHIP	IP WLS BF H R ER SO BB IBB HBP BLK WP HR S P ERA WHIP	IP WLS BF H R ER SO BB IBB HBP BLK WP HR S P ERA WHIP	IP WLS BF H R ER SO BB IBB HBP BLK WP HR S P ERA WHIP	IP WLS BF H R ER SO BB IBB HBP BLK WP HR S P ERA WHIP	IP WLS BF H R ER SO BB IBB HBP BLK WP HR S P ERA WHIP	IP WLS BF H R ER SO BB IBB HBP BLK WP HR S P ERA WHIP	IP WLS BF H R ER SO BB IBB HBP BLK WP HR S P ERA WHIP	IP WLS BF H R ER SO BB IBB HBP BLK WP HR S P ERA WHIP	IP WLS BF H R ER SO BB IBB HBP BLK WP HR S P ERA WHIP	IP WLS BF H R ER SO BB IBB HBP BLK WP HR S P ERA WHIP	IP WLS BF H R ER SO BB IBB HBP BLK WP HR S P ERA WHIP	IP WLS BF H R ER SO BB IBB HBP BLK WP HR S P ERA WHIP	IP WLS BF H R ER SO BB IBB HBP BLK WP HR S P ERA WHIP	IP WLS BF H R ER SO BB IBB HBP BLK WP HR S P ERA WHIP	IP WLS BF H R ER SO BB IBB HBP BLK WP HR S P ERA WHIP	IP WLS BF H R ER SO BB IBB HBP BLK WP HR S P ERA WHIP	IP WLS BF H R ER SO BB IBB HBP BLK WP HR S P ERA WHIP	IP WLS BF H R ER SO BB IBB HBP BLK WP HR S P ERA WHIP	IP WLS BF H R ER SO BB IBB HBP BLK WP HR S P ERA WHIP

Pittsburgh Pirates @ New York Mets
Citi Field, Flushing, NY
Wed Sep 26 2012, 7:12 PM - 9:46 PM EDT
Att: 22,890 - Cloudy - 72 F

AB 28
R 0
H 3
RBI 0
BB 2
SO 8
LOB 8



Batter	1	2	3	4	5	6	7	8	9	AB	R	H	RBI	BB	SO	LOB	BOTTOM				
11 Rubén Tejada, R OBP: 0.343, SLG: 0.358										5	1	4	2	0	0	1					
28 Daniel Murphy, L OBP: 0.334, SLG: 0.406										4	1	2	1	0	2	2					
5 David Wright, R OBP: 0.392, SLG: 0.493										4	1	2	0	0	0	2					
12 Scott Hairston, R OBP: 0.302, SLG: 0.514										4	1	2	1	0	1	1					
29 Ike Davis, L OBP: 0.303, SLG: 0.452										3	0	0	0	1	2	1					
6 Kelly Shoppach, R OBP: 0.312, SLG: 0.433										4	0	1	1	0	1	1					
27 Jeury Familia, R OBP: 0.367, SLG: 0.417									4	0	0	0	0	0	2	2					
21 Lucas Duda, L OBP: 0.330, SLG: 0.389										4	2	3	0	0	0	1					
56 Andres Torres, S OBP: 0.324, SLG: 0.326										1	0	0	0	0	1	0					
53 Jeremy Hefner, R OBP: 0.059, SLG: 0.235										1	0	0	0	0	1	0					
4 Mike Nickeas, R OBP: 0.246, SLG: 0.234										1	0	0	0	0	1	0					
Inning Stats	R: 0 H: 1 E: 0 K: 1 S: 12	H: 0 LOB: 1 BB: 0 P: 17	R: 0 H: 0 E: 0 K: 2 S: 8	H: 0 LOB: 1 BB: 1 P: 13	R: 4 H: 5 E: 1 K: 2 S: 20	H: 5 LOB: 1 BB: 0 P: 29	R: 1 H: 5 E: 0 K: 0 S: 11	H: 5 LOB: 0 BB: 0 P: 16	R: 0 H: 0 E: 0 K: 1 S: 9	H: 0 LOB: 0 BB: 0 P: 16	R: 1 H: 2 E: 0 K: 1 S: 8	H: 2 LOB: 1 BB: 0 P: 13	R: 0 H: 0 E: 0 K: 2 S: 8	H: 0 LOB: 0 BB: 0 P: 10	R: 0 H: 1 E: 0 K: 0 S: 7	H: 1 LOB: 1 BB: 0 P: 9	1B: 12 2B: 2 3B: 0 HR: 0	SF: 0 SAC: 2 DP: 0 HBP: 0	WP: 0 PB: 0 SB: 2 CS: 1	PA: 37	
PITCHER	IP WLS BF H R ER SO BB IBB HBP BLK WP HR S P ERA WHIP	IP WLS BF H R ER SO BB IBB HBP BLK WP HR S P ERA WHIP	IP WLS BF H R ER SO BB IBB HBP BLK WP HR S P ERA WHIP	IP WLS BF H R ER SO BB IBB HBP BLK WP HR S P ERA WHIP	IP WLS BF H R ER SO BB IBB HBP BLK WP HR S P ERA WHIP	IP WLS BF H R ER SO BB IBB HBP BLK WP HR S P ERA WHIP	IP WLS BF H R ER SO BB IBB HBP BLK WP HR S P ERA WHIP	IP WLS BF H R ER SO BB IBB HBP BLK WP HR S P ERA WHIP	IP WLS BF H R ER SO BB IBB HBP BLK WP HR S P ERA WHIP	IP WLS BF H R ER SO BB IBB HBP BLK WP HR S P ERA WHIP	IP WLS BF H R ER SO BB IBB HBP BLK WP HR S P ERA WHIP	IP WLS BF H R ER SO BB IBB HBP BLK WP HR S P ERA WHIP	IP WLS BF H R ER SO BB IBB HBP BLK WP HR S P ERA WHIP	IP WLS BF H R ER SO BB IBB HBP BLK WP HR S P ERA WHIP	IP WLS BF H R ER SO BB IBB HBP BLK WP HR S P ERA WHIP	IP WLS BF H R ER SO BB IBB HBP BLK WP HR S P ERA WHIP	IP WLS BF H R ER SO BB IBB HBP BLK WP HR S P ERA WHIP	IP WLS BF H R ER SO BB IBB HBP BLK WP HR S P ERA WHIP	IP WLS BF H R ER SO BB IBB HBP BLK WP HR S P ERA WHIP	IP WLS BF H R ER SO BB IBB HBP BLK WP HR S P ERA WHIP	IP WLS BF H R ER SO BB IBB HBP BLK WP HR S P ERA WHIP

Pittsburgh Pirates @ New York Mets
Citi Field, Flushing, NY
Wed Sep 26 2012, 7:12 PM - 9:46 PM EDT
Att: 22,890 - Cloudy - 72 F

AB 34
R 6
H 14
RBI 5
SO 9
LOB 12



Batter	1	2	3	4	5	6	7	8	9	AB	R	H	RBI	BB	SO	LOB	TOP					
6 Starling Marte, R OBP: 0.297, SLG: 0.408 7 Alex Presley, L OBP: 0.283, SLG: 0.408										3	0	0	0	0	3	3	Pittsburgh Pirates @ New York Mets Citi Field, Flushing, NY Thu Sep 27 2012, 1:12 PM - 3:57 PM EDT Att: 31,506 - Partly Cloudy - 76 F					
5 Josh Harrison, R OBP: 0.281, SLG: 0.357										5	0	0	0	0	2	1						
22 Andrew McCutchen, R OBP: 0.403, SLG: 0.558 31 Jose Tabata, R OBP: 0.314, SLG: 0.347										4	0	0	0	0	2	1						
46 Garrett Jones, L OBP: 0.321, SLG: 0.515										3	1	2	0	1	1	0						
24 Pedro Alvarez, L OBP: 0.320, SLG: 0.472										4	0	0	0	0	3	3						
23 Travis Snider, L OBP: 0.318, SLG: 0.380										3	1	1	0	1	1	0						
26 Rod Barajas, R OBP: 0.284, SLG: 0.346										4	1	2	2	0	0	1						
69 Jordy Mercer, R OBP: 0.266, SLG: 0.390										3	1	2	1	1	0	0						
29 Kevin Correia, R OBP: 0.14, SLG: 0.114 41 Hisanori Takahashi, L OBP: 0.343, SLG: 0.376 2 Brock Holt, L OBP: 0.283, SLG: 0.376 30 Chris Resop, R OBP: 0.283, SLG: 0.376 44 Tony Watson, L OBP: 0.283, SLG: 0.376 19 Jeff Clement, L OBP: 0.283, SLG: 0.376										1	0	0	0	0	1	2						
Inning Stats	R: 0 E: 0 K: 1 S: 10	H: 0 LOB: 0 BB: 0 P: 13	R: 2 E: 0 K: 3 S: 20	H: 4 LOB: 2 BB: 0 P: 28	R: 0 E: 0 K: 1 S: 9	H: 1 LOB: 1 BB: 0 P: 12	R: 1 E: 0 K: 1 S: 15	H: 2 LOB: 1 BB: 0 P: 16	R: 0 E: 0 K: 3 S: 9	H: 0 LOB: 0 BB: 0 P: 17	R: 0 E: 0 K: 1 S: 6	H: 0 LOB: 0 BB: 0 P: 8	R: 0 E: 0 K: 2 S: 13	H: 1 LOB: 0 BB: 0 P: 17	R: 0 E: 0 K: 2 S: 11	H: 0 LOB: 1 BB: 1 P: 18		R: 2 E: 0 K: 1 S: 19	H: 1 LOB: 0 BB: 1 P: 28	1B: 5 2B: 2 3B: 0 HR: 2	SF: 0 SAC: 1 DP: 0 HBP: 0	WP: 0 PB: 0 SB: 0 CS: 0
PITCHER	IP WLS BF H R ER SO BB IBB HBP BLK WP HR S P ERA WHIP																					
43 R.A. Dickey, R ERA: 2.69	(1, 1)	7.2 W 33 8 3 3 13 2 0 0 0 0 1 92 128 3.52 1.304																				
60 Jon Rauch, R ERA: 3.51	(8, 1)	0.2 H 4 1 2 2 1 1 0 0 0 0 1 14 20 27.00 3.000																				
39 Bobby Parnell, R ERA: 2.64	(9, 1)	0.2 S 2 0 0 0 0 0 0 0 0 0 0 6 9 0.00 0.000																				

Batter	1	2	3	4	5	6	7	8	9	AB	R	H	RBI	BB	SO	LOB	BOTTOM			
11 Rubén Tejada, R OBP: 0.342, SLG: 0.357										4	1	1	0	0	0	1	Pittsburgh Pirates @ New York Mets Citi Field, Flushing, NY Thu Sep 27 2012, 1:12 PM - 3:57 PM EDT Att: 31,506 - Partly Cloudy - 76 F			
28 Daniel Murphy, L OBP: 0.335, SLG: 0.407										4	2	2	1	0	1	1				
5 David Wright, R OBP: 0.392, SLG: 0.498										4	1	2	3	0	0	1				
29 Ike Davis, L OBP: 0.303, SLG: 0.456										4	1	1	1	0	1	2				
12 Scott Hairston, R OBP: 0.301, SLG: 0.511										4	0	1	1	0	0	0				
23 Mike Baxter, L OBP: 0.380, SLG: 0.407										4	0	0	0	0	1	2				
30 Josh Thole, L OBP: 0.301, SLG: 0.297										3	0	0	0	0	0	2				
56 Andres Torres, S OBP: 0.324, SLG: 0.324										2	1	0	0	1	1	0				
43 R.A. Dickey, R OBP: 0.169, SLG: 0.157 60 Jon Rauch, R ERA: 3.51 39 Bobby Parnell, R ERA: 2.64										3	0	1	0	0	1	1				
Inning Stats	R: 0 E: 0 K: 1 S: 6	H: 0 LOB: 0 BB: 0 P: 9	R: 1 E: 0 K: 0 S: 14	H: 1 LOB: 0 BB: 0 P: 22	R: 0 E: 0 K: 0 S: 8	H: 0 LOB: 0 BB: 0 P: 10	R: 1 E: 0 K: 0 S: 14	H: 3 LOB: 2 BB: 0 P: 21	R: 4 E: 0 K: 1 S: 13	H: 3 LOB: 0 BB: 1 P: 22	R: 0 E: 0 K: 2 S: 8	H: 0 LOB: 0 BB: 0 P: 11	R: 0 E: 0 K: 0 S: 7	H: 1 LOB: 1 BB: 0 P: 10	R: 0 E: 0 K: 1 S: 7	H: 0 LOB: 0 BB: 0 P: 9		1B: 6 2B: 0 3B: 0 HR: 2	SF: 0 SAC: 0 DP: 0 HBP: 0	WP: 0 PB: 0 SB: 1 CS: 0
PITCHER	IP WLS BF H R ER SO BB IBB HBP BLK WP HR S P ERA WHIP																			
29 Kevin Correia, R ERA: 4.33 41 Hisanori Takahashi, L ERA: 5.66 30 Chris Resop, R ERA: 3.96 44 Tony Watson, L ERA: 3.58	(1, 1)	4.1 L 21 7 6 6 2 1 0 0 0 0 0 0 11 15 0.00 0.000																		
	(5, 1)	1.2 5 0 0 0 2 0 0 0 0 0 0 7 10 0.00 1.000																		
	(7, 1)	1.0 4 1 0 0 0 0 0 0 0 0 0 7 10 0.00 1.000																		
	(8, 1)	1.0 3 0 0 0 1 0 0 0 0 0 0 7 9 0.00 0.000																		



Batter	1	2	3	4	5	6	7	8	9	AB	R	H	RBI	BB	SO	LOB	TOP				
11 Rubén Tejada, R OBP: 0.341, SLG: 0.358	G5-3		G6-3			K		G5-3		4	0	1	0	0	1	1	New York Mets @ Atlanta Braves Turner Field, Atlanta, GA Fri Sep 28 2012, 7:44 PM - 10:16 PM EDT Att: 51,910 - Partly Cloudy - 78 F				
28 Daniel Murphy, L OBP: 0.336, SLG: 0.408	G4-3			K			L9	IBB		3	1	1	0	1	1	0					
5 David Wright, R OBP: 0.390, SLG: 0.495	K			F9			L9	G5-3		4	0	0	0	0	1	4					
29 Ike Davis, L OBP: 0.304, SLG: 0.455		G6-3		G6-3			IBB	K		3	1	1	0	1	1	0					
12 Scott Hairston, R OBP: 0.298, SLG: 0.506		P4				L9		L7		4	0	0	0	0	1	3					
44 Jason Bay, R OBP: 0.231, SLG: 0.294							K			0	0	0	0	0	0	0					
21 Lucas Duda, L OBP: 0.333, SLG: 0.399			G6-3					G6-3		3	1	2	3	0	0	1					
46 Manny Acosta, R										0	0	0	0	0	0	0					
45 Justin Hampson, L										0	0	0	0	0	0	0					
15 Fred Lewis, L OBP: 0.304, SLG: 0.158										1	0	0	0	0	0	0					
39 Bobby Parnell, R										0	0	0	0	0	0	0					
23 Mike Baxter, L OBP: 0.359, SLG: 0.406			FC4-6			G4-3				3	0	1	0	0	0	1					
30 Josh Thole, L OBP: 0.299, SLG: 0.294			L6		CS	G6-3		G4-3		3	0	0	0	0	0	1					
49 Jonathon Niese, L OBP: 0.295, SLG: 0.218			SH1-3			G4-3				1	0	0	0	0	0	0					
1 Jordany Valdespin, L OBP: 0.269, SLG: 0.422								11 BB		0	0	0	0	1	0	0					
56 Andres Torres, S OBP: 0.324, SLG: 0.324										0	0	0	0	0	0	0					
Inning Stats	R: 0 E: 0 K: 1 S: 7	H: 0 LOB: 0 BB: 0 P: 8	R: 0 E: 0 K: 0 S: 8	H: 1 LOB: 0 BB: 0 P: 14	R: 0 E: 0 K: 0 S: 8	H: 1 LOB: 1 BB: 0 P: 12	R: 0 E: 0 K: 1 S: 6	H: 0 LOB: 0 BB: 0 P: 8	R: 0 E: 0 K: 1 S: 7	H: 0 LOB: 0 BB: 0 P: 12	R: 3 E: 0 K: 1 S: 12	H: 2 LOB: 0 BB: 1 P: 23	R: 0 E: 0 K: 0 S: 4	H: 1 LOB: 2 BB: 2 P: 16	R: 0 E: 0 K: 1 S: 7	H: 0 LOB: 0 BB: 0 P: 9	1B: 3 2B: 2 HR: 1	SF: 0 SAC: 1 DP: 2 HBP: 0	WP: 0 PB: 0 CS: 1	PA: 34	
PITCHER	IP WLS BF H R ER SO BB IBB HBP BLK WP HR S P ERA WHIP	7.0 L 25 5 3 3 4 0 1 0 0 0 1 55 86 3.86 0.714	0.1 4 1 0 0 0 1 1 0 0 0 0 0 3 15 0.00 6.000	1.2 4 0 0 0 1 0 0 0 0 0 0 0 8 10 0.00 0.000																	

AB	29
R	3
H	6
RBI	3
BB	3
SO	5
LOB	11



Batter	1	2	3	4	5	6	7	8	9	AB	R	H	RBI	BB	SO	LOB	BOTTOM			
11 Reed Johnson, R OBP: 0.332, SLG: 0.396	G6-3		G6-3		G4-3		F7			4	0	0	0	0	0	0	New York Mets @ Atlanta Braves Turner Field, Atlanta, GA Fri Sep 28 2012, 7:44 PM - 10:16 PM EDT Att: 51,910 - Partly Cloudy - 78 F			
14 Martin Prado, R OBP: 0.360, SLG: 0.439	F7		F8					K		3	0	0	0	1	1	0				
22 Jason Heyward, L OBP: 0.337, SLG: 0.483			K		G3			K		4	0	1	0	0	2	1				
10 Chipper Jones, S OBP: 0.377, SLG: 0.462	G6-3				G1-3		G5-3	G3		4	0	0	0	0	0	1				
5 Freddie Freeman, L OBP: 0.347, SLG: 0.466		F7		HR		G3		K		4	1	1	1	0	1	0				
26 Dan Uggla, R OBP: 0.346, SLG: 0.385		19 BB			19 FC6-4			L7		2	0	1	0	2	0	0				
8 David Ross, R OBP: 0.323, SLG: 0.438			K		K		F8			4	0	0	0	0	2	3				
19 Andrelton Simmons, R OBP: 0.333, SLG: 0.413					FC6-4			G5-3		3	0	1	0	0	0	1				
15 Tim Hudson, R OBP: 0.250, SLG: 0.273							G4-3			2	0	0	0	0	0	2				
1 Tyler Pastornicky, R OBP: 0.258, SLG: 0.357								G4-3		1	0	0	0	0	0	0				
50 Cristhian Martinez, R										0	0	0	0	0	0	0				
53 Cory Gearrin, R										0	0	0	0	0	0	0				
Inning Stats	R: 0 E: 0 K: 0 S: 7	H: 1 LOB: 1 BB: 0 P: 10	R: 0 E: 0 K: 1 S: 15	H: 1 LOB: 2 BB: 1 P: 25	R: 0 E: 0 K: 1 S: 16	H: 0 LOB: 0 BB: 0 P: 20	R: 1 E: 0 K: 1 S: 11	H: 2 LOB: 1 BB: 0 P: 15	R: 0 E: 0 K: 0 S: 8	H: 0 LOB: 1 BB: 1 P: 14	R: 0 E: 0 K: 0 S: 7	H: 0 LOB: 0 BB: 1 P: 16	R: 0 E: 0 K: 2 S: 12	H: 0 LOB: 0 BB: 0 P: 15	R: 0 E: 0 K: 1 S: 6	H: 0 LOB: 0 BB: 0 P: 8	1B: 3 2B: 0 3B: 0 HR: 1	SF: 0 SAC: 0 DP: 0 HBP: 0	WP: 0 PB: 0 CS: 0	PA: 34
PITCHER	IP WLS BF H R ER SO BB IBB HBP BLK WP HR S P ERA WHIP	7.0 W 28 4 1 1 3 4 0 0 0 0 0 0 3 3 0.00 0.000	0.1 H 1 0 0 0 1 0 0 0 0 0 0 0 3 3 0.00 0.000	0.2 H 2 0 0 0 1 0 0 0 0 0 0 0 9 12 0.00 0.000	1.0 S 3 0 0 0 1 0 0 0 0 0 0 0 6 8 0.00 0.000															

AB	31
R	1
H	4
RBI	1
BB	3
SO	6
LOB	8



Batter	1	2	3	4	5	6	7	8	9	AB	R	H	RBI	BB	SO	LOB	TOP			
11 Rubén Tejada, R (1, 6) OBP: 0.338, SLG: 0.355	G6-3			G5-3		P4			E4 28 WP	4	0	0	0	0	0	0	New York Mets @ Atlanta Braves Turner Field, Atlanta, GA Sat Sep 29 2012, 7:12 PM - 9:44 PM EDT Att: 48,310 - Cloudy - 75 F			
56 Andres Torres, S (1, 8) OBP: 0.325, SLG: 0.324	G1-3						K		F7	3	0	1	0	0	1	0				
28 Daniel Murphy, L (9, PH) OBP: 0.336, SLG: 0.408				1B					1-2	1	0	0	0	0	0	1				
5 David Wright, R (1, 5) OBP: 0.391, SLG: 0.496	K			P6			21 BLK			3	0	1	0	0	1	1				
12 Scott Hairston, R (1, 9) OBP: 0.298, SLG: 0.504																				
29 Ike Davis, L (9, PH) OBP: 0.304, SLG: 0.454																				
21 Lucas Duda, L (1, 3) OBP: 0.330, SLG: 0.395																				
44 Jason Bay, R (1, 7) OBP: 0.232, SLG: 0.295																				
13 Ronny Cedeno, R (1, 4) OBP: 0.335, SLG: 0.415																				
4 Mike Nickeas, R (1, 2) OBP: 0.242, SLG: 0.229																				
6 Kelly Shoppach, R (8, PH) OBP: 0.315, SLG: 0.435																				
55 Chris Young, R (1, 1) OBP: 0.156, SLG: 0.194																				
62 Elvin Ramirez, R (7, 1) Justin Turner, R (8, PH) 52 Ramon E Ramirez, R (8, 1)																				
Inning Stats	R: 0 E: 0 K: 1 S: 9	H: 0 LOB: 0 BB: 0 P: 13	R: 0 E: 0 K: 0 S: 12	H: 1 LOB: 0 BB: 0 P: 18	R: 0 E: 0 K: 0 S: 7	H: 0 LOB: 0 BB: 0 P: 10	R: 0 E: 0 K: 1 S: 10	H: 1 LOB: 1 BB: 0 P: 15	R: 0 E: 0 K: 0 S: 9	H: 0 LOB: 0 BB: 0 P: 13	R: 0 E: 0 K: 1 S: 11	H: 1 LOB: 1 BB: 0 P: 14	R: 0 E: 0 K: 0 S: 5	H: 2 LOB: 1 BB: 0 P: 7	R: 0 E: 1 K: 2 S: 14	H: 0 LOB: 2 BB: 0 P: 21	1B: 4 2B: 1 3B: 0 HR: 0	SF: 0 SAC: 0 DP: 2 HBP: 1	WP: 1 PB: 0 SB: 0 CS: 0	PA: 32
PITCHER	IP WLS BF H R ER SO BB IBB HBP BLK WP HR S P ERA WHIP	IP WLS BF H R ER SO BB IBB HBP BLK WP HR S P ERA WHIP	IP WLS BF H R ER SO BB IBB HBP BLK WP HR S P ERA WHIP	IP WLS BF H R ER SO BB IBB HBP BLK WP HR S P ERA WHIP	IP WLS BF H R ER SO BB IBB HBP BLK WP HR S P ERA WHIP	IP WLS BF H R ER SO BB IBB HBP BLK WP HR S P ERA WHIP	IP WLS BF H R ER SO BB IBB HBP BLK WP HR S P ERA WHIP	IP WLS BF H R ER SO BB IBB HBP BLK WP HR S P ERA WHIP	IP WLS BF H R ER SO BB IBB HBP BLK WP HR S P ERA WHIP	IP WLS BF H R ER SO BB IBB HBP BLK WP HR S P ERA WHIP	IP WLS BF H R ER SO BB IBB HBP BLK WP HR S P ERA WHIP	IP WLS BF H R ER SO BB IBB HBP BLK WP HR S P ERA WHIP	IP WLS BF H R ER SO BB IBB HBP BLK WP HR S P ERA WHIP	IP WLS BF H R ER SO BB IBB HBP BLK WP HR S P ERA WHIP	IP WLS BF H R ER SO BB IBB HBP BLK WP HR S P ERA WHIP	IP WLS BF H R ER SO BB IBB HBP BLK WP HR S P ERA WHIP	IP WLS BF H R ER SO BB IBB HBP BLK WP HR S P ERA WHIP			
36 Mike Minor, L (1, 1) ERA: 4.12	6.1	W	21	3	0	0	4	0	0	0	0	0	0	0	0	0	0.00	0.474		
32 Chad Durbin, R (7, 1) ERA: 3.15	0.1	H	1	0	0	0	0	0	0	0	0	2	3	5	0.00	0.000				
43 Luis Avilán, L (7, 1) ERA: 2.18	0.1	H	1	0	0	0	1	0	0	0	0	3	5	0.00	0.000					
39 Jonny Venters, L (8, 1) ERA: 3.28	1.0	H	4	2	0	0	0	0	0	0	0	5	7	0.00	2.000					
46 Craig Kimbrel, R (9, 1) ERA: 1.03	1.0	S	5	0	0	0	2	0	0	1	0	14	21	0.00	0.000					

AB	31
R	0
H	5
RBI	0
BB	0
SO	7
LOB	13



Batter	1	2	3	4	5	6	7	8	9	AB	R	H	RBI	BB	SO	LOB	BOTTOM			
13 Jose Constanza, L (1, 8) OBP: 0.321, SLG: 0.271	K									4	0	1	0	0	2	1	New York Mets @ Atlanta Braves Turner Field, Atlanta, GA Sat Sep 29 2012, 7:12 PM - 9:44 PM EDT Att: 48,310 - Cloudy - 75 F			
39 Jonny Venters, L (8, 1) 46 Craig Kimbrel, R (9, 1)										0	0	0	0	0	0	0				
14 Martín Prado, R (1, 7) OBP: 0.361, SLG: 0.443										4	1	2	1	0	1	1				
22 Jason Heyward, L (1, 9) OBP: 0.335, SLG: 0.479										4	0	0	1	0	0	1				
10 Chipper Jones, S (1, 5) OBP: 0.374, SLG: 0.457										4	0	0	0	0	0	0				
5 Freddie Freeman, L (1, 3) OBP: 0.344, SLG: 0.462										4	0	0	0	0	3	0				
26 Dan Uggla, R (1, 4) OBP: 0.347, SLG: 0.387										3	0	2	0	0	0	0				
16 Brian McCann, L (1, 2) OBP: 0.299, SLG: 0.400										2	0	1	0	1	0	1				
19 Andrelton Simmons, R (1, 6) OBP: 0.339, SLG: 0.418										3	1	2	0	0	0	2				
36 Mike Minor, R (1, 1) OBP: 0.105, SLG: 0.091										1	0	0	0	0	1	2				
32 Chad Durbin, R (7, 1) 43 Luis Avilán, L (7, 1) 20 Eric Hinske, L (7, PH) 11 Reed Johnson, R (8, 8) OBP: 0.271, SLG: 0.302										0	0	0	0	0	0	0				
Inning Stats	R: 1 E: 0 K: 1 S: 10	H: 1 LOB: 0 BB: 0 P: 14	R: 0 E: 0 K: 2 S: 15	H: 2 LOB: 2 BB: 0 P: 18	R: 0 E: 0 K: 1 S: 9	H: 0 LOB: 0 BB: 0 P: 11	R: 0 E: 0 K: 0 S: 15	H: 1 LOB: 1 BB: 0 P: 23	R: 1 E: 0 K: 1 S: 12	H: 2 LOB: 1 BB: 0 P: 16	R: 0 E: 0 K: 1 S: 11	H: 1 LOB: 2 BB: 1 P: 22	R: 0 E: 0 K: 1 S: 9	H: 1 LOB: 0 BB: 0 P: 12	R: 0 E: 0 K: 1 S: 9	H: 0 LOB: 0 BB: 0 P: 14	1B: 6 2B: 2 3B: 0 HR: 0	SF: 0 SAC: 1 DP: 0 HBP: 0	WP: 2 PB: 0 SB: 0 CS: 1	PA: 32
PITCHER	IP WLS BF H R ER SO BB IBB HBP BLK WP HR S P ERA WHIP	IP WLS BF H R ER SO BB IBB HBP BLK WP HR S P ERA WHIP	IP WLS BF H R ER SO BB IBB HBP BLK WP HR S P ERA WHIP	IP WLS BF H R ER SO BB IBB HBP BLK WP HR S P ERA WHIP	IP WLS BF H R ER SO BB IBB HBP BLK WP HR S P ERA WHIP	IP WLS BF H R ER SO BB IBB HBP BLK WP HR S P ERA WHIP	IP WLS BF H R ER SO BB IBB HBP BLK WP HR S P ERA WHIP	IP WLS BF H R ER SO BB IBB HBP BLK WP HR S P ERA WHIP	IP WLS BF H R ER SO BB IBB HBP BLK WP HR S P ERA WHIP	IP WLS BF H R ER SO BB IBB HBP BLK WP HR S P ERA WHIP	IP WLS BF H R ER SO BB IBB HBP BLK WP HR S P ERA WHIP	IP WLS BF H R ER SO BB IBB HBP BLK WP HR S P ERA WHIP	IP WLS BF H R ER SO BB IBB HBP BLK WP HR S P ERA WHIP	IP WLS BF H R ER SO BB IBB HBP BLK WP HR S P ERA WHIP	IP WLS BF H R ER SO BB IBB HBP BLK WP HR S P ERA WHIP	IP WLS BF H R ER SO BB IBB HBP BLK WP HR S P ERA WHIP				
55 Chris Young, R (1, 1) ERA: 4.15	6.0	L	26	7	2	2	6	1	0	0	0	0	0	0	0	0	3.00	1.333		
62 Elvin Ramirez, R (7, 1) ERA: 5.95	1.0		3	1	0	0	1	0	0	0	0	9	12	0.00	1.000					
52 Ramon E Ramirez, R (8, 1) ERA: 4.16	1.0		3	0	0	0	1	0	0	0	0	9	14	0.00	0.000					




Batter	1	2	3	4	5	6	7	8	9	AB	R	H	RBI	BB	SO	LOB	TOP					
11 Rubén Tejada, R OBP: 0.337, SLG: 0.354	G5-3		WP E 1B		G3			K		4	1	1	0	0	1	0	New York Mets @ Atlanta Braves Turner Field, Atlanta, GA Sun Sep 30 2012, 1:39 PM - 4:28 PM EDT Att: 50,635 - Cloudy - 73 F					
28 Daniel Murphy, L OBP: 0.335, SLG: 0.408	2B		L9		G3-1			K		4	0	1	0	0	1	1						
Justin Turner, R OBP: 0.317, SLG: 0.379	F9		E3					K		4	0	0	0	0	1	1						
29 Ike Davis, L OBP: 0.305, SLG: 0.456	BB		F9					F7		3	1	1	0	1	0	1						
12 Scott Hairston, R OBP: 0.295, SLG: 0.499	FC5-4				K			P4		4	0	0	0	0	1	3						
21 Lucas Duda, L OBP: 0.329, SLG: 0.392	G4-3				K			K		3	0	0	0	1	2	0						
23 Mike Baxter, L OBP: 0.311, SLG: 0.407	G3-1							G5-3		2	0	1	0	0	0	0						
56 Andres Torres, S OBP: 0.325, SLG: 0.325								BB		2	0	1	1	0	0	0						
6 Kelly Shoppach, R OBP: 0.311, SLG: 0.429	F9							G6-3		3	0	0	0	0	0	1						
15 Fred Lewis, L OBP: 0.292, SLG: 0.150								G4-3		1	0	0	0	0	0	2						
32 Jenny Mejia, R								F9		2	0	0	0	0	1	0						
36 Collin McHugh, R										0	0	0	0	0	0	0						
45 Justin Hampson, L										0	0	0	0	0	0	0						
13 Ronny Cedeno, R OBP: 0.333, SLG: 0.412										1	0	0	0	0	0	0						
46 Manny Acosta, R										0	0	0	0	0	0	0						
Inning Stats	R: 0 E: 0 K: 0 S: 10	H: 1 LOB: 2 BB: 1 P: 17	R: 0 E: 0 K: 0 S: 9	H: 0 LOB: 0 BB: 0 P: 14	R: 1 E: 0 K: 0 S: 11	H: 1 LOB: 1 BB: 0 P: 16	R: 0 E: 0 K: 2 S: 10	H: 1 LOB: 1 BB: 0 P: 14	R: 0 E: 0 K: 1 S: 9	H: 0 LOB: 0 BB: 0 P: 10	R: 0 E: 0 K: 1 S: 7	H: 0 LOB: 0 BB: 0 P: 8	R: 0 E: 0 K: 1 S: 9	H: 0 LOB: 0 BB: 0 P: 15	R: 0 E: 0 K: 2 S: 7	H: 0 LOB: 0 BB: 0 P: 10	R: 1 E: 0 K: 0 S: 16	H: 2 LOB: 2 BB: 1 P: 24	1B: 3 2B: 2 3B: 0 HR: 0	SF: 0 SAC: 0 DP: 0 HBP: 0	WP: 2 PB: 0 SB: 0 CS: 0	PA: 35
PITCHER	IP WLS BF H R ER SO BB IBB HBP BLK WP HR S P ERA WHIP																					
54 Kris Medlen, R ERA: 1.57	6.0 W 23 3 1 0 4 1 0 0 0 0 1 0 56 79 0.00 0.667																					
43 Luis Avilan, L ERA: 2.09	2.0 6 0 0 0 3 0 0 0 0 0 0 0 16 25 0.00 0.000																					
53 Cory Gearrin, R ERA: 1.89	0.2 5 2 1 1 0 1 0 0 0 0 1 0 13 21 13.50 4.500																					
46 Craig Kimbrel, R ERA: 1.02	0.1 S 1 0 0 0 0 0 0 0 0 0 0 0 3 3 0.00 0.000																					

Batter	1	2	3	4	5	6	7	8	9	AB	R	H	RBI	BB	SO	LOB	BOTTOM			
24 Michael Bourn, L OBP: 0.348, SLG: 0.394	BB		G3							3	1	2	1	1	0	0	New York Mets @ Atlanta Braves Turner Field, Atlanta, GA Sun Sep 30 2012, 1:39 PM - 4:28 PM EDT Att: 50,635 - Cloudy - 73 F			
14 Martin Prado, R OBP: 0.359, SLG: 0.440	G4-6-3		F8		L8			F9		4	0	0	0	0	3					
22 Jason Heyward, L OBP: 0.334, SLG: 0.479	G4-3		E1					G4-3		4	0	1	1	0	0	0				
10 Chipper Jones, S OBP: 0.377, SLG: 0.457					G4-3					2	1	1	0	2	0	1				
5 Freddie Freeman, L OBP: 0.344, SLG: 0.462			G1-3		G6-3			G4-6-3		4	1	1	0	0	0	4				
26 Dan Uggla, R OBP: 0.347, SLG: 0.385	G5-3				K					3	1	0	0	0	2	2				
8 David Ross, R OBP: 0.321, SLG: 0.451	HR				G4-3					4	1	1	3	0	1	1				
19 Andrelton Simmons, R OBP: 0.349, SLG: 0.436										3	1	2	1	1	1	0				
54 Kris Medlen, S ERA: 1.57										2	0	0	0	0	1	1				
25 Justin Franciosi, L OBP: 0.285, SLG: 0.440	G1-3									1	0	0	0	0	0	0				
43 Luis Avilan, L ERA: 2.09										0	0	0	0	0	0	0				
20 Eric Hinske, L OBP: 0.333, SLG: 0.333										1	0	0	0	0	1	1				
53 Cory Gearrin, R ERA: 1.89										0	0	0	0	0	0	0				
46 Craig Kimbrel, R ERA: 1.02										0	0	0	0	0	0	0				
Inning Stats	R: 0 E: 0 K: 0 S: 5	H: 0 LOB: 0 BB: 1 P: 11	R: 3 E: 0 K: 1 S: 14	H: 2 LOB: 0 BB: 1 P: 24	R: 0 E: 1 K: 0 S: 14	H: 1 LOB: 2 BB: 0 P: 20	R: 0 E: 0 K: 2 S: 12	H: 1 LOB: 1 BB: 0 P: 18	R: 1 E: 0 K: 0 S: 11	H: 2 LOB: 1 BB: 0 P: 18	R: 2 E: 0 K: 2 S: 12	H: 2 LOB: 1 BB: 0 P: 21	R: 0 E: 0 K: 0 S: 7	H: 0 LOB: 0 BB: 1 P: 12	R: 0 E: 0 K: 2 S: 12	H: 0 LOB: 1 BB: 1 P: 21	1B: 3 2B: 3 3B: 1 HR: 1	SF: 0 SAC: 0 DP: 2 HBP: 1	WP: 1 PB: 0 SB: 1 CS: 0	PA: 36
PITCHER	IP WLS BF H R ER SO BB IBB HBP BLK WP HR S P ERA WHIP																			
32 Jenny Mejia, R ERA: 5.63	5.0 L 23 6 4 4 3 2 0 0 1 0 0 0 12 21 18.00 2.000																			
36 Collin McHugh, R ERA: 7.29	1.0 6 2 2 2 2 0 0 0 1 0 0 0 7 12 0.00 1.000																			
45 Justin Hampson, L ERA: 1.86	1.0 3 0 0 0 0 1 0 0 0 0 0 0 7 12 0.00 1.000																			
46 Manny Acosta, R ERA: 6.6	1.0 4 0 0 0 2 1 0 0 0 0 1 0 12 21 0.00 1.000																			

AB 33
R 2
H 5
RBI 1
BB 2
SO 7
LOB 9



AB 31
R 6
H 8
RBI 6
BB 4
SO 7
LOB 14



Batter	1	2	3	4	5	6	7	8	9	10	11	AB	R	H	RBI	BB	SO	LOB	TOP							
11 Rubén Tejeda, R (1.6) OBP: 0.331, SLG: 0.346 36 Collin McHugh, R (11.1)	F9		F8			L5		P5	K		F8	6	0	0	0	0	1	2								
28 Daniel Murphy, L (1.4) OBP: 0.334, SLG: 0.406	K		F7			G5-3		29 BB 5 1B 12 WP 1B		G3		5	1	1	0	0	1	0								
5 David Wright, R (1.5) OBP: 0.392, SLG: 0.494	G5-3		G6-3			G6-3		12 WP 29 BB 12 1B 1B		G3-1		4	1	1	1	1	0	0								
29 Ike Davis, L (1.3) OBP: 0.316, SLG: 0.403 15 Fred Lewis, L (10.9P) OBP: 0.316, SLG: 0.403 62 Elvin Ramírez, R (10.1) OBP: 0.316, SLG: 0.403 45 Justin Hampson, L (10.1) OBP: 0.316, SLG: 0.403 80 Jon Rauch, R (10.1) OBP: 0.316, SLG: 0.403 13 Rony Cedeno, R (11.8) OBP: 0.332, SLG: 0.410	G1-3		P5			F7		12 1B 12 WP BB		12 1B 2B		4	0	1	0	1	0	1								
12 Scott Hairston, R (1.9) OBP: 0.299, SLG: 0.499 (8.7)	1B		1B			G4-3		56 WP 1B		23 BB 1B		5	0	4	1	0	0	0								
21 Lucas Duda, L (1.7) OBP: 0.327, SLG: 0.389 39 Bobby Parnell, R (8.1)	K		L4			F9		F9		P5		4	0	0	0	0	1	4								
23 Mike Baxter, L (10.9P) OBP: 0.365, SLG: 0.413 (10.9)	K		F7			G1-3		G1-3		K		0	0	0	0	1	0	0								
30 Josh Thole, L (1.2) OBP: 0.294, SLG: 0.290	G6-3		F7			G1-3		G1-3		K		5	0	0	0	0	2	5								
56 Andres Torres, S (1.8) OBP: 0.328, SLG: 0.330	G3		G3			F8		F8		P6		4	0	1	0	1	0	0								
43 R.A. Dickey, R (1.1) OBP: 0.164, SLG: 0.153 46 Manny Acosta, R (7.1)	K		K2-3			IBB		28 1B 5 1B 2B		K		2	0	0	0	0	2	2								
1 Jordany Valdespin, L (8.9P) OBP: 0.287, SLG: 0.428 (10.4)	K		K			K		K		F7		3	1	1	0	0	1	1								
Inning Stats	R: 0 E: 0 K: 1 S: 11	H: 0 LOB: 0 BB: 0 P: 18	R: 0 E: 0 K: 1 S: 10	H: 1 LOB: 1 BB: 0 P: 17	R: 0 E: 0 K: 1 S: 8	H: 0 LOB: 0 BB: 0 P: 12	R: 0 E: 0 K: 0 S: 7	H: 0 LOB: 0 BB: 0 P: 11	R: 0 E: 0 K: 0 S: 4	H: 0 LOB: 1 BB: 1 P: 8	R: 0 E: 0 K: 0 S: 7	H: 0 LOB: 0 BB: 0 P: 11	R: 3 E: 0 K: 0 S: 27	H: 4 LOB: 2 BB: 2 P: 46	R: 0 E: 0 K: 3 S: 10	H: 1 LOB: 1 BB: 0 P: 15	R: 0 E: 0 K: 1 S: 11	H: 2 LOB: 3 BB: 1 P: 26	R: 0 E: 0 K: 0 S: 9	H: 0 LOB: 0 BB: 0 P: 12	1B: 6 2B: 2 3B: 1 HR: 0	SF: 0 SAC: 0 DP: 0 HBP: 0	WP: 2 PB: 0 SB: 0 CS: 0	PA: 46		
PITCHER	IP ERA: 4.42	WLS BF	H R	R ER	SO 1	BB 1	IBB 0	HBP 0	BLK 0	WP 1	HR 0	S 68	P 114	ERA 1.17	WHIP 0.522											
33 Jacob Turner, R (1.1) ERA: 4.42	0.0	1	1	0	0	0	0	0	0	0	0	2	5	∞	∞											
40 Mike Dunn, L (8.1) ERA: 4.91	0.0	B	3	2	2	2	0	1	0	0	0	1	0	10	17	∞										
21 Heath Bell, R (8.1) ERA: 5.09	0.0	1	0	0	0	0	0	0	0	0	0	0	4	7	0.00	0.000										
44 AJ Ramos, R (8.1) ERA: 4.7	1.0	4	1	0	0	3	0	0	0	0	0	0	10	15	0.00	1.000										
31 Steve Cishek, R (9.1) ERA: 2.69																										
PITCHER	IP ERA: 4.03	WLS BF	H R	R ER	SO 1	BB 0	IBB 0	HBP 0	BLK 0	WP 0	HR 0	S 11	P 26	ERA 0.00	WHIP 3.000											
58 Ryan Webb, R (10.1) ERA: 4.03	1.0	W	3	0	0	0	0	0	0	0	0	0	9	12	0.00	0.000										
57 Chad Gaudin, R (11.1) ERA: 4.54																										

New York Mets @ Miami Marlins
Marlins Park, Miami, FL
Tue Oct.02 2012, 7:12 PM - 10:41 PM EDT
Att: 29,709 - Roof Closed - 76 F

AB 42
R 3
H 9
RBI 2
BB 4
SO 8
LOB 15



Batter	1	2	3	4	5	6	7	8	9	10	11	AB	R	H	RBI	BB	SO	LOB	BOTTOM							
11 Bryan Petersen, L (1.7) OBP: 0.270, SLG: 0.250 10 Adam Greenberg, L (6.9P) OBP: 0.270, SLG: 0.250	K		G4-3			K		L7		2 S BB		2	0	0	0	0	1	0								
6 Scott Cousins, L (7.7) OBP: 0.202, SLG: 0.271 26 Austin Kearns, R (10.9P) OBP: 0.386, SLG: 0.367 57 Chad Gaudin, R (11.1)	F9		HR			K		K		G4-3		5	1	1	1	0	2	1								
2 Gorkys Hernández, R (1.8) OBP: 0.262, SLG: 0.301	F7		27 S 1B			K		45 1B 1B		G5-3		5	2	3	0	0	0	0								
7 José Reyes, S (1.6) OBP: 0.348, SLG: 0.434	F7		19 53-6-3 1B			K		45 1B 1B		L9		4	0	2	0	1	1	1								
27 Giancarlo Stanton, R (1.9) OBP: 0.362, SLG: 0.612	P3		17 1B 45 DI IBB			F8		17 1B IBB		G5-3		4	0	1	1	1	0	2								
45 Carlos Lee, R (1.3) OBP: 0.332, SLG: 0.367	G3-6-3		17 1B IBB			F8		17 1B IBB		G5-3		5	1	1	1	0	1	6								
19 Rob Brantly, L (1.2) OBP: 0.372, SLG: 0.460	G3-6-3		K			HR		G1-3		G5-3		5	0	1	1	0	4	0								
17 Donovan Solano, R (1.4) OBP: 0.340, SLG: 0.376	K		K			K		K		K		5	0	1	1	0	4	0								
41 Gil Velazquez, R (1.5) OBP: 0.255, SLG: 0.259	F8		K			K		K		K		4	0	1	0	0	2	0								
33 Jacob Turner, R (1.1) ERA: 2.73 40 Mike Dunn, L (8.1) ERA: 6.51 21 Heath Bell, R (8.1) ERA: 5.09 44 AJ Ramos, R (8.1) ERA: 4.7 31 Steve Cishek, R (9.1) ERA: 2.69 58 Ryan Webb, R (10.1) ERA: 4.03 29 Greg Dobbs, L (10.9P) OBP: 0.287, SLG: 0.428	G6-3		K			K		SH3-4 1B		K		2	0	0	0	0	1	0								
Inning Stats	R: 0 E: 0 K: 1 S: 7	H: 0 LOB: 0 BB: 0 P: 9	R: 0 E: 0 K: 0 S: 6	H: 1 LOB: 0 BB: 0 P: 11	R: 0 E: 0 K: 1 S: 8	H: 0 LOB: 0 BB: 0 P: 12	R: 1 E: 0 K: 1 S: 12	H: 2 LOB: 1 BB: 0 P: 20	R: 1 E: 0 K: 2 S: 17	H: 3 LOB: 2 BB: 0 P: 26	R: 0 E: 0 K: 1 S: 11	H: 1 LOB: 1 BB: 0 P: 13	R: 0 E: 0 K: 0 S: 10	H: 0 LOB: 0 BB: 0 P: 16	R: 0 E: 0 K: 1 S: 6	H: 0 LOB: 0 BB: 0 P: 9	R: 0 E: 0 K: 3 S: 10	H: 0 LOB: 1 BB: 1 P: 17	R: 1 E: 0 K: 1 S: 5	H: 2 LOB: 3 BB: 2 P: 15	1B: 7 2B: 0 3B: 1 HR: 2	SF: 0 SAC: 1 DP: 1 HBP: 0	WP: 0 PB: 0 SB: 2 CS: 0	PA: 43		
PITCHER	IP ERA: 3.59	WLS BF	H R	R ER	SO 8	BB 0	IBB 0	HBP 0	BLK 0	WP 0	HR 2	S 60	P 94	ERA 4.50	WHIP 1.167											
60 Jon Rauch, R (10.1) ERA: 3.59	0.1	L	5	2	1	1	0	2	0	0	0	0	5	15	27.00	6.000										
36 Collin McHugh, R (11.1) ERA: 7.59																										

New York Mets @ Miami Marlins
Marlins Park, Miami, FL
Tue Oct.02 2012, 7:12 PM - 10:41 PM EDT
Att: 29,709 - Roof Closed - 76 F

AB 39
R 4
H 10
RBI 4
BB 3
SO 14
LOB 11



Batter	1	2	3	4	5	6	7	8	9	AB	R	H	RBI	BB	SO	LOB	TOP								
11 Rubén Tejada, R OBP: 0.333, SLG: 0.351										5	0	3	0	0	1	1									
28 Daniel Murphy, L OBP: 0.332, SLG: 0.403										5	0	0	0	0	1	3									
5 David Wright, R OBP: 0.391, SLG: 0.492 Justin Turner, R OBP: 0.319, SLG: 0.392										2	0	0	0	0	0	1									
29 Ike Davis, L OBP: 0.308, SLG: 0.462										3	2	2	1	1	1	1									
12 Scott Hairston, R OBP: 0.299, SLG: 0.504										4	1	1	2	0	2	2									
21 Lucas Duda, L OBP: 0.329, SLG: 0.389 23 Mike Baxter, L OBP: 0.365, SLG: 0.413										3	0	1	0	0	0	0									
6 Kelly Shoppach, R OBP: 0.309, SLG: 0.425										4	0	0	0	0	0	4									
56 Andres Torres, S OBP: 0.327, SLG: 0.337										4	1	1	1	0	0	3									
53 Jeremy Hefner, R OBP: 0.100, SLG: 0.250 62 Elvin Ramirez, R ERA: 4.54 46 Manny Acosta, R ERA: 1.89 1 Jordany Valdespin, L OBP: 0.286, SLG: 0.424 39 Bobby Parnell, R ERA: 3.86										3	0	1	0	0	1	0									
Inning Stats	R: 0 E: 0 K: 1 S: 11	H: 1 LOB: 1 BB: 0 P: 16	R: 0 E: 0 K: 1 S: 7	H: 0 LOB: 0 BB: 0 P: 11	R: 1 E: 0 K: 0 S: 8	H: 2 LOB: 0 BB: 0 P: 11	R: 2 E: 0 K: 0 S: 9	H: 2 LOB: 0 BB: 0 P: 14	R: 0 E: 0 K: 1 S: 9	H: 1 LOB: 1 BB: 0 P: 14	R: 1 E: 0 K: 1 S: 9	H: 2 LOB: 1 BB: 0 P: 10	R: 0 E: 0 K: 1 S: 12	H: 1 LOB: 1 BB: 0 P: 13	R: 0 E: 0 K: 0 S: 12	H: 1 LOB: 3 BB: 0 P: 24	R: 0 E: 0 K: 2 S: 7	H: 0 LOB: 0 BB: 0 P: 9	1B: 4 2B: 2 HR: 3	SF: 0 SAC: 0 HBP: 1	WP: 0 PB: 0 SB: 0 CS: 0	PA: 38			
PITCHER	IP WLS BF H R ER SO BB IBB HBP BLK WP HR S P ERA WHIP	IP WLS BF H R ER SO BB IBB HBP BLK WP HR S P ERA WHIP	IP WLS BF H R ER SO BB IBB HBP BLK WP HR S P ERA WHIP	IP WLS BF H R ER SO BB IBB HBP BLK WP HR S P ERA WHIP	IP WLS BF H R ER SO BB IBB HBP BLK WP HR S P ERA WHIP	IP WLS BF H R ER SO BB IBB HBP BLK WP HR S P ERA WHIP	IP WLS BF H R ER SO BB IBB HBP BLK WP HR S P ERA WHIP	IP WLS BF H R ER SO BB IBB HBP BLK WP HR S P ERA WHIP	IP WLS BF H R ER SO BB IBB HBP BLK WP HR S P ERA WHIP	IP WLS BF H R ER SO BB IBB HBP BLK WP HR S P ERA WHIP	IP WLS BF H R ER SO BB IBB HBP BLK WP HR S P ERA WHIP	IP WLS BF H R ER SO BB IBB HBP BLK WP HR S P ERA WHIP	IP WLS BF H R ER SO BB IBB HBP BLK WP HR S P ERA WHIP	IP WLS BF H R ER SO BB IBB HBP BLK WP HR S P ERA WHIP	IP WLS BF H R ER SO BB IBB HBP BLK WP HR S P ERA WHIP	IP WLS BF H R ER SO BB IBB HBP BLK WP HR S P ERA WHIP	IP WLS BF H R ER SO BB IBB HBP BLK WP HR S P ERA WHIP	IP WLS BF H R ER SO BB IBB HBP BLK WP HR S P ERA WHIP	IP WLS BF H R ER SO BB IBB HBP BLK WP HR S P ERA WHIP	IP WLS BF H R ER SO BB IBB HBP BLK WP HR S P ERA WHIP	IP WLS BF H R ER SO BB IBB HBP BLK WP HR S P ERA WHIP	IP WLS BF H R ER SO BB IBB HBP BLK WP HR S P ERA WHIP	IP WLS BF H R ER SO BB IBB HBP BLK WP HR S P ERA WHIP	IP WLS BF H R ER SO BB IBB HBP BLK WP HR S P ERA WHIP	
11 Bryan Petersen, L OBP: 0.272, SLG: 0.257										5	1	2	0	0	2	2									
2 Gorkys Hernández, R OBP: 0.297, SLG: 0.361										3	0	1	1	1	0	1									
7 José Reyes, S OBP: 0.347, SLG: 0.433										4	0	1	0	0	0	2									
27 Giancarlo Stanton, R OBP: 0.361, SLG: 0.608										3	0	0	0	1	1	2									
45 Carlos Lee, R OBP: 0.332, SLG: 0.365										3	0	0	0	1	1	0									
17 Donovan Solano, R OBP: 0.342, SLG: 0.375										3	0	1	0	1	0	3									
14 John Buck, R OBP: 0.297, SLG: 0.347										4	0	0	0	0	2	2									
41 Gil Velazquez, R OBP: 0.306, SLG: 0.362 57 Chad Gaudin, R ERA: 5.09 6 Scott Cousins, L OBP: 0.300, SLG: 0.325 43 Dan Jennings, L ERA: 6.46 44 AJ Ramos, R ERA: 2.49										2	0	0	0	0	0	1									
34 Tom Koehler, R ERA: 5.09 22 Donnie Murphy, R OBP: 0.281, SLG: 0.379										1	0	0	0	0	1	0									
Inning Stats	R: 0 E: 0 K: 0 S: 7	H: 1 LOB: 1 BB: 0 P: 12	R: 0 E: 0 K: 0 S: 4	H: 0 LOB: 0 BB: 0 P: 5	R: 0 E: 0 K: 2 S: 7	H: 0 LOB: 0 BB: 0 P: 7	R: 0 E: 0 K: 0 S: 9	H: 0 LOB: 0 BB: 0 P: 14	R: 0 E: 0 K: 1 S: 10	H: 1 LOB: 1 BB: 0 P: 14	R: 1 E: 0 K: 1 S: 10	H: 2 LOB: 1 BB: 0 P: 17	R: 0 E: 0 K: 1 S: 10	H: 1 LOB: 3 BB: 0 P: 14	R: 1 E: 0 K: 1 S: 10	H: 2 LOB: 3 BB: 3 P: 27	R: 0 E: 0 K: 1 S: 8	H: 1 LOB: 0 BB: 0 P: 12	1B: 5 2B: 2 HR: 0	SF: 0 SAC: 0 HBP: 0	WP: 1 PB: 1 SB: 1 CS: 0	PA: 37			
PITCHER	IP WLS BF H R ER SO BB IBB HBP BLK WP HR S P ERA WHIP	IP WLS BF H R ER SO BB IBB HBP BLK WP HR S P ERA WHIP	IP WLS BF H R ER SO BB IBB HBP BLK WP HR S P ERA WHIP	IP WLS BF H R ER SO BB IBB HBP BLK WP HR S P ERA WHIP	IP WLS BF H R ER SO BB IBB HBP BLK WP HR S P ERA WHIP	IP WLS BF H R ER SO BB IBB HBP BLK WP HR S P ERA WHIP	IP WLS BF H R ER SO BB IBB HBP BLK WP HR S P ERA WHIP	IP WLS BF H R ER SO BB IBB HBP BLK WP HR S P ERA WHIP	IP WLS BF H R ER SO BB IBB HBP BLK WP HR S P ERA WHIP	IP WLS BF H R ER SO BB IBB HBP BLK WP HR S P ERA WHIP	IP WLS BF H R ER SO BB IBB HBP BLK WP HR S P ERA WHIP	IP WLS BF H R ER SO BB IBB HBP BLK WP HR S P ERA WHIP	IP WLS BF H R ER SO BB IBB HBP BLK WP HR S P ERA WHIP	IP WLS BF H R ER SO BB IBB HBP BLK WP HR S P ERA WHIP	IP WLS BF H R ER SO BB IBB HBP BLK WP HR S P ERA WHIP	IP WLS BF H R ER SO BB IBB HBP BLK WP HR S P ERA WHIP	IP WLS BF H R ER SO BB IBB HBP BLK WP HR S P ERA WHIP	IP WLS BF H R ER SO BB IBB HBP BLK WP HR S P ERA WHIP	IP WLS BF H R ER SO BB IBB HBP BLK WP HR S P ERA WHIP	IP WLS BF H R ER SO BB IBB HBP BLK WP HR S P ERA WHIP	IP WLS BF H R ER SO BB IBB HBP BLK WP HR S P ERA WHIP	IP WLS BF H R ER SO BB IBB HBP BLK WP HR S P ERA WHIP	IP WLS BF H R ER SO BB IBB HBP BLK WP HR S P ERA WHIP	IP WLS BF H R ER SO BB IBB HBP BLK WP HR S P ERA WHIP	IP WLS BF H R ER SO BB IBB HBP BLK WP HR S P ERA WHIP

New York Mets @ Miami Marlins
Marlins Park, Miami, FL
Wed Oct 03 2012, 4:12 PM - 6:49 PM EDT
Att: 27,418 - Roof Closed - 80 F

AB	36
R	4
H	10
RBI	4
BB	1
SO	7
LOB	15



New York Mets @ Miami Marlins
Marlins Park, Miami, FL
Wed Oct 03 2012, 4:12 PM - 6:49 PM EDT
Att: 27,418 - Roof Closed - 80 F

AB	33
R	2
H	7
RBI	1
BB	4
SO	8
LOB	14

