New York Mets - 2013

Batter	1	2	3	4	5	6	7	8	9	AB	R	H	RBI	BB	SO	LOB
2 Denard Span, L (1, 8)	G3-1	F7			12 S, 1 E, 1B		F9		F8	2	0	0	0	0	0	0
16 Eury Pérez, R (4, 8) OBP: 0.333, SLG: 0.333										3	0	1	0	0	0	1
1 Steve Lombardozzi, S (1, 4)	G4-3		BBBB, 34 G6-3, 34 PB, BB		FC4, 12 S, 1-2		E7		FC5, 1-2	2	0	0	0	1	0	1
17 Will Rhymes, L (5, PR) (5, 4)										2	0	0	0	0	0	1
34 Bryce Harper, L (1, 7) OBP: 0.333, SLG: 0.333	1B		BX, G6-3, 1-3		F9		CCC, K		SSS, K	3	0	1	0	0	0	3
10 Corey Brown, L (5, 7)										2	0	0	0	0	2	3
12 Tyler Moore, R (1, 9)	F9		SSS, K		CCC, K, 1-2, 2-3			F9	G4-3	3	0	0	0	0	2	4
19 Carlos Rivero, R (5, 9)										2	0	0	0	0	0	2
18 Chad Tracy, L (1, 5)		F9	SSS, K		SSS, K			BBBB, 60 1B, BB		3	0	0	0	0	2	4
26 Matt Skole, L (5, 5)										0	0	0	0	1	0	0
20 Ian Desmond, R (1, 6) OBP: 0.500, SLG: 0.500		14 2B, 1B		G5-3		SSS, K		23 FC6-4, 1-3, 1B		2	1	1	0	0	0	0
60 Zach Walters, S (4, 6) OBP: 0.500, SLG: 0.500										2	0	1	0	0	1	0
14 Chris Marrero, R (1, 3) OBP: 0.333, SLG: 0.667		7 HR, 1-H, 2B		G1-3		G3		F9		3	1	1	1	0	0	0
21 Bill Bray, L (6, 1)										0	0	0	0	0	0	0
55 Erik Davis, R (7, 1)										0	0	0	0	0	0	0
6 Anthony Rendon, R (8, PH)										1	0	0	0	0	0	2
65 Cole Kimball, R (8, 1)										0	0	0	0	0	0	0
7 Chris Snyder, R (1, 2) OBP: 1.000, SLG: 2.500		CX, 2-H, HR		46 FC6-4, 1B		F8		FC6-4, 1-2f		2	1	2	2	0	0	0
23 Jhonatan Solano, R (5, 2)										2	0	0	0	0	0	2
46 Micah Owings, R (1, 10) OBP: 0.250, SLG: 0.250		F7		FC6-4, 1-2f			P4		17 E, 1B	4	0	1	0	0	0	1
(6, 3)																

TOP

Washington Nationals @ New York Mets

Tradition Field, Port St. Lucie, FL

Sat Feb 23 2013, 12:11 PM - 3:15 PM EST

Att. 4,616 - Partly Cloudy - 84 F

livebaseballscorecards.com

AB	38
R	3
H	8
RBI	3
BB	2
SO	7
LOB	24

Inning Stats	1	2	3	4	5	6	7	8	9
R	0	3	0	0	0	0	0	0	0
E	0	0	0	0	0	1	1	0	1
K	0	0	2	0	2	1	1	0	1
S	4	7	7	4	9	5	6	4	7
H	1	3	0	1	1	0	0	1	1
LOB	1	0	1	1	3	0	1	2	2
BB	0	0	1	0	0	0	0	1	0
P	4	7	12	4	9	5	6	8	7

1B: 6	SF: 0	WP: 0	PA: 40
2B: 1	SAC: 0	PB: 1	
3B: 0	DP: 0	SB: 2	
HR: 1	HBP: 0	CS: 0	

PITCHER		IP	WLS	BF	H	R	ER	SO	BB	IBB	HBP	BLK	WP	HR	S	P	ERA	WHIP
38 Shaun Marcum, R	(1, 1)	2.0		10	4	3	3	0	0	0	0	0	0	1	11	11	13.50	2.000
ERA: 13.5																		
65 Zack Wheeler, R	(3, 1)	2.0		8	1	0	0	2	1	0	0	0	0	0	11	16	0.00	1.000
ERA:																		
75 Cory Mazzoni, R	(5, 1)	2.0	W	8	1	0	0	3	0	0	0	0	0	0	14	14	0.00	0.500
ERA:																		
60 Darin Gorski, L	(7, 1)	2.0	H	9	1	0	0	1	1	0	0	0	0	0	10	14	0.00	1.000
ERA:																		
39 Bobby Parnell, R	(9, 1)	1.0	S	5	1	0	0	1	0	0	0	0	0	0	7	7	0.00	1.000
ERA:																		

PITCHER	IP	WLS	BF	H	R	ER	SO	BB	IBB	HBP	BLK	WP	HR	S	P	ERA	WHIP

Batter	1	2	3	4	5	6	7	8	9	AB	R	H	RBI	BB	SO	LOB
9 Kirk Nieuwenhuis, L (1, 8) OBP: 0.333, SLG: 0.333 4 Collin Cowgill, R (6, 8) OBP: 1.000, SLG: 2.000	11 HR 1B		L7	F8		3 E 2B 3-H		BBBB 4-0 3 G4-6-3 BB		3 1 1 0 0 0 2 1 1 1 1 1 0 0						
11 Rubén Tejada, R (1, 6) OBP: 0.333, SLG: 1.333 3 Omar Quintanilla, L (6, 6)	BBBSSX 3-2 1-H HR		G6-3		F8	E3 12 BB 2-H		G4-6-3 1-2f		3 1 1 2 0 0 0 2 0 0 0 0 0 1						
5 David Wright, R (1, 5) 12 Brandon Hicks, R (6, 5)	G4-3		E5		F9	BBBB 4-0 1-2 BB				3 0 0 0 0 0 0 0 0 0 0 1 0 0						
29 Ike Davis, L (1, 3) 19 Zach Lutz, R (5, PR) (6, 3)	G3		G3		BBBB 4-0 77 BB CCC 0-3 K					2 0 0 0 1 0 1 1 0 0 0 0 1 2						
6 Marlon Byrd, R (1, 9) OBP: 1.000, SLG: 1.500 77 Andrew Brown, R (5, PH) (6, 7)	2B			1 1B 1B BBBB 4-0 1-2 BB			SSS 0-3 K			2 1 2 0 0 0 0 1 0 0 0 1 1 0						
21 Lucas Duda, L (1, 7) 23 Mike Baxter, L (6, 9)	CCC 0-3 K			F8 SSS 0-3 K			BBBB 4-0 BB			3 0 0 0 0 2 4 0 0 0 0 1 0 0						
44 John Buck, R (1, 2) 22 Landon Powell, S (5, 2) OBP: 0.500, SLG: 0.500		F7 CCC 0-3 K			80 G6-4-3 4 2B 16 1B SSS 0-3 K					2 0 0 0 0 1 1 2 1 1 0 0 1 1						
Justin Turner, R (1, 4) OBP: 0.500, SLG: 0.500 16 Brian Bixler, R (5, 4) OBP: 0.500, SLG: 0.500		G4-3		1 1B 1-2		80 G6-4-3 1-2	P3			2 0 1 0 0 0 0 2 0 1 0 0 0 1						
1 Jordany Valdespin, L (1, 10) OBP: 0.500, SLG: 0.500 80 Jamie Hoffmann, R (6, PH) (7, 10) 64 Reese Havens, L (8, PH) (9, 10)		P5		1-2 2-H		G6-4-3 1-2f 2-3		G6-3		2 0 1 1 0 0 0 1 0 0 0 0 0 2 1 0 0 0 0 0 0						
Inning Stats	R: 2 E: 0 K: 1 S: 10 H: 3 LOB: 1 BB: 0 P: 13	R: 0 E: 0 K: 0 S: 3 H: 0 LOB: 0 BB: 0 P: 3	R: 0 E: 1 K: 0 S: 4 H: 0 LOB: 1 BB: 0 P: 4	R: 1 E: 0 K: 1 S: 8 H: 3 LOB: 2 BB: 0 P: 8	R: 0 E: 0 K: 1 S: 5 H: 0 LOB: 2 BB: 2 P: 13	R: 2 E: 1 K: 1 S: 8 H: 3 LOB: 2 BB: 1 P: 12	R: 0 E: 0 K: 2 S: 7 H: 0 LOB: 1 BB: 1 P: 11	R: 0 E: 0 K: 0 S: 2 H: 0 LOB: 0 BB: 1 P: 6		1B: 6 2B: 2 3B: 0 HR: 1	SF: 0 SAC: 0 DP: 2 HBP: 0					

BOTTOM

Washington Nationals @ New York Mets

Tradition Field, Port St. Lucie, FL

Sat Feb 23 2013, 12:11 PM - 3:15 PM EST

Att. 4,616 - Partly Cloudy - 84 F

livebaseballscorecards.com

AB	33
R	5
H	9
RBI	4
BB	5
SO	6
LOB	15

WP: 0 PB: 0 SB: 0 CS: 0 PA: 38

PITCHER		IP	WLS	BF	H	R	ER	SO	BB	IBB	HBP	BLK	WP	HR	S	P	ERA	WHIP
37 Stephen Strasburg, R ERA: 9.0	(1, 1)	2.0		9	3	2	2	1	0	0	0	0	0	1	13	16	9.00	1.500
35 Craig Stammen, R ERA: 4.5	(3, 1)	2.0	B	10	3	1	1	1	0	0	0	0	0	0	12	12	4.50	1.500
58 Fernando Abad, L ERA:	(5, 1)	1.0		5	0	0	0	1	2	0	0	0	0	0	5	13	0.00	2.000
21 Bill Bray, L ERA: 9.0	(6, 1)	1.0	L	7	3	2	1	1	1	0	0	0	0	0	8	12	9.00	4.000
55 Erik Davis, R ERA:	(7, 1)	1.0		4	0	0	0	2	1	0	0	0	0	0	7	11	0.00	1.000

PITCHER		IP	WLS	BF	H	R	ER	SO	BB	IBB	HBP	BLK	WP	HR	S	P	ERA	WHIP
65 Cole Kimball, R ERA:	(8, 1)	1.0		3	0	0	0	0	1	0	0	0	0	0	2	6	0.00	1.000

New York Mets @ Houston Astros

Osceola County Stadium, Kissimmee, FL

Sun Feb 24 2013, 1:09 PM - 4:30 PM EST

Att. 3,048 - Cloudy - 77 F

TOP

livebaseballscorecards.com

Batter	1	2	3	4	5	6	7	8	9	AB	R	H	RBI	BB	SO	LOB
1 Jordany Valdespin, L (1, 4) OBP: 0.400, SLG: 1.000 16 Brian Bixler, R (5, 4) OBP: 0.250, SLG: 0.250 (8, 5)	F7		HR	G4-3		F8			G3-1	3 2	1 0	1 0	2 0	0 0	0 0	1 1
4 Collin Cowgill, R (1, 8) OBP: 1.000, SLG: 1.667 9 Kirk Nieuwenhuis, L (5, 8) OBP: 0.200, SLG: 0.200	2B		BB	1B			L9		K	2 2	0 0	2 0	1 0	1 0	0 1	0 0
21 Lucas Duda, L (1, 10) 86 Danny Muno, S (9, PH) (9, 10)	K		K	K			L4		BB	4 0	0 0	0 0	0 0	0 1	4 0	3 0
77 Andrew Brown, R (1, 9) OBP: 0.400, SLG: 0.500 58 César Puello, R (5, PR) (5, 9)	F9		K		2B				G6-3	3 2	0 0	1 0	0 0	0 0	1 0	2 1
15 Travis d'Arnaud, R (1, 2) 72 Juan Centeno, L (5, 2)		G4-3	K		K			G1-3		3 1	0 0	0 0	0 0	0 0	2 0	2 0
80 Jamie Hoffmann, R (1, 7) OBP: 0.500, SLG: 1.333 Alonzo Harris, R (7, 7) OBP: 1.000, SLG: 1.000		HR		BB	K			1B		2 1	2 1	1 1	1 0	1 0	1 0	1 0
19 Zach Lutz, R (1, 5) OBP: 0.200, SLG: 0.200 Jeff Reynolds, R (8, PR) 87 Phillip Evans, R (8, 4)		G6-3	K			G5-3		1B		4 0 0	0 0 0	1 0 0	0 0 0	0 0 0	1 0 0	1 0 0
3 Omar Quintanilla, L (1, 6) 70 Wilfredo Tovar, R (5, 6) OBP: 0.500, SLG: 0.500		F9		BB		F9		1B		1 2	1 0	0 1	0 1	1 0	0 0	0 0
76 Josh Satin, R (1, 3) OBP: 0.750, SLG: 1.333			HBP	2B		2B		G6-4-3		3	2	2	2	0	0	2

Inning Stats	1	2	3	4	5	6	7	8	9
	R: 0 E: 0 K: 1 S: 6	H: 1 LOB: 1 BB: 0 P: 6	R: 1 E: 0 K: 0 S: 5	H: 1 LOB: 0 BB: 0 P: 6	R: 2 E: 0 K: 3 S: 11	H: 1 LOB: 1 BB: 1 P: 18	R: 3 E: 0 K: 2 S: 9	H: 2 LOB: 1 BB: 2 P: 17	R: 0 E: 0 K: 2 S: 7	H: 1 LOB: 1 BB: 0 P: 7	R: 0 E: 0 K: 0 S: 4	H: 1 LOB: 1 BB: 0 P: 4	R: 0 E: 0 K: 1 S: 5	H: 0 LOB: 0 BB: 0 P: 5	R: 1 E: 0 K: 0 S: 5	H: 3 LOB: 2 BB: 0 P: 5	R: 0 E: 0 K: 1 S: 5	H: 0 LOB: 1 BB: 1 P: 9

| | | | |

BOTTOM

New York Mets @ Houston Astros

Osceola County Stadium, Kissimmee, FL

Sun Feb 24 2013, 1:09 PM - 4:30 PM EST

Att. 3,048 - Cloudy - 77 F

Batter	1	2	3	4	5	6	7	8	9	AB	R	H	RBI	BB	SO	LOB
9 Marwin Gonzalez, S (1, 6) OBP: 0.600, SLG: 0.600 76 Jonathan Villar, S (4, 6)	0-0 12 S 1B		0-0 G5-3		4-0 12 G3 29 1B 1-2 BB		0-3 K	0-0 G6-3		2 0 1 0 0 0 0 2 1 0 0 1 1 1
27 Jose Altuve, R (1, 4) 10 Jake Elmore, R (6, 4) OBP: 0.250, SLG: 0.250	0-0 F9		0-0 F9		0-3 K		0-0 L8		0-0 56 75 1B 1B	3 0 0 0 0 1 3 2 1 1 0 0 0 0
12 Carlos Pena, L (1, 3) 56 Nate Freiman, R (6, 3) OBP: 0.600, SLG: 0.600 73 Jose Martinez, R (9, PR) OBP: 0.500, SLG: 0.500	1-3 K 1-2		0-0 G3-1		0-0 G3 1-2 2-3		0-0 75 BB 74 1B 1B		0-0 75 1B 2 FC5-2 1-2 1B	3 0 0 0 0 1 3 2 0 2 0 0 0 0 0 0 0 0 0 0 0
29 Brett Wallace, L (1, 10) OBP: 0.333, SLG: 0.333 79 Delino DeShields, R (5, PR) (6, 10) 74 Marc Krauss, L (7, PH) OBP: 1.000, SLG: 1.000 (8, 10) 8 Trevor Crowe, S (9, PH) OBP: 0.250, SLG: 0.500	0-0 G4-3			0-0 G3-1	0-0 75 E 75 WP 2-H 3-H 1B		0-0 75 BB 1-2 1B		0-0 F9	3 0 1 2 0 0 1 0 1 0 0 0 0 0 1 0 1 0 0 0 0 1 0 0 0 0 0 2
46 Rick Ankiel, L (1, 9) OBP: 0.500, SLG: 0.500 75 George Springer, R (4, PR) OBP: 1.000, SLG: 1.000 (5, 8)		0-3 K		0-0 15 HR 1B	4-0 1-H BB		4-0 1-2 2-3 BB		0-0 2 FC5-2 1-3 2-H 1B	2 0 1 0 0 1 0 1 1 1 1 2 0 0
15 Jason Castro, L (1, 2) OBP: 0.500, SLG: 2.000 6 Jason Jaramillo, S (5, 2)	0-0 G3-1		3-1 1-H HR	0-0 G4-3		0-0 F8		4-0 2 FC5-2 IBB		2 1 1 2 0 0 0 2 0 0 0 1 0 4
21 Fernando Martinez, L (1, 7) OBP: 0.500, SLG: 2.000 (5, 9) 2 Brandon Barnes, R (6, 7) OBP: 0.200, SLG: 0.800	1-0 HR		0-3 K	0-0 G5-3		0-0 G6-3	0-0 FC5-2 1-2 2-3 3-Hf			2 1 1 1 0 1 1 3 0 0 0 0 0 3
30 Matt Dominguez, R (1, 5) 4 Brandon Laird, R (5, 5) OBP: 0.600, SLG: 0.333	4-0 BB		0-0 G5-3		0-0 G5-3	1-0 HBP			0-0 G5-3	1 0 0 0 1 0 1 2 0 0 0 0 0 3
78 Robbie Grossman, S (1, 8) OBP: 0.600, SLG: 0.800 (5, 7) 38 Jimmy Paredes, S (6, 9) OBP: 0.333, SLG: 0.333	0-3 K				0-0 12 G3 76 BB 29 1B 1B	0-0 G5-3	0-3 K			2 1 1 0 0 1 1 2 0 0 0 0 1 1
Inning Stats	R: 0 E: 0 K: 1 S: 6 H: 1 LOB: 1 BB: 0 P: 7	R: 1 E: 0 K: 2 S: 8 H: 1 LOB: 1 BB: 1 P: 13	R: 0 E: 0 K: 0 S: 3 H: 0 LOB: 0 BB: 0 P: 3	R: 2 E: 0 K: 1 S: 8 H: 2 LOB: 1 BB: 0 P: 11	R: 3 E: 0 K: 1 S: 7 H: 2 LOB: 1 BB: 2 P: 15	R: 0 E: 0 K: 0 S: 3 H: 0 LOB: 0 BB: 0 P: 3	R: 0 E: 0 K: 1 S: 7 H: 2 LOB: 3 BB: 1 P: 11	R: 0 E: 0 K: 1 S: 5 H: 0 LOB: 1 BB: 0 P: 6	R: 1 E: 0 K: 0 S: 6 H: 3 LOB: 3 BB: 1 P: 10	1B: 9 2B: 0 3B: 0 HR: 2 SF: 0 SAC: 0 DP: 0 HBP: 1						

livebaseballscorecards.com

AB	38
R	7
H	11
RBI	6
BB	5
SO	7
LOB	24

WP: 1 PB: 0 SB: 1 CS: 0 PA: 44

PITCHER	IP	WLS	BF	H	R	ER	SO	BB	IBB	HBP	BLK	WP	HR	S	P	ERA	WHIP
33 Matt Harvey, R (1, 1) ERA: 4.5	2.0		9	2	1	1	3	1	0	0	0	0	1	14	20	4.50	1.500
53 Jeremy Hefner, R (3, 1) ERA: 9.0	2.0	H	8	2	2	2	1	0	0	0	0	0	1	11	14	9.00	1.000
27 Jeurys Familia, R (5, 1) ERA: 18.0	1.0	B	7	2	3	2	1	2	0	0	0	1	0	7	15	18.00	4.000
47 Aaron Laffey, L (6, 1) ERA:	2.0		9	2	0	0	1	1	0	0	0	0	0	10	14	0.00	1.500
50 Scott Atchison, R (8, 1) ERA:	1.0	H	4	0	0	0	1	0	0	1	0	0	0	5	6	0.00	0.000

PITCHER	IP	WLS	BF	H	R	ER	SO	BB	IBB	HBP	BLK	WP	HR	S	P	ERA	WHIP
66 Josh Edgin, L (9, 1) ERA: 9.0	1.0	B	7	3	1	1	0	0	1	0	0	0	0	6	10	9.00	3.000

Batter	1	2	3	4	5	6	7	8	9	AB	R	H	RBI	BB	SO	LOB
26 Patrick Biondi, L (1, 8) OBP: 0.600, SLG: 0.750	K		9 S 2 3B 2B	G3			9 FC4 1-2 1B		BB	4	1	2	0	1	1	2
10 Michael O'Neill, R (1, 9) OBP: 0.200, SLG: 0.200	9 1B 22 WP 1B		K		P3		P2		K	5	1	1	0	0	2	5
9 Travis Maezes, L (1, 5) OBP: 0.250, SLG: 0.250	22 WP 2 WP 1-3 1B		K 2-3		G3		FC4 1-2f			4	0	1	0	0	1	3
2 Jake Cronenworth, L (1, 4) (8, 1) OBP: 0.250, SLG: 0.750	K 1-2		3-H 3B		F8			E3 34 G3-6-3		4	0	1	1	0	1	2
22 Kevin White, R (1, 7) 19 Jack Sexton, L (6, PH) (6, 3)	K 2-3 3-H		K			F7		K		2 2	0 0	0 0	0 0	0 0	2 1	2 1
34 Kyle Jusick, L (1, 3) (6, 7)		G6-3		G4-3		G4-3		G3-6-3 1-2f		4	0	0	0	0	0	1
46 Cole Martin, S (1, 2) OBP: 0.250, SLG: 0.250		FC4-6 1B		P5		K			G4-1	4	0	1	0	0	1	0
John DiLaura, R (1, 10) 47 Eric Jacobson, R (8, 4) 48 Zach Zott, L (9, PH) OBP: 1.000, SLG: 2.000		FC4-6 1-2f		38 E 38 1B BB				26 1B BB	38 G6-3 2B	1 0 1	0 0 0	0 0 1	0 0 0	2 0 0	0 0 0	1 0 0
38 Dylan Delaney, R (1, 6) OBP: 0.250, SLG: 0.250		FC5-4 1-		E4 1-3 1B			F9		G6-3 2-3	4	0	1	0	0	0	3
Inning Stats	R: 1 H: 2 E: 0 LOB: 1 K: 3 BB: 0 S: 11 P: 12	R: 0 H: 1 E: 0 LOB: 1 K: 0 BB: 0 S: 4 P: 4	R: 1 H: 2 E: 0 LOB: 1 K: 3 BB: 0 S: 11 P: 11	R: 0 H: 1 E: 1 LOB: 2 K: 0 BB: 1 S: 4 P: 8	R: 0 H: 0 E: 0 LOB: 0 K: 0 BB: 0 S: 3 P: 3	R: 0 H: 0 E: 0 LOB: 0 K: 1 BB: 0 S: 5 P: 5	R: 0 H: 1 E: 0 LOB: 2 K: 0 BB: 1 S: 4 P: 8	R: 0 H: 0 E: 1 LOB: 0 K: 1 BB: 0 S: 5 P: 5	R: 0 H: 1 E: 0 LOB: 2 K: 1 BB: 1 S: 6 P: 10	1B: 5 SF: 0 2B: 2 SAC: 0 3B: 1 DP: 1 HR: 0 HBP: 0						

TOP

Michigan Wolverines @ New York Mets

Tradition Field, Port St. Lucie, FL

Sun Feb 24 2013, 12:12 PM - 3:05 PM EST

Att. 1,844 - Sunny - 81 F

livebaseballscorecards.com

AB	35
R	2
H	8
RBI	1
BB	3
SO	9
LOB	20



WP: 2 PA: 38
PB: 0
SB: 1
CS: 0

PITCHER		IP	WLS	BF	H	R	ER	SO	BB	IBB	HBP	BLK	WP	HR	S	P	ERA	WHIP
49 Jonathon Niese, L ERA: 4.5	(1, 1)	2.0		9	3	1	1	3	0	0	0	0	2	0	15	16	4.50	1.500
35 Dillon Gee, R ERA: 4.5	(3, 1)	2.0	W	10	3	1	1	3	1	0	0	0	0	0	15	19	4.50	2.000
74 Rafael Montero, R ERA:	(5, 1)	2.0	H	6	0	0	0	1	0	0	0	0	0	0	8	8	0.00	0.000
67 Hansel Robles, R ERA:	(7, 1)	1.0	H	5	1	0	0	0	1	0	0	0	0	0	4	8	0.00	2.000
52 Carlos Torres, R ERA:	(8, 1)	2.0	S	8	1	0	0	2	1	0	0	0	0	0	11	15	0.00	1.000

PITCHER	IP	WLS	BF	H	R	ER	SO	BB	IBB	HBP	BLK	WP	HR	S	P	ERA	WHIP

BOTTOM

Batter	1	2	3	4	5	6	7	8	9	AB	R	H	RBI	BB	SO	LOB
11 Rubén Tejada, R (1, 6) OBP: 0.500, SLG: 1.000	0-0 6 BB BB 2B	0-3 K ①		0-0 G6-3 ①		3-1 HR		0-0 F7 ②		2	1	1	0	0	1	2
61 Wilmer Flores, R (3, 5) OBP: 0.333, SLG: 1.333 (6, 4)										3	1	1	1	0	0	0
23 Mike Baxter, L (1, 9)	4-0 BB 6 BB BB	0-3 K ②		4-0 22 G3 22 WP BB		0-0 G1-3 ①		0-3 K ③		1	0	0	0	2	1	2
Charley Thurber, L (4, PR) (5, 9)										1	0	0	0	0	0	0
Jonathan Clark, L (8, 9)										1	0	0	0	0	1	0
6 Marlon Byrd, R (1, 10) OBP: 1.000, SLG: 1.000	4-0 BB 1-2 2-3 BB	0-0 1-3 2-H 1B		1-0 G3 1-3 ②		0-0 L5 ②				1	0	1	1	1	0	0
22 Landon Powell, S (4, PH) (5, 10)										2	0	0	0	0	0	1
29 Ike Davis, L (1, 3)	0-0 F7 ①	0-3 K ③		4-0 64 FC5-4 BB		0-0 G6-3 ③				2	0	0	0	0	1	5
Cole Frenzel, L (3, 3)										1	0	0	0	1	0	0
Justin Turner, R (1, 4)	4-0 1-2 2-3 3-H BB		0-0 G6-3 ①	0-0 FC5-4 ③ 1-2f			0-0 F8 ①			1	0	0	1	1	0	0
64 Reese Havens, L (4, 4)										1	0	0	0	0	0	2
Brian Harrison, R (6, 5)										1	0	0	0	0	0	0
12 Brandon Hicks, R (1, 5) OBP: 0.750, SLG: 1.000	0-3 K ②		0-0 20 2B 68 G6-3 1B		0-0 20 F8 68 PB 2B		4-0 20 FC5-4 BB			3	2	2	0	1	1	3
(3, 6)																
20 Anthony Recker, R (1, 2) OBP: 0.250, SLG: 0.500	0-0 P3 ③		0-0 1-3 2B		0-0 F8 ① 2-3		0-0 FC5-4 ② 1-2f			4	0	1	0	0	0	5
Kevin Plawecki, R (8, 2)										0	0	0	0	0	0	0
68 Matthew den Dekker, L (1, 8)		4-0 63 1B 6 1B BB	0-0 G6-3 ② 3-H		1-0 G4-3 ② 3-H		0-0 F8 ③			2	1	0	1	1	0	1
Stefan Sabol, R (6, 7)										1	0	0	0	0	0	1
63 Juan Lagares, R (1, 7) OBP: 0.250, SLG: 0.250	0-0 6 1B 1-2 1B	0-0 F9 ③		0-0 G6-3 ③				0-0 P4 ①		4	0	1	0	0	0	1
(6, 8)																
Inning Stats	R: 1 E: 0 K: 1 S: 6 H: 1 LOB: 3 BB: 3 P: 18	R: 1 E: 0 K: 3 S: 11 H: 2 LOB: 2 BB: 1 P: 15	R: 1 E: 0 K: 0 S: 5 H: 2 LOB: 1 BB: 0 P: 5	R: 0 E: 0 K: 0 S: 3 H: 0 LOB: 2 BB: 2 P: 12	R: 1 E: 0 K: 0 S: 4 H: 1 LOB: 0 BB: 0 P: 5	R: 1 E: 0 K: 0 S: 5 H: 1 LOB: 0 BB: 0 P: 8	R: 0 E: 0 K: 0 S: 3 H: 0 LOB: 1 BB: 1 P: 7	R: 0 E: 0 K: 1 S: 5 H: 0 LOB: 0 BB: 0 P: 5		1B: 3 2B: 3 3B: 0 HR: 1 SF: 0 SAC: 0 DP: 0 HBP: 0						

PITCHER		IP	WLS	BF	H	R	ER	SO	BB	IBB	HBP	BLK	WP	HR	S	P	ERA	WHIP
7 Ben Ballantine, R ERA: 9.0	(1, 1)	3.0	L	18	5	3	3	4	4	0	0	0	0	0	22	38	9.00	3.000
35 Alex Daar, R ERA: 7.71	(4, 1)	2.1		11	2	2	2	0	2	0	0	0	1	1	10	23	7.71	1.714
14 Donnie Eaton, R ERA:	(6, 1)	1.2		6	0	0	0	0	1	0	0	0	0	0	5	9	0.00	0.600
2 Jake Cronenworth, R ERA:	(8, 1)	1.0		3	0	0	0	1	0	0	0	0	0	0	5	5	0.00	0.000

PITCHER	IP	WLS	BF	H	R	ER	SO	BB	IBB	HBP	BLK	WP	HR	S	P	ERA	WHIP

Michigan Wolverines @ New York Mets

Tradition Field, Port St. Lucie, FL

Sun Feb 24 2013, 12:12 PM - 3:05 PM EST

Att. 1,844 - Sunny - 81 F

livebaseballscorecards.com

AB	31
R	5
H	7
RBI	4
BB	7
SO	5
LOB	23

1B: 3	SF: 0	WP: 1	PA: 38
2B: 3	SAC: 0	PB: 1	
3B: 0	DP: 0	SB: 0	
HR: 1	HBP: 0	CS: 0	

Washington Nationals @ New York Mets

Tradition Field, Port St. Lucie, FL

Mon Feb 25 2013, 6:12 PM - 9:09 PM EST

Att. 3,611 - Partly Cloudy - 78 F

TOP

livebaseballscorecards.com

Batter	1	2	3	4	5	6	7	8	9	AB	R	H	RBI	BB	SO	LOB
16 Eury Pérez, R (1, 8) OBP: 0.556, SLG: 0.556 Michael Taylor, R (5, 8) OBP: 0.500, SLG: 0.500	1 G4-6-3 1B		1 2B 1B	1 S 1 1B 1B		G6-4-3 1-2f			6 1B 17 1B 1B 1B	3 2 3 0 0 0 0 2 1 1 0 0 0 1						
1 Steve Lombardozzi, S (1, 4) OBP: 0.400, SLG: 0.556 17 Will Rhymes, L (5, 4) OBP: 0.286, SLG: 0.286	G4-6-3 1-2f		10 1B 12 1B 1-H 2B	1-H 1B			S 2B 1B		1B 6 1B 1-2 FC5-2 1B	3 1 2 2 0 0 1 2 1 2 0 0 0 0						
10 Corey Brown, L (1, 9) OBP: 0.375, SLG: 0.429 6 Anthony Rendon, R (5, 5) OBP: 0.333, SLG: 0.833	HBP		12 1B 19 2B 2-3 1B	K2-3			F8		FC5-2 1B 1-2 2-3 1B	2 1 1 0 0 1 1 2 0 1 0 0 0 1						
12 Tyler Moore, R (1, 10) OBP: 0.125, SLG: 0.125 Adrián Sanchez, R (7, PH) OBP: 0.500, SLG: 0.500 (7, 10)	F7		19 2B 1-2 3-H 1B		K		K 1-2		FC5-2 1-2 2-3 3-H 1B	3 0 1 1 0 1 1 2 0 1 1 0 1 1						
14 Chris Marrero, R (1, 3) OBP: 0.333, SLG: 0.375 Destin Hood, R (5, 9) OBP: 0.500, SLG: 1.000		19 G5-4-3 1B	P2		E6		2-H 2B		FC5-2 1-2 2-3 3-H	3 0 1 0 0 0 2 2 0 1 1 0 0 3						
19 Carlos Rivero, R (1, 7) OBP: 0.100, SLG: 0.200		G5-4-3 1-2f	1-3 2-H 2B		K		G6-3		F9	5 0 1 1 0 1 5						
26 Matt Skole, L (1, 5) OBP: 0.429, SLG: 0.500 (5, 3)		2B	F8		G4-3			G3-1		4 0 1 0 0 0 3						
7 Chris Snyder, R (1, 2) OBP: 0.400, SLG: 1.000 49 Carlos Maldonado, R (6, 2)		F7		G5-3		K		K		3 0 0 0 0 1 1 1 0 0 0 0 1 0						
60 Zach Walters, S (1, 6) OBP: 0.250, SLG: 0.250 Jason Martinson, R (6, PR) (6, 6)			G4-3	K		G6-4-3 1B		K		3 0 1 0 0 1 0 1 0 0 0 0 1 0						
Inning Stats	R: 0 H: 1 E: 0 LOB: 1 K: 0 BB: 0 S: 3 P: 4	R: 0 H: 2 E: 0 LOB: 1 K: 0 BB: 0 S: 4 P: 4	R: 3 H: 5 E: 0 LOB: 2 K: 0 BB: 0 S: 8 P: 8	R: 1 H: 2 E: 0 LOB: 1 K: 2 BB: 0 S: 9 P: 10	R: 0 H: 0 E: 1 LOB: 1 K: 2 BB: 0 S: 8 P: 8	R: 0 H: 1 E: 0 LOB: 1 K: 1 BB: 0 S: 5 P: 5	R: 1 H: 2 E: 0 LOB: 1 K: 1 BB: 0 S: 7 P: 7	R: 0 H: 0 E: 0 LOB: 0 K: 2 BB: 0 S: 7 P: 7	R: 1 H: 4 E: 0 LOB: 2 K: 0 BB: 0 S: 6 P: 6	1B: 13 SF: 0 2B: 4 SAC: 0 3B: 0 DP: 4 HR: 0 HBP: 1						

	AB	41
	R	6
	H	17
	RBI	6
	BB	0
	SO	8
	LOB	20

WP: 0 PB: 0 SB: 2 CS: 0 PA: 42

PITCHER		IP	WLS	BF	H	R	ER	SO	BB	IBB	HBP	BLK	WP	HR	S	P	ERA	WHIP
36 Collin McHugh, R ERA: 11.57	(1, 1)	2.1	L	12	6	3	3	0	0	0	1	0	0	0	11	12	11.57	2.571
34 Brandon Lyon, R ERA:	(3, 1)	0.2		4	2	0	0	0	0	0	0	0	0	0	4	4	0.00	3.000
62 Elvin Ramirez, R ERA: 5.4	(4, 1)	1.2		8	2	1	1	4	0	0	0	0	0	0	16	17	5.40	1.200
56 Scott Rice, L ERA:	(5, 1)	1.1		4	1	0	0	1	0	0	0	0	0	0	6	6	0.00	0.750
71 Gonzalez Germen, R ERA: 9.0	(7, 1)	1.0		5	2	1	1	1	0	0	0	0	0	0	7	7	9.00	2.000

PITCHER		IP	WLS	BF	H	R	ER	SO	BB	IBB	HBP	BLK	WP	HR	S	P	ERA	WHIP
46 Greg Burke, R ERA:	(8, 1)	1.0		3	0	0	0	2	0	0	0	0	0	0	7	7	0.00	0.000
73 Robert Carson, L ERA: 9.0	(9, 1)	1.0		6	4	1	1	0	0	0	0	0	0	0	6	6	9.00	4.000

Batter	1	2	3	4	5	6	7	8	9	AB	R	H	RBI	BB	SO	LOB
4 Collin Cowgill, R (1, 8) OBP: 0.714, SLG: 1.000 68 Matthew den Dekker, L (5, PH) (6, 8) OBP: 0.333, SLG: 0.333	E6 5 F7 12 BB		K		K			16 HBP 19 2B 1B	K 1-2	2 3	0 1	0 1	0 0	0 0	1 2	0 2
12 Brandon Hicks, R (1, 6) 70 Wilfredo Tovar, R (7, 6) OBP: 0.333, SLG: 0.333	5 E 1-2 BB		G5-3			F8		F8		2 1	0 0	0 0	0 0	1 0	0 0	0 1
5 David Wright, R (1, 5) OBP: 0.167, SLG: 0.167 16 Brian Bixler, R (6, PR) (7, 5) OBP: 0.400, SLG: 0.250	F7 1-2 2-3			F9		6 FC5-4 1B		19 2B 63 1B 1-2 HBP		3 0	0 1	1 0	0 0	0 0	0 0	2 0
29 Ike Davis, L (1, 3) OBP: 0.333, SLG: 0.800 19 Zach Lutz, R (7, 3) OBP: 0.333, SLG: 0.500	K			HR		K		63 1B 1-3 2-H 2B		3 1	1 1	1 1	1 1	0 0	2 0	3 0
6 Marlon Byrd, R (1, 9) OBP: 0.400, SLG: 0.600 63 Juan Lagares, R (7, 9) OBP: 1.000, SLG: 1.000	P6			K		FC5-4 1-2f		2-H 3-H 1B		3 1	0 0	0 1	0 2	0 0	1 0	3 0
80 Jamie Hoffmann, R (1, 7) OBP: 0.333, SLG: 0.800 9 Kirk Nieuwenhuis, L (6, 7) OBP: 0.143, SLG: 0.143		K		G6-3			F7	K		2 2	0 0	0 0	0 0	0 0	1 1	0 1
77 Andrew Brown, R (1, 10) OBP: 0.286, SLG: 0.333 23 Mike Baxter, L (7, PH) (8, 10)		F9			G1-3		K		G6-3	2 2	0 0	0 0	0 0	0 0	0 1	0 0
44 John Buck, R (1, 2) 15 Travis d'Arnaud, R (6, 2) OBP: 0.200, SLG: 0.200		K			BB		K		68 DI 1B	1 2	0 0	0 1	0 0	1 0	1 1	0 0
61 Wilmer Flores, R (1, 4) 64 Reese Havens, L (6, 4)			F9		F9			G3	K	2 2	0 0	0 0	0 0	0 0	0 1	1 1
Inning Stats	R: 0 E: 2 K: 1 S: 6 H: 0 LOB: 2 BB: 1 P: 10	R: 0 E: 0 K: 2 S: 7 H: 0 LOB: 0 BB: 0 P: 7	R: 0 E: 0 K: 1 S: 5 H: 0 LOB: 0 BB: 0 P: 5	R: 1 E: 0 K: 1 S: 6 H: 1 LOB: 0 BB: 0 P: 7	R: 0 E: 0 K: 1 S: 5 H: 0 LOB: 1 BB: 1 P: 9	R: 0 E: 0 K: 1 S: 6 H: 1 LOB: 1 BB: 0 P: 6	R: 0 E: 0 K: 2 S: 7 H: 0 LOB: 0 BB: 0 P: 7	R: 3 E: 0 K: 1 S: 8 H: 3 LOB: 1 BB: 0 P: 9	R: 0 E: 0 K: 2 S: 8 H: 1 LOB: 1 BB: 0 P: 8	1B: 4 2B: 1 3B: 0 HR: 1	SF: 0 SAC: 0 DP: 0 HBP: 1			WP: 0 PB: 0 SB: 0 CS: 0	PA: 37		

PITCHER		IP	WLS	BF	H	R	ER	SO	BB	IBB	HBP	BLK	WP	HR	S	P	ERA	WHIP
47 Gio González, L ERA:	(1, 1)	2.0	W	8	0	0	0	3	1	0	0	0	0	0	13	17	0.00	0.500
43 Ross Ohlendorf, R ERA: 3.0	(3, 1)	3.0	H	11	1	1	1	3	1	0	0	0	0	1	16	21	3.00	0.667
57 Nate Karns, R ERA:	(6, 1)	2.0	H	7	1	0	0	3	0	0	0	0	0	0	13	13	0.00	0.500
62 Patrick McCoy, L ERA: 27.0	(8, 1)	1.0		7	3	3	3	1	0	0	1	0	0	0	8	9	27.00	3.000
52 Ryan Mattheus, R ERA:	(9, 1)	1.0	S	4	1	0	0	2	0	0	0	0	0	0	8	8	0.00	1.000

PITCHER	IP	WLS	BF	H	R	ER	SO	BB	IBB	HBP	BLK	WP	HR	S	P	ERA	WHIP

BOTTOM

Washington Nationals @ New York Mets

Tradition Field, Port St. Lucie, FL

Mon Feb 25 2013, 6:12 PM - 9:09 PM EST

Att. 3,611 - Partly Cloudy - 78 F

livebaseballscorecards.com

AB	34
R	4
H	6
RBI	4
BB	2
SO	12
LOB	14

Batter	1	2	3	4	5	6	7	8	9	AB	R	H	RBI	BB	SO	LOB
1 Jordany Valdespin, L (1, 4) OBP: 0.375, SLG: 0.750 64 Reese Havens, L (6, 4)	x 0-0 ① G4-3		x 0-0 E6 1-H G4-3 1B		x 0-0 ② F7	B B B B 4-0 BB	C C C 0-3 ③ K			3	1	1	0	0	0	1
										1	0	0	0	1	1	2
9 Kirk Nieuwenhuis, L (1, 8) OBP: 0.100, SLG: 0.100 80 Jamie Hoffmann, R (7, PH) OBP: 0.250, SLG: 0.571 (7, 7)	x 0-0 ② G3		S S S 0-3 ① K		S S S 0-3 ③ K	x 0-0 ③ G6-3			x 0-0 ① G5-3	3	0	0	0	0	2	2
										2	0	0	0	0	0	2
Justin Turner, R (1, 10) OBP: 0.500, SLG: 0.400 68 Matthew den Dekker, L (9, PH) OBP: 0.250, SLG: 0.250	x 0-0 ③ G5-3		x 0-0 ② G4-3 3-H			B B B B 4-0 23 G3 BB		x 0-0 58 1B 76 1B 1B	x 0-0 ② G3	3	1	1	1	1	0	0
										1	0	0	0	0	0	0
23 Mike Baxter, L (1, 9)		x 0-0 ① P5	x 0-0 ③ F7			x 0-0 ① G3 1-2		x 0-0 16 BB 76 1B 15 SF8 1-3 1B	C C C 0-3 ③ K	3	0	0	0	0	0	1
58 César Puello, R (7, 9) OBP: 0.250, SLG: 0.250										2	1	1	0	0	1	0
19 Zach Lutz, R (1, 3) OBP: 0.222, SLG: 0.333 76 Josh Satin, R (6, 3) OBP: 0.800, SLG: 1.250		S S S 0-3 ② K		x 0-0 ① P4		x 0-0 ② P4		x 0-0 15 SF8 16 BB 70 1B 1-2 3-H 1B		3	0	0	0	0	1	1
										1	1	1	1	0	0	0
16 Brian Bixler, R (1, 5) OBP: 0.444, SLG: 0.167		B B B B 4-0 22 1B BB		x 0-0 ② P3		x 0-0 ③ G3-1		B B B B 4-0 70 1B 1-2 2-3 BB		2	0	0	0	2	0	1
22 Landon Powell, S (1, 2) OBP: 0.500, SLG: 0.500 15 Travis d'Arnaud, R (6, 2) OBP: 0.286, SLG: 0.333		x 0-0 1-2 1B		x 0-0 ③ F8			x 0-0 70 G4-3 1B	x 0-0 ① SF8 2-3 3-H		2	0	1	0	0	0	0
										1	0	1	1	0	0	0
63 Juan Lagares, R (1, 7) OBP: 0.200, SLG: 0.200 (7, 8)		x 0-0 ③ L9			x 0-0 ① G5-3		S S S 0-3 ① K	x 0-0 ② P2		4	0	0	0	0	1	5
3 Omar Quintanilla, L (1, 6) OBP: 0.500, SLG: 0.600 70 Wilfredo Tovar, R (6, 6) OBP: 0.400, SLG: 0.400			x 0-0 1 1B 1 E 1B		x 0-0 2B		x 0-0 ② G4-3 1-2	x 0-0 1-2 3-H 1B		2	1	2	0	0	0	0
										2	0	1	1	0	0	1
Inning Stats	R: 0 E: 0 K: 0 S: 3 H: 0 LOB: 0 BB: 0 P: 3	R: 0 E: 0 K: 1 S: 6 H: 1 LOB: 2 BB: 1 P: 10	R: 2 E: 1 K: 1 S: 7 H: 2 LOB: 0 BB: 0 P: 7	R: 0 E: 0 K: 0 S: 3 H: 0 LOB: 0 BB: 0 P: 3	R: 0 E: 0 K: 1 S: 6 H: 1 LOB: 1 BB: 0 P: 6	R: 0 E: 0 K: 0 S: 3 H: 0 LOB: 1 BB: 1 P: 7	R: 0 E: 0 K: 1 S: 6 H: 1 LOB: 2 BB: 1 P: 10	R: 3 E: 0 K: 1 S: 9 H: 4 LOB: 2 BB: 1 P: 13	R: 0 E: 0 K: 1 S: 5 H: 0 LOB: 0 BB: 0 P: 5	1B: 8 2B: 1 3B: 0 HR: 0	SF: 1 SAC: 0 DP: 0 HBP: 0						

TOP

New York Mets @ Miami Marlins

Roger Dean Stadium, Jupiter, FL

Tue Feb 26 2013, 1:08 PM - 3:42 PM EST

Att. 2,661 - Partly Cloudy - 86 F

livebaseballscorecards.com

AB	35
R	5
H	9
RBI	4
BB	4
SO	6
LOB	16

WP: 0 PB: 0 SB: 0 CS: 0 PA: 40

PITCHER		IP	WLS	BF	H	R	ER	SO	BB	IBB	HBP	BLK	WP	HR	S	P	ERA	WHIP
47 Ricky Nolasco, R ERA:	(1, 1)	2.0	W	8	1	0	0	1	1	0	0	0	0	0	9	13	0.00	1.000
43 Dan Jennings, L ERA:	(3, 1)	1.0		5	2	2	0	1	0	0	0	0	0	0	7	7	0.00	2.000
60 Jon Rauch, R ERA:	(4, 1)	1.0	H	3	0	0	0	0	0	0	0	0	0	0	3	3	0.00	0.000
31 Steve Cishek, R ERA:	(5, 1)	1.0	H	4	1	0	0	1	0	0	0	0	0	0	6	6	0.00	1.000
48 Michael Wuertz, R ERA:	(6, 1)	1.0	H	4	0	0	0	0	1	0	0	0	0	0	3	7	0.00	1.000
40 Mike Dunn, L ERA:	(7, 1)	1.0		5	1	0	0	1	1	0	0	0	0	0	6	10	0.00	2.000
39 Chris Hatcher, R ERA: 13.5	(8, 1)	1.0		8	4	3	3	1	1	0	0	0	0	0	9	13	27.00	5.000
63 Jonathan Albaladejo, R ERA:	(9, 1)	1.0	S	3	0	0	0	1	0	0	0	0	0	0	5	5	0.00	0.000

New York Mets @ Miami Marlins

Roger Dean Stadium, Jupiter, FL

Tue Feb 26 2013, 1:08 PM - 3:42 PM EST

Att. 2,661 - Partly Cloudy - 86 F

livebaseballscorecards.com

BOTTOM

Batter	1	2	3	4	5	6	7	8	9	AB	R	H	RBI	BB	SO	LOB
9 Juan Pierre, L (1, 7) OBP: 0.400, SLG: 0.800	E1	G4-3			F7		F9			3	1	0	0	0	0	0
65 Kyle Jensen, R (7, 7) OBP: 0.333, SLG: 0.333										1	0	0	0	0	0	0
30 Placido Polanco, R (1, 5) OBP: 0.400, SLG: 0.250	26 WP, 19 1B, 18 HR, 1B; 3-H	G6-3			L9		G6-3			3	1	1	1	0	0	0
15 Kevin Kouzmanoff, R (7, 5) OBP: 0.250, SLG: 0.500										1	0	0	0	0	0	0
27 Giancarlo Stanton, R (1, 10) OBP: 0.333, SLG: 0.667	P3		P5			HR		G4-3		3	1	1	1	0	0	1
80 Wilfredo Gimenez, R (8, PH) (9, 10)										1	0	0	0	0	0	0
19 Rob Brantly, L (1, 2) OBP: 0.200, SLG: 0.200	26 WP, 18 HR, 1B; 1-2		G3			F8		G4-3		3	1	1	0	0	0	0
79 J.T. Realmuto, R (7, 2) OBP: 0.333, SLG: 0.333										1	0	0	0	0	0	0
26 Austin Kearns, R (1, 9)	18 HR, BB; 1-2, 2-3		F9			K2-3		F7		2	1	0	0	1	1	0
11 Bryan Petersen, L (7, 9)										1	0	0	0	0	0	0
18 Casey Kotchman, L (1, 3) OBP: 0.500, SLG: 2.000	HR; 1-H, 2-H, 3-H			G4-3		HR				2	1	1	4	0	0	0
12 Matt Downs, R (5, 3) OBP: 0.400, SLG: 1.200										1	1	1	1	0	0	0
22 Nick Green, R (1, 6) OBP: 0.429, SLG: 0.200	K			P2						2	0	0	0	1	1	0
13 Chris Valaika, R (7, 6) OBP: 0.200, SLG: 0.500										0	0	0	0	0	0	0
1 Chone Figgins, S (1, 4)	K			G6-3		L3				3	0	0	0	0	1	1
72 Derek Dietrich, L (7, 4)										0	0	0	0	0	0	0
16 Kevin Mattison, L (1, 8)		F9			G4-3		G4-3			3	0	0	0	0	0	0
77 Jake Marisnick, R (8, 8) OBP: 0.667, SLG: 1.333										0	0	0	0	0	0	0
Inning Stats	R: 5 E: 1 K: 2 S: 11 H: 3 LOB: 0 BB: 1 P: 17	R: 0 E: 0 K: 0 S: 3 H: 0 LOB: 0 BB: 0 P: 3	R: 0 E: 0 K: 0 S: 3 H: 0 LOB: 0 BB: 0 P: 3	R: 0 E: 0 K: 0 S: 3 H: 0 LOB: 0 BB: 0 P: 3	R: 0 E: 0 K: 0 S: 3 H: 0 LOB: 0 BB: 0 P: 3	R: 2 E: 0 K: 1 S: 10 H: 2 LOB: 1 BB: 1 P: 14	R: 0 E: 0 K: 0 S: 3 H: 0 LOB: 0 BB: 0 P: 3	R: 0 E: 0 K: 0 S: 3 H: 0 LOB: 0 BB: 0 P: 3		1B: 2 2B: 0 3B: 0 HR: 3 SF: 0 SAC: 0 DP: 0 HBP: 0						

	AB	30
	R	7
	H	5
	RBI	7
	BB	2
	SO	3
	LOB	2

WP: 1 PB: 0 SB: 0 CS: 0 PA: 32

PITCHER		IP	WLS	BF	H	R	ER	SO	BB	IBB	HBP	BLK	WP	HR	S	P	ERA	WHIP
32 Jenrry Mejia, R	(1, 1)	1.0	L	8	3	5	4	2	1	0	0	0	1	1	11	17	36.00	4.000
ERA: 36.0																		
75 Cory Mazzoni, R	(2, 1)	3.0		9	0	0	0	0	0	0	0	0	0	0	9	9	0.00	0.000
ERA:																		
67 Hansel Robles, R	(5, 1)	2.0		9	2	2	2	1	1	0	0	0	0	2	13	17	9.00	1.500
ERA: 9.0																		
27 Jeurys Familia, R	(7, 1)	1.0		3	0	0	0	0	0	0	0	0	0	0	3	3	0.00	0.000
ERA: 9.0																		
50 Scott Atchison, R	(8, 1)	1.0		3	0	0	0	0	0	0	0	0	0	0	3	3	0.00	0.000
ERA:																		

PITCHER	IP	WLS	BF	H	R	ER	SO	BB	IBB	HBP	BLK	WP	HR	S	P	ERA	WHIP

Batter	1	2	3	4	5	6	7	8	9	AB	R	H	RBI	BB	SO	LOB
19 Jon Jay, L (1, 8) OBP: 0.444, SLG: 0.625	G6-3		3 2B 1-2 1B	43 S 43 BB 1-H 2B		56 G6-4-3 1B		43 2B 1-2 1B		3	1	2	1	0	0	0
60 Justin Christian, R (6, PH)										2	1	2	0	0	0	0
OBP: 0.417, SLG: 0.455 (6, 8)																
3 Carlos Beltrán, S (1, 9) OBP: 0.286, SLG: 0.333	F9		23 BB 4 FC9-6 1-H 2-H 2B	43 BB 43 S 23 1B BB		G6-4-3 1-2f		K		2	1	1	2	1	0	0
56 Adron Chambers, L (4, PR) OBP: 0.286, SLG: 0.273 (4, 9)										2	1	0	0	0	1	3
7 Matt Holliday, R (1, 7) OBP: 0.429, SLG: 0.800	F9		4 FC9-6 23 BB 53 1B BB	4 BLK 23 1B 4 2B 1-3 2-H BB		HR		79 2B 1-H 2-H 2B		1	0	0	0	1	0	0
43 Shane Robinson, R (3, PR) OBP: 0.800, SLG: 1.429 (3, 7)										2	4	2	3	1	0	0
23 David Freese, R (1, 5) OBP: 0.750, SLG: 1.333		53 1B BB	4 FC9-6 1-2 2-3 BB	4 BLK 4 2B 1-2 3-H 1B		F7		2-H 2B		1	1	1	1	2	0	0
79 Kolten Wong, L (5, 4) OBP: 0.375, SLG: 0.625										2	0	1	1	0	0	0
4 Yadier Molina, R (1, 2) OBP: 0.625, SLG: 0.667	F9	FC9-6 53 1B 1-2f 2-3 3-H	1-H 2-H 2B		G6-3		K		3	0	1	3	0	0	3	
32 Rob Johnson, R (5, 2)										2	0	0	0	0	1	2
53 Matt Adams, L (1, 10) OBP: 0.600, SLG: 0.889	1-3 1B	12 G5-4-3 1-2 3-H 1B	K		F7		8 48 E FC5-4-6 BB		4	0	2	1	0	1	2	
81 Adam Ehrlich, L (9, PH) (9, 10)										0	0	0	0	1	0	0
12 Ty Wigginton, R (1, 3)	P4	G5-4-3 1-2f		G5-3		K		FC5 8 FC5-4-6 1-2		3	0	0	0	0	0	4
48 Tony Cruz, R (5, 3) OBP: 0.143, SLG: 0.286										2	0	0	0	0	1	1
33 Daniel Descalso, L (1, 4)	G4-3		G6-3		G1-5-3			38 FC6-4	FC5-4-6 38 G5-4-3 1-2 2-3f	4	0	1	0	0	0	2
(5, 5)																
8 Ryan Jackson, R (8, PR) OBP: 0.333, SLG: 0.200								1B		1	0	0	0	0	0	2
(8, 6)																
38 Pete Kozma, R (1, 6) OBP: 0.429, SLG: 0.667			19 1B 3 2B BB	19 2B 1B	K			FC6-4 60 1B 1-2f 43 2B	G5-4-3 1-2f	4	3	1	0	1	1	3
(8, 5)																
Inning Stats	R: 0 E: 0 K: 0 S: 3 H: 0 LOB: 0 BB: 0 P: 3	R: 0 E: 0 K: 0 S: 4 H: 1 LOB: 2 BB: 1 P: 8	R: 4 E: 0 K: 0 S: 5 H: 3 LOB: 2 BB: 3 P: 17	R: 4 E: 0 K: 1 S: 9 H: 4 LOB: 2 BB: 2 P: 17	R: 0 E: 0 K: 1 S: 5 H: 0 LOB: 0 BB: 0 P: 5	R: 1 E: 0 K: 0 S: 5 H: 2 LOB: 0 BB: 0 P: 5	R: 0 E: 0 K: 1 S: 5 H: 0 LOB: 0 BB: 0 P: 5	R: 3 E: 0 K: 2 S: 11 H: 4 LOB: 2 BB: 0 P: 11	R: 0 E: 1 K: 0 S: 3 H: 0 LOB: 1 BB: 1 P: 7	1B: 8 2B: 5 3B: 0 HR: 1 SF: 0 SAC: 0 DP: 3 HBP: 0						

TOP

St. Louis Cardinals @ New York Mets

Tradition Field, Port St. Lucie, FL

Wed Feb 27 2013, 1:13 PM - 4:01 PM EST

Att. 3,349 - Partly Cloudy - 80 F

livebaseballscorecards.com

AB	38
R	12
H	14
RBI	12
BB	7
SO	5
LOB	22

PITCHER		IP	WLS	BF	H	R	ER	SO	BB	IBB	HBP	BLK	WP	HR	S	P	ERA	WHIP
60 Darin Gorski, L ERA: 9.0	(1, 1)	2.0	L	12	3	4	4	0	3	0	0	0	0	0	9	21	18.00	3.000
52 Carlos Torres, R ERA: 18.0	(3, 1)	2.0	B	12	5	4	4	1	3	0	0	1	0	0	12	24	18.00	4.000
73 Robert Carson, L ERA: 6.0	(5, 1)	2.0		7	2	1	1	1	0	0	0	0	0	1	10	10	4.50	1.000
46 Greg Burke, R ERA: 9.0	(7, 1)	2.0		10	4	3	3	3	0	0	0	0	0	0	16	16	13.50	2.000
39 Bobby Parnell, R ERA:	(9, 1)	1.0		4	0	0	0	0	1	0	0	0	0	0	3	7	0.00	1.000

PITCHER	IP	WLS	BF	H	R	ER	SO	BB	IBB	HBP	BLK	WP	HR	S	P	ERA	WHIP

BOTTOM

Batter	1	2	3	4	5	6	7	8	9	AB	R	H	RBI	BB	SO	LOB
23 Mike Baxter, L (1, 10) 64 Reese Havens, L (9, PH)	C S C 0-3 K ①	x 0-0 G6-3 ③			C S S 0-3 K ②		x 0-0 F8 ②		S S C 0-3 K ③	4 1	0 0	0 0	0 0	0 0	2 1	0 0
11 Rubén Tejada, R (1, 6) OBP: 0.333, SLG: 0.833 3 Omar Quintanilla, L (6, 6) OBP: 0.571, SLG: 0.600	x 0-0 5 1B 1B		S S C 0-3 K ①		x 0-0 G5-3 ③		B B B 4-0 BB			3 0	0 0	1 0	0 0	0 1	1 0	0 0
5 David Wright, R (1, 5) OBP: 0.333, SLG: 0.333 12 Brandon Hicks, R (7, 5)	x 0-0 1-2 1B		x 0-0 1B			S S C 0-3 K ①	S S C 0-3 K ③			3 1	0 0	2 0	0 0	0 0	1 1	0 1
29 Ike Davis, L (1, 3) OBP: 0.333, SLG: 0.571 19 Zach Lutz, R (6, PR) OBP: 0.300, SLG: 0.333 (7, 3)	x 0-0 P5 ②		x 0-0 F7 ②			B B B B 4-0 6 1B BB		B B B B 4-0 77 G5-4-3 BB		2 0	0 0	0 0	0 0	1 1	0 0	3 0
6 Marlon Byrd, R (1, 9) OBP: 0.375, SLG: 0.500 77 Andrew Brown, R (6, PR) OBP: 0.250, SLG: 0.286 (7, 9)	C S S 0-3 K ③		x 0-0 F7 ③			x 0-0 1-2 1B		x 0-0 G5-4-3 1-2f ① ②		3 1	0 0	1 0	0 0	0 0	1 0	3 1
21 Lucas Duda, L (1, 7) OBP: 0.100, SLG: 0.100 80 Jamie Hoffmann, R (7, 7) OBP: 0.222, SLG: 0.500		x 0-0 F9 44 HR 1B		S S C 0-3 K ①		x 0-0 F7 ②		x 0-0 G6-3 ③		3 1	1 0	1 0	0 0	0 0	1 0	2 0
Justin Turner, R (1, 4) OBP: 0.333, SLG: 0.250 61 Wilmer Flores, R (7, 4)		x 0-0 F9 1-2 ①		C S S 0-3 K ②		x 0-0 G5-3 ③			x 0-0 P4 ①	3 1	0 0	0 0	0 0	0 0	1 0	3 0
44 John Buck, R (1, 2) OBP: 0.333, SLG: 0.800 20 Anthony Recker, R (6, 2) OBP: 0.500, SLG: 2.000		x 0-0 2-H HR		x 0-0 G4-3 ③		C B S S x 1-2 HR			S S S 0-3 K ②	2 2	1 1	1 1	2 1	0 0	0 1	0 0
68 Matthew den Dekker, L (1, 8) OBP: 0.167, SLG: 0.167 4 Collin Cowgill, R (6, 8) OBP: 0.667, SLG: 1.286		C S C 0-3 K ②			S S C 0-3 K ①		S C S 0-3 K2-3 ①		S S B x 1-2 HR	2 2	0 1	0 1	0 1	0 0	2 1	0 0
Inning Stats	R: 0 H: 2 E: 0 LOB: 2 K: 2 BB: 0 S: 9 P: 9	R: 2 H: 2 E: 0 LOB: 0 K: 1 BB: 0 S: 7 P: 7	R: 0 H: 1 E: 0 LOB: 1 K: 1 BB: 0 S: 6 P: 6	R: 0 H: 0 E: 0 LOB: 0 K: 2 BB: 0 S: 7 P: 7	R: 0 H: 0 E: 0 LOB: 0 K: 2 BB: 0 S: 7 P: 7	R: 0 H: 1 E: 0 LOB: 2 K: 1 BB: 1 S: 6 P: 10	R: 1 H: 1 E: 0 LOB: 1 K: 2 BB: 1 S: 10 P: 15	R: 0 H: 0 E: 0 LOB: 0 K: 0 BB: 1 S: 2 P: 6	R: 1 H: 1 E: 0 LOB: 0 K: 2 BB: 0 S: 10 P: 11	1B: 5 SF: 0 2B: 0 SAC: 0 3B: 0 DP: 1 HR: 3 HBP: 0						

PITCHER		IP	WLS	BF	H	R	ER	SO	BB	IBB	HBP	BLK	WP	HR	S	P	ERA	WHIP
31 Lance Lynn, R ERA: 9.0	(1, 1)	2.0	W	10	4	2	2	3	0	0	0	0	0	1	16	16	9.00	2.000
74 Michael Wacha, R ERA:	(3, 1)	3.0	H	10	1	0	0	5	0	0	0	0	0	0	20	20	0.00	0.333
44 Edward Mujica, R ERA:	(6, 1)	1.0		5	1	0	0	1	1	0	0	0	0	0	6	10	0.00	2.000
64 Michael Blazek, R ERA: 4.5	(7, 1)	1.0		5	1	1	1	2	1	0	0	0	0	1	10	15	9.00	2.000
67 Eric Fornataro, R ERA: 4.5	(8, 1)	1.0		3	0	0	0	0	1	0	0	0	0	0	2	6	0.00	1.000

PITCHER		IP	WLS	BF	H	R	ER	SO	BB	IBB	HBP	BLK	WP	HR	S	P	ERA	WHIP
59 Fernando Salas, R ERA: 4.5	(9, 1)	1.0		4	1	1	1	2	0	0	0	0	0	1	10	11	9.00	1.000

St. Louis Cardinals @ New York Mets

Tradition Field, Port St. Lucie, FL

Wed Feb 27 2013, 1:13 PM - 4:01 PM EST

Att. 3,349 - Partly Cloudy - 80 F

livebaseballscorecards.com

AB	34
R	4
H	8
RBI	4
BB	3
SO	13
LOB	13

WP: 0 PA: 37
PB: 0
SB: 0
CS: 0

Batter	1	2	3	4	5	6	7	8	9	10	AB	R	H	RBI	BB	SO	LOB
1 Jordany Valdespin, L (1, 4) OBP: 0.500, SLG: 0.727	4 1B 23 SF7 1B		77 CS 23 WP 1B		G3-1	4 FC5-4 1-2 HBP		F9			3	1	2	0	0	0	0
61 Wilmer Flores, R (6, PR) (6, 4)											1	0	0	0	0	0	0
4 Collin Cowgill, R (1, 8) OBP: 0.615, SLG: 1.000	1-3 1B		K		1B	FC5-4 1-2f			G5-3		4	0	2	0	0	1	4
58 César Puello, R (6, 7) OBP: 0.200, SLG: 0.200											1	0	0	0	0	0	0
23 Mike Baxter, L (1, 9)	SF7 3-H		1-2 BB		K		80 G4-3 80 S 12 WP 1B		K		1	0	0	1	1	1	1
68 Matthew den Dekker, L (6, 8) OBP: 0.250, SLG: 0.250											2	1	1	0	0	1	0
77 Andrew Brown, R (1, 10) OBP: 0.182, SLG: 0.200	K		K 2-3		F9		1-3		G5-3		3	0	0	0	0	2	4
80 Jamie Hoffmann, R (7, PH) OBP: 0.182, SLG: 0.400											2	0	0	0	0	0	1
9 Kirk Nieuwenhuis, L (1, 7) OBP: 0.077, SLG: 0.077	K			K		L7	K			K	3	0	0	0	0	2	1
63 Juan Lagares, R (6, 9) OBP: 0.143, SLG: 0.143											2	0	0	0	0	2	1
15 Travis d'Arnaud, R (1, 2) OBP: 0.400, SLG: 0.444		G6-3		E6 3 2B 1B		3 BB 16 1B 1B	12 WP BB			K	3	2	2	0	0	0	0
22 Landon Powell, S (6, 2) OBP: 0.500, SLG: 0.400										K	1	0	0	0	1	1	0
72 Juan Centeno, L (10, 2)											0	0	0	0	0	0	0
12 Brandon Hicks, R (1, 3)		4-0 BB		F9	K	K	K 1-2 3-H			G4-3	3	0	0	0	1	2	3
64 Reese Havens, L (7, 5)											1	0	0	0	0	0	0
3 Omar Quintanilla, L (1, 6) OBP: 0.600, SLG: 0.714		K		2-H 2B		16 1B 1-2 BB		F8			2	0	1	1	1	1	1
70 Wilfredo Tovar, R (6, 6) OBP: 0.333, SLG: 0.333											1	0	0	0	0	0	0
16 Brian Bixler, R (1, 5) OBP: 0.417, SLG: 0.222		K		G1-3		1 HBP 1-3 2-H 1B		F9			3	0	1	1	0	1	2
76 Josh Satin, R (6, 5) OBP: 0.667, SLG: 1.000											1	0	0	0	0	0	0
(7, 3)																	

TOP

New York Mets @ Washington Nationals

Space Coast Stadium, Viera, FL

Thu Feb 28 2013, 6:11 PM - 9:34 PM EST

Att. 4,447 - Partly Cloudy - 69 F

livebaseballscorecards.com

AB	37
R	4
H	9
RBI	3
BB	4
SO	14
LOB	18

Inning Stats	1	2	3	4	5	6	7	8	9	10
	R: 1 E: 0 K: 2 S: 9	H: 2 LOB: 1 BB: 0 P: 9	R: 0 E: 0 K: 2 S: 7	H: 0 LOB: 1 BB: 1 P: 11	R: 0 E: 0 K: 2 S: 7	H: 1 LOB: 2 BB: 1 P: 11	R: 1 E: 1 K: 1 S: 7	H: 2 LOB: 1 BB: 0 P: 7	R: 0 E: 0 K: 1 S: 6	H: 1 LOB: 1 BB: 0 P: 6
	R: 1 E: 0 K: 1 S: 7	H: 2 LOB: 3 BB: 1 P: 12	R: 1 E: 0 K: 2 S: 8	H: 1 LOB: 1 BB: 1 P: 13	R: 0 E: 0 K: 0 S: 3	H: 0 LOB: 0 BB: 0 P: 3	R: 0 E: 0 K: 1 S: 5	H: 0 LOB: 0 BB: 0 P: 5	R: 0 E: 0 K: 2 S: 7	H: 0 LOB: 0 BB: 0 P: 7

1B: 8	SF: 1
2B: 2	SAC: 0
3B: 0	DP: 1
HR: 0	HBP: 1

WP: 2	PA: 43
PB: 0	
SB: 1	
CS: 1	

PITCHER		IP	WLS	BF	H	R	ER	SO	BB	IBB	HBP	BLK	WP	HR	S	P	ERA	WHIP
37 Stephen Strasburg, R ERA: 5.4	(1, 1)	3.0		13	3	1	1	6	2	0	0	0	1	0	23	31	3.00	1.667
30 Zach Duke, L ERA:	(4, 1)	2.0	B	9	3	1	0	2	0	0	0	0	0	0	13	13	0.00	1.500
31 Yunesky Maya, R ERA: 3.6	(6, 1)	2.0	B	12	3	2	2	3	2	0	1	0	1	0	15	25	9.00	2.500
62 Patrick McCoy, L ERA: 13.5	(8, 1)	1.0		3	0	0	0	0	0	0	0	0	0	0	3	3	0.00	0.000
52 Ryan Mattheus, R ERA:	(9, 1)	2.0		6	0	0	0	3	0	0	0	0	0	0	12	12	0.00	0.000

PITCHER	IP	WLS	BF	H	R	ER	SO	BB	IBB	HBP	BLK	WP	HR	S	P	ERA	WHIP

Batter	1	2	3	4	5	6	7	8	9	10	AB	R	H	RBI	BB	SO	LOB
2 Denard Span, L (1, 8) OBP: 0.444, SLG: 0.429	x 0-0 2B		B B B B 4-0 28 S 24 S 28 G6-3 BB		S S S 0-3 ① K	x 0-0 ③ F9		x 0-0 1B		H 1-0 HBP	1	1	1	0	1	0	0
16 Eury Pérez, R (5, 9) OBP: 0.412, SLG: 0.375											3	0	1	0	0	1	3
24 Kurt Suzuki, R (1, 2) OBP: 0.200, SLG: 0.200	x 0-0 ① F9		B S S S 1-3 ① K 1-2		x 0-0 ② G5-3		x 0-0 60 1B 10 1B 1B	x 0-0 ③ P4		S S T 0-2 ③ K	2	0	0	0	0	1	2
7 Chris Snyder, R (4, 2) OBP: 0.333, SLG: 0.667											4	0	1	0	0	1	2
28 Jayson Werth, R (1, 9) OBP: 0.333, SLG: 0.667	x 0-0 ② P3		D X 1-0 ② G6-3 2-H		C C C 0-3 ③ K		x 0-0 60 1B 1-2 1B		x 0-0 ① G3-1		2	0	0	1	0	0	1
10 Corey Brown, L (5, 8) OBP: 0.267, SLG: 0.286											3	0	1	0	0	1	0
25 Adam LaRoche, L (1, 3) OBP: 0.389, SLG: 0.400	x 0-0 ③ G6-3		x 0-0 ③ P2			x 0-0 12 1B 26 BB 2B	S S S 0-3 ① K		B B B 4-0 17 E BB		2	0	0	0	0	0	1
14 Chris Marrero, R (5, 3) OBP: 0.389, SLG: 0.400											2	1	1	0	1	1	2
20 Ian Desmond, R (1, 6) OBP: 0.500, SLG: 0.500		x 0-0 ① F9		x 0-0 12 E 12 1B 6 FC6-4 1B		S S S 0-3 ① K	x 0-0 1-2 2-3 1B		C C C 0-3 ② K		2	1	1	0	0	0	0
60 Zach Walters, S (6, 6) OBP: 0.214, SLG: 0.214											3	0	1	0	0	2	2
8 Danny Espinosa, S (1, 4) OBP: 0.364, SLG: 0.333		x 0-0 12 F9 6 2B 2B		x 0-0 ① P4		B B B 4-0 26 BB 12 1B BB	x 0-0 ② F7		F X 0-1 E6 1-2		2	1	1	0	1	0	1
17 Will Rhymes, L (6, PR) OBP: 0.200, SLG: 0.200 (7, 4)											2	0	0	0	0	0	4
12 Tyler Moore, R (1, 7) OBP: 0.313, SLG: 0.375	x 0-0 ② F9 2-3			x 0-0 E5 6 FC6-4 1-3 1B		x 0-0 26 BB 1-2 2-3 1B	x 0-0 ③ F8		S S S 0-3 ③ K		3	0	2	0	0	0	1
19 Carlos Rivero, R (6, PR) OBP: 0.125, SLG: 0.143 (7, 7)											2	0	0	0	0	1	5
6 Anthony Rendon, R (1, 5) OBP: 0.417, SLG: 0.833	x 0-0 3-H 2B			x 0-0 ② FC6-4 1-2f 3-H		B B B 4-0 1-2 2-3 3-H BB		S S S 0-3 ① K		x 0-0 ① F9	2	0	1	2	0	0	1
26 Matt Skole, L (6, PH) OBP: 0.429, SLG: 0.300 (7, 5)											2	0	0	1	1	1	0
18 Chad Tracy, L (1, 10)	x 0-0 ③ G6-3			x 0-0 ③ F9		x 0-0 ② P4		x 0-0 ② G1-3		x 0-0 ② G4-3	2	0	0	0	0	0	2
1 Steve Lombardozzi, S (6, PH) OBP: 0.294, SLG: 0.375 (7, 10)											3	0	0	0	0	0	3
Inning Stats	R: 0 H: 1 E: 0 LOB: 1 K: 0 BB: 0 S: 4 P: 4	R: 1 H: 2 E: 0 LOB: 1 K: 0 BB: 0 S: 5 P: 5	R: 1 H: 0 E: 0 LOB: 0 K: 1 BB: 1 S: 5 P: 11	R: 1 H: 2 E: 1 LOB: 1 K: 0 BB: 0 S: 5 P: 5	R: 0 H: 0 E: 0 LOB: 0 K: 2 BB: 0 S: 7 P: 7	R: 1 H: 2 E: 0 LOB: 3 K: 1 BB: 2 S: 7 P: 15	R: 0 H: 3 E: 0 LOB: 3 K: 1 BB: 0 S: 8 P: 8	R: 0 H: 1 E: 0 LOB: 1 K: 1 BB: 0 S: 6 P: 6	R: 0 H: 0 E: 1 LOB: 2 K: 2 BB: 1 S: 9 P: 13	R: 0 H: 0 E: 0 LOB: 1 K: 1 BB: 0 S: 5 P: 6	1B: 7 2B: 4 3B: 0 HR: 0	SF: 0 SAC: 0 DP: 0 HBP: 1					

PITCHER		IP	WLS	BF	H	R	ER	SO	BB	IBB	HBP	BLK	WP	HR	S	P	ERA	WHIP
74 Rafael Montero, R ERA: 4.5	(1, 1)	2.0		9	3	1	1	0	0	0	0	0	0	0	9	9	4.50	1.500
34 Brandon Lyon, R ERA: 5.4	(3, 1)	1.0		4	0	1	1	1	1	0	0	0	0	0	5	11	9.00	1.000
66 Josh Edgin, L ERA: 3.0	(4, 1)	2.0		8	2	1	0	2	0	0	0	0	0	0	12	12	0.00	1.000
62 Elvin Ramirez, R ERA: 6.75	(6, 1)	1.0		7	2	1	1	1	2	0	0	0	0	0	7	15	9.00	4.000
56 Scott Rice, L ERA:	(7, 1)	1.2		8	3	0	0	2	0	0	0	0	0	0	12	12	0.00	1.800

PITCHER		IP	WLS	BF	H	R	ER	SO	BB	IBB	HBP	BLK	WP	HR	S	P	ERA	WHIP
53 Jeremy Hefner, R ERA: 4.15	(8, 1)	2.1		11	1	0	0	3	1	0	1	0	0	0	16	21	0.00	0.857

BOTTOM

New York Mets @ Washington Nationals

Space Coast Stadium, Viera, FL

Thu Feb 28 2013, 6:11 PM - 9:34 PM EST

Att. 4,447 - Partly Cloudy - 69 F

livebaseballscorecards.com

AB	42
R	4
H	11
RBI	4
BB	4
SO	9
LOB	30

1B: 7	SF: 0	WP: 0	PA: 47
2B: 4	SAC: 0	PB: 0	
3B: 0	DP: 0	SB: 2	
HR: 0	HBP: 1	CS: 0	

Detroit Tigers @ New York Mets

Tradition Field, Port St. Lucie, FL

Fri Mar 01 2013, 1:11 PM - 3:46 PM EST

Att. 4,867 - Cloudy - 63 F

livebaseballscorecards.com

Batter	1	2	3	4	5	6	7	8	9	AB	R	H	RBI	BB	SO	LOB
46 Jeff Kobernus, R (1, 4) OBP: 0.350, SLG: 0.421	0-0 12 CS 1B		CCC 0-3 K		0-0 12 1B 1-2 1B		0-0 72 WP 79 BLK 1B		0-0 G6-3	4	0	3	0	0	1	1
18 Hernán Pérez, R (7, 4) OBP: 0.250, SLG: 0.333										1	0	0	0	0	0	0
12 Andy Dirks, L (1, 7) OBP: 0.167, SLG: 0.167	1 SAFE SSS 1-2		0-3 K2-3	SSS 0-3 K	0-0 72 G6-3 1-2 2-3 1B		BBBB 4-0 72 WP 1-2 BB			3	0	1	0	0	2	1
79 Nick Castellanos, R (5, 7) OBP: 0.769, SLG: 1.000										0	0	0	0	1	0	0
41 Victor Martinez, S (1, 10) OBP: 0.400, SLG: 0.500	0-0 G3			SSS 0-3 K	0-0 G6-3 1-2f		SSS 0-3 K 1-2 2-3			2	0	0	0	0	1	0
72 Tyler Collins, L (5, PH) OBP: 0.438, SLG: 0.800										2	0	0	0	0	1	5
(5, 10)																
28 Prince Fielder, L (1, 3) OBP: 0.500, SLG: 0.846		0-0 G3-1		0-0 55 FC4-6 1B		0-0 55 G6-4-3 1B	0-0 F8			3	0	2	0	0	0	0
68 Matt Tuiasosopo, R (6, PR)										1	0	0	0	0	0	3
(6, 3)																
55 Brayan Peña, S (1, 2) OBP: 0.125, SLG: 0.500		0-0 G1-3		0-0 FC4-6 1-2f		0-0 G6-4-3 1-2f		0-0 G4-3		3	0	0	0	0	0	2
65 Brad Davis, R (6, 2)										1	0	0	0	0	0	0
67 Kevin Russo, R (1, 8) OBP: 0.500, SLG: 0.917	SSS 0-3 K				0-0 34 HR 2B	0-0		SSS 0-3 K		4	1	2	0	0	2	0
34 Avisaíl García, R (1, 9) OBP: 0.333, SLG: 0.500			0-0 32 G4-6-3 1B		B X 1-0 2-H HR	0-0 F9		0-0 G6-3		4	1	2	2	0	0	1
32 Don Kelly, L (1, 5) OBP: 0.357, SLG: 0.583			0-0 G4-6-3 1-2f		0-0 F7		0-0 F7		0-0 G6-3	4	0	0	0	0	0	1
70 Argenis Diaz, R (1, 6) OBP: 0.455, SLG: 0.500			0-0		0-0 12 1B 46 1B 1B		SSS 0-3 K		0-0 G1-3	3	0	2	0	0	1	0
77 Eugenio Suárez, R (7, 6)										1	0	0	0	0	0	0
Inning Stats	R: 0 E: 0 K: 1 S: 5 H: 1 LOB: 0 BB: 0 P: 5	R: 0 E: 0 K: 1 S: 5 H: 0 LOB: 0 BB: 0 P: 5	R: 0 E: 0 K: 1 S: 6 H: 2 LOB: 1 BB: 0 P: 6	R: 0 E: 0 K: 2 S: 8 H: 1 LOB: 1 BB: 0 P: 8	R: 2 E: 0 K: 0 S: 7 H: 5 LOB: 2 BB: 0 P: 8	R: 0 E: 0 K: 0 S: 4 H: 2 LOB: 1 BB: 0 P: 4	R: 0 E: 0 K: 2 S: 9 H: 1 LOB: 3 BB: 1 P: 13	R: 0 E: 0 K: 1 S: 5 H: 0 LOB: 0 BB: 0 P: 5	R: 0 E: 0 K: 0 S: 3 H: 0 LOB: 0 BB: 0 P: 3	1B: 10 2B: 1 3B: 0 HR: 1 SF: 0 SAC: 0 DP: 3 HBP: 0	WP: 1 PB: 0 SB: 0 CS: 1 PA: 37					

TOP	
AB	36
R	2
H	12
RBI	2
BB	1
SO	8
LOB	14

PITCHER		IP	WLS	BF	H	R	ER	SO	BB	IBB	HBP	BLK	WP	HR	S	P	ERA	WHIP
49 Jonathon Niese, L ERA:	(1, 1)	3.0		10	3	0	0	3	0	0	0	0	0	0	16	16	0.00	1.000
27 Jeurys Familia, R ERA: 6.0	(4, 1)	1.0		4	1	0	0	2	0	0	0	0	0	0	8	8	0.00	1.000
71 Gonzalez Germen, R ERA: 13.5	(5, 1)	1.0	W	7	5	2	2	0	0	0	0	0	0	1	7	8	18.00	5.000
47 Aaron Laffey, L ERA:	(6, 1)	1.2	H	9	3	0	0	2	1	0	0	1	1	0	12	16	0.00	2.400
50 Scott Atchison, R ERA:	(7, 1)	1.1	H	4	0	0	0	1	0	0	0	0	0	0	6	6	0.00	0.000

PITCHER		IP	WLS	BF	H	R	ER	SO	BB	IBB	HBP	BLK	WP	HR	S	P	ERA	WHIP
39 Bobby Parnell, R ERA:	(9, 1)	1.0		3	0	0	0	0	0	0	0	0	0	0	3	3	0.00	0.000

Detroit Tigers @ New York Mets

Tradition Field, Port St. Lucie, FL

Fri Mar 01 2013, 1:11 PM - 3:46 PM EST

Att. 4,867 - Cloudy - 63 F

livebaseballscorecards.com

BOTTOM

Batter	1	2	3	4	5	6	7	8	9	AB	R	H	RBI	BB	SO	LOB
1 Jordany Valdespin, L (1, 10) OBP: 0.467, SLG: 0.643	S S S 0-3 ① K			X 0-0 11 SH5-3 11 S 5 E 1B	X 0-0 ② P5		X 0-0 12 F9 16 1B 2B	S C S 0-3 ③ K		3	1	1	0	0	1	1
4 Collin Cowgill, R (7, PH) (8, 10) OBP: 0.600, SLG: 1.000										2	1	1	0	0	1	1
11 Rubén Tejada, R (1, 6) OBP: 0.375, SLG: 0.714	X 0-0 ② G5-3			C X 0-1 ① SH5-3 1-3	S B B B B 4-1 5 1B 1-3 BB		X 0-0 ① F9 2-3			1	0	0	0	1	0	0
12 Brandon Hicks, R (7, 6)										1	0	0	0	0	0	1
5 David Wright, R (1, 5) OBP: 0.333, SLG: 0.333	C C C 0-3 ③ K			X 0-0 E4 29 1B 6 1B 3-H	X 0-0 1-2 3-H 1B		X 0-0 77 G6-3 19 BB 3-H 1B			3	1	1	1	0	1	0
16 Brian Bixler, R (7, 5) OBP: 0.462, SLG: 0.300										1	0	1	1	0	0	0
29 Ike Davis, L (1, 3) OBP: 0.333, SLG: 0.500		X 0-0 ① L4		X 0-0 9 FC6-4 6 1B 1-3 1B	X 0-0 ③ G4-3		B B B B 4-0 77 G6-3 1-2 BB			3	0	1	0	0	0	2
19 Zach Lutz, R (7, 3) OBP: 0.364, SLG: 0.333										0	0	0	0	1	0	0
6 Marlon Byrd, R (1, 9) OBP: 0.455, SLG: 0.636		X 0-0 ② F8		X 0-0 9 FC6-4 1-2 3-H 1B		X 0-0 44 F8 1B 2B	X 0-0 ② G6-3 1-2 2-3			3	1	2	1	0	0	0
77 Andrew Brown, R (7, 9) OBP: 0.167, SLG: 0.182										1	0	0	0	0	0	2
9 Kirk Nieuwenhuis, L (1, 7) OBP: 0.118, SLG: 0.063		X 0-0 ③ G3-1		X 0-0 ② FC6-4 44 S 1-2f 2-3		H 1-0 44 F8 1B HBP	X 0-0 ③ G4-3			3	1	0	0	0	0	4
44 John Buck, R (1, 2) OBP: 0.222, SLG: 0.500		C C C 0-3 ① K		B S S S 1-3 ③ K 1-2		X 0-0 ① F8 1-2 2-3		X 0-0 68 G3 2B		3	0	0	0	0	2	4
20 Anthony Recker, R (7, 2) OBP: 0.667, SLG: 2.000										1	0	1	0	0	0	0
Justin Turner, R (1, 4) OBP: 0.417, SLG: 0.364		X 0-0 ② F9			X 0-0 11 WP 11 S 5 1B 1B	X 0-0 68 CS 2-H 3-H 1B		X 0-0 ① F9		3	1	2	2	0	0	0
61 Wilmer Flores, R (6, PR) (7, 4)										1	0	0	0	0	0	1
68 Matthew den Dekker, L (1, 8) OBP: 0.167, SLG: 0.167		X 0-0 ③ G1-3			S S S 0-3 ① K	1 SAFE X 0-0 ② ③ G4-3 1-2		X 0-0 ② G3 2-3		4	0	0	0	0	1	3
Inning Stats	R: 0 E: 0 K: 2 S: 7 H: 0 LOB: 0 BB: 0 P: 7	R: 0 E: 0 K: 0 S: 3 H: 0 LOB: 0 BB: 0 P: 3	R: 0 E: 0 K: 1 S: 5 H: 0 LOB: 0 BB: 0 P: 5	R: 2 E: 1 K: 1 S: 10 H: 3 LOB: 2 BB: 0 P: 11	R: 1 E: 0 K: 1 S: 8 H: 2 LOB: 2 BB: 1 P: 12	R: 2 E: 0 K: 0 S: 4 H: 2 LOB: 1 BB: 0 P: 5	R: 1 E: 0 K: 0 S: 5 H: 2 LOB: 2 BB: 1 P: 9	R: 0 E: 0 K: 1 S: 6 H: 1 LOB: 1 BB: 0 P: 6		1B: 7 2B: 3 3B: 0 HR: 0	SF: 0 SAC: 1 DP: 0 HBP: 1		WP: 1 PB: 0 SB: 3 CS: 1	PA: 37			

	AB	33
	R	6
	H	10
	RBI	5
	BB	2
	SO	6
	LOB	19

PITCHER		IP	WLS	BF	H	R	ER	SO	BB	IBB	HBP	BLK	WP	HR	S	P	ERA	WHIP
35 Justin Verlander, R ERA: 1.8	(1, 1)	3.0		9	0	0	0	3	0	0	0	0	0	0	15	15	0.00	0.000
36 Luke Putkonen, R ERA: 2.25	(4, 1)	1.0		7	3	2	1	1	0	0	0	0	0	0	10	11	9.00	3.000
43 Bruce Rondón, R ERA: 3.38	(5, 1)	1.0	L	6	2	1	1	1	1	0	0	0	1	0	8	12	9.00	3.000
64 Duane Below, L ERA: 21.0	(6, 1)	1.0		5	2	2	2	0	0	0	1	0	0	0	4	5	18.00	2.000
60 Brayan Villarreal, R ERA: 3.0	(7, 1)	1.0		6	2	1	1	0	1	0	0	0	0	0	5	9	9.00	3.000

PITCHER		IP	WLS	BF	H	R	ER	SO	BB	IBB	HBP	BLK	WP	HR	S	P	ERA	WHIP
62 Al Alburquerque, R ERA: 3.0	(8, 1)	1.0		4	1	0	0	1	0	0	0	0	0	0	6	6	0.00	1.000

Batter	1	2	3	4	5	6	7	8	9	AB	R	H	RBI	BB	SO	LOB
76 Christian Yelich, L (1, 7) OBP: 0.563, SLG: 0.923 65 Kyle Jensen, R (7, 7) OBP: 0.333, SLG: 0.200	B S X 1-1 HR		B B B 4-0 77 1B BB		B B B 4-0 19 1B 25 HR BB	X 0-0 1-3 2-H 2B		B B B 4-0 11 E 1-2 BB		2 2 2 2 2 0 0 0 0 0 0 1 0 0						
77 Jake Marisnick, R (1, 8) OBP: 0.600, SLG: 1.000 11 Bryan Petersen, L (7, 8)	X 0-0 ① G6-3		X 0-0 1-2 1B		S S C 0-3 ① K	X 0-0 ② SF7 3-H		X 0-0 FC4 64 G4-6-3 1-3 2-H		3 0 1 1 0 1 1 1 0 0 0 0 0 1						
19 Rob Brantly, L (1, 2) OBP: 0.250, SLG: 0.250 79 J.T. Realmuto, R (6, 2) OBP: 0.400, SLG: 0.250	S S S 0-3 ② K		X 0-0 ② P5		X 0-0 12 WP 25 HR 1-3 1B	X 0-0 ③ G4-3		X 0-0 ① P4		4 1 1 0 0 1 3 1 0 0 0 0 0 2						
12 Matt Downs, R (1, 4) OBP: 0.214, SLG: 0.500 64 Ed Lucas, R (7, 4) OBP: 0.400, SLG: 0.400	X 0-0 ③ G6-3		X 0-0 ③ F8		B S S S 1-3 ② K 1-2		X 0-0 ① G6-3	X 0-0 ② ③ G4-6-3 1-2f		4 0 0 0 0 1 4 1 0 0 0 0 0 2						
25 Joe Mahoney, L (1, 3) OBP: 0.400, SLG: 0.857		S S S 0-3 ① K		B B S S X 2-1 HR	B X 1-0 2-H 3-H HR		S S C 0-3 ② K		X 0-0 ① F7	5 2 2 4 0 2 0						
26 Austin Kearns, R (1, 10) OBP: 0.286, SLG: 0.091		S S S 0-3 ② K		X 0-0 ③ 8 G4-6-3 1B	X 0-0 ③ G4-3		B B B 4-0 8 1B BB		S S S 0-3 ② K	4 0 1 0 1 2 0						
8 Chris Coghlan, L (1, 9) OBP: 0.400, SLG: 0.467 68 Marcell Ozuna, R (7, PR) OBP: 0.600, SLG: 0.500 (7, 9)		X 0-0 1B		X 0-0 ① ② G4-6-3 1-2f		X 0-0 ① F8	X 0-0 22 FC4 1-2 1B		X 0-0 1B	4 0 2 0 0 0 1 1 0 1 0 0 0 0						
22 Nick Green, R (1, 6) OBP: 0.417, SLG: 0.500 13 Chris Valaika, R (7, 6) OBP: 0.100, SLG: 0.222		X 0-0 ③ P4		X 0-0 2B		X 0-0 76 2B 2B	X 0-0 ③ FC4 1-2f		X 0-0 ③ F9	4 1 2 0 0 0 3 1 0 0 0 0 0 1						
1 Chone Figgins, S (1, 5) 60 Zack Cox, L (7, 5) OBP: 0.375, SLG: 0.375			S S S 0-3 ① K	X 0-0 ③ L1		B B B 4-0 76 2B 77 SF7 BB		X 0-0 65 BB 11 E 1B		2 1 0 0 1 1 1 1 1 1 0 0 0 0						
Inning Stats	R: 1 E: 0 K: 1 S: 7 H: 1 LOB: 0 BB: 0 P: 8	R: 0 E: 0 K: 2 S: 8 H: 1 LOB: 1 BB: 0 P: 8	R: 0 E: 0 K: 1 S: 6 H: 1 LOB: 2 BB: 1 P: 10	R: 1 E: 0 K: 0 S: 6 H: 3 LOB: 1 BB: 0 P: 8	R: 3 E: 0 K: 2 S: 9 H: 2 LOB: 0 BB: 1 P: 15	R: 2 E: 0 K: 0 S: 5 H: 2 LOB: 1 BB: 1 P: 9	R: 0 E: 0 K: 1 S: 6 H: 1 LOB: 2 BB: 1 P: 10	R: 1 E: 1 K: 0 S: 4 H: 1 LOB: 1 BB: 1 P: 8	R: 0 E: 0 K: 1 S: 6 H: 1 LOB: 1 BB: 0 P: 6	1B: 7 2B: 3 3B: 0 HR: 3 SF: 1 SAC: 0 DP: 2 HBP: 0						

PITCHER	IP	WLS	BF	H	R	ER	SO	BB	IBB	HBP	BLK	WP	HR	S	P	ERA	WHIP
33 Matt Harvey, R (1, 1) ERA: 3.86	2.2		12	3	1	1	4	1	0	0	0	0	1	20	25	3.38	1.500
36 Collin McHugh, R (3, 1) ERA: 9.82	1.1		6	3	1	1	0	0	0	0	0	0	1	7	9	6.75	2.250
67 Hansel Robles, R (5, 1) ERA: 17.18	1.2		11	4	5	5	2	2	0	0	0	1	1	13	23	27.00	3.600
52 Carlos Torres, R (6, 1) ERA: 10.8	1.1		6	1	0	0	1	1	0	0	0	0	0	7	11	0.00	1.500
62 Elvin Ramirez, R (8, 1) ERA: 4.91	1.0		5	1	1	0	0	1	0	0	0	0	0	4	8	0.00	2.000

PITCHER	IP	WLS	BF	H	R	ER	SO	BB	IBB	HBP	BLK	WP	HR	S	P	ERA	WHIP
46 Greg Burke, R (9, 1) ERA: 6.75	1.0		4	1	0	0	1	0	0	0	0	0	0	6	6	0.00	1.000

TOP

Miami Marlins @ New York Mets

Tradition Field, Port St. Lucie, FL

Sat Mar 02 2013, 1:12 PM - 4:22 PM EST

Att. 3,957 - Partly Cloudy - 60 F

livebaseballscorecards.com

AB	38
R	8
H	13
RBI	7
BB	5
SO	8
LOB	19

WP: 1	PB: 0	SB: 0	CS: 0	PA:	44	

Miami Marlins @ New York Mets

Tradition Field, Port St. Lucie, FL

Sat Mar 02 2013, 1:12 PM - 4:22 PM EST

Att. 3,957 - Partly Cloudy - 60 F

BOTTOM

Batter	1	2	3	4	5	6	7	8	9	AB	R	H	RBI	BB	SO	LOB
4 Collin Cowgill, R (1, 8) OBP: 0.556, SLG: 0.875	F8		G4-3 1-2f		1B 1-2		F9 2-3	G4-3		3	0	1	0	0	0	1
63 Juan Lagares, R (6, 8) OBP: 0.111, SLG: 0.111										2	0	0	0	0	0	2
11 Rubén Tejada, R (1, 6) OBP: 0.300, SLG: 0.556	F7			P3	F7		3B 3-H		1B 12 F8-4	2	0	0	0	0	0	0
3 Omar Quintanilla, L (5, 6) OBP: 0.583, SLG: 0.889										2	0	1	1	0	0	2
61 Wilmer Flores, R (9, PH) OBP: 0.167, SLG: 0.167										1	0	1	0	0	0	0
70 Wilfredo Tovar, R (9, PR) OBP: 0.333, SLG: 0.333										0	0	0	0	0	0	0
29 Ike Davis, L (1, 3) OBP: 0.286, SLG: 0.417	F7			F8		G5-3	K		F8-4 1-2	2	0	0	0	0	0	0
12 Brandon Hicks, R (5, 5)										3	0	0	0	0	1	2
6 Marlon Byrd, R (1, 10) OBP: 0.385, SLG: 0.538		E5 WP	K			P4	K		P5	2	0	0	0	0	1	0
22 Landon Powell, S (6, PH) OBP: 0.333, SLG: 0.250										3	0	0	0	0	1	2
(7, 10)																
21 Lucas Duda, L (1, 7) OBP: 0.231, SLG: 0.538		F8			2B F9 77 1B	HR 2-2		1B 16 HR		3	2	2	1	0	0	1
80 Jamie Hoffmann, R (7, 7) OBP: 0.250, SLG: 0.455										1	1	1	0	0	0	0
Justin Turner, R (1, 4) OBP: 0.357, SLG: 0.308		G5-3 1-2			F9 2-3	K		HR 1-H		2	0	0	0	0	0	2
16 Brian Bixler, R (6, 4) OBP: 0.467, SLG: 0.583										2	1	1	2	0	1	0
77 Andrew Brown, R (1, 9) OBP: 0.214, SLG: 0.231		K			1B 20 WP 19 1B 3-H		1B 15 WP 15 2B	K		2	1	1	1	0	1	1
23 Mike Baxter, L (6, 9) OBP: 0.200, SLG: 0.083										2	1	1	0	0	1	0
58 César Puello, R (9, 9) OBP: 0.200, SLG: 0.200										0	0	0	0	0	0	0
20 Anthony Recker, R (1, 2) OBP: 0.400, SLG: 1.200			E5 19 FC5-4		P5 1-2		2B 19 PB 19 2B 1-H	G5-3		2	0	0	0	0	0	1
15 Travis d'Arnaud, R (6, 2) OBP: 0.417, SLG: 0.545										2	1	1	1	0	0	0
19 Zach Lutz, R (1, 5) OBP: 0.467, SLG: 0.500			FC5-4 4 G4-3 1-2f		1B 4 2-H		2B 63 F9 3 3B 2-H	BB		3	1	2	2	1	0	1
(5, 3)																
76 Josh Satin, R (9, 3) OBP: 0.667, SLG: 1.000										0	0	0	0	0	0	0
Inning Stats	R: 0 E: 0 K: 0 S: 3 H: 0 LOB: 0 BB: 0 P: 3	R: 0 E: 1 K: 1 S: 6 H: 0 LOB: 1 BB: 0 P: 7	R: 0 E: 1 K: 0 S: 3 H: 0 LOB: 0 BB: 0 P: 3	R: 0 E: 0 K: 1 S: 5 H: 0 LOB: 0 BB: 0 P: 5	R: 2 E: 0 K: 0 S: 7 H: 4 LOB: 2 BB: 0 P: 8	R: 1 E: 0 K: 1 S: 8 H: 1 LOB: 0 BB: 0 P: 10	R: 3 E: 0 K: 2 S: 11 H: 4 LOB: 1 BB: 0 P: 13	R: 2 E: 0 K: 1 S: 9 H: 2 LOB: 1 BB: 1 P: 14	R: 0 E: 0 K: 0 S: 3 H: 1 LOB: 1 BB: 0 P: 3	1B: 6 2B: 4 3B: 1 HR: 2 SF: 0 SAC: 0 DP: 2 HBP: 0						

livebaseballscorecards.com

AB	39
R	8
H	12
RBI	8
BB	1
SO	6
LOB	15

WP: 3 PB: 1 SB: 0 CS: 0 PA: 40

PITCHER		IP	WLS	BF	H	R	ER	SO	BB	IBB	HBP	BLK	WP	HR	S	P	ERA	WHIP
59 Alex Sanabia, R ERA:	(1, 1)	2.0		7	0	0	0	1	0	0	0	0	1	0	9	10	0.00	0.000
21 Mitch Talbot, R ERA:	(3, 1)	2.0	H	6	0	0	0	1	0	0	0	0	0	0	8	8	0.00	0.000
39 Chris Hatcher, R ERA: 15.0	(5, 1)	1.0		7	4	2	2	0	0	0	0	0	1	0	7	8	18.00	4.000
40 Mike Dunn, L ERA: 3.0	(6, 1)	1.0		4	1	1	1	1	0	0	0	0	0	1	8	10	9.00	1.000
44 AJ Ramos, R ERA: 6.75	(7, 1)	1.0		7	4	3	3	2	0	0	0	0	1	0	11	13	27.00	4.000

PITCHER		IP	WLS	BF	H	R	ER	SO	BB	IBB	HBP	BLK	WP	HR	S	P	ERA	WHIP
43 Dan Jennings, L ERA: 6.0	(8, 1)	1.0	B	6	2	2	2	1	1	0	0	0	0	1	9	14	18.00	3.000
51 Braulio Lara, L ERA: 3.0	(9, 1)	1.0		3	1	0	0	0	0	0	0	0	0	0	3	3	0.00	1.000

Batter	1	2	3	4	5	6	7	8	9	AB	R	H	RBI	BB	SO	LOB
1 Jordany Valdespin, L (1, 4) OBP: 0.444, SLG: 0.588 64 Reese Havens, L (6, 4)	S C C 0-3 ① K		X 0-0 ② G4-3 1-2		X 0-0 1B		X 0-0 ② ③ G4-6-3 1-2f		B B B B 4-0 1-2 2-3 BB	3 0 1 0 0 1 1 1 0 0 0 1 0 3						
3 Omar Quintanilla, L (1, 6) OBP: 0.533, SLG: 0.727 70 Wilfredo Tovar, R (6, 6) OBP: 0.375, SLG: 0.375	S S S 0-3 ② K		B B B B 4-0 44 HR BB		X 0-0 ③ L9			X 0-0 63 2B 1B	S S S 0-3 ② K	2 1 0 0 1 1 1 2 0 1 0 0 1 3						
44 John Buck, R (1, 2) OBP: 0.250, SLG: 0.727 22 Landon Powell, S (6, 2) OBP: 0.273, SLG: 0.200	X 0-0 ③ G6-3		B S S S X 1-2 1-H 2-H HR			X 0-0 ① F9		X 0-0 ① L8	S S S 0-3 ③ K	3 1 1 3 0 0 0 2 0 0 0 0 1 4						
23 Mike Baxter, L (1, 9) OBP: 0.167, SLG: 0.067 58 César Puello, R (6, 9) OBP: 0.167, SLG: 0.167		X 0-0 ① G3-1	X 0-0 ③ G5-3			X 0-0 ② G6-3		C C C 0-3 ② K		3 0 0 0 0 0 0 1 0 0 0 0 1 1						
77 Andrew Brown, R (1, 7) OBP: 0.176, SLG: 0.188 63 Juan Lagares, R (6, 7) OBP: 0.200, SLG: 0.300 (7, 8)		S S S 0-3 ② K		X 0-0 ① G4-3		S S S 0-3 ③ K		X 0-0 1-3 2B		3 0 0 0 0 2 0 1 0 1 0 0 0 0						
9 Kirk Nieuwenhuis, L (1, 8) OBP: 0.150, SLG: 0.056 19 Zach Lutz, R (7, PR) OBP: 0.438, SLG: 0.462 (7, 7)		X 0-0 ③ G4-3		S S S 0-3 ② K			B B B B 4-0 76 BB 80 S BB	X 0-0 ③ F7		2 0 0 0 1 1 0 1 0 0 0 0 0 2						
80 Jamie Hoffmann, R (1, 10) OBP: 0.200, SLG: 0.357 61 Wilmer Flores, R (9, PH) OBP: 0.143, SLG: 0.143			S S S 0-3 ① K	S S S 0-3 ③ K			S S S 0-3 ① K 1-2		X 0-0 ① G5-3	3 0 0 0 0 3 1 1 0 0 0 0 0 0						
12 Brandon Hicks, R (1, 5) OBP: 0.353, SLG: 0.333			S S X 0-2 HR		S S S 0-3 ① K		B B B B 4-0 76 BB BB		B B B B 4-0 64 BB 76 BB BB	2 1 1 1 2 1 0						
76 Josh Satin, R (1, 3) OBP: 0.700, SLG: 0.857			X 0-0 1 G4-3 44 HR 1B		X 0-0 ② G6-3		B B B B 4-0 64 G4-6-3 1-2 2-3 BB		B B B B 4-0 64 BB 1-2 BB	2 1 1 0 2 0 0						
Inning Stats	R: 0 H: 0 E: 0 LOB: 0 K: 2 BB: 0 S: 7 P: 7	R: 0 H: 0 E: 0 LOB: 0 K: 1 BB: 0 S: 5 P: 5	R: 4 H: 3 E: 0 LOB: 0 K: 1 BB: 1 S: 12 P: 17	R: 0 H: 0 E: 0 LOB: 0 K: 2 BB: 0 S: 7 P: 7	R: 0 H: 1 E: 0 LOB: 1 K: 1 BB: 0 S: 6 P: 6	R: 0 H: 0 E: 0 LOB: 0 K: 1 BB: 0 S: 5 P: 5	R: 0 H: 0 E: 0 LOB: 2 K: 1 BB: 3 S: 4 P: 16	R: 0 H: 2 E: 0 LOB: 2 K: 1 BB: 0 S: 7 P: 7	R: 0 H: 0 E: 0 LOB: 3 K: 2 BB: 3 S: 7 P: 19	1B: 3 SF: 0 2B: 1 SAC: 0 3B: 0 DP: 1 HR: 2 HBP: 0						

PITCHER	IP	WLS	BF	H	R	ER	SO	BB	IBB	HBP	BLK	WP	HR	S	P	ERA	WHIP
24 Nathan Eovaldi, R (1, 1) ERA: 5.79	2.2		11	2	3	3	4	1	0	0	0	0	1	20	24	10.12	1.125
34 Tom Koehler, R (3, 1) ERA: 2.08	1.1		5	1	1	1	2	0	0	0	0	0	1	11	12	6.75	0.750
58 Ryan Webb, R (5, 1) ERA: 9.0	1.0		4	1	0	0	1	0	0	0	0	0	0	6	6	0.00	1.000
36 Sam Dyson, R (6, 1) ERA:	1.0	W	3	0	0	0	1	0	0	0	0	0	0	5	5	0.00	0.000
49 Arquimedes Caminero, R (7, 1) ERA: 6.0	1.0	H	5	0	0	0	1	3	0	0	0	0	0	4	16	0.00	3.000

PITCHER	IP	WLS	BF	H	R	ER	SO	BB	IBB	HBP	BLK	WP	HR	S	P	ERA	WHIP
66 Zach Phillips, L (8, 1) ERA: 9.0	1.0	H	5	2	0	0	1	0	0	0	0	0	0	7	7	0.00	2.000
54 Evan Reed, R (9, 1) ERA:	1.0	S	6	0	0	0	2	3	0	0	0	0	0	7	19	0.00	3.000

TOP

New York Mets @ Miami Marlins

Roger Dean Stadium, Jupiter, FL

Sun Mar 03 2013, 1:13 PM - 4:02 PM EST

Att. 3,979 - Sunny - 61 F

livebaseballscorecards.com

AB	32
R	4
H	6
RBI	4
BB	7
SO	12
LOB	16

WP: 0 PA: 39
PB: 0
SB: 1
CS: 0

BOTTOM

Batter	1	2	3	4	5	6	7	8	9	AB	R	H	RBI	BB	SO	LOB
9 Juan Pierre, L (1, 7) OBP: 0.357, SLG: 0.500	F8		B1-3		K2-3	64 G3 53 SF9 2-H 2B		G4-3		3	0	0	0	0	1	0
76 Christian Yelich, L (6, 7) OBP: 0.556, SLG: 0.933										2	1	1	1	0	0	0
17 Donovan Solano, R (1, 4) OBP: 0.500, SLG: 0.500	K		19 FC3-6 1B		18 1B 3 2B BB	G3 2-3		G6-3		2	1	1	0	1	1	0
64 Ed Lucas, R (6, 4) OBP: 0.286, SLG: 0.286										2	0	0	0	0	0	1
19 Rob Brantly, L (1, 2) OBP: 0.267, SLG: 0.214	18 1B BB		FC3-6 1-2f		F8	SF9 3-H		HBP		2	0	0	0	1	0	2
53 Kyle Skipworth, L (6, 2) OBP: 0.273, SLG: 0.250										0	0	0	1	0	0	0
18 Casey Kotchman, L (1, 3) OBP: 0.667, SLG: 1.000	1-2 1B		P5		3 2B 1-2 1B	3 FC6 1B		F9		4	1	3	0	0	0	1
12 Matt Downs, R (8, 3) OBP: 0.200, SLG: 0.467										1	0	0	0	0	0	1
3 Adeiny Hechavarría, R (1, 6) OBP: 0.333, SLG: 0.308	F7			8 F7-6-3 1B	1-H 2-H 2B	FC6 1-2f				4	0	2	2	0	0	3
22 Nick Green, R (8, 6) OBP: 0.417, SLG: 0.500										0	0	0	0	0	0	0
8 Chris Coghlan, L (1, 9) OBP: 0.368, SLG: 0.389		F8		F7-6-3 1-2	BB		P5			3	0	0	0	1	0	1
11 Bryan Petersen, L (8, 9)										0	0	0	0	0	0	0
13 Chris Valaika, R (1, 5) OBP: 0.143, SLG: 0.231		F8		72 BB 1B	F7		F7			4	0	1	0	0	0	2
72 Derek Dietrich, L (1, 10) OBP: 0.500, SLG: 0.429										1	1	1	0	1	0	0
15 Kevin Kouzmanoff, R (7, PH) OBP: 0.375, SLG: 1.250	1B			BB 1-2		2 2B HBP		HR		1	1	1	1	0	0	0
(8, 10)																
2 Gorkys Hernández, R (1, 8) OBP: 0.077, SLG: 0.154	G5-3			K		76 2B 1-H 2B		G4-3		3	1	1	1	0	1	3
77 Jake Marisnick, R (7, 8) OBP: 0.545, SLG: 0.889										1	0	0	0	0	0	0
Inning Stats	R: 0 E: 0 K: 1 S: 6 H: 1 LOB: 2 BB: 1 P: 10		R: 0 E: 0 K: 0 S: 4 H: 1 LOB: 1 BB: 0 P: 4	R: 0 E: 0 K: 0 S: 4 H: 1 LOB: 1 BB: 0 P: 4	R: 0 E: 0 K: 1 S: 6 H: 2 LOB: 2 BB: 1 P: 10	R: 2 E: 0 K: 1 S: 7 H: 2 LOB: 2 BB: 2 P: 15	R: 3 E: 0 K: 0 S: 6 H: 3 LOB: 1 BB: 0 P: 7	R: 1 E: 0 K: 0 S: 4 H: 1 LOB: 0 BB: 0 P: 4	R: 0 E: 0 K: 0 S: 3 H: 0 LOB: 1 BB: 0 P: 4	1B: 7 2B: 4 3B: 0 HR: 1	SF: 1 SAC: 0 DP: 1 HBP: 2	WP: 0 PB: 0 SB: 0 CS: 0	PA: 40				

PITCHER		IP	WLS	BF	H	R	ER	SO	BB	IBB	HBP	BLK	WP	HR	S	P	ERA	WHIP
35 Dillon Gee, R ERA:	(1, 1)	3.0		13	3	0	0	1	1	0	0	0	0	0	14	18	0.00	1.333
75 Cory Mazzoni, R ERA: 2.57	(4, 1)	2.0		12	4	2	2	2	3	0	0	0	0	0	13	25	9.00	3.500
56 Scott Rice, L ERA: 6.75	(6, 1)	1.0	L	7	3	3	3	0	0	0	1	0	0	0	6	7	27.00	3.000
73 Robert Carson, L ERA: 5.4	(7, 1)	2.0		8	1	1	1	0	0	0	1	0	0	1	7	8	4.50	0.500

PITCHER	IP	WLS	BF	H	R	ER	SO	BB	IBB	HBP	BLK	WP	HR	S	P	ERA	WHIP

New York Mets @ Miami Marlins
Roger Dean Stadium, Jupiter, FL
Sun Mar 03 2013, 1:13 PM - 4:02 PM EST
Att. 3,979 - Sunny - 61 F

livebaseballscorecards.com

AB	33
R	6
H	11
RBI	6
BB	4
SO	3
LOB	14

Atlanta Braves @ New York Mets

Tradition Field, Port St. Lucie, FL

Mon Mar 04 2013, 1:10 PM - 4:06 PM EST

Att. 4,012 - Sunny - 60 F

TOP

livebaseballscorecards.com

Batter	1	2	3	4	5	6	7	8	9	AB	R	H	RBI	BB	SO	LOB
7 Reed Johnson, R (1, 7) OBP: 0.227, SLG: 0.190	G4-3		P4			F7	K		G3-6 1-2f	3	0	0	0	0	0	0
17 Jordan Schafer, L (6, 8) OBP: 0.333, SLG: 0.350										2	0	0	0	0	1	4
22 Jason Heyward, L (1, 9) OBP: 0.318, SLG: 0.700	F9		K			G3		F8		3	0	0	0	0	1	0
74 Jordan Parraz, R (6, 9) OBP: 0.333, SLG: 0.571										1	0	0	0	0	0	0
8 Justin Upton, R (1, 10) OBP: 0.364, SLG: 0.714	HR			F9		BB		73 1B 76 G5-3 1B		2	1	1	1	1	0	0
68 Evan Gattis, R (8, PH) OBP: 0.450, SLG: 0.722 (8, 10)										1	1	1	0	0	0	0
2 B.J. Upton, R (1, 8) OBP: 0.318, SLG: 0.591	K			G5-3		F8		76 G5-3 1-3 1B		3	0	0	0	0	1	1
73 Joey Terdoslavich, S (6, 7) OBP: 0.632, SLG: 0.882				K						1	0	1	0	0	0	0
25 Juan Francisco, L (1, 5) OBP: 0.333, SLG: 0.542		23 G4-3 23 1B 1B					G3	G5-3 1-2 3-H		3	0	1	0	0	1	0
76 Joe Leonard, R (7, 5) OBP: 0.200, SLG: 0.300										1	0	0	1	0	0	1
23 Chris Johnson, R (1, 3) OBP: 0.400, SLG: 0.737		1-2 23 G4-3 1B			23 2B 1B		HR	K		3	1	3	1	0	0	0
58 Ernesto Mejia, R (7, 3) OBP: 0.333, SLG: 0.267										1	0	0	0	0	1	1
23 Blake DeWitt, L (1, 4) OBP: 0.333, SLG: 0.333		G4-3 1-2f 2-3			1-H 1 1B 2B		K		20 S 1B	4	1	2	0	0	1	2
85 Sean Kazmar Jr., R (9, PR) (9, 4)										0	0	0	0	0	0	0
1 Tyler Pastornicky, R (1, 6) OBP: 0.450, SLG: 0.737		P4			57 CS 3-H 1B		20 1B		K	3	0	2	1	0	0	1
75 Elmer Reyes, R (7, 6)										1	0	0	0	0	1	1
57 Christian Bethancourt, R (1, 2) OBP: 0.400, SLG: 0.375			F9		P3 1-2		1-2 1B		E6 17 G3-6 1-2	2	0	0	0	0	0	1
20 Matt Pagnozzi, R (6, 2) OBP: 0.375, SLG: 0.429										2	0	1	0	0	0	1

	AB	36
	R	4
	H	12
	RBI	4
	BB	1
	SO	7
	LOB	13

Inning Stats	1	2	3	4	5	6	7	8	9	1B: 9	SF: 0	WP: 0	PA: 37
R	1	0	0	0	0	0	1	1	0	2B: 1	SAC: 0	PB: 0	
E	0	0	0	0	0	0	0	0	1	3B: 0	DP: 2	SB: 1	
K	1	0	1	1	0	0	2	1	1	HR: 2	HBP: 0	CS: 1	
S	7	4	5	5	6	3	12	7	6				
LOB	0	1	0	0	0	1	2	1	2				
BB	0	0	0	0	0	1	0	0	0				
P	8	4	5	5	6	7	14	7	7				
H	1	2	0	0	3	0	3	2	1				

PITCHER		IP	WLS	BF	H	R	ER	SO	BB	IBB	HBP	BLK	WP	HR	S	P	ERA	WHIP
53 Jeremy Hefner, R	(1, 1)	3.0		11	3	1	1	2	0	0	0	0	0	1	16	17	3.00	1.000
ERA: 3.68																		
74 Rafael Montero, R	(4, 1)	2.0	B	7	3	1	1	1	0	0	0	0	0	0	11	11	4.50	1.500
ERA: 4.5																		
27 Jeurys Familia, R	(6, 1)	1.0		4	0	0	0	0	1	0	0	0	0	0	3	7	0.00	1.000
ERA: 4.5																		
60 Darin Gorski, L	(7, 1)	1.0	L	6	3	1	1	2	0	0	0	0	0	1	12	14	9.00	3.000
ERA: 9.0																		
66 Josh Edgin, L	(8, 1)	1.0		5	2	1	1	1	0	0	0	0	0	0	7	7	9.00	2.000
ERA: 4.5																		

PITCHER		IP	WLS	BF	H	R	ER	SO	BB	IBB	HBP	BLK	WP	HR	S	P	ERA	WHIP
39 Bobby Parnell, R	(9, 1)	1.0		4	1	0	0	1	0	0	0	0	0	0	6	7	0.00	1.000
ERA:																		

Atlanta Braves @ New York Mets

Tradition Field, Port St. Lucie, FL

Mon Mar 04 2013, 1:10 PM - 4:06 PM EST

Att. 4,012 - Sunny - 60 F

BOTTOM

Batter	1	2	3	4	5	6	7	8	9	AB	R	H	RBI	BB	SO	LOB
68 Matthew den Dekker, L (1, 8) OBP: 0.188, SLG: 0.188	F8		4 F8 4 S 6 SF9 1B		G5-3		G4-3 1-3			4	1	1	0	0	0	1
63 Juan Lagares, R (8, 8) OBP: 0.200, SLG: 0.300										0	0	0	0	0	0	0
4 Collin Cowgill, R (1, 10) OBP: 0.500, SLG: 0.750	29 CS 1B		F8 1-3		K			F9		4	0	1	0	0	1	1
29 Ike Davis, L (1, 3) OBP: 0.353, SLG: 0.500	6 1B 1-2 2B		HBP		K			K		2	1	1	0	0	1	0
12 Brandon Hicks, R (7, 3) OBP: 0.333, SLG: 0.308										1	0	0	0	0	1	0
6 Marlon Byrd, R (1, 9) OBP: 0.375, SLG: 0.533	2-H 1B		SF9 3-H			F9		1B		2	0	1	2	0	0	0
23 Mike Baxter, L (7, 9) OBP: 0.211, SLG: 0.125										1	0	1	0	0	0	0
21 Lucas Duda, L (1, 7) OBP: 0.176, SLG: 0.412	G6-3		G3			K		F7		4	0	0	0	0	1	3
15 Travis d'Arnaud, R (1, 2) OBP: 0.400, SLG: 0.571		K		G6-3 2B		K			61 PB 1B	3	0	1	0	0	2	0
20 Anthony Recker, R (7, 2) OBP: 0.500, SLG: 1.167										1	0	1	0	0	0	0
Justin Turner, R (1, 4) OBP: 0.375, SLG: 0.333		11 CS 19 BB 1B		G6-3 2-3			F7		K 1-2	2	0	1	0	0	0	1
61 Wilmer Flores, R (7, 4) OBP: 0.111, SLG: 0.111										2	0	0	0	0	1	1
19 Zach Lutz, R (1, 5) OBP: 0.444, SLG: 0.429		1-2 BB		G6-3			68 WP BB		70 G6-4-3 BB	1	0	0	0	1	0	1
16 Brian Bixler, R (7, 5) OBP: 0.529, SLG: 0.583										0	0	0	0	2	0	0
11 Rubén Tejada, R (1, 6) OBP: 0.250, SLG: 0.455		2-3		G6-3			F9		G6-4-3 1-2f	2	0	0	0	0	1	3
70 Wilfredo Tovar, R (7, 6) OBP: 0.300, SLG: 0.300										2	0	0	0	0	0	3

Inning Stats	1	2	3	4	5	6	7	8	9
R:	1	0	1	0	0	0	0	0	0
E:	0	0	0	0	0	0	0	0	0
K:	0	2	0	0	0	2	0	1	0
S:	5	7	4	4	7	7	3	6	5
H:	3	1	1	1	0	0	0	1	1
LOB:	1	2	1	1	0	0	1	1	1
BB:	0	1	0	0	0	0	1	0	1
P:	6	11	6	4	7	7	8	6	9

1B:	6
2B:	3
3B:	0
HR:	0
SF:	1
SAC:	0
DP:	2
HBP:	1
WP:	2
PB:	1
SB:	1
CS:	2
PA:	36

PITCHER	IP	WLS	BF	H	R	ER	SO	BB	IBB	HBP	BLK	WP	HR	S	P	ERA	WHIP
15 Tim Hudson, R (1, 1) ERA: 4.0	4.0		18	6	2	2	2	1	0	1	0	0	0	20	27	4.50	1.750
43 Luis Avilán, L (5, 1) ERA:	1.0		3	0	0	0	2	0	0	0	0	0	0	7	7	0.00	0.000
61 David Carpenter, R (6, 1) ERA: 12.27	1.0	W	3	0	0	0	2	0	0	0	0	0	0	7	7	0.00	0.000
62 David Hale, R (7, 1) ERA:	2.0	H	8	1	0	0	1	1	0	0	0	1	0	9	14	0.00	1.000
82 Alex Wood, L (9, 1) ERA:	1.0	S	4	1	0	0	1	1	0	0	0	0	0	5	9	0.00	2.000

PITCHER	IP	WLS	BF	H	R	ER	SO	BB	IBB	HBP	BLK	WP	HR	S	P	ERA	WHIP

AB	31
R	2
H	8
RBI	2
BB	3
SO	8
LOB	14

livebaseballscorecards.com

Batter	1	2	3	4	5	6	7	8	9	AB	R	H	RBI	BB	SO	LOB
1 Elvis Andrus, R (1, 10) OBP: 0.364, SLG: 0.300	G6-3	13 FC6-4 1B 1-2	G6-3	G3		G4-6-3 1-2f		G6-3		6	0	1	0	0	0	3
13 Asdrúbal Cabrera, S (1, 6) OBP: 0.333, SLG: 0.333	5 WP 48 1B 5 2B 1B	FC6-4 1-2f		24 HR 1B	P6		F7		F8	6	2	2	0	0	0	2
24 Miguel Cabrera, R (1, 3) OBP: 0.750, SLG: 2.125 55 Ramon Hernandez, R (6, 3) OBP: 0.500, SLG: 0.333	K		48 FC6-4 1B	1-H HR	HR		28 1B 28 WP 26 1B 1B		18 WP BB	4 1	2 1	3 1	3 1	0 1	1 0	1 0
48 Pablo Sandoval, S (1, 5) OBP: 0.333, SLG: 0.444 18 Mario Lisson, R (6, 5)	5 2B 1-2 1B		FC6-4 5 BB 15 1B 1-2f	15 1B 5 1B 12 1B 1B	E4 5 G6-4-3		F8		K 1-2	4 2	2 0	2 0	0 0	0 0	0 1	1 2
5 Carlos González, L (1, 9) OBP: 0.625, SLG: 0.667 28 Alex Romero, L (6, 9) OBP: 0.500, SLG: 0.500	1-0 1-3 2-H 2B		15 1B 9 G6-4-3 1-2 BB	15 1B 1-2 1B	G6-4-3 1-2f		26 1B 1-3 1B		G5-3	3 2	1 0	2 1	1 0	1 0	0 0	1 1
15 Salvador Perez, R (1, 2) OBP: 0.500, SLG: 0.500 26 Miguel Montero, L (6, 2) OBP: 1.000, SLG: 1.000	G6-3		9 G6-4-3 12 BB 4 2B 1-3 2-H 1B	12 1B 9 HR 1-3 2-3 1B		9 F9 12 BB 4 1B 1B	12 FC6-4 1-2 3-H 1B			4 1	3 0	3 1	1 1	0 0	0 0	2 0
12 Martín Prado, R (1, 7) OBP: 0.333, SLG: 0.143		G3	9 G6-4-3 4 2B 1-2 BB	9 HR 1-2 3-H 1B		4 1B 1-2 BB	FC6-4 1-2f			3	2	1	1	2	0	2
9 Gerardo Parra, L (1, 8) OBP: 0.222, SLG: 0.500		4 FC4-6 BB	G6-4-3 1-2 2-3 3-H	1-H 2-H HR		F9 2-3		F7		4	1	1	4	1	0	4
4 Omar Infante, R (1, 4) OBP: 0.667, SLG: 1.000 19 Marco Scutaro, R (7, 4) OBP: 0.333, SLG: 0.333		FC4-6 1 1B 1-2f	2-H 3-H 2B	K		1 G4-6-3 1-3 3-H 1B		G4-3		4 1	0 0	2 0	3 0	0 0	1 0	1 0
Inning Stats	R: 1 H: 3 E: 0 LOB: 2 K: 1 BB: 0 S: 8 P: 9	R: 0 H: 1 E: 0 LOB: 2 K: 0 BB: 1 S: 4 P: 8	R: 4 H: 3 E: 0 LOB: 1 K: 0 BB: 2 S: 6 P: 14	R: 6 H: 7 E: 0 LOB: 0 K: 1 BB: 0 S: 11 P: 14	R: 1 H: 1 E: 1 LOB: 0 K: 0 BB: 0 S: 5 P: 8	R: 1 H: 2 E: 0 LOB: 1 K: 0 BB: 1 S: 4 P: 8	R: 1 H: 3 E: 0 LOB: 2 K: 0 BB: 0 S: 6 P: 7	R: 0 H: 0 E: 0 LOB: 0 K: 0 BB: 0 S: 3 P: 3	R: 0 H: 0 E: 0 LOB: 1 K: 1 BB: 1 S: 5 P: 10	1B: 15 SF: 0 2B: 2 SAC: 0 3B: 0 DP: 2 HR: 3 HBP: 0						

PITCHER	IP	WLS	BF	H	R	ER	SO	BB	IBB	HBP	BLK	WP	HR	S	P	ERA	WHIP
49 Jonathon Niese, L (1, 1) ERA: 10.38	2.1	L	15	6	4	4	1	2	0	0	0	1	0	15	24	15.43	3.429
52 Carlos Torres, R (3, 1) ERA: 17.18	1.2		13	8	7	7	1	1	0	0	0	0	2	14	21	37.80	5.400
62 Elvin Ramirez, R (5, 1) ERA: 9.0	2.0		9	3	2	2	0	1	0	0	0	0	1	9	16	9.00	2.000
67 Hansel Robles, R (7, 1) ERA: 4.5	1.0		6	3	1	1	0	0	0	0	0	1	0	6	7	9.00	3.000
50 Scott Atchison, R (8, 1) ERA:	1.0		3	0	0	0	0	0	0	0	0	0	0	3	3	0.00	0.000

PITCHER	IP	WLS	BF	H	R	ER	SO	BB	IBB	HBP	BLK	WP	HR	S	P	ERA	WHIP
27 Jeurys Familia, R (9, 1) ERA:	1.0		4	0	0	0	1	1	0	0	0	1	0	5	10	0.00	1.000

TOP

Venezuela @ New York Mets

Tradition Field, Port St. Lucie, FL

Wed Mar 06 2013, 12:37 PM - 4:06 PM EST

Att. 2,647 - Sunny - 71 F

livebaseballscorecards.com

AB	45
R	14
H	20
RBI	14
BB	5
SO	3
LOB	20



WP: 3	PA: 50			
PB: 0				
SB: 0				
CS: 0				

Venezuela @ New York Mets

Tradition Field, Port St. Lucie, FL

Wed Mar 06 2013, 12:37 PM - 4:06 PM EST

Att. 2,647 - Sunny - 71 F

livebaseballscorecards.com

BOTTOM

Batter	1	2	3	4	5	6	7	8	9	AB	R	H	RBI	BB	SO	LOB
23 Mike Baxter, L (1, 9) OBP: 0.429, SLG: 0.200 58 César Puello, R (7, 9)	G4-3			K	G4-6-3 1-2f 2-3 3-H	4 2B 1-3 2-H 1B		K		4 1	0 0	1 0	1 0	0 0	1 1	2 1
4 Collin Cowgill, R (1, 10) OBP: 0.750, SLG: 1.250 20 Anthony Recker, R (8, PH) OBP: 0.200, SLG: 0.400 (9, 10)	G5-3			1B	6 HR 3-H 2B	1-3 3-H 2B		K 1-2		4 1	1 0	3 0	2 0	0 0	0 1	0 1
29 Ike Davis, L (1, 3) 12 Brandon Hicks, R (6, PH) OBP: 0.500, SLG: 0.600 (7, 3)	G6-3			K	6 HR BB	K		K		2 2	1 0	0 0	0 0	1 0	1 2	1 3
6 Marlon Byrd, R (1, 8) OBP: 0.600, SLG: 1.250 1 Jordany Valdespin, L (7, 8) OBP: 1.000, SLG: 1.000 87 Brandon Nimmo, L (9, PH)		F7		F7	1-H 2-H HR	15 FC6-4 61 E 1B			G4-3	3 1 1	1 0 0	1 1 0	3 0 0	0 0 0	0 0 0	1 0 0
21 Lucas Duda, L (1, 7) 91 Cory Vaughn, R (8, 7)	G5-4-3 BB				44 BB 19 BB 1B BB P6	F8			F7	2 1	1 0	0 0	0 0	2 0	0 0	1 0
Justin Turner, R (1, 4) OBP: 0.600, SLG: 0.500 61 Wilmer Flores, R (7, 4) OBP: 0.400, SLG: 1.600 (8, 5)	G5-4-3 1-2f				19 BB 44 BB 11 HBP 1-2 1B	44 FC6-4 1B	FC5 15 FC6-4 1-2		HR	3 2	1 1	2 1	0 1	0 0	0 0	1 1
44 John Buck, R (1, 2) 15 Travis d'Arnaud, R (7, 2)	G5-3				11 HBP 19 BB 23 G4-6-3 1-2 2-3 BB	FC6-4 19 HBP 23 1B 1-2f	FC6-4 1-2f 2-3		K	2 2	2 0	0 0	0 0	1 0	0 1	1 2
19 Zach Lutz, R (1, 5) 82 Matt Reynolds, R (8, 6)	K				23 G4-6-3 11 HBP 4 2B 1-2 2-3 3-H BB	23 1B 4 2B 1-2 HBP	F7			2 0	2 0	0 0	1 0	1 0	1 0	2 0
11 Rubén Tejada, R (1, 6) OBP: 0.400, SLG: 0.500 70 Wilfredo Tovar, R (7, 6) OBP: 1.000, SLG: 1.000 (8, 4)	F9				23 G4-6-3 1-2 2-3 3-H HBP	K		20 BLK 1B		2 1	0 0	0 1	1 0	0 0	1 0	2 0

Inning Stats	1	2	3	4	5	6	7	8	9
	R: 0 E: 0 K: 0 S: 3	H: 0 LOB: 0 BB: 0 P: 3	R: 0 E: 0 K: 0 S: 2	H: 0 LOB: 0 BB: 1 P: 6	R: 0 E: 0 K: 1 S: 5	H: 0 LOB: 0 BB: 0 P: 5	R: 0 E: 0 K: 2 S: 8	H: 1 LOB: 1 BB: 0 P: 8	R: 7 E: 0 K: 0 S: 6	H: 3 LOB: 0 BB: 4 P: 25	R: 2 E: 0 K: 2 S: 10	H: 3 LOB: 2 BB: 0 P: 11	R: 0 E: 1 K: 0 S: 5	H: 1 LOB: 2 BB: 0 P: 5	R: 0 E: 0 K: 3 S: 10	H: 1 LOB: 1 BB: 0 P: 10	R: 1 E: 0 K: 1 S: 8	H: 1 LOB: 0 BB: 0 P: 11

| | | | |

Miami Marlins @ New York Mets

Tradition Field, Port St. Lucie, FL

Thu Mar 07 2013, 1:11 PM - 3:35 PM EST

Att. 3,695 - Partly Cloudy - 68 F

livebaseballscorecards.com

TOP

Batter	1	2	3	4	5	6	7	8	9	AB	R	H	RBI	BB	SO	LOB
9 Juan Pierre, L (1, 7) OBP: 0.353, SLG: 0.471 76 Christian Yelich, L (6, 8) OBP: 0.500, SLG: 0.842	S S S 0-3 ① K	B X 1-0 ③ G5-3 1-2	X 0-0 ① 22 S 1B	X 0-0 ① F7	3 0 1 0 0 1 1 1 0 0 0 0 0 0
22 Nick Green, R (1, 6) OBP: 0.313, SLG: 0.357	X 0-0 ② F9	X 0-0 ① G6-3	S S S 0-3 ③ K 1-2	S S S 0-3 ② K	4 0 0 0 0 2 1
19 Rob Brantly, L (1, 2) OBP: 0.235, SLG: 0.188 79 J.T. Realmuto, R (6, 2) OBP: 0.429, SLG: 0.833	X 0-0 ③ F7	X 0-0 ② G3-1	X 0-0 ① G6-3	B B X 2-0 HR
25 Joe Mahoney, L (1, 10) OBP: 0.273, SLG: 0.571	C C C 0-3 ① K	S S S 0-3 ③ K2-3	X 0-0 ② F8	S S S 0-3 ③ K	4 0 0 0 0 3 0
13 Chris Valaika, R (1, 4) OBP: 0.118, SLG: 0.188 64 Ed Lucas, R (7, 4) OBP: 0.250, SLG: 0.250	X 0-0 ② F9	X 0-0 ① P4	X 0-0 ③ F7	3 0 0 0 0 0 0 0 0 0 0 0 0 0
8 Chris Coghlan, L (1, 8) (6, 7) OBP: 0.333, SLG: 0.350 68 Marcell Ozuna, R (8, PH) (8, 9) OBP: 0.429, SLG: 0.333	S S S 0-3 ③ K	X 0-0 ② G6-3	X 0-0 ① G4-3	2 0 0 0 0 1 0 1 0 0 0 0 0 0
18 Casey Kotchman, L (1, 3) OBP: 0.533, SLG: 0.786 72 Derek Dietrich, L (8, 5) OBP: 0.500, SLG: 0.429	X 0-0 ① F9	X 0-0 ③ F8	S S S 0-3 ② K	3 0 0 0 0 1 0 0 0 0 0 0 0 0
1 Chone Figgins, S (1, 9) (8, 7)	X 0-0 ① E6 9 S	X 0-0 ① L3	B B B B 4-0 BB	2 0 0 0 1 0 0
60 Zack Cox, L (1, 5) OBP: 0.300, SLG: 0.300 15 Kevin Kouzmanoff, R (6, 5) (8, 3) OBP: 0.333, SLG: 1.111	S S S 0-3 ② K	X 0-0 ② L5	X 0-0 ③ P3	2 0 0 0 0 1 1 1 0 0 0 0 0 1

	AB	30
	R	1
	H	2
	RBI	1
	BB	1
	SO	9
	LOB	4

Inning Stats																																
	R: 0	E: 0	K: 1	S: 5	H: 0	LOB: 0	BB: 0	P: 5	R: 0	E: 0	K: 2	S: 7	H: 0	LOB: 0	BB: 0	P: 7	R: 0	E: 1	K: 1	S: 6	H: 0	LOB: 1	BB: 0	P: 7	R: 0	E: 0	K: 1	S: 5	H: 0	LOB: 0	BB: 0	P: 5
	R: 0	E: 0	K: 0	S: 3	H: 0	LOB: 0	BB: 0	P: 3	R: 0	E: 0	K: 1	S: 6	H: 1	LOB: 1	BB: 0	P: 6	R: 0	E: 0	K: 0	S: 3	H: 0	LOB: 0	BB: 0	P: 3	R: 0	E: 0	K: 1	S: 5	H: 0	LOB: 1	BB: 1	P: 9
	R: 1	E: 0	K: 2	S: 8	H: 1	LOB: 0	BB: 0	P: 10	1B: 1	2B: 0	3B: 0	HR: 1	SF: 0	SAC: 0	DP: 0	HBP: 0	WP: 0	PB: 0	SB: 2	CS: 0	PA: 31											

PITCHER		IP	WLS	BF	H	R	ER	SO	BB	IBB	HBP	BLK	WP	HR	S	P	ERA	WHIP
33 Matt Harvey, R ERA: 2.0	(1, 1)	4.1	W	14	0	0	0	5	0	0	0	0	0	0	24	25	0.00	0.000
55 Pedro Feliciano, L ERA:	(5, 1)	0.2	H	2	0	0	0	0	0	0	0	0	0	0	2	2	0.00	0.000
66 Josh Edgin, L ERA: 3.6	(6, 1)	1.0	H	4	1	0	0	1	0	0	0	0	0	0	6	6	0.00	1.000
34 Brandon Lyon, R ERA: 3.38	(7, 1)	1.0		3	0	0	0	0	0	0	0	0	0	0	3	3	0.00	0.000
56 Scott Rice, L ERA: 5.4	(8, 1)	1.0		4	0	0	0	1	1	0	0	0	0	0	5	9	0.00	1.000

PITCHER		IP	WLS	BF	H	R	ER	SO	BB	IBB	HBP	BLK	WP	HR	S	P	ERA	WHIP
46 Greg Burke, R ERA: 7.2	(9, 1)	1.0		4	1	1	1	2	0	0	0	0	0	1	8	10	9.00	1.000

Batter	1	2	3	4	5	6	7	8	9	AB	R	H	RBI	BB	SO	LOB
1 Jordany Valdespin, L (1, 4) OBP: 0.381, SLG: 0.500	F9		G5-3			F8	70 FC6-4 1B			3	0	0	0	0	0	0
64 Reese Havens, L (7, 4) OBP: 0.300, SLG: 0.125										1	0	1	0	0	0	0
3 Omar Quintanilla, L (1, 6) OBP: 0.444, SLG: 0.571	G3			F8		F7	FC6-4 1-2f			3	0	0	0	0	0	0
70 Wilfredo Tovar, R (7, 6) OBP: 0.273, SLG: 0.273				2B						1	0	0	0	0	0	1
29 Ike Davis, L (1, 3) OBP: 0.400, SLG: 0.588	K					77 2B 1B		K		3	0	2	0	0	1	0
80 Jamie Hoffmann, R (6, PR) OBP: 0.188, SLG: 0.333										1	1	0	0	0	1	0
(7, 7)																
6 Marlon Byrd, R (1, 9) OBP: 0.389, SLG: 0.529		44 CS 20 1B 1B		K		1B 2B		G4-3		2	1	1	0	0	1	1
77 Andrew Brown, R (5, 9) OBP: 0.211, SLG: 0.278										2	1	1	1	0	0	0
21 Lucas Duda, L (1, 7) OBP: 0.158, SLG: 0.368		K		K		44 HBP 1B		G1-3		2	0	0	0	0	2	2
Justin Turner, R (5, 7) OBP: 0.389, SLG: 0.353										2	0	1	1	0	0	0
(7, 3)																
44 John Buck, R (1, 10) OBP: 0.267, SLG: 0.615		K2 1-2			P4	1-2 HBP				2	0	0	0	0	1	1
20 Anthony Recker, R (1, 2) OBP: 0.500, SLG: 1.000					G6-3	K				2	0	1	1	0	0	0
22 Landon Powell, S (6, PH) OBP: 0.250, SLG: 0.182		2-H 1B								1	0	0	0	0	1	2
(7, 2)																
68 Matthew den Dekker, L (1, 8) OBP: 0.263, SLG: 0.421			K		HR		61 G5-4-3 1B			3	1	2	1	0	1	0
63 Juan Lagares, R (8, 8) OBP: 0.200, SLG: 0.300										0	0	0	0	0	0	0
12 Brandon Hicks, R (1, 5) OBP: 0.300, SLG: 0.267			K		K		G5-4-3 1-2f			2	0	0	0	0	2	0
61 Wilmer Flores, R (7, 5) OBP: 0.100, SLG: 0.100										1	0	0	0	0	0	1
Inning Stats	R: 0 E: 0 K: 1 S: 5 H: 0 LOB: 0 BB: 0 P: 5	R: 1 E: 0 K: 2 S: 8 H: 2 LOB: 1 BB: 0 P: 8	R: 0 E: 0 K: 2 S: 7 H: 0 LOB: 0 BB: 0 P: 7	R: 0 E: 0 K: 2 S: 8 H: 1 LOB: 1 BB: 0 P: 8	R: 1 E: 0 K: 1 S: 6 H: 1 LOB: 0 BB: 0 P: 6	R: 2 E: 0 K: 1 S: 8 H: 3 LOB: 2 BB: 0 P: 9	R: 0 E: 0 K: 0 S: 4 H: 2 LOB: 1 BB: 0 P: 4	R: 0 E: 0 K: 1 S: 5 H: 0 LOB: 0 BB: 0 P: 5		1B: 6 2B: 2 3B: 0 HR: 1	SF: 0 SAC: 0 DP: 1 HBP: 1			WP: 0 PB: 0 SB: 0 CS: 1	PA: 32		

PITCHER		IP	WLS	BF	H	R	ER	SO	BB	IBB	HBP	BLK	WP	HR	S	P	ERA	WHIP
47 Ricky Nolasco, R ERA:	(1, 1)	3.2	L	13	3	1	0	6	0	0	0	0	0	0	25	25	0.00	0.818
21 Mitch Talbot, R ERA: 5.4	(4, 1)	2.0		11	4	3	3	2	0	0	1	0	0	1	14	15	13.50	2.000
83 Adam Conley, L ERA:	(6, 1)	0.1		1	0	0	0	1	0	0	0	0	0	0	3	3	0.00	0.000
46 Doug Mathis, R ERA:	(7, 1)	1.0		4	2	0	0	0	0	0	0	0	0	0	4	4	0.00	2.000
63 Jonathan Albaladejo, R ERA:	(8, 1)	1.0		3	0	0	0	1	0	0	0	0	0	0	5	5	0.00	0.000

PITCHER	IP	WLS	BF	H	R	ER	SO	BB	IBB	HBP	BLK	WP	HR	S	P	ERA	WHIP

BOTTOM

Miami Marlins @ New York Mets

Tradition Field, Port St. Lucie, FL

Thu Mar 07 2013, 1:11 PM - 3:35 PM EST

Att. 3,695 - Partly Cloudy - 68 F

livebaseballscorecards.com

AB	31
R	4
H	9
RBI	4
BB	0
SO	10
LOB	8

New York Mets @ Detroit Tigers

Joker Marchant Stadium, Lakeland, FL

Fri Mar 08 2013, 1:09 PM - 4:03 PM EST

Att. 7,498 - Sunny - 71 F

TOP

livebaseballscorecards.com

Batter	1	2	3	4	5	6	7	8	9	AB	R	H	RBI	BB	SO	LOB
11 Rubén Tejada, R (1, 6) OBP: 0.200, SLG: 0.357	K		K	FC6-4 1-2f			G6-3		P6	3	0	0	0	0	2	3
70 Wilfredo Tovar, R (6, 6) OBP: 0.231, SLG: 0.231										2	0	0	0	0	0	0
1 Jordany Valdespin, L (1, 7) OBP: 0.360, SLG: 0.583	F7		G4-3		G6-3		HR		G6-3	4	1	1	1	0	0	0
80 Jamie Hoffmann, R (7, 7) OBP: 0.176, SLG: 0.313										1	0	0	0	0	0	0
4 Collin Cowgill, R (1, 8) OBP: 0.520, SLG: 0.714	BB		F8		23 S BB		F8		BB	1	0	0	0	2	0	0
68 Matthew den Dekker, L (7, PH) OBP: 0.286, SLG: 0.400										1	0	0	0	1	0	0
(7, 8)																
23 Mike Baxter, L (1, 9) OBP: 0.217, SLG: 0.105	K			15 S 19 1B HBP	K 1-2		K		L8	3	1	0	0	0	3	2
63 Juan Lagares, R (7, 9) OBP: 0.182, SLG: 0.273										1	0	0	0	0	0	1
15 Travis d'Arnaud, R (1, 2) OBP: 0.444, SLG: 0.533		12 BB BB		K 1-2	HBP			76 1B 1B		1	0	0	0	1	1	1
22 Landon Powell, S (5, 2) OBP: 0.308, SLG: 0.250										1	0	1	0	0	0	0
19 Zach Lutz, R (1, 5) OBP: 0.429, SLG: 0.412	K		16 HBP 12 1B 2-H 1B		K			K		3	0	1	1	0	2	3
61 Wilmer Flores, R (7, 5) OBP: 0.091, SLG: 0.091										1	0	0	0	0	1	1
77 Andrew Brown, R (1, 10) OBP: 0.182, SLG: 0.238	K		K			P4		K		3	0	0	0	0	2	2
58 César Puello, R (8, PH) OBP: 0.143, SLG: 0.143										1	0	0	0	0	1	1
(8, 10)																
12 Brandon Hicks, R (1, 3) OBP: 0.348, SLG: 0.294	BB 1-2		16 HBP 1B 1-2			K		1B 1-2		2	0	1	0	1	1	0
76 Josh Satin, R (7, 3) OBP: 0.727, SLG: 0.875										1	0	1	0	0	0	0
16 Brian Bixler, R (1, 4) OBP: 0.500, SLG: 0.500	K		11 FC6-4 HBP 1-2 2-3			F8		F8		2	0	0	0	0	1	2
64 Reese Havens, L (7, 4) OBP: 0.273, SLG: 0.111										1	0	0	0	0	0	2

	AB	R	H	RBI	BB	SO	LOB
	32	2	5	2	5	14	18

Inning Stats	1	2	3	4	5	6	7	8	9
	R: 0 E: 0 K: 2 S: 7	H: 0 LOB: 1 BB: 1 P: 11	R: 0 E: 0 K: 3 S: 9	H: 0 LOB: 2 BB: 2 P: 17	R: 0 E: 0 K: 1 S: 5	H: 0 LOB: 0 BB: 0 P: 5	R: 1 E: 0 K: 2 S: 9	H: 2 LOB: 3 BB: 0 P: 12	R: 0 E: 0 K: 2 S: 7	H: 0 LOB: 2 BB: 1 P: 13
	R: 0 E: 0 K: 1 S: 5	H: 0 LOB: 0 BB: 0 P: 5	R: 1 E: 0 K: 1 S: 7	H: 1 LOB: 0 BB: 0 P: 8	R: 0 E: 0 K: 2 S: 9	H: 2 LOB: 2 BB: 0 P: 9	R: 0 E: 0 K: 0 S: 3	H: 0 LOB: 1 BB: 1 P: 7		

	1B	SF	PA	WP	
	4	0	40	0	
	2B	SAC		PB	
	0	0		0	
	3B	DP		SB	
	0	0		2	
	HR	HBP		CS	
	1	3		0	

PITCHER		IP	WLS	BF	H	R	ER	SO	BB	IBB	HBP	BLK	WP	HR	S	P	ERA	WHIP
37 Max Scherzer, R ERA:	(1, 1)	2.2		11	0	0	0	6	3	0	0	0	0	0	20	32	0.00	1.125
36 Luke Putkonen, R ERA: 7.04	(3, 1)	2.1		13	2	1	1	4	1	0	3	0	0	0	17	26	3.86	1.286
40 Phil Coke, L ERA:	(6, 1)	1.0		3	0	0	0	1	0	0	0	0	0	0	5	5	0.00	0.000
56 Jose Ortega, R ERA: 3.6	(7, 1)	1.0		4	1	1	1	1	0	0	0	0	0	1	7	8	9.00	1.000
43 Bruce Rondón, R ERA: 5.79	(8, 1)	1.0	W	5	2	0	0	2	0	0	0	0	0	0	9	9	0.00	2.000

PITCHER		IP	WLS	BF	H	R	ER	SO	BB	IBB	HBP	BLK	WP	HR	S	P	ERA	WHIP
71 Jose Alvarez, L ERA: 1.8	(9, 1)	1.0	S	4	0	0	0	0	1	0	0	0	0	0	3	7	0.00	1.000

BOTTOM

Batter	1	2	3	4	5	6	7	8	9	AB	R	H	RBI	BB	SO	LOB
39 Ramon Santiago, S (1, 6) 54 Dixon Machado, R (5, 6) OBP: 0.333, SLG: 0.556	P6		BB		G4-3		F9			1 2	0 0	0 0	0 0	1 0	0 0	0 4
48 Torii Hunter, R (1, 9) OBP: 0.296, SLG: 0.400 72 Tyler Collins, L (6, 9) OBP: 0.440, SLG: 0.792	G3-1		L9			G4-3		HR		2 2	0 1	0 1	0 1	0 0	0 0	1 0
41 Victor Martinez, S (1, 10) OBP: 0.333, SLG: 0.375	K			G3		F7		K		4	0	0	0	0	2	0
26 Brennan Boesch, L (1, 7) OBP: 0.286, SLG: 0.167 74 Daniel Fields, L (7, 8)		12 G3-6-3 BB		G3-1		L8		K		2 1	0 0	0 0	0 0	1 0	0 1	0 0
12 Andy Dirks, L (1, 8) OBP: 0.300, SLG: 0.316 34 Avisaíl García, R (6, 8) OBP: 0.321, SLG: 0.423 (7, 7)		G3-6-3 1-2f		G4-3			67 G6-4-3 18 E 1B	F9		2 2	0 1	0 1	0 0	0 0	0 0	1 0
55 Brayan Peña, S (1, 2) OBP: 0.200, SLG: 0.429 25 Ramón Cabrera, S (6, 2) OBP: 0.250, SLG: 0.100		G4-3			G3-1		67 G6-4-3 1-2			2 0	0 0	0 0	0 0	0 1	0 0	0 0
32 Don Kelly, L (1, 5) OBP: 0.381, SLG: 0.611 67 Kevin Russo, R (6, 5) OBP: 0.333, SLG: 0.650			68 2B BB		68 1B 1B		G6-4-3 1-2f 2-3			1 1	1 0	1 0	0 0	1 0	0 0	0 2
68 Matt Tuiasosopo, R (1, 3) OBP: 0.211, SLG: 0.278			1-H 2B		1-2 1B		18 E BB			2	0	2	1	1	0	0
18 Hernán Pérez, R (1, 4) OBP: 0.357, SLG: 0.333			F9		K		E6 1-2 3-H			3	0	0	0	0	1	3
Inning Stats	R: 0 E: 0 K: 1 S: 5 H: 0 LOB: 0 BB: 0 P: 5	R: 0 E: 0 K: 0 S: 2 H: 0 LOB: 0 BB: 1 P: 6	R: 1 E: 0 K: 0 S: 3 H: 1 LOB: 1 BB: 2 P: 11	R: 0 E: 0 K: 0 S: 3 H: 0 LOB: 0 BB: 0 P: 3	R: 0 E: 0 K: 1 S: 7 H: 2 LOB: 2 BB: 0 P: 7	R: 0 E: 0 K: 0 S: 3 H: 0 LOB: 0 BB: 0 P: 3	R: 1 E: 1 K: 0 S: 4 H: 1 LOB: 2 BB: 2 P: 12	R: 1 E: 0 K: 2 S: 10 H: 1 LOB: 0 BB: 0 P: 11		1B: 3 2B: 1 3B: 0 HR: 1 SF: 0 SAC: 0 DP: 2 HBP: 0						

PITCHER		IP	WLS	BF	H	R	ER	SO	BB	IBB	HBP	BLK	WP	HR	S	P	ERA	WHIP
35 Dillon Gee, R ERA: 1.29	(1, 1)	4.0		14	1	1	1	1	3	0	0	0	0	0	13	25	2.25	1.000
30 LaTroy Hawkins, R ERA:	(5, 1)	1.0		5	2	0	0	1	0	0	0	0	0	0	7	7	0.00	2.000
39 Bobby Parnell, R ERA:	(6, 1)	1.0		3	0	0	0	0	0	0	0	0	0	0	3	3	0.00	0.000
66 Josh Edgin, L ERA: 3.0	(7, 1)	1.0	B	6	1	1	0	0	2	0	0	0	0	0	4	12	0.00	3.000
75 Cory Mazzoni, R ERA: 3.38	(8, 1)	1.0	L	4	1	1	1	2	0	0	0	0	0	1	10	11	9.00	1.000

PITCHER	IP	WLS	BF	H	R	ER	SO	BB	IBB	HBP	BLK	WP	HR	S	P	ERA	WHIP

New York Mets @ Detroit Tigers

Joker Marchant Stadium, Lakeland, FL

Fri Mar 08 2013, 1:09 PM - 4:03 PM EST

Att. 7,498 - Sunny - 71 F

livebaseballscorecards.com

AB	27
R	3
H	5
RBI	2
BB	5
SO	4
LOB	11

WP: 0 PA: 32
PB: 0
SB: 0
CS: 0

Houston Astros @ New York Mets

Tradition Field, Port St. Lucie, FL

Sat Mar 09 2013, 1:11 PM - 4:17 PM EST

Att. 4,224 - Partly Cloudy - 72 F

TOP

livebaseballscorecards.com

Batter	1	2	3	4	5	6	7	8	9	AB	R	H	RBI	BB	SO	LOB
9 Marwin Gonzalez, S (1, 4) OBP: 0.423, SLG: 0.391	G4-3		G4-3 1-2		G4-3			70 G5-3 56 1B 1-2 1B	 2-3 1B	3	0	0	0	0	0	2
79 Delino DeShields, R (6, 4) OBP: 0.333, SLG: 0.417										2	1	2	0	0	0	0
21 Fernando Martinez, L (1, 7) OBP: 0.450, SLG: 0.667	12 G4-6-3 1B			12 HR BB		E3 29 2-6		G5-3 1-2 2-3	G1-3	2	1	1	0	1	0	0
70 Carlos Pérez, R (6, 2) OBP: 0.250, SLG: 0.250										2	0	0	0	0	0	4
12 Carlos Pena, L (1, 3) OBP: 0.304, SLG: 0.571	G4-6-3 1-2f			1-H HR		K		 2-H 3-H 1B		3	1	1	2	0	1	2
56 Nate Freiman, R (6, 3) OBP: 0.292, SLG: 0.375										1	0	1	2	0	0	0
14 J.D. Martinez, R (1, 10) OBP: 0.370, SLG: 0.520		K2-3		K		F8		F7		3	0	0	0	0	2	1
77 Jake Goebbert, L (8, PH) OBP: 0.375, SLG: 0.333										1	0	0	0	0	0	1
(8, 10)																
29 Brett Wallace, L (1, 5) OBP: 0.400, SLG: 0.591		G4-3		F7		2-6 1-2	74 WP 4 WP 74 SF7 1B	K		2	0	0	0	0	0	0
2 Brandon Barnes, R (6, 8) OBP: 0.409, SLG: 0.857										2	1	1	0	0	1	1
46 Rick Ankiel, L (1, 8) OBP: 0.476, SLG: 0.737		K		G4-3			G5-3 1-2		F8	2	0	0	0	0	1	0
4 Brandon Laird, R (6, 5) OBP: 0.500, SLG: 0.696										2	0	0	0	0	0	1
15 Jason Castro, L (1, 2) OBP: 0.500, SLG: 0.846			76 FC3-6 BB		G3-1		SF7 2-H		K	1	0	0	0	1	0	0
74 Marc Krauss, L (6, 7) OBP: 0.412, SLG: 0.583										1	0	0	1	0	1	0
8 Trevor Crowe, S (1, 9) OBP: 0.267, SLG: 0.571			F8		G3-1		F7		E1 73 DI 73 2B	2	0	0	0	0	0	1
38 Jimmy Paredes, S (6, 9) OBP: 0.130, SLG: 0.143										2	1	0	0	0	0	0
76 Jonathan Villar, S (1, 6) OBP: 0.259, SLG: 0.208			FC3-6 9 S 1-2f		1B			70 G5-3 79 1B 56 1B HBP	79 1B 1-H 2B	2	0	1	0	0	0	1
73 Jose Martinez, R (6, 6) OBP: 0.500, SLG: 0.769										1	1	1	1	0	0	0

AB	34	1B: 6	SF: 1	WP: 2	PA: 38
R	6	2B: 1	SAC: 0	PB: 0	
H	8	3B: 0	DP: 1	SB: 1	
RBI	6	HR: 1	HBP: 1	CS: 0	
BB	2				
SO	6				
LOB	14				

Inning Stats									
	R: 0 E: 0 K: 0 S: 4	H: 1 LOB: 0 BB: 0 P: 4	R: 0 E: 0 K: 2 S: 7	H: 0 LOB: 0 BB: 0 P: 7	R: 0 E: 0 K: 0 S: 4	H: 0 LOB: 1 BB: 1 P: 8	R: 2 E: 0 K: 1 S: 6	H: 1 LOB: 0 BB: 1 P: 10	R: 0 E: 0 K: 0 S: 4	H: 1 LOB: 1 BB: 0 P: 4
	R: 0 E: 1 K: 1 S: 5	H: 0 LOB: 1 BB: 0 P: 6	R: 1 E: 0 K: 0 S: 4	H: 1 LOB: 0 BB: 0 P: 6	R: 2 E: 0 K: 1 S: 7	H: 2 LOB: 1 BB: 0 P: 8	R: 1 E: 1 K: 1 S: 9	H: 2 LOB: 2 BB: 0 P: 9		

PITCHER		IP	WLS	BF	H	R	ER	SO	BB	IBB	HBP	BLK	WP	HR	S	P	ERA	WHIP
53 Jeremy Hefner, R ERA: 2.61	(1, 1)	3.0	W	10	1	0	0	2	1	0	0	0	0	0	15	19	0.00	0.667
73 Robert Carson, L ERA: 7.5	(4, 1)	1.0		5	1	2	2	1	1	0	0	0	0	1	6	10	18.00	2.000
60 Darin Gorski, L ERA: 7.5	(5, 1)	1.0		4	1	0	0	0	0	0	0	0	0	0	4	4	0.00	1.000
34 Brandon Lyon, R ERA: 2.45	(6, 1)	1.0		4	0	0	0	1	0	0	0	0	0	0	5	6	0.00	0.000
36 Collin McHugh, R ERA: 9.64	(7, 1)	1.0		4	1	1	1	0	0	0	0	0	2	0	4	6	9.00	1.000
50 Scott Atchison, R ERA: 4.15	(8, 1)	1.0		6	2	2	2	1	0	0	1	0	0	0	0	0	18.00	2.000
39 Bobby Parnell, R ERA:	(9, 1)	1.0		6	2	1	0	1	0	0	0	0	0	0	9	9	0.00	2.000

Houston Astros @ New York Mets

Sat Mar 09 2013, 1:11 PM - 4:17 PM EST
Att. 4,224 - Partly Cloudy - 72 F
Tradition Field, Port St. Lucie, FL

livebaseballscorecards.com

BOTTOM

Batter	1	2	3	4	5	6	7	8	9	AB	R	H	RBI	BB	SO	LOB
6 Marlon Byrd, R (1, 9) OBP: 0.381, SLG: 0.550 80 Jamie Hoffmann, R (5, PH) OBP: 0.158, SLG: 0.278 (6, 9)	F8		29 1B 2B	G1-3 1-2 2-3	K			F7		3 2	1 0	1 0	0 0	0 0	0 1	2 1
Justin Turner, R (1, 4) OBP: 0.333, SLG: 0.316 64 Reese Havens, L (6, 4) OBP: 0.231, SLG: 0.091	G6-3		F8	SF7 2-H 3-H		K		G4-3		2 2	0 0	0 0	1 0	0 0	0 1	1 0
29 Ike Davis, L (1, 3) OBP: 0.478, SLG: 0.632 19 Zach Lutz, R (6, 3) OBP: 0.391, SLG: 0.368	BB 21 S 21 1B		2-H 21 2B 1B	21 1B 44 1B 1B		G4-3		F8		2 2	3 0	2 0	1 0	1 0	0 0	0 0
21 Lucas Duda, L (1, 7) OBP: 0.273, SLG: 0.500 23 Mike Baxter, L (6, 7) OBP: 0.208, SLG: 0.100	1-H 1B		1-H 44 2B 2B	44 1B 1-2 1B		G4-3				3 1	1 0	3 0	2 0	0 0	0 0	0 0
44 John Buck, R (1, 2) OBP: 0.333, SLG: 0.688 22 Landon Powell, S (7, 2) OBP: 0.286, SLG: 0.231	K		2-H 2B	1-2 2-H 1B			G3			3 1	0 0	2 0	2 0	0 0	1 0	1 0
68 Matthew den Dekker, L (1, 8) OBP: 0.250, SLG: 0.348 63 Juan Lagares, R (7, 8) OBP: 0.167, SLG: 0.250	G4-3		K	G3-4-1			K			3 1	0 0	0 0	0 0	0 0	1 1	3 0
20 Anthony Recker, R (1, 10) OBP: 0.500, SLG: 0.909	K			11 1B 2B	K		BB 3 2B			3	2	1	0	1	2	0
11 Rubén Tejada, R (1, 6) OBP: 0.278, SLG: 0.375 3 Omar Quintanilla, L (6, 6) OBP: 0.474, SLG: 0.667	G5-3			6 G1-3 61 1B SF7 2-H 1B	BB 61 G5-3		1-H 2B			2 1	1 0	1 1	1 1	1 0	0 0	0 0
61 Wilmer Flores, R (1, 5) OBP: 0.133, SLG: 0.133			G5-3	6 G1-3 1-2 E 1B	G5-3 1-2		F8			4	1	1	0	0	0	2
Inning Stats	R: 1 E: 0 K: 1 S: 7 H: 1 LOB: 1 BB: 1 P: 11	R: 0 E: 0 K: 1 S: 5 H: 0 LOB: 0 BB: 0 P: 5	R: 3 E: 0 K: 1 S: 9 H: 4 LOB: 1 BB: 0 P: 9	R: 4 E: 1 K: 0 S: 9 H: 6 LOB: 2 BB: 0 P: 9	R: 0 E: 0 K: 2 S: 7 H: 0 LOB: 1 BB: 1 P: 11	R: 0 E: 0 K: 1 S: 5 H: 0 LOB: 0 BB: 0 P: 5	R: 1 E: 0 K: 1 S: 6 H: 1 LOB: 1 BB: 1 P: 10	R: 0 E: 0 K: 0 S: 3 H: 0 LOB: 0 BB: 0 P: 3		1B: 7 2B: 5 3B: 0 HR: 0 SF: 1 SAC: 0 DP: 0 HBP: 0					WP: 0 PB: 0 SB: 1 CS: 0	PA: 39

	AB	35
	R	9
	H	12
	RBI	8
	BB	3
	SO	7
	LOB	10

PITCHER		IP	WLS	BF	H	R	ER	SO	BB	IBB	HBP	BLK	WP	HR	S	P	ERA	WHIP
36 Alex White, R ERA: 8.53	(1, 1)	2.2	L	14	5	4	4	2	1	0	0	0	0	0	18	22	13.50	2.250
66 Kevin Chapman, L ERA: 8.1	(3, 1)	1.0		6	3	3	3	1	0	0	0	0	0	0	8	8	27.00	3.000
99 Rudy Owens, L ERA: 6.0	(4, 1)	0.1		4	3	1	1	0	0	0	0	0	0	0	4	4	27.00	9.000
80 Chia-Jen Lo, R ERA:	(5, 1)	1.0		4	0	0	0	2	1	0	0	0	0	0	7	11	0.00	1.000
31 Edgar Gonzalez, R ERA: 2.57	(6, 1)	3.0		11	1	1	1	2	1	0	0	0	0	0	14	18	3.00	0.667

PITCHER	IP	WLS	BF	H	R	ER	SO	BB	IBB	HBP	BLK	WP	HR	S	P	ERA	WHIP

Batter	1	2	3	4	5	6	7	8	9	AB	R	H	RBI	BB	SO	LOB
6 Marlon Byrd, R (1, 9) OBP: 0.333, SLG: 0.478	G6-3		G5-3		F9			16 G6-4-3, 3-H, 1B		3	0	0	0	0	0	2
1 Jordany Valdespin, L (5, 9) OBP: 0.385, SLG: 0.600										1	0	1	1	0	0	0
Justin Turner, R (1, 4) OBP: 0.375, SLG: 0.333	1B			BBBB, 4 G6-4-3, BB		G4-3		1-2f, G6-4-3		2	0	1	0	1	0	0
16 Brian Bixler, R (6, 4) OBP: 0.476, SLG: 0.467										1	0	0	0	0	0	1
4 Collin Cowgill, R (1, 8) OBP: 0.483, SLG: 0.625	F9			1-2f, G6-4-3		F8			BBBB, 23 80 2B, BB	3	1	0	0	1	0	2
21 Lucas Duda, L (1, 10) OBP: 0.280, SLG: 0.480	F7			1B		G3			BBBB, 80 2B, 1-2, BB	3	0	1	0	0	0	1
23 Mike Baxter, L (9, PH) OBP: 0.240, SLG: 0.100 (9, 10)										0	1	0	0	1	0	0
77 Andrew Brown, R (1, 7) OBP: 0.160, SLG: 0.208		G4-3		G5-3			SSS, K		1-H, 2-H, 2B	3	0	0	0	0	1	1
80 Jamie Hoffmann, R (7, 7) OBP: 0.200, SLG: 0.368										1	0	1	2	0	0	0
12 Brandon Hicks, R (1, 5) OBP: 0.296, SLG: 0.238		SSS, K			G6-3		SSC, K		L7	4	0	0	0	0	2	0
19 Zach Lutz, R (1, 3) OBP: 0.370, SLG: 0.348		G5-3			22 BB, 1B		SSS, K		SSS, K	4	0	1	0	0	2	0
22 Landon Powell, S (1, 2) OBP: 0.375, SLG: 0.286			3 F7-6-4-3, 1B		BBBB, 1-2, BB			BBBB, 3 G3, 3 WP, 1 1B, BB		1	0	1	0	1	0	0
15 Travis d'Arnaud, R (6, 2) OBP: 0.474, SLG: 0.533										0	1	0	0	1	0	0
3 Omar Quintanilla, L (1, 6) OBP: 0.409, SLG: 0.556			F7-6-4-3, 1-1		F9			B, G3, 1-3		3	0	0	0	0	0	4
Inning Stats	R: 0 E: 0 K: 0 S: 4 H: 1 LOB: 1 BB: 0 P: 4	R: 0 E: 0 K: 1 S: 5 H: 0 LOB: 0 BB: 0 P: 5	R: 0 E: 0 K: 0 S: 3 H: 1 LOB: 0 BB: 0 P: 3	R: 0 E: 0 K: 0 S: 3 H: 1 LOB: 1 BB: 1 P: 7	R: 0 E: 0 K: 0 S: 4 H: 1 LOB: 2 BB: 1 P: 8	R: 0 E: 0 K: 0 S: 3 H: 0 LOB: 0 BB: 0 P: 3	R: 0 E: 0 K: 3 S: 9 H: 0 LOB: 0 BB: 0 P: 9	R: 1 E: 0 K: 0 S: 3 H: 1 LOB: 0 BB: 1 P: 8	R: 2 E: 0 K: 1 S: 5 H: 1 LOB: 0 BB: 2 P: 13	1B: 5 2B: 2 3B: 0 HR: 0 SF: 0 SAC: 0 DP: 3 HBP: 0							

TOP

New York Mets @ St. Louis Cardinals

Roger Dean Stadium, Jupiter, FL

Sun Mar 10 2013, 1:09 PM - 3:32 PM EDT

Att. 6,536 - Partly Cloudy - 76 F

livebaseballscorecards.com

AB	29
R	3
H	6
RBI	3
BB	5
SO	5
LOB	11

PITCHER		IP	WLS	BF	H	R	ER	SO	BB	IBB	HBP	BLK	WP	HR	S	P	ERA	WHIP	PITCHER	IP	WLS	BF	H	R	ER	SO	BB	IBB	HBP	BLK	WP	HR	S	P	ERA	WHIP
54 Jaime García, L ERA: 1.8	(1, 1)	5.0		19	4	0	0	1	2	0	0	0	0	0	19	27	0.00	1.200																	
76 John Gast, L ERA: 7.2	(6, 1)	1.0		3	0	0	0	0	0	0	0	0	0	0	3	3	0.00	0.000																	
26 Trevor Rosenthal, R ERA: 5.63	(7, 1)	1.0		3	0	0	0	3	0	0	0	0	0	0	9	9	0.00	0.000																	
44 Edward Mujica, R ERA: 9.0	(8, 1)	1.0	L	4	1	1	1	0	1	0	0	0	1	0	3	8	9.00	2.000																	
52 Eduardo Sanchez, R ERA: 4.26	(9, 1)	1.0		5	1	2	2	1	2	0	0	0	0	0	5	13	18.00	3.000																	

Batter	1	2	3	4	5	6	7	8	9	AB	R	H	RBI	BB	SO	LOB
33 Daniel Descalso, L (1, 5) OBP: 0.344, SLG: 0.516	G3		L8			K			G6-3	3	0	0	0	0	1	0
8 Ryan Jackson, R (7, 5) OBP: 0.211, SLG: 0.118										1	0	0	0	0	0	0
13 Matt Carpenter, L (1, 4) OBP: 0.469, SLG: 0.519	K			G4-3		K			1B	3	0	0	0	0	2	0
79 Kolten Wong, L (7, 4) OBP: 0.333, SLG: 0.611										1	0	1	0	0	0	0
21 Allen Craig, R (1, 3) OBP: 0.519, SLG: 0.571	G4-3			G1-3			G6-3		G4-3	3	0	0	0	0	0	0
92 Brock Peterson, R (8, 3)										0	0	0	0	0	0	0
96 James Ramsey, L (9, PH) OBP: 0.500, SLG: 0.333										1	0	0	0	0	0	1
53 Matt Adams, L (1, 10) OBP: 0.429, SLG: 0.654		F8		P6			G4-3			3	0	0	0	0	0	0
87 Oscar Taveras, L (1, 8) OBP: 0.342, SLG: 0.543		G3			43 G6-4-3 BB		G6-3			2	0	0	0	1	0	0
90 Anthony García, R (8, 9)										0	0	0	0	0	0	0
43 Shane Robinson, R (1, 9) OBP: 0.581, SLG: 1.000					G6-4-3 1-2f			G6-3		2	0	1	0	0	0	1
60 Justin Christian, R (8, 8) OBP: 0.259, SLG: 0.280	2B									1	0	0	0	0	0	0
32 Rob Johnson, R (1, 2) OBP: 0.238, SLG: 0.450	G5-3				56 S 1B			G5-3		3	0	1	0	0	0	1
56 Adron Chambers, L (1, 7) OBP: 0.325, SLG: 0.429			F7		G4-3 1-2			G3		3	0	0	0	0	0	1
16 Ronny Cedeno, R (1, 6) OBP: 0.269, SLG: 0.375			K			G6-3			G3	2	0	0	0	0	1	0
89 Greg Garcia, L (7, 6) OBP: 0.333, SLG: 0.167										1	0	0	0	0	0	0
Inning Stats	R: 0 E: 0 K: 1 S: 5 H: 0 LOB: 0 BB: 0 P: 5	R: 0 E: 0 K: 0 S: 4 H: 1 LOB: 1 BB: 0 P: 4	R: 0 E: 0 K: 1 S: 5 H: 0 LOB: 0 BB: 0 P: 5	R: 0 E: 0 K: 0 S: 3 H: 0 LOB: 0 BB: 0 P: 3	R: 0 E: 0 K: 0 S: 3 H: 1 LOB: 1 BB: 1 P: 8	R: 0 E: 0 K: 2 S: 7 H: 0 LOB: 0 BB: 0 P: 7	R: 0 E: 0 K: 0 S: 3 H: 0 LOB: 0 BB: 0 P: 3	R: 0 E: 0 K: 0 S: 3 H: 0 LOB: 0 BB: 0 P: 3	R: 0 E: 0 K: 0 S: 6 H: 1 LOB: 1 BB: 0 P: 6	1B: 2 2B: 1 3B: 0 HR: 0	SF: 0 SAC: 0 DP: 1 HBP: 0					

BOTTOM

New York Mets @ St. Louis Cardinals

Roger Dean Stadium, Jupiter, FL

Sun Mar 10 2013, 1:09 PM - 3:32 PM EDT

Att. 6,536 - Partly Cloudy - 76 F

livebaseballscorecards.com

AB	29
R	0
H	3
RBI	0
BB	1
SO	4
LOB	4

PITCHER		IP	WLS	BF	H	R	ER	SO	BB	IBB	HBP	BLK	WP	HR	S	P	ERA	WHIP
38 Shaun Marcum, R ERA: 4.76	(1, 1)	3.2		12	1	0	0	2	0	0	0	0	0	0	16	16	0.00	0.273
55 Pedro Feliciano, L ERA:	(4, 1)	0.1		2	0	0	0	0	1	0	0	0	0	0	1	5	0.00	3.000
50 Scott Atchison, R ERA: 3.38	(5, 1)	1.0		3	1	0	0	0	0	0	0	0	0	0	3	4	0.00	1.000
56 Scott Rice, L ERA: 4.5	(6, 1)	1.0		3	0	0	0	2	0	0	0	0	0	0	7	7	0.00	0.000
27 Jeurys Familia, R ERA: 3.6	(7, 1)	1.0	W	3	0	0	0	0	0	0	0	0	0	0	3	3	0.00	0.000

PITCHER		IP	WLS	BF	H	R	ER	SO	BB	IBB	HBP	BLK	WP	HR	S	P	ERA	WHIP
46 Greg Burke, R ERA: 6.0	(8, 1)	1.0	H	3	0	0	0	0	0	0	0	0	0	0	3	3	0.00	0.000
52 Carlos Torres, R ERA: 8.31	(9, 1)	1.0	S	4	1	0	0	0	0	0	0	0	0	0	6	6	0.00	1.000

WP: 0	PA: 30
PB: 0	
SB: 1	
CS: 0	

New York Mets @ Detroit Tigers

Joker Marchant Stadium, Lakeland, FL

Mon Mar 11 2013, 1:09 PM - 4:16 PM EDT

Att. 7,569 - Partly Cloudy - 75 F

livebaseballscorecards.com

Batter	1	2	3	4	5	6	7	8	9	AB	R	H	RBI	BB	SO	LOB
1 Jordany Valdespin, L (1, 4) OBP: 0.414, SLG: 0.704 16 Brian Bixler, R (5, PR) OBP: 0.542, SLG: 0.722 (5, 4)	HR	G4-3			11 BB; 29 1B; HBP	1B		HR	1B	2 3	1 2	1 3	1 2	0 0	0 0	0 0
11 Rubén Tejada, R (1, 6) OBP: 0.304, SLG: 0.316 3 Omar Quintanilla, L (8, 6) OBP: 0.391, SLG: 0.526	F8		29 G3-6-1; HBP		29 1B; BB	G1-3		G6-3	K	3 1	0 0	0 0	0 0	0 0	1 0	1 1
29 Ike Davis, L (1, 3) OBP: 0.462, SLG: 0.591 76 Josh Satin, R (6, 3) OBP: 0.769, SLG: 0.875	P6		G3-6-1; 1-2f		1B		19 1B; 80 1B; BB	20 1B; 19 BB; BB		3 0	0 1	1 0	2 0	0 2	0 0	1 0
21 Lucas Duda, L (1, 7) OBP: 0.286, SLG: 0.444 19 Zach Lutz, R (6, 7) OBP: 0.414, SLG: 0.375	BB	F8			K		20 1B; 80 1B; 68 1B; 1B	20 1B; BB		2 1	0 1	0 1	0 0	1 1	1 0	2 0
23 Mike Baxter, L (1, 9) OBP: 0.250, SLG: 0.130 80 Jamie Hoffmann, R (6, 9) OBP: 0.227, SLG: 0.381	P3			15 CS; 1B	F9		20 1B; 68 1B; 1B	F8		3 2	0 1	1 1	0 1	0 0	0 0	3 2
44 John Buck, R (1, 2) OBP: 0.381, SLG: 0.789 20 Anthony Recker, R (6, 2) OBP: 0.571, SLG: 0.923		15 F8; 12 BLK; 2B		K	15 WP; 12 E; 2B		68 1B; 1B	1B	1B	3 2	2 0	2 2	0 0	0 0	1 0	1 0
15 Travis d'Arnaud, R (1, 10) OBP: 0.375, SLG: 0.400		F8		F8	G5-3	L6		F9		5	0	0	0	0	0	9
68 Matthew den Dekker, L (1, 8) OBP: 0.250, SLG: 0.333 4 Collin Cowgill, R (8, 8) OBP: 0.500, SLG: 0.640		K			K	G3			61 G6-4-3; 1B	4 1	0 0	1 1	2 0	0 0	2 0	2 0
12 Brandon Hicks, R (1, 5) OBP: 0.333, SLG: 0.391 61 Wilmer Flores, R (6, 5) OBP: 0.118, SLG: 0.118		HR			11 BB; 1 HBP; 29 1B; BB	E9; 16 1B	F7		G6-4-3	2 2	3 0	1 0	1 0	1 0	0 0	0 2

	AB	39
	R	11
	H	15
	RBI	9
	BB	6
	SO	5
	LOB	24

Inning Stats	1	2	3	4	5	6	7	8	9	1B: 10	SF: 0	WP: 1	PA: 47
	R: 1 H: 1 E: 0 LOB: 1 K: 0 BB: 1 S: 5 P: 10	R: 2 H: 2 E: 0 LOB: 0 K: 1 BB: 0 S: 8 P: 8	R: 0 H: 0 E: 0 LOB: 0 K: 0 BB: 0 S: 2 P: 4	R: 0 H: 1 E: 0 LOB: 0 K: 1 BB: 0 S: 5 P: 6	R: 2 H: 1 E: 0 LOB: 2 K: 2 BB: 2 S: 8 P: 18	R: 2 H: 2 E: 1 LOB: 1 K: 0 BB: 0 S: 6 P: 7	R: 3 H: 4 E: 0 LOB: 1 K: 0 BB: 1 S: 6 P: 10	R: 1 H: 2 E: 0 LOB: 3 K: 0 BB: 2 S: 5 P: 14	R: 0 H: 2 E: 0 LOB: 1 K: 1 BB: 0 S: 6 P: 6	2B: 2 SAC: 0 3B: 0 DP: 2 HR: 3 HBP: 2		PB: 0 SB: 0 CS: 1	

PITCHER		IP	WLS	BF	H	R	ER	SO	BB	IBB	HBP	BLK	WP	HR	S	P	ERA	WHIP
35 Justin Verlander, R ERA: 4.05	(1, 1)	4.1	L	19	4	5	5	3	2	0	2	1	0	2	23	37	10.38	1.385
73 Kenny Faulk, L ERA:	(5, 1)	0.2		4	1	0	0	1	1	0	0	0	0	0	5	9	0.00	3.000
31 Kyle Lobstein, L ERA: 6.23	(6, 1)	1.0		6	2	2	0	0	0	0	0	0	1	0	6	7	0.00	2.000
40 Phil Coke, L ERA: 4.5	(7, 1)	1.0		7	4	3	3	0	1	0	0	0	0	0	6	10	27.00	5.000
63 Trevor Bell, R ERA: 5.4	(8, 1)	1.0		7	2	1	1	0	2	0	0	0	0	1	5	14	9.00	4.000

PITCHER		IP	WLS	BF	H	R	ER	SO	BB	IBB	HBP	BLK	WP	HR	S	P	ERA	WHIP
43 Bruce Rondón, R ERA: 4.76	(9, 1)	1.0		4	2	0	0	1	0	0	0	0	0	0	6	6	0.00	2.000

New York Mets @ Detroit Tigers

Joker Marchant Stadium, Lakeland, FL

Mon Mar 11 2013, 1:09 PM - 4:16 PM EDT

Att. 7,569 - Partly Cloudy - 75 F

BOTTOM

Batter	1	2	3	4	5	6	7	8	9	AB	R	H	RBI	BB	SO	LOB
14 Austin Jackson, R (1, 8) OBP: 0.289, SLG: 0.303 52 Quintin Berry, L (6, 8) OBP: 0.286, SLG: 0.286	G3		G4-3 1-2		F8		G4-3			3 1	0 0	0 0	0 0	0 0	0 0	1 0
48 Torii Hunter, R (1, 10) OBP: 0.243, SLG: 0.314 79 Nick Castellanos, R (8, PH) OBP: 0.542, SLG: 0.632 (9, 10)	F8		E4 2-3		1B			F9		3 1	0 0	1 0	0 0	0 0	0 0	1 0
34 Avisaíl García, R (1, 9) OBP: 0.281, SLG: 0.367 26 Brennan Boesch, L (6, 9) OBP: 0.231, SLG: 0.167	G5-3		G5-3		G1-3			55 G6-3 1B		3 1	0 0	0 1	0 0	0 0	0 0	3 0
28 Prince Fielder, L (1, 3) OBP: 0.452, SLG: 0.560 55 Brayan Peña, S (6, 3) OBP: 0.238, SLG: 0.450		BBBB 68 CS BB		P2		G3		G6-3 1-2f		1 2	0 0	0 0	0 0	1 0	0 0	0 1
68 Matt Tuiasosopo, R (1, 5) OBP: 0.333, SLG: 0.348		BBBB 46 FC6-4 1-2 BB		2B		1B			G6-3	3	0	2	0	1	0	0
46 Jeff Kobernus, R (1, 7) OBP: 0.341, SLG: 0.378		FC6-4 1-2f		F9		F9			BBBB 70 G5-3 18 1B BB	3	0	0	0	1	0	3
39 Ramon Santiago, S (1, 4) 18 Hernán Pérez, R (6, 4) OBP: 0.375, SLG: 0.357		F9		BBBB BB		G6-3			1-2 1B	1 2	0 0	0 1	0 0	1 0	0 0	1 1
29 Danny Worth, R (1, 6) OBP: 0.500, SLG: 0.591 70 Argenis Diaz, R (6, 6) OBP: 0.391, SLG: 0.350			BBBB 48 E 14 G4-3 BB	P3			SSS K		2-3f	1 2	0 0	0 0	0 0	1 0	0 1	2 2
50 Bryan Holaday, R (1, 2) OBP: 0.313, SLG: 0.357			F9		F7		G6-3			3	0	0	0	0	0	1

Inning Stats	1	2	3	4	5	6	7	8	9
	R: 0 E: 0 K: 0 S: 3	H: 0 LOB: 0 BB: 0 P: 3	R: 0 E: 0 K: 0 S: 2	H: 0 LOB: 1 BB: 2 P: 10	R: 0 E: 1 K: 0 S: 4	H: 0 LOB: 2 BB: 1 P: 8	R: 0 E: 0 K: 0 S: 4	H: 1 LOB: 2 BB: 1 P: 8	R: 0 E: 0 K: 0 S: 4	H: 1 LOB: 1 BB: 0 P: 4	R: 0 E: 0 K: 1 S: 5	H: 0 LOB: 0 BB: 0 P: 5	R: 0 E: 0 K: 0 S: 3	H: 1 LOB: 0 BB: 0 P: 3	R: 0 E: 0 K: 0 S: 3	H: 1 LOB: 1 BB: 1 P: 7

	1B	SF	WP	PA
	4	0	0	35
2B:	1	SAC: 0	PB: 0	
3B:	0	DP: 2	SB: 0	
HR:	0	HBP: 0	CS: 1	

livebaseballscorecards.com

AB	30
R	0
H	5
RBI	0
BB	5
SO	1
LOB	16

PITCHER	IP	WLS	BF	H	R	ER	SO	BB	IBB	HBP	BLK	WP	HR	S	P	ERA	WHIP
49 Jonathon Niese, L (1, 1) ERA:	4.2	W	19	1	0	0	0	4	0	0	0	0	0	15	31	0.00	1.071
46 Greg Burke, R (5, 1) ERA: 5.68	0.1		2	1	0	0	0	0	0	0	0	0	0	2	2	0.00	3.000
32 Jenrry Mejia, R (6, 1) ERA: 18.0	1.0		4	1	0	0	0	0	0	0	0	0	0	4	4	0.00	1.000
27 Jeurys Familia, R (7, 1) ERA: 3.0	1.0		3	0	0	0	1	0	0	0	0	0	0	5	5	0.00	0.000
47 Aaron Laffey, L (8, 1) ERA:	2.0		7	2	0	0	0	1	0	0	0	0	0	6	10	0.00	1.500

PITCHER	IP	WLS	BF	H	R	ER	SO	BB	IBB	HBP	BLK	WP	HR	S	P	ERA	WHIP

Batter	1	2	3	4	5	6	7	8	9	AB	R	H	RBI	BB	SO	LOB
4 Collin Cowgill, R (1, 8) OBP: 0.471, SLG: 0.690	P4	K			K		HR		G3	4	1	1	1	0	2	1
68 Matthew den Dekker, L (7, 8) OBP: 0.241, SLG: 0.321										1	0	0	0	0	0	0
Justin Turner, R (1, 5) OBP: 0.333, SLG: 0.292	K		F9		F8		K		L9	3	0	0	0	0	1	1
73 Robert Carson, L (5, 1)										0	0	0	0	0	0	0
22 Landon Powell, S (6, 2) OBP: 0.333, SLG: 0.250										2	0	0	0	0	1	0
29 Ike Davis, L (1, 3) OBP: 0.500, SLG: 0.600	21 BB, 6 1B, 15 E, 1B		G4-3		1-2, 6 1B, BB		1B			3	1	2	0	1	0	0
39 Bobby Parnell, R (7, 1)										0	0	0	0	0	0	0
77 Andrew Brown, R (8, 7) OBP: 0.160, SLG: 0.208										0	0	0	0	0	0	0
6 Marlon Byrd, R (1, 9) OBP: 0.357, SLG: 0.481	1-2, 21 BB, 15 E, 1B		K		1-2, 2-H, 1B		G5-3			4	1	2	1	0	1	1
76 Josh Satin, R (7, 3) OBP: 0.769, SLG: 0.875										0	0	0	0	0	0	0
21 Lucas Duda, L (1, 7) OBP: 0.281, SLG: 0.400	1-2, 2-3, 15 E, BB			K	G3-1			G4-3		3	0	0	0	1	1	2
52 Carlos Torres, R (8, 1)										0	0	0	0	0	0	0
15 Travis d'Arnaud, R (1, 2) OBP: 0.333, SLG: 0.348	E3 1-2, 2-H, 3-H			L5		F7		F7		3	0	0	0	0	0	1
30 LaTroy Hawkins, R (6, 1)										0	0	0	0	0	0	0
80 Jamie Hoffmann, R (7, 9) OBP: 0.217, SLG: 0.364										1	0	0	0	0	0	0
3 Omar Quintanilla, L (1, 6) OBP: 0.385, SLG: 0.500	G4-3			1B		K		K		3	0	1	0	0	1	2
12 Brandon Hicks, R (7, 6) OBP: 0.323, SLG: 0.375										1	0	0	0	0	1	0
16 Brian Bixler, R (1, 4) OBP: 0.500, SLG: 0.727		G6-3		F9		G6-3			61 G4-3, 3B	4	1	1	0	0	0	1
33 Matt Harvey, R (1, 1)		K			29 BB, 6 1B, 1B		F7		G4-3 3-H	1	0	0	0	0	1	0
61 Wilmer Flores, R (5, PH) OBP: 0.150, SLG: 0.150										3	1	1	1	0	0	0
(5, 5)																
Inning Stats	R: 2 E: 1 K: 1 S: 8 H: 2 LOB: 2 BB: 1 P: 12	R: 0 E: 0 K: 2 S: 7 H: 0 LOB: 0 BB: 0 P: 7	R: 0 E: 0 K: 1 S: 5 H: 0 LOB: 0 BB: 0 P: 5	R: 0 E: 0 K: 1 S: 6 H: 1 LOB: 1 BB: 0 P: 6	R: 1 E: 0 K: 1 S: 7 H: 2 LOB: 2 BB: 1 P: 11	R: 0 E: 0 K: 1 S: 5 H: 0 LOB: 0 BB: 0 P: 5	R: 1 E: 0 K: 1 S: 7 H: 2 LOB: 1 BB: 0 P: 9	R: 0 E: 0 K: 1 S: 5 H: 0 LOB: 0 BB: 0 P: 5	R: 1 E: 0 K: 0 S: 4 H: 1 LOB: 0 BB: 0 P: 4	1B: 6 2B: 0 3B: 1 HR: 1 SF: 0 SAC: 0 DP: 0 HBP: 0							

TOP

New York Mets @ Washington Nationals

Space Coast Stadium, Viera, FL

Wed Mar 13 2013, 1:08 PM - 3:46 PM EDT

Att. 3,908 - Sunny - 65 F

livebaseballscorecards.com

AB	36
R	5
H	8
RBI	3
BB	2
SO	9
LOB	9

PITCHER		IP	WLS	BF	H	R	ER	SO	BB	IBB	HBP	BLK	WP	HR	S	P	ERA	WHIP
27 Jordan Zimmermann, R ERA: 7.9	(1, 1)	4.2		21	4	3	1	6	2	0	0	0	0	0	31	39	1.93	1.286
35 Craig Stammen, R ERA: 5.0	(5, 1)	1.1	B	5	1	0	0	1	0	0	0	0	0	0	7	7	0.00	0.750
22 Drew Storen, R ERA: 3.0	(7, 1)	1.0	W	5	2	1	1	1	0	0	0	0	0	1	7	9	9.00	2.000
52 Ryan Mattheus, R ERA: 2.57	(8, 1)	1.0	H	3	0	0	0	1	0	0	0	0	0	0	5	5	0.00	0.000
39 Jeremy Accardo, R ERA: 4.5	(9, 1)	1.0		4	1	1	1	0	0	0	0	0	0	0	4	4	9.00	1.000

PITCHER	IP	WLS	BF	H	R	ER	SO	BB	IBB	HBP	BLK	WP	HR	S	P	ERA	WHIP

WP: 0 PB: 0 SB: 0 CS: 0 PA: 38

BOTTOM

New York Mets @ Washington Nationals

Space Coast Stadium, Viera, FL

Wed Mar 13 2013, 1:08 PM - 3:46 PM EDT

Att. 3,908 - Sunny - 65 F

livebaseballscorecards.com

Batter	1	2	3	4	5	6	7	8	9	AB	R	H	RBI	BB	SO	LOB
2 Denard Span, L (1, 8) OBP: 0.344, SLG: 0.240	B B B B 4-0 28 E 34 HR BB	X 0-0 28 E 1B			X 0-0 ② F7		B B B B 4-0 12 1B 34 1B 1-2 BB	X 0-0 ③ FC6-4 1-2f		3	2	1	0	2	0	1
28 Jayson Werth, R (1, 9) OBP: 0.227, SLG: 0.227 12 Tyler Moore, R (7, 9) OBP: 0.263, SLG: 0.395	X 0-0 FC5 34 HR 1-2	1 SAFE X 0-0 ③ G5-3 1-2			X 0-0 ③ L6	X	X 0-0 34 1B 34 E 1-3 2-H 1B			3 1	1 1	0 1	0 1	0 0	0 0	2 0
34 Bryce Harper, L (1, 7) OBP: 0.459, SLG: 0.806	B S C X 1-2 1-H 2-H HR	S S S 0-3 ① K				X 0-0 ① G4-3	X 0-0 E7 11 1B 1-H 3-H 1B			4	2	2	4	0	1	0
11 Ryan Zimmerman, R (1, 10) OBP: 0.474, SLG: 0.684	S S S 0-3 ① K	X 0-0 ② G6-3				X 0-0 25 FC1-6 1B	X 0-0 2-H 1B			4	0	2	1	0	1	0
25 Adam LaRoche, L (1, 3) OBP: 0.238, SLG: 0.111 1 Steve Lombardozzi, S (7, 5) OBP: 0.211, SLG: 0.243	X 0-0 8 FC4-6 1B	S S S 0-3 ③ K				X 0-0 ② FC1-6 1-2f	X 0-0 ③ G4-3			3 1	0 0	1 0	0 0	0 0	1 0	1 1
20 Ian Desmond, R (1, 6) OBP: 0.281, SLG: 0.355	X 0-0 ② F8		S S S 0-3 ① K			X 0-0 ③ F9		X 0-0 ① F8		4	0	0	0	0	1	2
8 Danny Espinosa, S (1, 4) OBP: 0.385, SLG: 0.417	X 0-0 ③ FC4-6 1-2f		S S S 0-3 ② K				X 0-0 2 BB 12 1B 1B	X 0-0 24 1B 2B		4	2	2	0	0	1	1
40 Wilson Ramos, R (1, 2) OBP: 0.273, SLG: 0.364 24 Kurt Suzuki, R (6, 2) OBP: 0.381, SLG: 0.389		X 0-0 ① G1-3		X 0-0 ③ G4-3			X 0-0 ① F9	X 0-0 2 FC6-4 2-H 1B		2 2	0 0	0 1	0 1	0 0	0 0	0 1
18 Chad Tracy, L (1, 5) OBP: 0.207, SLG: 0.407 (7, 3)		S S S 0-3 ② K			X 0-0 ① P3		X 0-0 ② P5	X 0-0 ② F9		4	0	0	0	0	1	2
Inning Stats	R: 3 E: 1 K: 1 S: 10 H: 2 LOB: 1 BB: 1 P: 15	R: 0 E: 1 K: 1 S: 6 H: 1 LOB: 1 BB: 0 P: 6	R: 0 E: 0 K: 2 S: 7 H: 0 LOB: 0 BB: 0 P: 7	R: 0 E: 0 K: 2 S: 7 H: 0 LOB: 0 BB: 0 P: 7	R: 0 E: 0 K: 0 S: 3 H: 0 LOB: 0 BB: 0 P: 3	R: 0 E: 0 K: 0 S: 4 H: 1 LOB: 1 BB: 0 P: 4	R: 4 E: 1 K: 0 S: 7 H: 4 LOB: 1 BB: 1 P: 11	R: 1 E: 0 K: 0 S: 5 H: 2 LOB: 1 BB: 0 P: 5		1B: 8 2B: 1 3B: 0 HR: 1	SF: 0 SAC: 0 DP: 0 HBP: 0			WP: 0 PB: 0 SB: 0 CS: 0	PA: 37		

	AB	35
	R	8
	H	10
	RBI	7
	BB	2
	SO	6
	LOB	11

PITCHER		IP	WLS	BF	H	R	ER	SO	BB	IBB	HBP	BLK	WP	HR	S	P	ERA	WHIP
33 Matt Harvey, R ERA: 2.77	(1, 1)	4.0		17	3	3	2	6	1	0	0	0	0	1	30	35	4.50	1.000
73 Robert Carson, L ERA: 6.43	(5, 1)	1.0		3	0	0	0	0	0	0	0	0	0	0	3	3	0.00	0.000
30 LaTroy Hawkins, R ERA:	(6, 1)	1.0		4	1	0	0	0	0	0	0	0	0	0	4	4	0.00	1.000
39 Bobby Parnell, R ERA: 3.86	(7, 1)	1.0	L	8	4	4	3	0	1	0	0	0	0	0	7	11	27.00	5.000
52 Carlos Torres, R ERA: 8.44	(8, 1)	1.0		5	2	1	1	0	0	0	0	0	0	0	5	5	9.00	2.000

PITCHER	IP	WLS	BF	H	R	ER	SO	BB	IBB	HBP	BLK	WP	HR	S	P	ERA	WHIP

Detroit Tigers @ New York Mets

Tradition Field, Port St. Lucie, FL

Thu Mar 14 2013, 1:10 PM - 4:18 PM EDT

Att. 6,634 - Sunny - 65 F

TOP

livebaseballscorecards.com

Batter	1	2	3	4	5	6	7	8	9	AB	R	H	RBI	BB	SO	LOB
52 Quintin Berry, L (1, 8) OBP: 0.235, SLG: 0.188	F7	24 WP 12 WP 24 1B 1B	G1-3		P6		FC3-6 1-2f			5	1	1	0	0	0	2
72 Tyler Collins, L (7, PR) (7, 9) OBP: 0.423, SLG: 0.760										0	0	0	0	0	0	0
12 Andy Dirks, L (1, 7) OBP: 0.371, SLG: 0.452	BBBB 41 WP 41 S 13 BB BB	BBBB 24 WP 24 1B BB 1-2		F8	CCC K		SSS K			2	2	0	0	2	1	0
46 Jeff Kobernus, R (5, 7) (9, 8) OBP: 0.326, SLG: 0.359										1	0	0	0	0	1	1
24 Miguel Cabrera, R (1, 5) OBP: 0.346, SLG: 0.720	P4	BX 41 G1 68 HR 1B 1-H 2-H		41 1B 68 2B 1B	F8			41 G6-4-3 1B		4	2	2	2	0	0	1
67 Kevin Russo, R (5, 5) OBP: 0.333, SLG: 0.577										1	0	1	0	0	0	0
41 Victor Martinez, S (1, 10) OBP: 0.325, SLG: 0.314	BBBB 13 BB 68 HBP 34 HBP BB 1-3	G1 1-2		68 2B 13 SF9 1B 1-2		1B		G6-4-3 1-2f		4	2	2	0	1	0	2
68 Matt Tuiasosopo, R (1, 3) OBP: 0.375, SLG: 0.519	H 34 HBP 13 BB HBP 1-2	BBBCX HR 2-H		34 E 4 1B 2B 1-3 2-H		SSS K		SSS K		4	2	2	3	0	2	1
13 Alex Avila, L (1, 2) OBP: 0.405, SLG: 0.367	BBBB 34 HBP BB 1-2 2-3 3-H	F7		SF9 3-H		F8			F7	2	0	0	2	1	0	1
50 Bryan Holaday, R (6, 2) OBP: 0.294, SLG: 0.333										1	0	0	0	0	0	0
34 Avisaíl García, R (1, 9) OBP: 0.278, SLG: 0.333	H 1-2 2-3 3-H HBP		G6-3	E5 4 1B 2-3		SSS K			E6	3	0	0	1	0	1	2
79 Nick Castellanos, R (9, PH) (9, 7) OBP: 0.500, SLG: 0.571										1	0	0	0	0	0	0
4 Omar Infante, R (1, 4) OBP: 0.364, SLG: 0.444	F8		29 F8 29 S 1B	1-3 3-H 1B			F8		K	4	0	2	1	0	0	3
18 Hernán Pérez, R (7, 4) OBP: 0.353, SLG: 0.333										1	0	0	0	0	1	1
29 Danny Worth, R (1, 6) OBP: 0.455, SLG: 0.519		F8	B F8 1-3	P6			52 FC3-6 1B		F7	4	0	1	0	0	0	3
70 Argenis Diaz, R (9, PH) (9, 6) OBP: 0.360, SLG: 0.318										1	0	0	0	0	0	1

	AB	38
	R	9
	H	11
	RBI	9
	BB	4
	SO	6
	LOB	18

Inning Stats																								
	R: 2	H: 0	R: 4	H: 3	R: 0	H: 1	R: 3	H: 4	R: 0	H: 0	R: 0	H: 1	R: 0	H: 1	R: 0	H: 1	R: 0	H: 0	1B: 9	SF: 1	WP: 3	PA: 45
	E: 0	LOB: 3	E: 0	LOB: 0	E: 0	LOB: 1	E: 1	LOB: 2	E: 0	LOB: 0	E: 0	LOB: 1	E: 0	LOB: 1	E: 0	LOB: 0	E: 1	LOB: 1	2B: 1	SAC: 0	PB: 0	
	K: 0	BB: 3	K: 0	BB: 1	K: 0	BB: 0	K: 0	BB: 0	K: 1	BB: 0	K: 2	BB: 0	K: 1	BB: 0	K: 1	BB: 0	K: 1	BB: 0	3B: 0	DP: 1	SB: 2	
	S: 3	P: 17	S: 7	P: 15	S: 4	P: 5	S: 8	P: 8	S: 5	P: 5	S: 8	P: 8	S: 6	P: 6	S: 5	P: 5	S: 6	P: 6	HR: 1	HBP: 2	CS: 0	

PITCHER		IP	WLS	BF	H	R	ER	SO	BB	IBB	HBP	BLK	WP	HR	S	P	ERA	WHIP
35 Dillon Gee, R ERA: 7.0	(1, 1)	2.0	L	15	3	6	6	0	4	0	2	0	3	1	10	32	27.00	3.500
30 LaTroy Hawkins, R ERA:	(3, 1)	1.0		4	1	0	0	0	0	0	0	0	0	0	4	5	0.00	1.000
66 Josh Edgin, L ERA: 4.7	(4, 1)	1.2		10	4	3	2	1	0	0	0	0	0	0	12	12	10.80	2.400
46 Greg Burke, R ERA: 4.7	(5, 1)	1.1		5	1	0	0	2	0	0	0	0	0	0	9	9	0.00	0.750
55 Pedro Feliciano, L ERA:	(7, 1)	1.0		4	1	0	0	1	0	0	0	0	0	0	6	6	0.00	1.000

PITCHER		IP	WLS	BF	H	R	ER	SO	BB	IBB	HBP	BLK	WP	HR	S	P	ERA	WHIP
56 Scott Rice, L ERA: 3.86	(8, 1)	1.0		3	1	0	0	1	0	0	0	0	0	0	5	5	0.00	1.000
73 Robert Carson, L ERA: 5.63	(9, 1)	1.0		4	0	0	0	1	0	0	0	0	0	0	6	6	0.00	0.000

Detroit Tigers @ New York Mets

Tradition Field, Port St. Lucie, FL

Thu Mar 14 2013, 1:10 PM - 4:18 PM EDT

Att. 6,634 - Sunny - 65 F

BOTTOM

Batter	1	2	3	4	5	6	7	8	9	AB	R	H	RBI	BB	SO	LOB
1 Jordany Valdespin, L (1, 7) OBP: 0.406, SLG: 0.667	0-0 29 G3-1 G5-3 1B		0-0 ① G3		0-0 ② FC1-6 FC6-4 1-2f		0-0 ③ F7		0-0 ③ F9	3	0	1	0	0	0	1
80 Jamie Hoffmann, R (6, 7) OBP: 0.200, SLG: 0.333 (7, 9)										2	0	0	0	0	0	0
Justin Turner, R (1, 4) OBP: 0.300, SLG: 0.259	0-0 ① G5-3 1-2		0-0 ② L1		0-0 ③ FC6-4 1-2f			0-0 ① F9		3	0	0	0	0	0	2
61 Wilmer Flores, R (6, 4) OBP: 0.143, SLG: 0.143										1	0	0	0	0	0	0
29 Ike Davis, L (1, 3) OBP: 0.455, SLG: 0.536	0-0 ② G3-1 2-3		0-0 ③ F9			0-0 ① F8		BBBB 4-0 19 BB 77 1B BB		3	0	0	0	0	0	1
76 Josh Satin, R (7, 3) OBP: 0.786, SLG: 0.875										0	0	0	0	1	0	0
6 Marlon Byrd, R (1, 10) OBP: 0.367, SLG: 0.464	0-0 ③ F7			BBBB 4-0 BB		0-0 ② G4-3		0-0 19 BB 1-2 1B		1	0	0	0	1	0	1
77 Andrew Brown, R (4, PR) OBP: 0.185, SLG: 0.231 (5, 10)										2	0	1	0	0	0	0
23 Mike Baxter, L (1, 9) OBP: 0.267, SLG: 0.125		BBBB 4-0 19 1B 20 1B BB		CCC 0-3 ① K		BBBB 4-0 19 1B BB		CCC 0-3 ② K		1	1	0	0	1	1	1
12 Brandon Hicks, R (6, PH) OBP: 0.333, SLG: 0.360 (7, 5)										1	0	0	0	1	1	2
19 Zach Lutz, R (1, 5) OBP: 0.455, SLG: 0.407 (7, 7)		0-0 20 1B 1-2 1B		CCC 0-3 ② K		0-0 1-2 1B		BBBB 4-0 1-2 2-3 BB		3	0	2	0	1	1	1
20 Anthony Recker, R (1, 2) OBP: 0.563, SLG: 0.867		0-0 11 G6-3 1-2 2-H 1B		SSS 0-3 ③ K		SSS 0-3 ③ K		SSS 0-3 ③ K		2	0	1	1	0	1	1
22 Landon Powell, S (6, 2) OBP: 0.300, SLG: 0.222										2	0	0	0	0	2	5
68 Matthew den Dekker, L (1, 8) OBP: 0.258, SLG: 0.333		SSS 0-3 ① K			0-0 1 FC1-6 1B		0-0 ① F7		0-0 ① G6-3	2	0	1	0	0	1	2
4 Collin Cowgill, R (7, PH) OBP: 0.444, SLG: 0.645 (8, 8)										2	0	0	0	0	0	0
11 Rubén Tejada, R (1, 6) OBP: 0.269, SLG: 0.273		0-0 ②③ G6-3 1-2f			0-0 ① F9		0-0 ② F9		SSS 0-3 ② K	3	0	0	0	0	0	3
16 Brian Bixler, R (8, 6) OBP: 0.483, SLG: 0.696										1	0	0	0	0	1	0

Inning Stats										
	R: 0 H: 1 E: 0 LOB: 1 K: 0 BB: 0 S: 4 P: 4	R: 1 H: 2 E: 0 LOB: 1 K: 1 BB: 1 S: 6 P: 10	R: 0 H: 0 E: 0 LOB: 0 K: 0 BB: 0 S: 3 P: 3	R: 0 H: 0 E: 0 LOB: 1 K: 3 BB: 1 S: 9 P: 13	R: 0 H: 1 E: 0 LOB: 1 K: 0 BB: 0 S: 4 P: 4	R: 0 H: 1 E: 0 LOB: 2 K: 1 BB: 1 S: 6 P: 10	R: 0 H: 0 E: 0 LOB: 0 K: 0 BB: 0 S: 3 P: 3	R: 0 H: 1 E: 0 LOB: 3 K: 2 BB: 2 S: 8 P: 16	R: 0 H: 0 E: 0 LOB: 0 K: 1 BB: 0 S: 5 P: 5	1B: 6 SF: 0 2B: 0 SAC: 0 3B: 0 DP: 1 HR: 0 HBP: 0	WP: 0 PA: 37 PB: 0 SB: 0 CS: 0

livebaseballscorecards.com

	AB	32
	R	1
	H	6
	RBI	1
	BB	5
	SO	8
	LOB	20

PITCHER		IP	WLS	BF	H	R	ER	SO	BB	IBB	HBP	BLK	WP	HR	S	P	ERA	WHIP
58 Doug Fister, R ERA: 8.18	(1, 1)	4.0	W	16	3	1	1	4	2	0	0	0	0	0	22	30	2.25	1.250
45 Casey Crosby, L ERA: 1.29	(5, 1)	2.0		9	2	0	0	1	1	0	0	0	0	0	10	14	0.00	1.500
40 Phil Coke, L ERA: 3.86	(7, 1)	1.0		3	0	0	0	0	0	0	0	0	0	0	3	3	0.00	0.000
38 Darin Downs, L ERA: 1.0	(8, 1)	1.0		6	1	0	0	2	2	0	0	0	0	0	8	16	0.00	3.000
43 Bruce Rondón, R ERA: 4.05	(9, 1)	1.0		3	0	0	0	1	0	0	0	0	0	0	5	5	0.00	0.000

PITCHER	IP	WLS	BF	H	R	ER	SO	BB	IBB	HBP	BLK	WP	HR	S	P	ERA	WHIP

Batter	1	2	3	4	5	6	7	8	9	AB	R	H	RBI	BB	SO	LOB
1 Jordany Valdespin, L (1, 4) OBP: 0.378, SLG: 0.600	F8		G4-3		G1-3		G4-3		4 G6-3 47 SH1-3 2-H 1B	5	0	1	1	0	0	3
11 Rubén Tejada, R (1, 6) OBP: 0.233, SLG: 0.231	F9		G6-3			F7	G5-3		SH1-3 1-2	4	0	0	0	0	0	2
47 Aaron Laffey, L (7, 1)										0	0	0	0	0	0	0
4 Collin Cowgill, R (1, 8) OBP: 0.415, SLG: 0.583	G6-3		21 CS 1B			G6-3		E6 77 1B	G6-3 2-3	5	1	1	0	0	0	1
21 Lucas Duda, L (1, 7) OBP: 0.314, SLG: 0.500		HR	CS 1-2	G4-3		BB 44 BB		1B 2-H	L4	2	1	1	1	1	0	0
77 Andrew Brown, R (6, 7) OBP: 0.207, SLG: 0.250										2	0	1	1	0	0	1
44 John Buck, R (1, 2) OBP: 0.417, SLG: 0.762		23 G3 12 2B 1B		G6-3		BB 1-2		3 WP 1B		2	1	1	0	1	0	0
15 Travis d'Arnaud, R (6, 2) OBP: 0.357, SLG: 0.375										1	0	1	0	0	0	0
23 Mike Baxter, L (1, 9) OBP: 0.242, SLG: 0.111		G3 1-2		G4-3		G6-3		L4 1-2		3	0	0	0	0	0	3
66 Josh Edgin, R (6, 1)										0	0	0	0	0	0	0
50 Scott Atchison, R (6, 1)										0	0	0	0	0	0	0
3 Omar Quintanilla, L (7, 6) OBP: 0.370, SLG: 0.478										1	0	0	0	0	0	1
19 Zach Lutz, R (1, 3) OBP: 0.459, SLG: 0.419		G5-3			1B	80 F8 12 BB 1B		G6-3		4	0	2	0	0	0	2
12 Brandon Hicks, R (1, 5) OBP: 0.378, SLG: 0.407		2-H 2B	P6			80 F8 1-2 BB			80 BLK 80 2B BB	2	1	1	1	2	0	1
53 Jeremy Hefner, R (1, 1)		L9	K		S S	F8 1-2 2-3			1 1B 1-H 2B	2	0	0	0	0	1	2
80 Jamie Hoffmann, R (6, 9) OBP: 0.222, SLG: 0.385										2	1	1	1	0	0	2
Inning Stats	R: 0 E: 0 K: 0 S: 3 H: 0 LOB: 0 BB: 0 P: 3	R: 2 E: 0 K: 0 S: 6 H: 3 LOB: 1 BB: 0 P: 7	R: 0 E: 0 K: 0 S: 3 H: 1 LOB: 0 BB: 0 P: 4	R: 0 E: 0 K: 0 S: 3 H: 0 LOB: 0 BB: 0 P: 3	R: 0 E: 0 K: 1 S: 6 H: 1 LOB: 1 BB: 0 P: 6	R: 0 E: 0 K: 0 S: 3 H: 0 LOB: 2 BB: 2 P: 11	R: 0 E: 0 K: 0 S: 4 H: 1 LOB: 2 BB: 1 P: 8	R: 1 E: 1 K: 0 S: 5 H: 2 LOB: 1 BB: 0 P: 6	R: 2 E: 0 K: 0 S: 5 H: 2 LOB: 1 BB: 1 P: 9	1B: 7 2B: 2 3B: 0 HR: 1 SF: 0 SAC: 1 DP: 0 HBP: 0	WP: 1 PB: 0 SB: 0 CS: 1 PA: 41					

PITCHER	IP	WLS	BF	H	R	ER	SO	BB	IBB	HBP	BLK	WP	HR	S	P	ERA	WHIP
15 Tim Hudson, R (1, 1) ERA: 5.4	6.0		24	5	2	2	1	2	0	0	0	0	1	24	34	3.00	1.167
34 Eric O'Flaherty, L (7, 1) ERA:	1.0		5	1	0	0	0	1	0	0	0	0	0	4	8	0.00	2.000
50 Cristhian Martinez, R (8, 1) ERA: 6.48	1.0	L	5	2	1	0	0	0	0	0	0	1	0	5	6	0.00	2.000
53 Cory Gearrin, R (9, 1) ERA: 2.57	1.0		6	2	2	2	0	1	0	0	1	0	0	5	9	18.00	3.000

PITCHER	IP	WLS	BF	H	R	ER	SO	BB	IBB	HBP	BLK	WP	HR	S	P	ERA	WHIP

TOP

New York Mets @ Atlanta Braves

Champion Stadium, Lake Buena Vista, FL

Fri Mar 15 2013, 1:09 PM - 3:39 PM EDT

Att. 9,186 - Sunny - 65 F

livebaseballscorecards.com

AB	35
R	5
H	10
RBI	5
BB	4
SO	1
LOB	18

New York Mets @ Atlanta Braves

Champion Stadium, Lake Buena Vista, FL

Fri Mar 15 2013, 1:09 PM - 3:39 PM EDT

Att. 9,186 - Sunny - 65 F

BOTTOM

Batter	1	2	3	4	5	6	7	8	9	AB	R	H	RBI	BB	SO	LOB
14 Ramiro Pena, S (1, 6) OBP: 0.394, SLG: 0.393	L9		BB		K		E6 17 CS			3	0	0	0	1	1	0
13 Jose Constanza, L (7, PR)										0	0	0	0	0	0	0
50 Cristhian Martinez, R (8, 1)										0	0	0	0	0	0	0
53 Cory Gearrin, R (9, 1)										0	0	0	0	0	0	0
22 Jason Heyward, L (1, 9) OBP: 0.233, SLG: 0.439	F7		P3		K		CS 1-2	F8		3	0	0	0	0	1	2
17 Jordan Schafer, L (7, 8) OBP: 0.306, SLG: 0.311										1	0	0	0	0	0	0
8 Justin Upton, R (1, 7) OBP: 0.283, SLG: 0.405	G5-3		P3		K			F8		3	0	0	0	0	1	2
23 Chris Johnson, R (7, 3) OBP: 0.310, SLG: 0.488										1	0	0	0	0	0	0
5 Freddie Freeman, L (1, 3) OBP: 0.353, SLG: 0.625		L9		HR		G1-3		P6		3	1	1	1	0	0	0
74 Jordan Parraz, R (7, 9) OBP: 0.313, SLG: 0.500										1	0	0	0	0	0	0
2 B.J. Upton, R (1, 8) OBP: 0.444, SLG: 0.622		P4		26 1B		26 F8			F9	3	0	2	0	0	0	0
1 Tyler Pastornicky, R (7, 4) OBP: 0.422, SLG: 0.585				1B		2B				1	0	0	0	0	0	0
(8, 6)																
26 Dan Uggla, R (1, 4) OBP: 0.288, SLG: 0.277		L7		1-2		F8			F8	3	0	1	0	0	0	1
34 Eric O'Flaherty, L (7, 1)				1B		2-3				0	0	0	0	0	0	0
23 Blake DeWitt, L (8, 4) OBP: 0.294, SLG: 0.355										1	0	0	0	0	0	0
25 Juan Francisco, L (1, 5) OBP: 0.318, SLG: 0.548			HR		K	K			K	4	1	1	1	0	3	3
11 Gerald Laird, R (1, 2) OBP: 0.238, SLG: 0.167			2B		K		L9			3	0	1	0	0	1	2
57 Christian Bethancourt, R (8, 2) OBP: 0.250, SLG: 0.214										0	0	0	0	0	0	0
15 Tim Hudson, R (1, 1)			K	K			P4			2	0	0	0	0	2	3
7 Reed Johnson, R (7, 7) OBP: 0.216, SLG: 0.200										1	0	0	0	0	0	0

livebaseballscorecards.com

	AB	33
	R	2
	H	6
	RBI	2
	BB	1
	SO	9
	LOB	13

Inning Stats										
	R: 0 E: 0 K: 0 S: 3	H: 0 LOB: 0 BB: 0 P: 3	R: 0 E: 0 K: 0 S: 3	H: 0 LOB: 0 BB: 0 P: 3	R: 1 E: 0 K: 1 S: 8	H: 2 LOB: 2 BB: 1 P: 15	R: 1 E: 0 K: 3 S: 12	H: 3 LOB: 2 BB: 0 P: 14	R: 0 E: 0 K: 3 S: 9	H: 0 LOB: 0 BB: 0 P: 9
	R: 0 E: 0 K: 1 S: 6	H: 1 LOB: 1 BB: 0 P: 6	R: 0 E: 1 K: 0 S: 3	H: 0 LOB: 1 BB: 0 P: 4	R: 0 E: 0 K: 0 S: 3	H: 0 LOB: 0 BB: 0 P: 3	R: 0 E: 0 K: 1 S: 5	H: 0 LOB: 0 BB: 0 P: 5	1B: 2 2B: 2 3B: 0 HR: 2	SF: 0 SAC: 0 DP: 0 HBP: 0
	WP: 0 PB: 0 SB: 0 CS: 1	PA: 35								

PITCHER		IP	WLS	BF	H	R	ER	SO	BB	IBB	HBP	BLK	WP	HR	S	P	ERA	WHIP
53 Jeremy Hefner, R ERA: 2.93	(1, 1)	5.0		21	5	2	2	7	1	0	0	0	0	2	35	44	3.60	1.200
66 Josh Edgin, L ERA: 4.5	(6, 1)	0.1		1	0	0	0	0	0	0	0	0	0	0	1	1	0.00	0.000
50 Scott Atchison, R ERA: 2.7	(6, 1)	1.1		6	1	0	0	1	0	0	0	0	0	0	8	8	0.00	0.750
47 Aaron Laffey, L ERA:	(7, 1)	2.1	W	6	0	0	0	1	0	0	0	0	0	0	8	9	0.00	0.000

PITCHER	IP	WLS	BF	H	R	ER	SO	BB	IBB	HBP	BLK	WP	HR	S	P	ERA	WHIP

Miami Marlins @ New York Mets

Tradition Field, Port St. Lucie, FL

Sat Mar 16 2013, 1:11 PM - 3:55 PM EDT

Att. 4,718 - Sunny - 75 F

TOP

livebaseballscorecards.com

Batter	1	2	3	4	5	6	7	8	9	AB	R	H	RBI	BB	SO	LOB
9 Juan Pierre, L (1, 7) OBP: 0.333, SLG: 0.371	G3		F9		B1-3		1B		22 G5-4-3 BB	3	0	0	0	0	0	0
1 Chone Figgins, S (6, 9) OBP: 0.370, SLG: 0.304										1	0	1	1	1	0	0
30 Placido Polanco, R (1, 5) OBP: 0.500, SLG: 0.538	2B		1B		F9		G5-3		G5-4-3	3	0	2	0	0	0	0
22 Nick Green, R (6, 5) OBP: 0.344, SLG: 0.345										2	0	0	0	0	0	2
19 Rob Brantly, L (1, 2) OBP: 0.314, SLG: 0.258	G1-3		G4-3		F7			K2-3		3	0	0	0	0	0	2
53 Kyle Skipworth, L (7, 2) OBP: 0.250, SLG: 0.286										1	0	0	0	0	1	0
20 Justin Ruggiano, R (1, 8) OBP: 0.200, SLG: 0.111	G6-3			E5 8 3B 1B		F8		2-0 HR		3	1	1	0	0	0	1
76 Christian Yelich, L (6, 8) OBP: 0.467, SLG: 0.816										1	1	1	1	0	0	0
8 Chris Coghlan, L (1, 9) OBP: 0.333, SLG: 0.455		G4-3		17 G6-3 3B		K		64 WP 1B		4	1	2	1	0	1	0
(6, 7)																
17 Donovan Solano, R (1, 4) OBP: 0.450, SLG: 0.486		F9		G6-3		K		K 1-2		3	0	0	1	0	1	0
64 Ed Lucas, R (6, 4) OBP: 0.176, SLG: 0.176										1	0	0	0	0	1	1
18 Casey Kotchman, L (1, 3) OBP: 0.484, SLG: 0.655	1B		37 FC5-4 BB				G4-3 1 1B 2B		13 FC6-4 BB	2	1	2	0	1	0	0
15 Kevin Kouzmanoff, R (7, 3) OBP: 0.440, SLG: 0.913										0	0	0	0	1	0	0
3 Adeiny Hechavarría, R (1, 6) OBP: 0.211, SLG: 0.235	G5-3		F8				G4-3 2-3	FC6-4 1-2f		3	0	0	0	0	0	3
13 Chris Valaika, R (7, 6) OBP: 0.133, SLG: 0.143										1	0	0	0	0	0	2
37 Henderson Alvarez III, R (1, 1)			G5-3	FC5-4 1-2f			K		1 CS BB	2	0	0	0	0	0	1
45 Kevin Slowey, R (4, 1)										1	0	0	0	0	1	1
11 Bryan Petersen, L (9, PH) OBP: 0.211, SLG: 0.063										0	0	0	0	1	0	0
40 Mike Dunn, L (9, 1)										0	0	0	0	0	0	0
Inning Stats	R: 0 E: 0 K: 0 S: 4 / H: 1 LOB: 1 BB: 0 P: 4	R: 0 E: 0 K: 0 S: 4 / H: 1 LOB: 1 BB: 0 P: 4	R: 0 E: 0 K: 0 S: 4 / H: 1 LOB: 1 BB: 0 P: 4	R: 2 E: 1 K: 0 S: 5 / H: 2 LOB: 1 BB: 1 P: 9	R: 0 E: 0 K: 0 S: 3 / H: 0 LOB: 0 BB: 0 P: 3	R: 0 E: 0 K: 2 S: 7 / H: 0 LOB: 0 BB: 0 P: 7	R: 1 E: 0 K: 1 S: 7 / H: 2 LOB: 1 BB: 0 P: 7	R: 1 E: 0 K: 2 S: 9 / H: 2 LOB: 2 BB: 1 P: 15	R: 0 E: 0 K: 0 S: 1 / H: 0 LOB: 0 BB: 2 P: 8	1B: 5 2B: 2 3B: 1 HR: 1 / SF: 0 SAC: 0 DP: 1 HBP: 0							WP: 1 PB: 0 SB: 0 CS: 1 / PA: 38

	AB	34
	R	4
	H	9
	RBI	4
	BB	4
	SO	5
	LOB	13

PITCHER		IP	WLS	BF	H	R	ER	SO	BB	IBB	HBP	BLK	WP	HR	S	P	ERA	WHIP
38 Shaun Marcum, R ERA: 4.66	(1, 1)	4.0	L	18	5	2	2	0	1	0	0	0	0	0	17	21	4.50	1.500
34 Brandon Lyon, R ERA: 1.93	(5, 1)	1.0		3	0	0	0	0	0	0	0	0	0	0	3	3	0.00	0.000
55 Pedro Feliciano, L ERA: 3.0	(6, 1)	1.0		4	1	1	1	2	0	0	0	0	0	0	8	8	9.00	1.000
46 Greg Burke, R ERA: 4.15	(7, 1)	1.0		4	1	0	0	1	0	0	0	0	0	0	6	6	0.00	1.000
27 Jeurys Familia, R ERA: 3.68	(8, 1)	1.1		8	2	1	1	2	3	0	0	0	1	1	9	22	6.75	3.750
85 Dylan Owen, R ERA:	(9, 1)	0.2		1	0	0	0	0	0	0	0	0	0	0	1	1	0.00	0.000

BOTTOM

Miami Marlins @ New York Mets

Tradition Field, Port St. Lucie, FL

Sat Mar 16 2013, 1:11 PM - 3:55 PM EDT

Att. 4,718 - Sunny - 75 F

livebaseballscorecards.com

Batter	1	2	3	4	5	6	7	8	9	AB	R	H	RBI	BB	SO	LOB
23 Mike Baxter, L (1, 9) OBP: 0.270, SLG: 0.133	BBBB 4-0 29 G4-6-3 1B BB		x 0-0 F7 ③		x 0-0 12 S 1B			CCC 0-3 K ①		3	0	1	0	1	1	0
Justin Turner, R (1, 5) OBP: 0.323, SLG: 0.286	x 0-0 29 G4-6-3 1B 1-2			SSS 0-3 K ①	BCCC 1-3 K ③ 1-2			x 0-0 P4 ②		1	0	1	0	0	0	0
12 Brandon Hicks, R (4, 5) OBP: 0.350, SLG: 0.367										3	0	0	0	0	2	1
29 Ike Davis, L (1, 3) OBP: 0.472, SLG: 0.533	x 0-0 G4-6-3 ① ② 1-2f 2-3			x 0-0 6 2B 21 G4-3 1B		BBBB 4-0 21 G3-6-1 BB		CCC 0-3 K ③		2	1	1	0	1	0	2
19 Zach Lutz, R (8, 3) OBP: 0.447, SLG: 0.406										1	0	0	0	0	1	0
6 Marlon Byrd, R (1, 8) OBP: 0.364, SLG: 0.484	x 0-0 G5-3 ③			x 0-0 21 G4-3 2B 1-3		x 0-0 L5 ①			CCC 0-3 K ①	3	0	1	0	0	0	2
68 Matthew den Dekker, L (7, 8) OBP: 0.250, SLG: 0.323										1	0	0	0	0	1	0
21 Lucas Duda, L (1, 7) OBP: 0.289, SLG: 0.457		x 0-0 G3 ①		x 0-0 G4-3 ② 2-3 3-H		x 0-0 G3-6-1 ② ③ 1-2f			x 0-0 G6-3 ②	3	0	0	1	0	0	2
27 Jeurys Familia, R (8, 1)										0	0	0	0	0	0	0
85 Dylan Owen, R (9, 1)										0	0	0	0	0	0	0
4 Collin Cowgill, R (9, PH) OBP: 0.405, SLG: 0.568										1	0	0	0	0	0	0
15 Travis d'Arnaud, R (1, 2) OBP: 0.387, SLG: 0.423		x 0-0 P3 ②		BBBB 4-0 16 FC4-6 BB			x 0-0 16 G4-3 3 G3 2B		SSS 0-3 K ③	2	1	1	0	1	0	0
20 Anthony Recker, R (8, 2) OBP: 0.529, SLG: 0.813										1	0	0	0	0	1	0
16 Brian Bixler, R (1, 4) OBP: 0.438, SLG: 0.615		x 0-0 F7 ③		x 0-0 FC4-6 ③ 1-2f			x 0-0 G4-3 ① 2-3			3	0	0	0	0	0	3
3 Omar Quintanilla, L (1, 6) OBP: 0.333, SLG: 0.423		x 0-0 F8 ①			SSS 0-3 K ①		x 0-0 G3 ② 3-H			3	0	0	1	0	1	0
38 Shaun Marcum, R (1, 1)		x 0-0 F9 ②			x 0-0 F9 ②		x 0-0 P4 ③			1	0	0	0	0	0	0
34 Brandon Lyon, R (5, 1)										0	0	0	0	0	0	0
11 Rubén Tejada, R (5, PH) OBP: 0.226, SLG: 0.222										1	0	0	0	0	0	0
55 Pedro Feliciano, L (6, 1)										0	0	0	0	0	0	0
46 Greg Burke, R (7, 1)										0	0	0	0	0	0	0
77 Andrew Brown, R (7, 7) OBP: 0.200, SLG: 0.241										1	0	0	0	0	0	0
Inning Stats	R: 0 H: 1 E: 0 LOB: 1 K: 0 BB: 1 S: 3 P: 7	R: 0 H: 0 E: 0 LOB: 0 K: 0 BB: 0 S: 3 P: 3	R: 0 H: 0 E: 0 LOB: 0 K: 0 BB: 0 S: 3 P: 3	R: 1 H: 2 E: 0 LOB: 2 K: 1 BB: 1 S: 7 P: 11	R: 0 H: 1 E: 0 LOB: 1 K: 2 BB: 0 S: 8 P: 9	R: 0 H: 0 E: 0 LOB: 0 K: 0 BB: 1 S: 2 P: 6	R: 1 H: 1 E: 0 LOB: 0 K: 0 BB: 0 S: 4 P: 4	R: 0 H: 0 E: 0 LOB: 0 K: 2 BB: 0 S: 7 P: 7	R: 0 H: 0 E: 0 LOB: 0 K: 2 BB: 0 S: 7 P: 7	1B: 3 SF: 0 2B: 2 SAC: 0 3B: 0 DP: 2 HR: 0 HBP: 0						

	AB	30
	R	2
	H	5
	RBI	2
	BB	3
	SO	7
	LOB	10

PITCHER		IP	WLS	BF	H	R	ER	SO	BB	IBB	HBP	BLK	WP	HR	S	P	ERA	WHIP
37 Henderson Alvarez III, R ERA: 4.7	(1, 1)	3.2	W	14	3	1	1	1	1	0	0	0	0	0	15	19	2.46	1.091
45 Kevin Slowey, R ERA: 2.63	(4, 1)	4.1	H	16	2	1	1	4	2	0	0	0	0	0	22	31	2.08	0.923
40 Mike Dunn, L ERA: 1.29	(9, 1)	1.0	S	3	0	0	0	2	0	0	0	0	0	0	7	7	0.00	0.000

PITCHER	IP	WLS	BF	H	R	ER	SO	BB	IBB	HBP	BLK	WP	HR	S	P	ERA	WHIP

Batter	1	2	3	4	5	6	7	8	9	AB	R	H	RBI	BB	SO	LOB
17 Jordan Schafer, L (1, 8) OBP: 0.296, SLG: 0.300	F7		G4-3			11 SH1-3 / 11 S / 5 1B / 1B	G3			4	1	1	0	0	0	1
11 Gerald Laird, R (1, 2) OBP: 0.217, SLG: 0.150	G4-3		K			1 SAFE / SH1-3 / 1-3		F9		2	0	0	0	0	1	0
57 Christian Bethancourt, R (7, 2) OBP: 0.235, SLG: 0.200										1	0	0	0	0	0	0
5 Freddie Freeman, L (1, 3) OBP: 0.345, SLG: 0.596	L6			F7		23 1B / 3-H / 1B		G4-3		4	0	1	1	0	0	0
73 Joey Terdoslavich, S (8, 3) OBP: 0.421, SLG: 0.583										0	0	0	0	0	0	0
26 Dan Uggla, R (1, 4) OBP: 0.268, SLG: 0.255		P6		G6-3		K		K		4	0	0	0	0	2	1
23 Blake DeWitt, L (8, 4) OBP: 0.286, SLG: 0.344										0	0	0	0	0	0	0
23 Chris Johnson, R (1, 5) OBP: 0.327, SLG: 0.542		14 WP / 1B		HR		1-2 / 1B			G3-1	4	1	3	1	0	0	0
74 Jordan Parraz, R (1, 9) OBP: 0.306, SLG: 0.471		K		F8		K			14 1B / 1B	4	0	1	0	0	2	3
14 Ramiro Pena, S (1, 6) OBP: 0.385, SLG: 0.364		13 FC6-4 / 1-2 / BB			K		G5-3		68 G4-6-3 / 1-3 / 1B	3	0	1	0	1	1	0
13 Jose Constanza, L (1, 7)		FC6-4 / 1-2f			F7		K		G4-6-3 / 1-2f	2	0	0	0	0	0	2
68 Evan Gattis, R (6, 7) OBP: 0.400, SLG: 0.676										2	0	0	0	0	1	2
95 David Rohm, R (9, 7)										0	0	0	0	0	0	0
49 Julio Teheran, R (1, 1)			K		G4-3		1B			2	0	0	0	0	1	0
25 Juan Francisco, L (7, PH) OBP: 0.354, SLG: 0.630										1	0	1	0	0	0	0
43 Luis Avilán, L (7, 1)										0	0	0	0	0	0	0
48 Dusty Hughes, L (8, 1)										0	0	0	0	0	0	0
38 Anthony Varvaro, R (9, 1)										0	0	0	0	0	0	0

TOP

Atlanta Braves @ New York Mets

Tradition Field, Port St. Lucie, FL

Sun Mar 17 2013, 1:11 PM - 3:46 PM EDT

Att. 6,761 - Cloudy - 79 F

livebaseballscorecards.com

AB	33
R	2
H	8
RBI	2
BB	1
SO	8
LOB	9

Inning Stats	1	2	3	4	5	6	7	8	9
	R: 0 E: 0 K: 0 S: 3	H: 0 LOB: 0 BB: 0 P: 3	R: 0 E: 0 K: 1 S: 6	H: 1 LOB: 2 BB: 1 P: 10	R: 0 E: 0 K: 2 S: 7	H: 0 LOB: 0 BB: 0 P: 7	R: 1 E: 0 K: 0 S: 5	H: 1 LOB: 0 BB: 0 P: 8	R: 0 E: 0 K: 1 S: 5	H: 0 LOB: 0 BB: 0 P: 5
	R: 1 E: 0 K: 2 S: 10	H: 3 LOB: 2 BB: 0 P: 10	R: 0 E: 0 K: 1 S: 6	H: 1 LOB: 1 BB: 0 P: 6	R: 0 E: 0 K: 1 S: 5	H: 0 LOB: 0 BB: 0 P: 5	R: 0 E: 0 K: 0 S: 4	H: 2 LOB: 1 BB: 0 P: 4	1B: 7 2B: 0 3B: 0 HR: 1	SF: 0 SAC: 1 DP: 1 HBP: 0

WP: 1 PB: 0 SB: 1 CS: 0 PA: 35

PITCHER		IP	WLS	BF	H	R	ER	SO	BB	IBB	HBP	BLK	WP	HR	S	P	ERA	WHIP
49 Jonathon Niese, L ERA: 0.71	(1, 1)	5.0		18	2	1	1	4	1	0	0	0	1	1	26	33	1.80	0.600
56 Scott Rice, L ERA: 4.7	(6, 1)	0.2	L	4	2	1	1	1	0	0	0	0	0	0	6	6	13.50	3.000
34 Brandon Lyon, R ERA: 1.59	(6, 1)	1.0		4	1	0	0	2	0	0	0	0	0	0	8	8	0.00	1.000
55 Pedro Feliciano, L ERA: 2.7	(7, 1)	0.1		2	1	0	0	0	0	0	0	0	0	0	2	2	0.00	3.000
73 Robert Carson, L ERA: 4.82	(8, 1)	1.1		6	2	0	0	1	0	0	0	0	0	0	8	8	0.00	1.500

PITCHER		IP	WLS	BF	H	R	ER	SO	BB	IBB	HBP	BLK	WP	HR	S	P	ERA	WHIP
39 Bobby Parnell, R ERA: 3.52	(9, 1)	0.2		1	0	0	0	0	0	0	0	0	0	0	1	1	0.00	0.000

BOTTOM

Atlanta Braves @ New York Mets

Tradition Field, Port St. Lucie, FL

Sun Mar 17 2013, 1:11 PM - 3:46 PM EDT

Att. 6,761 - Cloudy - 79 F

livebaseballscorecards.com

Batter	1	2	3	4	5	6	7	8	9	AB	R	H	RBI	BB	SO	LOB
1 Jordany Valdespin, L (1, 4) OBP: 0.425, SLG: 0.703 12 Brandon Hicks, R (8, PH) OBP: 0.366, SLG: 0.367 (9, 3)	HR		1B		BB			BB		2 0	1 0	2 0	1 0	1 1	0 0	0 0
4 Collin Cowgill, R (1, 7) OBP: 0.370, SLG: 0.512 (8, 8) 39 Bobby Parnell, R (9, 1)	F7		P4		K			G4-3		4 0	0 0	0 0	0 0	0 0	1 0	3 0
29 Ike Davis, L (1, 3) OBP: 0.462, SLG: 0.545 86 Danny Muno, S (9, 4)	2B		P6			K			BB	3 0	0 0	1 0	0 0	0 1	1 0	1 0
6 Marlon Byrd, R (1, 9) OBP: 0.333, SLG: 0.441 77 Andrew Brown, R (8, 9) OBP: 0.194, SLG: 0.233	K			P3		F8			K	3 1	0 0	0 0	0 0	0 0	1 1	1 1
19 Zach Lutz, R (1, 5) OBP: 0.429, SLG: 0.371	P3			BB		F9			FC6-4	3	0	0	0	1	0	2
22 Landon Powell, S (1, 2) OBP: 0.261, SLG: 0.190 16 Brian Bixler, R (8, 6) OBP: 0.424, SLG: 0.593		P4		K			G5-3		G6-3	3 1	0 0	0 0	0 0	0 0	1 0	1 1
68 Matthew den Dekker, L (1, 8) OBP: 0.235, SLG: 0.303 80 Jamie Hoffmann, R (7, PH) OBP: 0.214, SLG: 0.370 (8, 7)		K		F7			G5-3			2 1	0 0	0 0	0 0	0 0	1 0	1 0
11 Rubén Tejada, R (1, 6) OBP: 0.206, SLG: 0.200 73 Robert Carson, L (8, 1) 95 Darrell Ceciliani, L (9, 8)		G4-3			P3		F9			3 0 0	0 0 0	0 0 0	0 0 0	0 0 0	0 0 0	0 0 0
49 Jonathon Niese, L (1, 1) 21 Lucas Duda, L (5, PH) OBP: 0.282, SLG: 0.444 56 Scott Rice, L (6, 1) 34 Brandon Lyon, R (6, 1) 55 Pedro Feliciano, L (7, 1) 20 Anthony Recker, R (8, 2) OBP: 0.500, SLG: 0.765		K			K			P3		1 1 0 0 0 1	0 0 0 0 0 0	0 0 0 0 0 0	0 0 0 0 0 0	0 0 0 0 0 0	1 0 0 0 0 0	0 0 0 0 0 0
Inning Stats	R: 1 E: 0 K: 1 S: 7 H: 2 LOB: 1 BB: 0 P: 8	R: 0 E: 0 K: 1 S: 5 H: 0 LOB: 0 BB: 0 P: 5	R: 0 E: 0 K: 1 S: 6 H: 1 LOB: 1 BB: 0 P: 6	R: 0 E: 0 K: 1 S: 5 H: 0 LOB: 1 BB: 1 P: 9	R: 0 E: 0 K: 2 S: 7 H: 0 LOB: 1 BB: 1 P: 11	R: 0 E: 0 K: 1 S: 5 H: 0 LOB: 0 BB: 0 P: 5	R: 0 E: 0 K: 0 S: 3 H: 0 LOB: 0 BB: 0 P: 3	R: 0 E: 0 K: 0 S: 2 H: 0 LOB: 0 BB: 1 P: 6	R: 0 E: 0 K: 1 S: 5 H: 0 LOB: 1 BB: 1 P: 9	1B: 1 2B: 1 3B: 0 HR: 1	SF: 0 SAC: 0 DP: 1 HBP: 0		WP: 0 PB: 0 SB: 0 CS: 0	PA: 33			

	AB	29
	R	1
	H	3
	RBI	1
	BB	4
	SO	8
	LOB	11

PITCHER		IP	WLS	BF	H	R	ER	SO	BB	IBB	HBP	BLK	WP	HR	S	P	ERA	WHIP
49 Julio Teheran, R ERA: 1.35	(1, 1)	6.0	W	23	3	1	1	7	2	0	0	0	0	1	35	44	1.50	0.833
43 Luis Avilán, L ERA: 3.24	(7, 1)	1.0	H	3	0	0	0	0	0	0	0	0	0	0	3	3	0.00	0.000
48 Dusty Hughes, L ERA: 1.29	(8, 1)	1.0	H	3	0	0	0	0	1	0	0	0	0	0	2	6	0.00	1.000
38 Anthony Varvaro, R ERA: 5.0	(9, 1)	1.0	S	4	0	0	0	1	1	0	0	0	0	0	5	9	0.00	1.000

PITCHER	IP	WLS	BF	H	R	ER	SO	BB	IBB	HBP	BLK	WP	HR	S	P	ERA	WHIP

Batter	1	2	3	4	5	6	7	8	9	AB	R	H	RBI	BB	SO	LOB
1 Jordany Valdespin, L (1, 8) (8, 4) OBP: 0.386, SLG: 0.634	G4-3			P5		E3 11 G6-4-3		F7		4	0	0	0	0	0	1
11 Rubén Tejada, R (1, 6) OBP: 0.184, SLG: 0.176	F9			G4-3		G6-4-3 1-2f		F9		4	0	0	0	0	0	2
50 Scott Atchison, R (8, 1)										0	0	0	0	0	0	0
39 Bobby Parnell, R (9, 1)										0	0	0	0	0	0	0
15 Travis d'Arnaud, R (1, 2) OBP: 0.412, SLG: 0.483	G6-3			21 HR 1B			77 1B 2B		F7	3	2	2	0	0	0	0
30 LaTroy Hawkins, R (7, 1)										0	0	0	0	0	0	0
23 Mike Baxter, L (8, 9) OBP: 0.263, SLG: 0.129										1	0	0	0	0	0	0
21 Lucas Duda, L (1, 7) OBP: 0.293, SLG: 0.526		G5-3		1-H HR			19 1B 2-H 1B		F8	2	1	1	2	0	0	0
77 Andrew Brown, R (6, 7) OBP: 0.212, SLG: 0.250										2	0	1	1	0	0	0
19 Zach Lutz, R (1, 3) OBP: 0.413, SLG: 0.359		G5-3		G6-3			68 G3-1 1-3 1B		F7	4	0	1	0	0	0	0
68 Matthew den Dekker, L (1, 9) OBP: 0.216, SLG: 0.278		K			G6-3		G3-1 1-2			3	0	0	0	0	1	1
(8, 8)																
12 Brandon Hicks, R (1, 5) OBP: 0.341, SLG: 0.333			K		K		K			3	0	0	0	0	3	1
3 Omar Quintanilla, L (1, 4) OBP: 0.364, SLG: 0.429			33 G5-6-4-3 1B		G4-3			BB		2	0	1	0	1	0	0
(8, 6)																
33 Matt Harvey, R (1, 1)			G5-6-4-3 1-2f			K		K		2	0	0	0	0	1	1
66 Josh Edgin, R (6, 1)										0	0	0	0	0	0	0
20 Anthony Recker, R (7, 2) OBP: 0.474, SLG: 0.722										1	0	0	0	0	1	1
Inning Stats	R: 0 E: 0 K: 0 S: 3 H: 0 LOB: 0 BB: 0 P: 3	R: 0 E: 0 K: 1 S: 5 H: 0 LOB: 0 BB: 0 P: 5	R: 0 E: 0 K: 1 S: 5 H: 1 LOB: 0 BB: 0 P: 5	R: 2 E: 0 K: 0 S: 5 H: 2 LOB: 0 BB: 0 P: 7	R: 0 E: 0 K: 1 S: 5 H: 0 LOB: 0 BB: 0 P: 5	R: 0 E: 1 K: 1 S: 5 H: 0 LOB: 0 BB: 0 P: 5	R: 1 E: 0 K: 1 S: 7 H: 3 LOB: 1 BB: 0 P: 7	R: 0 E: 0 K: 1 S: 5 H: 0 LOB: 1 BB: 1 P: 9	R: 0 E: 0 K: 0 S: 3 H: 0 LOB: 0 BB: 0 P: 3	1B: 4 2B: 1 3B: 0 HR: 1	SF: 0 SAC: 0 DP: 2 HBP: 0						

PITCHER		IP	WLS	BF	H	R	ER	SO	BB	IBB	HBP	BLK	WP	HR	S	P	ERA	WHIP
35 Jake Westbrook, R ERA: 3.86	(1, 1)	6.0		20	3	2	2	4	0	0	0	0	0	1	28	30	3.00	0.500
34 Marc Rzepczynski, L ERA: 3.0	(7, 1)	1.0	L	5	3	1	1	1	0	0	0	0	0	0	7	7	9.00	3.000
44 Edward Mujica, R ERA: 11.25	(8, 1)	1.0		4	0	0	0	1	1	0	0	0	0	0	5	9	0.00	1.000
30 Jason Motte, R ERA: 5.63	(9, 1)	1.0		3	0	0	0	0	0	0	0	0	0	0	3	3	0.00	0.000

PITCHER	IP	WLS	BF	H	R	ER	SO	BB	IBB	HBP	BLK	WP	HR	S	P	ERA	WHIP

TOP

New York Mets @ St. Louis Cardinals

Roger Dean Stadium, Jupiter, FL

Mon Mar 18 2013, 1:08 PM - 3:36 PM EDT

Att. 6,983 - Partly Cloudy - 77 F

livebaseballscorecards.com

AB	31
R	3
H	6
RBI	3
BB	1
SO	6
LOB	7

1B: 4	SF: 0	WP: 0	PA: 32		
2B: 1	SAC: 0	PB: 0			
3B: 0	DP: 2	SB: 0			
HR: 1	HBP: 0	CS: 0			

BOTTOM

Batter	1	2	3	4	5	6	7	8	9	AB	R	H	RBI	BB	SO	LOB
19 Jon Jay, L (1, 8) OBP: 0.261, SLG: 0.357	S S S 0-3 ① K		x 0-0 ③ G4-3		S S S 0-3 ③ K			x 0-0 ① SH3 1-2		3	0	0	0	0	2	1
60 Justin Christian, R (6, 8) OBP: 0.294, SLG: 0.375										0	0	0	0	0	0	0
13 Matt Carpenter, L (1, 4) OBP: 0.510, SLG: 0.610	x 0-0 1B			x 0-0 ① G4-3		B B B B 4-0 53 L4-3 BB		B B B B 4-0 BB		2	0	1	0	2	0	0
7 Matt Holliday, R (1, 10) OBP: 0.333, SLG: 0.480	x 0-0 ② F7			x 0-0 53 2B 2B		x 0-0 ① F7		x 0-0 ② F7		3	1	1	0	0	0	2
79 Kolten Wong, L (8, PH) (9, 10) OBP: 0.308, SLG: 0.560										1	0	0	0	0	0	2
53 Matt Adams, L (1, 3) OBP: 0.333, SLG: 0.565	x 0-0 ③ G4-3			x 0-0 87 1B 2-H 2B		x 0-0 ② ③ L4-3 1-1		x 0-0 ③ F7		4	1	1	1	0	0	4
87 Oscar Taveras, L (1, 9) OBP: 0.340, SLG: 0.500		x 0-0 ① L6		x 0-0 ② E3 2-H 1B			x 0-0 ① G5-3		x 0-0 33 L6-3 1B	4	0	2	1	0	0	0
33 Daniel Descalso, L (1, 6) OBP: 0.326, SLG: 0.444		S S S 0-3 ② K		S S S 0-3 ③ K			x 0-0 1B		x 0-0 ① ② L6-3 1-1	4	0	1	0	0	2	1
48 Tony Cruz, R (1, 2) OBP: 0.324, SLG: 0.323		S S T 0-2 ③ K			x 0-0 ① F8		x 0-0 ② F8		x 0-0 ③ G6-3	4	0	0	0	0	1	1
56 Adron Chambers, L (1, 7) OBP: 0.283, SLG: 0.354			x 0-0 16 G6-4-3 1B		S S S 0-3 ② K2-3		C C C 0-3 ③ K			3	0	1	0	0	2	1
16 Ronny Cedeno, R (1, 5) OBP: 0.371, SLG: 0.419			x 0-0 ① ② G6-4-3 1-2f		x 0-0 1B			x 0-0 60 SH3 1B		3	0	2	0	0	0	1
Inning Stats	R: 0 E: 0 K: 1 S: 6 H: 1 LOB: 1 BB: 0 P: 6	R: 0 E: 0 K: 2 S: 7 H: 0 LOB: 0 BB: 0 P: 7	R: 0 E: 0 K: 0 S: 3 H: 1 LOB: 0 BB: 0 P: 3	R: 2 E: 1 K: 1 S: 7 H: 3 LOB: 0 BB: 0 P: 7	R: 0 E: 0 K: 2 S: 8 H: 1 LOB: 1 BB: 0 P: 8	R: 0 E: 0 K: 0 S: 2 H: 0 LOB: 0 BB: 1 P: 6	R: 0 E: 0 K: 1 S: 6 H: 1 LOB: 1 BB: 0 P: 6	R: 0 E: 0 K: 0 S: 4 H: 1 LOB: 2 BB: 1 P: 8	R: 0 E: 0 K: 0 S: 3 H: 1 LOB: 0 BB: 0 P: 3	1B: 7 2B: 4 3B: 0 HR: 0	SF: 0 SAC: 1 DP: 3 HBP: 0						

PITCHER	IP	WLS	BF	H	R	ER	SO	BB	IBB	HBP	BLK	WP	HR	S	P	ERA	WHIP
33 Matt Harvey, R (1, 1) ERA: 2.95	5.1		21	6	2	2	6	1	0	0	0	0	0	32	36	3.38	1.312
66 Josh Edgin, L (6, 1) ERA: 4.15	0.2	W	1	0	0	0	0	0	0	0	0	0	0	1	1	0.00	0.000
30 LaTroy Hawkins, R (7, 1) ERA:	1.0	H	4	1	0	0	1	0	0	0	0	0	0	6	6	0.00	1.000
50 Scott Atchison, R (8, 1) ERA: 2.35	1.0	H	5	1	0	0	0	1	0	0	0	0	0	4	8	0.00	2.000
39 Bobby Parnell, R (9, 1) ERA: 3.12	1.0	S	3	1	0	0	0	0	0	0	0	0	0	3	3	0.00	1.000

PITCHER	IP	WLS	BF	H	R	ER	SO	BB	IBB	HBP	BLK	WP	HR	S	P	ERA	WHIP

New York Mets @ St. Louis Cardinals

Roger Dean Stadium, Jupiter, FL

Mon Mar 18 2013, 1:08 PM - 3:36 PM EDT

Att. 6,983 - Partly Cloudy - 77 F

livebaseballscorecards.com

AB	31
R	2
H	9
RBI	2
BB	2
SO	7
LOB	13

1B: 7 2B: 4 3B: 0 HR: 0 SF: 0 SAC: 1 DP: 3 HBP: 0

WP: 0 PB: 0 SB: 0 CS: 0 PA: 34

Batter	1	2	3	4	5	6	7	8	9	AB	R	H	RBI	BB	SO	LOB
1 Jordany Valdespin, L (1, 4) OBP: 0.388, SLG: 0.609	1-0 4 CS 1B		0-0 P5		0-0 G1-4-3		0-0 19 1B 68 3B 1-2 3-H 1B		0-0 L1	5	1	2	1	0	0	2
4 Collin Cowgill, R (1, 7) OBP: 0.388, SLG: 0.591 80 Jamie Hoffmann, R (6, 7) OBP: 0.200, SLG: 0.345	1-0 29 G6-3 1-2 1B		3-2 2-H HR		0-0 G1-3		0-3 K		0-0 P5	3 2	1 0	2 0	2 0	0 0	0 1	1 2
29 Ike Davis, L (1, 3) OBP: 0.429, SLG: 0.500 19 Zach Lutz, R (6, PR) OBP: 0.426, SLG: 0.375 (6, 3)	0-0 G6-3 1-2f		0-0 G6-3			0-0 E5 22 L9-6 6 BB	0-0 68 3B 1-2 2-H 1B			3 1	0 1	0 1	0 1	0 0	0 0	1 0
6 Marlon Byrd, R (1, 8) OBP: 0.359, SLG: 0.429 68 Matthew den Dekker, L (6, PR) OBP: 0.237, SLG: 0.351 (6, 8)		4-0 21 FC3-6 BB		0-0 G6-3		4-0 1-2 BB	0-0 1-H 2-H 3B			1 1	0 0	0 1	0 2	2 0	0 0	0 0
21 Lucas Duda, L (1, 10) OBP: 0.273, SLG: 0.488 20 Anthony Recker, R (7, PH) OBP: 0.450, SLG: 0.684 (7, 10)		0-0 FC3-6 23 L4-6 44 1B 1-2f		0-0 F7		0-0 P3	0-0 F8			3 1	0 0	0 0	0 0	0 0	0 0	3 1
44 John Buck, R (1, 2) OBP: 0.423, SLG: 0.739 22 Landon Powell, S (5, 2) OBP: 0.240, SLG: 0.174		0-0 1-2 1B		0-3 K		0-0 L9-6 2-2		0-3 K		2 2	0 0	1 0	0 0	0 0	1 1	0 2
23 Mike Baxter, L (1, 9) OBP: 0.275, SLG: 0.152 77 Andrew Brown, R (6, 9) OBP: 0.229, SLG: 0.265		0-0 L4-6 2-2			0-0 16 3B 1B		0-0 12 1B 3 G3 1 1B 1B	0-3 K		2 2	1 1	1 1	0 0	0 0	0 1	2 0
11 Rubén Tejada, R (1, 6) OBP: 0.200, SLG: 0.222 3 Omar Quintanilla, L (6, 6) OBP: 0.343, SLG: 0.400			0-0 4 HR 2B		0-3 K		0-0 G3 1-2	0-0 G3		2 2	1 0	1 0	0 0	0 0	1 0	1 1
16 Brian Bixler, R (1, 5) OBP: 0.429, SLG: 0.655 12 Brandon Hicks, R (6, 5) OBP: 0.348, SLG: 0.343			0-3 K		0-0 1-H 3B		0-0 1 1B 19 1B 2-3 1B		0-0 G5-3	2 2	0 1	1 1	1 0	0 0	1 0	1 0
Inning Stats	R: 0 E: 0 K: 0 S: 3 H: 2 LOB: 0 BB: 0 P: 5	R: 0 E: 0 K: 0 S: 3 H: 1 LOB: 1 BB: 1 P: 7	R: 2 E: 0 K: 1 S: 9 H: 2 LOB: 0 BB: 0 P: 12	R: 0 E: 0 K: 1 S: 5 H: 0 LOB: 0 BB: 0 P: 5	R: 1 E: 0 K: 1 S: 7 H: 2 LOB: 1 BB: 0 P: 7	R: 0 E: 1 K: 0 S: 3 H: 0 LOB: 1 BB: 1 P: 7	R: 4 E: 0 K: 1 S: 10 H: 5 LOB: 1 BB: 0 P: 10	R: 0 E: 0 K: 2 S: 7 H: 0 LOB: 0 BB: 0 P: 7	R: 0 E: 0 K: 0 S: 3 H: 0 LOB: 0 BB: 0 P: 3	1B: 8 2B: 3 3B: 2 HR: 1	SF: 0 SAC: 0 DP: 3 HBP: 0			WP: 0 PB: 0 SB: 0 CS: 1	PA: 38		

PITCHER		IP	WLS	BF	H	R	ER	SO	BB	IBB	HBP	BLK	WP	HR	S	P	ERA	WHIP
36 Alex White, R ERA: 6.75	(1, 1)	4.1		18	7	3	3	3	1	0	0	0	0	1	25	34	6.23	1.846
53 Wesley Wright, L ERA: 9.0	(5, 1)	0.2	H	2	0	0	0	0	0	0	0	0	0	0	2	2	0.00	0.000
50 Josh Fields, R ERA: 3.52	(6, 1)	1.0	H	4	0	0	0	0	1	0	0	0	0	0	3	7	0.00	1.000
66 Kevin Chapman, L ERA: 12.6	(7, 1)	0.2	L	7	5	4	4	1	0	0	0	0	0	0	9	9	54.00	7.500
Wes Musick, L ERA:	(7, 1)	0.1		1	0	0	0	0	0	0	0	0	0	0	1	1	0.00	0.000

PITCHER		IP	WLS	BF	H	R	ER	SO	BB	IBB	HBP	BLK	WP	HR	S	P	ERA	WHIP
David Martinez, R ERA:	(8, 1)	2.0		6	0	0	0	2	0	0	0	0	0	0	10	10	0.00	0.000

TOP

New York Mets @ Houston Astros

Osceola County Stadium, Kissimmee, FL

Wed Mar 20 2013, 6:08 PM - 9:30 PM EDT

Att. 3,709 - Cloudy - 73 F

livebaseballscorecards.com

AB	36
R	7
H	12
RBI	7
BB	2
SO	6
LOB	17

BOTTOM

Batter	1	2	3	4	5	6	7	8	9	AB	R	H	RBI	BB	SO	LOB
27 Jose Altuve, R (1, 4) OBP: 0.392, SLG: 0.447	0-0 23 S 12 HR 1B	0-0 SF9 3-H		C C C 0-3 K ②			S S S 0-3 K ①		S S S 0-3 K ①	2	1	1	1	0	1	0
10 Jake Elmore, R (5, 4) OBP: 0.273, SLG: 0.290										2	0	0	0	0	2	1
29 Brett Wallace, L (1, 5) OBP: 0.341, SLG: 0.553	0-0 F7 ①	1-0 23 BB 12 1B 1-H 1B		S S S 0-3 K ③			x 0-0 1B		x 0-0 G6-4-3 ②③ 1-2f	3	1	1	1	0	1	1
4 Brandon Laird, R (5, 5) (6, 3) OBP: 0.435, SLG: 0.675										2	0	1	0	0	0	1
23 Chris Carter, R (1, 10) OBP: 0.333, SLG: 0.553	0-3 K ② 1-2	4-0 12 1B BB 1-2			B B B B 4-0 15 G3-6-1 BB		C C C 0-3 K ②			2	0	0	0	2	2	2
12 Carlos Pena, L (1, 3) OBP: 0.405, SLG: 0.722	0-0 2-H HR	0-0 1-3 2-H 1B			C C C 0-3 K ①		x 0-0 L6 ③			3	1	2	3	0	1	1
73 Jose Martinez, R (6, 5) OBP: 0.346, SLG: 0.480										1	0	0	0	0	0	1
15 Jason Castro, L (1, 2) OBP: 0.515, SLG: 1.034	0-0 1B	S S S 0-3 K ③			x 0-0 G3-6-1 ②③ 1-2f			x 0-0 G6-3 ①		3	0	1	0	0	1	3
6 Jason Jaramillo, S (7, 2) OBP: 0.391, SLG: 0.278										1	0	0	0	0	0	0
46 Rick Ankiel, L (1, 8) OBP: 0.472, SLG: 0.750	0-0 P6 ③	B H 2-0 8 L6-3 HBP				x 0-0 G3 ①		x 0-0 8 BLK 2B		1	0	0	0	0	0	1
2 Brandon Barnes, R (6, PH) (7, 8) OBP: 0.353, SLG: 0.781										2	0	1	0	0	0	0
14 J.D. Martinez, R (1, 9) OBP: 0.311, SLG: 0.405		x 0-0 23 FC4-6 8 1B 27 SF9 1B	x 0-0 F8 ①			x 0-0 8 E 1B		x 0-0 F7 ②		4	1	2	0	0	0	2
8 Trevor Crowe, S (1, 7) OBP: 0.345, SLG: 0.519		x 0-0 23 FC4-6 1-2 1B	x 0-0 L6-3 ②③ 1-1			x 0-0 E5 1-2		B C C C 1-3 K ③ 2-3		4	0	1	0	0	1	3
23 Tyler Greene, R (1, 6) OBP: 0.313, SLG: 0.205		x 0-0 FC4-6 ① 29 S 29 1B 1-2f 2-3		S S S 0-3 K ①		S S S 0-3 K ②③ 2-			x 0-0 4 G6-4-3 1B	4	1	1	0	0	2	4
Inning Stats	R: 2 E: 0 K: 1 S: 8 H: 3 LOB: 1 BB: 0 P: 8	R: 3 E: 0 K: 1 S: 9 H: 4 LOB: 2 BB: 1 P: 14	R: 0 E: 0 K: 0 S: 2 H: 0 LOB: 0 BB: 0 P: 4	R: 0 E: 0 K: 3 S: 9 H: 0 LOB: 0 BB: 0 P: 9	R: 0 E: 0 K: 1 S: 4 H: 0 LOB: 0 BB: 1 P: 8	R: 0 E: 1 K: 1 S: 6 H: 1 LOB: 2 BB: 0 P: 6	R: 0 E: 0 K: 2 S: 8 H: 1 LOB: 1 BB: 0 P: 8	R: 0 E: 0 K: 1 S: 6 H: 1 LOB: 1 BB: 0 P: 7	R: 0 E: 0 K: 1 S: 5 H: 1 LOB: 0 BB: 0 P: 5	1B: 9 2B: 3 3B: 0 HR: 1	SF: 1 SAC: 0 DP: 4 HBP: 1						

PITCHER		IP	WLS	BF	H	R	ER	SO	BB	IBB	HBP	BLK	WP	HR	S	P	ERA	WHIP
35 Dillon Gee, R ERA: 8.31	(1, 1)	4.0		20	7	5	5	5	1	0	1	0	0	1	28	35	11.25	2.000
47 Aaron Laffey, L ERA:	(5, 1)	1.0		3	0	0	0	1	1	0	0	0	0	0	4	8	0.00	1.000
55 Pedro Feliciano, L ERA: 2.45	(6, 1)	0.1		3	1	0	0	0	0	0	0	0	0	0	3	3	0.00	3.000
46 Greg Burke, R ERA: 3.48	(6, 1)	1.2	W	5	1	0	0	3	0	0	0	0	0	0	11	11	0.00	0.600
66 Josh Edgin, L ERA: 3.72	(8, 1)	1.0	H	4	1	0	0	1	0	0	0	1	0	0	6	7	0.00	1.000

PITCHER		IP	WLS	BF	H	R	ER	SO	BB	IBB	HBP	BLK	WP	HR	S	P	ERA	WHIP
27 Jeurys Familia, R ERA: 3.24	(9, 1)	1.0	S	3	1	0	0	1	0	0	0	0	0	0	5	5	0.00	1.000

New York Mets @ Houston Astros

Osceola County Stadium, Kissimmee, FL

Wed Mar 20 2013, 6:08 PM - 9:30 PM EDT

Att. 3,709 - Cloudy - 73 F

livebaseballscorecards.com

AB	34
R	5
H	11
RBI	5
BB	2
SO	11
LOB	20

Batter	1	2	3	4	5	6	7	8	9	AB	R	H	RBI	BB	SO	LOB
19 Jon Jay, L (1, 8) OBP: 0.255, SLG: 0.326	K	BB		CS	G3-1		G4-3		G3-1	4	0	0	0	1	1	0
13 Matt Carpenter, L (1, 4) 63 Maikel Cleto, R (7, 1) 59 Fernando Salas, R (8, 1) 30 Jason Motte, R (9, 1) OBP: 0.491, SLG: 0.583	21 BB	K			7 G6-4-3 1B		P2			3 0 0 0	0 0 0 0	1 0 0 0	0 0 0 0	1 0 0 0	1 0 0 0	2 0 0 0
7 Matt Holliday, R (1, 7) 56 Adron Chambers, L (8, PR) (8, 7) OBP: 0.289, SLG: 0.424 OBP: 0.283, SLG: 0.354	F8		K		G6-4-3			21 1B 2B		4 0	0 1	1 0	0 0	0 0	1 0	2 0
21 Allen Craig, R (1, 9) OBP: 0.447, SLG: 0.500	BB	G6-3				K		12 G6-4-3 53 BB 1B		3	0	1	1	1	1	0
53 Matt Adams, L (1, 3) OBP: 0.346, SLG: 0.542	F7	F8				23 G5-3 BB		12 G6-4-3 BB		2	0	0	0	2	0	2
23 David Freese, R (1, 5) 12 Ty Wigginton, R (6, 5) OBP: 0.375, SLG: 0.519 OBP: 0.200, SLG: 0.125		K		HR		G5-3		G6-4-3		3 1	1 0	1 0	1 0	0 0	1 0	1 2
38 Pete Kozma, R (1, 6) OBP: 0.404, SLG: 0.532		48 G6-3 50 1B 1B		19 CS 1B		BB		G6-3		3	1	2	0	1	0	2
48 Tony Cruz, R (1, 2) 32 Rob Johnson, R (6, 2) OBP: 0.297, SLG: 0.294 OBP: 0.200, SLG: 0.375		G6-3		P4		G3			G6-3	3 1	0 0	0 0	0 0	0 0	0 0	4 0
50 Adam Wainwright, R (1, 1) 36 Randy Choate, L (5, 1) 73 Seth Maness, R (5, 1) 43 Shane Robinson, R (7, PH) 79 Kolten Wong, L (7, 4) OBP: 0.500, SLG: 0.500 OBP: 0.500, SLG: 0.773 OBP: 0.296, SLG: 0.538		19 BB 1B		F8			F9		G6-3	2 0 0 1 1	0 0 0 0 0	1 0 0 0 0	1 0 0 0 0	0 0 0 0 0	0 0 0 0 0	1 0 0 0 0
Inning Stats	R: 0 E: 0 K: 1 S: 5 H: 0 LOB: 2 BB: 2 P: 13	R: 1 E: 0 K: 2 S: 9 H: 2 LOB: 2 BB: 1 P: 13	R: 0 E: 0 K: 1 S: 5 H: 0 LOB: 0 BB: 0 P: 5	R: 1 E: 0 K: 0 S: 5 H: 2 LOB: 0 BB: 0 P: 5	R: 0 E: 0 K: 0 S: 3 H: 1 LOB: 0 BB: 0 P: 3	R: 0 E: 0 K: 1 S: 5 H: 0 LOB: 2 BB: 2 P: 13	R: 0 E: 0 K: 0 S: 3 H: 0 LOB: 0 BB: 0 P: 3	R: 1 E: 0 K: 0 S: 4 H: 2 LOB: 2 BB: 1 P: 8	R: 0 E: 0 K: 0 S: 3 H: 0 LOB: 0 BB: 0 P: 3	1B: 5 2B: 1 3B: 0 HR: 1	SF: 0 SAC: 0 DP: 2 HBP: 0					

PITCHER	IP	WLS	BF	H	R	ER	SO	BB	IBB	HBP	BLK	WP	HR	S	P	ERA	WHIP
53 Jeremy Hefner, R (1, 1) ERA: 3.1	5.0		21	5	2	2	4	3	0	0	0	0	1	27	39	3.60	1.600
30 LaTroy Hawkins, R (6, 1) ERA:	1.0		5	0	0	0	1	2	0	0	0	0	0	5	13	0.00	2.000
56 Scott Rice, L (7, 1) ERA: 4.15	1.0		3	0	0	0	0	0	0	0	0	0	0	3	3	0.00	0.000
34 Brandon Lyon, R (8, 1) ERA: 2.7	1.0	L	5	2	1	1	0	1	0	0	0	0	0	4	8	9.00	3.000
39 Bobby Parnell, R (9, 1) ERA: 2.79	1.0		3	0	0	0	0	0	0	0	0	0	0	3	3	0.00	0.000

PITCHER	IP	WLS	BF	H	R	ER	SO	BB	IBB	HBP	BLK	WP	HR	S	P	ERA	WHIP

TOP

St. Louis Cardinals @ New York Mets

Tradition Field, Port St. Lucie, FL

Thu Mar 21 2013, 1:11 PM - 4:01 PM EDT

Att. 5,785 - Sunny - 70 F

livebaseballscorecards.com

AB	31
R	3
H	7
RBI	3
BB	6
SO	5
LOB	16

WP: 0 PB: 0 SB: 0 CS: 1 PA: 38

St. Louis Cardinals @ New York Mets

Tradition Field, Port St. Lucie, FL

Thu Mar 21 2013, 1:11 PM - 4:01 PM EDT

Att. 5,785 - Sunny - 70 F

BOTTOM

Batter	1	2	3	4	5	6	7	8	9	AB	R	H	RBI	BB	SO	LOB
6 Marlon Byrd, R (1, 9) OBP: 0.349, SLG: 0.410	F8		G1-3		G5-3	1-3 1B		K		4	0	1	0	0	0	0
16 Brian Bixler, R (7, 4) OBP: 0.417, SLG: 0.633										1	0	0	0	0	1	1
11 Rubén Tejada, R (1, 6) OBP: 0.182, SLG: 0.200	G1-4-3		F7		K	P6		P6		4	0	0	0	0	1	2
56 Scott Rice, L (7, 1)										0	0	0	0	0	0	0
4 Collin Cowgill, R (8, 8) OBP: 0.380, SLG: 0.578										1	0	0	0	0	0	1
29 Ike Davis, L (1, 3) OBP: 0.444, SLG: 0.500	BB		K		21 HBP 19 1B 1B		K		F7	2	0	1	0	1	1	0
12 Brandon Hicks, R (7, 3) OBP: 0.333, SLG: 0.324										2	0	0	0	0	1	0
19 Zach Lutz, R (1, 5) OBP: 0.404, SLG: 0.356	F9			G5-3	21 HBP 1-2 1B		G6-3		K	5	0	1	0	0	1	1
21 Lucas Duda, L (1, 7) OBP: 0.319, SLG: 0.535		2B		44 BB 68 3B 1B	1-2 2-3 HBP		15 BB 1B		BB	2	1	2	0	0	0	0
80 Jamie Hoffmann, R (7, 7) OBP: 0.250, SLG: 0.367										1	0	1	0	1	0	0
44 John Buck, R (1, 2) OBP: 0.414, SLG: 0.680		F8		68 3B 1-2 BB	F8		1-2 BB		F7	2	1	0	0	1	0	4
15 Travis d'Arnaud, R (7, 2) OBP: 0.417, SLG: 0.467										1	0	0	0	1	0	1
68 Matthew den Dekker, L (1, 8) OBP: 0.238, SLG: 0.390	K		1-H 2-H 3B		G4-3	K				4	0	1	2	0	2	3
34 Brandon Lyon, R (8, 1)										0	0	0	0	0	0	0
39 Bobby Parnell, R (9, 1)										0	0	0	0	0	0	0
3 Omar Quintanilla, L (1, 4) OBP: 0.333, SLG: 0.364		BB	L6		K		K	K		3	0	0	0	1	2	1
(7, 6)																
53 Jeremy Hefner, R (1, 1)		G6-3	G4-3		6 1B 1B			BB		2	0	0	0	0	0	3
30 LaTroy Hawkins, R (6, 1)										0	0	0	0	0	0	0
Justin Turner, R (6, PH) OBP: 0.344, SLG: 0.310										1	0	1	0	0	0	0
23 Mike Baxter, L (7, 9) OBP: 0.293, SLG: 0.152										0	0	0	0	1	0	0
Inning Stats	R: 0 E: 0 K: 0 S: 3 H: 0 LOB: 1 BB: 1 P: 7	R: 0 E: 0 K: 1 S: 6 H: 1 LOB: 2 BB: 1 P: 10	R: 0 E: 0 K: 1 S: 5 H: 0 LOB: 0 BB: 0 P: 5	R: 2 E: 0 K: 0 S: 5 H: 2 LOB: 1 BB: 1 P: 9	R: 0 E: 0 K: 1 S: 7 H: 2 LOB: 3 BB: 0 P: 8	R: 0 E: 0 K: 1 S: 7 H: 2 LOB: 2 BB: 0 P: 7	R: 0 E: 0 K: 2 S: 8 H: 1 LOB: 2 BB: 1 P: 12	R: 0 E: 0 K: 2 S: 7 H: 0 LOB: 1 BB: 1 P: 11	R: 0 E: 0 K: 1 S: 5 H: 0 LOB: 1 BB: 1 P: 9	1B: 6 2B: 1 3B: 1 HR: 0	SF: 0 SAC: 0 DP: 0 HBP: 1						

	AB	35
	R	2
	H	8
	RBI	2
	BB	6
	SO	9
	LOB	17

WP: 0 PB: 0 SB: 0 CS: 0 PA: 42

livebaseballscorecards.com

PITCHER	IP	WLS	BF	H	R	ER	SO	BB	IBB	HBP	BLK	WP	HR	S	P	ERA	WHIP
50 Adam Wainwright, R (1, 1) ERA: 3.0	4.2		20	3	2	2	3	3	0	0	0	0	0	23	35	3.86	1.286
36 Randy Choate, L (5, 1) ERA: 1.69	0.0		3	2	0	0	0	0	0	1	0	0	0	2	3	∞	∞
73 Seth Maness, R (5, 1) ERA: 3.86	1.1		6	2	0	0	1	0	0	0	0	0	0	8	8	0.00	1.500
63 Maikel Cleto, R (7, 1) ERA: 1.59	1.0	W	5	1	0	0	2	1	0	0	0	0	0	8	12	0.00	2.000
59 Fernando Salas, R (8, 1) ERA: 1.29	1.0	H	4	0	0	0	2	1	0	0	0	0	0	7	11	0.00	1.000

PITCHER	IP	WLS	BF	H	R	ER	SO	BB	IBB	HBP	BLK	WP	HR	S	P	ERA	WHIP
30 Jason Motte, R (9, 1) ERA: 5.0	1.0	S	4	0	0	0	1	1	0	0	0	0	0	5	9	0.00	1.000

New York Mets @ Miami Marlins

Roger Dean Stadium, Jupiter, FL

Fri Mar 22 2013, 7:08 PM - 10:09 PM EDT

Att. 4,758 - Cloudy - 72 F

TOP

livebaseballscorecards.com

Batter	1	2	3	4	5	6	7	8	9	AB	R	H	RBI	BB	SO	LOB
1 Jordany Valdespin, L (1, 4) OBP: 0.396, SLG: 0.833 68 Matthew den Dekker, L (7, 8) OBP: 0.233, SLG: 0.381	0-0 77 1B 3B		1-0 77 1B HBP		0-0 ① G6-3		0-0 ② G1-3 2-3		0-0 ① G5-3	3 1 1 0 0 0 1 1 0 0 0 0 0 0						
4 Collin Cowgill, R (1, 8) OBP: 0.352, SLG: 0.531 73 Robert Carson, L (7, 1) 50 Scott Atchison, R (8, 1) 97 Mike Wilson, R (9, PH) 56 Scott Rice, L (9, 1)	0-3 ① K		0-3 ① K		0-0 ② P2		0-3 ③ K		0-0 ② G4-3	4 0 0 0 0 3 3 0 0 0 0 0 0 0 0 0 0 0 0 0 0 1 0 0 0 0 0 0 0 0 0 0 0 0 0						
23 Mike Baxter, L (1, 9) OBP: 0.311, SLG: 0.167 80 Jamie Hoffmann, R (8, 9) OBP: 0.242, SLG: 0.355	1-0 77 1B HBP		0-3 ② K		0-0 ③ F9			0-0 20 2B 1B	0-0 ③ G6-3	3 1 1 0 0 1 1 1 0 0 0 0 0 0						
77 Andrew Brown, R (1, 7) OBP: 0.256, SLG: 0.289 19 Zach Lutz, R (8, 7) OBP: 0.404, SLG: 0.356	0-0 1-2 3-H 1B		0-0 1-2 1B			0-0 ① F9		0-2 ① K		4 0 2 1 0 1 1 0 0 0 0 0 0 0						
20 Anthony Recker, R (1, 2) OBP: 0.417, SLG: 0.652 22 Landon Powell, S (8, 2) OBP: 0.240, SLG: 0.174	0-3 ② K		0-0 ③ G6-3			0-0 ② G5-3		0-0 3 1B 84 1B 1-H 2B		4 1 1 1 0 1 4 0 0 0 0 0 0 0						
12 Brandon Hicks, R (1, 3) OBP: 0.346, SLG: 0.308 90 Eric Campbell, R (9, 3)	0-0 ③ F7			4-1 16 G5-3 BB		4-0 3 S BB		0-3 ② K		2 0 0 0 2 1 3 0 0 0 0 0 0 0						
3 Omar Quintanilla, L (1, 6) OBP: 0.349, SLG: 0.378		0-0 16 G6-4-3 1B	0-0 ① F7			0-1 ③ G3-1 1-2		0-0 16 BB 84 1B 2-3 1B		4 1 2 0 0 0 2						
16 Brian Bixler, R (1, 5) OBP: 0.425, SLG: 0.636		0-0 ① ② G6-4-3 1-2f	0-0 ② G5-3 1-2				0-0 1 G1-3 2B	4-0 84 1B 84 1B 1-2 BB		3 0 1 0 1 0 2						
49 Jonathon Niese, L (1, 1) 30 LaTroy Hawkins, R (6, 1) 55 Pedro Feliciano, L (6, 1) 84 Joshua Rodriguez, R (7, PH) OBP: 0.500, SLG: 0.500 (7, 4)		0-0 ③ G3	0-3 ③ K				0-3 ① K	0-0 ③ 1-H 2-H 3-H 1B		2 0 0 0 0 1 1 0 0 0 0 0 0 0 0 0 0 0 0 0 0 2 0 1 2 0 1 1						
Inning Stats	R: 1 H: 2 E: 0 LOB: 2 K: 2 BB: 0 S: 9 P: 10	R: 0 H: 1 E: 0 LOB: 0 K: 0 BB: 0 S: 3 P: 3	R: 0 H: 1 E: 0 LOB: 2 K: 2 BB: 0 S: 8 P: 9	R: 0 H: 0 E: 0 LOB: 1 K: 1 BB: 1 S: 6 P: 10	R: 0 H: 0 E: 0 LOB: 0 K: 0 BB: 0 S: 3 P: 3	R: 0 H: 0 E: 0 LOB: 1 K: 0 BB: 1 S: 4 P: 8	R: 0 H: 1 E: 0 LOB: 1 K: 2 BB: 0 S: 8 P: 8	R: 3 H: 4 E: 0 LOB: 2 K: 2 BB: 1 S: 10 P: 14	R: 0 H: 0 E: 0 LOB: 0 K: 0 BB: 0 S: 3 P: 3	1B: 6 SF: 0 2B: 2 SAC: 0 3B: 1 DP: 1 HR: 0 HBP: 2						

AB	34
R	4
H	9
RBI	4
BB	3
SO	9
LOB	19

WP: 0 PA: 39
PB: 0
SB: 1
CS: 0

PITCHER		IP	WLS	BF	H	R	ER	SO	BB	IBB	HBP	BLK	WP	HR	S	P	ERA	WHIP
47 Ricky Nolasco, R ERA: 3.48	(1, 1)	6.0		25	4	1	1	5	2	0	2	0	0	0	33	43	1.50	1.000
50 Chad Qualls, R ERA:	(7, 1)	1.0	H	4	1	0	0	2	0	0	0	0	0	0	8	8	0.00	1.000
58 Ryan Webb, R ERA: 7.88	(8, 1)	1.0	L	7	4	3	3	2	1	0	0	0	0	0	10	14	27.00	5.000
31 Steve Cishek, R ERA: 3.0	(9, 1)	1.0		3	0	0	0	0	0	0	0	0	0	0	3	3	0.00	0.000

PITCHER	IP	WLS	BF	H	R	ER	SO	BB	IBB	HBP	BLK	WP	HR	S	P	ERA	WHIP

New York Mets @ Miami Marlins

Roger Dean Stadium, Jupiter, FL

Fri Mar 22 2013, 7:08 PM - 10:09 PM EDT

Att. 4,758 - Cloudy - 72 F

BOTTOM

Batter	1	2	3	4	5	6	7	8	9	AB	R	H	RBI	BB	SO	LOB
9 Juan Pierre, L (1, 7) OBP: 0.373, SLG: 0.362	G4-3		30 WP; BB		G4-3			12 G6-4-3; 1B		3	0	1	0	1	0	0
30 Placido Polanco, R (1, 5) OBP: 0.393, SLG: 0.444 12 Matt Downs, R (7, 5) OBP: 0.167, SLG: 0.308	K		K		K			G6-4-3		3 1	0 0	0 0	0 0	0 0	3 0	2 2
27 Giancarlo Stanton, R (1, 9) OBP: 0.485, SLG: 0.692	G5-3			20 FC6-4; BB		G6-3			BB	2	0	0	0	2	0	0
20 Justin Ruggiano, R (1, 8) OBP: 0.158, SLG: 0.176 2 Gorkys Hernández, R (8, 8) OBP: 0.366, SLG: 0.306		K		FC6-4; 13 CS; 18 BB; 19 1B		K		F8		3 1	1 0	0 0	0 0	0 0	2 0	1 2
18 Casey Kotchman, L (1, 3) OBP: 0.500, SLG: 0.657 26 Austin Kearns, R (9, PH) OBP: 0.235, SLG: 0.071		E8; 13 L4-6; 1B		13 CS; BB		G5-3			13 G6-4-3; BB	2 0	0 0	1 0	0 0	1 1	0 0	0 0
13 Chris Valaika, R (1, 6) OBP: 0.220, SLG: 0.289		L4-6		19 1B; 22 1B; BB			F8		G6-4-3	3	1	0	0	1	0	2
19 Rob Brantly, L (1, 2) OBP: 0.380, SLG: 0.391			30 WP; 47 SH2-3; 1B	22 1B; 22 1B; 1B			G4-3		G3	4	0	2	1	0	0	0
22 Nick Green, R (1, 4) OBP: 0.317, SLG: 0.316			K				G6-3			3	0	1	1	0	1	1
47 Ricky Nolasco, R (1, 1) 50 Chad Qualls, R (7, 1) 58 Ryan Webb, R (8, 1) 29 Greg Dobbs, L (8, PH) OBP: 0.300, SLG: 0.300 23 Paul Gran, R (8, PR) 31 Steve Cishek, R (9, 1)		SH2-3			L7			12 G6-4-3; 9 1B; 1B		1 0 0 0 1 0 0	0 0 0 0 0 0 0	0 0 0 0 1 0 0	0 0 0 0 0 0 0	0 0 0 0 0 0 0	0 0 0 0 0 0 0	0 0 0 0 0 0 0
Inning Stats	R: 0 E: 0 K: 1 S: 5 / H: 0 LOB: 0 BB: 0 P: 5	R: 0 E: 1 K: 1 S: 5 / H: 1 LOB: 0 BB: 0 P: 5	R: 0 E: 0 K: 2 S: 8 / H: 1 LOB: 2 BB: 1 P: 13	R: 2 E: 0 K: 0 S: 3 / H: 2 LOB: 2 BB: 3 P: 15	R: 0 E: 0 K: 1 S: 5 / H: 0 LOB: 0 BB: 0 P: 5	R: 0 E: 0 K: 1 S: 5 / H: 0 LOB: 0 BB: 0 P: 5	R: 0 E: 0 K: 0 S: 3 / H: 0 LOB: 0 BB: 0 P: 3	R: 0 E: 0 K: 0 S: 4 / H: 2 LOB: 2 BB: 1 P: 8	R: 0 E: 0 K: 0 S: 2 / H: 0 LOB: 0 BB: 1 P: 6	1B: 6 2B: 1 3B: 0 HR: 0	SF: 0 SAC: 1 DP: 3 HBP: 0					

	AB	27
	R	2
	H	6
	RBI	2
	BB	6
	SO	6
	LOB	10

livebaseballscorecards.com

PITCHER		IP	WLS	BF	H	R	ER	SO	BB	IBB	HBP	BLK	WP	HR	S	P	ERA	WHIP
49 Jonathon Niese, L ERA: 1.53	(1, 1)	5.0		20	4	2	2	5	4	0	0	0	1	0	26	43	3.60	1.600
30 LaTroy Hawkins, R ERA:	(6, 1)	0.2		2	0	0	0	1	0	0	0	0	0	0	4	4	0.00	0.000
55 Pedro Feliciano, L ERA: 2.25	(6, 1)	0.1		1	0	0	0	0	0	0	0	0	0	0	1	1	0.00	0.000
73 Robert Carson, L ERA: 4.35	(7, 1)	1.0	W	3	0	0	0	0	0	0	0	0	0	0	3	3	0.00	0.000
50 Scott Atchison, R ERA: 2.08	(8, 1)	1.0	H	5	2	0	0	0	1	0	0	0	0	0	4	8	0.00	3.000
56 Scott Rice, L ERA: 3.72	(9, 1)	1.0	S	3	0	0	0	0	1	0	0	0	0	0	2	6	0.00	1.000

Washington Nationals @ New York Mets

Tradition Field, Port St. Lucie, FL

Sat Mar 23 2013, 1:12 PM - 3:51 PM EDT

Att. 5,590 - Cloudy - 87 F

TOP

livebaseballscorecards.com

Batter	1	2	3	4	5	6	7	8	9	AB	R	H	RBI	BB	SO	LOB
33 Roger Bernadina, L (1, 8) 22 Drew Storen, S (7, 1) 49 Carlos Maldonado, R (8, 2) OBP: 0.467, SLG: 0.364	G3		BBB 4-0 1-2 BB		H 1-0 HBP		CCC 0-3 K		0-0 L5	2 0 1	0 0 0	0 0 0	0 0 0	1 0 0	1 0 0	3 0 1
8 Danny Espinosa, S (1, 6) OBP: 0.349, SLG: 0.367 1 Francisco Soriano, S (5, 6) OBP: 0.500, SLG: 1.000	0-0 12 G5-4-3 1B		SSS 0-3 K		0-0 FC5 2-3f		0-0 SF7 3-H		0-0 1-3 1B	3 1	0 0	1 1	0 1	0 0	1 0	4 0
12 Tyler Moore, R (1, 3) OBP: 0.226, SLG: 0.434 7 Justin Bloxom, S (6, 3)	0-0 G5-4-3 1-2f			SSS 0-3 K		SSS 0-3 K	BBB 4-0 1-2 2-3 BB		SSS 0-3 K	3 1	0 0	0 0	0 0	0 1	2 1	1 2
18 Chad Tracy, L (1, 5) OBP: 0.295, SLG: 0.439 22 Jerad Head, R (6, PR) (6, 5)		0-0 19 G5-4-3 1B		0-0 40 F9 2B		SSS 0-0 1B	SSS 0-3 K		0-0 P5	3 2	0 0	3 0	0 0	0 0	0 1	0 5
40 Wilson Ramos, R (1, 2) OBP: 0.308, SLG: 0.346 30 Zach Duke, L (8, 1)		0-0 F8		0-0 F9 2-3		CCC 0-3 K		0-0 F8		4 0	0 0	0 0	0 0	0 0	1 0	3 0
19 Carlos Rivero, R (1, 7) OBP: 0.235, SLG: 0.283		0-0 G5-4-3 1-2f		SSS 0-3 K		0-0 F9		0-0 2B		4	0	1	0	0	1	3
1 Steve Lombardozzi, S (1, 4) OBP: 0.183, SLG: 0.207 24 Billy Burns, S (7, 8)			0-0 F8		0-0 F8		0-0 E 1 SF7 1B	0-0 G6-3		3 1	1 0	1 0	0 0	0 0	0 0	0 1
46 Micah Owings, R (1, 9) OBP: 0.419, SLG: 0.700 Jimmy Van Ostrand, R (5, PR) (5, 9) OBP: 0.250, SLG: 0.250			0-0 P4		0-0 8 FC5 47 SH1-4 1B		0-0 7 BB E 1-2 1B	0-0 F7		2 2	0 0	1 1	0 0	0 0	0 0	0 1
47 Gio González, R (1, 1) Jose Lozada, S (7, PH) (7, 4)			H 1-0 33 BB HBP		0-0 SH1-4 1-2		0-0 E3 7 BB 1-2 2-3		0-0 E6 1 1B	0 2	0 0	0 0	0 0	0 0	0 0	0 2
Inning Stats	R: 0 E: 0 K: 0 S: 3 H: 1 LOB: 0 BB: 0 P: 3	R: 0 E: 0 K: 0 S: 3 H: 1 LOB: 0 BB: 0 P: 3	R: 0 E: 0 K: 1 S: 5 H: 0 LOB: 2 BB: 1 P: 10	R: 0 E: 0 K: 2 S: 8 H: 1 LOB: 1 BB: 0 P: 8	R: 0 E: 0 K: 0 S: 4 H: 1 LOB: 2 BB: 0 P: 5	R: 0 E: 0 K: 2 S: 8 H: 1 LOB: 1 BB: 0 P: 8	R: 1 E: 1 K: 2 S: 10 H: 2 LOB: 3 BB: 1 P: 14	R: 0 E: 0 K: 0 S: 4 H: 1 LOB: 1 BB: 0 P: 4	R: 0 E: 1 K: 1 S: 7 H: 1 LOB: 2 BB: 0 P: 7	1B: 7 2B: 2 3B: 0 HR: 0	SF: 1 SAC: 1 DP: 2 HBP: 2					

	AB	34
	R	1
	H	9
	RBI	1
	BB	2
	SO	8
	LOB	26

PITCHER		IP	WLS	BF	H	R	ER	SO	BB	IBB	HBP	BLK	WP	HR	S	P	ERA	WHIP
74 Rafael Montero, R ERA: 2.08	(1, 1)	4.2		18	4	0	0	3	1	0	1	0	0	0	22	27	0.00	1.071
55 Pedro Feliciano, L ERA: 2.08	(5, 1)	0.1	H	2	0	0	0	0	0	0	1	0	0	0	1	2	0.00	0.000
27 Jeurys Familia, R ERA: 2.89	(6, 1)	1.0	H	4	1	0	0	2	0	0	0	0	0	0	8	8	0.00	1.000
66 Josh Edgin, L ERA: 3.38	(7, 1)	1.0	W	7	2	1	0	2	1	0	0	0	0	0	10	14	0.00	3.000
73 Robert Carson, L ERA: 3.97	(8, 1)	1.0	H	4	1	0	0	0	0	0	0	0	0	0	4	4	0.00	1.000
34 Brandon Lyon, R ERA: 2.35	(9, 1)	1.0	S	5	1	0	0	1	0	0	0	0	0	0	7	7	0.00	1.000

WP: 0 PB: 0 SB: 0 CS: 0 PA: 40

BOTTOM

Washington Nationals @ New York Mets

Tradition Field, Port St. Lucie, FL

Sat Mar 23 2013, 1:12 PM - 3:51 PM EDT

Att. 5,590 - Cloudy - 87 F

livebaseballscorecards.com

Batter	1	2	3	4	5	6	7	8	9	AB	R	H	RBI	BB	SO	LOB
4 Collin Cowgill, R (1, 8) OBP: 0.351, SLG: 0.519 9 Kirk Nieuwenhuis, L (7, PH) (8, 8) OBP: 0.143, SLG: 0.053	G6-3		G4-6-3, 1B		F8		K			3 0 1 0 0 0 1 1 0 0 0 0 1 1						
Justin Turner, R (1, 4) OBP: 0.314, SLG: 0.281 77 Andrew Brown, R (8, 7) OBP: 0.275, SLG: 0.308	G5-3		G4-6-3 1-2f			G6-3		12 HBP 15 1B, 1B		3 0 0 0 0 0 1 1 1 1 0 0 0 0						
6 Marlon Byrd, R (1, 9) OBP: 0.348, SLG: 0.429 66 Josh Edgin, R (7, 1) 73 Robert Carson, L (8, 1) 12 Brandon Hicks, R (8, PH) OBP: 0.358, SLG: 0.308 34 Brandon Lyon, R (9, 1)	2B		F7			G6-3		15 1B 1-2, HBP		3 0 1 0 0 0 0 0 0 0 0 0 0 0 0 0 0 0 0 0 0 0 0 0 0 0 0 0 0 0 0 0 0 0 0						
29 Ike Davis, L (1, 3) OBP: 0.438, SLG: 0.488 16 Brian Bixler, R (6, PR) (7, 5) OBP: 0.415, SLG: 0.618	F7			G6-3		1B		K		3 0 1 0 0 0 1 1 0 0 0 0 1 2						
44 John Buck, R (1, 2) OBP: 0.406, SLG: 0.630 15 Travis d'Arnaud, R (7, 2) OBP: 0.432, SLG: 0.484		BB 21 1B 19 SF8		K		L4		1-3 2-H, 1B		2 1 0 0 1 1 1 1 0 1 1 0 0 0						
21 Lucas Duda, L (1, 7) OBP: 0.340, SLG: 0.609 3 Omar Quintanilla, L (8, 4) OBP: 0.341, SLG: 0.368		1-3, 1B		K			HR	G4-3		3 1 2 1 0 1 0 1 0 0 0 0 0 1						
19 Zach Lutz, R (1, 5) OBP: 0.382, SLG: 0.340 (7, 3)		SF8 3-H			F9		K			2 0 0 1 0 1 0						
11 Rubén Tejada, R (1, 6) OBP: 0.191, SLG: 0.190		F8			L6		BB			2 0 0 0 1 0 1						
74 Rafael Montero, R (1, 1) 55 Pedro Feliciano, L (5, 1) 80 Jamie Hoffmann, R (5, PH) OBP: 0.235, SLG: 0.344 27 Jeurys Familia, R (6, 1) 23 Mike Baxter, L (7, 9) OBP: 0.304, SLG: 0.162		K			E6		P6			1 0 0 0 0 1 1 0 0 0 0 0 0 0 1 0 0 0 0 0 0 0 0 0 0 0 0 0 1 0 0 0 0 0 1						
Inning Stats	R: 0 E: 0 K: 0 S: 4 H: 1 LOB: 1 BB: 0 P: 4	R: 1 E: 0 K: 1 S: 6 H: 1 LOB: 1 BB: 1 P: 10	R: 0 E: 0 K: 0 S: 3 H: 1 LOB: 0 BB: 0 P: 3	R: 0 E: 0 K: 2 S: 7 H: 0 LOB: 0 BB: 0 P: 7	R: 0 E: 1 K: 0 S: 4 H: 0 LOB: 1 BB: 0 P: 4	R: 0 E: 0 K: 0 S: 4 H: 1 LOB: 1 BB: 0 P: 4	R: 1 E: 0 K: 2 S: 9 H: 1 LOB: 1 BB: 1 P: 16	R: 1 E: 0 K: 1 S: 6 H: 2 LOB: 1 BB: 0 P: 7		1B: 5 2B: 1 3B: 0 HR: 1 SF: 1 SAC: 0 DP: 1 HBP: 1						

	AB	29
	R	3
	H	7
	RBI	3
	BB	2
	SO	6
	LOB	11

WP: 0 PB: 0 SB: 0 CS: 0 PA: 33

PITCHER		IP	WLS	BF	H	R	ER	SO	BB	IBB	HBP	BLK	WP	HR	S	P	ERA	WHIP
47 Gio González, L ERA: 1.93	(1, 1)	6.0		23	4	1	1	3	1	0	0	0	0	0	28	32	1.50	0.833
22 Drew Storen, R ERA: 5.4	(7, 1)	1.0	L	5	1	1	1	2	1	0	0	0	0	1	9	16	9.00	2.000
30 Zach Duke, L ERA: 5.4	(8, 1)	1.0		5	2	1	1	1	0	0	1	0	0	0	6	7	9.00	2.000

PITCHER	IP	WLS	BF	H	R	ER	SO	BB	IBB	HBP	BLK	WP	HR	S	P	ERA	WHIP

Detroit Tigers @ New York Mets

Tradition Field, Port St. Lucie, FL

Sun Mar 24 2013, 1:13 PM - 4:09 PM EDT

Att. 4,877 - Partly Cloudy - 85 F

TOP

livebaseballscorecards.com

Batter	1	2	3	4	5	6	7	8	9	AB	R	H	RBI	BB	SO	LOB
14 Austin Jackson, R (1, 8) OBP: 0.323, SLG: 0.473	S S S 0-3 ① K	x 0-0 ③ P2		x 0-0 3-H 2B			x 0-0 2-H 52 1B 3B	x 0-0 ① G5-3		5	1	2	2	0	1	3
48 Torii Hunter, R (1, 9) OBP: 0.305, SLG: 0.464 52 Quintin Berry, L (5, 9) OBP: 0.394, SLG: 0.286	S S S 0-3 ② K		x 0-0 E4 24 G4-3 28 1B	x 0-0 ③ P2			x 0-0 3-H 29 2B 1B	S S S 0-3 ② K		3	1	0	0	0	1	1
										2	1	1	1	0	1	0
24 Miguel Cabrera, R (1, 5) OBP: 0.313, SLG: 0.545 29 Danny Worth, R (5, PR) OBP: 0.422, SLG: 0.474 (5, 5)	S C C 0-3 ③ K		x 0-0 ① G4-3 2-3		x 0-0 E6 41 G6-4-3		x 0-0 1-H 32 HR 2B	C C C 0-3 ③ K		3	0	0	0	0	1	1
										2	1	1	1	0	1	0
28 Prince Fielder, L (1, 3) OBP: 0.418, SLG: 0.479 32 Don Kelly, L (5, 3) OBP: 0.354, SLG: 0.561		x 0-0 13 BB 27 1B 4 BB 1B	x 0-0 41 G6-4-3 3-H 1B		C C C 0-3 ① K		x 0-0 2-H HR		x 0-0 ① F7	3	1	2	1	0	1	1
										2	1	1	2	0	0	0
41 Victor Martinez, S (1, 10) OBP: 0.358, SLG: 0.383 65 Brad Davis, R (9, PH) (9, 10)		x 0-0 ① L8	x 0-0 ② ③ G6-4-3 1-2f		x 0-0 ② ③ G6-4-3 1-2f		x 0-0 ① G3-1		B B B B 4-0 39 1B 68 BB BB	4	0	0	0	0	0	3
										0	0	0	0	1	0	0
12 Andy Dirks, L (1, 7) OBP: 0.333, SLG: 0.390 68 Matt Tuiasosopo, R (6, 7) OBP: 0.423, SLG: 0.733	S S S 0-3 ② K			x 0-0 ① G3		S S S 0-3 ① K	x 0-0 39 1B 2B	B B B B 4-0 1-2 39 1B BB		3	0	0	0	0	2	1
										1	0	1	0	1	0	0
27 Jhonny Peralta, R (1, 6) OBP: 0.340, SLG: 0.449 39 Ramon Santiago, S (6, 6) OBP: 0.435, SLG: 0.471	x 0-0 4 BB 13 BB 1-2 1B			B B B B 4-0 13 S 4 3B BB		B B B B 4-0 13 G4-6-3 BB	x 0-0 2-3 1B	x 0-0 1-2 2-3 1B		1	1	1	0	2	0	0
										2	0	2	0	0	0	0
13 Alex Avila, L (1, 2) OBP: 0.410, SLG: 0.404 55 Brayan Peña, S (6, 2) OBP: 0.216, SLG: 0.400	B B B B 4-0 4 BB 1-2 2-3 BB			B X 1-0 ② G1-3 1-2		x 0-0 ② ③ G4-6-3 1-2f	x 0-0 ② P6		x 0-0 ② P3	2	0	0	0	1	0	2
										2	0	0	0	0	0	5
4 Omar Infante, R (1, 4) OBP: 0.349, SLG: 0.432 67 Kevin Russo, R (9, 4) OBP: 0.316, SLG: 0.583	B B B B 4-0 1-2 2-3 3-H BB			x 0-0 14 2B 2-H 3B			0-0 14 3B 2B G1-3		x 0-0 ③ L6	4	2	2	2	1	0	5
										0	0	0	0	0	0	0
Inning Stats	R: 0 H: 0 E: 0 LOB: 0 K: 3 BB: 0 S: 9 P: 9	R: 1 H: 2 E: 0 LOB: 3 K: 1 BB: 2 S: 7 P: 15	R: 1 H: 1 E: 1 LOB: 0 K: 0 BB: 0 S: 4 P: 4	R: 2 H: 2 E: 0 LOB: 1 K: 0 BB: 1 S: 5 P: 10	R: 0 H: 0 E: 1 LOB: 1 K: 1 BB: 0 S: 5 P: 5	R: 0 H: 0 E: 0 LOB: 0 K: 1 BB: 1 S: 4 P: 8	R: 5 H: 7 E: 0 LOB: 2 K: 0 BB: 0 S: 10 P: 10	R: 0 H: 0 E: 0 LOB: 0 K: 2 BB: 0 S: 7 P: 7	R: 0 H: 1 E: 0 LOB: 3 K: 0 BB: 2 S: 4 P: 12	1B: 6 SF: 0 2B: 4 SAC: 0 3B: 2 DP: 3 HR: 1 HBP: 0						

	AB	39
	R	9
	H	13
	RBI	9
	BB	6
	SO	8
	LOB	22

PITCHER		IP	WLS	BF	H	R	ER	SO	BB	IBB	HBP	BLK	WP	HR	S	P	ERA	WHIP
33 Matt Harvey, R ERA: 3.47	(1, 1)	5.0	L	23	5	4	3	5	3	0	0	0	0	0	30	43	5.40	1.600
39 Bobby Parnell, R ERA: 2.53	(6, 1)	1.0		3	0	0	0	1	1	0	0	0	0	0	4	8	0.00	1.000
34 Brandon Lyon, R ERA: 7.88	(7, 1)	0.1		7	6	5	5	0	0	0	0	0	0	1	7	7	135.00	18.000
50 Scott Atchison, R ERA: 1.74	(7, 1)	1.2		6	1	0	0	2	0	0	0	0	0	0	10	10	0.00	0.600
89 Jack Leathersich, L ERA:	(9, 1)	1.0		6	1	0	0	0	2	0	0	0	0	0	4	12	0.00	3.000

PITCHER		IP	WLS	BF	H	R	ER	SO	BB	IBB	HBP	BLK	WP	HR	S	P	ERA	WHIP

Detroit Tigers @ New York Mets

Tradition Field, Port St. Lucie, FL

Sun Mar 24 2013, 1:13 PM - 4:09 PM EDT

Att. 4,877 - Partly Cloudy - 85 F

BOTTOM

Batter	1	2	3	4	5	6	7	8	9	AB	R	H	RBI	BB	SO	LOB
9 Kirk Nieuwenhuis, L (1, 10) OBP: 0.192, SLG: 0.045	BBBB 4-0 29 G3 SH5-3 BB		x 0-0 ① G4-3		BBBB 4-0 1B BB		x 0-0 ③ G4-3		x 0-0 ② F9	3	0	0	0	2	0	0
Justin Turner, R (1, 4) (8, 5) OBP: 0.359, SLG: 0.389	x 0-0 ① SH5-3 1-2		x 0-0 29 1B 2B		x 0-0 1-3 1B			x 0-0 91 1B 2B	x 0-0 ③ F9	4	2	3	0	0	0	0
29 Ike Davis, L (1, 3) OBP: 0.431, SLG: 0.477 86 Danny Muno, S (8, 4)	x 0-0 ② G3 2-3		x 0-0 6 G6-4-3 2-H 1B		x 0-0 ③ F8			x 0-0 ① F8		3	0	1	1	0	0	3
										1	0	0	0	0	0	1
6 Marlon Byrd, R (1, 9) OBP: 0.347, SLG: 0.444 91 Cory Vaughn, R (8, 9) OBP: 1.000, SLG: 1.000	SSS 0-3 ③ K2-3		x 0-0 ② ③ G6-4-3 1-2f			x 0-0 2B		x 0-0 22 1B 82 2B 2-H 1B		3	0	1	0	0	1	2
										1	1	1	1	0	0	0
44 John Buck, R (1, 2) OBP: 0.429, SLG: 0.621 22 Landon Powell, S (7, 2) OBP: 0.269, SLG: 0.208		BBBB 4-0 12 WP 3 BB 68 WP BB		x 0-0 77 G6-4-3 1B		SSS 0-3 ① K		x 0-0 82 2B 1-2 1B		2	1	1	0	1	1	1
										1	0	1	0	0	0	0
77 Andrew Brown, R (1, 7) OBP: 0.250, SLG: 0.279		SSS 0-3 ① K		x 0-0 ① ② G6-4-3 1-2f		SSS 0-3 ② K		SSS 0-3 ② K		4	0	0	0	0	3	5
3 Omar Quintanilla, L (1, 6) OBP: 0.340, SLG: 0.350 82 Matt Reynolds, R (8, 6) OBP: 1.000, SLG: 2.000		BBBB 4-0 68 WP 12 WP 1-2 BB		x 0-0 ③ G4-3		SSS 0-3 ③ K		x 0-0 1-3 2-H 2B		2	0	0	0	1	1	1
										1	0	1	1	0	0	0
12 Brandon Hicks, R (1, 5) OBP: 0.333, SLG: 0.279 (8, 3)		BCCC 1-3 ② K 1-2 2-3			SSS 0-3 ① K		x 0-0 ① F9	SSS 0-3 ③ K		4	0	0	0	0	3	4
68 Matthew den Dekker, L (1, 8) OBP: 0.222, SLG: 0.364 Alonzo Harris, R (7, 8) OBP: 0.333, SLG: 0.333		BX 1-0 ③ G4-3 2-3 3-H			x 0-0 ② G6-3		x 0-0 ② G4-3		x 0-0 ① F9	2	0	0	0	0	0	1
										2	0	0	0	0	0	0
Inning Stats	R: 0 E: 0 K: 1 S: 5 H: 0 LOB: 1 BB: 1 P: 9	R: 1 E: 0 K: 2 S: 7 H: 0 LOB: 1 BB: 2 P: 17	R: 1 E: 0 K: 0 S: 4 H: 2 LOB: 0 BB: 0 P: 4	R: 0 E: 0 K: 0 S: 3 H: 1 LOB: 0 BB: 0 P: 3	R: 0 E: 0 K: 1 S: 6 H: 1 LOB: 2 BB: 1 P: 10	R: 0 E: 0 K: 3 S: 10 H: 1 LOB: 1 BB: 0 P: 10	R: 0 E: 0 K: 0 S: 3 H: 0 LOB: 0 BB: 0 P: 3	R: 2 E: 0 K: 2 S: 11 H: 4 LOB: 2 BB: 0 P: 11	R: 0 E: 0 K: 0 S: 3 H: 0 LOB: 0 BB: 0 P: 3	1B: 5 2B: 4 3B: 0 HR: 0		SF: 0 SAC: 1 DP: 2 HBP: 0		WP: 2 PB: 0 SB: 0 CS: 0		PA: 38	

livebaseballscorecards.com

	AB	R	H	RBI	BB	SO	LOB
	33	4	9	3	4	9	18

PITCHER		IP	WLS	BF	H	R	ER	SO	BB	IBB	HBP	BLK	WP	HR	S	P	ERA	WHIP
58 Doug Fister, R ERA: 6.52	(1, 1)	4.2	W	20	4	2	2	4	4	0	0	0	2	0	24	42	3.86	1.714
38 Darin Downs, L ERA: 0.71	(5, 1)	0.1	H	1	0	0	0	0	0	0	0	0	0	0	1	1	0.00	0.000
62 Al Alburquerque, R ERA: 4.91	(6, 1)	1.0	H	4	1	0	0	3	0	0	0	0	0	0	10	10	0.00	1.000
71 Jose Alvarez, L ERA: 2.79	(7, 1)	1.2		9	4	2	2	1	0	0	0	0	0	0	11	11	10.80	2.400
49 Luis Marte, R ERA: 2.38	(8, 1)	1.1		4	0	0	0	1	0	0	0	0	0	0	6	6	0.00	0.000

PITCHER	IP	WLS	BF	H	R	ER	SO	BB	IBB	HBP	BLK	WP	HR	S	P	ERA	WHIP

New York Mets @ St. Louis Cardinals

Roger Dean Stadium, Jupiter, FL

Sun Mar 24 2013, 1:07 PM - 4:19 PM EDT

Att. 6,496 - Partly Cloudy - 86 F

TOP

livebaseballscorecards.com

Batter	1	2	3	4	5	6	7	8	9	AB	R	H	RBI	BB	SO	LOB
1 Jordany Valdespin, L (1, 4) OBP: 0.379, SLG: 0.593	L6		F8		G1-3		95 2B 1B	K		5	1	1	0	0	1	2
11 Rubén Tejada, R (1, 6) OBP: 0.180, SLG: 0.178	K		K			L9	P4	F7		3	0	0	0	0	2	1
84 Joshua Rodriguez, R (6, 6) OBP: 0.250, SLG: 0.250										2	0	0	0	0	0	2
4 Collin Cowgill, R (1, 8) OBP: 0.367, SLG: 0.545	21 S 1B			G5-3		21 G4-3 1B 2B	80 HR 2B	K		3	1	2	0	0	0	0
95 Darrell Ceciliani, L (6, 8) OBP: 0.500, SLG: 1.000										2	1	1	2	0	1	0
21 Lucas Duda, L (1, 7) OBP: 0.321, SLG: 0.571	G4-3			L8		G4-3			K	3	0	0	0	0	0	2
80 Jamie Hoffmann, R (6, 7) OBP: 0.250, SLG: 0.441							HR			2	1	1	2	0	1	0
Travis d'Arnaud, R (1, 2) OBP: 0.415, SLG: 0.457		G5-3		P3		23 BB 19 1B 1B	G5-3		K	4	1	1	1	0	0	0
87 Justin Hampson, L (7, 1)										0	0	0	0	0	0	0
97 Mike Wilson, R (9, PH) (9, 9)										1	0	0	0	0	1	0
23 Mike Baxter, L (1, 9) OBP: 0.353, SLG: 0.300		G4-3			16 PB 16 G6-3 2B	19 1B BB	19 HR BB		HR	3	3	2	1	2	0	0
85 Dylan Owen, R (9, 1)										0	0	0	0	0	0	0
19 Zach Lutz, R (1, 5) OBP: 0.383, SLG: 0.404		K			G5-3	1-3 2-H 1B	1-H HR		K	5	1	2	3	0	2	1
16 Brian Bixler, R (1, 3) OBP: 0.422, SLG: 0.622			47 SH2-3 BB		G6-3	G6-3	2B			3	0	1	1	1	0	2
47 Aaron Laffey, L (1, 1)			SH2-3		E6		1B 95 2B BB	K		0	0	0	0	0	0	0
46 Greg Burke, R (4, 1)										0	0	0	0	0	0	0
90 Eric Campbell, R (5, PH)										1	0	0	0	0	0	0
27 Jeurys Familia, R (5, 1)										0	0	0	0	0	0	0
20 Anthony Recker, R (7, PH) OBP: 0.423, SLG: 0.625 (7, 2)										1	1	0	0	1	1	1
Inning Stats	R: 0 E: 0 K: 1 S: 6 H: 1 LOB: 1 BB: 0 P: 7	R: 0 E: 0 K: 1 S: 5 H: 0 LOB: 0 BB: 0 P: 5	R: 0 E: 0 K: 1 S: 5 H: 0 LOB: 1 BB: 1 P: 9	R: 0 E: 0 K: 0 S: 3 H: 0 LOB: 0 BB: 0 P: 3	R: 1 E: 1 K: 0 S: 5 H: 1 LOB: 1 BB: 0 P: 6	R: 2 E: 0 K: 0 S: 6 H: 3 LOB: 2 BB: 1 P: 10	R: 6 E: 0 K: 1 S: 15 H: 5 LOB: 1 BB: 2 P: 25	R: 0 E: 0 K: 2 S: 7 H: 0 LOB: 0 BB: 0 P: 7	R: 1 E: 0 K: 3 S: 10 H: 1 LOB: 0 BB: 0 P: 12	1B: 4 2B: 4 3B: 0 HR: 3	SF: 0 SAC: 1 DP: 0 HBP: 0						

	AB	38
	R	10
	H	11
	RBI	10
	BB	4
	SO	9
	LOB	11

WP: 0 PB: 1 SB: 1 CS: 0 PA: 43

PITCHER		IP	WLS	BF	H	R	ER	SO	BB	IBB	HBP	BLK	WP	HR	S	P	ERA	WHIP
35 Jake Westbrook, R ERA: 3.6	(1, 1)	6.0		26	5	3	2	3	2	0	0	0	0	0	30	40	3.00	1.167
71 Sam Freeman, L ERA: 27.0	(7, 1)	0.1	H	3	1	2	2	0	1	0	0	0	0	0	2	6	54.00	6.000
36 Randy Choate, L ERA: 3.38	(7, 1)	0.0		1	1	0	0	0	0	0	0	0	0	0	1	1	∞	∞
Mitch Harris, R ERA: 81.0	(7, 1)	0.1	L	5	3	4	4	0	1	0	0	0	0	2	9	15	108.00	12.000
63 Maikel Cleto, R ERA: 1.5	(7, 1)	0.1		1	0	0	0	1	0	0	0	0	0	0	3	3	0.00	0.000

PITCHER		IP	WLS	BF	H	R	ER	SO	BB	IBB	HBP	BLK	WP	HR	S	P	ERA	WHIP
44 Edward Mujica, R ERA: 9.9	(8, 1)	1.0		3	0	0	0	2	0	0	0	0	0	0	7	7	0.00	0.000
59 Fernando Salas, R ERA: 2.16	(9, 1)	1.0		4	1	1	1	3	0	0	0	0	0	1	10	12	9.00	1.000

BOTTOM

Batter	1	2	3	4	5	6	7	8	9	AB	R	H	RBI	BB	SO	LOB
19 Jon Jay, L (1, 8) OBP: 0.339, SLG: 0.392	B B B B 4-0 21 FC6-4 7 BB 4 1B BB	X 0-0 13 S 2-H 1B		B B B B 4-0 13 CS BB		X 0-0 13 CS 1B	X 0-0 2-H 2B			3	1	3	2	2	0	0
13 Matt Carpenter, L (1, 4) OBP: 0.463, SLG: 0.509 44 Edward Mujica, R (8, 1) 59 Fernando Salas, R (9, 1)	X 0-0 ① F8	B X 1-0 ③ L9 1-2		1 SAFE B B B B 4-0 ② 7 1B 21 2B 1-2 BB		C B B B B 4-1 ① 32 1B 7 1B 1-2 BB	X 0-0 ③ F8			3 0 0	1 0 0	0 0 0	0 0 0	2 0 0	0 0 0	3 0 0
7 Matt Holliday, R (1, 7) OBP: 0.356, SLG: 0.487 56 Adron Chambers, L (6, PR) OBP: 0.281, SLG: 0.346 (7, 7)	B B B B 4-0 21 FC6-4 1-2 BB		X 0-0 ① G5-3	X 0-0 21 2B 1-2 1B		X 0-0 32 1B 1-2 1B		C S S 0-3 ① K		3 1	1 0	2 0	0 0	1 0	0 1	0 0
21 Allen Craig, R (1, 3) OBP: 0.463, SLG: 0.512 53 Matt Adams, L (7, 3) OBP: 0.362, SLG: 0.538	X 0-0 ② FC6-4 4 1B 1-2f 2-3	X 0-0 4 2B 38 2B 1B	X 0-0 1-H 2-H 2B	C F S 0-3 ② K		X 0-0 32 G5-4-3 1B				4 1	1 0	2 1	2 0	0 0	1 0	4 0
4 Yadier Molina, R (1, 2) OBP: 0.500, SLG: 0.556 32 Rob Johnson, R (5, 2) OBP: 0.222, SLG: 0.385	X 0-0 1-3 3-H 1B	X 0-0 1-3 38 2B 2B	C C S 0-3 ③ K	X 0-0 43 FC6-4 1-2 2-3 1B		X 0-0 ② ③ G5-4-3 1-2f				3 2	1 0	2 1	1 0	0 0	1 0	1 1
43 Shane Robinson, R (1, 9) OBP: 0.483, SLG: 0.736	X 0-0 ③ G5-3	X 0-0 ② G5-3	X 0-0 E6 89 S	X 0-0 ③ FC6-4 1-2f			B B B B 4-0 89 DI BB			4	0	0	0	1	0	7
38 Pete Kozma, R (1, 6) OBP: 0.407, SLG: 0.556 92 Patrick Wisdom, R (6, 5) OBP: 0.154, SLG: 0.083		X 0-0 19 1B 2B	X 0-0 2-H 3-H 2B	X 0-0 ① P4		X 0-0 ① P3			X 0-0 ① F7	3 2	1 0	2 0	2 0	0 0	0 0	1 1
89 Greg Garcia, L (1, 5) OBP: 0.296, SLG: 0.217 (6, 6)		X 0-0 ① F8	C F S 0-3 ③ K	B F F S 1-3 ② K 1-2		X 0-0 ② G5-3			B X 1-0 ② F8 1-2	5	0	0	0	0	2	4
35 Jake Westbrook, R (1, 1) 71 Sam Freeman, R (7, 1) 36 Randy Choate, L (7, 1) Mitch Harris, R (7, 1) 63 Maikel Cleto, R (7, 1) 12 Ty Wigginton, R (7, PH) OBP: 0.204, SLG: 0.159 90 Luis Mateo, R (8, 4) 87 Oscar Taveras, L (9, PH) OBP: 0.313, SLG: 0.429		X 0-0 ② F8		X 0-0 ① G4-3	X 0-0 ③ P4		X 0-0 19 2B 2B		X 0-0 ③ G4-3	3 0 0 0 0 1 0 1	0 0 0 0 0 1 0 0	0 0 0 0 0 1 0 0	0 0 0 0 0 0 0 0	0 0 0 0 0 0 0 0	0 0 0 0 0 0 0 0	2 0 0 0 0 0 0 1
Inning Stats	R: 1 E: 0 K: 0 S: 4 H: 1 LOB: 2 BB: 2 P: 12	R: 1 E: 0 K: 0 S: 5 H: 2 LOB: 1 BB: 0 P: 6	R: 2 E: 0 K: 1 S: 8 H: 3 LOB: 1 BB: 0 P: 8	R: 2 E: 0 K: 1 S: 6 H: 2 LOB: 1 BB: 2 P: 14	R: 0 E: 1 K: 1 S: 6 H: 0 LOB: 1 BB: 0 P: 7	R: 0 E: 0 K: 1 S: 8 H: 3 LOB: 3 BB: 1 P: 12	R: 1 E: 0 K: 0 S: 5 H: 2 LOB: 1 BB: 0 P: 5	R: 0 E: 0 K: 1 S: 5 H: 1 LOB: 0 BB: 0 P: 5	R: 0 E: 0 K: 0 S: 3 H: 0 LOB: 1 BB: 1 P: 8	1B: 8 2B: 6 3B: 0 HR: 0	SF: 0 SAC: 0 DP: 1 HBP: 0						

PITCHER		IP	WLS	BF	H	R	ER	SO	BB	IBB	HBP	BLK	WP	HR	S	P	ERA	WHIP
47 Aaron Laffey, L ERA: 3.0	(1, 1)	3.0		17	6	4	4	1	2	0	0	0	0	0	17	26	12.00	2.667
46 Greg Burke, R ERA: 4.76	(4, 1)	1.0		6	2	2	2	1	2	0	0	0	0	0	6	14	18.00	4.000
27 Jeurys Familia, R ERA: 2.38	(5, 1)	2.0	W	10	3	0	0	2	1	0	0	0	0	0	14	19	0.00	2.000
87 Justin Hampson, L ERA: 4.5	(7, 1)	2.0	H	8	3	1	1	1	0	0	0	0	0	0	10	10	4.50	1.500
85 Dylan Owen, R ERA:	(9, 1)	1.0	S	4	0	0	0	0	1	0	0	0	0	0	3	8	0.00	1.000

PITCHER	IP	WLS	BF	H	R	ER	SO	BB	IBB	HBP	BLK	WP	HR	S	P	ERA	WHIP

New York Mets @ St. Louis Cardinals

Roger Dean Stadium, Jupiter, FL

Sun Mar 24 2013, 1:07 PM - 4:19 PM EDT

Att. 6,496 - Partly Cloudy - 86 F

livebaseballscorecards.com

AB	39
R	7
H	14
RBI	7
BB	6
SO	5
LOB	25

WP: 0 PA: 45
PB: 0
SB: 2
CS: 2

Batter	1	2	3	4	5	6	7	8	9	AB	R	H	RBI	BB	SO	LOB
11 Rubén Tejada, R (1, 6) OBP: 0.189, SLG: 0.170	B B B B 4-0 4 WP 4 1B BB	X 0-0 ③ L7			X 0-0 ① L8		X 0-0 ① SF8 3-H		X 0-0 93 FC6-4 84 1B 90 G5-3 1B	2	1	0	0	1	0	0
3 Omar Quintanilla, L (7, PH) OBP: 0.347, SLG: 0.366										1	1	1	1	0	0	0
(7, 6)																
Justin Turner, R (1, 4) OBP: 0.333, SLG: 0.359	X 0-0 ① P6		X 0-0 ① F9		X 0-0 ② F8		S S S 0-3 ② K		X 0-0 93 FC6-4 1-2 1B	3	0	0	0	0	0	1
84 Joshua Rodriguez, R (7, PH) OBP: 0.333, SLG: 0.333										2	0	1	0	0	1	0
(7, 4)																
4 Collin Cowgill, R (1, 8) OBP: 0.397, SLG: 0.614	B B X 2-0 77 WP 77 HR 1-H 1B		B B B C X 3-1 HR		B B B B 4-0 BB		B B B B 4-0 23 BB 19 1B BB		X 0-0 ① FC6-4 90 G5-3 1-2f 2-3	2	2	2	2	1	0	0
9 Kirk Nieuwenhuis, L (7, PH) OBP: 0.222, SLG: 0.045										0	0	0	0	1	0	0
73 Robert Carson, L (7, 1)										0	0	0	0	0	0	0
93 Francisco Peña, R (7, 2)										1	0	0	0	0	0	2
19 Zach Lutz, R (1, 3) OBP: 0.375, SLG: 0.393	S S S 0-3 ② K		X 0-0 ② F9		C C C 0-3 ③ K		X 0-0 23 BB 1-2 1B		X 0-0 ② G5-3 1-2 3-H	4	0	1	0	0	2	2
90 Eric Campbell, R (9, PH)										1	0	0	1	0	0	1
(9, 3)																
77 Andrew Brown, R (1, 9) OBP: 0.261, SLG: 0.356	B B B S C X 3-2 1-H HR		S S S 0-3 ③ K			X 0-0 ① F7	B B B B 4-0 1-2 2-3 BB		X 0-0 ③ G4-3	2	1	1	2	0	1	0
23 Mike Baxter, L (6, PH) OBP: 0.352, SLG: 0.286										2	0	0	0	1	0	1
(6, 9)																
22 Landon Powell, S (1, 2) OBP: 0.267, SLG: 0.214	X 0-0 ③ P4			X 0-0 16 L5-4 80 1B 1B		S S S 0-3 ② K	X 0-0 ③ F8			4	0	1	0	0	1	3
87 Jeff Walters, R (7, 1)										0	0	0	0	0	0	0
46 Greg Burke, R (9, 1)										0	0	0	0	0	0	0
80 Jamie Hoffmann, R (1, 7) OBP: 0.289, SLG: 0.556		C B B X 2-1 HR		X 0-0 1-2 1B		B B B B 4-0 BB		S S S 0-3 ① K2-3		2	1	2	1	0	0	0
1 Jordany Valdespin, L (6, PH) OBP: 0.383, SLG: 0.582										1	0	0	0	1	1	0
(6, 7)																
16 Brian Bixler, R (1, 5) OBP: 0.388, SLG: 0.561		X 0-0 ① G6-3		X 0-0 ① ② L5-4 2-2		S S S 0-3 ③ K		X 0-0 ② F9		4	0	0	0	0	1	3
35 Dillon Gee, R (1, 1)		X 0-0 ② F8		X 0-0 ③ P3			X 0-0 3 SF8 3B	X 0-0 ③ F8		2	0	0	0	0	0	1
Corey Patterson, L (7, PH) OBP: 0.500, SLG: 1.500										2	1	1	0	0	0	0
(7, 8)																
Inning Stats	R: 3 H: 2 E: 0 LOB: 0 K: 1 BB: 1 S: 9 P: 18	R: 1 H: 1 E: 0 LOB: 0 K: 0 BB: 0 S: 5 P: 7	R: 1 H: 1 E: 0 LOB: 0 K: 1 BB: 0 S: 7 P: 10	R: 0 H: 2 E: 0 LOB: 1 K: 0 BB: 0 S: 4 P: 4	R: 0 H: 0 E: 0 LOB: 1 K: 1 BB: 1 S: 5 P: 9	R: 0 H: 0 E: 0 LOB: 1 K: 2 BB: 1 S: 7 P: 11	R: 1 H: 2 E: 0 LOB: 3 K: 1 BB: 2 S: 7 P: 15	R: 0 H: 0 E: 0 LOB: 0 K: 1 BB: 0 S: 5 P: 5	R: 1 H: 2 E: 0 LOB: 1 K: 0 BB: 0 S: 5 P: 5	1B: 6 SF: 1 2B: 1 SAC: 0 3B: 1 DP: 1 HR: 3 HBP: 0						

TOP

New York Mets @ Atlanta Braves

Champion Stadium, Lake Buena Vista, FL

Mon Mar 25 2013, 1:12 PM - 3:57 PM EDT

Att. 9,477 - Sunny - 64 F

livebaseballscorecards.com

AB	35
R	7
H	10
RBI	7
BB	5
SO	7
LOB	14

WP: 3 PA: 41
PB: 0
SB: 0
CS: 0

PITCHER		IP	WLS	BF	H	R	ER	SO	BB	IBB	HBP	BLK	WP	HR	S	P	ERA	WHIP
36 Mike Minor, L ERA: 6.26	(1, 1)	5.0	L	22	6	5	5	3	2	0	0	0	2	3	30	48	9.00	1.600
38 Anthony Varvaro, R ERA: 4.63	(6, 1)	1.2		9	2	1	1	3	2	0	0	0	0	0	13	21	5.40	2.400
80 Cole McCurry, L ERA:	(7, 1)	0.1		2	0	0	0	0	1	0	0	0	0	0	1	5	0.00	3.000
46 Craig Kimbrel, R ERA: 6.43	(8, 1)	1.0		3	0	0	0	1	0	0	0	0	0	0	5	5	0.00	0.000
82 Andrew Russell, R ERA: 4.5	(9, 1)	1.0		5	2	1	1	0	0	0	0	0	0	0	5	5	9.00	2.000

PITCHER	IP	WLS	BF	H	R	ER	SO	BB	IBB	HBP	BLK	WP	HR	S	P	ERA	WHIP

New York Mets @ Atlanta Braves

Champion Stadium, Lake Buena Vista, FL

Mon Mar 25 2013, 1:12 PM - 3:57 PM EDT

Att. 9,477 - Sunny - 64 F

livebaseballscorecards.com

BOTTOM

Batter	1	2	3	4	5	6	7	8	9	AB	R	H	RBI	BB	SO	LOB
19 Andrelton Simmons, R (1, 6) OBP: 0.286, SLG: 0.600 14 Ramiro Pena, S (7, 6) OBP: 0.365, SLG: 0.318	L7			F7		K		BB (1-2)		3 0	0 0	0 0	0 0	0 1	1 0	0 0
22 Jason Heyward, L (1, 9) OBP: 0.324, SLG: 0.484 13 Jose Constanza, L (8, 7) OBP: 0.231, SLG: 0.308	K			1B			HR	K		3 1	1 0	2 0	1 0	0 0	1 1	0 2
8 Justin Upton, R (1, 7) OBP: 0.348, SLG: 0.625 1 Tyler Pastornicky, R (8, 4) OBP: 0.444, SLG: 0.571	P1			F8			HR		G6-3	3 1	1 0	1 0	1 0	0 0	0 0	1 0
5 Freddie Freeman, L (1, 3) OBP: 0.373, SLG: 0.686 81 William Beckwith, L (8, 3) OBP: 0.333, SLG: 0.333		2 G5-4-3 1B		P2			L8		17 1B; 25 2B 1B	3 1	0 1	1 1	0 0	0 0	0 0	1 0
2 B.J. Upton, R (1, 8) OBP: 0.362, SLG: 0.544 17 Jordan Schafer, L (7, PR) OBP: 0.323, SLG: 0.293 (8, 8)		G5-4-3 (1-2f)			K		26 CS 1B		25 2B; 68 FC5-4 (1-2) 1B	3 1	0 1	1 1	0 0	0 0	1 0	1 0
26 Dan Uggla, R (1, 4) OBP: 0.276, SLG: 0.300 46 Craig Kimbrel, R (8, 1) 82 Andrew Russell, R (9, 1) 25 Juan Francisco, L (9, PH) OBP: 0.365, SLG: 0.639		K			K		P6 (1-2)		68 FC5-4 (1-3, 2-H) 2B	3 0 0 1	0 0 0 0	0 0 0 1	0 0 0 1	0 0 0 0	2 0 0 0	1 0 0 0
23 Chris Johnson, R (1, 5) OBP: 0.368, SLG: 0.537 94 Kyle Kubitza, L (9, 5)	L6				K			14 WP 1B	68 FC5-4 BB	3 0	0 0	1 0	0 0	0 1	1 0	0 0
68 Evan Gattis, R (1, 2) OBP: 0.375, SLG: 0.736 91 Matt Lipka, R (9, PR)	G5-3					F7		F9	FC5-4 7 S (1-2f, 2-3, 3-H)	4 0	0 0	0 0	1 0	0 0	0 0	3 0
36 Mike Minor, R (1, 1) OBP: 0.250, SLG: 0.500 38 Anthony Varvaro, R (6, 1) 80 Cole McCurry, L (7, 1) 7 Reed Johnson, R (8, 9) OBP: 0.246, SLG: 0.241	F7					K		F9	K (1-2)	1 1 0 2	0 0 0 0	0 0 0 0	0 0 0 0	0 1 0 1	0 0 0 3	0 0 0 0
Inning Stats	R: 0 E: 0 K: 1 S: 5 / H: 0 LOB: 0 BB: 0 P: 5	R: 0 E: 0 K: 1 S: 5 / H: 1 LOB: 0 BB: 0 P: 5	R: 0 E: 0 K: 0 S: 3 / H: 0 LOB: 0 BB: 0 P: 3	R: 0 E: 0 K: 0 S: 4 / H: 1 LOB: 1 BB: 0 P: 4	R: 0 E: 0 K: 3 S: 9 / H: 0 LOB: 0 BB: 0 P: 9	R: 0 E: 0 K: 2 S: 7 / H: 0 LOB: 0 BB: 0 P: 7	R: 2 E: 0 K: 0 S: 7 / H: 3 LOB: 1 BB: 0 P: 10	R: 0 E: 0 K: 1 S: 6 / H: 1 LOB: 2 BB: 1 P: 10	R: 2 E: 0 K: 1 S: 8 / H: 3 LOB: 3 BB: 1 P: 12	1B: 6 2B: 1 3B: 0 HR: 2	SF: 0 SAC: 0 DP: 1 HBP: 0			WP: 1 PB: 0 SB: 1 CS: 1	PA: 36		

PITCHER		IP	WLS	BF	H	R	ER	SO	BB	IBB	HBP	BLK	WP	HR	S	P	ERA	WHIP
35 Dillon Gee, R ERA: 5.68	(1, 1)	6.0	W	19	2	0	0	7	0	0	0	0	0	0	33	33	0.00	0.333
73 Robert Carson, L ERA: 5.4	(7, 1)	0.1		3	2	2	2	0	0	0	0	0	0	2	5	7	54.00	6.000
87 Jeff Walters, R ERA:	(7, 1)	1.2		7	2	0	0	1	1	0	0	0	1	0	8	13	0.00	1.800
46 Greg Burke, R ERA: 5.84	(9, 1)	1.0		7	3	2	2	1	1	0	0	0	0	0	8	12	18.00	4.000

PITCHER	IP	WLS	BF	H	R	ER	SO	BB	IBB	HBP	BLK	WP	HR	S	P	ERA	WHIP

St. Louis Cardinals @ New York Mets

Tradition Field, Port St. Lucie, FL

Tue Mar 26 2013, 1:10 PM - 4:24 PM EDT

Att. 6,149 - Partly Cloudy - 61 F

TOP

livebaseballscorecards.com

Batter	1	2	3	4	5	6	7	8	9	AB	R	H	RBI	BB	SO	LOB
19 Jon Jay, L (1, 8) OBP: 0.365, SLG: 0.436	13 FC4-6 1B		2-3 1B	13 1B 1-3 2B		G5-3		L4-3 1-1		4	0	3	0	0	0	0
96 Tommy Pham, R (8, PH) (8, 8)										1	0	0	0	0	0	1
13 Matt Carpenter, L (1, 5) OBP: 0.434, SLG: 0.476	FC4-6 21 FC5-4 1-2f		SF8 3-H	3 BB 2-3 3-H 1B		K		G1-3		3	0	1	2	0	1	1
97 Jake Lemmerman, R (8, PH) (8, 6)										1	0	0	0	0	0	0
21 Allen Craig, R (1, 3) OBP: 0.431, SLG: 0.468	FC5-4 1-2f		F8	P4		F8			G6-3	4	0	0	0	0	0	4
12 Ty Wigginton, R (6, 3) OBP: 0.208, SLG: 0.167										1	0	0	0	0	0	0
3 Carlos Beltrán, S (1, 9) OBP: 0.500, SLG: 0.375	G4-3			87 1B 4 S 33 BB 1B			4 HR BB		L3	2	1	1	0	2	0	1
56 Adron Chambers, L (7, PR) OBP: 0.270, SLG: 0.321				4-0 1-2 BB						1	1	0	0	0	0	0
(7, 7)																
(9, 9)																
4 Yadier Molina, R (1, 2) OBP: 0.542, SLG: 0.714		33 G3-6-1 1B		33 BB 87 1B 1-2 38 HR BB			1-H HR		HR	3	2	2	2	1	0	3
32 Rob Johnson, R (7, 2) OBP: 0.241, SLG: 0.500				F4						1	1	1	1	0	0	0
87 Oscar Taveras, L (1, 7) OBP: 0.342, SLG: 0.444		F9		33 BB 1-2 2-3 38 HR 1B			F9		89 1B 2B	4	1	1	0	0	0	5
(7, 9)				F8						1	1	1	0	0	0	0
94 Carson Kelly, R (9, PH) OBP: 0.333, SLG: 0.667																
(9, 5)																
33 Daniel Descalso, L (1, 4) OBP: 0.379, SLG: 0.452		G3-6-1 1-2f		4-0 1-2 2-3 3-H 38 HR BB	F8		P5		2-H 1B	3	1	0	1	1	0	2
89 Greg Garcia, L (7, 6) OBP: 0.310, SLG: 0.240										1	0	1	1	0	0	0
(8, 4)																
38 Pete Kozma, R (1, 6) OBP: 0.391, SLG: 0.576			G6-3	1-H 2-H 3-H HR	F7		F9		G4-3	4	1	1	4	0	0	1
93 Nick Greenwood, R (7, 1)										0	0	0	0	0	0	0
63 Maikel Cleto, R (8, 1)										0	0	0	0	0	0	0
53 Matt Adams, L (9, PH) OBP: 0.359, SLG: 0.534										1	0	0	0	0	0	1
34 Marc Rzepczynski, L (9, 1)										0	0	0	0	0	0	0
50 Adam Wainwright, R (1, 1) OBP: 0.600, SLG: 0.750			19 1B 13 SF8 2B	19 2B 13 1B BB	F9			96 L4-3 1B		2	2	1	0	1	0	0
8 Ryan Jackson, R (7, 4) OBP: 0.240, SLG: 0.217										1	0	1	0	0	0	0
(8, 5)																
(9, 7)																
Inning Stats	R: 0 E: 0 K: 0 S: 4 H: 1 LOB: 1 BB: 0 P: 4	R: 0 E: 0 K: 0 S: 3 H: 1 LOB: 0 BB: 0 P: 3	R: 1 E: 0 K: 0 S: 5 H: 2 LOB: 0 BB: 0 P: 5	R: 6 E: 0 K: 0 S: 8 H: 5 LOB: 3 BB: 4 P: 24	R: 0 E: 0 K: 0 S: 3 H: 0 LOB: 0 BB: 0 P: 3	R: 0 E: 0 K: 1 S: 5 H: 0 LOB: 0 BB: 0 P: 5	R: 2 E: 0 K: 0 S: 4 H: 1 LOB: 1 BB: 1 P: 9	R: 0 E: 0 K: 0 S: 3 H: 1 LOB: 0 BB: 0 P: 3	R: 2 E: 0 K: 0 S: 6 H: 3 LOB: 1 BB: 0 P: 6	1B: 8 2B: 4 3B: 0 HR: 3 SF: 1 SAC: 0 DP: 2 HBP: 0							

	AB	38
	R	11
	H	14
	RBI	11
	BB	5
	SO	1
	LOB	19

WP: 0 PB: 0 SB: 1 CS: 0 PA: 44

PITCHER		IP	WLS	BF	H	R	ER	SO	BB	IBB	HBP	BLK	WP	HR	S	P	ERA	WHIP
53 Jeremy Hefner, R ERA: 3.47	(1, 1)	3.0		13	5	2	2	0	0	0	0	0	0	0	13	13	6.00	1.667
85 Randy Fontanez, R ERA:	(4, 1)	0.0	L	7	4	5	5	0	3	0	0	0	0	1	4	16	∞	∞
96 Armando Rodriguez, R ERA:	(4, 1)	2.0		7	0	0	0	0	1	0	0	0	0	0	6	10	0.00	0.500
30 LaTroy Hawkins, R ERA:	(6, 1)	1.0		3	0	0	0	1	0	0	0	0	0	0	5	5	0.00	0.000
94 Chase Huchingson, L ERA: 18.0	(7, 1)	1.0		5	1	2	2	0	1	0	0	0	0	1	4	9	18.00	2.000

PITCHER		IP	WLS	BF	H	R	ER	SO	BB	IBB	HBP	BLK	WP	HR	S	P	ERA	WHIP
95 Hamilton Bennett, L ERA:	(8, 1)	1.0		3	1	0	0	0	0	0	0	0	0	0	3	3	0.00	1.000
85 Dylan Owen, R ERA: 6.75	(9, 1)	1.0		6	3	2	2	0	0	0	0	0	0	1	6	6	18.00	3.000

BOTTOM

St. Louis Cardinals @ New York Mets

Tradition Field, Port St. Lucie, FL

Tue Mar 26 2013, 1:10 PM - 4:24 PM EDT

Att. 6,149 - Partly Cloudy - 61 F

Batter	1	2	3	4	5	6	7	8	9	AB	R	H	RBI	BB	SO	LOB
1 Jordany Valdespin, L (1, 4) OBP: 0.375, SLG: 0.559 86 Danny Muno, S (8, 4)	0-0 29 BB 21 2B 1B	0-3 K		0-0 FC6-4 1-2f 2-3		0-0 P4		4-0 1-2 2-3 BB		4 0	1 0	1 0	0 0	0 1	1 0	3 0
Justin Turner, R (1, 5) OBP: 0.326, SLG: 0.349 91 Richard Lucas, R (8, 3)	0-0 F7		0-0 G5-3	0-0 F8			0-0 29 G6-4-3 1B	0-3 K		4 1	0 0	1 0	0 0	0 0	0 1	3 3
29 Ike Davis, L (1, 3) OBP: 0.418, SLG: 0.447 91 Cory Vaughn, R (8, 7) OBP: 0.500, SLG: 0.500	4-0 21 2B 1-2 BB		0-0 F9		0-3 K		0-0 G6-4-3 1-2f	0-3 K		3 1	0 0	0 0	0 0	1 0	1 1	1 3
6 Marlon Byrd, R (1, 9) OBP: 0.365, SLG: 0.479 30 LaTroy Hawkins, R (6, 1) 94 Chase Huchingson, L (7, 1) 19 Zach Lutz, R (7, PH) OBP: 0.379, SLG: 0.414 (8, 5)	0-0 F8		0-0 21 1B 2B		0-0 1B		0-0 21 HR 2B		0-0 G5-3	3 0 0 2	1 0 0 1	2 0 0 1	0 0 0 0	0 0 0 0	0 0 0 0	2 0 0 0
21 Lucas Duda, L (1, 7) OBP: 0.351, SLG: 0.660 95 Hamilton Bennett, R (8, 1) 95 Darrell Ceciliani, L (9, 8) OBP: 0.667, SLG: 1.000	0-0 1-3 2-H 2B		0-0 2-H 1B		0-0 F8		3-1 2-H HR		0-0 1B	4 0 1	1 0 0	3 0 1	4 0 0	0 0 0	0 0 0	1 0 0
44 John Buck, R (1, 2) OBP: 0.421, SLG: 0.581 20 Anthony Recker, R (7, 2) OBP: 0.393, SLG: 0.577	1-0 HBP		0-0 G5-3		0-0 F8		0-0 F7		0-3 K	2 2	0 0	0 0	0 0	0 0	0 1	2 1
9 Kirk Nieuwenhuis, L (1, 8) OBP: 0.226, SLG: 0.077 85 Dylan Owen, R (9, 1) 22 Landon Powell, S (9, PH) OBP: 0.258, SLG: 0.207	0-3 K			0-0 G4-3		0-0 3 G5-3 1B		0-3 K	0-0 G5-3	4 0 1	0 0 0	1 0 0	0 0 0	0 0 0	2 0 0	3 0 1
3 Omar Quintanilla, L (1, 6) OBP: 0.327, SLG: 0.341 82 Matt Reynolds, R (8, PH) OBP: 1.000, SLG: 1.500 (9, 6)	0-0 F8			0-0 E4 1 FC6-4 96 1B		0-0 G5-3 1-2		0-0 86 BB 23 BB 1B		3 1	0 0	0 1	0 0	0 0	0 0	1 0
53 Jeremy Hefner, R (1, 1) 85 Randy Fontanez, R (4, 1) 96 Armando Rodriguez, R (4, 1) OBP: 1.000, SLG: 1.000 23 Mike Baxter, L (6, 9) OBP: 0.357, SLG: 0.279	0-0 G1-3			0-0 1 FC6-4 1-2 1B		0-0 P5		4-0 86 BB 1-2 BB		1 0 1 1	0 0 0 0	0 0 0 1	0 0 0 0	0 0 0 1	0 0 0 0	0 0 0 1
Inning Stats	R: 1 E: 0 K: 1 S: 7 H: 2 LOB: 3 BB: 1 P: 12	R: 0 E: 0 K: 1 S: 5 H: 0 LOB: 0 BB: 0 P: 5	R: 1 E: 0 K: 0 S: 5 H: 2 LOB: 1 BB: 0 P: 5	R: 0 E: 1 K: 0 S: 5 H: 1 LOB: 2 BB: 0 P: 5	R: 0 E: 0 K: 1 S: 6 H: 1 LOB: 1 BB: 0 P: 6	R: 0 E: 0 K: 0 S: 4 H: 1 LOB: 1 BB: 0 P: 4	R: 2 E: 0 K: 0 S: 6 H: 3 LOB: 0 BB: 0 P: 9	R: 0 E: 0 K: 3 S: 10 H: 1 LOB: 3 BB: 2 P: 18	R: 0 E: 0 K: 1 S: 6 H: 1 LOB: 1 BB: 0 P: 6	1B: 8 2B: 3 3B: 0 HR: 1	SF: 0 SAC: 0 DP: 1 HBP: 1				WP: 0 PB: 0 SB: 0 CS: 0	PA: 43	

livebaseballscorecards.com

	AB	39
	R	4
	H	12
	RBI	4
	BB	3
	SO	7
	LOB	25

PITCHER		IP	WLS	BF	H	R	ER	SO	BB	IBB	HBP	BLK	WP	HR	S	P	ERA	WHIP
50 Adam Wainwright, R ERA: 3.0	(1, 1)	6.0	W	28	7	2	2	3	1	0	1	0	0	0	32	37	3.00	1.333
93 Nick Greenwood, L ERA: 13.5	(7, 1)	1.1		8	4	2	2	1	1	0	0	0	0	1	10	17	13.50	3.750
63 Maikel Cleto, R ERA: 1.35	(8, 1)	0.2		3	0	0	0	2	1	0	0	0	0	0	6	10	0.00	1.500
34 Marc Rzepczynski, L ERA: 3.12	(9, 1)	1.0		4	1	0	0	1	0	0	0	0	0	0	6	6	0.00	1.000

PITCHER	IP	WLS	BF	H	R	ER	SO	BB	IBB	HBP	BLK	WP	HR	S	P	ERA	WHIP

Houston Astros @ New York Mets

Tradition Field, Port St. Lucie, FL

Wed Mar 27 2013, 6:11 PM - 8:57 PM EDT

Att. 5,205 - Clear - 61 F

livebaseballscorecards.com

Batter	1	2	3	4	5	6	7	8	9	AB	R	H	RBI	BB	SO	LOB
2 Brandon Barnes, R (1, 9) OBP: 0.298, SLG: 0.659 Domingo Santana, R (6, 9)	S S S 0-3 ① K2-3		S S S 0-3 ② K		B B B 4-0 CS BB			X 0-0 E4 FC4-6 1-2 2-3		2 1	0 0	0 0	0 0	1 0	2 0	0 2
Carlos Correa, R (1, 6) OBP: 0.333, SLG: 0.333	X 0-0 8 S 1B		S S S 0-3 ③ K		1 SAFE 0-0 ③ CS 1-2	S S S 0-3 ① K		X 0-0 ① FC4-6 4 WP 1-2f 2-3 3-H		4	0	1	1	0	2	2
8 Trevor Crowe, S (1, 7) OBP: 0.316, SLG: 0.429 74 Marc Krauss, L (8, PH) OBP: 0.389, SLG: 0.538 (8, 7)	S S S 0-3 ② K 1-2			S S C 0-3 ① K		S S S 0-3 ② K		X 0-0 ② P5		3 1	0 0	0 0	0 0	0 0	3 0	1 2
4 Brandon Laird, R (1, 10) OBP: 0.393, SLG: 0.636	S S S 0-3 ③ K			X 0-0 30 BB 1B		X 0-0 ③ G6-3		B S S S 1-3 ③ K 1-2 3-H		4	0	1	0	0	2	2
30 Matt Dominguez, R (1, 5) OBP: 0.346, SLG: 0.556 94 Raoul Torrez, R (7, 5)		X 0-0 ① F8		B B B 4-0 1-2 BB			X 0-0 ① G4-3		S S S 0-3 ① K	2 1	0 0	0 0	0 0	1 0	0 1	0 0
Jon Singleton, L (1, 3) OBP: 0.250, SLG: 0.429		X 0-0 ② G4-3		X 0-0 ② F6			S S C 0-3 ② K		S S S 0-3 ② K	4	0	0	0	0	2	2
75 George Springer, R (1, 8) OBP: 0.421, SLG: 0.667		B B B 4-0 6 FC4 BB		X 0-0 ③ F9			X 0-0 ③ G4-3		S S S 0-3 ③ K	3	0	0	0	1	1	2
6 Jason Jaramillo, S (1, 2) OBP: 0.385, SLG: 0.286 69 René García, R (8, 2) OBP: 0.417, SLG: 0.300		X 0-0 ③ FC4 1-2f			X 0-0 ① G6-3			X 0-0 E 79 BB FC4-6 1B		3 0	1 0	1 0	0 0	0 0	0 0	1 0
73 Jose Martinez, R (1, 4) OBP: 0.344, SLG: 0.484 79 Delino DeShields, R (7, 4) OBP: 0.385, SLG: 0.417			S S S 0-3 ① K		X 0-0 ② G4-3			B B B 4-0 FC4-6 E 4 WP 1-2 BB		2 0	0 1	0 0	0 0	0 1	1 0	0 0
Inning Stats	R: 0 H: 1 E: 0 LOB: 1 K: 3 BB: 0 S: 10 P: 10	R: 0 H: 0 E: 0 LOB: 1 K: 0 BB: 1 S: 3 P: 7	R: 0 H: 0 E: 0 LOB: 0 K: 3 BB: 0 S: 9 P: 9	R: 0 H: 1 E: 0 LOB: 2 K: 1 BB: 1 S: 6 P: 10	R: 0 H: 0 E: 0 LOB: 0 K: 0 BB: 1 S: 2 P: 6	R: 0 H: 0 E: 0 LOB: 0 K: 2 BB: 0 S: 7 P: 7	R: 0 H: 0 E: 0 LOB: 0 K: 1 BB: 0 S: 5 P: 5	R: 2 H: 1 E: 1 LOB: 1 K: 1 BB: 1 S: 7 P: 12	R: 0 H: 0 E: 0 LOB: 0 K: 3 BB: 0 S: 9 P: 9	1B: 3 SF: 0 2B: 0 SAC: 0 3B: 0 DP: 0 HR: 0 HBP: 0						

	AB	30
	R	2
	H	3
	RBI	1
	BB	4
	SO	14
	LOB	14

WP: 1 PA: 35
PB: 0
SB: 1
CS: 1

PITCHER		IP	WLS	BF	H	R	ER	SO	BB	IBB	HBP	BLK	WP	HR	S	P	ERA	WHIP
49 Jonathon Niese, L ERA: 1.23	(1, 1)	4.1	W	17	2	0	0	7	2	0	0	0	0	0	29	37	0.00	0.923
56 Scott Rice, L ERA: 3.18	(5, 1)	1.2	H	5	0	0	0	2	1	0	0	0	0	0	8	12	0.00	0.600
55 Pedro Feliciano, L ERA: 1.69	(7, 1)	1.0		3	0	0	0	1	0	0	0	0	0	0	5	5	0.00	0.000
50 Scott Atchison, R ERA: 2.38	(8, 1)	1.0		6	1	2	1	1	1	0	0	0	1	0	7	12	9.00	2.000
39 Bobby Parnell, R ERA: 2.31	(9, 1)	1.0		3	0	0	0	3	0	0	0	0	0	0	9	9	0.00	0.000

PITCHER	IP	WLS	BF	H	R	ER	SO	BB	IBB	HBP	BLK	WP	HR	S	P	ERA	WHIP

BOTTOM

Houston Astros @ New York Mets

Tradition Field, Port St. Lucie, FL

Wed Mar 27 2013, 6:11 PM - 8:57 PM EDT

Att. 5,205 - Clear - 61 F

Batter	1	2	3	4	5	6	7	8	9	AB	R	H	RBI	BB	SO	LOB
1 Jordany Valdespin, L (1, 4) OBP: 0.382, SLG: 0.556 84 Joshua Rodriguez, R (8, PH) OBP: 0.429, SLG: 0.333 (9, 4)	0-0 29 1B 4 HBP 6 G6-4-3 1B		0-0 29 G5-4-3 4 BB 6 2B 1B		0-3 K		0-3 K	4-0 1-2 2-3 3-H BB		4 2 2 0 0 2 0 0 0 0 1 1 0 0						
4 Collin Cowgill, R (1, 7) OBP: 0.397, SLG: 0.583	1-0 6 G6-4-3 29 1B 1-2 HBP		4-0 29 G5-4-3 6 2B 1-2 BB		0-3 K		0-3 K	0-0 F8		3 1 0 0 1 2 3						
29 Ike Davis, L (1, 3) OBP: 0.424, SLG: 0.471 90 Eric Campbell, R (9, 3)	0-0 6 G6-4-3 1-2 2-3 1B		0-0 G5-4-3 1-2 2-3		0-3 K		0-0 2B			4 0 2 0 0 1 2 0 0 0 0 0 0 0						
6 Marlon Byrd, R (1, 9) OBP: 0.375, SLG: 0.558 23 Mike Baxter, L (9, 9) OBP: 0.357, SLG: 0.279	0-0 G6-4-3 1-2f 2-3 3-H		0-0 2-H 3-H 2B			3-1 HR	0-0 F9			4 1 2 3 0 0 3 0 0 0 0 0 0 0						
21 Lucas Duda, L (1, 10) OBP: 0.333, SLG: 0.625 90 Dustin Lawley, R (8, PH) OBP: 1.000, SLG: 2.000 (9, 10)	0-3 K		0-3 K			0-0 G3-1		0-0 44 1B 84 BB 2B		3 0 0 0 0 2 2 1 1 1 0 0 0 0						
44 John Buck, R (1, 2) OBP: 0.452, SLG: 0.600		0-0 F8		0-0 19 1B 1B		0-0 19 E 1B		0-0 84 BB 11 BB 2-3 1B		4 1 3 0 0 0 0						
Justin Turner, R (1, 5) OBP: 0.319, SLG: 0.341 19 Zach Lutz, R (4, 5) OBP: 0.391, SLG: 0.443		0-0 G5-3		0-0 9 L5-3 1-2 1B		0-0 E6 1-H 2B		0-0 F9		1 0 0 0 0 0 0 3 0 2 1 0 0 2						
9 Kirk Nieuwenhuis, L (1, 8) OBP: 0.206, SLG: 0.069 Alonzo Harris, R (8, PH) OBP: 0.250, SLG: 0.250 (9, 8)		0-0 G1-3		0-0 L5-3 1-1		0-3 K		0-3 K		3 0 0 0 0 1 3 1 0 0 0 0 1 2						
11 Rubén Tejada, R (1, 6) OBP: 0.193, SLG: 0.160			0-0 G6-3	0-0 G5-3		0-0 P3		4-0 84 BB 1-2 BB		3 0 0 0 1 0 2						
Inning Stats	R: 1 H: 2 E: 0 LOB: 1 K: 1 BB: 0 S: 6 P: 7	R: 0 H: 0 E: 0 LOB: 0 K: 0 BB: 0 S: 3 P: 3	R: 2 H: 2 E: 0 LOB: 1 K: 1 BB: 1 S: 7 P: 11	R: 0 H: 2 E: 0 LOB: 1 K: 0 BB: 0 S: 4 P: 4	R: 0 H: 0 E: 0 LOB: 0 K: 3 BB: 0 S: 9 P: 9	R: 2 H: 3 E: 1 LOB: 1 K: 1 BB: 0 S: 9 P: 12	R: 0 H: 1 E: 0 LOB: 1 K: 2 BB: 0 S: 8 P: 8	R: 1 H: 2 E: 0 LOB: 3 K: 1 BB: 2 S: 7 P: 15		1B: 7 SF: 0 2B: 5 SAC: 0 3B: 0 DP: 2 HR: 1 HBP: 1						

livebaseballscorecards.com

AB	34
R	6
H	12
RBI	5
BB	3
SO	9
LOB	19

WP: 0 PB: 0 SB: 0 CS: 0 PA: 38

PITCHER		IP	WLS	BF	H	R	ER	SO	BB	IBB	HBP	BLK	WP	HR	S	P	ERA	WHIP
31 Edgar Gonzalez, R ERA: 3.46	(1, 1)	3.0	L	14	4	3	3	2	1	0	1	0	0	0	16	21	9.00	1.667
55 Rhiner Cruz, R ERA: 1.17	(4, 1)	1.0		4	2	0	0	0	0	0	0	0	0	0	4	4	0.00	2.000
41 Jose Veras, R ERA: 5.4	(5, 1)	1.0		3	0	0	0	3	0	0	0	0	0	0	9	9	0.00	0.000
63 Xavier Cedeño, L ERA: 5.4	(6, 1)	1.0		6	3	2	2	1	0	0	0	0	0	1	9	12	18.00	3.000
62 Hector Ambriz, R ERA: 2.45	(7, 1)	1.0		4	1	0	0	2	0	0	0	0	0	0	8	8	0.00	1.000
92 Colton Cain, L ERA: 9.0	(8, 1)	1.0		7	2	1	1	1	2	0	0	0	0	0	7	15	9.00	4.000

Batter	1	2	3	4	5	6	7	8	9	AB	R	H	RBI	BB	SO	LOB
4 Collin Cowgill, R (1, 7) OBP: 0.386, SLG: 0.565	C S S 0-3 ① K		X 0-0 ① G3-1			X 0-0 ① G6-3		H 1-0 95 G4-3 HBP		2	0	0	0	0	1	0
66 Josh Edgin, R (5, 1)										0	0	0	0	0	0	0
84 Joshua Rodriguez, R (6, PH) OBP: 0.444, SLG: 0.286										1	0	0	0	0	0	0
(6, 4)																
28 Daniel Murphy, L (1, 4) OBP: 0.333, SLG: 0.333	X 0-0 21 F8 1B		X 0-0 ② L4			S S S 0-3 ② K		X 0-0 ② ③ G4-3 1-2f		3	0	1	0	0	1	0
27 Jeurys Familia, R (6, 1)										0	0	0	0	0	0	0
73 Robert Carson, L (7, 1)										0	0	0	0	0	0	0
95 Darrell Ceciliani, L (8, PH) OBP: 0.500, SLG: 0.750										1	0	0	0	0	0	1
87 Jeff Walters, R (8, 1)										0	0	0	0	0	0	0
21 Lucas Duda, L (1, 3) OBP: 0.317, SLG: 0.593	X 0-0 ② F8 1-2		X 0-0 ③ F8			S S S 0-3 ③ K			S S S 0-3 ① K2-3	3	0	0	0	0	1	1
Rhyne Hughes, L (8, 3)										1	0	0	0	0	1	0
23 Mike Baxter, L (1, 9) OBP: 0.367, SLG: 0.267	B B B B 4-0 BB			C C C 0-3 ① K			X 0-0 ① G4-3		B B B B 4-0 76 G4-3 76 DI BB	2	0	0	0	2	1	0
19 Zach Lutz, R (1, 5) OBP: 0.389, SLG: 0.429	S S S 0-3 ③ K			C C C 0-3 ② K			B B B B 4-0 20 WP 9 1B 20 SF8 BB		B X 1-0 ② G4-3 1-3	2	1	0	0	1	2	2
76 Josh Satin, R (7, 5) OBP: 0.733, SLG: 0.778										1	0	0	0	0	0	1
9 Kirk Nieuwenhuis, L (1, 8) OBP: 0.237, SLG: 0.094		B B B B 4-0 3 G4-3 20 WP BB		C C C 0-3 ③ K			X 0-0 20 SF8 20 WP 1-2 1B		S S S 0-3 ③ K	3	0	1	0	1	2	1
20 Anthony Recker, R (1, 2) OBP: 0.355, SLG: 0.536		B C C C 1-3 ① K 1-2			X 0-0 ① G5-3		B X 1-0 ② SF8 1-3 2-H			2	0	0	1	0	1	1
3 Omar Quintanilla, L (1, 6) OBP: 0.309, SLG: 0.319		X 0-0 ② G4-3 2-3			X 0-0 ② G1		S S S 0-3 ③ K			3	0	0	0	0	1	2
92 Domingo Tapia, R (1, 1)		S S S 0-3 ③ K			X 0-0 ③ G3			C C C 0-3 ① K		1	0	0	0	0	1	1
46 Greg Burke, R (3, 1)										0	0	0	0	0	0	0
55 Pedro Feliciano, L (4, 1)										0	0	0	0	0	0	0
1 Jordany Valdespin, L (5, PH) OBP: 0.371, SLG: 0.538										2	0	0	0	0	1	0
(5, 7)																
Inning Stats	R: 0 E: 0 K: 2 S: 8 H: 1 LOB: 2 BB: 1 P: 12	R: 0 E: 0 K: 2 S: 7 H: 0 LOB: 1 BB: 1 P: 12	R: 0 E: 0 K: 0 S: 3 H: 0 LOB: 0 BB: 0 P: 3	R: 0 E: 0 K: 3 S: 9 H: 0 LOB: 0 BB: 0 P: 9	R: 0 E: 0 K: 0 S: 3 H: 0 LOB: 0 BB: 0 P: 3	R: 0 E: 0 K: 2 S: 7 H: 0 LOB: 0 BB: 0 P: 7	R: 1 E: 0 K: 1 S: 6 H: 1 LOB: 1 BB: 1 P: 11	R: 0 E: 0 K: 1 S: 4 H: 0 LOB: 0 BB: 0 P: 5	R: 0 E: 0 K: 2 S: 7 H: 0 LOB: 1 BB: 1 P: 12	1B: 2 2B: 0 3B: 0 HR: 0	SF: 1 SAC: 0 DP: 1 HBP: 1						

PITCHER		IP	WLS	BF	H	R	ER	SO	BB	IBB	HBP	BLK	WP	HR	S	P	ERA	WHIP
47 Gio González, L ERA: 1.5	(1, 1)	4.0	W	15	1	0	0	7	2	0	0	0	1	0	27	36	0.00	0.750
35 Craig Stammen, R ERA: 5.74	(5, 1)	2.0		6	0	0	0	2	0	0	0	0	0	0	10	10	0.00	0.000
65 Neil Holland, R ERA: 4.5	(7, 1)	2.0		8	1	1	1	2	1	0	1	0	1	0	10	16	4.50	1.000
29 Rafael Soriano, R ERA: 8.1	(9, 1)	1.0		4	0	0	0	2	1	0	0	0	0	0	7	12	0.00	1.000

PITCHER	IP	WLS	BF	H	R	ER	SO	BB	IBB	HBP	BLK	WP	HR	S	P	ERA	WHIP

TOP

New York Mets @ Washington Nationals

Space Coast Stadium, Viera, FL

Thu Mar 28 2013, 1:09 PM - 3:51 PM EDT

Att. 6,922 - Sunny - 65 F

livebaseballscorecards.com

AB	27
R	1
H	2
RBI	1
BB	4
SO	13
LOB	10

1B: 2	SF: 1	WP: 2	PA: 33
2B: 0	SAC: 0	PB: 0	
3B: 0	DP: 1	SB: 0	
HR: 0	HBP: 1	CS: 0	

Batter	1	2	3	4	5	6	7	8	9	AB	R	H	RBI	BB	SO	LOB
2 Denard Span, L (1, 8) OBP: 0.352, SLG: 0.271 1 Steve Lombardozzi, S (4, 4) OBP: 0.200, SLG: 0.238 13 Josh Johnson, S (7, PH) (8, 4)	F7	11 WP 33 WP 1-2 2-H 1B		E6 12 S 33 1B			K			2 1 1	0 0 0	1 0 0	1 0 0	0 0 0	0 0 1	0 0 0
33 Roger Bernadina, L (1, 9) OBP: 0.500, SLG: 0.545 (4, 8)	K	11 WP 1-2 2-3 BB		12 S 1-2 1B			14 1B 12 1B 14 E BB			2	1	1	0	2	1	0
34 Bryce Harper, L (1, 7) OBP: 0.507, SLG: 0.734 12 Tyler Moore, R (4, 3) OBP: 0.250, SLG: 0.476	11 E 1B	SF7 3-H		F9 1-2 2-3			46 L6-4 14 E 1-2 1B			1 2	0 0	1 1	1 0	0 0	0 0	0 2
11 Ryan Zimmerman, R (1, 5) OBP: 0.291, SLG: 0.574 18 Chad Tracy, L (4, 5) OBP: 0.286, SLG: 0.435 14 Jeff Howell, R (7, 2) OBP: 1.000, SLG: 1.000	K 1-3	F9 1-2 2-3			G5-3		E7 1-2 2-H 1B			2 1 1	0 0 0	0 0 1	0 0 0	0 0 0	1 0 0	3 0 0
25 Adam LaRoche, L (1, 3) OBP: 0.293, SLG: 0.431 46 Micah Owings, R (4, 7) OBP: 0.342, SLG: 0.568		HR	K		G4-3		L6-4 2-2			2 2	1 0	1 0	1 0	0 0	1 0	0 2
20 Ian Desmond, R (1, 6) OBP: 0.319, SLG: 0.391 19 Carlos Rivero, R (4, 6) OBP: 0.214, SLG: 0.255	G5-3	P3			K			F8		2 2	0 0	0 0	0 0	0 0	0 1	0 0
8 Danny Espinosa, S (1, 4) OBP: 0.372, SLG: 0.493 J.R. Higley, R (4, 9)	HR	G1-3				K		K		2 2	1 0	1 0	1 0	0 0	0 2	0 0
24 Kurt Suzuki, R (1, 2) OBP: 0.364, SLG: 0.432 65 Neil Holland, R (7, 1) 6 Sean Nicol, R (8, PH) 29 Rafael Soriano, R (9, 1)	47 SH 2 1B BB			G5-3		G4-3		G4-3		2 0 1 0	1 0 0 0	0 0 0 0	0 0 0 0	1 0 0 0	0 0 0 0	0 0 0 0
47 Gio González, R (1, 1) 22 Jerad Head, R (4, PH) 35 Craig Stammen, R (5, 1) Mike Costanzo, L (6, PH) OBP: 0.400, SLG: 0.400 (7, 5)	SH 33 WP 2 1B 34 SF7 1-2			P6		P5				0 1 0 1	1 0 0 0	0 0 0 0	0 0 0 0	0 0 0 0	0 0 0 0	0 0 0 0
Inning Stats	R: 0 E: 0 K: 2 S: 8 H: 1 LOB: 1 BB: 0 P: 8	R: 4 E: 0 K: 0 S: 7 H: 3 LOB: 2 BB: 2 P: 18	R: 0 E: 0 K: 1 S: 5 H: 0 LOB: 0 BB: 0 P: 5	R: 0 E: 1 K: 0 S: 6 H: 1 LOB: 2 BB: 0 P: 6	R: 0 E: 0 K: 1 S: 5 H: 0 LOB: 0 BB: 0 P: 5	R: 0 E: 0 K: 1 S: 5 H: 0 LOB: 0 BB: 0 P: 5	R: 1 E: 1 K: 1 S: 6 H: 2 LOB: 1 BB: 1 P: 10	R: 0 E: 0 K: 1 S: 5 H: 0 LOB: 0 BB: 0 P: 5		1B: 5 2B: 1 3B: 0 HR: 2	SF: 1 SAC: 1 DP: 1 HBP: 0						

PITCHER	IP	WLS	BF	H	R	ER	SO	BB	IBB	HBP	BLK	WP	HR	S	P	ERA	WHIP
92 Domingo Tapia, R (1, 1) ERA: 18.0	2.0	L	13	4	4	4	2	2	0	0	0	2	2	15	26	18.00	3.000
46 Greg Burke, R (3, 1) ERA: 5.14	1.2		5	0	0	0	1	0	0	0	0	0	0	7	7	0.00	0.000
55 Pedro Feliciano, L (4, 1) ERA: 1.59	0.1		3	1	0	0	0	0	0	0	0	0	0	4	4	0.00	3.000
66 Josh Edgin, L (5, 1) ERA: 3.09	1.0		3	0	0	0	1	0	0	0	0	0	0	5	5	0.00	0.000
27 Jeurys Familia, R (6, 1) ERA: 2.19	1.0		3	0	0	0	1	0	0	0	0	0	0	5	5	0.00	0.000

PITCHER	IP	WLS	BF	H	R	ER	SO	BB	IBB	HBP	BLK	WP	HR	S	P	ERA	WHIP
73 Robert Carson, L (7, 1) ERA: 4.97	1.0		5	2	1	0	1	1	0	0	0	0	0	6	10	0.00	3.000
87 Jeff Walters, R (8, 1) ERA:	1.0		3	0	0	0	1	0	0	0	0	0	0	5	5	0.00	0.000

BOTTOM

New York Mets @ Washington Nationals

Space Coast Stadium, Viera, FL

Thu Mar 28 2013, 1:09 PM - 3:51 PM EDT

Att. 6,922 - Sunny - 65 F

livebaseballscorecards.com

AB	30
R	5
H	7
RBI	4
BB	3
SO	7
LOB	7

WP: 2	PA: 35		
PB: 0			
SB: 2			
CS: 0			

St. Louis Cardinals @ New York Mets

Tradition Field, Port St. Lucie, FL

Fri Mar 29 2013, 12:10 PM - 3:07 PM EDT

Att. 5,362 - Sunny - 70 F

TOP

livebaseballscorecards.com

Batter	1	2	3	4	5	6	7	8	9	AB	R	H	RBI	BB	SO	LOB
19 Jon Jay, L (1, 8) OBP: 0.397, SLG: 0.500	0-0 13 G4-3 1B		0-0 21 WP 2B		4-0 13 G4-3 2B 1-2 BB	0-0 G4-3			0-3 K	2	0	2	0	0	0	0
43 Shane Robinson, R (3, 8) OBP: 0.493, SLG: 0.719										2	1	0	0	1	1	3
13 Matt Carpenter, L (1, 5) OBP: 0.402, SLG: 0.435	0-0 G4-3 1-2f		0-0 F7		0-0 G4-3 1-2 2-3		0-0 F7		0-3 K	3	0	0	0	0	0	4
53 Matt Adams, L (5, 3) OBP: 0.333, SLG: 0.500										2	0	0	0	0	1	0
7 Matt Holliday, R (1, 7) OBP: 0.423, SLG: 0.523	0-0 1B		0-0 F9		0-0 2B 2-H 3-H		1-0 HBP			2	0	1	0	0	0	1
Adron Chambers, L (3, 7) OBP: 0.284, SLG: 0.339										1	0	1	2	0	0	0
21 Allen Craig, R (1, 3) OBP: 0.406, SLG: 0.434	0-0 P3		1-3 K 2-3		0-0 G3		0-3 K			3	0	0	0	0	1	4
34 Marc Rzepczynski, L (5, 1)										0	0	0	0	0	0	0
36 Randy Choate, L (5, 1)										0	0	0	0	0	0	0
58 Joe Kelly, R (5, 1) OBP: 0.667, SLG: 0.667										0	0	0	0	0	0	0
91 Chad Huffman, R (7, PH)										1	0	0	0	0	1	1
92 Ramon Delgado, R (7, 1)										0	0	0	0	0	0	0
3 Carlos Beltrán, S (1, 9) OBP: 0.353, SLG: 0.231		0-3 K 4 BB		0-3 K		0-0 F7	0-0 G3-1			2	0	0	0	0	2	0
87 Oscar Taveras, L (4, 9) OBP: 0.325, SLG: 0.421										2	0	0	0	0	0	1
4 Yadier Molina, R (1, 2) OBP: 0.552, SLG: 0.667		4-0 1-2 BB		4-0 33 G4-6-3 BB		0-0 8 2B 1B		0-0 G6-3		0	0	0	0	2	0	0
48 Tony Cruz, R (4, PR) OBP: 0.300, SLG: 0.283 (4, 2)										2	0	1	0	0	0	0
33 Daniel Descalso, L (1, 4) OBP: 0.375, SLG: 0.456		0-0 F9		0-0 G4-6-3 1-2f		0-0 P4		0-0 G6-3		3	0	0	0	0	0	4
89 Greg Garcia, L (6, 4) OBP: 0.313, SLG: 0.250										1	0	0	0	0	0	0
38 Pete Kozma, R (1, 6) OBP: 0.406, SLG: 0.578		0-0 F7			0-0 13 G4-3 43 BB 2B 1B	0-0 1-3 2B		0-0 F9		2	0	1	0	0	0	2
8 Ryan Jackson, R (5, PR) OBP: 0.294, SLG: 0.344 (5, 6)										2	1	1	0	0	0	0
35 Jake Westbrook, R (1, 1)		0-3 K2-3			0-0 F7	4-0 BB			0-3 K	1	0	0	0	0	1	2
12 Ty Wigginton, R (5, PH) OBP: 0.233, SLG: 0.170 (5, 5)										1	0	0	0	1	0	1
91 Jermaine Curtis, R (6, PR) (6, 5)										1	0	0	0	0	1	0

	AB	R	H	RBI	BB	SO	LOB
	33	2	7	2	4	8	23

Inning Stats																				
	R: 0	H: 2	R: 0	H: 0	R: 0	H: 1	R: 0	H: 0	R: 2	H: 2	R: 0	H: 2	R: 0	H: 0	R: 0	H: 0	R: 0	H: 0	1B: 4	SF: 0	WP: 2	PA: 38
	E: 0	LOB: 1	E: 0	LOB: 2	E: 0	LOB: 1	E: 0	LOB: 1	E: 0	LOB: 2	E: 0	LOB: 3	E: 0	LOB: 1	E: 0	LOB: 0	E: 0	LOB: 0	2B: 3	SAC: 0	PB: 0	
	K: 0	BB: 0	K: 2	BB: 1	K: 1	BB: 0	K: 1	BB: 1	K: 0	BB: 1	K: 0	BB: 1	K: 1	BB: 0	K: 0	BB: 0	K: 3	BB: 0	3B: 0	DP: 2	SB: 0	
	S: 4	P: 4	S: 8	P: 12	S: 6	P: 7	S: 4	P: 8	S: 5	P: 9	S: 5	P: 9	S: 5	P: 6	S: 3	P: 3	S: 9	P: 9	HR: 0	HBP: 1	CS: 0	

PITCHER		IP	WLS	BF	H	R	ER	SO	BB	IBB	HBP	BLK	WP	HR	S	P	ERA	WHIP
33 Matt Harvey, R ERA: 2.96	(1, 1)	4.0	W	16	3	0	0	4	2	0	0	0	2	0	22	31	0.00	1.250
32 LaTroy Hawkins, R ERA: 2.35	(5, 1)	1.0		6	2	2	2	0	1	0	0	0	0	0	5	9	18.00	3.000
34 Brandon Lyon, R ERA: 7.0	(6, 1)	1.0		6	2	0	0	0	1	0	0	0	0	0	5	9	0.00	3.000
56 Scott Rice, L ERA: 2.92	(7, 1)	1.0		4	0	0	0	1	0	0	1	0	0	0	5	6	0.00	0.000
50 Scott Atchison, R ERA: 2.19	(8, 1)	1.0		3	0	0	0	0	0	0	0	0	0	0	3	3	0.00	0.000

PITCHER		IP	WLS	BF	H	R	ER	SO	BB	IBB	HBP	BLK	WP	HR	S	P	ERA	WHIP
39 Bobby Parnell, R ERA: 2.13	(9, 1)	1.0		3	0	0	0	3	0	0	0	0	0	0	9	9	0.00	0.000

BOTTOM

St. Louis Cardinals @ New York Mets

Tradition Field, Port St. Lucie, FL

Fri Mar 29 2013, 12:10 PM - 3:07 PM EDT

Att. 5,362 - Sunny - 70 F

livebaseballscorecards.com

Batter	1	2	3	4	5	6	7	8	9	AB	R	H	RBI	BB	SO	LOB
23 Mike Baxter, L (1, 9) OBP: 0.354, SLG: 0.260	0-0 5 G4-3 28 S 1B		0-0 ① G1-3	0-3 ③ K		0-3 ① K		0-0 ③ G6-3		5	0	1	0	0	2	0
28 Daniel Murphy, L (1, 4) OBP: 0.429, SLG: 0.429 87 Phillip Evans, R (7, 4)	1-0 ① F7 1-2		0-0 ② G3		0-0 6 BB 29 1B 21 1B 1B	0-0 1B				4 0	1 0	2 0	0 0	0 0	1 0	1 0
5 David Wright, R (1, 5) OBP: 0.267, SLG: 0.267 19 Zach Lutz, R (6, 5) OBP: 0.384, SLG: 0.422	0-0 ② G4-3 2-3		0-0 ③ L4		0-0 ① F9	0-0 ② F7				3 1	0 0	0 0	0 0	0 0	0 0	2 1
29 Ike Davis, L (1, 3) OBP: 0.444, SLG: 0.472 56 Scott Rice, L (7, 1) 50 Scott Atchison, R (8, 1) 39 Bobby Parnell, R (9, 1)	4-0 BB			4-0 6 2B 11 2B BB	0-0 21 1B 6 BB 1-2 44 BB 1B	0-0 ③ G5-3				2 0 0 0	2 0 0 0	1 0 0 0	0 0 0 0	2 0 0 0	0 0 0 0	1 0 0 0
6 Marlon Byrd, R (1, 8) OBP: 0.390, SLG: 0.574 34 Brandon Lyon, R (6, 1) 76 Josh Satin, R (7, 3) OBP: 0.688, SLG: 0.700	0-0 ③ F8			0-0 11 2B 1-3 2B	4-0 44 BB 21 1B 11 SF9 1-2 2-3 BB	0-3 ① K				2 0 1	2 0 0	1 0 0	0 0 0	1 0 1	0 0 0	2 0 0
21 Lucas Duda, L (1, 7) OBP: 0.318, SLG: 0.581 87 Brandon Nimmo, L (7, PH) (8, 8)		0-0 ① F9	0-3 ① K2-3	0-0 11 SF9 44 BB 1-2 2-3 3-H 1B	0-0 ② G5-3					3 1	0 0	1 0	1 0	0 0	1 0	2 0
44 John Buck, R (1, 2) OBP: 0.489, SLG: 0.611 93 Blake Forsythe, R (7, PH) (8, 2)	0-0 11 BB 1B		4-0 11 2B BB	4-0 1-2 2-3 3-H BB	0-3 ③ K					1 1	0 0	1 0	1 0	2 0	0 1	0 0
11 Rubén Tejada, R (1, 6) OBP: 0.217, SLG: 0.196 85 Gavin Cecchini, R (8, 6)	4-0 33 G6-4-3 1-2 BB		0-0 ② 4 HR 1-H 2-H 3-H 2B	0-0 ② SF9 2-3 3-H	0-3 ① K					1 1	1 0	1 0	3 0	1 0	0 1	0 0
33 Matt Harvey, R (1, 1) 4 Collin Cowgill, R (4, PH) OBP: 0.294, SLG: 0.619 32 LaTroy Hawkins, R (5, 1) 9 Kirk Nieuwenhuis, L (5, PH) OBP: 0.225, SLG: 0.088 (6, 8) (8, 7)	0-0 ②③ G6-4-3 1-2f		1-2 3-H HR	0-0 ③ G3-1				0-0 ② F8		1 1 0 2	0 1 0 0	0 1 0 0	0 2 0 0	0 0 0 0	0 0 0 0	2 0 0 2
Inning Stats	R: 0 H: 1 E: 0 LOB: 2 K: 0 BB: 1 S: 4 P: 9	R: 0 H: 1 E: 0 LOB: 1 K: 0 BB: 1 S: 3 P: 7	R: 0 H: 0 E: 0 LOB: 0 K: 0 BB: 0 S: 3 P: 3	R: 4 H: 3 E: 0 LOB: 0 K: 2 BB: 2 S: 11 P: 20	R: 3 H: 3 E: 0 LOB: 2 K: 0 BB: 2 S: 6 P: 14	R: 0 H: 1 E: 0 LOB: 1 K: 1 BB: 0 S: 6 P: 6	R: 0 H: 0 E: 0 LOB: 0 K: 2 BB: 0 S: 7 P: 7	R: 0 H: 0 E: 0 LOB: 0 K: 1 BB: 0 S: 5 P: 5		1B: 6 SF: 1 2B: 2 SAC: 0 3B: 0 DP: 1 HR: 1 HBP: 0					WP: 0 PA: 37 PB: 0 SB: 1 CS: 0	

	AB	30
	R	7
	H	9
	RBI	7
	BB	6
	SO	6
	LOB	13

PITCHER		IP	WLS	BF	H	R	ER	SO	BB	IBB	HBP	BLK	WP	HR	S	P	ERA	WHIP
35 Jake Westbrook, R ERA: 4.5	(1, 1)	4.0	L	19	5	4	4	2	4	0	0	0	0	1	21	39	9.00	2.250
34 Marc Rzepczynski, L ERA: 6.0	(5, 1)	0.1		4	2	3	3	0	1	0	0	0	0	0	3	7	81.00	9.000
36 Randy Choate, L ERA: 3.38	(5, 1)	0.0		1	1	0	0	0	0	0	0	0	0	0	1	1	∞	∞
58 Joe Kelly, R ERA: 4.91	(5, 1)	1.2		7	1	0	0	1	1	0	0	0	0	0	8	12	0.00	1.200
92 Ramon Delgado, R ERA:	(7, 1)	2.0		6	0	0	0	3	0	0	0	0	0	0	12	12	0.00	0.000

PITCHER	IP	WLS	BF	H	R	ER	SO	BB	IBB	HBP	BLK	WP	HR	S	P	ERA	WHIP

Batter	1	2	3	4	5	6	7	8	9	AB	R	H	RBI	BB	SO	LOB
4 Collin Cowgill, R (1, 8) OBP: 0.378, SLG: 0.591 9 Kirk Nieuwenhuis, L (6, 8) OBP: 0.220, SLG: 0.086	F8		K			P6			G4-3	3 1	0 0	0 0	0 0	0 0	1 0	1 0
28 Daniel Murphy, L (1, 4) OBP: 0.300, SLG: 0.300 86 Danny Muno, S (6, 4)	G4-3			G4-3		F7			G1-4-3	3 1	0 0	0 0	0 0	0 0	0 0	0 0
5 David Wright, R (1, 5) OBP: 0.222, SLG: 0.222 19 Zach Lutz, R (6, 5) OBP: 0.378, SLG: 0.415	F8			G5-3		K			G6-3	3 1	0 0	0 0	0 0	0 0	1 0	0 0
29 Ike Davis, L (1, 3) OBP: 0.431, SLG: 0.455 76 Josh Satin, R (6, 3) OBP: 0.647, SLG: 0.636		G4-3		K			G4-3			2 1	0 0	0 0	0 0	0 0	1 0	0 0
6 Marlon Byrd, R (1, 9) OBP: 0.393, SLG: 0.571 23 Mike Baxter, L (6, 9) OBP: 0.348, SLG: 0.255		P6			44 F9 21 BB 11 SF9 1B		K			2 1	1 0	1 0	0 0	0 0	0 1	0 0
21 Lucas Duda, L (1, 7) OBP: 0.324, SLG: 0.571 90 Dustin Lawley, R (6, 7) OBP: 0.500, SLG: 1.000		G4-3			1-2 BB		P4			1 1	0 0	0 0	0 0	1 0	0 0	0 0
44 John Buck, R (1, 2) OBP: 0.468, SLG: 0.579 20 Anthony Recker, R (6, 2) OBP: 0.344, SLG: 0.517			K		F9 2-3			K		2 1	0 0	0 0	0 0	0 0	1 1	2 0
11 Rubén Tejada, R (1, 6) OBP: 0.210, SLG: 0.192 82 Matt Reynolds, R (6, 6) OBP: 0.667, SLG: 1.000			F9		SF9 3-H			L5		1 1	0 0	0 0	1 0	0 0	0 0	0 0
1 Jordany Valdespin, L (1, 10) OBP: 0.361, SLG: 0.522 96 Armando Rodriguez, R (8, PH) OBP: 1.000, SLG: 1.000 (8, 10)			E3		K			K		2 0	0 0	0 0	0 0	0 0	1 0	1 0
Inning Stats	R: 0 E: 0 K: 0 S: 3 H: 0 LOB: 0 BB: 0 P: 3	R: 0 E: 0 K: 0 S: 3 H: 0 LOB: 0 BB: 0 P: 3	R: 0 E: 1 K: 2 S: 8 H: 0 LOB: 0 BB: 0 P: 8	R: 0 E: 0 K: 1 S: 5 H: 0 LOB: 0 BB: 0 P: 5	R: 1 E: 0 K: 1 S: 6 H: 1 LOB: 1 BB: 1 P: 10	R: 0 E: 0 K: 1 S: 5 H: 0 LOB: 0 BB: 0 P: 5	R: 0 E: 0 K: 1 S: 5 H: 0 LOB: 0 BB: 0 P: 5	R: 0 E: 0 K: 2 S: 7 H: 0 LOB: 0 BB: 0 P: 7	R: 0 E: 0 K: 0 S: 3 H: 0 LOB: 0 BB: 0 P: 3	1B: 1 2B: 0 3B: 0 HR: 0 SF: 1 SAC: 0 DP: 0 HBP: 0						

PITCHER		IP	WLS	BF	H	R	ER	SO	BB	IBB	HBP	BLK	WP	HR	S	P	ERA	WHIP
50 Miguel González, R ERA: 2.0	(1, 1)	5.0	W	18	1	1	1	4	1	0	0	0	0	0	25	29	1.80	0.400
17 Brian Matusz, L ERA: 4.05	(6, 1)	1.0		3	0	0	0	1	0	0	0	0	0	0	5	5	0.00	0.000
27 Mark Hendrickson, L ERA: 2.08	(7, 1)	1.0		3	0	0	0	1	0	0	0	0	0	0	5	5	0.00	0.000
56 Darren O'Day, R ERA:	(8, 1)	0.2		2	0	0	0	1	0	0	0	0	0	0	4	4	0.00	0.000
45 Jairo Asencio, R ERA: 54.0	(8, 1)	0.1		1	0	0	0	1	0	0	0	0	0	0	3	3	0.00	0.000

PITCHER		IP	WLS	BF	H	R	ER	SO	BB	IBB	HBP	BLK	WP	HR	S	P	ERA	WHIP
43 Jim Johnson, R ERA: 6.43	(9, 1)	1.0		3	0	0	0	0	0	0	0	0	0	0	3	3	0.00	0.000

TOP

New York Mets @ Baltimore Orioles

Ed Smith Stadium, Sarasota, FL

Sat Mar 30 2013, 12:07 PM - 2:32 PM EDT

Att. 7,642 - Sunny - 72 F

livebaseballscorecards.com

AB	27
R	1
H	1
RBI	1
BB	1
SO	7
LOB	4

WP: 0 PB: 0 SB: 0 CS: 0 PA: 30

New York Mets @ Baltimore Orioles

Ed Smith Stadium, Sarasota, FL

Sat Mar 30 2013, 12:07 PM - 2:32 PM EDT

Att. 7,642 - Sunny - 72 F

BOTTOM

livebaseballscorecards.com

Batter	1	2	3	4	5	6	7	8	9	AB	R	H	RBI	BB	SO	LOB
9 Nate McLouth, L (1, 8) OBP: 0.370, SLG: 0.680 31 Taylor Teagarden, R (6, 2) OBP: 0.400, SLG: 0.519	G3		HR		HR	K		K		3 2	2 0	2 0	2 0	0 0	0 2	0 3
13 Manny Machado, R (1, 5) OBP: 0.349, SLG: 0.357 81 Buck Britton, L (7, 5) OBP: 0.222, SLG: 0.188	G5-3		21 F8 32 1B 2B		G5-3	K		P6		4 1	1 0	1 0	0 0	0 0	1 0	1 2
21 Nick Markakis, L (1, 9) OBP: 0.241, SLG: 0.241 John Ruettiger, L (7, PR) (8, 9)	F7		F8 2-3		G4-3		86 FC4-6 1B			4 0	0 0	1 0	0 0	0 0	0 0	1 0
32 Matt Wieters, S (1, 2) OBP: 0.462, SLG: 0.756 86 Kyle Hudson, L (5, PR) OBP: 0.800, SLG: 0.800 (6, 8)	G4-3		3-H 1B		19 E 19 HR BB		FC4-6 1-2f			2 1	0 1	1 1	1 0	1 0	0 0	0 1
19 Chris Davis, L (1, 3) OBP: 0.305, SLG: 0.456 45 Travis Ishikawa, L (7, 3) OBP: 0.316, SLG: 0.286	2 14 1B 1B		K		1-H HR		F7			3 1	2 0	2 0	2 0	0 0	1 0	1 1
2 J.J. Hardy, R (1, 6) OBP: 0.268, SLG: 0.460 3 Ryan Flaherty, L (6, 6) OBP: 0.310, SLG: 0.471	14 1B 1-2 1B		K		G6-3		K			3 1	0 0	1 0	0 0	0 0	1 1	2 1
14 Nolan Reimold, R (1, 7) OBP: 0.315, SLG: 0.531 Glynn Davis, R (8, PR) OBP: 0.250, SLG: 0.500 (9, 7)	1-2 2-H 1B		G1-3		L3			FC6-4 BB		3 0	0 0	1 0	1 0	1 0	0 0	0 0
28 Steve Pearce, R (1, 10) OBP: 0.377, SLG: 0.851 Travis Adair, L (8, PH) (9, 10)	K		K		HR			FC6-4 12 1B 1-2f		3 1	1 0	1 0	1 0	0 0	2 0	2 1
1 Brian Roberts, S (1, 4) OBP: 0.365, SLG: 0.431 12 Alexi Casilla, S (6, PR) OBP: 0.352, SLG: 0.353 (7, 4)	F7		G3		1B			1-2 1B		3 1	0 0	1 1	0 0	0 0	0 0	2 0
Inning Stats	R: 0 E: 0 K: 0 S: 3 H: 0 LOB: 0 BB: 0 P: 3	R: 1 E: 0 K: 1 S: 8 H: 3 LOB: 2 BB: 0 P: 8	R: 2 E: 0 K: 2 S: 10 H: 3 LOB: 1 BB: 0 P: 12	R: 0 E: 0 K: 1 S: 5 H: 0 LOB: 0 BB: 0 P: 5	R: 3 E: 0 K: 0 S: 7 H: 2 LOB: 1 BB: 1 P: 15	R: 1 E: 0 K: 2 S: 11 H: 2 LOB: 1 BB: 0 P: 12	R: 0 E: 0 K: 1 S: 6 H: 1 LOB: 1 BB: 0 P: 6	R: 0 E: 0 K: 1 S: 6 H: 1 LOB: 2 BB: 1 P: 10		1B: 7 2B: 1 3B: 0 HR: 4	SF: 0 SAC: 0 DP: 0 HBP: 0						

	AB	36
	R	7
	H	12
	RBI	7
	BB	2
	SO	8
	LOB	18

WP: 0 PB: 0 SB: 0 CS: 0 PA: 38

PITCHER		IP	WLS	BF	H	R	ER	SO	BB	IBB	HBP	BLK	WP	HR	S	P	ERA	WHIP
35 Dillon Gee, R ERA: 5.87	(1, 1)	4.0	L	18	6	3	3	4	0	0	0	0	0	1	26	28	6.75	1.500
53 Jeremy Hefner, R ERA: 4.62	(5, 1)	2.0		11	4	4	4	2	1	0	0	0	0	3	18	27	18.00	2.500
66 Josh Edgin, L ERA: 2.84	(7, 1)	1.0		4	1	0	0	1	0	0	0	0	0	0	6	6	0.00	1.000
27 Jeurys Familia, R ERA: 2.03	(8, 1)	1.0		5	1	0	0	1	1	0	0	0	0	0	6	10	0.00	2.000

PITCHER	IP	WLS	BF	H	R	ER	SO	BB	IBB	HBP	BLK	WP	HR	S	P	ERA	WHIP

Batter	1	2	3	4	5	6	7	8	9	AB	R	H	RBI	BB	SO	LOB
13 Chris Denorfia, R (1, 9) OBP: 0.500, SLG: 0.333	X FF 89 0-0 2 SH3 1B		B FF 90 C FF 89 B CH 84 F FC 88 B FC 88 F FF 91 B FF 91 4-2 2 HBP 18 1B BB		B CU 71 B FF 90 B SI 88 C FF 88 X SI 88 3-1 ② G5-3		X FF 89 0-0 E6			3	1	1	0	1	0	0
55 Dale Thayer, R (7, 1)										0	0	0	0	0	0	0
54 Joe Thatcher, L (8, 1)										0	0	0	0	0	0	0
2 Everth Cabrera, S (1, 6)	1 SAFE X FF 89 0-0 ① SH3 1-2		C SI 90 B FC 88 C FF 92 1 SAFE H FC 90 2-2 18 1B 1-2 HBP		B FF 89 B FF 90 F FF 88 B CH 83 C FF 89 X FC 87 3-2 ③ G4-3		X SI 89 0-0 ③ G4-3			2	0	0	0	0	0	1
23 Yonder Alonso, L (1, 3) OBP: 0.250, SLG: 1.000	C FF 89 B FF 90 X CU 72 1-1 ② G1-3		D CU 72 C FF 90 X FC 89 1-1 ② F7			C FF 89 X CU 72 0-1 HR	B FF 91 F FF 91 X CH 85 1-1 ① G4-3			4	1	1	1	0	0	3
18 Carlos Quentin, R (1, 7) OBP: 0.667, SLG: 0.500	B CU 72 F CU 73 B CH 83 B FC 88 B CH 84 4-1		X CU 72 0-0			X SI 89 0-0 ① G5-3	B FF 92 S CH 85 F FF 92 B SL 88 X SL 88 2-2 ② G1-3			2	0	1	1	1	0	0
14 Mark Kotsay, L (8, PH)										1	0	0	0	0	0	0
(8, 7)	BB		1-3 2-H 1B													
9 Jedd Gyorko, R (1, 4) OBP: 0.250, SLG: 0.500	C FF 90 S CU 73 B CU 75 X FF 92 1-2 ③ G5-3		S FC 88 B SI 91 S CU 75 D CU 76 S FC 89 2-3 ③ K			B SI 89 F CH 83 C FF 91 X CU 75 1-2 2B	B SL 86 F SL 87 B CU 79 F SL 86 B FF 92 X SL 87 3-2 ③ G6-3			4	0	1	0	0	1	4
(4, 5)																
4 Nick Hundley, R (1, 2)		F SI 87 B CU 72 C FF 89 X FC 89 1-2 ① L4		X FF 88 0-0 ① F9		C FF 90 S FC 88 S FF 91 0-3 ② K			B SI 88 C SI 89 B CH 80 S SI 90 B CH 80 F SI 90 F SI 89 S SI 87 3-3 ① K	4	0	0	0	0	2	1
24 Cameron Maybin, R (1, 8)		B SI 89 B FF 91 X SI 89 2-0 ② G5-3		B FF 88 B SI 87 B SI 88 C FF 89 X SI 88 3-1 ② G2-3		B CH 84 B SI 90 B FF 90 C FF 90 F SI 89 F FC 87 X SI 89 3-2 ③ G1-3			F SI 89 S CH 81 B CH 82 S CH 81 1-3 ② K	4	0	0	0	0	1	1
1 Cody Ransom, R (1, 5)	B FF 90 B CH 84 C FF 90 F FC 88 C CU 74 2-3 ③ K		B FF 89 B SI 88 F FF 89 F SI 89 B CU 73 F FF 90 S FC 88 3-3 ③ K			C FF 89 S CH 82 X FC 87 0-2 ① G5-3			B SI 87 X SI 88 1-0 ③ G4-3	2	0	0	0	0	2	0
58 Brad Brach, R (7, 1)										0	0	0	0	0	0	0
25 Will Venable, L (7, 9)										1	0	0	0	0	0	0
37 Edinson Volquez, R (1, 1)			C FC 86 X CH 84 0-1 ① G4-3		C FC 88 C FC 88 B CU 73 B FF 90 X FC 87 2-2 ① G6-3		B FC 86 F FF 88 F FC 86 X FF 90 1-2 ② F8			1	0	0	0	0	0	0
45 Anthony Bass, R (4, 1)										0	0	0	0	0	0	0
5 Alexi Amarista, L (4, 4)										2	0	0	0	0	0	0
15 Jesus Guzman, R (7, PH)										1	0	0	0	0	0	0
Inning Stats	R: 0 E: 0 K: 0 S: 8 H: 1 LOB: 2 BB: 1 P: 14	R: 0 E: 0 K: 1 S: 7 H: 0 LOB: 0 BB: 0 P: 12	R: 1 E: 0 K: 1 S: 13 H: 1 LOB: 2 BB: 1 P: 22	R: 0 E: 0 K: 1 S: 7 H: 0 LOB: 0 BB: 0 P: 13	R: 0 E: 0 K: 0 S: 8 H: 0 LOB: 0 BB: 0 P: 16	R: 1 E: 0 K: 1 S: 13 H: 2 LOB: 1 BB: 0 P: 17	R: 0 E: 1 K: 0 S: 8 H: 0 LOB: 1 BB: 0 P: 9	R: 0 E: 0 K: 0 S: 8 H: 0 LOB: 0 BB: 0 P: 14	R: 0 E: 0 K: 2 S: 9 H: 0 LOB: 0 BB: 0 P: 14	1B: 2 2B: 1 3B: 0 HR: 1 SF: 0 SAC: 1 DP: 0 HBP: 1						

PITCHER	IP	WLS	BF	H	R	ER	SO	BB	IBB	HBP	BLK	WP	HR	S	P	ERA	WHIP
49 Jonathon Niese, L (1, 1) ERA: 2.7	6.2	W	27	4	2	2	4	2	0	1	0	0	1	62	101	2.70	0.900
34 Brandon Lyon, R (7, 1) ERA:	0.1		2	0	0	0	0	0	0	0	0	0	0	2	2	0.00	0.000
50 Scott Atchison, R (8, 1) ERA:	1.0		3	0	0	0	0	0	0	0	0	0	0	8	14	0.00	0.000
56 Scott Rice, L (9, 1) ERA:	1.0		3	0	0	0	2	0	0	0	0	0	0	9	14	0.00	0.000

PITCHER	IP	WLS	BF	H	R	ER	SO	BB	IBB	HBP	BLK	WP	HR	S	P	ERA	WHIP

TOP

San Diego Padres @ New York Mets

Citi Field, Flushing, NY

Mon Apr 01 2013, 1:14 PM - 4:15 PM EDT

Att. 41,053 - Cloudy - 61 F

livebaseballscorecards.com

AB	31
R	2
H	4
RBI	2
BB	2
SO	6
LOB	10

WP: 0 PA: 35
PB: 0
SB: 0
CS: 0

Batter	1	2	3	4	5	6	7	8	9	AB	R	H	RBI	BB	SO	LOB
4 Collin Cowgill, R (1, 8) (8, 7) OBP: 0.400, SLG: 1.200	B FF 93 F FF 92 X SI 93 1-1 ① P4	B KC 79 B SI 93 C FF 93 F FF 94 S KC 80 2-3 ③ K		C KC 77 B KC 77 X FF 92 1-1 28 1B, 5 G5-3, 1-3 2B	C FF 92 S SL 88 S SL 87 0-3 ③ K2-3		B FF 92 B SL 84 F FF 91 C FF 93 X SI 92 2-2 1-H 2-H 3-H HR			5	2	2	4	0	2	2
28 Daniel Murphy, L (1, 4) OBP: 0.400, SLG: 0.400	B SI 93 B CH 82 F SI 93 B SI 94 X FF 93 3-1 ② F7		B KC 78 F SI 92 B KC 80 B SI 93 X SI 93 3-1 ① L4	X SL 87 0-0 5 WP, 6 1B, 2-3 3-H 1B		B CH 84 C FF 91 B CH 85 F FF 90 X FF 92 2-2 ① G4-3	B FS 85 X FF 92 1-0 29 WP, 5 BB 1B			5	1	2	1	0	0	0
5 David Wright, R (1, 5) OBP: 0.400, SLG: 0.250	B KC 79 X SI 93 1-0 E5 29 S		X FF 93 0-0 29 G4-3, 29 S, 6 1B 1B	B CH 88 X SL 85 1-0 ① G5-3, 1-2 3-H		S SL 88 B CH 86 S SL 85 F SL 88 B SL 88 F SL 86 B FF 92 X SL 84 3-2 ② P4	B FF 95 C FF 94 B FF 94 D SL 83 S FF 93 B FF 94 4-2 29 WP, 1-2 BB			4	1	1	1	1	0	1
29 Ike Davis, L (1, 3) OBP: 0.400, SLG: 0.400	B SI 93 C KC 80 C KC 80 F CH 84 D KC 81 B FF 93 S KC 80 3-3 ③ K, 1-2		F KC 79 C KC 78 B SI 94 1 SAFE D CH 85 1 SAFE 1 SAFE D KC 81 X SI 94 3-2 ② G4-3, 1-3	B FF 94 C SL 85 F SL 88 F FC 95 S FF 92 1-3 ② K		C CH 84 C SL 86 B FF 90 S SL 86 1-3 ③ K	B FF 93 F FF 93 S SL 81 B FF 94 F FF 94 B SL 82 F FF 94 F FF 94 S SL 82 3-3 ③ K, 1-2 2-3			5	0	0	0	0	4	5
6 Marlon Byrd, R (1, 9) OBP: 0.400, SLG: 0.400		F SI 94 B KC 81 B KC 79 F SI 94 B CH 84 F CH 82 F SI 96 X KC 82 3-2 ① G5-3	S SI 94 S KC 84 X KC 82 0-2 21 BB, 44 1B, 3-H 1B	B FF 95 B SL 86 X SL 85 2-0 2-H 1B			B FF 93 C SL 85 S FF 93 F FF 92 T FF 93 1-2 ① K	F FF 92 B FF 94 X SL 83 1-1 ① G6-3		5	1	2	2	0	1	0
21 Lucas Duda, L (1, 7) 9 Kirk Nieuwenhuis, L (7, PR) (8, 8)	B CH 83 C CH 83 C KC 81 S SI 95 1-3 ② K	B FF 93 B CH 83 B SI 94 C FF 92 B SI 93 4-1 44 1B, 1-2 BB	F FF 92 B SL 86 B SL 84 X FF 91 2-1 ③ P5				C FS 86 C FF 93 B SI 92 B FF 95 B SL 86 B FF 94 4-2 11 1B, 44 1B, 1 FC3-2, BB	C SL 83 B FF 93 B SL 82 F FF 93 C FF 94 2-3 ② K		2 1	0 0	0 0	0 0	2 0	1 1	1 0
44 John Buck, R (1, 2) OBP: 0.600, SLG: 0.500	S SI 94 B CH 84 B CH 84 B SI 94 B FF 92 4-1 11 2B, BB	B SI 94 B FF 93 C SI 92 X FF 94 2-1 1-2 2-H 1B		C SL 82 B CH 84 C FF 90 F SL 87 X FF 91 1-2 ① F8			S FF 92 B FF 92 F FF 92 F SI 93 B SI 91 B SL 85 X FF 93 3-2 1 FC3-2, 11 1B, 4 HR, 1-2 1B	X FF 85 0-0 ③ G5-3		4	2	2	1	1	0	0
11 Rubén Tejada, R (1, 6) OBP: 0.500, SLG: 0.750	B KC 79 B KC 79 X SI 92 2-0 49 1B, 1-H 2B	C KC 80 C KC 81 B KC 80 C KC 82 1-3 ③ K			X FC 91 0-0 ② G3-1		C SI 91 X SL 85 0-1 1 FC3-2, 4 HR, 1-2 2-3 1B			4	2	2	1	0	1	2
49 Jonathon Niese, L (1, 1) OBP: 1.000, SLG: 1.000 34 Brandon Lyon, R (7, 1) 1 Jordany Valdespin, L (7, PH) 50 Scott Atchison, R (8, 1) 56 Scott Rice, L (9, 1)	D SI 93 X FF 92 1-0 3-H 1B			B SI 92 B FF 90 B FF 90 B FF 90 4-0 4 2B, 28 1B, BB	C FF 91 F SL 85 X SL 86 0-2 1B		X FS 84 0-0 ② FC3-2, 4 HR, 1-2 2-3 3-H[f]			2 0 1 0 0	1 0 1 0 0	2 0 0 0 0	1 0 0 0 0	1 0 0 0 0	0 0 3 0 0	0 0 0 0 0
Inning Stats	R: 0 E: 1 K: 1 S: 9 H: 0 LOB: 1 BB: 0 P: 17	R: 2 E: 0 K: 2 S: 14 H: 2 LOB: 1 BB: 1 P: 27	R: 2 E: 0 K: 1 S: 15 H: 3 LOB: 2 BB: 1 P: 28	R: 3 E: 0 K: 1 S: 11 H: 3 LOB: 1 BB: 1 P: 22	R: 0 E: 0 K: 1 S: 11 H: 1 LOB: 1 BB: 0 P: 12	R: 0 E: 0 K: 1 S: 11 H: 0 LOB: 0 BB: 0 P: 17	R: 4 E: 0 K: 2 S: 25 H: 4 LOB: 3 BB: 2 P: 43	R: 0 E: 0 K: 1 S: 6 H: 0 LOB: 0 BB: 0 P: 9		1B: 10 2B: 2 3B: 0 HR: 1 SF: 0 SAC: 0 DP: 0 HBP: 0						

BOTTOM

San Diego Padres @ New York Mets

Citi Field, Flushing, NY

Mon Apr 01 2013, 1:14 PM - 4:15 PM EDT

Att. 41,053 - Cloudy - 61 F

livebaseballscorecards.com

AB	38
R	11
H	13
RBI	11
BB	5
SO	10
LOB	14

PITCHER		IP	WLS	BF	H	R	ER	SO	BB	IBB	HBP	BLK	WP	HR	S	P	ERA	WHIP
37 Edinson Volquez, R ERA: 18.0	(1, 1)	3.0	L	19	6	6	6	4	3	0	0	0	0	0	40	79	18.00	3.000
45 Anthony Bass, R ERA: 3.0	(4, 1)	3.0		12	3	1	1	3	0	0	0	0	1	0	31	44	3.00	1.000
58 Brad Brach, R ERA: 54.0	(7, 1)	0.2		7	4	4	4	1	1	0	0	0	0	1	17	28	54.00	7.500
55 Dale Thayer, R ERA:	(7, 1)	1.0		4	0	0	0	2	1	0	0	0	1	0	13	23	0.00	1.000
54 Joe Thatcher, L ERA:	(8, 1)	0.1		1	0	0	0	0	0	0	0	0	0	0	1	1	0.00	0.000

PITCHER		IP	WLS	BF	H	R	ER	SO	BB	IBB	HBP	BLK	WP	HR	S	P	ERA	WHIP

Batter	1	2	3	4	5	6	7	8	9	AB	R	H	RBI	BB	SO	LOB
2 Everth Cabrera, S (1, 6) OBP: 0.429, SLG: 0.333	B FF 95 C FF 94 T FF 93 T FF 97 1-2 ① K			C FF 94 B CU 81 S FF 94 X FF 95 1-2 25 BB 1B			B FF 92 S FF 92 C CU 79 S CH 85 1-3 ① K		F FF 88 C FF 90 B FF 90 F FF 91 F CH 84 F FF 90 F FF 91 F FF 91 X SL 86 1-2 25 1B 18 SF9 1B	4	1	2	0	0	2	0
25 Will Venable, L (1, 9) OBP: 0.400, SLG: 0.250	C FF 94 S FF 93 T FF 94 0-2 ② K			**B FF 93** **F FF 93** **F CH 86** **B FF 95** 1 SAFE F FF 96 F FF 93 1 SAFE B CU 83 4-2 ① B SL 86 18 G5-4-3 **1-2** BB			S FF 93 B CU 86 B CH 86 S FF 93 S CH 85 2-3 ② K		C FF 91 F FF 91 F FF 90 F FF 91 F FF 91 X FF 92 0-2 9 DI **1-3** 9 E 1B	3	1	1	0	1	2	0
18 Carlos Quentin, R (1, 7) OBP: 0.429, SLG: 0.250	S FF 94 X SL 90 0-1 ③ P4			B CU 83 B FF 94 S FF 94 S FF 93 B FF 94 X FF 92 3-2 ②③ G5-4-3 **1-2f**			B FF 93 F SL 87 B SL 88 B FF 92 S FF 92 B FF 95 4-2 BB		B FF 91 S FF 92 B FF 92 X FF 92 2-1 ① SF9 3-H	2	0	0	1	1	0	1
23 Yonder Alonso, L (1, 3) OBP: 0.125, SLG: 0.500		F FF 94 B CH 87 B SI 95 S FF 94 X FF 96 2-2 ① F7			F FF 93 B CH 86 X CH 86 1-1 ① L7		F FF 94 X FF 94 0-1 ③ F8		X FF 90 0-0 ② P5	4	0	0	0	0	0	2
9 Jedd Gyorko, R (1, 5) OBP: 0.250, SLG: 0.375		C FF 94 B SL 90 F FF 95 B CU 84 S SL 90 2-3 ② K			B CU 77 S FF 92 C FF 93 X SL 87 1-2 ② F9			X SI 87 0-0 5 FC4-6 4 1B 24 FC5-4 1B	F CH 86 B SL 86 F FF 92 F FF 88 B CH 85 X FF 91 2-2 E6 4 DI 1-H 4 2B	4	2	1	0	0	1	0
4 Nick Hundley, R (1, 2) OBP: 0.250, SLG: 0.375		C FF 93 B FF 95 S SL 88 B FF 96 B SL 91 F FF 94 C SL 87 3-3 ③ K			S FF 93 S FF 93 C SL 86 0-3 ③ K			S SI 87 X SI 88 0-1 5 FC4-6 1-2 1B	B FF 89 X FF 90 1-0 1-H 2B	4	0	2	1	0	2	0
5 Alexi Amarista, L (1, 4)			F FF 94 X FF 93 0-1 ① B3			B CH 90 C FF 91 C FF 92 X CH 84 1-2 ① G1-3		B SI 86 C SI 87 F SI 88 B CH 75 B SI 86 X SI 85 3-2 ① FC4-6 24 FC5-4 1-2f 2-3	C FF 93 S FF 95 X FF 98 0-2 ③ G6-3	4	0	0	0	0	0	3
24 Cameron Maybin, R (1, 8)			C FF 94 B SL 89 C FF 95 X SL 91 1-2 ② F9			B FF 91 B CU 86 C FF 92 S FF 92 C FF 94 2-3 ② K		B SI 87 B SI 85 C SI 87 S SI 87 X SL 77 2-2 ② FC5-4 1-2f 3-H		3	0	0	1	0	1	1
33 Clayton Richard, L (1, 1) 34 Andrew Cashner, R (5, 1) 14 Mark Kotsay, L (8, PH) 15 Jesus Guzman, R (8, PH) 57 Luke Gregerson, L (8, 1)			S FF 96 S FF 96 B CU 83 S FF 98 1-3 ③ K			C FF 92 C FF 93 B FF 94 C FF 94 1-3 ③ K		X FF 91 0-0 ③ F7		1 1 0 1 0	0 0 0 0 0	0 0 0 0 0	0 0 0 0 0	1 1 0 0 0	0 0 0 0 0	0 0 0 1 0

Inning Stats																								
	R: 0	H: 0	R: 0	H: 0	R: 0	H: 0	R: 0	H: 1	R: 0	H: 0	R: 0	H: 0	R: 0	H: 0	R: 1	H: 2	R: 3	H: 3	1B: 5	SF: 1	WP: 0	PA: 34
	E: 0	LOB: 0	E: 0	LOB: 0	E: 0	LOB: 0	E: 0	LOB: 1	E: 0	LOB: 0	E: 0	LOB: 0	E: 0	LOB: 1	E: 0	LOB: 1	E: 1	LOB: 1	2B: 1	SAC: 0	PB: 0	
	K: 2	BB: 0	K: 2	BB: 0	K: 1	BB: 0	K: 0	BB: 1	K: 1	BB: 0	K: 2	BB: 0	K: 2	BB: 1	K: 0	BB: 0	K: 0	BB: 0	3B: 0	DP: 1	SB: 0	
	S: 8	P: 9	S: 10	P: 17	S: 8	P: 10	S: 10	P: 18	S: 8	P: 10	S: 9	P: 13	S: 10	P: 17	S: 10	P: 15	S: 25	P: 31	HR: 0	HBP: 0	CS: 0	

PITCHER		IP	WLS	BF	H	R	ER	SO	BB	IBB	HBP	BLK	WP	HR	S	P	ERA	WHIP
33 Matt Harvey, R ERA:	(1, 1)	7.0	W	22	1	0	0	10	2	0	0	0	0	0	63	94	0.00	0.429
46 Greg Burke, R ERA: 13.5	(8, 1)	0.2		4	2	1	1	0	0	0	0	0	0	0	9	14	13.50	3.000
66 Josh Edgin, L ERA:	(8, 1)	0.1		1	0	0	0	0	0	0	0	0	0	0	1	1	0.00	0.000
32 LaTroy Hawkins, R ERA: 13.5	(9, 1)	0.2		6	3	3	1	0	0	0	0	0	0	0	22	28	13.50	4.500
39 Bobby Parnell, R ERA:	(9, 1)	0.1		1	0	0	0	0	0	0	0	0	0	0	3	3	0.00	0.000

PITCHER	IP	WLS	BF	H	R	ER	SO	BB	IBB	HBP	BLK	WP	HR	S	P	ERA	WHIP

TOP

San Diego Padres @ New York Mets

Citi Field, Flushing, NY

Wed Apr 03 2013, 7:13 PM - 9:48 PM EDT

Att. 22,239 - Clear - 44 F

livebaseballscorecards.com

AB	31
R	4
H	6
RBI	3
BB	2
SO	10
LOB	8

San Diego Padres @ New York Mets

Citi Field, Flushing, NY

Wed Apr 03 2013, 7:13 PM - 9:48 PM EDT

Att. 22,239 - Clear - 44 F

BOTTOM

Batter	1	2	3	4	5	6	7	8	9	AB	R	H	RBI	BB	SO	LOB
4 Collin Cowgill, R (1, 8) OBP: 0.222, SLG: 0.667	C SI 87 X CH 82 0-1 G3-1 ①	C CH 87 X CH 82 0-1 P6 ③			C CU 78 B CH 82 X SI 89 1-1 E5 28 FC3-6	B SI 94 C FF 95 B CH 87 C SI 96 X SL 85 2-2 P3 ①				4	0	0	0	0	0	1
28 Daniel Murphy, L (1, 4) OBP: 0.222, SLG: 0.222	B CH 86 C CH 86 B CH 83 X SI 88 2-1 F7 ②		X CH 87 0-0 F8 ①		B SI 87 B CU 81 1 SAFE X SI 88 2-0 FC3-6 5 2B 1-2f ①	C CH 88 B CH 87 S FF 95 X FF 95 1-2 F8 ②				4	1	0	0	0	0	1
5 David Wright, R (1, 5) OBP: 0.444, SLG: 0.429	B SI 87 B CH 82 S SI 87 B CH 82 B SI 87 4-1 BB		B SI 88 C CU 76 S CU 78 F CU 79 X SI 88 1-2 L8 ②		B CU 76 X CU 77 1-0 29 HR 1-H 2B	B FF 96 X CH 87 1-0 G5-3 ③				3	1	1	1	1	0	0
29 Ike Davis, L (1, 3) OBP: 0.111, SLG: 0.444	X SI 88 0-0 G4-3 ③		X CH 87 0-0 G4-3 ③		F CU 81 B CU 78 X SL 82 1-1 HR 3-H		B SI 92 X CH 85 1-0 F7 ①			4	1	1	2	0	0	1
6 Marlon Byrd, R (1, 9) OBP: 0.444, SLG: 0.375		F SI 88 B SI 88 X SI 88 1-1 21 HR 1B		B SI 89 B SL 83 C CH 86 X CH 86 2-1 G1-3 ①	B CH 85 B CH 86 B CU 81 C CH 85 B CU 81 4-1 21 BB 44 1B BB		B FF 96 C CH 87 B FF 95 B CH 87 S FF 95 S FF 96 3-3 K ②			3	2	1	0	1	1	0
21 Lucas Duda, L (1, 7) OBP: 0.625, SLG: 1.200 46 Greg Burke, R (8, 1) 66 Josh Edgin, R (8, 1) 32 LaTroy Hawkins, R (9, 1) 39 Bobby Parnell, R (9, 1)		B CH 82 C SI 88 X FF 88 1-1 1-H HR	C SL 82 B CU 78 X SL 83 1-1 44 HR 2B		B FF 96 D FF 96 D CH 86 C FF 94 C FF 96 1 SAFE B CH 86 4-2 44 1B 1-2 BB		B CH 87 X CH 86 1-0 G5-3 ③			3 0 0 0 0	2 0 0 0 0	2 0 0 0 0	1 0 0 0 0	0 0 0 0 0	0 0 0 0 0	0 0 0 0 0
44 John Buck, R (1, 2) OBP: 0.556, SLG: 0.875		C CH 81 B FF 88 C CU 77 X SI 87 1-2 P4 ①	B CH 85 D CH 82 X CH 86 2-0 2-H HR	B SI 97 B FF 96 F FF 97 C FF 96 F SL 85 X FF 97 2-2 1-2 2-H 1B			X SI 88 0-0 G4-3 ①			4	1	2	3	0	0	0
11 Rubén Tejada, R (1, 6) OBP: 0.250, SLG: 0.375		B CH 87 X CH 86 1-0 F8 ②	B CH 80 C CH 81 F CU 77 B SL 82 X CH 81 2-2 F9 ②		C FF 96 B FF 96 C CH 87 F FF 96 F CH 88 B SL 85 S FF 96 2-3 K ②			C SI 88 B SL 80 F SL 79 S SL 81 1-3 K ②		4	0	0	0	0	2	2
33 Matt Harvey, R (1, 1) OBP: 0.333, SLG: 0.333 23 Mike Baxter, L (8, 7)		C CH 86 F SI 88 B FF 90 X SI 88 1-2 1B	B CH 85 F CH 86 S CH 80 F CU 82 F CU 77 S CU 78 1-3 K ③		B FF 96 X FF 95 1-0 F9 ③			B SI 87 C SL 79 F SL 80 X SI 88 1-2 G1-3 ③		3 1	0 0	1 0	0 0	0 0	1 0	2 0
Inning Stats	R: 0 E: 0 K: 0 S: 6 H: 0 LOB: 1 BB: 1 P: 12	R: 2 E: 0 K: 0 S: 13 H: 3 LOB: 1 BB: 0 P: 18	R: 0 E: 0 K: 0 S: 6 H: 0 LOB: 0 BB: 0 P: 7	R: 2 E: 0 K: 1 S: 13 H: 2 LOB: 0 BB: 0 P: 21	R: 4 E: 1 K: 1 S: 19 H: 3 LOB: 2 BB: 2 P: 37	R: 0 E: 0 K: 0 S: 7 H: 0 LOB: 0 BB: 0 P: 11	R: 0 E: 0 K: 1 S: 5 H: 0 LOB: 0 BB: 0 P: 10	R: 0 E: 0 K: 1 S: 7 H: 0 LOB: 0 BB: 0 P: 9		1B: 3 2B: 2 3B: 0 HR: 3 SF: 0 SAC: 0 DP: 0 HBP: 0				WP: 0 PB: 0 SB: 0 CS: 0 PA: 36		

livebaseballscorecards.com

AB	33
R	8
H	8
RBI	8
BB	3
SO	4
LOB	7

PITCHER		IP	WLS	BF	H	R	ER	SO	BB	IBB	HBP	BLK	WP	HR	S	P	ERA	WHIP
33 Clayton Richard, L ERA: 14.54	(1, 1)	4.1	L	23	7	8	7	1	2	0	0	0	0	3	45	74	14.54	2.077
34 Andrew Cashner, R ERA:	(5, 1)	2.2		10	1	0	0	2	1	0	0	0	0	0	24	42	0.00	0.750
57 Luke Gregerson, R ERA:	(8, 1)	1.0		3	0	0	0	1	0	0	0	0	0	0	7	9	0.00	0.000

PITCHER	IP	WLS	BF	H	R	ER	SO	BB	IBB	HBP	BLK	WP	HR	S	P	ERA	WHIP

San Diego Padres @ New York Mets

Citi Field, Flushing, NY

Thu Apr 04 2013, 1:13 PM - 4:28 PM EDT

Att. 21,519 - Cloudy - 47 F

TOP

livebaseballscorecards.com

Batter	1	2	3	4	5	6	7	8	9	AB	R	H	RBI	BB	SO	LOB
2 Everth Cabrera, S (1, 6) OBP: 0.500, SLG: 0.333	C FF 87 B SI 88 B FF 88 B CH 83 B FF 88 4-1 14 G2-3 25 SH1-3 BB		B CH 82 B SI 87 X SI 89 2-0 ③ L1-3		B SI 87 B CH 83 B SI 87 B SI 88 4-0 25 S BB		B SI 89 S CH 80 X SI 86 1-1 1-2 2-3 1B		C SL 83 X SI 88 0-1 ② G3	3	0	1	0	2	0	0
25 Will Venable, L (1, 9) OBP: 0.222, SLG: 0.125	1 SAFE B SI 86 F SI 88 1 SAFE X SI 89 1-1 ① SH1-3 1-2			C CH 82 B FF 87 B SI 88 T SI 88 B FF 89 C CH 83 3-3 ① K	1 SAFE 1 SAFE B SI 87 B FF 88 B SI 86 C SI 87 C CH 82 F FC 87 F CH 82 3-3 S FF 87 ③ K 1-2		C SL 80 F SL 81 B SI 89 F SI 89 X SI 89 1-2 ③ G6-3		B SI 89 B FF 89 B SI 87 C SI 87 C SI 88 F FF 88 X FF 87 3-2 ③ F8	4	0	0	0	0	2	4
14 Mark Kotsay, L (1, 7) OBP: 0.500, SLG: 0.333 13 Chris Denorfia, R (8, PH) OBP: 0.600, SLG: 0.333 (8, 7)	S CH 82 X CH 83 0-1 ② G2-3 2-3			B SI 89 B SI 88 X CH 82 2-0 23 1B 9 2B 1B		B SI 86 B CH 85 B SI 87 C FF 87 F SI 87 B CH 83 4-2 9 CS BB		B FF 92 B SI 91 B FF 91 C FF 91 S SI 92 B SI 94 4-2 23 1B 9 WP BB		2 0	1 1	1 0	0 0	1 1	0 0	1 0
23 Yonder Alonso, L (1, 3) OBP: 0.250, SLG: 0.500	S SI 88 D CH 83 B CH 83 X SI 89 2-1 ③ F8			B SI 88 X SI 88 1-0 9 2B 5 FC1-2-5-1 1-3 1B		S FF 87 X CH 83 0-1 ① F7		B FF 93 X SI 92 1-0 9 WP 1-3 1B		4	0	2	0	0	0	2
9 Jedd Gyorko, R (1, 5) OBP: 0.250, SLG: 0.417		X FF 87 0-0 ① P4		S SL 80 B SL 81 F FF 88 X CH 82 1-2 5 FC1-2-5-1 1-3 3-H 2B		B SL 81 F SL 80 C FF 89 X SL 80 1-2 ② ③ F9 1-2		B SL 80 B SL 81 X SI 93 2-0 ① P3 1-2 3-H		4	0	1	1	0	0	2
5 Alexi Amarista, L (1, 4)		C SI 86 B CH 81 F SI 88 B CH 82 C CH 82 2-3 ② K		B SI 88 F SI 87 B SI 87 B FF 88 X SI 86 3-1 ② FC1-2-5-1 2-3 3-H			C CH 84 F CH 80 B CH 80 B FF 87 X CH 81 2-2 ① F7		B FF 92 F FF 93 F FF 93 F FF 93 X SL 81 1-2 ② F9	4	0	0	0	0	1	3
24 Cameron Maybin, R (1, 8)		B FF 88 B FF 88 F FF 88 X SL 81 2-1 ③ G5-3		B SL 80 F SL 81 X CH 83 1-1 ③ F9			F KC 72 B KC 78 H FC 87 2-1 2 1B 8 1B HBP	I IN 70 I IN 70 I IN 74 I IN 73 4-0 IBB		2	0	0	0	1	0	2
8 John Baker, L (1, 2) OBP: 0.250, SLG: 0.250		C SI 86 B FF 88 B CH 82 B FF 86 X SI 87 3-1 ① G1-3		X SI 87 0-0 ① G3		1 SAFE B SI 87 B SI 87 C SI 87 1 SAFE X SI 88 2-1 2 1B 1-2 1B	B CU 77 S FF 93 F FF 94 B CU 78 X FF 94 2-2 ③ F7			4	0	1	0	0	0	2
53 Eric Stults, L (1, 1) 58 Brad Brach, R (6, 1) 54 Joe Thatcher, L (6, 1) 18 Carlos Quentin, R (7, PH) OBP: 0.375, SLG: 0.200 55 Dale Thayer, R (7, 1) 57 Luke Gregerson, L (7, 1) 15 Jesus Guzman, R (9, PH) 16 Huston Street, R (9, 1)		C SI 88 S CH 82 S CH 82 0-3 ② K		C SI 86 X SI 88 0-1 ② G6-3		B SI 88 X SI 89 1-0 ② L8		B FF 88 B SI 86 C FF 88 C CU 76 B SL 84 F SI 88 F FF 89 F SI 88 T FF 88 3-2 ① K	2 0 0 1 0 0 0 1 0	0 0 0 0 0 0 0 0 0	0 0 0 0 0 0 0 0 0	0 0 0 0 0 0 0 0 0	0 0 0 0 0 0 0 1 0	1 0 0 0 0 0 0 0 0	0 0 0 2 0 0 0 0 0
Inning Stats	R: 0 E: 0 K: 0 S: 7 H: 0 LOB: 1 BB: 1 P: 14	R: 0 E: 0 K: 1 S: 6 H: 0 LOB: 0 BB: 0 P: 10	R: 0 E: 0 K: 1 S: 6 H: 0 LOB: 0 BB: 0 P: 11	R: 1 E: 0 K: 1 S: 12 H: 3 LOB: 2 BB: 0 P: 23	R: 0 E: 0 K: 1 S: 8 H: 0 LOB: 1 BB: 1 P: 15	R: 0 E: 0 K: 0 S: 7 H: 0 LOB: 0 BB: 1 P: 12	R: 0 E: 0 K: 0 S: 13 H: 2 LOB: 3 BB: 0 P: 22	R: 1 E: 0 K: 0 S: 11 H: 1 LOB: 2 BB: 2 P: 25	R: 0 E: 0 K: 1 S: 12 H: 0 LOB: 0 BB: 0 P: 18	1B: 5 2B: 1 3B: 0 HR: 0 SF: 0 SAC: 1 DP: 0 HBP: 1						

	AB	31
	R	2
	H	6
	RBI	1
	BB	5
	SO	5
	LOB	18

WP: 1 PA: 38
PB: 0
SB: 1
CS: 1

PITCHER		IP	WLS	BF	H	R	ER	SO	BB	IBB	HBP	BLK	WP	HR	S	P	ERA	WHIP
35 Dillon Gee, R ERA: 1.42	(1, 1)	6.1	L	25	3	1	1	4	3	0	1	0	0	0	50	93	1.42	0.947
56 Scott Rice, L ERA:	(7, 1)	0.2		4	2	0	0	0	0	0	0	0	0	0	9	14	0.00	3.000
27 Jeurys Familia, R ERA: 27.0	(8, 1)	0.1		3	1	1	1	0	1	0	0	0	1	0	4	11	27.00	6.000
66 Josh Edgin, L ERA:	(8, 1)	0.2		3	0	0	0	0	0	1	0	0	0	0	7	14	0.00	0.000
34 Brandon Lyon, R ERA:	(9, 1)	1.0		3	0	0	0	1	0	0	0	0	0	0	12	18	0.00	0.000

PITCHER		IP	WLS	BF	H	R	ER	SO	BB	IBB	HBP	BLK	WP	HR	S	P	ERA	WHIP

San Diego Padres @ New York Mets

Citi Field, Flushing, NY

Thu Apr 04 2013, 1:13 PM - 4:28 PM EDT

Att. 21,519 - Cloudy - 47 F

BOTTOM

Batter	1	2	3	4	5	6	7	8	9	AB	R	H	RBI	BB	SO	LOB
4 Collin Cowgill, R (1, 8) OBP: 0.167, SLG: 0.500	B SI 82 C SI 82 B CU 65 F FF 84 B CH 78 X FF 85 3-2 ① G6-3		S CH 75 B CH 76 C FF 85 X CH 78 1-2 ① F8		B FF 84 B FF 84 S CH 74 X FF 85 2-1 ③ G6-3		C FF 93 B FF 91 B FF 93 B FF 94 B FF 93 4-1 1-2 BB		T SI 87 F SL 83 S CH 80 0-3 ③ K	3	0	0	0	0	0	0
23 Mike Baxter, L (7, PH) (8, 7)										1	0	0	0	1	1	0
Justin Turner, R (1, 4) OBP: 0.750, SLG: 1.000	B FF 84 B CH 76 F FF 85 F FF 85 B CH 78 X CH 78 3-2 1B		B FF 83 C FF 85 B CH 78 X CH 76 2-1 2B			B FF 91 B SI 91 X FF 91 2-0 29 WP 1B	C SL 81 B SL 81 B SL 82 X SL 81 2-1 ③ G1-3			4	0	3	0	0	0	2
5 David Wright, R (1, 5) OBP: 0.385, SLG: 0.300	C FF 85 B CH 80 F FF 86 B FF 88 F CU 66 B FF 86 F FF 84 F SL 77 1 SAFE 3-3 ② K C FF 85		B CH 80 F FF 85 B FF 87 B SL 78 B SI 81 4-1 29 G4-6-3 BB			F FF 90 B FF 91 B FF 91 F FF 91 S FF 92 2-3 ① K		C SL 79 F FF 88 S SL 80 0-3 ① K		3	0	0	0	1	3	2
29 Ike Davis, L (1, 3) OBP: 0.154, SLG: 0.333	C FF 86 B SL 78 C FF 86 B FF 87 F SL 76 C FF 88 2-3 ③ K		B FF 87 X SL 77 1-0 ② ③ G4-6-3 1-2f			B FF 91 F FF 92 S FS 85 B FF 92 B FS 84 F FS 84 B FF 93 4-2 1-2 BB		F SI 88 F SL 80 F SL 80 B SI 87 C SL 81 1-3 ② K		3	0	0	0	1	2	3
6 Marlon Byrd, R (1, 9) OBP: 0.385, SLG: 0.273		C CH 80 C FF 84 F SL 78 B CU 67 S FF 88 1-3 ① K		C CH 75 F CH 75 B FF 86 B CU 64 F SL 78 F FF 85 B FF 86 X CH 77 3-2 ① G6-3		F FF 92 S FF 91 T FF 92 0-2 ② K		B SL 81 T SI 87 S SL 80 F FF 88 H SL 80 2-2 HBP		3	0	0	0	0	2	2
21 Lucas Duda, L (1, 7) OBP: 0.455, SLG: 0.750 56 Scott Rice, L (7, 1) 27 Jeurys Familia, R (8, 1) 66 Josh Edgin, R (8, 1) 28 Daniel Murphy, L (8, PH) OBP: 0.200, SLG: 0.200 34 Brandon Lyon, R (9, 1)		B FF 84 C SL 78 F CU 65 B FF 89 T SL 79 2-2 ② K		B CU 62 C SL 76 S CU 66 B SL 78 F FF 86 F CU 68 F SL 78 C FF 87 2-3 ② K		B FF 85 F FF 84 C FF 86 B SL 78 F FF 85 C SL 77 2-3 ③ K		C SI 87 S SL 81 S SL 81 0-3 ③ K		3 0 0 0 0 1 0	0 0 0 0 0 0 0	0 0 0 0 0 0 0	0 0 0 0 0 0 0	0 0 0 0 0 1 0	3 0 0 0 0 1 0	2 0 0 0 0 1 0
44 John Buck, R (1, 2) OBP: 0.538, SLG: 1.000		B FF 86 S CH 78 X FF 88 1-1 11 BB 1B		S CH 76 S CH 76 F CH 78 B FF 87 S SL 78 1-3 ③ K			C FF 94 X SL 84 0-1 ① G4-3		X CH 82 0-0 HR	4	1	2	1	0	1	0
11 Rubén Tejada, R (1, 6) OBP: 0.333, SLG: 0.300		C FF 85 F FF 87 B CH 78 F FF 88 B SL 78 B CH 78 B FF 87 4-2 35 FC5-4 1-2 BB			C CH 74 B FF 84 X CH 75 1-1 ① P4		C FF 94 F FF 94 B SL 83 B SL 81 F FF 93 B SL 82 F FF 94 F FF 93 F SL 82 4-2 B SL 82 1 FC3-6 BB		C SI 89 X CH 84 0-1 ① G4-3	2	0	0	0	2	0	0
35 Dillon Gee, R (1, 1) 1 Jordany Valdespin, L (7, 7) (8, 8)		C FF 84 X CH 77 0-1 ③ FC5-4 1-2f			T SI 82 S FF 85 C FF 87 0-3 ② K		C FF 92 F SL 82 B FF 92 F FF 93 X SL 82 1-2 ② FC3-6 23 S 1-2f		C CH 80 B SI 91 B CH 80 T SI 89 X CH 81 2-2 ② P6	2 2	0 0	0 0	0 0	0 0	1 0	2 1
Inning Stats	R: 0 E: 0 K: 2 S: 16 H: 1 LOB: 1 BB: 0 P: 27	R: 0 E: 0 K: 2 S: 14 H: 1 LOB: 2 BB: 1 P: 22	R: 0 E: 0 K: 0 S: 7 H: 1 LOB: 1 BB: 1 P: 15	R: 0 E: 0 K: 2 S: 15 H: 0 LOB: 0 BB: 0 P: 21	R: 0 E: 0 K: 1 S: 7 H: 0 LOB: 0 BB: 0 P: 10	R: 0 E: 0 K: 3 S: 14 H: 1 LOB: 2 BB: 1 P: 24	R: 0 E: 0 K: 0 S: 15 H: 0 LOB: 2 BB: 2 P: 26	R: 0 E: 0 K: 3 S: 13 H: 0 LOB: 1 BB: 0 P: 16	R: 1 E: 0 K: 1 S: 9 H: 1 LOB: 0 BB: 0 P: 11	1B: 3 2B: 1 3B: 0 HR: 1 SF: 0 SAC: 0 DP: 1 HBP: 1						

	AB	31
	R	1
	H	5
	RBI	1
	BB	5
	SO	14
	LOB	15

WP: 1 PA: 37
PB: 0
SB: 1
CS: 0

livebaseballscorecards.com

PITCHER		IP	WLS	BF	H	R	ER	SO	BB	IBB	HBP	BLK	WP	HR	S	P	ERA	WHIP
53 Eric Stults, L ERA:	(1, 1)	5.0	W	19	3	0	0	7	2	0	0	0	0	0	59	95	0.00	1.000
58 Brad Brach, R ERA: 27.0	(6, 1)	0.2	H	4	1	0	0	2	1	0	0	0	1	0	10	18	0.00	3.000
54 Joe Thatcher, L ERA:	(6, 1)	0.1	H	1	0	0	0	1	0	0	0	0	0	0	4	6	0.00	0.000
55 Dale Thayer, R ERA:	(7, 1)	0.2	H	4	0	0	0	0	2	0	0	0	0	0	13	22	0.00	3.000
57 Luke Gregerson, R ERA:	(7, 1)	1.1	H	5	0	0	0	3	0	0	1	0	0	0	15	20	0.00	0.000

PITCHER		IP	WLS	BF	H	R	ER	SO	BB	IBB	HBP	BLK	WP	HR	S	P	ERA	WHIP
16 Huston Street, R ERA: 9.0	(9, 1)	1.0	S	4	1	1	1	1	0	0	0	0	0	1	9	11	9.00	1.000

Batter	1	2	3	4	5	6	7	8	9	AB	R	H	RBI	BB	SO	LOB
9 Juan Pierre, L (1, 7) OBP: 0.200, SLG: 0.200	B FF 89 F FF 88 B FF 89 F FF 89 S SL 83 2-3 **K** ①		B CU 73 C FF 88 B FF 88 X FF 89 2-1 **G5-3** ①		C FF 88 X CU 75 0-1 **1B**		X SI 86 0-0 **SH** 30 1B 29 SF8 **1-2** **2-3**	B SI 89 S FF 89 B SL 85 F FF 89 F SL 85 F FF 89 X FF 89 2-2 **F8** ③		4	1	1	0	0	1	0
30 Placido Polanco, R (1, 5) OBP: 0.313, SLG: 0.313	C FF 90 C CU 74 X SL 84 0-2 **G1-3** ②		B CU 73 F FF 89 C CU 74 F SL 83 X FF 89 1-2 **1B**		1 SAFE C FF 88 1 SAFE B FF 87 B SL 81 X FF 89 2-1 **F8** ①		B SI 87 X SI 87 1-0 **27** **PB** **20** **2B** **1-3** **2-H** **3-H** **1B**		X FF 88 0-0 **27** **2B** **1B**	5	1	3	2	0	0	1
27 Giancarlo Stanton, R (1, 9) OBP: 0.294, SLG: 0.286	F FF 89 B SL 84 B FF 90 F CH 83 S FF 90 2-3 **K** ③		C SL 84 S FF 90 F SL 83 F FF 90 F FF 89 B SL 83 B FF 90 S SL 84 2-3 **K** ②		1 SAFE B FF 89 X FF 88 1-0 **P4** ②		S SI 87 S SI 88 S SL 76 0-3 **K** ① **1-2**		B FF 89 B FF 90 C FF 90 X SI 92 2-1 **20** **1B** **2B** ① **1-H**	5	1	1	0	0	3	4
29 Greg Dobbs, L (1, 3) OBP: 0.182, SLG: 0.500		B FF 88 B CH 82 F SI 88 B SL 84 X FF 90 3-1 **HR**	C FF 89 S FF 89 B FF 89 F SL 84 B FF 90 X SL 82 2-2 **P4** ③		B FF 87 F CH 81 1 SAFE X FF 87 1-1 **L8** ③		B SI 88 X SI 86 1-0 **SF8** ② **3-H**		B FF 90 B SI 90 B FF 91 C FF 92 F FF 91 F CH 84 X CH 84 3-2 **G4-3** ②	4	1	1	2	0	0	3
20 Justin Ruggiano, R (1, 8) OBP: 0.308, SLG: 0.692		B FF 90 C SI 89 B CU 76 S SL 84 X SI 88 2-2 **G6-3** ①		S CU 75 X SL 81 0-1 **G6-3** ①		C CH 86 S SL 80 B SL 81 F SL 80 X FF 87 1-2 **G6-3** ①	C SI 88 B SL 78 X SI 88 1-1 **19** **S** **19** **2B** **2B** **2-H**		B FF 91 X SL 86 1-0 **19** **S** **1B** **3-H**	5	1	2	2	0	0	0
19 Rob Brantly, L (1, 2) OBP: 0.417, SLG: 0.545		B FF 90 C CH 84 B CH 84 B SI 88 B SI 89 4-1 **3** **1B** **BB**		B CH 82 X CH 82 1-0 **2B**		B CU 73 C FF 87 X SL 81 1-1 **G3-1** ②	C SL 81 B SI 88 X SI 90 1-1 **2B** **2-H**		C FF 91 S CH 82 F SL 85 S CH 83 0-3 **K** ③ **1-2**	4	0	2	1	1	1	1
3 Adeiny Hechavarría, R (1, 6) OBP: 0.214, SLG: 0.214		B SL 83 F FF 89 B CU 73 B SL 82 X FF 89 3-1 **1B** **1-2**		B SI 88 B CU 76 B SI 88 C FF 88 X SI 88 3-1 **P3** ②		C FF 87 B SL 82 B FF 88 C SL 82 B SL 82 X SL 83 3-2 **G5-3** ③	B SI 88 F SI 89 D CH 80 S CH 80 D CH 82 X SI 88 3-2 **G1-3** ③			4	0	1	0	0	0	2
17 Donovan Solano, R (1, 4) OBP: 0.400, SLG: 0.250		C FF 89 T FF 89 B SL 84 F SL 84 X FF 90 1-2 **P5** ②		I IN 74 I IN 77 I IN 79 I IN 78 4-0 **IBB**			B SI 87 B SI 87 C SI 85 S SI 86 B SI 86 F SI 86 X SI 86 3-2 **9** **SH** **26** **BB** **30** **1B** **E6**	C FF 89 X SL 84 0-1 **F9** ①		3	1	0	0	1	0	2
28 Alex Sanabia, R (1, 1) 26 Austin Kearns, R (7, PH) 50 Chad Qualls, R (7, 1) 40 Mike Dunn, L (7, 1) 21 Miguel Olivo, R (8, PH) 44 AJ Ramos, R (8, 1) 31 Steve Cishek, R (9, 1)		X FF 88 0-0 **G5-3** ③		C SL 82 X SL 82 0-1 **G4-3** ③			C SI 84 D SI 85 B SI 85 1 SAFE B SI 86 B SI 83 4-1 **9** **SH** **30** **1B** **1-2** **BB**	B CU 76 B SL 85 C SL 84 S SL 86 B SL 85 X SL 85 3-2 **G5-3** ②		2 0 0 0 1 0 0	0 1 0 0 0 0 0	0 0 0 0 0 0 0	0 0 0 0 0 0 0	0 1 0 0 0 0 0	4 0 0 0 0 0 0
Inning Stats	R: 0 H: 0 E: 0 LOB: 0 K: 2 BB: 0 S: 9 P: 13	R: 1 H: 2 E: 0 LOB: 2 K: 0 BB: 1 S: 13 P: 26	R: 0 H: 1 E: 0 LOB: 1 K: 1 BB: 0 S: 16 P: 23	R: 0 H: 1 E: 0 LOB: 2 K: 0 BB: 1 S: 7 P: 15	R: 0 H: 1 E: 0 LOB: 1 K: 0 BB: 0 S: 7 P: 11	R: 0 H: 0 E: 0 LOB: 0 K: 0 BB: 0 S: 9 P: 14	R: 5 H: 3 E: 1 LOB: 1 K: 1 BB: 1 S: 18 P: 32	R: 0 H: 0 E: 0 LOB: 0 K: 0 BB: 0 S: 10 P: 15	R: 1 H: 3 E: 0 LOB: 1 K: 1 BB: 0 S: 12 P: 18	1B: 6 2B: 4 3B: 0 HR: 1	SF: 1 SAC: 1 DP: 0 HBP: 0		WP: 0 PB: 1 SB: 2 CS: 0	PA: 42			

PITCHER		IP	WLS	BF	H	R	ER	SO	BB	IBB	HBP	BLK	WP	HR	S	P	ERA	WHIP
53 Jeremy Hefner, R ERA: 1.5	(1, 1)	6.0	L	25	5	1	1	3	1	1	0	0	0	1	61	102	1.50	1.000
46 Greg Burke, R ERA: 18.0	(7, 1)	0.1		5	1	4	2	1	1	0	0	0	0	0	10	18	54.00	6.000
56 Scott Rice, L ERA: 3.86	(7, 1)	0.2		4	2	1	0	0	0	0	0	0	0	0	8	14	0.00	3.000
50 Scott Atchison, R ERA:	(8, 1)	1.0		3	0	0	0	0	0	0	0	0	0	0	10	15	0.00	0.000
32 LaTroy Hawkins, R ERA: 10.8	(9, 1)	1.0		5	3	1	1	1	0	0	0	0	0	0	12	18	9.00	3.000

PITCHER	IP	WLS	BF	H	R	ER	SO	BB	IBB	HBP	BLK	WP	HR	S	P	ERA	WHIP

Miami Marlins @ New York Mets

Citi Field, Flushing, NY

Fri Apr 05 2013, 7:11 PM - 10:42 PM EDT

Att. 24,935 - Clear - 57 F

TOP

livebaseballscorecards.com

AB	37
R	7
H	11
RBI	7
BB	3
SO	5
LOB	17

MIAMI

BOTTOM

Miami Marlins @ New York Mets

Citi Field, Flushing, NY

Fri Apr 05 2013, 7:11 PM - 10:42 PM EDT

Att. 24,935 - Clear - 57 F

Batter	1	2	3	4	5	6	7	8	9	AB	R	H	RBI	BB	SO	LOB
1 Jordany Valdespin, L (1, 8) OBP: 0.500, SLG: 0.333	C SI 89 C CH 82 B SI 89 F CH 82 X SL 80 1-2 28 S/ 1B		B CH 79 F CH 85 X CH 80 1-1 5 1B 1B		B CH 82 X SI 88 1-0 ① P6		C SI 91 D SI 92 S SI 91 1 SAFE F SL 86 D SL 85 F SI 91 B SL 84 B SI 90 4-2 1-2 28 HR BB	H FF 88 1-0 1-2 2-3 HBP		3	1	2	0	1	0	0
28 Daniel Murphy, L (1, 4) OBP: 0.267, SLG: 0.429	B SI 88 1 SAFE B SI 87 B SI 86 B SI 89 4-0 29 G6-4-3 1-2 BB		C SI 87 C CH 80 X SI 87 0-2 ① L6		X CH 83 0-0 ② G6-3		C SI 90 B SI 91 B SI 90 X SI 92 2-1 1-H 2-H HR	C FF 88 B CH 81 B FF 88 B FF 88 F FF 88 X FF 89 3-2 ③ G4-3		4	1	1	3	1	0	4
5 David Wright, R (1, 5) OBP: 0.389, SLG: 0.286	X SI 89 0-0 ① L3		1 SAFE C SL 81 B SI 88 X CH 83 1-1 ② 1-2 1B		B SI 89 B SI 88 B FF 89 C SI 87 B SI 87 4-1 BB		C SL 84 F SL 84 F SL 86 X SI 92 0-2 ① P4		C SI 91 F SI 92 B SL 82 B SL 81 B SI 93 C SI 92 3-3 ① K	4	0	1	0	1	1	2
29 Ike Davis, L (1, 3) OBP: 0.167, SLG: 0.250	X SI 89 0-0 ②③ G6-4-3 1-2f		C SI 88 S CH 80 B SI 86 1 SAFE D CH 82 X CH 82 2-2 ③ F7		1 SAFE C SI 87 B SI 88 X CH 81 1-1 ③ L7		B FF 92 C FF 92 C SL 84 B SL 86 S FF 93 2-3 ② K		B SI 92 B SI 92 B SI 91 C SI 90 B SI 92 4-1 9 2B BB	4	1	0	0	1	1	4
6 Marlon Byrd, R (1, 9) OBP: 0.353, SLG: 0.267 50 Scott Atchison, R (8, 1) 32 LaTroy Hawkins, R (9, 1) 9 Kirk Nieuwenhuis, L (9, PH) OBP: 0.500, SLG: 1.000		B SI 88 C SI 88 F SI 89 B SI 90 X CH 82 2-2 ① G6-3		B SL 79 S SI 87 X SL 78 1-1 11 FC6-4 21 BB 1B		B FF 86 B SI 87 C CH 81 F SI 89 X CH 81 2-2 ① P3	S FF 93 F FF 93 X SL 86 0-2 ③ G6-3		B SI 91 C SI 90 C SI 91 B SL 81 X SI 92 2-2 1-H 21 1B 2B	4 0 0 1	0 0 0 1	1 0 0 1	0 0 0 1	0 0 0 0	0 0 0 0	0 0 0 0
21 Lucas Duda, L (1, 7) OBP: 0.500, SLG: 0.636		B SI 90 B SI 89 C S SI 88 X SI 89 2-2 ② F9		C CH 80 B SI 88 1 SAFE S CH 79 B CH 82 B FF 88 B CH 80 4-2 11 FC6-4 1-2 BB		F CH 81 H FF 88 1-1 HBP		C FF 90 B CH 82 C FF 92 S CU 79 1-3 ① K	C SI 92 B CH 84 X SI 92 1-1 44 PB 2-H 1B	3	0	1	1	1	1	0
44 John Buck, R (1, 2) OBP: 0.444, SLG: 0.765		S SI 88 X SI 90 0-1 11 2B 1B		F SI 87 B SL 82 X SI 88 1-1 ① F8		C FF 88 B SI 89 X FF 87 1-1 ② F7		B CU 74 B FF 86 C FF 89 C FF 89 B CU 74 X FF 91 3-2 ② F8	C SI 93 C SL 80 B SL 82 F SL 82 B SI 91 S SI 92 2-3 ② K 1-2	5	0	1	0	0	1	4
11 Rubén Tejada, R (1, 6) OBP: 0.375, SLG: 0.385 Justin Turner, R (9, PH) OBP: 0.600, SLG: 0.800		B FF 88 X SI 86 1-0 1-3 2B		D SL 82 S SL 80 X SL 79 1-1 ② FC6-4 53 FC5-4 1-2f 2-3		B SL 82 B SL 79 F SI 88 B FF 89 F FF 88 F SI 89 X CH 81 3-2 ③ G5-3		B SL 80 C FF 94 B FF 91 C FF 90 B FF 93 B FF 93 4-2 1 HBP 23 BB BB	S SI 91 B SL 82 F SI 89 B SI 92 X SI 92 2-2 ③ G3-1	3 1	0 0	1 0	0 0	1 0	0 0	3 1
53 Jeremy Hefner, R (1, 1) 46 Greg Burke, R (7, 1) 56 Scott Rice, L (7, 1) 23 Mike Baxter, L (7, PH) OBP: 0.600, SLG: 0.333 (8, 9)		C SI 90 D SL 82 B SI 89 F FF 88 S CH 82 2-3 ③ K	X SI 86 0-0 ③ FC5-4 1-2f				B SI 90 F SI 90 B SI 92 B SI 90 X SI 88 3-1 1 BB 28 HR 1B	B FF 86 B FF 86 C FF 88 B FF 88 B FF 89 4-1 1-2 1 HBP BB		2 0 0 1	0 0 0 1	0 0 0 1	0 0 0 0	1 0 0 1	4 0 0 0
Inning Stats	R: 0 E: 0 K: 0 S: 6 H: 1 LOB: 1 BB: 1 P: 11	R: 0 E: 0 K: 1 S: 12 H: 2 LOB: 2 BB: 0 P: 19	R: 0 E: 0 K: 0 S: 10 H: 2 LOB: 1 BB: 0 P: 14	R: 0 E: 0 K: 0 S: 9 H: 1 LOB: 2 BB: 1 P: 16	R: 0 E: 0 K: 0 S: 5 H: 0 LOB: 1 BB: 1 P: 11	R: 0 E: 0 K: 0 S: 10 H: 0 LOB: 1 BB: 0 P: 17	R: 3 E: 0 K: 1 S: 18 H: 2 LOB: 0 BB: 1 P: 29	R: 0 E: 0 K: 1 S: 12 H: 0 LOB: 3 BB: 2 P: 28	R: 2 E: 0 K: 2 S: 16 H: 2 LOB: 1 BB: 1 P: 30	1B: 7 2B: 2 3B: 0 HR: 1 SF: 0 SAC: 0 DP: 1 HBP: 2						

livebaseballscorecards.com

AB	35
R	5
H	10
RBI	5
BB	7
SO	5
LOB	22

WP: 0 PA: 44
PB: 1
SB: 1
CS: 0

PITCHER		IP	WLS	BF	H	R	ER	SO	BB	IBB	HBP	BLK	WP	HR	S	P	ERA	WHIP
28 Alex Sanabia, R ERA:	(1, 1)	6.0	W	26	6	0	0	1	3	0	1	0	0	0	52	88	0.00	1.500
50 Chad Qualls, R ERA: 20.25	(7, 1)	0.1		4	2	3	3	0	1	0	0	0	0	1	12	21	81.00	9.000
40 Mike Dunn, L ERA: 7.71	(7, 1)	0.2	H	2	0	0	0	1	0	0	0	0	0	0	6	8	0.00	0.000
44 AJ Ramos, R ERA: 4.5	(8, 1)	1.0	H	6	0	0	0	1	2	0	1	0	0	0	12	28	0.00	2.000
31 Steve Cishek, R ERA: 9.0	(9, 1)	1.0		6	2	2	2	2	1	0	0	0	0	0	16	30	18.00	3.000

PITCHER		IP	WLS	BF	H	R	ER	SO	BB	IBB	HBP	BLK	WP	HR	S	P	ERA	WHIP

Batter	1	2	3	4	5	6	7	8	9	AB	R	H	RBI	BB	SO	LOB
9 Juan Pierre, L (1, 7) OBP: 0.300, SLG: 0.263	C FF 87 B FC 88 X FC 87 1-1 27 F9 30 G5-3 29 1B 1B		B CU 71 F FF 89 B FC 88 B FF 89 B FF 90 4-1 27 1B BB		C CH 85 X CU 71 0-1 ① G4-3		C FF 88 S CU 78 B SL 84 X SL 86 1-2 27 G1-3 29 1B 1B		B FF 94 C FF 95 B FF 95 X FF 95 2-1 ② G6-3	4	2	2	0	1	0	0
30 Placido Polanco, R (1, 5) OBP: 0.286, SLG: 0.286	B FF 90 B FF 90 F FF 88 1 SAFE B FF 90 F FC 87 F FF 89 X FC 88 3-2 ① G5-3 1-2		F FC 87 1 SAFE F FF 90 B FF 90 1 SAFE X FC 87 1-2 ② L9		B CU 70 F CH 81 F FC 87 B CU 72 X CH 84 2-2 27 1B 29 E 1B		C FF 89 B SL 85 F FF 89 X FF 89 1-2 ① F7		B FF 94 C FF 94 F KC 85 X FF 96 1-2 ③ G1-6-3	5	1	1	0	0	0	3
27 Giancarlo Stanton, R (1, 9) OBP: 0.333, SLG: 0.333	C FC 87 S FF 91 F FF 90 X CU 73 0-2 ② F9 2-3		F FF 89 S FC 88 X FC 88 0-2 1-2 1B		C FC 85 X FC 88 0-1 29 FC4-6 1-2 1B		C FF 90 B FF 90 1 SAFE 1 SAFE X FF 90 1-1 ② G1-3 1-2			4	0	2	0	0	0	2
29 Greg Dobbs, L (1, 3) OBP: 0.267, SLG: 0.500	C FF 89 F CU 72 X FC 87 0-2 3-H 1B		C FF 88 B CU 72 F FF 90 F FF 89 S FC 88 1-3 ③ K		S CH 81 B FF 89 X SI 87 1-1 ② FC4-6 1-2f 2-H		C CU 78 B FF 93 X FF 91 1-1 ③ 2-H 1B			4	0	2	2	0	1	3
20 Justin Ruggiano, R (1, 8) OBP: 0.235, SLG: 0.529	T SI 89 D CH 84 S FF 90 X FF 91 1-2 ③ P4			C CU 69 S CH 82 S CH 82 0-3 ① K	X FC 87 0-0 ③ G6-3			C FF 87 B SL 82 F SL 80 S CU 76 1-3 ① K		4	0	0	0	0	2	2
21 Miguel Olivo, R (1, 2) OBP: 0.375, SLG: 0.286		C CH 86 S CH 82 B CU 73 B FF 89 B CH 82 X CH 82 3-2 ① G5-3		C SI 86 F SI 88 F CU 75 X CH 84 0-2 ② G6-3	X SI 87 0-0 17 G4-6-3 3 BB 1B			C SL 80 C FF 86 X CU 77 0-2 3 FC5-4 1B		4	0	2	0	0	0	0
3 Adeiny Hechavarría, R (1, 6) OBP: 0.278, SLG: 0.235		S FF 88 B CH 83 C CU 72 F CU 73 F FF 89 S CH 84 1-3 ② K		C CU 70 B CH 84 X CH 83 1-1 17 1B 1B	B FC 87 B CH 82 B CH 82 B FF 88 4-0 17 G4-6-3 1-2 BB			B FF 87 B FF 86 F FF 87 X SL 80 2-1 ② FC5-4 1-2f		3	0	1	0	1	1	1
17 Donovan Solano, R (1, 4) OBP: 0.368, SLG: 0.250		C FF 89 B CU 73 F FC 86 S CU 74 1-3 ③ K		B FF 88 D CH 82 1 SAFE X FC 86 2-0 1-2 1B	C FC 88 X FF 90 0-1 ①② G4-6-3 1-2f 2-3			D SL 80 S FF 86 F SI 86 B SL 81 S SI 86 3-3 ③ K		4	0	1	0	0	2	3
47 Ricky Nolasco, R (1, 1) 58 Ryan Webb, R (6, 1) 50 Chad Qualls, R (8, 1) 8 Chris Coghlan, L (9, PH)			C SI 87 B CH 83 X FC 87 1-1 ① G6-3	B CU 71 C CH 83 B FC 86 X FC 87 2-1 ③ G6-3	D CU 74 F FC 87 B FF 88 B FC 86 S FF 89 S FF 89 3-3 ③ K				B FF 92 B FF 92 B FF 92 C FF 93 F FF 94 S FF 97 3-3 ① K	3 0 0 1	0 0 0 0	0 0 0 0	0 0 0 0	0 0 0 0	1 0 0 1	3 0 0 0

Inning Stats	1	2	3	4	5	6	7	8	9
	R: 1 E: 0 K: 0 S: 16	H: 2 LOB: 1 BB: 0 P: 21	R: 0 E: 0 K: 2 S: 11	H: 0 LOB: 0 BB: 0 P: 16	R: 0 E: 0 K: 1 S: 13	H: 1 LOB: 2 BB: 1 P: 20	R: 0 E: 0 K: 1 S: 12	H: 2 LOB: 2 BB: 0 P: 17	R: 1 E: 1 K: 0 S: 10	H: 2 LOB: 1 BB: 0 P: 13	R: 0 E: 0 K: 1 S: 6	H: 1 LOB: 1 BB: 1 P: 13	R: 1 E: 0 K: 0 S: 10	H: 2 LOB: 1 BB: 0 P: 14	R: 0 E: 0 K: 2 S: 11	H: 1 LOB: 1 BB: 0 P: 17	R: 0 E: 0 K: 1 S: 8	H: 0 LOB: 0 BB: 0 P: 14

1B: 11 2B: 0 3B: 0 HR: 0	SF: 0 SAC: 0 DP: 1 HBP: 0	WP: 0 PB: 0 SB: 0 CS: 0	PA: 38
---	---	---	---

PITCHER		IP	WLS	BF	H	R	ER	SO	BB	IBB	HBP	BLK	WP	HR	S	P	ERA	WHIP
49 Jonathon Niese, L ERA: 2.13	(1, 1)	6.0		27	8	2	1	5	2	0	0	0	0	0	68	100	1.50	1.667
50 Scott Atchison, R ERA: 3.38	(7, 1)	0.2	H	3	1	1	1	0	0	0	0	0	0	0	8	11	13.50	1.500
66 Josh Edgin, L ERA:	(7, 1)	0.1	B	1	1	0	0	0	0	0	0	0	0	0	2	3	0.00	3.000
34 Brandon Lyon, R ERA:	(8, 1)	1.0	W	4	1	0	0	2	0	0	0	0	0	0	11	17	0.00	1.000
39 Bobby Parnell, R ERA:	(9, 1)	1.0		3	0	0	0	1	0	0	0	0	0	0	8	14	0.00	0.000

PITCHER	IP	WLS	BF	H	R	ER	SO	BB	IBB	HBP	BLK	WP	HR	S	P	ERA	WHIP

TOP

Miami Marlins @ New York Mets

Citi Field, Flushing, NY

Sat Apr 06 2013, 1:10 PM - 4:10 PM EDT

Att. 28,474 - Sunny - 46 F

livebaseballscorecards.com

AB	36
R	3
H	11
RBI	2
BB	2
SO	8
LOB	17

MIAMI

Miami Marlins @ New York Mets

Citi Field, Flushing, NY

Sat Apr 06 2013, 1:10 PM - 4:10 PM EDT

Att. 28,474 - Sunny - 46 F

livebaseballscorecards.com

Batter	1	2	3	4	5	6	7	8	9	AB	R	H	RBI	BB	SO	LOB
23 Mike Baxter, L (1, 9) OBP: 0.600, SLG: 0.333	C SI 87 B CU 72 S FS 78 B CU 72 F SI 88 F FS 78 B SL 80 B SI 88 4-2 29 1B 5 1B 44 SF9 BB		B CU 72 B FF 88 X SI 88 2-0 28 G4-6-3 1B		B SI 90 C FS 79 B SI 89 X FS 79 2-1 ③ F9		B CH 81 B SI 90 B SI 90 C SI 88 B SI 90 4-1 28 E 28 S 28 3B BB	B SI 91 X SI 90 1-0 ③ G4-3		3	2	1	0	2	0	0
28 Daniel Murphy, L (1, 4) OBP: 0.263, SLG: 0.500	C FF 88 C SI 88 S CU 73 0-3 ① K		F SI 87 1 SAFE B FF 89 X FS 80 1-1 ① ② G4-6-3 1-2f			C FS 78 B SL 83 X FS 80 1-1 ① G5-3	C SI 89 B CH 81 B SI 90 F SI 90 X SI 90 2-2 5 1B 1-H 3B			4	1	1	1	0	1	2
5 David Wright, R (1, 5) OBP: 0.455, SLG: 0.389	C SI 89 B CU 73 C CU 73 X SI 90 1-2 29 1B 1-2 1B		C SI 90 B CU 76 F FS 81 B CU 76 F CU 74 F FF 89 X SL 82 2-2 ③ L8			C SL 79 F FF 90 B FF 88 B FS 81 B SL 80 X SI 90 3-2 29 1B 44 2B 1B	X SI 91 0-0 29 E 29 S 44 SF9 3-H 1B			4	2	3	1	0	0	0
29 Ike Davis, L (1, 3) OBP: 0.273, SLG: 0.316	X SI 88 0-0 1-2 2-3 1B			X FS 79 0-0 ① G3-1		F FS 79 B FS 79 B FS 78 C FS 79 B FF 89 F SI 89 F SI 90 X FS 80 3-2 44 2B 1-3 1B	1 SAFE C SI 90 B CH 82 I IN 75 I IN 74 I IN 76 4-1 44 SF9 1-3 IBB			3	1	2	0	1	0	0
44 John Buck, R (1, 2) OBP: 0.409, SLG: 0.789	B SL 82 B SI 89 C SL 81 B SL 81 C SI 90 X SI 90 3-2 ② SF9 3-H			C SL 80 X SI 88 0-1 ② F7		F SI 91 C SL 82 F FF 91 X SI 90 0-2 9 FC3-6 1-H 2B 3-H	C SL 76 F SI 90 B SL 79 1 SAFE X SL 80 1-2 ② SF9 1-2 3-H			2	0	1	4	0	0	0
21 Lucas Duda, L (1, 7) OBP: 0.500, SLG: 0.538 34 Brandon Lyon, R (8, 1) 39 Bobby Parnell, R (9, 1)	X SI 90 0-0 ③ P6			B FS 79 B SI 89 T FF 89 B FF 89 B SI 90 4-1 BB		B FF 88 D FS 80 B FF 88 B SI 89 4-0 9 FC3-6 BB	C SI 90 B CH 81 C SI 90 B CH 82 X SI 90 2-2 ③ G4-3			2 0 0	0 0 0	0 0 0	0 0 0	2 0 0	0 0 0	3 0 0
9 Kirk Nieuwenhuis, L (1, 8) OBP: 0.167, SLG: 0.333		C CU 69 X SI 88 0-1 ① F8		B SL 82 C SI 89 F FS 81 X SI 90 1-2 ③ L9		X SI 90 0-0 ② FC3-6 1-2f 2-3		L SI 92 B SI 92 S SL 85 B SL 87 F SL 86 C SI 92 2-3 ① K		4	0	0	0	0	1	3
11 Rubén Tejada, R (1, 6) OBP: 0.300, SLG: 0.294		C FF 89 B SL 79 C CU 73 B FF 90 X CU 73 2-2 ② L6			B SL 80 B SL 78 B SI 88 C FF 88 C FF 88 F SI 89 C SI 89 3-3 ① K	B SI 89 B SI 89 C SI 90 X SL 79 2-1 ③ F8		B SL 86 X SI 92 1-0 ② G6-3		4	0	0	0	0	1	2
49 Jonathon Niese, L (1, 1) OBP: 0.600, SLG: 0.500 50 Scott Atchison, R (7, 1) 66 Josh Edgin, R (7, 1) 1 Jordany Valdespin, L (7, PH) OBP: 0.444, SLG: 0.286 4 Collin Cowgill, R (8, 7) OBP: 0.231, SLG: 0.769		B FF 88 C SI 88 B CU 72 C FF 89 B CU 73 C SI 89 3-3 ③ K			B FF 88 F SI 88 C CU 73 B CU 72 B SI 90 X SI 89 3-2 ② G4-3		C SI 87 B CH 81 C CH 79 B SI 89 X SI 89 2-2 ① F8	C SL 85 X SL 85 0-1 HR		2 0 0 0 1 1	0 0 0 0 0 1	0 0 0 0 0 1	0 0 0 0 0 1	1 0 0 0 0 0	0 0 0 0 0 0	0 0 0 0 0 0
Inning Stats	R: 1 E: 0 K: 1 S: 15 H: 2 LOB: 2 BB: 1 P: 23	R: 0 E: 0 K: 1 S: 8 H: 0 LOB: 0 BB: 0 P: 13	R: 0 E: 0 K: 0 S: 8 H: 1 LOB: 0 BB: 0 P: 13	R: 0 E: 0 K: 0 S: 7 H: 0 LOB: 1 BB: 1 P: 12	R: 0 E: 0 K: 1 S: 9 H: 0 LOB: 0 BB: 0 P: 17	R: 2 E: 0 K: 0 S: 17 H: 3 LOB: 2 BB: 1 P: 30	R: 3 E: 0 K: 0 S: 16 H: 2 LOB: 1 BB: 2 P: 31	R: 1 E: 0 K: 1 S: 8 H: 1 LOB: 0 BB: 0 P: 12		1B: 6 2B: 1 3B: 1 HR: 1	SF: 2 SAC: 0 DP: 1 HBP: 0			WP: 0 PB: 0 SB: 2 CS: 0	PA: 37	

	AB	R	H	RBI	BB	SO	LOB
BOTTOM							
	3	2	1	0	2	0	0
	4	1	1	1	0	1	2
	4	2	3	1	0	0	0
	3	1	2	0	1	0	0
	2	0	1	4	0	0	0
	2	0	0	0	2	0	3
	0	0	0	0	0	0	0
	0	0	0	0	0	0	0
	4	0	0	0	0	1	3
	4	0	0	0	0	1	2
	2	0	0	0	0	1	0
	0	0	0	0	0	0	0
	0	0	0	0	0	0	0
	1	0	0	0	0	0	0
	1	1	1	1	0	0	0

AB	30
R	7
H	9
RBI	7
BB	5
SO	4
LOB	10

PITCHER		IP	WLS	BF	H	R	ER	SO	BB	IBB	HBP	BLK	WP	HR	S	P	ERA	WHIP
47 Ricky Nolasco, R ERA: 3.97	(1, 1)	5.1		24	6	3	3	3	3	0	0	0	0	0	61	103	5.06	1.688
58 Ryan Webb, R ERA: 5.4	(6, 1)	1.2	L	9	2	3	2	0	1	1	0	0	0	0	19	36	10.80	1.800
50 Chad Qualls, R ERA: 15.43	(8, 1)	1.0		4	1	1	1	1	0	0	0	0	0	1	8	12	9.00	1.000

PITCHER	IP	WLS	BF	H	R	ER	SO	BB	IBB	HBP	BLK	WP	HR	S	P	ERA	WHIP

Miami Marlins @ New York Mets

Citi Field, Flushing, NY

Sun Apr 07 2013, 1:13 PM - 4:49 PM EDT

Att. 29,780 - Partly Cloudy - 53 F

livebaseballscorecards.com

Batter	1	2	3	4	5	6	7	8	9	AB	R	H	RBI	BB	SO	LOB
9 Juan Pierre, L (1, 7) OBP: 0.280, SLG: 0.250	G1-3	K		G4-3		G6-3		17 G4-6-3 1B		5	0	1	0	0	1	3
17 Donovan Solano, R (1, 4) OBP: 0.417, SLG: 0.381	29 1B 1B		27 G5-3 1B	3-H 2B		P4		G4-6-3 1-2f		5	0	3	1	0	0	1
27 Giancarlo Stanton, R (1, 9) OBP: 0.308, SLG: 0.273	K		G5-3 1-2	K		K			29 G4-6-3 BB	4	0	0	0	1	3	3
29 Greg Dobbs, L (1, 3) OBP: 0.400, SLG: 0.529	1-2 1B		20 2B 1B		3 1B 20 1B HBP		19 2B BB		G4-6-3 1-2f	3	1	2	0	1	0	1
20 Justin Ruggiano, R (1, 8) OBP: 0.318, SLG: 0.571	K		1-H 2B		3 1B 1-2 1B		F9		19 BLK BB	4	0	2	1	1	1	3
19 Rob Brantly, L (1, 2) OBP: 0.353, SLG: 0.500		G5-3	P5		F9		1-3 2B		G1-3 1-2	5	0	1	0	0	0	4
3 Adeiny Hechavarría, R (1, 6) OBP: 0.364, SLG: 0.300		13 1B 1B		13 2B BB	1-2 2-3 1B		G1-3			3	1	2	0	1	0	2
13 Chris Valaika, R (1, 5) OBP: 0.500, SLG: 0.750		1-2 1B		16 SH5-4 17 2B 1-H 2B						4	1	2	1	0	2	5
16 José Fernández, R (1, 1)										2	0	0	0	0	2	5
44 AJ Ramos, R (6, 1)										0	0	0	0	0	0	0
60 Jon Rauch, R (7, 1)										0	0	0	0	0	0	0
8 Chris Coghlan, L (8, PH)										1	0	0	0	0	1	0
40 Mike Dunn, L (8, 1)										0	0	0	0	0	0	0
31 Steve Cishek, R (9, 1)		K		SH5-4 2-3	K			K		0	0	0	0	0	0	0

TOP

AB	36
R	3
H	13
RBI	3
BB	4
SO	10
LOB	27

Inning Stats	1	2	3	4	5	6	7	8	9
	R: 0 E: 0 K: 2 S: 17	H: 2 LOB: 2 BB: 0 P: 22	R: 0 E: 0 K: 2 S: 18	H: 2 LOB: 2 BB: 0 P: 25	R: 1 E: 0 K: 0 S: 12	H: 3 LOB: 1 BB: 0 P: 17	R: 2 E: 0 K: 1 S: 10	H: 2 LOB: 1 BB: 1 P: 19	R: 0 E: 0 K: 2 S: 13	H: 2 LOB: 3 BB: 0 P: 17	R: 0 E: 0 K: 1 S: 8	H: 0 LOB: 0 BB: 0 P: 15	R: 0 E: 0 K: 1 S: 11	H: 1 LOB: 2 BB: 1 P: 23	R: 0 E: 0 K: 1 S: 8	H: 1 LOB: 0 BB: 0 P: 12	R: 0 E: 0 K: 0 S: 9	H: 0 LOB: 1 BB: 2 P: 20

1B: 9	SF: 0	WP: 0	PA: 42
2B: 4	SAC: 1	PB: 0	
3B: 0	DP: 2	SB: 0	
HR: 0	HBP: 1	CS: 0	

PITCHER		IP	WLS	BF	H	R	ER	SO	BB	IBB	HBP	BLK	WP	HR	S	P	ERA	WHIP
47 Aaron Laffey, L ERA: 6.23	(1, 1)	4.1		24	10	3	3	5	1	0	1	0	0	0	62	90	6.23	2.538
46 Greg Burke, R ERA: 6.75	(5, 1)	1.2		6	1	0	0	3	0	0	0	0	0	0	16	25	0.00	0.600
66 Josh Edgin, L ERA:	(7, 1)	0.1		3	1	0	0	0	1	0	0	0	0	0	6	13	0.00	6.000
50 Scott Atchison, R ERA: 2.7	(7, 1)	0.2		2	0	0	0	1	0	0	0	0	0	0	5	10	0.00	0.000
32 LaTroy Hawkins, R ERA: 6.75	(8, 1)	1.0		3	1	0	0	1	0	0	0	0	0	0	8	12	0.00	1.000

PITCHER		IP	WLS	BF	H	R	ER	SO	BB	IBB	HBP	BLK	WP	HR	S	P	ERA	WHIP
56 Scott Rice, L ERA: 2.7	(9, 1)	1.0	W	4	0	0	0	0	2	0	0	1	0	0	9	20	0.00	2.000

Miami Marlins @ New York Mets

Citi Field, Flushing, NY

Sun Apr 07 2013, 1:13 PM - 4:49 PM EDT

Att. 29,780 - Partly Cloudy - 53 F

BOTTOM

livebaseballscorecards.com

Batter	1	2	3	4	5	6	7	8	9	AB	R	H	RBI	BB	SO	LOB
4 Collin Cowgill, R (1, 8) OBP: 0.176, SLG: 0.588	C FF 93 X FF 93 0-1 ① F8			B FF 94 C FF 94 C CU 80 S FF 96 1-3 ① K	B CU 80 F FF 95 F FF 96 B FF 96 X CU 82 2-2 ③ P4		B SL 83 C FF 88 T SL 81 X FF 91 1-2 ③ P4			4	0	0	0	0	1	2
28 Daniel Murphy, L (1, 4) OBP: 0.304, SLG: 0.636	C FF 96 X FF 95 0-1 ② F7			B CH 87 B SI 95 X SI 95 2-0 29 BB 1B		B FF 91 X FF 90 1-0 HR		C FF 94 X SL 85 0-1 ① F8		4	1	2	1	0	0	0
5 David Wright, R (1, 5) OBP: 0.462, SLG: 0.350	F FF 96 B CU 80 F FF 96 X CU 81 1-2 ③ F9			C CU 80 F FF 96 C CU 82 0-3 ② K		C SL 80 F FF 94 F FF 94 B CU 77 B FF 93 F SL 80 B CU 76 B FF 90 4-2 29 F7 BB		B FF 93 B FF 93 S SL 86 C CU 75 B FF 94 B SL 87 4-2 BB		2	0	0	0	2	1	1
29 Ike Davis, L (1, 3) OBP: 0.269, SLG: 0.273		B SI 93 C FF 93 S CH 85 C CU 80 1-3 ① K		1 SAFE 1 SAFE B FF 94 C CH 84 D CH 86 B CU 78 B FF 92 4-1 1-2 BB		1 SAFE 1 SAFE C FF 89 D CH 83 X FF 90 1-1 ① F7 1-2		B SL 84 1 SAFE F FF 93 C SL 86 C FF 94 1-3 ② K		3	0	0	0	1	2	2
23 Mike Baxter, L (1, 9) OBP: 0.500, SLG: 0.250 46 Greg Burke, R (5, 1) 1 Jordany Valdespin, L (6, PH) OBP: 0.400, SLG: 0.250 66 Josh Edgin, R (7, 1) 50 Scott Atchison, R (7, 1) 32 LaTroy Hawkins, R (8, 1) 44 John Buck, R (8, PH) OBP: 0.391, SLG: 0.750 (9, 2)		F FF 95 B FF 96 B FF 94 B FF 96 C FF 95 S FF 95 3-3 ② K		C FF 94 B CU 79 B SI 92 S FF 93 X CU 80 2-2 ③ G1-3		C FF 92 F FF 93 B FF 92 B CU 75 C FF 92 3-3 ② K		1 SAFE B FF 93 C SL 82 S FF 93 1 SAFE B FF 94 S FF 94 2-3 ③ K		2 0 1 0 0 0	0 0 0 0 0 0	0 0 0 0 0 0	0 0 0 0 0 0	1 0 1 0 0 0	2 0 1 0 0 0	2 0 1 0 0 0
21 Lucas Duda, L (1, 7) OBP: 0.417, SLG: 0.412		B SI 96 S FF 96 B SI 95 F FF 96 S FF 97 2-3 ③ K			C CH 86 B SI 93 C FF 94 C CU 85 1-3 ① K	B CH 84 F FF 92 X CH 83 1-1 ③ G3-1			B SI 94 B SL 83 S SI 92 B SL 83 C SI 94 X SI 94 3-2 ① F8	4	0	0	0	0	2	1
11 Rubén Tejada, R (1, 6) OBP: 0.375, SLG: 0.316			B SI 94 B FF 95 F FF 93 X FF 94 2-1 ① L9		B FF 95 F FF 94 C CU 82 B CU 79 B CU 80 F FF 96 F FF 96 F CU 83 X CU 83 3-2 20 2B 1B		B FF 89 B FF 90 F FF 89 F SL 84 B FF 90 B FF 90 4-2 6 S BB		C SI 94 B SI 94 C SL 83 B SL 85 F SI 94 H SI 93 3-2 9 1B 6 1B HBP	2	2	1	0	1	0	0
20 Anthony Recker, R (1, 2) OBP: 0.333, SLG: 0.667 56 Scott Rice, L (9, 1) 9 Kirk Nieuwenhuis, L (9, PH) OBP: 0.286, SLG: 0.429		C FF 97 C CU 83 S FF 97 0-3 ② K		B CU 78 T FF 92 S CU 81 X CU 82 1-2 1-H 2B		B FF 90 1 SAFE C FF 89 F FF 90 B FF 89 C SL 80 2-3 ① K		B SI 92 S SI 93 C SL 81 B SL 81 F SI 92 X SL 84 2-2 1-3 6 1B 1B	3 0 1	0 0 1	1 0 1	1 0 1	0 0 0	2 0 0	1 0 0
47 Aaron Laffey, L (1, 1) 6 Marlon Byrd, R (5, 9) OBP: 0.350, SLG: 0.278		C FF 95 B FF 96 X FF 95 1-1 ③ G3		F FF 95 F CU 80 F FF 95 B FF 93 S CU 83 1-3 ② K		C SL 83 B SL 80 F FF 90 B SL 82 S FF 90 2-3 ② K 1-2		B SL 82 X SI 92 1-0 2-H 3-H 1B	1 3	0 0	0 1	0 2	0 0	0 2	0 2

Inning Stats	1	2	3	4	5	6	7	8	9
	R: 0 E: 0 K: 0 S: 7	R: 0 E: 0 K: 3 S: 9	R: 0 E: 0 K: 1 S: 7	R: 0 E: 0 K: 2 S: 11	R: 1 E: 0 K: 2 S: 19	R: 1 E: 0 K: 1 S: 12	R: 0 E: 0 K: 2 S: 11	R: 0 E: 0 K: 2 S: 10	R: 2 E: 0 K: 0 S: 11
	H: 0 LOB: 0 BB: 0 P: 8	H: 0 LOB: 0 BB: 0 P: 15	H: 0 LOB: 0 BB: 0 P: 10	H: 1 LOB: 2 BB: 1 P: 20	H: 2 LOB: 1 BB: 0 P: 27	H: 1 LOB: 1 BB: 1 P: 22	H: 0 LOB: 1 BB: 1 P: 20	H: 0 LOB: 1 BB: 1 P: 17	H: 2 LOB: 1 BB: 0 P: 20

1B: 4	SF: 0
2B: 1	SAC: 0
3B: 0	DP: 0
HR: 1	HBP: 1

WP: 0	PA: 36
PB: 0	
SB: 1	
CS: 0	

AB	31
R	4
H	6
RBI	4
BB	4
SO	13
LOB	13

PITCHER	IP	WLS	BF	H	R	ER	SO	BB	IBB	HBP	BLK	WP	HR	S	P	ERA	WHIP
16 José Fernández, R (1, 1) ERA: 1.8	5.0		19	3	1	1	8	1	0	0	0	0	0	53	80	1.80	0.800
44 AJ Ramos, R (6, 1) ERA: 6.0	1.0	H	5	1	1	1	1	1	0	0	0	0	1	12	22	9.00	2.000
60 Jon Rauch, R (7, 1) ERA: 3.86	1.0	H	4	0	0	0	2	1	0	0	0	0	0	11	20	0.00	1.000
40 Mike Dunn, L (8, 1) ERA: 5.4	1.0	H	4	0	0	0	2	1	0	0	0	0	0	10	17	0.00	1.000
31 Steve Cishek, R (9, 1) ERA: 15.43	0.1	L	4	2	2	2	0	0	0	1	0	0	0	11	20	54.00	6.000

PITCHER	IP	WLS	BF	H	R	ER	SO	BB	IBB	HBP	BLK	WP	HR	S	P	ERA	WHIP

Batter	1	2	3	4	5	6	7	8	9	AB	R	H	RBI	BB	SO	LOB
9 Kirk Nieuwenhuis, L (1, 8) OBP: 0.200, SLG: 0.300 4 Collin Cowgill, R (6, PH) (6, 8) OBP: 0.158, SLG: 0.526	C SI 90 S CH 84 B CU 79 B FC 89 F CH 82 B SI 88 F CH 82 X SI 91 3-2 G4-3 ①	B SI 91 1 SAFE D CH 84 C SI 90 B SI 90 X SI 88 3-1 G1-3 ③		C SI 91 S CU 80 S CU 78 0-3 K ③		C FF 88 S CH 82 B SL 81 F FF 88 S CH 82 1-3 K ①		B FF 88 X FF 87 1-0 P5 ③		3	0	0	0	0	1	1
										2	0	0	0	0	1	0
28 Daniel Murphy, L (1, 4) OBP: 0.357, SLG: 0.692	B CU 79 X SI 90 1-0 G1-3 ②		B SI 90 B SI 91 C SI 89 F CH 82 F SI 91 B CU 79 F FC 89 F SI 90 B CH 82 4-2 5 G5-3 21 1B BB		X SI 88 0-0 5 WP 5 1B 2B	C FF 88 B CH 81 X FF 88 1-1 F7 ②			F FF 88 B CU 78 X FF 88 1-1 2B	4	2	2	0	1	0	0
5 David Wright, R (1, 5) OBP: 0.484, SLG: 0.417	B SI 91 C FC 89 B CH 80 F FC 89 C CU 79 2-3 K ③		B SI 91 1 SAFE B CU 80 S SI 90 S SI 91 F FC 90 B CU 82 X SI 91 3-2 G5-3 ① 1-2		C SI 89 B CH 83 F SI 89 B CU 79 X CH 83 2-2 29 1B 11 1B 2-H 1B	S CH 81 X FF 88 0-1 2B			B FF 86 B CH 76 B CH 76 B SI 86 4-0 BB	4	1	2	1	1	1	1
29 Ike Davis, L (1, 3) OBP: 0.258, SLG: 0.259		B CU 77 S CU 78 X CH 82 1-1 G6-3 ①	B CU 77 B CH 83 F CH 83 S SI 90 X CU 80 2-2 L3 ②		X CU 78 0-0 21 BB 11 1B 1-3 1B	B SL 82 C FF 88 T FF 88 S SL 79 1-3 K ③			B CU 77 C CU 78 B SI 87 X FF 87 2-1 P5 ①	5	1	1	0	0	1	4
6 Marlon Byrd, R (1, 9) OBP: 0.360, SLG: 0.318		B SI 91 X SI 89 1-0 44 HR 2B	C SI 89 D CH 82 B FC 89 B CH 82 F SI 90 B FC 89 4-2 44 FC5 21 1B BB		B CU 74 F FC 86 F SI 88 D CU 77 S FC 85 2-3 K ①		X CH 80 0-0 G6-3 ①		C CH 76 F SI 87 B FF 87 S CU 79 1-3 K ②	4	1	1	0	1	2	4
21 Lucas Duda, L (1, 7) OBP: 0.448, SLG: 0.400		C CH 81 B CU 79 B CU 80 F CH 83 F CU 78 H FC 88 3-2 44 HR HBP	F CH 83 B CH 83 X SI 91 1-1 44 FC5 1-2 2-H 1B		1 SAFE 1 SAFE B CH 82 D CU 76 C CU 75 B CH 82 S CH 84 D CU 76 4-2 11 1B 1-2 BB		C FF 87 F SI 88 B SL 81 S CH 80 1-3 K ②		C SI 88 D CU 78 C CU 78 X CU 78 1-2 G4-3 ③	3	1	1	1	1	1	2
44 John Buck, R (1, 2) OBP: 0.370, SLG: 0.792		B FC 90 B CU 79 X FC 90 2-0 1-H 2-H HR	C SI 91 C CU 79 F CU 79 B CH 82 X CU 78 1-2 FC5 ③ 1-2 2-3f		X SI 89 0-0 F4 ②	X FF 87 0-0 F9 ③				4	1	1	3	0	0	5
11 Rubén Tejada, R (1, 6) OBP: 0.393, SLG: 0.318		B SI 91 F SI 90 F SI 90 B CU 78 B SI 91 B CH 82 4-2 BB		C SI 90 X CH 82 0-1 G5-3 ①	C CU 75 C FC 87 D CU 77 B CU 77 B FC 85 X FC 85 3-2 1-3 2-H 3-H 1B			X SI 87 0-0 F8 ①		3	0	1	2	1	0	0
33 Matt Harvey, R (1, 1) OBP: 0.167, SLG: 0.167 Justin Turner, R (8, PH) OBP: 0.500, SLG: 0.667 66 Josh Edgin, R (8, 1)		L SI 88 T FC 88 S CU 78 0-3 K ②		B SI 90 B SI 90 B SI 89 C SI 88 F SI 89 F SI 89 F SI 90 F FC 87 X SI 91 3-2 F9 ②	F FF 86 X SI 89 0-1 G2-3 ③			C FF 88 T FF 87 F CU 78 C FF 87 0-3 K ②		3	0	0	0	0	1	3
										1	0	0	0	0	1	0
										0	0	0	0	0	0	0
Inning Stats	R: 0 E: 0 K: 1 S: 9 H: 0 LOB: 0 BB: 0 P: 15	R: 3 E: 0 K: 1 S: 14 H: 2 LOB: 1 BB: 1 P: 28	R: 1 E: 0 K: 0 S: 20 H: 1 LOB: 2 BB: 2 P: 35	R: 0 E: 0 K: 1 S: 11 H: 0 LOB: 0 BB: 0 P: 14	R: 3 E: 0 K: 1 S: 16 H: 4 LOB: 2 BB: 1 P: 27	R: 0 E: 0 K: 2 S: 11 H: 1 LOB: 1 BB: 0 P: 14	R: 0 E: 0 K: 1 S: 5 H: 0 LOB: 0 BB: 0 P: 6	R: 0 E: 0 K: 1 S: 6 H: 0 LOB: 0 BB: 0 P: 7	R: 0 E: 0 K: 1 S: 10 H: 1 LOB: 2 BB: 1 P: 19	1B: 4 2B: 4 3B: 0 HR: 1 SF: 0 SAC: 0 DP: 0 HBP: 1						

PITCHER		IP	WLS	BF	H	R	ER	SO	BB	IBB	HBP	BLK	WP	HR	S	P	ERA	WHIP
34 Roy Halladay, R ERA: 14.73	(1, 1)	4.0	L	22	6	7	7	3	3	0	1	0	1	1	59	99	15.75	2.250
45 Chad Durbin, R ERA: 8.1	(5, 1)	1.0		5	1	0	0	1	1	0	0	0	0	0	11	20	0.00	2.000
47 Jeremy Horst, L ERA: 6.75	(6, 1)	2.0		7	1	0	0	3	0	0	0	0	0	0	16	20	0.00	0.500
46 Raul Valdes, L ERA: 9.53	(8, 1)	2.0		8	1	0	0	2	1	0	0	0	0	0	16	26	0.00	1.000

PITCHER	IP	WLS	BF	H	R	ER	SO	BB	IBB	HBP	BLK	WP	HR	S	P	ERA	WHIP

TOP

New York Mets @ Philadelphia Phillies

Citizens Bank Park, Philadelphia, PA

Mon Apr 08 2013, 7:11 PM - 10:04 PM EDT

Att. 35,393 - Partly Cloudy - 72 F

livebaseballscorecards.com

AB	36
R	7
H	9
RBI	7
BB	5
SO	9
LOB	20

BOTTOM

New York Mets @ Philadelphia Phillies

Citizens Bank Park, Philadelphia, PA

Mon Apr 08 2013, 7:11 PM - 10:04 PM EDT

Att. 35,393 - Partly Cloudy - 72 F

livebaseballscorecards.com

Batter	1	2	3	4	5	6	7	8	9	AB	R	H	RBI	BB	SO	LOB
2 Ben Revere, L (1, 8) OBP: 0.281, SLG: 0.233	B FF 94 B FF 93 B FF 92 C FF 94 B FF 93 4-1 11 G4-3 11 S BB		B FF 94 X FF 93 1-0 ② ③ G4-6-3 1-2f		C FF 96 S CH 88 S FF 95 0-3 ③ K			X FF 93 0-0 ① G6-3 2-3		3	0	0	0	1	1	3
11 Jimmy Rollins, S (1, 6) OBP: 0.344, SLG: 0.500	B FF 93 S CH 84 B CH 86 F SL 87 F CU 81 X CH 86 2-2 ① G4-3 1-3			B SI 95 C CH 85 X FF 96 1-1 26 1B 6 SF9 2B		B CU 81 C CH 86 C FF 95 B CU 83 B CH 87 X FF 94 3-2 ① F7		B FF 93 B CH 86 X FF 92 2-0 ② G6-3 3-H		4	1	1	1	0	0	1
26 Chase Utley, L (1, 4) OBP: 0.400, SLG: 0.630	F FF 94 D SL 88 X CH 87 1-1 ② P5			B FF 95 X FF 96 1-0 2-3 1B		C FF 97 X CH 87 0-1 E3		B FF 94 B FF 94 X FF 93 2-0 ③ F7		4	0	1	0	0	0	1
6 Ryan Howard, L (1, 3) OBP: 0.200, SLG: 0.148	C FF 94 F CU 82 S FF 98 0-3 ③ K			F SL 88 F FF 95 B FF 95 F CU 82 B CH 86 X CU 86 2-2 ① SF9 3-H		B CU 81 F CH 86 B FF 93 C CH 86 B FF 96 S FF 95 3-3 ② K			F FF 91 B SL 82 B SL 81 X FF 92 2-1 ① F7	3	0	0	1	0	2	2
10 Michael Young, R (1, 5) OBP: 0.379, SLG: 0.320		C FF 94 C FF 96 B CU 86 X SL 87 1-2 ① G4-3		1 SAFE F SL 88 C FF 96 B FF 97 1 SAFE S SL 90 1-3 ② K		S SL 89 B FF 96 F FF 91 B SL 90 X FF 93 2-2 ③ G4-3			C FF 91 B CH 87 B FF 92 F FF 91 B CH 86 F FF 92 F FF 92 F FF 93 X FF 92 3-2 ② F8	4	0	0	0	0	1	2
9 Domonic Brown, L (1, 7) OBP: 0.259, SLG: 0.346		X FF 95 0-0 ② P5		B CH 86 B FF 95 B CH 87 X FF 95 3-0 ③ F8			B CU 82 B CH 87 F SI 93 X SL 90 2-1 ① G3		S SL 82 B CU 79 B FF 93 F FF 94 C SL 82 2-3 ③ K	4	0	0	0	0	1	1
19 Laynce Nix, L (1, 9) OBP: 0.267, SLG: 0.214		B SI 96 F CU 81 F FF 96 B FF 97 F CU 82 S SL 89 2-3 ③ K			B FF 94 B FF 94 B SI 94 B FF 94 4-0 BB		T FF 96 S FF 96 F CH 88 B FF 98 F CU 78 S FF 95 1-3 ② K			2	0	0	0	1	2	0
12 Humberto Quintero, R (1, 2) OBP: 0.167, SLG: 0.167 46 Raul Valdes, L (8, 1)			C FF 93 B SI 95 B FF 93 F SL 87 B SL 88 X FF 95 3-2 2 G4-6-3 1B		C FF 94 S SL 91 S SL 89 0-3 ① K		B FF 95 B FF 95 F FF 95 B FF 95 X FF 94 3-1 ③ F8			3	0	1	0	0	1	1
										0	0	0	0	0	0	0
34 Roy Halladay, R (1, 1) 45 Chad Durbin, R (5, 1) 16 Ezequiel Carrera, L (5, PH) 47 Jeremy Horst, L (6, 1) 31 Erik Kratz, R (8, 2) OBP: 0.182, SLG: 0.429			B FF 95 L FF 94 B FF 94 B FF 94 T FF 93 C FF 93 3-3 ① K		S FF 94 S FF 95 F FF 95 D CU 82 S FF 95 1-3 ② K			B FF 93 F FF 92 F CH 86 X FF 94 1-2 2 G6-3 11 G6-3 2B		1	0	0	0	0	1	1
										0	0	0	0	0	0	0
										1	0	0	0	0	1	1
										0	0	0	0	0	0	0
										1	1	1	0	0	0	0

AB	30
R	2
H	4
RBI	2
BB	2
SO	10
LOB	13

Inning Stats	1	2	3	4	5	6	7	8	9
	R: 0 E: 0 K: 1 S: 10 H: 0 LOB: 1 BB: 1 P: 17	R: 0 E: 0 K: 1 S: 8 H: 0 LOB: 0 BB: 0 P: 11	R: 0 E: 0 K: 1 S: 7 H: 0 LOB: 0 BB: 0 P: 14	R: 1 E: 0 K: 1 S: 11 H: 2 LOB: 1 BB: 0 P: 19	R: 0 E: 0 K: 3 S: 10 H: 0 LOB: 1 BB: 1 P: 15	R: 0 E: 1 K: 1 S: 11 H: 0 LOB: 1 BB: 0 P: 19	R: 0 E: 0 K: 1 S: 9 H: 0 LOB: 0 BB: 0 P: 15	R: 1 E: 0 K: 0 S: 6 H: 1 LOB: 0 BB: 0 P: 11	R: 0 E: 0 K: 1 S: 11 H: 0 LOB: 0 BB: 0 P: 18

1B: 2	SF: 1
2B: 2	SAC: 0
3B: 0	DP: 1
HR: 0	HBP: 0

WP: 0	PA: 33
PB: 0	
SB: 1	
CS: 0	

PITCHER		IP	WLS	BF	H	R	ER	SO	BB	IBB	HBP	BLK	WP	HR	S	P	ERA	WHIP
33 Matt Harvey, R ERA: 0.64	(1, 1)	7.0	W	26	3	1	1	9	2	0	0	0	0	0	66	110	1.29	0.714
66 Josh Edgin, L ERA: 2.45	(8, 1)	2.0		7	1	1	1	1	0	0	0	0	0	0	17	29	4.50	0.500

PITCHER	IP	WLS	BF	H	R	ER	SO	BB	IBB	HBP	BLK	WP	HR	S	P	ERA	WHIP

New York Mets @ Philadelphia Phillies

Citizens Bank Park, Philadelphia, PA

Tue Apr 09 2013, 7:08 PM - 9:36 PM EDT

Att. 38,305 - Clear - 81 F

TOP

livebaseballscorecards.com

Batter	1	2	3	4	5	6	7	8	9	AB	R	H	RBI	BB	SO	LOB
4 Collin Cowgill, R (1, 8) OBP: 0.130, SLG: 0.435	C SI 90 C FF 90 B CU 74 F FF 90 C SI 91 1-3 ① K		C FF 90 B CH 84 B CH 84 X SI 90 2-1 ② P4		C FF 90 B FC 86 S FC 86 B CH 85 B FF 90 F FF 90 S CH 86 3-3 ② K 3-H			S FC 84 F FC 85 B SI 91 B SI 91 X SI 91 2-2 ① F8		4	0	0	0	0	2	0
28 Daniel Murphy, L (1, 4) OBP: 0.375, SLG: 0.700	C FF 89 F FF 90 B FC 87 X FC 86 1-2 5 FC4-6 1B		X FF 90 0-0 ③ G6-3		C FC 86 B FF 90 X FF 90 1-1 2B			C SI 91 C CH 84 T FF 91 0-2 ② K		4	0	2	0	0	1	0
5 David Wright, R (1, 5) OBP: 0.429, SLG: 0.357	C SI 90 X FF 90 0-1 ② FC4-6 44 1B 1-2f			B FF 90 F SI 89 B FF 91 B FC 85 F FF 89 X FF 90 3-2 E6 44 HR	C CU 74 F FF 90 X FC 86 0-2 ③ G6-3			X CH 85 0-0 ③ G6-3		4	1	0	0	0	0	2
44 John Buck, R (1, 2) OBP: 0.387, SLG: 0.857	X SI 89 0-0 1-2 1B			X FF 90 0-0 1-H HR		S FC 84 C FF 90 B CU 75 X FC 86 1-2 ① P2			B FF 90 X FF 90 1-0 ① F9	4	1	2	2	0	0	0
6 Marlon Byrd, R (1, 9) OBP: 0.345, SLG: 0.308	B FF 90 F FC 86 D CU 74 X FC 84 2-1 ③ F8			B CH 85 B FF 90 F FF 90 F FC 86 C FF 90 2-3 ① K		X CH 84 0-0 ② G5-3			X FF 90 0-0 1B 1B	4	0	1	0	0	1	2
21 Lucas Duda, L (1, 7) OBP: 0.452, SLG: 0.409 46 Greg Burke, R (4, 1) 23 Mike Baxter, L (6, PH) OBP: 0.462, SLG: 0.222 56 Scott Rice, L (6, 1) 32 LaTroy Hawkins, R (7, 1) 34 Brandon Lyon, R (8, 1) 20 Anthony Recker, R (9, PH) OBP: 0.250, SLG: 0.500		X SI 89 0-0 G6-4-3 1B		C FC 86 C CU 75 B FC 85 X FF 90 1-2 ② P6		C FF 90 C FC 86 F FF 91 C CU 74 0-3 ③ K			B FF 90 F SI 89 B FC 86 F FF 90 B CH 85 C FC 87 3-3 ② K	2 0 1 0 0 0	0 0 0 0 0 0	1 0 0 0 0 0	0 0 0 0 0 0	0 0 0 0 0 0	0 0 1 0 0 0	0 0 0 0 0 0
Justin Turner, R (1, 3) OBP: 0.400, SLG: 0.500		C FF 88 F SI 89 X FC 86 0-2 ① ② G6-4-3 1-2f		C FF 90 B SI 90 X CH 84 1-1 ③ F8			B CH 83 X FF 88 1-0 ① L9		X FF 90 0-0 1-2 1B	4	0	1	0	0	0	1
11 Rubén Tejada, R (1, 6) OBP: 0.344, SLG: 0.269		B FF 90 X FF 90 1-0 ③ F9			C FF 88 B SI 89 B FC 84 X FF 89 2-1 ① G4-3		C FF 89 B FF 90 X CH 84 1-1 ② F9		C FF 89 F FF 90 C CH 81 0-3 ③ K	4	0	0	0	0	1	2
35 Dillon Gee, R (1, 1) 1 Jordany Valdespin, L (4, 7) OBP: 0.417, SLG: 0.500			C FF 90 X FF 90 0-1 ① G6-3		C FF 90 C FC 86 B CU 74 B CU 76 F CH 84 X FC 87 2-2 4 PB 3B		C FF 90 X FC 86 0-1 ③ G4-3			1 2	0 1	0 1	0 0	0 0	0 0	0 0
Inning Stats	R: 0 E: 0 K: 1 S: 12 H: 2 LOB: 2 BB: 0 P: 16	R: 0 E: 0 K: 0 S: 5 H: 1 LOB: 0 BB: 0 P: 6	R: 0 E: 0 K: 0 S: 5 H: 0 LOB: 0 BB: 0 P: 7	R: 2 E: 1 K: 1 S: 12 H: 1 LOB: 0 BB: 0 P: 19	R: 1 E: 0 K: 1 S: 15 H: 2 LOB: 1 BB: 0 P: 23	R: 0 E: 0 K: 1 S: 8 H: 0 LOB: 0 BB: 0 P: 9	R: 0 E: 0 K: 0 S: 5 H: 0 LOB: 0 BB: 0 P: 7	R: 0 E: 0 K: 1 S: 7 H: 0 LOB: 0 BB: 0 P: 9	R: 0 E: 0 K: 2 S: 9 H: 2 LOB: 2 BB: 0 P: 13	1B: 5 2B: 1 3B: 1 HR: 1	SF: 0 SAC: 0 DP: 1 HBP: 0			WP: 0 PB: 1 SB: 0 CS: 0	PA: 35	

	AB	35
	R	3
	H	8
	RBI	2
	BB	0
	SO	7
	LOB	8

PITCHER		IP	WLS	BF	H	R	ER	SO	BB	IBB	HBP	BLK	WP	HR	S	P	ERA	WHIP
33 Cliff Lee, L ERA: 1.08	(1, 1)	8.2	W	34	8	3	2	6	0	0	0	0	0	1	75	106	2.08	0.923
37 Mike Adams, R ERA:	(9, 1)	0.1		1	0	0	0	1	0	0	0	0	0	0	3	3	0.00	0.000

PITCHER		IP	WLS	BF	H	R	ER	SO	BB	IBB	HBP	BLK	WP	HR	S	P	ERA	WHIP

New York Mets @ Philadelphia Phillies

Citizens Bank Park, Philadelphia, PA

Tue Apr 09 2013, 7:08 PM - 9:36 PM EDT

Att. 38,305 - Clear - 81 F

livebaseballscorecards.com

BOTTOM

Batter	1	2	3	4	5	6	7	8	9	AB	R	H	RBI	BB	SO	LOB
2 Ben Revere, L (1, 8) OBP: 0.270, SLG: 0.229	C SI 88 C KC 72 S CH 82 0-3 K	B CH 84 X FF 90 1-0 11 2B 1-2 1B	B FF 88 X CH 83 1-0 G4-3			B SI 86 B SI 89 X SI 89 2-0 B1		B FF 90 B SL 83 X SI 88 2-0 G5-3		5	0	1	0	0	1	1
11 Jimmy Rollins, S (1, 6) OBP: 0.333, SLG: 0.500	X SI 89 0-0 G3	B CH 84 F SI 89 C SI 90 B KC 74 X CH 85 2-2 1-3 2-H 2B		C SI 87 B CH 77 B SI 87 F SI 86 B CH 78 C SI 87 3-3 K		B SI 88 B CH 79 X SI 88 2-0 F8				4	0	1	1	0	1	0
26 Chase Utley, L (1, 4) OBP: 0.412, SLG: 0.586	C SI 88 B FF 90 B CH 84 X FF 89 2-1 G3	B SI 89 C SL 82 B FF 88 B CH 84 X SI 90 3-1 F7		B SI 87 C SI 87 C CH 77 B SL 78 B CH 75 F SI 85 F SI 86 B CH 75 4-2 10 S 10 3B BB		B SI 88 B SI 89 B SI 89 C SI 91 B SI 92 4-1 6 E 6 S BB				2	1	0	0	2	0	2
6 Ryan Howard, L (1, 3) OBP: 0.206, SLG: 0.258		B CH 82 B CH 82 F SI 89 B SL 81 X SI 88 3-1 G4-3	C SI 87 B KC 71 X CH 82 1-1 HR	C SI 87 B CH 72 B SI 87 X SI 86 2-1 L6		B SL 84 1 SAFE S SI 90 S SL 82 D SL 83 T SI 89 2-2 1-3 K				4	1	1	1	0	1	2
10 Michael Young, R (1, 5) OBP: 0.424, SLG: 0.552		B FF 89 X SI 89 1-0 9 E 15 2B 1B	X SI 88 0-0 HR	B SI 88 B SI 87 C SI 87 B SL 77 X SI 87 3-1 1-H 3B			C FF 91 B CU 77 B FF 91 X FF 91 2-1 G6-3			4	2	3	2	0	0	0
9 Domonic Brown, L (1, 7) OBP: 0.258, SLG: 0.333		B SI 90 F CH 84 1 SAFE T SI 90 F SL 79 F CH 83 B FF 90 X CH 83 2-2 E7 15 2B 1-3 1B	X SI 88 0-0 F7	B SI 86 C CH 76 B SI 87 B SI 86 F SI 86 X SI 86 3-2 G6-3			B CU 77 C CH 83 F FF 92 S FF 92 1-3 K			4	1	1	0	0	1	1
15 John Mayberry Jr., R (1, 9) OBP: 0.474, SLG: 0.733		F SI 89 X SL 80 0-1 33 1B 2-H 3-H 2B	B KC 73 X SI 89 1-0 HR		C SI 85 B SL 79 B SL 79 X SI 88 2-1 L8		C FF 93 X FF 91 0-1 G5-3			4	2	2	3	0	0	0
31 Erik Kratz, R (1, 2) OBP: 0.192, SLG: 0.400		C SL 80 X SL 82 0-1 G5-3	C SL 81 S SL 81 X SL 81 0-2 1B		B SI 87 C SI 87 C SL 78 S SL 78 1-3 K			T FF 90 S CU 77 X SL 84 0-2 G6-3		4	0	1	0	0	1	1
33 Cliff Lee, L (1, 1) OBP: 0.286, SLG: 0.167 37 Mike Adams, R (9, 1)		B CH 84 X SI 89 1-0 2 1B 11 2B 2-H 1B	B SI 89 S CH 84 S FF 88 S KC 77 1-3 K		B SI 85 F SI 85 B SI 85 S SI 83 F SI 85 X SI 85 2-2 F7			B SI 89 C SL 83 T SI 89 S CU 77 1-3 K		4 0	1 0	1 0	1 0	0 0	2 0	1 0
Inning Stats	R: 0 E: 0 K: 1 S: 6 H: 0 LOB: 0 BB: 0 P: 8	R: 4 E: 1 K: 0 S: 19 H: 6 LOB: 2 BB: 0 P: 32	R: 3 E: 0 K: 1 S: 12 H: 4 LOB: 1 BB: 0 P: 16	R: 1 E: 0 K: 1 S: 14 H: 1 LOB: 1 BB: 1 P: 29	R: 0 E: 0 K: 1 S: 9 H: 0 LOB: 0 BB: 0 P: 14	R: 0 E: 0 K: 1 S: 6 H: 0 LOB: 1 BB: 1 P: 16	R: 0 E: 0 K: 1 S: 7 H: 0 LOB: 0 BB: 0 P: 10	R: 0 E: 0 K: 1 S: 7 H: 0 LOB: 0 BB: 0 P: 10		1B: 5 2B: 2 3B: 1 HR: 3	SF: 0 SAC: 0 DP: 0 HBP: 0			WP: 0 PB: 0 SB: 2 CS: 0	PA: 37	

PITCHER		IP	WLS	BF	H	R	ER	SO	BB	IBB	HBP	BLK	WP	HR	S	P	ERA	WHIP
35 Dillon Gee, R ERA: 7.71	(1, 1)	3.0	L	19	10	7	7	2	0	0	0	0	0	3	37	56	21.00	3.333
46 Greg Burke, R ERA: 5.79	(4, 1)	2.0		8	1	1	1	2	1	0	0	0	0	0	23	43	4.50	1.000
56 Scott Rice, L ERA: 2.08	(6, 1)	1.0		4	0	0	0	1	1	0	0	0	0	0	6	16	0.00	1.000
32 LaTroy Hawkins, R ERA: 4.91	(7, 1)	1.0		3	0	0	0	1	0	0	0	0	0	0	7	10	0.00	0.000
34 Brandon Lyon, R ERA:	(8, 1)	1.0		3	0	0	0	1	0	0	0	0	0	0	7	10	0.00	0.000

PITCHER	IP	WLS	BF	H	R	ER	SO	BB	IBB	HBP	BLK	WP	HR	S	P	ERA	WHIP

AB	35
R	8
H	11
RBI	8
BB	2
SO	7
LOB	8

Batter	1	2	3	4	5	6	7	8	9	AB	R	H	RBI	BB	SO	LOB
1 Jordany Valdespin, L (1, 8) OBP: 0.471, SLG: 0.533	B SI 90 C SI 89 F SI 90 X CH 83 1-2 5 CS 1B	B CH 84 C SI 91 B FC 88 F SI 92 B SI 91 F SI 92 F SI 92 F CH 84 C SI 92 3-3 ③ K			C SI 88 X SI 89 0-1 29 WP 28 BB 1B		C FF 92 B SL 84 B FF 92 S FF 91 X SL 86 2-2 28 FC3-6 1B		B FF 95 S SI 94 F SI 94 C FS 86 1-3 ③ K	5	0	3	0	0	2	3
28 Daniel Murphy, L (1, 4) OBP: 0.361, SLG: 0.636	1 SAFE C SI 90 F FC 87 B FC 86 B CH 82 X SI 90 2-2 ① F9		C FC 85 F SI 90 C SI 90 0-3 ① K		C FC 86 D CH 82 S CH 82 B SI 89 B SI 89 B SI 90 4-2 29 F8-4 29 WP 1-2 BB		B FF 92 C FF 92 B FF 92 B FF 92 X FF 91 3-1 ② FC3-6 1-2f			3	0	0	0	1	1	2
5 David Wright, R (1, 5) OBP: 0.385, SLG: 0.313	1 SAFE B SI 91 S CH 83 B SI 91 B SI 91 S SI 91 1 SAFE F SI 92 S FC 88 3-3 ②③ K 1-2		X SI 90 0-0 ② G4-3		B CH 83 F SI 91 F SI 91 B FC 88 F FC 86 S CH 84 2-3 ① K		C SL 84 S SL 82 B FF 92 D SL 86 B FF 92 X FF 92 3-2 ③ F9			4	0	0	0	0	2	4
29 Ike Davis, L (1, 3) OBP: 0.229, SLG: 0.226		C SI 88 B CH 82 B SI 89 X FC 86 2-1 ① F7	F SI 89 B SI 89 B FC 86 F SI 90 X FC 86 2-2 ③ F8		S CH 82 B SI 91 F CH 83 X SI 90 1-2 ②③ F8-4 1-2 2-3			F SI 89 B SL 85 B SI 90 B SI 89 C SL 87 C CH 81 3-3 ① K		4	0	0	0	0	1	2
44 John Buck, R (1, 2) OBP: 0.371, SLG: 0.875		X SI 90 0-0 HR		C SI 90 B FC 86 B FC 85 F SI 90 B FC 86 C SI 90 3-3 ① K		B FC 86 C SI 88 X CH 82 1-1 ① G5-3		C SL 86 B FF 90 F FF 90 B CU 78 C FF 90 2-3 ② K		4	1	1	1	0	2	0
21 Lucas Duda, L (1, 7) OBP: 0.486, SLG: 0.731		B FC 87 F SI 89 B FC 86 B CH 82 C SI 89 X CH 83 3-2 11 1B 2B		C CH 83 X FC 87 0-1 HR		B SI 89 B SI 86 B SI 90 C SI 88 C SI 89 X CH 83 3-2 ② G3		B SI 90 B SL 87 C SI 89 X CH 81 2-1 HR		4	2	3	2	0	0	0
23 Mike Baxter, L (1, 9) OBP: 0.563, SLG: 0.455 56 Scott Rice, L (6, 1) 9 Kirk Nieuwenhuis, L (8, PH) OBP: 0.182, SLG: 0.273 39 Bobby Parnell, R (8, 1)		F SI 90 B FC 86 B FC 88 F SI 91 B FC 87 B SI 92 4-2 11 1B BB		B SI 90 F SI 89 X FC 86 1-1 11 G4-3 2B		X CH 81 0-0 1B		B SL 87 C SI 89 C SL 86 C SI 90 1-3 ③ K		2 0 1 0	0 0 0 0	2 0 0 0	0 0 0 0	1 0 0 0	0 0 1 0	0 0 0 0
11 Rubén Tejada, R (1, 6) OBP: 0.361, SLG: 0.300		F SI 90 X SI 92 0-1 1-2 2-3 1B		C FC 84 D SI 90 F CH 83 X SI 90 1-2 ② G4-3 2-3		B SI 90 X SI 91 1-0 ③ F8			C SI 94 X FF 93 0-1 6 G6-4-3 1B	4	0	2	0	0	0	2
53 Jeremy Hefner, R (1, 1) Justin Turner, R (4, PH) OBP: 0.364, SLG: 0.455 66 Josh Edgin, R (4, 1) 32 LaTroy Hawkins, R (6, 1) 6 Marlon Byrd, R (6, 9) OBP: 0.323, SLG: 0.286		C SI 91 C SI 91 B SI 92 B FC 87 C SI 92 2-3 ② K		C FC 85 X SI 90 0-1 ③ G4-3			F FF 90 F FF 91 B FF 92 B FF 92 X FF 92 2-2 ① F8		X SI 94 0-0 ①② G6-4-3 1-2f	1 1 0 0 2	0 0 0 0 0	0 0 0 0 0	0 0 0 0 0	0 0 0 0 0	1 0 0 0 0	3 1 0 0 1
Inning Stats	R: 0 E: 0 K: 1 S: 10 H: 1 LOB: 1 BB: 0 P: 16	R: 1 E: 0 K: 2 S: 19 H: 3 LOB: 3 BB: 1 P: 33	R: 0 E: 0 K: 1 S: 7 H: 0 LOB: 0 BB: 0 P: 9	R: 1 E: 0 K: 1 S: 12 H: 2 LOB: 1 BB: 0 P: 17	R: 0 E: 0 K: 1 S: 11 H: 1 LOB: 1 BB: 1 P: 18	R: 0 E: 0 K: 0 S: 7 H: 1 LOB: 1 BB: 0 P: 12	R: 0 E: 0 K: 0 S: 11 H: 1 LOB: 1 BB: 0 P: 21	R: 1 E: 0 K: 3 S: 11 H: 1 LOB: 0 BB: 0 P: 19	R: 0 E: 0 K: 1 S: 6 H: 1 LOB: 0 BB: 0 P: 7	1B: 6 2B: 4 3B: 0 HR: 3 SF: 0 SAC: 0 DP: 3 HBP: 0						

TOP

New York Mets @ Philadelphia Phillies

Citizens Bank Park, Philadelphia, PA

Wed Apr 10 2013, 7:08 PM - 10:28 PM EDT

Att. 38,715 - Partly Cloudy - 76 F

livebaseballscorecards.com

AB	35
R	3
H	11
RBI	3
BB	2
SO	10
LOB	18

PITCHER		IP	WLS	BF	H	R	ER	SO	BB	IBB	HBP	BLK	WP	HR	S	P	ERA	WHIP
38 Kyle Kendrick, R ERA: 5.4	(1, 1)	6.0	W	26	8	2	2	6	2	0	0	0	1	2	66	105	3.00	1.667
59 Antonio Bastardo, L ERA:	(7, 1)	1.0		4	1	0	0	0	0	0	0	0	0	0	11	21	0.00	1.000
37 Mike Adams, R ERA: 2.7	(8, 1)	1.0		4	1	1	1	3	0	0	0	0	0	1	11	19	9.00	1.000
58 Jonathan Papelbon, R ERA: 6.0	(9, 1)	1.0		3	1	0	0	1	0	0	0	0	0	0	6	7	0.00	1.000

PITCHER	IP	WLS	BF	H	R	ER	SO	BB	IBB	HBP	BLK	WP	HR	S	P	ERA	WHIP

WP: 1 PB: 0 SB: 0 CS: 1 PA: 37

Batter	1	2	3	4	5	6	7	8	9	AB	R	H	RBI	BB	SO	LOB
2 Ben Revere, L (1, 8) OBP: 0.268, SLG: 0.211	B SI 90 B FF 91 C SI 90 B SI 90 B FF 91 4-1 11 CS BB	C FF 90 C FF 91 B CU 77 X CU 76 1-2 ② G4-3		C FF 95 F FF 94 C FF 95 0-3 ② K		B FF 90 X SI 91 1-0 ② G5-3				3	0	0	0	1	1	0
11 Jimmy Rollins, S (1, 6) OBP: 0.350, SLG: 0.526	1 SAFE C FF 90 B CU 77 B CH 86 F FF 91 F SL 86 F FF 93 X CH 86 2-2 ① 26 HR 1-2 2B	C SI 90 B CU 76 X SI 90 1-1 ③ F7		C FF 93 B CH 88 B FF 94 B FF 93 F FF 93 S FF 94 3-3 ③ K		C FF 91 B CH 83 B FF 91 B FF 92 X FF 92 3-1 1B				4	1	2	0	0	1	0
26 Chase Utley, L (1, 4) OBP: 0.395, SLG: 0.636	B SI 90 C CH 84 X SI 90 1-1 2-H HR	B FF 89 X CH 84 1-0 ① G3-1	C FF 93 B SL 84 B FF 94 S FF 94 B SL 84 X FF 93 3-2 ① F9	F SI 88 X SL 81 0-1 ③ F8						4	1	1	2	0	0	1
6 Ryan Howard, L (1, 3) OBP: 0.237, SLG: 0.286	B SI 90 F SI 91 S SI 88 X SI 91 1-2 10 BB 9 HR 1B	F SL 85 B CU 74 X SI 89 1-1 10 2B 1B	C FF 95 S SL 84 S SL 85 0-3 ② K		C SL 81 B SL 80 X SL 81 1-1 ① G6-3					4	1	2	0	0	1	0
10 Michael Young, R (1, 5) OBP: 0.459, SLG: 0.594	C SI 91 B CU 76 B SL 85 C SI 91 B SL 86 B SL 85 4-2 9 HR 1-2 BB	X SI 90 0-0 1-3 2B	C FF 96 X SL 83 0-1 1B		S SI 87 B CH 80 X SL 80 1-1 ② F9					3	1	2	0	1	0	0
9 Domonic Brown, L (1, 7) OBP: 0.286, SLG: 0.424	B SI 90 B CH 85 F SI 91 X CH 84 2-1 1-H 2-H HR	B FF 91 B SI 90 B SI 90 I IN 76 4-0 IBB	1 SAFE C FF 95 F FF 95 X SL 82 0-2 ③ F8		S SL 82 S SL 80 S SL 81 0-3 ③ K					3	1	1	3	1	1	1
15 John Mayberry Jr., R (1, 9) OBP: 0.391, SLG: 0.579	F SI 91 B SI 90 F CU 79 C SL 86 1-3 ② K	X SI 89 0-0 ② F6		B FF 90 B FF 92 C FF 92 B FF 93 F SI 93 X FF 93 3-2 ① G6-3		C FF 96 C SI 96 S KC 87 0-3 ① K				4	0	0	0	0	2	3
31 Erik Kratz, R (1, 2) OBP: 0.200, SLG: 0.379	B SI 91 C SL 87 C SI 91 B SL 86 F SL 86 B SI 91 F SL 87 X SI 92 3-2 ③ F8	S SL 86 B SL 86 B SI 89 C SL 85 D SL 86 X SL 86 3-2 ③ F8				X FF 92 0-0 19 HR 1B		F FF 96 C FF 98 B FF 96 S KC 87 1-3 ② K		4	1	1	0	0	1	3
38 Kyle Kendrick, R (1, 1) OBP: 0.250, SLG: 0.250 19 Laynce Nix, L (6, PH) OBP: 0.313, SLG: 0.467 59 Antonio Bastardo, R (7, 1) 37 Mike Adams, R (8, 1) 13 Freddy Galvis, S (8, PH) 58 Jonathan Papelbon, R (9, 1)		C SI 90 S SL 84 S CU 76 0-3 ① K		B FF 90 B FF 92 C FF 93 C FF 93 F FF 94 S FF 94 2-3 ① K		B FF 92 B SI 92 F FF 93 B FF 93 X FF 92 3-1 1-H HR		S FF 98 C KC 87 X FF 99 0-2 ③ F7		2 1 0 0 0 1 0	0 1 0 0 0 0 0	0 1 0 0 0 0 0	0 2 0 0 0 0 0	0 0 0 0 0 0 0	2 0 0 0 0 0 0	0 0 0 0 0 0 0
Inning Stats	R: 5 E: 0 K: 1 S: 23 H: 4 LOB: 0 BB: 2 P: 41	R: 0 E: 0 K: 1 S: 8 H: 0 LOB: 0 BB: 0 P: 10	R: 0 E: 0 K: 0 S: 8 H: 2 LOB: 3 BB: 1 P: 17	R: 0 E: 0 K: 3 S: 10 H: 0 LOB: 0 BB: 0 P: 15	R: 0 E: 0 K: 1 S: 11 H: 1 LOB: 1 BB: 0 P: 14	R: 2 E: 0 K: 0 S: 11 H: 3 LOB: 1 BB: 0 P: 21	R: 0 E: 0 K: 1 S: 7 H: 0 LOB: 0 BB: 0 P: 9	R: 0 E: 0 K: 2 S: 9 H: 0 LOB: 0 BB: 0 P: 10		1B: 5 2B: 2 3B: 0 HR: 3 SF: 0 SAC: 0 DP: 0 HBP: 0				WP: 0 PB: 0 SB: 0 CS: 1 PA: 36		

PITCHER		IP	WLS	BF	H	R	ER	SO	BB	IBB	HBP	BLK	WP	HR	S	P	ERA	WHIP
53 Jeremy Hefner, R ERA: 6.0	(1, 1)	3.0	L	17	6	5	5	2	2	1	0	0	0	2	39	68	15.00	2.667
66 Josh Edgin, L ERA: 1.59	(4, 1)	2.0		7	1	0	0	4	0	0	0	0	0	0	21	29	0.00	0.500
32 LaTroy Hawkins, R ERA: 8.31	(6, 1)	0.2		5	3	2	2	0	0	0	0	0	0	1	9	19	27.00	4.500
56 Scott Rice, L ERA: 1.59	(6, 1)	1.1		4	0	0	0	1	0	0	0	0	0	0	9	11	0.00	0.000
39 Bobby Parnell, R ERA:	(8, 1)	1.0		3	0	0	0	2	0	0	0	0	0	0	9	10	0.00	0.000

PITCHER	IP	WLS	BF	H	R	ER	SO	BB	IBB	HBP	BLK	WP	HR	S	P	ERA	WHIP

BOTTOM

New York Mets @ Philadelphia Phillies

Citizens Bank Park, Philadelphia, PA

Wed Apr 10 2013, 7:08 PM - 10:28 PM EDT

Att. 38,715 - Partly Cloudy - 76 F

livebaseballscorecards.com

AB	33
R	7
H	10
RBI	7
BB	3
SO	9
LOB	8

Batter	1	2	3	4	5	6	7	8	9	AB	R	H	RBI	BB	SO	LOB
1 Jordany Valdespin, L (1, 8) OBP: 0.478, SLG: 0.500	C FF 88 F FF 89 B SL 83 B FC 90 F SI 89 X FF 90 2-2 28 2B 5 2B 1B	C SL 81 F FF 89 X SI 90 0-2 28 1B 5 1B 1B	C CU 69 C CU 73 B SL 84 B SL 81 F FF 88 B CH 81 F FF 87 X FF 87 3-2 ① P5		B FF 86 C SL 85 X CU 79 1-1 ③ F8		B FF 92 B FF 91 B FF 92 F FF 90 B FF 91 4-1 1-2 28 2B BB		B SI 92 S SI 92 F FF 94 B SL 86 X SL 84 2-2 ① G6-3 2-3 3-H	5	3	2	1	1	0	2
28 Daniel Murphy, L (1, 4) OBP: 0.405, SLG: 0.711	X FF 88 0-0 1-3 5 2B 2B	X SL 80 0-0 29 BB 44 HR 5 1B 1-2 1B	B CU 71 C SL 84 F CU 73 F FF 88 X CU 73 1-2 ② P5			F CU 78 B CH 79 C CU 79 X FF 86 1-2 1B	C FF 91 X CH 85 0-1 1-H 2-H 3-H 5 3B 2B		X SL 84 0-0 ② SF7 3-H	5	3	4	4	0	0	0
5 David Wright, R (1, 5) OBP: 0.422, SLG: 0.432	B FF 88 B FF 89 F FF 89 B FF 88 X SL 81 3-1 44 FC5 44 E 2-H 3-H 2B	B FC 88 B FF 88 X FC 89 2-0 29 BB 44 HR 1-2 2-H 1B	X CH 80 0-0 ③ G6-3			C SL 86 B FC 87 1 SAFE F FF 86 B FC 88 F CH 78 X FF 88 2-2 ① L5	B FF 92 C SL 84 X FF 91 1-1 2-H 3B		C SL 84 S FF 93 B FF 93 F FF 93 B SL 84 B SL 85 B SL 83 4-2 BB	5	2	3	4	1	0	1
29 Ike Davis, L (1, 3) OBP: 0.244, SLG: 0.200	B FF 89 B CH 81 B FF 90 C FF 89 B FF 89 4-1 44 E 6 1B BB	B SI 89 B SI 90 T SI 88 B FF 90 S SL 83 F FF 89 F SL 80 F FF 89 F FF 90 4-2 B SL 84 44 HR 1-2 2-3 BB		B SL 84 X CH 84 1-0 ① L9		1 SAFE S SL 84 C SL 85 B FF 89 B SL 85 D FF 93 X FF 92 3-2 ② F7	B FF 90 C FF 89 C SL 85 S CU 81 1-3 ③ K		S SL 83 X FF 93 0-1 ③ F9	4	2	0	0	2	1	3
44 John Buck, R (1, 2) OBP: 0.350, SLG: 0.865	S FF 90 B FF 88 F FF 90 B FF 88 X SL 84 2-2 FC5 6 1B 1-3 2-H	B FF 87 F FF 88 S FF 88 F FF 90 D CH 82 F FF 90 B FF 90 X FF 90 3-2 1-H 2-H 3-H HR		B CH 79 X CH 79 1-0 ② G5-3		B FF 92 C SL 84 B FF 91 X FF 92 2-1 ③ G5-3		F SI 92 B SI 92 B CH 85 C SL 83 B FF 90 X FF 91 3-2 ① F7		5	2	1	4	0	0	2
21 Lucas Duda, L (1, 10) OBP: 0.462, SLG: 0.655 20 Anthony Recker, R (8, PH) OBP: 0.200, SLG: 0.400 (8, 10)	C SL 82 B FC 89 F FF 89 S SL 83 1-3 ① K	S SL 85 C SL 85 B SL 84 B SL 83 X FF 90 2-2 ① G4-3		C CU 70 B CU 72 B SL 80 S FC 86 S CU 73 2-3 ③ K			B CU 79 B FF 91 C FF 91 B CU 83 B FF 91 4-1 11 F9 23 E 28 2B BB	C SL 83 F SI 91 B CU 76 S SL 84 1-3 ② K		3 1	1 0	0 0	0 0	1 0	2 1	2 0
6 Marlon Byrd, R (1, 9) OBP: 0.333, SLG: 0.364	X FF 88 0-0 2-H 3-H 1B	X FF 89 0-0 3B			C SL 85 X CH 78 0-1 ① F8		B CU 83 B FF 92 C FF 92 B FF 92 X FF 91 3-1 ① P3	X CH 84 0-0 ③ F9		5	0	2	2	0	0	1
23 Mike Baxter, L (1, 7) OBP: 0.476, SLG: 0.375	B FF 89 C FF 88 B SI 86 F FC 89 F FC 89 F FF 89 F SL 82 X FF 89 2-2 ② P5	F FF 90 B FF 89 X SI 89 1-1 ② G4-3			B CU 70 C SL 84 C FF 88 X CU 73 1-2 ② F7		B FF 92 B FF 91 X FF 91 2-0 FC4 1 BB 28 2B 1-2		F FF 93 B SI 93 B SI 92 S SI 91 B SL 87 X FF 94 3-2 11 2B 1 G6-3 1B	5	2	1	0	0	0	3
11 Rubén Tejada, R (1, 6) OBP: 0.366, SLG: 0.343	B SL 85 B FF 88 D SL 82 C FC 89 X FF 89 3-1 ③ F8	B CH 82 B FF 89 F FF 88 B FF 88 X FF 89 3-1 ③ F8			C FF 86 F CH 81 B CH 82 B CH 82 X FC 86 2-2 1B		C FF 91 F FF 92 X CU 79 0-2 ② F9 2-3		C SI 93 X SL 85 0-1 1 G6-3 28 SF7 1-3 2B	5	1	2	0	0	0	4
Inning Stats	R: 5 E: 1 K: 1 S: 23 H: 4 LOB: 1 BB: 1 P: 40	R: 5 E: 0 K: 0 S: 24 H: 5 LOB: 1 BB: 1 P: 39	R: 0 E: 0 K: 0 S: 10 H: 0 LOB: 0 BB: 0 P: 14	R: 0 E: 0 K: 1 S: 5 H: 0 LOB: 0 BB: 0 P: 9	R: 0 E: 0 K: 0 S: 10 H: 1 LOB: 1 BB: 0 P: 14	R: 0 E: 0 K: 0 S: 12 H: 1 LOB: 1 BB: 0 P: 20	R: 4 E: 1 K: 1 S: 15 H: 2 LOB: 1 BB: 2 P: 30	R: 0 E: 0 K: 1 S: 7 H: 0 LOB: 0 BB: 0 P: 11	R: 2 E: 0 K: 0 S: 14 H: 2 LOB: 1 BB: 1 P: 23	1B: 8 2B: 4 3B: 2 HR: 1 SF: 1 SAC: 0 DP: 0 HBP: 0	WP: 0 PB: 0 SB: 0 CS: 0 PA: 49					

PITCHER		IP	WLS	BF	H	R	ER	SO	BB	IBB	HBP	BLK	WP	HR	S	P	ERA	WHIP
49 Vance Worley, R ERA: 10.5	(1, 1)	1.0	L	13	7	9	7	1	2	0	0	0	0	0	34	57	63.00	9.000
60 Pedro Hernandez, L ERA: 3.86	(2, 1)	4.1		17	4	1	1	1	0	0	0	0	0	1	45	69	2.08	0.923
57 Ryan Pressly, R ERA:	(6, 1)	1.2		10	2	4	0	1	2	0	0	0	0	0	20	40	0.00	2.400
52 Brian Duensing, L ERA: 4.5	(8, 1)	1.0		3	0	0	0	1	0	0	0	0	0	0	7	11	0.00	0.000
15 Glen Perkins, L ERA: 4.5	(9, 1)	1.0		6	2	2	2	0	1	0	0	0	0	0	14	23	18.00	3.000

PITCHER	IP	WLS	BF	H	R	ER	SO	BB	IBB	HBP	BLK	WP	HR	S	P	ERA	WHIP

TOP

New York Mets @ Minnesota Twins

Target Field, Minneapolis, MN

Fri Apr 12 2013, 7:13 PM - 10:35 PM CDT

Att. 23,735 - Snow - 34 F

livebaseballscorecards.com

AB	43
R	16
H	15
RBI	15
BB	5
SO	4
LOB	18

BOTTOM

New York Mets @ Minnesota Twins

Target Field, Minneapolis, MN

Fri Apr 12 2013, 7:13 PM - 10:35 PM CDT

Att. 23,735 - Snow - 34 F

Batter	1	2	3	4	5	6	7	8	9	AB	R	H	RBI	BB	SO	LOB
32 Aaron Hicks, S (1, 8) OBP: 0.119, SLG: 0.051	C FF 87 C CU 70 B FC 86 B FF 87 B FC 86 B FF 88 4-2 7 2B 16 G6-3 BB	B FF 89 F FF 89 C FF 90 F FF 90 B CU 74 X FF 92 2-2 ② L7			X FF 88 0-0 E6 7 BB 33 2B	F FF 90 B CU 76 B SL 86 X FF 91 2-1 ③ F8			C FF 87 B SL 71 B CH 78 S SI 83 C FF 88 2-3 ② K	4	2	0	0	1	1	1
7 Joe Mauer, L (1, 2) OBP: 0.348, SLG: 0.442 5 Eduardo Escobar, S (9, PH) OBP: 0.500, SLG: 0.833	B FF 87 C FF 86 C FC 87 D CU 75 F FF 90 X FC 86 2-2 24 1B 1-3 2B	B SI 89 C FF 89 C CU 72 F FF 91 X FF 90 1-2 ③ L5 1-2			B FF 88 C FF 86 B CU 70 C FF 88 B CH 83 B FF 90 4-2 33 2B 9 1B 1-2 BB		C FF 89 B CH 83 F SL 86 X CU 77 1-2 16 FC6-4 1B		C FF 86 X SL 72 0-1 ③ F7	3 1	2 0	2 0	0 0	1 0	0 0	1 0
16 Josh Willingham, R (1, 7) OBP: 0.409, SLG: 0.455 19 Darin Mastroianni, R (8, 7) OBP: 0.400, SLG: 0.250	B FF 90 X CH 84 1-0 ① G6-3 3-H		B SI 88 C SI 88 B CH 84 B SI 88 X FF 89 3-1 ① F8		D CH 84 C FF 89 C FF 90 F CU 74 B FF 91 F FF 91 D CH 85 F FF 90 X SI 89 3-2 ① F7		B FF 90 B SL 85 F FF 90 C FF 90 D SL 86 F FF 90 X FF 90 3-2 ① FC6-4 1-2f			4 0	0 0	0 0	1 0	0 0	0 0	4 0
33 Justin Morneau, L (1, 3) OBP: 0.357, SLG: 0.368 27 Chris Parmelee, L (8, 3) OBP: 0.394, SLG: 0.407	B FF 87 X CU 72 1-0 ② F7		C FF 89 B CH 82 S FF 91 B FC 89 X FC 90 2-2 9 BB 1B		X FF 87 0-0 9 1B 1-3 2-H 2B		F FF 89 S SL 86 X SL 85 0-2 ② F8			4 0	1 0	2 0	1 0	0 0	0 0	2 0
9 Ryan Doumit, S (1, 10) OBP: 0.262, SLG: 0.263	H CU 72 1-0 24 1B HBP		B CH 83 B SI 90 S CH 83 D CH 85 B SI 90 4-1 24 G4-6-3 1-2 BB		F CH 83 F FF 91 X CU 74 0-2 22 FC6-4 2-H 3-H 1B		B FF 90 S CH 83 B CH 83 S SL 85 D SL 86 X FF 90 3-2 ③ F9			2 0	0 0	1 0	2 0	1 0	0 0	1 0
24 Trevor Plouffe, R (1, 5) OBP: 0.359, SLG: 0.469 8 Jamey Carroll, R (8, 5) OBP: 0.222, SLG: 0.125	B FF 89 B SI 90 C FF 90 F FC 88 X CU 74 2-2 1-3 2-H 1B		C FF 90 B CH 85 F SI 90 B FF 92 X CH 84 2-2 ② ③ G4-6-3 1-2f		C FF 90 B CU 74 B FF 90 D CH 84 X FF 90 3-1 ② F7			C SI 87 S SI 88 X SL 79 0-2 ① F9		3 1	0 0	1 0	1 0	0 0	0 0	3 0
22 Wilkin Ramirez, R (1, 9) OBP: 0.200, SLG: 0.300	B FC 87 B CH 84 B FF 90 F FF 88 X FF 91 3-1 ③ G5-3			C FF 90 S CU 73 S CU 74 0-3 ① K	C FF 90 F CU 73 X FF 90 0-2 ③ FC6-4 1-2f			S SI 88 S SI 88 B SL 80 C SL 79 1-3 ② K		4	0	0	0	0	2	3
2 Brian Dozier, R (1, 4) OBP: 0.194, SLG: 0.214		B FF 88 C FF 88 X SI 88 1-1 ① G3		B FF 89 X SI 89 1-0 ② L9		C FF 90 X SL 86 0-1 ① L4		C SI 88 C SL 79 F SI 89 B SL 79 F SL 78 X SL 79 1-2 ③ F8		4	0	0	0	0	0	0
25 Pedro Florimón, S (1, 6) OBP: 0.458, SLG: 0.333		C FF 89 B CU 72 S CH 82 B FF 92 B CU 71 B FF 91 4-2 7 WP BB		X FF 89 0-0 ③ G6-3		C FF 90 B CU 79 B FF 90 F FF 91 B SL 86 F FF 91 X SL 86 3-2 ② L5			C FF 86 B CH 79 B CH 78 X FF 88 2-1 ① G5-3	3	0	0	0	1	0	0

Inning Stats	1	2	3	4	5	6	7	8	9
	R: 2 E: 0 K: 0 S: 13 H: 2 LOB: 2 BB: 1 P: 27	R: 0 E: 0 K: 0 S: 12 H: 0 LOB: 1 BB: 1 P: 20	R: 0 E: 0 K: 0 S: 9 H: 1 LOB: 1 BB: 1 P: 20	R: 0 E: 0 K: 1 S: 5 H: 0 LOB: 0 BB: 0 P: 6	R: 3 E: 1 K: 0 S: 18 H: 2 LOB: 1 BB: 1 P: 28	R: 0 E: 0 K: 0 S: 8 H: 0 LOB: 0 BB: 0 P: 13	R: 0 E: 0 K: 0 S: 13 H: 1 LOB: 1 BB: 0 P: 20	R: 0 E: 0 K: 1 S: 11 H: 0 LOB: 0 BB: 0 P: 13	R: 0 E: 0 K: 1 S: 7 H: 0 LOB: 0 BB: 0 P: 11

	AB	R	H	RBI	BB	SO	LOB
AB	33						
R	5						
H	6						
RBI	5						
BB	4						
SO	3						
LOB	15						

	1B	SF	WP	PA
	4	0	1	38
	2B	SAC	PB	
	2	0	0	
	3B	DP	SB	
	0	1	0	
	HR	HBP	CS	
	0	1	0	

livebaseballscorecards.com

PITCHER		IP	WLS	BF	H	R	ER	SO	BB	IBB	HBP	BLK	WP	HR	S	P	ERA	WHIP
49 Jonathon Niese, L ERA: 3.57	(1, 1)	5.0	W	25	5	5	4	1	4	0	1	0	1	0	57	101	7.20	1.800
50 Scott Atchison, R ERA: 1.69	(6, 1)	2.0		7	1	0	0	0	0	0	0	0	0	0	21	33	0.00	0.500
46 Greg Burke, R ERA: 4.76	(8, 1)	1.0		3	0	0	0	1	0	0	0	0	0	0	11	13	0.00	0.000
47 Aaron Laffey, L ERA: 5.06	(9, 1)	1.0		3	0	0	0	1	0	0	0	0	0	0	7	11	0.00	0.000

PITCHER	IP	WLS	BF	H	R	ER	SO	BB	IBB	HBP	BLK	WP	HR	S	P	ERA	WHIP

New York Mets @ Minnesota Twins

Target Field, Minneapolis, MN

Sat Apr 13 2013, 3:12 PM - 5:51 PM CDT

Att. 28,804 - Overcast - 35 F

livebaseballscorecards.com

Batter	1	2	3	4	5	6	7	8	9	AB	R	H	RBI	BB	SO	LOB
4 Collin Cowgill, R (1, 8) OBP: 0.148, SLG: 0.407	B FF 88 S FF 88 B FF 88 X FF 89 2-1 ① G6-3		C CH 82 F FF 87 B CH 83 B FF 89 X CH 84 2-2 ② G5-3		B FF 87 C CU 80 B FF 87 D FF 88 X FF 87 3-1 28 1B, 5 1B, 2-3, 3-H, 1B		X SL 87 0-0 ① B1-3		C SL 82 B CH 85 F CH 84 F SL 83 D CH 86 F CH 85 S CH 86 2-3 ③ K, 2-3	4	1	1	1	0	0	1
1 Jordany Valdespin, L (9, PH) OBP: 0.458, SLG: 0.476										1	0	0	0	0	1	1
9 Kirk Nieuwenhuis, L (9, 8) OBP: 0.182, SLG: 0.273										0	0	0	0	0	0	0
28 Daniel Murphy, L (1, 4) OBP: 0.413, SLG: 0.690	F FF 88 X FF 88 0-1 44 WP, 1B		B CU 82 X CU 81 1-0 ③ G4-3		C CU 80 F CU 80 X CU 80 0-2 44 G6-3, 5 1B, 1-3, 3-H, 1B		C SL 85 F CU 77 C SL 84 0-3 ② K			4	0	2	1	0	1	1
5 David Wright, R (1, 5) OBP: 0.408, SLG: 0.415	B FF 87 C CH 83 C CH 82 B FF 88 B FF 88 1 SAFE F FF 88 T FF 88 3-2 ② K			C FF 86 X CU 82 0-1 ① G6-3	X FF 88 0-0 44 G6-3, 1-2, 3-H, 1B		C CU 75 S SL 82 S FF 90 0-3 ③ K			4	0	1	1	0	2	1
44 John Buck, R (1, 2) OBP: 0.318, SLG: 0.780	B FF 88 B FF 89 S FF 88 B CH 84 X FF 88 3-1 ③ F9, 1-2			F CU 80 B CH 82 F CH 82 X FF 88 1-2 ② L8	C SL 81 B FF 89 B FF 90 X SL 83 2-1 ② G6-3, 1-2, 2-3			S SL 84 C CU 76 B CU 77 X SL 84 1-2 ① F9		4	0	0	0	0	0	3
21 Lucas Duda, L (1, 7) OBP: 0.452, SLG: 0.613		B FF 86 X FF 87 1-0 ① F8		B FF 88 B FF 88 X FF 88 2-0 ③ G4-3	B FF 88 B SI 90 D SI 90 B FF 89 4-0 BB			B SI 87 B FF 88 C FF 89 X FF 89 2-1 ② F7		2	0	0	0	1	0	0
23 Mike Baxter, L (7, 7) OBP: 0.455, SLG: 0.353										1	0	0	0	0	0	0
6 Marlon Byrd, R (1, 9) OBP: 0.325, SLG: 0.432		C FF 87 S CH 84 B FF 88 B FF 89 X FF 88 2-2 ② F9			B CU 80 B FF 87 2-0 HR C SL 82 S CU 76 D CU 75 R CU 75 S FF 91 2-3 ③ K			X SL 86 0-0 ③ F9		4	1	1	1	0	1	3
29 Ike Davis, L (1, 3) OBP: 0.244, SLG: 0.205		B FF 88 C FF 88 F FF 88 B CU 82 X FF 88 2-2 ③ G4-3			B FF 88 S CU 82 C CU 81 B CU 82 F FF 88 B CU 81 X FF 88 3-2 ① 1B	B FF 88 B SI 89 C SI 89 X CH 82 2-1 ① G4-3			B CH 89 B CH 88 B FF 89 C FF 90 X CH 84 3-1 ① F8	4	0	1	0	0	0	0
Justin Turner, R (1, 10) OBP: 0.467, SLG: 0.600			B FF 86 C FF 87 X CH 83 1-1 2B		X FF 88 0-0 11 2B, 4 1B, 1B	C SL 83 F SL 81 X FF 91 0-2 ② F8			F FF 89 F SL 83 B CH 85 F CH 85 X FF 90 1-2 1 WP, 11 G1-3, 1B	4	1	3	0	0	0	0
11 Rubén Tejada, R (1, 6) OBP: 0.356, SLG: 0.359		B FF 86 L FF 87 M FF 86 B FF 87 X CU 82 2-2 ① L7			B CU 80 C FF 86 D CH 83 1 SAFE C FF 86 X CU 81 2-2 4 1B, 28 1B, 1-3, 2B	C FF 91 B CU 75 S FF 91 X FF 91 1-2 ③ F9			C FF 89 B CH 83 S CH 84 D CH 85 1 SAFE X FF 90 2-2 ② G1-3, 1-2	4	1	1	0	0	0	2

Inning Stats																				
	R: 0	H: 1	R: 0	H: 0	R: 0	H: 1	R: 0	H: 0	R: 4	H: 7	R: 0	H: 0	R: 0	H: 0	R: 0	H: 1	1B: 7	SF: 0	WP: 2	PA: 37
	E: 0	LOB: 1	E: 0	LOB: 0	E: 0	LOB: 1	E: 0	LOB: 0	E: 0	LOB: 3	E: 0	LOB: 0	E: 0	LOB: 0	E: 0	LOB: 1	2B: 2	SAC: 0	PB: 0	
	K: 1	BB: 0	K: 0	BB: 0	K: 0	BB: 0	K: 1	BB: 0	K: 1	BB: 1	K: 0	BB: 0	K: 2	BB: 0	K: 0	BB: 0	3B: 0	DP: 0	SB: 0	
	S: 10	P: 18	S: 7	P: 12	S: 9	P: 15	S: 6	P: 9	S: 21	P: 39	S: 8	P: 11	S: 7	P: 7	S: 6	P: 9	HR: 1	HBP: 0	CS: 0	
															S: 14	P: 22				

PITCHER		IP	WLS	BF	H	R	ER	SO	BB	IBB	HBP	BLK	WP	HR	S	P	ERA	WHIP
58 Scott Diamond, L ERA: 8.31	(1, 1)	4.1	L	20	8	4	4	1	0	0	0	0	1	1	46	78	8.31	1.846
20 Josh Roenicke, R ERA: 1.17	(5, 1)	1.2		7	1	0	0	1	1	0	0	0	0	0	15	26	0.00	1.200
50 Casey Fien, R ERA: 6.0	(7, 1)	2.0		6	0	0	0	2	0	0	0	0	0	0	13	16	0.00	0.000
61 Jared Burton, R ERA:	(9, 1)	1.0		4	1	0	0	1	0	0	0	0	1	0	14	22	0.00	1.000

PITCHER	IP	WLS	BF	H	R	ER	SO	BB	IBB	HBP	BLK	WP	HR	S	P	ERA	WHIP

TOP	
AB	36
R	4
H	10
RBI	4
BB	1
SO	5
LOB	12

BOTTOM

Batter	1	2	3	4	5	6	7	8	9	AB	R	H	RBI	BB	SO	LOB
32 Aaron Hicks, S (1, 8) OBP: 0.109, SLG: 0.047	L FF 93 C FF 93 B FF 94 B CU 82 C FF 95 2-3 ① K		B CU 82 B FF 95 F FF 94 S FF 95 F SL 90 S CH 87 2-3 ③ K			S FF 96 B SL 91 B FF 96 F FF 96 X CH 87 2-2 ③ F7			B FF 94 C FF 94 F FF 94 C KC 85 1-3 ① K	4	0	0	0	0	3	0
7 Joe Mauer, L (1, 10) OBP: 0.340, SLG: 0.447	C FF 94 B FF 93 B CU 82 X FF 94 2-1 ② F7			C FF 94 B SL 89 B FF 94 S CH 87 X FF 96 2-2 ① P6			C CU 81 B SL 90 X CH 87 1-1 ① G3		C FF 94 C FF 96 F FF 95 B FF 96 F KC 85 B KC 85 X FF 97 2-2 16 2B 2B	4	1	1	0	0	0	0
16 Josh Willingham, R (1, 7) OBP: 0.417, SLG: 0.472	C FF 94 B CU 78 B SL 88 B FF 95 X FF 94 3-1 ③ G5-3			B FF 94 B CU 79 B FF 95 B FF 95 4-0 33 G4-6-3 BB			C SL 89 X SL 89 0-1 ② G5-3		C FF 95 X KC 85 0-1 2-H 2B	3	0	1	1	1	0	0
33 Justin Morneau, L (1, 3) OBP: 0.348, SLG: 0.429		C CU 79 B CU 86 C FF 95 B SL 89 F FF 94 S FF 94 2-3 ① K		X FF 94 0-0 ②③ G4-6-3 1-2f			F CU 82 F SL 90 F SL 91 B FF 97 B CH 88 X SL 90 2-2 HR		X FF 95 0-0 ② F7	4	1	1	1	0	1	2
9 Ryan Doumit, S (1, 2) OBP: 0.261, SLG: 0.244		B FF 94 B CH 86 B FF 92 B FF 95 4-0 BB			C FF 92 B CU 80 X CH 86 1-1 ① P6		B CH 86 B CH 86 T FF 95 X CH 87 2-1 ③ G4-3		C FF 95 F FF 97 C FF 97 0-3 ③ K	3	0	0	0	1	1	1
24 Trevor Plouffe, R (1, 5) OBP: 0.333, SLG: 0.429		X FF 94 0-0 ② F9			C FF 94 X CU 82 0-1 ② G3			X FF 93 0-0 ① F8		3	0	0	0	0	0	1
27 Chris Parmelee, L (1, 9) OBP: 0.361, SLG: 0.367		C FF 95 B CH 86 X CH 86 1-1 ③ P5			C FF 94 B CU 80 S FF 95 S FF 94 1-3 ③ K			C FF 94 S FF 95 F FF 96 B CU 84 F FF 95 X CH 87 1-2 ② G1-3		3	0	0	0	0	1	1
2 Brian Dozier, R (1, 4) OBP: 0.206, SLG: 0.226			F FF 94 L SL 90 B SL 89 B FF 95 X FF 95 2-2 ① F8			C FF 94 C CU 81 B SL 89 F FF 96 S SL 90 1-3 ① K		C FF 94 B SL 90 S FF 96 B SL 91 F FF 95 B FF 96 X FF 94 3-2 1B		3	0	1	0	0	1	0
5 Eduardo Escobar, S (1, 6) OBP: 0.400, SLG: 0.667			F FF 96 S FF 94 B FF 94 X CU 82 1-2 ② L3			S FF 96 B FF 94 F FF 96 S FF 97 1-3 ② K		C FF 94 X FF 94 0-1 ③ F7		3	0	0	0	0	1	1
Inning Stats	R: 0 E: 0 K: 1 S: 7 H: 0 LOB: 0 BB: 0 P: 14	R: 0 E: 0 K: 1 S: 7 H: 0 LOB: 1 BB: 1 P: 14	R: 0 E: 0 K: 1 S: 10 H: 0 LOB: 0 BB: 0 P: 15	R: 0 E: 0 K: 0 S: 4 H: 0 LOB: 0 BB: 1 P: 10	R: 0 E: 0 K: 1 S: 7 H: 0 LOB: 0 BB: 0 P: 9	R: 0 E: 0 K: 2 S: 10 H: 0 LOB: 0 BB: 0 P: 14	R: 1 E: 0 K: 0 S: 10 H: 1 LOB: 0 BB: 0 P: 15	R: 0 E: 0 K: 0 S: 12 H: 1 LOB: 1 BB: 0 P: 16	R: 1 E: 0 K: 2 S: 14 H: 2 LOB: 1 BB: 0 P: 17	1B: 1 2B: 2 3B: 0 HR: 1 SF: 0 SAC: 0 DP: 1 HBP: 0						

PITCHER	IP	WLS	BF	H	R	ER	SO	BB	IBB	HBP	BLK	WP	HR	S	P	ERA	WHIP
33 Matt Harvey, R (1, 1) ERA: 0.82	8.0	W	27	2	1	1	6	2	0	0	0	0	1	67	107	1.12	0.500
39 Bobby Parnell, R (9, 1) ERA: 2.7	1.0	S	5	2	1	1	2	0	0	0	0	0	0	14	17	9.00	2.000

PITCHER	IP	WLS	BF	H	R	ER	SO	BB	IBB	HBP	BLK	WP	HR	S	P	ERA	WHIP

New York Mets @ Minnesota Twins

Target Field, Minneapolis, MN

Sat Apr 13 2013, 3:12 PM - 5:51 PM CDT

Att. 28,804 - Overcast - 35 F

livebaseballscorecards.com

AB	30
R	2
H	4
RBI	2
BB	2
SO	8
LOB	6

1B: 1	SF: 0	WP: 0	PA: 32
2B: 2	SAC: 0	PB: 0	
3B: 0	DP: 1	SB: 0	
HR: 1	HBP: 0	CS: 0	

Batter	1	2	3	4	5	6	7	8	9	AB	R	H	RBI	BB	SO	LOB
1 Jordany Valdespin, L (1, 9) OBP: 0.379, SLG: 0.385	B FF 91 B FF 89 C FF 89 F FF 91 X FF 93 2-2 ① G5-3	B FF 90 C CH 82 F FF 92 B SL 88 S SL 77 2-3 ③ K		B FF 90 C FF 92 S CH 84 X FF 93 1-2 ③ G6-3			M SL 81 X FF 92 0-1 ② F8		B SL 78 B FF 90 B FC 88 C FC 88 C FC 89 X FC 88 3-2 ③ G4-3	5	0	0	0	0	1	3
28 Daniel Murphy, L (1, 4) OBP: 0.400, SLG: 0.644	B FF 91 C FF 90 B CH 83 B FF 91 F FF 90 B FF 93 4-2 5 HR BB		S FF 90 B SL 78 X FF 92 1-1 ① G4-3		C SL 77 X SL 80 0-1 ① G3		C FF 92 B CH 85 F SL 83 S SL 84 1-3 ③ K			3	1	0	0	1	1	0
5 David Wright, R (1, 5) OBP: 0.434, SLG: 0.578	C FF 88 B CH 84 B FF 90 X FF 90 2-1 1-H HR		B FF 91 C FF 91 B FF 90 B FF 89 X FF 90 3-1 ② F9		X FF 89 0-0 HR			B SI 87 F SI 88 X SI 88 1-1 29 FC4-6 1B		4	2	3	3	0	0	0
29 Ike Davis, L (1, 3) OBP: 0.224, SLG: 0.186	C FF 91 B CH 86 C FF 91 B FF 92 B FF 91 C FF 92 3-3 ② K		S FF 90 B CH 81 B FF 92 B FF 91 C FF 90 F FF 92 F FF 92 F SL 78 X FF 91 3-2 ③ G6-3		F FF 89 X CH 85 0-1 ② F7			X SI 88 0-0 ① FC4-6 44 FC5-4 1-2f		4	0	0	0	0	1	1
44 John Buck, R (1, 2) OBP: 0.333, SLG: 0.756	B SL 82 C FF 91 F SL 82 B FF 93 F SL 80 F FF 92 F SL 82 B SL 81 X SL 78 3-2 1B			C SL 89 B FF 90 B FF 90 B SL 79 X FF 91 3-1 21 BB 11 1B 1B	S FF 92 C FF 92 X FF 94 0-2 ③ L9			X SI 88 0-0 ② FC5-4 21 1B 1-2f		4	1	2	0	0	0	1
21 Lucas Duda, L (1, 7) OBP: 0.457, SLG: 0.588	B FF 92 F FF 91 B CH 83 C FF 91 T FF 91 2-2 ③ K			C SL 88 B FF 89 B FF 91 B SL 89 B FF 87 4-1 11 1B 1-2 BB		C FF 91 B FF 91 C SL 82 F SI 92 X SL 84 1-2 ① F9		B SI 88 B SI 88 X SI 88 2-0 1-3 1B		3	0	1	0	1	1	1
9 Kirk Nieuwenhuis, L (1, 8) OBP: 0.143, SLG: 0.214 56 Scott Rice, L (6, 1) 32 LaTroy Hawkins, R (7, 1) 23 Mike Baxter, L (8, PH) OBP: 0.435, SLG: 0.333 46 Greg Burke, R (8, 1)		C FF 91 C FF 92 B FF 91 T FF 93 1-2 ① K		C FF 89 C SL 77 B FF 90 F SL 80 S FF 91 1-3 ① K		B SL 81 C FF 90 B FF 91 B SL 82 X SI 91 3-1 ② F8		F SI 88 B SI 88 F FS 81 B SI 90 X SI 88 2-2 ③ F8		3 0 0 1 0	0 0 0 0 0	0 0 0 0 0	0 0 0 0 0	0 0 0 0 0	2 0 0 0 0	2 0 0 2 0
11 Rubén Tejada, R (1, 6) OBP: 0.347, SLG: 0.349		B FF 92 C FF 90 X SL 81 1-1 ② P4		C FF 89 X FF 92 0-1 35 SH3-4 1-3 2-H 1B	C SL 83 S SL 84 F FF 91 B SL 84 X FF 91 1-2 ③ G1				C FF 89 B FC 89 F FF 89 F FC 90 B SL 78 X FF 90 2-2 ① P4	4	0	1	1	0	0	0
35 Dillon Gee, R (1, 1) OBP: 0.250, SLG: 0.250 34 Brandon Lyon, R (5, 1) 4 Collin Cowgill, R (6, 8) OBP: 0.138, SLG: 0.379		C FF 90 X FF 92 0-1 1B		1 SAFE B FF 90 X FF 90 1-0 ② SH3-4 1-2			B SL 80 C SL 82 B SL 84 X SI 91 2-1 ① P3		B SL 77 X FF 90 1-0 ② F8	1 0 2	0 0 0	1 0 0	0 0 0	0 0 0	0 0 0	0 0 0
Inning Stats	R: 2 E: 0 K: 2 S: 19 H: 2 LOB: 1 BB: 1 P: 35	R: 0 E: 0 K: 2 S: 10 H: 1 LOB: 1 BB: 0 P: 14	R: 0 E: 0 K: 0 S: 10 H: 0 LOB: 0 BB: 0 P: 17	R: 1 E: 0 K: 1 S: 13 H: 2 LOB: 2 BB: 1 P: 23	R: 1 E: 0 K: 0 S: 8 H: 1 LOB: 0 BB: 0 P: 8	R: 0 E: 0 K: 0 S: 10 H: 0 LOB: 0 BB: 0 P: 15	R: 0 E: 0 K: 1 S: 7 H: 0 LOB: 0 BB: 0 P: 10	R: 0 E: 0 K: 0 S: 8 H: 2 LOB: 2 BB: 0 P: 13	R: 0 E: 0 K: 0 S: 8 H: 0 LOB: 0 BB: 0 P: 14	1B: 6 2B: 0 3B: 0 HR: 2 SF: 0 SAC: 1 DP: 0 HBP: 0						

PITCHER		IP	WLS	BF	H	R	ER	SO	BB	IBB	HBP	BLK	WP	HR	S	P	ERA	WHIP
44 Juan Nicasio, R ERA: 5.63	(1, 1)	5.0	W	23	6	4	4	5	2	0	0	0	0	2	60	97	7.20	1.600
61 Edgmer Escalona, R ERA: 1.93	(6, 1)	2.0	H	6	0	0	0	1	0	0	0	0	0	0	17	25	0.00	0.000
59 Wilton Lopez, R ERA: 8.53	(8, 1)	1.0	H	5	2	0	0	0	0	0	0	0	0	0	8	13	0.00	2.000
63 Rafael Betancourt, R ERA: 1.42	(9, 1)	1.0		3	0	0	0	0	0	0	0	0	0	0	8	14	0.00	0.000

PITCHER	IP	WLS	BF	H	R	ER	SO	BB	IBB	HBP	BLK	WP	HR	S	P	ERA	WHIP

TOP

New York Mets @ Colorado Rockies

Coors Field, Denver, CO

Tue Apr 16 2013, 3:13 PM - 6:12 PM MDT

Att. 21,510 - Cloudy - 39 F

livebaseballscorecards.com

AB	34
R	4
H	8
RBI	4
BB	2
SO	6
LOB	10

WP: 0 PA: 37
PB: 0
SB: 0
CS: 0

BOTTOM

New York Mets @ Colorado Rockies

Coors Field, Denver, CO

Tue Apr 16 2013, 3:13 PM - 6:12 PM MDT

Att. 21,510 - Cloudy - 39 F

livebaseballscorecards.com

Batter	1	2	3	4	5	6	7	8	9	AB	R	H	RBI	BB	SO	LOB
1 Eric Young Jr., S (1, 8) OBP: 0.333, SLG: 0.407	B FC 84 B CH 84 C CH 84 F CH 80 B FC 85 X FC 85 3-2 ① G4-3	X FF 87 0-0 ③ P5			C CH 82 C FF 89 B KC 74 X FF 89 1-2 5 S, 5 WP, 3 BB, 1B	B FF 88 X FF 87 1-0 18 G4-6-3, 1B 3-H		1 SAFE 1 SAFE C FF 84 X SI 86 0-1 1-H 18 1B, 3B		5	2	3	2	0	0	2
18 Jonathan Herrera, S (1, 4) OBP: 0.333, SLG: 0.500	B FC 85 B CH 85 C FC 85 X FC 86 2-1 ② L8		C FC 86 B KC 72 C CH 81 B SL 78 B FC 86 X SI 87 3-2 ① F8		1 SAFE B CH 84 C FC 85 1 SAFE X CH 85 1-1 ② P4	1 SAFE M SI 86 X SI 85 0-1 ② ③ G4-6-3 1-2f		B FF 88 B SI 87 F FF 86 B FF 88 F FF 88 X SI 86 3-2 5 FC6-5, 1B 3-H		5	0	1	1	0	0	2
5 Carlos González, L (1, 7) OBP: 0.444, SLG: 0.717	L FF 87 B SL 80 X FC 86 1-1 3B		C SL 79 B FC 88 X CH 82 1-1 HR		B FC 87 B CH 82 B SL 79 C KC 76 B FC 87 4-1 3 BB, 2 HBP, 17 1B, BB 1-3		B SI 86 X SI 88 1-0 ① P6	C SI 86 B CH 73 B SI 86 X SI 86 2-1 ② FC6-5, 2 FC5-4 1-2f		4	2	2	1	1	0	1
2 Troy Tulowitzki, R (1, 6) OBP: 0.377, SLG: 0.568	C SI 86 X FF 88 0-1 ③ P6		B FF 88 C SL 80 X SI 88 1-1 ② G1-3		H SI 86 1-0 3 BB, 17 1B, HBP 1-2		F SI 88 B CH 79 X CH 79 1-1 ② L7	C SI 88 B SI 87 1 SAFE S SI 87 X SI 87 1-2 ③ FC5-4 1-2f		4	1	0	0	0	0	2
3 Michael Cuddyer, R (1, 9) OBP: 0.420, SLG: 0.636		C CH 86 T SI 86 B SL 80 X FF 87 1-2 20 1B, 2B	B FF 88 C SI 89 B CH 83 F CH 81 F FF 89 X SL 81 2-2 ③ G1-3		B FF 87 B FC 87 B FF 87 C FC 87 C FC 87 B FC 88 4-2 17 1B, BB 1-2 2-3 3-H		B SI 87 B CH 78 B SI 87 B SI 87 4-0 17 BB, BB			2	1	1	1	2	0	0
17 Todd Helton, L (1, 3) OBP: 0.333, SLG: 0.424		F SI 86 C FF 87 X FF 88 0-2 ① G6-3		F FF 86 S FC 89 B FF 88 X FC 89 1-2 ① F7	B FF 88 F FF 87 X FC 88 1-1 1-3 2-H 3-H, 1B		B SI 86 C SI 88 F SI 86 F SI 88 F SL 80 B SL 79 D SI 88 D SI 88 4-2 1-2 BB			3	0	1	2	1	0	1
20 Wilin Rosario, R (1, 2) OBP: 0.381, SLG: 0.650		C SL 80 B KC 72 C FF 87 X SL 77 1-2 4 1B, 2-H, 1B		F FF 88 B KC 73 B SL 81 X SL 79 2-1 ② F9	B FF 87 C CU 75 S SL 83 X SL 81 1-2 ③ L8		F SI 88 B SL 82 B SL 83 F FF 90 S SL 85 2-3 ③ K			4	0	1	1	0	1	4
4 Chris Nelson, R (1, 5) OBP: 0.366, SLG: 0.324		B FF 88 X SI 88 1-0 1-2 1B		C SL 80 X SI 89 0-1 ③ G1-3		X FF 88 0-0 61 SH3-4, 1, 1B, 2B		B FF 86 B FF 87 C FF 87 B FF 86 C FF 86 X FF 86 3-2 ① G3		4	1	2	0	0	0	0
44 Juan Nicasio, R (1, 1) 14 Josh Rutledge, R (5, PH) OBP: 0.220, SLG: 0.277 61 Edgmer Escalona, R (6, 1) 59 Wilton Lopez, R (8, 1) 15 Jordan Pacheco, R (8, PH) OBP: 0.263, SLG: 0.278 63 Rafael Betancourt, R (9, 1)		L FC 85 L FC 84 B SL 78 L FC 85 1-3 ② K			C FC 87 C SL 78 F SL 78 B FC 87 S SL 79 1-3 ① K	X SL 84 0-0 ① SH3-4 2-3		C FF 86 B SL 77 F SI 86 X SL 77 1-2 1, 3B, 1B		1 1 0 0 1 0	0 0 0 0 1 0	0 0 0 0 1 0	0 0 0 0 0 0	1 0 0 0 0 0	1 0 0 0 0 0	2 0 0 0 0 0
Inning Stats	R: 0 E: 0 K: 0 S: 9 H: 1 LOB: 1 BB: 0 P: 15	R: 1 E: 0 K: 1 S: 14 H: 3 LOB: 2 BB: 0 P: 18	R: 1 E: 0 K: 0 S: 11 H: 1 LOB: 0 BB: 0 P: 18	R: 0 E: 0 K: 0 S: 7 H: 0 LOB: 0 BB: 0 P: 10	R: 3 E: 0 K: 1 S: 17 H: 2 LOB: 2 BB: 2 P: 31	R: 1 E: 0 K: 0 S: 5 H: 2 LOB: 0 BB: 0 P: 6	R: 0 E: 0 K: 1 S: 10 H: 0 LOB: 2 BB: 2 P: 22	R: 2 E: 0 K: 0 S: 16 H: 3 LOB: 1 BB: 0 P: 26		1B: 7 2B: 2 3B: 2 HR: 1 SF: 0 SAC: 1 DP: 1 HBP: 1						

	AB	34
	R	8
	H	12
	RBI	8
	BB	4
	SO	3
	LOB	14

PITCHER		IP	WLS	BF	H	R	ER	SO	BB	IBB	HBP	BLK	WP	HR	S	P	ERA	WHIP
35 Dillon Gee, R ERA: 8.36	(1, 1)	4.2	L	24	7	5	5	2	2	0	1	0	1	1	55	88	9.64	1.929
34 Brandon Lyon, R ERA: 2.25	(5, 1)	0.2		4	2	1	1	0	0	0	0	0	0	0	6	8	13.50	3.000
56 Scott Rice, L ERA: 1.29	(6, 1)	1.1		5	0	0	0	0	2	0	0	0	0	0	9	19	0.00	1.500
32 LaTroy Hawkins, R ERA: 7.71	(7, 1)	0.1		1	0	0	0	1	0	0	0	0	0	0	3	5	0.00	0.000
46 Greg Burke, R ERA: 6.75	(8, 1)	1.0		6	3	2	2	0	0	0	0	0	0	0	16	26	18.00	3.000

PITCHER	IP	WLS	BF	H	R	ER	SO	BB	IBB	HBP	BLK	WP	HR	S	P	ERA	WHIP

Batter	1	2	3	4	5	6	7	8	9	10	AB	R	H	RBI	BB	SO	LOB
4 Collin Cowgill, R (1, 8) OBP: 0.200, SLG: 0.400	C SI 86 B SI 84 X CH 77 1-1 28 FC4-6 1B		X CU 67 0-0 28 2B 5 E 1B		F SI 82 X CU 88 0-2 28 FC3-6 1B C SI 82 S ST 83 C ST 85 F FF 91 S ST 94 2-2 F4			B CH 85 S CH 87 B CH 87 F CH 87 S FF 87 2-3 K ①	B FF 87 F FF 88 S FC 89 F FC 88 B SL 77 C SL 77 2-3 K ②		6	1	3	0	0	2	5
28 Daniel Murphy, L (1, 4) OBP: 0.382, SLG: 0.620 34 Brandon Lyon, R (8, 1) 56 Scott Rice, L (8, 1) 39 Bobby Parnell, R (8, 1) 9 Kirk Nieuwenhuis, L (10, PH) OBP: 0.200, SLG: 0.214 46 Greg Burke, R (10, 1)	X SI 85 0-0 FC4-6 5 G5-4-3 1-2f ①		B SI 84 X CH 77 1-0 5 E 6 SF8 2B 1-3		C SI 82 X CU 88 2-2 FC3-6 6 WP 5 6 1B 1-2 ① F SI 82 F FF 92 F FF 90 F ST 81 F FF 91 F ST 82 3-3 K ③			F CH 87 B FF 89 C FF 88 F SL 83 X FF 88 1-2 G6-3 ② ③ 1-2f		B FC 88 C SL 77 B FC 89 F FC 88 F FC 89 B FC 88 F FC 88 F FC 87 B FC 88 4-2 BB 1-2	5 0 0 0 0 0	2 0 0 0 0 0	1 0 0 0 0 0	0 0 0 0 1 0	0 0 0 0 0 0	1 0 0 0 0 0	6 0 0 0 0 0
5 David Wright, R (1, 5) OBP: 0.424, SLG: 0.531	X SI 85 0-0 G5-4-3 ② ③ 1-2f		B SI 84 3 SAFE D CH 79 D CH 78 B SI 86 4-0 E S BB 2-3 3-H		D CU 68 C SI 82 B SI 82 B CH 77 F SI 82 B SI 85 4-2 6 WP 6 1B BB 1-2	C ST 81 S ST 82 B ST 82 B ST 82 F ST 83 B FF 92 X ST 82 3-2 P3 ①			F FF 90 X SL 82 0-1 G4-3 ① F FC 89 B FC 90 B SL 79 X FC 90 2-1 F9 ③	4	1	0	0	2	0	3
6 Marlon Byrd, R (1, 9) OBP: 0.311, SLG: 0.415		B CU 66 C CU 67 F CH 81 B FF 83 S CH 76 2-3 K ①	B CU 68 F SI 84 X CH 78 1-1 SF8 ① 3-H		C CU 67 B SI 84 F CH 80 B CU 67 X SI 85 2-2 21 BB 1B 1-H 2-H	C FF 92 F FF 93 B FF 89 S FF 92 1-3 K ②			X FF 92 0-0 G5-3 ②		4	1	1	3	0	2	0
21 Lucas Duda, L (1, 7) OBP: 0.469, SLG: 0.583 23 Mike Baxter, L (5, 7) OBP: 0.440, SLG: 0.316		B SI 86 C SI 85 S CU 68 X CU 68 1-2 11 1B E 1B	B CH 79 B CH 76 C SI 84 1 SAFE 1 SAFE X SI 84 2-1 F7 ②		B CU 68 B SI 84 B SI 85 C SI 83 C CH 76 F CH 81 F SI 86 B SI 84 4-2 11 1B 1B BB 1-2	X FF 91 0-0 G4-3 ③			B FF 92 B SL 83 B FF 93 C FF 92 C FF 92 B FF 93 4-2 1B BB	2 1	2 0	1 0	0 0	1 1	0 0	1 0
Justin Turner, R (1, 3) OBP: 0.450, SLG: 0.550 (8, 4)		C SI 83 C SI 86 X CU 66 0-2 FC1 11 1B 1-2	C FF 86 B SI 86 B SI 85 S CH 77 B FF 85 S SI 85 3-3 K ③ 1-3		C CU 68 X SI 82 0-1 20 BB 11 1B 1 1B 1-2 2-H		F CH 87 C CH 86 S SL 83 0-3 K ①		B FF 92 F FF 92 F FF 94 B FF 93 1 SAFE F SL 83 F FF 94 B FF 94 X SL 85 3-2 1B 1-3	5	1	2	1	0	2	2
11 Rubén Tejada, R (1, 6) OBP: 0.352, SLG: 0.354		C CH 77 B CH 76 X SI 82 1-1 1B 1-3 2-H	B CU 69 B SI 84 C SI 84 C CH 80 F SI 83 F SI 83 S CH 76 2-3 K ① B CH 76 F CH 77 X SI 84 1-1 1 1B 20 BB 1-2 2-H		C SL 81 X FF 88 0-1 G3-1 ②			B FF 92 X FF 92 1-0 F8 ③		5	0	2	2	0	1	2
20 Anthony Recker, R (1, 2) OBP: 0.333, SLG: 0.286 44 John Buck, R (10, PH) OBP: 0.327, SLG: 0.739 (10, 2)		B CU 69 B CH 78 B CH 77 I IN 69 4-0 IBB	C SI 82 X CH 76 0-1 G5-3 ② B FF 91 D ST 80 C FF 90 B FF 90 B FF 91 4-1 1 1B BB 1-2 2-3				C FF 88 X FF 89 0-1 F7 ③		X FF 88 0-0 F8 ①	2 1	0 0	0 0	0 0	2 0	0 0	0 0
47 Aaron Laffey, L (1, 1) 1 Jordany Valdespin, L (5, PH) OBP: 0.400, SLG: 0.407 66 Josh Edgin, R (5, 1) 32 LaTroy Hawkins, R (5, 1) 50 Scott Atchison, R (6, 1) 29 Ike Davis, L (8, PH) OBP: 0.255, SLG: 0.205 (8, 3)		C SI 85 S CU 70 B CU 70 B CU 69 C SI 87 2-3 K ③	C SI 83 X CU 67 0-1 G4-3 ③ S FF 93 B FF 92 X FF 92 1-1 1-2 2-3 3-H 1B					F CH 84 X SL 82 0-1 28 G6-3 1B	B FC 87 C SL 75 S FC 88 B FC 88 B FC 88 B FC 88 4-2 9 BB BB	2 1 0 0 0 1	0 0 0 0 0 0	0 1 0 0 0 1	0 1 0 0 0 0	1 0 1 0 0 1	0 0 0 0 0 0	2 0 0 0 0 0
Inning Stats	R: 0 E: 0 K: 0 S: 4 H: 1 LOB: 0 BB: 0 P: 5	R: 1 E: 1 K: 2 S: 14 H: 2 LOB: 2 BB: 1 P: 24	R: 2 E: 1 K: 1 S: 9 H: 2 LOB: 1 BB: 1 P: 20	R: 0 E: 0 K: 1 S: 9 H: 0 LOB: 0 BB: 0 P: 11	R: 5 E: 0 K: 1 S: 32 H: 5 LOB: 3 BB: 3 P: 55	R: 0 E: 0 K: 1 S: 8 H: 0 LOB: 0 BB: 0 P: 12	R: 0 E: 0 K: 1 S: 7 H: 0 LOB: 0 BB: 0 P: 7	R: 0 E: 0 K: 1 S: 9 H: 1 LOB: 0 BB: 0 P: 12	R: 0 E: 0 K: 0 S: 11 H: 1 LOB: 2 BB: 1 P: 19	R: 0 E: 0 K: 1 S: 14 H: 0 LOB: 2 BB: 2 P: 26	1B: 11 2B: 1 3B: 0 HR: 0 SF: 1 SAC: 0 DP: 2 HBP: 0	WP: 2 PB: 0 SB: 1 CS: 0 PA: 48					

PITCHER	IP	WLS	BF	H	R	ER	SO	BB	IBB	HBP	BLK	WP	HR	S	P	ERA	WHIP
26 Jeff Francis, L (1, 1) ERA: 8.25	4.1		25	9	8	6	4	3	1	0	0	2	0	56	93	12.46	2.769
0 Adam Ottavino, R (5, 1) ERA: 4.5	1.2		7	1	0	0	2	1	0	0	0	0	0	20	34	0.00	1.200
34 Matt Belisle, R (7, 1) ERA: 2.89	2.0		6	1	0	0	2	0	0	0	0	0	0	16	19	0.00	0.500
49 Rex Brothers, L (9, 1) ERA: 1.23	1.0		5	1	0	0	0	1	0	0	0	0	0	11	19	0.00	2.000
63 Rafael Betancourt, R (10, 1) ERA: 1.23	1.0	W	5	0	0	0	1	2	0	0	0	0	0	14	26	0.00	2.000

PITCHER	IP	WLS	BF	H	R	ER	SO	BB	IBB	HBP	BLK	WP	HR	S	P	ERA	WHIP

TOP

New York Mets @ Colorado Rockies

Coors Field, Denver, CO

Tue Apr 16 2013, 6:48 PM - 11:06 PM MDT

Att. 20,239 - Overcast - 36 F

livebaseballscorecards.com

AB	39
R	8
H	12
RBI	7
BB	8
SO	9
LOB	21

New York Mets @ Colorado Rockies

Coors Field, Denver, CO

Tue Apr 16 2013, 6:48 PM - 11:06 PM MDT

Att. 20,239 - Overcast - 36 F

livebaseballscorecards.com

BOTTOM

Batter	1	2	3	4	5	6	7	8	9	10	AB	R	H	RBI	BB	SO	LOB
1 Eric Young Jr., S (1, 8) OBP: 0.306, SLG: 0.364	B FF 85 C FF 85 X SI 82 1-1 14 1B 5 SF8 1B	B FF 81 F FF 81 X CH 79 1-1 ③ G5-3			C FF 92 T FF 92 B FF 92 F FF 93 X FF 92 1-2 ① G6-3	B FF 90 X SL 86 1-0 ② G3		S FF 87 C SL 83 F SI 88 F CU 75 B SL 80 X FF 86 1-2 ② G6-3		B SI 85 X SI 85 1-0 ① F9	6	1	1	0	0	0	1
14 Josh Rutledge, R (1, 4) OBP: 0.250, SLG: 0.288	B FF 87 C FF 83 X SI 85 1-1 15 S 3 1B 1-3 1B		B FF 84 B FF 83 B FF 83 C FF 82 B FF 84 4-1 5 1B 3 FC6-4 BB		X FF 92 0-0 5 2B 15 BB 1B	C SL 85 F FF 90 X SL 86 0-2 ③ G3-1		X FC 84 0-0 E1 5 1B 3 E		C SI 86 B SI 88 X SI 87 1-1 ② G6-3	5	3	2	0	1	0	0
5 Carlos González, L (1, 7) OBP: 0.467, SLG: 0.740	C SL 72 X FF 84 0-1 ① SF8 3-H		B FF 83 C FF 82 B SL 71 X FF 85 2-1 3 FC6-4 1-3 1B		B FF 92 C FF 91 S SL 82 F FF 92 B SL 82 B FF 93 X SL 80 3-2 15 BB 4 SF9 1-3 2B		B CH 83 B SL 85 X SL 85 2-0 ① P5	X SL 80 0-0 3 S 3 E 1-3 1B		B CH 71 B FF 86 B SI 83 B SI 83 4-0 3 1B 15 1B BB	4	3	3	1	1	0	0
3 Michael Cuddyer, R (1, 9) OBP: 0.446, SLG: 0.633	C FF 86 F SI 84 1 SAFE B SL 73 F CH 79 B SI 84 X SI 83 2-2 15 S 1-2 1B		1 SAFE B FF 83 X SI 84 1-0 ① FC6-4 15 CS 1-2f 3-H		F FF 92 B FF 93 B FF 92 D CH 86 B FF 92 4-1 15 BB 8 2B BB		F FF 90 B SL 85 X SL 85 1-1 4 G6-3 15 1B 1B	F FF 92 B FF 93 C KC 80 X FF 94 2-2 E6 15 1B 1-H 3-H		1 SAFE B SI 86 B SI 85 B FF 86 C FF 86 X FF 86 3-1 15 1B 15 DI 1-3 1B	5	1	3	1	1	0	1
15 Jordan Pacheco, R (1, 3) OBP: 0.360, SLG: 0.348	D FF 84 F CH 79 B CH 78 S FF 82 B FF 86 F CH 76 F FF 86 F SI 81 F FF 82 3-3 S FF 87 ② K 1-2 2-3		B FF 84 B FF 87 C FF 82 X FF 85 2-1 ②③ F8 1-2		B SI 91 B CH 88 B FF 92 C FF 92 B FF 90 4-1 8 2B 1-2 2-3 3-H BB		B SL 84 B SL 84 X FF 89 2-0 4 G6-3 1-2 1B	F FF 90 B FF 93 1 SAFE X KC 80 1-1 1-2 1B		C SI 87 X SI 88 0-1 1-3 3-H 1B	5	1	3	2	1	1	3
4 Chris Nelson, R (1, 5) OBP: 0.326, SLG: 0.293	B FF 84 X CH 79 1-0 ③ G6-3			B FF 84 F CH 76 B FF 85 F FF 82 B FF 85 S FF 80 3-3 ① K	C FF 89 F SL 84 F FF 92 X SL 85 0-2 ② SF9 3-H		X SL 85 0-0 ② G6-3 1-2 2-3	B FF 92 B FF 92 F FF 94 C FF 94 X KC 81 2-2 ③ L7			4	0	0	1	0	1	6
8 Yorvit Torrealba, R (1, 2) OBP: 0.529, SLG: 0.417		C FF 84 X FF 83 0-1 ① G3		B FF 86 F FF 83 B FF 85 B FF 81 F FF 82 F FF 84 B CH 81 4-2 26 B2-5-4 16 BB BB	S SL 82 X FF 89 0-1 1-H 2-H 2B		D SL 86 F SL 84 C SL 86 B FF 91 B SL 86 F SL 87 B FF 91 4-2 BB		X FF 90 0-0 ① G3	3	0	1	2	2	0	0
16 Reid Brignac, L (1, 6) OBP: 0.318, SLG: 0.350 2 Troy Tulowitzki, R (7, PH) OBP: 0.370, SLG: 0.556 18 Jonathan Herrera, S (8, 6) OBP: 0.308, SLG: 0.462		F FF 86 B FF 85 B FF 87 B SI 83 C FF 82 S FF 83 3-3 ② K		S FF 82 B SI 83 B SI 81 C CH 81 B FF 83 B FF 81 4-2 1-2 BB	B CU 73 C FF 90 S FF 90 F CH 81 F FF 91 S SL 87 1-3 ③ K		C SL 84 C FF 90 S SL 85 0-3 ③ K		C FF 91 F FF 91 B FF 90 S FF 95 1-3 ② K	2 1 1	0 0 0	0 0 0	0 0 0	1 0 0	2 1 1	1 3 0
26 Jeff Francis, L (1, 1) 0 Adam Ottavino, S (5, 1) Dexter Fowler, S (6, PH) OBP: 0.382, SLG: 0.708 34 Matt Belisle, R (7, 1) 17 Todd Helton, L (8, PH) OBP: 0.324, SLG: 0.412 49 Rex Brothers, L (9, 1) 20 Wilin Rosario, R (9, PH) OBP: 0.322, SLG: 0.634 63 Rafael Betancourt, R (10, 1)		C FF 85 C FF 86 B FF 83 F FF 86 H SI 82 2-2 HBP		X 0-0 ②③ B2-5-4 2-3f		C FF 89 B FF 90 F SL 85 B FF 91 B SL 84 F SL 85 F SL 86 T FF 90 3-2 ① K		B FF 87 F FF 87 B SI 88 B SL 83 F FF 87 F FF 86 X FF 87 3-2 ① L7	B KC 81 B FF 94 S FF 96 S KC 85 S FF 95 2-3 ③ K	1 0 1 0 1 0 1 0	0 0 0 0 0 0 0 0	0 0 0 0 0 0 0 0	0 0 0 0 0 0 0 0	0 0 1 0 0 0 1 0	0 0 0 0 0 0 0 0	2 0 0 0 0 0 0 0
Inning Stats	R: 1 E: 0 K: 1 S: 18 H: 3 LOB: 2 BB: 0 P: 26	R: 0 E: 0 K: 1 S: 10 H: 0 LOB: 1 BB: 0 P: 16	R: 1 E: 0 K: 0 S: 6 H: 1 LOB: 0 BB: 1 P: 15	R: 0 E: 0 K: 1 S: 9 H: 0 LOB: 1 BB: 2 P: 20	R: 4 E: 0 K: 1 S: 22 H: 3 LOB: 1 BB: 2 P: 35	R: 0 E: 0 K: 1 S: 9 H: 0 LOB: 0 BB: 0 P: 13	R: 0 E: 0 K: 1 S: 11 H: 2 LOB: 3 BB: 1 P: 20	R: 2 E: 2 K: 0 S: 20 H: 2 LOB: 2 BB: 0 P: 29	R: 0 E: 0 K: 2 S: 7 H: 0 LOB: 0 BB: 0 P: 10	R: 1 E: 0 K: 0 S: 7 H: 2 LOB: 2 BB: 1 P: 16	1B: 11 2B: 2 3B: 0 HR: 0 SF: 2 SAC: 0 DP: 1 HBP: 1	WP: 0 PB: 0 SB: 3 CS: 1 PA: 50					

PITCHER		IP	WLS	BF	H	R	ER	SO	BB	IBB	HBP	BLK	WP	HR	S	P	ERA	WHIP
47 Aaron Laffey, L ERA: 4.82	(1, 1)	4.0		18	4	2	2	3	3	0	1	0	0	0	43	77	4.50	1.750
66 Josh Edgin, L ERA: 7.5	(5, 1)	0.1		5	2	4	4	0	2	0	0	0	0	0	11	23	108.00	12.000
32 LaTroy Hawkins, R ERA: 6.75	(5, 1)	0.2		3	1	0	0	1	0	0	0	0	0	0	11	12	0.00	1.500
50 Scott Atchison, R ERA: 1.23	(6, 1)	2.0	H	9	2	0	0	2	1	0	0	0	0	0	20	33	0.00	1.500
34 Brandon Lyon, R ERA: 1.93	(8, 1)	0.2	H	3	0	1	0	0	0	0	0	0	0	0	11	15	0.00	0.000

PITCHER		IP	WLS	BF	H	R	ER	SO	BB	IBB	HBP	BLK	WP	HR	S	P	ERA	WHIP
56 Scott Rice, L ERA: 1.29	(8, 1)	0.0		1	1	0	0	0	0	0	0	0	0	0	1	1	∞	∞
39 Bobby Parnell, R ERA: 1.93	(8, 1)	1.1	B	6	1	1	0	2	0	0	0	0	0	0	15	23	0.00	0.750
46 Greg Burke, R ERA: 7.36	(10, 1)	0.2	L	5	2	1	1	0	1	0	0	0	0	0	7	16	13.50	4.500

AB	40
R	9
H	13
RBI	7
BB	7
SO	8
LOB	17

New York Mets @ Colorado Rockies

Coors Field, Denver, CO

Thu Apr 18 2013, 1:12 PM - 4:05 PM MDT

Att. 18,341 - Partly Cloudy - 28 F

livebaseballscorecards.com

Batter	1	2	3	4	5	6	7	8	9	AB	R	H	RBI	BB	SO	LOB
1 Jordany Valdespin, L (1, 7) OBP: 0.412, SLG: 0.452	C FF 85 X FF 86 0-1 ① G1-3		B CU 73 B SL 81 X SI 85 2-0 2B			C SL 82 X CU 75 0-1 ① P6		B FF 89 C SI 90 F CH 84 B FF 90 F CU 78 X CH 83 2-2 28 G4-3 29 1B 1B		4	1	2	0	0	0	0
28 Daniel Murphy, L (1, 4) OBP: 0.390, SLG: 0.630	B SI 86 F SL 82 X FF 86 1-1 5 WP 5 1B 1B		B SI 86 B SI 87 X CU 74 2-0 ② F8			B FF 87 B CH 78 X FF 86 2-0 5 1B 2B		F SI 90 B CH 83 B FF 91 X FF 91 2-1 ② G4-3 1-2		4	2	2	0	0	0	2
5 David Wright, R (1, 5) OBP: 0.444, SLG: 0.538	F FF 86 B SL 82 F SL 82 B SI 86 X SI 87 2-2 44 PB 29 G4-3 1-H 1B		X CU 75 0-0 ③ G5-3			C SL 81 B CU 75 X SL 82 1-1 ② 2-H 1B		F FF 90 B CH 82 F FF 91 B SI 91 F CH 84 B FF 90 D CU 78 4-2 29 1B BB		3	0	2	2	1	0	1
29 Ike Davis, L (1, 3) OBP: 0.255, SLG: 0.208	B SI 86 B SI 86 1 SAFE B SL 82 F FF 86 X FF 87 3-1 ② G4-3 1-2			B FF 85 X SL 81 1-0 ① P5		C CU 73 B FF 85 S CU 77 B FF 87 B FF 87 X CU 75 3-2 ③ G4-3		B FF 91 B FF 90 C FF 91 S SI 91 F FF 91 D FF 92 X SI 92 3-2 44 FC6-4 1-2 2-H 1B		4	0	1	1	0	0	1
44 John Buck, R (1, 2) OBP: 0.302, SLG: 0.680	D CU 75 B SL 83 B SL 82 C SI 87 X CU 76 3-1 ③ G5-3 2-3			C SL 80 S SI 84 B SL 82 S SL 82 1-3 ② K			C SL 80 B SL 85 X CU 74 1-1 ① P1	F SI 92 X CU 77 0-1 ③ FC6-4 1-2f		4	0	0	0	0	1	3
6 Marlon Byrd, R (1, 8) (7, 9) OBP: 0.306, SLG: 0.422		F FF 84 C SL 82 T SI 84 0-2 ① K		B SL 81 C CU 78 F SI 85 F SL 80 X FF 87 1-2 ③ G6-3			X CU 74 0-0 23 G4-3 2B		S FF 89 X FF 90 0-1 ① F9	4	0	1	0	0	1	0
23 Mike Baxter, L (1, 9) OBP: 0.393, SLG: 0.273 50 Scott Atchison, R (7, 1) 27 Jeurys Familia, R (7, 1) 53 Jeremy Hefner, R (8, 1) 9 Kirk Nieuwenhuis, L (9, PH) OBP: 0.188, SLG: 0.200		C SI 86 B CU 77 C SL 81 B SL 81 C FF 88 2-3 ② K			X CU 73 0-0 ① F7		B SI 85 X CU 74 1-0 ② G4-3 2-3		C FF 91 S FF 90 B FF 90 B CU 79 F FF 91 F SI 91 C CH 84 2-3 ② K	3 0 0 0 1	0 0 0 0 0	0 0 0 0 0	0 0 0 0 0	1 0 0 0 1	1 0 0 0 0	0 0 0 0 0
11 Rubén Tejada, R (1, 6) OBP: 0.328, SLG: 0.327		C FF 85 B SL 82 B SI 84 X FF 86 2-1 ③ L7		C SI 83 X SL 83 0-1 ② G6-3		C SL 81 F FF 87 D SL 81 F SL 80 X SI 85 1-2 ③ G1-3		B SI 91 C SI 91 X FF 92 1-1 ③ G6-3		4	0	0	0	0	0	1
49 Jonathon Niese, L (1, 1) OBP: 0.429, SLG: 0.333 66 Josh Edgin, R (7, 1) 4 Collin Cowgill, R (7, 8) OBP: 0.194, SLG: 0.389			F SI 83 C CU 73 C CU 74 0-3 ① K	C SI 84 X CU 75 0-1 ③ F8			C FF 90 X CU 76 0-1 ① G5-3			2 0 1	0 0 0	0 0 0	0 0 0	0 0 0	1 0 0	0 0 0
Inning Stats	R: 1 E: 0 K: 0 S: 11 H: 2 LOB: 1 BB: 0 P: 20	R: 0 E: 0 K: 2 S: 8 H: 0 LOB: 0 BB: 0 P: 12	R: 0 E: 0 K: 1 S: 6 H: 1 LOB: 1 BB: 0 P: 10	R: 0 E: 0 K: 1 S: 8 H: 0 LOB: 0 BB: 0 P: 11	R: 0 E: 0 K: 0 S: 5 H: 0 LOB: 0 BB: 0 P: 5	R: 1 E: 0 K: 0 S: 8 H: 2 LOB: 0 BB: 0 P: 14	R: 0 E: 0 K: 0 S: 8 H: 1 LOB: 1 BB: 0 P: 11	R: 1 E: 0 K: 0 S: 17 H: 2 LOB: 2 BB: 1 P: 28	R: 0 E: 0 K: 1 S: 9 H: 0 LOB: 0 BB: 0 P: 12	1B: 5 2B: 3 3B: 0 HR: 0 SF: 0 SAC: 0 DP: 0 HBP: 0						

AB	34
R	3
H	8
RBI	3
BB	1
SO	5
LOB	9

WP: 1 PA: 35
PB: 1
SB: 0
CS: 0

PITCHER		IP	WLS	BF	H	R	ER	SO	BB	IBB	HBP	BLK	WP	HR	S	P	ERA	WHIP
27 Jon Garland, R ERA: 3.32	(1, 1)	7.0	W	26	6	2	2	4	0	0	0	0	1	0	54	83	2.57	0.857
31 Chris Volstad, R ERA: 8.53	(8, 1)	2.0		9	2	1	1	1	1	0	0	0	0	0	26	40	4.50	1.500

PITCHER	IP	WLS	BF	H	R	ER	SO	BB	IBB	HBP	BLK	WP	HR	S	P	ERA	WHIP

Batter	1	2	3	4	5	6	7	8	9	AB	R	H	RBI	BB	SO	LOB
1 Eric Young Jr., S (1, 9) OBP: 0.341, SLG: 0.395	C FF 88 F FF 87 B CU 75 F FF 89 B FF 92 F FF 88 X FF 90 2-2 FC6-4 1B	X FF 87 0-0 FC6-5 ③ 1-2 2-3f			B FF 89 B CH 82 C FF 87 X FF 90 2-1 5 CS 1B		B FF 92 F FF 91 X CH 85 1-1 FC6-4 1B S FF 96 B SI 96 B FF 96 S FF 96 X FF 96 2-2 G4-3 ③			5	0	3	0	0	0	4
Dexter Fowler, S (1, 8) OBP: 0.367, SLG: 0.717	D SI 89 X FF 88 1-0 FC6-4 5 WP 5 1B ① 1-2f		F SI 88 F FF 91 B FF 91 B FF 90 B FF 88 X FF 87 3-2 F9 ①		1 SAFE B FF 89 F FF 88 1 SAFE X FF 90 1-1 F9 ②		1 SAFE F FF 93 F FF 93 B SL 80 1 SAFE F FF 93 X CH 85 1-2 FC6-4 5 1B 20 1B ② 1-2f	F FF 89 B CH 83 F CH 84 X FF 89 1-2 HR		5	3	1	1	0	0	3
5 Carlos González, L (1, 7) OBP: 0.477, SLG: 0.745	B FF 89 B FF 90 X FF 86 2-0 1-H 1B		S CU 74 B FF 90 F SI 89 C FF 88 1-3 K ②		B FF 90 1 SAFE 1-0 CS ③ 1-2	C SI 86 C FF 87 B FF 86 B CU 75 B FF 90 X FC 87 3-2 E7 2 1B 2B	C FF 94 X SL 80 0-1 2 BB 20 1B 1B 1-3	B FF 90 C FF 90 X CH 85 1-1 G1-6-3 ①		5	2	3	1	0	1	0
2 Troy Tulowitzki, R (1, 6) OBP: 0.390, SLG: 0.612	B FF 90 1 SAFE C SI 90 F FF 88 X FF 90 1-2 P3 ②		B CH 84 X FF 87 1-0 G6-3 ③			F FF 90 X FF 86 0-1 20 G6-4-3 1B 3-H	B SL 86 1 SAFE 1 SAFE B SL 86 B FF 90 B SL 86 4-0 20 1B 17 2B BB 1-2	B CU 76 B SI 89 X FF 89 2-0 HR		4	2	2	2	1	0	1
20 Wilin Rosario, R (1, 2) OBP: 0.354, SLG: 0.587	X CH 82 0-0 G1-3 ③			B CU 71 F CH 84 B FF 88 B CH 83 F FF 88 F FF 88 S CH 83 3-3 K ①		B CU 71 B SI 88 X SI 88 2-0 G6-4-3 ①② 1-2f	C SL 86 S CU 77 B SL 86 F SL 86 B CU 76 X SL 86 2-2 17 S 17 2B 1B 1-3 2-H 3-H	F FF 91 C CU 75 F SL 86 F FF 90 C CU 75 0-3 K ②		5	1	1	2	0	2	2
17 Todd Helton, L (1, 3) OBP: 0.333, SLG: 0.436		B FF 89 C FF 91 B FF 91 C FF 87 F FF 92 F FF 93 X FF 89 2-2 G5-3 ①		B FC 87 C FF 89 B SI 87 F SI 89 F FC 87 X FF 91 2-2 L7 ②		B CU 72 C FF 89 X FC 86 1-1 14 BB 1B	B FF 89 1 SAFE B FF 89 F FF 90 S FF 90 F FF 91 D SL 86 X FF 91 3-2 4 1B 2B 1-H 3-H	C FF 89 B CU 74 F FF 90 B CH 83 X FF 90 2-2 F8 ③		5	1	2	2	0	0	0
14 Josh Rutledge, R (1, 4) OBP: 0.283, SLG: 0.352		B CU 72 B SI 90 X FF 90 2-0 G5-3 ②		C CU 72 B CH 85 X CH 84 1-1 HR		B SI 87 C FF 90 B FF 89 D SI 89 B FF 89 4-1 1-2 BB	B SL 81 B SI 94 B SI 94 B FF 94 4-0 4 1B 16 1B BB			2	2	1	1	2	0	0
4 Chris Nelson, R (1, 5) OBP: 0.340, SLG: 0.311		X SI 90 0-0 1 FC6-5 27 1B 1B		C CU 74 X FF 88 0-1 F9 ③		B FF 87 C CU 72 C CH 83 B SI 90 S FF 88 2-3 K ③	C FF 95 S SL 83 B SL 86 X SL 81 1-2 16 1B 1B 1-2 2-H			4	0	2	1	0	1	2
27 Jon Garland, R (1, 1) OBP: 0.200, SLG: 0.200 15 Jordan Pacheco, R (7, PH) OBP: 0.346, SLG: 0.333 16 Reid Brignac, L (7, PH) OBP: 0.348, SLG: 0.381 31 Chris Volstad, R (8, 1)		B FF 89 X FF 90 1-0 1 FC6-5 1B 1-2			B SI 87 C FF 88 X CH 83 1-1 B1-3 ①		G5-3 1-2			2 1 1 0	0 0 0 0	1 0 1 0	0 0 0 0	0 0 0 0	0 0 0 0	0 0 0 0
Inning Stats	R: 1 E: 0 K: 0 S: 11 H: 2 LOB: 1 BB: 0 P: 17	R: 0 E: 0 K: 0 S: 9 H: 2 LOB: 2 BB: 0 P: 14	R: 0 E: 0 K: 1 S: 7 H: 0 LOB: 0 BB: 0 P: 12	R: 1 E: 0 K: 1 S: 12 H: 1 LOB: 0 BB: 0 P: 18	R: 0 E: 0 K: 0 S: 6 H: 1 LOB: 0 BB: 0 P: 11	R: 1 E: 1 K: 1 S: 12 H: 3 LOB: 2 BB: 1 P: 24	R: 6 E: 0 K: 0 S: 25 H: 6 LOB: 2 BB: 2 P: 45	R: 2 E: 0 K: 1 S: 14 H: 2 LOB: 0 BB: 0 P: 20		1B: 12 2B: 2 3B: 0 HR: 3 SF: 0 SAC: 0 DP: 1 HBP: 0						

PITCHER		IP	WLS	BF	H	R	ER	SO	BB	IBB	HBP	BLK	WP	HR	S	P	ERA	WHIP
49 Jonathon Niese, L ERA: 3.8	(1, 1)	6.0	L	26	9	3	3	3	1	0	0	0	1	1	57	96	4.50	1.667
66 Josh Edgin, L ERA: 9.45	(7, 1)	0.2		4	2	2	2	0	0	0	0	0	0	0	10	12	27.00	3.000
50 Scott Atchison, R ERA: 4.91	(7, 1)	0.0		3	2	2	2	0	1	0	0	0	0	0	8	17	∞	∞
27 Jeurys Familia, R ERA: 27.0	(7, 1)	0.1		4	2	2	2	0	1	0	0	0	0	0	7	16	54.00	9.000
53 Jeremy Hefner, R ERA: 7.2	(8, 1)	1.0		5	2	2	2	1	0	0	0	0	0	2	14	20	18.00	2.000

PITCHER	IP	WLS	BF	H	R	ER	SO	BB	IBB	HBP	BLK	WP	HR	S	P	ERA	WHIP

BOTTOM

New York Mets @ Colorado Rockies

Coors Field, Denver, CO

Thu Apr 18 2013, 1:12 PM - 4:05 PM MDT

Att. 18,341 - Partly Cloudy - 28 F

livebaseballscorecards.com

AB	39
R	11
H	17
RBI	11
BB	3
SO	4
LOB	12

Washington Nationals @ New York Mets

Citi Field, Flushing, NY

Fri Apr 19 2013, 7:11 PM - 9:54 PM EDT

Att. 26,675 - Overcast - 59 F

livebaseballscorecards.com

TOP

Batter	1	2	3	4	5	6	7	8	9	AB	R	H	RBI	BB	SO	LOB
2 Denard Span, L (1, 8) OBP: 0.410, SLG: 0.346	C FF 96 C CU 83 S FF 98 0-3 ① **K**		B SI 96 X FF 96 1-0 ② F8			X FF 95 0-0 28 G4-6-3 1B	B FF 96 C FF 96 X CH 88 1-1 ③ G4-3			4	0	1	0	0	1	4
28 Jayson Werth, R (1, 9) OBP: 0.318, SLG: 0.435	B FF 97 B FF 96 C FF 97 B CU 82 S FF 97 B SL 90 4-2 34 G3-1 **BB**		B SL 92 C FF 96 C FF 97 F FF 96 C SL 87 1-3 ③ **K**			C SL 89 S FF 94 B CH 86 F FF 96 B SL 91 F FF 96 X SL 90 2-2 ① ② G4-6-3 **1-2f**		C SI 88 B CH 80 X SI 88 1-1 ① G5-3		3	0	0	0	1	1	2
34 Bryce Harper, L (1, 7) OBP: 0.391, SLG: 0.627	C FF 97 T FF 98 F FF 98 X CU 85 0-2 ② G3-1 **1-2**			C CU 84 F FF 94 X SL 92 0-2 ① G4-3		B SL 91 B CH 86 X SI 96 2-0 ③ L8		F SL 83 X SL 81 0-1 ② G4-3		4	0	0	0	0	0	1
25 Adam LaRoche, L (1, 3) OBP: 0.265, SLG: 0.341	C FF 97 B CH 88 B SL 89 B FF 97 F FF 98 X FF 98 3-2 ③ **L4**			B CU 85 C CH 87 B SL 90 F FF 97 S CH 89 2-3 ② **K**			B CU 82 C FF 94 F CU 83 B FF 96 B SL 89 B CH 85 4-2 20 1B 18 1B **BB**	B SI 90 C SL 82 B CH 82 S SI 90 S CH 80 2-3 ③ **K**		3	1	0	0	1	2	1
20 Ian Desmond, R (1, 6) OBP: 0.328, SLG: 0.557		C FF 95 B SL 91 F CU 82 B SL 90 S FF 96 2-3 ① **K**		F FF 96 S FF 96 B SL 87 F CU 83 B SL 89 B SL 90 F SL 89 B FF 98 4-2 **BB**			C FF 95 X CU 83 0-1 1 E 18 1B **1-2** 1B		C FF 93 B FF 94 C FF 94 B FF 98 F FF 97 F FF 96 X FF 98 2-2 ① L8	3	0	1	0	1	1	0
18 Chad Tracy, L (1, 5) OBP: 0.200, SLG: 0.158		B FF 97 C CU 83 C CH 87 B FF 98 S FF 98 2-3 ② **K**		C CH 87 X FF 97 0-1 ③ F8			X FF 96 0-0 1 E **1-2** **2-H** 1B		F FF 94 X KC 84 0-1 ② G4-3	4	0	1	1	0	1	1
1 Steve Lombardozzi, S (1, 4) OBP: 0.346, SLG: 0.440		C FF 96 X CU 84 0-1 ③ P5			C CH 87 B SL 92 X FF 96 1-1 ① F7		B FF 94 X CH 86 1-0 FC4 **1-2** **2-3**		F FF 95 B FF 96 S FF 96 X FF 94 1-2 ③ G1-3	4	0	0	0	0	0	2
24 Kurt Suzuki, R (1, 2) OBP: 0.444, SLG: 0.714			C FF 96 B SL 89 B SL 89 C FF 96 X SL 90 2-2 ① F8		C FF 95 C CU 83 B SL 91 S FF 97 1-3 ② **K**		C SL 88 F FF 95 F SL 89 B FF 97 S SL 90 1-3 ① **K**			3	0	0	0	0	2	3
37 Stephen Strasburg, R (1, 1) OBP: 0.167, SLG: 0.333 33 Roger Bernadina, L (7, PH) 30 Zach Duke, L (7, 1) 22 Drew Storen, S (8, 1)			X FF 96 0-0 2B		B FF 96 X SL 89 1-0 ③ G6-3		B FF 96 B FF 96 C FF 96 X FF 96 2-1 ② P2			2 1 0 0	0 0 0 0	1 0 0 0	0 0 0 0	0 0 0 0	0 3 0 0	0 0 0 0

Inning Stats																								
	R: 0	H: 0	R: 0	H: 0	R: 0	H: 1	R: 0	H: 0	R: 0	H: 0	R: 0	H: 1	R: 1	H: 2	R: 0	H: 0	R: 0	H: 0	1B: 3	SF: 0	WP: 0	PA: 34		
	E: 0	LOB: 1	E: 0	LOB: 0	E: 0	LOB: 1	E: 0	LOB: 1	E: 0	LOB: 0	E: 0	LOB: 0	E: 1	LOB: 3	E: 0	LOB: 0	E: 0	LOB: 0	2B: 1	SAC: 0	PB: 0			
	K: 1	BB: 1	K: 2	BB: 0	K: 1	BB: 0	K: 1	BB: 1	K: 0	BB: 0	K: 1	BB: 1	K: 1	BB: 1	K: 1	BB: 0	K: 0	BB: 0	3B: 0	DP: 1	SB: 0			
	S: 12	P: 19	S: 8	P: 12	S: 9	P: 13	S: 12	P: 18	S: 6	P: 9	S: 7	P: 11	S: 14	P: 23	S: 7	P: 10	S: 10	P: 13	HR: 0	HBP: 0	CS: 0			

PITCHER		IP	WLS	BF	H	R	ER	SO	BB	IBB	HBP	BLK	WP	HR	S	P	ERA	WHIP
33 Matt Harvey, R ERA: 0.93	(1, 1)	7.0	W	28	4	1	1	7	3	0	0	0	0	0	68	105	1.29	1.000
56 Scott Rice, L ERA: 1.13	(8, 1)	1.0	H	3	0	0	0	1	0	0	0	0	0	0	7	10	0.00	0.000
39 Bobby Parnell, R ERA: 1.59	(9, 1)	1.0		3	0	0	0	0	0	0	0	0	0	0	10	13	0.00	0.000

PITCHER	IP	WLS	BF	H	R	ER	SO	BB	IBB	HBP	BLK	WP	HR	S	P	ERA	WHIP

AB	31
R	1
H	4
RBI	1
BB	3
SO	8
LOB	17

Batter	1	2	3	4	5	6	7	8	9	AB	R	H	RBI	BB	SO	LOB
1 Jordany Valdespin, L (1, 8) (9, 7) OBP: 0.368, SLG: 0.400	C FF 96 F FF 97 B CH 90 F FF 97 X CH 90 1-2 E6 28 1B 5 WP	C CH 87 S CH 87 D CH 88 B FF 97 D CH 89 S CH 90 3-3 K ③			B FF 94 B FF 96 X SI 94 2-0 F9 ①		C SL 78 B SI 89 F SI 88 F CU 74 X SL 78 1-2 G3 ②			4	1	0	0	0	1	1
28 Daniel Murphy, L (1, 4) OBP: 0.397, SLG: 0.614	B SI 96 B SI 96 F SI 94 S FF 96 F FF 97 B FF 97 X SI 96 3-2 5 F9 5 WP 44 1B 1-3 1B		B FF 96 C SI 95 B CH 90 B SI 95 B FF 95 4-1 5 G5-3 BB		B FF 95 C FF 95 B CU 81 B SI 94 X FF 94 3-1 F8 ②		B SL 78 C FF 88 X SI 89 1-1 F7 ③			3	1	1	0	1	0	0
5 David Wright, R (1, 5) OBP: 0.433, SLG: 0.554	B CU 80 1 SAFE B CU 81 X FF 96 2-0 F9 ① 1-3 3-H		X SI 94 0-0 G5-3 ① 1-2		S FF 95 B FF 96 F SI 94 B CU 80 X FF 96 2-2 G6-3 ③			X SI 92 0-0 29 HR 3B		4	1	1	0	0	0	2
29 Ike Davis, L (1, 3) OBP: 0.271, SLG: 0.346	B SI 96 S CH 88 F FF 96 S CH 89 1-3 K ② 3-H		B SI 94 C SI 94 S FF 96 F SI 96 B CH 88 B CH 86 F SI 95 S FF 96 3-3 K ②			X SI 94 0-0 HR		B FF 93 B CH 85 S FF 92 F SI 91 B SI 94 X FF 92 3-2 HR 3-H		4	2	2	3	0	2	2
44 John Buck, R (1, 2) OBP: 0.298, SLG: 0.648	B CU 80 X SI 97 1-0 1B 3-H		F CH 88 B FF 96 C FF 96 D CH 88 B FF 95 C CU 79 3-3 K ③			C CU 78 B CU 79 X FF 95 1-1 F9 ①		C SL 81 F SL 82 S FF 90 0-3 K ①		4	0	1	1	0	2	1
21 Lucas Duda, L (1, 7) OBP: 0.491, SLG: 0.744 9 Kirk Nieuwenhuis, L (9, 8) OBP: 0.188, SLG: 0.200	B FF 95 B CH 86 F SI 95 B FF 96 F SI 96 F FF 96 X SI 97 3-2 F8 ③			B FF 94 C SI 95 B CH 86 B SI 96 B SI 96 4-1 BB		B CH 87 X FF 94 1-0 HR		C FF 92 S CH 86 B SL 82 B SL 81 X SI 92 2-2 HR		3 0	2 0	2 0	2 0	1 0	0 0	1 0
6 Marlon Byrd, R (1, 9) OBP: 0.302, SLG: 0.429		C FF 96 B SI 97 X SI 97 1-1 11 F9 2B		C SI 95 B CU 80 F FF 95 X FF 94 1-2 F8 ①		C CU 80 B CU 80 F FF 95 B CH 89 B CH 88 F CU 80 F CU 80 T FF 96 3-2 K ②		S FF 92 F SL 84 B CH 86 T SL 82 1-2 K ②		4	0	1	0	0	2	1
11 Rubén Tejada, R (1, 6) OBP: 0.306, SLG: 0.304		F FF 97 C CU 80 X CH 88 0-2 F9 ① 2-3		F FF 94 B FF 96 B CU 80 B FF 96 F FF 94 X FF 94 3-2 P4 ②		X FF 96 0-0 G4-1 ③		C FF 90 B SL 80 B FF 92 X FF 90 2-1 L7 ③		4	0	0	0	0	0	2
33 Matt Harvey, R (1, 1) OBP: 0.125, SLG: 0.125 Justin Turner, R (7, PH) OBP: 0.429, SLG: 0.524 56 Scott Rice, L (8, 1) 39 Bobby Parnell, R (9, 1)		S FF 96 B CU 81 F SI 97 F SI 97 F CU 80 B FF 98 S CU 81 2-3 K ②		X FF 94 0-0 F9 ③			B SI 88 X CH 82 1-0 G6-3 ①			2 1 0 0	0 0 0 0	0 0 0 0	0 0 0 0	0 0 0 0	1 0 0 0	2 0 0 0
Inning Stats	R: 2 E: 1 K: 1 S: 17 H: 2 LOB: 1 BB: 0 P: 28	R: 0 E: 0 K: 2 S: 13 H: 1 LOB: 1 BB: 0 P: 19	R: 0 E: 0 K: 2 S: 10 H: 0 LOB: 1 BB: 1 P: 20	R: 0 E: 0 K: 0 S: 8 H: 0 LOB: 1 BB: 1 P: 16	R: 0 E: 0 K: 0 S: 6 H: 0 LOB: 0 BB: 0 P: 13	R: 2 E: 0 K: 1 S: 10 H: 2 LOB: 0 BB: 0 P: 15	R: 0 E: 0 K: 0 S: 7 H: 0 LOB: 0 BB: 0 P: 10	R: 3 E: 0 K: 2 S: 15 H: 3 LOB: 0 BB: 0 P: 23		1B: 2 2B: 1 3B: 1 HR: 4 SF: 0 SAC: 0 DP: 0 HBP: 0				WP: 1 PB: 0 SB: 0 CS: 0 PA: 35		

PITCHER		IP	WLS	BF	H	R	ER	SO	BB	IBB	HBP	BLK	WP	HR	S	P	ERA	WHIP
37 Stephen Strasburg, R ERA: 2.96	(1, 1)	6.0	L	26	5	4	2	6	2	0	0	0	1	2	64	111	3.00	1.167
30 Zach Duke, L ERA: 8.22	(7, 1)	1.0		3	0	0	0	0	0	0	0	0	0	0	7	10	0.00	0.000
22 Drew Storen, R ERA: 7.11	(8, 1)	1.0		6	3	3	3	2	0	0	0	0	0	2	15	23	27.00	3.000

PITCHER	IP	WLS	BF	H	R	ER	SO	BB	IBB	HBP	BLK	WP	HR	S	P	ERA	WHIP

BOTTOM

Washington Nationals @ New York Mets

Citi Field, Flushing, NY

Fri Apr 19 2013, 7:11 PM - 9:54 PM EDT

Att. 26,675 - Overcast - 59 F

livebaseballscorecards.com

AB	33
R	7
H	8
RBI	6
BB	2
SO	8
LOB	12

Washington Nationals @ New York Mets

Citi Field, Flushing, NY

Sat Apr 20 2013, 3:09 PM - 6:29 PM EDT

Att. 24,325 - Cloudy - 54 F

TOP

livebaseballscorecards.com

Batter	1	2	3	4	5	6	7	8	9	AB	R	H	RBI	BB	SO	LOB
2 Denard Span, L (1, 8) OBP: 0.379, SLG: 0.316	C FF 90 B CU 74 B FF 90 X CH 83 2-1 P4 ①		C CU 75 B FF 89 X SI 88 1-1 F7 ①		C FF 87 B SL 76 X CH 80 1-1 G4-3 ②		C FF 94 B SL 83 C FF 94 B SL 84 F FF 95 F FF 94 C SL 81 2-3 K ②		X FF 92 0-0 P5 ③	5	0	0	0	0	1	0
28 Jayson Werth, R (1, 9) OBP: 0.329, SLG: 0.446	C FF 91 C CU 77 B FF 90 B SL 87 F FF 90 S SL 85 2-3 K ②		C FF 90 X SI 88 0-1 34 HR 2B		B SI 84 B FF 86 B FF 86 C FF 85 C FF 86 B FF 85 4-2 34 2B 25 HR BB		C FF 92 C SL 83 B FF 93 B FF 93 F SL 82 B FF 94 X FF 94 3-2 G5-3 ③			3	2	1	0	1	1	0
34 Bryce Harper, L (1, 7) OBP: 0.426, SLG: 0.758	B CU 75 B SL 84 B CH 84 B SI 90 4-0 BB		B FF 90 X CH 82 1-0 2-H HR		1 SAFE D FF 86 B FF 85 F FF 87 S FF 85 B FF 86 F FF 85 X FF 85 3-2 25 HR 1-3 2B			X FF 93 0-0 HR		3	3	3	3	1	0	0
25 Adam LaRoche, L (1, 3) OBP: 0.283, SLG: 0.404	T FF 90 F CU 74 1 SAFE 1 SAFE B CH 82 F SL 85 B FF 90 C CH 82 2-3 K ③		B FF 89 B FF 90 B SI 89 B SI 89 4-0 20 G6-4-3 BB		B FF 85 F CH 79 S FF 88 X FF 85 1-2 2-H 3-H HR			C SL 81 C FF 93 S SL 80 0-3 K ①		3	1	1	3	1	2	1
20 Ian Desmond, R (1, 6) OBP: 0.324, SLG: 0.585		X FF 88 0-0 HR	X SL 86 0-0 G6-4-3 ② ③ 1-2f		F FF 88 S FC 85 B SL 82 S SL 81 1-3 K ③			C SL 87 B CU 77 B SL 86 C FF 90 X SL 88 2-2 G3 ②		4	1	1	1	0	1	1
18 Chad Tracy, L (1, 5) OBP: 0.250, SLG: 0.143		C FF 89 B CU 75 X CH 83 1-1 G3 ①	S CU 73 F CU 74 B CU 75 B CH 83 B FF 89 F CH 83 B FF 90 4-2 8 CS BB		S CU 74 C SI 87 B SL 82 S CU 75 1-3 K ①			B CU 78 B CH 85 B FF 91 B FF 91 4-0 BB		2	0	0	0	2	1	0
8 Danny Espinosa, S (1, 4) OBP: 0.234, SLG: 0.364		T FF 89 F SL 84 B CH 83 B SL 84 X CH 83 2-2 24 L1-3 2B	D CU 77 B SI 89 B SI 89 C FF 89 S CH 82 F SL 84 X CH 82 3-2 G1-3 ① ② 1-2		B CU 74 B SI 88 X SI 87 2-0 G6-3 ②			C FF 91 X CU 78 0-1 G3-1 ③		4	0	1	0	0	0	2
24 Kurt Suzuki, R (1, 2) OBP: 0.400, SLG: 0.625		B SL 83 C FF 89 B SI 88 X SL 84 2-1 L1-3 ② 2-3	C FF 90 B SL 85 B SL 85 X FF 90 2-1 G1-3 ③		C FF 87 B FF 86 S SL 82 B CH 84 B FF 88 X FF 88 3-2 F9 ③				B FF 91 C FF 90 C FF 92 X FF 93 1-2 G1-3 ①	4	0	0	0	0	0	1
47 Gio González, R (1, 1) OBP: 0.400, SLG: 1.000 1 Steve Lombardozzi, S (5, PH) OBP: 0.333, SLG: 0.423 35 Craig Stammen, R (5, 1) 12 Tyler Moore, R (7, PH) OBP: 0.158, SLG: 0.263 52 Ryan Mattheus, R (7, 1) 36 Tyler Clippard, R (7, 1) 33 Roger Bernadina, L (9, PH) 29 Rafael Soriano, R (9, 1)		S SL 84 X SL 83 0-1 G1-3 ③			C FF 88 B SL 72 B FF 85 X FF 85 2-1 F7 ①		B FF 93 S FF 93 F FF 93 B SL 80 S FF 94 2-3 K2-3 ①		B FF 92 X SI 92 1-0 P3 ②	1 1 0 1 0 0 0 1	0 0 0 0 0 0 0 0	0 0 0 0 0 0 0 0	0 0 0 0 0 0 0 0	0 0 0 1 0 0 0 0	0 0 0 0 0 0 0 0	1 0 0 0 0 0 0 0
Inning Stats	R: 0 E: 0 K: 2 S: 10 H: 0 LOB: 1 BB: 1 P: 20	R: 1 E: 0 K: 0 S: 10 H: 2 LOB: 1 BB: 0 P: 15	R: 2 E: 0 K: 0 S: 6 H: 2 LOB: 0 BB: 1 P: 12	R: 0 E: 0 K: 0 S: 9 H: 0 LOB: 0 BB: 1 P: 18	R: 3 E: 0 K: 1 S: 16 H: 2 LOB: 0 BB: 1 P: 28	R: 0 E: 0 K: 1 S: 7 H: 0 LOB: 0 BB: 0 P: 13	R: 0 E: 0 K: 2 S: 12 H: 0 LOB: 0 BB: 0 P: 19	R: 1 E: 0 K: 1 S: 9 H: 1 LOB: 1 BB: 1 P: 15	R: 0 E: 0 K: 0 S: 5 H: 0 LOB: 0 BB: 0 P: 7	1B: 0 2B: 3 3B: 0 HR: 4	SF: 0 SAC: 0 DP: 1 HBP: 0					

	AB	32
	R	7
	H	7
	RBI	7
	BB	5
	SO	7
	LOB	6

WP: 0 PB: 0 SB: 0 CS: 1 PA: 37

PITCHER		IP	WLS	BF	H	R	ER	SO	BB	IBB	HBP	BLK	WP	HR	S	P	ERA	WHIP
53 Jeremy Hefner, R ERA: 7.07	(1, 1)	4.0		17	4	3	3	2	3	0	0	0	0	2	35	65	6.75	1.750
47 Aaron Laffey, L ERA: 7.2	(5, 1)	0.2		5	2	3	3	0	1	0	0	0	0	1	13	24	40.50	4.500
34 Brandon Lyon, R ERA: 1.5	(5, 1)	1.1		4	0	0	0	2	0	0	0	0	0	0	10	17	0.00	0.000
66 Josh Edgin, L ERA: 9.0	(7, 1)	1.1	L	5	1	1	1	3	0	0	0	0	0	1	16	23	6.75	0.750
50 Scott Atchison, R ERA: 4.5	(8, 1)	0.2		3	0	0	0	0	1	0	0	0	0	0	5	11	0.00	1.500

PITCHER		IP	WLS	BF	H	R	ER	SO	BB	IBB	HBP	BLK	WP	HR	S	P	ERA	WHIP
32 LaTroy Hawkins, R ERA: 5.68	(9, 1)	1.0		3	0	0	0	0	0	0	0	0	0	0	5	7	0.00	0.000

Batter	1	2	3	4	5	6	7	8	9	AB	R	H	RBI	BB	SO	LOB
Justin Turner, R (1, 6) OBP: 0.385, SLG: 0.462	C FF 90 B SI 91 C FF 92 B FF 92 F FF 93 C FF 94 2-3 K		F FF 93 F CU 80 B CU 80 X CU 80 1-2 G5-3	B FF 92 X CH 82 1-0 28 1B 1-2 2-H 3-H 1B			C SI 92 X SI 91 0-1 G6-3		F FF 86 B SL 86 B SL 78 B FC 88 F SL 87 X SL 87 3-2 L9	5	0	1	2	0	1	0
28 Daniel Murphy, L (1, 4) OBP: 0.397, SLG: 0.597	B FF 94 B FF 94 B FF 93 C FF 93 X FF 93 3-1 G4-3		C CU 78 F FF 93 B FF 93 S FF 93 1-3 K	B FF 91 B FF 91 F FF 89 B FF 92 X FF 91 3-1 5 FC6-4 1B 1-3 2-H			C SI 93 B FS 82 F SI 91 B FS 80 F SI 92 B FS 82 X SI 92 3-2 44 2B 1B		B SI 89 F SI 89 B FF 91 B FF 90 X FF 88 3-1 G3	5	1	2	1	0	1	0
5 David Wright, R (1, 5) OBP: 0.444, SLG: 0.576	B FF 92 B CH 83 C FF 92 F FF 93 F FF 93 B CU 79 B CU 79 4-2 44 FC6-4 BB			B FF 92 B CU 79 B CU 78 X CU 79 2-2 6 3B 1 SAFE X FF 92 0-0 FC6-4 1-2f			B SI 91 1 SAFE F SI 91 B SI 91 X SI 93 2-1 F9		B SL 81 S FC 89 F FF 90 B FC 90 B SL 87 B FC 88 4-2 44 FC6-4 BB	3	0	1	0	2	0	3
44 John Buck, R (1, 2) OBP: 0.306, SLG: 0.638	X SI 93 0-0 FC6-4 1-2f			B CU 77 B FF 92 B FF 92 F FF 92 B FF 92 4-1 21 BB 29 G1-3 4 1B BB	C FC 84 F FC 84 F SI 91 S SI 91 0-3 K		1 SAFE B SI 91 F SI 91 X SI 91 1-1 1-H 2B		X FF 90 0-0 FC6-4 1-2f	4	1	1	1	1	1	2
29 Ike Davis, L (1, 3) OBP: 0.254, SLG: 0.321		C CU 76 C FF 92 C FF 93 0-3 K		X FF 92 0-0 G1-3 1-2	S SI 92 B SI 91 F KC 79 F FC 84 S KC 80 1-3 K2-3		S FF 92 F FF 92 S CH 80 0-3 K			4	0	0	0	0	3	3
6 Marlon Byrd, R (1, 9) OBP: 0.298, SLG: 0.415		B FF 92 B FF 93 C SI 92 X SI 93 2-1 1B		D FF 93 B FF 92 F FF 93 X FF 92 2-1 FC5-2-5 21 BB 4 1B 3-H	B FC 85 S SI 91 F SI 90 B KC 81 F SI 90 F SI 90 F FC 83 F SI 91 F SI 92 2-2 X SI 91 G6-3			B FF 93 S CH 78 C FC 84 F FF 92 S CH 80 1-3 K		4	1	1	0	0	1	2
21 Lucas Duda, L (1, 7) OBP: 0.491, SLG: 0.707		B FF 92 C FF 92 D CU 77 S CU 78 X FF 94 2-2 L6		B CU 76 B CU 75 B FF 93 B FF 91 4-0 11 BB 4 1B 1B 1-2 2-3 BB		B KC 79 C SI 90 C SI 91 F SI 91 S FC 84 1-3 K		B CU 74 B CH 80 F CH 80 B FF 93 C FF 94 B FF 94 4-2 BB	2	1	0	0	2	1	1
4 Collin Cowgill, R (1, 8) OBP: 0.205, SLG: 0.385 1 Jordany Valdespin, L (8, PH) (9, 8) OBP: 0.359, SLG: 0.389	C FF 92 F FF 92 B FF 94 B CU 78 C CU 79 2-3 K			C FF 92 B FF 93 X SI 93 1-1 11 BB 1B 1-2 2-H 3-H 1B			C SI 92 B KC 79 S FC 83 B FC 84 C FC 84 2-3 K		B FF 92 S CH 80 F FF 92 X FF 93 1-2 P5	3 1	1 0	1 0	2 0	0 0	2 0	1 1
53 Jeremy Hefner, R (1, 1) 11 Rubén Tejada, R (4, PH) OBP: 0.318, SLG: 0.364 47 Aaron Laffey, L (5, 1) 34 Brandon Lyon, R (6, 1) 9 Kirk Nieuwenhuis, L (6, PH) OBP: 0.319, SLG: 0.196 66 Josh Edgin, R (7, 1) 50 Scott Atchison, R (8, 1) 23 Mike Baxter, L (8, PH) OBP: 0.379, SLG: 0.364 32 LaTroy Hawkins, R (9, 1)			B SI 90 S FF 91 S FF 92 B FF 92 C FF 93 2-3 K	C FF 92 B FF 91 B CU 76 B FF 93 F FF 93 F FF 92 F FF 90 F FF 92 4-2 B FF 92 28 1B 1B 1-2 2-3 BB			B SI 91 F SI 90 B KC 79 S SI 90 B SI 90 S SI 91 3-3 K		F FF 92 C FF 92 D CH 81 B FF 92 B CH 79 F FF 92 X FF 92 3-2 L9	1 0 0 0 1 0 0 0 0 1	0 1 0 0 0 0 0 0 0 0	0 0 0 0 0 0 0 0 0 0	0 0 0 0 1 0 0 0 0 0	0 1 0 0 0 0 0 0 0 0	1 0 0 0 0 0 0 0 0 0	0 0 0 0 0 0 0 1 1 0
Inning Stats	R: 0 E: 0 K: 1 S: 10 H: 0 LOB: 1 BB: 1 P: 19	R: 0 E: 0 K: 2 S: 11 H: 1 LOB: 1 BB: 0 P: 17	R: 0 E: 0 K: 2 S: 9 H: 0 LOB: 0 BB: 0 P: 13	R: 5 E: 0 K: 0 S: 20 H: 4 LOB: 2 BB: 3 P: 41	R: 0 E: 0 K: 2 S: 16 H: 0 LOB: 0 BB: 0 P: 19	R: 0 E: 0 K: 3 S: 10 H: 0 LOB: 0 BB: 0 P: 16	R: 1 E: 0 K: 1 S: 13 H: 2 LOB: 1 BB: 0 P: 19	R: 0 E: 0 K: 1 S: 13 H: 0 LOB: 1 BB: 1 P: 22	R: 0 E: 0 K: 0 S: 8 H: 0 LOB: 1 BB: 1 P: 18	1B: 5 2B: 1 3B: 1 HR: 0	SF: 0 SAC: 0 DP: 0 HBP: 0		WP: 0 PB: 0 SB: 0 CS: 0	PA: 40			

PITCHER		IP	WLS	BF	H	R	ER	SO	BB	IBB	HBP	BLK	WP	HR	S	P	ERA	WHIP
47 Gio González, L ERA: 5.85	(1, 1)	4.0		21	5	5	5	5	4	0	0	0	0	0	50	90	11.25	2.250
35 Craig Stammen, R ERA: 4.15	(5, 1)	2.0		6	0	0	0	5	0	0	0	0	0	0	26	35	0.00	0.000
52 Ryan Mattheus, R ERA: 4.32	(7, 1)	0.2	B	4	2	1	1	0	0	0	0	0	0	0	10	16	13.50	3.000
36 Tyler Clippard, R ERA: 4.5	(7, 1)	1.1	W	5	0	0	0	2	1	0	0	0	0	0	16	25	0.00	0.750
29 Rafael Soriano, R ERA: 4.5	(9, 1)	1.0	S	4	0	0	0	0	1	0	0	0	0	0	8	18	0.00	1.000

PITCHER	IP	WLS	BF	H	R	ER	SO	BB	IBB	HBP	BLK	WP	HR	S	P	ERA	WHIP

BOTTOM

Washington Nationals @ New York Mets

Citi Field, Flushing, NY

Sat Apr 20 2013, 3:09 PM - 6:29 PM EDT

Att. 24,325 - Cloudy - 54 F

livebaseballscorecards.com

AB	34
R	6
H	7
RBI	6
BB	6
SO	12
LOB	14

Batter	1	2	3	4	5	6	7	8	9	AB	R	H	RBI	BB	SO	LOB
2 Denard Span, L (1, 8) OBP: 0.386, SLG: 0.305	C SI 87 C CH 82 B FF 87 B CH 84 B CH 83 C SI 89 3-3 K ①		C CH 80 B CH 80 F FF 87 F KC 74 X SL 79 1-2 G4-3 ②			B KC 71 B CH 80 B SI 88 B FF 86 4-0 34 BB BB		B SI 88 C SI 88 D SL 82 D SI 87 D SI 88 4-1 28 G6-4-3 1-2 BB		2	0	0	0	2	1	0
28 Jayson Werth, R (1, 9) OBP: 0.324, SLG: 0.435	C FF 88 B SI 89 F SI 89 F FF 90 B SL 82 B SL 76 S SL 84 3-3 K ②		C FF 89 B KC 74 S FF 89 X SL 81 1-2 1B			F FF 87 B FF 88 S SL 79 1 SAFE X FF 89 1-2 F9 ①		B SI 87 B SI 88 B SI 88 X SI 88 3-0 G6-4-3 ①② 1-2f 2-3		4	0	1	0	0	1	3
34 Bryce Harper, L (1, 7) OBP: 0.431, SLG: 0.738	C FF 90 S FF 90 B KC 75 B SL 82 F CH 84 X CH 84 2-2 25 1B 1B		S CH 83 F FF 87 D CH 83 1 SAFE B CH 83 X SL 81 2-2 F8 ③			C SI 88 B CH 82 F CH 82 1 SAFE D CU 70 B SL 80 B SL 81 4-2 25 WP 1-2 BB ②		S SL 81 F SL 79 D SL 80 B CH 81 S CH 80 2-3 K ③		3	0	1	0	1	1	2
25 Adam LaRoche, L (1, 3) OBP: 0.298, SLG: 0.400	1 SAFE T SI 87 X CH 83 0-1 1-2 1B			B SI 88 C KC 73 S FF 88 B KC 75 B SL 79 C CH 83 3-3 K ①		B CH 83 B CH 83 B SI 88 B FF 87 4-0 1-2 BB			L KC 81 B KC 85 F KC 81 B FF 94 B KC 83 F FF 96 S FF 96 3-3 K ①	3	0	1	0	1	2	0
20 Ian Desmond, R (1, 6) OBP: 0.306, SLG: 0.551	S CH 82 C FF 88 B SL 82 D CH 83 X CH 82 2-2 P3 ③			X SL 79 0-0 F7 ②		F SL 84 C FF 91 B SL 84 B FF 92 C FF 92 2-3 K ③			B FF 94 S KC 86 X KC 84 1-1 G6-3 ②	4	0	0	0	0	1	4
6 Anthony Rendon, R (1, 5)		C FF 87 X FF 87 0-1 F7 ①		B FF 89 C FF 89 C SL 80 B SL 81 B CH 84 F SI 90 X FF 91 3-2 F8 ③			B FF 87 B FF 87 C FC 86 S SL 82 2-3 K ①		C FF 94 B FF 96 B FF 95 C FF 95 C KC 85 2-3 K ③	4	0	0	0	0	2	0
8 Danny Espinosa, S (1, 4) OBP: 0.220, SLG: 0.340		C SI 88 C SI 88 S KC 74 0-3 K ②			B KC 70 F CH 80 F CH 82 F SL 81 B FF 89 S KC 74 2-3 K ①		B SI 87 F SI 87 S CU 76 B CU 76 B SL 82 X CH 82 3-2 G1-3 ②			3	0	0	0	0	2	0
24 Kurt Suzuki, R (1, 2) OBP: 0.372, SLG: 0.571		B FF 88 B FF 89 B FF 89 C FF 87 X FF 89 3-1 F7 ③			B KC 74 C FF 88 B SL 80 F FF 88 S FF 90 2-3 K ②		B FF 86 B FF 86 B FC 86 C FF 87 X FC 85 3-1 G6-3 ③			3	0	0	0	0	1	0
27 Jordan Zimmermann, R (1, 1) 30 Zach Duke, L (6, 1) 1 Steve Lombardozzi, S (8, PH) OBP: 0.357, SLG: 0.444 63 Henry Alberto Rodriguez, R (8, 1)			X FF 87 0-0 F7 ①		B FF 89 C KC 78 S SL 80 X SL 79 1-2 G6-3 ③			B SI 86 B SI 86 C SI 88 F CH 79 X CH 80 2-2 28 G6-4-3 2 BB 1B		2 0 1 0	0 0 0 0	0 0 1 0	0 0 0 0	0 0 0 0	0 0 0 0	0 0 0 0
Inning Stats	R: 0 E: 0 K: 2 S: 16 H: 2 LOB: 2 BB: 0 P: 26	R: 0 E: 0 K: 1 S: 7 H: 0 LOB: 0 BB: 0 P: 10	R: 0 E: 0 K: 0 S: 11 H: 1 LOB: 1 BB: 0 P: 15	R: 0 E: 0 K: 1 S: 8 H: 0 LOB: 0 BB: 0 P: 14	R: 0 E: 0 K: 2 S: 10 H: 0 LOB: 0 BB: 0 P: 15	R: 0 E: 0 K: 1 S: 8 H: 0 LOB: 2 BB: 3 P: 23	R: 0 E: 0 K: 1 S: 8 H: 0 LOB: 0 BB: 0 P: 16	R: 0 E: 0 K: 1 S: 8 H: 1 LOB: 1 BB: 1 P: 19	R: 0 E: 0 K: 2 S: 9 H: 0 LOB: 0 BB: 0 P: 15	1B: 4 2B: 0 3B: 0 HR: 0	SF: 0 SAC: 0 DP: 1 HBP: 0			WP: 1 PB: 0 SB: 0 CS: 0	PA: 33		

TOP

Washington Nationals @ New York Mets

Citi Field, Flushing, NY

Sun Apr 21 2013, 1:13 PM - 4:04 PM EDT

Att. 26,225 - Sunny - 49 F

livebaseballscorecards.com

AB	29
R	0
H	4
RBI	0
BB	4
SO	11
LOB	9

PITCHER		IP	WLS	BF	H	R	ER	SO	BB	IBB	HBP	BLK	WP	HR	S	P	ERA	WHIP
35 Dillon Gee, R ERA: 5.95	(1, 1)	5.2	W	22	3	0	0	6	3	0	0	0	1	0	57	98	0.00	1.059
32 LaTroy Hawkins, R ERA: 5.4	(6, 1)	0.1	H	1	0	0	0	1	0	0	0	0	0	0	3	5	0.00	0.000
34 Brandon Lyon, R ERA: 1.29	(7, 1)	1.0	H	3	0	0	0	1	0	0	0	0	0	0	8	16	0.00	0.000
56 Scott Rice, L ERA: 1.0	(8, 1)	1.0	H	4	1	0	0	1	1	0	0	0	0	0	8	19	0.00	2.000
39 Bobby Parnell, R ERA: 1.35	(9, 1)	1.0	S	3	0	0	0	2	0	0	0	0	0	0	9	15	0.00	0.000

PITCHER	IP	WLS	BF	H	R	ER	SO	BB	IBB	HBP	BLK	WP	HR	S	P	ERA	WHIP

BOTTOM

Washington Nationals @ New York Mets

Citi Field, Flushing, NY

Sun Apr 21 2013, 1:13 PM - 4:04 PM EDT

Att. 26,225 - Sunny - 49 F

livebaseballscorecards.com

Batter	1	2	3	4	5	6	7	8	9	AB	R	H	RBI	BB	SO	LOB
1 Jordany Valdespin, L (1, 8) OBP: 0.333, SLG: 0.359 4 Collin Cowgill, R (7, PH) (8, 8) (9, 7) OBP: 0.200, SLG: 0.375	C FF 93 F FF 93 X FF 94 0-2 E6 5 S		C FF 92 C SI 93 B FF 93 T FF 93 1-2 ② K	B CU 76 S FF 92 T FF 92 B FF 93 S FF 93 2-3 ① K	B CU 73 S SI 88 F FF 87 S CH 83 1-3 ② K					3 0 0 0 0 2 0 1 0 0 0 0 1 0						
28 Daniel Murphy, L (1, 4) OBP: 0.389, SLG: 0.576	F FF 92 B FF 93 S SL 87 F FF 93 F SL 87 B CU 76 B SL 85 F FF 93 X FF 94 3-2 ① P5		F FF 93 B SL 86 X FF 92 1-1 ③ F8	B FF 93 F FF 93 B FF 94 S SL 84 X SL 85 2-2 ② G3-1	C SL 76 S SL 76 X CU 72 0-2 5 FC6-4 1B					4 0 1 0 0 0 1						
5 David Wright, R (1, 5) OBP: 0.447, SLG: 0.557	B SL 84 C FF 94 C FF 93 B FF 94 X FF 94 2-2 ② P4 2-3			F FF 91 B CU 77 B CU 78 B FF 93 B SL 84 4-1 29 1B 23 SF8 BB	B CU 76 B SL 84 F FF 92 F SI 93 B SI 93 B CU 78 4-2 29 S BB		1 SAFE C FF 88 X FF 86 0-1 ③ FC6-4 1-2f			2 1 0 0 2 0 2						
29 Ike Davis, L (1, 3) OBP: 0.254, SLG: 0.317	X CU 77 0-0 ③ G4-3			S CU 77 B CU 77 B CU 76 1 SAFE X CU 76 2-1 11 E 21 BB 1-3 1B	1 SAFE 1 SAFE B FF 91 C CU 76 D CU 76 X FF 92 2-1 ③ G4-3 1-2			F B CH 88 S CH 88 C CH 89 1-3 ① K		4 0 1 0 0 1 2						
44 John Buck, R (1, 2) OBP: 0.303, SLG: 0.661		B SL 84 B FF 93 F SI 93 B FF 94 X FF 93 3-1 HR		B SI 94 F SL 84 S FF 94 X FF 94 1-2 ① F8		C CU 72 B FF 88 S CH 84 S CU 74 1-3 ① K		B SL 86 B FF 97 B FF 95 C FF 96 S FF 95 X SI 97 3-2 ② F9		4 1 1 1 0 1 2						
21 Lucas Duda, L (1, 7) OBP: 0.475, SLG: 0.659 39 Bobby Parnell, R (9, 1)		B SI 93 B CU 74 C FF 93 B FF 93 F SI 93 C FF 95 3-3 ① K		B FF 94 B CU 78 C CU 75 F FF 93 F FF 94 B SL 85 F FF 94 B FF 93 4-2 11 E 1-2 BB		C FF 86 B SL 79 S SL 78 B CU 73 B SI 88 C SI 90 3-3 ② K		B SI 96 C SI 96 B CH 90 F SL 86 B CH 90 F FF 97 C CH 90 3-3 ③ K		3 0 0 0 1 3 0 0 0 0 0 0 0 0						
23 Mike Baxter, L (1, 9) OBP: 0.375, SLG: 0.280		C FF 92 X FF 93 0-1 ② G4-3		B FF 94 F FF 93 F SI 94 X FF 93 1-2 ② SF8 3-H		C FF 88 X SL 77 0-1 E7 1B				2 0 1 1 0 0 0						
11 Rubén Tejada, R (1, 6) OBP: 0.303, SLG: 0.288		C FF 92 F SL 85 S SI 94 0-3 ③ K		B FF 93 F FF 93 X FF 93 1-1 FC6 1-2 2-3		D FF 89 B CH 83 X FF 88 2-0 ③ P4				3 0 0 0 0 1 3						
35 Dillon Gee, R (1, 1) OBP: 0.167, SLG: 0.167 32 LaTroy Hawkins, R (6, 1) 34 Brandon Lyon, R (7, 1) 6 Marlon Byrd, R (7, PH) OBP: 0.293, SLG: 0.407 56 Scott Rice, L (8, 1) 9 Kirk Nieuwenhuis, L (9, 8) OBP: 0.176, SLG: 0.188			C FF 91 X FF 93 0-1 ① G1-3	C FF 93 S SL 85 F SL 84 F FF 94 X SL 84 0-2 ③ P3			S CU 72 S SL 85 B CH 81 B SI 87 F CH 82 F SI 89 C CU 72 2-3 ① K			2 0 0 0 0 0 3 0 0 0 0 0 0 0 0 0 0 0 0 0 0 1 0 0 0 0 1 0 0 0 0 0 0 0 0 0 0 0 0 0 0 0						
Inning Stats	R: 0 E: 1 K: 0 S: 13 H: 0 LOB: 1 BB: 0 P: 18	R: 1 E: 0 K: 2 S: 10 H: 1 LOB: 0 BB: 0 P: 16	R: 0 E: 0 K: 1 S: 7 H: 0 LOB: 0 BB: 0 P: 9	R: 1 E: 1 K: 0 S: 20 H: 1 LOB: 3 BB: 2 P: 33	R: 0 E: 0 K: 1 S: 10 H: 0 LOB: 1 BB: 1 P: 20	R: 0 E: 1 K: 2 S: 9 H: 1 LOB: 1 BB: 0 P: 15	R: 0 E: 0 K: 2 S: 13 H: 1 LOB: 1 BB: 0 P: 16	R: 0 E: 0 K: 2 S: 10 H: 0 LOB: 0 BB: 0 P: 17		1B: 3 2B: 0 3B: 0 HR: 1 SF: 1 SAC: 0 DP: 0 HBP: 0				WP: 0 PB: 0 SB: 2 CS: 0 PA: 33		

	AB	R	H	RBI	BB	SO	LOB
AB	29						
R	2						
H	4						
RBI	2						
BB	3						
SO	10						
LOB	13						

PITCHER	IP	WLS	BF	H	R	ER	SO	BB	IBB	HBP	BLK	WP	HR	S	P	ERA	WHIP
27 Jordan Zimmermann, R (1, 1) ERA: 2.67	5.0	L	22	2	2	2	4	3	0	0	0	0	1	60	96	3.60	1.000
30 Zach Duke, L (6, 1) ERA: 6.52	2.0		8	2	0	0	4	0	0	0	0	0	0	22	31	0.00	1.000
63 Henry Alberto Rodriguez, R (8, 1) ERA: 4.26	1.0		3	0	0	0	2	0	0	0	0	0	0	10	17	0.00	0.000

PITCHER	IP	WLS	BF	H	R	ER	SO	BB	IBB	HBP	BLK	WP	HR	S	P	ERA	WHIP

Los Angeles Dodgers @ New York Mets

Citi Field, Flushing, NY

Tue Apr 23 2013, 7:11 PM - 10:46 PM EDT

Att. 21,135 - Cloudy - 52 F

TOP

livebaseballscorecards.com

Batter	1	2	3	4	5	6	7	8	9	AB	R	H	RBI	BB	SO	LOB
25 Carl Crawford, L (1, 7) OBP: 0.400, SLG: 0.457	B FF 89 S FC 87 X FF 91 1-1 ① F7		B FF 89 C FF 90 S FC 86 X CU 75 1-2 ① G1-3		B SL 79 X FF 92 1-0 ② G4-3		B SI 87 D SL 82 B SI 87 C SI 86 F SI 88 X SI 87 3-2 ② G4-3 1-2 2-3	F FF 96 B FF 95 B SI 95 F FF 95 X CH 88 2-2 ③ G3		5	0	0	0	0	0	4
54 Matt Guerrier, R (8, 1)										0	0	0	0	0	0	0
46 Josh Wall, R (9, 1)										0	0	0	0	0	0	0
14 Mark Ellis, R (1, 4) OBP: 0.370, SLG: 0.470	B FF 90 B SI 90 C CH 84 B FC 87 C FC 87 F FC 88 F CH 84 X FF 91 3-2 27 G6-4-3 1B		C CU 72 B CH 84 B FC 87 B FF 90 F FC 86 X FC 86 3-2 27 1B 1B		C FF 92 B CH 83 X FF 92 1-1 HR		D FC 86 C FF 87 B SL 83 F FC 85 F CU 77 X SL 81 2-2 2-H 3-H HR		C FF 94 B FF 95 S SL 84 B SI 91 S SL 83 2-3 ① K	5	2	4	4	0	1	0
27 Matt Kemp, R (1, 8) OBP: 0.278, SLG: 0.315	B FF 91 B CH 85 B SI 90 C FF 90 F SI 90 1 SAFE X FC 89 3-2 ②③ G6-4-3 1-2f		C FF 90 B SL 79 X FF 92 1-1 1-2 1B		B SL 86 X SL 86 1-0 ③ G6-3		B FF 89 C SI 87 F SL 81 F SI 87 X CU 77 1-2 ③ F8		C FF 96 S FF 96 B SL 84 B SL 85 B FF 96 X FF 96 3-2 2B	5	0	2	0	0	0	1
23 Adrián González, L (1, 3) OBP: 0.451, SLG: 0.536		B FF 89 B FF 86 B FC 86 C FF 89 B FC 85 4-1 17 BB 6 BB 28 1B BB	C FF 91 B SL 81 S FF 91 D SL 82 F FF 92 X FF 92 2-2 ② F8			B SI 89 B CH 84 C FF 90 F CH 84 S SL 87 2-3 ① K		B FF 92 B FF 92 B FF 92 C FF 92 F FF 92 X FF 93 3-2 16 2B 17 2B 1B	B SI 95 F SI 96 F FF 96 B CH 89 S FF 97 2-3 ② K	4	2	1	0	1	2	3
6 Jerry Hairston, R (1, 5) OBP: 0.222, SLG: 0.200		D CU 73 B CH 84 B FF 90 B FF 90 4-0 28 1B 17 BB 1-2 BB	B CH 84 B FF 91 B FF 92 C FF 91 X FF 92 3-1 ③ L6			C SL 85 B CU 77 F SL 86 X FF 91 1-2 ② G6-3		B FF 92 B FF 92 T FF 93 X FF 93 2-1 ① P4	T SI 95 S FF 97 X CH 89 0-2 ③ F8	2	0	0	0	1	0	2
51 Ronald Belisario, R (6, 1)										0	0	0	0	0	0	0
75 Paco Rodríguez, L (7, 1)										0	0	0	0	0	0	0
18 Tim Federowicz, R (8, PH)										1	0	0	0	0	0	1
3 Skip Schumaker, L (8, 7) OBP: 0.355, SLG: 0.174										1	0	0	0	0	0	1
16 Andre Ethier, L (1, 9) OBP: 0.342, SLG: 0.385		C FC 86 S FF 90 C FC 89 0-3 ① K		F FF 91 C FF 93 B SL 85 B FF 92 B SL 82 F FF 93 X FF 92 3-2 ① G4-3		C SL 86 B SI 84 B SL 86 B CH 85 C FF 91 X SL 86 3-2 ③ G4-3		C SL 81 F FF 93 D SL 85 X SL 82 1-2 1-3 17 2B 2B		4	1	1	0	0	1	2
17 A.J. Ellis, R (1, 2) OBP: 0.446, SLG: 0.472		B CH 85 B FC 87 C FF 90 B FC 88 B FC 88 4-1 28 1B 1-2 2-3 BB		C FF 92 B CH 86 X FF 92 1-1 ② G6-3			B FF 87 F SL 83 B FC 86 B SL 83 F FF 86 C FF 88 3-3 ① K	B FF 92 X FF 93 1-0 28 1B 2-H 3-H 2B		3	0	1	2	1	1	0
28 Justin Sellers, R (1, 6) OBP: 0.316, SLG: 0.280		C FF 90 S FC 88 X FC 88 0-2 22 G4-6-3 1-2 2-3 3-H 1B		C FF 92 B CH 84 F FF 92 B FF 92 C FF 92 2-3 ③ K			B FC 86 C FC 86 S CU 76 X SL 82 1-2 25 G4-3 5 BB 14 HR 1B	B FF 92 B CH 87 C FF 92 S FF 94 F SL 84 B FF 94 X FF 93 3-2 2-3 1B		4	1	3	1	0	1	0
22 Clayton Kershaw, L (1, 1) OBP: 0.250, SLG: 0.455		B FC 87 B FC 87 C FF 90 F FC 89 D CU 75 F FC 88 X FF 87 3-2 ②③ G4-6-3 1-2f		L FF 91 B SL 79 C FF 92 X SL 79 1-2 ① G4-3			B FF 87 F SL 84 B FC 86 1 SAFE B FC 86 B FC 86 4-1 25 G4-3 14 HR 1-2 BB	B SI 94 F SI 93 F FF 95 S SL 82 1-3 ② K		2	0	0	0	0	0	3
5 Juan Uribe, R (6, 5) OBP: 0.320, SLG: 0.450										1	1	0	0	1	1	2

	AB	37
	R	7
	H	12
	RBI	7
	BB	4
	SO	7
	LOB	19

Inning Stats	1	2	3	4	5	6	7	8	9
	R: 0 E: 0 K: 0 S: 10	R: 1 E: 0 K: 1 S: 12	R: 0 E: 0 K: 0 S: 14	R: 0 E: 0 K: 1 S: 9	R: 1 E: 0 K: 0 S: 7	R: 0 E: 0 K: 1 S: 9	R: 3 E: 0 K: 1 S: 18	R: 2 E: 0 K: 1 S: 19	R: 0 E: 0 K: 2 S: 12
	H: 1 LOB: 0 BB: 0 P: 17	H: 1 LOB: 2 BB: 3 P: 27	H: 2 LOB: 0 BB: 0 P: 24	H: 0 LOB: 0 BB: 0 P: 15	H: 1 LOB: 0 BB: 0 P: 11	H: 0 LOB: 0 BB: 0 P: 15	H: 2 LOB: 0 BB: 1 P: 32	H: 4 LOB: 2 BB: 0 P: 32	H: 1 LOB: 1 BB: 0 P: 19

1B: 7 SF: 0
2B: 3 SAC: 0
3B: 0 DP: 2
HR: 2 HBP: 0

WP: 0 PA: 41
PB: 0
SB: 0
CS: 0

PITCHER		IP	WLS	BF	H	R	ER	SO	BB	IBB	HBP	BLK	WP	HR	S	P	ERA	WHIP
49 Jonathon Niese, L ERA: 3.81	(1, 1)	2.1		11	3	1	1	1	3	0	0	0	0	0	28	54	3.86	2.571
73 Robert Carson, L ERA: 3.86	(3, 1)	2.1		9	2	1	1	1	0	0	0	0	0	1	23	38	3.86	0.857
50 Scott Atchison, R ERA: 3.86	(5, 1)	1.1		4	0	0	0	1	0	0	0	0	0	0	10	17	0.00	0.000
34 Brandon Lyon, R ERA: 4.5	(7, 1)	1.0	L	6	2	3	3	1	1	0	0	0	0	1	18	32	27.00	3.000
66 Josh Edgin, L ERA: 10.8	(8, 1)	0.1		5	4	2	2	0	0	0	0	0	0	0	13	23	54.00	12.000

PITCHER		IP	WLS	BF	H	R	ER	SO	BB	IBB	HBP	BLK	WP	HR	S	P	ERA	WHIP
27 Jeurys Familia, R ERA: 7.71	(8, 1)	1.2		6	1	0	0	3	0	0	0	0	0	0	18	28	0.00	0.600

Batter	1	2	3	4	5	6	7	8	9	AB	R	H	RBI	BB	SO	LOB
11 Rubén Tejada, R (1, 6) OBP: 0.300, SLG: 0.274	B FF 89 C FF 91 F CH 84 F FF 92 B CU 74 F FF 92 B FF 93 C FF 92 3-3 ① K		B FF 92 B FF 92 1 SAFE C FF 92 C SL 84 B FF 93 F FF 92 B FF 93 4-2 28 1B 5 1B 1-2 BB		B SL 83 X FF 92 1-0 ② L8		C SL 89 S CH 82 F CH 84 B SL 88 D CU 80 D SI 88 X SL 85 3-2 ② FC5-4 1-2f			3	1	0	0	1	1	1
28 Daniel Murphy, L (1, 4) OBP: 0.395, SLG: 0.571 27 Jeurys Familia, R (8, 1)	C FF 93 B CU 74 B CU 74 B FF 92 S FF 92 F FF 93 F FF 92 X FF 92 3-2 ② F7		S SL 84 C FF 94 B FF 93 X SL 84 1-2 5 E 5 1B 1-3 1B 2-H		B FF 92 B SL 82 F FF 91 B FF 92 T FF 92 F FF 93 F FF 93 F FF 92 X FF 93 3-2 5 BB 1B		B SL 87 D SI 90 S SL 86 C CU 79 X CU 79 2-2 ③ F9			4 0	0 0	2 0	1 0	0 0	0 0	1 0
5 David Wright, R (1, 5) OBP: 0.450, SLG: 0.547	X FF 91 0-0 ③ P3		S FF 92 B FF 92 S SL 83 1 SAFE X FF 93 1-2 6 FC5 44 BB 1-3 1B 3-H		1 SAFE 1 SAFE B FF 92 C SL 84 D CU 73 B SL 78 S FF 91 1 SAFE B FF 92 4-2 1-2 BB			B FC 86 F FF 89 C CU 77 F FC 86 B FC 87 F CU 77 X SI 89 2-2 ① P4		3	0	1	1	1	0	0
44 John Buck, R (1, 2) OBP: 0.300, SLG: 0.631		X FF 92 0-0 ① P3	B SL 82 F SL 93 B FF 93 1 SAFE B FF 92 F FF 92 B SL 84 4-2 6 FC5 1-2 BB		B FF 90 B FF 91 F FF 91 B FF 91 F FF 92 C SL 83 3-3 ③ K			B CU 76 S FC 84 C CU 77 X FF 89 1-2 ② F7		3	0	0	0	1	1	2
6 Marlon Byrd, R (1, 9) OBP: 0.274, SLG: 0.379		C FF 92 B SL 85 F FF 92 B FF 92 F SL 86 S FF 92 2-3 ② K	F FF 91 X FF 92 0-1 ③ FC5 1-2 2-3f			F SI 91 B SI 93 F SI 92 F SI 93 F SI 93 F SL 87 S SI 94 1-3 ① K		S FF 89 X SI 88 0-1 ③ F8		4	0	0	0	0	2	3
21 Lucas Duda, L (1, 7) OBP: 0.446, SLG: 0.604		C FF 92 C CU 73 B FF 93 S FF 94 1-3 ③ K		C FF 91 C CU 71 F FF 92 F SL 86 B CU 73 S SL 85 1-3 ① K		C SI 94 B CH 87 C SL 86 X SI 94 1-2 ② G1-3			C SL 80 S SL 82 S SL 83 0-3 ① K	4	0	0	0	0	3	0
Justin Turner, R (1, 3) OBP: 0.333, SLG: 0.400 (8, 4)			C FF 91 B CH 83 X FF 91 1-1 ① G5-3 F FF 91 B CU 72 B CH 84 X FF 91 2-1 ② G6-3			B SL 88 F SI 93 C SI 93 T SI 94 1-2 ③ K			C FF 94 X SL 82 0-1 ② F9	4	0	0	0	0	1	0
4 Collin Cowgill, R (1, 8) OBP: 0.190, SLG: 0.357 50 Scott Atchison, R (5, 1) 34 Brandon Lyon, R (7, 1) 1 Jordany Valdespin, L (7, PH) OBP: 0.326, SLG: 0.350 66 Josh Edgin, R (8, 1) 29 Ike Davis, L (8, 3) OBP: 0.250, SLG: 0.311			C FF 92 B FF 92 S FF 92 F FF 92 B CU 74 X FF 92 2-2 ② G5-3 S SL 84 F SL 83 B FF 92 B FF 92 F SL 83 B FF 92 X FF 92 3-2 ③ F9			B SL 88 F SL 86 F SI 88 S CU 78 1-3 ① K		C FF 94 S FF 95 B FF 96 B SL 84 B FF 93 S SL 82 3-3 ③ K2-3	2 0 0 1 0 0	0 0 0 0 0 0	0 0 0 0 0 0	0 0 0 0 0 0	0 0 0 1 0 1	0 0 0 0 0 0	0 0 0 0 0 0
49 Jonathon Niese, L (1, 1) OBP: 0.429, SLG: 0.333 73 Robert Carson, L (3, 1) 12 Juan Lagares, R (5, 8) OBP: 0.500, SLG: 0.500			C FF 92 B FF 93 S FF 92 B FF 93 F FF 93 B FF 92 B FF 93 4-2 11 BB 28 1B BB		C FF 90 S FF 91 B FF 91 X SL 81 1-2 ① F7		B SI 90 C FF 90 B CH 84 X CH 82 2-1 11 FC5-4 1B			0 0 2	0 1 0	0 0 1	0 0 0	0 1 0	0 0 0	0 0 0
Inning Stats	R: 0 E: 0 K: 1 S: 11 H: 0 LOB: 0 BB: 0 P: 17	R: 0 E: 0 K: 2 S: 8 H: 0 LOB: 0 BB: 0 P: 11	R: 2 E: 1 K: 0 S: 22 H: 2 LOB: 3 BB: 3 P: 39	R: 0 E: 0 K: 1 S: 11 H: 0 LOB: 0 BB: 0 P: 17	R: 0 E: 0 K: 1 S: 15 H: 1 LOB: 2 BB: 1 P: 27	R: 0 E: 0 K: 2 S: 12 H: 0 LOB: 0 BB: 0 P: 15	R: 0 E: 0 K: 1 S: 12 H: 1 LOB: 1 BB: 0 P: 20	R: 0 E: 0 K: 0 S: 10 H: 0 LOB: 0 BB: 0 P: 13	R: 0 E: 0 K: 2 S: 8 H: 0 LOB: 0 BB: 0 P: 11	1B: 4 2B: 0 3B: 0 HR: 0	SF: 0 SAC: 0 DP: 0 HBP: 0	WP: 0 PB: 0 SB: 0 CS: 0	PA: 35			

PITCHER		IP	WLS	BF	H	R	ER	SO	BB	IBB	HBP	BLK	WP	HR	S	P	ERA	WHIP
22 Clayton Kershaw, L ERA: 2.14	(1, 1)	5.0		22	3	2	2	5	4	0	0	0	0	0	67	111	3.60	1.400
51 Ronald Belisario, R ERA: 4.32	(6, 1)	1.0	W	3	0	0	0	2	0	0	0	0	0	0	12	15	0.00	0.000
75 Paco Rodríguez, L ERA: 3.86	(7, 1)	1.0	H	4	1	0	0	1	0	0	0	0	0	0	12	20	0.00	1.000
54 Matt Guerrier, R ERA: 2.57	(8, 1)	1.0		3	0	0	0	0	0	0	0	0	0	0	10	13	0.00	0.000
46 Josh Wall, R ERA: 7.36	(9, 1)	1.0		3	0	0	0	2	0	0	0	0	0	0	8	11	0.00	0.000

PITCHER	IP	WLS	BF	H	R	ER	SO	BB	IBB	HBP	BLK	WP	HR	S	P	ERA	WHIP

BOTTOM

Los Angeles Dodgers @ New York Mets

Citi Field, Flushing, NY

Tue Apr 23 2013, 7:11 PM - 10:46 PM EDT

Att. 21,135 - Cloudy - 52 F

livebaseballscorecards.com

AB	31
R	2
H	4
RBI	2
BB	4
SO	10
LOB	7

Batter	1	2	3	4	5	6	7	8	9	10	AB	R	H	RBI	BB	SO	LOB
3 Skip Schumaker, L (1, 7) (6, 9) OBP: 0.306, SLG: 0.143	C FF 96 C CU 84 F FF 98 B FF 97 X CU 83 1-2 ① G6-3		C SL 89 B CH 86 X CH 88 1-1 ② F8			F FF 93 F CH 86 F FF 95 F SL 87 B FF 94 X SL 90 1-2 ① G4-3		C SI 88 C SI 88 S SL 80 0-3 ② K		B FF 96 X FF 96 1-0 ③ G6-3	5	0	0	0	0	1	1
14 Mark Ellis, R (1, 4) OBP: 0.364, SLG: 0.457	C FF 94 B SL 89 B SL 88 X FF 96 2-1 23 1B 27 FC6-4 1B		B FF 95 C FF 95 B FF 95 S SL 90 B FF 94 F SL 89 F FF 95 X CH 87 3-2 ③ G6-3			C FF 94 C FF 94 F FF 94 X SL 88 0-2 ② G6-3		B SI 89 B SI 88 C SI 88 X CH 80 2-1 ③ G6-3			4	1	1	0	0	0	0
23 Adrián González, L (1, 3) OBP: 0.453, SLG: 0.528	X FF 94 0-0 27 FC6-4 1-3 1B			B CU 82 C CH 85 X FF 94 1-1 ① P6		S FF 94 B SL 90 B FF 94 S CH 88 B SL 91 F FF 96 B FF 97 4-2 27 HR BB			B SI 88 X SL 81 1-0 ① G4-3		3	1	1	0	1	0	0
27 Matt Kemp, R (1, 8) OBP: 0.289, SLG: 0.355	X FF 94 0-0 ② FC6-4 1-2f 3-H			C SL 89 B FF 94 C FF 94 B SL 89 S CH 87 2-3 ② K		D SL 90 B FF 95 X FF 95 2-0 1-H HR			C SL 86 B FF 91 B CU 77 F SL 87 B FF 91 B FF 91 4-2 6 FC5-4 BB		3	1	1	3	1	1	1
16 Andre Ethier, L (1, 9) OBP: 0.342, SLG: 0.382 51 Ronald Belisario, R (6, 1) 28 Justin Sellers, R (8, 6) OBP: 0.310, SLG: 0.275	C FF 95 S CH 85 S FF 97 0-3 ③ K			X CU 82 0-0 6 WP 1B		C CH 86 X SL 90 0-1 ③ F9			1 SAFE 1 SAFE B FF 89 F FF 90 B SL 86 X FF 91 2-1 ② F9		3 0 1	0 0 0	1 0 0	0 0 0	0 0 0	1 0 0	1 0 1
6 Jerry Hairston, R (1, 5) OBP: 0.194, SLG: 0.172		B CU 82 C SL 88 S SL 87 X FF 96 1-2 ① P3		C FF 93 B SL 88 F FF 94 F CU 82 B SL 88 X CH 87 2-2 ③ G5-3 1-2			X FF 91 0-0 ① G5-3		1 SAFE C FF 91 S SL 86 B SL 86 X FF 91 1-2 ③ FC5-4 1-2f		4	0	0	0	0	0	2
17 A.J. Ellis, R (1, 2) OBP: 0.435, SLG: 0.446		C FF 94 B SL 90 S SL 90 C FF 96 1-3 ② K			F FF 93 B SL 89 X SL 88 1-1 ① G6-3		C FF 93 B FF 92 C FF 92 B SL 88 S FF 93 2-3 ② K			C FF 93 C FF 95 F KC 85 B FF 93 B KC 86 B KC 86 F FF 95 B FF 96 4-2 22 SH1-4 BB	3	0	0	0	1	2	0
7 Nick Punto, S (1, 6) OBP: 0.480, SLG: 0.381 74 Kenley Jansen, S (8, 1) 31 Brandon League, R (9, 1) 22 Clayton Kershaw, L (10, PH) OBP: 0.250, SLG: 0.455 46 Josh Wall, R (10, 1)		B FF 95 C FF 95 T CU 84 F FF 96 C CU 84 1-3 ③ K			F FF 94 B CU 83 S FF 94 F FF 96 T CU 81 1-2 ② K		F FF 92 X CH 82 0-1 ③ G3			B FF 93 L FF 94 X FF 96 1-1 ① SH1-4 1-2	3 0 0 0 0	0 0 0 0 0	0 0 0 0 0	0 0 0 0 0	2 0 0 0 0	0 0 0 0 0	0 0 0 0 0
29 Ted Lilly, L (1, 1) 56 J.P. Howell, L (6, 1) 25 Carl Crawford, L (6, 7) OBP: 0.390, SLG: 0.444 47 Luis Alfonso Cruz, R (10, 7) OBP: 0.122, SLG: 0.087			S FF 93 S FF 95 F FF 94 S CU 82 0-3 ① K		S FF 95 C CU 82 C CU 84 0-3 ③ K			C SI 88 B SL 82 X SL 82 1-1 ① G6-3		C FF 95 B FF 95 F FF 95 S FF 95 1-3 ② K	2 0 2 0	0 0 0 0	0 0 0 0	0 0 0 0	2 0 1 0	0 0 1 0	0 0 1 0
Inning Stats	R: 1 H: 2 E: 0 LOB: 1 K: 1 BB: 0 S: 11 P: 14	R: 0 H: 0 E: 0 LOB: 0 K: 2 BB: 0 S: 10 P: 13	R: 0 H: 0 E: 0 LOB: 0 K: 1 BB: 0 S: 11 P: 15	R: 0 H: 1 E: 0 LOB: 1 K: 1 BB: 0 S: 10 P: 15	R: 0 H: 0 E: 0 LOB: 0 K: 2 BB: 0 S: 9 P: 11	R: 2 H: 1 E: 0 LOB: 0 K: 0 BB: 1 S: 15 P: 22	R: 0 H: 0 E: 0 LOB: 0 K: 1 BB: 0 S: 6 P: 8	R: 0 H: 0 E: 0 LOB: 0 K: 1 BB: 0 S: 7 P: 10	R: 0 H: 0 E: 0 LOB: 1 K: 0 BB: 1 S: 8 P: 16	R: 0 H: 0 E: 0 LOB: 1 K: 1 BB: 1 S: 10 P: 17	1B: 3 2B: 0 3B: 0 HR: 1	SF: 0 SAC: 1 DP: 0 HBP: 0	WP: 1 PB: 0 SB: 0 CS: 0	PA: 37			

PITCHER	IP	WLS	BF	H	R	ER	SO	BB	IBB	HBP	BLK	WP	HR	S	P	ERA	WHIP
33 Matt Harvey, R (1, 1) ERA: 1.54	6.0		23	4	3	3	7	1	0	0	0	1	1	66	90	4.50	0.833
32 LaTroy Hawkins, R (7, 1) ERA: 4.7	1.0		3	0	0	0	1	0	0	0	0	0	0	6	8	0.00	0.000
56 Scott Rice, L (8, 1) ERA: 0.87	1.1		4	0	0	0	1	0	0	0	0	0	0	8	12	0.00	0.000
50 Scott Atchison, R (9, 1) ERA: 3.6	0.2		3	0	0	0	0	1	0	0	0	0	0	7	14	0.00	1.500
39 Bobby Parnell, R (10, 1) ERA: 1.17	1.0	W	4	0	0	0	1	1	0	0	0	0	0	10	17	0.00	1.000

PITCHER	IP	WLS	BF	H	R	ER	SO	BB	IBB	HBP	BLK	WP	HR	S	P	ERA	WHIP

TOP

Los Angeles Dodgers @ New York Mets

Citi Field, Flushing, NY

Wed Apr 24 2013, 7:11 PM - 10:47 PM EDT

Att. 24,130 - Cloudy - 53 F

livebaseballscorecards.com

AB	33
R	3
H	4
RBI	3
BB	3
SO	10
LOB	7

Batter	1	2	3	4	5	6	7	8	9	10	AB	R	H	RBI	BB	SO	LOB
11 Rubén Tejada, R (1, 6) OBP: 0.297, SLG: 0.273	C SI 83 X CH 77 0-1 G4-3 ①		C SL 76 S CH 76 C CU 72 0-3 K ①		F SI 86 B CH 79 B CH 79 F SI 87 X CU 72 2-2 44 FC5-4 28 1B 2-H 1B	C SI 92 F SI 93 B SI 94 B SI 94 B SI 94 F SI 94 X SI 94 3-2 G5-3 ③			X SI 92 0-0 SH1-4 ① 2-3		4	0	1	1	0	1	1
28 Daniel Murphy, L (1, 4) OBP: 0.383, SLG: 0.547	C SI 86 X SI 87 0-1 G6-3 ②		X SL 79 0-0 P4 ②		1 SAFE B SI 87 B SI 87 X SI 86 2-0 44 FC5-4 1-2 1B		C SI 94 F CH 86 F SL 88 B SI 94 C SI 94 1-3 K ①		B SI 94 B SI 94 X SI 95 2-0 P5 ②		5	0	1	0	0	1	1
5 David Wright, R (1, 5) OBP: 0.447, SLG: 0.529	C SI 86 B CU 71 X CU 68 1-1 L8 ③		B FF 87 B SL 79 B SL 79 B SI 86 4-0 44 S BB		S CU 69 F FF 86 C SI 88 0-3 K ①		C SL 86 F SI 95 F SI 95 X SL 89 0-2 G6-3 ②		X SI 95 0-0 44 CS 3-H 1B		4	0	1	1	1	1	2
44 John Buck, R (1, 2) OBP: 0.293, SLG: 0.600		B FF 85 C SL 78 F SI 86 B CU 72 S CH 79 2-3 K ①	1 SAFE B CH 78 B SI 87 C SI 88 C SI 88 F CU 73 S FF 88 2-3 K ③ 1-2		S CH 80 F SI 88 X CU 74 0-2 FC5-4 ② 1-2f 2-3		C SI 94 S SL 88 C SI 93 0-3 K ③		B SI 94 1 SAFE B SI 94 2-0 CS ③ 1-2	B SL 78 C SL 79 X SL 81 1-1 6 SH3-4 29 BB 1 HR 1B	5	1	1	0	0	3	3
29 Ike Davis, L (1, 3) OBP: 0.260, SLG: 0.308		B SL 82 B SI 88 C SI 87 X SI 88 2-1 21 1B 1B		B SI 84 C CH 80 F SI 85 F SI 86 F SL 79 B CH 82 F CU 70 B FF 87 X SI 86 3-2 L5 ①	F SI 87 B SL 81 B CU 72 S SI 88 S SI 88 2-3 K ③			B FC 91 F FC 90 F FC 92 B FC 93 F FC 93 T FC 92 2-2 K ①	B FF 90 D SL 79 B FF 92 B FF 91 4-0 6 SH3-4 1 HR 1-2 BB	4	1	1	0	1	2	2
6 Marlon Byrd, R (1, 9) OBP: 0.288, SLG: 0.393		C SI 87 C CU 72 S SI 88 0-3 K ②		F SI 86 F SI 86 S CH 79 0-3 K ②	C SI 86 S CH 81 B CH 81 B KC 78 B KC 79 F SI 86 F CH 81 B SI 86 4-2 12 G1-6-3 21 BB SF8 BB			B FC 92 F FC 92 S FC 92 B FC 91 X FC 91 2-2 21 G4-3 2B	2 SAFE X FF 88 0-0 SH3-4 ① 1-2 2-3	3	1	1	0	1	2	1
21 Lucas Duda, L (1, 7) OBP: 0.471, SLG: 0.627		C SI 88 B SI 87 C SI 88 B CU 73 X SL 82 2-2 12 BB 1-3 1B		B SI 88 C SI 87 B CU 71 X SI 88 2-1 2B	B SI 86 1 SAFE B SI 86 F SI 86 1 SAFE 1 SAFE B SI 87 B SI 87 4-1 12 G1-6-3 1-2 BB			C FC 91 B FC 93 B FC 94 F FC 91 X FC 93 2-2 G4-3 ② 2-3	I IN 57 I IN 57 I IN 60 I IN 61 4-0 1 HR IBB	3	1	2	0	2	0	1
12 Juan Lagares, R (1, 8) OBP: 0.400, SLG: 0.250 1 Jordany Valdespin, L (8, PH) OBP: 0.333, SLG: 0.429 (9, 8)		B SI 86 B SI 87 B SI 87 C SI 87 B SI 88 4-1 1-2 BB		B SL 80 C SI 86 X CH 80 1-1 G1-3 ③	B SI 84 X SI 85 1-0 G1-6-3 ① 1-2 2-3			X FC 93 0-0 G3 ③	C FF 90 B FF 92 D SL 81 X FF 90 2-1 1-H 2-H 3-H HR	2 2	0 1	0 1	0 4	1 0	0 0	3 1
33 Matt Harvey, R (1, 1) OBP: 0.200, SLG: 0.300 Justin Turner, R (6, PH) OBP: 0.323, SLG: 0.400 32 LaTroy Hawkins, R (7, 1) 56 Scott Rice, L (8, 1) 50 Scott Atchison, R (9, 1) 23 Mike Baxter, L (9, PH) OBP: 0.394, SLG: 0.346 39 Bobby Parnell, R (10, 1)		S SI 88 B SI 89 F SI 89 X CU 74 1-2 G1-3 ③			X SI 85 0-0 11 1B 2B	B SI 92 B SI 93 F SI 93 F SI 94 X SI 94 2-2 SF8 ② 3-H			F FS 85 F FS 85 B SI 94 B FS 85 X SI 94 2-2 11 SH1-4 5 1B 2B	2 0 0 0 0 0 1 0	1 0 0 0 0 0 1 0	1 0 0 0 0 0 1 0	0 1 0 0 0 0 0 0	0 0 0 0 0 0 0 0	0 0 0 0 0 0 0 0	3 0 0 0 0 0 0 0
Inning Stats	R: 0 E: 0 K: 0 S: 6 H: 0 LOB: 0 BB: 0 P: 7	R: 0 E: 0 K: 2 S: 15 H: 2 LOB: 3 BB: 1 P: 26	R: 0 E: 0 K: 2 S: 8 H: 0 LOB: 1 BB: 1 P: 14	R: 0 E: 0 K: 1 S: 13 H: 1 LOB: 1 BB: 0 P: 19	R: 1 E: 0 K: 2 S: 14 H: 3 LOB: 2 BB: 0 P: 20	R: 1 E: 0 K: 0 S: 13 H: 0 LOB: 1 BB: 2 P: 27	R: 0 E: 0 K: 2 S: 11 H: 0 LOB: 0 BB: 0 P: 12	R: 0 E: 0 K: 1 S: 11 H: 1 LOB: 1 BB: 0 P: 17	R: 1 E: 0 K: 0 S: 6 H: 2 LOB: 0 BB: 0 P: 12	R: 4 E: 0 K: 0 S: 5 H: 2 LOB: 0 BB: 2 P: 16	1B: 6 2B: 4 3B: 0 HR: 1	SF: 1 SAC: 2 DP: 0 HBP: 0	WP: 0 PB: 0 SB: 1 CS: 1	PA: 45			

PITCHER		IP	WLS	BF	H	R	ER	SO	BB	IBB	HBP	BLK	WP	HR	S	P	ERA	WHIP
29 Ted Lilly, L ERA: 1.8	(1, 1)	5.0		23	6	1	1	7	2	0	0	0	0	0	56	86	1.80	1.600
56 J.P. Howell, L ERA: 5.87	(6, 1)	0.1	H	3	0	1	1	0	2	0	0	0	0	0	6	15	27.00	6.000
51 Ronald Belisario, R ERA: 3.6	(6, 1)	1.2	H	5	0	0	0	2	0	0	0	0	0	0	18	24	0.00	0.000
74 Kenley Jansen, R ERA: 1.64	(8, 1)	1.0	H	4	1	0	0	1	0	0	0	0	0	0	11	17	0.00	1.000
31 Brandon League, R ERA: 3.38	(9, 1)	1.0	B	4	2	1	1	0	0	0	0	0	0	0	6	12	9.00	2.000

PITCHER		IP	WLS	BF	H	R	ER	SO	BB	IBB	HBP	BLK	WP	HR	S	P	ERA	WHIP
46 Josh Wall, R ERA: 15.75	(10, 1)	0.1	L	5	2	4	4	0	1	1	0	0	0	1	5	16	108.00	9.000

BOTTOM

Los Angeles Dodgers @ New York Mets

Citi Field, Flushing, NY

Wed Apr 24 2013, 7:11 PM - 10:47 PM EDT

Att. 24,130 - Cloudy - 53 F

livebaseballscorecards.com

AB	35
R	7
H	11
RBI	7
BB	6
SO	10
LOB	18

Los Angeles Dodgers @ New York Mets

Citi Field, Flushing, NY

Thu Apr 25 2013, 1:10 PM - 4:07 PM EDT

Att. 24,851 - Sunny - 59 F

TOP

livebaseballscorecards.com

Batter	1	2	3	4	5	6	7	8	9	AB	R	H	RBI	BB	SO	LOB
25 Carl Crawford, L (1, 7) OBP: 0.395, SLG: 0.440	F FF 89 C FF 90 F FF 90 F CU 76 H FF 90 1-2 23 G4-3 27 1B HBP		B CH 86 C SL 85 T FF 91 X FF 91 1-2 ② F9			X SI 90 0-0 7 FC3-6 1B		F SL 80 X SL 78 0-1 ③ G3		3	1	1	0	0	0	0
7 Nick Punto, S (1, 4) OBP: 0.448, SLG: 0.400	1 SAFE T SI 89 C FF 90 C SL 84 0-3 ① K		B FF 91 B CH 84 C SI 91 C FF 90 B FF 91 X SI 90 3-2 ③ F9			F FF 91 F FF 90 F CU 77 F CU 76 1 SAFE B FF 91 B SL 84 X CU 76 2-2 ② FC3-6 1-2f			B SI 86 B SI 86 B SI 87 C SI 87 X SI 88 3-1 23 G3-1 16 1B 2B	4	1	1	0	0	1	2
23 Adrián González, L (1, 3) OBP: 0.433, SLG: 0.500	X FF 91 0-0 ② G4-3 1-2			C SI 90 B CH 84 F CH 84 X FF 92 1-2 ① L3		B CH 84 B SI 90 B FF 92 C FF 91 X SI 90 3-1 ③ F7			C SL 82 X SI 88 0-1 ① G3-1 2-3	4	0	0	0	0	0	3
27 Matt Kemp, R (1, 8) OBP: 0.310, SLG: 0.367	D SI 90 S SL 85 X SI 90 1-1 2-H 1B			C SL 86 B SL 86 S SL 86 B CU 78 S SL 85 2-3 ② K			X SL 84 0-0 16 F9-6 1B		I IN 64 I IN 66 I IN 65 I IN 67 4-0 16 1B 5 1B IBB	3	1	2	1	1	1	0
16 Andre Ethier, L (1, 9) OBP: 0.337, SLG: 0.375	B CH 84 1 SAFE F SI 91 F SI 90 B CU 78 F FF 91 X SL 85 2-2 ③ F7			F FF 91 X CH 84 0-1 ③ F8			B CU 74 X CH 83 1-0 ①② F9-6 1-2		B SI 89 B SL 82 S SL 81 B SL 80 X SL 82 3-1 55 G5-3 5 1B 1-3 3-H 1B	4	0	1	1	0	0	2
5 Juan Uribe, R (1, 5) OBP: 0.414, SLG: 0.476		B FF 90 B SL 84 B SI 90 C FF 91 B FF 91 4-1 28 G1-6-3 BB			C SL 86 B SI 91 B SI 90 B SL 86 B FF 91 4-1 55 G4-6-3 BB		C FF 90 B FF 91 B FF 92 B FF 91 B FF 91 4-1 BB		F FF 94 B KC 84 B FF 95 F FF 95 F FF 96 B FF 95 F KC 85 X FF 98 3-2 1-2 3-H 1B	1	0	1	1	3	0	0
55 Ramon Hernandez, R (1, 2) OBP: 0.176, SLG: 0.133		C FF 91 X FF 92 0-1 ① F9			S FF 90 B SI 91 1 SAFE X SI 91 1-1 ①② G4-6-3 1-2f		F SI 90 F CU 75 X CU 78 0-2 ③ G1-3		B FF 96 X FF 95 1-0 ②③ G5-3 2-3f	4	0	0	0	0	0	5
28 Justin Sellers, R (1, 6) OBP: 0.295, SLG: 0.259		B SL 85 X SI 90 1-0 ②③ G1-6-3 1-2f			B FF 90 B SI 90 X FF 91 2-0 ③ F8			C FF 86 X SI 88 0-1 ① F8		3	0	0	0	0	0	1
99 Hyun Jin Ryu, R (1, 1) OBP: 0.333, SLG: 0.444 6 Jerry Hairston, R (8, PH) OBP: 0.188, SLG: 0.167 74 Kenley Jansen, S (8, 1) 31 Brandon League, R (9, 1)			B CU 74 F SI 90 C SL 85 B SL 83 S CU 76 2-3 ① K			B SL 85 C SI 89 B SL 84 F CH 83 S FF 92 2-3 ① K		B FF 88 B CU 76 C FF 88 B FC 86 C FF 88 F FF 88 X FF 87 3-2 ② F9		2 1 0 0	0 0 0 0	0 0 0 0	0 0 0 0	2 0 0 0	0 0 0 0	0 0 0 0

Inning Stats	1	2	3	4	5	6	7	8	9
	R: 1 E: 0 K: 1 S: 14	H: 1 LOB: 1 BB: 0 P: 18	R: 0 E: 0 K: 0 S: 4	H: 0 LOB: 0 BB: 1 P: 9	R: 0 E: 0 K: 1 S: 9	H: 0 LOB: 0 BB: 0 P: 15	R: 0 E: 0 K: 1 S: 8	H: 0 LOB: 0 BB: 0 P: 11	R: 0 E: 0 K: 0 S: 4	H: 0 LOB: 0 BB: 1 P: 11	R: 0 E: 0 K: 1 S: 11	H: 1 LOB: 1 BB: 0 P: 18	R: 0 E: 0 K: 0 S: 6	H: 1 LOB: 1 BB: 1 P: 11	R: 0 E: 0 K: 0 S: 8	H: 0 LOB: 0 BB: 0 P: 11	R: 2 E: 0 K: 0 S: 12	H: 3 LOB: 1 BB: 1 P: 26

	AB	R	H	RBI	BB	SO	LOB
	29	3	6	3	4	4	13

	1B: 5	SF: 0
	2B: 2	SAC: 0
	3B: 0	DP: 4
	HR: 0	HBP: 1

	WP: 0	PA: 34
	PB: 0	
	SB: 0	
	CS: 0	

PITCHER		IP	WLS	BF	H	R	ER	SO	BB	IBB	HBP	BLK	WP	HR	S	P	ERA	WHIP
53 Jeremy Hefner, R ERA: 5.14	(1, 1)	7.0		25	3	1	1	4	3	0	1	0	0	0	56	93	1.29	0.857
34 Brandon Lyon, R ERA: 4.15	(8, 1)	0.2		2	0	0	0	0	0	0	0	0	0	0	6	9	0.00	0.000
56 Scott Rice, L ERA: 2.45	(8, 1)	0.2	L	5	2	2	2	0	0	1	0	0	0	0	8	18	27.00	3.000
39 Bobby Parnell, R ERA: 1.08	(9, 1)	0.2		2	1	0	0	0	0	0	0	0	0	0	6	10	0.00	1.500

PITCHER		IP	WLS	BF	H	R	ER	SO	BB	IBB	HBP	BLK	WP	HR	S	P	ERA	WHIP

Batter	1	2	3	4	5	6	7	8	9	AB	R	H	RBI	BB	SO	LOB
11 Rubén Tejada, R (1, 6) OBP: 0.308, SLG: 0.275	C SI 86 S CH 77 B SL 80 B CU 70 B SI 90 F SI 90 X SI 91 3-2 G5-3 ①		B CH 81 X FF 87 1-0 F8 ③			C FF 86 F CH 79 B SI 87 B FF 88 B CH 83 B CH 83 4-2 5 WP 28 1B 5 SF8 BB		C FC 90 F FC 91 X SL 81 0-2 28 BB 1B		3	1	1	0	1	0	1
28 Daniel Murphy, L (1, 4) OBP: 0.388, SLG: 0.538	B SI 90 C SI 90 C SI 89 B SL 85 F FF 90 F CH 77 X FF 91 2-2 F7 ②			X SL 78 0-0 P5 ①		B SI 87 C SL 78 F CH 79 B FF 89 B SL 79 1 SAFE X SL 80 3-2 6 2B 1-2 1B		1 SAFE B FC 92 B FC 92 1 SAFE B FC 90 C FC 92 B FC 91 4-1 1-2 BB		3	0	1	0	1	0	0
5 David Wright, R (1, 5) OBP: 0.438, SLG: 0.514	C FF 91 C FF 90 B FF 88 C SI 90 1-3 K ③			B FF 88 B CU 68 B FF 90 B SI 90 4-0 6 G5-3 21 1B BB		C FF 87 B SL 78 B CU 71 C SI 88 B SI 88 F CH 80 X FF 90 3-2 SF8 ① 2-H		S FC 91 S FC 93 S FC 93 0-3 K ①		2	0	0	1	1	2	2
21 Lucas Duda, L (1, 7) OBP: 0.459, SLG: 0.600		C SI 88 X SL 81 0-1 F8 ①		C SL 82 X FF 89 0-1 1-2 1B		B SL 81 1 SAFE C SL 79 F SI 88 B SL 80 B SL 79 C SL 79 3-3 K ②		B FC 94 C FC 93 F FC 93 B FC 94 X FC 93 2-2 F9 ②		4	0	1	0	0	1	3
6 Marlon Byrd, R (1, 9) OBP: 0.286, SLG: 0.400 39 Bobby Parnell, R (9, 1)		C SI 90 X CH 79 0-1 F9 ②		D CU 70 X FF 90 1-0 G5-3 ②③ 2-3f		S CH 79 F FF 88 X CU 70 0-2 1-3 2B		B FC 93 F FC 93 S FC 94 S FC 94 1-3 K ③		4 0	0 0	1 0	0 0	0 0	1 0	4 0
29 Ike Davis, L (1, 3) OBP: 0.260, SLG: 0.348		C SI 90 B SL 82 X SL 84 1-1 G1-3 ③			C SL 78 C SL 80 B FF 90 B FF 91 B SL 81 S SL 80 3-3 K ①	F SL 83 B SL 81 C SL 80 T FF 92 1-2 K ③			B SI 94 F SI 94 B FS 86 X SI 94 2-1 HR	4	1	1	1	0	2	2
20 Anthony Recker, R (1, 2) OBP: 0.250, SLG: 0.200 Justin Turner, R (9, PH) OBP: 0.313, SLG: 0.387			C FF 88 B CU 72 S CH 77 S CH 80 1-3 K ①		C CU 70 T FF 91 X SL 81 0-2 F8 ②		S CH 78 C CH 78 F CH 78 C FF 90 0-3 K ①		B SI 94 C SI 94 X SL 86 1-1 P3 ①	3 1	0 0	0 0	0 0	0 0	2 0	0 0
4 Collin Cowgill, R (1, 8) OBP: 0.200, SLG: 0.341 1 Jordany Valdespin, L (9, PH) OBP: 0.326, SLG: 0.419			C SI 90 C FF 90 B SI 90 X CH 81 1-2 E6		B CH 79 S CH 78 B CU 69 B CH 78 B SI 90 4-1 BB		S CH 79 C SI 91 X CH 81 0-2 F7 ②		C SI 94 F FS 84 F FS 85 B FS 84 B SI 95 S FS 86 2-3 K ②	2 1	0 0	0 0	0 0	1 0	0 1	0 0
53 Jeremy Hefner, R (1, 1) 12 Juan Lagares, R (7, PH) OBP: 0.333, SLG: 0.200 34 Brandon Lyon, R (8, 1) 56 Scott Rice, L (8, 1) 23 Mike Baxter, L (9, 9) OBP: 0.382, SLG: 0.333			M CH 84 1 SAFE D CU 65 1 SAFE L CH 84 L SL 78 1-3 K ②		S FF 90 C CH 80 S CU 68 0-3 K ③		C SI 90 B CH 80 F CH 78 B FF 90 X SL 80 2-2 P3 ③		B SI 95 F SI 94 C FS 85 F FS 85 F FS 85 B SI 95 F FS 85 B FS 85 X SI 95 3-2 G3-1 ③	2 1 0 0 1	0 0 0 0 0	0 0 0 0 0	0 0 0 0 0	0 0 0 0 0	2 0 0 0 0	2 0 0 0 0
Inning Stats	R: 0 E: 0 K: 1 S: 12 H: 0 LOB: 0 BB: 0 P: 18	R: 0 E: 0 K: 0 S: 6 H: 0 LOB: 0 BB: 0 P: 7	R: 0 E: 1 K: 2 S: 10 H: 0 LOB: 1 BB: 0 P: 14	R: 0 E: 0 K: 0 S: 4 H: 1 LOB: 1 BB: 1 P: 9	R: 0 E: 0 K: 2 S: 10 H: 0 LOB: 1 BB: 1 P: 17	R: 1 E: 0 K: 2 S: 18 H: 2 LOB: 2 BB: 1 P: 32	R: 0 E: 0 K: 1 S: 10 H: 0 LOB: 0 BB: 0 P: 12	R: 0 E: 0 K: 2 S: 13 H: 1 LOB: 2 BB: 1 P: 20	R: 1 E: 0 K: 1 S: 14 H: 1 LOB: 0 BB: 0 P: 22	1B: 3 2B: 1 3B: 0 HR: 1 SF: 1 SAC: 0 DP: 1 HBP: 0						WP: 1 PB: 0 SB: 0 CS: 0 PA: 36	

PITCHER	IP	WLS	BF	H	R	ER	SO	BB	IBB	HBP	BLK	WP	HR	S	P	ERA	WHIP
99 Hyun Jin Ryu, L (1, 1) ERA: 3.41	7.0		27	3	1	1	8	3	0	0	0	1	0	70	109	1.29	0.857
74 Kenley Jansen, R (8, 1) ERA: 1.5	1.0	W	5	1	0	0	2	1	0	0	0	0	0	13	20	0.00	2.000
31 Brandon League, R (9, 1) ERA: 4.0	1.0	S	4	1	1	1	1	0	0	0	0	0	1	14	22	9.00	1.000

PITCHER	IP	WLS	BF	H	R	ER	SO	BB	IBB	HBP	BLK	WP	HR	S	P	ERA	WHIP

BOTTOM

Los Angeles Dodgers @ New York Mets

Citi Field, Flushing, NY

Thu Apr 25 2013, 1:10 PM - 4:07 PM EDT

Att. 24,851 - Sunny - 59 F

livebaseballscorecards.com

AB	31
R	2
H	5
RBI	2
BB	4
SO	11
LOB	14

Philadelphia Phillies @ New York Mets

Citi Field, Flushing, NY

Fri Apr 26 2013, 7:12 PM - 9:45 PM EDT

Att. 21,582 - Partly Cloudy - 63 F

livebaseballscorecards.com

TOP

Batter	1	2	3	4	5	6	7	8	9	AB	R	H	RBI	BB	SO	LOB
11 Jimmy Rollins, S (1, 6) OBP: 0.313, SLG: 0.402	B FF 89 B CH 83 B CH 84 C FF 89 F FF 90 B CH 84 4-2 10 G6-3 BB		D CH 83 C CH 82 X SI 90 1-1 ③ F7			B KC 71 X SI 88 1-0 26 1B 10 1B 1B	X FF 94 0-0 ② G3			3	1	1	0	1	0	2
26 Chase Utley, L (1, 4) OBP: 0.355, SLG: 0.529	F FF 90 C CH 85 X CH 84 0-2 ① P6			C FF 89 F KC 74 X CH 84 0-2 ① F7		B CH 83 1 SAFE X CH 83 1-0 1-3 6 HR 10 1B 1B	C FF 97 X CH 86 0-1 ③ F7			4	1	1	0	0	0	2
10 Michael Young, R (1, 5) OBP: 0.393, SLG: 0.420	1 SAFE C FF 89 1 SAFE F SL 83 B CH 85 X CH 85 1-2 ②③ G6-3 1-2			C SL 82 C CH 84 B SL 80 B FF 89 F FF 91 X CH 85 2-2 9 FC6 1B		B SL 80 F SI 89 X CH 83 2-1 6 HR 1-2 3-H 1B		B FF 96 F FF 95 B SL 82 X FF 96 2-1 6 FC6-5 1B		4	1	3	1	0	0	1
6 Ryan Howard, L (1, 3) OBP: 0.300, SLG: 0.459		C FF 88 S CH 82 B SL 80 F FF 89 S CH 84 1-3 ① K		X SI 90 0-0 ② F7		B CH 84 F SI 90 X CH 84 1-1 1-H 2-H HR		C SI 97 C FF 97 1 SAFE D CH 89 F FF 97 X FF 98 1-2 ① FC6-5 1-2f		4	1	1	3	0	1	2
9 Domonic Brown, L (1, 7) OBP: 0.310, SLG: 0.351		C FF 89 X CH 83 0-1 ② G4-3		C CH 84 B SI 89 X CH 85 1-1 ③ FC6 1-2f		B FF 89 F SI 88 C KC 75 S CH 83 1-3 ① K		B FF 96 B SI 96 F SI 95 F CH 84 S FF 98 2-3 ② K		4	0	0	0	0	2	2
15 John Mayberry Jr., R (1, 8) OBP: 0.323, SLG: 0.436		B SI 89 F SI 89 S SL 82 C SL 81 1-3 ③ K			B FF 88 F SI 88 X SL 82 1-1 ① G6-3	X SI 89 0-0 ② G6-3		C FF 95 C SL 82 X FF 97 0-2 ③ G6-3		4	0	0	0	0	1	1
19 Laynce Nix, L (1, 9) OBP: 0.286, SLG: 0.450 16 Ezequiel Carrera, L (9, 9) OBP: 0.267, SLG: 0.083			C FF 87 X KC 72 0-1 2B		C CH 83 B SI 90 S CH 84 X SL 81 1-2 ② F8	B KC 75 F SI 90 B KC 74 F CH 84 F FF 90 S SL 81 2-3 ③ K			C FF 94 S SL 82 B SL 80 S SL 82 1-3 ① K	4 0	0 0	1 0	0 0	0 0	2 0	0 0
31 Erik Kratz, R (1, 2) OBP: 0.222, SLG: 0.309			X SI 89 0-0 ① G6-3		C FF 89 B SL 81 F SI 90 F SL 82 B CH 84 B CH 84 X FF 91 3-2 1B		F SI 94 B SI 93 B FF 96 F SI 94 B SL 82 B FF 96 4-2 38 SH3-4 BB		S CH 87 B FF 94 B CH 87 B FF 93 F FF 94 X FF 94 3-2 ② F9	3	0	1	0	1	0	1
38 Kyle Kendrick, R (1, 1) OBP: 0.091, SLG: 0.091			S SL 80 X SL 81 0-1 ② G6-3		C SI 89 X SL 82 0-1 ③ G6-3		L FF 94 C FF 95 X FF 94 0-2 ① SH3-4 1-2		B FF 94 F FF 94 F FF 93 B SL 82 F FF 94 S SL 83 2-3 ③ K	3	0	0	0	0	1	2
Inning Stats	R: 0 E: 0 K: 0 S: 8 H: 0 LOB: 0 BB: 1 P: 13	R: 0 E: 0 K: 2 S: 9 H: 0 LOB: 0 BB: 0 P: 11	R: 0 E: 0 K: 0 S: 7 H: 1 LOB: 1 BB: 0 P: 8	R: 0 E: 0 K: 0 S: 10 H: 1 LOB: 1 BB: 0 P: 13	R: 0 E: 0 K: 0 S: 11 H: 1 LOB: 1 BB: 0 P: 16	R: 4 E: 0 K: 2 S: 14 H: 4 LOB: 0 BB: 0 P: 22	R: 0 E: 0 K: 0 S: 8 H: 0 LOB: 1 BB: 1 P: 12	R: 0 E: 0 K: 1 S: 12 H: 1 LOB: 1 BB: 0 P: 17	R: 0 E: 0 K: 2 S: 10 H: 0 LOB: 0 BB: 0 P: 16	1B: 6 2B: 1 3B: 0 HR: 1	SF: 0 SAC: 1 DP: 0 HBP: 0					

	AB	33
	R	4
	H	8
	RBI	4
	BB	2
	SO	7
	LOB	13

WP: 0 PA: 36
PB: 0
SB: 0
CS: 0

PITCHER		IP	WLS	BF	H	R	ER	SO	BB	IBB	HBP	BLK	WP	HR	S	P	ERA	WHIP
35 Dillon Gee, R ERA: 5.96	(1, 1)	6.0	L	25	7	4	4	4	1	0	0	0	0	1	59	83	6.00	1.333
27 Jeurys Familia, R ERA: 4.15	(7, 1)	2.0		8	1	0	0	1	1	0	0	0	0	0	20	29	0.00	1.000
66 Josh Edgin, L ERA: 9.64	(9, 1)	1.0		3	0	0	0	2	0	0	0	0	0	0	10	16	0.00	0.000

PITCHER	IP	WLS	BF	H	R	ER	SO	BB	IBB	HBP	BLK	WP	HR	S	P	ERA	WHIP

BOTTOM

Batter	1	2	3	4	5	6	7	8	9	AB	R	H	RBI	BB	SO	LOB
23 Mike Baxter, L (1, 9) OBP: 0.342, SLG: 0.290	C SI 88 B SI 89 F SI 90 C FC 86 1-3 ① K		X SI 89 0-0 ③ F7			C SI 90 X CH 82 0-1 ① P6		C SI 89 C SI 90 X SI 90 0-2 ③ F8		4	0	0	0	0	1	1
11 Rubén Tejada, R (1, 6) OBP: 0.305, SLG: 0.274	C SI 90 X FC 86 0-1 28 G2-3 1B			B SI 87 C SI 88 X SI 88 1-1 ① L6		C SI 90 X SI 90 0-1 ② F8			C SI 90 F SI 91 F CH 83 B SI 91 X CH 83 1-2 ① G6-3	4	0	1	0	0	0	0
28 Daniel Murphy, L (1, 4) OBP: 0.371, SLG: 0.512	B SI 90 C SI 89 1 SAFE X CH 83 1-1 ② G2-3 1-2			C SI 88 B CH 82 X CH 82 1-1 ② G4-3		S SI 91 F SI 91 B FC 88 B SI 91 B SI 90 X SI 91 3-2 ③ L9			X SI 90 0-0 ② G5-3	4	0	0	0	0	0	1
5 David Wright, R (1, 5) OBP: 0.430, SLG: 0.500	C CH 82 B SI 89 X SI 90 1-1 ③ F9			C FC 84 B CH 81 S CH 82 B FC 84 B SI 90 F CH 83 X FC 86 3-2 1B			F SI 91 S SI 91 T SI 91 0-2 ① K		C SI 90 F CH 84 B CH 84 X SI 91 1-2 ③ G6-3	4	0	1	0	0	1	1
21 Lucas Duda, L (1, 7) OBP: 0.442, SLG: 0.569		C SI 88 X SI 89 0-1 ① F8		1 SAFE S CH 82 B SI 89 C SI 90 D CH 84 F SI 90 B SI 91 S CH 84 3-3 ③ K			B SI 91 B SI 91 X SI 90 2-0 ② F7			3	0	0	0	0	1	1
44 John Buck, R (1, 2) OBP: 0.282, SLG: 0.575		C SI 89 F SI 90 B SL 79 B SI 90 X CH 83 2-2 ② G5-3			B CH 80 F SI 89 X SI 90 1-1 ① G6-3		X FC 86 0-0 ③ F8			3	0	0	0	0	0	0
29 Ike Davis, L (1, 3) OBP: 0.263, SLG: 0.338		B SI 90 F SI 90 B SI 90 B SI 89 S SI 89 S FC 85 3-3 ③ K			F SI 89 B SI 90 F SI 90 B FC 87 B FC 87 B CH 84 4-2 35 FC5-4 BB			B SI 89 X SI 88 1-0 ① G4-3		2	0	0	0	1	1	0
1 Jordany Valdespin, L (1, 8) OBP: 0.306, SLG: 0.391			B SI 89 C SI 89 B SI 89 C SI 89 X SI 90 2-2 ① G5-3		B CH 80 F SI 89 C SI 90 F SI 90 X CH 82 1-2 ② F8			C SI 88 X CH 82 0-1 ② L9		3	0	0	0	0	0	1
35 Dillon Gee, R (1, 1) OBP: 0.125, SLG: 0.125 27 Jeurys Familia, R (7, 1) Justin Turner, R (8, PH) OBP: 0.333, SLG: 0.406 66 Josh Edgin, R (9, 1)			F SI 89 F SI 89 S CH 82 0-3 ② K		B SI 89 X SI 89 1-0 ③ FC5-4 1-2f			C SI 89 B SI 90 X CH 82 1-1 1B		2 0 1 0	0 0 0 0	0 0 1 0	0 0 0 0	1 0 0 0	1 0 0 0	1 0 0 0
Inning Stats	R: 0 E: 0 K: 1 S: 9 H: 1 LOB: 1 BB: 0 P: 12	R: 0 E: 0 K: 1 S: 8 H: 0 LOB: 0 BB: 0 P: 13	R: 0 E: 0 K: 1 S: 7 H: 0 LOB: 0 BB: 0 P: 9	R: 0 E: 0 K: 1 S: 12 H: 1 LOB: 1 BB: 0 P: 20	R: 0 E: 0 K: 0 S: 9 H: 0 LOB: 1 BB: 1 P: 16	R: 0 E: 0 K: 0 S: 7 H: 0 LOB: 0 BB: 0 P: 10	R: 0 E: 0 K: 1 S: 5 H: 0 LOB: 0 BB: 0 P: 7	R: 0 E: 0 K: 0 S: 8 H: 1 LOB: 1 BB: 0 P: 10	R: 0 E: 0 K: 0 S: 8 H: 0 LOB: 0 BB: 0 P: 10	1B: 3 2B: 0 3B: 0 HR: 0	SF: 0 SAC: 0 DP: 0 HBP: 0					

PITCHER	IP	WLS	BF	H	R	ER	SO	BB	IBB	HBP	BLK	WP	HR	S	P	ERA	WHIP
38 Kyle Kendrick, R (1, 1) ERA: 2.41	9.0	W	31	3	0	0	5	1	0	0	0	0	0	73	107	0.00	0.444

PITCHER	IP	WLS	BF	H	R	ER	SO	BB	IBB	HBP	BLK	WP	HR	S	P	ERA	WHIP

WP: 0 PB: 0 SB: 0 CS: 0 PA: 31

AB 30
R 0
H 3
RBI 0
BB 1
SO 5
LOB 6

Philadelphia Phillies @ New York Mets

Citi Field, Flushing, NY

Fri Apr 26 2013, 7:12 PM - 9:45 PM EDT

Att. 21,582 - Partly Cloudy - 63 F

livebaseballscorecards.com

Philadelphia Phillies @ New York Mets

Citi Field, Flushing, NY

Sat Apr 27 2013, 1:08 PM - 4:11 PM EDT

Att. 29,248 - Sunny - 65 F

livebaseballscorecards.com

TOP

Batter	1	2	3	4	5	6	7	8	9	AB	R	H	RBI	BB	SO	LOB
11 Jimmy Rollins, S (1, 6) OBP: 0.327, SLG: 0.417	C SI 85 B CU 72 B CH 80 F SI 85 S CH 79 2-3 K ①		B SI 85 X SI 85 1-0 26 2B 10 WP 1-2 1B		B FF 93 X FF 92 1-0 6 1B 2B	B SI 90 X CH 80 1-0 P6 ②		B CH 79 B SI 87 B SI 88 B SI 89 4-0 10 1B 26 G3 BB		4	2	2	0	1	1	0
26 Chase Utley, L (1, 4) OBP: 0.347, SLG: 0.522	C SI 86 C CU 71 S CH 78 0-3 K ②		B CU 74 F CH 79 X CH 79 1-1 10 WP 6 SF7 1-3 2-H 2B		C FF 93 F FF 92 B SL 82 X FF 94 1-2 F9 ①	B FF 90 C FF 92 X CH 82 1-1 G6-3 ③		X SI 88 0-0 G3 ② 1-2		5	1	1	1	0	1	2
10 Michael Young, R (1, 5) OBP: 0.415, SLG: 0.435	B SI 86 B CU 74 X FC 82 2-0 1B		B SI 85 C SL 76 B CH 80 B CU 75 C FF 83 T CU 74 3-2 K ① 2-3 3-H		B FF 94 B SL 81 B CH 85 B FF 94 4-0 6 9 1B HR BB		X SL 84 0-0 6 E 19 1B 1B	B SI 88 D CH 81 F SI 87 D CH 80 X SI 88 3-1 2-3 1B		4	2	3	0	1	1	1
6 Ryan Howard, L (1, 3) OBP: 0.295, SLG: 0.449	F SI 86 B CH 80 F CH 75 D CH 81 X SI 86 2-2 F7 ③		S CH 80 F CH 77 D CU 74 D CH 79 F CH 76 X SI 86 2-2 SF7 ② 3-H		B SL 80 F FF 93 B SL 80 X FF 93 2-1 9 HR 1-2 2-H 1B		C FF 90 B CH 81 T FF 92 X CU 76 1-2 E9 19 1B 1-3	C SL 80 S CH 80 S SL 79 0-3 K ③		4	1	1	2	0	1	4
9 Domonic Brown, L (1, 7) OBP: 0.315, SLG: 0.392		C CU 73 B SI 85 X SI 86 1-1 G4-3 ① S SI 85 X FF 86 0-1 1B		F SL 80 B FF 93 B FF 92 X SL 78 2-1 1-H 2-H HR			C FF 92 C CH 83 S FF 93 0-3 K ①		S SL 81 X SI 86 0-1 G1-3 ①	5	1	2	3	0	1	2
15 John Mayberry Jr., R (1, 8) OBP: 0.328, SLG: 0.475		B SI 86 C FF 86 B SI 86 B SL 78 T FC 82 F CH 79 B FC 81 4-2 19 CS BB	F FF 85 C SL 78 D CH 80 B SL 78 X FF 86 2-2 L4 ③		X FF 93 0-0 HR		B SL 87 T SL 86 X FF 92 1-1 L6 ②		B SI 88 B CH 81 X SI 88 2-0 G1-3 ②	4	1	1	1	1	0	3
19 Laynce Nix, L (1, 9) OBP: 0.298, SLG: 0.432		B SI 86 B CH 80 C CU 74 C FF 85 B CH 79 B CH 82 4-2 12 FC5-4 1-2 BB ②	B SI 82 F CU 72 S CH 79 B CH 76 X FF 85 2-2 P5 ① S SL 83 B SL 82 B FF 93 B SL 81 F FF 92 F FF 91 X FF 93 3-2 G4-3 ②		S CH 81 C FF 92 F CH 84 B FF 92 F CH 84 X FF 93 1-2 1-2 3-H 1B			B SI 89 C SI 88 B SL 80 S CH 80 F SL 80 X SI 88 2-2 G1 ③	4	0	1	1	1	0	0
12 Humberto Quintero, R (1, 2) OBP: 0.286, SLG: 0.350		B FF 86 F FC 83 S FF 85 X CH 80 1-2 FC5-4 ③ 1-2f	X SL 78 0-0 G5-3 ② B FF 92 F FF 92 B SL 80 F FF 92 S FF 93 2-3 K ③			F FF 92 S SL 87 X SL 86 0-2 G6-3 ③				4	0	0	0	0	1	3
44 Jonathan Pettibone, L (1, 1) OBP: 0.500, SLG: 0.333 28 Kevin Frandsen, R (6, PH) OBP: 0.368, SLG: 0.412 46 Raul Valdes, L (6, 1) OBP: 1.000, SLG: 2.000 13 Freddy Galvis, S (8, PH) OBP: 0.278, SLG: 0.333 45 Chad Durbin, R (8, 1) 47 Jeremy Horst, L (9, 1)			C FF 84 X CH 79 0-1 11 1B 26 2B 1B C FF 85 C CU 72 X CU 74 0-2 G1-4-3 ③		X FF 90 0-0 G4-3 ①		B SI 87 F SI 88 S CH 80 B CH 80 F CH 80 C SL 79 2-3 K ①		2 1 0 0 1 0 0 0	1 0 0 0 0 0 0 0	1 0 0 0 0 0 0 0	0 0 0 0 0 1 0 0	0 0 0 0 0 0 0 0	0 0 0 0 0 0 0 0	0 0 0 0 0 0 0 0

Inning Stats	1	2	3	4	5	6	7	8	9
	R: 0 E: 0 K: 2 S: 10	R: 0 E: 0 K: 0 S: 10	R: 3 E: 0 K: 1 S: 17	R: 0 E: 0 K: 0 S: 7	R: 5 E: 0 K: 1 S: 18	R: 0 E: 0 K: 0 S: 4	R: 1 E: 1 K: 1 S: 17	R: 0 E: 0 K: 2 S: 10	R: 0 E: 0 K: 0 S: 7
	H: 1 LOB: 1 BB: 0 P: 16	H: 0 LOB: 1 BB: 2 P: 20	H: 4 LOB: 1 BB: 0 P: 26	H: 0 LOB: 0 BB: 0 P: 9	H: 4 LOB: 0 BB: 1 P: 33	H: 0 LOB: 0 BB: 0 P: 6	H: 2 LOB: 2 BB: 0 P: 20	H: 1 LOB: 2 BB: 1 P: 19	H: 0 LOB: 0 BB: 0 P: 11

AB	38
R	9
H	12
RBI	8
BB	4
SO	7
LOB	15

		1B: 8	SF: 1	WP: 1	PA: 43
		2B: 2	SAC: 0	PB: 0	
		3B: 0	DP: 0	SB: 0	
		HR: 2	HBP: 0	CS: 1	

PITCHER		IP	WLS	BF	H	R	ER	SO	BB	IBB	HBP	BLK	WP	HR	S	P	ERA	WHIP
38 Shaun Marcum, R ERA: 6.75	(1, 1)	4.0	L	18	5	3	3	3	2	0	0	0	1	0	44	71	6.75	1.750
73 Robert Carson, L ERA: 16.2	(5, 1)	1.0		8	4	5	5	1	1	0	0	0	0	2	18	33	45.00	5.000
32 LaTroy Hawkins, R ERA: 3.72	(6, 1)	2.0		9	2	1	0	1	0	0	0	0	0	0	21	26	0.00	1.000
56 Scott Rice, L ERA: 2.08	(8, 1)	2.0		8	1	0	0	2	1	0	0	0	0	0	17	30	0.00	1.000

PITCHER	IP	WLS	BF	H	R	ER	SO	BB	IBB	HBP	BLK	WP	HR	S	P	ERA	WHIP

Batter	1	2	3	4	5	6	7	8	9	AB	R	H	RBI	BB	SO	LOB
23 Mike Baxter, L (1, 9) OBP: 0.357, SLG: 0.294	C FF 88 B CH 82 F SI 89 H SL 83 2-2 28 G6-4-3 11 BB HBP		C FF 89 S FF 89 B FF 90 F SL 83 F FF 91 X SL 83 1-2 11 G6-3 1B		C FC 87 X FF 87 0-1 ① F8		C SI 87 C CU 78 B SI 88 B SI 88 S CU 78 2-3 ② K			3	0	1	0	0	1	0
56 Scott Rice, L (8, 1)										0	0	0	0	0	0	0
11 Rubén Tejada, R (1, 6) OBP: 0.314, SLG: 0.289	B SI 86 C FF 89 1 SAFE F CH 81 B SI 87 B SL 83 F FF 90 F FF 90 B CH 81 4-2 28 G6-4-3 1-2 BB		B SI 89 B SI 89 C FF 90 1 SAFE B FF 89 X SI 90 3-1 ① ② G6-3 1-2f		C FF 89 X FF 88 0-1 5 2B 2B		C SI 87 S CU 78 B CU 79 X CU 79 1-2 ③ G5-3			3	1	1	0	1	0	1
28 Daniel Murphy, L (1, 4) OBP: 0.355, SLG: 0.488	C FF 89 B CH 82 F SI 90 B SI 90 X CH 82 2-2 ① ② G6-4-3 1-2f 2-3		X FF 90 0-0 ③ F7		C FF 88 C FF 88 D SL 81 F CH 82 T SL 86 1-2 ② K			C SI 87 F CU 75 S CU 74 0-3 ① K		4	0	0	0	0	2	3
5 David Wright, R (1, 5) OBP: 0.433, SLG: 0.513	B SI 89 B CH 82 F CH 83 B SL 84 F FF 90 F SI 90 C SL 86 3-3 ③ K			F FF 89 F SI 89 X SL 81 0-2 21 1B 29 SF7 1B	B SI 88 B SI 87 B SL 82 C FF 90 F FF 89 X SL 84 3-2 2-H 2B			B SI 88 F SI 88 F FC 86 F SI 88 X CU 75 1-2 ② G6-3		4	1	2	1	0	1	1
21 Lucas Duda, L (1, 7) OBP: 0.438, SLG: 0.557		B CH 79 B FF 89 C CH 81 X CH 81 2-1 ① F9		B FF 88 F FF 88 B SL 86 1 SAFE F SI 89 1 SAFE F SI 88 X CH 81 2-2 ③ 1 FC6-4 44 BB 1-3 1B	B SI 88 B FF 88 C FF 89 C FF 88 X FF 89 2-2 ③ L7			X SI 89 0-0 ③ G5-3		3	0	1	0	0	0	1
32 LaTroy Hawkins, R (6, 1)										0	0	0	0	0	0	0
12 Juan Lagares, R (8, 8) OBP: 0.286, SLG: 0.167										1	0	0	0	0	0	0
44 John Buck, R (1, 2) OBP: 0.293, SLG: 0.605		B FF 88 B SL 84 C CH 80 B FF 90 F SL 84 C SL 85 3-3 ② K		B SI 89 B SI 88 B SL 85 B SL 86 4-0 ③ 1 FC6-4 1-2 BB			B SI 86 B SI 85 F SI 86 X CU 79 2-2 ① G6-3		C FF 88 F FF 89 B SI 89 B SL 81 B CH 81 X SI 89 3-2 HR	3	1	1	1	1	1	0
29 Ike Davis, L (1, 3) OBP: 0.262, SLG: 0.351		B FF 91 B SL 87 B CH 82 C FF 89 X SL 87 3-1 1 2B 2B	X SI 88 0-0 ① SF7 3-H				X SI 87 0-0 ② P2		X SI 89 0-0 ① F9	3	1	1	1	0	0	0
1 Jordany Valdespin, L (1, 8) OBP: 0.302, SLG: 0.400 (6, 7) (8, 9)		C FF 89 X CH 82 0-1 2-H 2B	C SI 89 C SI 90 X FF 91 0-2 ② FC6-4 1-2f 2-3				C SI 87 C SI 88 X FF 89 0-2 ③ L5		C FF 88 B FF 89 F FF 88 B SL 82 F FF 88 B FF 89 F FF 88 X FF 89 3-2 ② G4-3	4	0	1	1	0	0	2
38 Shaun Marcum, R (1, 1) Justin Turner, R (4, PH) OBP: 0.324, SLG: 0.394 73 Robert Carson, L (5, 1) 4 Collin Cowgill, R (6, 8) OBP: 0.191, SLG: 0.326 (8, 7)	C SI 90 X FF 90 0-1 ③ F7		B FF 90 S FF 91 S FF 90 C FF 92 1-3 ③ K				B SI 86 F SI 87 B SI 87 F SI 87 B CU 78 S SI 88 3-3 ① K		B FF 88 X FF 90 1-0 ③ F8	1 1 0 2	0 0 0 0	0 0 0 0	0 0 0 0	0 0 0 0	1 1 0 1	1 2 0 0
Inning Stats	R: 0 E: 0 K: 1 S: 13 H: 0 LOB: 1 BB: 1 P: 24	R: 1 E: 0 K: 1 S: 11 H: 2 LOB: 1 BB: 0 P: 19	R: 0 E: 0 K: 0 S: 8 H: 1 LOB: 0 BB: 0 P: 12	R: 1 E: 0 K: 1 S: 14 H: 2 LOB: 2 BB: 1 P: 21	R: 1 E: 0 K: 1 S: 14 H: 2 LOB: 1 BB: 0 P: 20	R: 0 E: 0 K: 0 S: 7 H: 0 LOB: 0 BB: 0 P: 9	R: 0 E: 0 K: 2 S: 9 H: 0 LOB: 0 BB: 0 P: 15	R: 0 E: 0 K: 1 S: 8 H: 0 LOB: 0 BB: 0 P: 9	R: 1 E: 0 K: 0 S: 10 H: 1 LOB: 0 BB: 0 P: 17	1B: 3 2B: 4 3B: 0 HR: 1 SF: 1 SAC: 0 DP: 2 HBP: 1						

PITCHER		IP	WLS	BF	H	R	ER	SO	BB	IBB	HBP	BLK	WP	HR	S	P	ERA	WHIP
44 Jonathan Pettibone, R ERA: 4.35	(1, 1)	5.0	W	23	7	3	3	4	2	0	1	0	0	0	60	96	5.40	1.800
46 Raul Valdes, L ERA: 7.82	(6, 1)	2.0		6	0	0	0	2	0	0	0	0	0	0	16	24	0.00	0.000
45 Chad Durbin, R ERA: 3.52	(8, 1)	1.0		3	0	0	0	1	0	0	0	0	0	0	8	9	0.00	0.000
47 Jeremy Horst, L ERA: 5.91	(9, 1)	1.0		4	1	1	1	0	0	0	0	0	0	1	10	17	9.00	1.000

PITCHER	IP	WLS	BF	H	R	ER	SO	BB	IBB	HBP	BLK	WP	HR	S	P	ERA	WHIP

BOTTOM

Philadelphia Phillies @ New York Mets

Citi Field, Flushing, NY

Sat Apr 27 2013, 1:08 PM - 4:11 PM EDT

Att. 29,248 - Sunny - 65 F

livebaseballscorecards.com

AB	32
R	4
H	8
RBI	4
BB	2
SO	7
LOB	11

Batter	1	2	3	4	5	6	7	8	9	AB	R	H	RBI	BB	SO	LOB
11 Jimmy Rollins, S (1, 6) OBP: 0.321, SLG: 0.406	F FF 90 C CU 75 B CU 77 X FC 89 1-2 ① G4-3		B CU 73 B CH 84 C FF 89 X CU 75 2-1 ① F9		B CH 85 C FF 88 B CH 86 X FF 91 2-1 ② F8		C FF 89 B FC 86 F CU 74 B CH 83 F CU 74 B FC 87 F CH 84 F FC 87 X FC 88 3-2 1-2 6 2B 1B		C FF 91 B KC 81 F FF 93 X FF 94 1-2 ① P2	5	1	1	0	0	0	0
28 Kevin Frandsen, R (1, 3) OBP: 0.364, SLG: 0.400 6 Ryan Howard, L (7, PH) OBP: 0.299, SLG: 0.462 (7, 3)	B FF 91 C FC 88 X CU 75 1-1 51 E 10 BB 9 FC2 1B		C CU 73 B CH 85 F FC 89 X CU 76 1-2 ② G1-3		X CU 75 0-0 ③ G5-3		B SL 87 B SL 87 X FF 92 2-0 1-H 2-H 26 1B 2B		B FF 94 B FF 95 B FF 94 C FF 92 X FF 93 3-1 ② L1-6-3	3 2	0 1	1 1	0 2	0 0	0 0	0 0
26 Chase Utley, L (1, 4) OBP: 0.340, SLG: 0.505	B SI 90 B FF 91 C FF 88 X FF 89 2-1 ② F8		B FF 90 B CU 75 X FC 87 2-0 ③ F7			C FC 86 B SI 90 X FC 87 1-1 ① F8	X FF 90 0-0 2-H 1B		C FF 94 X KC 83 0-1 ③ F7	5	0	1	1	0	0	1
10 Michael Young, R (1, 5) OBP: 0.418, SLG: 0.432	B SI 90 D CH 85 C FC 88 B CU 74 C FF 91 F FC 90 B FC 87 4-2 9 FC2 51 E 1-2 BB			C CU 72 F CH 85 B FC 89 B CU 77 X CH 86 2-2 1B		F CU 74 B FC 85 B CH 83 S FC 85 X CU 73 2-2 ② F8	D SL 86 B FF 90 F FF 91 1 SAFE X SL 87 2-1 ③ G1-3			3	0	1	0	1	0	1
51 Carlos Ruiz, R (1, 2) OBP: 0.250, SLG: 0.500	C FC 88 D CU 76 X FC 88 1-1 E5 9 FC2 1-2 2-3			B FF 89 X CH 85 1-0 ① L9		B FF 89 B CH 83 B FC 86 X FF 88 3-0 2B		B FC 85 C FF 86 X FC 85 1-1 ① F8		4	0	1	0	0	0	3
9 Domonic Brown, L (1, 9) OBP: 0.312, SLG: 0.386 (7, 7)	B FC 88 F FC 89 C FF 92 F FC 89 X CU 77 1-2 ③ FC2 1-2 2-3 3-Hf			S FC 88 S FF 91 B FF 89 B FC 89 X FF 90 2-2 ② F8		S FC 86 B FC 87 F FF 90 X FC 87 1-2 ③ F8		B SI 87 S SI 86 X SL 81 1-1 15 2B 1B		4	1	1	0	0	0	5
15 John Mayberry Jr., R (1, 8) OBP: 0.324, SLG: 0.476		B FF 87 X FF 90 1-0 ① F8		D CH 85 B FC 89 1 SAFE B FC 88 C FF 90 F SI 91 C FC 88 3-3 ③ K			X FF 88 0-0 ① F8	C SL 84 1 SAFE X SI 87 0-1 1-H 2B		4	0	1	1	0	1	1
13 Freddy Galvis, S (1, 7) OBP: 0.282, SLG: 0.417 59 Antonio Bastardo, R (7, 1) 16 Ezequiel Carrera, L (8, PH) OBP: 0.250, SLG: 0.077 (8, 9)		C FF 88 F CU 76 F CU 75 S CU 75 0-3 ② K			C CU 72 B SI 90 F CH 84 F CU 77 F CU 76 F FF 92 X CU 77 1-2 HR		C CH 81 B FC 85 B FF 89 X CH 84 2-1 ② G5-3	X SI 86 0-0 ② F8		3 0 1	1 0 0	1 0 0	1 0 0	0 0 0	1 0 1	0 0 1
35 Cole Hamels, L (1, 1) OBP: 0.091, SLG: 0.091 19 Laynce Nix, L (7, PH) OBP: 0.306, SLG: 0.435 (7, 9) 37 Mike Adams, R (8, 1) 58 Jonathan Papelbon, R (9, 1)		B FF 89 C FF 89 F SI 90 C CU 75 1-3 ③ K			B FC 87 B FF 90 S FF 89 X FF 90 2-1 ① P5		B FC 85 C FC 86 F CU 73 F CU 75 B FF 90 X FC 86 2-2 11 1B 6 2B 1B	F SL 80 C CH 77 X CH 78 0-2 ③ G4-3		2 2 0 0	0 1 0 0	0 1 0 0	0 0 0 0	1 0 0 0	0 1 0 0	0 1 0 0

TOP

Philadelphia Phillies @ New York Mets

Citi Field, Flushing, NY

Sun Apr 28 2013, 1:11 PM - 4:06 PM EDT

Att. 28,990 - Partly Cloudy - 66 F

livebaseballscorecards.com

AB	38
R	5
H	10
RBI	5
BB	1
SO	3
LOB	13

Inning Stats	1	2	3	4	5	6	7	8	9
	R: 0 E: 1 K: 0 S: 16	R: 0 E: 0 K: 2 S: 8	R: 0 E: 0 K: 0 S: 6	R: 0 E: 0 K: 1 S: 10	R: 1 E: 0 K: 0 S: 11	R: 0 E: 0 K: 0 S: 9	R: 3 E: 0 K: 0 S: 17	R: 1 E: 0 K: 0 S: 10	R: 0 E: 0 K: 0 S: 7
	H: 1 LOB: 3 BB: 1 P: 26	H: 0 LOB: 0 BB: 0 P: 10	H: 0 LOB: 0 BB: 0 P: 11	H: 1 LOB: 1 BB: 0 P: 18	H: 1 LOB: 0 BB: 0 P: 16	H: 1 LOB: 1 BB: 0 P: 16	H: 4 LOB: 1 BB: 0 P: 28	H: 2 LOB: 1 BB: 0 P: 12	H: 0 LOB: 0 BB: 0 P: 11

| | | |

BOTTOM

Philadelphia Phillies @ New York Mets

Citi Field, Flushing, NY

Sun Apr 28 2013, 1:11 PM - 4:06 PM EDT

Att. 28,990 - Partly Cloudy - 66 F

livebaseballscorecards.com

Batter	1	2	3	4	5	6	7	8	9	AB	R	H	RBI	BB	SO	LOB
11 Rubén Tejada, R (1, 6) OBP: 0.333, SLG: 0.329	B FF 90 B FF 90 C FF 89 X FF 86 2-1 28 G4-3 5 1B 2B		B FF 91 C FF 92 S CH 84 B FF 92 F FC 90 B FC 88 B CH 83 4-2 BB		B CH 83 C FF 91 F FF 91 X FF 93 1-2 ① G6-3		C FF 91 B FF 90 B SL 82 X FF 90 2-1 2B			3	1	2	0	1	0	0
28 Daniel Murphy, L (1, 4) OBP: 0.340, SLG: 0.467	X FF 88 0-0 ① G4-3 2-3		B FF 92 B FF 92 C CH 83 S CH 84 S CH 84 2-3 ② K		X CU 75 0-0 ② G4-3		B FF 89 B FF 90 B FF 90 C FF 90 X FF 90 3-1 ② F8			4	0	0	0	0	1	3
5 David Wright, R (1, 5) OBP: 0.436, SLG: 0.506	S CH 83 T FF 92 B FF 92 B CH 86 F FF 94 X CU 78 2-2 3-H 1B		B FF 92 B FF 89 X FF 89 2-0 ③ G6-3		F FF 91 F CU 76 F CU 76 B FF 92 B FF 91 B CH 84 B FF 92 4-2 BB		C SL 81 C FF 90 B FF 89 X FF 91 1-2 ③ L9			3	0	1	1	1	0	2
44 John Buck, R (1, 2) OBP: 0.279, SLG: 0.575	C FF 93 F FF 94 B FF 92 1 SAFE B FF 90 T FF 93 2-2 ② K			B CH 81 S CH 81 B FF 86 F FF 88 C FF 93 2-3 ① K	1 SAFE X CH 83 0-0 ③ F7			B SL 86 F FF 88 B SL 86 C SL 86 F FF 89 F SI 88 B CH 80 X SL 86 3-2 ① G6-3		4	0	0	0	0	2	2
21 Lucas Duda, L (1, 7) OBP: 0.429, SLG: 0.531	F FC 88 F FF 93 B FF 94 D CU 79 X FF 93 2-2 ③ G3			B CH 84 F FF 92 B CH 84 B FC 90 S FC 90 F FF 92 B CH 85 4-2 12 BB 29 BB BB	B FF 87 F FF 88 F FF 90 B CU 75 S FC 88 2-3 ① K			C SL 86 F CU 77 X SL 84 0-2 ② P6		3	0	0	0	1	1	1
6 Marlon Byrd, R (1, 9) OBP: 0.284, SLG: 0.382		F FF 91 F FF 92 F CU 77 F FF 93 B FF 94 B CH 86 B CH 85 S CH 84 3-3 ① K		T CH 83 X CH 84 0-1 ② P3	B FF 91 B CH 83 B CH 82 C FF 90 B FF 90 4-1 29 FC4-6 BB			B SL 86 F FF 88 F SI 87 X CU 76 1-2 ③ P5		3	0	0	0	1	1	1
29 Ike Davis, L (1, 3) OBP: 0.261, SLG: 0.338		S CH 84 F FF 94 S CU 77 0-3 ② K		B FF 92 B CH 83 B CH 84 B FF 91 4-0 12 BB 1-2 BB	T FC 87 X FC 87 0-1 ② FC4-6 1-2f			X FF 90 0-0 ① L4		3	0	0	0	1	1	1
12 Juan Lagares, R (1, 8) OBP: 0.300, SLG: 0.125 50 Scott Atchison, R (7, 1) 34 Brandon Lyon, R (8, 1) 56 Scott Rice, L (8, 1) 39 Bobby Parnell, R (9, 1) 23 Mike Baxter, L (9, PH) OBP: 0.349, SLG: 0.286		X CH 83 0-0 ③ G6-3		B FF 93 B FF 92 1 SAFE B CH 83 C CH 83 B FF 92 4-1 1-2 2-3 BB	B FF 91 S CH 83 S FF 92 X CU 78 1-2 ③ F9			C FF 91 X FS 86 0-1 ② F7		2 0 0 0 0 0 1	0 0 0 0 0 0 0	0 0 0 0 0 0 0	0 0 0 0 0 0 0	1 0 0 0 0 0 0	0 0 0 0 0 0 0	1 0 0 0 0 0 0
49 Jonathon Niese, L (1, 1) OBP: 0.333, SLG: 0.250 4 Collin Cowgill, R (7, 8) OBP: 0.188, SLG: 0.319 1 Jordany Valdespin, L (9, PH) OBP: 0.296, SLG: 0.392			C FF 89 B FC 88 C CH 83 B FF 92 B CH 84 F FF 91 C FF 91 3-3 ① K	B FF 91 C FF 91 S CH 83 C FF 92 1-3 ③ K		C CH 88 X SL 81 0-1 ① P6		C FF 91 B SL 77 B FF 92 B FS 86 S FF 92 X FF 92 3-2 ③ F8		2 1 1	0 0 0	0 0 0	0 0 0	0 0 0	2 0 0	3 0 0
Inning Stats	R: 1 E: 0 K: 1 S: 13 H: 2 LOB: 1 BB: 0 P: 21	R: 0 E: 0 K: 2 S: 9 H: 0 LOB: 0 BB: 0 P: 12	R: 0 E: 0 K: 2 S: 11 H: 0 LOB: 1 BB: 1 P: 22	R: 0 E: 0 K: 2 S: 12 H: 0 LOB: 3 BB: 3 P: 27	R: 0 E: 0 K: 0 S: 8 H: 0 LOB: 1 BB: 1 P: 13	R: 0 E: 0 K: 1 S: 9 H: 0 LOB: 1 BB: 1 P: 16	R: 0 E: 0 K: 0 S: 9 H: 1 LOB: 1 BB: 0 P: 15	R: 0 E: 0 K: 0 S: 11 H: 0 LOB: 0 BB: 0 P: 15	R: 0 E: 0 K: 0 S: 6 H: 0 LOB: 0 BB: 0 P: 9	1B: 1 2B: 2 3B: 0 HR: 0 SF: 0 SAC: 0 DP: 0 HBP: 0						

	AB	30
	R	1
	H	3
	RBI	1
	BB	6
	SO	8
	LOB	14

PITCHER		IP	WLS	BF	H	R	ER	SO	BB	IBB	HBP	BLK	WP	HR	S	P	ERA	WHIP
35 Cole Hamels, L ERA: 4.78	(1, 1)	6.0	W	26	2	1	1	8	6	0	0	0	0	0	62	111	1.50	1.333
59 Antonio Bastardo, L ERA: 0.96	(7, 1)	1.0	H	4	1	0	0	0	0	0	0	0	0	0	9	15	0.00	1.000
37 Mike Adams, R ERA: 3.6	(8, 1)	1.0		3	0	0	0	0	0	0	0	0	0	0	11	15	0.00	0.000
58 Jonathan Papelbon, R ERA: 2.0	(9, 1)	1.0		3	0	0	0	0	0	0	0	0	0	0	6	9	0.00	0.000

PITCHER	IP	WLS	BF	H	R	ER	SO	BB	IBB	HBP	BLK	WP	HR	S	P	ERA	WHIP

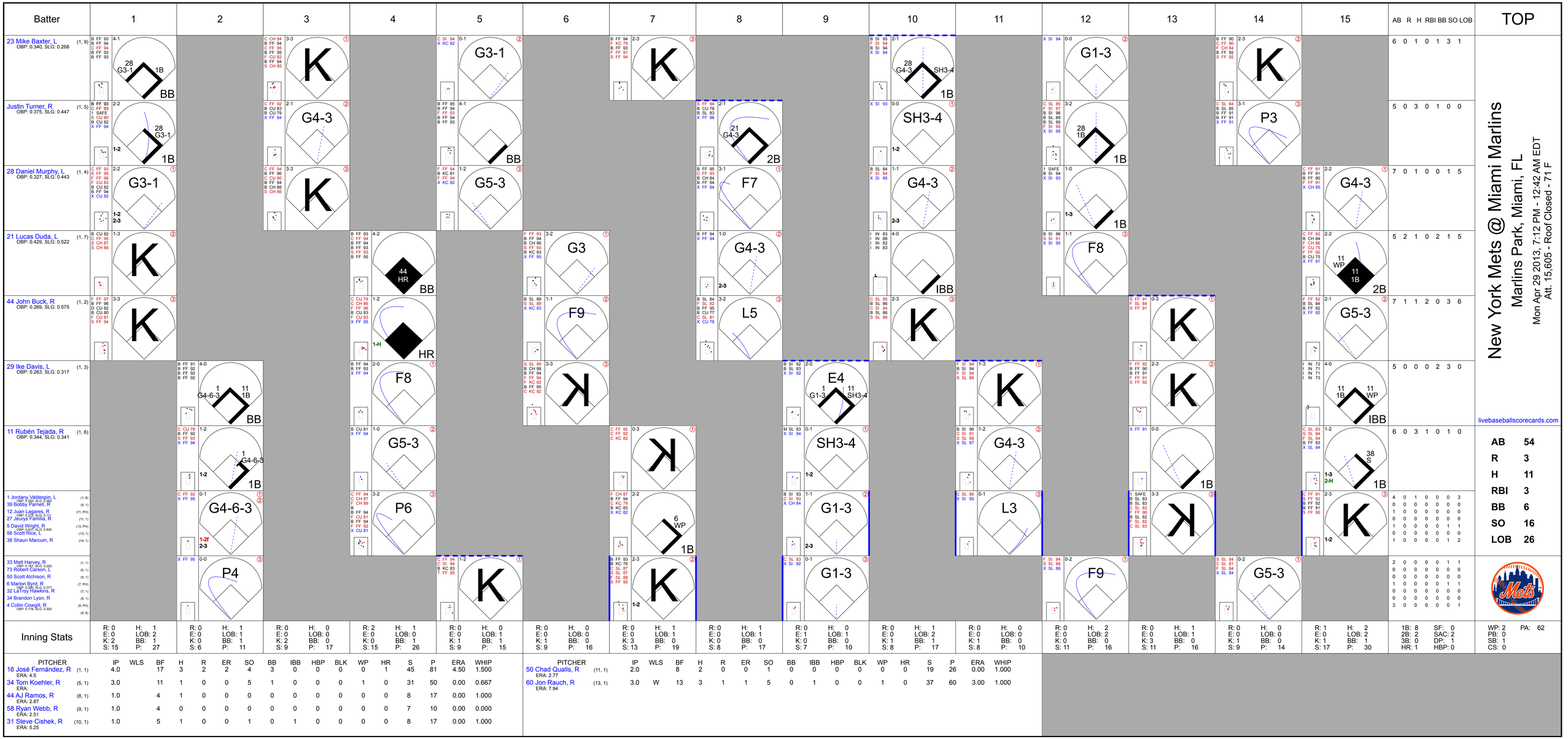
Batter
1
2
3
4
5
6
7
8
9
10
11
12
13
14
15
AB R H RBI BB SO LOB
TOP
23 Mike Baxter, L (1, 9)
OBP: 0.340, SLG: 0.268
6 0 1 0 1 3 1
Justin Turner, R (1, 5)
OBP: 0.375, SLG: 0.447
5 0 3 0 1 0 0
28 Daniel Murphy, L (1, 4)
OBP: 0.327, SLG: 0.443
7 0 1 0 0 1 5
21 Lucas Duda, L (1, 7)
OBP: 0.429, SLG: 0.522
5 2 1 0 2 1 5
44 John Buck, R (1, 2)
OBP: 0.269, SLG: 0.575
7 1 1 2 0 3 6
29 Ike Davis, L (1, 3)
OBP: 0.263, SLG: 0.317
5 0 0 0 2 3 0
11 Rubén Tejada, R (1, 6)
OBP: 0.344, SLG: 0.341
6 0 3 1 0 1 0
1 Jordany Valdespin, L (1, 8)
OBP: 0.286, SLG: 0.357
39 Bobby Parnell, R (9, 1)
12 Juan Lagares, R (11, PH)
OBP: 0.000, SLG: 0.000
27 Jeurys Familia, R (11, 1)
5 David Wright, R (13, PH)
OBP: 0.267, SLG: 0.500
56 Scott Rice, L (13, 1)
38 Shaun Marcum, R (14, 1)
4 0 1 0 0 0 3
0 0 0 0 0 0 0
1 0 0 0 0 0 0
0 0 0 0 0 0 0
1 0 0 0 0 1 1
0 0 0 0 0 0 0
1 0 0 0 0 1 2
33 Matt Harvey, R (1, 1)
OBP: 0.167, SLG: 0.250
73 Robert Carson, L (6, 1)
50 Scott Atchison, R (6, 1)
6 Marlon Byrd, R (7, PH)
OBP: 0.286, SLG: 0.377
32 LaTroy Hawkins, R (7, 1)
34 Brandon Lyon, R (8, 1)
4 Collin Cowgill, R (9, PH)
OBP: 0.176, SLG: 0.300
(9, R)
2 0 0 0 0 1 1
0 0 0 0 0 0 0
0 0 0 0 0 0 0
1 0 0 0 0 1 1
0 0 0 0 0 0 0
0 0 0 0 0 0 0
3 0 0 0 0 0 1
New York Mets @ Miami Marlins
Marlins Park, Miami, FL
Mon Apr 29 2013, 7:12 PM - 12:42 AM EDT
Att. 15,605 - Roof Closed - 71 F
livebaseballscorecards.com
AB 54
R 3
H 11
RBI 3
BB 6
SO 16
LOB 26
Inning Stats
R: 0 H: 1
E: 0 LOB: 2
K: 2 BB: 1
S: 15 P: 27
R: 0 H: 1
E: 0 LOB: 1
K: 0 BB: 1
S: 6 P: 11
R: 0 H: 0
E: 0 LOB: 0
K: 2 BB: 0
S: 9 P: 17
R: 2 H: 1
E: 0 LOB: 0
K: 0 BB: 1
S: 15 P: 26
R: 0 H: 0
E: 0 LOB: 1
K: 1 BB: 1
S: 9 P: 15
R: 0 H: 0
E: 0 LOB: 0
K: 1 BB: 0
S: 9 P: 16
R: 0 H: 1
E: 0 LOB: 1
K: 3 BB: 0
S: 13 P: 19
R: 0 H: 1
E: 0 LOB: 1
K: 0 BB: 0
S: 8 P: 17
R: 0 H: 0
E: 1 LOB: 1
K: 0 BB: 0
S: 7 P: 10
R: 0 H: 1
E: 0 LOB: 2
K: 1 BB: 1
S: 8 P: 17
R: 0 H: 0
E: 0 LOB: 0
K: 1 BB: 0
S: 8 P: 10
R: 0 H: 2
E: 0 LOB: 2
K: 0 BB: 0
S: 11 P: 16
R: 0 H: 1
E: 0 LOB: 1
K: 3 BB: 0
S: 11 P: 16
R: 0 H: 0
E: 0 LOB: 0
K: 1 BB: 0
S: 9 P: 14
R: 1 H: 2
E: 0 LOB: 2
K: 1 BB: 1
S: 17 P: 30
1B: 8 SF: 0
2B: 2 SAC: 2
3B: 0 DP: 1
HR: 1 HBP: 0
WP: 2 PA: 62
PB: 0
SB: 1
CS: 0
PITCHER IP WLS BF H R ER SO BB IBB HBP BLK WP HR S P ERA WHIP
16 José Fernández, R (1, 1) ERA: 4.5 4.0 17 3 2 2 4 3 0 0 0 0 1 45 81 4.50 1.500
34 Tom Koehler, R (5, 1) ERA: 2.87 3.0 11 1 0 0 5 1 0 0 0 1 0 31 50 0.00 0.667
44 AJ Ramos, R (8, 1) ERA: 2.51 1.0 4 1 0 0 0 0 0 0 0 0 0 8 17 0.00 1.000
58 Ryan Webb, R (9, 1) ERA: 2.51 1.0 4 0 0 0 0 0 0 0 0 0 0 7 10 0.00 0.000
31 Steve Cishek, R (10, 1) ERA: 5.25 1.0 5 1 0 0 1 0 1 0 0 0 0 8 17 0.00 1.000
PITCHER IP WLS BF H R ER SO BB IBB HBP BLK WP HR S P ERA WHIP
50 Chad Qualls, R (11, 1) ERA: 2.77 2.0 8 2 0 0 1 0 0 0 0 0 0 19 26 0.00 1.000
60 Jon Rauch, R (13, 1) ERA: 7.94 3.0 W 13 3 1 1 5 0 1 0 0 1 0 37 60 3.00 1.000

Batter	1	2	3	4	5	6	7	8	9	10	11	12	13	14	15	AB	R	H	RBI	BB	SO	LOB
9 Juan Pierre, L (1, 7) OBP: 0.250, SLG: 0.250	F9				G1-3		FC5-6			HBP				F7	P3	6	1	2	0	0	0	3
17 Donovan Solano, R (1, 4) OBP: 0.320, SLG: 0.275 60 Jon Rauch, R (13, 1)	30 FC6-4 1B		27 G4-6-3 1B		L9		G1-6-3			FC5-4		IBB		SH1-4		5	0	2	0	1	0	2
																0	0	0	0	0	0	0
27 Giancarlo Stanton, R (1, 9) OBP: 0.341, SLG: 0.367 50 Chad Qualls, R (11, 1) 21 Miguel Olivo, R (12, PH) OBP: 0.242, SLG: 0.419 (13, 3)	K		G4-6-3		P2			K		G2-3		BB		K		5	0	0	0	0	2	3
																0	0	0	0	0	0	0
																1	0	0	0	1	1	2
30 Placido Polanco, R (1, 5) OBP: 0.316, SLG: 0.308	FC6-4		G1-3			G6-3		G3		L9		G6-3			P3	7	0	0	0	0	0	5
29 Greg Dobbs, L (1, 3) OBP: 0.310, SLG: 0.320 (11, 9)		K		2B		20 1B BB		F7			G4-3		G3		19 1B 20 BB 1B	6	1	2	0	1	1	0
20 Justin Ruggiano, R (1, 8) OBP: 0.304, SLG: 0.417		K	K	K		22 1B 1B			19 1B 22 SF9 2B		G4-6-1 BB		19 G4-6-3 1B		22 SF7 BB	5	2	3	0	2	2	1
19 Rob Brantly, L (1, 2) OBP: 0.313, SLG: 0.338		22 1B 1B		K	F7				8 G4-6-3 1B		G3-6-1		G4-6-3		1B	7	0	3	1	0	1	5
22 Nick Green, R (1, 6) OBP: 0.320, SLG: 0.455		1B		BB	F8				SF9			L6		SH1-4 1B	SF7	4	0	2	2	1	0	2
		K	K	K			9 FC5-6 1B		G4-6-3			F7		60 SH1-4 1B	60 SH1-4 1B							

16 José Fernández, R
17 Donovan Solano, R
34 Tom Koehler, R
26 Austin Kearns, R
44 AJ Ramos, R
58 Ryan Webb, R
8 Chris Coghlan, L
31 Steve Cishek, R
13 Chris Valaika, R

Inning Stats																						
	R: 0 E: 0 K: 1 S: 11	H: 1 LOB: 1 BB: 0 P: 14	R: 0 E: 0 K: 3 S: 20	H: 2 LOB: 2 BB: 0 P: 32	R: 1 E: 0 K: 0 S: 10	H: 2 LOB: 0 BB: 0 P: 14	R: 0 E: 0 K: 3 S: 15	H: 1 LOB: 2 BB: 1 P: 27	R: 0 E: 0 K: 0 S: 8	H: 0 LOB: 0 BB: 0 P: 12	R: 0 E: 0 K: 0 S: 18	H: 1 LOB: 2 BB: 1 P: 27	R: 0 E: 0 K: 0 S: 6	H: 1 LOB: 0 BB: 0 P: 6	R: 0 E: 0 K: 1 S: 6	H: 0 LOB: 0 BB: 0 P: 8	R: 1 E: 0 K: 0 S: 12	H: 2 LOB: 0 BB: 0 P: 17	R: 0 E: 0 K: 0 S: 12	H: 0 LOB: 1 BB: 0 P: 18	R: 0 E: 0 K: 0 S: 4	H: 0 LOB: 0 BB: 1 P: 13	R: 0 E: 0 K: 0 S: 9	H: 1 LOB: 3 BB: 2 P: 18	R: 0 E: 0 K: 0 S: 10	H: 1 LOB: 0 BB: 0 P: 17	R: 0 E: 0 K: 1 S: 10	H: 2 LOB: 2 BB: 0 P: 12	R: 2 E: 0 K: 0 S: 11	H: 2 LOB: 1 BB: 1 P: 16	1B: 14 2B: 2 3B: 0 HR: 0	SF: 2 SAC: 1 DP: 5 HBP: 1	WP: 0 PB: 0 SB: 2 CS: 0	PA: 62

PITCHER		IP	WLS	BF	H	R	ER	SO	BB	IBB	HBP	BLK	WP	HR	S	P	ERA	WHIP
33 Matt Harvey, R	(1, 1)	5.1		24	7	1	1	7	2	0	0	0	0	0	78	121	1.69	1.688
ERA: 1.56																		
73 Robert Carson, L	(6, 1)	0.1	H	1	0	0	0	0	0	0	0	0	0	0	2	2	0.00	0.000
ERA: 14.73																		
50 Scott Atchison, R	(6, 1)	0.1	H	1	0	0	0	0	0	0	0	0	0	0	2	3	0.00	0.000
ERA: 4.22																		
32 LaTroy Hawkins, R	(7, 1)	1.0	H	3	1	0	0	0	0	0	0	0	0	0	6	6	0.00	1.000
ERA: 3.38																		
34 Brandon Lyon, R	(8, 1)	1.0	H	3	0	0	0	1	0	0	0	0	0	0	6	8	0.00	0.000
ERA: 4.35																		

PITCHER		IP	WLS	BF	H	R	ER	SO	BB	IBB	HBP	BLK	WP	HR	S	P	ERA	WHIP
39 Bobby Parnell, R	(9, 1)	2.0	B	8	2	1	1	0	0	0	1	0	0	0	24	35	4.50	1.000
ERA: 1.59																		
27 Jeurys Familia, R	(11, 1)	2.0		9	1	0	0	0	2	1	0	0	0	0	13	31	0.00	1.500
ERA: 2.84																		
56 Scott Rice, L	(13, 1)	1.0		3	1	0	0	0	0	0	0	0	0	0	10	17	0.00	1.000
ERA: 1.88																		
38 Shaun Marcum, R	(14, 1)	1.2	L	10	4	2	2	1	1	0	0	0	0	0	21	28	10.80	3.000
ERA: 7.94																		

BOTTOM

New York Mets @ Miami Marlins

Marlins Park, Miami, FL

Mon Apr 29 2013, 7:12 PM - 12:42 AM EDT

Att. 15,605 - Roof Closed - 71 F

livebaseballscorecards.com

AB	52
R	4
H	16
RBI	3
BB	6
SO	9
LOB	28

MIAMI

New York Mets @ Miami Marlins

Marlins Park, Miami, FL

Tue Apr 30 2013, 7:13 PM - 10:49 PM EDT

Att. 15,018 - Roof Closed - 76 F

TOP

livebaseballscorecards.com

Batter	1	2	3	4	5	6	7	8	9	AB	R	H	RBI	BB	SO	LOB
23 Mike Baxter, L (1, 9) OBP: 0.315, SLG: 0.244	C FF 88 B SI 89 B SL 79 F FF 88 B FF 88 X FF 89 3-2 F7 ①		C FF 89 C SL 80 X FF 90 0-2 P6 ③			C CH 84 T FF 90 B SI 90 B SL 80 B CU 74 F FF 90 F FF 90 F SL 79 X CH 84 3-2 G1-3 ②			B SI 92 B SI 92 B SI 91 C SI 89 X SI 92 3-1 L9 ①	4	0	0	0	0	0	0
11 Rubén Tejada, R (1, 6) OBP: 0.330, SLG: 0.326	C SL 81 B FF 90 X SL 81 1-1 G1-3 ②			C FF 90 B FF 89 B FF 89 F SL 79 B FF 90 C SL 81 3-3 K ①		C SL 80 L SL 80 X FF 90 0-2 F8 ③			C SI 92 B SI 93 S SL 83 F SI 92 B SI 92 F SL 82 B SI 93 X SL 81 3-2 L9 ②	4	0	0	0	0	1	0
5 David Wright, R (1, 5) OBP: 0.415, SLG: 0.477	F FF 90 F FF 89 B FF 89 B CU 72 B FF 89 X SL 82 3-2 F9 ③			C SL 80 X SL 79 0-1 F9 ②			C FF 90 F FF 90 S FF 89 0-3 K ①		B SL 82 B SI 92 B SI 93 X SI 91 3-0 F7 ③	4	0	0	0	0	1	0
21 Lucas Duda, L (1, 7) OBP: 0.436, SLG: 0.542		B CU 73 B FF 88 C FF 88 X FF 88 2-1 28 G4-6-3 1B		C SL 78 F FF 90 B FF 89 B CU 73 S SL 80 2-3 K ③			C SL 80 B FF 89 B SI 89 X FF 89 2-1 2B			3	0	2	0	0	1	0
28 Daniel Murphy, L (1, 4) OBP: 0.327, SLG: 0.450		C SI 88 B FF 89 B SL 79 F SI 88 X SI 89 2-2 G4-6-3 ① ② 1-2f			X FF 89 0-0 29 F8 20 SF7 2B		B FF 89 X SL 78 1-0 F8 ②			3	1	1	0	0	0	2
29 Ike Davis, L (1, 3) OBP: 0.265, SLG: 0.318		C FF 89 B CU 74 X CU 71 1-1 1B			C FF 90 X SL 79 0-1 F8 ① 2-3		F FF 88 C FF 89 X FF 90 0-2 G3-1 ③			3	0	1	0	0	0	2
20 Anthony Recker, R (1, 2) OBP: 0.200, SLG: 0.167		C FF 89 C SI 88 B FF 88 D CU 75 S CU 75 2-3 K2-3 ③			B SL 79 B FF 88 X SL 79 2-0 SF7 ② 3-H			C FF 90 F FF 90 B CU 74 F CU 75 S CU 75 1-3 K2-3 ①		2	0	0	1	0	2	1
12 Juan Lagares, R (1, 8) OBP: 0.214, SLG: 0.083			C SL 79 B FF 88 C FF 88 F CU 74 F FF 90 B CU 75 F SL 79 X FF 88 2-2 L7 ①		S FF 89 F FF 89 S FF 90 0-3 K ③			B SL 79 B FF 88 S FF 88 X FF 88 2-1 B1-3 ②		3	0	0	0	0	1	0
53 Jeremy Hefner, R (1, 1) 34 Brandon Lyon, R (9, 1)			C FF 89 S FF 88 S FF 90 0-3 K ②			L FF 89 C FF 89 B SI 90 S FF 90 1-3 K ①		X FF 88 0-0 F8 ③		3 0	0 0	0 0	0 0	0 0	2 0	0 0
Inning Stats	R: 0 H: 0 E: 0 LOB: 0 K: 0 BB: 0 S: 8 P: 15	R: 0 H: 2 E: 0 LOB: 1 K: 1 BB: 0 S: 10 P: 17	R: 0 H: 0 E: 0 LOB: 0 K: 1 BB: 0 S: 12 P: 14	R: 0 H: 0 E: 0 LOB: 0 K: 2 BB: 0 S: 8 P: 13	R: 1 H: 1 E: 0 LOB: 0 K: 1 BB: 0 S: 7 P: 9	R: 0 H: 0 E: 0 LOB: 0 K: 1 BB: 0 S: 12 P: 16	R: 0 H: 1 E: 0 LOB: 1 K: 1 BB: 0 S: 9 P: 12	R: 0 H: 0 E: 0 LOB: 0 K: 1 BB: 0 S: 7 P: 10	R: 0 H: 0 E: 0 LOB: 0 K: 0 BB: 0 S: 8 P: 17	1B: 2 SF: 1 2B: 2 SAC: 0 3B: 0 DP: 1 HR: 0 HBP: 0						

	AB	29
	R	1
	H	4
	RBI	1
	BB	0
	SO	8
	LOB	5

WP: 0 PA: 30
PB: 0
SB: 0
CS: 0

PITCHER		IP	WLS	BF	H	R	ER	SO	BB	IBB	HBP	BLK	WP	HR	S	P	ERA	WHIP
45 Kevin Slowey, R ERA: 2.15	(1, 1)	8.0		27	4	1	1	8	0	0	0	0	0	0	73	106	1.12	0.500
58 Ryan Webb, R ERA: 2.35	(9, 1)	1.0	W	3	0	0	0	0	0	0	0	0	0	0	8	17	0.00	0.000

PITCHER		IP	WLS	BF	H	R	ER	SO	BB	IBB	HBP	BLK	WP	HR	S	P	ERA	WHIP

New York Mets @ Miami Marlins

Marlins Park, Miami, FL

Tue Apr 30 2013, 7:13 PM - 10:49 PM EDT

Att. 15,018 - Roof Closed - 76 F

BOTTOM

Batter	1	2	3	4	5	6	7	8	9	AB	R	H	RBI	BB	SO	LOB
9 Juan Pierre, L (1, 7) OBP: 0.242, SLG: 0.242	G4-3		G3			G1-3			SH, 17 1B, 29 WP, 1-3	3	1	0	0	0	0	1
17 Donovan Solano, R (1, 4) OBP: 0.327, SLG: 0.284	B2-3			30 G5-4-3 1B		P3			29 WP, 30 IBB 1B, 1-3, 3-H	4	0	2	1	0	0	0
30 Placido Polanco, R (1, 5) OBP: 0.314, SLG: 0.298	F9			G5-4-3, 1-2f			G4-3		29 WP, IBB, 1-2	3	0	0	0	1	0	1
29 Greg Dobbs, L (1, 3) OBP: 0.310, SLG: 0.321		20 G6-4-3 1B		P3			K		WP, 1-2, 2-3, 3-H	4	0	1	0	0	1	2
20 Justin Ruggiano, R (1, 8) OBP: 0.295, SLG: 0.402		G6-4-3, 1-2f			K		K			3	0	0	0	0	2	1
48 Marcell Ozuna, R (1, 9) OBP: 0.333, SLG: 0.333		K			1B			G5-3		3	0	1	0	0	1	0
21 Miguel Olivo, R (1, 2) OBP: 0.222, SLG: 0.382			P4		K			K		3	0	0	0	0	2	1
22 Nick Green, R (1, 6) OBP: 0.321, SLG: 0.417			HBP		G5-3			G5-3		2	0	0	0	0	0	1
45 Kevin Slowey, R (1, 1) 58 Ryan Webb, R (9, 1) 8 Chris Coghlan, L (9, PH) OBP: 0.241, SLG: 0.240			K			K			SH 9, PB 9, 17 1B, 1B	2 0 1	0 0 1	0 0 1	0 0 1	0 0 0	2 0 0	1 0 0
Inning Stats	R: 0 E: 0 K: 0 S: 5 H: 0 LOB: 0 BB: 0 P: 7	R: 0 E: 0 K: 1 S: 9 H: 1 LOB: 0 BB: 0 P: 15	R: 0 E: 0 K: 1 S: 7 H: 0 LOB: 1 BB: 0 P: 8	R: 0 E: 0 K: 0 S: 7 H: 1 LOB: 0 BB: 0 P: 10	R: 0 E: 0 K: 2 S: 10 H: 1 LOB: 1 BB: 0 P: 16	R: 0 E: 0 K: 1 S: 7 H: 0 LOB: 0 BB: 0 P: 12	R: 0 E: 0 K: 2 S: 11 H: 0 LOB: 0 BB: 0 P: 17	R: 0 E: 0 K: 1 S: 11 H: 0 LOB: 0 BB: 0 P: 14	R: 2 E: 0 K: 0 S: 6 H: 2 LOB: 2 BB: 1 P: 19	1B: 5 2B: 0 3B: 0 HR: 0	SF: 0 SAC: 1 DP: 2 HBP: 1						

PITCHER	IP	WLS	BF	H	R	ER	SO	BB	IBB	HBP	BLK	WP	HR	S	P	ERA	WHIP
53 Jeremy Hefner, R (1, 1) ERA: 4.34	8.0	L	28	4	2	2	8	0	0	1	0	0	0	70	107	2.25	0.500
34 Brandon Lyon, R (9, 1) ERA: 4.35	0.0	B	3	1	0	0	0	0	1	0	0	1	0	3	11	∞	∞

livebaseballscorecards.com

AB	28
R	2
H	5
RBI	1
BB	1
SO	8
LOB	8

WP: 1 PB: 1 SB: 0 CS: 0 PA: 31

Batter	1	2	3	4	5	6	7	8	9	AB	R	H	RBI	BB	SO	LOB
11 Rubén Tejada, R (1, 6) OBP: 0.333, SLG: 0.323	C SI 86 X FF 86 0-1 28 G3-6-3 1B		C CH 75 F CH 74 B CU 71 B FF 86 F FC 82 X FC 80 2-2 ② G4-3		B SI 86 C CH 77 C SI 87 B FF 86 X CH 77 2-2 E5		B SI 92 X SI 92 1-0 ① G1-3	B FF 93 F FF 91 B CU 79 B FF 94 F FF 92 B FF 92 4-2 BB		4	0	1	0	1	0	0
28 Daniel Murphy, L (1, 4) OBP: 0.330, SLG: 0.448	F FF 86 B FC 81 X CH 76 1-1 ① ② G3-6-3 1-2f		B CU 78 B FF 86 X FF 87 2-0 5 CS 1B		X CU 80 0-0 ③ F7		C SI 93 F SL 85 X SL 89 0-2 5 1B 44 2B 1B	B FF 92 B FF 90 X FF 91 2-0 ③ G4-3		5	1	2	0	0	0	3
5 David Wright, R (1, 5) OBP: 0.423, SLG: 0.527	B CH 76 B SI 86 X CH 76 2-0 ③ G5-3		B FF 86 B FC 81 S CH 76 1 SAFE 2-1 ③ CS 1-2	X CH 75 0-0 HR		C FF 85 B CH 75 B SI 86 X CH 76 2-1 21 G4-3 6 1B 2B	X SI 95 0-0 44 2B 1-3 1B		X FF 95 0-0 ① F8	5	3	3	1	0	0	0
44 John Buck, R (1, 2) OBP: 0.296, SLG: 0.593		C CH 76 X FC 83 0-1 29 HBP 1B		B SI 85 X FC 82 1-0 1B	B SI 86 S CH 74 S CH 74 B FF 87 X CH 76 2-2 ① G6-3		1 SAFE C SI 95 1 SAFE S SL 88 1 SAFE B SL 86 F SL 86 X SL 86 1-2 6 F8 1-H 3-H 2B		B CU 75 F FF 94 B SL 88 B FF 94 F FF 95 B FF 95 4-2 6 1B BB	4	0	3	2	1	0	1
21 Lucas Duda, L (1, 7) OBP: 0.424, SLG: 0.513 23 Mike Baxter, L (9, 7) OBP: 0.315, SLG: 0.244		C FF 86 B FC 80 C FF 86 T FC 80 1-2 ① K	B FF 86 S FC 80 S FC 80 B SI 85 F CU 79 B CU 78 S CU 79 3-3 ① K		B CU 79 C FF 86 B FF 85 S CU 78 X CU 78 2-2 ② G4-3 2-3	B CH 83 B FF 92 B FF 91 B FF 91 4-0 BB		C FF 95 B SL 89 C FF 94 S SL 88 1-3 ② K	4 0	0 0	0 0	0 0	1 0	3 0	4 0
6 Marlon Byrd, R (1, 9) OBP: 0.288, SLG: 0.378	C FF 86 B CH 76 F FC 83 B FF 86 S CH 76 2-3 ② K		B CH 75 X SI 85 1-0 ② L6		S CH 76 X CH 74 0-1 29 1B 1 HR 3-H 1B	C FF 92 B CU 78 D FF 89 F FF 91 X FF 92 2-2 ② F8 2-3		F FF 94 B FF 94 B SL 86 X FF 95 2-1 1-2 1B	5	1	2	1	0	1	4
29 Ike Davis, L (1, 3) OBP: 0.272, SLG: 0.315	C FC 81 B FC 80 F FF 86 H SI 86 2-2 1-2 HBP		C FF 86 F CU 79 X CU 80 0-2 ③ G6-3		C FF 86 B FC 80 X CU 79 1-1 1 HR 1-2 1B	S FF 93 B CU 78 F FF 93 C CU 79 1-3 ③ K		B FF 94 X FF 94 1-0 ③ G6-3	4	1	1	0	0	1	5
12 Juan Lagares, R (1, 8) OBP: 0.188, SLG: 0.071 1 Jordany Valdespin, L (6, PH) OBP: 0.300, SLG: 0.439 (6, 8)	C SI 86 B FF 86 F SI 86 B CU 78 X FF 86 2-2 ③ G6-3				B SI 84 C FF 84 C FF 86 X CH 75 1-2 ① G4-3	B FF 91 S CH 81 F FF 91 B FF 94 X CH 83 2-2 1-H 2-H HR		C CU 77 C FF 93 B CU 81 S CU 80 1-3 ① K	2 2	0 1	0 1	0 3	0 0	0 1	2 0
35 Dillon Gee, R (1, 1) OBP: 0.091, SLG: 0.091 50 Scott Atchison, R (6, 1) 4 Collin Cowgill, R (8, PH) OBP: 0.173, SLG: 0.294 32 LaTroy Hawkins, R (8, 1) 56 Scott Rice, L (8, 1) 39 Bobby Parnell, R (9, 1)			B SI 83 X FF 84 1-0 ① F8		T SI 86 B CH 77 S CH 77 S SI 88 1-3 ② K	F FF 91 C CU 79 S SL 81 0-3 ③ K		B FF 93 S FF 92 B CU 77 B FF 92 F FF 91 F FF 92 S FF 92 3-3 ② K	3 0 1 0 0 0	0 0 0 0 0 0	0 0 0 0 0 0	0 0 0 0 0 0	2 0 1 0 0 0	0 0 0 0 0 0	0 0 0 0 0 0
Inning Stats	R: 0 E: 0 K: 0 S: 5 H: 1 LOB: 0 BB: 0 P: 8	R: 0 E: 0 K: 2 S: 13 H: 1 LOB: 2 BB: 0 P: 20	R: 0 E: 0 K: 0 S: 7 H: 1 LOB: 0 BB: 0 P: 14	R: 1 E: 0 K: 1 S: 10 H: 2 LOB: 1 BB: 0 P: 15	R: 0 E: 1 K: 1 S: 10 H: 0 LOB: 1 BB: 0 P: 14	R: 4 E: 0 K: 1 S: 18 H: 4 LOB: 0 BB: 0 P: 27	R: 2 E: 0 K: 1 S: 15 H: 3 LOB: 2 BB: 1 P: 24	R: 0 E: 0 K: 2 S: 10 H: 0 LOB: 1 BB: 1 P: 20	R: 0 E: 0 K: 1 S: 9 H: 1 LOB: 2 BB: 1 P: 17	1B: 9 2B: 2 3B: 0 HR: 2 SF: 0 SAC: 0 DP: 1 HBP: 1						WP: 0 PB: 0 SB: 0 CS: 1 PA: 44	

PITCHER		IP	WLS	BF	H	R	ER	SO	BB	IBB	HBP	BLK	WP	HR	S	P	ERA	WHIP
23 Wade LeBlanc, L ERA: 6.23	(1, 1)	5.2		25	8	4	4	4	0	0	1	0	0	1	57	90	6.35	1.412
44 AJ Ramos, R ERA: 3.38	(6, 1)	0.1	L	2	1	1	1	1	0	0	0	0	0	1	6	8	27.00	3.000
50 Chad Qualls, R ERA: 4.05	(7, 1)	0.1		4	3	2	2	0	0	0	0	0	0	0	9	11	54.00	9.000
52 Brad Hand, L ERA:	(7, 1)	1.2		7	0	0	0	3	2	0	0	0	0	0	16	33	0.00	1.200
40 Mike Dunn, L ERA: 1.98	(9, 1)	1.0		5	1	0	0	1	1	0	0	0	0	0	9	17	0.00	2.000

PITCHER	IP	WLS	BF	H	R	ER	SO	BB	IBB	HBP	BLK	WP	HR	S	P	ERA	WHIP

TOP

New York Mets @ Miami Marlins

Marlins Park, Miami, FL

Wed May 01 2013, 12:41 PM - 3:44 PM EDT

Att. 16,188 - Roof Closed - 75 F

livebaseballscorecards.com

AB	39
R	7
H	13
RBI	7
BB	3
SO	9
LOB	19

Batter	1	2	3	4	5	6	7	8	9	AB	R	H	RBI	BB	SO	LOB
9 Juan Pierre, L (1, 7) OBP: 0.260, SLG: 0.253	B FF 86 B FF 87 C SI 87 B CH 82 B SI 87 4-1 17 G2-3 20 1B BB	B SI 89 X SI 89 1-0 1B		B KC 74 B FF 88 X SI 90 2-0 2-H 1B			C FF 91 X SL 87 0-1 ① G3-1	C SI 87 S CH 78 D CH 79 F CH 80 F SI 88 X CH 79 1-2 ③ G4-3		4	1	2	1	1	0	1
17 Donovan Solano, R (1, 4) OBP: 0.321, SLG: 0.280	C SI 87 X SI 88 0-1 ① G2-3 1-2	1 SAFE F SI 88 B SI 88 F SI 89 1 SAFE C SL 80 1-3 ③ K		B SI 90 X SI 90 1-0 ③ G4-3			B SL 87 C FF 91 X SL 87 1-1 20 1B 29 1B 20 E 1B		C KC 82 X FF 94 0-1 ① G6-3	5	1	1	0	0	1	3
29 Greg Dobbs, L (1, 3) OBP: 0.326, SLG: 0.329	B CH 83 C SI 89 F CH 82 B FF 88 D SL 79 B CH 83 4-2 20 1B 13 2B BB		X FF 88 0-0 ① F8		B SL 80 X CH 81 1-0 48 1B 1B		C FF 92 B SL 87 X FF 92 1-1 20 E 20 E 1-2 1B		X FF 94 0-0 ② F7	4	2	2	0	1	0	0
20 Justin Ruggiano, R (1, 8) OBP: 0.300, SLG: 0.402	X SL 82 0-0 13 2B 1-2 2-H 1B		B FF 89 B SI 89 X SI 89 2-0 ② G6-3		X SI 88 0-0 ① L6		B SL 88 X SL 87 1-0 E7 1-H 2-H 1B		C FF 96 F KC 84 B FF 95 S KC 86 1-3 ③ K	5	1	2	1	0	1	1
48 Marcell Ozuna, R (1, 9) OBP: 0.429, SLG: 0.429	X FF 89 0-0 ② F9		C FF 88 C KC 75 B SL 81 B SL 81 X FF 89 2-2 E8 1B		C SI 87 X SL 80 0-1 13 G6-4-3 1-2 1B		C FF 92 B FF 93 F FF 92 B SL 87 X SL 88 2-2 ② G5-3			4	0	2	0	0	0	3
13 Chris Valaika, R (1, 5) OBP: 0.288, SLG: 0.354	B KC 73 X SL 80 1-0 1-H 2-H 2B		C SI 90 S KC 74 B SL 80 X SI 90 1-2 ③ G6-3		X SI 89 0-0 ② ③ G6-4-3 1-2f		B SL 87 B FF 92 C SL 88 X FF 92 2-1 ③ F8			4	0	1	2	0	0	4
21 Miguel Olivo, R (1, 2) OBP: 0.200, SLG: 0.342	C FF 89 B FF 90 S SL 80 B SL 82 F KC 75 X SI 91 2-2 ③ G3-1			X FF 86 0-0 ① F8		X SL 88 0-0 ① G6-3		C FF 92 B FF 92 B SL 88 F FF 94 B SL 87 F FF 94 F FF 95 X FF 95 3-2 ① G6-3		4	0	0	0	0	0	1
22 Nick Green, R (1, 6) OBP: 0.344, SLG: 0.500		X SI 88 0-0 ① G5-3		C FF 87 F SI 88 X SI 89 0-2 23 1B 2B		C SL 86 B FF 92 B FF 92 X SL 88 2-1 ② G5-3		B FF 94 C FF 94 X SL 88 1-1 26 G6-3 2B		4	0	2	0	0	0	0
23 Wade LeBlanc, L (1, 1) OBP: 0.200, SLG: 0.200 44 AJ Ramos, R (6, 1) 8 Chris Coghlan, L (6, PH) OBP: 0.235, SLG: 0.235 50 Chad Qualls, R (7, 1) 52 Brad Hand, L (7, 1) 26 Austin Kearns, R (8, PH) OBP: 0.300, SLG: 0.192 40 Mike Dunn, L (9, 1)		B SI 88 C FF 88 B KC 72 C FF 89 X CH 83 2-2 ② G4-3		B FF 88 F SI 88 C SL 80 B CH 82 F FF 88 B SL 78 X FF 88 3-2 ② 9 1B 2-H 1B		B FF 92 B CH 85 C FF 92 S SL 89 F SL 89 B SL 88 X SL 88 3-2 ③ P6		C FF 94 X FF 92 0-1 ② G6-3 2-3	2 0 1 0 0 1 0	1 0 0 0 0 0 0	1 0 0 0 0 0 0	0 0 0 0 0 0 0	0 0 0 0 0 0 0	0 0 0 0 0 0 1	0 0 0 0 0 1 0
Inning Stats	R: 3 E: 0 K: 0 S: 12 H: 2 LOB: 1 BB: 2 P: 23	R: 0 E: 0 K: 1 S: 8 H: 1 LOB: 1 BB: 0 P: 12	R: 0 E: 1 K: 0 S: 8 H: 1 LOB: 1 BB: 0 P: 13	R: 1 E: 0 K: 0 S: 10 H: 3 LOB: 1 BB: 0 P: 16	R: 0 E: 0 K: 0 S: 5 H: 2 LOB: 1 BB: 0 P: 6	R: 0 E: 0 K: 0 S: 7 H: 0 LOB: 0 BB: 0 P: 12	R: 2 E: 1 K: 0 S: 12 H: 3 LOB: 1 BB: 0 P: 19	R: 0 E: 0 K: 0 S: 14 H: 1 LOB: 1 BB: 0 P: 19	R: 0 E: 0 K: 1 S: 6 H: 0 LOB: 0 BB: 0 P: 7	1B: 10 2B: 3 3B: 0 HR: 0 SF: 0 SAC: 0 DP: 1 HBP: 0						WP: 0 PB: 0 SB: 0 CS: 0 PA: 40

PITCHER		IP	WLS	BF	H	R	ER	SO	BB	IBB	HBP	BLK	WP	HR	S	P	ERA	WHIP
35 Dillon Gee, R ERA: 6.16	(1, 1)	5.0	W	24	9	4	4	1	2	0	0	0	0	0	43	70	7.20	2.200
50 Scott Atchison, R ERA: 3.55	(6, 1)	2.0	H	9	3	2	0	0	0	0	0	0	0	0	19	31	0.00	1.500
32 LaTroy Hawkins, R ERA: 3.18	(8, 1)	0.2	H	3	1	0	0	0	0	0	0	0	0	0	9	13	0.00	1.500
56 Scott Rice, L ERA: 1.84	(8, 1)	0.1	H	1	0	0	0	0	0	0	0	0	0	0	5	6	0.00	0.000
39 Bobby Parnell, R ERA: 1.46	(9, 1)	1.0	S	3	0	0	0	1	0	0	0	0	0	0	6	7	0.00	0.000

PITCHER	IP	WLS	BF	H	R	ER	SO	BB	IBB	HBP	BLK	WP	HR	S	P	ERA	WHIP

BOTTOM

New York Mets @ Miami Marlins

Marlins Park, Miami, FL

Wed May 01 2013, 12:41 PM - 3:44 PM EDT

Att. 16,188 - Roof Closed - 75 F

livebaseballscorecards.com

AB	38
R	6
H	13
RBI	4
BB	2
SO	2
LOB	14

MIAMI

Batter	1	2	3	4	5	6	7	8	9	10	AB	R	H	RBI	BB	SO	LOB
11 Rubén Tejada, R (1, 6) OBP: 0.336, SLG: 0.337	B FF 91 X FF 90 1-0 44 HR 2B		C FF 89 B FF 89 F FF 89 F FF 91 B KC 80 B FF 91 F FF 89 X FF 90 3-2 ① G5-3			C FF 88 X FF 89 0-1 ① G5-3		B SI 91 C SI 90 S SI 88 B SI 89 F SI 91 X SI 91 2-2 ③ G6-3		C FF 95 F FF 96 X SL 82 0-2 28 1B 1-3 2-H 1B	5	1	2	1	0	0	0
28 Daniel Murphy, L (1, 4) OBP: 0.325, SLG: 0.436 27 Jeurys Familia, R (10, 1)	B FF 91 X FF 91 1-0 ① P5		B FF 91 B FF 90 X FF 90 2-0 ② G6-3			F FF 89 X FF 89 0-1 ② F8			C FF 97 F FF 98 C KC 86 0-3 ① K	F SI 92 C CU 75 T SAFE F SI 92 X CU 76 0-2 1-2 3-H 1B	5 0	0 0	1 0	1 0	0 0	1 0	1 0
5 David Wright, R (1, 5) OBP: 0.414, SLG: 0.542	C FF 91 F CH 86 B FF 90 D KC 81 F FF 90 X FF 90 2-2 ② L6		S FF 91 C FF 91 B KC 82 X FF 90 1-2 ③ G6-3			C CH 83 T FF 90 C SI 90 0-3 ③ K			B FF 98 T FF 98 S FF 97 B FF 98 X SI 97 2-2 HR	X SI 90 0-0 ③ L6	5	1	1	1	0	1	3
44 John Buck, R (1, 2) OBP: 0.294, SLG: 0.611	X CH 86 0-0 2-H HR			C FF 90 F FF 90 B FF 90 F FF 90 X FF 90 1-2 ① F9			B FF 89 F CH 81 B FF 88 F CH 82 S KC 79 2-3 ① K		B FF 97 B FF 97 S FF 97 B KC 86 F FF 95 C KC 84 3-3 ② K		4	1	1	2	0	2	0
Justin Turner, R (1, 3) OBP: 0.349, SLG: 0.415 29 Ike Davis, L (9, PH) OBP: 0.269, SLG: 0.311 (9, 3)	C FF 90 X SL 84 0-1 ③ F7			C KC 78 F FF 90 F KC 80 F FF 90 B KC 79 F FF 89 X CH 85 1-2 ② F9			C CH 81 B FF 89 B FF 89 B FF 88 X FF 88 3-1 ② L8		C KC 82 S FF 97 S KC 84 0-3 ③ K		3 1	0 0	0 0	0 0	0 1	0 0	0 0
21 Lucas Duda, L (1, 7) OBP: 0.417, SLG: 0.538		B SL 84 C FF 89 C SL 83 B SL 84 X FF 90 2-2 HR		B KC 78 C FF 90 B FF 90 B SL 85 X FF 90 3-1 ③ F8			C KC 79 S FF 89 B KC 81 B FF 91 B FF 90 F KC 80 S FF 90 3-3 ③ K			B FF 95 C FF 94 S CH 85 B CH 87 F FF 96 F FF 96 X FF 94 2-2 ① P6	4	1	1	1	0	1	0
6 Marlon Byrd, R (1, 8) OBP: 0.286, SLG: 0.410		C FF 89 B FF 89 X FF 90 1-1 ① G5-3			S KC 76 X FF 88 0-1 ① P4			B SI 90 X SI 91 1-0 HR		C SL 82 F FF 96 B SL 82 F SL 82 B SL 80 F FF 95 B SL 81 X FF 95 3-2 ② F9	4	1	1	1	0	0	0
47 Andrew Brown, R (1, 9) 1 Jordany Valdespin, L (10, PH) OBP: 0.311, SLG: 0.439 (10, 4)		C FF 90 B FF 90 B CH 84 C FF 89 S FF 88 2-3 ② K			B FF 88 X FF 88 1-0 ② F8			B SI 91 C SI 91 X SI 90 1-1 ① G6-3		B CH 85 C FF 94 C SL 81 B FF 94 B CH 85 D SL 83 4-2 23 S 11 1B BB	3 0	0 1	0 0	0 0	0 1	1 0	0 0
38 Shaun Marcum, R (1, 1) 32 LaTroy Hawkins, R (5, 1) 50 Scott Atchison, R (7, 1) 12 Juan Lagares, R (8, PH) OBP: 0.333, SLG: 0.667 56 Scott Rice, L (8, 1) 34 Brandon Lyon, R (8, 1) 39 Bobby Parnell, R (9, 1) 23 Mike Baxter, L (10, PH) OBP: 0.327, SLG: 0.244 (10, 9)		F FF 90 X FF 90 0-1 ③ P6			C FF 89 X FF 89 0-1 ③ F7			C SI 91 F SI 90 F SI 90 C SI 91 0-3 ② K		C FF 94 S SL 82 B SL 82 B FF 95 H SL 82 3-2 11 1B 28 1B 1-2 HBP	2 0 0 0 1 0 0 0 0	0 0 0 0 0 0 0 0 1	0 0 0 0 0 0 0 0 0	0 0 0 0 0 0 0 0 0	0 0 0 1 0 0 0 0 0	0 0 0 0 0 0 0 0 0	0 0 0 0 0 0 0 0 0
Inning Stats	R: 2 E: 0 K: 0 S: 9 H: 2 LOB: 0 BB: 0 P: 13	R: 1 E: 0 K: 1 S: 10 H: 1 LOB: 0 BB: 0 P: 15	R: 0 E: 0 K: 0 S: 9 H: 0 LOB: 0 BB: 0 P: 15	R: 0 E: 0 K: 0 S: 12 H: 0 LOB: 0 BB: 0 P: 17	R: 0 E: 0 K: 0 S: 5 H: 0 LOB: 0 BB: 0 P: 6	R: 0 E: 0 K: 1 S: 7 H: 0 LOB: 0 BB: 0 P: 7	R: 0 E: 0 K: 2 S: 9 H: 0 LOB: 0 BB: 0 P: 17	R: 1 E: 0 K: 1 S: 11 H: 1 LOB: 0 BB: 0 P: 15	R: 1 E: 0 K: 3 S: 12 H: 1 LOB: 0 BB: 0 P: 17	R: 2 E: 0 K: 0 S: 22 H: 2 LOB: 2 BB: 1 P: 34	1B: 2 2B: 1 3B: 0 HR: 4	SF: 0 SAC: 0 DP: 0 HBP: 1		WP: 0 PB: 0 SB: 1 CS: 0	PA: 39		

PITCHER		IP	WLS	BF	H	R	ER	SO	BB	IBB	HBP	BLK	WP	HR	S	P	ERA	WHIP
36 Mike Minor, L ERA: 3.26	(1, 1)	7.0		24	3	3	3	4	0	0	0	0	0	2	61	90	3.86	0.429
34 Eric O'Flaherty, L ERA: 2.13	(8, 1)	1.0	B	4	1	1	1	1	0	0	0	0	0	1	11	15	9.00	1.000
46 Craig Kimbrel, R ERA: 2.31	(9, 1)	1.0	B	4	1	1	1	3	0	0	0	0	0	1	12	17	9.00	1.000
52 Jordan Walden, R ERA: 2.92	(10, 1)	0.2	L	5	1	2	2	0	1	0	1	0	0	0	17	29	27.00	3.000
43 Luis Avilán, L ERA: 2.7	(10, 1)	0.0		1	1	0	0	0	0	0	0	0	0	0	4	4	∞	∞

PITCHER		IP	WLS	BF	H	R	ER	SO	BB	IBB	HBP	BLK	WP	HR	S	P	ERA	WHIP
53 Cory Gearrin, R ERA: 1.32	(10, 1)	0.1		1	0	0	0	0	0	0	0	0	0	0	1	1	0.00	0.000

TOP

New York Mets @ Atlanta Braves

Turner Field, Atlanta, GA

Fri May 03 2013, 7:36 PM - 11:04 PM EDT

Att. 30,871 - Cloudy - 63 F

livebaseballscorecards.com

AB	37
R	7
H	7
RBI	7
BB	1
SO	8
LOB	4

New York Mets @ Atlanta Braves

Turner Field, Atlanta, GA

Fri May 03 2013, 7:36 PM - 11:04 PM EDT

Att. 30,871 - Cloudy - 63 F

livebaseballscorecards.com

BOTTOM

Batter	1	2	3	4	5	6	7	8	9	10	AB	R	H	RBI	BB	SO	LOB
17 Jordan Schafer, L (1, 9) OBP: 0.435, SLG: 0.286	C FF 86 B CU 70 F CH 79 B SI 86 F CH 79 B FF 85 B FF 88 4-2 19 G4-6-3 BB		B CH 80 C FF 86 B FF 86 C SI 84 2 SAFE F FC 85 B CH 78 B SI 87 4-2 ② 2-3 BB		B CH 80 C FF 85 F FF 85 F FF 85 D CH 78 F CH 79 B FF 85 B FF 85 4-2 8 SF9 19 1B 1-2 2-3 BB		C FF 91 T FF 92 B SL 88 B FF 91 B SL 89 B FF 93 4-2 19 FC5-4 2-3 BB		S FF 95 C FF 96 B FF 96 X FF 97 1-2 ② L8		1	0	0	0	4	0	1
19 Andrelton Simmons, R (1, 6) OBP: 0.284, SLG: 0.306	1 SAFE C FF 87 1 SAFE 1 SAFE X FC 84 0-1 ① G4-6-3 ② 1-2f		1 SAFE X FC 82 0-0 ③ G6-3		F FC 82 X FC 82 0-1 8 SF9 1-2 2-3 3-H 1B		L SL 86 F FF 92 F FF 91 1 SAFE X SL 87 0-2 ② FC5-4 1-2f 3-H		B FF 96 F FF 97 C FF 97 D KC 86 B FF 98 F FF 99 F FF 99 D KC 87 4-2 BB		4	0	1	2	1	0	3
8 Justin Upton, R (1, 7) OBP: 0.371, SLG: 0.667	B FF 86 S CH 81 C FF 88 B SI 82 B CH 82 X FF 86 3-2 ③ P3			F SI 84 B CU 72 S SL 79 B FF 85 F FF 86 B SL 80 F FF 86 F FC 83 T FF 87 3-2 ① K	X FF 92 0-0 ② SF9 1-2 2-3 3-H		C FF 91 B FF 91 X SL 88 1-1 ③ F9		F FF 96 X KC 87 0-1 ③ G5-3		4	0	0	1	0	1	3
5 Freddie Freeman, L (1, 3) OBP: 0.364, SLG: 0.373		X FF 86 0-0 ① F9		F CH 78 F FF 86 X CU 73 0-2 1B	C FF 93 F FF 93 S SL 88 0-3 ③ K			X SL 82 0-0 ① L9		B FF 96 B SI 93 C FF 94 X SI 95 2-1 ① G3	5	0	1	0	0	1	2
24 Evan Gattis, R (1, 2) OBP: 0.302, SLG: 0.557		C FF 87 F FC 85 B CH 81 F SL 79 B FF 86 S SL 80 2-3 ② K		F FC 84 B FC 83 1 SAFE T FF 86 S SL 80 1-3 ② K		C SL 87 C FF 94 S FF 91 0-3 ① K		X FF 89 0-0 HR		B FF 97 C FF 94 C SL 81 B SL 84 B SL 83 X FF 97 3-2 ② F9	5	1	1	1	0	3	1
26 Dan Uggla, R (1, 4) OBP: 0.291, SLG: 0.347		C CU 73 C FC 83 F CH 81 B FF 86 B CU 74 S CH 80 2-3 ③ K		S FC 83 F FF 86 D CH 80 X FC 82 1-2 ③ G4-3		B FF 94 C SL 87 B SL 88 X FF 93 2-1 2 G6-3 1B		X FC 86 0-0 2 G5-4-3 1B		C FF 95 C SL 82 C SL 83 0-3 ③ K	5	0	2	0	0	2	1
2 B.J. Upton, R (1, 8) OBP: 0.223, SLG: 0.277			C CU 73 B FF 85 B FC 83 S CH 80 B FC 81 X FC 82 3-2 25 1B 2B		X CU 72 0-0 36 FC1-5 14 1B 1B	B FF 93 X FF 93 1-0 ② ③ G6-3 1-2f		X FF 87 0-0 ② ③ G5-4-3 1-2f			4	1	2	0	0	0	2
25 Juan Francisco, L (1, 5) OBP: 0.324, SLG: 0.485 14 Ramiro Pena, S (4, 5) OBP: 0.404, SLG: 0.450			C CH 79 F FF 87 F CU 75 F CH 77 F CH 80 B FF 85 X CH 76 1-2 17 CS 36 SH2-3 2-H 1B		1 SAFE 1 SAFE C SI 85 1 SAFE X SI 84 0-1 17 BB 19 1B 36 FC1-5 1-2 1B		B FF 91 S SL 86 B CH 84 B FF 91 D SL 89 4-1 17 WP 1 SH1-4 19 FC5-4 BB		C SI 87 B CU 75 B FF 87 F SI 87 X CU 75 2-2 7 SH5-4 2B		1	0	1	1	0	0	0
											2	2	2	0	1	0	0
36 Mike Minor, R (1, 1) 1 Tyler Pastornicky, R (7, PH) OBP: 0.143, SLG: 0.286 34 Eric O'Flaherty, L (8, 1) 46 Craig Kimbrel, R (9, 1) 7 Reed Johnson, R (9, PH) OBP: 0.289, SLG: 0.344 52 Jordan Walden, R (10, 1) 43 Luis Avilán, L (10, 1) 53 Cory Gearrin, R (10, 1)			C FF 84 X FF 84 0-1 ① SH2-3 1-2		B CU 72 D CH 77 X FF 84 2-0 ① FC1-5 19 1B 17 BB 8 SF9 1-2 2-3f		L SL 86 X FF 91 0-1 ① SH1-4 1-2		L SI 87 X SL 82 0-1 ① SH5-4 2-3		1	1	0	0	0	0	2
											0	0	0	0	0	0	0
											0	0	0	0	0	0	0
											0	0	0	0	0	0	0
											0	0	0	0	0	0	0
											0	0	0	0	0	0	0
											0	0	0	0	0	0	0
											0	0	0	0	0	0	0

Inning Stats																										
	R: 0 E: 0 K: 0 S: 8	H: 0 LOB: 0 BB: 1 P: 15	R: 0 E: 0 K: 2 S: 9	H: 0 LOB: 0 BB: 0 P: 13	R: 1 E: 0 K: 0 S: 15	H: 2 LOB: 1 BB: 1 P: 23	R: 0 E: 0 K: 2 S: 15	H: 1 LOB: 1 BB: 0 P: 20	R: 2 E: 0 K: 1 S: 14	H: 3 LOB: 2 BB: 1 P: 20	R: 0 E: 0 K: 1 S: 6	H: 1 LOB: 0 BB: 0 P: 9	R: 1 E: 0 K: 0 S: 11	H: 1 LOB: 1 BB: 2 P: 20	R: 1 E: 0 K: 0 S: 4	H: 2 LOB: 0 BB: 0 P: 4	R: 0 E: 0 K: 0 S: 14	H: 1 LOB: 2 BB: 1 P: 21	R: 0 E: 0 K: 1 S: 8	H: 0 LOB: 0 BB: 0 P: 13	1B: 7 2B: 2 3B: 0 HR: 1	SF: 1 SAC: 3 DP: 3 HBP: 0	WP: 1 PB: 0 SB: 0 CS: 1	PA: 42

PITCHER		IP	WLS	BF	H	R	ER	SO	BB	IBB	HBP	BLK	WP	HR	S	P	ERA	WHIP
38 Shaun Marcum, R ERA: 7.2	(1, 1)	4.1		20	6	3	3	4	3	0	0	0	0	0	57	87	6.23	2.077
32 LaTroy Hawkins, R ERA: 2.77	(5, 1)	1.2		5	1	0	0	2	0	0	0	0	0	0	10	13	0.00	0.600
50 Scott Atchison, R ERA: 3.95	(7, 1)	1.0		5	0	1	1	0	2	0	0	0	1	0	11	20	9.00	2.000
56 Scott Rice, L ERA: 1.8	(8, 1)	0.1		1	0	0	0	0	0	0	0	0	0	0	1	1	0.00	0.000
34 Brandon Lyon, R ERA: 4.76	(8, 1)	1.0		5	3	1	1	0	0	0	0	0	0	1	8	10	9.00	3.000

PITCHER		IP	WLS	BF	H	R	ER	SO	BB	IBB	HBP	BLK	WP	HR	S	P	ERA	WHIP
39 Bobby Parnell, R ERA: 1.38	(9, 1)	0.2	W	3	0	0	0	0	1	0	0	0	0	0	9	14	0.00	1.500
27 Jeurys Familia, R ERA: 2.45	(10, 1)	1.0	S	3	0	0	0	1	0	0	0	0	0	0	8	13	0.00	0.000

AB	32
R	5
H	10
RBI	5
BB	6
SO	7
LOB	15

Batter	1	2	3	4	5	6	7	8	9	AB	R	H	RBI	BB	SO	LOB
11 Rubén Tejada, R (1, 6) OBP: 0.322, SLG: 0.320	C SI 89 B FC 84 B SI 89 X SI 89 2-1 G3		C CU 74 B FF 90 B SI 89 S FS 81 C SI 91 2-3 K		C SI 89 F CU 76 B FS 82 B CU 72 F FS 82 X SI 91 2-2 L8			C FC 86 B CU 77 B SI 91 C FC 86 F SI 91 B CU 78 C SI 90 3-3 K	C FF 95 F FF 96 B FF 97 F FF 96 B CU 82 B FF 96 X FF 95 3-2 F9	5	0	0	0	0	2	2
28 Daniel Murphy, L (1, 4) OBP: 0.322, SLG: 0.425	C SI 90 S FS 81 S FC 84 0-3 K			B FS 79 B SI 89 C SI 89 B FS 80 B SI 90 4-1 5 HR BB		X FF 88 0-0 G4-3		B SI 93 X SI 92 1-0 L6		3	1	0	0	1	1	1
5 David Wright, R (1, 5) OBP: 0.425, SLG: 0.576	F FF 89 S CU 76 B FC 85 B CU 76 S FS 82 2-3 K			B SI 90 X FF 89 1-0 1-H HR		B FC 83 C SI 89 X FC 85 1-1 1B		F SI 94 F CH 83 B FF 93 D CU 77 D CH 82 F SI 93 F SI 93 D CH 82 4-2 44 HBP 21 1B BB 2-3 BB		3	2	2	2	1	1	0
21 Lucas Duda, L (1, 7) OBP: 0.411, SLG: 0.524		C SI 88 B FS 79 B FC 86 B FS 80 S FC 85 X FC 85 3-2 G6-3		X FF 90 0-0 F9		C SI 90 X SI 90 0-1 F7		B SI 92 B CU 77 B SI 93 C SI 93 X SI 94 3-1 BB 44 HBP 1-2 3-H 1B		4	0	1	1	0	0	1
44 John Buck, R (1, 2) OBP: 0.292, SLG: 0.592		X FF 90 0-0 G6-3		B FC 86 C SI 90 B FC 85 B FF 90 X SI 90 3-1 F8		C SI 91 S FS 82 X FS 82 0-2 G5-3		F SI 88 H SL 79 1-1 BB 1-2 2-3 HBP		3	0	0	0	0	0	1
29 Ike Davis, L (1, 3) OBP: 0.271, SLG: 0.312 Justin Turner, R (8, PH) OBP: 0.364, SLG: 0.415 (8, 3)		X FF 89 0-0 F7		X SI 90 0-0 1B			B FS 78 C FS 84 F SI 88 F CU 75 F CU 76 B FF 89 B FS 81 F SI 90 S FC 86 3-3 K	B SI 90 D SI 91 F SI 90 S SI 91 B SI 90 B SI 90 4-2 1-2 2-3 3-H BB		3 0	0 0	1 0	0 1	0 1	1 0	0 0
6 Marlon Byrd, R (1, 9) OBP: 0.284, SLG: 0.402 73 Robert Carson, L (8, 1) 50 Scott Atchison, R (8, 1)			X SI 88 0-0 49 FC5-6 1B	C SI 90 C CU 74 S FC 81 0-3 K			X SI 89 0-0 G5-3	C CH 83 B SI 90 B FF 90 F SI 90 D SI 91 S SI 91 3-3 K		4 0 0	0 0 0	1 0 0	0 0 0	0 0 0	2 0 0	4 0 0
1 Jordany Valdespin, L (1, 8) OBP: 0.292, SLG: 0.410			C CU 74 1 SAFE X FS 80 0-1 F9		C SI 87 B FS 80 F FS 80 B FF 90 B FS 81 C FF 91 3-3 K		C SI 90 B CU 76 X FS 80 1-1 F9		C FF 94 X CH 86 0-1 G3	4	0	0	0	0	1	1
49 Jonathon Niese, L (1, 1) OBP: 0.273, SLG: 0.200 27 Jeurys Familia, R (5, 1) 34 Brandon Lyon, R (7, 1) 23 Mike Baxter, L (8, PH) OBP: 0.333, SLG: 0.277 (8, 9)			B SI 88 L FF 88 X SI 88 1-1 FC5-6 1-2f		X SI 90 0-0 G6-3			F FF 88 C FF 90 B FC 87 X FC 85 1-2 5 WP 21 1B 2B	B FF 95 C FF 94 F FF 95 B FF 96 F FF 95 C FF 96 2-3 K	2 0 0 2	0 0 0 1	0 0 0 1	0 0 0 1	0 0 0 0	0 0 0 1	1 0 0 0
Inning Stats	R: 0 E: 0 K: 2 S: 8 H: 0 LOB: 0 BB: 0 P: 12	R: 0 E: 0 K: 0 S: 5 H: 0 LOB: 0 BB: 0 P: 8	R: 0 E: 0 K: 1 S: 8 H: 1 LOB: 1 BB: 0 P: 11	R: 2 E: 0 K: 1 S: 9 H: 2 LOB: 1 BB: 1 P: 17	R: 0 E: 0 K: 1 S: 8 H: 0 LOB: 0 BB: 0 P: 13	R: 0 E: 0 K: 0 S: 8 H: 1 LOB: 1 BB: 0 P: 9	R: 0 E: 0 K: 1 S: 9 H: 0 LOB: 0 BB: 0 P: 13	R: 2 E: 0 K: 2 S: 20 H: 2 LOB: 3 BB: 2 P: 40	R: 0 E: 0 K: 1 S: 10 H: 0 LOB: 0 BB: 0 P: 15	1B: 4 2B: 1 3B: 0 HR: 1 SF: 0 SAC: 0 DP: 0 HBP: 1						

PITCHER		IP	WLS	BF	H	R	ER	SO	BB	IBB	HBP	BLK	WP	HR	S	P	ERA	WHIP
15 Tim Hudson, R ERA: 3.83	(1, 1)	7.1	W	28	5	3	3	7	1	0	0	0	0	1	62	94	3.68	0.818
43 Luis Avilán, L ERA: 3.48	(8, 1)	0.1		3	1	0	0	0	1	0	0	0	1	0	7	15	0.00	6.000
53 Cory Gearrin, R ERA: 1.32	(8, 1)	0.0		1	0	0	0	0	0	0	1	0	0	0	1	2	∞	∞
34 Eric O'Flaherty, L ERA: 2.08	(8, 1)	0.1	H	2	0	1	1	1	1	0	0	0	0	0	5	12	27.00	3.000
38 Anthony Varvaro, R ERA: 1.15	(9, 1)	1.0		3	0	0	0	1	0	0	0	0	0	0	10	15	0.00	0.000

PITCHER	IP	WLS	BF	H	R	ER	SO	BB	IBB	HBP	BLK	WP	HR	S	P	ERA	WHIP

TOP

New York Mets @ Atlanta Braves

Turner Field, Atlanta, GA

Sun May 05 2013, 1:39 PM - 4:43 PM EDT

Att. 32,849 - Partly Cloudy - 61 F

livebaseballscorecards.com

AB	33
R	4
H	6
RBI	4
BB	3
SO	9
LOB	11

1B: 4	SF: 0	WP: 1	PA: 37
2B: 1	SAC: 0	PB: 0	
3B: 0	DP: 0	SB: 0	
HR: 1	HBP: 1	CS: 0	

BOTTOM

New York Mets @ Atlanta Braves

Turner Field, Atlanta, GA

Sun May 05 2013, 1:39 PM - 4:43 PM EDT

Att. 32,849 - Partly Cloudy - 61 F

Batter	1	2	3	4	5	6	7	8	9	AB	R	H	RBI	BB	SO	LOB
19 Andrelton Simmons, R (1, 6) OBP: 0.289, SLG: 0.330	C FF 89 B CU 74 X SI 89 1-1 G6-3 ①		B CU 72 B SI 88 C FC 86 X FF 92 2-1 8 1B 2B B CU 76 B FC 89 C FC 86 X CU 78 2-2 G6-3 ③		C SL 80 X FF 96 0-1 FC5-2-6 ② 2-3 3-H		B FC 87 B FC 87 S FC 87 X SL 82 2-1 2B			5	1	2	0	0	0	5
23 Chris Johnson, R (1, 5) OBP: 0.365, SLG: 0.478 14 Ramiro Pena, S (8, 5) OBP: 0.404, SLG: 0.450	B FF 90 C CH 85 X FC 90 1-1 G1-3 ②		B FC 90 D SI 92 D SI 86 B FF 91 4-0 8 1B 5 2B BB	B SI 87 F FF 89 X CH 84 1-1 F9 ①	B SL 82 F FF 94 B FF 95 X FF 95 2-1 P3 ③		B FC 87 F SI 86 F FC 86 D CU 76 X FF 88 2-2 G1-3 ③			4 0	1 0	0 0	0 0	1 0	0 0	3 0
8 Justin Upton, R (1, 7) OBP: 0.380, SLG: 0.657	B CU 72 B FF 92 B FC 88 B FF 89 4-0 BB		D SI 87 X FC 89 1-0 5 2B 1B 1-2 2-H	C CU 72 S CH 84 F FF 92 B FC 88 S CU 77 1-3 K ②		B FF 93 B SL 80 X SI 94 2-0 G5-3 ①		S FF 94 B SL 84 F CH 88 B FF 95 B SL 85 B FF 96 4-2 5 1B 24 SF7 BB		3	2	1	1	2	1	0
5 Freddie Freeman, L (1, 3) OBP: 0.380, SLG: 0.453	B FF 90 F FF 89 B FF 92 B FC 90 X FC 90 3-1 F7 ③		B FF 91 S FF 92 B FF 91 X FF 90 2-1 24 G6-3 26 WP 2B 1-H 2-H	X SI 90 0-0 G6-3 ③		C CH 84 B FF 94 B FF 94 B SL 83 X SI 95 3-1 HR		X FF 96 0-0 26 G5-4-3 1B 1-3		5	2	3	3	0	0	1
24 Evan Gattis, R (1, 2) OBP: 0.307, SLG: 0.565		F FF 90 F FC 87 S FF 89 0-3 K ① B CU 76 X CH 86 1-0 G6-3 ② 2-3		F CH 84 B FF 90 X CH 85 1-1 2 BB 26 WP 7 1B 1B	C SL 81 B FF 95 B SL 82 X FF 94 2-1 2B			B SL 87 X FF 91 1-0 SF7 ① 3-H		4	1	2	1	0	1	1
26 Dan Uggla, R (1, 4) OBP: 0.304, SLG: 0.367		X CU 72 0-0 3B B FC 89 B SI 86 B SI 90 C FF 91 B FC 88 4-1 2 1B 7 1B BB 3-H		D CU 75 B SI 86 B FC 89 B FC 87 4-0 2 BB 7 1B BB 1-2	C SL 81 C SL 82 S SL 82 0-3 K ②			D SL 85 X FF 90 1-0 G5-4-3 ② ③ 1-2f		3	2	1	0	2	1	2
2 B.J. Upton, R (1, 8) OBP: 0.233, SLG: 0.279		C FC 88 F FF 91 S FC 89 0-3 K ② X CH 86 0-0 7 1B 1B 1-2		S CU 76 S CH 86 B FF 92 B FF 92 D FC 90 B FF 90 4-2 15 WP 7 1B 19 FC5-2-6 BB 1-2 2-3	C FF 95 D SL 83 B SI 94 F SL 81 C FF 96 2-3 K ③					3	0	1	0	1	2	2
7 Reed Johnson, R (1, 9) OBP: 0.289, SLG: 0.361		C FF 92 X FC 90 0-1 G6-3 ③ X FC 89 0-0 15 BB 1B 1-3 2-H		B FF 93 F SI 92 B FF 94 X FF 94 2-1 19 FC5-2-6 15 SH3 1B 1-2 2-H 3-H			C FC 86 S FF 88 B CU 79 F SL 83 B FF 89 X SL 82 2-2 G6-3 ①			4	0	2	3	0	0	1
15 Tim Hudson, R (1, 1) OBP: 0.444, SLG: 0.625 43 Luis Avilán, L (8, 1) 53 Cory Gearrin, R (8, 1) 34 Eric O'Flaherty, L (8, 1) 38 Anthony Varvaro, R (9, 1)		C FC 87 S CH 85 X FC 89 1-2 L1 ① B FF 91 B FF 92 B FC 89 B CH 85 B SI 90 4-1 1-2 BB		B FF 91 B FF 93 B FF 92 C FF 92 X FF 92 3-1 SH3 ① 1-2 2-3			B FF 88 C FF 88 B FF 88 F FC 87 C CU 74 2-3 K ②			2 0 0 0 0	0 0 0 0 0	0 0 0 0 0	0 0 0 0 0	1 0 0 0 0	1 0 0 0 0	0 0 0 0 0
Inning Stats	R: 0 E: 0 K: 0 S: 6 H: 0 LOB: 1 BB: 1 P: 15	R: 0 E: 0 K: 2 S: 9 H: 1 LOB: 1 BB: 0 P: 9	R: 5 E: 0 K: 0 S: 16 H: 5 LOB: 3 BB: 3 P: 37	R: 0 E: 0 K: 1 S: 7 H: 0 LOB: 0 BB: 0 P: 9	R: 2 E: 0 K: 0 S: 12 H: 2 LOB: 2 BB: 2 P: 28	R: 1 E: 0 K: 2 S: 11 H: 2 LOB: 1 BB: 0 P: 20	R: 0 E: 0 K: 1 S: 12 H: 1 LOB: 1 BB: 0 P: 20	R: 1 E: 0 K: 0 S: 5 H: 1 LOB: 0 BB: 1 P: 11		1B: 6 2B: 4 3B: 1 HR: 1 SF: 1 SAC: 1 DP: 1 HBP: 0				WP: 3 PB: 0 SB: 0 CS: 0 PA: 42		

livebaseballscorecards.com

	AB	33
	R	9
	H	12
	RBI	8
	BB	7
	SO	6
	LOB	15

PITCHER		IP	WLS	BF	H	R	ER	SO	BB	IBB	HBP	BLK	WP	HR	S	P	ERA	WHIP
49 Jonathon Niese, L ERA: 4.66	(1, 1)	4.0	L	25	7	7	7	3	6	0	0	0	2	0	42	83	15.75	3.250
27 Jeurys Familia, R ERA: 2.89	(5, 1)	2.0		9	3	1	1	2	0	0	0	0	1	1	19	35	4.50	1.500
34 Brandon Lyon, R ERA: 4.38	(7, 1)	1.0		4	1	0	0	1	0	0	0	0	0	0	12	20	0.00	1.000
73 Robert Carson, L ERA: 17.18	(8, 1)	0.0		2	1	1	1	0	1	0	0	0	0	0	3	7	∞	∞
50 Scott Atchison, R ERA: 3.68	(8, 1)	1.0		2	0	0	0	0	0	0	0	0	0	0	2	4	0.00	0.000

PITCHER	IP	WLS	BF	H	R	ER	SO	BB	IBB	HBP	BLK	WP	HR	S	P	ERA	WHIP

Batter	1	2	3	4	5	6	7	8	9	10	AB	R	H	RBI	BB	SO	LOB
30 Alejandro De Aza, L (1, 7) OBP: 0.277, SLG: 0.413	C FF 94 B FF 94 C CU 81 F FF 94 B FF 96 X FF 96 2-2 ① F7			C CH 86 B FF 94 S CH 88 S FF 96 1-3 ① K			C CU 82 B CH 87 B FF 95 F FF 94 F SL 90 S FF 97 2-3 ① K		B FF 95 B FF 94 F FF 94 C CH 87 F FF 96 B CU 83 F CH 86 S FF 96 3-3 ③ K		4	0	0	0	0	3	0
7 Jeff Keppinger, R (1, 4) OBP: 0.188, SLG: 0.209	F FF 96 X FF 95 0-1 ② L9			B SL 90 X SL 90 1-0 ② G5-3			X SL 89 0-0 ② G6-3			B FF 93 F FF 93 B KC 83 X FF 95 2-1 ① G6-3	4	0	0	0	0	0	0
51 Alex Rios, R (1, 9) OBP: 0.333, SLG: 0.471	C FF 95 C SL 91 F FF 97 B CU 85 F FF 96 S SL 90 1-3 ③ K			C CU 85 S SL 90 X FF 98 0-2 ③ F8			C FF 97 X SL 90 0-1 1B			F FF 94 F FF 94 B FF 94 S KC 85 1-3 ② K	4	0	1	0	0	2	0
44 Adam Dunn, L (1, 3) OBP: 0.242, SLG: 0.327		B FF 94 X FF 94 1-0 ① F7			C FF 94 X CH 87 0-1 ① G6-3		B CH 87 D FF 95 F FF 95 F FF 95 S CH 88 2-3 ③ K			C FF 96 F KC 84 B FF 96 B FF 95 B FF 95 C FF 98 3-3 ③ K	4	0	0	0	0	2	1
12 Conor Gillaspie, L (1, 5) OBP: 0.341, SLG: 0.451		F FF 95 B SL 89 F FF 95 S FF 97 1-3 ② K			B FF 96 S CH 88 B FF 96 B FF 96 F FF 96 C FF 97 3-3 ② K			X FF 94 0-0 ① F7			3	0	0	0	0	2	0
10 Alexei Ramirez, R (1, 6) OBP: 0.299, SLG: 0.345		C FF 96 S CU 86 B SL 91 C FF 98 1-3 ③ K			X CU 84 0-0 ③ G6-3			C FF 95 F SL 89 F FF 96 F CU 82 X SL 91 0-2 ② G4-3			3	0	0	0	0	1	0
21 Tyler Flowers, R (1, 2) OBP: 0.244, SLG: 0.367			B FF 93 X SL 88 1-0 ① G6-3			S FF 94 B FF 94 S SL 90 C CU 83 1-3 ① K		B FF 96 X SL 89 1-0 ③ F9			3	0	0	0	0	1	0
28 Dewayne Wise, L (1, 8) OBP: 0.279, SLG: 0.357			F FF 96 F FF 95 F CU 81 F FF 96 B CH 89 F FF 96 B SL 90 S CH 88 2-3 ② K			C CH 87 X FF 96 0-1 ② F7			B FF 94 B CH 87 C FF 93 X FF 94 2-1 ① F9		3	0	0	0	0	1	0
53 Héctor Santiago, R (1, 1) 27 Matt Lindstrom, R (8, 1) 20 Jordan Danks, L (9, PH) OBP: 0.353, SLG: 0.429 65 Nate Jones, R (9, 1)			F FF 95 X SL 89 0-1 ③ G4-3			F SL 88 C FF 96 B SL 91 F FF 97 S CU 84 1-3 ③ K			F FF 94 B CH 86 S FF 95 B SL 90 B CH 87 S CH 85 3-3 ② K		2 0 1 0	0 0 0 0	0 0 0 0	0 0 0 0	0 0 0 0	1 0 1 0	0 0 0 0
Inning Stats	R: 0 H: 0 E: 0 LOB: 0 K: 1 BB: 0 S: 11 P: 14	R: 0 H: 0 E: 0 LOB: 0 K: 2 BB: 0 S: 7 P: 10	R: 0 H: 0 E: 0 LOB: 0 K: 1 BB: 0 S: 9 P: 12	R: 0 H: 0 E: 0 LOB: 0 K: 1 BB: 0 S: 7 P: 9	R: 0 H: 0 E: 0 LOB: 0 K: 1 BB: 0 S: 6 P: 9	R: 0 H: 0 E: 0 LOB: 0 K: 2 BB: 0 S: 9 P: 11	R: 0 H: 1 E: 0 LOB: 1 K: 2 BB: 0 S: 10 P: 14	R: 0 H: 0 E: 0 LOB: 0 K: 0 BB: 0 S: 7 P: 8	R: 0 H: 0 E: 0 LOB: 0 K: 2 BB: 0 S: 10 P: 18	R: 0 H: 0 E: 0 LOB: 0 K: 2 BB: 0 S: 8 P: 14	1B: 1 2B: 0 3B: 0 HR: 0	SF: 0 SAC: 0 DP: 0 HBP: 0					

PITCHER	IP	WLS	BF	H	R	ER	SO	BB	IBB	HBP	BLK	WP	HR	S	P	ERA	WHIP
33 Matt Harvey, R (1, 1) ERA: 1.28	9.0		28	1	0	0	12	0	0	0	0	0	0	76	105	0.00	0.111
39 Bobby Parnell, R (10, 1) ERA: 1.29	1.0	W	3	0	0	0	2	0	0	0	0	0	0	8	14	0.00	0.000

PITCHER	IP	WLS	BF	H	R	ER	SO	BB	IBB	HBP	BLK	WP	HR	S	P	ERA	WHIP

TOP

Chicago White Sox @ New York Mets

Citi Field, Flushing, NY

Tue May 07 2013, 7:16 PM - 9:44 PM EDT

Att. 23,394 - Cloudy - 70 F

livebaseballscorecards.com

AB	31
R	0
H	1
RBI	0
BB	0
SO	14
LOB	1

WP: 0 PA: 31
PB: 0
SB: 0
CS: 0

Batter	1	2	3	4	5	6	7	8	9	10	AB	R	H	RBI	BB	SO	LOB
11 Rubén Tejada, R (1, 6) OBP: 0.319, SLG: 0.318	C SI 89 F SI 92 B SI 92 X SI 92 1-2 F8 ①	C FC 86 D CU 78 C CH 85 X SC 77 1-2 G5-3 ③			F SI 92 B SI 93 X CH 83 1-1 1B			C SI 95 S SI 95 S SL 86 0-3 K ①			4	0	1	0	0	1	2
28 Daniel Murphy, L (1, 4) OBP: 0.328, SLG: 0.422	X SI 92 0-0 5 BB 1B		H SI 91 1-0 21 CS HBP		B CU 76 C FF 91 X FC 85 1-1 L8 ②			B SI 93 X FF 94 1-0 F8 ②			3	0	1	0	0	0	1
5 David Wright, R (1, 5) OBP: 0.419, SLG: 0.559	B SI 91 B CH 79 F CH 82 C SI 93 F SI 93 1 SAFE F CH 82 B FC 88 D CH 82 4-2 **1-2** BB		S CH 82 B SI 93 F SI 93 X SI 93 1-2 F7 ①		B CH 81 B FF 93 C SI 89 X CH 82 2-1 F8 ③			T FF 95 X SI 94 0-1 G6-3 ③			3	0	0	0	1	0	2
44 John Buck, R (1, 2) OBP: 0.282, SLG: 0.569	C SI 92 B CH 81 C SI 93 X SC 75 1-2 F8 ②		B CH 82 X CH 82 1-0 F9 ②			B FC 87 C SI 92 F SI 92 B FC 86 S SI 94 2-3 K ①			B SI 97 B SI 95 X SI 96 2-0 G5-3 ①		4	0	0	0	0	1	3
21 Lucas Duda, L (1, 7) OBP: 0.396, SLG: 0.500	C SI 92 B CU 79 S FC 87 F CU 79 B SI 94 B CH 81 X CH 82 3-2 G4-3 ③		1 SAFE B SI 93 B SI 90 2-0 CS ③ **1-2**	B FC 84 T FF 90 B SI 92 B CH 82 F SI 92 C CH 83 3-3 K ①		B SI 93 B FC 85 S SI 92 C SI 93 C SI 93 2-3 K ②			B SI 96 C CH 84 B CH 87 X SI 96 2-1 F9 ②		4	0	0	0	0	2	2
47 Andrew Brown, R (1, 9) 1 Jordany Valdespin, L (9, PH) OBP: 0.288, SLG: 0.403 (10, 9)		B SI 91 S SI 92 B SI 93 B CH 82 S SI 92 B SI 93 4-2 33 SH2-4 12 1B BB		B SI 92 S SI 91 S SI 91 X SI 93 1-2 F9 ②		F SI 93 C SC 74 B SI 94 B SI 93 X CH 81 2-2 G1-3 ③			C SI 96 F SI 98 F SL 87 B SI 97 F SI 96 S SI 98 1-3 K ③		2 1	0 0	0 0	0 0	1 0	0 1	0 0
29 Ike Davis, L (1, 3) OBP: 0.279, SLG: 0.313		S SI 92 1 SAFE F CU 77 F CH 81 B CU 77 B SI 93 F CH 80 1 SAFE B FC 87 3-3 S CH 80 K ①		X CH 83 0-0 1B			B CU 77 C SI 91 X SI 91 1-1 G6-3 ①			B SI 96 B SI 96 C CH 85 B CH 84 S SI 96 B SI 96 4-2 12 SH5-3 23 1B BB	3	1	1	0	1	1	1
12 Juan Lagares, R (1, 8) OBP: 0.200, SLG: 0.111		C CU 76 B SI 92 B SI 93 F CH 81 X SI 93 2-2 33 SH2-4 **1-2** 1B		C SI 91 F SI 92 S CH 81 0-3 K ③			C CH 82 S CH 82 B SC 75 F SI 93 C SC 73 1-3 K ②			1 SAFE C SI 95 1 SAFE X SI 95 0-1 SH5-3 ① **1-2**	3	0	1	0	0	2	1
33 Matt Harvey, R (1, 1) OBP: 0.143, SLG: 0.214 39 Bobby Parnell, R (10, 1) 23 Mike Baxter, L (10, PH) OBP: 0.345, SLG: 0.292		X SI 91 0-0 SH2-4 ② **1-2** **2-3**			C SI 90 S SI 91 S SI 92 0-3 K ①			S SI 92 B SI 94 S SI 93 S CH 80 1-3 K ③		B SI 96 F SI 95 X SI 96 1-1 **2-H** 1B	2 0 1	0 0 0	0 0 1	0 0 1	0 0 0	2 0 0	0 0 0
Inning Stats	R: 0 E: 0 K: 0 S: 15 H: 1 LOB: 2 BB: 1 P: 24	R: 0 E: 0 K: 1 S: 14 H: 1 LOB: 2 BB: 1 P: 24	R: 0 E: 0 K: 0 S: 4 H: 0 LOB: 0 BB: 0 P: 9	R: 0 E: 0 K: 2 S: 10 H: 1 LOB: 1 BB: 0 P: 14	R: 0 E: 0 K: 1 S: 9 H: 1 LOB: 1 BB: 0 P: 13	R: 0 E: 0 K: 2 S: 9 H: 0 LOB: 0 BB: 0 P: 15	R: 0 E: 0 K: 2 S: 9 H: 0 LOB: 0 BB: 0 P: 12	R: 0 E: 0 K: 1 S: 6 H: 0 LOB: 0 BB: 0 P: 7	R: 0 E: 0 K: 1 S: 8 H: 0 LOB: 0 BB: 0 P: 13	R: 1 E: 0 K: 0 S: 6 H: 1 LOB: 1 BB: 1 P: 11	1B: 5 2B: 0 3B: 0 HR: 0 SF: 0 SAC: 2 DP: 0 HBP: 1						

PITCHER		IP	WLS	BF	H	R	ER	SO	BB	IBB	HBP	BLK	WP	HR	S	P	ERA	WHIP
53 Héctor Santiago, L ERA: 1.69	(1, 1)	7.0		27	4	0	0	8	2	0	1	0	0	0	70	111	0.00	0.857
27 Matt Lindstrom, R ERA: 3.86	(8, 1)	1.0		3	0	0	0	1	0	0	0	0	0	0	6	7	0.00	0.000
65 Nate Jones, R ERA: 5.79	(9, 1)	1.1	L	6	1	1	1	1	1	0	0	0	0	0	14	24	6.75	1.500

PITCHER	IP	WLS	BF	H	R	ER	SO	BB	IBB	HBP	BLK	WP	HR	S	P	ERA	WHIP

BOTTOM

Chicago White Sox @ New York Mets

Citi Field, Flushing, NY

Tue May 07 2013, 7:16 PM - 9:44 PM EDT

Att. 23,394 - Cloudy - 70 F

livebaseballscorecards.com

AB	30
R	1
H	5
RBI	1
BB	3
SO	10
LOB	12

WP: 0	PA: 37		
PB: 0			
SB: 0			
CS: 1			

Chicago White Sox @ New York Mets

Citi Field, Flushing, NY

Wed May 08 2013, 7:12 PM - 10:20 PM EDT

Att. 21,470 - Cloudy - 62 F

TOP

livebaseballscorecards.com

Batter	1	2	3	4	5	6	7	8	9	AB	R	H	RBI	BB	SO	LOB
30 Alejandro De Aza, L (1, 7) OBP: 0.289, SLG: 0.444	C FF 90 B CU 76 F SI 90 B SI 91 X SI 90 2-2 HR		F SI 90 X CH 84 0-1 10 1B 51 2B 1B		C CU 73 B CH 84 X CH 84 1-1 10 E 10 S 1B		B CU 76 X FF 89 1-0 ① F7	B FF 91 T CH 82 S FF 92 C FF 92 1-3 ③ K		5	2	3	1	0	1	1
10 Alexei Ramirez, R (1, 6) OBP: 0.295, SLG: 0.339	C FF 91 X SL 87 0-1 ① G4-3		F SL 84 F SL 83 X SL 84 0-2 51 2B 12 2B 1-2 1B		1 SAFE F FF 90 F FF 90 B SL 84 X SL 86 1-2 ① G3 1-3		C FF 90 X SL 86 0-1 ② G3-1		X FF 93 0-0 ① G5-3	5	1	1	0	0	0	1
51 Alex Rios, R (1, 9) OBP: 0.343, SLG: 0.508	C FF 91 S CH 84 B SL 85 B FF 91 X SL 86 2-2 ② G6-3		B SI 90 X FF 90 1-0 12 2B 1-3 2-H 2B		C FF 91 B SL 85 S SL 85 B SL 86 B FF 91 S SL 86 3-3 ② K		C SL 85 B CU 77 S SL 86 X SL 86 1-2 12 1B 14 1B 1B		C FF 93 B SL 78 X FF 92 1-1 HR	5	3	3	2	0	1	1
12 Conor Gillaspie, L (1, 5) OBP: 0.354, SLG: 0.465	C FF 91 B FF 91 T FF 92 B SL 80 X SL 85 2-2 ③ G4-3		B SI 90 F CH 85 B FF 91 B FF 91 X CH 84 3-1 14 F8 2-H 3-H 2B		X CH 85 0-0 ③ F7		C FF 90 F FF 90 B SL 87 D CU 78 X FF 91 2-2 14 1B 1-3 1B		B FF 92 B SI 93 B FF 92 C FF 93 B SI 92 4-1 BB	4	0	2	2	1	0	1
14 Paul Konerko, R (1, 3) OBP: 0.276, SLG: 0.371		C FF 90 C FF 90 T SL 86 0-2 ① K	S SL 87 X SL 86 0-1 ② F8 2-3			C FF 90 B FF 90 X FF 90 1-1 ① F9	C FF 91 X SL 87 0-1 1-3 3-H 1B		B FF 94 F FF 93 S SL 81 X SL 80 1-2 ② F9	5	0	1	1	0	1	2
28 Dewayne Wise, L (1, 8) 37 Matt Thornton, L (7, 1) 26 Jesse Crain, R (8, 1) 39 Casper Wells, R (9, PH) 43 Addison Reed, L (9, 1)		X SI 90 0-0 1B	C CH 84 S CH 84 B FF 90 X CU 77 1-2 ③ F8			B CU 76 C SI 89 X CH 83 1-1 ② F8	C SI 88 F SL 81 D CH 79 D CH 80 S SI 89 2-3 ③ K		X FF 94 0-0 ③ F9	4 0 0 1 0	0 0 0 0 0	1 0 0 0 0	0 0 0 0 0	0 0 0 0 0	1 0 0 0 0	3 0 0 1 0
1 Tyler Greene, R (1, 4) OBP: 0.323, SLG: 0.483		S SI 89 F SI 90 B SL 85 B SL 85 F FF 90 1 SAFE F SL 84 F SI 89 S SL 85 2-3 ② K		F CU 76 L FF 90 S SL 85 0-3 ① K		S FF 90 B CU 77 X FF 90 1-1 2B		C FF 91 C FF 92 B SL 87 B FF 91 F FF 93 X SL 87 2-2 ① L9		4	0	1	0	0	2	1
21 Tyler Flowers, R (1, 2) OBP: 0.256, SLG: 0.366		1 SAFE C SL 84 C FF 90 X SL 85 0-2 ③ P6		B FF 91 F SL 85 F FF 91 B CU 77 S SL 84 2-3 ② K		I IN 74 I IN 77 I IN 79 I IN 79 4-0 IBB		F FF 94 X CU 76 0-1 1B		3	0	1	0	1	1	1
44 Jake Peavy, R (1, 1) 20 Jordan Danks, L (7, 8) OBP: 0.333, SLG: 0.400			B FF 90 B FF 90 C FF 91 X FF 90 2-1 ① G5-3	X FF 90 0-0 ③ G4-3		F FF 90 S SL 85 B SL 85 X SL 84 1-2 ③ L3		F FF 91 B CH 83 C FF 92 S FF 92 1-3 ② K		3 1	0 0	0 0	0 0	0 0	0 1	2 1
Inning Stats	R: 1 E: 0 K: 0 S: 11 H: 1 LOB: 0 BB: 0 P: 17	R: 0 E: 0 K: 2 S: 13 H: 1 LOB: 1 BB: 0 P: 15	R: 3 E: 0 K: 0 S: 15 H: 4 LOB: 1 BB: 0 P: 22	R: 0 E: 0 K: 2 S: 7 H: 0 LOB: 0 BB: 0 P: 9	R: 0 E: 0 K: 1 S: 9 H: 1 LOB: 1 BB: 0 P: 14	R: 0 E: 0 K: 0 S: 9 H: 1 LOB: 2 BB: 1 P: 17	R: 1 E: 0 K: 1 S: 14 H: 3 LOB: 2 BB: 0 P: 20	R: 0 E: 0 K: 2 S: 12 H: 1 LOB: 1 BB: 0 P: 16	R: 1 E: 0 K: 0 S: 8 H: 1 LOB: 1 BB: 1 P: 14	1B: 8 2B: 3 3B: 0 HR: 2 SF: 0 SAC: 0 DP: 0 HBP: 0						

	AB	40
	R	6
	H	13
	RBI	6
	BB	2
	SO	8
	LOB	15

WP: 0 PA: 42
PB: 0
SB: 1
CS: 0

PITCHER		IP	WLS	BF	H	R	ER	SO	BB	IBB	HBP	BLK	WP	HR	S	P	ERA	WHIP
53 Jeremy Hefner, R ERA: 4.63	(1, 1)	6.0	L	27	8	4	4	5	0	1	0	0	0	1	64	94	6.00	1.333
50 Scott Atchison, R ERA: 4.11	(7, 1)	0.2		5	3	1	1	0	0	0	0	0	0	0	11	15	13.50	4.500
56 Scott Rice, L ERA: 1.76	(7, 1)	0.1		1	0	0	0	1	0	0	0	0	0	0	3	5	0.00	0.000
32 LaTroy Hawkins, R ERA: 2.57	(8, 1)	1.0		4	1	0	0	2	0	0	0	0	0	0	12	16	0.00	1.000
27 Jeurys Familia, R ERA: 3.48	(9, 1)	1.0		5	1	1	1	0	1	0	0	0	0	1	8	14	9.00	2.000

PITCHER		IP	WLS	BF	H	R	ER	SO	BB	IBB	HBP	BLK	WP	HR	S	P	ERA	WHIP

Chicago White Sox @ New York Mets

Citi Field, Flushing, NY

Wed May 08 2013, 7:12 PM - 10:20 PM EDT

Att. 21,470 - Cloudy - 62 F

BOTTOM

Batter	1	2	3	4	5	6	7	8	9	AB	R	H	RBI	BB	SO	LOB
1 Jordany Valdespin, L (1, 8) OBP: 0.275, SLG: 0.385	C SI 90 B FC 85 C FC 86 B SI 90 X CU 80 2-2 G6-3		C FF 91 B FC 88 X SI 90 1-1 F7			C CU 79 F FF 91 F SI 90 B SI 91 X SI 90 1-2 F8 2-3		C SL 83 C SL 84 S FF 94 0-3 K	B FF 92 S SL 83 C FF 92 F SL 83 S FF 92 1-3 K 1-2	3	0	0	0	0	0	1
47 Andrew Brown, R (8, PH)										1	0	0	0	0	1	1
12 Juan Lagares, R (9, 8) OBP: 0.190, SLG: 0.105										1	0	0	0	0	1	2
28 Daniel Murphy, L (1, 4) OBP: 0.318, SLG: 0.408	F FF 91 X FC 86 0-1 F7		X FF 91 0-0 F8			B SI 90 D CU 81 C CU 80 X CH 82 2-1 G5-3		F FF 93 F CU 70 B FF 93 S CH 83 1-3 K		4	0	0	0	0	1	2
5 David Wright, R (1, 5) OBP: 0.422, SLG: 0.548	S FF 92 B FF 91 S FF 92 F FF 92 C FF 93 1-3 K			B SI 90 C FF 91 C SI 91 B SI 90 B FC 87 B CU 81 4-2 44 G6-4-3 BB		B FC 86 B SI 91 X SL 84 2-0 P3		B SL 84 C FF 94 F FF 94 B SL 84 F FF 94 B CU 73 D CU 71 4-2 1-2 BB		2	0	0	0	2	1	1
21 Lucas Duda, L (1, 7) OBP: 0.391, SLG: 0.522		C FF 90 B FF 90 T SI 90 F FF 93 B FC 86 B SI 91 X FF 92 3-2 HR		B FF 91 S FC 87 C CH 83 C SI 92 1-3 K			B FF 88 B FF 88 F FF 88 F SI 88 S CH 81 2-3 K	C SL 82 S SL 84 B FF 94 S CU 73 1-3 K		4	1	1	1	0	3	3
27 Jeurys Familia, R (9, 1)										0	0	0	0	0	0	0
44 John Buck, R (1, 2) OBP: 0.272, SLG: 0.547		X FC 87 0-0 G6-3		C SI 92 B SI 90 B FC 86 1 SAFE S SI 91 1 SAFE 1 SAFE F FC 86 B SI 92 3-2 X CH 84 G6-4-3 1-2f			B FF 90 B SI 91 C SL 84 F FF 89 F CU 79 F FC 86 S FF 91 2-3 K		B FF 92 S FF 92 S SL 81 F SL 82 F FF 92 C SL 82 1-3 K	4	0	0	0	0	2	1
23 Mike Baxter, L (1, 9) OBP: 0.371, SLG: 0.353		L FF 91 C SI 91 F CH 84 B FC 86 B FF 92 F SI 92 F FC 87 B FF 92 B FF 89 4-2 11 FC6-4 BB	C FF 88 F CH 83 F SI 91 F FF 91 B CU 80 X SI 91 1-2 F9			C CU 79 B CH 83 C CU 78 F CH 83 F SL 84 F FF 91 B CU 78 X SI 90 2-2 1B		F FF 93 B CH 84 S CH 83 B CH 84 B FF 92 X CH 83 3-2 11 1B 3B	3	1	2	0	1	0	0
29 Ike Davis, L (1, 3) OBP: 0.270, SLG: 0.300		X FC 87 0-0 F8	F FF 91 B FF 90 F FF 90 F CU 80 S CU 81 1-3 K2-3			F FF 94 B FF 94 X SI 94 1-1 G1-3		B SL 83 F FF 91 S FF 92 S FF 93 1-3 K		4	0	0	0	0	2	3
11 Rubén Tejada, R (1, 6) OBP: 0.325, SLG: 0.324	F SI 91 B FC 86 1 SAFE C FC 86 1 SAFE 1 SAFE X FF 91 1-2 FC6-4 1-2f		B SL 84 C SL 81 F CU 80 X SI 89 1-2 G5-3			C FF 94 F FF 93 B FF 93 B SL 81 B FF 94 X FF 94 3-2 1B E 1B		B FF 92 F FF 92 X FF 92 1-1 1B DI 3-H 1B		4	1	2	1	0	0	1
53 Jeremy Hefner, R (1, 1) 6 Marlon Byrd, R (6, PH) OBP: 0.292, SLG: 0.422 50 Scott Atchison, R (7, 1) 56 Scott Rice, L (7, 1) 32 LaTroy Hawkins, R (8, 1) Justin Turner, R (8, PH) OBP: 0.391, SLG: 0.442 (9, 7)			S SI 90 S SI 90 B FF 90 F FF 90 C FC 81 1-3 K			S FC 85 B FC 85 B SL 84 F FC 86 F FF 91 B CU 80 X FF 90 3-2 1 F8 2B		C FF 94 X FF 94 0-1 E9 5 BB 1-H 1B	C SL 81 S SL 83 X SL 83 0-2 12 DI 1-3 1B	1	0	0	0	0	1	0
										1	0	1	0	0	0	0
										0	0	0	0	0	0	0
										0	0	0	0	0	0	0
										0	0	0	0	0	0	0
										2	0	2	0	0	0	0
Inning Stats	R: 0 E: 0 K: 1 S: 9 H: 0 LOB: 0 BB: 0 P: 12	R: 1 E: 0 K: 0 S: 14 H: 1 LOB: 1 BB: 1 P: 22	R: 0 E: 0 K: 1 S: 7 H: 0 LOB: 0 BB: 0 P: 9	R: 0 E: 0 K: 1 S: 9 H: 0 LOB: 0 BB: 1 P: 17	R: 0 E: 0 K: 1 S: 12 H: 0 LOB: 0 BB: 0 P: 15	R: 0 E: 0 K: 0 S: 11 H: 1 LOB: 1 BB: 0 P: 19	R: 0 E: 0 K: 2 S: 16 H: 1 LOB: 1 BB: 0 P: 23	R: 1 E: 1 K: 3 S: 17 H: 2 LOB: 2 BB: 1 P: 26	R: 1 E: 0 K: 3 S: 20 H: 3 LOB: 2 BB: 0 P: 27	1B: 5 2B: 1 3B: 1 HR: 1 SF: 0 SAC: 0 DP: 1 HBP: 0		WP: 0 PB: 0 SB: 0 CS: 0	PA: 37			

livebaseballscorecards.com

	AB	34
	R	3
	H	8
	RBI	2
	BB	3
	SO	12
	LOB	15

PITCHER		IP	WLS	BF	H	R	ER	SO	BB	IBB	HBP	BLK	WP	HR	S	P	ERA	WHIP
44 Jake Peavy, R ERA: 3.03	(1, 1)	6.2	W	24	3	1	1	6	2	0	0	0	0	1	76	114	1.35	0.750
37 Matt Thornton, L ERA: 2.61	(7, 1)	0.1		3	2	1	0	0	0	0	0	0	0	0	7	11	0.00	6.000
26 Jesse Crain, R ERA: 1.2	(8, 1)	1.0	H	4	0	0	0	3	1	0	0	0	0	0	12	18	0.00	1.000
43 Addison Reed, R ERA: 2.81	(9, 1)	1.0		6	3	1	1	3	0	0	0	0	0	0	20	27	9.00	3.000

PITCHER	IP	WLS	BF	H	R	ER	SO	BB	IBB	HBP	BLK	WP	HR	S	P	ERA	WHIP

Pittsburgh Pirates @ New York Mets

Citi Field, Flushing, NY

Thu May 09 2013, 7:13 PM - 10:18 PM EDT

Att. 20,147 - Cloudy - 64 F

TOP

livebaseballscorecards.com

Batter	1	2	3	4	5	6	7	8	9	AB	R	H	RBI	BB	SO	LOB
6 Starling Marte, R (1, 7) OBP: 0.385, SLG: 0.515	C FF 89 F SI 90 F SL 81 F FF 90 S SL 82 0-3 ① **K**		C KC 74 X SL 80 0-1 ② **G6-3**		C CH 83 T SI 88 B SL 79 S SL 80 1-3 ② **K2-3**		C FF 86 1 SAFE X FF 86 0-1 ① **SH1-3** 1-2		B FF 94 F FF 94 F KC 85 F FF 93 S KC 84 1-3 ① **K**	4	0	0	0	0	3	2
23 Travis Snider, L (1, 9) OBP: 0.360, SLG: 0.372 14 Gaby Sanchez, R (7, PH) OBP: 0.343, SLG: 0.534 44 Tony Watson, L (7, 1) 35 Mark Melancon, R (8, 1) 10 Jordy Mercer, R (9, PH) OBP: 0.211, SLG: 0.474 39 Jason Grilli, R (9, 1)	C SI 89 S CH 85 F CH 85 B FF 90 B CH 86 B FF 91 F CH 85 F CH 86 B FF 91 4-2 **BB**		C CH 84 C CH 85 B SL 85 F KC 75 B FC 91 B SL 80 F CH 84 B CH 84 4-2 22 1B **BB**		B SI 90 B CH 84 X CH 84 2-0 ③ **P4**		X SI 86 0-0 ② **F7**		B FF 94 F FF 94 1 SAFE S FF 94 1 SAFE X FF 96 1-2 ② **FC6-4** 1-2f	1 1 0 0 1 0	0 0 0 0 0 0	0 0 0 0 0 0	0 0 0 0 0 0	2 0 0 0 0 0	0 0 0 0 0 0	1 1 0 0 1 0
22 Andrew McCutchen, R (1, 8) OBP: 0.338, SLG: 0.452	T FF 90 F SL 82 F CH 85 S SI 90 0-3 ② **K**		B CH 84 B FF 88 F SI 88 C SL 81 F CH 84 X SI 90 2-2 1-3 **1B**		F CH 82 X SI 88 0-1 46 1B 24 SF8 **1B**	I IN 64 I IN 66 I IN 67 I IN 68 4-0 **IBB**			S KC 86 C FF 95 D KC 86 F FF 95 1 SAFE F KC 86 X FF 98 1-2 ③ **F8**	4	1	2	0	1	1	2
46 Garrett Jones, L (1, 3) OBP: 0.336, SLG: 0.480	X SI 90 0-0 ③ **G3**		B CH 85 B CH 84 B CH 84 C SI 89 X CH 84 3-1 ③ **F7**			1 SAFE C SI 88 B CH 82 F SI 88 B CH 83 X SI 88 2-2 55 HBP 1-3 **1B**	C SL 79 C CH 79 S SL 80 0-3 ③ **K**			4	0	1	0	0	1	5
55 Russell Martin, R (1, 2) OBP: 0.358, SLG: 0.526		F FF 89 B SL 82 F SI 90 X CH 84 1-2 ① **G6-3**		B SI 89 C CH 83 X SI 90 1-1 ① **L9**		B SL 81 B SI 89 S CH 84 B SI 90 S SL 80 F SI 89 H CH 84 4-2 1-2 **HBP**		C FF 92 B SL 88 B FF 92 F FF 94 X SL 88 2-2 ① **G6-3**		3	0	0	0	0	0	0
24 Pedro Alvarez, L (1, 5) OBP: 0.233, SLG: 0.345		X SI 90 0-0 ② **F8**		B CH 83 C CH 83 F SL 80 B KC 74 B SL 84 X CH 83 3-2 2 G6-4-3 **1B**		S SI 86 X SI 88 0-1 ① **SF8** 3-H		B FF 92 X CH 83 1-0 **HR**		3	1	2	2	0	0	0
2 Brandon Inge, R (1, 4) OBP: 0.300, SLG: 0.316		C FF 89 B KC 75 B SL 82 H FF 90 3-1 12 FC6-4 **HBP**		C SL 84 X SL 80 0-1 ②③ **G6-4-3** 1-2f		D SL 82 X FC 85 1-0 ② **F4**		S FF 93 F FF 93 S SL 88 0-3 ② **K**		3	0	0	0	0	1	3
12 Clint Barmes, R (1, 6) OBP: 0.237, SLG: 0.250		B SL 81 S SL 81 F SI 89 F SL 81 B FF 88 X CH 84 2-2 ③ **FC6-4** 1-2f		C FF 88 S SI 88 F SL 80 B KC 73 F SL 84 F SI 88 X KC 74 1-2 49 SH1-4 **1B**		C FF 87 F FC 85 X CU 77 0-2 ③ **G6-3**		F FF 93 B FF 93 T FF 93 C FF 92 1-3 ③ **K**		4	0	1	0	0	1	3
49 Jeff Locke, L (1, 1) 31 Jose Tabata, R (7, PH) OBP: 0.298, SLG: 0.327 (7, 9)			C SI 87 B FF 88 X SI 88 1-1 ① **G5-3**		B SI 87 B SI 86 X FF 87 2-0 ① **SH1-4** 1-2		B CU 76 X FC 85 1-0 6 SH1-3 **1B**		C FF 91 B FF 92 X FF 94 1-1 10 FC6-4 **1B**	1 2	0 0	0 2	0 0	0 0	0 0	0 0
Inning Stats	R: 0 E: 0 K: 2 S: 15 H: 0 LOB: 1 BB: 1 P: 19	R: 0 E: 0 K: 0 S: 9 H: 0 LOB: 1 BB: 0 P: 15	R: 0 E: 0 K: 0 S: 14 H: 1 LOB: 2 BB: 1 P: 24	R: 0 E: 0 K: 0 S: 7 H: 1 LOB: 0 BB: 0 P: 11	R: 0 E: 0 K: 1 S: 12 H: 1 LOB: 1 BB: 0 P: 18	R: 1 E: 0 K: 0 S: 14 H: 2 LOB: 2 BB: 0 P: 21	R: 0 E: 0 K: 1 S: 7 H: 1 LOB: 2 BB: 1 P: 12	R: 1 E: 0 K: 2 S: 10 H: 1 LOB: 0 BB: 0 P: 14	R: 0 E: 0 K: 1 S: 14 H: 1 LOB: 1 BB: 0 P: 18	1B: 7 2B: 0 3B: 0 HR: 1	SF: 1 SAC: 2 DP: 1 HBP: 2				WP: 0 PB: 0 SB: 0 CS: 0	PA: 39	

PITCHER		IP	WLS	BF	H	R	ER	SO	BB	IBB	HBP	BLK	WP	HR	S	P	ERA	WHIP
35 Dillon Gee, R ERA: 5.55	(1, 1)	5.0		23	5	1	1	3	2	0	2	0	0	0	65	101	1.80	1.400
34 Brandon Lyon, R ERA: 3.95	(6, 1)	1.1	B	5	1	0	0	0	0	0	0	0	0	0	9	11	0.00	0.750
56 Scott Rice, L ERA: 1.69	(7, 1)	0.2		3	0	0	0	1	0	1	0	0	0	0	4	8	0.00	0.000
32 LaTroy Hawkins, R ERA: 3.0	(8, 1)	1.0	B	4	1	1	1	2	0	0	0	0	0	1	10	14	9.00	1.000
39 Bobby Parnell, R ERA: 1.2	(9, 1)	1.0	W	4	1	0	0	1	0	0	0	0	0	0	14	18	0.00	1.000

PITCHER	IP	WLS	BF	H	R	ER	SO	BB	IBB	HBP	BLK	WP	HR	S	P	ERA	WHIP

Batter	1	2	3	4	5	6	7	8	9	AB	R	H	RBI	BB	SO	LOB
11 Rubén Tejada, R (1, 6) OBP: 0.315, SLG: 0.313	C SI 90 F CH 80 X SI 90 0-2 ① F8		X FF 90 0-0 ① G4-3		C FF 88 B KC 79 B SI 89 B FF 88 S SI 89 F FF 90 S CH 80 3-3 ② K		F SI 94 F SI 94 B SI 95 B SL 84 F SI 94 X SI 94 2-2 ③ G6-3			4	0	0	0	0	1	1
28 Daniel Murphy, L (1, 4) OBP: 0.308, SLG: 0.395	C SI 91 F SI 91 F SI 92 B CH 80 B KC 81 F FF 91 X KC 83 2-2 ② G3-1		C SI 90 F SI 91 X FF 91 0-2 ② G3		B FF 90 B SI 90 S FF 90 X FF 90 2-1 ③ G3			C FC 91 F FF 92 B KC 81 B FC 92 B FF 94 X FC 92 3-2 ① G3		4	0	0	0	0	0	0
5 David Wright, R (1, 5) OBP: 0.424, SLG: 0.542	B SI 91 C FF 91 B SI 92 X FF 92 2-1 ③ G3		C SI 91 B SI 90 B FF 90 B CH 81 B SI 91 4-1 BB			X SI 86 0-0 ① L7		X FC 92 0-0 1B		3	0	1	0	1	0	0
44 John Buck, R (1, 2) OBP: 0.271, SLG: 0.536		C FF 89 B KC 77 S SI 91 B KC 80 F KC 78 F SI 91 X SI 92 2-2 1B 6 SF9 1B	1 SAFE X KC 76 0-0 ③ L9			F SI 87 F CH 78 F CH 79 B SI 88 B CH 78 S FF 90 2-3 ② K		F FC 91 C FF 93 S KC 81 0-3 ② K		4	1	1	0	0	2	2
Justin Turner, R (1, 3) OBP: 0.408, SLG: 0.444 56 Scott Rice, L (7, 1) 32 LaTroy Hawkins, R (8, 1) 21 Lucas Duda, L (8, PH) OBP: 0.388, SLG: 0.516 39 Bobby Parnell, R (9, 1)		F SI 92 B SI 91 X CH 82 1-1 ① 1-3 1B		C SI 88 C SI 89 B FF 90 B SI 91 B SI 91 F SI 90 B FF 90 4-2 BB		C SI 89 B FF 90 B FF 90 B SI 91 C SI 89 F KC 80 X KC 81 2-2 ③ F9		B FC 90 X FC 92 1-0 ③ G4-3		2 0 0 1 0	0 0 0 0 0	1 0 0 0 0	0 0 0 0 0	1 0 0 0 0	0 0 0 1 0	0 0 0 1 0
6 Marlon Byrd, R (1, 9) OBP: 0.290, SLG: 0.419		B KC 78 C KC 77 B FF 90 X KC 77 2-1 ② SF9 3-H		B FF 91 C FF 90 1 SAFE F SI 91 C SI 90 1-3 ① K			F SI 93 F SI 92 B CH 86 B CH 86 X SI 92 2-2 ① G6-3		B FF 92 C FF 93 F FF 93 F SL 83 B FF 93 X SL 82 2-2 47 SH2-4 23 1B 1B	3	1	1	1	0	1	1
47 Andrew Brown, R (1, 7) OBP: 0.300, SLG: 0.125		C FF 91 B SI 91 B FF 92 S CH 81 B SI 91 F SI 92 B SI 91 4-2 12 1B BB		S CH 80 B CH 79 1 SAFE B SI 90 S CH 79 B FF 90 X SI 91 3-2 ② F9			B SI 93 X SI 92 1-0 29 2B 1B		B FF 93 X SL 83 1-0 ① SH2-4 1-2	2	1	1	0	1	0	1
12 Juan Lagares, R (1, 8) OBP: 0.208, SLG: 0.136 23 Mike Baxter, L (9, PH) OBP: 0.381, SLG: 0.365		B SI 92 B FF 90 C SI 91 X CH 81 2-1 1-2 1B		F FF 90 F KC 80 X KC 81 0-2 ③ G6-3			C SI 92 F SI 93 F SI 94 B SI 94 F SI 93 S SI 95 1-3 ② K		F FF 93 X FF 93 0-1 2-H 1B	3 1	0 0	1 1	0 1	0 0	1 0	2 0
35 Dillon Gee, R (1, 1) OBP: 0.077, SLG: 0.077 34 Brandon Lyon, R (6, 1) 29 Ike Davis, L (7, 3) OBP: 0.276, SLG: 0.317		X FF 90 0-0 ③ F9			C SI 87 F SI 90 X SI 86 0-2 ① P3		S SL 84 X SI 94 0-1 1-H 2B			2 0 1	0 0 0	0 0 1	0 0 1	0 0 0	0 0 0	2 0 0
Inning Stats	R: 0 E: 0 K: 0 S: 10 H: 0 LOB: 0 BB: 0 P: 14	R: 1 E: 0 K: 0 S: 15 H: 3 LOB: 2 BB: 1 P: 26	R: 0 E: 0 K: 0 S: 6 H: 0 LOB: 1 BB: 1 P: 10	R: 0 E: 0 K: 1 S: 12 H: 0 LOB: 1 BB: 1 P: 20	R: 0 E: 0 K: 1 S: 9 H: 0 LOB: 0 BB: 0 P: 14	R: 0 E: 0 K: 1 S: 9 H: 0 LOB: 0 BB: 0 P: 13	R: 1 E: 0 K: 1 S: 15 H: 2 LOB: 1 BB: 0 P: 21	R: 0 E: 0 K: 1 S: 8 H: 1 LOB: 1 BB: 0 P: 12	R: 1 E: 0 K: 0 S: 7 H: 2 LOB: 1 BB: 0 P: 10	1B: 7 2B: 1 3B: 0 HR: 0	SF: 1 SAC: 1 DP: 0 HBP: 0	WP: 0 PB: 0 SB: 0 CS: 0	PA: 35				

PITCHER		IP	WLS	BF	H	R	ER	SO	BB	IBB	HBP	BLK	WP	HR	S	P	ERA	WHIP
49 Jeff Locke, L ERA: 2.95	(1, 1)	6.0		23	3	1	1	3	3	0	0	0	0	0	61	97	1.50	1.000
44 Tony Watson, L ERA: 5.4	(7, 1)	1.0		5	2	1	1	1	0	0	0	0	0	0	15	21	9.00	2.000
35 Mark Melancon, R ERA: 0.5	(8, 1)	1.0		4	1	0	0	1	0	0	0	0	0	0	8	12	0.00	1.000
39 Jason Grilli, R ERA: 1.26	(9, 1)	0.1	L	3	2	1	1	0	0	0	0	0	0	0	7	10	27.00	6.000

PITCHER	IP	WLS	BF	H	R	ER	SO	BB	IBB	HBP	BLK	WP	HR	S	P	ERA	WHIP

BOTTOM

Pittsburgh Pirates @ New York Mets

Citi Field, Flushing, NY

Thu May 09 2013, 7:13 PM - 10:18 PM EDT

Att. 20,147 - Cloudy - 64 F

livebaseballscorecards.com

AB	30
R	3
H	8
RBI	3
BB	3
SO	5
LOB	10

Pittsburgh Pirates @ New York Mets

Citi Field, Flushing, NY

Fri May 10 2013, 7:13 PM - 10:19 PM EDT

Att. 25,153 - Overcast - 68 F

TOP

livebaseballscorecards.com

Batter	1	2	3	4	5	6	7	8	9	AB	R	H	RBI	BB	SO	LOB
6 Starling Marte, R (1, 7) OBP: 0.399, SLG: 0.522	S FF 86 L FC 84 C FC 84 0-3 ① K	S FC 83 D FC 81 D CH 79 F FC 82 X SL 78 2-2 10 1B 1-2 3-H 1B			C CU 70 B SL 77 B FC 82 S CH 78 H FF 84 3-2 10 1B 46 HR HBP	C SL 79 B FF 93 F FF 94 X FF 93 1-2 10 PO 1B			D SI 88 X SI 88 1-0 22 G6-4-3 10 WP 1-2 1B	4	1	3	1	0	1	0
10 Jordy Mercer, R (1, 4) OBP: 0.292, SLG: 0.478	C SI 87 F FC 84 B SL 80 S FF 86 1-3 ② K	F FC 83 B FC 83 F FC 86 D CH 80 X FF 86 2-2 1-2 2-3 1B			1 SAFE C SL 78 1 SAFE 1 SAFE F SL 79 1 SAFE X FC 81 0-2 46 HR 1-3 1B	C FF 92 1 SAFE 0-1 ③ PO 1-2	B SL 86 X FF 90 1-0 ① F9		B CH 80 B SI 88 B CH 81 B SI 88 4-0 22 G6-4-3 1-2 2-3 BB	4	1	2	0	1	1	0
22 Andrew McCutchen, R (1, 8) OBP: 0.326, SLG: 0.434	C FC 83 B SL 79 X FF 86 1-1 ③ F8	X SI 85 0-0 ③ F7			B FC 82 X FC 82 1-0 ① P4		F SL 86 B FF 92 S CU 78 B FF 92 X SL 88 2-2 ② G3		D CH 83 X SI 89 1-0 ①② G6-4-3 1-2f 2-3 3-H	5	0	0	0	0	0	7
46 Garrett Jones, L (1, 3) OBP: 0.348, SLG: 0.534 52 Jose Contreras, R (9, 1) 39 Jason Grilli, R (9, 1)		C SI 85 F FC 84 B CH 79 X SI 85 1-2 31 1B 24 1B 2B	B FC 83 B SI 84 X FF 84 2-0 ① F9		B CU 71 F CU 72 X FC 82 1-1 1-H 3-H HR		X FF 92 0-0 2B		X SI 89 0-0 ③ G5-3	5 0 0	2 0 0	3 0 0	3 0 0	0 0 0	0 0 0	1 0 0
31 Jose Tabata, R (1, 9) OBP: 0.295, SLG: 0.321		B SI 85 X FC 83 1-0 24 1B 2-3 1B	B FF 85 C SL 81 X CH 79 1-1 ② F8		B FF 84 X SL 80 1-0 ② F8		B SL 87 B SL 87 C FF 92 X SL 87 2-1 ③ F9			4	0	1	0	0	0	1
24 Pedro Alvarez, L (1, 5) OBP: 0.242, SLG: 0.351		1 SAFE X SI 85 0-0 ① 19 2B 51 FC1-4-6 1-3 3-H 1B	X CH 79 0-0 ③ G4-3		B SI 84 B CH 79 F SL 78 C FC 84 B FC 83 F SI 83 X SL 77 3-2 1B			C CU 78 F CU 78 B SL 86 B FF 92 C SL 86 2-3 ① K		4	1	2	1	0	1	0
19 Michael McKenry, R (1, 2) OBP: 0.293, SLG: 0.553		1 SAFE B FC 84 F SI 85 D SL 79 F SI 84 F FC 83 D CH 81 1 SAFE F SL 79 3-2 X FF 85 51 FC1-4-6 6 1B 1-3 2B		X FC 82 0-0 ① P3	C FF 93 B FF 93 X FF 94 1-1 ③ F9			C SL 87 S SL 86 S CU 78 0-3 ② K2-3		4	1	1	0	0	1	1
17 John McDonald, R (1, 6) OBP: 0.182, SLG: 0.103		B FC 83 F CH 80 H SI 85 2-1 51 FC1-4-6 HBP		B FF 84 C SL 81 F FF 84 F SL 79 X FC 82 1-2 ② L5		C FF 93 B FF 92 B FF 93 X FF 93 2-1 ① F8		F SL 86 B FF 92 B CU 80 X SL 85 2-1 ③ E5		3	0	0	0	0	0	0
51 Wandy Rodriguez, S (1, 1) OBP: 0.125, SLG: 0.125 32 Vin Mazzaro, R (7, 1) 14 Gaby Sanchez, R (9, PH) OBP: 0.352, SLG: 0.534 (9, 3)		C FC 84 F CH 80 B FC 84 X SI 86 1-2 ② FC1-4-6 10 1B 6 1B 1-2f 2-3 3-H		C FF 84 B CH 80 X CH 79 1-1 ③ G1-3		C FF 93 F SL 81 B FF 94 B FF 93 X FF 94 2-2 ② G4-3			B SI 85 S CH 77 C SI 87 B CH 78 B CH 80 B CH 79 4-2 10 WP 6 1B 22 G6-4-3 BB	3 0 0	0 0 1	0 0 0	1 0 0	0 0 1	0 0 0	2 0 0
Inning Stats	R: 0 E: 0 K: 2 S: 8 H: 0 LOB: 0 BB: 0 P: 10	R: 3 E: 0 K: 0 S: 21 H: 6 LOB: 3 BB: 0 P: 33	R: 0 E: 0 K: 0 S: 4 H: 0 LOB: 0 BB: 0 P: 7	R: 0 E: 0 K: 0 S: 7 H: 0 LOB: 0 BB: 0 P: 9	R: 3 E: 0 K: 0 S: 15 H: 3 LOB: 1 BB: 0 P: 25	R: 0 E: 0 K: 0 S: 9 H: 1 LOB: 0 BB: 0 P: 14	R: 0 E: 0 K: 0 S: 7 H: 1 LOB: 1 BB: 0 P: 12	R: 0 E: 1 K: 2 S: 8 H: 0 LOB: 1 BB: 0 P: 12	R: 1 E: 0 K: 0 S: 5 H: 1 LOB: 1 BB: 2 P: 15	1B: 8 2B: 3 3B: 0 HR: 1 SF: 0 SAC: 0 DP: 1 HBP: 2						

	AB	36
	R	7
	H	12
	RBI	6
	BB	2
	SO	4
	LOB	12

WP: 1 PB: 0 SB: 0 CS: 0 PA: 41

PITCHER		IP	WLS	BF	H	R	ER	SO	BB	IBB	HBP	BLK	WP	HR	S	P	ERA	WHIP
38 Shaun Marcum, R ERA: 8.59	(1, 1)	4.2	L	24	9	6	6	2	0	0	2	0	0	1	53	81	11.57	1.929
73 Robert Carson, L ERA: 12.6	(5, 1)	1.1		4	1	0	0	0	0	0	0	0	0	0	11	17	0.00	0.750
50 Scott Atchison, R ERA: 3.63	(7, 1)	2.0		7	1	0	0	2	0	0	0	0	0	0	15	24	0.00	0.500
56 Scott Rice, L ERA: 2.12	(9, 1)	1.0		5	1	1	1	0	2	0	0	0	1	0	5	15	9.00	3.000

PITCHER	IP	WLS	BF	H	R	ER	SO	BB	IBB	HBP	BLK	WP	HR	S	P	ERA	WHIP

Batter	1	2	3	4	5	6	7	8	9	AB	R	H	RBI	BB	SO	LOB
11 Rubén Tejada, R (1, 6) OBP: 0.311, SLG: 0.308	C SI 90 X SI 90 0-1 ① F9		B CH 83 F FF 89 X CH 84 1-1 ② G5-3		X CH 82 0-0 ② P4			C SI 93 X SL 86 0-1 FC6-4 1B	B FF 93 F FF 93 X FF 93 1-1 ③ L8	5	0	1	0	0	0	3
Justin Turner, R (1, 4) (9, 5) OBP: 0.377, SLG: 0.408	B FF 91 B SI 90 F SI 90 C SI 90 X CU 76 2-2 ② G1-3		C FF 89 B CH 82 C FF 89 F FF 89 F SI 90 B CU 76 X SI 90 2-2 ③ G4-3		B CU 73 F SI 89 B SI 89 F FF 90 X CU 75 2-2 ③ G5-3			C FF 93 C FF 93 B SI 94 B SL 87 X SI 94 2-2 ① FC6-4 5 G5-4-3 1-2f		4	0	0	0	0	0	2
5 David Wright, R (1, 5) OBP: 0.426, SLG: 0.550 56 Scott Rice, L (9, 1)	F FF 90 X FF 90 0-1 ③ P4			B FF 88 B CH 84 X FF 88 2-0 21 G3-1 2B		X CH 83 0-0 28 G4-3 21 G4-3 1B		B FF 94 F FF 94 F SI 94 B SL 88 X FF 94 2-2 ②③ G5-4-3 1-2f		4 0	0 0	2 0	0 0	0 0	0 0	1 0
21 Lucas Duda, L (1, 7) OBP: 0.375, SLG: 0.495		C FF 89 X SI 88 0-1 ① F7		F FF 89 C CU 76 B SI 90 F CU 78 X SI 90 1-2 ① G3-1 2-3		B SI 88 C CU 76 X SI 88 1-1 ① G4-3 1-2			C SI 90 B SI 90 B FF 90 X SI 90 2-1 ① G5-3	4	0	0	0	0	0	2
6 Marlon Byrd, R (1, 9) OBP: 0.284, SLG: 0.409 73 Robert Carson, L (5, 1) 28 Daniel Murphy, L (6, PH) OBP: 0.306, SLG: 0.392 50 Scott Atchison, R (7, 1) 1 Jordany Valdespin, L (9, 4) OBP: 0.286, SLG: 0.439		B FF 89 C SI 89 F CH 83 C FF 90 1-3 ② K		X FF 90 0-0 ② P3		C SI 89 F SI 88 X CU 77 0-2 ② G4-3 2-3			B SI 91 B SI 91 X SI 90 2-0 HR	2 0 1 0 1	0 0 0 0 1	0 0 0 0 1	0 0 0 0 1	0 0 0 0 0	1 0 0 0 0	1 0 1 0 0
29 Ike Davis, L (1, 3) OBP: 0.283, SLG: 0.324		F FF 90 C SI 90 B CU 75 F SI 90 B CU 76 B CU 79 X SI 88 3-2 20 1B 1B		B CU 77 X FF 90 1-0 ③ P5		X SI 90 0-0 ③ G4-3			B SI 91 X FF 90 1-0 20 BB 47 1B 1B	4	1	2	0	0	0	2
20 Anthony Recker, R (1, 2) OBP: 0.316, SLG: 0.467		B FF 89 C CU 74 S FF 90 B CU 77 X FF 90 2-2 1-2 1B		B FF 89 B FF 88 F SI 87 B FF 89 X SI 88 3-1 HR			B SI 93 X SI 94 1-0 ① L3		B SL 85 B SL 86 B SI 91 C SI 91 B SI 90 4-1 1-2 47 1B BB	3	1	2	1	1	0	0
12 Juan Lagares, R (1, 8) OBP: 0.214, SLG: 0.192		B CU 75 C SI 89 B CU 73 X SI 89 2-1 ③ P4		F FF 88 B CU 72 F SI 89 B CU 76 X CU 74 2-2 2B			C SI 93 X SL 87 0-1 ② F7		B SI 90 C SL 86 X SL 85 1-1 ② L7	4	0	1	0	0	0	4
38 Shaun Marcum, R (1, 1) 47 Andrew Brown, R (5, 9) OBP: 0.308, SLG: 0.182			C FF 87 F SI 89 B FF 90 B CU 73 B FF 90 F SI 90 F SI 88 X SI 89 3-2 ① F7		C SI 89 F SI 89 B FF 89 F CU 74 B SI 90 F SI 90 S FF 89 2-3 ① K		S SL 87 X SI 94 0-1 ③ G3-1		B SL 86 B SL 85 B SI 91 C SI 90 C SI 91 X SL 85 3-2 1-2 2-H 1B	1 3	0 0	0 1	0 1	0 0	0 1	0 1
Inning Stats	R: 0 H: 0 E: 0 LOB: 0 K: 0 BB: 0 S: 7 P: 9	R: 0 H: 2 E: 0 LOB: 2 K: 1 BB: 0 S: 14 P: 22	R: 0 H: 0 E: 0 LOB: 0 K: 0 BB: 0 S: 12 P: 18	R: 0 H: 1 E: 0 LOB: 1 K: 0 BB: 0 S: 7 P: 11	R: 1 H: 2 E: 0 LOB: 1 K: 1 BB: 0 S: 15 P: 24	R: 0 H: 1 E: 0 LOB: 1 K: 0 BB: 0 S: 7 P: 8	R: 0 H: 0 E: 0 LOB: 0 K: 0 BB: 0 S: 5 P: 6	R: 0 H: 1 E: 0 LOB: 0 K: 0 BB: 0 S: 8 P: 12	R: 2 H: 3 E: 0 LOB: 2 K: 0 BB: 1 S: 12 P: 26	1B: 6 2B: 2 3B: 0 HR: 2		SF: 0 SAC: 0 DP: 1 HBP: 0				

PITCHER	IP	WLS	BF	H	R	ER	SO	BB	IBB	HBP	BLK	WP	HR	S	P	ERA	WHIP
51 Wandy Rodriguez, L (1, 1) ERA: 3.62	6.0	W	24	6	1	1	2	0	0	0	0	0	1	62	92	1.50	1.000
32 Vin Mazzaro, R (7, 1) ERA: 3.86	2.0		6	1	0	0	0	0	0	0	0	0	0	13	18	0.00	0.500
52 Jose Contreras, R (9, 1) ERA: 9.0	0.2		6	3	2	2	0	1	0	0	0	0	1	10	23	27.00	6.000
39 Jason Grilli, R (9, 1) ERA: 1.23	0.1	S	1	0	0	0	0	0	0	0	0	0	0	2	3	0.00	0.000

PITCHER	IP	WLS	BF	H	R	ER	SO	BB	IBB	HBP	BLK	WP	HR	S	P	ERA	WHIP

BOTTOM

Pittsburgh Pirates @ New York Mets

Citi Field, Flushing, NY

Fri May 10 2013, 7:13 PM - 10:19 PM EDT

Att. 25,153 - Overcast - 68 F

livebaseballscorecards.com

AB	36
R	3
H	10
RBI	3
BB	1
SO	2
LOB	17

Pittsburgh Pirates @ New York Mets

Citi Field, Flushing, NY

Sat May 11 2013, 1:13 PM - 5:04 PM EDT

Att. 31,160 - Cloudy - 66 F

TOP

livebaseballscorecards.com

Batter	1	2	3	4	5	6	7	8	9	AB	R	H	RBI	BB	SO	LOB
6 Starling Marte, R (1, 7) (6, 8) OBP: 0.399, SLG: 0.517	B FF 90 F FF 90 X CU 74 1-1 ① G5-3		B CU 74 F CH 85 X FC 88 1-1 10 G5-3 22 1B 1B		B CU 72 X CH 84 1-0 ① G5-3	C FF 91 B FF 92 F FF 92 B SL 86 X SL 86 2-2 10 G6-4-3 1 1B		S FF 92 F SL 79 F FF 92 B SL 83 S SL 80 1-3 ① K		5	1	2	0	0	1	0
10 Jordy Mercer, R (1, 4) OBP: 0.310, SLG: 0.679	B FF 91 C FF 92 F FC 89 F CU 76 F CU 76 X FF 93 1-2 ② G4-3		C FF 89 1 SAFE F FC 89 X CU 76 0-2 ① G5-3 1-2		B CU 72 C CU 73 X FF 90 1-1 HR	X FF 92 0-0 ① ② G6-4-3 1-2f		C FF 92 B SL 79 B SL 79 X FF 92 2-1 HR		5	2	2	2	0	0	2
22 Andrew McCutchen, R (1, 8) OBP: 0.333, SLG: 0.435 23 Travis Snider, L (6, PH) (6, 9) OBP: 0.352, SLG: 0.363	X SI 90 0-0 ③ F7		D CU 75 2 SAFE C CH 86 C SI 91 F CU 77 B FF 91 X FF 91 2-2 31 HR 2-H 1B		B CH 84 F FC 87 B CH 86 B CU 73 F SI 90 B FC 87 4-2 14 BB 31 2B BB	S FF 91 S FF 92 F FF 92 B SL 88 B FF 93 X FF 92 2-2 ③ G6-3		S SL 81 F SL 81 B SL 81 S FF 91 1-3 ② K		2 2	2 0	1 0	1 0	1 0	0 1	0 0
14 Gaby Sanchez, R (1, 3) OBP: 0.355, SLG: 0.516		B SI 88 C FF 91 F FF 91 B CU 75 X FC 88 2-2 2 SH1-3 31 1B 12 1B 1B	B SI 90 C SI 90 1 SAFE B CH 86 X FF 91 2-1 ② F9		B CH 85 B FC 87 B SI 89 C FF 90 B SI 90 4-1 31 2B 1-2 19 1B BB		C FF 91 B SL 86 C FF 93 B CU 77 S SL 87 2-3 ① K	X FF 92 0-0 ③ L5		4	2	1	0	1	1	1
31 Jose Tabata, R (1, 9) (6, 7) OBP: 0.333, SLG: 0.426		C SI 90 X SI 87 0-1 12 1B 2 SH1-3 1-2 1B	1 SAFE B CH 85 F FF 90 X FF 90 1-1 1-H HR		D SI 90 F CH 85 B CU 74 X CH 85 2-1 19 1B 1-3 2-H 2B		B FF 92 F FF 93 F SL 87 B CU 77 X SL 86 2-2 2 1B 19 1B 1B		X FF 91 0-0 ① F7	5	3	4	3	0	0	0
2 Brandon Inge, R (1, 5) OBP: 0.318, SLG: 0.333		C CU 74 X FF 91 0-1 ① SH1-3 1-2 2-3	B SI 90 B CH 86 B SI 90 C FF 90 X SI 90 3-1 ③ G5-3		C FF 88 B CU 75 F SL 84 X SL 86 1-2 ② G6-3		F FF 92 X SL 86 0-1 12 G5-3 19 1B 1-3 1B		S FF 92 B FF 92 X SL 81 1-1 12 BB 1B	4	0	2	0	0	0	2
19 Michael McKenry, R (1, 2) OBP: 0.326, SLG: 0.548		D CU 76 B FF 91 B CH 86 D FF 88 4-0 47 G5-3 12 1B BB		F FF 87 B FF 90 B CH 85 C SI 89 X CU 75 2-2 ① G5-3	B SL 86 C FF 91 S CU 77 X CU 77 1-2 12 1B 2-H 3-H 1B		F FF 93 X SL 87 0-1 12 G5-3 1-2 3-H 1B		F FF 92 B FF 92 X FF 91 1-1 ② P2	4	1	2	3	1	0	1
12 Clint Barmes, R (1, 6) OBP: 0.255, SLG: 0.261		F FC 89 B FF 92 X CU 75 1-1 1-2 2-3 3-H 1B		C CH 84 C SI 90 S FF 91 0-3 ② K	X SL 85 0-0 2-H 1B		C FF 92 F FF 92 F FF 91 F FF 92 X SL 87 0-2 ② G5-3 1-2 2-3		B FF 92 B FF 91 B FF 90 B FF 91 4-0 1-2 BB	4	0	2	2	1	1	2
47 Francisco Liriano, L (1, 1) 29 Bryan Morris, L (6, 1) 37 Justin Wilson, L (8, 1) 17 John McDonald, R (9, PH) OBP: 0.176, SLG: 0.100 44 Tony Watson, L (9, 1)		B FC 87 F FF 90 X FF 91 1-1 ② ③ G5-3 2-3f	B FF 89 C FF 89 X FF 90 1-1 ③ L5		B FF 89 B FF 88 X FF 89 2-0 ③ P5		C FF 92 B FF 92 F FF 92 B FF 94 X FF 92 2-2 ③ G5-3		C FF 91 C SL 78 S SL 82 0-3 ③ K2-3	3 1 0 1 0	0 0 0 0 0	0 0 0 0 0	0 0 0 0 0	0 0 0 0 0	0 0 0 1 0	4 2 0 2 0
Inning Stats	R: 0 E: 0 K: 0 S: 8 H: 0 LOB: 0 BB: 0 P: 10	R: 1 E: 0 K: 0 S: 11 H: 3 LOB: 2 BB: 1 P: 19	R: 3 E: 0 K: 0 S: 15 H: 3 LOB: 0 BB: 0 P: 24	R: 0 E: 0 K: 1 S: 8 H: 0 LOB: 0 BB: 0 P: 11	R: 5 E: 0 K: 0 S: 16 H: 4 LOB: 1 BB: 2 P: 32	R: 0 E: 0 K: 0 S: 8 H: 1 LOB: 0 BB: 0 P: 12	R: 1 E: 0 K: 1 S: 18 H: 3 LOB: 2 BB: 0 P: 24	R: 1 E: 0 K: 2 S: 10 H: 1 LOB: 0 BB: 0 P: 14	R: 0 E: 0 K: 1 S: 8 H: 1 LOB: 2 BB: 1 P: 14	1B: 12 2B: 1 3B: 0 HR: 3 SF: 0 SAC: 1 DP: 2 HBP: 0						

	AB	40
	R	11
	H	16
	RBI	11
	BB	4
	SO	5
	LOB	16

WP: 0 PA: 45
PB: 0
SB: 0
CS: 0

PITCHER		IP	WLS	BF	H	R	ER	SO	BB	IBB	HBP	BLK	WP	HR	S	P	ERA	WHIP
49 Jonathon Niese, L ERA: 5.93	(1, 1)	4.1	L	23	8	8	8	1	3	0	0	0	0	2	50	84	16.61	2.538
50 Scott Atchison, R ERA: 4.0	(5, 1)	0.2		4	2	1	1	0	0	0	0	0	0	0	8	12	13.50	3.000
32 LaTroy Hawkins, R ERA: 3.18	(6, 1)	2.0		9	4	1	1	1	0	0	0	0	0	0	26	36	4.50	2.000
73 Robert Carson, L ERA: 10.29	(8, 1)	2.0		9	2	1	1	3	1	0	0	0	0	1	18	28	4.50	1.500

PITCHER	IP	WLS	BF	H	R	ER	SO	BB	IBB	HBP	BLK	WP	HR	S	P	ERA	WHIP

BOTTOM

Batter	1	2	3	4	5	6	7	8	9	AB	R	H	RBI	BB	SO	LOB
11 Rubén Tejada, R (1, 6) OBP: 0.314, SLG: 0.315	C SI 93 F SI 93 B SI 93 S SL 86 1-3 ① K		B CH 83 B CH 85 B SI 93 B SI 92 4-0 BB		B FF 93 B SL 82 X SI 92 2-0 2B		X FF 94 0-0 ② L4		X SI 92 0-0 ③ L9	4	0	1	0	1	1	0
28 Daniel Murphy, L (1, 4) OBP: 0.299, SLG: 0.383 32 LaTroy Hawkins, R (6, 1) 1 Jordany Valdespin, L (7, PH) OBP: 0.296, SLG: 0.439 (8, 4)	B SI 93 B SI 94 B SI 94 C SI 93 S SL 86 C SL 87 3-3 ② K		B SL 86 C SI 94 X SL 87 1-1 ③ F7		F SL 85 F SI 93 B SL 86 S SL 87 1-3 ③ K		B FC 88 H FF 94 2-0 HBP			3 0 0	0 0 0	0 0 0	0 0 0	0 0 0	2 0 0	3 0 0
5 David Wright, R (1, 5) OBP: 0.421, SLG: 0.539 73 Robert Carson, L (8, 1)	X SI 93 0-0 ③ F7			S SL 82 B CH 85 B SI 94 F CH 85 F SL 85 F SL 86 S CH 86 2-3 ① K		X SI 91 0-0 1B 6 1B 1B	C FC 89 D SL 86 F FF 95 D CU 85 F FC 89 T FF 93 2-2 ③ K			4 0	1 0	1 0	0 0	0 0	2 0	1 0
44 John Buck, R (1, 2) OBP: 0.262, SLG: 0.518		B SI 92 S CH 83 S SI 92 B SL 85 B CH 86 S CH 84 3-3 ① K		X SI 93 0-0 ② L8		B SL 81 B CH 85 S CH 84 B SI 90 F CH 86 F SL 86 F SL 84 T FF 93 3-2 ① K		C FF 94 S FC 89 F CU 77 B FF 95 T CU 78 1-2 ① K		4	0	0	0	0	3	1
Justin Turner, R (1, 3) OBP: 0.386, SLG: 0.404 (6, 4) (8, 5)		S SI 94 B SI 94 C SL 85 F SI 94 F SL 86 S SL 86 1-3 ② K		F SI 93 B SI 93 B SL 83 B SL 85 B SI 93 4-1 BB 6 1B		F SI 93 X SI 92 0-1 1-3 1B 6 1B		C SI 95 F FC 90 B FF 96 B CU 77 X FC 89 2-2 ② G4-3		3	0	1	0	1	1	0
6 Marlon Byrd, R (1, 9) OBP: 0.293, SLG: 0.413		X SI 94 0-0 ③ F7		D SL 84 S CH 85 S CH 86 D SL 86 X SL 85 2-2 1-2 1B		D CH 85 X SI 92 1-0 1-2 3-H 1B		C SI 95 F CU 79 F FF 96 S CU 78 0-3 ③ K		4	0	2	1	0	1	0
47 Andrew Brown, R (1, 7) OBP: 0.294, SLG: 0.400			C SI 91 S CH 84 B SL 84 B SI 94 X SL 84 2-2 ① G5-3	C FF 93 T CH 86 S SL 85 0-3 ③ K		B FC 89 S FF 94 B FC 89 S FF 93 S FC 89 2-3 ② K			C SI 90 B CH 81 B SI 91 B SI 91 S SI 91 X SI 91 3-2 HR	4	1	1	1	0	2	4
12 Juan Lagares, R (1, 8) OBP: 0.219, SLG: 0.200			B SI 93 C CH 84 X FF 93 1-1 49 SH5-4 1B		C SI 91 F CH 85 B SL 83 S SL 84 1-3 ① K	B FF 93 C FC 90 F FC 90 B FF 94 F FF 94 X FC 88 2-2 ③ P2			B SI 91 C SI 91 S SI 92 F SI 93 S CH 84 1-3 ① K	4	0	1	0	0	2	2
49 Jonathon Niese, L (1, 1) OBP: 0.273, SLG: 0.200 50 Scott Atchison, R (5, 1) 21 Lucas Duda, L (5, PH) OBP: 0.372, SLG: 0.490 29 Ike Davis, L (6, 3) OBP: 0.279, SLG: 0.318			S SI 92 X SI 93 0-1 1-2 ② SH5-4		F SI 92 S SL 86 X SI 94 1-2 ② G4-3		B FF 93 C FC 88 B FF 93 F FC 88 S FC 89 2-3 ① K2-3		S SL 84 B SL 83 T SI 91 B SL 84 B SL 82 C SL 82 3-3 ② K	0 0 1 2	0 0 0 0	0 0 0 0	0 0 0 0	0 0 0 0	0 0 0 2	0 0 0 0
Inning Stats	R: 0 E: 0 K: 2 S: 7 H: 0 LOB: 0 BB: 0 P: 11	R: 0 E: 0 K: 2 S: 9 H: 0 LOB: 0 BB: 0 P: 13	R: 0 E: 0 K: 0 S: 9 H: 1 LOB: 2 BB: 1 P: 17	R: 0 E: 0 K: 2 S: 13 H: 1 LOB: 2 BB: 1 P: 21	R: 0 E: 0 K: 2 S: 10 H: 1 LOB: 1 BB: 0 P: 15	R: 1 E: 0 K: 2 S: 16 H: 3 LOB: 2 BB: 0 P: 24	R: 0 E: 0 K: 2 S: 8 H: 0 LOB: 1 BB: 0 P: 14	R: 0 E: 0 K: 2 S: 11 H: 0 LOB: 0 BB: 0 P: 14	R: 1 E: 0 K: 2 S: 11 H: 1 LOB: 0 BB: 0 P: 18	1B: 5 2B: 1 3B: 0 HR: 1 SF: 0 SAC: 1 DP: 0 HBP: 1						WP: 0 PB: 0 SB: 0 CS: 0 PA: 37	

PITCHER		IP	WLS	BF	H	R	ER	SO	BB	IBB	HBP	BLK	WP	HR	S	P	ERA	WHIP
47 Francisco Liriano, L ERA: 1.69	(1, 1)	5.1	W	24	6	1	1	9	2	0	0	0	0	0	57	90	1.69	1.500
29 Bryan Morris, R ERA: 3.72	(6, 1)	1.2		6	0	0	0	3	0	0	1	0	0	0	15	25	0.00	0.000
37 Justin Wilson, L ERA: 1.23	(8, 1)	1.0		3	0	0	0	2	0	0	0	0	0	0	11	14	0.00	0.000
44 Tony Watson, L ERA: 5.6	(9, 1)	1.0		4	1	1	1	2	0	0	0	0	0	1	11	18	9.00	1.000

PITCHER	IP	WLS	BF	H	R	ER	SO	BB	IBB	HBP	BLK	WP	HR	S	P	ERA	WHIP

Pittsburgh Pirates @ New York Mets

Citi Field, Flushing, NY

Sat May 11 2013, 1:13 PM - 5:04 PM EDT

Att. 31,160 - Cloudy - 66 F

livebaseballscorecards.com

AB	33
R	2
H	7
RBI	2
BB	2
SO	16
LOB	11

Pittsburgh Pirates @ New York Mets

Citi Field, Flushing, NY

Sun May 12 2013, 1:14 PM - 4:32 PM EDT

Att. 28,404 - Sunny - 70 F

TOP

livebaseballscorecards.com

Batter	1	2	3	4	5	6	7	8	9	AB	R	H	RBI	BB	SO	LOB
6 Starling Marte, R (1, 7) OBP: 0.399, SLG: 0.507	F FF 96 B CU 84 S SL 88 X CU 85 1-2 ① G5-3		B CU 82 B SL 90 B FF 95 B FF 95 4-0 23 1B 46 SF9 BB		S SL 87 F FF 94 F SL 91 F CU 84 B FF 96 F FF 96 S CH 88 1-3 ① K		C SL 88 X SL 88 0-1 ② G1 1-2		B KC 85 F FF 96 C FF 96 B KC 85 B FF 98 F FF 96 F FF 97 F FF 98 F FF 96 4-2 F SI 86 F KC 88 F KC 87 B FF 97 23 1B BB	3	1	0	0	2	1	1
23 Travis Snider, L (1, 9) OBP: 0.354, SLG: 0.365	B FF 96 F FF 94 F FF 97 F CH 89 F FF 97 X CU 85 1-2 ② G3-1		C FF 95 S FF 93 F FF 96 X CH 86 0-2 46 SF9 22 BB 1-3 1B		B CU 83 B CU 79 B FF 94 C FF 95 F FF 94 S FF 96 3-3 ② K		B CH 84 F FF 94 B CH 86 S FF 95 2 SAFE 2-2 ③ PO 2-3	C SI 88 B SL 80 X SL 81 1-1 ① G4-3	X FF 96 0-0 1-3 1B	5	0	2	0	0	1	0
22 Andrew McCutchen, R (1, 8) OBP: 0.342, SLG: 0.433	X FF 96 0-0 ③ G6-3		B SL 88 B FF 95 B SL 89 B FF 95 4-0 1-2 BB		B CU 84 C SL 89 X FF 96 1-1 1B			B SI 88 F SI 88 B SL 81 B CH 81 B SI 90 4-1 14 24 1B BB	X FF 97 0-0 ③ G6-3	3	1	1	0	2	0	2
46 Garrett Jones, L (1, 3) OBP: 0.339, SLG: 0.524 14 Gaby Sanchez, R (8, PH) OBP: 0.364, SLG: 0.516 (8, 3)		B SI 95 X FF 93 1-0 ① P3	B CH 88 B FF 94 X FF 96 2-0 ② SF9 2-3 3-H		X FF 96 0-0 ③ P2			1 SAFE C FC 85 1 SAFE F FF 86 D SL 82 B SL 81 1 SAFE B FF 87 B FF 87 4-2 24 E 24 1B 1-2 BB		2	0	0	1	0	0	1
10 Jordy Mercer, R (1, 4) OBP: 0.281, SLG: 0.613 37 Justin Wilson, L (6, 1) 31 Jose Tabata, R (8, PH) OBP: 0.328, SLG: 0.419 35 Mark Melancon, R (8, 1) 39 Jason Grilli, R (9, 1)		C SL 89 C CU 81 F SL 89 X CU 85 0-2 ② G1-3	1 SAFE D SL 90 X SL 90 1-0 ③ P4			C FF 94 X CU 81 0-1 ① G5-3		C FC 86 S CU 76 D SL 84 S FF 88 1-3 ② K		3	0	0	0	0	0	2
24 Pedro Alvarez, L (1, 5) OBP: 0.250, SLG: 0.364		B FF 97 F SI 95 B CU 84 X CH 88 2-1 2B		S FF 95 B SL 89 B FF 95 B FF 93 X FF 94 3-1 ① P6		C CU 81 B SL 87 B FF 97 C FF 96 F CU 82 T FF 95 2-2 ② K		F FF 94 B KC 84 X FF 95 1-1 1-3 2-H E8 1B		0	0	0	0	0	0	0
19 Michael McKenry, R (1, 2) OBP: 0.320, SLG: 0.511		B FF 97 S SL 89 S FF 95 X SL 91 1-2 ③ P3		C FF 95 H FF 94 1-1 12 FC5-4 HBP		B SL 89 C FF 95 B FF 96 X FF 95 2-1 ③ G6-3		C FF 94 D KC 83 B FF 95 B FF 96 X FF 96 3-1 ③ L8		3	0	0	0	0	0	3
12 Clint Barmes, R (1, 6) OBP: 0.265, SLG: 0.302			B FF 93 X FF 94 1-0 HR	D SL 88 B FF 96 C FF 96 X SL 90 2-1 ② FC5-4 1-2f			C SL 87 F FF 93 X FF 94 0-2 23 PO 6 G1 1B		S KC 82 X KC 83 0-1 ① G6-3	4	1	2	1	0	0	1
30 Jeanmar Gómez, R (1, 1) OBP: 0.111, SLG: 0.111 32 Vin Mazzaro, R (6, 1) 2 Brandon Inge, R (6, 4) OBP: 0.304, SLG: 0.318			C FF 94 X SL 88 0-1 ① L8	S FF 96 C FF 96 D SL 91 B FF 97 S FF 96 2-3 ③ K			X FF 93 0-0 ① P4		B FF 92 C FF 92 S KC 82 F FF 95 S KC 86 1-3 ② K	2	0	0	0	0	1	1
										0	0	0	0	0	0	0
										2	0	0	0	0	1	1

Inning Stats	1	2	3	4	5	6	7	8	9
	R: 0 E: 0 K: 0 S: 9 H: 0 LOB: 0 BB: 0 P: 11	R: 0 E: 0 K: 0 S: 10 H: 1 LOB: 1 BB: 0 P: 14	R: 2 E: 0 K: 0 S: 9 H: 2 LOB: 2 BB: 2 P: 21	R: 0 E: 0 K: 1 S: 8 H: 0 LOB: 1 BB: 0 P: 16	R: 0 E: 0 K: 2 S: 12 H: 1 LOB: 1 BB: 0 P: 17	R: 0 E: 0 K: 1 S: 8 H: 0 LOB: 0 BB: 0 P: 12	R: 0 E: 0 K: 0 S: 8 H: 1 LOB: 0 BB: 0 P: 10	R: 1 E: 1 K: 1 S: 12 H: 1 LOB: 2 BB: 2 P: 26	R: 0 E: 0 K: 1 S: 17 H: 1 LOB: 2 BB: 1 P: 22

| | | | | | | | | | |

BOTTOM

Pittsburgh Pirates @ New York Mets

Citi Field, Flushing, NY

Sun May 12 2013, 1:14 PM - 4:32 PM EDT

Att. 28,404 - Sunny - 70 F

Batter	1	2	3	4	5	6	7	8	9	AB	R	H	RBI	BB	SO	LOB
11 Rubén Tejada, R (1, 6) OBP: 0.312, SLG: 0.307	C SI 91 B SI 91 X CH 82 1-1 G5-3		C SI 90 X SI 90 0-1 G5-3			C SI 93 B SI 92 S SL 85 B SL 84 B FF 93 F SI 92 B SI 92 4-2 BB		C FF 93 F FC 90 T FF 94 0-2 K		3	0	0	0	1	1	0
28 Daniel Murphy, L (1, 4) OBP: 0.298, SLG: 0.386	B SI 89 B SI 91 B SI 88 C SI 87 X SI 90 3-1 G4-3		B SL 83 B CH 78 X SI 90 2-0 F7			1 SAFE 1 SAFE C SI 92 1 SAFE B SI 93 1 SAFE F SI 91 S SL 84 1-3 K		C FC 93 F KC 81 B FF 93 F KC 82 X FC 92 1-2 5 PB 2B		4	0	1	0	0	1	1
5 David Wright, R (1, 5) OBP: 0.417, SLG: 0.525	B SL 82 X SI 90 1-0 G1-5-3		X SI 89 0-0 F7			S SL 85 1 SAFE S FF 94 D SL 85 F SI 93 B SI 94 X SL 85 2-2 L7		B FC 92 B FC 92 B KC 82 B FC 94 4-0 29 S 2-3 BB		3	0	0	0	1	0	1
29 Ike Davis, L (1, 3) OBP: 0.270, SLG: 0.306		X SI 89 0-0 F7		B SI 89 B CH 79 B CH 79 C SI 90 C CH 81 F SL 84 X SI 91 3-2 G6-3		C FC 90 B FC 89 C CU 76 S FC 90 1-3 K		S FF 92 F KC 81 B FF 92 S KC 80 1-3 K 1-2		4	0	0	0	0	2	3
21 Lucas Duda, L (1, 7) OBP: 0.368, SLG: 0.510		B SI 90 C CH 80 B CH 82 B SI 90 X SI 91 3-1 HR		B SI 92 X SI 90 1-0 G3			B FF 94 C FF 92 C FC 90 F CU 77 S FF 95 1-3 K	X FC 92 0-0 G4-1		4	1	1	1	0	1	2
44 John Buck, R (1, 2) OBP: 0.270, SLG: 0.513		C SL 85 B SI 90 X SI 91 1-1 12 FC1-4 23 S 1B		S SL 87 B SL 88 S SI 92 C SI 94 1-3 K			F FC 89 B FF 94 B FF 94 S FF 93 F FF 96 B CU 76 B CU 75 4-2 23 WP 23 1B BB		C SL 82 S SL 82 S FF 94 0-3 K	3	1	1	0	1	2	0
23 Mike Baxter, L (1, 9) OBP: 0.388, SLG: 0.364		S SI 92 B SI 90 1 SAFE S CH 82 B SI 91 F SL 84 B CH 81 F CH 82 B SI 91 4-2 12 FC1-4 1-2 BB		B SI 90 B SI 90 X SI 89 2-0 G3-1			T FF 94 B FC 89 C FF 93 X FC 90 1-2 12 S 1-H 1B		X FF 94 0-0 F7	3	0	1	1	1	0	0
12 Juan Lagares, R (1, 8) OBP: 0.200, SLG: 0.182 1 Jordany Valdespin, L (9, PH) OBP: 0.292, SLG: 0.433		C SI 90 F SL 87 B SL 89 B SI 90 X SL 85 2-2 FC1-4 1-2f 2-3		L SI 90 T SL 84 C SI 92 0-3 K			1 SAFE F FF 94 1 SAFE B FF 94 C FC 89 F CU 77 S FF 95 1-3 K 1-3		C SL 82 B FF 94 C SL 82 S FF 95 1-3 K	3 1	0 0	0 0	0 0	0 0	2 1	3 0
33 Matt Harvey, R (1, 1) OBP: 0.125, SLG: 0.188 Justin Turner, R (7, PH) OBP: 0.379, SLG: 0.396 56 Scott Rice, L (8, 1) 34 Brandon Lyon, R (8, 1) 39 Bobby Parnell, R (8, 1)		C SI 90 S SL 83 S SL 87 0-3 K		C SI 90 B SI 92 B SI 92 F SI 92 X SI 91 2-2 G1-3			B SI 92 C FF 94 F FC 90 S FC 90 1-3 K			2 1 0 0 0	0 0 0 0 0	0 0 0 0 0	0 0 0 0 0	1 1 0 0 0	2 1 0 0 0	2 1 0 0 0
Inning Stats	R: 0 E: 0 K: 0 S: 5 H: 0 LOB: 0 BB: 0 P: 10	R: 1 E: 0 K: 1 S: 15 H: 2 LOB: 2 BB: 1 P: 25	R: 0 E: 0 K: 0 S: 4 H: 0 LOB: 0 BB: 0 P: 6	R: 0 E: 0 K: 1 S: 8 H: 0 LOB: 0 BB: 0 P: 13	R: 0 E: 0 K: 1 S: 7 H: 0 LOB: 0 BB: 0 P: 11	R: 0 E: 0 K: 2 S: 13 H: 0 LOB: 1 BB: 1 P: 21	R: 1 E: 0 K: 3 S: 17 H: 1 LOB: 1 BB: 1 P: 25	R: 0 E: 0 K: 2 S: 11 H: 1 LOB: 2 BB: 1 P: 17	R: 0 E: 0 K: 2 S: 7 H: 0 LOB: 0 BB: 0 P: 8	1B: 2 2B: 1 3B: 0 HR: 1 SF: 0 SAC: 0 DP: 0 HBP: 0						

PITCHER	IP	WLS	BF	H	R	ER	SO	BB	IBB	HBP	BLK	WP	HR	S	P	ERA	WHIP
30 Jeanmar Gómez, R (1, 1) ERA: 2.28	5.0		18	2	1	1	3	1	0	0	0	0	1	39	65	1.80	0.600
32 Vin Mazzaro, R (6, 1) ERA: 3.65	0.2	H	3	0	0	0	1	1	0	0	0	0	0	10	17	0.00	1.500
37 Justin Wilson, L (6, 1) ERA: 1.54	1.1	W	6	1	1	1	4	1	0	0	0	1	0	20	29	6.75	1.500
35 Mark Melancon, R (8, 1) ERA: 0.47	1.0	H	5	1	0	0	2	1	0	0	0	0	0	11	17	0.00	2.000
39 Jason Grilli, R (9, 1) ERA: 1.15	1.0	S	3	0	0	0	2	0	0	0	0	0	0	7	8	0.00	0.000

PITCHER	IP	WLS	BF	H	R	ER	SO	BB	IBB	HBP	BLK	WP	HR	S	P	ERA	WHIP

AB	31
R	2
H	4
RBI	2
BB	4
SO	12
LOB	13

WP: 1 PA: 35
PB: 1
SB: 4
CS: 0

livebaseballscorecards.com

Batter	1	2	3	4	5	6	7	8	9	AB	R	H	RBI	BB	SO	LOB
23 Mike Baxter, L (1, 9) OBP: 0.375, SLG: 0.339	C FF 91 X FF 92 0-1 ① L8	B CU 78 C SI 90 B CU 78 B SI 92 B FF 93 4-1 28 2B BB		B SI 92 F FF 93 B SL 87 S SI 92 B SI 92 X SI 93 3-2 ② F7			C SI 93 B CH 86 C SI 92 X FF 94 1-2 ② G3		F FF 93 B FS 88 S FS 88 S FS 88 1-3 ③ K	4	1	0	0	1	1	0
28 Daniel Murphy, L (1, 4) OBP: 0.310, SLG: 0.404	X SI 92 0-0 21 BB 29 BB 1B	B FF 93 C FF 93 B FF 93 T FF 93 B CU 81 F CU 79 X FF 94 3-2 5 1B 1-H 2-H 2B		F SL 86 C CH 84 S FF 94 0-3 ③ K			C SI 92 B SI 92 B SI 91 B SI 91 F SI 92 X SI 93 3-2 1B			4	1	3	2	0	1	0
5 David Wright, R (1, 5) OBP: 0.412, SLG: 0.516	C FF 92 B FF 93 B SI 91 S FF 93 T FF 93 2-2 ② K	S CU 81 X SI 91 0-1 2-H 1B			S FF 93 C FF 92 B FF 94 F FF 93 F FF 94 X FF 95 1-2 ① F9		C SI 91 B SI 91 F FF 93 X SL 87 1-2 ③ G6-3			4	0	1	1	0	1	2
29 Ike Davis, L (1, 3) OBP: 0.269, SLG: 0.298	F FF 93 B SI 91 B FF 92 1 SAFE B FF 92 B FF 92 4-1 21 BB 1-2 BB	F FF 93 B CU 80 T FF 92 1 SAFE D CU 81 B FF 93 X CU 78 3-2 ③ L8			C SL 87 F CH 86 X FF 94 0-2 ② F8			X FF 87 0-0 ① L7		3	0	0	0	1	0	1
21 Lucas Duda, L (1, 7) OBP: 0.372, SLG: 0.500	B CU 80 B FF 92 B SI 92 C SI 92 C CU 79 B CU 80 4-2 1-2 2-3 BB		B SI 92 X SI 92 1-0 ① F8		B CU 80 B FF 94 X SI 93 2-0 ③ G4-3			C SI 86 B SL 77 B SI 87 B SI 88 S SI 86 B SI 87 4-2 BB		2	0	0	0	2	0	0
44 John Buck, R (1, 2) OBP: 0.269, SLG: 0.500	S FF 94 S FF 94 B FF 94 F SL 88 S FF 95 1-3 ③ K		F CU 78 B CU 79 B FF 93 B FF 92 B FF 92 4-1 BB			S FF 92 B FF 91 C FF 93 B SI 92 C FF 93 2-3 ① K		C FF 98 S FF 98 S CH 90 0-3 ② K		3	0	0	0	1	3	4
16 Rick Ankiel, L (1, 8) OBP: 0.232, SLG: 0.462		B CU 78 C CU 78 F FF 92 B FF 93 F FF 93 B FF 93 B FF 94 4-2 53 SH3 28 2B BB	S FF 93 F SI 92 F FF 94 T CU 79 0-2 ② K			B SI 92 B SI 91 X SI 92 2-0 ② G4-3		B FF 98 S FF 97 S FF 98 F FF 100 S CH 92 1-3 ③ K		3	1	0	0	1	2	2
11 Rubén Tejada, R (1, 6) OBP: 0.303, SLG: 0.298		X FF 92 0-0 ① F9	C FF 93 B FF 93 X FF 93 1-2 ③ F9			C FF 94 B FF 93 X FF 93 1-1 ③ F8			C FF 92 F FF 92 B FF 91 X FF 92 1-2 ① F9	4	0	0	0	0	0	2
53 Jeremy Hefner, R (1, 1) Justin Turner, R (7, PH) OBP: 0.373, SLG: 0.389 56 Scott Rice, L (7, 1) 50 Scott Atchison, R (7, 1) 46 Greg Burke, R (7, 1) 1 Jordany Valdespin, L (9, PH) OBP: 0.288, SLG: 0.426		L FF 91 X FF 91 0-1 ② SH3 1-2		B FF 90 F FF 91 S FF 91 B FF 93 F FF 93 C FF 93 2-3 ① K			F FF 92 F FF 92 C FF 92 0-3 ① K		C FF 92 F SL 83 X FS 87 0-2 ② G4-3	1 1 0 0 0 1	0 0 0 0 0 0	0 0 0 0 0 0	0 0 0 0 0 0	1 1 0 0 0 0	0 0 0 0 0 0	0 0 0 0 0 0
Inning Stats	R: 0 E: 0 K: 2 S: 13 H: 1 LOB: 3 BB: 2 P: 24	R: 3 E: 0 K: 0 S: 16 H: 2 LOB: 1 BB: 2 P: 30	R: 0 E: 0 K: 1 S: 9 H: 0 LOB: 1 BB: 1 P: 15	R: 0 E: 0 K: 2 S: 10 H: 0 LOB: 0 BB: 0 P: 15	R: 0 E: 0 K: 0 S: 9 H: 0 LOB: 0 BB: 0 P: 12	R: 0 E: 0 K: 1 S: 6 H: 0 LOB: 0 BB: 0 P: 11	R: 0 E: 0 K: 1 S: 12 H: 1 LOB: 1 BB: 0 P: 17	R: 0 E: 0 K: 2 S: 10 H: 0 LOB: 1 BB: 1 P: 15	R: 0 E: 0 K: 1 S: 9 H: 0 LOB: 0 BB: 0 P: 11	1B: 3 2B: 1 3B: 0 HR: 0 SF: 0 SAC: 1 DP: 0 HBP: 0						

PITCHER		IP	WLS	BF	H	R	ER	SO	BB	IBB	HBP	BLK	WP	HR	S	P	ERA	WHIP
31 Lance Lynn, R ERA: 2.88	(1, 1)	7.0	W	30	4	3	3	7	5	0	0	0	0	0	75	124	3.86	1.286
36 Randy Choate, L ERA: 1.8	(8, 1)	0.1	H	2	0	0	0	0	1	0	0	0	0	0	3	7	0.00	3.000
26 Trevor Rosenthal, R ERA: 2.84	(8, 1)	0.2	H	2	0	0	0	2	0	0	0	0	0	0	7	8	0.00	0.000
44 Edward Mujica, R ERA: 1.8	(9, 1)	1.0	S	3	0	0	0	1	0	0	0	0	0	0	9	11	0.00	0.000

PITCHER	IP	WLS	BF	H	R	ER	SO	BB	IBB	HBP	BLK	WP	HR	S	P	ERA	WHIP

TOP

New York Mets @ St. Louis Cardinals

Busch Stadium, St. Louis, MO

Mon May 13 2013, 6:10 PM - 9:04 PM CDT

Att. 38,412 - Clear - 74 F

livebaseballscorecards.com

AB	30
R	3
H	4
RBI	3
BB	6
SO	10
LOB	11

WP: 0	PB: 0	SB: 0	CS: 0	PA: 37

New York Mets @ St. Louis Cardinals

Busch Stadium, St. Louis, MO

Mon May 13 2013, 6:10 PM - 9:04 PM CDT

Att. 38,412 - Clear - 74 F

livebaseballscorecards.com

BOTTOM

Batter	1	2	3	4	5	6	7	8	9	AB	R	H	RBI	BB	SO	LOB
13 Matt Carpenter, L (1, 4) (9, 5) OBP: 0.373, SLG: 0.449	B SI 90 B SI 90 C SI 91 B SI 92 B FF 92 4-1 7 1B 21 2B BB	B FF 92 X FF 91 1-0 3 BB 2-3 3-H 1B		C CU 76 B CH 83 C SL 84 B FF 90 S CU 76 2-3 ③ K			X SL 83 0-0 7 HR 2-H 1B	B SI 87 X SI 89 1-0 ③ G6-3		4	2	2	2	1	1	1
3 Carlos Beltrán, S (1, 9) OBP: 0.328, SLG: 0.528	C SI 91 X CH 85 0-1 ① L8	C CU 76 F FF 91 D SL 87 F CU 78 B FF 92 B SL 85 B SL 85 4-2 7 G6-4-3 1-2 BB			C SI 88 B SI 88 C SL 84 X CU 75 1-2 ① P6		D SI 90 1 SAFE S SI 88 S CH 82 1 SAFE S CH 82 1-3 ② K			3	0	0	0	1	1	2
7 Matt Holliday, R (1, 7) OBP: 0.369, SLG: 0.450	F SI 92 D SI 90 X SI 90 1-1 21 2B 19 SF7-5 1-2 1B	F CH 84 X FF 92 0-1 ② ③ G6-4-3 1-2f			C SL 83 F FF 90 B FF 91 X SL 85 1-2 ② G4-3		B SL 86 F FF 91 B FF 91 X SL 86 2-1 1-H HR			4	2	2	2	0	0	3
21 Allen Craig, R (1, 3) OBP: 0.340, SLG: 0.456	B SL 86 C SL 86 C SI 91 X FF 92 1-2 19 SF7-5 1-3 2-H 2B		B FF 90 B SI 90 X FF 91 2-0 ① P4		C CU 76 B SI 90 X SL 85 1-1 ③ G3		B SL 86 B FF 91 X SL 85 2-0 4 2B 1B			4	0	2	1	0	0	0
4 Yadier Molina, R (1, 2) OBP: 0.379, SLG: 0.467	F FF 92 F SL 87 B SL 86 F FF 92 F CU 77 B FF 92 B SI 86 F FF 93 D CH 86 4-2 BB		B FF 91 B CU 77 B FF 92 C FF 91 C FF 92 X FF 92 3-2 ② G4-3			X SI 89 0-0 ① F9	F FF 90 F CU 76 D SL 86 B FF 90 X FF 90 2-2 1-3 2B			3	0	1	0	1	0	0
19 Jon Jay, L (1, 8) OBP: 0.345, SLG: 0.397	C SL 84 X CH 85 0-1 ② ③ SF7-5 2-3 3-H		L CU 76 F SL 84 B SI 91 F SL 83 B CU 75 F SL 86 B FF 92 B SL 85 4-2 23 FC6-4 BB			B CU 75 X SI 89 1-0 ② G6-3	B SI 87 C SI 86 F SI 87 S SL 79 1-3 ③ K			2	0	0	1	1	1	2
23 David Freese, R (1, 5) OBP: 0.298, SLG: 0.259 38 Pete Kozma, R (9, 6) OBP: 0.305, SLG: 0.308		B SI 91 C SL 85 B SL 85 F FF 91 X SL 86 2-2 33 1B 13 1B 1B	1 SAFE X SI 90 0-0 ③ FC6-4 1-2f			B FF 90 B SL 85 C SL 85 X SI 90 2-1 ③ G6-3		C SI 84 X SL 78 0-1 ① L8		4 0	1 0	1 0	0 0	0 0	0 0	1 0
33 Daniel Descalso, L (1, 6) (9, 4) OBP: 0.260, SLG: 0.296		B SI 89 B SI 91 X SI 90 2-0 13 1B 31 SH5-4 1-3 1B		B CU 75 C SI 89 X CU 75 1-1 ① G4-3			C SI 88 B SL 80 B SL 80 B SI 88 X SI 87 3-1 ① G3	B SI 86 X SI 86 1-0 32 S 1B		4	0	2	0	0	0	0
31 Lance Lynn, S (1, 1) OBP: 0.133, SLG: 0.071 12 Ty Wigginton, R (7, PH) OBP: 0.286, SLG: 0.250 36 Randy Choate, L (8, 1) 26 Trevor Rosenthal, R (8, 1) 32 Matt Adams, L (8, PH) OBP: 0.514, SLG: 0.844 44 Edward Mujica, R (9, 1)		B SL 86 X SI 90 1-0 ① SH5-4 1-2		C SI 90 F SL 85 B CU 75 F FF 91 F SL 86 F FF 90 S CU 76 1-3 ② K			S SI 90 B CH 82 B CH 83 X SI 89 2-1 13 1B 2B	C SI 86 1 SAFE C SI 87 B SL 78 X CH 78 1-2 ② F7		1 1 0 0 1 0	0 1 0 0 0 0	0 1 0 0 0 0	0 0 0 0 0 0	1 0 0 0 0 0	0 0 0 0 1 0	0 0 0 0 0 0
Inning Stats	R: 2 E: 0 K: 0 S: 15 H: 2 LOB: 1 BB: 2 P: 25	R: 1 E: 0 K: 0 S: 11 H: 3 LOB: 2 BB: 1 P: 21	R: 0 E: 0 K: 0 S: 9 H: 0 LOB: 1 BB: 1 P: 18	R: 0 E: 0 K: 2 S: 11 H: 0 LOB: 0 BB: 0 P: 15	R: 0 E: 0 K: 0 S: 8 H: 0 LOB: 0 BB: 0 P: 11	R: 0 E: 0 K: 0 S: 4 H: 0 LOB: 0 BB: 0 P: 7	R: 3 E: 0 K: 2 S: 17 H: 5 LOB: 2 BB: 0 P: 30	R: 0 E: 0 K: 0 S: 7 H: 1 LOB: 1 BB: 0 P: 10		1B: 7 2B: 4 3B: 0 HR: 1 SF: 1 SAC: 1 DP: 2 HBP: 0						

	AB	31
	R	6
	H	11
	RBI	6
	BB	4
	SO	4
	LOB	10

PITCHER		IP	WLS	BF	H	R	ER	SO	BB	IBB	HBP	BLK	WP	HR	S	P	ERA	WHIP
53 Jeremy Hefner, R ERA: 4.61	(1, 1)	6.0		25	5	3	3	2	4	0	0	0	0	0	58	97	4.50	1.500
56 Scott Rice, L ERA: 3.5	(7, 1)	0.2	L	4	2	2	2	1	0	0	0	0	0	0	8	14	27.00	3.000
50 Scott Atchison, R ERA: 4.5	(7, 1)	0.0		3	3	1	1	0	0	0	0	0	0	1	6	12	∞	∞
46 Greg Burke, R ERA: 6.23	(7, 1)	1.1		5	1	0	0	1	0	0	0	0	0	0	10	14	0.00	0.750

PITCHER	IP	WLS	BF	H	R	ER	SO	BB	IBB	HBP	BLK	WP	HR	S	P	ERA	WHIP

Batter	1	2	3	4	5	6	7	8	9	AB	R	H	RBI	BB	SO	LOB
Justin Turner, R (1, 6) OBP: 0.349, SLG: 0.362	C SI 87 C FF 88 S CH 78 0-3 ① **K**		B FF 89 X CH 79 1-0 ③ **G6-3**			C FF 83 X CH 75 0-1 ① **G6-3**	F SI 91 B SI 90 X SI 91 1-1 ③ **G4-3**			4	0	0	0	0	1	0
28 Daniel Murphy, L (1, 4) OBP: 0.315, SLG: 0.407	C FF 89 X SI 90 0-1 ② **G5-3**			C FF 86 X CH 79 0-1 **1B**		B FF 84 C SI 84 B CU 72 F FF 85 X FF 85 2-2 5 BB 44 1B **1B**		F FF 98 S SI 94 S CH 86 0-3 ① **K**		4	1	2	0	0	1	0
5 David Wright, R (1, 5) OBP: 0.414, SLG: 0.512	C FF 89 B CH 80 X CH 81 1-1 44 FC6-4 **1B**			F FF 89 1 SAFE B FF 89 F FF 89 1 SAFE X CH 80 1-2 ① **F9**		B FF 86 D CH 79 B FF 85 B SI 84 4-0 44 1B 21 G3 **1-2 BB**		B FF 99 F FF 98 C SI 95 B CH 87 S SI 95 2-3 ② **K**		3	1	1	0	1	1	1
44 John Buck, R (1, 2) OBP: 0.276, SLG: 0.496	B FF 89 F FF 89 B FF 89 X FF 88 2-1 ③ **FC6-4** **1-2f**			X CU 75 0-0 ② **F8**		B SI 86 X FF 86 1-0 21 G3 6 HR **1-3 2-H 1B**		B FF 99 F FF 97 B SI 96 B SI 95 C FF 98 B FF 100 4-2 **BB**		3	1	1	1	1	0	2
21 Lucas Duda, L (1, 7) OBP: 0.361, SLG: 0.481		B FF 88 C FF 87 C SI 89 X CH 78 1-2 ① **G3**		B FF 91 X SI 90 1-0 ③ **L8**		X SI 85 0-0 ② **G3** **1-2 3-H**		B SI 94 F FF 98 C CH 87 S SI 97 1-3 ③ **K**		4	0	0	1	0	1	3
6 Marlon Byrd, R (1, 9) OBP: 0.301, SLG: 0.458		B FF 88 X FF 88 1-0 ② **G5-3**			X FF 86 0-0 **2B**	S CH 77 X SI 85 0-1 **2-H HR**			C SI 97 B SL 82 C SL 81 T SI 97 1-2 ① **K**	4	1	2	2	0	1	0
29 Ike Davis, L (1, 3) OBP: 0.261, SLG: 0.288		B FF 90 X FF 90 1-0 ③ **G3-1**			D CU 73 B FF 89 X SI 89 2-0 ① **L9**	B CU 72 B CH 77 C FF 85 C FF 85 S CH 78 2-3 ③ **K**			X SI 94 0-0 ② **G4-3**	4	0	0	0	0	1	1
12 Juan Lagares, R (1, 8) OBP: 0.184, SLG: 0.167 1 Jordany Valdespin, L (9, PH) OBP: 0.297, SLG: 0.426			F FF 86 B SI 87 C FF 87 X CH 80 1-2 ① **G6-3**		C FF 89 T FF 89 X CH 80 0-2 ② **P4**		C SI 91 X SI 91 0-1 ① **G5-3**		B SI 98 B SI 96 B SI 97 B SI 95 4-0 **BB**	3 0	0 0	0 0	0 0	0 1	0 0	1 0
35 Dillon Gee, R (1, 1) OBP: 0.071, SLG: 0.071 11 Rubén Tejada, R (5, PH) OBP: 0.301, SLG: 0.295 73 Robert Carson, L (5, 1) 16 Rick Ankiel, L (7, PH) OBP: 0.229, SLG: 0.455 34 Brandon Lyon, R (7, 1) 46 Greg Burke, R (8, 1) 23 Mike Baxter, L (9, PH) OBP: 0.370, SLG: 0.333			C FF 88 T FF 89 B CU 72 F FF 90 S CH 80 1-3 ② **K**		B SI 87 C SI 86 X CH 78 1-1 ③ **F8**		B SI 90 C SI 90 B SI 90 T SI 91 X SI 90 2-2 ② **G4-3**		B SI 96 C CH 86 S CH 86 F CU 79 B SI 97 F CU 78 B CH 84 F CH 84 F SI 95 3-3 C SI 85 ③ **K**	1 1 0 1 0 0 0	0 0 0 0 0 0 0	0 0 0 0 0 0 0	0 0 0 0 0 0 0	0 0 0 0 0 0 0	1 0 0 0 0 0 1	0 1 0 0 0 0 1
Inning Stats	R: 0 E: 0 K: 1 S: 9 H: 1 LOB: 1 BB: 0 P: 12	R: 0 E: 0 K: 0 S: 5 H: 0 LOB: 0 BB: 0 P: 8	R: 0 E: 0 K: 1 S: 8 H: 0 LOB: 0 BB: 0 P: 11	R: 0 E: 0 K: 0 S: 7 H: 1 LOB: 1 BB: 0 P: 9	R: 0 E: 0 K: 0 S: 7 H: 1 LOB: 1 BB: 0 P: 10	R: 4 E: 0 K: 1 S: 12 H: 3 LOB: 0 BB: 1 P: 21	R: 0 E: 0 K: 0 S: 7 H: 0 LOB: 0 BB: 0 P: 10	R: 0 E: 0 K: 3 S: 11 H: 0 LOB: 1 BB: 1 P: 18	R: 0 E: 0 K: 2 S: 11 H: 0 LOB: 1 BB: 1 P: 19	1B: 4 2B: 1 3B: 0 HR: 1 SF: 0 SAC: 0 DP: 0 HBP: 0						

PITCHER		IP	WLS	BF	H	R	ER	SO	BB	IBB	HBP	BLK	WP	HR	S	P	ERA	WHIP
64 John Gast, L ERA: 6.0	(1, 1)	6.0	W	25	6	4	4	3	1	0	0	0	0	1	48	71	6.00	1.167
43 Seth Maness, R ERA:	(7, 1)	1.0		3	0	0	0	0	0	0	0	0	0	0	7	10	0.00	0.000
62 Carlos Martinez, R ERA: 7.36	(8, 1)	1.0		4	0	0	0	3	1	0	0	0	0	0	11	18	0.00	1.000
58 Joe Kelly, R ERA: 7.11	(9, 1)	1.0		4	0	0	0	2	1	0	0	0	0	0	11	19	0.00	1.000

PITCHER	IP	WLS	BF	H	R	ER	SO	BB	IBB	HBP	BLK	WP	HR	S	P	ERA	WHIP

TOP

New York Mets @ St. Louis Cardinals

Busch Stadium, St. Louis, MO

Tue May 14 2013, 7:15 PM - 9:54 PM CDT

Att. 37,460 - Clear - 93 F

livebaseballscorecards.com

AB	33
R	4
H	6
RBI	4
BB	3
SO	8
LOB	10

WP: 0 PA: 36
PB: 0
SB: 0
CS: 0

BOTTOM

New York Mets @ St. Louis Cardinals

Busch Stadium, St. Louis, MO

Tue May 14 2013, 7:15 PM - 9:54 PM CDT

Att. 37,460 - Clear - 93 F

Batter	1	2	3	4	5	6	7	8	9	AB	R	H	RBI	BB	SO	LOB
13 Matt Carpenter, L (1, 4) OBP: 0.386, SLG: 0.453	B FF 90 C CH 84 B SI 90 B SI 90 S CH 83 B FF 91 4-2 3 E 3 FC3 7 2B BB	C KC 74 B FF 90 F CH 85 X SL 81 1-2 3 1B 1B	X SI 90 0-0 3 1B 1-3 3-H 1B		B FF 94 C SL 84 X SL 85 1-1 ① L8		B CU 74 C SI 88 B SL 81 B SI 87 B SL 82 4-1 BB			3	1	2	1	2	0	2
3 Carlos Beltrán, S (1, 9) OBP: 0.338, SLG: 0.553	B SI 88 X SI 90 1-0 FC3 7 2B 21 1B 1-3	B SI 90 B SI 90 B SI 89 C SI 90 X CH 85 3-1 1-2 1B	D CH 84 X SI 90 1-0 1-2 3-H 1B		C FF 94 X FF 94 0-1 1-H 2-H HR		B SI 87 C SL 81 S CU 75 C FF 88 1-3 ② K			5	2	3	4	0	1	2
7 Matt Holliday, R (1, 7) OBP: 0.364, SLG: 0.448 62 Carlos Martinez, R (8, 1) 58 Joe Kelly, R (9, 1)	X SI 91 0-0 21 1B 1-3 3-H 2B	S CH 84 B SI 90 F CH 84 B SI 90 S CH 86 2-3 ② K	S SL 83 B SI 88 S CH 85 X SI 89 1-2 ③ L6		B SL 86 C SL 83 X FF 95 1-1 ② G5-3		B FF 87 F SL 83 B SI 86 F SL 82 B FF 88 X SL 83 3-2 ③ L3			5 0 0	1 0 0	1 0 0	1 0 0	0 0 0	1 0 0	5 0 0
21 Allen Craig, R (1, 3) OBP: 0.344, SLG: 0.457 48 Tony Cruz, R (8, PH) OBP: 0.222, SLG: 0.125 (9, 2)	X SI 91 0-0 2-H 3-H 1B	C KC 76 B SI 89 F SL 81 B CH 85 F CH 84 S FF 90 2-3 ③ K		F FF 88 F KC 74 X KC 75 0-2 23 WP 19 G3 1B	C SL 83 B FF 95 F SL 83 B FF 95 B SL 83 X FF 94 3-2 ③ G5-3			F SI 89 S SL 80 X SL 81 0-2 ① P6		4 1	0 0	2 0	2 0	0 0	1 0	2 0
4 Yadier Molina, R (1, 2) OBP: 0.367, SLG: 0.451 (9, 3)	B FF 90 X KC 75 1-0 ① L9		F FF 88 X SI 90 0-1 ① G6-3	B SL 82 B CH 83 F SI 89 B CH 83 S SL 78 X CH 83 3-2 ① F8		B FF 94 C SL 81 S FF 95 B SL 86 B SL 82 X SL 82 3-2 ① P5		S SI 90 F SI 90 B SL 81 X SL 82 1-2 ② G4-3		5	0	0	0	0	0	2
19 Jon Jay, L (1, 8) OBP: 0.353, SLG: 0.423	B FF 90 B CH 84 B SI 90 B SI 91 4-0 BB		B SI 89 X SI 90 1-0 23 BB 38 1B 1B	S KC 74 X SI 90 0-1 ② G3 1-2		B SL 81 X FF 94 1-0 HR		S SI 90 X SI 91 0-1 ③ G1-3		4	2	2	1	1	0	1
23 David Freese, R (1, 5) OBP: 0.296, SLG: 0.250 43 Seth Maness, R (7, 1) 43 Shane Robinson, R (8, 7) OBP: 0.375, SLG: 0.194	S SL 82 S KC 77 B FF 90 C CH 86 1-3 ② K	B SI 90 B SI 89 C SI 89 1 SAFE B SL 82 C SL 82 F SI 90 B SL 80 4-2 38 1B 13 1B 1-2 BB	F SL 79 F SI 89 B KC 76 X CH 84 1-2 ③ G5-3 2-3			B SL 81 B FF 94 F FF 94 F SL 80 S FF 94 2-3 ② K			3 0 0	1 0 0	0 0 0	0 0 0	1 0 0	2 0 0	3 0 0
38 Pete Kozma, R (1, 6) OBP: 0.311, SLG: 0.308	C SL 83 B SI 91 B KC 76 S CH 85 T FF 91 2-2 ③ K		B SI 90 X SI 89 1-0 13 1B 3 1B 1-3 2-H 1B		B FF 95 B FF 94 B FF 94 C FF 95 B FF 95 4-1 64 BB 3 HR BB	X FF 94 0-0 F8				3	2	1	1	1	1	2
64 John Gast, L (1, 1) 12 Ty Wigginton, R (7, 5) OBP: 0.259, SLG: 0.240		B SI 88 C FF 89 F SI 89 B KC 75 X FF 90 2-2 ① G4-3	M CH 82 L CH 83 B CH 82 F CH 82 L FF 87 1-3 ② K		B FF 92 B FF 92 B FF 95 B FF 92 4-0 3 HR 1-2 BB		B FC 86 X FC 87 1-0 ① G1-3			2 1	1 0	0 0	0 0	1 0	1 0	2 0
Inning Stats	R: 3 E: 1 K: 2 S: 12 H: 2 LOB: 2 BB: 2 P: 25	R: 0 E: 0 K: 2 S: 15 H: 2 LOB: 2 BB: 0 P: 25	R: 3 E: 0 K: 1 S: 16 H: 4 LOB: 2 BB: 1 P: 25	R: 0 E: 0 K: 0 S: 11 H: 1 LOB: 1 BB: 0 P: 15	R: 3 E: 0 K: 0 S: 10 H: 1 LOB: 0 BB: 2 P: 23	R: 1 E: 0 K: 1 S: 8 H: 1 LOB: 0 BB: 0 P: 14	R: 0 E: 0 K: 1 S: 8 H: 0 LOB: 1 BB: 1 P: 17	R: 0 E: 0 K: 0 S: 8 H: 0 LOB: 0 BB: 0 P: 9							

livebaseballscorecards.com

AB	36
R	10
H	11
RBI	10
BB	6
SO	7
LOB	21

1B: 8	SF: 0	WP: 1	PA: 42
2B: 1	SAC: 0	PB: 0	
3B: 0	DP: 0	SB: 0	
HR: 2	HBP: 0	CS: 0	

PITCHER		IP	WLS	BF	H	R	ER	SO	BB	IBB	HBP	BLK	WP	HR	S	P	ERA	WHIP
35 Dillon Gee, R ERA: 6.13	(1, 1)	4.0	L	25	9	6	5	5	3	0	0	0	1	0	54	90	11.25	3.000
73 Robert Carson, L ERA: 12.0	(5, 1)	2.0		10	2	4	4	1	2	0	0	0	0	2	18	37	18.00	2.000
34 Brandon Lyon, R ERA: 3.6	(7, 1)	1.0		4	0	0	0	1	1	0	0	0	0	0	8	17	0.00	1.000
46 Greg Burke, R ERA: 5.59	(8, 1)	1.0		3	0	0	0	0	0	0	0	0	0	0	8	9	0.00	0.000

PITCHER	IP	WLS	BF	H	R	ER	SO	BB	IBB	HBP	BLK	WP	HR	S	P	ERA	WHIP

Batter	1	2	3	4	5	6	7	8	9	AB	R	H	RBI	BB	SO	LOB
23 Mike Baxter, L (1, 9) OBP: 0.351, SLG: 0.313	B FF 93 C FF 93 F FF 94 B FF 95 B CH 83 S FF 93 3-3 ① **K**		B FF 93 S FF 93 B CH 82 F FF 93 F FF 94 F CU 79 X FF 94 2-2 ① F9			B CU 79 S CU 79 C CH 84 C CU 80 1-3 ① **K**	B CH 83 B SI 89 X SI 89 2-0 ③ L9			4	0	0	0	0	2	2
28 Daniel Murphy, L (1, 4) OBP: 0.314, SLG: 0.410	B CH 82 F FF 93 F FF 94 T FF 94 1-2 ② **K**		X CU 78 0-0 ② F7			X FF 94 0-0 5 S 2B		B FF 97 X FF 97 1-0 ① P4		4	0	1	0	0	1	1
5 David Wright, R (1, 5) OBP: 0.410, SLG: 0.504	B FF 94 C CU 78 F FF 95 B FF 96 X FF 95 2-2 29 S 1B		F FF 93 C FF 92 C CU 77 0-3 ③ **K**			B CU 80 C CU 81 F FF 94 B FF 94 B FF 96 T FF 97 3-2 ② **K** 2-3		B CU 83 C CU 81 C CU 82 B CU 82 B FF 99 C CU 81 3-3 ② **K**		4	0	1	0	0	3	2
29 Ike Davis, L (1, 3) OBP: 0.254, SLG: 0.279	F FF 93 B FF 94 F FF 94 B FF 93 B CH 82 T FF 96 3-2 ③ **K** 1-2			C FF 92 X CH 80 0-1 ① P5		X SI 87 0-0 ③ G4-3		X FF 100 0-0 ③ F7		4	0	0	0	0	1	2
21 Lucas Duda, L (1, 7) OBP: 0.350, SLG: 0.464		C FF 94 C FF 94 F CU 79 X FF 95 0-2 ① G1-3		B CH 81 B CH 82 C FF 93 X FF 93 2-1 ② F9			B SI 86 X SI 87 1-0 ① G3		B FF 93 S FS 87 B FS 87 X FS 87 2-1 ① F9	4	0	0	0	0	0	0
44 John Buck, R (1, 2) OBP: 0.290, SLG: 0.496		B CU 79 F CU 78 B FF 94 C FF 96 F FF 96 F FF 95 F FF 96 B CU 77 F FF 95 4-2 F FF 86 F FF 95 B FF 96 11 L8-6 16 1B BB		C FF 94 S FF 94 F FF 94 F CU 75 B FF 94 H FF 92 2-2 16 CS HBP			C SI 91 F SI 91 F FF 92 X CU 80 0-2 16 HR 1B		F FF 92 T FS 87 B FS 88 F FS 87 X FS 88 1-2 ② F8	2	1	1	0	1	0	0
16 Rick Ankiel, L (1, 8) OBP: 0.243, SLG: 0.500	F FF 93 B CU 80 F CU 79 B FF 93 B FF 95 1 SAFE X FF 94 3-2 1-2 1B			B CH 81 1 SAFE S FF 93 S FF 94 1-2 ③ CS 1-2	B FF 93 S FF 94 X FF 94 1-1 ① P5		B SI 90 F SI 90 1 SAFE F SI 90 F CH 84 B FF 91 D CH 84 X SI 90 3-2 1-H HR		B SI 93 C FS 86 X FS 88 1-1 ③ F8	4	1	2	2	0	0	0
11 Rubén Tejada, R (1, 6) OBP: 0.295, SLG: 0.289	F FF 94 X FF 94 0-1 ② ③ L8-6 2-2				C FF 93 X CH 83 0-1 ② G6-3		X SI 91 0-0 ② G1-3			3	0	0	0	0	0	2
38 Shaun Marcum, R (1, 1) 56 Scott Rice, L (7, 1) 32 LaTroy Hawkins, R (8, 1)			C FF 90 B FF 92 F FF 92 F FF 93 B CU 78 F FF 94 X FF 94 2-2 1B		B FF 92 X FF 94 1-0 ③ F7		C SI 91 S SI 90 X FF 91 0-2 1B			3 0 0	0 0 0	2 0 0	0 0 0	0 0 0	0 0 0	0 0 0
Inning Stats	R: 0 E: 0 K: 3 S: 12 H: 1 LOB: 1 BB: 0 P: 21	R: 0 E: 0 K: 0 S: 17 H: 1 LOB: 1 BB: 1 P: 24	R: 0 E: 0 K: 1 S: 14 H: 1 LOB: 1 BB: 0 P: 18	R: 0 E: 0 K: 0 S: 10 H: 0 LOB: 0 BB: 0 P: 15	R: 0 E: 0 K: 0 S: 5 H: 0 LOB: 0 BB: 0 P: 7	R: 0 E: 0 K: 2 S: 8 H: 1 LOB: 1 BB: 0 P: 12	R: 2 E: 0 K: 0 S: 14 H: 3 LOB: 1 BB: 0 P: 20	R: 0 E: 0 K: 1 S: 5 H: 0 LOB: 0 BB: 0 P: 9	R: 0 E: 0 K: 0 S: 8 H: 0 LOB: 0 BB: 0 P: 12	1B: 5 2B: 2 3B: 0 HR: 1	SF: 0 SAC: 0 DP: 1 HBP: 1			WP: 0 PB: 0 SB: 2 CS: 1	PA: 35		

PITCHER		IP	WLS	BF	H	R	ER	SO	BB	IBB	HBP	BLK	WP	HR	S	P	ERA	WHIP
40 Shelby Miller, R ERA: 1.4	(1, 1)	5.2		21	4	0	0	6	1	0	1	0	0	0	65	96	0.00	0.882
36 Randy Choate, L ERA: 1.59	(6, 1)	0.2	H	2	0	0	0	0	0	0	0	0	0	0	2	3	0.00	0.000
43 Seth Maness, R ERA: 3.6	(7, 1)	0.2	W	5	3	2	2	0	0	0	0	0	0	1	13	18	27.00	4.500
26 Trevor Rosenthal, R ERA: 2.7	(8, 1)	1.0	H	3	0	0	0	1	0	0	0	0	0	0	5	9	0.00	0.000
44 Edward Mujica, R ERA: 1.69	(9, 1)	1.0	S	3	0	0	0	0	0	0	0	0	0	0	8	12	0.00	0.000

PITCHER	IP	WLS	BF	H	R	ER	SO	BB	IBB	HBP	BLK	WP	HR	S	P	ERA	WHIP

TOP

New York Mets @ St. Louis Cardinals

Busch Stadium, St. Louis, MO

Wed May 15 2013, 7:18 PM - 10:23 PM CDT

Att. 38,143 - Partly Cloudy - 87 F

livebaseballscorecards.com

AB	32
R	2
H	7
RBI	2
BB	1
SO	7
LOB	9

Batter	1	2	3	4	5	6	7	8	9	AB	R	H	RBI	BB	SO	LOB
13 Matt Carpenter, L (1, 5) OBP: 0.377, SLG: 0.441	C SI 85 F FC 84 X CU 72 0-2 ① L8		C SI 85 B CH 79 C FC 85 F CH 78 F SI 86 F CH 81 B SI 86 B CU 74 S CH 81 3-3 ③ K		B FC 82 X SI 86 1-0 ③ G6-3		C SL 84 X CH 79 0-1 ③ G3			4	0	0	0	0	1	3
3 Carlos Beltrán, S (1, 9) OBP: 0.336, SLG: 0.541	B SI 86 X CU 74 1-0 ② G6-3			C CU 73 X FF 84 0-1 ① P5		X CH 78 0-0 ① F8		B FF 92 C FF 92 C SL 88 F CU 77 B SI 93 B FF 93 B FF 93 4-2 7 FC6-4 BB		3	0	0	0	1	0	0
7 Matt Holliday, R (1, 7) OBP: 0.361, SLG: 0.442	B FF 86 C CH 80 X SI 86 1-1 ③ P3			S FC 83 X SI 84 0-1 19 E 1B		C SI 83 F CH 80 B FF 82 X SI 83 1-2 ② P3		B FF 93 F FF 94 1 SAFE F FF 92 1 SAFE X FF 94 1-2 ① FC6-4 4 1B 1-2f		4	2	1	0	0	0	1
21 Allen Craig, R (1, 3) OBP: 0.342, SLG: 0.448		C CU 72 B FF 85 B SL 77 X FF 86 2-1 ① F7		B FF 83 B CH 79 C CH 80 F SI 84 X FF 85 2-2 ② F8		B SI 84 X CH 80 1-0 ③ G5-3		F FF 92 B FF 92 B FF 95 F SL 88 B FF 93 D FF 90 4-2 4 1B BB		3	0	0	0	1	0	1
19 Jon Jay, L (1, 8) OBP: 0.351, SLG: 0.425		C CU 73 F FF 85 S CH 80 0-3 ② K		B CU 73 X FF 84 1-0 E5 48 1B 1-H 2B			B FF 82 X CH 79 1-0 ① F9	F FF 93 S FF 93 B CU 78 C FF 93 1-3 ② K		4	1	1	1	0	2	2
48 Tony Cruz, R (1, 2) OBP: 0.250, SLG: 0.182 4 Yadier Molina, R (8, PH) OBP: 0.371, SLG: 0.455 (9, 2)		C FF 85 B CU 74 X CU 72 1-1 ③ G5-3		B FF 85 B FC 83 F FF 86 X CU 74 2-1 3-H 1B			F SL 80 B FF 85 F CU 72 B SI 84 B SL 79 X SL 80 3-2 ② F8	X SL 88 0-0 1-3 2-H 1B		3 1	0 0	1 1	1 1	0 0	0 0	0 0
33 Daniel Descalso, L (1, 4) OBP: 0.272, SLG: 0.297			B SI 84 C CU 71 X FF 85 1-1 38 G5-3 1B	C SI 85 D CH 80 C FF 84 B CH 79 1 SAFE F CU 74 S CH 81 2-3 ③ K			B CU 71 F CU 72 B CU 73 B FF 85 C FF 82 F CH 80 B SI 85 4-2 38 1B 12 WP BB	B SI 92 B FF 92 F FF 93 1 SAFE S SI 93 C FF 92 2-3 ③ K		3	1	1	0	1	2	3
38 Pete Kozma, R (1, 6) OBP: 0.312, SLG: 0.309			1 SAFE B SI 85 B CH 79 1 SAFE F FC 83 1 SAFE M FC 82 D CH 80 F FC 82 3-2 ① 1 SAFE F SL 79 X FF 86 G5-3 1-2		C CU 71 S FC 82 B FC 82 F FC 83 F FC 84 X CH 78 1-2 ① P3		X FC 82 0-0 12 WP 1-3 1B			3	0	1	0	0	0	1
40 Shelby Miller, R (1, 1) 36 Randy Choate, L (6, 1) 43 Seth Maness, R (7, 1) 32 Matt Adams, L (7, PH) OBP: 0.514, SLG: 0.844 12 Ty Wigginton, R (7, PH) OBP: 0.286, SLG: 0.240 26 Trevor Rosenthal, R (8, 1) 44 Edward Mujica, R (9, 1)			C CU 72 C SI 85 X CH 79 0-2 ② F9		F FF 85 C CU 72 X FC 81 0-2 ② G6-3		D SI 89 B CH 80 B CH 81 I 4-0 1-2 3-H IBB			2 0 0 0 0 0 0 0	0 0 0 0 0 0 0 0	0 0 0 0 0 0 0 0	0 0 0 0 0 0 0 0	0 0 0 0 1 0 0 0	0 0 0 0 0 0 0 0	1 0 0 0 0 0 0 0
Inning Stats	R: 0 E: 0 K: 0 S: 6 H: 0 LOB: 0 BB: 0 P: 8	R: 0 E: 0 K: 1 S: 7 H: 0 LOB: 0 BB: 0 P: 10	R: 0 E: 0 K: 1 S: 16 H: 1 LOB: 1 BB: 0 P: 23	R: 2 E: 1 K: 1 S: 14 H: 3 LOB: 1 BB: 0 P: 21	R: 0 E: 0 K: 0 S: 9 H: 0 LOB: 0 BB: 0 P: 11	R: 0 E: 0 K: 0 S: 5 H: 0 LOB: 0 BB: 0 P: 7	R: 1 E: 0 K: 0 S: 10 H: 1 LOB: 2 BB: 2 P: 22	R: 1 E: 1 K: 2 S: 15 H: 1 LOB: 2 BB: 2 P: 27		1B: 5 2B: 1 3B: 0 HR: 0	SF: 0 SAC: 0 DP: 0 HBP: 0			WP: 1 PB: 0 SB: 0 CS: 0	PA: 34	

PITCHER		IP	WLS	BF	H	R	ER	SO	BB	IBB	HBP	BLK	WP	HR	S	P	ERA	WHIP
38 Shaun Marcum, R ERA: 6.75	(1, 1)	6.2	L	26	5	3	2	3	1	0	0	0	0	0	65	96	2.70	0.900
56 Scott Rice, L ERA: 3.44	(7, 1)	0.1		2	0	0	0	0	0	1	0	0	1	0	2	6	0.00	0.000
32 LaTroy Hawkins, R ERA: 3.5	(8, 1)	1.0		6	1	1	1	2	2	0	0	0	0	0	15	27	9.00	3.000

PITCHER	IP	WLS	BF	H	R	ER	SO	BB	IBB	HBP	BLK	WP	HR	S	P	ERA	WHIP

BOTTOM

New York Mets @ St. Louis Cardinals

Busch Stadium, St. Louis, MO

Wed May 15 2013, 7:18 PM - 10:23 PM CDT

Att. 38,143 - Partly Cloudy - 87 F

livebaseballscorecards.com

AB	30
R	4
H	6
RBI	3
BB	4
SO	5
LOB	12

New York Mets @ St. Louis Cardinals

Busch Stadium, St. Louis, MO

Thu May 16 2013, 12:47 PM - 3:39 PM CDT

Att. 44,068 - Cloudy - 74 F

TOP

livebaseballscorecards.com

Batter	1	2	3	4	5	6	7	8	9	AB	R	H	RBI	BB	SO	LOB
1 Jordany Valdespin, L (1, 9) OBP: 0.291, SLG: 0.411 39 Bobby Parnell, R (9, 1)	C SI 91 F FF 90 S CU 74 0-3 ① K		C CU 73 X FC 87 0-1 28 2B 1B		B FC 86 C CU 72 B FF 89 S CU 74 B FF 91 X SI 92 3-2 ③ G4-3		B SL 75 X SL 76 1-0 ② B2		B SI 97 F SI 94 B CH 87 B CH 85 X SI 96 3-1 ② L8	5 0	1 0	1 0	0 0	0 0	1 0	2 0
28 Daniel Murphy, L (1, 4) OBP: 0.335, SLG: 0.439	X SI 91 0-0 1B		1 SAFE 1 SAFE B FC 87 C FF 91 X CH 83 1-1 1-H 5 E 2B			B CU 73 X FF 90 1-0 5 E 2B	B SL 77 B SL 77 B SI 86 B SI 86 4-0 1-2 BB		S SI 97 B SI 97 F SL 82 B CU 79 B SI 96 X SI 96 3-2 5 1B 1B	4	2	4	1	1	0	0
5 David Wright, R (1, 5) OBP: 0.416, SLG: 0.515	S SI 91 X CU 73 0-1 ② P4		F SI 90 X FC 88 0-1 E9 3-H 1B			C CU 74 S SI 90 F FF 91 B FF 91 X SI 92 1-2 E8 21 SF8 2-H 2B	B FF 90 D KC 82 C CH 84 X CH 86 2-1 ③ L4		B SI 96 C SI 96 1 SAFE X SI 94 1-1 1-2 1B	5	1	3	2	0	0	4
29 Ike Davis, L (1, 3) OBP: 0.245, SLG: 0.268	B SI 90 B SI 92 B FF 91 C FF 90 F SI 92 S CU 75 3-3 ③ K		F FC 89 S CU 75 B SI 92 C SI 92 1-3 ③ K			C CU 75 S CU 76 S CU 76 0-3 ① K		B CH 85 F CH 85 F SI 90 B FF 90 S FF 89 2-3 ① K	B CH 85 F FF 96 X CH 86 1-1 ③ G4-3	5	0	0	0	0	4	5
21 Lucas Duda, L (1, 7) OBP: 0.355, SLG: 0.474 12 Juan Lagares, R (9, 8) OBP: 0.184, SLG: 0.167		B FF 91 C FF 91 B CU 74 B CU 74 X FC 89 3-1 ① G3-1		F SI 90 B CU 75 B CU 74 B FF 93 B SI 92 4-1 44 CS BB		B FC 88 B FF 92 C CU 75 C CU 76 X CU 77 2-2 ② SF8 3-H		C FF 90 S KC 80 B CH 86 X CH 86 1-2 44 1B 2B		2	1	1	1	1	0	0
44 John Buck, R (1, 2) OBP: 0.289, SLG: 0.488		F SI 91 F FF 87 C CU 75 0-3 ② K		B CU 76 S SI 91 1 SAFE S SI 91 B FC 88 F SI 90 B FF 92 C CU 76 3-3 ① ② K 1-2		B FC 88 X FF 92 1-0 ③ P2		X FF 91 0-0 2-H 1B		4	0	1	1	0	2	1
16 Rick Ankiel, L (1, 8) OBP: 0.244, SLG: 0.500 (9, 9)		B FF 92 F FC 89 B CU 74 C SI 92 B FC 88 S CU 76 3-3 ③ K		B SI 91 X FC 88 1-0 ③ G3			C SI 84 C SL 76 X SI 86 0-2 11 1B 2B	B FF 91 X CH 84 1-0 ② F9		4	0	1	0	0	1	1
11 Rubén Tejada, R (1, 6) OBP: 0.294, SLG: 0.288			C SI 90 S FF 92 X FC 87 0-2 ① G1-3		C SI 88 B FC 86 S FF 90 B CU 75 X CU 76 2-2 ① G6-3		X SI 86 0-0 28 BB 2-3 1B	B FF 90 B FF 89 B FF 88 C FF 88 S FF 89 F FF 90 F FF 90 F FF 89 X FF 90 3-2 ③ F7		4	0	1	0	0	0	1
49 Jonathon Niese, L (1, 1) OBP: 0.214, SLG: 0.154 34 Brandon Lyon, R (8, 1) 23 Mike Baxter, L (9, PH) OBP: 0.346, SLG: 0.308 (9, 7)			X SI 90 0-0 ② F7		C FF 90 F CU 73 B FF 92 C FF 90 1-3 ② K		M SL 75 B SL 76 B SL 76 S SL 76 L SL 75 2-3 ① K		F SI 95 C CU 78 F CU 77 S CH 84 0-3 ① K	3 0 1	0 0 0	0 0 0	0 0 0	0 0 0	2 0 1	2 0 0
Inning Stats	R: 0 E: 0 K: 2 S: 9 H: 1 LOB: 1 BB: 0 P: 12	R: 0 E: 0 K: 2 S: 8 H: 0 LOB: 0 BB: 0 P: 14	R: 2 E: 1 K: 1 S: 13 H: 3 LOB: 1 BB: 0 P: 15	R: 0 E: 0 K: 1 S: 6 H: 0 LOB: 0 BB: 1 P: 14	R: 0 E: 0 K: 1 S: 9 H: 0 LOB: 0 BB: 0 P: 15	R: 2 E: 1 K: 1 S: 12 H: 2 LOB: 0 BB: 0 P: 17	R: 0 E: 0 K: 1 S: 10 H: 2 LOB: 3 BB: 1 P: 19	R: 1 E: 0 K: 1 S: 14 H: 2 LOB: 1 BB: 0 P: 21	R: 0 E: 0 K: 1 S: 13 H: 2 LOB: 2 BB: 0 P: 21	1B: 7 2B: 6 3B: 0 HR: 0 SF: 1 SAC: 0 DP: 1 HBP: 0						

PITCHER	IP	WLS	BF	H	R	ER	SO	BB	IBB	HBP	BLK	WP	HR	S	P	ERA	WHIP
50 Adam Wainwright, R (1, 1) ERA: 2.51	6.0	L	24	6	4	3	8	1	0	0	0	0	0	57	87	4.50	1.167
36 Randy Choate, L (7, 1) ERA: 1.42	0.2		5	2	0	0	1	1	0	0	0	0	0	8	15	0.00	4.500
59 Fernando Salas, R (7, 1) ERA: 4.2	1.1		6	2	1	1	1	0	0	0	0	0	0	16	25	6.75	1.500
58 Joe Kelly, R (9, 1) ERA: 6.59	1.0		5	2	0	0	1	0	0	0	0	0	0	13	21	0.00	2.000

PITCHER	IP	WLS	BF	H	R	ER	SO	BB	IBB	HBP	BLK	WP	HR	S	P	ERA	WHIP

AB	37
R	5
H	12
RBI	5
BB	2
SO	11
LOB	16

WP: 0 PA: 40
PB: 0
SB: 0
CS: 1

BOTTOM

Batter	1	2	3	4	5	6	7	8	9	AB	R	H	RBI	BB	SO	LOB
13 Matt Carpenter, L (1, 4) OBP: 0.380, SLG: 0.445	B FF 91 C FF 91 X FC 88 1-1 ① F8		C CU 74 B FF 92 F FC 90 F FF 93 X CU 78 1-2 ① G3		B FC 88 F FF 90 B SI 92 C FF 92 B FC 90 B FC 90 4-2 1-2 BB			C FF 89 F FC 86 X CU 75 0-2 3 1B 2B		3	1	1	0	1	0	0
43 Shane Robinson, R (1, 8) OBP: 0.364, SLG: 0.176	C FF 92 B FF 92 B FF 92 X SI 92 2-1 ② G4-3		B FF 92 X FF 92 1-0 ② G1-3		B FC 89 C FC 89 D CU 77 C FC 88 F FF 93 F FF 93 B FC 90 X FC 91 3-2 ③ G6-3			B FC 86 B FF 92 C FF 91 F FC 88 F FC 88 B FC 89 B FF 93 4-2 3 1B BB		3	0	0	0	1	0	2
3 Carlos Beltrán, S (1, 9) OBP: 0.347, SLG: 0.554	X FF 92 0-0 2B		C CU 76 X SI 87 0-1 ③ G5-3			X FC 85 0-0 21 G5-4-3 1B		B FF 86 X SI 88 1-0 21 G5-4-3 1-2 2-H 1B		4	0	3	1	0	0	0
21 Allen Craig, R (1, 7) OBP: 0.333, SLG: 0.435	F SI 92 S CU 77 X FF 93 0-2 ③ G4-3			C CU 74 B CH 84 B FC 88 F FF 93 F CU 77 B SI 92 S FC 91 3-3 ① K		C CU 73 D CH 84 X FC 88 1-1 ①② 1-2f G5-4-3		C FC 86 B SL 83 B FF 88 F FC 87 X SL 82 2-2 ②③ 1-2f G5-4-3		4	0	0	0	0	1	4
4 Yadier Molina, R (1, 2) OBP: 0.368, SLG: 0.449		B SI 90 C FC 88 X CU 76 1-1 23 G5-3 38 2B 1B		F SI 92 S FF 90 F FC 90 F CU 78 B FF 94 F FF 93 B FC 89 X CU 78 2-2 ② L9		F CH 84 F FC 88 F CU 77 B FF 90 F CU 76 X FC 87 1-2 ③ G4-3			X FF 93 0-0 ① G6-3	4	1	1	0	0	0	0
23 David Freese, R (1, 5) OBP: 0.287, SLG: 0.242 33 Daniel Descalso, L (9, PH) OBP: 0.268, SLG: 0.293		C FF 92 D CU 77 F FF 92 X FC 90 1-2 ① G5-3 1-2		C CU 76 F CH 85 F FC 90 S FC 89 0-3 ③ K			X FC 85 0-0 ① G4-3		C FF 93 F KC 84 X FF 95 0-2 ② P6	3 1	0 0	0 0	0 0	0 0	1 0	1 0
12 Ty Wigginton, R (1, 3) OBP: 0.258, SLG: 0.214 32 Matt Adams, L (9, PH) OBP: 0.528, SLG: 0.848		B CU 76 B FC 88 B SI 86 C FF 92 X FC 89 3-1 ② L4			C FF 91 C CU 74 C FC 88 0-3 ① K		B SI 88 S FC 86 X CU 75 1-1 ② G6-3		B FF 94 B FF 94 X FF 95 2-0 1B	3 1	0 0	0 1	0 0	0 0	1 0	1 0
38 Pete Kozma, R (1, 6) OBP: 0.310, SLG: 0.315		B CU 77 B FF 92 C FC 89 X CU 77 2-1 2-H 2B			B CU 73 B FC 87 X FC 87 2-0 ② G5-3		C SI 89 F CU 74 B CU 74 X FC 88 1-2 ③ P3		B FF 96 C FF 96 B FF 96 F FF 96 S KC 87 2-3 ③ K	4	0	1	1	0	1	1
50 Adam Wainwright, R (1, 1) OBP: 0.174, SLG: 0.174 36 Randy Choate, L (7, 1) 59 Fernando Salas, R (7, 1) 19 Jon Jay, L (8, PH) OBP: 0.348, SLG: 0.422 58 Joe Kelly, R (9, 1)		S FC 89 B FC 91 B FF 93 F FC 90 F FF 93 X CU 78 2-2 ③ L7			X SI 90 0-0 13 BB 1B			C FC 89 B CU 73 X FC 88 1-1 ① G6-3		2 0 0 0 1 0	0 0 0 0 0 0	1 0 0 0 0 0	0 0 0 0 0 0	0 0 0 0 0 0	0 0 0 0 0 0	1 0 0 0 0 0
Inning Stats	R: 0 H: 1 E: 0 LOB: 1 K: 0 BB: 0 S: 8 P: 11	R: 1 H: 2 E: 0 LOB: 1 K: 0 BB: 0 S: 13 P: 22	R: 0 H: 0 E: 0 LOB: 0 K: 0 BB: 0 S: 7 P: 9	R: 0 H: 0 E: 0 LOB: 0 K: 2 BB: 0 S: 14 P: 19	R: 0 H: 1 E: 0 LOB: 2 K: 1 BB: 1 S: 12 P: 21	R: 0 H: 1 E: 0 LOB: 0 K: 0 BB: 0 S: 8 P: 10	R: 0 H: 0 E: 0 LOB: 0 K: 0 BB: 0 S: 6 P: 8	R: 1 H: 2 E: 0 LOB: 1 K: 0 BB: 1 S: 12 P: 20	R: 0 H: 1 E: 0 LOB: 1 K: 1 BB: 0 S: 8 P: 12	1B: 5 2B: 3 3B: 0 HR: 0	SF: 0 SAC: 0 DP: 2 HBP: 0					

PITCHER	IP	WLS	BF	H	R	ER	SO	BB	IBB	HBP	BLK	WP	HR	S	P	ERA	WHIP
49 Jonathon Niese, L (1, 1) ERA: 5.4	7.1	W	29	6	2	2	3	2	0	0	0	0	0	76	113	2.46	1.091
34 Brandon Lyon, R (8, 1) ERA: 3.45	0.2	H	2	1	0	0	0	0	0	0	0	0	0	4	7	0.00	1.500
39 Bobby Parnell, R (9, 1) ERA: 1.04	1.0	S	4	1	0	0	1	0	0	0	0	0	0	8	12	0.00	1.000

PITCHER	IP	WLS	BF	H	R	ER	SO	BB	IBB	HBP	BLK	WP	HR	S	P	ERA	WHIP

New York Mets @ St. Louis Cardinals

Busch Stadium, St. Louis, MO

Thu May 16 2013, 12:47 PM - 3:39 PM CDT

Att. 44,068 - Cloudy - 74 F

livebaseballscorecards.com

AB	33
R	2
H	8
RBI	2
BB	2
SO	4
LOB	10

WP: 0 PA: 35
PB: 0
SB: 0
CS: 0

New York Mets @ Chicago Cubs

Wrigley Field, Chicago, IL

Fri May 17 2013, 1:24 PM - 4:19 PM CDT

Att. 34,890 - Cloudy - 49 F

TOP

livebaseballscorecards.com

Batter	1	2	3	4	5	6	7	8	9	AB	R	H	RBI	BB	SO	LOB
1 Jordany Valdespin, L (1, 9) OBP: 0.293, SLG: 0.400 6 Marlon Byrd, R (7, PH) OBP: 0.298, SLG: 0.454 (7, 9)	B FF 90 C FF 90 F SL 82 B SL 84 C SI 91 2-3 ① K		C SL 81 S SL 81 B SL 84 B FF 93 X SL 84 2-2 ③ F8			B SL 80 F SI 92 B SL 82 F FF 92 F SI 93 F SL 85 B SL 84 B FF 91 4-2 29 1B BB	B SL 80 F CH 79 B FF 89 S CH 80 X SL 82 2-2 ③ F7			2	0	0	0	1	1	0
										1	0	0	0	0	0	1
28 Daniel Murphy, L (1, 4) OBP: 0.333, SLG: 0.454	C SI 92 X FF 91 0-1 ② G4-3			B FF 90 X FF 90 1-0 HR		1 SAFE C FF 92 B CH 88 1 SAFE X SL 82 1-1 ① F8		F SL 82 B FF 89 F SL 81 B FF 89 F FF 89 B SL 82 S SL 82 3-3 ① K		4	1	1	1	0	1	1
5 David Wright, R (1, 5) OBP: 0.424, SLG: 0.543	C FF 92 B FF 93 F SL 83 X FF 93 1-2 HR			B FF 90 X SL 82 1-0 29 G4-6-3 1B		S SL 85 1 SAFE C SL 84 B FF 90 D SL 86 X FF 93 2-2 ② P6		C SL 81 B FF 89 F CH 81 F FC 88 X CH 81 1-2 29 G4-3 29 S 1B		4	1	3	1	0	0	1
29 Ike Davis, L (1, 3) OBP: 0.245, SLG: 0.267	C FF 91 C FF 91 B SL 84 C SI 92 1-3 ③ K			S FF 90 F FF 92 X FF 92 0-2 ① ② G4-6-3 1-2f		S FF 92 B FF 91 1 SAFE X FF 94 1-1 1-3 1B		S SL 83 1 SAFE S SL 83 X SL 84 0-2 ② G4-3 1-3		4	0	1	0	0	1	2
21 Lucas Duda, L (1, 7) OBP: 0.352, SLG: 0.466 39 Bobby Parnell, R (9, 1)		C FF 91 X FF 91 0-1 ① F7		C SL 82 X FF 93 0-1 44 FC5-4 1B		B SL 83 B SL 84 F FF 93 X FF 93 2-1 ③ G4-3		S SL 82 S SL 82 B SL 83 S SL 81 1-3 ③ K		4	0	1	0	0	1	3
										0	0	0	0	0	0	0
44 John Buck, R (1, 2) OBP: 0.281, SLG: 0.474		B FF 91 S FF 90 X FF 91 1-1 ② G6-3		F SL 83 S FF 92 1 SAFE B FF 92 D SL 85 1 SAFE X SL 85 2-2 ③ FC5-4 1-2f			X SL 83 0-0 ① F9		B FF 92 F FC 90 B CH 83 S FF 93 B FF 92 S FF 92 3-3 ① K	4	0	0	0	0	1	1
16 Rick Ankiel, L (1, 8) OBP: 0.244, SLG: 0.500		C SL 82 B SI 92 F CH 87 S SL 84 1-3 ③ K2-3			F SL 81 B SI 93 X CH 86 1-1 ① G1-3		X CH 85 0-0 33 E 2B		B FF 93 F CH 83 B FF 92 S FF 92 S CH 85 2-3 ② K2-3	4	1	1	0	0	2	0
11 Rubén Tejada, R (1, 6) OBP: 0.287, SLG: 0.280			C FF 92 X FF 91 0-1 ① F8		F FF 92 X FF 93 0-1 ② F8	B FF 93 S SL 84 C SL 83 F SL 84 B FF 91 D SL 86 X SL 84 3-2 ② F7		X FF 93 0-0 ③ P4		4	0	0	0	0	0	1
33 Matt Harvey, R (1, 1) OBP: 0.158, SLG: 0.211 56 Scott Rice, L (8, 1) 46 Greg Burke, R (8, 1) 23 Mike Baxter, L (9, 7) OBP: 0.346, SLG: 0.308			B CU 76 X FF 92 1-0 ② F7		B FF 93 C FF 91 F FF 93 S SL 84 1-3 ③ K	S SL 85 D SL 85 X FF 92 1-1 E7 2-H 1B				3	0	1	1	0	1	0
										0	0	0	0	0	0	0
										0	0	0	0	0	0	0
										0	0	0	0	0	0	0

	AB	34
	R	3
	H	8
	RBI	3
	BB	1
	SO	8
	LOB	10

Inning Stats	1	2	3	4	5	6	7	8	9	1B: 5	SF: 0	WP: 0	PA: 35
R:	1	0	0	1	0	0	1	0	0	2B: 1	SAC: 0	PB: 0	
E:	0	0	0	0	0	0	1	0	0	3B: 0	DP: 1	SB: 1	
K:	2	1	0	0	1	0	0	2	2	HR: 2	HBP: 0	CS: 0	
S:	11	7	6	10	7	13	11	14	7				
H:	1	0	0	3	0	1	2	1	0				
LOB:	0	0	0	1	0	2	1	1	0				
BB:	0	0	0	0	0	1	0	0	0				
P:	15	9	9	14	9	23	17	19	12				

PITCHER		IP	WLS	BF	H	R	ER	SO	BB	IBB	HBP	BLK	WP	HR	S	P	ERA	WHIP
36 Edwin Jackson, R ERA: 5.76	(1, 1)	6.2	L	27	7	3	3	4	1	0	0	0	0	2	62	91	4.05	1.200
40 James Russell, L ERA: 0.56	(7, 1)	1.1		5	1	0	0	2	0	0	0	0	0	0	17	24	0.00	0.750
11 Kyuji Fujikawa, R ERA: 6.48	(9, 1)	1.0		3	0	0	0	2	0	0	0	0	0	0	7	12	0.00	0.000

PITCHER		IP	WLS	BF	H	R	ER	SO	BB	IBB	HBP	BLK	WP	HR	S	P	ERA	WHIP

New York Mets @ Chicago Cubs

Wrigley Field, Chicago, IL

Fri May 17 2013, 1:24 PM - 4:19 PM CDT

Att. 34,890 - Cloudy - 49 F

livebaseballscorecards.com

BOTTOM

Batter	1	2	3	4	5	6	7	8	9	AB	R	H	RBI	BB	SO	LOB
9 David DeJesus, L (1, 8) OBP: 0.359, SLG: 0.508	B FF 94 F FF 95 B CH 85 F FF 96 F SL 86 X SL 89 2-2 ① F9		B CU 82 C CH 87 F FF 96 B SL 90 X SL 92 2-2 ① G4-3		C SL 91 X CH 89 0-1 ③ G4-3			B SL 81 B SL 81 D CH 80 C SI 88 F SI 89 X SI 89 3-2 ② 2-H 1B		4	0	1	0	0	0	0
13 Starlin Castro, R (1, 6) OBP: 0.319, SLG: 0.408	C FF 95 X SL 89 0-1 44 2B 12 1B 1B		S CU 84 S CH 90 F FF 99 F CH 89 X FF 96 0-2 1B			B CH 85 B FF 95 C SL 88 X FF 94 2-1 ① G3-1		C SI 88 B SL 80 C SI 89 X SL 80 1-2 ③ G5-3		4	1	2	0	0	0	1
44 Anthony Rizzo, L (1, 3) OBP: 0.347, SLG: 0.522	F FF 95 B FF 95 B CH 87 X FF 96 2-1 1-3 12 E 2B		S CH 87 1 SAFE B CH 87 X FF 97 1-1 ② F7			C CH 86 B SL 90 B FF 94 C FF 95 X CH 88 2-2 ② G3			C FF 93 B KC 81 B FF 94 B FF 94 F FF 95 X FF 97 3-2 ① F9	4	1	1	0	0	0	1
12 Alfonso Soriano, R (1, 7) OBP: 0.291, SLG: 0.408	B FF 95 X SL 90 1-0 E6 2-H 3-H 1B		F FF 96 C CU 83 S SL 90 0-3 ③ K			F CU 85 F SL 90 F CU 80 B FF 97 S CH 86 1-3 ③ K			B FF 94 F FF 94 X KC 85 1-1 ② G5-3	4	0	1	1	0	2	1
19 Nate Schierholtz, L (1, 9) OBP: 0.317, SLG: 0.496	B FF 97 B FF 96 1 SAFE S CH 86 F CU 82 F FF 94 F SL 88 X CH 87 2-2 ② L8			B CU 81 C CH 86 F FF 94 F SL 91 X CH 88 1-2 ① G3-1			F FF 95 B CH 88 C CU 83 X CH 86 1-2 ① G6-3		B FF 96 B FF 96 C FF 97 F FF 97 B FF 95 X FF 98 3-2 ③ F7	4	0	0	0	0	0	1
24 Luis Valbuena, L (1, 5) OBP: 0.371, SLG: 0.465	D CH 87 1 SAFE F FF 96 1 SAFE C FF 96 S CU 84 1-3 ③ K			F FF 96 F FF 96 B CU 83 X CH 88 1-2 ② G5-3			C CU 82 B CU 84 X CH 88 1-1 ② F7			3	0	0	0	0	1	1
53 Welington Castillo, R (1, 2) OBP: 0.322, SLG: 0.386		C FF 96 X SL 89 0-1 ① F8		C CU 84 B CU 80 F FF 97 F FF 97 F SL 91 S FF 98 1-3 ③ K			F FF 96 B CH 88 C CU 83 S SL 92 1-3 ③ K			3	0	0	0	0	2	0
15 Darwin Barney, R (1, 4) OBP: 0.302, SLG: 0.348		C FF 96 F FF 94 F FF 97 B SL 90 B CU 83 F FF 96 X CU 83 2-2 ② G6-3			C FF 95 X SL 89 0-1 ① L8			X FF 94 0-0 20 SH1-3 9 1B 1B		3	0	1	0	0	0	0
36 Edwin Jackson, R (1, 1) OBP: 0.071, SLG: 0.143 40 James Russell, L (7, 1) 20 Julio Borbon, L (8, PH) OBP: 0.357, SLG: 0.292 11 Kyuji Fujikawa, L (9, 1)		B FF 97 B FF 95 C FF 96 F FF 96 C CU 83 2-3 ③ K			C FF 96 S SL 90 B SL 91 X FF 96 1-2 ② L4			B FF 95 X FF 94 1-0 ① SH1-3 1-2	2 0 0 0	0 0 0 0	0 0 0 0	0 0 0 0	0 0 0 0	1 0 0 0	0 0 0 0
Inning Stats	R: 2 E: 1 K: 1 S: 17 H: 3 LOB: 1 BB: 0 P: 25	R: 0 E: 0 K: 1 S: 10 H: 0 LOB: 0 BB: 0 P: 14	R: 0 E: 0 K: 1 S: 13 H: 1 LOB: 1 BB: 0 P: 16	R: 0 E: 0 K: 1 S: 12 H: 0 LOB: 0 BB: 0 P: 15	R: 0 E: 0 K: 0 S: 7 H: 0 LOB: 0 BB: 0 P: 8	R: 0 E: 0 K: 1 S: 9 H: 0 LOB: 0 BB: 0 P: 14	R: 0 E: 0 K: 1 S: 8 H: 0 LOB: 0 BB: 0 P: 11	R: 0 E: 0 K: 0 S: 8 H: 2 LOB: 1 BB: 0 P: 13	R: 0 E: 0 K: 0 S: 8 H: 0 LOB: 0 BB: 0 P: 15	1B: 5 2B: 1 3B: 0 HR: 0	SF: 0 SAC: 1 DP: 0 HBP: 0					

	AB	31
	R	2
	H	6
	RBI	1
	BB	0
	SO	6
	LOB	5

WP: 0 PA: 32
PB: 0
SB: 0
CS: 0

PITCHER		IP	WLS	BF	H	R	ER	SO	BB	IBB	HBP	BLK	WP	HR	S	P	ERA	WHIP
33 Matt Harvey, R ERA: 1.55	(1, 1)	7.1	W	27	5	2	2	6	0	0	0	0	0	0	78	106	2.46	0.682
56 Scott Rice, L ERA: 3.38	(8, 1)	0.1	H	1	1	0	0	0	0	0	0	0	0	0	3	6	0.00	3.000
46 Greg Burke, R ERA: 5.4	(8, 1)	0.1	H	1	0	0	0	0	0	0	0	0	0	0	3	4	0.00	0.000
39 Bobby Parnell, R ERA: 0.98	(9, 1)	1.0	S	3	0	0	0	0	0	0	0	0	0	0	8	15	0.00	0.000

PITCHER		IP	WLS	BF	H	R	ER	SO	BB	IBB	HBP	BLK	WP	HR	S	P	ERA	WHIP

New York Mets @ Chicago Cubs

Wrigley Field, Chicago, IL

Sat May 18 2013, 12:08 PM - 2:59 PM CDT

Att. 38,766 - Partly Cloudy - 67 F

livebaseballscorecards.com

Batter	1	2	3	4	5	6	7	8	9	AB	R	H	RBI	BB	SO	LOB
23 Mike Baxter, L (1, 9) OBP: 0.341, SLG: 0.304	C CH 87 F SI 89 B CU 76 S FC 89 1-3 ① K	D CU 76 C FC 87 B CU 74 F FC 88 X CU 77 2-2 ③ P6			B CU 76 X FC 87 1-0 1-2 1B		S SL 81 F SL 82 X SL 82 0-2 ③ FC4-6 1-2f			4	0	1	0	0	1	3
28 Daniel Murphy, L (1, 4) OBP: 0.337, SLG: 0.455	X SI 89 0-0 5 1B 1B		C FC 86 B CU 77 B FC 88 F FC 87 X CH 85 2-2 29 CS 1B		C SI 88 B CU 75 F FC 88 B SI 90 S CU 78 2-3 ② K			X SL 80 0-0 ① F7		4	0	2	0	0	1	2
5 David Wright, R (1, 5) OBP: 0.420, SLG: 0.535	C SI 90 F SI 91 1 SAFE 1 SAFE B CU 76 X SI 92 1-2 21 S 1-3 1B		C CU 76 S SI 91 B SI 90 C SI 91 1-3 ① K		C CU 75 F FC 87 B SI 90 F FC 90 F SI 90 S CU 79 1-3 ③ K			C SL 81 B FF 86 X CH 80 1-1 ② P3		4	0	1	0	0	2	3
29 Ike Davis, L (1, 3) OBP: 0.238, SLG: 0.259	F FC 88 B FC 89 B SI 90 1 SAFE B SI 90 X FC 90 3-1 ② F9		1 SAFE 1 SAFE B SI 89 F FC 89 X SI 90 1-1 ②③ F7 1-2			B CU 72 F FC 86 B SI 89 X FC 88 2-1 ① F8		S CH 81 X SL 81 0-1 ③ G3-1		4	0	0	0	0	0	3
21 Lucas Duda, L (1, 7) OBP: 0.349, SLG: 0.459	B CU 77 B FC 89 X SI 91 2-0 ③ F8 1-2			C CU 75 B FC 88 C CU 77 X SI 90 1-2 ① F8		B FC 84 S CU 74 S FC 88 B CU 78 X FC 89 2-2 44 G5-4-3 1B			B FF 92 B SI 95 C FF 93 X SI 94 2-1 ① F8	4	0	1	0	0	0	2
44 John Buck, R (1, 2) OBP: 0.287, SLG: 0.471		C SI 88 B FC 85 B CU 75 B FC 86 B SI 91 4-1 53 SH2-4 11 E BB		C CU 76 S SI 90 B SI 90 B CU 79 B SI 92 X SI 92 3-2 G5-3		F CU 74 F SI 90 1 SAFE X CU 71 0-2 ②③ G5-4-3 1-2f			X FF 94 0-0 16 HR 1B	3	1	1	0	1	0	1
16 Rick Ankiel, L (1, 8) OBP: 0.256, SLG: 0.537		B CU 75 B FC 87 1 SAFE F FC 87 S SI 90 B FC 89 F SI 90 F SI 90 1 SAFE 3-3 S CU 76 ① K		B CU 75 B FC 88 X FC 89 2-0 ③ P5			X CH 87 0-0 23 FC4-6 1B		F SI 93 F SI 94 B FF 94 F SI 95 X SL 80 1-2 1-H HR	4	1	2	2	0	1	1
11 Rubén Tejada, R (1, 6) OBP: 0.280, SLG: 0.272		1 SAFE C SI 89 X CU 74 0-1 FC6 53 SH2-4 1-2			C SI 89 B FC 87 F SI 90 B FC 88 X CU 77 2-2 ① F8		C CU 75 B SI 88 B FC 86 F SI 88 F CU 76 F SI 89 1 SAFE D CU 71 X FC 88 3-2 ① L9		X FF 93 0-0 ② L4	4	0	0	0	0	0	2
53 Jeremy Hefner, R (1, 1) 6 Marlon Byrd, R (5, PH) OBP: 0.305, SLG: 0.459 73 Robert Carson, L (5, 1) Justin Turner, R (7, PH) OBP: 0.344, SLG: 0.356 36 Collin McHugh, R (7, 1) 1 Jordany Valdespin, L (9, PH) OBP: 0.289, SLG: 0.395		M CU 76 X CU 77 0-1 ② SH2-4 1-2 2-3			X FC 87 0-0 23 1B 1B		C CU 74 B FC 86 T CU 76 D CU 75 T SI 90 2-2 ② K		C SL 80 X SL 81 0-1 ③ G3	0 1 0 1 0 1	0 0 0 0 0 0	0 1 0 0 0 0	0 0 0 0 0 0	0 0 0 1 0 0	0 0 0 0 1 0	0 0 0 1 0 0
Inning Stats	R: 0 E: 0 K: 1 S: 10 H: 2 LOB: 2 BB: 0 P: 17	R: 0 E: 1 K: 1 S: 13 H: 0 LOB: 2 BB: 1 P: 22	R: 0 E: 0 K: 1 S: 8 H: 1 LOB: 0 BB: 0 P: 12	R: 0 E: 0 K: 0 S: 7 H: 0 LOB: 0 BB: 0 P: 13	R: 0 E: 0 K: 2 S: 13 H: 2 LOB: 2 BB: 0 P: 19	R: 0 E: 0 K: 0 S: 8 H: 1 LOB: 0 BB: 0 P: 12	R: 0 E: 0 K: 1 S: 12 H: 1 LOB: 1 BB: 0 P: 17	R: 0 E: 0 K: 0 S: 5 H: 0 LOB: 0 BB: 0 P: 6	R: 2 E: 0 K: 0 S: 10 H: 2 LOB: 0 BB: 0 P: 13	1B: 8 2B: 0 3B: 0 HR: 1 SF: 0 SAC: 1 DP: 1 HBP: 0						

TOP	
AB	34
R	2
H	9
RBI	2
BB	1
SO	6
LOB	18

WP: 0 PB: 0 SB: 1 CS: 1 PA: 36

PITCHER		IP	WLS	BF	H	R	ER	SO	BB	IBB	HBP	BLK	WP	HR	S	P	ERA	WHIP
46 Scott Feldman, R ERA: 2.19	(1, 1)	6.2	W	27	7	0	0	6	1	0	0	0	0	0	68	109	0.00	1.200
40 James Russell, L ERA: 0.52	(7, 1)	1.1		4	0	0	0	0	0	0	0	0	0	0	8	9	0.00	0.000
56 Héctor Rondón, R ERA: 4.6	(9, 1)	1.0		5	2	2	2	0	0	0	0	0	0	1	10	13	18.00	2.000

PITCHER	IP	WLS	BF	H	R	ER	SO	BB	IBB	HBP	BLK	WP	HR	S	P	ERA	WHIP

New York Mets @ Chicago Cubs

Wrigley Field, Chicago, IL

Sat May 18 2013, 12:08 PM - 2:59 PM CDT

Att. 38,766 - Partly Cloudy - 67 F

livebaseballscorecards.com

BOTTOM

Batter	1	2	3	4	5	6	7	8	9	AB	R	H	RBI	BB	SO	LOB
9 David DeJesus, L (1, 8) OBP: 0.361, SLG: 0.500	C FF 90 F FF 91 B SL 86 B SI 91 S CU 78 2-3 K ①	C CU 73 F SI 91 B FF 92 S SL 87 1-3 K ②	B CH 85 B FF 92 C CH 86 B FF 92 B SI 91 4-1 BB	B SL 84 C FF 93 C SL 84 X FF 93 1-2 F7 ③		B SI 92 S CH 82 B SI 91 F FC 86 F CH 83 X FC 84 3-2 2-H 3-H 1B				4	0	1	2	1	2	0
13 Starlin Castro, R (1, 6) OBP: 0.310, SLG: 0.397	X FF 92 0-0 F9 ②	B FF 92 B CU 77 S SL 85 X CH 85 2-1 F9 ③	B SL 86 B FF 92 X SL 86 2-0 F9 ③			C SI 91 S FC 85 S CU 74 0-3 K ① B FF 91 C FC 84 X FC 84 1-1 F9 ③				5	0	0	0	0	1	3
44 Anthony Rizzo, L (1, 3) OBP: 0.350, SLG: 0.540	B SI 90 S CU 77 S SL 85 B FF 92 X FF 92 2-2 L6 ③			B CU 75 C CU 75 C FF 90 B SL 86 X SL 86 2-2 19 1B 12 HBP 24 SF9 1B	B SL 82 X FF 94 1-0 HR		C SI 93 X CU 72 0-1 G3-1 ②			4	2	2	1	0	0	0
12 Alfonso Soriano, R (1, 7) OBP: 0.296, SLG: 0.413 56 Héctor Rondón, R (9, 1)		C FF 90 F SL 85 B SL 84 B CH 85 F FF 91 F SL 86 X CH 85 2-2 19 G4-3 2B		F SL 86 C SI 91 B SL 86 1 SAFE B SL 85 H FF 92 3-2 24 SF9 19 1B 53 1B 1-2 HBP	C SL 82 F SL 81 X FF 94 0-2 F9 ①		X FC 84 0-0 F9 ③			3 0	1 0	1 0	0 0	0 0	0 0	0 0
19 Nate Schierholtz, L (1, 9) OBP: 0.323, SLG: 0.521		X SI 90 0-0 G4-3 ① 2-3		B SI 91 X SI 90 1-0 53 1B 46 2B 1-2 2-3 1B	X FF 94 0-0 F8 ②			F SI 91 X FF 90 0-1 HR		4	2	2	1	0	0	1
24 Luis Valbuena, L (1, 5) OBP: 0.375, SLG: 0.465		B SI 91 B FF 91 B CH 85 C SI 91 D CH 85 4-1 BB	D SI 92 F FF 92 F SI 92 X SL 86 1-2 SF9 ① 2-3 3-H	B SL 83 B SL 82 F FF 93 X FF 93 2-1 E3				B SI 91 B CH 82 X SI 89 2-0 53 G6-4-3 1B		2	0	1	1	1	0	0
53 Welington Castillo, R (1, 2) OBP: 0.320, SLG: 0.381		S SL 86 C SL 83 B SL 85 S FF 92 1-3 K ②	B FF 91 C SL 85 1 SAFE X SL 86 1-1 46 2B 1-2 3-H 1B	D FF 93 X FF 93 1-0 F8 ③				B FF 89 S FC 84 X FF 91 1-1 G6-4-3 ① ② 1-2f		4	1	1	1	0	1	4
15 Darwin Barney, R (1, 4) OBP: 0.300, SLG: 0.344		B SI 91 S SL 87 F SI 92 1 SAFE X SL 85 1-2 P6 ③		F FF 91 X SI 90 0-1 L8 ②		F FF 92 B SL 84 X SL 84 1-1 G1-3 ①		B SI 92 S FC 84 B CU 72 C SI 90 X FC 83 2-2 6 2B 9 1B 1B		4	1	1	0	0	0	4
46 Scott Feldman, L (1, 1) OBP: 0.150, SLG: 0.250 40 James Russell, L (7, 1) 6 Ryan Sweeney, L (8, PH) OBP: 0.313, SLG: 0.400 (9, 7)			C SI 89 B SI 89 X SI 90 1-1 G4-3 ① 1-H 2-H 2B	T SI 91 D CU 77 F FF 91 X FF 92 1-2		C FF 93 S SL 82 S SL 84 0-3 K ②		X SI 92 1-3 9 1B 2B		3 0 1	0 0 1	1 0 1	2 0 1	0 0 0	1 0 0	0 0 0
Inning Stats	R: 0 E: 0 K: 1 S: 7 H: 0 LOB: 0 BB: 0 P: 11	R: 0 E: 0 K: 1 S: 13 H: 1 LOB: 2 BB: 1 P: 21	R: 0 E: 0 K: 1 S: 7 H: 0 LOB: 0 BB: 0 P: 11	R: 4 E: 0 K: 0 S: 18 H: 4 LOB: 2 BB: 1 P: 33	R: 1 E: 1 K: 0 S: 8 H: 1 LOB: 1 BB: 0 P: 12	R: 0 E: 0 K: 1 S: 8 H: 0 LOB: 0 BB: 0 P: 10	R: 0 E: 0 K: 1 S: 6 H: 0 LOB: 0 BB: 0 P: 6	R: 3 E: 0 K: 0 S: 15 H: 5 LOB: 1 BB: 0 P: 24		1B: 6 2B: 3 3B: 0 HR: 2 SF: 1 SAC: 0 DP: 1 HBP: 1				WP: 0 PB: 0 SB: 0 CS: 0 PA: 38		

	AB	34
	R	8
	H	11
	RBI	8
	BB	2
	SO	5
	LOB	12

PITCHER		IP	WLS	BF	H	R	ER	SO	BB	IBB	HBP	BLK	WP	HR	S	P	ERA	WHIP
53 Jeremy Hefner, R ERA: 5.0	(1, 1)	4.0	L	20	5	4	4	3	2	0	1	0	0	0	45	76	9.00	1.750
73 Robert Carson, L ERA: 10.64	(5, 1)	2.0		8	1	1	1	1	0	0	0	0	0	1	16	22	4.50	0.500
36 Collin McHugh, R ERA: 13.5	(7, 1)	2.0		10	5	3	3	1	0	0	0	0	0	1	21	30	13.50	2.500

PITCHER	IP	WLS	BF	H	R	ER	SO	BB	IBB	HBP	BLK	WP	HR	S	P	ERA	WHIP

Batter	1	2	3	4	5	6	7	8	9	AB	R	H	RBI	BB	SO	LOB
28 Daniel Murphy, L (1, 4) OBP: 0.335, SLG: 0.469	C FF 87 C FF 89 F SL 79 S FC 87 0-3 K		X FF 89 0-0 ② FC1-6-5 2-3			C FC 86 B SL 78 S SL 77 F SL 77 F FF 90 B SL 78 X FC 88 2-2 ① FC4-6 WP 5 1B 1-2f		B FF 94 B FF 93 X FF 92 2-0 HR		4	2	1	1	0	1	2
Justin Turner, R (1, 3) OBP: 0.324, SLG: 0.333	B SI 89 B SI 89 F FC 88 C FF 89 X FF 91 2-2 ② G4-3		B CH 77 B SI 88 C FF 89 F FC 87 X FF 88 2-2 ③ G4-3			1 SAFE 1 SAFE B FC 88 B SI 87 B SI 89 C SI 89 F FC 88 S FF 88 3-3 ② K 1-2		C FF 94 F FF 93 B CH 84 F FF 93 F CH 83 B FC 89 B FF 93 F FF 93 X CH 83 3-2 ① F9		4	0	0	0	0	1	2
5 David Wright, R (1, 5) OBP: 0.416, SLG: 0.527	X SI 89 0-0 ③ F9			B CU 71 F FC 88 X FC 88 1-1 ① G5-3		B FF 88 X FF 89 1-0 2-H 1B		C FC 90 B FC 90 C FF 92 F FF 93 F FF 93 S CH 85 1-3 ② K		4	0	1	1	0	1	0
6 Marlon Byrd, R (1, 9) OBP: 0.303, SLG: 0.446		B FF 88 B FC 87 B FC 86 C FC 86 B FC 87 4-1 21 1B BB		X FF 88 0-0 ② G5-3		1 SAFE 1 SAFE C FF 88 X FC 88 0-1 ③ F7		C FC 91 F FF 93 B FF 92 S CH 83 1-3 ③ K		3	0	0	0	1	1	1
21 Lucas Duda, L (1, 7) OBP: 0.346, SLG: 0.452 39 Bobby Parnell, R (9, 1)		D SL 78 1 SAFE F FF 88 B FC 87 X FF 87 2-1 11 G5-4-3 1-2 1B		F FF 90 B FF 90 B SL 77 S FC 87 C FC 88 2-3 ③ K			B SL 75 S FC 86 B FC 87 F FC 86 X FC 87 2-2 ① F7		C FF 94 C SL 84 S SL 85 0-3 ① K	4 0	0 0	1 0	0 0	0 0	2 0	0 0
20 Anthony Recker, R (1, 2) OBP: 0.261, SLG: 0.368	C FF 88 X FF 88 0-1 ① F8				B FC 86 C CH 75 F FC 86 B CH 78 F CH 76 B FF 89 F FC 88 X CH 78 3-2 ① P1		F CH 74 B CH 77 B FF 88 X FC 87 2-1 ② F7		C SL 85 C SL 84 C SL 82 0-3 ② K	4	0	0	0	0	1	2
11 Rubén Tejada, R (1, 6) OBP: 0.285, SLG: 0.278	S CH 77 B SL 79 F SI 89 D SL 78 X FF 91 2-2 ②③ G5-4-3 1-2f				F SI 89 B CH 78 X SI 89 1-1 ② P4		B FF 88 B FF 88 F FC 86 X FC 87 2-1 12 HR 1B		B FF 94 B FF 92 C SL 82 X SL 83 2-1 12 CS 1B	4	1	2	0	0	0	2
12 Juan Lagares, R (1, 8) OBP: 0.220, SLG: 0.308			C SI 88 X SL 77 0-1 28 FC1-6-5 2B		B SI 89 X FC 88 1-0 ③ G5-3		1 SAFE C FC 87 B FF 88 S CH 77 D CH 78 X CH 78 2-2 1-H HR		C FF 93 0-1 ③ CS 1-2	3	1	2	2	0	0	0
35 Dillon Gee, R (1, 1) OBP: 0.125, SLG: 0.067 46 Greg Burke, R (6, 1) 1 Jordany Valdespin, L (7, PH) OBP: 0.286, SLG: 0.390 56 Scott Rice, L (7, 1) 23 Mike Baxter, L (9, 7) OBP: 0.341, SLG: 0.304			B FF 88 L FF 88 L FC 87 X SL 76 1-2 ① L6			S SI 87 B FF 88 F FC 87 B FF 88 B SL 76 F FF 88 B FC 88 4-2 28 FC4-6 BB	X FC 88 0-0 ③ B5-3			1 0 1 0 0	0 0 0 0 0	0 0 0 0 0	0 0 0 0 0	1 0 0 0 0	0 0 0 0 0	1 0 0 0 0
Inning Stats	R: 0 E: 0 K: 1 S: 8 H: 0 LOB: 0 BB: 0 P: 10	R: 0 E: 0 K: 0 S: 8 H: 1 LOB: 1 BB: 1 P: 16	R: 0 E: 0 K: 0 S: 9 H: 1 LOB: 1 BB: 0 P: 12	R: 0 E: 0 K: 1 S: 6 H: 0 LOB: 0 BB: 0 P: 9	R: 0 E: 0 K: 0 S: 8 H: 0 LOB: 0 BB: 0 P: 13	R: 1 E: 0 K: 1 S: 14 H: 1 LOB: 1 BB: 1 P: 24	R: 2 E: 0 K: 0 S: 11 H: 2 LOB: 0 BB: 0 P: 19	R: 1 E: 0 K: 2 S: 15 H: 1 LOB: 0 BB: 0 P: 22	R: 0 E: 0 K: 2 S: 9 H: 1 LOB: 0 BB: 0 P: 11	1B: 4 2B: 1 3B: 0 HR: 2 SF: 0 SAC: 0 DP: 1 HBP: 0						

PITCHER		IP	WLS	BF	H	R	ER	SO	BB	IBB	HBP	BLK	WP	HR	S	P	ERA	WHIP
37 Travis Wood, L ERA: 2.24	(1, 1)	7.0		27	5	3	3	3	2	0	0	0	1	1	64	103	3.86	1.000
11 Kyuji Fujikawa, R ERA: 6.75	(8, 1)	1.0	L	4	1	1	1	2	0	0	0	0	0	1	15	22	9.00	1.000
49 Carlos Marmol, R ERA: 5.06	(9, 1)	1.0		3	1	0	0	2	0	0	0	0	0	0	9	11	0.00	1.000

PITCHER	IP	WLS	BF	H	R	ER	SO	BB	IBB	HBP	BLK	WP	HR	S	P	ERA	WHIP

New York Mets @ Chicago Cubs

Wrigley Field, Chicago, IL

Sun May 19 2013, 1:23 PM - 4:22 PM CDT

Att. 34,258 - Partly Cloudy - 76 F

TOP

livebaseballscorecards.com

AB	32
R	4
H	7
RBI	4
BB	2
SO	7
LOB	10

1B: 4	SF: 0	WP: 1	PA: 35
2B: 1	SAC: 0	PB: 0	
3B: 0	DP: 1	SB: 0	
HR: 2	HBP: 0	CS: 1	

New York Mets @ Chicago Cubs

Wrigley Field, Chicago, IL

Sun May 19 2013, 1:23 PM - 4:22 PM CDT

Att. 34,258 - Partly Cloudy - 76 F

livebaseballscorecards.com

BOTTOM

Batter	1	2	3	4	5	6	7	8	9	AB	R	H	RBI	BB	SO	LOB
9 David DeJesus, L (1, 8) OBP: 0.364, SLG: 0.507	C FF 89 B KC 74 X SI 90 1-1 13 F8 2B		B FF 89 F CH 84 F CH 85 X FF 90 1-2 ① F8		B CH 85 C SL 79 X FF 89 1-1 13 F8 13 S 1B		B SI 89 F SI 89 B SI 90 X SI 90 2-1 ② G4-3			4	0	2	0	0	0	0
13 Starlin Castro, R (1, 6) OBP: 0.304, SLG: 0.388	C SL 83 B FF 89 B KC 76 B CH 84 X SL 81 3-1 ① F8 2-3		B SL 82 S SI 90 B SL 82 X SL 80 2-1 ② G3-1		1 SAFE B FF 88 C SL 81 B SL 80 X KC 74 2-1 ② F8 1-3		B SI 90 B CH 82 X SI 90 2-0 ③ G6-3			4	0	0	0	0	0	2
44 Anthony Rizzo, L (1, 3) OBP: 0.342, SLG: 0.527	S CH 84 B CH 84 F SI 91 S KC 77 1-3 ② K		B FF 90 X CH 85 1-0 ③ G4-3		C KC 75 D KC 75 C KC 75 B FF 90 S SI 90 2-3 ③ K			S CH 81 B SI 89 B SL 82 S SL 82 F SL 82 F CH 82 F SI 88 S SL 82 2-3 ① K		4	0	0	0	0	3	2
6 Ryan Sweeney, L (1, 7) OBP: 0.400, SLG: 0.667	C SI 91 B FF 91 B KC 76 B FF 91 F CH 85 B KC 76 4-2 BB			B FF 89 C CH 84 B SL 82 X CH 85 2-1 ① 2B		B KC 74 B SI 88 X SI 88 2-0 HR		B SI 90 F SI 89 B SL 81 S SL 82 F SI 90 X CH 83 2-2 ② G4-3		3	1	2	1	1	0	0
19 Nate Schierholtz, L (1, 9) OBP: 0.321, SLG: 0.520	S CH 85 F CH 85 1 SAFE B FF 90 X KC 76 1-2 ③ G1-3			C CH 85 F SI 90 B FF 91 X FF 92 1-2 ② G6-3		B CH 83 X SI 89 1-0 24 F8 2B		B SL 82 C SL 81 X SL 80 1-1 ③ G3		4	0	1	0	0	0	2
24 Luis Valbuena, L (1, 5) OBP: 0.363, SLG: 0.448		C SI 88 F FF 89 F SL 82 F KC 75 B FF 90 B CH 85 S CH 85 2-3 ① K		S SI 92 B CH 86 F FF 91 F SL 82 B KC 76 F FF 92 B KC 77 F CH 85 F SI 91 3-2 X CH 85 F8		X SI 88 0-0 ① F8 2-3			C KC 83 B KC 85 F FF 95 B FF 93 F FF 96 S KC 86 2-3 ① K2-3	4	0	0	0	0	2	1
53 Welington Castillo, R (1, 2) OBP: 0.326, SLG: 0.393		X FF 90 0-0 1B			B SI 88 B SL 82 C SL 81 B SI 89 X SL 81 3-1 37 HR 2B	C SI 89 B SL 81 B SI 88 S SL 80 B SL 80 S SL 80 3-3 ② K			C KC 84 B FF 95 B KC 85 X FF 96 2-1 ② G4-3	4	1	2	0	0	1	1
15 Darwin Barney, R (1, 4) OBP: 0.292, SLG: 0.333 30 Dioner Navarro, S (9, PH) OBP: 0.236, SLG: 0.385		C SL 83 F SL 81 F FF 91 S KC 76 0-3 ② K			B SI 90 C SI 90 F SL 81 D KC 77 C SI 90 2-3 ① K	S SL 80 B SL 81 B SL 79 X SL 80 2-1 ③ L7			C FF 96 C KC 86 B FF 95 S KC 88 1-3 ③ K	3 1	0 0	0 0	0 0	0 0	2 1	3 0
37 Travis Wood, R (1, 1) OBP: 0.300, SLG: 0.474 21 Scott Hairston, R (7, PH) OBP: 0.151, SLG: 0.347 11 Kyuji Fujikawa, L (8, 1) 49 Carlos Marmol, R (9, 1)		C SL 82 S SL 82 B FF 92 B SL 82 C SL 81 2-3 ③ K			C SL 81 X FF 90 0-1 2-H HR		C SI 89 S CH 80 B CH 80 X CH 81 1-2 ① L7			2 1 0 0	1 0 0 0	1 0 0 0	2 0 0 0	0 0 0 0	1 0 0 0	1 0 0 0

AB	34
R	3
H	8
RBI	3
BB	1
SO	10
LOB	12

Inning Stats	1	2	3	4	5	6	7	8	9
	R: 0 E: 0 K: 1 S: 12 H: 1 LOB: 2 BB: 1 P: 22	R: 0 E: 0 K: 3 S: 13 H: 1 LOB: 1 BB: 0 P: 17	R: 0 E: 0 K: 0 S: 6 H: 0 LOB: 0 BB: 0 P: 10	R: 0 E: 0 K: 0 S: 12 H: 1 LOB: 0 BB: 0 P: 18	R: 2 E: 0 K: 2 S: 14 H: 3 LOB: 1 BB: 0 P: 24	R: 1 E: 0 K: 1 S: 8 H: 2 LOB: 1 BB: 0 P: 16	R: 0 E: 0 K: 0 S: 6 H: 0 LOB: 0 BB: 0 P: 11	R: 0 E: 0 K: 1 S: 12 H: 0 LOB: 0 BB: 0 P: 17	R: 0 E: 0 K: 2 S: 9 H: 0 LOB: 0 BB: 0 P: 14

| | | |

Cincinnati Reds @ New York Mets

Citi Field, Flushing, NY

Mon May 20 2013, 7:14 PM - 10:36 PM EDT

Att. 23,038 - Cloudy - 75 F

TOP

livebaseballscorecards.com

Batter	1	2	3	4	5	6	7	8	9	AB	R	H	RBI	BB	SO	LOB
17 Shin-Soo Choo, L (1, 8) OBP: 0.455, SLG: 0.539	B FF 85 B SI 84 C CH 80 B FF 84 B FF 86 4-1 19 E 4 1B BB	B CU 72 C CU 72 S CH 78 B CH 80 S FC 84 2-3 ③ K			B SI 84 B SI 83 C CH 80 F FC 82 F FC 83 X CH 80 2-2 FC4 19 G3-1 1-2		B FF 90 B CH 84 B FF 92 C FF 91 B FF 91 4-1 4 HBP 3 G5-3 BB		B SI 88 B CH 79 C SI 88 S SI 88 X CH 80 2-2 ① F8	3	1	0	0	2	1	1
3 Cesar Izturis, S (1, 6) OBP: 0.255, SLG: 0.178	L FF 86 1 SAFE 1 SAFE X FF 86 0-1 ① F7		B CU 70 C SI 84 C CU 72 X CH 78 1-2 ① P5		F CH 80 X FF 84 0-1 ① P5		1 SAFE B FF 90 1 SAFE C FF 91 1 SAFE X FF 92 1-1 ② G5-3 1-2		B FF 88 X SI 88 1-0 ② G4-3	5	0	0	0	0	0	4
19 Joey Votto, L (1, 3) OBP: 0.476, SLG: 0.529	1 SAFE C FF 86 F CH 77 1 SAFE B FC 85 X CH 79 1-2 E3 4 1B 1-3 1B		C CU 72 C FC 84 S FC 83 0-3 ② K		F CH 77 B FF 84 B FC 84 S CH 75 F FC 84 F FC 84 X FC 84 2-2 ② G3-1 1-2 2-3		I IN 66 I IN 71 I IN 74 I IN 75 4-0 4 HBP IBB		B SI 89 X SI 88 1-0 4 FC4-6 1B	4	1	2	0	1	1	2
4 Brandon Phillips, R (1, 4) OBP: 0.325, SLG: 0.463	C FC 84 B SI 85 S CH 80 F SL 80 X FF 87 1-2 32 2B 2-H 3-H 1B		X SL 79 0-0 ③ P6		B CH 80 C SL 79 B FC 84 F CH 79 X FC 84 2-2 ③ F9		F FF 93 F FF 92 B FF 91 H FF 92 2-2 1-2 2-3 HBP		X SI 89 0-0 ③ FC4-6 1-2f	4	1	1	2	0	0	3
32 Jay Bruce, L (1, 9) OBP: 0.327, SLG: 0.481	B FF 86 F CH 80 1 SAFE S CH 77 1 SAFE F CU 74 B FF 86 F CH 77 1 SAFE 2-2 X SI 86 1-H 2B			X CU 70 0-0 ① G4-3		X CH 79 0-0 HR	C FF 93 B SL 86 B CH 84 F FF 93 F SL 85 S SL 87 2-3 ③ K			4	1	2	2	0	1	3
21 Todd Frazier, R (1, 5) OBP: 0.306, SLG: 0.395	B FC 84 S FC 84 B SI 87 F FC 84 S CH 80 2-3 ② K			B FF 84 B SL 80 F FF 86 B FC 83 C SL 80 F FC 83 S CH 79 3-3 ② K		X FC 82 0-0 ① G5-3		B CU 75 F FC 86 C SI 88 F CU 76 S SL 83 1-3 ① K		4	0	0	0	0	3	1
26 Xavier Paul, L (1, 7) OBP: 0.400, SLG: 0.405 51 Jonathan Broxton, R (8, 1) 54 Aroldis Chapman, L (9, 1)	F SI 87 B CU 73 F CH 81 S FF 86 1-3 ③ K			C CU 71 B FC 83 S CH 80 F CU 71 X SI 86 1-2 1B		B CU 74 C FC 83 C FC 84 B CU 72 S CH 80 2-3 ② K		C CU 76 S FF 88 B FF 88 S CU 76 1-3 ② K		4	0	1	0	0	3	1
										0	0	0	0	0	0	0
										0	0	0	0	0	0	0
29 Ryan Hanigan, R (1, 2) OBP: 0.264, SLG: 0.210		S FF 85 B FC 82 X FC 83 1-1 ① P1		1 SAFE C FC 83 D SL 80 1 SAFE F FF 85 T SL 80 1-2 ③ K		B SI 85 F FC 83 X FF 85 1-1 ③ F9		B FF 88 C FC 86 C FF 88 B SL 83 B FC 87 X FC 86 3-2 1B		4	0	1	0	0	1	1
47 Johnny Cueto, R (1, 1) OBP: 0.125, SLG: 0.125 66 Logan Ondrusek, R (6, 1) 9 Jack Hannahan, L (7, PH) OBP: 0.317, SLG: 0.278 60 J.J. Hoover, R (7, 1) 45 Sean Marshall, L (7, 1) 23 Donald Lutz, L (8, PH) OBP: 0.281, SLG: 0.406 (8, 7)		C SI 85 F FC 82 X SL 80 0-2 ② G1-3			B SL 79 B FF 83 B FF 83 C FF 82 C FF 82 X SI 82 3-2 19 G3-1 17 FC4 1B		C FF 89 B CH 82 C FF 90 B FF 91 F FF 91 F FF 91 X FF 91 2-2 ① G4-3	F SI 88 X SL 82 0-1 ③ G6-3		2	0	1	0	0	0	0
										0	0	0	0	0	0	0
										1	0	0	0	0	0	0
										0	0	0	0	0	0	0
										0	0	0	0	0	0	0
										1	0	0	0	0	0	1

	AB	R	H	RBI	BB	SO	LOB
	36	4	8	4	3	10	17

Inning Stats	1	2	3	4	5	6	7	8	9
	R: 3 E: 1 K: 2 S: 21	R: 0 E: 0 K: 1 S: 8	R: 0 E: 0 K: 1 S: 7	R: 0 E: 0 K: 2 S: 12	R: 0 E: 0 K: 0 S: 17	R: 1 E: 0 K: 1 S: 7	R: 0 E: 0 K: 1 S: 14	R: 0 E: 0 K: 2 S: 12	R: 0 E: 0 K: 0 S: 6
	H: 3 LOB: 1 BB: 1 P: 32	H: 0 LOB: 0 BB: 0 P: 11	H: 0 LOB: 0 BB: 0 P: 8	H: 1 LOB: 1 BB: 0 P: 17	H: 1 LOB: 2 BB: 0 P: 26	H: 1 LOB: 0 BB: 0 P: 10	H: 0 LOB: 3 BB: 2 P: 29	H: 1 LOB: 1 BB: 0 P: 17	H: 1 LOB: 1 BB: 0 P: 10

	1B	SF	WP	PA
	6	0	0	40
	2B: 1	SAC: 0	PB: 0	
	3B: 0	DP: 0	SB: 0	
	HR: 1	HBP: 1	CS: 0	

PITCHER		IP	WLS	BF	H	R	ER	SO	BB	IBB	HBP	BLK	WP	HR	S	P	ERA	WHIP
38 Shaun Marcum, R ERA: 6.59	(1, 1)	6.0	L	26	6	4	4	7	1	0	0	0	0	1	72	104	6.00	1.167
32 LaTroy Hawkins, R ERA: 3.32	(7, 1)	1.0		6	0	0	0	1	1	1	1	0	0	0	14	29	0.00	1.000
34 Brandon Lyon, R ERA: 3.24	(8, 1)	1.0		4	1	0	0	2	0	0	0	0	0	0	12	17	0.00	1.000
46 Greg Burke, R ERA: 4.5	(9, 1)	1.0		4	1	0	0	0	0	0	0	0	0	0	6	10	0.00	1.000

PITCHER	IP	WLS	BF	H	R	ER	SO	BB	IBB	HBP	BLK	WP	HR	S	P	ERA	WHIP

Cincinnati Reds @ New York Mets

Citi Field, Flushing, NY

Mon May 20 2013, 7:14 PM - 10:36 PM EDT

Att. 23,038 - Cloudy - 75 F

BOTTOM

Batter	1	2	3	4	5	6	7	8	9	AB	R	H	RBI	BB	SO	LOB
28 Daniel Murphy, L (1, 4) OBP: 0.328, SLG: 0.457	C FC 87 B FF 90 B SI 93 X FF 90 2-1 ① F7	B FF 93 X SL 83 1-0 ③ F9		C FC 88 B SL 82 B FC 88 F FC 88 F CH 83 X CH 85 2-2 ③ G2-3			B CU 78 D CU 77 S SL 84 S CU 77 F SI 90 S CU 77 2-3 ② K2-3 1-2			4	0	0	0	0	1	2
16 Rick Ankiel, L (1, 8) OBP: 0.267, SLG: 0.529	C FF 89 B SI 93 B FF 90 B SI 93 F FC 88 B FC 89 4-2 21 1B BB		F FC 88 B SL 79 S FF 92 X SL 82 1-2 5 BB 6 HR 1B		C FF 90 S CH 81 B CH 84 S CH 84 1-3 ① K		B CU 76 B SL 84 D SL 81 F FF 89 F FF 89 X FF 89 3-2 ③ G4-3			3	1	1	0	1	1	1
5 David Wright, R (1, 5) OBP: 0.412, SLG: 0.517	F FF 93 B FF 90 C SI 94 B SI 94 S SL 85 2-3 ② K		F SI 94 B SI 93 B SI 94 B FF 95 F SI 94 B FF 95 4-2 6 HR 1-2 BB		B SL 83 X FF 93 1-0 ② P4			X FF 93 0-0 ① F9		3	1	0	0	1	1	1
21 Lucas Duda, L (1, 7) OBP: 0.350, SLG: 0.454	X SI 94 0-0 6 BB 1-3 1B		B FF 94 2 SAFE B CH 82 F FC 89 B FF 92 C SL 86 C SI 92 3-3 ① K		F FC 88 C CH 84 S CH 85 0-3 ③ K			C SL 85 X FF 94 0-1 1B		4	0	2	0	0	2	2
6 Marlon Byrd, R (1, 9) OBP: 0.310, SLG: 0.471	C SI 94 B FC 88 F FF 96 D FC 88 F FC 88 B FF 94 B SL 85 4-2 1-2 BB		X SL 86 0-0 1-H 2-H HR			C FF 96 F FF 96 F FC 91 B FF 96 S FC 92 1-3 ① K		S FF 94 F FF 94 S FF 96 0-3 ② K		3	1	1	3	1	2	1
29 Ike Davis, L (1, 3) OBP: 0.234, SLG: 0.254 32 LaTroy Hawkins, R (7, 1) 34 Brandon Lyon, R (8, 1) 1 Jordany Valdespin, L (8, PH) OBP: 0.282, SLG: 0.385 46 Greg Burke, R (9, 1)	C SL 86 B FF 94 F FC 88 B CH 85 X SL 82 2-2 ③ G4-3		B CH 84 C FC 89 F CH 84 S CH 85 1-3 ② K			B CU 76 F FF 95 S CH 84 S CH 84 1-3 ② K		B SI 93 B FF 93 F FF 92 B SI 92 X SI 92 3-1 ③ G4-3		3 0 0 1 0	0 0 0 0 0	0 0 0 0 0	0 0 0 0 0	0 0 0 0 0	2 0 0 0 0	3 0 0 1 0
44 John Buck, R (1, 2) OBP: 0.286, SLG: 0.460		B FF 93 B FF 92 B SL 81 B FF 93 4-0 38 SH3-4 BB	S FF 94 F CH 85 B SL 85 B FF 95 B CH 85 S SL 83 3-3 ③ K			B FF 95 B FF 96 C FC 91 B FC 91 C FC 90 X FC 91 3-2 ③ F9			S FF 97 S SL 85 S FF 100 0-3 ① K	3	0	0	0	1	2	0
11 Rubén Tejada, R (1, 6) OBP: 0.278, SLG: 0.271		B SL 85 B FC 89 C FF 92 X SI 93 2-1 ① L6		C FF 92 F FF 92 F FF 92 S CH 83 0-3 ① K			X FF 92 0-0 ① F9		B FF 99 S FF 97 B FF 98 X FF 97 2-1 ② F9	4	0	0	0	0	1	1
38 Shaun Marcum, R (1, 1) OBP: 0.222, SLG: 0.222 Justin Turner, R (7, 3) OBP: 0.329, SLG: 0.338		L FF 90 X FF 91 0-1 ② SH3-4 1-2		S SI 92 B FF 93 F SI 91 S SL 86 1-3 ② K			B FF 93 X FF 92 1-0 28 WP 1B		S FF 99 C FF 99 B FF 100 S FF 99 1-3 ③ K	1 2	0 0	0 1	0 0	0 0	1 1	0 0
Inning Stats	R: 0 E: 0 K: 1 S: 14 H: 1 LOB: 3 BB: 2 P: 28	R: 0 E: 0 K: 0 S: 5 H: 0 LOB: 1 BB: 1 P: 12	R: 3 E: 0 K: 3 S: 15 H: 2 LOB: 0 BB: 1 P: 27	R: 0 E: 0 K: 2 S: 11 H: 0 LOB: 0 BB: 0 P: 14	R: 0 E: 0 K: 2 S: 7 H: 0 LOB: 0 BB: 0 P: 9	R: 0 E: 0 K: 2 S: 10 H: 0 LOB: 0 BB: 0 P: 15	R: 0 E: 0 K: 1 S: 9 H: 1 LOB: 1 BB: 0 P: 15	R: 0 E: 0 K: 1 S: 8 H: 1 LOB: 1 BB: 0 P: 11	R: 0 E: 0 K: 2 S: 8 H: 0 LOB: 0 BB: 0 P: 11	1B: 4 2B: 0 3B: 0 HR: 1 SF: 0 SAC: 1 DP: 0 HBP: 0						

livebaseballscorecards.com

AB	31
R	3
H	5
RBI	3
BB	4
SO	14
LOB	12

WP: 1 PA: 36
PB: 0
SB: 0
CS: 0

PITCHER		IP	WLS	BF	H	R	ER	SO	BB	IBB	HBP	BLK	WP	HR	S	P	ERA	WHIP
47 Johnny Cueto, R ERA: 3.22	(1, 1)	5.0	W	22	3	3	3	8	4	0	0	0	0	1	52	90	5.40	1.400
66 Logan Ondrusek, R ERA: 3.94	(6, 1)	1.0	H	3	0	0	0	2	0	0	0	0	0	0	10	15	0.00	0.000
60 J.J. Hoover, R ERA: 3.79	(7, 1)	0.1	H	2	1	0	0	0	0	0	0	0	0	0	2	3	0.00	3.000
45 Sean Marshall, L ERA: 2.57	(7, 1)	0.2	H	2	0	0	0	1	0	0	0	0	1	0	7	12	0.00	0.000
51 Jonathan Broxton, R ERA: 4.34	(8, 1)	1.0	H	4	1	0	0	1	0	0	0	0	0	0	8	11	0.00	1.000

PITCHER		IP	WLS	BF	H	R	ER	SO	BB	IBB	HBP	BLK	WP	HR	S	P	ERA	WHIP
54 Aroldis Chapman, L ERA: 3.15	(9, 1)	1.0	S	3	0	0	0	2	0	0	0	0	0	0	8	11	0.00	0.000

Batter	1	2	3	4	5	6	7	8	9	AB	R	H	RBI	BB	SO	LOB
15 Derrick Robinson, S (1, 8) OBP: 0.395, SLG: 0.281	C FF 90 F FF 91 B CU 78 X CU 76 1-2 L9 ①	X FF 89 0-0 P4 ①		C FF 89 F CU 75 B FC 86 B FF 91 F FF 91 C FC 87 2-3 K ③			L CH 87 F FF 88 C FF 90 0-3 K ①		X SI 91 0-0 B1 ②	5	0	0	0	0	2	0
2 Zack Cozart, R (1, 6) OBP: 0.232, SLG: 0.333	C FF 90 S FF 93 S FF 92 0-3 K ②	C FF 88 B CU 76 X CH 83 1-1 F8 ②			X FF 88 0-0 1B		B SL 82 B FF 90 B FF 89 C FF 89 X FF 89 3-1 F8 ②		B FC 86 X FC 84 1-0 G6-3 ③	5	0	1	0	0	1	0
19 Joey Votto, L (1, 3) OBP: 0.477, SLG: 0.526	B SI 91 B SI 92 S FF 92 C FF 92 F FF 90 B CU 79 B FF 94 4-2 32 BB 4 1B 21 E BB	F FC 90 C FC 87 B FC 86 B FF 91 B CU 76 X FF 90 3-2 G6-3 ③			F SI 89 S FC 87 B SI 90 C SI 91 1-3 K ①		X FF 88 0-0 1B			3	1	1	0	1	1	1
4 Brandon Phillips, R (1, 4) OBP: 0.323, SLG: 0.458	C FF 92 F FF 92 D CU 78 F FF 93 F FC 88 D CU 78 X FF 91 2-2 32 BB 21 E 1-2 1B		C CU 74 F FC 86 X FC 87 0-2 G5-3 ①		C SI 89 1 SAFE F FC 88 T FF 91 0-2 K ②		S SL 85 1 SAFE X FF 90 0-1 F8 ③			4	1	1	0	0	1	2
32 Jay Bruce, L (1, 9) OBP: 0.325, SLG: 0.473	C FC 89 B FC 89 S FF 92 F FF 92 B FF 93 F FF 92 B FF 93 B FF 90 4-2 23 1B 21 E 39 BB BB 1-2 2-3		S CU 74 B FC 86 C FF 91 S CU 77 1-3 K ②		B FC 87 X SI 91 1-0 G4-3 ③			F SI 87 B SI 87 B SL 80 S CH 80 S CH 81 2-3 K ①		3	1	0	0	1	2	1
21 Todd Frazier, R (1, 5) OBP: 0.311, SLG: 0.404	F SI 92 B FC 88 B FF 92 D CH 86 X FF 92 3-1 E5 39 BB 23 1B 1-2 2-H 3-H		B FF 90 F FC 87 F CU 75 F FF 92 B CU 76 B FF 90 F FC 88 F FF 92 X FC 87 3-2 1B			X SI 89 0-0 23 G3 2B			X SI 89 0-0 G5-3 ②	4	0	2	0	0	0	1
23 Donald Lutz, L (1, 7) OBP: 0.278, SLG: 0.389	F FF 92 B FF 92 C CU 76 X FF 92 1-2 39 BB 1-2 2-3 1B		X FC 86 0-0 G3 ③			X FC 87 0-0 G3 ① 2-3		C SL 81 S CH 80 S CH 79 0-3 K ③		4	0	1	0	0	1	2
39 Devin Mesoraco, R (1, 2) OBP: 0.330, SLG: 0.377	B SI 90 B FF 91 B FF 90 C FF 89 C FC 87 F FC 87 B FF 89 4-2 1-2 2-3 3-H BB		F FF 88 F SI 89 X CU 76 0-2 F7 ①			C SI 91 B FF 91 S FC 88 F FF 92 F FC 88 S FF 91 1-3 K ②			X FF 90 0-0 HR	3	1	1	2	1	1	1
44 Mike Leake, R (1, 1) OBP: 0.217, SLG: 0.304 63 Sam LeCure, R (8, 1) 9 Jack Hannahan, L (9, PH) OBP: 0.310, SLG: 0.270 66 Logan Ondrusek, R (9, 1)	F FC 86 F FF 91 S CU 78 0-3 K ③			X FF 89 0-0 G6-3 ②		S FC 87 S FF 89 X CU 79 0-2 G1-3 ③			B SI 89 F SI 91 F CH 84 F CU 72 B FC 86 B FC 86 F SI 91 T FC 85 3-2 K ①	3 0 1 0	0 0 0 0	0 0 0 0	0 0 0 0	0 0 0 0	1 0 0 0	4 0 0 0

| Inning Stats | | |

Cincinnati Reds @ New York Mets

Citi Field, Flushing, NY

Tue May 21 2013, 7:12 PM - 9:53 PM EDT

Att. 23,183 - Partly Cloudy - 81 F

livebaseballscorecards.com

BOTTOM

Batter	1	2	3	4	5	6	7	8	9	AB	R	H	RBI	BB	SO	LOB
28 Daniel Murphy, L (1, 4) OBP: 0.326, SLG: 0.452	B SI 88 C SI 90 X KC 78 1-1 1B		C SI 91 D FC 89 F FC 88 S FC 89 1-3 K ②		X SI 90 0-0 G5-3 ③			B SI 90 C KC 71 B FF 91 F SI 89 X SI 88 2-2 F7 ②		4	0	1	0	0	1	1
23 Mike Baxter, L (1, 9) OBP: 0.337, SLG: 0.292	B SI 89 C SI 90 X FF 88 1-1 P4 ①		B KC 78 F FC 88 F FC 89 S KC 80 1-3 K ③			B SI 88 B CH 81 C SI 91 B CH 84 X SI 90 3-1 G4-3 ①		C KC 72 B CH 81 C SI 89 B SI 91 B KC 76 F SI 88 B KC 74 4-2 BB		3	0	0	0	1	1	2
5 David Wright, R (1, 5) OBP: 0.403, SLG: 0.503	C SI 89 S SI 89 F FC 87 S SL 80 0-3 K ②			X SI 88 0-0 G6-3 ①		B SI 90 C SI 92 F SI 92 B FC 88 B FC 88 X FC 88 3-2 G5-3 ②		X SI 90 0-0 F9 ③		4	0	0	0	0	1	2
21 Lucas Duda, L (1, 7) OBP: 0.354, SLG: 0.459	B SI 90 X CH 82 1-0 F7 ③			C SI 88 C KC 79 B SI 89 F KC 79 F FC 90 B SI 92 B FC 89 B CH 85 4-2 44 2B BB		X SI 91 0-0 2B			F FF 94 B CU 76 S FF 94 B SI 96 S CH 80 2-3 K ①	3	0	1	0	1	1	1
16 Rick Ankiel, L (1, 8) OBP: 0.255, SLG: 0.506		B SI 87 X CH 80 1-0 G5-3 ①		B CH 83 S FF 88 B SI 92 S CH 84 F SI 92 X FC 88 2-2 F9 ②		S FC 87 S FC 87 B FC 90 B FC 88 F KC 79 D SL 81 X FC 88 3-2 F9 ③			B SI 95 S FF 93 C FF 94 S CH 82 1-3 K ②	4	0	0	0	0	1	2
44 John Buck, R (1, 2) OBP: 0.285, SLG: 0.462		B SI 90 B SI 90 X CH 82 2-0 F8 ②		C SI 90 B FC 87 B FC 88 C SI 90 X CH 85 2-2 1-3 2B			B KC 76 F KC 78 X SI 91 1-1 G5-3 ①		B FF 96 C FC 90 F FF 93 B CH 82 X CH 82 2-2 G6-3 ③	4	0	1	0	0	0	0
29 Ike Davis, L (1, 3) OBP: 0.229, SLG: 0.248		F SI 90 B SI 91 B SI 92 B CH 83 X CH 84 3-1 F8 ③		S CH 84 B CH 85 B FC 88 X SI 92 2-1 G3 ③			C SI 90 B FC 86 X CH 83 1-1 G4-3 ②			3	0	0	0	0	0	2
11 Rubén Tejada, R (1, 6) OBP: 0.279, SLG: 0.268			C KC 76 F FC 87 B SL 80 F SI 91 B FC 88 B SI 92 F SI 92 F SI 92 F CH 85 4-2 B FC 91 49 SH2-3 BB		C SI 88 C CH 81 F FC 88 B FC 88 C FC 89 1-3 K ①		X SI 89 0-0 G5-3 ③			2	0	0	0	1	1	0
49 Jonathon Niese, L (1, 1) OBP: 0.200, SLG: 0.143 32 LaTroy Hawkins, R (7, 1) 56 Scott Rice, L (8, 1) 1 Jordany Valdespin, L (8, PH) OBP: 0.279, SLG: 0.380 36 Collin McHugh, R (9, 1)			B SI 90 1 SAFE X SI 90 1-0 SH2-3 ① 1-2		X FC 89 0-0 G4-3 ②			B CH 80 B SI 87 F FF 89 S KC 73 S KC 76 2-3 K ①		1 0 0 1 0	0 0 0 0 0	0 0 0 0 0	0 0 0 0 0	0 0 0 1 0	0 0 0 0 0	0 0 0 0 0
Inning Stats	R: 0 E: 0 K: 1 S: 9 H: 1 LOB: 1 BB: 0 P: 12	R: 0 E: 0 K: 0 S: 4 H: 0 LOB: 0 BB: 0 P: 10	R: 0 E: 0 K: 2 S: 13 H: 0 LOB: 1 BB: 1 P: 20	R: 0 E: 0 K: 0 S: 14 H: 1 LOB: 2 BB: 1 P: 24	R: 0 E: 0 K: 1 S: 6 H: 0 LOB: 0 BB: 0 P: 7	R: 0 E: 0 K: 0 S: 10 H: 1 LOB: 1 BB: 0 P: 19	R: 0 E: 0 K: 0 S: 5 H: 0 LOB: 0 BB: 0 P: 7	R: 0 E: 0 K: 1 S: 10 H: 0 LOB: 1 BB: 1 P: 18	R: 0 E: 0 K: 2 S: 9 H: 0 LOB: 0 BB: 0 P: 14	1B: 1 2B: 2 3B: 0 HR: 0	SF: 0 SAC: 1 DP: 0 HBP: 0		WP: 0 PB: 0 SB: 0 CS: 0		PA: 33		

	AB	29
	R	0
	H	3
	RBI	0
	BB	3
	SO	7
	LOB	10

PITCHER		IP	WLS	BF	H	R	ER	SO	BB	IBB	HBP	BLK	WP	HR	S	P	ERA	WHIP
44 Mike Leake, R ERA: 3.25	(1, 1)	7.0	W	26	3	0	0	4	2	0	0	0	0	0	61	99	0.00	0.714
63 Sam LeCure, R ERA: 1.35	(8, 1)	1.0	H	4	0	0	0	1	1	0	0	0	0	0	10	18	0.00	1.000
66 Logan Ondrusek, R ERA: 3.71	(9, 1)	1.0		3	0	0	0	2	0	0	0	0	0	0	9	14	0.00	0.000

PITCHER	IP	WLS	BF	H	R	ER	SO	BB	IBB	HBP	BLK	WP	HR	S	P	ERA	WHIP

Batter	1	2	3	4	5	6	7	8	9	AB	R	H	RBI	BB	SO	LOB
17 Shin-Soo Choo, L (1, 8) OBP: 0.449, SLG: 0.535	B FF 96 X FF 95 1-0 ① F8		B CU 82 C CH 87 F FF 94 B SL 90 B FF 95 C CH 88 3-3 ① K		C CH 86 F SL 88 B SL 90 F SL 92 F FF 96 B CU 85 S SL 89 2-3 ② K		T FF 95 B FF 96 B FF 95 B CH 86 X SL 88 3-1 ① G3		F FF 93 B FF 94 C FF 96 X KC 85 1-2 2 G1-3 4 2B 2B	5	1	1	0	0	2	0
2 Zack Cozart, R (1, 6) OBP: 0.247, SLG: 0.359	B FF 95 X FF 96 1-0 4 FC5-4 1B		C CU 82 X SL 88 0-1 19 HR 2B		B CU 83 F CU 82 C FF 96 X CU 83 1-2 4 BB 2B		F FF 95 B CH 88 F CH 86 X FF 96 1-2 19 1B 4 1B 1B		C FF 94 L FF 93 D KC 86 X KC 87 1-2 ① G1-3 2-3	5	2	4	0	0	0	1
19 Joey Votto, L (1, 3) OBP: 0.484, SLG: 0.545	S FF 95 B SL 89 F CH 88 B FF 95 F SL 90 X CH 88 2-2 ② L5		B FF 94 B FF 95 B CH 88 X FF 96 3-0 2-H HR		I IN 79 I IN 77 I IN 79 I IN 79 4-0 4 BB IBB		X CH 87 0-0 4 1B 32 G3 1-2 1B		I IN 82 I IN 82 I IN 83 I IN 82 4-0 4 2B 21 1B IBB	3	3	2	2	2	0	1
4 Brandon Phillips, R (1, 4) OBP: 0.330, SLG: 0.464	B FF 97 B SL 90 1 SAFE X FF 96 2-0 ③ FC5-4 1-2f		C SL 87 B FF 97 X FF 95 1-1 ② P6		D SL 90 D SL 89 B FF 97 B FF 96 4-0 1-2 2-3 BB		B SL 90 F FF 95 B SL 93 B FF 97 F SL 91 X FF 97 3-2 1-3 2-H 32 G3 1B		F FF 95 X KC 85 0-1 1-3 21 1B 2B 3-H	4	1	2	2	1	0	1
32 Jay Bruce, L (1, 9) OBP: 0.322, SLG: 0.463		F FF 96 S CH 89 B FF 96 S FF 98 1-3 ① K	C CU 82 S SL 88 F FF 95 S CU 83 0-3 ③ K		F CH 87 S FF 95 B SL 90 X CU 85 1-2 ③ G4-3		X SI 89 0-0 ② G3 1-2 3-H		I IN 82 I IN 80 I IN 80 I IN 82 4-0 21 1B IBB	4	0	0	1	1	2	4
26 Xavier Paul, L (1, 7) 31 Alfredo Simon, R (8, 1) OBP: 0.333, SLG: 0.333 21 Todd Frazier, R (9, PH) OBP: 0.315, SLG: 0.408 54 Aroldis Chapman, L (9, 1)		F FF 97 C CU 84 B FF 97 S CU 85 1-3 ② K2-3		B CU 81 C FF 95 S SL 89 B CH 88 X FF 94 2-2 ① F9	X FF 95 0-0 ① F9		S SL 81 B CH 80 S SI 89 X CH 80 1-2 ③ G4-3		X FF 95 0-0 9 G1-6-3 1-2 2-H 3-H 1B	4 0 1 0	0 0 0 0	0 0 1 0	0 0 2 0	0 0 0 0	1 0 0 0	1 0 0 0
9 Jack Hannahan, L (1, 5) OBP: 0.298, SLG: 0.262		B FF 97 F FF 96 X CH 89 1-1 39 BB 1B	B CU 81 F FF 95 C FF 94 X FF 97 1-2 ② G6-3		C FF 95 C FF 96 B SL 87 X FF 97 1-2 ② G6-3			X SI 89 0-0 ① G3	F FF 95 B FF 94 C FF 96 B FF 98 X FF 95 2-2 ② ③ G1-6-3 1-2f	5	0	1	0	0	0	2
39 Devin Mesoraco, R (1, 2) OBP: 0.337, SLG: 0.375		B SL 90 C SL 90 B CU 84 B FF 98 B FF 97 4-1 1-2 BB	B FF 95 X FF 95 1-0 ③ G5-3		F SL 89 B FF 96 X FF 96 1-1 1B			C FC 87 C CU 75 S FC 84 0-3 ② K		3	0	1	0	1	1	0
55 Mat Latos, R (1, 1) OBP: 0.200, SLG: 0.208 60 J.J. Hoover, R (7, 1) 23 Donald Lutz, L (8, PH) OBP: 0.270, SLG: 0.378 (8, 7)		F FF 96 B SL 90 F FF 96 X CU 84 1-2 ③ G6-3			B FF 94 C SL 88 F FF 93 S SL 89 1-3 ① K	B FF 94 X FF 96 1-0 ③ L9		B SI 89 S SL 83 C CU 76 S SL 83 1-3 ③ K		3 0 1	0 0 0	0 0 0	0 0 0	0 0 0	1 0 1	3 0 0
Inning Stats	R: 0 E: 0 K: 0 S: 7 H: 1 LOB: 1 BB: 0 P: 13	R: 0 E: 0 K: 2 S: 12 H: 1 LOB: 2 BB: 1 P: 20	R: 2 E: 0 K: 2 S: 12 H: 2 LOB: 0 BB: 0 P: 19	R: 0 E: 0 K: 0 S: 7 H: 0 LOB: 0 BB: 0 P: 11	R: 0 E: 0 K: 2 S: 14 H: 1 LOB: 3 BB: 2 P: 27	R: 0 E: 0 K: 0 S: 7 H: 1 LOB: 1 BB: 0 P: 10	R: 2 E: 0 K: 0 S: 13 H: 3 LOB: 1 BB: 0 P: 21	R: 0 E: 0 K: 2 S: 7 H: 0 LOB: 0 BB: 0 P: 8	R: 3 E: 0 K: 0 S: 12 H: 3 LOB: 1 BB: 2 P: 24	1B: 7 2B: 4 3B: 0 HR: 1 SF: 0 SAC: 0 DP: 1 HBP: 0						

PITCHER		IP	WLS	BF	H	R	ER	SO	BB	IBB	HBP	BLK	WP	HR	S	P	ERA	WHIP
33 Matt Harvey, R ERA: 1.93	(1, 1)	6.1		31	9	4	4	6	2	1	0	0	0	1	68	116	5.68	1.737
56 Scott Rice, L ERA: 2.82	(7, 1)	0.2		2	0	0	0	0	0	0	0	0	0	0	4	5	0.00	0.000
34 Brandon Lyon, R ERA: 3.06	(8, 1)	1.0		3	0	0	0	2	0	0	0	0	0	0	7	8	0.00	0.000
39 Bobby Parnell, R ERA: 2.21	(9, 1)	1.0	L	7	3	3	3	0	0	2	0	0	0	0	12	24	27.00	3.000

PITCHER	IP	WLS	BF	H	R	ER	SO	BB	IBB	HBP	BLK	WP	HR	S	P	ERA	WHIP

Cincinnati Reds @ New York Mets

Citi Field, Flushing, NY

Wed May 22 2013, 1:12 PM - 4:20 PM EDT

Att. 30,415 - Cloudy - 71 F

TOP

livebaseballscorecards.com

AB	38
R	7
H	12
RBI	7
BB	5
SO	8
LOB	13

WP: 0	PB: 0	SB: 0	CS: 0	PA: 43						

BOTTOM

Cincinnati Reds @ New York Mets

Citi Field, Flushing, NY

Wed May 22 2013, 1:12 PM - 4:20 PM EDT

Att. 30,415 - Cloudy - 71 F

livebaseballscorecards.com

Batter	1	2	3	4	5	6	7	8	9	AB	R	H	RBI	BB	SO	LOB
28 Daniel Murphy, L (1, 4) OBP: 0.333, SLG: 0.465	C FC 91 B SI 90 C SI 89 X SL 82 1-2 16 2B 2B		B SL 82 X CU 75 1-0 ① P5		B SI 93 B SI 91 3 SAFE X CU 77 2-0 ② SF9 3-H		B SI 92 X SI 90 1-0 16 3B 2-H 1B		C FF 98 B SL 88 X FF 98 1-1 12 DI 1B	4	2	3	2	0	0	0
16 Rick Ankiel, L (1, 8) OBP: 0.276, SLG: 0.559 12 Juan Lagares, R (9, PH) OBP: 0.214, SLG: 0.300	X SI 90 0-0 5 G6-3 2-H 2B		C SI 93 F CU 77 B FF 93 B FC 92 X CU 77 2-2 2B		B CH 84 F CH 84 F SI 93 B SL 85 B SI 93 X SI 92 3-2 ③ P5		S FF 93 B CH 85 1 SAFE X FF 91 1-1 1-H 3B		B SL 86 B FF 98 C FF 97 F FF 97 S FF 98 2-3 ③ K 1-2	4 1	0 0	3 0	2 0	0 0	0 1	0 1
5 David Wright, R (1, 5) OBP: 0.395, SLG: 0.490	F SL 84 2 SAFE F SL 84 F FC 93 X SL 83 0-2 ① G6-3 2-3		X SL 86 0-0 ② L6			B SI 92 B SL 85 X SI 92 2-0 ① G5-3	F FF 91 B FF 90 X FF 91 1-1 ③ P4			4	0	0	0	0	0	3
21 Lucas Duda, L (1, 7) OBP: 0.352, SLG: 0.460	S SL 82 C SI 92 C SI 94 0-3 ② K		D SL 85 C SI 92 D CU 78 S CH 82 B SI 93 F CH 83 X SL 83 3-2 ③ L4			F CH 82 B CH 83 B SI 92 X SL 84 2-1 2B		X SI 94 0-0 ① L9		4	0	1	0	0	1	2
6 Marlon Byrd, R (1, 9) OBP: 0.299, SLG: 0.454	X SI 92 0-0 ③ L7			C FF 92 X FC 93 0-1 ① F9		S FC 92 F SI 92 F SL 83 X SL 84 0-2 ② G6-3		C FC 89 X FF 94 0-1 E6 29 BB		4	0	0	0	0	0	2
29 Ike Davis, L (1, 3) OBP: 0.236, SLG: 0.245		B SI 91 B CH 81 C SI 90 B SI 90 F FC 91 B SI 91 4-2 11 G1-3 BB		S FF 93 S CH 83 B FF 94 F SI 93 B SL 85 B CH 82 S CU 78 3-3 ② K		B SI 92 B CU 77 X CH 84 2-0 ③ F8		C SI 94 1 SAFE B SI 93 C FS 87 D CU 78 1 SAFE F FS 86 B CU 79 B SI 94 4-2 44 G6-4-3 1-2 BB		2	0	0	0	2	1	1
44 John Buck, R (1, 2) OBP: 0.284, SLG: 0.456		C SL 85 C SI 93 B SL 84 S FF 95 1-3 ① K		S FC 94 B SI 92 S SL 86 F FC 95 F FC 95 B CH 85 F SL 84 S SI 93 2-3 ③ K			B CU 81 X SI 91 1-0 11 FC5-4 1B	B FC 90 B FC 90 B SI 94 C FC 91 X FF 90 3-1 ② ③ G6-4-3 1-2f		4	0	1	0	0	2	3
11 Rubén Tejada, R (1, 6) OBP: 0.278, SLG: 0.273		C FF 91 X SI 91 0-1 ② G1-3 1-2			B FC 92 X SI 91 1-0 33 SH1-3 28 SF9 2B		C FC 90 S SL 84 X FF 91 0-2 ① FC5-4 1 G4-1 28 1B 1-2f		B FF 97 C FF 96 C FF 97 F FF 99 B SL 89 B FF 97 S FF 96 3-3 ① K	4	2	1	0	0	1	2
33 Matt Harvey, R (1, 1) OBP: 0.150, SLG: 0.200 56 Scott Rice, L (7, 1) 1 Jordany Valdespin, L (7, PH) OBP: 0.276, SLG: 0.375 34 Brandon Lyon, R (8, 1) 39 Bobby Parnell, R (9, 1) Justin Turner, R (9, PH) OBP: 0.324, SLG: 0.333		F FC 93 X SL 84 0-1 ③ G5-3			M SL 83 2 SAFE L SL 85 X FF 92 0-2 ① SH1-3 2-3		B FF 92 B SI 91 C FF 89 S CU 77 X SI 92 2-2 ② G4-1 1-2		B FF 98 S FF 96 X SL 86 1-1 ② F9	1 0 1 0 0 0 1	0 0 0 0 0 0 0	0 0 0 0 0 0 0	0 0 0 0 0 0 0	0 0 0 0 0 0 0	0 0 0 0 0 0 0	1 0 1 0 0 0 0
Inning Stats	R: 1 H: 2 E: 0 LOB: 1 K: 1 BB: 0 S: 12 P: 13	R: 0 H: 0 E: 0 LOB: 1 K: 1 BB: 1 S: 9 P: 14	R: 0 H: 1 E: 0 LOB: 1 K: 0 BB: 0 S: 9 P: 15	R: 0 H: 0 E: 0 LOB: 0 K: 2 BB: 0 S: 12 P: 17	R: 1 H: 1 E: 0 LOB: 0 K: 0 BB: 0 S: 8 P: 14	R: 0 H: 1 E: 0 LOB: 1 K: 0 BB: 0 S: 8 P: 14	R: 2 H: 3 E: 0 LOB: 1 K: 0 BB: 0 S: 12 P: 18	R: 0 H: 0 E: 1 LOB: 1 K: 0 BB: 1 S: 8 P: 15	R: 0 H: 1 E: 0 LOB: 1 K: 2 BB: 0 S: 11 P: 18	1B: 3 SF: 1 2B: 5 SAC: 1 3B: 1 DP: 1 HR: 0 HBP: 0						

	AB	34
	R	4
	H	9
	RBI	4
	BB	2
	SO	6
	LOB	16

PITCHER		IP	WLS	BF	H	R	ER	SO	BB	IBB	HBP	BLK	WP	HR	S	P	ERA	WHIP
55 Mat Latos, R ERA: 3.17	(1, 1)	6.2		29	8	4	4	4	1	0	0	0	0	0	68	102	5.40	1.350
60 J.J. Hoover, R ERA: 3.72	(7, 1)	0.1		1	0	0	0	0	0	0	0	0	0	0	2	3	0.00	0.000
31 Alfredo Simon, R ERA: 3.27	(8, 1)	1.0	W	4	0	0	0	0	1	0	0	0	0	0	8	15	0.00	1.000
54 Aroldis Chapman, L ERA: 3.0	(9, 1)	1.0	S	4	1	0	0	2	0	0	0	0	0	0	11	18	0.00	1.000

PITCHER	IP	WLS	BF	H	R	ER	SO	BB	IBB	HBP	BLK	WP	HR	S	P	ERA	WHIP

Batter	1	2	3	4	5	6	7	8	9	10	AB	R	H	RBI	BB	SO	LOB
19 Andrelton Simmons, R (1, 6) OBP: 0.268, SLG: 0.353	C FF 90 X SI 90 0-1 L9 ①		F SL 84 L SL 85 B SL 84 X FF 89 1-2 G6-3 ①		B CU 73 F SL 84 X FF 90 1-1 L9 ③		B FF 89 B FF 91 B FF 92 C FF 92 X FF 91 3-1 F8 ③		B FF 92 X FF 95 1-0 SH5-4 ① 2-3	S SL 84 S CU 74 X CU 74 0-2 F7 ③	5	0	0	0	0	0	3
22 Jason Heyward, L (1, 9) OBP: 0.314, SLG: 0.286	C FF 89 B SI 89 S FF 90 B CH 85 B FF 91 X SI 90 3-2 F7 ②		B CH 83 B SI 90 X SI 89 2-0 G5-3 ②			B SI 87 B SI 87 B SI 88 C FF 89 B SI 88 4-1 BB		C SI 86 B SL 79 F SL 81 B CH 80 B CH 79 F SI 88 F SI 89 S SI 88 3-3 K ①	B FF 94 B FF 94 B FF 95 B FF 94 4-0 8 G6-4-3 BB		3	0	0	0	2	1	0
8 Justin Upton, R (1, 7) OBP: 0.387, SLG: 0.579	C FF 91 B SL 86 S CU 74 B FF 90 B FF 91 B SL 85 4-2 5 HR BB		C FF 90 S CH 83 B SI 90 X CH 82 1-2 P4 ③			C SL 82 1 SAFE F SL 82 B FF 88 S CH 83 1-3 K ①		B SI 88 B SI 87 C SI 87 B CH 81 S SI 88 B SI 89 4-2 5 1B 24 1B BB	B FF 93 B FF 93 F FF 95 X FF 95 2-1 G6-4-3 ②③ 1-2f		3	2	0	0	2	1	3
5 Freddie Freeman, L (1, 3) OBP: 0.367, SLG: 0.420	B FF 91 1 SAFE S CH 84 B FF 90 B CH 84 X SI 90 3-1 1-H HR			S CH 82 B CH 83 B SI 87 X SL 84 2-1 G3-1 ①		D CH 83 1 SAFE B CH 81 C FF 89 C CH 83 B SL 82 S CH 83 3-3 K ②		C SI 88 X SI 90 0-1 26 BB 24 1B 1-3 1B		S SI 86 S CU 72 B SL 83 B SL 83 F SI 87 B SI 88 F FF 88 B SL 82 4-2 16 2B 26 1B BB	4	3	2	2	1	1	1
16 Brian McCann, L (1, 2) OBP: 0.404, SLG: 0.614 17 Jordan Schafer, L (10, PR) OBP: 0.434, SLG: 0.426 11 Gerald Laird, R (10, 2) OBP: 0.340, SLG: 0.310	X SI 90 0-0 1B			C CH 82 X CH 83 0-1 1B		B CH 82 B FF 88 C SI 87 B CH 82 X FF 89 3-1 P5 ③		D SI 89 S CH 83 B SI 89 F SI 88 S CH 83 2-3 K ②		C SI 86 L CU 71 X SL 81 0-2 26 1B 2 SH 1-3 2B	5 0 0	0 1 0	3 0 0	0 0 0	0 0 0	1 0 0	3 0 0
26 Dan Uggla, R (1, 4) OBP: 0.299, SLG: 0.408	C SI 90 S SL 84 B SL 85 B CU 77 S SL 84 2-3 K ③			C SI 90 B CH 83 B SI 90 S SL 84 B CH 84 S SL 84 3-3 K ②			B FF 90 C SI 90 C SL 84 B CU 75 B SL 84 X FF 91 3-2 HR	B SI 87 F SL 78 B SL 77 B SI 87 S SI 88 F SI 89 B SL 79 4-2 24 1B 1-2 BB		B FC 85 F SI 88 X FC 86 1-1 2 SH 2-3 3-H 1B	4	1	2	2	1	2	2
25 Juan Francisco, L (1, 5) OBP: 0.302, SLG: 0.424 43 Luis Avilan, L (7, 1) 53 Cory Gearrin, R (7, 1) 24 Evan Gattis, R (8, PH) OBP: 0.313, SLG: 0.590 38 Anthony Varvaro, R (8, 1) 23 Chris Johnson, R (10, PH) OBP: 0.383, SLG: 0.498 46 Craig Kimbrel, R (10, 1)		C CU 75 F FF 89 B FF 89 B CH 83 X SL 84 2-2 G4-3 ①		X CH 84 0-0 G4-3 ③			B FF 90 F FF 91 F SL 87 C FF 91 1-3 K ①	F SI 88 F SL 79 F SL 78 B SL 80 X SI 89 1-2 1-2 2-H 3-H 1B		B FF 86 S SI 86 F CU 75 S FF 86 1-3 K ①	3 0 0 0 1 0 0 1	0 0 0 0 1 0 0 0	0 0 0 0 2 0 0 0	0 0 0 0 0 0 0 0	1 0 0 0 0 0 0 1	1 0 0 0 0 0 0 3	0 0 1 0 0 0 0 0
2 B.J. Upton, R (1, 8) OBP: 0.240, SLG: 0.257		B FF 90 F FF 90 C SL 84 B CU 77 C FF 90 2-3 K ②			F FF 88 B FF 89 S CU 75 X FF 90 1-2 P3 ①		C FF 91 F SL 87 B SL 85 B FF 89 B FF 91 X SL 86 3-2 G5-3 ②	S SL 80 C SL 78 B SI 89 F SL 79 F SI 89 S SL 79 1-3 K ③		X SI 85 0-0 SH 1-2 3-H	4	0	0	1	0	2	2
54 Kris Medlen, S (1, 1) OBP: 0.111, SLG: 0.059 14 Ramiro Pena, S (7, PH) OBP: 0.365, SLG: 0.485 (7, 5)		F FF 90 C SI 90 S CU 75 0-3 K ③			F FF 89 B FF 89 F FF 90 B CU 75 S CH 83 2-3 K2-3 ②		S FF 89 B CH 83 F FF 90 B SL 86 X FF 89 2-2 1B		X FF 92 0-0 19 SH5-4 2B	B SI 86 C CU 72 D FF 89 B SL 79 C CH 83 X SI 86 3-2 F8 ②	2 3	0 0	0 2	0 0	0 0	2 2	0 2
Inning Stats	R: 2 H: 2 E: 0 LOB: 1 K: 1 BB: 1 S: 13 P: 25	R: 0 H: 0 E: 0 LOB: 0 K: 2 BB: 0 S: 9 P: 13	R: 0 H: 0 E: 0 LOB: 0 K: 0 BB: 0 S: 7 P: 11	R: 0 H: 1 E: 0 LOB: 1 K: 1 BB: 0 S: 8 P: 13	R: 0 H: 0 E: 0 LOB: 0 K: 1 BB: 0 S: 8 P: 12	R: 0 H: 0 E: 0 LOB: 1 K: 2 BB: 1 S: 9 P: 20	R: 1 H: 2 E: 0 LOB: 1 K: 1 BB: 0 S: 14 P: 26	R: 2 H: 2 E: 0 LOB: 2 K: 3 BB: 2 S: 24 P: 39	R: 0 H: 1 E: 0 LOB: 1 K: 0 BB: 1 S: 4 P: 11	R: 2 H: 2 E: 0 LOB: 2 K: 1 BB: 1 S: 19 P: 28	1B: 6 2B: 2 3B: 0 HR: 2	SF: 0 SAC: 2 DP: 1 HBP: 0						

PITCHER	IP	WLS	BF	H	R	ER	SO	BB	IBB	HBP	BLK	WP	HR	S	P	ERA	WHIP
53 Jeremy Hefner, R (1, 1) ERA: 4.76	6.0		23	3	2	2	7	2	0	0	0	0	1	54	94	3.00	0.833
32 LaTroy Hawkins, R (7, 1) ERA: 3.43	1.0	B	5	2	1	1	1	0	0	0	0	0	1	14	26	9.00	2.000
56 Scott Rice, L (8, 1) ERA: 3.52	0.2		4	1	2	2	2	1	0	0	0	0	0	12	21	27.00	3.000
46 Greg Burke, R (8, 1) ERA: 4.38	0.1		3	1	0	0	1	1	0	0	0	0	0	12	18	0.00	6.000
39 Bobby Parnell, R (9, 1) ERA: 2.11	1.0		4	1	0	0	0	1	0	0	0	0	0	4	11	0.00	2.000

PITCHER	IP	WLS	BF	H	R	ER	SO	BB	IBB	HBP	BLK	WP	HR	S	P	ERA	WHIP
34 Brandon Lyon, R (10, 1) ERA: 3.86	1.0	L	7	2	2	2	1	1	0	0	0	0	0	19	28	18.00	3.000

TOP

Atlanta Braves @ New York Mets

Citi Field, Flushing, NY

Fri May 24 2013, 7:27 PM - 6:52 PM EDT

Att. 32,325 - Cloudy - 50 F

livebaseballscorecards.com

AB	38
R	7
H	10
RBI	7
BB	6
SO	12
LOB	20

Atlanta Braves @ New York Mets

Citi Field, Flushing, NY

Fri May 24 2013, 7:27 PM - 6:52 PM EDT

Att. 32,325 - Cloudy - 50 F

livebaseballscorecards.com

Batter	1	2	3	4	5	6	7	8	9	10	AB	R	H	RBI	BB	SO	LOB
28 Daniel Murphy, L (1, 4) OBP: 0.346, SLG: 0.477	C SI 86 F SI 88 F FF 87 B CH 80 H CU 75 2-2 5 1B 21 1B HBP		C SI 86 B SI 86 X SI 88 1-1 5 1B 1B		F FF 87 X CU 73 0-1 6 1B 2B		B SI 90 C SI 90 B SI 90 F SI 89 B SI 92 X SI 88 3-2 ① E6	F FF 93 X FF 92 0-1 E8 16 WP 1-3 2-H 1B			4	2	3	1	0	0	0
16 Rick Ankiel, L (1, 8) (10, 9) OBP: 0.272, SLG: 0.536	F SI 89 C SI 87 F CU 75 B CH 80 S CH 79 1-3 ① K		X CU 76 0-0 ① F8		F FF 87 S CH 80 D CH 81 S CU 74 1-3 ① K		B CU 74 B SI 90 B SI 91 C SI 90 C SI 90 B SI 91 4-2 5 HBP BB	B FF 93 D FF 92 S FF 92 F FF 91 S FF 94 2-3 ③ K 1-2 3-H			4	0	0	0	1	3	4
5 David Wright, R (1, 5) OBP: 0.400, SLG: 0.491	1 SAFE F FF 88 B SI 88 C CU 76 F CU 76 X SI 88 1-2 21 1B 1-3 1B		C SI 88 C SI 88 B SI 88 X CH 81 1-2 6 S 1-3 1B		B CU 73 B SI 88 B SI 88 X FF 87 3-0 ② F9		C CU 74 H FF 90 1-1 1-2 HBP		S FF 92 X FF 92 0-1 ① G6-3		4	0	2	0	0	0	1
21 Lucas Duda, L (1, 7) OBP: 0.353, SLG: 0.454	B CU 74 B CH 81 X SI 89 2-0 44 FC6-4 1-2 3-H 1B		B SI 87 1 SAFE S CU 74 S CU 74 C SI 89 1-3 ② K		F CH 80 C SI 87 B CH 80 B CH 81 B CU 75 B CU 75 4-2 6 1B BB		D SI 89 F SI 88 X SI 89 1-1 ② F8		C FF 94 B CU 79 B CU 77 X FF 93 2-1 ② F7		4	0	1	1	1	1	4
6 Marlon Byrd, R (1, 9) OBP: 0.295, SLG: 0.442 34 Brandon Lyon, R (10, 1)	B SI 87 C SI 88 F SI 87 B FF 88 B SI 89 C SI 89 3-3 ② K		B SI 88 F SI 87 S CH 81 F SI 89 F CH 82 F CH 80 D CU 76 F SI 88 S CH 80 2-3 ③ K 1-2		C SI 89 F FF 89 B FF 89 F SI 88 X CU 76 1-2 2-H 1B		S SL 78 C SI 85 F SL 78 F SL 79 S SL 78 0-3 ③ K		F FF 93 B FF 94 C FF 94 B FF 95 C FF 94 2-3 ③ K		5 0	0 0	1 0	1 0	0 0	4 0	6 0
44 John Buck, R (1, 2) OBP: 0.293, SLG: 0.473	S CH 80 S CH 81 B CH 80 X SI 88 1-2 FC6-4 1-2f			B SI 87 C CU 74 C SI 88 B FF 89 X CH 81 2-2 HR	B SI 88 X CU 75 1-0 ③ F9			B FF 91 B FF 91 F FF 91 B FF 92 B FF 91 4-1 11 1B 28 1B BB	S FF 94 B FF 94 B FF 94 B FF 95 H FF 93 4-1 29 1B HBP		3	2	1	1	1	0	4
29 Ike Davis, L (1, 3) OBP: 0.235, SLG: 0.243		C SI 86 F CU 76 S CU 75 0-3 ① K		S CU 74 B FF 88 F CU 75 S CU 75 1-3 ① K		S CU 74 S CU 74 B FF 86 S CU 74 1-3 ① K		B FF 90 S FF 90 S FF 91 F CU 77 D CU 79 S FF 93 2-3 ① K		C FF 94 B KC 82 C KC 83 B FF 95 B FF 95 X KC 84 3-2 G4-6-3 1-2 1B	5	0	1	0	0	4	1
11 Rubén Tejada, R (1, 6) OBP: 0.276, SLG: 0.271		C SI 88 B SI 89 X SI 88 1-1 ② G6-3		C SI 87 B SI 87 B CU 76 X FF 87 2-1 ② L7		C CH 84 X SI 86 0-1 ② F8		C FF 92 X FF 92 0-1 28 E 28 1B 16 WP 1-2 1B		B FF 96 X FF 93 1-0 ① B2	5	1	1	0	0	0	2
53 Jeremy Hefner, R (1, 1) 23 Mike Baxter, L (8, PH) OBP: 0.353, SLG: 0.556 32 LaTroy Hawkins, R (7, 1) 56 Scott Rice, L (6, 1) 46 Greg Burke, R (6, 1) 1 Jordany Valdespin, L (8, PH) OBP: 0.273, SLG: 0.273 39 Bobby Parnell, R (9, 1) 12 Juan Lagares, R (10, 8) Justin Turner, R (10, PH) OBP: 0.316, SLG: 0.329		C SI 88 B SI 88 B SI 88 F SI 88 X SI 89 2-2 G6-3		S SI 87 X SI 88 0-1 ③ G6-3		B CH 81 S CH 80 F SI 86 F SI 88 B CU 74 S CH 81 2-3 ③ K		C FF 92 C CU 75 F FF 93 F FF 95 D CU 78 D CU 77 B CH 85 S FF 93 3-3 ② K		B KC 82 S FF 95 F FF 94 X KC 83 1-2 ②③ G4-6-3 1-2f	2 1 0 0 0 1 0 0 1	0 0 0 0 0 0 0 0 0	0 0 0 0 0 1 0 0 0	0 0 0 0 0 0 0 0 0	0 0 0 0 1 0 0 0 0	0 1 0 0 0 2 0 0 0	0 0 0 0 0 2 0 0 2
Inning Stats	R: 1 E: 0 K: 2 S: 18 H: 2 LOB: 2 BB: 0 P: 28	R: 0 E: 0 K: 1 S: 8 H: 0 LOB: 0 BB: 0 P: 11	R: 0 E: 0 K: 2 S: 16 H: 2 LOB: 2 BB: 0 P: 21	R: 1 E: 0 K: 1 S: 10 H: 1 LOB: 0 BB: 0 P: 15	R: 1 E: 0 K: 1 S: 13 H: 2 LOB: 2 BB: 1 P: 23	R: 0 E: 0 K: 2 S: 9 H: 0 LOB: 0 BB: 0 P: 12	R: 0 E: 1 K: 1 S: 13 H: 0 LOB: 2 BB: 1 P: 22	R: 2 E: 1 K: 3 S: 17 H: 2 LOB: 1 BB: 1 P: 28	R: 0 E: 0 K: 1 S: 7 H: 0 LOB: 0 BB: 0 P: 11	R: 0 E: 0 K: 0 S: 8 H: 1 LOB: 1 BB: 0 P: 17	1B: 8 2B: 1 3B: 0 HR: 1 SF: 0 SAC: 0 DP: 1 HBP: 3						

PITCHER	IP	WLS	BF	H	R	ER	SO	BB	IBB	HBP	BLK	WP	HR	S	P	ERA	WHIP
54 Kris Medlen, R (1, 1) ERA: 3.16	6.0		27	7	3	3	9	1	0	1	0	0	1	74	110	4.50	1.333
43 Luis Avilán, L (7, 1) ERA: 2.95	0.2		4	0	0	0	0	1	0	1	0	0	0	8	17	0.00	1.500
53 Cory Gearrin, R (7, 1) ERA: 0.86	0.1		1	0	0	0	1	0	0	0	0	0	0	5	5	0.00	0.000
38 Anthony Varvaro, R (8, 1) ERA: 2.33	2.0	W	9	2	2	1	4	1	0	0	0	1	0	24	39	4.50	1.500
46 Craig Kimbrel, R (10, 1) ERA: 2.33	1.0	S	4	1	0	0	0	0	0	1	0	0	0	8	17	0.00	1.000

PITCHER	IP	WLS	BF	H	R	ER	SO	BB	IBB	HBP	BLK	WP	HR	S	P	ERA	WHIP

AB	39
R	5
H	10
RBI	4
BB	3
SO	14
LOB	26

WP: 1 PA: 45
PB: 0
SB: 1
CS: 0

Atlanta Braves @ New York Mets

Citi Field, Flushing, NY

Sat May 25 2013, 7:30 PM - 10:35 PM EDT

Att. 27,622 - Cloudy - 53 F

livebaseballscorecards.com

Batter	1	2	3	4	5	6	7	8	9	AB	R	H	RBI	BB	SO	LOB
19 Andrelton Simmons, R (1, 6) OBP: 0.271, SLG: 0.360	G3-1		1-2 1B		22 1B 2B		F9		G6-3	5	1	2	0	0	0	0
22 Jason Heyward, L (1, 8) (5, 9) OBP: 0.318, SLG: 0.284	G3-1		K		8 2B 2-H 1B		5 1B 8 1B BB		F7	4	2	1	1	1	1	2
8 Justin Upton, R (1, 9) (5, 7) OBP: 0.387, SLG: 0.580	K		K		5 1B 2-H 2B		5 1B 1-2 1B		K	5	1	2	1	0	3	0
5 Freddie Freeman, L (1, 3) OBP: 0.371, SLG: 0.422		G3		G4-3	2-H 1B		1-3 2-H 1B			4	0	2	2	0	0	0
24 Evan Gattis, R (1, 7) OBP: 0.307, SLG: 0.576 17 Jordan Schafer, L (5, 8) OBP: 0.429, SLG: 0.420		G5-3		K	P2		P6			3 1	0 0	0 0	0 0	0 0	1 0	1 2
16 Brian McCann, L (1, 2) OBP: 0.375, SLG: 0.563		F8			L4		G4-3		P6	4	0	0	0	0	0	0
26 Dan Uggla, R (1, 4) OBP: 0.293, SLG: 0.397			F8		G5-3		G4-3		K	4	0	0	0	0	1	0
23 Chris Johnson, R (1, 5) OBP: 0.386, SLG: 0.496 14 Ramiro Pena, S (8, PR) (8, 5) OBP: 0.365, SLG: 0.485			F8		36 HR 1B		F9		1B	4 0	1 0	2 0	0 0	0 0	0 0	0 0
36 Mike Minor, R (1, 1) OBP: 0.150, SLG: 0.300 48 David Carpenter, R (8, 1)			19 1B 1B		1-H HR		G6-3		K	4 0	1 0	2 0	2 0	0 0	1 0	1 0

Inning Stats	1	2	3	4	5	6	7	8	9
	R: 0 H: 0 E: 0 LOB: 0 K: 1 BB: 0 S: 7 P: 11	R: 0 H: 0 E: 0 LOB: 0 K: 0 BB: 0 S: 7 P: 10	R: 0 H: 2 E: 0 LOB: 2 K: 1 BB: 0 S: 13 P: 23	R: 0 H: 0 E: 0 LOB: 0 K: 2 BB: 0 S: 17 P: 21	R: 5 H: 6 E: 0 LOB: 1 K: 0 BB: 0 S: 26 P: 41	R: 0 H: 0 E: 0 LOB: 0 K: 0 BB: 0 S: 5 P: 11	R: 1 H: 2 E: 0 LOB: 2 K: 0 BB: 1 S: 16 P: 28	R: 0 H: 1 E: 0 LOB: 1 K: 2 BB: 0 S: 12 P: 19	R: 0 H: 0 E: 0 LOB: 0 K: 1 BB: 0 S: 8 P: 11

AB	38
R	6
H	11
RBI	6
BB	1
SO	7
LOB	6

| | | |

BOTTOM

Atlanta Braves @ New York Mets

Citi Field, Flushing, NY

Sat May 25 2013, 7:30 PM - 10:35 PM EDT

Att. 27,622 - Cloudy - 53 F

livebaseballscorecards.com

Batter	1	2	3	4	5	6	7	8	9	AB	R	H	RBI	BB	SO	LOB
28 Daniel Murphy, L (1, 4) OBP: 0.339, SLG: 0.467	F FF 90 B FF 90 F KC 80 S SL 84 1-3 ① K		B SL 85 X FF 90 1-0 ② P6			B FF 88 B FF 88 C FF 87 S FF 87 S FF 89 2-3 ① K		F FF 86 F FF 86 X 0-2 ① F8		4	0	0	0	0	2	2
11 Rubén Tejada, R (1, 6) OBP: 0.286, SLG: 0.282	C FF 91 C SL 84 B FF 91 B FF 89 S CH 85 2-3 ② K		X FF 89 0-0 1-2 1B			C FF 87 F SL 82 B CH 83 F FF 89 X FF 88 1-2 6 FC6-4 1B		B FF 94 X FF 93 1-0 1-3 1B		4	0	3	0	0	1	0
5 David Wright, R (1, 5) OBP: 0.392, SLG: 0.479	B SL 83 S CH 85 C FF 92 B KC 81 F FF 90 T FF 92 2-2 ③ K		B SL 84 S FF 89 B KC 79 S FF 90 B FF 90 X CH 84 3-2 ③ G3-1			B FF 89 B SL 82 S FF 89 F CH 84 B CH 84 S FF 90 3-3 ② K		B FF 94 F FF 93 F FF 94 S FF 94 1-3 ② K		4	0	0	0	0	3	5
6 Marlon Byrd, R (1, 9) OBP: 0.286, SLG: 0.427		X CH 84 0-0 ① L7		X FF 90 0-0 ① F7		F FF 89 C KC 79 X CH 84 0-2 ③ FC6-4 1-2f		F FF 94 C FF 94 B FF 95 X FF 94 1-2 ③ L9		4	0	0	0	0	0	3
Justin Turner, R (1, 3) OBP: 0.316, SLG: 0.324		B FF 89 B FF 90 X FF 89 2-0 ② F8		B FF 88 C FF 88 C SL 83 X KC 78 1-2 ② G5-3		B FF 88 C FF 87 C CH 82 B CH 83 X CH 82 2-2 ① F7		C FF 94 B SL 85 F FF 94 F FF 95 X FF 94 1-2 23 1B 1B		4	0	1	0	0	0	0
21 Lucas Duda, L (1, 7) OBP: 0.351, SLG: 0.448		C SL 85 B FF 90 B KC 78 X FF 90 2-1 1B		B SL 84 C KC 78 S FF 90 F KC 80 C KC 80 1-3 ③ K			C FF 88 B SL 84 F FF 88 X KC 78 1-2 ② G3		C FF 94 S FF 94 B FF 94 F CH 86 X FF 94 1-2 ① F8	4	0	1	0	0	1	1
20 Anthony Recker, R (1, 2) OBP: 0.269, SLG: 0.333 23 Mike Baxter, L (9, PH) OBP: 0.341, SLG: 0.297		B FF 90 B SL 82 S FF 90 S CH 85 C FF 90 2-3 ③ K			B FF 88 B FF 88 C FF 88 B FF 89 F FF 88 F FF 90 S FF 89 3-3 ① K		B CH 82 B FF 87 B FF 87 B FF 88 4-0 BB		X FF 94 0-0 1-2 1B	2 1	0 0	0 1	0 0	1 0	2 0	1 0
12 Juan Lagares, R (1, 8) OBP: 0.200, SLG: 0.279 46 Greg Burke, R (8, 1) 29 Ike Davis, L (9, PH) OBP: 0.234, SLG: 0.242			C CH 84 X FF 90 0-1 ① F9		B CH 83 B SL 82 C FF 88 X FF 88 2-1 ② F7		B FF 88 C CH 83 C FF 88 S KC 78 1-3 ③ K		C FF 94 S FF 94 S FF 94 0-3 ② K	3 0 1	0 0 0	0 0 0	0 0 0	0 0 0	1 0 2	1 0 2
35 Dillon Gee, R (1, 1) OBP: 0.176, SLG: 0.067 16 Rick Ankiel, L (5, PH) OBP: 0.269, SLG: 0.531 73 Robert Carson, L (6, 1) 1 Jordany Valdespin, L (8, 8) OBP: 0.278, SLG: 0.366			B FF 90 F FF 90 B FF 89 F FF 90 B FF 89 F FF 90 F FF 90 B FF 91 4-2 11 1B BB		C FF 90 S SL 83 B FF 88 S KC 79 1-3 ③ K			F FF 88 H FF 86 1-1 11 1B HBP	C CH 85 B FF 93 X CH 85 1-1 ③ G3	0 1 0 1	0 0 0 0	0 0 0 0	0 0 0 0	1 0 0 0	0 1 0 0	0 0 0 2
Inning Stats	R: 0 H: 0 E: 0 LOB: 0 K: 3 BB: 0 S: 10 P: 15	R: 0 H: 1 E: 0 LOB: 1 K: 1 BB: 0 S: 7 P: 13	R: 0 H: 1 E: 0 LOB: 2 K: 0 BB: 1 S: 11 P: 19	R: 0 H: 0 E: 0 LOB: 0 K: 1 BB: 0 S: 8 P: 10	R: 0 H: 0 E: 0 LOB: 0 K: 2 BB: 0 S: 9 P: 15	R: 0 H: 1 E: 0 LOB: 1 K: 2 BB: 0 S: 13 P: 19	R: 0 H: 0 E: 0 LOB: 1 K: 1 BB: 1 S: 9 P: 17	R: 0 H: 1 E: 0 LOB: 2 K: 1 BB: 0 S: 11 P: 15	R: 0 H: 2 E: 0 LOB: 2 K: 1 BB: 0 S: 14 P: 17	1B: 6 2B: 0 3B: 0 HR: 0	SF: 0 SAC: 0 DP: 0 HBP: 1			WP: 0 PB: 0 SB: 0 CS: 0	PA: 36		

	AB	R	H	RBI	BB	SO	LOB
	33	0	6	0	2	12	17

PITCHER	IP	WLS	BF	H	R	ER	SO	BB	IBB	HBP	BLK	WP	HR	S	P	ERA	WHIP
36 Mike Minor, L (1, 1) ERA: 2.47	7.1	W	28	3	0	0	10	2	0	1	0	0	0	71	113	0.00	0.682
48 David Carpenter, R (8, 1) ERA: 2.84	1.2		8	3	0	0	2	0	0	0	0	0	0	21	27	0.00	1.800

PITCHER	IP	WLS	BF	H	R	ER	SO	BB	IBB	HBP	BLK	WP	HR	S	P	ERA	WHIP

Batter	1	2	3	4	5	6	7	8	9	AB	R	H	RBI	BB	SO	LOB
19 Andrelton Simmons, R (1, 6) OBP: 0.276, SLG: 0.369	B SI 84 B FC 82 C FF 85 C FC 82 X CH 80 2-2 22 G4-6-3 1B		S FF 87 C FC 82 F FC 84 X FC 82 0-2 ③ F8			C SL 81 C CH 80 F CH 80 B FC 81 X SL 78 1-2 2B		C FF 91 X SL 86 0-1 ②③ G4-6-3 1-2f		4	0	2	0	0	0	1
22 Jason Heyward, L (1, 9) OBP: 0.306, SLG: 0.272	1 SAFE ① 1 SAFE ② C SI 85 1 SAFE B FC 84 S CH 80 1 SAFE F CH 75 3-2 G4-6-3 1-2f			C CU 71 B CU 70 B FC 83 S CH 81 S FF 85 2-3 ① K		C CH 80 B FF 85 B CU 73 B CH 80 F SI 85 C CH 81 3-3 ③ K			C FF 91 B KC 80 B FF 92 B FF 93 S FF 94 S FF 96 3-3 ① K	4	0	0	0	0	3	2
8 Justin Upton, R (1, 7) OBP: 0.385, SLG: 0.572	B FF 86 S SL 81 S SI 86 B FC 84 S CH 82 2-3 ③ K			C FC 82 B CH 79 B FC 86 X FC 83 2-1 ② F8			F FC 82 S CH 79 B FC 84 X CH 80 1-2 5 S 26 HR 1B		X FF 94 0-0 ② G4-3	4	1	1	0	0	1	0
5 Freddie Freeman, L (1, 3) OBP: 0.361, SLG: 0.410		B CU 72 C CH 79 F FC 84 B FC 84 B FC 84 C SI 86 3-3 ① K		B FC 85 F CU 69 C FC 84 S CH 81 1-3 ③ K			1 SAFE 1 SAFE B SI 84 S CH 80 1 SAFE B FC 83 F CH 80 1 SAFE F FF 83 3-3 ① B CH 75 S FC 83 K 1-2		C FF 94 B KC 84 F KC 84 B FF 95 S FF 96 2-3 ③ K	4	0	0	0	0	4	1
26 Dan Uggla, R (1, 4) OBP: 0.299, SLG: 0.418		H SI 86 1-0 25 E HBP			B CU 70 S FC 81 F CH 78 F CU 73 B CH 79 C FC 84 2-3 ① K		F SI 84 B SI 85 B CH 79 X CH 78 2-1 2-H HR			2	1	1	2	0	1	0
25 Juan Francisco, L (1, 5) 43 Luis Avilán, L (7, 1) 53 Cory Gearrin, R (8, 1)		B CU 72 X FF 86 1-0 ② P5 1-2			C CU 68 X FC 84 0-1 ② G3		F CU 72 F FC 81 X FF 84 0-2 ② G4-3			3 0 0	0 0 0	0 0 0	0 0 0	0 0 0	0 0 0	1 0 0
2 B.J. Upton, R (1, 8) OBP: 0.236, SLG: 0.252		B SI 85 S CH 80 F FF 86 F CH 80 B FC 84 C SI 86 2-3 ③ K			S FC 83 B CH 81 F SI 86 S CH 81 1-3 ③ K		B SL 80 C FC 82 C FF 86 B CH 80 C FC 83 2-3 ③ K			3	0	0	0	0	3	1
11 Gerald Laird, R (1, 2) OBP: 0.340, SLG: 0.311			C FF 85 C FC 84 C FC 83 0-3 ① K			X FC 81 0-0 ① G4-3		C FF 89 B SL 84 F FF 90 F FF 91 X FF 92 1-2 14 FC1-6 1B		3	0	1	0	0	1	0
49 Julio Teheran, R (1, 1) OBP: 0.316, SLG: 0.333 14 Ramiro Pena, S (7, 5) OBP: 0.360, SLG: 0.478			S FC 82 B CU 71 S FF 83 X FC 83 1-2 ② G6-3			B FF 85 C SL 79 S FC 81 S CH 80 1-3 ② K		L FF 89 X FF 89 0-1 ① FC1-6 19 G4-6-3 1-2f		2 1	0 0	0 0	0 0	0 0	1 0	0 1
Inning Stats	R: 0 E: 0 K: 1 S: 11 H: 1 LOB: 0 BB: 0 P: 18	R: 0 E: 1 K: 2 S: 8 H: 0 LOB: 1 BB: 0 P: 15	R: 0 E: 0 K: 1 S: 10 H: 0 LOB: 0 BB: 0 P: 11	R: 0 E: 0 K: 2 S: 8 H: 0 LOB: 0 BB: 0 P: 13	R: 0 E: 0 K: 2 S: 9 H: 0 LOB: 0 BB: 0 P: 12	R: 0 E: 0 K: 2 S: 11 H: 1 LOB: 1 BB: 0 P: 16	R: 2 E: 0 K: 2 S: 15 H: 2 LOB: 0 BB: 0 P: 23	R: 0 E: 0 K: 0 S: 8 H: 1 LOB: 0 BB: 0 P: 9	R: 0 E: 0 K: 2 S: 7 H: 0 LOB: 0 BB: 0 P: 12	1B: 3 2B: 1 3B: 0 HR: 1	SF: 0 SAC: 0 DP: 2 HBP: 1			WP: 0 PB: 0 SB: 1 CS: 0	PA: 31	

PITCHER		IP	WLS	BF	H	R	ER	SO	BB	IBB	HBP	BLK	WP	HR	S	P	ERA	WHIP
38 Shaun Marcum, R ERA: 5.77	(1, 1)	7.0		25	4	2	2	12	0	0	1	0	0	1	72	108	2.57	0.571
32 LaTroy Hawkins, R ERA: 3.27	(8, 1)	1.0	W	3	1	0	0	0	0	0	0	0	0	0	8	9	0.00	1.000
39 Bobby Parnell, R ERA: 2.01	(9, 1)	1.0	S	3	0	0	0	2	0	0	0	0	0	0	7	12	0.00	0.000

PITCHER IP WLS BF H R ER SO BB IBB HBP BLK WP HR S P ERA WHIP

Atlanta Braves @ New York Mets

Citi Field, Flushing, NY

Sun May 26 2013, 8:08 PM - 10:54 PM EDT

Att. 27,296 - Partly Cloudy - 64 F

TOP

livebaseballscorecards.com

AB	30
R	2
H	5
RBI	2
BB	0
SO	14
LOB	7

BOTTOM

Atlanta Braves @ New York Mets

Citi Field, Flushing, NY

Sun May 26 2013, 8:08 PM - 10:54 PM EDT

Att. 27,296 - Partly Cloudy - 64 F

livebaseballscorecards.com

Batter	1	2	3	4	5	6	7	8	9	AB	R	H	RBI	BB	SO	LOB
28 Daniel Murphy, L (1, 4) OBP: 0.337, SLG: 0.459	C FF 87 X SI 88 0-1 ① G4-3		B CU 70 B CH 78 B FF 90 C FF 90 F FF 90 F SI 88 B SL 78 4-2 16 K BB		X SI 89 0-0 ① G4-3 2-3		X SI 91 0-0 ③ L1			3	0	0	0	1	0	2
16 Rick Ankiel, L (1, 8) OBP: 0.262, SLG: 0.515 32 LaTroy Hawkins, R (8, 1) Justin Turner, R (8, PH) OBP: 0.325, SLG: 0.333 39 Bobby Parnell, R (9, 1)	F SI 88 S FF 89 B FF 90 B SL 80 F FF 91 X CU 72 2-2 ② F8		1 SAFE 1 SAFE C SL 78 F FF 89 1 SAFE S FF 91 0-3 ①② K 1-2		D CU 73 B FF 89 X SI 89 2-0 ② G4-3			B SL 77 F SI 86 X SI 85 1-1 21 2B 44 1B 1B		3 0 1 0	0 0 1 0	0 0 1 0	0 0 0 0	1 0 0 0	2 0 0 0
5 David Wright, R (1, 5) OBP: 0.384, SLG: 0.467	F FF 91 C SL 79 B SI 90 B FF 92 X SI 92 2-2 E4		C SI 88 B CU 69 B FF 90 B SI 87 X SI 86 3-1 ③ G5-3		B SI 89 C SL 79 B SL 80 B SL 79 C SL 78 F FF 92 F FF 91 X SL 78 3-2 ③ L8			B SI 85 C SL 78 C SL 77 S SL 79 1-3 ① K		4	0	0	0	0	1	2
21 Lucas Duda, L (1, 7) OBP: 0.360, SLG: 0.483	C SL 81 1 SAFE B FF 89 S SI 87 B FF 90 1 SAFE S CU 70 2-3 ③ K			F FF 89 X SL 77 0-1 HR		B SI 87 X SI 88 1-0 44 G5-4-3 1B		B CH 81 X SI 87 1-0 44 1B 29 1B 1-3 2B		4	2	3	1	0	1	1
44 John Buck, R (1, 2) OBP: 0.292, SLG: 0.468		C SL 79 B SI 88 X SI 87 1-1 ① L8		C SL 77 F FF 91 F FF 91 C SL 79 0-3 ① K		X FF 91 0-0 ①② G5-4-3 1-2f		X SL 78 0-0 23 HBP 29 1B 2-3 3-H 1B		4	1	1	1	0	1	1
6 Marlon Byrd, R (1, 9) OBP: 0.287, SLG: 0.420 23 Mike Baxter, L (8, PH) OBP: 0.348, SLG: 0.297 (9, 9)		S FF 91 F FF 91 B SL 79 B SI 89 B FF 90 B SI 89 4-2 29 BB BB		C SL 78 X SI 88 0-1 ② P3		C FF 90 C FF 91 B FF 91 F CU 71 S FF 92 1-3 ③ K		C SL 78 H SI 88 1-1 11 CS 29 1B 1-2 HBP		2 0	0 0	0 0	0 0	1 0	1 0	0 0
29 Ike Davis, L (1, 3) OBP: 0.246, SLG: 0.250		B SI 88 B SI 88 B SI 88 C FF 90 C SL 80 B SI 89 4-2 1-2 BB		X CU 72 0-0 1B			F SI 88 X CU 71 0-1 ① G4-3	B SI 88 T SI 89 X SI 88 1-1 11 FC6-4 1-2 2-H 3-H 1B		3	0	2	2	1	0	0
11 Rubén Tejada, R (1, 6) OBP: 0.280, SLG: 0.276		X FF 91 0-0 ② F8		C SI 88 X SL 79 0-1 ③ L1			X FF 91 0-0 ② F9	B SL 77 B SI 87 B SI 85 C SI 89 X SI 86 3-1 ②③ FC6-4 1-2f 2-3		4	0	0	0	0	0	5
38 Shaun Marcum, R (1, 1) OBP: 0.273, SLG: 0.364 1 Jordany Valdespin, L (7, PH) OBP: 0.286, SLG: 0.373 (8, 8) 12 Juan Lagares, R (9, 8) OBP: 0.200, SLG: 0.279		C SL 79 S SL 80 F SL 78 B FF 90 B FF 90 S FF 90 2-3 ③ K			X FF 90 0-0 28 G4-3 2B		F SI 90 B CU 73 X SI 88 1-1 1B			2 1 0	0 0 0	1 1 0	0 0 0	0 0 0	1 0 0	2 0 0
Inning Stats	R: 0 E: 1 K: 1 S: 12 H: 0 LOB: 1 BB: 0 P: 18	R: 0 E: 0 K: 1 S: 11 H: 0 LOB: 2 BB: 2 P: 22	R: 0 E: 0 K: 1 S: 8 H: 0 LOB: 0 BB: 1 P: 15	R: 1 E: 0 K: 1 S: 11 H: 2 LOB: 1 BB: 0 P: 11	R: 0 E: 0 K: 0 S: 8 H: 1 LOB: 1 BB: 0 P: 13	R: 0 E: 0 K: 1 S: 6 H: 1 LOB: 0 BB: 0 P: 8	R: 0 E: 0 K: 0 S: 6 H: 1 LOB: 1 BB: 0 P: 7	R: 3 E: 0 K: 1 S: 12 H: 4 LOB: 1 BB: 0 P: 20		1B: 6 2B: 2 3B: 0 HR: 1 SF: 0 SAC: 0 DP: 1 HBP: 1					WP: 0 PB: 0 SB: 0 CS: 1 PA: 35	

	AB	31
	R	4
	H	9
	RBI	4
	BB	3
	SO	6
	LOB	15

PITCHER		IP	WLS	BF	H	R	ER	SO	BB	IBB	HBP	BLK	WP	HR	S	P	ERA	WHIP
49 Julio Teheran, R ERA: 3.67	(1, 1)	6.2		27	5	1	1	5	3	0	0	0	0	1	61	93	1.35	1.200
43 Luis Avilán, L ERA: 2.89	(7, 1)	0.1	H	1	0	0	0	0	0	0	0	0	0	0	1	1	0.00	0.000
53 Cory Gearrin, R ERA: 2.05	(8, 1)	1.0	L	7	4	3	3	1	0	0	1	0	0	0	12	20	27.00	4.000

PITCHER	IP	WLS	BF	H	R	ER	SO	BB	IBB	HBP	BLK	WP	HR	S	P	ERA	WHIP

Batter	1	2	3	4	5	6	7	8	9	AB	R	H	RBI	BB	SO	LOB
11 Brett Gardner, L (1, 8) OBP: 0.332, SLG: 0.429	B FF 89 B FF 91 C FF 90 C FF 91 C FC 89 2-3 ① K		B FC 86 X FF 87 1-0 ② B3			B FF 87 X FC 86 1-0 17 1B 3B	F SI 90 X SI 89 0-1 ③ G4-3			4	1	1	0	0	1	2
17 Jayson Nix, R (1, 6) OBP: 0.309, SLG: 0.299	F SI 90 C CH 84 F FC 89 B CH 85 B CU 78 B FF 93 F FF 93 F FF 93 C FC 89 3-3 ② K		C FF 90 B CU 76 F FC 88 B CU 75 X FF 93 2-2 1B			F FC 87 B FF 90 D FC 88 F FF 90 B FC 87 X FC 89 3-2 24 G4-6-3 3-H 1B		B FF 87 X FC 86 1-0 ① F8		4	0	2	1	0	1	0
24 Robinson Canó, L (1, 4) OBP: 0.349, SLG: 0.540	C SI 91 B FC 89 C SI 92 T SI 91 1-2 ③ K		X FC 86 0-0 ③ F7			C SI 90 B SI 89 X FC 89 1-1 ①② G4-6-3 1-2f		X FF 87 0-0 12 G5-4-3 1B		4	0	1	0	0	1	2
12 Vernon Wells, R (1, 7) OBP: 0.315, SLG: 0.462		C FF 89 X FC 87 0-1 ① G5-3		C FC 86 F CH 83 S FF 91 0-3 ① K		B SI 90 B CH 84 X FF 88 2-0 1B		X FC 86 0-0 ②③ G5-4-3 1-2f		4	0	1	0	0	1	1
39 David Adams, R (1, 5) OBP: 0.311, SLG: 0.500		C FF 91 B FC 86 B CH 84 B FF 91 X FC 88 3-1 55 BB 31 1B 1B		B FF 91 F FF 92 X FF 92 1-1 ② P4		B CU 74 1 SAFE B FF 90 T FF 90 C CU 73 X FF 90 2-2 ③ F9			F FF 92 S KC 84 S KC 85 0-3 ① K	4	0	1	0	0	1	1
31 Ichiro Suzuki, L (1, 9) OBP: 0.284, SLG: 0.340		C FC 86 S SI 90 F FC 87 D SI 90 1 SAFE X FC 88 1-2 55 BB 1-2 1B		B CU 73 X SI 90 1-0 ③ G4-3			B CU 71 F SI 88 B SI 88 F CU 74 X SI 88 2-2 ① G3		B FF 95 B FF 94 B FF 96 B FF 95 4-0 BB	3	0	1	0	1	0	0
55 Lyle Overbay, L (1, 3) OBP: 0.296, SLG: 0.473		C FF 88 B CU 76 B SI 91 B FF 92 F FC 88 D SI 92 4-2 19 G5-4-3 1-2 2-3 BB			B FF 89 F SI 88 X FF 90 1-1 ① G4-3		F FF 88 S CH 82 B FF 90 B FC 86 X SI 90 2-2 65 SH1-4 19 1B 1B		1 SAFE C KC 83 C FF 96 F KC 86 B FF 96 1 SAFE F KC 83 F FF 96 B FF 96 2-3 ② K 1 SAFE S KC 85	3	0	1	0	1	1	1
19 Chris Stewart, R (1, 2) OBP: 0.313, SLG: 0.395 33 Travis Hafner, L (9, PH) OBP: 0.381, SLG: 0.512		C SI 92 B FC 90 B FF 93 X FF 93 2-1 ②③ G5-4-3 1-2f		B FF 90 B SI 89 X SI 89 2-0 ② G5-3			C FC 86 B SI 88 X FC 86 1-1 65 SH1-4 1-2 1B		S FF 96 F SI 96 B KC 87 D KC 87 X FF 96 2-2 ③ P5	3 1	0 0	1 0	0 0	0 0	0 0	3 1
65 Phil Hughes, R (1, 1) 30 David Robertson, R (8, 1) 48 Boone Logan, R (8, 1)			C FF 88 X FF 90 0-1 ① G5-3		B FF 89 S FF 88 B CH 84 C FC 87 X FF 92 2-2 ③ G4-3		L FF 88 B FF 87 B FF 87 X FF 88 2-1 ② SH1-4 1-2 2-3			2 0 0	0 0 0	0 0 0	0 0 0	0 0 0	0 0 0	0 0 0
Inning Stats	R: 0 E: 0 K: 3 S: 12 H: 0 LOB: 0 BB: 0 P: 18	R: 0 E: 0 K: 0 S: 12 H: 2 LOB: 2 BB: 1 P: 22	R: 0 E: 0 K: 0 S: 7 H: 1 LOB: 1 BB: 0 P: 10	R: 0 E: 0 K: 1 S: 6 H: 0 LOB: 0 BB: 0 P: 8	R: 0 E: 0 K: 0 S: 6 H: 0 LOB: 0 BB: 0 P: 11	R: 1 E: 0 K: 0 S: 10 H: 3 LOB: 1 BB: 0 P: 19	R: 0 E: 0 K: 0 S: 12 H: 2 LOB: 2 BB: 0 P: 19	R: 0 E: 0 K: 0 S: 3 H: 1 LOB: 0 BB: 0 P: 4	R: 0 E: 0 K: 2 S: 12 H: 0 LOB: 1 BB: 1 P: 20	1B: 8 2B: 0 3B: 1 HR: 0 SF: 0 SAC: 1 DP: 3 HBP: 0						

PITCHER		IP	WLS	BF	H	R	ER	SO	BB	IBB	HBP	BLK	WP	HR	S	P	ERA	WHIP
49 Jonathon Niese, L ERA: 4.4	(1, 1)	7.0		28	8	1	1	4	1	0	0	0	0	0	65	107	1.29	1.286
34 Brandon Lyon, R ERA: 3.66	(8, 1)	1.0	W	3	1	0	0	0	0	0	0	0	0	0	3	4	0.00	1.000
39 Bobby Parnell, R ERA: 1.93	(9, 1)	1.0	S	4	0	0	0	2	1	0	0	0	0	0	12	20	0.00	1.000

PITCHER	IP	WLS	BF	H	R	ER	SO	BB	IBB	HBP	BLK	WP	HR	S	P	ERA	WHIP

TOP

New York Yankees @ New York Mets

Citi Field, Flushing, NY

Mon May 27 2013, 7:12 PM - 9:56 PM EDT

Att. 32,911 - Partly Cloudy - 74 F

livebaseballscorecards.com

AB	32
R	1
H	9
RBI	1
BB	2
SO	6
LOB	11

Batter	1	2	3	4	5	6	7	8	9	AB	R	H	RBI	BB	SO	LOB
11 Rubén Tejada, R (1, 6) OBP: 0.275, SLG: 0.270	B FF 92 B FF 91 F FF 92 B FF 92 X FF 93 3-1 G5-3 ①		B FF 92 B FF 92 B FF 92 C FF 91 X FF 91 3-1 G6-4-3 ②③ 1-2f			C FF 90 X SL 78 0-1 F7 ②		C FC 92 B FC 93 B FF 92 S FC 92 X FC 92 2-2 FC4-2 ② 5 HBP 28 1B 1-3 2-H		4	0	0	0	0	0	4
28 Daniel Murphy, L (1, 4) OBP: 0.335, SLG: 0.455	S FF 93 F FF 93 F FF 93 X FF 94 0-2 G3-1 ②			B KC 73 C KC 74 F FF 91 F SL 81 X KC 77 1-2 G3 ①		C FF 90 B FF 91 B SI 91 X CH 84 2-1 F8 ③		B FF 94 C FC 93 D KC 82 B FC 93 X FC 92 3-1 5 HBP 1-2 3-H 1B		4	0	1	1	0	0	1
5 David Wright, R (1, 5) OBP: 0.391, SLG: 0.500	B KC 74 B SL 83 F FF 93 X FF 93 2-1 3B			C FF 91 S SL 81 X FF 92 0-2 G6-3 ②			C KC 76 F FF 91 B FF 90 F SL 77 B FF 90 F FF 92 F FF 92 X FF 91 2-2 HR	C KC 80 H KC 78 1-1 1-2 2-3 HBP		3	1	2	1	0	0	0
21 Lucas Duda, L (1, 7) OBP: 0.352, SLG: 0.471 39 Bobby Parnell, R (9, 1)	C FF 92 B FF 93 B FF 93 X CH 85 2-1 G3 ③			B FF 92 X FF 92 1-0 F7 ③			B KC 72 C CH 84 F FF 92 B SL 80 F FF 92 B SL 80 S CH 83 3-3 K ①	B SL 81 S SL 82 S FF 93 F SL 84 B SL 81 S FF 93 2-3 K ③		4 0	0 0	0 0	0 0	0 0	2 0	4 0
44 John Buck, R (1, 2) OBP: 0.287, SLG: 0.459		S FF 91 B FF 91 X FF 91 1-1 F9 ①			X KC 74 0-0 F8 ①		S FF 92 B FF 91 C SL 79 S FF 92 1-3 K ②			3	0	0	0	0	1	0
16 Rick Ankiel, L (1, 8) OBP: 0.255, SLG: 0.500 (9, 9)		C FF 92 S FF 92 B FF 93 B KC 76 S FF 94 2-3 K ②			S FF 92 F FF 92 S FF 93 0-3 K ②		T FF 92 F FF 91 B KC 75 X FF 90 1-2 P2 ③			3	0	0	0	0	2	0
29 Ike Davis, L (1, 3) OBP: 0.241, SLG: 0.245		T FF 93 B FF 94 S FF 94 B KC 77 F FF 93 C FF 94 2-3 K ③			C KC 74 S FF 92 F FF 93 B SL 81 S SL 80 1-3 K ③			B KC 80 C FC 92 S FC 92 B FC 92 C FC 92 2-3 K ①		3	0	0	0	0	3	0
23 Mike Baxter, L (1, 9) OBP: 0.348, SLG: 0.312 (9, 7)			C FF 91 B FF 92 X FF 93 1-1 P5 ①			C FF 90 B FF 91 T SI 92 X SL 80 1-2 G4-3 ①		B FC 91 C FC 91 X FC 92 1-1 11 PB 11 FC4-2 2B		3	0	1	0	0	0	0
49 Jonathon Niese, L (1, 1) OBP: 0.294, SLG: 0.250 34 Brandon Lyon, R (8, 1) 1 Jordany Valdespin, L (8, PH) OBP: 0.293, SLG: 0.373 12 Juan Lagares, R (9, 8) OBP: 0.200, SLG: 0.279			B FF 92 C FF 92 B FF 93 X FF 92 2-1 11 G6-4-3 1B			C KC 73 F FF 91 B SL 79 F FF 91 B FF 92 X SL 80 2-2 1B		D KC 82 C FC 93 B FC 92 C FC 92 F KC 81 D KC 80 B FC 93 4-2 11 FC4-2 11 PB 28 1B BB		2 0 0 0	0 0 1 0	2 0 0 0	0 0 0 0	0 0 1 0	0 0 0 0	0 0 0 0
Inning Stats	R: 0 E: 0 K: 0 S: 10 H: 1 LOB: 1 BB: 0 P: 17	R: 0 E: 0 K: 2 S: 9 H: 0 LOB: 0 BB: 0 P: 14	R: 0 E: 0 K: 0 S: 6 H: 1 LOB: 0 BB: 0 P: 12	R: 0 E: 0 K: 0 S: 8 H: 0 LOB: 0 BB: 0 P: 10	R: 0 E: 0 K: 2 S: 8 H: 0 LOB: 0 BB: 0 P: 9	R: 0 E: 0 K: 0 S: 11 H: 1 LOB: 1 BB: 0 P: 16	R: 1 E: 0 K: 2 S: 16 H: 1 LOB: 0 BB: 0 P: 23	R: 1 E: 0 K: 2 S: 18 H: 2 LOB: 3 BB: 1 P: 33		1B: 3 2B: 1 3B: 1 HR: 1 SF: 0 SAC: 0 DP: 1 HBP: 1						

PITCHER		IP	WLS	BF	H	R	ER	SO	BB	IBB	HBP	BLK	WP	HR	S	P	ERA	WHIP
65 Phil Hughes, R ERA: 4.97	(1, 1)	7.0		24	4	1	1	6	0	0	0	0	0	1	68	101	1.29	0.571
30 David Robertson, R ERA: 3.0	(8, 1)	0.2	L	6	2	1	1	1	1	0	1	0	0	0	14	27	13.50	4.500
48 Boone Logan, L ERA: 1.84	(8, 1)	0.1		1	0	0	0	1	0	0	0	0	0	0	4	6	0.00	0.000

PITCHER	IP	WLS	BF	H	R	ER	SO	BB	IBB	HBP	BLK	WP	HR	S	P	ERA	WHIP

BOTTOM

New York Yankees @ New York Mets

Citi Field, Flushing, NY

Mon May 27 2013, 7:12 PM - 9:56 PM EDT

Att. 32,911 - Partly Cloudy - 74 F

livebaseballscorecards.com

AB	29
R	2
H	6
RBI	2
BB	1
SO	8
LOB	9

Batter	1	2	3	4	5	6	7	8	9	AB	R	H	RBI	BB	SO	LOB
11 Brett Gardner, L (1, 8) OBP: 0.335, SLG: 0.430	B FF 96 X FF 94 1-0 ① F8		F FF 97 B CU 83 F FF 96 X CU 85 1-2 1-2 1B			X FF 94 0-0 ① E9 24 G3 55 1B 1B		B FF 95 C CH 85 B SL 89 X FF 96 2-1 ② F7		4	1	2	0	0	0	0
24 Robinson Canó, L (1, 4) OBP: 0.347, SLG: 0.534	C FF 96 X CU 86 0-1 ② P4		B FF 96 F CH 87 F FF 96 F FF 98 B SL 92 S SL 90 2-3 ③ K			F FF 96 B FF 93 X CH 87 1-1 ① G3 2-3		C CU 82 B FF 95 S FF 96 F FF 97 F SL 91 F FF 98 X CU 86 1-2 12 1B 1B		4	0	1	0	0	1	3
12 Vernon Wells, R (1, 7) OBP: 0.313, SLG: 0.457	T FF 97 C FF 98 B SL 91 B FF 97 X SL 92 2-2 ③ G4-3			X CU 83 0-0 ① F7		X FF 94 0-0 ② P3		D SL 91 X SL 91 1-0 1-3 1B		4	0	1	0	0	0	1
55 Lyle Overbay, L (1, 3) OBP: 0.295, SLG: 0.468		B FF 94 C FF 94 F SL 90 B CH 87 F CH 87 B SL 91 C FF 96 3-3 ① K		T FF 94 B CU 83 B CH 86 B CH 86 F FF 95 S CH 87 3-3 ② K		B FF 95 X CH 87 1-0 3-H 1B		B FF 95 C SI 96 S FF 95 F FF 97 X SL 92 1-2 ③ L9		4	0	1	1	0	2	2
39 David Adams, R (1, 5) OBP: 0.286, SLG: 0.458		C CU 83 S SL 90 C FF 98 0-3 ② K		B SL 90 X SL 92 1-0 ③ G6-3		C FF 96 B SL 92 C CU 84 S SL 92 1-3 ③ K			C SI 87 S CH 82 B CH 80 F SL 81 X CH 82 1-2 ① G5-3	4	0	0	0	0	2	1
31 Ichiro Suzuki, L (1, 9) OBP: 0.283, SLG: 0.337		B FF 95 X FF 94 1-0 ③ F8			C FF 94 B CH 87 B FF 95 F FF 92 X SL 90 2-2 E6		X FF 93 0-0 ① L1-3		C SL 82 B CH 80 F SL 83 X CH 82 1-2 40 CS 1B	4	0	1	0	0	0	0
40 Reid Brignac, L (1, 6) OBP: 0.262, SLG: 0.328			C FF 98 F FF 95 B FF 97 B FF 97 F SL 90 F CU 83 F FF 98 X SL 89 2-2 11 1B 1B		C FF 95 B CH 86 F FF 95 X FF 94 1-2 ① F7		C FF 96 S CU 85 X FF 97 0-2 ② G1-3		S SL 81 F SL 81 D CH 82 1 SAFE S SL 82 1-3 ②③ K 1-2	4	0	1	0	0	1	2
19 Chris Stewart, R (1, 2) OBP: 0.302, SLG: 0.380			B FF 96 F FF 96 B SL 91 1 SAFE S SL 90 S SL 92 2-3 ① K		B SL 91 C SI 95 1 SAFE F SL 89 S FF 96 1-3 ② K		B FF 96 C SL 91 B CU 85 X FF 97 2-1 ③ G3			3	0	0	0	0	2	2
18 Hiroki Kuroda, R (1, 1) 33 Travis Hafner, L (8, PH) OBP: 0.378, SLG: 0.508 30 David Robertson, R (8, 1) 42 Mariano Rivera, R (9, 1)			C FF 96 F FF 97 M SL 91 0-3 ② K		F FF 96 F SL 92 C FF 98 0-3 ③ K			S FF 95 F SL 88 B SI 96 B FF 96 S CH 86 2-3 ① K		2 1 0 0	0 0 0 0	0 0 0 0	0 0 0 0	0 0 0 0	2 1 0 0	2 0 0 0
Inning Stats	R: 0 E: 0 K: 0 S: 6 H: 0 LOB: 0 BB: 0 P: 9	R: 0 E: 0 K: 2 S: 8 H: 0 LOB: 0 BB: 0 P: 12	R: 0 E: 0 K: 3 S: 19 H: 2 LOB: 2 BB: 0 P: 26	R: 0 E: 0 K: 1 S: 5 H: 0 LOB: 0 BB: 0 P: 9	R: 0 E: 1 K: 2 S: 12 H: 0 LOB: 1 BB: 0 P: 16	R: 1 E: 1 K: 1 S: 8 H: 2 LOB: 1 BB: 0 P: 11	R: 0 E: 0 K: 0 S: 6 H: 0 LOB: 0 BB: 0 P: 8	R: 0 E: 0 K: 1 S: 16 H: 2 LOB: 2 BB: 0 P: 23	R: 0 E: 0 K: 1 S: 10 H: 1 LOB: 0 BB: 0 P: 13	1B: 7 2B: 0 3B: 0 HR: 0 SF: 0 SAC: 0 DP: 0 HBP: 0						WP: 0 PB: 0 SB: 0 CS: 1 PA: 34

TOP

New York Yankees @ New York Mets

Citi Field, Flushing, NY

Tue May 28 2013, 8:41 PM - 11:36 PM EDT

Att. 31,877 - Cloudy - 60 F

livebaseballscorecards.com

AB	34
R	1
H	7
RBI	1
BB	0
SO	11
LOB	13

PITCHER		IP	WLS	BF	H	R	ER	SO	BB	IBB	HBP	BLK	WP	HR	S	P	ERA	WHIP
33 Matt Harvey, R ERA: 1.85	(1, 1)	8.0		31	6	1	1	10	0	0	0	0	0	0	80	114	1.12	0.750
56 Scott Rice, L ERA: 3.38	(9, 1)	1.0	W	3	1	0	0	1	0	0	0	0	0	0	10	13	0.00	1.000

PITCHER	IP	WLS	BF	H	R	ER	SO	BB	IBB	HBP	BLK	WP	HR	S	P	ERA	WHIP

Batter	1	2	3	4	5	6	7	8	9	AB	R	H	RBI	BB	SO	LOB
11 Rubén Tejada, R (1, 6) OBP: 0.269, SLG: 0.264	B SI 91 B SI 90 B SI 90 C SI 90 F SI 90 X SI 89 3-2 ① G6-3		C CU 77 B SI 92 F SI 93 B SL 84 X SI 91 2-2 ② G6-3			B SL 82 C SI 90 F SL 84 B SL 85 F SI 91 B SI 91 X SI 92 3-2 E4 21 PO 5 PB		C KC 80 X FF 92 0-1 ③ G5-3		4	0	0	0	0	0	0
28 Daniel Murphy, L (1, 4) OBP: 0.338, SLG: 0.461	C SI 93 B SI 92 B SL 83 X SI 91 2-1 5 1B 1B		C SI 93 B FF 92 F SI 92 B SL 83 X FS 87 2-2 ③ G4-3			B SL 83 C SL 83 F SI 92 1 SAFE D FS 88 1 SAFE F FS 86 F FS 86 X SL 85 2-2 ① F8			B FC 91 C FC 91 X FC 90 1-1 5 E 2B	4	1	2	0	0	0	1
5 David Wright, R (1, 5) OBP: 0.393, SLG: 0.500	C CU 75 D FS 84 B SL 84 1 SAFE X SI 91 2-1 6 FC5-4 1-2 1B			C FF 92 C SI 93 B SL 85 B SI 92 F SL 84 B SL 85 X SL 84 3-2 ① L7		B SI 93 C SI 92 F FS 87 S FS 88 1-3 ② K 1-2			B FF 92 B FF 92 X FF 92 2-0 E8 21 1B 2-H 1B	4	1	2	1	0	1	1
21 Lucas Duda, L (1, 7) OBP: 0.355, SLG: 0.471	F CU 76 D FS 87 X SL 82 1-1 ② F8			X SI 93 0-0 1B		F FS 88 B FF 92 2 SAFE 1-1 ③ PO 2-3	C SL 82 F FS 86 B FF 92 F FS 88 B FS 87 S FS 87 2-3 ① K		C FC 90 B FC 90 X FC 90 1-1 2-H 1B	4	0	2	1	0	1	2
6 Marlon Byrd, R (1, 9) OBP: 0.280, SLG: 0.410	S SL 85 F SI 93 B SL 85 B SL 84 X SI 93 2-2 ③ FC5-4 1-2f			X SI 92 0-0 ② P3			C SL 83 S SL 83 B SL 83 F SL 84 F SI 93 B SL 83 T FS 87 2-2 ② K			3	0	0	0	0	1	3
16 Rick Ankiel, L (1, 8) OBP: 0.257, SLG: 0.495		C FS 86 X FS 86 0-1 ① G5-3		S FS 86 S SI 92 X SI 92 0-2 ③ P4			X FS 87 0-0 1B			3	0	1	0	0	0	1
44 John Buck, R (1, 2) OBP: 0.282, SLG: 0.450		X FF 92 0-0 ② G6-3			B SL 82 F SL 83 S FF 92 S SI 93 1-3 ① K		S SL 84 S SL 83 B SL 85 B FF 93 F SL 85 X SL 85 2-2 ③ F8			3	0	0	0	0	1	1
29 Ike Davis, L (1, 3) OBP: 0.237, SLG: 0.241		C SI 91 F SI 92 B SI 88 S FS 87 1-3 ③ K			C CU 78 S FS 88 B FS 88 B FS 87 S FS 87 2-3 ② K			B FC 92 C FC 91 C FF 91 X KC 81 1-2 ① G3		3	0	0	0	0	2	0
33 Matt Harvey, R (1, 1) OBP: 0.136, SLG: 0.182 1 Jordany Valdespin, L (8, PH) OBP: 0.290, SLG: 0.369 56 Scott Rice, L (9, 1)			C SI 91 S SL 82 B FF 92 B SL 82 F SL 82 S SL 83 2-3 ① K			B FF 92 B SI 91 C SI 91 X SI 92 2-1 ③ L9		C FF 92 B FC 92 B FC 92 C FF 91 C FC 92 2-3 ② K		2 1 0	0 0 0	0 0 0	0 0 0	0 0 0	1 1 0	0 0 0
Inning Stats	R: 0 E: 0 K: 0 S: 12 H: 2 LOB: 2 BB: 0 P: 22	R: 0 E: 0 K: 1 S: 6 H: 0 LOB: 0 BB: 0 P: 7	R: 0 E: 0 K: 1 S: 10 H: 0 LOB: 0 BB: 0 P: 16	R: 0 E: 0 K: 0 S: 9 H: 1 LOB: 1 BB: 0 P: 12	R: 0 E: 0 K: 2 S: 8 H: 0 LOB: 0 BB: 0 P: 13	R: 0 E: 1 K: 1 S: 13 H: 0 LOB: 0 BB: 0 P: 20	R: 0 E: 0 K: 2 S: 14 H: 1 LOB: 1 BB: 0 P: 20	R: 0 E: 0 K: 1 S: 8 H: 0 LOB: 0 BB: 0 P: 11	R: 2 E: 1 K: 0 S: 5 H: 3 LOB: 1 BB: 0 P: 9	1B: 6 2B: 1 3B: 0 HR: 0 SF: 0 SAC: 0 DP: 0 HBP: 0						

PITCHER		IP	WLS	BF	H	R	ER	SO	BB	IBB	HBP	BLK	WP	HR	S	P	ERA	WHIP
18 Hiroki Kuroda, R ERA: 2.39	(1, 1)	7.0		25	4	0	0	7	0	0	0	0	0	0	72	110	0.00	0.571
30 David Robertson, R ERA: 2.86	(8, 1)	1.0	H	3	0	0	0	1	0	0	0	0	0	0	8	11	0.00	0.000
42 Mariano Rivera, R ERA: 1.86	(9, 1)	0.0	L	3	3	2	1	0	0	0	0	0	0	0	5	9	∞	∞

PITCHER	IP	WLS	BF	H	R	ER	SO	BB	IBB	HBP	BLK	WP	HR	S	P	ERA	WHIP

BOTTOM

New York Yankees @ New York Mets

Citi Field, Flushing, NY

Tue May 28 2013, 8:41 PM - 11:36 PM EDT

Att. 31,877 - Cloudy - 60 F

livebaseballscorecards.com

AB	31
R	2
H	7
RBI	2
BB	0
SO	8
LOB	9

Batter	1	2	3	4	5	6	7	8	9	AB	R	H	RBI	BB	SO	LOB
11 Rubén Tejada, R (1, 6) OBP: 0.267, SLG: 0.262				C FF 92 F FF 92 S SL 86 0-3 K	C CU 82 X FF 96 0-1 FC6-4 1-2f			F FF 96 F SI 96 S CU 83 0-3 K		5	1	1	0	0	2	5
Justin Turner, R (9, 6) OBP: 0.325, SLG: 0.333	1B F7									0	0	0	0	0	0	0
28 Daniel Murphy, L (1, 4) OBP: 0.340, SLG: 0.464	1 SAFE X KC 79 0-0 1-H 44 1B 2B	B SI 94 C SI 94 X SI 93 1-1 F8	B SI 92 B CH 84 F SI 92 F FF 93 S CH 84 2-3 K		B FF 94 X FF 94 1-0 F9		C CU 81 B CU 83 X SI 94 1-1 44 1B 16 1B	5	2	2	1	0	1	1
5 David Wright, R (1, 5) OBP: 0.393, SLG: 0.494	C KC 80 F SI 90 B SL 85 B SI 92 B SI 92 B SL 85 4-2 16 BB 44 1B 6 E BB	B FF 93 C SL 84 B FF 93 B CH 87 F FF 94 S CH 89 3-3 K	B CU 79 F FF 94 F SI 92 1 SAFE B CH 84 X SL 86 2-2 1-2 21 2B 1B		C CU 81 B SI 94 B FF 95 B CU 82 X FF 95 3-1 G6-3		C SI 93 B CU 82 C CU 82 B CU 83 X FF 96 2-2 P4	4	2	1	0	1	1	1
21 Lucas Duda, L (1, 10) OBP: 0.351, SLG: 0.469	C SI 90 B SI 90 C CH 83 T KC 80 1-2 K	S SI 94 B SI 94 X CH 88 1-1 F9	C FF 93 F SI 93 X CH 85 0-2 1-H 2-H 2B		X SI 95 0-0 G3		C CU 82 X FF 95 0-1 F7	5	0	1	2	0	1	3
44 John Buck, R (1, 2) OBP: 0.286, SLG: 0.448	F KC 80 B FF 88 X FF 91 1-1 6 E 16 BB 29 1B 1-2 2-H 1B	F FF 92 B FF 92 B SI 92 X SL 83 2-1 L9	C CU 80 2 SAFE B SI 92 B SI 92 F FF 93 B CH 83 S FF 94 3-3 K			C CU 80 X CU 82 0-1 F9	B FF 95 X FF 96 1-0 6 1B 16 1B 1-3 1B	5	1	2	1	0	1	1
16 Rick Ankiel, L (1, 8) OBP: 0.263, SLG: 0.486	C KC 78 B SI 89 S SI 89 B KC 80 B FF 89 D KC 82 4-2 6 E 29 1B 1-2 2-3 BB	F FF 92 X CH 83 0-1 G3-1		C CU 81 F FF 95 B FF 96 S CU 82 1-3 K		B FF 96 S FF 95 C CH 86 S CU 84 1-3 K	F FF 96 X FF 96 0-1 6 1B 1-2 3-H 1B	4	1	1	1	1	2	0
6 Marlon Byrd, R (1, 9) OBP: 0.285, SLG: 0.433	B FF 91 F SI 90 X SL 84 1-1 E5 23 FC1-6 29 1B 1-2 2-3 3-H	B SI 93 F FF 93 F SI 92 X FF 93 1-2 HR	C FF 96 S FF 97 S FF 96 0-3 K			C SI 96 C SI 96 X CU 83 0-2 P2	X FF 96 0-0 1-2 2-3 1B	5	1	2	2	0	1	2
29 Ike Davis, L (1, 3) OBP: 0.242, SLG: 0.245	F KC 81 F CH 82 B SI 91 B KC 80 B SL 86 X SI 90 3-2 23 FC1-6 1-2 2-H 3-H 1B	S CH 83 B FF 94 B FF 94 S CH 82 X CH 84 2-2 G4-3	B SI 97 X SI 96 1-0 23 BB 1B			S CU 82 C CU 82 S CU 83 0-3 K	F CU 83 X CU 84 0-1 G3-1	5	0	2	2	0	1	3
23 Mike Baxter, L (1, 7) OBP: 0.354, SLG: 0.304	B SI 92 F SI 92 B SI 93 B CH 86 F SI 92 X SI 92 3-2 FC1-6 1-2f 2-3		B CU 80 C SI 93 C SI 93 H SL 87 2-2 5 1B 21 2B HBP	B SI 96 S FF 96 B FF 96 S FF 95 B FF 97 F FF 96 B SI 95 4-2 11 FC6-4 1-2 BB			C CU 82 F SI 95 S CU 84 0-3 K	2	1	0	0	1	1	2

Inning Stats										
	R: 5 E: 1 K: 1 S: 22	H: 4 LOB: 2 BB: 2 P: 41	R: 0 E: 0 K: 1 S: 7	H: 0 LOB: 0 BB: 0 P: 12	R: 1 E: 0 K: 0 S: 10	H: 1 LOB: 0 BB: 0 P: 15	R: 2 E: 0 K: 3 S: 17	H: 2 LOB: 1 BB: 0 P: 26	R: 0 E: 0 K: 2 S: 12	H: 1 LOB: 2 BB: 1 P: 18
	R: 0 E: 0 K: 0 S: 4	H: 0 LOB: 0 BB: 0 P: 8	R: 0 E: 0 K: 1 S: 8	H: 0 LOB: 0 BB: 0 P: 9	R: 0 E: 0 K: 3 S: 9	H: 0 LOB: 0 BB: 0 P: 9	R: 1 E: 0 K: 0 S: 13	H: 4 LOB: 3 BB: 0 P: 17	1B: 9 2B: 2 3B: 0 HR: 1	SF: 0 SAC: 0 DP: 0 HBP: 1	WP: 0 PB: 0 SB: 0 CS: 0	PA: 44

PITCHER		IP	WLS	BF	H	R	ER	SO	BB	IBB	HBP	BLK	WP	HR	S	P	ERA	WHIP
41 David Phelps, R ERA: 4.65	(1, 1)	0.1	L	8	4	5	4	1	2	0	0	0	0	0	16	31	108.00	18.000
38 Preston Claiborne, R ERA: 0.61	(1, 1)	1.2		5	0	0	0	1	0	0	0	0	0	0	13	22	0.00	0.000
43 Adam Warren, R ERA: 2.1	(3, 1)	2.0		10	3	3	3	3	0	0	1	0	0	1	27	41	13.50	1.500
47 Iván Nova, R ERA: 5.16	(5, 1)	5.0		21	5	1	1	6	1	0	0	0	0	0	46	61	1.80	1.200

PITCHER	IP	WLS	BF	H	R	ER	SO	BB	IBB	HBP	BLK	WP	HR	S	P	ERA	WHIP

TOP

New York Mets @ New York Yankees

Yankee Stadium, Bronx, NY

Wed May 29 2013, 7:08 PM - 10:19 PM EDT

Att. 43,681 - Partly Cloudy - 80 F

livebaseballscorecards.com

AB	40
R	9
H	12
RBI	9
BB	3
SO	11
LOB	18

BOTTOM

New York Mets @ New York Yankees

Yankee Stadium, Bronx, NY

Wed May 29 2013, 7:08 PM - 10:19 PM EDT

Att. 43,681 - Partly Cloudy - 80 F

livebaseballscorecards.com

Batter	1	2	3	4	5	6	7	8	9	AB	R	H	RBI	BB	SO	LOB
11 Brett Gardner, L (1, 8) OBP: 0.332, SLG: 0.424	B SI 90 C SI 90 C FF 92 X FF 93 1-2 ① F7		X FF 91 0-0 ① P2		C FF 90 B CH 85 B FF 92 B SI 90 F FF 91 X FF 91 3-2 ② F7		B SL 81 M SI 87 B SI 88 L SI 88 B CH 82 T SI 89 3-2 ① K		B FF 91 B FF 91 C FF 92 F FF 92 B FF 92 F FF 93 F FF 92 X FF 92 3-2 24 DI 24 1B 1B	5	1	1	0	0	1	0
24 Robinson Canó, L (1, 4) OBP: 0.348, SLG: 0.531	B FF 92 B CH 86 C FF 92 F FF 92 F FF 93 F CH 87 X CH 85 2-2 1B		C FF 91 F SL 86 S FF 90 0-3 ② K		B SI 91 C SL 86 X FF 92 1-1 ③ G3		B SI 91 B SI 90 B SL 82 C SI 90 F SI 89 X SI 89 3-2 ② P5		C FF 92 B CU 76 B FF 94 X FF 93 2-1 1-H 33 DI 1B	5	0	2	1	0	1	0
33 Travis Hafner, L (1, 10) OBP: 0.373, SLG: 0.496	C FF 92 F FF 91 B SL 87 B CH 85 C SL 86 2-3 ② K		X CU 77 0-0 ③ F7			F FF 90 B SL 84 B SL 85 S FF 92 B FF 93 X FF 92 3-2 55 2B 22 1B 1B	C SL 82 C SI 90 B SL 81 S SL 81 1-3 ③ K		B FF 93 B FF 94 C FF 93 F SL 87 F SL 89 T SL 87 2-2 ③ 1-3 K	5	1	1	0	0	3	2
55 Lyle Overbay, L (1, 3) OBP: 0.294, SLG: 0.469	C FF 92 S CH 86 B SL 86 F FF 92 B SL 87 X CH 87 2-2 ③ G1-3			B CU 75 B FF 90 C FF 91 S CH 83 B FF 91 S FF 92 3-3 ① K		B FF 91 X SI 90 1-0 22 1B 17 1B 1-3 2B		X SI 88 0-0 ① G4-3		4	1	1	0	0	1	1
22 Brennan Boesch, L (1, 9) OBP: 0.300, SLG: 0.542		B FF 90 B CH 86 C CH 86 F CU 77 B CH 86 X CH 86 3-2 31 FC3-6 1B		C FF 92 B CU 77 X CH 85 1-1 HR		X FF 92 0-0 17 1B 2-3 3-H 1B		C SI 89 B SL 81 F SL 81 S SI 90 1-3 ② K		4	1	3	2	0	1	0
31 Ichiro Suzuki, L (1, 7) OBP: 0.288, SLG: 0.341		B FF 92 B FF 91 F SI 91 X CH 85 2-1 ① FC3-6 40 F9 17 1B 1-2f		C FF 91 B CH 85 F FF 90 B SL 86 X SL 86 2-2 1B		F SI 91 X SI 90 0-1 ① P4		B SI 89 X SL 81 1-0 E9 1B		4	0	2	0	0	0	3
17 Jayson Nix, R (1, 5) OBP: 0.314, SLG: 0.304		B SI 90 B SL 85 F SI 91 X SI 91 2-1 1-2 1B		X SL 85 0-0 ② F8		B SL 86 B SI 91 X SI 91 2-0 1-2 3-H 1B		C FF 93 B SL 87 C FF 94 X SL 88 1-2 ③ G6-3		4	0	2	1	0	0	2
40 Reid Brignac, L (1, 6) OBP: 0.246, SLG: 0.306		B SI 91 C CH 85 B CH 86 X FF 92 2-1 ② F9 2-3		B CH 84 F FF 90 C FF 91 C SL 84 1-3 ③ K		B SI 90 X SI 90 1-0 ② L9			C FF 90 B CH 83 X FF 92 1-1 ① F7	4	0	0	0	0	1	5
19 Chris Stewart, R (1, 2) 39 David Adams, R (9, PH) OBP: 0.292, SLG: 0.366 OBP: 0.280, SLG: 0.449		C SI 92 B SL 87 B FF 93 C SL 88 C SL 87 2-3 ③ K		C SI 90 S SL 86 B SL 85 B SL 86 F FF 92 X SL 86 2-2 ① P6		S SL 85 B SI 91 X SL 85 1-1 ③ F7			C FF 91 X SL 87 0-1 ② G6-3	3 1	0 0	0 0	0 0	0 0	1 0	4 0

	AB	39
	R	4
	H	12
	RBI	4
	BB	0
	SO	9
	LOB	17

Inning Stats	1	2	3	4	5	6	7	8	9	1B: 10	SF: 0	WP: 0	PA: 39
	R: 0 E: 0 K: 1 S: 15 H: 1 LOB: 1 BB: 0 P: 22	R: 0 E: 0 K: 1 S: 12 H: 2 LOB: 2 BB: 0 P: 23	R: 0 E: 0 K: 1 S: 5 H: 0 LOB: 0 BB: 0 P: 5	R: 1 E: 0 K: 2 S: 12 H: 2 LOB: 1 BB: 0 P: 19	R: 0 E: 0 K: 0 S: 9 H: 0 LOB: 0 BB: 0 P: 15	R: 2 E: 0 K: 0 S: 11 H: 4 LOB: 2 BB: 0 P: 19	R: 0 E: 0 K: 2 S: 9 H: 0 LOB: 0 BB: 0 P: 16	R: 0 E: 1 K: 1 S: 8 H: 1 LOB: 1 BB: 0 P: 11	R: 1 E: 0 K: 1 S: 15 H: 2 LOB: 1 BB: 0 P: 23	2B: 1 3B: 0 HR: 1	SAC: 0 DP: 0 HBP: 0	PB: 0 SB: 0 CS: 0	

PITCHER		IP	WLS	BF	H	R	ER	SO	BB	IBB	HBP	BLK	WP	HR	S	P	ERA	WHIP
53 Jeremy Hefner, R ERA: 4.74	(1, 1)	6.0	W	27	9	3	3	5	0	0	0	0	0	1	64	103	4.50	1.500
56 Scott Rice, L ERA: 3.16	(7, 1)	1.2		6	1	0	0	3	0	0	0	0	0	0	14	23	0.00	0.600
32 LaTroy Hawkins, R ERA: 3.47	(8, 1)	1.1		6	2	1	1	1	0	0	0	0	0	0	18	27	6.75	1.500

PITCHER	IP	WLS	BF	H	R	ER	SO	BB	IBB	HBP	BLK	WP	HR	S	P	ERA	WHIP

Batter	1	2	3	4	5	6	7	8	9	AB	R	H	RBI	BB	SO	LOB
Justin Turner, R (1, 3) OBP: 0.321, SLG: 0.342	C FF 88 B FF 89 B CU 77 X SI 87 2-1 2B	C CU 77 C FF 89 B FF 90 B SL 79 X SL 82 2-2 ③ G6-3			B SI 87 C FF 88 C CH 81 B SL 83 F SL 80 X FF 90 2-2 ② F8			1 SAFE C FF 92 1 SAFE S SL 84 1 SAFE B FF 94 1 SAFE 1 SAFE B SL 83 2-2 ① X SL 82 G1-3 1-2		4	0	1	0	0	0	2
28 Daniel Murphy, L (1, 4) OBP: 0.333, SLG: 0.455	C CU 76 X FF 89 0-1 ① P2		C SL 80 X SL 82 0-1 ① F9		C FF 89 C FF 88 B SL 84 T SL 82 1-2 ③ K			C SL 82 B FF 94 F FF 94 S SL 83 1-3 ② K		4	0	0	0	0	2	2
5 David Wright, R (1, 5) OBP: 0.391, SLG: 0.486	C CU 75 X SL 80 0-1 ② F8		B SI 88 C FF 88 B FF 88 X SL 80 2-1 ② L7			B SI 87 F FF 88 B CU 75 F SL 88 X FF 87 2-2 ① L4		I IN 70 I IN 71 I IN 78 I IN 79 4-0 44 1B 44 WP IBB		3	0	0	0	1	0	1
44 John Buck, R (1, 10) OBP: 0.285, SLG: 0.444	B SL 79 F SL 80 B FF 89 C SL 79 F SL 79 S FF 89 2-3 ③ K		X CU 75 0-0 ③ G5-3			C CU 78 B FF 89 S SL 82 X FF 90 1-2 ② P3		F CU 80 S SL 83 F FF 96 B FF 98 B SL 82 X SL 88 2-2 21 S 1B 1-3 2-H		4	0	1	1	0	1	1
21 Lucas Duda, L (1, 7) OBP: 0.354, SLG: 0.463 23 Mike Baxter, L (8, 7) OBP: 0.354, SLG: 0.304		B FF 88 B SL 83 B FF 89 B FF 87 4-0 6 HR BB	B FF 87 B FF 88 B FF 87 S FF 86 C SL 80 F SL 81 B SL 84 4-2 6 FC6-4 BB			C SL 83 F SL 83 F FF 89 B FF 88 X SL 81 1-2 ③ P2		C FF 95 C FF 96 C FF 97 0-3 ③ K 1-2		2 0	1 0	0 0	0 0	2 0	1 0	2 0
6 Marlon Byrd, R (1, 9) OBP: 0.284, SLG: 0.450		C CU 75 T FF 88 F SL 80 B FF 87 X FF 88 1-2 1-H HR	C CU 75 F CU 75 D SL 81 B CU 77 X SI 88 2-2 ① FC6-4 20 FC6-4 1-2f				C SL 82 S SL 83 S FF 94 0-3 ① K		X FF 94 0-0 ① G5-3	4	1	1	2	0	1	1
20 Anthony Recker, R (1, 2) OBP: 0.267, SLG: 0.360		C SI 87 C SL 80 B FF 89 B SL 82 B CH 82 X FF 89 3-2 12 F9 2B	B SI 85 C CU 74 1 SAFE B SI 87 F SL 80 1 SAFE F FF 89 X FF 88 2-2 ② FC6-4 1-2f				C FF 92 B SL 84 C SL 84 S SL 81 1-3 ② K		F FF 95 C SL 90 B FF 97 S FF 96 1-3 ② K	4	0	1	0	0	2	1
12 Juan Lagares, R (1, 8) OBP: 0.184, SLG: 0.255		C FF 87 B FF 88 X SI 87 1-1 ① F9 2-3	B FF 88 F SI 85 B FF 89 X SL 81 2-1 ③ F9				B FF 92 S SL 83 F FF 93 B FF 94 F FF 93 F SL 84 S SL 84 2-3 ③ K		C SL 87 F FF 96 B SL 88 B SL 83 S SL 87 2-3 ③ K	4	0	0	0	0	2	2
3 Omar Quintanilla, L (1, 6)		S FF 89 S SL 83 F FF 90 X SL 81 0-2 ② G4-3			C CU 77 B SL 84 X FF 88 1-1 ① F7			B FF 92 C FF 92 C FF 94 B SL 85 F SL 83 B SL 83 F FF 93 B FF 92 4-2 44 WP G1-3 44 1B BB		2	1	0	0	1	0	1
Inning Stats	R: 0 E: 0 K: 1 S: 10 H: 1 LOB: 1 BB: 0 P: 14	R: 2 E: 0 K: 0 S: 16 H: 2 LOB: 1 BB: 1 P: 27	R: 0 E: 0 K: 0 S: 5 H: 0 LOB: 0 BB: 0 P: 7	R: 0 E: 0 K: 0 S: 12 H: 0 LOB: 1 BB: 1 P: 22	R: 0 E: 0 K: 1 S: 9 H: 0 LOB: 0 BB: 0 P: 13	R: 0 E: 0 K: 0 S: 10 H: 0 LOB: 0 BB: 0 P: 14	R: 0 E: 0 K: 3 S: 11 H: 0 LOB: 0 BB: 0 P: 14	R: 1 E: 0 K: 2 S: 17 H: 1 LOB: 2 BB: 2 P: 30	R: 0 E: 0 K: 2 S: 7 H: 0 LOB: 0 BB: 0 P: 10	1B: 1 2B: 2 3B: 0 HR: 1 SF: 0 SAC: 0 DP: 0 HBP: 0						

PITCHER		IP	WLS	BF	H	R	ER	SO	BB	IBB	HBP	BLK	WP	HR	S	P	ERA	WHIP
34 Vidal Nuño, L ERA: 2.25	(1, 1)	6.0	L	23	3	2	2	2	2	0	0	0	0	1	62	97	3.00	0.833
27 Shawn Kelley, R ERA: 5.57	(7, 1)	1.1		5	0	1	1	3	1	0	0	0	0	0	18	27	6.75	0.750
48 Boone Logan, L ERA: 1.8	(8, 1)	0.1		2	0	0	0	1	0	1	0	0	0	0	3	8	0.00	0.000
62 Joba Chamberlain, R ERA: 3.38	(8, 1)	1.1		5	1	0	0	3	0	0	0	0	1	0	14	19	0.00	0.750

PITCHER	IP	WLS	BF	H	R	ER	SO	BB	IBB	HBP	BLK	WP	HR	S	P	ERA	WHIP

TOP

New York Mets @ New York Yankees

Yankee Stadium, Bronx, NY

Thu May 30 2013, 7:11 PM - 9:55 PM EDT

Att. 44,207 - Clear - 88 F

livebaseballscorecards.com

AB	31
R	3
H	4
RBI	3
BB	4
SO	9
LOB	13

BOTTOM

New York Mets @ New York Yankees

Yankee Stadium, Bronx, NY

Thu May 30 2013, 7:11 PM - 9:55 PM EDT

Att. 44,207 - Clear - 88 F

livebaseballscorecards.com

Batter	1	2	3	4	5	6	7	8	9	AB	R	H	RBI	BB	SO	LOB
11 Brett Gardner, L (1, 8) OBP: 0.330, SLG: 0.421	X SI 88 0-0 24 1B 1B		B FF 89 X SI 89 1-0 ① B2-3		C SI 91 X FF 90 0-1 ③ F8			B SI 90 C SL 82 B SL 81 S SL 81 S CH 83 2-3 ③ K		4	0	1	0	0	1	0
24 Robinson Canó, L (1, 4) OBP: 0.351, SLG: 0.545	1 SAFE X FF 89 0-0 1-2 1B		B FF 90 X SL 82 1-0 HR			C FF 91 F SI 90 F KC 77 B FF 91 B CH 85 S SI 86 2-3 ① K			C FF 95 B FF 96 F FF 96 X KC 86 1-2 ① F7	4	1	2	1	0	1	0
12 Vernon Wells, R (1, 7) OBP: 0.307, SLG: 0.447	C SI 90 S SL 82 S SL 81 0-3 ① K		C FF 91 B FF 90 X SL 82 1-1 ② P6			S FF 90 B FF 91 X SL 83 1-1 ② G6-3			B KC 86 X FF 96 1-0 ② F9	4	0	0	0	0	1	2
33 Travis Hafner, L (1, 10) OBP: 0.363, SLG: 0.481	B FF 91 S FF 90 B FF 91 S SL 82 S CH 84 2-3 ② K		C SI 91 B CH 86 B FF 90 X SI 91 2-1 ③ G5-3			B SI 92 S SI 86 B CH 86 F SI 86 F FF 91 C KC 77 2-3 ③ K			C FF 97 F FF 98 F FF 96 B KC 87 B FF 96 S KC 89 2-3 ③ K	4	0	0	0	0	3	2
55 Lyle Overbay, L (1, 3) OBP: 0.289, SLG: 0.461	B FF 90 X CH 85 1-0 ③ G1-3			X SI 89 0-0 ① F8			B SI 88 F SI 89 S SI 89 B FF 90 T SI 90 2-2 ① K			3	0	0	0	0	1	2
22 Brennan Boesch, L (1, 9) OBP: 0.302, SLG: 0.529		B CH 83 C CH 84 F SI 90 X CH 84 1-2 53 G5-3 39 E 1B		C SI 89 S FF 89 F FF 91 S FF 90 0-3 ② K			C SI 90 B KC 75 B KC 74 T FF 90 F FF 90 S SI 91 2-3 ② K			3	0	1	0	0	2	0
39 David Adams, R (1, 5) OBP: 0.264, SLG: 0.423		C SI 89 B SL 79 X SL 81 1-1 FC6 1-2		C FF 91 B SI 91 C FF 91 S KC 76 1-3 ③ K			C SL 82 F SL 83 C KC 76 0-3 ③ K			3	0	0	0	0	2	1
40 Reid Brignac, L (1, 6) OBP: 0.235, SLG: 0.292		C FF 89 F CH 85 S CH 85 0-3 ① K			C KC 74 S CH 84 B FF 89 F FF 90 B SL 82 F CH 85 C KC 75 2-3 ① K			B SI 88 B SI 88 F CH 83 C SI 89 C KC 74 2-3 ① K		3	0	0	0	0	3	2
53 Austin Romine, R (1, 2) OBP: 0.125, SLG: 0.154 31 Ichiro Suzuki, L (8, PH) OBP: 0.287, SLG: 0.339 19 Chris Stewart, R (9, 2) OBP: 0.292, SLG: 0.366		X SL 81 0-0 ②③ G5-3 2-3f			B SI 90 X SI 90 1-0 ② F9			C SI 89 X CH 80 0-1 ② P2		2 1 0	0 0 0	0 0 0	0 0 0	0 0 0	0 0 0	2 0 0
Inning Stats	R: 0 E: 0 K: 2 S: 9 H: 2 LOB: 2 BB: 0 P: 12	R: 0 E: 1 K: 1 S: 9 H: 1 LOB: 1 BB: 0 P: 11	R: 1 E: 0 K: 0 S: 6 H: 1 LOB: 0 BB: 0 P: 11	R: 0 E: 0 K: 2 S: 8 H: 0 LOB: 0 BB: 0 P: 9	R: 0 E: 0 K: 1 S: 8 H: 0 LOB: 0 BB: 0 P: 11	R: 0 E: 0 K: 2 S: 10 H: 0 LOB: 0 BB: 0 P: 15	R: 0 E: 0 K: 3 S: 10 H: 0 LOB: 0 BB: 0 P: 14	R: 0 E: 0 K: 2 S: 8 H: 0 LOB: 0 BB: 0 P: 12	R: 0 E: 0 K: 1 S: 8 H: 0 LOB: 0 BB: 0 P: 12	1B: 3 2B: 0 3B: 0 HR: 1	SF: 0 SAC: 0 DP: 1 HBP: 0			WP: 0 PB: 0 SB: 0 CS: 0	PA: 31		

	AB	31
	R	1
	H	4
	RBI	1
	BB	0
	SO	14
	LOB	11

PITCHER		IP	WLS	BF	H	R	ER	SO	BB	IBB	HBP	BLK	WP	HR	S	P	ERA	WHIP
35 Dillon Gee, R ERA: 5.68	(1, 1)	7.1	W	26	4	1	1	12	0	0	0	0	0	1	63	88	1.23	0.545
56 Scott Rice, L ERA: 3.08	(8, 1)	0.2	H	2	0	0	0	1	0	0	0	0	0	0	5	7	0.00	0.000
39 Bobby Parnell, R ERA: 1.85	(9, 1)	1.0	S	3	0	0	0	1	0	0	0	0	0	0	8	12	0.00	0.000

PITCHER		IP	WLS	BF	H	R	ER	SO	BB	IBB	HBP	BLK	WP	HR	S	P	ERA	WHIP

Batter	1	2	3	4	5	6	7	8	9	AB	R	H	RBI	BB	SO	LOB
3 Omar Quintanilla, L (1, 6) OBP: 0.429, SLG: 0.333	C FF 91 F SI 92 B CU 77 B CU 78 X FF 94 2-2 G5-3		C SI 93 B CH 86 X FF 92 1-1 G3-1			B SI 92 B SI 92 X FF 93 2-0 5 FC6-4 1B		C FF 95 B FF 94 S FF 95 X SL 88 1-2 28 2B 1B		4	1	2	0	0	0	0
28 Daniel Murphy, L (1, 4) OBP: 0.336, SLG: 0.461	B SI 94 X FF 92 1-0 1B			B SI 91 C FF 91 B CH 86 X SI 93 2-1 G3-1		C CU 76 F FF 92 1 SAFE D CU 80 1 SAFE X FC 85 1-2 F8		X FF 94 0-0 1-H 2B		4	0	2	1	0	0	1
5 David Wright, R (1, 5) OBP: 0.384, SLG: 0.476	X FF 92 0-0 F9			S FF 92 F FC 86 S SI 93 0-3 K		C FC 83 1 SAFE 1 SAFE X FF 92 0-1 FC6-4 1-2f		S SL 88 B SL 88 F CU 76 B SL 88 F FF 94 C FF 94 2-3 K		4	0	0	0	0	2	3
21 Lucas Duda, L (1, 7) OBP: 0.352, SLG: 0.458	1 SAFE B SI 92 F SI 92 X CH 85 1-1 G4-3			B SI 95 B SI 93 F SI 93 X CH 86 2-1 1B		1 SAFE F SI 92 B CU 77 1 SAFE X SI 92 1-1 F7			C SI 92 T CH 87 B SI 92 F SL 83 X SL 83 1-2 F9	4	0	1	0	0	0	2
44 John Buck, R (1, 2) OBP: 0.286, SLG: 0.442 23 Mike Baxter, L (9, PH) OBP: 0.351, SLG: 0.300		C CU 75 S CU 76 B FF 92 B FF 94 X CU 78 2-2 F7		S FC 84 S FC 85 D FC 85 S CU 79 1-3 K2-3			C FF 93 S FC 86 X FC 86 0-2 16 G4-6-3 1B		F SI 93 B SI 93 C SL 83 B SL 84 B SL 83 X SI 92 3-2 G3-1	3 1	0 0	1 0	0 0	0 0	1 0	1 0
16 Rick Ankiel, L (1, 8) OBP: 0.254, SLG: 0.470		B SI 93 C SI 94 B SI 93 B SI 92 X FF 93 3-1 G3-1			X CU 76 0-0 F7		X SI 92 0-0 G4-6-3 1-2f		C SL 82 F SI 93 S SI 92 0-3 K	4	0	0	0	0	1	1
6 Marlon Byrd, R (1, 9) OBP: 0.285, SLG: 0.444		B FF 93 F FF 94 S FC 87 S FC 86 1-3 K			B FF 92 B FF 93 B FF 93 B SI 92 4-0 29 CS BB		C FC 85 B FC 87 X FF 93 1-1 G6-3			2	0	0	0	1	1	0
29 Ike Davis, L (1, 3) OBP: 0.243, SLG: 0.253			X SI 92 0-0 G6-3		B CU 78 B SI 94 C SI 93 X SI 94 2-1 1-2 2B			C FF 94 S SL 86 F SL 89 B SL 89 T FF 94 1-2 K		3	0	1	0	0	1	0
38 Shaun Marcum, R (1, 1) OBP: 0.231, SLG: 0.308 73 Robert Carson, L (7, 1) Justin Turner, R (8, PH) OBP: 0.317, SLG: 0.338 46 Greg Burke, R (8, 1)			C FF 92 X FF 93 0-1 G6-3		B FC 85 B FF 92 F FF 93 S FF 92 F FF 94 B CU 78 X FF 93 3-2 G5-3			F FF 95 C FF 94 B SL 88 X FF 95 1-2 F7		2 0 1 0	0 0 0 0	0 0 0 0	0 0 0 0	0 0 0 0	0 0 0 0	1 0 0 0
Inning Stats	R: 0 E: 0 K: 0 S: 7 H: 1 LOB: 1 BB: 0 P: 11	R: 0 E: 0 K: 1 S: 8 H: 0 LOB: 0 BB: 0 P: 14	R: 0 E: 0 K: 0 S: 5 H: 0 LOB: 0 BB: 0 P: 6	R: 0 E: 0 K: 2 S: 10 H: 1 LOB: 1 BB: 0 P: 15	R: 0 E: 0 K: 0 S: 7 H: 1 LOB: 1 BB: 1 P: 16	R: 0 E: 0 K: 0 S: 8 H: 1 LOB: 1 BB: 0 P: 12	R: 0 E: 0 K: 0 S: 6 H: 1 LOB: 0 BB: 0 P: 7	R: 1 E: 0 K: 2 S: 15 H: 2 LOB: 1 BB: 0 P: 20	R: 0 E: 0 K: 1 S: 10 H: 0 LOB: 0 BB: 0 P: 14	1B: 5 2B: 2 3B: 0 HR: 0 SF: 0 SAC: 0 DP: 1 HBP: 0						

PITCHER		IP	WLS	BF	H	R	ER	SO	BB	IBB	HBP	BLK	WP	HR	S	P	ERA	WHIP
33 Jacob Turner, R ERA:	(1, 1)	7.0	W	25	5	0	0	3	1	0	0	0	0	0	51	81	0.00	0.857
40 Mike Dunn, L ERA: 3.38	(8, 1)	1.0		5	2	1	1	2	0	0	0	0	0	0	15	20	9.00	2.000
31 Steve Cishek, R ERA: 4.43	(9, 1)	1.0		3	0	0	0	1	0	0	0	0	0	0	10	14	0.00	0.000

PITCHER	IP	WLS	BF	H	R	ER	SO	BB	IBB	HBP	BLK	WP	HR	S	P	ERA	WHIP

TOP

New York Mets @ Miami Marlins

Marlins Park, Miami, FL

Fri May 31 2013, 7:14 PM - 9:47 PM EDT

Att. 16,493 - Roof Closed - 75 F

livebaseballscorecards.com

AB	32
R	1
H	7
RBI	1
BB	1
SO	6
LOB	9

New York Mets @ Miami Marlins

Marlins Park, Miami, FL

Fri May 31 2013, 7:14 PM - 9:47 PM EDT

Att. 16,493 - Roof Closed - 75 F

BOTTOM

Batter	1	2	3	4	5	6	7	8	9	AB	R	H	RBI	BB	SO	LOB
9 Juan Pierre, L (1, 7) OBP: 0.275, SLG: 0.271	C FF 84 C CU 71 B SI 86 X CH 78 1-2 ① F7			B CH 78 S CH 80 B FF 86 F CH 80 F FC 83 X FF 86 2-2 30 CS 1B		B CU 71 X CH 77 1-0 ② B1-3	B SL 85 F FF 95 F FF 94 F SL 86 X FF 95 1-2 ③ G3			4	0	1	0	0	0	1
30 Placido Polanco, R (1, 5) OBP: 0.287, SLG: 0.259	C SI 86 B CU 70 F FF 86 C FC 83 1-3 ② K			B CU 72 1 SAFE S CH 81 C SI 85 B CU 73 X CH 82 2-2 ① ② G5-3 1-2		C CU 70 X CH 81 0-1 ③ G6-3		B SI 89 B SI 89 C SI 88 F SI 88 X SL 79 2-2 ① G5-3		4	0	0	0	0	1	1
51 Derek Dietrich, L (1, 4) OBP: 0.296, SLG: 0.419	C CH 82 F FC 84 F CH 81 X CH 76 0-2 ③ L4			S CH 80 B FC 84 C SL 79 B CU 73 X CH 82 2-2 ③ G5-3			B CU 70 C SL 79 B SI 85 F CU 72 F CH 78 B CH 80 X SL 81 3-2 48 1B 59 1B 2B	X SI 89 0-0 E6 48 2B		4	2	1	0	0	0	0
48 Marcell Ozuna, R (1, 9) OBP: 0.371, SLG: 0.459		C FC 83 B FC 82 F CH 81 X SI 86 1-2 ① F8			X FF 82 0-0 59 SH5-4 8 1B 1B		C CU 73 F SL 79 X FF 86 0-2 59 1B 6 SF8 2-3 1B	X SI 90 0-0 8 F8 2-H 2B		4	1	3	1	0	0	0
8 Chris Coghlan, L (1, 8) OBP: 0.319, SLG: 0.404		B FF 86 F CH 81 S CU 72 B SI 86 X FC 85 2-2 ② G5-3			X SI 85 0-0 59 SH5-4 1-2 1B		S CH 80 S CH 80 S CH 78 0-3 ① K	S SI 90 D CH 80 X SI 89 1-1 ② F8 2-3		4	0	1	0	0	1	3
59 Ed Lucas, R (1, 6) OBP: 0.250, SLG: 0.250 31 Steve Cishek, R (9, 1)		B FF 86 X SI 86 1-0 ③ F8			L FF 82 X CH 78 0-1 ① SH5-4 1-2 2-3		1 SAFE 1 SAFE X SI 84 0-0 29 BB 54 2B 1-3 3-H 1B	F SI 89 B SI 89 X SL 81 1-1 ③ G5-3		3 0	1 0	1 0	1 0	0 0	0 0	1 0
29 Greg Dobbs, L (1, 3) OBP: 0.287, SLG: 0.267			C FF 85 B CU 70 F SI 86 B FF 85 B FC 84 X CH 81 3-2 ① G4-3		I IN 65 I IN 64 I IN 64 I IN 62 4-0 6 G4-6-3 IBB		B CU 72 B FF 86 B CH 79 B CH 79 4-0 54 2B 1-2 BB			1	1	0	0	2	0	0
6 Jeff Mathis, R (1, 2) OBP: 0.043, SLG: 0.091			C FF 86 S FC 82 X FC 84 0-2 ② L3		F FC 83 B CH 80 S FC 82 F FC 83 X SL 79 1-2 ② ③ G4-6-3 1-2f		S FC 83 B FC 83 X FC 83 1-1 ② SF8 3-H			2	0	0	1	0	0	3
33 Jacob Turner, R (1, 1) 54 Jordan Brown, L (7, PH) OBP: 0.375, SLG: 0.500 40 Mike Dunn, L (8, 1) 3 Adeiny Hechavarría, R (9, 6) OBP: 0.237, SLG: 0.317			C FF 86 S FC 82 B FC 82 S FC 83 1-3 ③ K			C SI 83 S SL 80 S SL 80 0-3 ① K	C CH 80 F CH 80 B SI 85 X CU 73 1-2 1-H 2-H 2B			2 1 0 0	0 0 0 0	0 1 0 0	0 2 0 0	0 0 0 0	2 0 0 0	0 0 0 0
Inning Stats	R: 0 E: 0 K: 1 S: 10 H: 0 LOB: 0 BB: 0 P: 12	R: 0 E: 0 K: 0 S: 7 H: 0 LOB: 0 BB: 0 P: 11	R: 0 E: 0 K: 1 S: 9 H: 0 LOB: 0 BB: 0 P: 13	R: 0 E: 0 K: 0 S: 10 H: 1 LOB: 0 BB: 0 P: 16	R: 0 E: 0 K: 0 S: 8 H: 2 LOB: 2 BB: 1 P: 13	R: 0 E: 0 K: 1 S: 6 H: 0 LOB: 0 BB: 0 P: 7	R: 4 E: 0 K: 1 S: 20 H: 4 LOB: 1 BB: 1 P: 30	R: 1 E: 1 K: 0 S: 9 H: 1 LOB: 1 BB: 0 P: 13		1B: 5 2B: 3 3B: 0 HR: 0 SF: 1 SAC: 1 DP: 1 HBP: 0						

livebaseballscorecards.com

AB	29
R	5
H	8
RBI	5
BB	2
SO	4
LOB	9

PITCHER		IP	WLS	BF	H	R	ER	SO	BB	IBB	HBP	BLK	WP	HR	S	P	ERA	WHIP
38 Shaun Marcum, R ERA: 5.71	(1, 1)	6.2	L	27	7	4	4	4	1	1	0	0	0	0	66	97	5.40	1.200
73 Robert Carson, L ERA: 9.22	(7, 1)	0.1		1	0	0	0	0	0	0	0	0	0	0	4	5	0.00	0.000
46 Greg Burke, R ERA: 3.6	(8, 1)	1.0		5	1	1	0	0	0	0	0	0	0	0	9	13	0.00	1.000

PITCHER	IP	WLS	BF	H	R	ER	SO	BB	IBB	HBP	BLK	WP	HR	S	P	ERA	WHIP

Batter	1	2	3	4	5	6	7	8	9	AB	R	H	RBI	BB	SO	LOB
3 Omar Quintanilla, L (1, 6) OBP: 0.500, SLG: 0.444 Justin Turner, R (8, PH) OBP: 0.325, SLG: 0.359 (8, 6)	C FF 94 X SI 92 0-1 28 G1-3 1B		C FF 96 F CH 84 B FF 94 B CU 80 B CU 80 F FF 95 F FF 96 F FF 95 X FF 95 3-2 1B			C FF 94 F FF 96 S CU 81 0-3 ① K		C FF 91 B SI 92 F FF 92 X SL 82 1-2 1-H 2B		3 0 2 0 0 1 0 1 0 1 1 0 0 0						
28 Daniel Murphy, L (1, 4) OBP: 0.330, SLG: 0.452	B SI 92 B CU 79 X SI 93 2-0 ① G1-3 1-2		B CU 79 X SI 92 1-0 ③ G1-3			C CU 79 S CU 81 X CU 82 0-2 ② L8		F SL 81 B SL 82 C FF 93 F SL 82 X SL 83 1-2 ③ G4-3		4 0 0 0 0 0 3						
5 David Wright, R (1, 5) OBP: 0.377, SLG: 0.466	F FF 96 F FF 96 F CU 82 X FF 96 0-2 ② F8			B CU 82 X FF 95 1-0 ① F9		F FF 96 B FF 96 B FF 96 X FF 96 2-1 ③ G4-3			B SI 93 X SI 93 1-0 ① G5-3	4 0 0 0 0 0 1						
21 Lucas Duda, L (1, 7) OBP: 0.350, SLG: 0.453	X FF 96 0-0 ③ G6-3			B CU 79 B SI 94 C FF 94 B CH 83 X FF 94 3-1 1B			B SI 94 C FF 93 B CH 84 B FF 95 F FF 92 F FF 95 C CU 80 3-3 ① K		B SI 93 F SL 80 F SL 83 F SI 93 S SL 83 1-3 ② K	4 0 1 0 0 2 1						
44 John Buck, R (1, 2) OBP: 0.280, SLG: 0.432		C FF 96 F CU 83 S FF 95 0-3 ① K		F CU 82 1 SAFE S CU 83 S CU 84 0-3 ② K			S FF 96 C FF 97 S FF 96 0-3 ② K		S SL 83 B SI 93 B SI 94 B SL 84 X SI 93 3-1 ③ F9	4 0 0 0 0 3 1						
16 Rick Ankiel, L (1, 8) OBP: 0.256, SLG: 0.462		C SI 94 B FF 97 B CU 79 F FF 96 B CU 80 B FF 95 4-2 29 CS BB		X FF 94 0-0 ③ F8			F CU 82 B FF 96 C CU 81 S CU 83 1-3 ③ K			2 0 0 0 1 1 1						
29 Ike Davis, L (1, 3) OBP: 0.239, SLG: 0.249		B FF 94 C FF 95 C FF 94 B CU 83 B FF 96 X FF 96 3-2 ② ③ G3 1-2			C CU 78 B FF 94 X FF 94 1-1 ① L8			S FF 90 X SL 79 0-1 ① P5		3 0 0 0 0 0 1						
1 Jordany Valdespin, L (1, 9) OBP: 0.284, SLG: 0.360 6 Marlon Byrd, R (8, PH) OBP: 0.290, SLG: 0.448 (8, 9)			X FF 94 0-0 ① L8		C CU 79 C CU 81 B FF 96 S CU 82 1-3 ② K			B FF 92 X FF 91 1-0 12 FC4-6 1B		2 0 0 0 0 1 0 1 0 1 0 0 0 0						
36 Collin McHugh, R (1, 1) 73 Robert Carson, L (5, 1) 46 Greg Burke, R (7, 1) 12 Juan Lagares, R (8, PH) OBP: 0.180, SLG: 0.250 34 Brandon Lyon, R (8, 1)			C FF 93 B FF 93 S FF 93 X FF 95 1-2 ② F8		B FF 93 C FF 93 C FF 95 S CU 82 1-3 ③ K			B FF 92 C FF 91 F SL 82 X SL 81 1-2 ② FC4-6 1-2f 2B		2 0 0 0 0 1 0 0 0 0 0 0 0 0 0 0 0 0 0 0 0 1 1 0 0 0 0 1 0 0 0 0 0 0 0						
Inning Stats	R: 0 E: 0 K: 0 S: 8 H: 1 LOB: 1 BB: 0 P: 10	R: 0 E: 0 K: 1 S: 8 H: 0 LOB: 0 BB: 1 P: 15	R: 0 E: 0 K: 0 S: 11 H: 1 LOB: 1 BB: 0 P: 16	R: 0 E: 0 K: 1 S: 7 H: 1 LOB: 1 BB: 0 P: 11	R: 0 E: 0 K: 2 S: 8 H: 0 LOB: 0 BB: 0 P: 11	R: 0 E: 0 K: 1 S: 8 H: 0 LOB: 0 BB: 0 P: 10	R: 0 E: 0 K: 3 S: 10 H: 0 LOB: 0 BB: 0 P: 14	R: 1 E: 0 K: 0 S: 13 H: 2 LOB: 1 BB: 0 P: 17	R: 0 E: 0 K: 1 S: 7 H: 0 LOB: 0 BB: 0 P: 12	1B: 4 2B: 1 3B: 0 HR: 0 SF: 0 SAC: 0 DP: 0 HBP: 0						WP: 0 PB: 0 SB: 0 CS: 1 PA: 32	

PITCHER		IP	WLS	BF	H	R	ER	SO	BB	IBB	HBP	BLK	WP	HR	S	P	ERA	WHIP
16 José Fernández, R ERA: 3.34	(1, 1)	7.0	W	24	3	0	0	8	1	0	0	0	0	0	60	87	0.00	0.571
43 Dan Jennings, L ERA: 2.45	(8, 1)	1.0		5	2	1	1	0	0	0	0	0	0	0	13	17	9.00	2.000
58 Ryan Webb, R ERA: 2.86	(9, 1)	1.0		3	0	0	0	1	0	0	0	0	0	0	7	12	0.00	0.000

PITCHER	IP	WLS	BF	H	R	ER	SO	BB	IBB	HBP	BLK	WP	HR	S	P	ERA	WHIP

TOP

New York Mets @ Miami Marlins

Marlins Park, Miami, FL

Sat Jun 01 2013, 4:12 PM - 6:52 PM EDT

Att. 16,283 - Roof Closed - 78 F

livebaseballscorecards.com

AB	31
R	1
H	5
RBI	1
BB	1
SO	9
LOB	9

BOTTOM

New York Mets @ Miami Marlins

Marlins Park, Miami, FL

Sat Jun 01 2013, 4:12 PM - 6:52 PM EDT

Att. 16,283 - Roof Closed - 78 F

livebaseballscorecards.com

Batter	1	2	3	4	5	6	7	8	9	AB	R	H	RBI	BB	SO	LOB
9 Juan Pierre, L (1, 7) OBP: 0.269, SLG: 0.265	C SI 91 X FC 88 0-1 ① G4-3	B SI 91 X CH 82 1-0 ③ B2-3		B SI 91 X CH 82 1-0 ③ G4-3			B FF 93 L FF 93 X SL 85 1-1 SH 30 G5-3 51 1B 2-3	F SI 89 F SI 89 B SI 88 X CU 76 1-2 ①② G6-4-3 1-2f		4	1	0	0	0	0	3
30 Placido Polanco, R (1, 5) OBP: 0.294, SLG: 0.264	F SI 92 C CU 71 F FC 86 F CU 73 B SI 91 B SI 89 F CU 72 B FC 84 F SI 91 4-2 B FC 87 51 BB 8 1B BB		B SI 90 C SI 89 C CU 70 X FC 84 1-2 ① G1-3		B FF 90 X SI 89 1-0 48 FC6-4 51 1B 1B		F FF 94 1 SAFE F FF 94 F FF 94 X FF 94 0-2 ① G5-3 1-2	B CU 77 B SI 88 X FF 87 2-0 1B		4	1	2	0	1	0	2
51 Derek Dietrich, L (1, 4) OBP: 0.314, SLG: 0.423	B SI 92 B CH 83 B SI 91 C SI 90 B SI 90 4-1 8 1B 1-2 BB		B CU 70 B CH 83 C FC 83 B FC 84 X CH 83 3-1 ② G1-3		C SL 83 B FF 94 F FF 94 F SL 85 B FF 95 B SL 83 X FF 94 3-2 48 FC6-4 1-2 1B		S SL 83 S SL 86 X SL 86 0-2 48 BB 8 1B 2-H 3-H 1B	F SI 89 X SI 89 0-1 ③ F8		4	1	2	2	1	0	1
48 Marcell Ozuna, R (1, 9) OBP: 0.367, SLG: 0.446	B FC 85 C CU 70 C FC 83 S CU 71 1-3 ② K		C FC 84 F CU 72 X CH 85 0-2 ③ G4-3		C SL 82 F SL 84 F FF 94 F SL 85 X FF 96 0-2 ① FC6-4 8 P6 1-2f 2-3		S SL 78 B SL 78 B SI 88 B SL 77 B SI 86 4-1 8 1B 3 1B 1-2 BB			3	1	0	0	1	1	4
8 Chris Coghlan, L (1, 8) OBP: 0.333, SLG: 0.416	B CH 84 X SI 92 1-0 ③ 1-3 2-H 1B			B FC 84 F CH 82 X FC 84 1-1 29 1B 3 SF8 1B	S SL 83 1 SAFE X FF 95 0-1 ②③ P6 1-2		B SI 87 X SI 87 1-0 3 1B 1-2 2-H 1B			4	1	3	2	0	0	2
29 Greg Dobbs, L (1, 3) OBP: 0.286, SLG: 0.267		B SI 89 C CH 84 F FC 85 F CU 71 F CH 84 F FC 86 X CH 83 1-2 ① G5-3		X CH 82 0-0 6 3B 1-3 1B		B FF 94 B FF 94 S FF 94 B SL 82 X FF 94 3-1 ① G6-3	B SI 89 B CH 78 F SI 88 B CH 77 F SI 88 S SI 90 3-3 ② K			4	1	1	0	0	1	2
3 Adeiny Hechavarría, R (1, 6) OBP: 0.237, SLG: 0.317		C FC 84 X CU 72 0-1 ② G5-3		B FC 83 C FC 83 X CU 70 1-1 ① SF8 3-H		B SL 82 B FF 94 F FF 93 X SL 80 2-1 ② L9	B SI 90 F SI 88 F SL 80 B SL 79 X SL 80 2-2 1-2 2-H 1B			3	0	1	2	0	0	0
6 Jeff Mathis, R (1, 2) OBP: 0.111, SLG: 0.200		C FF 92 B FC 84 B FC 84 B FC 83 F FF 90 F FF 90 F FC 82 D FC 84 4-2 16 1B 16 1B BB		1 SAFE B FC 82 X SI 89 1-0 1-H 3B		C FF 94 C SL 84 X SL 86 0-2 ③ P3	X SI 88 0-0 ③ G6-3			3	1	1	1	1	0	2
16 José Fernández, R (1, 1) OBP: 0.250, SLG: 0.313 43 Dan Jennings, L (8, 1) 54 Jordan Brown, L (8, PH) OBP: 0.444, SLG: 0.571 58 Ryan Webb, R (9, 1)		X FF 91 0-0 1-H 1B		X SI 88 0-0 ② G1-3			C SL 82 X FF 93 0-1 9 SH 51 1B 2B	C SI 89 B CU 75 B SL 83 X FF 90 2-1 9 G6-4-3 1B		3 0 1 0	1 0 0 0	2 0 1 0	1 0 0 0	0 0 0 0	0 0 0 0	1 0 0 0
Inning Stats	R: 1 H: 1 E: 0 LOB: 2 K: 1 BB: 2 S: 13 P: 23	R: 1 H: 1 E: 0 LOB: 1 K: 0 BB: 1 S: 14 P: 20	R: 0 H: 0 E: 0 LOB: 0 K: 0 BB: 0 S: 8 P: 12	R: 2 H: 3 E: 0 LOB: 1 K: 0 BB: 0 S: 8 P: 12	R: 0 H: 2 E: 0 LOB: 1 K: 0 BB: 0 S: 12 P: 16	R: 0 H: 0 E: 0 LOB: 0 K: 0 BB: 0 S: 7 P: 12	R: 4 H: 4 E: 1 LOB: 2 K: 1 BB: 1 S: 20 P: 31	R: 0 H: 2 E: 0 LOB: 1 K: 0 BB: 0 S: 8 P: 13		1B: 11 SF: 1 2B: 1 SAC: 1 3B: 1 DP: 1 HR: 0 HBP: 0						

	AB	33
	R	8
	H	13
	RBI	8
	BB	4
	SO	2
	LOB	17

PITCHER		IP	WLS	BF	H	R	ER	SO	BB	IBB	HBP	BLK	WP	HR	S	P	ERA	WHIP
36 Collin McHugh, R ERA: 10.29	(1, 1)	4.0	L	20	6	4	4	1	3	0	0	0	0	0	44	69	9.00	2.250
73 Robert Carson, L ERA: 9.0	(5, 1)	2.1		10	3	3	2	0	0	0	0	0	0	0	29	38	7.71	1.286
46 Greg Burke, R ERA: 4.02	(7, 1)	0.2		5	2	1	1	1	1	0	0	0	0	0	9	19	13.50	4.500
34 Brandon Lyon, R ERA: 3.48	(8, 1)	1.0		4	2	0	0	0	0	0	0	0	0	0	8	13	0.00	2.000

PITCHER	IP	WLS	BF	H	R	ER	SO	BB	IBB	HBP	BLK	WP	HR	S	P	ERA	WHIP

New York Mets @ Miami Marlins

Marlins Park, Miami, FL

Sun Jun 02 2013, 1:13 PM - 4:22 PM EDT

Att. 18,434 - Roof Closed - 77 F

TOP

livebaseballscorecards.com

Batter	1	2	3	4	5	6	7	8	9	AB	R	H	RBI	BB	SO	LOB
3 Omar Quintanilla, L (1, 6) OBP: 0.533, SLG: 0.714	C FF 87 B CH 82 B CH 83 B FF 88 C FF 88 X FF 88 3-2 G3-1		B CH 82 X FF 87 1-0 HR		C CU 72 B CU 71 B FF 88 F FF 89 B SL 82 X FF 90 3-2 21 FC3-6 5 1B 6 1B 1B	C FF 86 B SI 89 X FF 88 1-1 P6			C SI 90 B SI 92 C SL 83 B SL 83 X SL 84 2-2 1B	5	2	3	1	0	0	0
28 Daniel Murphy, L (1, 4) OBP: 0.323, SLG: 0.441	L SL 79 S FF 89 F FF 89 X SL 81 0-2 F7		B SI 90 B FF 90 C CH 84 C CU 72 X CU 73 2-2 F7		F SI 88 1 SAFE B CU 73 X CH 83 1-1 F7		X FF 92 0-0 L4		X SI 91 0-0 G3	5	0	0	0	0	0	2
5 David Wright, R (1, 5) OBP: 0.374, SLG: 0.462	B FF 89 C FF 89 F SL 82 B CH 83 S SL 81 2-3 K		B FF 90 F CU 72 B CH 84 C FF 90 B CH 85 S FF 91 3-3 K		T FF 90 F FF 90 X SL 81 0-2 21 FC3-6 1-2 1B		C SL 83 X FF 94 0-1 L8			4	0	1	0	0	2	0
21 Lucas Duda, L (1, 7) OBP: 0.348, SLG: 0.466		X FF 88 0-0 HR		C SL 81 B SL 80 X SI 89 1-1 F7	F FF 88 B CU 78 S FC 80 F CU 79 B CH 78 X CU 78 2-2 FC3-6 6 1B 29 1B 1-2f 2-3		S CH 85 B SL 83 X CH 85 1-1 G3			4	2	1	1	0	0	2
6 Marlon Byrd, R (1, 9) OBP: 0.302, SLG: 0.449		C SL 79 B SL 78 F FF 88 B CH 82 B CH 83 B FF 89 4-2 44 F9 29 F8 BB		C FF 90 S CU 75 B SL 82 B CH 85 B CH 85 F SL 81 B SL 81 4-2 29 HR BB	F CH 76 B FF 86 X FF 84 1-1 29 1B 1-2 3-H 1B			T FF 95 B FF 95 C CU 76 B SL 88 X FF 95 2-2 G6-3		2	1	1	1	2	0	0
29 Ike Davis, L (1, 3) OBP: 0.245, SLG: 0.272		X SI 88 0-0 F8 1-2		F FF 90 B FF 90 1 SAFE B CH 84 F FF 89 1 SAFE X FF 89 2-2 1-H HR	D FC 82 B FF 89 X FC 82 2-0 1-3 2-H 1B			S SL 87 C SL 89 X SL 87 0-2 F8		4	1	2	3	0	0	1
44 John Buck, R (1, 2) OBP: 0.279, SLG: 0.433		X SL 81 0-0 F9 2-3		C SL 81 S FF 90 F SL 81 B CU 76 X CU 75 1-2 2B	F CH 77 B FF 89 X CH 78 1-1 P6			F FF 95 X FF 93 0-1 P4		4	0	1	0	0	0	3
16 Rick Ankiel, L (1, 8) OBP: 0.248, SLG: 0.446		C FF 89 B CH 83 X SL 80 1-1 P6		C CH 82 F CU 72 B SI 88 C SL 77 1-3 K		X FC 80 0-0 L8			C SI 91 B CH 86 F SI 93 S SL 83 1-3 K	4	0	0	0	0	2	2
33 Matt Harvey, R (1, 1) OBP: 0.125, SLG: 0.167 Justin Turner, R (6, PH) OBP: 0.321, SLG: 0.354 56 Scott Rice, L (6, 1) 34 Brandon Lyon, R (6, 1) 32 LaTroy Hawkins, R (8, 1) 23 Mike Baxter, L (9, PH) OBP: 0.347, SLG: 0.296			C FF 88 X SL 79 0-1 F8	X SL 78 0-0 F8		X CH 76 0-0 G5-3			C SI 92 B CH 86 C SL 84 B CH 86 B SL 83 F SI 92 X SI 93 3-2 F9	2 1 0 0 0 1	0 0 0 0 0 0	0 0 0 0 0 0	0 0 0 0 0 0	0 0 0 0 0 0	0 0 0 0 0 0	1 0 0 0 0 0
Inning Stats	R: 0 E: 0 K: 1 S: 10 H: 0 LOB: 0 BB: 0 P: 15	R: 1 E: 0 K: 0 S: 7 H: 1 LOB: 1 BB: 1 P: 12	R: 1 E: 0 K: 1 S: 9 H: 1 LOB: 0 BB: 0 P: 15	R: 2 E: 0 K: 1 S: 16 H: 2 LOB: 1 BB: 1 P: 25	R: 2 E: 0 K: 0 S: 17 H: 4 LOB: 2 BB: 0 P: 27	R: 0 E: 0 K: 0 S: 4 H: 0 LOB: 0 BB: 0 P: 5	R: 0 E: 0 K: 0 S: 5 H: 0 LOB: 0 BB: 0 P: 6	R: 0 E: 0 K: 0 S: 8 H: 0 LOB: 0 BB: 0 P: 10	R: 0 E: 0 K: 1 S: 11 H: 1 LOB: 1 BB: 0 P: 17	1B: 5 2B: 1 3B: 0 HR: 3 SF: 0 SAC: 0 DP: 0 HBP: 0						

	AB	36
	R	6
	H	9
	RBI	6
	BB	2
	SO	4
	LOB	11

WP: 0 PB: 0 SB: 0 CS: 0 PA: 38

PITCHER		IP	WLS	BF	H	R	ER	SO	BB	IBB	HBP	BLK	WP	HR	S	P	ERA	WHIP
45 Kevin Slowey, R ERA: 4.16	(1, 1)	4.1		21	6	6	6	3	2	0	0	0	0	3	50	79	12.46	1.846
23 Wade LeBlanc, L ERA: 5.18	(5, 1)	1.2	W	7	2	0	0	0	0	0	0	0	0	0	13	20	0.00	1.200
44 AJ Ramos, R ERA: 3.45	(7, 1)	1.0	H	3	0	0	0	0	0	0	0	0	0	0	5	6	0.00	0.000
40 Mike Dunn, L ERA: 3.24	(8, 1)	1.0	H	3	0	0	0	0	0	0	0	0	0	0	8	10	0.00	0.000
31 Steve Cishek, R ERA: 4.24	(9, 1)	1.0		4	1	0	0	1	0	0	0	0	0	0	11	17	0.00	1.000

PITCHER	IP	WLS	BF	H	R	ER	SO	BB	IBB	HBP	BLK	WP	HR	S	P	ERA	WHIP

Batter	1	2	3	4	5	6	7	8	9	AB	R	H	RBI	BB	SO	LOB
9 Juan Pierre, L (1, 7) OBP: 0.283, SLG: 0.272	C FF 96 X SL 90 0-1 59 1B 48 3B 1B	B FF 97 S FF 97 B FF 97 F FF 95 B SL 91 B FF 97 4-2 59 1B BB		C CU 82 F CH 89 X CU 84 0-2 59 1B 1B		B SL 82 B SL 82 B SI 89 B SI 90 4-0 51 S 59 BB 48 2B BB	C SI 88 X SI 88 0-1 ② FC4-6 1-2f 59 2B			3	3	2	0	2	0	1
59 Ed Lucas, R (1, 5) OBP: 0.667, SLG: 0.750	B FF 96 C FF 94 X FF 96 1-1 48 3B 1-2 1B	B FF 96 X FF 97 1-0 1-2 2-H 1B		B FF 96 1 SAFE C FF 96 D SL 90 1 SAFE F FF 95 F SL 92 X CU 83 2-2 1-3 1B		D SI 91 1 SAFE 1 SAFE 1 SAFE B SL 83 B SI 88 B SI 90 4-0 51 BB 48 2B 1-2 BB	B SI 87 1 SAFE X SI 87 1-0 1-H 2B			4	2	4	2	1	0	0
51 Derek Dietrich, L (1, 4) OBP: 0.308, SLG: 0.402	F FF 97 B CH 88 S FF 97 B SL 90 S CH 88 2-3 ① K	B CH 88 S FF 97 F FF 95 B FF 98 B FF 97 F FF 97 S CH 88 3-3 ② K		F FF 97 B CU 84 F CH 87 S FF 95 1-3 ③ K		B SL 83 B SI 90 B SI 91 C SI 91 1 SAFE B SI 92 4-1 48 2B 8 G4-3 1-2 2-3 BB	B CU 75 X SI 88 1-0 ③ G4-3			4	1	0	0	1	3	7
48 Marcell Ozuna, R (1, 9) OBP: 0.376, SLG: 0.479	X SL 90 0-0 8 2B 1-H 2-H 3B	X FF 96 0-0 ③ F9	C CU 81 B FF 94 S CU 82 X CU 81 1-2 ① G5-3	F SI 84 B SL 84 X CH 83 1-1 8 G4-3 1-3 2-H 3-H 2B		X FF 91 0-0 8 1B 29 HR 1B				5	2	3	4	0	0	2
8 Chris Coghlan, L (1, 8) OBP: 0.352, SLG: 0.441	F FF 96 F CU 84 B FF 97 B CH 89 X FF 96 2-2 29 G4-3 3-H 2B		F CU 82 B SL 90 B CU 83 B FF 97 F FF 97 X CH 88 3-2 29 G4-3-6 1B	F CU 81 X CU 86 0-1 3 BB 1B	D SL 84 B CH 83 F SL 82 X SI 90 2-1 ② G4-3 2-3 3-H	F FF 92 F FF 93 1 SAFE B FF 93 F FF 93 X SL 88 1-2 29 HR 1B				5	1	4	2	0	0	1
29 Greg Dobbs, L (1, 3) OBP: 0.289, SLG: 0.284	F FF 96 B FF 96 B CH 88 F FF 97 F SL 91 B CU 84 X CH 88 3-2 ② G4-3 2-3		F FF 96 X CU 83 0-1 ① ② G4-3-6 1-2f	C FF 96 D CH 87 F FF 96 1 SAFE B CH 87 S FF 96 2-3 ② K	B SI 91 D SL 82 C SI 90 C CH 83 B SL 82 B CH 82 4-2 BB	X FF 92 0-0 1-H 2-H HR				4	1	1	3	1	1	3
3 Adeiny Hechavarría, R (1, 6) OBP: 0.236, SLG: 0.309	B FF 97 F FF 97 F SL 91 X FF 96 1-2 ③ F9		B SL 90 C CU 83 F FF 97 B CU 84 X SL 89 2-2 ③ P6	B SL 91 B SL 90 B FF 96 C FF 95 B FF 96 4-1 1-2 BB	B FC 85 B FC 85 X FC 86 2-0 ③ F7	B FF 92 B SL 87 F FF 93 F FF 93 X CU 78 2-2 E6 19 G4-6-3				4	0	0	0	1	0	3
19 Rob Brantly, L (1, 2) OBP: 0.287, SLG: 0.285		X FF 95 0-0 45 SH1-4 59 1B 1B		B CH 87 C CH 86 B CU 84 B SL 90 X FF 97 3-1 ① F7	S CH 87 B CH 87 C FF 94 B CH 88 D SL 91 S CH 88 3-3 ③ K		C SI 88 B SI 89 F SL 82 B FF 89 C CU 75 2-3 ① K	C FF 94 B FF 94 X FF 94 1-1 ① ② G4-6-3 1-2f		5	1	1	0	0	2	3
45 Kevin Slowey, R (1, 1) 23 Wade LeBlanc, L (5, 1) OBP: 0.167, SLG: 0.167 20 Justin Ruggiano, R (6, PH) OBP: 0.286, SLG: 0.390 44 AJ Ramos, R (7, 1) 21 Miguel Olivo, R (7, PH) OBP: 0.250, SLG: 0.364 40 Mike Dunn, L (8, 1) 54 Jordan Brown, L (8, PH) OBP: 0.400, SLG: 0.500 31 Steve Cishek, R (9, 1)		X FF 96 0-0 ① SH1-4 1-2	C FF 97 X FF 97 0-1 ② G3	B SI 88 F SI 87 B SL 83 F CH 81 X CH 80 2-2 ① G6-3	B FF 89 X FC 86 1-0 9 FC4-6 1B	C FF 92 X CU 77 0-1 ③ G2-3			1 0 1 0 1 0 1 0	0 0 0 0 0 0 0 0	0 0 0 0 1 0 0 0	0 0 0 0 0 0 0 0	0 0 0 0 0 0 0 0	0 0 0 0 0 0 0 0	0 0 0 0 0 0 0 0
Inning Stats	R: 3 E: 0 K: 1 S: 18 H: 4 LOB: 1 BB: 0 P: 27	R: 1 E: 0 K: 1 S: 10 H: 2 LOB: 2 BB: 1 P: 18	R: 0 E: 0 K: 0 S: 8 H: 1 LOB: 0 BB: 0 P: 13	R: 0 E: 0 K: 1 S: 14 H: 2 LOB: 2 BB: 0 P: 20	R: 0 E: 0 K: 2 S: 12 H: 1 LOB: 2 BB: 1 P: 22	R: 3 E: 0 K: 0 S: 11 H: 1 LOB: 2 BB: 4 P: 34	R: 1 E: 0 K: 1 S: 8 H: 2 LOB: 1 BB: 0 P: 13	R: 3 E: 1 K: 0 S: 13 H: 3 LOB: 0 BB: 0 P: 17		1B: 11 2B: 3 3B: 1 HR: 1 SF: 0 SAC: 1 DP: 2 HBP: 0	WP: 0 PB: 0 SB: 1 CS: 0 PA: 45					

PITCHER		IP	WLS	BF	H	R	ER	SO	BB	IBB	HBP	BLK	WP	HR	S	P	ERA	WHIP
33 Matt Harvey, R ERA: 2.17	(1, 1)	5.0		26	10	4	4	5	2	0	0	0	0	0	62	100	7.20	2.400
56 Scott Rice, L ERA: 4.0	(6, 1)	0.2	L	7	1	3	3	0	4	0	0	0	0	0	10	31	40.50	7.500
34 Brandon Lyon, R ERA: 3.68	(6, 1)	1.1		6	2	1	1	1	0	0	0	0	0	0	9	16	6.75	1.500
32 LaTroy Hawkins, R ERA: 4.44	(8, 1)	1.0		6	3	3	3	0	0	0	0	0	0	1	13	17	27.00	3.000

PITCHER	IP	WLS	BF	H	R	ER	SO	BB	IBB	HBP	BLK	WP	HR	S	P	ERA	WHIP

BOTTOM

New York Mets @ Miami Marlins

Marlins Park, Miami, FL

Sun Jun 02 2013, 1:13 PM - 4:22 PM EDT

Att. 18,434 - Roof Closed - 77 F

livebaseballscorecards.com

AB	38
R	11
H	16
RBI	11
BB	6
SO	6
LOB	20

MIAMI

Batter	1	2	3	4	5	6	7	8	9	AB	R	H	RBI	BB	SO	LOB
3 Omar Quintanilla, L (1, 6) OBP: 0.579, SLG: 0.882	C FF 94 B FF 96 B SI 95 S FF 95 B FF 96 F FF 96 X FF 96 3-2 ① P5		B FF 94 B FF 95 B SI 95 B SI 94 4-0 28 G5-4-3 BB		X FF 94 0-0 2-H 3-H 3B			C CU 77 B CU 78 B FF 96 X FF 96 2-1 28 G4-3 2B		3	0	2	2	1	0	0
28 Daniel Murphy, L (1, 4) OBP: 0.317, SLG: 0.433	C FF 94 X FF 96 0-1 ② P6		1 SAFE C CU 76 X FF 94 0-1 ② ③ G5-4-3 1-2f		F SL 87 B SL 86 F SL 87 F FF 94 B CH 89 X SL 86 2-2 ③ L9			C CU 76 X FF 95 0-1 ② G4-3 2-3		4	0	0	0	0	0	3
5 David Wright, R (1, 5) OBP: 0.372, SLG: 0.455	B FF 95 H FF 95 2-0 HBP			B SL 87 X FF 95 1-0 ① F9		X FF 94 0-0 ① L9		B SL 86 S SL 86 F FF 94 B CU 80 S SI 95 2-3 ③ K		3	0	0	0	0	1	1
21 Lucas Duda, L (1, 7) OBP: 0.341, SLG: 0.456 39 Bobby Parnell, R (9, 1)	B FF 94 C CU 75 F FF 94 F SL 86 D CH 88 F SL 86 X FF 95 2-2 ③ G4-3			X CH 88 0-0 ② G4-3		B FF 93 B CU 76 C SL 87 X SL 87 2-1 ② F8			B FF 91 B CH 79 X CH 80 2-0 ① L9	4 0	0 0	0 0	0 0	0 0	0 0	1 0
44 John Buck, R (1, 2) OBP: 0.274, SLG: 0.424		F FF 94 S FF 94 B FF 96 S CU 79 1-3 ① K2-3		C SL 85 B SL 87 F FF 94 B CU 78 X SL 85 2-2 ③ G5-3		S CU 79 X CU 79 0-1 ③ G2-3			F FF 93 B CU 76 S FF 92 B FF 92 F CH 80 F FF 92 X FF 92 2-2 ② F8	4	0	0	0	0	1	0
29 Ike Davis, L (1, 3) OBP: 0.240, SLG: 0.266		B CU 77 C FF 94 X CU 78 1-1 ② G3-1			C CU 76 S FF 94 F FF 94 B CU 76 F FF 94 F SL 86 F FF 95 X CU 78 1-2 ① G4-3		S SL 88 C CU 76 X CU 79 0-2 ① G3		C CH 80 B CH 80 B FF 93 S CH 80 F FF 93 S CH 80 2-3 ③ K	4	0	0	0	0	1	0
1 Jordany Valdespin, L (1, 9) OBP: 0.296, SLG: 0.382 34 Brandon Lyon, R (8, 1) 23 Mike Baxter, L (9, 7) OBP: 0.347, SLG: 0.296		X FF 94 0-0 2B			C CU 78 L FF 95 X FF 95 0-2 53 SH1-4 16 E 3 3B 1B		B SL 87 C CU 77 X FF 95 1-1 E1 16 CS			3 0 0	1 0 0	2 0 0	0 0 0	0 0 0	0 0 0	0 0 0
16 Rick Ankiel, L (1, 8) OBP: 0.242, SLG: 0.435		B FF 94 C FF 95 S FF 94 F FF 94 B CU 77 B FF 94 X FF 95 3-2 ③ P4			X CH 88 0-0 FC3 53 SH1-4 3 3B 1-2		C FF 95 C FF 94 S FF 96 0-3 ② ③ K 1-2			3	1	0	0	0	1	3
53 Jeremy Hefner, R (1, 1) 6 Marlon Byrd, R (8, PH) OBP: 0.300, SLG: 0.445 (8, 9)			B FF 94 F FF 92 C SL 85 X FF 94 1-2 ① G4-3		X FF 93 0-0 ② SH1-4 1-2 2-3			C SL 86 S SL 86 S FF 96 0-3 ① K		1 1	0 0	0 0	0 0	0 0	0 1	0 0
Inning Stats	R: 0 E: 0 K: 0 S: 11 H: 0 LOB: 1 BB: 0 P: 18	R: 0 E: 0 K: 1 S: 10 H: 1 LOB: 1 BB: 0 P: 15	R: 0 E: 0 K: 0 S: 5 H: 0 LOB: 1 BB: 1 P: 10	R: 0 E: 0 K: 0 S: 5 H: 0 LOB: 0 BB: 0 P: 8	R: 2 E: 1 K: 0 S: 17 H: 2 LOB: 1 BB: 0 P: 20	R: 0 E: 0 K: 0 S: 5 H: 0 LOB: 0 BB: 0 P: 7	R: 0 E: 1 K: 1 S: 8 H: 0 LOB: 0 BB: 0 P: 9	R: 0 E: 0 K: 2 S: 10 H: 1 LOB: 1 BB: 0 P: 14	R: 0 E: 0 K: 1 S: 10 H: 0 LOB: 0 BB: 0 P: 16	1B: 1 2B: 2 3B: 1 HR: 0 SF: 0 SAC: 1 DP: 1 HBP: 1						

PITCHER		IP	WLS	BF	H	R	ER	SO	BB	IBB	HBP	BLK	WP	HR	S	P	ERA	WHIP
27 Jordan Zimmermann, R ERA: 2.16	(1, 1)	8.0		30	4	2	0	4	1	0	1	0	0	0	71	101	0.00	0.625
36 Tyler Clippard, R ERA: 3.0	(9, 1)	1.0	W	3	0	0	0	1	0	0	0	0	0	0	10	16	0.00	0.000

PITCHER	IP	WLS	BF	H	R	ER	SO	BB	IBB	HBP	BLK	WP	HR	S	P	ERA	WHIP

TOP

New York Mets @ Washington Nationals

Nationals Park, Washington, DC

Tue Jun 04 2013, 7:07 PM - 9:33 PM EDT

Att. 31,473 - Clear - 72 F

livebaseballscorecards.com

AB	30
R	2
H	4
RBI	2
BB	1
SO	5
LOB	8

BOTTOM

New York Mets @ Washington Nationals

Nationals Park, Washington, DC

Tue Jun 04 2013, 7:07 PM - 9:33 PM EDT

Att. 31,473 - Clear - 72 F

livebaseballscorecards.com

Batter	1	2	3	4	5	6	7	8	9	AB	R	H	RBI	BB	SO	LOB
2 Denard Span, L (1, 8) OBP: 0.316, SLG: 0.355	B FF 91 B SI 91 C FF 92 C CU 77 X FF 92 2-2 ① G3		C CU 76 S CH 86 B FF 94 X FF 92 1-2 ③ G5-3			F CH 85 B FF 91 X FF 93 1-1 25 BB, 28 1B, 1B		B SI 90 B SI 90 X SI 90 2-0 ② F8		4	0	1	0	0	0	0
28 Jayson Werth, R (1, 9) OBP: 0.306, SLG: 0.394	C FF 92 C FF 93 X SL 86 0-2 ② L8			C SI 92 B SL 85 X FF 92 1-1 ① F9		1 SAFE S SI 90 B SL 84 1 SAFE B SI 90 F SI 90 X CU 78 2-2 25 BB, 1-2, 1B		C FF 90 B FC 84 C FF 90 B FF 90 B FF 91 S SL 84 3-3 ③ K		4	0	1	0	0	1	0
11 Ryan Zimmerman, R (1, 5) OBP: 0.357, SLG: 0.453	C FF 92 B FF 93 S CU 78 S FF 92 1-3 ③ K			C FF 93 B SL 88 B FF 93 B CU 78 S FF 93 X SL 86 3-2 ② G5-3		C SI 91 F SL 84 B FF 91 F FF 92 B SL 86 S FF 92 2-3 ② K			F FF 94 B KC 84 X FF 96 1-1 25 WP, 25 1B, 2B	4	1	1	0	0	2	2
25 Adam LaRoche, L (1, 3) OBP: 0.332, SLG: 0.452		B SI 90 C SI 91 X SL 86 1-1 ① L7		F CH 86 C SL 86 B FF 92 B CU 77 C SL 87 2-3 ③ K		C CU 76 D CH 86 B CH 84 C SL 85 F FF 91 B SL 85 B CH 85 4-2 1-2, 2-3, BB			B FF 97 B FF 97 X FF 95 2-0 20 2B, 1 SF7, 2-H, 1B	3	1	1	1	1	1	0
20 Ian Desmond, R (1, 6) OBP: 0.301, SLG: 0.479		B FF 92 B SI 92 X CH 85 2-0 HR			C FF 90 B SI 91 F FF 91 B SL 87 F FF 92 F SL 85 B SI 92 X SI 92 3-2 ① G6-3	C SI 93 X SI 91 0-1 ③ G5-3			B FF 93 X FF 96 1-0 1-3, 2B	4	1	2	1	0	0	3
33 Roger Bernadina, L (1, 7) OBP: 0.216, SLG: 0.256		C FF 92 B FF 93 C CH 86 B SL 86 F FF 93 S SL 87 2-3 ② K			B CU 76 X CH 85 1-0 ② L8		B SI 90 C FF 91 F CU 77 B FF 92 B SL 85 S FF 93 3-3 ① K		I IN 82 I IN 82 I IN 82 I IN 83 4-0 IBB	3	0	0	0	1	2	0
1 Steve Lombardozzi, S (1, 4) OBP: 0.246, SLG: 0.298		C FF 93 C CU 76 B FF 91 S FF 92 1-3 ③ K			X CH 83 0-0 1B		B CH 84 C FF 91 B SL 85 X CH 84 2-1 ② G4-3		S FF 94 B FF 94 S FF 94 F FF 95 B FF 96 F FF 96 F FF 98 F FF 97 X FF 97 2-2 ① SF7, 3-H	3	0	1	1	0	1	0
24 Kurt Suzuki, R (1, 2) OBP: 0.295, SLG: 0.326			C FF 92 X FF 92 0-1 ① F9		X FF 92 0-0 ③ L7		B SL 85 X SL 83 1-0 ③ F8			3	0	0	0	0	0	1
27 Jordan Zimmermann, R (1, 1) OBP: 0.154, SLG: 0.120 18 Chad Tracy, L (8, PH) OBP: 0.193, SLG: 0.204 36 Tyler Clippard, R (9, 1)			C SI 93 F SL 87 S FF 92 0-3 ② K			F FF 90 B SL 84 F FF 91 F CU 76 X CU 77 1-2 ① G1-6-3		B SI 89 F SI 89 B CU 77 X SI 89 2-1 ① F7		2 1 0	0 0 0	0 0 0	0 0 0	0 0 0	1 0 0	0 0 0
Inning Stats	R: 0 E: 0 K: 1 S: 9 H: 0 LOB: 0 BB: 0 P: 12	R: 1 E: 0 K: 2 S: 10 H: 1 LOB: 0 BB: 0 P: 16	R: 0 E: 0 K: 1 S: 8 H: 0 LOB: 0 BB: 0 P: 9	R: 0 E: 0 K: 1 S: 8 H: 0 LOB: 0 BB: 0 P: 14	R: 0 E: 0 K: 0 S: 8 H: 1 LOB: 1 BB: 0 P: 12	R: 0 E: 0 K: 1 S: 18 H: 2 LOB: 3 BB: 1 P: 28	R: 0 E: 0 K: 1 S: 6 H: 0 LOB: 0 BB: 0 P: 12	R: 0 E: 0 K: 1 S: 6 H: 0 LOB: 0 BB: 0 P: 13	R: 2 E: 0 K: 0 S: 11 H: 3 LOB: 2 BB: 1 P: 21	1B: 4 2B: 2 3B: 0 HR: 1 SF: 1 SAC: 0 DP: 0 HBP: 0						

	AB	31
	R	3
	H	7
	RBI	3
	BB	2
	SO	8
	LOB	6

WP: 1 PA: 34
PB: 0
SB: 0
CS: 0

PITCHER		IP	WLS	BF	H	R	ER	SO	BB	IBB	HBP	BLK	WP	HR	S	P	ERA	WHIP
53 Jeremy Hefner, R ERA: 4.36	(1, 1)	7.0		26	4	1	1	7	1	0	0	0	0	1	67	103	1.29	0.714
34 Brandon Lyon, R ERA: 3.52	(8, 1)	1.0	H	3	0	0	0	1	0	0	0	0	0	0	6	13	0.00	0.000
39 Bobby Parnell, R ERA: 2.55	(9, 1)	0.1	L	5	3	2	2	0	0	1	0	0	1	0	11	21	54.00	9.000

PITCHER	IP	WLS	BF	H	R	ER	SO	BB	IBB	HBP	BLK	WP	HR	S	P	ERA	WHIP

Batter	1	2	3	4	5	6	7	8	9	AB	R	H	RBI	BB	SO	LOB
3 Omar Quintanilla, L (1, 6) OBP: 0.500, SLG: 0.773	C SI 89 F FC 87 B FF 90 X FC 85 1-2 G4-3		C FF 88 B SI 89 B KC 78 X FC 85 2-1 ① F9	C FS 83 B FC 87 F FC 85 F FF 88 S FC 85 1-3 ③ K		B FF 95 C FF 95 S FF 95 B FF 96 B FF 96 X FF 94 3-2 5 WP 2B	F SI 93 B SI 92 C KC 78 D CH 85 S SI 93 2-3 ② K			5	0	1	0	0	2	3
28 Daniel Murphy, L (1, 4) OBP: 0.323, SLG: 0.439	B FF 91 B FF 90 F FC 86 F FC 86 F FS 86 X FC 87 2-2 ② F8		C KC 78 B FF 89 B FS 86 S FC 86 B FF 89 X FC 87 3-2 5 HR 1B		B SI 93 B SI 92 B SI 91 D SI 91 4-0 29 BB 5 1B 20 1B BB	B FF 94 C FF 94 B CU 80 B FF 94 C FF 94 S FF 92 3-3 ① K	S CH 86 B SI 92 X SI 92 1-1 1-3 2-H 2B			4	2	2	1	1	1	1
5 David Wright, R (1, 5) OBP: 0.373, SLG: 0.468	B FC 86 S FC 87 B FC 87 S FC 87 X FC 87 2-2 ③ G4-3		X FF 88 0-0 1-H HR		1 SAFE X SI 91 0-0 29 BB 20 1B 1-2 1B	B CU 78 C FF 94 C FF 94 B FF 94 B CH 86 S FF 94 3-3 ② K 2-3	C FF 93 D KC 80 B SI 94 F SI 93 S CH 86 2-3 ③ K			5	2	2	2	0	2	3
21 Lucas Duda, L (1, 7) OBP: 0.338, SLG: 0.454		B FF 88 X FC 86 1-0 6 HR 2B	C KC 77 B FS 86 F FF 89 B FC 87 X FC 85 2-2 ② F8		C SI 91 S KC 80 S FC 85 0-3 ① K	C FF 94 B CU 80 F FF 94 F FF 95 S FF 96 1-3 ③ K		C FF 94 C FF 96 B KC 83 B SI 96 F FF 96 T CH 77 2-2 ① K		5	1	1	0	0	3	3
6 Marlon Byrd, R (1, 9) OBP: 0.310, SLG: 0.489		B FC 86 F FC 86 X FS 84 1-1 2-H HR	C FF 89 B FC 86 X FC 86 1-1 HR		C SI 92 S SI 91 D SI 91 S SI 92 1-3 ② K		C FF 94 B SI 95 B CH 85 B SI 94 C SI 94 B SI 94 4-2 20 2B BB	B FF 92 X SI 92 1-0 ② G5-3		4	3	2	3	1	1	2
29 Ike Davis, L (1, 3) OBP: 0.244, SLG: 0.265		C KC 76 B FS 85 F FC 86 B FS 85 X FS 84 2-2 20 G4-3 1B	F FS 84 X FS 83 0-1 ③ F7		D KC 80 B KC 79 B SI 91 B SI 92 4-0 12 1B 20 1B 1-2 2-3 BB		B CH 85 S SI 94 B SI 93 B CH 85 C SI 93 C FF 93 3-3 ① K	C KC 82 X FF 94 0-1 ③ F8		4	0	1	0	1	1	1
20 Anthony Recker, R (1, 2) OBP: 0.286, SLG: 0.400		B FF 90 B FF 90 C FC 85 X FF 89 2-1 ① G4-3 1-2	B SI 88 C FF 88 B FC 85 S FC 85 X SI 90 2-2 ① G5-3		B FC 84 B SI 92 X SI 92 2-0 35 FC5 12 1B 1-2 2-H 3-H 1B		D KC 78 B SI 94 B SI 92 C SI 93 S SI 93 X SI 93 3-2 12 1B 35 1B 1-H 2B		C FF 92 B SI 93 B FF 92 C FF 94 S CH 78 2-3 ① K	5	1	2	3	0	1	1
12 Juan Lagares, R (1, 8) OBP: 0.218, SLG: 0.283		B FF 90 F FC 86 F FC 86 B FC 87 B FS 85 F FC 86 F FC 86 S FC 85 3-3 ② K	X FC 85 0-0 35 SH3-4 1B		B SI 92 C SI 91 X FC 85 1-1 35 FC5 1-2 2-3 1B		X SI 94 0-0 35 1B 28 2B 2-3 1B		X CH 75 0-0 ② P3	5	1	3	0	0	1	1
35 Dillon Gee, R (1, 1) OBP: 0.200, SLG: 0.111 46 Greg Burke, R (8, 1) Justin Turner, R (9, PH) OBP: 0.318, SLG: 0.350 73 Robert Carson, L (9, 1)		S FC 87 C FF 90 B FC 87 B FC 86 B FF 91 X FF 90 3-2 ③ L7	X FF 87 0-0 ② SH3-4 1-2		B SI 91 C SI 91 F SI 91 B FC 86 B SI 91 F SI 91 F SI 91 F SI 91 3-2 X SI 91 FC5 1-2 2-3f		C SI 94 S CH 85 B SI 94 D CH 85 F SI 93 F CH 85 X SI 93 2-2 28 2B 1-2 3-H 1B		B SI 92 F FF 92 F SI 92 F KC 79 B FF 95 X CH 78 2-2 ③ G6-3	3 0 1 0	0 0 0 0	1 0 0 0	1 0 0 0	0 0 0 0	0 0 0 0	4 0 0 0
Inning Stats	R: 0 E: 0 K: 0 S: 10 H: 0 LOB: 0 BB: 0 P: 15	R: 2 E: 0 K: 1 S: 16 H: 3 LOB: 1 BB: 0 P: 28	R: 3 E: 0 K: 0 S: 13 H: 3 LOB: 0 BB: 0 P: 21	R: 0 E: 0 K: 1 S: 9 H: 1 LOB: 1 BB: 0 P: 12	R: 2 E: 0 K: 2 S: 17 H: 3 LOB: 3 BB: 2 P: 32	R: 0 E: 0 K: 3 S: 13 H: 1 LOB: 1 BB: 0 P: 23	R: 3 E: 0 K: 3 S: 22 H: 4 LOB: 2 BB: 1 P: 39	R: 0 E: 0 K: 1 S: 7 H: 0 LOB: 0 BB: 0 P: 10	R: 0 E: 0 K: 1 S: 8 H: 0 LOB: 0 BB: 0 P: 12	1B: 8 2B: 4 3B: 0 HR: 3 SF: 0 SAC: 1 DP: 0 HBP: 0						

PITCHER		IP	WLS	BF	H	R	ER	SO	BB	IBB	HBP	BLK	WP	HR	S	P	ERA	WHIP
15 Dan Haren, R ERA: 5.45	(1, 1)	4.0	L	19	7	5	5	2	0	0	0	0	0	3	48	76	11.25	1.750
35 Craig Stammen, R ERA: 3.14	(5, 1)	1.0		8	3	2	2	2	2	0	0	0	0	0	17	32	18.00	5.000
46 Ian Krol, L ERA:	(6, 1)	1.0		4	1	0	0	3	0	0	0	0	1	0	13	23	0.00	1.000
51 Erik Davis, R ERA: 10.13	(7, 1)	1.0		8	4	3	3	3	1	0	0	0	0	0	22	39	27.00	5.000
58 Fernando Abad, L ERA:	(8, 1)	2.0		6	0	0	0	2	0	0	0	0	0	0	15	22	0.00	0.000

PITCHER	IP	WLS	BF	H	R	ER	SO	BB	IBB	HBP	BLK	WP	HR	S	P	ERA	WHIP

TOP

New York Mets @ Washington Nationals

Nationals Park, Washington, DC

Wed Jun 05 2013, 7:08 PM - 10:19 PM EDT

Att. 36,155 - Clear - 76 F

livebaseballscorecards.com

AB	41
R	10
H	15
RBI	10
BB	3
SO	12
LOB	19

WP: 1 PA: 45
PB: 0
SB: 0
CS: 0

New York Mets @ Washington Nationals

Nationals Park, Washington, DC

Wed Jun 05 2013, 7:08 PM - 10:19 PM EDT

Att. 36,155 - Clear - 76 F

livebaseballscorecards.com

BOTTOM

Batter	1	2	3	4	5	6	7	8	9	AB	R	H	RBI	BB	SO	LOB
2 Denard Span, L (1, 8) OBP: 0.318, SLG: 0.360	C FF 91 X CH 86 0-1 11 G4-3 20 1B 2B	X SI 91 0-0 2-3 1B		F FF 90 F SL 82 T SL 86 0-2 ② K			C FF 88 X KC 74 0-1 ① L5		B FF 95 X FF 95 1-0 ① G4-3 1-2	5	1	2	0	0	1	3
28 Jayson Werth, R (1, 9) OBP: 0.296, SLG: 0.380 58 Fernando Abad, L (8, 1) 18 Chad Tracy, L (9, PH) OBP: 0.190, SLG: 0.200	B FF 91 B SL 83 C SL 84 X SI 92 2-1 ① F8	C KC 76 F SI 90 B FF 90 S SL 81 1-3 ③ K		C SL 82 F SI 89 C KC 78 0-3 ③ K			C SL 80 F CH 83 B FF 90 F FF 90 F KC 76 B FF 90 F FF 91 F FF 91 B SL 83 3-3 S FF 90 ② K		C FF 96 D SL 85 F FF 95 X FF 94 1-2 ② F7	4 0 1	0 0 0	0 0 0	0 0 0	0 0 0	3 0 0	5 0 1
11 Ryan Zimmerman, R (1, 5) OBP: 0.353, SLG: 0.446	C SI 92 F FF 92 F SI 92 D KC 78 X SI 92 1-2 ② G4-3 2-3		C SI 90 C KC 75 X FF 90 0-2 ① G3-1		X SI 88 0-0 ① G6-3		C FF 90 F CH 86 X SI 91 0-2 1B		F FF 94 X FF 95 0-1 ③ L8	5	0	1	0	0	0	2
25 Adam LaRoche, L (1, 3) OBP: 0.335, SLG: 0.450	D KC 77 D SI 86 B SI 92 B CH 86 4-0 20 1B BB		X FF 90 0-0 1B		C FF 88 B CH 84 B CH 83 S CH 84 B SL 82 F SI 90 F FF 90 F CH 85 X SL 81 3-2 ② G6-3		X SI 89 0-0 ③ L9			3	0	1	0	1	0	1
20 Ian Desmond, R (1, 6) OBP: 0.300, SLG: 0.475	C SL 84 F SI 92 B SL 84 X SL 84 1-2 1-2 3-H 1B		B FF 88 F KC 76 B SI 89 F SI 90 F FF 90 B SL 81 F FF 90 C SL 82 3-3 ② K		C FF 90 F KC 76 X KC 78 0-2 ③ F8			B SI 90 B SI 89 X SL 76 2-0 ① P3		4	0	1	1	0	1	1
6 Anthony Rendon, R (1, 4) OBP: 0.353, SLG: 0.310	B FF 92 B SI 91 B FF 92 X FF 91 3-0 ③ L8		B SL 82 C FF 90 F SL 82 D KC 77 F FF 90 X FF 91 2-2 ③ F9			C FF 89 C SL 81 S KC 77 0-3 ① K		B SI 90 B SL 79 B SI 89 C SI 87 X SI 88 3-1 2B		4	0	1	0	0	1	3
1 Steve Lombardozzi, S (1, 7) OBP: 0.239, SLG: 0.289		X SI 89 0-0 ① G4-3		C SI 88 X KC 74 0-1 ① F9		F CH 84 B FF 88 S FF 89 X KC 76 1-2 ② G5-3		B SI 90 S SL 77 C SI 90 B SL 80 F SI 89 B SI 90 X SL 77 3-2 ② F7		4	0	0	0	0	0	1
24 Kurt Suzuki, R (1, 2) OBP: 0.301, SLG: 0.338 23 Jhonatan Solano, R (9, 2) OBP: 0.167, SLG: 0.118		B FF 90 C FF 90 B CH 85 B SL 83 F FF 90 X FF 91 3-2 ② F8		B FF 88 B FF 89 X FF 89 2-0 33 2B 1B		X SI 89 0-0 2B		B SL 78 B SI 90 F SL 77 X SI 90 2-1 ③ G4-3		4 0	0 0	2 0	0 0	0 0	0 0	1 0
15 Dan Haren, R (1, 1) OBP: 0.190, SLG: 0.286 33 Roger Bernadina, L (4, PH) OBP: 0.224, SLG: 0.275 35 Craig Stammen, R (5, 1) 46 Ian Krol, L (6, 1) 12 Tyler Moore, R (6, PH) OBP: 0.198, SLG: 0.266 51 Erik Davis, R (7, 1) 26 Jeff Kobernus, R (8, 9)		X FF 90 0-0 2 1B 2B		X SI 89 0-0 1-3 2B		C SL 82 F SL 81 F FF 90 S FF 91 0-3 ③ K			B FF 94 F FF 94 H SL 85 2-1 2 G4-3 HBP	1 1 0 0 1 0 0	0 0 0 0 0 0 0	1 1 0 0 0 0 0	0 0 0 0 0 0 0	0 0 0 0 1 0 0	0 0 0 0 1 0 0	0 0 0 0 1 0 0
Inning Stats	R: 1 H: 2 E: 0 LOB: 2 K: 0 BB: 1 S: 12 P: 23	R: 0 H: 2 E: 0 LOB: 2 K: 1 BB: 0 S: 9 P: 13	R: 0 H: 1 E: 0 LOB: 1 K: 1 BB: 0 S: 13 P: 18	R: 0 H: 2 E: 0 LOB: 2 K: 2 BB: 0 S: 10 P: 12	R: 0 H: 0 E: 0 LOB: 0 K: 0 BB: 0 S: 10 P: 13	R: 0 H: 1 E: 0 LOB: 1 K: 2 BB: 0 S: 11 P: 12	R: 0 H: 1 E: 0 LOB: 1 K: 1 BB: 0 S: 13 P: 16	R: 0 H: 1 E: 0 LOB: 1 K: 0 BB: 0 S: 9 P: 19	R: 0 H: 0 E: 0 LOB: 1 K: 0 BB: 0 S: 7 P: 11	1B: 5 2B: 5 3B: 0 HR: 0	SF: 0 SAC: 0 DP: 0 HBP: 1						

AB	37
R	1
H	10
RBI	1
BB	1
SO	7
LOB	19

WP: 0 PB: 0 SB: 0 CS: 0 PA: 39

PITCHER		IP	WLS	BF	H	R	ER	SO	BB	IBB	HBP	BLK	WP	HR	S	P	ERA	WHIP
35 Dillon Gee, R ERA: 5.2	(1, 1)	7.0	W	31	9	1	1	7	1	0	0	0	0	0	78	107	1.29	1.429
46 Greg Burke, R ERA: 3.78	(8, 1)	1.0		4	1	0	0	0	0	0	0	0	0	0	9	19	0.00	1.000
73 Robert Carson, L ERA: 8.47	(9, 1)	1.0		4	0	0	0	0	0	0	1	0	0	0	7	11	0.00	0.000

PITCHER	IP	WLS	BF	H	R	ER	SO	BB	IBB	HBP	BLK	WP	HR	S	P	ERA	WHIP

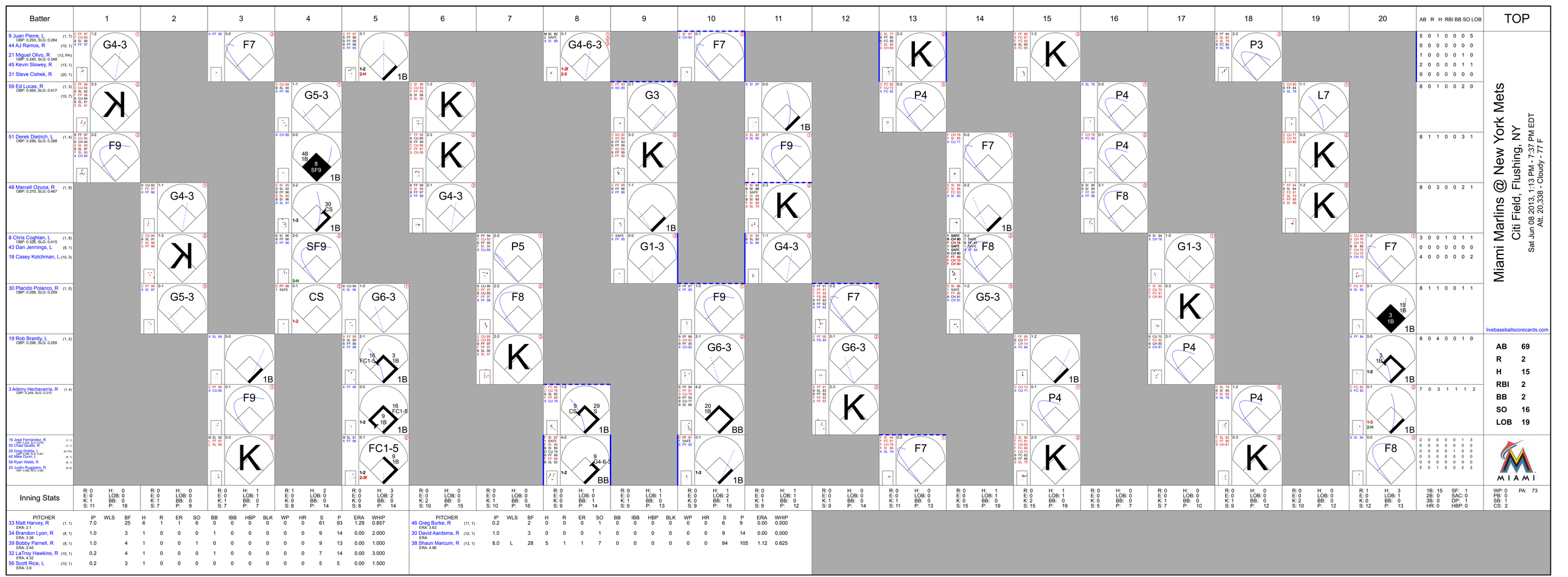
Batter
1
2
3
4
5
6
7
8
9
10
11
12
13
14
15
16
17
18
19
20
AB R H RBI BB SO LOB
TOP
9 Juan Pierre, L (1, 7) OBP: 0.293, SLG: 0.284
44 AJ Ramos, R (10, 1)
21 Miguel Olivo, R (13, PH) OBP: 0.240, SLG: 0.348
45 Kevin Slowey, R (13, 1)
31 Steve Cishek, R (20, 1)
59 Ed Lucas, R (1, 3) OBP: 0.464, SLG: 0.417
(10, 7)
51 Derek Dietrich, L (1, 4) OBP: 0.286, SLG: 0.388
48 Marcell Ozuna, R (1, 9) OBP: 0.370, SLG: 0.467
8 Chris Coghlan, L (1, 8) OBP: 0.328, SLG: 0.415
43 Dan Jennings, L (9, 1)
18 Casey Kotchman, L (10, 3)
30 Placido Polanco, R (1, 5) OBP: 0.288, SLG: 0.259
19 Rob Brantly, L (1, 2) OBP: 0.296, SLG: 0.295
3 Adeiny Hechavarría, R (1, 6) OBP: 0.249, SLG: 0.310
16 José Fernández, R (7, 1) OBP: 0.231, SLG: 0.274
50 Chad Qualls, R (7, 1)
29 Greg Dobbs, L (8, PH) OBP: 0.286, SLG: 0.281
40 Mike Dunn, L (8, 1)
58 Ryan Webb, R (8, 1)
20 Justin Ruggiano, R (9, 6) OBP: 0.296, SLG: 0.582
Miami Marlins @ New York Mets
Citi Field, Flushing, NY
Sat Jun 08 2013, 1:13 PM - 7:37 PM EDT
Att. 20,338 - Cloudy - 77 F
livebaseballscorecards.com
AB 69
R 2
H 15
RBI 2
BB 2
SO 16
LOB 19
Inning Stats
PITCHER IP WLS BF H R ER SO BB IBB HBP BLK WP HR S P ERA WHIP
33 Matt Harvey, R (1, 1) ERA: 2.1 7.0 25 6 1 1 6 0 0 0 0 0 0 61 93 1.29 0.857
34 Brandon Lyon, R (8, 1) ERA: 3.38 1.0 3 1 0 0 0 1 0 0 0 0 0 0 9 14 0.00 2.000
39 Bobby Parnell, R (9, 1) ERA: 2.45 1.0 4 1 0 0 1 0 0 0 0 0 0 0 9 13 0.00 1.000
32 LaTroy Hawkins, R (10, 1) ERA: 4.32 0.2 4 1 0 0 0 1 0 0 0 0 0 0 7 14 0.00 3.000
56 Scott Rice, L (10, 1) ERA: 3.9 0.2 3 1 0 0 0 0 0 0 0 0 0 0 5 5 0.00 1.500
46 Greg Burke, R (11, 1) ERA: 3.63 0.2 2 0 0 0 1 0 0 0 0 0 0 0 4 5 0.00 0.000
30 David Aardsma, R (12, 1) ERA: 1.0 3 0 0 0 1 0 0 0 0 0 0 9 14 0.00 0.000
38 Shaun Marcum, R (13, 1) ERA: 4.96 8.0 L 28 5 1 1 7 0 0 0 0 0 0 84 105 1.12 0.625
1B: 15 SF: 1
2B: 0 SAC: 0
3B: 0 DP: 1
HR: 0 HBP: 0
WP: 0 PA: 73
PB: 0
SB: 1
CS: 2

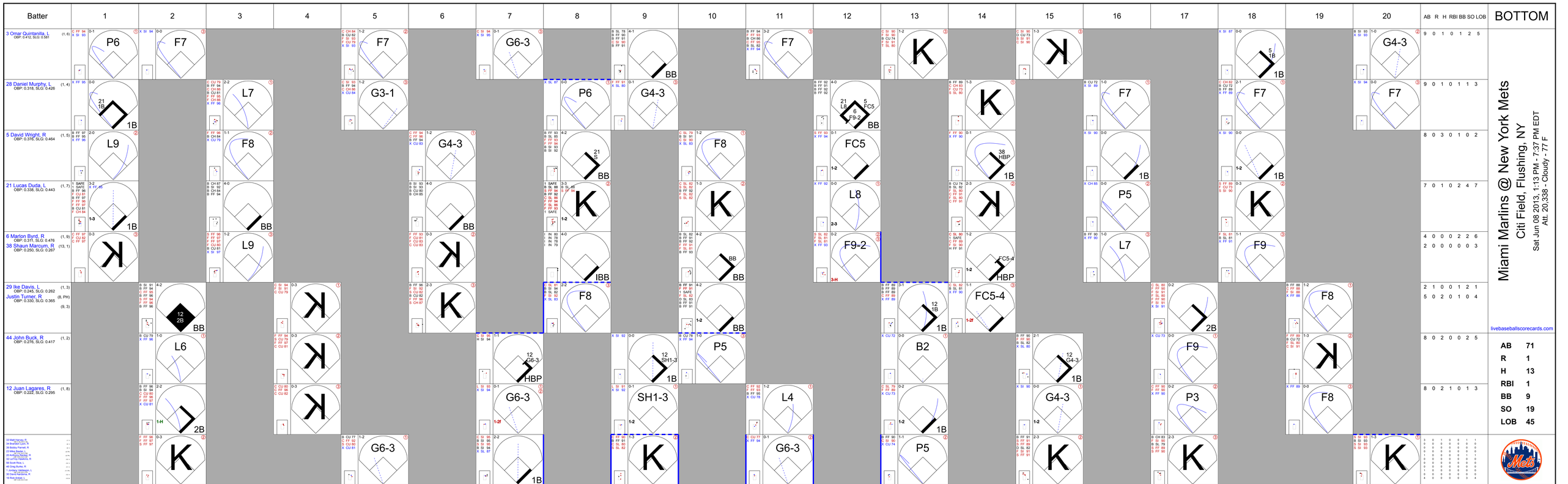

Miami Marlins @ New York Mets

Citi Field, Flushing, NY

Sat Jun 08 2013, 1:13 PM - 7:37 PM EDT
Att. 20,338 - Cloudy - 77 F

livebaseballscorecards.com

Batter	1	2	3	4	5	6	7	8	9	10	11	12	13	14	15	16	17	18	19	20	AB	R	H	RBI	BB	SO	LOB
3 Omar Quintanilla, L (1, 6) OBP: 0.412, SLG: 0.581	P6	F7			F7		G6-3		BB		F7		K		K			5 1B 1B		G4-3	9	0	1	0	1	2	5
28 Daniel Murphy, L (1, 4) OBP: 0.318, SLG: 0.426	21 1B 1B		L7		G3-1			P6	G4-3			21 L8 6 F9-2 5 FC5 BB		K		F7		F7		F7	9	0	1	0	1	1	3
5 David Wright, R (1, 5) OBP: 0.376, SLG: 0.464	L9		F8			G4-3		21 S BB		F8		FC5		38 HBP 1B				1B			8	0	3	0	1	0	2
21 Lucas Duda, L (1, 7) OBP: 0.338, SLG: 0.443	1 SAFE 1-3 1B		BB			BB		K 1-2		K		L8 2-3		K		P5		K			7	0	1	0	2	4	7
6 Marlon Byrd, R (1, 9) OBP: 0.311, SLG: 0.476	K		L9			K		IBB		BB BB		F9-2 3-H		FC5-4 1-2 HBP		L7		F9			4	0	0	0	2	2	6
38 Shaun Marcum, R (13, 1) OBP: 0.250, SLG: 0.267																					2	0	0	0	0	0	3
29 Ike Davis, L (1, 3) OBP: 0.245, SLG: 0.262		12 2B BB		K		K		F8		BB			12 1B 1B	FC5-4 1-2f			2B		F8		2	1	0	0	1	2	1
Justin Turner, R (8, PH) OBP: 0.330, SLG: 0.365 (9, 3)																					5	0	2	0	1	0	4
44 John Buck, R (1, 2) OBP: 0.276, SLG: 0.417		L6		K			12 G6-3 HBP		12 SH1-3 1B	P5			B2		12 G4-3 1B		F9		K		8	0	2	0	0	2	5
12 Juan Lagares, R (1, 8) OBP: 0.222, SLG: 0.295		1-H 2B		K			G6-3 1-2f		SH1-3 1-2		L4		1B		G4-3 1-2		P3		F8		8	0	2	1	0	1	3
15 Matt Harvey, R 3-1		K			G6-3		1B		K		G6-3		P5		K		K			K	3	0	0	0	0	0	0
34 Brandon Lyon, R 4-1																					3	0	0	0	0	0	0
39 Bobby Parnell, R 4-1																					3	0	0	0	0	0	0
23 Mike Baxter, L 4-1																					3	0	0	0	0	0	0
20 Anthony Rieckert, R 4-1																					3	0	0	0	0	0	0
32 LaTroy Hawkins, R 4-1																					3	0	0	0	0	0	0
56 Scott Rice, L 4-1																					3	0	0	0	0	0	0
46 Greg Burke, R 4-1																					3	0	0	0	0	0	0
7 Jordany Valdespin, L 4-1																					3	0	0	0	0	0	0
30 David Aardsma, R 4-1																					3	0	0	0	0	0	0
16 Rick Ankiel, L 4-1																					3	0	0	0	0	0	0
Inning Stats	R: 0 E: 0 K: 1 S: 12	H: 2 LOB: 2 BB: 0 P: 17	R: 1 E: 0 K: 1 S: 12	H: 1 LOB: 1 BB: 1 P: 19	R: 0 E: 0 K: 0 S: 12	H: 0 LOB: 1 BB: 1 P: 20	R: 0 E: 0 K: 3 S: 10	H: 0 LOB: 0 BB: 0 P: 10	R: 0 E: 0 K: 0 S: 10	H: 0 LOB: 0 BB: 0 P: 13	R: 0 E: 0 K: 2 S: 11	H: 0 LOB: 1 BB: 1 P: 18	R: 0 E: 0 K: 0 S: 8	H: 1 LOB: 1 BB: 0 P: 11	R: 0 E: 0 K: 1 S: 12	H: 0 LOB: 2 BB: 2 P: 25	R: 0 E: 0 K: 1 S: 9	H: 1 LOB: 2 BB: 1 P: 14	R: 0 E: 0 K: 1 S: 12	H: 0 LOB: 2 BB: 2 P: 23	R: 0 E: 0 K: 0 S: 8	H: 0 LOB: 0 BB: 0 P: 12	R: 0 E: 0 K: 0 S: 7	H: 0 LOB: 1 BB: 1 P: 11	R: 0 E: 0 K: 1 S: 12	H: 2 LOB: 2 BB: 0 P: 17	R: 0 E: 0 K: 2 S: 14	H: 1 LOB: 2 BB: 0 P: 19	R: 0 E: 0 K: 2 S: 10	H: 1 LOB: 1 BB: 0 P: 15	R: 0 E: 0 K: 0 S: 4	H: 1 LOB: 1 BB: 0 P: 6	R: 0 E: 0 K: 1 S: 14	H: 1 LOB: 1 BB: 0 P: 16	R: 0 E: 0 K: 1 S: 9	H: 2 LOB: 2 BB: 0 P: 12	R: 0 E: 0 K: 1 S: 7	H: 0 LOB: 0 BB: 0 P: 9	R: 0 E: 0 K: 1 S: 5	H: 0 LOB: 0 BB: 0 P: 7	1B: 11 2B: 3 3B: 0 HR: 0	SF: 0 SAC: 1 DP: 2 HBP: 2	WP: 0 PB: 0 SB: 1 CS: 0	PA: 83

PITCHER	IP	WLS	BF	H	R	ER	SO	BB	IBB	HBP	BLK	WP	HR	S	P	ERA	WHIP
16 José Fernández, R (1, 1) ERA: 3.17	6.0		24	3	1	1	7	3	0	0	0	0	0	67	97	1.50	1.000
50 Chad Qualls, R (7, 1) ERA: 2.7	1.0		4	1	0	0	0	0	0	1	0	0	0	8	11	0.00	1.000
40 Mike Dunn, L (8, 1) ERA: 3.0	0.2		4	0	0	0	1	1	1	0	0	0	0	9	20	0.00	1.500
58 Ryan Webb, R (8, 1) ERA: 3.23	0.2		3	1	0	0	0	0	0	0	0	0	0	6	8	0.00	1.500
43 Dan Jennings, L (9, 1) ERA: 1.42	1.1		7	0	0	0	2	3	0	0	0	0	0	17	32	0.00	2.250

PITCHER	IP	WLS	BF	H	R	ER	SO	BB	IBB	HBP	BLK	WP	HR	S	P	ERA	WHIP
44 AJ Ramos, R (10, 1) ERA: 4.5	2.1		8	0	0	0	0	1	0	0	0	0	0	16	25	0.00	0.429
45 Kevin Slowey, R (13, 1) ERA: 3.77	7.0	W	30	8	0	0	8	0	0	1	0	0	0	70	94	0.00	1.143
31 Steve Cishek, R (20, 1) ERA: 4.32	1.0	S	3	0	0	0	1	0	0	0	0	0	0	5	7	0.00	0.000

AB	71
R	1
H	13
RBI	1
BB	9
SO	19
LOB	45

Miami Marlins @ New York Mets

Citi Field, Flushing, NY

Sun Jun 09 2013, 1:12 PM - 4:46 PM EDT

Att. 21,747 - Partly Cloudy - 80 F

livebaseballscorecards.com

TOP

Batter	1	2	3	4	5	6	7	8	9	10	AB	R	H	RBI	BB	SO	LOB
9 Juan Pierre, L (1, 7) OBP: 0.294, SLG: 0.286	B FF 89 F FF 89 B FF 90 F FC 87 F FF 92 S FC 89 2-3 K ①		C FF 89 C SI 89 X FF 88 0-2 G1-3 ②			B SI 87 L FC 85 F SI 88 S FC 86 1-3 K ①	C FC 86 F FC 87 F FF 89 B FC 86 F FC 85 F SI 89 B FC 86 F FC 86 F FF 90 2-2 X FC 86 1-2 1B		C KC 84 C FF 95 B FF 94 X FF 96 1-2 59 1B 1B	C FF 92 X SL 83 0-1 G3-1 ②	6	0	2	0	0	2	0
59 Ed Lucas, R (1, 5) OBP: 0.471, SLG: 0.414	C FF 91 S FC 88 S CU 77 0-3 K ②		C SI 90 F CH 83 B FF 90 F FC 86 X SI 90 1-2 F8 ③			S FF 88 S CU 74 F FF 90 X CU 75 0-2 51 1B 48 2B 1B	F FF 90 X FF 91 0-1 G5-3 ③		1 SAFE B FF 95 C KC 84 1 SAFE X FF 94 1-1 1-3 1B	C FF 93 B FF 93 S FF 92 B FF 93 F SL 83 B FF 92 4-2 BB	5	1	2	0	1	1	2
51 Derek Dietrich, L (1, 4) OBP: 0.288, SLG: 0.413	C FF 91 F FC 88 S FF 92 0-3 K ③			X FC 85 0-0 G6-3 ①		C FC 86 F SI 90 X CU 75 0-2 48 2B 48 E 1-2 1B		B SL 81 F SI 89 B SI 88 F CH 82 B SL 82 F SI 91 X SI 92 3-2 HR	F KC 85 C KC 84 F KC 85 S FF 94 0-3 K ②	X FF 92 0-0 G5-3 ③	6	2	2	1	0	2	3
48 Marcell Ozuna, R (1, 9) OBP: 0.371, SLG: 0.472		B FF 89 B FC 87 F SI 89 F FC 86 B FF 90 X SI 90 3-2 20 G6-4-3 5 BB 3 1B 1B		B CH 79 F FC 86 B FF 89 X CH 82 2-1 P2 ②		B FC 87 S FC 86 B FC 86 B SI 89 X SI 90 3-1 E8 1-H 2-H 2B		C CU 76 B FF 88 B SL 82 S SL 82 B SI 89 X SL 81 3-2 F7 ①	X KC 85 0-0 G5-3 ③		5	1	2	1	0	0	2
5 Logan Morrison, L (1, 3) OBP: 0.600, SLG: 0.500		B FF 90 B FC 87 B SI 90 B FF 90 4-0 20 G6-4-3 1-2 BB		B FC 87 X FC 86 1-0 G6-3 ③		X FF 89 0-0 L8 ②		B SI 88 X CU 76 1-0 3 1B 20 1B 1B		B FS 89 C KC 82 X FF 93 1-1 3 FC4 20 1B 3 E 1B	4	1	2	0	1	0	1
20 Justin Ruggiano, R (1, 8) OBP: 0.289, SLG: 0.382		B FF 89 X FC 88 1-0 G6-4-3 ① ② 1-2f 2-3			C SI 86 X CH 79 0-1 F8 ①	B FC 86 B CU 74 X FF 90 2-0 G5-3 ③		D SL 80 C SL 82 F CU 76 F FF 88 X SL 82 1-2 3 1B 1-2 1B		L FF 94 B FF 94 X KC 85 1-1 3 E 29 SF7 1-2 1B	5	1	2	0	0	0	3
3 Adeiny Hechavarría, R (1, 6) OBP: 0.253, SLG: 0.312		C CU 75 B FF 91 X SI 90 1-1 3-H 1B			L FC 84 X FF 87 0-1 L9 ②		C FF 88 B FC 86 B FC 86 X CH 81 2-1 G5-3 ① D SL 82 C SI 86 F FC 86 B SI 86 B FC 85 X FC 86 3-2 1-2 2-3 1B ②		B FF 92 L FF 90 L FF 94 B FF 96 D KC 85 X FF 95 3-2 FC4 29 SF7 21 HR 1-3 2-H	5	1	2	1	0	0	1
6 Jeff Mathis, R (1, 2) 40 Mike Dunn, L (8, 1) 50 Chad Qualls, R (9, 1) 29 Greg Dobbs, L (10, PH) OBP: 0.288, SLG: 0.281 31 Steve Cishek, R (10, 1)		D SI 90 F FC 86 1 SAFE X CH 84 1-1 F8 ③			C FF 88 B FC 85 X FC 86 1-1 2B		B FF 89 B CH 80 B FF 90 C FF 88 F SI 89 X SI 89 3-2 P3 ② S FC 87 B SI 88 B FC 86 F FC 87 F SI 87 B CU 76 X FC 86 3-2 F8 ③		B SL 84 X FF 92 1-0 SF7 ① 1-2 3-H	4	0	1	0	0	0	3
34 Tom Koehler, R (1, 1) OBP: 0.100, SLG: 0.100 21 Miguel Olivo, R (8, 2) OBP: 0.247, SLG: 0.394			C FF 87 B FC 88 B FF 88 S FF 89 F FC 88 X FC 87 2-2 G6-3 ①		X FC 85 0-0 G6-3 ③		C FF 87 S CH 80 F FF 90 X CU 74 0-2 9 1B 1B		C FF 92 C FF 93 F KC 83 F KC 84 B FF 94 B KC 84 C FF 96 2-3 K ①	F SL 85 B FF 91 F SL 83 F FF 92 B FF 92 F FF 92 X SL 84 2-2 2-H HR	3	0	1	0	0	0	1
											2	1	1	2	0	1	0
Inning Stats	R: 0 H: 0 E: 0 LOB: 0 K: 3 BB: 0 S: 10 P: 12	R: 1 H: 2 E: 0 LOB: 1 K: 0 BB: 1 S: 8 P: 18	R: 0 H: 0 E: 0 LOB: 0 K: 0 BB: 0 S: 11 P: 14	R: 0 H: 0 E: 0 LOB: 0 K: 0 BB: 0 S: 4 P: 7	R: 0 H: 1 E: 0 LOB: 1 K: 0 BB: 0 S: 7 P: 8	R: 2 H: 3 E: 1 LOB: 1 K: 1 BB: 0 S: 14 P: 20	R: 0 H: 2 E: 0 LOB: 2 K: 0 BB: 0 S: 19 P: 26	R: 1 H: 4 E: 0 LOB: 2 K: 0 BB: 0 S: 19 P: 33	R: 0 H: 2 E: 0 LOB: 2 K: 2 BB: 0 S: 15 P: 19	R: 4 H: 3 E: 1 LOB: 1 K: 0 BB: 1 S: 19 P: 31	1B: 13 SF: 1 2B: 2 SAC: 0 3B: 0 DP: 1 HR: 2 HBP: 0						

	AB	45
	R	8
	H	17
	RBI	6
	BB	2
	SO	6
	LOB	16

WP: 0 PA: 48
PB: 0
SB: 0
CS: 0

PITCHER		IP	WLS	BF	H	R	ER	SO	BB	IBB	HBP	BLK	WP	HR	S	P	ERA	WHIP
49 Jonathon Niese, L ERA: 4.24	(1, 1)	6.2		28	8	3	2	4	1	0	0	0	0	0	71	103	2.70	1.350
32 LaTroy Hawkins, R ERA: 4.26	(7, 1)	0.1	H	1	0	0	0	0	0	0	0	0	0	0	2	2	0.00	0.000
56 Scott Rice, L ERA: 4.23	(8, 1)	0.0	B	1	1	1	1	0	0	0	0	0	0	1	4	7	∞	∞
34 Brandon Lyon, R ERA: 3.24	(8, 1)	1.0		5	3	0	0	0	0	0	0	0	0	0	15	26	0.00	3.000
39 Bobby Parnell, R ERA: 3.04	(9, 1)	1.0	L	8	4	3	3	2	0	0	0	0	0	0	22	31	27.00	4.000

PITCHER		IP	WLS	BF	H	R	ER	SO	BB	IBB	HBP	BLK	WP	HR	S	P	ERA	WHIP
73 Robert Carson, L ERA: 8.5	(10, 1)	1.0		5	1	1	0	0	1	0	0	0	0	1	12	19	0.00	2.000

Miami Marlins @ New York Mets

Citi Field, Flushing, NY

Sun Jun 09 2013, 1:12 PM - 4:46 PM EDT

Att. 21,747 - Partly Cloudy - 80 F

BOTTOM

Batter	1	2	3	4	5	6	7	8	9	10	AB	R	H	RBI	BB	SO	LOB
3 Omar Quintanilla, L (1, 6) OBP: 0.385, SLG: 0.528	C SI 92 F SI 93 F KC 82 X SI 94 0-2 ① F7		B KC 78 X SI 93 1-0 5 2B 28 G4-3 1-2 2-3 1B		C FF 93 X CH 85 0-1 ② G3-1			C FF 94 B SL 87 X SL 87 1-1 ① G3		C SI 91 B CH 84 X CH 86 1-1 ③ G3-1	5	1	1	0	0	0	0
1 Jordany Valdespin, L (1, 9) OBP: 0.294, SLG: 0.376 6 Marlon Byrd, R (8, PH) OBP: 0.309, SLG: 0.473 (9, 9)	B KC 80 F FF 93 X FF 93 1-1 28 CS 5 G4-3 1B		B KC 79 D KC 80 X FF 94 2-0 ① F5		S FF 93 X FF 93 0-1 ③ G6-3			B FF 93 S FF 94 S SL 87 F SL 88 F FF 95 S FF 94 1-3 ② K			3 1	0 0	1 0	0 0	0 0	0 1	3 0
5 David Wright, R (1, 5) OBP: 0.373, SLG: 0.465	B SI 93 F SI 92 B FF 93 1 SAFE F SI 94 X SL 88 2-2 ② G4-3 1-2		B FF 94 F CH 87 X SI 94 1-1 28 G4-3 1-3 2-H 3-H 2B			B KC 76 B SI 92 S FF 90 F FF 90 S SL 88 2-3 ① K		T FF 94 F FF 94 B FF 94 X SL 89 1-2 ③ P3			4	0	1	2	0	1	1
28 Daniel Murphy, L (1, 4) OBP: 0.325, SLG: 0.442	C CH 85 B KC 80 1-1 ③ CS 2-3	F FF 93 B SI 94 X CH 85 1-1 HR	C KC 81 B KC 82 C KC 79 F SL 88 B SI 94 F KC 80 X KC 81 2-2 ② G4-3 2-3 3-H			C CH 85 B SI 93 F FF 92 B SL 88 X SL 89 2-2 E4 1B			C SL 86 S SL 88 B FF 93 B SL 87 F FF 92 B SL 88 F FF 94 B FF 93 4-2 20 S BB		3	1	2	2	1	0	1
Mike Baxter, L (1, 7) OBP: 0.333, SLG: 0.282		B SI 93 B FF 94 F FF 92 F FF 94 X KC 80 2-2 ① G3-1	X FF 94 0-0 ③ F8			B KC 77 X FF 92 1-0 ② P6			B FF 94 C FF 94 T SL 86 L SL 87 1-3 ① K		4	0	0	0	0	1	3
29 Ike Davis, L (1, 3) OBP: 0.242, SLG: 0.258 Justin Turner, R (9, PH) OBP: 0.326, SLG: 0.360 (10, 3)		B SI 93 B FF 92 F FF 92 B KC 80 F SI 93 S SI 94 3-3 ② K	B FF 91 T CH 84 C FF 93 X KC 82 1-2 ① G5-3			S KC 80 X KC 80 0-1 ③ F8			F SI 94 F SI 95 S SL 88 0-3 ② K		3 1	0 0	0 0	0 0	0 0	1 1	1 1
20 Anthony Recker, R (1, 2) OBP: 0.250, SLG: 0.343		F FF 93 B FF 94 B SL 88 B FF 93 S FF 93 X FF 94 3-2 ③ F9	X SI 93 0-0 ② G6-3		X SI 92 0-0 ① P3				C SL 88 B SI 94 F SL 87 F SI 94 C SL 88 1-3 ③ K 1-2		4	0	0	0	0	1	1
12 Juan Lagares, R (1, 8) OBP: 0.224, SLG: 0.292			C FF 92 F FF 92 B SI 95 X KC 82 1-2 3 1B 49 BB 5 2B 1B	B FF 94 B FF 93 C FF 91 B SI 93 X SI 92 3-1 ③ G6-3		B FF 93 B FF 90 C CH 89 B FF 89 C FF 91 X FF 92 3-2 ② F8			C SI 90 B SL 83 C SI 91 T SL 83 1-2 ① K	4	1	1	0	0	1	0
49 Jonathon Niese, L (1, 1) OBP: 0.319, SLG: 0.235 32 LaTroy Hawkins, R (7, 1) 21 Lucas Duda, L (7, PH) OBP: 0.336, SLG: 0.440 56 Scott Rice, L (8, 1) 34 Brandon Lyon, R (8, 1) 39 Bobby Parnell, R (9, 1) 73 Robert Carson, L (10, 1) 9 Kirk Nieuwenhuis, L (10, PH) OBP: 0.167, SLG: 0.176			B FF 93 1 SAFE B SI 91 F FF 90 B FF 91 C FF 91 B FF 91 4-2 3 1B 5 2B 1-2 BB	X FF 92 0-0 ① G5-3		C KC 80 B SL 87 F KC 80 F FF 94 X SL 88 1-2 ③ G3-1			B SI 91 C SI 92 F CH 86 C SL 82 1-3 ② K	1 0 1 0 0 0 0 1	1 0 0 0 0 0 0 0	0 0 0 0 0 0 0 0	0 0 0 0 0 0 0 0	1 0 0 0 0 0 0 1	0 0 0 0 0 0 0 0	0 0 0 0 0 0 0 0
Inning Stats	R: 0 E: 0 K: 0 S: 10 H: 1 LOB: 0 BB: 0 P: 14	R: 1 E: 0 K: 1 S: 11 H: 1 LOB: 0 BB: 0 P: 20	R: 3 E: 0 K: 0 S: 15 H: 3 LOB: 1 BB: 1 P: 26	R: 0 E: 0 K: 0 S: 6 H: 0 LOB: 0 BB: 0 P: 10	R: 0 E: 0 K: 0 S: 5 H: 0 LOB: 0 BB: 0 P: 5	R: 0 E: 1 K: 1 S: 9 H: 1 LOB: 1 BB: 0 P: 14	R: 0 E: 0 K: 0 S: 8 H: 0 LOB: 0 BB: 0 P: 12	R: 0 E: 0 K: 1 S: 10 H: 0 LOB: 0 BB: 0 P: 13	R: 0 E: 0 K: 3 S: 14 H: 0 LOB: 1 BB: 1 P: 20	R: 0 E: 0 K: 2 S: 8 H: 0 LOB: 0 BB: 0 P: 11	1B: 4 2B: 1 3B: 0 HR: 1 SF: 0 SAC: 0 DP: 0 HBP: 0	WP: 0 PB: 0 SB: 1 CS: 1 PA: 38					

PITCHER		IP	WLS	BF	H	R	ER	SO	BB	IBB	HBP	BLK	WP	HR	S	P	ERA	WHIP
34 Tom Koehler, R ERA: 3.91	(1, 1)	7.0		27	6	4	4	2	1	0	0	0	0	1	64	101	5.14	1.000
40 Mike Dunn, L ERA: 2.86	(8, 1)	1.1		5	0	0	0	2	1	0	0	0	0	0	17	25	0.00	0.750
50 Chad Qualls, R ERA: 2.63	(9, 1)	0.2	W	2	0	0	0	2	0	0	0	0	0	0	7	8	0.00	0.000
31 Steve Cishek, R ERA: 4.15	(10, 1)	1.0		3	0	0	0	2	0	0	0	0	0	0	8	11	0.00	0.000

PITCHER	IP	WLS	BF	H	R	ER	SO	BB	IBB	HBP	BLK	WP	HR	S	P	ERA	WHIP

AB	35
R	4
H	6
RBI	4
BB	2
SO	8
LOB	11

livebaseballscorecards.com

Batter	1	2	3	4	5	6	7	8	9	AB	R	H	RBI	BB	SO	LOB
13 Matt Carpenter, L (1, 4) OBP: 0.409, SLG: 0.473	C FF 91 B FF 92 T CU 77 F FF 92 B FF 92 X CU 77 2-2 ① G1-3		B CU 74 C SI 91 C FF 93 S SL 83 1-3 ② K		B FF 93 C SL 86 B FF 93 F FF 93 F CU 78 B SL 86 F SL 85 B FF 94 4-2 7 1B 4 G5-3 21 HR BB		B SI 86 F SI 87 X SL 79 1-1 ① G3-1	B SL 83 X FF 94 1-0 ② L8		4	1	0	0	1	1	0
4 Yadier Molina, R (1, 2) OBP: 0.394, SLG: 0.496	F FF 91 B SL 85 B CH 86 B FF 92 X FF 93 3-1 ② P4		B FF 92 C FF 93 X SL 85 1-1 ③ F8		B SI 92 X SI 92 1-0 ② G5-3 1-2 3-H		C SI 90 B SL 80 S SI 91 B SI 91 F SL 79 B SI 90 F SI 90 X SI 89 3-2 7 1B 2B	B FF 93 B FF 93 X FF 93 2-0 1B		5	1	2	1	0	0	1
7 Matt Holliday, R (1, 7) OBP: 0.359, SLG: 0.462	X FF 92 0-0 ③ F9			B FF 91 X SI 91 1-0 21 1B G4-6-3 1B	F SI 87 B FF 93 X CH 86 1-1 21 HR 2-3 1B		X SI 90 0-0 2B 19 BB 2-H 1B	B FF 92 C FF 92 B FS 86 F FF 93 F SL 82 S SL 83 2-3 ③ K		5	3	3	1	0	1	1
21 Allen Craig, R (1, 9) OBP: 0.355, SLG: 0.457 43 Shane Robinson, R (7, 9) OBP: 0.349, SLG: 0.346		C FF 90 C CU 76 B FF 91 B FF 92 X CH 84 2-2 ① F9		C SL 85 X FF 90 0-1 G4-6-3 1-3 1B	C CU 77 X CH 86 0-1 1-H 3-H HR		C SL 81 B SI 91 B SI 90 F SI 88 B SL 79 S SL 79 3-3 ② K		F FF 91 X SL 81 0-1 HR	4 1	1 1	2 1	3 1	0 0	1 0	1 0
Matt Adams, L (1, 3) OBP: 0.364, SLG: 0.575		C FF 90 T SL 85 F FF 92 X SL 86 0-2 23 1B 1B		B FF 92 S CH 86 B CH 85 B FF 92 X CH 86 3-1 ①② G4-6-3 1-2f 3-H	C CU 76 B FF 92 F SL 86 F FF 90 B CH 86 B SL 84 F SL 85 F FF 92 X CH 85 3-2 ③ G4-3		C SL 79 B SI 88 F SL 80 B SI 89 X SI 89 2-2 19 BB 1-3 2B		S SL 84 X FS 88 0-1 ① G3	5	0	2	0	0	0	1
23 David Freese, R (1, 5) OBP: 0.360, SLG: 0.389		B FF 92 B SL 87 F SI 92 F SL 86 F FF 93 X SL 86 2-2 1-2 1B		X SL 86 0-0 ③ G6-3		C SL 83 B FF 90 C FF 91 X SL 84 1-2 1B	C SL 80 F SI 88 B SL 79 B SL 80 B SI 90 D SL 78 4-2 38 FC5 19 BB BB		T FF 91 F FF 93 B FF 92 F SL 82 C SL 84 1-3 ② K	4	0	2	0	1	1	0
19 Jon Jay, L (1, 8) OBP: 0.331, SLG: 0.350		X CH 85 0-0 ② F7			C CU 75 B CH 86 F FF 91 F FF 91 X CH 86 1-2 38 2B 52 G6-3 E3	F CH 84 B CH 84 1 SAFE F FF 90 B SL 84 F SL 90 F SL 85 F CH 86 X CH 85 2-2 ① F7	B SL 81 S SL 84 D SL 83 B FF 92 B FF 93 4-1 38 FC5 1-2 2-3 3-H BB		F FF 92 S SL 85 X SL 83 0-2 ③ G3	4	1	0	1	1	0	3
38 Pete Kozma, R (1, 6) OBP: 0.306, SLG: 0.321		X SL 85 0-0 ③ P3			1 SAFE F SI 90 X SI 90 0-1 52 G6-3 4 G5-3 1-3 2B	F FF 91 S SL 85 S SL 84 0-3 ② K	B FF 95 B FF 93 C FF 94 B FF 94 X FF 94 3-1 ③ FC5 1-2 2-3f			4	1	1	0	0	1	6
52 Michael Wacha, R (1, 1) OBP: 0.143, SLG: 0.143 36 Randy Choate, L (7, 1) 12 Ty Wigginton, R (8, PH) OBP: 0.294, SLG: 0.244 65 Keith Butler, R (8, 1)			C SI 91 T FF 92 X SL 85 0-2 ① G1-3		B SL 86 X FF 93 1-0 ① G6-3 2-3 3-H	X SL 83 0-0 ③ G6-3		B FF 94 F FF 94 F SL 82 B SL 82 X FF 94 2-2 ① F8		3 0 0 1 0	0 0 0 0 0	0 0 0 0 0	1 0 0 0 0	0 0 0 0 0	0 0 0 0 0	2 0 0 0 0

Inning Stats	1	2	3	4	5	6	7	8	9
	R: 0 E: 0 K: 0 S: 7	H: 0 LOB: 0 BB: 0 P: 12	R: 0 E: 0 K: 0 S: 13	H: 2 LOB: 2 BB: 0 P: 17	R: 0 E: 0 K: 1 S: 8	H: 0 LOB: 0 BB: 0 P: 10	R: 1 E: 0 K: 0 S: 6	H: 2 LOB: 0 BB: 0 P: 10	R: 5 E: 1 K: 0 S: 22	H: 3 LOB: 0 BB: 1 P: 33	R: 0 E: 0 K: 1 S: 13	H: 1 LOB: 1 BB: 0 P: 16	R: 2 E: 0 K: 1 S: 19	H: 3 LOB: 3 BB: 2 P: 39	R: 0 E: 0 K: 1 S: 9	H: 1 LOB: 1 BB: 0 P: 16	R: 1 E: 0 K: 1 S: 11	H: 1 LOB: 0 BB: 0 P: 12

| | | |

BOTTOM

St. Louis Cardinals @ New York Mets

Citi Field, Flushing, NY

Tue Jun 11 2013, 7:12 PM - 10:04 PM EDT

Att. 21,581 - Cloudy - 80 F

Batter	1	2	3	4	5	6	7	8	9	AB	R	H	RBI	BB	SO	LOB
1 Jordany Valdespin, L (1, 4) OBP: 0.302, SLG: 0.381 30 David Aardsma, R (8, 1)	B FF 92 C FF 92 X FF 92 1-1 L4 ① B FF 90 C FF 91 C CH 84 B CH 84 B CU 75 X CH 84 3-2 3 G3 1B				C FC 88 B CU 75 F FF 91 X CH 82 1-2 E6 1B		B SI 84 C SI 85 F SI 84 S SL 75 1-3 K ③			4 0	0 0	2 0	0 0	0 0	1 0	0 0
3 Omar Quintanilla, L (1, 6) OBP: 0.372, SLG: 0.575	C FF 94 F FF 95 B FF 94 X FF 95 1-2 HR	F FF 91 1 SAFE F CH 83 X CH 84 0-2 G3 ② 1-2			F CH 81 C FF 92 S CH 83 0-3 K2-3 ①			B FF 90 C FF 89 S CH 79 B CH 78 B CH 79 X FF 90 3-2 F7 ①		4	1	1	1	0	1	2
5 David Wright, R (1, 5) OBP: 0.372, SLG: 0.459	B FF 94 B FF 94 F FF 93 F FF 93 B CH 83 B FF 93 4-2 21 BB 28 1B 6 SF8 BB	C CU 75 X FF 93 0-1 L4 ③			C FF 91 C FF 92 F FF 94 B FF 94 F CH 82 S CH 84 1-3 K ②			X FF 90 0-0 F7 ②		3	1	0	0	1	1	2
28 Daniel Murphy, L (1, 3) OBP: 0.324, SLG: 0.439	C FF 92 B FF 94 1 SAFE B FF 92 C CH 84 D CH 84 X CH 82 3-2 6 SF8 21 BB 1-2 1B		C CU 75 X FF 93 0-1 G4-3 ①		B CH 82 X CU 74 1-0 L3 ③			B FF 90 C FF 91 X FF 90 1-1 F8 ③		4	0	1	0	0	0	1
21 Lucas Duda, L (1, 7) OBP: 0.335, SLG: 0.434	B FF 92 B CU 75 B CH 82 B FF 92 4-0 44 BB 1-2 2-3 BB		B CU 76 B FF 92 X FF 90 2-0 F9 ②			C CH 89 B CH 84 X FF 92 1-1 F9 ①			C FF 90 C CH 79 B CH 78 B FF 90 S CH 80 2-3 K ①	3	0	0	0	1	1	0
6 Marlon Byrd, R (1, 9) OBP: 0.303, SLG: 0.466 46 Greg Burke, R (7, 1) 66 Josh Edgin, R (7, 1) Justin Turner, R (8, 4) OBP: 0.333, SLG: 0.360	B FF 93 F FF 94 X FF 93 1-1 SF8 ② 2-3 3-H		B FF 92 B FF 91 B FF 92 C FF 92 T FF 91 X FF 92 3-2 F9 ③			B FF 91 X FF 90 1-0 F8 ②			B FF 91 F SI 88 B CU 73 B FF 88 B SI 88 4-1 9 DI BB	2 0 0 0 0	0 0 0 0 0	0 0 0 0 0	1 0 0 0 1	0 0 0 0 0	0 0 0 0 0	0 0 0 0 0
44 John Buck, R (1, 2) OBP: 0.280, SLG: 0.415	B FF 92 S CH 83 S FF 93 B FF 94 B FF 92 D CH 84 4-2 1-2 BB			F CU 74 B FF 92 S CH 84 B FF 94 X CH 85 2-2 9 G4-6-3 1B		B FF 92 S FF 92 F CU 76 B FF 94 X CH 85 2-2 F8 ③			B FF 88 X FF 88 1-0 P6 ②	3	0	1	0	1	0	1
9 Kirk Nieuwenhuis, L (1, 8) OBP: 0.136, SLG: 0.143 (7, 9)	F CH 84 D CH 85 B CH 84 F FF 91 X CH 85 2-2 G6-3 ③			B FF 90 C FF 90 S FF 90 F CH 83 X CH 83 1-2 G4-6-3 ①② 1-2f			B SI 85 X SI 85 1-0 G3-1 ①		C SI 86 S CH 78 B FF 89 S FF 91 1-3 K ③ 1-2	4	0	0	0	0	1	5
53 Jeremy Hefner, R (1, 1) 12 Juan Lagares, R (7, 8) OBP: 0.221, SLG: 0.288		F CH 89 F FF 91 B FF 92 B FF 91 C FF 91 2-3 K ①		C FF 90 C FF 92 C FF 95 0-3 K ③			C SI 84 X SI 85 0-1 G1-3 ②			2 1	0 0	0 0	0 0	0 0	2 0	0 0

Inning Stats	1	2	3	4	5	6	7	8	9
	R: 2 E: 0 K: 0 S: 17	H: 2 LOB: 3 BB: 3 P: 37	R: 0 E: 0 K: 1 S: 11	H: 1 LOB: 1 BB: 0 P: 16	R: 0 E: 0 K: 0 S: 6	H: 0 LOB: 0 BB: 0 P: 11	R: 0 E: 0 K: 1 S: 10	H: 1 LOB: 0 BB: 0 P: 13	R: 0 E: 1 K: 2 S: 12	H: 1 LOB: 1 BB: 0 P: 15	R: 0 E: 0 K: 0 S: 6	H: 0 LOB: 0 BB: 0 P: 10	R: 0 E: 0 K: 1 S: 6	H: 0 LOB: 0 BB: 0 P: 8	R: 0 E: 0 K: 0 S: 6	H: 0 LOB: 0 BB: 0 P: 10	R: 0 E: 0 K: 2 S: 8	H: 0 LOB: 1 BB: 1 P: 16

1B: 4	SF: 1	WP: 0	PA: 35
2B: 0	SAC: 0	PB: 0	
3B: 0	DP: 1	SB: 0	
HR: 1	HBP: 0	CS: 0	

PITCHER	IP	WLS	BF	H	R	ER	SO	BB	IBB	HBP	BLK	WP	HR	S	P	ERA	WHIP
52 Michael Wacha, R (1, 1) ERA: 4.58	6.0	W	25	5	2	2	4	3	0	0	0	0	1	62	102	3.00	1.333
36 Randy Choate, L (7, 1) ERA: 2.84	1.0		3	0	0	0	1	0	0	0	0	0	0	6	8	0.00	0.000
65 Keith Butler, R (8, 1) ERA: 3.68	2.0		7	0	0	0	2	1	0	0	0	0	0	14	26	0.00	0.500

PITCHER	IP	WLS	BF	H	R	ER	SO	BB	IBB	HBP	BLK	WP	HR	S	P	ERA	WHIP

livebaseballscorecards.com

AB	30
R	2
H	5
RBI	2
BB	4
SO	7
LOB	11

Batter	1	2	3	4	5	6	7	8	9	AB	R	H	RBI	BB	SO	LOB
13 Matt Carpenter, L (1, 4) OBP: 0.410, SLG: 0.470	C FF 88 B KC 74 B SI 90 F SI 89 B KC 73 B CH 84 4-2 BB		B KC 73 F SI 87 X FF 87 1-1 ① F8		B KC 75 C KC 75 F FF 88 F SL 81 F KC 76 S CH 83 1-3 ② K		C SI 88 B KC 74 C KC 73 F SI 88 B SL 80 F FF 88 B CH 84 F SI 88 B CH 84 4-2 3 FC6-4 BB			2	0	0	0	2	1	0
3 Carlos Beltrán, S (1, 9) OBP: 0.338, SLG: 0.518	C SI 89 C FF 88 B CH 84 C SI 89 1-3 ① K		X KC 74 0-0 1B		B CH 84 B FF 89 S SI 89 X SI 90 2-1 ③ G1-4-3		S SI 87 X SI 88 0-1 ③ FC6-4 1-2f			4	0	1	0	0	1	2
7 Matt Holliday, R (1, 7) OBP: 0.354, SLG: 0.454	B FF 89 B SI 89 X SI 89 2-0 ② F9		F SI 88 S SL 81 X SI 89 0-2 ② F8			B KC 74 F CH 82 X SI 88 1-1 ① G4-3		C FF 88 B SI 87 B CU 77 X SI 88 2-1 ① G5-3		4	0	0	0	0	0	2
21 Allen Craig, R (1, 3) OBP: 0.353, SLG: 0.466	C SI 90 1 SAFE F SI 89 X SI 89 0-2 ③ G1-3		B SL 82 B SI 89 B SL 82 C FF 88 X FF 88 3-1 ③ G5-3			B KC 75 B SL 82 B FF 88 C FF 88 F FF 89 F FF 89 X FF 88 3-2 HR			C CU 76 C FC 86 B FF 89 B SI 88 B SL 83 F SL 83 X SL 84 3-2 ② F9		4	1	1	1	0	0	2
4 Yadier Molina, R (1, 2) OBP: 0.400, SLG: 0.509		X FF 87 0-0 19 1B 2B	F FF 88 X SL 82 0-1 38 FC4-6 1B			B FF 88 C SL 80 F KC 74 X CH 83 1-2 2B		X CU 74 0-0 ③ G3-1		4	0	3	0	0	0	0
23 David Freese, R (1, 5) OBP: 0.353, SLG: 0.380		F FF 88 S SL 82 F SI 88 X SL 81 0-2 ① G1-3	B SI 88 F SL 82 B FF 89 F FF 89 B SI 90 S FF 90 3-3 ① K			F SL 82 B FF 88 F SI 88 S SI 89 1-3 ② K			C FF 92 X KC 82 0-1 ① G4-3	4	0	0	0	0	2	3
19 Jon Jay, L (1, 8) OBP: 0.329, SLG: 0.348		C KC 74 X CH 84 0-1 2-3 1B	X SI 90 0-0 ② F8			B KC 75 F KC 75 S FF 88 D KC 78 S CH 83 2-3 ③ K			B FS 89 C FF 93 F FS 88 F FF 94 F KC 84 X KC 84 1-2 ② L9	4	0	1	0	0	1	2
38 Pete Kozma, R (1, 6) OBP: 0.300, SLG: 0.315		S FF 88 1 SAFE F FF 89 D SL 82 1 SAFE F SL 81 B SI 88 1 SAFE X FF 89 2-2 ② P5	C FF 89 D SL 83 C SL 83 X SI 90 1-2 ③ FC4-6 1-2f				F CH 85 X FF 87 0-1 ① F9		X FF 93 0-0 ③ F9	4	0	0	0	0	0	3
40 Shelby Miller, R (1, 1) OBP: 0.071, SLG: 0.179		F FF 90 S SL 82 S SL 82 0-3 ③ K			C FF 87 B SL 81 X FF 88 1-1 ① G5-3		C FF 87 S KC 75 S SL 82 0-3 ② K			2	0	0	0	0	1	2
12 Ty Wigginton, R (7, PH) OBP: 0.288, SLG: 0.239										1	0	0	0	0	1	0
43 Seth Maness, R (7, 1)										0	0	0	0	0	0	0
44 Edward Mujica, R (8, 1)										0	0	0	0	0	0	0
Inning Stats	R: 0 E: 0 K: 1 S: 9 H: 0 LOB: 1 BB: 1 P: 16	R: 0 E: 0 K: 1 S: 14 H: 2 LOB: 2 BB: 0 P: 16	R: 0 E: 0 K: 0 S: 8 H: 1 LOB: 1 BB: 0 P: 12	R: 0 E: 0 K: 1 S: 9 H: 1 LOB: 1 BB: 0 P: 13	R: 0 E: 0 K: 1 S: 9 H: 0 LOB: 0 BB: 0 P: 13	R: 1 E: 0 K: 2 S: 15 H: 2 LOB: 1 BB: 0 P: 23	R: 0 E: 0 K: 1 S: 12 H: 0 LOB: 1 BB: 1 P: 16	R: 0 E: 0 K: 0 S: 7 H: 0 LOB: 0 BB: 0 P: 12	R: 0 E: 0 K: 0 S: 8 H: 0 LOB: 0 BB: 0 P: 9	1B: 3 2B: 2 3B: 0 HR: 1 SF: 0 SAC: 0 DP: 0 HBP: 0						

TOP

St. Louis Cardinals @ New York Mets

Citi Field, Flushing, NY

Wed Jun 12 2013, 7:12 PM - 9:43 PM EDT

Att. 23,331 - Clear - 75 F

livebaseballscorecards.com

AB	33
R	1
H	6
RBI	1
BB	2
SO	7
LOB	16

WP: 0 PB: 0 SB: 0 CS: 0 PA: 35

PITCHER		IP	WLS	BF	H	R	ER	SO	BB	IBB	HBP	BLK	WP	HR	S	P	ERA	WHIP
35 Dillon Gee, R ERA: 4.84	(1, 1)	6.2	W	28	6	1	1	7	2	0	0	0	0	1	74	107	1.35	1.200
56 Scott Rice, L ERA: 4.18	(7, 1)	0.1	H	1	0	0	0	0	0	0	0	0	0	0	2	2	0.00	0.000
34 Brandon Lyon, R ERA: 3.12	(8, 1)	1.0		3	0	0	0	0	0	0	0	0	0	0	7	12	0.00	0.000
39 Bobby Parnell, R ERA: 2.93	(9, 1)	1.0		3	0	0	0	0	0	0	0	0	0	0	8	9	0.00	0.000

PITCHER	IP	WLS	BF	H	R	ER	SO	BB	IBB	HBP	BLK	WP	HR	S	P	ERA	WHIP

Batter	1	2	3	4	5	6	7	8	9	AB	R	H	RBI	BB	SO	LOB
1 Jordany Valdespin, L (1, 4) OBP: 0.291, SLG: 0.366	C FF 92 B FF 94 C FF 93 B FF 95 F FF 94 F CU 80 B CU 79 X FF 94 3-2 ① F8		C FF 93 X FF 93 0-1 ① B1-3		C FF 92 S FF 93 X FF 94 0-2 ③ G3			X FS 84 0-0 ① G4-3		4	0	0	0	0	0	0
3 Omar Quintanilla, L (1, 6) OBP: 0.340, SLG: 0.523	C FF 93 S FF 94 B CU 77 S CU 78 1-3 ② K		S FF 92 C FF 94 C FF 94 0-3 ② K			C CU 77 F FF 92 F FF 93 B CU 76 S CU 77 1-3 ① K		C FF 91 F FF 91 B FS 85 S FS 86 1-3 ② K		4	0	0	0	0	4	0
5 David Wright, R (1, 5) OBP: 0.377, SLG: 0.482	X FF 94 0-0 28 1B 2B		B FF 95 S FF 94 C CU 80 T FF 95 1-2 ③ K			F FF 93 B FF 93 B FF 93 B FF 93 X FF 92 3-1 HR		X SI 91 0-0 28 BLK 1B		4	2	3	1	0	1	0
28 Daniel Murphy, L (1, 3) OBP: 0.323, SLG: 0.436	C FF 94 C FF 94 B FF 94 B CU 78 F FF 95 X CU 80 2-2 21 1B 21 1B 2-H 1B			C CU 79 B CU 78 B FF 94 C CU 79 X FF 94 2-2 ① F7		B FF 92 B FF 92 F FF 92 F FF 91 F CU 79 X FF 94 2-2 ② P2		C FF 92 X FS 86 0-1 ③ L8 1-2		4	1	1	1	0	0	1
21 Lucas Duda, L (1, 7) OBP: 0.339, SLG: 0.452	C FF 94 B FF 94 B CH 87 B FF 94 C CU 79 F FF 94 X CU 79 3-2 1-H 1B			C FF 93 X CU 80 0-1 HR		B FF 92 B FF 94 B CH 85 C CU 77 F FF 92 X FF 93 3-2 ③ F8				3	1	2	2	0	0	0
6 Marlon Byrd, R (1, 9) OBP: 0.304, SLG: 0.483	F FF 94 B FF 94 C FF 94 S FF 95 1-3 ③ K			B FF 93 S FF 93 F FF 94 B FF 93 C FF 94 2-3 ② K			B SI 90 X SI 89 1-0 HR			3	1	1	1	0	2	1
44 John Buck, R (1, 2) OBP: 0.276, SLG: 0.409		X FF 93 0-0 ① G6-3		X FF 94 0-0 ③ F9			C SI 90 X SI 90 0-1 ① G6-3			3	0	0	0	0	0	0
9 Kirk Nieuwenhuis, L (1, 8) OBP: 0.120, SLG: 0.125		C FF 92 B FF 93 S FF 93 C FF 95 1-3 ② K			B FF 92 B FF 92 B FF 92 C FF 92 S FF 92 T FF 94 3-2 ① K		B SI 90 X SI 89 1-0 ② G4-3			3	0	0	0	0	2	0
35 Dillon Gee, R (1, 1) OBP: 0.182, SLG: 0.100 56 Scott Rice, L (7, 1) 13 Josh Satin, R (7, PH) 34 Brandon Lyon, R (8, 1) 39 Bobby Parnell, R (9, 1)		F FF 92 B FF 93 S FF 92 S FF 92 1-3 ③ K			C FF 92 S FF 93 B FF 93 S FF 94 1-3 ② K		C SI 90 B CU 79 S CH 83 F SI 90 F FF 90 B CH 84 B CH 84 C SI 91 3-3 ③ K			2 0 1 0 0	0 0 0 0 0	0 0 0 0 0	0 0 0 0 0	0 0 0 0 0	2 0 1 0 0	0 0 0 0 0
Inning Stats	R: 2 E: 0 K: 2 S: 20 H: 3 LOB: 1 BB: 0 P: 30	R: 0 E: 0 K: 2 S: 7 H: 0 LOB: 0 BB: 0 P: 9	R: 0 E: 0 K: 2 S: 8 H: 0 LOB: 0 BB: 0 P: 9	R: 1 E: 0 K: 1 S: 9 H: 1 LOB: 0 BB: 0 P: 13	R: 0 E: 0 K: 2 S: 9 H: 0 LOB: 0 BB: 0 P: 13	R: 1 E: 0 K: 1 S: 13 H: 1 LOB: 0 BB: 0 P: 22	R: 1 E: 0 K: 1 S: 9 H: 1 LOB: 0 BB: 0 P: 14	R: 0 E: 0 K: 1 S: 7 H: 1 LOB: 1 BB: 0 P: 8		1B: 3 2B: 1 3B: 0 HR: 3 SF: 0 SAC: 0 DP: 0 HBP: 0				WP: 0 PB: 0 SB: 0 CS: 0 PA: 31		

PITCHER		IP	WLS	BF	H	R	ER	SO	BB	IBB	HBP	BLK	WP	HR	S	P	ERA	WHIP
40 Shelby Miller, R ERA: 2.21	(1, 1)	6.0	L	23	5	4	4	10	0	0	0	0	0	2	66	96	6.00	0.833
43 Seth Maness, R ERA: 3.44	(7, 1)	1.0		4	1	1	1	1	0	0	0	0	0	1	9	14	9.00	1.000
44 Edward Mujica, R ERA: 1.57	(8, 1)	1.0		4	1	0	0	1	0	0	0	1	0	0	7	8	0.00	1.000

PITCHER	IP	WLS	BF	H	R	ER	SO	BB	IBB	HBP	BLK	WP	HR	S	P	ERA	WHIP

BOTTOM

St. Louis Cardinals @ New York Mets

Citi Field, Flushing, NY

Wed Jun 12 2013, 7:12 PM - 9:43 PM EDT

Att. 23,331 - Clear - 75 F

livebaseballscorecards.com

AB	31
R	5
H	7
RBI	5
BB	0
SO	12
LOB	2

Batter	1	2	3	4	5	6	7	8	9	AB	R	H	RBI	BB	SO	LOB
13 Matt Carpenter, L (1, 4) OBP: 0.411, SLG: 0.478	F FF 97 B FF 95 C CU 84 X FF 96 1-2 F7		C CU 84 B FF 98 B FF 96 X CU 83 2-1 2-H 3B		C FF 96 X FF 95 0-1 G4-3			B SI 89 C SI 89 B SL 81 F SI 88 X SI 90 2-2 3 CS 1B		4	0	2	1	0	0	1
3 Carlos Beltrán, S (1, 9) OBP: 0.340, SLG: 0.518	C FF 96 S FF 97 S FF 97 0-3 K		F CH 88 B FF 97 B FF 96 F FF 96 S CU 84 2-3 K			X FF 95 0-0 7 G4-3 1B		B SI 90 B SI 90 1 SAFE 1 SAFE X SI 89 2-0 7 1B 21 1B 1-2 1B		4	1	2	0	0	2	1
7 Matt Holliday, R (1, 7) OBP: 0.352, SLG: 0.451 26 Trevor Rosenthal, R (8, 1) 44 Edward Mujica, R (9, 1)	F FF 98 S FF 98 S CU 84 0-3 K			C FF 96 B CH 87 B FF 96 X FF 95 2-1 P3		B FF 96 F FF 95 C FF 94 B CH 88 F SL 90 X FF 96 2-2 G4-3 1-2f		C FF 92 X FF 91 0-1 21 1B 1-3 1B		4 0 0	0 0 0	1 0 0	0 0 0	0 0 0	1 0 0	1 0 0
21 Allen Craig, R (1, 3) OBP: 0.356, SLG: 0.466		C FF 97 C CU 83 X FF 96 0-2 G6-3		S CU 85 S FF 95 B FF 98 B CH 87 F SL 91 F FF 98 S CU 86 2-3 K		X SL 91 0-0 1B		X FF 93 0-0 1-2 3-H 1B		4	0	2	1	0	1	0
4 Yadier Molina, R (1, 2) OBP: 0.398, SLG: 0.502		X FF 97 0-0 G1-3		C SL 88 B CH 87 B CH 88 B FF 97 B FF 96 4-1 BB		C CU 84 B FF 95 F CU 85 B CH 87 F FF 96 T FF 95 2-2 K		D SL 88 X FF 92 1-0 F9		3	0	0	0	1	1	3
19 Jon Jay, L (1, 8) OBP: 0.324, SLG: 0.342		B CU 84 C CU 82 B SL 90 B FF 95 X FF 97 3-1 G5-3		C CU 84 B FF 95 S CH 89 B FF 96 X CU 85 2-2 G5-3			F CU 82 S CH 87 B FF 95 F SI 96 B CU 83 X CH 86 2-2 G4-3		X FF 91 0-0 B5	4	0	0	0	0	0	1
33 Daniel Descalso, L (1, 5) OBP: 0.320, SLG: 0.422			C FF 95 F CU 83 B SL 91 B FF 95 T CU 84 2-2 K		S FF 95 S FF 95 T FF 94 0-2 K		B CU 83 C FF 96 X CU 83 1-1 G3		C FF 94 F SL 83 B FF 94 F SL 80 S FF 93 1-3 K	4	0	0	0	0	3	0
38 Pete Kozma, R (1, 6) OBP: 0.308, SLG: 0.327			X FF 96 0-0 50 SH3-4 13 3B 1B		C FF 96 B FF 94 F SI 96 B FF 97 X SL 91 2-2 50 G4-3 2B		B CU 84 C SL 87 F FF 94 F FF 96 X CU 84 1-2 G1-3		F FF 93 B FF 94 B CH 86 F FF 91 F SL 80 X CH 85 2-2 1B	4	1	3	0	0	0	0
50 Adam Wainwright, R (1, 1) OBP: 0.147, SLG: 0.176 43 Shane Robinson, R (8, PH) OBP: 0.338, SLG: 0.333 (8, 7)			X FF 96 0-0 SH3-4 1-2		M CU 85 F FF 95 X FF 97 0-2 G4-3 2-3			X SI 87 0-0 P4	B FF 91 C FF 92 C FF 90 1 SAFE 1 SAFE X FF 92 1-2 F8	1 2	0 0	0 0	0 0	0 0	0 0	1 1

Inning Stats																																			
	R: 0	E: 0	K: 2	S: 9	H: 0	LOB: 0	BB: 0	P: 10	R: 0	E: 0	K: 0	S: 6	H: 0	LOB: 0	BB: 0	P: 9	R: 1	E: 0	K: 2	S: 10	H: 2	LOB: 1	BB: 0	P: 16	R: 0	E: 0	K: 1	S: 11	H: 0	LOB: 1	BB: 1	P: 21	R: 0	E: 0	K: 1	S: 11	H: 1	LOB: 1	BB: 0	P: 13
	R: 0	E: 0	K: 1	S: 10	H: 2	LOB: 1	BB: 0	P: 14	R: 0	E: 0	K: 0	S: 10	H: 0	LOB: 0	BB: 0	P: 14	R: 1	E: 0	K: 0	S: 9	H: 4	LOB: 2	BB: 0	P: 14	R: 0	E: 0	K: 1	S: 12	H: 1	LOB: 1	BB: 0	P: 16	1B: 8	2B: 1	3B: 1	HR: 0	SF: 0	SAC: 1	DP: 1	HBP: 0
	WP: 0	PB: 0	SB: 0	CS: 1	PA: 36																														

PITCHER		IP	WLS	BF	H	R	ER	SO	BB	IBB	HBP	BLK	WP	HR	S	P	ERA	WHIP
33 Matt Harvey, R ERA: 2.04	(1, 1)	7.0	L	26	5	1	1	7	1	0	0	0	0	0	67	97	1.29	0.857
56 Scott Rice, L ERA: 4.4	(8, 1)	0.2		3	2	1	1	0	0	0	0	0	0	0	5	9	13.50	3.000
32 LaTroy Hawkins, R ERA: 4.21	(8, 1)	0.1		3	2	0	0	0	0	0	0	0	0	0	4	5	0.00	6.000
66 Josh Edgin, L ERA: 7.94	(9, 1)	1.0		4	1	0	0	1	0	0	0	0	0	0	12	16	0.00	1.000

PITCHER	IP	WLS	BF	H	R	ER	SO	BB	IBB	HBP	BLK	WP	HR	S	P	ERA	WHIP

St. Louis Cardinals @ New York Mets

Citi Field, Flushing, NY

Thu Jun 13 2013, 1:12 PM - 3:54 PM EDT

Att. 25,471 - Cloudy - 64 F

TOP

livebaseballscorecards.com

AB	34
R	2
H	10
RBI	2
BB	1
SO	8
LOB	9

St. Louis Cardinals @ New York Mets

Citi Field, Flushing, NY

Thu Jun 13 2013, 1:12 PM - 3:54 PM EDT

Att. 25,471 - Cloudy - 64 F

livebaseballscorecards.com

BOTTOM

Batter	1	2	3	4	5	6	7	8	9	AB	R	H	RBI	BB	SO	LOB
1 Jordany Valdespin, L (1, 4) OBP: 0.281, SLG: 0.352	F SI 88 X FF 90 0-1 ① G1-3			B CU 70 C FC 84 X FC 89 1-1 ① G4-3		C FC 86 B CU 74 B FF 90 F FC 87 F CU 75 X FC 87 2-2 ① F8		C FF 95 X FF 96 0-1 ① G4-3		4	0	0	0	0	0	0
3 Omar Quintanilla, L (1, 6) OBP: 0.314, SLG: 0.479	C FC 86 C CU 71 B CU 73 B FC 88 F CU 74 F FF 92 X CU 74 2-2 ② G2-3			C CU 73 X FF 90 0-1 ② G5-3		C FF 90 B SI 89 C CU 72 B CU 73 C FF 91 2-3 ② K		B FF 96 C FF 96 X CH 89 1-1 ② G3-1		4	0	0	0	0	1	0
5 David Wright, R (1, 5) OBP: 0.383, SLG: 0.487	F FC 86 C CU 74 C CU 74 0-3 ③ K			C CU 73 F FC 89 B FC 87 B FF 90 X CU 76 2-2 28 BB 1B		X FC 86 0-0 1B		C FF 97 B FF 96 T FF 97 X FF 98 1-2 1B		4	0	3	0	0	1	0
28 Daniel Murphy, L (1, 3) OBP: 0.322, SLG: 0.430		B FF 90 S FC 87 X FF 90 1-1 ① F7		B FC 86 D CU 74 B FC 91 B FC 86 4-0 1-2 BB		B FF 90 F CU 72 X FC 87 1-1 ③ G4-3		B FF 97 C FF 97 B FF 98 F FF 98 C FF 98 2-3 ③ K		3	0	0	0	1	1	2
21 Lucas Duda, L (1, 7) OBP: 0.333, SLG: 0.443		B FC 88 B SI 88 C FF 91 S CU 74 S CU 74 2-3 ② K		B FF 92 C FC 88 X FF 92 1-1 ③ F8			B FF 91 S CH 84 B CU 75 B CH 84 X FF 92 3-1 ① F7		C FF 89 X SI 91 0-1 ① F7	4	0	0	0	0	1	2
6 Marlon Byrd, R (1, 9) OBP: 0.308, SLG: 0.503		B FC 88 S FC 88 C CU 74 S FC 88 1-3 ③ K			S FC 87 S FC 86 F FF 92 B FC 86 S FC 86 1-3 ① K		S FC 87 S CU 75 B FC 87 X FC 86 1-2 44 G5-3 1B		X FF 91 0-0 HR	4	1	2	1	0	2	0
44 John Buck, R (1, 2) OBP: 0.281, SLG: 0.416 4 Collin Cowgill, R (9, PR) OBP: 0.173, SLG: 0.294			C FF 90 X CU 74 0-1 ① F8		X CU 74 0-0 1B		1 SAFE B FC 88 F FF 91 B FC 88 F FF 91 X CU 76 2-2 ② G5-3 1-2		X FS 86 0-0 9 G4-3 2B	4 0	0 0	2 0	0 0	0 0	0 0	1 0
9 Kirk Nieuwenhuis, L (1, 8) OBP: 0.138, SLG: 0.111			X FC 87 0-0 ② G4-3		B SI 89 C FC 86 C CU 74 B CU 73 S FC 87 2-3 ② K		I IN 66 I IN 64 I IN 66 I IN 64 4-0 IBB		C FS 86 F FS 86 X FS 83 0-2 ② G4-3 2-3	3	0	0	0	1	1	2
33 Matt Harvey, R (1, 1) OBP: 0.138, SLG: 0.172 Justin Turner, R (7, PH) OBP: 0.330, SLG: 0.356 56 Scott Rice, L (8, 1) 32 LaTroy Hawkins, R (8, 1) 66 Josh Edgin, R (9, 1) 13 Josh Satin, R (9, PH)			C FC 87 X CU 74 0-1 ③ G6-3		F FC 85 X FC 86 0-1 ③ G6-3		D CU 74 B FC 87 X FC 87 2-0 ③ G5-3		B FF 89 B FF 91 S FS 85 C FS 85 D FS 86 F FS 87 F FS 85 S FS 87 3-3 ③ K	2 1 0 0 0 1	0 0 0 0 0 0	0 0 0 0 0 0	0 0 0 0 0 0	0 0 0 0 0 1	1 2 0 0 0 2	1 2 0 0 0 0
Inning Stats	R: 0 E: 0 K: 1 S: 10 H: 0 LOB: 0 BB: 0 P: 12	R: 0 E: 0 K: 2 S: 8 H: 0 LOB: 0 BB: 0 P: 12	R: 0 E: 0 K: 0 S: 5 H: 0 LOB: 0 BB: 0 P: 5	R: 0 E: 0 K: 0 S: 9 H: 1 LOB: 2 BB: 1 P: 17	R: 0 E: 0 K: 2 S: 10 H: 1 LOB: 1 BB: 0 P: 13	R: 0 E: 0 K: 1 S: 10 H: 1 LOB: 1 BB: 0 P: 15	R: 0 E: 0 K: 0 S: 9 H: 1 LOB: 2 BB: 1 P: 21	R: 0 E: 0 K: 1 S: 10 H: 1 LOB: 1 BB: 0 P: 14	R: 1 E: 0 K: 1 S: 12 H: 2 LOB: 2 BB: 0 P: 15	1B: 5 2B: 1 3B: 0 HR: 1 SF: 0 SAC: 0 DP: 0 HBP: 0						

	AB	34
	R	1
	H	7
	RBI	1
	BB	2
	SO	8
	LOB	12

WP: 0 PB: 0 SB: 0 CS: 0 PA: 36

PITCHER		IP	WLS	BF	H	R	ER	SO	BB	IBB	HBP	BLK	WP	HR	S	P	ERA	WHIP
50 Adam Wainwright, R ERA: 2.18	(1, 1)	7.0	W	27	4	0	0	6	1	1	0	0	0	0	61	95	0.00	0.714
26 Trevor Rosenthal, R ERA: 1.64	(8, 1)	1.0	H	4	1	0	0	1	0	0	0	0	0	0	10	14	0.00	1.000
44 Edward Mujica, R ERA: 1.82	(9, 1)	1.0	S	5	2	1	1	1	0	0	0	0	0	1	12	15	9.00	2.000

PITCHER	IP	WLS	BF	H	R	ER	SO	BB	IBB	HBP	BLK	WP	HR	S	P	ERA	WHIP

Chicago Cubs @ New York Mets

Citi Field, Flushing, NY

Fri Jun 14 2013, 7:13 PM - 10:27 PM EDT

Att. 32,213 - Cloudy - 70 F

livebaseballscorecards.com

TOP

Batter	1	2	3	4	5	6	7	8	9	AB	R	H	RBI	BB	SO	LOB
9 David DeJesus, L (1, 8) OBP: 0.318, SLG: 0.445 6 Ryan Sweeney, L (3, 8) OBP: 0.388, SLG: 0.475	B CH 79 C FF 83 S CH 75 B CH 81 C SI 85 2-3 ① K	B FC 85 B CH 82 X SI 87 2-0 1-H 2-H 3-H 3B			B CH 81 C FF 84 B FC 82 B SI 83 X FF 84 3-1 ① F8		C FF 91 T FF 92 F FF 93 B FS 85 B FF 93 F FF 92 X FF 92 2-2 ② P3		C SI 89 B SI 90 B SL 79 X SI 88 2-1 ③ F7	2 3	0 0	1 0	3 0	0 0	1 0	0 0
13 Starlin Castro, R (1, 6) OBP: 0.276, SLG: 0.335	C FF 85 S FC 83 B FC 83 X FC 82 1-2 ② G5-3	C FC 86 X FC 85 0-1 ② P4			B SL 80 X FC 83 1-0 ② F8		F FF 92 S SL 84 F FF 93 C SL 83 0-3 ③ K			4	0	0	0	0	1	1
19 Nate Schierholtz, L (1, 9) OBP: 0.328, SLG: 0.568	B SI 85 C CU 71 B FF 86 X FF 82 2-1 HR	X CH 82 0-0 ③ G4-3			B CU 71 S CH 79 F CH 80 B SI 85 F CU 74 F SI 85 B CH 81 S CH 78 3-3 ③ K			B FF 91 C CU 79 B FF 92 F FF 91 X CU 79 2-2 ① G5-3		4	1	1	1	0	1	1
12 Alfonso Soriano, R (1, 7) OBP: 0.296, SLG: 0.415	B FC 82 X FF 86 1-0 ③ F9		C SL 78 B SI 85 X FC 83 1-1 ① G3			S SL 75 S CH 76 B SL 78 C FC 82 1-3 ① K		B FF 91 X CU 79 1-0 ② F9		4	0	0	0	0	1	0
44 Anthony Rizzo, L (1, 3) OBP: 0.331, SLG: 0.462		B FF 83 C CH 78 F FF 84 X CU 72 1-2 24 BB 30 1B 15 1B 1B	C FF 86 B CU 74 X CH 80 1-1 ② G4-3			X CU 72 0-0 24 2B 2B		X FF 91 0-0 30 1B 1B		4	2	3	0	0	0	0
30 Dioner Navarro, S (1, 2) OBP: 0.360, SLG: 0.526		B FF 85 B FF 84 1 SAFE X SI 85 2-0 15 1B 24 BB 9 3B 1-2 1B	C CU 73 B FF 86 C CU 74 X CH 78 1-2 ③ F8			B CH 80 B SI 85 B FF 85 X CH 82 3-0 ② F8		1 SAFE B FF 90 C FF 90 X FF 89 1-1 1-2 1B		4	1	2	0	0	0	1
24 Luis Valbuena, L (1, 5) OBP: 0.354, SLG: 0.414		B SI 85 B CH 79 B CH 79 B FF 85 4-0 15 1B 9 3B 1-2 2-3 BB		B CU 69 C FF 84 C CH 77 B CU 70 X CH 77 2-2 ① F7		F CH 78 X CH 74 0-1 2-H 2B		S SL 82 B CU 78 B FF 92 F FF 91 B CU 79 S FF 91 3-3 ③ K		3	1	1	1	1	1	2
15 Darwin Barney, R (1, 4) OBP: 0.282, SLG: 0.313		C FC 83 X SL 79 0-1 9 3B 1-2 2-3 3-H 1B		C FF 85 X CU 68 0-1 ② F8		C FF 92 D SL 83 X SL 82 1-1 ③ F8			C SI 86 X SL 79 0-1 ① G6-3	4	1	1	1	0	0	1
36 Edwin Jackson, R (1, 1) OBP: 0.095, SLG: 0.143 20 Julio Borbon, L (7, PH) OBP: 0.283, SLG: 0.291 40 James Russell, L (7, 1) 49 Carlos Marmol, R (8, 1) 21 Scott Hairston, R (9, PH) OBP: 0.200, SLG: 0.353 63 Kevin Gregg, R (9, 1)		C FC 84 F FC 83 C FC 84 0-3 ① K		C SL 80 X FF 84 0-1 ③ F9			F FF 91 C FS 84 B FS 86 S FF 93 1-3 ① K		C SL 79 B SL 80 S SI 88 B SL 79 B SI 88 T SI 87 3-2 ② K	2 1 0 0 1 0	0 0 0 0 0 0	0 0 0 0 0 0	0 0 0 0 0 0	1 1 0 0 1 0	3 0 0 0 0 0

	AB	36
	R	6
	H	9
	RBI	6
	BB	1
	SO	8
	LOB	9

Inning Stats	1	2	3	4	5	6	7	8	9	1B: 5	SF: 0	WP: 0	PA: 37
	R: 1 E: 0 K: 1 S: 9	R: 4 E: 0 K: 1 S: 13	R: 0 E: 0 K: 0 S: 7	R: 0 E: 0 K: 0 S: 7	R: 0 E: 0 K: 1 S: 8	R: 1 E: 0 K: 1 S: 9	R: 0 E: 0 K: 2 S: 12	R: 0 E: 0 K: 1 S: 10	R: 0 E: 0 K: 1 S: 7	2B: 2 3B: 1 HR: 1	SAC: 0 DP: 0 HBP: 0	PB: 0 SB: 0 CS: 0	
	H: 1 LOB: 0 BB: 0 P: 15	H: 4 LOB: 1 BB: 1 P: 22	H: 0 LOB: 0 BB: 0 P: 10	H: 0 LOB: 0 BB: 0 P: 9	H: 0 LOB: 0 BB: 0 P: 15	H: 2 LOB: 1 BB: 0 P: 14	H: 0 LOB: 0 BB: 0 P: 15	H: 2 LOB: 2 BB: 0 P: 17	H: 0 LOB: 0 BB: 0 P: 12				

PITCHER		IP	WLS	BF	H	R	ER	SO	BB	IBB	HBP	BLK	WP	HR	S	P	ERA	WHIP
38 Shaun Marcum, R ERA: 5.43	(1, 1)	5.2	L	25	7	6	6	4	1	0	0	0	0	1	51	82	9.53	1.412
30 David Aardsma, R ERA: 2.45	(6, 1)	1.1		4	0	0	0	2	0	0	0	0	0	0	14	18	0.00	0.000
66 Josh Edgin, L ERA: 7.3	(8, 1)	1.0		5	2	0	0	1	0	0	0	0	0	0	10	17	0.00	2.000
46 Greg Burke, R ERA: 4.26	(9, 1)	1.0		3	0	0	0	1	0	0	0	0	0	0	7	12	0.00	0.000

PITCHER	IP	WLS	BF	H	R	ER	SO	BB	IBB	HBP	BLK	WP	HR	S	P	ERA	WHIP

BOTTOM

Batter	1	2	3	4	5	6	7	8	9	AB	R	H	RBI	BB	SO	LOB
1 Jordany Valdespin, L (1, 4) OBP: 0.274, SLG: 0.343 Justin Turner, R (7, PH) OBP: 0.323, SLG: 0.348 (8, 4)	B FF 90 F FF 92 F FF 91 F FF 92 S SL 85 1-3 ① K		C SI 94 X SL 85 0-1 ② P6		C CU 79 T SL 85 B FF 94 B SL 87 B SI 95 T SL 87 3-2 ① K		D SI 89 C CH 81 F FF 88 D SL 81 X SL 82 2-2 ① L6		F FF 91 B FF 91 B FF 90 X FF 90 2-1 ② F8	3 2	0 0	0 0	0 0	0 0	2 0	1 1
28 Daniel Murphy, L (1, 3) OBP: 0.323, SLG: 0.430	B FF 92 C SI 92 B FF 93 F FF 93 B SI 93 X SL 84 3-2 ② P6		B FF 94 X FF 93 1-0 5 BB 3-H 1B		F FF 94 X FF 95 0-1 ② G6-3		T FC 87 F FC 87 B SI 88 F SL 84 B SL 84 X FF 90 2-2 5 1B 21 1B 2-H 1B		B CU 79 C FF 90 X CU 78 1-1 ③ G4-3	5	1	2	2	0	0	0
5 David Wright, R (1, 5) OBP: 0.392, SLG: 0.493	B FF 92 B FF 92 T FF 92 X FF 94 2-1 1B		B SL 85 D SL 86 B FF 95 C SI 94 B FF 94 4-1 1-2 BB		C FF 96 B SI 89 X FF 94 1-1 21 BB 1B		F SI 89 X CH 82 0-1 21 1B 1-2 1B			3	0	3	0	1	0	0
21 Lucas Duda, L (1, 7) OBP: 0.336, SLG: 0.442	S FF 93 B FF 93 B SL 81 F FF 93 S SL 84 2-3 ③ K		C SL 84 D SL 86 F FF 94 B FF 93 F SL 85 D SL 87 S SL 87 3-3 ③ K		B FF 94 S FF 94 B FF 96 S SL 86 D SL 87 B FF 93 4-2 1-2 BB		C FC 87 C SL 82 D SL 82 X FF 87 1-2 ② 1-3 2-H 1B			3	0	1	1	1	2	3
6 Marlon Byrd, R (1, 9) OBP: 0.313, SLG: 0.500		B FF 92 C FF 92 H SI 93 2-1 44 G4-6-3 HBP		B FF 95 F FF 93 X FF 93 1-1 3 BB 1B	C FF 94 T FF 94 F FF 95 S SL 88 0-3 ③ K		S CU 76 C CU 75 B SL 82 F SI 89 F SL 83 S FC 87 1-3 ③ K			3	0	1	0	0	2	3
44 John Buck, R (1, 2) OBP: 0.276, SLG: 0.408		B FF 92 T FF 92 X FF 92 1-1 ① ② G4-6-3 1-2f		B FF 92 X FF 94 1-0 ① F9		S SL 83 S SL 86 B SL 86 S FF 92 1-3 ① K		B FF 93 F FF 94 S SL 85 F SL 84 F SL 85 B FF 94 X FF 93 2-2 ① G1-3		4	0	0	0	0	1	2
3 Omar Quintanilla, L (1, 6) OBP: 0.309, SLG: 0.451		C FF 93 B FF 94 S FF 94 B SI 94 S SL 86 2-3 ③ K2-3		1 SAFE B SI 93 D FF 94 B FF 94 C FF 94 B FF 93 4-1 1-2 BB	F FF 94 S FF 95 B FF 93 B SL 87 B SL 88 X SI 93 3-2 ② G3			C FF 94 B SL 84 B SL 88 F FF 93 B SL 86 F SL 86 X SL 86 3-2 ② P5		3	0	0	0	1	1	0
12 Juan Lagares, R (1, 8) OBP: 0.222, SLG: 0.314			C FF 92 B FF 92 B FF 93 X FF 93 2-1 28 1B 3B	C SL 85 X SL 86 0-1 ② F8	B SL 86 C SI 93 F FF 95 B SI 93 X SL 86 2-2 ③ G4-3			B SL 86 F FF 92 C FF 94 F SL 85 F SL 85 S SL 85 1-3 ③ K		4	1	1	0	0	1	2
38 Shaun Marcum, R (1, 1) OBP: 0.222, SLG: 0.235 30 David Aardsma, R (6, 1) 4 Collin Cowgill, R (7, PH) OBP: 0.189, SLG: 0.327 66 Josh Edgin, R (8, 1) 46 Greg Burke, R (9, 1) 9 Kirk Nieuwenhuis, L (9, PH) OBP: 0.133, SLG: 0.107			X FF 94 0-0 ① P6	B SL 86 X FF 96 1-0 ③ F7			C SI 87 S CU 74 X FF 88 0-2 28 WP 28 1B 2B		C CU 77 S FS 82 B FS 82 F FF 90 S FF 90 1-3 ① K	2 0 1 0 0 1	0 0 1 0 0 0	0 0 1 0 0 0	0 0 0 0 0 0	0 0 0 0 0 1	0 0 0 0 0 0	3 0 0 0 0 0
Inning Stats	R: 0 E: 0 K: 2 S: 12 H: 1 LOB: 1 BB: 0 P: 20	R: 0 E: 0 K: 1 S: 6 H: 0 LOB: 0 BB: 0 P: 11	R: 1 E: 0 K: 1 S: 11 H: 2 LOB: 2 BB: 1 P: 21	R: 0 E: 0 K: 0 S: 7 H: 1 LOB: 2 BB: 1 P: 14	R: 0 E: 0 K: 2 S: 13 H: 1 LOB: 2 BB: 1 P: 21	R: 0 E: 0 K: 1 S: 9 H: 0 LOB: 0 BB: 0 P: 15	R: 2 E: 0 K: 1 S: 20 H: 4 LOB: 1 BB: 0 P: 26	R: 0 E: 0 K: 1 S: 14 H: 0 LOB: 0 BB: 0 P: 20	R: 0 E: 0 K: 1 S: 8 H: 0 LOB: 0 BB: 0 P: 12	1B: 7 2B: 1 3B: 1 HR: 0	SF: 0 SAC: 0 DP: 1 HBP: 1	WP: 1 PB: 0 SB: 0 CS: 0	PA: 38			

PITCHER		IP	WLS	BF	H	R	ER	SO	BB	IBB	HBP	BLK	WP	HR	S	P	ERA	WHIP
36 Edwin Jackson, R ERA: 5.4	(1, 1)	6.0	W	26	5	1	1	7	3	0	1	0	0	0	58	102	1.50	1.333
40 James Russell, L ERA: 2.03	(7, 1)	1.0		6	4	2	2	1	0	0	0	0	1	0	20	26	18.00	4.000
49 Carlos Marmol, R ERA: 4.78	(8, 1)	1.0	H	3	0	0	0	1	0	0	0	0	0	0	14	20	0.00	0.000
63 Kevin Gregg, R ERA: 0.87	(9, 1)	1.0	S	3	0	0	0	1	0	0	0	0	0	0	8	12	0.00	0.000

PITCHER	IP	WLS	BF	H	R	ER	SO	BB	IBB	HBP	BLK	WP	HR	S	P	ERA	WHIP

Chicago Cubs @ New York Mets

Citi Field, Flushing, NY

Fri Jun 14 2013, 7:13 PM - 10:27 PM EDT

Att. 32,213 - Cloudy - 70 F

livebaseballscorecards.com

AB	34
R	3
H	9
RBI	3
BB	3
SO	10
LOB	15

Batter	1	2	3	4	5	6	7	8	9	AB	R	H	RBI	BB	SO	LOB
15 Darwin Barney, R (1, 4) OBP: 0.284, SLG: 0.314	F FF 88 F FC 87 B FF 89 B CH 84 F FC 86 X FF 91 2-2 G6-3		C FF 90 X FF 91 0-1 G6-3	B FC 87 F FF 90 C FC 87 F FF 91 B FC 87 F FF 91 F FC 87 X CU 77 2-2 1 BB 1-3 1B		C FF 88 B SL 84 X FF 88 1-1 G6-3		C FC 85 X FF 85 0-1 1 BB 13 2B 1-2 2-3 1B	S SL 80 F FF 87 X SI 87 0-2 FC8-6 1-2f	6	1	2	0	0	0	4
1 Cody Ransom, R (1, 5) OBP: 0.330, SLG: 0.560	B SI 91 B CH 83 X FC 88 2-0 E4 1B		S SI 89 F SI 90 B FC 86 F FC 88 B CU 76 B SI 92 X SI 91 3-2 1B	D CU 73 D CU 75 C FC 85 F CU 74 B CU 75 B CU 76 4-2 1-2 BB			F FF 89 B FF 89 X SL 83 1-1 E1 13 FC5-4	B FC 84 C FF 87 B SI 88 F FF 87 B CU 78 D FC 87 4-2 13 2B 1-2 2-3 3-H BB	B SL 80 S SL 79 S SL 80 B SL 79 S SL 79 2-3 K	4	0	2	1	2	1	3
13 Starlin Castro, R (1, 6) OBP: 0.274, SLG: 0.335	B FC 86 C FC 87 B FF 91 F CH 85 F FF 92 F FF 92 F FF 92 C FC 89 2-3 K		F FF 91 B FF 91 S FC 88 1 SAFE S FF 91 1-3 K	F FF 90 B FF 90 F FF 90 S FC 87 1-3 K			C SL 86 1 SAFE X FF 91 0-1 FC5-4 44 S 1-2f	B SI 88 C SI 87 F FC 86 F SI 87 X SL 80 1-2 1-3 2-H 3-H 2B	X SL 80 0-0 P3	6	0	1	2	0	3	9
12 Alfonso Soriano, R (1, 7) OBP: 0.290, SLG: 0.407	C FC 88 F FF 92 X CU 76 0-2 G5-3		F FC 87 B FF 90 X FF 91 1-1 L8		B CH 86 B FC 85 X FF 88 2-0 G5-3		1 SAFE X SL 86 0-0 F9	B FC 87 F SI 88 F FC 86 F CU 76 X CU 75 1-2 P6		5	0	0	0	0	0	5
44 Anthony Rizzo, L (1, 3) OBP: 0.336, SLG: 0.458		C SI 89 C SI 90 B FC 88 X CU 77 1-2 G5-3		C SI 89 B CU 77 F FC 86 B FF 90 B CU 78 B SI 90 4-2 6 G3 21 BB 46 1B BB	X FC 85 0-0 F9		B FF 92 C CU 76 B FF 92 I IN 67 I IN 70 4-1 1-2 IBB	I IN 58 I IN 58 I IN 62 I IN 58 4-0 IBB		2	1	0	0	3	0	0
21 Scott Hairston, R (1, 9) OBP: 0.210, SLG: 0.348 33 Carlos Villanueva, R (8, 1) OBP: 0.176, SLG: 0.176 63 Kevin Gregg, R (9, 1)		C FF 90 S FC 88 X FC 88 0-2 6 FC5-4 53 BB 1B		B SI 90 B SI 89 D FC 83 1 SAFE B FF 88 4-0 6 G3 46 1B 1-2 BB	C FF 88 X FF 90 0-1 F8		B SL 85 C FF 93 B FF 92 C FF 94 X FF 94 2-2 G5-3	B CU 75 S FC 86 B FC 87 F CU 75 X FC 87 2-2 P3		4 0 0	1 0 0	1 0 0	0 0 0	1 0 0	0 0 0	5 0 0
53 Welington Castillo, R (1, 2) OBP: 0.313, SLG: 0.337		B SI 90 1 SAFE B FC 86 B SI 90 C FF 90 F FF 90 D FC 88 4-2 6 FC5-4 1-2 BB		C SI 89 F SI 90 S FC 87 0-3 K		C CU 71 B FF 89 X FF 89 1-1 G1-3		B SI 88 X SI 88 1-0 15 1B 6 SH1-3 1 BB 1B	B SL 77 X SI 86 1-0 6 2B 1B	4	1	2	0	1	1	2
6 Ryan Sweeney, L (1, 8) OBP: 0.394, SLG: 0.508		B FF 92 C FC 87 X SI 90 1-1 FC5-4 1-2f 2-3		C CU 74 X SI 90 0-1 G3 1-2 2-3		C CU 72 F FC 87 B SI 90 B FC 86 X CU 75 2-2 2B		X SL 80 0-0 SH1-3 1-2	C FF 87 C SL 79 X SI 88 0-2 1-3 2B	4	0	2	0	0	0	4
46 Scott Feldman, L (1, 1) OBP: 0.207, SLG: 0.379 19 Nate Schierholtz, L (8, PH) OBP: 0.335, SLG: 0.568 (8, 9)		S FC 86 B FF 92 S FC 89 S FC 87 1-3 K		S SI 88 X FC 87 0-1 15 1B 2-H 3-H 1B		X FF 90 0-0 P5		B SL 79 B SI 91 S CH 82 B SI 90 B SL 80 4-1 1 BB 15 1B 13 2B BB	I IN 60 I IN 58 I IN 54 I IN 55 4-0 15 FC8-6 IBB	3 0	0 1	1 0	2 0	0 2	1 0	3 0

Inning Stats	1	2	3	4	5	6	7	8	9
	R: 0 E: 1 K: 1 S: 14 H: 1 LOB: 1 BB: 0 P: 20	R: 0 E: 0 K: 1 S: 13 H: 1 LOB: 2 BB: 1 P: 20	R: 0 E: 0 K: 1 S: 11 H: 1 LOB: 1 BB: 0 P: 16	R: 2 E: 0 K: 2 S: 20 H: 2 LOB: 3 BB: 3 P: 35	R: 0 E: 0 K: 0 S: 4 H: 0 LOB: 0 BB: 0 P: 6	R: 0 E: 0 K: 0 S: 8 H: 1 LOB: 1 BB: 0 P: 12	R: 0 E: 1 K: 0 S: 9 H: 0 LOB: 2 BB: 1 P: 16	R: 3 E: 0 K: 0 S: 18 H: 3 LOB: 3 BB: 3 P: 35	R: 0 E: 0 K: 1 S: 11 H: 2 LOB: 3 BB: 1 P: 18

| | | |

Batter	1	2	3	4	5	6	7	8	9	AB	R	H	RBI	BB	SO	LOB
1 Jordany Valdespin, L (1, 4) OBP: 0.273, SLG: 0.339	C CH 87 S FC 87 B CU 76 S FC 89 1-3 ① K		C CU 75 S SI 90 F FF 89 B CU 78 B FC 89 B CU 76 F FC 89 X SI 90 3-2 ③ F8			C CU 73 B CU 72 F FC 86 F FC 89 B CU 76 X FC 88 2-2 ① F8		X CU 74 0-0 ② 28 G3-1 1B 1-2 3-H		4	0	1	1	0	1	0
28 Daniel Murphy, L (1, 3) OBP: 0.322, SLG: 0.431	F SI 89 B CU 74 F FC 88 B FC 87 X SI 90 2-2 ② G3-1			B SI 89 C FC 87 B CU 77 X FC 88 2-1 5 S 5 2B 2B		X CU 74 0-0 ② F8		C FF 87 F SL 81 D SL 84 X SL 82 1-2 ② G3-1 1-2 2-3		4	1	1	0	0	0	2
5 David Wright, R (1, 5) OBP: 0.394, SLG: 0.496	B SI 88 B FC 86 C SI 89 F FC 87 B SI 90 B SI 90 4-2 BB			C CU 76 C SI 89 B FF 88 X FC 88 1-2 2-H 2B		B SI 90 B SI 91 C CU 76 X SI 90 2-1 ③ F7		C CH 82 D SL 82 D CH 83 C CU 76 S SL 83 2-3 ③ K		3	0	1	1	1	1	2
6 Marlon Byrd, R (1, 9) OBP: 0.311, SLG: 0.494	C SI 90 1 SAFE B SI 90 F FC 87 S FC 86 1-3 ③ K			B FC 87 C SI 89 S SI 90 B SI 92 B FC 88 S CU 77 3-3 ① K			B SI 89 B SI 90 C SI 90 X FC 88 2-1 ① L9		F FF 90 B FF 89 C FF 90 F FS 82 D FS 82 X FF 90 2-2 E 1B	4	0	1	0	0	2	2
21 Lucas Duda, L (1, 7) OBP: 0.331, SLG: 0.433		B CU 72 B FC 87 X SI 88 2-0 ① P6		B CU 76 S CU 76 X FC 88 1-1 ② F7			B CU 76 X CU 74 1-0 ② B2-3		F FF 92 B FF 89 B FF 90 B FF 90 X FF 91 3-1 ① P5	4	0	0	0	0	0	2
Justin Turner, R (1, 6) OBP: 0.310, SLG: 0.333		C CH 87 X SI 88 0-1 ② G1-3		C CU 75 B FC 88 C SI 91 D CU 75 F SI 90 B FC 88 F SI 90 X SI 91 3-2 ③ G6-3			F FC 87 F FC 87 B CU 77 B FC 88 X SI 90 2-2 ③ F9		T FF 91 F FF 90 F FF 90 X CU 78 0-2 FC5 1-2	4	0	0	0	0	0	2
20 Anthony Recker, R (1, 2) OBP: 0.233, SLG: 0.316 44 John Buck, R (9, PH) OBP: 0.274, SLG: 0.406		C SI 88 B FC 87 C SI 89 B SI 91 X SI 91 3-2 ③ P6			B SI 90 B SI 90 C SI 90 F FC 89 C SI 91 2-3 ① K			S FF 87 B FF 88 S CH 80 S SL 83 1-3 ① K	D CU 79 C FF 91 X FS 83 1-1 ② P6	3 1	0 0	0 0	0 0	0 0	2 0	0 2
12 Juan Lagares, R (1, 8) OBP: 0.224, SLG: 0.311			C SI 88 X SI 88 0-1 ① B1-3		C SI 89 B FC 88 F SI 89 S CU 76 1-3 ② K2-3			C FF 88 F CU 76 X FF 89 0-2 9 1B 1 1B 1B	C FF 91 B FF 90 F FF 91 B FS 83 B FF 91 X CU 79 3-2 ③ F9	4	1	1	0	0	1	2
49 Jonathon Niese, L (1, 1) OBP: 0.286, SLG: 0.211 32 LaTroy Hawkins, R (6, 1) 56 Scott Rice, L (8, 1) 34 Brandon Lyon, R (8, 1) 9 Kirk Nieuwenhuis, L (8, PH) OBP: 0.161, SLG: 0.138 46 Greg Burke, R (9, 1)			C SI 89 B FC 87 C FC 87 X SI 90 1-2 ② G1-3		F SI 90 B FC 88 F FC 88 B CU 77 B FC 88 S SI 90 3-3 ③ K			S CH 81 X CU 75 0-1 28 G3-1 1 1B 1B 1-3		2 0 0 0 1 0	0 0 0 0 0 0	0 0 0 0 1 0	0 0 0 0 0 0	1 0 0 0 0 0	0 0 0 0 0 0	0 0 0 0 0 0
Inning Stats	R: 0 H: 0 E: 0 LOB: 1 K: 2 BB: 1 S: 11 P: 19	R: 0 H: 0 E: 0 LOB: 0 K: 0 BB: 0 S: 6 P: 11	R: 0 H: 0 E: 0 LOB: 0 K: 0 BB: 0 S: 10 P: 14	R: 1 H: 2 E: 0 LOB: 1 K: 1 BB: 0 S: 15 P: 25	R: 0 H: 0 E: 0 LOB: 0 K: 3 BB: 0 S: 9 P: 15	R: 0 H: 0 E: 0 LOB: 0 K: 0 BB: 0 S: 7 P: 11	R: 0 H: 0 E: 0 LOB: 0 K: 0 BB: 0 S: 6 P: 11	R: 1 H: 3 E: 0 LOB: 2 K: 2 BB: 0 S: 15 P: 19	R: 0 H: 1 E: 1 LOB: 2 K: 0 BB: 0 S: 15 P: 24	1B: 4 SF: 0 2B: 2 SAC: 0 3B: 0 DP: 0 HR: 0 HBP: 0						PA: 35

PITCHER		IP	WLS	BF	H	R	ER	SO	BB	IBB	HBP	BLK	WP	HR	S	P	ERA	WHIP
46 Scott Feldman, R ERA: 3.05	(1, 1)	7.0	W	24	2	1	1	6	1	0	0	0	0	0	64	106	1.29	0.429
33 Carlos Villanueva, R ERA: 3.8	(8, 1)	1.0		6	3	1	1	2	0	0	0	0	0	0	15	19	9.00	3.000
63 Kevin Gregg, R ERA: 0.83	(9, 1)	1.0	S	5	1	0	0	0	0	0	0	0	0	0	15	24	0.00	1.000

PITCHER	IP	WLS	BF	H	R	ER	SO	BB	IBB	HBP	BLK	WP	HR	S	P	ERA	WHIP

BOTTOM

Chicago Cubs @ New York Mets

Citi Field, Flushing, NY

Sat Jun 15 2013, 1:13 PM - 4:44 PM EDT

Att. 27,004 - Partly Cloudy - 78 F

livebaseballscorecards.com

AB	34
R	2
H	6
RBI	2
BB	1
SO	8
LOB	14

Chicago Cubs @ New York Mets

Citi Field, Flushing, NY

Sun Jun 16 2013, 1:11 PM - 4:02 PM EDT

Att. 30,256 - Cloudy - 81 F

TOP

livebaseballscorecards.com

Batter	1	2	3	4	5	6	7	8	9	AB	R	H	RBI	BB	SO	LOB
24 Luis Valbuena, L (1, 5) OBP: 0.357, SLG: 0.417	C FF 90 X CU 75 0-1 19 FC3-6 13 1B 12 1B 1B		X FF 89 0-0 13 FC6-4 1B		B FF 90 C FF 90 B CH 85 C FF 90 B SL 85 X FF 91 3-2 ② P5		C FF 89 C CH 80 B FC 85 S CU 81 1-3 ① K2-3			4	1	2	0	0	1	0
13 Starlin Castro, R (1, 6) OBP: 0.277, SLG: 0.337	B FF 91 1 SAFE X FF 91 1-0 19 FC3-6 1-2 1B		1 SAFE B SL 85 C FF 90 B SL 85 X FF 90 2-1 ① FC6-4 19 1B 1-2f		B FF 91 X CU 75 1-0 19 BB 12 E 1B		C FC 86 B FF 88 F FF 88 X CU 81 1-2 ② G5-3			4	1	2	0	0	0	1
19 Nate Schierholtz, L (1, 9) OBP: 0.339, SLG: 0.564	B FF 91 B CH 85 C FF 91 X CH 85 2-1 ① FC3-6 12 1B 1-2f 2-3		C FF 90 B CH 85 X FF 91 1-1 1-2 1B		B FF 89 B CH 84 F SI 90 1 SAFE B CH 83 B CH 84 4-1 12 E 12 E 1-2 BB		B FF 91 S FF 89 X FC 89 1-1 ③ G4-3			3	1	1	0	1	0	2
12 Alfonso Soriano, R (1, 7) OBP: 0.290, SLG: 0.404 49 Carlos Marmol, R (9, 1)	B SI 91 S SL 86 S SI 91 B SL 85 X SL 85 2-2 1-2 3-H 1B		B SI 91 S SL 84 F SL 85 B FF 90 S CU 76 2-3 ② K		F SL 84 B FF 90 C SL 85 X FF 90 1-2 E5 1-H 2-H			S FF 93 S SL 84 S SL 83 0-3 ① K		4 0	0 0	1 0	1 0	0 0	2 0	2 0
44 Anthony Rizzo, L (1, 3) OBP: 0.331, SLG: 0.451	C FF 92 C FF 86 B FF 92 X CH 85 2-1 ② F7		B CH 84 C FF 91 F FF 91 S SL 84 1-3 ③ K		X CH 85 0-0 ③ G1-3			C FS 84 B FF 92 T FF 93 X SL 84 1-2 ② F8		4	0	0	0	0	1	5
30 Dioner Navarro, S (1, 2) OBP: 0.344, SLG: 0.500	F FF 92 F FF 92 S SL 85 0-3 ③ K			B CH 83 F FF 90 B CU 75 X FF 91 2-1 ① F8		B FF 87 B FC 86 F FC 86 X FF 88 2-1 ① F7		C FF 92 S FF 93 X SL 85 0-2 ③ G3		4	0	0	0	0	1	2
6 Ryan Sweeney, L (1, 8) OBP: 0.373, SLG: 0.478		C FF 89 B FF 90 C FF 90 F FF 90 X SL 84 1-2 ① G3		C CU 74 B FF 90 S FF 91 F FF 91 F SL 85 X SL 85 1-2 ② L7		C FC 87 X FF 92 0-1 ② G4-3			B FF 91 X FF 92 1-0 ① L8	4	0	0	0	0	0	0
15 Darwin Barney, R (1, 4) OBP: 0.283, SLG: 0.313		C FF 90 F FF 90 B SL 85 B FF 90 S SL 86 2-3 ② K		C SL 84 X CU 75 0-1 ③ G4-3		C FC 88 B FC 89 X FF 90 1-1 1B			B FF 91 X FF 92 1-0 ② P3	4	0	1	0	0	1	0
22 Matt Garza, R (1, 1) OBP: 0.100, SLG: 0.200 40 James Russell, L (8, 1) 20 Julio Borbon, L (9, PH) OBP: 0.279, SLG: 0.286 (9, 7)		C FF 91 B SL 86 T FF 91 F SL 85 C FF 91 1-3 ③ K		B FF 90 C FF 90 C FF 90 B SL 85 X FF 90 2-2 ① G4-3		F FF 88 B FC 87 F FF 89 F FF 94 D FC 88 X FF 91 2-2 ③ G4-3			B FS 87 X FF 93 1-0 ③ G6-3	3 0 1	0 0 0	0 0 0	0 0 0	0 0 0	1 0 0	1 0 0
Inning Stats	R: 1 E: 0 K: 1 S: 13 H: 3 LOB: 2 BB: 0 P: 20	R: 0 E: 0 K: 2 S: 11 H: 0 LOB: 0 BB: 0 P: 15	R: 0 E: 0 K: 2 S: 11 H: 2 LOB: 2 BB: 0 P: 17	R: 0 E: 0 K: 0 S: 9 H: 0 LOB: 0 BB: 0 P: 12	R: 2 E: 1 K: 0 S: 12 H: 1 LOB: 1 BB: 1 P: 23	R: 0 E: 0 K: 0 S: 10 H: 1 LOB: 1 BB: 0 P: 15	R: 0 E: 0 K: 1 S: 8 H: 0 LOB: 0 BB: 0 P: 11	R: 0 E: 0 K: 1 S: 9 H: 0 LOB: 0 BB: 0 P: 10	R: 0 E: 0 K: 0 S: 3 H: 0 LOB: 0 BB: 0 P: 6	1B: 7 2B: 0 3B: 0 HR: 0	SF: 0 SAC: 0 DP: 0 HBP: 0				WP: 0 PB: 0 SB: 0 CS: 0	PA: 36	

	AB	35
	R	3
	H	7
	RBI	1
	BB	1
	SO	7
	LOB	13

PITCHER		IP	WLS	BF	H	R	ER	SO	BB	IBB	HBP	BLK	WP	HR	S	P	ERA	WHIP
53 Jeremy Hefner, R ERA: 3.96	(1, 1)	5.0		23	6	3	1	5	1	0	0	0	0	0	56	87	1.80	1.400
52 Carlos Torres, R ERA:	(6, 1)	2.0		7	1	0	0	1	0	0	0	0	0	0	18	26	0.00	0.500
30 David Aardsma, R ERA: 1.93	(8, 1)	1.0		3	0	0	0	1	0	0	0	0	0	0	9	10	0.00	0.000
39 Bobby Parnell, R ERA: 2.83	(9, 1)	1.0	W	3	0	0	0	0	0	0	0	0	0	0	3	6	0.00	0.000

PITCHER	IP	WLS	BF	H	R	ER	SO	BB	IBB	HBP	BLK	WP	HR	S	P	ERA	WHIP

BOTTOM

Chicago Cubs @ New York Mets

Citi Field, Flushing, NY

Sun Jun 16 2013, 1:11 PM - 4:02 PM EDT

Att. 30,256 - Cloudy - 81 F

livebaseballscorecards.com

Batter	1	2	3	4	5	6	7	8	9	AB	R	H	RBI	BB	SO	LOB
1 Jordany Valdespin, L (1, 4) OBP: 0.264, SLG: 0.328	C FF 90 X SI 91 0-1 ① F7		C FF 92 X FF 92 0-1 ③ L9			B CU 72 C FF 89 X FF 91 1-1 E6 5 F7 28 BB		C FC 87 B FF 88 X SL 82 1-1 ① F7		4	0	0	0	0	0	0
28 Daniel Murphy, L (1, 3) OBP: 0.321, SLG: 0.426	X FF 91 0-0 ② F9			B FF 91 C FF 92 F FF 92 B SL 84 F SL 86 B FF 93 X FF 92 3-2 ① G5-3		B FF 91 B FF 92 B FF 91 D SI 93 4-0 5 F7 BB 1-2		C FF 89 C FF 90 F FF 90 F SI 85 B FF 89 C FF 88 1-3 ② K		3	0	0	0	1	1	0
5 David Wright, R (1, 5) OBP: 0.392, SLG: 0.496	B FF 92 X FF 93 1-0 2B			B SI 92 C SI 94 C SL 85 B SI 94 X SL 84 2-2 ② G5-3		S SL 84 B SI 92 S SL 85 B FF 91 X SL 85 2-2 ① F7 1-2 2-3		B FF 88 F FF 88 B FF 87 X CH 81 2-1 ③ F9		4	0	1	0	0	0	2
6 Marlon Byrd, R (1, 9) OBP: 0.310, SLG: 0.506	C FF 92 B SL 85 B FF 93 B FF 91 X FF 93 3-1 ③ F8			B SL 84 B SL 85 X FF 93 2-0 ③ G5-3		B SL 84 D SL 85 S SL 85 F FF 93 S SL 86 2-3 ② K			B FF 92 C FF 95 X FF 94 1-1 HR	4	1	1	1	0	1	3
21 Lucas Duda, L (1, 7) OBP: 0.337, SLG: 0.439		C FF 91 B SI 92 F FF 93 H SI 94 2-2 3 G3-6 HBP			B FF 92 X FF 92 1-0 2B	C CU 75 B SI 93 D SL 86 S SL 83 F FF 93 F SL 84 S SL 84 2-3 ③ K			B SL 87 B SL 84 B FF 95 C FF 94 F FF 94 B SL 86 4-2 3 SH5-4 9 HR 44 1B BB	2	1	1	0	1	1	2
44 John Buck, R (1, 2) OBP: 0.278, SLG: 0.408		X SL 84 0-0 ① F8			F FF 92 F SL 85 B SI 91 D SL 86 B SL 84 T SL 84 3-2 ① K		F FF 92 F FF 92 X FF 94 0-2 3 FC6-4 1B		B SL 87 S SL 87 B SL 86 S SL 86 F SL 87 X FF 94 2-2 3 SH5-4 9 HR 1-2 1B	4	1	2	0	0	1	2
3 Omar Quintanilla, L (1, 6) OBP: 0.293, SLG: 0.426		B SI 91 B FF 92 F FF 92 C FF 92 F SI 93 X SL 86 2-2 ② ③ G3-6 1-2f			C CU 74 C CU 76 B SL 84 F FF 94 B FF 92 X SL 84 2-2 ② P4		B SI 91 F FF 92 F FF 92 B FF 91 X CU 75 2-2 ① FC6-4 1-2f		B FF 94 X FF 94 1-0 ① SH5-4 1-2 2-3	3	0	0	0	0	0	3
9 Kirk Nieuwenhuis, L (1, 8) OBP: 0.200, SLG: 0.250			C FF 93 L SI 93 S FF 92 0-3 ① K		B SI 92 C FF 92 B FF 92 F FF 93 B CU 76 B FF 92 4-2 BB		X FF 91 0-0 ② P5		B SL 88 X FF 94 1-0 2-H 3-H HR	3	1	1	3	1	1	1
53 Jeremy Hefner, R (1, 1) Justin Turner, R (5, PH) OBP: 0.307, SLG: 0.330 52 Carlos Torres, R (6, 1) 13 Josh Satin, R (7, PH) 30 David Aardsma, R (8, 1) 39 Bobby Parnell, R (9, 1)			C FF 93 F FF 93 X FF 93 0-2 ② G3-1		T FF 93 B SI 92 B SL 84 X FF 93 2-1 ③ P6		C SL 84 F SL 83 B SL 82 B FF 93 B SL 83 C FF 93 3-3 ③ K			1 1 0 1 0 0	0 0 0 0 0 0	0 0 0 0 0 0	0 0 0 1 0 0	0 0 0 1 0 0	0 2 0 1 0 0	0 0 0 1 0 0

Inning Stats	1	2	3	4	5	6	7	8	9
	R: 0 E: 0 K: 0 S: 6	H: 1 LOB: 1 BB: 0 P: 10	R: 0 E: 0 K: 0 S: 7	H: 0 LOB: 0 BB: 0 P: 11	R: 0 E: 0 K: 1 S: 8	H: 0 LOB: 0 BB: 0 P: 8	R: 0 E: 0 K: 0 S: 8	H: 0 LOB: 0 BB: 0 P: 15	R: 0 E: 0 K: 1 S: 12	H: 1 LOB: 2 BB: 1 P: 24	R: 0 E: 1 K: 2 S: 13	H: 0 LOB: 2 BB: 1 P: 24	R: 0 E: 0 K: 1 S: 10	H: 1 LOB: 1 BB: 0 P: 15	R: 0 E: 0 K: 1 S: 9	H: 0 LOB: 0 BB: 0 P: 13	R: 4 E: 0 K: 0 S: 10	H: 3 LOB: 0 BB: 1 P: 19

1B: 2	SF: 0	WP: 0
2B: 2	SAC: 1	PB: 0
3B: 0	DP: 1	SB: 0
HR: 2	HBP: 1	CS: 0

PA: 35

AB	30
R	4
H	6
RBI	4
BB	3
SO	6
LOB	16

PITCHER		IP	WLS	BF	H	R	ER	SO	BB	IBB	HBP	BLK	WP	HR	S	P	ERA	WHIP
22 Matt Garza, R ERA: 4.98	(1, 1)	7.0		27	3	0	0	5	2	0	1	0	0	0	64	107	0.00	0.714
40 James Russell, L ERA: 1.95	(8, 1)	1.0	H	3	0	0	0	1	0	0	0	0	0	0	9	13	0.00	0.000
49 Carlos Marmol, R ERA: 6.08	(9, 1)	0.1	L	5	3	4	4	0	1	0	0	0	0	2	10	19	108.00	12.000

PITCHER	IP	WLS	BF	H	R	ER	SO	BB	IBB	HBP	BLK	WP	HR	S	P	ERA	WHIP

Batter	1	2	3	4	5	6	7	8	9	AB	R	H	RBI	BB	SO	LOB
12 Juan Lagares, R (1, 8) OBP: 0.213, SLG: 0.295	L9		G4-3		K 2-3		K			4	0	0	0	0	2	2
28 Daniel Murphy, L (1, 4) OBP: 0.320, SLG: 0.421	G4-3		F7			BB 5 FC5-4		P6		3	0	0	0	1	0	0
5 David Wright, R (1, 5) OBP: 0.390, SLG: 0.492	1B 21 1B		P4			FC5-4 21 1B 1-2f		L9		4	0	1	0	0	0	1
21 Lucas Duda, L (1, 3) OBP: 0.348, SLG: 0.454	1B 1-2			6 CS 1B		6 G6-4-3 1B 1-2		2B		4	0	4	0	0	0	0
6 Marlon Byrd, R (1, 9) OBP: 0.303, SLG: 0.494	K			K 1-2		G6-4-3 1-2f		G6-3		4	0	0	0	0	2	6
44 John Buck, R (1, 2) OBP: 0.282, SLG: 0.407		G6-3		G4-3			1B 3 G5-3 35 1B		BB 9 FC1-6-4	3	1	1	0	1	0	0
9 Kirk Nieuwenhuis, L (1, 7) OBP: 0.205, SLG: 0.229		BB 3 S			G3		F7		FC1-6-4 1-2f	3	0	0	0	1	0	2
3 Omar Quintanilla, L (1, 6) OBP: 0.290, SLG: 0.404		K 1-2			BB 12 WP 35 SH1-4		G5-3 1-2		F8	3	0	0	0	1	1	3
35 Dillon Gee, R (1, 1) OBP: 0.200, SLG: 0.130		K			SH1-4 1-2		1B 2-H		K	3	0	1	1	0	2	2
Inning Stats	R: 0 E: 0 K: 1 S: 12 H: 2 LOB: 2 BB: 0 P: 14	R: 0 E: 0 K: 2 S: 12 H: 0 LOB: 1 BB: 1 P: 20	R: 0 E: 0 K: 0 S: 9 H: 0 LOB: 0 BB: 0 P: 11	R: 0 E: 0 K: 1 S: 6 H: 1 LOB: 0 BB: 0 P: 10	R: 0 E: 0 K: 1 S: 10 H: 0 LOB: 1 BB: 1 P: 17	R: 0 E: 0 K: 0 S: 7 H: 1 LOB: 1 BB: 1 P: 12	R: 1 E: 0 K: 1 S: 10 H: 2 LOB: 1 BB: 0 P: 14	R: 0 E: 0 K: 0 S: 13 H: 1 LOB: 1 BB: 0 P: 15	R: 0 E: 0 K: 1 S: 14 H: 0 LOB: 1 BB: 1 P: 22	1B: 6 2B: 1 3B: 0 HR: 0 SF: 0 SAC: 1 DP: 1 HBP: 0							

TOP

New York Mets @ Atlanta Braves

Turner Field, Atlanta, GA

Mon Jun 17 2013, 10:53 PM - 1:22 AM EDT

Att. 22,048 - Rain - 71 F

livebaseballscorecards.com

AB	31
R	1
H	7
RBI	1
BB	4
SO	7
LOB	16

PITCHER		IP	WLS	BF	H	R	ER	SO	BB	IBB	HBP	BLK	WP	HR	S	P	ERA	WHIP
15 Tim Hudson, R ERA: 4.17	(1, 1)	7.0		28	6	1	1	6	3	0	0	0	1	0	66	98	1.29	1.286
38 Anthony Varvaro, R ERA: 2.23	(8, 1)	1.0		4	1	0	0	0	0	0	0	0	0	0	13	15	0.00	1.000
48 David Carpenter, R ERA: 1.23	(9, 1)	1.0	W	4	0	0	0	1	1	0	0	0	0	0	14	22	0.00	1.000

PITCHER	IP	WLS	BF	H	R	ER	SO	BB	IBB	HBP	BLK	WP	HR	S	P	ERA	WHIP

New York Mets @ Atlanta Braves

Turner Field, Atlanta, GA

Mon Jun 17 2013, 10:53 PM - 1:22 AM EDT

Att. 22,048 - Rain - 71 F

BOTTOM

Batter	1	2	3	4	5	6	7	8	9	AB	R	H	RBI	BB	SO	LOB
19 Andrelton Simmons, R (1, 6) OBP: 0.276, SLG: 0.338	F FF 88 X SL 82 0-1 ① G6-3		B KC 75 X SL 84 1-0 ③ F7			B KC 74 C SL 82 F SI 89 S KC 77 1-3 ② K2-3		X SL 82 0-0 ③ G4-3		4	0	0	0	0	1	1
22 Jason Heyward, L (1, 9) OBP: 0.321, SLG: 0.348	C SI 89 C KC 74 S CH 83 0-3 ② K			B FF 88 S CH 83 B CH 83 S FF 90 X KC 76 2-2 ① G4-3		C KC 75 X KC 75 0-1 1B			C CH 82 B SI 88 F CH 82 B SL 79 X CH 82 2-2 ① G4-3	4	0	1	0	0	1	0
8 Justin Upton, R (1, 7) OBP: 0.356, SLG: 0.474	C FF 89 B SI 90 F SI 90 B SL 83 S SL 83 2-3 ③ K			X SI 90 0-0 ② P4		X SL 83 0-0 ③ P4			C FF 89 B SL 82 X CH 83 1-1 5 HR 1B	4	1	1	0	0	1	1
5 Freddie Freeman, L (1, 3) OBP: 0.383, SLG: 0.489		X FC 85 0-0 2B		B CH 84 S SI 91 B CH 83 S CH 84 F SL 84 X FF 92 2-2 1B			F KC 74 S SL 85 X FF 89 0-2 ① G4-3		1 SAFE 1 SAFE D CH 83 F SI 88 S CH 83 B SI 89 X SL 82 2-2 1-H HR	4	1	3	2	0	0	0
24 Evan Gattis, R (1, 2) OBP: 0.317, SLG: 0.577		F SI 89 X SI 90 0-1 ① G5-3		X SI 90 0-0 ③ P5			C KC 75 B SL 83 S SL 83 F SL 84 C SL 82 1-3 ② K			3	0	0	0	0	1	2
2 B.J. Upton, R (1, 8) OBP: 0.261, SLG: 0.311		X FF 89 0-0 ② F9			F FF 89 B FF 89 B FF 89 B SL 82 X FF 89 3-1 ① G6-3		F FF 89 B FF 90 B FF 90 X SL 82 2-1 ③ F7			3	0	0	0	0	0	1
26 Dan Uggla, R (1, 4) OBP: 0.314, SLG: 0.394		B SL 85 S CH 84 F SI 90 S SL 85 1-3 ③ K			B KC 75 X SI 90 1-0 ② F8			C SL 80 F CH 82 X SL 81 0-2 ① F9		3	0	0	0	0	1	1
23 Chris Johnson, R (1, 5) OBP: 0.362, SLG: 0.460			C FF 89 B SI 89 B SL 83 C FF 90 S SL 84 2-3 ① K		F FF 90 F SI 90 F SI 90 F SL 84 F FF 90 F SL 84 X SI 90 1-2 ③ F8			B FF 88 B FC 88 B FF 88 C SI 88 F FF 90 B SL 82 4-2 17 G4-3 BB		2	0	0	0	1	1	0
15 Tim Hudson, R (1, 1) OBP: 0.267, SLG: 0.357 38 Anthony Varvaro, R (8, 1) 17 Jordan Schafer, L (8, PH) OBP: 0.398, SLG: 0.433 48 David Carpenter, R (9, 1)			F SI 90 C KC 75 X SL 83 0-2 ② G6-3			C FF 88 X FF 88 0-1 ① P6		B SI 88 X CH 84 1-0 ② G4-3 1-2		2 0 1 0	0 0 0 0	0 0 0 0	0 0 0 0	0 0 0 0	0 0 1 0	0 0 1 0
Inning Stats	R: 0 E: 0 K: 2 S: 8 H: 0 LOB: 0 BB: 0 P: 10	R: 0 E: 0 K: 1 S: 7 H: 1 LOB: 1 BB: 0 P: 8	R: 0 E: 0 K: 1 S: 7 H: 0 LOB: 0 BB: 0 P: 10	R: 0 E: 0 K: 0 S: 9 H: 1 LOB: 1 BB: 0 P: 13	R: 0 E: 0 K: 0 S: 9 H: 0 LOB: 0 BB: 0 P: 14	R: 0 E: 0 K: 1 S: 8 H: 1 LOB: 1 BB: 0 P: 9	R: 0 E: 0 K: 1 S: 9 H: 0 LOB: 0 BB: 0 P: 12	R: 0 E: 0 K: 0 S: 7 H: 0 LOB: 1 BB: 1 P: 12	R: 2 E: 0 K: 0 S: 8 H: 2 LOB: 0 BB: 0 P: 13	1B: 3 2B: 1 3B: 0 HR: 1	SF: 0 SAC: 0 DP: 0 HBP: 0		WP: 0 PB: 0 SB: 0 CS: 0	PA: 31			

PITCHER	IP	WLS	BF	H	R	ER	SO	BB	IBB	HBP	BLK	WP	HR	S	P	ERA	WHIP
35 Dillon Gee, R (1, 1) ERA: 4.56	8.1	L	31	5	2	2	6	1	0	0	0	0	1	72	101	2.16	0.720

PITCHER	IP	WLS	BF	H	R	ER	SO	BB	IBB	HBP	BLK	WP	HR	S	P	ERA	WHIP

livebaseballscorecards.com

AB	30
R	2
H	5
RBI	2
BB	1
SO	6
LOB	7

Batter	1	2	3	4	5	6	7	8	9	AB	R	H	RBI	BB	SO	LOB
4 Collin Cowgill, R (1, 7) OBP: 0.190, SLG: 0.304	B SI 91 C SI 92 B CH 84 X SI 92 2-1 ① G5-3		S CH 83 C KC 80 B SI 91 B SI 92 B SI 91 S CH 85 3-3 ② K	B FF 92 C FF 95 B CH 85 B FF 93 C FF 92 X FF 94 3-2 ③ L3			B SL 80 B SI 88 B SI 89 C SI 88 B SI 88 4-1 BB		C FF 96 B SL 84 X FF 96 1-1 ① G4-3	4	0	0	0	1	1	1
28 Daniel Murphy, L (1, 4) OBP: 0.322, SLG: 0.420	B SI 92 X FF 93 1-0 ② G4-3		B SI 91 C SI 91 S CH 85 F FF 92 B KC 79 B KC 77 X SI 92 3-2 5 BLK 6 1B 1B		B FF 93 F FF 91 S CH 86 X CH 86 1-2 5 G5-4-3 1B		C SL 79 B SL 80 1 SAFE B SI 90 F SL 81 F CH 82 X SI 90 2-2 ③ G6-3		X FF 97 0-0 ② F7	5	1	2	0	0	0	1
5 David Wright, R (1, 5) OBP: 0.387, SLG: 0.484	B FF 92 S CH 86 B CH 86 F SI 92 B SI 94 F CH 85 X SI 93 3-2 ③ G4-3		1 SAFE B SI 92 B CH 86 B CH 84 B SI 92 4-0 6 1B 1-2 BB		X FF 90 0-0 ① ② G5-4-3 1-2f			C SL 85 B FF 96 F FF 94 C SL 87 1-3 ① K	S FF 97 S FF 98 C FF 99 0-3 ③ K	4	0	0	0	1	2	1
6 Marlon Byrd, R (1, 9) OBP: 0.313, SLG: 0.503		B SI 91 B SI 91 B SI 91 C SI 92 B SI 92 4-1 21 BB BB	S SI 92 B SI 92 B SI 92 F CH 85 F CH 85 B SI 94 F FF 94 X CH 86 3-2 1-2 2-H 1B		B FF 94 F FF 92 F FF 92 B FF 94 S FF 91 2-3 ③ K			B FF 96 B FF 92 C FF 95 F FF 95 X FF 95 2-2 44 HBP 1 BB 2B		3	1	2	1	1	1	0
21 Lucas Duda, L (1, 3) OBP: 0.350, SLG: 0.450		C KC 80 C KC 79 B FF 93 F SI 93 B KC 79 B SI 93 B SI 93 4-2 3 FC6-4 1-2 BB	D CH 86 C SI 92 S SI 92 C SI 94 1-3 ③ K			C CH 83 B CU 72 F FF 93 B CU 73 X FF 93 2-2 ① F8		I IN 57 I IN 53 I IN 51 I IN 49 4-0 1 BB 44 HBP 3 SF7 IBB		2	1	0	0	2	1	2
44 John Buck, R (1, 2) OBP: 0.286, SLG: 0.419		B SI 92 B CH 85 C SI 92 S SI 91 S SI 92 2-3 ① K		B FF 94 S FF 90 X SL 87 1-1 HR		B FF 93 S FF 92 S FF 93 B FF 94 X FF 92 2-2 ② F7		S SL 84 S FF 96 H FF 95 1-2 1 BB 1-2 2-3 HBP		3	1	1	1	0	1	2
12 Juan Lagares, R (1, 8) OBP: 0.217, SLG: 0.296 1 Jordany Valdespin, L (8, PH) OBP: 0.270, SLG: 0.328 9 Kirk Nieuwenhuis, L (8, 8) OBP: 0.205, SLG: 0.229		C SI 92 S CH 84 F CH 84 B SI 92 B FF 93 S CH 86 2-3 ② K		X FF 91 0-0 3 G3 3 E 1B		C FF 92 F CU 74 C FF 92 0-3 ③ K		B SL 84 B FF 95 F FF 94 B FF 96 B FF 94 4-1 1-2 2-3 3-H BB		3 0 0	0 0 0	1 0 0	0 1 0	0 1 0	2 0 0	2 0 0
3 Omar Quintanilla, L (1, 6) OBP: 0.288, SLG: 0.400		B KC 80 B SI 92 X SI 92 2-0 ③ FC6-4 1-2f		F FF 91 1 SAFE B FF 93 X FF 91 1-1 ① G3 1-3			B SI 88 X SI 89 1-0 33 B3-6-4 1B	B FF 94 C FF 95 B FF 95 X FF 96 2-1 ② SF7 3-H		3	0	1	1	0	0	3
33 Matt Harvey, R (1, 1) OBP: 0.121, SLG: 0.152 32 LaTroy Hawkins, R (8, 1) 56 Scott Rice, L (8, 1) 39 Bobby Parnell, R (8, 1)			C SI 90 S CH 83 B CH 82 F SI 90 S CH 84 1-3 ① K	F SL 83 F FF 92 F CU 74 B FF 95 S FF 95 1-3 ② K			B SI 86 X SI 88 1-0 ① ② B3-6-4 1-2f	B FF 96 S FF 95 B FF 95 S FF 94 F FF 95 B FF 95 F FF 96 F FF 96 S FF 96 3-3 ③ K		4 0 0 0	0 0 0 0	0 0 0 0	0 0 0 0	0 0 0 0	3 0 0 0	4 0 0 0
Inning Stats	R: 0 E: 0 K: 0 S: 7 H: 0 LOB: 0 BB: 0 P: 13	R: 0 E: 0 K: 2 S: 12 H: 0 LOB: 2 BB: 2 P: 26	R: 1 E: 0 K: 3 S: 19 H: 2 LOB: 2 BB: 1 P: 34	R: 1 E: 1 K: 1 S: 12 H: 2 LOB: 1 BB: 0 P: 18	R: 0 E: 0 K: 1 S: 7 H: 1 LOB: 0 BB: 0 P: 10	R: 0 E: 0 K: 1 S: 9 H: 0 LOB: 0 BB: 0 P: 13	R: 0 E: 0 K: 0 S: 7 H: 1 LOB: 1 BB: 1 P: 15	R: 2 E: 0 K: 2 S: 17 H: 1 LOB: 2 BB: 2 P: 34	R: 0 E: 0 K: 1 S: 6 H: 0 LOB: 0 BB: 0 P: 7	1B: 5 2B: 1 3B: 0 HR: 1 SF: 1 SAC: 0 DP: 2 HBP: 1						

PITCHER		IP	WLS	BF	H	R	ER	SO	BB	IBB	HBP	BLK	WP	HR	S	P	ERA	WHIP
58 Alex Wood, L ERA: 3.38	(1, 1)	3.0	L	14	2	1	1	5	3	0	0	1	0	0	38	73	3.00	1.667
57 Cory Rasmus, R ERA: 8.1	(4, 1)	3.0		11	3	1	1	3	0	0	0	0	0	1	28	41	3.00	1.000
53 Cory Gearrin, R ERA: 3.49	(7, 1)	1.0		4	1	0	0	0	1	0	0	0	0	0	7	15	0.00	2.000
48 David Carpenter, R ERA: 2.3	(8, 1)	1.0		7	1	2	2	2	1	1	1	0	0	0	17	34	18.00	2.000
52 Jordan Walden, R ERA: 3.15	(9, 1)	1.0		3	0	0	0	1	0	0	0	0	0	0	6	7	0.00	0.000

PITCHER	IP	WLS	BF	H	R	ER	SO	BB	IBB	HBP	BLK	WP	HR	S	P	ERA	WHIP

TOP

New York Mets @ Atlanta Braves

Turner Field, Atlanta, GA

Tue Jun 18 2013, 1:13 PM - 4:25 PM EDT

Att. 21,857 - Cloudy - 79 F

livebaseballscorecards.com

AB	31
R	4
H	7
RBI	4
BB	6
SO	11
LOB	16

WP: 0	PA: 39		
PB: 0			
SB: 0			
CS: 0			

New York Mets @ Atlanta Braves

Turner Field, Atlanta, GA

Tue Jun 18 2013, 1:13 PM - 4:25 PM EDT

Att. 21,857 - Cloudy - 79 F

BOTTOM

Batter	1	2	3	4	5	6	7	8	9	AB	R	H	RBI	BB	SO	LOB
17 Jordan Schafer, L (1, 8) OBP: 0.402, SLG: 0.430	S FF 96 S FF 95 C FF 96 0-3 ① K		S FF 97 B FF 97 B FF 97 B FF 95 S FF 96 F FF 98 B FF 97 4-2 1-2 BB			F FF 94 B SL 88 F FF 94 S CU 85 1-3 ② K		X FF 94 0-0 8 FC6-4 1-2 2-H 3-H 1B		3	0	1	2	1	2	0
7 Reed Johnson, R (1, 7) OBP: 0.306, SLG: 0.364 8 Justin Upton, R (8, PH) OBP: 0.355, SLG: 0.472 (9, 7)	X FF 97 0-0 ② F8		C SL 91 F FF 98 B FF 96 S SL 91 1-3 ③ K			F CU 83 F FF 96 S SL 90 0-3 ③ K		F SL 88 S FF 96 B SL 88 X SL 90 1-2 ② FC6-4 22 2B 1-2f 2-3		3 1	0 0	0 0	0 0	0 0	2 0	2 2
22 Jason Heyward, L (1, 9) OBP: 0.325, SLG: 0.357	B FF 98 C FF 97 B FF 97 B FF 96 F FF 96 S FF 100 3-3 ③ K			F FF 97 C CU 82 S SL 88 0-3 ① K			B FF 95 C FF 94 C CU 82 X CH 87 1-2 5 CS 1B	B SL 85 C SI 90 B SI 84 X CH 83 2-1 1-3 3-H 2B		4	0	2	1	0	2	0
5 Freddie Freeman, L (1, 3) OBP: 0.381, SLG: 0.482		F FF 97 B CH 88 B SI 98 C CU 85 B FF 98 F CH 87 X FF 98 3-2 ① F7		F CH 87 F FF 95 S FF 98 0-3 ② K			B CH 87 F FF 95 B CH 87 F CH 87 B SL 91 F CU 83 F FF 96 S FF 96 3-3 ①② 1-2 K	I IN 64 I IN 67 I IN 70 I IN 72 4-0 IBB		3	0	0	0	1	2	1
23 Chris Johnson, R (1, 5) OBP: 0.354, SLG: 0.450		B FF 98 B SL 92 X FF 96 2-0 ② P4		S CU 84 B FF 99 B SL 91 F FF 99 B SL 87 S SL 90 3-3 ③ K			F FF 96 C CU 84 B FF 99 X CU 84 1-2 ③ G6-3	F FF 93 D KC 83 B FF 95 F FF 96 F FF 98 F KC 85 S KC 87 2-3 ③ K		4	0	0	0	0	2	3
11 Gerald Laird, R (1, 2) OBP: 0.356, SLG: 0.353		B FF 98 F FF 97 F FF 97 B SL 92 S SL 92 2-3 ③ K			B FF 96 S SL 90 C CU 84 F CH 86 B FF 99 B CU 85 F SL 90 F FF 98 S SL 90 3-3 ① K			B FF 94 B FF 92 B FF 95 B FF 92 4-0 19 1B 26 1B 17 1B BB	C FF 95 F KC 86 B KC 88 F FF 98 B FF 98 B KC 86 S FF 98 3-3 ① K	3	1	0	0	1	3	0
26 Dan Uggla, R (1, 4) OBP: 0.321, SLG: 0.397			B FF 97 B SL 88 B FF 97 C FF 97 F FF 97 B SL 89 4-2 17 BB BB		S SL 89 B CH 87 B FF 98 C SL 89 S CU 84 2-3 ② K			B SL 86 C FF 94 S SL 88 X CU 83 1-2 19 1B 17 1B 1-2 1B	S KC 86 F FF 97 X KC 87 0-2 1B	3	1	2	0	1	1	0
19 Andrelton Simmons, R (1, 6) OBP: 0.276, SLG: 0.337			S FF 95 X FF 95 0-1 ① P5		C SL 89 S CU 85 B FF 99 X SL 89 1-2 ③ G5-3			L SL 88 B FF 94 B SL 89 S SL 88 X FF 95 2-2 8 FC6-4 17 1B 22 2B 1-2 2-3 1B	X FF 96 0-0 ② L8	4	1	1	0	0	0	2
58 Alex Wood, R (1, 1) 57 Cory Rasmus, R (4, 1) 1 Tyler Pastornicky, R (6, PH) OBP: 0.125, SLG: 0.250 53 Cory Gearrin, R (7, 1) 48 David Carpenter, R (8, 1) 16 Brian McCann, L (8, PH) OBP: 0.344, SLG: 0.467 52 Jordan Walden, R (9, 1) 2 B.J. Upton, R (9, PH) OBP: 0.260, SLG: 0.309			L FF 97 L FF 97 M SL 91 0-3 ② K			B FF 95 C FF 94 X CU 83 1-1 ① G5-3		C FF 93 D CH 87 S FF 94 S FF 94 1-3 ① K	S FF 98 B FF 98 B FF 97 S FF 96 F KC 87 X FF 98 2-2 ③ G4-3	1 0 1 0 0 1 0 1	0 0 0 0 0 0 0 0	0 0 0 0 0 0 0 0	0 0 0 0 0 1 0 0	0 0 0 0 0 0 1 0	1 0 0 0 0 3 0 1	1 0 0 0 0 0 0 0
Inning Stats	R: 0 E: 0 K: 2 S: 7 H: 0 LOB: 0 BB: 0 P: 10	R: 0 E: 0 K: 1 S: 8 H: 0 LOB: 0 BB: 0 P: 15	R: 0 E: 0 K: 2 S: 13 H: 0 LOB: 2 BB: 2 P: 22	R: 0 E: 0 K: 3 S: 9 H: 0 LOB: 0 BB: 0 P: 12	R: 0 E: 0 K: 2 S: 12 H: 0 LOB: 0 BB: 0 P: 18	R: 0 E: 0 K: 2 S: 8 H: 0 LOB: 0 BB: 0 P: 10	R: 0 E: 0 K: 1 S: 11 H: 1 LOB: 0 BB: 0 P: 16	R: 3 E: 0 K: 2 S: 20 H: 4 LOB: 3 BB: 2 P: 37	R: 0 E: 0 K: 1 S: 12 H: 1 LOB: 1 BB: 0 P: 17	1B: 5 2B: 2 3B: 0 HR: 0 SF: 0 SAC: 0 DP: 1 HBP: 0						WP: 0 PB: 0 SB: 0 CS: 1 PA: 36	

livebaseballscorecards.com

AB	32
R	3
H	6
RBI	3
BB	4
SO	16
LOB	15

PITCHER		IP	WLS	BF	H	R	ER	SO	BB	IBB	HBP	BLK	WP	HR	S	P	ERA	WHIP
33 Matt Harvey, R ERA: 2.16	(1, 1)	7.0	W	26	3	3	3	13	3	0	0	0	0	0	74	116	3.86	0.857
32 LaTroy Hawkins, R ERA: 3.9	(8, 1)	0.2	H	3	1	0	0	1	0	0	0	0	0	0	7	9	0.00	1.500
56 Scott Rice, L ERA: 4.97	(8, 1)	0.0		2	1	0	0	0	0	1	0	0	0	0	2	8	∞	∞
39 Bobby Parnell, R ERA: 2.7	(8, 1)	1.1	S	5	1	0	0	2	0	0	0	0	0	0	17	24	0.00	0.750

PITCHER	IP	WLS	BF	H	R	ER	SO	BB	IBB	HBP	BLK	WP	HR	S	P	ERA	WHIP

Batter	1	2	3	4	5	6	7	8	9	AB	R	H	RBI	BB	SO	LOB
4 Collin Cowgill, R (1, 7) OBP: 0.206, SLG: 0.311	B SI 86 X SI 86 1-0 5 G5-4-3 1B			C FF 86 F FC 82 B SI 86 B CH 81 X FC 83 2-2 28 FC3-6 1B		C SI 87 C SI 86 C SI 88 0-3 ② K	C CU 70 B SI 86 1 SAFE B SI 87 C SI 86 F CU 72 X SL 81 2-2 ③ F8	B FF 91 C FF 92 X FF 91 1-1 ③ FC6-4 1-2f		5	0	2	0	0	1	3
28 Daniel Murphy, L (1, 4) OBP: 0.319, SLG: 0.416	S SL 79 F SI 86 B SI 87 F SL 78 C FC 82 1-3 ① K			1 SAFE X SL 78 0-0 ① FC3-6 13 S 6 1B 1-2f		B FF 89 X CH 82 1-0 5 2B 1B		F FF 90 F FF 91 B FF 93 B CU 79 B CH 86 X FF 94 3-2 ① F8	C SI 89 B SL 79 F SI 89 B SL 81 S SL 81 2-3 ① K	5	0	1	0	0	2	2
5 David Wright, R (1, 5) OBP: 0.387, SLG: 0.486	B FC 82 X CH 80 1-0 ② ③ G5-4-3 1-2f			B FC 82 1 SAFE X SI 86 1-0 ② F9		B SI 87 X FC 82 1-0 1-3 2B		C CU 79 X CH 86 0-1 ② F8	B SI 89 X SI 88 1-0 6 FC5-4 1B	5	0	2	0	0	0	2
6 Marlon Byrd, R (1, 9) OBP: 0.320, SLG: 0.511		C SI 86 S FC 81 B CH 80 F SL 78 B CH 79 F FC 81 B FF 88 X SI 87 3-2 13 G6-4-3 1B		B SI 88 F FC 82 X CU 74 1-1 13 S 1B 1-2		C FC 82 X FC 84 0-1 ③ P6		B FF 91 F CU 79 S CU 79 X FF 93 1-2 13 E 13 E 2B	S SI 89 X CH 81 0-1 ② FC5-4 20 BB 13 BB 1-2f	5	1	3	0	0	0	3
13 Josh Satin, R (1, 3) OBP: 0.375, SLG: 0.167		C SI 88 B CH 80 C SI 86 B SL 78 X CH 79 2-2 ① ② G6-4-3 1-2f		B FC 82 B FC 84 C CU 70 C FC 83 B SL 80 C FC 83 3-3 ③ K 1-2 2-3			C FC 81 X SI 86 0-1 20 HR 1B	B CU 79 2 SAFE B FF 91 B FF 91 C FF 91 B FF 92 4-1 20 1B 12 1B BB 2-H	S SI 90 B SL 82 B SL 80 B SI 89 C SI 90 B SI 90 4-2 20 BB BB 1-2	3	2	1	0	2	1	3
20 Anthony Recker, R (1, 2) OBP: 0.271, SLG: 0.405		C CU 71 B SI 87 C CH 81 C FC 82 1-3 ③ K			C FC 82 F CH 80 B FF 86 X SL 78 1-2 ① L1-3		1 SAFE F FC 82 B SL 80 B CH 77 B SI 86 X FC 82 3-1 1-H HR	X FF 92 0-0 12 1B 3 1B 1-2 1B	B SL 81 B SI 90 B SI 89 B SI 89 4-0 1-2 2-3 BB	4	2	2	2	1	1	0
12 Juan Lagares, R (1, 8) OBP: 0.216, SLG: 0.291			C FC 82 F SI 87 B CH 81 B SI 87 B FC 82 X FF 87 3-2 ① F9		C SI 87 B SL 80 L FC 83 X CH 80 1-2 ② G6-3		F SI 89 B FC 84 B CU 71 F SI 87 X SI 87 2-2 ① G6-3	B CU 80 X CH 86 1-0 3 1B 1-3 2-H 1B	B SI 90 C SI 88 B SI 88 F SI 89 T SL 81 2-2 ③ K	5	1	1	1	0	1	3
3 Omar Quintanilla, L (1, 6) OBP: 0.300, SLG: 0.406			B SI 88 C FF 88 B SL 79 X SI 88 2-1 ② G6-3		B FF 88 C SI 87 B SL 79 B SI 87 X FF 87 3-1 ③ F8		C SI 89 B CU 73 B SI 88 X SI 88 2-1 1B	B FF 90 B FF 91 F FF 93 F FF 92 X FF 93 2-2 1 BB 2-H 3-H 1B		4	0	2	2	0	0	0
45 Zack Wheeler, L (1, 1) 50 Scott Atchison, R (7, 1) 34 Brandon Lyon, R (7, 1) 1 Jordany Valdespin, L (8, PH) OBP: 0.276, SLG: 0.328 30 David Aardsma, R (8, 1) 66 Josh Edgin, R (9, 1)			B SI 88 B FF 88 C FF 87 C FF 88 F SI 88 S FF 88 2-3 ③ K			C SI 85 C SI 86 S SL 78 0-3 ① K	C SI 86 M SL 79 B SL 79 L SL 79 1-3 ② K	B CU 79 B FF 92 B FF 93 B FF 92 4-0 4 FC6-4 1-2 BB		3 0 0 0 0 3 1 0 0 0 0 0 0 0 0 0 0 0 0 0 0 0 0 0 0 1 0 0 0 0 0 0 0 0 0 0 0 0 0 0 0 0						
Inning Stats	R: 0 E: 0 K: 1 S: 6 H: 1 LOB: 0 BB: 0 P: 9	R: 0 E: 0 K: 1 S: 11 H: 1 LOB: 0 BB: 0 P: 17	R: 0 E: 0 K: 1 S: 9 H: 0 LOB: 0 BB: 0 P: 16	R: 0 E: 0 K: 1 S: 10 H: 2 LOB: 2 BB: 0 P: 17	R: 0 E: 0 K: 0 S: 8 H: 0 LOB: 0 BB: 0 P: 13	R: 0 E: 0 K: 2 S: 10 H: 2 LOB: 2 BB: 0 P: 12	R: 2 E: 0 K: 1 S: 16 H: 3 LOB: 1 BB: 0 P: 26	R: 4 E: 1 K: 0 S: 16 H: 4 LOB: 2 BB: 2 P: 32	R: 0 E: 0 K: 2 S: 11 H: 1 LOB: 3 BB: 2 P: 24	1B: 11 2B: 2 3B: 0 HR: 1 SF: 0 SAC: 0 DP: 2 HBP: 0						

PITCHER		IP	WLS	BF	H	R	ER	SO	BB	IBB	HBP	BLK	WP	HR	S	P	ERA	WHIP
28 Paul Maholm, L ERA: 3.57	(1, 1)	7.0	L	28	9	2	2	7	0	0	0	0	0	1	70	110	2.57	1.286
38 Anthony Varvaro, R ERA: 3.13	(8, 1)	1.0		9	4	4	4	0	2	0	0	0	0	0	16	32	36.00	6.000
53 Cory Gearrin, R ERA: 3.38	(9, 1)	1.0		6	1	0	0	2	2	0	0	0	0	0	11	24	0.00	3.000

PITCHER	IP	WLS	BF	H	R	ER	SO	BB	IBB	HBP	BLK	WP	HR	S	P	ERA	WHIP

TOP

New York Mets @ Atlanta Braves

Turner Field, Atlanta, GA

Tue Jun 18 2013, 7:10 PM - 10:36 PM EDT

Att. 21,073 - Cloudy - 74 F

livebaseballscorecards.com

AB	39
R	6
H	14
RBI	5
BB	4
SO	9
LOB	17

PA: 43

WP: 0
PB: 0
SB: 2
CS: 0

New York Mets @ Atlanta Braves

Turner Field, Atlanta, GA

Tue Jun 18 2013, 7:10 PM - 10:36 PM EDT

Att. 21,073 - Cloudy - 74 F

BOTTOM

Batter	1	2	3	4	5	6	7	8	9	AB	R	H	RBI	BB	SO	LOB
19 Andrelton Simmons, R (1, 6) OBP: 0.285, SLG: 0.341	B SI 96 B SI 97 C FF 97 B SI 95 B FF 97 4-1 2 FC5 22 S BB		B FC 88 B FC 88 C FF 97 B FF 95 C FF 96 B FF 96 4-2 8 E 8 S BB		B FF 95 B CU 77 C FF 96 X SI 94 2-1 22 G4-6-3 1B		C FC 86 B SI 88 X FC 87 1-1 1-2 22 G4-3 1B		C FF 91 X FS 84 0-1 ① G1-3 1-2	3	0	2	0	2	0	1
22 Jason Heyward, L (1, 9) OBP: 0.317, SLG: 0.347	B FF 97 B SI 95 C FF 97 F FF 96 B SI 97 F FF 98 S FF 97 3-3 ① K 1-2		X SI 95 0-0 ① P5		B SI 94 1 SAFE F CH 85 1 SAFE X FF 94 1-1 ①② G4-6-3 1-2f		B SI 88 C FC 86 F CU 76 B FF 90 X FC 88 2-2 ① G4-3 1-2 2-3		B SL 81 B FF 92 C FF 93 C FF 94 F FF 94 F SL 81 B SL 82 X FF 93 3-2 ② G3 2-3	5	0	0	0	0	1	6
8 Justin Upton, R (1, 7) OBP: 0.352, SLG: 0.466	B FC 90 B FF 97 X FF 97 2-0 ② G5-3		B FC 90 C FC 88 1 SAFE C CU 77 B FF 96 B FF 96 S FF 96 3-3 ② K 1-3		S SI 95 X SI 94 0-1 ③ G5-3		F CU 77 B FF 89 B SI 89 C FC 88 X SI 90 2-2 ② SF8 3-H		B SL 80 B FF 93 B FF 92 B FF 93 4-0 BB	3	0	0	1	1	1	2
5 Freddie Freeman, L (1, 3) OBP: 0.385, SLG: 0.478	B FF 96 B CU 78 B FF 96 B FF 95 4-0 2 FC5 BB		S SI 94 B CU 77 B FF 94 B CU 77 B FF 96 4-1 BB			X CU 78 0-0 ① F9	I IN 62 I IN 62 I IN 64 I IN 59 4-0 2 FC4 IBB		F FF 93 B FF 94 F FF 93 S FF 94 1-3 ③ K	2	0	0	0	3	1	2
2 B.J. Upton, R (1, 8) OBP: 0.259, SLG: 0.308	B FF 96 B FF 97 F FF 96 X FF 96 2-1 ③ FC5 1-2 2-3f		F FF 96 B FF 96 F FC 90 B CU 77 B FC 89 F FC 89 X FF 97 3-2 ③ F9			B FC 88 F FF 95 X FF 95 1-1 16 S 1B	B FF 88 X FF 89 1-0 ③ FC4 1-2f			4	0	1	0	0	0	6
16 Brian McCann, L (1, 2) OBP: 0.349, SLG: 0.463		C CU 77 F FF 95 S SI 96 0-3 ① K		C FF 94 X CH 86 0-1 ① F8		B CU 76 1 SAFE 1 SAFE C SI 94 B FF 95 F SI 95 B FC 87 F FF 95 D CU 76 4-2 1-2 BB			C FF 91 B FF 92 F FS 85 B FF 92 X FF 92 2-2 26 G6-4-3 1B	3	0	1	0	1	1	0
26 Dan Uggla, R (1, 4) OBP: 0.320, SLG: 0.399		X FF 98 0-0 2B		B SI 93 B FC 88 S FC 91 C FC 89 X FC 90 2-2 ② F9		B SI 94 T SI 95 C CU 76 D CU 80 F FC 87 S FC 90 2-3 ② K			C SL 84 D SL 84 S SL 84 X FF 92 1-2 ①② G6-4-3 1-2f	4	0	1	0	0	1	3
23 Chris Johnson, R (1, 5) OBP: 0.352, SLG: 0.446		C FF 96 F FC 89 T FF 97 0-2 ② K		B FF 96 X FC 89 1-0 ③ 1B		B FF 94 X SI 94 1-0 ③ P4			B FF 92 B FF 92 X FF 90 2-0 ③ G6-3	4	0	1	0	0	1	3
28 Paul Maholm, L (1, 1) OBP: 0.152, SLG: 0.182 17 Jordan Schafer, L (7, PH) OBP: 0.407, SLG: 0.436 38 Anthony Varvaro, R (8, 1) 53 Cory Gearrin, R (9, 1) 7 Reed Johnson, R (9, PH) OBP: 0.315, SLG: 0.364		B FF 95 S FF 96 B FF 94 S FF 95 C FF 96 2-3 ③ K		T FF 93 B FF 94 B FF 94 S FF 95 S FF 95 2-3 ③ K			X SI 89 0-0 22 G4-3 19 1B 8 SF8 1B		B SL 82 C SL 83 S FF 90 B FS 84 H FF 91 3-2 22 G3 19 G1-3 HBP	2 1 0 0 0	0 1 0 0 0	0 1 0 0 0	0 0 0 0 0	0 0 0 0 0	2 0 0 0 0	2 0 0 0 0
Inning Stats	R: 0 E: 0 K: 1 S: 8 H: 0 LOB: 2 BB: 2 P: 23	R: 0 E: 0 K: 3 S: 10 H: 1 LOB: 1 BB: 0 P: 12	R: 0 E: 1 K: 1 S: 11 H: 0 LOB: 2 BB: 2 P: 25	R: 0 E: 0 K: 1 S: 9 H: 1 LOB: 1 BB: 0 P: 14	R: 0 E: 0 K: 0 S: 6 H: 1 LOB: 0 BB: 0 P: 9	R: 0 E: 0 K: 1 S: 11 H: 1 LOB: 2 BB: 1 P: 19	R: 1 E: 0 K: 0 S: 10 H: 2 LOB: 2 BB: 1 P: 20	R: 0 E: 0 K: 0 S: 7 H: 1 LOB: 0 BB: 0 P: 12	R: 0 E: 0 K: 1 S: 12 H: 0 LOB: 2 BB: 1 P: 23	1B: 6 2B: 1 3B: 0 HR: 0 SF: 1 SAC: 0 DP: 2 HBP: 1						

livebaseballscorecards.com

AB	31
R	1
H	7
RBI	1
BB	7
SO	8
LOB	25

PITCHER		IP	WLS	BF	H	R	ER	SO	BB	IBB	HBP	BLK	WP	HR	S	P	ERA	WHIP
45 Zack Wheeler, R ERA:	(1, 1)	6.0	W	26	4	0	0	7	5	0	0	0	0	0	55	102	0.00	1.500
50 Scott Atchison, R ERA: 4.5	(7, 1)	0.0		0	0	0	0	0	0	0	0	0	0	0	0	0	∞	∞
34 Brandon Lyon, R ERA: 3.58	(7, 1)	1.0	H	6	2	1	1	0	0	1	0	0	0	0	10	20	9.00	2.000
30 David Aardsma, R ERA: 1.5	(8, 1)	1.1		5	1	0	0	0	0	0	1	0	0	0	11	19	0.00	0.750
66 Josh Edgin, L ERA: 6.92	(9, 1)	0.2		3	0	0	0	1	1	0	0	0	0	0	8	16	0.00	1.500

PITCHER	IP	WLS	BF	H	R	ER	SO	BB	IBB	HBP	BLK	WP	HR	S	P	ERA	WHIP

Batter	1	2	3	4	5	6	7	8	9	AB	R	H	RBI	BB	SO	LOB
22 Eric Young Jr., S (1, 8) OBP: 0.289, SLG: 0.349	C SI 88 X CH 81 0-1 5 G6-4-3 1B			B SI 89 B FF 89 C FF 89 F FF 90 F SI 90 F FF 91 T FC 87 2-2 ① K		F SI 87 B CU 77 B FC 86 X FF 88 2-1 ① G3		L SI 94 L SI 93 D CU 76 B CU 78 X SI 94 2-2 ①② G4-6-3 1-2f		4	0	1	0	0	1	1
28 Daniel Murphy, L (1, 4) OBP: 0.315, SLG: 0.410	1 SAFE B SI 90 C SI 89 1 SAFE X FC 87 1-1 ① F9			X CH 82 0-0 ② F9		B FF 89 C FF 88 X CU 78 1-1 ② G4-3		B SI 95 C SI 95 B SI 94 B SI 93 F SI 93 F SI 94 X SI 93 3-2 ③ G3		4	0	0	0	0	0	1
5 David Wright, R (1, 5) OBP: 0.385, SLG: 0.486	1 SAFE X SI 90 0-0 ②③ G6-4-3 1-2f			B FC 86 B CU 79 F FC 87 F CU 79 B FF 91 F CH 84 X CU 79 3-2 ③ G5-3		B FC 85 X FC 87 1-0 2B			B FF 98 F FF 97 C KC 87 S FF 98 1-3 ① K	4	0	1	0	0	1	1
6 Marlon Byrd, R (1, 9) OBP: 0.318, SLG: 0.505		F FF 89 B FF 89 B SI 89 C FC 87 F FC 87 S CH 82 2-3 ① K			C CH 81 B FC 84 T CU 76 X CH 82 1-2 44 FC1 21 HBP 44 E 1B	B SI 90 T FC 87 F FC 85 B SI 90 F FC 84 F FC 87 B FF 92 S FC 86 3-3 ③ K			C KC 84 F FF 98 S KC 90 0-3 ② K	4	1	1	0	0	3	1
21 Lucas Duda, L (1, 3) OBP: 0.352, SLG: 0.448		C CU 75 B CH 82 F FC 88 C SI 91 1-3 ② K			B SI 90 1 SAFE C CU 77 B CH 82 H SI 90 3-1 44 E 44 E 1-2 HBP		B FC 87 B CH 81 C CH 82 S CU 78 B FC 88 X FF 91 3-2 9 FC3-6 1B		B KC 87 B FF 98 F FF 98 B FF 98 X FF 97 3-1 ③ F8	3	1	1	0	0	1	0
44 John Buck, R (1, 2) OBP: 0.282, SLG: 0.414		C CU 77 B FC 86 F FC 85 B CU 78 B SI 90 C FF 92 3-3 ③ K			B SI 90 X FC 87 1-0 FC1 9 1B 1-H 2-H		C SI 89 F SI 90 S FF 90 0-3 ① K			3	1	0	0	0	2	1
9 Kirk Nieuwenhuis, L (1, 7) OBP: 0.214, SLG: 0.237			X SI 88 0-0 ① L9		B SI 90 S CH 82 X FC 87 1-1 3 G4-6-3 1B 2-H		C CH 82 B CU 78 X CH 82 1-1 ② FC3-6 1-2f			3	0	1	1	0	0	1
3 Omar Quintanilla, L (1, 6) OBP: 0.288, SLG: 0.388			B FC 88 B FF 89 X SI 89 2-0 ② F7		B CH 81 F SI 88 1 SAFE T SI 90 X CU 77 1-2 ①② G4-6-3 1-2f		B CH 83 B SI 89 B FF 90 C FF 89 X SI 90 3-1 ③ F8			3	0	0	0	0	0	2
38 Shaun Marcum, R (1, 1) OBP: 0.200, SLG: 0.211			B SI 89 S SI 90 X SI 88 1-1 ③ G5-3		F SI 89 B FF 90 B FC 85 F SI 89 S FC 85 2-3 ③ K			C SI 88 B CU 80 S CU 78 B FF 89 X FC 87 2-2 22 G4-6-3 1B		2	0	0	0	0	1	0
52 Carlos Torres, R (5, 1)										0	0	0	0	0	0	0
13 Josh Satin, R (8, PH) OBP: 0.444, SLG: 0.286										1	0	1	0	0	0	0
30 David Aardsma, R (8, 1)										0	0	0	0	0	0	0
56 Scott Rice, L (8, 1)										0	0	0	0	0	0	0
Inning Stats	R: 0 E: 0 K: 0 S: 5 H: 1 LOB: 0 BB: 0 P: 6	R: 0 E: 0 K: 3 S: 10 H: 0 LOB: 0 BB: 0 P: 16	R: 0 E: 0 K: 0 S: 4 H: 0 LOB: 0 BB: 0 P: 7	R: 0 E: 0 K: 1 S: 10 H: 0 LOB: 0 BB: 0 P: 15	R: 3 E: 1 K: 1 S: 13 H: 2 LOB: 0 BB: 0 P: 22	R: 0 E: 0 K: 1 S: 10 H: 1 LOB: 1 BB: 0 P: 17	R: 0 E: 0 K: 1 S: 10 H: 1 LOB: 1 BB: 0 P: 17	R: 0 E: 0 K: 0 S: 10 H: 1 LOB: 0 BB: 0 P: 17	R: 0 E: 0 K: 2 S: 8 H: 0 LOB: 0 BB: 0 P: 12	1B: 5 2B: 1 3B: 0 HR: 0 SF: 0 SAC: 0 DP: 3 HBP: 1						

PITCHER		IP	WLS	BF	H	R	ER	SO	BB	IBB	HBP	BLK	WP	HR	S	P	ERA	WHIP
54 Kris Medlen, R ERA: 2.96	(1, 1)	7.0	W	27	6	3	1	7	0	0	1	0	0	0	65	105	1.29	0.857
43 Luis Avilán, L ERA: 1.91	(8, 1)	1.0	H	2	0	0	0	0	0	0	0	0	0	0	7	12	0.00	0.000
46 Craig Kimbrel, R ERA: 1.65	(9, 1)	1.0	S	3	0	0	0	2	0	0	0	0	0	0	8	12	0.00	0.000

PITCHER	IP	WLS	BF	H	R	ER	SO	BB	IBB	HBP	BLK	WP	HR	S	P	ERA	WHIP

TOP

New York Mets @ Atlanta Braves

Turner Field, Atlanta, GA

Wed Jun 19 2013, 7:12 PM - 10:11 PM EDT

Att. 21,852 - Cloudy - 80 F

livebaseballscorecards.com

AB	31
R	3
H	6
RBI	1
BB	0
SO	9
LOB	8

WP: 0 PA: 32
PB: 0
SB: 0
CS: 0

BOTTOM

New York Mets @ Atlanta Braves

Turner Field, Atlanta, GA

Wed Jun 19 2013, 7:12 PM - 10:11 PM EDT

Att. 21,852 - Cloudy - 80 F

livebaseballscorecards.com

Batter	1	2	3	4	5	6	7	8	9	AB	R	H	RBI	BB	SO	LOB
17 Jordan Schafer, L (1, 9) OBP: 0.402, SLG: 0.438 7 Reed Johnson, R (8, PH) OBP: 0.311, SLG: 0.358 46 Craig Kimbrel, R (9, 1)	X FF 84 0-0 ① L3		B FF 86 C FC 84 B FC 84 C CH 79 X SI 86 2-2 ② G4-1		B CU 71 B CH 79 X FC 83 2-0 19 SH1-3 16 WP 2B	B FF 91 F FF 90 M FF 91 B FF 93 F FC 90 C FF 92 2-3 ② K		D CH 84 X SI 89 1-0 ③ FC6 1-2f		4 1 0	1 0 0	1 0 0	0 0 0	0 0 0	1 0 0	1 2 0
19 Andrelton Simmons, R (1, 6) OBP: 0.285, SLG: 0.341	C FF 85 B CU 74 F FC 82 C FC 83 1-3 ② K		B CU 71 B SL 81 X FF 86 2-0 1B		X CH 79 0-0 ① SH1-3 2-3	D CU 75 C FF 91 X FC 89 1-1 ③ G6-3 1-2				3	0	1	0	0	1	1
5 Freddie Freeman, L (1, 3) OBP: 0.387, SLG: 0.474	S SI 85 B SI 86 B FC 82 B CH 78 F FC 84 B FF 86 4-2 8 FC5-4 BB		1 SAFE S SI 85 B CH 78 T FC 84 S CH 81 1-3 ③ K2-3		B CH 80 B FF 84 B CH 77 B CH 79 4-0 16 WP 2 2B BB		C FF 91 S FC 90 F CU 80 B FC 92 X FC 90 1-2 ① G3			2	1	0	0	2	1	1
8 Justin Upton, R (1, 7) OBP: 0.348, SLG: 0.459	X SI 86 0-0 ③ FC5-4 1-2f			B FC 82 S FC 81 B FF 86 F CH 80 B FC 84 F FC 84 F CH 81 X SL 79 3-2 ① P3	B FC 83 F FC 84 F CH 80 B FC 82 C FC 82 2-3 ② K		C FC 89 F FC 90 S FF 90 0-3 ② K			4	0	0	0	0	2	3
16 Brian McCann, L (1, 2) OBP: 0.346, SLG: 0.450		C FC 82 B CH 77 C FF 86 F CH 81 F SI 85 B FC 84 X CH 81 2-2 ① L6		F CU 74 X CH 79 0-1 ② G6-3	B FF 85 B FC 84 S FC 83 F FF 85 B CH 81 B FC 84 4-2 2 2B 1-2 3-H BB		C FC 90 F FC 91 S FC 90 0-3 ③ K			3	0	0	0	1	1	0
2 B.J. Upton, R (1, 8) OBP: 0.267, SLG: 0.318		F FC 84 B CH 81 F CH 79 B FC 84 B FC 82 B FC 84 4-2 BB		F FF 85 X SI 86 0-1 26 1B 23 HR 1B	X FC 84 0-0 1-3 2-H 2B			X FF 91 0-0 ① L7		3	1	2	1	1	0	0
26 Dan Uggla, R (1, 4) OBP: 0.319, SLG: 0.396		1 SAFE B FC 84 1 SAFE S FC 83 1 SAFE C CH 80 S CH 80 1-3 ② K		B CH 79 F SI 85 B FC 83 S SL 80 1 SAFE X FC 84 2-2 23 HR 1-2 1B	F FC 92 S CU 82 C CU 82 0-3 ③ K			F FF 92 S SL 84 B SL 84 B FF 92 S SL 84 2-3 ② K		4	1	1	0	0	3	3
23 Chris Johnson, R (1, 5) OBP: 0.355, SLG: 0.463		S FC 84 1 SAFE 1 SAFE D CU 73 B CH 80 F FC 84 D CH 81 F SL 81 F FC 84 3-3 ③ S CH 80 K		B FC 84 B SL 80 X SL 81 2-0 1-H 2-H HR		B FF 92 F FC 89 X FC 90 1-1 ① F9		B FF 92 X FF 92 1-0 22 BB 1B		4	1	2	3	0	1	1
54 Kris Medlen, S (1, 1) OBP: 0.185, SLG: 0.240 43 Luis Avilán, L (8, 1) 22 Jason Heyward, L (8, PH) OBP: 0.320, SLG: 0.347 (9, 9)			C FF 84 B FC 83 S CH 79 S CH 80 1-3 ① K	B FF 85 C FF 85 X CU 73 1-1 ③ G4-1		C FF 91 B FF 93 B FF 90 B FF 90 B FF 90 4-1 19 S BB		C SL 84 B SL 83 B SL 84 B SI 90 B SI 90 4-1 7 FC6 1-2 BB		2 0 0	0 0 0	0 0 0	0 0 0	1 0 1	1 0 0	0 0 0
Inning Stats	R: 0 E: 0 K: 1 S: 7 H: 0 LOB: 1 BB: 1 P: 12	R: 0 E: 0 K: 2 S: 15 H: 0 LOB: 1 BB: 1 P: 25	R: 0 E: 0 K: 2 S: 10 H: 1 LOB: 1 BB: 0 P: 16	R: 3 E: 0 K: 0 S: 15 H: 3 LOB: 0 BB: 0 P: 23	R: 2 E: 0 K: 2 S: 11 H: 2 LOB: 2 BB: 2 P: 23	R: 0 E: 0 K: 1 S: 9 H: 0 LOB: 1 BB: 1 P: 17	R: 0 E: 0 K: 2 S: 10 H: 0 LOB: 0 BB: 0 P: 11	R: 0 E: 0 K: 1 S: 7 H: 1 LOB: 2 BB: 1 P: 15		1B: 4 2B: 2 3B: 0 HR: 1 SF: 0 SAC: 1 DP: 0 HBP: 0		WP: 1 PB: 0 SB: 1 CS: 0 PA: 37		

	AB	30
	R	5
	H	7
	RBI	4
	BB	6
	SO	11
	LOB	12

PITCHER		IP	WLS	BF	H	R	ER	SO	BB	IBB	HBP	BLK	WP	HR	S	P	ERA	WHIP
38 Shaun Marcum, R ERA: 5.76	(1, 1)	4.2	L	24	6	5	5	6	4	0	0	0	1	1	55	96	9.64	2.143
52 Carlos Torres, R ERA:	(5, 1)	2.1		8	0	0	0	4	1	0	0	0	0	0	22	31	0.00	0.429
30 David Aardsma, R ERA: 1.35	(8, 1)	0.2		3	1	0	0	1	0	0	0	0	0	0	5	8	0.00	1.500
56 Scott Rice, L ERA: 4.91	(8, 1)	0.1		2	0	0	0	0	1	0	0	0	0	0	2	7	0.00	3.000

PITCHER	IP	WLS	BF	H	R	ER	SO	BB	IBB	HBP	BLK	WP	HR	S	P	ERA	WHIP

Batter	1	2	3	4	5	6	7	8	9	AB	R	H	RBI	BB	SO	LOB
22 Eric Young Jr., S (1, 7) OBP: 0.286, SLG: 0.341	C FF 91 X SI 91 0-1 G1-3		B FF 91 C CH 85 C KC 79 B CH 86 F FF 93 F FF 93 B CH 86 F FF 92 F FF 92 4-2 F FF 92 B KC 82 28 G6-4-3 BB		C FF 90 B FF 90 S KC 80 S FF 91 1-3 K		S FF 98 L FF 96 B FF 97 S FF 98 1-3 K		X CH 84 0-0 G6-3	4	0	0	0	1	2	2
39 Bobby Parnell, R (9, 1)										0	0	0	0	0	0	0
28 Daniel Murphy, L (1, 4) OBP: 0.311, SLG: 0.404	C FF 92 C SL 83 F FF 91 F FF 92 S SL 86 0-3 K		B FF 90 X SL 84 1-0 G6-4-3 1-2f		X FF 91 0-0 G5-3		C CH 88 B FF 97 X FF 98 1-1 FC6-5 2-3			4	0	0	0	0	1	2
5 David Wright, R (1, 5) OBP: 0.390, SLG: 0.514	B FF 92 X FF 92 1-0 HR			C SL 83 X KC 81 0-1 HR	C FF 91 B FF 92 B FF 91 F FF 91 X FF 92 2-2 1B		C SL 86 1 SAFE S FF 98 F FF 99 1 SAFE B SL 82 C SL 85 1-3			4	2	3	2	0	1	1
6 Marlon Byrd, R (1, 9) OBP: 0.317, SLG: 0.500	C FF 92 C FF 92 S KC 82 0-3 K			X FF 92 0-0 44 E 21 BB 3 G1-2-3 1B	C KC 80 F FF 91 F FF 91 D KC 81 1 SAFE B FF 91 1 SAFE B CH 85 F CH 84 3-3 S FF 91 K			C FF 97 F FF 97 B FF 96 B SL 85 X SL 84 2-2 L5		4	0	1	0	0	2	1
21 Lucas Duda, L (1, 3) OBP: 0.351, SLG: 0.442		C FF 91 B SL 85 F FF 91 F KC 80 F SL 86 S FF 91 1-3 K		C SL 83 D SI 92 B CH 85 B SL 85 B SL 85 4-1 44 E 1-2 BB		F FF 90 B FF 89 X KC 80 1-1 G3-1		C FF 98 B FF 96 B FF 96 F FF 97 S CH 87 2-3 K		3	0	0	0	1	2	0
44 John Buck, R (1, 2) OBP: 0.278, SLG: 0.406		C KC 79 X FF 92 0-1 P4		B FF 91 X SL 85 1-0 E5 1-2 2-3		S FF 90 S FF 90 F FF 91 S FF 90 0-3 K		B FF 97 X FF 96 1-0 F9		4	0	0	0	0	1	2
12 Juan Lagares, R (1, 8) OBP: 0.228, SLG: 0.311		B FF 91 X CH 85 1-0 2B		S FF 90 B SL 84 B FF 91 F FF 91 X SL 84 2-2 F9		C CH 84 F FF 90 B FF 91 B KC 81 X FF 90 2-2 3 CS 1B			C SI 94 F SI 94 B CH 83 X CU 76 1-2 F7	4	0	2	0	0	0	3
3 Omar Quintanilla, L (1, 6) OBP: 0.286, SLG: 0.394		C SL 84 X SL 85 0-1 G6-3		B FF 91 B FF 90 X FF 91 2-0 G1-2-3 3-Hf		C SL 84 1 SAFE B FF 89 F FF 89 1 SAFE 1-2 CS 1-2	C FF 88 C KC 79 B FF 90 F SL 84 F FF 90 F SL 84 F FF 91 B SL 86 B FF 90 3-2 X FF 90 13 2B 2B		X SI 94 0-0 E5	4	1	1	0	0	0	4
49 Jonathon Niese, L (1, 1) 30 David Aardsma, R (4, 1) 30 Andrew Brown, R (5, PH) 32 LaTroy Hawkins, R (6, 1) 13 Josh Satin, R (7, PH) 34 Brandon Lyon, R (7, 1) 66 Josh Edgin, R (8, 1) 9 Kirk Nieuwenhuis, L (9, PH) (9, 1)			C FF 90 S SL 84 X SL 84 0-2 G1-3		X SL 83 0-0 HR		F FF 90 B CH 85 F FF 90 X FF 91 1-2 28 FC6-5 2-H 2B		C SI 94 C SI 93 S SI 93 0-3 K	1 0 0 1 0 1 0 0	0 0 1 0 1 0 0 0	0 0 1 0 1 0 0 0	0 0 1 0 0 0 0 1	0 0 0 0 0 0 0 0	0 0 0 0 0 0 0 1	0 0 0 0 0 0 0 1

TOP

New York Mets @ Atlanta Braves

Turner Field, Atlanta, GA

Thu Jun 20 2013, 7:12 PM - 10:21 PM EDT

Att. 33,824 - Clear - 80 F

livebaseballscorecards.com

AB	35
R	4
H	9
RBI	4
BB	2
SO	10
LOB	16

Inning Stats	1	2	3	4	5	6	7	8	9	1B: 3 2B: 3 3B: 0 HR: 3	SF: 0 SAC: 0 DP: 2 HBP: 0	WP: 0 PB: 0 SB: 0 CS: 1	PA: 38
	R: 1 E: 0 K: 2 S: 11 H: 1 LOB: 0 BB: 0 P: 12	R: 0 E: 0 K: 1 S: 10 H: 1 LOB: 1 BB: 0 P: 12	R: 0 E: 0 K: 0 S: 11 H: 0 LOB: 0 BB: 1 P: 16	R: 1 E: 1 K: 0 S: 9 H: 2 LOB: 2 BB: 1 P: 18	R: 1 E: 0 K: 2 S: 13 H: 2 LOB: 1 BB: 0 P: 19	R: 0 E: 0 K: 1 S: 12 H: 1 LOB: 0 BB: 0 P: 16	R: 1 E: 0 K: 2 S: 19 H: 2 LOB: 1 BB: 0 P: 26	R: 0 E: 0 K: 1 S: 7 H: 0 LOB: 0 BB: 0 P: 12	R: 0 E: 1 K: 1 S: 8 H: 0 LOB: 1 BB: 0 P: 9				

PITCHER		IP	WLS	BF	H	R	ER	SO	BB	IBB	HBP	BLK	WP	HR	S	P	ERA	WHIP
36 Mike Minor, L ERA: 2.89	(1, 1)	6.0	L	27	9	4	4	6	2	0	0	0	0	3	76	107	6.00	1.833
52 Jordan Walden, R ERA: 2.86	(7, 1)	2.0		6	0	0	0	3	0	0	0	0	0	0	16	24	0.00	0.000
43 Luis Avilán, L ERA: 1.84	(9, 1)	1.0		4	0	0	0	1	0	0	0	0	0	0	8	9	0.00	0.000

PITCHER	IP	WLS	BF	H	R	ER	SO	BB	IBB	HBP	BLK	WP	HR	S	P	ERA	WHIP

New York Mets @ Atlanta Braves

Turner Field, Atlanta, GA

Thu Jun 20 2013, 7:12 PM - 10:21 PM EDT

Att. 33,824 - Clear - 80 F

BOTTOM

Batter	1	2	3	4	5	6	7	8	9	AB	R	H	RBI	BB	SO	LOB
1 Tyler Pastornicky, R (1, 4) OBP: 0.308, SLG: 0.385	B FF 88 C FF 89 X FC 89 1-1 5 L8 22 1B 8 1B 1B	F FF 90 B FC 89 X FF 89 1-1 ③ G6-3		B CU 71 B FF 87 F CH 83 C CH 86 F CH 83 F SL 81 B SL 82 F FF 92 X FF 92 3-2 5 1B 1B		C SL 86 B FF 94 S FF 93 S FF 94 1-3 ② K		X FC 86 0-0 1-3 1B		5	1	3	0	0	1	1
22 Jason Heyward, L (1, 9) OBP: 0.322, SLG: 0.348	F FF 90 X FF 92 0-1 8 1B 1-2 1B		X CU 73 0-0 ① F8	X FF 91 0-0 ② F9		B CH 84 C CH 84 F FF 94 B SL 89 X SL 88 2-2 1B		B FF 95 B FF 94 B FF 93 C FF 94 S FF 96 X FF 95 3-2 ③ G3		5	0	2	0	0	0	3
5 Freddie Freeman, L (1, 3) OBP: 0.387, SLG: 0.472	B CU 74 X SI 91 1-0 ① L8 2-3		B FC 87 S SI 89 X CU 75 1-1 8 1B 23 1B 1B	1 SAFE C FF 91 B FS 84 S FF 91 B FS 86 X SL 83 2-2 1-2 1B		**B FF 94** **F CH 85** **1 SAFE** **1 SAFE** **B FF 94** 1 SAFE S FF 94 B SL 88 S FF 95 3-3 ③ K			B FF 94 F FF 95 B KC 84 F FF 96 F FF 97 X FF 90 2-2 ① G4-3	5	1	2	0	0	1	3
8 Justin Upon, R (1, 7) OBP: 0.352, SLG: 0.459	S FF 91 S FC 89 X FC 90 0-2 1-3 3-H 1B		B CH 82 C FC 88 D CU 77 S FC 87 X CH 85 2-2 23 1B 11 1B 1-2 1B	S SL 82 B SL 83 B FF 93 X SL 82 2-1 ③ L7			B FC 87 B SL 83 C FC 87 F FC 88 F SI 89 B FC 87 B FC 89 4-2 2 G5-4-3 BB		C KC 87 X FF 96 0-1 ② G5-3	4	1	2	1	1	0	2
2 B.J. Upon, R (1, 8) OBP: 0.262, SLG: 0.311	S CU 76 S FC 90 B FC 90 S CU 78 1-3 ② K		C FC 87 B FF 91 C FC 88 B CU 77 B FC 89 S FC 90 3-3 ② K		B SL 86 X FF 94 1-0 ① G4-3		X FC 87 0-0 ①② G5-4-3 1-2f		F FF 96 B FF 97 B KC 87 F FF 97 B KC 87 F FF 99 F FF 99 X FF 98 3-2 ③ L6	5	0	0	0	0	2	5
23 Chris Johnson, R (1, 5) OBP: 0.353, SLG: 0.458	C FC 89 D CU 78 S FF 93 1 SAFE S CU 78 1-3 ③ K		X CU 76 0-0 11 1B 1-3 2-H 1B	B FF 94 X SL 87 1-0 ② G6-3			F FF 89 B FF 90 X FC 87 1-1 ③ P4			4	0	1	1	0	1	2
11 Gerald Laird, R (1, 2) OBP: 0.381, SLG: 0.400		B SI 88 B SI 89 X FF 87 2-0 2B	F FC 88 B SI 91 X CH 84 1-1 19 FC6-4 1-2 3-H 1B	B FF 93 B FF 94 C FF 94 X FF 94 2-1 1B				C FF 89 M CU 76 B FF 88 S CU 76 1-3 ① K		4	0	3	1	0	1	0
19 Andrelton Simmons, R (1, 6) OBP: 0.281, SLG: 0.336		D CU 74 C CH 83 X FC 88 1-1 ① G1-3	C CU 75 X CH 84 0-1 ③ FC6-4 1-2f	F SL 86 B SL 90 X FF 94 1-1 ③ F8				F FF 89 X CU 74 0-1 1 1B E5		4	0	0	0	0	0	4
36 Mike Minor, R (1, 1) OBP: 0.125, SLG: 0.194 52 Jordan Walden, R (7, 1) 17 Jordan Schafer, L (8, PH) OBP: 0.398, SLG: 0.434 43 Luis Avilán, L (9, 1)		B FF 86 C SI 90 F FF 91 S CU 77 1-3 ② K		B FF 87 C FF 87 C SI 86 S CU 74 1-3 ① K		C FF 91 F FF 93 X SL 87 0-2 ① G4-3		C FF 86 B CU 73 F SI 86 B FC 85 X FF 87 2-2 ② F7		3 0 1 0	0 0 0 0	0 0 0 0	0 0 0 0	0 0 0 0	2 0 0 0	1 0 1 0
Inning Stats	R: 1 H: 3 E: 0 LOB: 2 K: 2 BB: 0 S: 14 P: 18	R: 0 H: 1 E: 0 LOB: 1 K: 1 BB: 0 S: 8 P: 13	R: 2 H: 4 E: 0 LOB: 2 K: 1 BB: 0 S: 14 P: 21	R: 0 H: 2 E: 0 LOB: 2 K: 1 BB: 0 S: 15 P: 23	R: 0 H: 1 E: 0 LOB: 1 K: 0 BB: 0 S: 6 P: 11	R: 0 H: 1 E: 0 LOB: 1 K: 2 BB: 0 S: 12 P: 18	R: 0 H: 0 E: 0 LOB: 0 K: 0 BB: 1 S: 6 P: 11	R: 0 H: 1 E: 1 LOB: 2 K: 1 BB: 0 S: 12 P: 18	R: 0 H: 0 E: 0 LOB: 0 K: 0 BB: 0 S: 11 P: 16	1B: 12 SF: 0 2B: 1 SAC: 0 3B: 0 DP: 1 HR: 0 HBP: 0						

livebaseballscorecards.com

AB	**40**
R	**3**
H	**13**
RBI	**3**
BB	**1**
SO	**8**
LOB	**22**

WP: 0 PB: 0 SB: 0 CS: 0 PA: 41

PITCHER	IP	WLS	BF	H	R	ER	SO	BB	IBB	HBP	BLK	WP	HR	S	P	ERA	WHIP
49 Jonathon Niese, L (1, 1) ERA: 4.32	3.1		18	8	3	3	5	0	0	0	0	0	0	39	56	8.10	2.400
30 David Aardsma, R (4, 1) ERA: 1.23	0.2		4	2	0	0	0	0	0	0	0	0	0	12	19	0.00	3.000
32 LaTroy Hawkins, R (5, 1) ERA: 3.64	2.0	W	8	2	0	0	2	0	0	0	0	0	0	18	29	0.00	1.000
34 Brandon Lyon, R (7, 1) ERA: 3.38	1.2	H	7	1	0	0	1	1	0	0	0	0	0	15	23	0.00	1.200
66 Josh Edgin, L (8, 1) ERA: 6.75	0.1	H	1	0	0	0	0	0	0	0	0	0	0	3	6	0.00	0.000

PITCHER	IP	WLS	BF	H	R	ER	SO	BB	IBB	HBP	BLK	WP	HR	S	P	ERA	WHIP
39 Bobby Parnell, R (9, 1) ERA: 2.61	1.0	S	3	0	0	0	0	0	0	0	0	0	0	11	16	0.00	0.000

New York Mets @ Philadelphia Phillies

Citizens Bank Park, Philadelphia, PA

Fri Jun 21 2013, 7:08 PM - 10:13 PM EDT

Att. 40,062 - Partly Cloudy - 81 F

TOP

livebaseballscorecards.com

Batter	1	2	3	4	5	6	7	8	9	AB	R	H	RBI	BB	SO	LOB
22 Eric Young Jr., S (1, 7) OBP: 0.295, SLG: 0.350	C FF 91 F FF 93 F FF 93 X FF 93 0-2 ① L3			X FF 90 0-0 5 1B 2B	B CU 75 B CU 75 C CH 83 F FF 92 X FF 93 2-2 28 1B 2-H 3-H 1B		B FF 93 X FF 93 1-0 ① G4-3		B FF 92 B SL 86 B FF 90 B FF 90 4-0 28 G6-3 BB	4	1	2	2	1	0	0
28 Daniel Murphy, L (1, 4) OBP: 0.312, SLG: 0.402	F FF 92 B FC 91 B FF 93 T FF 92 B FF 94 F FF 93 X CH 86 3-2 ② L7			B FF 91 B FF 92 C FF 92 S FF 92 B FF 93 F FF 92 F FF 92 F FF 93 S CH 84 3-3 ① K	1 SAFE B FC 87 X FF 92 1-0 1-3 1B		C CH 86 B SL 84 B SI 94 B FF 93 B FF 94 4-1 BB		B CH 83 1 SAFE B FF 91 C FF 92 B FF 91 F SL 86 X FF 90 3-2 ① ② G6-3 1-2f	4	0	1	0	1	1	2
5 David Wright, R (1, 5) OBP: 0.387, SLG: 0.508	B CH 83 B FF 93 X FF 93 2-0 ③ F8			S FF 92 B FF 90 X FF 92 1-1 6 FC6-4 2-H 1B	B FC 88 X CH 84 1-0 ③ G1-3		F FF 92 S SL 84 F FF 95 T SL 83 0-2 ② K		C SL 84 S SL 85 C FF 92 0-3 ③ K	5	0	1	1	0	2	3
6 Marlon Byrd, R (1, 9) OBP: 0.311, SLG: 0.489		X FF 91 0-0 ① F8		1 SAFE 1 SAFE C CH 80 X FF 90 0-1 ② FC6-4 1-2f		B FF 89 F FC 85 X FF 90 1-1 ① P5	S SL 85 X SL 82 0-1 ③ F7			4	0	0	0	0	0	2
21 Lucas Duda, L (1, 3) OBP: 0.353, SLG: 0.438		C FF 91 B CU 77 S FC 88 B CU 76 B CH 84 B FF 93 4-2 12 CS BB		B CH 82 B CH 82 C FF 91 C FF 92 X FC 89 2-2 ③ G6-3		B CH 81 B FC 86 B FF 90 C FF 90 S CH 83 F CH 82 B FF 91 4-2 12 2B BB		C SI 96 S SL 85 B SL 84 S SL 84 1-3 ① K		2	1	0	0	2	1	1
20 Anthony Recker, R (1, 2) OBP: 0.250, SLG: 0.370		B CH 83 C FF 92 S CH 84 X FF 93 1-2 ② F8			B CH 79 C CH 80 S FC 86 C FF 90 1-3 ① K	B FC 87 C CH 83 C FF 91 S CU 76 1-3 ② K		B CH 87 B SI 98 S CH 87 X SI 97 2-1 ② L8		4	0	0	0	0	2	2
12 Juan Lagares, R (1, 8) OBP: 0.250, SLG: 0.351		B FF 92 C FF 91 S CH 83 B FF 92 2-2 ③ CS 1-2	C CH 82 B FF 90 C FF 90 B FC 87 B FF 92 X FF 92 3-2 ① F8		L FF 90 X FC 87 0-1 3 1B 22 1B 2B	B FF 91 X FF 91 1-0 1-H 2B		C CH 86 F SL 85 B CH 87 X CH 87 1-2 3 1B 1B		4	1	3	1	0	0	0
3 Omar Quintanilla, L (1, 6) OBP: 0.309, SLG: 0.405			C FF 90 F FF 91 B CU 77 S CH 84 1-3 ② K		S CH 81 X FF 91 0-1 53 SH2-4 22 1B 2-3 1B	I IN 60 I IN 67 I IN 66 I IN 67 4-0 IBB		B SL 84 C SI 95 F SI 96 X SL 84 1-2 30 FC6-4 1-3 1B		3	1	2	0	1	1	0
53 Jeremy Hefner, R (1, 1) 56 Scott Rice, L (7, 1) 30 Andrew Brown, R (8, PH) OBP: 0.316, SLG: 0.588 52 Carlos Torres, R (8, 1) 39 Bobby Parnell, R (9, 1)			C FF 91 X FF 91 0-1 ③ P3		L FF 90 B FF 89 X FF 91 1-1 ② SH2-4 1-2	S CH 82 F FF 90 S CH 82 0-3 ③ K		B SI 96 B CH 86 X SI 96 2-0 ③ FC6-4 1-2f		2 0 1 0 0	0 0 0 0 0	0 0 0 0 0	0 0 0 0 0	1 0 0 0 0	2 0 2 0 0
Inning Stats	R: 0 E: 0 K: 0 S: 9 H: 0 LOB: 0 BB: 0 P: 14	R: 0 E: 0 K: 0 S: 8 H: 0 LOB: 0 BB: 1 P: 15	R: 0 E: 0 K: 1 S: 8 H: 0 LOB: 0 BB: 0 P: 12	R: 1 E: 0 K: 1 S: 14 H: 2 LOB: 1 BB: 0 P: 20	R: 2 E: 0 K: 1 S: 14 H: 4 LOB: 2 BB: 0 P: 20	R: 1 E: 0 K: 2 S: 12 H: 1 LOB: 2 BB: 2 P: 23	R: 0 E: 0 K: 1 S: 8 H: 0 LOB: 1 BB: 1 P: 13	R: 0 E: 0 K: 1 S: 13 H: 2 LOB: 2 BB: 0 P: 20	R: 0 E: 0 K: 1 S: 6 H: 0 LOB: 0 BB: 1 P: 13	1B: 6 2B: 3 3B: 0 HR: 0 SF: 0 SAC: 1 DP: 1 HBP: 0						

	AB	33
	R	4
	H	9
	RBI	4
	BB	5
	SO	8
	LOB	14

WP: 0 PB: 0 SB: 0 CS: 1 PA: 40

PITCHER		IP	WLS	BF	H	R	ER	SO	BB	IBB	HBP	BLK	WP	HR	S	P	ERA	WHIP
35 Cole Hamels, L ERA: 4.5	(1, 1)	6.0	L	27	7	4	4	5	2	1	0	0	0	0	65	104	6.00	1.500
30 Justin De Fratus, R ERA: 2.7	(7, 1)	1.0		4	0	0	0	1	1	0	0	0	0	0	8	13	0.00	1.000
63 Jake Diekman, L ERA:	(8, 1)	1.0		5	2	0	0	1	0	0	0	0	0	0	13	20	0.00	2.000
40 Michael Stutes, R ERA: 3.45	(9, 1)	1.0		3	0	0	0	1	1	0	0	0	0	0	6	13	0.00	1.000

PITCHER	IP	WLS	BF	H	R	ER	SO	BB	IBB	HBP	BLK	WP	HR	S	P	ERA	WHIP

Batter	1	2	3	4	5	6	7	8	9	AB	R	H	RBI	BB	SO	LOB
11 Jimmy Rollins, S (1, 6) OBP: 0.328, SLG: 0.375	C SI 92 F SI 92 B FF 92 S CU 78 1-3 ① K2-3	B CU 78 B CH 87 C FF 93 X CH 86 2-1 E4 2-3 3-H		B CH 86 C CU 76 F CH 86 B FF 92 B SL 84 X CH 85 3-2 2-3 1B		B CH 84 F SI 91 S SL 87 B CU 76 X CH 86 2-2 1B		X FF 92 0-0 ③ F7		5	0	2	0	0	1	1
26 Chase Utley, L (1, 4) OBP: 0.330, SLG: 0.460	C FF 93 X FF 94 0-1 ② G3	B CU 76 F CH 86 F FF 93 B SL 86 1 SAFE T CH 87 2-2 ③ K		C SL 86 1 SAFE X SI 92 0-1 ③ P2		C CU 76 X FF 92 0-1 ② L8			B FF 94 C KC 84 X FF 95 1-1 ① G4-3	5	0	0	0	0	1	5
10 Michael Young, R (1, 5) OBP: 0.351, SLG: 0.394	B FF 93 C FF 94 X SL 87 1-1 ③ G6-3		X FF 93 0-0 ① F9		C FF 92 S CU 76 B CU 79 F SL 85 S SL 85 1-3 ① K	S SL 85 S SL 84 T FF 92 0-2 ③ K			C KC 84 B FF 94 B FF 96 S KC 85 F KC 86 X FF 97 2-2 ② G6-3	5	0	0	0	0	2	1
6 Ryan Howard, L (1, 3) OBP: 0.326, SLG: 0.468		B SI 91 X SI 90 1-0 9 2B 2B	C SI 91 B FF 92 S SL 87 F CU 78 B FF 92 X CU 77 2-2 ② F8		B CU 76 B CH 87 F CH 86 C SL 86 B SL 86 X SL 86 3-2 2 1B 2B		C SI 89 B SI 90 F SI 90 S SL 82 1-3 ① K		C FF 95 B FF 97 S KC 85 B FF 95 S KC 87 2-3 ③ K	5	1	2	0	0	2	0
9 Domonic Brown, L (1, 7) OBP: 0.322, SLG: 0.543		X FF 92 0-0 3 1B 2 FC4 2-H 2B	X CH 86 0-0 1B		B SI 91 D CU 77 B SL 85 B SI 92 4-0 2 1B BB		S CH 83 B SI 83 F SI 90 B SL 81 S SI 83 2-3 ② K			3	1	2	1	1	1	0
3 Delmon Young, R (1, 9) OBP: 0.283, SLG: 0.399		X SL 86 0-0 2 FC4 2-3 1B	B FF 93 S FF 92 B FF 92 X SL 86 2-1 ③ F8		S SL 86 B SL 86 S SL 84 F SL 86 B SI 92 X CU 77 2-2 ② L5		B CH 83 S SI 90 B SI 90 S CH 82 B SI 84 D SI 85 4-2 BB			3	0	1	0	1	0	3
2 Ben Revere, L (1, 8) OBP: 0.311, SLG: 0.310		C SI 91 X CH 85 0-1 ① FC4 35 SH1-4 11 E 51 1B 1-2f 3-H		X SI 90 0-0 E2 11 1B 1B	C CH 85 F SI 92 B SL 87 F SL 86 X FF 92 1-2 1-2 2-3 1B		B SI 91 C SI 89 X SI 90 1-1 ③ G3-1			4	1	2	1	0	0	2
51 Carlos Ruiz, R (1, 2) OBP: 0.284, SLG: 0.274		F SI 92 1 SAFE D CU 78 X SI 92 1-1 11 E 35 SH1-4 1-2 1B		B SI 91 C SL 86 F SL 86 F SI 92 F SI 92 T CU 79 1-2 ① K	B FF 93 S SL 86 B FF 93 B SL 87 X FF 94 3-1 ③ F8			C CU 74 C FF 93 F FC 91 B CU 81 B FC 86 X CU 80 2-2 ① G1-3		4	0	1	0	0	1	4
35 Cole Hamels, L (1, 1) OBP: 0.080, SLG: 0.080 28 Kevin Frandsen, R (6, PH) OBP: 0.379, SLG: 0.419 30 Justin De Fratus, S (7, 1) 63 Jake Diekman, R (8, 1) 19 Laynce Nix, L (8, PH) OBP: 0.274, SLG: 0.318 40 Michael Stutes, R (9, 1)		X SI 90 0-0 ② SH1-4 1-2 2-3		B FF 91 F FF 92 S CH 85 B FF 92 C SL 86 2-3 ② K		F FF 91 B FF 92 B FF 93 F SL 85 B FF 93 X SL 86 3-2 ① G1-3		B CU 82 C FF 92 S FC 91 S FF 94 1-3 ② K		1 1 0 0 1 0	0 0 0 0 0 0	0 0 0 0 0 0	0 0 0 0 0 0	0 0 0 0 1 0	1 0 0 0 0 0	1 0 0 0 0 0
Inning Stats	R: 0 E: 0 K: 1 S: 7 H: 0 LOB: 0 BB: 0 P: 9	R: 3 E: 1 K: 1 S: 13 H: 4 LOB: 2 BB: 0 P: 19	R: 0 E: 0 K: 0 S: 8 H: 1 LOB: 1 BB: 0 P: 12	R: 0 E: 1 K: 2 S: 14 H: 2 LOB: 2 BB: 0 P: 20	R: 0 E: 0 K: 1 S: 17 H: 2 LOB: 3 BB: 1 P: 31	R: 0 E: 0 K: 1 S: 11 H: 1 LOB: 1 BB: 0 P: 16	R: 0 E: 0 K: 2 S: 10 H: 0 LOB: 1 BB: 1 P: 18	R: 0 E: 0 K: 1 S: 8 H: 0 LOB: 0 BB: 0 P: 11	R: 0 E: 0 K: 1 S: 9 H: 0 LOB: 0 BB: 0 P: 14	1B: 7 2B: 3 3B: 0 HR: 0 SF: 0 SAC: 1 DP: 0 HBP: 0						WP: 0 PB: 0 SB: 0 CS: 0 PA: 40	

PITCHER		IP	WLS	BF	H	R	ER	SO	BB	IBB	HBP	BLK	WP	HR	S	P	ERA	WHIP
53 Jeremy Hefner, R ERA: 3.89	(1, 1)	6.0	W	30	10	3	2	6	1	0	0	0	0	0	70	107	3.00	1.833
56 Scott Rice, L ERA: 4.75	(7, 1)	1.0	H	4	0	0	0	2	1	0	0	0	0	0	10	18	0.00	1.000
52 Carlos Torres, R ERA:	(8, 1)	1.0	H	3	0	0	0	1	0	0	0	0	0	0	8	11	0.00	0.000
39 Bobby Parnell, R ERA: 2.53	(9, 1)	1.0	S	3	0	0	0	1	0	0	0	0	0	0	9	14	0.00	0.000

PITCHER	IP	WLS	BF	H	R	ER	SO	BB	IBB	HBP	BLK	WP	HR	S	P	ERA	WHIP

BOTTOM

New York Mets @ Philadelphia Phillies

Citizens Bank Park, Philadelphia, PA

Fri Jun 21 2013, 7:08 PM - 10:13 PM EDT

Att. 40,062 - Partly Cloudy - 81 F

livebaseballscorecards.com

AB	37
R	3
H	10
RBI	2
BB	2
SO	10
LOB	17

New York Mets @ Philadelphia Phillies

Citizens Bank Park, Philadelphia, PA

Sat Jun 22 2013, 4:08 PM - 7:22 PM EDT

Att. 45,725 - Cloudy - 89 F

TOP

livebaseballscorecards.com

Batter	1	2	3	4	5	6	7	8	9	AB	R	H	RBI	BB	SO	LOB
22 Eric Young Jr., S (1, 8) (8, 7) OBP: 0.297, SLG: 0.357	B FF 93 C SI 92 C SL 89 B FF 94 B FF 94 X SL 88 3-2 F7 ①		S CH 84 X FF 92 0-1 1 FC4-6 2-3 1B		C FF 90 B SL 83 T SL 86 X CH 84 1-2 G4-3 ③		B FF 94 X FF 94 1-0 1-3 2-H 3-H 2B		C FF 92 X FF 92 0-1 G6-3 ①	5	0	2	2	0	0	0
1 Jordany Valdespin, L (1, 4) OBP: 0.273, SLG: 0.347	B FF 94 B SI 93 C SL 89 C FF 94 X FF 89 2-2 P5 ②		C SL 88 X SL 88 0-1 FC4-6 5 FC5-4 1-2f 3-H ②			C CH 82 B FF 91 B FF 90 C FF 92 X SL 87 2-2 L6 ①	F FF 95 S SL 85 X FF 96 0-2 G6-3 ① 3-H		B FF 92 X FF 92 1-0 HR	5	1	1	3	0	0	2
5 David Wright, R (1, 5) OBP: 0.384, SLG: 0.502	F SL 89 B SL 89 C FF 96 B SL 89 B SI 86 T FF 95 3-2 K ③		1 SAFE B SI 92 C FF 94 B SI 93 X SI 93 2-1 FC5-4 ③ 1-2f			C CH 82 F CH 84 X SL 82 0-2 1B	S SL 85 S FF 94 S FF 96 0-3 K ②		F FF 92 B FF 92 X FF 92 1-1 E5 28 28 1B 1B	5	1	1	0	0	2	2
6 Marlon Byrd, R (1, 9) OBP: 0.313, SLG: 0.485		C FF 88 X SL 86 0-1 28 G5-4-3 1B		B FF 92 X FF 93 1-0 F9 ①		S FF 90 B FF 90 B FF 91 F FF 91 F SL 85 X FF 92 2-2 L8 ②	B FF 95 B SL 86 F FF 95 C FF 94 D SL 85 D SL 85 4-2 BB		X FF 93 0-0 F9 ②	4	0	1	0	1	0	2
28 Daniel Murphy, L (1, 3) OBP: 0.314, SLG: 0.402		X FF 92 0-0 G5-4-3 ① ② 1-2f		C SL 88 B CH 86 B FF 92 C FF 93 X SL 87 2-2 9 S 1B		C FF 90 F SL 86 X CH 83 0-2 G4-3 ③	B SL 82 C SI 95 S SL 82 F SL 83 B SI 96 C SI 97 2-3 K ③		C FS 88 F FS 88 X FF 93 0-2 44 S 1-H 1B	5	0	2	1	0	1	4
44 John Buck, R (1, 2) OBP: 0.276, SLG: 0.399		C FF 94 B FF 94 F FF 94 B FF 95 B SL 89 B SL 88 4-2 BB		F SL 87 C CH 84 F FF 91 X SL 88 0-2 L9 ②			B FF 90 S SL 82 S FF 91 S SL 80 B SL 82 X FF 90 3-2 E5 9 BB 3 1B	S SL 83 B FF 93 C FF 93 S SL 84 1-3 K ①	1 SAFE F FS 88 F FF 93 B SL 78 F SL 77 F FF 92 B SL 76 X SL 76 2-2 G5-3 ③ 1-2	4	1	0	0	1	1	2
9 Kirk Nieuwenhuis, L (1, 7) OBP: 0.217, SLG: 0.220 12 Juan Lagares, R (8, PH) OBP: 0.247, SLG: 0.347 (8, 8)		B SI 91 S FF 92 S CH 85 B FF 93 X FF 90 2-2 G4-3 ③		B CH 84 B CH 85 S FF 93 B FF 93 C FF 94 X CH 84 3-2 G3-1 ③ 1-2			B FF 90 C FF 90 S SI 91 B SL 82 B FF 92 F FF 92 B FF 92 4-2 3 1B 22 2B 1-2 BB	C FF 92 S SL 83 S SL 84 0-3 K ②		2	1	0	0	1	0	2
										1	0	0	0	0	1	0
3 Omar Quintanilla, L (1, 6) OBP: 0.329, SLG: 0.423			B FF 92 C FF 93 F CH 85 B CH 86 B SL 86 X FF 94 3-2 22 1B 35 SH3 1 FC4-6 1B		B FF 90 F FF 90 X SL 84 1-1 P5 ①		F FF 92 C SL 82 B FF 92 X SL 82 1-2 13 BB 22 2B 1-3 2-H 1B	X FF 93 0-0 1B		4	2	3	1	0	0	0
35 Dillon Gee, R (1, 1) OBP: 0.192, SLG: 0.125 46 Greg Burke, R (6, 1) 13 Josh Satin, R (7, PH) OBP: 0.545, SLG: 0.500 66 Josh Edgin, R (7, 1) 30 Andrew Brown, R (8, PH) OBP: 0.300, SLG: 0.556 56 Scott Rice, L (8, 1) 30 David Aardsma, R (8, 1) 52 Carlos Torres, R (9, 1)			C SL 83 X 0-1 SH3 ① 1-2		X FF 90 0-0 L8 ②		C SL 82 B FF 91 B FF 92 S SL 80 B FF 93 F FF 92 F FF 92 B FF 91 4-2 22 2B 1 G6-3 1-2 BB	C FF 92 C FF 92 F SL 86 B FF 93 B FF 93 X FF 93 2-2 F9 ③		1	0	0	0	0	0	0
										0	0	0	0	0	0	0
										0	1	0	0	1	0	0
										0	0	0	0	0	0	0
										1	0	0	0	0	0	1
										0	0	0	0	0	0	0
										0	0	0	0	0	0	0
										0	0	0	0	0	0	0

	AB	37
	R	7
	H	10
	RBI	7
	BB	4
	SO	5
	LOB	15

Inning Stats									
	R: 0 E: 0 K: 1 S: 9	H: 0 LOB: 0 BB: 0 P: 17	R: 0 E: 0 K: 0 S: 8	H: 1 LOB: 1 BB: 1 P: 14	R: 1 E: 0 K: 0 S: 11	H: 2 LOB: 1 BB: 0 P: 16	R: 0 E: 0 K: 0 S: 11	H: 1 LOB: 1 BB: 0 P: 17	R: 0 E: 0 K: 0 S: 6	H: 0 LOB: 0 BB: 0 P: 8
	R: 0 E: 0 K: 0 S: 13	H: 1 LOB: 1 BB: 0 P: 17	R: 4 E: 1 K: 2 S: 26	H: 2 LOB: 2 BB: 3 P: 45	R: 0 E: 0 K: 2 S: 11	H: 1 LOB: 1 BB: 0 P: 14	R: 2 E: 1 K: 0 S: 14	H: 2 LOB: 1 BB: 0 P: 18	1B: 8 2B: 1 3B: 0 HR: 1	SF: 0 SAC: 1 DP: 1 HBP: 0
	WP: 0 PB: 0 SB: 2 CS: 0	PA: 42								

PITCHER		IP	WLS	BF	H	R	ER	SO	BB	IBB	HBP	BLK	WP	HR	S	P	ERA	WHIP
44 Jonathan Pettibone, R ERA: 4.14	(1, 1)	6.0		23	5	1	1	1	1	0	0	0	0	0	58	89	1.50	1.000
40 Michael Stutes, R ERA: 5.17	(7, 1)	0.0		4	1	4	3	0	2	0	0	0	0	0	13	25	∞	∞
30 Justin De Fratus, R ERA: 2.57	(7, 1)	0.2	H	4	1	0	0	1	1	0	0	0	0	0	9	14	0.00	3.000
63 Jake Diekman, L ERA:	(7, 1)	0.1	H	1	0	0	0	1	0	0	0	0	0	0	4	6	0.00	0.000
59 Antonio Bastardo, L ERA: 2.84	(8, 1)	1.0	H	4	1	0	0	2	0	0	0	0	0	0	11	14	0.00	1.000

PITCHER		IP	WLS	BF	H	R	ER	SO	BB	IBB	HBP	BLK	WP	HR	S	P	ERA	WHIP
58 Jonathan Papelbon, R ERA: 2.2	(9, 1)	1.0	W	6	2	2	1	0	0	0	0	0	0	1	14	18	9.00	2.000

BOTTOM

New York Mets @ Philadelphia Phillies

Citizens Bank Park, Philadelphia, PA

Sat Jun 22 2013, 4:08 PM - 7:22 PM EDT

Att. 45,725 - Cloudy - 89 F

livebaseballscorecards.com

Batter	1	2	3	4	5	6	7	8	9	AB	R	H	RBI	BB	SO	LOB
11 Jimmy Rolls, S (1, 6) OBP: 0.327, SLG: 0.373	G3		K		P6		10 G5-4-3 1B			4	0	1	0	0	1	0
26 Chase Utley, L (1, 4) OBP: 0.328, SLG: 0.455	6 PB 10 1B 6 1B 1B		K		K		K			4	1	1	0	0	3	1
10 Michael Young, R (1, 5) OBP: 0.353, SLG: 0.408	6 PB 6 1B 1-2 1B		F8		HR		G5-4-3 1-2f			4	2	2	1	0	0	1
6 Ryan Howard, L (1, 3) OBP: 0.332, SLG: 0.496	1-H 2-H 1B			HR	HR			G4-3		4	2	3	4	0	0	0
9 Domonic Brown, L (1, 7) OBP: 0.324, SLG: 0.550	K			2 1B 2B	G4-3			2B		4	1	2	0	0	1	1
15 John Mayberry Jr., R (1, 9) OBP: 0.308, SLG: 0.434	P4			G6-3		P5		51 FC6 BB		3	0	0	0	1	0	2
2 Ben Revere, L (1, 8) OBP: 0.314, SLG: 0.313		F8		51 S 2-H 1B		51 S 51 E 1B		F9		4	1	2	1	0	0	2
51 Carlos Ruiz, R (1, 2) OBP: 0.268, SLG: 0.258		G5-3		G6-3 1-2		K 1-H		FC6 1-2f		4	0	0	0	0	1	3
44 Jonathan Pettibone, L (1, 1) OBP: 0.217, SLG: 0.150		G5-3		G1		G2-3			HR	3	0	0	0	0	0	1
40 Michael Stutes, R (7, 1)										0	0	0	0	0	0	0
30 Justin De Fratus, S (7, 1)										0	0	0	0	0	0	0
63 Jake Diekman, R (7, 1)										0	0	0	0	0	0	0
59 Antonio Bastardo, R (8, 1)										0	0	0	0	0	0	0
58 Jonathan Papelbon, R (9, 1)										0	0	0	0	0	0	0
28 Kevin Frandsen, R (9, PH) OBP: 0.386, SLG: 0.467									HR	1	1	1	1	0	0	0

Inning Stats	1	2	3	4	5	6	7	8	9
	R: 2 E: 0 K: 1 S: 14	H: 3 LOB: 1 BB: 0 P: 21	R: 0 E: 0 K: 0 S: 6	H: 0 LOB: 0 BB: 0 P: 8	R: 0 E: 0 K: 2 S: 8	H: 0 LOB: 0 BB: 0 P: 13	R: 2 E: 0 K: 0 S: 12	H: 3 LOB: 1 BB: 0 P: 16	R: 2 E: 0 K: 1 S: 8	H: 2 LOB: 0 BB: 0 P: 9	R: 1 E: 0 K: 1 S: 11	H: 1 LOB: 0 BB: 0 P: 19	R: 0 E: 0 K: 1 S: 8	H: 1 LOB: 0 BB: 0 P: 13	R: 0 E: 0 K: 0 S: 9	H: 1 LOB: 2 BB: 1 P: 19	R: 1 E: 0 K: 0 S: 1	H: 1 LOB: 0 BB: 0 P: 2

	AB	R	H	RBI	BB	SO	LOB
AB	35						
R	8						
H	12						
RBI	7						
BB	1						
SO	6						
LOB	11						

	1B	SF	WP	PA
	6	0	0	36
	2B	SAC	PB	
	2	0	1	
	3B	DP	SB	
	0	1	3	
	HR	HBP	CS	
	4	0	0	

PITCHER		IP	WLS	BF	H	R	ER	SO	BB	IBB	HBP	BLK	WP	HR	S	P	ERA	WHIP
35 Dillon Gee, R ERA: 4.82	(1, 1)	5.0		23	8	6	5	4	0	0	0	0	0	3	48	67	9.00	1.600
46 Greg Burke, R ERA: 3.86	(6, 1)	1.0		4	1	1	0	1	0	0	0	0	0	0	11	19	0.00	1.000
66 Josh Edgin, L ERA: 6.28	(7, 1)	1.0		3	1	0	0	1	0	0	0	0	0	0	8	13	0.00	1.000
56 Scott Rice, L ERA: 4.7	(8, 1)	0.1		2	1	0	0	0	0	0	0	0	0	0	5	8	0.00	3.000
30 David Aardsma, R ERA: 1.13	(8, 1)	0.2		3	0	0	0	0	1	0	0	0	0	0	4	11	0.00	1.500

PITCHER		IP	WLS	BF	H	R	ER	SO	BB	IBB	HBP	BLK	WP	HR	S	P	ERA	WHIP
52 Carlos Torres, R ERA: 1.69	(9, 1)	0.0	L	1	1	1	1	0	0	0	0	0	0	1	1	2	∞	∞

New York Mets @ Philadelphia Phillies

Citizens Bank Park, Philadelphia, PA

Sun Jun 23 2013, 1:38 PM - 4:33 PM EDT

Att. 44,951 - Cloudy - 87 F

TOP

livebaseballscorecards.com

Batter	1	2	3	4	5	6	7	8	9	AB	R	H	RBI	BB	SO	LOB
22 Eric Young Jr., S (1, 7) OBP: 0.305, SLG: 0.369	C FF 88 B CU 71 X SI 89 1-1 5 F9 28 1B 6 SF7 1B		B FF 88 X CH 81 1-0 28 G6-4-3 1B		X CU 71 0-0 5 2B 2-H 2B	B FF 91 B FF 91 C CH 80 X CH 82 2-1 ③ G6-3			S SI 94 B SI 96 B SL 84 X SI 94 2-1 ① L8	5	2	3	1	0	0	1
28 Daniel Murphy, L (1, 4) OBP: 0.312, SLG: 0.399	B SI 88 B FF 90 C SI 88 B FF 88 C FF 90 F FF 89 F FF 87 X FF 87 3-2 6 SF7 1-2 1B		B CH 82 1 SAFE 1 SAFE F FF 85 B SL 81 X FF 87 2-1 ②③ G6-4-3 1-2f		B SI 88 F CH 84 X SI 87 1-1 ② G6-3		B FF 89 C FF 90 B SL 83 B FF 90 X FF 90 3-1 ① G4-3		B SI 93 B SI 94 X SI 94 2-0 ② L7	5	0	1	0	0	0	2
5 David Wright, R (1, 5) OBP: 0.390, SLG: 0.533	C FF 87 X FF 89 0-1 ① F9 2-3			F CH 83 X SI 87 0-1 2B	B CH 85 B FF 88 X SI 87 2-0 2-H 2B		C FF 90 B SL 83 B FF 90 X CH 83 2-1 6 2B 3B		F SI 93 S SL 82 F SI 95 F SI 96 X SL 83 0-2 HR	5	2	4	2	0	0	2
6 Marlon Byrd, R (1, 9) OBP: 0.315, SLG: 0.495	B CU 73 B CU 70 F CH 84 F CH 85 F SI 88 F SI 88 X CU 73 2-2 ② SF7 1-2 3-H			B SI 88 B CU 72 B SI 89 C CH 83 X CH 84 3-1 ① G5-3	X FF 87 0-0 ③ G5-3		B CH 83 X FF 91 1-0 3-H 2B		B SI 95 S SI 94 X SI 95 1-1 2B	4	0	2	2	0	0	2
13 Josh Satin, R (1, 3) OBP: 0.500, SLG: 0.364	C FF 88 X FF 88 0-1 ③ G6-3			B SI 89 B CH 84 B CH 84 B SI 88 4-0 44 G6-4-3 BB		B SI 86 C SI 89 B SI 87 B CH 85 F SI 89 B FF 87 4-2 44 BB 12 2B BB	B FF 91 C FF 92 D CH 84 B FF 92 X FF 91 3-1 ② P3		D CH 86 F SI 95 B SI 94 X SI 95 2-1 ③ F8	3	1	0	0	2	0	3
44 John Buck, R (1, 2) OBP: 0.276, SLG: 0.394		F FF 88 C FF 87 T CH 84 0-2 ① K		B CH 83 B FF 88 X CH 84 2-0 ②③ G6-4-3 1-2f		B FF 86 B FF 88 B CH 84 C FF 87 F FF 88 B CH 84 4-2 12 2B 3 SF7 1-2 BB	X FF 92 0-0 ③ L9			3	1	0	0	1	1	3
12 Juan Lagares, R (1, 8) OBP: 0.248, SLG: 0.354		T SI 88 B FF 87 F CH 84 B CU 71 S CH 84 2-3 ② K			C CH 82 X CU 69 0-1 E8 33 2B	X CH 84 0-0 1-3 2-H 2B		B SI 96 S FF 97 C FF 95 S FF 96 1-3 ① K		4	1	1	1	0	2	0
3 Omar Quintanilla, L (1, 6) OBP: 0.315, SLG: 0.407		C FF 87 S CH 83 S CH 84 0-3 ③ K			B CU 70 B CH 81 B CH 81 C FF 86 S CH 84 F CH 83 X FF 88 3-2 ① G6-3	X FF 91 0-0 ① SF7 3-H		C FF 96 F SI 97 F SI 98 C SL 88 0-3 ② K		3	0	0	1	0	2	1
33 Matt Harvey, R (1, 1) OBP: 0.139, SLG: 0.194 32 LaTroy Hawkins, R (7, 1) 9 Kirk Nieuwenhuis, L (8, PH) OBP: 0.213, SLG: 0.214 34 Brandon Lyon, R (8, 1)			X CH 85 0-0 ① L6		D CU 71 S CH 82 S CH 82 F CH 84 X FF 88 1-2 22 2B 3-H 2B	C FF 90 X FF 91 0-1 ② L1-3		S SI 96 B SI 96 B SI 95 C FF 95 T FF 95 2-2 ③ K		3 0 1 0	1 0 0 0	1 0 0 0	1 0 0 0	0 0 1 0	0 0 0 0	1 0 0 0
Inning Stats	R: 1 H: 2 E: 0 LOB: 1 K: 0 BB: 0 S: 16 P: 22	R: 0 H: 0 E: 0 LOB: 0 K: 3 BB: 0 S: 9 P: 11	R: 0 H: 1 E: 0 LOB: 0 K: 0 BB: 0 S: 4 P: 7	R: 0 H: 1 E: 0 LOB: 1 K: 0 BB: 1 S: 5 P: 14	R: 3 H: 3 E: 1 LOB: 1 K: 0 BB: 0 S: 15 P: 22	R: 2 H: 1 E: 0 LOB: 1 K: 0 BB: 2 S: 10 P: 20	R: 1 H: 2 E: 0 LOB: 1 K: 0 BB: 0 S: 8 P: 17	R: 0 H: 0 E: 0 LOB: 0 K: 3 BB: 0 S: 10 P: 13	R: 1 H: 2 E: 0 LOB: 1 K: 0 BB: 0 S: 12 P: 19	1B: 3 SF: 2 2B: 7 SAC: 0 3B: 1 DP: 2 HR: 1 HBP: 0						

	AB	36
	R	8
	H	12
	RBI	8
	BB	3
	SO	6
	LOB	15

WP: 0 PA: 41
PB: 0
SB: 0
CS: 0

PITCHER		IP	WLS	BF	H	R	ER	SO	BB	IBB	HBP	BLK	WP	HR	S	P	ERA	WHIP
27 John Lannan, L ERA: 5.84	(1, 1)	5.0	L	25	8	6	4	3	3	0	0	0	0	0	54	89	7.20	2.200
55 Joe Savery, L ERA: 2.57	(6, 1)	2.0		8	2	1	1	0	0	0	0	0	0	0	13	24	4.50	1.000
66 JC Ramírez, R ERA:	(8, 1)	1.0		3	0	0	0	3	0	0	0	0	0	0	10	13	0.00	0.000
63 Jake Diekman, L ERA: 2.25	(9, 1)	1.0		5	2	1	1	0	0	0	0	0	0	1	12	19	9.00	2.000

PITCHER	IP	WLS	BF	H	R	ER	SO	BB	IBB	HBP	BLK	WP	HR	S	P	ERA	WHIP

BOTTOM

New York Mets @ Philadelphia Phillies

Citizens Bank Park, Philadelphia, PA

Sun Jun 23 2013, 1:38 PM - 4:33 PM EDT

Att. 44,951 - Cloudy - 87 F

livebaseballscorecards.com

Batter	1	2	3	4	5	6	7	8	9	AB	R	H	RBI	BB	SO	LOB
11 Jimmy Rollins, S (1, 6) OBP: 0.326, SLG: 0.371	C CU 84 F CH 87 F FF 97 S CU 83 0-3 ① **K**		F FF 98 B FF 98 F CU 85 X SL 93 1-2 ③ **G3-1**			C SI 97 X CH 87 0-1 ① **G3**			B SI 87 C SI 88 X CU 74 1-1 26 54-3-6-3 1B	4	0	1	0	0	1	0
26 Chase Utley, L (1, 4) OBP: 0.326, SLG: 0.456	C FF 98 F SI 98 X CH 90 0-2 ② **L8**			C FF 97 B CU 84 X CU 84 1-1 10 G3 2B		C SI 96 C SI 96 X CH 88 0-2 ② **G4-3**			C SI 88 F SL 82 X SI 88 0-2 ① ② **G4-3-6-3** 1-2f	4	0	1	0	0	0	1
10 Michael Young, R (1, 5) OBP: 0.351, SLG: 0.406	B FF 98 F FF 97 B CU 86 X FF 99 2-1 ③ **G6-3**			B SL 93 C FF 97 X FF 96 1-1 ① **G3** 2-3		B FF 96 C CH 86 C FF 96 S SL 91 1-3 ③ **K**			X FF 88 0-0 6 DI 1B	4	0	1	0	0	1	1
6 Ryan Howard, L (1, 3) OBP: 0.335, SLG: 0.494		F SI 96 B FF 97 S CU 84 X CU 86 1-2 1B		D CH 89 B SI 98 D CH 90 B SI 98 4-0 3 FC6-4 BB			F FF 92 F CU 79 S CU 78 0-3 ① **K**		F FC 86 B CU 74 S CU 75 B SL 82 B CU 75 S CU 74 3-3 ③ **K** 1-2	3	0	1	0	1	2	1
9 Domonic Brown, L (1, 7) OBP: 0.321, SLG: 0.544		S FF 97 D CH 89 B FF 98 B FF 98 T FF 98 S FF 99 3-3 ① **K**		F FF 98 B FF 98 F SI 98 S FF 99 1-3 ② **K**			S FF 92 B CH 85 B CH 84 S FF 94 X FF 93 2-2 ② **L8**			3	0	0	0	0	2	3
3 Delmon Young, R (1, 9) OBP: 0.277, SLG: 0.390 66 JC Ramírez, R (8, 1) 63 Jake Diekman, R (9, 1)		S SL 92 B FF 98 S SL 92 X FF 98 1-2 ② **F9**		B SL 92 C FF 96 X SL 91 1-1 ③ **FC6-4** 1-2f			X SL 88 0-0 ③ **G6-3**			3 0 0	0 0 0	0 0 0	0 0 0	0 0 0	0 0 0	3 0 0
2 Ben Revere, L (1, 8) OBP: 0.310, SLG: 0.309		F FF 98 F FF 98 S FF 100 0-3 ③ **K**			B SI 97 X SI 95 1-0 ① **F7**			B SI 89 C SI 87 X FC 86 1-1 ① **L3**		3	0	0	0	0	1	1
12 Humberto Quintero, R (1, 2) OBP: 0.273, SLG: 0.346			B FF 97 F FF 97 X FF 97 1-1 ① **F9**		F FF 96 X FF 95 0-1 ② **G5-3**			X FF 87 0-0 ② **F9**		3	0	0	0	0	0	0
27 John Lannan, L (1, 1) OBP: 0.167, SLG: 0.333 55 Joe Savery, L (6, 1) 15 John Mayberry Jr., R (8, 9) OBP: 0.306, SLG: 0.431			B SI 96 C FF 96 F SI 97 B FF 98 S SI 98 2-3 ② **K**		C FF 95 X FF 95 0-1 ③ **G5-3**			C FF 87 B FF 86 F SI 89 B SL 82 S FF 89 2-3 ③ **K**		2 0 1	0 0 0	0 0 0	0 0 0	0 0 0	1 0 1	0 0 0
Inning Stats	R: 0 E: 0 K: 1 S: 9 H: 0 LOB: 0 BB: 0 P: 11	R: 0 E: 0 K: 2 S: 12 H: 1 LOB: 1 BB: 0 P: 17	R: 0 E: 0 K: 1 S: 8 H: 0 LOB: 0 BB: 0 P: 12	R: 0 E: 0 K: 1 S: 9 H: 1 LOB: 2 BB: 1 P: 17	R: 0 E: 0 K: 0 S: 5 H: 0 LOB: 0 BB: 0 P: 6	R: 0 E: 0 K: 1 S: 8 H: 0 LOB: 0 BB: 0 P: 9	R: 0 E: 0 K: 1 S: 7 H: 0 LOB: 0 BB: 0 P: 9	R: 0 E: 0 K: 1 S: 6 H: 0 LOB: 0 BB: 0 P: 9	R: 0 E: 0 K: 1 S: 9 H: 2 LOB: 1 BB: 0 P: 13	1B: 3 2B: 1 3B: 0 HR: 0 SF: 0 SAC: 0 DP: 1 HBP: 0						

	AB	30
	R	0
	H	4
	RBI	0
	BB	1
	SO	9
	LOB	10

PITCHER		IP	WLS	BF	H	R	ER	SO	BB	IBB	HBP	BLK	WP	HR	S	P	ERA	WHIP
33 Matt Harvey, R ERA: 2.05	(1, 1)	6.0	W	21	2	0	0	6	1	0	0	0	0	0	51	72	0.00	0.500
32 LaTroy Hawkins, R ERA: 3.52	(7, 1)	1.0		3	0	0	0	1	0	0	0	0	0	0	7	9	0.00	0.000
34 Brandon Lyon, R ERA: 3.16	(8, 1)	2.0		7	2	0	0	2	0	0	0	0	0	0	15	22	0.00	1.000

PITCHER		IP	WLS	BF	H	R	ER	SO	BB	IBB	HBP	BLK	WP	HR	S	P	ERA	WHIP

New York Mets @ Chicago White Sox

U.S. Cellular Field, Chicago, IL

Tue Jun 25 2013, 8:11 PM - 11:06 PM EDT

Att. 20,787 - Cloudy - 74 F

livebaseballscorecards.com

Batter	1	2	3	4	5	6	7	8	9	AB	R	H	RBI	BB	SO	LOB
22 Eric Young Jr., S (1, 7) (8, 4) OBP: 0.309, SLG: 0.374	C SI 96 B SI 96 X SI 96 1-1 6 S 6 SF9 2B	C CH 84 B SL 78 S CH 83 S CH 83 1-3 ① K	C SL 80 X CH 85 0-1 ③ B1-3					B SL 78 B SL 80 B CH 85 B SI 96 4-0 BB		3	1	1	0	1	1	0
1 Jordany Valdespin, L (1, 4) OBP: 0.267, SLG: 0.339 19 Zach Lutz, R (8, PH) 9 Kirk Nieuwenhuis, L (8, 7) OBP: 0.213, SLG: 0.214	C SI 96 S SL 82 B SL 81 S SL 82 1-3 ① K	C SI 96 B SL 80 F SL 76 X SL 80 1-2 ② G3-1				C SL 77 L SL 80 C SI 95 0-3 ① K		D SI 92 S CH 84 B CH 82 C CH 82 1 SAFE B SL 80 X CH 83 3-2 ③ P4		3	0	0	0	0	2	1
										1	0	0	0	0	0	1
										0	0	0	0	0	0	0
5 David Wright, R (1, 5) OBP: 0.392, SLG: 0.531	B SI 94 F SI 94 B SL 80 S CH 86 B SL 82 F CH 85 B SI 96 4-2 13 S 13 1B BB	C CH 84 C SL 80 B SI 95 C SI 96 1-3 ③ K				C SL 79 B SL 80 B SI 96 T SI 95 S SI 96 2-3 ② K			F FF 94 S FF 94 F FF 94 B FF 94 X SL 86 1-2 6 S 28 E 1B	3	2	1	0	1	2	0
6 Marlon Byrd, R (1, 9) OBP: 0.309, SLG: 0.488	C SL 79 1 SAFE X CH 86 0-1 ② SF9 2-H			C SL 78 F CH 84 B SL 81 F CH 85 S CH 85 1-3 ① K		S CH 85 C SL 80 S CH 86 0-3 ③ K			F FF 95 1 SAFE F FF 95 B FF 94 S FF 95 1-3 ① K 1-2	3	0	0	1	0	3	1
13 Josh Satin, R (1, 3) OBP: 0.450, SLG: 0.333	B SI 97 X SI 97 1-0 1-H 1B			B SL 78 C CH 84 C SL 78 S CH 84 1-3 ② K			C CH 83 B SL 80 C SL 79 B SL 85 B CH 84 X SI 95 3-2 ① G6-3		B FF 95 C FF 94 X FF 95 1-1 ② F8	4	0	1	1	0	1	1
44 John Buck, R (1, 2) OBP: 0.276, SLG: 0.393 28 Daniel Murphy, L (9, PH) OBP: 0.311, SLG: 0.397 20 Anthony Recker, R (9, 2) OBP: 0.250, SLG: 0.370	C SI 97 F SI 96 1 SAFE C SI 95 0-3 ③ K			F SI 98 C SI 97 S SI 96 0-3 ③ K			C SL 76 X SI 96 0-1 30 G6-3 1B		X FF 94 0-0 E4 30 S 2-H	3	0	1	0	0	2	1
										1	0	0	0	0	0	0
										0	0	0	0	0	0	0
30 Andrew Brown, R (1, 10) OBP: 0.292, SLG: 0.636		B SI 97 C SI 96 C SI 97 F SI 96 S SI 96 1-3 ① K	X SI 95 0-0 HR				F CH 85 C SL 79 B SI 95 B SI 96 X SL 80 2-2 ②③ G6-3 1-2f		C FF 94 B SL 88 F FF 94 S FF 95 1-3 ③ K 1-2	4	1	1	1	0	2	2
12 Juan Lagares, R (1, 8) OBP: 0.240, SLG: 0.343		C SI 96 F CH 85 F SI 96 C SL 81 0-3 ② K	S SI 96 C SI 96 X SI 96 0-2 ① G5-3					F CH 83 B CH 84 X SL 79 1-1 ① G4-3		3	0	0	0	0	1	0
3 Omar Quintanilla, L (1, 6) OBP: 0.304, SLG: 0.393		C SI 97 B SI 98 C SL 80 X SL 83 1-2 ③ P6	B SL 81 F SI 96 B SI 97 B SI 97 S SI 97 X SI 96 3-2 ② G3-1					C SL 78 C SL 79 S SL 80 0-3 ② K2-3		3	0	0	0	0	1	0

Inning Stats																								
	R: 2	H: 2	R: 0	H: 0	R: 0	H: 0	R: 0	H: 0	R: 1	H: 1	R: 0	H: 0	R: 0	H: 1	R: 0	H: 0	R: 1	H: 1	1B: 3	SF: 1	WP: 0	PA: 34
	E: 0	LOB: 1	E: 0	LOB: 0	E: 0	LOB: 0	E: 0	LOB: 0	E: 0	LOB: 0	E: 0	LOB: 0	E: 0	LOB: 0	E: 0	LOB: 1	E: 1	LOB: 1	2B: 1	SAC: 0	PB: 0	
	K: 2	BB: 1	K: 2	BB: 0	K: 2	BB: 0	K: 3	BB: 0	K: 0	BB: 0	K: 3	BB: 0	K: 0	BB: 1	K: 1	BB: 1	K: 2	BB: 0	3B: 0	DP: 1	SB: 4	
	S: 14	P: 21	S: 11	P: 13	S: 9	P: 12	S: 10	P: 12	S: 9	P: 12	S: 9	P: 11	S: 8	P: 13	S: 8	P: 16	S: 13	P: 17	HR: 1	HBP: 0	CS: 0	

PITCHER		IP	WLS	BF	H	R	ER	SO	BB	IBB	HBP	BLK	WP	HR	S	P	ERA	WHIP
49 Chris Sale, L	(1, 1)	8.0		29	4	3	3	13	2	0	0	0	0	1	78	110	3.38	0.750
ERA: 2.75																		
43 Addison Reed, R	(9, 1)	1.0	W	5	1	1	0	2	0	0	0	0	0	0	13	17	0.00	1.000
ERA: 3.09																		

PITCHER	IP	WLS	BF	H	R	ER	SO	BB	IBB	HBP	BLK	WP	HR	S	P	ERA	WHIP

TOP	
AB	31
R	4
H	5
RBI	3
BB	2
SO	15
LOB	7

Batter	1	2	3	4	5	6	7	8	9	AB	R	H	RBI	BB	SO	LOB
30 Alejandro De Aza, L (1, 8) (9, 7) OBP: 0.305, SLG: 0.415	C FF 97 C CU 77 B FF 98 B FF 98 B FF 97 X SI 97 3-2 10 G6-3 · 10 S · 51 G5-3 1B		C FF 95 F FF 95 F FF 97 B CU 81 B FF 97 X FF 96 2-2 ① G3		B FF 94 S FF 95 X SI 94 1-1 ① G4-3 1-3 2-H		C CU 76 C FC 90 X CU 82 0-2 1B		B FF 94 C FF 94 X FF 95 1-1 ② P5	5	1	2	1	0	0	3
10 Alexei Ramirez, R (1, 6) OBP: 0.305, SLG: 0.342	B FF 97 F FC 91 1 SAFE S FC 90 F CU 79 F FF 97 B FC 91 X FF 97 2-2 ① G6-3 1-3		B CU 78 B FC 88 F FC 96 C FC 89 F CU 80 B FC 89 F FF 95 B FF 96 4-2 51 G4-3 · 51 S BB		X FF 94 0-0 ② SF9 3-H		1 SAFE C FC 88 1 SAFE X FF 92 0-1 ② P3		C FF 93 X FF 93 0-1 1-3 3-H 1B	3	0	1	2	1	0	2
51 Alex Rios, R (1, 9) OBP: 0.340, SLG: 0.465	B FF 98 B FC 91 X FF 96 2-0 ② G5-3 3-H		B FF 95 C FF 95 X FF 95 1-1 ② G4-3 1-3		B CU 77 C FF 95 F FC 87 S CU 78 1-3 ③ K		C FC 89 1 SAFE X FF 88 0-1 ③ G4-3			4	0	0	1	0	1	2
44 Adam Dunn, L (1, 3) OBP: 0.299, SLG: 0.462	B FF 98 C FF 97 B FF 97 B FF 97 F FF 97 B FF 98 4-2 BB		B FF 97 B FF 95 C FF 96 X FF 95 2-1 ③ F8			C CU 76 B FF 94 X CH 87 1-1 24 L9 2B		B FF 94 B FF 95 F FF 94 F SL 82 F FF 93 B FF 96 B FF 94 4-2 24 G5-4-3 BB		2	0	1	0	2	0	1
24 Dayan Viciedo, R (1, 7) OBP: 0.268, SLG: 0.369 20 Jordan Danks, L (9, 8) OBP: 0.226, SLG: 0.222	X FF 96 0-0 ③ L4			C SI 93 B CU 77 C FF 94 X FC 89 1-2 ① G6-3		S FC 87 B FF 94 X CU 77 1-1 ① L9 2-3			F FF 93 B FF 94 B SL 83 X FF 93 2-1 ①② G5-4-3 1-2f	4 0	0 0	0 0	0 0	0 0	0 0	3 0
12 Conor Gillaspie, L (1, 5) OBP: 0.306, SLG: 0.374		B FF 95 C CH 88 X FF 96 1-1 ① P5		X FF 92 0-0 ② F9		F FF 96 F FF 95 D CU 78 D CU 79 F FF 95 D FC 90 F FF 96 F CU 79 F FF 96 4-2 B CU 80 BB			B FF 94 C SL 82 F FF 94 X SL 84 1-2 ③ G4-3	3	0	0	0	1	0	0
7 Jeff Keppinger, R (1, 10) OBP: 0.250, SLG: 0.263		B FF 96 C FC 88 C FF 97 B FC 89 B FF 96 X FF 96 3-2 ② L9		B FF 98 C FF 96 B FC 89 F FF 95 B FF 95 F FF 96 F FF 96 F FF 97 F FF 97 3-2 X FF 97 G6-3		B FC 90 1 SAFE 1 SAFE C FC 90 C FF 92 X FC 91 1-2 ② L4			C FF 93 X SL 88 0-1 21 FC3-6 · 15 SH · 10 1B 1B	4	1	1	0	0	0	2
15 Gordon Beckham, R (1, 4) OBP: 0.340, SLG: 0.374		B FF 95 X FF 96 1-0 ③ F9			C FF 94 B FC 88 B FF 94 C CU 79 B FF 96 F FF 96 F FF 95 X CU 77 3-2 30 WP · 21 S · 30 G4-3 1B	S FC 90 B FF 94 B FC 90 F FF 92 F FC 91 X CU 77 2-2 ③ F9			X FF 90 0-0 SH · 21 FC3-6 1-2	3	1	1	0	0	0	2
21 Tyler Flowers, R (1, 2) OBP: 0.271, SLG: 0.380			S FF 95 B FF 95 X FC 87 1-1 HR		B FF 95 C FF 95 1 SAFE 1 SAFE C FF 95 H FF 94 2-2 30 G4-3 · 30 WP · 10 SF9 1-2 HBP		X FC 89 0-0 ① F9		B SL 88 F SL 89 F FF 92 B FF 95 X FF 95 2-2 ① FC3-6 10 1B · 10 DI 1-2f 2-3	3	2	1	1	0	0	2
Inning Stats	R: 1 E: 0 K: 0 S: 12 H: 1 LOB: 1 BB: 1 P: 23	R: 0 E: 0 K: 0 S: 6 H: 0 LOB: 0 BB: 0 P: 11	R: 1 E: 0 K: 0 S: 14 H: 1 LOB: 1 BB: 1 P: 24	R: 0 E: 0 K: 0 S: 11 H: 0 LOB: 0 BB: 0 P: 15	R: 2 E: 0 K: 1 S: 13 H: 1 LOB: 0 BB: 0 P: 20	R: 0 E: 0 K: 0 S: 17 H: 1 LOB: 2 BB: 1 P: 26	R: 0 E: 0 K: 0 S: 8 H: 1 LOB: 1 BB: 0 P: 8	R: 0 E: 0 K: 0 S: 8 H: 0 LOB: 0 BB: 1 P: 15	R: 1 E: 1 K: 0 S: 10 H: 2 LOB: 2 BB: 0 P: 13	1B: 5 2B: 1 3B: 0 HR: 1	SF: 1 SAC: 1 DP: 1 HBP: 1	WP: 1 PB: 0 SB: 3 CS: 0	PA: 38			

BOTTOM

New York Mets @ Chicago White Sox

U.S. Cellular Field, Chicago, IL

Tue Jun 25 2013, 8:11 PM - 11:06 PM EDT

Att. 20,787 - Cloudy - 74 F

livebaseballscorecards.com

AB	31
R	5
H	7
RBI	5
BB	4
SO	1
LOB	17

PITCHER		IP	WLS	BF	H	R	ER	SO	BB	IBB	HBP	BLK	WP	HR	S	P	ERA	WHIP
45 Zack Wheeler, R ERA: 3.18	(1, 1)	5.1		24	4	4	4	1	3	0	1	0	1	1	66	109	6.75	1.312
52 Carlos Torres, R ERA: 1.29	(6, 1)	1.2		6	1	0	0	0	0	0	0	0	0	0	15	18	0.00	0.600
66 Josh Edgin, L ERA: 5.87	(8, 1)	1.0		3	0	0	0	0	1	0	0	0	0	0	8	15	0.00	1.000
32 LaTroy Hawkins, R ERA: 3.45	(9, 1)	0.2	L	5	2	1	0	0	0	0	0	0	0	0	10	13	0.00	3.000

PITCHER	IP	WLS	BF	H	R	ER	SO	BB	IBB	HBP	BLK	WP	HR	S	P	ERA	WHIP

Batter	1	2	3	4	5	6	7	8	9	AB	R	H	RBI	BB	SO	LOB
22 Eric Young Jr., S (1, 7) OBP: 0.317, SLG: 0.381	B FF 88 C FF 88 S CH 81 B CH 81 X FF 90 2-2 ① G6-3			B FC 86 C CH 79 S CH 80 X CH 80 1-2 28 FC3-6 1B	X SI 88 0-0 28 1B 3-H 1B			X SI 86 0-0 5 G4-6-3 1B		4	0	3	1	0	0	0
28 Daniel Murphy, L (1, 4) OBP: 0.310, SLG: 0.395	X FF 90 0-0 ② G4-3			C FF 87 1 SAFE B FC 84 T SI 88 1 SAFE D CH 78 X CH 79 2-2 ① FC3-6 6 FC5-4 1-2f	C CU 72 1 SAFE B SI 88 X FF 88 1-1 1-3 1B			1 SAFE S CU 69 F CU 70 1 SAFE F FF 88 1 SAFE C FF 89 0-3 ① K		4	0	1	0	0	1	2
5 David Wright, R (1, 5) OBP: 0.387, SLG: 0.523	B FF 89 B FF 89 X FC 86 2-0 ③ G6-3			B CU 72 1 SAFE X CH 78 1-0 ② P4	F SI 88 X FC 86 0-1 ③ P4			F SI 99 1 SAFE B SI 100 C SI 98 X SI 101 1-2 ②③ G4-6-3 1-2f		4	0	0	0	0	0	4
6 Marlon Byrd, R (1, 9) OBP: 0.308, SLG: 0.480		S FF 89 X SI 90 0-1 ① F8		S CH 78 X SI 89 0-1 ③ FC5-4 1-2f		F CH 77 B CH 79 F CU 71 H FC 85 2-2 44 CS HBP			S SL 88 S SL 88 X SI 100 0-2 ① G4-3	3	0	0	0	0	0	1
13 Josh Satin, R (1, 3) OBP: 0.417, SLG: 0.316		C FF 89 C FF 89 F CH 80 B CH 80 B FF 90 S CH 80 2-3 ② K			B CH 79 C FF 88 B FC 83 F CH 80 B FF 90 X FF 89 3-2 30 1B 12 E 1B	C CU 69 F FF 89 S FF 87 0-3 ① K			S SL 88 S SL 89 B SL 89 B SL 89 B SL 89 X SI 98 3-2 ② L4	4	1	1	0	0	2	1
44 John Buck, R (1, 2) OBP: 0.272, SLG: 0.387		B FF 90 S FC 86 S CH 81 B FC 87 F FF 91 F FF 90 F FF 91 B CH 82 C FF 91 3-3 ③ K			S FC 84 S FF 89 D CH 78 1 SAFE 1 SAFE B FF 89 F CH 77 1 SAFE S FF 88 2-3 ① K	1 SAFE F FF 87 F CH 77 B FF 88 B CH 77 B FF 89 S CH 77 3-3 ②③ K 1-2			S SL 89 F SL 89 B SL 90 B SL 90 B SI 98 C SL 89 3-3 ③ K	4	0	0	0	0	4	2
30 Andrew Brown, R (1, 10) OBP: 0.296, SLG: 0.600			B CU 73 S FF 88 S FF 91 B SI 89 F CH 81 X CH 81 2-2 ① G5-3	B FC 85 X CH 77 1-0 12 E 1-3 1B			B CU 67 S FF 86 X FF 87 1-1 ① G5-3			3	1	1	0	0	0	0
12 Juan Lagares, R (1, 8) OBP: 0.243, SLG: 0.343			S CU 74 L CH 82 B FF 89 B CU 69 B CH 80 S CH 81 3-3 ② K	C CH 79 F CU 74 F CH 79 B SI 89 X CH 79 1-2 E6 3 G4-3 22 1B 2-H 3-H			X CU 71 0-0 3 G1-6-3 1B			3	1	1	1	0	1	0
3 Omar Quintanilla, L (1, 6) OBP: 0.295, SLG: 0.379			B FF 88 B FF 90 F FF 89 C FF 90 B FC 87 X FF 90 3-2 ③ F7	C SI 89 L FC 85 B SI 89 X FC 86 1-2 ② G4-3 2-3			X SI 85 0-0 ②③ G1-6-3 1-2f			3	0	0	0	0	0	2
Inning Stats	R: 0 E: 0 K: 0 S: 5 H: 0 LOB: 0 BB: 0 P: 9	R: 0 E: 0 K: 2 S: 12 H: 0 LOB: 0 BB: 0 P: 17	R: 0 E: 0 K: 1 S: 10 H: 0 LOB: 0 BB: 0 P: 18	R: 0 E: 0 K: 0 S: 9 H: 1 LOB: 1 BB: 0 P: 13	R: 3 E: 1 K: 1 S: 20 H: 4 LOB: 2 BB: 0 P: 29	R: 0 E: 0 K: 2 S: 8 H: 0 LOB: 1 BB: 0 P: 13	R: 0 E: 0 K: 0 S: 4 H: 1 LOB: 0 BB: 0 P: 5	R: 0 E: 0 K: 1 S: 8 H: 1 LOB: 0 BB: 0 P: 9	R: 0 E: 0 K: 1 S: 9 H: 0 LOB: 0 BB: 0 P: 15	1B: 7 2B: 1 3B: 0 HR: 0 SF: 0 SAC: 0 DP: 3 HBP: 1						

PITCHER		IP	WLS	BF	H	R	ER	SO	BB	IBB	HBP	BLK	WP	HR	S	P	ERA	WHIP
50 John Danks, L ERA: 4.68	(1, 1)	7.1	L	29	7	3	1	7	0	0	1	0	0	0	73	109	1.23	0.955
65 Nate Jones, R ERA: 4.62	(8, 1)	1.2		4	0	0	0	1	0	0	0	0	0	0	12	19	0.00	0.000

PITCHER	IP	WLS	BF	H	R	ER	SO	BB	IBB	HBP	BLK	WP	HR	S	P	ERA	WHIP

TOP

New York Mets @ Chicago White Sox

U.S. Cellular Field, Chicago, IL

Wed Jun 26 2013, 8:11 PM - 10:38 PM EDT

Att. 18,249 - Cloudy - 71 F

livebaseballscorecards.com

AB	32
R	3
H	7
RBI	2
BB	0
SO	8
LOB	12

WP: 0	PA: 33				
PB: 0					
SB: 0					
CS: 1					

BOTTOM

New York Mets @ Chicago White Sox

U.S. Cellular Field, Chicago, IL

Wed Jun 26 2013, 8:11 PM - 10:38 PM EDT

Att. 18,249 - Cloudy - 71 F

livebaseballscorecards.com

Batter	1	2	3	4	5	6	7	8	9	AB	R	H	RBI	BB	SO	LOB
30 Alejandro De Aza, L (1, 8) OBP: 0.302, SLG: 0.410	C SI 84 B SI 85 F FF 84 X CU 73 1-2 G3		C CU 74 B CH 80 C FC 84 B CH 80 X SI 85 2-2 G4-3			C CH 81 B CH 79 B CU 71 B FF 84 X FF 86 3-1 G4-3			C FF 94 B FF 94 X FF 95 1-1 G6-3	4	0	0	0	0	0	1
10 Alexei Ramirez, R (1, 6) OBP: 0.308, SLG: 0.345	B SI 86 B FF 82 S CH 81 F FF 84 S CH 81 2-3 K			B CU 71 B FC 84 C FC 82 B SI 88 X FF 85 3-1 24 L8 44 S 1B		C CU 72 B FC 83 X FF 86 1-1 51 CS 1B			C KC 84 S KC 83 B KC 85 B KC 85 F KC 86 B FF 98 X FF 98 3-2 G6-3	4	0	2	0	0	1	0
51 Alex Rios, R (1, 9) OBP: 0.335, SLG: 0.459	C SI 86 B FF 84 F CH 81 S CH 81 1-3 K			**B SI 87** **1 SAFE** 1 SAFE 1 SAFE X FC 84 1-0 F8		1 SAFE B FF 83 B SI 86 X SL 80 2-0 G5-3 **1-2**			B FF 96 C FF 95 C FF 96 F KC 84 X KC 86 1-2 G5-3	4	0	0	0	0	1	2
44 Adam Dunn, L (1, 3) OBP: 0.303, SLG: 0.460		B SI 85 B CH 79 B FF 84 C SI 84 C FF 86 B CH 81 4-2 24 G5-4-3 BB		1 SAFE B SI 86 C FF 87 B FF 85 B CH 80 B FF 85 4-1 **1-2** BB			B SI 85 C SI 86 B CH 81 X FC 84 2-1 P5			1	0	0	0	2	0	0
24 Dayan Viciedo, R (1, 7) OBP: 0.264, SLG: 0.364		X FF 84 0-0 G5-4-3 **1-2f**		B FC 84 D CH 81 X FC 85 2-0 L8 **2-3**			C FF 84 B CU 73 S CU 71 B FF 85 X SI 82 2-2 P4			3	0	0	0	0	0	3
7 Jeff Keppinger, R (1, 10) OBP: 0.247, SLG: 0.260		B CU 71 C FF 84 C SI 87 B SI 82 B FC 83 X SI 88 3-2 F8		C FC 83 X FF 87 0-1 F7			X SI 86 0-0 L7			3	0	0	0	0	0	2
22 Brent Morel, R (1, 5) OBP: 0.333, SLG: 0.333			C SI 85 X SI 83 0-1 G5-3		C SI 84 F CU 72 X CH 79 0-2 15 G6-4-3 1B			C CU 69 B FC 82 X CH 80 1-1 G5-3		3	0	1	0	0	0	0
15 Gordon Beckham, R (1, 4) OBP: 0.340, SLG: 0.383			C FF 83 B SI 87 X FF 82 1-1 2B		X FF 85 0-0 G6-4-3 **1-2f**			C SI 85 F SI 86 F FF 83 B CH 79 X CH 80 1-2 F8		3	0	1	0	0	0	1
21 Tyler Flowers, R (1, 2) OBP: 0.267, SLG: 0.374			C FC 84 X SI 86 0-1 F9		B SI 86 B SI 86 B FF 83 C FF 85 C SI 87 X FF 85 3-2 G6-3			S FF 83 X FF 86 0-1 F8		3	0	0	0	0	0	1
Inning Stats	R: 0 E: 0 K: 2 S: 9 H: 0 LOB: 0 BB: 0 P: 13	R: 0 E: 0 K: 0 S: 6 H: 0 LOB: 0 BB: 1 P: 13	R: 0 E: 0 K: 0 S: 9 H: 1 LOB: 1 BB: 0 P: 12	R: 0 E: 0 K: 0 S: 7 H: 1 LOB: 2 BB: 1 P: 17	R: 0 E: 0 K: 0 S: 7 H: 1 LOB: 0 BB: 0 P: 10	R: 0 E: 0 K: 0 S: 5 H: 1 LOB: 0 BB: 0 P: 11	R: 0 E: 0 K: 0 S: 6 H: 0 LOB: 0 BB: 0 P: 10	R: 0 E: 0 K: 0 S: 8 H: 0 LOB: 0 BB: 0 P: 10	R: 0 E: 0 K: 0 S: 10 H: 0 LOB: 0 BB: 0 P: 15	1B: 3 2B: 1 3B: 0 HR: 0 SF: 0 SAC: 0 DP: 2 HBP: 0						

	AB	28
	R	0
	H	4
	RBI	0
	BB	2
	SO	2
	LOB	10

PITCHER		IP	WLS	BF	H	R	ER	SO	BB	IBB	HBP	BLK	WP	HR	S	P	ERA	WHIP
38 Shaun Marcum, R ERA: 5.08	(1, 1)	8.0	W	27	4	0	0	2	2	0	0	0	0	0	57	96	0.00	0.750
39 Bobby Parnell, R ERA: 2.45	(9, 1)	1.0	S	3	0	0	0	0	0	0	0	0	0	0	10	15	0.00	0.000

PITCHER	IP	WLS	BF	H	R	ER	SO	BB	IBB	HBP	BLK	WP	HR	S	P	ERA	WHIP

New York Mets @ Colorado Rockies

Coors Field, Denver, CO

Thu Jun 27 2013, 4:13 PM - 7:03 PM MDT

Att. 34,387 - Sunny - 95 F

TOP

livebaseballscorecards.com

Batter	1	2	3	4	5	6	7	8	9	AB	R	H	RBI	BB	SO	LOB
22 Eric Young Jr., S (1, 7) OBP: 0.315, SLG: 0.377	B FF 91 C FF 91 B FF 91 B SI 90 X FF 90 3-1 ① G3		C CU 75 X CU 78 0-1 ③ G4-3		B SI 95 S CU 79 X FF 94 1-1 ③ F7		B FF 94 1 SAFE X FF 94 1-0 ②③ G6-4-3 1-2f		X FF 93 0-0 1B	5	0	1	0	0	0	3
3 Omar Quintanilla, L (1, 6) OBP: 0.290, SLG: 0.363	C FF 92 B SI 92 B FF 92 F FF 89 B SI 93 B SI 92 4-2 28 G4-1 BB			F SI 91 B FF 91 X FF 92 1-1 ① P5		C SI 92 X CU 79 0-1 ① G6-3		C FF 90 C CU 72 F FC 92 F SL 84 C FC 92 0-3 ① K	1 SAFE 1 SAFE F FF 94 L FF 94 1 SAFE D SL 89 F SL 87 S FF 96 1-3 ③ K	4	0	0	0	1	2	1
28 Daniel Murphy, L (1, 4) OBP: 0.313, SLG: 0.397	C SI 93 B FF 93 B CU 76 X FF 94 2-1 ② G4-1 1-2			B CH 83 B CU 75 B SI 93 C FF 90 F FF 92 F SI 93 X CU 76 3-2 ② P5		B CU 77 X CU 78 1-0 19 BB 6 1B 1B		C FC 92 X SL 89 0-1 6 6 HR S 1B		4	1	2	0	0	0	1
6 Marlon Byrd, R (1, 9) OBP: 0.312, SLG: 0.495	C SL 84 B FF 95 X FF 92 1-1 ③ G5-3			X CU 78 0-0 ③ F7		C SL 85 B FF 94 X FF 94 1-1 19 BB 1-2 1B		F SL 84 B FC 91 S FF 92 F FF 92 F FC 93 B SL 86 X SI 94 2-2 1-H HR		4	1	2	2	0	0	1
13 Josh Satin, R (1, 3) OBP: 0.429, SLG: 0.318		C FF 92 B SI 91 F SI 92 B SL 84 X FF 94 2-2 ① G5-3			B SI 92 C SI 92 B FF 92 C SL 85 B SL 85 B FF 91 4-2 12 1B 19 1B 20 FC5-2 BB	B SI 93 X SI 91 1-0 ② F4		B SL 88 X FF 92 1-0 1B		3	0	1	0	1	0	2
19 Zach Lutz, R (1, 5) OBP: 0.400, SLG: 0.250		F FF 94 B SI 94 B SL 84 F SI 92 F FF 95 B CU 78 X FF 93 3-2 ② F8			X FF 93 0-0 20 FC5-2 12 1B 53 FC6-4 1-2 1B	C CU 76 S SL 84 F FF 95 D SL 83 B FF 93 B CU 75 B SL 83 4-2 1-2 2-3 BB		C FF 92 B CU 75 1 SAFE B FF 91 S FF 91 S SL 86 2-3 ② K		3	1	1	0	1	1	1
12 Juan Lagares, R (1, 8) OBP: 0.243, SLG: 0.339		C CU 77 C FF 94 B SL 84 F SL 85 B FF 94 X FF 93 2-2 ③ G4-3			X SI 92 0-0 53 FC6-4 20 FC5-2 1-2 2-3 1B	F FF 94 B SI 93 F SL 82 B FF 95 F FF 92 C FF 92 2-3 ③ K		F SI 92 F SI 90 D SL 86 F FF 91 X CU 75 1-2 ③ G3		4	0	1	0	0	1	4
20 Anthony Recker, R (1, 2) OBP: 0.232, SLG: 0.340			B SI 92 B FF 91 F FF 92 S SI 91 B FF 93 F SI 92 X SI 93 3-2 ① G6-3		B SI 92 X FF 92 1-0 ① FC5-2 53 FC6-4 1-2 2-3 3-Hf		X SI 94 0-0 ① L8		X FF 92 0-0 ① F8	4	0	0	0	0	0	3
53 Jeremy Hefner, R (1, 1) 9 Kirk Nieuwenhuis, L (7, PH) OBP: 0.229, SLG: 0.233 32 LaTroy Hawkins, R (7, 1) 56 Scott Rice, L (8, 1) 30 Andrew Brown, R (9, PH) OBP: 0.286, SLG: 0.577 39 Bobby Parnell, R (9, 1)			B FF 91 F FF 91 B FF 91 B FF 91 C FF 88 F FF 89 S SI 90 3-3 ② K		B SI 94 D FF 92 D SI 90 C FF 91 X SI 91 3-1 ② FC6-4 1-2f 2-3 3-H		B FF 93 B FF 95 F SI 94 X FF 95 2-1 22 G6-4-3 1B		B FF 93 S CH 87 C FF 94 F SL 87 B FF 96 B CH 88 F SL 87 C 3-3 ② K	2 1 0 0 0 1 0	0 0 0 0 0 0 0	0 1 0 0 0 0 0	1 0 0 0 0 0 0	0 0 0 0 0 1 0	1 0 0 0 0 0 0	2 0 0 0 0 0 0

	AB	35
	R	3
	H	9
	RBI	3
	BB	3
	SO	6
	LOB	18

Inning Stats																																
	R: 0	E: 0	K: 0	S: 8	H: 0	LOB: 1	BB: 1	P: 18	R: 0	E: 0	K: 0	S: 11	H: 0	LOB: 0	BB: 0	P: 18	R: 0	E: 0	K: 1	S: 10	H: 0	LOB: 0	BB: 0	P: 16	R: 0	E: 0	K: 0	S: 7	H: 0	LOB: 0	BB: 0	P: 11
	R: 1	E: 0	K: 0	S: 9	H: 2	LOB: 2	BB: 1	P: 18	R: 0	E: 0	K: 1	S: 13	H: 2	LOB: 3	BB: 1	P: 22	R: 0	E: 0	K: 0	S: 4	H: 1	LOB: 0	BB: 0	P: 7	R: 2	E: 0	K: 2	S: 20	H: 3	LOB: 1	BB: 0	P: 26
	R: 0	E: 0	K: 2	S: 11	H: 1	LOB: 1	BB: 0	P: 15	1B: 8	2B: 0	3B: 0	HR: 1	SF: 0	SAC: 0	DP: 1	HBP: 0	WP: 0	PB: 0	SB: 1	CS: 0	PA: 38												

PITCHER		IP	WLS	BF	H	R	ER	SO	BB	IBB	HBP	BLK	WP	HR	S	P	ERA	WHIP
32 Tyler Chatwood, R ERA: 2.13	(1, 1)	6.0		25	4	1	1	2	3	0	0	0	0	0	58	103	1.50	1.167
62 Rob Scahill, R ERA: 4.26	(7, 1)	1.0	H	3	1	0	0	0	0	0	0	0	0	0	4	7	0.00	1.000
34 Matt Belisle, R ERA: 4.95	(8, 1)	1.0	L	6	3	2	2	2	0	0	0	0	0	1	20	26	18.00	3.000
49 Rex Brothers, L ERA: 0.27	(9, 1)	1.0		4	1	0	0	2	0	0	0	0	0	0	11	15	0.00	1.000

PITCHER		IP	WLS	BF	H	R	ER	SO	BB	IBB	HBP	BLK	WP	HR	S	P	ERA	WHIP

Batter	1	2	3	4	5	6	7	8	9	AB	R	H	RBI	BB	SO	LOB
6 Corey Dickerson, L (1, 8) OBP: 0.417, SLG: 0.600	F FF 90 B SI 90 B FF 92 F SL 84 B FF 92 X FF 92 3-2 ① G6-3		B SL 83 S FF 92 B SL 84 B SL 85 B FF 92 4-1 14 G6-3 14 WP BB		F FF 90 C CU 76 S SI 89 0-3 ③ K			1 SAFE C SI 89 1 SAFE F SI 90 S SL 81 0-3 ①② K 1-2		3	0	0	0	1	2	1
14 Josh Rutledge, R (1, 4) OBP: 0.284, SLG: 0.335	C FF 91 B SI 91 C CU 76 S FF 92 1-3 ② K		1 SAFE B CU 75 C FF 91 B FF 91 X CU 77 2-1 ② G6-3 1-3			C CU 72 F FF 89 F FF 88 X SL 85 0-2 ① F7		S CH 82 X SI 91 0-1 5 WP 1B		4	0	1	0	0	1	1
5 Carlos González, L (1, 7) OBP: 0.365, SLG: 0.605	C FF 92 B FF 92 B FF 92 F FF 92 F SL 86 S FF 92 2-3 ③ K		F SL 84 B FF 91 X FF 92 1-1 ③ F8			F SL 82 X CH 83 0-1 ② G3		B SI 91 B SI 90 F SL 82 F SI 91 S SI 83 2-3 ③ K 1-2		4	0	0	0	0	2	2
3 Michael Cuddyer, R (1, 9) OBP: 0.402, SLG: 0.597		C FF 90 B FF 90 F FF 90 B SL 86 X FF 92 2-2 ① 20 2B 17 SF8 1B	C B CU 76 B CU 77 B FF 91 X FF 91 3-1 ① L9			S CU 75 F FF 90 X SL 84 0-2 1B			S KC 84 F FS 87 B B FF 97 B FF 97 X FF 98 3-2 ① 1B	4	1	3	0	0	0	0
20 Wilin Rosario, R (1, 2) OBP: 0.309, SLG: 0.475		C SL 84 F SI 90 X FF 90 0-2 1-3 ② 28 E 2B	F FF 90 F FF 90 F CU 76 X FF 90 0-2 1B			F SI 89 1 SAFE X SL 83 0-1 ③ G5-3			B KC 88 C FF 98 F KC 87 S KC 87 1-3 ② K	4	1	2	0	0	1	1
17 Todd Helton, L (1, 3) OBP: 0.293, SLG: 0.377		B FF 92 B FF 92 F FF 91 B FF 92 X FF 92 3-1 ① SF8 3-H	X FF 91 0-0 ② F7				B FF 90 F FF 91 F FF 92 B FF 91 F SL 87 S CU 76 2-3 ① K		X SI 96 0-0 ③ G4-1	3	0	0	1	0	1	1
28 Nolan Arenado, R (1, 5) OBP: 0.298, SLG: 0.442		X SL 84 0-0 ② G5-3 2-H	C SL 85 X FF 91 0-1 ③ L9				S SL 84 F SL 85 B FF 89 B FF 92 F FF 93 S CU 78 2-3 K 18 G5-4-3			3	0	0	0	0	1	1
18 Jonathan Herrera, S (1, 6) OBP: 0.327, SLG: 0.351		X FF 90 0-0 ③ L8			C SI 90 B CH 82 X CH 82 1-1 32 L6-3 1B		C FF 90 X SL 91 0-1 ②③ G5-4-3 1-2f			3	0	1	0	0	0	1
32 Tyler Chatwood, R (1, 1) OBP: 0.368, SLG: 0.368 62 Rob Scahill, L (7, 1) 34 Matt Belisle, R (8, 1) 21 Tyler Colvin, L (8, PH) OBP: 0.196, SLG: 0.364 9 DJ LeMahieu, R (8, PH) OBP: 0.341, SLG: 0.385 49 Rex Brothers, L (9, 1)			B FF 90 F FF 91 F FF 91 X CU 75 1-2 ① G4-3		L FF 89 1 SAFE L F SL 85 X FF 90 0-2 ①② L6-3 1-1			X SI 89 0-0 6 CS 1B		2 0 0 0 0 1 0	0 0 0 0 0 0 0	0 0 0 0 1 0 0	0 0 0 0 0 0 0	0 0 0 0 0 0 0	0 0 0 0 0 0 0	1 0 0 0 0 0 0
Inning Stats	R: 0 E: 0 K: 2 S: 10 H: 0 LOB: 0 BB: 0 P: 16	R: 2 E: 1 K: 0 S: 10 H: 2 LOB: 0 BB: 0 P: 15	R: 0 E: 0 K: 0 S: 8 H: 0 LOB: 1 BB: 1 P: 16	R: 0 E: 0 K: 0 S: 9 H: 1 LOB: 1 BB: 0 P: 12	R: 0 E: 0 K: 1 S: 9 H: 1 LOB: 0 BB: 0 P: 10	R: 0 E: 0 K: 0 S: 11 H: 1 LOB: 1 BB: 0 P: 11	R: 0 E: 0 K: 2 S: 10 H: 0 LOB: 0 BB: 0 P: 14	R: 0 E: 0 K: 2 S: 9 H: 2 LOB: 1 BB: 0 P: 11	R: 0 E: 0 K: 1 S: 7 H: 1 LOB: 0 BB: 0 P: 11	1B: 7 2B: 2 3B: 0 HR: 0	SF: 1 SAC: 0 DP: 2 HBP: 0					

PITCHER		IP	WLS	BF	H	R	ER	SO	BB	IBB	HBP	BLK	WP	HR	S	P	ERA	WHIP
53 Jeremy Hefner, R ERA: 3.72	(1, 1)	6.0		23	5	2	1	3	1	0	0	0	1	0	57	80	1.50	1.000
32 LaTroy Hawkins, R ERA: 3.34	(7, 1)	1.0	W	3	0	0	0	2	0	0	0	0	1	0	10	14	0.00	0.000
56 Scott Rice, L ERA: 4.55	(8, 1)	1.0	H	4	2	0	0	2	0	0	0	0	1	0	9	11	0.00	2.000
39 Bobby Parnell, R ERA: 2.38	(9, 1)	1.0	S	3	1	0	0	1	0	0	0	0	0	0	7	11	0.00	1.000

PITCHER	IP	WLS	BF	H	R	ER	SO	BB	IBB	HBP	BLK	WP	HR	S	P	ERA	WHIP

BOTTOM

New York Mets @ Colorado Rockies

Coors Field, Denver, CO

Thu Jun 27 2013, 4:13 PM - 7:03 PM MDT

Att. 34,387 - Sunny - 95 F

livebaseballscorecards.com

AB	31
R	2
H	8
RBI	1
BB	1
SO	8
LOB	9

WP: 3	PA: 33					
PB: 0						
SB: 0						
CS: 1						

Batter	1	2	3	4	5	6	7	8	9	AB	R	H	RBI	BB	SO	LOB
2 Denard Span, L (1, 8) OBP: 0.310, SLG: 0.354	C FF 98 F SI 96 B FF 97 F SI 98 S CU 86 1-3 ① K			B CU 84 X FF 96 1-0 ① B1-3		F FF 93 C CU 84 X SL 90 0-2 3B		B FF 92 C FF 91 X FF 93 1-1 11 2B 1-3 2B		4	1	2	0	0	1	0
6 Anthony Rendon, R (1, 4) OBP: 0.379, SLG: 0.449	B FF 96 C CU 84 B SL 91 C CU 84 B FF 98 S SL 89 3-3 ② K			B SL 90 C FF 96 X FF 94 1-1 ② L9		B SL 89 B FF 96 S FF 97 S FF 97 S SL 90 2-3 ③ K		C FF 89 B SL 82 B FC 87 F FF 90 D CU 77 B FC 86 4-2 11 2B BB		3	1	0	0	1	2	1
11 Ryan Zimmerman, R (1, 5) OBP: 0.354, SLG: 0.475	B FF 97 C FF 97 X SL 91 1-1 ③ P4			C FF 98 B SL 87 B CH 89 S SL 91 B FF 96 C CH 87 3-3 ③ K			B FF 95 C FF 95 B FF 97 X SL 88 2-1 1B	B FC 87 X FF 88 1-0 1-H 2-H 3-H 2B		4	0	2	3	0	1	0
25 Adam LaRoche, L (1, 3) OBP: 0.341, SLG: 0.436		B FF 96 C CU 83 S CH 88 B FF 98 S CU 85 2-3 ① K			C FF 94 B CH 87 F FF 94 B CU 85 X SL 90 2-2 ① F9		C CH 86 B FF 96 F FF 94 B FF 97 D CU 84 S FF 95 3-3 ① K	C SI 88 F SL 80 S CH 80 0-3 ③ K		4	0	0	0	0	3	2
28 Jayson Werth, R (1, 9) OBP: 0.323, SLG: 0.418		C FF 98 B FF 97 C CU 85 S FF 98 1-3 ② K			C FF 96 B SL 90 F CH 86 S SL 88 1-3 ② K		F FF 96 B FF 96 B SL 90 F SL 90 F FF 96 D CU 86 F FF 96 F CU 85 S FF 97 3-3 ② K		F FF 93 X KC 84 0-1 20 2B 2B	4	1	1	0	0	3	1
20 Ian Desmond, R (1, 6) OBP: 0.311, SLG: 0.500		X FF 98 0-0 ③ F7			S CU 84 X CU 85 0-1 HR		B FF 95 B FF 96 B SL 91 X FF 96 3-0 ③ P3		F KC 86 X FF 94 0-1 33 L9 24 SF9 2-H 2B	4	2	2	2	0	0	1
33 Roger Bernadina, L (1, 7) OBP: 0.255, SLG: 0.280			X FF 96 0-0 ① G4-3		B FF 96 F FF 94 B SI 96 B CU 84 X SI 95 3-1 ③ F8			B FF 90 C FF 90 B FF 90 X FF 91 2-1 2 2B 11 2B 1B	B FF 93 L FF 94 B FF 94 X FF 94 2-1 ① L9 2-3	4	1	1	0	0	0	1
24 Kurt Suzuki, R (1, 2) OBP: 0.275, SLG: 0.300			C FF 96 B CU 85 F FF 97 B FF 99 F SL 92 F FF 99 B CU 86 X SL 89 3-2 ② L7			C FF 94 X FF 94 0-1 ① F8		C FF 91 F FF 92 C SL 82 0-3 ① K	C FF 95 D KC 86 S FF 94 B FF 94 F FF 96 F KC 86 X FF 97 2-2 ② SF9 3-H	3	0	0	1	0	1	1
48 Ross Detwiler, R (1, 1) OBP: 0.095, SLG: 0.050 1 Steve Lombardozzi, S (6, PH) OBP: 0.249, SLG: 0.299 43 Ross Ohlendorf, R (6, 1) 18 Chad Tracy, L (8, PH) OBP: 0.169, SLG: 0.257 36 Tyler Clippard, R (8, 1) 12 Tyler Moore, R (9, PH) OBP: 0.202, SLG: 0.294 22 Drew Storen, S (9, 1)			C FF 96 C FF 97 B FF 98 B FF 97 B FF 98 F FF 97 F FF 97 F FF 98 F FF 99 3-3 ③ K			B FF 94 S FF 94 C CU 82 F CH 87 F FF 96 S CU 85 1-3 ② K		B FF 91 C FF 90 B FF 91 B FF 92 X FF 91 3-1 ② P4	C FF 94 S KC 84 B FF 93 B KC 82 F FF 94 X FF 95 2-2 ③ F7	1 1 0 1 0 0 1 0	0 0 0 0 0 0 0 0	0 0 0 0 0 0 0 0	0 0 0 0 0 0 0 0	1 1 0 0 0 0 1 0	0 0 0 0 0 0 0 0	0 0 0 1 0 0 0 0

TOP

Washington Nationals @ New York Mets

Citi Field, Flushing, NY

Fri Jun 28 2013, 7:13 PM - 10:30 PM EDT

Att. 28,363 - Cloudy - 81 F

livebaseballscorecards.com

AB	34
R	6
H	8
RBI	6
BB	1
SO	13
LOB	8

Inning Stats	1	2	3	4	5	6	7	8	9	1B: 2 2B: 4 3B: 1 HR: 1	SF: 1 SAC: 0 DP: 0 HBP: 0	WP: 0 PB: 0 SB: 0 CS: 0	PA: 36
R:	0	0	0	0	1	0	0	3	2				
E:	0	0	0	0	0	0	0	0	0				
K:	2	2	1	1	1	2	2	2	0				
S:	9	7	13	6	10	13	12	15	15				
H:	0	0	0	0	1	1	1	3	2				
LOB:	0	0	0	0	0	1	1	1	0				
BB:	0	0	0	0	0	0	0	1	0				
P:	14	10	19	11	16	16	23	26	21				

PITCHER		IP	WLS	BF	H	R	ER	SO	BB	IBB	HBP	BLK	WP	HR	S	P	ERA	WHIP
33 Matt Harvey, R ERA: 2.0	(1, 1)	7.0		24	3	1	1	11	0	0	0	0	0	1	70	109	1.29	0.429
30 David Aardsma, R ERA: 2.08	(8, 1)	0.2	H	3	1	1	1	1	0	0	0	0	0	0	7	12	13.50	1.500
66 Josh Edgin, L ERA: 6.46	(8, 1)	0.0		1	1	0	0	0	0	0	0	0	0	0	2	3	∞	∞
34 Brandon Lyon, R ERA: 3.45	(8, 1)	0.0	B	2	1	2	2	0	1	0	0	0	0	0	3	8	∞	∞
56 Scott Rice, L ERA: 4.5	(8, 1)	0.1		1	0	0	0	1	0	0	0	0	0	0	3	3	0.00	0.000

PITCHER		IP	WLS	BF	H	R	ER	SO	BB	IBB	HBP	BLK	WP	HR	S	P	ERA	WHIP
39 Bobby Parnell, R ERA: 2.83	(9, 1)	1.0	L	5	2	2	2	0	0	0	0	0	0	0	15	21	18.00	2.000

BOTTOM

Washington Nationals @ New York Mets

Citi Field, Flushing, NY

Fri Jun 28 2013, 7:13 PM - 10:30 PM EDT

Att. 28,363 - Cloudy - 81 F

livebaseballscorecards.com

Batter	1	2	3	4	5	6	7	8	9	AB	R	H	RBI	BB	SO	LOB
22 Eric Young Jr., S (1, 7) OBP: 0.312, SLG: 0.373	C FF 93 B FF 93 S FF 94 S FF 94 1-3 ① K		B FF 93 B SI 91 C SI 93 F SI 92 X FF 94 2-2 ② G6-3		B SI 91 F SI 89 C SI 90 X SL 79 1-2 6 2B 1B	X CH 83 0-0 ③ P4		F FF 92 B CH 80 T CH 80 B FF 92 B FF 92 F CH 79 X FF 93 3-2 ③ G2-3		5	1	1	0	0	1	2
28 Daniel Murphy, L (1, 4) OBP: 0.311, SLG: 0.393	C SI 94 C SI 94 B FF 95 F SL 81 S FF 95 1-3 ② K		B FF 95 F FF 93 S SL 80 B SL 80 B SI 94 X SI 94 3-2 ③ G6-3		B SI 90 1 SAFE B SI 90 B SI 90 C FF 91 C FF 91 X FF 92 3-2 ① F7		B FF 93 B FF 92 S SI 92 B FF 93 F FF 92 X FF 92 3-2 13 E 13 2B 1B		C SI 93 F FF 93 X CH 86 0-2 ① G3	5	1	1	0	0	1	1
5 David Wright, R (1, 5) OBP: 0.387, SLG: 0.525	B SI 94 B FF 95 X SI 93 2-0 1B			B SI 91 F FF 93 B FF 94 X CH 87 2-1 6 E 2B	B FF 91 B SI 90 C SI 90 F SI 89 1 SAFE B SI 92 X FF 92 3-2 ② P4		X FF 93 0-0 ① F8		B SL 80 C SI 93 B SL 82 X SI 93 2-1 ② F9	5	1	2	0	0	0	2
6 Marlon Byrd, R (1, 9) OBP: 0.309, SLG: 0.493	B SI 91 B SI 89 F SI 92 X SI 91 2-1 ③ F9			X CH 85 0-0 E6 13 2B 2-H	X SI 89 0-0 13 1B 1-H 2B		1 SAFE 1 SAFE B SL 82 C FF 93 F FF 94 S FF 94 1-3 ② K		B SL 80 X SI 93 1-0 ③ G5-3	5	1	1	1	0	1	2
13 Josh Satin, R (1, 3) OBP: 0.500, SLG: 0.480		B SI 93 B SI 93 B SI 92 C SI 93 C SI 92 F SI 93 B SI 92 4-2 BB		B SI 92 S CH 83 B FF 92 C SI 90 F FF 93 X SL 79 2-2 2-3 2B	B SI 90 B SI 89 X SI 89 2-0 2-H 1B		1 SAFE C SL 84 C FF 94 F FF 94 B FF 94 F SL 84 B SL 85 X FF 95 2-2 1-H 2B			3	0	3	2	1	0	0
44 John Buck, R (1, 2) OBP: 0.268, SLG: 0.380		C SI 90 1 SAFE X SL 77 0-1 ① F9		S SL 79 B FF 94 B FF 94 C SI 92 S SL 80 2-3 ① K2-3	F CH 85 B SI 92 X SI 91 1-1 ③ G4-3		B SL 82 C SL 82 F SI 94 B FF 94 B FF 94 X SL 83 3-2 ③ L7			4	0	0	0	0	1	5
12 Juan Lagares, R (1, 8) OBP: 0.252, SLG: 0.348		B SI 88 C SI 90 X SI 90 1-1 ② F9		I IN 61 I IN 65 I IN 75 I IN 74 4-0 IBB		F FF 92 F FF 94 F FF 95 B SL 79 X FF 95 1-2 33 F9 2B		M FF 90 B FC 84 B CH 79 S FF 91 X FF 92 2-2 ① P6		3	0	1	0	1	0	1
3 Omar Quintanilla, L (1, 6) OBP: 0.288, SLG: 0.351		C SI 93 C SI 91 B FF 93 F SI 92 B SL 79 C FF 94 2-3 ③ K		B SI 92 X SI 92 1-0 ② F6		X FF 93 0-0 ① F7		B FF 91 B CH 80 B FF 92 B FF 91 4-0 BB		3	0	0	0	1	1	5
33 Matt Harvey, R (1, 1) OBP: 0.128, SLG: 0.179 30 David Aardsma, R (8, 1) 66 Josh Edgin, R (8, 1) 34 Brandon Lyon, R (8, 1) 56 Scott Rice, L (8, 1) 1 Jordany Valdespin, L (8, PH) OBP: 0.265, SLG: 0.336 39 Bobby Parnell, R (9, 1)			C FF 92 B SI 92 X SI 91 1-1 ① G4-3	B SI 94 S SI 92 B SI 93 F SI 93 X SI 92 2-2 ③ G1-3		X FF 94 0-0 ② F9 2-3		C CH 80 F FF 92 X FF 92 0-2 ② P6		3 0 0 0 0 1 0	0 0 0 0 0 0 0	0 0 0 0 0 0 0	0 0 0 0 0 0 0	0 0 0 0 0 0 0	0 0 0 0 0 0 1	4 0 0 0 0 1 0
Inning Stats	R: 0 E: 0 K: 2 S: 10 H: 1 LOB: 1 BB: 0 P: 16	R: 0 E: 0 K: 1 S: 11 H: 0 LOB: 1 BB: 1 P: 18	R: 0 E: 0 K: 0 S: 8 H: 0 LOB: 0 BB: 0 P: 14	R: 1 E: 1 K: 1 S: 14 H: 2 LOB: 3 BB: 1 P: 27	R: 2 E: 0 K: 0 S: 13 H: 3 LOB: 1 BB: 0 P: 23	R: 0 E: 0 K: 0 S: 7 H: 1 LOB: 1 BB: 0 P: 8	R: 1 E: 1 K: 1 S: 15 H: 2 LOB: 1 BB: 0 P: 24	R: 0 E: 0 K: 0 S: 10 H: 0 LOB: 1 BB: 1 P: 19	R: 0 E: 0 K: 0 S: 6 H: 0 LOB: 0 BB: 0 P: 9	1B: 4 2B: 5 3B: 0 HR: 0 SF: 0 SAC: 0 DP: 0 HBP: 0	WP: 0 PB: 0 SB: 0 CS: 0 PA: 40					

PITCHER		IP	WLS	BF	H	R	ER	SO	BB	IBB	HBP	BLK	WP	HR	S	P	ERA	WHIP
48 Ross Detwiler, L ERA: 4.13	(1, 1)	5.0		24	6	3	2	4	1	1	0	0	0	0	56	98	3.60	1.400
43 Ross Ohlendorf, R ERA: 2.13	(6, 1)	2.0		9	3	1	1	1	0	0	0	0	0	0	22	32	4.50	1.500
36 Tyler Clippard, R ERA: 2.41	(8, 1)	1.0	W	4	0	0	0	0	1	0	0	0	0	0	10	19	0.00	1.000
22 Drew Storen, R ERA: 3.86	(9, 1)	1.0	S	3	0	0	0	0	0	0	0	0	0	0	6	9	0.00	0.000

PITCHER	IP	WLS	BF	H	R	ER	SO	BB	IBB	HBP	BLK	WP	HR	S	P	ERA	WHIP

Batter	1	2	3	4	5	6	7	8	9	AB	R	H	RBI	BB	SO	LOB
2 Denard Span, L (1, 8) OBP: 0.310, SLG: 0.350	C FF 90 C KC 76 S CH 86 0-3 ① **K**		C KC 74 X CH 84 0-1 ① **P5**		L FF 87 S CH 82 X CH 82 0-2 ①② **G3-6** 1-2f		B CU 76 C FF 91 B CU 74 B FF 92 B FF 89 4-1 **BB**			3	0	0	0	1	1	1
6 Anthony Rendon, R (1, 4) OBP: 0.367, SLG: 0.432 58 Fernando Abad, L (7, 1)	C SI 91 F SL 83 B CH 86 F FF 92 X KC 78 1-2 ② **G6-3**		S FC 90 B CH 85 B CH 85 B FC 90 F FF 90 X CH 84 3-2 ② **F7**		C KC 76 B CH 83 X FF 89 1-1 ③ **G6-3**		C FF 90 B CU 79 F FC 87 F FC 89 X CU 81 1-2 ③ **G5-3**			4 0	0 0	0 0	0 0	0 0	0 0	2 0
11 Ryan Zimmerman, R (1, 5) OBP: 0.360, SLG: 0.473	B FF 92 B SI 92 B FF 92 B SI 91 4-0 25 2B **BB**		B FF 90 C CH 85 B FF 90 B CH 84 B FF 90 4-1 **BB**			C FC 88 B KC 76 S CH 82 B SL 82 B FF 90 B CH 84 4-2 25 G3-5-3 **BB**		B FF 90 F FF 89 F FC 90 C FF 91 1-3 ① **K**		1	0	0	0	3	1	0
25 Adam LaRoche, L (1, 3) OBP: 0.340, SLG: 0.437	X SI 91 0-0 **1-3** **2B**		B CH 84 X CH 84 1-0 ③ **F7**			B CH 85 B FF 88 C FF 88 B FF 89 X CH 84 3-1 ①② **G3-5-3** 1-2f		B FF 91 B FF 90 F FF 89 C CH 84 S FC 91 2-3 ② **K**		4	0	1	0	0	1	2
28 Jayson Werth, R (1, 9) OBP: 0.321, SLG: 0.414	C FF 91 S FC 91 B FF 91 F SL 84 F SL 84 B FF 90 S SI 86 2-3 ③ **K**			F FF 88 F FF 88 S SL 82 0-3 ① **K**		C FF 89 C KC 77 B FC 90 F SL 82 X SL 82 1-2 **1B**		C FC 90 B FF 91 C FF 91 T FC 92 1-2 ③ **K**		4	0	1	0	0	3	2
20 Ian Desmond, R (1, 6) OBP: 0.310, SLG: 0.495		C SL 82 X FF 89 0-1 ① **F8**		B FF 90 S SL 83 B CH 85 C FC 90 S CH 85 2-3 ② **K**		F FF 90 B SL 82 X FF 89 1-1 ③ **F9**			B FF 92 C FF 92 S CU 78 B FF 93 B SL 88 F FF 94 B FF 94 4-2 24 G6-4-3 **BB**	3	0	0	0	1	1	1
33 Roger Bernadina, L (1, 7) OBP: 0.255, SLG: 0.287		X CH 84 0-0 ② **B1-3**		B CH 85 B FC 91 X FF 91 2-0 24 1B **2B**			C FF 90 B CH 84 B FF 92 S FF 90 X CH 86 2-2 ① **G6-3**		C FF 92 F FF 92 S FF 94 0-3 ① **K**	4	1	1	0	0	1	1
24 Kurt Suzuki, R (1, 2) OBP: 0.284, SLG: 0.314		B FF 89 F SI 89 B FF 89 X SL 80 2-1 **1B**		F CH 83 F SL 82 B SL 82 X SL 82 1-2 ③ **2-H** **1B**			T FF 91 B FF 91 B FF 92 B FF 91 X FF 89 3-1 **2B**		X FF 94 0-0 ②③ **G6-4-3** 1-2f	4	0	3	1	0	0	1
38 Taylor Jordan, R (1, 1) OBP: 0.500, SLG: 0.500 35 Craig Stammen, R (5, 1) 1 Steve Lombardozzi, S (7, PH) OBP: 0.247, SLG: 0.297 (7, 4)		B FC 89 X FF 89 1-0 ③ **F9**			X FF 88 0-0 2 G3-6 **1B**		C FF 90 B CH 84 B FF 91 C FF 92 X CU 82 2-2 ② **L5**			2 0 1	0 0 0	1 0 0	0 0 0	0 0 0	0 0 0	1 0 1
Inning Stats	R: 0 E: 0 K: 2 S: 13 H: 1 LOB: 2 BB: 1 P: 20	R: 0 E: 0 K: 0 S: 6 H: 1 LOB: 1 BB: 0 P: 9	R: 0 E: 0 K: 0 S: 7 H: 0 LOB: 1 BB: 1 P: 15	R: 1 E: 0 K: 2 S: 10 H: 2 LOB: 1 BB: 0 P: 15	R: 0 E: 0 K: 0 S: 6 H: 1 LOB: 0 BB: 0 P: 7	R: 0 E: 0 K: 0 S: 10 H: 1 LOB: 1 BB: 1 P: 19	R: 0 E: 0 K: 0 S: 13 H: 1 LOB: 2 BB: 1 P: 25	R: 0 E: 0 K: 3 S: 9 H: 0 LOB: 0 BB: 0 P: 13	R: 0 E: 0 K: 1 S: 7 H: 0 LOB: 0 BB: 1 P: 11	1B: 4 2B: 3 3B: 0 HR: 0	SF: 0 SAC: 0 DP: 3 HBP: 0			WP: 0 PB: 0 SB: 0 CS: 0	PA: 35		

PITCHER		IP	WLS	BF	H	R	ER	SO	BB	IBB	HBP	BLK	WP	HR	S	P	ERA	WHIP
35 Dillon Gee, R ERA: 4.6	(1, 1)	6.0	W	24	6	1	1	4	3	0	0	0	0	0	52	85	1.50	1.500
52 Carlos Torres, R ERA: 1.0	(7, 1)	2.0		8	1	0	0	3	1	0	0	0	0	0	22	38	0.00	1.000
32 LaTroy Hawkins, R ERA: 3.24	(9, 1)	1.0		3	0	0	0	1	1	0	0	0	0	0	7	11	0.00	1.000

PITCHER	IP	WLS	BF	H	R	ER	SO	BB	IBB	HBP	BLK	WP	HR	S	P	ERA	WHIP

TOP

Washington Nationals @ New York Mets

Citi Field, Flushing, NY

Sat Jun 29 2013, 1:12 PM - 4:16 PM EDT

Att. 26,426 - Sunny - 83 F

livebaseballscorecards.com

AB	30
R	1
H	7
RBI	1
BB	5
SO	8
LOB	12

Batter	1	2	3	4	5	6	7	8	9	AB	R	H	RBI	BB	SO	LOB
22 Eric Young Jr., S (1, 7) OBP: 0.309, SLG: 0.370	B SI 91 C SI 91 B SI 95 S SI 92 F SI 94 B FF 94 X SI 92 3-2 G1-3 ①		B SI 92 X SI 90 1-0 F8 ②	X SL 80 0-0 G3 ③		B KC 80 S KC 80 B FF 91 B FF 90 F FF 91 F FF 91 F FF 92 X FC 85 3-2 SF8 ② 3-H		X SI 90 0-0 1B		4	0	1	1	0	0	3
32 LaTroy Hawkins, R (9, 1)										0	0	0	0	0	0	0
28 Daniel Murphy, L (1, 4) OBP: 0.315, SLG: 0.403	B FF 92 X SI 92 1-0 G4-3 ②		B SI 90 B SL 83 B SI 89 C SI 93 X SI 92 3-1 1B		B SI 89 X SI 89 1-0 5 G6-3 6 E 1B	B FF 93 X KC 78 1-0 6 1B 3B		1 SAFE 1 SAFE C SI 92 B KC 81 B SI 93 C FF 92 F SI 92 F KC 82 1 SAFE 2-2 T FF 92 K ②		5	2	3	0	0	1	1
5 David Wright, R (1, 5) OBP: 0.387, SLG: 0.519	B FF 94 B SL 82 B SI 92 C SI 94 S SI 93 B FF 95 4-2 13 FC5 6 HBP BB		X FF 92 0-0 L9 ③		1 SAFE S SL 82 F SI 91 F SL 83 F SI 92 X SI 93 0-2 G6-3 ① 1-2	F FF 92 B FF 91 H FF 92 2-1 6 1B HBP		X CH 76 0-0 F7 ③		3	0	0	0	1	0	3
6 Marlon Byrd, R (1, 9) OBP: 0.313, SLG: 0.491	H SI 90 1-0 13 FC5 1-2 HBP			B SL 81 C SL 83 X FF 93 1-1 E5 9 FC4-6 13 BB 44 1B	S SI 91 F SI 92 X SI 91 0-2 E5 13 1B 9 SF8 2-H	C FC 85 F FF 90 X FC 86 0-2 1-3 3-H 1B				3	2	1	1	0	0	0
13 Josh Satin, R (1, 3) OBP: 0.500, SLG: 0.464	C FF 92 C SL 84 B SL 86 F SI 94 B SL 84 X SL 81 2-2 FC5 ③ 1-2 2-3f			1 SAFE B SI 90 B SI 90 D SL 80 C FF 90 B SI 91 4-1 9 FC4-6 1-2 BB	B FF 92 B FF 91 C SL 80 B SI 90 F SI 90 X SI 91 3-2 2-3 1B	B FF 91 C FC 86 1 SAFE B FF 91 1 SAFE C FF 90 X FF 91 2-2 G5-3 ③				3	0	1	0	1	0	4
9 Kirk Nieuwenhuis, L (1, 8) (9, 7) OBP: 0.212, SLG: 0.217		F SI 90 B SI 92 S SL 84 X SI 93 1-2 L7 ①	B SI 88 X SI 91 1-0 FC4-6 ① 3 1B 44 1B 1-2f 2-3	B FF 90 F FF 91 X FF 91 1-1 SF8 ② 3-H		B FF 92 B FF 93 F FF 93 S FF 92 F KC 80 F FF 94 X FF 94 2-2 F8 ①				3	0	0	1	0	0	2
44 John Buck, R (1, 2) OBP: 0.268, SLG: 0.378		B FF 93 B SL 83 S SL 84 B FF 95 X SL 84 3-1 F9 ②	B FF 91 B FF 91 1 SAFE S SL 81 F FF 92 1 SAFE 1 SAFE X SL 82 2-2 3 1B 1-2 3-H	X FC 85 0-0 L4 ③		X SI 91 0-0 F9 ②				4	0	1	1	0	0	1
3 Omar Quintanilla, L (1, 6) OBP: 0.296, SLG: 0.367		C FF 92 X SI 94 0-1 G1-3 ③	C SI 89 B FF 92 B SI 89 X SI 90 2-1 1-2 2-3 1B		B FF 92 X FF 91 1-0 30 K2-3 22 SF8 2B	B KC 79 B SI 93 X FF 92 2-0 F9 ③				4	1	2	0	0	0	0
35 Dillon Gee, R (1, 1) OBP: 0.179, SLG: 0.115 30 Andrew Brown, R (6, PH) OBP: 0.276, SLG: 0.556 52 Carlos Torres, R (7, 1) 12 Juan Lagares, R (8, PH) OBP: 0.250, SLG: 0.345 (9, 8)			C FF 91 L SL 82 B FF 92 S SL 81 1-3 K ①	B FF 91 B FF 90 X FF 89 2-0 P3 ②		F FC 85 F FF 92 B FC 86 F FC 85 F FF 90 S KC 80 1-3 2-3 K2-3 ①		C SI 90 T SI 91 S FF 92 0-3 K ①		2	0	0	0	0	1	3
										1	0	0	0	0	1	1
										0	0	0	0	0	0	0
										1	0	0	0	0	1	0
Inning Stats	R: 0 E: 0 K: 0 S: 11 H: 0 LOB: 2 BB: 1 P: 22	R: 0 E: 0 K: 0 S: 7 H: 0 LOB: 0 BB: 0 P: 11	R: 0 E: 0 K: 1 S: 7 H: 1 LOB: 1 BB: 0 P: 12	R: 1 E: 1 K: 0 S: 11 H: 2 LOB: 3 BB: 1 P: 23	R: 2 E: 1 K: 0 S: 15 H: 2 LOB: 1 BB: 0 P: 20	R: 2 E: 0 K: 1 S: 19 H: 3 LOB: 2 BB: 0 P: 29	R: 0 E: 0 K: 0 S: 7 H: 0 LOB: 0 BB: 0 P: 11	R: 0 E: 0 K: 2 S: 10 H: 1 LOB: 1 BB: 0 P: 12		1B: 7 2B: 1 3B: 1 HR: 0 SF: 2 SAC: 0 DP: 0 HBP: 2						

PITCHER	IP	WLS	BF	H	R	ER	SO	BB	IBB	HBP	BLK	WP	HR	S	P	ERA	WHIP
38 Taylor Jordan, R (1, 1) ERA: 2.08	4.1	L	23	5	3	1	1	2	0	1	0	0	0	48	84	2.08	1.615
35 Craig Stammen, R (5, 1) ERA: 3.16	1.2		9	3	2	2	1	0	0	1	0	0	0	22	33	10.80	1.800
58 Fernando Abad, L (7, 1) ERA: 1.23	2.0		7	1	0	0	2	0	0	0	0	0	0	17	23	0.00	0.500

PITCHER	IP	WLS	BF	H	R	ER	SO	BB	IBB	HBP	BLK	WP	HR	S	P	ERA	WHIP

BOTTOM

Washington Nationals @ New York Mets

Citi Field, Flushing, NY

Sat Jun 29 2013, 1:12 PM - 4:16 PM EDT

Att. 26,426 - Sunny - 83 F

livebaseballscorecards.com

AB	33
R	5
H	9
RBI	4
BB	2
SO	4
LOB	18

WP: 0 PA: 39
PB: 0
SB: 0
CS: 0

Batter	1	2	3	4	5	6	7	8	9	AB	R	H	RBI	BB	SO	LOB
2 Denard Span, L (1, 8) OBP: 0.314, SLG: 0.361	C FF 94 B FF 96 F FF 97 S CU 79 1-3 ① K2-3	B FF 95 F SI 94 F CH 86 B FF 96 D CU 80 F FF 94 F FF 95 X FF 93 3-2 1-H 2B			C FF 93 B CU 76 B SI 93 X FF 93 2-1 11 F8 6 WP 1B		C FF 91 X SL 80 0-1 ① F7	F SI 88 F SI 87 D CU 77 B FF 88 X SI 87 2-2 1-3 6 2B 2B		5	1	3	1	0	1	0
6 Anthony Rendon, R (1, 4) OBP: 0.360, SLG: 0.431	C FF 96 C CU 79 B FC 90 S SI 95 1-3 ② K	X FC 88 0-0 ③ G6-3			1 SAFE C FF 94 C FC 87 B FC 89 F FC 88 F FF 93 C FF 93 1-3 ① 1-2 K		F FF 92 X SL 80 0-1 ② F9	C FC 85 B FF 88 X SI 87 1-1 2-H 3-H 11 1B 2B		5	1	1	2	0	2	2
11 Ryan Zimmerman, R (1, 5) OBP: 0.357, SLG: 0.467 46 Ian Krol, L (8, 1)	C FF 96 B FC 88 F SI 96 F FF 98 X CU 80 1-2 ③ G6-3		B FF 92 B FF 93 C FC 87 S CU 79 B FF 94 X FC 88 3-2 ① G6-3		C FF 93 C FC 87 B FF 94 B SI 93 X CU 76 2-2 ② 2-3 F8		C FF 92 C SL 82 B CU 79 B FF 95 B FF 94 F FF 92 X FF 93 3-2 ③ G3	C SI 88 X CH 78 0-1 2-H 1B		5 0	0 0	1 0	1 0	0 0	0 0	1 0
25 Adam LaRoche, L (1, 3) OBP: 0.341, SLG: 0.445		X FF 94 0-0 HR	B FF 94 X CH 88 1-0 ② F7		B CH 85 D SI 93 B FF 92 B FF 92 4-0 BB			F7 G3		4	1	1	1	1	0	1
28 Jayson Werth, R (1, 9) OBP: 0.333, SLG: 0.440		B FF 96 B SI 96 B SI 96 B FF 96 4-0 20 2B BB	B FF 95 C FF 94 X SI 93 1-1 HR		S FF 92 S FF 92 B FF 93 F FF 94 D SL 83 S FF 93 2-3 ③ K			F SL 81 B FF 88 B FF 88 F CU 74 X SL 81 2-2 33 2B 2B	B CH 85 B FF 88 B CH 85 B CH 84 4-0 20 HR BB	3	4	2	1	2	1	2
20 Ian Desmond, R (1, 6) OBP: 0.315, SLG: 0.508		C SI 95 S FF 94 B FC 90 B FC 88 X FF 96 2-2 33 F9 1-H 24 1B 2B	C CU 78 F FF 94 B FC 89 C FC 89 1-3 ③ K			H FF 91 1-0 33 S HBP		B FC 85 F SI 86 S FC 85 B SI 89 B FC 86 X FC 85 3-2 ② L7	B CH 82 B CH 83 X CH 81 2-0 1-H HR	4	2	2	3	0	1	1
33 Roger Bernadina, L (1, 7) OBP: 0.253, SLG: 0.291		B FC 87 B FF 94 X FF 94 2-0 ① F9 2-3		S FF 94 B CU 80 B CH 87 B FF 94 F FF 94 F FF 95 X SI 94 3-2 ① G4-3		C FF 92 B FF 92 F FF 92 B FS 86 F FF 93 F FF 92 B FS 84 X FF 92 3-2 ① 1-2 L9		B SI 88 B FF 87 F FF 88 C CU 74 B FC 85 X SI 88 3-2 2-H 24 HR 2B	X CH 86 0-0 ① F8	5	1	1	1	0	0	2
24 Kurt Suzuki, R (1, 2) OBP: 0.286, SLG: 0.332		C FC 89 F FF 93 X CU 78 0-2 3-H 2 2B 1B		B FF 94 C SI 95 B FF 94 F FF 94 B FC 91 X FF 94 3-2 ② G5-3		X FF 92 0-0 ② L6		C FF 87 X CU 75 0-1 2-H HR	B FF 88 B CH 84 C CH 83 B FF 87 X CH 85 3-1 ② F7	5	2	2	3	0	0	1
47 Gio González, R (1, 1) OBP: 0.214, SLG: 0.333 18 Chad Tracy, L (8, PH) OBP: 0.177, SLG: 0.253 (8, 5)		M FF 94 L FF 94 L FF 94 0-3 ② K		X FF 93 0-0 ③ G6-3		S FF 91 X SL 83 0-1 ③ F8		B SI 87 F SI 88 B SL 83 B SI 87 B SI 87 4-1 2 2B 6 2B BB	B CH 86 B CH 86 X CH 84 2-0 ③ F7	3 1	0 1	0 0	0 0	0 1	1 0	2 0
Inning Stats	R: 0 E: 0 K: 2 S: 10 H: 0 LOB: 0 BB: 0 P: 13	R: 4 E: 0 K: 1 S: 17 H: 4 LOB: 1 BB: 1 P: 28	R: 1 E: 0 K: 1 S: 9 H: 1 LOB: 0 BB: 0 P: 15	R: 0 E: 0 K: 0 S: 8 H: 0 LOB: 0 BB: 0 P: 14	R: 0 E: 0 K: 2 S: 14 H: 1 LOB: 2 BB: 1 P: 25	R: 0 E: 0 K: 0 S: 8 H: 0 LOB: 1 BB: 0 P: 12	R: 0 E: 0 K: 0 S: 8 H: 0 LOB: 0 BB: 0 P: 11	R: 6 E: 0 K: 0 S: 23 H: 6 LOB: 1 BB: 1 P: 41	R: 2 E: 0 K: 0 S: 5 H: 1 LOB: 0 BB: 1 P: 16	1B: 3 2B: 6 3B: 0 HR: 4 SF: 0 SAC: 0 DP: 0 HBP: 1						

TOP

Washington Nationals @ New York Mets

Citi Field, Flushing, NY

Sun Jun 30 2013, 1:12 PM - 4:22 PM EDT

Att. 33,366 - Overcast - 83 F

livebaseballscorecards.com

AB	40
R	13
H	13
RBI	13
BB	4
SO	6
LOB	12

WP: 1 PB: 0 SB: 1 CS: 0 PA: 45

PITCHER		IP	WLS	BF	H	R	ER	SO	BB	IBB	HBP	BLK	WP	HR	S	P	ERA	WHIP
45 Zack Wheeler, R ERA: 5.06	(1, 1)	4.2	L	22	6	5	5	5	2	0	0	0	1	2	54	89	9.64	1.714
30 David Aardsma, R ERA: 1.8	(5, 1)	1.1		5	0	0	0	1	0	0	1	0	0	0	12	18	0.00	0.000
66 Josh Edgin, L ERA: 6.06	(7, 1)	1.0		3	0	0	0	0	0	0	0	0	0	0	8	11	0.00	0.000
34 Brandon Lyon, R ERA: 5.06	(8, 1)	0.2		8	5	6	6	0	1	0	0	0	0	1	18	35	81.00	9.000
56 Scott Rice, L ERA: 4.45	(8, 1)	0.1		2	1	0	0	0	0	0	0	0	0	0	5	6	0.00	3.000

PITCHER		IP	WLS	BF	H	R	ER	SO	BB	IBB	HBP	BLK	WP	HR	S	P	ERA	WHIP
20 Anthony Recker, R ERA: 18.0	(9, 1)	1.0		5	1	2	2	0	1	0	0	0	0	1	5	16	18.00	2.000

BOTTOM

Washington Nationals @ New York Mets

Citi Field, Flushing, NY

Sun Jun 30 2013, 1:12 PM - 4:22 PM EDT

Att. 33,366 - Overcast - 83 F

livebaseballscorecards.com

Batter	1	2	3	4	5	6	7	8	9	AB	R	H	RBI	BB	SO	LOB
22 Eric Young Jr., S (1, 7) OBP: 0.304, SLG: 0.363	C FF 89 X SI 89 0-1 ① G6-3		B SI 93 L FF 93 S FF 93 S CU 79 1-3 ② K			S CH 81 B FF 92 B FF 93 S FF 92 S FF 94 2-3 ① K		B FF 93 X FF 93 1-0 ② L8		4	0	0	0	0	2	0
28 Daniel Murphy, L (1, 4) OBP: 0.314, SLG: 0.401	C FF 90 B FF 92 F SI 90 F FF 93 F FF 93 B FF 93 X CU 77 2-2 5 S 1B		C FF 94 C FF 93 F FF 94 F FF 94 F CU 79 T FF 94 0-2 ③ K			C FF 93 C CU 79 F FF 94 X FF 93 0-2 ② L7		B FF 93 X FF 94 1-0 ③ L8		4	0	1	0	0	1	0
5 David Wright, R (1, 5) OBP: 0.390, SLG: 0.522 1 Jordany Valdespin, L (9, PH) OBP: 0.263, SLG: 0.333	S SI 91 C FF 92 F CU 78 B FF 91 B CU 75 B CU 77 F CH 81 F CU 76 B SI 92 4-2 1-2 BB			B SI 92 B SI 92 F FF 93 X FF 93 2-1 13 G6-3 2B		F CU 76 X CH 82 0-1 ③ G5-3			B FF 93 B FF 92 F FF 93 X FF 93 2-1 ① F9	2 1	0 0	1 0	0 0	1 0	0 0	0 0
6 Marlon Byrd, R (1, 9) OBP: 0.310, SLG: 0.486 30 David Aardsma, R (5, 1) 66 Josh Edgin, R (7, 1) 19 Zach Lutz, R (7, PH) OBP: 0.500, SLG: 0.250 34 Brandon Lyon, R (8, 1) 56 Scott Rice, L (8, 1) 20 Anthony Recker, R (9, 1) OBP: 0.228, SLG: 0.333	B SI 93 F CH 82 B FF 92 S CH 83 S FF 94 2-3 ② K			F SI 92 S SI 93 B FF 93 S CU 77 1-3 ① K			F FF 91 B CU 77 B FF 93 S SI 93 B FF 93 B FF 92 4-2 44 L8 13 1B BB		C FF 94 B CH 86 S FF 94 B CU 80 S FF 94 2-3 ② K	2 0 0 0 0 1 0	0 0 0 0 0 0 0	0 0 0 0 0 0 0	0 0 0 0 0 0 0	0 0 0 1 0 0 0	2 0 0 0 0 0 0	3 0 0 0 0 0 0
13 Josh Satin, R (1, 3) OBP: 0.500, SLG: 0.500	S CH 83 X FF 93 0-1 ③ F9			C SI 92 C CU 78 D CU 78 B FF 92 F FF 94 X FF 93 2-2 ② G6-3 2-3			X CH 82 0-0 3 FC6-4 1-2 1B		C FF 94 B CU 80 F FF 94 X FF 95 1-2 44 HR 2B	4	1	2	0	0	0	3
44 John Buck, R (1, 2) OBP: 0.267, SLG: 0.388		B SI 90 B CH 81 F SI 91 F SI 91 F SI 92 B CU 79 F FF 94 S FF 94 3-3 ① K		F CU 78 F FF 93 B FF 93 X CU 79 1-2 ③ G6-3			B SI 91 C FF 91 F CU 77 F FF 93 X CU 78 1-2 ① L8 2-3		B FF 94 S FF 93 F FF 93 B CH 86 F FF 94 X FF 93 2-2 2-H HR	4	1	1	2	0	1	3
12 Juan Lagares, R (1, 8) OBP: 0.242, SLG: 0.333		F FF 93 C FF 94 T FF 94 0-2 ② K			X SI 89 0-0 ① F9		B CH 84 S FF 93 B FF 93 S SI 95 X FF 94 2-2 ② P6		X CH 86 0-0 ③ F8	4	0	0	0	0	1	2
3 Omar Quintanilla, L (1, 6) OBP: 0.288, SLG: 0.356		C FF 94 F FF 95 B FF 94 F FF 94 B FF 94 X FF 94 2-2 ③ F7			C FF 89 C FF 92 B FF 91 X CU 78 1-2 ② G4-3		B CU 77 C FF 94 F FF 94 F FF 94 B FF 94 X FF 93 2-2 ③ FC6-4 1-2f			3	0	0	0	0	0	2
45 Zack Wheeler, L (1, 1) 30 Andrew Brown, R (5, 9) OBP: 0.258, SLG: 0.517			C FF 90 T FF 91 B FF 92 X FF 92 1-2 ① G6-3		F SI 91 B CU 78 B FF 94 F SI 92 F FF 94 X FF 94 2-2 ③ G4-3			B FF 93 B FF 93 X FF 92 2-0 ① F9		1 2	0 0	0 0	0 0	0 0	0 0	0 0

Inning Stats	1	2	3	4	5	6	7	8	9
	R: 0 H: 1 E: 0 LOB: 2 K: 1 BB: 1 S: 17 P: 25	R: 0 H: 0 E: 0 LOB: 0 K: 2 BB: 0 S: 12 P: 17	R: 0 H: 0 E: 0 LOB: 0 K: 2 BB: 0 S: 12 P: 14	R: 0 H: 1 E: 0 LOB: 1 K: 1 BB: 0 S: 12 P: 18	R: 0 H: 0 E: 0 LOB: 0 K: 0 BB: 0 S: 8 P: 11	R: 0 H: 0 E: 0 LOB: 0 K: 1 BB: 0 S: 9 P: 11	R: 0 H: 1 E: 0 LOB: 2 K: 0 BB: 1 S: 14 P: 23	R: 0 H: 0 E: 0 LOB: 0 K: 0 BB: 0 S: 3 P: 7	R: 2 H: 2 E: 0 LOB: 0 K: 1 BB: 0 S: 13 P: 20

1B: 2	SF: 0	WP: 0	PA: 34
2B: 2	SAC: 0	PB: 0	
3B: 0	DP: 0	SB: 1	
HR: 1	HBP: 0	CS: 0	

PITCHER		IP	WLS	BF	H	R	ER	SO	BB	IBB	HBP	BLK	WP	HR	S	P	ERA	WHIP
47 Gio González, L ERA: 3.09	(1, 1)	7.0	W	26	3	0	0	7	2	0	0	0	0	0	84	119	0.00	0.714
46 Ian Krol, L ERA: 1.54	(8, 1)	2.0		8	2	2	2	1	0	0	0	0	0	1	16	27	9.00	1.000

PITCHER	IP	WLS	BF	H	R	ER	SO	BB	IBB	HBP	BLK	WP	HR	S	P	ERA	WHIP

Batter	1	2	3	4	5	6	7	8	9	10	11	12	13	AB	R	H	RBI	BB	SO	LOB
8 Gerardo Parra, L (1, 9) OBP: 0.360, SLG: 0.451	X CH 81 0-0 G3	B CU 71 X CH 80 1-0 G4-3 2-3			C CH 79 B SI 85 X CH 79 1-1 G6-3		C FF 90 X CU 76 0-1 1B		C FF 92 F FF 92 B CU 77 S SL 87 1-3 K			S FS 85 B FS 85 C FF 92 X FS 85 1-2 1B		4	0	1	0	0	0	1
13 Jason Kubel, L (8, 7) OBP: 0.330, SLG: 0.384														2	0	1	0	0	1	0
2 Aaron Hill, R (1, 4) OBP: 0.408, SLG: 0.557	C FF 82 B SL 77 C FC 83 H CH 78 2-2 44 HR HBP	B FC 84 F FF 85 F FF 86 X CU 73 1-2 3-H 1B			B SI 86 X CH 80 1-0 44 F9 2B		1 SAFE C FC 89 X FF 90 0-1 L8		B FF 93 C SL 86 X FF 93 1-1 1B			C FF 92 F FF 92 F FF 92 B SL 83 B SL 84 X FF 93 2-2 F7		5	1	3	1	0	0	2
44 Paul Goldschmidt, R (1, 3) OBP: 0.382, SLG: 0.557	C FF 85 B FC 82 1 SAFE B FC 81 X FF 85 2-1 1-H HR	C FF 86 1 SAFE B FC 85 B SL 79 1 SAFE F FC 84 S FC 84 2-3 K			F FC 84 B FC 84 B CH 80 X FC 84 2-1 F9 2-3		1 SAFE C FC 88 F FC 89 S FC 90 0-3 K		B SL 88 1 SAFE C FF 94 F FF 94 B SL 89 S SL 89 2-3 K			S SL 83 S SL 84 B SL 84 D SL 83 C FF 93 2-3 K		6	1	1	2	0	4	5
26 Miguel Montero, L (1, 2) OBP: 0.307, SLG: 0.316 55 Josh Collmenter, R (12, 1) OBP: 0.167, SLG: 0.167	C SI 85 S CU 71 B CH 77 X CH 79 1-2 F7	C SI 84 B CU 72 C CU 72 B SI 86 B FF 85 F CH 81 F FF 87 B FF 86 4-2 7 G6-4-3 BB			X CU 74 0-0 G4-3		1 SAFE B FF 92 S FC 89 1 SAFE F FF 88 B FC 90 X FC 89 2-2 G4-3			F FF 92 B KC 81 B FF 92 S FF 94 X KC 82 2-2 F7		C FF 91 X FS 85 0-1 G6-3		5	0	0	0	1	0	3
														0	0	0	0	0	0	0
7 Cody Ross, R (1, 7) OBP: 0.320, SLG: 0.370 (8, 9)	B SI 85 C CU 70 B FF 86 B FC 82 S SL 78 B CU 72 4-2 12 1B BB	C FC 84 C FF 86 X FC 82 0-2 G6-4-3 1-2f				C CU 69 S FF 82 F CH 79 X FC 84 0-2 2B		C FF 88 F CU 75 X CU 79 0-2 F9		B FF 92 B FF 94 F FF 94 F KC 86 F KC 83 X FF 93 2-2 F8			B SL 82 X FF 91 1-0 HR	5	1	2	1	1	0	1
12 Eric Chavez, L (1, 5) OBP: 0.353, SLG: 0.552	C SI 86 X CH 79 0-1 11 FC6-4 1-2 1B	B FF 86 B FF 86 F FC 84 F FC 84 F CU 71 F FC 82 F FF 86 X CH 81 2-2 G4-3				F SI 85 CH 80 F FF 86 D CH 76 B FC 84 X FF 86 3-2 G5-3		C FF 90 B CU 76 F FF 91 B FF 92 B CU 80 F FC 88 F FC 88 X FF 90 3-2 G4-3		C FF 93 B FF 94 C FF 95 B FF 92 F KC 86 F FF 99 X KC 85 2-2 F8			B FF 90 S FF 90 F FS 84 X FS 84 1-2 G4-3	6	0	1	0	0	0	1
11 AJ Pollock, R (1, 8) OBP: 0.292, SLG: 0.418	C FC 84 B CU 72 X FC 83 1-1 FC6-4 1-2f		S CH 79 F FC 83 C FC 84 0-3			L FC 84 B FC 84 B CU 72 X SL 78 2-1 P5		C CU 74 X FC 89 0-1 2B			C FF 93 F KC 81 X FF 93 0-2 L9		S SL 82 B SL 82 F FF 91 B SL 82 B SL 82 B FF 91 4-2 BB	5	0	1	0	1	1	3
1 Didi Gregorius, L (1, 6) OBP: 0.348, SLG: 0.412		B SI 85 X CU 70 1-1 8 G4-3 36 SH1-3 2 1B 1B		C SI 86 B CH 78 C CH 80 B SI 86 B CH 81 X FF 87 3-2 F7		I IN 63 I IN 68 I IN 67 I IN 64 4-0 IBB		B FF 92 X FF 92 1-0 P2			S FS 89 S FF 98 X FF 95 0-2 G6-3		B FF 89 F FF 90 B FF 90 1 SAFE S FF 89 F FF 91 X FS 84 2-2 L6	5	1	1	0	1	0	2
36 Wade Miley, L 29 Brad Ziegler, R 21 Heath Bell, R 30 David Hernandez, R 14 Martin Prado, R 40 J.J. Putz, R 34 Chaz Roe, R 49 Tony Sipp, L 27 Wil Nieves, R DP: 0 PO: 0 SB: 0	1 SAFE X FF 84 0-0 SH1-3 1-2		B FF 84 X FF 84 1-0 L5		S CH 80 B FF 86 B CH 81 X FF 85 2-1 L4				C FF 82 B SL 87 B SL 88 X FF 94 2-1 G6-3		C FF 94 S FF 96 S FF 98 0-3 K		B FF 90 F FF 90 1 SAFE F FF 90 1 SAFE P PO 86 X SL 80 2-2 G5-3	2 0 0 0 0 0 2 0 0 0 0 0 0 0 0 0 0 0 0 0 0 0 0 0 0 0 0 0 1 0 0 0 0 0 0 0 0 0 0 0 0 0 1 0 0 0 0 1 0 0 0 0 0 0 0 0 1 0 0 0 0 0 1						
Inning Stats	R: 2 E: 0 K: 0 S: 14 H: 2 LOB: 2 BB: 1 P: 24	R: 1 E: 0 K: 1 S: 10 H: 2 LOB: 1 BB: 0 P: 15	R: 0 E: 0 K: 0 S: 13 H: 0 LOB: 0 BB: 1 P: 19	R: 0 E: 0 K: 1 S: 7 H: 0 LOB: 0 BB: 0 P: 11	R: 0 E: 0 K: 0 S: 6 H: 1 LOB: 1 BB: 0 P: 10	R: 0 E: 0 K: 0 S: 11 H: 1 LOB: 2 BB: 1 P: 22	R: 0 E: 0 K: 1 S: 10 H: 1 LOB: 1 BB: 0 P: 12	R: 0 E: 0 K: 0 S: 11 H: 1 LOB: 1 BB: 0 P: 15	R: 0 E: 0 K: 2 S: 10 H: 1 LOB: 1 BB: 0 P: 16	R: 0 E: 0 K: 0 S: 12 H: 0 LOB: 0 BB: 0 P: 18	R: 0 E: 0 K: 1 S: 9 H: 0 LOB: 0 BB: 0 P: 9	R: 0 E: 0 K: 1 S: 12 H: 1 LOB: 1 BB: 0 P: 17	R: 1 E: 0 K: 0 S: 14 H: 1 LOB: 1 BB: 1 P: 23	1B: 6 2B: 3 3B: 0 HR: 2 SF: 0 SAC: 1 DP: 1 HBP: 1	WP: 0 PB: 0 SB: 0 CS: 0 PA: 54					

PITCHER		IP	WLS	BF	H	R	ER	SO	BB	IBB	HBP	BLK	WP	HR	S	P	ERA	WHIP
38 Shaun Marcum, R ERA: 5.03	(1, 1)	6.0		27	6	3	3	2	2	1	1	0	0	1	61	101	4.50	1.333
52 Carlos Torres, R ERA: 0.84	(7, 1)	1.2		7	2	0	0	1	0	0	0	0	0	0	20	25	0.00	1.200
66 Josh Edgin, L ERA: 5.94	(8, 1)	0.1		1	0	0	0	0	0	0	0	0	0	0	1	2	0.00	0.000
32 LaTroy Hawkins, R ERA: 3.15	(9, 1)	1.0		4	1	0	0	2	0	0	0	0	0	0	10	16	0.00	1.000
39 Bobby Parnell, R ERA: 2.68	(10, 1)	2.0		6	0	0	0	1	0	0	0	0	0	0	21	27	0.00	0.000

PITCHER		IP	WLS	BF	H	R	ER	SO	BB	IBB	HBP	BLK	WP	HR	S	P	ERA	WHIP
30 David Aardsma, R ERA: 2.25	(12, 1)	2.0	W	9	2	1	1	1	1	0	0	0	0	1	26	40	4.50	1.500

Arizona Diamondbacks @ New York Mets

Citi Field, Flushing, NY

Mon Jul 01 2013, 7:11 PM - 12:25 AM EDT

Att. 22,240 - Cloudy - 73 F

TOP

livebaseballscorecards.com

AB	48
R	4
H	11
RBI	4
BB	4
SO	7
LOB	21

Arizona Diamondbacks @ New York Mets

Citi Field, Flushing, NY

Mon Jul 01 2013, 7:11 PM - 12:25 AM EDT

Att. 22,240 - Cloudy - 73 F

livebaseballscorecards.com

BOTTOM

Batter	1	2	3	4	5	6	7	8	9	10	11	12	13	AB	R	H	RBI	BB	SO	LOB
22 Eric Young Jr., S (1, 7) (10, 8) OBP: 0.312, SLG: 0.369	4-2 28 CS BB	3-3 K			2-0 L3		4-1 28 G3 5 1B BB	3-2 28 WP 2B 3-H		0-1 G4-3 2-3		1-2 1B		5	1	2	1	2	1	3
28 Daniel Murphy, L (1, 4) OBP: 0.311, SLG: 0.396	0-1 G6-3 1-2	2-3 K			2-1 5 BB 1B		0-0 G3 1-2	2-0 F7 2-3		1-0 F9		2-3 K		7	0	1	0	0	2	7
5 David Wright, R (1, 5) OBP: 0.393, SLG: 0.520	1-1 13 BB 6 1B 1B		1-3 K		4-1 1-2 BB		1-0 13 FC6-4 6 1B 2-H 1B		1-1 G5-3		4-2 20 BB 13 G5-3 BB	1-1 F8		5	0	2	1	2	1	1
6 Marlon Byrd, R (1, 9) OBP: 0.313, SLG: 0.489	1-0 13 BB 1-2 1B		0-2 F8		0-1 F9		1-1 13 FC6-4 1-2 1B		1-2 13 E 2B		0-3 K		0-3 K	7	1	3	0	0	2	3
13 Josh Satin, R (1, 3) OBP: 0.511, SLG: 0.553	4-2 1-2 2-3 BB		3-2 G6-3			0-0 12 WP 2B	2-1 FC6-4 1-2f 2-3			1-1 E2 2-H 1B	0-1 G5-3 1-2		2-2 SH3-4 30 1B 2B	6	1	3	1	1	0	3
44 John Buck, R (1, 2) OBP: 0.271, SLG: 0.382	1-3 K		2-3 K			0-3 K	1-1 P3	4-2 3 2-6 BB			4-0 20 BB IBB		4-0 30 1B SH3-4 IBB	4	1	0	0	3	3	6
12 Juan Lagares, R (1, 8) OBP: 0.240, SLG: 0.336		0-1 3 1B 2B		1-2 L7		1-3 K 2-3		3-2 P4	X FF 89	0-0 F9	4-2 1-2 2-3 BB		0-1 SH3-4 1-2 2-3	5	0	1	0	0	1	3
39 Bobby Parnell, R (10, 1)														0	0	0	0	0	0	0
20 Anthony Recker, R (11, PH) OBP: 0.241, SLG: 0.333														0	0	0	0	1	0	0
30 David Aardsma, R (12, 1)														0	0	0	0	0	0	0
Matt Harvey, R (13, PH) OBP: 0.128, SLG: 0.179														0	0	0	0	0	0	0
3 Omar Quintanilla, L (1, 6) OBP: 0.314, SLG: 0.387		2-1 38 SH1-3 2-3 1B		2-1 G4-3		4-1 BB		0-2 22 2B 3B	1-1 2-6 1-2	1-1 22 G4-3 30 SH1 1B	2-2 L3		4-0 30 1B IBB	5	1	3	0	2	0	3
38 Shaun Marcum, R (1, 1) OBP: 0.190, SLG: 0.200	0-1 SH1-3 1-2				2-2 F7	3-3 K		2-0 P3		1-1 SH1 1-2			0-2 1-2 2-H 3-H 1B	1	0	0	0	0	0	0
19 Zach Lutz, R (6, PH) OBP: 0.500, SLG: 0.250														0	0	0	0	0	0	0
9 Kirk Nieuwenhuis, L (6, PH) OBP: 0.208, SLG: 0.213														1	0	0	0	0	1	2
52 Carlos Torres, R (7, 1)														0	0	0	0	0	0	0
66 Josh Edgin, R (8, 1)														0	0	0	0	0	0	0
1 Jordany Valdespin, L (8, PH) OBP: 0.261, SLG: 0.331														1	0	0	0	0	0	1
32 LaTroy Hawkins, R (9, 1)														0	0	0	0	0	0	0
30 Andrew Brown, R (10, 7) OBP: 0.273, SLG: 0.516														2	0	1	2	0	0	0
Inning Stats	R: 0 E: 0 K: 1 S: 17 H: 2 LOB: 3 BB: 2 P: 28	R: 0 E: 0 K: 2 S: 12 H: 2 LOB: 2 BB: 0 P: 19	R: 0 E: 0 K: 1 S: 11 H: 0 LOB: 0 BB: 0 P: 15	R: 0 E: 0 K: 1 S: 9 H: 0 LOB: 0 BB: 0 P: 14	R: 0 E: 0 K: 0 S: 9 H: 1 LOB: 2 BB: 1 P: 19	R: 0 E: 0 K: 3 S: 13 H: 1 LOB: 2 BB: 1 P: 21	R: 1 E: 0 K: 0 S: 9 H: 2 LOB: 2 BB: 1 P: 18	R: 1 E: 0 K: 0 S: 13 H: 2 LOB: 1 BB: 0 P: 23	R: 1 E: 1 K: 0 S: 11 H: 2 LOB: 2 BB: 1 P: 19	R: 0 E: 0 K: 0 S: 7 H: 1 LOB: 1 BB: 0 P: 10	R: 0 E: 0 K: 1 S: 14 H: 0 LOB: 3 BB: 3 P: 28	R: 0 E: 0 K: 1 S: 12 H: 1 LOB: 1 BB: 0 P: 18	R: 2 E: 0 K: 1 S: 12 H: 2 LOB: 2 BB: 2 P: 22	1B: 10 2B: 5 3B: 1 HR: 0	SF: 0 SAC: 3 DP: 0 HBP: 0	WP: 2 PB: 0 SB: 0 CS: 1	PA: 63						

PITCHER		IP	WLS	BF	H	R	ER	SO	BB	IBB	HBP	BLK	WP	HR	S	P	ERA	WHIP
36 Wade Miley, L	(1, 1)	5.2		26	6	0	0	7	4	0	0	0	1	0	68	110	0.00	1.765
ERA: 4.29																		
29 Brad Ziegler, R	(6, 1)	0.2	H	5	2	1	1	1	1	0	0	0	0	0	8	17	13.50	4.500
ERA: 2.08																		
21 Heath Bell, R	(7, 1)	0.2	H	2	0	0	0	0	0	0	0	0	0	0	4	7	0.00	0.000
ERA: 4.6																		
30 David Hernandez, R	(8, 1)	1.0	H	5	2	1	1	0	0	0	0	0	1	0	13	23	9.00	2.000
ERA: 4.71																		
40 J.J. Putz, R	(9, 1)	1.0	B	6	2	1	1	0	1	0	0	0	0	0	11	19	9.00	3.000
ERA: 4.5																		

PITCHER		IP	WLS	BF	H	R	ER	SO	BB	IBB	HBP	BLK	WP	HR	S	P	ERA	WHIP
34 Chaz Roe, R	(10, 1)	1.2		9	1	0	0	1	2	1	0	0	0	0	17	32	0.00	1.800
ERA:																		
49 Tony Sipp, L	(11, 1)	1.0		4	1	0	0	1	0	0	0	0	0	0	14	21	0.00	1.000
ERA: 4.38																		
55 Josh Collmenter, R	(12, 1)	1.0	L	7	2	2	2	1	0	2	0	0	0	0	14	25	18.00	2.000
ERA: 2.58																		

AB	49
R	5
H	16
RBI	5
BB	11
SO	11
LOB	32

Arizona Diamondbacks @ New York Mets

Citi Field, Flushing, NY

Tue Jul 02 2013, 7:12 PM - 11:17 PM EDT

Att. 21,500 - Cloudy - 79 F

TOP

livebaseballscorecards.com

Batter	1	2	3	4	5	6	7	8	9	AB	R	H	RBI	BB	SO	LOB
11 AJ Pollock, R (1, 8) OBP: 0.287, SLG: 0.411	B FF 90 C FF 92 F SI 91 B CU 78 X FF 92 2-2 ① F8		X FF 90 0-0 ① G5-3		B FF 90 C FF 91 B CU 77 F SI 91 C CU 77 2-3 ③ K			C FF 91 X FF 91 0-1 ① G5-3		4	0	0	0	0	1	0
2 Aaron Hill, R (1, 4) OBP: 0.387, SLG: 0.523	C FF 92 X FF 92 0-1 ② P2		C FF 91 C CU 77 B FF 91 X SL 86 1-2 ② G4-3			B CU 75 F SI 89 F CH 84 X FF 91 1-2 ① F9		C FF 91 X SL 88 0-1 ② G6-3		4	0	0	0	0	0	0
44 Paul Goldschmidt, R (1, 3) OBP: 0.380, SLG: 0.553 34 Chaz Roe, R (8, 1)	C FF 91 F FF 92 S FF 93 0-3 ③ K		C FF 91 X FF 91 0-1 ③ F9			X FF 91 0-0 ② L5		C FF 92 B CU 79 X FF 91 1-1 1B		4 0	0 0	1 0	0 0	0 0	1 0	0 0
26 Miguel Montero, L (1, 2) OBP: 0.306, SLG: 0.319		C FF 90 F FF 91 B FF 92 B SL 85 F CH 85 B FF 92 X FF 92 3-2 ① L9		F CH 83 X CH 84 0-1 ① G3-1		B SI 90 S FF 90 B CH 84 X CH 83 2-1 2B		F FF 91 B FF 91 B CH 86 B FF 93 F FF 92 X SL 88 3-2 ③ G3		4	0	1	0	0	0	1
7 Cody Ross, R (1, 9) OBP: 0.314, SLG: 0.364		C FF 92 T FF 92 S SL 86 0-3 ② K		B CU 75 C CU 75 F CU 75 B FF 91 C FF 92 2-3 ② K		B SL 83 F FF 90 X FF 89 1-1 ③ L9			X FF 90 0-0 ① F9	4	0	0	0	0	2	1
13 Jason Kubel, L (1, 7) OBP: 0.339, SLG: 0.386		B FF 92 B CH 85 X SI 90 2-0 14 2B 1B		B FF 91 B CH 84 S FF 91 B CH 84 F FF 92 B FF 92 4-2 BB			B FF 89 B CU 74 F CH 83 S FF 90 F CU 75 X FF 90 2-2 ① G5-3		C SI 89 B CU 77 F CU 78 B FC 86 B SI 88 B SI 88 4-2 14 1B BB	2	0	1	0	2	0	0
14 Martín Prado, R (1, 5) OBP: 0.301, SLG: 0.365		B FF 91 X FF 91 1-0 1-3 2B		B SL 82 C SL 84 B FF 91 B SL 83 X FF 92 3-1 ③ F8			C FF 90 X FF 90 0-1 HR		X FF 89 0-0 1-2 1B	4	1	3	1	0	0	1
1 Didi Gregorius, L (1, 6) OBP: 0.346, SLG: 0.407		I IN 74 I IN 77 I IN 78 I IN 79 4-0 IBB			F FF 89 F FF 90 B SL 83 X FF 92 1-2 ① F9		T FF 90 B CH 83 X CH 83 1-1 ② G4-3		S CU 76 F FF 89 C FC 87 0-3 ② K	3	0	0	0	1	1	2
46 Patrick Corbin, L (1, 1) OBP: 0.128, SLG: 0.179 29 Brad Ziegler, R (7, 1) 38 Will Harris, R (7, 1) 12 Eric Chavez, L (8, 3) OBP: 0.350, SLG: 0.548		C FF 91 B CU 77 B FF 92 C FF 92 F FF 92 F FF 93 C FF 92 2-3 ③ K			X FF 91 0-0 ② F8		F SI 89 F FF 91 S CU 76 0-3 ③ K		X SI 88 0-0 ③ P6	3 0 0 1	0 0 0 0	0 0 0 0	0 0 0 0	0 0 0 0	2 0 0 0	3 0 0 2

Inning Stats										
	R: 0 E: 0 K: 1 S: 8	H: 0 LOB: 0 BB: 0 P: 10	R: 0 E: 0 K: 2 S: 14	H: 2 LOB: 3 BB: 1 P: 26	R: 0 E: 0 K: 0 S: 6	H: 0 LOB: 0 BB: 0 P: 7	R: 0 E: 0 K: 1 S: 9	H: 0 LOB: 1 BB: 1 P: 18	R: 0 E: 0 K: 1 S: 7	H: 0 LOB: 0 BB: 0 P: 10
	R: 0 E: 0 K: 0 S: 8	H: 1 LOB: 1 BB: 0 P: 12	R: 1 E: 0 K: 1 S: 11	H: 1 LOB: 0 BB: 0 P: 14	R: 0 E: 0 K: 0 S: 9	H: 1 LOB: 1 BB: 0 P: 13	R: 0 E: 0 K: 1 S: 8	H: 1 LOB: 2 BB: 1 P: 12	1B: 3 2B: 2 3B: 0 HR: 1	SF: 0 SAC: 0 DP: 0 HBP: 0

	AB	33
	R	1
	H	6
	RBI	1
	BB	3
	SO	7
	LOB	10

WP: 0 PA: 36
PB: 0
SB: 0
CS: 0

PITCHER		IP	WLS	BF	H	R	ER	SO	BB	IBB	HBP	BLK	WP	HR	S	P	ERA	WHIP
53 Jeremy Hefner, R ERA: 3.54	(1, 1)	7.0	W	27	4	1	1	6	1	1	0	0	0	1	63	97	1.29	0.714
32 LaTroy Hawkins, R ERA: 3.06	(8, 1)	1.0		4	1	0	0	0	0	0	0	0	0	0	9	13	0.00	1.000
34 Brandon Lyon, R ERA: 4.91	(9, 1)	1.0		5	1	0	0	1	1	0	0	0	0	0	8	12	0.00	2.000

PITCHER	IP	WLS	BF	H	R	ER	SO	BB	IBB	HBP	BLK	WP	HR	S	P	ERA	WHIP

Batter	1	2	3	4	5	6	7	8	9	AB	R	H	RBI	BB	SO	LOB
22 Eric Young Jr., S (1, 4) (8, 7) OBP: 0.311, SLG: 0.371	C SI 93 X SI 94 0-1 G6-3 ①		C SI 93 F CH 84 F SI 94 B SL 80 B SL 79 X SI 94 2-2 G4-3 ③			F SI 94 B SI 92 X FF 91 1-1 G5-3 ②	X SI 86 0-0 12 1B 2B 1-H 2-H			4	1	1	2	0	0	0
12 Juan Lagares, R (1, 8) OBP: 0.248, SLG: 0.349	B SI 94 X SI 94 1-0 G5-3 ②			C SI 91 X CH 82 0-1 G6-3 ①		C SI 93 B SI 94 B CH 87 X SI 92 2-1 2B ③	C FC 90 X CU 79 0-1 5 FC5-4 1B 2-H			4	0	2	1	0	0	0
5 David Wright, R (1, 5) OBP: 0.392, SLG: 0.517	B SI 94 X SI 95 1-0 G4-3 ③			C SI 93 B FF 92 X SI 92 1-1 F8 ②			F SI 91 F FF 90 B SI 92 B FC 87 B CH 83 X CH 83 3-2 6 2B 13 2B 1B C FF 91 F FF 90 B FC 87 B CU 89 B CH 83 X CU 79 3-2 FC5-4 6 FC6-4 1-2f		4	1	1	0	0	0	1
6 Marlon Byrd, R (1, 9) OBP: 0.312, SLG: 0.489		F SI 93 F SI 93 B SI 94 F FF 94 S CH 87 1-3 K ①		X SI 93 0-0 F7 ③			X SI 93 0-0 13 2B 20 1B 2B 1-3 C FC 91 F FC 92 X FC 91 0-2 FC6-4 1-2f			4	1	1	0	0	1	1
13 Josh Satin, R (1, 3) OBP: 0.510, SLG: 0.561		C SI 94 B SI 94 C SI 93 B SL 82 B SI 95 X SI 94 3-2 F9 ②			C CH 82 B SI 92 B SI 92 C CH 83 C SI 94 2-3 K ①		B FF 92 X FF 93 1-0 20 1B 3 1B 2B 2-3 3-H	B FF 91 B SI 91 B FF 90 C FF 90 F SL 91 B FF 89 4-2 20 G6-4-3 9 1B 3 1B BB		3	2	1	1	1	1	0
30 Andrew Brown, R (1, 7) OBP: 0.306, SLG: 0.515 32 LaTroy Hawkins, R (8, 1) 9 Kirk Nieuwenhuis, L (8, PH) OBP: 0.222, SLG: 0.229 34 Brandon Lyon, R (9, 1)		S CH 83 B FF 93 B FF 93 X SI 94 2-1 1B			B SI 92 B CH 81 S CH 86 X SI 94 2-1 F8 ②		B CH 85 F CH 86 B CH 84 B CH 80 F CH 80 B SI 92 4-2 20 1B 3 1B BB	B SI 88 C SI 91 X SI 90 1-1 20 G6-4-3 1-2 1B		2 0 1 0	1 0 0 0	1 0 1 0	0 0 0 0	1 0 0 0	0 0 0 0	0 0 0 0
20 Anthony Recker, R (1, 2) OBP: 0.258, SLG: 0.400	C SI 93 X SI 93 0-1 F9 ③			B CH 82 S CH 82 B SI 93 X CH 83 2-1 HR			B SI 85 B SI 86 X SI 86 2-0 3 1B 28 FC3-2 1B 1-2 2-3 3-H	B FF 91 C FF 91 X FF 90 1-1 G6-4-3 1-2f 2-3		4	1	2	2	0	0	3
3 Omar Quintanilla, L (1, 6) OBP: 0.320, SLG: 0.391			B FF 92 B FF 92 X SI 90 2-0 G1-3 ①		X FF 92 0-0 F7 ③		B SI 86 B SI 86 F SI 85 X SI 86 2-1 28 FC3-2 22 2B 1B 1-3 2-H 3-H	F FF 90 X SI 90 0-1 3-H 1B		4	1	2	3	0	0	0
53 Jeremy Hefner, R (1, 1) 28 Daniel Murphy, L (7, PH) OBP: 0.309, SLG: 0.393 (8, 4)			C SI 92 F SI 92 S SL 79 0-3 K ②			S SI 91 B SI 92 S SI 91 S SL 79 1-3 K ①	B SI 86 B CH 78 F SI 86 X SI 85 2-1 FC3-2 22 2B 1-2 3-H B ST 80 X FF 89 1-0 F9 ③			2 2	0 1	0 0	0 0	0 0	2 0	0 3
Inning Stats	R: 0 E: 0 K: 0 S: 4 H: 0 LOB: 0 BB: 0 P: 6	R: 0 E: 0 K: 1 S: 11 H: 1 LOB: 1 BB: 0 P: 17	R: 0 E: 0 K: 1 S: 8 H: 0 LOB: 0 BB: 0 P: 12	R: 0 E: 0 K: 0 S: 5 H: 0 LOB: 0 BB: 0 P: 6	R: 1 E: 0 K: 1 S: 8 H: 1 LOB: 0 BB: 0 P: 14	R: 0 E: 0 K: 1 S: 7 H: 1 LOB: 1 BB: 0 P: 11	R: 7 E: 0 K: 0 S: 21 H: 7 LOB: 1 BB: 1 P: 38	R: 1 E: 0 K: 0 S: 9 H: 2 LOB: 1 BB: 1 P: 16		1B: 7 2B: 4 3B: 0 HR: 1 SF: 0 SAC: 0 DP: 1 HBP: 0				WP: 0 PB: 0 SB: 0 CS: 0 PA: 36		

PITCHER		IP	WLS	BF	H	R	ER	SO	BB	IBB	HBP	BLK	WP	HR	S	P	ERA	WHIP
46 Patrick Corbin, L ERA: 2.49	(1, 1)	6.0	L	24	6	5	5	4	1	0	0	0	0	1	50	81	7.50	1.167
29 Brad Ziegler, R ERA: 2.75	(7, 1)	0.1		4	3	2	2	0	0	0	0	0	0	0	6	12	54.00	9.000
38 Will Harris, R ERA: 1.93	(7, 1)	0.2		3	1	1	1	0	0	0	0	0	0	0	8	11	13.50	1.500
34 Chaz Roe, R ERA: 3.38	(8, 1)	1.0		5	2	1	1	0	1	0	0	0	0	0	9	16	9.00	3.000

PITCHER	IP	WLS	BF	H	R	ER	SO	BB	IBB	HBP	BLK	WP	HR	S	P	ERA	WHIP

BOTTOM

Arizona Diamondbacks @ New York Mets

Citi Field, Flushing, NY

Tue Jul 02 2013, 7:12 PM - 11:17 PM EDT

Att. 21,500 - Cloudy - 79 F

livebaseballscorecards.com

AB	34
R	9
H	12
RBI	9
BB	2
SO	4
LOB	8

Arizona Diamondbacks @ New York Mets

Citi Field, Flushing, NY

Wed Jul 03 2013, 9:02 PM - 12:18 AM EDT

Att. 41,257 - Cloudy - 77 F

TOP

livebaseballscorecards.com

Batter	1	2	3	4	5	6	7	8	9	AB	R	H	RBI	BB	SO	LOB
19 Tony Campana, L (1, 8) (7, 7)	C FF 96 B FF 96 B FF 96 X FF 97 2-1 F8		X FF 96 0-0 ② F7		C FF 96 B FF 96 B CU 83 X FF 96 2-1 ② FC5-4 2 S 1-2f		C FF 95 B FF 94 B FF 94 F FF 94 B CU 85 B FF 96 4-2 2 1B 12 2B BB	C FF 92 L FF 94 C SL 81 0-3 ② K		4	1	0	0	1	1	1
2 Aaron Hill, R (1, 4) OBP: 0.388, SLG: 0.514	C FF 98 X SL 87 0-1 12 1B 1B		B FF 96 X FF 95 1-0 E5		1 SAFE C FF 96 D FF 95 S SL 92 S SL 92 1-3 ③ K 1-2		1 SAFE C FF 96 1 SAFE X SL 90 0-1 12 2B 26 SF9 1-2 1B	C FF 94 X CH 87 0-1 ③ G5-3		5	1	2	0	0	1	1
12 Eric Chavez, L (1, 3) OBP: 0.352, SLG: 0.550	S FF 96 X FF 96 0-1 26 BB 1-3 1B		B FF 96 C CU 83 S CH 89 S FF 96 1-3 ③ K			S FF 95 S CU 84 B CH 85 X CH 87 1-2 ① G6-3	F FF 96 X FF 96 0-1 26 SF9 1-3 2-H 2B		C SL 80 B FF 93 F SL 81 X SL 82 1-2 ① G3	5	0	2	1	0	1	1
26 Miguel Montero, L (1, 2) OBP: 0.314, SLG: 0.324	B FF 96 B CH 88 S SI 97 B CH 88 S FF 97 B FF 98 4-2 14 G6-3 1-2 BB			C CU 82 S CH 87 F FF 96 B CU 85 F FF 96 X CH 89 1-2 14 FC5-4 1B		S FF 96 B CU 84 F CU 84 B SL 91 F CU 85 B FF 97 F FF 98 F SL 90 F FF 98 4-2 B FF 97 14 1B 7 HR BB	C SI 88 X SL 80 0-1 ① SF9 2-3 3-H		B FF 92 C FF 92 X SL 82 1-1 14 G3-4-1 1B	2	1	2	1	2	0	0
14 Martín Prado, R (1, 5) OBP: 0.302, SLG: 0.363	S SL 91 B SL 92 X FF 98 1-1 ②③ G6-3 1-2f			B FF 94 B SL 90 X FF 96 2-0 ① FC5-4 7 FC6-4 1-2f		B SL 90 X SL 89 1-0 7 HR 1-2 1B	B SI 90 B SI 90 D CH 83 B CH 81 4-0 13 BB BB		C FF 94 D KC 84 C KC 86 B FF 93 X FF 97 2-2 ② G3-4-1 1-2	4	1	1	0	1	0	5
13 Jason Kubel, L (1, 7) 11 AJ Pollock, R (7, PR) OBP: 0.286, SLG: 0.410 (7, 8)		B CU 82 C CU 84 B CH 89 F FF 96 C CU 85 2-3 ① K		S FF 96 B FF 96 C CH 88 S FF 97 1-3 ② K		F CH 88 C FF 96 F FF 98 B SI 95 S CU 84 1-3 ② K	S SL 83 D SL 83 D SL 83 S SL 82 D CH 83 B SI 91 4-2 1-2 BB		X FF 95 0-0 ③ F8	3 1	0 0	0 0	0 0	1 0	3 0	3 1
7 Cody Ross, R (1, 9) OBP: 0.313, SLG: 0.375		B SL 90 B CU 85 F FF 97 B FF 98 F FF 96 S SL 92 3-3 ② K		B FF 96 X FF 96 1-0 ③ FC6-4 1-2f		B FF 97 X SL 90 1-0 1-H 2-H HR	D SL 83 F FF 91 S SL 83 X SL 83 1-2 ② F3			4	1	1	3	0	1	4
4 Cliff Pennington, S (1, 6) OBP: 0.297, SLG: 0.290		C FF 97 F FF 96 B FF 98 S FF 98 1-3 ③ K			C CU 82 F CH 86 X FF 96 0-2 ① P2	T FF 97 X CU 84 0-1 1B	B FF 91 C FF 90 B FF 92 F FF 90 F FF 92 F FS 84 S FF 91 2-3 ③ K			4	0	1	0	0	2	3
48 Randall Delgado, R (1, 1) OBP: 0.333, SLG: 0.333 44 Paul Goldschmidt, R (8, PH) OBP: 0.379, SLG: 0.551 30 David Hernandez, R (8, 1) 21 Heath Bell, R (9, 1)			C FF 94 F SL 89 F CU 86 F FF 96 S SL 90 0-3 ① K		B FF 96 X FF 96 1-0 19 FC5-4 1B	S SL 89 S SL 90 S SL 90 0-3 ③ K		X FF 92 0-0 ① F8		3 1 0 0	0 0 0 0	1 0 0 0	0 0 0 0	2 0 0 0	2 0 0 0	1 0 0 0

	AB	36
	R	5
	H	10
	RBI	5
	BB	5
	SO	11
	LOB	20

Inning Stats																																
	R: 0	E: 0	K: 0	S: 10	H: 2	LOB: 2	BB: 1	P: 17	R: 0	E: 0	K: 3	S: 9	H: 0	LOB: 0	BB: 0	P: 15	R: 0	E: 1	K: 2	S: 10	H: 0	LOB: 1	BB: 0	P: 12	R: 0	E: 0	K: 1	S: 10	H: 1	LOB: 1	BB: 0	P: 15
	R: 0	E: 0	K: 1	S: 9	H: 1	LOB: 1	BB: 0	P: 13	R: 3	E: 0	K: 2	S: 20	H: 3	LOB: 3	BB: 1	P: 28	R: 2	E: 0	K: 1	S: 18	H: 2	LOB: 3	BB: 3	P: 33	R: 0	E: 0	K: 1	S: 6	H: 0	LOB: 0	BB: 0	P: 6
	R: 0	E: 0	K: 0	S: 9	H: 1	LOB: 1	BB: 0	P: 13	1B: 8	2B: 1	3B: 0	HR: 1	SF: 1	SAC: 0	DP: 1	HBP: 0	WP: 0	PB: 0	SB: 1	CS: 0	PA: 42											

PITCHER		IP	WLS	BF	H	R	ER	SO	BB	IBB	HBP	BLK	WP	HR	S	P	ERA	WHIP
33 Matt Harvey, R ERA: 2.27	(1, 1)	6.0	L	30	9	5	5	9	3	0	0	0	0	1	74	110	7.50	2.000
56 Scott Rice, L ERA: 4.41	(7, 1)	0.1		3	0	0	0	0	2	0	0	0	0	0	4	12	0.00	6.000
30 David Aardsma, R ERA: 2.13	(7, 1)	0.2		2	0	0	0	1	0	0	0	0	0	0	8	11	0.00	0.000
66 Josh Edgin, L ERA: 5.5	(8, 1)	1.1		5	1	0	0	1	0	0	0	0	0	0	11	13	0.00	0.750
39 Bobby Parnell, R ERA: 2.63	(9, 1)	0.2		2	0	0	0	0	0	0	0	0	0	0	4	6	0.00	0.000

PITCHER	IP	WLS	BF	H	R	ER	SO	BB	IBB	HBP	BLK	WP	HR	S	P	ERA	WHIP

BOTTOM

Batter	1	2	3	4	5	6	7	8	9	AB	R	H	RBI	BB	SO	LOB
22 Eric Young Jr., S (1, 7) OBP: 0.314, SLG: 0.373	C SI 90 C SI 93 B FF 94 F CH 84 B SI 93 X CH 84 2-2 5 G5-4-3 1B	C SI 93 F SI 94 B FF 94 F FF 94 B CH 85 X CH 83 2-2 ③ G4-3	C SI 92 X CH 82 0-1 6 FC5-4 1B	B SI 95 C FF 94 F FF 94 B CU 82 X FF 94 2-2 ② G4-3		4	0	2	0	0	0	0
28 Daniel Murphy, L (1, 4) OBP: 0.311, SLG: 0.404	X SI 91 0-0 ① P5	C SI 89 B SI 92 B SI 90 X SI 92 2-1 ① 1B	C CH 80 1 SAFE 1 SAFE 1 SAFE X SI 91 0-1 ① P4	F FF 94 B FF 95 X FF 94 1-1 HR		4	1	2	1	0	0	2
5 David Wright, R (1, 5) OBP: 0.393, SLG: 0.530	B SI 92 F CH 81 X SI 92 1-1 ② ③ G5-4-3 1-2f	B CU 80 B CH 82 B SI 92 C SI 92 S CH 82 X CH 82 3-2 HR	C FF 88 1 SAFE B SI 89 B SI 90 X CH 82 2-1 ② F7	S FF 96 B FF 96 B FF 96 X SI 95 2-1 2B		4	1	2	1	0	0	2
6 Marlon Byrd, R (1, 9) OBP: 0.311, SLG: 0.485 39 Bobby Parnell, R (9, 1)	F SI 91 C CU 80 F FF 93 F CH 83 B FF 93 F SI 92 X CU 81 1-2 1B	B CU 79 S SI 91 X SI 92 1-1 ② G6-3	1 SAFE B CH 80 S SI 92 1 SAFE X SI 91 1-1 ③ FC5-4 1-2f	B FF 96 F FF 95 S CU 82 D CU 83 X CU 82 2-2 ③ F7		4 0	0 0	1 0	0 0	0 0	0 0	2 0
13 Josh Satin, R (1, 3) OBP: 0.491, SLG: 0.600	B SI 92 C SI 91 X SI 90 1-1 ① F8	B CH 82 B CH 82 C SI 93 B SI 94 C SI 93 F SI 93 F SI 93 F CH 82 X SI 92 3-2 HR	C FF 91 B SI 90 C CU 78 F CH 81 F CH 81 B SI 93 B CU 80 C FF 93 3-3 ① K	B FF 92 B SI 92 B FF 91 C SI 92 C SI 92 S SI 93 3-3 ① K		4	1	1	1	0	2	1
9 Kirk Nieuwenhuis, L (1, 8) OBP: 0.224, SLG: 0.231	C SI 92 F SI 91 B SI 91 S SI 91 1-3 ② K	B SI 92 S CH 82 S CH 83 B FF 92 C FF 93 2-3 ③ K	X SI 89 0-0 1B	F FF 93 B FF 94 B SI 93 F FF 93 X SI 94 2-2 ② P5		4	0	1	0	0	2	1
44 John Buck, R (1, 2) OBP: 0.271, SLG: 0.380	C CU 79 F SI 90 D CH 82 F CH 82 B FF 93 D FF 91 S CH 81 3-3 ③ K	B SI 90 C SI 93 X SI 92 1-1 ① L5	X FF 90 0-0 ② F9	C FF 94 X FF 95 0-1 1B		4	0	1	0	0	1	2
3 Omar Quintanilla, L (1, 6) OBP: 0.312, SLG: 0.381 66 Josh Edgin, R (8, 1) 30 Andrew Brown, R (9, 9) OBP: 0.297, SLG: 0.500	C SI 93 S CH 83 S CH 84 0-3 ① K	F FF 93 M CH 82 S CH 83 0-3 ② K	B CH 79 S CH 80 S CH 81 1 SAFE B CH 82 S CH 80 2-3 ③ K	C FF 94 B CU 83 B CU 83 S SI 94 X SI 95 2-2 ③ L8		3 0 1	0 0 0	0 0 0	0 0 0	0 0 0	3 0 0	1 0 1
33 Matt Harvey, R (1, 1) OBP: 0.122, SLG: 0.171 56 Scott Rice, L (7, 1) 30 David Aardsma, R (7, 1) 1 Jordany Valdespin, L (8, 6) OBP: 0.259, SLG: 0.328	C SI 91 F SI 91 S CU 80 0-3 ② K	C SI 91 B CU 80 C SI 92 S CH 83 1-3 ③ K	C FF 94 X CH 86 0-1 ① G6-3			2 0 0 1	0 0 0 0	0 0 0 0	0 0 0 0	2 0 0 0	0 0 0 0	0 0 0 0

Arizona Diamondbacks @ New York Mets
Citi Field, Flushing, NY
Wed Jul 03 2013, 9:02 PM - 12:18 AM EDT
Att. 41,257 - Cloudy - 77 F

livebaseballscorecards.com

AB	35
R	3
H	10
RBI	3
BB	0
SO	10
LOB	12

Inning Stats	1	2	3	4	5	6	7	8	9
	R: 0 E: 0 K: 0 S: 7 H: 1 LOB: 0 BB: 0 P: 10	R: 0 E: 0 K: 2 S: 15 H: 1 LOB: 1 BB: 0 P: 21	R: 0 E: 0 K: 2 S: 10 H: 0 LOB: 0 BB: 0 P: 12	R: 2 E: 0 K: 1 S: 16 H: 3 LOB: 0 BB: 0 P: 27	R: 0 E: 0 K: 2 S: 8 H: 0 LOB: 0 BB: 0 P: 10	R: 0 E: 0 K: 0 S: 8 H: 1 LOB: 1 BB: 0 P: 11	R: 0 E: 0 K: 2 S: 10 H: 1 LOB: 1 BB: 0 P: 15	R: 1 E: 0 K: 0 S: 12 H: 2 LOB: 1 BB: 0 P: 19	R: 0 E: 0 K: 1 S: 11 H: 1 LOB: 1 BB: 0 P: 18

| | | |

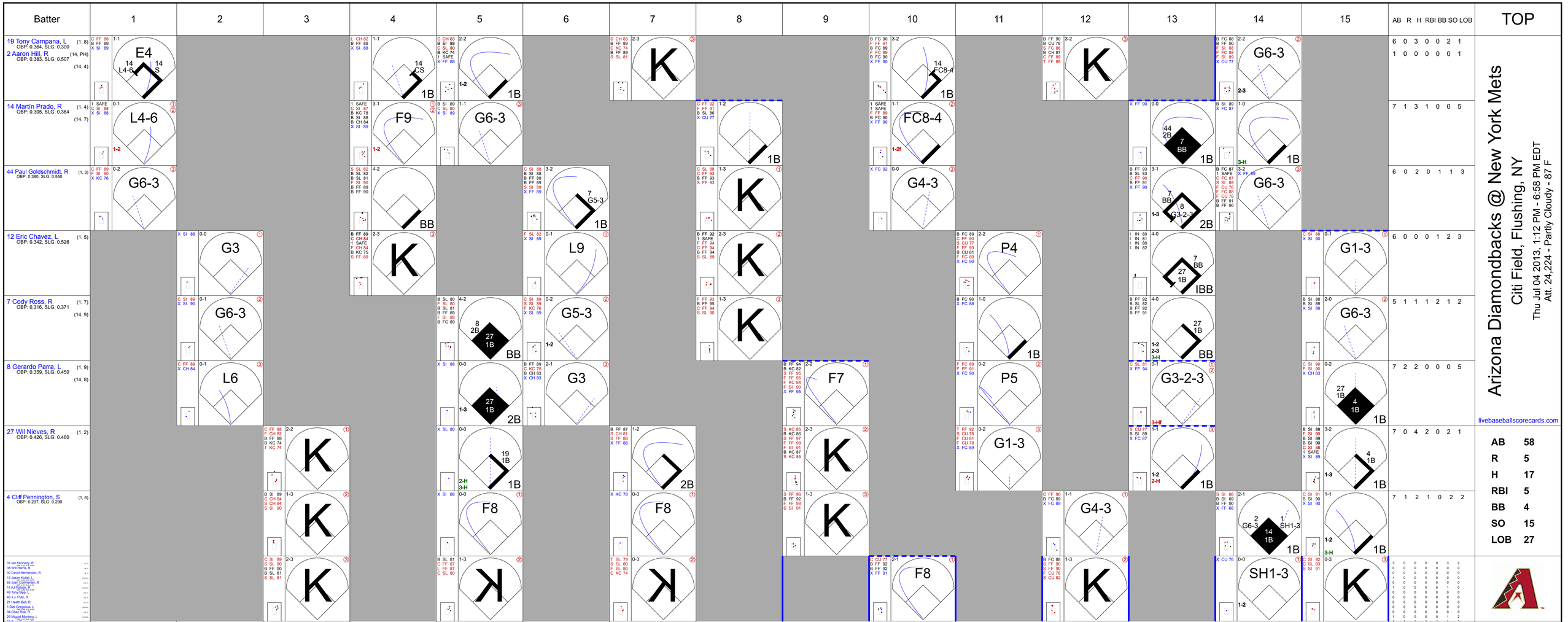
Batter
1
2
3
4
5
6
7
8
9
10
11
12
13
14
15
AB R H RBI BB SO LOB
TOP
19 Tony Campana, L (1, 8) OBP: 0.364, SLG: 0.300
2 Aaron Hill, R (14, PH) OBP: 0.383, SLG: 0.507 (14, 4)
14 Martin Prado, R (1, 4) OBP: 0.305, SLG: 0.364 (14, 7)
44 Paul Goldschmidt, R (1, 3) OBP: 0.380, SLG: 0.550
12 Eric Chavez, L (1, 5) OBP: 0.342, SLG: 0.526
7 Cody Ross, R (1, 7) OBP: 0.316, SLG: 0.371 (14, 9)
8 Gerardo Parra, L (1, 9) OBP: 0.359, SLG: 0.450 (14, 8)
27 Wil Nieves, R (1, 2) OBP: 0.426, SLG: 0.460
4 Cliff Pennington, S (1, 6) OBP: 0.297, SLG: 0.290
31 Ian Kennedy, R
38 Will Harris, R
30 David Hernandez, R
13 Jason Kubel, L
55 Josh Collmenter, R
11 AJ Pollock, R
49 Tony Sipp, L
40 J.J. Putz, R
21 Heath Bell, R
1 Didi Gregorius, L
34 Chad Rice, R
26 Miguel Montero, L
Inning Stats
Arizona Diamondbacks @ New York Mets
Citi Field, Flushing, NY
Thu Jul 04 2013, 1:12 PM - 6:58 PM EDT
Att. 24,224 - Partly Cloudy - 87 F
livebaseballscorecards.com
AB 58
R 5
H 17
RBI 5
BB 4
SO 15
LOB 27
PITCHER IP WLS BF H R ER SO BB IBB HBP BLK WP HR S P ERA WHIP
35 Dillon Gee, R (1, 1) ERA: 4.45 7.0 28 6 2 2 7 2 0 0 0 0 0 65 97 2.57 1.143
32 LaTroy Hawkins, R (8, 1) ERA: 2.97 1.0 4 1 0 0 3 0 0 0 0 0 0 12 17 0.00 1.000
39 Bobby Parnell, R (9, 1) ERA: 2.56 1.0 3 0 0 0 2 0 0 0 0 0 0 13 18 0.00 0.000
52 Carlos Torres, R (10, 1) ERA: 0.66 3.0 11 2 0 0 2 0 0 0 0 0 0 31 45 0.00 0.667
30 David Aardsma, R (13, 1) ERA: 2.84 0.0 4 2 1 1 0 1 1 0 0 0 0 3 14 ∞ ∞
PITCHER IP WLS BF H R ER SO BB IBB HBP BLK WP HR S P ERA WHIP
66 Josh Edgin, L (13, 1) ERA: 5.3 0.2 1 0 0 0 0 0 0 0 0 0 0 0 2 2 0.00 0.000
34 Brandon Lyon, R (13, 1) ERA: 4.98 1.1 6 3 1 1 0 0 0 0 0 0 0 0 16 25 6.75 2.250
56 Scott Rice, L (15, 1) ERA: 4.54 1.0 L 6 3 1 1 1 0 0 0 0 0 0 0 14 20 9.00 3.000
WP: 0 PA: 63
PB: 0
SB: 1
CS: 1
1B: 14 SF: 0
2B: 4 SAC: 1
3B: 0 DP: 2
HR: 0 HBP: 0

Arizona Diamondbacks @ New York Mets

Citi Field, Flushing, NY

Thu Jul 04 2013, 1:12 PM - 6:58 PM EDT

Att. 24,224 - Partly Cloudy - 87 F

livebaseballscorecards.com

BOTTOM

Batter	1	2	3	4	5	6	7	8	9	10	11	12	13	14	15	AB	R	H	RBI	BB	SO	LOB
22 Eric Young Jr., S (1, 7) OBP: 0.313, SLG: 0.365	K		P4		P2		F8			B2		BB		SH1-3		5	0	0	0	2	1	4
28 Daniel Murphy, L (1, 4) OBP: 0.308, SLG: 0.356 30 David Aardsma, R (13, 1) 66 Josh Edgin, R (13, 1) 34 Brandon Lyon, R (13, 1) 38 Shaun Marcum, R (14, PH) OBP: 0.190, SLG: 0.200 56 Scott Rice, L (15, 1)	F7		L9		G1-3		K			F7		BB		SH1-3		5 0 0 0 0 0	0 0 0 0 0 0	0 0 0 0 0 0	0 0 0 0 0 0	1 0 0 0 0 0	1 0 0 0 0 0	3 0 0 0 0 0
5 David Wright, R (1, 5) OBP: 0.394, SLG: 0.528	L4			6 WP 6 G4-3 2B		6 FC5-4 BB		F9		P5		FC4-6		IBB		5	1	1	0	2	0	3
6 Marlon Byrd, R (1, 9) OBP: 0.311, SLG: 0.479		13 F7 1B		G4-3 2-H		FC5-4 13 1B 1-2f		K			1B		G3-1	K		7	0	2	1	0	2	3
13 Josh Satin, R (1, 3) OBP: 0.468, SLG: 0.549	F7 1-2		K			1-2 1B		K			P4		K		20 FC5-4 BB	6	0	1	0	1	3	2
20 Anthony Recker, R (1, 2) OBP: 0.246, SLG: 0.419	F9				G5-3	K	G6-3				P4		HR		FC5-4 1 G3 3 BB 1-2f	7	1	1	1	0	1	5
3 Omar Quintanilla, L (1, 6) OBP: 0.318, SLG: 0.381	K				35 1B 2B		22 F8 30 1B BB		G3		G6-3		G3-1		1-2 1 G3 BB	5	1	1	0	2	1	2
12 Juan Lagares, R (1, 8) OBP: 0.241, SLG: 0.338 52 Carlos Torres, R (10, 1) 44 John Buck, R (12, PH) OBP: 0.270, SLG: 0.378 1 Jordany Valdespin, L (13, 4) OBP: 0.255, SLG: 0.323		K		K		F8		K			K			L9		4 0 1 2	0 0 0 0	0 0 0 0	0 0 0 0	3 0 1 0	2 0 0 2
35 Dillon Gee, R (1, 1) OBP: 0.200, SLG: 0.143 30 Andrew Brown, R (7, PH) OBP: 0.316, SLG: 0.514 32 LaTroy Hawkins, R (8, 1) 39 Bobby Parnell, R (9, 1) 9 Kirk Nieuwenhuis, L (10, 8) OBP: 0.242, SLG: 0.304		K		2-H		22 F8 1-2					G6-3			HR	G3 1-2 2-3	2 1 0 0 4	0 1 0 0 1	1 0 0 0 2	1 0 0 0 0	0 0 0 0 1	1 0 0 0 0	0 0 0 0 2
Inning Stats	R: 0 H: 0 E: 0 LOB: 0 K: 1 BB: 0 S: 9 P: 14	R: 0 H: 1 E: 0 LOB: 1 K: 1 BB: 0 S: 9 P: 13	R: 0 H: 0 E: 0 LOB: 0 K: 2 BB: 0 S: 9 P: 14	R: 1 H: 1 E: 0 LOB: 0 K: 1 BB: 0 S: 8 P: 12	R: 1 H: 1 E: 0 LOB: 0 K: 1 BB: 0 S: 13 P: 17	R: 0 H: 1 E: 0 LOB: 2 K: 1 BB: 1 S: 16 P: 24	R: 0 H: 1 E: 0 LOB: 2 K: 1 BB: 1 S: 14 P: 22	R: 0 H: 0 E: 0 LOB: 0 K: 2 BB: 0 S: 8 P: 10	R: 0 H: 0 E: 0 LOB: 0 K: 1 BB: 0 S: 7 P: 12	R: 0 H: 1 E: 0 LOB: 1 K: 0 BB: 0 S: 8 P: 11	R: 0 H: 1 E: 0 LOB: 1 K: 0 BB: 0 S: 10 P: 16	R: 0 H: 0 E: 0 LOB: 2 K: 1 BB: 2 S: 11 P: 25	R: 1 H: 1 E: 0 LOB: 0 K: 1 BB: 0 S: 10 P: 13	R: 1 H: 1 E: 0 LOB: 2 K: 1 BB: 2 S: 14 P: 28	R: 0 H: 0 E: 0 LOB: 2 K: 0 BB: 2 S: 10 P: 20	1B: 6 2B: 2 3B: 0 HR: 2	SF: 0 SAC: 1 DP: 0 HBP: 0	WP: 1 PB: 0 SB: 1 CS: 0	PA: 63			

AB	54
R	4
H	10
RBI	4
BB	8
SO	14
LOB	28

PITCHER		IP	WLS	BF	H	R	ER	SO	BB	IBB	HBP	BLK	WP	HR	S	P	ERA	WHIP
31 Ian Kennedy, R ERA: 5.16	(1, 1)	7.0		29	6	2	2	8	2	0	0	0	1	0	78	116	2.57	1.143
38 Will Harris, R ERA: 1.83	(8, 1)	1.0		3	0	0	0	2	0	0	0	0	0	0	8	10	0.00	0.000
30 David Hernandez, R ERA: 4.7	(9, 1)	1.0		3	0	0	0	1	0	0	0	0	0	0	7	12	0.00	0.000
55 Josh Collmenter, R ERA: 2.47	(10, 1)	2.0		8	2	0	0	0	0	0	0	0	0	0	18	27	0.00	1.000
49 Tony Sipp, L ERA: 4.26	(12, 1)	0.2		4	0	0	0	1	2	0	0	0	0	0	8	20	0.00	3.000

PITCHER		IP	WLS	BF	H	R	ER	SO	BB	IBB	HBP	BLK	WP	HR	S	P	ERA	WHIP
40 J.J. Putz, R ERA: 4.4	(12, 1)	0.1		1	0	0	0	0	0	0	0	0	0	0	3	5	0.00	0.000
21 Heath Bell, R ERA: 4.59	(13, 1)	1.0	B	4	1	1	1	1	0	0	0	0	0	1	10	13	9.00	1.000
34 Chaz Roe, R ERA: 4.91	(14, 1)	1.0	W	6	1	1	1	1	1	1	0	0	0	1	14	28	9.00	2.000
29 Brad Ziegler, R ERA: 2.68	(15, 1)	1.0	S	5	0	0	0	0	2	0	0	0	0	0	10	20	0.00	2.000

New York Mets @ Milwaukee Brewers

Miller Park, Milwaukee, WI

Fri Jul 05 2013, 7:11 PM - 10:42 PM CDT

Att. 32,519 - Clear - 85 F

TOP

livebaseballscorecards.com

Batter	1	2	3	4	5	6	7	8	9	AB	R	H	RBI	BB	SO	LOB
22 Eric Young Jr., S (1, 7) OBP: 0.314, SLG: 0.369	C SI 91 X SI 92 0-1 5 1B 9 BB 1B	B CU 80 X SI 94 1-0 FC6 29 1B 28 FC1 9 1B 2-3	B SI 94 C SI 95 C CU 81 B SI 96 X FF 95 2-2 ③ L6		B FF 92 C CU 76 X CU 78 1-1 ① G4-3		C FF 92 B CU 78 X CU 77 1-1 E5 28 S		B SI 87 C SI 87 B SL 79 X SI 87 2-1 5 L8 29 1B 2B	6	3	2	0	0	0	2
28 Daniel Murphy, L (1, 4) OBP: 0.304, SLG: 0.391	1 SAFE C SI 92 X SI 93 0-1 ① F7	1 SAFE X SI 94 0-0 FC1 29 1B 9 1B 1-2		B SI 94 F CU 80 B CH 86 X SI 94 2-1 ① G3	B FF 93 C CU 76 F FF 92 B CU 79 B FF 92 F FF 92 F FF 92 X CU 76 3-2 ② F7		1 SAFE F FF 92 C FF 92 D CU 79 X FF 93 1-2 ② G6-3 1-2		F SI 89 B FS 82 F FS 82 C SL 79 1-3 ① K	6	1	0	0	0	1	5
5 David Wright, R (1, 5) OBP: 0.396, SLG: 0.524	1 SAFE C SI 93 S SI 94 B SI 94 X SI 95 2-2 9 BB 29 BB 12 FC6 1-3 1B	C CU 80 S FF 96 X SI 96 0-2 ② L3		B FF 96 B FF 94 B SI 94 C SI 94 B SI 95 4-1 29 1B 9 1B BB	F FC 93 B FF 93 B CU 78 F FC 93 B CU 79 F CU 76 C FF 93 3-3 ③ K		I IN 61 I IN 64 I IN 62 I IN 62 4-0 IBB		B SI 88 F SL 80 B SI 89 X SI 88 2-1 ② L8 2-3	4	2	1	0	2	1	4
29 Ike Davis, L (1, 3) OBP: 0.254, SLG: 0.267	B CU 80 D CU 80 B SI 96 B SI 95 4-0 12 FC6 9 BB 1-2 BB	S SI 96 F SI 96 F CU 83 F FF 97 B CU 83 X CH 86 1-2 9 1B 1-2 2-3 3-H 1B		X SI 95 0-0 44 WP 9 1B 44 E 1-3 1B		B CU 76 B CU 76 C CH 82 S FF 91 B CH 84 C FF 93 3-3 ① K	C CU 78 B CU 78 B FF 93 B FF 92 C FF 90 X FF 90 3-2 ③ L9		B SL 80 B FS 82 F SI 89 B SL 80 X SI 89 3-1 9 3B 3-H 1B	5	2	3	2	1	1	2
9 Kirk Nieuwenhuis, L (1, 9) OBP: 0.309, SLG: 0.400	B SI 94 B SI 94 B SI 95 C SI 95 B SI 96 4-1 12 FC6 1-2 2-3 3-H BB	X SI 96 0-0 1-2 2-H 3-H 1B		C CU 80 F CH 85 D CH 87 B SI 96 F SI 94 B SI 94 X SI 95 3-2 44 E 44 WP 1-2 3-H 1B		B FF 92 B CU 77 B FF 92 B FF 92 4-0 12 WP 12 S 44 1B BB		F FF 91 B CU 77 B CU 74 B FF 90 X FF 89 3-1 12 1B 2B	B SI 89 X SI 87 1-0 12 1B 1-H 3B	4	3	4	5	2	0	0
12 Juan Lagares, R (1, 8) OBP: 0.252, SLG: 0.341	F SI 96 C SI 96 F FF 97 X CU 82 0-2 ② FC6 1-2f 2-3 3-H	C CU 83 C FF 98 X FF 98 0-2 ③ G4-3		S SI 96 C CU 82 X FF 97 0-2 ② F4		B FF 92 B FF 93 B FF 94 C FF 92 B FF 92 4-1 44 CS 1-3 BB		X FF 92 0-0 3 G4-3 44 HBP 2-H 1B	B SL 80 C SI 88 F SI 89 B SL 81 X SI 89 2-2 3-H 1B	5	0	2	3	1	0	6
44 John Buck, R (1, 2) OBP: 0.271, SLG: 0.375	B FF 97 X SI 95 1-0 ③ G6-3	B CU 80 S SI 95 B SI 95 C SI 96 F FF 95 X SI 96 2-2 ① P3	B SI 96 F SI 96 B SI 96 B FF 96 F SI 95 X SI 96 3-2 E5 3 BB 1-3 2-H			S CU 78 1 SAFE B FF 91 C CU 78 X CU 80 1-2 ② 1-2 3-H 1B	C CU 77 B FF 91 F FF 92 B FC 90 H CU 77 3-2 3 G4-3 1-2 HBP	B SI 89 C SI 88 B SI 89 X SI 88 2-1 ③ F8	5	0	1	1	0	0	4
3 Omar Quintanilla, L (1, 6) OBP: 0.321, SLG: 0.372		B SI 94 B SI 95 B SI 94 B SI 95 4-0 22 E 45 SH5-3 29 1B BB	X SI 95 0-0 ② G4-3	C SI 94 B CH 85 B CH 86 F SI 96 B FF 96 B SI 95 4-2 1-2 BB		C FF 92 D CU 79 B CU 76 F FF 91 B FF 92 X FF 91 3-2 ③ F7		B FF 91 B FF 91 C FF 91 X FF 91 2-1 ① ② G4-3 1-2f 2-3		3	1	0	0	2	0	3
45 Zack Wheeler, L (1, 1) OBP: 0.167, SLG: 0.167 30 David Aardsma, R (6, 1) 6 Marlon Byrd, R (7, PH) OBP: 0.309, SLG: 0.477 46 Greg Burke, R (7, 1) 66 Josh Edgin, R (8, 1)		L SI 95 X SI 94 0-1 ① SH5-3 1-2	C SI 96 X SI 94 0-1 1B	C FF 94 F CU 80 B FF 94 D CU 79 F FF 92 C CU 77 2-3 ③ K			X FF 91 0-0 ① F8	C FF 89 D CU 79 B FC 89 C FF 89 B FF 91 F FF 88 X FF 88 3-2 ③ G4-3		2 0 1 1 0	0 0 0 0 0	1 0 0 0 0	0 0 0 0 0	1 0 0 0 0	1 0 0 1 0	3 0 0 1 0

Inning Stats	1	2	3	4	5	6	7	8	9
	R: 2 E: 0 K: 0 S: 13	H: 2 LOB: 2 BB: 2 P: 24	R: 3 E: 1 K: 0 S: 16	H: 2 LOB: 2 BB: 1 P: 22	R: 0 E: 0 K: 0 S: 10	H: 1 LOB: 0 BB: 0 P: 14	R: 2 E: 1 K: 1 S: 21	H: 2 LOB: 3 BB: 2 P: 39	R: 0 E: 0 K: 1 S: 11	H: 0 LOB: 0 BB: 0 P: 18	R: 1 E: 0 K: 1 S: 10	H: 1 LOB: 1 BB: 2 P: 25	R: 0 E: 1 K: 0 S: 9	H: 0 LOB: 2 BB: 1 P: 18	R: 1 E: 0 K: 0 S: 11	H: 2 LOB: 1 BB: 0 P: 22	R: 3 E: 0 K: 1 S: 15	H: 4 LOB: 1 BB: 0 P: 28

| | | |

BOTTOM

New York Mets @ Milwaukee Brewers

Miller Park, Milwaukee, WI

Fri Jul 05 2013, 7:11 PM - 10:42 PM CDT

Att. 32,519 - Clear - 85 F

livebaseballscorecards.com

Batter	1	2	3	4	5	6	7	8	9	AB	R	H	RBI	BB	SO	LOB
7 Norichika Aoki, L (1, 9) OBP: 0.367, SLG: 0.380	B SI 96 F FF 96 F FF 96 B FF 96 B FF 97 X FF 96 3-2 9 E 27 2B 1B		B FF 95 B SI 96 X FF 95 2-0 27 1B 16 CS 2B		B FC 88 X FC 89 1-0 ① G6-3		C SI 88 X SL 79 0-1 9 FC4-6 1B	B FF 93 X FF 93 1-0 ③ F7		5	1	3	0	0	0	2
9 Jean Segura, R (1, 6) OBP: 0.357, SLG: 0.493	B FF 96 S FF 96 1 SAFE F FF 96 X FC 90 1-2 FC4 27 2B 1-2		B FC 89 B FF 94 X SI 94 2-0 ① L4		C FF 94 X CU 77 0-1 16 BB 27 1B 1B		B SI 89 F SI 87 B SL 78 F FF 88 X SL 78 2-2 ① FC4-6 27 2B 1-2f		C FF 92 B CH 85 F FF 94 F SL 82 F SL 82 F SL 82 B SL 81 X SL 80 2-2 ① F9	5	1	1	0	0	0	3
27 Carlos Gómez, R (1, 8) OBP: 0.357, SLG: 0.572	X FC 89 0-0 ① 16 SF7 1-H 2-H 2B		X FF 95 0-0 16 S 16 CS 2-3 1B		1 SAFE B FF 93 X FC 87 1-0 16 BB 1-2 1B		X SI 88 0-0 ② 1-H 2B		S FF 93 X CH 85 0-1 ② F7	5	1	4	2	0	0	0
16 Aramis Ramirez, R (1, 5) OBP: 0.359, SLG: 0.419	B FF 96 X FF 96 1-0 ② SF7 3-H		1 SAFE B FF 96 B FC 88 T FF 96 S FF 94 F FF 96 B FC 90 B FF 95 4-2 ② 1-3 3-H BB		B SI 94 F FF 94 B FF 94 B FC 86 B FF 94 4-1 1-2 2-3 BB		B SI 89 X SI 89 1-0 ③ G5-3		B FF 92 B FF 92 X FF 92 2-0 ③ P4	2	0	0	1	2	0	0
20 Jonathan Lucroy, R (1, 2) OBP: 0.308, SLG: 0.420	B SI 96 C FF 96 B SI 95 B FF 96 S FF 96 F FF 95 S FF 97 3-3 ③ K		C FF 95 B FC 89 B FF 94 S FF 94 X SI 94 2-2 ③ P4		B FF 94 C FF 93 B FF 94 X FF 94 2-1 ② F8			C SI 90 S SL 81 X SL 82 0-2 ① G4-3		4	0	0	0	0	1	5
21 Juan Francisco, L (1, 3) OBP: 0.311, SLG: 0.457		S FF 95 F FF 95 B FF 95 B CU 80 B FF 95 F FF 95 B CH 88 4-2 BB		B FF 95 S CU 77 C FF 94 B CU 78 B FF 96 F FF 95 X FF 96 3-2 HR	B FF 94 F FF 93 F FF 94 C FC 90 1-3 ③ K			C SI 90 B SI 84 B SI 90 X SI 90 2-1 22 2B 11 1B 1B		3	2	2	1	1	1	3
23 Rickie Weeks Jr., R (1, 4) OBP: 0.319, SLG: 0.381		X SI 96 0-0 ① F9		B FF 97 B FF 97 B SI 96 C FF 96 C FF 96 F FF 96 X FF 97 3-2 ① F8		B FF 91 B FF 90 S FF 90 S FF 91 C FF 92 2-3 ① K		C SI 90 B SI 88 F SI 90 S SL 81 1-3 ② K		4	0	0	0	0	2	2
22 Logan Schafer, L (1, 7) OBP: 0.259, SLG: 0.296		C SI 94 B SI 95 F SI 95 F FF 96 F FF 95 B SI 96 F FC 90 S FF 96 2-3 ② K		B SI 95 B FF 94 S FF 94 F FF 95 X FF 96 2-2 ② L3		X FF 90 0-0 ② G3-1		X SI 90 0-0 11 1B 1-3 2B	4	0	1	0	0	1	1
40 Johnny Hellweg, R (1, 1) 63 Tyler Thornburg, R (4, 1) 11 Sean Halton, R (8, PH) OBP: 0.318, SLG: 0.381 31 Burke Badenhop, R (9, 1)		B FF 95 C FF 95 X FF 94 1-1 ③ G4-3		C FF 95 S FC 88 X FC 87 0-2 ③ P6		C FF 90 S FF 90 B SL 83 S FF 92 1-3 ③ K		B SI 91 B SI 90 X SI 89 2-0 2-3 3-H 1B	1 2 1 0	0 0 0 0	0 0 1 0	0 0 1 0	0 1 0 0	0 0 0 0	1 0 0 0
Inning Stats	R: 2 E: 1 K: 1 S: 12 H: 2 LOB: 0 BB: 0 P: 20	R: 0 E: 0 K: 1 S: 12 H: 0 LOB: 1 BB: 1 P: 19	R: 0 E: 0 K: 0 S: 9 H: 2 LOB: 2 BB: 1 P: 19	R: 1 E: 0 K: 0 S: 14 H: 1 LOB: 0 BB: 0 P: 22	R: 0 E: 0 K: 1 S: 10 H: 2 LOB: 3 BB: 1 P: 19	R: 0 E: 0 K: 2 S: 7 H: 0 LOB: 0 BB: 0 P: 10	R: 1 E: 0 K: 0 S: 7 H: 2 LOB: 0 BB: 0 P: 10	R: 1 E: 0 K: 1 S: 11 H: 3 LOB: 2 BB: 0 P: 17	R: 0 E: 0 K: 0 S: 9 H: 0 LOB: 0 BB: 0 P: 13	1B: 7 2B: 4 3B: 0 HR: 1 SF: 1 SAC: 0 DP: 0 HBP: 0						

AB	36
R	5
H	12
RBI	5
BB	3
SO	6
LOB	17

WP: 0 PB: 0 SB: 1 CS: 2 PA: 40

PITCHER		IP	WLS	BF	H	R	ER	SO	BB	IBB	HBP	BLK	WP	HR	S	P	ERA	WHIP
45 Zack Wheeler, R ERA: 4.29	(1, 1)	5.0	W	24	7	3	1	3	3	0	0	0	0	1	57	99	1.80	2.000
30 David Aardsma, R ERA: 2.63	(6, 1)	1.0		3	0	0	0	2	0	0	0	0	0	0	7	10	0.00	0.000
46 Greg Burke, R ERA: 4.37	(7, 1)	1.2		9	5	2	2	1	0	0	0	0	0	0	17	25	10.80	3.000
66 Josh Edgin, L ERA: 4.95	(8, 1)	1.1	S	4	0	0	0	0	0	0	0	0	0	0	10	15	0.00	0.000

PITCHER	IP	WLS	BF	H	R	ER	SO	BB	IBB	HBP	BLK	WP	HR	S	P	ERA	WHIP

Batter	1	2	3	4	5	6	7	8	9	AB	R	H	RBI	BB	SO	LOB
22 Eric Young Jr., S (1, 7) OBP: 0.312, SLG: 0.363	B FF 90 C FF 90 C FF 91 F SL 87 B FF 91 F FF 90 C SL 86 2-3 K		B FF 90 C FF 90 F FF 91 S SL 86 1-3 K		B SL 86 X FF 91 1-0 G3 2-3		C FF 95 X CU 78 0-1 G4-3	B FF 95 B FF 94 F FF 94 B FF 96 B FF 93 4-1 28 S 1-2 BB		4	0	0	0	1	2	1
28 Daniel Murphy, L (1, 4) OBP: 0.308, SLG: 0.397	B FF 91 B FF 91 C FF 90 B FF 91 F FF 91 X FF 91 3-2 G3		B FF 91 F FF 92 F CH 86 X FF 92 1-2 1B		C CU 77 B CU 77 X FF 90 1-1 3-H 2B		B CU 77 X FF 95 1-0 29 BB 6 SF8 5 1B 1B	B FF 91 C SL 79 F CH 85 F FF 92 B FF 91 B SL 85 F SL 84 X FF 92 3-2 F7 1-2 2-3		5	1	3	1	0	0	2
5 David Wright, R (1, 5) OBP: 0.393, SLG: 0.519	X FF 91 0-0 F9		B CU 78 B SI 92 X SI 92 2-0 G6-3		D CU 79 C SI 92 B SI 90 B FF 91 F SI 90 F FF 92 X CU 78 3-2 G5-3		B SL 82 1 SAFE C SL 82 B FF 94 S FF 95 X SL 83 2-2 29 BB 1-2 1B		S FF 91 B CU 77 F FF 91 B FF 91 F FF 91 C CU 75 2-3 K	5	0	1	0	0	1	2
29 Ike Davis, L (1, 3) OBP: 0.261, SLG: 0.264		C FF 90 B SL 87 B SL 86 B FF 90 B FF 91 4-1 44 S BB		X CU 76 0-0 F7		B CU 77 F SL 85 B CU 78 B SI 90 B SI 89 4-1 9 1B 44 1B BB	B CU 79 F SL 85 B CU 78 B FF 94 B FF 94 4-0 1-2 2-3 BB		C CU 75 C CH 81 S CH 82 0-3 K2-3	2	1	0	0	3	1	0
6 Marlon Byrd, R (1, 9) OBP: 0.307, SLG: 0.486		B SL 87 C FF 92 1 SAFE F CU 79 S FF 92 1-3 K		B FF 89 X FF 89 1-0 F9		F CU 77 F FF 90 C FF 91 0-3 K	S CU 82 X SL 82 0-1 3-H SF8		B FF 92 X FF 90 1-0 HR	4	1	1	2	0	2	2
9 Kirk Nieuwenhuis, L (1, 8) OBP: 0.301, SLG: 0.385		C FF 91 C SL 86 B FF 91 F CU 79 S CU 79 1-3 K		B FF 90 B FF 90 B FF 90 C SL 89 C FF 91 X FF 91 3-2 F7		C FF 90 X SI 90 0-1 1-3 44 1B 1B	B FF 96 C FF 94 B CU 79 C CU 78 X FF 97 2-2 L7		F CU 76 C FF 93 S CH 85 0-3 K	5	1	1	0	0	2	3
44 John Buck, R (1, 2) OBP: 0.278, SLG: 0.390		S SI 92 B SL 88 B CU 78 B SL 86 S SL 87 B FF 92 4-2 3 FC6 1-2 BB			B CU 76 B CU 76 X SI 89 2-0 HR	B SL 85 F CU 77 X CU 79 1-1 38 FC6-4 2-H 3-H 1B		C SL 85 F FF 93 S SL 86 0-3 K		3	1	2	3	1	1	0
3 Omar Quintanilla, L (1, 6) OBP: 0.326, SLG: 0.376		C FF 91 B FF 91 C FF 92 X SL 86 1-2 FC6 1-2f		X SL 88 0-0 22 G3 38 SH1-3 28 2B 1B		D SL 85 B SL 83 X SI 90 2-0 F7		B FF 95 B FF 95 X FF 94 2-0 28 S 22 BB 1B		4	1	2	0	0	0	3
38 Shaun Marcum, R (1, 1) OBP: 0.174, SLG: 0.182 32 LaTroy Hawkins, R (6, 1) 1 Jordany Valdespin, L (8, PH) OBP: 0.254, SLG: 0.321 46 Greg Burke, R (8, 1)			S FF 89 B FF 91 B SI 90 F FF 91 C CU 79 2-3 K		1 SAFE L SL 88 B SL 83 X FF 89 1-1 SH1-3 1-2	C SL 84 B SI 90 F SL 86 1 SAFE B FF 90 X CU 77 2-2 FC6-4 1-2f		B FF 91 B FF 94 X FF 94 2-0 P5	2 0 1 0	0 0 0 0	0 0 0 0	0 0 0 0	1 0 0 0	1 0 0 0	1 0 1 0
Inning Stats	R: 0 E: 0 K: 1 S: 9 H: 0 LOB: 0 BB: 0 P: 14	R: 0 E: 0 K: 2 S: 13 H: 0 LOB: 2 BB: 2 P: 24	R: 0 E: 0 K: 2 S: 10 H: 1 LOB: 1 BB: 0 P: 16	R: 0 E: 0 K: 0 S: 5 H: 0 LOB: 0 BB: 0 P: 9	R: 2 E: 0 K: 0 S: 11 H: 3 LOB: 1 BB: 0 P: 19	R: 2 E: 0 K: 1 S: 12 H: 2 LOB: 1 BB: 1 P: 21	R: 1 E: 0 K: 0 S: 11 H: 2 LOB: 2 BB: 1 P: 20	R: 0 E: 0 K: 1 S: 11 H: 1 LOB: 2 BB: 1 P: 22	R: 1 E: 0 K: 3 S: 11 H: 1 LOB: 0 BB: 0 P: 14	1B: 7 2B: 1 3B: 0 HR: 2 SF: 1 SAC: 1 DP: 0 HBP: 0						

PITCHER		IP	WLS	BF	H	R	ER	SO	BB	IBB	HBP	BLK	WP	HR	S	P	ERA	WHIP
49 Yovani Gallardo, R ERA: 4.85	(1, 1)	6.0	W	27	6	4	4	6	3	0	0	0	0	1	60	103	6.00	1.500
59 John Axford, R ERA: 4.0	(7, 1)	1.0	H	6	2	1	1	0	1	0	0	0	0	0	11	20	9.00	3.000
29 Jim Henderson, R ERA: 2.01	(8, 1)	0.2	H	4	1	0	0	1	1	0	0	0	0	0	6	14	0.00	3.000
51 Michael Gonzalez, L ERA: 3.26	(8, 1)	0.1	H	1	0	0	0	0	0	0	0	0	0	0	5	8	0.00	0.000
57 Francisco Rodríguez, R ERA: 1.31	(9, 1)	1.0	S	4	1	1	1	3	0	0	0	0	0	1	11	14	9.00	1.000

PITCHER	IP	WLS	BF	H	R	ER	SO	BB	IBB	HBP	BLK	WP	HR	S	P	ERA	WHIP

TOP

New York Mets @ Milwaukee Brewers

Miller Park, Milwaukee, WI

Sat Jul 06 2013, 6:19 PM - 9:49 PM CDT

Att. 31,619 - Clear - 86 F

livebaseballscorecards.com

AB	35
R	6
H	10
RBI	6
BB	5
SO	10
LOB	15

BOTTOM

New York Mets @ Milwaukee Brewers

Miller Park, Milwaukee, WI

Sat Jul 06 2013, 6:19 PM - 9:49 PM CDT

Att. 31,619 - Clear - 86 F

livebaseballscorecards.com

Batter	1	2	3	4	5	6	7	8	9	AB	R	H	RBI	BB	SO	LOB
7 Norichika Aoki, L (1, 9) OBP: 0.369, SLG: 0.381	B SI 84 C SI 86 F CU 74 X FC 84 1-2 27 F8 9 G4-3 20 1B 1B	X CH 80 0-0 1-3 3-H 1B		B CH 80 X SI 86 1-0 ① G3 2-3		X SI 92 0-0 ① SH1-3 2-3		C SI 87 B CH 81 B FF 87 F SL 78 B SI 88 F SI 87 X SI 88 3-2 ① L7		4	1	2	1	0	0	1
9 Jean Segura, R (1, 6) OBP: 0.354, SLG: 0.490	1 SAFE 1 SAFE B FC 84 1 SAFE X FC 84 1-0 ① G4-3 1-2	1 SAFE X FC 85 0-0 ② SF9 3-H		C FC 84 C SL 80 B FC 84 X SL 81 1-2 3-H 1B		B FF 92 C FF 92 C FF 94 X FF 94 1-2 ② G4-3		L SI 89 F SL 80 X SL 80 0-2 ② P6		4	0	1	2	0	0	2
27 Carlos Gómez, R (1, 8) OBP: 0.355, SLG: 0.565	X FC 85 0-0 ② F8 2-3	1 SAFE F FC 84 F SL 79 T FF 86 0-2 ③ K		1 SAFE X FF 85 0-0 ② F8		D SL 90 B SL 89 F FF 95 C FF 95 B SL 91 B FF 96 4-2 3 S BB		C SL 80 B SL 81 B SI 90 S SL 80 X SL 81 2-2 E5		4	0	0	0	1	1	3
16 Aramis Ramirez, R (1, 5) OBP: 0.359, SLG: 0.414 3 Yuniesky Betancourt, R (6, 5) OBP: 0.234, SLG: 0.349	B FF 87 S FC 85 B FF 88 B FC 85 F FC 86 B FC 84 4-2 20 1B BB		C FF 85 B FC 83 F FF 87 X CH 81 1-2 ① P5	F FC 86 D SL 79 1 SAFE 1 SAFE X FC 82 1-1 ③ G5-3		B FF 94 X SL 88 1-0 ③ P4 1-2		1 SAFE X SI 89 0-0 ③ F7		2 2	0 0	0 0	0 0	1 0	0 0	1 3
20 Jonathan Lucroy, R (1, 2) OBP: 0.311, SLG: 0.433	C FC 83 X FF 87 0-1 1-2 3-H 1B		C FF 86 X FC 83 0-1 HR		C FC 83 C SL 79 X SL 78 0-2 ① G1-3		C FF 92 X FF 92 0-1 ① L3			4	1	2	2	0	0	0
21 Juan Francisco, L (1, 3) OBP: 0.305, SLG: 0.447	C CU 73 C CH 80 B CU 74 T CH 81 1-2 ③ K		B CH 80 X FC 85 1-0 ② P6		B CU 69 B CU 71 X CH 80 2-0 ② G4-3		S FF 93 S CU 80 X CU 79 0-2 ② G4-3			4	0	0	0	0	1	2
23 Rickie Weeks Jr., R (1, 4) OBP: 0.325, SLG: 0.384		C FF 85 C FC 83 B CH 81 S FC 84 1-3 ① K	C SI 86 X FC 84 0-1 1B		S FC 83 B CH 78 X FC 84 1-1 22 CS 1B		B FF 94 F FF 94 B FF 94 B FF 95 F FF 95 B FF 95 4-2 22 S 22 2B BB			3	1	2	0	1	1	0
22 Logan Schafer, L (1, 7) OBP: 0.271, SLG: 0.314		C FC 86 S CU 70 X FC 85 0-2 49 1B 7 1B 1B	F FC 85 B CH 80 S CH 79 F CH 79 X CU 72 1-2 F7		C SI 84 B CH 80 1 SAFE 1 SAFE B CH 80 2-1 ③ CS 1-2	X FF 84 0-0 49 SH 49 SH 1B	F FF 94 1 SAFE 1 SAFE C FF 94 B CU 79 F FF 94 B SL 89 B FF 94 F FF 94 3-2 X FF 84 1-H 2B			4	2	3	1	0	0	1
49 Yovani Gallardo, R (1, 1) OBP: 0.286, SLG: 0.514 59 John Axford, R (7, 1) 11 Sean Halton, R (7, PH) OBP: 0.304, SLG: 0.364 29 Jim Henderson, L (8, 1) 51 Michael Gonzalez, R (8, 1) 57 Francisco Rodríguez, R (9, 1)		1 SAFE 1 SAFE B FC 83 1 SAFE X FC 82 1-0 7 1B 9 SF9 1-3 1B		C FF 84 B CU 70 S FC 85 B CH 80 F CH 80 F FC 83 B FC 82 X FC 82 3-2 7 G3 9 1B 2B		1 SAFE B CU 67 1 SAFE L FC 82 1 SAFE M FC 81 X SL 79 1-2 SH 7 SH1-3 1-H	B FF 95 X FF 95 1-0 ③ F8			2 0 1 0 0 0 0	2 0 0 0 0 0 0	2 0 0 0 0 0 0	0 0 0 0 0 0 0	0 0 0 0 0 0 0	0 0 1 0 0 0 0	0 0 1 0 0 0 0
Inning Stats	R: 1 E: 0 K: 1 S: 12 H: 2 LOB: 2 BB: 1 P: 19	R: 2 E: 0 K: 2 S: 12 H: 3 LOB: 1 BB: 0 P: 14	R: 1 E: 0 K: 0 S: 12 H: 2 LOB: 1 BB: 0 P: 15	R: 1 E: 0 K: 0 S: 12 H: 2 LOB: 1 BB: 0 P: 18	R: 0 E: 0 K: 0 S: 7 H: 1 LOB: 0 BB: 0 P: 12	R: 1 E: 1 K: 0 S: 11 H: 1 LOB: 2 BB: 1 P: 18	R: 1 E: 0 K: 0 S: 13 H: 1 LOB: 1 BB: 1 P: 21	R: 0 E: 1 K: 0 S: 11 H: 0 LOB: 1 BB: 0 P: 16		1B: 9 2B: 2 3B: 0 HR: 1 SF: 1 SAC: 2 DP: 0 HBP: 0			WP: 0 PB: 0 SB: 2 CS: 1 PA: 41	

	AB	34
	R	7
	H	12
	RBI	6
	BB	3
	SO	3
	LOB	14

PITCHER	IP	WLS	BF	H	R	ER	SO	BB	IBB	HBP	BLK	WP	HR	S	P	ERA	WHIP
38 Shaun Marcum, R (1, 1) ERA: 5.29	5.0	L	27	11	6	5	3	1	0	0	0	0	1	59	83	9.00	2.400
32 LaTroy Hawkins, R (6, 1) ERA: 3.05	2.0		9	1	1	1	0	2	0	0	0	0	0	20	34	4.50	1.500
46 Greg Burke, R (8, 1) ERA: 4.18	1.0		4	0	0	0	0	0	0	0	0	0	0	11	16	0.00	0.000

PITCHER	IP	WLS	BF	H	R	ER	SO	BB	IBB	HBP	BLK	WP	HR	S	P	ERA	WHIP

Batter	1	2	3	4	5	6	7	8	9	AB	R	H	RBI	BB	SO	LOB
22 Eric Young Jr., S (1, 8) (8, 7) OBP: 0.313, SLG: 0.363	C SI 90 B SI 92 X SI 92 1-1 G6-3		B SI 92 X SI 92 1-0 P3		B SI 91 B CH 86 C SI 91 C SL 81 F FF 92 X SL 79 2-2 28 S 1B		L CH 84 F SL 75 X FF 90 0-2 F8		B FF 94 C FF 94 X FF 95 1-1 1B	5	0	2	0	0	0	1
28 Daniel Murphy, L (1, 4) OBP: 0.306, SLG: 0.394	C FF 92 C FF 93 B SL 82 F SL 82 X SI 93 1-2 G6-3		C SI 92 B FF 92 F SL 83 S SL 83 1-3 K		1 SAFE 1 SAFE 1 SAFE C FF 92 C SL 81 X SL 81 0-2 F8 1-2		C FF 91 B SL 84 X SL 78 1-1 1-3 1B		1 SAFE X FF 95 0-0 G6-3	5	0	1	0	0	1	2
5 David Wright, R (1, 5) OBP: 0.394, SLG: 0.519	X SI 92 0-0 1B			X FF 92 0-0 6 G6-4-3 1B		C SI 92 B CH 85 X CH 84 1-1 G6-3	C SI 92 X SI 92 0-1 G5-3			4	0	2	0	0	0	2
6 Marlon Byrd, R (1, 9) OBP: 0.310, SLG: 0.486	C SL 80 F FF 92 S SL 79 0-3 K			X CH 85 0-0 G6-4-3 1-2f		X CH 85 0-0 E5 13 2B 1B		C SI 91 X SI 91 0-1 13 G5-4-3 1B		4	1	2	0	0	1	2
13 Josh Satin, R (1, 3) OBP: 0.485, SLG: 0.600		X SI 91 0-0 3 S 1B		C SI 92 S FF 93 X FF 92 0-2 30 E 2B		C SL 82 X SI 92 0-1 2-H 2B		X SI 92 0-0 G5-4-3 1-2f		4	1	3	1	0	0	1
30 Andrew Brown, R (1, 7) OBP: 0.333, SLG: 0.500 39 Bobby Parnell, R (8, 1)		S SI 92 B CH 86 S SL 81 T FF 91 1-2 K		B CH 84 F CH 86 S SI 91 X CH 86 1-2 E5 2-H 1B		C H 84 B SI 92 F SL 81 X CH 86 1-2 G5-3		B SL 82 B SI 92 B SI 92 B SI 91 4-0 BB		3 0	0 0	1 0	0 0	1 0	1 0	2 0
20 Anthony Recker, R (1, 2) OBP: 0.233, SLG: 0.394		C SI 91 1 SAFE S CH 85 F FF 92 B CH 85 F FF 92 S SL 80 1-3 K		C CH 85 B FF 92 1 SAFE C SL 81 S FF 93 1-3 K		C SI 90 D CH 86 C CH 86 B SI 92 B CH 84 X SL 82 3-2 G3-1		X SI 92 0-0 G4-3		4	0	0	0	0	2	4
3 Omar Quintanilla, L (1, 6) OBP: 0.317, SLG: 0.364		C SI 92 B FF 92 1 SAFE F SI 92 B SL 82 S FF 93 2-3 K 1-2			C FF 90 F SI 90 B SL 80 X SL 81 1-2 G4-3		X CH 86 0-0 P4		C FF 94 F FF 95 B FF 96 F FF 97 F FF 95 C CU 78 1-3 K	4	0	0	0	0	2	1
53 Jeremy Hefner, R (1, 1) 66 Josh Edgin, R (8, 1) 9 Kirk Nieuwenhuis, L (8, 8) OBP: 0.297, SLG: 0.379			C SI 91 F SI 92 S FF 92 0-3 K		C SL 79 S SI 92 B FF 92 S CH 85 1-3 K		B CH 82 F CH 82 B FF 87 S CH 84 B CH 87 B CH 84 4-2 28 1B BB		B CU 78 X FF 95 1-0 F7	2 0 1	0 0 0	0 0 0	0 0 0	1 0 0	2 0 0	0 0 0
Inning Stats	R: 0 E: 0 K: 1 S: 10 H: 1 LOB: 1 BB: 0 P: 12	R: 0 E: 0 K: 3 S: 12 H: 1 LOB: 1 BB: 0 P: 16	R: 0 E: 0 K: 2 S: 7 H: 0 LOB: 0 BB: 0 P: 9	R: 1 E: 1 K: 1 S: 11 H: 3 LOB: 1 BB: 0 P: 13	R: 0 E: 0 K: 1 S: 13 H: 1 LOB: 1 BB: 0 P: 17	R: 1 E: 1 K: 0 S: 11 H: 2 LOB: 1 BB: 0 P: 16	R: 0 E: 0 K: 0 S: 10 H: 1 LOB: 2 BB: 1 P: 15	R: 0 E: 0 K: 0 S: 4 H: 1 LOB: 1 BB: 1 P: 8	R: 0 E: 0 K: 1 S: 9 H: 1 LOB: 1 BB: 0 P: 12	1B: 9 2B: 2 3B: 0 HR: 0	SF: 0 SAC: 0 DP: 2 HBP: 0					WP: 0 PB: 0 SB: 2 CS: 0	PA: 38

PITCHER		IP	WLS	BF	H	R	ER	SO	BB	IBB	HBP	BLK	WP	HR	S	P	ERA	WHIP
32 Tom Gorzelanny, L ERA: 2.12	(1, 1)	6.0	L	25	8	2	0	8	0	0	0	0	0	0	64	83	0.00	1.333
51 Michael Gonzalez, L ERA: 3.19	(7, 1)	0.2		4	1	0	0	0	1	0	0	0	0	0	8	13	0.00	3.000
53 Brandon Kintzler, R ERA: 3.58	(7, 1)	1.1		5	1	0	0	0	1	0	0	0	0	0	6	10	0.00	1.500
59 John Axford, R ERA: 3.89	(9, 1)	1.0		4	1	0	0	1	0	0	0	0	0	0	9	12	0.00	1.000

PITCHER	IP	WLS	BF	H	R	ER	SO	BB	IBB	HBP	BLK	WP	HR	S	P	ERA	WHIP

TOP

New York Mets @ Milwaukee Brewers

Miller Park, Milwaukee, WI

Sun Jul 07 2013, 1:11 PM - 3:59 PM CDT

Att. 39,677 - Partly Cloudy - 85 F

livebaseballscorecards.com

AB	36
R	2
H	11
RBI	1
BB	2
SO	9
LOB	15

BOTTOM

Batter	1	2	3	4	5	6	7	8	9	AB	R	H	RBI	BB	SO	LOB
7 Norichika Aoki, L (1, 9) OBP: 0.368, SLG: 0.380	B FF 90 C FF 91 F FF 92 F FF 92 B CU 78 F FF 93 S CH 86 2-3 ① **K**		B CH 84 X FF 90 1-0 ② **G3-1**			C CU 74 B CH 84 X CH 84 1-1 ① **G3**		F FF 93 F FF 94 B SL 83 B SL 83 B SL 83 X FF 93 3-2 9 S 1B		4	0	1	0	0	1	0
9 Jean Segura, R (1, 6) OBP: 0.351, SLG: 0.484	C FF 92 B FF 93 B FF 93 F FF 93 B FF 93 C SL 86 3-3 ② **K**		C FF 92 L FF 92 B FF 91 T CU 77 1-2 ③ **K**			X SL 84 0-0 ② **G4-3**		B KC 83 S KC 84 B FF 96 F FF 96 X FF 99 2-2 ③ **G4-3** 1-2		4	0	0	0	0	2	1
27 Carlos Gómez, R (1, 8) OBP: 0.353, SLG: 0.559	F FF 92 B SI 92 F CU 78 B FF 92 F SL 86 B SL 87 S SL 86 3-3 ③ **K**			C SI 91 B CH 83 F SI 90 B FF 91 F CU 77 B CU 77 B FF 92 4-2 21 S BB		S FF 91 B FF 91 B SI 91 F FF 92 B FF 92 S SL 85 3-3 ③ **K**			F KC 84 S FF 95 B FF 97 B KC 84 X KC 85 2-2 ① **G6-3**	3	0	0	0	1	2	0
20 Jonathan Lucroy, R (1, 2) OBP: 0.310, SLG: 0.442		C FF 91 X FF 91 0-1 ① **F9**		C SL 85 B SI 91 F FF 92 X FF 92 1-2 ① **F9**			C FF 90 S FF 91 F FF 91 X FF 92 0-2 **HR**		C FF 96 X FF 97 0-1 ② **G4-3**	4	1	1	1	0	0	1
21 Juan Francisco, L (1, 5) OBP: 0.304, SLG: 0.440 14 Jeff Bianchi, R (9, PR) OBP: 0.259, SLG: 0.304		C FF 90 B CH 84 X SI 91 1-1 ② **G6-3**		1 SAFE C CU 77 F FF 91 F FF 92 B CU 77 F FF 92 S SL 84 1-3 ② **K** 1-2			C SL 84 B CH 84 X CH 84 1-1 ① **L4**		F KC 86 B FF 96 B FF 98 B KC 86 B FF 99 4-1 **BB**	3 0	0 0	0 0	0 0	1 0	1 0	1 0
23 Rickie Weeks Jr., R (1, 4) OBP: 0.324, SLG: 0.380		C FF 92 H SI 90 1-1 11 1B HBP		C FF 90 S SL 85 B FF 93 B SL 86 F SL 85 S FF 93 2-3 ③ **K**			C SL 84 X CU 76 0-1 ② **G5-3**		B FF 99 B FF 97 X FF 97 2-0 ③ **G6-3**	3	0	0	0	0	1	2
11 Sean Halton, R (1, 3) OBP: 0.308, SLG: 0.360		C FF 91 B SI 89 S SI 91 X SL 85 1-2 **1-2** 1B			B SI 88 B SI 89 C SL 84 X SL 84 2-1 ① **L5**		C FF 91 B SI 91 B SI 90 C CU 76 X FF 92 2-2 ③ **F9**			3	0	1	0	0	0	0
22 Logan Schafer, L (1, 7) OBP: 0.266, SLG: 0.308		B CU 76 C FF 92 C CU 76 S CU 78 1-3 ③ **K**			B FF 91 B CH 84 X FF 92 2-0 ② **G4-3**			S FF 92 B FF 93 X FF 92 1-1 ① **F9**		3	0	0	0	0	1	2
32 Tom Gorzelanny, R (1, 1) OBP: 0.167, SLG: 0.167 51 Michael Gonzalez, R (7, 1) 53 Brandon Kintzler, R (7, 1) 3 Yuniesky Betancourt, R (8, PH) OBP: 0.233, SLG: 0.348 59 John Axford, R (9, 1)			C SI 90 F FF 91 X SL 84 0-2 ① **G6-3**		C FF 90 B FF 92 F FF 91 F FF 91 F CU 77 F CU 78 X FF 92 1-2 ③ **P4**			C FF 91 B CH 85 X CH 85 1-1 ② **G5-3**		2 0 0 1 0	0 0 0 0 0	0 0 0 0 0	0 0 0 0 0	0 0 0 0 0	0 0 0 0 0	0 0 0 0 0
Inning Stats	R: 0 E: 0 K: 3 S: 12 H: 0 LOB: 0 BB: 0 P: 20	R: 0 E: 0 K: 1 S: 11 H: 1 LOB: 2 BB: 0 P: 15	R: 0 E: 0 K: 1 S: 7 H: 0 LOB: 0 BB: 0 P: 9	R: 0 E: 0 K: 2 S: 15 H: 0 LOB: 1 BB: 1 P: 23	R: 0 E: 0 K: 0 S: 9 H: 0 LOB: 0 BB: 0 P: 14	R: 0 E: 0 K: 1 S: 6 H: 0 LOB: 0 BB: 0 P: 10	R: 1 E: 0 K: 0 S: 11 H: 1 LOB: 0 BB: 0 P: 14	R: 0 E: 0 K: 0 S: 10 H: 1 LOB: 1 BB: 0 P: 17	R: 0 E: 0 K: 0 S: 7 H: 0 LOB: 1 BB: 1 P: 15	1B: 2 2B: 0 3B: 0 HR: 1	SF: 0 SAC: 0 DP: 0 HBP: 1						

PITCHER	IP	WLS	BF	H	R	ER	SO	BB	IBB	HBP	BLK	WP	HR	S	P	ERA	WHIP
53 Jeremy Hefner, R (1, 1) ERA: 3.39	7.0	W	25	2	1	1	8	1	0	1	0	0	1	71	105	1.29	0.429
66 Josh Edgin, L (8, 1) ERA: 4.79	0.2	H	3	1	0	0	0	0	0	0	0	0	0	7	12	0.00	1.500
39 Bobby Parnell, R (8, 1) ERA: 2.48	1.1	S	5	0	0	0	0	1	0	0	0	0	0	10	20	0.00	0.750

PITCHER	IP	WLS	BF	H	R	ER	SO	BB	IBB	HBP	BLK	WP	HR	S	P	ERA	WHIP

New York Mets @ Milwaukee Brewers

Miller Park, Milwaukee, WI

Sun Jul 07 2013, 1:11 PM - 3:59 PM CDT

Att. 39,677 - Partly Cloudy - 85 F

livebaseballscorecards.com

AB	30
R	1
H	3
RBI	1
BB	2
SO	8
LOB	7

WP: 0 PB: 0 SB: 2 CS: 0 PA: 33

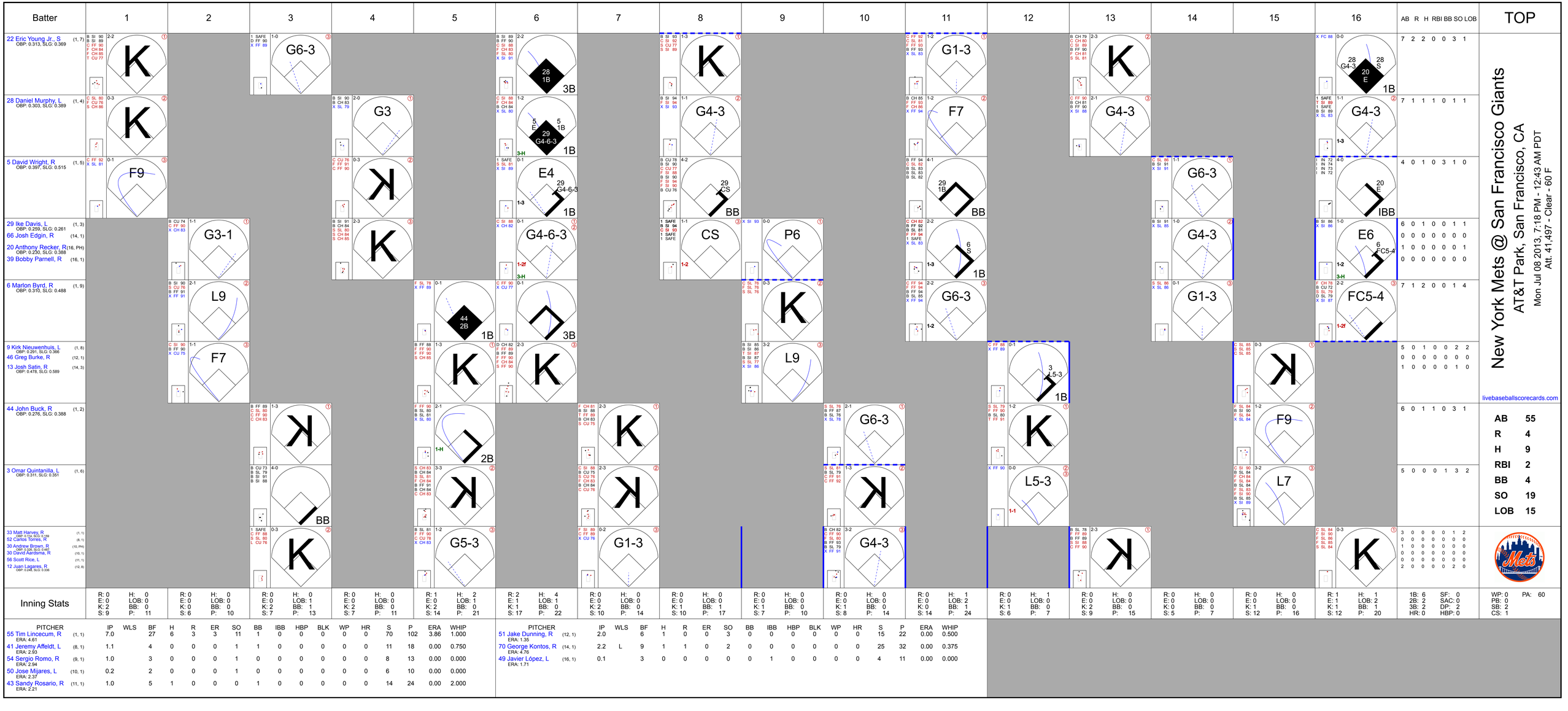
Batter
1
2
3
4
5
6
7
8
9
10
11
12
13
14
15
16
AB R H RBI BB SO LOB
TOP
22 Eric Young Jr., S (1, 7) OBP: 0.313, SLG: 0.369
28 Daniel Murphy, L (1, 4) OBP: 0.303, SLG: 0.389
5 David Wright, R (1, 5) OBP: 0.397, SLG: 0.515
29 Ike Davis, L (1, 3) OBP: 0.259, SLG: 0.261
66 Josh Edgin, R (14, 1)
20 Anthony Recker, R (16, PH) OBP: 0.250, SLG: 0.588
39 Bobby Parnell, R (16, 1)
6 Marlon Byrd, R (1, 9) OBP: 0.310, SLG: 0.488
9 Kirk Nieuwenhuis, L (1, 8) OBP: 0.291, SLG: 0.366
46 Greg Burke, R (12, 1)
13 Josh Satin, R (14, 3) OBP: 0.478, SLG: 0.589
44 John Buck, R (1, 2) OBP: 0.276, SLG: 0.388
3 Omar Quintanilla, L (1, 6) OBP: 0.311, SLG: 0.351
33 Matt Harvey, R (1, 1) OBP: 0.114, SLG: 0.129
52 Carlos Torres, R (8, 1)
30 Andrew Brown, R (10, PH) OBP: 0.000, SLG: 0.000
30 David Aardsma, R (10, 1)
56 Scott Rice, L (11, 1)
12 Juan Lagares, R (12, 8) OBP: 0.248, SLG: 0.336
New York Mets @ San Francisco Giants
AT&T Park, San Francisco, CA
Mon Jul 08 2013, 7:18 PM - 12:43 AM PDT
Att. 41,497 - Clear - 60 F
livebaseballscorecards.com
AB 55
R 4
H 9
RBI 2
BB 4
SO 19
LOB 15
Inning Stats
PITCHER IP WLS BF H R ER SO BB IBB HBP BLK WP HR S P ERA WHIP
55 Tim Lincecum, R (1, 1) ERA: 4.61 7.0 27 6 3 3 11 1 0 0 0 0 0 0 70 102 3.86 1.000
41 Jeremy Affeldt, L (8, 1) ERA: 2.93 1.1 4 0 0 0 1 1 0 0 0 0 0 0 11 18 0.00 0.750
54 Sergio Romo, R (9, 1) ERA: 2.84 1.0 3 0 0 0 1 0 0 0 0 0 0 0 8 13 0.00 0.000
50 Jose Mijares, L (10, 1) ERA: 2.37 0.2 2 0 0 0 1 0 0 0 0 0 0 0 6 10 0.00 0.000
43 Sandy Rosario, R (11, 1) ERA: 2.21 1.0 5 1 0 0 0 1 0 0 0 0 0 0 14 24 0.00 2.000
PITCHER IP WLS BF H R ER SO BB IBB HBP BLK WP HR S P ERA WHIP
51 Jake Dunning, R (12, 1) ERA: 1.35 2.0 6 1 0 0 3 0 0 0 0 0 0 0 15 22 0.00 0.500
70 George Kontos, R (14, 1) ERA: 4.76 2.2 L 9 1 1 0 2 0 0 0 0 0 0 0 25 32 0.00 0.375
49 Javier López, L (16, 1) ERA: 1.71 0.1 3 0 0 0 0 0 1 0 0 0 0 4 11 0.00 0.000
1B: 6 SF: 0
2B: 2 SAC: 0
3B: 2 DP: 2
HR: 0 HBP: 0
WP: 0 PA: 60
PB: 0
SB: 2
CS: 1

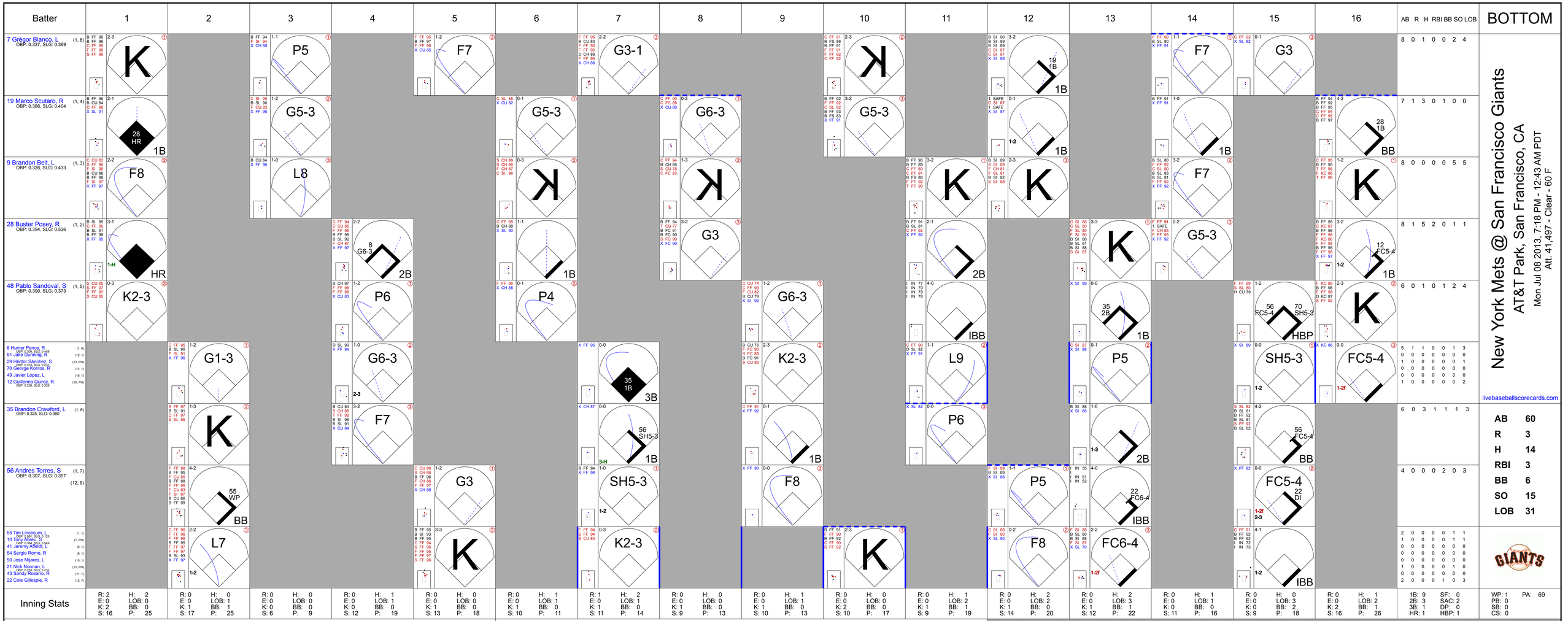

New York Mets @ San Francisco Giants

AT&T Park, San Francisco, CA

Mon Jul 08 2013, 7:18 PM - 12:43 AM PDT

Att. 41,497 - Clear - 60 F

livebaseballscorecards.com

Batter	1	2	3	4	5	6	7	8	9	10	11	12	13	14	15	16	AB	R	H	RBI	BB	SO	LOB
7 Grégor Blanco, L (1, 8) OBP: 0.337, SLG: 0.369	K		P5		F7		G3-1			K		19 1B 1B		F7	G3		8	0	1	0	0	2	4
19 Marco Scutaro, R (1, 4) OBP: 0.366, SLG: 0.404	28 HR 1B		G5-3			G5-3		G6-3		G5-3		1-2 1B		1B		28 1B BB	7	1	3	0	1	0	0
9 Brandon Belt, L (1, 3) OBP: 0.326, SLG: 0.433	F8		L8			K		K			K	K		F7		K	8	0	0	0	0	5	5
28 Buster Posey, R (1, 2) OBP: 0.394, SLG: 0.536	1-H HR			8 G6-3 2B		1B		G3			2B		K	G5-3		12 FC5-4 1B	8	1	5	2	0	1	1
48 Pablo Sandoval, S (1, 5) OBP: 0.300, SLG: 0.373	K2-3			P6		P4			G6-3		IBB		35 2B 1B		56 FC5-4 70 SH5-3 HBP	K	6	0	1	0	1	2	4
8 Hunter Pence, R (1, 9) OBP: 0.309, SLG: 0.458		G1-3		G6-3			35 1B 3B		K2-3		L9		P5		SH5-3	FC5-4	5	1	1	0	0	1	3
51 Jake Dunning, R (12, 1)																	0	0	0	0	0	0	0
29 Héctor Sánchez, S (13, PH) OBP: 0.319, SLG: 0.231																	1	0	0	0	0	0	1
70 George Kontos, R (14, 1)																	0	0	0	0	0	0	0
49 Javier López, L (16, 1)																	0	0	0	0	0	0	0
12 Guillermo Quiroz, R (16, PH) OBP: 0.258, SLG: 0.328																	1	0	0	0	0	0	2
35 Brandon Crawford, L (1, 6) OBP: 0.325, SLG: 0.380		K		F7			56 SH5-3 1B		1B		P6		2B		56 FC5-4 BB		6	0	3	1	1	1	3
56 Andres Torres, S (1, 7) OBP: 0.307, SLG: 0.357 (12, 9)		55 WP BB			G3		SH5-3		F8			P5	22 FC6-4 IBB		FC5-4 22 DI		4	0	0	0	2	0	3
55 Tim Lincecum, L (1, 1) OBP: 0.101, SLG: 0.125		L7			K		K2-3			K		F8	FC6-4		IBB		2	0	0	0	0	1	1
10 Tony Abreu, S (7, PH) OBP: 0.364, SLG: 0.549																	1	0	0	0	0	1	1
41 Jeremy Affeldt, L (8, 1)																	0	0	0	0	0	0	0
54 Sergio Romo, R (9, 1)																	0	0	0	0	0	0	0
50 Jose Mijares, L (10, 1)																	0	0	0	0	0	0	0
21 Nick Noonan, L (10, PH) OBP: 0.320, SLG: 0.233																	1	0	0	0	0	1	0
43 Sandy Rosario, R (11, 1)																	0	0	0	0	0	0	0
22 Cole Gillespie, R (12, 7)																	2	0	0	0	1	0	3
Inning Stats	R: 2 H: 2 E: 0 LOB: 0 K: 2 BB: 0 S: 16 P: 25		R: 0 H: 0 E: 0 LOB: 1 K: 1 BB: 1 S: 17 P: 25		R: 0 H: 0 E: 0 LOB: 0 K: 0 BB: 0 S: 6 P: 9		R: 0 H: 1 E: 0 LOB: 1 K: 0 BB: 0 S: 12 P: 19		R: 0 H: 0 E: 0 LOB: 0 K: 1 BB: 0 S: 13 P: 18		R: 0 H: 1 E: 0 LOB: 1 K: 1 BB: 0 S: 10 P: 11		R: 0 H: 1 E: 0 LOB: 2 K: 1 BB: 1 S: 9 P: 19		R: 0 H: 2 E: 0 LOB: 2 K: 1 BB: 0 S: 14 P: 20		R: 0 H: 2 E: 0 LOB: 3 K: 1 BB: 1 S: 12 P: 22		R: 0 H: 1 E: 0 LOB: 1 K: 0 BB: 0 S: 11 P: 16		R: 0 H: 0 E: 0 LOB: 3 K: 0 BB: 2 S: 9 P: 18		R: 0 H: 1 E: 0 LOB: 2 K: 2 BB: 1 S: 16 P: 26		1B: 9 SF: 0 2B: 3 SAC: 2 3B: 1 DP: 0 HR: 1 HBP: 1		WP: 1 PA: 69 PB: 0 SB: 0 CS: 0	

PITCHER		IP	WLS	BF	H	R	ER	SO	BB	IBB	HBP	BLK	WP	HR	S	P	ERA	WHIP
33 Matt Harvey, R ERA: 2.35	(1, 1)	7.0		28	6	3	3	6	1	0	0	0	1	1	85	121	3.86	1.000
52 Carlos Torres, R ERA: 0.57	(8, 1)	2.0		7	1	0	0	2	0	0	0	0	0	0	19	26	0.00	0.500
30 David Aardsma, R ERA: 2.35	(10, 1)	1.2		7	1	0	0	3	0	1	0	0	0	0	18	35	0.00	0.600
56 Scott Rice, L ERA: 4.5	(11, 1)	0.1		1	0	0	0	0	0	0	0	0	0	0	1	1	0.00	0.000
46 Greg Burke, R ERA: 3.86	(12, 1)	2.0		11	4	0	0	2	0	1	0	0	0	0	26	42	0.00	2.000

PITCHER		IP	WLS	BF	H	R	ER	SO	BB	IBB	HBP	BLK	WP	HR	S	P	ERA	WHIP
66 Josh Edgin, L ERA: 4.37	(14, 1)	2.0	W	10	1	0	0	0	1	1	1	0	0	0	20	34	0.00	1.000
39 Bobby Parnell, R ERA: 2.41	(16, 1)	1.0	S	5	1	0	0	2	1	0	0	0	0	0	16	26	0.00	2.000

AB	R	H	RBI	BB	SO	LOB
8	0	1	0	0	2	4
7	1	3	0	1	0	0
8	0	0	0	0	5	5
8	1	5	2	0	1	1
6	0	1	0	1	2	4
5	1	1	0	0	1	3
0	0	0	0	0	0	0
1	0	0	0	0	0	1
0	0	0	0	0	0	0
0	0	0	0	0	0	0
1	0	0	0	0	0	2
6	0	3	1	1	1	3
4	0	0	0	2	0	3
2	0	0	0	0	1	1
1	0	0	0	0	1	1
0	0	0	0	0	0	0
0	0	0	0	0	0	0
0	0	0	0	0	0	0
1	0	0	0	0	1	0
0	0	0	0	0	0	0
2	0	0	0	1	0	3

AB	60
R	3
H	14
RBI	3
BB	6
SO	15
LOB	31

New York Mets @ San Francisco Giants

AT&T Park, San Francisco, CA

Tue Jul 09 2013, 7:17 PM - 10:39 PM PDT

Att. 41,534 - Partly Cloudy - 62 F

TOP

livebaseballscorecards.com

Batter	1	2	3	4	5	6	7	8	9	AB	R	H	RBI	BB	SO	LOB
22 Eric Young Jr., S (1, 8) (8, 7) OBP: 0.318, SLG: 0.369	B SI 82 B SL 77 C SI 83 F FC 80 X FF 84 2-2 28 G6-4-3 1B		X FC 80 0-0 ③ G6-3		C FC 80 B FF 83 S CH 75 B FF 82 F CU 71 B CU 71 B FC 80 4-2 28 CS BB		C FF 90 B SI 88 F SL 78 C FF 92 1-3 ① K	B CU 78 B SI 92 F CU 77 B SI 92 B SI 92 4-1 5 BB 6 HR 1-2 2-3 BB		3	1	1	0	2	1	1
28 Daniel Murphy, L (1, 4) OBP: 0.302, SLG: 0.387	B FF 82 F FC 80 1 SAFE 1 SAFE B SI 82 F FC 79 X FF 84 2-2 ① ② G6-4-3 1-2f			C CU 70 B SI 81 B SI 82 F FC 81 X CU 72 2-2 ① G4-3	1 SAFE B FC 80 X SI 83 1-0 ① ② F9 1-2		B FF 92 B FF 90 B FF 90 C FF 90 F FF 90 X FF 90 3-2 5 2B 1B	C CU 77 F SI 91 F CU 78 F SI 94 D CU 78 X SI 94 1-2 ② SF8 2-3 3-H		4	0	1	1	0	0	2
5 David Wright, R (1, 5) OBP: 0.403, SLG: 0.520	C FC 82 F FC 81 B CH 73 B SI 83 X FC 81 2-2 ③ F8			B FC 80 B SI 82 F FC 80 F FF 82 B CU 73 D CU 72 4-2 13 BB 6 1B 30 1B BB	C CU 70 X CH 73 0-1 6 FC6-4 1B		1 SAFE X SI 87 0-0 1-3 2B	B SI 94 B SI 94 B CU 79 B SI 94 4-0 1-2 6 HR BB		3	2	2	0	2	0	0
6 Marlon Byrd, R (1, 9) OBP: 0.315, SLG: 0.500		B SI 82 S FC 79 F FF 80 S CU 70 1-3 ① K		X FC 80 0-0 13 BB 30 1B 1-2 1B	S CH 75 S FC 81 B FF 83 X FC 80 1-2 ③ FC6-4 1-2f		I IN 78 I IN 76 I IN 75 I IN 72 4-0 IBB	X SL 78 0-0 1-H 2-H 3-H HR		4	2	2	4	1	1	1
13 Josh Satin, R (1, 3) OBP: 0.486, SLG: 0.569 29 Ike Davis, L (8, 3) OBP: 0.259, SLG: 0.261		C SI 82 F FC 79 B SI 83 S CU 71 1-3 ② K		C FC 80 D CU 71 C FC 80 B CU 72 B FF 83 B FC 80 4-2 30 1B 3 1B 1-2 2-3 BB		B FF 81 B SI 81 B FC 78 C SI 81 F FC 80 B CH 72 4-2 20 HR BB	B SL 79 D SL 77 C SL 78 F FF 90 C FF 90 2-3 ② K	B FF 90 S SL 79 B FF 91 B SI 89 B SI 91 4-1 30 FC6-4 BB		2 0	2 0	0 0	0 0	3 0	2 0	3 0
30 Andrew Brown, R (1, 7) OBP: 0.313, SLG: 0.455 52 Carlos Torres, R (8, 1)		C SI 83 B FC 81 F FF 80 B CH 74 B CU 71 X FF 83 3-2 ③ F7		B CU 70 C FC 78 X CU 71 1-1 3 1B 1-2 2-H 3-H 1B		F SI 83 B FC 81 X SI 82 1-1 ① F9	F SL 79 F FF 91 S SL 80 0-3 ③ K	B FF 89 X SI 89 1-0 ③ FC6-4 1-2f		5 0	0 0	1 0	2 0	0 0	1 0	5 0
20 Anthony Recker, R (1, 2) OBP: 0.228, SLG: 0.417			B SI 82 C FC 79 X FF 81 1-1 ① G4-3	C CU 70 F SI 84 B FF 83 B FC 80 S CU 72 2-3 ② K		X FC 80 0-0 1-H HR		B FF 88 X FF 88 1-0 ① F8	C SL 81 B SL 79 C SL 78 X SL 82 1-2 ① G5-3	5	1	1	2	0	1	2
3 Omar Quintanilla, L (1, 6) OBP: 0.321, SLG: 0.367			C FF 82 B FC 81 X FC 80 1-1 2B	C CU 70 F SI 83 X SI 80 0-2 1-2 2-H 1B		B SI 82 B CU 70 X SI 81 2-0 ② P3		F FF 90 C SL 80 B FF 92 F SL 80 X FF 91 1-2 22 WP 12 1B 28 SF8 1B	B FF 89 F FF 90 B CH 80 F SI 89 X FF 90 2-2 ② G3	5	1	3	1	0	0	0
35 Dillon Gee, R (1, 1) OBP: 0.182, SLG: 0.129 56 Scott Rice, L (7, 1) 12 Juan Lagares, R (8, PH) OBP: 0.252, SLG: 0.338 (8, 8)			D SI 83 X FC 79 1-0 ② P6	F FF 80 C FC 70 S CU 71 0-3 ③ K		F SI 82 B FC 80 F SI 83 S CU 70 1-3 ③ K2-3		1 SAFE C SI 92 X SI 91 0-1 28 SF8 22 WP 6 HR 1-2 1B	X SL 80 0-0 ③ G6-3	3 0 2	0 0 1	0 0 1	0 0 0	0 0 0	2 0 0	3 0 0

| Inning Stats | | |

New York Mets @ San Francisco Giants

AT&T Park, San Francisco, CA

Tue Jul 09 2013, 7:17 PM - 10:39 PM PDT

Att. 41,534 - Partly Cloudy - 62 F

livebaseballscorecards.com

BOTTOM

Batter	1	2	3	4	5	6	7	8	9	AB	R	H	RBI	BB	SO	LOB
7 Grégor Blanco, L (1, 8) OBP: 0.338, SLG: 0.369	C FF 88 X SI 88 0-1 ① F7	F KC 74 X CH 83 0-1 ③ G3			B CH 80 X CH 82 1-0 19 SH1-3 37 1B 48 G4-3 1B	D CH 82 B KC 74 X SI 89 2-0 ②③ L1-3 1-1		C FF 92 C FC 89 X CU 84 0-2 1B		5	1	2	0	0	0	3
37 Kensuke Tanaka, L (1, 7) OBP: 0.400, SLG: 0.250	B SI 89 F SI 90 S SI 90 B FF 90 X SI 90 2-2 ② L7		C CH 83 B FF 90 B SI 89 X CH 83 2-1 ① L4		C FF 87 1 SAFE S CH 82 X FF 88 0-2 48 G4-3 19 SH1-3 1-2 1B		C SI 86 B SI 88 B SI 89 B CH 82 B SI 87 4-1 19 1B 48 SF8 BB	X FC 87 0-0 ③ G4-3		4	1	1	0	1	0	1
19 Marco Scutaro, R (1, 4) OBP: 0.368, SLG: 0.405	C FF 89 X SI 90 0-1 48 2B 1B		C SI 90 B SL 81 X SL 80 1-1 ② G6-3		B SL 81 F SI 89 X SI 89 1-1 ① SH1-3 1-2 2-3		1 SAFE C SI 88 X SI 88 0-1 9 BB 1-3 1B		C FF 88 F FC 88 B FF 92 B CU 80 S FC 87 2-3 ① K	4	0	2	0	0	1	0
48 Pablo Sandoval, S (1, 5) OBP: 0.301, SLG: 0.376	X SI 90 0-0 ③ 1-H 2B		B FF 90 F CH 84 B FF 90 B SL 81 F CH 85 F FF 91 D KC 78 4-2 BB		X SL 82 0-0 ② G4-3 2-3 3-H		X SI 89 0-0 ① SF8 3-H		B FF 92 F FC 87 B CU 78 X FC 88 2-1 ② G4-3	3	0	1	2	1	0	1
8 Hunter Pence, R (1, 9) OBP: 0.310, SLG: 0.457		B FF 88 S CH 82 B SI 90 C SI 89 X KC 76 2-2 9 1B 12 E 1B	F SL 82 S KC 77 B SI 90 1 SAFE B CH 84 X SI 90 2-2 ③ F9		B SI 89 B CH 82 C KC 75 S KC 75 F KC 76 X KC 76 2-2 ③ G1		1 SAFE B SI 88 F SI 88 C SI 89 B KC 76 F FF 89 T SI 89 2-2 ② K		B FF 91 B FC 88 C FC 87 C FF 89 B FC 90 X FC 89 3-2 E4 21 1B 1B	5	2	2	0	0	1	3
9 Brandon Belt, L (1, 3) OBP: 0.331, SLG: 0.434 41 Jeremy Affeldt, L (8, 1) 51 Jake Dunning, R (8, 1) 21 Nick Noonan, L (9, PH) OBP: 0.261, SLG: 0.241		1 SAFE 1 SAFE X SI 88 0-0 12 S 12 FC4 1-3 1B		B FF 88 X KC 72 1-0 ① G4-3		F SL 79 B FF 88 S CH 83 B SL 81 B CH 84 B CH 83 4-2 12 SH1-3 35 BB 10 1B BB	B CH 83 F CH 82 1 SAFE B CH 82 B CH 81 B SI 89 4-1 1-2 BB		X FF 90 0-0 35 DI 2-H 1B	2 0 0 1	2 0 0 0	1 0 0 1	0 0 0 1	2 0 0 0	0 0 0 0	0 0 0 0
35 Brandon Crawford, L (1, 6) OBP: 0.329, SLG: 0.382		C KC 74 S CH 83 F FF 90 S SL 81 0-3 ① K		X SI 88 0-0 1B		B CH 82 F SI 89 B SI 89 F SI 88 D KC 76 B SI 90 4-2 10 1B 12 SH1-3 1-2 BB	B SI 89 C SI 89 D SL 84 S SI 90 X SL 83 2-2 ③ G4-3		C FC 87 F FC 88 B CU 81 X FC 88 1-2 1B	4	0	2	0	1	1	4
12 Guillermo Quiroz, R (1, 2) OBP: 0.242, SLG: 0.306		B SI 90 F KC 76 S SI 90 D KC 77 X SL 81 2-2 FC4 75 SH1-3 1-H 3-H		C SI 88 1 SAFE F SI 88 B SI 89 1 SAFE S KC 75 1-3 ② K		X SI 88 0-0 ① SH1-3 1-2 2-3		B FC 91 C FF 90 B FC 90 X FC 88 2-1 ① F8	B FC 89 C FC 87 B FF 91 X FC 88 2-1 ③ L4	4	0	0	1	0	1	3
75 Barry Zito, L (1, 1) OBP: 0.148, SLG: 0.148 10 Tony Abreu, S (6, PH) OBP: 0.375, SLG: 0.558 50 Jose Mijares, L (7, 1) 28 Buster Posey, R (8, 3) OBP: 0.393, SLG: 0.535		X SI 89 0-0 ② SH1-3 1-2		F SI 88 X FF 89 0-1 ③ G5-3		C CH 83 X FF 89 0-1 7 L1-3 2-3 3-H 1B		C FF 92 B FC 90 F FC 90 B CU 79 F FF 94 X FC 91 2-2 ② G6-3		1 1 0 1	0 0 0 0	0 1 0 0	0 1 0 0	0 0 0 0	0 0 0 0	1 0 0 0
Inning Stats	R: 0 E: 0 K: 0 S: 8 H: 2 LOB: 2 BB: 0 P: 10	R: 2 E: 0 K: 1 S: 14 H: 2 LOB: 1 BB: 0 P: 18	R: 0 E: 0 K: 0 S: 10 H: 0 LOB: 1 BB: 1 P: 19	R: 0 E: 0 K: 1 S: 7 H: 1 LOB: 1 BB: 0 P: 9	R: 1 E: 0 K: 0 S: 11 H: 2 LOB: 1 BB: 0 P: 15	R: 1 E: 0 K: 0 S: 8 H: 1 LOB: 1 BB: 2 P: 18	R: 1 E: 0 K: 1 S: 12 H: 1 LOB: 2 BB: 2 P: 24	R: 0 E: 0 K: 0 S: 10 H: 1 LOB: 1 BB: 0 P: 14	R: 1 E: 1 K: 1 S: 14 H: 3 LOB: 2 BB: 0 P: 24	1B: 12 2B: 2 3B: 0 HR: 0 SF: 1 SAC: 3 DP: 1 HBP: 0						WP: 0 PB: 0 SB: 2 CS: 0 PA: 44	

PITCHER		IP	WLS	BF	H	R	ER	SO	BB	IBB	HBP	BLK	WP	HR	S	P	ERA	WHIP
35 Dillon Gee, R ERA: 4.6	(1, 1)	6.2		33	9	5	5	3	5	0	0	0	0	0	67	108	6.75	2.100
56 Scott Rice, L ERA: 4.46	(7, 1)	0.1	W	1	0	0	0	0	0	0	0	0	0	0	3	5	0.00	0.000
52 Carlos Torres, R ERA: 0.51	(8, 1)	2.0		10	4	1	0	1	0	0	0	0	0	0	24	38	0.00	2.000

PITCHER	IP	WLS	BF	H	R	ER	SO	BB	IBB	HBP	BLK	WP	HR	S	P	ERA	WHIP

AB	35
R	6
H	13
RBI	5
BB	5
SO	4
LOB	16

Batter	1	2	3	4	5	6	7	8	9	AB	R	H	RBI	BB	SO	LOB
22 Eric Young Jr., S (1, 7) OBP: 0.319, SLG: 0.364	B FF 91 B FF 91 C FF 91 F SL 88 F CU 80 B SL 87 B FF 92 4-2 28 E 28 S 28 1B BB	C FF 89 S CH 82 B SL 82 B FF 89 B FF 90 B FF 88 4-2 BB		D FF 89 B FF 90 C SI 91 X SI 90 2-1 G4-3 ③		S SL 82 B SI 89 X CH 83 1-1 G6-3 ② 2-3		B SI 92 F SI 92 F SI 93 X CH 86 1-2 G2-3 ③		3	1	0	0	2	0	2
28 Daniel Murphy, L (1, 4) OBP: 0.303, SLG: 0.390	1 SAFE C FF 89 1 SAFE 1 SAFE B FF 90 D CH 87 X FF 92 2-1 9 BB 29 BB 44 1B 1-H 1B	C FF 88 C SL 81 B FF 88 S FF 89 1-3 K ②			C CU 79 S CU 79 B FF 90 C FF 90 1-3 K ①	X FF 90 0-0 3-H 2B			X SI 86 0-0 G3 ①	5	1	2	2	0	2	1
5 David Wright, R (1, 5) OBP: 0.403, SLG: 0.517	1 SAFE F SL 86 B CU 77 X FF 90 1-1 P4 ①	B FF 89 F CU 80 F FF 88 1 SAFE B CH 80 F FF 91 S FF 89 2-3 K ③			B CU 75 C SL 82 X FF 89 1-1 G6-3 ②	I IN 76 I IN 76 I IN 75 I IN 74 4-0 IBB			B CH 78 C SL 80 B SI 85 X SI 86 2-1 6 E 1B	4	0	1	0	1	1	2
29 Ike Davis, L (1, 3) OBP: 0.262, SLG: 0.261	B FF 92 1 SAFE B SL 85 1 SAFE B SI 91 C FF 91 F SL 86 1 SAFE F FF 91 4-2 F CH 86 B SL 87 9 BB 44 1B 1-2 BB		S SL 80 B FF 88 F FF 88 S CU 79 1-3 K ①		B CU 80 F FF 90 F FF 92 B SL 84 X SL 84 2-2 6 HR 1B	F SL 83 B FF 89 F CU 80 B FF 89 B FF 89 X SL 83 3-2 G3-1 ③			B SI 87 C SI 87 S SL 79 X SL 80 1-2 F8 ②	4	2	1	0	1	1	3
6 Marlon Byrd, R (1, 9) OBP: 0.313, SLG: 0.506	B SL 87 B SL 85 C SL 87 S FF 91 S FF 92 2-3 K ②		S SI 88 F CH 83 S SL 82 0-3 K ②		B FF 90 X CH 83 1-0 1-H HR		C FC 88 S SL 86 B SL 86 F SL 85 S SI 92 1-3 K ①		X SI 87 0-0 E6 1-2	5	1	1	2	0	3	3
9 Kirk Nieuwenhuis, L (1, 8) OBP: 0.286, SLG: 0.347	F FF 92 B SL 88 B CU 80 S CH 86 B CH 86 B SL 88 4-2 44 1B 1-2 2-3 BB		C FF 90 X SL 82 0-1 P6 ③		C CU 78 B SL 83 S FF 90 B FF 89 B FF 89 F SL 82 X SL 83 3-2 G3 ③		B SI 91 C SL 84 B CH 85 C SI 90 F SL 85 X SL 85 3-2 G3 ②		B CU 71 C SI 85 C SL 80 B SI 88 S CU 72 2-3 K ③	4	0	0	0	1	1	2
44 John Buck, R (1, 2) OBP: 0.279, SLG: 0.394	B CU 80 S FF 91 X SL 88 1-1 1-3 2-H 3-H 1B			B FF 88 C FF 88 X CH 83 1-1 L8 ①		B FF 86 B FF 88 X FF 87 2-0 45 2B 2B	F FC 88 F SL 84 B FF 91 X SI 91 1-2 L9 ③			4	1	2	2	0	0	0
3 Omar Quintanilla, L (1, 6) OBP: 0.319, SLG: 0.359	B CU 80 B FF 90 C FF 87 C SL 83 X CU 77 2-2 F9 ③			B FF 90 B FF 90 C FF 89 S SL 83 B CU 78 B FF 89 4-2 45 SH1-4 BB		F SL 84 B FF 90 F SL 83 B SL 85 F FF 90 B CU 79 S SL 82 3-3 K ①		F SI 91 B CU 76 B CU 77 X SI 91 2-1 G6-3 ①		3	0	0	0	1	1	3
45 Zack Wheeler, L (1, 1) OBP: 0.250, SLG: 0.375 30 Andrew Brown, R (8, PH) OBP: 0.306, SLG: 0.444 66 Josh Edgin, R (8, 1) 32 LaTroy Hawkins, R (9, 1)		C FF 89 B CU 77 X FF 89 1-1 G4-3 ①		X FF 88 0-0 SH1-4 ② 1-2		X FF 89 0-0 22 G6-3 28 2B 2-H 2B		S SI 93 B SI 92 F SI 92 F CH 87 S CU 77 1-3 K ②		2 1 0 0	1 0 0 0	1 0 0 0	1 0 0 0	0 0 0 0	0 1 0 0	0 0 0 0
Inning Stats	R: 3 E: 0 K: 1 S: 21 H: 2 LOB: 2 BB: 3 P: 41	R: 0 E: 0 K: 2 S: 11 H: 0 LOB: 1 BB: 1 P: 19	R: 0 E: 0 K: 2 S: 8 H: 0 LOB: 0 BB: 0 P: 9	R: 0 E: 0 K: 0 S: 7 H: 0 LOB: 1 BB: 1 P: 14	R: 2 E: 0 K: 1 S: 14 H: 2 LOB: 0 BB: 0 P: 22	R: 2 E: 0 K: 1 S: 12 H: 3 LOB: 2 BB: 1 P: 25	R: 0 E: 0 K: 1 S: 11 H: 0 LOB: 0 BB: 0 P: 16	R: 0 E: 0 K: 1 S: 9 H: 0 LOB: 0 BB: 0 P: 13	R: 0 E: 1 K: 1 S: 10 H: 1 LOB: 2 BB: 0 P: 15	1B: 4 2B: 3 3B: 0 HR: 1 SF: 0 SAC: 1 DP: 0 HBP: 0						

PITCHER		IP	WLS	BF	H	R	ER	SO	BB	IBB	HBP	BLK	WP	HR	S	P	ERA	WHIP
18 Matt Cain, R ERA: 5.06	(1, 1)	0.2	L	7	2	3	3	1	3	0	0	0	0	0	18	36	40.50	7.500
59 Mike Kickham, L ERA: 10.61	(1, 1)	5.1		24	5	4	4	6	2	1	0	0	0	1	55	94	6.75	1.312
70 George Kontos, R ERA: 4.65	(7, 1)	1.0		3	0	0	0	1	0	0	0	0	0	0	11	16	0.00	0.000
41 Jeremy Affeldt, L ERA: 3.66	(8, 1)	1.0		3	0	0	0	1	0	0	0	0	0	0	9	13	0.00	0.000
49 Javier López, L ERA: 1.64	(9, 1)	1.0		5	1	0	0	1	0	0	0	0	0	0	10	15	0.00	1.000

PITCHER	IP	WLS	BF	H	R	ER	SO	BB	IBB	HBP	BLK	WP	HR	S	P	ERA	WHIP

TOP

New York Mets @ San Francisco Giants

AT&T Park, San Francisco, CA

Wed Jul 10 2013, 12:48 PM - 3:41 PM PDT

Att. 41,679 - Partly Cloudy - 61 F

livebaseballscorecards.com

AB	35
R	7
H	8
RBI	7
BB	6
SO	10
LOB	16

WP: 0	PA:	42
PB: 0		
SB: 1		
CS: 0		

BOTTOM

Batter	1	2	3	4	5	6	7	8	9	AB	R	H	RBI	BB	SO	LOB
7 Grégor Blanco, L (1, 8) OBP: 0.334, SLG: 0.365 56 Andres Torres, S (8, PH) OBP: 0.306, SLG: 0.355 (9, 8)	C FF 94 T FF 94 B FF 94 S CU 78 1-3 K2-3		B SI 92 B FF 93 C FF 94 X FF 94 2-1 F9			C FF 93 X CU 76 0-1 G4-3		C FF 92 X CH 86 0-1 L8		3 1	0 0	0 0	0 0	0 0	1 0	0 0
37 Kensuke Tanaka, L (1, 7) OBP: 0.333, SLG: 0.250	C SI 96 X FF 95 0-1 F7			B SI 92 C FF 94 C SI 94 X CH 86 1-2 G4-3		X FF 93 0-0 48 WP 1B		C FF 92 F SL 80 F SL 80 S SL 81 0-3 K		4	0	1	0	0	1	0
28 Buster Posey, R (1, 2) OBP: 0.391, SLG: 0.531	C FF 96 B SI 94 F FF 95 B CU 79 X FF 94 2-2 P4			C SI 94 B CU 76 X FF 95 1-1 G6-3		B FF 94 D FC 88 B FF 92 C SI 93 F FF 92 X SI 94 3-2 P3		B FF 93 B FF 92 B FF 92 C FF 92 F FF 92 X FF 92 3-2 48 FC6-4 1B		4	0	1	0	0	0	1
48 Pablo Sandoval, S (1, 5) OBP: 0.304, SLG: 0.376		B FF 95 S CH 87 B FF 93 B SI 94 B SI 95 4-1 BB		C CU 76 B CH 87 B FF 94 S CH 88 X CH 88 2-2 8 FC6-4 1B		1 SAFE B CH 84 B SI 93 X SI 93 2-0 F7 1-2		B FF 92 X FF 92 1-0 FC6-4 1-2f		3	0	1	0	1	0	2
8 Hunter Pence, R (1, 9) OBP: 0.307, SLG: 0.452		C SI 94 B FF 94 B SI 95 B FC 89 C SI 94 F SI 95 S SI 95 3-3 K		X SI 93 0-0 FC6-4 1-2f			X FF 92 0-0 P6		X SL 85 0-0 G1-3	4	0	0	0	0	1	2
9 Brandon Belt, L (1, 3) OBP: 0.337, SLG: 0.442		F SI 94 F CH 88 S FF 93 0-3 K			F CU 76 B CH 87 F FF 94 B CU 78 B SI 96 F SI 96 F FF 95 F FF 95 B FF 95 4-2 BB		S SI 92 S CH 86 B FF 92 B CU 75 B CU 76 B CH 86 4-2 10 G4-3 35 1B BB		F FF 90 B CU 78 B FF 91 X FF 90 2-1 10 SF7 3B	2	2	1	0	2	1	1
10 Tony Abreu, S (1, 4) OBP: 0.350, SLG: 0.527		X SI 94 0-0 F7			C FF 95 S FF 93 F SI 93 S FC 86 0-3 K		X SI 92 0-0 G4-3 1-2		X FF 92 0-0 SF7 3-H	3	0	0	1	0	1	3
35 Brandon Crawford, L (1, 6) OBP: 0.331, SLG: 0.383			C FF 94 B CU 78 X SI 93 1-1 G6-3		X SI 92 0-0 F8		B CH 84 C SI 93 D CH 86 S FF 93 F FC 87 X FF 91 2-2 2-H 1B		F FF 90 F CU 77 B CH 84 F FF 92 B CU 79 X FF 93 2-2 1B	4	0	2	1	0	0	1
18 Matt Cain, R (1, 1) OBP: 0.125, SLG: 0.097 59 Mike Kickham, L (1, 1) OBP: 0.200, SLG: 0.400 70 George Kontos, R (7, 1) 21 Nick Noonan, L (7, PH) OBP: 0.258, SLG: 0.239 41 Jeremy Affeldt, L (8, 1) 49 Javier López, L (9, 1) 19 Marco Scutaro, R (9, PH) OBP: 0.367, SLG: 0.404			B FF 93 C FF 94 X SI 93 1-1 P6		C FF 92 F FF 94 B SI 94 B FF 94 X SI 94 2-2 L9		B SI 92 B FF 92 F FF 92 F CH 85 F FC 86 C CU 77 2-3 K		X FF 92 0-0 G1-3	0 2 0 1 0 0 1	0 0 0 0 0 0 0	0 0 0 0 0 0 0	0 0 0 0 0 0 0	0 0 0 1 0 0 0	0 1 0 1 0 0 1	0 1 0 1 0 0 1
Inning Stats	R: 0 E: 0 K: 1 S: 8 H: 0 LOB: 0 BB: 0 P: 11	R: 0 E: 0 K: 2 S: 9 H: 0 LOB: 1 BB: 1 P: 16	R: 0 E: 0 K: 0 S: 6 H: 0 LOB: 0 BB: 0 P: 10	R: 0 E: 0 K: 0 S: 9 H: 1 LOB: 1 BB: 0 P: 13	R: 0 E: 0 K: 1 S: 13 H: 0 LOB: 1 BB: 1 P: 19	R: 0 E: 0 K: 0 S: 7 H: 1 LOB: 1 BB: 0 P: 12	R: 1 E: 0 K: 1 S: 12 H: 1 LOB: 1 BB: 1 P: 20	R: 0 E: 0 K: 1 S: 10 H: 1 LOB: 1 BB: 0 P: 14	R: 1 E: 0 K: 0 S: 9 H: 2 LOB: 1 BB: 0 P: 13	1B: 5 2B: 0 3B: 1 HR: 0 SF: 1 SAC: 0 DP: 0 HBP: 0						WP: 1 PB: 0 SB: 0 CS: 0	PA: 36

PITCHER		IP	WLS	BF	H	R	ER	SO	BB	IBB	HBP	BLK	WP	HR	S	P	ERA	WHIP
45 Zack Wheeler, R ERA: 3.54	(1, 1)	7.0	W	27	3	1	1	5	3	0	0	0	1	0	64	101	1.29	0.857
66 Josh Edgin, L ERA: 4.18	(8, 1)	1.0		4	1	0	0	1	0	0	0	0	0	0	10	14	0.00	1.000
32 LaTroy Hawkins, R ERA: 3.2	(9, 1)	1.0		5	2	1	1	0	0	0	0	0	0	0	9	13	9.00	2.000

PITCHER	IP	WLS	BF	H	R	ER	SO	BB	IBB	HBP	BLK	WP	HR	S	P	ERA	WHIP

New York Mets @ San Francisco Giants

AT&T Park, San Francisco, CA

Wed Jul 10 2013, 12:48 PM - 3:41 PM PDT

Att. 41,679 - Partly Cloudy - 61 F

livebaseballscorecards.com

AB	32
R	2
H	6
RBI	2
BB	3
SO	6
LOB	13

New York Mets @ Pittsburgh Pirates

PNC Park, Pittsburgh, PA

Fri Jul 12 2013, 7:07 PM - 10:38 PM EDT

Att. 39,036 - Cloudy - 73 F

livebaseballscorecards.com

Batter	1	2	3	4	5	6	7	8	9	10	11	AB	R	H	RBI	BB	SO	LOB
22 Eric Young Jr., S (1, 7) OBP: 0.321, SLG: 0.369	C SI 94 X SI 93 0-1 5 CS 1B			B SI 93 C SI 92 X FS 87 1-1 ① G4-3		C FF 93 C SI 92 F SI 92 B CU 78 X FF 93 1-2 28 G4-3 5 1B 2B		C FC 94 B FC 93 F FC 92 S KC 81 1-3 ② K		1 SAFE 1 SAFE B SI 94 B SI 94 C SI 94 F SI 94 X SI 95 3-2 ② FC4 28 1B 1-2f		5	1	2	0	0	1	1
28 Daniel Murphy, L (1, 4) OBP: 0.304, SLG: 0.390	B SI 92 1 SAFE C SI 93 X FS 87 1-1 ① F7			C SI 93 C CU 79 F CU 78 B SI 93 F CU 77 X SI 93 1-2 ② G6-3		B SI 93 B FS 86 B SI 92 C SI 92 F FF 93 X FS 86 3-2 ② G4-3 2-3		F FC 92 X FC 92 0-1 1B		B SI 94 F SI 95 X SI 94 1-1 1-2 1B		5	0	2	0	0	0	2
5 David Wright, R (1, 5) OBP: 0.403, SLG: 0.518	B FF 95 C SI 94 C SI 94 X CU 79 1-2 ②③ F8 1-2			F FF 94 X CU 78 0-1 2B		X SI 94 0-0 3-H 1B		B FF 94 B FC 92 X FC 91 2-0 ③ F9		B FC 92 C FC 91 S FC 92 D FC 91 B SI 95 X FC 91 3-2 ③ L8		5	0	2	1	0	0	4
29 Ike Davis, L (1, 3) OBP: 0.261, SLG: 0.256		B SI 93 F SI 92 B FS 85 B SI 94 B SI 94 4-1 6 G5-4-3 BB		B SI 92 B SI 92 B FS 86 C SI 93 X FS 88 3-1 ③ G4-3		B FF 94 F FS 87 F SI 92 C CU 77 S FS 85 1-3 ③ K			B SL 80 B FF 93 C FF 93 X SI 94 2-1 ① G6-3		C FF 93 S SL 88 B SL 87 F SL 88 B SL 89 F SL 89 B SI 95 S SL 88 3-3 ① K	4	0	0	0	1	2	2
6 Marlon Byrd, R (1, 9) OBP: 0.307, SLG: 0.496		B SI 93 F SI 93 B SI 93 F SI 93 X SI 94 2-2 ①② G5-4-3 1-2f		F SI 91 X SI 91 0-1 ① P4			X SI 92 0-0 ① L5		X FF 94 0-0 ② F7		B SI 95 B SI 94 X FF 94 2-0 ② L9	5	0	0	0	0	0	1
9 Kirk Nieuwenhuis, L (1, 8) OBP: 0.295, SLG: 0.385 71 Gonzalez Germen, R (11, 1)	C FF 96 B CU 78 X SI 94 1-1 ③ G4-3			B SI 92 F SI 92 C SI 92 B CU 77 X SI 91 2-2 ② P6			B FF 93 B SI 92 X SI 91 2-0 HR		M FF 94 B SL 82 B FF 94 B FF 94 B SI 94 4-1 BB		B SL 88 T SL 88 C SI 95 B SL 89 S SL 89 2-3 ③ K	3 0	1 0	1 0	1 0	1 0	0 0	0 0
20 Anthony Recker, R (1, 2) OBP: 0.229, SLG: 0.408			B SI 94 C SI 94 F SI 93 S FF 94 1-3 ① K	X SI 94 0-0 1B		S SI 92 C FF 93 C CU 79 0-3 ② K		C FF 95 C SL 82 C FF 94 0-3 ③ K				4	0	1	0	0	3	1
3 Omar Quintanilla, L (1, 6) OBP: 0.311, SLG: 0.349			F SI 92 B CU 80 B FF 94 F FF 94 B CU 79 X SI 94 3-2 ② G3-1	B SI 91 X SI 91 1-0 ③ G4-3		F FF 94 B FS 86 B SI 92 F FS 87 B CU 79 S FF 93 3-3 ③ K				B SL 85 C SI 95 S SL 84 F SI 94 B SL 85 X SL 84 2-2 ① L9	4	0	0	0	0	1	1
53 Jeremy Hefner, R (1, 1) 1 Jordany Valdespin, L (8, PH) OBP: 0.252, SLG: 0.318 30 David Aardsma, R (8, 1) 56 Scott Rice, L (9, 1) 46 Greg Burke, R (9, 1) 66 Josh Edgin, R (9, 1) 12 Juan Lagares, R (9, 8) OBP: 0.257, SLG: 0.343 30 Andrew Brown, R (11, PH) OBP: 0.300, SLG: 0.435			C SI 93 F SI 92 B CU 78 X SI 93 1-2 ③ G4-3		X SI 92 0-0 ① G4-3		L FC 92 B FC 92 C FC 93 B KC 81 S FC 93 2-3 ① K			C SI 95 F CH 88 B SI 95 X SI 95 1-2 22 FC4 1B	2 1 0 0 0 0 1 1	0 0 0 0 0 0 0 0	0 0 0 0 0 0 1 0	0 0 0 0 0 0 0 0	0 1 0 0 0 0 0 1	0 0 0 0 0 0 0 0	0 0 0 0 0 0 0 0
Inning Stats	R: 0 E: 0 K: 0 S: 7 H: 1 LOB: 0 BB: 0 P: 9	R: 0 E: 0 K: 0 S: 6 H: 0 LOB: 0 BB: 1 P: 13	R: 0 E: 0 K: 1 S: 9 H: 0 LOB: 0 BB: 0 P: 14	R: 0 E: 0 K: 0 S: 11 H: 1 LOB: 1 BB: 0 P: 16	R: 0 E: 0 K: 0 S: 7 H: 1 LOB: 1 BB: 0 P: 10	R: 1 E: 0 K: 1 S: 13 H: 2 LOB: 1 BB: 0 P: 18	R: 1 E: 0 K: 2 S: 8 H: 1 LOB: 0 BB: 0 P: 13	R: 0 E: 0 K: 2 S: 9 H: 1 LOB: 1 BB: 0 P: 14	R: 0 E: 0 K: 1 S: 7 H: 0 LOB: 1 BB: 1 P: 13	R: 0 E: 0 K: 0 S: 16 H: 2 LOB: 2 BB: 0 P: 26	R: 0 E: 0 K: 2 S: 9 H: 0 LOB: 0 BB: 0 P: 16	1B: 6 2B: 2 3B: 0 HR: 1	SF: 0 SAC: 0 DP: 1 HBP: 0	WP: 0 PB: 0 SB: 0 CS: 1	PA: 42			

PITCHER		IP	WLS	BF	H	R	ER	SO	BB	IBB	HBP	BLK	WP	HR	S	P	ERA	WHIP
50 Charlie Morton, R ERA: 3.19	(1, 1)	7.0		26	6	2	2	4	1	0	0	0	0	1	61	93	2.57	1.000
35 Mark Melancon, R ERA: 0.83	(8, 1)	1.0		4	1	0	0	2	0	0	0	0	0	0	9	14	0.00	1.000
39 Jason Grilli, R ERA: 2.04	(9, 1)	1.0		4	0	0	0	1	1	0	0	0	0	0	7	13	0.00	1.000
44 Tony Watson, L ERA: 3.35	(10, 1)	0.2		4	2	0	0	0	0	0	0	0	0	0	13	20	0.00	3.000
29 Bryan Morris, R ERA: 2.72	(10, 1)	0.1		1	0	0	0	0	0	0	0	0	0	0	3	6	0.00	0.000

PITCHER		IP	WLS	BF	H	R	ER	SO	BB	IBB	HBP	BLK	WP	HR	S	P	ERA	WHIP
32 Vin Mazzaro, R ERA: 2.83	(11, 1)	1.0	W	3	0	0	0	2	0	0	0	0	0	0	9	16	0.00	0.000

AB	40
R	2
H	9
RBI	2
BB	2
SO	9
LOB	12

New York Mets @ Pittsburgh Pirates

PNC Park, Pittsburgh, PA

Fri Jul 12 2013, 7:07 PM - 10:38 PM EDT

Att. 39,036 - Cloudy - 73 F

livebaseballscorecards.com

Batter	1	2	3	4	5	6	7	8	9	10	11	AB	R	H	RBI	BB	SO	LOB
6 Starling Marte, R (1, 7) OBP: 0.342, SLG: 0.464	C FF 91 B FF 91 X SI 90 1-1 G6-3 ①		B SI 91 X SL 86 1-0 G5-3 ②			C CU 75 B CU 75 X CU 76 1-1 FC1-5 31 2B			B FF 90 B FF 91 F FF 91 C FF 92 X FS 86 2-2 SH5-4 31 2B	I IN 67 I IN 70 I IN 72 I IN 72 4-0 IBB		4	0	2	0	1	0	0
31 Jose Tabata, R (1, 9) OBP: 0.365, SLG: 0.452	C FF 91 F FF 92 B FF 91 X SL 85 1-2 24 HR 1B		F FF 91 B FF 90 X CU 76 1-1 G6-3 ③			F SI 90 B SI 91 S SL 86 B SL 85 X FF 92 2-2 FC1-5 22 FC6-4 ② 2-3			X FF 91 0-0 SH5-4 ① 2-3	B FF 94 B FF 92 B FF 93 C FF 93 S FF 93 X FF 93 3-2 G6-3 ③		4	1	1	0	0	0	3
22 Andrew McCutchen, R (1, 8) OBP: 0.378, SLG: 0.461	X FF 91 0-0 F9 ②			B SL 85 B SI 90 C CU 76 F CU 75 X CU 76 2-2 F8 ①		X SI 90 0-0 FC6-4 ③ 1-2f			I IN 78 I IN 79 I IN 79 I IN 80 4-0 55 S IBB		B FF 94 B SL 83 F SI 93 B FF 95 B FF 94 4-1 24 S 10 1B BB	3	1	0	0	2	0	2
24 Pedro Alvarez, L (1, 5) OBP: 0.313, SLG: 0.525	X SI 90 0-0 1-H HR			B SI 91 B CU 76 X CH 85 2-0 G4-3 ②			X FF 90 0-0 F7 ①		B SL 84 C SI 91 F SI 90 F SI 92 S SL 84 1-3 K ②		1 SAFE C FF 94 B CH 82 1 SAFE C CH 84 B FF 94 S CH 84 2-3 K ① 1-2	5	1	1	2	0	2	3
55 Russell Martin, R (1, 2) OBP: 0.345, SLG: 0.396	B FF 92 S SL 86 B SI 91 B SL 86 S SI 92 S SI 90 3-3 K ③			B SL 84 B SL 85 S SI 91 X SI 91 2-1 G5-3 ③			C SL 85 C CU 76 B FF 91 B FF 92 B SL 85 F SL 86 S SI 91 3-3 K ②		B SL 80 B SL 80 C SI 91 B SL 81 F SL 81 B SL 81 4-2 BB 1-2		I IN 78 I IN 80 I IN 80 I IN 79 4-0 10 1B IBB	3	0	0	0	2	2	0
46 Garrett Jones, L (1, 3) OBP: 0.302, SLG: 0.419 14 Gaby Sanchez, R (9, PH) OBP: 0.341, SLG: 0.403 (10, 3)	C CU 75 B FF 90 F CU 76 S FF 91 1-3 K ①				X FF 90 0-0 P4 ①	C SI 90 X FF 92 0-1 F9 ③			B SL 81 B FF 94 X FF 94 2-0 G3 ③		B SL 82 B SI 94 B CH 83 C FF 91 C CH 84 S CH 83 3-3 K ②	3 2	0 0	0 0	0 0	0 0	1 1	0 5
10 Jordy Mercer, R (1, 4) OBP: 0.313, SLG: 0.392	C FF 90 F SI 90 F CU 76 B FF 91 X SL 86 1-2 G6-3 ②				C FF 89 C SI 90 X FF 91 0-2 L3 ②			B SL 83 B FF 91 C FF 91 X FF 91 2-1 F8 ①		B FF 92 X SL 80 1-0 P4 ①	C SL 83 B FF 94 X FF 94 1-1 1-2 2-H 1B	5	0	1	1	0	0	0
12 Clint Barmes, R (1, 6) OBP: 0.241, SLG: 0.279	S FF 91 F FF 91 B SL 85 F SL 83 X FF 91 1-2 F7 ③				B FF 91 F SI 90 F SI 89 X CU 77 1-2 G5-3 ③			C FF 91 F FF 92 X FF 92 0-2 F9 ②		B FF 93 C FF 92 B FF 93 C FF 91 X FF 94 2-2 5 G6-3 1B		4	0	1	0	0	0	0
50 Charlie Morton, R (1, 1) 35 Mark Melancon, R (8, 1) 23 Travis Snider, L (8, PH) OBP: 0.293, SLG: 0.330 39 Jason Grilli, R (9, 1) 44 Tony Watson, L (10, 1) 29 Bryan Morris, L (10, 1) OBP: 0.250, SLG: 0.250 5 Josh Harrison, R (10, PH) OBP: 0.188, SLG: 0.133 32 Vin Mazzaro, R (11, 1) OBP: 0.200, SLG: 0.200			C FF 90 F FF 90 X CU 74 0-2 G6-3 ①			C FF 90 X SI 88 0-1 G5-3 ①		C FF 92 B FF 91 F FS 86 S FF 92 1-3 K ③		B SL 80 F FF 92 B SI 91 F CH 86 F FF 94 B FF 95 F FF 92 F FF 94 1 SAFE 3-2 X FF 83 G6-3 ② 1-2		2 0 0 1 0 0 0 0 1 0	0 0 0 0 0 0 0 0 0 0	0 0 0 0 0 0 0 0 0 0	0 0 0 0 0 0 0 0 0 0	0 0 1 0 0 0 0 0 0 0	0 0 0 0 0 0 0 0 1 0	0 0 0 0 0 0 0 0 1 0
Inning Stats	R: 2 H: 2 E: 0 LOB: 0 K: 1 BB: 0 S: 10 P: 15	R: 0 H: 0 E: 0 LOB: 0 K: 1 BB: 0 S: 11 P: 14	R: 0 H: 0 E: 0 LOB: 0 K: 0 BB: 0 S: 6 P: 8	R: 0 H: 0 E: 0 LOB: 0 K: 0 BB: 0 S: 6 P: 12	R: 0 H: 0 E: 0 LOB: 0 K: 0 BB: 0 S: 7 P: 8	R: 0 H: 1 E: 0 LOB: 1 K: 0 BB: 0 S: 8 P: 11	R: 0 H: 0 E: 0 LOB: 0 K: 1 BB: 0 S: 7 P: 10	R: 0 H: 0 E: 0 LOB: 0 K: 1 BB: 0 S: 8 P: 11	R: 0 H: 1 E: 0 LOB: 3 K: 1 BB: 2 S: 11 P: 24	R: 0 H: 1 E: 0 LOB: 2 K: 0 BB: 1 S: 13 P: 26	R: 1 H: 1 E: 0 LOB: 2 K: 2 BB: 2 S: 9 P: 23	1B: 3 SF: 0 2B: 2 SAC: 1 3B: 0 DP: 0 HR: 1 HBP: 0						

PITCHER		IP	WLS	BF	H	R	ER	SO	BB	IBB	HBP	BLK	WP	HR	S	P	ERA	WHIP
53 Jeremy Hefner, R ERA: 3.33	(1, 1)	7.0		24	3	2	2	3	0	0	0	0	0	1	55	78	2.57	0.429
30 David Aardsma, R ERA: 2.16	(8, 1)	1.1		6	1	0	0	1	0	1	0	0	0	0	12	21	0.00	0.750
56 Scott Rice, L ERA: 4.41	(9, 1)	0.1		1	0	0	0	1	0	0	0	0	0	0	4	5	0.00	0.000
46 Greg Burke, R ERA: 3.86	(9, 1)	0.0		1	0	0	0	0	1	0	0	0	0	0	2	6	∞	∞
66 Josh Edgin, L ERA: 3.96	(9, 1)	1.1		6	1	0	0	0	0	1	0	0	0	0	14	29	0.00	0.750

PITCHER		IP	WLS	BF	H	R	ER	SO	BB	IBB	HBP	BLK	WP	HR	S	P	ERA	WHIP
71 Gonzalez Germen, R ERA: 13.5	(11, 1)	0.2	L	5	1	1	1	2	1	1	0	0	0	0	9	23	13.50	3.000

AB	37
R	3
H	6
RBI	3
BB	5
SO	7
LOB	14

WP: 0 PA: 43
PB: 0
SB: 2
CS: 0

Batter	1	2	3	4	5	6	7	8	9	AB	R	H	RBI	BB	SO	LOB
22 Eric Young Jr., S (1, 7) (8, 8) OBP: 0.325, SLG: 0.371	B SI 94 B SI 94 C FF 92 C FF 93 B SI 93 B SI 93 4-2 28 S BB		B SI 92 C FF 92 C KC 82 B KC 83 C SI 94 2-3 ① K		X SI 92 0-0 28 1B 5 FC5-2 1B	X SI 92 0-0 1-3 1B			C FF 93 F SL 82 S FF 93 0-3 ① K	4	0	2	0	1	2	0
28 Daniel Murphy, L (1, 4) OBP: 0.303, SLG: 0.388	P PO 93 B SI 94 X SI 93 2-0 ① P4 1-2		B KC 83 F CH 89 X SI 93 1-1 ② L8		1 SAFE 1 SAFE C CH 87 1 SAFE B CH 87 1 SAFE X KC 82 1-1 29 S 5 FC5-2 6 1B 1-3 1B	C FF 97 F SI 96 D CU 83 C FF 99 1-3 ③ K			C SL 83 B SL 82 X FF 94 1-1 ② F7	5	1	1	0	0	1	3
5 David Wright, R (1, 5) OBP: 0.397, SLG: 0.510	C FF 96 D SI 95 C KC 85 C KC 86 1-3 ② K		C FF 94 C SI 93 B FF 94 B SI 94 S KC 85 2-3 ③ K		F SI 95 B KC 84 F FF 93 X SI 94 1-2 ① FC5-2 6 1B 29 S 1-2 3-H		C FF 95 B FC 91 X FF 96 1-1 ① G6-3		C SL 83 X FF 94 0-1 ③ G6-3	5	0	0	0	0	2	3
29 Ike Davis, L (1, 3) OBP: 0.256, SLG: 0.251	C KC 83 S KC 85 D KC 85 X KC 83 1-2 ③ G5-3			C KC 82 X SI 92 0-1 ① G4-3	S CH 89 B KC 83 B CH 88 C KC 83 S KC 84 2-3 ② K 1-2 2-3		B FF 92 B FF 92 C FF 96 C FF 97 F FF 94 F FF 99 X CU 80 2-2 ② L7			4	0	0	0	0	1	3
6 Marlon Byrd, R (1, 9) OBP: 0.313, SLG: 0.498		C SI 93 C KC 84 S KC 85 0-3 ① K		B SI 93 B SI 93 B FF 93 B FF 93 4-0 9 2B BB	S SI 94 B SI 93 X SI 94 1-1 2-3 3-H 1B		X FF 97 0-0 1B			3	1	2	1	1	1	0
9 Kirk Nieuwenhuis, L (1, 8) OBP: 0.293, SLG: 0.390 46 Greg Burke, R (7, 1) 66 Josh Edgin, R (7, 1) 71 Gonzalez Germen, R (7, 1) 30 Andrew Brown, R (8, 7) OBP: 0.300, SLG: 0.435		X SI 94 0-0 ② B1-3		C SI 94 C KC 83 X SI 94 0-2 1-H 2B	C KC 83 1 SAFE X KC 83 0-1 ③ G6-3		X FF 96 0-0 ③ P2			4 0 0 0 0	0 0 0 0 0	1 0 0 0 0	1 0 0 0 0	0 0 0 0 0	0 0 0 0 0	3 0 0 0 0
44 John Buck, R (1, 2) OBP: 0.282, SLG: 0.393		C SI 93 B FF 94 B KC 84 C SI 93 X KC 85 2-2 3 1B 1B		C KC 84 S KC 83 D KC 86 B FF 94 D KC 84 S KC 85 3-3 ② K		B SI 90 B SI 91 B SI 92 C SI 91 B SI 92 4-1 22 1B BB		C FC 92 B FC 92 F FF 91 X KC 81 1-2 ① G6-3		3	0	1	0	1	1	1
3 Omar Quintanilla, L (1, 6) OBP: 0.315, SLG: 0.349		X SI 93 0-0 1-2 1B		I IN 74 I IN 72 I IN 73 I IN 73 4-0 IBB		B FF 91 B SI 93 B SI 91 C FF 92 X FF 92 3-1 ① F7		B FC 93 B FC 93 F FC 92 X FC 92 2-1 ② G4-3		3	0	1	0	1	0	1
52 Carlos Torres, R (1, 1) 1 Jordany Valdespin, L (6, PH) OBP: 0.250, SLG: 0.316 30 David Aardsma, R (6, 1) 12 Juan Lagares, R (7, 8) OBP: 0.255, SLG: 0.340 39 Bobby Parnell, R (8, 1)		X FF 93 0-0 ③ F9		F SI 92 C SI 92 D KC 83 S SI 92 1-3 ③ K		C KC 82 F KC 83 S KC 84 0-3 ② K		X FC 93 0-0 ③ G6-3		2 1 0 1 0	0 0 0 0 0	0 0 0 0 0	0 0 0 0 0	1 1 0 0 0	4 1 0 0 0	
Inning Stats	R: 0 E: 0 K: 1 S: 10 H: 0 LOB: 1 BB: 1 P: 17	R: 0 E: 0 K: 1 S: 9 H: 2 LOB: 2 BB: 0 P: 11	R: 0 E: 0 K: 2 S: 8 H: 0 LOB: 0 BB: 0 P: 13	R: 1 E: 0 K: 2 S: 11 H: 1 LOB: 2 BB: 2 P: 23	R: 1 E: 0 K: 1 S: 13 H: 3 LOB: 2 BB: 0 P: 18	R: 0 E: 0 K: 2 S: 10 H: 1 LOB: 2 BB: 1 P: 18	R: 0 E: 0 K: 0 S: 9 H: 1 LOB: 1 BB: 0 P: 12	R: 0 E: 0 K: 0 S: 6 H: 0 LOB: 0 BB: 0 P: 9	R: 0 E: 0 K: 1 S: 7 H: 0 LOB: 0 BB: 0 P: 8	1B: 7 2B: 1 3B: 0 HR: 0 SF: 0 SAC: 0 DP: 0 HBP: 0						

PITCHER		IP	WLS	BF	H	R	ER	SO	BB	IBB	HBP	BLK	WP	HR	S	P	ERA	WHIP
34 A.J. Burnett, R ERA: 3.06	(1, 1)	5.2		28	7	2	2	8	3	1	0	0	0	0	58	96	3.18	1.765
37 Justin Wilson, L ERA: 1.89	(6, 1)	1.1	W	5	1	0	0	1	0	0	0	0	0	0	12	16	0.00	0.750
35 Mark Melancon, R ERA: 0.81	(8, 1)	1.0	H	3	0	0	0	0	0	0	0	0	0	0	6	9	0.00	0.000
39 Jason Grilli, R ERA: 1.99	(9, 1)	1.0	S	3	0	0	0	1	0	0	0	0	0	0	7	8	0.00	0.000

PITCHER	IP	WLS	BF	H	R	ER	SO	BB	IBB	HBP	BLK	WP	HR	S	P	ERA	WHIP

TOP

New York Mets @ Pittsburgh Pirates

PNC Park, Pittsburgh, PA

Sat Jul 13 2013, 7:21 PM - 10:21 PM EDT

Att. 39,173 - Partly Cloudy - 80 F

livebaseballscorecards.com

AB	35
R	2
H	8
RBI	2
BB	4
SO	10
LOB	19

WP: 0	PA: 39		
PB: 0			
SB: 3			
CS: 0			

Batter	1	2	3	4	5	6	7	8	9	AB	R	H	RBI	BB	SO	LOB
6 Starling Marte, R (1, 7) OBP: 0.341, SLG: 0.460	S FC 86 B FC 89 B FF 89 B FC 85 X FF 87 3-1 ① F9		C FC 89 B FF 92 F FC 91 F FF 92 S FC 88 1-3 ② K		B FC 91 F FF 92 S FF 90 H FF 91 2-2 31 G6-4-3 HBP		C SI 89 X SI 90 0-1 ② L5			3	0	0	0	0	1	3
31 Jose Tabata, R (1, 9) OBP: 0.362, SLG: 0.445 35 Mark Melancon, R (8, 1) 39 Jason Grilli, R (9, 1)	X FF 90 0-0 ② F9		B CU 76 X FC 87 1-0 ③ G4-3		B FC 89 X FC 88 1-0 ②③ G6-4-3 1-2f		1 SAFE F SI 89 F SL 80 D SL 80 X SI 91 1-2 22 1B 55 BB 1B			4 0 0	1 0 0	1 0 0	0 0 0	0 0 0	0 0 0	5 0 0
22 Andrew McCutchen, R (1, 8) OBP: 0.378, SLG: 0.471	B FF 90 C FC 87 B FC 91 X FC 86 2-1 ③ F9			S F FC 87 B CU 84 S FC 89 1-3 ① K		B FF 91 X FF 91 1-0 HR	S SL 80 B SL 82 B SI 91 F SI 90 X SL 81 2-2 55 BB 24 BB 1-3 2-H 1B			4	1	2	2	0	1	0
24 Pedro Alvarez, L (1, 5) OBP: 0.315, SLG: 0.523		C CU 73 S FC 88 B FC 88 B SI 92 B CU 79 F FC 86 F FC 87 F FC 86 F FF 90 3-2 ① X FC 86 F9		S CU 76 X CH 84 0-1 ② G3		B FS 85 C FF 91 B FS 84 X FF 90 2-1 1B	B SL 82 1 SAFE F FF 94 B SL 82 B SL 79 B FF 94 4-1 55 BB 1-2 BB			3	0	1	0	1	0	0
55 Russell Martin, R (1, 2) OBP: 0.343, SLG: 0.391		C FC 87 B FC 91 C FC 89 B CU 77 B FF 94 S FC 87 3-3 ② K		C FC 90 F FC 89 B FF 92 S FC 90 1-3 ③ K		B FF 91 C SL 82 B FF 91 B FF 91 S FF 90 X FF 92 3-2 ① F7	B FF 94 B FF 93 B FF 93 B FF 92 4-0 BB 1-2 2-3 3-H			3	0	0	1	1	2	1
46 Garrett Jones, L (1, 3) OBP: 0.303, SLG: 0.421 14 Gaby Sanchez, R (7, PH) OBP: 0.340, SLG: 0.401 (8, 3)		C CH 83 B CH 82 S FC 89 S FC 87 1-3 ③ K			B CU 74 B FF 91 C FF 90 S FC 88 X FC 88 2-2 10 1B 2B	D FF 90 B FF 91 F FF 89 D FF 91 X FF 91 3-1 ② F8	B SL 82 X FF 93 1-0 ③ P2			3 1	1 0	1 0	0 0	0 0	1 0	1 3
10 Jordy Mercer, R (1, 4) OBP: 0.311, SLG: 0.388			B FC 90 B FC 89 C FC 86 B FF 89 X FC 87 3-1 ① G5-3		C FC 88 X FC 92 0-1 34 SH1-4 12 1B 2-H 1B	C FF 90 D SL 82 X FF 91 1-1 ③ F8		C FF 92 F KC 82 S FF 92 0-3 ① K		4	0	1	1	0	1	1
12 Clint Barmes, R (1, 6) OBP: 0.246, SLG: 0.283			B FF 90 C FC 86 X FC 86 1-1 34 1B 1B		B FF 90 B FC 89 B FC 87 C FC 86 X FC 87 3-1 34 SH1-4 1-2 1B		B SI 89 S SI 87 B SI 89 F SI 88 S SL 78 2-3 ① K	S KC 82 B FF 93 S FF 96 S KC 83 1-3 ② K		4	0	2	0	0	2	0
34 A.J. Burnett, R (1, 1) OBP: 0.100, SLG: 0.100 37 Justin Wilson, L (6, 1) 23 Travis Snider, L (7, PH) OBP: 0.290, SLG: 0.327 (8, 9)			C CH 85 M FC 86 X FC 90 0-2 1-2 1B		L CH 86 D FF 89 B CH 84 X CH 84 2-1 ① SH1-4 1-2 2-3		B SI 88 S SI 87 X SI 87 1-1 E3 31 1B 22 1B	C FF 94 F SI 90 S FF 94 0-3 ③ K		1 0 2	0 0 1	1 0 0	0 0 0	0 0 0	0 0 1	0 0 0
Inning Stats	R: 0 E: 0 K: 0 S: 5 H: 0 LOB: 0 BB: 0 P: 10	R: 0 E: 0 K: 2 S: 13 H: 0 LOB: 0 BB: 0 P: 20	R: 0 E: 0 K: 1 S: 12 H: 2 LOB: 2 BB: 0 P: 18	R: 0 E: 0 K: 2 S: 8 H: 0 LOB: 0 BB: 0 P: 10	R: 1 E: 0 K: 0 S: 12 H: 3 LOB: 2 BB: 0 P: 22	R: 1 E: 0 K: 0 S: 10 H: 2 LOB: 1 BB: 0 P: 20	R: 2 E: 1 K: 1 S: 15 H: 2 LOB: 3 BB: 2 P: 30	R: 0 E: 0 K: 3 S: 9 H: 0 LOB: 0 BB: 0 P: 10		1B: 7 2B: 1 3B: 0 HR: 1 SF: 0 SAC: 1 DP: 1 HBP: 1						

PITCHER		IP	WLS	BF	H	R	ER	SO	BB	IBB	HBP	BLK	WP	HR	S	P	ERA	WHIP
52 Carlos Torres, R ERA: 0.79	(1, 1)	5.0		20	5	1	1	5	0	0	1	0	0	0	50	80	1.80	1.000
30 David Aardsma, R ERA: 2.55	(6, 1)	1.0	B	5	2	1	1	0	0	0	0	0	0	1	10	20	9.00	2.000
46 Greg Burke, R ERA: 3.76	(7, 1)	0.2	L	5	2	2	0	1	0	0	0	0	0	0	13	19	0.00	3.000
66 Josh Edgin, L ERA: 3.96	(7, 1)	0.0		2	0	0	0	0	2	0	0	0	0	0	1	9	∞	∞
71 Gonzalez Germen, R ERA: 9.0	(7, 1)	0.1		1	0	0	0	0	0	0	0	0	0	0	1	2	0.00	0.000

PITCHER		IP	WLS	BF	H	R	ER	SO	BB	IBB	HBP	BLK	WP	HR	S	P	ERA	WHIP
39 Bobby Parnell, R ERA: 2.36	(8, 1)	1.0		3	0	0	0	3	0	0	0	0	0	0	9	10	0.00	0.000

BOTTOM

New York Mets @ Pittsburgh Pirates

PNC Park, Pittsburgh, PA

Sat Jul 13 2013, 7:21 PM - 10:21 PM EDT

Att. 39,173 - Partly Cloudy - 80 F

livebaseballscorecards.com

AB	32
R	4
H	9
RBI	4
BB	2
SO	9
LOB	14

New York Mets @ Pittsburgh Pirates

PNC Park, Pittsburgh, PA

Sun Jul 14 2013, 1:39 PM - 4:40 PM EDT

Att. 37,490 - Sunny - 87 F

TOP

livebaseballscorecards.com

Batter	1	2	3	4	5	6	7	8	9	AB	R	H	RBI	BB	SO	LOB
22 Eric Young Jr., S (1, 7) OBP: 0.327, SLG: 0.371	B SI 95 C SI 94 X FF 93 1-1 5 1B 6 2B 1B	C FF 95 S CH 87 B CH 86 F FF 97 F KC 81 B SI 98 F FF 94 B KC 82 T CH 89 3-2 ② K		B CH 88 1 SAFE B FF 96 C SI 94 X CH 89 2-1 ②③ G6-3 1-2f			X SI 91 0-0 28 3B 1B		X SI 93 0-0 ③ G6-3	5	2	2	0	0	1	1
28 Daniel Murphy, L (1, 4) OBP: 0.303, SLG: 0.392	1 SAFE C FF 95 X FF 94 0-1 ① F8	B FF 96 B FF 97 X CH 89 2-0 ③ G3			X SI 93 0-0 ① F8		1 SAFE C SI 91 P PO 84 X SI 91 1-1 1-H 5 FC5 3B			4	0	1	1	0	0	1
5 David Wright, R (1, 5) OBP: 0.396, SLG: 0.507	1 SAFE B FF 95 C FF 95 C FF 94 B FF 94 B SL 90 X FF 96 3-2 6 2B 44 1B 1-3 1B		C FF 95 C CH 87 B SL 89 B SI 98 F SI 96 S CH 88 2-3 ① K		X FF 96 0-0 ② G6-3		B SL 85 D CH 82 B CH 82 F SI 92 C CH 82 F CH 85 X SI 93 3-2 ② FC5 3-3			4	1	1	0	0	1	1
6 Marlon Byrd, R (1, 9) OBP: 0.316, SLG: 0.502	F FF 97 B SI 97 S KC 82 X KC 82 1-2 44 1B 1-3 3-H 2B		C FF 96 S SI 94 B CH 89 X SI 97 1-2 13 1B 1B		C SI 95 B SI 95 X FF 97 1-1 ③ L5		C SI 92 D SL 86 S CH 81 X SI 91 1-2 ③ G1-3			4	1	2	1	0	0	1
13 Josh Satin, R (1, 3) OBP: 0.487, SLG: 0.557	C FF 98 B SI 96 B SI 96 C FF 96 B FF 97 B FF 98 4-2 44 1B BB		B FF 95 1 SAFE F SI 96 B FF 96 F FF 97 X FF 96 2-2 1-2 1B			C FF 91 B FF 91 F SI 92 B SL 82 B SL 82 X SI 90 3-2 ① G5-3		F SI 92 B SL 87 B SI 94 S SL 87 C SL 88 2-3 ① K		3	0	1	0	1	1	0
9 Kirk Nieuwenhuis, L (1, 8) OBP: 0.281, SLG: 0.372	X FF 97 0-0 ② P6		C FF 97 T CH 88 C KC 83 0-3 ② K			S SI 92 L SI 91 B SI 89 X CH 83 1-2 ② G5-3		F SI 94 B FF 94 B SL 88 X SL 89 2-1 ② F8		4	0	0	0	0	1	5
44 John Buck, R (1, 2) OBP: 0.284, SLG: 0.394	F FF 96 B KC 82 C KC 83 F SL 89 X FF 99 1-2 1-2 2-H 3-H 1B		F KC 82 C FF 97 D SL 91 D KC 84 B FF 98 F FF 97 X CH 89 3-2 ③ G5-3			C SL 78 X SL 83 0-1 1B		X SL 86 0-0 ③ G6-3		4	0	2	2	0	0	2
3 Omar Quintanilla, L (1, 6) OBP: 0.320, SLG: 0.344	F FF 95 S FF 98 F FF 98 S KC 84 0-3 ③ K			B FF 92 B CH 87 B FF 93 C SI 94 F CH 92 B CH 87 4-2 22 G6-3 BB		X SI 90 0-0 ③ F8			B SI 92 B SL 86 F SI 94 B FF 93 B SI 93 4-1 29 G5-6-3 BB	2	0	0	0	2	1	3
35 Dillon Gee, R (1, 1) OBP: 0.167, SLG: 0.118 50 Scott Atchison, R (7, 1) 32 LaTroy Hawkins, R (8, 1) 29 Ike Davis, L (9, PH) OBP: 0.255, SLG: 0.250 39 Bobby Parnell, R (9, 1)		C FF 93 X FF 93 0-1 ① G1-3		B L SI 92 C SI 92 L FF 100 1-3 ① K			C SI 92 F SI 92 F SL 86 X SI 90 0-2 ① G1-3		C FF 92 B SL 88 B SI 92 X FF 94 2-1 ①② G5-6-3 1-2f	3 0 0 1 0	0 0 0 0 0	0 0 0 0 0	0 0 0 0 0	0 0 0 0 0	1 0 0 0 0	1 0 0 1 0
Inning Stats	R: 3 E: 0 K: 1 S: 21 H: 4 LOB: 2 BB: 1 P: 31	R: 0 E: 0 K: 1 S: 9 H: 0 LOB: 0 BB: 0 P: 14	R: 0 E: 0 K: 2 S: 17 H: 2 LOB: 2 BB: 0 P: 25	R: 0 E: 0 K: 1 S: 7 H: 0 LOB: 0 BB: 1 P: 14	R: 0 E: 0 K: 0 S: 4 H: 0 LOB: 0 BB: 0 P: 5	R: 0 E: 0 K: 0 S: 9 H: 1 LOB: 1 BB: 0 P: 13	R: 1 E: 0 K: 0 S: 15 H: 2 LOB: 1 BB: 0 P: 19	R: 0 E: 0 K: 1 S: 6 H: 0 LOB: 0 BB: 0 P: 10	R: 0 E: 0 K: 0 S: 4 H: 0 LOB: 0 BB: 1 P: 10	1B: 7 2B: 1 3B: 1 HR: 0 SF: 0 SAC: 0 DP: 2 HBP: 0						

	AB	34
	R	4
	H	9
	RBI	4
	BB	3
	SO	6
	LOB	16

WP: 0 PB: 0 SB: 0 CS: 0 PA: 37

PITCHER	IP	WLS	BF	H	R	ER	SO	BB	IBB	HBP	BLK	WP	HR	S	P	ERA	WHIP
45 Gerrit Cole, R (1, 1) ERA: 3.89	5.0	L	22	6	3	3	5	2	0	0	0	0	0	58	89	5.40	1.600
30 Jeanmar Gómez, R (6, 1) ERA: 2.72	2.0		9	3	1	1	0	0	0	0	0	0	0	24	32	4.50	1.500
32 Vin Mazzaro, R (8, 1) ERA: 2.7	2.0		6	0	0	0	1	1	0	0	0	0	0	10	20	0.00	0.500

PITCHER	IP	WLS	BF	H	R	ER	SO	BB	IBB	HBP	BLK	WP	HR	S	P	ERA	WHIP

BOTTOM

New York Mets @ Pittsburgh Pirates

PNC Park, Pittsburgh, PA

Sun Jul 14 2013, 1:39 PM - 4:40 PM EDT

Att. 37,490 - Sunny - 87 F

Batter	1	2	3	4	5	6	7	8	9	AB	R	H	RBI	BB	SO	LOB
6 Starling Marte, R (1, 7) OBP: 0.342, SLG: 0.462	B FF 86 C SI 86 C SL 79 S CH 82 1-3 ① K		B SI 88 X SI 88 1-0 ② 2B 2-H		C SL 82 X SL 82 0-1 ③ 1B		B SL 86 C SL 86 B FF 93 F FF 92 B SL 87 C SL 87 3-3 ③ K		S FF 97 X KC 86 0-1 ② F8	5	0	2	1	0	2	4
10 Jordy Mercer, R (1, 4) OBP: 0.309, SLG: 0.383	C FF 88 F SI 88 X FF 88 0-2 ② G6-3		B SI 88 C SI 89 F SI 88 B KC 75 X SL 80 2-2 ② F9		1 SAFE F SI 88 X SI 88 0-1 ③ G5-3			C FF 92 F FF 91 X FF 91 0-2 22 2B 31 G4-3 1B	B FF 96 C FF 98 F FF 98 X KC 87 1-2 ③ F9	5	1	1	0	0	0	4
22 Andrew McCutchen, R (1, 8) OBP: 0.376, SLG: 0.471	B SL 82 B CH 83 C FF 89 C CH 83 F CH 82 F SI 89 B CH 82 F SI 90 X CH 83 3-2 ③ P3		C CH 83 X SI 90 0-1 ③ G5-3			B FF 89 B SL 80 C CH 83 C SL 82 T FF 90 2-2 ① K		X FF 93 0-0 31 G4-3 1-3 2B		4	0	1	0	0	1	1
24 Pedro Alvarez, L (1, 5) OBP: 0.311, SLG: 0.516		B KC 72 F CH 82 F FF 88 X CH 83 1-2 ① L1		B KC 75 B FF 88 C CH 83 B FF 89 F FF 89 F CH 83 X CH 84 3-2 ① G4-3		B FF 89 B CH 83 X CH 84 2-0 ② P6		S FF 95 S FF 95 B SL 90 C FF 95 1-3 ① K		4	0	0	0	0	1	2
31 Jose Tabata, R (1, 9) OBP: 0.351, SLG: 0.431		C KC 75 B SI 89 X SI 89 1-1 E4 19 S		B SL 81 X SI 89 1-0 ② F9		B SI 89 S SI 89 F SI 89 B SL 81 X SL 81 2-2 ③ P3		F FF 94 X FF 93 0-1 ② G4-3 2-3 3-H		4	0	0	1	0	0	1
46 Garrett Jones, L (1, 3) OBP: 0.302, SLG: 0.419		X SI 89 0-0 ② F8		C KC 75 F FC 88 F CH 84 X KC 76 0-2 19 FC6-4 1B			B SI 87 F CH 83 B CH 82 B FF 89 F SI 89 X FF 89 3-2 ① F8	X FF 95 0-0 ③ F7		4	0	1	0	0	0	2
19 Michael McKenry, R (1, 2) OBP: 0.236, SLG: 0.313		C SL 81 B SI 89 B KC 76 B SI 89 X SI 89 3-1 ③ F7 1-2		C FF 89 S SL 81 F SL 82 1 SAFE X SL 81 0-2 ③ FC6-4 1-2f			B FF 89 B FF 90 S FF 89 C SL 80 B SL 82 F FF 90 X FF 90 3-2 ② F9		C FF 92 F KC 82 F FF 95 B KC 82 F FF 97 B KC 85 X FF 96 2-2 ① F8	4	0	0	0	0	0	2
12 Clint Barmes, R (1, 6) OBP: 0.251, SLG: 0.293			C FF 87 C SI 88 F SL 82 B SL 81 X SL 81 1-2 ① G5-3		C FF 88 B SL 81 X SI 89 1-1 ① L8		F FF 90 X SI 90 0-1 2B		B FF 95 X FF 96 1-0 55 1B 1B	4	0	2	0	0	0	0
45 Gerrit Cole, R (1, 1) 2 Brandon Inge, R (5, PH) 30 Jeanmar Gomez, R (6, 1) 23 Travis Snider, L (7, PH) 32 Vin Mazzaro, R (8, 1) 55 Russell Martin, R (9, PH) 5 Josh Harrison, R (9, PR)			C FF 88 B SI 89 B FF 89 X SI 89 2-1 E1 6 2B 1B		X FF 89 0-0 ② F9		B CH 82 B SI 90 B CH 83 C SI 89 B CH 84 4-1 BB		C FF 97 B FF 98 F FF 97 B KC 86 X FF 97 2-2 1-2 1B	1 1 0 0 0 1 0	1 0 0 0 0 0 0	1 0 0 0 0 1 0	0 0 0 0 0 0 0	0 0 0 0 0 0 0	0 0 0 1 0 0 0	0 0 0 0 0 0 0
Inning Stats	R: 0 E: 0 K: 1 S: 12 H: 0 LOB: 0 BB: 0 P: 16	R: 0 E: 1 K: 0 S: 8 H: 0 LOB: 1 BB: 0 P: 13	R: 1 E: 1 K: 0 S: 12 H: 2 LOB: 1 BB: 0 P: 18	R: 0 E: 0 K: 0 S: 13 H: 1 LOB: 1 BB: 0 P: 17	R: 0 E: 0 K: 0 S: 7 H: 1 LOB: 1 BB: 0 P: 8	R: 0 E: 0 K: 1 S: 7 H: 0 LOB: 0 BB: 0 P: 13	R: 0 E: 0 K: 1 S: 13 H: 1 LOB: 2 BB: 1 P: 26	R: 1 E: 0 K: 1 S: 10 H: 2 LOB: 1 BB: 0 P: 11	R: 0 E: 0 K: 0 S: 14 H: 2 LOB: 2 BB: 0 P: 20	1B: 6 2B: 3 3B: 0 HR: 0		SF: 0 SAC: 0 DP: 0 HBP: 0		WP: 0 PB: 0 SB: 1 CS: 0		PA: 38

PITCHER	IP	WLS	BF	H	R	ER	SO	BB	IBB	HBP	BLK	WP	HR	S	P	ERA	WHIP
35 Dillon Gee, R (1, 1) ERA: 4.32	6.2	W	27	5	1	0	2	1	0	0	0	0	0	69	105	0.00	0.900
50 Scott Atchison, R (7, 1) ERA: 4.42	0.1	H	1	0	0	0	1	0	0	0	0	0	0	3	6	0.00	0.000
32 LaTroy Hawkins, R (8, 1) ERA: 3.35	1.0	H	5	2	1	1	1	0	0	0	0	0	0	10	11	9.00	2.000
39 Bobby Parnell, R (9, 1) ERA: 2.3	1.0	S	5	2	0	0	0	0	0	0	0	0	0	14	20	0.00	2.000

PITCHER	IP	WLS	BF	H	R	ER	SO	BB	IBB	HBP	BLK	WP	HR	S	P	ERA	WHIP

livebaseballscorecards.com

Philadelphia Phillies @ New York Mets

Citi Field, Flushing, NY

Fri Jul 19 2013, 7:13 PM - 10:40 PM EDT

Att. 35,021 - Partly Cloudy - 95 F

livebaseballscorecards.com

Batter	1	2	3	4	5	6	7	8	9	AB	R	H	RBI	BB	SO	LOB
11 Jimmy Rollins, S (1, 6) OBP: 0.317, SLG: 0.343	C FF 90 X CH 84 0-1 26 3B 1B	C CU 74 F SL 83 B SI 89 X CU 76 1-2 ① F9	B SI 87 B SI 87 D CH 79 B SI 84 4-0 10 HR BB	C SI 87 B SL 78 S SI 85 F SL 79 S SI 89 1-3 ② K	B SI 88 X SI 88 1-0 ① L7	B FF 90 F FF 90 B FS 84 C FF 90 B FS 84 F FF 91 C FF 90 3-3 ③ K	5	2	1	0	1	2	0
10 Michael Young, R (1, 5) OBP: 0.345, SLG: 0.421	B FF 91 F SI 91 C SI 90 1 SAFE F SL 86 1 SAFE S SL 85 1-3 K	C SL 83 ① F FF 89 S SL 87 0-3 ② K	X SI 87 0-0 1-H 3-H HR	C SL 81 F SI 89 B SL 80 B FF 91 B SL 80 F SL 79 B SL 76 4-2 26 HR BB	B SI 88 X SI 88 1-0 ② L1-3		4	2	1	3	1	2	1
26 Chase Utley, L (1, 4) OBP: 0.335, SLG: 0.510	B FF 90 X SI 89 1-0 1-H 9 1B 3B	B SI 89 C CH 84 X SL 83 1-1 ③ F8	C SI 86 C SL 78 B SL 77 B SL 79 S SI 86 2-3 ② K	B FF 93 B FF 92 X FF 92 2-0 1-H HR	C SI 89 X SI 89 0-1 ③ G3		5	2	2	3	0	1	0
9 Domonic Brown, L (1, 7) OBP: 0.324, SLG: 0.544	B FF 91 X SI 91 1-0 18 1B 3 1B 3-H 1B	C FF 90 0-2 F SI 90 F FF 90 X CU 78 HR B SI 88 3-2 B SL 78 C CH 81 F SL 78 B SI 88 X SI 88 G4-3		F SL 80 X SL 81 0-1 1B			F SI 88 B SL 82 B SL 82 S SI 89 X SL 80 2-2 ① F8		5	2	3	2	0	0	0
18 Darin Ruf, R (1, 3) OBP: 0.436, SLG: 0.636	B FF 90 D SL 86 B FF 91 C FF 90 S SI 91 X SL 84 3-2 3 1B 15 1B 1-3 1B	C SL 85 B CU 77 B SI 91 C FF 90 F SL 85 X CH 84 2-2 3 E 2B	C SI 88 X SL 79 0-1 ① F8	C FF 93 B FF 93 B CH 84 B FF 92 X FF 92 3-1 ③ F9			B FF 92 F FF 92 X SL 83 1-1 ② F8		5	2	2	0	0	0	1
3 Delmon Young, R (1, 9) OBP: 0.321, SLG: 0.413	B SL 85 F SI 91 S SL 85 X CU 77 1-2 15 1B 1-2 3-H 1B	B SI 91 X SL 84 1-0 E9 15 2B 2-H 1B	C SL 77 X SL 78 0-1 E6 15 BB	C FF 92 B FF 94 C FF 93 S CH 81 1-3 ① K			C FF 91 F SL 82 F SL 83 B SL 82 X SL 82 1-2 1B		5	1	3	1	0	1	0
15 John Mayberry Jr., R (1, 8) OBP: 0.311, SLG: 0.443	F SI 90 B SI 90 B SL 84 F FF 91 B SI 90 X FF 91 3-2 1-2 2-H 1B	D CU 76 B SI 90 X SI 90 2-0 51 2B 2-H 2B	B SI 88 B SL 77 B SI 87 C SI 86 B SI 87 4-1 51 G6-4-3 1-2 BB	C FF 94 S CH 82 X CH 82 0-2 E6			B FF 92 B FF 91 F FF 91 F SL 82 C FF 93 2-3 ③ K		4	1	2	2	1	1	1
51 Carlos Ruiz, R (1, 2) OBP: 0.317, SLG: 0.295	X FF 90 0-0 ② F7	B SI 85 X SI 86 1-0 38 SH2-4 10 HR 2-H 2B	C SI 87 B SL 79 F SL 78 X SL 78 1-2 ② ③ G6-4-3 1-2f	X FF 94 0-0 ② F9			B FF 89 B FF 89 X FF 89 2-0 ① G5-3		5	1	1	1	0	0	5
38 Kyle Kendrick, R (1, 1) OBP: 0.167, SLG: 0.175 57 Luis Garcia, R (6, 1) 63 Jake Diekman, R (8, 1) 19 Laynce Nix, L (9, PH) OBP: 0.250, SLG: 0.297 30 Justin De Fratus, S (9, 1)	C FF 90 B SL 84 S SL 84 B SL 84 F FF 88 F CU 77 F SL 84 F SL 85 F FF 90 2-3 C CU 78 ③ K	X FF 85 0-0 ① SH2-4 2-3	B SI 87 C SI 86 B SL 76 X SI 86 2-1 ① G6-3	F FF 93 B SL 80 C FF 93 X FF 94 1-2 ③ F9		F FF 89 S FS 83 B FS 83 F FF 92 S FS 85 1-3 ② K	3 0 0 1 0	0 0 0 0 0	0 0 0 0 0	0 0 0 0 0	1 0 0 0 0	0 0 0 1 0	3 0 0 0 0
Inning Stats	R: 4 E: 0 K: 2 S: 26 H: 6 LOB: 2 BB: 0 P: 38	R: 0 E: 0 K: 1 S: 8 H: 0 LOB: 0 BB: 0 P: 10	R: 7 E: 1 K: 1 S: 19 H: 6 LOB: 0 BB: 1 P: 34	R: 0 E: 1 K: 0 S: 8 H: 0 LOB: 1 BB: 1 P: 13	R: 2 E: 0 K: 1 S: 14 H: 2 LOB: 1 BB: 1 P: 26	R: 0 E: 1 K: 1 S: 10 H: 0 LOB: 1 BB: 0 P: 12	R: 0 E: 0 K: 0 S: 4 H: 0 LOB: 0 BB: 0 P: 6	R: 0 E: 0 K: 1 S: 12 H: 1 LOB: 1 BB: 0 P: 18	R: 0 E: 0 K: 2 S: 9 H: 0 LOB: 0 BB: 0 P: 15	1B: 8 2B: 3 3B: 1 HR: 3 SF: 0 SAC: 1 DP: 1 HBP: 0						

TOP	
AB	42
R	13
H	15
RBI	12
BB	3
SO	9
LOB	11

WP: 0 PB: 0 SB: 0 CS: 0 PA: 46

PITCHER		IP	WLS	BF	H	R	ER	SO	BB	IBB	HBP	BLK	WP	HR	S	P	ERA	WHIP
53 Jeremy Hefner, R ERA: 3.93	(1, 1)	2.0	L	16	10	8	8	3	0	0	0	0	0	1	44	63	36.00	5.000
46 Greg Burke, R ERA: 4.66	(3, 1)	2.2		13	2	4	4	2	3	0	0	0	0	1	26	48	13.50	1.875
66 Josh Edgin, L ERA: 4.26	(5, 1)	0.1		3	2	1	1	0	0	0	0	0	0	1	5	10	27.00	6.000
71 Gonzalez Germen, R ERA: 4.5	(6, 1)	1.0		4	0	0	0	1	0	0	0	0	0	0	10	12	0.00	0.000
56 Scott Rice, L ERA: 4.25	(7, 1)	1.1		4	0	0	0	0	0	0	0	0	0	0	7	11	0.00	0.000

PITCHER		IP	WLS	BF	H	R	ER	SO	BB	IBB	HBP	BLK	WP	HR	S	P	ERA	WHIP
30 David Aardsma, R ERA: 2.33	(8, 1)	1.2		6	1	0	0	3	0	0	0	0	0	0	18	28	0.00	0.600

BOTTOM

Philadelphia Phillies @ New York Mets

Citi Field, Flushing, NY

Fri Jul 19 2013, 7:13 PM - 10:40 PM EDT

Att. 35,021 - Partly Cloudy - 95 F

livebaseballscorecards.com

Batter	1	2	3	4	5	6	7	8	9	AB	R	H	RBI	BB	SO	LOB
22 Eric Young Jr., S (1, 7) OBP: 0.328, SLG: 0.367 (6, 4)	B SI 87 B SI 87 C SI 88 F SI 89 F FC 88 H SI 90 3-2 28 F7 28 S HBP		C SI 89 B SL 76 X FC 86 1-1 ③ G3		B SI 90 B FC 87 X SI 89 2-0 ① G6-3 2-3	B SI 93 B FF 95 B SI 94 C SI 93 B SI 93 4-1 1-2 2-3 BB		B SI 96 X SI 96 1-0 ③ G4-3		3	0	0	0	1	0	3
28 Daniel Murphy, L (1, 4) OBP: 0.303, SLG: 0.391 71 Gonzalez Germen, R (6, 1) 13 Josh Satin, R (6, PH) OBP: 0.481, SLG: 0.548 56 Scott Rice, L (7, 1) 30 Andrew Brown, R (8, 3) OBP: 0.314, SLG: 0.447	C SI 89 B SI 90 X CH 82 1-1 ① F7 1-3			B SI 89 X SI 90 1-0 5 6 1B HR 1B	S CH 83 D CH 82 X CH 82 1-1 ② G4-3 3-H	C SL 83 B SL 85 B SI 96 X SI 95 2-1 ③ G5-3			B SI 93 C FF 93 X FF 94 1-1 5 HR 1B	3 0 1 0 1	1 0 0 0 0	1 0 0 0 0	1 0 0 0 0	0 0 0 0 0	0 0 3 0 0	1 0 0 0 0
5 David Wright, R (1, 5) OBP: 0.396, SLG: 0.514	B SI 90 F SL 78 F FC 88 B FC 86 F SI 90 B CH 83 C FC 88 3-3 ② K			X FC 86 0-0 6 HR 1-2 1B	B SI 90 B SI 89 X SI 90 2-0 ③ G5-3		S FF 94 B SL 84 X FF 95 1-1 ① F9		X SI 93 0-0 1-H HR	5	2	2	2	0	1	1
6 Marlon Byrd, R (1, 9) OBP: 0.317, SLG: 0.509	F SL 78 F SL 77 B FC 88 F SI 92 S CH 84 1-3 ③ K			C SI 89 B SI 90 X CH 82 1-1 1-H 2-H HR	C SI 90 C SI 90 S CH 83 0-3 ① K	B SL 84 B SI 94 B SI 94 C SI 94 B SI 94 4-1 29 G6-3 BB			B FF 93 B SL 83 S FF 94 C SL 84 F SL 83 B SL 84 F FF 93 C SI 94 3-3 ① K	4	1	1	3	1	3	1
29 Ike Davis, L (1, 3) OBP: 0.259, SLG: 0.255 30 David Aardsma, R (8, 1) 20 Anthony Recker, R (9, PH) OBP: 0.226, SLG: 0.403		B SI 89 C FC 86 B FC 87 B SI 89 C SI 89 F FC 88 C SI 90 3-3 ① K		B CH 79 X FC 86 1-0 44 1B 1B	B SI 90 C SI 90 X CH 81 1-1 44 2B 3 FC3-6 1B	X SI 92 0-0 ②③ G6-3 1-2f			C SL 84 F SL 84 X FF 94 0-2 ② G4-3	4 0 1	1 0 0	2 0 0	0 0 0	0 0 0	1 0 0	1 0 0
44 John Buck, R (1, 2) OBP: 0.286, SLG: 0.398		X FC 87 0-0 ② F7		B SI 89 B SI 89 X SI 90 2-0 3 G6-4-3 1-2 1B	B SI 90 F CH 81 C SI 91 D SL 78 X SI 91 2-2 3 FC3-6 12 1B 1-3 2B			S SI 94 B SI 96 X SL 83 1-1 ① G4-3	X SI 94 0-0 ③ G6-3	5 1 0	1 0 0	2 0 0	0 0 0	0 0 0	0 0 0	0 0 0
9 Kirk Nieuwenhuis, L (1, 8) OBP: 0.290, SLG: 0.364 (6, 7)	C SI 89 B CH 81 B FC 86 F SI 89 C SI 90 2-3 ③ K			X SI 89 0-0 ① F7	B FC 88 F FC 88 B CH 83 B FC 88 B SI 91 4-1 3 FC3-6 BB			B SI 95 B SL 82 B SI 96 C SI 96 B SI 95 4-1 3 1B BB		2	0	0	0	2	1	2
3 Omar Quintanilla, L (1, 6) OBP: 0.318, SLG: 0.342			C SI 87 C FC 85 B SI 88 S CH 81 1-3 ① K2-3	F FC 88 B CH 80 B SI 90 X FC 88 2-1 ②③ G6-4-3 1-2f	C CH 82 B SI 91 F SI 91 X CH 83 1-2 ② FC3-6 22 BB 12 1B 1-2f 2-3 3-H			C SI 94 B SI 94 X SL 83 1-1 12 FC1-4 1-3 1B		4	0	1	1	0	1	4
53 Jeremy Hefner, R (1, 1) 46 Greg Burke, R (3, 1) 66 Josh Edgin, R (5, 1) 12 Juan Lagares, R (5, PH) OBP: 0.264, SLG: 0.354 (6, 8)			C SI 87 C SI 88 F SI 89 B FC 86 C SI 89 1-3 ② K		C SL 75 F SL 75 B SI 90 B SI 90 F CH 82 X SI 90 2-2 22 G6-3 28 G4-3 2B	F SI 91 F SI 91 D CH 84 B FC 87 F SI 90 X SL 79 2-2 22 BB 1-2 3-H 1B		C SI 96 X CH 87 0-1 ② FC1-4 1-2f		0 1 0 3	0 0 0 1	0 0 0 2	0 0 0 1	0 1 0 0	0 0 0 2	0 0 0 2
Inning Stats	R: 0 E: 0 K: 2 S: 13 H: 0 LOB: 1 BB: 0 P: 21	R: 0 E: 0 K: 2 S: 8 H: 0 LOB: 0 BB: 0 P: 13	R: 0 E: 0 K: 2 S: 9 H: 0 LOB: 0 BB: 0 P: 12	R: 3 E: 0 K: 0 S: 9 H: 5 LOB: 1 BB: 0 P: 16	R: 1 E: 0 K: 0 S: 8 H: 1 LOB: 0 BB: 0 P: 15	R: 2 E: 0 K: 1 S: 19 H: 3 LOB: 3 BB: 2 P: 35	R: 0 E: 0 K: 0 S: 4 H: 0 LOB: 0 BB: 1 P: 9	R: 0 E: 0 K: 0 S: 8 H: 1 LOB: 2 BB: 1 P: 15	R: 2 E: 0 K: 1 S: 12 H: 2 LOB: 0 BB: 0 P: 16	1B: 8 2B: 2 3B: 0 HR: 2 SF: 0 SAC: 0 DP: 2 HBP: 1						WP: 0 PB: 0 SB: 1 CS: 0 PA: 42	

	AB	37
	R	8
	H	12
	RBI	8
	BB	4
	SO	8
	LOB	18

PITCHER		IP	WLS	BF	H	R	ER	SO	BB	IBB	HBP	BLK	WP	HR	S	P	ERA	WHIP
38 Kyle Kendrick, R ERA: 3.94	(1, 1)	5.2	W	27	9	6	6	7	1	0	1	0	0	1	63	103	9.53	1.765
57 Luis García, R ERA:	(6, 1)	1.1		5	0	0	0	0	2	0	0	0	0	0	7	18	0.00	1.500
63 Jake Diekman, L ERA: 3.65	(8, 1)	1.0		5	1	0	0	0	1	0	0	0	0	0	8	15	0.00	2.000
30 Justin De Fratus, R ERA: 5.66	(9, 1)	1.0		5	2	2	2	1	0	0	0	0	0	1	12	16	18.00	2.000

PITCHER	IP	WLS	BF	H	R	ER	SO	BB	IBB	HBP	BLK	WP	HR	S	P	ERA	WHIP

Philadelphia Phillies @ New York Mets

Citi Field, Flushing, NY

Sat Jul 20 2013, 1:12 PM - 4:46 PM EDT

Att. 26,722 - Partly Cloudy - 93 F

livebaseballscorecards.com

TOP

Batter	1	2	3	4	5	6	7	8	9	AB	R	H	RBI	BB	SO	LOB
11 Jimmy Rollins, S (1, 6) OBP: 0.318, SLG: 0.352	B SI 96 B FF 95 X FF 95 2-0 HR		B FF 96 B FC 87 C FF 93 B FF 95 C FF 95 S FF 96 3-3 ① K		B FF 92 B FC 86 X FF 93 2-0 18 BB 10 BB 1-2 1B		C FF 92 B FF 93 X SL 83 1-1 ① P3		B FF 93 B FF 94 B FF 95 C FF 94 X FF 94 3-1 ② G4-3	5	1	2	1	0	1	0
10 Michael Young, R (1, 5) OBP: 0.349, SLG: 0.419	C FF 96 B FF 97 F FC 88 B FF 95 B FF 96 F FF 96 F FF 95 X FF 95 3-2 ① G6-3		B FF 95 F FC 87 F FF 95 H CU 78 2-2 26 1B HBP		C FF 94 B FC 87 B FC 87 B FC 87 C FF 93 F FF 93 B FF 93 4-2 18 BB 1-2 2-3 BB		B SL 81 C SL 83 S SL 83 B FF 92 B SL 83 B FF 93 4-2 BB		B FF 95 X FF 95 1-0 E3 26 DI 26 HR	2	1	0	0	2	0	0
26 Chase Utley, L (1, 4) OBP: 0.336, SLG: 0.521	B FF 96 B CU 76 B FF 95 C FF 94 C FF 95 X FF 95 3-2 ② G3		C FF 94 D FC 86 1 SAFE F FF 94 X FF 95 1-2 1-2 1B		B FC 86 B FC 88 X FF 93 2-0 ① SF7 3-H		F SI 90 B SL 80 S SL 81 F SI 90 S SL 81 1-3 ② K		B FF 94 C FF 95 F FF 91 F FF 98 B FF 98 X KC 86 2-2 1-H HR	4	1	2	3	0	1	1
9 Domonic Brown, L (1, 7) OBP: 0.322, SLG: 0.542	X FF 95 0-0 ③ P2		C FF 92 F FC 86 B CU 77 B FF 94 F FC 89 X FF 95 2-2 ② F6		B FF 93 B FC 86 B FF 93 X FF 94 3-0 ② F8		C SI 90 D SL 83 1 SAFE F SI 91 D SL 82 1 SAFE X SL 82 2-2 ③ G3		C KC 86 X FF 96 0-1 2B	5	0	1	0	0	0	5
18 Darin Ruf, R (1, 3) OBP: 0.409, SLG: 0.568		C FF 95 C FF 93 B FF 93 S FF 94 1-3 ① K	S FF 95 B FF 94 B FF 94 C FC 86 S FF 94 2-3 ③ K		B FF 94 B FF 94 B FF 95 C FF 94 C FF 94 B FF 95 4-2 1-2 2-3 BB			B FF 93 F FF 94 F FF 94 B FF 95 B FF 96 X FF 96 3-2 ① F9	S FF 97 X FF 98 0-1 ③ L4	4	0	0	0	1	2	3
3 Delmon Young, R (1, 9) OBP: 0.328, SLG: 0.423		B FF 95 S FF 96 S FF 95 B FF 95 F FF 94 X FF 96 2-2 51 G1-3 15 1B 1B		B FF 93 X FF 93 1-0 51 G6-4-3 1B	D SL 81 T FF 93 F SL 82 B FF 94 S SL 82 2-3 ③ K			B SL 88 S FF 95 F FF 95 F SL 88 X FF 96 1-2 2B		4	0	3	0	0	1	3
15 John Mayberry Jr., R (1, 8) OBP: 0.309, SLG: 0.439		C FF 95 F FC 89 D CU 77 X FF 96 1-2 51 G1-3 1-2 1B		D FC 87 C FC 86 B FF 94 F FF 92 D FC 87 S FC 85 3-3 ① K		X FF 92 0-0 ① P3		C FF 94 X SL 88 0-1 ② L3	4	0	1	0	0	1	2
51 Carlos Ruiz, R (1, 2) OBP: 0.309, SLG: 0.287		B FC 87 C FF 95 B FC 87 F FF 93 F FF 94 X FF 95 2-2 ② G1-3 1-2 2-3		B FC 87 X FF 92 1-0 ② ③ G6-4-3 1-2f		C FF 93 C SL 82 S SL 83 0-3 ② K		X FF 94 0-0 ③ F9	4	0	0	0	0	1	4
35 Cole Hamels, L (1, 1) OBP: 0.171, SLG: 0.176 19 Laynce Nix, L (6, PH) OBP: 0.248, SLG: 0.294 66 JC Ramirez, R (6, 1) 63 Jake Diekman, R (7, 1) 57 Luis Garcia, R (7, 1) 59 Antonio Bastardo, R (8, 1) 28 Kevin Frandsen, R (9, PH) OBP: 0.387, SLG: 0.441		F FF 94 B FF 95 S FF 94 B FF 95 S FF 94 2-3 ③ K		T FF 91 S FF 92 B FF 94 B FF 93 X FF 95 2-2 10 BB 11 1B 26 SF7 1B	F FF 94 B FF 94 F SL 83 B FF 93 F SL 84 B FF 93 S SL 83 3-3 ③ K			C FF 92 B KC 79 B KC 84 X FF 94 2-1 ① G1-3	2 1 0 0 0 0 1	1 0 0 0 0 0 0	1 0 0 0 0 0 0	0 0 0 0 0 0 0	0 0 0 0 0 0 0	1 1 0 0 0 0 0	2 0 0 0 0 0 0
Inning Stats	R: 1 E: 0 K: 0 S: 10 H: 1 LOB: 0 BB: 0 P: 18	R: 0 E: 0 K: 2 S: 17 H: 2 LOB: 2 BB: 0 P: 25	R: 0 E: 0 K: 2 S: 15 H: 1 LOB: 2 BB: 0 P: 25	R: 0 E: 0 K: 1 S: 5 H: 1 LOB: 0 BB: 0 P: 10	R: 1 E: 0 K: 1 S: 14 H: 2 LOB: 3 BB: 2 P: 33	R: 0 E: 0 K: 2 S: 8 H: 0 LOB: 0 BB: 0 P: 11	R: 0 E: 0 K: 1 S: 11 H: 0 LOB: 1 BB: 1 P: 19	R: 0 E: 0 K: 0 S: 10 H: 1 LOB: 0 BB: 0 P: 14	R: 2 E: 1 K: 0 S: 13 H: 2 LOB: 1 BB: 0 P: 21	1B: 6 2B: 2 3B: 0 HR: 2 SF: 1 SAC: 0 DP: 1 HBP: 1						

AB	36
R	4
H	10
RBI	4
BB	3
SO	9
LOB	20

WP: 0 PB: 0 SB: 0 CS: 0 PA: 41

PITCHER		IP	WLS	BF	H	R	ER	SO	BB	IBB	HBP	BLK	WP	HR	S	P	ERA	WHIP
45 Zack Wheeler, R ERA: 3.58	(1, 1)	4.2		23	7	2	2	5	2	0	1	0	0	1	58	106	3.86	1.929
71 Gonzalez Germen, R ERA: 2.45	(5, 1)	1.2	W	6	0	0	0	3	1	0	0	0	0	0	15	25	0.00	0.600
56 Scott Rice, L ERA: 4.17	(7, 1)	0.2	H	2	0	0	0	1	0	0	0	0	0	0	7	10	0.00	0.000
32 LaTroy Hawkins, R ERA: 3.27	(8, 1)	1.0	H	4	1	0	0	0	0	0	0	0	0	0	10	14	0.00	1.000
39 Bobby Parnell, R ERA: 2.25	(9, 1)	1.0	S	6	2	2	0	0	0	0	0	0	0	1	13	21	0.00	2.000

PITCHER		IP	WLS	BF	H	R	ER	SO	BB	IBB	HBP	BLK	WP	HR	S	P	ERA	WHIP

BOTTOM

Philadelphia Phillies @ New York Mets

Citi Field, Flushing, NY

Sat Jul 20 2013, 1:12 PM - 4:46 PM EDT

Att. 26,722 - Partly Cloudy - 93 F

livebaseballscorecards.com

Batter	1	2	3	4	5	6	7	8	9	AB	R	H	RBI	BB	SO	LOB
22 Eric Young Jr., S (1, 7) OBP: 0.327, SLG: 0.366	B FF 87 C FF 88 X FF 90 1-1 ① F8	B FF 91 B CH 83 C FF 91 B FF 90 C FF 91 X FF 91 3-2 ② F8			C CH 78 X FF 88 0-1 28 F8, 28 S, 5 1B, 1B		L SI 95 S SI 95 B SI 96 S SI 96 1-3 ① K			4	1	1	0	0	1	2
28 Daniel Murphy, L (1, 4) OBP: 0.305, SLG: 0.395	C FF 89 C CU 74 B CU 76 X CH 80 1-2 5 S, 6 1B, 2B	B FF 90 C FF 91 F FC 87 X FF 91 1-2 ③ G6-3			1 SAFE 1 SAFE 1 SAFE B FF 87 B FC 84 B FC 87 C FF 88 X CH 81 3-1 ① F8 1-3		X SL 84 0-0 5 FC5-4, 1B 1-2 2-H			4	1	2	1	0	0	1
5 David Wright, R (1, 5) OBP: 0.397, SLG: 0.513	C FF 90 C FF 91 B FF 92 B FC 88 B FC 88 F CH 83 D CU 77 4-2 13 BB, 6 1B, 12 1B, BB 2-3		S CU 79 X CH 82 0-1 ① F8		F CU 73 X FF 91 0-1 6 CS, 1B 3-H		F FF 94 B FF 95 D SL 84 S SL 83 X SL 85 2-2 ② FC5-4 1-2f 2-3			3	1	1	1	1	0	2
6 Marlon Byrd, R (1, 9) OBP: 0.319, SLG: 0.509	X FF 91 0-0 12 1B, 13 BB, 20 FC5-4, 1B 1-2 3-H		C FF 89 B FF 90 F FC 86 B FF 92 X FF 88 2-2 13 CS, 1B		C CH 82 1 SAFE 1 SAFE B FF 89 S CU 75 C CH 82 1-3 ②③ K 1-2		D SL 82 B SL 84 C FF 93 S FF 94 S SL 85 2-3 ③ K			4	1	2	1	0	2	3
13 Josh Satin, R (1, 3) OBP: 0.469, SLG: 0.523	F FF 90 B FF 91 B FF 90 C CH 82 F FF 91 D FC 87 B CH 82 4-2 20 FC5-4, 12 1B, BB 1-2 2-3		1 SAFE 1 SAFE B CH 81 B CH 80 C FF 90 F FF 90 S CH 83 2-3 ②③ K 1-2			B SL 85 C SL 84 T FF 94 B FF 96 B SL 85 F FF 94 C FF 93 3-3 ① K		B FF 93 S FF 92 X FF 94 1-1 ① G5-3		3	0	0	0	1	2	1
12 Juan Lagares, R (1, 8) OBP: 0.276, SLG: 0.372	C CH 82 F FC 88 X FF 91 0-2 20 FC5-4, 1B 1-2 2-3 3-H			B FF 88 C FF 88 F CH 81 X FC 88 1-2 1B		B FF 96 C FF 94 F SL 86 C SL 86 1-3 ② K		F FF 94 B SL 82 S SL 83 B FF 95 F FF 93 F SL 83 X SL 83 2-2 2B		4	0	3	1	0	1	0
20 Anthony Recker, R (1, 2) OBP: 0.216, SLG: 0.383	B FF 91 B FF 91 D CH 82 C FF 90 S CH 83 X CH 83 3-2 ② FC5-4 1-2f 2-3 3-H			B FF 90 F CH 81 S FF 90 1 SAFE F CU 76 S FF 91 1-3 ① K		C SL 85 X FF 95 0-1 ③ F9		F FF 94 F FF 96 C SL 82 0-3 ② K		4	0	0	1	0	2	4
3 Omar Quintanilla, L (1, 6) OBP: 0.317, SLG: 0.335	B FC 87 C FC 86 B CH 82 X FC 87 2-1 ③ G4-3			B CH 81 C FF 89 B FC 87 F CH 82 B FF 92 F FF 90 X FF 90 3-2 ② F8			F FF 92 B SL 85 B SL 83 B FF 92 B FF 92 4-1 29 BB, 28 1B, BB	B FF 89 B FF 90 C FF 91 C FF 91 F SL 83 C FF 90 2-3 ③ K		3	1	0	0	1	1	4
45 Zack Wheeler, L (1, 1) OBP: 0.200, SLG: 0.300 71 Gonzalez Germen, R (5, 1) 56 Scott Rice, L (7, 1) 29 Ike Davis, L (7, PH) OBP: 0.262, SLG: 0.255 32 LaTroy Hawkins, R (8, 1) 39 Bobby Parnell, R (9, 1)		F FF 88 B FC 86 B FF 91 F FF 90 C FF 92 2-3 ① K		F FC 85 C FF 90 S CH 81 0-3 ③ K			D SL 85 B SI 92 D FF 93 C FF 92 D FF 92 4-1 5 FC5-4, 28 1B, BB 1-2			2 0 0 0 0 0 0	0 0 0 0 0 0 0	0 0 0 0 1 0 0	0 0 0 0 0 0 0	0 0 0 0 0 0 0	2 0 0 0 0 0 0	1 0 0 0 0 0 0
Inning Stats	R: 3 H: 3 E: 0 LOB: 2 K: 0 BB: 2 S: 20 P: 35	R: 0 H: 0 E: 0 LOB: 0 K: 1 BB: 0 S: 9 P: 15	R: 0 H: 1 E: 0 LOB: 0 K: 1 BB: 0 S: 8 P: 12	R: 0 H: 1 E: 0 LOB: 1 K: 2 BB: 0 S: 14 P: 19	R: 1 H: 2 E: 0 LOB: 0 K: 1 BB: 0 S: 9 P: 13	R: 0 H: 0 E: 0 LOB: 0 K: 2 BB: 0 S: 9 P: 13	R: 1 H: 1 E: 0 LOB: 2 K: 2 BB: 2 S: 12 P: 25	R: 0 H: 1 E: 0 LOB: 1 K: 2 BB: 0 S: 14 P: 19		1B: 7 2B: 2 3B: 0 HR: 0	SF: 0 SAC: 0 DP: 0 HBP: 0		WP: 0 PB: 0 SB: 2 CS: 2	PA: 35		

PITCHER		IP	WLS	BF	H	R	ER	SO	BB	IBB	HBP	BLK	WP	HR	S	P	ERA	WHIP
35 Cole Hamels, L ERA: 4.16	(1, 1)	5.0	L	22	7	4	4	5	2	0	0	0	0	0	60	94	7.20	1.800
66 JC Ramírez, R ERA: 3.38	(6, 1)	1.0		5	0	1	1	2	2	0	0	0	0	0	11	23	9.00	2.000
63 Jake Diekman, L ERA: 3.55	(7, 1)	0.1		2	1	0	0	1	0	0	0	0	0	0	4	5	0.00	3.000
57 Luis García, R ERA:	(7, 1)	1.1		5	1	0	0	2	0	0	0	0	0	0	16	23	0.00	0.750
59 Antonio Bastardo, L ERA: 2.6	(8, 1)	0.1		1	0	0	0	1	0	0	0	0	0	0	4	6	0.00	0.000

PITCHER	IP	WLS	BF	H	R	ER	SO	BB	IBB	HBP	BLK	WP	HR	S	P	ERA	WHIP

AB	31
R	5
H	9
RBI	5
BB	4
SO	11
LOB	18

Batter	1	2	3	4	5	6	7	8	9	AB	R	H	RBI	BB	SO	LOB
11 Jimmy Rollins, S (1, 6) OBP: 0.317, SLG: 0.351	X FF 97 0-0 ① F9		S FF 98 S CH 90 S CH 90 0-3 ③ K			B CU 86 C FF 96 C FF 96 X CH 89 1-2 ② G4-3		B FF 92 C FF 92 B CH 86 X FF 92 2-1 1B		4	0	1	0	0	1	0
10 Michael Young, R (1, 5) OBP: 0.347, SLG: 0.417	C FF 98 C FF 99 F FF 99 B FF 98 B SL 93 B SL 93 X FF 99 3-2 ② G5-3			C CU 85 B CH 87 B FF 99 B FF 98 S FF 99 X SL 87 3-2 ① G3		C SI 96 F SL 91 F CH 86 B FF 100 X CH 87 1-2 1B		X FF 91 0-0 ③ F9		4	0	1	0	0	0	1
26 Chase Utley, L (1, 4) OBP: 0.338, SLG: 0.519	C FF 99 F FF 99 B FF 98 H FF 99 2-2 9 PB HBP			S FF 99 B CH 90 S FF 99 X CH 90 1-2 1B		F FF 97 B SI 97 X SI 97 1-1 ③ L4			C FF 91 B CH 85 B SL 87 C FF 92 S SL 87 2-3 ① K	3	0	1	0	0	1	1
9 Domonic Brown, L (1, 7) OBP: 0.319, SLG: 0.537	F FF 98 B CH 88 S FF 98 B FF 98 S CH 88 2-3 ③ K 1-2			S FF 98 1 SAFE C FF 98 F FF 100 F SL 91 F FF 98 S CH 88 0-3 ② K			B FF 95 B FF 96 F FF 95 F CH 86 S SL 86 2-3 ① K		B FF 91 B FF 92 F FF 92 F CH 86 B SL 87 S SL 86 3-3 ② K	4	0	0	0	0	4	2
3 Delmon Young, R (1, 9) OBP: 0.327, SLG: 0.425		B FF 97 C FF 95 C CU 85 F SL 90 S SL 90 1-3 ① K		B FF 97 S SL 89 B FF 98 1 SAFE X SL 88 2-1 ③ F8			B SL 90 F FF 96 X CU 86 1-1 28 G4-3 2B		F FF 91 X SL 87 0-1 ③ L3	4	0	1	0	0	1	1
28 Kevin Frandsen, R (1, 3) OBP: 0.377, SLG: 0.429		C FF 97 X SL 91 0-1 ② G4-3			B FF 96 C FF 94 S CU 86 F FF 95 B FF 98 F SL 91 F FF 98 S CH 87 2-3 ① K		S FF 97 B SL 91 C FF 97 B SL 90 F FF 96 X SL 90 2-2 ② G4-3 2-3			3	0	0	0	0	1	1
15 John Mayberry Jr., R (1, 8) OBP: 0.305, SLG: 0.433		B FF 97 X FF 98 1-0 ③ L9			B FF 97 S FF 97 C CU 86 B FF 98 B CH 88 C SL 90 3-3 ② K		X FF 96 0-0 ③ L8			3	0	0	0	0	1	1
31 Erik Kratz, R (1, 2) OBP: 0.285, SLG: 0.427			B FF 98 C FF 98 B SL 86 F SL 91 S SL 87 2-3 ① K		T FF 98 B SL 92 B FF 99 F CU 84 B SL 93 S SL 93 3-3 ③ K			B FF 91 S SL 88 F FF 92 F SL 87 X CU 78 1-2 ① P3		3	0	0	0	0	2	0
33 Cliff Lee, L (1, 1) OBP: 0.195, SLG: 0.200 59 Antonio Bastardo, R (7, 1) 19 Laynce Nix, L (8, PH) OBP: 0.245, SLG: 0.291 58 Jonathan Papelbon, R (8, 1)			S FF 98 F FF 99 B SL 86 S FF 99 1-3 ② K			F FF 95 S FF 97 F FF 97 B CU 84 B SI 96 B FF 97 X FF 97 3-2 ① G4-3		B FF 92 C FF 92 B CH 85 X FF 92 2-1 ② G1-3		2 0 1 0	0 0 0 0	0 0 0 0	0 0 0 0	0 0 0 0	1 0 0 0	0 0 0 0
Inning Stats	R: 0 E: 0 K: 1 S: 10 H: 0 LOB: 1 BB: 0 P: 17	R: 0 E: 0 K: 1 S: 7 H: 0 LOB: 0 BB: 0 P: 9	R: 0 E: 0 K: 3 S: 9 H: 0 LOB: 0 BB: 0 P: 12	R: 0 E: 0 K: 1 S: 14 H: 1 LOB: 1 BB: 0 P: 20	R: 0 E: 0 K: 3 S: 12 H: 0 LOB: 0 BB: 0 P: 20	R: 0 E: 0 K: 0 S: 13 H: 1 LOB: 1 BB: 0 P: 19	R: 0 E: 0 K: 1 S: 10 H: 1 LOB: 1 BB: 0 P: 15	R: 0 E: 0 K: 0 S: 9 H: 1 LOB: 1 BB: 0 P: 14	R: 0 E: 0 K: 2 S: 8 H: 0 LOB: 0 BB: 0 P: 13	1B: 3 2B: 1 3B: 0 HR: 0 SF: 0 SAC: 0 DP: 0 HBP: 1						

PITCHER	IP	WLS	BF	H	R	ER	SO	BB	IBB	HBP	BLK	WP	HR	S	P	ERA	WHIP
33 Matt Harvey, R (1, 1) ERA: 2.23	7.0	W	25	3	0	0	10	0	0	1	0	0	0	75	112	0.00	0.429
50 Scott Atchison, R (8, 1) ERA: 3.98	2.0		7	1	0	0	2	0	0	0	0	0	0	17	27	0.00	0.500

PITCHER	IP	WLS	BF	H	R	ER	SO	BB	IBB	HBP	BLK	WP	HR	S	P	ERA	WHIP

TOP

Philadelphia Phillies @ New York Mets

Citi Field, Flushing, NY

Sun Jul 21 2013, 1:12 PM - 3:45 PM EDT

Att. 32,127 - Cloudy - 88 F

livebaseballscorecards.com

AB	31
R	0
H	4
RBI	0
BB	0
SO	12
LOB	7

BOTTOM

Philadelphia Phillies @ New York Mets

Citi Field, Flushing, NY

Sun Jul 21 2013, 1:12 PM - 3:45 PM EDT

Att. 32,127 - Cloudy - 88 F

livebaseballscorecards.com

Batter	1	2	3	4	5	6	7	8	9	AB	R	H	RBI	BB	SO	LOB
22 Eric Young Jr., S (1, 7) OBP: 0.323, SLG: 0.360	C SI 89 F SI 90 F SI 90 B CU 75 X SI 91 1-2 G6-3 ①		C SI 90 B FC 88 X FF 86 1-1 L7 ②		X SI 89 0-0 F8 ①		C FF 91 B SL 83 B FF 91 S FF 92 S FF 92 2-3 K ②			4	0	0	0	0	1	0
28 Daniel Murphy, L (1, 4) OBP: 0.302, SLG: 0.391	C SI 90 F FC 88 X FC 86 0-2 F7 ②		B SI 91 C SI 91 C FF 88 X SI 92 1-2 G4-3 ③		C FF 89 B CU 73 C SI 90 X CU 73 1-2 G4-3 ②		C FF 90 B SL 84 B FF 92 S FF 91 X FF 92 2-2 P5 ③			4	0	0	0	0	0	0
5 David Wright, R (1, 5) OBP: 0.398, SLG: 0.521	C FF 90 C FF 91 B FC 88 X SI 91 1-2 HR			F SI 91 B CU 74 B SI 90 X FC 87 2-1 13 1B 12 HR 1B	C SI 90 S SI 90 X FC 88 0-2 G5-3 ③			C FF 90 B SL 75 B FF 91 X FF 90 2-1 F8 ①		4	2	2	1	0	0	0
6 Marlon Byrd, R (1, 9) OBP: 0.322, SLG: 0.519	B CH 81 B FF 90 F FF 89 C CH 83 B FC 88 X SI 89 3-2 HR			1 SAFE C SI 90 B SI 90 B SI 90 S CH 84 F FC 88 C SI 91 2-3 K ①		C CH 82 X CH 82 0-1 12 1B 1B		C FF 90 C FF 90 X FF 90 0-2 G6-3 ②		4	1	2	1	0	1	1
13 Josh Satin, R (1, 3) OBP: 0.464, SLG: 0.515 29 Ike Davis, L (8, PH) OBP: 0.261, SLG: 0.253 (9, 3)	F FF 89 X SI 90 0-1 G4-3 ③			B SI 90 C FC 87 B SI 91 B SI 90 X SI 91 3-1 12 HR 1-2 1B		B FF 89 C SI 90 D CH 84 X FF 88 2-1 F8 ①		B FF 90 C FF 91 S FS 86 C FF 91 1-3 K ③		3 1	1 0	1 0	0 0	0 0	0 1	1 0
44 John Buck, R (1, 2) OBP: 0.283, SLG: 0.394		X SI 89 0-0 G6-3 ①		F FC 86 B CH 83 S SI 90 B SI 92 X CU 74 2-2 F9 ②		F FC 86 F SI 90 C SI 91 0-3 K ②				3	0	0	0	0	1	3
12 Juan Lagares, R (1, 8) OBP: 0.284, SLG: 0.397		B SI 89 C SI 90 F FC 86 F CU 74 F CH 83 F SI 90 B CU 73 S SI 90 2-3 K ②		C SI 90 F CU 73 B SI 90 F SI 91 X CU 73 1-2 1-H 2-H HR		F FF 90 B FF 90 X CH 83 1-1 1-2 1B				3	1	2	3	0	1	0
3 Omar Quintanilla, L (1, 6) OBP: 0.317, SLG: 0.331		C SI 90 C SI 90 S SI 90 0-3 K ③		B SI 90 C FF 91 B SI 91 B SI 91 B SI 90 4-1 BB		F FC 86 C FC 86 F FF 90 X SI 91 0-2 G3 ③				2	0	0	0	1	1	2
33 Matt Harvey, R (1, 1) OBP: 0.109, SLG: 0.152 30 Andrew Brown, R (7, PH) OBP: 0.308, SLG: 0.438 50 Scott Atchison, R (8, 1)			C SI 90 S SI 90 S FF 91 0-3 K ①	S SI 90 S FF 91 S SI 91 0-3 K ③			S FF 90 S FF 91 B SL 83 S FF 91 1-3 K ①			2 1 0	0 0 0	0 0 0	0 0 0	0 0 0	2 1 0	1 0 0
Inning Stats	R: 2 E: 0 K: 0 S: 15 H: 2 LOB: 0 BB: 0 P: 20	R: 0 E: 0 K: 2 S: 10 H: 0 LOB: 0 BB: 0 P: 12	R: 0 E: 0 K: 1 S: 8 H: 0 LOB: 0 BB: 0 P: 10	R: 3 E: 0 K: 2 S: 19 H: 3 LOB: 1 BB: 1 P: 33	R: 0 E: 0 K: 0 S: 7 H: 0 LOB: 0 BB: 0 P: 8	R: 0 E: 0 K: 1 S: 13 H: 2 LOB: 2 BB: 0 P: 16	R: 0 E: 0 K: 2 S: 9 H: 0 LOB: 0 BB: 0 P: 14	R: 0 E: 0 K: 1 S: 8 H: 0 LOB: 0 BB: 0 P: 11		1B: 4 2B: 0 3B: 0 HR: 3	SF: 0 SAC: 0 DP: 0 HBP: 0			WP: 0 PB: 0 SB: 0 CS: 0	PA: 32	

	AB	31
	R	5
	H	7
	RBI	5
	BB	1
	SO	9
	LOB	8

PITCHER		IP	WLS	BF	H	R	ER	SO	BB	IBB	HBP	BLK	WP	HR	S	P	ERA	WHIP
33 Cliff Lee, L ERA: 3.05	(1, 1)	6.0	L	26	7	5	5	6	1	0	0	0	0	3	72	99	7.50	1.333
59 Antonio Bastardo, L ERA: 2.52	(7, 1)	1.0		3	0	0	0	2	0	0	0	0	0	0	9	14	0.00	0.000
58 Jonathan Papelbon, R ERA: 2.27	(8, 1)	1.0		3	0	0	0	1	0	0	0	0	0	0	8	11	0.00	0.000

PITCHER	IP	WLS	BF	H	R	ER	SO	BB	IBB	HBP	BLK	WP	HR	S	P	ERA	WHIP

Atlanta Braves @ New York Mets

Citi Field, Flushing, NY

Mon Jul 22 2013, 7:21 PM - 10:21 PM EDT

Att. 25,111 - Cloudy - 78 F

TOP

livebaseballscorecards.com

Batter	1	2	3	4	5	6	7	8	9	AB	R	H	RBI	BB	SO	LOB
19 Andrelton Simmons, R (1, 6) OBP: 0.282, SLG: 0.351	L FF 89 S FF 89 B FF 90 F SL 83 F FF 90 F SL 82 F CH 84 B FF 90 F CH 84 2-2 F SL 81 F SI 82 X KC 77 G4-3		X SL 81 0-0 L7			X FF 90 0-0 G6-3		C FF 93 F FF 93 F SL 88 F SL 88 B FF 94 X SL 90 1-2 22 FC1-6 1B	B FF 93 X FF 92 1-0 G5-3	5	0	1	0	0	0	1
22 Jason Heyward, L (1, 8) OBP: 0.323, SLG: 0.366	X SI 90 0-0 P6			B SI 89 C CH 83 X FF 89 1-1 G4-3		B CH 84 B SI 89 B FF 89 C SI 89 C SI 88 B CH 84 4-2 BB		1 SAFE S FF 92 C FF 93 X FF 94 0-2 FC1-6 8 FC5-4 1-2f		3	0	0	0	1	0	1
8 Justin Upton, R (1, 9) OBP: 0.351, SLG: 0.452	X FF 89 0-0 P3			B FF 89 C FF 90 X CH 83 1-1 G6-3		B FF 90 F SI 89 B SL 82 B CH 84 X SI 90 3-1 G6-3		X FF 94 0-0 FC5-4 1-2f		4	0	0	0	0	0	2
5 Freddie Freeman, L (1, 3) OBP: 0.387, SLG: 0.475		B FF 89 X CH 83 1-0 G4-3		B FF 90 F SI 91 B FC 91 B CH 84 B CH 83 4-1 BB			B FF 88 B KC 73 X SI 90 2-0 24 1B 16 S 23 FC5-2 1B	S FF 93 C FF 94 F FF 94 F FF 94 S FF 93 0-3 K		3	0	1	0	1	1	1
16 Brian McCann, L (1, 2) OBP: 0.374, SLG: 0.534 13 Jose Constanza, L (9, PR) OBP: 0.222, SLG: 0.222 46 Craig Kimbrel, R (9, 1)		B SI 89 B SI 90 B SI 89 C SI 90 B SI 90 4-1 BB		C SI 90 F CH 84 B FF 90 B SL 81 T SI 90 2-2 K			S SI 90 B CH 83 B FF 89 B KC 75 F SI 90 F SI 90 S CH 84 3-3 K 1-2		B FF 93 B FF 92 F FF 93 X FF 94 2-1 26 FC5 24 1B 1B	3 0 0	0 0 0	1 0 0	0 0 0	1 0 0	2 0 0	2 0 0
24 Evan Gattis, R (1, 7) OBP: 0.315, SLG: 0.552 (9, 2)		X FF 90 0-0 F9			B SL 80 X FF 88 1-0 G6-3		B KC 74 F FF 89 X SL 81 1-1 23 FC5-2 26 HBP 2-3 1B		1 SAFE F FF 93 F FF 93 X KC 84 0-2 23 PB 26 FC5 23 G6-3 1-2 1B	4	1	2	0	0	0	1
26 Dan Uggla, R (1, 4) OBP: 0.312, SLG: 0.418		B SI 90 X SI 91 1-0 G1-3			X SL 82 0-0 F7		F SL 81 D SL 81 H SI 88 2-1 23 FC5-2 1-2 HBP		B FF 94 S FF 95 B FF 95 C FF 95 X KC 86 2-2 FC5 23 G6-3 23 PB 7 1B 1-2 2-3f	3	1	0	0	0	0	3
23 Chris Johnson, R (1, 5) OBP: 0.366, SLG: 0.460			C SI 89 B SI 89 S SL 81 F FF 89 X SI 89 1-2 G4-3		F SI 89 B SI 88 B SL 81 X FF 89 2-1 L8		F SI 89 B FF 88 B FF 89 X SL 80 2-1 FC5-2 1-2 2-3 3-Hf		B FF 96 C FF 95 X FF 96 1-1 G6-3 1-3 2-H	4	0	0	1	0	0	4
49 Julio Teheran, R (1, 1) OBP: 0.244, SLG: 0.231 25 Joey Terdoslavich, S (7, PH) OBP: 0.259, SLG: 0.240 43 Luis Avilan, L (7, 1) 52 Jordan Walden, R (8, 1) 7 Reed Johnson, R (9, PH) OBP: 0.325, SLG: 0.358 (9, 7)			B FF 89 F SI 89 X SL 80 1-1 G6-3			B SL 78 B FF 87 C SI 88 C FF 88 X SL 80 2-2 G5-3	S CH 83 S CH 83 S CH 84 0-3 K		L FF 94 B KC 84 X FF 95 1-1 3-H 1B	2 1 0 0 1	0 0 0 0 0	0 0 0 0 1	0 0 0 0 1	0 1 0 0 0	0 0 0 0 0	0 3 0 0 0
Inning Stats	R: 0 E: 0 K: 0 S: 12 H: 0 LOB: 0 BB: 0 P: 14	R: 0 E: 0 K: 0 S: 4 H: 0 LOB: 0 BB: 1 P: 10	R: 0 E: 0 K: 0 S: 7 H: 0 LOB: 0 BB: 0 P: 9	R: 0 E: 0 K: 1 S: 8 H: 0 LOB: 1 BB: 1 P: 16	R: 0 E: 0 K: 0 S: 4 H: 0 LOB: 0 BB: 0 P: 7	R: 0 E: 0 K: 0 S: 8 H: 0 LOB: 1 BB: 1 P: 17	R: 0 E: 0 K: 2 S: 13 H: 2 LOB: 3 BB: 0 P: 23	R: 0 E: 0 K: 1 S: 14 H: 1 LOB: 1 BB: 0 P: 15	R: 2 E: 0 K: 0 S: 13 H: 3 LOB: 1 BB: 0 P: 20	1B: 6 2B: 0 3B: 0 HR: 0 SF: 0 SAC: 0 DP: 0 HBP: 1						WP: 0 PB: 1 SB: 1 CS: 0 PA: 37	

PITCHER		IP	WLS	BF	H	R	ER	SO	BB	IBB	HBP	BLK	WP	HR	S	P	ERA	WHIP
35 Dillon Gee, R ERA: 4.07	(1, 1)	7.0		27	2	0	0	3	3	0	1	0	0	0	56	96	0.00	0.714
32 LaTroy Hawkins, R ERA: 3.19	(8, 1)	1.0	H	4	1	0	0	1	0	0	0	0	0	0	14	15	0.00	1.000
39 Bobby Parnell, R ERA: 2.4	(9, 1)	1.0	L	6	3	2	1	0	0	0	0	0	0	0	13	20	9.00	3.000

PITCHER		IP	WLS	BF	H	R	ER	SO	BB	IBB	HBP	BLK	WP	HR	S	P	ERA	WHIP

AB	33
R	2
H	6
RBI	2
BB	3
SO	4
LOB	18

Atlanta Braves @ New York Mets

Citi Field, Flushing, NY

Mon Jul 22 2013, 7:21 PM - 10:21 PM EDT

Att. 25,111 - Cloudy - 78 F

livebaseballscorecards.com

BOTTOM

Batter	1	2	3	4	5	6	7	8	9	AB	R	H	RBI	BB	SO	LOB
22 Eric Young Jr., S (1, 7) OBP: 0.322, SLG: 0.357	B FF 89 C FF 90 B SI 89 S FF 91 B SI 92 B FF 92 4-2 5 BB		C FF 94 S CU 73 B CU 75 B SI 90 F FF 93 F FF 93 F CU 76 T CH 82 2-2 ② K		C CH 82 X CH 83 0-1 ② G4-3			1 SAFE T FF 95 1 SAFE X FF 95 0-1 ① FC1-6 5 28 S S 1-2f		3	0	0	0	1	1	1
28 Daniel Murphy, L (1, 4) OBP: 0.304, SLG: 0.390	X FF 92 0-0 ① F9		C FF 92 B CH 81 F CU 73 B SI 91 B SI 92 X FF 93 3-2 1B		C CU 72 B CH 82 B FF 92 F FF 92 S FF 92 2-3 ③ K			C FF 94 P PO 87 P PO 87 S CH 86 B CH 84 B FF 97 4-2 1-2 BB		3	0	1	0	1	1	1
5 David Wright, R (1, 5) OBP: 0.394, SLG: 0.515	S FF 92 B FF 93 S CU 73 F SI 90 1 SAFE C CU 72 1-3 ②③ K 1-2		1 SAFE B FF 93 F FF 92 S FF 92 X FF 94 1-2 ③ F8			C SL 82 B CU 74 X SL 81 1-1 ① F8		S SL 84 T CH 85 C FF 97 0-3 ② K 2-3		4	0	0	0	0	2	4
6 Marlon Byrd, R (1, 9) OBP: 0.321, SLG: 0.522		C CU 71 S SL 81 S FF 93 0-3 ① K	F FF 92 S FF 92 X FF 92 0-2 29 1B 3B			S FF 92 X CU 73 0-1 ② P3		F FF 96 X FF 96 0-1 ③ F9		4	1	1	0	0	1	2
29 Ike Davis, L (1, 3) OBP: 0.265, SLG: 0.262		B CU 72 B SI 90 C SI 89 B FF 92 X FF 92 3-1 2B	X FF 92 0-0 44 G5-4-3 3-H 1B			B CU 72 B CU 74 B FF 92 C FF 91 X FF 92 3-1 ③ G3			C FF 96 S FF 97 C KC 85 0-3 ① K	4	0	2	1	0	1	0
44 John Buck, R (1, 2) OBP: 0.286, SLG: 0.391 30 Andrew Brown, R (9, PR) OBP: 0.308, SLG: 0.438		B FF 88 B FF 92 H SI 87 3-0 HBP	B FF 90 X SL 83 1-0 ①② G5-4-3 1-2f				F SI 93 X FF 93 0-1 ① P5		C KC 84 B FF 96 B FF 96 S FF 96 F FF 97 H KC 85 3-2 3 WP HBP	2 0	0 0	0 0	0 0	0 0	0 0	1 0
9 Kirk Nieuwenhuis, L (1, 8) OBP: 0.294, SLG: 0.360 12 Juan Lagares, R (7, PH) OBP: 0.280, SLG: 0.392 (8, 8)		B CU 72 F FF 92 F FF 91 B CU 74 S SL 84 2-3 ② K	B CU 73 B CH 82 B SI 89 B FF 92 4-0 BB				C FF 92 S SI 93 B CH 84 B SI 91 F SI 92 B CU 74 X SI 93 3-2 ② G6-3	B FF 95 B FF 96 1 SAFE C FF 94 B FF 95 1 SAFE F FF 95 F FF 96 S FF 95 3-3 ② K		1 2	0 0	0 0	0 0	1 0	1 1	2 1
3 Omar Quintanilla, L (1, 6) OBP: 0.316, SLG: 0.325		C FF 92 B SI 89 S CU 73 B FF 91 X CU 74 2-2 ③ G4-3	1 SAFE C FF 92 X SI 90 0-1 ③ L9				B SI 92 C SI 91 S CU 75 S SI 93 1-3 ③ K	C FF 95 B KC 84 F FF 96 B KC 84 F KC 84 F FF 95 B KC 84 F FF 95 F KC 84 4-2 B FF 95 1-2 BB		3	0	0	0	1	1	3
35 Dillon Gee, R (1, 1) OBP: 0.158, SLG: 0.111 32 LaTroy Hawkins, R (8, 1) 13 Josh Satin, R (8, PH) OBP: 0.471, SLG: 0.522 39 Bobby Parnell, R (9, 1) 2 Justin Turner, R (9, PH) OBP: 0.304, SLG: 0.326			C FF 92 B SI 89 B SL 81 C FF 92 B FF 93 T FF 91 3-2 ① K		F FF 91 B SI 90 F FF 92 X FF 91 1-2 ① F8			B SL 84 X FF 96 1-0 22 FC1-6 1B	B KC 84 X FF 95 1-0 ③ L8	2 0 1 0 1	0 0 0 0 0	0 0 1 0 0	0 0 0 0 0	0 0 0 0 1	1 0 0 0 2	0 0 0 0 0

	AB	30
	R	1
	H	5
	RBI	1
	BB	4
	SO	10
	LOB	17

Inning Stats	1	2	3	4	5	6	7	8	9
	R: 0 E: 0 K: 1 S: 7 H: 0 LOB: 0 BB: 1 P: 12	R: 0 E: 0 K: 2 S: 11 H: 1 LOB: 2 BB: 0 P: 21	R: 0 E: 0 K: 2 S: 15 H: 1 LOB: 1 BB: 0 P: 24	R: 1 E: 0 K: 0 S: 7 H: 2 LOB: 1 BB: 1 P: 12	R: 0 E: 0 K: 1 S: 8 H: 0 LOB: 0 BB: 0 P: 11	R: 0 E: 0 K: 0 S: 6 H: 0 LOB: 0 BB: 0 P: 10	R: 0 E: 0 K: 1 S: 9 H: 0 LOB: 0 BB: 0 P: 13	R: 0 E: 0 K: 1 S: 12 H: 1 LOB: 2 BB: 1 P: 15	R: 0 E: 0 K: 2 S: 17 H: 0 LOB: 2 BB: 1 P: 28

| | | | |

Batter	1	2	3	4	5	6	7	8	9	AB	R	H	RBI	BB	SO	LOB
19 Andrelton Simmons, R (1, 6) OBP: 0.283, SLG: 0.357	B FC 87 X FF 87 1-0 HR	T FC 87 X CU 76 0-1 ② F7		C CU 75 C FC 86 F CU 81 B FC 89 D CU 80 B FC 86 F CU 78 F FC 86 F FC 85 4-2 B CU 75 BB			C SL 81 S SL 82 X FS 85 0-2 ① G6-3		B KC 84 X FF 94 1-0 ③ G6-3	4	1	1	1	1	0	2
22 Jason Heyward, L (1, 8) OBP: 0.325, SLG: 0.366	X FF 89 0-0 8 G6-3 24 1B 1B	B FF 92 C FC 88 X FF 91 1-1 ③ F7		B CH 82 C FC 86 F CU 73 B FC 86 S FC 86 2-3 ③ K			B FF 90 B FS 84 S FF 90 B FS 86 B FF 91 4-1 BB			3	0	1	0	1	1	4
8 Justin Upton, R (1, 9) OBP: 0.347, SLG: 0.447	C FC 86 S CU 76 X FC 86 0-2 ① G6-3 1-2		F FC 88 S FF 90 B FC 87 B FC 90 B CU 75 S FC 85 3-3 ① K		C FC 86 B FF 90 F FC 85 D CU 80 B CU 83 X FC 85 3-2 ① G4-3		B FF 92 X FF 90 1-0 ② F9			4	0	0	0	0	1	2
5 Freddie Freeman, L (1, 3) OBP: 0.383, SLG: 0.469	C FF 91 F FC 88 S FC 88 0-3 ② K		C CU 73 B FC 86 X FC 90 1-1 ② G6-3		X FF 89 0-0 ② F8		B SI 91 X SL 84 1-0 ③ P5			4	0	0	0	0	1	2
16 Brian McCann, L (1, 2) OBP: 0.376, SLG: 0.536	B FF 91 F FC 89 C FC 88 B FC 89 B FF 90 4-1 24 1B BB		B CU 75 F FC 86 B CH 82 F FC 88 B FC 89 X FC 85 3-2 2B		C FF 90 X CU 77 0-1 ③ G3			C FF 91 B CU 78 F FF 92 F CU 77 S CH 84 1-3 ① K		3	0	1	0	1	1	0
24 Evan Gattis, R (1, 7) OBP: 0.314, SLG: 0.545	C FC 87 F CU 78 X FC 88 0-2 ③ 1-2 2-H 1B		F FC 87 F CU 76 S FF 90 0-3 ③ K			F FC 84 B FC 86 F FF 89 X FF 92 1-2 ① F9		F FF 93 F SL 90 X FF 91 0-2 ② L8		4	0	1	0	0	1	1
26 Dan Uggla, R (1, 4) OBP: 0.317, SLG: 0.421		C FC 87 B FC 87 H CH 87 2-1 23 2B HBP		S FC 87 F FC 86 F CU 79 B FC 88 B CU 77 X FC 84 2-2 54 SH1 1B		X FC 86 0-0 23 S 1B		S CU 78 S SL 88 B CU 79 B CU 80 X SL 87 2-2 ③ L6		3	0	2	0	0	0	0
23 Chris Johnson, R (1, 5) OBP: 0.365, SLG: 0.460		S FC 85 X FC 87 0-1 1-3 2B		F FF 90 D CU 76 X FC 84 1-1 ① P3		F FF 89 B FC 86 1 SAFE F FF 91 B FC 85 B FF 91 1 SAFE S FC 88 3-3 ② 1-2 K			C FF 90 C KC 82 F FF 92 B FF 92 S KC 84 1-3 ① K	4	0	1	0	0	2	2
54 Kris Medlen, S (1, 1) OBP: 0.265, SLG: 0.344 48 David Carpenter, R (6, 1) 40 Kameron Loe, R (8, 1) 7 Reed Johnson, R (9, PH) OBP: 0.322, SLG: 0.355		F FC 86 X CU 79 0-1 ① G3		L FF 87 X FF 89 0-1 ② SH1 1-2		S FF 89 F FC 87 S FC 87 0-3 ③ K			C KC 82 C KC 82 S FF 95 0-3 ② K	2 0 0 1	0 0 0 0	0 0 0 0	0 0 0 0	0 0 0 0	1 0 0 1	3 0 0 0
Inning Stats	R: 1 E: 0 K: 1 S: 12 H: 3 LOB: 2 BB: 1 P: 17	R: 0 E: 0 K: 0 S: 9 H: 1 LOB: 2 BB: 0 P: 12	R: 0 E: 0 K: 2 S: 11 H: 1 LOB: 1 BB: 0 P: 18	R: 0 E: 0 K: 1 S: 17 H: 1 LOB: 2 BB: 1 P: 26	R: 0 E: 0 K: 0 S: 6 H: 0 LOB: 0 BB: 0 P: 9	R: 0 E: 0 K: 2 S: 10 H: 1 LOB: 1 BB: 0 P: 14	R: 0 E: 0 K: 0 S: 6 H: 0 LOB: 1 BB: 1 P: 12	R: 0 E: 0 K: 1 S: 10 H: 0 LOB: 0 BB: 0 P: 13	R: 0 E: 0 K: 2 S: 8 H: 0 LOB: 0 BB: 0 P: 10	1B: 4 2B: 2 3B: 0 HR: 1	SF: 0 SAC: 1 DP: 0 HBP: 1					

TOP

Atlanta Braves @ New York Mets

Citi Field, Flushing, NY

Tue Jul 23 2013, 7:12 PM - 10:06 PM EDT

Att. 24,355 - Cloudy - 81 F

livebaseballscorecards.com

AB	32
R	1
H	7
RBI	1
BB	3
SO	9
LOB	16

WP: 0 PB: 0 SB: 1 CS: 0 PA: 37

PITCHER		IP	WLS	BF	H	R	ER	SO	BB	IBB	HBP	BLK	WP	HR	S	P	ERA	WHIP
52 Carlos Torres, R ERA: 0.94	(1, 1)	6.0	W	27	7	1	1	6	2	0	1	0	0	1	65	96	1.50	1.500
30 David Aardsma, R ERA: 2.25	(7, 1)	0.2	H	3	0	0	0	0	1	0	0	0	0	0	5	10	0.00	1.500
56 Scott Rice, L ERA: 4.14	(7, 1)	0.1	H	1	0	0	0	0	0	0	0	0	0	0	1	2	0.00	0.000
32 LaTroy Hawkins, R ERA: 3.12	(8, 1)	1.0	H	3	0	0	0	1	0	0	0	0	0	0	10	13	0.00	0.000
39 Bobby Parnell, R ERA: 2.35	(9, 1)	1.0	S	3	0	0	0	2	0	0	0	0	0	0	8	10	0.00	0.000

PITCHER	IP	WLS	BF	H	R	ER	SO	BB	IBB	HBP	BLK	WP	HR	S	P	ERA	WHIP

Batter	1	2	3	4	5	6	7	8	9	AB	R	H	RBI	BB	SO	LOB
22 Eric Young Jr., S (1, 7) OBP: 0.321, SLG: 0.355	C SI 88 S CU 76 B SI 90 B CU 76 S CH 82 2-3 K		S CH 83 F CU 76 B FF 89 X CU 75 1-2 G1-3 1-2		B SI 89 C SI 88 F CU 76 T SI 91 1-2 K		B FF 94 C FF 94 B FF 94 B FF 94 F FF 94 X FF 94 3-2 28 CS 1B			4	0	1	0	0	2	1
28 Daniel Murphy, L (1, 4) OBP: 0.303, SLG: 0.389	C CH 82 X CH 83 0-1 G4-3		F CH 82 B CH 83 X CU 76 1-1 G4-3			X CH 81 0-0 6 FC5-4 5 1B 29 2B 1B	B FF 94 C FF 94 C FF 94 F SL 85 B SL 85 C FF 95 2-3 1-2 K			4	1	1	0	0	1	2
5 David Wright, R (1, 5) OBP: 0.395, SLG: 0.515	B CU 77 X FC 87 1-0 L8			C SI 88 F CU 76 B FF 88 X CU 76 1-2 G6-3		B SI 88 B FF 88 X FC 86 2-0 6 FC5-4 1-2 1B		B SI 88 X SI 86 1-0 29 G4-6-3 1B		4	0	2	0	0	0	0
6 Marlon Byrd, R (1, 9) OBP: 0.320, SLG: 0.517		X FC 85 0-0 G6-3		B FF 89 T FC 85 B FC 85 B SI 90 F FF 90 B CH 82 4-2 44 1B BB		B CU 78 B FC 86 B SI 89 C SI 89 S FF 89 X FF 90 3-2 FC5-4 29 2B 1-2f 2-3 44 1B		1 SAFE C FF 84 S SI 88 T SI 90 0-2 K		3	1	0	0	1	1	3
29 Ike Davis, L (1, 3) OBP: 0.265, SLG: 0.267		L SI 87 X CU 75 0-1 B1-3		C CH 83 1 SAFE B CU 76 1 SAFE C CU 76 F CU 76 1 SAFE F CU 77 B CU 76 2-3 S CH 83 K		C SI 90 B CH 82 1 SAFE S CU 77 X CU 78 1-2 44 1B 12 SF9 1-3 3-H 2B		F SI 88 B CH 80 X SI 89 1-1 G4-6-3 1-2f		4	1	1	1	0	1	2
44 John Buck, R (1, 2) OBP: 0.290, SLG: 0.394		C FF 88 B CU 77 B FC 84 C FF 90 B FC 84 X CU 77 3-2 G6-3		S SI 89 1 SAFE F FC 84 F FF 91 D CU 78 B FF 90 X FC 87 2-2 1-2 1B		B FF 90 B CU 77 X SI 89 2-0 2-3 3-H 1B				3	0	2	1	0	0	0
12 Juan Lagares, R (1, 8) OBP: 0.281, SLG: 0.400			B FC 85 C FF 88 S CH 81 X SI 91 1-2 3 F8 52 1B 2B	C CU 76 F SI 90 B CH 82 S CH 82 1-3 K		S SL 86 F FF 96 F FF 95 X SL 86 0-2 SF9 3-H				2	1	1	1	0	1	2
3 Omar Quintanilla, L (1, 6) OBP: 0.311, SLG: 0.319			B SI 89 S CH 81 C SI 91 B CH 82 X CH 82 2-2 F8 2-3		B SI 86 X CH 81 1-0 G1-3	B FF 95 B FF 94 F FF 95 X FF 93 2-1 P5				3	0	0	0	0	0	2
52 Carlos Torres, R (1, 1) OBP: 0.250, SLG: 0.250 30 David Aardsma, R (7, 1) 56 Scott Rice, L (7, 1) 9 Kirk Nieuwenhuis, L (7, PH) OBP: 0.291, SLG: 0.356 32 LaTroy Hawkins, R (8, 1) 39 Bobby Parnell, R (9, 1)			B CU 78 X SI 90 1-0 22 G1-3 3-H 1B		X SI 87 0-0 G6-3		B FF 94 C CH 87 F CH 87 F FF 94 B SL 86 X SI 94 2-2 G3			2 0 0 0 1 0 0 0	0 0 0 0 0 0 0 0	1 0 0 0 0 0 0 0	1 0 0 0 0 0 0 0	0 0 0 0 0 0 0 0	0 0 0 0 0 0 0 0	0 0 0 0 0 0 0 0
Inning Stats	R: 0 E: 0 K: 1 S: 6 H: 0 LOB: 0 BB: 0 P: 9	R: 0 E: 0 K: 0 S: 6 H: 0 LOB: 0 BB: 0 P: 9	R: 1 E: 0 K: 0 S: 12 H: 2 LOB: 1 BB: 0 P: 18	R: 0 E: 0 K: 2 S: 17 H: 1 LOB: 2 BB: 1 P: 27	R: 0 E: 0 K: 1 S: 5 H: 0 LOB: 0 BB: 0 P: 7	R: 3 E: 0 K: 0 S: 15 H: 4 LOB: 1 BB: 0 P: 25	R: 0 E: 0 K: 1 S: 11 H: 0 LOB: 0 BB: 0 P: 18	R: 0 E: 0 K: 1 S: 6 H: 1 LOB: 0 BB: 0 P: 8		1B: 7 2B: 2 3B: 0 HR: 0 SF: 1 SAC: 0 DP: 1 HBP: 0				WP: 0 PB: 0 SB: 0 CS: 1	PA: 32	

PITCHER		IP	WLS	BF	H	R	ER	SO	BB	IBB	HBP	BLK	WP	HR	S	P	ERA	WHIP
54 Kris Medlen, R ERA: 3.78	(1, 1)	5.1	L	24	7	4	4	4	1	0	0	0	0	0	55	87	6.75	1.500
48 David Carpenter, R ERA: 2.08	(6, 1)	1.2		5	1	0	0	1	0	0	0	0	0	0	17	26	0.00	0.600
40 Kameron Loe, R ERA: 7.31	(8, 1)	1.0		3	1	0	0	1	0	0	0	0	0	0	6	8	0.00	1.000

PITCHER	IP	WLS	BF	H	R	ER	SO	BB	IBB	HBP	BLK	WP	HR	S	P	ERA	WHIP

BOTTOM

Atlanta Braves @ New York Mets

Citi Field, Flushing, NY

Tue Jul 23 2013, 7:12 PM - 10:06 PM EDT

Att. 24,355 - Cloudy - 81 F

livebaseballscorecards.com

AB	30
R	4
H	9
RBI	4
BB	1
SO	6
LOB	12

Atlanta Braves @ New York Mets

Citi Field, Flushing, NY

Wed Jul 24 2013, 7:11 PM - 10:13 PM EDT

Att. 28,194 - Partly Cloudy - 80 F

livebaseballscorecards.com

Batter	1	2	3	4	5	6	7	8	9	AB	R	H	RBI	BB	SO	LOB
19 Andrelton Simmons, R (1, 6) OBP: 0.285, SLG: 0.365	B FF 90 C SI 90 B SI 89 X SL 85 2-1 22 G4-3 1B		B SL 84 F SI 90 B CH 83 X FF 90 2-1 ③ L6		C CU 75 B FF 89 B SI 89 1 SAFE F CH 84 F FF 91 X CU 74 2-2 1-H HR		B SL 83 C SL 82 B FF 94 B FF 93 X FF 92 3-1 ② P3		D CU 78 X SL 86 1-0 ② L7	5	1	2	2	0	0	3
22 Jason Heyward, L (1, 8) OBP: 0.327, SLG: 0.362	S FF 91 B FF 91 X SI 90 1-1 ① ② G4-3 1-2f			B CH 83 B CH 83 S SI 90 B SL 84 X CH 84 3-1 ① G3	B SI 90 B CH 84 C CH 84 B FF 91 B CH 84 4-1 BB		C FF 93 F CH 83 D FF 94 S CH 84 1-3 ③ K		B FF 92 C SL 87 C SL 87 B FF 92 F FF 92 B FF 92 B SL 86 4-2 8 PB 8 1B 1-2 2-3 BB	3	0	0	0	2	1	2
8 Justin Upton, R (1, 9) OBP: 0.345, SLG: 0.444	B SI 90 X FF 92 1-0 ③ P3			S FF 91 B SI 89 F CH 84 F FF 90 X CU 76 1-2 ② G5-3	C FF 92 B SL 81 S SI 93 X CH 83 1-2 ② F9			B FF 92 B CH 85 X FF 91 2-0 ① G5-3	C SL 87 F SL 87 B FF 92 B SL 86 D CU 79 F SL 86 X SL 86 3-2 ③ 1-H 2-H 3-H 1B	5	0	1	1	0	0	1
5 Freddie Freeman, L (1, 3) OBP: 0.379, SLG: 0.464		F SI 90 F CH 85 F FF 90 F CU 78 F FF 91 B FF 91 B FF 92 F SL 85 F FF 91 2-3 ① S CH 86 K		F SI 89 X FF 90 0-1 ③ L8	B FF 93 S CH 82 F FF 94 D CH 83 F CH 82 X FF 94 2-2 ③ G3			S CU 78 S SL 80 F CU 79 S CU 79 0-3 ② K2-3		4	0	0	0	0	2	1
16 Brian McCann, L (1, 2) OBP: 0.374, SLG: 0.528		F FF 91 B SI 90 B FF 91 X CH 85 2-1 ② G3			C CH 82 F FF 89 B FF 89 F SL 84 X CH 83 1-2 E4 24 1B 26 HR	B SI 93 C CH 81 C FF 94 X CH 83 1-2 ① P4		C FF 90 F FF 90 H FF 90 1-2 24 FC5-4 HBP		3	1	0	0	0	0	0
24 Evan Gattis, R (1, 7) OBP: 0.318, SLG: 0.560 13 Jose Constanza, L (8, 7) OBP: 0.222, SLG: 0.222		B SI 91 S SL 86 F SI 90 B CU 77 F FF 90 X FF 91 2-2 HR			C FF 91 B SI 90 X CU 77 1-1 26 HR 1-2 1B	S SL 82 S SL 85 S SL 84 0-3 ② K		B CH 84 B FF 91 X CH 84 2-0 ③ FC5-4 1-2f		4 0	2 0	2 0	1 0	0 0	1 0	1 0
26 Dan Uggla, R (1, 4) OBP: 0.319, SLG: 0.431		F FF 91 S FF 90 B FF 91 B FF 91 S SL 86 2-3 ③ K			X SL 84 0-0 1-H 2-H HR	F FF 93 X FF 93 0-1 ③ F9			X FF 90 0-0 7 FC5 23 E 1B	4	1	2	3	0	1	0
23 Chris Johnson, R (1, 5) OBP: 0.363, SLG: 0.458 4 Paul Janish, R (9, PR) (9, 5)			B SI 88 S SL 84 F SI 88 X CU 77 1-2 ① G5-3		S SL 85 B SI 89 B SI 89 S CU 76 B FF 91 F SL 84 F SI 89 X FF 90 3-2 19 HR 1B		C FF 92 C FF 93 B CH 83 S CH 83 1-3 ① K		C FF 91 S SL 85 B SL 86 X SL 87 1-2 FC4 22 BB 7 FC5 8 PB 1-2	4 0	1 1	1 0	0 0	0 0	1 0	1 0
15 Tim Hudson, R (1, 1) OBP: 0.238, SLG: 0.263 43 Luis Avilán, L (8, 1) 52 Jordan Walden, R (8, 1) 7 Reed Johnson, R (9, PH) OBP: 0.319, SLG: 0.352 20 Luis Ayala, R (9, 1)			B FF 89 C SI 89 X SI 89 1-1 ② G6-3		L SI 89 L SL 83 F CU 75 L SL 84 0-3 ① K		B FF 93 F FF 92 B SL 83 S FF 92 B CH 83 F FF 92 F FF 93 B FF 94 4-2 BB		B SL 86 S SL 87 S SL 86 X SL 87 1-2 ① FC5 8 PB 22 BB 8 1B 1-2 2-3f	2 0 0 1 0	0 0 0 1 0	0 0 0 0 0	0 0 0 0 0	1 0 0 0 0	1 0 0 0 0	1 0 0 2 0

Inning Stats																								
	R: 0	H: 1	R: 1	H: 1	R: 0	H: 0	R: 0	H: 0	R: 5	H: 4	R: 0	H: 0	R: 0	H: 0	R: 0	H: 0	R: 2	H: 2	1B: 5	SF: 0	WP: 0	PA: 39
	E: 0	LOB: 0	E: 0	LOB: 0	E: 0	LOB: 0	E: 0	LOB: 0	E: 1	LOB: 1	E: 0	LOB: 0	E: 0	LOB: 1	E: 0	LOB: 1	E: 1	LOB: 2	2B: 0	SAC: 0	PB: 1	
	K: 0	BB: 0	K: 2	BB: 0	K: 0	BB: 0	K: 1	BB: 0	K: 1	BB: 1	K: 2	BB: 1	K: 1	BB: 0	K: 0	BB: 1	K: 0	BB: 1	3B: 0	SF: 1	SB: 0	
	S: 5	P: 9	S: 17	P: 25	S: 7	P: 11	S: 8	P: 12	S: 28	P: 42	S: 8	P: 9	S: 12	P: 21	S: 8	P: 13	S: 14	P: 24	HR: 3	HBP: 1	CS: 0	

PITCHER	IP	WLS	BF	H	R	ER	SO	BB	IBB	HBP	BLK	WP	HR	S	P	ERA	WHIP
53 Jeremy Hefner, R (1, 1) ERA: 4.17	4.1	L	20	6	6	5	3	1	0	0	0	0	3	58	89	10.38	1.615
71 Gonzalez Germen, R (5, 1) ERA: 1.42	2.2		9	0	0	0	3	1	0	0	0	0	0	27	40	0.00	0.375
66 Josh Edgin, L (8, 1) ERA: 4.1	1.0		4	0	0	0	1	0	0	1	0	0	0	8	13	0.00	0.000
50 Scott Atchison, R (9, 1) ERA: 3.8	1.0		6	2	2	0	0	1	0	0	0	0	0	14	24	0.00	3.000

PITCHER	IP	WLS	BF	H	R	ER	SO	BB	IBB	HBP	BLK	WP	HR	S	P	ERA	WHIP

TOP	
AB	35
R	8
H	8
RBI	7
BB	3
SO	7
LOB	12

Atlanta Braves @ New York Mets

Citi Field, Flushing, NY

Wed Jul 24 2013, 7:11 PM - 10:13 PM EDT

Att. 28,194 - Partly Cloudy - 80 F

livebaseballscorecards.com

BOTTOM

Batter	1	2	3	4	5	6	7	8	9	AB	R	H	RBI	BB	SO	LOB
22 Eric Young Jr., S (1, 7) OBP: 0.317, SLG: 0.350	C SI 89 X SI 89 0-1 ① G4-3		B FF 89 C FF 90 B SI 90 X FF 91 2-1 ③ G6-3			B SI 88 C SI 88 S FC 84 X SI 90 1-2 ① G3-1		X CU 76 0-0 ② G3-1 1-2 2-3		4	0	0	0	0	0	2
28 Daniel Murphy, L (1, 4) OBP: 0.307, SLG: 0.396	X SI 89 0-0 2B			B FC 82 B SI 88 C FF 90 B SI 89 B SI 89 4-1 5 G6-4-3 BB		B CU 76 B FS 80 C FF 89 B FC 84 F SI 90 C SI 91 3-3 ② K		C SI 92 B CU 75 S SI 92 B SI 91 F SI 92 X SI 91 2-2 2-H 3-H 2B		3	0	2	2	1	1	0
5 David Wright, R (1, 5) OBP: 0.392, SLG: 0.509	B SI 89 S FS 82 F SI 89 F FC 86 X FC 85 1-2 ② G6-3			B SI 90 X SI 88 1-0 ① ② G6-4-3 1-2f		F FS 80 F SI 89 B CU 77 B SI 90 C CU 76 2-3 ③ K		B FF 94 B FF 96 B SL 82 C FF 96 F FF 95 S FF 97 3-3 ③ K		4	0	0	0	0	2	3
6 Marlon Byrd, R (1, 9) OBP: 0.322, SLG: 0.517	X FC 85 0-0 ③ P3			B SI 89 C FF 89 S CU 76 B SI 90 B SI 90 X SI 90 3-2 29 BB 1B			B SI 88 B FF 88 C SI 88 F SI 89 C SI 89 2-3 ① K		B SI 88 F SI 88 B CH 87 B SL 84 X SI 87 3-1 29 G3-6-3 1B	4	0	2	0	0	1	1
29 Ike Davis, L (1, 3) OBP: 0.265, SLG: 0.263		C FC 84 F SI 90 B CU 77 F FC 85 B CU 78 B FS 80 C SI 90 3-3 ① K		B FS 83 B SI 90 B FS 80 B SI 90 4-0 1-2 BB			B FS 79 C FC 83 B FC 82 B FF 89 F FF 89 C SI 90 3-3 ② K		X CH 81 0-0 ① ② G3-6-3 1-2f	3	0	0	0	1	2	1
9 Kirk Nieuwenhuis, L (1, 8) OBP: 0.286, SLG: 0.348 71 Gonzalez Germen, R (5, 1) 30 Andrew Brown, R (7, PH) OBP: 0.302, SLG: 0.429 66 Josh Edgin, R (8, 1) 50 Scott Atchison, R (9, 1) 13 Josh Satin, R (9, PH) OBP: 0.465, SLG: 0.514		B CU 77 B FS 81 S FF 91 B SI 91 F SI 90 F FF 91 C FF 91 3-3 ② K		C CU 78 S FC 86 B SI 91 S FC 87 1-3 ③ K			C CU 75 F SI 90 X FC 84 0-2 ③ F9		B SI 88 C SI 88 C SL 83 S SI 89 1-3 ③ K	2 0 1 0 0 1	0 0 0 0 0 0	0 0 0 0 0 0	0 0 0 0 0 0	0 0 0 0 0 1	2 0 0 0 0 0	2 0 0 0 0 0
20 Anthony Recker, R (1, 2) OBP: 0.231, SLG: 0.386	C CU 76 S SI 90 F SI 90 S FC 86 0-3 ③ K				X SI 88 0-0 3 FC4-6 1B			B FS 77 B FC 83 C SI 89 F SI 89 B FS 82 B SI 89 4-2 22 G3-1 3 1B 28 2B BB		2	1	1	0	1	1	0
3 Omar Quintanilla, L (1, 6) OBP: 0.311, SLG: 0.320			B SI 89 X SI 89 1-0 ① G4-3		X SI 89 0-0 ① FC4-6 12 G6-4-3 1-2f			C SI 89 D FS 82 F SI 90 B SI 90 F FC 82 X SI 90 2-2 22 G3-1 28 2B 1B 1-2		3	1	1	0	0	0	1
53 Jeremy Hefner, R (1, 1) 12 Juan Lagares, R (5, 8) OBP: 0.278, SLG: 0.395			C SI 90 X SI 89 0-1 ② G6-3		B FC 83 B SI 89 X SI 90 2-0 ② ③ G6-4-3 1-2f			C SI 91 B SI 90 F FC 85 C FC 86 1-3 ① K		1 2	0 0	0 0	0 0	0 0	0 1	0 3
Inning Stats	R: 0 E: 0 K: 0 S: 8 H: 1 LOB: 1 BB: 0 P: 9	R: 0 E: 0 K: 3 S: 12 H: 0 LOB: 0 BB: 0 P: 18	R: 0 E: 0 K: 0 S: 5 H: 0 LOB: 0 BB: 0 P: 8	R: 0 E: 0 K: 1 S: 8 H: 1 LOB: 2 BB: 2 P: 21	R: 0 E: 0 K: 0 S: 3 H: 1 LOB: 0 BB: 0 P: 5	R: 0 E: 0 K: 2 S: 9 H: 0 LOB: 0 BB: 0 P: 15	R: 0 E: 0 K: 2 S: 9 H: 0 LOB: 0 BB: 0 P: 14	R: 2 E: 0 K: 2 S: 17 H: 2 LOB: 1 BB: 1 P: 29	R: 0 E: 0 K: 1 S: 6 H: 1 LOB: 0 BB: 0 P: 10	1B: 4 2B: 2 3B: 0 HR: 0 SF: 0 SAC: 0 DP: 3 HBP: 0						WP: 0 PB: 0 SB: 0 CS: 0 PA: 33	

	AB	30
	R	2
	H	6
	RBI	2
	BB	3
	SO	11
	LOB	13

PITCHER		IP	WLS	BF	H	R	ER	SO	BB	IBB	HBP	BLK	WP	HR	S	P	ERA	WHIP
15 Tim Hudson, R ERA: 3.97	(1, 1)	7.2	W	28	4	2	2	9	3	0	0	0	0	0	64	107	2.35	0.913
43 Luis Avilán, L ERA: 1.35	(8, 1)	0.0		1	1	0	0	0	0	0	0	0	0	0	4	6	∞	∞
52 Jordan Walden, R ERA: 2.51	(8, 1)	0.1		1	0	0	0	1	0	0	0	0	0	0	3	6	0.00	0.000
20 Luis Ayala, R ERA: 4.5	(9, 1)	1.0		3	1	0	0	1	0	0	0	0	0	0	6	10	0.00	1.000

PITCHER	IP	WLS	BF	H	R	ER	SO	BB	IBB	HBP	BLK	WP	HR	S	P	ERA	WHIP

Atlanta Braves @ New York Mets

Citi Field, Flushing, NY

Thu Jul 25 2013, 12:11 PM - 3:37 PM EDT

Att. 35,793 - Cloudy - 66 F

TOP

livebaseballscorecards.com

Batter	1	2	3	4	5	6	7	8	9	AB	R	H	RBI	BB	SO	LOB
19 Andrelton Simmons, R (1, 6) OBP: 0.282, SLG: 0.362	G6-3		P4		F8		P3			4	0	0	0	0	0	1
7 Reed Johnson, R (1, 8) OBP: 0.317, SLG: 0.357	24 WP 2B		G4-3		P3		K			4	1	1	0	0	1	1
8 Justin Upton, R (1, 9) OBP: 0.342, SLG: 0.439	K		F8		G6-3			G4-3		4	0	0	0	0	1	1
5 Freddie Freeman, L (1, 3) OBP: 0.383, SLG: 0.474	24 WP BB			26 HR 1B		HR		F9		3	2	2	1	1	0	0
24 Evan Gattis, R (1, 7) OBP: 0.312, SLG: 0.549	K 1-3 2-H			P5		G6-3		P4		4	0	0	0	0	1	2
26 Dan Uggla, R (1, 4) OBP: 0.320, SLG: 0.439	K			HR 1-H		23 G4-6-3 HBP			K	3	1	1	2	0	2	2
23 Chris Johnson, R (1, 5) OBP: 0.365, SLG: 0.456		G6-3		BB		G4-6-3 1-2f			11 G5-3 1B	3	0	1	0	1	0	1
11 Gerald Laird, R (1, 2) OBP: 0.384, SLG: 0.400		P4		K			13 FC1-6 BB		G5-3 1-2	3	0	0	0	1	1	2
58 Alex Wood, R (1, 1)		K		G1-3			FC1-6 1-2f		F9	2	0	0	0	0	1	1
40 Kameron Loe, R (5, 1)										0	0	0	0	0	0	0
13 Jose Constanza, L (7, PH) OBP: 0.211, SLG: 0.211										1	0	0	0	0	0	1
38 Anthony Varvaro, R (7, 1)										0	0	0	0	0	0	0
48 David Carpenter, R (8, 1)										0	0	0	0	0	0	0
22 Jason Heyward, L (9, PH) OBP: 0.326, SLG: 0.360										1	0	0	0	0	0	1

	AB	32
	R	4
	H	5
	RBI	3
	BB	3
	SO	7
	LOB	13

Inning Stats	1	2	3	4	5	6	7	8	9
	R: 1 E: 1 K: 3 S: 16	R: 0 E: 0 K: 1 S: 8	R: 0 E: 0 K: 0 S: 6	R: 2 E: 0 K: 1 S: 11	R: 0 E: 0 K: 0 S: 6	R: 1 E: 0 K: 0 S: 6	R: 0 E: 0 K: 1 S: 14	R: 0 E: 0 K: 0 S: 7	R: 0 E: 0 K: 1 S: 16
	H: 1 LOB: 2 BB: 1 P: 31	H: 0 LOB: 0 BB: 0 P: 13	H: 0 LOB: 0 BB: 0 P: 9	H: 2 LOB: 1 BB: 1 P: 23	H: 0 LOB: 0 BB: 0 P: 9	H: 1 LOB: 0 BB: 0 P: 10	H: 0 LOB: 1 BB: 1 P: 22	H: 0 LOB: 0 BB: 0 P: 13	H: 1 LOB: 1 BB: 0 P: 21

	1B: 2	SF: 0	WP: 1	PA: 36
	2B: 1	SAC: 0	PB: 0	
	3B: 0	DP: 1	SB: 0	
	HR: 2	HBP: 1	CS: 0	

PITCHER	IP	WLS	BF	H	R	ER	SO	BB	IBB	HBP	BLK	WP	HR	S	P	ERA	WHIP
45 Zack Wheeler, R (1, 1) ERA: 3.72	6.0	W	25	4	4	3	5	2	0	1	0	1	2	53	95	4.50	1.000
30 David Aardsma, R (7, 1) ERA: 2.14	1.0	H	4	0	0	0	1	1	0	0	0	0	0	14	22	0.00	1.000
32 LaTroy Hawkins, R (8, 1) ERA: 3.05	1.0	H	3	0	0	0	0	0	0	0	0	0	0	7	13	0.00	0.000
39 Bobby Parnell, R (9, 1) ERA: 2.3	1.0	S	4	1	0	0	1	0	0	0	0	0	0	16	21	0.00	1.000

PITCHER	IP	WLS	BF	H	R	ER	SO	BB	IBB	HBP	BLK	WP	HR	S	P	ERA	WHIP

BOTTOM

Batter	1	2	3	4	5	6	7	8	9	AB	R	H	RBI	BB	SO	LOB
22 Eric Young Jr., S (1, 7) OBP: 0.318, SLG: 0.351	C SI 90 C KC 77 F KC 76 B SI 90 S SI 91 1-3 **K** ①		X SI 89 0-0 5 L8 6 E 28 1B **1B**	B SI 90 C SI 90 F SI 90 X KC 76 1-2 **L8** ①		X FF 86 0-0 28 WP 28 1B **2B**	C CU 79 B FF 92 B CU 80 F FF 91 B FF 91 X FF 92 3-2 **G5-3** ②			2	1	1	0	0	1	0
30 Andrew Brown, R (4, 7) OBP: 0.304, SLG: 0.442										3	1	1	0	0	0	0
32 LaTroy Hawkins, R (8, 1)										0	0	0	0	0	0	0
39 Bobby Parnell, R (9, 1)										0	0	0	0	0	0	0
28 Daniel Murphy, L (1, 4) OBP: 0.311, SLG: 0.401	B SI 91 B SI 90 C SI 91 S SI 91 T SI 91 2-2 **K** ②		1 SAFE 1 SAFE B SI 89 1 SAFE X CH 82 1-0 6 E 2 G4-3 **1B** 1-2	C SI 90 B KC 79 C SI 90 B KC 78 S SI 91 2-3 **K** ②		B SI 88 D SI 87 X SI 88 2-0 5 3B **1B** 2-H	X FF 91 0-0 **2B**			5	2	3	1	0	2	0
5 David Wright, R (1, 5) OBP: 0.392, SLG: 0.513	X SI 91 0-0 6 S **1B**		B SI 90 X SI 90 1-0 **L8** ① 2-3	C CH 84 B SI 91 B SI 90 B SI 91 X CH 82 3-1 **F8** ③		D SI 87 F SI 86 F SI 88 X SL 79 1-2 44 2B **3B** 1-H	F FF 92 B FF 91 B FF 92 C CU 80 X FF 93 2-2 **P3** ③			5	1	2	1	0	0	3
6 Marlon Byrd, R (1, 9) OBP: 0.326, SLG: 0.518	F SI 90 B CH 82 F CH 82 F SI 92 B CH 84 X CH 81 2-2 **F7** ③ 1-2		B SI 90 X CH 84 1-0 **E7** 2 G4-3 44 1B **1B** 1-3 3-H		C SI 90 C SI 90 B SI 90 B SI 91 X SI 90 2-2 2 E **1B**	S SI 89 S SI 88 S SI 89 0-3 **K** ①		C SL 85 F FF 94 F FF 95 F FF 92 X SL 84 0-2 44 FC6-4 2 BB **1B**		5	1	3	1	0	1	2
13 Josh Satin, R (1, 3) OBP: 0.473, SLG: 0.507		C SI 89 B KC 76 B KC 76 S CH 83 B CH 83 X SI 90 3-2 2 1B **1B**	C SI 90 B SI 89 F KC 78 B SI 91 B SI 91 F SI 90 B CH 84 4-2 2 G4-3 44 1B **BB**		X SI 89 0-0 **P3** ①	B SI 87 B SI 89 I IN 58 I IN 59 4-0 44 2B **IBB**		C FF 94 S SL 83 B SL 84 F FF 94 B FF 95 C FF 95 2-3 **K** ①		3	1	1	0	2	1	2
2 Justin Turner, R (1, 6) OBP: 0.308, SLG: 0.323		1 SAFE C CH 82 B SI 89 B SI 90 F SI 90 D CH 82 1 SAFE X CH 83 3-2 **1B** 1-2	X CH 84 0-0 **G4-3** ② 1-2 2-3 3-H		C SI 91 C SI 89 B SI 91 1 SAFE B CH 83 F SI 90 B SI 91 X SI 91 3-2 45 FC5 **E3** 1-3	B SI 88 F SI 87 F SI 90 B SI 89 F SI 89 F SI 89 S SI 89 2-3 **K** ②		F FF 94 B SL 83 B SL 84 B FF 94 B FF 95 4-1 44 FC6-4 1-2 **BB**		4	0	1	1	1	1	5
44 John Buck, R (1, 2) OBP: 0.291, SLG: 0.397		S SI 90 B SI 91 C KC 78 B SI 90 S SI 91 2-3 **K** ① 2-H 3-H	X KC 77 0-0 **1B**		X SI 86 0-0 **P1** ② X SI 88	0-0 1-3 3-H **2B**		B FF 94 C FF 95 F FF 94 F FF 96 B FF 96 X FF 96 2-2 **FC6-4** 12 HBP ② 1-2f 2-3		5	0	2	3	0	1	6
12 Juan Lagares, R (1, 8) OBP: 0.287, SLG: 0.390		C SI 90 S CH 83 D CH 83 F KC 77 T SI 90 1-2 **K** ② I IN 70 I IN 73 I IN 72 I IN 72 4-0 **IBB**			I IN 70 I IN 76 I IN 76 I IN 74 4-0 45 FC5 **IBB**	B SL 79 B SI 88 F SI 89 C SI 90 F SI 89 F SI 90 X SI 91 2-2 **G5-3** ③		D SL 86 S SL 85 B FF 94 F FF 94 H FF 94 3-2 **HBP** 1-2		2	0	0	0	2	1	4
45 Zack Wheeler, L (1, 1) OBP: 0.154, SLG: 0.231 30 David Aardsma, R (7, 1) 9 Kirk Nieuwenhuis, L (7, PH) OBP: 0.280, SLG: 0.340 (8, 7)		F SI 90 C KC 77 X KC 78 0-2 **G1-3** ③	X SI 90 0-0 **G6-3** ③		S SI 86 F SI 88 B SI 85 B SI 87 D SI 86 X FF 86 3-2 **FC5** ③ 1-2 2-3f		B FF 91 B FF 90 C FF 91 B FF 90 F FF 91 X FF 92 3-2 **G3** ①	B FF 93 S FF 94 S FF 95 B FF 95 C FF 94 2-3 **K** ③		3 0 2	0 0 0	0 0 0	0 0 0	0 0 0	0 0 1	7 0 3
Inning Stats	R: 0 E: 0 K: 2 S: 12 H: 1 LOB: 1 BB: 0 P: 17	R: 0 E: 0 K: 2 S: 16 H: 2 LOB: 2 BB: 0 P: 25	R: 4 E: 1 K: 0 S: 10 H: 4 LOB: 2 BB: 2 P: 21	R: 0 E: 0 K: 1 S: 8 H: 0 LOB: 0 BB: 0 P: 14	R: 0 E: 1 K: 0 S: 12 H: 1 LOB: 3 BB: 1 P: 24	R: 3 E: 0 K: 2 S: 19 H: 4 LOB: 2 BB: 1 P: 30	R: 0 E: 0 K: 0 S: 10 H: 1 LOB: 1 BB: 0 P: 18	R: 0 E: 0 K: 2 S: 19 H: 1 LOB: 3 BB: 1 P: 32		1B: 10 2B: 3 3B: 1 HR: 0 SF: 0 SAC: 0 DP: 0 HBP: 1						

PITCHER		IP	WLS	BF	H	R	ER	SO	BB	IBB	HBP	BLK	WP	HR	S	P	ERA	WHIP
58 Alex Wood, L ERA: 3.42	(1, 1)	4.1		24	8	4	4	5	1	1	0	0	0	0	54	90	8.31	2.077
40 Kameron Loe, R ERA: 8.15	(5, 1)	1.2	L	11	4	3	3	2	0	2	0	0	1	0	23	41	16.20	2.400
38 Anthony Varvaro, R ERA: 3.28	(7, 1)	1.0		4	1	0	0	0	0	0	0	0	0	0	10	18	0.00	1.000
48 David Carpenter, R ERA: 2.02	(8, 1)	1.0		6	1	0	0	2	1	0	1	0	0	0	19	32	0.00	2.000

PITCHER	IP	WLS	BF	H	R	ER	SO	BB	IBB	HBP	BLK	WP	HR	S	P	ERA	WHIP

Atlanta Braves @ New York Mets

Citi Field, Flushing, NY

Thu Jul 25 2013, 12:11 PM - 3:37 PM EDT

Att. 35,793 - Cloudy - 66 F

livebaseballscorecards.com

AB	39
R	7
H	14
RBI	7
BB	5
SO	9
LOB	32

New York Mets @ Washington Nationals

Nationals Park, Washington, DC

Fri Jul 26 2013, 1:37 PM - 4:50 PM EDT

Att. 33,858 - Cloudy - 78 F

TOP

livebaseballscorecards.com

Batter	1	2	3	4	5	6	7	8	9	AB	R	H	RBI	BB	SO	LOB
12 Juan Lagares, R (1, 8) OBP: 0.302, SLG: 0.411	C FF 94 B FF 94 L FF 95 S SL 86 1-3 ① K		C FF 95 F FF 95 F FF 94 B SL 86 X FF 95 1-2 28 HR 2B		C SI 94 B SL 84 F FF 95 B FF 96 F SL 85 B FF 95 F FF 94 B FF 96 4-2 28 S BB		B SL 86 X FF 94 1-0 28 1B 1B 3-H		B FF 93 X SI 93 1-0 28 1B 5 1B 2B 1-3	4	3	3	1	1	1	0
28 Daniel Murphy, L (1, 4) OBP: 0.316, SLG: 0.421	B FF 94 S FF 94 X SL 85 1-1 HR		F FF 94 F FF 95 B SL 87 B FF 94 B SL 87 X SL 85 3-2 2-H HR		C FF 94 1 SAFE B FF 94 F SL 87 B FF 94 F FF 94 B FF 94 F FF 94 X FF 94 3-2 ③ L7 1-2		C SI 92 F SI 94 1 SAFE D KC 82 X KC 80 1-2 5 1B 1-H 1B		C SI 93 S FF 93 B FF 95 F SL 84 B FS 84 F SI 94 F FF 94 B SI 95 F SI 94 3-2 F SI 93 X SI 94 6 2B 5 1B 2-3 3-H 1B	5	3	4	5	0	0	1
5 David Wright, R (1, 5) OBP: 0.392, SLG: 0.512	F FF 95 B CU 77 B FF 94 F FF 95 F FF 95 B SL 87 C CU 78 3-3 ② K		S SL 86 F FF 95 X CU 79 0-2 ③ F7			F FF 94 X SL 85 0-1 ① P5	F SI 91 B SI 92 X SI 92 1-1 1-2 1B		X FF 94 0-0 6 2B 29 HR 1-2 3-H 1B	5	1	2	1	0	1	0
6 Marlon Byrd, R (1, 9) OBP: 0.327, SLG: 0.518	B SL 84 S SL 83 F FF 95 B FF 96 B SL 86 S SL 85 3-3 ③ K			C FF 94 B FF 94 S FF 94 S FF 94 1-3 ① K		B FF 93 B SI 94 C SL 84 B FF 95 B SL 83 4-1 29 S BB	B CH 76 D CH 75 C KC 76 C FF 93 X CH 79 2-2 ③ F9		S SI 95 X SI 94 0-1 29 HR 1-3 2-H 2B	4	1	1	1	1	2	2
29 Ike Davis, L (1, 3) OBP: 0.271, SLG: 0.277		X CU 76 0-0 ① G4-3		C FF 93 B FF 94 B CU 78 C CU 79 B FF 94 D CU 79 4-2 BB		C CU 77 B FF 93 1 SAFE B CU 76 F FF 93 D CU 78 1 SAFE S CU 77 3-3 ② K 1-2		B FF 94 C SI 94 B FF 94 F SI 94 F SL 83 B FS 83 B SI 96 4-2 30 G5-4-3 BB	X SL 84 0-0 2-H 3-H HR	3	1	1	3	2	1	1
30 Andrew Brown, R (1, 7) OBP: 0.283, SLG: 0.411 56 Scott Rice, L (8, 1) 13 Josh Satin, R (9, PH) OBP: 0.467, SLG: 0.500 71 Gonzalez Germen, R (9, 1)		C FF 94 F FF 95 S FF 95 0-3 ② K		X FF 94 0-0 ② F8		C SL 85 B FF 94 X FF 94 1-1 ③ G4-3		B SI 95 B SI 94 D SI 91 C SI 92 F SI 92 F SI 93 X SI 92 3-2 ① ② G5-4-3 1-2f	S SL 84 B SL 84 C SI 93 X CH 88 1-2 ② P4	4 0 1 0	0 0 0 0	0 0 0 0	0 0 0 0	0 0 0 0	1 0 0 0	3 0 0 0
20 Anthony Recker, R (1, 2) OBP: 0.229, SLG: 0.386		C FF 95 B FF 96 C SL 86 X FF 94 1-2 ③ F9		C SL 83 F FF 93 C FF 94 0-3 ③ K			C SL 82 X FF 93 0-1 58 G3 12 1B 2B	C SL 79 C SL 80 B SI 95 B SI 94 X SL 82 2-2 ③ L8	S SL 84 X SL 84 0-1 ③ F7	5	1	1	0	0	1	1
3 Omar Quintanilla, L (1, 6) OBP: 0.315, SLG: 0.320			B FF 94 C FF 94 C FF 95 B CU 79 X FF 94 2-2 ① G3		C CU 75 F FF 94 B FF 93 B CU 78 B FF 95 X FF 94 3-2 58 B1-6-4 1B		B FF 92 B FF 92 C FF 93 C CU 76 F FF 94 B SL 86 F FF 93 X FF 94 3-2 ① F9		F SI 94 B FS 82 F SI 93 B FF 94 B SL 80 F SI 93 B SI 94 4-2 12 2B 28 1B BB	3	1	1	0	1	0	1
58 Jenrry Mejia, R (1, 1) 9 Kirk Nieuwenhuis, L (8, 7) OBP: 0.278, SLG: 0.337			C FF 94 B FF 95 F FF 94 B FF 95 S FF 95 2-3 ② K		X SI 93 0-0 ① ② B1-6-4 1-2f		X FF 93 0-0 ② G3 2-3		C SI 95 B SI 95 F SI 94 C FS 83 1-3 ① K	3 1	0 0	0 0	0 0	0 0	1 1	2 1
Inning Stats	R: 1 E: 0 K: 3 S: 12 H: 1 LOB: 0 BB: 0 P: 20	R: 0 E: 0 K: 1 S: 7 H: 0 LOB: 0 BB: 0 P: 8	R: 2 E: 0 K: 1 S: 16 H: 2 LOB: 0 BB: 0 P: 24	R: 0 E: 0 K: 2 S: 9 H: 0 LOB: 1 BB: 1 P: 14	R: 0 E: 0 K: 0 S: 13 H: 1 LOB: 1 BB: 1 P: 23	R: 0 E: 0 K: 1 S: 8 H: 0 LOB: 1 BB: 1 P: 16	R: 2 E: 0 K: 0 S: 17 H: 4 LOB: 2 BB: 0 P: 25	R: 0 E: 0 K: 0 S: 10 H: 0 LOB: 0 BB: 1 P: 19	R: 6 E: 0 K: 1 S: 24 H: 5 LOB: 0 BB: 1 P: 34	1B: 6 2B: 4 3B: 0 HR: 3	SF: 0 SAC: 0 DP: 2 HBP: 0			WP: 0 PB: 0 SB: 3 CS: 0	PA: 43		

	AB	38
	R	11
	H	13
	RBI	11
	BB	5
	SO	9
	LOB	12

PITCHER		IP	WLS	BF	H	R	ER	SO	BB	IBB	HBP	BLK	WP	HR	S	P	ERA	WHIP
27 Jordan Zimmermann, R ERA: 3.19	(1, 1)	6.2	L	28	6	5	5	8	3	0	0	0	0	2	74	118	6.75	1.350
58 Fernando Abad, L ERA: 1.61	(7, 1)	0.1		3	2	0	0	0	0	0	0	0	0	0	8	12	0.00	6.000
52 Ryan Mattheus, R ERA: 6.11	(8, 1)	1.1		7	2	3	3	1	2	0	0	0	0	0	25	43	20.25	3.000
22 Drew Storen, R ERA: 5.95	(9, 1)	0.2		5	3	3	3	0	0	0	0	0	0	1	9	10	40.50	4.500

PITCHER		IP	WLS	BF	H	R	ER	SO	BB	IBB	HBP	BLK	WP	HR	S	P	ERA	WHIP

BOTTOM

New York Mets @ Washington Nationals

Nationals Park, Washington, DC

Fri Jul 26 2013, 1:37 PM - 4:50 PM EDT

Att. 33,858 - Cloudy - 78 F

livebaseballscorecards.com

Batter	1	2	3	4	5	6	7	8	9	AB	R	H	RBI	BB	SO	LOB
34 Bryce Harper, L (1, 7) OBP: 0.373, SLG: 0.520 7 Scott Hairston, R (8, PR) OBP: 0.225, SLG: 0.391 (9, 7)	B FC 91 C FC 94 B FC 94 C FC 94 S SL 87 2-3 ① K		C FF 93 B CH 88 X CH 88 1-1 ① G4-3		B CH 87 S CH 86 X CH 87 1-1 ② F8			F SI 90 F SI 91 B SI 90 X SL 84 1-2 1 FC4-6 1B		4 0	0 0	1 0	0 0	0 0	1 0	0 0
1 Steve Lombardozzi, S (1, 4) OBP: 0.262, SLG: 0.317	C FC 93 B FC 94 B CH 88 F FC 94 X SL 86 2-2 11 1B 1B		B FC 94 X FC 94 1-0 11 1B 1B		F FC 94 F SI 91 X SL 87 0-2 ③ G3			B SI 90 X SI 90 1-0 ① FC4-6 11 G6-4-3 1-2f		4	0	2	0	0	0	1
11 Ryan Zimmerman, R (1, 5) OBP: 0.351, SLG: 0.441	C FC 93 X FC 93 0-1 1-3 1B		X FC 92 0-0 1-2 1B			C FC 94 S SL 81 B FC 92 B CH 89 S SL 86 2-3 ① K		B SI 92 B SI 91 X SI 90 2-0 ②③ G6-4-3 1-2f		4	0	2	0	0	1	1
25 Adam LaRoche, L (1, 3) OBP: 0.326, SLG: 0.422	S CH 85 C FC 93 S SI 89 0-3 ② K		B CH 87 X FC 93 1-0 ② F5			B SL 79 C FC 92 B CH 86 S SL 84 B FC 94 S SL 83 3-3 ② K			X FF 92 0-0 ① G3	4	0	0	0	0	2	4
28 Jayson Werth, R (1, 9) OBP: 0.363, SLG: 0.500	C FC 94 S SL 84 X SL 87 0-2 ③ G4-3		D SL 82 S SL 84 B FC 93 F FC 94 F SL 85 S SL 88 2-3 ③ K			X FC 93 0-0 1B			C FF 93 S SL 83 B FF 93 X SL 84 1-2 ② G6-3	4	0	1	0	0	1	4
20 Ian Desmond, R (1, 6) OBP: 0.325, SLG: 0.469		B FC 93 C FC 93 S SL 84 C FF 95 1-3 ① K		B SL 83 B SL 82 X FC 94 2-0 2 G4-3 1B		B SL 82 S SL 84 S SL 85 B FC 93 S SL 85 2-3 ③ K			B SL 83 F FF 93 S SL 82 B SL 84 B SL 83 F FF 94 D SL 83 4-2 BB	3	0	1	0	1	2	1
2 Denard Span, L (1, 8) OBP: 0.316, SLG: 0.352		B FC 93 X FC 93 1-0 ② G3-1	B CH 87 B FC 93 B FC 93 C FC 94 1 SAFE X FC 93 3-1 ①② G4-3 1-2f			C CH 85 C FF 91 B SL 81 F CH 86 F CH 88 X SL 86 1-2 ① L8			C FF 93 D SL 83 X FF 94 1-1 ③ P5	4	0	0	0	0	0	2
24 Kurt Suzuki, R (1, 2) OBP: 0.281, SLG: 0.317		C FC 93 F SL 79 F FF 95 B SL 86 X SL 85 1-2 1B	C FC 93 F FC 93 B FC 94 B CH 89 X FC 93 2-2 ③ G5-3			C SL 84 F FC 93 B SL 82 B FC 93 X SL 85 2-2 ② G5-3				3	0	1	0	0	0	0
27 Jordan Zimmermann, R (1, 1) OBP: 0.159, SLG: 0.167 58 Fernando Abad, L (7, 1) 33 Roger Bernadina, L (7, PH) OBP: 0.253, SLG: 0.283 52 Ryan Mattheus, R (8, 1) 22 Drew Storen, S (9, 1)		X FC 94 0-0 ③ G4-3			C FC 92 C SL 83 F FC 94 X SL 80 0-2 ① G6-3			B SL 80 X FC 93 1-0 ③ G3-1		2 0 1 0 0	0 0 0 0 0	0 0 0 0 0	0 0 0 0 0	0 0 0 0 0	0 0 0 0 0	1 0 0 0 0

Inning Stats	1	2	3	4	5	6	7	8	9
	R: 0 E: 0 K: 2 S: 14	H: 2 LOB: 2 BB: 0 P: 18	R: 0 E: 0 K: 1 S: 9	H: 1 LOB: 1 BB: 0 P: 12	R: 0 E: 0 K: 1 S: 9	H: 2 LOB: 2 BB: 0 P: 14	R: 0 E: 0 K: 0 S: 6	H: 1 LOB: 0 BB: 0 P: 13	R: 0 E: 0 K: 0 S: 9	H: 0 LOB: 0 BB: 0 P: 10	R: 0 E: 0 K: 3 S: 10	H: 1 LOB: 1 BB: 0 P: 17	R: 0 E: 0 K: 0 S: 9	H: 0 LOB: 0 BB: 0 P: 13	R: 0 E: 0 K: 0 S: 5	H: 1 LOB: 1 BB: 0 P: 9	R: 0 E: 0 K: 0 S: 9	H: 0 LOB: 1 BB: 1 P: 15

	AB	33
	R	0
	H	8
	RBI	0
	BB	1
	SO	7
	LOB	14

	1B: 8	SF: 0	WP: 0	PA: 34
	2B: 0	SAC: 0	PB: 0	
	3B: 0	DP: 2	SB: 0	
	HR: 0	HBP: 0	CS: 0	

PITCHER	IP	WLS	BF	H	R	ER	SO	BB	IBB	HBP	BLK	WP	HR	S	P	ERA	WHIP
58 Jenrry Mejia, R (1, 1)	7.0	W	27	7	0	0	7	0	0	0	0	0	0	66	97	0.00	1.000
ERA:																	
56 Scott Rice, L (8, 1)	1.0		3	1	0	0	0	0	0	0	0	0	0	5	9	0.00	1.000
ERA: 4.03																	
71 Gonzalez Germen, R (9, 1)	1.0		4	0	0	0	0	1	0	0	0	0	0	9	15	0.00	1.000
ERA: 1.23																	

PITCHER	IP	WLS	BF	H	R	ER	SO	BB	IBB	HBP	BLK	WP	HR	S	P	ERA	WHIP

New York Mets @ Washington Nationals

Nationals Park, Washington, DC

Fri Jul 26 2013, 7:07 PM - 9:59 PM EDT

Att. 33,689 - Partly Cloudy - 83 F

livebaseballscorecards.com

TOP

Batter	1	2	3	4	5	6	7	8	9	AB	R	H	RBI	BB	SO	LOB
12 Juan Lagares, R (1, 8) OBP: 0.299, SLG: 0.405	C FF 94 F FF 95 B SL 83 F SL 84 B FF 96 X FF 95 2-2 5 BB 1B		B CH 85 F FF 88 F FF 92 X FF 93 1-2 ② F8		B SL 77 B SI 90 X FF 88 2-0 ② F8		B FF 88 B CH 79 B CH 84 C CH 85 F FF 87 X CH 80 3-2 ② F8		B FF 91 S FF 90 B SL 84 B FF 90 X FF 91 3-1 ② P3	5	0	1	0	0	0	3
28 Daniel Murphy, L (1, 4) OBP: 0.320, SLG: 0.421	F FF 94 B SI 95 1 SAFE 1 SAFE X CH 85 1-1 ① P5		C FF 89 X FF 93 0-1 5 FC6-4 1B		C FF 87 S CH 81 B CH 82 F FF 92 F CH 84 B CH 82 X CH 82 2-2 1B		B SI 90 B SI 90 F SI 88 B CH 80 B FF 90 4-1 BB		B FF 91 F FF 90 X SI 93 1-1 ③ F8	4	0	2	0	1	0	3
5 David Wright, R (1, 5) OBP: 0.390, SLG: 0.508	F FF 94 B FF 95 S SL 82 B FF 94 B FF 95 1 SAFE B SL 82 4-2 1-2 BB		X FF 93 0-0 ③ FC6-4 1-2f		1 SAFE X FF 92 0-0 ③ P6		X FF 91 0-0 ③ P3			3	0	0	0	1	0	4
6 Marlon Byrd, R (1, 9) OBP: 0.327, SLG: 0.514	C FF 95 F FF 95 F FF 96 S SL 83 0-3 ② K			C FF 91 B SL 80 F FF 92 B SL 82 S CH 82 2-3 ① K		X CH 84 0-0 ① G5-3		S FF 91 B FF 91 F CU 75 X CH 81 1-2 13 G4-6-3 1B		4	0	1	0	0	2	2
13 Josh Satin, R (1, 3) OBP: 0.458, SLG: 0.500	C SL 83 B SL 83 B FF 95 F FF 94 F FF 95 F SL 84 S SL 85 2-3 ③ K			B SL 80 B SL 79 F FF 92 X FF 92 2-1 44 2B 2B		B CH 82 C CH 85 X FF 87 1-1 ② G6-3		1 SAFE C FF 91 B FC 84 X FF 91 1-1 ①② G4-6-3 1-2f		4	1	1	0	0	1	3
2 Justin Turner, R (1, 6) OBP: 0.309, SLG: 0.324 3 Omar Quintanilla, L (7, 6) OBP: 0.313, SLG: 0.318		C CH 85 X FF 90 0-1 ① F8		F FF 93 C FF 94 F SL 82 B SL 83 F CH 85 F FF 94 S CH 86 1-3 ② K		B CH 84 C FF 92 C CH 80 F CH 80 X FF 93 1-2 1B		C FF 90 X CH 80 0-1 ③ G4-3		3 1	0 0	1 0	0 0	0 0	1 0	1 0
44 John Buck, R (1, 2) OBP: 0.291, SLG: 0.399		B SL 76 F SI 92 F CH 79 B SL 82 B SL 82 X FF 92 3-2 ② G6-3		B FF 95 X SL 82 1-0 2-H 2B		F FF 93 B FF 94 F CH 84 F FF 93 1 SAFE D SL 82 S CH 85 2-3 ③ K			B FF 89 B FF 91 C FF 91 F FF 90 B SL 84 X FF 90 3-2 ① P4	4	0	1	1	0	1	1
30 Andrew Brown, R (1, 7) OBP: 0.281, SLG: 0.417		X FF 89 0-0 ③ G6-3		S FF 94 S CH 83 B CH 83 S FF 94 1-3 ③ K			X CH 82 0-0 E5 33 SH3		S FF 91 B SL 84 F SI 91 B FF 91 F FC 88 X FF 91 2-2 29 WP 2B	4	0	1	0	0	1	1
33 Matt Harvey, R (1, 1) OBP: 0.104, SLG: 0.146 29 Ike Davis, L (9, PH) OBP: 0.274, SLG: 0.277 32 LaTroy Hawkins, R (9, 1)			C FF 87 C FF 92 S SL 81 0-3 ① K		C CH 82 S FF 89 F SI 92 S SL 81 0-3 ① K		L CH 82 L CH 82 B FF 91 X SI 90 1-2 ① SH3 1-2		B FF 92 B FF 90 B FF 90 B SI 91 4-0 2-3 BB	2 0 0	0 0 0	0 0 0	0 0 0	0 1 0	2 0 0	0 0 0

| Inning Stats | | |

Batter	1	2	3	4	5	6	7	8	9	AB	R	H	RBI	BB	SO	LOB
2 Denard Span, L (1, 8) OBP: 0.313, SLG: 0.348	X FF 96 0-0 ① P6		C FF 96 C CU 84 B FF 96 S FF 98 1-3 ③ K			B FF 96 X SI 96 1-0 ① F8		C CU 84 F FF 96 F FF 98 B CH 90 B SI 98 F FF 97 C SL 86 2-3 ③ K		4	0	0	0	0	2	1
6 Anthony Rendon, R (1, 4) OBP: 0.317, SLG: 0.403	B FF 96 C FF 95 X CU 84 1-1 ② G5-3			S SL 88 C SI 96 B SI 96 F FF 97 B CH 88 B FF 96 S SL 90 3-3 ① K		C FF 95 C FF 95 X FF 97 0-2 ② G3-4-1			C FF 93 B FF 94 C FF 94 B FF 91 B FF 96 F FF 96 X FF 96 3-2 ① G4-3	4	0	0	0	0	1	0
11 Ryan Zimmerman, R (1, 5) OBP: 0.353, SLG: 0.451	C FF 97 X FF 96 0-1 ③ G5-3			B CH 88 F FF 97 B SL 93 X FF 97 2-1 ② F8		B CU 85 C CH 88 X SI 97 1-1 1B			B SL 90 B FF 95 B FF 96 C FF 96 X FF 96 3-1 HR	4	1	2	1	0	0	0
25 Adam LaRoche, L (1, 3) OBP: 0.324, SLG: 0.418		S FF 96 C SL 90 S CH 88 0-3 ① K		B CU 83 C FF 97 F FF 97 X FF 97 1-2 ③ G3		D CU 86 C CH 87 B SI 97 F FF 97 S FF 92 2-3 ③ K				3	0	0	0	0	2	1
28 Jayson Werth, R (1, 9) OBP: 0.369, SLG: 0.506		C FF 98 F SL 91 X CH 86 0-2 20 G6-4-3 1B			F SL 90 C FF 97 B FF 96 B FF 96 F FF 96 B SL 92 X FF 97 3-2 20 BB 40 E 1B		B FF 96 C FF 96 B SL 91 F FF 97 B FF 98 X SL 90 3-2 20 G6-3 1B			3	1	3	0	0	0	0
20 Ian Desmond, R (1, 6) OBP: 0.325, SLG: 0.466		B FF 96 B FF 98 C FF 96 X CU 86 2-1 ②③ G6-4-3 1-2f			B SL 92 C FF 98 B FF 95 B SL 92 B FF 98 4-1 40 FC6-4 1-2 BB		X SI 96 0-0 ①② G6-3 1-2f			2	0	0	0	1	0	2
1 Steve Lombardozzi, S (1, 7) OBP: 0.258, SLG: 0.312 33 Roger Bernadina, L (8, 7) OBP: 0.253, SLG: 0.283			F SI 96 B FF 97 B FF 96 X FF 97 2-1 ① F7		F FF 98 D CH 88 L CH 88 S FF 98 1-3 ① K		X SI 98 0-0 ③ F7			3 0	0 0	0 0	0 0	0 0	1 0	2 0
40 Wilson Ramos, R (1, 2) OBP: 0.336, SLG: 0.500			B FF 97 X FF 96 1-0 2B		F SL 89 X FF 97 0-1 ② FC6-4 1-2f 2-H			B SI 95 S SL 89 X SI 96 1-1 ① G4-3		3	0	1	0	0	0	1
43 Ross Ohlendorf, R (1, 1) 36 Tyler Clippard, R (8, 1) 34 Bryce Harper, L (8, PH) OBP: 0.371, SLG: 0.517 29 Rafael Soriano, R (9, 1)			S SI 97 L FF 97 T SL 92 0-2 ② K		X FF 97 0-0 ③ G4-3			B CU 83 S CH 87 F FF 97 B FF 99 X CH 88 2-2 ② G6-3		2 0 1 0	0 0 0 0	0 0 0 0	0 0 0 0	1 0 0 0	0 0 0 0	2 0 0 0
Inning Stats	R: 0 E: 0 K: 0 S: 5 H: 0 LOB: 0 BB: 0 P: 6	R: 0 E: 0 K: 1 S: 8 H: 1 LOB: 0 BB: 0 P: 10	R: 0 E: 0 K: 2 S: 9 H: 1 LOB: 1 BB: 0 P: 13	R: 0 E: 0 K: 1 S: 9 H: 0 LOB: 0 BB: 0 P: 15	R: 1 E: 1 K: 1 S: 11 H: 1 LOB: 1 BB: 1 P: 19	R: 0 E: 0 K: 1 S: 9 H: 1 LOB: 1 BB: 0 P: 13	R: 0 E: 0 K: 0 S: 5 H: 1 LOB: 0 BB: 0 P: 8	R: 0 E: 0 K: 1 S: 10 H: 0 LOB: 0 BB: 0 P: 15	R: 1 E: 0 K: 0 S: 6 H: 1 LOB: 0 BB: 0 P: 12	1B: 4 2B: 1 3B: 0 HR: 1	SF: 0 SAC: 0 DP: 2 HBP: 0					

PITCHER		IP	WLS	BF	H	R	ER	SO	BB	IBB	HBP	BLK	WP	HR	S	P	ERA	WHIP
33 Matt Harvey, R ERA: 2.11	(1, 1)	8.0		28	5	1	0	7	1	0	0	0	0	0	66	99	0.00	0.750
32 LaTroy Hawkins, R ERA: 3.22	(9, 1)	0.1	L	2	1	1	1	0	0	0	0	0	0	1	6	12	27.00	3.000

PITCHER	IP	WLS	BF	H	R	ER	SO	BB	IBB	HBP	BLK	WP	HR	S	P	ERA	WHIP

BOTTOM

New York Mets @ Washington Nationals

Nationals Park, Washington, DC

Fri Jul 26 2013, 7:07 PM - 9:59 PM EDT

Att. 33,689 - Partly Cloudy - 83 F

livebaseballscorecards.com

AB	29
R	2
H	6
RBI	1
BB	1
SO	7
LOB	9

Batter	1	2	3	4	5	6	7	8	9	AB	R	H	RBI	BB	SO	LOB
22 Eric Young Jr., S (1, 7) OBP: 0.317, SLG: 0.350	C SI 88 X SI 89 0-1 ① P6		C FC 85 X FF 88 0-1 ② G3 2-3			C FS 80 B FS 81 S FC 85 B FC 85 X FC 85 2-2 5 S 5 1B 1B		B FF 91 C CH 80 F CH 79 B FF 92 F FF 91 B FF 92 C FF 93 3-3 ③ K		4	1	1	0	0	1	1
28 Daniel Murphy, L (1, 4) OBP: 0.319, SLG: 0.420	X FF 89 0-0 ② F7		B FS 82 X FS 82 1-0 ③ F7			1 SAFE C FF 88 1 SAFE X FF 87 0-1 ② F9			C FF 92 C SI 92 B FF 90 F SI 93 F FF 93 F FF 92 X SL 86 1-2 29 DI 1B	4	0	1	0	0	0	2
5 David Wright, R (1, 5) OBP: 0.391, SLG: 0.508	C FF 89 B FC 86 F FC 84 F FS 82 X FC 84 1-2 E4			B FC 84 B FC 85 X FC 85 2-0 29 G3-6-3 1B		B FC 84 F FC 85 D FC 85 B FF 89 F FC 84 F FC 86 F FS 81 X SI 90 3-2 1-H 1B			C FF 91 B FF 91 S SL 84 X SL 85 1-2 ① F9	4	0	2	1	0	0	1
6 Marlon Byrd, R (1, 9) OBP: 0.323, SLG: 0.508	F FF 89 C FF 89 X FC 84 0-2 ③ L9			F FF 88 B FF 88 F FF 88 S FF 89 1-3 ① K		1 SAFE B SI 89 F FF 89 F FC 85 B FF 89 X FF 89 2-2 ③ L8			C FF 92 S FF 92 X SL 86 0-2 ② L9	4	0	0	0	0	1	4
29 Ike Davis, L (1, 3) OBP: 0.270, SLG: 0.272		B FF 88 C FF 88 F FC 86 B FS 82 F FS 81 B FF 89 F FF 89 X FF 89 3-2 ① P5		F FF 88 F FC 84 F FF 89 B FS 81 X FS 82 1-2 ② ③ G3-6-3 1-2f			B SI 88 C FS 81 F FC 84 F FS 80 C FF 89 1-3 ① K		B SI 92 C SI 92 B FF 91 F SI 92 F SI 93 B FF 94 F SI 93 C SI 93 3-3 ③ K 1-2	4	0	0	0	0	2	2
44 John Buck, R (1, 2) OBP: 0.288, SLG: 0.395		B FC 86 T FC 86 X FF 88 1-1 ② G6-3			C FC 84 B FS 82 B FF 88 S FF 88 F FS 82 F FS 82 F FF 89 S FF 90 2-3 ① K		F SI 89 B FC 86 X SI 89 1-1 ② F9			3	0	0	0	0	1	0
12 Juan Lagares, R (1, 8) OBP: 0.294, SLG: 0.398		B FF 89 X FF 88 1-0 ③ G6-3			C FC 86 B FC 87 M FC 85 S FS 82 1-3 ② K		C FF 88 B FF 89 F FC 85 B FC 86 F FF 89 F SI 89 F FC 85 S SI 89 2-3 ③ K			3	0	0	0	0	2	0
3 Omar Quintanilla, L (1, 6) OBP: 0.313, SLG: 0.314			B FF 88 F FF 88 B FC 85 F FF 88 B FF 90 B FF 88 4-2 22 G3 35 SH3-4 BB		C FF 88 X SI 89 0-1 ③ G6-3			B FF 91 F FF 91 B FF 92 T CH 79 B FF 91 S FF 92 3-3 ① K		2	0	0	0	1	1	0
35 Dillon Gee, R (1, 1) OBP: 0.154, SLG: 0.108 13 Josh Satin, R (8, PH) OBP: 0.454, SLG: 0.494 66 Josh Edgin, R (8, 1) 50 Scott Atchison, R (8, 1)			X SI 86 0-0 ① SH3-4 1-2			C SI 87 S FC 85 F FC 85 F FC 85 B FC 86 S FC 84 1-3 ① K			X FF 91 0-0 ② F9	1 1 0 0	0 0 0 0	0 0 0 0	0 0 0 0	0 0 0 0	1 0 0 0	0 0 0 0
Inning Stats	R: 0 E: 1 K: 0 S: 10 H: 0 LOB: 1 BB: 0 P: 11	R: 0 E: 0 K: 0 S: 8 H: 0 LOB: 0 BB: 0 P: 13	R: 0 E: 0 K: 0 S: 6 H: 0 LOB: 1 BB: 1 P: 11	R: 0 E: 0 K: 1 S: 8 H: 1 LOB: 0 BB: 0 P: 12	R: 0 E: 0 K: 2 S: 11 H: 0 LOB: 0 BB: 0 P: 14	R: 1 E: 0 K: 1 S: 18 H: 2 LOB: 1 BB: 0 P: 26	R: 0 E: 0 K: 2 S: 12 H: 0 LOB: 0 BB: 0 P: 16	R: 0 E: 0 K: 2 S: 8 H: 0 LOB: 0 BB: 0 P: 14	R: 0 E: 0 K: 1 S: 17 H: 1 LOB: 1 BB: 0 P: 22	1B: 4 2B: 0 3B: 0 HR: 0 SF: 0 SAC: 1 DP: 1 HBP: 0						

PITCHER		IP	WLS	BF	H	R	ER	SO	BB	IBB	HBP	BLK	WP	HR	S	P	ERA	WHIP
15 Dan Haren, R ERA: 5.49	(1, 1)	7.0	W	25	3	1	1	6	1	0	0	0	0	0	73	103	1.29	0.571
36 Tyler Clippard, R ERA: 1.74	(8, 1)	1.0	H	3	0	0	0	2	0	0	0	0	0	0	8	14	0.00	0.000
29 Rafael Soriano, R ERA: 3.05	(9, 1)	1.0	S	4	1	0	0	1	0	0	0	0	0	0	17	22	0.00	1.000

PITCHER	IP	WLS	BF	H	R	ER	SO	BB	IBB	HBP	BLK	WP	HR	S	P	ERA	WHIP

TOP

New York Mets @ Washington Nationals

Nationals Park, Washington, DC

Sat Jul 27 2013, 3:08 PM - 6:27 PM EDT

Att. 37,464 - Cloudy - 83 F

livebaseballscorecards.com

AB	30
R	1
H	4
RBI	1
BB	1
SO	9
LOB	10

WP: 0 PA: 32
PB: 0
SB: 1
CS: 0

Batter	1	2	3	4	5	6	7	8	9	AB	R	H	RBI	BB	SO	LOB
34 Bryce Harper, L (1, 7) OBP: 0.373, SLG: 0.530	B FF 88 F FF 89 F SL 84 X CH 84 1-2 ① F9		T SI 90 X SI 91 0-1 2-H HR		B CH 84 B CH 84 F FF 90 X FF 90 2-1 1B			F FF 92 C SL 81 S CU 79 0-3 ① K		4	1	2	2	0	1	0
6 Anthony Rendon, R (1, 4) OBP: 0.311, SLG: 0.395	X FF 89 0-0 ② G1-3		B FF 90 B SI 90 X SI 90 2-0 ① G5-3		B SI 90 1 SAFE B SI 90 X SI 90 2-0 ③ L8			B FF 91 X SL 87 1-0 ② F8		4	0	0	0	0	0	1
11 Ryan Zimmerman, R (1, 5) OBP: 0.349, SLG: 0.446	C SI 90 C SI 90 F CH 84 F SI 90 X FF 90 0-2 ③ F7		C KC 76 F FF 90 X FF 90 0-2 ② P2			C SI 89 X CH 84 0-1 ① G6-3		X FF 92 0-0 ③ L9		4	0	0	0	0	0	0
25 Adam LaRoche, L (1, 3) OBP: 0.321, SLG: 0.415		C FF 89 X KC 74 0-1 ① G3	B KC 75 S CH 84 B FF 89 S KC 77 F FF 89 X CH 84 2-2 ③ G1-3			B KC 74 B SI 90 X CH 83 2-0 ② L9				3	0	0	0	0	0	0
28 Jayson Werth, R (1, 9) OBP: 0.369, SLG: 0.504		B FF 89 C SI 90 X SL 82 1-1 ② F8		X SI 88 0-0 ① G4-3		B FF 90 C CH 83 X SI 90 1-1 1B				3	0	1	0	0	0	0
20 Ian Desmond, R (1, 6) OBP: 0.325, SLG: 0.473		C SI 90 F CH 85 B FF 90 F SL 82 B SI 91 B CH 85 X CH 85 3-2 HR		B FF 89 X SL 82 1-0 ② F9		C SI 90 S SL 82 X SL 83 0-2 ③ F9				3	1	1	1	0	0	1
2 Denard Span, L (1, 8) OBP: 0.313, SLG: 0.355		X SI 90 0-0 HR		B SI 89 X SI 90 1-0 ③ F8			X SI 90 0-0 ① G3			3	1	1	1	0	0	0
40 Wilson Ramos, R (1, 2) OBP: 0.327, SLG: 0.485		S SL 83 S SL 83 B SL 83 X SL 83 1-2 ③ L7			B SI 89 X FF 89 1-0 ① G5-3		C FF 90 S SL 83 C SL 83 0-3 ② K			3	0	0	0	0	1	0
15 Dan Haren, R (1, 1) OBP: 0.200, SLG: 0.300 33 Roger Bernadina, L (7, PH) OBP: 0.252, SLG: 0.281 36 Tyler Clippard, R (8, 1) 29 Rafael Soriano, R (9, 1)			C SI 88 S FF 89 X SL 82 0-2 34 HR 2B		C FF 89 B FF 90 S FF 89 S FF 90 1-3 ② K		S FF 91 B CH 85 X FF 91 1-1 ③ F9			2 1 0 0	1 0 0 0	1 0 0 0	0 0 0 0	0 0 0 0	1 0 0 0	0 0 0 0
Inning Stats	R: 0 E: 0 K: 0 S: 9 H: 0 LOB: 0 BB: 0 P: 10	R: 2 E: 0 K: 0 S: 12 H: 2 LOB: 0 BB: 0 P: 17	R: 2 E: 0 K: 0 S: 13 H: 2 LOB: 0 BB: 0 P: 17	R: 0 E: 0 K: 0 S: 3 H: 0 LOB: 0 BB: 0 P: 5	R: 0 E: 0 K: 1 S: 7 H: 1 LOB: 1 BB: 0 P: 13	R: 0 E: 0 K: 0 S: 8 H: 1 LOB: 1 BB: 0 P: 11	R: 0 E: 0 K: 1 S: 6 H: 0 LOB: 0 BB: 0 P: 7	R: 0 E: 0 K: 1 S: 5 H: 0 LOB: 0 BB: 0 P: 6		1B: 2 2B: 1 3B: 0 HR: 3 SF: 0 SAC: 0 DP: 0 HBP: 0					WP: 0 PB: 0 SB: 0 CS: 0	PA: 30

PITCHER		IP	WLS	BF	H	R	ER	SO	BB	IBB	HBP	BLK	WP	HR	S	P	ERA	WHIP
35 Dillon Gee, R ERA: 4.13	(1, 1)	7.0	L	27	6	4	4	2	0	0	0	0	0	3	58	80	5.14	0.857
66 Josh Edgin, L ERA: 4.05	(8, 1)	0.1		1	0	0	0	1	0	0	0	0	0	0	3	3	0.00	0.000
50 Scott Atchison, R ERA: 3.68	(8, 1)	0.2		2	0	0	0	0	0	0	0	0	0	0	2	3	0.00	0.000

PITCHER	IP	WLS	BF	H	R	ER	SO	BB	IBB	HBP	BLK	WP	HR	S	P	ERA	WHIP

BOTTOM

New York Mets @ Washington Nationals

Nationals Park, Washington, DC

Sat Jul 27 2013, 3:08 PM - 6:27 PM EDT

Att. 37,464 - Cloudy - 83 F

livebaseballscorecards.com

AB	30
R	4
H	6
RBI	4
BB	0
SO	3
LOB	2

New York Mets @ Washington Nationals

Nationals Park, Washington, DC

Sun Jul 28 2013, 1:39 PM - 4:55 PM EDT

Att. 31,467 - Cloudy - 81 F

livebaseballscorecards.com

TOP

Batter	1	2	3	4	5	6	7	8	9	AB	R	H	RBI	BB	SO	LOB
22 Eric Young Jr., S (1, 7) OBP: 0.321, SLG: 0.350	F7			28 G3 6 1B 1B	1-2 BB		13 WP 1-2 BB		F4	3	1	1	0	2	0	3
13 Josh Satin, R (1, 5) OBP: 0.441, SLG: 0.470	K			K	K		1-2 2-3 BB		F8	4	0	0	0	1	3	6
28 Daniel Murphy, L (1, 4) OBP: 0.316, SLG: 0.416	L7			G3 1-2		G4-3	F7		L9	4	0	0	0	0	0	4
66 Josh Edgin, R (7, 1)										0	0	0	0	0	0	0
39 Bobby Parnell, R (8, 1)										0	0	0	0	0	0	0
20 Anthony Recker, R (9, PH) OBP: 0.227, SLG: 0.382										1	0	0	0	0	0	3
6 Marlon Byrd, R (1, 9) OBP: 0.326, SLG: 0.513		K		29 1B 2-H 1B		2B		G1-3		3	0	2	1	0	1	0
30 David Aardsma, R (6, 1)										0	0	0	0	0	0	0
2 Justin Turner, R (7, 4) OBP: 0.306, SLG: 0.320										1	0	0	0	0	0	0
29 Ike Davis, L (1, 3) OBP: 0.269, SLG: 0.272		G4-3		1-2 1B		L8		K		4	0	1	0	0	1	1
44 John Buck, R (1, 2) OBP: 0.285, SLG: 0.390		F9		K		P6		G6-3		4	0	0	0	0	1	3
12 Juan Lagares, R (1, 8) OBP: 0.299, SLG: 0.400			F7		F8	13 WP 22 BB 1B		3 1B 1B		4	0	2	0	0	0	0
3 Omar Quintanilla, L (1, 6) OBP: 0.317, SLG: 0.318			K		22 BB 1B	F7		30 PB 1-3 1B		4	0	2	0	0	1	1
52 Carlos Torres, R (1, 1) OBP: 0.200, SLG: 0.200			L9		K	K		BB 1-2		1	0	0	0	0	0	0
71 Gonzalez Germen, R (4, 1)										1	0	0	0	0	1	1
30 Andrew Brown, R (6, 9) OBP: 0.288, SLG: 0.410										1	0	0	0	1	1	1

TOP	
AB	35
R	1
H	8
RBI	1
BB	4
SO	9
LOB	23

Inning Stats	1	2	3	4	5	6	7	8	9
	R: 0 E: 0 K: 1 S: 10	H: 0 LOB: 0 BB: 0 P: 18	R: 0 E: 0 K: 1 S: 7	H: 0 LOB: 0 BB: 0 P: 11	R: 0 E: 0 K: 1 S: 6	H: 0 LOB: 0 BB: 0 P: 8	R: 1 E: 0 K: 2 S: 13	H: 3 LOB: 2 BB: 0 P: 20	R: 0 E: 0 K: 2 S: 12	H: 1 LOB: 2 BB: 1 P: 20	R: 0 E: 0 K: 0 S: 7	H: 1 LOB: 1 BB: 0 P: 10	R: 0 E: 0 K: 1 S: 14	H: 1 LOB: 3 BB: 2 P: 28	R: 0 E: 0 K: 1 S: 11	H: 0 LOB: 0 BB: 0 P: 17	R: 0 E: 0 K: 0 S: 14	H: 2 LOB: 3 BB: 1 P: 25

| | | | | | | | | | |

Batter	1	2	3	4	5	6	7	8	9	AB	R	H	RBI	BB	SO	LOB
34 Bryce Harper, L (1, 7) OBP: 0.371, SLG: 0.525 7 Scott Hairston, R (7, PH) OBP: 0.223, SLG: 0.388 (8, 7)	C FF 89 B FC 86 X CH 84 1-1 G4-3 ①	F FC 90 B FC 90 B CH 85 C CU 78 B FF 88 X FC 88 3-2 2-H 3-H 1B	C CU 76 X CH 83 0-1 G4-3 ③		B FF 93 B CH 84 B FF 92 C FF 93 X FF 93 3-1 F7 ②		C FF 90 X CH 84 0-1 F8 ②			4 0 1 2 0 0 1 1 0 0 0 0 0 0						
6 Anthony Rendon, R (1, 4) OBP: 0.308, SLG: 0.390 (8, 5)	C FF 90 F FC 87 B CU 78 C FC 88 1-3 K ②	B FF 91 X FC 87 1-0 G5-3 ③		F FF 92 F FF 93 F CH 82 B FF 94 B SL 84 X FF 95 2-2 25 G4-6-3 11 1B 28 1B 1B	B FF 93 B SL 82 X FF 92 2-0 F8 ③		C SI 90 B CH 85 X FF 91 1-1 L9 ③			5 1 1 0 0 1 2						
11 Ryan Zimmerman, R (1, 5) OBP: 0.353, SLG: 0.452 1 Steve Lombardozzi, S (8, 4) OBP: 0.262, SLG: 0.315	X FF 92 0-0 1B	X FC 87 0-0 20 1B 2B	D FF 94 C FF 93 X FF 94 1-1 25 G4-6-3 1-2 1B	B FF 90 S SL 80 S SL 84 X SL 82 1-2 F8 ①		C FF 91 X KC 82 0-1 20 2B 20 E 1B				4 1 3 0 0 0 0 1 1 1 0 0 0 0						
25 Adam LaRoche, L (1, 3) OBP: 0.317, SLG: 0.409 52 Ryan Mattheus, R (9, 1) 58 Fernando Abad, L (9, 1)	B FF 90 X FF 90 1-0 F7 ③	B FF 90 X FF 90 1-0 F7 ①	B FF 92 F FF 94 F CH 83 X CH 83 1-2 G4-6-3 ①② 1-2f 2-3	C FF 91 F FF 92 X FS 86 0-2 G1-3 ②		F FF 91 D FF 92 X FS 88 1-1 F8 ①				5 0 0 0 0 0 0 5 0 0 0 0 0 0 0 0 0 0 0 0 0 0 0 0						
28 Jayson Werth, R (1, 9) OBP: 0.374, SLG: 0.506 35 Craig Stammen, R (7, 1) 46 Ian Krol, L (8, 1) 18 Chad Tracy, L (8, PH) OBP: 0.210, SLG: 0.302 (9, 3)		C FF 90 X FF 87 0-1 G6-3 ①	F FC 87 D FF 91 B FC 88 C CU 74 B FF 90 B FC 90 4-2 2 1B 20 1B 40 HR BB	B FF 95 S SL 84 F FF 94 X CH 85 1-2 20 BB 2 1B 3-H 1B		B FF 92 B FF 91 X FF 91 2-0 20 PB 20 WP 20 1B 1B		B FF 91 F FF 92 F FF 93 S FF 94 1-3 K ②		3 3 2 1 1 0 0 0 0 0 0 0 0 0 0 0 0 0 0 0 0 1 0 0 0 0 1 1						
20 Ian Desmond, R (1, 6) OBP: 0.333, SLG: 0.483		C FF 90 X FC 87 0-1 2 1B 40 1B 2B	S FF 89 X FC 89 0-1 2 1B 40 HR 1B 1-2 2-H	S FF 94 D FF 94 B SL 84 D SL 84 S CH 82 B CH 83 4-2 2 1B BB 1-2		D SL 83 C SL 82 F FF 92 F SL 83 F FS 85 B SL 84 B FF 93 X SL 83 3-2 2 HR 1B 1-H		B FF 93 C FF 92 B FF 93 S KC 84 X FF 95 2-2 E9 ③ 1-H 2B		4 3 4 2 1 0 0						
2 Denard Span, L (1, 8) OBP: 0.319, SLG: 0.370		C FF 89 B FF 93 F FF 89 F CU 80 X FF 88 1-2 38 SH1-3 40 1B 34 1B 2-3 1B	C FF 89 C FF 90 X FC 88 0-2 40 HR 1-2 2-3 1B	C FF 94 S CH 83 X CH 84 0-2 ③ 1-3 2-H 1B		D FF 91 X FF 92 1-0 1-H HR				4 3 4 3 0 0 0						
40 Wilson Ramos, R (1, 2) OBP: 0.333, SLG: 0.514		1 SAFE S FC 87 F FC 90 1 SAFE X FC 89 0-2 38 SH1-3 34 1B 1-2 3-H 1B	B FF 91 F FC 87 B CU 77 X FF 90 2-1 1-H 2-H 3-H HR	F FF 92 T FF 92 X SL 83 0-2 G5-3 ①		C SL 81 X SL 81 0-1 P4 ③				4 2 2 5 0 0 0						
38 Taylor Jordan, R (1, 1) OBP: 0.182, SLG: 0.182 33 Roger Bernadina, L (7, 9) OBP: 0.250, SLG: 0.279		M FC 86 F FC 88 B FC 89 X FF 90 1-2 SH1-3 ② 1-2 2-3	B FF 90 F FF 88 F FF 92 F FC 87 S FF 92 1-3 K ②		C FF 93 B FF 93 B FF 93 F FF 90 X FF 93 2-2 E5		C SI 90 F FF 90 S CU 78 0-3 K ①			2 0 0 0 0 1 0 1 0 0 0 0 1 0						
Inning Stats	R: 0 H: 1 E: 0 LOB: 1 K: 1 BB: 0 S: 7 P: 10	R: 3 H: 4 E: 0 LOB: 1 K: 0 BB: 0 S: 18 P: 24	R: 5 H: 4 E: 0 LOB: 0 K: 1 BB: 1 S: 17 P: 25	R: 2 H: 4 E: 0 LOB: 2 K: 0 BB: 1 S: 17 P: 26	R: 0 H: 0 E: 1 LOB: 1 K: 0 BB: 0 S: 9 P: 16	R: 3 H: 3 E: 0 LOB: 0 K: 0 BB: 0 S: 15 P: 22	R: 0 H: 0 E: 0 LOB: 0 K: 1 BB: 0 S: 7 P: 8	R: 1 H: 2 E: 1 LOB: 1 K: 1 BB: 0 S: 10 P: 14		1B: 13 SF: 0 2B: 3 SAC: 1 3B: 0 DP: 1 HR: 2 HBP: 0				WP: 1 PA: 42 PB: 1 SB: 0 CS: 0		

PITCHER		IP	WLS	BF	H	R	ER	SO	BB	IBB	HBP	BLK	WP	HR	S	P	ERA	WHIP
52 Carlos Torres, R ERA: 3.13	(1, 1)	3.0	L	19	9	8	8	2	1	0	0	0	0	1	42	59	24.00	3.333
71 Gonzalez Germen, R ERA: 2.89	(4, 1)	2.0		10	4	2	2	0	1	0	0	0	0	0	26	42	9.00	2.500
30 David Aardsma, R ERA: 3.27	(6, 1)	1.0		6	3	3	3	0	0	0	0	0	1	1	15	22	27.00	3.000
66 Josh Edgin, L ERA: 3.9	(7, 1)	1.0		3	0	0	0	1	0	0	0	0	0	0	7	8	0.00	0.000
39 Bobby Parnell, R ERA: 2.25	(8, 1)	1.0		4	2	1	0	1	0	0	0	0	0	0	10	14	0.00	2.000

PITCHER	IP	WLS	BF	H	R	ER	SO	BB	IBB	HBP	BLK	WP	HR	S	P	ERA	WHIP

BOTTOM

New York Mets @ Washington Nationals

Nationals Park, Washington, DC

Sun Jul 28 2013, 1:39 PM - 4:55 PM EDT

Att. 31,467 - Cloudy - 81 F

livebaseballscorecards.com

AB	39
R	14
H	18
RBI	13
BB	2
SO	4
LOB	9

Batter	1	2	3	4	5	6	7	8	9	AB	R	H	RBI	BB	SO	LOB
22 Eric Young Jr., S (1, 7) OBP: 0.322, SLG: 0.354	C SI 90 B CU 76 X SI 91 1-1 ① L8		B CH 84 X CH 84 1-0 ② G3-1 1-2 2-3		B CU 73 B SI 91 C SI 92 F SI 92 X FC 84 2-2 28 BB 1B		B FF 95 C FF 94 S FF 95 F FF 95 F SL 89 B FF 95 F FF 95 D FF 96 X FF 95 3-2 28 1B 2B		S SI 92 B SI 92 B SI 93 F SI 92 B SL 83 X SI 92 3-2 ① G4-3	5	1	2	0	0	0	2
28 Daniel Murphy, L (1, 4) OBP: 0.319, SLG: 0.416	B SI 92 B CH 85 X SI 92 2-0 ② F7		C CH 84 X SI 92 0-1 5 2B 2-H 3-H 1B		B SI 91 B SI 91 1 SAFE B SI 91 B SI 91 4-0 1-2 BB		C SL 89 X SL 88 0-1 6 WP 6 S 6 1B 2-H 1B		C SI 91 C CH 84 B SL 82 B SI 93 X SI 93 2-2 ② G6-3	4	2	2	3	1	0	0
5 David Wright, R (1, 5) OBP: 0.391, SLG: 0.509	X FF 91 0-0 ③ P3		B FF 90 1 SAFE 1 SAFE B FC 82 X SI 90 2-0 1-H 2B		B FC 84 B FC 84 C FF 91 D FF 91 X SI 93 3-1 ① L9		C CU 79 B FF 93 1 SAFE X SL 81 1-1 ② F9		B SL 82 F SI 93 X SI 93 1-1 1B	5	0	2	1	0	0	3
6 Marlon Byrd, R (1, 9) OBP: 0.324, SLG: 0.508		F SI 89 B SI 91 B SI 90 S FF 90 X SI 92 2-2 ① L6	X FF 90 0-0 ③ L8		X FF 92 0-0 ② F9		F FF 94 B CH 86 S FF 94 B FF 96 B SL 83 X FF 95 3-2 29 2B 1-H 1B		C SI 92 X SI 93 0-1 ③ P6	5	1	1	1	0	0	4
29 Ike Davis, L (1, 3) OBP: 0.273, SLG: 0.277		B SI 91 B SI 91 C SI 92 B SI 92 F SI 93 X SI 93 3-2 ② F8		B SI 90 B SI 91 B SI 91 B FF 92 4-0 3 BB BB	B CH 84 X SI 92 1-0 ③ G4-3		1 SAFE X FF 92 0-0 1-H 2B			3	0	1	1	1	0	2
12 Juan Lagares, R (1, 8) OBP: 0.293, SLG: 0.391		B FF 91 X FF 92 1-0 ③ L9		C FC 83 B SI 91 F SI 90 X CU 77 1-2 ① F7		B FC 82 C FF 91 C SI 92 B FF 92 X FC 85 2-2 ① F8	C SL 81 X SL 80 0-1 ③ G6-3			4	0	0	0	0	0	2
20 Anthony Recker, R (1, 2) OBP: 0.228, SLG: 0.376			B FF 90 X FF 89 1-0 22 G3-1 3 1B 28 1B 1B	B FF 91 C FC 83 S FC 85 S FC 85 1-3 ② K		F FF 92 B SI 91 S FC 84 B CU 78 F FC 85 F FF 93 B FC 86 F FC 86 F SI 94 3-3 ② K		B CU 79 C FF 91 B SL 80 S FF 92 F FF 94 B SL 81 F FF 93 X FF 94 3-2 ① F7		4	1	1	0	0	2	1
3 Omar Quintanilla, L (1, 6) OBP: 0.321, SLG: 0.319			B SI 89 X SI 89 1-0 22 G3-1 28 1B 1-2 1B	B SI 90 B CH 84 1 SAFE B SI 90 B FF 91 4-0 1-2 BB		B SI 93 X SI 92 1-0 ③ G6-3		S CH 87 M CH 86 X CH 86 0-2 ② G4-3		3	1	1	0	1	0	0
53 Jeremy Hefner, R (1, 1) 30 David Aardsma, R (6, 1) 13 Josh Satin, R (7, PH) OBP: 0.437, SLG: 0.464 66 Josh Edgin, R (7, 1) 30 Andrew Brown, R (8, PH) OBP: 0.284, SLG: 0.403 32 LaTroy Hawkins, R (8, 1) 39 Bobby Parnell, R (9, 1)			L FF 88 L FF 88 M FC 82 0-3 ① K	S FF 91 B FC 86 S FC 86 B FC 86 T FF 91 2-2 ③ K		C FF 92 B SI 92 X SI 92 1-1 ① G6-3		C SL 80 B FF 94 S SL 81 S SL 83 1-3 ③ K		2 0 1 0 1 0 0 0	0 0 0 0 0 0 0 0	0 0 0 0 0 0 0 0	0 0 0 0 0 1 0 0	0 0 0 0 0 0 0 0	2 0 0 0 0 0 0 0	4 0 0 0 0 0 0 0
Inning Stats	R: 0 E: 0 K: 0 S: 4 H: 0 LOB: 0 BB: 0 P: 7	R: 0 E: 0 K: 0 S: 7 H: 0 LOB: 0 BB: 0 P: 13	R: 3 E: 0 K: 1 S: 10 H: 4 LOB: 1 BB: 0 P: 15	R: 0 E: 0 K: 2 S: 9 H: 0 LOB: 2 BB: 2 P: 21	R: 0 E: 0 K: 0 S: 7 H: 1 LOB: 2 BB: 1 P: 17	R: 0 E: 0 K: 1 S: 12 H: 0 LOB: 0 BB: 0 P: 18	R: 3 E: 0 K: 0 S: 18 H: 4 LOB: 1 BB: 0 P: 26	R: 0 E: 0 K: 1 S: 11 H: 0 LOB: 0 BB: 0 P: 15	R: 0 E: 0 K: 0 S: 10 H: 1 LOB: 1 BB: 0 P: 16	1B: 7 2B: 3 3B: 0 HR: 0 SF: 0 SAC: 0 DP: 0 HBP: 0						

PITCHER		IP	WLS	BF	H	R	ER	SO	BB	IBB	HBP	BLK	WP	HR	S	P	ERA	WHIP
33 Jacob Turner, R ERA: 2.65	(1, 1)	6.1		27	5	3	3	4	3	0	0	0	0	0	51	94	4.26	1.263
40 Mike Dunn, L ERA: 3.02	(7, 1)	0.0		2	2	1	1	0	0	0	0	0	0	0	8	11	∞	∞
44 AJ Ramos, R ERA: 3.25	(7, 1)	1.2	L	7	2	2	2	1	0	0	0	0	1	0	19	27	10.80	1.200
58 Ryan Webb, R ERA: 3.21	(9, 1)	1.0		4	1	0	0	0	0	0	0	0	0	0	10	16	0.00	1.000

PITCHER	IP	WLS	BF	H	R	ER	SO	BB	IBB	HBP	BLK	WP	HR	S	P	ERA	WHIP

TOP

New York Mets @ Miami Marlins

Marlins Park, Miami, FL

Mon Jul 29 2013, 7:11 PM - 10:38 PM EDT

Att. 19,343 - Roof Closed - 79 F

livebaseballscorecards.com

AB	37
R	6
H	10
RBI	6
BB	3
SO	5
LOB	18

New York Mets @ Miami Marlins

Marlins Park, Miami, FL

Mon Jul 29 2013, 7:11 PM - 10:38 PM EDT

Att. 19,343 - Roof Closed - 79 F

BOTTOM

Batter	1	2	3	4	5	6	7	8	9	AB	R	H	RBI	BB	SO	LOB
3 Adeiny Hechavarría, R (1, 6) OBP: 0.278, SLG: 0.315	G6-3		FC4-6 21 S 1-2f		P3	P5			K	5	0	0	0	0	1	3
21 Christian Yelich, L (1, 7) OBP: 0.258, SLG: 0.241	G1-3		K 1-2		G4-3		K		BB 1-3	4	0	0	0	1	2	1
27 Giancarlo Stanton, R (1, 9) OBP: 0.379, SLG: 0.502	BB			2B 59 3B	BB		G5-3		G4-3	3	1	1	0	2	0	2
5 Logan Morrison, L (1, 3) OBP: 0.358, SLG: 0.444	G4-3			L7	K		G3			4	0	0	0	0	1	3
59 Ed Lucas, R (1, 5) OBP: 0.330, SLG: 0.331		K		3B 33 E 2-H		BB 23 1B 6 1B		G4-3		3	2	1	1	1	1	0
17 Donovan Solano, R (1, 4) OBP: 0.315, SLG: 0.329		G5-3		HBP 23 BB 33 E		F7		G3-1		3	1	0	0	0	0	1
23 Jake Marisnick, R (1, 8) OBP: 0.222, SLG: 0.160		L8		BB 33 E6 33 E 1-2		1B 6 1B 1-3		1B 6 CS		3	1	2	0	1	0	0
6 Jeff Mathis, R (1, 2) OBP: 0.296, SLG: 0.325			BB 3 FC4-6	F4		1B 33 L8 2-H 3-H		CS 1-2	K	3	0	1	2	1	1	3
33 Jacob Turner, R (1, 1) OBP: 0.125, SLG: 0.208 40 Mike Dunn, L (7, 1) 44 AJ Ramos, R (7, 1) 58 Ryan Webb, R (9, 1) 29 Greg Dobbs, L (9, PH) OBP: 0.299, SLG: 0.295 9 Juan Pierre, L (9, PR) OBP: 0.284, SLG: 0.297			K 1-3 2-H 3-H	E6 1-3 2-H 3-H		L8 2-3			1B 21 S	3 0 0 0 0 1 0	0 0 0 0 0 0 0	0 0 0 0 1 0 0	0 0 0 0 0 0 0	1 0 0 0 0 0 0	0 0 0 0 0 0 0	3 0 0 0 0 0 0
Inning Stats	R: 0 E: 0 K: 0 S: 10 H: 0 LOB: 1 BB: 1 P: 18	R: 0 E: 0 K: 1 S: 15 H: 0 LOB: 0 BB: 0 P: 21	R: 0 E: 0 K: 2 S: 9 H: 0 LOB: 1 BB: 1 P: 17	R: 3 E: 1 K: 0 S: 15 H: 2 LOB: 2 BB: 1 P: 28	R: 0 E: 0 K: 1 S: 9 H: 0 LOB: 1 BB: 1 P: 15	R: 2 E: 0 K: 0 S: 12 H: 2 LOB: 1 BB: 1 P: 19	R: 0 E: 0 K: 1 S: 13 H: 0 LOB: 0 BB: 0 P: 19	R: 0 E: 0 K: 0 S: 9 H: 1 LOB: 0 BB: 0 P: 13	R: 0 E: 0 K: 2 S: 14 H: 1 LOB: 2 BB: 1 P: 21	1B: 4 2B: 1 3B: 1 HR: 0 SF: 0 SAC: 0 DP: 0 HBP: 1						

livebaseballscorecards.com

AB	32
R	5
H	6
RBI	3
BB	6
SO	7
LOB	16

MIAMI

WP: 0 PB: 0 SB: 3 CS: 1 PA: 40

PITCHER		IP	WLS	BF	H	R	ER	SO	BB	IBB	HBP	BLK	WP	HR	S	P	ERA	WHIP
53 Jeremy Hefner, R ERA: 4.21	(1, 1)	5.1		26	4	5	3	4	5	0	1	0	0	0	65	111	5.06	1.688
30 David Aardsma, R ERA: 3.18	(6, 1)	0.2	W	2	0	0	0	0	0	0	0	0	0	0	5	7	0.00	0.000
66 Josh Edgin, L ERA: 3.77	(7, 1)	1.0	H	3	0	0	0	1	0	0	0	0	0	0	13	19	0.00	0.000
32 LaTroy Hawkins, R ERA: 3.15	(8, 1)	1.0	H	3	1	0	0	0	0	0	0	0	0	0	9	13	0.00	1.000
39 Bobby Parnell, R ERA: 2.2	(9, 1)	1.0	S	5	1	0	0	2	1	0	0	0	0	0	14	21	0.00	2.000

Batter	1	2	3	4	5	6	7	8	9	10	AB	R	H	RBI	BB	SO	LOB
22 Eric Young Jr., S OBP: 0.323, SLG: 0.349 (1, 7)	C FF 97 B FF 97 B FF 98 F FF 97 F FF 98 F SL 87 F FF 98 F FF 98 B FF 97 4-2 F FF 86 B FF 97 BB		C FF 95 B CU 76 C FF 95 B CU 77 X FF 96 2-2 ② G1-3		B FF 95 B FF 95 C FF 95 B FF 96 B FF 96 4-1 28 S BB		B FF 92 C FF 91 B FF 92 X FF 92 2-1 ② G5-3		B SI 91 B SI 92 C SI 91 X SI 92 2-1 ② G6-3	F SI 90 B SL 84 B SL 84 X SI 91 2-1 ③ G6-3	4	0	0	0	2	0	3
28 Daniel Murphy, L OBP: 0.318, SLG: 0.414 (1, 4)	C FF 96 X FF 97 0-1 ① F7		X CU 76 0-0 ③ F8		F FF 97 1 SAFE B FF 95 C CH 89 T FF 96 1-2 ① K 1-2		C SL 82 X FF 92 0-1 1B		B SI 84 C SI 92 X SI 92 0-3 ③ K		5	0	1	0	0	2	2
5 David Wright, R OBP: 0.392, SLG: 0.510 (1, 5)	B FF 97 1 SAFE X SL 85 1-0 ② F8			C FF 96 B CU 78 C SL 85 X SL 86 1-2 6 L9 12 3B 2B	C FF 97 C FF 98 F FF 98 F FF 97 S SL 86 0-3 ② K		C FF 90 1 SAFE X FF 90 0-1 ③ F8			B SL 83 C SI 92 F SL 84 B SL 84 X SI 92 2-2 29 BB 6 1B 44 1B 1B	5	2	2	0	0	1	3
6 Marlon Byrd, R OBP: 0.325, SLG: 0.512 (1, 9)	C SL 85 B FF 96 X FF 97 1-1 ③ P5			X FF 96 0-0 ① L9 2-3	B SL 82 B SL 83 C FF 97 F SL 84 S SL 87 2-3 ③ K			X SI 93 0-0 3B		B SL 84 F SI 92 B SL 83 C SL 83 F SL 83 F SI 92 F SI 93 X SL 84 2-2 29 BB 44 1B 1-2 1B	5	1	2	0	0	1	3
29 Ike Davis, L OBP: 0.275, SLG: 0.273 (1, 3)		B FF 95 B FF 95 C FF 97 S FF 97 F CU 78 B FF 97 F FF 97 B SL 86 4-2 44 G6-4-3 BB		B CU 77 F FF 96 B FF 97 B SL 86 S SL 85 X SL 86 3-2 ② P4		C CU 74 B FF 96 F FF 95 F FF 96 X SL 85 1-2 ① G3		S SL 87 F SL 87 F SL 88 D SL 90 F SL 90 F SI 96 F SL 87 D SL 90 F SI 95 2-3 S SL 90 ① K	B SL 82 D SL 82 F SI 93 B SL 82 B SI 91 4-1 12 SH5-4 44 1B 13 FC5-2 1-2 2-3 BB	3	0	0	0	2	1	2
44 John Buck, R OBP: 0.287, SLG: 0.388 (1, 2)		C SL 85 F SL 83 B FF 95 X FF 97 1-2 ① ② G6-4-3 1-2f		B FF 98 F FF 98 B FF 96 B FF 100 B SL 88 4-1 12 3B BB		F FF 97 F SL 86 B FF 97 T SL 86 1-2 ② K		F SL 89 X SI 94 0-1 ② G5-3	X SI 92 0-0 13 FC5-2 12 SH5-4 1-2 2-H 3-H 1B	4	1	1	2	1	1	2
12 Juan Lagares, R OBP: 0.307, SLG: 0.412 (1, 8)	C FF 97 X FF 98 0-1 1B		B SL 85 C FF 97 F FF 96 X CU 77 1-2 1-H 3-H 3B		C FF 98 F FF 98 X SL 86 0-2 1B		D SL 88 F SL 87 B SI 93 B SI 94 F SL 88 F SL 87 B SL 87 4-2 BB		C SI 92 X SL 82 0-1 ① SH5-4 1-2 2-3	3	0	3	2	1	0	0
3 Omar Quintanilla, L OBP: 0.322, SLG: 0.314 (1, 6)		B FF 96 B FF 95 1 SAFE T FF 95 B FF 95 F FF 95 X FF 94 3-2 ③ F7		I IN 81 I IN 80 I IN 82 I IN 80 4-0 IBB		T FF 96 B FF 95 1 SAFE F FF 94 F SL 86 F FF 97 1 SAFE F SL 85 X CU 76 1-2 ③ G3		C SI 94 F SL 88 S SL 87 0-3 ③ K	I IN 82 I IN 83 I IN 84 I IN 85 4-0 13 FC5-2 IBB	3	0	0	0	2	1	4
45 Zack Wheeler, L (1, 1) OBP: 0.125, SLG: 0.188 32 LaTroy Hawkins, R (8, 1) 2 Justin Turner, R (9, PH) OBP: 0.304, SLG: 0.317 50 Scott Atchison, R (9, 1) 13 Josh Satin, R (10, PH) OBP: 0.433, SLG: 0.459 39 Bobby Parnell, R (10, 1)			C FF 93 C FF 96 F FF 96 B CU 76 X FF 96 1-2 ① P5	X FF 95 0-0 ③ F7			C FF 92 F FF 91 S SL 83 0-3 ① K		X SI 91 0-0 ① P6	C SL 83 X SL 84 0-1 ② FC5-2 1-2 2-3 3-Hf	3 0 1 0 1	0 0 0 0 0	0 0 0 0 0	0 0 0 0 0	0 0 0 0 0	1 0 0 0 0	2 0 0 0 3
Inning Stats	R: 0 E: 0 K: 0 S: 12 H: 0 LOB: 1 BB: 1 P: 18	R: 0 E: 0 K: 0 S: 12 H: 1 LOB: 1 BB: 1 P: 20	R: 0 E: 0 K: 0 S: 8 H: 0 LOB: 0 BB: 0 P: 11	R: 2 E: 0 K: 0 S: 12 H: 2 LOB: 2 BB: 2 P: 25	R: 0 E: 0 K: 3 S: 12 H: 0 LOB: 1 BB: 1 P: 19	R: 0 E: 0 K: 1 S: 16 H: 1 LOB: 1 BB: 0 P: 19	R: 0 E: 0 K: 1 S: 9 H: 1 LOB: 1 BB: 0 P: 11	R: 0 E: 0 K: 2 S: 17 H: 1 LOB: 2 BB: 1 P: 23	R: 0 E: 0 K: 1 S: 6 H: 0 LOB: 0 BB: 0 P: 8	R: 2 E: 0 K: 0 S: 17 H: 3 LOB: 3 BB: 2 P: 31	1B: 6 2B: 1 3B: 2 HR: 0	SF: 0 SAC: 1 DP: 1 HBP: 0		WP: 0 PB: 0 SB: 1 CS: 0	PA: 46			

PITCHER		IP	WLS	BF	H	R	ER	SO	BB	IBB	HBP	BLK	WP	HR	S	P	ERA	WHIP
24 Nathan Eovaldi, R ERA: 3.47	(1, 1)	6.0		26	4	2	2	4	4	1	0	0	0	0	72	112	3.00	1.333
43 Dan Jennings, L ERA: 3.0	(7, 1)	0.2		3	1	0	0	1	0	0	0	0	0	0	7	9	0.00	1.500
57 Steve Ames, R ERA:	(7, 1)	0.1		1	0	0	0	0	0	0	0	0	0	0	2	2	0.00	0.000
50 Chad Qualls, R ERA: 2.51	(8, 1)	1.0		5	1	0	0	2	1	0	0	0	0	0	17	23	0.00	2.000
31 Steve Cishek, R ERA: 3.14	(9, 1)	2.0	L	11	3	2	2	1	1	1	0	0	0	0	23	39	9.00	2.000

PITCHER	IP	WLS	BF	H	R	ER	SO	BB	IBB	HBP	BLK	WP	HR	S	P	ERA	WHIP

TOP

New York Mets @ Miami Marlins

Marlins Park, Miami, FL

Tue Jul 30 2013, 7:15 PM - 10:21 PM EDT

Att. 23,408 - Roof Closed - 79 F

livebaseballscorecards.com

AB	37
R	4
H	9
RBI	4
BB	8
SO	8
LOB	24

New York Mets @ Miami Marlins

Marlins Park, Miami, FL

Tue Jul 30 2013, 7:15 PM - 10:21 PM EDT

Att. 23,408 - Roof Closed - 79 F

livebaseballscorecards.com

Batter	1	2	3	4	5	6	7	8	9	10	AB	R	H	RBI	BB	SO	LOB
21 Christian Yelich, L (1, 7) OBP: 0.250, SLG: 0.212	B FF 96 B FF 96 F FF 97 F FF 96 X FF 98 2-2 ① L6			B FF 95 B FF 96 F FF 95 F FF 96 X FF 96 2-2 ① G3		F FF 96 B CU 77 X FF 96 1-1 ② L4		F FF 92 X FF 92 0-1 ② G1-3		B FF 93 B FF 93 C FF 92 F FF 94 B KC 84 B FF 96 4-2 BB	4	0	0	0	1	0	0
3 Adeiny Hechavarría, R (1, 6) OBP: 0.277, SLG: 0.314	C FF 96 X FC 87 0-1 ② P3			C FF 97 X FF 95 0-1 ② G6-3		X FF 96 0-0 ③ G6-3		C FF 92 S SL 89 F FF 93 X FF 94 0-2 1B		F FF 93 B FF 95 X FF 95 1-1 ③ G6-3	5	0	1	0	0	0	1
27 Giancarlo Stanton, R (1, 9) OBP: 0.377, SLG: 0.496	B FF 97 S FC 86 X FF 96 1-1 ③ G6-3			B CU 77 B FC 87 B SI 96 B FF 96 4-0 BB			C FF 94 F FC 86 B FF 96 B FF 96 F FC 88 S SI 96 2-3 ① K	C FF 93 1 SAFE F FF 93 D SL 89 X FF 94 1-2 ③ G1-3			3	0	0	0	1	1	1
5 Logan Morrison, L (1, 3) OBP: 0.362, SLG: 0.437		C FF 96 B CU 78 F FF 95 X FC 86 1-2 ① G6-3		X SI 95 0-0 ③ F8			B FF 95 B FF 96 B FF 95 C FF 93 F FF 96 B FF 96 4-2 59 1B 17 1B BB		B FF 91 B FF 92 B FF 91 C FF 91 B FF 92 4-1 59 FC3-6 BB		2	1	0	0	2	0	1
59 Ed Lucas, R (1, 5) OBP: 0.328, SLG: 0.329		C FF 96 F FF 96 F FC 87 S FF 96 0-3 ② K			C FF 96 S FC 87 F FF 95 B FC 87 X FF 96 1-2 ① G3		F FF 95 X FF 94 0-1 17 1B 23 1B 1-2 1B		X FF 92 0-0 ① FC3-6 1-2f		4	1	1	0	0	1	1
17 Donovan Solano, R (1, 4) OBP: 0.314, SLG: 0.327		X FF 97 0-0 ③ G6-3			C FF 95 X FC 86 0-1 ② G5-3		C SI 94 X FC 86 0-1 23 1B 1-3 2-H 1B		F FF 92 X SL 87 0-1 ② P6		4	0	1	1	0	0	1
23 Jake Marisnick, R (1, 8) OBP: 0.258, SLG: 0.179		C FF 95 C CU 78 X FF 96 0-2 ① L8			B FC 89 B FF 96 B FF 96 C FF 96 F FF 94 F FF 96 F FF 96 F FF 96 B FF 96 4-2 BB		X SI 94 0-0 6 G6-3 1-2 3-H 1B		B FF 92 X FF 91 1-0 ③ F7		3	0	1	1	1	0	1
6 Jeff Mathis, R (1, 2) OBP: 0.288, SLG: 0.315		C FF 96 F FF 97 S FF 97 0-3 ② K			C FF 95 C FF 94 F FC 86 S FC 87 0-3 ③ K		F FF 94 F FF 94 F FC 87 X FF 94 0-2 ②③ G6-3 1-2f			B FF 90 C FF 92 B FF 93 F FF 93 B FF 96 F FF 94 X FF 95 3-2 ① G4-3	4	0	0	0	0	2	3
24 Nathan Eovaldi, R (1, 1) OBP: 0.067, SLG: 0.067 9 Juan Pierre, L (6, PH) OBP: 0.283, SLG: 0.296 43 Dan Jennings, L (7, 1) 57 Steve Ames, R (7, 1) 50 Chad Qualls, R (8, 1) 29 Greg Dobbs, L (8, PH) OBP: 0.287, SLG: 0.293 31 Steve Cishek, R (9, 1) 20 Justin Ruggiano, R (10, PH) OBP: 0.278, SLG: 0.365		C FF 96 F FF 96 C FF 97 0-3 ③ K				B FF 94 X FF 96 1-0 ① L7		F FF 91 X FF 92 0-1 ① F7		B FF 94 C FF 93 B KC 84 X FF 95 2-1 ② G5-3	1 1 0 0 0 1 0 0 1	0 0 0 0 0 0 0 0 0	0 0 0 0 0 0 0 0 0	0 0 0 0 0 0 0 0 0	0 0 0 0 0 0 0 0 0	1 0 0 0 0 0 0 0 0	0 0 0 0 0 0 0 0 0
Inning Stats	R: 0 E: 0 K: 0 S: 7 H: 0 LOB: 0 BB: 0 P: 10	R: 0 E: 0 K: 1 S: 8 H: 0 LOB: 0 BB: 0 P: 9	R: 0 E: 0 K: 2 S: 9 H: 0 LOB: 0 BB: 0 P: 9	R: 0 E: 0 K: 0 S: 6 H: 0 LOB: 1 BB: 1 P: 12	R: 0 E: 0 K: 1 S: 15 H: 0 LOB: 1 BB: 1 P: 20	R: 0 E: 0 K: 0 S: 4 H: 0 LOB: 0 BB: 0 P: 6	R: 2 E: 0 K: 1 S: 15 H: 3 LOB: 1 BB: 1 P: 21	R: 0 E: 0 K: 0 S: 11 H: 1 LOB: 1 BB: 0 P: 12	R: 0 E: 0 K: 0 S: 5 H: 0 LOB: 1 BB: 1 P: 10	R: 0 E: 0 K: 0 S: 10 H: 0 LOB: 1 BB: 1 P: 20	1B: 4 2B: 0 3B: 0 HR: 0 SF: 0 SAC: 0 DP: 1 HBP: 0						

BOTTOM

AB	33
R	2
H	4
RBI	2
BB	5
SO	5
LOB	9

WP: 0 PA: 38
PB: 0
SB: 0
CS: 0

PITCHER		IP	WLS	BF	H	R	ER	SO	BB	IBB	HBP	BLK	WP	HR	S	P	ERA	WHIP
45 Zack Wheeler, R ERA: 3.55	(1, 1)	7.0		26	3	2	2	5	3	0	0	0	0	0	64	87	2.57	0.857
32 LaTroy Hawkins, R ERA: 3.09	(8, 1)	1.0		4	1	0	0	0	0	0	0	0	0	0	11	12	0.00	1.000
50 Scott Atchison, R ERA: 3.52	(9, 1)	1.0	W	4	0	0	0	0	1	0	0	0	0	0	5	10	0.00	1.000
39 Bobby Parnell, R ERA: 2.16	(10, 1)	1.0	S	4	0	0	0	0	1	0	0	0	0	0	10	20	0.00	1.000

PITCHER	IP	WLS	BF	H	R	ER	SO	BB	IBB	HBP	BLK	WP	HR	S	P	ERA	WHIP

Batter	1	2	3	4	5	6	7	8	9	AB	R	H	RBI	BB	SO	LOB
22 Eric Young Jr., S (1, 7) OBP: 0.325, SLG: 0.356	C SI 92 X SI 89 0-1 B1-3		C SI 93 X SI 90 0-1 3B		C SI 92 X FF 93 0-1 G4-3			B SI 91 B SI 90 C SI 90 B FF 93 B SI 91 4-1 28 L5-3 5 PB BB		3	1	1	0	1	0	0
28 Daniel Murphy, L (1, 4) OBP: 0.317, SLG: 0.411	C FF 94 B SI 88 B FF 94 X SI 92 2-1 G3-1		B SI 90 B FF 95 C SI 94 B FF 96 D SL 86 4-1 BB			X CH 84 0-0 G4-3		C SI 91 C FF 88 D SL 82 F SI 91 D SL 82 B SI 93 F SI 92 X FF 91 3-2 L5-3 1-3		3	0	0	0	1	0	1
5 David Wright, R (1, 5) OBP: 0.390, SLG: 0.508	F FF 95 X SL 85 0-1 G5-3		C FF 95 B FF 94 S SL 86 X FF 95 1-2 F9			B SI 89 B SL 81 C SI 91 F SL 82 X SI 92 2-2 G6-3		F SL 86 B SI 94 B SI 86 X SI 94 2-1 6 F8 6 S 3-H 1B		4	0	1	0	0	0	2
6 Marlon Byrd, R (1, 9) OBP: 0.327, SLG: 0.515		B FF 91 C SI 92 X SI 92 1-1 44 G6-4-3 2B		B SL 82 C SI 92 C SI 92 F FF 95 X SI 90 1-2 L8		C SI 92 X FF 95 0-1 29 2B 1B		F SI 93 S SL 87 X SI 95 0-2 F8 1-3		4	1	2	0	0	0	1
29 Ike Davis, L (1, 3) OBP: 0.279, SLG: 0.282 13 Josh Satin, R (8, PH) OBP: 0.429, SLG: 0.453 (8, 3)		C SI 90 B SI 89 X SI 88 1-1 44 G6-4-3 1B		X SI 91 0-0 G6-3		S CH 87 B FF 93 B CH 86 B SI 91 C SI 92 F SI 92 F SI 91 F SI 92 X SI 87 3-2 1-H 2B		F FF 96 B SL 87 B SL 89 X FF 96 2-1 F7		3 1	0 0	2 0	1 0	0 0	0 0	0 1
44 John Buck, R (1, 2) OBP: 0.286, SLG: 0.386		B SI 93 T SI 94 C SI 94 X SI 96 1-2 G6-4-3 1-2f 2-3		C SI 93 C SI 96 F SL 84 B SI 94 X SI 96 1-2 E6		S SL 84 B SI 92 X SI 92 1-1 G1-3			B FF 95 B FF 95 S FF 94 B FF 95 T FF 95 X FF 96 3-2 1B	4	0	1	0	0	0	3
12 Juan Lagares, R (1, 8) OBP: 0.306, SLG: 0.405		X FF 96 0-0 G1		D SL 87 X SI 94 1-0 G6-3			B SL 82 B SI 90 C SI 92 F SI 92 H SI 91 3-2 3 G4-6-3 HBP		B FF 95 C SL 88 F FF 94 B SL 89 F SL 89 F SL 89 S FF 96 2-3 K	3	0	0	0	0	1	3
3 Omar Quintanilla, L (1, 6) OBP: 0.323, SLG: 0.314 2 Justin Turner, R (9, PH) OBP: 0.301, SLG: 0.314			B SI 92 S FF 93 B FF 90 X SI 93 2-1 G6-3		C SI 88 X FF 92 0-1 58 B2-6-4 1B		B SI 91 B SI 92 B SI 91 C FF 91 X SI 92 3-1 G4-6-3 1-2f		F SL 88 X FF 95 0-1 F9	3 1	0 0	1 0	0 0	0 0	0 0	1 1
58 Jenrry Mejia, R (1, 1) 30 Andrew Brown, R (7, PH) OBP: 0.279, SLG: 0.397 56 Scott Rice, L (7, 1) 52 Carlos Torres, R (8, 1) OBP: 0.200, SLG: 0.200 20 Anthony Recker, R (9, PH) OBP: 0.225, SLG: 0.372			C SI 91 S FF 93 C SI 94 0-3 K		X FF 89 0-0 B2-6-4 1-2f		C SL 81 X SI 91 0-1 F9		B FF 95 F FF 95 C FF 95 F FF 96 F SL 88 S FF 96 1-3 K	2 1 0 0 1	0 0 0 0 0	0 0 0 0 0	0 0 0 0 0	1 0 0 0 1	1 0 0 0 1	1 0 0 0 1
Inning Stats	R: 0 E: 0 K: 0 S: 6 H: 0 LOB: 0 BB: 0 P: 8	R: 0 E: 0 K: 0 S: 8 H: 2 LOB: 1 BB: 0 P: 11	R: 0 E: 0 K: 1 S: 11 H: 1 LOB: 2 BB: 1 P: 18	R: 0 E: 1 K: 0 S: 10 H: 0 LOB: 1 BB: 0 P: 13	R: 0 E: 0 K: 0 S: 5 H: 1 LOB: 0 BB: 0 P: 5	R: 1 E: 0 K: 0 S: 14 H: 2 LOB: 1 BB: 0 P: 20	R: 0 E: 0 K: 0 S: 6 H: 0 LOB: 0 BB: 0 P: 12	R: 1 E: 0 K: 0 S: 13 H: 1 LOB: 1 BB: 1 P: 24	R: 0 E: 0 K: 2 S: 15 H: 1 LOB: 1 BB: 0 P: 21	1B: 5 2B: 2 3B: 1 HR: 0	SF: 0 SAC: 0 DP: 3 HBP: 1			WP: 0 PB: 1 SB: 1 CS: 0	PA: 36	

PITCHER		IP	WLS	BF	H	R	ER	SO	BB	IBB	HBP	BLK	WP	HR	S	P	ERA	WHIP
37 Henderson Alvarez III, R ERA: 2.61	(1, 1)	7.1	W	29	6	2	2	1	2	0	1	0	0	0	66	100	2.46	1.091
50 Chad Qualls, R ERA: 2.49	(8, 1)	0.1	H	2	1	0	0	0	0	0	0	0	0	0	5	7	0.00	3.000
40 Mike Dunn, L ERA: 2.93	(8, 1)	1.1	S	5	1	0	0	2	0	0	0	0	0	0	17	25	0.00	0.750

PITCHER | IP | WLS | BF | H | R | ER | SO | BB | IBB | HBP | BLK | WP | HR | S | P | ERA | WHIP

TOP

New York Mets @ Miami Marlins

Marlins Park, Miami, FL

Wed Jul 31 2013, 7:14 PM - 10:04 PM EDT

Att. 18,714 - Roof Closed - 78 F

livebaseballscorecards.com

AB	33
R	2
H	8
RBI	1
BB	2
SO	3
LOB	15

New York Mets @ Miami Marlins

Marlins Park, Miami, FL

Wed Jul 31 2013, 7:14 PM - 10:04 PM EDT

Att. 18,714 - Roof Closed - 78 F

BOTTOM

Batter	1	2	3	4	5	6	7	8	9	AB	R	H	RBI	BB	SO	LOB
21 Christian Yelich, L (1, 7) OBP: 0.275, SLG: 0.270	C FF 91 B SI 91 B FF 92 F FF 92 F CH 86 X CH 88 2-2 30 G4-6-3 1B		X FF 92 0-0 30 SF9 27 SF7 1-3 2B		C CH 84 X SL 83 0-1 FC3 1-3		B SI 92 S SI 91 B SI 91 F SI 92 C SI 92 2-3 ③ K			4	1	2	0	0	1	1
30 Placido Polanco, R (1, 5) OBP: 0.311, SLG: 0.298	C FF 92 C SL 85 F SL 86 X FF 95 0-2 ①② G4-6-3 1-2f		B FC 93 F FF 91 B SL 85 F FF 92 X SL 85 2-2 ① SF9 2-3 3-H		1 SAFE B SI 90 B FF 92 X FC 90 2-0 ② F9			C FF 92 X FC 89 0-1 ① G1-3		3	0	0	1	0	0	3
27 Giancarlo Stanton, R (1, 9) OBP: 0.375, SLG: 0.491	B FF 94 F SI 92 B SL 84 B FF 94 B FF 94 4-1 5 WP BB		B FF 94 X FF 94 1-0 ② SF7 3-H		C SL 84 B FC 93 B FF 93 B SL 82 S SL 83 X SL 83 3-2 ③ G5-3			B FC 88 X FC 90 1-0 ② L9		2	0	0	1	1	0	2
5 Logan Morrison, L (1, 3) OBP: 0.352, SLG: 0.423	B FC 93 B SI 91 B SI 91 F FF 92 X FC 93 3-1 ③ L6 1-2		B FF 92 S SI 91 S SL 84 X CH 86 1-2 ③ G3			B FF 90 B CH 88 X FC 89 2-0 ① L3		B FF 93 B FF 92 C FC 89 X FC 90 2-1 ③ G4-3		4	0	0	0	0	0	1
59 Ed Lucas, R (1, 6) OBP: 0.323, SLG: 0.324 (8, 4)		C FF 92 B FF 91 S SL 84 B SL 85 F SL 84 S SI 91 2-3 ① K		S SL 81 B FC 92 S SL 81 B SL 86 S SL 82 2-3 ① K		C FF 93 S SL 84 B SL 86 F SL 84 F FF 92 B SL 83 F SL 84 F FF 93 S SL 82 2-3 ② K				3	0	0	0	0	3	0
17 Donovan Solano, R (1, 4) OBP: 0.314, SLG: 0.327 3 Adeiny Hechavarria, R (8, 6) OBP: 0.277, SLG: 0.314		B FF 92 C SL 82 B FF 92 X FF 93 2-1 ② G6-3		B FF 91 C FF 91 F SL 83 C SL 84 1-3 ② K		X FF 92 0-0 1B				3 0	0 0	1 0	0 0	0 0	1 0	0 0
23 Jake Marisnick, R (1, 8) OBP: 0.265, SLG: 0.290		B FF 92 X SI 92 1-0 HR		F SL 82 X SI 92 0-1 ③ G5-3		B SL 82 X FF 93 1-0 ③ G6-3				3	1	1	1	0	0	1
19 Rob Brantly, L (1, 2) OBP: 0.279, SLG: 0.289		C FF 93 B SI 92 C FF 93 B CH 84 F CH 88 X FF 93 2-2 ③ G4-3			F FF 91 B SI 89 B FF 92 S SL 82 X CH 85 2-2 ① G3		F SI 91 B SI 92 S SI 91 B SL 84 S SI 93 2-3 ① K			3	0	0	0	0	1	0
37 Henderson Alvarez III, R (1, 1) OBP: 0.364, SLG: 0.455 50 Chad Qualls, R (8, 1) 40 Mike Dunn, L (8, 1)			C FF 90 B FF 90 X FF 92 1-1 21 2B 30 SF9 1B		X FC 91 0-0 21 E 21 FC3 1B		C SI 93 F SI 93 S SI 91 0-3 ② K			3 0 0	1 0 0	2 0 0	0 0 0	0 0 0	1 0 0	0 0 0
Inning Stats	R: 0 E: 0 K: 0 S: 11 H: 1 LOB: 1 BB: 1 P: 20	R: 1 E: 0 K: 1 S: 11 H: 1 LOB: 0 BB: 0 P: 18	R: 2 E: 0 K: 0 S: 10 H: 2 LOB: 0 BB: 0 P: 15	R: 0 E: 0 K: 2 S: 8 H: 0 LOB: 0 BB: 0 P: 11	R: 0 E: 1 K: 0 S: 10 H: 1 LOB: 2 BB: 0 P: 17	R: 0 E: 0 K: 1 S: 10 H: 1 LOB: 1 BB: 0 P: 15	R: 0 E: 0 K: 3 S: 9 H: 0 LOB: 0 BB: 0 P: 13	R: 0 E: 0 K: 0 S: 5 H: 0 LOB: 0 BB: 0 P: 8		1B: 4 2B: 1 3B: 0 HR: 1 SF: 2 SAC: 0 DP: 1 HBP: 0						

livebaseballscorecards.com

AB	28
R	3
H	6
RBI	3
BB	1
SO	7
LOB	8

MIAMI

PITCHER		IP	WLS	BF	H	R	ER	SO	BB	IBB	HBP	BLK	WP	HR	S	P	ERA	WHIP
58 Jenrry Mejia, R ERA: 2.08	(1, 1)	6.0	L	25	6	3	3	4	1	0	0	0	1	1	60	96	4.50	1.167
56 Scott Rice, L ERA: 3.92	(7, 1)	1.0		3	0	0	0	3	0	0	0	0	0	0	9	13	0.00	0.000
52 Carlos Torres, R ERA: 3.03	(8, 1)	1.0		3	0	0	0	0	0	0	0	0	0	0	5	8	0.00	0.000

PITCHER	IP	WLS	BF	H	R	ER	SO	BB	IBB	HBP	BLK	WP	HR	S	P	ERA	WHIP

Batter	1	2	3	4	5	6	7	8	9	AB	R	H	RBI	BB	SO	LOB
22 Eric Young Jr., S (1, 7) OBP: 0.320, SLG: 0.350	C FF 91 F FF 93 F KC 81 B KC 82 X FF 93 1-2 P6		C FF 94 B CH 85 B FF 93 S FF 93 X KC 80 2-2 G4-3		B FF 92 F FF 91 B CH 85 C FF 90 S KC 79 2-3 K		C FF 95 S CH 86 F CH 86 B FF 94 F CH 87 X FF 95 1-2 G4-3		F SI 94 X SI 93 0-1 1-2f FC6-4	5	0	0	0	0	1	1
2 Justin Turner, R (1, 4) OBP: 0.314, SLG: 0.330	B FF 94 B FF 92 X FF 92 2-0 2B		C KC 80 B FF 93 X KC 80 1-1 6 HBP 5 BB 1B		F FF 92 B FF 94 S SL 84 B SL 85 B SL 88 F FF 93 B KC 80 4-2 5 1B BB		C FF 95 B SL 83 F FF 96 B CH 87 F FF 96 X CH 85 2-2 L4		C SI 93 B SL 84 F SI 93 S SI 93 1-3 K	4	0	2	0	1	1	1
5 David Wright, R (1, 5) OBP: 0.391, SLG: 0.506	B FF 92 B FF 92 X SL 84 2-0 P2		B FF 93 B FF 93 B KC 79 1 SAFE B FF 92 4-0 6 HBP 1-2 BB		X FF 91 0-0 6 L8-4-3 1-2 1B		B SL 83 F FF 96 F FF 96 B CH 86 F SL 82 X FF 95 2-2 F9			3	0	1	0	1	0	1
6 Marlon Byrd, R (1, 9) OBP: 0.329, SLG: 0.512	B SL 84 B SL 85 B FF 93 C FF 93 S SL 86 B SL 86 4-2 BB		H KC 78 1-0 1-2 2-3 HBP		B SL 84 D FF 92 C FF 92 X FF 91 2-1 L8-4-3 1-1			C FF 93 S SL 81 F SL 81 S FF 95 0-3 K		2	0	0	0	1	1	2
29 Ike Davis, L (1, 3) OBP: 0.282, SLG: 0.280	F FF 94 C KC 80 B SL 85 B FF 93 2 SAFE B SL 87 F FF 94 F KC 81 S FF 94 3-3 K		B FF 94 F FF 92 C KC 81 X FF 94 1-2 P5			C KC 77 C KC 80 B FF 94 B FF 93 B KC 79 B FF 92 4-2 44 G4-6-3 BB			C FF 94 S CH 88 B CH 86 B CH 87 B FF 94 F FF 93 B FF 94 4-2 BB	2	0	0	0	2	1	5
44 John Buck, R (1, 2) OBP: 0.283, SLG: 0.382		X FF 92 0-0 G6-3		C KC 78 B FF 93 B FF 92 X SL 84 2-1 G4-3		B FF 92 X SL 84 1-0 1-2f G4-6-3		S FF 94 D SL 82 X SL 81 1-1 F9	4	0	0	0	0	0	2
12 Juan Lagares, R (1, 8) OBP: 0.310, SLG: 0.418		C SI 93 C FF 92 B SI 93 B SL 87 F FF 94 F FF 93 C KC 82 2-3 K		C FF 93 T FF 92 B FF 92 F SL 86 X FF 94 1-2 3B		C KC 79 B SI 93 B KC 78 S SL 85 B SL 86 X FF 93 3-2 3 BB 1B		B FF 95 C FF 93 F FF 93 F FF 93 S SL 82 1-3 K2-3	4	0	2	0	0	2	1
3 Omar Quintanilla, L (1, 6) OBP: 0.326, SLG: 0.314		B FF 93 F FF 93 X CH 85 1-1 L8		C KC 79 X SL 87 0-1 L3		B FF 91 B FF 90 F FF 93 1 SAFE C FF 90 F FF 92 B KC 79 F SL 86 F SL 85 4-2 F SL 85 B KC 80 1-2 BB			C SI 91 B CH 86 F SI 93 B SL 84 F SI 93 X SI 92 2-2 22 FC6-4 1B	3	0	1	0	1	0	1
33 Matt Harvey, R (1, 1) OBP: 0.098, SLG: 0.137 50 Scott Atchison, R (6, 1) 71 Gonzalez Germen, R (7, 1) 28 Daniel Murphy, L (9, PH) OBP: 0.317, SLG: 0.410			C FF 91 F KC 79 S SL 85 0-3 K	S SL 85 X SL 84 0-1 F7		F FF 92 S SL 86 S SL 86 0-3 K			C SI 93 D SL 84 F SL 86 F SL 84 F SL 84 S SI 93 1-3 K	3 0 0 1	0 0 0 0	0 0 0 0	0 0 0 0	0 0 0 0	2 0 0 1	3 0 0 1
Inning Stats	R: 0 E: 0 K: 1 S: 13 H: 1 LOB: 2 BB: 1 P: 25	R: 0 E: 0 K: 1 S: 8 H: 0 LOB: 0 BB: 0 P: 11	R: 0 E: 0 K: 1 S: 11 H: 1 LOB: 3 BB: 1 P: 20	R: 0 E: 0 K: 0 S: 10 H: 1 LOB: 1 BB: 0 P: 13	R: 0 E: 0 K: 1 S: 9 H: 1 LOB: 1 BB: 1 P: 17	R: 0 E: 0 K: 1 S: 15 H: 1 LOB: 2 BB: 2 P: 27	R: 0 E: 0 K: 0 S: 13 H: 0 LOB: 0 BB: 0 P: 18	R: 0 E: 0 K: 2 S: 13 H: 0 LOB: 1 BB: 1 P: 19	R: 0 E: 0 K: 2 S: 14 H: 1 LOB: 1 BB: 0 P: 18	1B: 4 2B: 2 3B: 1 HR: 0 SF: 0 SAC: 0 DP: 2 HBP: 1						

PITCHER		IP	WLS	BF	H	R	ER	SO	BB	IBB	HBP	BLK	WP	HR	S	P	ERA	WHIP
34 Tom Koehler, R ERA: 4.34	(1, 1)	6.0	W	27	5	0	0	5	5	0	1	0	0	0	66	113	0.00	1.667
44 AJ Ramos, R ERA: 3.14	(7, 1)	2.0	H	7	0	0	0	2	1	0	0	0	0	0	26	37	0.00	0.500
31 Steve Cishek, R ERA: 3.08	(9, 1)	1.0	S	4	1	0	0	2	0	0	0	0	0	0	14	18	0.00	1.000

PITCHER	IP	WLS	BF	H	R	ER	SO	BB	IBB	HBP	BLK	WP	HR	S	P	ERA	WHIP

TOP

New York Mets @ Miami Marlins

Marlins Park, Miami, FL

Thu Aug 01 2013, 12:44 PM - 3:50 PM EDT

Att. 25,916 - Roof Closed - 78 F

livebaseballscorecards.com

AB	31
R	0
H	6
RBI	0
BB	6
SO	9
LOB	18

Batter	1	2	3	4	5	6	7	8	9	AB	R	H	RBI	BB	SO	LOB
21 Christian Yelich, L (1, 7) OBP: 0.273, SLG: 0.268	C FF 94 B FF 94 C CU 83 B CH 88 X FF 96 2-2 ① G4-3	S FF 96 B CU 84 F FF 96 F CU 86 B FF 97 B FF 97 F FF 99 X SL 87 3-2 ③ G4-3	1 SAFE B FF 95 F FF 96 B CH 88 F FF 96 B SL 91 F SI 97 1 SAFE X FF 97 3-2 5 1B 17 1B 1-3 1B	X FF 92 0-0 ② FC3-6 1-2f				4	1	1	0	0	0	2
3 Adeiny Hechavarría, R (1, 6) OBP: 0.274, SLG: 0.310	C FF 96 S SL 90 S SL 90 0-3 ② K	F FF 95 C FF 96 X SL 90 0-2 ① G6-3	X SL 91 0-0 ① L6	1 SAFE 1 SAFE B FF 92 S SL 82 X FF 93 1-1 ③ G6-3						4	0	0	0	0	1	3
27 Giancarlo Stanton, R (1, 9) OBP: 0.370, SLG: 0.483	C FF 94 C FF 95 B SL 91 B FF 98 X SL 90 2-2 ③ F8	B FF 96 B SL 92 S FF 97 X FF 98 2-1 E6	C FF 95 F FF 95 B SL 92 B SL 92 B FF 97 F FF 97 S SL 92 3-3 ② K	F FF 93 B FF 94 B CH 83 S CH 83 B FF 94 F CH 84 S SL 84 3-3 ① K						4	0	0	0	0	2	2
5 Logan Morrison, L (1, 3) OBP: 0.349, SLG: 0.417		B FF 96 B CH 86 B FF 98 C FF 96 T FF 96 X CH 87 3-2 ① F7	C SI 97 F FF 96 T FF 98 0-2 ② K	F CH 88 B FF 97 1 SAFE B FF 97 X CH 88 2-1 59 HBP 17 1B 1-3 3-H 1B	B FF 94 B CH 83 C FF 92 X FF 94 2-1 ② L9					4	1	1	1	0	1	1
59 Ed Lucas, R (1, 5) OBP: 0.321, SLG: 0.318 (7, 4)		C FF 98 B SL 90 B FF 96 B SL 91 F FF 96 C CU 86 3-3 ② K	X SL 90 0-0 ③ G4-3	H FF 95 1-0 17 1B 1-2 HBP	C SL 82 C SL 84 F FF 94 F SL 84 B CH 83 F SL 84 B FF 93 C FF 94 2-3 ③ K					3	0	0	0	0	2	1
17 Donovan Solano, R (1, 4) OBP: 0.314, SLG: 0.327 44 AJ Ramos, R (7, 1) 31 Steve Cishek, R (9, 1)	C FF 97 S SL 92 B SL 92 S FF 97 1-3 ③ K	C FF 95 B FF 96 B CU 85 S SL 88 B SL 91 F FF 97 F CU 84 F FF 98 X SL 92 3-2 ① F9	F SL 91 F FF 96 B SL 91 F FF 98 F SL 92 F CH 86 B SL 91 F FF 98 X SL 92 2-2 23 S 1-3 2-H 3-H 1B							3 0 0	0 0 0	1 0 0	2 0 0	0 0 0	1 0 0	0 0 0
23 Jake Marisnick, R (1, 8) OBP: 0.243, SLG: 0.265		B FF 95 C FF 95 C CU 83 B SL 91 S SL 89 2-3 ① K	C SI 97 F FF 98 B SL 92 F CU 85 B FF 97 C FF 98 2-3 ② K	C SL 89 S SL 87 D CU 81 D SL 87 S SL 89 2-3 ③ K 1-2						3	0	0	0	0	3	2
6 Jeff Mathis, R (1, 2) OBP: 0.282, SLG: 0.307		B FF 96 C FF 97 C FF 96 S FF 96 1-3 ② K	B SL 90 X FF 96 1-0 ③ L9	B FF 92 F FF 92 B FF 94 B FF 93 F FF 92 F FF 94 X FF 94 3-2 ① F7						3	0	0	0	0	1	0
34 Tom Koehler, R (1, 1) OBP: 0.091, SLG: 0.091 9 Juan Pierre, L (6, PH) OBP: 0.286, SLG: 0.299 30 Placido Polanco, R (7, 5) OBP: 0.313, SLG: 0.301		B FF 95 C FF 96 S FF 97 B FF 97 X FF 97 2-2 1B	B FF 95 X SI 95 1-0 21 1B 5 1B 1B	X FF 94 0-0 21 FC3-6 1B						1 1 1	0 1 0	1 1 1	0 0 0	0 0 0	0 0 0	0 0 0
Inning Stats	R: 0 E: 0 K: 1 S: 9 H: 0 LOB: 0 BB: 0 P: 13	R: 0 E: 0 K: 2 S: 9 H: 0 LOB: 0 BB: 0 P: 16	R: 0 E: 0 K: 2 S: 14 H: 1 LOB: 1 BB: 0 P: 22	R: 0 E: 1 K: 1 S: 9 H: 0 LOB: 1 BB: 0 P: 11	R: 0 E: 0 K: 1 S: 11 H: 0 LOB: 0 BB: 0 P: 17	R: 3 E: 0 K: 2 S: 22 H: 4 LOB: 2 BB: 0 P: 36	R: 0 E: 0 K: 0 S: 8 H: 1 LOB: 1 BB: 0 P: 12	R: 0 E: 0 K: 2 S: 12 H: 0 LOB: 0 BB: 0 P: 19		1B: 6 2B: 0 3B: 0 HR: 0		SF: 0 SAC: 0 DP: 0 HBP: 1		WP: 0 PB: 0 SB: 1 CS: 0		PA: 32

PITCHER	IP	WLS	BF	H	R	ER	SO	BB	IBB	HBP	BLK	WP	HR	S	P	ERA	WHIP
33 Matt Harvey, R (1, 1) ERA: 2.21	5.2	L	24	5	3	3	8	0	0	1	0	0	0	71	110	4.76	0.882
50 Scott Atchison, R (6, 1) ERA: 3.47	0.1		1	0	0	0	1	0	0	0	0	0	0	3	5	0.00	0.000
71 Gonzalez Germen, R (7, 1) ERA: 2.38	2.0		7	1	0	0	2	0	0	0	0	0	0	20	31	0.00	0.500

PITCHER	IP	WLS	BF	H	R	ER	SO	BB	IBB	HBP	BLK	WP	HR	S	P	ERA	WHIP

BOTTOM

New York Mets @ Miami Marlins

Marlins Park, Miami, FL

Thu Aug 01 2013, 12:44 PM - 3:50 PM EDT
Att. 25,916 - Roof Closed - 78 F

livebaseballscorecards.com

AB	31
R	3
H	6
RBI	3
BB	0
SO	11
LOB	11

MIAMI

Batter	1	2	3	4	5	6	7	8	9	10	11	AB	R	H	RBI	BB	SO	LOB
4 Alex Gordon, L (1, 7) OBP: 0.343, SLG: 0.410	X SI 89 0-0 ① F7		F CH 84 B CH 84 F SI 90 B FF 91 F CH 85 F SL 82 B CH 85 F KC 76 S CH 85 3-3 ③ K			1 SAFE 1 SAFE C SI 88 X CH 83 0-1 ① F8		H SI 89 1-0 35 FC1-6 1-2 HBP	C CU 75 D CU 75 F SI 85 X CH 73 1-2 ③ G4-3			4	0	0	0	0	1	4
35 Eric Hosmer, L (1, 3) OBP: 0.330, SLG: 0.427	C FF 89 F FF 89 X CH 84 0-2 ② G1-3			B KC 73 S CH 83 S SI 90 F KC 77 B CH 84 X KC 76 2-2 ① F8		X FF 89 0-0 ② G4-3 1-2		B SL 82 B SI 91 C SL 83 X SI 91 2-1 ① FC1-6 13 FC5-4 1-2f 2-3		B FC 90 C CH 83 F FC 88 B CU 80 B FC 88 F FC 89 F FC 88 X CH 84 3-2 8 FC3-6 1B		5	0	1	0	0	0	3
13 Salvador Perez, R (1, 2) OBP: 0.311, SLG: 0.384	C FF 90 B SL 83 F SL 83 S SL 82 1-3 ③ K			X FF 90 0-0 1B		B SI 90 D KC 73 C SL 82 F SL 82 B FF 90 X CH 84 3-2 ③ G5-3		X FF 91 0-0 ② FC5-4 1-2f 3-H		1 SAFE B FC 88 F FC 86 X FF 90 1-1 ① F9		5	0	1	1	0	1	3
8 Mike Moustakas, L (1, 5) OBP: 0.283, SLG: 0.359		B FC 89 X CH 83 1-0 ① G4-3		B SI 91 C SI 91 S CH 85 B CH 84 F FF 91 F SI 90 B CH 85 F CH 84 S CH 84 3-3 ② K			C CH 82 B KC 74 B SI 89 X KC 74 2-2 ① G4-3	B FF 92 C FF 92 D CH 85 X FF 92 2-1 ③ G3-1		S FF 91 B FF 92 B FC 88 S FC 87 F FC 86 1 SAFE X CU 75 2-2 ② FC3-6 24 FC6-4 1-2f		5	0	0	0	0	1	3
7 David Lough, L (1, 9) 31 Louis Coleman, R (7, 1) 24 Miguel Tejada, R (9, PH) (9, 4) OBP: 0.317, SLG: 0.441		F FF 89 C KC 74 X CH 84 0-2 ② P6		C SI 91 C KC 76 B FF 91 X SI 90 1-2 ③ F7		X FC 89 0-0 23 E 2 S 1B		C FF 93 S FF 94 B FF 94 B SL 85 X FF 94 2-2 23 SH1-4 6 SF8 2B	B FC 86 X FF 90 1-0 ③ FC6-4 1-2f			3	0	1	0	0	0	1
												0	0	0	0	0	0	0
												2	1	1	0	0	0	1
2 Alcides Escobar, R (1, 6) OBP: 0.262, SLG: 0.306		L SI 90 B SL 83 F SI 90 X SL 84 1-2 ③ F9		B FF 88 X SI 88 1-0 ① L7		C SI 89 B SI 89 B SI 90 X SL 83 2-1 ② F7 1-2		L FF 92 B FF 92 B FF 94 B FF 93 B FF 93 4-1 6 SF8 23 SH1-4 BB		C FF 88 X FF 89 0-1 ① F8		4	0	0	0	1	0	1
23 Elliot Johnson, S (1, 4) (9, 9) OBP: 0.236, SLG: 0.262			B FF 89 B SI 89 B SI 90 C FF 89 B SI 89 4-1 22 SH1-4 BB	C SI 90 L FF 89 F FF 90 B KC 77 B KC 75 X KC 76 2-2 ② F7		X CH 82 0-0 E3 1 S 2-3		X FF 90 0-0 ① SH1-4 1-2 2-3		C FF 88 X CU 74 0-1 ② F9		3	0	0	0	1	0	1
1 Jarrod Dyson, L (1, 8) OBP: 0.327, SLG: 0.429 16 Billy Butler, R (9, PH) OBP: 0.375, SLG: 0.405 43 Aaron Crow, R (9, 1) 39 Luis Mendoza, R (10, 1) OBP: 0.400, SLG: 0.400			1 SAFE 1 SAFE C SI 90 S CH 82 S CH 83 0-3 ① K	C SI 91 F KC 76 B FF 90 X KC 77 1-2 ③ G3		B SI 89 1 SAFE C SI 88 F CH 82 F CH 83 B FF 90 F CH 83 X SI 90 2-2 ③ F7 1-2		I IN 80 I IN 82 I IN 84 I IN 86 4-0 IBB	C FF 91 X FC 88 0-1 1B		3	0	0	0	1	3
												0	0	0	0	1	0	0
												0	0	0	0	0	0	0
												1	0	1	0	0	0	0
22 Wade Davis, R (1, 1) 27 Justin Maxwell, R (6, PH) OBP: 0.321, SLG: 0.390 40 Kelvin Herrera, R (6, 1) 6 Lorenzo Cain, R (7, 9) OBP: 0.325, SLG: 0.366 (9, 8)			1 SAFE B SI 89 X SI 89 1-0 ② SH1-4 1-2			B FF 89 F SI 89 C FC 89 X SL 83 1-2 35 G4-3 1B		B FF 87 B KC 78 B FF 87 C FC 86 B FC 88 4-1 35 FC1-6 4 HBP 13 FC5-4 BB	F FF 93 B SL 82 F FF 93 X SL 84 1-2 ② SF8 2-3 3-H	B FC 87 C FC 88 S FC 88 T FC 88 1-2 ③ K		0	0	0	0	0	0	0
												1	0	1	0	0	0	0
												0	0	0	0	0	0	0
												1	1	0	1	1	1	1
Inning Stats	R: 0 E: 0 K: 1 S: 7 H: 0 LOB: 0 BB: 0 P: 8	R: 0 E: 0 K: 0 S: 7 H: 0 LOB: 0 BB: 0 P: 9	R: 0 E: 0 K: 2 S: 11 H: 0 LOB: 1 BB: 1 P: 19	R: 0 E: 0 K: 1 S: 14 H: 1 LOB: 1 BB: 0 P: 20	R: 0 E: 0 K: 0 S: 8 H: 0 LOB: 0 BB: 0 P: 12	R: 0 E: 0 K: 0 S: 9 H: 1 LOB: 1 BB: 0 P: 13	R: 0 E: 1 K: 0 S: 12 H: 1 LOB: 2 BB: 0 P: 18	R: 1 E: 0 K: 0 S: 6 H: 0 LOB: 1 BB: 1 P: 15	R: 1 E: 0 K: 0 S: 11 H: 1 LOB: 2 BB: 2 P: 23	R: 0 E: 0 K: 0 S: 12 H: 1 LOB: 1 BB: 0 P: 19	R: 0 E: 0 K: 1 S: 9 H: 1 LOB: 1 BB: 0 P: 10	1B: 5 2B: 1 3B: 0 HR: 0 SF: 1 SAC: 2 DP: 0 HBP: 1	WP: 0 PB: 0 SB: 2 CS: 0 PA: 45						

PITCHER		IP	WLS	BF	H	R	ER	SO	BB	IBB	HBP	BLK	WP	HR	S	P	ERA	WHIP
35 Dillon Gee, R ERA: 3.97	(1, 1)	7.0		27	3	1	1	4	2	0	0	0	0	0	69	104	1.29	0.714
56 Scott Rice, L ERA: 3.89	(8, 1)	0.1	H	2	0	0	0	0	0	0	1	0	0	0	2	5	0.00	0.000
32 LaTroy Hawkins, R ERA: 3.04	(8, 1)	0.2	H	2	0	0	0	0	0	0	0	0	0	0	3	5	0.00	0.000
30 David Aardsma, R ERA: 3.47	(9, 1)	0.2	B	5	1	1	1	0	1	1	0	0	0	0	8	19	13.50	3.000
55 Pedro Feliciano, L ERA:	(9, 1)	0.1		1	0	0	0	0	0	0	0	0	0	0	3	4	0.00	0.000

PITCHER		IP	WLS	BF	H	R	ER	SO	BB	IBB	HBP	BLK	WP	HR	S	P	ERA	WHIP
52 Carlos Torres, R ERA: 2.86	(10, 1)	2.0	W	8	2	0	0	1	0	0	0	0	0	0	21	29	0.00	1.000

TOP

Kansas City Royals @ New York Mets

Citi Field, Flushing, NY

Fri Aug 02 2013, 7:13 PM - 11:19 PM EDT

Att. 31,032 - Partly Cloudy - 83 F

livebaseballscorecards.com

AB	37
R	2
H	6
RBI	2
BB	4
SO	5
LOB	21

Kansas City Royals @ New York Mets

Citi Field, Flushing, NY

Fri Aug 02 2013, 7:13 PM - 11:19 PM EDT

Att. 31,032 - Partly Cloudy - 83 F

livebaseballscorecards.com

BOTTOM

Batter	1	2	3	4	5	6	7	8	9	10	11	AB	R	H	RBI	BB	SO	LOB
22 Eric Young Jr., S (1, 7) OBP: 0.323, SLG: 0.360	C FF 92 C FF 93 F KC 84 B KC 83 B FC 93 B FF 92 F FC 92 F FF 93 X FF 93 3-2 ① P6	B KC 82 C FF 92 F FC 89 F KC 84 B FC 89 S KC 84 2-3 ③ K		B FF 91 S FC 88 B FF 92 F FF 92 F FF 94 X KC 83 2-2 1-2 2-3 1B			B FF 89 X SI 87 1-0 ① G6-3		I IN 80 I IN 84 I IN 84 I IN 84 4-0 12 DI IBB		1 SAFE B FF 90 B FF 91 1 SAFE B FF 90 C FF 90 X FF 90 3-1 1-H HR	5	1	2	2	1	1	2
12 Juan Lagares, R (1, 8) OBP: 0.307, SLG: 0.412	C SI 92 F SI 90 X FF 93 0-2 5 HR 1B		C KC 79 L KC 86 B FC 85 X FF 93 1-2 ① P4	C FC 87 S KC 87 X FF 94 0-2 ③ F9			B FF 91 B SI 89 S FF 90 B FF 90 C FF 90 S FF 90 3-3 ② K		B SL 83 S SL 83 S SL 85 B SL 84 F SL 83 F SL 83 X SL 84 2-2 ③ G4-3 1-2			5	1	1	0	0	1	6
5 David Wright, R (1, 5) OBP: 0.391, SLG: 0.512 45 Zack Wheeler, L (10, PR) OBP: 0.125, SLG: 0.188 13 Josh Satin, R (11, 3) OBP: 0.429, SLG: 0.453	B FF 92 B SI 91 X SI 91 2-0 1-H HR		C KC 82 B KC 82 F FF 92 B FC 87 S FF 93 3-3 ② K		B KC 80 F FF 93 F FC 88 B FC 88 F FF 94 B KC 82 X FC 89 3-2 ① G6-3		C FF 91 B SL 83 C SL 82 S SL 81 1-3 ③ K			B SL 84 S FF 94 B FF 93 B FF 94 X FF 93 3-1 28 FC4-6 6 BB 1B		5	1	2	2	0	2	0
												0	0	0	0	0	0	0
												0	0	0	0	0	0	0
6 Marlon Byrd, R (1, 9) OBP: 0.330, SLG: 0.509	C FF 94 F FF 93 X FF 94 0-2 ② F9		B FF 92 C SI 91 X FF 93 1-1 1B		S KC 82 B FF 92 B KC 83 F KC 87 B KC 83 X KC 82 3-2 ② F7			C FF 89 S SL 81 X SL 79 0-2 ① F8		B FF 91 F FF 91 F FF 92 B SL 84 F SL 84 B FF 92 F FF 93 F FF 92 B FF 93 4-2 28 FC4-6 1-2 BB		4	0	1	0	1	0	0
28 Daniel Murphy, L (1, 4) OBP: 0.313, SLG: 0.405	B FF 93 B FF 93 B FF 94 C FF 92 F FF 94 F FF 94 X FF 93 3-2 ③ G5-3		F KC 80 D SI 87 F FF 92 X FF 93 1-2 ③ G5-3		B FC 91 T FC 88 F FF 92 B FC 87 X KC 84 2-2 ③ F8			C SI 88 B FF 90 F SI 89 X SL 82 1-2 ② F9		F FF 91 F FF 92 X SL 84 0-2 ① FC4-6 44 G6-4-3 1-2f 2-3		5	0	0	0	0	0	3
44 John Buck, R (1, 2) OBP: 0.279, SLG: 0.376		F SI 92 X FC 88 0-1 ① G6-3		F SI 90 F KC 85 B FC 87 S FC 87 1-3 ① K		F FF 98 B FF 97 B CU 85 B FF 99 S SI 96 S SI 96 3-3 ① K		C SL 80 S SL 81 B SL 82 S SL 81 1-3 ③ K		D SL 85 C FF 93 F FF 93 F SL 84 X FF 93 1-2 ②③ G6-4-3 1-2f		5	0	0	0	0	3	2
29 Ike Davis, L (1, 3) OBP: 0.292, SLG: 0.292 30 Andrew Brown, R (9, PR) OBP: 0.279, SLG: 0.397 52 Carlos Torres, R (10, 1) OBP: 0.200, SLG: 0.200 20 Anthony Recker, R (11, PH) OBP: 0.223, SLG: 0.368		C FF 90 B SI 87 X FF 92 1-1 3 1B 1B		B CH 86 X CH 85 1-0 22 1B 3 1B 1B		B FF 98 B CH 87 C FF 96 B FF 97 F SI 97 B FF 99 4-2 BB			B SI 94 B SI 94 C SI 94 X SI 93 2-1 3 SH5-4 2B		B FF 91 X FF 92 1-0 ① G5-3	3	0	3	0	1	0	0
												0	0	0	0	0	0	0
												0	0	0	0	0	0	0
												1	0	0	0	0	0	0
3 Omar Quintanilla, L (1, 6) OBP: 0.333, SLG: 0.320		B KC 80 F KC 82 B FC 88 B FC 92 F FC 91 F FF 93 F FF 92 X KC 82 3-2 1-2 1B		B KC 79 X SI 90 1-0 22 1B 1-2 1B		F FF 96 B CH 89 S CH 88 B CH 85 F FF 98 F FF 99 X CH 86 2-2 ② F9			X SI 93 0-0 ① SH5-4 2-3		B FF 91 F FF 92 B CH 83 B FF 90 B FF 91 4-1 22 HR BB	3	1	2	0	1	0	1
35 Dillon Gee, R (1, 1) OBP: 0.143, SLG: 0.100 56 Scott Rice, L (8, 1) 32 LaTroy Hawkins, R (8, 1) 30 David Aardsma, R (9, 1) 55 Pedro Feliciano, L (9, 1) 2 Justin Turner, R (9, PH) OBP: 0.308, SLG: 0.324 (10, 3) (11, 5)		C FF 92 T KC 82 F FF 94 S FC 89 0-3 ② K		L FF 91 L FC 92 B KC 82 C KC 82 1-3 ② K		S FF 97 S FF 98 S FF 99 0-3 ③ K			C SL 85 S SL 83 S SL 84 0-3 ② K		1 SAFE T FF 90 B FF 91 1 SAFE 1 SAFE X FF 91 1-1 ② P6	3	0	0	0	0	3	5
												0	0	0	0	0	0	0
												0	0	0	0	0	0	0
												0	0	0	0	0	0	0
												0	0	0	0	0	0	0
												2	0	0	0	0	1	3
Inning Stats	R: 2 E: 0 K: 0 S: 17 H: 2 LOB: 0 BB: 0 P: 25	R: 0 E: 0 K: 2 S: 17 H: 2 LOB: 2 BB: 0 P: 23	R: 0 E: 0 K: 1 S: 11 H: 1 LOB: 1 BB: 0 P: 17	R: 0 E: 0 K: 2 S: 15 H: 3 LOB: 3 BB: 0 P: 21	R: 0 E: 0 K: 0 S: 10 H: 0 LOB: 0 BB: 0 P: 18	R: 0 E: 0 K: 2 S: 13 H: 0 LOB: 1 BB: 1 P: 22	R: 0 E: 0 K: 2 S: 7 H: 0 LOB: 0 BB: 0 P: 12	R: 0 E: 0 K: 1 S: 9 H: 0 LOB: 0 BB: 0 P: 11	R: 0 E: 0 K: 1 S: 11 H: 1 LOB: 2 BB: 1 P: 19	R: 0 E: 0 K: 0 S: 14 H: 1 LOB: 2 BB: 1 P: 22	R: 2 E: 0 K: 0 S: 6 H: 1 LOB: 0 BB: 1 P: 15	1B: 8 2B: 1 3B: 0 HR: 2 SF: 0 SAC: 1 DP: 1 HBP: 0	WP: 0 PB: 0 SB: 0 CS: 0 PA: 46

	AB	41
	R	4
	H	11
	RBI	4
	BB	4
	SO	11
	LOB	22

PITCHER		IP	WLS	BF	H	R	ER	SO	BB	IBB	HBP	BLK	WP	HR	S	P	ERA	WHIP
22 Wade Davis, R ERA: 5.42	(1, 1)	5.0		23	8	2	2	5	0	0	0	0	0	1	70	104	3.60	1.600
40 Kelvin Herrera, R ERA: 4.75	(6, 1)	1.0		4	0	0	0	2	1	0	0	0	0	0	13	22	0.00	1.000
31 Louis Coleman, R ERA:	(7, 1)	2.0		6	0	0	0	3	0	0	0	0	0	0	16	23	0.00	0.000
43 Aaron Crow, R ERA: 2.83	(9, 1)	1.0		5	1	0	0	1	0	1	0	0	0	0	11	19	0.00	1.000
39 Luis Mendoza, R ERA: 5.32	(10, 1)	1.2	L	8	2	2	2	0	2	0	0	0	0	1	20	37	10.80	2.400

PITCHER	IP	WLS	BF	H	R	ER	SO	BB	IBB	HBP	BLK	WP	HR	S	P	ERA	WHIP

Batter	1	2	3	4	5	6	7	8	9	10	11	12	AB	R	H	RBI	BB	SO	LOB
6 Lorenzo Cain, R (1, 8) (7, 9) OBP: 0.323, SLG: 0.363	B FF 90 C SI 90 F SI 90 B FF 91 S CU 78 2-3 ① K		X SI 90 0-0 ① 4 SF9 24 1B 35 1B 1-2 1B		B FF 90 B SL 85 C SL 85 S FF 90 F FF 92 F SL 85 F FF 92 F SL 86 B SL 85 3-2 ① F7		C FF 93 B SL 82 S SL 83 X SI 92 1-2 ③ P3			C FF 92 B SL 88 S SL 87 X SL 88 1-2 ③ G1-3			5	1	1	0	0	1	0
35 Eric Hosmer, L (1, 9) (7, 3) OBP: 0.331, SLG: 0.426	C SI 91 B FF 92 X CH 85 1-1 ② G4-3		C CH 85 C SI 91 B SL 85 F CH 85 X SL 86 1-2 24 1B 1-2 2-3 1B		F CU 76 B CH 84 F SI 90 B FF 89 X FF 92 2-2 16 G6-4-3 1B			C SI 83 F SI 83 B CU 74 X CU 73 1-2 ① P1			S SI 89 F SI 89 X CH 81 0-2 ① F9		5	0	2	0	0	0	0
16 Billy Butler, R (1, 3) OBP: 0.372, SLG: 0.402 1 Jarrod Dyson, L (7, 8) OBP: 0.321, SLG: 0.420	C FF 91 B SI 91 C CU 77 F FF 90 F FF 92 X CU 77 1-2 ③ G5-3		C SI 90 S SL 86 S SL 86 0-3 ① K		1 SAFE C SI 90 B SI 89 X SL 84 1-1 ② G6-4-3 ③ 1-2f			C SI 83 X SI 84 0-1 ② G5-3			X SI 92 0-0 ② B1-3		3 2	0 0	0 0	0 0	0 0	1 0	4 0
4 Alex Gordon, L (1, 7) OBP: 0.339, SLG: 0.406		C FF 89 B SI 90 X SI 89 1-1 ① F7	X FF 91 0-0 ② SF9 2-3 3-H			C FF 89 B CU 78 X CH 84 1-1 ① G4-3		S CU 75 F CH 73 B SI 85 D CU 75 X CU 74 2-2 ③ F7			C SL 84 S SI 90 D SL 82 B SI 90 X SL 83 2-2 ③ L8		4	0	0	1	0	0	0
24 Miguel Tejada, R (1, 4) OBP: 0.326, SLG: 0.407 40 Kelvin Herrera, R (9, 1) 27 Justin Maxwell, R (12, PH) OBP: 0.325, SLG: 0.415 56 Greg Holland, R (12, 1)		B FF 90 B CH 84 B FF 91 C FF 90 F FF 90 F SI 90 X FF 91 3-2 1B	D CU 77 C SL 85 X SI 90 1-1 ① 1-3 3-H 1B			F SI 89 X CH 84 0-1 ① 8 FC6-4 1B			C SL 87 F FF 90 X SL 86 0-2 ① G6-3			B FF 91 B FF 91 B FF 91 C FF 91 F FF 90 X FF 91 3-2 HR	4 0 1 0	0 0 1 0	3 0 1 0	1 0 1 0	0 0 0 0	0 0 0 0	0 0 0 0
8 Mike Moustakas, L (1, 5) OBP: 0.279, SLG: 0.354		F SI 89 B CH 84 B CH 84 F SI 90 S SL 85 2-3 ② K	C CH 84 C SI 91 S SL 85 0-3 ③ K			B CH 84 B CH 84 S CH 85 F SI 91 F SL 84 F CH 84 F FF 92 F SL 86 X SL 85 2-2 ② FC6-4 1-2f			B CU 79 X SI 89 1-0 ② F8			C FF 92 B FS 86 B FS 86 F FF 91 S FS 86 2-3 ① K	5	0	0	0	0	3	4
2 Alcides Escobar, R (1, 6) OBP: 0.259, SLG: 0.302		F SI 90 L CU 75 B FF 91 F CU 78 B FF 91 S SL 86 2-3 ③ K		F SL 84 F SI 90 B SL 86 D SL 85 X SL 83 2-2 ① P4		D SL 86 L SL 85 C SL 84 B SL 86 X FF 92 2-2 ③ L4			C FF 92 F SL 86 B SL 88 F FF 92 X SL 87 1-2 ③ G3-1			B FF 92 B SL 82 X FF 91 2-0 ② P6	5	0	0	0	0	1	2
26 George Kottaras, L (1, 2) OBP: 0.354, SLG: 0.453 13 Salvador Perez, R (8, 2) OBP: 0.309, SLG: 0.382			C SI 89 C CH 83 B FF 88 F SL 84 B FF 90 X CU 75 2-2 HR	B SI 90 B CH 85 S CH 84 X FF 92 2-1 ② F7			B FF 90 B FF 91 B FF 91 C FF 90 C FF 91 S CH 81 3-3 ① K			B FF 90 X SL 88 1-0 ① G5-3		S SL 83 B FF 92 C FF 91 X FF 92 1-2 ③ F8	3 2	1 0	1 0	1 0	0 0	1 0	0 0
52 Bruce Chen, L (1, 1) OBP: 0.000, SLG: 0.500 7 David Lough, L (7, PH) OBP: 0.315, SLG: 0.439 44 Luke Hochevar, R (7, 1) 55 Tim Collins, L (7, 1) 43 Aaron Crow, R (8, 1) 23 Elliot Johnson, S (9, 4) OBP: 0.234, SLG: 0.260			B SI 91 C FF 90 F SI 90 X CU 75 1-2 35 1B 6 1B 4 SF9 1B	C FF 91 F SI 90 C FF 91 0-3 ③ K			B FF 90 X FF 92 1-0 ② L8			C CU 77 B FF 91 B SL 86 F FF 91 B SL 88 S SL 88 3-3 ② K			2 1 0 0 0 1	1 0 0 0 0 0	1 0 0 0 0 0	0 0 0 0 0 0	0 0 0 0 0 0	1 0 0 0 0 1	0 0 0 0 0 0
Inning Stats	R: 0 H: 0 E: 0 LOB: 0 K: 1 BB: 0 S: 10 P: 14	R: 0 H: 1 E: 0 LOB: 1 K: 2 BB: 0 S: 13 P: 21	R: 3 H: 5 E: 0 LOB: 2 K: 2 BB: 0 S: 21 P: 26	R: 0 H: 0 E: 0 LOB: 0 K: 1 BB: 0 S: 8 P: 12	R: 0 H: 1 E: 0 LOB: 0 K: 0 BB: 0 S: 12 P: 18	R: 0 H: 1 E: 0 LOB: 1 K: 0 BB: 0 S: 14 P: 19	R: 0 H: 0 E: 0 LOB: 0 K: 1 BB: 0 S: 7 P: 12	R: 0 H: 0 E: 0 LOB: 0 K: 0 BB: 0 S: 8 P: 11	R: 0 H: 0 E: 0 LOB: 0 K: 0 BB: 0 S: 8 P: 10	R: 0 H: 0 E: 0 LOB: 0 K: 1 BB: 0 S: 7 P: 12	R: 0 H: 0 E: 0 LOB: 0 K: 0 BB: 0 S: 7 P: 9	R: 1 H: 1 E: 0 LOB: 0 K: 1 BB: 0 S: 10 P: 18	1B: 7 2B: 0 3B: 0 HR: 2	SF: 1 SAC: 0 DP: 1 HBP: 0	WP: 0 PB: 0 SB: 0 CS: 0	PA: 44			

PITCHER	IP	WLS	BF	H	R	ER	SO	BB	IBB	HBP	BLK	WP	HR	S	P	ERA	WHIP
53 Jeremy Hefner, R (1, 1) ERA: 4.23	6.0		25	8	3	3	6	0	0	0	0	0	1	78	110	4.50	1.333
71 Gonzalez Germen, R (7, 1) ERA: 2.19	1.0		3	0	0	0	1	0	0	0	0	0	0	7	12	0.00	0.000
55 Pedro Feliciano, L (8, 1) ERA:	1.0		3	0	0	0	0	0	0	0	0	0	0	8	11	0.00	0.000
50 Scott Atchison, R (9, 1) ERA: 3.2	2.0		6	0	0	0	1	0	0	0	0	0	0	15	22	0.00	0.000
56 Scott Rice, L (11, 1) ERA: 3.79	1.0		3	0	0	0	0	0	0	0	0	0	0	7	9	0.00	0.000

PITCHER	IP	WLS	BF	H	R	ER	SO	BB	IBB	HBP	BLK	WP	HR	S	P	ERA	WHIP
30 David Aardsma, R (12, 1) ERA: 3.7	1.0	L	4	1	1	1	1	0	0	0	0	0	1	10	18	9.00	1.000

TOP

Kansas City Royals @ New York Mets

Citi Field, Flushing, NY

Sat Aug 03 2013, 1:12 PM - 4:57 PM EDT

Att. 25,095 - Cloudy - 76 F

livebaseballscorecards.com

AB	43
R	4
H	9
RBI	4
BB	0
SO	9
LOB	10

Batter	1	2	3	4	5	6	7	8	9	10	11	12	AB	R	H	RBI	BB	SO	LOB
22 Eric Young Jr., S (1, 7) OBP: 0.321, SLG: 0.358	C SI 80 C SI 83 X SL 80 0-2 1B		C SI 81 B CU 75 B CU 74 F SI 84 F SI 84 X FF 86 2-2 ② P6			C CU 73 B FF 85 X CH 76 1-1 ① F8		B SI 92 B SI 92 F SI 91 B SL 83 F SI 92 X SI 92 3-2 ① F7 1-2		C FF 98 B FF 98 B FF 98 F CH 88 S FF 96 2-3 ② K			5	0	1	0	0	1	1
12 Juan Lagares, R (1, 8) OBP: 0.305, SLG: 0.407	C SI 82 C SI 83 1 SAFE 1 SAFE B SI 83 X SI 84 1-2 ① F8		C CU 73 F CU 75 F SI 86 B SI 85 S SL 82 1-3 ③ K2-3			F SI 84 B SI 85 X SL 81 1-1 ② P2		B SI 93 B SL 84 X SI 93 2-0 13 S 13 1B 2-3 1B		X FF 97 0-0 ③ F9			5	1	1	0	0	1	1
13 Josh Satin, R (1, 3) (12, 5) OBP: 0.427, SLG: 0.451	C SI 82 1 SAFE 1 SAFE 1 SAFE C SL 80 B SI 83 F SI 84 B SI 84 1 SAFE 2-3 S SL 80 K			F SI 83 B SL 81 B CH 74 B SL 81 C SL 80 F SI 84 X SL 81 3-2 1B		B CU 74 C CH 75 B CU 74 C CU 72 S SI 85 2-3 ③ K		B SI 94 C SI 94 B SL 84 C SL 85 B SL 85 X SL 84 3-2 1-H 3-H 1B			C SI 97 S SI 96 X FF 98 0-2 ① G4-3		5	0	2	2	0	2	1
6 Marlon Byrd, R (1, 9) OBP: 0.328, SLG: 0.503	B CU 73 F FF 86 B SI 86 F CH 75 1 SAFE S SI 84 2-3 ③ K			F CU 73 B SI 86 S FF 85 X FF 86 1-2 ① L7			F FC 92 C FC 88 X FC 89 0-2 ① F9	C SL 85 D SL 85 B SI 94 B SL 82 X SI 94 3-1 ② P3			B CU 85 S CH 85 B CH 86 B SI 97 B SI 97 4-1 28 CS BB		4	0	0	0	1	1	3
28 Daniel Murphy, L (1, 4) OBP: 0.314, SLG: 0.412 30 David Aardsma, R (12, 1)		B SI 81 B SI 84 X SI 82 2-0 HR		X SI 85 0-0 ② F7			B FF 94 C FF 94 X CH 86 1-1 2 S 1B	F SI 93 F SI 93 C SI 94 0-3 ③ K			B SI 95 B CH 88 B FF 98 C SI 97 F FF 95 S FF 95 3-3 ②③ K 1-2		5 0	1 0	2 0	1 0	0 0	2 0	3 0
2 Justin Turner, R (1, 5) OBP: 0.312, SLG: 0.322 (12, 4)		C SI 81 F CU 73 F SI 85 B FF 85 B SI 84 B SL 81 F SI 80 F SI 84 F SL 79 3-2 X SI 84 ① 1B	B CU 74 C SL 82 B SI 85 S SI 84 S SI 85 2-3 ③ K			B KC 75 B FF 95 B FC 90 B FC 89 4-0 1-2 BB		C FF 98 X CU 83 0-1 ① G6-3			F FF 94 B SL 85 B SL 84 F FF 94 F FF 96 X SL 84 2-2 ① P4	4	0	1	0	1	1	1
20 Anthony Recker, R (1, 2) OBP: 0.215, SLG: 0.354 44 John Buck, R (12, PH) OBP: 0.278, SLG: 0.375	C SI 85 C CU 75 S SI 85 0-3 ② K				B SI 84 S FF 84 B FF 85 F SL 82 X FF 86 2-2 ① P3		X FF 96 0-0 ② F4	F SI 98 C CU 81 F SI 98 B CH 86 S CH 88 1-3 ② K			C SL 84 S SL 84 B SL 84 D SL 85 S FF 96 2-3 ② K	4 1	0 0	0 0	0 0	0 1	2 0	2 0
3 Omar Quintanilla, L (1, 6) OBP: 0.326, SLG: 0.312	B SI 84 C SL 80 X SI 84 1-1 ③ F7				C SI 85 B EP 70 C EP 69 B FF 87 X SI 84 2-2 ② G4-3		B CU 72 B FF 92 F FF 91 C FF 92 F CU 74 C FF 92 2-3 ③ K	C SI 98 C CU 83 X CH 89 0-2 ③ G4-3			F FF 96 C FF 97 S SL 85 0-3 ③ K2-3	5	0	0	0	0	2	2
53 Jeremy Hefner, R (1, 1) 71 Gonzalez Germen, R (7, 1) 55 Pedro Feliciano, L (8, 1) 30 Andrew Brown, R (8, PH) OBP: 0.250, SLG: 0.400 50 Scott Atchison, R (9, 1) 23 Mike Baxter, L (10, PH) OBP: 0.230, SLG: 0.279 56 Scott Rice, L (11, 1) 29 Ike Davis, L (12, 3) OBP: 0.282, SLG: 0.292	C SI 80 S SI 85 C SI 84 0-3 ① K			F SI 85 S FF 87 B SI 86 B FF 87 S FF 88 2-3 ③ K				B FF 93 X SI 91 1-0 12 1B 22 PB 13 1B 1B		B FF 95 F CH 87 B CU 81 F SI 97 F CH 87 X CH 87 2-2 ① L9			2 0 0 1 0 1 0 0	0 0 0 1 0 0 0 0	0 0 0 1 0 0 0 0	0 0 0 0 0 0 0 0	2 0 0 0 0 0 0 0	0 0 0 0 0 0 0 0	0 0 0 0 0 0 0 0
Inning Stats	R: 0 E: 0 K: 2 S: 13 H: 1 LOB: 1 BB: 0 P: 18	R: 1 E: 0 K: 1 S: 13 H: 2 LOB: 0 BB: 0 P: 19	R: 0 E: 0 K: 2 S: 11 H: 0 LOB: 0 BB: 0 P: 14	R: 0 E: 0 K: 1 S: 11 H: 1 LOB: 1 BB: 0 P: 17	R: 0 E: 0 K: 1 S: 9 H: 0 LOB: 0 BB: 0 P: 15	R: 0 E: 0 K: 1 S: 7 H: 0 LOB: 0 BB: 0 P: 11	R: 0 E: 0 K: 1 S: 10 H: 1 LOB: 2 BB: 1 P: 17	R: 2 E: 0 K: 1 S: 13 H: 3 LOB: 1 BB: 0 P: 25	R: 0 E: 0 K: 1 S: 9 H: 0 LOB: 0 BB: 0 P: 10	R: 0 E: 0 K: 1 S: 8 H: 0 LOB: 0 BB: 0 P: 12	R: 0 E: 0 K: 1 S: 7 H: 0 LOB: 1 BB: 1 P: 14	R: 0 E: 0 K: 2 S: 10 H: 0 LOB: 0 BB: 0 P: 14	1B: 7 2B: 1 3B: 0 HR: 1	SF: 0 SAC: 0 DP: 1 HBP: 0	WP: 0 PB: 1 SB: 2 CS: 1	PA: 44			

PITCHER	IP	WLS	BF	H	R	ER	SO	BB	IBB	HBP	BLK	WP	HR	S	P	ERA	WHIP
52 Bruce Chen, L (1, 1) ERA: 2.03	6.0		21	4	1	1	8	0	0	0	0	0	1	64	94	1.50	0.667
44 Luke Hochevar, R (7, 1) ERA: 1.65	0.2	H	4	1	0	0	0	1	0	0	0	0	0	6	11	0.00	3.000
55 Tim Collins, L (7, 1) ERA: 4.26	0.1	H	1	0	0	0	1	0	0	0	0	0	0	4	6	0.00	0.000
43 Aaron Crow, R (8, 1) ERA: 3.0	1.0	B	6	3	2	1	1	0	0	0	0	0	0	13	25	9.00	3.000
40 Kelvin Herrera, R (9, 1) ERA: 4.38	3.0	W	9	0	0	0	3	1	0	0	0	0	0	24	36	0.00	0.333

PITCHER	IP	WLS	BF	H	R	ER	SO	BB	IBB	HBP	BLK	WP	HR	S	P	ERA	WHIP
56 Greg Holland, R (12, 1) ERA: 1.71	1.0	S	3	0	0	0	2	0	0	0	0	0	0	10	14	0.00	0.000

BOTTOM

Kansas City Royals @ New York Mets

Citi Field, Flushing, NY

Sat Aug 03 2013, 1:12 PM - 4:57 PM EDT

Att. 25,095 - Cloudy - 76 F

livebaseballscorecards.com

AB	42
R	3
H	8
RBI	3
BB	2
SO	15
LOB	14

Kansas City Royals @ New York Mets

Citi Field, Flushing, NY

Sun Aug 04 2013, 1:11 PM - 4:28 PM EDT

Att. 25,658 - Partly Cloudy - 80 F

TOP

livebaseballscorecards.com

Batter	1	2	3	4	5	6	7	8	9	AB	R	H	RBI	BB	SO	LOB
7 David Lough, L (1, 9) OBP: 0.316, SLG: 0.442	C FF 94 S FF 95 F FF 95 S CU 77 0-3 K		B FF 93 X FF 93 1-0 F9		B FF 92 C FF 93 F FF 92 B CU 77 X SI 94 2-2 24 SH1-3 35 WP 2B	C FF 91 X FF 92 0-1 35 1B 2B	L SI 89 C SL 82 B SL 81 B SI 90 F SL 82 X SI 90 2-2 FC3-6 24 CS 1-2f 2-3			3	0	1	0	0	1	0
1 Jarrod Dyson, L (5, PR) OBP: 0.324, SLG: 0.431										2	2	1	0	0	0	2
(5, 8)																
24 Miguel Tejada, R (1, 4) OBP: 0.331, SLG: 0.406	S FF 94 C FF 96 B FF 96 X SI 95 1-2 1B		C FF 93 B FC 85 F FF 93 S CU 78 1-3 K		F FF 92 X FF 93 0-1 SH1-3 2-3	B SI 91 B SL 83 F FF 92 B CH 83 B FF 92 4-1 35 1B 4 1B BB	F SI 90 B CH 82 1 SAFE D CH 82 S SI 89 B CH 83 X CH 81 3-2 P6 1-2			3	1	1	0	1	1	2
23 Elliot Johnson, S (9, 4) OBP: 0.234, SLG: 0.260										0	0	0	0	0	0	0
35 Eric Hosmer, L (1, 3) OBP: 0.334, SLG: 0.427	B FF 94 F FF 94 S CH 87 S FF 95 1-3 K		B SI 94 C CH 88 F FF 94 B CU 77 X FF 94 2-2 G4-3		B SI 92 B FF 92 B FF 93 B FF 91 4-0 4 2B 6 1B 3-H BB	D FF 92 X FF 91 1-0 4 1B 1-2 2-H 1B		X SI 90 0-0 1B		4	1	2	1	1	1	1
4 Alex Gordon, L (1, 7) OBP: 0.340, SLG: 0.408	C FF 93 S FF 95 B SI 95 X CH 88 1-2 F8			B CU 75 B FF 92 X FF 92 2-0 F8	B FF 92 B SI 91 1 SAFE X FF 92 2-0 6 1B 1-3 2B	D FF 92 S CH 81 B FF 92 X FF 92 2-1 8 1B 1-3 2-H 1B		D SI 90 C SI 90 X SL 83 1-1 F8		5	1	2	1	0	0	2
6 Lorenzo Cain, R (1, 8) OBP: 0.324, SLG: 0.364		C FF 93 X FC 86 0-1 2 G5-3 1B		B FF 92 B CU 77 X SI 94 2-0 F9	X FC 83 0-0 26 PB 8 WP 2-H 3-H 1B	F FF 92 1 SAFE C SL 80 X CH 82 0-2 P4		X FC 87 0-0 P3		5	0	2	2	0	0	2
(5, 9)																
8 Mike Moustakas, L (1, 5) OBP: 0.283, SLG: 0.365		B SI 93 1 SAFE C SI 92 B FF 93 1 SAFE F SI 92 1 SAFE X FF 94 2-2 F8		B FF 92 B SI 93 C SI 93 X FF 93 2-1 HR	B FF 94 B SI 92 F FF 93 B CH 86 T FF 92 B FF 93 4-2 26 PB 1-2 BB	1 SAFE B FF 92 B FF 91 X FF 91 2-0 1-3 1B		X FF 90 0-0 G3		4	1	2	1	1	0	2
2 Alcides Escobar, R (1, 6) OBP: 0.258, SLG: 0.301		B SI 95 F FF 94 B SI 95 X SI 93 2-1 G5-3 1-2		B FF 93 F FF 93 B FC 86 F FF 93 F FF 94 X FC 87 2-2 26 BB 1B	F FF 92 X SI 91 0-1 F8	X FF 93 0-0 F8			C SI 90 F FF 92 X CU 77 0-2 G4-3	5	0	1	0	0	0	6
26 George Kottaras, L (1, 2) OBP: 0.379, SLG: 0.446		I IN 72 I IN 72 I IN 73 I IN 76 4-0 IBB		1 SAFE D SI 93 1 SAFE C SI 94 B SI 93 C FF 93 B FF 92 B FF 93 4-2 1-2 BB	C FF 91 B CH 86 I IN 70 I IN 69 I IN 70 4-1 1-2 2-3 IBB		C SI 88 B SI 88 H SI 90 2-1 1 FC3-6 54 1B HBP		C FF 92 C FF 92 B CU 79 F FF 94 S CH 84 1-3 K	1	0	0	0	3	1	0
54 Ervin Santana, R (1, 1) OBP: 0.250, SLG: 0.250		C SI 94 F FF 93 X FC 86 0-2 G6-3		C FF 93 S FF 92 S FF 92 0-3 K	S FF 92 S SI 91 C SI 93 0-3 K		X SI 89 0-0 1 FC3-6 1-2 1B		B FF 92 C FF 93 B FF 94 F FF 93 X SL 88 2-2 L8	4	0	1	0	0	2	7
55 Tim Collins, L (7, 1)										0	0	0	0	0	0	0
31 Louis Coleman, R (8, 1)										0	0	0	0	0	0	0
16 Billy Butler, R (9, PH) OBP: 0.372, SLG: 0.401										1	0	0	0	0	0	0
56 Greg Holland, R (9, 1)										0	0	0	0	0	0	0
Inning Stats	R: 0 E: 0 K: 2 S: 13 H: 1 LOB: 1 BB: 0 P: 16	R: 0 E: 0 K: 0 S: 10 H: 1 LOB: 2 BB: 1 P: 18	R: 0 E: 0 K: 1 S: 7 H: 0 LOB: 0 BB: 0 P: 11	R: 1 E: 0 K: 1 S: 13 H: 2 LOB: 2 BB: 1 P: 25	R: 3 E: 0 K: 1 S: 15 H: 3 LOB: 3 BB: 3 P: 31	R: 2 E: 0 K: 0 S: 11 H: 4 LOB: 2 BB: 1 P: 20	R: 0 E: 0 K: 0 S: 9 H: 1 LOB: 1 BB: 0 P: 16	R: 0 E: 0 K: 0 S: 5 H: 1 LOB: 1 BB: 0 P: 6	R: 0 E: 0 K: 1 S: 10 H: 0 LOB: 0 BB: 0 P: 13	1B: 9 2B: 3 3B: 0 HR: 1 SF: 0 SAC: 1 DP: 0 HBP: 1						

AB	37
R	6
H	13
RBI	5
BB	6
SO	6
LOB	24

WP: 2 PB: 1 SB: 0 CS: 1 PA: 45

PITCHER		IP	WLS	BF	H	R	ER	SO	BB	IBB	HBP	BLK	WP	HR	S	P	ERA	WHIP
45 Zack Wheeler, R ERA: 3.91	(1, 1)	5.0	L	27	7	4	4	5	3	2	0	0	2	1	58	101	7.20	2.000
71 Gonzalez Germen, R ERA: 3.38	(6, 1)	1.0		7	4	2	2	0	1	0	0	0	0	0	11	20	18.00	5.000
56 Scott Rice, L ERA: 3.67	(7, 1)	1.1		6	2	0	0	0	0	0	1	0	0	0	12	20	0.00	1.500
52 Carlos Torres, R ERA: 2.8	(8, 1)	0.2		2	0	0	0	0	0	0	0	0	0	0	2	2	0.00	0.000
32 LaTroy Hawkins, R ERA: 2.98	(9, 1)	1.0		3	0	0	0	1	0	0	0	0	0	0	10	13	0.00	0.000

PITCHER	IP	WLS	BF	H	R	ER	SO	BB	IBB	HBP	BLK	WP	HR	S	P	ERA	WHIP

BOTTOM

Kansas City Royals @ New York Mets

Citi Field, Flushing, NY

Sun Aug 04 2013, 1:11 PM - 4:28 PM EDT

Att. 25,658 - Partly Cloudy - 80 F

livebaseballscorecards.com

Batter	1	2	3	4	5	6	7	8	9	AB	R	H	RBI	BB	SO	LOB
22 Eric Young Jr., S (1, 7) OBP: 0.322, SLG: 0.358	C FF 89 B FF 92 T CH 85 X FF 93 1-2 28 G6-3 · 28 S · 1B		B SL 80 X FF 91 1-0 ② L9		C SL 79 B SL 85 S CH 84 X SL 85 1-2 13 BB · 28 1B · 2-H · 1B		B FF 92 S FF 92 F FF 93 S CU 74 1-3 ① K		C FF 93 F FF 96 X FS 86 0-2 ① L8	5	0	2	1	0	1	2
28 Daniel Murphy, L (1, 4) OBP: 0.313, SLG: 0.410	B FF 91 B SI 91 C SL 83 X FF 92 2-1 ① G6-3 1-3		F SI 92 B FF 93 F SL 83 X FF 92 1-2 ③ L7		X FF 92 0-0 13 BB 1-2 · 1B		C CU 73 B FF 93 B CU 73 B FF 93 X FF 91 3-1 ② F9		X FF 94 0-0 ② G3-1	5	0	1	0	0	0	3
13 Josh Satin, R (1, 5) OBP: 0.417, SLG: 0.432	B SI 93 C SL 83 S SL 84 S SL 85 1-3 ② K			C SL 84 B FF 92 X FF 92 1-1 ① G6-3	C FF 94 F SL 84 D SL 86 B SL 85 D SL 85 B SL 84 4-2 1-2 · 2-3 · BB		C CU 72 X FF 93 0-1 ③ F7		S FF 95 B SL 84 B FF 94 F FF 94 F FF 96 B FF 95 C FF 94 3-3 ③ K	4	0	0	0	1	2	2
6 Marlon Byrd, R (1, 9) OBP: 0.327, SLG: 0.503	B SL 84 B FF 93 F SL 82 C FF 93 D SL 86 F SL 84 X SI 92 3-2 ③ G6-3			F FF 93 C FF 92 B SL 85 F FF 94 B FF 93 F SL 85 B FF 94 X SL 85 3-2 ② G5-3	B FF 93 C SL 83 S FF 93 D SL 86 F FF 93 F FF 94 S FF 94 2-3 ③ K			B FF 91 S CH 83 X FF 92 1-1 12 F9 · 44 1B · 2B		4	1	1	0	0	1	4
29 Ike Davis, L (1, 3) OBP: 0.295, SLG: 0.290		C FF 92 F CH 85 X SL 83 0-2 ① F9		B SL 81 B SI 92 B FF 92 C FF 92 B FF 93 4-1 12 S · BB		C FF 89 B CH 83 C SL 79 B FF 90 X SI 90 2-2 ① P5		B FF 93 B FF 92 B FF 92 B FF 91 4-0 44 1B · BB		2	0	0	0	2	0	0
12 Juan Lagares, R (1, 8) OBP: 0.299, SLG: 0.399		S FF 93 L SL 85 X SL 83 0-2 ② G1-3		C SL 83 B FF 94 B SL 84 S SL 84 S SL 85 2-3 ③ K 1-2		B FF 91 C FF 91 X SL 84 1-1 ② L9		B SL 80 C SI 89 B SL 81 X FF 90 2-1 ① F9 2-3		4	0	0	0	0	1	3
44 John Buck, R (1, 2) OBP: 0.281, SLG: 0.374		B FF 93 S FF 91 B SL 84 C SL 83 S FF 93 2-3 ③ K		C FF 89 B FF 92 C SL 83 B SL 83 B SI 93 S SI 92 3-3 ① K		B FF 89 S SI 91 B SL 83 B SI 91 F FF 90 B FF 92 4-2 BB		B SL 81 X SI 89 1-0 1-2 · 3-H · 1B		3	0	1	1	1	2	0
3 Omar Quintanilla, L (1, 6) OBP: 0.326, SLG: 0.312			B FF 91 F FF 91 C FF 91 B SL 82 X FF 93 2-2 ① G6-3		B FF 91 B FF 90 C FF 89 S FF 90 B FF 91 F FF 91 X FF 90 3-2 30 G5-3 · 22 1B · 1B	C FF 91 C SL 80 X SL 82 0-2 ③ P5		F SI 89 B SI 89 X SL 81 1-1 ② L3		3	1	1	0	0	0	1
56 Scott Rice, L (7, 1)										0	0	0	0	0	0	0
52 Carlos Torres, R (8, 1) OBP: 0.200, SLG: 0.200										0	0	0	0	0	0	0
23 Mike Baxter, L (8, PH) OBP: 0.327, SLG: 0.276										1	0	0	0	0	0	2
32 LaTroy Hawkins, R (9, 1)										0	0	0	0	0	0	0
45 Zack Wheeler, L (1, 1) OBP: 0.176, SLG: 0.235			X FF 92 0-0 1B	C SL 82 F FF 92 1 SAFE X SL 83 0-2 ② G5-3 1-2		C FF 91 C CU 72 X FF 93 0-2 1B		C SL 81 F SL 82 B SL 82 X SL 80 1-2 ③ G4-3		1	0	1	0	0	0	0
30 Andrew Brown, R (5, PH) OBP: 0.286, SLG: 0.400										1	0	0	0	0	0	1
71 Gonzalez Germen, R (6, 1)										0	0	0	0	0	0	0
2 Justin Turner, R (7, 6) OBP: 0.315, SLG: 0.325										2	0	1	0	0	0	2
Inning Stats	R: 0 E: 0 K: 1 S: 12 H: 1 LOB: 1 BB: 0 P: 19	R: 0 E: 0 K: 1 S: 9 H: 0 LOB: 0 BB: 0 P: 11	R: 0 E: 0 K: 0 S: 8 H: 1 LOB: 1 BB: 0 P: 12	R: 0 E: 0 K: 1 S: 11 H: 0 LOB: 1 BB: 1 P: 21	R: 1 E: 0 K: 2 S: 21 H: 3 LOB: 3 BB: 1 P: 34	R: 0 E: 0 K: 0 S: 10 H: 0 LOB: 1 BB: 1 P: 17	R: 0 E: 0 K: 1 S: 10 H: 1 LOB: 1 BB: 0 P: 14	R: 1 E: 0 K: 0 S: 10 H: 2 LOB: 2 BB: 1 P: 20	R: 0 E: 0 K: 1 S: 8 H: 0 LOB: 0 BB: 0 P: 11	1B: 7 2B: 1 3B: 0 HR: 0 SF: 0 SAC: 0 DP: 0 HBP: 0						

AB	35
R	2
H	8
RBI	2
BB	4
SO	7
LOB	20

WP: 0 PB: 0 SB: 2 CS: 0 PA: 39

PITCHER		IP	WLS	BF	H	R	ER	SO	BB	IBB	HBP	BLK	WP	HR	S	P	ERA	WHIP
54 Ervin Santana, R ERA: 2.97	(1, 1)	6.0	W	26	5	1	1	5	3	0	0	0	0	0	71	114	1.50	1.333
55 Tim Collins, L ERA: 4.38	(7, 1)	1.0		6	2	1	1	1	1	0	0	0	0	0	12	21	9.00	3.000
31 Louis Coleman, R ERA:	(8, 1)	1.0		4	1	0	0	0	0	0	0	0	0	0	8	13	0.00	1.000
56 Greg Holland, R ERA: 1.67	(9, 1)	1.0		3	0	0	0	1	0	0	0	0	0	0	8	11	0.00	0.000

PITCHER	IP	WLS	BF	H	R	ER	SO	BB	IBB	HBP	BLK	WP	HR	S	P	ERA	WHIP

Colorado Rockies @ New York Mets

Citi Field, Flushing, NY

Tue Aug 06 2013, 7:12 PM - 10:30 PM EDT

Att. 27,198 - Clear - 75 F

livebaseballscorecards.com

Batter	1	2	3	4	5	6	7	8	9	AB	R	H	RBI	BB	SO	LOB
24 Dexter Fowler, S (1, 8) OBP: 0.370, SLG: 0.434	B SI 91 B SI 92 B FF 92 C SI 93 S FF 93 B FF 93 4-2 6 K BB	C FC 92 B FC 92 S CU 80 B CH 88 F CH 88 X SL 84 2-2 ③ G4-3	B FC 90 C FC 89 X CH 83 1-1 ① F8	B FF 90 B FF 90 C FF 90 S SL 87 B SL 87 B SL 88 4-2 3 S BB	2	0	0	0	2	0	0
6 Corey Dickerson, L (1, 7) OBP: 0.348, SLG: 0.414	F SI 91 C FC 93 D CH 86 1 SAFE S SL 85 1-3 ①② K 1-2	B FC 91 T FC 89 B CH 86 B FF 92 X FC 91 3-1 ① G3	B SI 90 F FC 89 S CH 83 F CH 86 B FC 91 F FC 90 X SL 83 2-2 3 BB 2 1B 1B	1 SAFE F FF 90 1 SAFE B FF 89 S SL 87 1 SAFE S SL 87 1-3 ① K	4	0	1	0	0	2	2
2 Troy Tulowitzki, R (1, 6) OBP: 0.386, SLG: 0.585	C FF 92 S SL 84 B SL 86 T FC 93 1-2 ③ K	B FF 92 F FC 91 C SL 83 F SL 84 S CH 87 1-3 ② K	X FC 90 0-0 3 BB 1-2 1B	B SL 86 F SL 87 C FF 91 X SL 86 1-2 ② L9	4	0	1	0	0	2	1
3 Michael Cuddyer, R (1, 9) OBP: 0.395, SLG: 0.555		B FF 90 C FF 91 B SL 83 S SL 83 F FC 92 X SL 85 2-2 ① G6-3	F FC 92 C FC 92 F SL 80 B CH 89 S CH 87 1-3 ③ K	B FC 90 B FC 91 C SL 82 B FC 88 B FC 90 4-1 1-2 2-3 BB	C FF 91 F SL 87 1 SAFE F SL 85 B FF 90 B SL 86 F CU 78 S SL 86 2-3 ③ K 1-2	3	0	0	0	1	2	1
20 Wilin Rosario, R (1, 2) OBP: 0.305, SLG: 0.461		F FF 92 B SL 85 C SL 84 F SL 81 F SL 86 F FC 92 B CH 86 S SL 86 2-3 ② K	X FC 90 0-0 17 E 28 SF7 1B	B FC 88 C FC 88 X CU 76 1-1 ② F8	B FF 92 B FF 94 X FF 94 2-0 ① P3	4	1	1	0	0	1	3
17 Todd Helton, L (1, 3) OBP: 0.327, SLG: 0.389	C FF 92 C FC 93 B FC 92 X FC 92 1-2 2B		B FC 91 C FC 88 S CH 86 B FC 92 B CH 86 X SL 82 3-2 E3 9 G4-6-3 1-3	X FC 88 0-0 ③ L7	S FF 92 B FF 93 S FF 94 F FF 93 B SL 87 F FF 93 F FF 93 X FF 94 2-2 ② P4	4	0	1	0	0	0	4
28 Nolan Arenado, R (1, 5) OBP: 0.290, SLG: 0.398 18 Jonathan Herrera, S (9, PR) OBP: 0.318, SLG: 0.359	C SL 84 B SL 85 C FC 91 F SL 85 F FC 92 C SL 85 1-3 ③ K		X SL 83 0-0 ① SF7 3-H	B FF 88 F FC 86 B FC 87 S FC 86 S CU 75 2-3 ① K	S FF 93 B SL 89 B SL 90 X FF 94 2-1 9 1B 1B	3 0	0 0	1 0	1 0	0 0	2 0	1 0
9 DJ LeMahieu, R (1, 4) OBP: 0.309, SLG: 0.354		C SI 91 B CU 79 B FC 91 C FC 90 X SL 84 2-2 ① F8	X FF 92 0-0 ②③ G4-6-3 1-2f	F FF 89 C FF 89 B FC 84 X CU 77 1-2 ② G5-3	X FF 93 0-0 1-3 1B	4	0	1	0	0	0	1
35 Chad Bettis, R (1, 1) 19 Charlie Blackmon, L (6, PH) OBP: 0.256, SLG: 0.395 0 Adam Ottavino, S (6, 1) 23 Charlie Culberson, R (7, PH) OBP: 0.077, SLG: 0.077 59 Wilton Lopez, R (7, 1) 8 Yorvit Torrealba, R (9, PH) OBP: 0.343, SLG: 0.323		C FC 92 S FC 91 C FC 92 0-3 ② K	L FF 90 C CH 84 F FC 90 X CU 78 0-2 HR	F FC 86 X FC 88 0-1 ③ F9	C FF 94 X FF 95 0-1 ③ L3	1 1 0 1 0 1	0 1 0 0 0 0	0 1 0 0 0 0	0 1 0 0 0 0	1 0 0 0 0 0	0 0 0 0 0 0	0 0 0 0 0 2
AB	**32**															
R	**2**															
H	**7**															
RBI	**2**															
BB	**3**															
SO	**10**															
LOB	**15**															

Inning Stats																																
	R: 0 E: 0 K: 2 S: 8	H: 0 LOB: 0 BB: 1 P: 14	R: 0 E: 0 K: 2 S: 18	H: 1 LOB: 1 BB: 0 P: 24	R: 0 E: 0 K: 1 S: 10	H: 0 LOB: 0 BB: 0 P: 14	R: 0 E: 0 K: 2 S: 10	H: 0 LOB: 0 BB: 0 P: 15	R: 1 E: 1 K: 0 S: 6	H: 1 LOB: 0 BB: 0 P: 9	R: 1 E: 0 K: 0 S: 16	H: 3 LOB: 3 BB: 1 P: 24	R: 0 E: 0 K: 1 S: 8	H: 0 LOB: 0 BB: 0 P: 11	R: 0 E: 0 K: 2 S: 13	H: 0 LOB: 1 BB: 1 P: 21	R: 0 E: 0 K: 0 S: 12	H: 2 LOB: 2 BB: 0 P: 18	1B: 5 2B: 1 3B: 0 HR: 1	SF: 1 SAC: 0 DP: 1 HBP: 0	WP: 0 PB: 0 SB: 1 CS: 0	PA: 36

PITCHER		IP	WLS	BF	H	R	ER	SO	BB	IBB	HBP	BLK	WP	HR	S	P	ERA	WHIP
58 Jenrry Mejia, R ERA: 1.96	(1, 1)	5.1		22	5	2	1	7	2	0	0	0	0	1	65	96	1.69	1.312
52 Carlos Torres, R ERA: 2.68	(6, 1)	1.2		5	0	0	0	1	0	0	0	0	0	0	11	15	0.00	0.000
50 Scott Atchison, R ERA: 3.08	(8, 1)	1.0	W	4	0	0	0	2	1	0	0	0	0	0	13	21	0.00	1.000
32 LaTroy Hawkins, R ERA: 2.92	(9, 1)	1.0	S	5	2	0	0	0	0	0	0	0	0	0	12	18	0.00	2.000

PITCHER	IP	WLS	BF	H	R	ER	SO	BB	IBB	HBP	BLK	WP	HR	S	P	ERA	WHIP

BOTTOM

Colorado Rockies @ New York Mets

Citi Field, Flushing, NY

Tue Aug 06 2013, 7:12 PM - 10:30 PM EDT

Att. 27,198 - Clear - 75 F

livebaseballscorecards.com

Batter	1	2	3	4	5	6	7	8	9	AB	R	H	RBI	BB	SO	LOB
22 Eric Young Jr., S (1, 7) OBP: 0.322, SLG: 0.357	B FF 90 C FF 90 X SI 91 1-1 ① G4-3	B CU 75 B FF 93 C SI 93 X SI 92 2-1 ③ G1-3			C CU 78 B SI 94 B CH 88 S SI 92 F SI 94 F FF 93 X CU 77 2-2 ② G4-3			X SI 92 0-0 6 F8 12 1B 1B		4	1	1	0	0	0	1
28 Daniel Murphy, L (1, 4) OBP: 0.313, SLG: 0.408	B FF 93 C FF 92 B CH 87 B SI 92 X SI 92 3-1 6 FC5-4 1B		B CU 77 F SI 92 B CH 88 B FF 94 X SI 92 3-1 ① G4-3		T CH 89 S SI 95 B SL 88 B FF 95 X CH 90 2-2 ③ G1-4-3			1 SAFE 1 SAFE B SI 90 B SI 89 1 SAFE F SI 89 F SI 90 B SI 90 F SI 90 3-2 F SI 90 X SI 90 ① F7		4	0	1	0	0	0	1
6 Marlon Byrd, R (1, 9) OBP: 0.324, SLG: 0.497	F SI 92 1 SAFE B FF 94 F FF 93 B FF 95 1 SAFE X SL 89 2-2 ② FC5-4 29 2B 12 3B 1-2f		F SI 88 X SI 93 0-1 ② P3			B ST 80 C ST 81 B FF 90 S ST 82 F FF 91 S FF 91 2-3 ① K		S SI 91 X SL 85 0-1 ② F8 1-2		4	1	0	0	0	1	2
29 Ike Davis, L (1, 3) OBP: 0.304, SLG: 0.304	B SI 93 C SI 94 B CU 75 X SI 94 2-1 12 3B 1-3 2B		B FF 94 C CH 89 C CH 89 F FF 95 F CH 89 X SL 88 1-2 2B			B SI 90 B CH 87 B FF 92 B FF 91 4-0 12 G6-3 BB		B FF 92 S FS 86 B FF 93 B FS 86 I IN 77 4-1 12 1B IBB		2	1	2	0	2	0	0
12 Juan Lagares, R (1, 8) OBP: 0.303, SLG: 0.411	D CU 77 F FF 93 C FF 94 X SL 88 1-2 2-H 3-H 3B		B SI 92 F FF 94 X FF 93 1-1 ③ P4			L ST 82 B SI 91 B FF 92 F ST 82 X ST 83 2-2 ② G6-3 1-2		C SI 91 D FS 85 B SI 90 F SI 91 F SI 92 X SI 92 2-2 1-2 2-H 1B		4	0	2	3	0	0	2
4 Wilmer Flores, R (1, 5) 32 LaTroy Hawkins, R (9, 1)	C FF 93 B FF 94 F SL 86 B FF 94 X SL 88 2-2 ③ G1-3			X SL 88 0-0 ① F7		C FF 92 X ST 83 0-1 ③ F9		B SL 84 F SI 91 X SI 92 1-1 ③ G6-3		4 0	0 0	0 0	0 0	0 0	0 0	4 0
44 John Buck, R (1, 2) OBP: 0.281, SLG: 0.372		C FF 91 B SL 89 B CH 87 B FF 93 F SI 90 F FF 92 B FF 94 4-2 58 FC1-6 BB		S FF 95 F CH 86 B FF 93 B SI 94 F FF 94 X SL 88 2-2 ② G6-3			F SI 90 S SL 82 B SI 92 B SL 84 F SI 91 S SI 92 2-3 ① K		2	0	0	0	1	1	0
3 Omar Quintanilla, L (1, 6) OBP: 0.322, SLG: 0.307		B SI 91 F FF 90 B FF 91 B FF 91 F FF 90 F FF 91 T FF 92 3-2 ① K		C CU 79 B FF 96 B SI 93 B SI 92 X SI 91 3-1 ③ G4-3			S FF 94 X SI 87 0-1 ② G2-3		3	0	0	0	0	1	1
58 Jenrry Mejia, R (1, 1) 52 Carlos Torres, R (6, 1) OBP: 0.200, SLG: 0.200 30 Andrew Brown, R (7, PH) OBP: 0.282, SLG: 0.394 50 Scott Atchison, R (8, 1) 2 Justin Turner, R (9, 5) OBP: 0.315, SLG: 0.325		X SL 89 0-0 ② FC1-6 1-2f			C SL 88 S CU 77 F FF 92 S SL 87 0-3 ① K		B FF 93 B SL 84 F SL 84 C FF 93 B SI 92 F SI 91 S FF 92 3-3 ③ K			2 0 1 0 0	0 0 0 0 0	0 0 0 0 0	0 0 0 0 0	1 0 1 0 0	1 0 0 0 0
Inning Stats	R: 2 E: 0 K: 0 S: 15 H: 3 LOB: 1 BB: 0 P: 26	R: 0 E: 0 K: 1 S: 10 H: 0 LOB: 1 BB: 1 P: 19	R: 0 E: 0 K: 0 S: 11 H: 1 LOB: 1 BB: 0 P: 16	R: 0 E: 0 K: 0 S: 7 H: 0 LOB: 0 BB: 0 P: 12	R: 0 E: 0 K: 1 S: 12 H: 0 LOB: 0 BB: 0 P: 16	R: 0 E: 0 K: 1 S: 9 H: 0 LOB: 1 BB: 1 P: 17	R: 0 E: 0 K: 2 S: 10 H: 0 LOB: 0 BB: 0 P: 15	R: 1 E: 0 K: 0 S: 15 H: 2 LOB: 2 BB: 1 P: 25		1B: 3 2B: 2 3B: 1 HR: 0	SF: 0 SAC: 0 DP: 0 HBP: 0			WP: 0 PB: 0 SB: 0 CS: 0	PA: 33	

	AB	30
	R	3
	H	6
	RBI	3
	BB	3
	SO	5
	LOB	12

PITCHER		IP	WLS	BF	H	R	ER	SO	BB	IBB	HBP	BLK	WP	HR	S	P	ERA	WHIP
35 Chad Bettis, R ERA: 6.3	(1, 1)	5.0		20	4	2	2	2	1	0	0	0	0	0	55	89	3.60	1.000
0 Adam Ottavino, R ERA: 3.12	(6, 1)	1.0		4	0	0	0	1	1	0	0	0	0	0	9	17	0.00	1.000
59 Wilton Lopez, R ERA: 4.53	(7, 1)	2.0	L	9	2	1	1	2	0	1	0	0	0	0	25	40	4.50	1.000

PITCHER		IP	WLS	BF	H	R	ER	SO	BB	IBB	HBP	BLK	WP	HR	S	P	ERA	WHIP

Batter	1	2	3	4	5	6	7	8	9	AB	R	H	RBI	BB	SO	LOB
24 Dexter Fowler, S (1, 8) OBP: 0.366, SLG: 0.429	C SI 94 B FF 96 X FF 93 1-1 ① F7		S FF 96 C CU 83 B SI 96 S FF 96 1-3 ③ K			S SI 96 S CU 86 B SL 91 B SI 96 X CH 86 2-2 ② F8			S FF 96 X CH 87 0-1 ② G6-3	4	0	0	0	0	1	0
19 Charlie Blackmon, L (1, 7) OBP: 0.256, SLG: 0.388	C SI 94 F SI 93 B SI 95 B FF 96 S FF 95 2-3 ② K			B FF 94 X SI 95 1-0 ① G6-3		B SI 95 F SI 95 B FF 96 X FF 97 2-1 ③ G6-3			F FF 97 S SI 97 X FF 98 0-2 2 DI 1B	4	0	1	0	0	1	0
2 Troy Tulowitzki, R (1, 6) OBP: 0.381, SLG: 0.577	B FF 94 B FF 94 X FF 94 2-0 ③ P3			F FF 94 S SL 90 B SL 90 B FF 97 B CH 88 F SL 91 F CU 85 X SL 90 3-2 ② G5-3			B FF 95 X SL 89 1-0 ① G5-3		B FF 96 B SL 90 C FF 97 D SL 92 C FF 98 X SL 91 3-2 ③ P4 1-2	4	0	0	0	0	0	1
3 Michael Cuddyer, R (1, 9) OBP: 0.394, SLG: 0.553		X FF 94 0-0 ① F9		C FF 96 X SL 90 0-1 1B			C FF 96 C FF 94 B CH 86 F CH 85 F FF 95 X FF 96 1-2 ② G6-3			3	0	1	0	0	0	0
17 Todd Helton, L (1, 3) OBP: 0.324, SLG: 0.384		C FF 93 C CU 83 F FF 95 X CH 88 0-2 ② G1-3		T FF 95 S CH 88 C SL 92 0-3 ③ K			S CU 84 S FF 97 S FF 97 0-3 ③ K			3	0	0	0	0	2	1
20 Wilin Rosario, R (1, 2) OBP: 0.305, SLG: 0.460		B FF 95 X FF 95 1-0 28 FC6-4 1B			C SL 88 X SL 87 0-1 ① P6			T SL 87 S FF 95 S CU 85 0-3 ① K		3	0	1	0	0	1	0
28 Nolan Arenado, R (1, 5) OBP: 0.291, SLG: 0.398		F FF 95 D CU 84 S SL 89 X SL 88 1-2 ③ FC6-4 1-2f			C FF 94 X CU 82 0-1 ② G5-3			C CU 84 B SL 90 F FF 92 F FF 98 X CU 85 1-2 9 G6-4-3 1B		3	0	1	0	0	0	1
9 DJ LeMahieu, R (1, 4) OBP: 0.306, SLG: 0.349			C FF 94 X CU 83 0-1 ① L7		F SL 88 B FF 97 X FF 93 1-1 ③ G6-3			C FF 96 X SL 90 0-1 ②③ G6-4-3 1-2f		3	0	0	0	0	0	1
45 Jhoulys Chacín, R (1, 1) OBP: 0.245, SLG: 0.222 60 Manny Corpas, R (8, 1) 6 Corey Dickerson, L (9, PH) OBP: 0.343, SLG: 0.407			C FF 94 B SL 88 B FF 95 F FF 95 X CU 85 2-2 ② G5-3			C FF 94 B FF 94 C FF 95 B SL 89 F FF 96 S SL 90 2-3 ① K			C FF 95 B FF 95 S CU 83 X CH 85 1-2 ① G6-3	2 0 1	0 0 0	0 0 0	0 0 0	0 0 0	1 0 0	0 0 0
Inning Stats	R: 0 E: 0 K: 1 S: 6 H: 0 LOB: 0 BB: 0 P: 11	R: 0 E: 0 K: 0 S: 9 H: 1 LOB: 1 BB: 0 P: 11	R: 0 E: 0 K: 1 S: 8 H: 0 LOB: 0 BB: 0 P: 11	R: 0 E: 0 K: 1 S: 11 H: 1 LOB: 1 BB: 0 P: 15	R: 0 E: 0 K: 0 S: 6 H: 0 LOB: 0 BB: 0 P: 7	R: 0 E: 0 K: 1 S: 9 H: 0 LOB: 0 BB: 0 P: 15	R: 0 E: 0 K: 1 S: 9 H: 0 LOB: 0 BB: 0 P: 11	R: 0 E: 0 K: 1 S: 9 H: 1 LOB: 0 BB: 0 P: 10	R: 0 E: 0 K: 0 S: 11 H: 1 LOB: 1 BB: 0 P: 15	1B: 4 2B: 0 3B: 0 HR: 0	SF: 0 SAC: 0 DP: 1 HBP: 0			WP: 0 PB: 0 SB: 0 CS: 0	PA: 30		

PITCHER	IP	WLS	BF	H	R	ER	SO	BB	IBB	HBP	BLK	WP	HR	S	P	ERA	WHIP
33 Matt Harvey, R (1, 1) ERA: 2.09	9.0	W	30	4	0	0	6	0	0	0	0	0	0	78	106	0.00	0.444

PITCHER	IP	WLS	BF	H	R	ER	SO	BB	IBB	HBP	BLK	WP	HR	S	P	ERA	WHIP

TOP

Colorado Rockies @ New York Mets

Citi Field, Flushing, NY

Wed Aug 07 2013, 7:13 PM - 9:33 PM EDT

Att. 27,581 - Cloudy - 74 F

livebaseballscorecards.com

AB	30
R	0
H	4
RBI	0
BB	0
SO	6
LOB	4

BOTTOM

Colorado Rockies @ New York Mets

Citi Field, Flushing, NY

Wed Aug 07 2013, 7:13 PM - 9:33 PM EDT

Att. 27,581 - Cloudy - 74 F

Batter	1	2	3	4	5	6	7	8	9	AB	R	H	RBI	BB	SO	LOB
22 Eric Young Jr., S (1, 7) OBP: 0.324, SLG: 0.357	B FF 88 B FF 89 C SI 88 X SI 89 2-1 G3 ①		C SI 88 B CU 72 B SI 88 B CU 73 B FF 89 4-1 12 L5-3 BB		B FF 89 B FF 90 C FF 90 B SI 88 X SI 90 3-1 1B			F SI 89 X SL 81 0-1 F9 ①		3	0	1	0	1	0	0
12 Juan Lagares, R (1, 8) OBP: 0.302, SLG: 0.405	B FF 91 F SI 90 S SL 78 X SI 89 1-2 G5-3 ②		L SI 89 1 SAFE X SI 89 0-1 L5-3 ①② 1-2		B SL 79 1 SAFE C SL 79 D SL 80 1 SAFE X CH 83 2-1 L7 ②			B SL 82 B SI 88 B SI 88 B SI 88 4-0 6 2B 4 2B BB		3	1	0	0	1	0	2
28 Daniel Murphy, L (1, 4) OBP: 0.312, SLG: 0.407	B FF 91 F SI 88 B CH 83 X CH 82 2-1 1B		B FF 90 B SI 89 X SI 89 2-0 G6-3 ③		F SI 90 1 SAFE X SI 90 0-1 L7 ③			C SI 88 B SI 87 B SI 89 B SI 89 X SI 88 3-1 F7 ②		4	0	1	0	0	0	2
6 Marlon Byrd, R (1, 9) OBP: 0.323, SLG: 0.497	B FF 90 F SI 89 F SL 80 C SI 92 1-3 K ③			B SI 86 S SI 87 X CH 81 1-1 F8 ①		F SI 88 X SI 89 0-1 G5-3 ①		C SI 89 X SL 82 0-1 4 2B 1-3 2B		4	1	1	0	0	1	1
29 Ike Davis, L (1, 3) OBP: 0.307, SLG: 0.308		C FF 90 C SI 90 B CU 76 X CU 76 1-2 P5 ①		S CH 81 X SI 89 0-1 44 1B 2B		F SI 90 B FF 91 X SL 79 1-1 F9 ②		I IN 72 I IN 74 I IN 73 I IN 74 4-0 4 2B IBB		3	2	1	0	1	0	0
4 Wilmer Flores, R (1, 5) OBP: 0.250, SLG: 0.375		C FF 90 C CU 73 B SL 80 B SL 81 B SL 80 F SI 89 F SL 79 X SI 90 3-2 44 1B 3 1B 1B		B SI 89 X CH 83 1-0 P4 ②		C SI 91 B SL 79 B SI 89 X CH 84 2-1 G5-3 ③		S SI 88 B SL 83 B SI 91 C SI 91 X SL 79 2-2 1-H 2-H 3-H 2B		4	1	2	3	0	0	1
44 John Buck, R (1, 2) OBP: 0.283, SLG: 0.374		C SL 79 B CH 84 C SI 91 F SI 90 F SI 90 B SI 92 B SL 82 X SL 81 3-2 3 1B 1-3 1B		C SI 91 F SL 81 X FF 91 0-2 2-H 1B			B SL 78 F SL 78 C CH 82 S SL 82 1-3 K ①	B SI 92 F SL 80 S SL 83 B SL 82 B SI 89 X SL 80 3-2 G5-3 ③		4	0	2	1	0	1	1
3 Omar Quintanilla, L (1, 6) OBP: 0.322, SLG: 0.308		B SI 91 X SI 90 1-0 33 G6-4-3 1-3 3-H 1B		C FF 91 S CU 74 F SI 89 F SI 90 B FF 90 F SL 79 X SL 77 1-2 L8 ③			F SI 91 C SI 90 F SI 90 B SL 82 F SI 91 C SI 89 1-3 K ②			3	0	1	1	0	1	1
33 Matt Harvey, R (1, 1) OBP: 0.093, SLG: 0.130		1 SAFE C SL 77 B SI 91 X SL 80 1-1 G6-4-3 ②③ 1-2f			C FF 88 F SL 79 F SI 89 S SL 80 0-3 K ①		C SL 78 S SL 80 B FF 91 C SL 79 1-3 K ③			3	0	0	0	0	2	2
Inning Stats	R: 0 E: 0 K: 1 S: 10 H: 1 LOB: 1 BB: 0 P: 16	R: 1 E: 0 K: 0 S: 16 H: 3 LOB: 1 BB: 0 P: 25	R: 0 E: 0 K: 0 S: 4 H: 0 LOB: 0 BB: 1 P: 10	R: 1 E: 0 K: 0 S: 14 H: 2 LOB: 1 BB: 0 P: 17	R: 0 E: 0 K: 1 S: 10 H: 1 LOB: 1 BB: 0 P: 15	R: 0 E: 0 K: 0 S: 6 H: 0 LOB: 0 BB: 0 P: 9	R: 0 E: 0 K: 3 S: 11 H: 0 LOB: 0 BB: 0 P: 14	R: 3 E: 0 K: 0 S: 12 H: 2 LOB: 1 BB: 2 P: 28		1B: 6 2B: 4 3B: 0 HR: 0 SF: 0 SAC: 0 DP: 2 HBP: 0						

livebaseballscorecards.com

AB	31
R	5
H	9
RBI	5
BB	3
SO	5
LOB	10

WP: 0 PB: 0 SB: 0 CS: 0 PA: 34

PITCHER		IP	WLS	BF	H	R	ER	SO	BB	IBB	HBP	BLK	WP	HR	S	P	ERA	WHIP
45 Jhoulys Chacín, R ERA: 3.3	(1, 1)	7.0	L	27	7	2	2	5	1	0	0	0	0	0	71	106	2.57	1.143
60 Manny Corpas, R ERA: 4.65	(8, 1)	1.0		7	2	3	3	0	1	1	0	0	0	0	12	28	27.00	3.000

PITCHER	IP	WLS	BF	H	R	ER	SO	BB	IBB	HBP	BLK	WP	HR	S	P	ERA	WHIP

Colorado Rockies @ New York Mets

Citi Field, Flushing, NY

Thu Aug 08 2013, 12:13 PM - 2:57 PM EDT

Att. 26,618 - Cloudy - 79 F

livebaseballscorecards.com

TOP

Batter	1	2	3	4	5	6	7	8	9	AB	R	H	RBI	BB	SO	LOB
19 Charlie Blackmon, L (1, 9) (8, 7) OBP: 0.256, SLG: 0.381	B SI 87 X SI 89 1-0 6 F9-6 9 1B 1B		C SI 90 S CH 83 B FF 90 F SL 82 F CH 84 X CH 83 1-2 ② P6			B KC 73 X CH 82 1-0 ① F8		C CH 82 X SI 89 0-1 ② G4-3		4	0	1	0	0	0	0
9 DJ LeMahieu, R (1, 4) OBP: 0.312, SLG: 0.356	X SI 89 0-0 6 F9-6 1-2 1B		X FF 90 0-0 ③ G6-3			C FF 89 X SI 90 0-1 1B		B KC 74 B CH 82 S SI 90 X FF 90 2-1 2 BB 1B		4	0	3	0	0	0	0
6 Corey Dickerson, L (1, 8) (7, 7) OBP: 0.343, SLG: 0.452 2 Troy Tulowitzki, R (8, PH) OBP: 0.383, SLG: 0.577 34 Matt Belisle, R (8, 1)	F SI 90 X KC 74 0-1 ① ② F9-6 1-2 2-3			X SI 89 0-0 HR		C CH 83 1 SAFE B CH 82 X CH 83 1-1 ② F8		B SI 90 D SI 89 B CH 80 B SI 89 4-0 1-2 BB		3 0 0	1 0 0	1 0 0	1 0 0	0 1 0	0 0 0	3 0 0
3 Michael Cuddyer, R (1, 3) (8, 9) OBP: 0.393, SLG: 0.549	C KC 76 S SI 90 X SL 82 0-2 ③ G4-3			B FF 90 X CH 82 1-0 23 CS 1B		B SL 82 S SL 84 B SI 91 1 SAFE F SI 90 S SL 83 2-3 ③ K		B SL 82 B FF 91 X SL 82 2-0 ③ F7		4	0	1	0	0	1	4
28 Nolan Arenado, R (1, 5) OBP: 0.290, SLG: 0.396		B FF 89 C KC 74 X SI 90 1-1 ① F7		C SL 82 F SL 82 S SL 82 0-3 ① K			C SI 88 X SL 82 0-1 23 FC4-6 1B		C FF 92 F FF 91 X SL 86 0-2 ① F8	4	0	1	0	0	1	1
23 Charlie Culberson, R (1, 7) OBP: 0.063, SLG: 0.063 88 Josh Outman, L (7, 1) 17 Todd Helton, L (8, 3) OBP: 0.323, SLG: 0.383		B SI 90 B FF 91 X FF 90 2-0 ② F7		1 SAFE F SL 82 F SL 81 F SI 90 B SL 82 1 SAFE B SL 83 B SL 85 X FF 92 3-2 ② ③ F9 1-2			X SI 89 0-0 ① FC4-6 18 S 1-2f		B FF 92 C FF 92 B FF 93 S FF 93 X FF 94 2-2 ② G5-3	3 0 1	0 0 0	0 0 0	0 0 0	0 0 0	0 0 0	2 0 0
8 Yorvit Torrealba, R (1, 2) OBP: 0.340, SLG: 0.320		C FF 90 S SL 84 F FF 91 B SL 84 X SL 82 1-2 1B			B SL 80 B SI 89 F FF 89 S FF 89 F FF 90 X KC 74 2-2 ① F7		X SI 88 0-0 ② F7		B FF 94 C FF 94 X FF 94 1-1 ③ G1	4	0	1	0	0	0	1
18 Jonathan Herrera, S (1, 6) OBP: 0.312, SLG: 0.352		B SI 90 F SI 90 X SI 90 1-1 ③ G4-3			S CH 83 B CH 83 S CH 83 F CH 83 X FF 90 1-2 ② G3		1 SAFE 1 SAFE B SI 87 F FF 89 B CH 82 S CH 82 X FF 90 2-2 ③ F8 1-2			3	0	0	0	0	0	2
50 Jeff Manship, R (1, 1) 26 Jeff Francis, L (6, 1) 24 Dexter Fowler, S (7, 8) OBP: 0.365, SLG: 0.428			C FF 88 X FF 89 0-1 ① F8		C FF 90 C SL 81 S KC 77 0-3 ③ K			C FF 89 X CH 82 0-1 ① F7		2 0 1	0 0 0	0 0 0	0 0 0	1 0 0	0 0 0	0 0 0

Inning Stats	1	2	3	4	5	6	7	8	9
	R: 0 H: 2 E: 0 LOB: 1 K: 0 BB: 0 S: 7 P: 8	R: 0 H: 1 E: 0 LOB: 1 K: 0 BB: 0 S: 9 P: 14	R: 0 H: 0 E: 0 LOB: 0 K: 0 BB: 0 S: 8 P: 9	R: 1 H: 2 E: 0 LOB: 0 K: 1 BB: 0 S: 9 P: 13	R: 0 H: 0 E: 0 LOB: 0 K: 1 BB: 0 S: 11 P: 14	R: 0 H: 1 E: 0 LOB: 1 K: 1 BB: 0 S: 8 P: 12	R: 0 H: 1 E: 0 LOB: 1 K: 0 BB: 0 S: 7 P: 9	R: 0 H: 1 E: 0 LOB: 2 K: 0 BB: 1 S: 7 P: 15	R: 0 H: 0 E: 0 LOB: 0 K: 0 BB: 0 S: 8 P: 11

	AB	33
	R	1
	H	8
	RBI	1
	BB	1
	SO	3
	LOB	13

	1B: 7	SF: 0	WP: 0	PA: 34
	2B: 1	SAC: 0	PB: 0	
	3B: 0	DP: 1	SB: 1	
	HR: 1	HBP: 0	CS: 1	

PITCHER		IP	WLS	BF	H	R	ER	SO	BB	IBB	HBP	BLK	WP	HR	S	P	ERA	WHIP
35 Dillon Gee, R ERA: 3.82	(1, 1)	7.2	W	29	8	1	1	3	0	0	0	0	0	1	65	87	1.17	1.043
56 Scott Rice, L ERA: 3.67	(8, 1)	0.0		1	0	0	0	0	1	0	0	0	0	0	0	4	∞	∞
30 David Aardsma, R ERA: 3.65	(8, 1)	0.1	H	1	0	0	0	0	0	0	0	0	0	0	1	3	0.00	0.000
32 LaTroy Hawkins, R ERA: 2.86	(9, 1)	1.0	S	3	0	0	0	0	0	0	0	0	0	0	8	11	0.00	0.000

PITCHER		IP	WLS	BF	H	R	ER	SO	BB	IBB	HBP	BLK	WP	HR	S	P	ERA	WHIP

BOTTOM

Batter	1	2	3	4	5	6	7	8	9	AB	R	H	RBI	BB	SO	LOB
22 Eric Young Jr., S (1, 7) OBP: 0.320, SLG: 0.353	C SI 88 F CU 79 B FF 89 F CU 79 B SI 90 F SI 88 F SI 89 B CU 78 X SI 87 3-2 F8 ①		F SI 90 X SI 91 0-1 L6 ②		C CU 79 C CU 80 B CU 82 B FF 90 B CH 85 C SI 88 3-3 K ①		X FF 91 0-0 F9 ②			4	0	0	0	0	1	0
12 Juan Lagares, R (1, 8) OBP: 0.301, SLG: 0.402	B FF 90 B CU 80 C SI 89 X SI 90 2-1 G4-3 ②		B SI 91 X CH 84 1-0 G5-3 ③		C CH 84 B SI 88 B CU 84 X CH 83 2-1 F9 ②		C CH 78 X CH 77 0-1 28 E 28 S 1B			4	0	1	0	0	0	0
28 Daniel Murphy, L (1, 4) OBP: 0.311, SLG: 0.406	C SI 90 C SI 89 X CU 81 0-2 F8 ③			C CU 77 B SI 90 X CH 85 1-1 6 1B 4 G6-3 1B	F CU 79 B SI 90 B SI 89 F SI 88 C SI 90 2-3 K ③		F FF 93 B SL 84 F SL 82 1 SAFE B FF 93 X SL 83 2-2 G4-3 ③ 1-3			4	1	1	0	0	1	1
6 Marlon Byrd, R (1, 9) OBP: 0.325, SLG: 0.496		S CU 81 B FF 90 B FF 89 S CU 81 S CU 83 2-3 K ①		B SI 90 S CU 82 C SI 91 B FF 90 1 SAFE B CU 83 F CU 81 X SI 89 3-2 4 G6-3 29 BB 20 SF8 1-3 1B		B SI 88 B CH 78 C CH 79 S SI 87 F SI 88 B SI 88 B CH 81 4-2 20 1B BB		X SL 82 0-0 F7 ①		3	1	1	0	1	1	0
29 Ike Davis, L (1, 3) OBP: 0.309, SLG: 0.308		B SI 90 S CH 83 C SI 90 F CU 83 B FF 90 B CH 84 X CH 83 3-2 4 BB 1B		B SI 89 B SI 89 F SI 89 B SI 90 B SI 89 4-1 4 G6-3 35 1B 1-2 BB		C SI 86 F SI 87 B CU 71 D CU 70 1 SAFE C SI 82 2-3 K ①		B FF 90 C FF 90 C SL 86 B FF 91 F FF 91 C FF 92 2-3 K ②		3	0	1	0	1	2	1
4 Wilmer Flores, R (1, 5) OBP: 0.250, SLG: 0.273 32 LaTroy Hawkins, R (9, 1)		C SI 88 F SI 90 B CU 81 B CU 82 B SI 90 B CU 82 4-2 1-2 BB		B CU 80 C CU 80 F SI 90 F FF 90 X CU 82 1-2 G6-3 ① 1-2 2-3 3-H		1 SAFE X CH 78 0-0 F8 ②		C FF 91 C FF 91 X CU 75 0-2 G1-3 ③		3 0	0 0	0 0	1 0	1 0	0 0	3 0
20 Anthony Recker, R (1, 2) OBP: 0.218, SLG: 0.356		C CU 82 D SI 89 S FF 90 C CU 82 1-3 K ②		X CU 83 0-0 SF8 ② 3-H		C SI 85 B CH 78 B CH 78 F CH 79 F FF 86 B CU 68 X CU 70 3-2 1-3 1B				2	0	1	1	0	1	2
3 Omar Quintanilla, L (1, 6) OBP: 0.322, SLG: 0.305		X CH 84 0-0 L9 ③		I IN 77 I IN 79 I IN 70 I IN 78 I IN 76 4-0 35 1B IBB		C SI 86 B CU 69 D CU 70 B CU 71 F SI 86 F SI 88 X CU 71 3-2 F8 ③				2	0	0	0	1	0	4
35 Dillon Gee, R (1, 1) OBP: 0.156, SLG: 0.116 56 Scott Rice, L (8, 1) 30 David Aardsma, R (8, 1) 2 Justin Turner, R (9, 5) OBP: 0.315, SLG: 0.325			C SI 88 X SI 89 0-1 G5-3 ①	F FF 90 B FF 91 F CU 81 B FF 91 F CU 82 X SI 90 2-2 1-2 2-H 1B			L FF 91 S SI 89 S SI 90 0-3 K ①			3 0 0 0	0 0 0 0	1 0 0 0	0 0 0 0	0 0 0 0	1 0 0 0	0 0 0 0

Inning Stats	1	2	3	4	5	6	7	8	9
	R: 0 E: 0 K: 0 S: 11 H: 0 LOB: 0 BB: 0 P: 16	R: 0 E: 0 K: 2 S: 13 H: 1 LOB: 2 BB: 1 P: 23	R: 0 E: 0 K: 0 S: 5 H: 0 LOB: 0 BB: 0 P: 6	R: 2 E: 0 K: 0 S: 16 H: 3 LOB: 2 BB: 2 P: 31	R: 0 E: 0 K: 2 S: 8 H: 0 LOB: 0 BB: 0 P: 15	R: 0 E: 0 K: 1 S: 15 H: 1 LOB: 2 BB: 1 P: 27	R: 0 E: 0 K: 1 S: 9 H: 1 LOB: 1 BB: 0 P: 11	R: 0 E: 0 K: 1 S: 8 H: 0 LOB: 0 BB: 0 P: 10	

1B: 6 SF: 1
2B: 0 SAC: 0
3B: 0 DP: 0
HR: 0 HBP: 0

WP: 0 PA: 33
PB: 0
SB: 1
CS: 0

PITCHER		IP	WLS	BF	H	R	ER	SO	BB	IBB	HBP	BLK	WP	HR	S	P	ERA	WHIP
50 Jeff Manship, R ERA: 3.6	(1, 1)	5.0	L	21	4	2	2	4	2	1	0	0	0	0	53	91	3.60	1.200
26 Jeff Francis, L ERA: 6.51	(6, 1)	1.0		5	1	0	0	1	1	0	0	0	0	0	15	27	0.00	2.000
88 Josh Outman, L ERA: 4.1	(7, 1)	1.0		4	1	0	0	1	0	0	0	0	0	0	9	11	0.00	1.000
34 Matt Belisle, R ERA: 4.31	(8, 1)	1.0		3	0	0	0	1	0	0	0	0	0	0	8	10	0.00	0.000

PITCHER	IP	WLS	BF	H	R	ER	SO	BB	IBB	HBP	BLK	WP	HR	S	P	ERA	WHIP

Colorado Rockies @ New York Mets

Citi Field, Flushing, NY

Thu Aug 08 2013, 12:13 PM - 2:57 PM EDT

Att. 26,618 - Cloudy - 79 F

livebaseballscorecards.com

AB	28
R	2
H	6
RBI	2
BB	4
SO	7
LOB	11

New York Mets @ Arizona Diamondbacks

Chase Field, Phoenix, AZ

Fri Aug 09 2013, 6:42 PM - 9:36 PM MST

Att. 25,187 - Roof Closed - 79 F

TOP

livebaseballscorecards.com

Batter	1	2	3	4	5	6	7	8	9	AB	R	H	RBI	BB	SO	LOB
22 Eric Young Jr., S (1, 7) OBP: 0.316, SLG: 0.348	C SI 93 F FF 92 B SL 82 B SI 94 F SI 94 S SL 82 — 2-3 — K		B SI 93 X SI 92 — 1-0 — L9		C SL 79 B FF 90 X SI 91 — 1-1 — G6-3		C FC 91 X FC 91 — 0-1 — G5-3		X SI 85 — 0-0 — L8	5	0	0	0	0	1	3
12 Juan Lagares, R (1, 8) OBP: 0.300, SLG: 0.404 71 Gonzalez Germen, R (7, 1) 56 Scott Rice, L (8, 1) 29 Ike Davis, L (9, PH) OBP: 0.308, SLG: 0.307 50 Scott Atchison, R (9, 1)	C SI 94 F SI 94 B SI 94 B SI 94 B SL 81 X SI 94 — 3-2 — G4-3		B SI 93 S SL 80 X SL 82 — 1-1 — P3		D SL 79 X SI 91 — 1-0 — L9		F FF 91 B FC 91 S CU 78 X CU 78 — 1-2 — 2B		F SI 87 F CH 78 B CH 80 B CU 74 C CH 78 — 2-3 — K	4 0 0 1 0	0 0 0 0 0	1 0 0 0 0	0 0 0 0 0	0 0 0 1 0	0 0 0 0 0	3 0 0 0 0
28 Daniel Murphy, L (1, 4) OBP: 0.313, SLG: 0.406	B SI 93 F SI 93 C SI 93 F FF 94 F SI 93 S SL 83 — 1-3 — K			X SL 79 — 0-0 — G3		C SI 90 B SL 82 S FF 90 F FF 90 X SL 82 — 1-2 — 13 F9 / 6 HBP / 2 1B — 1B		B FF 94 C FF 94 X FF 94 — 1-1 — 13 1B / 6 1B / 2 G6-3 — 1B		4	2	2	0	0	1	0
6 Marlon Byrd, R (1, 9) OBP: 0.329, SLG: 0.503		X SI 92 — 0-0 — 3B		C CH 84 B SL 82 B SI 92 X CH 83 — 2-1 — P4		H SL 80 — 1-0 — 2 1B — 1-2 HBP		C CU 82 D CU 80 S FF 94 B FF 94 B CU 81 X FF 94 — 3-2 — 2 G6-3 / 13 1B / 4 G4-3 — 1-2 1B		3	1	2	0	0	0	0
13 Josh Satin, R (1, 3) OBP: 0.420, SLG: 0.429		C SI 92 B CH 82 X SI 93 — 1-1 — L9		S SI 92 B SI 93 B SI 93 B SI 93 B SI 92 — 4-1 — 2 WP / 2 1B — BB		B SI 91 C SI 92 X SI 92 — 1-1 — F9 — 2-3		X FF 92 — 0-0 — 4 G4-3 / 2 G6-3 — 1-2 2-3 1B		3	1	1	0	1	0	2
2 Justin Turner, R (1, 6) OBP: 0.321, SLG: 0.331		B SI 92 X SI 91 — 1-0 — G5-3		C SI 92 1 SAFE B CH 84 B SL 81 X SI 93 — 2-1 — 1-H 1B		B SI 91 C SI 92 B SI 91 F SI 92 B SI 91 X SI 91 — 3-2 — 1-2 3-H 1B		X CU 81 — 0-0 — G6-3 — 1-2 2-3 3-H		4	0	2	3	0	0	2
4 Wilmer Flores, R (1, 5) OBP: 0.188, SLG: 0.200			C SI 92 S SI 92 X SI 93 — 0-2 — G4-3 — S SI 92 B SI 93 S SI 93 F SI 94 S SL 81 — 1-3 — K			F SI 90 B SI 91 X SI 91 — 1-1 — L9		D CU 81 C CU 82 F FF 95 F CU 82 F FF 96 X FF 95 — 1-2 — G4-3 — 2-3 3-H		4	0	0	1	0	1	4
44 John Buck, R (1, 2) OBP: 0.286, SLG: 0.371			F SI 93 B FF 92 B FF 92 B CH 84 B SI 93 — 4-1 — 53 HBP — BB		B SI 90 F SI 91 B SL 81 F SI 91 B SI 91 B FF 90 — 4-2 — 53 SH3-4 — BB	S SI 91 B SI 91 B SI 91 S SI 91 B SI 92 C SL 80 — 3-3 — K		F CU 82 B FF 93 B FF 94 B CU 80 F CU 80 X FF 94 — 3-2 — G5-3		2	0	0	0	2	1	3
53 Jeremy Hefner, R (1, 1) 55 Pedro Feliciano, L (6, 1) 30 David Aardsma, R (6, 1) 23 Mike Baxter, L (7, PH) OBP: 0.321, SLG: 0.270 (7, 7)			L SI 92 L SI 91 H SL 81 — 1-2 — 1-2 HBP		L FF 89 X SI 91 — 0-1 — SH3-4 — 1-2		F FF 91 X FC 90 — 0-1 — G4-3		B SI 85 X SI 86 — 1-0 — L9	0 0 0 0 2	0 0 0 0 0	0 0 0 0 0	0 0 0 0 0	0 0 0 0 0	0 0 0 0 0	0 0 0 0 0
Inning Stats	R: 0 E: 0 K: 2 S: 12 — H: 0 LOB: 0 BB: 0 P: 18	R: 0 E: 0 K: 0 S: 4 — H: 1 LOB: 0 BB: 0 P: 6	R: 0 E: 0 K: 0 S: 9 — H: 0 LOB: 2 BB: 1 P: 16	R: 1 E: 0 K: 1 S: 10 — H: 1 LOB: 1 BB: 1 P: 19	R: 0 E: 0 K: 0 S: 7 — H: 0 LOB: 1 BB: 1 P: 13	R: 1 E: 0 K: 1 S: 14 — H: 2 LOB: 2 BB: 0 P: 24	R: 0 E: 0 K: 0 S: 7 — H: 1 LOB: 1 BB: 0 P: 8	R: 2 E: 0 K: 0 S: 15 — H: 3 LOB: 1 BB: 0 P: 23	R: 0 E: 0 K: 1 S: 5 — H: 0 LOB: 0 BB: 0 P: 8	1B: 6 2B: 1 3B: 1 HR: 0 — SF: 0 SAC: 1 DP: 0 HBP: 2						

	AB	32
	R	4
	H	8
	RBI	4
	BB	3
	SO	5
	LOB	17

WP: 1 PB: 0 SB: 0 CS: 0 — PA: 38

PITCHER		IP	WLS	BF	H	R	ER	SO	BB	IBB	HBP	BLK	WP	HR	S	P	ERA	WHIP
46 Patrick Corbin, L ERA: 2.36	(1, 1)	6.0		26	4	2	2	4	3	0	2	0	1	0	56	96	3.00	1.167
38 Will Harris, R ERA: 2.32	(7, 1)	1.0	H	3	1	0	0	0	0	0	0	0	0	0	7	8	0.00	1.000
21 Heath Bell, R ERA: 3.86	(8, 1)	1.0	B	6	3	2	2	0	0	0	0	0	0	0	15	23	18.00	3.000
29 Brad Ziegler, R ERA: 2.06	(9, 1)	1.0	W	3	0	0	0	1	0	0	0	0	0	0	5	8	0.00	0.000

PITCHER		IP	WLS	BF	H	R	ER	SO	BB	IBB	HBP	BLK	WP	HR	S	P	ERA	WHIP

BOTTOM

New York Mets @ Arizona Diamondbacks

Chase Field, Phoenix, AZ

Fri Aug 09 2013, 6:42 PM - 9:36 PM MST

Att. 25,187 - Roof Closed - 79 F

livebaseballscorecards.com

Batter	1	2	3	4	5	6	7	8	9	AB	R	H	RBI	BB	SO	LOB
6 Adam Eaton, L (1, 8) OBP: 0.338, SLG: 0.299	C FF 92 B FF 92 C CH 86 X SL 86 1-2 14 G5-4-3 1B		C CU 76 B CH 84 B CH 84 B FF 91 B FF 91 4-1 BB		C CH 84 B SL 85 X SL 86 1-1 14 2B 2-H 2B	C CU 74 B CU 73 X SI 83 1-1 ② B5-3 1-2 2-3		B SI 91 C SI 90 C SI 92 F SI 92 B SL 82 C SI 92 2-3 ③ K		4	1	2	1	1	1	2
14 Martín Prado, R (1, 7) (8, 5) OBP: 0.325, SLG: 0.407	B FF 93 C FF 92 F SL 88 B FF 94 X FF 94 2-2 ①② G5-4-3 1-2f		C SL 86 X FF 93 0-1 ③ L9		C FF 93 X FF 93 0-1 2-H 2B	C SL 81 X FF 92 0-1 ③ F9			C FF 90 F SL 86 B CU 78 B SL 86 X SL 88 2-2 ① G1-3	5	0	1	1	0	0	4
44 Paul Goldschmidt, R (1, 3) OBP: 0.392, SLG: 0.551	C FF 93 F SL 87 B SL 87 B FF 93 B SL 88 S SL 87 3-3 ③ K			B SL 85 B FF 92 B CH 85 B FF 91 4-0 7 S BB	C SL 86 B FF 92 S SL 86 B SL 86 B SL 87 F SL 85 D CU 78 4-2 BB		B FF 92 F FF 92 B FF 94 B SL 82 F FF 92 F FF 94 S CH 81 3-3 ① K		C SL 87 B CU 79 X SL 88 1-1 HR	3	1	1	1	2	2	0
12 Eric Chavez, L (1, 5) OBP: 0.343, SLG: 0.526 21 Heath Bell, R (8, 1) 29 Brad Ziegler, R (9, 1)		C FF 91 F FF 92 B FF 92 B FF 92 X FF 92 2-2 ① L8		1 SAFE X FF 91 0-0 ① F9	B FF 92 F SI 92 B FF 91 B SI 92 X SI 91 3-1 ③ L9		B FF 93 C FF 90 S CH 82 F CH 82 F FF 93 X CH 82 1-2 ② L9			4 0 0	0 0 0	0 0 0	0 0 0	0 0 0	0 0 0	3 0 0
2 Aaron Hill, R (1, 4) OBP: 0.351, SLG: 0.476		B FF 92 F FF 93 B SL 87 X SI 92 2-1 1B		C FF 91 B SL 87 1 SAFE X SL 85 1-1 ② L7		B CU 75 X SI 90 1-0 7 2B 27 2B 1B	F FF 90 B FF 91 B SL 82 F CH 81 B FF 92 B FF 93 4-2 7 2B BB			3	1	2	0	1	0	1
7 Cody Ross, R (1, 9) (8, 7) OBP: 0.333, SLG: 0.417		B FF 93 S SL 86 X FF 92 1-1 ② L9		B FF 92 B CU 77 X SL 87 2-0 ③ F7 1-2		C FF 90 F FF 91 X FF 91 0-2 27 2B 1-3 2B	X FF 92 0-0 1-3 2B			4	1	2	0	0	0	2
27 Wil Nieves, R (1, 2) OBP: 0.368, SLG: 0.412		C FF 92 B SL 86 X FF 92 1-1 ③ G5-3			X FF 91 0-0 ① G4-3	B FF 92 B SL 86 S SI 92 F SL 87 X FF 93 2-2 6 B5-3 2-H 3-H 2B	X FF 93 0-0 ③ G3-1			4	0	1	2	0	0	3
1 Didi Gregorius, L (1, 6) OBP: 0.328, SLG: 0.377			C FF 90 S CU 78 X FF 92 0-2 ① G3		C FF 90 B CU 76 B CH 85 B FF 92 F FF 92 X FF 92 3-2 ② G1-3	B CU 74 C SI 84 L CU 73 B CU 73 B CU 73 F SI 85 S CU 76 3-3 ① K		X SI 90 0-0 ① G3		4	0	0	0	0	1	1
46 Patrick Corbin, L (1, 1) OBP: 0.157, SLG: 0.220 11 AJ Pollock, R (6, PH) OBP: 0.293, SLG: 0.403 38 Will Harris, R (7, 1) 8 Gerardo Parra, L (8, 9) OBP: 0.330, SLG: 0.390			B SI 90 C FF 91 B FF 92 X FF 91 2-1 ② G4-3		F FF 92 B CU 79 B FF 92 X FF 91 2-1 6 2B 2B	D CH 72 B SI 84 B SI 83 B SI 84 4-0 6 B5-3 BB		B SI 90 S SI 90 X SI 91 1-1 ② G3		2 0 0 1	1 0 0 0	1 0 0 0	0 1 0 0	0 0 0 0	0 0 0 0	0 0 0 0
Inning Stats	R: 0 E: 0 K: 1 S: 9 H: 1 LOB: 0 BB: 0 P: 15	R: 0 E: 0 K: 0 S: 9 H: 1 LOB: 1 BB: 0 P: 15	R: 0 E: 0 K: 0 S: 8 H: 0 LOB: 1 BB: 1 P: 14	R: 0 E: 0 K: 0 S: 4 H: 0 LOB: 1 BB: 1 P: 11	R: 2 E: 0 K: 0 S: 15 H: 3 LOB: 2 BB: 1 P: 28	R: 2 E: 0 K: 1 S: 15 H: 3 LOB: 2 BB: 1 P: 26	R: 0 E: 0 K: 1 S: 13 H: 1 LOB: 2 BB: 1 P: 21	R: 0 E: 0 K: 0 S: 7 H: 0 LOB: 0 BB: 0 P: 10	R: 1 E: 0 K: 0 S: 5 H: 1 LOB: 0 BB: 0 P: 8	1B: 3 2B: 6 3B: 0 HR: 1 SF: 0 SAC: 0 DP: 1 HBP: 0						

AB	34
R	5
H	10
RBI	5
BB	5
SO	4
LOB	16

WP: 0 PB: 0 SB: 1 CS: 0 PA: 39

PITCHER		IP	WLS	BF	H	R	ER	SO	BB	IBB	HBP	BLK	WP	HR	S	P	ERA	WHIP
53 Jeremy Hefner, R ERA: 4.34	(1, 1)	5.0		25	8	4	4	1	3	0	0	0	0	0	52	93	7.20	2.200
55 Pedro Feliciano, L ERA:	(6, 1)	0.2		3	0	0	0	1	1	0	0	0	0	0	6	14	0.00	1.500
30 David Aardsma, R ERA: 3.6	(6, 1)	0.1		1	0	0	0	0	0	0	0	0	0	0	2	2	0.00	0.000
71 Gonzalez Germen, R ERA: 3.14	(7, 1)	1.0		5	1	0	0	1	1	0	0	0	0	0	13	21	0.00	2.000
56 Scott Rice, L ERA: 3.59	(8, 1)	1.0		3	0	0	0	1	0	0	0	0	0	0	7	10	0.00	0.000

PITCHER		IP	WLS	BF	H	R	ER	SO	BB	IBB	HBP	BLK	WP	HR	S	P	ERA	WHIP
50 Scott Atchison, R ERA: 3.38	(9, 1)	0.1	L	2	1	1	1	0	0	0	0	0	0	1	5	8	27.00	3.000

Batter	1	2	3	4	5	6	7	8	9	AB	R	H	RBI	BB	SO	LOB
22 Eric Young Jr., S (1, 7) OBP: 0.317, SLG: 0.346	B SI 89 B SI 90 B SI 90 C SI 90 F SI 90 X SI 90 3-2 12 G6-4-3 1B		C CU 77 F FC 88 X FC 89 0-2 ③ G6-3		B FC 89 X SI 91 1-0 ③ L6			B SI 96 C FF 96 C SI 96 B CU 84 F FF 97 F FF 97 B SI 97 B SI 96 4-2 28 F8 12 1B 4 1B BB	X FF 92 0-0 ② G3 2-3	4	1	1	0	1	0	1
12 Juan Lagares, R (1, 8) OBP: 0.302, SLG: 0.417	B SI 90 X FC 87 1-0 ①② G6-4-3 1-2f			B CU 78 B SI 90 C SI 91 X FC 88 2-1 HR	B SI 89 C SI 90 C CU 78 F SI 90 B CU 77 F SI 90 X SI 90 2-2 ① G6-3			1 SAFE X SI 95 0-0 6 S 4 1B 1-2 1B	C SL 84 F SI 93 S FF 92 0-3 ③ K	5	2	2	1	0	1	2
28 Daniel Murphy, L (1, 4) OBP: 0.310, SLG: 0.403	C SI 90 F FC 89 C SI 91 0-3 ③ K			C SI 91 B FC 88 B SI 91 C FC 88 X FC 89 2-2 ① L7	F FS 85 F SI 90 X SI 90 0-2 ② G6-3			X FF 97 0-0 ① F8 2-3		4	0	0	0	0	1	2
6 Marlon Byrd, R (1, 9) OBP: 0.328, SLG: 0.499		C FC 88 B FC 87 B SI 91 X FC 89 2-1 ① G5-3		C CU 78 F SI 91 X FC 88 0-2 ② G1-3	H SI 90 1-0 4 WP 29 1B HBP			C CU 82 F CU 83 B CU 83 B FF 97 F CU 84 T FF 96 2-2 ② K 1-2		3	0	0	0	0	1	2
29 Ike Davis, L (1, 3) OBP: 0.317, SLG: 0.316		B SI 91 B FS 84 B SI 90 B SI 90 4-0 44 FC6-4 BB		F SI 90 B FS 85 B FC 87 B FC 86 F SI 91 X FC 88 3-2 4 1B 2B	B SI 89 X FS 84 1-0 4 WP 1-2 1B			I IN 76 I IN 83 I IN 83 I IN 82 4-0 4 1B IBB		2	1	2	0	2	0	0
4 Wilmer Flores, R (1, 5) OBP: 0.250, SLG: 0.263 52 Carlos Torres, R (8, 1) OBP: 0.200, SLG: 0.200 55 Pedro Feliciano, L (8, 1) 32 LaTroy Hawkins, R (9, 1)		C SI 90 B FC 88 B SI 90 F FC 89 1 SAFE X SI 92 2-2 ② L6		C FC 86 X FC 89 0-1 44 1B 2-H 1B	F SI 90 F SI 91 B CU 79 X SI 92 1-2 ③ G4-3 1-2 2-3			F FF 97 X FF 96 0-1 1-2 2-H 3-H 1B		4 0 0 0	0 0 0 0	2 0 0 0	3 0 0 0	0 0 0 0	0 0 0 0	3 0 0 0
44 John Buck, R (1, 2) OBP: 0.285, SLG: 0.370		B SI 91 X FC 89 1-0 ③ FC6-4 1-2f		B SI 91 X SI 91 1-0 ③ 1-3 1B		X FC 86 0-0 ① L6		S CU 84 B CU 83 B FF 97 S FF 96 X SI 96 2-2 ③ F9		4	0	1	0	0	0	3
3 Omar Quintanilla, L (1, 6) OBP: 0.317, SLG: 0.299			C CU 76 F FC 87 B SI 90 X FC 88 1-2 ① G6-3		X SI 89 0-0 ① L7		C SI 89 T CU 76 B CU 76 B SI 90 F CU 77 F FC 88 T FC 88 2-2 ② K		B SI 91 F SI 93 T SI 93 T FS 87 1-2 ① K	4	0	0	0	0	2	0
45 Zack Wheeler, L (1, 1) OBP: 0.150, SLG: 0.200 56 Scott Rice, L (7, 1) 2 Justin Turner, R (8, 5) OBP: 0.326, SLG: 0.344			C SI 90 F FC 87 B CU 78 C SI 91 1-3 ② K	C SI 90 C SI 91 B SI 90 B SI 91 B FC 87 F SI 92 F SI 90 F SI 91 S SI 90 3-3 ② K		X SI 90 0-0 ③ G2-3			X FF 91 0-0 22 G3 2B	3 0 1	0 0 0	0 0 1	0 0 0	2 0 0	0 0 0	0 0 0
Inning Stats	R: 0 E: 0 K: 1 S: 7 H: 1 LOB: 0 BB: 0 P: 11	R: 0 E: 0 K: 0 S: 6 H: 0 LOB: 1 BB: 1 P: 15	R: 0 E: 0 K: 1 S: 9 H: 0 LOB: 0 BB: 0 P: 11	R: 2 E: 0 K: 0 S: 14 H: 4 LOB: 2 BB: 0 P: 22	R: 0 E: 0 K: 1 S: 8 H: 0 LOB: 0 BB: 0 P: 12	R: 0 E: 0 K: 0 S: 12 H: 1 LOB: 2 BB: 0 P: 17	R: 0 E: 0 K: 1 S: 7 H: 0 LOB: 0 BB: 0 P: 9	R: 2 E: 0 K: 1 S: 15 H: 2 LOB: 2 BB: 2 P: 27	R: 0 E: 0 K: 2 S: 8 H: 1 LOB: 1 BB: 0 P: 9	1B: 6 2B: 2 3B: 0 HR: 1 SF: 0 SAC: 0 DP: 1 HBP: 1						

PITCHER		IP	WLS	BF	H	R	ER	SO	BB	IBB	HBP	BLK	WP	HR	S	P	ERA	WHIP
32 Brandon McCarthy, R ERA: 4.73	(1, 1)	7.0	L	27	6	2	2	4	1	0	1	0	1	1	63	97	2.57	1.000
30 David Hernandez, R ERA: 5.59	(8, 1)	1.0		7	2	2	2	1	1	1	0	0	0	0	15	27	18.00	3.000
40 J.J. Putz, R ERA: 2.63	(9, 1)	1.0		4	1	0	0	2	0	0	0	0	0	0	8	9	0.00	1.000

PITCHER	IP	WLS	BF	H	R	ER	SO	BB	IBB	HBP	BLK	WP	HR	S	P	ERA	WHIP

TOP

New York Mets @ Arizona Diamondbacks

Chase Field, Phoenix, AZ

Sat Aug 10 2013, 5:12 PM - 8:11 PM MST

Att. 42,445 - Roof Closed - 79 F

livebaseballscorecards.com

AB	34
R	4
H	9
RBI	4
BB	3
SO	7
LOB	13

WP: 1	PA: 38																
PB: 0																	
SB: 1																	
CS: 0																	

BOTTOM

New York Mets @ Arizona Diamondbacks

Chase Field, Phoenix, AZ

Sat Aug 10 2013, 5:12 PM - 8:11 PM MST

Att. 42,445 - Roof Closed - 79 F

livebaseballscorecards.com

Batter	1	2	3	4	5	6	7	8	9	AB	R	H	RBI	BB	SO	LOB
6 Adam Eaton, L (1, 8) OBP: 0.329, SLG: 0.292	C FF 95 F FF 96 B FF 96 X FF 96 1-2 ① G5-3		B FF 94 C FF 94 F SI 94 B CU 80 B FF 95 T FF 96 3-2 ② K			B SI 94 F FF 94 F FF 94 F FF 96 B FF 96 F FF 95 B SI 94 X FF 96 3-2 ① F7	X SI 91 0-0 ③ FC4-6 1-2f		C FF 92 X FF 95 0-1 14 DI 1B	5	0	1	0	0	1	3
14 Martín Prado, R (1, 5) OBP: 0.326, SLG: 0.406	B FF 96 B FF 96 X FF 96 2-0 44 FC4-6 1B		C FF 95 B CU 78 X FF 95 1-1 ③ G6-3			C FF 96 B FC 88 X FF 95 1-1 ② P2		C FF 91 S FC 89 B FC 88 X FF 94 1-2 44 G6-4-3 1B	C FF 95 B FF 95 C FF 96 C FF 96 1-3 ③ K 1-2	5	0	2	0	0	1	1
44 Paul Goldschmidt, R (1, 3) OBP: 0.391, SLG: 0.548	C SI 95 F SI 94 1 SAFE D FC 89 B FC 88 F FF 96 X FC 90 2-2 ② FC4-6 2 S 1-2f			B CU 77 B SI 94 B FF 93 C FF 95 X FF 96 3-1 2 G6-4-3 1B		B FC 87 S FC 90 F SI 94 F FC 89 X FC 88 1-2 ③ G6-3		B FF 92 X FC 87 1-0 ①② G6-4-3 1-2f		4	0	1	0	0	0	2
2 Aaron Hill, R (1, 4) OBP: 0.354, SLG: 0.494	D FC 88 1 SAFE B FF 95 F FF 96 D FC 88 C FF 96 C FC 89 3-3 ③ K 1-2			B FF 95 X FF 94 1-0 ①② G6-4-3 1-2f			B FF 94 B FF 95 C FF 95 C FF 95 F FC 89 F FC 90 X CU 78 2-2 HR	C FC 88 F FF 93 X FC 88 0-2 7 1B 1B		4	1	2	1	0	1	2
7 Cody Ross, R (1, 7) OBP: 0.332, SLG: 0.415		B FF 95 F FF 94 B CU 77 B FC 87 X FF 96 3-1 ① F9		C FF 95 B CU 78 X FC 88 1-1 ③ G6-3			X FF 96 0-0 ① F7	1 SAFE B FF 91 S FC 89 S FF 91 X FC 89 1-2 27 BB 1-3 1B		4	0	1	0	0	0	0
27 Wil Nieves, R (1, 2) OBP: 0.372, SLG: 0.410		C FF 95 S FF 95 B CU 80 S FF 95 1-3 ② K			X FF 94 0-0 ① G5-3		C FF 94 S FF 95 B FC 91 F FC 88 X FF 96 1-2 8 1B 1B	S FC 90 B FF 94 B FC 90 B FF 93 B FF 94 4-1 1-2 BB		3	0	1	0	1	1	0
8 Gerardo Parra, L (1, 9) OBP: 0.331, SLG: 0.391		C FF 95 F FF 94 F FF 95 B FF 96 F FF 96 B CU 80 X FF 96 2-2 1B			B SI 94 C FF 94 X FF 94 1-1 ② F7		F SI 90 S SI 89 X SI 90 0-2 11 BB 1-3 1B	C SI 83 B CU 72 S SI 83 F CU 72 B SI 85 C CU 74 2-3 ③ K		4	0	2	0	0	1	3
4 Cliff Pennington, S (1, 6) OBP: 0.302, SLG: 0.304		B FF 94 B SI 94 C FF 95 F FF 94 X FF 95 2-2 ③ G4-3			B FF 95 F FF 95 B FF 94 X FF 94 2-1 1B		B SI 90 B SI 91 M SI 90 S SI 91 1 SAFE 1 SAFE F SI 90 S SI 92 2-3 ② K		C FF 92 F FF 93 S CU 80 0-3 ① K2-3	4	0	1	0	0	2	3
32 Brandon McCarthy, R (1, 1) 11 AJ Pollock, R (7, PH) OBP: 0.296, SLG: 0.403 30 David Hernandez, R (8, 1) 40 J.J. Putz, R (9, 1) 13 Jason Kubel, L (9, PH) OBP: 0.298, SLG: 0.338			C FF 94 F FF 94 C FF 94 0-3 ① K		B FF 94 C FF 94 B SI 95 F FF 94 F FF 95 F FF 96 X FF 95 2-2 ③ G5-3		B SI 92 B SI 91 B SI 91 B SI 91 4-0 6 FC4-6 1-2 BB		B FF 92 F FF 94 B FF 94 F FF 94 F FF 95 X FF 93 2-2 ② F7	2 0 0 0 1	0 0 0 0 0	0 0 0 0 0	0 1 0 0 0	1 0 0 0 0	1 0 0 0 0	1 0 0 0 0
Inning Stats	R: 0 E: 0 K: 1 S: 11 H: 1 LOB: 1 BB: 0 P: 19	R: 0 E: 0 K: 1 S: 13 H: 1 LOB: 1 BB: 0 P: 21	R: 0 E: 0 K: 2 S: 8 H: 0 LOB: 0 BB: 0 P: 12	R: 0 E: 0 K: 0 S: 5 H: 1 LOB: 0 BB: 0 P: 10	R: 0 E: 0 K: 0 S: 10 H: 1 LOB: 1 BB: 0 P: 15	R: 0 E: 0 K: 0 S: 11 H: 0 LOB: 0 BB: 0 P: 16	R: 1 E: 0 K: 1 S: 18 H: 3 LOB: 3 BB: 1 P: 27	R: 0 E: 0 K: 1 S: 15 H: 3 LOB: 3 BB: 1 P: 24	R: 0 E: 0 K: 2 S: 12 H: 1 LOB: 1 BB: 0 P: 15	1B: 10 2B: 0 3B: 0 HR: 1	SF: 0 SAC: 0 DP: 2 HBP: 0		WP: 0 PB: 0 SB: 1 CS: 0	PA: 38			

	AB	36
	R	1
	H	11
	RBI	1
	BB	2
	SO	8
	LOB	15

PITCHER		IP	WLS	BF	H	R	ER	SO	BB	IBB	HBP	BLK	WP	HR	S	P	ERA	WHIP
45 Zack Wheeler, R ERA: 3.63	(1, 1)	6.1	W	24	6	1	1	4	0	0	0	0	0	1	68	106	1.42	0.947
56 Scott Rice, L ERA: 3.53	(7, 1)	0.2	H	4	1	0	0	1	1	0	0	0	0	0	8	14	0.00	3.000
52 Carlos Torres, R ERA: 2.63	(8, 1)	0.2	H	5	3	0	0	0	1	0	0	0	0	0	11	18	0.00	6.000
55 Pedro Feliciano, L ERA:	(8, 1)	0.1	H	1	0	0	0	1	0	0	0	0	0	0	4	6	0.00	0.000
32 LaTroy Hawkins, R ERA: 2.81	(9, 1)	1.0	S	4	1	0	0	2	0	0	0	0	0	0	12	15	0.00	1.000

PITCHER	IP	WLS	BF	H	R	ER	SO	BB	IBB	HBP	BLK	WP	HR	S	P	ERA	WHIP

New York Mets @ Arizona Diamondbacks

Chase Field, Phoenix, AZ

Sun Aug 11 2013, 1:11 PM - 4:18 PM MST

Att. 28,234 - Roof Closed - 76 F

livebaseballscorecards.com

TOP

Batter	1	2	3	4	5	6	7	8	9	AB	R	H	RBI	BB	SO	LOB
22 Eric Young Jr., S (1, 7) OBP: 0.314, SLG: 0.343	C FF 92 B FF 92 X SI 93 1-1 P6 ①	X SL 82 0-0 SH1-3 ① 1-2		X FC 88 0-0 P5 ②		B FC 88 C CH 81 S CH 79 F FC 88 X FC 89 1-2 G4-3 ②		B FC 91 F FC 90 B CU 78 S FC 91 X FC 92 2-2 G1-3 ① 1-2		4	0	0	0	0	0	1
12 Juan Lagares, R (1, 8) OBP: 0.304, SLG: 0.417	X SI 92 0-0 28 FC6-4 1B	B CU 74 B SI 91 C FF 92 F FF 92 B FF 91 C FF 92 3-3 K ②		C FC 87 S CH 78 B CH 78 B FC 88 F FC 89 X FC 89 2-2 29 BB 28 1B 1B		L FC 88 X CH 80 0-1 G6-3 ③		S FC 91 C FC 92 X CU 79 0-2 G4-3 ② 2-3		5	0	2	0	0	1	2
28 Daniel Murphy, L (1, 4) OBP: 0.309, SLG: 0.401	C SI 92 D CU 74 B SI 91 1 SAFE X SI 90 2-1 FC6-4 4 BB 29 BB 23 E ② 1-2f	B CH 82 B SI 91 C SL 82 X FF 91 2-1 P6 ③		D FC 88 B FC 88 S CH 79 X CH 79 2-1 29 BB 1-2 1B			B FF 86 X FF 86 1-0 P5 ① C SL 82 F SL 84 B FF 89 B CU 73 S CU 72 2-3 K ③			5	1	1	0	0	1	3
29 Ike Davis, L (1, 3) OBP: 0.325, SLG: 0.317	B FF 91 B CH 83 B SI 91 B SI 90 4-0 4 BB 23 E 1-2 BB		F FF 91 S CU 73 B CU 74 X SL 82 1-2 20 F8 23 1B 3 1B 1B	B FC 87 C CH 79 B CH 79 B FC 88 B CH 80 4-1 1-2 2-3 BB			S SL 80 C SL 80 F FF 87 B FC 86 B SL 79 B SL 79 B FF 85 4-2 4 1B 30 HR BB		C SI 92 S FF 93 B SI 94 B CU 79 F FF 93 B CU 81 S CU 80 3-3 K ①	2	3	1	0	3	1	0
4 Wilmer Flores, R (1, 5) OBP: 0.320, SLG: 0.435	B SL 82 B FF 91 C FF 91 F SL 82 B SI 91 B FF 91 4-2 23 E 23 E 1-2 2-3 BB		F SI 91 X SI 91 0-1 P6 ①	B FC 88 C FC 89 X FC 89 1-1 F8 ③			1 SAFE X FF 86 0-0 30 HR 1-2 1B		C CU 81 B CU 82 X FF 92 1-1 HR	4	3	2	1	1	0	4
23 Mike Baxter, L (1, 9) OBP: 0.321, SLG: 0.272 30 Andrew Brown, R (7, PH) OBP: 0.288, SLG: 0.441 (7, 9) 32 LaTroy Hawkins, R (9, 1)	F SI 91 B FF 91 X CH 83 1-1 E3 20 2B 1-H 2-H 3-H		C CU 72 B SI 90 X SI 90 1-1 3 1B 3 1B 1-2 1B	C FC 86 B CH 78 F FC 87 F CH 79 F FC 87 F CU 72 X CH 78 1-2 L3 ①			B CU 76 D CU 79 B FC 91 C FC 90 S FC 92 F FC 92 F FC 92 X FC 92 3-2 HR 1-H 2-H		S CU 81 F CU 81 C FF 94 0-3 K ②	3 2 0	1 1 0	1 1 0	0 3 0	0 0 0	0 1 0	0 0 0
20 Anthony Recker, R (1, 2) OBP: 0.217, SLG: 0.358	C FF 92 B SI 91 C SL 82 X FF 91 1-2 2-H 2B		B SL 81 C SI 91 B SL 91 B SL 81 X FF 90 3-1 F8 ② 2-3	C FC 88 C CU 72 B FC 89 X FC 89 1-2 G6-3 ②			B FC 92 C FC 92 X FC 92 1-1 P4 ②		B FF 93 C FF 92 B CU 82 X CU 81 2-1 F8 ③	5	0	1	1	0	0	2
3 Omar Quintanilla, L (1, 6) OBP: 0.316, SLG: 0.298	F SL 82 B CH 83 F SI 92 F CU 75 B FF 90 X SL 80 2-2 G6-3 ③		F SL 80 F SI 92 X CU 74 0-2 1-H 3-H 1B ③	B CH 88 B CH 79 F FC 88 F FC 89 B CH 80 X CH 80 3-2 G6-3 ③			C FF 93 B FC 92 X FC 92 1-1 G6-3 ③			4	0	1	1	0	0	1
49 Jonathon Niese, L (1, 1) OBP: 0.280, SLG: 0.217 30 David Aardsma, R (7, 1) 13 Josh Satin, R (8, PH) OBP: 0.425, SLG: 0.429 50 Scott Atchison, R (8, 1) 6 Marlon Byrd, R (9, 9) OBP: 0.328, SLG: 0.499		C SI 91 X FF 91 0-1 22 SH1-3 1B		C FC 87 F FC 86 B CH 78 B CH 77 F FC 89 S FC 88 2-3 K ①		C FC 87 B FC 86 F FC 87 B CU 72 S FC 90 2-3 K ①		C FC 91 B FC 92 B FC 92 B FF 92 B FF 92 4-1 12 G4-3 22 WP BB		3 0 0 0 0 0	0 0 0 0 0 0	1 0 0 0 0 0	0 0 1 0 0 0	2 0 0 0 0 0	0 0 0 0 0 0	0 0 0 0 0 0
Inning Stats	R: 4 E: 1 K: 0 S: 16 H: 2 LOB: 1 BB: 2 P: 31	R: 0 E: 0 K: 1 S: 8 H: 1 LOB: 1 BB: 0 P: 13	R: 1 E: 0 K: 0 S: 12 H: 3 LOB: 2 BB: 0 P: 17	R: 0 E: 0 K: 1 S: 14 H: 2 LOB: 3 BB: 1 P: 25	R: 0 E: 0 K: 0 S: 12 H: 0 LOB: 0 BB: 0 P: 17	R: 0 E: 0 K: 1 S: 9 H: 0 LOB: 0 BB: 0 P: 12	R: 3 E: 0 K: 0 S: 14 H: 2 LOB: 0 BB: 1 P: 24	R: 0 E: 0 K: 1 S: 10 H: 0 LOB: 1 BB: 1 P: 18	R: 1 E: 0 K: 2 S: 11 H: 1 LOB: 0 BB: 0 P: 17	1B: 8 2B: 1 3B: 0 HR: 2 SF: 0 SAC: 1 DP: 0 HBP: 0						

	AB	37
	R	9
	H	11
	RBI	6
	BB	5
	SO	6
	LOB	13

WP: 1 PB: 0 SB: 0 CS: 0 PA: 43

PITCHER

PITCHER		IP	WLS	BF	H	R	ER	SO	BB	IBB	HBP	BLK	WP	HR	S	P	ERA	WHIP
52 Zeke Spruill, R ERA: 5.56	(1, 1)	3.0	L	17	6	5	1	1	2	0	0	0	0	0	36	61	3.00	2.667
55 Josh Collmenter, R ERA: 3.14	(4, 1)	3.0		12	2	0	0	2	1	0	0	0	0	0	35	54	0.00	1.000
54 Joe Thatcher, L ERA: 2.48	(7, 1)	0.1		3	1	2	2	0	1	0	0	0	0	0	5	10	54.00	6.000
38 Will Harris, R ERA: 2.51	(7, 1)	1.1		6	1	1	1	0	1	0	0	0	1	1	16	27	6.75	1.500
56 Eury De La Rosa, L ERA:	(8, 1)	0.1		1	0	0	0	1	0	0	0	0	0	0	3	5	0.00	0.000

PITCHER		IP	WLS	BF	H	R	ER	SO	BB	IBB	HBP	BLK	WP	HR	S	P	ERA	WHIP
21 Heath Bell, R ERA: 3.97	(9, 1)	1.0		4	1	1	1	2	0	0	0	0	0	1	11	17	9.00	1.000

BOTTOM

New York Mets @ Arizona Diamondbacks

Chase Field, Phoenix, AZ

Sun Aug 11 2013, 1:11 PM - 4:18 PM MST

Att. 28,234 - Roof Closed - 76 F

livebaseballscorecards.com

Batter	1	2	3	4	5	6	7	8	9	AB	R	H	RBI	BB	SO	LOB
11 AJ Pollock, R (1, 8) OBP: 0.300, SLG: 0.406	C FF 88 B SI 89 B CH 83 X SI 90 2-1 2 2B 1B		B SI 88 B CH 82 B FF 87 C FF 90 X FF 90 3-1 44 BB 2 HR 1B	C SI 89 X CU 77 0-1 ③ L7			B SL 81 X FF 90 1-0 14 FC5-4 1B	C SL 87 X SL 87 0-1 ③ FC6-4 1-2f		5	2	3	0	0	0	2
14 Martín Prado, R (1, 5) (2, 7) OBP: 0.323, SLG: 0.402	C SI 89 X FF 90 0-1 ① F9		C FF 89 F CH 84 C FF 90 0-3 ① K		C SI 88 B FC 87 C FC 88 X CU 77 1-2 ① F7		B FF 91 C SL 82 X FF 92 1-1 ① FC5-4 44 BB 1-2f		B FF 93 X FF 93 1-0 ① L9	5	0	0	0	0	1	3
44 Paul Goldschmidt, R (1, 3) OBP: 0.391, SLG: 0.544	B SI 90 D CH 84 X SI 92 2-0 ② L9		B CH 85 B FF 90 D CH 84 C FF 91 B FF 91 4-1 2 HR 1-2 BB		B CU 74 X CU 76 1-0 ② L9		B SL 81 F SL 81 B FF 91 B FF 92 D SL 82 4-1 2 G6-4-3 1-2 BB		C FF 93 X CU 80 0-1 ② L8	3	1	0	0	2	0	1
2 Aaron Hill, R (1, 4) OBP: 0.356, SLG: 0.514	C FC 89 X FF 90 0-1 1-H 2B		C CU 77 X CH 85 0-1 1-H 2-H HR		C SI 89 B SI 90 X FC 88 1-1 ③ F9		C FF 92 B FF 91 D SL 83 X FF 91 2-1 ②③ G6-4-3 1-2f		C FF 94 F FF 94 X SL 91 0-2 ③ G1-3	5	1	2	4	0	0	2
7 Cody Ross, R (1, 7) OBP: 0.331, SLG: 0.413 24 Matt Davidson, R (2, 5) OBP: 0.333, SLG: 0.333	C CH 84 B FC 90 X CH 84 1-1 ③ G5-3		C FF 90 B SI 92 S FF 90 F CU 79 B FF 92 X CU 78 2-2 ② F8			C CH 81 X FF 89 0-1 8 FC1-6 1B		B FF 90 S SL 87 X SL 88 1-1 ① F9		1 3	0 0	0 1	0 0	0 0	0 0	1 0
8 Gerardo Parra, L (1, 9) OBP: 0.333, SLG: 0.394		B FF 86 X FC 87 1-0 ① B2	B FC 88 C CU 76 B SI 91 X FC 88 2-1 1B			F SI 90 X SI 91 0-1 ① FC1-6 54 E 1-2f		B FF 90 X SL 87 1-0 4 1B 2B		4	1	2	0	0	0	1
54 Tuffy Gosewisch, R (1, 2) OBP: 0.300, SLG: 0.300		B FF 89 X FF 90 1-0 4 G5-3 1B	B CH 83 X FF 89 1-0 ③ F8			1 SAFE X SI 89 0-0 FC1 1-2		C SL 88 X SL 87 0-1 ② L9		4	0	1	0	0	0	3
4 Cliff Pennington, S (1, 6) OBP: 0.301, SLG: 0.303		C SI 90 F FF 90 B FF 92 X CU 77 1-2 ② G5-3 1-2		F SI 88 F SI 89 B FF 89 C FF 89 1-3 ① K		F SI 90 C CU 78 B SI 91 B FC 90 C FC 90 2-3 ② K		C FF 91 C SL 87 B FF 91 B SL 88 F FF 92 X SL 89 2-2 27 1B 2-H 1B		4	0	1	1	0	2	3
52 Zeke Spruill, R (1, 1) 55 Josh Collmenter, R (4, 1) OBP: 0.111, SLG: 0.111 13 Jason Kubel, L (6, PH) OBP: 0.297, SLG: 0.336 54 Joe Thatcher, L (7, 1) 38 Will Harris, R (7, 1) 56 Eury De La Rosa, L (8, 1) 27 Wil Nieves, R (8, PH) OBP: 0.377, SLG: 0.415 21 Heath Bell, R (9, 1)		C FF 90 F FF 91 C CU 77 0-3 ③ K		X FF 89 0-0 ② L8		C CU 76 D CU 78 B SI 92 S CU 79 S FF 92 2-3 ③ K		X FF 91 0-0 11 FC6-4 1-2 1B		1 1 1 0 0 0 0 1 0	0 0 0 0 0 0 0 0 0	0 0 0 0 0 0 0 1 0	0 0 0 0 0 0 0 0 0	1 0 1 0 0 0 0 0 0	0 0 2 0 0 0 0 0 0	1 0 0 0 0 0 0 0 0
Inning Stats	R: 1 E: 0 K: 0 S: 9 H: 2 LOB: 1 BB: 0 P: 14	R: 0 E: 0 K: 1 S: 8 H: 1 LOB: 1 BB: 0 P: 11	R: 3 E: 0 K: 1 S: 15 H: 3 LOB: 1 BB: 1 P: 27	R: 0 E: 0 K: 1 S: 6 H: 0 LOB: 0 BB: 0 P: 7	R: 0 E: 0 K: 0 S: 6 H: 0 LOB: 0 BB: 0 P: 9	R: 0 E: 1 K: 2 S: 11 H: 1 LOB: 2 BB: 0 P: 15	R: 0 E: 0 K: 0 S: 6 H: 1 LOB: 1 BB: 1 P: 14	R: 1 E: 0 K: 0 S: 12 H: 3 LOB: 2 BB: 0 P: 16	R: 0 E: 0 K: 0 S: 6 H: 0 LOB: 0 BB: 0 P: 7	1B: 8 2B: 2 3B: 0 HR: 1		SF: 0 SAC: 0 DP: 1 HBP: 0		WP: 0 PB: 0 SB: 0 CS: 0	PA: 40	

	AB	38
	R	5
	H	11
	RBI	5
	BB	2
	SO	5
	LOB	19

PITCHER		IP	WLS	BF	H	R	ER	SO	BB	IBB	HBP	BLK	WP	HR	S	P	ERA	WHIP
49 Jonathon Niese, L ERA: 4.45	(1, 1)	6.0	W	27	7	4	4	5	1	0	0	0	0	1	55	83	6.00	1.333
30 David Aardsma, R ERA: 3.46	(7, 1)	1.0		4	1	0	0	0	1	0	0	0	0	0	6	14	0.00	2.000
50 Scott Atchison, R ERA: 3.58	(8, 1)	1.0		6	3	1	1	0	0	0	0	0	0	0	12	16	9.00	3.000
32 LaTroy Hawkins, R ERA: 2.75	(9, 1)	1.0		3	0	0	0	0	0	0	0	0	0	0	6	7	0.00	0.000

PITCHER	IP	WLS	BF	H	R	ER	SO	BB	IBB	HBP	BLK	WP	HR	S	P	ERA	WHIP

Batter	1	2	3	4	5	6	7	8	9	AB	R	H	RBI	BB	SO	LOB
22 Eric Young Jr., S (1, 7) OBP: 0.315, SLG: 0.343	B FF 91 C FF 91 C FS 80 F CU 75 X CU 74 1-2 12 G6-4-3 1B	C FS 81 X SI 92 0-1 G6-3 1-2f			B FF 90 C SL 81 S FS 80 F FS 80 X SI 91 1-2 F7		B SI 93 X SI 92 1-0 1-2 2-3 1B		C FF 92 F FF 92 B FC 93 S FC 92 1-3 K	5	0	2	0	0	1	2
12 Juan Lagares, R (1, 8) OBP: 0.298, SLG: 0.408	1 SAFE L SI 90 C SL 80 X SL 81 0-2 G6-4-3 1-2f		C FF 90 S FS 81 X SL 84 0-2 G6-3		C SL 83 X SL 84 0-1 P4		B SI 94 B SI 93 S SI 94 F SI 94 F SI 93 F SI 94 B SI 93 C SI 93 3-3 K		S FC 92 B FC 92 F SL 82 S FC 92 1-3 K	5	0	0	0	0	2	4
28 Daniel Murphy, L (1, 4) OBP: 0.307, SLG: 0.397	F SI 92 B FF 92 F CU 75 B FF 92 X SL 84 2-2 E4 6 S		B CU 73 B SI 91 X FF 92 2-0 G4-3		C FF 90 B FF 92 X CU 76 1-1 G4-3		C SL 87 X SL 87 0-1 L9			4	0	0	0	0	0	3
6 Marlon Byrd, R (1, 9) OBP: 0.330, SLG: 0.501	F FF 91 C SL 82 B SL 84 B SL 83 X SI 91 2-2 F9 1-2		C CU 75 B SL 85 X SL 84 1-1 2B			B FF 90 X FF 91 1-0 G6-3		B SI 90 S SI 88 X FF 90 1-1 44 1B 1B		4	0	2	0	0	0	1
29 Ike Davis, L (1, 3) OBP: 0.327, SLG: 0.317		B SI 89 C FF 91 F CU 75 B SL 81 X FF 91 2-2 4 1B 44 1B 1B	B CU 74 C FS 81 B CU 76 C SI 92 B FF 92 B SL 82 4-2 BB			B FF 91 X FF 90 1-0 F7		B CU 80 F SL 88 B CU 80 C CU 79 S CU 78 2-3 K		3	1	1	0	1	1	1
4 Wilmer Flores, R (1, 5) OBP: 0.310, SLG: 0.407		F SI 91 B SL 81 X SL 81 1-1 44 1B 1-2 3 1B 1B	B SL 84 B SI 90 X SL 85 2-0 G1-3			B CU 75 B SL 84 C FF 91 C SI 93 X SL 84 2-2 G1-3		B SI 90 B CH 83 B SL 86 C SL 86 C SL 87 S CU 79 3-3 K		4	1	1	0	0	1	3
44 John Buck, R (1, 2) OBP: 0.288, SLG: 0.371		X SI 91 0-0 3 1B 1-3 2-H 1B		C SL 81 X CU 76 0-1 L7			F FF 89 B FF 91 C SL 83 F FS 80 F FF 91 B SL 83 X SL 85 2-2 P3	C CU 79 B CU 80 X CU 79 1-1 1-2 1B		4	0	2	1	0	0	0
3 Omar Quintanilla, L (1, 6) OBP: 0.320, SLG: 0.303 2 Justin Turner, R (8, PH) OBP: 0.323, SLG: 0.341 (8, 6)		X CU 73 0-0 22 G6-3 1-2 3-H 1B		C SI 90 B FS 81 B FS 80 X SI 92 2-1 L6			X FS 80 0-0 22 1B 23 BB 1B	S FC 91 F FC 92 B FC 94 B SL 84 F FC 93 C FC 93 2-3 K		3 1	0 0	2 0	1 0	0 0	0 1	0 2
58 Jenrry Mejia, R (1, 1) 23 Mike Baxter, L (7, PH) OBP: 0.327, SLG: 0.272 52 Carlos Torres, R (7, 1) OBP: 0.200, SLG: 0.200 13 Josh Satin, R (9, PH) OBP: 0.421, SLG: 0.424		L SL 76 F FF 90 M SL 80 0-3 K		B FF 92 C FF 92 S SL 83 S SL 81 1-3 K			D CU 72 B SI 89 B FF 90 C FF 90 1 SAFE B SI 90 4-1 22 1B 1-2 BB		B FC 93 B FC 90 C FC 90 B FC 90 X FC 89 3-1 L7	2 0 0 1	0 0 0 0	0 0 0 0	0 1 0 0	2 0 0 0	2 0 0 0

Inning Stats										
	R: 0 E: 1 K: 0 S: 13	H: 1 LOB: 1 BB: 0 P: 18	R: 2 E: 0 K: 1 S: 12	H: 4 LOB: 1 BB: 0 P: 15	R: 0 E: 0 K: 0 S: 9	H: 1 LOB: 2 BB: 1 P: 18	R: 0 E: 0 K: 1 S: 7	H: 0 LOB: 0 BB: 0 P: 10	R: 0 E: 0 K: 0 S: 8	H: 0 LOB: 0 BB: 0 P: 10
	R: 0 E: 0 K: 0 S: 5	H: 0 LOB: 0 BB: 0 P: 9	R: 0 E: 0 K: 1 S: 15	H: 2 LOB: 3 BB: 1 P: 25	R: 0 E: 0 K: 3 S: 14	H: 2 LOB: 2 BB: 0 P: 23	R: 0 E: 0 K: 2 S: 8	H: 0 LOB: 0 BB: 0 P: 13	1B: 9 2B: 1 3B: 0 HR: 0	SF: 0 SAC: 0 DP: 2 HBP: 0

PITCHER		IP	WLS	BF	H	R	ER	SO	BB	IBB	HBP	BLK	WP	HR	S	P	ERA	WHIP
47 Ricky Nolasco, R ERA: 3.62	(1, 1)	6.1	W	27	7	2	2	2	2	0	0	0	0	0	61	93	2.84	1.421
54 Ronald Belisario, R ERA: 3.31	(7, 1)	0.1	H	2	1	0	0	1	0	0	0	0	0	0	6	10	0.00	3.000
75 Paco Rodríguez, L ERA: 2.09	(7, 1)	1.0	H	5	2	0	0	2	0	0	0	0	0	0	12	19	0.00	2.000
74 Kenley Jansen, R ERA: 1.96	(8, 1)	1.1	S	4	0	0	0	3	0	0	0	0	0	0	12	19	0.00	0.000

PITCHER	IP	WLS	BF	H	R	ER	SO	BB	IBB	HBP	BLK	WP	HR	S	P	ERA	WHIP

TOP

New York Mets @ Los Angeles Dodgers

Dodger Stadium, Los Angeles, CA

Mon Aug 12 2013, 7:13 PM - 10:00 PM PDT

Att. 42,915 - Clear - 72 F

livebaseballscorecards.com

AB	36
R	2
H	10
RBI	2
BB	2
SO	8
LOB	18

WP: 0	PB: 0	SB: 1	CS: 0	PA: 38						

Batter	1	2	3	4	5	6	7	8	9	AB	R	H	RBI	BB	SO	LOB
25 Carl Crawford, L (1, 7) OBP: 0.345, SLG: 0.423 74 Kenley Jansen, S (8, 1)	B FF 92 C SI 92 B FF 91 X FF 93 2-1 ① G4-3		B FF 92 B FF 92 C FF 92 X FF 92 2-1 ③ G1-3			F FC 92 S CH 87 F FF 93 X CH 88 0-2 14 1B; 23 1B; 1B	B FF 92 B FF 90 C FC 88 X FC 88 2-1 ③ G4-3			4 0	1 0	1 0	0 0	0 0	0 0	1 0
14 Mark Ellis, R (1, 4) OBP: 0.324, SLG: 0.377	C FF 93 F FC 93 X SL 85 0-2 ② L9			B SL 83 C FF 92 X CH 87 1-1 ① G5-3		C FF 90 1 SAFE X FF 90 0-1 23 1B; 23 E; 1-2; 1B		C FC 87 B CU 78 F FF 91 F FF 93 B CU 80 C FC 89 2-3 ① K		4	1	1	0	0	1	0
23 Adrián González, L (1, 3) OBP: 0.346, SLG: 0.462	C FF 93 F SI 92 X SI 89 0-2 ③ G4-3			B CH 86 B FF 94 C FF 93 X SL 84 2-1 1B		B FC 91 X FC 91 1-0 E8; 66 SF7; 1-H; 2-H; 1B		B FF 91 C FC 87 S FF 92 B CH 86 X FC 90 2-2 66 G6-4-3; 1B		4	1	3	1	0	0	0
66 Yasiel Puig, R (1, 9) OBP: 0.435, SLG: 0.591		S SL 83 C SL 85 S SL 83 0-3 ① K		C SL 83 S FF 93 B SL 86 S FF 92 1-3 ② K		B FC 91 X SL 85 1-0 ① SF7; 3-H		B FC 88 C FC 89 X FC 89 1-1 ②③ G6-4-3; 1-2f		3	0	0	1	0	2	2
16 Andre Ethier, L (1, 8) OBP: 0.350, SLG: 0.393 75 Paco Rodríguez, L (7, 1) 6 Jerry Hairston, R (8, 7) OBP: 0.314, SLG: 0.331		C FF 94 X CH 87 0-1 ② F9		D CH 88 B FC 93 C FF 92 B FF 91 X FC 93 3-1 ③ G6-3		F FF 92 S CH 88 B SI 90 F FF 93 F CH 88 B SL 84 F SL 82 S FF 92 2-3 ② K				3 0 0	0 0 0	0 0 0	0 0 0	0 0 0	1 0 0	1 0 0
17 A.J. Ellis, R (1, 2) OBP: 0.336, SLG: 0.374		B FF 93 C FF 93 B FF 94 C SL 83 X FF 94 2-2 ③ G4-3			B FF 92 C SL 83 X FF 92 1-1 ① L9	C FF 92 F FC 92 X SL 84 0-2 ③ G5-3				3	0	0	0	0	0	0
5 Juan Uribe, R (1, 5) OBP: 0.322, SLG: 0.387			C FF 93 B CU 79 S SL 83 X SL 83 1-2 ① F8		X FF 93 0-0 1B		B FF 90 F FF 88 S FC 87 B FC 89 S CU 80 2-3 ① K			3	0	1	0	0	1	0
7 Nick Punto, S (1, 6) OBP: 0.336, SLG: 0.335			C FF 93 B SI 92 C FF 93 X FF 94 1-2 ② G4-3		C FF 92 F SL 85 F FF 93 C FF 93 0-3 ② K		F FF 91 X FC 88 0-1 HR			3	1	1	1	0	1	1
47 Ricky Nolasco, R (1, 1) OBP: 0.238, SLG: 0.211 54 Ronald Belisario, R (7, 1) 55 Skip Schumaker, L (7, 8) OBP: 0.338, SLG: 0.350			C FC 93 B FF 93 F FC 93 F FF 94 B FF 94 B FF 94 X FF 92 3-2 1B		X FF 91 0-0 ③ P4		C FF 91 X CU 77 0-1 ② L7			2 0 1	0 0 0	1 0 0	0 0 0	0 0 0	0 0 0	1 0 0
Inning Stats	R: 0 E: 0 K: 0 S: 8 H: 0 LOB: 0 BB: 0 P: 10	R: 0 E: 0 K: 1 S: 8 H: 0 LOB: 0 BB: 0 P: 10	R: 0 E: 0 K: 0 S: 12 H: 1 LOB: 1 BB: 0 P: 19	R: 0 E: 0 K: 1 S: 9 H: 1 LOB: 1 BB: 0 P: 16	R: 0 E: 0 K: 1 S: 8 H: 1 LOB: 1 BB: 0 P: 9	R: 3 E: 1 K: 1 S: 17 H: 3 LOB: 0 BB: 0 P: 21	R: 1 E: 0 K: 1 S: 9 H: 1 LOB: 0 BB: 0 P: 13	R: 0 E: 0 K: 1 S: 9 H: 1 LOB: 0 BB: 0 P: 14		1B: 7 2B: 0 3B: 0 HR: 1 SF: 1 SAC: 0 DP: 1 HBP: 0				WP: 0 PB: 0 SB: 0 CS: 0 PA: 31		

PITCHER		IP	WLS	BF	H	R	ER	SO	BB	IBB	HBP	BLK	WP	HR	S	P	ERA	WHIP
58 Jenrry Mejia, R ERA: 2.22	(1, 1)	6.0	L	24	6	3	2	4	0	0	0	0	0	0	62	85	3.00	1.000
52 Carlos Torres, R ERA: 2.72	(7, 1)	2.0		7	2	1	1	2	0	0	0	0	0	1	18	27	4.50	1.000

PITCHER	IP	WLS	BF	H	R	ER	SO	BB	IBB	HBP	BLK	WP	HR	S	P	ERA	WHIP

BOTTOM

New York Mets @ Los Angeles Dodgers

Dodger Stadium, Los Angeles, CA

Mon Aug 12 2013, 7:13 PM - 10:00 PM PDT

Att. 42,915 - Clear - 72 F

livebaseballscorecards.com

AB	30
R	4
H	8
RBI	3
BB	0
SO	6
LOB	6

Batter	1	2	3	4	5	6	7	8	9	AB	R	H	RBI	BB	SO	LOB
22 Eric Young Jr., S (1, 7) OBP: 0.312, SLG: 0.340	C FF 88 X FF 90 0-1 ① F9		B FF 90 C CH 80 B CU 71 F FF 92 B FF 92 C FF 91 3-3 ② K		B FF 91 S CH 80 F CH 82 X FF 92 1-2 ③ G1-3			S SI 93 F SI 94 X SI 95 0-2 ① G4-3 1-2		4	0	0	0	0	1	1
12 Juan Lagares, R (1, 8) OBP: 0.297, SLG: 0.418	C FF 91 X SL 85 0-1 HR		C CH 81 F FF 93 F FF 93 X CH 81 0-2 ③ G6-3			C SL 81 B FF 91 B FF 92 X CH 81 2-1 ① F8		C SI 94 L SL 88 F SI 96 B SI 95 X SI 95 1-2 ② G1-3		4	1	1	1	0	0	1
28 Daniel Murphy, L (1, 4) OBP: 0.306, SLG: 0.396	X FF 90 0-0 6 G5-4-3 1B			C SL 82 X CH 78 0-1 ① L8		B FF 93 C FF 93 F FF 93 B CH 81 B SI 93 X CH 80 3-2 ② P3		F SI 95 C SL 85 F SL 88 C SI 95 0-3 ③ K		4	0	1	0	0	1	1
6 Marlon Byrd, R (1, 9) OBP: 0.329, SLG: 0.499	B CU 70 1 SAFE B CH 79 S CH 79 F FF 91 F CH 80 X FF 91 2-2 ② ③ G5-4-3 1-2f			C FF 91 S FF 91 X CU 74 0-2 2 F9 13 1B 1B		F CH 79 B FF 93 B FF 92 T FF 94 F FF 94 B FF 93 X CH 81 3-2 ③ G6-3			X FC 91 0-0 ① P4	4	0	1	0	0	0	1
13 Josh Satin, R (1, 3) OBP: 0.424, SLG: 0.422		C FF 90 F CU 73 B FF 91 B CH 80 F CH 80 B FF 92 X FF 92 3-2 ① G5-3		C CH 80 C FF 92 B FF 91 B FF 92 X CH 80 2-2 44 FC6-4 1-2 1B			X FF 89 0-0 ① P4		B FC 91 B FC 89 B FC 90 C FC 90 B FC 89 4-1 44 DI 44 1B BB	3	1	1	0	1	0	0
2 Justin Turner, R (1, 5) OBP: 0.321, SLG: 0.339		C SL 84 B CU 72 B CU 72 X FF 92 2-1 ② G4-3		B FF 92 F SL 82 C FF 91 B FF 92 X SL 83 2-2 ② F9 2-3			B FF 90 C FF 91 F SL 84 X FF 92 1-2 44 G5-3 1B		B FC 92 B FC 90 C FC 90 F FC 91 F FC 91 X FC 92 2-2 ② L7	4	0	1	0	0	0	3
44 John Buck, R (1, 2) OBP: 0.290, SLG: 0.371		B CH 80 B SI 92 S CH 83 B CH 82 B FF 91 4-1 BB		F FF 93 C FF 93 B FF 93 B FF 93 X CH 80 2-2 ③ FC6-4 1-2f			B CH 79 S CH 79 F FF 90 X CH 79 1-2 ② G5-3 1-2		B FC 92 S FC 91 B FC 91 S FC 91 X FC 94 2-2 1-H 1B	3	0	1	1	1	0	3
3 Omar Quintanilla, L (1, 6) OBP: 0.316, SLG: 0.299 29 Ike Davis, L (9, PH) OBP: 0.326, SLG: 0.316		C FF 90 S CH 81 B FF 93 T FF 91 1-2 ③ K			B SL 80 F FF 90 X FF 90 1-1 ① B1-3		C FF 91 F CH 82 F FF 93 B SL 85 B FF 92 F SL 86 F FF 93 X CU 72 2-2 ③ F9		X FC 90 0-0 ③ G4-3	3 1	0 0	0 0	0 0	0 0	1 0	2 1
33 Matt Harvey, R (1, 1) OBP: 0.089, SLG: 0.125 71 Gonzalez Germen, R (7, 1) 23 Mike Baxter, L (8, PH) OBP: 0.333, SLG: 0.280 50 Scott Atchison, R (8, 1)			C CH 78 S CH 78 S 0-3 ① K		B FF 90 X FF 89 1-0 ② F8			B SI 94 X SI 93 1-0 22 G4-3 1B		2 0 1 0	0 0 0 0	0 0 1 0	0 0 0 0	1 0 0 0	0 0 0 0	0 0 0 0
Inning Stats	R: 1 E: 0 K: 0 S: 9 H: 2 LOB: 0 BB: 0 P: 11	R: 0 E: 0 K: 1 S: 10 H: 0 LOB: 1 BB: 1 P: 20	R: 0 E: 0 K: 2 S: 10 H: 0 LOB: 0 BB: 0 P: 13	R: 0 E: 0 K: 0 S: 14 H: 2 LOB: 2 BB: 0 P: 20	R: 0 E: 0 K: 0 S: 6 H: 0 LOB: 0 BB: 0 P: 9	R: 0 E: 0 K: 0 S: 9 H: 0 LOB: 0 BB: 0 P: 17	R: 0 E: 0 K: 0 S: 13 H: 1 LOB: 1 BB: 0 P: 17	R: 0 E: 0 K: 1 S: 12 H: 1 LOB: 1 BB: 0 P: 14	R: 1 E: 0 K: 0 S: 10 H: 1 LOB: 1 BB: 1 P: 18	1B: 6 2B: 0 3B: 0 HR: 1	SF: 0 SAC: 0 DP: 1 HBP: 0					

PITCHER		IP	WLS	BF	H	R	ER	SO	BB	IBB	HBP	BLK	WP	HR	S	P	ERA	WHIP
99 Hyun Jin Ryu, L ERA: 2.91	(1, 1)	7.0	W	26	5	1	1	3	1	0	0	0	0	1	71	107	1.29	0.857
54 Ronald Belisario, R ERA: 3.25	(8, 1)	1.0	H	4	1	0	0	1	0	0	0	0	0	0	12	14	0.00	1.000
74 Kenley Jansen, R ERA: 2.08	(9, 1)	1.0	S	5	1	1	1	0	1	0	0	0	0	0	10	18	9.00	2.000

PITCHER	IP	WLS	BF	H	R	ER	SO	BB	IBB	HBP	BLK	WP	HR	S	P	ERA	WHIP

TOP

New York Mets @ Los Angeles Dodgers

Dodger Stadium, Los Angeles, CA

Tue Aug 13 2013, 7:12 PM - 9:50 PM PDT

Att. 46,335 - Clear - 74 F

livebaseballscorecards.com

AB	33
R	2
H	7
RBI	2
BB	2
SO	4
LOB	13

WP: 0	PA: 35								
PB: 0									
SB: 0									
CS: 0									

Batter	1	2	3	4	5	6	7	8	9	AB	R	H	RBI	BB	SO	LOB
25 Carl Crawford, L (1, 7) OBP: 0.344, SLG: 0.419	B FF 96 F FF 96 F FF 97 S FF 97 1-3 ① K			B FF 96 B FF 95 B FF 96 C FF 96 F FF 96 B CH 88 4-2 14 1B BB	X FF 96 0-0 ③ F7		F FF 94 F SI 96 B FF 96 T CH 83 1-2 ③ K			3	0	0	0	1	2	1
14 Mark Ellis, R (1, 4) OBP: 0.326, SLG: 0.378	C FF 96 S SL 89 B FF 99 F FF 97 B SL 92 C FF 98 2-3 ② K			C FF 96 1 SAFE L FF 96 1 SAFE B SL 92 D SL 91 B FF 96 X FF 98 3-2 66 G4-6-3 1-2 1B		C FF 94 F CU 83 X CU 84 0-2 55 G3 66 1B 17 1B 1B		X FF 91 0-0 ① F7		4	1	2	0	0	1	0
23 Adrián González, L (1, 3) OBP: 0.344, SLG: 0.458	F FF 96 B FF 97 F CH 89 B FF 98 F FF 97 X CH 88 2-2 ③ G4-1			F FF 96 F CH 90 X FF 97 0-2 ① F7		B FF 96 F FF 97 X CU 85 1-1 ① L9		B FF 92 F CH 83 B SL 88 C FF 92 F CU 81 F SL 89 X CU 81 2-2 ② L9		4	0	0	0	0	0	3
66 Yasiel Puig, R (1, 9) OBP: 0.436, SLG: 0.589		B CU 83 F SL 89 B SL 91 X FF 98 2-1 55 G1-6-3 1B		B SL 91 B SL 92 B FF 97 X FF 98 3-0 ②③ G4-6-3 1-2f		X SL 89 0-0 55 G3 17 1B 1-2 1B		B FF 93 X SL 88 1-0 ③ G6-3		4	1	2	0	0	0	2
55 Skip Schumaker, L (1, 8) OBP: 0.335, SLG: 0.346		B FF 97 B FF 96 1 SAFE X SI 96 2-0 ①② G1-6-3 1-2f			C CU 84 X CH 88 0-1 ① G3	S FF 96 X CH 89 0-1 ② G3 1-2 2-3				3	0	0	0	0	0	3
17 A.J. Ellis, R (1, 2) OBP: 0.339, SLG: 0.375		C FF 98 B FF 98 F FF 97 B SL 92 F CU 85 X CH 87 2-2 ③ G6-3			C FF 95 B SL 90 F CU 85 B FF 97 F SL 92 B FF 98 B SL 92 4-2 5 1B 7 2B BB	B SL 92 C SI 97 X FF 96 1-1 2-H 3-H 1B				2	1	1	2	1	0	0
5 Juan Uribe, R (1, 5) OBP: 0.325, SLG: 0.390			X FF 96 0-0 7 L4-3 1B		X SL 92 0-0 1-3 7 2B 1B	F CH 89 B SL 90 C FF 96 F SL 87 F SL 91 D SL 89 X SL 91 2-2 ③ P6				3	1	2	0	0	0	1
7 Nick Punto, S (1, 6) OBP: 0.336, SLG: 0.339			B FF 95 B FF 96 B FF 97 C FF 96 C SI 97 X FF 98 3-2 ①② L4-3 1-1		T FF 98 X FF 97 0-1 1-H 3-H 2B		F FF 94 F FF 94 S CH 83 0-3 ① K			3	0	1	2	0	1	1
99 Hyun Jin Ryu, R (1, 1) OBP: 0.222, SLG: 0.295 9 Dee Strange-Gordon, L (7, PH) OBP: 0.302, SLG: 0.276 54 Ronald Belisario, R (8, 1) 74 Kenley Jansen, S (9, 1)			B SI 97 C FF 96 X SL 91 1-1 ③ G6-3		F SL 92 S FF 97 F FF 98 B FF 96 S FF 98 1-3 ② K		C FF 95 F CH 83 B FF 94 F CH 83 B FF 95 X FF 95 2-2 ② G5-3			2 1 0 0	0 0 0 0	0 0 0 0	0 0 0 0	0 0 0 0	1 0 0 0	1 0 0 0
Inning Stats	R: 0 E: 0 K: 2 S: 11 H: 0 LOB: 0 BB: 0 P: 16	R: 0 E: 0 K: 0 S: 7 H: 1 LOB: 0 BB: 0 P: 13	R: 0 E: 0 K: 0 S: 6 H: 1 LOB: 0 BB: 0 P: 10	R: 0 E: 0 K: 0 S: 9 H: 1 LOB: 1 BB: 1 P: 19	R: 2 E: 0 K: 1 S: 13 H: 2 LOB: 1 BB: 1 P: 18	R: 2 E: 0 K: 0 S: 15 H: 3 LOB: 1 BB: 0 P: 19	R: 0 E: 0 K: 2 S: 10 H: 0 LOB: 0 BB: 0 P: 13	R: 0 E: 0 K: 0 S: 7 H: 0 LOB: 0 BB: 0 P: 10		1B: 7 2B: 2 3B: 0 HR: 0 SF: 0 SAC: 0 DP: 3 HBP: 0				WP: 0 PB: 0 SB: 0 CS: 0 PA: 31		

PITCHER	IP	WLS	BF	H	R	ER	SO	BB	IBB	HBP	BLK	WP	HR	S	P	ERA	WHIP
33 Matt Harvey, R (1, 1) ERA: 2.23	6.0	L	25	8	4	4	3	2	0	0	0	0	0	61	95	6.00	1.667
71 Gonzalez Germen, R (7, 1) ERA: 2.93	1.0		3	0	0	0	2	0	0	0	0	0	0	10	13	0.00	0.000
50 Scott Atchison, R (8, 1) ERA: 3.45	1.0		3	0	0	0	0	0	0	0	0	0	0	7	10	0.00	0.000

PITCHER	IP	WLS	BF	H	R	ER	SO	BB	IBB	HBP	BLK	WP	HR	S	P	ERA	WHIP

BOTTOM

New York Mets @ Los Angeles Dodgers

Dodger Stadium, Los Angeles, CA

Tue Aug 13 2013, 7:12 PM - 9:50 PM PDT

Att. 46,335 - Clear - 74 F

livebaseballscorecards.com

AB	29
R	4
H	8
RBI	4
BB	2
SO	5
LOB	12

Batter	1	2	3	4	5	6	7	8	9	10	11	12	AB	R	H	RBI	BB	SO	LOB
12 Juan Lagares, R (1, 8) OBP: 0.290, SLG: 0.407	C SI 89 X SI 91 0-1 F9 ①		C SL 80 S CH 77 S CH 77 0-3 K2-3 ① C CH 77 D CH 78 X SI 89 1-1 G3 ③				B FF 95 C SL 86 L SL 87 F FF 96 X SL 87 1-2 G2-3 ①		F SI 88 X SI 87 0-1 G1-3 ①		B FF 96 L SL 88 F FF 94 S SL 88 1-3 K ②		6	0	0	0	0	2	1
28 Daniel Murphy, L (1, 4) OBP: 0.307, SLG: 0.395	C SI 90 C SI 90 F SL 84 X SI 89 0-2 13 G5-4-3 1B		C SI 89 B CH 78 B SL 83 X SL 81 2-1 13 1B 6 HR 1B		B SI 88 S SI 88 F CH 76 F CH 76 X SL 82 1-2 P6 ①		B FF 96 F FF 96 B CU 76 F FF 97 F FF 97 X CU 77 2-2 L8 ②		B SI 88 F SI 88 F SI 88 X KC 80 1-2 G6-3 ②		F CU 79 F SL 87 F FF 89 B CU 78 S CU 80 1-3 K ③		6	1	2	0	0	1	0
13 Josh Satin, R (1, 5) OBP: 0.426, SLG: 0.419 56 Scott Rice, L (7, 1) 4 Wilmer Flores, R (9, PH) OBP: 0.333, SLG: 0.429 58 Jenny Mejia, R (9, PR) 32 LaTroy Hawkins, R (9, 1) 23 Mike Baxter, L (10, 7) OBP: 0.330, SLG: 0.277	B SI 89 C SI 89 B CH 78 X CH 78 2-1 G5-4-3 1-2f ② ③		B CH 76 X SI 90 1-0 6 HR 1-2 1B		C CU 74 B SI 85 B CH 78 B SI 89 X SI 89 3-1 F8 ②		B SL 87 B FF 95 C FF 96 F FF 96 B SL 89 F SL 88 B FF 97 4-2 BB		B FF 88 B CH 83 B SI 88 C SI 87 T SI 89 X SI 89 3-2 1B			L SL 87 C SL 87 B CU 78 B CU 78 B CU 78 F CU 83 X CU 78 3-2 P6 ①	3 0 1 0 0 0	1 0 0 0 0 0	1 0 1 0 0 0	0 0 0 0 0 0	1 0 0 0 0 0	0 0 0 0 0 0	1 0 0 0 0 0
6 Marlon Byrd, R (1, 9) OBP: 0.332, SLG: 0.509		X SL 81 0-0 2 1B	D CH 79 B SL 82 B CH 77 X SI 89 3-0 1-H 2-H HR		B SL 82 B CH 78 X SI 89 2-0 2B		D SL 87 C FF 93 F SL 87 S FF 96 1-3 K		B SL 87 B SL 89 C SL 88 C FF 96 D FF 96 S SL 88 3-3 K			S CH 83 B CH 83 B SL 86 F CU 80 S CH 83 2-3 K ②	6	1	3	3	0	3	2
2 Justin Turner, R (1, 6) OBP: 0.329, SLG: 0.341 (7, 5)		X SI 87 0-0 29 FC3-6 1-3 1B ① ②	C SI 90 B SI 90 F SI 90 S CH 80 1-3 K		I IN 72 I IN 74 I IN 73 I IN 73 4-0 IBB			B SI 93 X SI 93 1-0 G5-3 ①		C SL 86 S FF 95 B SL 87 B SL 88 S FF 95 2-3 K ①		B SL 88 F SL 86 B CU 80 X SL 88 2-1 1B	5	0	2	0	1	2	0
29 Ike Davis, L (1, 3) OBP: 0.323, SLG: 0.317		C SI 88 D SL 80 B SL 82 1 SAFE X SI 88 2-1 FC3-6 30 30 S 2B 1-2f ②	B SI 88 C SI 89 F SL 82 F SL 82 X SI 90 1-2 G4-3 ③		B SI 89 X SI 88 1-0 F9 ③			F SI 95 F FS 86 B FS 87 F SI 96 X FS 86 1-2 44 E 2B		X FF 96 0-0 G4-3 ②		1 SAFE X SL 87 0-0 G4-3 ③	6	1	1	0	0	0	4
30 Andrew Brown, R (1, 7) OBP: 0.308, SLG: 0.466 52 Carlos Torres, R (10, 1) OBP: 0.200, SLG: 0.200 55 Pedro Feliciano, L (12, 1)		F CH 77 C CH 78 B SI 90 B CH 72 F CH 77 X SI 90 2-2 1-H 2B	X SI 89 0-0 44 G1-4-3 1B	S FF 95 X FF 95 0-1 F8 ①			C SI 94 B SI 95 X SI 95 1-1 G5-3 ②		C SL 89 C SL 87 X SL 88 0-2 1B			5 0 0	0 0 0	3 0 0	1 0 0	0 0 0	0 0 0	1 0 0
44 John Buck, R (1, 2) OBP: 0.289, SLG: 0.367		B CH 78 B CH 78 B CH 78 I IN 79 4-0 IBB	B SI 88 F CH 77 B CH 77 X SI 89 2-1 G1-4-3 ① ② 1-2f	B FF 95 F FF 96 B SL 86 F FF 95 F CU 77 C SL 88 2-3 K ②			C SI 96 S SL 88 D FS 89 D SI 96 X SI 95 2-2 E5 2-3		1 SAFE B FF 96 X FF 94 1-0 F8 ③			4	0	0	0	1	1	3
35 Dillon Gee, R (1, 1) OBP: 0.167, SLG: 0.174 3 Omar Quintanilla, L (7, 6) OBP: 0.314, SLG: 0.296		F SI 88 S CH 77 S CH 76 0-3 K ③	B SI 88 S SI 88 F SI 87 B SI 89 F CH 73 F SI 90 B SI 89 X SI 88 3-2 3B	C FF 95 B FF 96 S FF 96 B FF 95 B FF 96 F FF 97 S FF 96 3-3 K ③			C SI 88 S KC 81 S KC 82 0-3 K2-3 ③				B FF 95 C FF 95 B FF 94 X SL 88 2-1 G6-3 ①	3 2	0 0	1 0	0 0	0 1	2 2	2 2
Inning Stats	R: 0 H: 1 E: 0 LOB: 0 K: 0 BB: 0 S: 8 P: 10	R: 1 H: 3 E: 0 LOB: 2 K: 1 BB: 1 S: 11 P: 19	R: 3 H: 3 E: 0 LOB: 0 K: 2 BB: 0 S: 14 P: 22	R: 0 H: 2 E: 0 LOB: 1 K: 0 BB: 0 S: 10 P: 16	R: 0 H: 1 E: 0 LOB: 2 K: 0 BB: 1 S: 8 P: 19	R: 0 H: 0 E: 0 LOB: 0 K: 2 BB: 0 S: 10 P: 15	R: 0 H: 0 E: 0 LOB: 1 K: 1 BB: 1 S: 14 P: 22	R: 0 H: 1 E: 1 LOB: 2 K: 1 BB: 0 S: 13 P: 18	R: 0 H: 1 E: 0 LOB: 1 K: 1 BB: 0 S: 11 P: 18	R: 0 H: 1 E: 0 LOB: 1 K: 1 BB: 0 S: 8 P: 11	R: 0 H: 0 E: 0 LOB: 0 K: 2 BB: 0 S: 9 P: 13	R: 0 H: 1 E: 0 LOB: 1 K: 1 BB: 0 S: 10 P: 17	1B: 9 2B: 3 3B: 1 HR: 1	SF: 0 SAC: 0 DP: 2 HBP: 0	WP: 0 PB: 0 SB: 1 CS: 0	PA: 51			

PITCHER	IP	WLS	BF	H	R	ER	SO	BB	IBB	HBP	BLK	WP	HR	S	P	ERA	WHIP
35 Chris Capuano, L (1, 1) ERA: 4.66	5.0		24	10	4	4	3	0	2	0	0	0	1	51	86	7.20	2.000
44 Chris Withrow, R (6, 1) ERA: 2.21	2.0		7	0	0	0	3	1	0	0	0	0	0	24	37	0.00	0.500
43 Brandon League, R (8, 1) ERA: 5.19	0.2		4	1	0	0	0	0	0	0	0	0	0	10	15	0.00	1.500
56 J.P. Howell, L (8, 1) ERA: 2.01	1.0		4	1	0	0	1	0	0	0	0	0	0	11	15	0.00	1.000
49 Carlos Marmol, R (9, 1) ERA: 5.4	2.0		7	1	0	0	3	0	0	0	0	0	0	16	25	0.00	0.500

PITCHER	IP	WLS	BF	H	R	ER	SO	BB	IBB	HBP	BLK	WP	HR	S	P	ERA	WHIP
75 Paco Rodríguez, L (11, 1) ERA: 2.03	1.1	W	5	1	0	0	2	0	0	0	0	0	0	14	22	0.00	0.750

TOP

New York Mets @ Los Angeles Dodgers

Dodger Stadium, Los Angeles, CA

Wed Aug 14 2013, 7:12 PM - 11:22 PM PDT

Att. 44,091 - Clear - 72 F

livebaseballscorecards.com

AB	48
R	4
H	14
RBI	4
BB	3
SO	12
LOB	16

New York Mets @ Los Angeles Dodgers

Dodger Stadium, Los Angeles, CA

Wed Aug 14 2013, 7:12 PM - 11:22 PM PDT

Att. 44,091 - Clear - 72 F

livebaseballscorecards.com

BOTTOM

Batter	1	2	3	4	5	6	7	8	9	10	11	12	AB	R	H	RBI	BB	SO	LOB
25 Carl Crawford, L (1, 7) OBP: 0.343, SLG: 0.417	C FF 90 F CH 84 F KC 76 F FF 90 F FF 90 X FF 91 0-2 ① G6-3			B CH 83 X SI 89 1-0 23 1B 1B	B CH 84 F SI 90 B SI 90 X CH 82 2-1 ③ G3		C SL 84 S SL 82 B SL 83 X SL 82 1-2 ② F8		C FF 90 X CH 86 0-1 1B			B SI 84 C SI 84 X SI 85 1-1 ① G6-3	6	0	2	0	0	0	1
66 Yasiel Puig, R (1, 9) (9, 8) OBP: 0.430, SLG: 0.583	F SI 91 B SI 91 X SL 82 1-1 ② G6-3			M SL 82 C SI 90 S SL 82 0-3 ① K		S CH 82 B FF 88 X SL 81 1-1 ① F9	X SI 86 0-0 ③ G1-3		C FF 92 X FF 94 0-1 ③ G1-3			X SI 84 0-0 23 2B 2B	6	1	1	0	0	1	2
23 Adrián González, L (1, 3) OBP: 0.346, SLG: 0.461	X SI 91 0-0 ③ F7			1 SAFE C SI 90 B CH 85 B CH 84 S FF 91 X SL 82 2-2 ② 55 1B 13 1B 1-2 1B	B SI 90 F FF 90 X FF 90 1-1 13 2B 14 FC6-4 1B			C SI 91 B SI 90 F SI 91 B SI 84 S SL 83 2-3 ① K		X FC 91 0-0 ① F7		X SI 84 0-0 2-H 2B	6	1	3	1	0	1	0
13 Hanley Ramirez, R (1, 6) OBP: 0.409, SLG: 0.640		C SI 89 F SI 90 F CH 83 B SL 84 X SL 82 1-2 ① F8		C CH 84 X SI 91 0-1 55 1B 1-2 1B	F SI 89 B CH 81 X SI 90 1-1 14 FC6-4 6 1B 1-3 2B			F SI 90 B SI 85 B SI 84 X SI 91 2-1 E5 55 G4-6-3		X FF 90 0-0 ② G6-3			5	1	2	0	0	0	0
55 Skip Schumaker, L (1, 8) OBP: 0.337, SLG: 0.346 49 Carlos Marmol, R (9, 1) 75 Paco Rodríguez, L (11, 1)		B SI 90 S CH 84 X CH 84 1-1 ② G1-3		F CH 84 B SI 91 X CH 83 1-1 1-2 2-3 1B		D CH 83 F FF 89 H KC 74 2-1 14 FC6-4 HBP		S SL 83 X SL 82 0-1 ② ③ G4-6-3 1-2f		F FF 89 X FF 90 0-1 ③ F7			3 1 0	0 0 0	1 0 0	0 0 0	0 0 0	0 0 0	1 0 0
14 Mark Ellis, R (1, 4) OBP: 0.328, SLG: 0.377		C SL 82 B SL 82 B FF 91 C SI 91 X CH 84 2-2 ③ P6		B SL 83 C SI 91 X CH 84 1-1 ③ F8		F SI 89 D CH 84 X SI 90 1-1 ② FC6-4 6 1B 1-2f 2-3 3-H			C FF 93 F FF 94 B SL 90 B FF 95 F FF 96 X FF 95 2-2 6 G1-3 16 HR 1B		B FC 87 C FC 87 B CU 76 B CH 86 B FC 86 4-1 6 SH5-4 BB		4	1	1	1	1	0	5
6 Jerry Hairston, R (1, 5) (9, 9) OBP: 0.312, SLG: 0.329			B FF 88 B SL 81 B SI 89 C FF 88 S SI 90 F FF 90 X SL 81 3-2 ① F7		C FF 86 X KC 75 0-1 ① F8	X SL 82 0-0 1-3 3-H 1B			C FF 94 B FF 95 X FF 95 1-1 ① G1-3 1-2		B FF 87 L CH 86 X FC 84 1-1 ① SH5-4 1-2		4	0	1	1	0	0	1
18 Tim Federowicz, R (1, 2) OBP: 0.270, SLG: 0.357 16 Andre Ethier, L (9, PH) OBP: 0.351, SLG: 0.402 17 A.J. Ellis, R (10, 2) OBP: 0.338, SLG: 0.374			B SI 91 C FF 90 F FF 90 F KC 78 S SL 83 1-3 ② K		C SL 81 F FF 89 B SL 81 F SL 80 F SL 81 S FF 90 1-3 ② K	C SL 81 B FF 89 F SL 83 S SL 82 1-3 ③ K			B B FF 94 X FF 96 2-1 2-H HR		B CH 88 C FC 88 F FF 91 S FC 88 1-3 ② K	3 1 1	0 1 0	0 1 0	0 2 0	0 0 1	3 0 1	2 0 1
35 Chris Capuano, L (1, 1) OBP: 0.050, SLG: 0.050 7 Nick Punto, S (5, PH) OBP: 0.338, SLG: 0.339 44 Chris Withrow, R (6, 1) 9 Dee Strange-Gordon, L (7, PH) OBP: 0.299, SLG: 0.273 43 Brandon League, R (8, 1) 56 J.P. Howell, L (8, 1) 5 Juan Uribe, R (9, 5) OBP: 0.323, SLG: 0.387			B SI 91 S SI 91 S FF 90 B FF 91 X FF 91 2-2 ③ G1-3		B SI 90 B SI 90 B SI 90 C FF 89 B FF 90 4-1 BB		B SI 90 C SI 90 L SI 90 X SI 91 1-2 ① B1-3		X SL 89 0-0 ② F8		X FC 88 0-0 ③ L6		1 0 0 0 1 0 0 0 2	0 0 0 0 0 0 0 0 0	0 0 0 0 0 0 0 0 0	0 1 0 0 0 0 0 0 0	0 0 0 0 0 0 0 0 0	0 0 0 0 0 0 0 0 0	0 0 0 0 0 0 0 0 1
Inning Stats	R: 0 E: 0 K: 0 S: 9 H: 0 LOB: 0 BB: 0 P: 10	R: 0 E: 0 K: 0 S: 9 H: 0 LOB: 0 BB: 0 P: 13	R: 0 E: 0 K: 1 S: 11 H: 0 LOB: 0 BB: 0 P: 17	R: 0 E: 0 K: 1 S: 13 H: 4 LOB: 3 BB: 0 P: 18	R: 0 E: 0 K: 1 S: 10 H: 0 LOB: 1 BB: 1 P: 17	R: 2 E: 0 K: 1 S: 13 H: 3 LOB: 2 BB: 0 P: 20	R: 0 E: 0 K: 0 S: 7 H: 0 LOB: 0 BB: 0 P: 9	R: 0 E: 1 K: 1 S: 7 H: 0 LOB: 0 BB: 0 P: 11	R: 2 E: 0 K: 0 S: 13 H: 3 LOB: 1 BB: 0 P: 18	R: 0 E: 0 K: 0 S: 4 H: 0 LOB: 0 BB: 0 P: 4	R: 0 E: 0 K: 1 S: 7 H: 0 LOB: 1 BB: 1 P: 13	R: 1 E: 0 K: 0 S: 4 H: 2 LOB: 1 BB: 0 P: 5	1B: 8 2B: 3 3B: 0 HR: 1 SF: 0 SAC: 1 DP: 1 HBP: 1	WP: 0 PB: 0 SB: 0 CS: 0 PA: 48					

	AB	44
	R	5
	H	12
	RBI	5
	BB	2
	SO	6
	LOB	14

PITCHER		IP	WLS	BF	H	R	ER	SO	BB	IBB	HBP	BLK	WP	HR	S	P	ERA	WHIP
35 Dillon Gee, R ERA: 3.79	(1, 1)	6.0		26	7	2	2	4	1	0	1	0	0	0	65	95	3.00	1.333
56 Scott Rice, L ERA: 3.38	(7, 1)	2.0	H	6	0	0	0	1	0	0	0	0	0	0	14	20	0.00	0.000
32 LaTroy Hawkins, R ERA: 3.04	(9, 1)	1.0	B	6	3	2	2	0	0	0	0	0	0	1	13	18	18.00	3.000
52 Carlos Torres, R ERA: 2.59	(10, 1)	2.0		7	0	0	0	1	1	0	0	0	0	0	11	17	0.00	0.500
55 Pedro Feliciano, L ERA: 3.38	(12, 1)	0.1	L	3	2	1	1	0	0	0	0	0	0	0	4	5	27.00	6.000

PITCHER	IP	WLS	BF	H	R	ER	SO	BB	IBB	HBP	BLK	WP	HR	S	P	ERA	WHIP

New York Mets @ San Diego Padres

Petco Park, San Diego, CA

Thu Aug 15 2013, 7:11 PM - 10:13 PM PDT

Att. 21,812 - Clear - 69 F

TOP

livebaseballscorecards.com

Batter	1	2	3	4	5	6	7	8	9	AB	R	H	RBI	BB	SO	LOB
22 Eric Young Jr., S (1, 7) OBP: 0.309, SLG: 0.336	G1-3		G5-4-3 1-2f			F7		F8		4	0	0	0	0	0	2
28 Daniel Murphy, L (1, 4) OBP: 0.308, SLG: 0.395	G4-3			29 G4-3 13 1B 1B		F9		6 2B 1-2 IBB		3	2	1	0	1	0	0
6 Marlon Byrd, R (1, 9) OBP: 0.333, SLG: 0.512	1B			F9		G6-3		1-H 2-H 2B		4	0	2	2	0	0	1
29 Ike Davis, L (1, 3) OBP: 0.322, SLG: 0.313	K			G4-3 1-2			K	BB		3	0	0	0	1	2	2
13 Josh Satin, R (1, 5) OBP: 0.429, SLG: 0.422 71 Gonzalez Germen, R (8, 1)		K		12 WP 2-H 1B			1B	F9	L9	4 0	0 0	2 0	1 0	0 0	1 0	2 0
12 Juan Lagares, R (1, 8) OBP: 0.286, SLG: 0.401		K		K 1-2			K			4	0	0	0	0	3	2
44 John Buck, R (1, 2) OBP: 0.288, SLG: 0.374		G6-3			F9		K		HR	4	1	1	1	0	1	1
3 Omar Quintanilla, L (1, 6) OBP: 0.309, SLG: 0.291			G4-3		K			K	G4-3	4	0	0	0	0	2	0
45 Zack Wheeler, L (1, 1) OBP: 0.182, SLG: 0.227 50 Scott Atchison, R (7, 1) 23 Mike Baxter, L (8, PH) OBP: 0.336, SLG: 0.277 2 Justin Turner, R (8, 5) OBP: 0.326, SLG: 0.338			22 G5-4-3 1-2 1B		L6			28 S 6 2B HBP	G4-3	2 0 0 1	0 0 1 0	1 0 0 0	0 0 0 0	0 0 0 0	0 0 0 0	0 0 0 0

Inning Stats	1	2	3	4	5	6	7	8	9
	R: 0 E: 0 K: 1 S: 11	R: 0 E: 0 K: 2 S: 10	R: 0 E: 0 K: 0 S: 10	R: 1 E: 0 K: 1 S: 14	R: 0 E: 0 K: 1 S: 9	R: 0 E: 0 K: 0 S: 6	R: 0 E: 0 K: 3 S: 14	R: 2 E: 0 K: 1 S: 13	R: 1 E: 0 K: 0 S: 11
	H: 1 LOB: 1 BB: 0 P: 14	H: 0 LOB: 0 BB: 0 P: 15	H: 1 LOB: 0 BB: 0 P: 13	H: 2 LOB: 1 BB: 0 P: 20	H: 0 LOB: 0 BB: 0 P: 13	H: 0 LOB: 0 BB: 0 P: 10	H: 1 LOB: 1 BB: 0 P: 24	H: 1 LOB: 2 BB: 2 P: 26	H: 1 LOB: 0 BB: 0 P: 18

AB	33
R	4
H	7
RBI	4
BB	2
SO	9
LOB	10

		1B: 5 2B: 1 3B: 0 HR: 1	SF: 0 SAC: 0 DP: 1 HBP: 1	WP: 1 PB: 0 SB: 1 CS: 0	PA: 36

PITCHER		IP	WLS	BF	H	R	ER	SO	BB	IBB	HBP	BLK	WP	HR	S	P	ERA	WHIP
38 Tyson Ross, R ERA: 2.62	(1, 1)	7.0		25	5	1	1	8	0	0	0	0	1	0	74	109	1.29	0.714
57 Luke Gregerson, R ERA: 3.54	(8, 1)	0.2	L	6	1	2	2	1	1	1	1	0	0	0	8	19	27.00	3.000
50 Nick Vincent, R ERA: 2.22	(8, 1)	0.1		1	0	0	0	0	0	0	0	0	0	0	5	7	0.00	0.000
46 Tim Stauffer, R ERA: 4.31	(9, 1)	1.0		4	1	1	1	0	0	0	0	0	0	1	11	18	9.00	1.000

PITCHER	IP	WLS	BF	H	R	ER	SO	BB	IBB	HBP	BLK	WP	HR	S	P	ERA	WHIP

Batter	1	2	3	4	5	6	7	8	9	AB	R	H	RBI	BB	SO	LOB
25 Will Venable, L (1, 8) OBP: 0.301, SLG: 0.474	C FF 94 B FF 94 F FC 87 S CU 80 1-3 K2-3 ①		B FF 95 B SI 94 F FF 93 F CH 87 B FC 87 F FC 88 F FF 95 F FC 87 S FF 95 3-3 K ③		C SI 92 D CH 87 X SI 92 1-1 1-2 23 1B 1B		F FF 91 C CU 78 B SL 86 X SL 86 1-2 G4-3 ③			4	0	1	0	0	2	1
Chase Headley, S (1, 5) OBP: 0.328, SLG: 0.366	B FF 94 F CH 88 B SI 95 F FF 95 S CU 80 2-3 K ②			F FF 93 S CH 86 B FF 94 B FC 87 X CU 78 2-2 13 1B 23 BB 1 SF7 1B	F SI 92 B CU 77 F SI 92 B FC 86 F CH 87 F FF 93 F CU 79 B FC 86 C FC 87 3-3 K ②			C FF 91 S CH 81 S CH 83 0-3 K ①		4	1	1	0	0	3	2
23 Yonder Alonso, L (1, 3) OBP: 0.352, SLG: 0.386	B FF 94 X FF 94 1-0 L7 ③			B SI 92 B SI 92 B FF 93 B FF 93 4-0 13 1B 1-2 BB	B SI 93 B CH 87 F FF 93 X FF 93 2-1 1-2 2-H 1B ③			F FF 93 B FF 94 B FF 94 C CH 83 B FF 93 F CH 82 B CH 83 4-2 13 BB BB		2	0	1	0	2	0	0
9 Jedd Gyorko, R (1, 4) OBP: 0.300, SLG: 0.424		B FF 93 C FF 94 S FC 85 B FC 86 S FF 95 2-3 K ①		B FF 93 S FC 88 F FF 93 S FC 86 1-3 K ①		F FF 91 F CU 77 B FC 85 B FF 94 F FC 88 C FC 85 2-3 K ①		B FF 94 C FF 94 X SL 82 1-1 L8 ②		4	0	0	0	0	3	3
13 Chris Denorfia, R (1, 9) OBP: 0.333, SLG: 0.395		B FF 95 C FF 95 B FF 95 C FC 86 C FF 94 2-3 K ②		B FF 93 F FF 93 B FC 88 C FC 87 X FF 93 2-2 1-2 2-3 1B		F CU 76 X SI 93 0-1 2B		B CH 81 B SI 93 B FF 92 B FF 93 4-0 1-2 BB		3	0	2	0	1	1	0
1 Jaff Decker, L (1, 7) OBP: 0.250, SLG: 0.385		C FF 94 C CU 79 B CU 79 S FC 87 1-3 K ③		B FF 93 X FF 93 1-0 SF7 ② 3-H		F FF 92 D CH 85 B FF 93 X FF 93 2-1 G5-3 ②		S CH 82 B CH 82 B FF 93 F CH 80 S FF 94 2-3 K ③		3	0	0	1	0	2	3
3 Ronny Cedeno, R (1, 6) OBP: 0.259, SLG: 0.299			F FF 94 S FC 88 F FC 87 B FF 96 B FF 95 F FC 88 F FF 96 X CU 80 2-2 G5-3 ①	B FC 88 C FF 94 F FC 86 B CU 77 C FC 85 2-3 K ③		C FC 84 F FF 93 B FC 87 S FF 94 1-3 K ③			B FF 91 C FF 90 F FF 92 B FF 93 F CH 81 B SL 84 S FF 92 3-3 K ①	4	0	0	0	0	3	3
44 René Rivera, R (1, 2) OBP: 0.229, SLG: 0.250 14 Mark Kotsay, L (9, PH) OBP: 0.258, SLG: 0.246			B FF 95 S FF 95 S FC 87 X FC 89 1-2 3B		X FF 91 0-0 G5-3 ①		S SL 88 F SL 86 B CU 77 B FF 91 B SL 87 X SL 88 3-2 F8 ①		C FF 92 X CH 82 0-1 G3-1 ②	3 1	0 0	1 0	0 0	0 0	0 0	0 0
38 Tyson Ross, R (1, 1) OBP: 0.150, SLG: 0.150 5 Alexi Amarista, L (7, PH) OBP: 0.295, SLG: 0.376 57 Luke Gregerson, L (8, 1) 50 Nick Vincent, R (8, 1) 46 Tim Stauffer, R (9, 1) 15 Jesus Guzman, R (9, PH) OBP: 0.291, SLG: 0.394			B SI 94 F FF 94 C FC 88 B FC 88 F FF 94 F FC 87 C CU 78 2-3 K ②		B FF 91 C FF 92 B FF 94 X FF 93 2-1 25 1B 23 1B 1B		C FF 91 X FF 92 0-1 F7 ②		B FF 92 F FF 93 S FF 92 B CH 84 X FF 94 2-2 G4-3 ③	2 1 0 0 0 0 1	0 0 0 0 0 0 0	1 0 0 0 0 0 0	0 0 0 0 0 0 0	0 0 0 0 0 0 0	1 0 0 0 0 0 0	1 0 0 0 0 0 0
Inning Stats	R: 0 E: 0 K: 2 S: 7 H: 0 LOB: 0 BB: 0 P: 11	R: 0 E: 0 K: 3 S: 9 H: 0 LOB: 0 BB: 0 P: 14	R: 0 E: 0 K: 2 S: 20 H: 1 LOB: 1 BB: 0 P: 28	R: 1 E: 0 K: 2 S: 13 H: 2 LOB: 2 BB: 1 P: 25	R: 0 E: 0 K: 1 S: 13 H: 3 LOB: 2 BB: 0 P: 21	R: 0 E: 0 K: 2 S: 11 H: 1 LOB: 1 BB: 0 P: 16	R: 0 E: 0 K: 0 S: 8 H: 0 LOB: 0 BB: 0 P: 12	R: 0 E: 0 K: 2 S: 11 H: 0 LOB: 2 BB: 2 P: 22	R: 0 E: 0 K: 1 S: 9 H: 0 LOB: 0 BB: 0 P: 14	1B: 5 2B: 1 3B: 1 HR: 0	SF: 1 SAC: 0 DP: 0 HBP: 0	WP: 0 PB: 0 SB: 0 CS: 0	PA: 36			

PITCHER	IP	WLS	BF	H	R	ER	SO	BB	IBB	HBP	BLK	WP	HR	S	P	ERA	WHIP
45 Zack Wheeler, R (1, 1) ERA: 3.43	6.0		25	7	1	1	12	1	0	0	0	0	0	73	115	1.50	1.333
50 Scott Atchison, R (7, 1) ERA: 3.34	1.0	W	3	0	0	0	0	0	0	0	0	0	0	8	12	0.00	0.000
71 Gonzalez Germen, R (8, 1) ERA: 2.6	2.0	S	8	0	0	0	3	2	0	0	0	0	0	20	36	0.00	1.000

PITCHER	IP	WLS	BF	H	R	ER	SO	BB	IBB	HBP	BLK	WP	HR	S	P	ERA	WHIP

BOTTOM

New York Mets @ San Diego Padres

Petco Park, San Diego, CA

Thu Aug 15 2013, 7:11 PM - 10:13 PM PDT

Att. 21,812 - Clear - 69 F

livebaseballscorecards.com

AB	32
R	1
H	7
RBI	1
BB	3
SO	15
LOB	13

New York Mets @ San Diego Padres

Petco Park, San Diego, CA

Fri Aug 16 2013, 7:11 PM - 10:23 PM PDT

Att. 25,604 - Clear - 69 F

TOP

livebaseballscorecards.com

Batter	1	2	3	4	5	6	7	8	9	AB	R	H	RBI	BB	SO	LOB
22 Eric Young Jr., S (1, 8) OBP: 0.308, SLG: 0.334	C FF 90 C FF 91 B KC 81 X KC 78 1-2 G4-3 ①	B KC 79 X KC 78 1-0 G4-3 ② 1-2 3-H		C KC 78 T CH 80 B FF 90 D CH 81 F KC 78 B FF 91 S FF 90 3-3 K ①		C SL 80 C FF 89 B SL 79 F FF 90 S SL 80 1-3 K ①		B FC 85 B CU 73 B FF 89 C FF 88 F FF 89 X FF 89 3-2 28 S 1B		5	0	1	1	0	2	2
32 LaTroy Hawkins, R (9, 1)										0	0	0	0	0	0	0
28 Daniel Murphy, L (1, 4) OBP: 0.307, SLG: 0.399	X FF 90 0-0 P5 ②	B FF 91 S FF 90 X KC 80 1-1 G3 ③		D CH 82 S FF 89 F FF 90 X FF 91 1-2 1-H HR		C SL 80 B FF 90 S FF 90 S SL 82 1-3 K ②		1 SAFE 1 SAFE P PO 83 1 SAFE S CH 75 B FF 89 X CH 74 2-1 F7 ③ 1-2		5	1	1	2	0	1	2
6 Marlon Byrd, R (1, 9) OBP: 0.336, SLG: 0.519	B FF 91 B FF 90 C FF 90 C FF 92 B CH 82 F FF 92 B FF 91 4-2 13 1B 29 BB BB		F CH 79 X CH 79 0-1 HR	C KC 77 F FC 85 S FF 90 0-3 K ②		C SL 82 F FF 91 X SL 81 0-2 1B			C FF 93 X SL 81 0-1 G4-3 ①	4	1	2	1	1	1	0
29 Ike Davis, L (1, 3) OBP: 0.326, SLG: 0.324	B CH 81 B FF 90 B CH 81 B FF 91 4-0 13 1B 1-2 BB		X FF 90 0-0 HR	B CH 80 C CH 80 C FF 90 B KC 78 X KC 79 2-2 G3 ③		S SL 82 D SL 81 X SL 81 1-1 G4-3 ③			C FF 93 B FF 94 B FF 94 B FF 93 B FF 94 4-1 12 FC4-6 BB	3	1	1	1	2	0	1
13 Josh Satin, R (1, 5) OBP: 0.423, SLG: 0.416	C SL 87 B FC 86 C FC 87 1 SAFE X FF 88 1-2 2-3 1B		B FC 87 B KC 90 C FF 90 S FC 87 B SL 87 X FF 92 3-2 F8 ①		C FC 86 B KC 76 C KC 76 B SL 86 S SL 87 2-3 K ①		B FF 90 C FF 90 F FC 84 B FC 84 X FC 84 2-2 G4-3 ①		C SL 80 X SL 82 0-1 FC4-6 ② 1-2f	4	0	1	0	0	1	0
56 Scott Rice, L (7, 1)										0	0	0	0	0	0	0
52 Carlos Torres, R (8, 1) OBP: 0.200, SLG: 0.200										0	0	0	0	0	0	0
12 Juan Lagares, R (8, 8) OBP: 0.285, SLG: 0.399										1	0	0	0	0	0	1
23 Mike Baxter, L (1, 7) OBP: 0.331, SLG: 0.283	C FF 91 F KC 79 B CH 81 F CH 81 F SI 93 X FF 92 1-2 P5 ③		F FF 90 F FF 90 B KC 80 F KC 79 S CH 81 1-3 K ②		B FF 89 F FF 91 C KC 78 B FF 91 C FF 91 2-3 K ②		B FF 91 C CH 77 F FF 91 B SL 76 B SL 74 X FF 89 3-2 20 CS 2B		1 SAFE X FF 92 0-0 L8 ③	5	0	1	0	0	2	4
20 Anthony Recker, R (1, 2) OBP: 0.244, SLG: 0.385		C FF 88 X FF 89 0-1 3 1B 22 G4-3 2B	B SL 87 S FC 87 B KC 78 C FF 92 B CH 82 F CH 81 X FF 92 3-2 1B		B KC 79 B SL 86 F FC 87 S FC 88 B FC 88 B FF 88 4-2 3 1B BB		C CU 73 C SL 75 B FC 84 F SL 75 X FF 91 1-2 2-3 3 CS 1B			3	1	3	0	1	0	0
3 Omar Quintanilla, L (1, 6) OBP: 0.312, SLG: 0.295		B FF 89 X CH 80 1-0 22 G4-3 2-3 1B	S FF 90 C FF 90 S FF 91 0-3 K ③		S FF 90 X SL 82 0-1 1-2 1B		B FF 89 C FF 88 F FF 89 B FF 90 2-2 CS ③ 1-2	C CU 71 B CH 77 S SL 81 B FF 92 X FC 82 2-2 F8 ①		4	0	2	0	0	1	1
49 Jonathon Niese, L (1, 1) OBP: 0.286, SLG: 0.200		C SI 90 F FF 90 D CH 81 M KC 79 1-3 K ①		B FF 88 F FF 88 B FF 90 F FF 88 B FF 91 F FF 91 D CH 82 4-2 28 HR BB	C FF 90 C FF 90 D SL 82 S FF 91 1-3 K ③			C FC 84 S FC 84 B FC 84 B FC 84 F SI 92 S FC 84 2-3 K ②		2	1	0	0	1	2	4
2 Justin Turner, R (7, 5) OBP: 0.324, SLG: 0.336										1	0	0	0	0	1	0

Inning Stats																		
	R: 0 E: 0 K: 0 S: 15	H: 1 LOB: 3 BB: 2 P: 26	R: 1 E: 0 K: 1 S: 9	H: 2 LOB: 1 BB: 0 P: 13	R: 2 E: 0 K: 2 S: 17	H: 3 LOB: 1 BB: 0 P: 24	R: 2 E: 0 K: 2 S: 16	H: 1 LOB: 0 BB: 1 P: 26	R: 0 E: 0 K: 3 S: 13	H: 1 LOB: 2 BB: 1 P: 22	R: 0 E: 0 K: 2 S: 12	H: 1 LOB: 1 BB: 0 P: 15	R: 0 E: 0 K: 0 S: 12	H: 2 LOB: 0 BB: 0 P: 20	R: 0 E: 0 K: 1 S: 13	H: 1 LOB: 1 BB: 0 P: 21	R: 0 E: 0 K: 0 S: 6	H: 0 LOB: 1 BB: 1 P: 10

	AB	37
	R	5
	H	12
	RBI	5
	BB	5
	SO	11
	LOB	15

1B: 7	SF: 0	WP: 0	PA: 43
2B: 2	SAC: 0	PB: 0	
3B: 0	DP: 0	SB: 1	
HR: 3	HBP: 0	CS: 2	

PITCHER		IP	WLS	BF	H	R	ER	SO	BB	IBB	HBP	BLK	WP	HR	S	P	ERA	WHIP
22 Ian Kennedy, R ERA: 5.12	(1, 1)	4.2	L	25	7	5	5	7	4	0	0	0	0	3	65	105	9.64	2.357
56 Colt Hynes, L ERA: 9.82	(5, 1)	1.1		6	2	0	0	3	0	0	0	0	0	0	17	21	0.00	1.500
59 Sean O'Sullivan, R ERA: 3.96	(7, 1)	2.0		7	3	0	0	1	0	0	0	0	0	0	25	41	0.00	1.500
55 Dale Thayer, R ERA: 2.8	(9, 1)	1.0		4	0	0	0	0	1	0	0	0	0	0	6	10	0.00	1.000

PITCHER		IP	WLS	BF	H	R	ER	SO	BB	IBB	HBP	BLK	WP	HR	S	P	ERA	WHIP

BOTTOM

New York Mets @ San Diego Padres

Petco Park, San Diego, CA

Fri Aug 16 2013, 7:11 PM - 10:23 PM PDT

Att. 25,604 - Clear - 69 F

livebaseballscorecards.com

Batter	1	2	3	4	5	6	7	8	9	AB	R	H	RBI	BB	SO	LOB
13 Chris Denorfia, R (1, 9) OBP: 0.334, SLG: 0.395	C FF 88 F SI 88 B FC 87 X CU 77 1-2 1B		B FF 88 B CH 82 B SI 90 C FF 90 X SI 89 3-1 ② G6-3		X FC 88 0-0 25 G3 1-2 1B		C SI 90 B SI 89 B SI 91 B SI 90 X SI 91 3-1 ② G5-3		B FF 93 C FF 93 C FF 94 X SL 89 1-2 ② L4 1-2	5	0	2	0	0	0	1
25 Will Venable, L (1, 8) OBP: 0.300, SLG: 0.479	C FF 90 B SI 91 1 SAFE B SI 91 F FF 92 S SI 92 2-3 ① K		B CU 73 B SI 90 X FF 90 2-0 HR		B SI 90 C SI 91 B SI 91 X SI 91 2-1 ① G3 1-2 2-3		C SI 90 S SI 90 B SL 82 S SI 91 1-3 ③ K		B FF 94 B FF 93 C FF 93 S FF 92 F FF 93 F FF 94 S SL 89 2-3 ③ K	5	1	1	1	0	3	4
Chase Headley, S (1, 5) OBP: 0.328, SLG: 0.367	C CU 75 F FF 89 B FF 88 S FF 92 1-3 ② K		X FF 90 0-0 ③ L7		B FC 88 F FF 88 F FF 92 D CU 78 B CU 78 F FC 89 S FC 89 3-3 ② K			X SI 89 0-0 23 1B 2B		4	1	1	0	0	2	3
23 Yonder Alonso, L (1, 3) OBP: 0.351, SLG: 0.384	C FF 91 1 SAFE B FF 91 F FC 88 1 SAFE B FF 92 B FF 89 F FF 92 S CU 79 3-3 ③ K			F FF 88 F SI 90 B FF 91 F SI 90 B SI 92 X CU 78 2-2 ① G4-3	B CU 76 B SI 91 X CU 77 2-0 ③ G3			F SI 89 B SI 89 B SL 81 B SI 89 X SI 90 3-1 15 G3-1 2-H 1B		4	0	1	1	0	1	3
9 Jedd Gyorko, R (1, 4) OBP: 0.305, SLG: 0.431		B SI 89 B CH 82 F SI 89 F FC 88 B FC 89 F FF 92 F FF 92 X CH 85 3-2 2B		C CU 76 B SI 92 C FF 92 X CU 79 1-2 3 G5-3 15 BB 1B		C FF 87 B FF 89 X FF 90 1-1 1B		F FC 89 B FF 92 1 SAFE S FF 90 S FF 92 1-3 ① K		4	0	3	0	0	1	1
15 Jesus Guzman, R (1, 7) OBP: 0.290, SLG: 0.388		C FC 89 B FF 93 F CU 76 B FF 90 S FF 90 2-3 ① K		B CH 82 S FF 89 B FC 88 F FC 88 B FF 92 B FC 89 4-2 3 G5-3 1-2 BB		F FF 90 B FF 89 F FF 89 C FF 91 1-3 ① K		X FC 88 0-0 ② G3-1 1-2		3	0	0	0	1	2	3
3 Ronny Cedeno, R (1, 6) OBP: 0.256, SLG: 0.295 56 Colt Hynes, L (5, 1) 11 Logan Forsythe, R (6, PH) OBP: 0.285, SLG: 0.327 59 Sean O'Sullivan, R (7, 1) OBP: 0.167, SLG: 0.333 14 Mark Kotsay, L (8, PH) OBP: 0.256, SLG: 0.244 55 Dale Thayer, R (9, 1)	F CU 76 B FF 92 C FF 92 F FC 89 F FC 89 C FC 90 1-3 ② K		C FF 89 B SI 91 X FF 90 1-1 ② G5-3 1-2 2-3		B FC 88 B FF 89 X SI 90 2-0 ② L7		B FC 89 B FF 91 X FC 87 2-0 ③ F7		2 0 0 0 0 1 3 0 0 0 0 0 0 0 1 0 0 0 0 0 1 0 0 0 0 0 0 0 1 0 0 0 0 0 1 0 0 0 0 0 0 0						
44 René Rivera, R (1, 2) OBP: 0.211, SLG: 0.229 1 Jaff Decker, L (9, PH) OBP: 0.294, SLG: 0.429	F SI 92 F CH 86 S FF 92 0-3 ③ K		C CU 77 B CH 84 X SI 92 1-1 ③ F7		C SI 90 C CU 76 B FF 91 F FC 88 B FF 88 S CU 77 2-3 ③ K		B FF 91 C FF 92 X FF 93 1-1 5 FC1-6 1B		3 0 0 0 0 2 4 1 0 1 0 0 0 0						
22 Ian Kennedy, R (1, 1) OBP: 0.178, SLG: 0.167 5 Alexi Amarista, L (5, 6) OBP: 0.296, SLG: 0.373			C FF 86 X FF 88 0-1 ① P4		B CH 84 B FC 87 C FF 88 F FC 86 H SI 90 3-2 25 G3 13 1B HBP		B SI 89 B SI 90 C SI 90 B SI 91 C SI 90 S SI 90 3-3 ① K		B FF 92 C FF 94 X FF 91 1-1 ① FC1-6 13 DI 1-2f	1 0 0 0 0 0 0 2 0 0 0 0 1 1						

Inning Stats						
1	R: 0 E: 0 K: 3 S: 13	H: 1 LOB: 1 BB: 0 P: 20				
2	R: 0 E: 0 K: 3 S: 16	H: 1 LOB: 1 BB: 0 P: 22				
3	R: 1 E: 0 K: 0 S: 6	H: 1 LOB: 0 BB: 0 P: 11				
4	R: 0 E: 0 K: 0 S: 13	H: 1 LOB: 2 BB: 1 P: 22				
5	R: 0 E: 0 K: 1 S: 10	H: 1 LOB: 2 BB: 0 P: 20				
6	R: 0 E: 0 K: 2 S: 10	H: 1 LOB: 1 BB: 0 P: 16				
7	R: 0 E: 0 K: 2 S: 8	H: 0 LOB: 0 BB: 0 P: 15				
8	R: 1 E: 0 K: 1 S: 8	H: 2 LOB: 1 BB: 0 P: 14				
9	R: 0 E: 0 K: 1 S: 12	H: 1 LOB: 1 BB: 0 P: 17				

| | | | | | |

New York Mets @ San Diego Padres

Petco Park, San Diego, CA

Sat Aug 17 2013, 5:42 PM - 9:18 PM PDT

Att. 36,974 - Clear - 70 F

TOP

livebaseballscorecards.com

Batter	1	2	3	4	5	6	7	8	9	AB	R	H	RBI	BB	SO	LOB
22 Eric Young Jr., S (1, 7) OBP: 0.311, SLG: 0.339	C FF 91 B FF 93 X SI 92 1-1 ① F7		X SI 90 0-0 28 S, 28 1B, 1B		B SI 90 C SI 90 C SI 91 F KC 80 X CH 85 1-2 28 G4-3, 29 1B, 2B		B FF 88 B SL 87 B SL 86 B FF 88 4-0 29 S, 6 G5-3, BB		C SI 89 X SI 88 0-1 ② L9	4	2	2	0	1	0	0
28 Daniel Murphy, L (1, 4) OBP: 0.306, SLG: 0.397	C FF 93 F FF 93 S KC 80 0-3 ② K		B SI 90 B FF 91 B SI 93 C SI 92 X SI 93 3-1 1-H, 1B		C SI 93 F KC 79 X KC 79 0-2 ① G4-3 2-3		B SL 87 B SL 87 C FF 89 F SL 87 F SL 87 1 SAFE S SL 88 2-3 ① K		X SI 89 0-0 ③ P6	5	0	1	1	0	2	2
6 Marlon Byrd, R (1, 9) OBP: 0.333, SLG: 0.514	C FF 93 B KC 79 S FF 94 X KC 78 1-2 ③ L7		S KC 81 D SI 92 1 SAFE C KC 78 F CH 83 F KC 80 B SI 93 S CH 84 2-3 ① K		B SI 93 F FF 93 C FF 93 B CH 86 B SI 95 F KC 79 S SI 93 3-3 ② K		B FF 90 F SL 86 1 SAFE X SI 90 1-1 ② G5-3 1-2			4	0	0	0	0	2	3
29 Ike Davis, L (1, 3) OBP: 0.326, SLG: 0.323		B CH 81 B FF 92 X SI 92 2-0 ① L8	B SI 93 C KC 77 X KC 78 1-1 ② F8		X KC 80 0-0 4 2B, 1B 3-H		B SL 88 B SL 88 C FF 90 B SL 88 C SL 87 X SL 87 3-2 ③ G3 2-3			4	0	1	1	0	0	2
4 Wilmer Flores, R (1, 5) OBP: 0.324, SLG: 0.438		B SI 93 C SI 92 F SI 92 B SI 93 X KC 78 2-2 ② G6-3	C SI 93 S KC 78 B KC 79 F CH 82 F FF 92 1 SAFE X KC 78 1-2 ③ G6-3		C CH 82 D CH 84 X SI 92 1-1 1-3			C SL 82 F SI 88 B SL 81 F SL 83 B SL 82 C SL 82 2-3 ① K		4	0	1	0	0	1	1
15 Travis d'Arnaud, R (1, 2)		B SI 92 B CH 82 B FF 92 B FF 92 4-0 3 BB, 12 1B, BB		B KC 75 B SI 90 X FF 91 2-0 ① F8	B KC 81 F KC 80 X KC 80 1-1 ③ G5-3			B FC 89 B SL 83 S SL 83 S SI 88 B SL 83 B SL 82 4-2 BB		2	0	0	0	2	0	2
12 Juan Lagares, R (1, 8) OBP: 0.288, SLG: 0.401		B SI 94 B SI 92 B SI 93 C SI 93 F SI 93 X SI 93 3-2 3 BB, 1-2, 1B		T CH 82 C KC 77 F CH 84 B KC 79 B FF 93 X KC 79 2-2 1B		B FF 93 B SL 80 C FF 91 S FF 92 F FF 92 S FF 92 2-3 ① K		S SL 82 C SI 88 X SI 88 0-2 ② P4	4	0	2	0	0	1	1
3 Omar Quintanilla, L (1, 6) OBP: 0.311, SLG: 0.291		S CH 83 B SI 94 B SI 94 B CH 84 F SI 92 F SI 94 B CH 84 4-2 1-2, 2-3, BB		B SI 92 F CH 83 C KC 78 F KC 79 B CH 84 S CH 85 2-3 ② K		F FF 91 B SI 92 B FF 91 F FF 90 F SL 80 X FF 91 2-2 ② G6-3		C SI 86 S CH 78 S SL 82 0-3 ③ K	3	0	0	0	1	2	2
58 Jenrry Mejia, R (1, 1) 30 David Aardsma, R (4, 1) 13 Josh Satin, R (6, PH) OBP: 0.420, SLG: 0.412 55 Pedro Feliciano, L (6, 1) 52 Carlos Torres, R (6, 1) OBP: 0.200, SLG: 0.200 23 Mike Baxter, L (9, PH) OBP: 0.328, SLG: 0.280		S SI 93 X SI 94 0-1 ③ G1-3		S SI 92 F SI 91 B KC 78 S KC 78 1-3 ③ K		B FF 92 C SL 81 B SL 81 C FF 93 F FF 93 F FF 93 S FF 92 2-3 ③ K			B SI 89 X SI 88 1-0 ① P6	2 0 1 0 0 0	0 0 0 0 0 0	0 0 0 0 0 0	0 0 0 0 0 0	0 0 1 0 0 0	1 0 0 0 0 0	4 0 0 0 0 0
Inning Stats	R: 0 E: 0 K: 1 S: 8 H: 0 LOB: 0 BB: 0 P: 10	R: 0 E: 0 K: 0 S: 12 H: 1 LOB: 3 BB: 2 P: 27	R: 1 E: 0 K: 1 S: 15 H: 2 LOB: 1 BB: 0 P: 22	R: 0 E: 0 K: 2 S: 12 H: 1 LOB: 1 BB: 0 P: 19	R: 1 E: 0 K: 1 S: 16 H: 3 LOB: 2 BB: 0 P: 22	R: 0 E: 0 K: 2 S: 13 H: 0 LOB: 0 BB: 0 P: 19	R: 0 E: 0 K: 1 S: 9 H: 0 LOB: 1 BB: 1 P: 19	R: 0 E: 0 K: 2 S: 12 H: 0 LOB: 1 BB: 1 P: 18	R: 0 E: 0 K: 0 S: 4 H: 0 LOB: 0 BB: 0 P: 5	1B: 5 2B: 2 3B: 0 HR: 0 SF: 0 SAC: 0 DP: 0 HBP: 0						

AB	34
R	2
H	7
RBI	2
BB	4
SO	10
LOB	17

WP: 0 PB: 0 SB: 2 CS: 0 PA: 38

PITCHER		IP	WLS	BF	H	R	ER	SO	BB	IBB	HBP	BLK	WP	HR	S	P	ERA	WHIP
37 Edinson Volquez, R ERA: 5.72	(1, 1)	5.0	W	24	7	2	2	5	2	0	0	0	0	0	63	100	3.60	1.800
55 Dale Thayer, R ERA: 2.75	(6, 1)	1.0	H	3	0	0	0	2	0	0	0	0	0	0	13	19	0.00	0.000
50 Nick Vincent, R ERA: 2.15	(7, 1)	1.0	H	4	0	0	0	1	1	0	0	0	0	0	9	19	0.00	1.000
57 Luke Gregerson, R ERA: 3.47	(8, 1)	1.0	H	4	0	0	0	2	1	0	0	0	0	0	12	18	0.00	1.000
16 Huston Street, R ERA: 3.18	(9, 1)	1.0		3	0	0	0	0	0	0	0	0	0	0	4	5	0.00	0.000

PITCHER	IP	WLS	BF	H	R	ER	SO	BB	IBB	HBP	BLK	WP	HR	S	P	ERA	WHIP

Batter	1	2	3	4	5	6	7	8	9	AB	R	H	RBI	BB	SO	LOB
25 Will Venable, L (1, 8) OBP: 0.307, SLG: 0.487	B FC 89 C FC 91 F CH 83 X FC 92 1-2 5 G4-3 5 S 13 1B 1B	F CH 85 B CH 87 F FC 92 D SL 78 F CH 83 C FC 93 2-3 ③ K		X FS 83 0-0 5 BLK 5 1B 2B		B CU 74 S CU 74 X CU 73 1-1 5 SH1-3 5 PB 1B		B CU 77 C FC 87 X CH 84 1-1 23 1B 9 HR 1B		5	3	4	0	0	1	1
5 Alexi Amarista, L (1, 6) OBP: 0.299, SLG: 0.379	B FC 89 1 SAFE 1 SAFE B FC 88 C FC 91 B CH 84 S FC 91 F FF 92 X FC 90 3-2 ① G4-3 1-3		S CU 75 B FF 91 B CU 75 X FC 90 2-1 9 G4-3 2B	F FF 90 B FF 90 B FF 91 X FF 91 2-1 23 BB 1B 2-H		B SI 82 L SI 82 X SI 82 1-1 ① SH1-3 1-3		1 SAFE B FC 88 C FC 85 1 SAFE 1 SAFE X FC 85 1-1 ② F7		4	0	2	1	0	0	2
23 Yonder Alonso, L (1, 3) OBP: 0.354, SLG: 0.384	D CH 83 D SL 80 B FC 92 B FC 90 4-0 13 1B BB		C CU 76 B CH 84 C CU 74 S CH 85 1-3 ① K	1 SAFE F FF 88 F FF 88 F FF 90 B SL 81 1 SAFE 1 SAFE B FF 89 B FF 90 4-2 B FF 89 1-2 BB		F CU 74 X SI 83 0-1 ② G6-3		B FF 90 X FC 87 1-0 9 1-2 HR 1B		3	1	1	0	2	1	2
9 Jedd Gyorko, R (1, 4) OBP: 0.303, SLG: 0.436	C SL 81 B SL 82 C SL 82 S SL 83 1-3 ② K		C SL 82 S SL 83 B SL 84 X FC 92 1-2 ② G4-3 2-3	B SL 80 S SL 80 C SL 80 X SL 80 1-2 ③ F8		F CU 77 B FF 92 B FC 89 B FC 87 C FC 90 F FC 86 F FC 88 F FF 91 X FC 88 3-2 ③ F7		F FC 88 S FC 88 F FF 92 F FC 87 B FC 88 X CU 80 1-2 1-H 2-H HR		5	1	1	3	0	1	6
13 Chris Denorfia, R (1, 9) OBP: 0.335, SLG: 0.395	C FC 91 B FC 93 X SL 82 1-1 1-2 3-H 1B		S FC 92 S FC 92 D SL 86 B FC 93 X FC 91 2-2 ③ L6		B SL 80 C FS 86 S SL 80 X SL 79 1-2 ① L9		F FF 89 B FC 87 X CU 75 1-1 11 WP 1B	F FF 92 S FC 92 F FF 93 X CU 78 0-2 ③ G6-3		5	0	2	1	0	0	1
11 Logan Forsythe, R (1, 5) OBP: 0.290, SLG: 0.331	F FC 92 C FC 92 S FC 92 0-3 ③ K			B FC 91 B FF 90 F FF 89 X FF 91 2-1 1 S 4 HR 1B	C FF 88 F SL 79 X FF 90 0-2 1 S 15 1B 1B		C FF 88 1 SAFE F FC 86 1 SAFE B FC 87 B CU 79 F FF 91 X FC 87 2-2 ① G6-3 1-2			4	2	2	0	0	1	3
1 Jaff Decker, L (1, 7) OBP: 0.286, SLG: 0.353		C FC 92 F FF 89 B SL 84 X SL 82 1-2 ① P5		C FF 90 1 SAFE B FF 90 B SL 84 X FF 90 2-1 ① F7 1-2	C FF 88 F FF 88 D FS 84 B FF 89 F FF 87 1 SAFE B FS 83 B FF 88 4-2 15 1B 1-2 BB		B CU 76 C FF 91 C FC 90 X FC 89 1-2 ② G5-3			3	0	0	0	1	0	2
4 Nick Hundley, R (1, 2) OBP: 0.294, SLG: 0.399		B FC 92 C FC 91 X FC 93 1-1 1B		B SL 82 S SL 82 F FF 91 B FF 91 B FF 92 F FF 91 F SL 81 X FF 91 3-2 2-H HR	F SL 79 S SL 81 S SL 81 0-3 ② K		S FF 90 C CU 78 B FC 88 X FC 88 1-2 ③ G4-3			4	1	2	2	0	1	3
37 Edinson Volquez, R (1, 1) OBP: 0.143, SLG: 0.235 15 Jesus Guzman, R (5, PH) OBP: 0.293, SLG: 0.391 55 Dale Thayer, R (6, 1) 50 Nick Vincent, R (7, 1) 57 Luke Gregerson, L (8, 1) 14 Mark Kotsay, L (8, PH) OBP: 0.254, SLG: 0.242 16 Huston Street, R (9, 1)		L FC 92 B SL 82 L FC 91 B FC 92 B FC 88 L FC 90 3-3 ② K		C FF 89 S SL 80 S SL 81 0-3 ② K	S SL 80 D SL 80 C SL 80 X SL 80 1-2 ③ 1-3 2-H 1B			B CH 82 B FC 87 C FF 89 X FC 86 2-1 ① F7		2 1 0 0 0 1 0	0 0 0 0 0 0 0	0 1 0 0 0 0 0	0 1 0 0 0 0 0	2 0 0 0 0 0 0	1 0 0 0 0 0 0
Inning Stats	R: 1 E: 0 K: 2 S: 15 H: 2 LOB: 2 BB: 1 P: 25	R: 0 E: 0 K: 2 S: 12 H: 1 LOB: 1 BB: 0 P: 19	R: 0 E: 0 K: 1 S: 11 H: 1 LOB: 1 BB: 0 P: 17	R: 3 E: 0 K: 1 S: 21 H: 4 LOB: 2 BB: 1 P: 35	R: 1 E: 0 K: 1 S: 15 H: 2 LOB: 2 BB: 1 P: 21	R: 0 E: 0 K: 0 S: 12 H: 1 LOB: 1 BB: 0 P: 17	R: 0 E: 0 K: 0 S: 12 H: 1 LOB: 1 BB: 0 P: 17	R: 3 E: 0 K: 0 S: 16 H: 3 LOB: 0 BB: 0 P: 22		1B: 11 2B: 2 3B: 0 HR: 2 SF: 0 SAC: 1 DP: 0 HBP: 0				WP: 1 PB: 1 SB: 3 CS: 0 PA: 41		

PITCHER		IP	WLS	BF	H	R	ER	SO	BB	IBB	HBP	BLK	WP	HR	S	P	ERA	WHIP
58 Jenrry Mejia, R ERA: 2.3	(1, 1)	3.0		14	4	1	1	5	1	0	0	0	0	0	38	61	3.00	1.667
30 David Aardsma, R ERA: 4.5	(4, 1)	2.0	L	13	6	4	4	2	2	0	0	1	0	1	36	56	18.00	4.000
55 Pedro Feliciano, L ERA: 2.7	(6, 1)	0.2		3	1	0	0	0	0	0	0	0	0	0	6	8	0.00	1.500
52 Carlos Torres, R ERA: 3.0	(6, 1)	2.1		11	4	3	3	0	0	0	0	0	1	1	34	48	11.57	1.714

PITCHER	IP	WLS	BF	H	R	ER	SO	BB	IBB	HBP	BLK	WP	HR	S	P	ERA	WHIP

BOTTOM

New York Mets @ San Diego Padres

Petco Park, San Diego, CA

Sat Aug 17 2013, 5:42 PM - 9:18 PM PDT

Att. 36,974 - Clear - 70 F

livebaseballscorecards.com

AB	37
R	8
H	15
RBI	8
BB	3
SO	7
LOB	21

Batter	1	2	3	4	5	6	7	8	9	AB	R	H	RBI	BB	SO	LOB
22 Eric Young Jr., S (1, 7) OBP: 0.310, SLG: 0.336	B SI 83 C SI 84 X SL 80 1-1 G5-3		B FF 87 C SL 78 X CH 79 1-1 G5-3		C CU 65 S SL 81 D SL 80 B FF 88 B FF 89 B CH 77 4-2 BB		B SL 86 C SL 87 B SL 87 X SL 86 2-1 G4-3			3	0	0	0	1	0	1
2 Justin Turner, R (1, 4) OBP: 0.322, SLG: 0.348	C SI 84 B SI 84 X CU 66 1-1 6 2B 3B		C CU 66 B CU 70 F FF 87 B FF 89 C FF 87 2-3 K		S FF 87 C FF 88 F SL 79 B FF 89 B CH 76 B FF 86 X SL 80 3-2 F7			X FF 88 0-0 F8		4	1	1	0	0	1	2
6 Marlon Byrd, R (1, 9) OBP: 0.335, SLG: 0.516	F FF 86 B SL 81 X FF 87 1-1 3-H 2B			B FF 84 X CH 76 1-0 13 1B 4 SF9 1B		C CU 65 F FF 88 B SL 78 X SL 79 1-2 G6-3		C FF 88 B SL 87 X SL 87 1-1 F8		4	1	2	1	0	0	0
13 Josh Satin, R (1, 3) OBP: 0.415, SLG: 0.407 55 Pedro Feliciano, L (8, 1)	C FF 86 S CH 78 D CH 78 S FF 87 1-3 K			C CH 76 B FF 86 B FF 86 X FF 85 2-1 12 L1-3 1-3 1B		B CH 77 S CH 77 F CH 77 C FF 89 1-3 K		C SL 86 B SL 86 C FF 89 B FF 89 X SL 86 2-2 F7		4 0	0 0	1 0	0 0	0 0	2 0	1 0
4 Wilmer Flores, R (1, 5) OBP: 0.289, SLG: 0.400	B SL 80 B FF 86 X CH 76 2-0 F9			X SL 81 0-0 SF9 3-H		B CU 62 C FF 88 B FF 87 F SL 79 B FF 89 X FF 88 3-2 G1-3			C SL 83 B SL 84 F SL 83 B SL 83 B SI 91 F SL 83 S SL 83 3-3 K	3	0	0	1	0	1	1
12 Juan Lagares, R (1, 8) OBP: 0.284, SLG: 0.395		C SI 84 B FF 86 B FF 86 X CH 77 2-1 E3 15 G6-3		B FF 86 C FF 86 X CH 77 1-1 L1-3 1-1			C FF 85 F SL 78 X CU 67 0-2 G6-3		S SI 90 B SL 84 B SL 84 B SL 83 X SI 90 3-1 F9	4	0	0	0	0	0	1
15 Travis d'Arnaud, R (1, 2)		C FF 86 B CH 76 X CH 76 1-1 G6-3 1-2f			B CU 63 F SI 85 B CH 77 B CH 76 C SI 85 B CH 77 4-2 33 SH3-4 BB		C SL 75 B SL 77 B CH 78 X FF 86 2-1 F9		C SI 90 C SI 90 B SL 84 B SL 84 B SL 83 B SI 91 4-2 BB	2	0	0	0	2	0	1
3 Omar Quintanilla, L (1, 6) OBP: 0.310, SLG: 0.295		C FF 87 C FF 88 B FF 88 X CH 79 1-2 G3			C CH 75 C FF 88 D CU 70 S FF 89 1-3 K		B CU 63 F CH 76 C FF 87 B FF 89 F CH 77 F FF 89 X CU 66 2-2 30 2B		B SI 89 F SI 89 X CH 82 1-1 G4-3	4	1	1	0	0	1	2
33 Matt Harvey, R (1, 1) OBP: 0.088, SLG: 0.123 30 Andrew Brown, R (7, PH) OBP: 0.316, SLG: 0.486 56 Scott Rice, L (7, 1) 71 Gonzalez Germen, R (7, 1) 29 Ike Davis, L (8, 3) OBP: 0.326, SLG: 0.323			C SI 83 S CH 76 B FF 88 S CH 77 1-3 K		X FF 86 0-0 SH3-4 1-2		B CH 78 B CH 78 C FF 87 X CH 76 2-1 2-H 2B			1 1 0 0 0	0 0 0 0 0	0 1 0 0 0	0 1 0 0 0	0 0 0 0 0	1 0 0 0 0	0 0 0 0 0
Inning Stats	R: 1 E: 0 K: 1 S: 10 H: 2 LOB: 1 BB: 0 P: 16	R: 0 E: 1 K: 0 S: 7 H: 0 LOB: 0 BB: 0 P: 11	R: 0 E: 0 K: 2 S: 8 H: 0 LOB: 0 BB: 0 P: 12	R: 1 E: 0 K: 0 S: 6 H: 2 LOB: 0 BB: 0 P: 10	R: 0 E: 0 K: 1 S: 12 H: 0 LOB: 2 BB: 2 P: 24	R: 0 E: 0 K: 1 S: 9 H: 0 LOB: 0 BB: 0 P: 14	R: 1 E: 0 K: 0 S: 14 H: 2 LOB: 1 BB: 0 P: 22	R: 0 E: 0 K: 0 S: 6 H: 0 LOB: 0 BB: 0 P: 9	R: 0 E: 0 K: 1 S: 10 H: 0 LOB: 1 BB: 1 P: 21	1B: 2 2B: 4 3B: 1 HR: 0	SF: 1 SAC: 1 DP: 2 HBP: 0					

PITCHER		IP	WLS	BF	H	R	ER	SO	BB	IBB	HBP	BLK	WP	HR	S	P	ERA	WHIP
53 Eric Stults, L ERA: 3.7	(1, 1)	6.2		27	6	3	3	5	2	0	0	0	0	0	64	105	4.05	1.200
50 Nick Vincent, R ERA: 2.05	(7, 1)	1.1		4	0	0	0	0	0	0	0	0	0	0	8	13	0.00	0.000
16 Huston Street, R ERA: 3.1	(9, 1)	1.0	W	4	0	0	0	1	1	0	0	0	0	0	10	21	0.00	1.000

PITCHER	IP	WLS	BF	H	R	ER	SO	BB	IBB	HBP	BLK	WP	HR	S	P	ERA	WHIP

TOP

New York Mets @ San Diego Padres

Petco Park, San Diego, CA

Sun Aug 18 2013, 1:14 PM - 4:03 PM PDT

Att. 24,704 - Partly Cloudy - 72 F

livebaseballscorecards.com

AB	30
R	3
H	6
RBI	3
BB	3
SO	6
LOB	9

Batter	1	2	3	4	5	6	7	8	9	AB	R	H	RBI	BB	SO	LOB
25 Will Venable, L (1, 8) OBP: 0.308, SLG: 0.494	F FF 94 B FF 95 X FF 95 1-1 ① F7		S CU 83 B CH 87 S CH 87 B CU 86 B CH 88 S CH 86 3-3 ② K		C CU 81 X CH 87 0-1 2-3 3-H 1B		C SL 83 D SL 82 S SL 82 S SI 91 1-3 ② K		C SI 84 B CH 72 C SI 83 X CU 75 1-2 HR	5	1	2	2	0	2	2
5 Alexi Amarista, L (1, 6) OBP: 0.299, SLG: 0.380 15 Jesus Guzman, R (7, PH) OBP: 0.292, SLG: 0.389 3 Ronny Cedeno, R (8, 6) OBP: 0.256, SLG: 0.295	B FF 93 F FF 95 B CU 82 B FF 94 T FF 95 X FF 95 3-2 ② F7		B FF 96 B FF 95 F FF 94 F FF 96 X CH 88 2-2 1-2 1B		1 SAFE B FF 94 1 SAFE B FF 94 X FF 94 2-0 ② SF8 3-H		C SL 80 S FF 93 X CH 80 0-2 ③ G6-3			2 1 0	0 0 0	1 0 0	1 0 0	0 0 0	0 0 0	0 1 0
23 Yonder Alonso, L (1, 3) OBP: 0.356, SLG: 0.387	C CU 82 B FF 94 S CH 87 B FF 96 X FF 96 2-2 2B		C CU 83 F FF 97 X FF 96 0-2 ③ F8		X FF 95 0-0 ③ F7			B SI 92 B SI 92 B FF 91 C FF 91 B FF 92 4-1 2B 13 1B BB		3	1	1	0	1	0	3
9 Jedd Gyorko, R (1, 4) OBP: 0.303, SLG: 0.434	X SL 88 0-0 ③ L7			B FF 95 X FF 92 1-0 ① L7		X CH 84 0-0 11 PB 1B		X SL 81 0-0 ① F7		4	0	1	0	0	0	2
Chase Headley, S (1, 5) OBP: 0.327, SLG: 0.368		B FF 94 C FF 94 F CH 87 B CU 82 B FF 95 S FF 97 3-3 ① K		S FF 94 B CH 87 C CH 86 B FF 94 C CU 82 2-3 ② K		C CU 82 X FF 95 0-1 ① L6		B FF 93 C CH 80 C FF 93 F CH 82 1 SAFE F FF 93 B CH 82 1 SAFE X CH 82 2-2 14 G5-3 1-3 2B		4	0	1	0	0	2	1
13 Chris Denorfia, R (1, 9) OBP: 0.334, SLG: 0.394		F FF 94 B FF 96 B SL 89 C SL 87 S CU 84 2-3 ② K		C CU 82 S CH 86 B FF 97 X FF 95 1-2 ③ G6-3		C FF 94 S SL 89 F CU 84 S CH 86 0-3 ② K		S SL 83 B SL 84 B FF 93 S SL 82 X SL 83 2-2 14 G5-3 3-H 1B		4	0	1	1	0	2	1
11 Logan Forsythe, R (1, 7) OBP: 0.291, SLG: 0.327 50 Nick Vincent, R (7, 1) 14 Mark Kotsay, L (8, PH) OBP: 0.252, SLG: 0.240 16 Huston Street, R (9, 1)		C FF 95 F FF 93 B SL 90 B CU 86 B CU 84 T FF 96 3-2 ③ K		H CU 79 1-0 53 SH1-4 4 1B 25 1B HBP		C FF 95 B SL 89 B CU 83 S CH 87 X SI 97 2-2 ③ G6-3 1-2		B CU 73 C CU 73 X SI 83 1-1 ② G5-3 1-2 2-3		2 0 1	1 0 0	0 0 0	0 0 0	0 0 0	1 0 2	1 0 0
4 Nick Hundley, R (1, 2) OBP: 0.303, SLG: 0.406			B FF 94 X FF 92 1-0 53 FC6 1B		F FF 94 S CH 86 B SL 88 X SL 87 1-2 25 1B 53 SH1-4 5 SF8 1-2 1B		B SI 88 C SI 89 B SI 89 X SI 90 2-1 1 SH5-3 1B	I IN 55 I IN 57 I IN 57 I IN 59 4-0 IBB		3	1	3	0	1	0	0
53 Eric Stults, L (1, 1) OBP: 0.167, SLG: 0.250 1 Jaff Decker, L (7, 7) OBP: 0.273, SLG: 0.333			B FF 95 X FF 96 1-0 ① FC6 5 1B 1-2f		M FF 94 X FF 94 0-1 ① SH1-4 1-2 2-3		D SL 84 C SI 89 X SI 89 1-1 ① SH5-3 1-2	C CU 74 B CU 73 C CU 73 B CU 72 B CU 74 X CU 74 3-2 ③ F8		1 1	0 0	0 0	0 0	0 0	0 0	1 3
Inning Stats	R: 0 E: 0 K: 0 S: 9 H: 1 LOB: 1 BB: 0 P: 15	R: 0 E: 0 K: 3 S: 9 H: 0 LOB: 0 BB: 0 P: 17	R: 0 E: 0 K: 1 S: 11 H: 2 LOB: 2 BB: 0 P: 18	R: 0 E: 0 K: 1 S: 7 H: 0 LOB: 0 BB: 0 P: 11	R: 2 E: 0 K: 0 S: 9 H: 2 LOB: 1 BB: 0 P: 13	R: 0 E: 0 K: 1 S: 10 H: 1 LOB: 1 BB: 0 P: 12	R: 0 E: 0 K: 1 S: 10 H: 1 LOB: 1 BB: 0 P: 14	R: 1 E: 0 K: 0 S: 15 H: 2 LOB: 3 BB: 2 P: 31	R: 1 E: 0 K: 0 S: 3 H: 1 LOB: 0 BB: 0 P: 4	1B: 7 2B: 2 3B: 0 HR: 1	SF: 1 SAC: 2 DP: 0 HBP: 1	WP: 0 PB: 1 SB: 0 CS: 0	PA: 37			

PITCHER	IP	WLS	BF	H	R	ER	SO	BB	IBB	HBP	BLK	WP	HR	S	P	ERA	WHIP
33 Matt Harvey, R (1, 1) ERA: 2.25	6.0		25	6	2	2	6	0	0	1	0	0	0	55	86	3.00	1.000
56 Scott Rice, L (7, 1) ERA: 3.45	0.2	H	3	1	0	0	1	0	0	0	0	0	0	7	11	0.00	1.500
71 Gonzalez Germen, R (7, 1) ERA: 3.0	0.2	B	5	2	1	1	0	1	0	0	0	0	0	13	21	13.50	4.500
55 Pedro Feliciano, L (8, 1) ERA: 4.5	0.2	L	4	1	1	1	0	0	1	0	0	0	1	8	17	13.50	1.500

PITCHER	IP	WLS	BF	H	R	ER	SO	BB	IBB	HBP	BLK	WP	HR	S	P	ERA	WHIP

BOTTOM

New York Mets @ San Diego Padres

Petco Park, San Diego, CA

Sun Aug 18 2013, 1:14 PM - 4:03 PM PDT

Att. 24,704 - Partly Cloudy - 72 F

livebaseballscorecards.com

AB	31
R	4
H	10
RBI	4
BB	2
SO	7
LOB	17

Batter	1	2	3	4	5	6	7	8	9	AB	R	H	RBI	BB	SO	LOB
22 Eric Young Jr., S (1, 7) OBP: 0.311, SLG: 0.337	B FF 92 B SI 89 C SI 89 X SI 92 2-1 29 BB 28 1B 30 1B 1B	B FF 92 S CH 83 B SI 92 T FF 93 B SL 83 F SI 91 X SI 92 3-2 ② 1-3 2-H 1B		C SL 84 B SI 93 D SL 86 F SI 90 X SI 92 2-2 ①② L5 3-H		B CH 84 B FF 93 C SI 94 X SL 84 2-1 ③ G5-3		B SI 93 X CH 86 1-0 ③ G5-3		5	1	2	1	0	0	3
28 Daniel Murphy, L (1, 4) OBP: 0.307, SLG: 0.397	B SI 91 X SI 92 1-0 30 1B 29 BB 1-2 1B	B CH 83 B CH 83 X CH 83 2-0 ③ G1-3		B SI 93 X CH 84 1-0 6 FC6-4 1-2 2-H 1B			X SI 92 0-0 ① L7		C SI 91 B SI 92 X CH 87 1-1 ① G3-1	5	0	2	1	0	0	1
6 Marlon Byrd, R (1, 9) OBP: 0.336, SLG: 0.523	C CU 81 D SI 93 S SL 84 D SI 94 S SL 86 2-3 ① K		X FF 92 0-0 ① F9	C SI 89 1 SAFE B SL 83 S SL 82 X SL 83 1-2 ③ FC6-4 1-2f			C SL 85 F FF 94 X SL 85 0-2 30 BB 4 1B 1B		X FF 92 0-0 HR	5	2	2	1	0	1	4
29 Ike Davis, L (1, 3) OBP: 0.324, SLG: 0.318	B SI 93 B CH 84 B SI 92 D FF 93 4-0 30 1B 1-2 2-3 BB		C FF 91 X SI 90 0-1 ② G4-3		C SI 92 C FF 93 C SI 94 0-3 ① K		F SI 91 C SI 92 B FF 92 D SL 85 C SI 93 2-3 ② K		F SI 92 B CH 87 F CH 86 S FC 91 1-3 ② K	4	0	0	0	1	3	1
30 Andrew Brown, R (1, 10) OBP: 0.333, SLG: 0.487	S SL 84 S SI 92 X SI 94 0-2 4 G6-4-3 1-2 2-3 3-H 1B		B SI 93 S SL 85 C SI 92 B SL 86 S SL 84 2-3 ③ K		F SL 82 B SI 95 B SL 85 S SL 84 X FF 94 2-2 4 FC4-6 1B		S SL 83 C SL 83 B SL 84 B SI 94 B SI 93 B SI 84 4-2 4 1B 1-2 BB		X SL 84 0-0 ③ P5	4	0	2	1	1	1	0
4 Wilmer Flores, R (1, 5) OBP: 0.310, SLG: 0.436	F SI 93 X SI 93 0-1 ②③ G6-4-3 1-2f			C SL 84 F SL 85 X CU 77 0-2 12 1B 3 1B 2B	C SI 91 F SI 93 B SI 93 X FF 93 1-2 ② FC4-6 1-2f		B SI 93 F SI 94 F FF 93 X SL 83 1-2 1-3 2-H 1B			4	1	2	1	0	0	4
15 Travis d'Arnaud, R (1, 2)		C FF 91 B SI 92 B CH 83 B SI 92 F SI 92 F SI 93 X SI 92 3-2 ① F8		B SI 91 B SI 91 B CU 81 C FF 92 C FF 91 B SL 84 4-2 3 1B 12 1B 22 L5 BB	B SI 93 D SL 81 B FF 93 F FF 91 F SI 92 F SI 93 S SI 93 3-3 ③ K		S SI 92 F SI 93 B SL 82 D CH 87 S SL 83 2-3 ③ K			3	0	0	0	1	2	3
12 Juan Lagares, R (1, 8) OBP: 0.287, SLG: 0.396		C SL 83 X SI 93 0-1 3 1B 22 1B 1B		F FF 92 X SI 91 0-1 3 1B 28 1B 1-2 2-3 1B		B SL 84 C SL 84 S SL 85 C SL 84 1-3 ① K		F SL 83 B CH 85 F FF 92 F SL 84 F CU 74 B SI 94 F SL 84 S SI 93 2-3 ① K		4	2	2	0	0	2	0
3 Omar Quintanilla, L (1, 6) OBP: 0.313, SLG: 0.298		C FF 91 B FF 92 B SI 90 X SI 90 2-1 22 1B 1-2 1B		T SI 92 B SI 92 X SI 91 1-1 28 1B 1-2 2-3 3-H 1B		B SI 93 C CH 86 F SI 93 B SI 95 S FF 94 2-3 ② K		C SL 83 S FF 93 B SI 93 T SI 92 1-2 ② K		4	0	2	1	0	2	0
Inning Stats	R: 1 E: 0 K: 1 S: 11 H: 3 LOB: 2 BB: 1 P: 20	R: 1 E: 0 K: 0 S: 13 H: 3 LOB: 1 BB: 0 P: 23	R: 0 E: 0 K: 1 S: 6 H: 0 LOB: 0 BB: 0 P: 8	R: 2 E: 0 K: 0 S: 16 H: 4 LOB: 2 BB: 1 P: 25	R: 0 E: 0 K: 2 S: 13 H: 1 LOB: 1 BB: 0 P: 19	R: 0 E: 0 K: 2 S: 8 H: 0 LOB: 0 BB: 0 P: 13	R: 1 E: 0 K: 2 S: 15 H: 2 LOB: 2 BB: 1 P: 24	R: 0 E: 0 K: 2 S: 10 H: 0 LOB: 0 BB: 0 P: 14	R: 1 E: 0 K: 1 S: 7 H: 1 LOB: 0 BB: 0 P: 9	1B: 12 2B: 2 3B: 0 HR: 1 SF: 0 SAC: 0 DP: 2 HBP: 0						

PITCHER	IP	WLS	BF	H	R	ER	SO	BB	IBB	HBP	BLK	WP	HR	S	P	ERA	WHIP
44 Kyle Gibson, R (1, 1) ERA: 6.53	3.2	L	20	10	4	4	2	2	0	0	0	0	0	43	72	9.82	3.273
51 Anthony Swarzak, R (4, 1) ERA: 2.87	3.0		13	3	1	1	5	1	0	0	0	0	0	36	55	3.00	1.333
52 Brian Duensing, L (7, 1) ERA: 3.91	1.1		4	0	0	0	3	0	0	0	0	0	0	13	19	0.00	0.000
61 Jared Burton, R (9, 1) ERA: 3.0	1.0		4	1	1	1	1	0	0	0	0	0	1	7	9	9.00	1.000

PITCHER	IP	WLS	BF	H	R	ER	SO	BB	IBB	HBP	BLK	WP	HR	S	P	ERA	WHIP

TOP

New York Mets @ Minnesota Twins

Target Field, Minneapolis, MN

Mon Aug 19 2013, 1:12 PM - 4:04 PM CDT

Att. 30,913 - Cloudy - 78 F

livebaseballscorecards.com

AB	38
R	6
H	14
RBI	6
BB	3
SO	11
LOB	16

New York Mets @ Minnesota Twins

Target Field, Minneapolis, MN

Mon Aug 19 2013, 1:12 PM - 4:04 PM CDT

Att. 30,913 - Cloudy - 78 F

livebaseballscorecards.com

Batter	1	2	3	4	5	6	7	8	9	AB	R	H	RBI	BB	SO	LOB
2 Brian Dozier, R (1, 4) OBP: 0.311, SLG: 0.417	C FF 89 X FF 90 0-1 G6-3 ①		B SI 90 C SL 82 X SL 83 1-1 F8 ② 2-3			C KC 73 B SI 89 X SI 90 1-1 16 L8 7 1B 1B		B KC 73 C SL 81 B FF 89 F FF 90 B FF 90 S SI 90 3-3 K ①		4	0	1	0	0	1	1
7 Joe Mauer, L (1, 2) OBP: 0.404, SLG: 0.476	B SI 90 C SI 91 F SI 91 X FC 88 1-2 L3 ②		C FF 91 B SI 91 F KC 78 B FF 92 S SI 92 2-3 K ③			X SI 91 0-0 33 G3-6 1-2 1B		C KC 75 B FF 91 F FF 90 B KC 76 X SL 83 2-2 2B		4	0	2	0	0	1	1
16 Josh Willingham, R (1, 7) OBP: 0.353, SLG: 0.403	B SI 90 X SI 92 1-0 F8 ③			C FC 88 B SL 81 F SL 82 F KC 76 B SL 82 S SL 80 2-3 K ①		S SL 83 B KC 75 C KC 75 X SI 90 1-2 L8 ① 2-3		C SL 83 F SL 83 S KC 77 0-3 K ②		4	0	0	0	0	2	3
33 Justin Morneau, L (1, 3) OBP: 0.316, SLG: 0.418		B KC 73 C SI 90 B SI 90 B CH 83 B SI 89 4-1 BB		B CH 84 X SI 91 1-0 2B		X KC 75 0-0 G3-6 ②③ 1-2f		B SL 82 C SL 82 X SI 90 1-1 P2 ③		3	0	1	0	1	0	3
9 Ryan Doumit, S (1, 10) OBP: 0.307, SLG: 0.390		C SI 90 C SI 90 S CH 84 0-3 K ①		C KC 75 S CH 84 S FF 91 0-3 K ②			B FF 89 X FF 88 1-0 L8 ①		B CU 78 F FF 92 C FF 91 B SL 88 X SL 87 2-2 F7 ①	4	0	0	0	0	2	2
31 Oswaldo Arcia, L (1, 9) OBP: 0.313, SLG: 0.438		B KC 76 S CH 84 S CH 84 S FF 90 1-3 K ②		S CH 84 F CH 84 B SI 90 B FF 91 X CH 84 2-2 P6 ③			C SI 89 S CH 83 B CH 83 S FF 90 1-3 K ②		B CU 79 S FF 91 X SL 87 1-1 L9 ②	4	0	0	0	0	2	2
24 Trevor Plouffe, R (1, 5) OBP: 0.297, SLG: 0.390		B FF 90 C FF 90 B SL 82 B SL 83 F FF 90 X FF 91 3-2 F9 ③			C FC 88 B FF 89 X SL 83 1-1 F8 ①		X FF 91 0-0 11 E 2B		C FF 92 B SL 87 F SL 88 X SL 88 1-2 11 DI 1B	4	1	2	0	0	0	1
11 Clete Thomas, L (1, 8) OBP: 0.300, SLG: 0.341			C SI 90 B CH 83 X CH 84 1-1 2 F8 25 G3 1B		X SI 90 0-0 G4-3 ②		B CH 83 F FF 89 S CH 83 B FF 91 X CH 84 2-2 E4 2-H		C FF 92 B FF 92 C SL 88 B SL 88 F FF 94 X SL 88 2-2 G5-3 ③ 1-2	4	0	1	0	0	0	1
25 Pedro Florimón, S (1, 6) OBP: 0.273, SLG: 0.325			C SI 90 X SI 88 0-1 G3 ① 1-2		C SI 90 S CH 84 C FF 91 0-3 K ③		B SI 90 X SI 90 1-0 F8 ③			3	0	0	0	0	1	2

BOTTOM	
AB	34
R	1
H	7
RBI	0
BB	1
SO	9
LOB	16

Inning Stats	1	2	3	4	5	6	7	8	9	1B: 4	SF: 0	WP: 0	PA: 35
	R: 0 E: 0 K: 0 S: 6 H: 0 LOB: 0 BB: 0 P: 8	R: 0 E: 0 K: 2 S: 10 H: 0 LOB: 1 BB: 1 P: 18	R: 0 E: 0 K: 1 S: 9 H: 1 LOB: 1 BB: 0 P: 13	R: 0 E: 0 K: 2 S: 11 H: 1 LOB: 1 BB: 0 P: 16	R: 0 E: 0 K: 1 S: 6 H: 0 LOB: 0 BB: 0 P: 7	R: 0 E: 0 K: 0 S: 7 H: 2 LOB: 1 BB: 0 P: 9	R: 1 E: 1 K: 1 S: 9 H: 1 LOB: 1 BB: 0 P: 14	R: 0 E: 0 K: 2 S: 11 H: 1 LOB: 1 BB: 0 P: 17	R: 0 E: 0 K: 0 S: 12 H: 1 LOB: 1 BB: 0 P: 18	2B: 3 3B: 0 HR: 0	SAC: 0 DP: 1 HBP: 0	PB: 0 SB: 0 CS: 0	

PITCHER		IP	WLS	BF	H	R	ER	SO	BB	IBB	HBP	BLK	WP	HR	S	P	ERA	WHIP
35 Dillon Gee, R ERA: 3.6	(1, 1)	7.2	W	30	6	1	0	9	1	0	0	0	0	0	67	99	0.00	0.913
56 Scott Rice, L ERA: 3.42	(8, 1)	0.1		1	0	0	0	0	0	0	0	0	0	0	2	3	0.00	0.000
50 Scott Atchison, R ERA: 3.23	(9, 1)	1.0		4	1	0	0	0	0	0	0	0	0	0	12	18	0.00	1.000

PITCHER	IP	WLS	BF	H	R	ER	SO	BB	IBB	HBP	BLK	WP	HR	S	P	ERA	WHIP

Atlanta Braves @ New York Mets

Citi Field, Flushing, NY

Tue Aug 20 2013, 7:14 PM - 10:17 PM EDT

Att. 25,863 - Partly Cloudy - 84 F

livebaseballscorecards.com

Batter	1	2	3	4	5	6	7	8	9	AB	R	H	RBI	BB	SO	LOB
22 Jason Heyward, L (1, 9) OBP: 0.348, SLG: 0.426	S SI 96 B SI 95 B FF 95 S SI 96 B FF 97 F FF 97 X FF 96 3-2 ① F9		C CU 76 F FF 94 B FF 94 S FC 85 1-3 ② K		B FF 93 S FF 94 B FF 93 F FF 93 D FF 94 F FF 94 F SI 94 X FF 95 3-2 ② F8		B SI 93 F SI 93 F FF 94 F FF 95 B FC 86 D FC 86 F FF 94 F FF 95 B FC 86 4-2 1-2 2-3 19 E BB		C SL 88 S CU 80 B FF 93 B SL 87 F SL 90 X SL 88 2-2 ③ P5	4	1	0	0	1	1	1
19 Andrelton Simmons, R (1, 6) OBP: 0.290, SLG: 0.360	C FC 90 B SI 95 B FC 88 X FF 96 2-1 ② F8		B FF 94 B FF 94 F SI 93 C SI 95 F FF 95 B CU 80 B FC 86 4-2 5 1B BB		F FC 88 X SI 92 0-1 ③ G6-3		C FC 92 B FF 91 B FC 91 B FF 92 X FC 91 3-1 1-H 2-H 3-H E6 2B			3	0	1	3	1	0	1
5 Freddie Freeman, L (1, 3) OBP: 0.388, SLG: 0.478	F FF 96 B FF 96 B FF 95 C SI 94 X FF 96 2-2 1B		X CU 76 0-0 1-3 1B			B SI 92 S FF 92 X FF 94 1-1 ① G3	B SI 90 S SI 90 X SI 90 1-1 ③ F7			4	0	2	0	0	0	1
24 Evan Gattis, R (1, 7) OBP: 0.301, SLG: 0.478	C FF 95 B FF 95 X FC 87 1-1 ③ F7		F SI 94 B FF 94 X SI 93 1-1 ③ P2			C CU 76 X SI 92 0-1 ② G5-3 C FF 93 X SI 93 0-1 ③ L7		B FF 93 F CH 80 F FF 93 X SL 83 1-2 ① G5-3		4	0	0	0	0	0	3
16 Brian McCann, L (1, 2) OBP: 0.346, SLG: 0.511		F FF 94 B FF 94 S FF 95 S FC 89 1-3 ① K		F FF 94 B CU 77 X CH 88 1-1 23 G5-4-3 1B				C FF 94 B FF 93 B CH 82 X CH 81 2-1 ② L3-4-1		4	0	1	0	0	1	0
23 Chris Johnson, R (1, 5) OBP: 0.370, SLG: 0.470		C FC 86 F SI 94 B FF 95 S FF 96 1-3 ② K		C SI 92 B FC 86 X FC 87 1-1 ①② G5-4-3 1-2f			B FF 93 X SI 93 1-0 ① G4-3	S SL 83 X SL 84 0-1 1B		4	0	1	0	0	1	1
17 Jordan Schafer, L (1, 8) OBP: 0.380, SLG: 0.421		F FF 94 B FF 94 X FF 94 1-1 1B		B CU 78 B FF 95 C FF 94 B FF 94 C FF 94 X FF 94 3-2 ③ G4-3			B CH 84 B FF 92 C FF 93 F FF 93 F FF 93 B CU 78 S FF 94 3-3 ② K	C SI 94 S CH 82 X FF 94 0-2 ③ F7		4	0	1	0	0	1	1
4 Paul Janish, R (1, 4) OBP: 0.231, SLG: 0.182 2 B.J. Upton, R (9, PH) OBP: 0.269, SLG: 0.299		C FF 94 1 SAFE S FF 95 X FF 94 0-2 ③ P4			S FF 91 C FF 93 F FC 86 B SI 93 X FC 84 1-2 ① P2		B FF 93 X FF 92 1-0 22 BB 19 E 2B		C FF 93 F SL 87 D CU 82 S FF 94 1-3 ① K	3 1	1 0	1 0	0 0	0 0	0 1	1 0
37 Brandon Beachy, R (1, 1) OBP: 0.222, SLG: 0.125 25 Joey Terdoslavich, S (7, PH) OBP: 0.375, SLG: 0.340 48 David Carpenter, R (7, 1) 32 Scott Downs, L (7, 1) 20 Luis Ayala, R (7, 1) 11 Gerald Laird, R (9, PH) OBP: 0.368, SLG: 0.373			B FF 93 C FF 93 B FF 92 S FF 93 S FF 94 2-3 ① K		S FF 93 X FF 93 0-1 1B		B SI 93 B SI 92 B SI 94 B FF 93 4-0 22 BB 19 E BB		C SL 87 X FF 93 0-1 ② G6-3	2 0 0 0 0 1	0 1 0 0 0 0	1 0 0 0 0 0	0 1 0 0 0 0	0 1 0 0 0 0	1 0 0 0 0 0	0 0 0 0 0 0

TOP

AB	34
R	3
H	8
RBI	3
BB	3
SO	6
LOB	9

Inning Stats	1	2	3	4	5	6	7	8	9	1B: 6 SF: 0	WP: 0 PA: 37
	R: 0 H: 1 E: 0 LOB: 1 K: 0 BB: 0 S: 11 P: 19	R: 0 H: 1 E: 0 LOB: 1 K: 2 BB: 0 S: 11 P: 14	R: 0 H: 1 E: 0 LOB: 2 K: 2 BB: 1 S: 12 P: 20	R: 0 H: 1 E: 0 LOB: 0 K: 0 BB: 0 S: 7 P: 12	R: 0 H: 1 E: 0 LOB: 1 K: 0 BB: 0 S: 14 P: 18	R: 0 H: 0 E: 0 LOB: 0 K: 0 BB: 0 S: 6 P: 7	R: 3 H: 2 E: 1 LOB: 1 K: 1 BB: 2 S: 15 P: 32	R: 0 H: 1 E: 0 LOB: 1 K: 0 BB: 0 S: 10 P: 13	R: 0 H: 0 E: 0 LOB: 0 K: 1 BB: 0 S: 9 P: 12	2B: 2 SAC: 0 3B: 0 DP: 1 HR: 0 HBP: 0	PB: 0 SB: 0 CS: 0

PITCHER		IP	WLS	BF	H	R	ER	SO	BB	IBB	HBP	BLK	WP	HR	S	P	ERA	WHIP
45 Zack Wheeler, R ERA: 3.49	(1, 1)	6.2	W	28	6	3	3	5	3	0	0	0	0	0	72	114	4.05	1.350
52 Carlos Torres, R ERA: 3.0	(7, 1)	0.0		1	1	0	0	0	0	0	0	0	0	0	2	5	∞	∞
56 Scott Rice, L ERA: 3.4	(7, 1)	0.1	H	1	0	0	0	0	0	0	0	0	0	0	2	3	0.00	0.000
71 Gonzalez Germen, R ERA: 2.84	(8, 1)	1.0	H	4	1	0	0	0	0	0	0	0	0	0	10	13	0.00	1.000
32 LaTroy Hawkins, R ERA: 2.93	(9, 1)	1.0	S	3	0	0	0	1	0	0	0	0	0	0	9	12	0.00	0.000

PITCHER	IP	WLS	BF	H	R	ER	SO	BB	IBB	HBP	BLK	WP	HR	S	P	ERA	WHIP

BOTTOM

Atlanta Braves @ New York Mets

Citi Field, Flushing, NY

Tue Aug 20 2013, 7:14 PM - 10:17 PM EDT

Att. 25,863 - Partly Cloudy - 84 F

livebaseballscorecards.com

Batter	1	2	3	4	5	6	7	8	9	AB	R	H	RBI	BB	SO	LOB
22 Eric Young Jr., S (1, 7) OBP: 0.311, SLG: 0.336	B FF 89 C FF 90 F FF 91 B FF 92 X CH 82 2-2 E6 6 G6-3 6 S 29 1B	C FF 90 X CH 81 0-1 G1-3 ②	C FF 86 X FF 88 0-1 6 S 28 1B 6 E 1B	B SI 86 S SI 87 1 SAFE S SI 87 S SI 87 1-3 K ②		4	2	1	0	0	1	2
28 Daniel Murphy, L (1, 4) OBP: 0.309, SLG: 0.397	C FF 90 1 SAFE X SI 89 0-1 F7 ①	C FF 90 C CU 72 B FF 92 B FF 93 D CU 74 X FF 92 3-2 G6-3 ③	X CH 77 0-0 6 S 6 HR 1-2 1B	B SI 87 F SI 88 F SI 88 F SI 88 B SL 82 B SI 89 B SI 88 4-2 1-2 BB		3	1	1	0	1	0	1
6 Marlon Byrd, R (1, 9) OBP: 0.335, SLG: 0.527	C FF 89 1 SAFE B FF 90 S CH 82 D FF 92 X FF 91 2-2 G6-3 ② 1-3	X FF 88 0-0 F8 ①	F CH 78 C FF 89 B FF 89 B FF 91 X CH 78 2-2 1-H 2-H HR	B SL 83 F SI 89 F SI 88 B FF 89 X FF 89 2-2 F8 ③		4	1	1	2	0	0	4
29 Ike Davis, L (1, 3) OBP: 0.326, SLG: 0.331	C CU 71 X CU 71 0-1 3-H 1B	C FF 89 F FF 90 X CU 71 0-2 G4-3 ②	C FF 85 B CU 67 X FF 85 1-1 F8 ①			C CH 85 B CH 85 X SL 85 1-1 HR		4	1	2	2	0	0	0
4 Wilmer Flores, R (1, 5) OBP: 0.283, SLG: 0.395 32 LaTroy Hawkins, R (9, 1)	C FF 90 B FF 91 B FF 91 X FF 90 2-1 P4 ③	C SL 80 B FF 92 B FF 90 T CH 80 D FF 92 S FF 91 3-3 K ③	S SL 80 F FF 87 X SL 81 0-2 G6-3 ②			C SL 84 F FF 90 B CU 82 F FF 90 X FF 90 1-2 L9 ①		4 0	0 0	0 0	0 0	1 0	1 0
12 Juan Lagares, R (1, 8) OBP: 0.286, SLG: 0.394		B FF 89 B FF 90 C FF 89 C CH 81 X FF 92 2-2 F9 ①	B CH 79 C FF 87 X FF 88 1-1 15 G5-3 1B	B FF 85 X CH 82 1-0 P6 ③		B SI 90 C SI 90 F SI 91 B FF 90 C SL 81 2-3 K ②		4	0	1	0	0	1	0
15 Travis d'Arnaud, R (1, 2) OBP: 0.375, SLG: 0.182		C FF 90 F CH 82 F CU 73 C FF 92 0-3 K ②	D FF 89 1 SAFE X CH 78 1-0 G5-3 ① 1-2			F FF 94 B SL 84 C SL 85 C FF 95 1-3 K ①	X SI 90 0-0 2B	4	0	1	0	0	2	1
3 Omar Quintanilla, L (1, 6) OBP: 0.312, SLG: 0.294		C FF 90 S FF 91 F FF 91 B CH 82 X CH 80 1-2 G4-3 ③	T FF 88 C CH 78 B CU 70 F CH 79 B FF 90 F FF 91 F FF 91 X CH 78 2-2 F8 ②			B FF 94 B FF 94 B FF 94 C FF 94 F FF 94 B FF 94 4-2 30 1B BB	C FF 90 B CH 84 X CH 84 1-1 G1-3 ③	3	0	0	0	1	0	2
45 Zack Wheeler, L (1, 1) OBP: 0.167, SLG: 0.208 52 Carlos Torres, R (7, 1) OBP: 0.200, SLG: 0.200 56 Scott Rice, L (7, 1) 23 Mike Baxter, L (7, PH) OBP: 0.328, SLG: 0.280 30 Andrew Brown, R (7, PH) OBP: 0.341, SLG: 0.494 71 Gonzalez Germen, R (8, 1) 2 Justin Turner, R (9, 5) OBP: 0.322, SLG: 0.348		C FF 90 C FF 91 C FF 92 0-3 K ①	F FF 88 B FF 90 F FF 89 S CH 77 1-3 K ③			C SI 85 C SI 86 B SI 86 F SI 87 D SI 88 B SI 88 1 SAFE X SI 88 3-2 28 BB 1-3 1B		2 0 0 0 1 0 0	0 0 0 0 0 0 0	0 0 0 0 1 0 0	0 0 0 0 0 0 0	2 0 0 0 0 0 0	1 0 0 0 0 0 0
Inning Stats	R: 1 E: 1 K: 0 S: 12 H: 1 LOB: 1 BB: 0 P: 18	R: 0 E: 0 K: 1 S: 11 H: 0 LOB: 0 BB: 0 P: 14	R: 0 E: 0 K: 1 S: 8 H: 0 LOB: 0 BB: 0 P: 11	R: 0 E: 0 K: 1 S: 7 H: 0 LOB: 0 BB: 0 P: 10	R: 0 E: 0 K: 1 S: 12 H: 1 LOB: 1 BB: 0 P: 17	R: 3 E: 0 K: 0 S: 12 H: 3 LOB: 0 BB: 0 P: 16	R: 0 E: 0 K: 2 S: 18 H: 1 LOB: 3 BB: 2 P: 33	R: 1 E: 0 K: 1 S: 12 H: 2 LOB: 1 BB: 0 P: 17		1B: 5 2B: 1 3B: 0 HR: 2 SF: 0 SAC: 0 DP: 0 HBP: 0				

	AB	33
	R	5
	H	8
	RBI	4
	BB	2
	SO	7
	LOB	12

PITCHER		IP	WLS	BF	H	R	ER	SO	BB	IBB	HBP	BLK	WP	HR	S	P	ERA	WHIP
37 Brandon Beachy, R ERA: 4.5	(1, 1)	6.0	L	24	5	4	3	4	0	0	0	0	0	1	62	86	4.50	0.833
48 David Carpenter, R ERA: 1.85	(7, 1)	0.1		2	0	0	0	1	1	0	0	0	0	0	5	10	0.00	3.000
32 Scott Downs, L ERA: 1.7	(7, 1)	0.1		3	1	0	0	1	1	0	0	0	0	0	10	18	0.00	6.000
20 Luis Ayala, R ERA: 3.22	(7, 1)	1.1		6	2	1	1	1	0	0	0	0	0	1	15	22	6.75	1.500

PITCHER	IP	WLS	BF	H	R	ER	SO	BB	IBB	HBP	BLK	WP	HR	S	P	ERA	WHIP

Batter	1	2	3	4	5	6	7	8	9	10	AB	R	H	RBI	BB	SO	LOB
22 Jason Heyward, L (1, 9) OBP: 0.347, SLG: 0.423	C FC 86 X FC 87 0-1 L8			B FC 88 F FF 90 X CU 77 1-1 P6		B SI 89 C FC 88 F FC 87 H FF 90 2-2 19 1B 5 1B HBP	C FF 90 C FC 88 B FC 89 D CU 78 S FC 89 2-3 K			B FF 91 F FF 91 B SL 87 C FF 91 F SL 88 X FF 90 2-2 F9	2	0	0	0	0	0	0
17 Jordan Schafer, L (6, PR) OBP: 0.375, SLG: 0.415 (6, 9)											2	1	0	0	0	1	3
19 Andrelton Simmons, R (1, 6) OBP: 0.294, SLG: 0.364	C SI 88 B CU 75 B CH 83 B CH 84 C FC 87 B CH 84 4-2 5 G6-3 BB			C CU 75 B FF 91 X CH 85 1-1 1B		B FC 86 X SI 89 1-0 5 1B 1-2 1B		C SL 80 F FF 93 X FF 93 0-2 G6-3		C SL 87 B CU 81 C CU 79 X SL 87 1-2 5 1B 23 HR 1B	4	1	3	0	1	0	0
5 Freddie Freeman, L (1, 3) OBP: 0.390, SLG: 0.479	F FC 88 X SI 92 0-1 G6-3 1-2f			X CU 75 0-0 G3		X FC 89 0-0 1-2 2-H 1B		F CH 81 B CH 81 F FF 93 B FF 94 X CH 82 2-2 23 WP 1B		F SL 82 S CH 81 D CH 80 X SI 90 1-2 23 HR 1-2 1B	5	1	3	1	0	0	1
23 Chris Johnson, R (1, 5) OBP: 0.368, SLG: 0.475		F FF 88 B FC 86 F CH 82 X FF 91 1-2 G6-3			C CH 82 F FC 89 B FF 90 B FC 89 C FC 89 2-3 K	S FC 89 B FF 92 S FC 90 S FF 91 1-3 K		C FF 94 S SL 83 D SL 84 S CH 82 1-3 K 1-2		X SI 91 0-0 1-H 2-H HR	5	1	1	3	0	3	3
11 Gerald Laird, R (1, 2) OBP: 0.370, SLG: 0.379		B SI 89 X FF 90 1-0 F9			C CH 83 C SI 91 B FC 88 X CU 77 1-2 25 F9 2B		B FF 88 B FC 85 B SI 88 B FF 88 4-0 2 G5-3 25 1B BB	X SL 82 0-0 G6-3		F SI 91 C SL 82 F SL 82 S SI 92 0-3 K	4	0	1	0	1	1	1
25 Joey Terdoslavich, S (1, 7) OBP: 0.367, SLG: 0.333		B FF 91 C SI 89 C CU 76 C FC 88 1-3 K			F FC 88 S FC 89 F FC 90 F FF 93 F FF 90 B FF 92 B FF 91 B FF 90 X FF 92 3-2 F9 2-3		C FC 86 X FF 90 0-1 2 G5-3 1-2 1B		B FF 90 C FF 91 F CH 85 F FF 92 C FF 93 1-3 K		4	0	1	0	0	2	1
2 B.J. Upton, R (1, 8) OBP: 0.266, SLG: 0.295			S FF 88 F CH 82 B CU 75 B FF 90 F FC 89 B FC 89 F FF 93 S FC 90 3-3 K		S FC 89 F CU 79 B FF 91 F FC 90 B FF 91 S FF 91 2-3 K		X FC 88 0-0 G5-3 1-2 2-3		X FF 93 0-0 L9		4	0	0	0	0	2	3
4 Paul Janish, R (1, 4) OBP: 0.200, SLG: 0.154			L FF 91 B CH 83 B FC 88 X SI 91 2-1 B1	S SI 87 B CH 81 X FF 90 1-1 L8		S FC 86 F FC 88 B CH 85 B FC 88 L FC 88 2-3 K		B FF 93 B FF 94 C FF 94 B FF 94 X FF 93 3-1 P6		4	0	0	0	0	1	2
58 Alex Wood, R (1, 1) 59 Phil Gosselin, R (7, PH) OBP: 0.429, SLG: 0.333 52 Jordan Walden, R (7, 1) 43 Luis Avilán, L (9, 1) 16 Brian McCann, L (10, PH) OBP: 0.345, SLG: 0.559 46 Craig Kimbrel, R (10, 1)			B FF 90 C FF 90 B FC 90 C SI 90 S FF 91 2-3 K			C FF 89 F FF 89 S FC 89 0-3 K	I IN 64 I IN 63 I IN 64 I IN 60 4-0 IBB			B SI 90 B CH 84 B FF 91 F FF 90 X FF 91 3-1 F8	2 0 0 0 1 0 0	0 0 0 0 0 0 0	0 0 0 0 0 0 0	0 1 0 0 0 0 0	0 0 0 0 0 0 0	2 0 0 0 0 0 0	0 0 0 0 0 0 0
Inning Stats	R: 0 E: 0 K: 0 S: 6 H: 0 LOB: 0 BB: 1 P: 10	R: 0 E: 0 K: 1 S: 7 H: 0 LOB: 0 BB: 0 P: 10	R: 0 E: 0 K: 2 S: 10 H: 0 LOB: 0 BB: 0 P: 17	R: 0 E: 0 K: 0 S: 5 H: 1 LOB: 0 BB: 0 P: 7	R: 0 E: 0 K: 2 S: 16 H: 1 LOB: 1 BB: 0 P: 24	R: 1 E: 0 K: 2 S: 12 H: 2 LOB: 2 BB: 0 P: 17	R: 0 E: 0 K: 2 S: 9 H: 1 LOB: 3 BB: 2 P: 21	R: 0 E: 0 K: 1 S: 10 H: 1 LOB: 1 BB: 0 P: 13	R: 0 E: 0 K: 1 S: 7 H: 0 LOB: 0 BB: 0 P: 11	R: 3 E: 0 K: 1 S: 17 H: 3 LOB: 0 BB: 0 P: 24	1B: 7 2B: 1 3B: 0 HR: 1 SF: 0 SAC: 0 DP: 1 HBP: 1						

PITCHER		IP	WLS	BF	H	R	ER	SO	BB	IBB	HBP	BLK	WP	HR	S	P	ERA	WHIP
49 Jonathon Niese, L ERA: 4.03	(1, 1)	7.0		28	5	1	1	9	2	1	1	0	0	0	65	106	1.29	1.000
71 Gonzalez Germen, R ERA: 2.7	(8, 1)	1.0		4	1	0	0	1	0	0	0	0	1	0	10	13	0.00	1.000
32 LaTroy Hawkins, R ERA: 2.88	(9, 1)	1.0		3	0	0	0	1	0	0	0	0	0	0	7	11	0.00	0.000
50 Scott Atchison, R ERA: 3.45	(10, 1)	0.2	L	3	1	1	1	0	0	0	0	0	0	0	9	15	13.50	1.500
56 Scott Rice, L ERA: 3.59	(10, 1)	0.0		1	1	0	0	0	0	0	0	0	0	0	3	4	∞	∞

PITCHER		IP	WLS	BF	H	R	ER	SO	BB	IBB	HBP	BLK	WP	HR	S	P	ERA	WHIP
46 Greg Burke, R ERA: 4.91	(10, 1)	0.1		2	1	2	2	1	0	0	0	0	0	1	5	5	54.00	3.000

TOP

Atlanta Braves @ New York Mets

Citi Field, Flushing, NY

Wed Aug 21 2013, 1:12 PM - 4:17 PM EDT

Att. 22,935 - Partly Cloudy - 89 F

livebaseballscorecards.com

AB	37
R	4
H	9
RBI	4
BB	3
SO	12
LOB	14

1B: 7 SF: 0
2B: 1 SAC: 0
3B: 0 DP: 1
HR: 1 HBP: 1

WP: 1 PA: 41
PB: 0
SB: 0
CS: 0

Atlanta Braves @ New York Mets

Citi Field, Flushing, NY

Wed Aug 21 2013, 1:12 PM - 4:17 PM EDT

Att. 22,935 - Partly Cloudy - 89 F

livebaseballscorecards.com

Batter	1	2	3	4	5	6	7	8	9	10	AB	R	H	RBI	BB	SO	LOB
12 Juan Lagares, R (1, 8) OBP: 0.285, SLG: 0.394	C SI 90 S SI 90 C SI 92 0-3 K		B CH 83 X SI 90 1-0 F7		C SI 89 X KC 77 0-1 2B		C FF 96 X FF 96 0-1 F9		L SI 93 B SI 92 X SI 93 1-1 FC6-4 1-2f		5	0	1	0	0	1	3
28 Daniel Murphy, L (1, 4) OBP: 0.310, SLG: 0.398 3 Omar Quintanilla, L (10, 6) OBP: 0.311, SLG: 0.293	F SI 90 F SI 92 B SI 92 X KC 78 1-2 30 S 1B		C SI 89 F SI 91 B SI 91 X CH 84 1-2 1B		X SI 90 0-0 F7			B FF 96 C FF 95 S CH 87 B FF 96 X FF 96 2-2 P5		S FF 95 S FF 96 S FF 96 0-3 K	4 1	0 0	2 0	0 0	0 0	0 1	1 0
6 Marlon Byrd, R (1, 9) OBP: 0.333, SLG: 0.523	1 SAFE B SI 90 X SI 90 1-0 F9		X CH 83 0-0 F8		C SI 90 F SI 90 B SI 90 S SI 90 1-3 K			S FF 97 S FF 96 S FF 98 0-3 K		F FF 98 B KC 85 F FF 96 F FF 97 X KC 84 1-2 30 FC5-4 1B	5	0	1	0	0	2	3
30 Andrew Brown, R (1, 7) OBP: 0.322, SLG: 0.464	C SI 90 B SI 91 B SI 90 X CH 84 2-1 P3 1-2		1 SAFE 1 SAFE B CH 83 1 SAFE F SI 89 1 SAFE X SI 90 1-1 F9		X CH 83 0-0 G6-3			S FF 97 T FF 98 F FF 99 B SL 82 T FF 97 1-2 K		S FF 97 B FF 98 1 SAFE F FF 97 X KC 86 1-2 FC5-4 1-2f	5	0	0	0	0	1	4
13 Josh Satin, R (1, 3) OBP: 0.422, SLG: 0.434		C SI 88 B SI 90 C SI 90 X SI 91 1-2 4 BB 1B	C SI 89 B SI 90 X CH 82 1-1 HR	B SI 89 F SI 90 C KC 77 B KC 76 F SI 91 F SI 90 B CH 84 F CH 84 F SI 92 4-2 B SI 91 4 CS BB				X SI 92 0-0 G1-3	C FF 97 B KC 85 B SI 97 F FF 96 B FF 98 X FF 97 3-2 F8	4	1	2	1	1	0	1
2 Justin Turner, R (1, 6) OBP: 0.320, SLG: 0.352 (10, 4)		B SI 90 B CH 83 1 SAFE F SI 89 X SI 90 2-1 P3	S SI 90 S KC 78 C SI 92 0-3 K			X SI 91 0-0 P6			C SI 93 X SI 93 0-1 4 G4-3 2B		4	0	1	0	0	1	2
4 Wilmer Flores, R (1, 5) OBP: 0.300, SLG: 0.391		B CH 84 C SI 89 1 SAFE B CH 82 1 SAFE B CH 84 1 SAFE B SI 90 4-1 1-2 BB	B SI 91 S SI 90 X SI 91 1-1 44 G1-3 1B			B CH 84 C CH 85 B KC 78 1 SAFE F SI 91 D KC 78 S CH 85 3-3 K 1-2			X SI 92 0-0 G4-3 2-3		3	0	1	0	1	1	2
44 John Buck, R (1, 2) OBP: 0.288, SLG: 0.371		B SI 91 C SI 90 S SI 92 B SI 91 2 SAFE X CH 84 2-2 F9	X CH 84 0-0 G1-3 1-2				B FF 95 B FF 95 F FF 95 T FF 96 S FF 97 2-3 K		I IN 64 I IN 66 I IN 66 I IN 66 I IN 64 4-0 15 BB IBB		3	0	0	0	1	1	3
49 Jonathon Niese, L (1, 1) OBP: 0.267, SLG: 0.185 22 Eric Young Jr., S (7, PH) OBP: 0.310, SLG: 0.335 71 Gonzalez Germen, R (8, 1) 32 LaTroy Hawkins, R (9, 1) 15 Travis d'Arnaud, R (9, PH) OBP: 0.412, SLG: 0.182 50 Scott Atchison, R (10, 1) 56 Scott Rice, L (10, 1) 46 Greg Burke, R (10, 1)		C SI 91 B KC 79 C SI 92 B SI 92 X SI 92 2-2 G5-3	B SI 89 S SI 90 F SI 91 B KC 77 X SI 91 2-2 F7				B FF 96 B FF 96 C FF 94 S FF 95 S FF 97 2-3 K		C SI 93 B SI 92 B CU 74 B SI 93 F SI 93 B SI 94 4-2 12 FC6-4 1-2 BB		2 1 0 0 0 0 0 0 0	0 0 0 0 0 0 0 0 0	0 0 0 0 0 0 0 0 0	0 0 0 0 1 0 0 0 0	0 0 0 0 0 0 0 0 0	0 1 0 0 0 0 0 0 0	3 0 0 0 0 0 0 0 0
Inning Stats	R: 0 H: 1 E: 0 LOB: 1 K: 1 BB: 0 S: 9 P: 13	R: 0 H: 1 E: 0 LOB: 2 K: 0 BB: 1 S: 12 P: 23	R: 0 H: 1 E: 0 LOB: 1 K: 0 BB: 0 S: 7 P: 10	R: 1 H: 2 E: 0 LOB: 1 K: 1 BB: 0 S: 11 P: 15	R: 0 H: 1 E: 0 LOB: 1 K: 1 BB: 0 S: 7 P: 8	R: 0 H: 0 E: 0 LOB: 1 K: 1 BB: 1 S: 10 P: 17	R: 0 H: 0 E: 0 LOB: 0 K: 2 BB: 0 S: 8 P: 12	R: 0 H: 0 E: 0 LOB: 0 K: 2 BB: 0 S: 10 P: 13	R: 0 H: 1 E: 0 LOB: 3 K: 0 BB: 2 S: 8 P: 17	R: 0 H: 1 E: 0 LOB: 1 K: 1 BB: 0 S: 13 P: 18	1B: 5 2B: 3 3B: 0 HR: 1	SF: 0 SAC: 0 DP: 1 HBP: 0					

AB	37
R	1
H	8
RBI	1
BB	4
SO	9
LOB	22

WP: 0 PA: 41
PB: 0
SB: 1
CS: 1

PITCHER		IP	WLS	BF	H	R	ER	SO	BB	IBB	HBP	BLK	WP	HR	S	P	ERA	WHIP
58 Alex Wood, L ERA: 2.5	(1, 1)	6.0		25	6	1	1	4	2	0	0	0	0	1	56	86	1.50	1.333
52 Jordan Walden, R ERA: 2.47	(7, 1)	2.0		6	0	0	0	4	0	0	0	0	0	0	18	25	0.00	0.000
43 Luis Avilán, L ERA: 1.19	(9, 1)	1.0	W	6	1	0	0	0	1	1	0	0	0	0	8	17	0.00	2.000
46 Craig Kimbrel, R ERA: 1.05	(10, 1)	1.0	S	4	1	0	0	1	0	0	0	0	0	0	13	18	0.00	1.000

PITCHER		IP	WLS	BF	H	R	ER	SO	BB	IBB	HBP	BLK	WP	HR	S	P	ERA	WHIP

Detroit Tigers @ New York Mets

Citi Field, Flushing, NY

Fri Aug 23 2013, 7:14 PM - 10:09 PM EDT

Att. 37,023 - Partly Cloudy - 78 F

TOP

livebaseballscorecards.com

Batter	1	2	3	4	5	6	7	8	9	AB	R	H	RBI	BB	SO	LOB
14 Austin Jackson, R (1, 8) OBP: 0.340, SLG: 0.421	B FF 88 F FF 88 F FC 87 B SI 90 F FF 89 C FC 88 2-3 ① K	B SL 78 B FC 87 B FF 89 B FF 89 4-0 48 2B 24 HR BB		B FF 88 B SL 78 X FF 88 2-0 ③ L8			C FC 89 F CU 76 B FF 91 B FC 90 F FC 89 F FF 91 X FC 88 2-2 HR		C SL 82 B FF 92 X FF 90 1-1 ② L4	4	2	1	1	1	1	1
48 Torii Hunter, R (1, 9) OBP: 0.341, SLG: 0.471	C SI 90 S SL 78 X SI 90 0-2 HR	C FC 88 X FC 88 0-1 24 HR 2B 1-3 2-H			C SL 76 X CU 72 0-1 ① F8		C FF 92 B FF 91 X FC 88 1-1 ② G6-3		C FF 92 F FF 93 D FF 88 F FF 91 X SL 86 1-2 ③ F8	5	2	2	2	0	0	1
24 Miguel Cabrera, R (1, 5) OBP: 0.447, SLG: 0.681	X SI 90 0-0 28 1B 1B	X FF 91 0-0 2-H 3-H HR			F SL 78 B FC 88 F CU 72 F FC 88 B SL 80 B FS 77 C SL 80 3-3 ② K		C FF 93 F FC 91 X SI 92 0-2 ③ G5-3			4	1	2	3	0	1	0
28 Prince Fielder, L (1, 3) OBP: 0.350, SLG: 0.439	C FC 87 F FS 75 F SI 89 F FF 90 B SL 77 B FF 90 X FC 87 2-2 1-2 1B	B CU 73 F FF 89 B SI 90 F SL 80 B FF 88 F FF 91 F FC 88 X SL 81 3-2 ③ P2			S FS 76 B FS 77 F FF 88 X CU 74 1-2 ③ G4-3			C FF 82 B CH 73 S CH 72 B CH 73 S SI 84 2-3 ① K		4	0	1	0	0	1	0
41 Victor Martinez, S (1, 2) OBP: 0.339, SLG: 0.402 50 Bryan Holaday, R (8, PR) OBP: 0.357, SLG: 0.440 (8, 2)	B SL 78 B SI 89 F FF 90 X FF 90 2-1 ② F8		C CU 71 C FS 74 X SI 89 0-2 ① P3			C CU 74 B FC 89 X FC 89 1-1 ① L8		C SI 84 C SI 82 B CH 72 B CH 72 B SI 83 B CH 74 4-2 32 FC1-6 BB		3 0	0 0	0 0	0 0	1 0	0 0	2 0
32 Don Kelly, L (1, 7) OBP: 0.333, SLG: 0.371	B FF 90 X FF 90 1-0 ③ P5		B CU 71 C SI 88 F FF 90 B FS 76 B FF 88 F FF 88 F FF 89 F FF 90 X FF 91 3-2 ② G4-3			C FF 92 B FC 90 C FF 91 F FC 89 B FC 89 F FF 92 F FC 90 F FC 89 B FF 93 3-2 ② P6 X FF 91		C SI 83 D CU 74 X SI 83 1-1 ② FC1-6 1-2f		4	0	0	0	0	0	3
4 Omar Infante, R (1, 4) OBP: 0.342, SLG: 0.436		C FF 86 B FF 88 X FF 87 1-1 58 SH1-4 48 2B 1B	C SL 78 C CU 73 B SL 80 B SL 79 X FF 88 2-2 ③ F8			C FF 92 B FC 91 X FC 90 1-1 1B		C SL 82 C FF 91 S SL 83 0-3 ③ K		4	1	2	0	0	1	1
1 Jose Iglesias, R (1, 6) OBP: 0.366, SLG: 0.396		L SI 86 X FF 88 0-1 ① L7		C SL 76 C CU 71 B SI 90 S FC 87 1-3 ① K		B FF 89 B FF 90 B FC 89 C FF 89 X FF 89 3-1 ③ F8			C SL 81 H FF 89 1-1 HBP	3	0	0	0	0	1	2
58 Doug Fister, L (1, 1) OBP: 0.400, SLG: 0.400 33 Drew Smyly, L (7, 1) 31 Jose Veras, R (8, 1) 12 Andy Dirks, L (9, PH) OBP: 0.313, SLG: 0.346 43 Bruce Rondón, R (9, 1)		X SI 87 0-0 ② SH1-4 1-2		F SI 88 C CU 72 B FS 76 F FF 89 S SI 90 1-3 ② K			B FF 91 B FF 88 X FF 87 2-0 ① L4		S FF 90 F FF 91 B FF 92 S SL 82 1-3 ① K	2 0 0 1 0	0 0 0 0 0	0 0 0 0 0	0 0 0 0 0	0 0 0 1 0	1 0 0 1 0	0 0 0 1 0
Inning Stats	R: 1 E: 0 K: 1 S: 16 H: 3 LOB: 2 BB: 0 P: 23	R: 4 E: 0 K: 0 S: 13 H: 3 LOB: 0 BB: 1 P: 21	R: 0 E: 0 K: 0 S: 12 H: 0 LOB: 0 BB: 0 P: 17	R: 0 E: 0 K: 2 S: 8 H: 0 LOB: 0 BB: 0 P: 12	R: 0 E: 0 K: 1 S: 9 H: 0 LOB: 0 BB: 0 P: 13	R: 0 E: 0 K: 0 S: 13 H: 1 LOB: 1 BB: 0 P: 21	R: 1 E: 0 K: 0 S: 11 H: 1 LOB: 0 BB: 0 P: 16	R: 0 E: 0 K: 2 S: 10 H: 0 LOB: 1 BB: 1 P: 17	R: 0 E: 0 K: 1 S: 10 H: 0 LOB: 1 BB: 0 P: 14	1B: 4 2B: 1 3B: 0 HR: 3 SF: 0 SAC: 1 DP: 0 HBP: 1						

	AB	34
	R	6
	H	8
	RBI	6
	BB	2
	SO	7
	LOB	11

WP: 0 PB: 0 SB: 0 CS: 0 PA: 38

PITCHER		IP	WLS	BF	H	R	ER	SO	BB	IBB	HBP	BLK	WP	HR	S	P	ERA	WHIP
16 Daisuke Matsuzaka, R ERA: 9.0	(1, 1)	5.0	L	22	6	5	5	4	1	0	0	0	0	2	58	86	9.00	1.400
52 Carlos Torres, R ERA: 3.06	(6, 1)	2.0		8	2	1	1	0	0	0	0	0	0	1	24	37	4.50	1.000
55 Pedro Feliciano, L ERA: 3.86	(8, 1)	0.2		3	0	0	0	1	1	0	0	0	0	0	7	14	0.00	1.500
30 David Aardsma, R ERA: 4.3	(8, 1)	1.1		5	0	0	0	2	0	0	1	0	0	0	13	17	0.00	0.000

PITCHER		IP	WLS	BF	H	R	ER	SO	BB	IBB	HBP	BLK	WP	HR	S	P	ERA	WHIP

Detroit Tigers @ New York Mets

Citi Field, Flushing, NY

Fri Aug 23 2013, 7:14 PM - 10:09 PM EDT

Att. 37,023 - Partly Cloudy - 78 F

BOTTOM

Batter	1	2	3	4	5	6	7	8	9	AB	R	H	RBI	BB	SO	LOB
22 Eric Young Jr., S (1, 7) OBP: 0.314, SLG: 0.341	B SI 88 C SI 87 X SI 89 1-1 28 FC1-6-5 28 S 1B		C FC 84 B FF 88 C CH 81 F CU 75 X CU 74 1-2 ② G4-3		C SI 88 B FC 84 F SI 88 X FF 90 1-2 28 FC6 1B		F SI 89 F SI 90 D FC 86 S FC 85 1-3 ② K		C FF 97 B FF 98 X CH 89 1-1 2B	5	0	3	0	0	1	2
28 Daniel Murphy, L (1, 4) OBP: 0.307, SLG: 0.394	B SI 86 F SI 88 B FC 86 X SI 89 2-1 ① FC1-6-5 6 1B 1-3		B CH 81 C CH 80 X SI 90 1-1 ③ L7		1 SAFE X SI 88 0-0 ③ FC6 1-2f		B SI 91 X FC 85 1-0 ③ F9		B FF 98 F FF 98 B FF 98 S CH 90 F FF 97 D SL 88 X CH 89 3-2 ③ F7	5	1	0	0	0	0	5
6 Marlon Byrd, R (1, 9) OBP: 0.335, SLG: 0.525	B SI 88 X SI 88 1-0 2-H 1B			B FC 84 C SI 89 B FC 82 F CH 80 B CU 73 S CU 74 3-3 ① K		C CU 69 F FC 83 B FF 88 F SI 88 X CU 72 1-2 4 1B 2B		C SI 92 S CU 75 B SI 93 S SI 93 1-3 ① K		4	0	2	1	0	2	0
29 Ike Davis, L (1, 3) OBP: 0.322, SLG: 0.327	B SI 90 C SI 89 S SI 90 S CU 74 1-3 ② K			B SI 88 B CH 81 F CH 81 B FC 84 S SI 88 F SI 90 X CU 74 3-2 ② F9		B CU 69 B SI 89 S SI 88 X SI 86 2-1 ① G6-3		B FS 85 C SI 93 B FS 84 B FS 84 C SI 92 T SI 92 3-2 ② K		4	0	0	0	0	2	2
4 Wilmer Flores, R (1, 5) OBP: 0.333, SLG: 0.420	B FF 89 F SI 89 F SI 90 X SI 88 1-2 ③ G4-3			C SI 88 B FC 85 X SI 90 1-1 12 1B 1B		C SI 88 X SI 87 0-1 12 G5-4-3 2-3 1B		C CU 76 B CU 77 X SI 93 1-1 12 BB 1B		4	0	3	0	0	0	1
12 Juan Lagares, R (1, 8) OBP: 0.291, SLG: 0.395		B SI 87 B SI 88 B SI 88 B SI 87 4-0 15 G6-4-3 BB		B SI 87 B SI 87 C SI 87 X SI 88 2-1 1-2 1B		B SI 85 X SI 85 1-0 ② ③ G5-4-3 1-2f		B SI 93 B FS 83 C SI 92 F SI 93 B CU 76 B CU 76 4-2 1-2 BB		2	0	1	0	2	0	2
15 Travis d'Arnaud, R (1, 2) OBP: 0.333, SLG: 0.133		B SI 88 B FF 88 C SI 87 B SI 88 C SI 86 F SI 88 X SI 87 3-2 ① ② G6-4-3 1-2f		B SI 87 S FC 84 B FC 84 B SI 88 C SI 86 F SI 88 X SI 89 3-2 ③ F7			C SI 86 B CU 73 B FC 85 X SI 88 2-1 ① G3	B CU 78 X SI 94 1-0 ③ F8		4	0	0	0	0	0	5
3 Omar Quintanilla, L (1, 6) OBP: 0.310, SLG: 0.292		B SI 89 B SI 89 S CH 81 B SI 89 X SI 89 3-1 ③ F8			C FC 82 C SI 86 B SI 90 F CU 73 S CU 73 1-3 ① K2-3		S CU 70 X CH 77 0-1 30 BB 1B		X FF 97 0-0 ① G4-3	4	0	1	0	0	1	0
16 Daisuke Matsuzaka, R (1, 1) 23 Mike Baxter, L (5, PH) OBP: 0.325, SLG: 0.277 52 Carlos Torres, R (6, 1) OBP: 0.200, SLG: 0.200 30 Andrew Brown, R (7, PH) OBP: 0.330, SLG: 0.464 55 Pedro Feliciano, L (8, 1) 30 David Aardsma, R (8, 1) 13 Josh Satin, R (9, PH) OBP: 0.419, SLG: 0.431			C SI 87 B SI 89 F SI 88 F FF 89 F FC 85 B CU 73 F SI 90 S CU 73 2-3 ① K		F FC 83 X CH 79 0-1 ② G2-3		B SI 87 D CU 70 B SI 87 C SI 87 B SI 87 4-1 1-2 BB		C FF 97 B FF 97 C SL 86 B FF 99 C SL 87 2-3 ② K	1 1 0 0 0 0 1	0 0 0 0 0 0 0	0 0 0 0 0 0 0	0 0 0 1 0 0 0	0 0 0 0 0 0 0	1 0 0 0 0 0 1	0 0 0 0 0 0 0
Inning Stats	R: 1 H: 2 E: 0 LOB: 1 K: 1 BB: 0 S: 11 P: 17	R: 0 H: 0 E: 0 LOB: 0 K: 0 BB: 1 S: 6 P: 16	R: 0 H: 0 E: 0 LOB: 0 K: 1 BB: 0 S: 12 P: 16	R: 0 H: 2 E: 0 LOB: 2 K: 1 BB: 0 S: 15 P: 27	R: 0 H: 1 E: 0 LOB: 1 K: 1 BB: 0 S: 10 P: 12	R: 0 H: 2 E: 0 LOB: 1 K: 0 BB: 0 S: 9 P: 13	R: 0 H: 1 E: 0 LOB: 2 K: 1 BB: 1 S: 9 P: 17	R: 0 H: 1 E: 0 LOB: 2 K: 2 BB: 1 S: 11 P: 21	R: 0 H: 1 E: 0 LOB: 1 K: 1 BB: 0 S: 10 P: 16	1B: 8 2B: 2 3B: 0 HR: 0	SF: 0 SAC: 0 DP: 2 HBP: 0					

livebaseballscorecards.com

AB	35
R	1
H	10
RBI	1
BB	3
SO	8
LOB	17

WP: 0 PB: 0 SB: 1 CS: 0 PA: 38

PITCHER		IP	WLS	BF	H	R	ER	SO	BB	IBB	HBP	BLK	WP	HR	S	P	ERA	WHIP
58 Doug Fister, R ERA: 3.54	(1, 1)	6.1	W	27	8	1	1	4	2	0	0	0	0	0	68	112	1.42	1.579
33 Drew Smyly, L ERA: 1.99	(7, 1)	0.2		2	0	0	0	1	0	0	0	0	0	0	4	6	0.00	0.000
31 Jose Veras, R ERA: 2.8	(8, 1)	1.0		5	1	0	0	2	1	0	0	0	0	0	11	21	0.00	2.000
43 Bruce Rondón, R ERA: 3.65	(9, 1)	1.0		4	1	0	0	1	0	0	0	0	0	0	10	16	0.00	1.000

PITCHER	IP	WLS	BF	H	R	ER	SO	BB	IBB	HBP	BLK	WP	HR	S	P	ERA	WHIP

Detroit Tigers @ New York Mets

Citi Field, Flushing, NY

Sat Aug 24 2013, 4:09 PM - 7:19 PM EDT

Att. 35,636 - Sunny - 78 F

TOP

livebaseballscorecards.com

Batter	1	2	3	4	5	6	7	8	9	AB	R	H	RBI	BB	SO	LOB
14 Austin Jackson, R (1, 8) OBP: 0.341, SLG: 0.421	F9	4 FC6-4 1B 3-H		K			F9		4 1B 32 SF9 1B	5	1	2	1	0	1	0
4 Omar Infante, R (1, 4) OBP: 0.346, SLG: 0.439	28 F8 24 1B 1B	FC6-4 1-2f 2-3		G5-3			24 1B 28 1B 1B		32 SF9 28 HBP 1B 1-3	5	0	3	0	0	0	2
24 Miguel Cabrera, R (1, 5) OBP: 0.447, SLG: 0.678	18 FC6-4 1B 1-2	G5-3			K		18 1B 28 1B 1B 1-2		P4	5	0	2	0	0	1	4
28 Prince Fielder, L (1, 3) OBP: 0.350, SLG: 0.438	F8 2-3		L8		K		18 1B 1B 1-2 2-H		HBP 1-2	4	0	1	0	0	1	2
18 Matt Tuiasosopo, R (1, 7) OBP: 0.390, SLG: 0.489 32 Don Kelly, L (8, 7) OBP: 0.332, SLG: 0.371	FC6-4 1-2f		12 1B 1B		G3		48 FC1-6-4 1B 1-2 2-3		SF9 2-3 3-H	4 0	0 0	2 0	0 1	0 0	0 0	2 0
12 Andy Dirks, L (1, 9) OBP: 0.319, SLG: 0.354 48 Torii Hunter, R (7, PH) OBP: 0.340, SLG: 0.469 (7, 9)		55 1B 37 2B 2B	1-2 1B			55 G4-3 1B	FC1-6-4 1-2f		G1-3	3 2	1 0	3 0	0 0	0 0	0 0	0 5
55 Brayan Peña, S (1, 2) OBP: 0.329, SLG: 0.413		37 2B 14 1B 1B 2-3	K			G4-3 1-2		P5		4	1	1	0	0	1	3
39 Ramon Santiago, S (1, 6) OBP: 0.287, SLG: 0.293		F7	P6			G6-3		F9		4	0	0	0	0	0	5
37 Max Scherzer, R (1, 1) OBP: 0.333, SLG: 0.667 52 Jose Alvarez, L (7, 1) 31 Jose Veras, R (8, 1) 53 Joaquín Benoit, R (9, 1)		4 FC6-4 2B 1-3 3-H		F8		G5-3				3 1 0 0	0 0 0 0	1 0 0 0	1 0 0 0	0 0 0 0	0 0 0 0	1 0 0 0

AB	40
R	3
H	15
RBI	3
BB	0
SO	4
LOB	24

Inning Stats																												
	R: 0	H: 2	R: 2	H: 4	R: 0	H: 2	R: 0	H: 0	R: 0	H: 0	R: 0	H: 1	R: 0	H: 4	R: 0	H: 0	R: 1	H: 2	1B: 13	SF: 1	WP: 0	PA: 42
	E: 0	LOB: 2	E: 0	LOB: 2	E: 0	LOB: 2	E: 0	LOB: 0	E: 0	LOB: 0	E: 0	LOB: 1	E: 0	LOB: 3	E: 0	LOB: 0	E: 0	LOB: 2	2B: 2	SAC: 0	PB: 0	
	K: 0	BB: 0	K: 0	BB: 0	K: 1	BB: 0	K: 2	BB: 0	K: 1	BB: 0	K: 0	BB: 0	K: 0	BB: 0	K: 0	BB: 0	K: 0	BB: 0	3B: 0	DP: 0	SB: 0	
	S: 11	P: 17	S: 16	P: 24	S: 9	P: 12	S: 11	P: 15	S: 6	P: 8	S: 6	P: 10	S: 13	P: 20	S: 8	P: 13	S: 13	P: 22	HR: 0	HBP: 1	CS: 0	

PITCHER		IP	WLS	BF	H	R	ER	SO	BB	IBB	HBP	BLK	WP	HR	S	P	ERA	WHIP
33 Matt Harvey, R ERA: 2.27	(1, 1)	6.2	L	32	13	2	2	4	0	0	0	0	0	0	70	102	2.70	1.950
56 Scott Rice, L ERA: 3.56	(7, 1)	0.1		1	0	0	0	0	0	0	0	0	0	0	2	4	0.00	0.000
71 Gonzalez Germen, R ERA: 2.95	(8, 1)	1.1		6	2	1	1	0	0	0	0	0	0	0	13	21	6.75	1.500
55 Pedro Feliciano, L ERA: 3.6	(9, 1)	0.1		2	0	0	0	0	0	0	1	0	0	0	4	7	0.00	0.000
50 Scott Atchison, R ERA: 3.41	(9, 1)	0.1		1	0	0	0	0	0	0	0	0	0	0	4	7	0.00	0.000

PITCHER	IP	WLS	BF	H	R	ER	SO	BB	IBB	HBP	BLK	WP	HR	S	P	ERA	WHIP

Detroit Tigers @ New York Mets

Citi Field, Flushing, NY

Sat Aug 24 2013, 4:09 PM - 7:19 PM EDT

Att. 35,636 - Sunny - 78 F

BOTTOM

livebaseballscorecards.com

Batter	1	2	3	4	5	6	7	8	9	AB	R	H	RBI	BB	SO	LOB
22 Eric Young Jr., S (1, 7) OBP: 0.311, SLG: 0.337	B FF 90 B FF 92 B FF 93 C FF 93 C FF 92 F CH 85 X CH 85 3-2 ① G6-3		L FF 91 F CU 76 S FF 93 0-3 ③ K		S FF 95 S FF 95 B CH 86 F FF 96 S CU 78 1-3 ③ K		S CH 78 C SL 79 X CH 79 0-2 ③ G6-3			4	0	0	0	0	2	2
28 Daniel Murphy, L (1, 4) OBP: 0.307, SLG: 0.393	C FF 92 X FF 91 0-1 ② L7			B CH 81 C CH 82 S FF 92 S FF 94 1-3 ① K		B FF 91 X FF 90 1-0 29 2B 1B		C SL 79 B FF 89 F CH 78 X SL 80 1-2 ① F8		4	0	1	0	0	1	0
6 Marlon Byrd, R (1, 9) OBP: 0.332, SLG: 0.520	B SL 82 C FF 93 S FF 92 F SL 83 S FF 96 1-3 ③ K			C FF 92 S SL 85 B SL 87 B FF 96 S SL 84 2-3 ② K		S FF 91 B FF 93 F FF 94 B FF 94 1 SAFE F FF 94 S FF 96 2-3 ① K		F SI 93 B FS 84 X SI 93 1-1 ② F8		4	0	0	0	0	3	1
29 Ike Davis, L (1, 3) OBP: 0.327, SLG: 0.333		C FF 93 B FF 93 S FF 94 B CU 76 F FF 95 X FF 94 2-2 1B		C CU 75 C FF 94 B FF 96 F FF 95 B CH 85 B CH 86 B CH 83 4-2 4 FC4 BB		B CH 83 B FF 93 C CH 84 1 SAFE X FF 94 2-1 1-3 2B		F SI 94 B SI 92 B FS 85 B SI 92 X SI 91 3-1 ③ P5		3	0	2	0	1	0	0
4 Wilmer Flores, R (1, 5) OBP: 0.328, SLG: 0.396		S FF 92 S FF 93 B SL 85 S FF 95 1-3 ① K		S SL 85 S FF 94 F FF 96 X SL 86 0-2 ③ FC4 1-2f		D SL 84 B SL 83 B FF 94 B FF 94 4-0 BB			B FF 93 C SI 93 F FF 94 S SI 95 1-3 ① K	3	0	0	0	1	2	2
12 Juan Lagares, R (1, 8) OBP: 0.291, SLG: 0.391		L SL 84 S SL 84 B FF 96 B SL 85 S FF 93 2-3 ② K			B SL 82 C FF 91 C FF 92 B CH 84 F FF 94 F SL 86 F FF 96 B CH 85 F FF 94 4-2 F SL 85 33 BB F FF 94 B SL 84 BB	C FF 93 C FF 96 D SL 86 S FF 96 1-3 ② K			C SI 95 C SI 94 X SI 95 0-2 ② G4-3	3	0	0	0	1	2	4
44 John Buck, R (1, 2) OBP: 0.285, SLG: 0.367		B SL 85 B SL 84 C SL 84 C FF 93 C FF 96 2-3 ③ K			B FF 93 S FF 93 1 SAFE S FF 94 F FF 96 B FF 94 F SL 84 B FF 94 X SL 84 3-2 ① F9	X SL 83 0-0 ③ P6			X SI 93 0-0 ③ P3	4	0	0	0	0	1	5
3 Omar Quintanilla, L (1, 6) OBP: 0.308, SLG: 0.290 2 Justin Turner, R (7, PH) OBP: 0.318, SLG: 0.350 (8, 6)			B FF 91 B CH 83 F FF 93 F FF 92 X FF 93 2-2 ① P6		1 SAFE X FF 92 0-0 ② F7		C SI 90 S SL 82 B SL 79 F CH 78 X FF 90 1-2 ① L4			2 1	0 0	0 0	0 0	0 0	0 0	1 0
33 Matt Harvey, R (1, 1) OBP: 0.102, SLG: 0.121 56 Scott Rice, L (7, 1) 13 Josh Satin, R (7, PH) OBP: 0.416, SLG: 0.427 71 Gonzalez Germen, R (8, 1) 55 Pedro Feliciano, L (9, 1) 50 Scott Atchison, R (9, 1)			S FF 93 C FF 94 S SL 87 0-3 ② K		S SL 82 B FF 94 S SL 82 B FF 94 B SL 84 B FF 94 4-2 1-2 BB		S CH 79 B CH 79 B SL 81 X FF 89 2-1 ② F8			1 0 1 0 0 0	0 0 0 0 0 0	0 0 0 0 0 0	0 0 0 0 0 0	1 0 0 0 0 0	1 0 0 0 0 0	0 0 0 0 0 0
Inning Stats	R: 0 E: 0 K: 1 S: 10 H: 0 LOB: 0 BB: 0 P: 14	R: 0 E: 0 K: 3 S: 13 H: 1 LOB: 1 BB: 0 P: 20	R: 0 E: 0 K: 2 S: 9 H: 0 LOB: 0 BB: 0 P: 11	R: 0 E: 0 K: 2 S: 13 H: 0 LOB: 1 BB: 1 P: 20	R: 0 E: 0 K: 1 S: 20 H: 0 LOB: 2 BB: 2 P: 32	R: 0 E: 0 K: 2 S: 11 H: 2 LOB: 3 BB: 1 P: 21	R: 0 E: 0 K: 0 S: 9 H: 0 LOB: 0 BB: 0 P: 12	R: 0 E: 0 K: 0 S: 7 H: 0 LOB: 0 BB: 0 P: 12	R: 0 E: 0 K: 1 S: 7 H: 0 LOB: 0 BB: 0 P: 8	1B: 2 2B: 1 3B: 0 HR: 0 SF: 0 SAC: 0 DP: 0 HBP: 0						

	AB	30
	R	0
	H	3
	RBI	0
	BB	4
	SO	12
	LOB	15

PITCHER		IP	WLS	BF	H	R	ER	SO	BB	IBB	HBP	BLK	WP	HR	S	P	ERA	WHIP
37 Max Scherzer, R ERA: 2.73	(1, 1)	6.0	W	25	3	0	0	11	4	0	0	0	0	0	76	118	0.00	1.167
52 Jose Alvarez, L ERA: 4.39	(7, 1)	1.1	H	4	0	0	0	0	0	0	0	0	0	0	12	16	0.00	0.000
31 Jose Veras, R ERA: 2.77	(8, 1)	0.2	H	2	0	0	0	0	0	0	0	0	0	0	4	8	0.00	0.000
53 Joaquín Benoit, R ERA: 1.54	(9, 1)	1.0	S	3	0	0	0	1	0	0	0	0	0	0	7	8	0.00	0.000

PITCHER	IP	WLS	BF	H	R	ER	SO	BB	IBB	HBP	BLK	WP	HR	S	P	ERA	WHIP

Detroit Tigers @ New York Mets

Citi Field, Flushing, NY

Sun Aug 25 2013, 1:12 PM - 4:27 PM EDT

Att. 32,084 - Sunny - 81 F

TOP

livebaseballscorecards.com

Batter	1	2	3	4	5	6	7	8	9	AB	R	H	RBI	BB	SO	LOB
14 Austin Jackson, R (1, 8) OBP: 0.340, SLG: 0.421	C FF 89 B SL 84 S SL 83 X SL 82 1-2 24 HR 1B	B SL 84 X SI 91 1-0 ③ L4			C KC 73 B FF 88 F SI 88 B FF 90 F SL 82 X SL 82 2-2 ① F8	F FF 89 B FF 90 C SL 81 X FF 90 1-2 1-2 1B			G6-3 SF9 1-0 ② 1-2 2-H	5	1	2	1	0	0	2
48 Torii Hunter, R (1, 9) OBP: 0.338, SLG: 0.465	1 SAFE F SI 90 B SI 89 1 SAFE X SI 89 1-1 ① P5		C FF 88 B SI 89 F CH 82 B FF 90 B FF 90 F SI 90 C FF 90 3-3 ① K		C FF 90 S CH 83 B CH 83 F FF 90 F FF 90 F FF 91 F CH 83 B FF 90 F FF 90 2-2 ② X SI 91 G1-3	X SI 89 0-0 ③ G5-3			28 1B 24 1B 41 1B 1B 2-3 ③ K	6	1	1	0	0	2	5
24 Miguel Cabrera, R (1, 5) OBP: 0.450, SLG: 0.685 32 Don Kelly, L (9, 5) OBP: 0.332, SLG: 0.371	1 SAFE B SL 83 B SI 90 X FF 90 2-0 1-H HR		B SL 85 C FF 91 B SL 84 F SL 83 X SI 92 2-2 ② G5-3		S SL 82 B FF 91 B FF 90 S CH 84 B CH 84 B FF 90 4-2 BB		B FS 84 S FF 93 X FF 93 1-1 1B		B SL 88 F FF 93 1 SAFE F FF 94 F FF 96 F FF 95 B FF 94 F FF 95 X CH 86 2-2 41 1B 28 1B 12 BB 1-2 1B	4 0	2 0	3 0	2 0	1 0	0 0	0 0
28 Prince Fielder, L (1, 3) OBP: 0.351, SLG: 0.437 38 Jeremy Bonderman, R (9, 1)	B SI 90 B CH 84 B SI 90 F SI 90 F FF 90 X FF 91 3-2 ② P2		B CH 85 B CH 84 B SI 91 C SI 91 X SI 92 3-1 1B		X SI 90 0-0 ③ F8	C SI 89 F SI 90 F SI 91 S SL 83 0-3 ① K			B FF 93 X FF 94 1-0 12 BB 41 1B 4 1B 1-2 2-3 1B	5 0	1 0	2 0	0 0	0 0	1 0	2 0
41 Victor Martinez, S (1, 2) OBP: 0.339, SLG: 0.402 50 Bryan Holaday, R (9, PR) OBP: 0.357, SLG: 0.440 (9, 2)	C SI 90 B CH 84 B CH 83 X SI 90 2-1 ③ G4-3		B FF 89 X SI 90 1-0 ③ G4-3			B FF 87 B CH 82 C SI 90 X SI 89 2-1 12 HR 1B	X SI 89 0-0 ② F9		F SL 88 X SL 88 0-1 4 1B 12 BB 39 WP 1-2 2-3 3-H 1B	5 0	1 1	2 0	1 0	0 0	0 0	2 0
12 Andy Dirks, L (1, 7) OBP: 0.322, SLG: 0.363		B SI 89 B SI 89 B SI 90 B FF 89 4-0 21 FC1-5 39 1B BB		B KC 70 L SI 88 F FF 89 S SL 81 1-3 ① K		F FF 89 X SL 81 0-1 1-H HR	S SL 82 C SL 82 D SL 81 B SI 91 B SL 82 X SI 91 3-2 ③ G3		B FF 93 B FF 93 F FF 93 F FF 93 F SL 88 B FF 94 B SL 88 4-2 39 WP 4 1B 39 1B 1-2 2-3 3-H BB	3	2	1	3	2	1	1
4 Omar Infante, R (1, 4) OBP: 0.346, SLG: 0.438		B SL 82 F SI 90 X SI 88 1-1 ① P6		X FF 88 0-0 ② B1-3	C FF 88 X KC 74 0-1 39 G6-3 1B	X FF 90 0-0 ① P5	F SL 87 X SL 87		0-1 39 1B 39 WP 18 1B 1-2 2-3 3-H 1B	5	1	2	1	0	0	1
39 Ramon Santiago, S (1, 6) OBP: 0.296, SLG: 0.303	1 SAFE X SI 89 0-0 21 FC1-5 1-2 1B		C SI 90 B KC 74 B CH 83 X FF 90 2-1 1B		1 SAFE B SI 88 F FF 88 C CH 81 B FF 87 B CH 81 X SI 88 3-2 ①② G6-3 1-2f	C CU 76 X FC 90 0-1 ② G5-3	C CU 79 F SL 88 B FF 91 F FF 92 B SL 88 X SL 87 2-2 14 WP 18 1B 14 SF9 1-3 2-H 3-H 1B		5	1	3	1	0	0	1
21 Rick Porcello, R (1, 1) OBP: 0.333, SLG: 0.333 55 Brayan Peña, S (8, PH) OBP: 0.327, SLG: 0.411 43 Bruce Rondón, R (8, 1) 18 Matt Tuiasosopo, R (9, PH) OBP: 0.394, SLG: 0.493 (9, 3)	C SI 90 B SI 89 X SI 90 1-1 ② FC1-5 1-2 2-3f		X FF 89 0-0 ③ G5-3		C SL 83 F SI 88 B SL 83 X SL 82 1-2 14 1B 1B	C CU 76 X FC 90 0-1 ③ G1-3	X FF 91		0-0 14 WP 1-2 3-H 1B	3 1 0 1	0 0 0 0	1 0 0 1	0 0 0 1	0 0 0 0	0 0 0 0	3 0 0 0
Inning Stats	R: 2 E: 0 K: 0 S: 11 H: 2 LOB: 0 BB: 0 P: 20	R: 0 E: 0 K: 0 S: 6 H: 1 LOB: 2 BB: 1 P: 13	R: 0 E: 0 K: 1 S: 10 H: 1 LOB: 1 BB: 0 P: 19	R: 0 E: 0 K: 1 S: 7 H: 1 LOB: 1 BB: 0 P: 10	R: 0 E: 0 K: 0 S: 15 H: 0 LOB: 1 BB: 1 P: 23	R: 2 E: 0 K: 0 S: 16 H: 5 LOB: 2 BB: 0 P: 23	R: 0 E: 0 K: 1 S: 11 H: 1 LOB: 1 BB: 0 P: 15	R: 0 E: 0 K: 0 S: 5 H: 0 LOB: 0 BB: 0 P: 5	R: 7 E: 0 K: 1 S: 27 H: 7 LOB: 2 BB: 1 P: 39	1B: 16 2B: 1 3B: 0 HR: 2		SF: 1 SAC: 0 DP: 1 HBP: 0		WP: 2 PB: 0 SB: 0 CS: 0		PA: 47

	AB	43
	R	11
	H	18
	RBI	10
	BB	3
	SO	4
	LOB	17

PITCHER		IP	WLS	BF	H	R	ER	SO	BB	IBB	HBP	BLK	WP	HR	S	P	ERA	WHIP
35 Dillon Gee, R ERA: 3.69	(1, 1)	6.0	L	29	10	4	4	2	2	0	0	0	0	2	65	108	6.00	2.000
30 David Aardsma, R ERA: 4.3	(7, 1)	0.0		1	1	0	0	0	0	0	0	0	0	0	2	3	∞	∞
56 Scott Rice, L ERA: 3.49	(7, 1)	1.0		3	0	0	0	1	0	0	0	0	0	0	9	12	0.00	0.000
52 Carlos Torres, R ERA: 3.0	(8, 1)	1.0		3	0	0	0	0	0	0	0	0	0	0	5	5	0.00	0.000
32 LaTroy Hawkins, R ERA: 3.65	(9, 1)	0.1		6	4	5	5	0	1	0	0	0	0	0	15	22	135.00	15.000

PITCHER		IP	WLS	BF	H	R	ER	SO	BB	IBB	HBP	BLK	WP	HR	S	P	ERA	WHIP
50 Scott Atchison, R ERA: 3.9	(9, 1)	0.2		5	3	2	2	1	0	0	0	0	2	0	12	17	27.00	4.500

Detroit Tigers @ New York Mets

Citi Field, Flushing, NY

Sun Aug 25 2013, 1:12 PM - 4:27 PM EDT

Att. 32,084 - Sunny - 81 F

livebaseballscorecards.com

BOTTOM

Batter	1	2	3	4	5	6	7	8	9	AB	R	H	RBI	BB	SO	LOB
22 Eric Young Jr., S (1, 7) OBP: 0.311, SLG: 0.336	C SI 91 S SI 89 B FF 92 X FF 93 1-2 G6-3 ①		D SI 92 S CH 83 X SI 92 1-1 G4-3 ② 2-3		L CH 82 B SI 91 B SL 83 B CH 81 B SI 90 4-1 28 G1-6-3 BB			L FF 96 X FF 96 0-1 SH2-4 ① 1-2		2	0	0	0	1	0	1
28 Daniel Murphy, L (1, 4) OBP: 0.306, SLG: 0.392	C FF 92 F SL 87 B FF 92 F CU 81 B CU 78 B FF 93 X SI 92 3-2 L8 ②		X FF 93 0-0 1B 3-H		1 SAFE B FF 90 1 SAFE X SI 90 1-0 G1-6-3 ②③ 1-2f			B SI 97 F FF 96 B FF 96 X CH 89 2-1 F8 ②		4	0	1	1	0	0	2
6 Marlon Byrd, R (1, 9) OBP: 0.329, SLG: 0.515 50 Scott Atchison, R (9, 1)	X SI 92 0-0 G4-3 ③		B SL 83 C CH 83 1 SAFE B SI 90 S SI 91 X SI 93 2-2 F8 ③			F SI 87 F SI 90 X SL 82 0-2 L7 ① C SI 90 B SI 92 B CU 76 B SI 90 X SI 91 3-1 G6-3 ②		B FF 98 S SL 89 S CH 90 S SL 89 1-3 K ③ 2-3		4 0	0 0	0 0	0 0	0 0	1 0	2 0
29 Ike Davis, L (1, 3) OBP: 0.329, SLG: 0.331		B FF 91 X CH 83 1-0 L6 ①	B CU 75 C CH 82 F SI 90 B CU 78 B SL 85 B SI 93 4-2 2 G5-4-3 BB						B FF 90 B SI 91 B SI 91 B FF 91 4-0 2 G6-4-3 BB	2	0	0	0	2	0	0
2 Justin Turner, R (1, 5) OBP: 0.310, SLG: 0.340		B SI 91 C SI 90 B SI 91 F SI 91 F SI 92 S FF 92 2-3 K ②	B SI 90 X SI 90 1-0 G5-4-3 ①② 1-2f			B CU 76 B SI 89 B SI 90 C SI 89 C SI 90 X SI 91 3-2 G6-3 ③			C FF 93 C SL 82 F SL 82 D SL 82 F SI 93 F SL 81 F FF 91 B SI 88 D SL 81 3-2 X SI 92 G6-4-3 ①② 1-2f	4	0	0	0	0	1	2
12 Juan Lagares, R (1, 8) OBP: 0.294, SLG: 0.392		C SI 89 B SI 92 F SI 91 F FF 94 B CU 78 B SI 92 X SI 90 3-2 1B	L FF 89 X SI 91 0-1 15 HR 1B				C FF 89 B CH 81 C CU 75 B SL 82 X CU 76 2-2 G4-3 ①		X FF 92 0-0 L8 ③	4	1	2	0	0	0	0
15 Travis d'Arnaud, R (1, 2) OBP: 0.333, SLG: 0.333		S FF 90 1 SAFE F SI 92 X SI 91 0-2 G4-3 ③	B SI 90 X SI 90 1-0 1-H HR				C SI 90 B SI 91 B SL 84 S SL 82 X SI 90 2-2 F8 ②			3	1	1	2	0	0	1
3 Omar Quintanilla, L (1, 6) OBP: 0.308, SLG: 0.288			B FF 90 B FF 90 B FF 91 B SI 88 4-0 22 G4-3 35 SH3 28 1B BB	C SI 90 B CU 74 F SL 86 S CU 76 1-3 K ③			F CH 81 B SL 85 C CU 76 B CU 75 S SL 84 2-3 K ③			2	1	0	0	1	2	0
35 Dillon Gee, R (1, 1) OBP: 0.163, SLG: 0.170 30 David Aardsma, R (7, 1) 56 Scott Rice, L (7, 1) 52 Carlos Torres, R (8, 1) OBP: 0.200, SLG: 0.200 21 Lucas Duda, L (8, PH) OBP: 0.356, SLG: 0.438 32 LaTroy Hawkins, R (9, 1) 30 Andrew Brown, R (9, 9) OBP: 0.330, SLG: 0.464			L SI 88 B SL 82 L SI 89 X SI 91 1-2 SH3 ① 1-2		F SI 87 S SI 91 C SI 90 0-3 K ①			B FF 98 B FF 97 F FF 98 B FF 98 S FF 98 B FF 98 4-2 6 WP 22 SH2-4 BB		1 0 0 0 0 0 0 0	0 0 0 0 0 0 0 0	0 0 0 0 0 1 0 0	0 0 0 0 0 0 0 0	1 0 0 0 0 0 0 0	0 0 0 0 0 0 0 0	0 0 0 0 0 0 0 0
Inning Stats	R: 0 E: 0 K: 0 S: 8 H: 0 LOB: 0 BB: 0 P: 12	R: 0 E: 0 K: 1 S: 12 H: 1 LOB: 1 BB: 0 P: 18	R: 1 E: 0 K: 0 S: 9 H: 1 LOB: 1 BB: 1 P: 17	R: 2 K: 1 S: 9 H: 2 LOB: 0 BB: 1 P: 16	R: 0 E: 0 K: 1 S: 5 H: 0 LOB: 0 BB: 1 P: 10	R: 0 E: 0 K: 0 S: 8 H: 0 LOB: 0 BB: 0 P: 14	R: 0 E: 0 K: 1 S: 9 H: 0 LOB: 0 BB: 0 P: 15	R: 0 E: 0 K: 1 S: 9 H: 0 LOB: 1 BB: 1 P: 16	R: 0 E: 0 K: 0 S: 8 H: 0 LOB: 0 BB: 1 P: 15	1B: 3 2B: 0 3B: 0 HR: 1	SF: 0 SAC: 2 DP: 3 HBP: 0	PA: 33	WP: 1 PB: 0 SB: 0 CS: 0				

	AB	26
	R	3
	H	4
	RBI	3
	BB	5
	SO	5
	LOB	8

PITCHER		IP	WLS	BF	H	R	ER	SO	BB	IBB	HBP	BLK	WP	HR	S	P	ERA	WHIP
21 Rick Porcello, R ERA: 4.49	(1, 1)	7.0	W	26	4	3	3	4	3	0	0	0	0	1	60	102	3.86	1.000
43 Bruce Rondón, R ERA: 3.51	(8, 1)	1.0	H	4	0	0	0	1	1	0	0	0	1	0	9	16	0.00	1.000
38 Jeremy Bonderman, R ERA: 4.41	(9, 1)	1.0		3	0	0	0	0	1	0	0	0	0	0	8	15	0.00	1.000

PITCHER	IP	WLS	BF	H	R	ER	SO	BB	IBB	HBP	BLK	WP	HR	S	P	ERA	WHIP

Batter	1	2	3	4	5	6	7	8	9	AB	R	H	RBI	BB	SO	LOB
3 Roger Bernadina, L (1, 8) OBP: 0.249, SLG: 0.289	B SI 94 B SI 94 C FF 94 B SI 95 X SI 95 3-1 ① F8		B CU 77 X CH 88 1-0 ② G3		B CU 78 C FF 94 S FF 94 B FC 86 F FF 96 F FF 94 F FC 86 S CU 79 2-3 ② K			B SI 89 C SI 90 C SL 82 F SL 81 X SL 82 1-2 26 FC3-6 11 BB 1B		4	0	1	0	0	1	0
11 Jimmy Rollins, S (1, 6) OBP: 0.308, SLG: 0.338	F FF 95 C FF 94 F SI 95 X FF 95 0-2 ② L5		C CU 77 F FF 94 B FF 95 B FF 95 F CU 78 S FC 86 2-3 ③ K		S FC 84 X FC 84 0-1 ③ F8			B SI 90 B SI 90 B SI 90 C SI 92 B SI 90 4-1 26 FC3-6 1-2 BB		3	0	0	0	1	1	0
26 Chase Utley, L (1, 4) OBP: 0.344, SLG: 0.482	C CU 76 X FF 93 0-1 ③ G4-3			C CH 88 X FF 94 0-1 ① G6-3		C FF 93 X FC 86 0-1 ① G5-3		C SL 84 S SL 83 B SI 91 X SL 82 1-2 ① FC3-6 51 CS 1-2f 2-3		4	0	0	0	0	0	2
51 Carlos Ruiz, R (1, 2) OBP: 0.321, SLG: 0.376		F SI 94 B CU 76 S SI 94 B FF 95 F FF 93 X FF 95 2-2 ① F8		B CU 77 B CU 76 T SI 94 X SI 95 2-1 ② G1-3		C FC 86 B CU 76 B CU 77 F SI 94 B FC 88 X SI 94 3-2 ② G6-3		L FC 88 1 SAFE B FC 88 F FC 89 F FC 91 X FF 94 1-2 ② G4-3 ③ 1-2		4	0	0	0	0	0	2
10 Michael Young, R (1, 3) OBP: 0.329, SLG: 0.379		B FF 93 X FF 94 1-0 ③ 25 1B 1B		X FF 94 0-0 ① 18 BB 25 3B 1B		B FC 87 B FC 86 S SI 95 B SI 94 X SI 95 3-1 ③ L9			C SL 80 S CH 81 F FF 95 S CH 82 0-3 ① K	4	1	2	0	0	1	0
18 Darin Ruf, R (1, 7) OBP: 0.358, SLG: 0.532		B FF 94 B FF 96 C FF 95 C FF 95 S FC 88 2-3 ② K		B FC 88 B FF 94 C SI 95 B SI 94 B SI 94 4-1 25 3B 1-2 BB			F FF 94 S FF 94 F FF 94 C FC 85 0-3 ① K		C SL 84 X SL 83 0-1 ② G5-3	3	1	0	0	1	2	1
25 Cody Asche, L (1, 5) OBP: 0.303, SLG: 0.422		C FF 94 B SI 94 X SI 94 1-1 1-2 1B		B CU 76 X SI 95 1-0 1-H 2-H 3B			B CU 78 B CH 87 B SI 93 C FF 93 X FF 93 3-1 ② G3		B FF 93 C CH 83 B SI 94 B CH 84 B FF 93 4-1 9 WP 15 BB BB	3	0	2	2	1	0	0
15 John Mayberry Jr., R (1, 9) OBP: 0.302, SLG: 0.424		C SI 96 B FC 87 S FF 95 C FF 95 1-3 ③ K		B FC 86 S FC 87 F FF 94 F FC 84 D FC 87 F FC 88 S CU 78 2-3 ③ K			B CU 77 B SI 94 F FF 94 F FF 94 X CU 79 2-2 2B		B SL 84 B FF 94 C CH 81 S CH 83 1 SAFE B CH 83 F CH 83 F FF 94 B CH 83 4-2 9 WP 1-2 BB	3	0	1	0	1	2	3
33 Cliff Lee, L (1, 1) OBP: 0.188, SLG: 0.174 9 Domonic Brown, L (9, PH) OBP: 0.321, SLG: 0.519 58 Jonathan Papelbon, R (9, 1)			F FF 94 C FF 95 B FF 94 F FC 88 S FF 95 1-3 ① K		B CU 76 B FF 93 X FF 94 2-0 ① F7		C CU 72 D CU 72 S SI 82 S CU 73 1-3 ③ K		D CH 83 S CH 83 B CH 83 X FF 93 2-1 ③ P5 1-2 2-3	3 1 0	0 0 0	0 0 0	0 0 0	0 0 0	2 0 0	1 2 0
Inning Stats	R: 0 E: 0 K: 0 S: 8 H: 0 LOB: 0 BB: 0 P: 11	R: 0 E: 0 K: 2 S: 13 H: 2 LOB: 2 BB: 0 P: 20	R: 0 E: 0 K: 2 S: 9 H: 0 LOB: 0 BB: 0 P: 13	R: 2 E: 0 K: 1 S: 12 H: 2 LOB: 1 BB: 1 P: 21	R: 0 E: 0 K: 1 S: 9 H: 0 LOB: 0 BB: 0 P: 13	R: 0 E: 0 K: 0 S: 7 H: 0 LOB: 0 BB: 0 P: 13	R: 0 E: 0 K: 2 S: 12 H: 1 LOB: 1 BB: 0 P: 18	R: 0 E: 0 K: 0 S: 12 H: 1 LOB: 1 BB: 1 P: 19	R: 0 E: 0 K: 1 S: 13 H: 0 LOB: 2 BB: 2 P: 23	1B: 4 2B: 1 3B: 1 HR: 0 SF: 0 SAC: 0 DP: 0 HBP: 0						

PITCHER	IP	WLS	BF	H	R	ER	SO	BB	IBB	HBP	BLK	WP	HR	S	P	ERA	WHIP
45 Zack Wheeler, R (1, 1) ERA: 3.42	6.2	L	26	5	2	2	7	1	0	0	0	0	0	67	105	2.70	0.900
55 Pedro Feliciano, L (7, 1) ERA: 3.38	0.1		1	0	0	0	1	0	0	0	0	0	0	3	4	0.00	0.000
56 Scott Rice, L (8, 1) ERA: 3.47	0.1		3	1	0	0	0	1	0	0	0	0	0	8	14	0.00	6.000
52 Carlos Torres, R (8, 1) ERA: 2.96	0.2		1	0	0	0	0	0	0	0	0	0	0	4	5	0.00	0.000
71 Gonzalez Germen, R (9, 1) ERA: 2.82	1.0		5	0	0	0	1	2	0	0	0	1	0	13	23	0.00	2.000

PITCHER	IP	WLS	BF	H	R	ER	SO	BB	IBB	HBP	BLK	WP	HR	S	P	ERA	WHIP

TOP

Philadelphia Phillies @ New York Mets

Citi Field, Flushing, NY

Mon Aug 26 2013, 7:12 PM - 10:04 PM EDT

Att. 25,784 - Cloudy - 82 F

livebaseballscorecards.com

AB	32
R	2
H	6
RBI	2
BB	4
SO	9
LOB	11

WP: 1	PA: 36		
PB: 0			
SB: 0			
CS: 1			

BOTTOM

Philadelphia Phillies @ New York Mets

Citi Field, Flushing, NY

Mon Aug 26 2013, 7:12 PM - 10:04 PM EDT

Att. 25,784 - Cloudy - 82 F

livebaseballscorecards.com

Batter	1	2	3	4	5	6	7	8	9	AB	R	H	RBI	BB	SO	LOB
12 Juan Lagares, R (1, 8) OBP: 0.293, SLG: 0.390	B SI 88 C SI 89 B SI 88 S CH 82 X SI 90 2-2 13 L4-3 1B		C SI 88 B FC 86 X FC 86 1-1 ② G6-3			X FC 85 0-0 ② F9		B CH 83 B FC 86 F SI 89 S CH 83 B CH 83 S FC 86 3-3 ③ K		4	0	1	0	0	1	2
28 Daniel Murphy, L (1, 4) OBP: 0.304, SLG: 0.389	F FC 86 C SI 89 T SI 89 0-2 ① K		C FC 85 F SI 90 X SI 90 0-2 ③ F7			B SI 89 B SI 89 B SI 90 C SI 89 X FC 85 3-1 ③ F9			B FS 88 F FF 88 X FF 90 1-1 ① F8	4	0	0	0	0	1	1
13 Josh Satin, R (1, 3) OBP: 0.405, SLG: 0.414	C SI 89 C SI 89 B FC 86 F FC 86 B CH 81 X SI 90 2-2 ②③ L4-3 1-1			C FC 84 B CU 73 B SI 89 F FC 86 C SI 90 2-3 ① K			X SI 90 0-0 ① G6-3		C FF 90 B SL 76 B SL 75 C FF 91 B FF 90 C FF 90 3-3 ② K	4	0	0	0	0	2	1
Marlon Byrd, R (1, 9) OBP: 0.330, SLG: 0.518		C CH 81 C FC 83 F FC 86 F SI 90 X CH 83 0-2 30 1B 2B		X FC 86 0-0 30 G4-6-3 1B			B CH 81 C CH 83 X CH 83 1-1 ② G1-3		B SL 75 X SL 75 1-0 ③ P4	4	1	2	0	0	0	0
30 Andrew Brown, R (1, 7) OBP: 0.330, SLG: 0.460		C FC 85 B FC 86 F SI 89 F FC 86 B CU 72 B SI 89 X CH 82 3-2 4 FC6-4 2-H 1B		C SI 89 C SI 90 X SI 90 0-2 ②③ G4-6-3 1-2f			C SL 83 S FC 86 B SI 91 F SI 90 F CH 82 F FC 86 X CU 73 1-2 ③ G6-3			3	0	1	1	0	0	1
4 Wilmer Flores, R (1, 5) OBP: 0.311, SLG: 0.375		C FF 88 B FC 85 C SI 88 B FC 86 X SI 89 2-2 ① FC6-4 1-2f			C CH 82 S SI 89 C SI 90 0-3 ① K			C SI 88 B FC 85 F SI 89 B SI 90 F CH 81 X CH 82 2-2 ① F9		3	0	0	0	0	1	1
15 Travis d'Arnaud, R (1, 2) OBP: 0.333, SLG: 0.333	B CH 82 C SI 88 C FF 88 C SI 89 1-3 ② K				F SI 90 B FC 85 B SI 89 S FC 85 B SI 90 F FC 85 S CH 82 3-3 ② K			S CH 82 B CH 81 S CH 82 F SI 90 B CH 84 B SI 91 X SI 90 3-2 21 BB 1B		3	0	1	0	0	2	1
2 Justin Turner, R (1, 6) OBP: 0.304, SLG: 0.333	X SI 88 0-0 ③ G1-3				C CH 83 S CU 73 F FC 86 B SI 90 F FC 86 X CU 73 1-2 ③ G5-3			B FC 86 C SI 90 B SI 91 F CH 84 C SI 91 2-3 ② K		3	0	0	0	0	1	2
45 Zack Wheeler, L (1, 1) OBP: 0.154, SLG: 0.192 55 Pedro Feliciano, L (7, 1) 56 Scott Rice, L (8, 1) 52 Carlos Torres, R (8, 1) OBP: 0.200, SLG: 0.200 21 Lucas Duda, L (8, PH) OBP: 0.368, SLG: 0.438 71 Gonzalez Germen, R (9, 1)			C SI 88 F SI 89 B FC 87 F SI 90 X SI 90 1-2 ① G1-3			F SI 89 X FC 86 0-1 ① B1-3		B SI 90 D SI 90 S FC 86 S FC 86 B FC 87 B SI 90 4-2 1-2 BB		2 0 0 0 0 0	0 0 0 0 0 0	0 0 0 0 0 0	0 0 0 0 0 0	0 0 0 0 1 0	0 0 0 0 0 0	0 0 0 0 0 0
Inning Stats	R: 0 E: 0 K: 1 S: 10 H: 1 LOB: 0 BB: 0 P: 14	R: 1 E: 0 K: 1 S: 16 H: 2 LOB: 1 BB: 0 P: 22	R: 0 E: 0 K: 0 S: 9 H: 0 LOB: 0 BB: 0 P: 11	R: 0 E: 0 K: 1 S: 7 H: 1 LOB: 0 BB: 0 P: 9	R: 0 E: 0 K: 2 S: 12 H: 0 LOB: 0 BB: 0 P: 16	R: 0 E: 0 K: 0 S: 5 H: 0 LOB: 0 BB: 0 P: 8	R: 0 E: 0 K: 0 S: 9 H: 0 LOB: 0 BB: 0 P: 11	R: 0 E: 0 K: 2 S: 16 H: 1 LOB: 2 BB: 1 P: 30	R: 0 E: 0 K: 1 S: 6 H: 0 LOB: 0 BB: 0 P: 11	1B: 4 2B: 2 3B: 0 HR: 0	SF: 0 SAC: 0 DP: 2 HBP: 0	WP: 0 PB: 0 SB: 0 CS: 0	PA: 31			

	AB	30
	R	1
	H	5
	RBI	1
	BB	1
	SO	8
	LOB	9

PITCHER		IP	WLS	BF	H	R	ER	SO	BB	IBB	HBP	BLK	WP	HR	S	P	ERA	WHIP
33 Cliff Lee, L ERA: 3.07	(1, 1)	8.0	W	28	5	1	1	7	1	0	0	0	0	0	84	121	1.12	0.750
58 Jonathan Papelbon, R ERA: 2.49	(9, 1)	1.0	S	3	0	0	0	1	0	0	0	0	0	0	6	11	0.00	0.000

PITCHER	IP	WLS	BF	H	R	ER	SO	BB	IBB	HBP	BLK	WP	HR	S	P	ERA	WHIP

Batter	1	2	3	4	5	6	7	8	9	AB	R	H	RBI	BB	SO	LOB
3 Roger Bernadina, L (1, 8) OBP: 0.244, SLG: 0.282	C FF 88 C FF 91 B FC 89 F FF 92 X FC 90 1-2 ① F8		B FF 89 F FC 89 B FF 91 X FC 90 2-1 ③ F7			B FF 90 B FC 89 F FF 91 B FF 91 X FF 91 3-1 ③ G4-3			C FC 88 C CU 77 B FF 91 F FC 89 B FF 91 X FC 89 2-2 ② G3	4	0	0	0	0	0	0
11 Jimmy Rollins, S (1, 6) OBP: 0.310, SLG: 0.338	C CU 75 X FF 92 0-1 1B			C FF 88 X FF 89 0-1 ① F9			C FF 88 B FC 89 X FF 90 1-1 ① F9		B FF 91 B FC 88 B FF 90 C FF 89 B FC 88 4-1 BB	3	0	1	0	1	0	0
26 Chase Utley, L (1, 4) OBP: 0.340, SLG: 0.477	C FF 91 C F CU 78 S SI 92 0-3 ② K			B FF 90 S SI 90 F SI 91 F FF 92 B FC 91 X FF 92 2-2 ② G4-3			X FC 88 0-0 ② F7		X FF 89 0-0 ③ F8	4	0	0	0	0	1	2
31 Erik Kratz, R (1, 2) OBP: 0.276, SLG: 0.379	1 SAFE B SI 92 C SI 92 B FC 89 X FC 91 2-1 ③ L6			B FF 93 S SI 92 X SI 92 1-1 ③ G1-3			C FF 90 B SI 90 B SI 91 C FF 92 T FC 89 2-2 ③ K			3	0	0	0	0	1	1
10 Michael Young, R (1, 5) OBP: 0.331, SLG: 0.383		C CH 81 X FF 89 0-1 18 G4-3 1B			C CH 81 B SI 91 X 1-1 ① G6-3			C CH 76 X FF 87 0-1 2B		3	0	2	0	0	0	0
18 Darin Ruf, R (1, 7) OBP: 0.352, SLG: 0.522		C FF 91 C FF 90 B FF 92 X FF 91 1-2 ①② G4-3 1-2f			B FF 91 F FF 92 S FF 92 F CU 78 X FF 92 1-2 ② G5-3			F FF 89 F FF 90 S FC 89 0-3 ① K		3	0	0	0	0	1	2
28 Kevin Frandsen, R (1, 3) OBP: 0.301, SLG: 0.318		C CU 77 B CH 83 X SI 91 1-1 ③ G4-3			C CU 77 S CU 78 F B FC 91 X FC 89 1-2 ③ G6-3			F CU 76 B CU 77 F SI 90 C FC 89 1-3 ② K		3	0	0	0	0	1	1
15 John Mayberry Jr., R (1, 9) OBP: 0.300, SLG: 0.420			C SI 89 B FC 89 X FF 92 1-1 ① G6-3			C SI 90 B SI 90 B FC 90 B SI 91 X FF 92 3-1 ① G6-3		B SI 90 C FF 92 F SI 91 F CU 79 B FF 91 X FC 89 2-2 ③ F8		3	0	0	0	0	0	1
38 Kyle Kendrick, R (1, 1) OBP: 0.154, SLG: 0.160 45 Zach Miner, R (7, 1) 30 Justin De Fratus, S (8, 1) 51 Carlos Ruiz, R (9, PH) OBP: 0.320, SLG: 0.374			F FF 89 X FC 89 0-1 ② G6-3			F FF 91 B FF 90 X FC 90 1-1 ② G3-1			B CU 74 B FF 87 C FF 90 F SI 90 F FF 88 F CU 77 S FF 91 2-3 ① K	2 0 0 1	0 0 0 0	0 0 0 0	0 0 0 0	0 0 0 0	0 0 0 1	0 0 0 0
Inning Stats	R: 0 H: 1 E: 0 LOB: 1 K: 1 BB: 0 S: 12 P: 15	R: 0 H: 1 E: 0 LOB: 0 K: 0 BB: 0 S: 7 P: 9	R: 0 H: 0 E: 0 LOB: 0 K: 0 BB: 0 S: 6 P: 9	R: 0 H: 0 E: 0 LOB: 0 K: 0 BB: 0 S: 8 P: 11	R: 0 H: 0 E: 0 LOB: 0 K: 0 BB: 0 S: 10 P: 13	R: 0 H: 0 E: 0 LOB: 0 K: 0 BB: 0 S: 6 P: 13	R: 0 H: 0 E: 0 LOB: 0 K: 1 BB: 0 S: 6 P: 9	R: 0 H: 1 E: 0 LOB: 1 K: 2 BB: 0 S: 12 P: 15	R: 0 H: 0 E: 0 LOB: 1 K: 1 BB: 1 S: 11 P: 19	1B: 2 SF: 0 2B: 1 SAC: 0 3B: 0 DP: 1 HR: 0 HBP: 0						

PITCHER		IP	WLS	BF	H	R	ER	SO	BB	IBB	HBP	BLK	WP	HR	S	P	ERA	WHIP
49 Jonathon Niese, L ERA: 3.69	(1, 1)	9.0	W	30	3	0	0	5	1	0	0	0	0	0	78	113	0.00	0.444

PITCHER	IP	WLS	BF	H	R	ER	SO	BB	IBB	HBP	BLK	WP	HR	S	P	ERA	WHIP

TOP

Philadelphia Phillies @ New York Mets

Citi Field, Flushing, NY

Tue Aug 27 2013, 7:12 PM - 9:30 PM EDT

Att. 25,700 - Partly Cloudy - 85 F

livebaseballscorecards.com

AB	29
R	0
H	3
RBI	0
BB	1
SO	5
LOB	7

WP: 0 PA: 30
PB: 0
SB: 0
CS: 0

BOTTOM

Philadelphia Phillies @ New York Mets

Citi Field, Flushing, NY

Tue Aug 27 2013, 7:12 PM - 9:30 PM EDT

Att. 25,700 - Partly Cloudy - 85 F

livebaseballscorecards.com

Batter	1	2	3	4	5	6	7	8	9	AB	R	H	RBI	BB	SO	LOB
22 Eric Young Jr., S (1, 7) OBP: 0.311, SLG: 0.334	B SI 86 C SI 87 X FC 85 1-1 F8 ①		X CH 80 0-0 SH2-3 ② 1-2		B FC 87 B SI 88 B SI 89 B SI 88 4-0 BB	X FC 87 0-0 P5 ③				2	0	0	0	1	0	1
28 Daniel Murphy, L (1, 4) OBP: 0.304, SLG: 0.388	C SI 87 C CH 80 C SI 89 0-3 K ②		F FC 86 B SI 89 C SI 90 X SI 90 1-2 30 E 2-H 1B		F SI 89 B FC 86 X SI 89 1-1 P6 ③		C FF 91 B CU 72 F FF 91 B CH 79 S SI 91 2-3 K ①			4	0	1	1	0	2	2
30 Andrew Brown, R (1, 9) OBP: 0.327, SLG: 0.451	C SI 89 S X FC 87 0-2 L5 ③		F CH 80 2 SAFE X SI 89 0-1 G5-3 ③ 2-3			X SI 88 0-0 29 E 29 FC3 15 SF8 1B	B CU 75 X FF 92 1-0 F8 ②			4	1	1	0	0	0	1
29 Ike Davis, L (1, 3) OBP: 0.328, SLG: 0.328		B FC 86 C SI 88 B SI 89 B FC 87 F SI 89 X SI 89 3-2 F7 ①		B CH 78 F FC 86 B CH 80 B CH 79 X SI 89 3-1 L4 ①		B FC 87 X CH 79 1-0 FC3 15 SF8 49 2B 1-3	C SI 92 B CU 72 F FF 90 F CH 80 B FF 92 B B SL 81 4-2 BB			3	1	0	0	1	0	1
4 Wilmer Flores, R (1, 5) OBP: 0.292, SLG: 0.350		C SI 90 F SI 89 F SI 88 B FC 87 X CH 80 1-2 F7 ②		C FC 86 B FC 88 C SI 90 S CH 80 1-3 K ②		S SI 89 F SI 89 X SI 89 0-2 G5-3 ①	C FF 92 B SI 91 X CH 81 1-1 G6-3 ③			4	0	0	0	0	1	3
12 Juan Lagares, R (1, 8) OBP: 0.296, SLG: 0.389		B FC 86 C SI 90 S CH 81 F CH 81 B FC 85 X SI 90 2-2 1B		B SI 90 X SI 90 1-0 G6-3 ③		I IN 76 I IN 80 I IN 83 I IN 81 4-0 15 SF8 49 2B IBB		B SL 80 X FF 92 1-0 P6 ①		3	1	1	0	1	0	0
15 Travis d'Arnaud, R (1, 2) OBP: 0.290, SLG: 0.292		C SI 89 X SI 89 0-1 G6-3 ③			F SI 87 X SI 88 0-1 G6-3 ①	C SI 90 B FC 86 X SI 89 1-1 SF8 ② 1-2 2-3 3-H		C FF 92 S FF 91 B FF 92 F FF 94 X SL 82 1-2 P4 ②		3	0	0	1	0	0	1
3 Omar Quintanilla, L (1, 6) OBP: 0.311, SLG: 0.292			C SI 88 B SI 89 B FC 86 F SI 89 C SI 89 2-3 K ①		F FC 85 F CH 79 B CH 82 B SI 90 X FC 86 2-2 2B	I IN 76 I IN 72 I IN 77 I IN 69 4-0 49 2B IBB		X SI 92 0-0 F9 ③		3	1	1	0	1	1	0
49 Jonathon Niese, L (1, 1) OBP: 0.303, SLG: 0.241			B SI 88 B SI 89 F SI 88 B SI 90 C SI 88 B SI 90 4-2 22 SH2-3 28 1B BB		S SI 88 B FC 86 B FC 86 X SI 88 2-1 F7 ②	F SI 90 B SI 90 B SI 90 C SI 90 F SI 90 B SI 91 F SI 90 X SI 91 3-2 1-H 2-H 3-H 2B				2	1	1	3	1	0	1
Inning Stats	R: 0 E: 0 K: 1 S: 8 H: 0 LOB: 0 BB: 0 P: 9	R: 0 E: 0 K: 0 S: 13 H: 1 LOB: 1 BB: 0 P: 19	R: 1 E: 1 K: 1 S: 11 H: 1 LOB: 1 BB: 1 P: 18	R: 0 E: 0 K: 1 S: 6 H: 0 LOB: 0 BB: 0 P: 11	R: 0 E: 0 K: 0 S: 9 H: 1 LOB: 2 BB: 1 P: 18	R: 4 E: 1 K: 0 S: 13 H: 2 LOB: 1 BB: 2 P: 26	R: 0 E: 0 K: 1 S: 9 H: 0 LOB: 1 BB: 1 P: 17	R: 0 E: 0 K: 0 S: 6 H: 0 LOB: 0 BB: 0 P: 8		1B: 3 2B: 2 3B: 0 HR: 0 SF: 1 SAC: 1 DP: 0 HBP: 0				WP: 0 PB: 0 SB: 0 CS: 0 PA: 35		

	AB	28
	R	5
	H	5
	RBI	5
	BB	5
	SO	4
	LOB	10

PITCHER		IP	WLS	BF	H	R	ER	SO	BB	IBB	HBP	BLK	WP	HR	S	P	ERA	WHIP
38 Kyle Kendrick, R ERA: 4.4	(1, 1)	6.0	L	28	5	5	1	3	2	2	0	0	0	0	60	101	1.50	1.167
45 Zach Miner, R ERA: 3.46	(7, 1)	1.0		4	0	0	0	1	1	0	0	0	0	0	9	17	0.00	1.000
30 Justin De Fratus, R ERA: 3.68	(8, 1)	1.0		3	0	0	0	0	0	0	0	0	0	0	6	8	0.00	0.000

PITCHER	IP	WLS	BF	H	R	ER	SO	BB	IBB	HBP	BLK	WP	HR	S	P	ERA	WHIP

Batter	1	2	3	4	5	6	7	8	9	AB	R	H	RBI	BB	SO	LOB
3 Roger Bernadina, L (1, 8) OBP: 0.236, SLG: 0.273	B FF 89 C SI 90 F SI 89 B FC 89 F FF 90 C FF 88 2-3 ① K	C FF 90 S SI 90 F FF 92 C SL 80 0-3 ③ K		B FF 88 X FF 89 1-0 ② P4	B FF 93 S FF 92 C SL 82 B FF 93 X SL 82 2-2 ③ G4-3		B FF 90 F FF 90 B FF 92 F FS 84 B FF 92 T FF 91 3-2 ③ K		B C SI 83 X SI 83 1-1 ② F7	6	0	0	0	0	3	10
11 Jimmy Rollins, S (1, 6) OBP: 0.310, SLG: 0.339	B FF 90 F FF 89 F FF 91 B FF 91 B FC 89 B SI 89 4-2 51 S BB		C CU 73 B CU 75 B FS 77 X FF 89 2-1 ① P5	B FF 89 C FF 89 X FF 90 1-1 ③ 2-H 2B		B FF 92 X FF 93 1-0 ① F8		C FF 90 C SL 86 S CU 78 0-3 ① K	X SI 83 0-0 ③ L8	5	0	1	1	1	1	2
26 Chase Utley, L (1, 4) OBP: 0.341, SLG: 0.476	1 SAFE C SI 90 F FF 87 F SL 80 1 SAFE B FF 86 1 SAFE B FC 87 X SL 76 2-2 ② F9		C FF 89 B SL 78 C CU 73 X FC 88 1-2 10 1B 51 HBP 1B		C FF 87 B SL 78 F SL 76 X SI 90 1-2 ① F7	C FF 93 X SL 84 0-1 ② F7		S SL 88 X SL 85 0-1 1B		5	0	2	0	0	0	1
51 Carlos Ruiz, R (1, 2) OBP: 0.325, SLG: 0.389	S FC 86 C SL 77 B FC 86 F FC 88 F SL 80 F CU 74 C FF 92 1-3 ③ K 1-2		B CU 75 H FC 85 2-0 10 1B 1-2 HBP		B SL 76 S FC 86 C SL 77 X SL 80 1-2 10 2B 15 HBP 1B	C FF 93 X FF 93 0-1 HR		C FF 91 D SL 86 C SL 86 F CU 79 X FF 92 1-2 ② F8		4	2	2	1	0	1	2
10 Michael Young, R (1, 3) OBP: 0.331, SLG: 0.385		C SL 77 F FF 89 B SL 78 X SI 90 1-2 ① L7	B SL 79 C SL 78 B SL 79 S FF 90 B SL 80 X SL 79 3-2 1-2 2-3 1B		C SL 78 B FC 85 X FF 90 1-1 15 HBP 35 1B 1-3 2B	B SL 80 B FF 93 X FF 92 2-0 ③ F8		B SL 86 1 SAFE F FF 91 T FF 91 D CU 79 B SL 88 X FF 92 3-2 ③ G6-3		5	1	2	0	0	0	1
25 Cody Asche, L (1, 5) OBP: 0.312, SLG: 0.419 4 John McDonald, R (7, PR) OBP: 0.172, SLG: 0.155 (7, 5)		B FF 89 F FF 88 F FC 89 X SL 80 1-2 E3 12 BB 15 BB	B FF 90 B FC 87 F FC 88 F SL 80 S FF 92 2-3 ② K		F FF 88 F FF 91 F FS 79 B FC 90 B SL 77 B FF 90 B SL 78 4-2 15 HBP 35 1B BB		C FF 90 B FF 91 B SL 82 X FS 86 2-1 15 1B 1B		F FF 91 B FF 90 F SL 87 F FF 90 X CU 78 1-2 E5 18 1B 15 G5-3 28 E	3 1	1 1	1 0	0 0	1 0	1 0	3 0
15 John Mayberry Jr., R (1, 9) OBP: 0.304, SLG: 0.419		B FF 91 B SI 90 F FF 90 B FF 90 S FF 90 F FF 91 B FF 90 4-2 12 BB 1-2 BB	B SL 82 C SL 81 B SL 82 C FF 91 B FF 91 F FF 91 X FF 91 3-2 ③ P2		B SI 89 H FF 90 2-0 35 1B 1-2 2-3 3-H HBP		B FF 89 C FF 90 B SL 82 F SL 82 F FF 92 F FF 91 X FF 92 2-2 1-2 1B		X CU 77 0-0 ① G5-3 1-2	3	0	1	1	1	0	4
12 Pete Orr, L (1, 7) OBP: 1.000, SLG: 1.000 18 Darin Ruf, R (5, PH) OBP: 0.352, SLG: 0.519 (5, 7)		B SI 90 C FF 90 B SI 89 B FF 90 F FF 90 B FF 91 4-2 1-2 2-3 BB		C FF 87 X CU 71 0-1 35 SH5-4 11 2B 1B	F FF 93 B FF 94 D SL 81 B FF 93 S FF 94 F FF 94 S FF 94 3-3 ② K		B FF 92 X SL 82 1-0 ① F7		C FF 92 D CU 80 B FF 91 F FF 91 B FF 92 X FF 92 3-2 28 E 2-3 1B	1 3	1 0	1 1	0 0	1 0	0 1	0 5
35 Cole Hamels, L (1, 1) OBP: 0.229, SLG: 0.261 B.J. Rosenberg, R (8, 1) 28 Kevin Frandsen, R (9, PH) OBP: 0.299, SLG: 0.316 63 Jake Diekman, R (9, 1)		S SI 90 C FS 78 B FC 90 S SI 90 1-3 ② K		X FF 86 0-0 ① SH5-4 1-2	C SL 80 B FF 94 X FF 94 1-1 1-2 2-H 3-H 1B		L SL 80 X FF 89 0-1 ② B2		S SL 87 F SL 87 F CU 78 B FF 91 X SL 86 1-2 E1 1-2 3-H	3 0 1 0	0 0 0 0	1 0 0 0	2 0 1 0	0 0 0 0	1 0 0 0	5 0 1 0

| Inning Stats | | |

BOTTOM

Batter	1	2	3	4	5	6	7	8	9	AB	R	H	RBI	BB	SO	LOB
22 Eric Young Jr., S (1, 7) OBP: 0.310, SLG: 0.333	B FF 88 C FF 90 C FF 90 B FC 87 F FF 92 X FF 91 2-2 ① P4		X FF 91 0-0 ① FC8-4-6 (30 P2, 12 S, 29 1B) 1-2f		C FF 88 B CU 74 B FC 85 F FF 90 X CH 82 2-2 30 S 1B		X CH 79 0-0 ① SH2-3 1-2		B SI 97 C SI 97 X SI 97 1-1 ③ F9	4	1	1	0	0	0	1
12 Juan Lagares, R (1, 8) OBP: 0.298, SLG: 0.392	C FF 91 X FC 88 0-1 2B		B FF 91 B CH 83 1 SAFE 1 SAFE C FF 92 B FC 87 F FF 92 D CH 84 4-2 29 1B 1-2 BB		1 SAFE 1 SAFE 1 SAFE 1 SAFE 1 SAFE 1 SAFE 1 SAFE X FF 90 0-0 ① P4		B FF 89 C FF 89 S CH 82 S CH 82 1-3 ② K 2-3			3	0	1	0	1	1	2
30 Andrew Brown, R (1, 9) OBP: 0.324, SLG: 0.453	S FF 91 S FF 92 X FF 93 0-2 ② F8		X FF 91 0-0 ② P2 2-3		B CH 82 S FF 92 B FF 91 X FF 92 2-1 ② P3 1-2		C CH 82 F FF 91 X FF 90 0-2 2B 3-H			4	0	1	1	0	0	4
29 Ike Davis, L (1, 3) OBP: 0.327, SLG: 0.327 50 Scott Atchison, R (8, 1) 55 Pedro Feliciano, L (9, 1)	B FF 89 C FF 92 F SI 92 B FF 90 T FF 92 2-2 ③ K		C FF 90 S CH 84 F SI 91 F CH 84 X FF 92 0-2 1-2 1B 3-H		F FF 91 B SI 91 B SI 91 S FC 88 S CH 83 2-3 ③ K		B FC 86 C FC 87 B FF 88 S CH 82 C CH 83 2-3 ③ K			4 0 0	0 0 0	1 0 0	1 0 0	0 0 0	3 0 0	3 0 0
13 Josh Satin, R (1, 5) OBP: 0.395, SLG: 0.402 (8, 3)		B FF 91 C FF 90 B FF 92 S CH 84 S CH 83 2-3 ① K	X CH 83 0-0 ③ L7		C FF 88 B CU 74 C FF 90 X FC 87 1-2 ① F9			C SL 84 C SL 84 B FF 95 B SL 85 F SL 84 F SI 94 X FF 94 2-2 ① G6-3		4	0	0	0	0	1	2
4 Wilmer Flores, R (1, 4) OBP: 0.290, SLG: 0.344 (8, 5)		B FF 91 C FF 92 B FF 93 S FF 93 F FF 94 S CH 86 2-3 ② K		B CH 82 C FF 91 B CH 84 F CH 83 S FF 92 2-3 ① K		X FF 89 0-0 2 FC1-6 1B		F SI 94 B CU 80 C SL 84 F SI 93 S SI 94 1-3 ② K		4	0	1	0	0	3	0
2 Justin Turner, R (1, 6) OBP: 0.309, SLG: 0.344		C CH 84 B FF 93 X FF 93 1-1 2B		B FF 92 F FC 88 S FF 92 X CU 78 1-2 1B		B FF 90 B FF 90 B FF 90 C FF 91 C FF 91 X FF 91 3-2 ② FC1-6 1-2f		F SI 93 B FF 95 B SL 84 X FF 94 2-1 ③ P4		4	0	2	0	0	0	1
15 Travis d'Arnaud, R (1, 2) OBP: 0.257, SLG: 0.250		S CH 83 X CH 84 0-1 ③ F7		C FF 92 C FF 92 B FF 90 S FF 92 1-3 ② K		X FF 90 0-0 ③ F7			F SI 97 F CH 88 B SL 85 B SI 97 F SI 98 F CH 89 X SI 98 2-2 ① L8	4	0	0	0	0	1	3
16 Daisuke Matsuzaka, R (1, 1) OBP: 0.333, SLG: 0.333 73 Robert Carson, L (5, 1) 30 David Aardsma, R (7, 1) 28 Daniel Murphy, L (7, PH) OBP: 0.304, SLG: 0.388 (8, 4)			B FF 88 B FF 89 C FF 89 F FF 90 F CH 83 F FF 92 B CH 84 X CH 82 3-2 22 FC8-4-6 1B	F FF 91 F FC 89 X CH 85 0-2 ③ G6-3			C CH 82 F CH 80 B CU 75 X FF 90 1-2 12 S, 22 SH2-3, 30 2B 1B		C SI 98 S SL 86 B SL 85 S SL 85 1-3 ② K	2 0 0 2	0 0 0 1	1 0 0 1	0 0 0 0	0 0 0 0	0 0 0 1	1 0 0 0

Inning Stats	1	2	3	4	5	6	7	8	9
	R: 0 E: 0 K: 1 S: 12 H: 1 LOB: 1 BB: 0 P: 16	R: 0 E: 0 K: 2 S: 11 H: 1 LOB: 1 BB: 0 P: 16	R: 1 E: 0 K: 0 S: 15 H: 2 LOB: 2 BB: 1 P: 22	R: 0 E: 0 K: 2 S: 12 H: 1 LOB: 1 BB: 0 P: 16	R: 0 E: 0 K: 1 S: 9 H: 1 LOB: 1 BB: 0 P: 15	R: 0 E: 0 K: 0 S: 8 H: 1 LOB: 1 BB: 0 P: 12	R: 1 E: 0 K: 2 S: 13 H: 2 LOB: 1 BB: 0 P: 17	R: 0 E: 0 K: 1 S: 11 H: 0 LOB: 0 BB: 0 P: 16	R: 0 E: 0 K: 1 S: 10 H: 0 LOB: 0 BB: 0 P: 14

| | | |

Philadelphia Phillies @ New York Mets

Citi Field, Flushing, NY

Thu Aug 29 2013, 1:13 PM - 4:23 PM EDT

Att. 22,008 - Sunny - 79 F

TOP

livebaseballscorecards.com

Batter	1	2	3	4	5	6	7	8	9	AB	R	H	RBI	BB	SO	LOB
10 Michael Young, R (1, 5) OBP: 0.329, SLG: 0.382 (6, 3)	C FF 89 C FF 92 B FC 89 F FF 90 F FC 88 X FC 90 2-2 F9		B FF 92 C CU 75 B FC 89 B FC 89 F FC 89 S FC 90 3-3 K			C FF 89 B FC 88 F FF 89 C CU 81 1-3 K		B SL 82 B FF 92 X FF 91 2-0 G1-3		4	0	0	0	0	2	0
28 Kevin Frandsen, R (1, 3) OBP: 0.299, SLG: 0.316 30 Justin De Fratus, S (6, 1) 31 Erik Kratz, R (7, 2) OBP: 0.274, SLG: 0.376	X FF 91 0-0 26 G4-6-3 1B			C FC 88 F CU 78 B FF 91 F FC 89 F FC 90 B FC 88 B FF 92 X FC 88 3-2 G6-3		C FC 90 B FC 89 B FC 91 B CU 80 F FC 88 X FC 89 2-2 F8		B FF 92 F SL 81 S SL 82 B SL 82 F SL 82 X FF 93 2-2 F9		3 0 1	0 0 0	1 0 0	0 0 0	0 0 0	0 0 0	0 0 0
26 Chase Utley, L (1, 4) OBP: 0.343, SLG: 0.479	B FF 90 C FC 90 X FF 91 1-1 G4-6-3 1-2f			B FF 90 B CU 74 S FC 88 B FC 88 X FF 89 3-1 F8			X FF 88 0-0 51 F8 9 1B 18 SF9 1B	C FF 92 X FF 92 0-1 2B		4	1	2	0	0	0	1
9 Domonic Brown, L (1, 7) OBP: 0.323, SLG: 0.519		C FF 89 X FC 89 0-1 1B		S FC 90 C FF 91 B CU 82 X FF 91 1-2 G4-3			B FC 87 B FC 87 X FC 88 2-0 1-2 1B	C SI 82 B CU 72 X SI 82 1-1 G4-3		4	0	2	0	0	0	1
51 Carlos Ruiz, R (1, 2) OBP: 0.325, SLG: 0.392 66 JC Ramírez, R (7, 1) 11 Jimmy Rollins, S (9, PH) OBP: 0.309, SLG: 0.338		B FF 88 B FC 87 F FF 88 F FC 87 S FF 92 2-3 K			X FC 85 0-0 2B		B CU 74 F FF 90 B FF 89 F FC 87 X FF 90 2-2 F8 2-3		F FF 90 B FF 91 C FF 92 F CU 78 B FF 92 B FF 92 X FF 92 3-2 F9	3 0 1	0 0 0	1 0 0	0 0 0	0 0 0	1 0 0	3 0 0
18 Darin Ruf, R (1, 9) OBP: 0.344, SLG: 0.509		1 SAFE D FF 92 B FF 90 C FF 91 C CU 76 F FC 90 1 SAFE S FC 89 2-3 K			C CU 73 B FC 88 B FC 86 F FC 87 B FF 91 F FC 88 C FF 90 3-3 K		S FC 88 S FF 92 B FF 92 X CU 80 1-2 SF9 3-H		C FF 92 F FF 92 B FF 92 F SL 87 C FF 94 1-3 K	3	0	0	1	0	3	2
15 John Mayberry Jr., R (1, 8) OBP: 0.302, SLG: 0.416 56 Cesar Jimenez, L (5, 1) 12 Pete Orr, L (6, 5) OBP: 0.500, SLG: 0.333		C FC 89 F CU 76 B FF 93 S FC 89 1-3 K			X CU 76 0-0 P3		S SI 89 B SI 88 F SI 90 S CH 81 1-3 K		X FF 92 0-0 L4	2 0 2	0 0 0	0 0 0	0 0 0	0 0 0	1 0 1	2 0 1
4 John McDonald, R (1, 6) OBP: 0.179, SLG: 0.164			B FF 90 C FF 90 C FC 87 B FF 91 X FC 89 2-2 G3-1		C FF 88 X FC 87 0-1 B1-3			F FF 91 X FF 93 0-1 3 HR 1B		3	1	1	0	0	0	1
49 Ethan Martin, R (1, 1) 3 Roger Bernadina, L (5, 8) OBP: 0.239, SLG: 0.292			B FF 92 C FC 88 C FC 88 B CU 78 X FC 90 2-2 G4-3			X FC 87 0-0 B2		B FF 92 C FF 92 X CH 81 1-1 1-H HR		1 2	0 1	0 1	0 2	0 0	0 0	0 0

	AB	33
	R	3
	H	8
	RBI	3
	BB	0
	SO	8
	LOB	11

Inning Stats	1	2	3	4	5	6	7	8	9	1B: 5	SF: 1	WP: 0	PA: 34
	R: 0 E: 0 K: 0 S: 7 H: 1 LOB: 0 BB: 0 P: 10	R: 0 E: 0 K: 3 S: 12 H: 1 LOB: 1 BB: 0 P: 17	R: 0 E: 0 K: 1 S: 9 H: 0 LOB: 0 BB: 0 P: 16	R: 0 E: 0 K: 0 S: 10 H: 0 LOB: 0 BB: 0 P: 17	R: 0 E: 0 K: 1 S: 8 H: 1 LOB: 1 BB: 0 P: 11	R: 0 E: 0 K: 1 S: 8 H: 0 LOB: 0 BB: 0 P: 11	R: 1 E: 0 K: 1 S: 11 H: 2 LOB: 1 BB: 0 P: 17	R: 2 E: 0 K: 0 S: 13 H: 3 LOB: 1 BB: 0 P: 19	R: 0 E: 0 K: 1 S: 9 H: 0 LOB: 0 BB: 0 P: 13	2B: 2 3B: 0 HR: 1	SAC: 0 DP: 1 HBP: 0	PB: 0 SB: 0 CS: 0	

PITCHER		IP	WLS	BF	H	R	ER	SO	BB	IBB	HBP	BLK	WP	HR	S	P	ERA	WHIP
52 Carlos Torres, R ERA: 2.77	(1, 1)	6.2	W	24	5	1	1	6	0	0	0	0	0	0	62	95	1.35	0.750
56 Scott Rice, L ERA: 3.44	(7, 1)	0.1		1	0	0	0	1	0	0	0	0	0	0	3	4	0.00	0.000
71 Gonzalez Germen, R ERA: 3.52	(8, 1)	0.2		5	3	2	2	0	0	0	0	0	0	1	11	16	27.00	4.500
55 Pedro Feliciano, L ERA: 2.84	(8, 1)	0.1		1	0	0	0	0	0	0	0	0	0	0	2	3	0.00	0.000
32 LaTroy Hawkins, R ERA: 3.59	(9, 1)	1.0		3	0	0	0	1	0	0	0	0	0	0	9	13	0.00	0.000

PITCHER	IP	WLS	BF	H	R	ER	SO	BB	IBB	HBP	BLK	WP	HR	S	P	ERA	WHIP

BOTTOM

Philadelphia Phillies @ New York Mets

Citi Field, Flushing, NY

Thu Aug 29 2013, 1:13 PM - 4:23 PM EDT

Att. 22,008 - Sunny - 79 F

livebaseballscorecards.com

Batter	1	2	3	4	5	6	7	8	9	AB	R	H	RBI	BB	SO	LOB
22 Eric Young Jr., S (1, 7) OBP: 0.314, SLG: 0.341	C FF 92 S FF 92 X CU 74 0-2 G6-3		B FF 94 F FF 93 X FF 93 1-1 28 2B 1B	B FF 92 C SL 84 S SL 84 F SL 86 C FF 92 1-3 K		X FF 88 0-0 28 BLK 28 1B 2-3 1B	B SI 90 B SL 81 X FF 91 2-0 1-H 2-H 3-H 3B			5	2	3	3	0	1	1
28 Daniel Murphy, L (1, 4) OBP: 0.309, SLG: 0.396	S FF 94 X CA 86 0-1 21 S 1B		C FF 91 F SL 83 X CU 75 0-2 30 G6-3 1-H 2B		X SL 77 0-0 30 1B 2B	C FF 88 B FF 88 1 SAFE D CH 79 F FF 89 B CH 79 X SL 81 3-2 1-H 3-H 1B	F FF 93 X SL 84 0-1 G5-3			5	1	4	2	0	0	1
30 Andrew Brown, R (1, 9) OBP: 0.327, SLG: 0.480 32 LaTroy Hawkins, R (9, 1)	S FF 92 F FF 92 D CU 75 S SL 85 1-3 K		B SL 85 B SL 84 F FF 91 X FF 93 2-1 G6-3 2-3		F FF 85 B FF 86 X FF 87 1-1 2 S 2-H 1B	S FF 89 B SL 81 F SI 90 F FF 89 S SL 82 1-3 K		C FF 91 X SL 81 0-1 HR		5 0	1 0	2 0	2 0	0 0	2 0	3 0
21 Lucas Duda, L (1, 3) OBP: 0.359, SLG: 0.435	B CH 85 C CU 74 S FF 93 B FF 93 F CH 85 B FF 93 B CU 74 4-2 1-2 BB		D FF 93 C FF 93 C FF 91 F FF 93 C CU 77 1-3 K		C FF 88 S FF 88 1 SAFE D SL 82 B SL 82 S SL 81 2-3 K		C SL 80 X FF 91 0-1 6 FC1-6 2 HBP 3 BB 1B	F FF 93 X SI 93 0-1 F7		4	1	1	0	1	2	2
2 Justin Turner, R (1, 5) OBP: 0.312, SLG: 0.338	F SL 84 C FF 94 S FF 94 0-3 K			C CH 88 B FF 91 B FF 92 C SL 84 F FF 92 F SL 86 B CU 76 B SL 83 4-2 20 HR BB	B SL 79 C FF 86 B FF 88 C CH 78 B FF 88 F FF 87 F CH 78 F CH 78 C FF 89 3-3 1-2 K		F FF 90 F SL 81 B FF 91 H FF 91 2-2 6 FC1-6 1-2 HBP	F SL 83 X CH 83 0-1 G6-3		3	1	0	0	1	2	3
6 Matthew den Dekker, L (1, 8)		F FF 92 B CH 84 B FF 93 F FF 94 S FF 93 2-3 K		C FF 92 B FF 91 B FF 93 F FF 92 B SL 83 F SL 85 S FF 91 3-3 K	C SL 80 B FF 88 X FF 88 1-1 P5		B SL 80 B SL 80 B FF 92 C FF 91 F SI 91 X FF 91 3-2 FC1-6 3 BB 20 S 22 3B 1-2f 2-3	X FF 94 0-0 G4-3		5	1	0	0	0	2	4
20 Anthony Recker, R (1, 2) OBP: 0.260, SLG: 0.414		B SL 86 C SL 84 B FF 92 C SL 85 F FF 94 B FF 93 F FF 94 S SL 87 3-3 K		X FF 92 0-0 1-H HR		B SL 77 C SL 79 B CH 76 B FF 88 S FF 88 F CH 78 F FF 88 F SL 80 F CH 78 4-2 B FF 90 22 1B 52 SH1-3 28 BLK BB	B SL 81 1 SAFE B SL 80 B FF 91 C SL 81 F SL 81 B SL 82 4-2 3 BB 22 3B 1-2 BB			2	3	1	2	2	1	0
3 Omar Quintanilla, L (1, 6) OBP: 0.310, SLG: 0.289		C FF 93 F SL 85 C FF 93 0-3 K		F SL 84 S SL 84 B FF 92 B CH 84 X SL 84 2-2 L8		X FF 89 0-0 P5	B SL 81 F SI 91 B SL 82 B SL 81 B FF 91 4-1 22 3B 1-2 2-3 3-H BB			3	1	0	1	1	1	1
52 Carlos Torres, R (1, 1) OBP: 0.286, SLG: 0.167 56 Scott Rice, L (7, 1) 29 Ike Davis, L (7, PH) OBP: 0.326, SLG: 0.326 71 Gonzalez Germen, R (8, 1) 55 Pedro Feliciano, L (8, 1) 12 Juan Lagares, R (9, 9) OBP: 0.298, SLG: 0.392			B FF 91 S FF 90 C FF 92 B FF 91 S FF 92 2-3 K	B FF 92 C FF 92 B FF 91 B FF 92 B FF 92 4-1 BB		D FF 88 F FF 88 X FF 87 1-1 SH1-3 1-2	S FF 92 B SL 81 S FF 91 F FF 93 B FF 93 F FF 92 S SL 83 2-3 K			1 0 0 1 0 0 0	0 0 0 0 0 0 0	0 0 0 0 0 0 0	0 0 0 0 0 0 0	1 0 0 0 0 0 0	1 0 1 0 0 0 0	0 0 3 0 0 0 0
Inning Stats	R: 0 E: 0 K: 2 S: 14 H: 1 LOB: 2 BB: 1 P: 19	R: 0 E: 0 K: 3 S: 11 H: 0 LOB: 0 BB: 0 P: 16	R: 1 E: 0 K: 2 S: 14 H: 2 LOB: 1 BB: 0 P: 20	R: 2 E: 0 K: 2 S: 17 H: 1 LOB: 1 BB: 2 P: 31	R: 1 E: 0 K: 2 S: 14 H: 2 LOB: 1 BB: 0 P: 21	R: 2 E: 0 K: 1 S: 17 H: 2 LOB: 1 BB: 1 P: 26	R: 4 E: 0 K: 1 S: 18 H: 2 LOB: 1 BB: 2 P: 35	R: 1 E: 0 K: 0 S: 7 H: 1 LOB: 0 BB: 0 P: 7		1B: 6 2B: 2 3B: 1 HR: 2 SF: 0 SAC: 1 DP: 0 HBP: 1					

AB	34
R	11
H	11
RBI	10
BB	6
SO	13
LOB	18

WP: 0 PA: 42
PB: 0
SB: 3
CS: 0

PITCHER		IP	WLS	BF	H	R	ER	SO	BB	IBB	HBP	BLK	WP	HR	S	P	ERA	WHIP
49 Ethan Martin, R ERA: 6.39	(1, 1)	4.0	L	19	4	3	3	9	3	0	0	0	0	1	56	86	6.75	1.750
56 Cesar Jimenez, L ERA: 2.53	(5, 1)	1.2		10	4	3	3	2	1	0	0	1	0	0	27	42	16.20	3.000
30 Justin De Fratus, R ERA: 4.54	(6, 1)	1.0		8	2	4	4	2	2	0	1	0	0	0	20	38	36.00	4.000
66 JC Ramírez, R ERA: 8.62	(7, 1)	1.1		5	1	1	1	0	0	0	0	0	0	1	9	9	6.75	0.750

PITCHER	IP	WLS	BF	H	R	ER	SO	BB	IBB	HBP	BLK	WP	HR	S	P	ERA	WHIP

Batter	1	2	3	4	5	6	7	8	9	AB	R	H	RBI	BB	SO	LOB
22 Eric Young Jr., S (1, 7) OBP: 0.313, SLG: 0.339	B FF 92 C FF 93 B FF 94 S FF 94 B SL 88 B FF 95 4-2 28 F8 28 S BB		C FF 94 X CH 87 0-1 G4-3		X CH 87 0-0 G6-3			X CH 86 0-0 L4		3	0	0	0	1	0	1
28 Daniel Murphy, L (1, 4) OBP: 0.310, SLG: 0.398	C FF 94 S CH 86 X FF 94 0-2 F8 1-3			C FF 92 X CU 77 0-1 29 HR 1B		B FF 93 X CH 86 1-0 G4-3		B FF 94 C FF 94 B FF 94 X FF 95 2-1 30 1B 2B		4	2	2	0	0	0	1
30 Andrew Brown, R (1, 9) OBP: 0.324, SLG: 0.471 6 Matthew den Dekker, L, (8, PR) (8, 8)	C CU 78 X FF 94 0-1 P4			1 SAFE F FF 93 S FF 93 1 SAFE F FF 93 X FF 94 0-2 P4		S SL 85 C FF 95 B FF 94 S CU 79 1-3 K		F SI 94 D CU 80 T SL 87 F FF 95 B CU 79 X SL 85 2-2 2-H 29 BB 1B		4 0	0 0	1 0	1 0	0 0	1 0	2 0
29 Ike Davis, L (1, 3) OBP: 0.328, SLG: 0.335	X CU 78 0-0 F7			X CH 87 0-0 1-H HR		C FF 95 S FF 95 X FF 94 0-2 G5-3		B FF 93 C KC 80 B FF 96 F FF 95 F FF 96 B KC 84 B FF 97 4-2 1-2 12 FC6-4 BB		3	1	1	2	1	0	1
12 Juan Lagares, R (1, 8) OBP: 0.298, SLG: 0.390 (8, 9)		C FF 92 C CU 78 F FF 94 B SL 86 F FF 93 B CU 79 X FF 94 2-2 L6		C FF 94 S CU 80 B SL 85 S SL 86 1-3 K			C SL 83 B SL 86 X FF 93 1-1 4 G6-3 1B	C SI 91 X CH 76 0-1 1-2f FC6-4		4	0	1	0	0	1	2
4 Wilmer Flores, R (1, 5) OBP: 0.274, SLG: 0.324		T FF 94 F FF 95 C SI 95 0-3 K		C FF 93 C SL 86 B FF 93 S SL 85 1-3 K			S FF 93 X SL 85 0-1 1-2 G6-3		B SI 93 X FF 94 1-0 F9	4	0	0	0	0	2	1
15 Travis d'Arnaud, R (1, 2) OBP: 0.282, SLG: 0.313		F FF 94 C SL 85 B SL 86 B FF 93 X FF 94 2-2 G6-3			X FF 92 0-0 2B		C SL 84 X SL 84 0-1 F8		C FF 94 X SI 94 0-1 3 G4-6-3 1B	4	0	2	0	0	0	1
3 Omar Quintanilla, L (1, 6) OBP: 0.306, SLG: 0.285			B FF 92 B FF 93 X FF 93 2-0 G4-3		C FF 92 D CU 78 C FF 93 X CH 87 1-2 G6-3		C FF 93 B CH 87 X FF 93 1-1 F9		X SI 93 0-0 1-2f G4-6-3	4	0	0	0	0	0	3
35 Dillon Gee, R (1, 1) OBP: 0.154, SLG: 0.160 56 Scott Rice, L (8, 1) 32 LaTroy Hawkins, R (9, 1)			C FF 92 C FF 94 X SL 85 0-2 G2-3		F FF 93 S SL 86 S SL 85 0-3 K			C FF 93 B FF 94 F FF 94 C SL 85 1-3 K		3 0 0	0 0 0	0 0 0	0 0 0	0 0 0	2 0 0	1 0 0
Inning Stats	R: 0 E: 0 K: 0 S: 8 H: 0 LOB: 1 BB: 1 P: 12	R: 0 E: 0 K: 1 S: 11 H: 0 LOB: 0 BB: 0 P: 15	R: 0 E: 0 K: 0 S: 6 H: 0 LOB: 0 BB: 0 P: 8	R: 2 E: 0 K: 2 S: 13 H: 2 LOB: 0 BB: 0 P: 15	R: 0 E: 0 K: 1 S: 8 H: 1 LOB: 1 BB: 0 P: 9	R: 0 E: 0 K: 1 S: 7 H: 0 LOB: 0 BB: 0 P: 9	R: 0 E: 0 K: 0 S: 8 H: 1 LOB: 1 BB: 0 P: 10	R: 1 E: 0 K: 1 S: 15 H: 2 LOB: 2 BB: 1 P: 24	R: 0 E: 0 K: 0 S: 4 H: 1 LOB: 0 BB: 0 P: 5	1B: 4 2B: 2 3B: 0 HR: 1 SF: 0 SAC: 0 DP: 1 HBP: 0						

PITCHER		IP	WLS	BF	H	R	ER	SO	BB	IBB	HBP	BLK	WP	HR	S	P	ERA	WHIP
27 Jordan Zimmermann, R ERA: 3.33	(1, 1)	7.2	L	30	6	3	3	6	1	0	0	0	0	1	71	93	3.52	0.913
58 Fernando Abad, L ERA: 3.48	(8, 1)	0.1		2	0	0	0	0	1	0	0	0	0	0	5	9	0.00	3.000
52 Ryan Mattheus, R ERA: 6.48	(9, 1)	1.0		3	1	0	0	0	0	0	0	0	0	0	4	5	0.00	1.000

PITCHER	IP	WLS	BF	H	R	ER	SO	BB	IBB	HBP	BLK	WP	HR	S	P	ERA	WHIP

TOP

New York Mets @ Washington Nationals

Nationals Park, Washington, DC

Fri Aug 30 2013, 7:07 PM - 9:30 PM EDT

Att. 35,008 - Clear - 82 F

livebaseballscorecards.com

AB	33
R	3
H	7
RBI	3
BB	2
SO	6
LOB	13

WP: 0 PA: 35
PB: 0
SB: 1
CS: 0

Batter	1	2	3	4	5	6	7	8	9	AB	R	H	RBI	BB	SO	LOB
2 Denard Span, L (1, 8) OBP: 0.323, SLG: 0.374	B FF 89 X FF 88 1-0 G3-1		C KC 76 F SI 90 B FC 88 X SL 84 1-2 G4-3 2-3			C KC 74 X CH 83 0-1 L6		B CH 84 F FF 90 X SI 91 1-1 11 1B 1B		4	0	1	0	0	0	1
11 Ryan Zimmerman, R (1, 5) OBP: 0.352, SLG: 0.437	C FF 88 B SL 84 F SL 84 B KC 74 X SI 90 2-2 G5-3		B SL 85 B SL 84 X SI 92 2-0 F9			C FF 90 B SI 90 X SI 91 1-1 1B		1 SAFE C SI 90 B SL 84 1 SAFE X SL 82 1-1 1-2 1B		4	0	2	0	0	0	1
34 Bryce Harper, L (1, 7) OBP: 0.376, SLG: 0.516	F CH 84 B CH 85 B SI 90 B SI 91 C FF 92 X CH 84 3-2 G4-3			S KC 74 C CH 84 X KC 74 0-2 G4-3		1 SAFE C SI 90 C SI 90 X KC 76 0-2 G4-3		B SI 92 B SI 92 B SI 92 F SI 93 X SI 92 3-1 G4-3		4	0	0	0	0	0	3
28 Jayson Werth, R (1, 9) OBP: 0.402, SLG: 0.534		B SL 80 S SL 82 S SL 83 C SI 90 1-3 K		C FF 90 B SL 82 F SL 84 F SI 91 B CH 84 X CH 85 2-2 G5-3			B KC 74 F FF 88 X SI 89 1-1 F8		C FF 91 B SL 88 B SL 89 X SL 88 2-1 G6-3	4	0	0	0	0	1	0
20 Ian Desmond, R (1, 6) OBP: 0.335, SLG: 0.479		B SI 90 F SI 90 F SI 91 X SI 91 1-2 G6-3		X KC 77 0-0 G5-3			B SI 90 C FF 91 S FF 90 S FC 86 1-3 K		T FF 93 C FF 93 X SL 90 0-2 L3	4	0	0	0	0	1	0
25 Adam LaRoche, L (1, 3) OBP: 0.321, SLG: 0.408		B SI 92 B CH 85 C SI 91 X SI 91 2-1 G5-3			B SI 89 C SI 89 B CH 82 X SI 90 2-1 G5-3		S CH 85 X CH 84 0-1 L4		C FF 92 F FF 93 C SL 89 0-3 K	4	0	0	0	0	1	0
40 Wilson Ramos, R (1, 2) OBP: 0.309, SLG: 0.464			C FF 89 B FF 89 X SL 82 1-1 HR		B SI 90 B FF 91 B SI 90 B FF 90 4-0 6 G6-3 BB			B KC 73 X SI 89 1-0 G1-3		2	1	1	1	1	0	0
6 Anthony Rendon, R (1, 4) OBP: 0.321, SLG: 0.392			C SI 91 F SI 90 B SI 90 B SL 84 B SL 83 X SI 91 3-2 2 G4-3 27 G6-3 1B		B SI 90 B SI 92 X SI 91 2-0 G6-3 1-2f			C SL 82 C KC 75 B FF 90 C FF 90 1-3 K		3	0	1	0	0	1	1
27 Jordan Zimmermann, R (1, 1) OBP: 0.132, SLG: 0.137 58 Fernando Abad, L (8, 1) 1 Steve Lombardozzi, S (8, PH) OBP: 0.274, SLG: 0.347 52 Ryan Mattheus, R (9, 1)			B SI 91 X SI 91 1-0 G6-3 1-2			B SL 81 X FF 89 1-0 P3		B KC 74 X FF 90 1-0 HR		2 0 1 0	0 0 1 0	0 0 1 0	0 0 1 0	0 0 0 0	0 0 0 0	1 0 0 0
Inning Stats	R: 0 E: 0 K: 0 S: 7 H: 0 LOB: 0 BB: 0 P: 13	R: 0 E: 0 K: 1 S: 8 H: 0 LOB: 0 BB: 0 P: 12	R: 1 E: 0 K: 0 S: 10 H: 2 LOB: 1 BB: 0 P: 18	R: 0 E: 0 K: 0 S: 8 H: 0 LOB: 0 BB: 0 P: 10	R: 0 E: 0 K: 0 S: 3 H: 0 LOB: 0 BB: 1 P: 11	R: 0 E: 0 K: 0 S: 8 H: 1 LOB: 1 BB: 0 P: 10	R: 0 E: 0 K: 1 S: 7 H: 0 LOB: 0 BB: 0 P: 9	R: 1 E: 0 K: 1 S: 11 H: 3 LOB: 2 BB: 0 P: 19	R: 0 E: 0 K: 1 S: 8 H: 0 LOB: 0 BB: 0 P: 10	1B: 4 2B: 0 3B: 0 HR: 2	SF: 0 SAC: 0 DP: 1 HBP: 0			WP: 0 PB: 0 SB: 0 CS: 0	PA: 33	

PITCHER	IP	WLS	BF	H	R	ER	SO	BB	IBB	HBP	BLK	WP	HR	S	P	ERA	WHIP
35 Dillon Gee, R (1, 1) ERA: 3.63	7.2	W	29	6	2	2	3	1	0	0	0	0	2	60	97	2.35	0.913
56 Scott Rice, L (8, 1) ERA: 3.42	0.1	H	1	0	0	0	0	0	0	0	0	0	0	2	5	0.00	0.000
32 LaTroy Hawkins, R (9, 1) ERA: 3.53	1.0	S	3	0	0	0	1	0	0	0	0	0	0	8	10	0.00	0.000

PITCHER	IP	WLS	BF	H	R	ER	SO	BB	IBB	HBP	BLK	WP	HR	S	P	ERA	WHIP

BOTTOM

New York Mets @ Washington Nationals

Nationals Park, Washington, DC

Fri Aug 30 2013, 7:07 PM - 9:30 PM EDT

Att. 35,008 - Clear - 82 F

livebaseballscorecards.com

AB	32
R	2
H	6
RBI	2
BB	1
SO	4
LOB	7

New York Mets @ Washington Nationals

Nationals Park, Washington, DC

Sat Aug 31 2013, 7:08 PM - 10:18 PM EDT

Att. 34,481 - Cloudy - 84 F

TOP

livebaseballscorecards.com

Batter	1	2	3	4	5	6	7	8	9	AB	R	H	RBI	BB	SO	LOB
22 Eric Young Jr., S (1, 7) OBP: 0.315, SLG: 0.341	G4-3					G1		28 2B 1B	P6	6	2	3	2	0	0	0
28 Daniel Murphy, L (1, 4) OBP: 0.313, SLG: 0.402	F8		13 1B 29 SF7 1B G6-3			1B		13 1B 12 1B 2B 1-H		5	2	3	2	0	0	2
13 Josh Satin, R (1, 5) OBP: 0.407, SLG: 0.419	K		15 1B 12 1B 1B 1-3			BB		15 BB 12 1B 1B 2-3		4	1	3	0	1	1	0
29 Ike Davis, L (1, 3) OBP: 0.326, SLG: 0.334 21 Lucas Duda, L (3, 3) OBP: 0.355, SLG: 0.429		G3	SF7 3-H			K		F7		1 3	0 0	0 0	1 0	0 0	0 2	0 4
15 Travis d'Arnaud, R (1, 2) OBP: 0.318, SLG: 0.333		12 1B 3 2B 1B	12 1B 6 1B 1B 1-2			K	K	12 1B BB 1-2		4	2	2	0	1	2	1
12 Juan Lagares, R (1, 9) OBP: 0.303, SLG: 0.394		3 2B 1B 1-2	6 1B 45 BB 1B 1-2 2-H			G1-3	G4-3			5	2	3	2	0	0	1
6 Matthew den Dekker, L (1, 8) OBP: 0.200, SLG: 0.111	K		45 BB 3 S 22 1B 1B 1-3 2-H		K		BB	F9		4	1	1	1	1	2	4
3 Omar Quintanilla, L (1, 6) OBP: 0.311, SLG: 0.292		1-H 2H 2B	45 BB 22 1B BB 1-2		K		L4		2 G6-4-3 1B	4	1	2	2	1	1	1
45 Zack Wheeler, L (1, 1) OBP: 0.172, SLG: 0.179 55 Pedro Feliciano, L (7, 1) 30 Andrew Brown, R (8, PH) OBP: 0.321, SLG: 0.467 30 David Aardsma, R (8, 1) 2 Justin Turner, R (9, PH) OBP: 0.310, SLG: 0.335 50 Scott Atchison, R (9, 1)		K	22 1B BB 1-2 2-3 3-H		G6-3			G5-3	G6-4-3 1-2f	2 0 1 0 1 0	0 0 0 0 0 0	0 0 0 0 0 0	1 0 0 0 0 0	1 0 0 0 0 0	1 0 0 0 0 0	1 0 0 0 1 0

Inning Stats	1	2	3	4	5	6	7	8	9
	R: 0 E: 0 K: 1 S: 8	H: 0 LOB: 0 BB: 0 P: 12	R: 2 E: 0 K: 2 S: 19	H: 3 LOB: 1 BB: 0 P: 25	R: 6 E: 0 K: 0 S: 22	H: 7 LOB: 2 BB: 2 P: 36	R: 0 E: 0 K: 2 S: 14	H: 1 LOB: 1 BB: 0 P: 16	R: 0 E: 0 K: 2 S: 10	H: 0 LOB: 0 BB: 0 P: 12	R: 0 E: 0 K: 1 S: 11	H: 1 LOB: 1 BB: 1 P: 20	R: 0 E: 0 K: 1 S: 10	H: 0 LOB: 1 BB: 1 P: 18	R: 3 E: 0 K: 0 S: 13	H: 4 LOB: 2 BB: 1 P: 18	R: 0 E: 0 K: 0 S: 8	H: 1 LOB: 0 BB: 0 P: 13

	1B: 14	SF: 1	WP: 0	PA: 46
	2B: 3	SAC: 0	PB: 0	
	3B: 0	DP: 1	SB: 2	
	HR: 0	HBP: 0	CS: 0	

PITCHER		IP	WLS	BF	H	R	ER	SO	BB	IBB	HBP	BLK	WP	HR	S	P	ERA	WHIP
15 Dan Haren, R ERA: 5.02	(1, 1)	2.2	L	16	9	7	7	3	0	0	0	0	0	0	41	57	23.62	3.375
59 Tanner Roark, R ERA: 1.19	(3, 1)	3.1		15	3	1	1	5	3	0	0	0	0	0	43	64	2.70	1.800
58 Fernando Abad, L ERA: 3.38	(7, 1)	1.0		4	0	0	0	1	1	0	0	0	0	0	10	18	0.00	1.000
52 Ryan Mattheus, R ERA: 7.27	(8, 1)	1.0		8	4	3	3	0	1	0	0	0	0	0	13	18	27.00	5.000
22 Drew Storen, R ERA: 5.36	(9, 1)	1.0		3	1	0	0	0	0	0	0	0	0	0	8	13	0.00	1.000

PITCHER	IP	WLS	BF	H	R	ER	SO	BB	IBB	HBP	BLK	WP	HR	S	P	ERA	WHIP

AB	40
R	11
H	17
RBI	11
BB	5
SO	9
LOB	15

BOTTOM

Batter	1	2	3	4	5	6	7	8	9	AB	R	H	RBI	BB	SO	LOB
2 Denard Span, L (1, 8) OBP: 0.325, SLG: 0.376	B FF 95 X FF 95 1-0 G3		C SI 95 F SI 95 F FF 95 X CU 78 0-2 1-2 1B			C SI 92 X CU 77 0-1 34 BB 20 1B 1-3 1B	F CU 75 F SI 85 X SI 84 0-2 1-2 1B		C CU 78 D CU 80 X FF 93 1-1 FC5-4 18 1B 1-2f 3-H	5	1	3	1	0	0	1
11 Ryan Zimmerman, R (1, 5) OBP: 0.350, SLG: 0.434 58 Fernando Abad, L (7, 1) 12 Tyler Moore, R (7, PH) OBP: 0.243, SLG: 0.323 52 Ryan Mattheus, R (8, 1) 22 Drew Storen, S (9, 1) 18 Chad Tracy, L (9, PH) OBP: 0.221, SLG: 0.305	C FF 96 B FF 94 S FC 87 F FC 86 X FF 96 1-2 G6-3		B SI 95 F FF 95 F FC 85 X FF 96 1-2 F9			C FF 95 C FF 95 S FF 95 0-3 K	C SI 85 S CH 72 S CU 76 0-3 K		C FF 92 B FF 92 B SL 87 B FF 93 X FF 92 3-1 1-2 1B	3 0 1 0 0 0	0 0 0 0 0 1	0 0 0 0 0 0	0 0 0 0 0 0	1 0 1 0 0 0	0 0 2 0 0 0	4 0 2 0 0 0
34 Bryce Harper, L (1, 7) OBP: 0.376, SLG: 0.516	C CU 77 C SI 95 B FF 96 B FF 95 X FF 96 2-2 G6-3			S FF 94 F SI 93 F FF 96 F SI 95 B CU 79 S CU 79 1-3 K		B SI 95 B SI 94 F FF 95 B FF 95 B FF 95 B CU 77 4-2 20 1B 1-2 BB		C FF 90 B FF 90 B FF 92 B FF 91 X FF 90 3-1 2B	D CU 80 F FF 92 B FF 93 X FF 92 2-1 F7	4	0	1	0	1	1	2
28 Jayson Werth, R (1, 9) OBP: 0.399, SLG: 0.530		C SI 95 B FC 86 X FC 88 1-1 P2		F FC 83 X FF 94 0-1 G6-3		C FC 84 X CU 78 0-1 SF7 3-H		B FF 92 S FF 91 S SL 83 F FF 93 X FS 87 1-2 G5-3		3	0	0	1	0	0	0
20 Ian Desmond, R (1, 6) OBP: 0.336, SLG: 0.481		B FF 95 B SI 95 F FF 95 C SI 95 F FC 88 X FF 95 2-2 G3		C SI 95 F FF 94 X FF 95 0-2 L9		C FC 87 F FF 95 X FC 87 0-2 1-2 2-H 1B		B FF 90 B FF 91 S SL 83 X SL 81 2-1 2B		4	0	2	1	0	0	0
25 Adam LaRoche, L (1, 3) OBP: 0.318, SLG: 0.404		C SI 95 F SI 95 F FF 95 B SI 90 B SI 96 F SI 96 S CU 79 2-3 K2-3			X SI 93 0-0 G4-3	F SI 94 B SI 95 F FF 95 B FC 87 B FF 96 X FF 96 3-2 L8		C FF 92 C FF 91 F FF 93 B FS 83 B SL 83 F SL 81 X FF 91 2-2 G4-3		4	0	0	0	0	1	3
40 Wilson Ramos, R (1, 2) OBP: 0.304, SLG: 0.457 23 Jhonatan Solano, R (9, 2) OBP: 0.231, SLG: 0.243			B SI 95 B FF 94 S FF 95 X FF 96 2-1 L9		X SI 94 0-0 L9		B FF 94 X FF 95 1-0 G6-3		C FF 91 X SL 86 0-1 6 FC6-4 1 1B 2 FC5-4 1B	3 1	0 1	0 1	0 0	0 0	0 0	0 0
1 Steve Lombardozzi, S (1, 4) OBP: 0.273, SLG: 0.346			C SI 94 B SI 94 X CU 78 1-1 G4-3		B SI 93 B SI 94 X FF 95 2-0 G5-3		F CU 76 F CH 86 F FF 93 F CU 78 X CU 78 0-2 L6		X FF 91 0-0 6 FC6-4 1-2 1B	4	0	1	0	0	0	0
15 Dan Haren, R (1, 1) OBP: 0.220, SLG: 0.256 59 Tanner Roark, R (3, 1) OBP: 0.667, SLG: 1.000 6 Anthony Rendon, R (6, PH) OBP: 0.324, SLG: 0.392 (7, 5)			C FF 94 B FC 86 B FF 94 B SI 95 C FF 94 X FF 94 3-2 2 1B 1B			H FC 85 1-0 2 1B 28 SF7 HBP	C FF 93 B FF 95 B CU 78 X FF 95 2-1 2 1B 1B		B FF 92 C SL 86 B CU 78 C FF 93 X SL 86 2-2 FC6-4 2 FC5-4 1-2f 2-3	0 1 2	0 0 1	0 1 1	0 0 0	0 0 0	0 0 2	0 0 2
Inning Stats	R: 0 E: 0 K: 0 S: 8 H: 0 LOB: 0 BB: 0 P: 12	R: 0 E: 0 K: 1 S: 11 H: 0 LOB: 0 BB: 0 P: 16	R: 0 E: 0 K: 0 S: 14 H: 2 LOB: 2 BB: 0 P: 21	R: 0 E: 0 K: 1 S: 10 H: 0 LOB: 0 BB: 0 P: 11	R: 0 E: 0 K: 0 S: 3 H: 0 LOB: 0 BB: 0 P: 5	R: 2 E: 0 K: 1 S: 15 H: 2 LOB: 2 BB: 1 P: 23	R: 0 E: 0 K: 1 S: 14 H: 2 LOB: 2 BB: 0 P: 17	R: 0 E: 0 K: 0 S: 13 H: 2 LOB: 1 BB: 0 P: 21	R: 1 E: 0 K: 0 S: 12 H: 3 LOB: 2 BB: 0 P: 20	1B: 9 2B: 2 3B: 0 HR: 0 SF: 1 SAC: 0 DP: 0 HBP: 1						PA: 39

PITCHER		IP	W/L/S	BF	H	R	ER	SO	BB	IBB	HBP	BLK	WP	HR	S	P	ERA	WHIP
45 Zack Wheeler, R ERA: 3.36	(1, 1)	6.2	W	27	5	2	2	3	1	0	1	0	0	0	69	99	2.70	0.900
55 Pedro Feliciano, L ERA: 2.7	(7, 1)	0.1		2	1	0	0	1	0	0	0	0	0	0	6	6	0.00	3.000
30 David Aardsma, R ERA: 4.02	(8, 1)	1.0		4	2	0	0	0	0	0	0	0	0	0	13	21	0.00	2.000
50 Scott Atchison, R ERA: 3.89	(9, 1)	1.0		6	3	1	1	0	0	0	0	0	0	0	12	20	9.00	3.000

PITCHER	IP	W/L/S	BF	H	R	ER	SO	BB	IBB	HBP	BLK	WP	HR	S	P	ERA	WHIP

New York Mets @ Washington Nationals

Nationals Park, Washington, DC

Sat Aug 31 2013, 7:08 PM - 10:18 PM EDT

Att. 34,481 - Cloudy - 84 F

livebaseballscorecards.com

AB	36
R	3
H	11
RBI	3
BB	1
SO	4
LOB	14

Batter	1	2	3	4	5	6	7	8	9	AB	R	H	RBI	BB	SO	LOB
22 Eric Young Jr., S (1, 7) OBP: 0.317, SLG: 0.345	B FF 94 C FF 93 B FF 94 F FF 94 F FF 95 X CH 84 2-2 28 2B 2B		F FF 86 B FF 92 C CH 81 X SL 82 1-2 G6-3 ①		B FF 93 B SL 79 F FF 92 X FF 92 2-1 SH5-3 ① 2-3		B FF 94 C FF 93 X FF 94 1-1 13 S 21 1B 1B		C SI 91 F FF 90 S FF 92 0-3 K ①	4	2	2	0	0	1	0
28 Daniel Murphy, L (1, 4) OBP: 0.313, SLG: 0.404	B FF 93 X CH 83 1-0 13 F9 21 1B 2-H 2B		F FF 91 X FF 93 0-1 L8 ②		X FF 93 0-0 21 E 3-H 1B		1 SAFE C FF 92 X CU 78 0-1 F7 ②		B SI 94 B FF 91 B FF 91 C FF 91 X FF 93 3-1 G3 ②	5	1	2	2	0	0	1
13 Josh Satin, R (1, 5) OBP: 0.407, SLG: 0.421	B FF 94 B FF 94 F FF 92 B FF 94 X FF 93 3-1 F9 ① 2-3		B SL 80 B SL 80 B FF 91 C FF 91 C FF 90 X FF 89 3-2 2B		1 SAFE 1 SAFE 1 SAFE X SI 92 0-0 F9 ②		1 SAFE 1 SAFE B FF 93 B FF 93 B FF 92 I IN 79 4-0 15 FC5 21 1B 1-2 IBB		B FF 93 F FF 93 F FF 94 B SL 87 B FF 93 S FF 92 3-3 K ③	4	0	1	0	1	1	2
21 Lucas Duda, L (1, 3) OBP: 0.357, SLG: 0.430	B FF 93 X FF 94 1-0 15 G6-3 3-H 1B		C CH 84 B FF 93 B FF 93 X CH 84 2-1 G4-1 ③		1 SAFE B FF 94 B CH 84 X CH 84 2-0 G1 ③ 1-2		C CU 78 X FF 93 0-1 15 FC5 1-2 2-H 1B			4	0	2	2	0	0	2
15 Travis d'Arnaud, R (1, 2) OBP: 0.292, SLG: 0.300	X FF 89 0-0 G6-3 ② ③ 1-2f			B FF 88 X SI 92 1-0 L9 ①		C FC 87 B FC 88 F SI 94 B SI 93 F SI 94 S FC 88 2-3 K ①	B SL 78 C SI 92 S SL 80 X SL 79 1-2 FC5 ③ 1-2 2-3f			4	0	0	0	0	1	3
12 Juan Lagares, R (1, 9) OBP: 0.302, SLG: 0.395 (6, 8)		C CH 83 X SL 80 0-1 G6-3 ①		F SL 79 S SL 81 F FF 93 F SL 79 B SL 82 F FF 95 B CH 82 F FF 95 X FF 95 2-2 6 G4-3 2B		C SI 93 B SI 93 F FC 86 X SI 93 1-2 G5-3 ②		C SI 93 B KC 77 F SI 93 C SI 94 1-3 K ①		4	0	1	0	0	1	0
6 Matthew den Dekker, L (1, 8) OBP: 0.308, SLG: 0.500 50 Scott Atchison, R (6, 1) 2 Justin Turner, R (8, PH) OBP: 0.314, SLG: 0.340 56 Scott Rice, L (8, 1) 71 Gonzalez Germen, R (8, 1)		B CH 85 X FF 89 1-0 HR		B CH 82 F FF 94 S FF 95 B FF 94 B SL 82 X CH 83 3-2 G4-3 ② 2-3		B SI 92 X SI 93 1-0 1B		C SI 93 X CH 85 0-1 1B		3 0 1 0 0	1 0 0 0 0	2 0 1 0 0	1 0 0 0 0	0 0 0 0 0	0 0 0 0 0	1 0 0 0 0
3 Omar Quintanilla, L (1, 6) OBP: 0.310, SLG: 0.291		X FF 88 0-0 49 G6-4-3 1B		F CH 84 B FF 94 S FF 96 D SL 83 F CH 86 B FF 95 F FF 96 X SL 83 3-2 G3-1 ③		C SI 92 1 SAFE C KC 81 X KC 81 0-2 G6-3 ③		B FF 92 B CH 84 C SI 92 F CH 85 C FF 93 2-3 K ②		4	0	1	0	0	1	3
49 Jonathon Niese, L (1, 1) OBP: 0.314, SLG: 0.290 30 Andrew Brown, R (6, 9) OBP: 0.316, SLG: 0.458		1 SAFE L SI 92 C FF 92 B FF 94 1 SAFE B FF 95 X FF 93 2-2 G6-4-3 ② ③ 1-2f			F FF 90 B FF 94 X FF 91 1-1 22 SH5-3 28 1B 2B		F FF 92 B CH 84 F FF 93 F FF 94 F CU 78 X FF 93 1-2 F9 ①		F SI 93 B KC 76 X CH 84 1-1 G6-3 ③	2 2	1 0	1 0	0 0	0 0	0 0	1 1

Inning Stats										
	R: 2 E: 0 K: 0 S: 9	H: 3 LOB: 0 BB: 0 P: 16	R: 1 E: 0 K: 0 S: 7	H: 2 LOB: 0 BB: 0 P: 10	R: 0 E: 0 K: 0 S: 10	H: 1 LOB: 1 BB: 0 P: 16	R: 0 E: 0 K: 0 S: 16	H: 1 LOB: 1 BB: 0 P: 25	R: 1 E: 1 K: 0 S: 7	H: 2 LOB: 1 BB: 0 P: 12
	R: 0 E: 0 K: 1 S: 11	H: 1 LOB: 1 BB: 0 P: 15	R: 1 E: 0 K: 0 S: 14	H: 2 LOB: 2 BB: 1 P: 21	R: 0 E: 0 K: 2 S: 10	H: 1 LOB: 1 BB: 0 P: 14	R: 0 E: 0 K: 2 S: 8	H: 0 LOB: 0 BB: 0 P: 14	1B: 7 2B: 5 3B: 0 HR: 1	SF: 0 SAC: 1 DP: 2 HBP: 0
	WP: 0 PB: 0 SB: 1 CS: 0	PA: 39								

PITCHER		IP	WLS	BF	H	R	ER	SO	BB	IBB	HBP	BLK	WP	HR	S	P	ERA	WHIP
43 Ross Ohlendorf, R ERA: 2.98	(1, 1)	5.0		22	9	4	4	0	0	0	0	0	0	1	49	79	7.20	1.800
35 Craig Stammen, R ERA: 2.93	(6, 1)	1.0		4	1	0	0	1	0	0	0	0	0	0	11	15	0.00	1.000
46 Ian Krol, L ERA: 3.51	(7, 1)	0.2		5	2	1	1	0	0	1	0	0	0	0	11	17	13.50	3.000
52 Ryan Mattheus, R ERA: 7.18	(7, 1)	0.1		1	0	0	0	0	0	0	0	0	0	0	3	4	0.00	0.000
51 Erik Davis, R ERA: 5.06	(8, 1)	1.0	W	4	1	0	0	2	0	0	0	0	0	0	10	14	0.00	1.000

PITCHER		IP	WLS	BF	H	R	ER	SO	BB	IBB	HBP	BLK	WP	HR	S	P	ERA	WHIP
29 Rafael Soriano, R ERA: 3.59	(9, 1)	1.0	S	3	0	0	0	2	0	0	0	0	0	0	8	14	0.00	0.000

TOP

New York Mets @ Washington Nationals

Nationals Park, Washington, DC

Sun Sep 01 2013, 8:09 PM - 11:16 PM EDT

Att. 28,995 - Cloudy - 85 F

livebaseballscorecards.com

AB	37
R	5
H	13
RBI	5
BB	1
SO	5
LOB	14

Batter	1	2	3	4	5	6	7	8	9	AB	R	H	RBI	BB	SO	LOB
34 Bryce Harper, L (1, 8) (9, 7) OBP: 0.380, SLG: 0.516	B FF 89 F FF 91 F FF 92 B FC 90 X FC 91 2-2 11 G4-3 1B		B CU 75 B CU 77 F FF 92 B FF 91 B FF 92 4-1 6 FC6-4 BB	X CU 76 0-0 ③ G3		B FF 90 C FF 91 B CU 74 D CU 77 F CU 76 B FF 91 4-2 BB		C SL 84 X SL 83 0-1 ① SH3-4 1-2 2-3		2	0	1	0	2	0	2
6 Anthony Rendon, R (1, 4) OBP: 0.322, SLG: 0.389	B SI 91 B SI 92 F SI 92 F FC 91 S FC 91 2-3 ① K		X SI 90 0-0 ② FC6-4 11 1B 1-2f		C CU 73 C CH 81 B FF 90 B CU 77 X FC 90 2-2 11 1B 1B	C SL 86 X CU 77 0-1 ③ F8		C SL 83 X SL 82 0-1 ② G6-3 3-H		5	0	1	1	0	1	5
11 Ryan Zimmerman, R (1, 5) OBP: 0.352, SLG: 0.436	X SI 91 0-0 ② ③ G4-3 1-2f		C SI 91 X SI 91 0-1 1-3 1B		C SI 91 S CU 78 X FF 93 0-2 1-2 1B		C FF 91 X SL 87 0-1 ① L8	B FF 93 C SL 83 X FF 94 1-1 28 2B 2-H 1B		5	1	3	1	0	0	1
28 Jayson Werth, R (1, 9) OBP: 0.399, SLG: 0.534		B FF 90 C FF 90 S FC 88 B CU 78 B FC 90 F FC 91 F FC 90 F FF 94 F FF 94 3-2 X FC 89 40 G1-3 12 1B 2B	C CU 77 F FF 93 B FC 90 X CU 79 1-2 ③ G5-3		X CU 77 0-0 ① F8		C SL 86 B FF 91 F FF 92 C FF 92 1-3 ② K	D FF 94 B SL 82 F FF 93 1 SAFE X FF 94 2-1 1-H 2B		5	1	2	1	0	1	4
20 Ian Desmond, R (1, 6) OBP: 0.337, SLG: 0.480		B SI 91 F SI 91 F FF 93 F FF 94 F CU 79 C FC 90 1-3 ① K	X SI 86 0-0 12 F9 40 1B 7 1B 1B	C CU 76 F FF 92 B CU 77 S FF 92 1-3 ② K		C FF 92 C FF 92 X FF 93 0-2 40 WP 40 1B 1B	S CH 82 S CH 83 S CH 82 0-3 ③ K			5	2	2	0	0	3	4
40 Wilson Ramos, R (1, 2) OBP: 0.308, SLG: 0.458		B SI 92 C SI 93 X CU 77 1-1 ② G1-3 2-3	X SI 89 0-0 43 SH1-4 7 1B 1-2 1B	C CU 77 B CH 83 B FF 92 X CU 78 2-1 ③ F8		F FF 92 F CU 78 F FF 92 B CU 78 D CU 78 B SL 87 X SL 88 3-2 1-H 1B				4	0	2	1	0	0	3
12 Tyler Moore, R (1, 3) OBP: 0.250, SLG: 0.328 25 Adam LaRoche, L (9, 3) OBP: 0.318, SLG: 0.404		C FF 93 F CU 80 B FF 93 B FF 91 X FC 91 2-2 3-H 1B	X SI 90 0-0 ① F9 2-3			C CU 73 F CU 74 X FC 88 0-2 1 SH1-3 1B	C FF 92 C FF 92 B FF 92 S FF 92 1-3 ③ K			4 0	0 0	2 0	1 0	0 0	1 0	3 0
7 Scott Hairston, R (1, 7) OBP: 0.241, SLG: 0.413 29 Rafael Soriano, R (9, 1)		B SI 93 F SI 92 X SI 93 1-1 ③ F9	S SI 90 X SI 92 0-1 43 SH1-4 1-2 3-H 1B			F SI 90 F CU 78 B FC 89 S FF 92 1-3 ① K		B SI 89 C SI 88 X SI 90 1-1 34 SH3-4 2 1B 6 G6-3 1B		4 0	1 0	2 0	1 0	0 0	1 0	2 0
43 Ross Ohlendorf, R (1, 1) 35 Craig Stammen, R (6, 1) 1 Steve Lombardozzi, S (6, PH) OBP: 0.273, SLG: 0.346 46 Ian Krol, L (7, 1) 52 Ryan Mattheus, R (7, 1) 51 Erik Davis, R (8, 1) 2 Denard Span, L (8, PH) OBP: 0.327, SLG: 0.377 (9, 8)			S FF 88 F CH 82 B FF 91 X CU 77 1-2 ① G5-3	B FF 90 L FF 88 X FF 89 1-1 ② SH1-4 1-2 2-3		X FF 91 0-0 ② SH1-3 1-2		C SI 89 B SI 90 X SI 91 1-1 34 SH3-4 11 1B 1-2 1B		1 0 0 0 0 0 0 1	0 0 0 0 0 0 0 1	0 0 0 0 0 0 0 1	0 0 0 0 0 0 0 1	0 0 0 0 0 0 0 0	0 0 0 0 0 0 0 1	0 0 0 0 0 0 0 0
Inning Stats	R: 0 E: 0 K: 1 S: 7 H: 1 LOB: 0 BB: 0 P: 11	R: 1 E: 0 K: 1 S: 19 H: 2 LOB: 1 BB: 0 P: 27	R: 0 E: 0 K: 0 S: 10 H: 1 LOB: 2 BB: 1 P: 16	R: 1 E: 0 K: 0 S: 8 H: 3 LOB: 2 BB: 0 P: 9	R: 0 E: 0 K: 1 S: 12 H: 2 LOB: 2 BB: 0 P: 17	R: 0 E: 0 K: 1 S: 11 H: 1 LOB: 2 BB: 1 P: 16	R: 1 E: 0 K: 2 S: 15 H: 2 LOB: 1 BB: 0 P: 20	R: 3 E: 0 K: 1 S: 15 H: 4 LOB: 1 BB: 0 P: 20		1B: 14 2B: 2 3B: 0 HR: 0 SF: 0 SAC: 3 DP: 1 HBP: 0				WP: 2 PB: 0 SB: 0 CS: 0 PA: 41		

PITCHER		IP	WLS	BF	H	R	ER	SO	BB	IBB	HBP	BLK	WP	HR	S	P	ERA	WHIP
49 Jonathon Niese, L ERA: 3.66	(1, 1)	5.2		28	10	2	2	4	2	0	0	0	0	0	65	94	3.18	2.118
50 Scott Atchison, R ERA: 4.0	(6, 1)	1.1	H	6	2	1	1	2	0	0	0	0	1	0	17	22	6.75	1.500
56 Scott Rice, L ERA: 3.75	(8, 1)	0.1	H	3	2	2	2	0	0	0	0	0	0	0	6	8	54.00	6.000
71 Gonzalez Germen, R ERA: 3.8	(8, 1)	0.2	L	4	2	1	1	1	0	0	0	0	0	0	9	12	13.50	3.000

PITCHER	IP	WLS	BF	H	R	ER	SO	BB	IBB	HBP	BLK	WP	HR	S	P	ERA	WHIP

BOTTOM

New York Mets @ Washington Nationals

Nationals Park, Washington, DC

Sun Sep 01 2013, 8:09 PM - 11:16 PM EDT

Att. 28,995 - Cloudy - 85 F

livebaseballscorecards.com

AB	36
R	6
H	16
RBI	6
BB	2
SO	7
LOB	24

Batter	1	2	3	4	5	6	7	8	9	AB	R	H	RBI	BB	SO	LOB
22 Eric Young Jr., S (1, 7) OBP: 0.316, SLG: 0.343	C SI 87 F FC 84 B CH 81 F FC 81 B FC 82 F SL 80 B CU 72 C FC 84 3-3 ① K	B SI 89 C SI 86 F CU 74 T SI 87 1-2 ③ K		X SI 87 0-0 ① B1-3			X SI 86 0-0 28 1B / 21 1B 1B	C FF 96 B SL 86 F SL 82 S FF 95 1-3 ③ K		5	1	1	0	0	3	4
28 Daniel Murphy, L (1, 4) OBP: 0.312, SLG: 0.403	C SI 88 B SI 86 B CH 81 X FF 87 2-1 ② F8		B FF 85 B FC 80 F SI 87 F SL 79 X CU 72 2-2 ① G4-3	B SI 88 X CU 73 1-0 ② SF7 3-H			B SI 86 F SI 88 X SI 88 1-1 21 1B / 12 1B 1-2 1B		B SI 91 X SI 92 1-0 ① G1-3	4	1	1	1	0	0	0
13 Josh Satin, R (1, 3) (6, 5) OBP: 0.407, SLG: 0.434	B SI 88 C CH 82 B FF 87 S FC 84 X SI 88 2-2 2B		C SI 87 B CH 80 B EP 60 C CU 72 X CU 74 2-2 E9 2B	C SI 87 X CH 77 0-1 ③ G6-3			C SI 88 C CU 74 B SI 89 B SL 84 D CU 74 S SI 89 3-3 ① K		B FF 94 C SI 93 C CU 73 B CU 76 S SI 94 2-3 ② K	5	0	2	0	0	2	3
30 Andrew Brown, R (1, 9) OBP: 0.308, SLG: 0.445 71 Gonzalez Germen, R (5, 1) 55 Pedro Feliciano, L (6, 1) 21 Lucas Duda, L (6, 3) OBP: 0.358, SLG: 0.431	C CU 72 B CH 81 B CU 73 B FC 85 S CH 81 F FF 88 X FC 83 3-2 ③ G5-3		F CU 73 B SI 88 F SI 88 S CH 82 1-3 ② K		B FC 81 B CH 80 X SI 85 2-0 ① P2		C SI 88 X SI 89 0-1 2 G3-1 / 12 1B 1-3 2-H 1B		C SI 93 B CU 74 F SI 92 B CU 74 B SI 94 S SI 92 3-3 ③ K	3 0 0 2	0 0 0 0	0 0 0 1	0 0 0 1	0 0 0 0	1 0 0 1	2 0 0 0
12 Juan Lagares, R (1, 8) (5, 9) OBP: 0.307, SLG: 0.398		C SI 85 X SI 86 0-1 20 BB / 16 1B 1B	C FC 83 B CH 81 B SI 87 S EP 62 B SI 88 B FF 90 4-2 2 FC4-6 BB		C SI 85 B SI 85 X SI 85 1-1 ② F9		C SI 89 X SI 89 0-1 2 G3-1 1-2 3-H 1B			3	1	2	1	1	0	0
2 Justin Turner, R (1, 6) OBP: 0.307, SLG: 0.331		C SI 84 F SI 86 F CH 79 B SI 86 F CH 78 F SI 87 1 SAFE F FC 81 X CU 71 1-2 ① F9	F SI 89 1 SAFE C CU 72 X SI 87 0-2 ③ FC4-6 1-2f		C CH 78 X SI 87 0-1 ③ G6-3		F FF 95 D SL 86 F FF 95 X FF 96 1-2 ② G3-1 1-2 2-3			4	0	0	0	0	0	5
4 Wilmer Flores, R (1, 5) OBP: 0.276, SLG: 0.314 38 Vic Black, R (6, 1) 3 Omar Quintanilla, L (7, PH) OBP: 0.309, SLG: 0.290 30 David Aardsma, R (7, 1) 32 LaTroy Hawkins, R (8, 1)		F FC 81 C SI 86 B CH 78 F SL 77 F CH 80 C SI 86 1-3 ② K		B CH 77 B SI 85 B SI 86 B CH 80 4-0 20 1B / 19 2B BB		C SL 84 B SI 90 F SI 91 X SL 83 1-2 ① G4-3	B FF 95 B FF 95 B FF 95 C FF 94 C FF 95 F FF 95 X FF 95 3-2 ③ L9			2 0 1 0 0	1 0 0 0 0	0 0 0 0 0	0 0 0 0 0	1 0 0 0 0	1 0 0 0 0	1 0 2 0 0
20 Anthony Recker, R (1, 2) OBP: 0.268, SLG: 0.412		C FC 84 B SI 87 B FC 82 F CH 79 B FC 81 B SI 89 4-2 16 1B 1-2 BB	F SI 85 B CU 67 X CH 78 1-1 19 2B / 28 SF7 1-2 1B		B SI 90 X SI 91 1-0 ② L7			B FF 95 B SL 83 S FF 95 S FF 95 B SL 85 X FF 95 3-2 ① F7		3	1	1	0	1	0	0
16 Daisuke Matsuzaka, R (1, 1) OBP: 0.500, SLG: 0.500 19 Zach Lutz, R (4, PH) OBP: 0.571, SLG: 0.600 40 Tim Byrdak, L (4, 1) 6 Matthew den Dekker, L (5, 8) OBP: 0.267, SLG: 0.429		B SI 87 X CH 81 1-0 1-3 2-H 1B	S FC 83 B CU 68 B CH 78 B SI 86 X SI 87 3-1 1-3 2-H 2B		C SL 85 B CH 80 F CH 85 X FF 90 1-2 ③ F7			S SL 85 B FF 94 C SL 84 B FF 94 X FF 93 2-2 ② F7		1 1 0 2	0 0 0 0	1 1 0 0	1 1 0 0	0 0 0 0	0 0 0 0	0 0 0 0

New York Mets @ Atlanta Braves

Turner Field, Atlanta, GA

Mon Sep 02 2013, 1:13 PM - 4:52 PM EDT

Att. 26,530 - Overcast - 72 F

TOP

livebaseballscorecards.com

AB	36
R	5
H	10
RBI	5
BB	3
SO	8
LOB	17

Inning Stats																								
	R: 0 E: 0 K: 1 S: 14	H: 1 LOB: 1 BB: 0 P: 24	R: 1 E: 0 K: 2 S: 20	H: 2 LOB: 2 BB: 1 P: 28	R: 0 E: 1 K: 1 S: 14	H: 1 LOB: 2 BB: 1 P: 23	R: 2 E: 0 K: 0 S: 8	H: 2 LOB: 1 BB: 1 P: 17	R: 0 E: 0 K: 0 S: 5	H: 0 LOB: 0 BB: 0 P: 8	R: 0 E: 0 K: 0 S: 7	H: 0 LOB: 0 BB: 0 P: 10	R: 2 E: 0 K: 1 S: 17	H: 4 LOB: 2 BB: 0 P: 25	R: 0 E: 0 K: 1 S: 9	H: 0 LOB: 0 BB: 0 P: 15	R: 0 E: 0 K: 2 S: 7	H: 0 LOB: 0 BB: 0 P: 13	1B: 7 2B: 3 3B: 0 HR: 0	SF: 1 SAC: 0 DP: 0 HBP: 0	WP: 0 PB: 0 SB: 0 CS: 0	PA: 40				

PITCHER	IP	WLS	BF	H	R	ER	SO	BB	IBB	HBP	BLK	WP	HR	S	P	ERA	WHIP
28 Paul Maholm, L (1, 1) ERA: 4.41	5.0	W	24	6	3	3	4	3	0	0	0	0	0	61	100	5.40	1.800
20 Luis Ayala, R (6, 1) ERA: 2.88	1.0		3	0	0	0	0	0	0	0	0	0	0	7	10	0.00	0.000
32 Scott Downs, L (7, 1) ERA: 1.99	0.1		5	4	2	2	1	0	0	0	0	0	0	10	14	54.00	12.000
48 David Carpenter, R (7, 1) ERA: 1.99	1.2		5	0	0	0	1	0	0	0	0	0	0	16	26	0.00	0.000
43 Luis Avilán, L (9, 1) ERA: 1.39	1.0		3	0	0	0	2	0	0	0	0	0	0	7	13	0.00	0.000

PITCHER	IP	WLS	BF	H	R	ER	SO	BB	IBB	HBP	BLK	WP	HR	S	P	ERA	WHIP

Batter	1	2	3	4	5	6	7	8	9	AB	R	H	RBI	BB	SO	LOB
17 Jordan Schafer, L (1, 9) OBP: 0.352, SLG: 0.389 30 Elliot Johnson, S (7, PR) (8, 9) OBP: 0.225, SLG: 0.262	X FF 86 0-0 8 1B 8 S 5 2B 1B	C CU 72 B FF 91 F FF 91 B FF 90 X FS 78 2-2 8 S 5 HR 1B 2-H		C SI 84 C SI 85 X SL 79 0-2 5 S 1B		X FF 83 0-0 ① F7 S FF 91 B FF 92 S FF 92 X FF 93 1-2 8 S 1B	S FF 92 F FF 92 C FF 93 0-3 ② K		5 2 4 1 0 0 0 1 0 0 0 0 1 2							
8 Justin Upton, R (1, 7) OBP: 0.360, SLG: 0.477 43 Luis Avilán, L (9, 1)	B SI 87 S FF 87 B FF 88 F SL 79 F SI 90 F CU 74 X FF 89 2-2 5 2B 1B 1-3	1 SAFE B FF 88 B FF 89 B CU 75 F SI 90 B SL 81 4-1 5 HR BB 1-2		B CH 78 B SI 83 B SI 84 C SI 84 C SL 78 1 SAFE C SI 84 3-3 ② K		X FF 84 0-0 16 1B 2B	B FF 92 S SL 82 B FF 92 1 SAFE S FF 91 B SL 82 F SL 82 B FF 92 4-2 BB 1-2	S SL 88 F FF 92 B FF 92 C FF 94 1-3 ③ K		4 3 2 0 2 2 3 0 0 0 0 0 0 0						
5 Freddie Freeman, L (1, 3) OBP: 0.385, SLG: 0.483	B FF 87 1 SAFE B FS 75 S SI 90 F FC 88 1 SAFE X FS 78 2-2 23 G5-3 1-H 3-H 2B	F FC 89 X FC 89 0-1 1-H 2-H HR		B SI 86 X SL 81 1-0 ③ G3 1-2		B SI 84 C SI 84 X SI 84 1-1 ② G5-3	C FF 90 D FS 85 B FS 85 F SL 81 S FF 92 2-3 ② K		5 1 2 5 0 1 4							
16 Brian McCann, L (1, 2) OBP: 0.348, SLG: 0.495	D FS 77 B FF 90 B CU 74 B FF 90 4-0 23 G5-3 BB	C SI 90 B FF 90 F FF 90 B SL 80 B CU 72 X FF 90 3-2 1B			B SI 86 F SI 87 S SL 80 B SI 86 B SI 86 F SL 80 X SL 79 3-2 ① P4	C CU 74 B SI 85 X SI 84 1-1 23 1B 2 2B 1B 2-H	B FF 91 F FF 91 X FF 92 1-1 ③ G6-3		4 1 2 1 1 0 2						
23 Chris Johnson, R (1, 5) OBP: 0.370, SLG: 0.471 4 Paul Janish, R (8, PR) (9, 5) OBP: 0.211, SLG: 0.206	B SL 80 F FF 90 F SI 89 X FF 91 1-2 ① ② G5-3 1-2 2-3f	F SI 89 F CU 73 B FF 88 F SI 90 S SL 81 1-3 ③ K			F FF 90 B FF 91 S SL 82 B SL 82 B SL 84 X FF 91 3-2 2 2B 19 2B 1B	C CU 75 X CH 74 0-1 2 2B 1B 1-2		B FF 90 F SL 83 B FF 91 B FF 92 F FF 90 F FF 91 B FF 93 4-2 26 1B 2 BB 19 E BB		4 1 2 0 1 1 3 0 1 0 0 0 0 0						
2 B.J. Upton, R (1, 8) OBP: 0.279, SLG: 0.313	B CU 75 S SI 90 C SI 90 S SL 81 1-3 ③ K		C CU 68 B CU 73 S FF 88 F FF 90 X SL 81 1-2 ① F9		D SL 82 X FF 91 1-0 19 2B 2B 1-3	B SI 85 X CH 73 1-0 1-3 2-H 2B		C SL 82 B FF 92 B FF 92 S SL 81 F FF 92 D SL 82 B SL 81 4-2 26 1B 19 E BB 1-2		4 2 2 1 1 1 1						
26 Dan Uggla, R (1, 4) OBP: 0.311, SLG: 0.379		B SI 88 F SL 78 B FF 89 X CU 74 2-1 ① G5-3	B FF 88 S CU 74 S SI 88 S SL 81 1-3 ② K		B SL 84 X FF 92 1-0 ② P6	S CH 73 B CH 73 B CH 72 F SI 86 B CU 75 B CU 74 4-2 BB		B FF 91 C FF 92 B FF 91 X FF 92 2-1 19 E 25 SF7 1B 1-2 2-3		4 1 1 0 1 1 2						
19 Andrelton Simmons, R (1, 6) OBP: 0.295, SLG: 0.375		B SL 80 C SI 90 F FF 91 B FS 79 X FC 89 2-2 28 SH3-4 17 1B 1B	B CU 71 C CU 73 X FF 89 1-1 ③ F7		B SL 84 D SL 84 S CH 82 X CH 82 2-1 2-H 3-H 2B	C FF 97 X FF 97 0-1 ③ F9		C FF 91 F FF 91 F SL 82 X FF 91 0-2 E5 1-3 2-H 3-H		5 1 2 3 0 0 4						
28 Paul Maholm, L (1, 1) OBP: 0.149, SLG: 0.152 13 José Constanza, L (5, PH) OBP: 0.185, SLG: 0.185 20 Luis Ayala, R (6, 1) 32 Scott Downs, L (7, 1) 48 David Carpenter, R (7, 1) 25 Joey Terdoslavich, S (8, PH) (9, 7) OBP: 0.342, SLG: 0.318		B FF 86 L FF 88 X FF 87 1-1 ② SH3-4 1-2		X CH 81 0-0 ① G3	B FF 93 B CH 82 X FF 92 2-0 ③ G4-3		C FF 91 B SL 82 X FF 92 1-1 ① F9	X FF 92 0-0 ① SF7 3-H		1 0 0 0 0 0 0 1 0 0 0 0 0 1 0 0 0 0 0 0 0 0 0 0 0 0 0 0 1 0 0 0 0 0 0 0 0 0 1 0 0 0						
Inning Stats	R: 2 E: 0 K: 1 S: 15 H: 3 LOB: 1 BB: 1 P: 25	R: 4 E: 0 K: 1 S: 20 H: 4 LOB: 1 BB: 1 P: 35	R: 0 E: 0 K: 1 S: 9 H: 0 LOB: 0 BB: 0 P: 12	R: 0 E: 0 K: 1 S: 8 H: 1 LOB: 1 BB: 0 P: 12	R: 2 E: 0 K: 0 S: 12 H: 3 LOB: 1 BB: 0 P: 24	R: 2 E: 0 K: 0 S: 13 H: 4 LOB: 3 BB: 1 P: 20	R: 0 E: 0 K: 1 S: 13 H: 1 LOB: 2 BB: 1 P: 22	R: 3 E: 1 K: 2 S: 19 H: 1 LOB: 2 BB: 2 P: 30		1B: 11 2B: 5 3B: 0 HR: 1 SF: 1 SAC: 1 DP: 1 HBP: 0						

BOTTOM

New York Mets @ Atlanta Braves

Turner Field, Atlanta, GA

Mon Sep 02 2013, 1:13 PM - 4:52 PM EDT

Att. 26,530 - Overcast - 72 F

livebaseballscorecards.com

AB	39
R	13
H	17
RBI	12
BB	6
SO	7
LOB	22

PITCHER		IP	WLS	BF	H	R	ER	SO	BB	IBB	HBP	BLK	WP	HR	S	P	ERA	WHIP
16 Daisuke Matsuzaka, R ERA: 10.95	(1, 1)	3.0	L	17	7	6	6	3	2	0	0	0	0	1	44	72	18.00	3.000
40 Tim Byrdak, L ERA:	(4, 1)	1.1		5	1	0	0	1	0	0	0	0	0	0	12	19	0.00	0.750
71 Gonzalez Germen, R ERA: 4.44	(5, 1)	0.2		5	3	2	2	0	0	0	0	0	0	0	8	17	27.00	4.500
55 Pedro Feliciano, L ERA: 4.91	(6, 1)	0.2		7	4	2	2	0	1	0	0	0	0	0	11	18	27.00	7.500
38 Vic Black, R ERA: 4.15	(6, 1)	0.1		1	0	0	0	0	0	0	0	0	0	0	2	2	0.00	0.000

PITCHER		IP	WLS	BF	H	R	ER	SO	BB	IBB	HBP	BLK	WP	HR	S	P	ERA	WHIP
30 David Aardsma, R ERA: 4.45	(7, 1)	1.0		9	2	3	2	1	3	0	0	0	0	0	25	44	18.00	5.000
32 LaTroy Hawkins, R ERA: 3.47	(8, 1)	1.0		3	0	0	0	2	0	0	0	0	0	0	7	8	0.00	0.000

Batter	1	2	3	4	5	6	7	8	9	AB	R	H	RBI	BB	SO	LOB
22 Eric Young Jr., S (1, 7) OBP: 0.319, SLG: 0.350	X CH 88 0-0 13 G4-3 28 G4-3 1B		B CU 76 S CH 83 B CU 76 F FF 91 B SI 91 X FF 92 3-2 ③ P5			B FF 90 B SI 90 X FF 90 2-0 28 2B 3B		B SI 87 B SI 87 B SI 88 B FF 86 4-0 13 G4-3 13 S BB		3	1	2	0	1	0	0
28 Daniel Murphy, L (1, 4) OBP: 0.312, SLG: 0.403	1 SAFE 1 SAFE X SI 89 0-0 ① G4-3 1-2			B FF 89 X CU 76 1-0 ① G4-3		F FF 90 C SI 90 X SI 91 0-2 3-H 2B		F SI 88 X SI 89 0-1 ① P4		4	0	1	1	0	0	2
13 Josh Satin, R (1, 5) OBP: 0.398, SLG: 0.423 38 Vic Black, R (8, 1)	X SI 89 0-0 ② G4-3 2-3			C SI 90 B FF 90 B FF 90 C FF 91 S CH 84 2-3 ② K		B CU 77 B SI 90 S CH 82 2 SAFE B CU 77 X SI 89 3-1 ② G4-3		F SI 90 1 SAFE P PO 85 F FF 89 B SI 90 B SI 89 X SL 86 3-2 ② G4-3 1-3		4 0	0 0	0 0	0 0	0 0	1 0	3 0
21 Lucas Duda, L (1, 3) OBP: 0.360, SLG: 0.434	S CH 82 S CH 83 B CH 81 B CU 76 S CH 82 2-3 ③ K			C CU 76 B FF 90 X CU 77 1-1 2B		C CH 82 B SI 89 S CH 82 C SI 90 1-3 ③ K		B SI 90 B SI 89 B SI 90 B FF 88 4-0 BB		3	0	1	0	1	2	2
15 Travis d'Arnaud, R (1, 2) OBP: 0.269, SLG: 0.273		F CH 89 B CH 82 S CH 82 B CH 83 X FF 90 2-2 ① G1-3		B CH 82 C CU 77 B SI 90 S FF 90 S CH 83 2-3 ③ K			X SI 88 0-0 ① F9	C SL 84 C SL 87 B FF 90 B CU 79 B FF 91 F CU 78 F CU 79 X SL 85 3-2 ③ P4		4	0	0	0	0	1	3
12 Juan Lagares, R (1, 9) OBP: 0.307, SLG: 0.396		C SI 91 F SI 91 B FF 92 B SI 91 X CH 84 2-2 ② F7			C CH 89 B CH 89 B CU 76 X FF 89 2-1 3 L4-3 1B		C CH 89 C CH 88 F FF 89 S CU 79 0-3 ② K		C FF 97 F FF 98 C KC 86 0-3 ① K	4	0	1	0	0	2	0
6 Matthew den Dekker, L (1, 8) OBP: 0.263, SLG: 0.389		B CH 83 C CU 76 B SI 91 F CH 83 C SI 92 2-3 ③ K			1 SAFE S CH 82 1 SAFE F FF 89 1 SAFE S CH 83 0-3 ① K		B SI 88 B CU 76 B FF 89 C FF 90 S SI 89 F CH 83 X CH 84 3-2 3 1B 1B		C KC 86 C KC 86 B FF 98 B FF 99 B KC 87 S FF 98 3-3 ② K	4	0	1	0	0	3	1
3 Omar Quintanilla, L (1, 6) OBP: 0.311, SLG: 0.293			F FF 90 X FF 90 0-1 ① L6		B FF 89 X CH 82 1-0 ②③ L4-3 1-1		C SI 90 1 SAFE 1 SAFE 1 SAFE F CH 83 X CU 77 0-2 1-3 1B		B FF 98 C FF 98 X FF 99 1-1 1B	4	0	2	0	0	0	1
52 Carlos Torres, R (1, 1) OBP: 0.200, SLG: 0.111 56 Scott Rice, L (8, 1) 2 Justin Turner, R (8, 5) OBP: 0.305, SLG: 0.329			C SI 90 S FF 89 S CU 77 0-3 ② K			C SI 88 B FF 90 B SI 90 X SI 89 2-1 ① G1-3	S CU 78 F SI 90 C CU 78 0-3 ③ K		X FF 98 0-0 ③ G5-3	3 0 1	0 0 0	0 0 0	0 0 0	0 0 0	2 0 0	2 0 1
Inning Stats	R: 0 E: 0 K: 1 S: 6 H: 1 LOB: 1 BB: 0 P: 8	R: 0 E: 0 K: 1 S: 9 H: 0 LOB: 0 BB: 0 P: 15	R: 0 E: 0 K: 1 S: 8 H: 0 LOB: 0 BB: 0 P: 11	R: 0 E: 0 K: 2 S: 9 H: 1 LOB: 1 BB: 0 P: 15	R: 0 E: 0 K: 1 S: 6 H: 1 LOB: 0 BB: 0 P: 9	R: 1 E: 0 K: 1 S: 11 H: 2 LOB: 1 BB: 0 P: 19	R: 0 E: 0 K: 2 S: 15 H: 2 LOB: 2 BB: 0 P: 18	R: 0 E: 0 K: 0 S: 11 H: 0 LOB: 2 BB: 2 P: 24	R: 0 E: 0 K: 2 S: 9 H: 1 LOB: 1 BB: 0 P: 13	1B: 5 2B: 3 3B: 1 HR: 0 SF: 0 SAC: 0 DP: 1 HBP: 0						

PITCHER	IP	WLS	BF	H	R	ER	SO	BB	IBB	HBP	BLK	WP	HR	S	P	ERA	WHIP
54 Kris Medlen, R (1, 1) ERA: 3.48	7.0	W	27	7	1	1	9	0	0	0	0	0	0	64	95	1.29	1.000
32 Scott Downs, L (8, 1) ERA: 1.98	0.1	H	2	0	0	0	0	1	0	0	0	0	0	2	6	0.00	3.000
20 Luis Ayala, R (8, 1) ERA: 2.81	0.2	H	3	0	0	0	0	1	0	0	0	0	0	9	18	0.00	1.500
46 Craig Kimbrel, R (9, 1) ERA: 0.94	1.0	S	4	1	0	0	2	0	0	0	0	0	0	9	13	0.00	1.000

PITCHER	IP	WLS	BF	H	R	ER	SO	BB	IBB	HBP	BLK	WP	HR	S	P	ERA	WHIP

TOP

New York Mets @ Atlanta Braves

Turner Field, Atlanta, GA

Tue Sep 03 2013, 7:11 PM - 9:53 PM EDT

Att. 21,221 - Partly Cloudy - 83 F

livebaseballscorecards.com

AB	34
R	1
H	8
RBI	1
BB	2
SO	11
LOB	15

New York Mets @ Atlanta Braves

Turner Field, Atlanta, GA

Tue Sep 03 2013, 7:11 PM - 9:53 PM EDT

Att. 21,221 - Partly Cloudy - 83 F

BOTTOM

Batter	1	2	3	4	5	6	7	8	9	AB	R	H	RBI	BB	SO	LOB
2 B.J. Upton, R (1, 8) OBP: 0.281, SLG: 0.315	C FF 91 B FF 91 X FF 93 1-1 ① G4-3		C CU 77 X FC 90 0-1 1B		S FF 92 B FF 93 C FC 90 X FF 93 1-2 ③ F9		X FC 88 0-0 1B			4	0	2	0	0	0	0
8 Justin Upton, R (1, 9) (8, 7) OBP: 0.357, SLG: 0.473	B FF 92 B FC 89 S FF 92 F FC 91 B FC 91 C FC 90 3-3 ② K		1 SAFE X FF 90 0-0 ② L8			B FF 91 C FC 89 F FF 92 S CU 83 1-3 ① K2-3	C FF 90 1 SAFE F FC 89 T FF 90 0-2 ③ K			4	0	0	0	0	3	2
5 Freddie Freeman, L (1, 3) OBP: 0.384, SLG: 0.481	B FF 92 S CH 85 B FF 93 X FC 90 2-1 1B		1 SAFE C FF 91 C FF 91 X FF 92 0-2 ③ G4-3			C CH 84 B FF 86 F FC 90 S FF 92 1-3 ② K		F SL 83 S SL 82 B SL 82 X CH 83 1-2 ① G3		4	0	1	0	0	1	1
16 Brian McCann, L (1, 2) OBP: 0.344, SLG: 0.489	C FF 92 X FF 93 0-1 ③ F8			C SI 91 X FC 90 0-1 ① P6		C FF 92 L FC 89 F FC 88 B FF 94 X FC 90 1-2 ③ G5-3		S SI 92 B SL 84 S SL 84 B SI 92 B SI 92 X SI 91 3-2 ② G4-3		4	0	0	0	0	0	1
23 Chris Johnson, R (1, 5) OBP: 0.367, SLG: 0.467 4 Paul Janish, R (9, 5) OBP: 0.211, SLG: 0.206		B FF 92 B FC 89 X FF 90 2-0 ① F9		C FF 92 F FC 91 X FF 93 0-2 ② F9			F FF 91 F FF 92 B FC 90 F FF 93 B CU 82 B FF 93 S FC 87 3-3 ① K	S SI 92 F FF 97 S CU 84 0-3 ③ K		4 0	0 0	0 0	0 0	0 0	2 0	0 0
24 Evan Gattis, R (1, 7) OBP: 0.305, SLG: 0.486 32 Scott Downs, L (8, 1) 20 Luis Ayala, R (8, 1) 46 Craig Kimbrel, R (9, 1)		X FF 91 0-0 19 WP 1B		X SI 92 0-0 26 FC6 1B			C FC 89 S FC 90 F CU 82 B FF 92 X FC 91 1-2 HR			3 0 0 0	1 0 0 0	3 0 0 0	1 0 0 0	0 0 0 0	0 0 0 0	0 0 0 0
26 Dan Uggla, R (1, 4) OBP: 0.311, SLG: 0.377		C FC 87 F FC 89 S FF 93 0-3 ② K		S FF 92 S FF 92 F FF 92 X FF 91 0-2 ③ FC6 1-2f			F FF 91 F FC 89 B FF 93 F FC 89 F CU 80 B FF 92 B FC 87 B FF 92 4-2 19 HR BB			2	1	0	0	1	1	2
19 Andrelton Simmons, R (1, 6) OBP: 0.295, SLG: 0.380		C FF 93 B FC 90 X FF 93 1-1 ③ F9 1-2			X FF 92 0-0 ① G6-3		B FF 90 1 SAFE X FF 90 1-0 1-H HR			3	1	1	2	0	0	1
54 Kris Medlen, S (1, 1) OBP: 0.235, SLG: 0.298 17 Jordan Schafer, L (7, PH) OBP: 0.350, SLG: 0.387 (8, 9)			B FF 91 C FF 89 C FC 89 X FC 90 1-2 ① G1-3		B FF 90 C FF 88 X CU 75 1-1 ② F9		F FC 87 S FC 90 F FC 88 B FF 91 X CU 81 1-2 ② G6-3			2 1	0 0	0 0	0 0	0 0	0 0	0 0
Inning Stats	R: 0 E: 0 K: 1 S: 9 H: 1 LOB: 1 BB: 0 P: 15	R: 0 E: 0 K: 1 S: 7 H: 1 LOB: 1 BB: 0 P: 10	R: 0 E: 0 K: 0 S: 9 H: 1 LOB: 1 BB: 0 P: 10	R: 0 E: 0 K: 0 S: 10 H: 1 LOB: 1 BB: 0 P: 10	R: 0 E: 0 K: 0 S: 6 H: 0 LOB: 0 BB: 0 P: 8	R: 0 E: 0 K: 2 S: 10 H: 0 LOB: 0 BB: 0 P: 13	R: 3 E: 0 K: 2 S: 21 H: 3 LOB: 1 BB: 1 P: 31	R: 0 E: 0 K: 1 S: 9 H: 0 LOB: 0 BB: 0 P: 13		1B: 5 2B: 0 3B: 0 HR: 2 SF: 0 SAC: 0 DP: 0 HBP: 0				WP: 1 PB: 0 SB: 0 CS: 0 PA: 32		

livebaseballscorecards.com

AB	31
R	3
H	7
RBI	3
BB	1
SO	7
LOB	7

PITCHER		IP	WLS	BF	H	R	ER	SO	BB	IBB	HBP	BLK	WP	HR	S	P	ERA	WHIP
52 Carlos Torres, R ERA: 2.89	(1, 1)	7.0	L	29	7	3	3	6	1	0	0	0	1	2	72	97	3.86	1.143
56 Scott Rice, L ERA: 3.71	(8, 1)	0.2		2	0	0	0	0	0	0	0	0	0	0	6	10	0.00	0.000
38 Vic Black, R ERA: 3.86	(8, 1)	0.1		1	0	0	0	1	0	0	0	0	0	0	3	3	0.00	0.000

PITCHER	IP	WLS	BF	H	R	ER	SO	BB	IBB	HBP	BLK	WP	HR	S	P	ERA	WHIP

Batter	1	2	3	4	5	6	7	8	9	AB	R	H	RBI	BB	SO	LOB
22 Eric Young Jr., S (1, 7) OBP: 0.316, SLG: 0.346	B SI 88 C SI 88 S FF 90 F FF 91 F FF 85 X SI 92 1-2 **G5-3** ①	F FF 88 X FF 88 0-1 **G3** ②	B CH 82 S SI 88 X SI 90 1-1 **G1-3** ③		F SI 88 S SL 80 S SL 82 0-3 **K** ②			C FF 93 X CU 77 0-1 **G1-3** ①		5	0	0	0	0	1	5
28 Daniel Murphy, L (1, 4) OBP: 0.314, SLG: 0.407	C SI 90 F FF 90 X FF 86 0-2 30 HR **3B**	B CH 83 C FF 90 B SI 90 B FF 89 B FF 88 4-1 **BB**		C SI 88 B SI 88 X CH 82 1-1 **G3** ①	C SL 82 B SI 88 X FS 83 1-1 1-2 2-3 **1B**			C CH 86 X FF 94 0-1 **F8** ②		4	1	2	0	1	0	0
30 Andrew Brown, R (1, 9) OBP: 0.311, SLG: 0.465 38 Vic Black, R (8, 1) 32 LaTroy Hawkins, R (9, 1)	F SI 91 X SL 79 0-1 3-H **HR**	C SI 91 B SI 90 X FF 88 1-1 **F9** ③		B SI 90 B SI 90 C SI 88 S SI 88 F SI 90 X SI 90 2-2 **G6-3** ②	F SI 89 B SI 89 B SL 82 S SL 79 F SI 90 S SL 80 2-3 **K** ③			B FF 91 B FF 91 B FF 92 C FF 89 S FF 92 B FF 93 4-2 **BB**		4 0 0	1 0 0	1 0 0	2 0 0	1 0 0	1 0 0	6 0 0
21 Lucas Duda, L (1, 3) OBP: 0.364, SLG: 0.453	C SI 91 S CH 84 B FF 91 B SI 86 F FF 89 B SI 92 X SI 90 3-2 2 F8 **2B**		B SI 89 F SI 87 F FF 88 B SL 80 B FF 89 X FF 89 3-2 **HR**	B SL 76 B FF 87 F SI 90 X FF 89 2-1 2 1B **1B**		B CH 81 B SL 81 B SI 88 C SI 88 S SL 82 X SL 82 3-2 **L1-3** ①		C CH 87 C CU 80 B FF 95 S FF 95 1-3 **K** ③		5	1	3	1	0	1	1
2 Justin Turner, R (1, 5) OBP: 0.308, SLG: 0.331	B SL 78 X SI 91 1-0 **F8** ② 2-3		C SI 90 F SI 91 F SL 81 B FF 90 B SI 91 X SI 89 2-2 15 1B 12 FC5-4 **1B**	F FF 87 X SI 90 0-1 1-3 **1B**		F SI 87 F SI 89 X SL 80 0-2 **G5-3** ②			F FF 93 B FF 93 B CH 85 X FF 92 2-1 **F8** ①	5	1	2	0	0	0	1
15 Travis d'Arnaud, R (1, 2) OBP: 0.263, SLG: 0.265	X SI 90 0-0 **G6-3** ③		B FF 86 B SI 89 B SI 89 C FF 88 F SI 88 X SI 87 3-2 12 FC5-4 1-3 **1B**	B SL 75 S FF 86 C SI 89 B SL 80 X SI 90 2-2 **G4-3** ③		B SL 79 B SI 88 F SI 88 S SL 78 B SI 88 X SL 78 3-2 **G5-3** ③			S FF 92 C FF 93 X CU 81 0-2 **L1-4-3** ②	5	0	1	0	0	0	3
12 Juan Lagares, R (1, 8) OBP: 0.305, SLG: 0.393 (8, 9)		C SI 89 B FF 89 F SI 90 X SI 90 1-2 35 SH5-4 3 BB **1B**	C SL 78 X SI 89 0-1 FC5-4 3 G4-3 35 1B 1-2f 3-H ①		X SI 88 0-0 **P4** ①		C SI 87 B SI 88 B SI 88 F SL 78 X SL 80 2-2 **G6-3** ①		F FF 93 B CU 80 C FF 91 F FF 95 B CH 85 X FF 94 2-2 **G4-3** ③	5	1	1	1	0	0	1
3 Omar Quintanilla, L (1, 6) OBP: 0.314, SLG: 0.293		C SI 88 F FF 88 1 SAFE B FF 88 B SI 88 B SI 86 B SI 90 4-2 35 SH5-4 1-2 **BB**	F SI 88 F FF 88 X CH 82 0-2 **G4-3** ② 1-2		C SI 88 B SL 77 F FF 86 B SI 85 F SI 89 X SL 80 2-2 28 1B 35 BB **1B**		C SI 87 B FS 82 F SI 88 X FS 80 1-2 **G4-3** ②			3	0	1	0	1	0	1
35 Dillon Gee, R (1, 1) OBP: 0.182, SLG: 0.173 6 Matthew den Dekker, L (8, 8) OBP: 0.263, SLG: 0.389		X SI 90 0-0 **SH5-4** ① 1-2 2-3	B SI 89 X SI 89 1-0 2-H **1B**		L SI 88 B SI 90 B SI 91 B SI 89 B FF 87 4-1 28 1B 1-2 **BB**		F SI 87 F SL 78 B SI 88 B SI 88 X SL 78 2-2 **P5** ③			2 0	0 0	1 0	1 0	1 0	0 0	0 0
Inning Stats	R: 2 E: 0 K: 0 S: 16 H: 3 LOB: 1 BB: 0 P: 21	R: 0 E: 0 K: 0 S: 11 H: 1 LOB: 3 BB: 2 P: 21	R: 3 E: 0 K: 0 S: 18 H: 4 LOB: 1 BB: 0 P: 28	R: 0 E: 0 K: 0 S: 13 H: 2 LOB: 2 BB: 0 P: 20	R: 0 E: 0 K: 2 S: 15 H: 2 LOB: 3 BB: 1 P: 24	R: 0 E: 0 K: 0 S: 9 H: 0 LOB: 0 BB: 0 P: 15	R: 0 E: 0 K: 0 S: 9 H: 0 LOB: 0 BB: 0 P: 14	R: 0 E: 0 K: 1 S: 9 H: 0 LOB: 1 BB: 1 P: 14	R: 0 E: 0 K: 0 S: 9 H: 0 LOB: 0 BB: 0 P: 13	1B: 8 2B: 1 3B: 1 HR: 2 SF: 0 SAC: 1 DP: 0 HBP: 0						

PITCHER	IP	WLS	BF	H	R	ER	SO	BB	IBB	HBP	BLK	WP	HR	S	P	ERA	WHIP
40 Kameron Loe, R (1, 1) ERA: 8.59	4.1	L	27	11	5	5	0	3	0	0	0	0	2	64	102	10.38	3.231
50 Freddy Garcia, R (5, 1) ERA: 5.07	2.2		9	1	0	0	2	0	0	0	0	0	0	27	41	0.00	0.375
38 Anthony Varvaro, R (8, 1) ERA: 2.94	2.0		7	0	0	0	1	1	0	0	0	0	0	18	27	0.00	0.500

PITCHER	IP	WLS	BF	H	R	ER	SO	BB	IBB	HBP	BLK	WP	HR	S	P	ERA	WHIP

TOP

New York Mets @ Atlanta Braves

Turner Field, Atlanta, GA

Wed Sep 04 2013, 12:13 PM - 3:13 PM EDT

Att. 22,946 - Partly Cloudy - 84 F

livebaseballscorecards.com

AB	38
R	5
H	12
RBI	5
BB	4
SO	3
LOB	18

WP: 0 PB: 0 SB: 0 CS: 0 PA: 43

BOTTOM

New York Mets @ Atlanta Braves

Turner Field, Atlanta, GA

Wed Sep 04 2013, 12:13 PM - 3:13 PM EDT

Att. 22,946 - Partly Cloudy - 84 F

livebaseballscorecards.com

Batter	1	2	3	4	5	6	7	8	9	AB	R	H	RBI	BB	SO	LOB
2 B.J. Upton, R (1, 8) OBP: 0.281, SLG: 0.314	B FF 90 F SI 90 F SL 82 F KC 76 B SI 90 B SI 91 B FF 91 4-2 5 E 8 S BB		S SL 82 B SL 81 S FF 90 F KC 77 B FF 90 B FC 90 S FF 90 3-3 ① K		X FF 90 0-0 ② SF9 2-3 3-H			B FF 96 X FF 94 1-0 ① P3		2	0	0	1	1	1	0
8 Justin Upton, R (1, 9) OBP: 0.354, SLG: 0.469	B SI 91 1 SAFE B SI 91 C SI 90 C SL 83 F SL 83 F FF 91 X SL 84 2-2 ① L8 1-2		B SL 82 C SL 84 S FF 90 X KC 77 1-2 ② F8		X SI 91 0-0 ③ G4-3			B FF 95 B FF 96 X FF 94 2-0 ② P6		4	0	0	0	0	0	2
5 Freddie Freeman, L (1, 3) OBP: 0.383, SLG: 0.485	F KC 75 F SI 91 X FF 91 0-2 E7 2-3		S CH 84 F CH 84 B FF 90 F SL 82 F FF 91 X FF 92 1-2 ③ G3			X SI 90 0-0 ① F8		B FF 96 X FF 95 1-0 HR		4	1	1	1	0	0	1
24 Evan Gattis, R (1, 7) OBP: 0.304, SLG: 0.487	B FC 86 F SI 90 F SI 91 S KC 77 1-3 ② K			C KC 74 F SI 89 B KC 77 X KC 77 1-2 ① G5-3		F FF 89 S FF 91 F FF 91 F FF 91 S SL 84 0-3 ② K		C CU 83 B CU 82 C CU 81 X FF 96 1-2 11 WP 2B		4	0	1	0	0	2	2
11 Gerald Laird, R (1, 2) OBP: 0.357, SLG: 0.370	C SL 83 S SL 84 S KC 78 0-3 ③ K			X FF 90 0-0 ② P5		C SL 85 F SL 83 S KC 77 0-3 ③ K		B FF 95 X FF 95 1-0 ③ P3 2-3		4	0	0	0	0	2	3
30 Elliot Johnson, S (1, 5) OBP: 0.230, SLG: 0.272		C FF 88 B FF 89 F CH 83 X FF 89 1-2 ① F8		C SI 90 X FF 90 0-1 ③ P3			C KC 73 S CH 82 B CH 83 B FF 90 X CH 83 2-2 1B		B FF 93 X FF 93 1-0 2B	4	0	2	0	0	0	0
26 Dan Uggla, R (1, 4) OBP: 0.311, SLG: 0.376		C FF 90 F SL 85 F KC 77 B FF 92 F FF 92 F FF 91 X SI 91 1-2 ② F7	B SI 89 S FF 89 S FF 90 F FF 90 F SL 84 X FF 90 1-2 4 1B 2 SF9 1B				S SI 90 B FF 91 1 SAFE B SI 91 F CH 83 F SI 91 B SI 91 X SI 90 3-2 ① F7		C FF 96 B SL 90 C SL 87 B FF 95 X SL 90 2-2 ① P5	4	1	1	0	0	0	2
4 Paul Janish, R (1, 6) OBP: 0.244, SLG: 0.243 19 Andrelton Simmons, R (9, PH) OBP: 0.295, SLG: 0.380		C FF 91 X SI 91 0-1 1B	C SI 90 X SI 90 0-1 2 SF9 50 SH3-4 1-3 1B				L SL 83 X SL 83 0-1 ② F8		C FF 95 B SL 90 X FF 96 1-1 ② P6	3 1	0 0	2 0	0 0	0 0	0 0	1 1
40 Kameron Loe, R (1, 1) 50 Freddy Garcia, R (5, 1) 25 Joey Terdoslavich, S (7, PH) OBP: 0.338, SLG: 0.313 38 Anthony Varvaro, R (8, 1) 23 Chris Johnson, R (9, PH) OBP: 0.366, SLG: 0.466		B FF 91 X FF 90 1-0 ③ G4-3	X FF 90 0-0 ① SH3-4 1-2				C SI 91 B KC 77 1 SAFE 1 SAFE B SI 91 C CH 84 1 SAFE X CH 83 2-2 ③ F8		C SL 90 B SL 91 F SL 91 C FF 95 1-3 ③ K	1 0 1 0 1	0 0 0 0 0	0 0 0 0 1	0 0 0 0 0	0 0 0 0 0	0 0 0 0 1	1 0 1 0 1
Inning Stats	R: 0 E: 1 K: 2 S: 17 H: 0 LOB: 2 BB: 1 P: 24	R: 0 E: 0 K: 0 S: 12 H: 1 LOB: 1 BB: 0 P: 15	R: 0 E: 0 K: 1 S: 12 H: 0 LOB: 0 BB: 0 P: 17	R: 0 E: 0 K: 0 S: 6 H: 0 LOB: 0 BB: 0 P: 7	R: 1 E: 0 K: 0 S: 10 H: 2 LOB: 1 BB: 0 P: 11	R: 0 E: 0 K: 2 S: 9 H: 0 LOB: 0 BB: 0 P: 9	R: 0 E: 0 K: 0 S: 12 H: 1 LOB: 1 BB: 0 P: 19	R: 1 E: 0 K: 0 S: 7 H: 2 LOB: 1 BB: 0 P: 13	R: 0 E: 0 K: 1 S: 9 H: 1 LOB: 1 BB: 0 P: 14	1B: 4 2B: 2 3B: 0 HR: 1 SF: 1 SAC: 1 DP: 0 HBP: 0						WP: 1 PB: 0 SB: 1 CS: 0 PA: 36	

PITCHER		IP	WLS	BF	H	R	ER	SO	BB	IBB	HBP	BLK	WP	HR	S	P	ERA	WHIP
35 Dillon Gee, R ERA: 3.53	(1, 1)	7.0	W	27	4	1	1	5	1	0	0	0	0	0	78	102	1.29	0.714
38 Vic Black, R ERA: 4.76	(8, 1)	1.0		5	2	1	1	0	0	0	0	0	1	1	7	13	9.00	2.000
32 LaTroy Hawkins, R ERA: 3.41	(9, 1)	1.0	S	4	1	0	0	1	0	0	0	0	0	0	9	14	0.00	1.000

PITCHER	IP	WLS	BF	H	R	ER	SO	BB	IBB	HBP	BLK	WP	HR	S	P	ERA	WHIP

AB	33
R	2
H	7
RBI	2
BB	1
SO	6
LOB	15

Batter	1	2	3	4	5	6	7	8	9	AB	R	H	RBI	BB	SO	LOB
22 Eric Young Jr., S (1, 7) OBP: 0.318, SLG: 0.346	B SI 92 B SI 92 C SI 91 C SI 91 F SI 94 S SL 79 2-3 ① K		F SI 94 H SL 90 1-1 28 1B HBP		D SL 82 B SI 94 X SI 93 2-0 ③ G6-3			C SI 90 B SL 82 X SL 82 1-1 28 CS 1B		3	0	1	0	0	1	1
28 Daniel Murphy, L (1, 4) OBP: 0.314, SLG: 0.406	C SI 94 B SI 95 S SL 85 F SI 96 B SI 96 S SL 86 2-3 ② K2-3		F SI 94 F SI 93 F SL 85 1 SAFE X SL 85 0-2 1-2 1B			C SI 91 F SI 93 B SI 92 S SI 94 1-3 ① K		1 SAFE B SL 82 X FF 90 1-0 ①② P5 1-2		4	0	1	0	0	2	1
13 Josh Satin, R (1, 10) OBP: 0.394, SLG: 0.418	B SI 94 F SI 94 C SL 80 F SI 96 X SI 95 1-2 1B		B SL 81 F SI 94 T SI 93 D CH 79 S CH 80 2-3 ③ K			S SI 91 C SI 90 S SI 94 0-3 ② K		C FF 89 S SI 90 B SL 83 C SL 81 1-3 ③ K		4	0	1	0	0	3	2
30 Andrew Brown, R (1, 9) OBP: 0.302, SLG: 0.449	C SI 92 F CU 78 S SI 95 0-3 ③ K			B SI 92 B CH 81 S SI 92 F SI 92 S SI 95 2-3 ① K		B SL 80 S SI 93 S SI 94 S SI 95 1-3 ③ K			C SI 93 C SI 94 C SI 93 0-3 ① K	4	0	0	0	0	4	1
21 Lucas Duda, L (1, 3) OBP: 0.362, SLG: 0.450		C SI 93 B SL 85 B SL 84 X SI 94 2-1 ① L1		C SL 86 B SL 84 X SL 84 1-1 2 G4-6-3 1B			C FF 96 B FF 96 F FF 96 X KC 87 1-2 ① L7		C SI 94 X CU 81 0-1 ② G4-3	4	0	1	0	0	0	0
2 Justin Turner, R (1, 6) OBP: 0.306, SLG: 0.347		C SI 92 S CH 80 F SL 81 B SI 95 F SL 79 B SI 95 X CU 78 2-2 ② G5-3		C SI 94 S SL 83 D SL 84 F SI 95 X SL 82 1-2 ②③ G4-6-3 1-2f			B FF 96 X FF 96 1-0 HR		C SI 93 B SL 88 F SI 94 B SI 94 S SI 94 2-3 ③ K	4	1	1	1	0	1	1
12 Juan Lagares, R (1, 8) OBP: 0.308, SLG: 0.399		B SI 93 C SI 94 B CH 81 S CH 80 F SI 94 B CU 78 S CH 81 3-3 ③ K2-3			C SI 91 C SI 92 F SI 94 X CH 79 0-2 4 E 1B		B FF 96 B KC 88 C FF 96 X FF 95 2-1 2B			3	0	2	0	0	1	0
15 Travis d'Arnaud, R (1, 2) OBP: 0.250, SLG: 0.250			C SI 91 S SI 92 S SI 94 0-3 ① K		B SI 92 S SI 92 X SI 93 1-1 ① F8		C FF 95 X KC 86 0-1 ② F9			3	0	0	0	0	1	2
4 Wilmer Flores, R (1, 5) OBP: 0.266, SLG: 0.301			B CH 79 F SI 93 F SI 94 F CU 79 F SI 95 F SL 81 F CH 81 S SI 95 1-3 ② K		C SL 80 1 SAFE S SI 94 S SI 94 0-3 ② K 1-3		B KC 85 T FF 95 C KC 85 X FF 95 1-2 ③ L8			3	0	0	0	0	2	2
Inning Stats	R: 0 E: 0 K: 3 S: 15 H: 1 LOB: 1 BB: 0 P: 20	R: 0 E: 0 K: 1 S: 11 H: 0 LOB: 0 BB: 0 P: 18	R: 0 E: 0 K: 3 S: 18 H: 1 LOB: 2 BB: 0 P: 22	R: 0 E: 0 K: 1 S: 9 H: 1 LOB: 0 BB: 0 P: 13	R: 0 E: 1 K: 1 S: 10 H: 1 LOB: 1 BB: 0 P: 13	R: 0 E: 0 K: 3 S: 9 H: 0 LOB: 0 BB: 0 P: 11	R: 1 E: 0 K: 0 S: 11 H: 2 LOB: 1 BB: 0 P: 16	R: 0 E: 0 K: 1 S: 6 H: 1 LOB: 0 BB: 0 P: 9	R: 0 E: 0 K: 2 S: 8 H: 0 LOB: 0 BB: 0 P: 10	1B: 5 2B: 1 3B: 0 HR: 1 SF: 0 SAC: 0 DP: 1 HBP: 1						

PITCHER		IP	WLS	BF	H	R	ER	SO	BB	IBB	HBP	BLK	WP	HR	S	P	ERA	WHIP
26 Scott Kazmir, L ERA: 4.17	(1, 1)	6.0	W	22	4	0	0	12	0	0	1	0	0	0	72	97	0.00	0.667
37 Cody Allen, R ERA: 2.45	(7, 1)	1.0		5	2	1	1	0	0	0	0	0	0	1	11	16	9.00	2.000
38 Joe Smith, R ERA: 2.43	(8, 1)	1.0	H	3	1	0	0	1	0	0	0	0	0	0	6	9	0.00	1.000
32 Matt Albers, R ERA: 3.46	(9, 1)	1.0		3	0	0	0	2	0	0	0	0	0	0	8	10	0.00	0.000

PITCHER	IP	WLS	BF	H	R	ER	SO	BB	IBB	HBP	BLK	WP	HR	S	P	ERA	WHIP

TOP

New York Mets @ Cleveland Indians

Progressive Field, Cleveland, OH

Fri Sep 06 2013, 7:07 PM - 10:04 PM EDT

Att. 15,962 - Cloudy - 69 F

livebaseballscorecards.com

AB	32
R	1
H	7
RBI	1
BB	0
SO	15
LOB	10

WP: 0 PA: 33
PB: 0
SB: 0
CS: 1

Batter	1	2	3	4	5	6	7	8	9	AB	R	H	RBI	BB	SO	LOB
24 Michael Bourn, L (1, 8) OBP: 0.318, SLG: 0.345	C FF 95 B FF 95 B FF 94 F FF 94 X FF 96 2-2 22 BB 33 1B 41 SF8 1B	1 SAFE B FF 94 B SI 93 X FF 94 2-0 ② SF9 3-H			F FF 94 1 SAFE 1 SAFE B SI 94 C CU 78 B FF 96 1 SAFE F FF 94 B SI 95 4-2 B FF 95 12 BB 41 1B 1-2 BB	C SL 84 B FF 93 B SL 82 S SL 83 X FF 94 2-2 ③ F7		B SL 79 B SL 80 B SL 79 B SI 86 4-0 33 HR BB		2	2	1	1	2	0	0
33 Nick Swisher, S (1, 3) OBP: 0.334, SLG: 0.399	C FF 95 1 SAFE X FF 96 0-1 22 BB 1-2 1B	1 SAFE B FF 94 C FC 85 B FC 86 2-1 ③ CS 1-2	X FF 93 0-0 ① P2		B FC 88 X SI 95 1-0 ① F9 2-3		C FF 93 B FF 92 B FF 92 B SL 82 X FF 92 3-1 ① G4-3	B SI 88 C CH 79 S SL 82 F SI 88 F SI 88 X SL 81 1-2 1-H 2-H 3-H HR		5	1	2	4	0	0	2
22 Jason Kipnis, L (1, 4) OBP: 0.366, SLG: 0.464 4 Mike Aviles, R (9, 5) OBP: 0.287, SLG: 0.392	B CU 78 B FF 96 B FF 95 B FF 96 4-0 1-2 2-3 BB		B FF 93 C SI 93 B CU 78 F SI 94 B FC 88 C FC 87 3-3 ② K		D FC 88 1 SAFE F FF 94 B FF 93 S FF 95 1 SAFE S FF 96 2-3 ② K		C FF 92 X FF 92 0-1 ② F8	B SI 87 C SI 86 S SL 80 B SL 81 C SI 86 2-3 ② K		4 0	0 0	0 0	1 0	3 0	3 0	0 0
41 Carlos Santana, S (1, 10) OBP: 0.372, SLG: 0.447	B FF 97 C FF 96 S FF 96 X FF 96 1-2 ① SF8 3-H	B SI 93 B FF 94 B FF 94 B FF 94 4-0 12 FC5-6 BB			B FF 95 X SI 93 1-0 12 BB 1-2 3-H 1B		C FF 93 B SL 84 B FF 93 B SL 83 B SL 83 4-1 7 1B BB	C FF 86 B SI 86 S SL 78 F SI 86 F SI 87 F SI 80 X SI 87 1-2 ③ G6-3		2	0	1	2	2	0	1
12 Jason Kubel, L (1, 7) OBP: 0.299, SLG: 0.327 7 Matt Carson, R (5, PR) OBP: 0.667, SLG: 0.667 (6, 7)	C CU 78 B FF 95 T FF 95 B FF 94 B FC 88 S FF 96 3-3 ② K	X FF 94 0-0 ③ FC5-6 1-2f			B CU 78 C CU 78 F FF 94 B CU 78 F CU 78 F FF 93 B FC 86 B FC 87 4-2 1-2 2-3 BB		F FF 93 S SL 83 X FF 94 0-2 1-3 1B			2 1	0 0	0 1	0 0	1 0	1 0	3 0
13 Asdrúbal Cabrera, S (1, 6) OBP: 0.290, SLG: 0.376	C CU 79 C FF 94 X FF 94 0-2 ③ P5	B FF 94 F FF 94 F FF 94 B FC 86 F FC 88 F FF 95 X CU 79 2-2 ① G3	X FF 93 0-0 ③ F8				1 SAFE X FF 94 0-0 ③ G4-3			4	0	0	0	0	0	7
10 Yan Gomes, R (1, 2) OBP: 0.346, SLG: 0.507		X SI 95 0-0 ① G6-3	B FF 94 C FC 86 X FC 85 1-1 8 G3-6-1 1B			B FF 93 S FF 93 S SL 83 B FF 94 X SL 84 2-2 8 2B 2B		C FF 91 B SL 82 C SL 82 F FF 93 S SL 84 1-3 ① K		4	1	2	0	0	1	0
8 Lonnie Chisenhall, L (1, 5) OBP: 0.272, SLG: 0.390 62 José Ramírez, S (8, PR) (9, 4)		B SI 94 C SI 94 B CU 79 B FF 95 C FF 94 B FF 94 4-2 11 E 24 SF9 BB	1 SAFE X FF 94 0-0 ②③ G3-6-1 1-2f			F FF 94 S SL 84 X SL 84 0-2 ① 2-H 2B		S SL 81 F SL 83 B FF 93 B FF 93 F FF 92 F FF 93 B SL 83 F FF 91 B FF 91 4-2 11 2B 33 HR BB		2 0	1 1	1 0	1 0	2 0	0 0	1 0
11 Drew Stubbs, R (1, 9) OBP: 0.306, SLG: 0.368		B FF 96 S SI 94 B FF 94 X SI 94 2-1 E5 33 CS 1-3			B FF 92 C SI 93 X FF 94 1-1 33 F9 24 S 41 1B 1B	B FF 94 C FF 93 B SL 84 S SL 83 C FF 94 2-3 ② K		1 SAFE 1 SAFE B FF 91 X FF 91 1-0 1-3 33 HR 2B		4	2	2	0	0	1	1
Inning Stats	R: 1 E: 0 K: 1 S: 14 H: 2 LOB: 2 BB: 1 P: 24	R: 1 E: 1 K: 0 S: 7 H: 0 LOB: 0 BB: 1 P: 17	R: 0 E: 0 K: 1 S: 5 H: 0 LOB: 1 BB: 1 P: 12	R: 0 E: 0 K: 0 S: 8 H: 1 LOB: 0 BB: 0 P: 11	R: 1 E: 0 K: 1 S: 15 H: 2 LOB: 3 BB: 2 P: 28	R: 1 E: 0 K: 1 S: 12 H: 2 LOB: 0 BB: 0 P: 18	R: 0 E: 0 K: 0 S: 9 H: 1 LOB: 2 BB: 1 P: 16	R: 4 E: 0 K: 2 S: 24 H: 2 LOB: 1 BB: 2 P: 38		1B: 6 2B: 3 3B: 0 HR: 1 SF: 2 SAC: 0 DP: 1 HBP: 0						

PITCHER		IP	WLS	BF	H	R	ER	SO	BB	IBB	HBP	BLK	WP	HR	S	P	ERA	WHIP
45 Zack Wheeler, R ERA: 3.38	(1, 1)	5.0	L	24	5	3	2	3	5	0	0	0	0	0	49	92	3.60	2.000
71 Gonzalez Germen, R ERA: 4.44	(6, 1)	2.0		9	3	1	1	1	1	0	0	0	0	0	21	34	4.50	2.000
30 David Aardsma, R ERA: 4.96	(8, 1)	0.1		3	1	3	3	1	1	0	0	0	0	0	10	16	81.00	6.000
40 Tim Byrdak, L ERA: 9.0	(8, 1)	0.2		4	1	1	1	1	1	0	0	0	0	1	14	22	13.50	3.000

PITCHER	IP	WLS	BF	H	R	ER	SO	BB	IBB	HBP	BLK	WP	HR	S	P	ERA	WHIP

BOTTOM

New York Mets @ Cleveland Indians

Progressive Field, Cleveland, OH

Fri Sep 06 2013, 7:07 PM - 10:04 PM EDT

Att. 15,962 - Cloudy - 69 F

livebaseballscorecards.com

AB	30
R	8
H	10
RBI	8
BB	8
SO	6
LOB	18

New York Mets @ Cleveland Indians

Progressive Field, Cleveland, OH

Sat Sep 07 2013, 6:08 PM - 9:03 PM EDT

Att. 21,453 - Partly Cloudy - 82 F

TOP

livebaseballscorecards.com

Batter	1	2	3	4	5	6	7	8	9	AB	R	H	RBI	BB	SO	LOB
22 Eric Young Jr., S (1, 7) OBP: 0.320, SLG: 0.347	C SI 95 S SI 95 B FF 94 B SI 96 X SI 96 2-2 19 G4-6-3 1B		X SI 93 0-0 ① SH5-3 1-2			C CU 80 F CH 85 B SL 90 B SI 93 B CU 82 F SI 94 B SL 89 4-2 19 S 2 2B BB	F FC 96 X FC 94 0-1 ② FC4-6 1-2f			2	1	1	0	1	0	1
28 Daniel Murphy, L (1, 4) OBP: 0.312, SLG: 0.403	C SI 93 X SI 93 0-1 ① F9		C CU 82 B SI 94 X SI 94 1-1 ② F7			B CU 76 C FF 93 S CU 77 F CU 77 C FF 93 1-3 ① K	D SI 91 X SI 92 1-0 ③ G1-3			4	0	0	0	0	1	4
19 Zach Lutz, R (1, 10) OBP: 0.364, SLG: 0.333	F SI 94 1 SAFE X SL 90 0-1 ② ③ G4-6-3 1-2f		B SI 94 B CU 83 C SI 95 X SI 94 2-1 ③ G5-3			1 SAFE B FF 94 B CU 76 C FF 93 C CU 77 S CU 77 2-3 ② K 1-2		S SI 90 B SI 89 B SL 85 X SI 91 2-1 ① G6-3		4	0	0	0	0	1	3
21 Lucas Duda, L (1, 3) OBP: 0.361, SLG: 0.445		B SI 94 F SI 94 C SL 89 C SI 93 1-3 ① K	C SI 93 S CH 86 S CU 84 0-3 ① K			B CU 76 B FF 93 B FF 93 C FF 93 B CU 76 4-1 2 2B BB		S SI 92 C SL 82 S SL 86 0-3 ② K2-3		3	1	0	0	1	3	0
2 Justin Turner, R (1, 5) OBP: 0.311, SLG: 0.356		C SI 94 B SL 92 C SI 95 X CU 83 1-2 12 G1-3 6 1B 1B	C SI 94 C SI 94 S SI 95 0-3 ② K			C SL 79 S FF 91 B FF 91 F SL 80 X FF 92 1-2 1-H 2-H 12 1B 2B		C FF 95 B SL 84 B FF 96 X FF 95 2-1 ③ F7		4	2	2	2	0	1	0
12 Juan Lagares, R (1, 9) OBP: 0.308, SLG: 0.397		C SI 94 B SI 94 X SL 90 1-1 ② G1-3 1-2	F SL 90 C SI 96 F CU 85 S CU 84 0-3 ③ K2-3			B FF 90 C FF 91 X SL 80 1-1 2-H 1B			C FF 95 X FF 96 0-1 ① G4-3	4	0	1	1	0	1	1
6 Matthew den Dekker, L (1, 8) OBP: 0.304, SLG: 0.409		S SI 95 B SL 90 B SI 95 F SI 94 B SI 96 X SL 90 3-2 2-H 1B			X SI 91 0-0 3 G4-6-3 1B	S FF 96 C FF 96 1 SAFE B SL 84 S FF 96 1-3 ③ K			B CU 82 F FF 95 S FF 96 X CH 90 1-2 ② G3	4	0	2	1	0	1	1
15 Travis d'Arnaud, R (1, 2) OBP: 0.234, SLG: 0.232		C SI 94 B SI 94 B SL 91 S SI 95 B SI 96 X SI 95 3-2 ③ G2-3			C SI 93 S SL 87 B FF 94 S CU 84 1-3 ① K		C FC 94 F FC 94 B FC 95 F FC 95 X SL 80 1-2 ① G5-3		B FF 96 S FF 96 B FF 97 X FF 97 2-1 ③ F8	4	0	0	0	0	1	2
3 Omar Quintanilla, L (1, 6) OBP: 0.317, SLG: 0.297			X SI 93 0-0 22 SH5-3 1B		X SI 92 0-0 ② ③ G4-6-3 1-2f		B FC 95 S FC 95 B FC 96 S FC 94 X FC 96 2-2 22 FC4-6 1B			3	0	2	0	0	0	1
Inning Stats	R: 0 E: 0 K: 0 S: 7 H: 1 LOB: 0 BB: 0 P: 9	R: 1 E: 0 K: 1 S: 14 H: 2 LOB: 1 BB: 0 P: 23	R: 0 E: 0 K: 0 S: 6 H: 1 LOB: 1 BB: 0 P: 9	R: 0 E: 0 K: 3 S: 10 H: 0 LOB: 0 BB: 0 P: 10	R: 0 E: 0 K: 1 S: 5 H: 1 LOB: 0 BB: 0 P: 6	R: 3 E: 0 K: 3 S: 20 H: 2 LOB: 1 BB: 2 P: 34	R: 0 E: 0 K: 0 S: 10 H: 1 LOB: 1 BB: 0 P: 14	R: 0 E: 0 K: 1 S: 7 H: 0 LOB: 0 BB: 0 P: 11	R: 0 E: 0 K: 0 S: 7 H: 0 LOB: 0 BB: 0 P: 10	1B: 7 2B: 1 3B: 0 HR: 0	SF: 0 SAC: 1 DP: 2 HBP: 0		WP: 0 PB: 0 SB: 1 CS: 0	PA: 35			

	AB	32
	R	4
	H	8
	RBI	4
	BB	2
	SO	9
	LOB	13

PITCHER		IP	WLS	BF	H	R	ER	SO	BB	IBB	HBP	BLK	WP	HR	S	P	ERA	WHIP
28 Corey Kluber, R	(1, 1)	5.0	W	19	5	2	2	5	1	0	0	0	0	0	45	64	3.60	1.200
ERA: 3.54																		
53 Rich Hill, L	(6, 1)	0.2		3	0	0	0	2	1	0	0	0	0	0	8	15	0.00	1.500
ERA: 6.32																		
52 Vinnie Pestano, R	(6, 1)	0.0		2	2	2	2	0	0	0	0	0	0	0	6	8	∞	∞
ERA: 4.32																		
50 Nick Hagadone, L	(6, 1)	0.1	H	1	0	0	0	1	0	0	0	0	0	0	3	4	0.00	0.000
ERA: 5.46																		
27 Bryan Shaw, R	(7, 1)	0.2	H	3	1	0	0	0	0	0	0	0	0	0	9	12	0.00	1.500
ERA: 3.9																		

PITCHER		IP	WLS	BF	H	R	ER	SO	BB	IBB	HBP	BLK	WP	HR	S	P	ERA	WHIP
35 Marc Rzepczynski, L	(7, 1)	1.0	H	3	0	0	0	1	0	0	0	0	0	0	6	9	0.00	0.000
ERA: 4.13																		
59 Carlos Carrasco, R	(8, 1)	1.1		4	0	0	0	0	0	0	0	0	0	0	9	14	0.00	0.000
ERA: 6.65																		

Batter	1	2	3	4	5	6	7	8	9	AB	R	H	RBI	BB	SO	LOB
24 Michael Bourn, L (1, 8) OBP: 0.317, SLG: 0.344	C FC 90 B FF 89 F FF 89 B FF 93 F FF 91 B SI 93 X FF 93 3-2 33 S 33 2B 1B	C FF 90 F SI 91 X CU 78 0-2 ① P4		C FF 90 S FC 90 S CU 79 0-3 ② K		C FF 91 C FF 90 1 SAFE D CU 79 S FC 88 1-3 ③ K		B FF 89 B SL 85 F FF 91 F FF 91 X FF 92 2-2 ② F9		5	1	1	0	0	2	2
33 Nick Swisher, S (1, 3) OBP: 0.336, SLG: 0.408	C SI 92 F FF 91 B FF 92 B FF 92 X FF 92 2-2 22 SH 41 1B 1-H 2B	B CH 84 B CH 85 C SI 92 X SI 91 2-1 HR		B CU 78 S CU 78 B CU 77 F CU 78 C FF 90 2-3 ③ K			B FF 91 B FF 91 F FF 91 B FF 92 B FF 92 4-1 22 FC4-6 BB	C FF 92 C SL 82 S SL 83 0-3 ③ K		4	2	2	2	1	2	1
22 Jason Kipnis, L (1, 4) OBP: 0.366, SLG: 0.463 62 José Ramírez, S (9, 4)	X CU 78 0-0 SH 10 1B 41 1B 9 2B 2-3	C FF 92 X CU 79 0-1 ② G4-3			C SI 88 F FF 88 B FF 92 X CU 76 1-2 41 L6-3 1B		B FF 91 C SL 88 F SL 86 B SL 87 X SL 88 2-2 ① FC4-6 10 S 13 HR 1-2f			3 0	2 0	1 0	0 0	0 0	0 0	1 0
41 Carlos Santana, S (1, 10) OBP: 0.371, SLG: 0.445	1 SAFE B SI 92 C FF 91 C SI 93 F FF 91 1 SAFE B CU 81 F FC 86 F SI 93 2-2 X FF 82 10 1B 9 2B 1-2 3-H 1B	C SI 90 B SI 86 B SI 90 X FF 90 2-1 ③ G6-3			F FC 89 X SI 90 0-1 ①② L6-3 1-1		1 SAFE B FF 91 C SL 86 B SL 87 F SL 86 1 SAFE X FF 93 2-2 ② F8			4	1	1	1	0	0	2
10 Yan Gomes, R (1, 2) OBP: 0.352, SLG: 0.507	F SI 93 B FF 93 X CU 80 1-1 9 2B 1-2 2-3 1B		X SI 90 0-0 ① F7		B SI 91 B FF 90 B FF 90 C FF 90 F FF 90 B FC 90 4-2 BB		B SL 86 C SL 88 F FF 93 D CU 81 B FF 93 D SL 87 4-2 13 HR 1-3 BB			2	2	1	0	2	0	0
13 Asdrúbal Cabrera, S (1, 6) OBP: 0.290, SLG: 0.382	F SI 93 C FF 93 X FF 94 0-2 ① F9		B FF 90 F FF 91 S SI 89 F FF 92 F CU 78 B FF 92 F FC 91 F SI 92 B FF 86 3-2 ② X FF 81 G6-3		F SI 91 X FC 88 0-1 ③ F7		C FF 93 B SL 88 B SL 87 X FF 92 2-1 1-H 3-H HR			4	1	1	3	0	0	4
9 Ryan Raburn, R (1, 7) OBP: 0.370, SLG: 0.580 7 Matt Carson, R (6, PR) OBP: 0.750, SLG: 0.750 (7, 7)	B FF 94 B SI 85 C FF 92 X FF 94 2-1 4 1B 1-H 2-H 3-H 2B		C FC 85 C SI 91 S FF 90 0-3 ③ K			B CU 74 B CU 75 B SI 88 C FF 89 B FF 92 4-1 BB	X FF 91 0-0 4 S 1B			2 1	0 0	1 1	3 0	1 0	1 0	0 0
4 Mike Aviles, R (1, 5) OBP: 0.290, SLG: 0.397	B SI 93 B SI 92 C FC 91 X FF 91 2-1 11 L3 2-3 1B			X SI 88 0-0 11 G6-3 2B		L FC 88 1 SAFE X FF 90 0-1 ① L8	C SL 86 F FF 91 B CU 79 S SL 87 1-3 ③ K 1-2			4	0	2	0	0	1	2
11 Drew Stubbs, R (1, 9) OBP: 0.303, SLG: 0.365	F CU 78 B FC 91 B SI 92 X SI 92 2-1 ②③ L3 1-1			C CU 76 B SI 91 X SI 91 1-1 ① G6-3 2-3		C SI 90 B SI 90 1 SAFE B SI 91 S FC 90 C SI 92 2-3 ② K		C FF 91 S SL 83 B SL 83 S SL 82 1-3 ① K		4	0	0	0	0	2	4
Inning Stats	R: 5 E: 1 K: 0 S: 25 H: 6 LOB: 1 BB: 0 P: 39	R: 1 E: 0 K: 0 S: 9 H: 1 LOB: 0 BB: 0 P: 13	R: 0 E: 0 K: 1 S: 11 H: 0 LOB: 0 BB: 0 P: 14	R: 0 E: 0 K: 2 S: 9 H: 1 LOB: 1 BB: 0 P: 12	R: 0 E: 0 K: 0 S: 9 H: 1 LOB: 1 BB: 1 P: 14	R: 0 E: 0 K: 1 S: 9 H: 0 LOB: 1 BB: 1 P: 16	R: 3 E: 0 K: 1 S: 15 H: 2 LOB: 1 BB: 2 P: 30	R: 0 E: 0 K: 2 S: 9 H: 0 LOB: 0 BB: 0 P: 12		1B: 6 2B: 5 3B: 0 HR: 2	SF: 0 SAC: 1 DP: 2 HBP: 0					

BOTTOM

New York Mets @ Cleveland Indians

Progressive Field, Cleveland, OH

Sat Sep 07 2013, 6:08 PM - 9:03 PM EDT

Att. 21,453 - Partly Cloudy - 82 F

livebaseballscorecards.com

AB	33
R	9
H	11
RBI	9
BB	4
SO	8
LOB	16

WP: 0 PB: 0 SB: 4 CS: 0 PA: 38

PITCHER		IP	WLS	BF	H	R	ER	SO	BB	IBB	HBP	BLK	WP	HR	S	P	ERA	WHIP
49 Jonathon Niese, L ERA: 3.86	(1, 1)	6.0	L	28	9	6	5	5	2	0	0	0	0	1	72	108	7.50	1.833
50 Scott Atchison, R ERA: 4.62	(7, 1)	1.0		7	2	3	3	1	2	0	0	0	0	1	15	30	27.00	4.000
30 David Aardsma, R ERA: 4.81	(8, 1)	1.0		3	0	0	0	2	0	0	0	0	0	0	9	12	0.00	0.000

PITCHER	IP	WLS	BF	H	R	ER	SO	BB	IBB	HBP	BLK	WP	HR	S	P	ERA	WHIP

Batter	1	2	3	4	5	6	7	8	9	AB	R	H	RBI	BB	SO	LOB
22 Eric Young Jr., S (1, 7) OBP: 0.323, SLG: 0.350	C FF 95 T FF 97 X FF 97 0-2 ① F8		B FF 95 X FF 96 X CH 86 1-1 28 BB 1B		C FF 96 S FF 95 S FF 96 0-3 ② K			B FF 95 B FF 96 C FF 96 B FF 96 B FF 97 4-1 28 2B BB	B FF 94 B FF 94 X FF 94 2-0 2-H 2B	4	0	2	1	1	1	0
28 Daniel Murphy, L (1, 4) OBP: 0.318, SLG: 0.407	X FF 95 0-0 13 1B 1B		1 SAFE B FF 93 B FF 94 1 SAFE B FF 94 C FF 94 F FF 95 B FF 96 4-2 1-2 BB		C SL 83 B SL 82 B FF 96 B FF 95 F FF 96 B FF 96 4-2 BB			C FF 96 1 SAFE T FF 96 F FF 96 F FF 97 P PO 87 1 SAFE F FF 96 F FF 96 1-2 X KC 85 1-3 2B	I IN 76 I IN 80 I IN 80 I IN 81 4-0 13 FC6-4 IBB	2	0	2	0	3	0	0
13 Josh Satin, R (1, 10) OBP: 0.389, SLG: 0.411	T FF 94 B FF 96 X SL 84 1-1 ② 1-3 1B		C SL 84 B FF 96 F FF 94 S FF 97 1-3 ② K		1 SAFE X SI 92 0-0 ③ G5-3			B FF 96 C FF 97 F FF 97 X KC 87 1-2 ① G6-3	C SL 84 C SL 84 B SL 83 B SL 85 X FF 94 2-2 ③ 1-2f FC6-4	5	0	1	0	0	1	7
21 Lucas Duda, L (1, 3) OBP: 0.363, SLG: 0.441	B SL 85 B FF 96 B FF 95 C FF 96 B FF 97 4-1 BB		C SL 84 B SL 87 S FF 96 S FF 98 1-3 ③ K			X SI 93 0-0 ① G5-3		B CU 75 B CU 75 C CU 76 B CU 75 C CU 75 F CU 75 B CU 76 4-2 BB		2	0	0	0	2	1	2
2 Justin Turner, R (1, 5) OBP: 0.314, SLG: 0.376	S FF 95 S FF 97 F FF 97 F FF 96 F FF 95 F FF 97 F FF 98 F FF 97 S FF 98 0-3 ③ K			B SL 85 B FF 94 F FF 96 B FF 96 X FF 96 3-1 HR		B SI 93 X SI 94 1-0 6 CS 1B		C SI 90 C SL 83 F SI 89 F SL 83 B SI 89 F SL 82 B FF 91 F SI 90 F SI 89 2-3 ② S SL 83 K		4	1	2	1	0	2	5
12 Juan Lagares, R (1, 9) OBP: 0.304, SLG: 0.392		C FF 94 B FF 95 S FF 94 B FF 98 S FF 97 2-3 ① K		T FF 97 B FF 99 F FF 95 B FF 98 F FF 96 X SL 87 2-2 ① G5-3		C SI 94 L SL 88 F SI 94 S CU 80 0-3 ② K		C SL 82 B SI 91 F SI 90 B SL 83 B SL 83 X SI 91 3-2 ③ G3		4	0	0	0	0	2	4
6 Matthew den Dekker, L (1, 8) OBP: 0.296, SLG: 0.385		S B FF 96 S SL 86 B FF 98 B FF 98 S FF 98 3-3 ② K		S FF 96 X SL 85 0-1 ② F7		1 SAFE F FF 93 1 SAFE B SI 93 S FF 94 1 SAFE 1 SAFE B FF 95 2-2 ③ 1-2 CS	X SI 94 0-0 ① G6-3		X FF 94 0-0 20 SH3-4 22 2B 1B	4	1	1	0	0	1	0
20 Anthony Recker, R (1, 2) OBP: 0.262, SLG: 0.402		B FF 98 C FF 97 B SL 88 S FF 97 F FF 99 F SL 86 S FF 98 2-3 ③ K		S FF 96 S FF 98 F FF 98 B FF 97 C FF 97 1-3 ③ K			X SI 93 0-0 ② G5-3		X FF 92 0-0 ① SH3-4 1-2	3	0	0	0	0	2	0
3 Omar Quintanilla, L (1, 6) OBP: 0.313, SLG: 0.293			B FF 94 F FF 93 C SL 85 B FF 97 B FF 96 S FF 97 3-3 ① K		B FF 94 B FF 95 S FF 95 X FF 94 2-1 ① B1-3		B SI 94 B SI 94 X SI 93 2-0 ③ G6-3		B FF 95 S FF 92 B FF 94 S FF 93 T FF 93 2-2 ② K	4	0	0	0	0	2	1
Inning Stats	R: 0 E: 0 K: 1 S: 16 H: 2 LOB: 2 BB: 1 P: 21	R: 0 E: 0 K: 3 S: 11 H: 0 LOB: 0 BB: 0 P: 18	R: 0 E: 0 K: 3 S: 13 H: 1 LOB: 2 BB: 1 P: 23	R: 1 E: 0 K: 1 S: 12 H: 1 LOB: 0 BB: 0 P: 18	R: 0 E: 0 K: 1 S: 8 H: 0 LOB: 1 BB: 1 P: 14	R: 0 E: 0 K: 1 S: 8 H: 1 LOB: 0 BB: 0 P: 11	R: 0 E: 0 K: 0 S: 3 H: 0 LOB: 0 BB: 0 P: 5	R: 0 E: 0 K: 1 S: 26 H: 1 LOB: 3 BB: 2 P: 40	R: 1 E: 0 K: 1 S: 9 H: 2 LOB: 2 BB: 1 P: 19	1B: 5 2B: 2 3B: 0 HR: 1 SF: 0 SAC: 1 DP: 0 HBP: 0						

TOP

New York Mets @ Cleveland Indians

Progressive Field, Cleveland, OH

Sun Sep 08 2013, 1:07 PM - 4:49 PM EDT

Att. 13,317 - Partly Cloudy - 74 F

livebaseballscorecards.com

AB	32
R	2
H	8
RBI	2
BB	6
SO	12
LOB	19

PITCHER		IP	WLS	BF	H	R	ER	SO	BB	IBB	HBP	BLK	WP	HR	S	P	ERA	WHIP
31 Danny Salazar, R ERA: 2.92	(1, 1)	4.0		17	4	1	1	8	2	0	0	0	0	1	52	80	2.25	1.500
50 Nick Hagadone, L ERA: 5.34	(5, 1)	0.2		3	0	0	0	1	1	0	0	0	0	0	7	13	0.00	1.500
32 Matt Albers, R ERA: 3.32	(5, 1)	2.1		7	1	0	0	1	0	0	0	0	0	0	12	17	0.00	0.429
37 Cody Allen, R ERA: 2.44	(8, 1)	0.1		3	1	0	0	0	1	0	0	0	0	0	12	17	0.00	6.000
53 Rich Hill, L ERA: 6.32	(8, 1)	0.0		1	0	0	0	0	1	0	0	0	0	0	3	7	∞	∞
38 Joe Smith, R ERA: 2.4	(8, 1)	0.2		2	0	0	0	1	0	0	0	0	0	0	11	16	0.00	0.000
54 Chris Perez, R ERA: 3.7	(9, 1)	1.0	L	6	2	1	1	1	0	1	0	0	0	0	9	19	9.00	2.000

BOTTOM

New York Mets @ Cleveland Indians

Progressive Field, Cleveland, OH

Sun Sep 08 2013, 1:07 PM - 4:49 PM EDT

Att. 13,317 - Partly Cloudy - 74 F

livebaseballscorecards.com

Batter	1	2	3	4	5	6	7	8	9	AB	R	H	RBI	BB	SO	LOB
24 Michael Bourn, L (1, 8) OBP: 0.314, SLG: 0.341	B FC 87 C FF 87 B SI 88 F FC 87 C SL 78 2-3 K ①		C CU 73 X FC 89 0-1 F8 ③			F FF 86 F FS 82 B SL 78 F FS 81 F FC 88 B CU 74 F FC 88 X FC 90 2-2 F8 ①	F FF 95 B FF 96 B CU 82 F FF 95 B FF 95 F FF 97 F FF 97 F FF 98 X FF 96 3-2 F8 ③			4	0	0	0	0	1	1
33 Nick Swisher, S (1, 3) OBP: 0.338, SLG: 0.408 62 José Ramírez, S (8, PR) 7 Matt Carson, R (9, 7) OBP: 0.750, SLG: 0.750	B FF 89 B CU 73 S FF 89 F FC 88 S SL 77 2-3 K ②			C CU 73 C FF 90 B FF 89 X FF 91 1-2 22 BB 1B		B FS 79 X FF 89 1-0 F8 ②		B CU 83 B FF 95 B FF 95 B FF 96 4-0 10 BB 41 1B BB		3 0 0	0 0 0	1 0 0	0 0 0	1 0 0	1 0 0	0 0 0
22 Jason Kipnis, L (1, 4) OBP: 0.367, SLG: 0.462	C FF 90 X FF 90 0-1 F7 ③			F FC 87 B CU 72 B CU 72 F FC 89 B SL 79 F FC 89 1 SAFE B SI 90 4-2 1-2 BB		C FS 81 B FC 89 X FF 92 1-1 12 1B 41 BB 13 HBP 1B		1 SAFE C FF 84 F SI 84 1 SAFE S CU 74 0-3 K ①		3	1	1	0	1	1	1
41 Carlos Santana, S (1, 2) OBP: 0.372, SLG: 0.444 (9, 3)		C FF 86 C CU 71 B SL 79 X SI 89 1-2 G4-3 ①		C SL 79 F FC 89 F SL 80 X FF 92 0-2 F4 ①		1 SAFE B FC 88 1 SAFE B CU 71 B FS 81 C FF 88 1 SAFE B SL 78 4-1 13 HBP 12 1B 1-2 BB		C FF 85 S SI 85 B CH 73 1 SAFE X CH 74 1-2 10 BB 1-2 1B		3	0	1	0	1	0	2
12 Jason Kubel, L (1, 7) OBP: 0.299, SLG: 0.327 10 Yan Gomes, R (8, PH) OBP: 0.355, SLG: 0.507 (9, 2)		B CU 73 B FF 90 F FF 89 F FF 90 F FC 90 S SL 79 2-3 K ②		F FF 90 B CU 74 B FS 78 C SL 80 S FF 92 2-3 K ②		B FF 92 B FS 82 X FF 92 2-0 13 HBP 1-2 2-3 1B		B FF 94 B FS 84 F FF 93 B FF 92 B FS 84 4-1 13 G4-6-3 1-2 2-3 BB		3 0	0 0	1 0	0 0	0 1	2 0	2 0
13 Asdrúbal Cabrera, S (1, 6) OBP: 0.290, SLG: 0.379		F FF 90 B FC 90 X FC 89 1-1 G3 ③		D CU 75 C FF 91 F FF 91 X SL 79 1-2 F7 ③		B FF 97 H FF 96 2-0 1-2 2-3 3-H HBP		F FF 93 X FS 84 0-1 G4-6-3 ②③ 1-2f		3	0	0	1	0	0	5
25 Jason Giambi, L (1, 10) OBP: 0.278, SLG: 0.372 4 Mike Aviles, R (9, PR) OBP: 0.290, SLG: 0.397			C FF 88 F FC 87 B SI 89 B SL 78 B SL 76 F FC 90 F SL 80 B FF 91 4-2 BB		B FF 87 F FF 88 F FF 89 F SL 78 B FC 90 X SI 89 2-2 G4-3 ①	X FF 96 0-0 G4-3 ③		X FF 94 0-0 11 CS 1B		3 0	0 0	1 0	0 0	1 0	0 0	3 0
8 Lonnie Chisenhall, L (1, 5) OBP: 0.268, SLG: 0.384			B SI 89 B SL 76 X FF 90 2-0 P6 ①		B FC 90 C FF 90 F FF 89 B SL 79 X FF 91 2-2 L8 ②		B FF 96 X FF 96 1-0 G1-3 ①	1 SAFE S FF 94 X FF 94 0-1 F7 ①		4	0	0	0	0	0	2
11 Drew Stubbs, R (1, 9) OBP: 0.300, SLG: 0.361			F SI 89 B SL 78 F FC 89 S FC 91 1-3 K ②		M CU 72 B CU 73 S SL 79 B SL 79 C SL 80 2-3 K ③		C FF 97 B CU 83 C FF 96 B FF 96 B CU 84 S FF 95 3-3 K ②		B FF 95 C FF 95 C FF 96 S FF 96 1-3 K ②③ 1-2	4	0	0	0	0	4	2
Inning Stats	R: 0 H: 0 E: 0 LOB: 0 K: 2 BB: 0 S: 8 P: 12	R: 0 H: 0 E: 0 LOB: 0 K: 1 BB: 0 S: 9 P: 13	R: 0 H: 0 E: 0 LOB: 1 K: 1 BB: 1 S: 10 P: 17	R: 0 H: 1 E: 0 LOB: 2 K: 1 BB: 1 S: 16 P: 24	R: 0 H: 0 E: 0 LOB: 0 K: 1 BB: 0 S: 10 P: 16	R: 1 H: 2 E: 0 LOB: 3 K: 0 BB: 1 S: 12 P: 24	R: 0 H: 0 E: 0 LOB: 0 K: 1 BB: 0 S: 10 P: 17	R: 0 H: 1 E: 0 LOB: 3 K: 1 BB: 2 S: 9 P: 18	R: 0 H: 1 E: 0 LOB: 1 K: 1 BB: 0 S: 6 P: 7	1B: 5 SF: 0 2B: 0 SAC: 0 3B: 0 DP: 1 HR: 0 HBP: 1						

PITCHER	IP	WLS	BF	H	R	ER	SO	BB	IBB	HBP	BLK	WP	HR	S	P	ERA	WHIP
16 Daisuke Matsuzaka, R (1, 1) ERA: 8.0	5.2		23	3	1	1	6	3	0	0	0	0	0	64	103	1.59	1.059
38 Vic Black, R (6, 1) ERA: 3.86	1.1	B	6	0	0	0	1	1	0	1	0	0	0	11	24	0.00	0.750
55 Pedro Feliciano, L (8, 1) ERA: 4.7	0.1		2	1	0	0	1	0	0	0	0	0	0	6	7	0.00	3.000
48 Frank Francisco, R (8, 1) ERA:	0.2	W	2	0	0	0	0	1	0	0	0	0	0	3	7	0.00	1.500
32 LaTroy Hawkins, R (9, 1) ERA: 3.36	1.0	S	3	1	0	0	1	0	0	0	0	0	0	6	7	0.00	1.000

PITCHER	IP	WLS	BF	H	R	ER	SO	BB	IBB	HBP	BLK	WP	HR	S	P	ERA	WHIP

AB	30
R	1
H	5
RBI	1
BB	5
SO	9
LOB	18

1B: 5 SF: 0
2B: 0 SAC: 0
3B: 0 DP: 1
HR: 0 HBP: 1

WP: 0 PA: 36
PB: 0
SB: 0
CS: 1

Washington Nationals @ New York Mets

Citi Field, Flushing, NY

Mon Sep 09 2013, 7:14 PM - 9:59 PM EDT

Att. 20,174 - Cloudy - 68 F

TOP

livebaseballscorecards.com

Batter	1	2	3	4	5	6	7	8	9	AB	R	H	RBI	BB	SO	LOB
2 Denard Span, L (1, 8) OBP: 0.331, SLG: 0.386	C FC 88 B FF 90 F FC 89 F FF 92 B CH 84 X FC 89 2-2 HR		C FF 90 X FF 91 0-1 11 BB 28 HR 1B	B FF 91 F CH 82 F FC 88 B CU 77 B FF 92 X FC 89 3-2 G4-3 ③		X FF 89 0-0 28 1B 1B		C SL 77 C SI 86 B SL 80 S SL 81 1-3 K ②		5	2	3	1	0	1	0
11 Ryan Zimmerman, R (1, 5) OBP: 0.350, SLG: 0.460 4 Zach Walters, S (8, PR) OBP: 1.000, SLG: 1.000 (8, 5)	C FF 90 X FC 88 0-1 HR		C FF 90 C FF 91 D CU 81 B FF 90 1 SAFE B FC 87 B FF 90 4-2 28 HR 1-2 BB		F SI 90 C SL 80 X SL 80 0-2 G6-3 ①	C FF 89 D SL 82 X SL 81 1-1 F7 ②		C CH 81 B SI 87 B CH 82 B SL 80 B SI 87 4-1 BB		3 0	2 0	1 0	1 0	2 0	0 0	1 0
28 Jayson Werth, R (1, 9) OBP: 0.398, SLG: 0.534	C FF 91 B FF 92 F FC 90 B CU 83 B CU 79 X FF 91 3-2 P4 ①		X FF 91 0-0 1-H 2-H HR		C SL 81 C SL 82 C SI 92 0-3 K ②	B SL 80 B SL 80 B FF 90 C FF 90 C FF 91 F FF 90 F FF 91 F FF 92 F FF 91 3-2 F SL 82 F FF 91 X SL 81 1-3 1B		C FF 90 C FF 91 D SL 87 F SL 88 F FF 92 S CU 80 1-3 K ③		5	1	2	3	0	2	1
20 Ian Desmond, R (1, 6) OBP: 0.336, SLG: 0.473	C FF 91 B FF 91 F CU 79 S FF 92 1-3 K ②		C FF 91 X CU 78 0-1 F7 ②		S SL 81 C SI 91 B SL 82 B SL 80 F FF 90 F SL 81 F SL 80 F SL 80 B FF 90 4-2 B FF 90 25 BB 40 HR BB	S FF 92 B FF 91 F SL 81 B FF 92 S SL 83 2-3 K ③			B SL 82 S FF 93 F SL 81 S FF 93 1-3 K ①	4	1	0	0	1	3	2
25 Adam LaRoche, L (1, 3) OBP: 0.328, SLG: 0.403	C FF 92 C FF 90 S SI 89 0-3 K ③		C CU 75 B FF 91 B CH 82 F FC 89 B FC 89 B FC 89 4-2 BB		S SI 90 S FF 89 B SI 90 F SL 82 F SI 89 B FF 89 F FF 90 B FF 89 B SL 80 4-2 40 HR 1-2 BB		F FF 90 B SL 84 S SL 84 B SL 85 B FF 91 B FF 91 4-2 40 G6-4-3 BB		C FF 93 B FF 93 B SL 83 S SL 83 F FF 94 B SL 84 X SL 84 3-2 F7 ②	2	1	0	0	3	1	0
40 Wilson Ramos, R (1, 2) OBP: 0.313, SLG: 0.476		C FF 90 F FF 91 B FF 91 B CU 83 X FF 91 2-2 F8 ①	F FF 90 F FF 91 D CU 77 S FC 88 1-3 K ③		C FF 89 B FF 90 B FF 90 X FF 88 2-1 1-H 2-H HR		F FF 90 F CH 83 B FF 90 F CH 84 X FF 90 1-2 G6-4-3 ①② 1-2f		C FF 93 F FF 94 B FF 94 S SL 86 1-3 K ③	5	1	1	3	0	2	2
12 Tyler Moore, R (1, 7) OBP: 0.256, SLG: 0.349 10 Corey Brown, L (8, 7) OBP: 0.444, SLG: 0.857		C FF 91 C CU 77 F CU 81 B FF 93 B FF 92 F FC 90 B FF 91 X FC 90 3-2 F8 ②		B CU 74 X FF 89 1-0 HR	B SL 81 S SL 79 B SL 79 S SL 80 X SL 80 2-2 2B		C FF 90 B SL 83 F FF 90 B SL 82 F SL 83 F FF 90 F FF 91 B CH 84 B FF 89 4-2 BB			3 0	1 0	2 0	1 0	1 0	0 0	0 0
6 Anthony Rendon, R (1, 4) OBP: 0.322, SLG: 0.390		C FF 92 B FC 91 C FC 89 B FC 89 X FC 89 2-2 G4-3 ③		X FC 87 0-0 F8 ①	C FF 88 B FF 89 S SL 79 B SL 79 C FF 89 2-3 K ③		C FF 91 X SL 83 0-1 L7 ③			4	0	0	0	0	1	2
47 Gio González, R (1, 1) OBP: 0.132, SLG: 0.176			C FF 88 X FC 88 0-1 F8 ①	S FF 90 S FC 88 B FC 90 S FF 91 1-3 K ②		X FF 89 0-0 G5-3 ①		S SI 84 X CH 78 0-1 G5-3 ①		4	0	0	0	0	1	0
Inning Stats	R: 2 E: 0 K: 2 S: 15 H: 2 LOB: 0 BB: 0 P: 21	R: 0 E: 0 K: 0 S: 11 H: 0 LOB: 0 BB: 0 P: 18	R: 3 E: 0 K: 1 S: 14 H: 2 LOB: 1 BB: 2 P: 23	R: 1 E: 0 K: 1 S: 8 H: 1 LOB: 0 BB: 0 P: 13	R: 3 E: 0 K: 2 S: 25 H: 2 LOB: 1 BB: 2 P: 39	R: 0 E: 0 K: 1 S: 16 H: 2 LOB: 2 BB: 0 P: 22	R: 0 E: 0 K: 0 S: 13 H: 0 LOB: 1 BB: 2 P: 22	R: 0 E: 0 K: 0 S: 11 H: 0 LOB: 1 BB: 1 P: 17	R: 0 E: 0 K: 2 S: 10 H: 0 LOB: 0 BB: 0 P: 15	1B: 3 2B: 1 3B: 0 HR: 5 SF: 0 SAC: 0 DP: 1 HBP: 0						

AB	35	
R	9	
H	9	
RBI	9	
BB	7	
SO	11	
LOB	8	

WP: 0 PB: 0 SB: 0 CS: 0 PA: 42

PITCHER		IP	WLS	BF	H	R	ER	SO	BB	IBB	HBP	BLK	WP	HR	S	P	ERA	WHIP
52 Carlos Torres, R ERA: 3.53	(1, 1)	4.0	L	19	5	6	6	4	2	0	0	0	0	4	48	75	13.50	1.750
46 Greg Burke, R ERA: 5.64	(5, 1)	1.0		7	2	3	3	2	2	0	0	0	0	1	25	39	27.00	4.000
30 David Aardsma, R ERA: 4.67	(6, 1)	1.0		5	2	0	0	1	0	0	0	0	0	0	16	22	0.00	2.000
43 Sean Henn, L ERA:	(7, 1)	1.0		4	0	0	0	0	2	0	0	0	0	0	13	22	0.00	2.000
40 Tim Byrdak, L ERA: 6.75	(8, 1)	0.2		3	0	0	0	1	1	0	0	0	0	0	6	11	0.00	1.500

PITCHER		IP	WLS	BF	H	R	ER	SO	BB	IBB	HBP	BLK	WP	HR	S	P	ERA	WHIP
50 Scott Atchison, R ERA: 4.58	(8, 1)	0.1		1	0	0	0	1	0	0	0	0	0	0	5	6	0.00	0.000
71 Gonzalez Germen, R ERA: 4.28	(9, 1)	1.0		3	0	0	0	2	0	0	0	0	0	0	10	15	0.00	0.000

Batter	1	2	3	4	5	6	7	8	9	AB	R	H	RBI	BB	SO	LOB
22 Eric Young Jr., S (1, 7) OBP: 0.320, SLG: 0.347	B FF 91 C SI 92 X FF 93 1-1 ① P4		C SI 91 L CH 83 X CH 83 0-2 ③ L5			F SI 94 B CU 79 F FF 93 S CU 79 1-3 ③ K			C SI 91 B FF 92 S FF 92 X FF 92 1-2 ② L6	4	0	0	0	0	1	0
28 Daniel Murphy, L (1, 4) OBP: 0.318, SLG: 0.407 30 David Aardsma, R (6, 1) 43 Sean Henn, R (7, 1) 19 Zach Lutz, R (7, PH) OBP: 0.462, SLG: 0.400 (8, 3)	C SI 92 B CU 78 B CU 78 F FF 93 B FF 93 B FF 93 4-2 30 G5-3 BB			C FF 92 F CH 82 B FF 91 F CU 79 T CH 85 1-2 ① K			X SI 91 0-0 2 FC5-4 1B		B SI 92 S CH 83 S CH 83 B FF 92 B CU 79 B FF 92 4-2 BB	1 0 0 1	0 0 0 0	0 0 0 1	0 0 0 0	1 0 0 1	1 0 0 0	0 0 0 0
30 Andrew Brown, R (1, 9) OBP: 0.292, SLG: 0.434	B SI 92 1 SAFE S CH 82 F FF 92 X CU 77 1-2 ② G5-3 **1-2**			B SI 94 S CH 84 C CH 84 S FF 93 1-3 ② K			F SI 92 S FF 92 C CU 78 0-3 ① K		S SI 92 B CU 77 X SI 93 1-1 ③ F7	4	0	0	0	0	2	3
21 Lucas Duda, L (1, 3) OBP: 0.359, SLG: 0.436 40 Tim Byrdak, L (8, 1) 50 Scott Atchison, R (8, 1) 71 Gonzalez Germen, R (9, 1)	C CU 76 B CU 77 C SI 92 S CU 79 1-3 ③ K			C FF 92 C FF 93 X FF 92 0-2 ③ P5			X FF 91 0-0 ② F7			3 0 0 0	0 0 0 0	0 0 0 0	0 0 0 0	0 0 0 0	1 0 0 0	2 0 0 0
2 Justin Turner, R (1, 6) OBP: 0.310, SLG: 0.370		C SI 92 B CH 84 X FF 92 1-1 ① F8			C SI 90 C FF 92 X FF 91 0-2 ① F8		C FF 93 X CU 79 0-1 ③ FC5-4 **1-2f**			3	0	0	0	0	0	1
12 Juan Lagares, R (1, 8) OBP: 0.301, SLG: 0.388		B SI 93 S CH 84 F FF 92 B CU 80 F FF 93 F FF 94 F CU 79 B CU 79 S FF 93 3-3 ② K			B CH 83 F SI 93 B FF 92 B FF 93 X SI 93 3-1 ② L6			C SI 91 B CH 83 X CH 82 1-1 ① G6-3		3	0	0	0	0	1	0
4 Wilmer Flores, R (1, 5) OBP: 0.256, SLG: 0.289 (6, 4)		B SI 93 F FF 93 F FF 92 X FF 93 1-2 ③ P3			C FF 93 C CU 80 S CU 80 0-3 ③ K			S FF 92 B FF 93 S FF 93 F FF 94 B CU 80 F FF 94 F FF 94 F CU 80 X SI 93 2-2 ② G4-3		3	0	0	0	0	1	0
15 Travis d'Arnaud, R (1, 2) OBP: 0.224, SLG: 0.220			X SI 92 0-0 ① F8			B SI 92 B FF 92 B SI 92 C FF 92 F FF 92 S FF 92 3-3 ① K		B FF 92 S CH 83 F SI 93 X FF 93 1-2 ③ F9		3	0	0	0	0	1	0
52 Carlos Torres, R (1, 1) OBP: 0.182, SLG: 0.100 46 Greg Burke, R (5, 1) 13 Josh Satin, R (6, 5) OBP: 0.385, SLG: 0.406			C SI 92 X SI 92 0-1 ② G6-3			X FF 93 0-0 ② F8			X SI 92 0-0 ① G5-3	1 0 2	0 0 0	0 0 0	0 0 0	0 0 0	0 0 0	0 0 0
Inning Stats	R: 0 E: 0 K: 1 S: 10 H: 0 LOB: 1 BB: 1 P: 17	R: 0 E: 0 K: 1 S: 11 H: 0 LOB: 0 BB: 0 P: 16	R: 0 E: 0 K: 0 S: 6 H: 0 LOB: 0 BB: 0 P: 6	R: 0 E: 0 K: 2 S: 10 H: 0 LOB: 0 BB: 0 P: 12	R: 0 E: 0 K: 1 S: 8 H: 0 LOB: 0 BB: 0 P: 11	R: 0 E: 0 K: 2 S: 7 H: 0 LOB: 0 BB: 0 P: 11	R: 0 E: 0 K: 1 S: 7 H: 1 LOB: 1 BB: 0 P: 7	R: 0 E: 0 K: 0 S: 12 H: 0 LOB: 0 BB: 0 P: 16	R: 0 E: 0 K: 0 S: 8 H: 0 LOB: 1 BB: 1 P: 14	1B: 1 2B: 0 3B: 0 HR: 0 SF: 0 SAC: 0 DP: 0 HBP: 0						

PITCHER	IP	WLS	BF	H	R	ER	SO	BB	IBB	HBP	BLK	WP	HR	S	P	ERA	WHIP
47 Gio González, L (1, 1) ERA: 3.31	9.0	W	30	1	0	0	8	2	0	0	0	0	0	79	110	0.00	0.333

PITCHER	IP	WLS	BF	H	R	ER	SO	BB	IBB	HBP	BLK	WP	HR	S	P	ERA	WHIP

BOTTOM

Washington Nationals @ New York Mets

Citi Field, Flushing, NY

Mon Sep 09 2013, 7:14 PM - 9:59 PM EDT

Att. 20,174 - Cloudy - 68 F

livebaseballscorecards.com

AB	28
R	0
H	1
RBI	0
BB	2
SO	8
LOB	6

WP: 0 PA: 30
PB: 0
SB: 0
CS: 0

Batter	1	2	3	4	5	6	7	8	9	AB	R	H	RBI	BB	SO	LOB
2 Denard Span, L (1, 8) OBP: 0.330, SLG: 0.387	C FC 89 S CH 83 X CH 84 0-2 G1-3		C KC 73 X CH 82 0-1 28 2B 2B		F SI 89 B SI 89 X SI 91 1-1 F7		S FF 82 C SI 83 B CU 74 X SI 85 1-2 G6-4-3 1-2f			4	1	1	0	0	0	1
11 Ryan Zimmerman, R (1, 5) OBP: 0.348, SLG: 0.457	B SL 84 C SI 91 X 1-1 G1-3		B SI 91 S SL 83 S SL 84 C SI 91 1-3 K		C F SI 90 X SI 91 0-2 G6-3			F FF 95 B CU 83 B FF 95 X FF 95 2-1 F9		4	0	0	0	0	1	1
28 Jayson Werth, R (1, 9) OBP: 0.401, SLG: 0.548	B FF 90 X SI 91 1-0 HR		B SI 90 B SI 91 C SL 85 X SL 85 2-1 2-H 2B			F SI 90 B SL 81 B SI 90 X SI 90 2-1 20 1B 40 1B 2B		C FF 96 C FF 97 F CU 83 B FF 97 B FF 96 X CU 82 2-2 F7		4	2	3	2	0	0	0
20 Ian Desmond, R (1, 6) OBP: 0.335, SLG: 0.471	B SL 86 F SL 85 C KC 76 B SL 83 F SI 92 S SI 92 2-3 K		X SI 91 0-0 L4			X SI 90 0-0 25 CS 2-3 1B		F S FF 96 X FF 96 0-2 G3		4	0	1	0	0	1	1
25 Adam LaRoche, L (1, 3) OBP: 0.329, SLG: 0.410		F SI 90 X FF 90 0-1 HR	X SI 91 0-0 F8			1 SAFE C KC 74 F SI 89 B SI 90 1 SAFE D SL 81 F SL 81 B FF 89 X CH 84 3-2 1-2 G1-6-3			B FF 91 X FF 92 1-0 7 HR 1B	4	2	2	1	0	0	3
40 Wilson Ramos, R (1, 2) OBP: 0.311, SLG: 0.472		C FC 90 B KC 78 C KC 75 B SI 91 F SL 85 S SL 84 2-3 K		B SI 89 X SI 90 1-0 G5-3		B SI 90 X SI 90 1-0 3-H 1B			F FF 92 F FF 92 B FF 93 S FF 93 1-3 K	4	0	1	1	0	2	1
12 Tyler Moore, R (1, 7) OBP: 0.258, SLG: 0.355 10 Corey Brown, L (7, 7) OBP: 0.444, SLG: 0.857 7 Scott Hairston, R (9, PH) OBP: 0.236, SLG: 0.423 (9, 7)		B KC 76 F FC 91 B SI 92 F SL 83 B KC 76 F FF 92 X FF 92 3-2 1 G3-1 2B		B SI 90 S SL 84 X SI 89 1-1 L6		C SL 82 C KC 76 B SL 81 S SL 81 1-3 K			X SL 78 0-0 1-H HR	3 0 1	0 0 1	1 0 1	0 0 2	0 0 0	1 0 0	1 0 0
1 Steve Lombardozzi, S (1, 4) OBP: 0.270, SLG: 0.333		C SI 91 F SI 90 X KC 76 0-2 G3-1 2-3		F SI 90 F SI 90 B SL 83 S SI 90 1-3 K			C SI 88 F CH 81 F CH 82 B CH 83 B KC 75 B CH 81 F CH 81 X SI 89 3-2 F7		X FF 86 0-0 P5	4	0	0	0	0	1	1
27 Jordan Zimmermann, R (1, 1) OBP: 0.121, SLG: 0.125 35 Craig Stammen, R (6, 1) 4 Zach Walters, S (7, PH) OBP: 1.000, SLG: 1.000 22 Drew Storen, S (7, 1) 36 Tyler Clippard, R (8, 1) 26 Jeff Kobernus, R (9, PH) OBP: 0.310, SLG: 0.292 29 Rafael Soriano, R (9, 1)		C SI 92 X SL 84 0-1 G5-3			X SI 89 0-0 G5-3		X CH 83 0-0 2 G6-4-3 1B		C SI 87 B SL 79 B SL 79 F SI 85 B SL 80 X SI 86 3-2 F9	2 0 1 0 0 0 1 0	0 0 0 0 0 0 0 0	0 0 1 0 0 0 0 0	0 0 0 0 0 0 0 0	0 0 0 0 0 0 0 0	0 0 0 0 0 0 0 0	1 0 0 0 0 0 0 0
Inning Stats	R: 1 E: 0 K: 1 S: 10 H: 1 LOB: 0 BB: 0 P: 14	R: 1 E: 0 K: 1 S: 15 H: 2 LOB: 1 BB: 0 P: 20	R: 1 E: 0 K: 1 S: 9 H: 2 LOB: 1 BB: 0 P: 12	R: 0 E: 0 K: 1 S: 6 H: 0 LOB: 0 BB: 0 P: 9	R: 0 E: 0 K: 0 S: 6 H: 0 LOB: 0 BB: 0 P: 7	R: 1 E: 0 K: 1 S: 11 H: 3 LOB: 1 BB: 0 P: 18	R: 0 E: 0 K: 0 S: 9 H: 1 LOB: 0 BB: 0 P: 13	R: 0 E: 0 K: 0 S: 9 H: 0 LOB: 0 BB: 0 P: 13	R: 2 E: 0 K: 1 S: 9 H: 2 LOB: 0 BB: 0 P: 14	1B: 4 2B: 4 3B: 0 HR: 3	SF: 0 SAC: 0 DP: 1 HBP: 0					

TOP

Washington Nationals @ New York Mets

Citi Field, Flushing, NY

Tue Sep 10 2013, 7:12 PM - 10:13 PM EDT

Att. 20,307 - Cloudy - 84 F

livebaseballscorecards.com

AB	36
R	6
H	11
RBI	6
BB	0
SO	6
LOB	10

WP: 0 PA: 36
PB: 0
SB: 0
CS: 1

PITCHER		IP	WLS	BF	H	R	ER	SO	BB	IBB	HBP	BLK	WP	HR	S	P	ERA	WHIP
35 Dillon Gee, R ERA: 3.61	(1, 1)	6.1	L	27	9	4	4	5	0	0	0	0	0	2	63	89	5.68	1.421
55 Pedro Feliciano, L ERA: 4.32	(7, 1)	0.2		1	0	0	0	0	0	0	0	0	0	0	3	4	0.00	0.000
38 Vic Black, R ERA: 3.38	(8, 1)	1.0		3	0	0	0	0	0	0	0	0	0	0	9	13	0.00	0.000
48 Frank Francisco, R ERA: 9.0	(9, 1)	0.1		2	1	1	1	1	0	0	0	0	0	0	4	6	27.00	3.000
40 Tim Byrdak, L ERA: 8.1	(9, 1)	0.2		3	1	1	1	0	0	0	0	0	0	1	5	8	13.50	1.500

PITCHER	IP	WLS	BF	H	R	ER	SO	BB	IBB	HBP	BLK	WP	HR	S	P	ERA	WHIP

Batter	1	2	3	4	5	6	7	8	9	AB	R	H	RBI	BB	SO	LOB
22 Eric Young Jr., S (1, 7) OBP: 0.321, SLG: 0.346	C FF 93 S SI 94 S FF 95 0-3 K ①		C FF 94 B SL 87 F FF 95 B FF 94 X FF 94 2-2 L8 ②		X FF 93 0-0 12 E 12 E 1B		F FF 93 C SL 81 B SL 81 B SL 80 B SL 81 B FF 94 4-2 12 CS BB		F FF 93 B SI 93 B FF 93 B FC 92 X FF 92 3-1 P6 ③	4	0	1	0	1	1	2
12 Juan Lagares, R (1, 9) OBP: 0.301, SLG: 0.385 38 Vic Black, R (8, 1) 48 Frank Francisco, R (9, 1) 40 Tim Byrdak, L (9, 1)	X FF 93 0-0 F9 ②		B SL 83 C SL 85 B F FF 96 C FF 96 2-3 2-3 K ③		1 SAFE X SL 86 0-0 P3 ② 1-3		C FF 93 B FF 94 C FF 93 B SL 82 B FF 94 F FF 93 4-2 1-2 BB ②			3 0 0 0	0 0 0 0	0 0 0 0	0 0 0 0	1 0 0 0	1 0 0 0	2 0 0 0
28 Daniel Murphy, L (1, 4) OBP: 0.318, SLG: 0.407	B FF 94 F FF 95 B SL 88 X FF 94 2-1 F9 ③			B SL 87 X FF 94 1-0 21 G3 2 1B 2B	B FF 94 D SL 88 X SL 88 2-0 F8 ③		C SL 79 B CH 86 C FF 92 X SL 82 1-2 F8 ③			4	1	1	0	0	0	2
21 Lucas Duda, L (1, 3) OBP: 0.358, SLG: 0.433		X FF 94 0-0 F7 ①		B SI 93 B CU 78 B FF 94 C FF 95 F FF 94 X SI 94 3-2 G3 ① 2-3		B CU 76 B FF 93 F FF 93 B FF 93 X FF 94 3-1 2 2B 6 1B 1B		C FF 91 B SL 76 X CH 80 1-1 G4-3 ①		4	1	1	0	0	0	1
2 Justin Turner, R (1, 5) OBP: 0.315, SLG: 0.380 13 Josh Satin, R (7, 5) OBP: 0.383, SLG: 0.404		C FF 94 F SL 84 F FF 94 F FF 95 F B FF 95 X FF 95 1-2 G6-3 ②		F FF 94 B X CU 80 1-1 15 1B 1B 3-H		S SL 84 B FF 93 F SL 84 F FF 93 B FF 93 F SL 83 X FF 93 2-2 6 1B 2B 1-3		C SL 75 B FF 92 B CH 78 C CH 78 S FF 92 2-3 K ②		3 1	1 0	2 0	1 0	0 0	0 1	0 0
6 Matthew den Dekker, L (1, 8) OBP: 0.323, SLG: 0.379		B CU 77 S SL 87 F SI 94 B FF 95 B SL 87 B SL 88 4-2 15 S BB		S FF 94 F FF 95 S FF 94 0-3 K ②		B SI 94 B FF 93 S FF 94 X FF 94 2-1 3 CS 1B 2-H 3-H		X FF 92 0-0 F9 ③		3	0	1	2	1	1	1
15 Travis d'Arnaud, R (1, 2) OBP: 0.239, SLG: 0.238		B FF 94 1 SAFE F SL 86 F FF 94 1 SAFE 1 SAFE B CU 77 B SL 84 X FF 94 3-2 G3 ③ 1-2		C FF 94 D SL 86 B SI 95 X SI 94 2-1 1B 1-2		1 SAFE C FF 91 S FC 90 C FF 92 0-3 K ①		B B FF 93 S FF 91 X FF 93 2-1 1B		4	0	2	0	0	1	2
3 Omar Quintanilla, L (1, 6) OBP: 0.312, SLG: 0.293			C FF 93 X CU 78 0-1 12 WP 35 SH1-4 1B	X FF 94 0-0 F8 ③		1 SAFE F FF 92 1 SAFE B FF 91 X FF 92 1-1 G5-3 ②③ 1-2		C SI 93 B FF 93 X FF 93 1-1 P5 ①		4	0	1	0	0	0	4
35 Dillon Gee, R (1, 1) OBP: 0.179, SLG: 0.170 55 Pedro Feliciano, L (7, 1) 23 Mike Baxter, L (7, PH) OBP: 0.320, SLG: 0.272 (8, 9)			X FF 92 0-0 SH1-4 ① 1-2		F FF 92 B FF 94 S FF 93 C SL 84 1-3 K ①		B FF 93 X FF 93 1-0 L8 ①		B SI 91 X SI 92 1-0 F7 ②	1 0 2	0 0 0	0 0 0	0 0 0	1 0 0	0 0 0	0 0 1
Inning Stats	R: 0 E: 0 K: 1 S: 6 H: 0 LOB: 0 BB: 0 P: 8	R: 0 E: 0 K: 0 S: 12 H: 0 LOB: 1 BB: 1 P: 20	R: 0 E: 0 K: 1 S: 9 H: 1 LOB: 1 BB: 0 P: 13	R: 1 E: 0 K: 1 S: 12 H: 3 LOB: 2 BB: 0 P: 19	R: 0 E: 1 K: 1 S: 6 H: 1 LOB: 1 BB: 0 P: 9	R: 2 E: 0 K: 1 S: 14 H: 3 LOB: 0 BB: 0 P: 22	R: 0 E: 0 K: 0 S: 9 H: 0 LOB: 1 BB: 2 P: 19	R: 0 E: 0 K: 1 S: 6 H: 0 LOB: 0 BB: 0 P: 9	R: 0 E: 0 K: 0 S: 7 H: 1 LOB: 1 BB: 0 P: 14	1B: 7 2B: 2 3B: 0 HR: 0 SF: 0 SAC: 1 DP: 0 HBP: 0						WP: 1 PB: 0 SB: 1 CS: 2 PA: 37	

PITCHER		IP	WLS	BF	H	R	ER	SO	BB	IBB	HBP	BLK	WP	HR	S	P	ERA	WHIP
27 Jordan Zimmermann, R ERA: 3.36	(1, 1)	5.0	W	24	8	3	3	4	1	0	0	0	1	0	54	85	5.40	1.800
35 Craig Stammen, R ERA: 2.85	(6, 1)	1.0	H	2	0	0	0	1	0	0	0	0	0	0	5	6	0.00	0.000
22 Drew Storen, R ERA: 4.88	(7, 1)	1.0	H	4	0	0	0	0	2	0	0	0	0	0	9	19	0.00	2.000
36 Tyler Clippard, R ERA: 2.22	(8, 1)	1.0	H	3	0	0	0	1	0	0	0	0	0	0	6	9	0.00	0.000
29 Rafael Soriano, R ERA: 3.36	(9, 1)	1.0	S	4	1	0	0	0	0	0	0	0	0	0	7	14	0.00	1.000

PITCHER	IP	WLS	BF	H	R	ER	SO	BB	IBB	HBP	BLK	WP	HR	S	P	ERA	WHIP

BOTTOM

Washington Nationals @ New York Mets

Citi Field, Flushing, NY

Tue Sep 10 2013, 7:12 PM - 10:13 PM EDT

Att. 20,307 - Cloudy - 84 F

livebaseballscorecards.com

AB	33
R	3
H	9
RBI	3
BB	3
SO	6
LOB	15

Batter	1	2	3	4	5	6	7	8	9	AB	R	H	RBI	BB	SO	LOB
2 Denard Span, L (1, 8) OBP: 0.329, SLG: 0.385	B FF 95 F FF 96 X FF 96 1-1 28 2B 1B		F CU 78 X CH 87 0-1 ② P6		C CH 86 B SI 95 F SI 95 B FF 95 F FF 95 F CH 88 F CH 89 B FF 95 C CU 78 3-3 ③ K		X SI 94 0-0 ② FC5-4 11 1B 1-2f		L FF 92 F CH 84 B FF 93 S SL 89 1-3 ① K	5	0	1	0	0	2	2
11 Ryan Zimmerman, R (1, 5) OBP: 0.348, SLG: 0.462 4 Zach Walters, S (9, 5) OBP: 1.000, SLG: 1.000	B FF 96 B FF 96 1 SAFE X FF 95 2-0 ① P5		C FF 94 S FC 86 S FC 85 0-3 ③ K			C FC 88 C SI 94 X FC 87 0-2 HR	1 SAFE C FF 94 B SI 95 F FF 95 1 SAFE F SI 94 X FC 86 1-2 28 S 1-3 1B		C FF 94 F SL 89 B FF 94 C FF 95 1-3 ② K	5 0	1 0	2 0	1 0	0 0	2 0	1 0
28 Jayson Werth, R (1, 9) OBP: 0.399, SLG: 0.546	C FF 96 1 SAFE X FF 96 0-1 1-3 2B			B CU 78 C CU 79 X SI 95 1-1 ① G4-3		C FC 85 X CU 79 0-1 ① L7	B SI 93 D FF 95 C FC 85 B FF 94 C FC 86 X FC 87 3-2 ③ G5-3 1-2		B SL 88 B SL 90 B SL 90 S FF 95 F FF 95 X FF 96 3-2 ③ L9	5	0	1	0	0	0	2
34 Bryce Harper, L (1, 7) OBP: 0.376, SLG: 0.501	B CU 78 F SI 96 B FF 95 C CU 80 B FF 95 S FF 95 3-3 ② K			B CH 88 C SI 95 B FF 94 X CU 78 2-1 20 G3 20 PB 1B		F SI 94 C FF 94 X FF 93 0-2 ② G6-3		B CU 81 F FF 93 F FF 94 B CU 83 B CU 84 S CU 82 3-3 ① K		4	0	1	0	0	2	2
20 Ian Desmond, R (1, 6) OBP: 0.336, SLG: 0.471	F FF 95 S SI 94 S FC 88 0-3 ③ K			B SI 95 X SI 93 1-0 ② G3 1-3		C FC 87 F SI 94 X FC 85 0-2 25 BB 1B		X FF 95 0-0 25 1B 6 2B 1B		4	1	2	0	0	1	3
25 Adam LaRoche, L (1, 3) OBP: 0.330, SLG: 0.410		F FF 94 B SI 93 S FC 86 S FC 86 1-3 ① K		C FF 94 D FF 95 C FF 95 S FC 85 1-3 ③ K		1 SAFE B SI 93 C CU 77 B CU 77 S SI 93 B SI 94 B SI 94 4-2 1-2 BB		X FF 95 0-0 6 2B 1-3 1B		3	1	1	0	1	2	1
40 Wilson Ramos, R (1, 2) OBP: 0.306, SLG: 0.464		B FF 93 X SI 94 1-0 ② G6-3			C CU 77 B CU 78 X FF 95 1-1 ① G6-3	X FC 88 0-0 ③ F9		B FF 94 X FF 95 1-0 ② P4		4	0	0	0	0	0	4
6 Anthony Rendon, R (1, 4) OBP: 0.324, SLG: 0.394		C CU 78 B SI 93 X SI 94 1-1 ③ G5-3			B FC 85 B FC 85 X SI 94 2-0 15 SH1-4 1B		B SI 92 C FC 86 B CU 77 C FF 93 X FF 94 2-2 ① G5-3	B FF 95 X FF 96 1-0 1-H 3-H 2B		4	0	2	2	0	0	0
15 Dan Haren, R (1, 1) OBP: 0.209, SLG: 0.244 1 Steve Lombardozzi, S (7, PH) OBP: 0.272, SLG: 0.336 64 Xavier Cedeño, L (7, 1) 22 Drew Storen, S (7, 1) 18 Chad Tracy, L (8, PH) OBP: 0.224, SLG: 0.300 36 Tyler Clippard, R (8, 1) 29 Rafael Soriano, R (9, 1)			C FF 93 F FF 93 B FC 85 X FC 88 1-2 ① G4-3		X SI 94 0-0 ② SH1-4 1-2		S CU 77 X CU 79 0-1 2 FC5-4 1B	X FF 95 0-0 ③ P6		1 1 0 0 1 0 0 0	0 0 0 0 0 0 0 0	0 1 0 0 0 0 0 0	0 0 0 0 0 0 0 0	0 0 0 0 0 0 0 0	0 0 0 0 0 0 0 0	0 0 0 0 1 0 0 0
Inning Stats	R: 0 E: 0 K: 2 S: 11 H: 2 LOB: 2 BB: 0 P: 17	R: 0 E: 0 K: 1 S: 6 H: 0 LOB: 0 BB: 0 P: 9	R: 0 E: 0 K: 1 S: 8 H: 0 LOB: 0 BB: 0 P: 9	R: 0 E: 0 K: 1 S: 8 H: 1 LOB: 1 BB: 0 P: 13	R: 0 E: 0 K: 1 S: 10 H: 1 LOB: 1 BB: 0 P: 16	R: 1 E: 0 K: 0 S: 14 H: 2 LOB: 2 BB: 1 P: 18	R: 0 E: 0 K: 0 S: 13 H: 2 LOB: 2 BB: 0 P: 19	R: 2 E: 0 K: 1 S: 8 H: 3 LOB: 1 BB: 0 P: 13	R: 0 E: 0 K: 2 S: 9 H: 0 LOB: 0 BB: 0 P: 14	1B: 8 2B: 2 3B: 0 HR: 1	SF: 0 SAC: 1 DP: 0 HBP: 0					

PITCHER		IP	WLS	BF	H	R	ER	SO	BB	IBB	HBP	BLK	WP	HR	S	P	ERA	WHIP
45 Zack Wheeler, R ERA: 3.22	(1, 1)	7.0	L	30	8	1	1	6	1	0	0	0	0	1	70	101	1.29	1.286
38 Vic Black, R ERA: 5.0	(8, 1)	1.0		6	3	2	2	1	0	0	0	0	0	0	8	13	18.00	3.000
32 LaTroy Hawkins, R ERA: 3.3	(9, 1)	1.0		3	0	0	0	2	0	0	0	0	0	0	9	14	0.00	0.000

PITCHER	IP	WLS	BF	H	R	ER	SO	BB	IBB	HBP	BLK	WP	HR	S	P	ERA	WHIP

TOP

Washington Nationals @ New York Mets

Citi Field, Flushing, NY

Wed Sep 11 2013, 7:12 PM - 10:00 PM EDT

Att. 20,151 - Partly Cloudy - 84 F

livebaseballscorecards.com

AB	37
R	3
H	11
RBI	3
BB	1
SO	9
LOB	16

1B: 8	SF: 0	WP: 0	PA: 39
2B: 2	SAC: 1	PB: 1	
3B: 0	DP: 0	SB: 1	
HR: 1	HBP: 0	CS: 0	

Batter	1	2	3	4	5	6	7	8	9	AB	R	H	RBI	BB	SO	LOB
22 Eric Young Jr., S (1, 7) OBP: 0.318, SLG: 0.343	C FF 88 S FC 84 S KC 82 0-3 ① K		C FF 88 B KC 78 C FS 82 B FF 88 X FS 82 2-2 ③ G4-3			F SI 88 X FF 88 0-1 ② B1-3			C SI 90 B FF 88 X FF 90 1-1 ① P6	4	0	0	0	0	1	0
12 Juan Lagares, R (1, 9) OBP: 0.303, SLG: 0.386	B FF 88 C FF 88 B FC 86 X FC 84 2-1 ② F9			B SI 87 C FC 83 S FC 85 X FC 81 1-2 13 S 1B		B SI 88 C FF 88 B SI 88 S FC 84 F FF 88 B FF 90 F SI 89 F FF 89 F FF 90 3-3 ③ K			X FF 90 0-0 21 DI 1B	4	0	2	0	0	1	0
28 Daniel Murphy, L (1, 4) OBP: 0.316, SLG: 0.404	C FF 89 B KC 78 B FC 83 F FF 88 B FC 84 X FS 82 3-2 ③ G3-1			B FF 88 C FF 88 F SI 89 S FC 85 1-3 ① K			C SI 88 C SI 92 F CU 81 S CU 82 0-3 ① K		B FF 91 B FF 89 X FF 91 2-0 ② F7	4	0	0	0	0	2	2
21 Lucas Duda, L (1, 3) OBP: 0.353, SLG: 0.427		F FC 84 S FS 82 C SI 88 0-3 ① K		B KC 76 B FC 85 X FF 87 2-0 ② F8			S CU 80 B SI 92 B SI 91 X CU 80 2-1 ② F9		C SI 92 B SL 83 B FF 92 S FF 92 F FF 94 S SL 86 2-3 ③ K 1-2	4	0	0	0	0	2	2
13 Josh Satin, R (1, 5) OBP: 0.387, SLG: 0.405		C FC 84 B FC 86 S FC 85 B FC 83 B FC 86 F FF 89 B FF 90 4-2 BB		C FC 84 C FC 86 B FF 87 C FS 82 1-3 ③ K 1-2			C SL 82 B SL 82 C FF 95 B FF 95 X FF 94 2-2 1B			2	0	1	0	1	1	1
6 Matthew den Dekker, L (1, 8) OBP: 0.294, SLG: 0.344		F FF 88 B FF 89 C FS 82 S FS 82 1-3 ② K			C FF 87 B FS 80 S SI 88 B FF 89 S FC 85 2-3 ① K		C FF 93 X SI 94 0-1 ③ F8			3	0	0	0	0	2	2
15 Travis d'Arnaud, R (1, 2) OBP: 0.230, SLG: 0.227		C FC 84 F FF 89 B FC 85 X FC 84 1-2 ③ G1-3			S FC 85 C FF 89 F FF 90 X FF 88 0-2 ② G5-3			X FF 90 0-0 ① P4		3	0	0	0	0	0	1
11 Rubén Tejada, R (1, 6) OBP: 0.263, SLG: 0.258			B FC 85 X FF 88 1-0 ① G5-3		C FF 89 F FS 82 B FC 86 F FS 82 B FF 90 X FF 90 2-2 ③ F9			C FF 91 B SL 74 B FF 91 S CH 77 S FF 91 2-3 ② K		3	0	0	0	0	1	0
45 Zack Wheeler, L (1, 1) OBP: 0.161, SLG: 0.167 38 Vic Black, R (8, 1) 23 Mike Baxter, L (8, PH) OBP: 0.317, SLG: 0.269 32 LaTroy Hawkins, R (9, 1)			C FF 88 B FC 85 F SI 89 S FC 85 1-3 ② K			C FF 88 X SI 88 0-1 ① L9		B FF 90 S CH 78 B FF 91 F FF 92 F FF 92 X CH 80 2-2 ③ F9		2 0 1 0	0 0 0 0	0 0 0 0	0 0 0 0	1 0 0 0	0 0 0 0	0 0 0 0
Inning Stats	R: 0 E: 0 K: 1 S: 8 H: 0 LOB: 0 BB: 0 P: 13	R: 0 E: 0 K: 2 S: 12 H: 0 LOB: 1 BB: 1 P: 18	R: 0 E: 0 K: 1 S: 7 H: 0 LOB: 0 BB: 0 P: 11	R: 0 E: 0 K: 2 S: 10 H: 1 LOB: 1 BB: 0 P: 15	R: 0 E: 0 K: 1 S: 11 H: 0 LOB: 0 BB: 0 P: 15	R: 0 E: 0 K: 1 S: 11 H: 0 LOB: 0 BB: 0 P: 14	R: 0 E: 0 K: 1 S: 11 H: 1 LOB: 1 BB: 0 P: 15	R: 0 E: 0 K: 1 S: 8 H: 0 LOB: 0 BB: 0 P: 12	R: 0 E: 0 K: 1 S: 8 H: 1 LOB: 1 BB: 0 P: 13	1B: 3 2B: 0 3B: 0 HR: 0 SF: 0 SAC: 0 DP: 0 HBP: 0						

PITCHER		IP	WLS	BF	H	R	ER	SO	BB	IBB	HBP	BLK	WP	HR	S	P	ERA	WHIP
15 Dan Haren, R ERA: 5.02	(1, 1)	6.0	W	20	1	0	0	8	1	0	0	0	0	0	59	86	0.00	0.333
64 Xavier Cedeño, L ERA: 9.35	(7, 1)	0.2	H	2	0	0	0	1	0	0	0	0	0	0	6	8	0.00	0.000
22 Drew Storen, R ERA: 4.85	(7, 1)	0.1	H	2	1	0	0	0	0	0	0	0	0	0	5	7	0.00	3.000
36 Tyler Clippard, R ERA: 2.18	(8, 1)	1.0	H	3	0	0	0	1	0	0	0	0	0	0	8	12	0.00	0.000
29 Rafael Soriano, R ERA: 3.3	(9, 1)	1.0	S	4	1	0	0	1	0	0	0	0	0	0	8	13	0.00	1.000

PITCHER	IP	WLS	BF	H	R	ER	SO	BB	IBB	HBP	BLK	WP	HR	S	P	ERA	WHIP

BOTTOM

Washington Nationals @ New York Mets

Citi Field, Flushing, NY

Wed Sep 11 2013, 7:12 PM - 10:00 PM EDT

Att. 20,151 - Partly Cloudy - 84 F

livebaseballscorecards.com

AB	30
R	0
H	3
RBI	0
BB	1
SO	11
LOB	8

Washington Nationals @ New York Mets

Citi Field, Flushing, NY

Thu Sep 12 2013, 1:13 PM - 5:03 PM EDT

Att. 20,484 - Cloudy - 84 F

livebaseballscorecards.com

TOP

Batter	1	2	3	4	5	6	7	8	9	AB	R	H	RBI	BB	SO	LOB
2 Denard Span, L (1, 8) OBP: 0.330, SLG: 0.386	K		BB		L5			2B	G6-3	4	1	1	0	1	1	0
11 Ryan Zimmerman, R (1, 5) OBP: 0.349, SLG: 0.470	HR		F7			K		2B		4	2	2	2	0	1	1
28 Jayson Werth, R (1, 9) OBP: 0.398, SLG: 0.542	K		K			K		HBP		3	0	0	0	0	3	1
34 Bryce Harper, L (1, 7) OBP: 0.375, SLG: 0.499	K			G3		1B		FC3-6		4	0	1	0	0	1	2
20 Ian Desmond, R (1, 6) OBP: 0.334, SLG: 0.468		F8		K		G4-3		FC6-4		4	0	0	1	0	1	2
25 Adam LaRoche, L (1, 3) OBP: 0.332, SLG: 0.419		HR		F9			2B	G3		4	2	2	1	0	0	1
40 Wilson Ramos, R (1, 2) OBP: 0.306, SLG: 0.473		P4			HR		G1-3		G6-3	4	1	1	1	0	0	1
6 Anthony Rendon, R (1, 4) OBP: 0.323, SLG: 0.403		K			K		SF8		HR	3	1	1	2	0	2	0
59 Tanner Roark, R (1, 1) OBP: 0.250, SLG: 0.375			L8		K		K		G3	2	0	0	0	0	1	0
1 Steve Lombardozzi, S (7, PH) OBP: 0.271, SLG: 0.335										1	0	0	0	0	1	0
35 Craig Stammen, R (7, 1)										0	0	0	0	0	0	0
64 Xavier Cedeño, L (8, 1)										0	0	0	0	0	0	0
18 Chad Tracy, L (9, PH) OBP: 0.222, SLG: 0.298										1	0	0	0	0	0	0
52 Ryan Mattheus, R (9, 1)										0	0	0	0	0	0	0
Inning Stats	R: 1 E: 0 K: 3 S: 12 H: 1 LOB: 0 BB: 0 P: 20	R: 1 E: 0 K: 1 S: 6 H: 1 LOB: 0 BB: 0 P: 10	R: 0 E: 0 K: 1 S: 15 H: 0 LOB: 1 BB: 1 P: 22	R: 0 E: 0 K: 1 S: 7 H: 0 LOB: 0 BB: 0 P: 12	R: 1 E: 0 K: 2 S: 10 H: 1 LOB: 0 BB: 0 P: 16	R: 0 E: 0 K: 2 S: 13 H: 1 LOB: 1 BB: 0 P: 21	R: 1 E: 0 K: 1 S: 10 H: 1 LOB: 0 BB: 0 P: 12	R: 2 E: 0 K: 0 S: 13 H: 2 LOB: 1 BB: 0 P: 23	R: 1 E: 0 K: 0 S: 10 H: 1 LOB: 0 BB: 0 P: 18	1B: 1 2B: 3 3B: 0 HR: 4 SF: 1 SAC: 0 DP: 0 HBP: 1						

	AB	34
	R	7
	H	8
	RBI	7
	BB	1
	SO	11
	LOB	8

WP: 0 PB: 0 SB: 0 CS: 0 PA: 37

PITCHER		IP	WLS	BF	H	R	ER	SO	BB	IBB	HBP	BLK	WP	HR	S	P	ERA	WHIP
44 Aaron Harang, R ERA: 5.7	(1, 1)	6.0	L	23	4	3	3	10	1	0	0	0	0	3	63	101	4.50	0.833
55 Pedro Feliciano, L ERA: 5.4	(7, 1)	0.0		1	1	1	1	0	0	0	0	0	0	0	2	2	∞	∞
50 Scott Atchison, R ERA: 4.46	(7, 1)	1.0		3	0	0	0	1	0	0	0	0	0	0	8	10	0.00	0.000
48 Frank Francisco, R ERA: 13.5	(8, 1)	1.0		6	2	2	2	0	0	0	1	0	0	0	13	23	18.00	2.000
30 David Aardsma, R ERA: 4.84	(9, 1)	0.2		3	1	1	1	0	0	0	0	0	0	1	8	15	13.50	1.500

PITCHER		IP	WLS	BF	H	R	ER	SO	BB	IBB	HBP	BLK	WP	HR	S	P	ERA	WHIP
43 Sean Henn, L ERA:	(9, 1)	0.1		1	0	0	0	0	0	0	0	0	0	0	2	3	0.00	0.000

BOTTOM

Batter	1	2	3	4	5	6	7	8	9	AB	R	H	RBI	BB	SO	LOB
22 Eric Young Jr., S (1, 7) OBP: 0.322, SLG: 0.345	X SI 89 0-0 12 SH1-3 28 2B 1B		B CH 81 B SI 90 B SI 91 C SI 89 B SI 89 4-1 12 G6-3 BB		X CU 74 0-0 ① F9		X SI 92 0-0 12 S 1-3 1B			3	1	2	0	1	0	1
12 Juan Lagares, R (1, 8) OBP: 0.301, SLG: 0.383	1 SAFE C SI 90 X SI 90 0-1 ① SH1-3 1-2		1 SAFE 1 SAFE B SI 90 X SI 91 1-0 ② G6-3 1-2		C SL 83 X SI 91 0-1 ② L6		C FC 88 1 SAFE F SI 92 1 SAFE 1 SAFE B SI 92 B FC 88 D FC 88 S SI 93 3-3 ③ K 1-2			3	0	0	0	0	1	4
28 Daniel Murphy, L (1, 4) OBP: 0.315, SLG: 0.405	B SI 90 B CH 80 F SI 91 F SI 92 X SL 85 2-2 2-H 2B		C CU 75 B CH 82 T SI 91 X SI 91 1-2 ③ F9		X CH 82 0-0 ③ F7			C CU 78 F CU 80 S SI 92 0-3 ① K		4	0	1	1	0	1	2
21 Lucas Duda, L (1, 3) OBP: 0.352, SLG: 0.424	F SI 93 B SI 92 X CH 82 1-1 ② F7			C CH 82 S CH 81 B SI 90 B SI 90 X CU 75 2-2 23 1B 20 1B 1B		C CU 74 F CH 82 B CH 82 F SI 92 X CH 82 1-2 ① F8		C FF 91 C SI 92 S CU 81 0-3 ② K		4	1	1	0	0	1	1
13 Josh Satin, R (1, 5) OBP: 0.379, SLG: 0.395	C SL 83 B SI 91 S SL 83 B SL 84 C SI 92 2-3 ③ K			C SI 91 C SL 84 B SI 92 S SL 83 1-3 ① K		B SL 84 B SL 82 B SI 91 C SI 90 X SI 90 3-1 ② F9		F FF 92 X FF 91 0-1 ③ G6-3		4	0	0	0	0	2	2
23 Mike Baxter, L (1, 9) OBP: 0.315, SLG: 0.269		B SI 89 X SI 89 1-0 ① F8		B SI 90 F CH 82 F SI 90 X SI 91 1-2 20 1B 1B		F SI 91 B SI 92 X SI 91 1-1 ③ P6			C SI 91 C SI 94 T FS 82 0-2 ① K	4	0	1	0	0	1	0
20 Anthony Recker, R (1, 2) OBP: 0.276, SLG: 0.408		B SI 90 C SL 81 B SL 82 C SI 90 C SI 91 2-3 ② K		C SL 83 B SI 91 B SI 91 X SI 91 2-1 ② 1-3 2-H 1B			B SI 94 B FC 87 B SI 92 B SI 92 4-0 22 1B BB		C SI 92 B SL 79 B SI 93 B SI 92 X SI 92 3-1 1B	3	0	2	1	1	1	0
11 Rubén Tejada, R (1, 6) OBP: 0.260, SLG: 0.254 30 Andrew Brown, R (9, PH) OBP: 0.290, SLG: 0.431	C SI 91 S SL 82 X SI 91 0-2 ③ L5			C SL 82 B SL 83 B SL 83 X SL 83 2-1 ③ F8			C SI 91 X FC 87 0-1 ① F8		C SI 93 S SI 90 S FS 82 0-3 ② K	3 1	0 0	0 0	0 0	0 0	0 1	2 1
44 Aaron Harang, R (1, 1) OBP: 0.167, SLG: 0.167 55 Pedro Feliciano, L (7, 1) 50 Scott Atchison, R (7, 1) 6 Matthew den Dekker, L (7, PH) OBP: 0.286, SLG: 0.333 48 Frank Francisco, R (8, 1) 30 David Aardsma, R (9, 1) 43 Sean Henn, R (9, 1) 19 Zach Lutz, R (9, PH) OBP: 0.429, SLG: 0.364			C SI 88 X SI 90 0-1 ① G4-3		X SI 90 0-0 1B		C KC 80 F SI 94 S FC 85 0-3 ② K		B SI 93 S FF 92 B SL 78 C SI 93 D FS 82 S SI 92 3-3 ③ K	2 0 0 0 1 0 0 0 1	0 0 0 0 0 0 0 0 0	1 0 0 0 0 0 0 0 1	0 0 0 0 0 0 0 0 1	0 0 0 0 1 0 0 0 1	0 0 0 0 1 0 0 0 1	0 0 0 0 1 0 0 0 1
Inning Stats	R: 1 E: 0 K: 1 S: 11 H: 2 LOB: 1 BB: 0 P: 16	R: 0 E: 0 K: 1 S: 7 H: 0 LOB: 0 BB: 0 P: 10	R: 0 E: 0 K: 0 S: 7 H: 0 LOB: 1 BB: 1 P: 13	R: 1 E: 0 K: 1 S: 13 H: 3 LOB: 1 BB: 0 P: 21	R: 0 E: 0 K: 0 S: 5 H: 1 LOB: 1 BB: 0 P: 5	R: 0 E: 0 K: 0 S: 8 H: 0 LOB: 0 BB: 0 P: 13	R: 0 E: 0 K: 2 S: 9 H: 1 LOB: 2 BB: 1 P: 16	R: 0 E: 0 K: 2 S: 8 H: 0 LOB: 0 BB: 0 P: 8	R: 0 E: 0 K: 3 S: 11 H: 1 LOB: 1 BB: 0 P: 17	1B: 7 2B: 1 3B: 0 HR: 0 SF: 0 SAC: 1 DP: 0 HBP: 0						

PITCHER		IP	WLS	BF	H	R	ER	SO	BB	IBB	HBP	BLK	WP	HR	S	P	ERA	WHIP
59 Tanner Roark, R ERA: 1.3	(1, 1)	6.0	W	24	6	2	2	3	1	0	0	0	0	0	51	78	3.00	1.167
35 Craig Stammen, R ERA: 2.82	(7, 1)	1.0	H	5	1	0	0	2	1	0	0	0	0	0	9	16	0.00	2.000
64 Xavier Cedeño, L ERA: 8.38	(8, 1)	1.0		3	0	0	0	2	0	0	0	0	0	0	8	8	0.00	0.000
52 Ryan Mattheus, R ERA: 6.44	(9, 1)	1.0		4	1	0	0	3	0	0	0	0	0	0	11	17	0.00	1.000

PITCHER	IP	WLS	BF	H	R	ER	SO	BB	IBB	HBP	BLK	WP	HR	S	P	ERA	WHIP

Washington Nationals @ New York Mets

Citi Field, Flushing, NY

Thu Sep 12 2013, 1:13 PM - 5:03 PM EDT

Att. 20,484 - Cloudy - 84 F

livebaseballscorecards.com

AB	33
R	2
H	8
RBI	2
BB	2
SO	10
LOB	15

WP: 0	PA: 36																	
PB: 0																		
SB: 1																		
CS: 0																		

Batter	1	2	3	4	5	6	7	8	9	AB	R	H	RBI	BB	SO	LOB
3 Adeiny Hechavarría, R (1, 6) OBP: 0.264, SLG: 0.297	C CH 84 X FC 86 0-1 ① G4-3		F FC 87 F FF 90 F CU 78 B CU 78 F CU 77 F FF 93 X FC 90 1-2 ③ G4-3			F FC 86 X CU 75 0-1 ① F9		B FF 95 L FF 94 B FF 95 L FF 93 S FF 95 2-3 ① K		4	0	0	0	0	1	1
30 Placido Polanco, R (1, 5) OBP: 0.299, SLG: 0.287	F FF 87 C FF 90 F CU 77 B CU 77 B FF 92 F FF 91 S CU 77 2-3 ② K			B CU 74 X SI 89 1-0 ① G4-3		B CU 75 B SI 89 F FF 88 F FF 90 S CU 78 2-3 ② K		C FF 95 X FF 96 0-1 ② F8		4	0	0	0	0	2	1
21 Christian Yelich, L (1, 7) OBP: 0.362, SLG: 0.389	B CU 74 S CU 75 S SI 90 F SI 92 X SI 92 1-2 ③ G1-3			B SI 88 B SI 90 S SI 90 X SI 92 2-1 ② G3-1		B CU 75 B CU 77 C SI 89 B SI 91 C SI 90 S SI 90 3-3 ③ K		C CU 71 B CU 73 B CU 72 X CU 73 2-1 ③ G4-3		4	0	0	0	0	1	1
27 Giancarlo Stanton, R (1, 9) OBP: 0.370, SLG: 0.499		B FF 90 B FF 88 F FC 88 X FC 90 2-1 HR		C FF 91 B FF 89 C CU 77 F FF 91 S CU 79 1-3 ③ K			S CU 73 S CU 75 X CU 76 0-2 HR		C FF 91 C FF 91 B SL 89 B SL 89 S FF 92 2-3 ① K	4	2	2	2	0	2	0
20 Justin Ruggiano, R (1, 8) OBP: 0.295, SLG: 0.389		S CU 75 S CU 76 B FF 91 B CH 84 C CU 76 2-3 ① K			F CH 80 S FF 88 B CU 76 X CU 75 1-2 ① F8		B CH 82 F CH 82 B FF 89 C CU 76 F FF 92 B CU 77 F CU 76 C SI 89 3-3 ① K		F SL 86 B FF 89 X FF 92 1-1 ② F8	4	0	0	0	0	2	0
59 Ed Lucas, R (1, 3) OBP: 0.302, SLG: 0.312 5 Logan Morrison, L (9, PH) OBP: 0.337, SLG: 0.393		B FF 90 F FF 89 F FF 92 B CU 76 C FF 91 2-3 ② K			B FF 88 F FF 89 F FF 90 F CU 77 X FF 91 1-2 17 2B 2B		F SI 89 X SI 90 0-1 1B		B FF 92 S FF 94 S FF 93 F FF 93 F SL 87 B FF 93 X CU 78 2-2 ③ G1-3	3 1	1 0	2 0	0 0	0 0	1 0	0 0
17 Donovan Solano, R (1, 4) OBP: 0.306, SLG: 0.311	C FF 89 F FF 89 B FF 90 F CU 77 X FC 90 1-2 ③ G4-3		C SI 90 B FF 90 B FF 90 X SI 91 2-1 46 1B 2-H 2B			X FF 90 0-0 ② F8			livebaseballscorecards.com	3	0	1	1	0	0	1
46 Koyie Hill, S (1, 2) OBP: 0.242, SLG: 0.303			C SI 88 B CU 75 B SI 89 B FF 89 X SI 90 3-1 ① G1-3		B SI 90 X FF 90 1-0 52 B1-6-4 2-3 1B		B FF 90 F FF 91 C FF 91 S CU 79 1-3 ③ K			3	0	1	0	0	1	1
52 Brad Hand, L (1, 1) 58 Ryan Webb, R (6, 1) OBP: 0.333, SLG: 0.333 8 Chris Coghlan, L (8, PH) OBP: 0.317, SLG: 0.387 43 Dan Jennings, L (8, 1)			B FC 89 C FC 88 C FF 91 X FF 89 1-2 ② G2-3		C FF 88 X FF 88 0-1 ②③ B1-6-4 1-2f			C FF 96 S CU 82 X CU 82 0-2 1B		2 0 1 0	0 0 0 0	0 0 1 0	0 0 0 0	0 0 0 0	0 0 0 0	2 0 0 0

TOP

Miami Marlins @ New York Mets

Citi Field, Flushing, NY

Fri Sep 13 2013, 7:11 PM - 9:42 PM EDT

Att. 20,562 - Partly Cloudy - 70 F

	AB	R	H	RBI	BB	SO	LOB
	33	3	7	3	0	10	7

Inning Stats	1	2	3	4	5	6	7	8	9	1B	SF	WP	PA
R	0	1	0	0	1	0	1	0	0	3	0	0	33
E	0	0	0	0	0	0	0	0	0	2B 2	SAC 0	PB 0	
K	1	2	0	1	0	2	2	1	1	3B 0	DP 1	SB 0	
S	11	12	11	7	12	8	14	10	10	HR 2	HBP 0	CS 0	
H	0	1	0	0	3	0	2	1	0				
LOB	0	0	0	0	1	0	1	1	0				
BB	0	0	0	0	0	0	0	0	0				
P	14	19	16	11	17	13	18	14	15				

PITCHER	IP	WLS	BF	H	R	ER	SO	BB	IBB	HBP	BLK	WP	HR	S	P	ERA	WHIP
49 Jonathon Niese, L (1, 1) ERA: 3.88	6.1	W	24	6	3	3	7	0	0	0	0	0	2	71	103	4.26	0.947
50 Scott Atchison, R (7, 1) ERA: 4.38	0.2	H	2	0	0	0	1	0	0	0	0	0	0	4	5	0.00	0.000
38 Vic Black, R (8, 1) ERA: 4.66	0.2	H	3	1	0	0	1	0	0	0	0	0	0	8	10	0.00	1.500
55 Pedro Feliciano, L (8, 1) ERA: 5.19	0.1	H	1	0	0	0	0	0	0	0	0	0	0	2	4	0.00	0.000
32 LaTroy Hawkins, R (9, 1) ERA: 3.25	1.0	S	3	0	0	0	1	0	0	0	0	0	0	10	15	0.00	0.000

PITCHER	IP	WLS	BF	H	R	ER	SO	BB	IBB	HBP	BLK	WP	HR	S	P	ERA	WHIP

Miami Marlins @ New York Mets

Citi Field, Flushing, NY

Fri Sep 13 2013, 7:11 PM - 9:42 PM EDT

Att. 20,562 - Partly Cloudy - 70 F

BOTTOM

Batter	1	2	3	4	5	6	7	8	9	AB	R	H	RBI	BB	SO	LOB
22 Eric Young Jr., S (1, 7) OBP: 0.321, SLG: 0.347	C FF 90 F FF 92 B CU 80 S CU 79 1-3 ① K		B FF 93 B FF 93 X FF 94 2-0 ② F9			S FF 91 L CH 84 F FF 93 X CU 80 0-2 21 HR 2B	C SL 79 X SL 82 0-1 ③ F7			4	1	1	0	0	1	0
12 Juan Lagares, R (1, 8) (9, 9)	X FF 93 0-0 ② G6-3		C FF 93 B CU 79 S CU 80 X FF 94 1-2 ③ G1-3			C FF 91 B FF 92 F CH 85 S CU 80 1-3 ① K		C FF 90 B FF 91 B FF 91 X FF 92 2-1 ① G4-3		4	0	0	0	0	1	1
28 Daniel Murphy, L (1, 4) OBP: 0.315, SLG: 0.404	F FF 93 X FF 93 0-1 ③ G5-3			B FF 92 S FF 92 C CU 80 X FF 94 1-2 1B		C CU 78 X CU 78 0-1 ② L7		C FF 92 B SL 83 S SL 82 S SL 83 1-3 ② K2-3		4	0	1	0	0	1	1
30 Andrew Brown, R (1, 9) OBP: 0.304, SLG: 0.456 6 Matthew den Dekker, L (9, 8) OBP: 0.286, SLG: 0.333		F FF 91 X CH 85 0-1 HR		1 SAFE C FF 92 X FF 92 0-1 ① L3		D CU 79 C CU 77 B CU 79 B FF 93 B CU 79 4-1 21 HR BB		C FF 90 B SL 83 B FF 92 B SL 84 B FF 92 4-1 BB		2 0	2 0	1 0	1 0	2 0	0 0	1 0
21 Lucas Duda, L (1, 3) OBP: 0.351, SLG: 0.433		F FF 93 C FF 92 S CU 80 0-3 ① K		1 SAFE X FF 92 0-0 ② F9		D FF 90 F FF 93 B CU 78 F FF 94 F CU 80 X CU 81 2-2 1-H 2-H HR		C SL 83 B SL 83 S SL 83 S SL 82 1-3 ③ K		4	1	1	3	0	2	2
19 Zach Lutz, R (1, 5) OBP: 0.471, SLG: 0.385		B CU 78 B CH 86 B FF 92 B FF 94 4-0 15 FC6-4 BB		1 SAFE F FF 92 B FF 92 1 SAFE C FF 92 B CU 79 B FF 94 X FF 93 3-2 ③ F9		B FF 93 B CH 85 X FF 92 2-0 15 FC5-4 1B				2	0	1	0	1	0	1
15 Travis d'Arnaud, R (1, 2) OBP: 0.221, SLG: 0.217		B FF 92 C FF 92 B FF 92 X FF 93 2-1 ② FC6-4 11 FC5-4 1-2f			F FF 92 B SI 92 B FF 93 X FF 93 2-1 ① F9	X SI 90 0-0 ③ FC5-4 1-2f				3	0	0	0	0	0	2
11 Rubén Tejada, R (1, 6) OBP: 0.256, SLG: 0.250		F FF 93 B CU 79 F FF 94 D CU 78 X FF 93 2-2 ③ FC5-4 1-2f			C CU 78 B FF 92 B CU 79 S FF 94 X FF 94 2-2 ② F8		B SI 91 X SI 91 1-0 ① G5-3			3	0	0	0	0	0	1
49 Jonathon Niese, L (1, 1) OBP: 0.297, SLG: 0.273 50 Scott Atchison, R (7, 1) 23 Mike Baxter, L (7, PH) OBP: 0.313, SLG: 0.266 38 Vic Black, R (8, 1) 55 Pedro Feliciano, L (8, 1) 32 LaTroy Hawkins, R (9, 1)			C FF 92 B FF 93 B FF 92 C FF 92 B FF 93 C FF 93 3-3 ① K		C FF 93 C CU 80 B CU 81 B CU 79 F FF 91 B FF 92 X FF 94 3-2 ③ G6-3		F SI 91 B SI 92 C SL 80 B SL 81 B SI 92 C SI 93 3-3 ② K			2 0 1 0 0 0	0 0 0 0 0 0	0 0 0 0 0 0	0 0 0 0 0 0	1 0 1 0 0 0	0 0 0 0 0 0
Inning Stats	R: 0 E: 0 K: 1 S: 6 H: 0 LOB: 0 BB: 0 P: 7	R: 1 E: 0 K: 1 S: 10 H: 1 LOB: 1 BB: 1 P: 18	R: 0 E: 0 K: 1 S: 7 H: 0 LOB: 0 BB: 0 P: 13	R: 0 E: 0 K: 0 S: 9 H: 1 LOB: 1 BB: 0 P: 13	R: 0 E: 0 K: 0 S: 9 H: 0 LOB: 0 BB: 0 P: 16	R: 3 E: 0 K: 1 S: 16 H: 3 LOB: 1 BB: 1 P: 25	R: 0 E: 0 K: 1 S: 6 H: 0 LOB: 0 BB: 0 P: 10	R: 0 E: 0 K: 2 S: 9 H: 0 LOB: 1 BB: 1 P: 17		1B: 2 2B: 1 3B: 0 HR: 2	SF: 0 SAC: 0 DP: 0 HBP: 0		WP: 0 PB: 0 SB: 0 CS: 0	PA: 32	

livebaseballscorecards.com

AB	29
R	4
H	5
RBI	4
BB	3
SO	7
LOB	9

PITCHER		IP	WLS	BF	H	R	ER	SO	BB	IBB	HBP	BLK	WP	HR	S	P	ERA	WHIP
52 Brad Hand, L ERA: 3.18	(1, 1)	5.2	L	24	5	4	4	4	2	0	0	0	0	2	56	91	6.35	1.235
58 Ryan Webb, R ERA: 2.95	(6, 1)	1.1		4	0	0	0	1	0	0	0	0	0	0	7	11	0.00	0.000
43 Dan Jennings, L ERA: 3.93	(8, 1)	1.0		4	0	0	0	2	1	0	0	0	0	0	9	17	0.00	1.000

PITCHER	IP	WLS	BF	H	R	ER	SO	BB	IBB	HBP	BLK	WP	HR	S	P	ERA	WHIP

Batter	1	2	3	4	5	6	7	8	9	AB	R	H	RBI	BB	SO	LOB
8 Chris Coghlan, L (1, 5) OBP: 0.310, SLG: 0.378	C FC 89 B FC 90 X FC 89 1-1 ① G5-3		C CU 77 X FF 89 1-1 ③ G1-3		S CH 84 B FC 89 B CH 85 B SI 86 X FF 88 3-1 ③ G6-3		X FF 92 0-0 ② F8		B SL 80 X SI 90 1-0 17 G6-3 2-3 1B	4	0	0	0	0	0	1
30 Placido Polanco, R (8, 5) OBP: 0.301, SLG: 0.289										1	0	1	0	0	0	0
17 Donovan Solano, R (1, 4) OBP: 0.310, SLG: 0.321	B FF 90 H FF 90 2-0 HBP			B CU 78 H FF 86 2-0 21 BB 5 1B HBP		B FF 87 X FC 86 1-0 HR	S SL 81 S SL 84 F FF 92 B SL 84 F CH 81 F FF 94 X SL 84 1-2 ③ F8		C SI 89 F SL 81 B SI 89 B SI 90 X SL 80 2-2 ② ③ G6-3 1-2f	3	2	1	1	0	0	3
21 Christian Yelich, L (1, 7) OBP: 0.369, SLG: 0.399	C CU 76 F FF 90 1 SAFE S FC 88 0-3 ② K			B FF 91 F FC 87 B CU 75 B FF 89 B FF 88 4-1 5 1B 1-2 BB		B CU 74 C CU 75 F FC 87 B CH 84 B FC 88 X FF 90 3-2 20 S 1B		B SL 78 C SL 78 X SI 85 1-1 20 S 5 L1-3 2B		3	1	2	0	1	1	1
27 Giancarlo Stanton, R (1, 9) OBP: 0.367, SLG: 0.493	B FF 90 S FC 89 S CU 79 B FF 91 B FC 87 S FC 89 3-3 ③ K			B FF 90 F FC 89 B FF 91 B FC 90 S FC 90 S FC 89 3-3 ① K		B FF 91 B FC 89 B FF 91 X FF 92 3-0 ① L9		C FF 91 F FS 82 B FF 92 B FF 92 C FF 93 2-3 ① K		4	0	0	0	0	3	5
20 Justin Ruggiano, R (1, 8) OBP: 0.294, SLG: 0.385		C FF 88 X CU 78 0-1 ① G6-3		C FF 91 B FF 93 S FC 89 B FF 92 S FC 90 2-3 ② K		F CU 78 1 SAFE S CU 78 B FF 91 B FC 90 S CU 77 2-3 ② K 1-2		B FS 83 D CU 78 B FS 82 S FS 82 F FF 93 B FS 83 4-2 5 L1-3 2-3 BB		3	0	0	0	1	2	3
5 Logan Morrison, L (1, 3) OBP: 0.339, SLG: 0.392		C CU 76 F CH 84 F SI 90 B FF 90 F FF 89 B CU 80 X CU 78 2-2 ② G6-3		T FC 90 B FF 92 C CU 80 F FC 89 X FC 90 1-2 1-3 2-H 1B		I IN 60 I IN 65 I IN 67 I IN 69 4-0 IBB		F FF 92 C CU 77 X FF 92 0-2 ② L1-3 1-2 3-H		3	0	1	2	1	0	1
3 Adeiny Hechavarría, R (1, 6) OBP: 0.262, SLG: 0.294		F FC 88 B FF 91 F FF 91 B CU 81 S FC 89 2-3 ③ K		F FF 91 B FC 88 D FC 89 B FC 90 F FF 90 F FC 88 X FF 90 3-2 ③ F8		B FC 90 B FC 89 B FC 89 C FF 90 F FF 90 F FF 90 F FF 90 F FF 89 3-2 X FF 88 ③ F9		B SL 79 X SL 80 1-0 ③ G5-3		4	0	0	0	0	1	5
46 Koyie Hill, S (1, 2) OBP: 0.243, SLG: 0.278			C FF 90 B CH 81 B CH 82 F FF 90 C FF 92 2-3 ① K		F FF 88 B CH 83 S CH 84 X FF 91 1-2 ① L8		X FF 91 0-0 ① G3-1		B SI 89 B SI 90 B SI 89 C SI 88 F SI 88 B SI 88 4-2 30 1B 9 SH1-4 BB	3	0	0	0	1	1	0
37 Henderson Alvarez III, R (1, 1) OBP: 0.333, SLG: 0.565 50 Chad Qualls, R (8, 1) 9 Juan Pierre, L (9, PH) OBP: 0.287, SLG: 0.306 31 Steve Cishek, R (9, 1)			C FC 88 S FC 89 S FC 89 0-3 ② K		F FC 89 X CU 78 0-1 ② G6-3		C FF 92 B FF 93 S CH 80 X FF 93 1-2 1B		X SI 89 0-0 ① SH1-4 1-2	3 0 0 0	0 0 0 0	1 0 0 0	0 0 0 0	0 0 0 0	1 0 0 0	0 0 0 0
Inning Stats	R: 0 H: 0 E: 0 LOB: 1 K: 2 BB: 0 S: 8 P: 14	R: 0 H: 0 E: 0 LOB: 0 K: 1 BB: 0 S: 10 P: 14	R: 0 H: 0 E: 0 LOB: 0 K: 2 BB: 0 S: 8 P: 11	R: 1 H: 1 E: 0 LOB: 2 K: 2 BB: 1 S: 15 P: 30	R: 0 H: 0 E: 0 LOB: 0 K: 0 BB: 0 S: 7 P: 11	R: 1 H: 2 E: 0 LOB: 2 K: 1 BB: 1 S: 15 P: 31	R: 0 H: 1 E: 0 LOB: 1 K: 0 BB: 0 S: 11 P: 13	R: 1 H: 1 E: 0 LOB: 1 K: 1 BB: 1 S: 11 P: 19	R: 0 H: 1 E: 0 LOB: 1 K: 0 BB: 1 S: 7 P: 14	1B: 4 SF: 0 2B: 1 SAC: 1 3B: 0 DP: 1 HR: 1 HBP: 2						WP: 0 PA: 38 PB: 0 SB: 2 CS: 0

TOP

Miami Marlins @ New York Mets

Citi Field, Flushing, NY

Sat Sep 14 2013, 4:11 PM - 7:03 PM EDT

Partly Cloudy - 68 F

livebaseballscorecards.com

AB	31
R	3
H	6
RBI	3
BB	4
SO	9
LOB	19

MIAMI

PITCHER	IP	WLS	BF	H	R	ER	SO	BB	IBB	HBP	BLK	WP	HR	S	P	ERA	WHIP
52 Carlos Torres, R (1, 1) ERA: 3.48	6.0	L	25	3	2	2	8	1	1	2	0	0	1	63	111	3.00	0.667
71 Gonzalez Germen, R (7, 1) ERA: 4.13	1.0		4	1	0	0	0	0	0	0	0	0	0	11	13	0.00	1.000
40 Tim Byrdak, L (8, 1) ERA: 10.8	0.0		1	1	1	1	0	0	0	0	0	0	0	2	3	∞	∞
48 Frank Francisco, R (8, 1) ERA: 10.13	0.2		3	0	0	0	1	1	0	0	0	0	0	8	14	0.00	1.500
30 David Aardsma, R (8, 1) ERA: 4.79	0.1		1	0	0	0	0	0	0	0	0	0	0	1	2	0.00	0.000

PITCHER	IP	WLS	BF	H	R	ER	SO	BB	IBB	HBP	BLK	WP	HR	S	P	ERA	WHIP
46 Greg Burke, R (9, 1) ERA: 5.46	1.0		4	1	0	0	0	1	0	0	0	0	0	7	14	0.00	2.000

BOTTOM

Miami Marlins @ New York Mets

Citi Field, Flushing, NY

Sat Sep 14 2013, 4:11 PM - 7:03 PM EDT

Partly Cloudy - 68 F

Batter	1	2	3	4	5	6	7	8	9	AB	R	H	RBI	BB	SO	LOB
22 Eric Young Jr., S (1, 7) OBP: 0.319, SLG: 0.344	C FF 90 B SI 92 F CH 86 B SI 93 X FF 94 2-2 G4-3 ①		S CU 75 L FF 94 F CU 76 F SL 78 F FF 96 B FF 95 S SI 89 1-3 K ①		B FF 93 S SI 87 F SI 88 B SI 93 X SI 88 2-2 FC6-4 ③ 1-2f			B SL 86 X SI 94 1-0 L8 ②		4	0	0	0	0	1	1
23 Mike Baxter, L (1, 9) OBP: 0.303, SLG: 0.257	C FF 92 F SI 88 F CH 88 B SI 94 X SI 94 1-2 F8 ②		C CU 75 S FF 89 X SL 79 0-2 G3-1 ②			X SI 88 0-0 B1-3 ①		B SI 94 X SI 93 1-0 G6-3 ③		4	0	0	0	0	0	0
28 Daniel Murphy, L (1, 4) OBP: 0.313, SLG: 0.401	C FF 93 F SI 89 B FF 94 B SL 80 X SI 95 2-2 G3-1 ③		F CH 85 C SL 78 B SI 93 X SI 87 1-2 G3 ③			X FF 89 0-0 F7 ②			C SI 91 B CH 84 B SI 90 F SL 82 S SL 81 2-3 K ①	4	0	0	0	0	1	0
21 Lucas Duda, L (1, 3) OBP: 0.353, SLG: 0.432		C SI 90 B EP 52 C FF 94 X SI 93 1-2 15 G1-3 6 1B 1B		C CU 75 B SL 80 B CH 87 F CH 87 B SI 88 X SI 87 3-2 L6 ①		C SI 90 B CU 65 F SI 90 B SI 90 F SI 92 S SI 88 2-3 K ③			C SL 81 B SI 91 B SL 82 B SL 81 B SI 90 4-1 BB	3	0	1	0	1	1	0
19 Zach Lutz, R (1, 5) OBP: 0.381, SLG: 0.294		B SI 92 1 SAFE C SI 92 F SI 92 B SI 94 B SL 80 S SI 94 3-3 K ①		B SL 81 F SI 93 C CH 86 B CU 78 S CH 88 2-3 K ②			B SI 90 F SI 91 X SI 91 1-1 G5-3 ①		F SI 90 B SL 81 F SI 90 C SL 81 1-3 K ②	4	0	0	0	0	3	2
6 Matthew den Dekker, L (1, 8) OBP: 0.308, SLG: 0.378		B FF 94 C CH 86 X FF 93 1-1 15 G1-3 1-2 1B		X FF 92 0-0 P5 ③			B EP 57 F SI 91 X SI 92 1-1 15 F8 2B		B SL 81 F SI 91 S CH 86 B SL 81 C SL 82 2-3 K ③	4	0	2	0	0	1	1
15 Travis d'Arnaud, R (1, 2) OBP: 0.225, SLG: 0.222		D SI 95 B SL 79 C SI 94 X SI 94 2-1 G1-3 ② 1-2 2-3			B SI 90 F CH 86 B CU 74 X SI 87 2-1 3 FC4-6 1B		F SI 91 X SL 79 0-1 F8 ② 2-3			3	0	1	0	0	0	3
3 Omar Quintanilla, L (1, 6) OBP: 0.313, SLG: 0.291		C SI 88 F SI 89 H SI 95 1-2 HBP			X SI 89 0-0 FC4-6 ① 22 FC6-4 1-2f		D CH 88 X FF 87 1-0 G4-3 ③			2	0	0	0	0	0	2
52 Carlos Torres, R (1, 1) OBP: 0.154, SLG: 0.083 71 Gonzalez Germen, R (7, 1) 40 Tim Byrdak, L (8, 1) 48 Frank Francisco, R (8, 1) 30 David Aardsma, R (8, 1) 13 Josh Satin, R (8, PH) OBP: 0.378, SLG: 0.393 46 Greg Burke, R (9, 1)		D FF 95 B SI 96 C SI 94 F SI 95 F SI 96 B FF 95 X SI 95 3-2 G1-3 ③		L SI 90 B SI 89 L SI 91 L SI 94 1-3 K ②			C SI 94 B SL 85 F SL 87 X SI 96 1-2 G1-3 ①		2 0 0 0 0 1 4 0 0 0 0 0 0 0 0 0 0 0 0 0 0 0 0 0 0 0 0 0 0 0 0 0 0 0 0 1 0 0 0 0 0 0 0 0 0 0 0 0 0						

livebaseballscorecards.com

AB	31
R	0
H	4
RBI	0
BB	1
SO	8
LOB	13

Inning Stats	1	2	3	4	5	6	7	8	9
	R: 0 E: 0 K: 0 S: 10	H: 0 LOB: 0 BB: 0 P: 15	R: 0 E: 0 K: 1 S: 16	H: 2 LOB: 3 BB: 0 P: 27	R: 0 E: 0 K: 1 S: 12	H: 0 LOB: 0 BB: 0 P: 14	R: 0 E: 0 K: 1 S: 7	H: 0 LOB: 0 BB: 0 P: 12	R: 0 E: 0 K: 1 S: 9	H: 1 LOB: 1 BB: 0 P: 14	R: 0 E: 0 K: 1 S: 6	H: 0 LOB: 0 BB: 0 P: 8	R: 0 E: 0 K: 0 S: 7	H: 1 LOB: 1 BB: 0 P: 10	R: 0 E: 0 K: 0 S: 5	H: 0 LOB: 0 BB: 0 P: 8	R: 0 E: 0 K: 3 S: 10	H: 0 LOB: 1 BB: 1 P: 19

1B: 3	SF: 0
2B: 1	SAC: 0
3B: 0	DP: 0
HR: 0	HBP: 1

WP: 0	PA: 33
PB: 0	
SB: 0	
CS: 0	

PITCHER		IP	WLS	BF	H	R	ER	SO	BB	IBB	HBP	BLK	WP	HR	S	P	ERA	WHIP
37 Henderson Alvarez III, R ERA: 3.97	(1, 1)	7.0	W	26	4	0	0	5	0	0	1	0	0	0	67	100	0.00	0.571
50 Chad Qualls, R ERA: 2.81	(8, 1)	1.0	H	3	0	0	0	0	0	0	0	0	0	0	5	8	0.00	0.000
31 Steve Cishek, R ERA: 2.54	(9, 1)	1.0	S	4	0	0	0	3	1	0	0	0	0	0	10	19	0.00	1.000

PITCHER	IP	WLS	BF	H	R	ER	SO	BB	IBB	HBP	BLK	WP	HR	S	P	ERA	WHIP

TOP

Miami Marlins @ New York Mets

Citi Field, Flushing, NY

Sat Sep 14 2013, 7:44 PM - 10:30 PM EDT

Att. 25,175 - Clear - 62 F

livebaseballscorecards.com

Batter	1	2	3	4	5	6	7	8	9	AB	R	H	RBI	BB	SO	LOB
23 Jake Marisnick, R (1, 8) OBP: 0.226, SLG: 0.234	C FF 86 C CU 71 F FF 88 X SL 77 0-2 ① P4		C SI 87 F FC 86 F FS 82 B FF 88 X SL 79 1-2 ③ L4			X CU 70 0-0 ① F7		C FF 95 B FF 96 B CU 84 S FF 96 F FF 97 F FF 96 S CU 81 2-3 ② K		3	0	0	0	0	0	0
21 Christian Yelich, L (8, PH) OBP: 0.367, SLG: 0.397 (8, 7)										1	0	0	0	0	1	0
17 Donovan Solano, R (1, 4) OBP: 0.309, SLG: 0.320	F SI 85 F SI 87 B SL 78 S CU 72 1-3 ② K			C FF 85 B CU 72 B SI 86 X FC 84 2-1 ① F9		B SI 84 C SI 87 F FF 88 B SI 88 B FS 81 X SI 87 3-2 ② F9		C FF 95 B FF 96 B FF 96 X FF 94 2-1 1B		4	0	1	0	0	1	0
20 Justin Ruggiano, R (1, 7) OBP: 0.294, SLG: 0.392 (8, 8)	C CU 71 C SI 88 B SL 80 F FF 90 X SI 89 1-2 ③ G4-3			X FF 88 0-0 HR		S CU 71 C CU 70 X SI 87 0-2 ③ G5-3		C FF 95 F CU 81 S FF 95 0-3 ③ K		4	1	1	1	0	1	1
27 Giancarlo Stanton, R (1, 9) OBP: 0.366, SLG: 0.491		X SI 86 0-0 ① P3		C FF 89 X SI 89 0-1 ② F9			S CU 75 X SI 86 0-1 ① P4		B FF 90 F FF 91 X FF 92 1-1 30 G1-3 1B	4	0	1	0	0	0	0
30 Placido Polanco, R (1, 5) OBP: 0.303, SLG: 0.287		C SI 86 H FF 86 1-1 HBP		B FF 87 S FS 79 C CU 72 B FF 87 F FF 89 F SL 78 X FC 86 2-2 ③ G4-3			B CU 75 C CU 75 B CU 71 F SI 87 F SL 77 H FS 80 3-2 3 1B HBP		C FF 92 X FF 92 0-1 ① G1-3 1-2	2	0	0	0	0	0	1
59 Ed Lucas, R (1, 3) OBP: 0.299, SLG: 0.309		B CU 70 B FF 86 X SI 87 2-0 ② F9			C SI 84 F SI 86 X SL 76 0-2 ① G4-3		D FS 80 B CU 69 X SI 85 2-0 ② L4		C FF 93 C FF 93 T FF 93 0-2 ② K	3	0	0	0	0	0	2
5 Logan Morrison, L (9, PH) OBP: 0.338, SLG: 0.391										1	0	0	0	0	1	1
3 Adeiny Hechavarría, R (1, 6) OBP: 0.263, SLG: 0.294		F FF 87 1 SAFE B FF 87 C CU 72 F SI 88 F SL 76 B SL 79 X FF 88 2-2 ③ P3			S CU 70 B CU 73 F CU 72 B SI 89 B SL 78 F SI 86 B FF 86 4-2 BB		F SI 86 X FF 86 0-1 1-3 1B		B SL 90 X FF 93 1-0 ③ G4-3	3	0	1	0	1	0	2
19 Rob Brantly, L (1, 2) OBP: 0.265, SLG: 0.269			X FF 86 0-0 ① F7		C FS 79 X SI 87 0-1 ② F7		C CU 71 B FS 79 F FS 80 F FC 86 C SL 78 1-3 ③ K			3	0	0	0	0	1	3
33 Jacob Turner, R (1, 1) OBP: 0.091, SLG: 0.152			C SI 86 F FF 88 B CU 73 C CU 74 1-3 ② K		X SI 86 0-0 ③ G5-3			C FF 82 S CU 73 B CU 75 F CU 73 B SI 84 B CU 73 C CU 73 3-3 ① K		2	0	0	0	0	1	1
39 Chris Hatcher, R (6, 1)										0	0	0	0	0	0	0
8 Chris Coghlan, L (8, PH) OBP: 0.308, SLG: 0.376										1	0	0	0	0	1	0
43 Dan Jennings, L (8, 1)										0	0	0	0	0	0	0
49 Arquimedes Caminero, R (8, 1)										0	0	0	0	0	0	0
Inning Stats	R: 0 E: 0 K: 1 S: 11 H: 0 LOB: 0 BB: 0 P: 13	R: 0 E: 0 K: 0 S: 8 H: 0 LOB: 1 BB: 0 P: 13	R: 0 E: 0 K: 1 S: 8 H: 0 LOB: 0 BB: 0 P: 10	R: 1 E: 0 K: 0 S: 10 H: 1 LOB: 0 BB: 0 P: 14	R: 0 E: 0 K: 0 S: 9 H: 0 LOB: 1 BB: 1 P: 13	R: 0 E: 0 K: 0 S: 7 H: 0 LOB: 0 BB: 0 P: 10	R: 0 E: 0 K: 1 S: 12 H: 1 LOB: 2 BB: 0 P: 18	R: 0 E: 0 K: 3 S: 14 H: 1 LOB: 1 BB: 0 P: 21	R: 0 E: 0 K: 1 S: 8 H: 1 LOB: 1 BB: 0 P: 10	1B: 3 2B: 0 3B: 0 HR: 1	SF: 0 SAC: 0 DP: 0 HBP: 2					

	AB	31
	R	1
	H	4
	RBI	1
	BB	1
	SO	7
	LOB	11

WP: 0 PB: 0 SB: 0 CS: 0 PA: 34

PITCHER		IP	WLS	BF	H	R	ER	SO	BB	IBB	HBP	BLK	WP	HR	S	P	ERA	WHIP
16 Daisuke Matsuzaka, R ERA: 6.12	(1, 1)	7.0	W	26	2	1	1	3	1	0	2	0	0	1	65	91	1.29	0.429
55 Pedro Feliciano, L ERA: 5.0	(8, 1)	0.1	H	1	0	0	0	1	0	0	0	0	0	0	4	7	0.00	0.000
38 Vic Black, R ERA: 4.35	(8, 1)	0.2	H	3	1	0	0	2	0	0	0	0	0	0	10	14	0.00	1.500
32 LaTroy Hawkins, R ERA: 3.2	(9, 1)	1.0	S	4	1	0	0	1	0	0	0	0	0	0	8	10	0.00	1.000

PITCHER		IP	WLS	BF	H	R	ER	SO	BB	IBB	HBP	BLK	WP	HR	S	P	ERA	WHIP

Miami Marlins @ New York Mets

Citi Field, Flushing, NY

Sat Sep 14 2013, 7:44 PM - 10:30 PM EDT

Att. 25,175 - Clear - 62 F

BOTTOM

Batter	1	2	3	4	5	6	7	8	9	AB	R	H	RBI	BB	SO	LOB
22 Eric Young Jr., S (1, 7) OBP: 0.318, SLG: 0.342	B FF 91 B SI 92 C SI 91 S FF 92 C FF 93 2-3 ① K	B CU 78 B SI 91 B FF 91 C FF 91 S SI 91 B FF 93 4-2 12 S 2-3 BB		B SI 92 X SI 91 1-0 ② F7			C SI 92 B FS 89 X FF 95 1-1 ① G3			3	0	0	0	1	1	0
12 Juan Lagares, R (1, 9) OBP: 0.297, SLG: 0.375	B FF 92 S SI 93 B CU 78 F FF 92 F SI 92 S SI 93 2-3 ② K	B CU 78 C FF 92 F SI 91 D CU 81 X CU 80 2-2 ③ F8 1-2		B CU 78 B FF 90 B FF 89 C FF 92 F FF 90 F SI 90 B SI 90 4-2 BB			C SL 85 L SL 87 F SI 95 B FF 95 F SL 87 X SL 86 1-2 ② F9			3	0	0	0	1	1	2
28 Daniel Murphy, L (1, 4) OBP: 0.314, SLG: 0.407	B SI 91 C SI 92 S FF 92 X CU 81 1-2 21 S 4 1B 1B		F SI 91 B CH 85 S SI 92 X CU 80 1-2 HR	1 SAFE F SI 90 B FF 90 F CH 86 1 SAFE X SI 92 1-2 ③ G5-3			F SI 94 C FF 96 B SI 95 B SI 95 B FS 90 F SI 96 X SL 87 3-2 ③ G4-3			4	2	2	1	0	0	1
21 Lucas Duda, L (1, 3) OBP: 0.357, SLG: 0.445	1 SAFE B SI 90 C FF 92 C SI 92 B FC 84 B FF 93 B SI 93 4-2 4 1B 1-2 BB		C SI 92 B FF 92 F SI 92 X FF 92 1-2 HR		C SI 90 B CH 84 C SI 91 F FC 85 T CU 78 1-2 ① K			C FF 91 B SL 82 S SL 82 X SL 82 1-2 6 G1-3 1B		3	1	2	1	1	1	0
4 Wilmer Flores, R (1, 5) OBP: 0.256, SLG: 0.288	X FC 86 0-0 1-3 2-H 1B		B FF 91 B FF 90 T FF 92 X SI 91 2-1 ① L4		C FF 90 S CU 76 X CU 80 0-2 ② G4-3			B FF 90 X FF 91 1-0 ① F9		4	0	1	1	0	0	1
6 Matthew den Dekker, L (1, 8) OBP: 0.302, SLG: 0.350	C SI 92 D CU 79 B FF 92 1 SAFE S SI 90 F SI 93 C CU 79 2-3 ③ K		C SI 92 F CH 86 B FF 93 F CU 80 H CU 80 2-2 20 G5-3 HBP		C SI 90 F SI 90 B CU 80 B CU 78 X SI 92 2-2 ③ G6-3			B FF 91 F FF 91 T SL 81 X SL 82 1-2 ② G1-3 1-2		3	0	0	0	0	1	3
20 Anthony Recker, R (1, 2) OBP: 0.268, SLG: 0.395		C FF 91 F FF 92 B CU 80 C CU 80 1-3 ① K	1 SAFE 1 SAFE C CU 76 1 SAFE F FF 91 D CU 79 B SI 92 B SI 91 X SI 91 3-2 ② G5-3 1-2			F SI 92 B SL 85 C SI 93 S SI 95 1-3 ① K		F FF 93 D CU 81 F FF 94 D CU 82 S FF 95 2-3 ③ K		4	0	0	0	0	3	2
11 Rubén Tejada, R (1, 6) OBP: 0.257, SLG: 0.256		B FF 92 X FF 92 1-0 22 PB 2B	C CU 78 X SI 91 0-1 ③ G6-3			F SL 85 X SL 85 0-1 ② L9				3	0	1	0	0	0	1
16 Daisuke Matsuzaka, R (1, 1) OBP: 0.286, SLG: 0.286 55 Pedro Feliciano, L (8, 1) 38 Vic Black, R (8, 1) 32 LaTroy Hawkins, R (9, 1)		B FF 92 C FF 92 F FF 91 S CU 80 1-3 ② K		B FF 91 C FF 90 X FF 90 1-1 ① P4		B SI 94 C SI 93 B SI 95 B SI 95 C SI 94 C FF 95 3-3 ③ K				3 0 0 0	0 0 0 0	0 0 0 0	0 0 0 0	2 0 0 0	1 0 0 0	1 0 0 0
Inning Stats	R: 1 E: 0 K: 3 S: 17 H: 2 LOB: 2 BB: 1 P: 28	R: 0 E: 0 K: 2 S: 12 H: 1 LOB: 2 BB: 1 P: 21	R: 2 E: 0 K: 0 S: 16 H: 2 LOB: 1 BB: 0 P: 25	R: 0 E: 0 K: 0 S: 9 H: 0 LOB: 1 BB: 1 P: 16	R: 0 E: 0 K: 1 S: 10 H: 0 LOB: 0 BB: 0 P: 13	R: 0 E: 0 K: 0 S: 8 H: 0 LOB: 0 BB: 0 P: 12	R: 0 E: 0 K: 0 S: 11 H: 0 LOB: 0 BB: 0 P: 16	R: 0 E: 0 K: 1 S: 10 H: 1 LOB: 1 BB: 0 P: 15		1B: 3 2B: 1 3B: 0 HR: 2	SF: 0 SAC: 0 DP: 0 HBP: 1		WP: 0 PB: 1 SB: 2 CS: 0	PA: 34		

livebaseballscorecards.com

AB	30
R	3
H	6
RBI	3
BB	3
SO	9
LOB	11

PITCHER		IP	WLS	BF	H	R	ER	SO	BB	IBB	HBP	BLK	WP	HR	S	P	ERA	WHIP
33 Jacob Turner, R ERA: 3.51	(1, 1)	5.0	L	24	5	3	3	6	3	0	1	0	0	2	64	103	5.40	1.600
39 Chris Hatcher, R ERA: 9.0	(6, 1)	2.0		6	0	0	0	2	0	0	0	0	0	0	19	28	0.00	0.000
43 Dan Jennings, L ERA: 3.86	(8, 1)	0.2		3	1	0	0	0	0	0	0	0	0	0	7	10	0.00	1.500
49 Arquimedes Caminero, R ERA: 4.15	(8, 1)	0.1		1	0	0	0	1	0	0	0	0	0	0	3	5	0.00	0.000

PITCHER	IP	WLS	BF	H	R	ER	SO	BB	IBB	HBP	BLK	WP	HR	S	P	ERA	WHIP

Batter	1	2	3	4	5	6	7	8	9	10	11	12	AB	R	H	RBI	BB	SO	LOB
8 Chris Coghlan, L (1, 5) OBP: 0.309, SLG: 0.371	F FF 87 F SI 89 B FF 89 F SL 82 S KC 74 1-3 K		B CH 83 B CH 82 C SI 90 T SI 90 F SI 91 S SI 90 2-3 K		C CH 82 B FF 90 S SI 90 B FF 90 X SI 90 2-2 17 FC5-4 1B			B SI 86 B SI 89 F SI 88 B SI 89 B SI 89 4-1 17 SH2-4 BB	B FF 92 X FF 93 1-0 G4-3			C FF 95 C FF 96 X FF 96 0-2 G6-3	5	0	1	0	1	2	2
17 Donovan Solano, R (1, 4) OBP: 0.308, SLG: 0.318	B FF 88 B SI 90 X SI 90 2-0 21 BB 1B		C KC 75 B KC 77 X SI 90 1-1 L9		S KC 76 F SI 90 X KC 76 0-2 FC5-4 1-2f			I SAFE B SI 89 X SI 88 1-0 SH2-4 1-2		C SL 82 S SL 83 B FF 92 B SL 85 B SL 85 S CH 82 3-3 K		B CU 85 B CU 82 C FF 96 F FF 95 B FF 96 X CU 81 3-2 F8	5	0	1	0	0	1	1
21 Christian Yelich, L (1, 7) OBP: 0.363, SLG: 0.389	D KC 74 D KC 74 B SI 90 C SI 88 B SI 88 4-1 27 G5-4-3 1-2 BB			B KC 73 S CH 82 B SI 89 B CH 82 F SI 90 S CH 84 3-3 K		C KC 74 B CH 81 S CH 83 B FF 89 F SI 91 B FF 90 X SI 89 3-2 G6-3		B CU 72 B CU 73 C CU 72 B CU 71 X CU 73 3-1 F8		B CH 83 X CH 84 1-0 G3			4	0	0	0	1	1	1
27 Giancarlo Stanton, R (1, 9) OBP: 0.366, SLG: 0.487	X SI 90 0-0 G5-4-3 1-2f			C KC 77 B SL 83 F SL 84 H SI 90 2-2 20 1B HBP		B FF 89 S CH 83 X CH 84 1-1 G5-3		I IN 60 I IN 61 I IN 60 I IN 62 4-0 20 FC6-4 IBB		B CH 84 C FF 94 S CH 82 B FF 93 B CH 84 S CH 84 3-3 K			3	0	0	0	1	1	2
20 Justin Ruggiano, R (1, 8) OBP: 0.295, SLG: 0.395		C SL 80 B SL 81 X KC 74 1-1 F9		T SL 82 X KC 76 0-1 1-2 1B		C KC 75 B CH 82 X CH 83 1-1 5 CS 2B		F SL 88 X SL 88 0-1 FC6-4 1-2f			B SL 83 S FF 94 F CH 83 C FF 94 1-3 K		5	0	2	0	0	1	2
5 Logan Morrison, L (1, 3) OBP: 0.340, SLG: 0.400 3 Adeiny Hechavarría, R (9, PR) OBP: 0.263, SLG: 0.294 (9, 6)		B SI 90 B CH 83 X SI 90 2-0 3B		F KC 74 X CH 83 0-1 F7		B CH 83 1-0 CS 2-3	F SI 88 B SI 88 F SL 85 F FC 86 B KC 75 S CH 83 2-3 K		X FF 90 0-0 E4 59 FC4-5 1B		B FF 94 F FF 95 F FF 94 S SL 86 1-3 K		4 1	0 0	2 0	0 0	0 0	1 1	2 0
59 Ed Lucas, R (1, 6) OBP: 0.300, SLG: 0.314 (9, 3)		C SL 84 F SI 90 D KC 77 F KC 77 S SI 91 1-3 K		C KC 75 C KC 75 B SL 83 F SI 90 D KC 76 X KC 77 2-2 L8			X SI 89 0-0 2B	L SL 86 L FF 91 X SL 88 0-2 FC4-5 46 E 2-3			S SL 85 B FF 94 B CH 84 B CH 84 S SL 85 F FF 95 X SL 86 3-2 1B		5	0	2	0	0	1	4
46 Koyie Hill, S (1, 2) OBP: 0.214, SLG: 0.244		C SI 91 B SI 90 S KC 76 S CH 83 1-3 K			F SI 89 X SI 89 0-1 F7		X SI 89 0-0 F7		X FF 91 0-0 FC5 1-2		C SI 94 B CH 84 S CH 84 B FF 94 D CH 85 S CH 85 3-3 K		5	0	0	0	0	2	5
34 Tom Koehler, R DNP: 2 IP, 50 P, 5 BF 29 Greg Dobbs, L DNP: 0 AB, 0 PA, 0 BB 44 AJ Ramos, R 40 Mike Dunn, L 50 Chad Qualls, R 9 Juan Pierre, L DNP: 0 AB, 0 PA, 0 BB 56 Zach Phillips, L 58 Ryan Webb, R 30 Placido Polanco, R DNP: 0 AB, 0 PA, 0 RBI		C FF 88 B SL 82 S SL 82 F KC 74 C SI 90 1-3 K			B SI 89 C SI 90 F SL 82 F SI 90 S KC 74 1-3 K		B SL 83 X SL 83 1-0 G5-3		C CU 78 X FF 93 0-1 P5			X CU 82 0-0 F8	3 1 0 0 0 1 0 0 0	0 0 0 0 0 0 0 0 0	0 0 0 0 0 0 0 0 0	0 0 0 0 0 0 0 0 0	2 0 0 0 0 0 0 0 0	1 2 0 0 0 0 0 0 0	
Inning Stats	R: 0 E: 0 K: 1 S: 7 H: 1 LOB: 1 BB: 1 P: 14	R: 0 E: 0 K: 2 S: 10 H: 1 LOB: 1 BB: 0 P: 15	R: 0 E: 0 K: 2 S: 10 H: 0 LOB: 0 BB: 0 P: 14	R: 0 E: 0 K: 1 S: 13 H: 1 LOB: 2 BB: 0 P: 20	R: 0 E: 0 K: 1 S: 12 H: 1 LOB: 1 BB: 0 P: 15	R: 0 E: 0 K: 0 S: 8 H: 1 LOB: 0 BB: 0 P: 14	R: 0 E: 0 K: 1 S: 7 H: 1 LOB: 1 BB: 0 P: 10	R: 0 E: 0 K: 0 S: 6 H: 0 LOB: 2 BB: 2 P: 18	R: 0 E: 2 K: 0 S: 8 H: 1 LOB: 2 BB: 0 P: 9	R: 0 E: 0 K: 2 S: 7 H: 0 LOB: 0 BB: 0 P: 14	R: 0 E: 0 K: 3 S: 13 H: 1 LOB: 1 BB: 0 P: 21	R: 0 E: 0 K: 0 S: 7 H: 0 LOB: 0 BB: 0 P: 10	1B: 5 2B: 2 3B: 1 HR: 0	SF: 0 SAC: 1 DP: 1 HBP: 1	WP: 0 PB: 0 SB: 0 CS: 1	PA: 48		

PITCHER		IP	WLS	BF	H	R	ER	SO	BB	IBB	HBP	BLK	WP	HR	S	P	ERA	WHIP
35 Dillon Gee, R ERA: 3.47	(1, 1)	7.1		29	6	0	0	8	2	0	1	0	0	0	69	109	0.00	1.091
55 Pedro Feliciano, L ERA: 4.82	(8, 1)	0.1		2	0	0	0	0	0	1	0	0	0	0	2	9	0.00	0.000
50 Scott Atchison, R ERA: 4.35	(8, 1)	0.1		1	0	0	0	0	0	0	0	0	0	0	2	2	0.00	0.000
32 LaTroy Hawkins, R ERA: 3.15	(9, 1)	1.0		5	1	0	0	0	0	0	0	0	0	0	8	9	0.00	1.000
71 Gonzalez Germen, R ERA: 3.86	(10, 1)	2.0		7	1	0	0	5	0	0	0	0	0	0	20	35	0.00	0.500

PITCHER		IP	WLS	BF	H	R	ER	SO	BB	IBB	HBP	BLK	WP	HR	S	P	ERA	WHIP
38 Vic Black, R ERA: 3.97	(12, 1)	1.0	W	3	0	0	0	0	0	0	0	0	0	0	7	10	0.00	0.000

TOP

Miami Marlins @ New York Mets

Citi Field, Flushing, NY

Sun Sep 15 2013, 1:13 PM - 4:49 PM EDT

Att. 26,165 - Partly Cloudy - 69 F

livebaseballscorecards.com

AB	42
R	0
H	8
RBI	0
BB	3
SO	13
LOB	22

MIAMI

Batter	1	2	3	4	5	6	7	8	9	10	11	12	AB	R	H	RBI	BB	SO	LOB
22 Eric Young Jr., S (1, 7) OBP: 0.317, SLG: 0.342	C FF 92 F FF 93 X KC 81 0-2 G4-3 ①		B FF 92 X FF 92 1-0 G3 ③			X SI 93 0-0 2B			X CH 84 0-0 F7 ②		B SI 94 S SI 94 F SL 86 F SL 88 S SL 87 1-3 K ③		5	0	1	0	0	1	2
12 Juan Lagares, R (1, 9) (11, 8) OBP: 0.295, SLG: 0.371	C FF 93 M FF 94 F SL 84 B FF 93 B KC 80 X FF 94 2-2 F9 ②			C FF 92 B SI 93 F KC 83 C SI 94 1-3 K ①		C KC 78 C FF 92 F KC 81 B FF 93 B SL 86 B SI 94 X SI 94 3-2 G4-3 ③			B SL 82 F FF 91 B FC 93 C SL 80 X FF 94 2-2 G4-3 ③			B FF 87 B FF 87 B FF 86 C SI 87 B FF 88 4-1 28 1B 19 FC5-2 BB	4	0	0	0	1	1	1
28 Daniel Murphy, L (1, 4) OBP: 0.315, SLG: 0.407	B FF 94 X FF 92 1-0 F8 ③			C KC 78 B KC 80 F FF 94 X SI 94 1-2 L7 ②			B FF 92 X CH 84 1-0 4 L6 1B			F SL 86 S FF 94 B SL 86 B SL 87 X FF 94 2-2 F7 ①			F SL 78 1 SAFE X SL 79 0-1 19 FC5-2 21 BB 1-3 30 FC3-2 1B	5	0	2	0	0	0	0
21 Lucas Duda, L (1, 3) OBP: 0.355, SLG: 0.439		B FF 93 B FF 93 C KC 83 C FF 93 S KC 81 2-3 K ①		S CH 85 S FF 94 X SI 93 0-2 F8 ③			1 SAFE B SI 90 1 SAFE X SL 83 1-0 P6 ①			B SL 89 X SL 87 1-0 G6-3 ②			C SI 90 B FF 90 B FF 90 B SL 79 B SL 78 4-1 30 FC3-2 19 FC5-2 15 1B 1-2 BB	4	1	0	0	1	1	1
4 Wilmer Flores, R (1, 5) OBP: 0.256, SLG: 0.286 3 Omar Quintanilla, L (10, PR) OBP: 0.313, SLG: 0.291 (11, 5) 19 Zach Lutz, R (12, PH) OBP: 0.364, SLG: 0.278		B KC 79 F FF 93 S KC 80 S KC 81 1-3 K ②			C KC 78 X KC 80 0-1 G4-3 ①		1 SAFE 1 SAFE S FF 92 B SI 92 T KC 83 B SL 85 F FF 93 X KC 80 2-2 L6 ②③ 1-2			B FF 93 X FF 94 1-0 1B			B SL 81 X SI 94 1-0 FC5-2 15 1B 30 FC3-2 1-2 2-3 3-Hf	4 0 1	0 0 0	1 0 0	0 0 0	0 0 0	1 0 0	1 0 3
6 Matthew den Dekker, L (1, 8) OBP: 0.283, SLG: 0.326 30 Andrew Brown, R (10, PH) OBP: 0.299, SLG: 0.449 (11, 9)	F SI 95 B FF 93 C SL 85 B FF 94 B KC 81 F FF 93 F FF 94 X KC 80 3-2 F7 ③				S CH 86 B SL 84 F CH 86 F KC 81 F FF 95 B SL 85 S KC 80 2-3 K ②		C KC 76 B KC 78 S CH 83 F SL 84 B CH 86 X KC 81 2-2 G4-3 ①			B SL 87 B FF 94 B FF 94 C FF 94 S SL 88 S SL 86 3-3 K ③		X SI 95 0-0 FC3-2 15 1B 1-2 2-3 3-Hf	3 2	0 0	0 0	0 0	0 0	1 1	0 4
15 Travis d'Arnaud, R (1, 2) OBP: 0.235, SLG: 0.234			C FF 93 F SI 93 B KC 83 X KC 81 1-2 G3-1 ①		B FF 93 B SL 86 C FF 92 F FF 94 X FF 94 2-2 P6 ③		B SL 84 B FF 92 X FF 91 2-0 G6-3 ②				X SI 93 0-0 13 G4-3 11 SH1-3 1B	C SI 94 B SL 83 X SI 95 1-1 1-2 2-3 3-H	5	0	2	1	0	0	0
11 Rubén Tejada, R (1, 6) OBP: 0.253, SLG: 0.252			F FF 94 F FF 94 X FF 95 0-2 G6-3 ②			C FF 93 B FF 93 B KC 79 X SI 91 2-1 G5-3 ①	X FF 93 0-0 F8 ③				X SI 93 0-0 SH1-3 ① 1-2		3	0	0	0	0	0	0
35 Dillon Gee, R (1, 1) OBP: 0.190, SLG: 0.182 55 Pedro Feliciano, L (8, 1) 50 Scott Atchison, R (8, 1) 32 LaTroy Hawkins, R (9, 1) 23 Mike Baxter, L (9, PH) OBP: 0.301, SLG: 0.254 71 Gonzalez Germen, R (10, 1) 13 Josh Satin, R (11, PH) OBP: 0.378, SLG: 0.391 38 Vic Black, R (12, 1)			B SI 94 F FF 93 F FF 94 X KC 82 1-2 1B			F SI 93 S SL 84 S SL 84 0-3 K ②			C FF 91 S CH 85 B CH 85 F FF 93 B CU 78 S CH 85 2-3 K ①		C SL 86 C SL 85 F SL 87 F SI 95 B SI 96 X SL 88 1-2 G4-3 ② 2-3		2 0 0 0 0 1 0 1 0	0 0 0 0 0 0 0 0 0	1 0 0 0 0 1 0 0 0	0 0 0 0 0 0 0 0 0	1 0 0 0 0 0 0 1 0	0 0 0 0 0 0 0 0 0
Inning Stats	R: 0 E: 0 K: 0 S: 8 H: 0 LOB: 0 BB: 0 P: 11	R: 0 E: 0 K: 2 S: 11 H: 0 LOB: 0 BB: 0 P: 17	R: 0 E: 0 K: 0 S: 10 H: 1 LOB: 1 BB: 0 P: 13	R: 0 E: 0 K: 1 S: 9 H: 0 LOB: 0 BB: 0 P: 11	R: 0 E: 0 K: 0 S: 10 H: 0 LOB: 0 BB: 0 P: 14	R: 0 E: 0 K: 1 S: 10 H: 1 LOB: 1 BB: 0 P: 15	R: 0 E: 0 K: 0 S: 6 H: 1 LOB: 0 BB: 0 P: 10	R: 0 E: 0 K: 0 S: 6 H: 0 LOB: 0 BB: 0 P: 10	R: 0 E: 0 K: 1 S: 8 H: 0 LOB: 0 BB: 0 P: 12	R: 0 E: 0 K: 1 S: 8 H: 1 LOB: 1 BB: 0 P: 15	R: 0 E: 0 K: 1 S: 11 H: 1 LOB: 1 BB: 0 P: 13	R: 1 E: 0 K: 0 S: 8 H: 2 LOB: 3 BB: 2 P: 18	1B: 6 2B: 1 3B: 0 HR: 0	SF: 0 SAC: 1 DP: 0 HBP: 0	WP: 0 PB: 0 SB: 0 CS: 0	PA: 43			

PITCHER		IP	WLS	BF	H	R	ER	SO	BB	IBB	HBP	BLK	WP	HR	S	P	ERA	WHIP
34 Tom Koehler, R ERA: 4.51	(1, 1)	8.0		26	3	0	0	5	0	0	0	0	0	0	70	101	0.00	0.375
44 AJ Ramos, R ERA: 3.41	(9, 1)	1.0		3	0	0	0	1	0	0	0	0	0	0	8	12	0.00	0.000
40 Mike Dunn, L ERA: 2.81	(10, 1)	1.0		4	1	0	0	1	0	0	0	0	0	0	8	15	0.00	1.000
50 Chad Qualls, R ERA: 2.76	(11, 1)	1.0		4	1	0	0	1	0	0	0	0	0	0	11	13	0.00	1.000
56 Zach Phillips, L ERA: 5.4	(12, 1)	0.0	L	3	1	1	1	0	2	0	0	0	0	0	4	12	∞	∞

PITCHER		IP	WLS	BF	H	R	ER	SO	BB	IBB	HBP	BLK	WP	HR	S	P	ERA	WHIP
58 Ryan Webb, R ERA: 2.92	(12, 1)	0.2		3	1	0	0	0	0	0	0	0	0	0	4	6	0.00	1.500

BOTTOM

Miami Marlins @ New York Mets

Citi Field, Flushing, NY

Sun Sep 15 2013, 1:13 PM - 4:49 PM EDT

Att. 26,165 - Partly Cloudy - 69 F

livebaseballscorecards.com

AB	40
R	1
H	7
RBI	1
BB	2
SO	8
LOB	13

Batter	1	2	3	4	5	6	7	8	9	AB	R	H	RBI	BB	SO	LOB
16 Ángel Pagán, S (1, 8) OBP: 0.344, SLG: 0.423	B FF 94 B FF 94 C FF 95 B FF 95 S FF 94 F FF 95 B FF 94 4-2 BB	X FC 86 0-0 7 FC4-6 1-2 2-3 3-H 1B			C CU 76 B FF 91 B CH 85 B CU 75 C FF 93 B FF 93 4-2 9 1B 7 SH3 28 G4-3 BB		C SL 82 S FF 89 B FF 89 B SL 82 B SL 81 X FF 90 3-2 HR	B CH 82 C CH 83 D CH 84 B FF 93 X CH 82 3-1 2-H 3B		3	2	3	3	2	0	0
7 Grégor Blanco, L (1, 7) OBP: 0.335, SLG: 0.343	1 SAFE B SI 93 F SI 93 C FF 94 1 SAFE S SI 94 1-3 K	S FF 94 B FF 93 X SI 93 1-1 FC4-6 1-2f 2-3 3-H			X FF 92 0-0 SH3 1-2		C FF 90 X SL 82 0-1 28 G6-3 1B	B SI 84 B SI 85 B SL 79 C SI 83 X SL 78 3-1 F9		4	0	1	1	0	1	5
9 Brandon Belt, L (1, 3) OBP: 0.362, SLG: 0.480	B CU 76 1 SAFE 1 SAFE S FF 94 B FF 94 X CU 77 2-1 F9	S SI 92 B FF 92 F FC 86 F FF 93 B CH 87 F FC 86 F FF 93 X FF 92 2-2 F8			B CU 76 S CU 76 F FF 92 D CU 75 X FF 92 2-2 28 G4-3 2-3 1B		D SL 83 1 SAFE D SL 83 F FF 89 X SL 80 2-1 P5		F SI 95 X SI 96 0-1 28 BB 8 1B 1B	5	1	2	0	0	0	4
28 Buster Posey, R (1, 2) OBP: 0.375, SLG: 0.468	B FF 93 F FF 94 B FF 94 F FF 94 D FC 85 X FF 95 3-2 G5-3		C SI 92 B CU 76 C CU 76 B SI 92 X FC 85 2-2 G5-3		S SI 92 B FC 86 C FF 92 X FC 84 1-2 G4-3 1-2 3-H		1 SAFE C SL 87 B SL 85 S SL 87 X SL 86 1-2 G6-3 1-2		B SI 95 B SL 82 B SI 95 B FF 95 4-0 8 E 8 1B 1-2 BB	4	0	0	1	1	0	3
8 Hunter Pence, R (1, 9) OBP: 0.346, SLG: 0.497		B FC 86 B FF 94 B SI 92 F FF 94 B SI 94 4-1 35 F9 48 BB 52 BB BB	B CU 76 C SI 90 S FF 92 X FF 92 1-2 F9		C B CU 77 B SI 93 X FC 86 2-1 F8		B SL 87 F SL 86 B SL 87 S SL 88 B FF 93 F SL 88 S SL 86 3-3 K		C SL 83 B SI 95 F SI 96 X SI 97 1-2 E8 13 WP 1-3 2-H 1B	4	1	1	1	1	1	2
48 Pablo Sandoval, S (1, 5) OBP: 0.335, SLG: 0.409 14 Francisco Peguero, R (8, PR) OBP: 0.214, SLG: 0.222 13 Joaquin Arias, R (8, 5) OBP: 0.289, SLG: 0.349		B SI 94 B CH 87 B FF 94 C FF 94 S FF 93 B FF 94 4-2 52 BB 10 BB 16 1B 1-2 BB	B SI 90 C CU 76 F CH 85 B SI 92 F SI 93 F CU 74 C FF 93 2-3 K		B CH 84 B FF 90 B FF 90 C FF 90 C SL 83 X FF 91 3-2 G4-3		S FF 92 B SI 94 C CH 82 F FF 93 F CH 83 B FF 94 F CH 82 F FF 93 B FF 94 4-2 10 S 10 2B BB	B SI 94 C SL 82 F SI 95 S SL 84 1-3 K 1-2	2 0 1	1 1 0	0 0 0	0 0 0	2 0 0	1 0 1	0 0 2
35 Brandon Crawford, L (1, 6) OBP: 0.318, SLG: 0.375		C CU 76 F SI 93 B FC 85 X FC 86 1-2 F9 2-3	C SI 90 X SI 90 0-1 10 G3-6 1B		B FF 91 B SL 84 B FF 90 B FF 90 4-0 BB		B CH 80 B CH 82 X FF 93 2-0 F8	B SL 88 B SI 95 C SL 81 B SI 96 B FF 95 4-1 BB	3	0	1	0	2	0	3
10 Tony Abreu, S (1, 4) OBP: 0.273, SLG: 0.353		C FF 92 B FF 93 F SI 92 D CU 77 B SI 93 B SI 92 4-2 16 1B 52 BB 7 FC4-6 1-2 BB	B SI 93 X FC 84 1-0 G3-6 1-2f		B FF 90 B FF 89 C FF 88 X SL 82 2-1 L5		1 SAFE 1 SAFE B FF 93 S CH 83 X FF 94 1-1 1-H 16 3B 2B	F FF 91 B FF 93 F FS 84 B FF 92 B SL 79 C SL 80 3-3 K	4	2	1	1	1	1	5
52 Yusmeiro Petit, R (1, 1) OBP: 0.125, SLG: 0.067 63 Jean Machi, R (7, 1) 49 Javier López, L (7, 1) 29 Héctor Sánchez, S (8, PH) OBP: 0.325, SLG: 0.376 46 Santiago Casilla, R (8, 1) 22 Roger Kieschnick, L (9, PH) OBP: 0.301, SLG: 0.232 43 Sandy Rosario, R (9, 1) 54 Sergio Romo, R (9, 1)		B FF 94 B FF 94 B FF 92 C FF 93 C FF 92 F FF 92 B FF 93 4-2 7 FC4-6 16 1B 1-2 2-3 3-H BB	C SI 91 S FC 84 B CU 77 B FC 84 B FF 93 C FF 91 3-3 K		B FF 89 C FF 89 C FF 88 S SL 83 1-3 K2-3		B FF 93 D CH 82 S CH 83 F CH 84 X FF 93 2-2 F7	F FF 91 S FF 92 S FF 92 0-3 K	2 0 0 1 0 1 0 0	0 0 0 0 0 0 0 0	0 0 0 0 0 1 0 0	1 0 0 0 0 3 0 0	1 0 0 0 0 0 0 0	2 0 2 0 0 3 0 0	1 0 0 0 0 0 0 0
Inning Stats	R: 0 E: 0 K: 1 S: 11 H: 0 LOB: 1 BB: 1 P: 21	R: 3 E: 0 K: 0 S: 20 H: 1 LOB: 2 BB: 4 P: 40	R: 0 E: 0 K: 1 S: 11 H: 0 LOB: 0 BB: 0 P: 16	R: 0 E: 0 K: 1 S: 6 H: 1 LOB: 0 BB: 0 P: 10	R: 1 E: 0 K: 0 S: 11 H: 1 LOB: 1 BB: 1 P: 20	R: 0 E: 0 K: 1 S: 8 H: 0 LOB: 1 BB: 1 P: 18	R: 1 E: 0 K: 1 S: 14 H: 2 LOB: 1 BB: 0 P: 23	R: 2 E: 0 K: 0 S: 15 H: 2 LOB: 2 BB: 1 P: 30	R: 1 E: 1 K: 3 S: 15 H: 2 LOB: 3 BB: 2 P: 28	1B: 6 2B: 1 3B: 1 HR: 1 SF: 0 SAC: 1 DP: 1 HBP: 0						WP: 1 PB: 0 SB: 1 CS: 0 PA: 45

PITCHER		IP	WLS	BF	H	R	ER	SO	BB	IBB	HBP	BLK	WP	HR	S	P	ERA	WHIP
45 Zack Wheeler, R ERA: 3.42	(1, 1)	5.0		23	3	4	4	3	6	0	0	0	0	0	59	107	7.20	1.800
43 Sean Henn, L ERA: 3.38	(6, 1)	1.1	L	7	2	1	1	1	1	0	0	0	0	1	15	30	6.75	2.250
50 Scott Atchison, R ERA: 4.28	(7, 1)	0.2		2	0	0	0	1	0	0	0	0	0	0	7	11	0.00	0.000
71 Gonzalez Germen, R ERA: 4.35	(8, 1)	0.2		5	2	2	2	0	1	0	0	0	0	0	13	25	27.00	4.500
40 Tim Byrdak, L ERA: 9.82	(8, 1)	0.1		1	0	0	0	0	0	0	0	0	0	0	2	5	0.00	0.000

PITCHER		IP	WLS	BF	H	R	ER	SO	BB	IBB	HBP	BLK	WP	HR	S	P	ERA	WHIP
27 Jeurys Familia, R ERA: 4.22	(9, 1)	0.1		5	2	1	1	1	2	0	0	0	1	0	9	19	27.00	12.000
30 David Aardsma, R ERA: 4.71	(9, 1)	0.2		2	0	0	0	2	0	0	0	0	0	0	6	9	0.00	0.000

TOP

San Francisco Giants @ New York Mets

Citi Field, Flushing, NY

Tue Sep 17 2013, 7:13 PM - 11:07 PM EDT

Att. 24,343 - Clear - 63 F

livebaseballscorecards.com

AB	34
R	8
H	9
RBI	8
BB	10
SO	8
LOB	30

BOTTOM

San Francisco Giants @ New York Mets

Citi Field, Flushing, NY

Tue Sep 17 2013, 7:13 PM - 11:07 PM EDT

Att. 24,343 - Clear - 63 F

livebaseballscorecards.com

Batter	1	2	3	4	5	6	7	8	9	AB	R	H	RBI	BB	SO	LOB
22 Eric Young Jr., S (1, 7) OBP: 0.316, SLG: 0.341	C FF 86 X SL 83 0-1 28 E 28 S 1B		S CH 81 F FF 89 B FF 89 D CU 77 X CU 77 2-2 ② G4-3 3-H		B FF 86 X FF 87 1-0 ① F9		B FF 91 X FF 92 1-0 ① G6-3		B SI 88 X SI 87 1-0 ① F8	5	0	1	1	0	0	3
12 Juan Lagares, R (1, 8) OBP: 0.291, SLG: 0.365	1 SAFE B FF 86 B FF 88 X FF 87 2-0 ① P6		X SL 82 0-0 ③ F8		M SL 81 F FF 87 X SL 81 0-2 ② F9		C CU 80 C CU 79 B CH 85 B CH 85 C CU 80 2-3 ② K		C SL 78 X SL 77 0-1 FC6 28 1B 1-2 2-3	5	0	0	0	0	1	4
28 Daniel Murphy, L (1, 4) OBP: 0.317, SLG: 0.409	1 SAFE P PO 81 C FF 87 B CH 80 X FF 88 2-1 ② P6 1-3			C CH 80 B CU 75 B FF 87 C FF 87 B CU 76 B FF 88 4-2 21 BB 4 2B BB	F FF 86 C CH 80 X FF 88 0-2 ② 2B 1-3		B SI 88 C SI 87 B SL 81 X SI 86 2-1 ③ G4-3		B SI 87 S SI 87 D SL 78 F SL 79 B SI 86 F SL 79 X FF 86 3-2 1B 1-2 2-3 3-H	4	1	2	1	1	0	1
21 Lucas Duda, L (1, 3) OBP: 0.356, SLG: 0.434	C CH 81 C FF 88 X FF 89 0-2 ③ L4			S CH 80 F CH 79 D CU 76 1 SAFE B CH 80 B FC 88 B CH 81 4-2 4 2B 6 1B BB 1-2	I IN 72 I IN 75 I IN 76 I IN 75 4-0 IBB			C FF 94 B CH 88 B KC 80 F FF 94 B KC 80 F SI 94 X SI 94 3-2 ① F8	B SI 86 B SI 87 C SL 78 S SL 79 B FF 87 F SL 78 X SL 78 3-2 ② P5	3	1	0	0	2	0	4
4 Wilmer Flores, R (1, 5) OBP: 0.294, SLG: 0.299 43 Sean Henn, R (6, 1) 50 Scott Atchison, R (7, 1) 71 Gonzalez Germen, R (8, 1) 40 Tim Byrdak, L (8, 1) 23 Mike Baxter, L (8, PH) OBP: 0.333, SLG: 0.500 27 Jeurys Familia, R (9, 1) 30 David Aardsma, R (9, 1) 30 Andrew Brown, R (9, PH) OBP: 0.267, SLG: 0.440		C FF 88 F FF 88 F CU 76 B FF 89 B CU 77 X SL 82 2-2 ① F9		B FF 88 B SL 84 C SL 83 F FF 87 F FC 88 F CU 78 D CU 78 X SL 82 3-2 6 1B 2B 1-3 2-H	B CU 76 X SL 84 1-0 ③ G1-3			B FF 95 F SI 93 B SL 89 B FF 94 C FF 94 F SI 94 B FF 95 4-2 BB	C SL 77 B SL 80 C SL 77 B SL 78 X SL 77 2-2 ③ F8	3 0 0 0 0 0 0 0 1	1 0 0 0 0 0 0 0 0	1 0 0 0 0 0 0 0 0	1 0 0 0 0 1 0 0 0	0 0 0 0 0 0 0 0 0	0 0 0 0 0 0 0 0 0	3 0 0 0 0 0 0 0 3
6 Matthew den Dekker, L (1, 9) OBP: 0.280, SLG: 0.319		X FC 87 0-0 ② F8		F CH 82 X FF 88 0-1 ① 1B 2-H 3-H		B CH 81 X CH 80 1-0 ① G3		C SI 93 C SI 95 B FF 94 S KC 82 1-3 ② K		4	0	1	1	0	1	1
15 Travis d'Arnaud, R (1, 2) OBP: 0.233, SLG: 0.231 20 Anthony Recker, R (4, 2) OBP: 0.270, SLG: 0.394		C FC 88 F FF 88 T CU 76 0-2 ③ K		C FF 88 X SL 83 0-1 ② G5-3		S FC 86 F SL 82 F FF 87 B FF 87 X CU 76 1-2 13 FC5-4 1B		C SL 89 F SI 94 S SL 89 0-3 ③ K		1 3	0 0	0 1	0 0	0 1	1 1	0 1
11 Rubén Tejada, R (1, 6) OBP: 0.258, SLG: 0.259			C FF 87 B FF 88 X FF 88 1-1 45 SH1-4 22 G4-3 2B	C CU 75 X SL 83 0-1 ③ G6-3		X SL 83 0-0 ② F9			B FF 90 B FF 91 C FF 90 B FF 91 F FF 89 B FF 91 4-2 12 E 13 1B 28 1B BB	3	2	1	0	1	0	1
45 Zack Wheeler, L (1, 1) OBP: 0.161, SLG: 0.167 13 Josh Satin, R (5, PH) OBP: 0.380, SLG: 0.395 (6, 5)			X FF 87 0-0 ① SH1-4 2-3		C FF 86 C SL 83 B CU 75 F FF 87 F FF 86 X CU 77 1-2 28 2B 1B	X FF 88 0-0 ③ FC5-4 1-2f			S SI 86 X SI 87 0-1 28 1B 12 E 1-2	0 3	0 0	0 2	0 0	0 0	0 0	0 1
Inning Stats	R: 0 H: 1 E: 0 LOB: 1 K: 0 BB: 0 S: 9 P: 12	R: 0 H: 0 E: 0 LOB: 0 K: 1 BB: 0 S: 8 P: 10	R: 1 H: 1 E: 0 LOB: 0 K: 0 BB: 0 S: 7 P: 10	R: 3 H: 2 E: 0 LOB: 0 K: 0 BB: 2 S: 15 P: 26	R: 0 H: 2 E: 0 LOB: 3 K: 0 BB: 1 S: 13 P: 20	R: 0 H: 1 E: 0 LOB: 1 K: 0 BB: 0 S: 7 P: 9	R: 0 H: 0 E: 0 LOB: 0 K: 1 BB: 0 S: 6 P: 11	R: 0 H: 0 E: 0 LOB: 1 K: 2 BB: 1 S: 13 P: 21	R: 1 H: 2 E: 1 LOB: 3 K: 0 BB: 1 S: 18 P: 31	1B: 6 2B: 3 3B: 0 HR: 0	SF: 0 SAC: 1 DP: 0 HBP: 0			WP: 0 PB: 0 SB: 1 CS: 0	PA: 41		

PITCHER		IP	WLS	BF	H	R	ER	SO	BB	IBB	HBP	BLK	WP	HR	S	P	ERA	WHIP
52 Yusmeiro Petit, R ERA: 3.08	(1, 1)	6.0	W	27	7	4	4	1	2	1	0	0	0	0	59	87	6.00	1.500
63 Jean Machi, R ERA: 2.63	(7, 1)	0.2	H	2	0	0	0	1	0	0	0	0	0	0	4	7	0.00	0.000
49 Javier López, L ERA: 1.67	(7, 1)	0.1	H	1	0	0	0	0	0	0	0	0	0	0	2	4	0.00	0.000
46 Santiago Casilla, R ERA: 1.79	(8, 1)	1.0	H	4	0	0	0	2	1	0	0	0	0	0	13	21	0.00	1.000
43 Sandy Rosario, R ERA: 3.02	(9, 1)	0.0		1	0	1	1	0	1	0	0	0	0	0	2	6	∞	∞

PITCHER		IP	WLS	BF	H	R	ER	SO	BB	IBB	HBP	BLK	WP	HR	S	P	ERA	WHIP
54 Sergio Romo, R ERA: 2.41	(9, 1)	1.0		6	2	0	0	0	0	0	0	0	0	0	16	25	0.00	2.000

AB	35
R	5
H	9
RBI	4
BB	5
SO	4
LOB	22

Batter	1	2	3	4	5	6	7	8	9	AB	R	H	RBI	BB	SO	LOB
16 Ángel Pagán, S (1, 8) OBP: 0.342, SLG: 0.418	B FF 88 C FF 88 F CH 84 C SI 90 1-3 ① K		B CU 74 C FF 88 X CH 83 1-1 7 HR 1B	C SI 89 X CU 73 0-1 ② P6		C CU 77 T FC 90 B CH 85 F FF 91 X CU 81 1-2 ③ G4-3			C CU 82 F FF 96 B FF 95 B CU 82 F FF 95 B FF 95 X FF 95 3-2 ② P6	5	1	1	0	0	1	2
7 Grégor Blanco, L (1, 7) OBP: 0.337, SLG: 0.349	B SI 89 C SI 89 B SI 90 F CH 84 B CU 76 B SI 89 4-2 28 FC6-4 BB		C SI 89 X SL 80 0-1 1-H HR	X CU 73 0-0 E9 1-3 2-H			B FF 91 F FF 91 F FF 90 B FC 88 B FF 91 B FF 91 4-2 BB		B SI 93 B FF 95 C FF 94 C CU 82 S CU 83 2-3 ③ K	3	1	1	2	2	1	1
9 Brandon Belt, L (1, 3) OBP: 0.361, SLG: 0.478	T FF 87 F SI 90 S FF 88 0-3 ② K		B SI 89 C CU 74 B CU 73 F CH 83 X FF 89 2-2 8 BB 28 BB 1B	B SL 80 F CU 72 C CH 82 F FF 90 T SI 90 1-2 ③ K			D FC 90 1 SAFE C FF 90 B CU 76 T FF 92 F FC 90 F FC 90 T FF 92 2-2 ① K			4	0	1	0	0	3	4
28 Buster Posey, R (1, 2) OBP: 0.376, SLG: 0.466	C FF 90 D SL 80 1 SAFE B SI 90 C CU 75 X CU 75 2-2 ③ FC6-4 1-2f		D FF 89 B FF 90 C FF 90 B SL 82 B SL 82 4-1 8 BB 1-2 BB	H CH 82 1-0 48 S 35 1B HBP			F FF 92 F FF 93 S FF 89 0-3 ② K			2	1	0	0	1	1	2
8 Hunter Pence, R (1, 9) OBP: 0.345, SLG: 0.495		B FF 87 C FF 88 B SL 80 C FF 90 B FF 89 S SL 83 3-3 ① K	C CU 74 B SL 80 B CU 75 S FF 91 B FF 91 B SI 91 4-2 48 G6-4-3 1-2 2-3 BB	B FF 86 S CU 74 F CU 73 B FF 87 S SL 80 2-3 ① K			B FC 89 C FF 92 D CU 81 C FF 91 B FC 88 S FC 90 3-3 ③ K			3	0	0	0	1	3	2
48 Pablo Sandoval, S (1, 5) OBP: 0.334, SLG: 0.408 13 Joaquin Arias, R (8, 5) OBP: 0.289, SLG: 0.349		B SI 89 S FF 89 B CU 74 X CH 84 2-1 1B	B SI 90 B SI 89 F SI 90 X CU 75 2-1 ②③ G6-4-3 1-2f		B SI 89 B CU 72 F CU 72 S SI 90 F CU 73 F CU 72 B SI 90 F SI 91 C FF 91 3-3 ② K 1-2			X FF 90 0-0 ① F7		4 0	0 0	1 0	0 0	0 0	1 0	4 0
35 Brandon Crawford, L (1, 6) OBP: 0.318, SLG: 0.374		B SI 89 F SI 90 F SI 89 D SL 81 F SI 90 S FF 89 2-3 ② K	B SI 86 X CH 82 1-0 E5 18 1B 7 E	B SI 90 C CU 74 X CH 84 1-1 ③ 2-H 1B				B FF 91 B SL 80 C FF 90 F FF 91 B FS 87 F SL 81 F FF 92 F FF 91 S SL 81 3-3 ② K		4	1	1	1	0	2	1
21 Nick Noonan, L (1, 4) OBP: 0.252, SLG: 0.228		B FF 87 F SI 90 B FF 88 B SI 90 S SI 90 X SI 88 3-2 ③ F9	B FF 86 X SI 89 1-0 ① F8			X FF 91 0-0 ① F8		X FF 92 0-0 ③ L4		4	0	0	0	0	0	2
18 Matt Cain, R (1, 1) OBP: 0.115, SLG: 0.080 49 Javier López, L (8, 1) 12 Johnny Monell, L (9, PH) OBP: 0.200, SLG: 0.200 46 Santiago Casilla, R (9, 1) 54 Sergio Romo, R (9, 1)			C CH 85 B CH 85 C FF 87 S SL 78 1-3 ① K	X CH 84 0-0 7 E 1-2 1B		C FF 92 F FC 90 S CU 79 0-3 ② K			C FF 94 S FF 94 B FF 95 B CU 86 X FF 96 2-2 ① G4-3	3 0 1 0 0	0 0 0 0 0	1 0 0 0 0	0 0 0 0 0	0 0 0 0 0	2 0 0 0 0	0 0 0 0 0
Inning Stats	R: 0 E: 0 K: 2 S: 11 H: 0 LOB: 1 BB: 1 P: 18	R: 0 E: 0 K: 2 S: 12 H: 1 LOB: 1 BB: 0 P: 22	R: 2 E: 0 K: 1 S: 15 H: 3 LOB: 2 BB: 2 P: 29	R: 1 E: 2 K: 1 S: 10 H: 1 LOB: 2 BB: 0 P: 13	R: 1 E: 0 K: 2 S: 11 H: 1 LOB: 1 BB: 0 P: 18	R: 0 E: 0 K: 1 S: 8 H: 0 LOB: 0 BB: 0 P: 9	R: 0 E: 0 K: 3 S: 14 H: 0 LOB: 1 BB: 1 P: 23	R: 0 E: 0 K: 1 S: 8 H: 0 LOB: 0 BB: 0 P: 11	R: 0 E: 0 K: 1 S: 10 H: 0 LOB: 0 BB: 0 P: 17	1B: 5 2B: 0 3B: 0 HR: 1 SF: 0 SAC: 0 DP: 1 HBP: 1						

PITCHER		IP	WLS	BF	H	R	ER	SO	BB	IBB	HBP	BLK	WP	HR	S	P	ERA	WHIP
44 Aaron Harang, R ERA: 5.69	(1, 1)	5.0		25	6	4	3	8	3	0	1	0	0	1	59	100	5.40	1.800
52 Carlos Torres, R ERA: 3.39	(6, 1)	2.0		7	0	0	0	4	1	0	0	0	0	0	22	32	0.00	0.500
30 David Aardsma, R ERA: 4.58	(8, 1)	1.0		3	0	0	0	1	0	0	0	0	0	0	8	11	0.00	0.000
38 Vic Black, R ERA: 3.65	(9, 1)	1.0	W	3	0	0	0	1	0	0	0	0	0	0	10	17	0.00	0.000

PITCHER	IP	WLS	BF	H	R	ER	SO	BB	IBB	HBP	BLK	WP	HR	S	P	ERA	WHIP

TOP

San Francisco Giants @ New York Mets

Citi Field, Flushing, NY

Wed Sep 18 2013, 7:12 PM - 10:22 PM EDT

Att. 23,698 - Clear - 64 F

livebaseballscorecards.com

AB	33
R	4
H	6
RBI	3
BB	4
SO	14
LOB	18



BOTTOM

San Francisco Giants @ New York Mets

Citi Field, Flushing, NY

Wed Sep 18 2013, 7:12 PM - 10:22 PM EDT

Att. 23,698 - Clear - 64 F

livebaseballscorecards.com

Batter	1	2	3	4	5	6	7	8	9	AB	R	H	RBI	BB	SO	LOB
22 Eric Young Jr., S (1, 7) OBP: 0.314, SLG: 0.338	C FF 91 B FF 92 B FF 91 F FF 92 S SL 84 2-3 K ①		S CH 85 C FF 91 X SL 88 1-2 FC5-4 13 1B ② 1-2f		B SI 91 S FF 92 B FF 92 F FF 91 F SI 92 X CU 81 2-2 G3 ③			B CU 79 F CH 85 B FF 91 F FF 91 S SL 86 2-3 K ①	C SL 78 S SL 78 F SI 86 B FF 86 B CH 81 X SL 79 2-2 F9 ②	4	0	0	0	0	2	3
38 Vic Black, R (9, 1)										0	0	0	0	0	0	0
3 Omar Quintanilla, L (9, PH) OBP: 0.312, SLG: 0.290										1	0	0	0	0	0	3
13 Josh Satin, R (1, 5) OBP: 0.380, SLG: 0.398	C FF 92 X CU 80 0-1 F8 ②		B FF 91 X SI 91 1-0 1-2 1B			B CU 79 X SL 87 1-0 G6-3 ①		C SI 91 D CU 81 F SI 91 F SL 87 B SL 88 B FF 92 X SL 88 3-2 1-H SF9 ②	C SL 78 B SL 77 C SL 77 B SL 78 X FF 87 2-2 1-2 2-H 3-H 1B	4	0	2	3	0	0	0
28 Daniel Murphy, L (1, 4) OBP: 0.315, SLG: 0.407	X FF 91 0-0 F7 ③		C CH 85 F SL 86 B CH 86 B SL 88 X SL 89 2-2 G1-6-3 ③			C SI 90 F SI 91 B SI 91 C SL 88 1-3 K ②		X SI 86 0-0 G3-1 ③		4	0	0	0	0	1	2
30 Andrew Brown, R (1, 9) OBP: 0.296, SLG: 0.435		B FF 91 B SL 87 F FF 92 S SL 87 B SL 87 S FF 93 3-3 K ①	B SL 85 C SL 86 C FF 91 B FF 92 S SL 89 2-3 K ①		C SL 89 B SL 87 C CU 80 B FF 91 X FF 91 2-2 F9 ③				B SI 95 S SI 93 B FF 94 T SI 93 B SL 90 F SL 90 B SI 94 4-2 12 WP 19 2B BB	3	1	0	0	1	2	0
(9, 7)																
21 Lucas Duda, L (1, 3) OBP: 0.352, SLG: 0.428		C CH 87 C CU 81 B FF 93 B SL 88 X SL 88 2-2 G3 ②	C CH 86 F FF 93 B SI 93 C FF 93 1-3 K ②				X CH 85 0-0 G1-3 ①		F SI 94 C FF 95 S KC 83 0-3 K ①	4	0	0	0	0	2	1
12 Juan Lagares, R (1, 8) OBP: 0.294, SLG: 0.365		C CU 81 X CU 81 0-1 11 FC6-4 1B	C SL 88 C FF 93 X FF 92 0-2 G4-3 ③				C FF 91 X FF 90 0-1 B1-3 ②		B SI 94 F SL 90 B FF 94 F SI 93 B KC 83 F SL 89 B SI 94 4-2 19 2B 36 1B 1-2 BB	3	1	1	0	1	0	0
11 Rubén Tejada, R (1, 6) OBP: 0.259, SLG: 0.260	1 SAFE X SI 92 0-0 FC6-4 ③ 1-2f				B FF 89 C SL 87 X SI 91 1-1 G6-3 ①		B FF 91 C FF 90 B SL 87 F SL 88 X CU 81 2-2 1B		B SL 77 C SL 77 B SL 78 C FF 87 F SL 78 B SL 78 X FF 87 3-2 36 1B 13 1B 1-3 2-H 2B	3	0	1	0	0	0	1
19 Zach Lutz, R (9, PH) OBP: 0.391, SLG: 0.368										1	1	1	1	0	0	0
36 Juan Centeno, L (1, 2) OBP: 0.500, SLG: 0.500			B FF 90 F FF 89 B FF 91 B SL 87 F FF 91 X FF 91 3-2 F7 ①		C CH 85 B SI 90 X SL 88 1-1 1B		C CU 80 F FF 90 B FF 91 X FF 91 1-2 F7 ③		X FF 86 0-0 6 BB 13 1B 2-3 3-H 1B	4	0	2	1	0	0	1
20 Anthony Recker, R (9, PR) OBP: 0.270, SLG: 0.394										0	1	0	0	0	0	0
44 Aaron Harang, R (1, 1) OBP: 0.286, SLG: 0.286			X FF 92 0-0 22 FC5-4 1B		B FF 91 B FF 90 X FF 91 2-0 P2 ②			B CH 84 S FF 90 B CU 78 F FF 91 F SI 91 B FF 91 X FF 91 3-2 13 E 13 S 13 SF9 1B	F SI 86 C SL 78 D CH 82 B CH 81 B SL 78 B SL 77 4-2 13 1B 1-2 BB	1	0	1	0	0	0	0
23 Mike Baxter, L (5, PH) OBP: 0.304, SLG: 0.252										1	0	0	0	0	0	1
52 Carlos Torres, R (6, 1) OBP: 0.154, SLG: 0.083										0	0	0	0	0	0	0
30 David Aardsma, R (8, 1)										0	0	0	0	0	0	0
6 Matthew den Dekker, L (8, PH) OBP: 0.308, SLG: 0.333										1	1	1	0	1	0	0
(9, 9)																
Inning Stats	R: 0 E: 0 K: 1 S: 6 H: 0 LOB: 0 BB: 0 P: 8	R: 0 E: 0 K: 1 S: 9 H: 1 LOB: 1 BB: 0 P: 14	R: 0 E: 0 K: 0 S: 11 H: 2 LOB: 2 BB: 0 P: 18	R: 0 E: 0 K: 2 S: 9 H: 0 LOB: 0 BB: 0 P: 12	R: 0 E: 0 K: 0 S: 9 H: 1 LOB: 1 BB: 0 P: 15	R: 0 E: 0 K: 1 S: 7 H: 0 LOB: 0 BB: 0 P: 11	R: 0 E: 0 K: 0 S: 9 H: 1 LOB: 1 BB: 0 P: 12	R: 1 E: 0 K: 1 S: 12 H: 1 LOB: 0 BB: 0 P: 20	R: 4 E: 0 K: 1 S: 23 H: 3 LOB: 2 BB: 3 P: 42	1B: 8 2B: 1 3B: 0 HR: 0 SF: 1 SAC: 0 DP: 0 HBP: 0						

PITCHER		IP	WLS	BF	H	R	ER	SO	BB	IBB	HBP	BLK	WP	HR	S	P	ERA	WHIP
18 Matt Cain, R ERA: 4.06	(1, 1)	7.2		29	6	1	0	6	0	0	0	0	0	0	71	109	0.00	0.783
49 Javier López, L ERA: 1.66	(8, 1)	0.1	H	1	0	0	0	0	0	0	0	0	0	0	1	1	0.00	0.000
46 Santiago Casilla, R ERA: 2.17	(9, 1)	0.1	H	3	0	2	2	1	2	0	0	0	1	0	9	17	54.00	6.000
54 Sergio Romo, R ERA: 2.72	(9, 1)	0.1	L	5	3	2	2	0	1	0	0	0	0	0	14	25	54.00	12.000

PITCHER	IP	WLS	BF	H	R	ER	SO	BB	IBB	HBP	BLK	WP	HR	S	P	ERA	WHIP

AB	34
R	5
H	9
RBI	5
BB	3
SO	7
LOB	12

WP: 1 PA: 38
PB: 0
SB: 1
CS: 0

San Francisco Giants @ New York Mets

Citi Field, Flushing, NY

Thu Sep 19 2013, 1:11 PM - 3:47 PM EDT

Att. 22,895 - Sunny - 75 F

livebaseballscorecards.com

TOP

Batter	1	2	3	4	5	6	7	8	9	AB	R	H	RBI	BB	SO	LOB
16 Ángel Pagán, S (1, 8) OBP: 0.337, SLG: 0.412	C FF 88 C FF 90 X CU 76 0-2 G5-3		B FC 87 F FF 89 S FF 90 X FF 90 1-2 G5-3		B FF 88 C FC 87 X FF 89 1-1 F7		C CU 74 B CU 76 B FC 88 C SI 89 F FF 91 B CU 78 X CU 76 3-2 F8			4	0	0	0	0	0	0
10 Tony Abreu, S (1, 4) OBP: 0.281, SLG: 0.368	C FF 89 F FC 88 F FF 90 X CU 76 0-2 8 BB 1B		F FF 90 S FF 90 X CU 76 0-2 G1-3		S CU 74 S CU 76 X FF 90 0-2 28 F9 2B		F FF 90 S FF 90 C FC 88 0-3 K			4	0	2	0	0	1	0
28 Buster Posey, R (1, 3) OBP: 0.374, SLG: 0.462 9 Brandon Belt, L (9, 3) OBP: 0.361, SLG: 0.478	C CU 74 F SI 90 B FF 91 B FC 89 C FC 89 2-3 K		B SI 90 X SI 90 1-0 F9		X FF 90 0-0 F9 2-3		C CU 76 B CU 76 X FC 88 1-1 G5-3			4 0	0 0	0 0	0 0	0 0	1 0	2 0
8 Hunter Pence, R (1, 9) OBP: 0.345, SLG: 0.492	B CU 76 B FF 90 C FC 88 D CU 76 C FF 88 B CU 76 4-2 1-2 BB			F FF 88 X FF 90 0-1 F8	B CU 75 D CU 76 C SI 90 F FF 91 X FF 90 2-2 P3			B CU 79 X SL 87 1-0 G6-3		3	0	0	0	1	0	1
29 Héctor Sánchez, S (1, 2) OBP: 0.323, SLG: 0.381	S CU 75 F CH 83 S FF 92 0-3 K			C CH 82 B CU 74 X CU 75 1-1 13 1B 2 1B 2B		X SI 88 0-0 G6-3		C CU 78 C CU 78 B SL 87 F SL 86 B FF 93 F SL 85 C CU 80 2-3 K		4	1	1	0	0	2	2
13 Joaquin Arias, R (1, 5) OBP: 0.288, SLG: 0.347		F FC 86 X FF 89 0-1 G1-3		C FF 90 B FF 90 B FF 90 D CU 77 T FF 91 F FF 91 X FF 90 3-2 2 1B 6 FC6-4 2-3 1B		B FF 87 X FF 88 1-0 G6-3		B SL 88 B SL 87 C FF 94 S SL 86 S SL 88 2-3 K		4	1	1	0	0	1	0
2 Juan Carlos Perez, R (1, 7) OBP: 0.306, SLG: 0.277		C SI 88 B CH 83 S CH 84 B FF 90 B CU 77 X CU 76 3-2 1B		B SI 91 B SI 90 X SI 91 2-0 6 FC6-4 1-3 3-H 1B		C FF 87 S CH 81 B CH 82 B FC 88 B CH 84 B FF 91 4-2 6 1B BB			C FF 91 X SL 88 0-1 6 G6-3 1B	3	0	3	1	1	0	0
6 Ehire Adrianza, S (1, 6) OBP: 0.286, SLG: 0.429		B SI 90 B SI 90 X SI 90 2-0 F8		F FF 90 1 SAFE X FF 91 0-1 FC6-4 1-2f 3-H		1 SAFE F SI 89 B FF 88 X CH 81 1-1 1-2 1B			1 SAFE B FF 92 X FF 93 1-0 G6-3 1-2f	4	0	1	1	0	0	3
40 Madison Bumgarner, R (1, 1) OBP: 0.177, SLG: 0.107 63 Jean Machi, R (8, 1) 48 Pablo Sandoval, S (9, PH) OBP: 0.333, SLG: 0.407 46 Santiago Casilla, R (9, 1) 49 Javier López, L (9, 1)		X SI 90 0-0 F7		C CU 76 S SI 91 C FF 91 0-3 K		X CU 76 0-0 L7			B CU 79 B FF 94 C FF 94 F FF 94 F FF 93 F SL 88 B CU 79 C CU 79 3-3 K	3 0 1 0 0	0 0 0 0 0	0 0 0 0 0	0 0 0 0 0	0 0 1 0 0	1 0 0 0 0	4 0 0 0 0
Inning Stats	R: 0 E: 0 K: 2 S: 15 H: 1 LOB: 2 BB: 1 P: 21	R: 0 E: 0 K: 0 S: 7 H: 1 LOB: 1 BB: 0 P: 12	R: 0 E: 0 K: 0 S: 7 H: 0 LOB: 0 BB: 0 P: 9	R: 2 E: 0 K: 1 S: 14 H: 3 LOB: 1 BB: 0 P: 20	R: 0 E: 0 K: 0 S: 9 H: 1 LOB: 1 BB: 0 P: 12	R: 0 E: 0 K: 0 S: 7 H: 1 LOB: 2 BB: 1 P: 13	R: 0 E: 0 K: 1 S: 9 H: 0 LOB: 0 BB: 0 P: 13	R: 0 E: 0 K: 2 S: 9 H: 0 LOB: 0 BB: 0 P: 14	R: 0 E: 0 K: 1 S: 8 H: 1 LOB: 0 BB: 0 P: 12	1B: 6 2B: 2 3B: 0 HR: 0 SF: 0 SAC: 0 DP: 1 HBP: 0						

	AB	34
	R	2
	H	8
	RBI	2
	BB	2
	SO	7
	LOB	12

WP: 0 PA: 36
PB: 0
SB: 0
CS: 0

PITCHER		IP	WLS	BF	H	R	ER	SO	BB	IBB	HBP	BLK	WP	HR	S	P	ERA	WHIP
49 Jonathon Niese, L ERA: 3.81	(1, 1)	7.0	L	30	7	2	2	4	2	0	0	0	0	0	68	100	2.57	1.286
50 Scott Atchison, R ERA: 4.17	(8, 1)	1.0		3	0	0	0	2	0	0	0	0	0	0	9	14	0.00	0.000
32 LaTroy Hawkins, R ERA: 3.11	(9, 1)	1.0		3	1	0	0	1	0	0	0	0	0	0	8	12	0.00	1.000

PITCHER	IP	WLS	BF	H	R	ER	SO	BB	IBB	HBP	BLK	WP	HR	S	P	ERA	WHIP

BOTTOM

San Francisco Giants @ New York Mets

Citi Field, Flushing, NY

Thu Sep 19 2013, 1:11 PM - 3:47 PM EDT

Att. 22,895 - Sunny - 75 F

livebaseballscorecards.com

Batter	1	2	3	4	5	6	7	8	9	AB	R	H	RBI	BB	SO	LOB
22 Eric Young Jr., S (1, 7) OBP: 0.311, SLG: 0.335	B FF 91 C FF 92 B FC 90 X FC 89 2-1 G4-3 ①		X FF 92 0-0 P3 ③			X FF 92 0-0 P4 ① C CU 76 F FC 87 B CU 77 B FF 92 B CU 77 X FC 91	3-2 G6-3 ③			4	0	0	0	0	0	3
13 Josh Satin, R (1, 3) OBP: 0.383, SLG: 0.402	C FF 93 C FC 90 S FF 93 0-3 K ②			C CH 84 C FF 92 B FF 93 X FF 93 1-2 28 1B 2B		B FC 88 C FC 88 B CU 78 B FC 88 B FC 89 4-1 30 1B BB		B CH 82 X FF 92 1-0 G5-3 ①		3	1	1	0	1	1	0
28 Daniel Murphy, L (1, 4) OBP: 0.315, SLG: 0.405	B FF 94 C FF 93 F FF 93 B CU 79 S CU 78 2-3 K ③			B FC 88 B FF 91 X FC 88 2-0 4 G5-3 2-H 1B		F FF 91 S CU 78 S CU 78 0-3 K ②		B CH 86 S CH 86 X FF 93 1-1 G6-3 ②		4	0	1	1	0	2	1
30 Andrew Brown, R (1, 9) OBP: 0.295, SLG: 0.430		B FC 89 S FC 90 C FF 92 S CU 79 1-3 K ①		F FC 89 F CH 85 B FF 92 S CU 77 1-3 K ①		C FC 87 D CH 86 X FC 87 1-1 1-3 1B		B FF 92 S CU 81 B CH 87 B CH 85 T FF 93 C CU 81 3-3 K ③		4	0	1	0	0	3	1
4 Wilmer Flores, R (1, 5) OBP: 0.250, SLG: 0.289 6 Matthew den Dekker, L (9, PH) OBP: 0.321, SLG: 0.333		B FF 93 F FC 89 C CH 85 F FF 93 F CU 77 X FC 88 1-2 P4 ②		S FC 88 X FC 89 0-1 G5-3 ② 1-2		C CU 78 X FC 88 0-1 G1-3 ③			B SI 93 F SI 92 B SI 94 S FF 92 F KC 82 B SI 94 B FF 92 4-2 12 SH5-4 BB	3 0	0 0	0 0	0 0	0 1	0 0	3 0
12 Juan Lagares, R (1, 8) OBP: 0.291, SLG: 0.362		C FC 91 X FC 89 0-1 F7 ③		B CU 76 X FC 88 1-0 G5-3 ③			C FF 92 C CU 77 F FF 92 X CU 77 0-2 G4-3 ①		X FF 92 0-0 SH5-4 ① 1-2	3	0	0	0	0	0	1
15 Travis d'Arnaud, R (1, 2) OBP: 0.236, SLG: 0.225 21 Lucas Duda, L (9, PH) OBP: 0.351, SLG: 0.427			C FF 92 B FC 90 C FC 89 B CU 77 B CH 85 F FC 90 B FF 93 4-2 BB		C FF 92 F CU 78 B FC 89 B FC 89 S FC 89 2-3 K ①		B FC 88 B FC 88 X FC 87 2-0 G1-3 ②		B SL 78 C SI 85 F CU 73 X CU 74 1-2 F8 ②	2 1	0 0	0 0	0 0	1 0	1 0	0 1
3 Omar Quintanilla, L (1, 6) OBP: 0.312, SLG: 0.290 20 Anthony Recker, R (9, PH) OBP: 0.268, SLG: 0.391			B FF 92 C FC 89 1 SAFE F FC 88 S CU 76 1-3 K ①		F FF 93 B FC 90 F FF 93 B CU 73 S CU 78 2-3 K2-3 ②		B CU 78 F FF 92 S FF 92 B FF 92 B CU 80 F CU 78 X FF 92 3-2 19 BB 1B		B CH 79 C CH 78 B SI 87 F CH 80 B SI 88 F CU 74 S CU 72 3-3 K ③	3 1	0 0	1 0	0 0	0 0	2 1	1 1
49 Jonathon Niese, L (1, 1) OBP: 0.282, SLG: 0.257 19 Zach Lutz, R (7, PH) OBP: 0.417, SLG: 0.368 50 Scott Atchison, R (8, 1) 32 LaTroy Hawkins, R (9, 1)			1 SAFE S FC 88 C FF 92 B CU 72 M FC 89 1-3 K ②		B CU 79 B FC 87 C FF 91 S FF 92 S FF 91 2-3 K ③		C FC 88 F CH 84 B FF 91 B CU 77 D CU 78 B FC 89 4-2 1-2 BB			2 0 0 0	0 0 0 0	0 0 0 0	0 0 0 0	0 1 0 0	2 0 0 0	1 0 0 0
Inning Stats	R: 0 E: 0 K: 2 S: 8 H: 0 LOB: 0 BB: 0 P: 12	R: 0 E: 0 K: 1 S: 10 H: 0 LOB: 0 BB: 0 P: 12	R: 0 E: 0 K: 2 S: 10 H: 0 LOB: 1 BB: 1 P: 16	R: 1 E: 0 K: 1 S: 10 H: 2 LOB: 1 BB: 0 P: 15	R: 0 E: 0 K: 3 S: 9 H: 0 LOB: 0 BB: 0 P: 15	R: 0 E: 0 K: 1 S: 9 H: 1 LOB: 2 BB: 1 P: 14	R: 0 E: 0 K: 0 S: 14 H: 1 LOB: 2 BB: 1 P: 26	R: 0 E: 0 K: 1 S: 6 H: 0 LOB: 0 BB: 0 P: 11	R: 0 E: 0 K: 1 S: 11 H: 0 LOB: 1 BB: 1 P: 19	1B: 3 2B: 1 3B: 0 HR: 0 SF: 0 SAC: 1 DP: 0 HBP: 0						WP: 0 PB: 0 SB: 0 CS: 0 PA: 35	

	AB	30
	R	1
	H	4
	RBI	1
	BB	4
	SO	12
	LOB	13

PITCHER		IP	WLS	BF	H	R	ER	SO	BB	IBB	HBP	BLK	WP	HR	S	P	ERA	WHIP
40 Madison Bumgarner, L ERA: 2.77	(1, 1)	7.0	W	28	4	1	1	10	3	0	0	0	0	0	70	110	1.29	1.000
63 Jean Machi, R ERA: 2.57	(8, 1)	1.0	H	3	0	0	0	1	0	0	0	0	0	0	6	11	0.00	0.000
46 Santiago Casilla, R ERA: 2.15	(9, 1)	0.1	H	2	0	0	0	0	1	0	0	0	0	0	4	8	0.00	3.000
49 Javier López, L ERA: 1.63	(9, 1)	0.2	S	2	0	0	0	1	0	0	0	0	0	0	7	11	0.00	0.000

PITCHER	IP	WLS	BF	H	R	ER	SO	BB	IBB	HBP	BLK	WP	HR	S	P	ERA	WHIP

Batter	1	2	3	4	5	6	7	8	9	AB	R	H	RBI	BB	SO	LOB
22 Eric Young Jr., S (1, 7) OBP: 0.312, SLG: 0.338	C FF 90 B FF 92 F FC 89 X CU 77 1-2 28 S 28 1B 2B	C FF 90 C FC 90 B FF 92 B FF 90 F FF 92 F FF 92 F FF 93 B FF 91 F CH 83 3-2 T FF 92 ③ K		B FF 90 F FF 91 B CH 82 B FF 90 X FF 91 3-1 2-H 1B			C FF 88 C FF 88 B FF 89 X FC 88 1-2 ① G4-3		S SI 95 F SI 95 B SL 87 B SI 98 X SI 96 2-2 ① L4	5	1	2	1	0	1	0
28 Daniel Murphy, L (1, 4) OBP: 0.317, SLG: 0.407	B FF 93 X FF 92 1-0 5 HR 2-H 1B		C FF 89 B CU 76 F FF 90 B CU 77 X FF 90 2-2 13 G6-3 30 1B 13 S 1B	1 SAFE 1 SAFE C FC 87 X FC 86 0-1 ③ L6			X CH 81 0-0 5 1B 13 FC6-4 1B		B SI 96 B SI 96 X SI 96 2-0 ② G4-3	5	3	3	1	0	0	1
5 David Wright, R (1, 5) OBP: 0.391, SLG: 0.518	B FF 90 X SI 91 1-0 1-H HR		B FC 87 X FC 88 1-0 ① F7		C FF 89 F FF 89 B FF 90 S CU 78 1-3 ① K		X FF 90 0-0 13 FC6-4 1-3 1B		X CH 89 0-0 ③ G5-3	5	1	2	2	0	1	1
13 Josh Satin, R (1, 3) OBP: 0.376, SLG: 0.393 21 Lucas Duda, L (8, 3) OBP: 0.351, SLG: 0.427	C FF 92 C FC 88 F FF 93 T CH 84 0-2 ① K		1 SAFE 1 SAFE B FF 90 B CH 82 B CH 81 C FF 91 X FF 90 3-1 ② G6-3 1-3		C CH 80 B CU 76 B FF 90 F FC 86 B FF 92 S CH 82 3-3 ② K		B CU 76 X FF 90 1-0 ② FC6-4 30 FC6 1-2f 3-H			4 0	0 0	0 0	1 0	0 0	2 0	2 0
30 Andrew Brown, R (1, 9) OBP: 0.293, SLG: 0.424 50 Scott Atchison, R (7, 1) 38 Vic Black, R (8, 1) 55 Pedro Feliciano, L (8, 1) 32 LaTroy Hawkins, R (9, 1)	X CH 83 0-0 E5 15 FC6-4		C FF 90 D CU 78 F CU 78 F FF 92 X FF 92 1-2 3-H 1B		B FF 90 F FF 91 B FC 88 F FF 91 S CH 83 2-3 ③ K		1 SAFE S CH 81 B FF 90 X FF 88 1-1 ③ FC6 1-2f			4 0 0 0 0	0 0 0 0 0	1 0 0 0 0	1 0 0 0 0	0 0 0 0 0	1 0 0 0 0	1 0 0 0 0
12 Juan Lagares, R (1, 8) OBP: 0.288, SLG: 0.358	L FF 92 B FC 89 D CH 83 S CH 83 X FF 91 2-2 ② F8		C FF 92 F FF 91 S CU 79 0-3 ③ K			S CH 78 C FF 89 B FC 87 B FF 90 B CH 80 S CH 81 3-3 ① K		L FF 93 X FF 93 0-1 ① F8		4	0	0	0	0	2	2
15 Travis d'Arnaud, R (1, 2) OBP: 0.247, SLG: 0.229	X SI 91 0-0 ③ FC6-4 1-2f			B FF 88 C CH 80 B FF 89 F FF 90 B FC 87 X CH 82 3-2 3 G3 22 1B 1B		B FF 90 X FF 90 1-0 ② F9		C SL 83 B SL 85 F FF 93 B SI 94 F SL 84 B SI 93 B SL 83 4-2 3 G4-3 BB		3	1	1	0	1	0	1
3 Omar Quintanilla, L (1, 6) OBP: 0.311, SLG: 0.289		C FF 90 X FC 88 0-1 ① G1-3		C CH 82 B FF 91 X FF 90 1-1 ① G3 1-2		B FC 85 B CH 80 C FF 89 X FF 90 2-1 1B		B FF 92 S FF 92 F FF 91 B SL 83 F FF 93 B FF 94 X SI 92 3-2 ② G4-3 1-2		4	0	1	0	0	0	2
16 Daisuke Matsuzaka, R (1, 1) OBP: 0.200, SLG: 0.200 6 Matthew den Dekker, L (7, 9) OBP: 0.315, SLG: 0.327		C FF 90 X FF 89 0-1 ② G6-3		B CH 80 C FF 89 C FF 90 S CU 78 1-3 ② K		D FF 88 C FF 90 S CH 82 X FF 91 1-2 ③ G4-3		B SL 80 D SL 82 X FF 90 2-0 ③ G4-3		3 1	0 0	0 0	0 0	0 0	1 0	2 1
Inning Stats	R: 3 H: 3 E: 1 LOB: 1 K: 1 BB: 0 S: 14 P: 19	R: 0 H: 0 E: 0 LOB: 0 K: 1 BB: 0 S: 11 P: 14	R: 1 H: 2 E: 0 LOB: 1 K: 1 BB: 0 S: 13 P: 20	R: 1 H: 2 E: 0 LOB: 1 K: 1 BB: 0 S: 12 P: 20	R: 0 H: 0 E: 0 LOB: 0 K: 3 BB: 0 S: 9 P: 15	R: 0 H: 1 E: 0 LOB: 1 K: 1 BB: 0 S: 9 P: 16	R: 1 H: 2 E: 0 LOB: 1 K: 0 BB: 0 S: 8 P: 11	R: 0 H: 0 E: 0 LOB: 1 K: 0 BB: 1 S: 10 P: 19	R: 0 H: 0 E: 0 LOB: 0 K: 0 BB: 0 S: 5 P: 9	1B: 8 SF: 0 2B: 1 SAC: 0 3B: 0 DP: 0 HR: 1 HBP: 0						WP: 0 PA: 39 PB: 0 SB: 2 CS: 0

PITCHER		IP	WLS	BF	H	R	ER	SO	BB	IBB	HBP	BLK	WP	HR	S	P	ERA	WHIP
35 Cole Hamels, L ERA: 3.62	(1, 1)	7.0	L	32	10	6	6	8	0	0	0	0	0	1	76	115	7.71	1.429
30 Justin De Fratus, R ERA: 4.12	(8, 1)	0.2		3	0	0	0	0	1	0	0	0	0	0	9	16	0.00	1.500
56 Cesar Jimenez, L ERA: 2.45	(8, 1)	0.1		1	0	0	0	0	0	0	0	0	0	0	1	3	0.00	0.000
63 Jake Diekman, L ERA: 2.72	(9, 1)	1.0		3	0	0	0	0	0	0	0	0	0	0	5	9	0.00	0.000

PITCHER	IP	WLS	BF	H	R	ER	SO	BB	IBB	HBP	BLK	WP	HR	S	P	ERA	WHIP

TOP

New York Mets @ Philadelphia Phillies

Citizens Bank Park, Philadelphia, PA

Fri Sep 20 2013, 7:09 PM - 10:08 PM EDT

Att. 33,117 - Clear - 75 F

livebaseballscorecards.com

AB	38
R	6
H	10
RBI	6
BB	1
SO	8
LOB	13

BOTTOM

New York Mets @ Philadelphia Phillies

Citizens Bank Park, Philadelphia, PA

Fri Sep 20 2013, 7:09 PM - 10:08 PM EDT

Att. 33,117 - Clear - 75 F

livebaseballscorecards.com

Batter	1	2	3	4	5	6	7	8	9	AB	R	H	RBI	BB	SO	LOB
16 César Hernández, S (1, 8) OBP: 0.380, SLG: 0.361	C FF 87 F FF 88 B FS 81 C SL 77 1-3 K ①		C CU 72 B FC 88 C FF 89 S SI 90 1-3 K ②	B SI 90 C SL 76 F FF 91 X SL 80 1-2 G4-3 ③			C CU 80 F SL 88 F CU 82 B FF 93 X FF 94 1-2 L7 ③			4	0	0	0	0	2	1
11 Jimmy Rollins, S (1, 6) OBP: 0.321, SLG: 0.344	X SI 88 0-0 G4-3 ②		B CU 74 X CU 68 1-0 G5-3 ③		C FF 86 X FS 80 0-1 L9 ①			C FF 96 S CU 81 B FF 95 F FF 96 X CU 82 1-2 26 S 1B		4	0	1	0	0	0	0
26 Chase Utley, L (1, 4) OBP: 0.344, SLG: 0.480	C FF 90 F FC 88 B SL 78 B FS 82 S FC 88 2-3 K ③			C FF 88 X CU 75 0-1 9 BB 51 BB 18 2B 1B	C CU 73 F FF 87 X FF 91 0-2 F7 ②			C FF 95 F FF 94 1 SAFE D CU 85 1 SAFE C CU 82 1-3 K ① 1-2		4	1	1	0	0	2	1
51 Carlos Ruiz, R (1, 2) OBP: 0.332, SLG: 0.386		B CU 73 C FC 87 X CU 72 1-1 F9 ①		B FC 88 B SL 78 C SI 90 B FC 87 B SI 90 4-1 9 BB 18 2B 1-2 BB	B SI 88 C SL 78 B CU 74 X FC 88 2-1 P3 ③			C CU 81 B FF 94 C FF 94 X FF 95 1-2 G5-3 ②		3	1	0	0	1	0	1
9 Domonic Brown, L (1, 7) OBP: 0.322, SLG: 0.509		C CU 73 F FS 82 X SL 77 0-2 18 BB 1B		B SI 90 S CU 74 B CU 74 B SI 90 F FC 90 B SL 82 4-2 18 2B 18 E 1-2 2-3 BB	B SI 88 B CU 73 C FF 88 B FC 87 C FF 88 F FF 89 S SL 79 3-3 K ①			C FF 83 C SI 84 F CU 74 X CU 73 0-2 P5 ③		3	1	1	0	1	1	1
18 Darin Ruf, R (1, 3) OBP: 0.355, SLG: 0.487		B FC 87 B CU 72 C FF 88 B SI 89 B SI 90 4-1 1-2 BB		F SI 90 B SI 91 X SL 80 1-1 E7 15 FC1 35 G3-1 1-H 2-H 3-H 2B	S FF 87 B FF 88 C SL 79 F SI 90 B SL 80 C FF 91 2-3 K ②				B FF 93 C FF 94 X FF 94 1-1 L8 ①	3	1	1	2	1	1	0
25 Cody Asche, L (1, 5) OBP: 0.333, SLG: 0.440		S FF 89 B CU 75 F FF 89 F FF 91 F SL 80 F SI 90 F SI 90 F FF 92 S SL 76 1-3 K ②		B FF 90 X FF 89 1-0 F8 ①		X FF 87 0-0 2B ③			C FF 93 X SL 89 0-1 G1-3 ②	4	0	1	0	0	1	3
15 John Mayberry Jr., R (1, 9) OBP: 0.289, SLG: 0.397		B SL 81 C SL 79 X SI 91 1-1 L7 ③		S FF 88 C FF 89 F FF 90 X SL 79 0-2 FC1 35 G3-1 2-3			C FF 92 B SL 88 F SL 88 C FF 94 1-3 K ①		B FF 94 C FF 94 B FF 94 S FF 95 F SL 89 X FF 96 2-2 P5 ③	4	0	0	0	0	1	3
35 Cole Hamels, L (1, 1) OBP: 0.214, SLG: 0.241 28 Kevin Frandsen, R (7, PH) OBP: 0.295, SLG: 0.343 30 Justin De Fratus, S (8, 1) 56 Cesar Jimenez, L (8, 1) 63 Jake Diekman, R (9, 1)			C FC 86 C CU 72 X SL 76 0-2 G1-3 ①	F SL 76 B FF 90 S FF 90 B FF 92 X SL 81 2-2 G3-1 ② 2-3 3-H			C SL 90 X CU 80 0-1 G1-3 ②			2 1 0 0 0	0 0 0 0 0	0 0 0 0 0	1 0 0 0 0	0 0 0 0 0	0 0 0 0 0	1 0 0 0 0
Inning Stats	R: 0 E: 0 K: 2 S: 7 H: 0 LOB: 0 BB: 0 P: 10	R: 0 E: 0 K: 1 S: 16 H: 1 LOB: 2 BB: 1 P: 23	R: 0 E: 0 K: 1 S: 7 H: 0 LOB: 0 BB: 0 P: 9	R: 4 E: 1 K: 0 S: 18 H: 2 LOB: 1 BB: 2 P: 31	R: 0 E: 0 K: 0 S: 7 H: 0 LOB: 0 BB: 0 P: 9	R: 0 E: 0 K: 2 S: 9 H: 1 LOB: 1 BB: 0 P: 14	R: 0 E: 0 K: 1 S: 9 H: 0 LOB: 0 BB: 0 P: 11	R: 0 E: 0 K: 1 S: 14 H: 1 LOB: 1 BB: 0 P: 17	R: 0 E: 0 K: 0 S: 8 H: 0 LOB: 0 BB: 0 P: 11	1B: 3 2B: 2 3B: 0 HR: 0 SF: 0 SAC: 0 DP: 0 HBP: 0						

	AB	32
	R	4
	H	5
	RBI	3
	BB	3
	SO	8
	LOB	11

PITCHER		IP	WLS	BF	H	R	ER	SO	BB	IBB	HBP	BLK	WP	HR	S	P	ERA	WHIP
16 Daisuke Matsuzaka, R ERA: 5.52	(1, 1)	6.0	W	25	4	4	2	6	3	0	0	0	0	0	64	96	3.00	1.167
50 Scott Atchison, R ERA: 4.07	(7, 1)	1.0	H	3	0	0	0	1	0	0	0	0	0	0	9	11	0.00	0.000
38 Vic Black, R ERA: 3.46	(8, 1)	0.2	H	3	1	0	0	1	0	0	0	0	0	0	10	13	0.00	1.500
55 Pedro Feliciano, L ERA: 4.66	(8, 1)	0.1	H	1	0	0	0	0	0	0	0	0	0	0	4	4	0.00	0.000
32 LaTroy Hawkins, R ERA: 3.06	(9, 1)	1.0	S	3	0	0	0	0	0	0	0	0	0	0	8	11	0.00	0.000

PITCHER	IP	WLS	BF	H	R	ER	SO	BB	IBB	HBP	BLK	WP	HR	S	P	ERA	WHIP

Batter	1	2	3	4	5	6	7	8	9	AB	R	H	RBI	BB	SO	LOB
22 Eric Young Jr., S (1, 7) OBP: 0.310, SLG: 0.335	C FF 88 X FF 85 0-1 ① F9		F FF 88 X CH 81 0-1 ③ G3-1		X FF 86 0-0 ③ G4-3	C FF 94 D CU 76 T FF 95 B FF 96 S FF 95 2-3 ③ K				4	0	0	0	0	1	4
28 Daniel Murphy, L (1, 4) OBP: 0.318, SLG: 0.411	C SI 86 B CH 81 B FF 86 F FF 86 B SI 88 B SI 87 4-2 5 G6-4-3 BB			C FF 86 F CU 77 X CH 81 0-2 ① L6		C FC 84 B CH 81 F FF 85 F SI 86 X SI 86 1-2 HR	C FF 90 S FF 89 B SL 83 B SL 84 F SL 84 B FF 92 X FF 90 3-2 ① L8			3	1	1	1	1	0	0
5 David Wright, R (1, 5) OBP: 0.395, SLG: 0.526	B FF 87 X FC 85 1-0 ② ③ G6-4-3 1-2f			B SI 86 B FC 85 F FF 85 B CU 76 X FF 86 3-1 HR		B FC 85 C CH 81 X CU 76 1-1 21 HBP 12 3B 1B	B CH 87 B SL 82 B FF 90 C FF 90 B FF 90 4-1 BB			3	2	2	1	1	0	1
21 Lucas Duda, L (1, 3) OBP: 0.353, SLG: 0.425		S CH 81 S SI 85 F SI 85 S CH 80 0-3 ① K		B CU 78 B FC 85 B FF 84 B SI 85 4-0 12 FC6-4 BB		C FF 87 B FF 85 F CH 80 B FF 87 H FF 84 3-2 12 3B 1-2 HBP				1	1	0	0	1	1	0
12 Juan Lagares, R (1, 8) OBP: 0.289, SLG: 0.363		C FC 85 B FF 87 X CH 81 1-1 ② B2		C FF 87 X SI 86 0-1 ② FC6-4 1-2f		F FC 84 B CU 77 F SI 87 B FF 87 B FF 86 X FF 88 3-2 15 2B 1-H 2-H 3B				3	1	1	2	0	0	1
6 Matthew den Dekker, L (1, 9) OBP: 0.298, SLG: 0.308		B FF 86 C SI 87 S CH 81 C FC 86 1-3 ③ K		B CH 80 C FF 85 1 SAFE F FF 85 C SI 85 1-3 ③ K		B CU 74 S FF 94 B FF 95 S FF 96 F FF 96 B FF 96 F FF 95 S CH 88 3-3 ① K				3	0	0	0	0	3	2
15 Travis d'Arnaud, R (1, 2) OBP: 0.260, SLG: 0.256			C SI 85 B FF 86 C SI 85 X CH 80 1-2 ① G6-3		X FC 83 0-0 1B	F FF 95 C CU 75 X FF 95 0-2 35 BLK 3-H 2B				3	0	2	1	0	0	0
3 Omar Quintanilla, L (1, 6) OBP: 0.314, SLG: 0.291			S SI 84 B FF 85 B CH 81 F FF 87 B SI 86 F CH 81 X FF 86 3-2 35 S 1B		C FF 85 B FC 84 X SI 85 1-1 ① F9	B FF 95 B CH 85 D CH 86 B FF 94 4-0 35 BLK BB				2	0	1	0	1	0	1
35 Dillon Gee, R (1, 1) OBP: 0.180, SLG: 0.172			L FC 84 B FF 84 S FF 85 S FF 85 1-3 ② K 1-2		L FC 83 M CU 75 L FC 84 0-3 ② K	L FF 91 D SL 85 S FF 94 S FF 94 1-3 ② K 1-2 2-3				3	0	0	0	0	3	4
Inning Stats	R: 0 E: 0 K: 0 S: 5 H: 0 LOB: 0 BB: 1 P: 10	R: 0 E: 0 K: 2 S: 9 H: 0 LOB: 0 BB: 0 P: 11	R: 0 E: 0 K: 1 S: 12 H: 1 LOB: 1 BB: 0 P: 17	R: 1 E: 0 K: 1 S: 10 H: 1 LOB: 1 BB: 1 P: 18	R: 0 E: 0 K: 1 S: 7 H: 1 LOB: 1 BB: 0 P: 8	R: 4 E: 0 K: 3 S: 25 H: 4 LOB: 2 BB: 1 P: 43	R: 0 E: 0 K: 0 S: 5 H: 0 LOB: 1 BB: 1 P: 12			1B: 3 2B: 1 3B: 1 HR: 2 SF: 0 SAC: 0 DP: 1 HBP: 1				WP: 0 PB: 0 SB: 1 CS: 0 PA: 30		

TOP

New York Mets @ Philadelphia Phillies

Citizens Bank Park, Philadelphia, PA

Sat Sep 21 2013, 7:07 PM - 9:06 PM EDT

Att. 36,650 - Cloudy - 77 F

livebaseballscorecards.com

AB	25
R	5
H	7
RBI	5
BB	4
SO	8
LOB	13

PITCHER		IP	WLS	BF	H	R	ER	SO	BB	IBB	HBP	BLK	WP	HR	S	P	ERA	WHIP
50 Tyler Cloyd, R ERA: 5.4	(1, 1)	5.0	L	23	6	5	5	5	2	0	1	0	0	2	54	83	9.00	1.600
49 Ethan Martin, R ERA: 6.43	(6, 1)	1.0		5	1	0	0	3	1	0	0	1	0	0	14	24	0.00	2.000
55 Joe Savery, L ERA: 3.86	(7, 1)	0.1		2	0	0	0	0	1	0	0	0	0	0	5	12	0.00	3.000

PITCHER	IP	WLS	BF	H	R	ER	SO	BB	IBB	HBP	BLK	WP	HR	S	P	ERA	WHIP

Batter	1	2	3	4	5	6	7	8	9	AB	R	H	RBI	BB	SO	LOB
16 César Hernández, S (1, 8) OBP: 0.379, SLG: 0.372	C SI 89 S SI 91 S CH 83 0-3 K ①		B KC 74 B CH 82 B SI 91 C SI 90 X SI 90 3-1 G3-6 ①② 1-2f			B SI 89 X SI 89 1-0 11 2B 2B				3	1	1	0	0	1	1
11 Jimmy Rollins, S (1, 6) OBP: 0.321, SLG: 0.346	C SI 91 F CH 85 X SI 92 0-2 L8 ②		C CH 84 S SI 92 S CH 85 0-3 K ③			B FF 89 F SI 90 S CH 82 D CH 83 B SI 90 X SI 91 3-2 26 2B 51 G5-3 2-H 2B				3	1	1	1	0	1	0
26 Chase Utley, L (1, 4) OBP: 0.344, SLG: 0.481	X SI 92 0-0 L6 ③			C KC 74 S CH 83 B FF 91 X SL 84 1-2 F7 ①		C KC 74 F CH 82 X CH 83 0-2 51 G5-3 9 WP 2-3 2B				3	1	1	0	0	0	0
51 Carlos Ruiz, R (1, 2) OBP: 0.329, SLG: 0.382		F SI 90 F SI 91 X SL 84 0-2 G6-3 ①		C SL 84 B SL 83 F SL 83 F KC 78 B SI 92 F SI 92 B SL 83 X SL 82 3-2 G5-3 ②		D SL 82 F SL 82 B SI 90 X SL 82 2-1 G5-3 ① 2-3 3-H				3	0	0	1	0	0	1
9 Domonic Brown, L (1, 7) OBP: 0.322, SLG: 0.507		B SI 92 S CH 85 B CH 85 X FF 92 2-1 18 1B 25 SF8 1B		B KC 75 F SI 92 B SI 92 X CH 85 2-1 G4-3 ③		T SI 90 B SI 90 B CH 84 X CH 83 2-1 P4 ② 3-H				3	1	1	0	0	0	0
18 Darin Ruf, R (1, 3) OBP: 0.358, SLG: 0.489		B FC 86 C FC 85 B SI 92 X SI 91 2-1 1-3 1B			X SI 89 0-0 1B	B KC 74 B FF 90 C SL 82 X SL 79 2-1 P3 ③				3	0	2	0	0	0	0
25 Cody Asche, L (1, 5) OBP: 0.329, SLG: 0.437		B KC 74 B SI 92 B SI 91 C SI 91 X SI 92 3-1 SF8 ② 3-H			X SI 90 0-0 L9 ①					1	0	0	1	0	0	1
15 John Mayberry Jr., R (1, 9) OBP: 0.287, SLG: 0.394		B FC 86 S FC 86 B FC 85 F SI 92 F FF 92 S FC 86 2-3 K ③			X SI 91 0-0 P5 ②					2	0	0	0	0	1	2
50 Tyler Cloyd, R (1, 1) OBP: 0.211, SLG: 0.176 49 Ethan Martin, R (6, 1) 55 Joe Savery, L (7, 1)			C FF 88 X SL 82 0-1 16 G3-6 1B		C SI 92 S SI 91 X SL 84 0-2 P4 ③					2 0 0	0 0 0	1 0 0	0 0 0	0 0 0	0 0 0	1 0 0
Inning Stats	R: 0 E: 0 K: 1 S: 7 H: 0 LOB: 0 BB: 0 P: 7	R: 1 E: 0 K: 1 S: 13 H: 2 LOB: 1 BB: 0 P: 22	R: 0 E: 0 K: 1 S: 7 H: 0 LOB: 0 BB: 0 P: 10	R: 0 E: 0 K: 0 S: 10 H: 0 LOB: 0 BB: 0 P: 16	R: 0 E: 0 K: 0 S: 6 H: 1 LOB: 1 BB: 0 P: 6	R: 3 E: 0 K: 0 S: 13 H: 3 LOB: 0 BB: 0 P: 23				1B: 4 2B: 3 3B: 0 HR: 0 SF: 1 SAC: 0 DP: 1 HBP: 0						

PITCHER	IP	WLS	BF	H	R	ER	SO	BB	IBB	HBP	BLK	WP	HR	S	P	ERA	WHIP
35 Dillon Gee, R (1, 1) ERA: 3.54	6.0	W	24	7	4	4	3	0	0	0	0	1	0	56	84	6.00	1.167

PITCHER	IP	WLS	BF	H	R	ER	SO	BB	IBB	HBP	BLK	WP	HR	S	P	ERA	WHIP

BOTTOM

New York Mets @ Philadelphia Phillies

Citizens Bank Park, Philadelphia, PA

Sat Sep 21 2013, 7:07 PM - 9:06 PM EDT

Att. 36,650 - Cloudy - 77 F

livebaseballscorecards.com

AB	23
R	4
H	7
RBI	3
BB	0
SO	3
LOB	6

PA: 24

New York Mets @ Philadelphia Phillies

Citizens Bank Park, Philadelphia, PA

Sun Sep 22 2013, 1:39 PM - 4:35 PM EDT

Att. 44,398 - Partly Cloudy - 71 F

TOP

livebaseballscorecards.com

Batter	1	2	3	4	5	6	7	8	9	AB	R	H	RBI	BB	SO	LOB
22 Eric Young Jr., S (1, 7) OBP: 0.311, SLG: 0.338	C FF 90 C FF 90 B FF 91 S FC 88 1-3 ① K			C FC 86 X SI 90 0-1 ④ 2B 30 G6-3 1B		X SI 90 0-0 2B	B FC 87 X CH 84 1-0 ③ L7		1 SAFE B FF 91 1 SAFE F FF 91 1 SAFE X FF 90 1-1 ② P5	5	1	2	0	0	1	2
4 Wilmer Flores, R (1, 5) OBP: 0.248, SLG: 0.295	C FF 91 F FF 92 C FC 89 0-3 ② K			C FC 87 S CH 84 B FF 91 X FF 91 1-2 30 G6-3 1-3 2B		B FC 86 X FC 86 1-0 ① G6-3		B FF 94 S SL 85 B SI 94 S FF 94 S FF 96 2-3 ① K	1 SAFE F FF 91 1 SAFE D FS 85 D SL 76 F FS 85 T FF 91 2-2 ③ K 1-2	5	0	1	0	0	3	2
28 Daniel Murphy, L (1, 4) OBP: 0.317, SLG: 0.410	C SI 92 C SI 92 S FC 85 0-3 ③ K2-3			C FF 91 C SI 92 C SI 92 0-3 ① K		D SI 90 X SI 90 1-0 ② G6-3		F SI 95 B SI 94 B CH 85 X SI 93 2-1 12 2B 21 BB 1B		4	1	1	0	0	2	3
30 Andrew Brown, R (1, 9) OBP: 0.286, SLG: 0.413 38 Vic Black, R (8, 1) 32 LaTroy Hawkins, R (9, 1)		B FF 90 X CH 83 1-0 ① L7		F CU 74 B CU 74 X FC 88 1-1 ② G6-3 2-3 3-H		F FF 90 X FC 87 0-1 ③ G6-3		1 SAFE X SL 84 0-0 ② F7		4 0 0	0 0 0	0 0 0	1 0 0	0 0 0	0 0 0	3 0 0
21 Lucas Duda, L (1, 3) OBP: 0.352, SLG: 0.421		C FC 86 B FF 90 F FC 83 X CH 82 1-2 ② F8		C FF 91 C CU 74 F FC 88 S CU 74 0-3 ③ K			C FF 91 C SI 91 B FC 88 S FF 91 1-3 ① K	B SI 94 B CH 85 B FF 95 B FF 95 4-0 12 2B 1-2 BB		3	0	0	0	1	2	1
12 Juan Lagares, R (1, 8) OBP: 0.293, SLG: 0.370		B FF 90 B SI 90 X CH 83 2-0 ③ G6-3			B FC 86 C FC 86 X CH 84 1-1 70 G6-3 20 1B 1B		B FC 86 F SI 91 B SI 92 F FF 89 X SI 90 2-2 20 2B 70 1B 1B	F FF 96 B CU 78 C SL 84 X SI 93 1-2 1-3 2-H 2B		4	1	3	1	0	0	0
20 Anthony Recker, R (1, 2) OBP: 0.274, SLG: 0.402			B SI 90 C CH 84 F FC 86 X CH 84 1-2 ① G3		C SI 90 B SI 90 B FC 88 F SI 89 X CU 74 2-2 70 G6-3 1-2 1B		1 SAFE C FF 90 X FF 90 0-1 70 E 1-3 2B	X SL 86 0-0 ③ F9		4	1	2	0	0	0	2
70 Wilfredo Tovar, R (1, 6) OBP: 0.500, SLG: 0.500			C FF 91 X SI 91 0-1 ② G6-3		C CH 84 X FF 91 0-1 ① ② G6-3 1-2f 2-3		C CU 73 F CH 86 X FF 92 0-2 E7 2-H 3-H 1B		C FF 89 X FF 91 0-1 4 S 1B	4	0	2	1	0	0	2
52 Carlos Torres, R (1, 1) OBP: 0.133, SLG: 0.071 13 Josh Satin, R (7, PH) OBP: 0.374, SLG: 0.391 50 Scott Atchison, R (7, 1) 6 Matthew den Dekker, L (8, 9) OBP: 0.293, SLG: 0.302			C FF 91 B FF 90 B FF 91 S FF 91 C FF 91 2-3 ③ K		B FF 90 F FF 90 C FF 91 T SI 91 1-2 ③ K		C FC 88 C CU 75 B FC 89 B CH 86 X FC 89 2-2 ② L8		S FF 90 1 SAFE B FF 91 B FF 90 S FF 90 S FF 92 2-3 ① K	2 1 0 1	0 0 0 0	0 0 0 0	0 0 0 0	2 0 0 1	1 1 0 1

Inning Stats																																			
	R: 0 E: 0 K: 3 S: 9	H: 0 LOB: 0 BB: 0 P: 10		R: 0 E: 0 K: 0 S: 5	H: 0 LOB: 0 BB: 0 P: 9		R: 0 E: 0 K: 1 S: 8	H: 0 LOB: 0 BB: 0 P: 11		R: 1 E: 0 K: 2 S: 14	H: 2 LOB: 1 BB: 0 P: 16		R: 0 E: 0 K: 1 S: 10	H: 2 LOB: 1 BB: 0 P: 14		R: 0 E: 0 K: 0 S: 5	H: 1 LOB: 1 BB: 0 P: 7		R: 2 E: 1 K: 1 S: 15	H: 3 LOB: 1 BB: 0 P: 21		R: 1 E: 0 K: 1 S: 10	H: 2 LOB: 2 BB: 1 P: 19		R: 0 E: 0 K: 2 S: 10	H: 1 LOB: 1 BB: 0 P: 15		1B: 7 2B: 4 3B: 0 HR: 0	SF: 0 SAC: 0 DP: 1 HBP: 0		WP: 0 PB: 0 SB: 1 CS: 0	PA: 38

PITCHER		IP	WLS	BF	H	R	ER	SO	BB	IBB	HBP	BLK	WP	HR	S	P	ERA	WHIP
33 Cliff Lee, L ERA: 2.93	(1, 1)	7.0	L	28	8	3	2	8	0	0	0	0	0	0	66	88	2.57	1.143
B.J. Rosenberg, R ERA: 3.63	(8, 1)	1.0		6	2	1	1	1	1	0	0	0	0	0	10	19	9.00	3.000
58 Jonathan Papelbon, R ERA: 2.56	(9, 1)	1.0		4	1	0	0	2	0	0	0	0	0	0	10	15	0.00	1.000

PITCHER	IP	WLS	BF	H	R	ER	SO	BB	IBB	HBP	BLK	WP	HR	S	P	ERA	WHIP

AB	37
R	4
H	11
RBI	3
BB	1
SO	11
LOB	18

New York Mets @ Philadelphia Phillies

Citizens Bank Park, Philadelphia, PA

Sun Sep 22 2013, 1:39 PM - 4:35 PM EDT

Att. 44,398 - Partly Cloudy - 71 F

livebaseballscorecards.com

BOTTOM

Batter	1	2	3	4	5	6	7	8	9	AB	R	H	RBI	BB	SO	LOB
16 César Hernández, S (1, 8) OBP: 0.370, SLG: 0.363	C FF 90 F FF 91 X FF 92 0-2 ① P5		B FF 90 F FF 90 B FF 90 F FF 89 X CU 80 2-2 11 G4-6-3 1B		X FF 89 0-0 ③ G3		L FF 93 B SL 89 C FF 93 X SL 89 1-2 ② F7		F FF 94 B FF 94 F FF 96 D SL 90 T FF 95 2-2 ② K	5	0	1	0	0	1	2
11 Jimmy Rollins, S (1, 6) OBP: 0.322, SLG: 0.347	C FF 92 B SI 85 B CH 85 F FF 90 B CH 83 F FF 90 F FF 90 B FF 89 4-2 26 1B BB		C FF 89 B SI 86 1 SAFE T FC 89 X FC 89 1-2 ① ② G4-6-3 1-2f			F FF 87 B CU 76 X CH 85 1-1 26 1B 9 1B 2B	C CU 80 F FF 94 B FF 94 B SL 89 S CU 82 2-3 ③ K		C CU 80 B FF 96 C FF 96 B SL 90 F FF 96 B SL 82 S SL 90 3-3 ③ K	4	1	1	0	1	2	2
26 Chase Utley, L (1, 4) OBP: 0.345, SLG: 0.481	1 SAFE B FF 90 X FF 88 1-0 ② 51 WP 1-2 1B		F FF 91 F FF 93 B FF 88 B CH 86 S FC 88 2-3 ③ K			B FC 87 X FF 89 1-0 18 BB 9 1B 2-3 1B		C SI 95 B FF 96 B CU 82 X FF 96 2-1 ① L7		4	0	2	0	0	1	0
51 Carlos Ruiz, R (1, 2) OBP: 0.328, SLG: 0.380	B FF 91 D FF 90 X FC 88 2-0 ③ F7 1-2			C CU 76 S CU 78 B FF 89 F FC 86 S FF 93 1-3 ① K		B CU 76 S FF 89 1 SAFE F FF 90 B FC 88 B FC 87 F FC 89 1 SAFE X FC 88 3-2 ① F9		B FF 97 F FF 97 F FF 97 B FF 96 X FF 95 2-2 18 WP 9 BB 18 P3 1B		4	1	1	0	0	1	3
9 Domonic Brown, L (1, 7) OBP: 0.326, SLG: 0.507		C FF 91 B FF 92 B SI 87 S FF 91 B FF 93 B FF 90 4-2 25 F9 18 G5-3 28 2B BB		F CU 79 B FF 91 B FF 90 S FF 90 S FC 88 2-3 ② K		X FC 89 0-0 18 BB 1-2 3-H 1B		B CU 80 C CU 82 B FF 96 B FF 97 F FF 96 B FF 96 4-2 18 P3 18 WP 1-2 BB		2	1	1	1	2	1	0
18 Darin Ruf, R (1, 9) OBP: 0.357, SLG: 0.483		C FF 92 B CU 82 B FF 89 S FF 91 B FF 90 1 SAFE X FF 91 3-2 ① G5-3 1-2		C FF 92 X CU 82 0-1 ③ G5-3		D CU 81 C FF 91 B FF 89 B CU 79 B FF 89 4-1 18 BB 1-2 2-3 BB		B FF 97 X FF 94 1-0 ② P3 1-3 2-H		3	0	0	1	1	0	2
25 Cody Asche, L (1, 5) OBP: 0.321, SLG: 0.425		B FF 92 X FF 91 1-0 ② F9 2-3			C FF 88 F FF 88 B SI 87 S FC 87 1-3 ① K	F FF 89 F FF 91 C FC 90 0-3 ② K		D CU 85 F FF 95 S FF 95 C FF 96 1-3 ③ K		4	0	0	0	0	3	5
28 Kevin Frandsen, R (1, 3) OBP: 0.298, SLG: 0.350 3 Roger Bernadina, L (9, PR) OBP: 0.252, SLG: 0.300		B FC 90 C CU 81 X FF 92 1-1 3-H 2B			C SI 92 X CU 82 0-1 ② G6-3	C CU 81 B FC 88 X FF 92 1-1 ③ F8			X FF 93 0-0 13 SH3-4 1B	4 0	0 0	2 0	1 0	0 0	0 0	3 0
33 Cliff Lee, L (1, 1) OBP: 0.217, SLG: 0.241 12 Pete Orr, L (7, PH) OBP: 0.238, SLG: 0.158 B.J. Rosenberg, R (8, 1) 58 Jonathan Papelbon, R (9, 1) 13 Freddy Galvis, S (9, PH) OBP: 0.286, SLG: 0.397		C FF 94 F FF 91 S FF 94 0-3 ③ K			B FF 90 X FF 90 1-0 1B		B CU 81 C FF 93 F FF 90 B CU 80 T FF 94 2-2 ① K		X FF 93 0-0 ① SH3-4 1-2	2 1 0 0 0	0 0 0 0 0	1 0 0 0 0	0 0 0 0 0	0 1 0 0 0	1 0 0 0 0	1 0 0 0 0
Inning Stats	R: 0 H: 1 E: 0 LOB: 1 K: 0 BB: 1 S: 9 P: 16	R: 1 H: 1 E: 0 LOB: 1 K: 1 BB: 1 S: 11 P: 20	R: 0 H: 1 E: 0 LOB: 0 K: 1 BB: 0 S: 9 P: 14	R: 0 H: 0 E: 0 LOB: 0 K: 2 BB: 0 S: 9 P: 12	R: 0 H: 1 E: 0 LOB: 1 K: 1 BB: 0 S: 7 P: 9	R: 1 H: 3 E: 0 LOB: 3 K: 1 BB: 1 S: 14 P: 24	R: 0 H: 0 E: 0 LOB: 0 K: 2 BB: 0 S: 9 P: 14	R: 1 H: 1 E: 0 LOB: 1 K: 1 BB: 1 S: 11 P: 21	R: 0 H: 1 E: 0 LOB: 1 K: 2 BB: 0 S: 9 P: 14	1B: 7 SF: 0 2B: 2 SAC: 1 3B: 0 DP: 1 HR: 0 HBP: 0						WP: 2 PA: 38 PB: 0 SB: 0 CS: 0	

	AB	33
	R	3
	H	9
	RBI	3
	BB	4
	SO	11
	LOB	18

PITCHER		IP	WLS	BF	H	R	ER	SO	BB	IBB	HBP	BLK	WP	HR	S	P	ERA	WHIP
52 Carlos Torres, R ERA: 3.36	(1, 1)	6.0	W	26	7	2	2	6	3	0	0	0	1	0	59	95	3.00	1.667
50 Scott Atchison, R ERA: 3.98	(7, 1)	1.0	H	3	0	0	0	2	0	0	0	0	0	0	9	14	0.00	0.000
38 Vic Black, R ERA: 3.86	(8, 1)	1.0	H	5	1	1	1	1	1	0	0	0	1	0	11	21	9.00	2.000
32 LaTroy Hawkins, R ERA: 3.01	(9, 1)	1.0	S	4	1	0	0	2	0	0	0	0	0	0	9	14	0.00	1.000

PITCHER	IP	WLS	BF	H	R	ER	SO	BB	IBB	HBP	BLK	WP	HR	S	P	ERA	WHIP

Batter	1	2	3	4	5	6	7	8	9	10	AB	R	H	RBI	BB	SO	LOB
22 Eric Young Jr., S (1, 7) OBP: 0.311, SLG: 0.339	B SL 80 C SI 90 S SL 81 B FF 92 S CH 81 2-3 ① K	B SL 84 S SI 89 B FC 87 X FF 88 2-1 30 CS 5 S 2-3 1B	C CU 78 X CH 83 0-1 ③ G4-3		C SI 88 B KC 74 B KC 73 C SI 87 B KC 75 X SI 87 3-2 28 1B 1B	X FF 94 0-0 ② ③ L4-6 2-2	5	0	2	0	0	1	1
28 Daniel Murphy, L (1, 4) OBP: 0.317, SLG: 0.409	C SI 91 X FF 91 0-1 ② G4-3	1 SAFE C FC 88 B SI 91 B SL 86 X FC 88 2-1 ① F8	X FC 86 0-0 ① F9		X FF 86 0-0 21 G4-6-3 1-2 1B		4	0	1	0	0	0	2
5 David Wright, R (1, 5) OBP: 0.395, SLG: 0.524	C SI 92 B FC 88 B CH 78 F FF 92 B SI 92 B SL 84 4-2 BB	B FC 88 1 SAFE F SI 93 1 SAFE B SL 83 1 SAFE B SI 93 F SI 94 B CH 82 4-2 1-2 BB			B SL 82 F FC 88 C CH 82 B FF 92 X CH 83 2-2 ② L6	B SL 80 D KC 75 S FF 87 C SI 89 C SI 89 2-3 ① K					2	0	0	0	2	1	2
21 Lucas Duda, L (1, 3) OBP: 0.351, SLG: 0.430	S CH 81 C SI 91 B FC 88 X CH 83 1-2 ③ G4-3	F FF 93 F FF 90 D SL 83 B FF 92 X FF 93 2-2 ② SF8 3-H			B CH 81 X FC 89 1-0 HR	B CU 75 C CU 74 B SL 83 X CU 75 2-1 ② ③ G4-6-3 1-2f					3	1	1	2	0	0	3
30 Andrew Brown, R (1, 9) OBP: 0.278, SLG: 0.401		X SL 81 0-0 ① G4-3	B FF 94 1-0 ③ CS 2-3	S FF 89 X SL 82 0-1 ① L7		S FC 87 S FF 92 S CH 85 0-3 ③ K			S FF 97 S FF 98 S FF 101 0-3 ① K		4	0	0	0	0	2	0
12 Juan Lagares, R (1, 8) OBP: 0.290, SLG: 0.366		C SI 91 S SL 82 B FF 92 B SL 84 X SI 93 2-2 ② F9		B FF 92 X CH 81 1-0 ② F9			C SL 81 B SI 92 B CH 82 X SI 93 2-1 ① G4-3		C FF 100 F FF 99 B FF 99 B FF 99 F FF 100 F FF 99 C FF 100 2-3 ② K		4	0	0	0	0	1	0
15 Travis d'Arnaud, R (1, 2) OBP: 0.270, SLG: 0.258		F FF 92 B SL 84 X SI 92 1-1 1B	C FF 92 C CH 84 B FC 88 X SL 83 1-2 ③ G4-3				B SL 82 B FF 91 C FC 87 S SL 82 B FF 94 B SL 83 4-2 BB		F FF 98 F FF 100 F FF 100 B FF 99 B SL 90 F FF 98 T FF 99 2-2 ③ K		3	0	1	0	1	1	0
3 Omar Quintanilla, L (1, 6) OBP: 0.311, SLG: 0.288 13 Josh Satin, R (10, PH) OBP: 0.377, SLG: 0.395 46 Greg Burke, R (10, 1) 43 Sean Henn, R (10, 1)		B SI 91 F CH 81 S FC 86 B FC 88 C FF 93 2-3 ③ K			C FC 87 S CH 82 B FC 88 X CH 83 1-2 ① G4-3		C FC 88 F SI 90 T CH 84 0-2 ② K			C SL 83 B FF 92 B FF 94 X FF 94 2-1 22 L4-6 70 SH1-4 1B	3 1 0 0	0 0 0 0	0 1 0 0	0 0 0 0	2 0 0 0	2 0 0 0
44 Aaron Harang, R (1, 1) 23 Mike Baxter, L (7, PH) 71 Gonzalez Germen, R (7, 1) 55 Pedro Feliciano, L (7, 1) 48 Frank Francisco, R (8, 1) 40 Tim Byrdak, L (8, 1) 30 David Aardsma, R (8, 1) 70 Wilfredo Tovar, R (10, PH)			B SI 88 X FF 90 1-0 E5 22 1B 21 SF8		S SI 91 S SL 85 B SL 81 B FF 94 S SL 79 2-3 ② K		C FC 88 B CH 82 X SI 93 1-1 ③ L7			1 SAFE L FF 92 X FF 93 0-1 ① SH1-4 1-2	2 1 0 0 0 0 0 0	1 0 0 0 0 0 0 0	0 0 0 0 0 0 0 0	0 0 0 0 0 0 0 0	1 0 0 0 0 0 0 0	0 1 0 0 0 0 0 0
Inning Stats	R: 0 E: 0 K: 1 S: 10 H: 0 LOB: 1 BB: 1 P: 17	R: 0 E: 0 K: 1 S: 9 H: 1 LOB: 1 BB: 0 P: 14	R: 1 E: 1 K: 0 S: 10 H: 1 LOB: 1 BB: 1 P: 22	R: 0 E: 0 K: 0 S: 6 H: 0 LOB: 0 BB: 0 P: 8	R: 0 E: 0 K: 1 S: 8 H: 0 LOB: 0 BB: 0 P: 11	R: 1 E: 0 K: 1 S: 8 H: 1 LOB: 0 BB: 0 P: 11	R: 0 E: 0 K: 1 S: 9 H: 0 LOB: 1 BB: 1 P: 16	R: 0 E: 0 K: 1 S: 9 H: 2 LOB: 1 BB: 0 P: 16	R: 0 E: 0 K: 3 S: 13 H: 0 LOB: 0 BB: 0 P: 17	R: 0 E: 0 K: 0 S: 5 H: 1 LOB: 0 BB: 0 P: 7	1B: 5 2B: 1 3B: 0 HR: 1	SF: 1 SAC: 1 DP: 2 HBP: 0					

TOP

New York Mets @ Cincinnati Reds
Great American Ball Park, Cincinnati, OH
Mon Sep 23 2013, 7:12 PM - 10:53 PM EDT
Att. 21,269 - Clear - 69 F

livebaseballscorecards.com

AB	32
R	2
H	6
RBI	2
BB	3
SO	9
LOB	11

WP: 0 PA: 38
PB: 0
SB: 1
CS: 1

PITCHER	IP	WLS	BF	H	R	ER	SO	BB	IBB	HBP	BLK	WP	HR	S	P	ERA	WHIP
47 Johnny Cueto, R (1, 1) ERA: 2.82	7.0		27	3	2	1	5	3	0	0	0	0	1	60	99	1.29	0.857
63 Sam LeCure, R (8, 1) ERA: 2.7	0.1		3	2	0	0	1	0	0	0	0	0	0	7	12	0.00	6.000
45 Sean Marshall, L (8, 1) ERA: 1.86	0.2		1	0	0	0	0	0	0	0	0	0	0	2	4	0.00	0.000
54 Aroldis Chapman, L (9, 1) ERA: 2.59	1.0		3	0	0	0	3	0	0	0	0	0	0	13	17	0.00	0.000
43 Manny Parra, L (10, 1) ERA: 3.45	1.0	W	3	1	0	0	0	0	0	0	0	0	0	5	7	0.00	1.000

PITCHER	IP	WLS	BF	H	R	ER	SO	BB	IBB	HBP	BLK	WP	HR	S	P	ERA	WHIP

Batter	1	2	3	4	5	6	7	8	9	10	AB	R	H	RBI	BB	SO	LOB
17 Shin-Soo Choo, L (1, 8) OBP: 0.423, SLG: 0.464	B FF 90 F FF 90 F FF 90 X SI 92 1-2 ① L7	C CU 76 B FF 92 B FF 87 B SI 93 F SI 93 X SI 95 3-2 19 BB, 4 S, 48 FC2 1-3 3-H 1B		L SI 89 F SI 90 B SL 80 X CH 84 1-2 ① F8		C FF 89 F SI 90 F SL 82 B SI 91 B CU 74 X CU 74 2-2 ③ F8			C SL 78 X SL 80 0-1 4 S, 2B	B FF 90 X SL 82 1-0 1-2 3-H 1B	6	0	3	2	0	0	1
4 Brandon Phillips, R (1, 4) OBP: 0.311, SLG: 0.400	F FF 91 X SL 83 0-1 19 BB, 1B	S SL 85 1 SAFE B FF 91 B FF 92 D SL 85 B SI 93 4-1 48 FC2, 19 BB 1-2 BB		X FF 88 0-0 ② F9			B SL 82 S CH 80 B FF 92 B FF 93 F FF 92 F CH 82 F FF 93 S CH 82 3-3 ① K		C SL 80 2 SAFE D SL 82 S FF 92 X SL 83 1-2 ① G6-3 2-3		4	0	1	0	1	1	2
19 Joey Votto, L (1, 3) OBP: 0.438, SLG: 0.499	S CU 75 B SI 92 B SI 92 F SI 87 B FF 92 B SL 85 4-2 1-2 BB	B CH 85 B FF 92 B SI 92 B SI 89 4-0 48 FC2 1-2 2-3 3-H BB		C SI 90 B SL 82 B CH 84 F SI 90 B FF 90 B FF 90 4-2 1-2 BB			B FF 93 C FF 93 B CH 82 B CH 83 C FF 94 B FF 94 4-2 BB		I IN 77 I IN 78 I IN 76 I IN 80 4-0 32 IBB, IBB		0	0	0	1	5	0	0
48 Ryan Ludwick, R (1, 7) OBP: 0.302, SLG: 0.345 43 Manny Parra, L (10, 1) OBP: 0.500, SLG: 0.500	F SL 83 F FF 91 F FF 92 D SL 82 X FF 92 1-2 ② F9	F FF 92 F FF 92 X SL 83 0-2 ③ FC2 1-2 2-3 3-Hf		F FF 90 C FF 91 X SL 83 0-2 ③ L4			C FF 94 X SL 82 0-1 ② L7		F SL 80 D SL 82 D SL 82 B FF 92 X FF 92 3-1 ② P4		5 0	0 0	0 0	0 0	0 0	0 0	10 0
32 Jay Bruce, L (1, 9) OBP: 0.331, SLG: 0.485	B SI 91 B CH 85 B SI 91 X SI 90 3-0 ③ G4-3		X SI 87 0-0 ① G6-3		B CH 82 C SI 88 B CH 83 X SI 88 2-1 ① G3-1		X SI 83 0-0 ③ L8		I IN 78 I IN 79 I IN 80 I IN 78 4-0 1-2 IBB		4	0	0	0	1	0	3
21 Todd Frazier, R (1, 5) OBP: 0.315, SLG: 0.406		L SL 83 X CU 75 0-1 29 1B, 17 1B, 2B	S FF 89 X SL 81 0-1 ② F8		B FF 87 B CH 84 B FF 88 B SI 87 4-0 29 CS, BB			B FF 92 C FS 83 B FF 92 F FF 92 F SL 83 B FS 81 X FS 82 3-2 ① L4	C SL 82 B FF 92 F FF 91 F SL 83 B FF 92 X SL 82 2-2 ③ L8		4	1	1	0	1	0	3
2 Zack Cozart, R (1, 6) OBP: 0.285, SLG: 0.381	F FF 91 S FF 91 B FF 91 X FF 91 1-2 ① F8	B FF 89 B FF 89 B FF 90 C FF 89 F SI 88 B SL 83 4-2 BB		C FF 91 F FF 91 F CU 74 S FF 92 0-3 ② K				S FS 83 X FF 93 0-1 ② P2		C SI 85 C SI 87 F SL 78 F SL 76 B SL 78 F SI 87 B SL 77 B SI 85 X SI 84 3-2 ① G5-3	4	0	0	0	1	1	2
29 Ryan Hanigan, R (1, 2) OBP: 0.312, SLG: 0.266 6 Billy Hamilton, S (8, PR) OBP: 0.500, SLG: 0.571 39 Devin Mesoraco, R (9, 2) OBP: 0.294, SLG: 0.371	X FF 92 0-0 17 1B, 19 BB, 1B 2-3	X FF 90 0-0 ③ G1-3		1 SAFE C CU 74 B FF 89 F FF 90 F CU 73 1 SAFE B FF 90 2-2 ③ CS 1-2		B CU 73 B FF 87 C FF 88 X FF 88 2-1 ① F8		B FS 82 C FF 93 B FS 83 F FF 93 X FF 93 2-2 28 S, 1B		C SI 86 S SL 77 F SL 77 B SI 88 X SL 77 1-2 15 1B, 17 1B, 1B	4 0 1	1 0 1	2 0 1	0 0 0	0 0 0	0 0 0	1 0 0
47 Johnny Cueto, R (1, 1) OBP: 0.150, SLG: 0.150 63 Sam LeCure, R (8, 1) 45 Sean Marshall, L (8, 1) 28 Chris Heisey, R (8, PH) OBP: 0.281, SLG: 0.420 54 Aroldis Chapman, L (9, 1) 15 Derrick Robinson, S (10, 7) OBP: 0.314, SLG: 0.317	X FF 89 0-0 ② B2			L CH 85 X SL 79 0-1 19 BB, 1B		C FF 87 M FF 88 B FF 88 X CU 74 1-2 ② G6-3		B FF 90 S FF 94 S FS 84 B FS 84 B FF 94 S FS 84 3-3 ③ K 1-2		X SI 86 0-0 17 1B 1-3 1B	3 0 0 0 1 0 1	0 0 0 0 0 0 0	1 0 0 0 0 0 1	0 0 0 0 0 0 0	0 0 0 0 1 0 0	0 0 0 0 1 0 0	2 0 0 0 1 0 0
Inning Stats	R: 0 H: 1 E: 0 LOB: 2 K: 0 BB: 1 S: 12 P: 21	R: 2 H: 3 E: 0 LOB: 3 K: 0 BB: 2 S: 14 P: 26	R: 0 H: 0 E: 0 LOB: 1 K: 0 BB: 1 S: 6 P: 10	R: 0 H: 1 E: 0 LOB: 2 K: 0 BB: 1 S: 11 P: 16	R: 0 H: 0 E: 0 LOB: 0 K: 1 BB: 1 S: 9 P: 17	R: 0 H: 0 E: 0 LOB: 0 K: 0 BB: 0 S: 9 P: 14	R: 0 H: 0 E: 0 LOB: 1 K: 1 BB: 1 S: 10 P: 17	R: 0 H: 1 E: 0 LOB: 2 K: 1 BB: 0 S: 12 P: 20	R: 0 H: 1 E: 0 LOB: 3 K: 0 BB: 2 S: 11 P: 25	R: 1 H: 3 E: 0 LOB: 2 K: 0 BB: 0 S: 12 P: 17	1B: 8 2B: 2 3B: 0 HR: 0	SF: 0 SAC: 0 DP: 0 HBP: 0	WP: 0 PB: 0 SB: 3 CS: 1	PA: 47				

PITCHER		IP	WLS	BF	H	R	ER	SO	BB	IBB	HBP	BLK	WP	HR	S	P	ERA	WHIP
44 Aaron Harang, R ERA: 5.57	(1, 1)	6.0		28	5	2	2	1	6	0	0	0	0	0	61	104	3.00	1.833
71 Gonzalez Germen, R ERA: 4.26	(7, 1)	0.2		3	0	0	0	1	1	0	0	0	0	0	9	16	0.00	1.500
55 Pedro Feliciano, L ERA: 4.5	(7, 1)	0.1		1	0	0	0	0	0	0	0	0	0	0	1	1	0.00	0.000
48 Frank Francisco, R ERA: 7.36	(8, 1)	1.0		4	1	0	0	1	0	0	0	0	0	0	12	20	0.00	1.000
40 Tim Byrdak, L ERA: 9.82	(9, 1)	0.0		1	1	0	0	0	0	0	0	0	0	0	2	2	∞	∞

PITCHER		IP	WLS	BF	H	R	ER	SO	BB	IBB	HBP	BLK	WP	HR	S	P	ERA	WHIP
30 David Aardsma, R ERA: 4.46	(9, 1)	1.0		5	0	0	0	0	0	2	0	0	0	0	9	23	0.00	0.000
46 Greg Burke, R ERA: 5.68	(10, 1)	0.1	L	3	2	1	1	0	0	0	0	0	0	0	11	15	27.00	6.000
43 Sean Henn, L ERA: 3.38	(10, 1)	0.0		1	1	0	0	0	0	0	0	0	0	0	1	2	∞	∞

BOTTOM

New York Mets @ Cincinnati Reds

Great American Ball Park, Cincinnati, OH

Mon Sep 23 2013, 7:12 PM - 10:53 PM EDT

Att. 21,269 - Clear - 69 F

livebaseballscorecards.com

AB	37
R	3
H	10
RBI	3
BB	9
SO	3
LOB	25

Batter	1	2	3	4	5	6	7	8	9	AB	R	H	RBI	BB	SO	LOB
22 Eric Young Jr., S (1, 7) OBP: 0.313, SLG: 0.342	C SI 88 B KC 78 B FC 88 X SI 91 2-1 5 1B 5 S 1B	X SI 91 0-0 28 HR 1-3 2B		X CH 83 0-0 P3			C FF 92 F CU 74 T FF 94 0-2 K			4	1	2	0	0	1	0
28 Daniel Murphy, L (1, 4) OBP: 0.318, SLG: 0.415	B SI 90 F SI 89 B SI 89 1 SAFE X FC 89 2-1 F7	F FC 90 B FC 90 F FC 89 B FC 91 F SL 82 B FC 90 F FC 89 F SI 92 F FC 89 3-2 X FC 80 2-H 3-H HR		B SI 90 B SI 90 B SI 90 C SI 90 F CH 85 X SL 78 3-2 5 G4-6-3 1B			F FF 94 B FF 93 B CU 74 X FF 94 2-1 F7			4	1	2	3	0	0	1
5 David Wright, R (1, 5) OBP: 0.396, SLG: 0.524	C SI 91 1 SAFE 1 SAFE B FC 89 B SI 89 1 SAFE B SI 90 C KC 78 F FC 89 3-2 X FC 80 1-3 1B	B SI 91 C KC 79 F SI 91 X SL 81 1-2 21 FC6-4 1B		F SI 89 B SL 83 B CH 84 F SI 89 X SI 90 2-2 G4-6-3 1-2f			B FF 94 F FF 93 C CU 75 B FF 94 X FF 93 2-2 L9			4	0	2	0	0	0	1
21 Lucas Duda, L (1, 3) OBP: 0.350, SLG: 0.426	D SL 80 C SI 92 C FC 90 S KC 81 1-3 K	B CU 74 S SL 82 X SI 90 1-1 FC6-4 1-2f			C FF 94 B FF 94 F FF 95 F CH 82 F CH 82 S CU 80 1-3 K			H SI 86 1-0 12 FC5-4 HBP		3	0	0	0	0	2	3
12 Juan Lagares, R (1, 8) OBP: 0.290, SLG: 0.365	S KC 79 B SI 92 X SI 92 1-1 G4-3		F SI 89 F SL 82 B CU 76 B SI 91 B SL 77 X SI 90 3-2 70 G6-3 15 WP 1B		B FF 94 X FF 94 1-0 G4-3			B SL 84 C SL 83 F SI 87 B SI 89 1 SAFE F SL 83 F CU 75 F SL 83 F SI 88 3-2 B SL 84 F CU 75 X FF 94 FC5-4 13 CS 1-2f		4	0	1	0	0	0	3
23 Mike Baxter, L (1, 9) OBP: 0.302, SLG: 0.261 13 Josh Satin, R (8, PH) OBP: 0.375, SLG: 0.392 50 Scott Atchison, R (8, 1) 38 Vic Black, R (9, 1)		B SI 88 F CH 82 B FC 89 X CH 83 2-1 70 1B 2B	C SI 91 1 SAFE B SI 90 B FF 85 1 SAFE F SL 84 1 SAFE 1 SAFE F CU 75 2-3 S SL 78 K	B SI 95 B CU 78 B SI 94 C SI 94 X FF 94 3-1 L7			C SI 93 B SI 93 B SI 95 B SI 94 X SI 96 3-1 G6-3 1-2		3 1 0 0	1 0 0 0	1 0 0 0	0 0 0 0	1 0 0 0	0 0 0 0	1 1 0 0
15 Travis d'Arnaud, R (1, 2) OBP: 0.269, SLG: 0.250		C KC 78 F CH 84 B FC 89 B SL 81 F KC 80 F FC 91 D KC 81 C SI 92 3-3 K	D CU 75 F SI 90 B SI 90 B SL 84 B SL 76 4-1 70 G6-3 1-2 BB	S SI 94 B CU 79 X SI 95 1-1 G1-3				X SI 95 0-0 L8	3	0	0	0	1	1	1
70 Wilfredo Tovar, R (1, 6) OBP: 0.375, SLG: 0.375		C KC 80 X FC 88 0-1 49 1B 2-H 1B	B SI 90 C SI 90 X CU 76 1-1 G6-3 1-2 2-3	B FF 93 B FF 95 C FF 93 B FF 93 F FF 94 X FF 95 3-2 G5-3				B SI 95 B SI 94 B SI 95 C FF 94 X FF 94 3-1 L7	4	0	1	1	0	0	2
49 Jonathon Niese, L (1, 1) OBP: 0.286, SLG: 0.263 6 Matthew den Dekker, L (8, 9) OBP: 0.288, SLG: 0.296		B SI 91 F SI 91 X FF 91 1-1 22 2B 28 HR 2-H 1B	C SI 90 B CU 76 F SI 89 S SL 77 1-3 K	F FF 95 B FF 96 B FF 95 F FF 94 S FF 94 2-3 K				B CU 80 B SI 95 F SI 95 C SI 95 B FS 86 X SI 96 3-2 G6-3	3 1	1 0	1 0	0 0	0 0	2 0	2 0
Inning Stats	R: 0 E: 0 K: 1 S: 13 H: 2 LOB: 2 BB: 0 P: 22	R: 4 E: 0 K: 1 S: 24 H: 6 LOB: 1 BB: 0 P: 35	R: 0 E: 0 K: 2 S: 13 H: 1 LOB: 2 BB: 1 P: 24	R: 0 E: 0 K: 0 S: 7 H: 1 LOB: 0 BB: 0 P: 12	R: 0 E: 0 K: 1 S: 8 H: 0 LOB: 0 BB: 0 P: 13	R: 0 E: 0 K: 1 S: 8 H: 0 LOB: 0 BB: 0 P: 14	R: 0 E: 0 K: 1 S: 8 H: 0 LOB: 0 BB: 0 P: 12	R: 0 E: 0 K: 0 S: 10 H: 0 LOB: 0 BB: 0 P: 17	R: 0 E: 0 K: 0 S: 6 H: 0 LOB: 0 BB: 0 P: 12	1B: 7 2B: 2 3B: 0 HR: 1 SF: 0 SAC: 0 DP: 1 HBP: 1						WP: 1 PB: 0 SB: 1 CS: 1 PA: 36	

TOP

New York Mets @ Cincinnati Reds

Great American Ball Park, Cincinnati, OH

Tue Sep 24 2013, 7:11 PM - 10:12 PM EDT

Att. 28,887 - Partly Cloudy - 74 F

livebaseballscorecards.com

AB	34
R	4
H	10
RBI	4
BB	1
SO	7
LOB	15

PITCHER		IP	WLS	BF	H	R	ER	SO	BB	IBB	HBP	BLK	WP	HR	S	P	ERA	WHIP
44 Mike Leake, R ERA: 3.37	(1, 1)	1.2	L	12	8	4	4	2	0	0	0	0	0	1	35	54	21.60	4.800
30 Zach Duke, L ERA: 6.44	(2, 1)	2.1		9	2	0	0	2	1	0	0	0	1	0	22	39	0.00	1.286
Logan Ondrusek, R ERA: 4.08	(5, 1)	2.0		6	0	0	0	2	0	0	0	0	0	0	16	27	0.00	0.000
60 J.J. Hoover, R ERA: 2.78	(7, 1)	1.0		3	0	0	0	1	0	0	0	0	0	0	8	12	0.00	0.000
45 Sean Marshall, L ERA: 1.8	(8, 1)	0.1		2	0	0	0	0	0	0	1	0	0	0	8	12	0.00	0.000

PITCHER		IP	WLS	BF	H	R	ER	SO	BB	IBB	HBP	BLK	WP	HR	S	P	ERA	WHIP
31 Alfredo Simon, R ERA: 2.94	(8, 1)	1.2		4	0	0	0	0	0	0	0	0	0	0	8	17	0.00	0.000

Batter	1	2	3	4	5	6	7	8	9	AB	R	H	RBI	BB	SO	LOB
17 Shin-Soo Choo, L (1, 8) OBP: 0.424, SLG: 0.468	X FF 90 0-0 4 1B 48 1B 1B	B SI 90 B FF 91 F SI 91 F SI 92 B FF 90 X SI 92 3-2 ③ L7			B SI 89 B SI 89 C FC 88 F SI 89 X SI 90 2-2 19 G6-4-3 3B		C FF 89 X CU 77 0-1 ③ G4-3			4	1	2	0	0	0	1
4 Brandon Phillips, R (1, 4) OBP: 0.312, SLG: 0.400	X SI 90 0-0 48 1B 1-2 1B		F SI 91 B FF 92 F CH 84 F FF 90 S CU 78 1-3 ① K		F FF 90 D CU 78 F CU 77 B FF 92 B FF 90 F FF 93 F CU 77 B FF 92 4-2 19 G6-4-3 BB			B SL 89 F SL 88 X CU 80 1-1 ① G1-3		3	0	1	0	1	1	0
19 Joey Votto, L (1, 3) OBP: 0.436, SLG: 0.496	C FF 91 C FF 92 F SI 93 D CU 79 D CU 80 C SI 94 2-3 ① K		B CU 76 C SI 91 C CU 77 F FF 94 C FF 91 1-3 ② K		S FC 90 F FF 92 X SI 92 0-2 ① ② G6-4-3 1-2f 3-H			B FF 93 X SL 89 1-0 ② G4-3		4	0	0	0	0	2	3
48 Ryan Ludwick, R (1, 7) OBP: 0.308, SLG: 0.350	X SI 93 0-0 ② 1-2 2-H 1B		X SI 92 0-0 1B		B CH 83 S CH 82 F FF 92 X CU 78 1-2 ③ P5			X SL 88 0-0 ③ G6-3		4	0	2	0	0	0	0
32 Jay Bruce, L (1, 9) OBP: 0.329, SLG: 0.482	C FF 94 F FF 92 B FF 94 F CU 80 C FF 95 1-3 ③ K		F CU 77 F FF 92 F FF 91 S FF 91 0-3 ③ K			F FC 86 B CU 75 X FF 90 1-1 ① P5			C FF 95 S FF 96 B FF 97 F CU 82 F FF 95 F FF 94 S CU 81 1-3 ① K	4	0	0	0	0	3	3
21 Todd Frazier, R (1, 5) OBP: 0.315, SLG: 0.407		S FF 90 S FF 91 B CU 76 F FF 91 B FF 90 F CH 85 F FF 94 B FF 93 X FF 94 3-2 2 G1-6-3 39 G6-3 2B		B CH 82 X SI 90 1-0 ① L6		C CH 81 X CH 82 0-1 ② F9			F FF 94 F FF 96 F FF 97 F FF 95 S CU 82 0-3 K 2 G1-6-3	4	1	1	0	0	1	0
2 Zack Cozart, R (1, 6) OBP: 0.285, SLG: 0.382		X FF 93 0-0 ① G1-6-3 2-3		C CU 74 B CU 76 C FF 91 F FF 89 F FC 89 X CU 79 1-2 50 WP 2B		F FF 88 B FF 88 F FF 91 X FF 90 1-2 ③ G5-3			D FF 94 X FF 95 1-0 ② ③ G1-6-3 1-2f	4	0	1	0	0	0	2
39 Devin Mesoraco, R (1, 2) OBP: 0.291, SLG: 0.368		B SI 92 B SI 92 X FF 91 2-0 ② G6-3 3-H		B SI 91 C SI 91 F CU 77 F FF 91 B FF 93 B FF 93 X CU 79 3-2 ② G5-3			F SI 87 F CU 75 B FF 90 B FF 87 F SI 90 F SI 90 X CU 77 2-2 ① L7			3	0	0	1	0	0	1
44 Mike Leake, R (1, 1) OBP: 0.215, SLG: 0.254 30 Zach Duke, L (2, 1) OBP: 1.000, SLG: 1.000 50 Neftali Soto, R (4, PH) Logan Ondrusek, R (5, 1) 60 J.J. Hoover, R (7, 1) 28 Chris Heisey, R (7, PH) OBP: 0.280, SLG: 0.418 45 Sean Marshall, L (8, 1) 31 Alfredo Simon, R (8, 1) OBP: 0.143, SLG: 0.143		C FF 92 X CU 76 0-1 1B		S CU 77 B CU 77 F FF 91 F FF 92 F CU 75 C FF 91 1-3 ③ K 2-3			C SI 89 B SI 90 B CH 83 X FF 90 2-1 ② L9			0 1 1 0 0 1 0 0	0 0 0 0 0 0 0 0	0 1 0 0 0 0 0 0	0 0 0 0 0 1 0 0	0 0 0 0 0 0 0 0	0 0 0 0 0 1 0 0	0 1 1 0 0 0 0 0
Inning Stats	R: 0 E: 0 K: 2 S: 11 H: 3 LOB: 2 BB: 0 P: 14	R: 1 E: 0 K: 0 S: 13 H: 2 LOB: 1 BB: 0 P: 21	R: 0 E: 0 K: 3 S: 13 H: 1 LOB: 1 BB: 0 P: 15	R: 0 E: 0 K: 1 S: 15 H: 1 LOB: 1 BB: 0 P: 21	R: 1 E: 0 K: 0 S: 13 H: 1 LOB: 0 BB: 1 P: 20	R: 0 E: 0 K: 0 S: 7 H: 0 LOB: 0 BB: 0 P: 9	R: 0 E: 0 K: 0 S: 9 H: 0 LOB: 0 BB: 0 P: 13	R: 0 E: 0 K: 0 S: 4 H: 0 LOB: 0 BB: 0 P: 6	R: 0 E: 0 K: 2 S: 12 H: 0 LOB: 0 BB: 0 P: 14	1B: 5 2B: 2 3B: 1 HR: 0	SF: 0 SAC: 0 DP: 2 HBP: 0					

PITCHER	IP	WLS	BF	H	R	ER	SO	BB	IBB	HBP	BLK	WP	HR	S	P	ERA	WHIP
49 Jonathon Niese, L (1, 1) ERA: 3.74	7.0	W	28	8	2	2	6	1	0	0	0	1	0	81	113	2.57	1.286
50 Scott Atchison, R (8, 1) ERA: 3.89	1.0	H	3	0	0	0	0	0	0	0	0	0	0	4	6	0.00	0.000
38 Vic Black, R (9, 1) ERA: 3.6	1.0	S	3	0	0	0	2	0	0	0	0	1	0	12	14	0.00	0.000

PITCHER	IP	WLS	BF	H	R	ER	SO	BB	IBB	HBP	BLK	WP	HR	S	P	ERA	WHIP

BOTTOM

New York Mets @ Cincinnati Reds
Great American Ball Park, Cincinnati, OH
Tue Sep 24 2013, 7:11 PM - 10:12 PM EDT
Att. 28,887 - Partly Cloudy - 74 F

livebaseballscorecards.com

AB	33
R	2
H	8
RBI	1
BB	1
SO	8
LOB	11

1B: 5	SF: 0	WP: 2	PA: 34
2B: 2	SAC: 0	PB: 0	
3B: 1	DP: 2	SB: 0	
HR: 0	HBP: 0	CS: 0	

New York Mets @ Cincinnati Reds

Great American Ball Park, Cincinnati, OH

Wed Sep 25 2013, 12:39 PM - 3:30 PM EDT

Att. 26,223 - Partly Cloudy - 73 F

TOP

livebaseballscorecards.com

Batter	1	2	3	4	5	6	7	8	9	AB	R	H	RBI	BB	SO	LOB
22 Eric Young Jr., S (1, 7) OBP: 0.312, SLG: 0.341	C FC 92 X CU 79 0-1 ① G4-3		B FF 92 S CU 76 F SI 92 X FC 93 1-2 2 1B 2-H 1B		C CU 75 F CU 78 B SI 91 B CU 78 T SL 87 2-2 ① K		X CU 80 0-0 ③ G6-3			4	0	1	1	0	1	1
2 Justin Turner, R (1, 5) OBP: 0.314, SLG: 0.377	C FC 95 F FF 94 B SL 89 S SI 94 1-3 ② K		C FF 92 1 SAFE B FF 92 X SI 91 1-1 28 G6-3 1-2 1B		B SL 89 X FF 95 1-0 ② F8			C SL 82 B FS 85 X FF 92 1-1 ① L8		4	0	1	0	0	1	0
28 Daniel Murphy, L (1, 4) OBP: 0.318, SLG: 0.414	F FF 94 F SI 94 B FF 96 B SL 90 X SI 95 2-2 21 S 1B		B SI 92 X CU 77 1-0 ②③ G6-3 1-2f		C FF 94 F FF 94 B SI 95 B SL 86 X SI 94 2-2 ③ G6-3			F FF 93 B FF 92 C SL 83 S FF 94 1-3 ② K		4	0	1	0	0	1	2
21 Lucas Duda, L (1, 3) OBP: 0.349, SLG: 0.422	C FC 95 F SI 94 F SL 87 F SL 88 B CU 78 D SL 88 B FC 94 X SL 89 3-2 ③ F7 1-2			C SI 93 F SL 87 B SL 82 B SI 94 H FC 94 3-2 36 G3 23 BB HBP		C CU 77 B FF 93 B FC 93 B FF 93 C FC 94 F FF 94 S CU 79 3-3 ① K		B SL 83 B SL 82 S FF 94 S SL 84 X SL 82 2-2 ③ F8		3	0	0	0	0	1	1
12 Juan Lagares, R (1, 8) OBP: 0.287, SLG: 0.361		B SL 89 F FC 94 B FC 93 X SI 92 2-1 ① F8		B FF 91 X FC 93 1-0 ① F8		B SL 89 C FF 94 B SL 87 F FC 94 F SI 94 C CU 80 2-3 ② K			B FF 96 B FF 95 F FF 96 B FF 96 C FF 95 T FF 97 3-2 ① K	4	0	0	0	0	2	1
23 Mike Baxter, L (1, 9) OBP: 0.303, SLG: 0.256 13 Josh Satin, R (9, PH) OBP: 0.373, SLG: 0.390 32 LaTroy Hawkins, R (9, 1)		X FF 92 0-0 ② G1-3		B FF 90 B SI 91 B FF 90 C FC 94 D SI 93 4-1 36 G3 1-2 BB		C CU 79 S SL 81 B SL 83 B SL 87 C SI 94 2-3 ③ K			B FF 97 C FF 96 C SL 87 F FF 99 B FF 100 F FF 99 C SL 88 2-3 ② K	2 1 0	0 0 0	0 0 0	0 0 0	1 0 0	1 1 0	0 0 0
36 Juan Centeno, L (1, 2) OBP: 0.286, SLG: 0.286 20 Anthony Recker, R (9, PH) OBP: 0.279, SLG: 0.402 (9, 2)		B SI 92 C SI 92 S CU 79 B SI 94 B FF 91 F SI 94 X SI 90 3-2 ③ G3-1		C CU 77 X FC 93 0-1 ② G3 1-2 2-3			F SL 81 C SI 92 B SL 82 X FF 94 1-2 ① G4-3		B FF 98 B FF 98 B FF 96 S FF 98 B FF 96 4-1 BB	3 0 0	0 0 0	0 0 0	0 0 1	0 0 0	0 1 0	2 0 0
70 Wilfredo Tovar, R (1, 6) OBP: 0.417, SLG: 0.300			B FC 91 C FC 90 H SI 90 2-1 22 PB 16 SH2-4 22 1B HBP	I IN 58 I IN 66 I IN 74 I IN 69 4-0 IBB			B CU 79 F FC 95 F SI 94 B SI 94 S CU 80 2-3 ② K		C FF 97 F FF 97 X FF 99 0-2 ③ L9	2	1	0	0	1	1	1
16 Daisuke Matsuzaka, R (1, 1) OBP: 0.250, SLG: 0.250 55 Pedro Feliciano, L (8, 1) 6 Matthew den Dekker, L (9, 9) OBP: 0.288, SLG: 0.296			X FC 90 0-0 ① SH2-4 1-2	C SI 94 B FC 95 C FF 93 D CU 80 S FF 95 2-3 ③ K			F FF 94 B FC 94 F FC 93 F FC 94 B FC 94 X FF 93 2-2 1B			2 0 0	0 0 0	1 0 0	0 0 0	0 0 0	1 0 0	3 0 0

Inning Stats	1	2	3	4	5	6	7	8	9
	R: 0 H: 1 E: 0 LOB: 1 K: 1 BB: 0 S: 13 P: 19	R: 0 H: 0 E: 0 LOB: 0 K: 0 BB: 0 S: 7 P: 12	R: 1 H: 2 E: 0 LOB: 1 K: 0 BB: 0 S: 8 P: 13	R: 0 H: 0 E: 0 LOB: 3 K: 1 BB: 2 S: 9 P: 23	R: 0 H: 0 E: 0 LOB: 0 K: 1 BB: 0 S: 7 P: 12	R: 0 H: 0 E: 0 LOB: 0 K: 3 BB: 0 S: 11 P: 18	R: 0 H: 1 E: 0 LOB: 1 K: 1 BB: 0 S: 11 P: 16	R: 0 H: 0 E: 0 LOB: 0 K: 1 BB: 0 S: 8 P: 12	R: 0 H: 0 E: 0 LOB: 1 K: 2 BB: 1 S: 12 P: 21

| | | |

New York Mets @ Cincinnati Reds

Great American Ball Park, Cincinnati, OH

Wed Sep 25 2013, 12:39 PM - 3:30 PM EDT

Att. 26,223 - Partly Cloudy - 73 F

BOTTOM

livebaseballscorecards.com

Batter	1	2	3	4	5	6	7	8	9	AB	R	H	RBI	BB	SO	LOB
6 Billy Hamilton, S (1, 8) OBP: 0.450, SLG: 0.500	B FF 85 C FF 86 F FF 85 S FS 79 1-3 ① K		B FF 89 B CU 73 X FF 90 2-0 ② F7		C FF 89 F FS 83 B CU 74 F FF 91 B SL 78 F FF 89 X FC 89 2-2 17 CS 1B			F CU 72 B CU 71 S FF 88 F FF 90 F CU 74 S FF 89 1-3 ② K		4	0	1	0	0	2	2
17 Shin-Soo Choo, L (1, 7) OBP: 0.424, SLG: 0.466	C FC 86 C CU 73 B FC 88 B SI 88 B CU 74 S FC 88 3-3 ② K		B CU 74 B FF 89 B SL 77 C FF 90 B FF 88 4-1 BB		1 SAFE B SI 87 1-0 ③ CS 1-2	C FC 86 X FF 86 0-1 ① F7		B CU 73 B SI 82 B SI 82 B SI 82 4-0 19 WP BB		2	0	0	0	2	1	0
19 Joey Votto, L (1, 3) OBP: 0.434, SLG: 0.492	X FF 89 0-0 ③ L8		S CU 73 X SL 78 0-1 ③ F8			F FF 88 F CU 73 B FF 87 X SL 81 1-2 ② F8		B CU 74 F CU 74 B CU 73 C SI 83 X CU 73 2-2 ③ F8 1-2 2-3		4	0	0	0	0	0	4
4 Brandon Phillips, R (1, 4) OBP: 0.310, SLG: 0.397		B CU 71 B FF 87 F FF 88 F SL 80 F SL 79 F FF 90 B FF 89 C FC 88 3-3 ① K		F FC 85 X SL 77 0-1 ① G1-3		C CU 74 B CU 72 B FC 87 X FC 86 2-1 ③ F9			S SL 88 B FF 94 B SL 90 B FF 95 X FF 95 3-1 ① G4-3	4	0	0	0	0	1	0
32 Jay Bruce, L (1, 9) OBP: 0.330, SLG: 0.481		C FF 89 F FS 80 B FS 81 X FF 88 1-2 21 S 1B		B CU 73 B FS 81 C SI 89 B SI 90 F FF 88 B SL 80 4-2 21 S BB			C FF 88 F FF 89 X FF 88 0-2 ① G1-3		B CU 80 B FF 94 S FF 94 S FF 95 F FF 96 F FF 95 B SL 87 X SL 89 3-2 ② F9	3	0	1	0	1	0	0
21 Todd Frazier, R (1, 5) OBP: 0.314, SLG: 0.405		C FF 86 D CU 73 C SL 77 B CU 75 S FF 90 2-3 ② K 1-2		B SI 87 F SI 88 B FC 87 F CU 74 1 SAFE F SL 79 B FF 90 H SL 78 4-2 39 G5-4-3 HBP 1-2			B CU 74 S FF 90 X FF 90 1-1 ② G5-3		C FF 95 C FF 95 B FF 96 F FF 96 F SL 88 X FF 93 1-2 ③ F7	3	0	0	0	0	1	1
39 Devin Mesoraco, R (1, 2) OBP: 0.289, SLG: 0.364		C CU 73 X FF 89 0-1 ③ F8		C CU 72 D FC 88 X SI 89 1-1 ② ③ G5-4-3 1-2f			X FF 89 0-0 ③ P2			3	0	0	0	0	0	3
3 Cesar Izturis, S (1, 6) OBP: 0.250, SLG: 0.254 15 Derrick Robinson, S (8, PH) OBP: 0.317, SLG: 0.321 54 Aroldis Chapman, L (9, 1)			C FF 87 X FS 80 0-1 2B		B FF 85 B FF 86 B FF 88 C FF 86 X FC 86 3-1 ① G4-3			S FF 86 C FF 88 X FS 80 0-2 19 WP 2 SH3-4 1B		2 1 0	0 0 0	1 1 0	0 0 0	0 0 0	0 0 0	0 0 0
55 Mat Latos, R (1, 1) OBP: 0.139, SLG: 0.155 43 Manny Parra, L (8, 1) OBP: 0.500, SLG: 0.500 2 Zack Cozart, R (8, PH) OBP: 0.285, SLG: 0.382 (9, 6)			X FF 86 0-0 ① B3		F FF 88 S SL 78 B SI 90 S CU 74 1-3 ② K			1 SAFE X FF 86 0-0 ① SH3-4 1-2		2 0 0	0 0 0	0 0 0	0 0 0	0 0 0	1 0 0	1 0 0
Inning Stats	R: 0 E: 0 K: 2 S: 7 H: 0 LOB: 0 BB: 0 P: 11	R: 0 E: 0 K: 2 S: 13 H: 1 LOB: 1 BB: 0 P: 19	R: 0 E: 0 K: 0 S: 7 H: 1 LOB: 2 BB: 1 P: 13	R: 0 E: 0 K: 0 S: 9 H: 0 LOB: 1 BB: 1 P: 18	R: 0 E: 0 K: 1 S: 10 H: 1 LOB: 0 BB: 0 P: 17	R: 0 E: 0 K: 0 S: 7 H: 0 LOB: 0 BB: 0 P: 10	R: 0 E: 0 K: 0 S: 6 H: 0 LOB: 0 BB: 0 P: 7	R: 0 E: 0 K: 1 S: 12 H: 1 LOB: 2 BB: 1 P: 19	R: 0 E: 0 K: 0 S: 12 H: 0 LOB: 0 BB: 0 P: 19	1B: 3 2B: 1 3B: 0 HR: 0 SF: 0 SAC: 1 DP: 1 HBP: 1						WP: 1 PB: 0 SB: 2 CS: 1 PA: 34	

	AB	28
	R	0
	H	4
	RBI	0
	BB	3
	SO	6
	LOB	11

PITCHER		IP	WLS	BF	H	R	ER	SO	BB	IBB	HBP	BLK	WP	HR	S	P	ERA	WHIP
16 Daisuke Matsuzaka, R ERA: 4.42	(1, 1)	7.2	W	28	4	0	0	6	2	0	1	0	0	0	68	105	0.00	0.783
55 Pedro Feliciano, L ERA: 4.35	(8, 1)	0.1	H	2	0	0	0	0	1	0	0	0	1	0	3	9	0.00	3.000
32 LaTroy Hawkins, R ERA: 2.97	(9, 1)	1.0	S	3	0	0	0	0	0	0	0	0	0	0	12	19	0.00	0.000

PITCHER	IP	WLS	BF	H	R	ER	SO	BB	IBB	HBP	BLK	WP	HR	S	P	ERA	WHIP

Batter	1	2	3	4	5	6	7	8	9	AB	R	H	RBI	BB	SO	LOB
7 Norichika Aoki, L (1, 8) (8, 9) OBP: 0.357, SLG: 0.368	B FF 88 X SI 90 1-0 ① L8	C SI 91 B CH 85 B SL 83 D CH 84 B SI 90 4-1 2 1B BB			X SI 88 0-0 ① G3		C SI 84 C SL 78 B SL 80 X SI 86 1-2 ② G6-3		X FF 92 0-0 ③ F8	4	0	0	0	1	0	1
2 Scooter Gennett, L (1, 4) OBP: 0.360, SLG: 0.490	B FF 89 F SI 90 F SL 83 X CH 84 1-2 ② G4-3	X SI 90 0-0 ③ 1-3 2-H 3-H 1B			C SI 88 F CH 82 B FF 88 F CH 83 F CH 82 S CH 82 1-3 ② K		C SI 84 B SI 84 C SI 84 B CH 80 X SI 86 2-2 ③ L7			4	0	1	2	0	1	0
20 Jonathan Lucroy, R (1, 2) OBP: 0.339, SLG: 0.459	C FF 90 B SL 82 X SI 90 1-1 ③ G6-3		B FF 88 C FF 88 F SL 82 X SL 81 1-2 18 F8 2B		B FF 89 F SI 90 X SI 90 1-1 ③ F9			H FF 90 1-0 15 G1-3 18 S HBP		3	0	1	0	0	0	0
18 Khris Davis, R (1, 7) OBP: 0.349, SLG: 0.576		B SI 88 B SI 89 F SI 89 B SI 89 B SL 82 4-1 15 1B 21 1B BB	F SI 90 X SI 90 0-1 ① F8 2-3			C SL 81 B KC 73 X SI 88 1-1 15 FC3-6 1B		B FF 90 B SL 81 C FF 91 F SL 82 X FF 91 2-2 ① F8 1-2		3	1	1	0	1	0	2
15 Caleb Gindl, L (1, 9) OBP: 0.338, SLG: 0.443 53 Brandon Kintzler, R (8, 1) 29 Jim Henderson, L (9, 1)		B SI 89 S SI 90 1 SAFE X SI 90 1-1 21 1B 14 1B 1-2 1B	C KC 75 B CH 82 B SI 90 X SI 90 2-1 ② G1-3			X SI 88 0-0 ① FC3-6 3 1B 1-2f		C FF 91 D FS 86 X FS 86 1-1 ② G1-3 2-3		4	1	1	0	0	0	3
										0	0	0	0	0	0	0
										0	0	0	0	0	0	0
3 Yuniesky Betancourt, R (1, 5) OBP: 0.240, SLG: 0.358		L SL 82 L SL 81 B SL 81 F KC 75 F SI 90 X SI 90 1-2 ① F3	X SL 82 0-0 ③ F7			B SI 89 C SI 89 1 SAFE X SI 89 1-1 1-2 1B		B SL 82 F SL 82 S FF 92 S SL 83 1-3 ③ K		4	0	1	0	0	1	4
21 Juan Francisco, L (1, 3) OBP: 0.296, SLG: 0.425		B CH 84 S SI 90 C FF 90 B CH 83 X CH 84 2-2 40 SH1-4 14 1B 2 1B 1-2 2-H 1B		B KC 72 B CH 82 B SI 88 C SI 88 F SI 88 F CH 82 S CH 82 3-3 ① K	S SI 90 F SI 90 B FF 90 X CH 83 1-2 ② F8				B FF 90 B FF 91 F FF 91 B FF 91 X FF 91 3-1 ① F7	4	1	1	1	0	1	2
14 Jeff Bianchi, R (1, 6) OBP: 0.274, SLG: 0.295		B SI 90 B SL 81 B SI 90 F FF 89 C SI 91 X SI 90 3-2 40 SH1-4 2 1B 1-2 2-H 1B		B FF 89 F FF 88 X FF 90 1-1 ② F9	B SI 90 X SI 91 1-0 ③ F9				M FF 91 X FF 92 0-1 ② P5	4	1	1	1	0	0	2
40 Johnny Hellweg, R (1, 1) 45 Alfredo Figaro, R (5, 1) OBP: 0.250, SLG: 0.250 11 Sean Halton, R (7, PH) OBP: 0.308, SLG: 0.421 47 Rob Wooten, R (7, 1) 22 Logan Schafer, L (8, 8) OBP: 0.283, SLG: 0.328		X SI 89 0-0 ② SH1-4 1-2 2-3		C FF 88 B KC 74 X FF 89 1-1 ③ G6-3			X SI 83 0-0 ① P4		B FF 92 C FF 92 B FS 82 C FS 82 F FF 92 B FS 82 F FS 82 B FF 92 4-2 BB	1	0	0	0	0	0	0
										0	0	0	0	0	0	0
										1	0	0	0	0	0	0
										0	0	0	0	0	0	0
										0	0	0	0	1	0	0
Inning Stats	R: 0 E: 0 K: 0 S: 7 H: 0 LOB: 0 BB: 0 P: 10	R: 4 E: 0 K: 0 S: 17 H: 4 LOB: 2 BB: 2 P: 32	R: 0 E: 0 K: 0 S: 8 H: 1 LOB: 1 BB: 0 P: 11	R: 0 E: 0 K: 1 S: 8 H: 0 LOB: 0 BB: 0 P: 13	R: 0 E: 0 K: 1 S: 8 H: 0 LOB: 0 BB: 0 P: 10	R: 0 E: 0 K: 0 S: 9 H: 2 LOB: 2 BB: 0 P: 13	R: 0 E: 0 K: 0 S: 7 H: 0 LOB: 0 BB: 0 P: 10	R: 0 E: 0 K: 1 S: 8 H: 0 LOB: 1 BB: 0 P: 13	R: 0 E: 0 K: 0 S: 10 H: 0 LOB: 1 BB: 1 P: 17	1B: 6 2B: 1 3B: 0 HR: 0 SF: 0 SAC: 1 DP: 0 HBP: 1						

PITCHER		IP	WLS	BF	H	R	ER	SO	BB	IBB	HBP	BLK	WP	HR	S	P	ERA	WHIP
35 Dillon Gee, R ERA: 3.62	(1, 1)	6.0	L	26	7	4	4	2	2	0	0	0	0	0	57	89	6.00	1.500
40 Tim Byrdak, L ERA: 7.71	(7, 1)	1.0		3	0	0	0	0	0	0	0	0	0	0	7	10	0.00	0.000
30 David Aardsma, R ERA: 4.35	(8, 1)	1.0		4	0	0	0	1	0	0	1	0	0	0	8	13	0.00	0.000
48 Frank Francisco, R ERA: 5.79	(9, 1)	1.0		4	0	0	0	0	1	0	0	0	0	0	10	17	0.00	1.000

PITCHER	IP	WLS	BF	H	R	ER	SO	BB	IBB	HBP	BLK	WP	HR	S	P	ERA	WHIP

TOP

Milwaukee Brewers @ New York Mets

Citi Field, Flushing, NY

Thu Sep 26 2013, 7:12 PM - 10:14 PM EDT

Att. 21,350 - Cloudy - 64 F

livebaseballscorecards.com

AB	32
R	4
H	7
RBI	4
BB	3
SO	3
LOB	14

WP: 0 PB: 0 SB: 1 CS: 0 PA: 37

BOTTOM

Milwaukee Brewers @ New York Mets

Citi Field, Flushing, NY

Thu Sep 26 2013, 7:12 PM - 10:14 PM EDT

Att. 21,350 - Cloudy - 64 F

Batter	1	2	3	4	5	6	7	8	9	AB	R	H	RBI	BB	SO	LOB
22 Eric Young Jr., S (1, 7) OBP: 0.313, SLG: 0.340	B SI 90 C SI 90 B SI 91 X SI 92 2-1 28 G4-3 28 S 1B		B SI 94 C SI 93 F CH 84 B CH 85 F SI 94 B CU 82 B SI 95 4-2 28 E 28 S 28 G6-3 BB	B SI 95 D SI 93 X SI 93 2-0 ③ G3		F SL 78 F FF 95 B FF 93 D SL 80 F FF 94 B FF 94 X FF 95 3-2 ③ F7			B FF 92 B FF 94 C FF 91 F FF 94 S FF 94 2-3 ① K	4	1	1	0	1	1	3
28 Daniel Murphy, L (1, 4) OBP: 0.317, SLG: 0.414	1 SAFE C SI 92 B CH 82 X SI 93 1-1 ① G4-3 1-3		B SI 94 B SI 94 B SI 94 F SI 94 X SI 94 3-1 ② G6-3 1-H		C FF 94 C SL 81 B FF 94 B CH 85 X FF 95 2-2 ① G3		B SI 88 X SL 84 1-0 2 G1-3 2B		C FF 94 B SL 85 C FF 94 C FF 96 1-3 ② K	5	0	1	1	0	1	1
5 David Wright, R (1, 5) OBP: 0.397, SLG: 0.522 2 Justin Turner, R (3, PR) OBP: 0.319, SLG: 0.387 (4, 5)	D SI 92 F SI 93 X SI 93 1-1 ② L3		B CU 80 C CU 81 F SI 95 H CH 86 2-2 23 BB 21 HBP HBP		C SL 81 X SL 82 0-1 21 G3-1 21 BLK 1B		B SL 85 X SL 83 1-0 ① G1-3 2-3		S FF 94 B FF 95 B FF 95 B FF 94 F FF 95 X FF 97 3-2 2B	1 3	0 0	0 2	0 0	0 0	0 0	1 1
21 Lucas Duda, L (1, 3) OBP: 0.352, SLG: 0.419	B CU 79 B SI 93 B CH 85 B SI 94 4-0 BB		H CU 80 1-0 23 BB 1-2 HBP		B SL 79 F FF 95 B CH 86 X FF 96 2-1 ② G3-1 1-3		B SL 85 D FS 86 B SI 88 C SL 84 F SL 85 B FS 86 4-2 23 G4-6-3 BB		D SL 86 C FF 95 S FF 96 S FF 97 1-3 ③ K	2	0	0	0	2	1	2
23 Mike Baxter, L (1, 9) OBP: 0.301, SLG: 0.250	C CU 81 B SI 94 B SI 95 F SI 94 B CU 82 F SI 95 C SI 96 3-3 ③ K		B SI 94 D SI 94 B SI 93 B SI 93 4-0 1-2 2-3 BB		B FF 95 X FF 94 1-0 ③ F7		C SL 84 D FS 85 C SL 84 X SL 84 1-2 ② ③ G4-6-3 1-2f			3	0	0	0	1	1	5
6 Matthew den Dekker, L (1, 8) OBP: 0.270, SLG: 0.276		B SI 92 B SI 92 B SI 93 C SI 92 X SI 92 3-1 ① F8	S SI 94 B SI 95 C SI 94 F CH 85 S SI 95 1-3 ③ K			F FF 94 X FF 95 0-1 ① G5-3		C SI 89 F SL 82 S CH 86 0-3 ① K		4	0	0	0	0	2	3
15 Travis d'Arnaud, R (1, 2) OBP: 0.287, SLG: 0.263		B SI 94 F SI 94 C SI 93 B CU 80 X SI 94 2-2 3 G4-6-3 1B		B SI 92 B SI 92 B SI 93 B SI 94 4-0 35 G6-3 3 WP BB		B SL 81 X FF 96 1-0 19 1B 1B		C SI 83 C SI 91 F SI 91 C SL 83 1-3 ② K	3	0	2	0	1	1	0
3 Omar Quintanilla, L (1, 6) OBP: 0.308, SLG: 0.284		B SI 94 F SI 94 X SI 94 1-1 ② ③ G4-6-3 1-2f		B SI 93 B SI 93 F SI 93 F SI 93 C SI 93 2-3 ① K 1-2		B FF 95 C FF 94 S FF 95 F FF 97 F FF 96 B SL 81 F FF 96 X FF 95 2-2 ② F7		X SI 91 0-0 ③ G6-3		4	0	0	0	0	1	3
35 Dillon Gee, R (1, 1) OBP: 0.175, SLG: 0.167 19 Zach Lutz, R (6, PH) OBP: 0.440, SLG: 0.400 40 Tim Byrdak, L (7, 1) 30 David Aardsma, R (8, 1) 48 Frank Francisco, R (9, 1) 13 Josh Satin, R (9, PH) OBP: 0.376, SLG: 0.410			C SI 93 B SI 94 B SI 93 X SI 92 2-1 ① G4-3	B SI 93 C SI 92 C SI 92 X CU 80 1-2 ② G6-3 2-3		B FF 97 F FF 95 D SL 79 C FF 94 B FF 96 X FF 96 3-2 1-2 1B			B FF 93 B FF 93 C FF 92 C FF 94 F FF 94 F FF 94 B SL 85 X FF 95 3-2 HR	2 1 0 0 0 1	0 0 0 0 0 1	0 1 0 0 0 1	0 0 0 0 0 1	0 0 0 0 0 0	0 0 0 0 0 0	1 0 0 0 0 0
Inning Stats	R: 0 E: 0 K: 1 S: 10 H: 1 LOB: 2 BB: 1 P: 21	R: 0 E: 0 K: 0 S: 7 H: 1 LOB: 0 BB: 0 P: 13	R: 1 E: 0 K: 1 S: 13 H: 0 LOB: 3 BB: 2 P: 30	R: 0 E: 0 K: 1 S: 7 H: 0 LOB: 1 BB: 1 P: 16	R: 0 E: 0 K: 0 S: 8 H: 1 LOB: 1 BB: 0 P: 13	R: 0 E: 0 K: 0 S: 16 H: 2 LOB: 2 BB: 0 P: 25	R: 0 E: 0 K: 0 S: 7 H: 1 LOB: 1 BB: 1 P: 14	R: 0 E: 0 K: 2 S: 7 H: 0 LOB: 0 BB: 0 P: 8	R: 1 E: 0 K: 3 S: 17 H: 2 LOB: 1 BB: 0 P: 27	1B: 5 2B: 2 3B: 0 HR: 1 SF: 0 SAC: 0 DP: 2 HBP: 2				WP: 1 PB: 0 SB: 2 CS: 0 PA: 40		

livebaseballscorecards.com

	AB	33
	R	2
	H	8
	RBI	2
	BB	5
	SO	8
	LOB	20

PITCHER		IP	WLS	BF	H	R	ER	SO	BB	IBB	HBP	BLK	WP	HR	S	P	ERA	WHIP
40 Johnny Hellweg, R ERA: 6.75	(1, 1)	4.0		19	2	1	1	3	4	0	2	0	1	0	37	80	2.25	1.500
45 Alfredo Figaro, R ERA: 4.19	(5, 1)	2.0	W	9	3	0	0	0	0	0	0	1	0	0	24	38	0.00	1.500
47 Rob Wooten, R ERA: 4.05	(7, 1)	1.0	H	4	1	0	0	0	1	0	0	0	0	0	7	14	0.00	2.000
53 Brandon Kintzler, R ERA: 2.76	(8, 1)	1.0	H	3	0	0	0	2	0	0	0	0	0	0	7	8	0.00	0.000
29 Jim Henderson, R ERA: 2.75	(9, 1)	1.0	S	5	2	1	1	3	0	0	0	0	0	1	17	27	9.00	2.000

PITCHER	IP	WLS	BF	H	R	ER	SO	BB	IBB	HBP	BLK	WP	HR	S	P	ERA	WHIP

Milwaukee Brewers @ New York Mets

Citi Field, Flushing, NY

Fri Sep 27 2013, 7:12 PM - 9:51 PM EDT

Att. 25,276 - Cloudy - 63 F

livebaseballscorecards.com

TOP

Batter	1	2	3	4	5	6	7	8	9	AB	R	H	RBI	BB	SO	LOB
7 Norichika Aoki, L (1, 9) OBP: 0.358, SLG: 0.374	B FF 89 B FF 89 C FC 87 X FC 88 2-1 HR		B FF 89 X FF 89 1-0 20 FC5-4 1B		B FF 90 B CH 83 X SI 88 2-0 ③ G3-1		L CU 80 X FF 92 0-1 ③ B1-3			4	1	2	1	0	0	0
2 Scooter Gennett, L (1, 4) OBP: 0.353, SLG: 0.481	B FF 90 C FF 90 C FF 91 S FC 90 1-3 K 20 G6-3 20 BLK 18 HR		1 SAFE M FF 88 F FF 91 1 SAFE S FC 87 0-3 ① K			B FF 87 F FF 90 X SI 88 1-1 ① G4-3		F FF 82 X SI 83 0-1 ① B1-3		4	1	0	0	0	2	1
20 Jonathan Lucroy, R (1, 3) OBP: 0.336, SLG: 0.455	B FF 89 C FC 87 B FF 92 X FC 90 2-1 ① G6-3 1-3		C FF 90 C FF 92 F FC 86 1 SAFE F FF 91 F FC 89 B FF 89 F FC 89 F CU 82 2-2 ② 1 SAFE F FC 86 F FF 91 X SI 89 C5-4 1-2f			B FF 92 C FF 90 X FF 90 1-1 ② G6-3		X FF 92 0-0 ② F9		4	0	0	0	0	0	2
18 Khris Davis, R (1, 7) OBP: 0.353, SLG: 0.596 53 Brandon Kintzler, R (8, 1) 29 Jim Henderson, L (9, 1)	D FC 90 F FC 90 X CU 78 1-1 3-H HR		1 SAFE C FC 88 X FC 87 0-1 ③ L1			B SI 90 B FC 90 F FC 89 F SI 89 F FC 88 F CU 82 B FC 88 X FC 89 3-2 27 S 1B		B FF 93 C FF 93 B CH 83 X CH 83 2-1 ③ G4-3		4 0 0	1 0 0	2 0 0	2 0 0	0 0 0	0 0 0	1 0 0
27 Carlos Gómez, R (1, 8) OBP: 0.333, SLG: 0.498	C FF 93 F FC 88 S FF 90 0-3 ② K			F FC 90 S FF 91 B FF 90 B FC 88 F FC 87 F FF 91 B SI 91 X FC 89 3-2 ① F8		S FF 91 B FF 92 1 SAFE S FF 92 B FF 92 B FF 92 F FF 90 B FC 89 4-2 1-2 BB			X FF 92 0-0 ① B1	3	0	0	0	1	1	0
14 Jeff Bianchi, R (1, 6) OBP: 0.269, SLG: 0.290	C FF 92 B FF 91 B FC 89 X FC 88 2-1 ③ G6-3			C FF 91 F FC 89 B FF 92 S CU 83 1-3 ② K		F FF 90 B FC 89 S FC 88 X FC 86 1-2 ③ F8			C FF 93 S SL 82 B FF 93 S CH 82 1-3 ② K	4	0	0	0	0	2	2
3 Yuniesky Betancourt, R (1, 5) OBP: 0.238, SLG: 0.354		C FF 89 C FF 90 S FC 87 0-3 ① K		B FF 92 X FC 89 1-0 ③ G6-3			C FF 90 F SL 87 S FF 92 0-3 ① K		X FF 92 0-0 ③ F8	4	0	0	0	0	2	0
12 Martín Maldonado, R (1, 2) OBP: 0.236, SLG: 0.284		B FC 88 B FF 90 X FF 91 2-0 ② F9			C FF 91 B FC 89 X FC 88 1-1 ① G6-3		B FF 92 X SL 86 1-0 HR			3	1	1	1	0	0	0
49 Yovani Gallardo, R (1, 1) OBP: 0.211, SLG: 0.351 21 Juan Francisco, L (7, PH) OBP: 0.295, SLG: 0.424 47 Rob Wooten, R (7, 1) 22 Logan Schafer, L (8, 7) OBP: 0.283, SLG: 0.328		C FC 90 F FF 92 C FC 87 0-3 ③ K			S FC 89 B FC 90 B FC 89 F FF 91 S FF 90 2-3 ② K		C FF 91 B SL 88 F FF 92 B CU 81 B CU 80 X FF 93 3-2 ② L5			2 1 0 0	0 0 0 0	0 0 0 0	0 0 0 0	0 0 0 0	2 0 0 0	0 0 0 0
Inning Stats	R: 3 E: 0 K: 2 S: 14 H: 2 LOB: 0 BB: 0 P: 22	R: 0 E: 0 K: 2 S: 7 H: 0 LOB: 0 BB: 0 P: 9	R: 0 E: 0 K: 1 S: 16 H: 1 LOB: 1 BB: 0 P: 19	R: 0 E: 0 K: 1 S: 9 H: 0 LOB: 0 BB: 0 P: 14	R: 0 E: 0 K: 1 S: 6 H: 0 LOB: 0 BB: 0 P: 11	R: 0 E: 0 K: 0 S: 15 H: 1 LOB: 2 BB: 1 P: 25	R: 1 E: 0 K: 1 S: 9 H: 1 LOB: 0 BB: 0 P: 13	R: 0 E: 0 K: 0 S: 5 H: 0 LOB: 0 BB: 0 P: 7	R: 0 E: 0 K: 1 S: 5 H: 0 LOB: 0 BB: 0 P: 6							

AB	33
R	4
H	5
RBI	4
BB	1
SO	9
LOB	6

1B: 2	SF: 0	WP: 1	PA: 34
2B: 0	SAC: 0	PB: 0	
3B: 0	DP: 0	SB: 1	
HR: 3	HBP: 0	CS: 0	

PITCHER	IP	WLS	BF	H	R	ER	SO	BB	IBB	HBP	BLK	WP	HR	S	P	ERA	WHIP
52 Carlos Torres, R (1, 1) ERA: 3.44	6.0	L	24	4	3	3	7	1	0	0	1	1	2	67	100	4.50	0.833
50 Scott Atchison, R (7, 1) ERA: 4.0	1.0		4	1	1	1	1	0	0	0	0	0	1	9	13	9.00	1.000
55 Pedro Feliciano, L (8, 1) ERA: 4.22	0.1		1	0	0	0	0	0	0	0	0	0	0	2	2	0.00	0.000
71 Gonzalez Germen, R (8, 1) ERA: 4.05	1.2		5	0	0	0	1	0	0	0	0	0	0	8	11	0.00	0.000

PITCHER	IP	WLS	BF	H	R	ER	SO	BB	IBB	HBP	BLK	WP	HR	S	P	ERA	WHIP

Batter	1	2	3	4	5	6	7	8	9	AB	R	H	RBI	BB	SO	LOB
22 Eric Young Jr., S (1, 7) OBP: 0.311, SLG: 0.338	B SL 89 C FF 88 B FF 89 F FF 89 X FF 91 2-2 ① F7		C FF 90 B SL 88 B SI 90 F FF 90 X SL 88 2-2 ② G3-1			F SL 85 F SL 86 X CU 77 0-2 ① G4-3	B SL 84 F SL 83 B SI 88 S SL 83 B FS 85 X SL 84 3-2 ③ P6			4	0	0	0	0	0	1
21 Lucas Duda, L (1, 3) OBP: 0.354, SLG: 0.423	C FF 91 C SL 87 S CU 78 0-3 ② K		B CU 76 C SL 87 B FF 90 X SL 85 2-1 2B			S CU 78 S CU 77 X CU 79 0-2 28 2B 2 1B 1B		B FF 92 F SI 91 B SI 92 F SI 89 C SI 94 2-3 ① K		4	1	2	0	0	2	0
28 Daniel Murphy, L (1, 4) OBP: 0.316, SLG: 0.414	F FF 91 B SI 92 C SL 86 B SL 87 F SI 91 B SL 88 F FF 92 X FF 92 3-2 ③ G1-3		B SL 89 C FF 91 B SI 91 X SL 88 2-1 ③ G3			F SI 90 B SI 90 B SL 85 X SL 85 2-1 2 1B 15 2 1-3 2B		X SI 91 0-0 ② G1-3		4	0	1	0	0	0	1
2 Justin Turner, R (1, 5) OBP: 0.322, SLG: 0.389		B FF 91 C SI 91 B SL 86 B FF 91 F SI 91 X FF 91 3-2 30 1B 12 SF8 1B		B SI 90 X FF 89 1-0 ① G6-3		F SL 87 X SL 87 0-1 30 BB 2-3 3-H 1B		C SI 92 B SL 83 C SL 83 X SL 84 1-2 ③ G4-1		4	1	2	1	0	0	0
30 Andrew Brown, R (1, 9) OBP: 0.284, SLG: 0.400		X SL 87 0-0 1-3 1B		C FF 90 C SL 89 B SL 86 C CU 77 1-3 ② K		B CU 79 C SL 84 C FF 91 D CU 79 D CU 79 B SL 86 4-2 1-2 BB			B FF 92 C FF 92 S FF 93 B FF 95 X FF 95 2-2 ① P4	3	0	1	0	1	1	0
12 Juan Lagares, R (1, 8) OBP: 0.284, SLG: 0.358		B FF 92 X SL 87 1-0 ① SF8 3-H		B SI 90 C SI 92 F SL 86 X CU 77 1-2 ③ G6-3		F SL 87 C SL 88 F SL 87 S CU 79 0-3 ② K			L FF 94 S SL 84 B SL 83 C FF 94 1-3 ② K	3	0	0	1	0	2	3
15 Travis d'Arnaud, R (1, 2) OBP: 0.286, SLG: 0.263	D CU 78 1 SAFE B FF 91 F SI 91 C SI 90 S CU 78 2-3 ② K		B FF 90 B FF 90 F FF 90 B FF 91 C SI 90 F SI 91 X FF 91 3-2 70 G5-4-3 1B			B SL 87 F SI 91 C SL 86 B CU 80 2-2 ③ 2 3-H	C SI 88 X SL 83 0-1 ① P4		B FF 93 B FF 93 F FF 92 X FF 95 2-1 ③ F8	4	0	1	0	0	1	1
70 Wilfredo Tovar, R (1, 6) OBP: 0.333, SLG: 0.231	B FF 90 C FF 90 F FF 90 F CU 78 S CU 78 1-3 ③ K		B SL 86 X SI 90 1-0 ① ② G5-4-3 1-2f				C SI 89 B SL 84 S SL 82 F SL 83 B SI 88 S SL 84 2-3 ② K			3	0	0	0	0	2	2
52 Carlos Torres, R (1, 1) 50 Scott Atchison, R (7, 1) 23 Mike Baxter, L (7, PH) OBP: 0.306, SLG: 0.256 55 Pedro Feliciano, L (8, 1) 71 Gonzalez Germen, R (8, 1)			S SL 87 C FF 90 B CU 77 B FF 89 F FF 90 S FF 90 2-3 ① K		X FF 90 0-0 ③ B1-3		C SL 84 X SL 84 0-1 1B			2 0 1 0 0	0 0 0 0 0	0 0 1 0 0	0 0 0 0 0	0 0 0 0 0	1 0 0 0 0	0 0 0 0 0
Inning Stats	R: 0 E: 0 K: 1 S: 11 H: 0 LOB: 0 BB: 0 P: 16	R: 1 E: 0 K: 2 S: 12 H: 2 LOB: 1 BB: 0 P: 19	R: 0 E: 0 K: 1 S: 11 H: 1 LOB: 1 BB: 0 P: 19	R: 0 E: 0 K: 1 S: 7 H: 0 LOB: 0 BB: 0 P: 10	R: 0 E: 0 K: 0 S: 6 H: 1 LOB: 0 BB: 0 P: 10	R: 1 E: 0 K: 1 S: 18 H: 3 LOB: 3 BB: 1 P: 26	R: 0 E: 0 K: 1 S: 11 H: 1 LOB: 1 BB: 0 P: 16	R: 0 E: 0 K: 1 S: 7 H: 0 LOB: 0 BB: 0 P: 10	R: 0 E: 0 K: 1 S: 8 H: 0 LOB: 0 BB: 0 P: 13	1B: 6 2B: 2 3B: 0 HR: 0 SF: 1 SAC: 0 DP: 1 HBP: 0						

PITCHER		IP	WLS	BF	H	R	ER	SO	BB	IBB	HBP	BLK	WP	HR	S	P	ERA	WHIP
49 Yovani Gallardo, R ERA: 4.18	(1, 1)	6.0	W	25	7	2	2	6	1	0	0	0	0	0	65	100	3.00	1.333
47 Rob Wooten, R ERA: 3.9	(7, 1)	1.0	H	4	1	0	0	1	0	0	0	0	0	0	11	16	0.00	1.000
53 Brandon Kintzler, R ERA: 2.72	(8, 1)	1.0	H	3	0	0	0	1	0	0	0	0	0	0	7	10	0.00	0.000
29 Jim Henderson, R ERA: 2.7	(9, 1)	1.0	S	3	0	0	0	1	0	0	0	0	0	0	8	13	0.00	0.000

PITCHER	IP	WLS	BF	H	R	ER	SO	BB	IBB	HBP	BLK	WP	HR	S	P	ERA	WHIP

BOTTOM

Milwaukee Brewers @ New York Mets

Citi Field, Flushing, NY

Fri Sep 27 2013, 7:12 PM - 9:51 PM EDT

Att. 25,276 - Cloudy - 63 F

livebaseballscorecards.com

AB	32
R	2
H	8
RBI	2
BB	1
SO	9
LOB	8

WP: 0	PA: 34																	
PB: 0																		
SB: 0																		
CS: 0																		

Batter	1	2	3	4	5	6	7	8	9	10	AB	R	H	RBI	BB	SO	LOB
7 Norichika Aoki, L (1, 9) OBP: 0.356, SLG: 0.372	C SI 88 X FF 88 0-1 F9 ①		B FF 88 C CU 73 X SI 88 1-1 P3 ②		B SI 88 C CU 74 X CH 84 1-1 1B		B FF 91 S SL 82 X FF 91 1-1 L8 ③		B FF 93 B SL 87 F FF 93 C FF 93 X SL 87 2-2 G6-3 ②③ 1-3		5	0	1	0	0	0	2
9 Jean Segura, R (1, 6) OBP: 0.329, SLG: 0.423 48 Donovan Hand, R (8, 1) OBP: 0.167, SLG: 0.091 15 Caleb Gindl, L (10, PH) OBP: 0.342, SLG: 0.443 12 Martín Maldonado, R (10, 2) OBP: 0.236, SLG: 0.284	B FF 88 X FF 88 1-0 F8 ②		B FF 88 B SL 80 F SL 80 F FF 90 X CU 75 2-2 G5-3 ③		B FF 88 C FF 89 1 SAFE F FF 88 F SI 89 F CU 74 X SI 90 1-2 G4-3 ③			B FF 95 F FF 96 S FF 96 B CU 82 C CU 81 2-3 K ①		B FF 92 B FF 92 B SL 89 B FF 92 4-0 20 1B 27 1B BB	4 0 0 0	0 0 1 0	0 0 0 0	0 0 1 0	1 0 0 0	1 0 0 0
20 Jonathan Lucroy, R (1, 2) OBP: 0.339, SLG: 0.455 (10, 3)	B FF 88 C FF 88 F FF 87 B FF 89 S SL 80 2-3 K ③			C FF 87 B FF 89 B CU 74 B FF 88 F FF 88 F FF 90 F FF 90 S SL 82 3-3 K ①		B SL 80 B FF 88 B CU 75 B FF 87 4-0 2 S 2 1B BB		B FF 94 B CU 81 C FF 94 B FF 95 B FF 96 4-1 2 1B 27 1B 3 SF7 BB		C SL 88 F SL 88 D CU 81 B FF 92 B SL 89 X SL 89 3-2 2 SH5-4 27 1B 3 1B 1-3 1B	3	2	1	0	2	2	0
27 Carlos Gómez, R (1, 8) OBP: 0.337, SLG: 0.507		B FF 86 B SL 81 B FF 88 F FF 88 X FF 89 3-1 21 S 2 S 1B		F FF 88 L CU 75 B SI 88 B SL 79 F SL 80 B FF 88 X SL 81 3-2 HR		C FF 89 F CU 76 B FF 90 F SI 89 C SI 91 1-3 K ①		F FF 95 X FF 96 0-1 2 1B 1-2 1B		X CU 81 0-0 3 1B 2 SH5-4 1-2 3-H 1B	5	1	4	2	0	1	1
2 Scooter Gennett, L (1, 4) OBP: 0.356, SLG: 0.481		C SI 89 L CU 74 S SI 89 0-3 K ① 1-2		F FF 88 B SI 88 B CH 84 B FF 89 X SI 89 3-1 F8 ②		D CU 74 1 SAFE F SI 90 B SI 91 S CU 77 X SI 90 2-2 1-H 1B ②		B CU 82 F FF 96 B FF 96 X FF 95 2-1 1-2 2-3 1B		L FF 92 X FF 92 0-1 SH5-4 ① 1-2 2-3	4	0	2	0	0	1	1
3 Yuniesky Betancourt, R (1, 5) OBP: 0.240, SLG: 0.358		B SL 81 F FF 89 B FF 89 B CU 75 F FF 89 X SL 82 3-2 G1-3 ②		C CU 74 X CU 75 0-1 21 WP 2B		X FF 90 0-0 L9 ③		F FF 96 F SI 93 B CU 83 F CU 82 B SI 93 F FF 95 F CU 82 X CU 80 2-2 SF7 ② 3-H		B SL 89 S CU 82 C FF 93 D CU 80 X FF 93 2-2 2-3 3-H 1B	4	0	2	2	0	0	2
21 Juan Francisco, L (1, 3) OBP: 0.296, SLG: 0.422 11 Sean Halton, R (7, PH) OBP: 0.299, SLG: 0.408 (7, 3) 45 Alfredo Figaro, R (10, 1) OBP: 0.250, SLG: 0.250		C CU 73 B FF 89 T CH 85 B FF 89 B CU 73 F SL 83 B SI 90 4-2 2-3 BB		B CU 73 B CH 85 B SI 89 F SI 86 C FF 90 F SI 90 F SI 91 C CU 75 3-3 2-3 K ③			C SI 82 F CU 72 B CH 71 S CH 71 1-3 K ① S FF 94 X CU 80 0-1 F8 ③		F FF 91 F FF 91 S FS 83 0-3 K ②	1 3 0	0 0 0	0 0 0	0 0 0	1 2 0	1 4 0	1 4 0
22 Logan Schafer, L (1, 7) OBP: 0.279, SLG: 0.322		C CU 74 F FF 88 F FF 90 X CU 74 0-2 F8 ③			X SI 86 0-0 B2-3 ①		C CU 72 B SI 84 B SI 81 F SI 83 S CU 72 2-3 K ②		F FF 90 B FF 90 X CH 83 1-1 G4-3 ①	B FF 92 X FF 91 1-0 F9 ③	5	0	0	0	0	1	4
52 Jimmy Nelson, R (1, 1) 51 Michael Gonzalez, R (6, 1) 31 Burke Badenhop, R (6, 1) 16 Aramis Ramirez, R (7, PH) OBP: 0.371, SLG: 0.462 63 Tyler Thornburg, R (7, PR) 54 Michael Blazek, R (7, 1) 14 Jeff Bianchi, R (8, 6) OBP: 0.272, SLG: 0.293			C FF 86 S SI 88 F FF 87 S SL 80 0-3 K ①		B CH 82 B FF 86 C FF 88 C FF 87 F SL 80 C SL 80 2-3 K ②		C SL 82 F FF 91 B FF 92 X SL 81 1-2 1B		C FF 91 X FF 92 0-1 7 CS 7 S 1B		2 0 0 1 0 0 0 1	0 0 0 0 0 0 0 0	0 0 0 1 0 0 0 1	0 0 0 0 0 0 0 0	2 0 0 0 0 0 0 0	0 0 0 0 0 0 0 0	0 0 0 0 0 0 0 0
Inning Stats	R: 0 E: 0 K: 1 S: 6 H: 0 LOB: 0 BB: 0 P: 9	R: 0 E: 0 K: 1 S: 15 H: 1 LOB: 2 BB: 1 P: 25	R: 0 E: 0 K: 1 S: 9 H: 0 LOB: 0 BB: 0 P: 12	R: 1 E: 0 K: 2 S: 18 H: 2 LOB: 1 BB: 0 P: 30	R: 0 E: 0 K: 1 S: 12 H: 1 LOB: 1 BB: 0 P: 16	R: 0 E: 0 K: 1 S: 8 H: 1 LOB: 1 BB: 1 P: 15	R: 0 E: 0 K: 2 S: 11 H: 1 LOB: 1 BB: 0 P: 16	R: 1 E: 0 K: 1 S: 16 H: 2 LOB: 2 BB: 1 P: 26	R: 0 E: 0 K: 0 S: 7 H: 1 LOB: 0 BB: 0 P: 10	R: 2 E: 0 K: 1 S: 13 H: 3 LOB: 2 BB: 1 P: 23	1B: 10 2B: 1 3B: 0 HR: 1 SF: 1 SAC: 1 DP: 0 HBP: 0	WP: 1 PB: 0 SB: 4 CS: 1 PA: 44					

PITCHER		IP	WLS	BF	H	R	ER	SO	BB	IBB	HBP	BLK	WP	HR	S	P	ERA	WHIP
44 Aaron Harang, R ERA: 5.4	(1, 1)	6.0		24	5	1	1	7	2	0	0	0	1	1	68	107	1.50	1.167
55 Pedro Feliciano, L ERA: 3.97	(7, 1)	0.2		2	0	0	0	2	0	0	0	0	0	0	6	9	0.00	0.000
30 David Aardsma, R ERA: 4.31	(7, 1)	0.1		2	1	0	0	0	0	0	0	0	0	0	5	7	0.00	3.000
38 Vic Black, R ERA: 3.94	(8, 1)	1.0		6	2	1	1	1	1	0	0	0	0	0	16	26	9.00	3.000
32 LaTroy Hawkins, R ERA: 2.93	(9, 1)	1.0		3	1	0	0	0	0	0	0	0	0	0	7	10	0.00	1.000

PITCHER		IP	WLS	BF	H	R	ER	SO	BB	IBB	HBP	BLK	WP	HR	S	P	ERA	WHIP
50 Scott Atchison, R ERA: 4.37	(10, 1)	0.1	L	5	3	2	2	0	1	0	0	0	0	0	9	18	54.00	12.000
48 Frank Francisco, R ERA: 5.06	(10, 1)	0.2		2	0	0	0	1	0	0	0	0	0	0	4	5	0.00	0.000

TOP

Milwaukee Brewers @ New York Mets

Citi Field, Flushing, NY

Sat Sep 28 2013, 4:11 PM - 8:07 PM EDT

Att. 29,326 - Partly Cloudy - 72 F

livebaseballscorecards.com

AB	38
R	4
H	12
RBI	4
BB	4
SO	11
LOB	16

Milwaukee Brewers @ New York Mets

Citi Field, Flushing, NY

Sat Sep 28 2013, 4:11 PM - 8:07 PM EDT

Att. 29,326 - Partly Cloudy - 72 F

livebaseballscorecards.com

BOTTOM

Batter	1	2	3	4	5	6	7	8	9	10	AB	R	H	RBI	BB	SO	LOB
22 Eric Young Jr., S (1, 7) OBP: 0.310, SLG: 0.336 70 Wilfredo Tovar, R (10, 6) OBP: 0.333, SLG: 0.231	B FF 93 B SI 93 C FF 93 X SI 94 2-1 G3		S SI 94 C SL 83 B SL 84 T FF 95 1-2 K		B CU 79 C FF 93 F FF 93 B SI 94 X SI 93 2-2 L7		S FF 94 S FF 95 B FF 97 F FF 95 X FF 95 1-2 L8		C CU 66 S SI 89 X SI 90 0-2 1-3 2-H 1B		5 0	0 0	1 0	1 0	0 0	1 0	3 0
21 Lucas Duda, L (1, 3) OBP: 0.354, SLG: 0.419 50 Scott Atchison, R (10, 1) 48 Frank Francisco, R (10, 1)	X SI 94 0-0 L7			B SI 92 B FF 92 B FF 92 C FF 92 B SI 92 4-1 5 G6-3 28 SF7 5 WP BB		C FF 93 C SL 78 X FF 94 0-2 F7	B FF 95 B FF 94 X FF 94 2-0 F5		H FF 89 1-0 5 G6-3 HBP		3 0 0	1 0 0	0 0 0	0 0 0	1 0 0	0 0 0	3 0 0
5 David Wright, R (1, 5) OBP: 0.393, SLG: 0.516	X SI 94 0-0 G5-3			B SI 92 B SL 81 S FF 92 X SI 93 2-1 G6-3 1-3		C FF 93 X SL 78 0-1 F7	C FF 95 X CU 78 0-1 FC5 1-2 2-3f		D SI 88 X SI 88 1-0 G6-3 1-2f		5	0	0	0	0	0	7
28 Daniel Murphy, L (1, 4) OBP: 0.318, SLG: 0.415		C SI 94 F SI 93 F FF 96 B SL 82 B FF 95 X SI 94 2-2 12 S 1B		X FF 93 0-0 SF7 3-H		F SL 79 F FF 94 F FF 94 B SL 81 F SL 80 B FF 93 B SL 82 X FF 93 3-2 23 1B 1B		C SI 88 F CU 67 B FF 90 B CU 68 F SI 89 B SL 82 F SI 89 B SL 82 4-2 12 G6-4-3 BB		F FF 94 B FF 94 B FF 95 C FF 95 F FF 96 S FF 96 2-3 K	3	0	2	1	1	1	0
23 Mike Baxter, L (1, 9) OBP: 0.309, SLG: 0.256		B SI 93 X SI 93 1-0 F7		B SI 93 B SI 93 B FF 93 C FF 93 F FF 93 F FF 94 B SI 94 4-2 12 S BB		B FF 93 F FF 92 B SL 80 X FF 92 2-1 1-3 1B		1 SAFE B SI 90 1 SAFE B SI 90 C SI 90 X SL 82 2-1 F8		C FF 96 C FF 96 B FF 95 B SL 83 X FF 94 2-2 L7	4	0	1	0	1	0	2
12 Juan Lagares, R (1, 8) OBP: 0.283, SLG: 0.355		B SI 92 X SI 93 1-0 F9 1-2		B SL 82 2 SAFE B SI 92 B FF 92 B FF 91 4-0 1-2 BB		C SI 89 X SI 89 0-1 F9		B SL 83 1 SAFE F SI 90 X SI 89 1-1 G6-4-3 1-2f		F FF 96 F SL 80 B FF 96 F SL 80 B SL 80 F FF 96 F FF 94 B FF 94 X FF 95 3-2 G5-3	4	0	0	0	1	0	4
20 Anthony Recker, R (1, 2) OBP: 0.280, SLG: 0.400 2 Justin Turner, R (9, PH) OBP: 0.321, SLG: 0.387 (10, 3)		C SI 93 C SL 84 B FF 95 S SL 84 1-3 K		X FF 92 0-0 G1-3			B FF 95 X FF 95 1-0 13 BB 3 SH 1B		X SL 80 0-0 F8		3 1	0 0	1 0	0 0	0 0	1 0	3 0
3 Omar Quintanilla, L (1, 6) OBP: 0.306, SLG: 0.283 19 Zach Lutz, R (9, PH) OBP: 0.462, SLG: 0.400 6 Matthew den Dekker, L (9, PR) OBP: 0.270, SLG: 0.276 (10, 7)			B SI 94 B SI 94 B SI 94 C FF 94 X FF 94 3-1 G3		C FF 92 C SL 83 B SI 95 B SL 82 F SI 94 B SI 94 X FF 93 3-2 G3		C FF 93 X CU 75 0-1 SH 5 FC5 13 BB 1-2		B SL 81 B CU 69 B SI 89 C SI 87 B SI 90 4-1 30 BB 22 1B BB		2 0 0	0 0 1	0 0 0	0 0 0	0 1 0	0 0 0	0 0 0
44 Aaron Harang, R (1, 1) OBP: 0.182, SLG: 0.182 55 Pedro Feliciano, L (7, 1) 30 David Aardsma, R (7, 1) 13 Josh Satin, R (7, PH) OBP: 0.379, SLG: 0.410 38 Vic Black, R (8, 1) 32 LaTroy Hawkins, R (9, 1) 30 Andrew Brown, R (9, PH) OBP: 0.288, SLG: 0.400 36 Juan Centeno, L (10, 2) OBP: 0.286, SLG: 0.286			B FF 93 S FF 92 S FF 93 B SL 82 S FF 93 2-3 K		B FF 92 S FF 92 S FF 91 S FF 92 1-3 K		B CU 76 D FF 94 C FF 93 F FF 95 B SL 87 F FF 95 F FF 95 F FF 95 F FF 94 4-2 B FF 95 5 FC5 1-2 2-3 BB		B SI 90 1 SAFE F SI 90 1 SAFE B SI 90 S SI 89 1 SAFE F SI 90 F SI 90 4-2 D CU 69 B SI 89 22 1B 1-2 BB		2 0 0 0 0 0 0 0 0	0 0 0 0 0 0 0 0 0	0 0 0 0 0 0 0 0 0	0 0 0 0 1 0 0 0 1	0 0 0 0 0 0 0 0 0	2 0 0 0 0 0 0 0 0	0 0 0 0 0 0 0 0 0
Inning Stats	R: 0 E: 0 K: 0 S: 4 H: 0 LOB: 0 BB: 0 P: 6	R: 0 E: 0 K: 1 S: 9 H: 1 LOB: 1 BB: 0 P: 14	R: 0 E: 0 K: 2 S: 8 H: 0 LOB: 0 BB: 0 P: 14	R: 1 E: 0 K: 0 S: 8 H: 0 LOB: 2 BB: 3 P: 22	R: 0 E: 0 K: 1 S: 10 H: 0 LOB: 0 BB: 0 P: 16	R: 0 E: 0 K: 0 S: 14 H: 2 LOB: 2 BB: 0 P: 19	R: 0 E: 1 K: 0 S: 16 H: 1 LOB: 3 BB: 1 P: 24	R: 0 E: 0 K: 0 S: 8 H: 0 LOB: 0 BB: 1 P: 15	R: 1 E: 0 K: 0 S: 10 H: 1 LOB: 3 BB: 2 P: 20	R: 0 E: 0 K: 1 S: 13 H: 0 LOB: 0 BB: 0 P: 20	1B: 5 2B: 0 3B: 0 HR: 0	SF: 1 SAC: 1 DP: 2 HBP: 1	WP: 1 PB: 0 SB: 2 CS: 0	PA: 42			

PITCHER		IP	WLS	BF	H	R	ER	SO	BB	IBB	HBP	BLK	WP	HR	S	P	ERA	WHIP
52 Jimmy Nelson, R ERA: 0.9	(1, 1)	5.0		19	1	1	1	4	3	0	0	0	1	0	39	72	1.80	0.800
51 Michael Gonzalez, L ERA: 4.68	(6, 1)	0.2		4	2	0	0	0	0	0	0	0	0	0	12	17	0.00	3.000
31 Burke Badenhop, R ERA: 3.47	(6, 1)	0.1		1	0	0	0	0	0	0	0	0	0	0	2	2	0.00	0.000
54 Michael Blazek, R ERA: 5.71	(7, 1)	1.0		6	1	0	0	0	1	0	0	0	0	0	16	24	0.00	2.000
48 Donovan Hand, R ERA: 3.69	(8, 1)	2.0	W	9	1	1	1	0	3	0	1	0	0	0	18	35	4.50	2.000

PITCHER		IP	WLS	BF	H	R	ER	SO	BB	IBB	HBP	BLK	WP	HR	S	P	ERA	WHIP
45 Alfredo Figaro, R ERA: 4.14	(10, 1)	1.0	S	3	0	0	0	1	0	0	0	0	0	0	13	20	0.00	0.000

AB	32
R	2
H	5
RBI	2
BB	7
SO	5
LOB	22

Batter	1	2	3	4	5	6	7	8	9	AB	R	H	RBI	BB	SO	LOB
7 Norichika Aoki, L (1, 9) OBP: 0.356, SLG: 0.370	B FF 87 F SI 88 F SI 88 B CU 75 X SI 89 2-2 ① G4-3		X SI 89 0-0 ③ G3-1		C FF 88 T CU 75 X FF 88 0-2 ② G5-3			B SI 92 B FF 93 B FF 94 B FF 94 4-0 14 E BB		3	0	0	0	1	0	0
14 Jeff Bianchi, R (1, 6) OBP: 0.272, SLG: 0.292	B FF 89 S CH 81 F SI 91 F CU 75 B FF 91 X CU 76 2-2 ② G5-3			B FF 90 B CH 82 B FF 90 C FF 90 X SI 90 3-1 20 1B 27 1B 1B	B FF 90 F CH 82 B CU 76 F FF 91 X CU 75 2-2 ③ G6-3			1 SAFE C FF 93 1 SAFE 1 SAFE B CU 80 X CU 82 1-1 ② F9 1-2		4	0	1	0	0	0	1
20 Jonathan Lucroy, R (1, 2) OBP: 0.340, SLG: 0.455	C FF 89 S CU 74 X CU 76 0-2 ③ G5-3			B CU 74 1 SAFE X FF 88 1-0 27 1B 11 FC4-6 1B 1-2		C FF 88 B CH 82 X FC 88 1-1 3 G6-4-3 1B		C CU 82 X FF 94 0-1 ③ F8		4	1	2	0	0	0	1
27 Carlos Gómez, R (1, 8) OBP: 0.338, SLG: 0.506		B CU 72 B FF 89 B FF 89 B FF 89 4-0 3 S BB		X CU 74 0-0 ① 11 FC4-6 22 1B 1B 1-3 2-H	D CU 75 X FF 90 1-0 ① F9				B FF 91 B FF 91 C FF 93 B FF 91 X FF 92 3-1 ① P4	3	1	1	0	1	0	1
3 Yuniesky Betancourt, R (1, 5) OBP: 0.240, SLG: 0.355		1 SAFE C FC 87 B CU 76 X CH 82 1-1 ① G6-3 1-2		B CH 82 D CU 75 B SI 90 B FF 90 4-0 11 FC4-6 BB	X SI 89 0-0 ②③ G6-4-3 1-2f				B FF 92 S FS 82 S FF 93 F FF 94 B FF 92 S FS 83 2-3 ② K	3	0	0	0	1	1	2
11 Sean Halton, R (1, 3) OBP: 0.291, SLG: 0.396 16 Aramis Ramirez, R (9, PH) OBP: 0.370, SLG: 0.461		X FF 90 0-0 ② L9		B CU 74 S CU 74 F CU 75 B FF 91 D CU 77 F CU 75 X FF 90 3-2 ② FC4-6 22 1B 2 1B 1-2f 2-3 3-H			C SL 81 F FF 93 B FF 94 B SL 85 S CH 83 2-3 ① K		F FS 84 B FS 83 S FS 83 B FF 93 C FF 93 2-3 ③ K	3 1	0 0	0 0	1 0	0 0	1 1	3 0
22 Logan Schafer, L (1, 7) OBP: 0.279, SLG: 0.322		F FF 89 B CU 75 B CU 75 S FF 91 C CU 75 2-3 ③ K		B CU 76 C SI 90 C SI 90 B FC 87 X CU 76 2-2 2 1B 1-2 3-H			C SI 93 B FF 95 F FF 94 B CH 85 S CH 84 2-3 ② K			3	0	1	1	0	2	1
2 Scooter Gennett, L (1, 4) OBP: 0.356, SLG: 0.479			F FF 88 X FF 89 0-1 ① F9	C CU 74 T CU 76 F FF 90 X CU 75 0-2 ③ 1-2 2-H			S CH 83 B FF 95 S FF 95 F FF 94 X CH 84 1-2 ③ G4-3			3	0	1	0	0	0	0
41 Marco Estrada, R (1, 1) OBP: 0.229, SLG: 0.235 15 Caleb Gindl, L (8, PH) OBP: 0.340, SLG: 0.439 53 Brandon Kintzler, R (8, 1)			C FF 89 C SI 89 C SI 89 0-3 ② K		S FF 88 S FF 89 B FF 88 B CU 75 X FF 90 2-2 ① P4			S FF 93 X SI 91 0-1 ① L7		2 1 0	0 0 0	0 0 0	0 0 0	0 0 0	1 0 0	0 0 0
Inning Stats	R: 0 E: 0 K: 0 S: 10 H: 0 LOB: 0 BB: 0 P: 14	R: 0 E: 0 K: 1 S: 6 H: 0 LOB: 1 BB: 1 P: 13	R: 0 E: 0 K: 1 S: 6 H: 0 LOB: 0 BB: 0 P: 6	R: 2 E: 0 K: 0 S: 15 H: 5 LOB: 2 BB: 1 P: 28	R: 0 E: 0 K: 0 S: 9 H: 0 LOB: 0 BB: 0 P: 13	R: 0 E: 0 K: 0 S: 4 H: 1 LOB: 0 BB: 0 P: 6	R: 0 E: 0 K: 2 S: 10 H: 0 LOB: 0 BB: 0 P: 15	R: 0 E: 1 K: 0 S: 6 H: 0 LOB: 1 BB: 1 P: 11	R: 0 E: 0 K: 2 S: 9 H: 0 LOB: 0 BB: 0 P: 16	1B: 6 2B: 0 3B: 0 HR: 0	SF: 0 SAC: 0 DP: 1 HBP: 0					

PITCHER		IP	WLS	BF	H	R	ER	SO	BB	IBB	HBP	BLK	WP	HR	S	P	ERA	WHIP
49 Jonathon Niese, L ERA: 3.71	(1, 1)	6.0		23	6	2	2	2	2	0	0	0	0	0	50	80	3.00	1.333
71 Gonzalez Germen, R ERA: 3.93	(7, 1)	1.0		3	0	0	0	2	0	0	0	0	0	0	10	15	0.00	0.000
38 Vic Black, R ERA: 3.71	(8, 1)	1.0	W	4	0	0	0	0	1	0	0	0	0	0	6	11	0.00	1.000
48 Frank Francisco, R ERA: 4.26	(9, 1)	1.0	S	3	0	0	0	2	0	0	0	0	0	0	9	16	0.00	0.000

PITCHER	IP	WLS	BF	H	R	ER	SO	BB	IBB	HBP	BLK	WP	HR	S	P	ERA	WHIP

TOP

Milwaukee Brewers @ New York Mets

Citi Field, Flushing, NY

Sun Sep 29 2013, 1:45 PM - 4:06 PM EDT

Att. 41,891 - Partly Cloudy - 69 F

livebaseballscorecards.com

AB	30
R	2
H	6
RBI	2
BB	3
SO	6
LOB	9

BOTTOM

Milwaukee Brewers @ New York Mets

Citi Field, Flushing, NY

Sun Sep 29 2013, 1:45 PM - 4:06 PM EDT

Att. 41,891 - Partly Cloudy - 69 F

livebaseballscorecards.com

Batter	1	2	3	4	5	6	7	8	9	AB	R	H	RBI	BB	SO	LOB
22 Eric Young Jr., S (1, 7) OBP: 0.310, SLG: 0.336	B FF 87 C FF 87 F FF 88 B FF 89 F FF 90 B CH 75 F FF 90 X CH 75 3-2 21 S 5 SF9 1B		T FF 90 C CU 77 B FF 90 X CH 78 1-2 ③ G1-3			C CU 77 S FF 89 F FF 88 F FF 90 S CH 76 0-3 ② K		B FF 92 1 SAFE S SI 92 F SI 93 1 SAFE B SI 91 F SI 92 X CH 88 2-2 ② G1-3 1-2 3-H		4	1	1	1	0	1	2
21 Lucas Duda, L (1, 3) OBP: 0.352, SLG: 0.415 71 Gonzalez Germen, R (7, 1) 38 Vic Black, R (8, 1) 2 Justin Turner, R (8, PH) OBP: 0.319, SLG: 0.385 48 Frank Francisco, R (9, 1)	B FF 89 B CH 76 B CH 78 C FF 88 F FF 89 S CH 76 3-3 ① K 1-3			C CU 76 B CH 76 S FF 89 S FF 90 1-3 ① K		B FF 89 B CH 79 X CH 79 2-0 ③ P5		B SI 92 X SI 92 1-0 ③ G6-3		3 0 0 1 0	0 0 0 0 0	0 0 0 0 0	0 0 0 0 0	0 0 0 0 0	2 0 0 0 0	1 0 0 1 0
5 David Wright, R (1, 5) OBP: 0.390, SLG: 0.514	B FF 88 X CH 77 1-0 ② SF9 3-H			B CU 79 X CH 78 1-0 ② F7			B CU 76 B FF 89 B CH 78 C FF 88 F FF 89 X FF 89 3-2 ① P4			2	0	0	1	0	0	0
28 Daniel Murphy, L (1, 4) OBP: 0.319, SLG: 0.415	C FF 88 B FF 89 X FF 88 1-1 ③ P6			B CU 76 B FF 88 C CH 79 X FF 89 2-1 ② 23 S 1B			B CH 77 X CH 78 1-0 ② L9			3	0	1	0	0	0	0
23 Mike Baxter, L (1, 9) OBP: 0.303, SLG: 0.250		B FF 88 C CH 77 C FF 89 B FF 89 F CH 77 X FF 90 2-2 ① F8		B CH 80 X CH 78 1-0 ③ F8 1-2			C CU 75 B FF 88 X CH 78 1-1 ③ P6			3	0	0	0	0	0	1
12 Juan Lagares, R (1, 8) OBP: 0.281, SLG: 0.352		C FF 90 F FF 89 S FF 90 0-3 ② K			B CU 76 B CH 78 F FF 88 F FF 90 T FF 90 2-2 ① K			X SI 91 0-0 E6 36 1B 36 E		3	1	0	0	0	2	0
36 Juan Centeno, L (1, 2) OBP: 0.300, SLG: 0.300 6 Matthew den Dekker, L (8, PR) OBP: 0.270, SLG: 0.276 20 Anthony Recker, R (9, 2) OBP: 0.280, SLG: 0.400		C FF 90 B FF 89 X CH 79 1-1 ③ G4-3			S CH 78 F FF 88 B CH 77 F CH 77 B FF 89 F CH 77 S CH 76 2-3 ② K			L SI 91 X SI 92 0-1 E2 70 SH 22 G1-3 1-H 1B		3 0 0	0 1 0	1 0 0	0 0 0	0 0 0	1 0 0	0 0 0
70 Wilfredo Tovar, R (1, 6) OBP: 0.294, SLG: 0.200			B FF 90 B FF 89 C FF 89 B FF 89 C FF 90 X FF 90 3-2 ① F9		B CU 76 F FF 89 S FF 89 B FF 90 X FF 90 2-2 ③ P3			X SI 90 0-0 SH 22 G1-3 2-3		2	0	0	0	0	0	0
49 Jonathon Niese, L (1, 1) OBP: 0.279, SLG: 0.256 13 Josh Satin, R (6, PH) OBP: 0.376, SLG: 0.405 (7, 3)			B FF 89 S FF 89 B FF 88 B FF 89 C FF 88 F FF 89 F FF 89 S FF 90 3-3 ② K			C CU 75 C CH 77 S FF 89 0-3 ① K		B SI 90 X SI 91 1-0 ① F9		1 2	0 0	0 0	0 0	0 0	1 1	0 3
Inning Stats	R: 1 E: 0 K: 1 S: 11 H: 1 LOB: 0 BB: 0 P: 19	R: 0 E: 0 K: 1 S: 9 H: 0 LOB: 0 BB: 0 P: 12	R: 0 E: 0 K: 1 S: 11 H: 0 LOB: 0 BB: 0 P: 18	R: 0 E: 0 K: 1 S: 7 H: 1 LOB: 1 BB: 0 P: 12	R: 0 E: 0 K: 2 S: 11 H: 0 LOB: 0 BB: 0 P: 17	R: 0 E: 0 K: 2 S: 9 H: 0 LOB: 0 BB: 0 P: 11	R: 0 E: 0 K: 0 S: 6 H: 0 LOB: 0 BB: 0 P: 11	R: 2 E: 2 K: 0 S: 10 H: 1 LOB: 1 BB: 0 P: 14		1B: 3 2B: 0 3B: 0 HR: 0 SF: 1 SAC: 1 DP: 0 HBP: 0						

AB	27
R	3
H	3
RBI	2
BB	0
SO	8
LOB	8

PITCHER		IP	WLS	BF	H	R	ER	SO	BB	IBB	HBP	BLK	WP	HR	S	P	ERA	WHIP
41 Marco Estrada, R ERA: 3.87	(1, 1)	7.0		23	2	1	1	8	0	0	0	0	0	0	64	100	1.29	0.286
53 Brandon Kintzler, R ERA: 2.69	(8, 1)	1.0	L	6	1	2	0	0	0	0	0	0	0	0	10	14	0.00	1.000

PITCHER		IP	WLS	BF	H	R	ER	SO	BB	IBB	HBP	BLK	WP	HR	S	P	ERA	WHIP