




New York Mets - 2013

Batter	1	2	3	4	5	6	7	8	9	AB	R	H	RBI	BB	SO	LOB	TOP											
2 Denard Span, L 16 Eury Pérez, R OBP: 0.333, SLG: 0.333	G3-1	F7			1B		F9		F8	2	0	0	0	0	0	0	Washington Nationals @ New York Mets Tradition Field, Port St. Lucie, FL Sat Feb 23 2013, 12:11 PM - 3:15 PM EST Att: 4,616 - Partly Cloudy - 84 F AB 38 R 3 H 8 RBI 3 BB 2 SO 7 LOB 24 											
1 Steve Lombardozzi, S 17 Will Rhymes, L	G4-3		BB		FC4		E7		FC5	2	0	0	0	1	0	1												
34 Bryce Harper, L 10 Corey Brown, L			G6-3		F9		K		K	3	0	1	0	0	0	3												
12 Tyler Moore, R 19 Carlos Rivera, R	F9		K		K				F9	3	0	0	0	0	2	4												
18 Chad Tracy, L 26 Matt Skole, L		F9	K		K					3	0	0	0	0	2	4												
20 Ian Desmond, R 60 Zach Walters, S OBP: 0.500, SLG: 0.500					G5-3		K			2	1	1	0	0	0	0												
14 Chris Marrero, R 21 Bill Bray, L 55 Erik Davis, R 6 Anthony Rendon, R (8, PH) 65 Cole Kimball, R					G1-3		G3		F9	3	1	1	1	0	0	0												
7 Chris Snyder, R 23 Jhonatan Solano, R							F8		FC6-4	2	1	2	2	0	0	0												
46 Micah Owings, R OBP: 0.250, SLG: 0.250					FC6-4					4	0	1	0	0	0	1												
Inning Stats	R: 0 E: 0 K: 0 S: 4	H: 1 LOB: 1 BB: 0 P: 4	R: 3 E: 0 K: 0 S: 7	H: 3 LOB: 0 BB: 0 P: 7	R: 0 E: 0 K: 2 S: 7	H: 0 LOB: 1 BB: 1 P: 12	R: 0 E: 0 K: 0 S: 4	H: 1 LOB: 1 BB: 0 P: 4	R: 0 E: 1 K: 2 S: 9	H: 0 LOB: 0 BB: 0 P: 5	R: 0 E: 1 K: 1 S: 6	H: 0 LOB: 1 BB: 0 P: 6	R: 0 E: 0 K: 0 S: 4	H: 1 LOB: 2 BB: 0 P: 8	R: 0 E: 1 K: 1 S: 7	H: 1 LOB: 2 BB: 0 P: 7		1B: 6 2B: 1 3B: 0 HR: 1	SF: 0 SAC: 0 DP: 0 HBP: 0	WP: 0 PB: 1 SB: 2 CS: 0	PA: 40							
PITCHER	IP	WLS	BF	H	R	ER	SO	BB	IBB	HBP	BLK	WP	HR	S	P	ERA		WHIP										
38 Shaun Marcum, R ERA: 13.5	2.0		10	4	3	3	0	0	0	0	0	0	1	11	11	13.50		2.000										
65 Zack Wheeler, R ERA:	2.0		8	1	0	0	2	1	0	0	0	0	0	11	16	0.00		1.000										
75 Cory Mazzoni, R ERA:	2.0	W	8	1	0	0	3	0	0	0	0	0	0	14	14	0.00		0.500										
60 Darin Gorski, L ERA:	2.0	H	9	1	0	0	1	1	0	0	0	0	0	10	14	0.00		1.000										
39 Bobby Parnell, R ERA:	1.0	S	5	1	0	0	1	0	0	0	0	0	0	7	7	0.00		1.000										
Batter	1	2	3	4	5	6	7	8	9	AB	R	H	RBI	BB	SO	LOB	BOTTOM											
9 Kirk Nieuwenhuis, L OBP: 0.333, SLG: 0.333 4 Collin Cowgill, R OBP: 1.000, SLG: 2.000	11 HR		L7		F8					3	1	1	0	0	0	2	Washington Nationals @ New York Mets Tradition Field, Port St. Lucie, FL Sat Feb 23 2013, 12:11 PM - 3:15 PM EST Att: 4,616 - Partly Cloudy - 84 F AB 33 R 5 H 9 RBI 4 BB 5 SO 6 LOB 15 											
11 Rubén Tejada, R OBP: 0.333, SLG: 1.333 3 Omar Quintanilla, L			G6-3		F8					3	1	1	2	0	0	0												
5 David Wright, R 12 Brandon Hicks, R	G4-3		E5		F9					3	0	0	0	0	0	0												
29 Ike Davis, L 19 Zach Lutz, R	G3		G3							2	0	0	0	1	0	1												
6 Marlon Byrd, R 77 Andrew Brown, R (5, PH)										2	1	2	0	0	0	0												
21 Lucas Duda, L 23 Mike Baxter, L					F8					3	0	0	0	0	2	4												
44 John Buck, R 22 Landon Powell, S OBP: 0.500, SLG: 0.500										2	0	0	0	0	1	1												
Justin Turner, R 16 Brian Bixler, R OBP: 0.500, SLG: 0.500										2	0	1	0	0	0	0												
1 Jordany Valdespin, L 80 Jamie Hoffmann, R 64 Reese Havens, L										2	0	1	1	0	0	0												
Inning Stats	R: 2 E: 0 K: 1 S: 10	H: 3 LOB: 1 BB: 0 P: 13	R: 0 E: 0 K: 0 S: 3	H: 0 LOB: 0 BB: 0 P: 3	R: 0 E: 1 K: 0 S: 4	H: 0 LOB: 1 BB: 0 P: 4	R: 1 E: 0 K: 1 S: 8	H: 3 LOB: 2 BB: 0 P: 8	R: 0 E: 0 K: 1 S: 5	H: 0 LOB: 2 BB: 2 P: 13	R: 2 E: 1 K: 1 S: 8	H: 3 LOB: 2 BB: 1 P: 12	R: 0 E: 0 K: 2 S: 7	H: 0 LOB: 0 BB: 1 P: 11	R: 0 E: 0 K: 0 S: 2	H: 0 LOB: 0 BB: 1 P: 6		1B: 6 2B: 2 3B: 0 HR: 1	SF: 0 SAC: 0 DP: 2 HBP: 0	WP: 0 PB: 0 SB: 0 CS: 0	PA: 38							
PITCHER	IP	WLS	BF	H	R	ER	SO	BB	IBB	HBP	BLK	WP	HR	S	P	ERA		WHIP										
37 Stephen Strasburg, R ERA: 9.0	2.0		9	3	2	2	1	0	0	0	0	0	0	12	12	4.50		1.500										
35 Craig Stammen, R ERA: 4.5	2.0	B	10	3	1	1	1	0	0	0	0	0	0	5	13	0.00		2.000										
58 Fernando Abad, L ERA:	1.0		5	0	0	0	1	2	0	0	0	0	0	8	12	9.00		4.000										
21 Bill Bray, L ERA: 9.0	1.0	L	7	3	2	1	1	1	0	0	0	0	0	7	11	0.00		1.000										
55 Erik Davis, R ERA:	1.0		4	0	0	0	2	1	0	0	0	0	0	7	11	0.00		1.000										
PITCHER	IP	WLS	BF	H	R	ER	SO	BB	IBB	HBP	BLK	WP	HR	S	P	ERA	WHIP											
65 Cole Kimball, R ERA:	1.0		3	0	0	0	0	0	0	0	0	0	0	2	6	0.00	1.000											

Batter	1	2	3	4	5	6	7	8	9	AB	R	H	RBI	BB	SO	LOB	TOP															
26 Patrick Biondi, L OBP: 0.600, SLG: 0.750										4	1	2	0	1	1	2	Michigan Wolverines @ New York Mets Tradition Field, Port St. Lucie, FL Sun Feb 24 2013, 12:12 PM - 3:05 PM EST Att: 1,844 - Sunny - 81 F															
10 Michael O'Neill, R OBP: 0.200, SLG: 0.200										5	1	1	0	0	2	5																
9 Travis Maezes, L OBP: 0.250, SLG: 0.250										4	0	1	0	0	1	3																
2 Jake Cronenworth, L OBP: 0.250, SLG: 0.750										4	0	1	1	0	1	2																
22 Kevin White, R										2	0	0	0	0	2	2																
19 Jack Sexton, L										2	0	0	0	0	1	1																
34 Kyle Jusick, L										4	0	0	0	0	0	1																
46 Cole Martin, S OBP: 0.250, SLG: 0.250										4	0	1	0	0	1	0																
John DiLaura, R										1	0	0	0	2	0	1																
47 Eric Jacobson, R										0	0	0	0	0	0	0																
48 Zach Zott, L OBP: 1.000, SLG: 2.000										1	0	1	0	0	0	3																
38 Dylan Delaney, R OBP: 0.250, SLG: 0.250										4	0	1	0	0	0	3																
Inning Stats	R: 1 E: 0 K: 3 S: 11	H: 2 LOB: 1 BB: 0 P: 12	R: 0 E: 0 K: 0 S: 4	H: 1 LOB: 1 BB: 0 P: 4	R: 1 E: 0 K: 3 S: 11	H: 2 LOB: 1 BB: 0 P: 11	R: 0 E: 0 K: 0 S: 4	H: 1 LOB: 2 BB: 1 P: 8	R: 0 E: 0 K: 0 S: 3	H: 0 LOB: 0 BB: 0 P: 3	R: 0 E: 0 K: 1 S: 5	H: 1 LOB: 2 BB: 1 P: 8	R: 0 E: 0 K: 1 S: 5	H: 0 LOB: 0 BB: 0 P: 5	R: 0 E: 0 K: 1 S: 6	H: 1 LOB: 2 BB: 1 P: 10	1B: 5 2B: 2 3B: 1 HR: 0	SF: 0 SAC: 0 DP: 1 HBP: 0	WP: 2 PB: 0 CS: 1	PA: 38												
PITCHER	IP WLS BF H R ER SO BB IBB HBP BLK WP HR S P ERA WHIP																															
49 Jonathon Niese, L ERA: 4.5	2.0	9	3	1	1	3	0	0	0	0	2	0	15	16	4.50	1.500																
35 Dillon Gee, R ERA: 4.5	2.0	10	3	1	1	3	1	0	0	0	0	0	15	19	4.50	2.000																
74 Rafael Montero, R ERA: 4.5	2.0	6	0	0	0	1	0	0	0	0	0	0	8	8	0.00	0.000																
67 Hansel Robles, R ERA: 4.5	1.0	5	1	0	0	0	1	0	0	0	0	0	4	8	0.00	2.000																
52 Carlos Torres, R ERA: 4.5	2.0	8	1	0	0	2	1	0	0	0	0	0	11	15	0.00	1.000																

Batter	1	2	3	4	5	6	7	8	9	AB	R	H	RBI	BB	SO	LOB	BOTTOM																
11 Rubén Tejada, R OBP: 0.500, SLG: 1.000										2	1	1	0	0	1	2	Michigan Wolverines @ New York Mets Tradition Field, Port St. Lucie, FL Sun Feb 24 2013, 12:12 PM - 3:05 PM EST Att: 1,844 - Sunny - 81 F																
61 Wilmer Flores, R OBP: 0.333, SLG: 1.333										3	1	1	1	0	0	0																	
23 Mike Baxter, L										1	0	0	0	2	1	2																	
Charley Thurber, L										1	0	0	0	0	0	0																	
Jonathan Clark, L										1	0	0	0	0	1	0																	
6 Marlon Byrd, R OBP: 1.000, SLG: 1.000										1	0	1	1	1	0	0																	
22 Landon Powell, S										2	0	0	0	0	0	1																	
29 Ike Davis, L										2	0	0	0	0	1	5																	
Cole Frenzel, L										1	0	0	0	1	0	0																	
Justin Turner, R										1	0	0	1	1	0	0																	
64 Reese Havens, L										1	0	0	0	0	0	2																	
Brian Harrison, R										1	0	0	0	0	0	0																	
12 Brandon Hicks, R OBP: 0.750, SLG: 1.000										3	2	2	0	1	1	3																	
20 Anthony Recker, R OBP: 0.250, SLG: 0.500										4	0	1	0	0	0	5																	
Kevin Plawecki, R										0	0	0	0	0	0	0																	
68 Matthew den Dekker, L										2	1	0	1	1	0	1																	
Stefan Sabol, R										1	0	0	0	0	0	1																	
63 Juan Lagares, R OBP: 0.250, SLG: 0.250										4	0	1	0	0	0	1																	
Inning Stats	R: 1 E: 0 K: 1 S: 6	H: 1 LOB: 3 BB: 3 P: 18	R: 1 E: 0 K: 3 S: 11	H: 2 LOB: 2 BB: 1 P: 15	R: 1 E: 0 K: 0 S: 5	H: 2 LOB: 1 BB: 0 P: 5	R: 0 E: 0 K: 0 S: 3	H: 0 LOB: 2 BB: 2 P: 12	R: 1 E: 0 K: 0 S: 4	H: 1 LOB: 0 BB: 0 P: 5	R: 0 E: 0 K: 0 S: 5	H: 1 LOB: 0 BB: 0 P: 8	R: 0 E: 0 K: 0 S: 3	H: 0 LOB: 1 BB: 1 P: 7	R: 0 E: 0 K: 1 S: 5	H: 0 LOB: 0 BB: 0 P: 5	1B: 3 2B: 3 3B: 0 HR: 1	SF: 0 SAC: 0 DP: 0 HBP: 0	WP: 1 PB: 1 CS: 0	PA: 38													
PITCHER	IP WLS BF H R ER SO BB IBB HBP BLK WP HR S P ERA WHIP																																
7 Ben Ballantine, R	3.0	18	5	3	3	4	4	0	0	0	0	1	1	10	23	7.71	1.714																
35 Alex Deaer, R ERA: 7.71	2.1	11	2	2	2	0	2	0	0	0	0	0	5	9	0.00	0.600																	
14 Donnie Eaton, R ERA: 7.71	1.2	6	0	0	0	0	1	0	0	0	0	0	5	9	0.00	0.600																	
2 Jake Cronenworth, R ERA: 7.71	1.0	3	0	0	0	1	0	0	0	0	0	0	5	5	0.00	0.000																	

AB 35
R 2
H 8
RBI 1
BB 3
SO 9
LOB 20



Batter	1	2	3	4	5	6	7	8	9	AB	R	H	RBI	BB	SO	LOB	TOP																			
16 Eury Pérez, R OBP: 0.556, SLG: 0.556 Michael Taylor, R OBP: 0.500, SLG: 0.500										3	2	3	0	0	0	0	Washington Nationals @ New York Mets Tradition Field, Port St. Lucie, FL Mon Feb 25 2013, 6:12 PM - 9:09 PM EST Att: 3,611 - Partly Cloudy - 78 F																			
1 Steve Lombardozzi, S OBP: 0.400, SLG: 0.356 17 Will Rhymes, L OBP: 0.286, SLG: 0.286										3	1	2	2	0	0	1																				
10 Corey Brown, L OBP: 0.375, SLG: 0.429 6 Anthony Rendon, R OBP: 0.333, SLG: 0.833										2	1	1	0	0	1	1																				
12 Tyler Moore, R OBP: 0.125, SLG: 0.125 Adrián Sánchez, R OBP: 0.500, SLG: 0.500										3	0	1	1	0	1	1																				
14 Chris Marrero, R OBP: 0.333, SLG: 0.375 Destin Hood, R OBP: 0.500, SLG: 1.000										3	0	1	0	0	0	2																				
19 Carlos Rivera, R OBP: 0.100, SLG: 0.200										5	0	1	1	0	1	5																				
26 Matt Skole, L OBP: 0.429, SLG: 0.500										4	0	1	0	0	0	3																				
7 Chris Snyder, R OBP: 0.400, SLG: 1.000 49 Carlos Maldonado, R (6, 2)										3	0	0	0	0	1	1																				
60 Zach Walters, S OBP: 0.250, SLG: 0.250 Jason Martinson, R (6, PR) (6, 6)										3	0	1	0	0	1	0																				
Inning Stats	R: 0 E: 0 K: 0 S: 3	H: 1 LOB: 1 BB: 0 P: 4	R: 0 E: 0 K: 0 S: 4	H: 2 LOB: 1 BB: 0 P: 4	R: 3 E: 0 K: 0 S: 8	H: 5 LOB: 2 BB: 0 P: 8	R: 1 E: 0 K: 2 S: 9	H: 2 LOB: 1 BB: 0 P: 10	R: 0 E: 1 K: 1 S: 5	H: 0 LOB: 1 BB: 0 P: 5	R: 1 E: 0 K: 1 S: 7	H: 2 LOB: 1 BB: 0 P: 7	R: 0 E: 0 K: 2 S: 7	H: 0 LOB: 0 BB: 0 P: 7	R: 1 E: 0 K: 0 S: 6	H: 4 LOB: 2 BB: 0 P: 6		1B: 13 2B: 4 3B: 0 HR: 0	SF: 0 SAC: 0 DP: 4 HBP: 1	WP: 0 PB: 0 SB: 2 CS: 0	PA: 42															
PITCHER	IP	WLS	BF	H	R	ER	SO	BB	IBB	HBP	BLK	WP	HR	S	P	ERA	WHIP	PITCHER		IP	WLS	BF	H	R	ER	SO	BB	IBB	HBP	BLK	WP	HR	S	P	ERA	WHIP
36 Collin McHugh, R ERA: 11.57	2.1	L	12	6	3	3	0	0	0	0	0	0	0	11	12	11.57	2.571	46 Greg Burke, R ERA: 9.0		1.0	3	0	0	0	2	0	0	0	0	0	7	7	9.00	4.000		
34 Brandon Lyon, R ERA: 5.4	0.2		4	2	0	0	0	0	0	0	0	0	0	4	4	0.00	3.000	73 Robert Carson, L ERA: 9.0		1.0	6	4	1	1	0	0	0	0	0	0	6	6	9.00	4.000		
62 Elvin Ramirez, R ERA: 5.4	1.2		8	2	1	1	4	0	0	0	0	0	0	16	17	5.40	1.200																			
56 Scott Rice, L ERA: 9.0	1.1		4	1	0	0	1	0	0	0	0	0	0	6	6	0.00	0.750																			
71 Gonzalez Gemen, R ERA: 9.0	1.0		5	2	1	1	1	0	0	0	0	0	0	7	7	9.00	2.000																			

Washington Nationals @ New York Mets
 Tradition Field, Port St. Lucie, FL
 Mon Feb 25 2013, 6:12 PM - 9:09 PM EST
 Att: 3,611 - Partly Cloudy - 78 F

AB	41
R	6
H	17
RBI	6
BB	0
SO	8
LOB	20



Batter	1	2	3	4	5	6	7	8	9	AB	R	H	RBI	BB	SO	LOB	BOTTOM																			
4 Collin Cowgill, R OBP: 0.714, SLG: 1.000 68 Matthew den Dekker, L OBP: 0.333, SLG: 0.333										2	0	0	0	0	1	0	Washington Nationals @ New York Mets Tradition Field, Port St. Lucie, FL Mon Feb 25 2013, 6:12 PM - 9:09 PM EST Att: 3,611 - Partly Cloudy - 78 F																			
12 Brandon Hicks, R OBP: 0.333, SLG: 0.333										2	0	0	0	1	0	0																				
5 David Wright, R OBP: 0.167, SLG: 0.167 16 Brian Bixler, R OBP: 0.400, SLG: 0.250										3	0	1	0	0	0	2																				
29 Ike Davis, L OBP: 0.333, SLG: 0.800 19 Zach Lutz, R OBP: 0.333, SLG: 0.500										3	1	1	1	0	2	3																				
6 Marlon Byrd, R OBP: 0.400, SLG: 0.600 63 Juan Lagares, R OBP: 1.000, SLG: 1.000										3	0	0	0	0	1	3																				
80 Jamie Hoffmann, R OBP: 0.333, SLG: 0.800 9 Kirk Nieuwenhuis, L OBP: 0.143, SLG: 0.143										2	0	0	0	0	1	0																				
77 Andrew Brown, R OBP: 0.286, SLG: 0.333 23 Mike Baxter, L (7, PH) (8, 10)										2	0	0	0	0	0	0																				
44 John Buck, R (1, 2)										1	0	0	0	1	1	0																				
15 Travis d'Arnaud, R OBP: 0.200, SLG: 0.200										2	0	1	0	0	1	0																				
61 Wilmer Flores, R (1, 4)										2	0	0	0	0	0	1																				
64 Reese Havens, L (6, 4)										2	0	0	0	0	1	1																				
Inning Stats	R: 0 E: 2 K: 1 S: 6	H: 0 LOB: 2 BB: 1 P: 10	R: 0 E: 0 K: 2 S: 7	H: 0 LOB: 0 BB: 0 P: 7	R: 0 E: 0 K: 1 S: 5	H: 0 LOB: 0 BB: 0 P: 5	R: 1 E: 0 K: 1 S: 6	H: 1 LOB: 0 BB: 0 P: 7	R: 0 E: 0 K: 1 S: 5	H: 0 LOB: 1 BB: 1 P: 9	R: 0 E: 0 K: 2 S: 7	H: 0 LOB: 0 BB: 0 P: 7	R: 3 E: 0 K: 1 S: 8	H: 3 LOB: 1 BB: 0 P: 9	R: 0 E: 0 K: 2 S: 8	H: 1 LOB: 1 BB: 0 P: 8	1B: 4 2B: 1 3B: 0 HR: 1	SF: 0 SAC: 0 DP: 0 HBP: 1	WP: 0 PB: 0 SB: 0 CS: 0	PA: 37																
PITCHER	IP	WLS	BF	H	R	ER	SO	BB	IBB	HBP	BLK	WP	HR	S	P	ERA	WHIP	PITCHER		IP	WLS	BF	H	R	ER	SO	BB	IBB	HBP	BLK	WP	HR	S	P	ERA	WHIP
47 Gio González, L ERA: 3.0	2.0	W	8	1	1	1	3	1	0	0	0	0	1	16	21	3.00	0.667	57 Nate Karns, R ERA: 3.0		2.0	H	7	1	0	0	3	0	0	0	0	13	13	0.00	0.500		
43 Ross Ohlendorf, R ERA: 3.0	3.0	H	11	1	1	1	3	1	0	0	0	0	1	16	21	3.00	0.667	62 Patrick McCoy, L ERA: 27.0		1.0		7	3	3	3	1	0	0	8	9	27.00	3.000				
52 Ryan Mattheus, R ERA: 27.0	1.0	S	4	1	0	0	2	0	0	0	0	0	0	8	8	0.00	1.000																			

Washington Nationals @ New York Mets
 Tradition Field, Port St. Lucie, FL
 Mon Feb 25 2013, 6:12 PM - 9:09 PM EST
 Att: 3,611 - Partly Cloudy - 78 F


AB	34
R	4
H	6
RBI	4
BB	2
SO	12
LOB	14




Batter	1	2	3	4	5	6	7	8	9	AB	R	H	RBI	BB	SO	LOB	TOP								
19 Jon Jay, L (1.8) 60 Justin Christian, R (6. PH) OBP: 0.444, SLG: 0.625 OBP: 0.417, SLG: 0.452	G6-3		3 2B	43 S 43 BB	43 S 43 BB	56 G6-4-3		43 2B		3	1	2	1	0	0	0	St. Louis Cardinals @ New York Mets Tradition Field, Port St. Lucie, FL Wed Feb 27 2013, 1:13 PM - 4:01 PM EST Att: 3,349 - Partly Cloudy - 80 F								
3 Carlos Beltrán, S (1.9) 56 Adron Chambers, L (4. PR) OBP: 0.286, SLG: 0.333 OBP: 0.286, SLG: 0.273	F9		23 BB 4 FC9-6	43 BB 23 S	43 BB 23 S	G6-4-3		K		2	1	1	2	1	0	0									
7 Matt Holliday, R (1.7) 43 Shane Robinson, R (3. PR) OBP: 0.800, SLG: 1.429	F9		4 FC9-6 53 1B	4 BLK 4 2B	4 BLK 4 2B			79 2B		1	0	0	0	1	0	0									
23 David Freese, R (1.5) 79 Kolten Wong, L (5.4) OBP: 0.375, SLG: 0.625		53 1B	4 FC9-6	4 BLK 4 2B	4 BLK 4 2B					1	1	1	1	2	0	0									
4 Yadier Molina, R (1.2) 32 Rob Johnson, R (5.2) OBP: 0.625, SLG: 0.667	F9		53 1B	4 BLK 4 2B	4 BLK 4 2B					1	1	1	1	2	0	0									
53 Matt Adams, L (1.10) 81 Adam Ehrlich, L (9. PH)			12 G5-4-3	4 BLK 4 2B	4 BLK 4 2B					1	1	1	1	2	0	0									
12 Ty Wigginton, R (1.3) 48 Tony Cruz, R (5.3) OBP: 0.143, SLG: 0.286	P4		G5-4-3	4 BLK 4 2B	4 BLK 4 2B					3	0	1	3	0	0	3									
33 Daniel Descalso, L (1.4) 8 Ryan Jackson, R (8. PR) OBP: 0.333, SLG: 0.200	G4-3		G6-3	4 BLK 4 2B	4 BLK 4 2B					2	0	0	0	0	1	2									
38 Pete Kozma, R (1.6) OBP: 0.429, SLG: 0.667			19 1B 3 2B	4 BLK 4 2B	4 BLK 4 2B					4	0	2	1	0	1	2									
				19 2B	4 BLK 4 2B					0	0	0	0	1	0	0									
Inning Stats	R: 0 E: 0 K: 0 S: 3	H: 0 LOB: 0 BB: 0 P: 3	R: 0 E: 0 K: 0 S: 4	H: 1 LOB: 2 BB: 1 P: 8	R: 4 E: 0 K: 0 S: 5	H: 3 LOB: 2 BB: 3 P: 17	R: 4 E: 0 K: 1 S: 9	H: 4 LOB: 2 BB: 2 P: 17	R: 0 E: 0 K: 1 S: 5	H: 0 LOB: 0 BB: 0 P: 5	R: 1 E: 0 K: 0 S: 5	H: 2 LOB: 0 BB: 0 P: 5	R: 0 E: 0 K: 1 S: 5	H: 0 LOB: 0 BB: 0 P: 5	R: 3 E: 0 K: 2 S: 11	H: 4 LOB: 2 BB: 0 P: 11	R: 0 E: 1 K: 0 S: 3	H: 0 LOB: 1 BB: 1 P: 7	1B: 8 2B: 5 3B: 0 HR: 1	SF: 0 SAC: 0 DP: 3 HBP: 0	WP: 0 PB: 0 SB: 2 CS: 0	PA: 45			
PITCHER	IP	WLS	BF	H	R	ER	SO	BB	IBB	HBP	BLK	WP	HR	S	P	ERA	WHIP								
60 Darin Gorski, L (1.1) ERA: 9.0	2.0	L	12	3	4	4	0	3	0	0	0	0	0	9	21	18.00	3.000								
52 Carlos Torres, R (3.1) ERA: 18.0	2.0	B	12	5	4	4	1	3	0	0	1	0	0	12	24	18.00	4.000								
73 Robert Carson, L (5.1) ERA: 6.0	2.0		7	2	1	1	1	0	0	0	0	0	1	10	10	4.50	1.000								
46 Greg Burke, R (7.1) ERA: 9.0	2.0		10	4	3	3	3	0	0	0	0	0	0	16	16	13.50	2.000								
39 Bobby Parnell, R (9.1) ERA:	1.0		4	0	0	0	0	1	0	0	0	0	0	3	7	0.00	1.000								

Batter	1	2	3	4	5	6	7	8	9	AB	R	H	RBI	BB	SO	LOB	BOTTOM								
23 Mike Baxter, L (1.10) 64 Reese Havens, L (9. PH)	K	G6-3				K			K	4	0	0	0	0	2	0	St. Louis Cardinals @ New York Mets Tradition Field, Port St. Lucie, FL Wed Feb 27 2013, 1:13 PM - 4:01 PM EST Att: 3,349 - Partly Cloudy - 80 F								
11 Rubén Tejada, R (1.6) 3 Omar Quintanilla, L (6.6) OBP: 0.333, SLG: 0.833 OBP: 0.571, SLG: 0.660			K		G5-3					3	0	1	0	0	1	0									
5 David Wright, R (1.5) 12 Brandon Hicks, R (7.5)										3	0	2	0	0	1	0									
29 Ike Davis, L (1.3) 19 Zach Lutz, R (6. PR) OBP: 0.333, SLG: 0.571 OBP: 0.300, SLG: 0.333	P5									2	0	0	0	1	0	3									
6 Marlon Byrd, R (1.9) 77 Andrew Brown, R (6. PR) OBP: 0.375, SLG: 0.500 OBP: 0.250, SLG: 0.286	K									3	0	1	0	0	1	3									
21 Lucas Duda, L (1.7) 80 Jamie Hoffmann, R (7.7) OBP: 0.100, SLG: 0.100 OBP: 0.222, SLG: 0.500										3	1	1	0	0	1	2									
Justin Turner, R (1.4) 61 Wilmer Flores, R (7.4) OBP: 0.333, SLG: 0.250										3	0	0	0	0	1	3									
44 John Buck, R (1.2) 20 Anthony Recker, R (6.2) OBP: 0.333, SLG: 0.800 OBP: 0.500, SLG: 2.000										1	0	0	0	0	0	0									
68 Matthew den Dekker, L (1.8) 4 Collin Cowgill, R (6.8) OBP: 0.167, SLG: 0.167 OBP: 0.667, SLG: 1.286										2	0	0	0	0	2	0									
										2	1	1	1	0	1	0									
Inning Stats	R: 0 E: 0 K: 2 S: 9	H: 2 LOB: 0 BB: 0 P: 9	R: 2 E: 0 K: 1 S: 7	H: 2 LOB: 0 BB: 0 P: 7	R: 0 E: 0 K: 1 S: 6	H: 1 LOB: 1 BB: 0 P: 6	R: 0 E: 0 K: 2 S: 7	H: 0 LOB: 0 BB: 0 P: 7	R: 0 E: 0 K: 1 S: 6	H: 1 LOB: 2 BB: 1 P: 10	R: 1 E: 0 K: 2 S: 10	H: 1 LOB: 1 BB: 1 P: 15	R: 0 E: 0 K: 0 S: 2	H: 0 LOB: 0 BB: 1 P: 6	R: 1 E: 0 K: 2 S: 10	H: 1 LOB: 0 BB: 0 P: 11	1B: 5 2B: 0 3B: 0 HR: 3	SF: 0 SAC: 0 DP: 1 HBP: 0	WP: 0 PB: 0 SB: 0 CS: 0	PA: 37					
PITCHER	IP	WLS	BF	H	R	ER	SO	BB	IBB	HBP	BLK	WP	HR	S	P	ERA	WHIP								
31 Lance Lynn, R (1.1) ERA: 9.0	2.0	W	10	4	2	2	3	0	0	0	0	0	0	16	16	9.00	2.000								
74 Michael Wacha, R (3.1) ERA:	3.0	H	10	1	0	0	5	0	0	0	0	0	0	20	20	0.00	0.333								
44 Edward Mujica, R (6.1) ERA:	1.0		5	1	0	0	1	1	0	0	0	0	0	6	10	0.00	2.000								
64 Michael Blazek, R (7.1) ERA: 4.5	1.0		5	1	1	1	2	1	0	0	0	0	1	10	15	9.00	2.000								
67 Eric Fornataro, R (8.1) ERA: 4.5	1.0		3	0	0	0	0	1	0	0	0	0	0	2	6	0.00	1.000								
59 Fernando Salas, R (9.1) ERA: 4.5	1.0		4	1	1	1	2	0	0	0	0	0	0	11	11	9.00	1.000								

AB	38
R	12
H	14
RBI	12
BB	7
SO	5
LOB	22




AB	34
R	4
H	8
RBI	4
BB	3
SO	13
LOB	13



Batter	1	2	3	4	5	6	7	8	9	10	AB	R	H	RBI	BB	SO	LOB	TOP						
1 Jordany Valdespin, L OBP: 0.500, SLG: 0.727 61 Wilmer Flores, R											3	1	2	0	0	0	0							
4 Collin Cowgill, R OBP: 0.615, SLG: 1.000 58 César Puello, R OBP: 0.200, SLG: 0.200											4	0	2	0	0	1	4							
23 Mike Baxter, L 68 Matthew den Dekker, L OBP: 0.250, SLG: 0.250											1	0	0	1	1	1	1							
77 Andrew Brown, R OBP: 0.162, SLG: 0.200 80 Jamie Hoffmann, R OBP: 0.182, SLG: 0.400											3	0	0	0	0	2	4							
9 Kirk Nieuwenhuis, L OBP: 0.077, SLG: 0.077 63 Juan Lagares, R OBP: 0.143, SLG: 0.143											3	0	0	0	0	2	1							
15 Travis d'Arnaud, R OBP: 0.400, SLG: 0.444 22 Landon Powell, S OBP: 0.500, SLG: 0.400 72 Juan Centeno, L												3	2	2	0	0	0							
12 Brandon Hicks, R 64 Reese Havens, L												3	0	0	0	1	2							
3 Omar Quintanilla, L OBP: 0.600, SLG: 0.714 70 Wilfredo Tovar, R OBP: 0.333, SLG: 0.333												2	0	1	1	1	1							
16 Brian Bixler, R OBP: 0.417, SLG: 0.222 76 Josh Satin, R OBP: 0.667, SLG: 1.000												3	0	1	1	0	1							
Inning Stats	R: 1 E: 0 K: 2 S: 9	H: 2 LOB: 1 BB: 0 P: 9	R: 0 E: 0 K: 2 S: 7	H: 0 LOB: 1 BB: 1 P: 11	R: 0 E: 0 K: 2 S: 7	H: 1 LOB: 2 BB: 1 P: 11	R: 1 E: 1 K: 1 S: 7	H: 2 LOB: 1 BB: 0 P: 7	R: 0 E: 0 K: 1 S: 6	H: 1 LOB: 1 BB: 0 P: 6	R: 1 E: 0 K: 1 S: 7	H: 2 LOB: 3 BB: 1 P: 12	R: 0 E: 0 K: 0 S: 3	H: 0 LOB: 0 BB: 0 P: 3	R: 0 E: 0 K: 2 S: 7	H: 0 LOB: 0 BB: 0 P: 7	R: 0 E: 0 K: 2 S: 7	H: 0 LOB: 0 BB: 0 P: 5	R: 0 E: 0 K: 1 S: 5	H: 0 LOB: 0 BB: 0 P: 7	1B: 8 2B: 2 3B: 0 HR: 0	SF: 1 SAC: 0 DP: 1 HBP: 1	WP: 2 PB: 0 SB: 1 CS: 1	PA: 43
PITCHER	IP WLS BF H R ER SO	IP WLS BF H R ER SO	IP WLS BF H R ER SO	IP WLS BF H R ER SO	IP WLS BF H R ER SO	IP WLS BF H R ER SO	IP WLS BF H R ER SO	IP WLS BF H R ER SO	IP WLS BF H R ER SO	IP WLS BF H R ER SO	IP WLS BF H R ER SO	IP WLS BF H R ER SO	IP WLS BF H R ER SO	IP WLS BF H R ER SO	IP WLS BF H R ER SO	IP WLS BF H R ER SO	IP WLS BF H R ER SO	IP WLS BF H R ER SO	IP WLS BF H R ER SO	IP WLS BF H R ER SO	ERA WHIP	ERA WHIP		

New York Mets @ Washington Nationals
Space Coast Stadium, Viera, FL
Thu Feb 28 2013, 6:11 PM - 9:34 PM EST
Att: 4,447 - Partly Cloudy - 69 F

AB	37
R	4
H	9
RBI	3
BB	4
SO	14
LOB	18



Batter	1	2	3	4	5	6	7	8	9	10	AB	R	H	RBI	BB	SO	LOB	BOTTOM						
2 Denard Span, L OBP: 0.444, SLG: 0.429 16 Eury Pérez, R OBP: 0.412, SLG: 0.375												1	1	1	0	1	0							
24 Kurt Suzuki, R OBP: 0.200, SLG: 0.200 7 Chris Snyder, R OBP: 0.333, SLG: 0.667											2	0	0	0	0	1	2							
28 Jayson Werth, R 10 Corey Brown, L OBP: 0.267, SLG: 0.286											2	0	0	1	0	0	1							
25 Adam LaRoche, L 14 Chris Marrero, R OBP: 0.389, SLG: 0.400											2	1	1	0	1	1	2							
20 Ian Desmond, R OBP: 0.500, SLG: 0.500 60 Zach Walters, S OBP: 0.214, SLG: 0.214											2	1	1	0	0	0	0							
8 Danny Espinosa, S OBP: 0.364, SLG: 0.333 17 Will Rhymes, L OBP: 0.200, SLG: 0.200											2	1	1	0	1	0	1							
12 Tyler Moore, R OBP: 0.313, SLG: 0.375 19 Carlos Rivera, R OBP: 0.125, SLG: 0.143											3	0	2	0	0	0	1							
6 Anthony Rendon, R OBP: 0.417, SLG: 0.833 26 Matt Skole, L OBP: 0.429, SLG: 0.300											2	0	1	2	0	0	1							
18 Chad Tracy, L 1 Steve Lombardozzi, S OBP: 0.294, SLG: 0.375											2	0	0	0	0	0	2							
Inning Stats	R: 0 E: 0 K: 0 S: 4	H: 1 LOB: 1 BB: 0 P: 4	R: 1 E: 0 K: 0 S: 5	H: 2 LOB: 1 BB: 0 P: 5	R: 1 E: 1 K: 0 S: 5	H: 2 LOB: 1 BB: 1 P: 5	R: 0 E: 0 K: 2 S: 7	H: 3 LOB: 3 BB: 0 P: 8	R: 0 E: 0 K: 1 S: 6	H: 1 LOB: 1 BB: 0 P: 6	R: 0 E: 1 K: 2 S: 9	H: 0 LOB: 2 BB: 1 P: 13	R: 0 E: 0 K: 1 S: 5	H: 0 LOB: 1 BB: 0 P: 6	R: 0 E: 0 K: 1 S: 5	H: 0 LOB: 1 BB: 0 P: 6	R: 0 E: 0 K: 2 S: 9	H: 0 LOB: 2 BB: 1 P: 13	R: 0 E: 0 K: 1 S: 5	H: 0 LOB: 1 BB: 0 P: 6	1B: 7 2B: 4 3B: 0 HR: 0	SF: 0 SAC: 0 DP: 0 HBP: 1	WP: 0 PB: 0 SB: 2 CS: 0	PA: 47
PITCHER	IP WLS BF H R ER SO	IP WLS BF H R ER SO	IP WLS BF H R ER SO	IP WLS BF H R ER SO	IP WLS BF H R ER SO	IP WLS BF H R ER SO	IP WLS BF H R ER SO	IP WLS BF H R ER SO	IP WLS BF H R ER SO	IP WLS BF H R ER SO	IP WLS BF H R ER SO	IP WLS BF H R ER SO	IP WLS BF H R ER SO	IP WLS BF H R ER SO	IP WLS BF H R ER SO	IP WLS BF H R ER SO	IP WLS BF H R ER SO	IP WLS BF H R ER SO	IP WLS BF H R ER SO	IP WLS BF H R ER SO	ERA WHIP	ERA WHIP		

New York Mets @ Washington Nationals
Space Coast Stadium, Viera, FL
Thu Feb 28 2013, 6:11 PM - 9:34 PM EST
Att: 4,447 - Partly Cloudy - 69 F

AB	42
R	4
H	11
RBI	4
BB	4
SO	9
LOB	30



Batter	1	2	3	4	5	6	7	8	9	AB	R	H	RBI	BB	SO	LOB	TOP								
46 Jeff Kobernus, R (1, 4) 18 Hernán Pérez, R (7, 4) OBP: 0.350, SLG: 0.421 OBP: 0.250, SLG: 0.333										4	0	3	0	0	1	1									
12 Andy Dirks, L (1, 7) 79 Nick Castellanos, R (5, 7) OBP: 0.167, SLG: 0.167 OBP: 0.789, SLG: 1.000										3	0	1	0	0	2	1									
41 Victor Martínez, S (1, 10) 72 Tyler Collins, L (5, PH) OBP: 0.438, SLG: 0.800										2	0	0	0	0	1	0									
28 Prince Fielder, L (1, 3) 68 Matt Tuiasosopo, R (6, PR) OBP: 0.500, SLG: 0.846										3	0	2	0	0	0	0									
55 Brayan Peña, S (1, 2) 65 Brad Davis, R (6, 2)										3	0	0	0	0	0	2									
67 Kevin Russo, R (1, 8) OBP: 0.500, SLG: 0.917										4	1	2	0	0	2	0									
34 Avisail García, R (1, 9) OBP: 0.333, SLG: 0.500										4	1	2	2	0	0	1									
32 Don Kelly, L (1, 5) OBP: 0.357, SLG: 0.583										4	0	0	0	0	0	1									
70 Argenis Díaz, R (1, 6) 77 Eugenio Suárez, R (7, 6)										3	0	2	0	0	1	0									
Inning Stats	R: 0 E: 0 K: 1 S: 5	H: 1 LOB: 0 BB: 0 P: 5	R: 0 E: 0 K: 1 S: 5	H: 0 LOB: 0 BB: 0 P: 5	R: 0 E: 0 K: 1 S: 6	H: 2 LOB: 1 BB: 0 P: 6	R: 0 E: 0 K: 2 S: 8	H: 1 LOB: 1 BB: 0 P: 8	R: 2 E: 0 K: 0 S: 7	H: 5 LOB: 2 BB: 0 P: 8	R: 0 E: 0 K: 0 S: 4	H: 2 LOB: 1 BB: 0 P: 4	R: 0 E: 0 K: 2 S: 9	H: 1 LOB: 3 BB: 1 P: 13	R: 0 E: 0 K: 1 S: 5	H: 0 LOB: 0 BB: 0 P: 5	R: 0 E: 0 K: 0 S: 3	H: 0 LOB: 0 BB: 0 P: 3	1B: 10 2B: 1 3B: 0 HR: 1	SF: 0 SAC: 0 DP: 3 HBP: 0	WP: 1 PB: 0 SB: 0 CS: 1	PA: 37			
PITCHER	IP WLS BF H R ER SO BB IBB HBP BLK WP HR S P ERA WHIP	49 Jonathon Niese, L (1, 1) ERA: 3.0	27 Jeunys Familia, R (4, 1) ERA: 5.0	71 Gonzalez Germen, R (5, 1) ERA: 13.5	47 Aaron Laffey, L (6, 1) ERA: 13.5	50 Scott Alchison, R (7, 1) ERA: 13.5	39 Bobby Parnell, R (9, 1) ERA: 13.5	IP WLS BF H R ER SO BB IBB HBP BLK WP HR S P ERA WHIP	39 Bobby Parnell, R (9, 1) ERA: 13.5	IP WLS BF H R ER SO BB IBB HBP BLK WP HR S P ERA WHIP	39 Bobby Parnell, R (9, 1) ERA: 13.5	IP WLS BF H R ER SO BB IBB HBP BLK WP HR S P ERA WHIP	39 Bobby Parnell, R (9, 1) ERA: 13.5	IP WLS BF H R ER SO BB IBB HBP BLK WP HR S P ERA WHIP	39 Bobby Parnell, R (9, 1) ERA: 13.5	IP WLS BF H R ER SO BB IBB HBP BLK WP HR S P ERA WHIP	39 Bobby Parnell, R (9, 1) ERA: 13.5	IP WLS BF H R ER SO BB IBB HBP BLK WP HR S P ERA WHIP	39 Bobby Parnell, R (9, 1) ERA: 13.5	IP WLS BF H R ER SO BB IBB HBP BLK WP HR S P ERA WHIP	39 Bobby Parnell, R (9, 1) ERA: 13.5	IP WLS BF H R ER SO BB IBB HBP BLK WP HR S P ERA WHIP	39 Bobby Parnell, R (9, 1) ERA: 13.5	IP WLS BF H R ER SO BB IBB HBP BLK WP HR S P ERA WHIP	39 Bobby Parnell, R (9, 1) ERA: 13.5

Detroit Tigers @ New York Mets
 Tradition Field, Port St. Lucie, FL
 Fri Mar 01 2013, 1:11 PM - 3:46 PM EST
 Att: 4,867 - Cloudy - 63 F

AB	36
R	2
H	12
RBI	2
BB	1
SO	8
LOB	14



Batter	1	2	3	4	5	6	7	8	9	AB	R	H	RBI	BB	SO	LOB	BOTTOM								
1 Jordany Valdespin, L (1, 10) 4 Collin Cowgill, R (7, PH) OBP: 0.487, SLG: 0.643 OBP: 0.600, SLG: 1.000										3	1	1	0	0	1	1									
11 Rubén Tejada, R (1, 6) 12 Brandon Hicks, R (7, 6)										1	0	0	0	1	0	0									
5 David Wright, R (1, 5) 16 Brian Bixler, R (7, 5) OBP: 0.333, SLG: 0.333 OBP: 0.462, SLG: 0.300										3	1	1	1	0	1	0									
29 Ike Davis, L (1, 3) 19 Zach Lutz, R (7, 3) OBP: 0.333, SLG: 0.500 OBP: 0.394, SLG: 0.333										3	0	1	0	0	0	2									
6 Marlon Byrd, R (1, 9) 77 Andrew Brown, R (7, 9) OBP: 0.455, SLG: 0.636 OBP: 0.167, SLG: 0.182										3	1	2	1	0	0	0									
9 Kirk Nieuwenhuis, L (1, 7) OBP: 0.118, SLG: 0.083										3	1	0	0	0	0	4									
44 John Buck, R (1, 2) 20 Anthony Recker, R (7, 2) OBP: 0.222, SLG: 0.500 OBP: 0.667, SLG: 2.000										3	0	0	0	0	2	4									
Justin Turner, R (1, 4) 61 Wilmer Flores, R (6, PR) OBP: 0.417, SLG: 0.364										3	1	2	2	0	0	0									
68 Matthew den Dekker, L (1, 8) OBP: 0.167, SLG: 0.167										4	0	0	0	0	1	3									
Inning Stats	R: 0 E: 0 K: 2 S: 7	H: 0 LOB: 0 BB: 0 P: 7	R: 0 E: 0 K: 0 S: 3	H: 0 LOB: 0 BB: 0 P: 3	R: 0 E: 0 K: 1 S: 5	H: 0 LOB: 0 BB: 0 P: 5	R: 2 E: 1 K: 1 S: 10	H: 3 LOB: 2 BB: 0 P: 11	R: 1 E: 0 K: 1 S: 8	H: 2 LOB: 1 BB: 1 P: 12	R: 2 E: 0 K: 0 S: 4	H: 2 LOB: 1 BB: 0 P: 5	R: 1 E: 0 K: 0 S: 5	H: 2 LOB: 2 BB: 1 P: 9	R: 0 E: 0 K: 1 S: 6	H: 1 LOB: 1 BB: 0 P: 6	1B: 7 2B: 3 3B: 0 HR: 0	SF: 0 SAC: 1 DP: 0 HBP: 1	WP: 1 PB: 0 SB: 3 CS: 1	PA: 37					
PITCHER	IP WLS BF H R ER SO BB IBB HBP BLK WP HR S P ERA WHIP	35 Justin Verlander, R (1, 1) ERA: 1.8	36 Luke Putkonen, R (4, 1) ERA: 2.25	43 Bruce Rondón, R (5, 1) ERA: 3.38	64 Duane Below, L (6, 1) ERA: 21.0	60 Brayan Villarreal, R (7, 1) ERA: 3.0	62 Al Albuquerque, R (8, 1) ERA: 3.0	IP WLS BF H R ER SO BB IBB HBP BLK WP HR S P ERA WHIP	62 Al Albuquerque, R (8, 1) ERA: 3.0	IP WLS BF H R ER SO BB IBB HBP BLK WP HR S P ERA WHIP	62 Al Albuquerque, R (8, 1) ERA: 3.0	IP WLS BF H R ER SO BB IBB HBP BLK WP HR S P ERA WHIP	62 Al Albuquerque, R (8, 1) ERA: 3.0	IP WLS BF H R ER SO BB IBB HBP BLK WP HR S P ERA WHIP	62 Al Albuquerque, R (8, 1) ERA: 3.0	IP WLS BF H R ER SO BB IBB HBP BLK WP HR S P ERA WHIP	62 Al Albuquerque, R (8, 1) ERA: 3.0	IP WLS BF H R ER SO BB IBB HBP BLK WP HR S P ERA WHIP	62 Al Albuquerque, R (8, 1) ERA: 3.0	IP WLS BF H R ER SO BB IBB HBP BLK WP HR S P ERA WHIP	62 Al Albuquerque, R (8, 1) ERA: 3.0	IP WLS BF H R ER SO BB IBB HBP BLK WP HR S P ERA WHIP	62 Al Albuquerque, R (8, 1) ERA: 3.0	IP WLS BF H R ER SO BB IBB HBP BLK WP HR S P ERA WHIP	62 Al Albuquerque, R (8, 1) ERA: 3.0

Detroit Tigers @ New York Mets
 Tradition Field, Port St. Lucie, FL
 Fri Mar 01 2013, 1:11 PM - 3:46 PM EST
 Att: 4,867 - Cloudy - 63 F

AB	33
R	6
H	10
RBI	5
BB	2
SO	6
LOB	19



Batter	1	2	3	4	5	6	7	8	9	AB	R	H	RBI	BB	SO	LOB	TOP				
1 Jordany Valdespin, L OBP: 0.444, SLG: 0.588 64 Reese Havens, L (6, 4)										3 0 1 0 0 1 1 1 0 0 0 1 0 3							New York Mets @ Miami Marlins Roger Dean Stadium, Jupiter, FL Sun Mar 03 2013, 1:13 PM - 4:02 PM EST Att: 3,979 - Sunny - 61 F				
3 Omar Quintanilla, L OBP: 0.533, SLG: 0.727 70 Wilfredo Tovar, R OBP: 0.375, SLG: 0.375									2 1 0 0 1 1 1 2 0 1 0 0 1 3												
44 John Buck, R OBP: 0.250, SLG: 0.727 22 Landon Powell, S OBP: 0.273, SLG: 0.200									3 1 1 3 0 0 0 2 0 0 0 0 1 4												
23 Mike Baxter, L OBP: 0.167, SLG: 0.067 58 César Puello, R OBP: 0.167, SLG: 0.167									3 0 0 0 0 0 0 1 0 0 0 0 1 1												
77 Andrew Brown, R OBP: 0.176, SLG: 0.188 63 Juan Lagares, R OBP: 0.200, SLG: 0.300									3 0 0 0 0 2 0 1 0 1 0 0 0 0												
9 Kirk Nieuwenhuis, L OBP: 0.150, SLG: 0.056 19 Zach Lutz, R OBP: 0.438, SLG: 0.462									2 0 0 0 1 1 0 1 0 0 0 0 0 2												
80 Jamie Hoffmann, R OBP: 0.200, SLG: 0.357 61 Wilmer Flores, R OBP: 0.143, SLG: 0.143									3 0 0 0 0 3 1 1 0 0 0 0 0 0												
12 Brandon Hicks, R OBP: 0.353, SLG: 0.333									2 1 1 1 2 1 0 64 BB 76 BB												
76 Josh Satin, R OBP: 0.700, SLG: 0.857									2 1 1 0 2 0 0 64 BB												
Inning Stats	R: 0 E: 0 K: 2 S: 7	H: 0 LOB: 0 BB: 0 P: 7	R: 0 E: 0 K: 1 S: 5	H: 0 LOB: 0 BB: 0 P: 5	R: 4 E: 0 K: 1 S: 12	H: 3 LOB: 0 BB: 1 P: 17	R: 0 E: 0 K: 2 S: 7	H: 0 LOB: 0 BB: 0 P: 7	R: 0 E: 0 K: 1 S: 6	H: 1 LOB: 1 BB: 0 P: 6	R: 0 E: 0 K: 1 S: 5	H: 0 LOB: 2 BB: 3 P: 16	R: 0 E: 0 K: 1 S: 7	H: 2 LOB: 2 BB: 0 P: 7	R: 0 E: 0 K: 2 S: 7	H: 0 LOB: 3 BB: 3 P: 19		1B: 3 2B: 1 3B: 0 HR: 2	SF: 0 SAC: 0 DP: 1 HBP: 0	WP: 0 PB: 0 SB: 1 CS: 0	PA: 39
PITCHER	IP WLS BF H R ER SO BB IBB HBP BLK WP HR S P ERA WHIP	2.2 11 2 3 3 4 1 0 0 0 0 1 20 24 10.12 1.125	3.1 5 1 1 1 2 0 0 0 0 0 0 11 12 6.75 0.750	5.1 4 1 0 0 1 0 0 0 0 0 0 6 6 0.00 1.000	6.1 1.0 W 3 0 0 0 1 0 0 0 0 0 0 5 5 0.00 0.000	7.1 1.0 H 5 0 0 0 1 3 0 0 0 0 0 0 4 16 0.00 3.000	8.1 1.0 H 5 2 0 0 1 0 0 0 0 0 0 0 7 7 0.00 2.000	9.1 1.0 S 6 0 0 0 2 3 0 0 0 0 0 0 0 7 19 0.00 3.000													

AB	32
R	4
H	6
RBI	4
BB	7
SO	12
LOB	16



Batter	1	2	3	4	5	6	7	8	9	AB	R	H	RBI	BB	SO	LOB	BOTTOM	
9 Juan Pierre, L OBP: 0.357, SLG: 0.500 76 Christian Yelich, L OBP: 0.556, SLG: 0.933									3 0 0 0 0 1 0 2 1 1 1 0 0 0								New York Mets @ Miami Marlins Roger Dean Stadium, Jupiter, FL Sun Mar 03 2013, 1:13 PM - 4:02 PM EST Att: 3,979 - Sunny - 61 F	
17 Donovan Solano, R OBP: 0.500, SLG: 0.500 64 Ed Lucas, R OBP: 0.286, SLG: 0.286									2 1 1 0 1 1 0 2 0 0 0 0 0 1									
19 Rob Brantly, L OBP: 0.287, SLG: 0.214 53 Kyle Skipworth, L OBP: 0.273, SLG: 0.250									2 0 0 0 1 0 2 0 0 0 1 0 0 0									
18 Casey Kotchman, L OBP: 0.667, SLG: 1.000 12 Matt Downs, R OBP: 0.200, SLG: 0.467									4 1 3 0 0 0 1 1 0 0 0 0 0 1									
3 Adeiny Hechavarria, R OBP: 0.333, SLG: 0.308 22 Nick Green, R OBP: 0.417, SLG: 0.500									4 0 2 2 0 0 3 0 0 0 0 0 0 0									
8 Chris Coghlan, L OBP: 0.368, SLG: 0.389 11 Bryan Petersen, L (8, 9)									3 0 0 0 1 0 1 0 0 0 0 0 0 0									
13 Chris Valaika, R OBP: 0.143, SLG: 0.231									4 0 1 0 0 0 2									
72 Derek Dietrich, L OBP: 0.500, SLG: 0.429 15 Kevin Koussmanoff, R OBP: 0.375, SLG: 1.250									1 1 1 0 1 0 0 1 1 1 1 0 0 0									
2 Gorkys Hernández, R OBP: 0.077, SLG: 0.154 77 Jake Marisnick, R OBP: 0.545, SLG: 0.889									3 1 1 1 0 1 3 1 0 0 0 0 0 0									
Inning Stats	R: 0 E: 0 K: 1 S: 6	H: 1 LOB: 2 BB: 1 P: 10	R: 0 E: 0 K: 0 S: 4	H: 1 LOB: 0 BB: 0 P: 4	R: 0 E: 0 K: 1 S: 6	H: 2 LOB: 2 BB: 1 P: 10	R: 2 E: 0 K: 1 S: 7	H: 2 LOB: 2 BB: 2 P: 15	R: 3 E: 0 K: 0 S: 6	H: 3 LOB: 1 BB: 0 P: 7	R: 1 E: 0 K: 0 S: 4	H: 1 LOB: 0 BB: 0 P: 4	R: 0 E: 0 K: 0 S: 3	H: 0 LOB: 1 BB: 0 P: 4	1B: 7 2B: 4 3B: 0 HR: 1	SF: 1 SAC: 0 DP: 1 HBP: 2		WP: 0 PB: 0 SB: 0 CS: 0
PITCHER	IP WLS BF H R ER SO BB IBB HBP BLK WP HR S P ERA WHIP	3.0 13 4 2 2 2 3 0 0 0 0 0 0 13 25 9.00 3.500	4.1 12 7 3 3 0 0 0 1 0 0 0 6 7 27.00 3.000	2.0 8 1 1 1 0 0 0 1 0 0 1 7 8 4.50 0.500														

AB	33
R	6
H	11
RBI	6
BB	4
SO	3
LOB	14



Batter	1	2	3	4	5	6	7	8	9	AB	R	H	RBI	BB	SO	LOB	TOP																				
7 Reed Johnson, R (1, 7) 17 Jordan Schafer, L (6, 8) OBP: 0.227, SLG: 0.190 OBP: 0.333, SLG: 0.350	G4-3		P4			F7	K		G3-6	3	0	0	0	0	0	0																					
22 Jason Hayward, L (1, 9) 74 Jordan Parraz, R (6, 9) OBP: 0.316, SLG: 0.700 OBP: 0.333, SLG: 0.571	F9		K			G3			F8	3	0	0	0	0	1	0																					
8 Justin Upton, R (1, 10) 68 Evan Gattis, R (6, PH) (8, 10)	HR					F9			73 1B 76 G5-3 1B	2	1	1	1	1	0	0																					
2 B.J. Upton, R (1, 8) 73 Joey Tordella, S (6, 7) OBP: 0.318, SLG: 0.591 OBP: 0.632, SLG: 0.882	K					G5-3			76 G5-3 1B	3	0	0	0	0	1	1																					
25 Juan Francisco, L (1, 5) 76 Joe Leonard, R (7, 5) OBP: 0.333, SLG: 0.542 OBP: 0.200, SLG: 0.300									G3	3	0	1	0	0	1	0																					
									G5-3	1	0	0	1	0	0	1																					
23 Chris Johnson, R (1, 3) 58 Ernesto Mejia, R (7, 3) OBP: 0.400, SLG: 0.737 OBP: 0.333, SLG: 0.267										3	1	3	1	0	0	0																					
										1	0	0	0	0	1	1																					
23 Blake DeWitt, L (1, 4) 85 Sean Kazmar Jr., R (9, PR) (9, 4)										4	1	2	0	0	1	2																					
										0	0	0	0	0	0	0																					
1 Tyler Pastornicky, R (1, 6) 75 Elmer Reyes, R (7, 6)										3	0	2	1	0	0	1																					
										1	0	0	0	0	1	1																					
57 Christian Bethancourt, R (1, 2) 20 Matt Paganzzi, R (6, 2) OBP: 0.400, SLG: 0.375 OBP: 0.375, SLG: 0.429										2	0	0	0	0	0	1																					
										2	0	1	0	0	0	1																					
Inning Stats	R: 1 E: 0 K: 0 S: 7	H: 1 LOB: 0 BB: 0 P: 8	R: 0 E: 0 K: 0 S: 4	H: 2 LOB: 1 BB: 4 P: 4	R: 0 E: 0 K: 1 S: 5	H: 0 LOB: 0 BB: 0 P: 5	R: 0 E: 0 K: 1 S: 5	H: 0 LOB: 0 BB: 0 P: 5	R: 1 E: 0 K: 0 S: 6	H: 3 LOB: 1 BB: 1 P: 6	R: 0 E: 0 K: 0 S: 3	H: 0 LOB: 1 BB: 1 P: 7	R: 1 E: 0 K: 2 S: 12	H: 3 LOB: 2 BB: 0 P: 14	R: 1 E: 0 K: 1 S: 7	H: 2 LOB: 1 BB: 0 P: 7	R: 0 E: 1 K: 1 S: 6	H: 1 LOB: 2 BB: 0 P: 7	1B: 9 2B: 1 3B: 0 HR: 2	SF: 0 SAC: 0 DP: 2 HBP: 0	WP: 0 PB: 0 SB: 1 CS: 1	PA: 37															
PITCHER	IP WLS BF H R ER SO BB IBB HBP BLK WP HR S P ERA WHIP																																				
53 Jeremy Hefner, R (1, 1) ERA: 3.68	3.0	11	3	1	1	2	0	0	0	0	0	0	0	1	16	17	3.00	1.000																			
74 Rafael Montero, R (4, 1) ERA: 4.5	2.0	B	7	3	1	1	1	0	0	0	0	0	0	0	11	11	4.50	1.500																			
27 Jeury Familia, R (6, 1) ERA: 4.5	1.0		4	0	0	0	0	1	0	0	0	0	0	0	3	7	0.00	1.000																			
60 Darin Gorski, L (7, 1) ERA: 9.0	1.0	L	6	3	1	1	2	0	0	0	0	0	0	1	12	14	9.00	3.000																			
66 Josh Edgin, L (8, 1) ERA: 4.5	1.0		5	2	1	1	1	0	0	0	0	0	0	0	7	7	9.00	2.000																			

Atlanta Braves @ New York Mets
Tradition Field, Port St. Lucie, FL
Mon Mar 04 2013, 1:10 PM - 4:06 PM EST
Att: 4,012 - Sunny - 60 F

AB 36
R 4
H 12
RBI 4
BB 1
SO 7
LOB 13

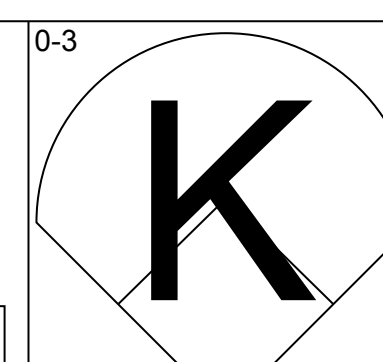
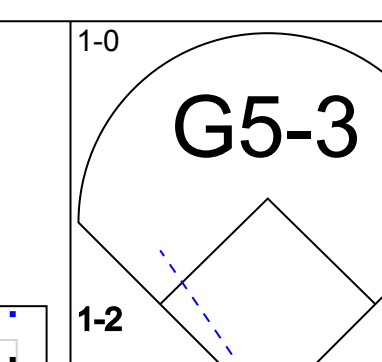
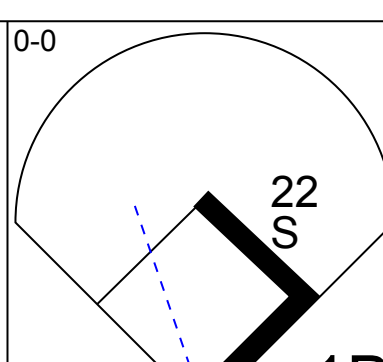
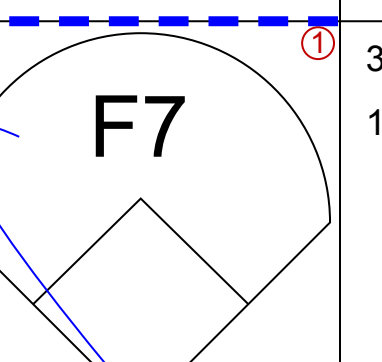
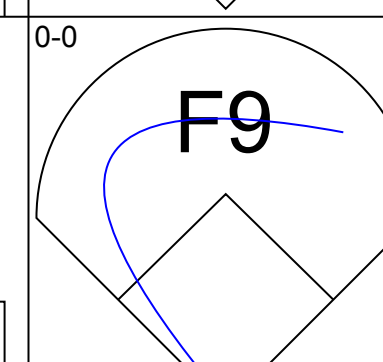
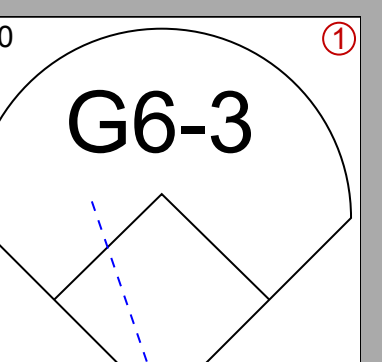
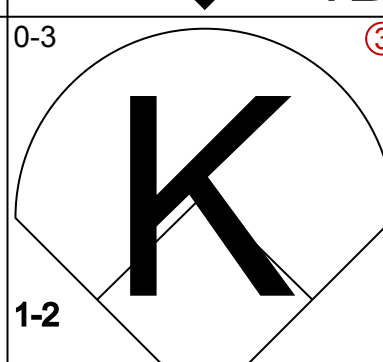
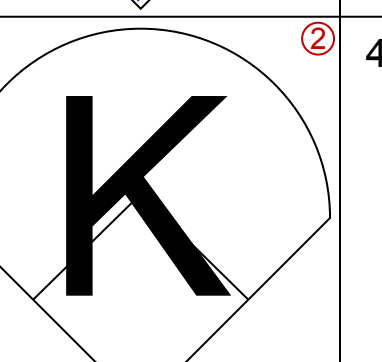
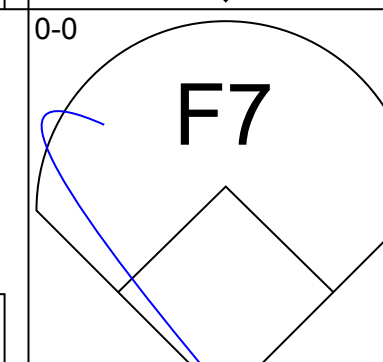
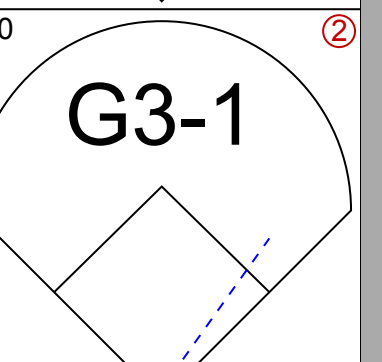
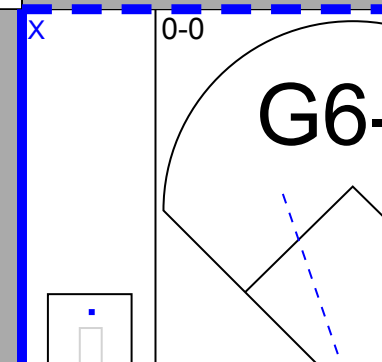
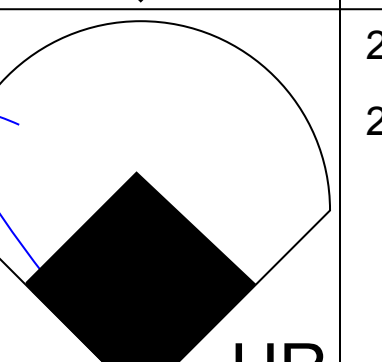
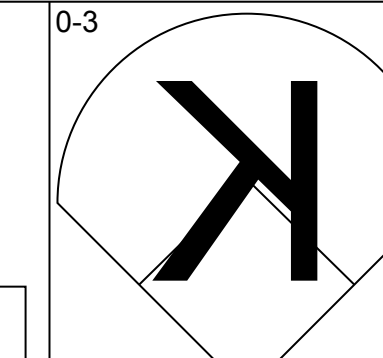
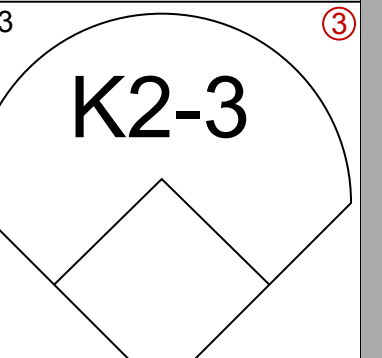
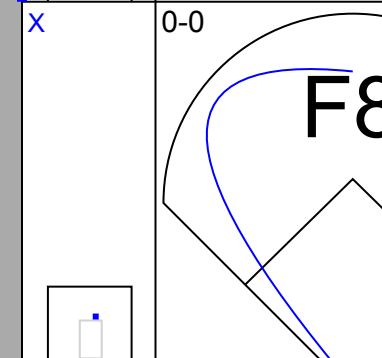
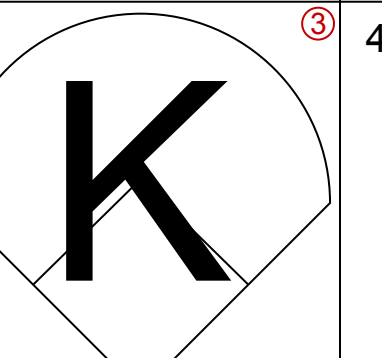

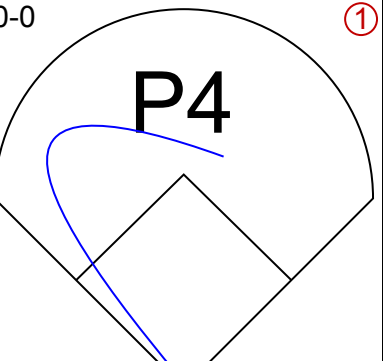
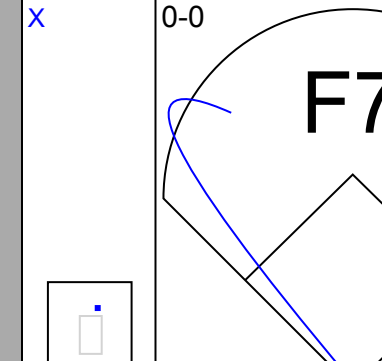

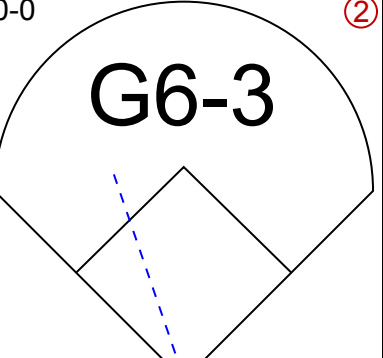
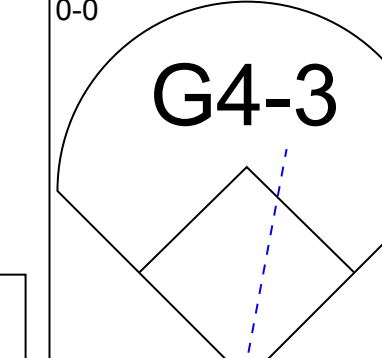
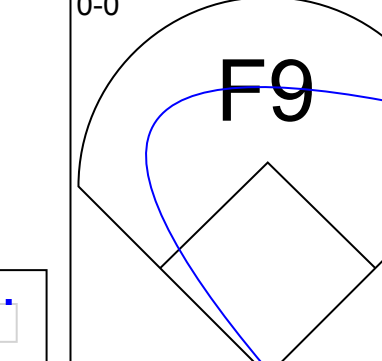
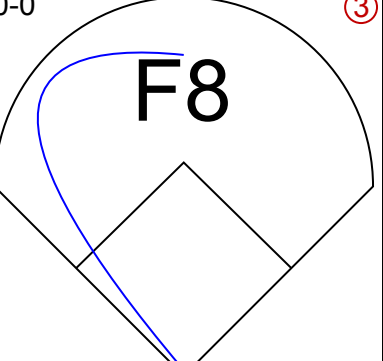
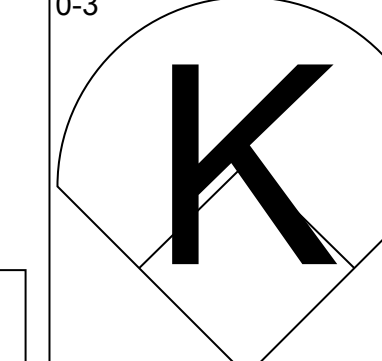
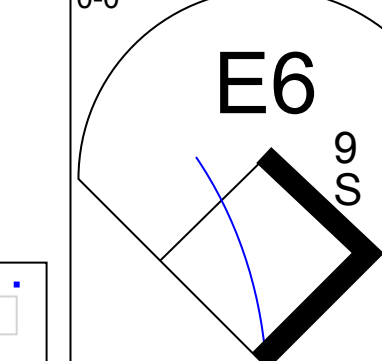
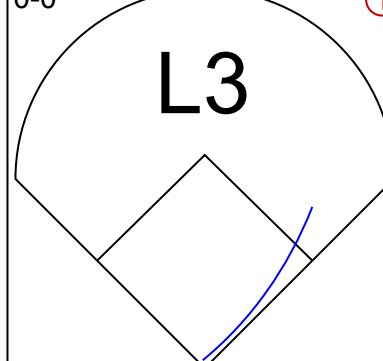
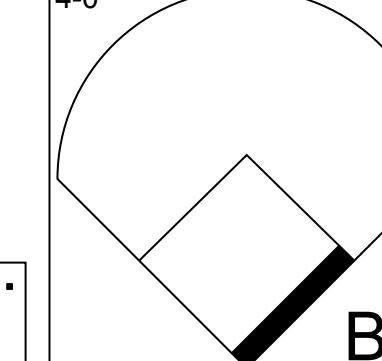
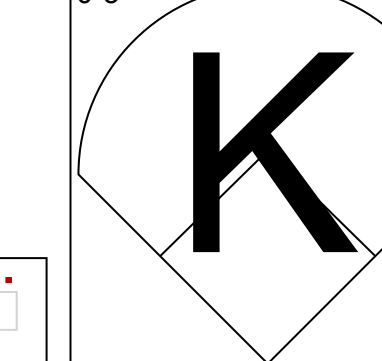
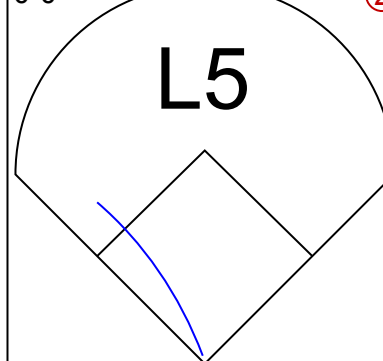
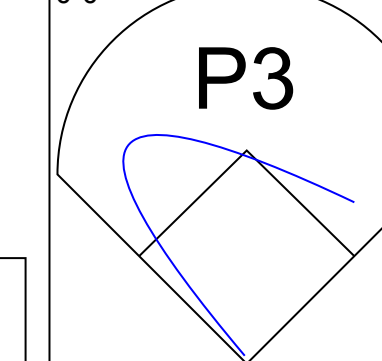


Batter	1	2	3	4	5	6	7	8	9	AB	R	H	RBI	BB	SO	LOB	BOTTOM																				
68 Matthew den Dekker, L (1, 8) 63 Juan Lagares, R (8, 8) OBP: 0.188, SLG: 0.188 OBP: 0.200, SLG: 0.300	F8									4	1	1	0	0	0	1																					
4 Collin Cowgill, R (1, 10) OBP: 0.500, SLG: 0.750										4	0	1	0	0	1	1																					
29 Ike Davis, L (1, 3) 12 Brandon Hicks, R (7, 3) OBP: 0.353, SLG: 0.590 OBP: 0.333, SLG: 0.308										2	1	1	0	0	1	0																					
										1	0	0	0	0	1	0																					
6 Marlon Byrd, R (1, 9) 23 Mike Baxter, L (7, 9) OBP: 0.375, SLG: 0.533 OBP: 0.211, SLG: 0.125										2	0	1	2	0	0	0																					
										1	0	1	0	0	0	0																					
21 Lucas Duda, L (1, 7) OBP: 0.176, SLG: 0.412										4	0	0	0	0	1	3																					
15 Travis d'Arnaud, R (1, 2) 20 Anthony Recker, R (7, 2) OBP: 0.400, SLG: 0.571 OBP: 0.500, SLG: 1.167										3	0	1	0	0	2	0																					
										1	0	1	0	0	0	0																					
Justin Turner, R (1, 4) 61 Wilmer Flores, R (7, 4) OBP: 0.375, SLG: 0.333 OBP: 0.111, SLG: 0.111										2	0	1	0	0	0	1																					
										2	0	0	0	0	1	1																					
19 Zach Lutz, R (1, 5) 16 Brian Bixler, R (7, 5) OBP: 0.444, SLG: 0.429 OBP: 0.525, SLG: 0.583										1	0	0	0	1	0	1																					
										0	0	0	0	2	0	0																					
11 Rubén Tejada, R (1, 6) 70 Wilfredo Tovar, R (7, 6) OBP: 0.250, SLG: 0.455 OBP: 0.300, SLG: 0.300										2	0	0	0	0	1	3																					
										2	0	0	0	0	0	3																					
Inning Stats	R: 1 E: 0 K: 0 S: 5	H: 3 LOB: 1 BB: 0 P: 6	R: 0 E: 0 K: 2 S: 7	H: 1 LOB: 2 BB: 1 P: 11	R: 1 E: 0 K: 0 S: 4	H: 1 LOB: 1 BB: 0 P: 6	R: 0 E: 0 K: 0 S: 4	H: 1 LOB: 1 BB: 0 P: 4	R: 0 E: 0 K: 2 S: 7	H: 0 LOB: 0 BB: 0 P: 7	R: 0 E: 0 K: 2 S: 3	H: 0 LOB: 1 BB: 1 P: 7	R: 0 E: 0 K: 1 S: 6	H: 1 LOB: 1 BB: 0 P: 6	R: 0 E: 0 K: 1 S: 5	H: 1 LOB: 1 BB: 1 P: 9	1B: 6 2B: 3 3B: 0 HR: 0	SF: 1 SAC: 0 DP: 2 HBP: 1	WP: 2 PB: 1 SB: 1 CS: 2	PA: 36																	
PITCHER	IP WLS BF H R ER SO BB IBB HBP BLK WP HR S P ERA WHIP																																				
15 Tim Hudson, R (1, 1) ERA: 4.0	4.0	18	6	2	2	2	1	0	0	0	0	0	0	0	7	7	0.00	0.000																			
43 Luis Avilan, L (5, 1) ERA: 12.27	1.0		3	0	0	0	2	0	0	0	0	0	0	0	7	7	0.00	0.000																			
61 David Carpenter, R (6, 1) ERA: 12.27	1.0	W	3	0	0	0	2	0	0	0	0	0	0	0	7	7	0.00	0.000																			
62 David Hale, R (7, 1) ERA: 12.27	2.0	H	8	1	0	0	1	1	0	0	0	0	1	0	9	14	0.00	1.000																			
82 Alex Wood, L (9, 1) ERA: 12.27	1.0	S	4	1	0	0	1	1	0	0	0	0	0	0	5	9	0.00	2.000																			

Atlanta Braves @ New York Mets
Tradition Field, Port St. Lucie, FL
Mon Mar 04 2013, 1:10 PM - 4:06 PM EST
Att: 4,012 - Sunny - 60 F

AB 31
R 2
H 8
RBI 2
BB 3
SO 8
LOB 14

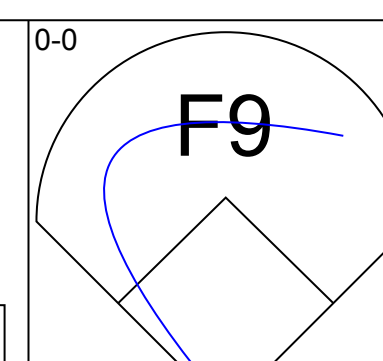
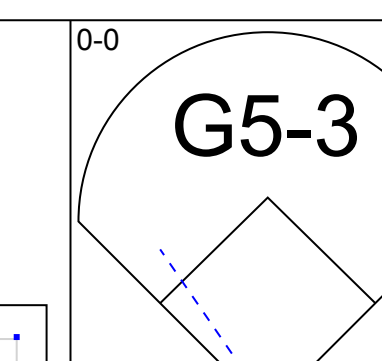
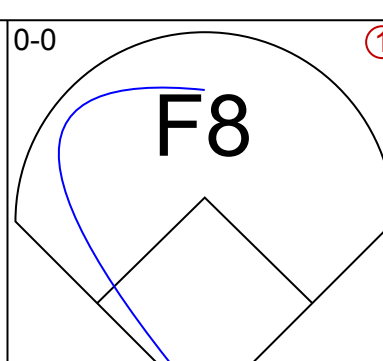
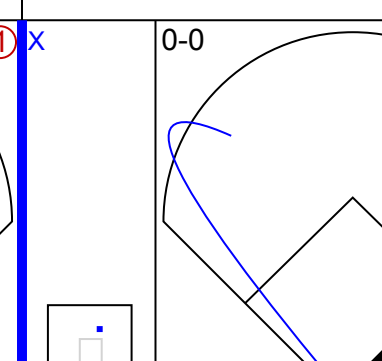
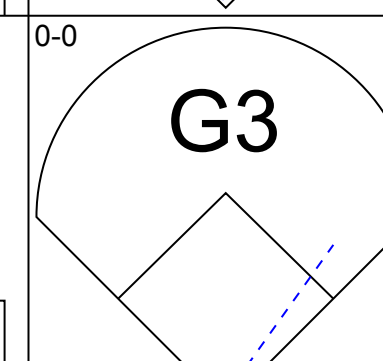
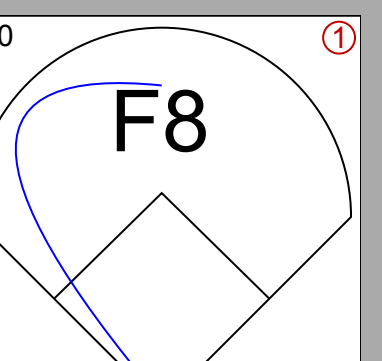
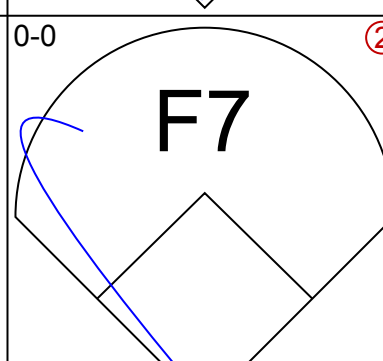

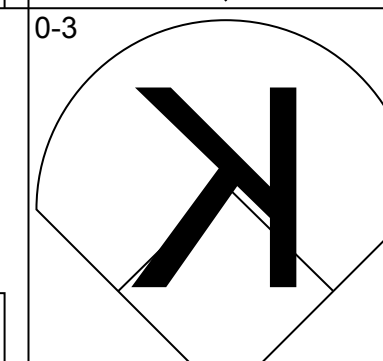
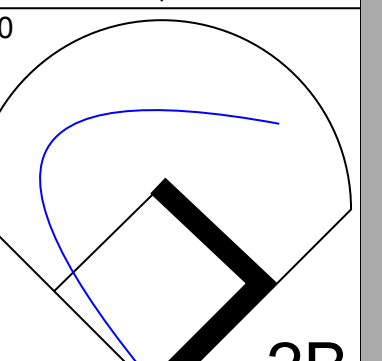
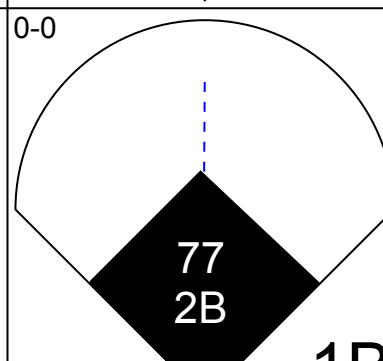
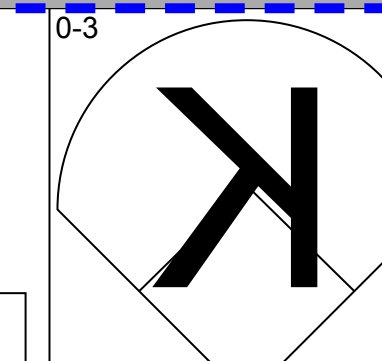
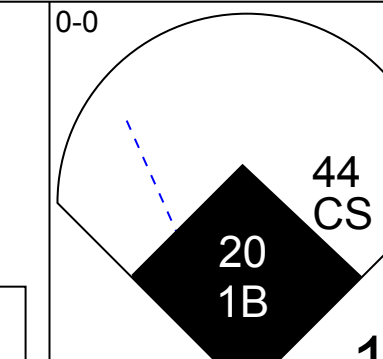
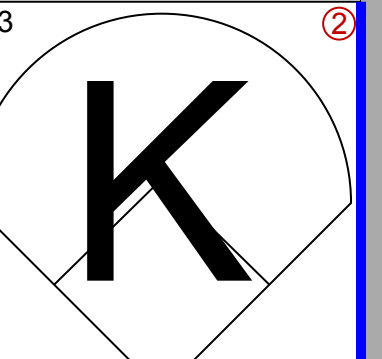
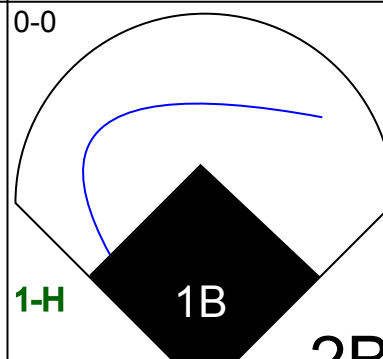
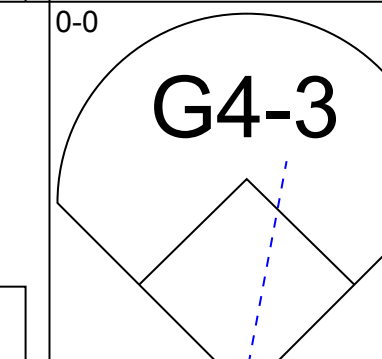

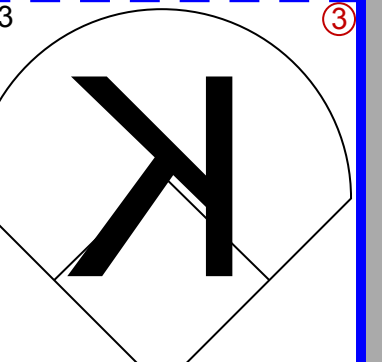
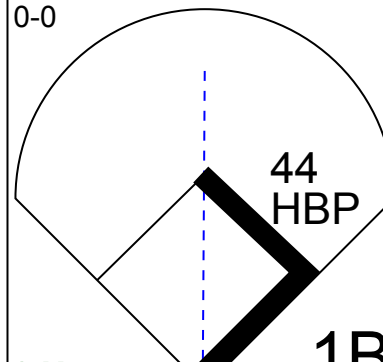
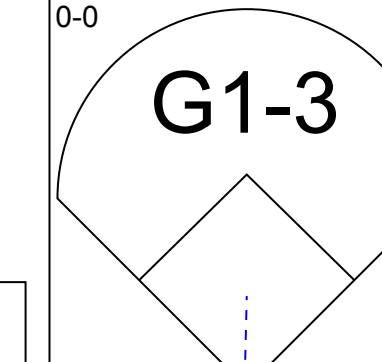

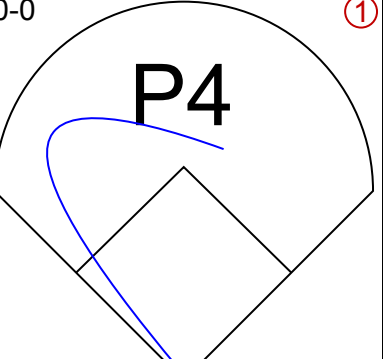
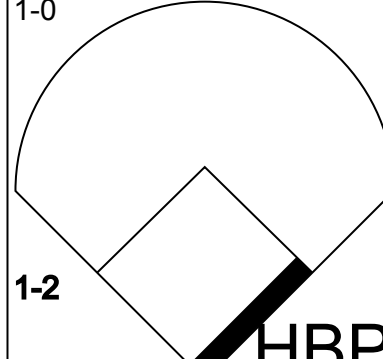

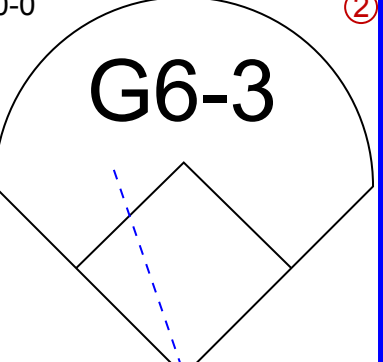
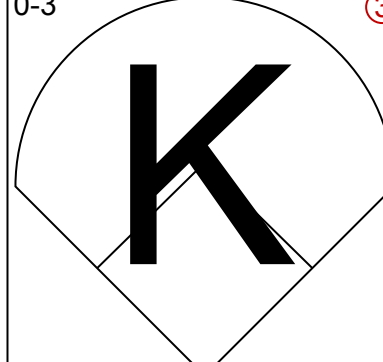
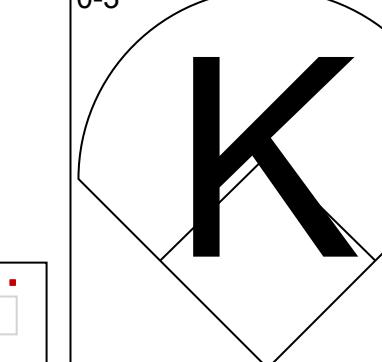
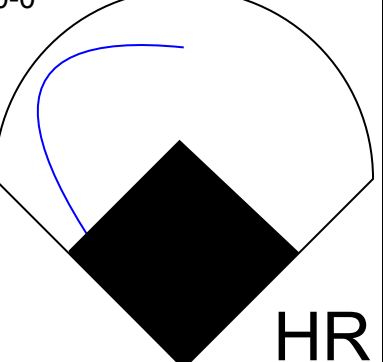
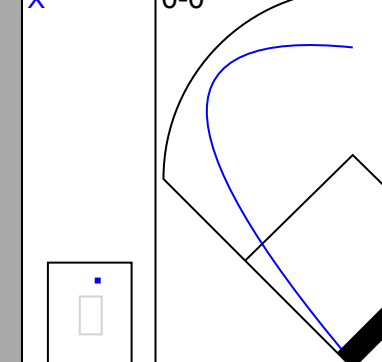
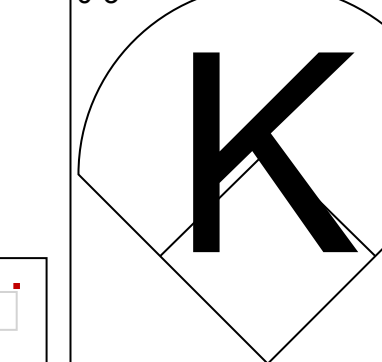
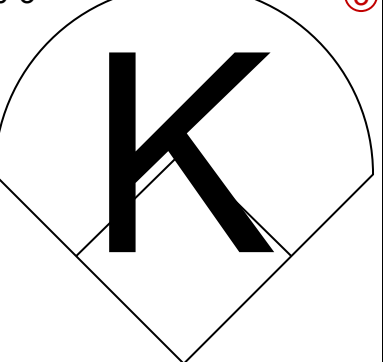
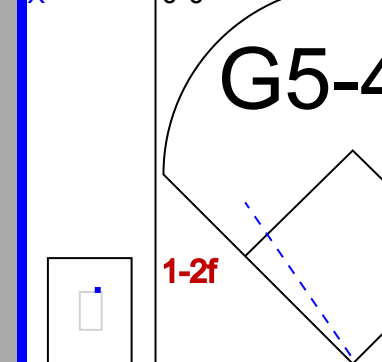


Batter	1	2	3	4	5	6	7	8	9	AB	R	H	RBI	BB	SO	LOB	TOP					
9 Juan Pierre, L (1.7) OBP: 0.353, SLG: 0.471 76 Christian Yelich, L (6.8) OBP: 0.500, SLG: 0.842										3	0	1	0	0	1	1						
22 Nick Green, R (1.6) OBP: 0.313, SLG: 0.357										4	0	0	0	0	2	1						
19 Rob Brantly, L (1.2) OBP: 0.235, SLG: 0.188 79 J.T. Realmuto, R (6.2) OBP: 0.429, SLG: 0.833										2	0	0	0	0	0	0						
25 Joe Mahoney, L (1.10) OBP: 0.273, SLG: 0.571										4	0	0	0	0	3	0						
13 Chris Valaika, R (1.4) OBP: 0.118, SLG: 0.188 64 Ed Lucas, R (7.4) OBP: 0.250, SLG: 0.250										3	0	0	0	0	0	0						
8 Chris Coghlan, L (1.8) OBP: 0.333, SLG: 0.350 68 Marcell Ozuna, R (8.7) OBP: 0.429, SLG: 0.333										2	0	0	0	0	1	0						
18 Casey Kotchman, L (1.3) OBP: 0.533, SLG: 0.786 72 Derek Dietrich, L (8.5) OBP: 0.500, SLG: 0.429										3	0	0	0	0	1	0						
1 Chone Figgins, S (1.9) OBP: 0.333, SLG: 0.350										2	0	0	0	1	0	0						
60 Zack Cox, L (1.5) OBP: 0.300, SLG: 0.300 15 Kevin Kouzmanoff, R (8.3) OBP: 0.333, SLG: 1.111										2	0	0	0	0	1	1						
Inning Stats	R: 0 E: 0 K: 1 S: 5	H: 0 LOB: 0 BB: 0 P: 5	R: 0 E: 0 K: 2 S: 7	H: 0 LOB: 0 BB: 0 P: 7	R: 0 E: 1 K: 1 S: 6	H: 0 LOB: 1 BB: 0 P: 7	R: 0 E: 0 K: 1 S: 5	H: 0 LOB: 0 BB: 0 P: 5	R: 0 E: 0 K: 0 S: 3	H: 1 LOB: 1 BB: 0 P: 6	R: 0 E: 0 K: 0 S: 3	H: 0 LOB: 0 BB: 0 P: 3	R: 0 E: 0 K: 1 S: 5	H: 0 LOB: 1 BB: 1 P: 9	R: 1 E: 0 K: 2 S: 8	H: 1 LOB: 0 BB: 0 P: 10	1B: 1 2B: 0 3B: 0 HR: 1	SF: 0 SAC: 0 DP: 0 HBP: 0	WP: 0 PB: 0 CS: 0	PA: 31		
PITCHER	IP WLS BF H R ER SO BB IBB HBP BLK WP HR S P ERA WHIP	IP WLS BF H R ER SO BB IBB HBP BLK WP HR S P ERA WHIP	IP WLS BF H R ER SO BB IBB HBP BLK WP HR S P ERA WHIP	IP WLS BF H R ER SO BB IBB HBP BLK WP HR S P ERA WHIP	IP WLS BF H R ER SO BB IBB HBP BLK WP HR S P ERA WHIP	IP WLS BF H R ER SO BB IBB HBP BLK WP HR S P ERA WHIP	IP WLS BF H R ER SO BB IBB HBP BLK WP HR S P ERA WHIP	IP WLS BF H R ER SO BB IBB HBP BLK WP HR S P ERA WHIP	IP WLS BF H R ER SO BB IBB HBP BLK WP HR S P ERA WHIP	IP WLS BF H R ER SO BB IBB HBP BLK WP HR S P ERA WHIP	IP WLS BF H R ER SO BB IBB HBP BLK WP HR S P ERA WHIP	IP WLS BF H R ER SO BB IBB HBP BLK WP HR S P ERA WHIP	IP WLS BF H R ER SO BB IBB HBP BLK WP HR S P ERA WHIP	IP WLS BF H R ER SO BB IBB HBP BLK WP HR S P ERA WHIP	IP WLS BF H R ER SO BB IBB HBP BLK WP HR S P ERA WHIP	IP WLS BF H R ER SO BB IBB HBP BLK WP HR S P ERA WHIP	IP WLS BF H R ER SO BB IBB HBP BLK WP HR S P ERA WHIP	IP WLS BF H R ER SO BB IBB HBP BLK WP HR S P ERA WHIP	IP WLS BF H R ER SO BB IBB HBP BLK WP HR S P ERA WHIP	IP WLS BF H R ER SO BB IBB HBP BLK WP HR S P ERA WHIP	IP WLS BF H R ER SO BB IBB HBP BLK WP HR S P ERA WHIP	IP WLS BF H R ER SO BB IBB HBP BLK WP HR S P ERA WHIP

Miami Marlins @ New York Mets
Tradition Field, Port St. Lucie, FL
Thu Mar 07 2013, 1:11 PM - 3:35 PM EST
Att: 3,695 - Partly Cloudy - 68 F

AB 30
R 1
H 2
RBI 1
BB 1
SO 9
LOB 4



Batter	1	2	3	4	5	6	7	8	9	AB	R	H	RBI	BB	SO	LOB	BOTTOM				
1 Jordany Valdespin, L (1.4) OBP: 0.381, SLG: 0.500 64 Reese Havens, L (7.4) OBP: 0.300, SLG: 0.125										3	0	0	0	0	0	0					
3 Omar Quintanilla, L (1.6) OBP: 0.444, SLG: 0.571 70 Wilfredo Tovar, R (7.6) OBP: 0.273, SLG: 0.273										3	0	0	0	0	0	0					
29 Ike Davis, L (1.3) OBP: 0.400, SLG: 0.588 80 Jamie Hoffmann, R (6.7) OBP: 0.188, SLG: 0.333										3	0	2	0	0	1	0					
6 Marlon Byrd, R (1.9) OBP: 0.389, SLG: 0.529 77 Andrew Brown, R (5.9) OBP: 0.211, SLG: 0.278										2	1	1	0	0	1	1					
21 Lucas Duda, L (1.7) OBP: 0.158, SLG: 0.368 Justin Turner, R (5.7) OBP: 0.389, SLG: 0.353										2	0	0	0	0	2	2					
44 John Buck, R (1.10) OBP: 0.287, SLG: 0.615										2	0	0	0	0	1	1					
20 Anthony Recker, R (1.2) OBP: 0.500, SLG: 1.000 22 Landon Powell, S (6.7) OBP: 0.250, SLG: 0.182										2	0	1	1	0	0	0					
68 Matthew den Dekker, L (1.8) OBP: 0.263, SLG: 0.421 63 Juan Lagares, R (8.8) OBP: 0.200, SLG: 0.300										3	1	2	1	0	1	0					
12 Brandon Hicks, R (1.5) OBP: 0.300, SLG: 0.267 61 Wilmer Flores, R (7.5) OBP: 0.100, SLG: 0.100										2	0	0	0	0	2	0					
Inning Stats	R: 0 E: 0 K: 1 S: 5	H: 2 LOB: 1 BB: 0 P: 8	R: 0 E: 0 K: 2 S: 7	H: 0 LOB: 0 BB: 0 P: 7	R: 0 E: 0 K: 2 S: 8	H: 1 LOB: 1 BB: 0 P: 8	R: 1 E: 0 K: 1 S: 6	H: 1 LOB: 0 BB: 0 P: 6	R: 2 E: 0 K: 1 S: 8	H: 3 LOB: 2 BB: 0 P: 9	R: 0 E: 0 K: 0 S: 4	H: 2 LOB: 1 BB: 0 P: 4	R: 0 E: 0 K: 1 S: 5	H: 0 LOB: 0 BB: 0 P: 5	1B: 6 2B: 2 3B: 0 HR: 1	SF: 0 SAC: 0 DP: 1 HBP: 1	WP: 0 PB: 0 CS: 1	PA: 32			
PITCHER	IP WLS BF H R ER SO BB IBB HBP BLK WP HR S P ERA WHIP	IP WLS BF H R ER SO BB IBB HBP BLK WP HR S P ERA WHIP	IP WLS BF H R ER SO BB IBB HBP BLK WP HR S P ERA WHIP	IP WLS BF H R ER SO BB IBB HBP BLK WP HR S P ERA WHIP	IP WLS BF H R ER SO BB IBB HBP BLK WP HR S P ERA WHIP	IP WLS BF H R ER SO BB IBB HBP BLK WP HR S P ERA WHIP	IP WLS BF H R ER SO BB IBB HBP BLK WP HR S P ERA WHIP	IP WLS BF H R ER SO BB IBB HBP BLK WP HR S P ERA WHIP	IP WLS BF H R ER SO BB IBB HBP BLK WP HR S P ERA WHIP	IP WLS BF H R ER SO BB IBB HBP BLK WP HR S P ERA WHIP	IP WLS BF H R ER SO BB IBB HBP BLK WP HR S P ERA WHIP	IP WLS BF H R ER SO BB IBB HBP BLK WP HR S P ERA WHIP	IP WLS BF H R ER SO BB IBB HBP BLK WP HR S P ERA WHIP	IP WLS BF H R ER SO BB IBB HBP BLK WP HR S P ERA WHIP	IP WLS BF H R ER SO BB IBB HBP BLK WP HR S P ERA WHIP	IP WLS BF H R ER SO BB IBB HBP BLK WP HR S P ERA WHIP	IP WLS BF H R ER SO BB IBB HBP BLK WP HR S P ERA WHIP	IP WLS BF H R ER SO BB IBB HBP BLK WP HR S P ERA WHIP	IP WLS BF H R ER SO BB IBB HBP BLK WP HR S P ERA WHIP	IP WLS BF H R ER SO BB IBB HBP BLK WP HR S P ERA WHIP	IP WLS BF H R ER SO BB IBB HBP BLK WP HR S P ERA WHIP

Miami Marlins @ New York Mets
Tradition Field, Port St. Lucie, FL
Thu Mar 07 2013, 1:11 PM - 3:35 PM EST
Att: 3,695 - Partly Cloudy - 68 F

AB 31
R 4
H 9
RBI 4
BB 0
SO 10
LOB 8



Batter	1	2	3	4	5	6	7	8	9	AB	R	H	RBI	BB	SO	LOB	TOP				
11 Rubén Tejada, R OBP: 0.200, SLG: 0.357 70 Wilfredo Tovar, R OBP: 0.231, SLG: 0.231	0-3 K		0-3 K	0-0 FC6-4			0-0 G6-3		0-0 P6	3	0	0	0	0	2	3					
1 Jordany Valdespin, L OBP: 0.260, SLG: 0.585 80 Jamie Hoffmann, R OBP: 0.176, SLG: 0.313	0-0 F7		0-0 G4-3			0-0 G6-3	1-1 HR		0-0 G6-3	4	1	1	1	0	0	0					
4 Colin Cowgill, R OBP: 0.530, SLG: 0.714 68 Matthew den Dekker, L (7, PH) OBP: 0.296, SLG: 0.400	4-0 BB		0-0 F8			4-0 BB	0-0 F8		4-0 BB	1	0	0	0	2	0	0					
23 Mike Baxter, L OBP: 0.217, SLG: 0.105 63 Juan Lagares, R OBP: 0.162, SLG: 0.273	0-3 K			1-0 HBP	1-3 K		0-3 K		0-0 L8	3	1	0	0	0	3	2					
15 Travis d'Arnaud, R OBP: 0.444, SLG: 0.533 22 Landon Powell, S OBP: 0.308, SLG: 0.250		4-0 BB		1-3 K	1-0 HBP				0-0 76 1B	1	0	0	0	1	1	1					
19 Zach Lutz, R OBP: 0.426, SLG: 0.412 61 Wilmer Flores, R OBP: 0.091, SLG: 0.091	0-3 K		0-0 HBP	0-0 1B	0-3 K				0-3 K	3	0	1	1	0	2	3					
77 Andrew Brown, R OBP: 0.143, SLG: 0.143 58 César Puello, R OBP: 0.143, SLG: 0.143	0-3 K		0-3 K				0-0 P4		0-3 K	3	0	0	0	0	2	2					
12 Brandon Hicks, R OBP: 0.348, SLG: 0.294 76 Josh Satin, R OBP: 0.727, SLG: 0.875	4-0 BB		0-0 HBP	1-2 1B			0-3 K		0-0 1B	2	0	1	0	1	1	0					
16 Brian Bixler, R OBP: 0.500, SLG: 0.500 64 Reese Havens, L OBP: 0.273, SLG: 0.111	0-3 K		1-0 HBP	1-2 2-3 HBP			0-0 F8		0-0 F8	2	0	0	0	0	1	2					
Inning Stats	R: 0 E: 0 K: 2 S: 7	H: 0 LOB: 1 BB: 1 P: 11	R: 0 E: 0 K: 3 S: 9	H: 0 LOB: 2 BB: 2 P: 17	R: 0 E: 0 K: 1 S: 5	H: 2 LOB: 3 BB: 0 P: 5	R: 0 E: 0 K: 2 S: 9	H: 0 LOB: 2 BB: 1 P: 13	R: 0 E: 0 K: 1 S: 5	H: 0 LOB: 0 BB: 0 P: 5	R: 1 E: 0 K: 1 S: 7	H: 1 LOB: 0 BB: 0 P: 8	R: 0 E: 0 K: 2 S: 9	H: 2 LOB: 1 BB: 1 P: 9	R: 0 E: 0 K: 0 S: 3	H: 0 LOB: 1 BB: 1 P: 7	1B: 4 2B: 0 3B: 0 HR: 1	SF: 0 SAC: 0 DP: 0 HBP: 3	WP: 0 PB: 0 SB: 2 CS: 0	PA: 40	
PITCHER	IP WLS BF H R ER SO BB IBB HBP BLK WP HR S P ERA WHIP	IP WLS BF H R ER SO BB IBB HBP BLK WP HR S P ERA WHIP	IP WLS BF H R ER SO BB IBB HBP BLK WP HR S P ERA WHIP	IP WLS BF H R ER SO BB IBB HBP BLK WP HR S P ERA WHIP	IP WLS BF H R ER SO BB IBB HBP BLK WP HR S P ERA WHIP	IP WLS BF H R ER SO BB IBB HBP BLK WP HR S P ERA WHIP	IP WLS BF H R ER SO BB IBB HBP BLK WP HR S P ERA WHIP	IP WLS BF H R ER SO BB IBB HBP BLK WP HR S P ERA WHIP	IP WLS BF H R ER SO BB IBB HBP BLK WP HR S P ERA WHIP	IP WLS BF H R ER SO BB IBB HBP BLK WP HR S P ERA WHIP	IP WLS BF H R ER SO BB IBB HBP BLK WP HR S P ERA WHIP	IP WLS BF H R ER SO BB IBB HBP BLK WP HR S P ERA WHIP	IP WLS BF H R ER SO BB IBB HBP BLK WP HR S P ERA WHIP	IP WLS BF H R ER SO BB IBB HBP BLK WP HR S P ERA WHIP	IP WLS BF H R ER SO BB IBB HBP BLK WP HR S P ERA WHIP	IP WLS BF H R ER SO BB IBB HBP BLK WP HR S P ERA WHIP	IP WLS BF H R ER SO BB IBB HBP BLK WP HR S P ERA WHIP	IP WLS BF H R ER SO BB IBB HBP BLK WP HR S P ERA WHIP	IP WLS BF H R ER SO BB IBB HBP BLK WP HR S P ERA WHIP	IP WLS BF H R ER SO BB IBB HBP BLK WP HR S P ERA WHIP	IP WLS BF H R ER SO BB IBB HBP BLK WP HR S P ERA WHIP

New York Mets @ Detroit Tigers
Joker Marchant Stadium, Lakeland, FL
Fri Mar 08 2013, 1:09 PM - 4:03 PM EST
Att: 7,498 - Sunny - 71 F

AB 32
R 2
H 5
RBI 2
BB 5
SO 14
LOB 18



Batter	1	2	3	4	5	6	7	8	9	AB	R	H	RBI	BB	SO	LOB	BOTTOM				
39 Ramon Santiago, S OBP: 0.333, SLG: 0.556 54 Dixon Machado, R OBP: 0.333, SLG: 0.556	0-0 P6		4-0 BB		0-0 G4-3		0-0 F9			1	0	0	0	1	0	0					
48 Torii Hunter, R OBP: 0.286, SLG: 0.400 72 Tyler Collins, L OBP: 0.440, SLG: 0.792	0-0 G3-1		0-0 L9			0-0 G4-3		1-2 HR		2	0	0	0	0	0	1					
41 Victor Martinez, S OBP: 0.333, SLG: 0.375	0-3 K			0-0 G3		0-0 F7		0-3 K		4	0	0	0	0	2	0					
26 Brennan Boesch, L OBP: 0.286, SLG: 0.167 74 Daniel Fields, L OBP: 0.286, SLG: 0.167		4-0 BB	0-0 G3-1		0-0 G3-1		0-0 L8		0-3 K	2	0	0	0	1	0	0					
12 Andy Dirks, L OBP: 0.300, SLG: 0.316 34 Avisail García, R OBP: 0.321, SLG: 0.423	0-0 G3-6-3		0-0 G4-3				0-0 F9		0-0 F9	2	1	1	0	0	0	0					
55 Brayán Peña, S OBP: 0.200, SLG: 0.429 25 Ramón Cabrera, S OBP: 0.250, SLG: 0.100	0-0 G4-3			0-0 G3-1			4-0 BB		0-0 F9	2	0	0	0	0	0	0					
32 Don Kelly, L OBP: 0.351, SLG: 0.611 67 Kevin Russo, R OBP: 0.333, SLG: 0.650			4-0 BB		0-0 1B		0-0 G6-4-3		0-0 F9	1	1	1	0	1	0	0					
68 Matt Tuasosopo, R OBP: 0.211, SLG: 0.278			0-0 2B		0-0 1B		1-2 BB		0-0 BB	2	0	0	0	0	0	2					
18 Hernán Pérez, R OBP: 0.357, SLG: 0.333			0-0 F9		0-3 K		0-0 E6			3	0	0	0	0	1	3					
Inning Stats	R: 0 E: 0 K: 1 S: 5	H: 0 LOB: 0 BB: 0 P: 5	R: 0 E: 0 K: 0 S: 2	H: 0 LOB: 0 BB: 1 P: 6	R: 1 E: 0 K: 0 S: 3	H: 1 LOB: 2 BB: 2 P: 11	R: 0 E: 0 K: 0 S: 3	H: 0 LOB: 0 BB: 0 P: 3	R: 0 E: 0 K: 0 S: 3	H: 0 LOB: 0 BB: 0 P: 3	R: 1 E: 0 K: 0 S: 4	H: 1 LOB: 2 BB: 2 P: 12	R: 1 E: 0 K: 2 S: 10	H: 1 LOB: 0 BB: 0 P: 11	1B: 3 2B: 1 3B: 0 HR: 1	SF: 0 SAC: 0 DP: 2 HBP: 0	WP: 0 PB: 0 SB: 0 CS: 0	PA: 32			
PITCHER	IP WLS BF H R ER SO BB IBB HBP BLK WP HR S P ERA WHIP	IP WLS BF H R ER SO BB IBB HBP BLK WP HR S P ERA WHIP	IP WLS BF H R ER SO BB IBB HBP BLK WP HR S P ERA WHIP	IP WLS BF H R ER SO BB IBB HBP BLK WP HR S P ERA WHIP	IP WLS BF H R ER SO BB IBB HBP BLK WP HR S P ERA WHIP	IP WLS BF H R ER SO BB IBB HBP BLK WP HR S P ERA WHIP	IP WLS BF H R ER SO BB IBB HBP BLK WP HR S P ERA WHIP	IP WLS BF H R ER SO BB IBB HBP BLK WP HR S P ERA WHIP	IP WLS BF H R ER SO BB IBB HBP BLK WP HR S P ERA WHIP	IP WLS BF H R ER SO BB IBB HBP BLK WP HR S P ERA WHIP	IP WLS BF H R ER SO BB IBB HBP BLK WP HR S P ERA WHIP	IP WLS BF H R ER SO BB IBB HBP BLK WP HR S P ERA WHIP	IP WLS BF H R ER SO BB IBB HBP BLK WP HR S P ERA WHIP	IP WLS BF H R ER SO BB IBB HBP BLK WP HR S P ERA WHIP	IP WLS BF H R ER SO BB IBB HBP BLK WP HR S P ERA WHIP	IP WLS BF H R ER SO BB IBB HBP BLK WP HR S P ERA WHIP	IP WLS BF H R ER SO BB IBB HBP BLK WP HR S P ERA WHIP	IP WLS BF H R ER SO BB IBB HBP BLK WP HR S P ERA WHIP	IP WLS BF H R ER SO BB IBB HBP BLK WP HR S P ERA WHIP	IP WLS BF H R ER SO BB IBB HBP BLK WP HR S P ERA WHIP	IP WLS BF H R ER SO BB IBB HBP BLK WP HR S P ERA WHIP

New York Mets @ Detroit Tigers
Joker Marchant Stadium, Lakeland, FL
Fri Mar 08 2013, 1:09 PM - 4:03 PM EST
Att: 7,498 - Sunny - 71 F

AB 27
R 3
H 5
RBI 2
BB 5
SO 4
LOB 11



Batter	1	2	3	4	5	6	7	8	9	AB	R	H	RBI	BB	SO	LOB	TOP								
1 Jordan Valdespin, L (1.4) 16 Brian Bixler, R (5. PR) OBP: 0.414, SLG: 0.704 OBP: 0.542, SLG: 0.722										2	1	1	1	0	0	0									
11 Rubén Tejeda, R (1.6) 3 Omar Quintanilla, L (8.6) OBP: 0.354, SLG: 0.316 OBP: 0.391, SLG: 0.526										3	0	0	0	1	0	1									
29 Ike Davis, L (1.3) 76 Josh Satin, R (6.3) OBP: 0.462, SLG: 0.591 OBP: 0.769, SLG: 0.875										3	0	1	2	0	0	1									
21 Lucas Duda, L (1.7) 19 Zach Lutz, R (6.7) OBP: 0.286, SLG: 0.444 OBP: 0.414, SLG: 0.375										2	0	0	0	1	1	2									
23 Mike Baxter, L (1.9) 80 Jamie Hoffmann, R (6.9) OBP: 0.250, SLG: 0.130 OBP: 0.227, SLG: 0.381										3	0	1	0	0	0	3									
44 John Buck, R (1.2) 20 Anthony Recker, R (6.2) OBP: 0.381, SLG: 0.789 OBP: 0.571, SLG: 0.923										3	2	0	0	1	1										
15 Travis d'Aruad, R (1.10)										5	0	0	0	0	0	9									
68 Matthew den Dekker, L (1.8) 4 Collin Cowgill, R (8.8) OBP: 0.250, SLG: 0.333 OBP: 0.500, SLG: 0.640										4	0	1	2	0	2	2									
12 Brandon Hicks, R (1.5) 61 Wilmer Flores, R (6.5) OBP: 0.333, SLG: 0.391 OBP: 0.118, SLG: 0.118										2	3	1	1	1	0	0									
Inning Stats	R: 1 E: 0 K: 0 S: 5	H: 1 LOB: 1 BB: 1 P: 10	R: 2 E: 0 K: 1 S: 8	H: 2 LOB: 0 BB: 0 P: 8	R: 0 E: 0 K: 1 S: 2	H: 0 LOB: 0 BB: 0 P: 4	R: 0 E: 0 K: 1 S: 5	H: 1 LOB: 0 BB: 0 P: 6	R: 2 E: 0 K: 2 S: 8	H: 1 LOB: 2 BB: 2 P: 18	R: 2 E: 1 K: 0 S: 6	H: 2 LOB: 1 BB: 0 P: 7	R: 3 E: 0 K: 0 S: 6	H: 4 LOB: 1 BB: 1 P: 10	R: 1 E: 0 K: 0 S: 5	H: 2 LOB: 3 BB: 2 P: 14	R: 0 E: 0 K: 1 S: 6	H: 2 LOB: 1 BB: 0 P: 6	1B: 10 2B: 2 3B: 0 HR: 3	SF: 0 SAC: 0 DP: 2 HBP: 2	WP: 1 PB: 0 SB: 0 CS: 1	PA: 47			
PITCHER	IP WLS BF H R ER SO BB IBB HBP BLK WP HR S P ERA WHIP	35 Justin Verlander, R (1.1) ERA: 4.05	73 Kenny Faulk, L (5.1) ERA: 4.23	31 Kyle Lobstein, L (6.1) ERA: 4.5	40 Phil Coke, L (7.1) ERA: 4.5	63 Trevor Bell, R (8.1) ERA: 5.4	43 Bruce Rondón, R (9.1) ERA: 4.76	IP WLS BF H R ER SO BB IBB HBP BLK WP HR S P ERA WHIP	43 Bruce Rondón, R (9.1) ERA: 4.76	IP WLS BF H R ER SO BB IBB HBP BLK WP HR S P ERA WHIP	43 Bruce Rondón, R (9.1) ERA: 4.76	IP WLS BF H R ER SO BB IBB HBP BLK WP HR S P ERA WHIP	43 Bruce Rondón, R (9.1) ERA: 4.76	IP WLS BF H R ER SO BB IBB HBP BLK WP HR S P ERA WHIP	43 Bruce Rondón, R (9.1) ERA: 4.76	IP WLS BF H R ER SO BB IBB HBP BLK WP HR S P ERA WHIP	43 Bruce Rondón, R (9.1) ERA: 4.76	IP WLS BF H R ER SO BB IBB HBP BLK WP HR S P ERA WHIP	43 Bruce Rondón, R (9.1) ERA: 4.76	IP WLS BF H R ER SO BB IBB HBP BLK WP HR S P ERA WHIP	43 Bruce Rondón, R (9.1) ERA: 4.76	IP WLS BF H R ER SO BB IBB HBP BLK WP HR S P ERA WHIP	43 Bruce Rondón, R (9.1) ERA: 4.76	IP WLS BF H R ER SO BB IBB HBP BLK WP HR S P ERA WHIP	43 Bruce Rondón, R (9.1) ERA: 4.76

New York Mets @ Detroit Tigers
Joker Marchant Stadium, Lakeland, FL
Mon Mar 11 2013, 1:09 PM - 4:16 PM EDT
Att. 7,569 - Partly Cloudy - 75 F

AB	39
R	11
H	15
RBI	9
BB	6
SO	5
LOB	24



Batter	1	2	3	4	5	6	7	8	9	AB	R	H	RBI	BB	SO	LOB	BOTTOM								
14 Austin Jackson, R (1.8) 52 Quintin Berry, L (6.8) OBP: 0.289, SLG: 0.303 OBP: 0.286, SLG: 0.286										3	0	0	0	0	0	1									
48 Tolly Hunter, R (1.10) 79 Nick Castellanos, R (8. PH) OBP: 0.243, SLG: 0.314 OBP: 0.542, SLG: 0.632										3	0	1	0	0	0	1									
34 Avisail Garcia, R (1.9) 26 Brennan Boesch, L (6.9) OBP: 0.281, SLG: 0.387 OBP: 0.231, SLG: 0.167										3	0	0	0	0	0	3									
28 Prince Fielder, L (1.3) 55 Brayan Peña, S (6.3) OBP: 0.452, SLG: 0.560 OBP: 0.238, SLG: 0.450										1	0	0	0	1	0	0									
68 Matt Tuasosopo, R (1.5) 46 Jeff Kobermus, R (1.7) OBP: 0.333, SLG: 0.348 OBP: 0.341, SLG: 0.378										3	0	2	0	1	0	0									
39 Ramon Santiago, S (1.4) 18 Hernán Pérez, R (6.4) OBP: 0.375, SLG: 0.357										3	0	0	0	1	0	3									
29 Danny Worth, R (1.6) 70 Argenis Diaz, R (6.6) OBP: 0.500, SLG: 0.591 OBP: 0.391, SLG: 0.350										1	0	0	0	1	0	2									
50 Bryan Holaday, R (1.2)										3	0	0	0	0	1										
Inning Stats	R: 0 E: 0 K: 0 S: 3	H: 0 LOB: 0 BB: 0 P: 3	R: 0 E: 0 K: 0 S: 2	H: 0 LOB: 1 BB: 2 P: 10	R: 0 E: 1 K: 0 S: 4	H: 0 LOB: 2 BB: 1 P: 8	R: 0 E: 0 K: 0 S: 4	H: 1 LOB: 2 BB: 1 P: 8	R: 0 E: 0 K: 0 S: 4	H: 1 LOB: 1 BB: 0 P: 4	R: 0 E: 0 K: 0 S: 4	H: 1 LOB: 1 BB: 0 P: 4	R: 0 E: 0 K: 1 S: 5	H: 0 LOB: 0 BB: 0 P: 5	R: 0 E: 0 K: 0 S: 3	H: 1 LOB: 0 BB: 0 P: 3	R: 0 E: 0 K: 0 S: 3	H: 1 LOB: 1 BB: 1 P: 7	1B: 4 2B: 1 3B: 0 HR: 0	SF: 0 SAC: 0 DP: 2 HBP: 0	WP: 0 PB: 0 SB: 0 CS: 1	PA: 35			
PITCHER	IP WLS BF H R ER SO BB IBB HBP BLK WP HR S P ERA WHIP	49 Jonathon Niese, L (1.1) ERA: 5.68	32 Jenny Mejia, R (6.1) ERA: 18.0	27 Jeury Familia, R (7.1) ERA: 3.0	47 Aaron Laffey, L (8.1) ERA: 4.23	49 Jonathon Niese, L (1.1) ERA: 5.68	32 Jenny Mejia, R (6.1) ERA: 18.0	27 Jeury Familia, R (7.1) ERA: 3.0	47 Aaron Laffey, L (8.1) ERA: 4.23	49 Jonathon Niese, L (1.1) ERA: 5.68	32 Jenny Mejia, R (6.1) ERA: 18.0	27 Jeury Familia, R (7.1) ERA: 3.0	47 Aaron Laffey, L (8.1) ERA: 4.23	49 Jonathon Niese, L (1.1) ERA: 5.68	32 Jenny Mejia, R (6.1) ERA: 18.0	27 Jeury Familia, R (7.1) ERA: 3.0	47 Aaron Laffey, L (8.1) ERA: 4.23	49 Jonathon Niese, L (1.1) ERA: 5.68	32 Jenny Mejia, R (6.1) ERA: 18.0	27 Jeury Familia, R (7.1) ERA: 3.0	47 Aaron Laffey, L (8.1) ERA: 4.23	49 Jonathon Niese, L (1.1) ERA: 5.68	32 Jenny Mejia, R (6.1) ERA: 18.0	27 Jeury Familia, R (7.1) ERA: 3.0	47 Aaron Laffey, L (8.1) ERA: 4.23

New York Mets @ Detroit Tigers
Joker Marchant Stadium, Lakeland, FL
Mon Mar 11 2013, 1:09 PM - 4:16 PM EDT
Att. 7,569 - Partly Cloudy - 75 F

AB	30
R	0
H	5
RBI	0
BB	5
SO	1
LOB	16



Batter	1	2	3	4	5	6	7	8	9	AB	R	H	RBI	BB	SO	LOB	TOP			
52 Quintin Berry, L (1,8) OBP: 0.235, SLG: 0.188 72 Tyler Collins, L (7,FR) OBP: 0.423, SLG: 0.760	F7	24 WP 12 WP 1B	G1-3		P6		FC3-6			5	1	1	0	0	0	2				
12 Andy Dirks, L (1,7) OBP: 0.371, SLG: 0.452 46 Jeff Kobernus, R (5,7) OBP: 0.326, SLG: 0.359	41 WP 13 S BB	24 WP 1B		F8	K		K			2	2	0	0	2	1	0				
24 Miguel Cabrera, R (1,5) OBP: 0.346, SLG: 0.720 67 Kevin Russo, R (5,5) OBP: 0.333, SLG: 0.577	P4	41 G1 68 HR 1B		41 1B 68 2B 1B	F8			41 G6-4-3 1B		4	2	2	2	0	0	1				
41 Victor Martinez, S (1,10) OBP: 0.325, SLG: 0.314	13 BB 34 HBP BB	G1		68 2B 13 SF9 1B				G6-4-3 1B		4	2	2	0	1	0	2				
68 Matt Tuiasosopo, R (1,3) OBP: 0.375, SLG: 0.519	34 HBP 13 BB HBP	HR		34 E 4 1B 2B	K		K			4	2	3	0	2	1					
13 Alex Avila, L (1,2) OBP: 0.405, SLG: 0.367 50 Bryan Holaday, R (6,2) OBP: 0.294, SLG: 0.333	34 HBP BB	F7		SF9	F8		F8		F7	2	0	0	2	1	0	1				
34 Avisail Garcia, R (1,9) OBP: 0.279, SLG: 0.333 79 Nick Castellanos, R (9,PH) OBP: 0.500, SLG: 0.571	1-2 2-3 3-H HBP		G6-3	E5 4 1B	K			E6		3	0	0	1	0	1	2				
4 Omar Infante, R (1,4) OBP: 0.364, SLG: 0.444 18 Hernán Pérez, R (7,4) OBP: 0.353, SLG: 0.333	F8			29 F8 29 S 1B	1-3 3-H 1B		F8		K	4	0	2	1	0	0	3				
29 Danny Worth, R (1,6) OBP: 0.455, SLG: 0.519 70 Argenis Diaz, R (9,PH) OBP: 0.360, SLG: 0.318	F8		F8	P6			52 FC3-6 1B		F7	4	0	1	0	0	0	3				
Inning Stats	R: 2 E: 0 K: 0 S: 3	H: 0 LOB: 3 BB: 3 P: 17	R: 4 E: 0 K: 0 S: 7	H: 3 LOB: 0 BB: 1 P: 15	R: 0 E: 0 K: 0 S: 4	H: 1 LOB: 1 BB: 0 P: 5	R: 3 E: 1 K: 0 S: 8	H: 4 LOB: 2 BB: 0 P: 8	R: 0 E: 0 K: 1 S: 5	H: 1 LOB: 1 BB: 0 P: 8	R: 0 E: 0 K: 1 S: 6	H: 1 LOB: 1 BB: 0 P: 6	R: 0 E: 0 K: 1 S: 5	H: 1 LOB: 0 BB: 0 P: 5	R: 0 E: 1 K: 1 S: 6	H: 0 LOB: 1 BB: 0 P: 6	1B: 9 2B: 1 3B: 0 HR: 1	SF: 1 SAC: 0 DP: 1 HBP: 2	WP: 3 PB: 0 SB: 2 CS: 0	PA: 45
PITCHER	IP WLS BF H R ER SO	IP WLS BF H R ER SO	IP WLS BF H R ER SO	IP WLS BF H R ER SO	IP WLS BF H R ER SO	IP WLS BF H R ER SO	IP WLS BF H R ER SO	IP WLS BF H R ER SO	IP WLS BF H R ER SO	IP WLS BF H R ER SO	IP WLS BF H R ER SO	IP WLS BF H R ER SO	IP WLS BF H R ER SO	IP WLS BF H R ER SO	IP WLS BF H R ER SO	IP WLS BF H R ER SO	ERA WHIP	ERA WHIP	ERA WHIP	
35 Dillon Gee, R (1,1) ERA: 7.0	2.0 L 15 3 6 6 0	3.0 L 15 3 6 6 0	3.0 L 15 3 6 6 0	3.0 L 15 3 6 6 0	3.0 L 15 3 6 6 0	3.0 L 15 3 6 6 0	3.0 L 15 3 6 6 0	3.0 L 15 3 6 6 0	3.0 L 15 3 6 6 0	3.0 L 15 3 6 6 0	3.0 L 15 3 6 6 0	3.0 L 15 3 6 6 0	3.0 L 15 3 6 6 0	3.0 L 15 3 6 6 0	3.0 L 15 3 6 6 0	3.0 L 15 3 6 6 0	27.00 3.500	0.00 1.000	0.00 0.000	
30 LaTroy Hawkins, R (3,1) ERA: 4.7	1.0 4 1 0 0 0	1.0 4 1 0 0 0	1.0 4 1 0 0 0	1.0 4 1 0 0 0	1.0 4 1 0 0 0	1.0 4 1 0 0 0	1.0 4 1 0 0 0	1.0 4 1 0 0 0	1.0 4 1 0 0 0	1.0 4 1 0 0 0	1.0 4 1 0 0 0	1.0 4 1 0 0 0	1.0 4 1 0 0 0	1.0 4 1 0 0 0	1.0 4 1 0 0 0	1.0 4 1 0 0 0	10.80 2.400	0.00 0.750	0.00 1.000	
66 Josh Edgin, L (4,1) ERA: 4.7	1.2 10 4 3 2 1	1.2 10 4 3 2 1	1.2 10 4 3 2 1	1.2 10 4 3 2 1	1.2 10 4 3 2 1	1.2 10 4 3 2 1	1.2 10 4 3 2 1	1.2 10 4 3 2 1	1.2 10 4 3 2 1	1.2 10 4 3 2 1	1.2 10 4 3 2 1	1.2 10 4 3 2 1	1.2 10 4 3 2 1	1.2 10 4 3 2 1	1.2 10 4 3 2 1	1.2 10 4 3 2 1	10.80 2.400	0.00 0.750	0.00 1.000	
46 Greg Burke, R (5,1) ERA: 4.7	1.1 5 1 0 0 2	1.1 5 1 0 0 2	1.1 5 1 0 0 2	1.1 5 1 0 0 2	1.1 5 1 0 0 2	1.1 5 1 0 0 2	1.1 5 1 0 0 2	1.1 5 1 0 0 2	1.1 5 1 0 0 2	1.1 5 1 0 0 2	1.1 5 1 0 0 2	1.1 5 1 0 0 2	1.1 5 1 0 0 2	1.1 5 1 0 0 2	1.1 5 1 0 0 2	1.1 5 1 0 0 2	0.00 1.000	0.00 0.000	0.00 0.000	
55 Pedro Feliciano, L (7,1) ERA: 4.7	1.0 4 1 0 0 1	1.0 4 1 0 0 1	1.0 4 1 0 0 1	1.0 4 1 0 0 1	1.0 4 1 0 0 1	1.0 4 1 0 0 1	1.0 4 1 0 0 1	1.0 4 1 0 0 1	1.0 4 1 0 0 1	1.0 4 1 0 0 1	1.0 4 1 0 0 1	1.0 4 1 0 0 1	1.0 4 1 0 0 1	1.0 4 1 0 0 1	1.0 4 1 0 0 1	1.0 4 1 0 0 1	0.00 1.000	0.00 0.000	0.00 0.000	
Batter	1	2	3	4	5	6	7	8	9	AB	R	H	RBI	BB	SO	LOB	BOTTOM			
1 Jordany Valdespin, L (1,7) OBP: 0.406, SLG: 0.667 80 Jamie Hoffmann, R (6,7) OBP: 0.260, SLG: 0.333	29 G3-1 G5-3 1B		G3		FC1-6 FC6-4		F7		F9	3	0	1	0	0	0	1				
Justin Turner, R (1,4) OBP: 0.300, SLG: 0.259 61 Wilmer Flores, R (6,4) OBP: 0.143, SLG: 0.143	G5-3		L1		FC6-4			F9		3	0	0	0	0	0	2				
29 Ike Davis, L (1,3) OBP: 0.555, SLG: 0.536 76 Josh Satin, R (7,3) OBP: 0.786, SLG: 0.875	G3-1		F9			F8		19 BB 77 1B BB		3	0	0	0	0	0	1				
6 Marlon Byrd, R (1,10) OBP: 0.367, SLG: 0.464 77 Andrew Brown, R (4,FR) OBP: 0.195, SLG: 0.231	F7					G4-3		19 BB 1B		1	0	0	0	1	0	1				
23 Mike Baxter, L (1,9) OBP: 0.267, SLG: 0.125 12 Brandon Hicks, R (6,PH) OBP: 0.333, SLG: 0.360		19 1B 20 1B BB						19 1B BB		1	1	0	0	1	1	1				
19 Zach Lutz, R (1,5) OBP: 0.455, SLG: 0.407								19 BB 1B		1	0	0	0	1	1	2				
20 Anthony Recker, R (1,2) OBP: 0.563, SLG: 0.667 22 Landon Powell, S (6,2) OBP: 0.300, SLG: 0.222								19 BB 1B		1	0	0	0	1	1	1				
68 Matthew den Dekker, L (1,8) OBP: 0.258, SLG: 0.333 4 Colin Cowgill, R (7,PH) OBP: 0.444, SLG: 0.645								19 BB 1B		2	0	1	0	1	1	1				
11 Rubén Tejada, R (1,6) OBP: 0.269, SLG: 0.273 16 Brian Bixler, R (8,6) OBP: 0.483, SLG: 0.696								19 BB 1B		2	0	1	0	1	1	1				
Inning Stats	R: 0 E: 0 K: 0 S: 4	H: 1 LOB: 1 BB: 0 P: 4	R: 1 E: 0 K: 1 S: 6	H: 2 LOB: 1 BB: 1 P: 10	R: 0 E: 0 K: 0 S: 3	H: 0 LOB: 0 BB: 0 P: 3	R: 0 E: 0 K: 3 S: 9	H: 0 LOB: 1 BB: 1 P: 13	R: 0 E: 0 K: 0 S: 4	H: 1 LOB: 1 BB: 0 P: 4	R: 0 E: 0 K: 1 S: 6	H: 1 LOB: 2 BB: 1 P: 10	R: 0 E: 0 K: 2 S: 8	H: 1 LOB: 3 BB: 2 P: 16	R: 0 E: 0 K: 1 S: 5	H: 0 LOB: 0 BB: 0 P: 5	1B: 6 2B: 0 3B: 0 HR: 0	SF: 0 SAC: 0 DP: 1 HBP: 0	WP: 0 PB: 0 SB: 0 CS: 0	PA: 37
PITCHER	IP WLS BF H R ER SO	IP WLS BF H R ER SO	IP WLS BF H R ER SO	IP WLS BF H R ER SO	IP WLS BF H R ER SO	IP WLS BF H R ER SO	IP WLS BF H R ER SO	IP WLS BF H R ER SO	IP WLS BF H R ER SO	IP WLS BF H R ER SO	IP WLS BF H R ER SO	IP WLS BF H R ER SO	IP WLS BF H R ER SO	IP WLS BF H R ER SO	IP WLS BF H R ER SO	IP WLS BF H R ER SO	ERA WHIP	ERA WHIP	ERA WHIP	
58 Doug Fister, R (1,1) ERA: 8.18	4.0 W 16 3 1 1 4	4.0 W 16 3 1 1 4	4.0 W 16 3 1 1 4	4.0 W 16 3 1 1 4	4.0 W 16 3 1 1 4	4.0 W 16 3 1 1 4	4.0 W 16 3 1 1 4	4.0 W 16 3 1 1 4	4.0 W 16 3 1 1 4	4.0 W 16 3 1 1 4	4.0 W 16 3 1 1 4	4.0 W 16 3 1 1 4	4.0 W 16 3 1 1 4	4.0 W 16 3 1 1 4	4.0 W 16 3 1 1 4	4.0 W 16 3 1 1 4	2.25 1.250	0.00 1.500	0.00 0.000	
45 Casey Crosby, L (5,1) ERA: 1.29	2.0 9 2 0 0 1	2.0 9 2 0 0 1	2.0 9 2 0 0 1	2.0 9 2 0 0 1	2.0 9 2 0 0 1	2.0 9 2 0 0 1	2.0 9 2 0 0 1	2.0 9 2 0 0 1	2.0 9 2 0 0 1	2.0 9 2 0 0 1	2.0 9 2 0 0 1	2.0 9 2 0 0 1	2.0 9 2 0 0 1	2.0 9 2 0 0 1	2.0 9 2 0 0 1	2.0 9 2 0 0 1	0.00 1.500	0.00 0.000	0.00 0.000	
40 Phil Coke, L (7,1) ERA: 3.86	1.0 3 0 0 0 0	1.0 3 0 0 0 0	1.0 3 0 0 0 0	1.0 3 0 0 0 0	1.0 3 0 0 0 0	1.0 3 0 0 0 0	1.0 3 0 0 0 0	1.0 3 0 0 0 0	1.0 3 0 0 0 0	1.0 3 0 0 0 0	1.0 3 0 0 0 0	1.0 3 0 0 0 0	1.0 3 0 0 0 0	1.0 3 0 0 0 0	1.0 3 0 0 0 0	1.0 3 0 0 0 0	0.00 0.000	0.00 3.000	0.00 0.000	
38 Darin Downs, L (8,1) ERA: 1.0	1.0 6 1 0 0 2	1.0 6 1 0 0 2	1.0 6 1 0 0 2	1.0 6 1 0 0 2	1.0 6 1 0 0 2	1.0 6 1 0 0 2	1.0 6 1 0 0 2	1.0 6 1 0 0 2	1.0 6 1 0 0 2	1.0 6 1 0 0 2	1.0 6 1 0 0 2	1.0 6 1 0 0 2	1.0 6 1 0 0 2	1.0 6 1 0 0 2	1.0 6 1 0 0 2	1.0 6 1 0 0 2	0.00 3.000	0.00 0.000	0.00 0.000	
43 Bruce Rondón, R (9,1) ERA: 4.05	1.0 3 0 0 0 1	1.0 3 0 0 0 1	1.0 3 0 0 0 1	1.0 3 0 0 0 1	1.0 3 0 0 0 1	1.0 3 0 0 0 1	1.0 3 0 0 0 1	1.0 3 0 0 0 1	1.0 3 0 0 0 1	1.0 3 0 0 0 1	1.0 3 0 0 0 1	1.0 3 0 0 0 1	1.0 3 0 0 0 1	1.0 3 0 0 0 1	1.0 3 0 0 0 1	1.0 3 0 0 0 1	0.00 0.000	0.00 0.000	0.00 0.000	

Detroit Tigers @ New York Mets
Tradition Field, Port St. Lucie, FL
Thu Mar 14 2013, 1:10 PM - 4:18 PM EDT
Att: 6,634 - Sunny - 65 F

AB 38
R 9
H 11
RBI 9
BB 4
SO 6
LOB 18



Detroit Tigers @ New York Mets
Tradition Field, Port St. Lucie, FL
Thu Mar 14 2013, 1:10 PM - 4:18 PM EDT
Att: 6,634 - Sunny - 65 F

AB 32
R 1
H 6
RBI 1
BB 5
SO 8
LOB 20



Batter	1	2	3	4	5	6	7	8	9	AB	R	H	RBI	BB	SO	LOB	TOP								
1 Jordany Valdespin, L OBP: 0.378, SLG: 0.600	F8		G4-3		G1-3		G4-3		G6-3 47 SH1-3 2H 1B	5	0	1	1	0	0	3									
11 Rubén Tejeda, R OBP: 0.233, SLG: 0.231 47 Aaron Laffey, L	F9		G6-3			F7	G5-3		SH1-3	4	0	0	0	0	0	2									
4 Collin Cowgill, R OBP: 0.415, SLG: 0.583	G6-3					G6-3		E6 77 1B	G6-3	5	1	1	0	0	0	1									
21 Lucas Duda, L OBP: 0.314, SLG: 0.500 77 Andrew Brown, R OBP: 0.207, SLG: 0.250		HR	CS	G4-3			44 BB		L4	2	1	1	1	1	0	0									
44 John Buck, R OBP: 0.417, SLG: 0.762 15 Travis d'Arnaud, R OBP: 0.357, SLG: 0.375				G6-3				2H 1B		2	1	1	0	1	0	0									
23 Mike Baxter, L OBP: 0.292, SLG: 0.111 66 Josh Edgin, R		12 23 G3 1B		G4-3						2	1	1	0	1	0	0									
50 Scott Atchison, R	G3									3	0	0	0	0	0	3									
3 Omar Quintanilla, L OBP: 0.370, SLG: 0.478										0	0	0	0	0	0	0									
19 Zach Lutz, R OBP: 0.459, SLG: 0.419										0	0	0	0	0	0	1									
12 Brandon Hicks, R OBP: 0.378, SLG: 0.407										3	0	0	0	0	0	0									
53 Jeremy Hefner, R										0	0	0	0	0	0	0									
80 Jamie Hoffmann, R OBP: 0.222, SLG: 0.385	L9									1	0	0	0	0	0	1									
Inning Stats	R: 0 E: 0 K: 0 S: 3	H: 0 LOB: 0 BB: 0 P: 3	R: 2 E: 0 K: 0 S: 6	H: 3 LOB: 1 BB: 0 P: 7	R: 0 E: 0 K: 0 S: 3	H: 1 LOB: 0 BB: 0 P: 4	R: 0 E: 0 K: 0 S: 3	H: 0 LOB: 0 BB: 0 P: 3	R: 0 E: 0 K: 1 S: 6	H: 1 LOB: 1 BB: 0 P: 6	R: 0 E: 0 K: 0 S: 3	H: 0 LOB: 2 BB: 2 P: 11	R: 0 E: 0 K: 0 S: 4	H: 1 LOB: 2 BB: 1 P: 8	R: 1 E: 1 K: 0 S: 5	H: 2 LOB: 1 BB: 0 P: 6	R: 2 E: 0 K: 0 S: 5	H: 2 LOB: 1 BB: 1 P: 9	1B: 7 2B: 2 3B: 0 HR: 1	SF: 0 SAC: 1 DP: 0 HBP: 0	WP: 1 PB: 0 SB: 0 CS: 1	PA: 41			
PITCHER	IP	WLS	BF	H	R	ER	SO	BB	IBB	HBP	BLK	WP	HR	S	P	ERA	WHIP								
15 Tim Hudson, R ERA: 5.4	6.0	24	5	2	2	1	2	0	0	0	0	0	1	24	34	3.00	1.167								
34 Eric O'Flaherty, L ERA:	1.0	5	1	0	0	0	1	0	0	0	0	0	0	4	8	0.00	2.000								
50 Cristian Martinez, R ERA: 0.48	1.0	L	5	2	1	0	0	0	0	0	0	1	0	5	6	0.00	2.000								
53 Cory Gearrin, R ERA: 2.57	1.0		6	2	2	2	0	1	0	0	1	0	0	5	9	18.00	3.000								

New York Mets @ Atlanta Braves
Champion Stadium, Lake Buena Vista, FL
Fri Mar 15 2013, 1:09 PM - 3:39 PM EDT
Att: 9,186 - Sunny - 65 F

AB 35
R 5
H 10
RBI 5
BB 4
SO 1
LOB 18



Batter	1	2	3	4	5	6	7	8	9	AB	R	H	RBI	BB	SO	LOB	BOTTOM								
14 Ramiro Pena, S OBP: 0.394, SLG: 0.393 13 Jose Constanza, L	L9									3	0	0	0	1	1	0									
50 Cristian Martinez, R										0	0	0	0	0	0	0									
53 Cory Gearrin, R										0	0	0	0	0	0	0									
22 Jason Heyward, L OBP: 0.233, SLG: 0.439 17 Jordan Schafer, L OBP: 0.306, SLG: 0.311	F7		P3							3	0	0	0	0	1	2									
8 Justin Upton, R OBP: 0.283, SLG: 0.495 23 Chris Johnson, R OBP: 0.310, SLG: 0.488	G5-3		P3							3	0	0	0	0	1	2									
5 Freddie Freeman, L OBP: 0.353, SLG: 0.625 74 Jordan Parraz, R OBP: 0.313, SLG: 0.590	L9									3	1	1	1	0	0	0									
2 B.J. Upton, R OBP: 0.444, SLG: 0.622 1 Tyler Pastornicky, R OBP: 0.422, SLG: 0.565	P4									3	0	2	0	0	0	0									
26 Dan Uggla, R OBP: 0.288, SLG: 0.277 34 Eric O'Flaherty, L	L7									3	0	1	0	0	0	1									
23 Blake DeWitt, L OBP: 0.294, SLG: 0.355										1	0	0	0	0	0	0									
25 Juan Francisco, L OBP: 0.318, SLG: 0.548										4	1	1	1	0	3	3									
11 Gerald Laird, R OBP: 0.238, SLG: 0.167 57 Christian Bethancourt, R OBP: 0.250, SLG: 0.214										3	0	1	0	0	1	2									
15 Tim Hudson, R										0	0	0	0	0	0	0									
7 Reed Johnson, R OBP: 0.216, SLG: 0.200										1	0	0	0	0	0	0									
Inning Stats	R: 0 E: 0 K: 0 S: 3	H: 0 LOB: 0 BB: 0 P: 3	R: 0 E: 0 K: 0 S: 3	H: 0 LOB: 0 BB: 0 P: 3	R: 1 E: 0 K: 1 S: 8	H: 2 LOB: 2 BB: 1 P: 15	R: 1 E: 0 K: 3 S: 12	H: 3 LOB: 2 BB: 0 P: 14	R: 0 E: 0 K: 3 S: 9	H: 0 LOB: 0 BB: 0 P: 9	R: 0 E: 0 K: 1 S: 6	H: 1 LOB: 1 BB: 0 P: 6	R: 0 E: 1 K: 0 S: 3	H: 0 LOB: 1 BB: 0 P: 4	R: 0 E: 0 K: 0 S: 3	H: 0 LOB: 0 BB: 0 P: 3	R: 0 E: 0 K: 1 S: 5	H: 0 LOB: 0 BB: 0 P: 5	1B: 2 2B: 2 3B: 0 HR: 2	SF: 0 SAC: 0 DP: 0 HBP: 0	WP: 0 PB: 0 SB: 0 CS: 1	PA: 35			
PITCHER	IP	WLS	BF	H	R	ER	SO	BB	IBB	HBP	BLK	WP	HR	S	P	ERA	WHIP								
53 Jeremy Hefner, R ERA: 2.93	5.0	21	5	2	2	7	1	0	0	0	0	0	0	1	1	0.00	0.000								
66 Josh Edgin, L ERA: 4.5	0.1	1	0	0	0	0	0	0	0	0	0	0	0	1	1	0.00	0.000								
50 Scott Atchison, R ERA: 2.7	1.1	6	1	0	0	0	1	0	0	0	0	0	0	8	8	0.00	0.750								
47 Aaron Laffey, L ERA:	2.1	W	6	0	0	0	1	0	0	0	0	0	0	8	9	0.00	0.000								

New York Mets @ Atlanta Braves
Champion Stadium, Lake Buena Vista, FL
Fri Mar 15 2013, 1:09 PM - 3:39 PM EDT
Att: 9,186 - Sunny - 65 F

AB 33
R 2
H 6
RBI 2
BB 1
SO 9
LOB 13



Batter	1	2	3	4	5	6	7	8	9	AB	R	H	RBI	BB	SO	LOB	TOP					
9 Juan Pierre, L (1,7) OBP: 0.333, SLG: 0.371 1 Chone Figgins, S (6,9) OBP: 0.370, SLG: 0.304	G3		F9		B1-3		1B		G5-4-3	3	0	0	0	0	0	0						
30 Placido Polanco, R (1,5) OBP: 0.500, SLG: 0.538 22 Nick Green, R (6,5) OBP: 0.344, SLG: 0.345	2B		1B		F9		G5-3		G5-4-3	3	0	2	0	0	0	0						
19 Rob Brantly, L (1,2) OBP: 0.314, SLG: 0.258 53 Kyle Skipworth, L (7,2) OBP: 0.250, SLG: 0.286	G1-3		G4-3		F7				K2-3	3	0	0	0	0	0	2						
20 Justin Ruggiano, R (1,8) OBP: 0.200, SLG: 0.111 76 Christian Yelich, L (6,8) OBP: 0.467, SLG: 0.816	G6-3				E5 8 3B 1B		F8		HR	3	1	1	0	0	0	1						
8 Chris Coghlan, L (1,9) OBP: 0.333, SLG: 0.455		G4-3			17 G6-3 3B		K		64 WP 1B	4	1	2	1	0	1	0						
17 Donovan Solano, R (1,4) OBP: 0.450, SLG: 0.486 64 Ed Lucas, R (6,4) OBP: 0.176, SLG: 0.176	F9		G6-3		G6-3		K		K	3	0	0	1	0	1	0						
18 Casey Kotchman, L (1,3) OBP: 0.211, SLG: 0.235 15 Kevin Kouzmanoff, R (7,3) OBP: 0.440, SLG: 0.913	1B				37 FC5-4 BB				13 FC6-4 BB	2	1	2	0	1	0	0						
3 Adeiny Hechavarria, R (1,6) OBP: 0.211, SLG: 0.235 13 Chris Valaika, R (7,6) OBP: 0.133, SLG: 0.143	G5-3		F8		F8		G4-3		FC6-4	3	0	0	0	0	0	3						
37 Henderson Alvarez III, R (1,1) 45 Kevin Slowey, R (4,1) 11 Bryan Petersen, L (9,PH) OBP: 0.211, SLG: 0.063 40 Mike Dunn, L (9,1)			G5-3		FC5-4		K		1 CS BB	2	0	0	0	0	0	1						
Inning Stats	R: 0 E: 0 K: 0 S: 4	H: 1 LOB: 1 BB: 0 P: 4	R: 0 E: 0 K: 0 S: 4	H: 1 LOB: 1 BB: 0 P: 4	R: 0 E: 0 K: 0 S: 4	H: 1 LOB: 1 BB: 0 P: 4	R: 2 E: 1 K: 0 S: 5	H: 2 LOB: 1 BB: 1 P: 9	R: 0 E: 0 K: 2 S: 7	H: 0 LOB: 0 BB: 0 P: 3	R: 0 E: 0 K: 2 S: 7	H: 0 LOB: 0 BB: 0 P: 7	R: 1 E: 0 K: 1 S: 7	H: 2 LOB: 1 BB: 0 P: 7	R: 1 E: 0 K: 2 S: 9	H: 2 LOB: 2 BB: 2 P: 15	R: 0 E: 0 K: 0 S: 1	H: 0 LOB: 0 BB: 2 P: 8	1B: 5 2B: 2 3B: 1 HR: 1	SF: 0 SAC: 0 DP: 1 HBP: 0	WP: 1 PB: 0 SB: 0 CS: 1	PA: 38
PITCHER	IP WLS BF H R ER SO BB IBB HBP BLK WP HR S P ERA WHIP																					
38 Shaun Marcum, R (1,1) ERA: 4.66	4.0 L 18 5 2 2 0 0 1 0 0 0 0 0 0 0 17 21 4.50 1.500																					
34 Brandon Lyon, R (5,1) ERA: 1.93	1.0 3 0 0 0 0 0 0 0 0 0 0 0 0 0 3 3 0.00 0.000																					
55 Pedro Feliciano, L (6,1) ERA: 3.0	1.0 4 1 1 1 2 0 0 0 0 0 0 0 0 0 8 8 9.00 1.000																					
46 Greg Burke, R (7,1) ERA: 4.15	1.0 4 1 0 0 1 0 0 0 0 0 0 0 0 0 6 6 0.00 1.000																					
27 Jeury Familia, R (8,1) ERA: 3.68	1.1 8 2 1 1 2 3 0 0 0 0 1 1 9 22 6.75 3.750																					

Miami Marlins @ New York Mets
Tradition Field, Port St. Lucie, FL
Sat Mar 16 2013, 1:11 PM - 3:55 PM EDT
Att: 4,718 - Sunny - 75 F

AB	34
R	4
H	9
RBI	4
BB	4
SO	5
LOB	13



Batter	1	2	3	4	5	6	7	8	9	AB	R	H	RBI	BB	SO	LOB	BOTTOM					
23 Mike Baxter, L (1,9) OBP: 0.270, SLG: 0.133	29 G4-6-3 1B BB		F7						K	3	0	1	0	1	1	0						
Justin Turner, R (1,5) OBP: 0.323, SLG: 0.286 12 Brandon Hicks, R (4,5) OBP: 0.350, SLG: 0.367	29 G4-6-3 1B				K		K		P4	1	0	1	0	0	0	0						
29 Ike Davis, L (1,3) OBP: 0.472, SLG: 0.533 19 Zach Lutz, R (8,3) OBP: 0.447, SLG: 0.406	G4-6-3				6 2B 21 G4-3 1B				K	2	1	1	0	1	0	2						
6 Marlon Byrd, R (1,8) OBP: 0.364, SLG: 0.484 68 Matthew den Dekker, L (7,8) OBP: 0.250, SLG: 0.323	G5-3				21 G4-3 2B		L5		K	3	0	1	0	0	0	2						
21 Lucas Duda, L (1,7) OBP: 0.289, SLG: 0.457 27 Jeury Familia, R (8,1) 85 Dylan Owen, R (9,1) 4 Collin Cowgill, R (9,PH) OBP: 0.405, SLG: 0.568		G3			G4-3		G3-6-1		G6-3	3	0	0	1	0	0	2						
15 Travis d'Arnaud, R (1,2) OBP: 0.387, SLG: 0.423 20 Anthony Recker, R (8,2) OBP: 0.529, SLG: 0.813		P3			16 FC4-6 BB				K	2	1	1	0	1	0	0						
16 Brian Bixler, R (1,4) OBP: 0.438, SLG: 0.615	F7				FC4-6				K	1	0	0	0	1	1	0						
3 Omar Quintanilla, L (1,6) OBP: 0.333, SLG: 0.423			F8						K	3	0	0	1	0	1	0						
38 Shaun Marcum, R (1,1) 34 Brandon Lyon, R (5,1) 11 Rubén Tejada, R (6,PH) 55 Pedro Feliciano, L (6,1) 46 Greg Burke, R (7,1) 77 Andrew Brown, R (9,PH) OBP: 0.200, SLG: 0.241			F9						P4	1	0	0	0	0	0	0						
Inning Stats	R: 0 E: 0 K: 0 S: 3	H: 1 LOB: 1 BB: 1 P: 7	R: 0 E: 0 K: 0 S: 3	H: 0 LOB: 0 BB: 0 P: 3	R: 0 E: 0 K: 0 S: 3	H: 0 LOB: 0 BB: 0 P: 3	R: 1 E: 0 K: 1 S: 7	H: 2 LOB: 2 BB: 1 P: 11	R: 0 E: 0 K: 2 S: 8	H: 1 LOB: 1 BB: 0 P: 9	R: 0 E: 0 K: 0 S: 2	H: 0 LOB: 0 BB: 1 P: 6	R: 1 E: 0 K: 0 S: 4	H: 1 LOB: 0 BB: 0 P: 4	R: 0 E: 0 K: 2 S: 7	H: 0 LOB: 0 BB: 0 P: 7	R: 0 E: 0 K: 2 S: 7	H: 0 LOB: 0 BB: 0 P: 7	1B: 3 2B: 2 3B: 0 HR: 0	SF: 0 SAC: 0 DP: 2 HBP: 0	WP: 0 PB: 0 SB: 1 CS: 0	PA: 33
PITCHER	IP WLS BF H R ER SO BB IBB HBP BLK WP HR S P ERA WHIP																					
37 Henderson Alvarez III, R (1,1) ERA: 4.7	3.2 W 14 3 0 1 1 1 1 0 0 0 0 0 0 15 19 2.46 1.091																					
45 Kevin Slowey, R (4,1) ERA: 2.63	4.1 H 16 2 1 1 4 2 0 0 0 0 0 0 0 22 31 2.08 0.923																					
40 Mike Dunn, L (9,1) ERA: 1.29	1.0 S 3 0 0 0 2 0 0 0 0 0 0 0 0 7 7 0.00 0.000																					

Miami Marlins @ New York Mets
Tradition Field, Port St. Lucie, FL
Sat Mar 16 2013, 1:11 PM - 3:55 PM EDT
Att: 4,718 - Sunny - 75 F

AB	30
R	2
H	5
RBI	2
BB	3
SO	7
LOB	10



Batter	1	2	3	4	5	6	7	8	9	AB	R	H	RBI	BB	SO	LOB	TOP																			
17 Jordan Schafer, L (1,8) OBP: 0.296, SLG: 0.300	F7		G4-3			SH1-3 11 S 5 1B	G3			4	1	1	0	0	0	1	Atlanta Braves @ New York Mets Tradition Field, Port St. Lucie, FL Sun Mar 17 2013, 1:11 PM - 3:46 PM EDT Att: 6,761 - Cloudy - 79 F																			
11 Gerald Laird, R (1,2) OBP: 0.217, SLG: 0.150 57 Christian Bethancourt, R (7,2) OBP: 0.235, SLG: 0.200	G4-3		K			SH1-3		F9		2	0	0	0	0	1	0																				
5 Freddie Freeman, L (1,3) OBP: 0.346, SLG: 0.596 73 Joey Terdoslavich, S (8,3)	L6			F7				G4-3		4	0	1	1	0	0	0																				
26 Dan Uggla, R (1,4) OBP: 0.268, SLG: 0.255 23 Blake DeWitt, L (8,4) OBP: 0.296, SLG: 0.344		P6		G6-3				K		4	0	0	0	0	2	1																				
23 Chris Johnson, R (1,5) OBP: 0.327, SLG: 0.542				HR				K		4	1	3	1	0	0	0																				
74 Jordan Parraz, R (1,9) OBP: 0.306, SLG: 0.471				F8				K		4	0	1	0	0	2	3																				
14 Ramiro Pena, S (1,6) OBP: 0.385, SLG: 0.364								K		3	0	1	0	1	1	0																				
13 Jose Constanza, L (1,7)								G5-3																												
68 Evan Gattis, R (6,7) OBP: 0.400, SLG: 0.676 95 David Rohm, R (9,7)	FC6-4			F7				K		2	0	0	0	0	0	2																				
49 Julio Teheran, R (1,1)										2	0	0	0	0	1	0																				
25 Juan Francisco, L (7,PH) OBP: 0.354, SLG: 0.630 43 Luis Avilan, L (7,1) 48 Dusty Hughes, L (8,1) 38 Anthony Varvaro, R (9,1)				K				G4-3		1	0	1	0	0	0	0																				
Inning Stats	R: 0 E: 0 K: 1 S: 3	H: 0 LOB: 0 BB: 0 P: 3	R: 0 E: 0 K: 1 S: 6	H: 1 LOB: 2 BB: 1 P: 10	R: 0 E: 0 K: 2 S: 7	H: 0 LOB: 0 BB: 0 P: 7	R: 1 E: 0 K: 0 S: 5	H: 1 LOB: 0 BB: 0 P: 8	R: 0 E: 0 K: 1 S: 5	H: 0 LOB: 0 BB: 0 P: 5	R: 1 E: 0 K: 2 S: 10	H: 3 LOB: 2 BB: 0 P: 10	R: 0 E: 0 K: 1 S: 6	H: 1 LOB: 1 BB: 0 P: 6	R: 0 E: 0 K: 1 S: 5	H: 0 LOB: 0 BB: 0 P: 5	R: 0 E: 0 K: 0 S: 4	H: 2 LOB: 1 BB: 0 P: 4	1B: 7 2B: 0 3B: 0 HR: 1	SF: 0 SAC: 1 DP: 1 HBP: 0	WP: 1 PB: 0 SB: 1 CS: 0	PA: 35														
PITCHER	IP	WLS	BF	H	R	ER	SO	BB	IBB	HBP	BLK	WP	HR	S	P	ERA	WHIP	PITCHER		IP	WLS	BF	H	R	ER	SO	BB	IBB	HBP	BLK	WP	HR	S	P	ERA	WHIP
49 Jonathon Niese, L (1,1) ERA: 0.71	5.0		18	2	1	1	4	1	0	0	0	1	1	26	33	1.80	0.600	39 Bobby Parnell, R (9,1) ERA: 3.52		0.2		1	0	0	0	0	0	0	0	0	0	1	1	0.00	0.000	
56 Scott Rice, L (6,1) ERA: 4.7	0.2	L	4	2	1	1	1	0	0	0	0	0	0	6	6	13.50	3.000																			
34 Brandon Lyon, R (6,1) ERA: 1.59	1.0		4	1	0	0	2	0	0	0	0	0	0	8	8	0.00	1.000																			
55 Pedro Feliciano, L (7,1) ERA: 2.7	0.1		2	1	0	0	0	0	0	0	0	0	0	2	2	0.00	3.000																			
73 Robert Carson, L (8,1) ERA: 4.82	1.1		6	2	0	0	1	0	0	0	0	0	0	8	8	0.00	1.500																			

AB	33
R	2
H	8
RBI	2
BB	1
SO	8
LOB	9



Batter	1	2	3	4	5	6	7	8	9	AB	R	H	RBI	BB	SO	LOB	BOTTOM																					
1 Jordany Valdespin, L (1,4) OBP: 0.425, SLG: 0.703 12 Brandon Hicks, R (8,PH) OBP: 0.366, SLG: 0.367	HR									2	1	2	1	1	0	0	Atlanta Braves @ New York Mets Tradition Field, Port St. Lucie, FL Sun Mar 17 2013, 1:11 PM - 3:46 PM EDT Att: 6,761 - Cloudy - 79 F																					
4 Collin Cowgill, R (1,7) OBP: 0.370, SLG: 0.512 39 Bobby Parnell, R (9,1)	F7									4	0	0	0	0	1	3																						
29 Ike Davis, L (1,3) OBP: 0.462, SLG: 0.545 86 Danny Muno, S (9,4)										3	0	1	0	0	1	1																						
6 Marlon Byrd, R (1,9) OBP: 0.333, SLG: 0.441 77 Andrew Brown, R (8,9) OBP: 0.194, SLG: 0.233										3	0	0	0	0	1	1																						
19 Zach Lutz, R (1,5) OBP: 0.429, SLG: 0.371										3	0	0	0	1	0	2																						
22 Landon Powell, S (1,2) OBP: 0.261, SLG: 0.190 16 Brian Bixler, R (8,6) OBP: 0.424, SLG: 0.593										3	0	0	0	0	1	1																						
68 Matthew den Dekker, L (1,8) OBP: 0.265, SLG: 0.393 80 Jamie Hoffmann, R (7,PH) OBP: 0.214, SLG: 0.370										2	0	0	0	0	1	1																						
11 Ruben Tejada, R (1,6) OBP: 0.266, SLG: 0.200 73 Robert Carson, L (8,1) 95 Darrell Ceciliani, L (9,8)										3	0	0	0	0	0	0																						
49 Jonathon Niese, L (1,1) 21 Lucas Duda, L (5,PH) 56 Scott Rice, L (6,1) 34 Brandon Lyon, R (8,1) 55 Pedro Feliciano, L (7,1) 20 Anthony Recker, R (8,2) OBP: 0.500, SLG: 0.790										1	0	0	0	0	1	0																						
Inning Stats	R: 1 E: 0 K: 1 S: 7	H: 2 LOB: 1 BB: 0 P: 8	R: 0 E: 0 K: 1 S: 5	H: 0 LOB: 0 BB: 0 P: 5	R: 0 E: 0 K: 1 S: 6	H: 1 LOB: 1 BB: 0 P: 6	R: 0 E: 0 K: 1 S: 5	H: 0 LOB: 1 BB: 1 P: 9	R: 0 E: 0 K: 2 S: 7	H: 0 LOB: 0 BB: 1 P: 11	R: 0 E: 0 K: 1 S: 5	H: 0 LOB: 0 BB: 0 P: 5	R: 0 E: 0 K: 0 S: 3	H: 0 LOB: 0 BB: 0 P: 3	R: 0 E: 0 K: 0 S: 2	H: 0 LOB: 0 BB: 1 P: 6		R: 0 E: 0 K: 1 S: 5	H: 0 LOB: 1 BB: 1 P: 9	1B: 1 2B: 1 3B: 0 HR: 1	SF: 0 SAC: 0 DP: 1 HBP: 0	WP: 0 PB: 0 SB: 0 CS: 0	PA: 33															
PITCHER	IP	WLS	BF	H	R	ER	SO	BB	IBB	HBP	BLK	WP	HR	S	P	ERA	WHIP	PITCHER		IP	WLS	BF	H	R	ER	SO	BB	IBB	HBP	BLK	WP	HR	S	P	ERA	WHIP		
49 Julio Teheran, R (1,1) ERA: 1.35	6.0		23	3	1	1	7	2	0	0	0	0	1	35	44	1.50	0.833	43 Luis Avilan, L (7,1) ERA: 3.24		1.0	H	3	0	0	0	0	0	0	0	0	0	0	0	0	0	0		
48 Dusty Hughes, L (8,1) ERA: 1.29	1.0	H	3	0	0	0	0	1	0	0	0	0	0	2	6	0.00	1.000	11 Ruben Tejada, R (1,6) OBP: 0.266, SLG: 0.200		1.0	H	3	0	0	0	0	0	0	0	0	0	0	0	0	0	0	0	0
38 Anthony Varvaro, R (9,1) ERA: 5.0	1.0	S	4	0	0	0	1	1	0	0	0	0	0	5	9	0.00	1.000	73 Robert Carson, L (8,1) 95 Darrell Ceciliani, L (9,8)		1.0	S	4	0	0	0	0	0	0	0	0	0	0	0	0	0	0	0	0

AB	29
R	1
H	3
RBI	1
BB	4
SO	8
LOB	11



Batter	1	2	3	4	5	6	7	8	9	AB	R	H	RBI	BB	SO	LOB	TOP			
1 Jordany Valdespin, L OBP: 0.386, SLG: 0.634	G4-3			P5		E3		F7		4	0	0	0	0	0	1	New York Mets @ St. Louis Cardinals Roger Dean Stadium, Jupiter, FL Mon Mar 18 2013, 1:08 PM - 3:36 PM EDT Att: 6,983 - Partly Cloudy - 77 F			
11 Rubén Tejada, R OBP: 0.184, SLG: 0.176 50 Scott Atchison, R (8, 1) 39 Bobby Parnell, R (9, 1)	F9			G4-3		G6-4-3		F9		4	0	0	0	0	0	2				
15 Travis d'Araud, R OBP: 0.412, SLG: 0.483 30 LaTroy Hawkins, R (7, 1) 23 Mike Baxter, L OBP: 0.263, SLG: 0.129	G6-3			21 HR 1B		77 1B		F7		3	2	0	0	0	0	0				
21 Lucas Duda, L OBP: 0.293, SLG: 0.526 77 Andrew Brown, R OBP: 0.212, SLG: 0.250	G5-3			19 1B 2H HR		19 1B 2H		F8		2	1	1	2	0	0	0				
19 Zach Lutz, R OBP: 0.413, SLG: 0.359	G5-3			G6-3		68 G3-1 1B		F7		4	0	1	0	0	0	0				
68 Matthew den Dekker, L (1, 9) OBP: 0.216, SLG: 0.279	K			G6-3		G3-1				3	0	0	0	0	1	1				
12 Brandon Hicks, R OBP: 0.341, SLG: 0.333			K			K				3	0	0	0	0	3	1				
3 Omar Quintanilla, L OBP: 0.364, SLG: 0.429				G4-3						2	0	1	0	1	0	0				
33 Matt Harvey, R (1, 1) 66 Josh Edgin, R (6, 1) 20 Anthony Recker, R OBP: 0.474, SLG: 0.722	G5-6-4-3					K				2	0	0	0	0	1	1				
										0	0	0	0	0	0	0				
										1	0	0	0	0	1	1				
Inning Stats	R: 0 E: 0 K: 0 S: 3	H: 0 LOB: 0 BB: 0 P: 3	R: 0 E: 0 K: 1 S: 5	H: 0 LOB: 0 BB: 0 P: 5	R: 0 E: 0 K: 1 S: 5	H: 1 LOB: 0 BB: 0 P: 5	R: 2 E: 0 K: 0 S: 5	H: 2 LOB: 0 BB: 0 P: 7	R: 0 E: 0 K: 1 S: 5	H: 0 LOB: 0 BB: 0 P: 5	R: 1 E: 0 K: 1 S: 7	H: 3 LOB: 1 BB: 0 P: 7	R: 0 E: 0 K: 1 S: 5	H: 0 LOB: 0 BB: 1 P: 9	R: 0 E: 0 K: 0 S: 3	H: 0 LOB: 0 BB: 0 P: 3	1B: 4 2B: 1 3B: 0 HR: 1	SF: 0 SAC: 0 DP: 2 HBP: 0	WP: 0 PB: 0 SB: 0 CS: 0	PA: 32
PITCHER	IP WLS BF H R ER SO BB IBB HBP BLK WP HR S P ERA WHIP	IP WLS BF H R ER SO BB IBB HBP BLK WP HR S P ERA WHIP	IP WLS BF H R ER SO BB IBB HBP BLK WP HR S P ERA WHIP	IP WLS BF H R ER SO BB IBB HBP BLK WP HR S P ERA WHIP	IP WLS BF H R ER SO BB IBB HBP BLK WP HR S P ERA WHIP	IP WLS BF H R ER SO BB IBB HBP BLK WP HR S P ERA WHIP	IP WLS BF H R ER SO BB IBB HBP BLK WP HR S P ERA WHIP	IP WLS BF H R ER SO BB IBB HBP BLK WP HR S P ERA WHIP	IP WLS BF H R ER SO BB IBB HBP BLK WP HR S P ERA WHIP	IP WLS BF H R ER SO BB IBB HBP BLK WP HR S P ERA WHIP	IP WLS BF H R ER SO BB IBB HBP BLK WP HR S P ERA WHIP	IP WLS BF H R ER SO BB IBB HBP BLK WP HR S P ERA WHIP	IP WLS BF H R ER SO BB IBB HBP BLK WP HR S P ERA WHIP	IP WLS BF H R ER SO BB IBB HBP BLK WP HR S P ERA WHIP	IP WLS BF H R ER SO BB IBB HBP BLK WP HR S P ERA WHIP	IP WLS BF H R ER SO BB IBB HBP BLK WP HR S P ERA WHIP	IP WLS BF H R ER SO BB IBB HBP BLK WP HR S P ERA WHIP			

AB	31
R	3
H	6
RBI	3
BB	1
SO	6
LOB	7



Batter	1	2	3	4	5	6	7	8	9	AB	R	H	RBI	BB	SO	LOB	BOTTOM					
19 Jon Jay, L OBP: 0.261, SLG: 0.357 60 Justin Christian, R OBP: 0.294, SLG: 0.372	K		G4-3		K			SH3		3	0	0	0	0	2	1	New York Mets @ St. Louis Cardinals Roger Dean Stadium, Jupiter, FL Mon Mar 18 2013, 1:08 PM - 3:36 PM EDT Att: 6,983 - Partly Cloudy - 77 F					
13 Matt Carpenter, L OBP: 0.510, SLG: 0.610				G4-3		53 L4-3 BB				2	0	1	0	2	0	0						
7 Matt Holliday, R OBP: 0.333, SLG: 0.480 79 Kolten Wong, L OBP: 0.308, SLG: 0.560	F7			53 2B		F7		F7		3	1	1	0	0	2	2						
53 Matt Adams, L OBP: 0.333, SLG: 0.565	G4-3			87 1B		L4-3		F7		4	1	1	1	0	0	4						
87 Oscar Taveras, L OBP: 0.340, SLG: 0.500	L6			E3		G5-3				4	0	2	1	0	0	0						
33 Daniel Descalso, L OBP: 0.326, SLG: 0.444	K			2H 1B				33 L6-3 1B		4	0	1	0	0	2	1						
48 Tony Cruz, R OBP: 0.324, SLG: 0.323	K			K				L6-3		4	0	1	0	0	2	1						
56 Adron Chambers, L OBP: 0.283, SLG: 0.354								G6-3		4	0	0	0	0	1	1						
16 Ronny Cedeno, R OBP: 0.371, SLG: 0.419				16 G6-4-3 1B		K2-3				3	0	1	0	0	2	1						
										3	0	2	0	0	0	1						
Inning Stats	R: 0 E: 0 K: 1 S: 6	H: 1 LOB: 1 BB: 0 P: 6	R: 0 E: 0 K: 2 S: 7	H: 0 LOB: 0 BB: 0 P: 7	R: 0 E: 0 K: 0 S: 3	H: 1 LOB: 0 BB: 0 P: 3	R: 2 E: 1 K: 1 S: 7	H: 3 LOB: 0 BB: 0 P: 7	R: 0 E: 0 K: 2 S: 8	H: 1 LOB: 1 BB: 0 P: 8	R: 0 E: 0 K: 0 S: 2	H: 0 LOB: 0 BB: 1 P: 6	R: 0 E: 0 K: 1 S: 6	H: 1 LOB: 1 BB: 0 P: 6	R: 0 E: 0 K: 0 S: 4	H: 1 LOB: 2 BB: 1 P: 8	R: 0 E: 0 K: 0 S: 3	H: 1 LOB: 0 BB: 0 P: 3	1B: 7 2B: 4 3B: 0 HR: 0	SF: 0 SAC: 1 DP: 3 HBP: 0	WP: 0 PB: 0 SB: 0 CS: 0	PA: 34
PITCHER	IP WLS BF H R ER SO BB IBB HBP BLK WP HR S P ERA WHIP	IP WLS BF H R ER SO BB IBB HBP BLK WP HR S P ERA WHIP	IP WLS BF H R ER SO BB IBB HBP BLK WP HR S P ERA WHIP	IP WLS BF H R ER SO BB IBB HBP BLK WP HR S P ERA WHIP	IP WLS BF H R ER SO BB IBB HBP BLK WP HR S P ERA WHIP	IP WLS BF H R ER SO BB IBB HBP BLK WP HR S P ERA WHIP	IP WLS BF H R ER SO BB IBB HBP BLK WP HR S P ERA WHIP	IP WLS BF H R ER SO BB IBB HBP BLK WP HR S P ERA WHIP	IP WLS BF H R ER SO BB IBB HBP BLK WP HR S P ERA WHIP	IP WLS BF H R ER SO BB IBB HBP BLK WP HR S P ERA WHIP	IP WLS BF H R ER SO BB IBB HBP BLK WP HR S P ERA WHIP	IP WLS BF H R ER SO BB IBB HBP BLK WP HR S P ERA WHIP	IP WLS BF H R ER SO BB IBB HBP BLK WP HR S P ERA WHIP	IP WLS BF H R ER SO BB IBB HBP BLK WP HR S P ERA WHIP	IP WLS BF H R ER SO BB IBB HBP BLK WP HR S P ERA WHIP	IP WLS BF H R ER SO BB IBB HBP BLK WP HR S P ERA WHIP	IP WLS BF H R ER SO BB IBB HBP BLK WP HR S P ERA WHIP					

AB	31
R	2
H	9
RBI	2
BB	2
SO	7
LOB	13



Batter	1	2	3	4	5	6	7	8	9	AB	R	H	RBI	BB	SO	LOB	TOP								
1 Jordan Valdespin, L (1.4) OBP: 0.389, SLG: 0.609			P5		G1-4-3				L1	5	1	2	1	0	0	2									
4 Collin Cowell, R (1.7) OBP: 0.388, SLG: 0.591 80 Jamie Hoffmann, R (6.7) OBP: 0.200, SLG: 0.345					G1-3		K		P5	3	1	2	2	0	0	1									
29 Ike Davis, L (1.3) OBP: 0.429, SLG: 0.500 19 Zach Lutz, R (6. PR) OBP: 0.426, SLG: 0.375			G6-3		G6-3		E5 22 L9-6 6 BB			3	0	0	0	0	0	1									
6 Marlon Byrd, R (1.8) OBP: 0.359, SLG: 0.429 68 Matthew den Dekker, L (6. PR) OBP: 0.237, SLG: 0.351					G6-3					1	0	0	0	2	0	0									
21 Lucas Duda, L (1.10) OBP: 0.273, SLG: 0.488 20 Anthony Recker, R (7. PH) OBP: 0.450, SLG: 0.684					F7		P3		F8	3	0	0	0	0	0	3									
44 John Buck, R (1.2) OBP: 0.423, SLG: 0.739 22 Landon Powell, S (5.2) OBP: 0.240, SLG: 0.174					K		L9-6		K	2	0	1	0	0	1	0									
23 Mike Baxter, L (1.9) OBP: 0.200, SLG: 0.152 77 Andrew Brown, R (6.9) OBP: 0.228, SLG: 0.265			L4-6						K	2	1	1	0	0	0	2									
11 Rubén Tejeda, R (1.6) OBP: 0.200, SLG: 0.222 3 Omar Quintanilla, L (6.6) OBP: 0.343, SLG: 0.400							K		G3	2	1	1	0	0	1	1									
16 Brian Bixler, R (1.5) OBP: 0.429, SLG: 0.655 12 Brandon Hicks, R (6.5) OBP: 0.348, SLG: 0.343									G5-3	2	1	1	0	0	0	0									
Inning Stats	R: 0 E: 0 K: 0 S: 3	H: 2 LOB: 0 BB: 0 P: 5	R: 0 E: 0 K: 0 S: 3	H: 1 LOB: 1 BB: 1 P: 7	R: 2 E: 0 K: 1 S: 9	H: 2 LOB: 0 BB: 0 P: 12	R: 0 E: 0 K: 1 S: 5	H: 0 LOB: 0 BB: 0 P: 5	R: 1 E: 0 K: 1 S: 7	H: 2 LOB: 1 BB: 0 P: 7	R: 0 E: 1 K: 0 S: 3	H: 0 LOB: 1 BB: 1 P: 7	R: 4 E: 0 K: 1 S: 10	H: 5 LOB: 1 BB: 0 P: 10	R: 0 E: 0 K: 2 S: 7	H: 0 LOB: 0 BB: 0 P: 7	R: 0 E: 0 K: 0 S: 3	H: 0 LOB: 0 BB: 0 P: 3	1B: 8 2B: 3 3B: 2 HR: 1	SF: 0 SAC: 0 DP: 3 HBP: 0	WP: 0 PB: 0 SB: 0 CS: 1	PA: 38			
PITCHER	IP	WLS	BF	H	R	ER	SO	BB	IBB	HBP	BLK	WP	HR	S	P	ERA	WHIP								
36 Alex White, R (1.1) ERA: 6.75	4.1		18	7	3	3	3	1	0	0	0	0	1	25	34	6.23	1.846								
53 Wesley Wright, L (5.1) ERA: 9.0	0.2	H	2	0	0	0	0	0	0	0	0	0	0	2	2	0.00	0.000								
50 Josh Fields, R (6.1) ERA: 3.52	1.0	H	4	0	0	0	0	1	0	0	0	0	0	3	7	0.00	1.000								
66 Kevin Chapman, L (7.1) ERA: 12.6	0.2	L	7	5	4	4	1	0	0	0	0	0	0	9	9	54.00	7.500								
Wes Musick, L (7.1) ERA:	0.1		1	0	0	0	0	0	0	0	0	0	0	1	1	0.00	0.000								
PITCHER	IP	WLS	BF	H	R	ER	SO	BB	IBB	HBP	BLK	WP	HR	S	P	ERA	WHIP								
David Martinez, R (8.1) ERA:	2.0		6	0	0	0	2	0	0	0	0	0	0	10	10	0.00	0.000								

New York Mets @ Houston Astros
Osceola County Stadium, Kissimmee, FL
Wed Mar 20 2013, 6:08 PM - 9:30 PM EDT
Att: 3,709 - Cloudy - 73 F

AB 36
R 7
H 12
RBI 7
BB 2
SO 6
LOB 17



Batter	1	2	3	4	5	6	7	8	9	AB	R	H	RBI	BB	SO	LOB	BOTTOM								
27 Jose Altuve, R (1.4) OBP: 0.392, SLG: 0.447 10 Jake Elmore, R (5.4) OBP: 0.273, SLG: 0.290		SF9					K		K	2	1	1	1	0	1	0									
29 Brett Wallace, L (1.5) OBP: 0.341, SLG: 0.553 4 Brandon Laird, R (5.5) OBP: 0.435, SLG: 0.675							K		G6-4-3	3	1	1	1	0	1	1									
23 Chris Carter, R (1.10) OBP: 0.333, SLG: 0.553										2	0	0	0	2	2	2									
12 Carlos Pena, L (1.3) OBP: 0.405, SLG: 0.722 73 Jose Martinez, R (6.5) OBP: 0.346, SLG: 0.480							K		L6	3	1	2	3	0	1	1									
15 Jason Castro, L (1.2) OBP: 0.515, SLG: 1.034 6 Jason Jaramillo, S (7.2) OBP: 0.391, SLG: 0.278							G3-6-1		G6-3	3	0	1	0	0	1	3									
46 Rick Ankiel, L (1.8) OBP: 0.472, SLG: 0.750 2 Brandon Barnes, R (6. PH) OBP: 0.353, SLG: 0.781										1	0	0	0	0	0	1									
14 J.D. Martinez, R (1.9) OBP: 0.311, SLG: 0.405									F7	4	1	2	0	0	0	2									
8 Trevor Crowe, S (1.7) OBP: 0.345, SLG: 0.519									L6-3	4	0	1	0	0	1	3									
23 Tyler Greene, R (1.6) OBP: 0.313, SLG: 0.205									FC4-6 29 S	4	1	1	0	0	2	4									
Inning Stats	R: 2 E: 0 K: 1 S: 8	H: 3 LOB: 1 BB: 0 P: 8	R: 3 E: 0 K: 1 S: 9	H: 4 LOB: 2 BB: 1 P: 14	R: 0 E: 0 K: 0 S: 2	H: 0 LOB: 0 BB: 0 P: 4	R: 0 E: 0 K: 3 S: 9	H: 0 LOB: 0 BB: 0 P: 9	R: 0 E: 0 K: 1 S: 4	H: 0 LOB: 0 BB: 1 P: 8	R: 0 E: 1 K: 1 S: 6	H: 1 LOB: 2 BB: 0 P: 6	R: 0 E: 0 K: 2 S: 8	H: 1 LOB: 1 BB: 0 P: 8	R: 0 E: 0 K: 1 S: 6	H: 1 LOB: 1 BB: 0 P: 7	R: 0 E: 0 K: 1 S: 5	H: 1 LOB: 0 BB: 0 P: 5	1B: 9 2B: 3 3B: 0 HR: 1	SF: 1 SAC: 0 DP: 4 HBP: 1	WP: 0 PB: 0 SB: 2 CS: 1	PA: 38			
PITCHER	IP	WLS	BF	H	R	ER	SO	BB	IBB	HBP	BLK	WP	HR	S	P	ERA	WHIP								
35 Dillon Gee, R (1.1) ERA: 8.31	4.0		20	7	5	5	5	1	0	0	0	0	1	28	35	11.25	2.000								
47 Aaron Laffey, L (5.1) ERA:	1.0		3	0	0	0	1	1	0	0	0	0	0	4	8	0.00	1.000								
55 Pedro Feliciano, L (6.1) ERA: 2.45	0.1		3	1	0	0	0	0	0	0	0	0	0	3	3	0.00	3.000								
46 Greg Burke, R (6.1) ERA: 3.48	1.2	W	5	1	0	0	3	0	0	0	0	0	0	11	11	0.00	0.600								
60 Josh Edgin, L (8.1) ERA: 3.72	1.0	H	4	1	0	0	1	0	0	0	1	0	0	6	7	0.00	1.000								
PITCHER	IP	WLS	BF	H	R	ER	SO	BB	IBB	HBP	BLK	WP	HR	S	P	ERA	WHIP								
27 Jeury Familia, R (9.1) ERA: 3.24	1.0		3	1	0	0	1	0	0	0	0	0	0	5	5	0.00	1.000								

New York Mets @ Houston Astros
Osceola County Stadium, Kissimmee, FL
Wed Mar 20 2013, 6:08 PM - 9:30 PM EDT
Att: 3,709 - Cloudy - 73 F

AB 34
R 5
H 11
RBI 5
BB 2
SO 11
LOB 20



Batter	1	2	3	4	5	6	7	8	9	AB	R	H	RBI	BB	SO	LOB	TOP										
19 Jon Jay, L (1, 8) OBP: 0.255, SLG: 0.326	0-3 K	4-0 BB		0-1 CS	0-0 G3-1		0-0 G4-3		0-0 G3-1	4	0	0	0	1	1	0											
13 Matt Carpenter, L (1, 4) OBP: 0.491, SLG: 0.583	4-0 BB	0-3 K			0-0 G6-4-3		0-0 P2			3	0	1	0	1	1	2											
63 Maikel Cleto, R (7, 1)	21 BB				7 G6-4-3					0	0	0	0	0	0	0											
59 Fernando Salas, R (8, 1)					1B					0	0	0	0	0	0	0											
30 Jason Motte, R (9, 1)										0	0	0	0	0	0	0											
7 Matt Holliday, R (1, 7) OBP: 0.289, SLG: 0.424	0-0 F8			0-3 K						4	0	1	0	0	1	2											
56 Adron Chambers, L (8, PR) OBP: 0.283, SLG: 0.354					1-2 BB					0	1	0	0	0	0	0											
21 Allen Craig, R (1, 9) OBP: 0.447, SLG: 0.500	4-0 BB				0-0 G6-3					3	0	1	1	1	1	0											
53 Matt Adams, L (1, 3)	0-0 F7									2	0	0	0	2	0	2											
23 David Freese, R (1, 5) OBP: 0.375, SLG: 0.519				0-3 K						3	1	1	1	0	1	1											
12 Ty Wigington, R (6, 5) OBP: 0.200, SLG: 0.125					HR					1	0	0	0	0	0	2											
38 Pete Kozma, R (1, 6) OBP: 0.404, SLG: 0.532										3	1	2	0	1	0	2											
48 Tony Cruz, R (1, 2) OBP: 0.297, SLG: 0.294										3	0	0	0	0	0	4											
32 Rob Johnson, R (6, 2) OBP: 0.200, SLG: 0.375										1	0	0	0	0	0	0											
50 Adam Wainwright, R (1, 1) OBP: 0.500, SLG: 0.500										2	0	1	1	0	0	1											
36 Randy Choate, L (5, 1)										0	0	0	0	0	0	0											
73 Seth Maness, R (5, 1)										0	0	0	0	0	0	0											
43 Shane Robinson, R (7, PH) OBP: 0.500, SLG: 0.773										1	0	0	0	0	0	0											
79 Koltan Wong, L (7, 4) OBP: 0.296, SLG: 0.538										1	0	0	0	0	0	0											
Inning Stats	R: 0 E: 0 K: 1 S: 5	H: 0 LOB: 2 BB: 2 P: 13	R: 1 E: 0 K: 2 S: 9	H: 2 LOB: 2 BB: 1 P: 13	R: 0 E: 0 K: 1 S: 5	H: 0 LOB: 0 BB: 0 P: 5	R: 1 E: 0 K: 0 S: 5	H: 2 LOB: 0 BB: 0 P: 5	R: 0 E: 0 K: 0 S: 3	H: 1 LOB: 2 BB: 2 P: 13	R: 0 E: 0 K: 1 S: 5	H: 0 LOB: 2 BB: 2 P: 13	R: 0 E: 0 K: 0 S: 3	H: 0 LOB: 0 BB: 0 P: 3	R: 1 E: 0 K: 0 S: 4	H: 2 LOB: 2 BB: 1 P: 8	R: 0 E: 0 K: 0 S: 3	H: 0 LOB: 0 BB: 0 P: 3	1B: 5 2B: 1 3B: 0 HR: 1	SF: 0 SAC: 0 DP: 2 HBP: 0	WP: 0 PB: 0 SB: 0 CS: 1	PA: 38					
PITCHER	IP	WLS	BF	H	R	ER	SO	BB	IBB	HBP	BLK	WP	HR	S	P	ERA	WHIP										
53 Jeremy Hefner, R (1, 1) ERA: 3.1	5.0		21	5	2	2	4	3	0	0	0	0	0	1	27	3.60	1.600										
30 LaTroy Hawkins, R (6, 1) ERA: 4.15	1.0		5	0	0	0	1	2	0	0	0	0	0	5	13	0.00	2.000										
56 Scott Rice, L (7, 1) ERA: 4.15	1.0		3	0	0	0	0	0	0	0	0	0	0	3	3	0.00	0.000										
34 Brandon Lyon, R (8, 1) ERA: 2.7	1.0	L	5	2	1	1	0	1	0	0	0	0	0	4	8	9.00	3.000										
39 Bobby Parnell, R (9, 1) ERA: 2.79	1.0		3	0	0	0	0	0	0	0	0	0	0	3	3	0.00	0.000										

St. Louis Cardinals @ New York Mets
 Tradition Field, Port St. Lucie, FL
 Thu Mar 21 2013, 1:11 PM - 4:01 PM EDT
 Att: 5,785 - Sunny - 70 F

AB	31
R	3
H	7
RBI	3
BB	6
SO	5
LOB	16



Batter	1	2	3	4	5	6	7	8	9	AB	R	H	RBI	BB	SO	LOB	BOTTOM										
6 Marlon Byrd, R (1, 9) OBP: 0.349, SLG: 0.410	0-0 F8									4	0	1	0	0	0	0											
16 Brian Bixler, R (7, 4) OBP: 0.417, SLG: 0.633										1	0	0	0	0	1	1											
11 Rubén Tejada, R (1, 6) OBP: 0.182, SLG: 0.200	0-0 G1-4-3									4	0	0	0	0	1	2											
56 Scott Rice, L (7, 1)										0	0	0	0	0	0	0											
4 Collin Cowgill, R (8, 8) OBP: 0.390, SLG: 0.578										1	0	0	0	0	0	1											
29 Ike Davis, L (1, 3) OBP: 0.444, SLG: 0.590	4-0 BB									2	0	1	0	1	1	0											
12 Brandon Hicks, R (7, 3) OBP: 0.333, SLG: 0.324										2	0	0	0	0	1	0											
19 Zach Lutz, R (1, 5) OBP: 0.404, SLG: 0.356	0-0 F9									5	0	1	0	0	1	1											
21 Lucas Duda, L (1, 7) OBP: 0.319, SLG: 0.535										2	1	2	0	0	0	0											
80 Jamie Hoffmann, R (7, 7) OBP: 0.250, SLG: 0.367										1	0	1	0	1	0	0											
44 John Buck, R (1, 2) OBP: 0.414, SLG: 0.680	0-0 F8									2	1	0	0	1	0	4											
15 Travis d'Arnaud, R (7, 2) OBP: 0.417, SLG: 0.467										1	0	0	0	1	0	1											
68 Matthew den Dekker, L (1, 8) OBP: 0.239, SLG: 0.390										4	0	1	2	0	2	3											
34 Brandon Lyon, R (8, 1)										0	0	0	0	0	0	0											
39 Bobby Parnell, R (9, 1) ERA: 2.79										0	0	0	0	0	0	0											
3 Omar Quintanilla, L (1, 4) OBP: 0.333, SLG: 0.364										3	0	0	0	1	2	1											
53 Jeremy Hefner, R (1, 1) ERA: 3.0										2	0	0	0	0	0	3											
30 LaTroy Hawkins, R (6, 1) ERA: 1.69										0	0	0	0	0	0	0											
Justin Turner, R (6, PH) OBP: 0.344, SLG: 0.310										1	0	1	0	0	0	0											
23 Mike Baxter, L (7, 9) OBP: 0.293, SLG: 0.152										0	0	0	0	1	0	0											
Inning Stats	R: 0 E: 0 K: 0 S: 3	H: 0 LOB: 1 BB: 1 P: 7	R: 0 E: 0 K: 1 S: 6	H: 1 LOB: 1 BB: 1 P: 10	R: 0 E: 0 K: 1 S: 5	H: 0 LOB: 0 BB: 0 P: 5	R: 2 E: 0 K: 0 S: 5	H: 2 LOB: 1 BB: 1 P: 9	R: 0 E: 0 K: 1 S: 7	H: 2 LOB: 3 BB: 0 P: 8	R: 0 E: 0 K: 1 S: 7	H: 2 LOB: 2 BB: 0 P: 7	R: 0 E: 0 K: 2 S: 8	H: 1 LOB: 2 BB: 1 P: 12	R: 0 E: 0 K: 2 S: 7	H: 0 LOB: 1 BB: 1 P: 11	R: 0 E: 0 K: 1 S: 5	H: 0 LOB: 1 BB: 1 P: 9	1B: 6 2B: 1 3B: 1 HR: 0	SF: 0 SAC: 0 DP: 0 HBP: 1	WP: 0 PB: 0 SB: 0 CS: 0	PA: 42					
PITCHER	IP	WLS	BF	H	R	ER	SO	BB	IBB	HBP	BLK	WP	HR	S	P	ERA	WHIP										
50 Adam Wainwright, R (1, 1) ERA: 3.0	4.2		20	3	2	2	3	3	0	0	0	0	0	23	35	3.86	1.286										
36 Randy Choate, L (5, 1) ERA: 1.69	0.0		3	2	0	0	0	0	0	1	0	0	0	2	3	∞	∞										
73 Seth Maness, R (5, 1) ERA: 3.86	1.1		6	2	0	0	1	0	0	0	0	0	0	8	8	0.00	1.500										
63 Maikel Cleto, R (7, 1) ERA: 1.59	1.0	W	5	1	0	0	2	1	0	0	0	0	0	8	12	0.00	2.000										
59 Fernando Salas, R (8, 1) ERA: 1.29	1.0	H	4	0	0	0	2	1	0	0	0	0	0	7	11	0.00	1.000										

St. Louis Cardinals @ New York Mets
 Tradition Field, Port St. Lucie, FL
 Thu Mar 21 2013, 1:11 PM - 4:01 PM EDT
 Att: 5,785 - Sunny - 70 F

AB	35
R	2
H	8
RBI	2
BB	6
SO	9
LOB	17



Batter	1	2	3	4	5	6	7	8	9	AB	R	H	RBI	BB	SO	LOB	TOP					
1 Jordany Valdespin, L (1.4) OBP: 0.396, SLG: 0.633 68 Matthew den Dekker, L (7.8) OBP: 0.233, SLG: 0.381	0-0 77 1B 3B		1-0 77 1B HBP		0-0 G6-3		0-0 G1-3		0-0 G5-3	3	1	1	0	0	0	1						
4 Collin Cowgill, R (1.8) OBP: 0.352, SLG: 0.531 73 Robert Carson, L (7.1) 50 Scott Atchison, R (8.1) 97 Mike Wilson, R (9. PH) 56 Scott Rice, L (9.1)	0-3 K		0-3 K		0-0 P2		0-3 K		0-0 G4-3	4	0	0	0	0	0	3						
23 Mike Baxter, L (1.9) OBP: 0.311, SLG: 0.167 80 Jamie Hoffmann, R (8.9) OBP: 0.242, SLG: 0.355	1-0 77 1B HBP		0-3 K		0-0 F9				0-0 20 2B 1B	3	1	1	0	0	1	1						
77 Andrew Brown, R (1.7) OBP: 0.256, SLG: 0.289 19 Zach Lutz, R (8.7) OBP: 0.404, SLG: 0.356	0-0 1-2 3-H 1B		0-0 1-2 1B		0-0 F9				0-2 K	4	0	2	1	0	1	1						
20 Anthony Recker, R (1.2) OBP: 0.417, SLG: 0.652 22 Landon Powell, S (8.2) OBP: 0.240, SLG: 0.174	0-3 K		0-0 G6-3		0-0 G5-3				0-0 3 1B 84 1B 2B	4	1	1	1	0	1	4						
12 Brandon Hicks, R (1.3) OBP: 0.346, SLG: 0.308 90 Eric Campbell, R (9.3)	0-0 F7				4-1 16 G5-3 BB				0-3 K	2	0	0	0	2	1	3						
3 Omar Quintanilla, L (1.6) OBP: 0.349, SLG: 0.378					0-0 F7				0-0 16 BB 84 1B 1B	4	1	2	0	0	0	2						
16 Brian Bixler, R (1.5) OBP: 0.425, SLG: 0.636					0-0 G6-4-3 1-2				4-0 G1-3 2B	3	0	1	0	1	0	2						
49 Jonathon Niese, L (1.1) 30 LaTroy Hawkins, R (6.1) 55 Pedro Feliciano, L (6.1) 84 Joshua Rodriguez, R (7. PH) OBP: 0.500, SLG: 0.500					0-3 K				0-0 1-1 2-H 3-H 1B	2	0	0	0	0	1	1						
Inning Stats	R: 1 E: 0 K: 2 S: 9	H: 2 LOB: 2 BB: 0 P: 10	R: 0 E: 0 K: 0 S: 3	H: 1 LOB: 0 BB: 0 P: 3	R: 0 E: 0 K: 1 S: 8	H: 0 LOB: 1 BB: 1 P: 10	R: 0 E: 0 K: 1 S: 6	H: 0 LOB: 0 BB: 0 P: 10	R: 0 E: 0 K: 2 S: 4	H: 0 LOB: 1 BB: 0 P: 8	R: 0 E: 0 K: 2 S: 8	H: 1 LOB: 1 BB: 0 P: 8	R: 3 E: 0 K: 2 S: 10	H: 4 LOB: 2 BB: 0 P: 14	R: 0 E: 0 K: 0 S: 3	H: 0 LOB: 0 BB: 0 P: 3	1B: 6 2B: 2 3B: 1 HR: 0	SF: 0 SAC: 0 DP: 1 HBP: 2	WP: 0 PB: 0 SB: 1 CS: 0	PA: 39		
PITCHER	IP WLS BF H R ER SO BB IBB HBP BLK WP HR S P ERA WHIP	IP WLS BF H R ER SO BB IBB HBP BLK WP HR S P ERA WHIP	IP WLS BF H R ER SO BB IBB HBP BLK WP HR S P ERA WHIP	IP WLS BF H R ER SO BB IBB HBP BLK WP HR S P ERA WHIP	IP WLS BF H R ER SO BB IBB HBP BLK WP HR S P ERA WHIP	IP WLS BF H R ER SO BB IBB HBP BLK WP HR S P ERA WHIP	IP WLS BF H R ER SO BB IBB HBP BLK WP HR S P ERA WHIP	IP WLS BF H R ER SO BB IBB HBP BLK WP HR S P ERA WHIP	IP WLS BF H R ER SO BB IBB HBP BLK WP HR S P ERA WHIP	IP WLS BF H R ER SO BB IBB HBP BLK WP HR S P ERA WHIP	IP WLS BF H R ER SO BB IBB HBP BLK WP HR S P ERA WHIP	IP WLS BF H R ER SO BB IBB HBP BLK WP HR S P ERA WHIP	IP WLS BF H R ER SO BB IBB HBP BLK WP HR S P ERA WHIP	IP WLS BF H R ER SO BB IBB HBP BLK WP HR S P ERA WHIP	IP WLS BF H R ER SO BB IBB HBP BLK WP HR S P ERA WHIP	IP WLS BF H R ER SO BB IBB HBP BLK WP HR S P ERA WHIP	IP WLS BF H R ER SO BB IBB HBP BLK WP HR S P ERA WHIP	IP WLS BF H R ER SO BB IBB HBP BLK WP HR S P ERA WHIP	IP WLS BF H R ER SO BB IBB HBP BLK WP HR S P ERA WHIP	IP WLS BF H R ER SO BB IBB HBP BLK WP HR S P ERA WHIP	IP WLS BF H R ER SO BB IBB HBP BLK WP HR S P ERA WHIP	IP WLS BF H R ER SO BB IBB HBP BLK WP HR S P ERA WHIP

New York Mets @ Miami Marlins
Roger Dean Stadium, Jupiter, FL
Fri Mar 22 2013, 7:08 PM - 10:09 PM EDT
Att: 4,758 - Cloudy - 72 F

AB	34
R	4
H	9
RBI	4
BB	3
SO	9
LOB	19

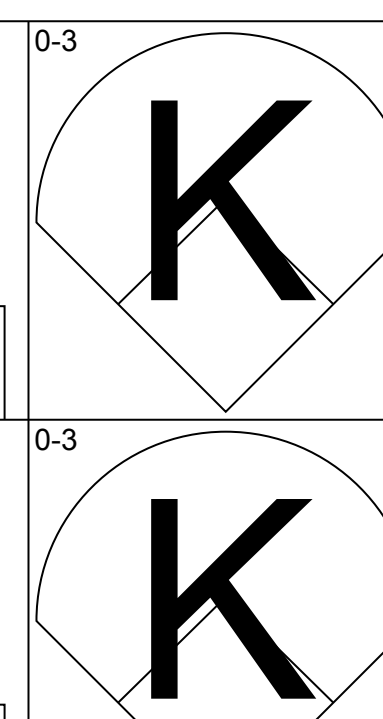
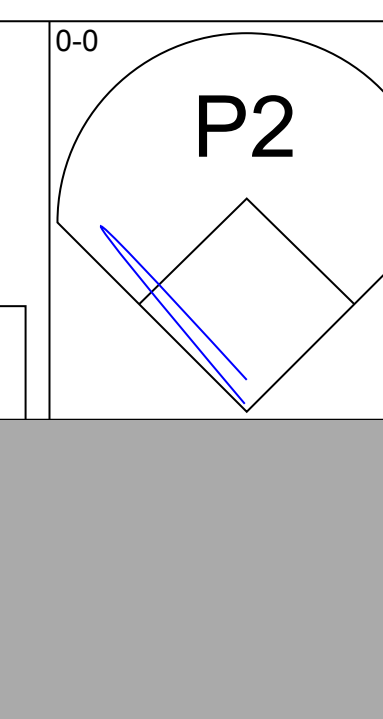
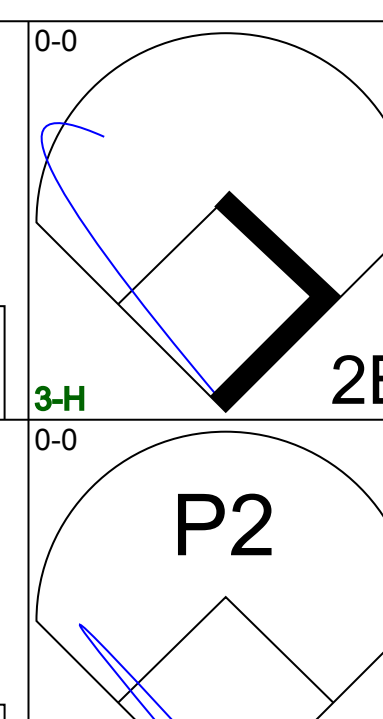
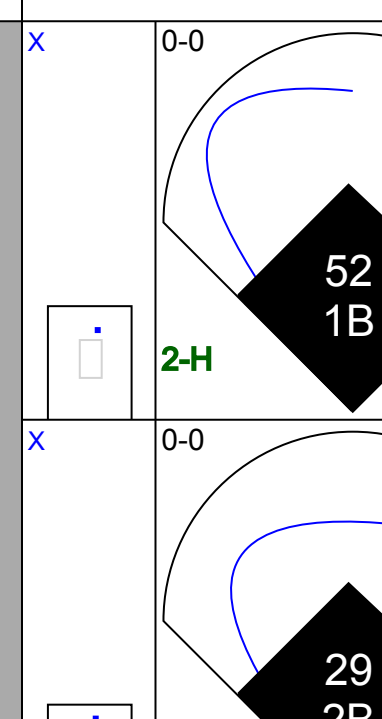
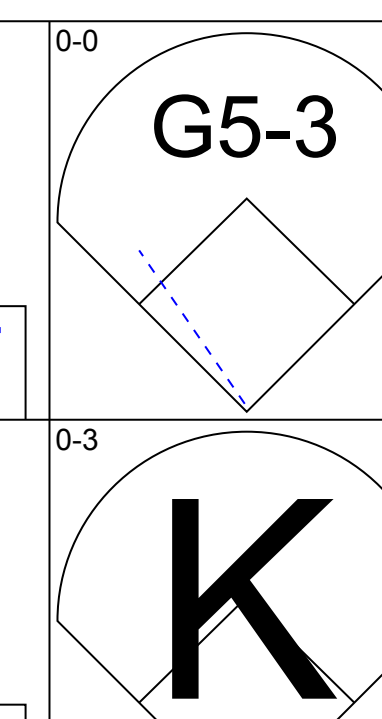

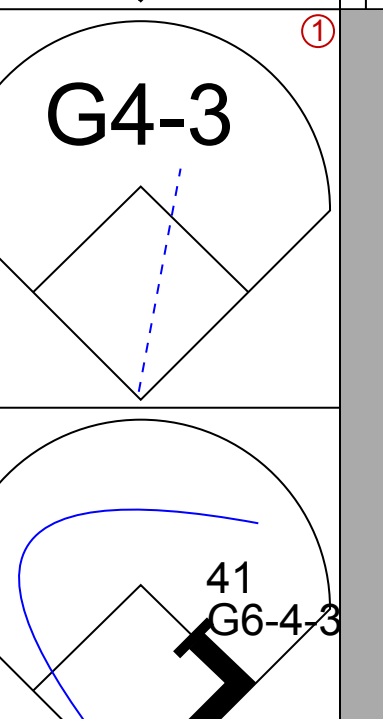

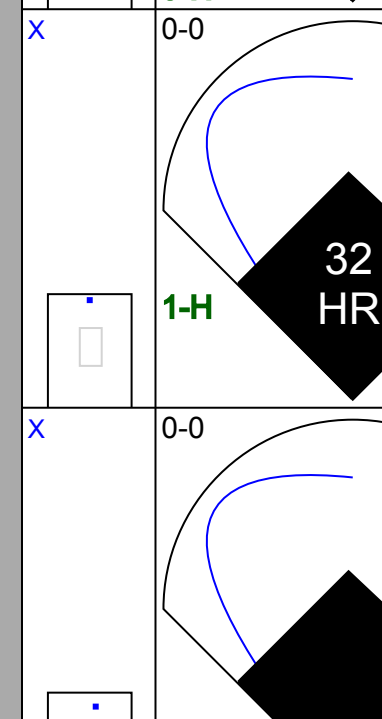
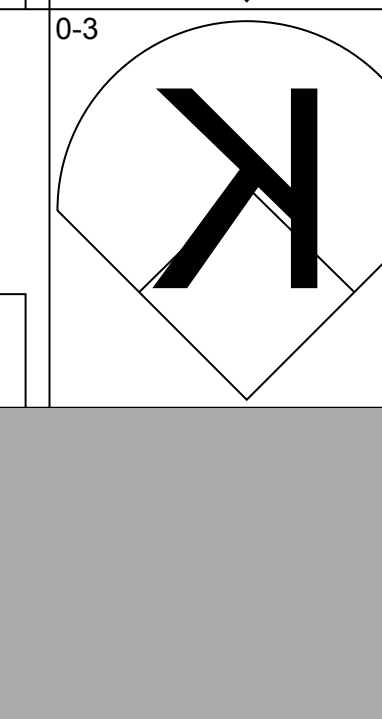

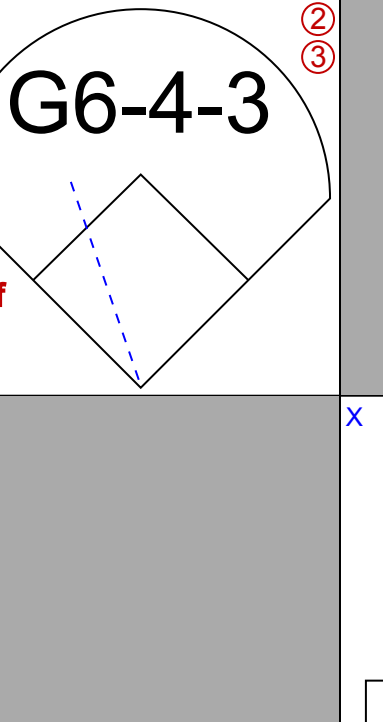
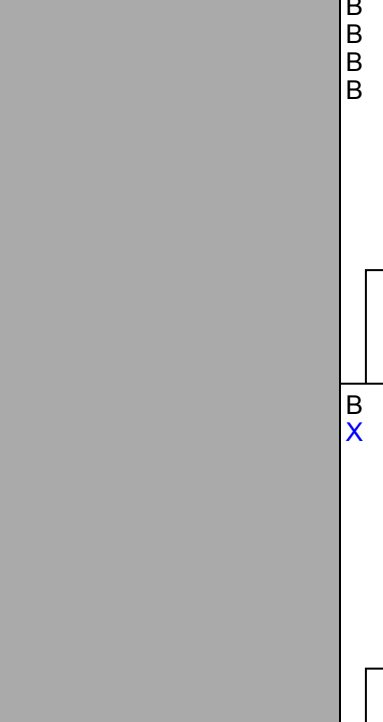
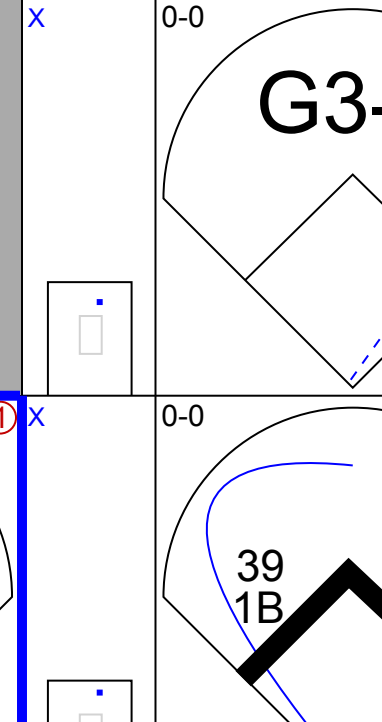


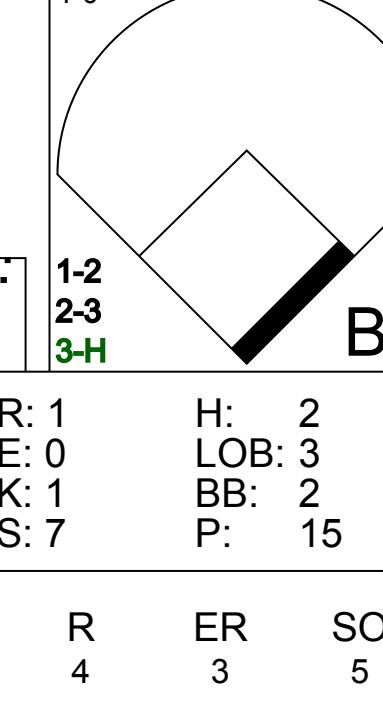
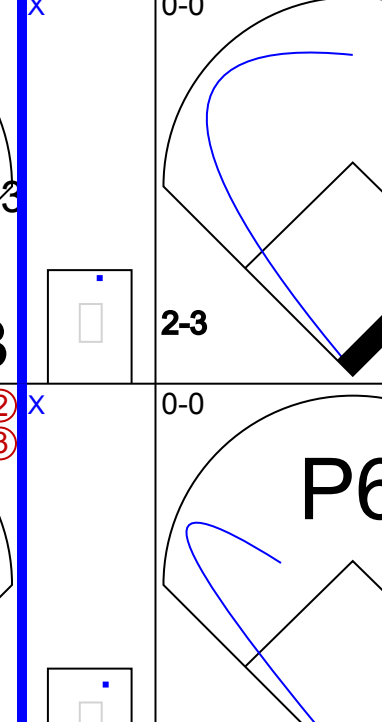



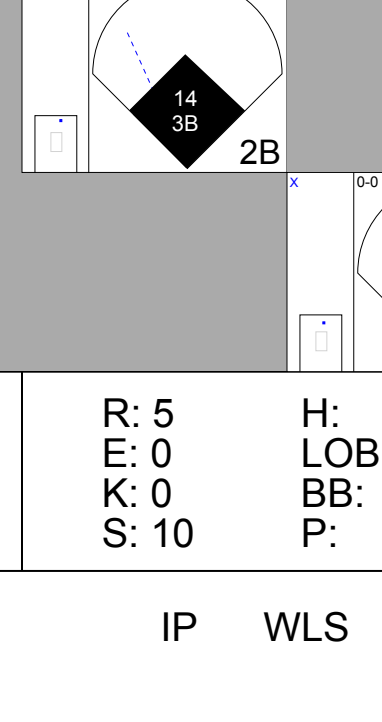

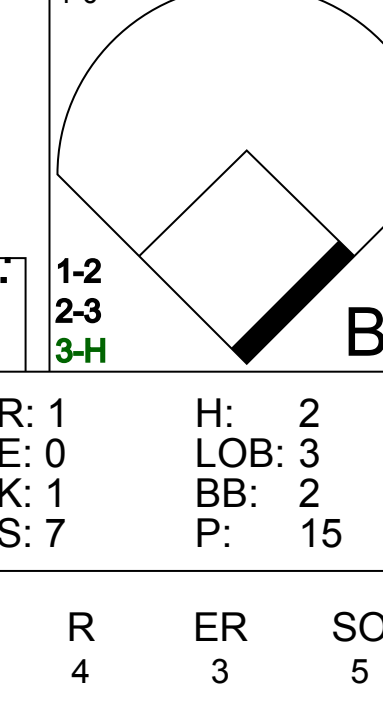
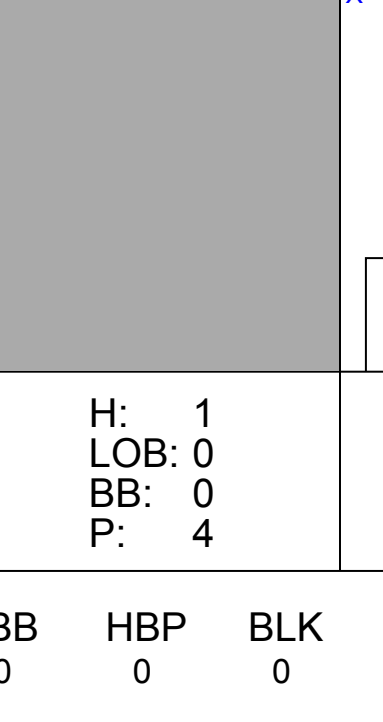
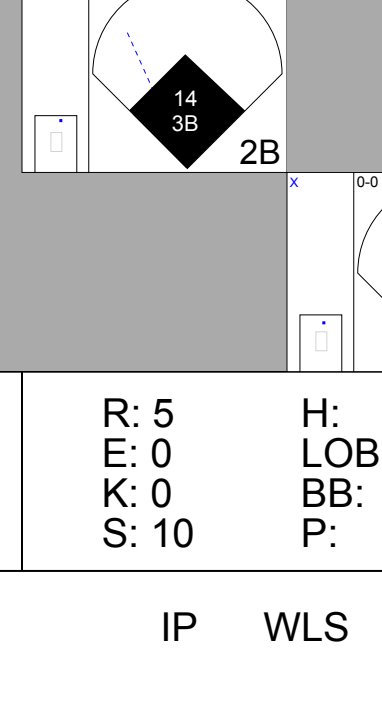
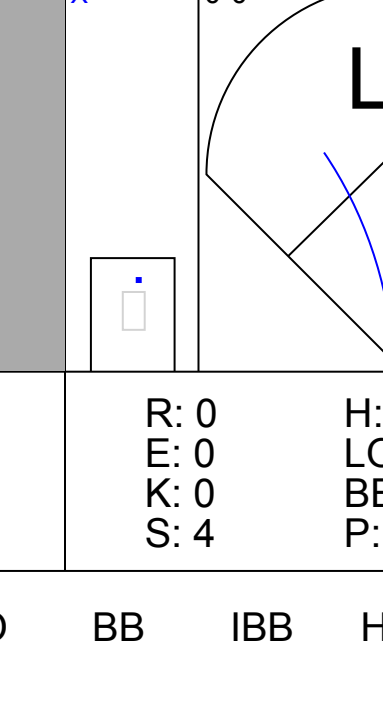
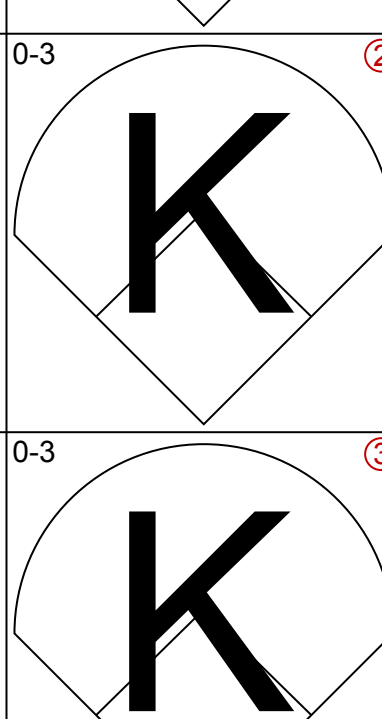
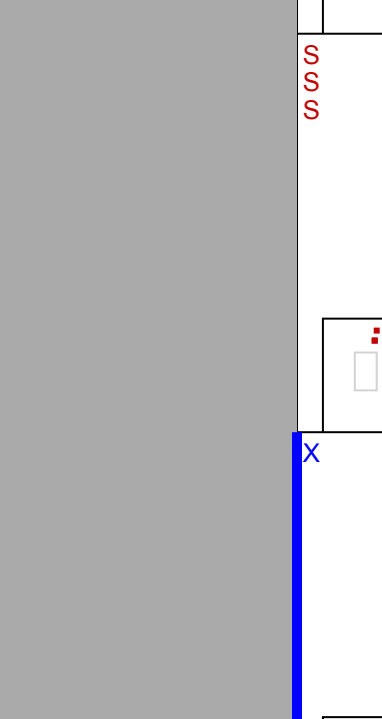
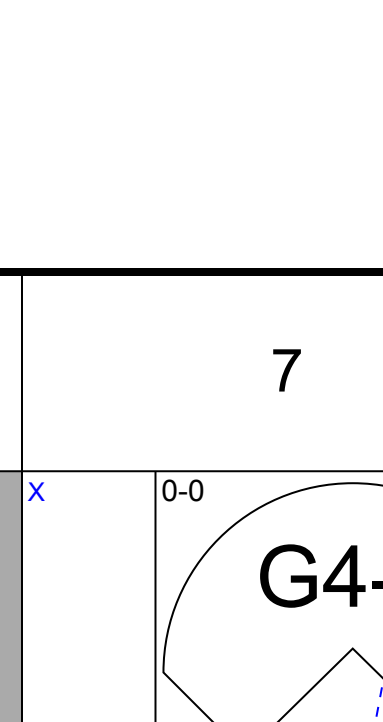
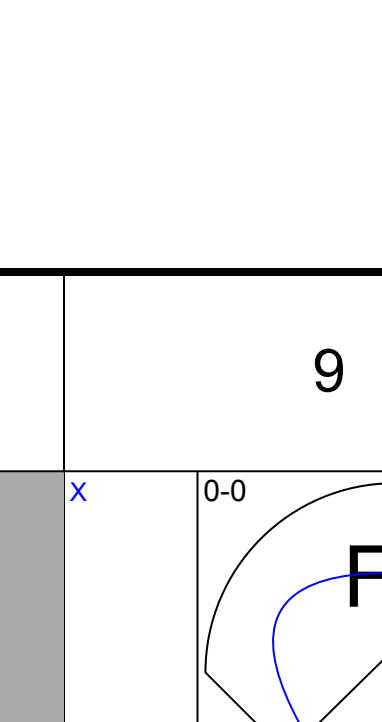

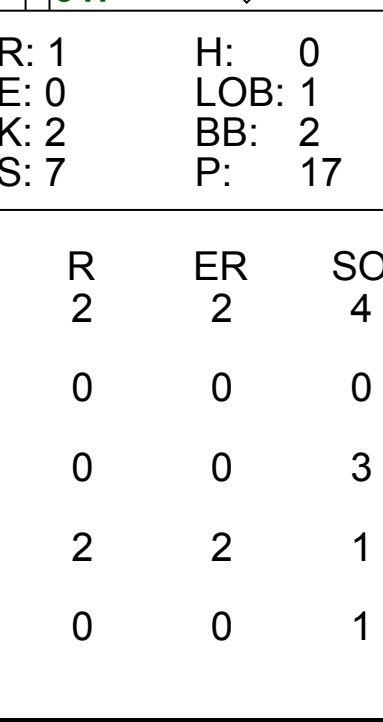

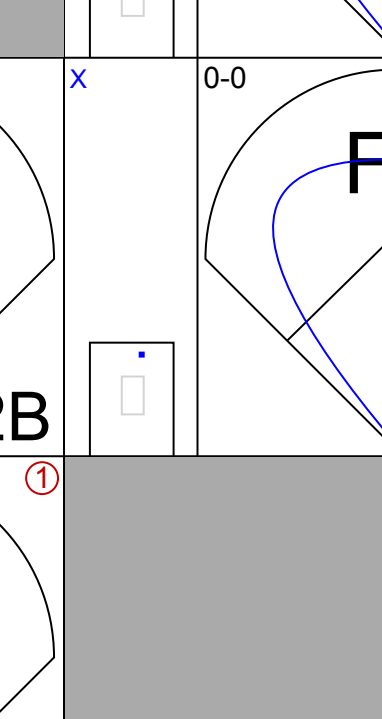


Batter	1	2	3	4	5	6	7	8	9	AB	R	H	RBI	BB	SO	LOB	BOTTOM					
9 Juan Pierre, L (1.7) OBP: 0.373, SLG: 0.362	0-0 G4-3		4-0 30 WP BB		0-0 G4-3				0-0 12 G6-4-3 1B	3	0	1	0	1	0	0						
30 Placido Polanco, R (1.5) OBP: 0.393, SLG: 0.444 12 Matt Downs, R (7.5) OBP: 0.167, SLG: 0.308	0-3 K		1-3 K		0-3 K				0-0 G6-4-3 1-2 2-3	3	0	0	0	0	3	2						
27 Giancarlo Stanton, R (1.9) OBP: 0.485, SLG: 0.692	0-0 G5-3				4-0 20 C6-4 BB				4-0 BB	2	0	0	0	2	0	0						
20 Justin Ruggiano, R (1.8) OBP: 0.158, SLG: 0.176 2 Coorys Hernandez, R (8.8) OBP: 0.386, SLG: 0.306					0-0 FC6-4 13 CS 18 BB 19 1B				0-0 F8	3	1	0	0	0	2	1						
18 Casey Kotchman, L (1.3) OBP: 0.500, SLG: 0.657 26 Austin Kearns, R (9. PH) OBP: 0.235, SLG: 0.071					4-0 13 CS				4-0 13 G6-4-3 BB	2	0	1	0	1	0	0						
13 Chris Valaika, R (1.6) OBP: 0.220, SLG: 0.289					4-0 19 1B				0-0 G6-4-3 1-2	3	1	0	0	1	0	2						
19 Rob Brantly, L (1.2) OBP: 0.380, SLG: 0.391					0-0 30 WP 47 SH2-3 1B				0-0 G4-3	4	0	2	1	0	0	0						
22 Nick Green, R (1.4) OBP: 0.317, SLG: 0.316					0-3 K				0-0 G6-3	3	0	1	1	0	1	1						
47 Ricky Nolasco, R (1.1) 50 Chad Qualls, R (7.1) 58 Ryan Webb, R (8.1) 29 Greg Dobbs, L (8. PH) 23 Paul Gran, R (8. PH) 31 Steve Cishek, R (9.1)					0-0 SH2-3				0-0 12 G6-4-3 9 1B 1B	1	0	0	0	0	0	0						
Inning Stats	R: 0 E: 0 K: 1 S: 5	H: 0 LOB: 0 BB: 0 P: 5	R: 0 E: 1 K: 1 S: 5	H: 1 LOB: 0 BB: 0 P: 5	R: 0 E: 0 K: 2 S: 8	H: 1 LOB: 2 BB: 1 P: 13	R: 2 E: 0 K: 0 S: 3	H: 2 LOB: 2 BB: 3 P: 15	R: 0 E: 0 K: 1 S: 5	H: 0 LOB: 0 BB: 0 P: 5	R: 0 E: 0 K: 0 S: 3	H: 0 LOB: 0 BB: 0 P: 3	R: 0 E: 0 K: 0 S: 4	H: 2 LOB: 2 BB: 1 P: 8	R: 0 E: 0 K: 0 S: 2	H: 0 LOB: 0 BB: 1 P: 6	1B: 6 2B: 1 3B: 0 HR: 0	SF: 0 SAC: 1 DP: 3 HBP: 0	WP: 1 PB: 0 SB: 0 CS: 2	PA: 34		
PITCHER	IP WLS BF H R ER SO BB IBB HBP BLK WP HR S P ERA WHIP	IP WLS BF H R ER SO BB IBB HBP BLK WP HR S P ERA WHIP	IP WLS BF H R ER SO BB IBB HBP BLK WP HR S P ERA WHIP	IP WLS BF H R ER SO BB IBB HBP BLK WP HR S P ERA WHIP	IP WLS BF H R ER SO BB IBB HBP BLK WP HR S P ERA WHIP	IP WLS BF H R ER SO BB IBB HBP BLK WP HR S P ERA WHIP	IP WLS BF H R ER SO BB IBB HBP BLK WP HR S P ERA WHIP	IP WLS BF H R ER SO BB IBB HBP BLK WP HR S P ERA WHIP	IP WLS BF H R ER SO BB IBB HBP BLK WP HR S P ERA WHIP	IP WLS BF H R ER SO BB IBB HBP BLK WP HR S P ERA WHIP	IP WLS BF H R ER SO BB IBB HBP BLK WP HR S P ERA WHIP	IP WLS BF H R ER SO BB IBB HBP BLK WP HR S P ERA WHIP	IP WLS BF H R ER SO BB IBB HBP BLK WP HR S P ERA WHIP	IP WLS BF H R ER SO BB IBB HBP BLK WP HR S P ERA WHIP	IP WLS BF H R ER SO BB IBB HBP BLK WP HR S P ERA WHIP	IP WLS BF H R ER SO BB IBB HBP BLK WP HR S P ERA WHIP	IP WLS BF H R ER SO BB IBB HBP BLK WP HR S P ERA WHIP	IP WLS BF H R ER SO BB IBB HBP BLK WP HR S P ERA WHIP	IP WLS BF H R ER SO BB IBB HBP BLK WP HR S P ERA WHIP	IP WLS BF H R ER SO BB IBB HBP BLK WP HR S P ERA WHIP	IP WLS BF H R ER SO BB IBB HBP BLK WP HR S P ERA WHIP	IP WLS BF H R ER SO BB IBB HBP BLK WP HR S P ERA WHIP

New York Mets @ Miami Marlins
Roger Dean Stadium, Jupiter, FL
Fri Mar 22 2013, 7:08 PM - 10:09 PM EDT
Att: 4,758 - Cloudy - 72 F

AB	27
R	2
H	6
RBI	2
BB	6
SO	6
LOB	10

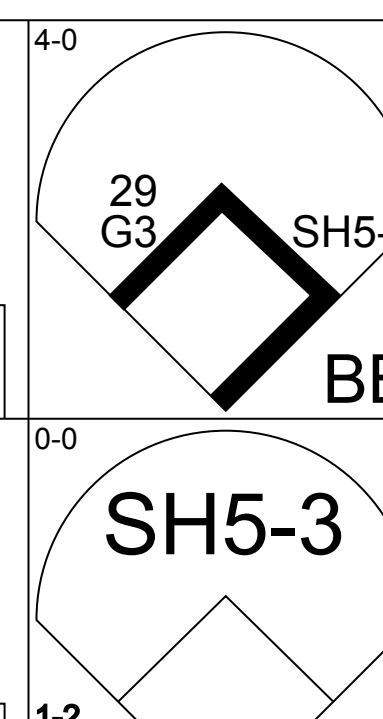
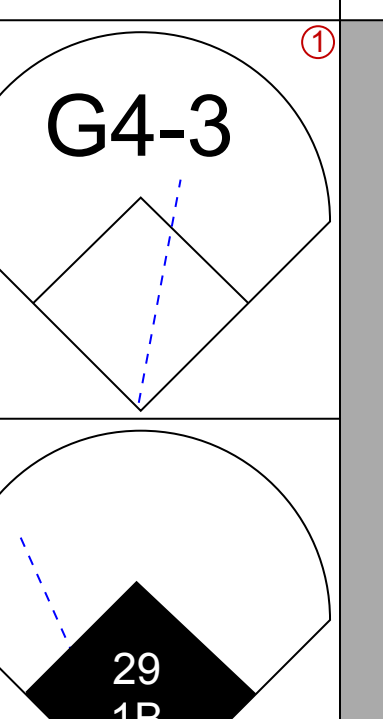
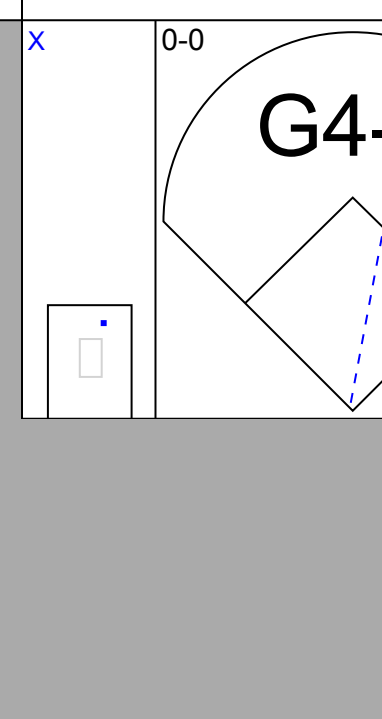
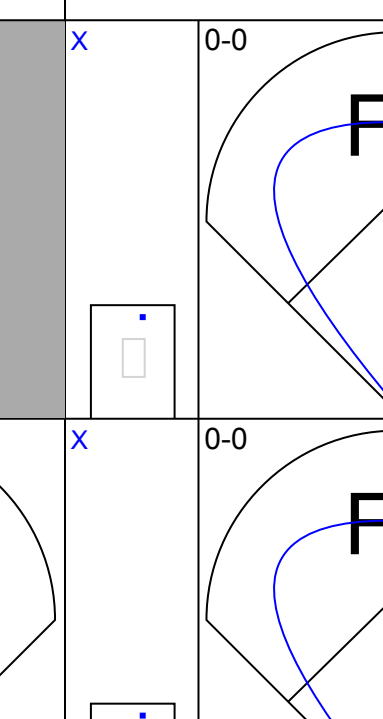
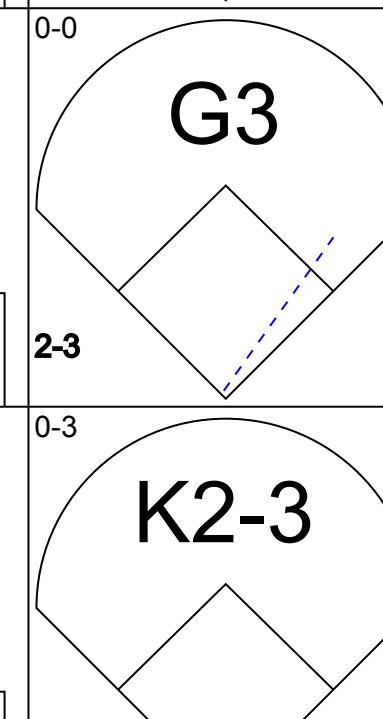
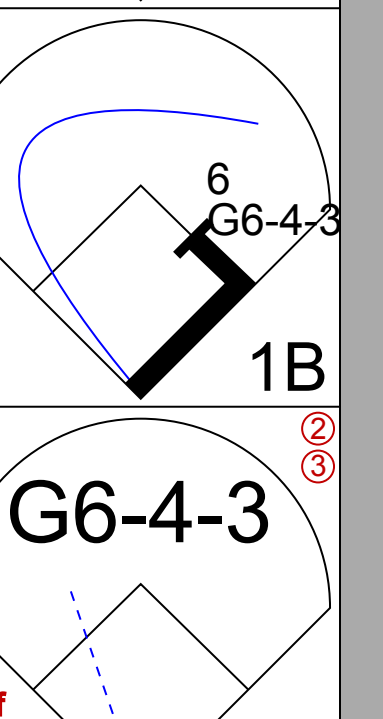

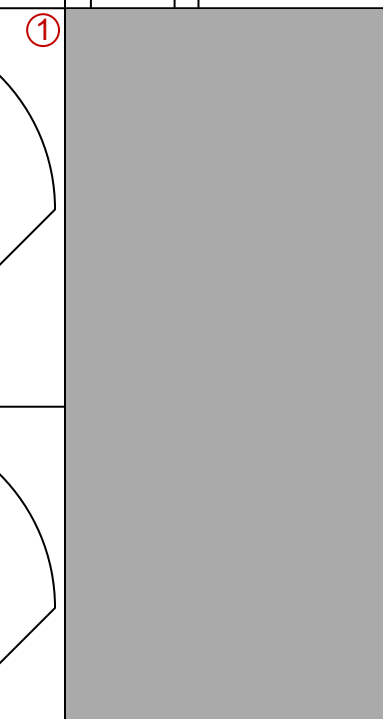
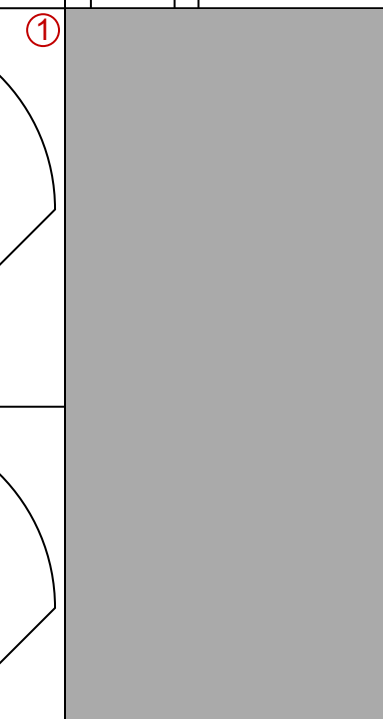

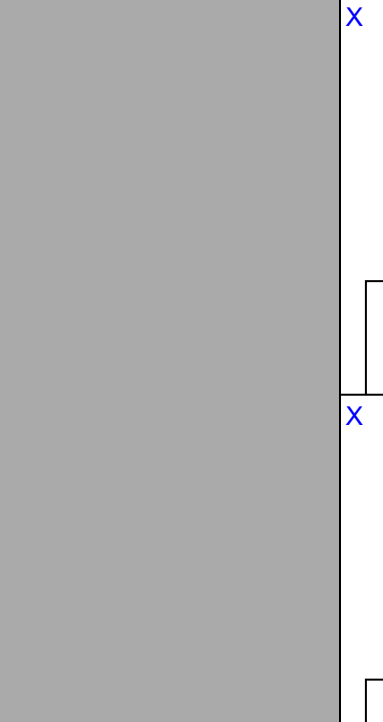
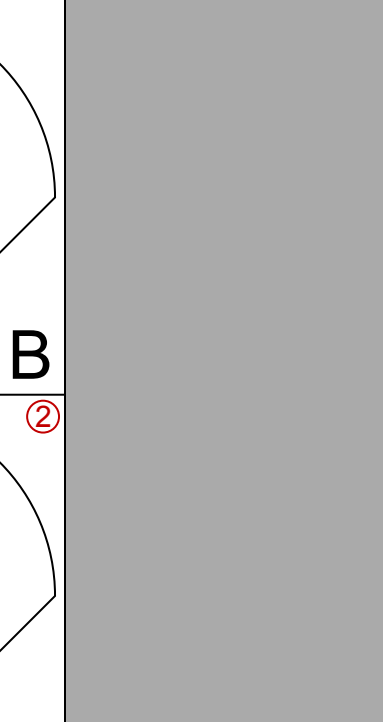

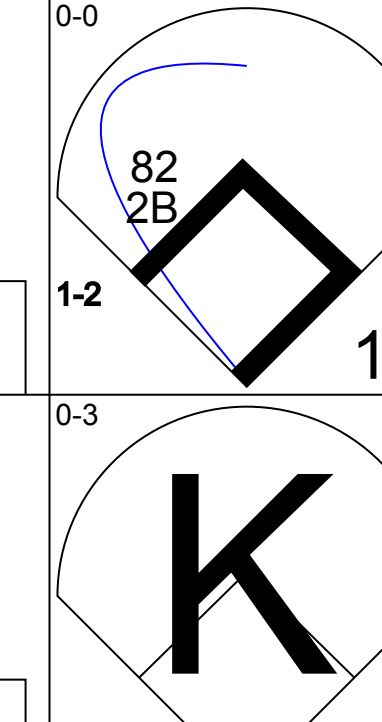

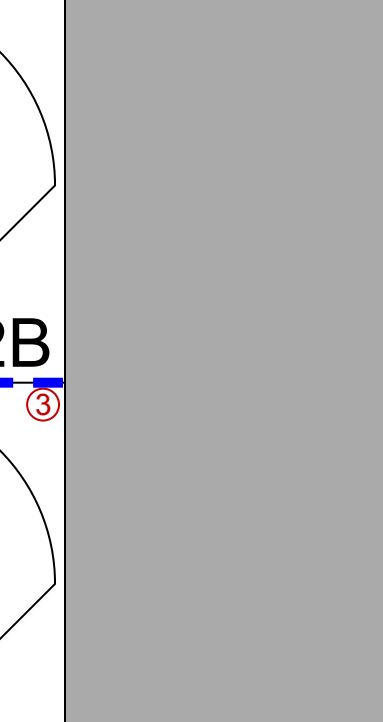

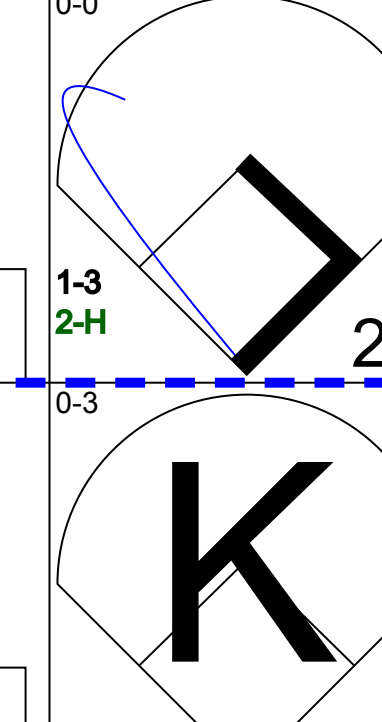
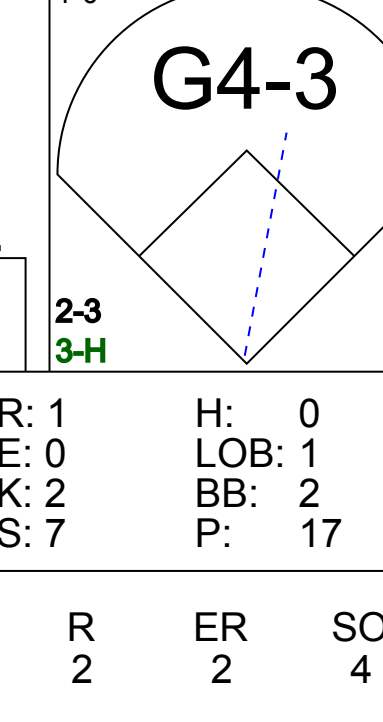
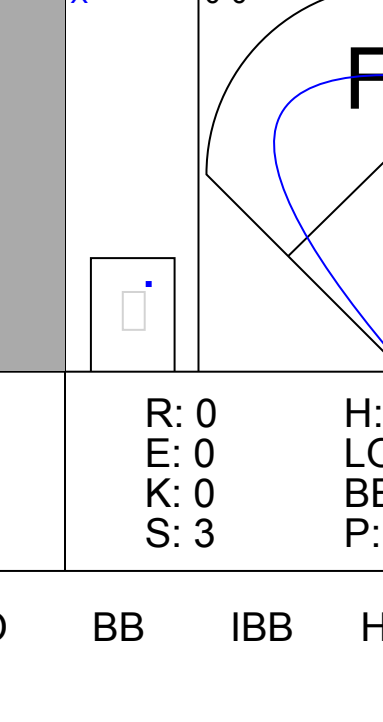
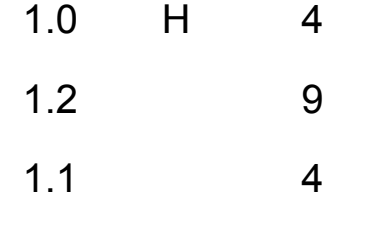


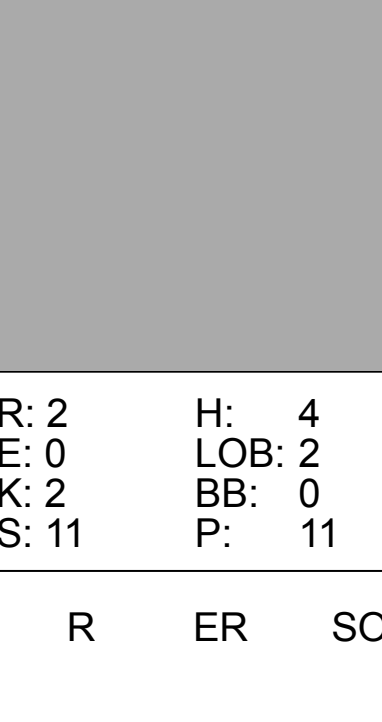
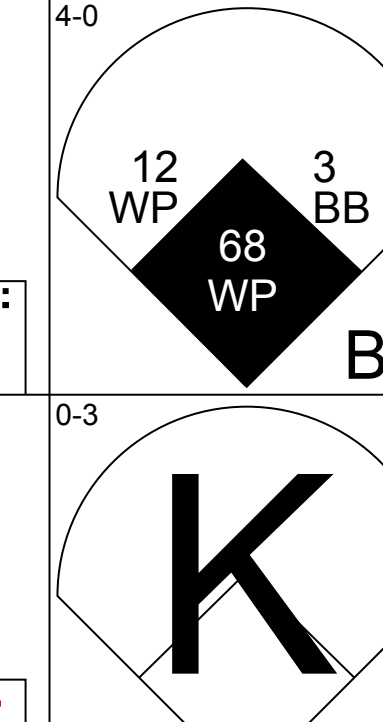
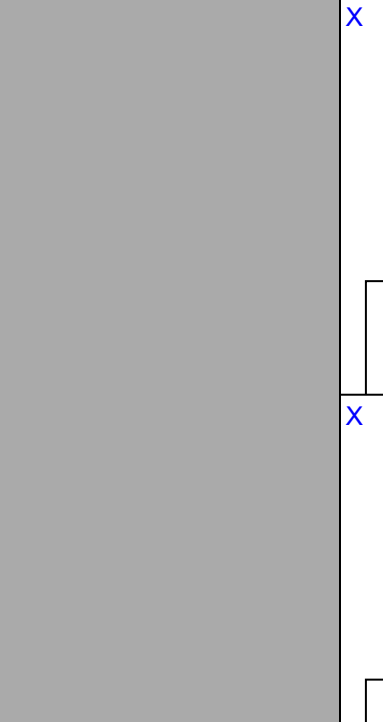




Batter	1	2	3	4	5	6	7	8	9	AB	R	H	RBI	BB	SO	LOB	TOP					
14 Austin Jackson, R OBP: 0.323, SLG: 0.473										5	1	2	2	0	1	3						
48 Tori Hunter, R OBP: 0.305, SLG: 0.464										3	1	0	0	0	1	1						
52 Quintin Berry, L OBP: 0.394, SLG: 0.286										2	1	1	1	0	1	0						
24 Miguel Cabrera, R OBP: 0.313, SLG: 0.545										3	0	0	0	0	1	1						
29 Danny Worth, R OBP: 0.422, SLG: 0.474										2	1	1	1	0	1	0						
28 Prince Fielder, L OBP: 0.418, SLG: 0.479										3	1	2	1	0	1	1						
32 Don Kelly, L OBP: 0.354, SLG: 0.561										2	1	1	2	0	0	0						
41 Victor Martinez, S OBP: 0.358, SLG: 0.383										4	0	0	0	0	0	3						
65 Brad Davis, R OBP: 0.354, SLG: 0.561										0	0	0	0	1	0	0						
12 Andy Dirks, L OBP: 0.333, SLG: 0.390										3	0	0	0	0	2	1						
68 Matt Tuiasosopo, R OBP: 0.423, SLG: 0.733										1	0	1	0	1	0	0						
27 Jhonny Peralta, R OBP: 0.340, SLG: 0.449										1	1	1	0	2	0	0						
39 Ramon Santiago, S OBP: 0.435, SLG: 0.471										2	0	2	0	0	0	0						
13 Alex Avila, L OBP: 0.410, SLG: 0.404										2	0	0	0	1	0	2						
55 Brayven Peña, S OBP: 0.216, SLG: 0.400										2	0	0	0	0	0	5						
4 Omar Infante, R OBP: 0.349, SLG: 0.432										4	2	2	2	1	0	5						
67 Kevin Russo, R OBP: 0.316, SLG: 0.583										0	0	0	0	0	0	0						
Inning Stats	R: 0 E: 0 K: 3 S: 9	H: 0 LOB: 0 BB: 0 P: 9	R: 1 E: 0 K: 1 S: 7	H: 2 LOB: 3 BB: 2 P: 15	R: 1 E: 1 K: 0 S: 4	H: 1 LOB: 0 BB: 0 P: 4	R: 2 E: 0 K: 0 S: 5	H: 2 LOB: 1 BB: 1 P: 10	R: 0 E: 1 K: 1 S: 5	H: 0 LOB: 1 BB: 1 P: 5	R: 0 E: 0 K: 1 S: 4	H: 0 LOB: 0 BB: 0 P: 8	R: 5 E: 0 K: 0 S: 10	H: 7 LOB: 2 BB: 0 P: 10	R: 0 E: 0 K: 2 S: 7	H: 0 LOB: 0 BB: 0 P: 7	R: 0 E: 0 K: 0 S: 4	H: 1 LOB: 3 BB: 2 P: 12	1B: 6 2B: 4 3B: 2 HR: 1	SF: 0 SAC: 0 DP: 3 HBP: 0	WP: 0 PB: 0 SB: 1 CS: 0	PA: 45
PITCHER	IP WLS BF H R ER SO BB IBB HBP BLK WP HR S P ERA WHIP																					
33 Matt Harvey, R ERA: 3.47	5.0 L 23 5 4 3 5 3 0 0 0 0 0 0 30 43 5.40 1.600																					
39 Bobby Parnell, R ERA: 2.53	1.0 3 0 0 0 1 1 0 0 0 0 0 0 4 8 0.00 1.000																					
34 Brandon Lyon, R ERA: 7.88	0.1 7 6 5 5 0 0 0 0 0 0 0 1 7 7 135.00 18.000																					
50 Scott Atchison, R ERA: 1.74	1.2 6 1 0 0 2 0 0 0 0 0 0 0 10 10 0.00 0.600																					
89 Jack Leathersich, L ERA:	1.0 6 1 0 0 0 2 0 0 0 0 0 0 4 12 0.00 3.000																					

Detroit Tigers @ New York Mets
 Tradition Field, Port St. Lucie, FL
 Sun Mar 24 2013, 1:13 PM - 4:09 PM EDT
 Att: 4,877 - Partly Cloudy - 85 F

AB 39
 R 9
 H 13
 RBI 9
 BB 6
 SO 8
 LOB 22



Batter	1	2	3	4	5	6	7	8	9	AB	R	H	RBI	BB	SO	LOB	BOTTOM					
9 Kirk Nieuwenhuis, L OBP: 0.192, SLG: 0.045										3	0	0	0	2	0	0						
Justin Turner, R OBP: 0.359, SLG: 0.389										4	2	3	0	0	0	0						
29 Ike Davis, L OBP: 0.431, SLG: 0.477										3	0	1	1	0	0	3						
86 Danny Muno, S OBP: 0.359, SLG: 0.389										1	0	0	0	0	1							
6 Marlon Byrd, R OBP: 0.347, SLG: 0.444										3	0	1	0	0	1	2						
91 Cory Vaughn, R OBP: 1.000, SLG: 1.000										1	1	1	1	0	0	0						
44 John Buck, R OBP: 0.429, SLG: 0.621										2	1	1	0	1	1	1						
22 Landon Powell, S OBP: 0.269, SLG: 0.208										1	0	1	0	0	0	0						
77 Andrew Brown, R OBP: 0.250, SLG: 0.279										4	0	0	0	0	3	5						
3 Omar Quintanilla, L OBP: 0.340, SLG: 0.550										2	0	0	0	1	1	1						
82 Matt Reynolds, R OBP: 1.000, SLG: 2.000										1	0	1	1	0	0	0						
12 Brandon Hicks, R OBP: 0.333, SLG: 0.279										4	0	0	0	0	3	4						
68 Matthew den Dekker, L OBP: 0.222, SLG: 0.384										2	0	0	0	0	0	1						
Alonzo Harris, R OBP: 0.333, SLG: 0.333										2	0	0	0	0	0	0						
Inning Stats	R: 0 E: 0 K: 1 S: 5	H: 0 LOB: 1 BB: 1 P: 9	R: 1 E: 0 K: 2 S: 7	H: 0 LOB: 2 BB: 2 P: 17	R: 1 E: 0 K: 0 S: 4	H: 2 LOB: 0 BB: 0 P: 4	R: 0 E: 0 K: 0 S: 3	H: 1 LOB: 0 BB: 0 P: 3	R: 0 E: 0 K: 1 S: 6	H: 1 LOB: 2 BB: 1 P: 10	R: 0 E: 0 K: 3 S: 10	H: 1 LOB: 1 BB: 0 P: 10	R: 0 E: 0 K: 0 S: 3	H: 0 LOB: 0 BB: 0 P: 3	R: 2 E: 0 K: 2 S: 11	H: 4 LOB: 2 BB: 0 P: 11	R: 0 E: 0 K: 0 S: 3	H: 0 LOB: 0 BB: 0 P: 3	1B: 5 2B: 4 3B: 0 HR: 0	SF: 0 SAC: 1 DP: 2 HBP: 0	WP: 2 PB: 0 SB: 0 CS: 0	PA: 38
PITCHER	IP WLS BF H R ER SO BB IBB HBP BLK WP HR S P ERA WHIP																					
58 Doug Fister, R ERA: 6.52	4.2 W 20 4 2 2 2 4 0 0 0 0 0 0 24 42 3.86 1.714																					
36 Dartt Downs, L ERA: 0.71	0.1 H 1 0 0 0 0 0 0 0 0 0 0 0 1 1 0.00 0.000																					
62 Al Alburquerque, R ERA: 4.91	1.0 H 4 1 0 0 3 0 0 0 0 0 0 0 10 10 0.00 1.000																					
71 Jose Alvarez, L ERA: 2.79	1.2 9 4 2 2 1 0 0 0 0 0 0 0 11 11 10.80 2.400																					
49 Luis Marte, R ERA: 2.38	1.1 4 0 0 0 1 0 0 0 0 0 0 0 6 6 0.00 0.000																					

Detroit Tigers @ New York Mets
 Tradition Field, Port St. Lucie, FL
 Sun Mar 24 2013, 1:13 PM - 4:09 PM EDT
 Att: 4,877 - Partly Cloudy - 85 F

AB 33
 R 4
 H 9
 RBI 3
 BB 4
 SO 9
 LOB 18



Batter	1	2	3	4	5	6	7	8	9	AB	R	H	RBI	BB	SO	LOB	TOP			
19 Jon Jay, L (1,8) OBP: 0.365, SLG: 0.436 96 Tommy Pham, R (8,PH) (8,8)	0-0 FC4-6 1B		0-0 2-3 1B	0-0 1-3 2B	0-0 1-3 2B	0-0 G5-3		0-0 L4-3		4	0	3	0	0	0	0				
13 Matt Carpenter, L (1,5) OBP: 0.434, SLG: 0.476 97 Jake Lemmerman, R (8,PH) (8,6)	0-0 FC4-6 1B		0-0 SF8	0-0 3 BB 1B		0-3 K		0-0 G1-3		3	0	1	2	0	1	1				
21 Allen Craig, R (1,3) OBP: 0.431, SLG: 0.468 12 Ty Wigginton, R (6,3) OBP: 0.208, SLG: 0.167	0-0 FC5-4 1B		0-0 F8	0-0 P4		0-0 F8		0-0 G6-3		4	0	0	0	0	0	4				
3 Carlos Beltrán, S (1,9) OBP: 0.500, SLG: 0.375 56 Adron Chambers, L (7,PR) OBP: 0.270, SLG: 0.321	0-0 G4-3			0-0 4 HR 1B		4-0 4 HR BB		0-0 L3		2	1	1	0	2	0	1				
4 Yadier Molina, R (1,2) OBP: 0.542, SLG: 0.714 32 Rob Johnson, R (7,2) OBP: 0.241, SLG: 0.500		0-0 33 G3-6-1 1B		0-0 33 HR BB		1-0 1-H HR		0-0 HR		3	2	2	2	1	0	3				
87 Oscar Taveras, L (1,7) OBP: 0.342, SLG: 0.444 94 Carson Kelly, R (8,PH) OBP: 0.333, SLG: 0.667		0-0 F9		0-0 33 HR 1B		0-0 F9		0-0 F9		4	1	1	0	0	0	5				
33 Daniel Descalso, L (1,4) OBP: 0.379, SLG: 0.452 89 Greg Garcia, L (7,6) OBP: 0.310, SLG: 0.240	0-0 G3-6-1			4-0 38 HR BB		0-0 F8		0-0 P5		3	1	0	1	1	0	2				
38 Pete Kozma, R (1,6) OBP: 0.391, SLG: 0.576 93 Nick Greenwood, R (7,1) OBP: 0.359, SLG: 0.554 34 Marc Rzepczynski, L (8,1)			0-0 G6-3	0-0 1-2 2-3 3-H BB		0-0 F7		0-0 F9		4	1	1	4	0	0	1				
50 Adam Wainwright, R (1,1) OBP: 0.600, SLG: 0.750 8 Ryan Jackson, R (7,4) OBP: 0.240, SLG: 0.217			0-0 19 1B 13 SF8 2B	4-0 19 2B 13 1B BB		0-0 F9		0-0 96 L4-3 1B		2	2	1	0	1	0	0				
Inning Stats	R: 0 E: 0 K: 0 S: 4	H: 1 LOB: 1 BB: 0 P: 4	R: 0 E: 0 K: 0 S: 3	H: 1 LOB: 0 BB: 0 P: 3	R: 1 E: 0 K: 0 S: 5	H: 2 LOB: 1 BB: 0 P: 5	R: 6 E: 0 K: 0 S: 8	H: 5 LOB: 3 BB: 4 P: 24	R: 0 E: 0 K: 1 S: 5	H: 0 LOB: 0 BB: 0 P: 3	R: 2 E: 0 K: 0 S: 4	H: 1 LOB: 1 BB: 1 P: 9	R: 0 E: 0 K: 0 S: 3	H: 1 LOB: 1 BB: 0 P: 3	R: 2 E: 0 K: 0 S: 6	H: 3 LOB: 1 BB: 0 P: 6	1B: 8 2B: 4 3B: 0 HR: 3	SF: 1 SAC: 0 DP: 2 HBP: 0	WP: 0 PB: 0 SB: 1 CS: 0	PA: 44
PITCHER	IP WLS BF H R ER SO	IP WLS BF H R ER SO	IP WLS BF H R ER SO	IP WLS BF H R ER SO	IP WLS BF H R ER SO	IP WLS BF H R ER SO	IP WLS BF H R ER SO	IP WLS BF H R ER SO	IP WLS BF H R ER SO	IP WLS BF H R ER SO	IP WLS BF H R ER SO	IP WLS BF H R ER SO	IP WLS BF H R ER SO	IP WLS BF H R ER SO	IP WLS BF H R ER SO	IP WLS BF H R ER SO	ERA WHIP	ERA WHIP	ERA WHIP	
53 Jeremy Hefner, R (1,1) ERA: 3.47 85 Randy Fontanez, R (4,1) ERA: 2.0 96 Armando Rodriguez, R (4,1) ERA: 6.1 30 LaTroy Hawkins, R (6,1) ERA: 1.0 94 Chase Huchingson, L (7,1) ERA: 18.0	3.0 0.0 2.0 1.0 1.0	13 7 7 3 5	5 4 0 0 2	2 5 0 0 2	0 5 0 0 2	0 0 0 0 0	0 1 0 0 1	0 0 0 0 0	0 0 0 0 0	0 0 0 0 0	0 0 0 0 0	0 0 0 0 0	0 0 0 0 0	0 0 0 0 0	0 0 0 0 0	0 0 0 0 0	0 0 0 0 0	18.00 3.000	18.00 3.000	18.00 3.000

St. Louis Cardinals @ New York Mets
 Tradition Field, Port St. Lucie, FL
 Tue Mar 26 2013, 1:10 PM - 4:24 PM EDT
 Att: 6,149 - Partly Cloudy - 61 F

AB 38
 R 11
 H 14
 RBI 11
 BB 5
 SO 1
 LOB 19



Batter	1	2	3	4	5	6	7	8	9	AB	R	H	RBI	BB	SO	LOB	BOTTOM			
1 Jordany Valdespin, L (1,4) OBP: 0.375, SLG: 0.559 86 Danny Muno, S (8,4)	0-0 21 2B 1B			0-0 FC6-4		0-0 P4		4-0 BB		4	1	1	0	0	1	3				
Justin Turner, R (1,5) OBP: 0.326, SLG: 0.349 91 Richard Lucas, R (8,3)	0-0 F7		0-0 G5-3	0-0 F8		0-0 F8		0-3 29 G6-4-3 1B		4	0	1	0	0	0	3				
29 Ike Davis, L (1,3) OBP: 0.418, SLG: 0.447 91 Cory Vaughn, R (8,7) OBP: 0.500, SLG: 0.500	4-0 21 2B BB		0-0 F9		0-3 K		0-0 G6-4-3		0-3 K	3	0	0	0	1	1	1				
6 Marlon Byrd, R (1,9) OBP: 0.365, SLG: 0.479 30 LaTroy Hawkins, R (6,1) 94 Chase Huchingson, L (7,1) 19 Zach Lutz, R (7,PH) OBP: 0.379, SLG: 0.414	0-0 F8		0-0 F8	0-0 21 1B 2B		0-0 1B		0-0 21 HR 2B		3	1	2	0	0	0	2				
21 Lucas Duda, L (1,7) OBP: 0.351, SLG: 0.660 95 Hamilton Bennett, R (8,1) 95 Darrell Ceciliani, L (8,8) OBP: 0.667, SLG: 1.000	0-0 1-3 2-H 2B		0-0 2-H 1B	0-0 F8		0-0 F8		3-1 2-H HR		4	1	3	4	0	0	1				
44 John Buck, R (1,2) OBP: 0.421, SLG: 0.581 20 Anthony Recker, R (7,2) OBP: 0.393, SLG: 0.577	1-0 HBP		0-0 G5-3		0-0 F8		0-0 F8		0-0 K	2	0	0	0	0	0	2				
9 Kirk Nieuwenhuis, L (1,8) OBP: 0.229, SLG: 0.077 85 Dylan Owen, R (9,1) 22 Landon Powell, S (9,PH) OBP: 0.258, SLG: 0.207	0-3 K		0-0 G4-3		0-0 G4-3		0-0 3 G5-3 1B		0-0 G5-3	4	0	1	0	0	2	3				
3 Omar Quintanilla, L (1,6) OBP: 0.327, SLG: 0.341 82 Matt Reynolds, R (8,PH) OBP: 1.000, SLG: 1.500		0-0 F8		0-0 E4 FC6-4 96 1B		0-0 G5-3		0-0 86 BB 23 BB 1B		3	0	0	0	0	0	1				
53 Jeremy Hefner, R (1,1) 85 Randy Fontanez, R (4,1) 96 Armando Rodriguez, R (4,1) 23 Mike Baxter, L (6,9) OBP: 0.357, SLG: 0.279		0-0 G1-3		0-0 1 FC6-4 1B		0-0 P5		4-0 86 BB BB		1	0	0	0	0	0	0				
Inning Stats	R: 1 E: 0 K: 1 S: 7	H: 2 LOB: 3 BB: 1 P: 12	R: 0 E: 0 K: 1 S: 5	H: 0 LOB: 0 BB: 0 P: 5	R: 1 E: 0 K: 0 S: 5	H: 2 LOB: 1 BB: 0 P: 5	R: 0 E: 1 K: 0 S: 5	H: 1 LOB: 2 BB: 0 P: 5	R: 0 E: 0 K: 0 S: 4	H: 1 LOB: 1 BB: 0 P: 4	R: 2 E: 0 K: 0 S: 6	H: 3 LOB: 0 BB: 0 P: 9	R: 0 E: 0 K: 3 S: 10	H: 1 LOB: 3 BB: 2 P: 18	R: 0 E: 0 K: 1 S: 6	H: 1 LOB: 1 BB: 0 P: 6	1B: 8 2B: 3 3B: 0 HR: 1	SF: 0 SAC: 0 DP: 1 HBP: 1	WP: 0 PB: 0 SB: 0 CS: 0	PA: 43
PITCHER	IP WLS BF H R ER SO	IP WLS BF H R ER SO	IP WLS BF H R ER SO	IP WLS BF H R ER SO	IP WLS BF H R ER SO	IP WLS BF H R ER SO	IP WLS BF H R ER SO	IP WLS BF H R ER SO	IP WLS BF H R ER SO	IP WLS BF H R ER SO	IP WLS BF H R ER SO	IP WLS BF H R ER SO	IP WLS BF H R ER SO	IP WLS BF H R ER SO	IP WLS BF H R ER SO	IP WLS BF H R ER SO	ERA WHIP	ERA WHIP	ERA WHIP	
50 Adam Wainwright, R (1,1) ERA: 3.0 93 Nick Greenwood, L (7,1) ERA: 13.5 63 Maikel Cleto, R (8,1) ERA: 1.26 34 Marc Rzepczynski, L (8,1) ERA: 3.12	6.0 1.1 0.2 1.0	28 8 3 4	2 4 0 1	2 2 0 0	3 1 0 0	0 1 0 0	0 10 6 6	0 10 10 6	0 0 0 0	0 0 0 0	0 0 0 0	0 0 0 0	0 0 0 0	0 0 0 0	0 0 0 0	0 0 0 0	0 0 0 0	13.50 1.500	13.50 1.500	13.50 1.500

St. Louis Cardinals @ New York Mets
 Tradition Field, Port St. Lucie, FL
 Tue Mar 26 2013, 1:10 PM - 4:24 PM EDT
 Att: 6,149 - Partly Cloudy - 61 F

AB 39
 R 4
 H 12
 RBI 4
 BB 3
 SO 7
 LOB 25



Batter	1	2	3	4	5	6	7	8	9	AB	R	H	RBI	BB	SO	LOB	TOP										
2 Brandon Barnes, R OBP: 0.298, SLG: 0.659 Domingo Santana, R (6.9)	K2-3		K					E4		2	0	0	0	1	2	0											
Carlos Correa, R OBP: 0.333, SLG: 0.333	1B		K					FC4-6		4	0	1	1	0	2	2											
8 Trevor Crowe, S OBP: 0.316, SLG: 0.429 74 Marc Krauss, L (6, PH) OBP: 0.389, SLG: 0.538 (8.7)	K							P5		3	0	0	0	0	3	1											
4 Brandon Laird, R OBP: 0.393, SLG: 0.636	K							K		4	0	1	0	0	2	2											
30 Matt Dominguez, R OBP: 0.346, SLG: 0.556 94 Raoul Torrez, R (7.5)		F8								2	0	0	0	1	0	0											
Jon Singleton, L OBP: 0.250, SLG: 0.429		G4-3								4	0	0	0	0	2	2											
75 George Springer, R OBP: 0.421, SLG: 0.667										3	0	0	0	1	1	2											
6 Jason Jaramillo, S OBP: 0.385, SLG: 0.286 69 René García, R OBP: 0.417, SLG: 0.300										3	1	1	0	0	0	1											
73 Jose Martinez, R OBP: 0.344, SLG: 0.484 79 Delino DeShields, R OBP: 0.365, SLG: 0.417			K							0	0	0	0	1	0	0											
										2	0	0	0	0	1	0											
										0	1	0	0	1	0	0											
Inning Stats	R: 0 E: 0 K: 3 S: 10	H: 1 LOB: 1 BB: 0 P: 10	R: 0 E: 0 K: 0 S: 3	H: 0 LOB: 1 BB: 1 P: 7	R: 0 E: 0 K: 3 S: 9	H: 0 LOB: 0 BB: 0 P: 9	R: 0 E: 0 K: 1 S: 6	H: 1 LOB: 2 BB: 1 P: 10	R: 0 E: 0 K: 0 S: 2	H: 0 LOB: 0 BB: 0 P: 6	R: 0 E: 0 K: 2 S: 7	H: 0 LOB: 0 BB: 0 P: 7	R: 0 E: 0 K: 1 S: 5	H: 0 LOB: 0 BB: 0 P: 5	R: 2 E: 1 K: 1 S: 7	H: 1 LOB: 1 BB: 1 P: 12	R: 0 E: 0 K: 3 S: 9	H: 0 LOB: 0 BB: 0 P: 9	1B: 3 2B: 0 3B: 0 HR: 0	SF: 0 SAC: 0 DP: 0 HBP: 0	WP: 1 PB: 0 SB: 1 CS: 1	PA: 35					
PITCHER	IP	WLS	BF	H	R	ER	SO	BB	IBB	HBP	BLK	WP	HR	S	P	ERA	WHIP										
49 Jonathon Niese, L ERA: 1.23	4.1	W	17	2	0	0	7	2	0	0	0	0	0	29	37	0.00	0.923										
56 Scott Rice, L ERA: 3.18	1.2	H	5	0	0	0	2	1	0	0	0	0	0	8	12	0.00	0.600										
55 Pedro Feliciano, L ERA: 1.69	1.0		3	0	0	0	1	0	0	0	0	0	0	5	5	0.00	0.000										
50 Scott Alchison, R ERA: 2.38	1.0		6	1	2	1	1	1	0	0	0	1	0	7	12	9.00	2.000										
39 Bobby Parnell, R ERA: 2.31	1.0		3	0	0	0	3	0	0	0	0	0	0	9	9	0.00	0.000										

Houston Astros @ New York Mets
Tradition Field, Port St. Lucie, FL
Wed Mar 27 2013, 6:11 PM - 8:57 PM EDT
Att: 5,205 - Clear - 61 F

AB	30
R	2
H	3
RBI	1
BB	4
SO	14
LOB	14



Batter	1	2	3	4	5	6	7	8	9	AB	R	H	RBI	BB	SO	LOB	BOTTOM										
1 Jordany Valdespin, L OBP: 0.382, SLG: 0.556 84 Joshua Rodriguez, R OBP: 0.429, SLG: 0.333										4	2	2	0	0	2	0											
4 Collin Cowgill, R OBP: 0.397, SLG: 0.583										3	1	0	0	1	2	3											
29 Ike Davis, L OBP: 0.424, SLG: 0.471 90 Eric Campbell, R (9.3)										4	0	2	0	0	1	2											
6 Marlon Byrd, R OBP: 0.375, SLG: 0.558 23 Mike Baxter, L OBP: 0.337, SLG: 0.279										4	1	2	3	0	0	3											
21 Lucas Duda, L OBP: 0.333, SLG: 0.625 90 Dustin Lawley, R OBP: 1.000, SLG: 2.000										3	0	0	0	0	2	2											
44 John Buck, R OBP: 0.452, SLG: 0.600										4	1	3	0	0	0	0											
Justin Turner, R OBP: 0.319, SLG: 0.341 19 Zach Lutz, R OBP: 0.391, SLG: 0.443										1	0	0	0	0	0	0											
9 Kirk Nieuwenhuis, L OBP: 0.266, SLG: 0.069 Alonzo Harris, R OBP: 0.250, SLG: 0.250										3	0	0	0	0	1	3											
11 Rubén Tejada, R OBP: 0.193, SLG: 0.160										3	0	0	0	1	0	2											
Inning Stats	R: 1 E: 0 K: 1 S: 6	H: 2 LOB: 1 BB: 0 P: 7	R: 0 E: 0 K: 0 S: 3	H: 0 LOB: 0 BB: 0 P: 3	R: 2 E: 0 K: 1 S: 7	H: 2 LOB: 1 BB: 1 P: 11	R: 0 E: 0 K: 0 S: 4	H: 2 LOB: 1 BB: 0 P: 4	R: 0 E: 0 K: 3 S: 9	H: 0 LOB: 0 BB: 0 P: 9	R: 2 E: 1 K: 1 S: 9	H: 3 LOB: 1 BB: 0 P: 12	R: 0 E: 0 K: 2 S: 8	H: 1 LOB: 1 BB: 0 P: 8	R: 1 E: 0 K: 1 S: 7	H: 2 LOB: 2 BB: 2 P: 15	R: 0 E: 0 K: 3 S: 9	H: 0 LOB: 0 BB: 0 P: 9	1B: 7 2B: 5 3B: 0 HR: 1	SF: 0 SAC: 0 DP: 2 HBP: 1	WP: 0 PB: 0 SB: 0 CS: 0	PA: 38					
PITCHER	IP	WLS	BF	H	R	ER	SO	BB	IBB	HBP	BLK	WP	HR	S	P	ERA	WHIP										
31 Edgar Gonzalez, R ERA: 3.46	3.0	L	14	4	3	3	2	1	0	0	0	0	0	4	4	0.00	2.000										
55 Rhiner Cruz, R ERA: 1.17	1.0		4	2	0	0	0	0	0	0	0	0	0	4	4	0.00	2.000										
41 Jose Veras, R ERA: 5.4	1.0		3	0	0	0	3	0	0	0	0	0	0	9	9	0.00	0.000										
63 Xavier Cedeño, L ERA: 5.4	1.0		6	3	2	2	1	0	0	0	0	0	1	9	12	18.00	3.000										
62 Hector Ambriz, R ERA: 2.45	1.0		4	1	0	0	2	0	0	0	0	0	0	8	8	0.00	1.000										

Houston Astros @ New York Mets
Tradition Field, Port St. Lucie, FL
Wed Mar 27 2013, 6:11 PM - 8:57 PM EDT
Att: 5,205 - Clear - 61 F

AB	34
R	6
H	12
RBI	5
BB	3
SO	9
LOB	19



Batter	1	2	3	4	5	6	7	8	9	AB	R	H	RBI	BB	SO	LOB	TOP																					
4 Collin Cowgill, R OBP: 0.386, SLG: 0.565 66 Josh Edgin, R 84 Joshua Rodriguez, R OBP: 0.444, SLG: 0.286			G3-1			G6-3		HBP G4-3		2	0	0	0	0	1	0																						
28 Daniel Murphy, L OBP: 0.333, SLG: 0.333 27 Jeury Familia, R 73 Robert Carson, L 95 Darrell Ceciliani, L OBP: 0.500, SLG: 0.750 87 Jeff Walters, R			L4			K		G4-3		3	0	1	0	0	1	0																						
21 Lucas Duda, L OBP: 0.317, SLG: 0.593 Rhyne Hughes, L	F8		F8			K			K2-3	3	0	0	0	0	1	1																						
23 Mike Baxter, L OBP: 0.367, SLG: 0.267						K		G4-3		2	0	0	0	2	1	0																						
19 Zach Lutz, R OBP: 0.389, SLG: 0.429 76 Josh Satin, R OBP: 0.733, SLG: 0.778	K					K		G4-3		2	1	0	0	1	2	2																						
9 Kirk Nieuwenhuis, L OBP: 0.237, SLG: 0.894						K				3	0	1	0	1	2	1																						
20 Anthony Recker, R OBP: 0.355, SLG: 0.536						G5-3				2	0	0	1	0	1	1																						
3 Omar Quintanilla, L OBP: 0.309, SLG: 0.319						G1				3	0	0	0	0	1	2																						
92 Domingo Tapia, R 46 Greg Burke, R 55 Pedro Feliciano, L 1 Jordany Valdespin, L OBP: 0.371, SLG: 0.538						G3				1	0	0	0	0	1	1																						
Inning Stats	R: 0 E: 0 K: 2 S: 8	H: 1 LOB: 2 BB: 1 P: 12	R: 0 E: 0 K: 2 S: 7	H: 0 LOB: 1 BB: 1 P: 12	R: 0 E: 0 K: 0 S: 3	H: 0 LOB: 0 BB: 0 P: 3	R: 0 E: 0 K: 3 S: 9	H: 0 LOB: 0 BB: 0 P: 9	R: 0 E: 0 K: 0 S: 3	H: 0 LOB: 0 BB: 0 P: 3	R: 0 E: 0 K: 2 S: 7	H: 0 LOB: 0 BB: 0 P: 7	R: 1 E: 1 K: 1 S: 6	H: 1 LOB: 1 BB: 1 P: 11	R: 0 E: 0 K: 1 S: 4	H: 0 LOB: 0 BB: 0 P: 5	R: 0 E: 0 K: 2 S: 7	H: 0 LOB: 1 BB: 1 P: 12	1B: 2 2B: 0 3B: 0 HR: 0	SF: 1 SAC: 0 DP: 1 HBP: 1	WP: 2 PB: 0 CS: 0	PA: 33																
PITCHER	IP	WLS	BF	H	R	ER	SO	BB	IBB	HBP	BLK	WP	HR	S	P	ERA	WHIP	PITCHER				IP	WLS	BF	H	R	ER	SO	BB	IBB	HBP	BLK	WP	HR	S	P	ERA	WHIP
47 Gio González, L ERA: 1.5	4.0	W	15	1	0	0	7	2	0	0	0	1	0	27	36	0.00	0.750																					
35 Craig Stammen, R ERA: 5.74	2.0		6	0	0	2	0	0	0	0	0	0	0	10	10	0.00	0.000																					
65 Neil Holland, R ERA: 4.5	2.0		8	1	1	1	2	1	0	1	0	1	0	10	16	4.50	1.000																					
29 Rafael Soriano, R ERA: 8.1	1.0		4	0	0	0	2	1	0	0	0	0	0	7	12	0.00	1.000																					

Batter	1	2	3	4	5	6	7	8	9	AB	R	H	RBI	BB	SO	LOB	BOTTOM																					
2 Denard Span, L OBP: 0.352, SLG: 0.271 1 Steve Lombardozzi, S OBP: 0.290, SLG: 0.235 13 Josh Johnson, S	F7					E6				2	0	1	1	0	0	0																						
33 Roger Bernadina, L OBP: 0.500, SLG: 0.545	K									2	1	1	0	2	1	0																						
34 Bryce Harper, L OBP: 0.572, SLG: 0.734 12 Tyler Moore, R OBP: 0.250, SLG: 0.476										1	0	1	1	0	0	0																						
11 Ryan Zimmerman, R OBP: 0.291, SLG: 0.574 18 Chad Tracy, L OBP: 0.266, SLG: 0.435 14 Jeff Howell, R OBP: 1.000, SLG: 1.000	K									2	0	0	0	0	1	3																						
25 Adam LaRoche, L OBP: 0.293, SLG: 0.431 46 Micah Owings, R OBP: 0.342, SLG: 0.568										2	0	0	0	0	0	2																						
20 Ian Desmond, R OBP: 0.319, SLG: 0.391 19 Carlos Rivera, R OBP: 0.214, SLG: 0.255										2	0	0	0	0	0	0																						
8 Danny Espinosa, S OBP: 0.372, SLG: 0.493 J.R. Higley, R										2	1	1	1	0	0	0																						
24 Kurt Suzuki, R OBP: 0.364, SLG: 0.432 65 Neil Holland, R 6 Sean Nicol, R 29 Rafael Soriano, R										2	0	0	0	0	2	0																						
47 Gio González, R 22 Jerad Head, R 35 Craig Stammen, R Mike Costanzo, L OBP: 0.400, SLG: 0.400										0	1	0	0	0	0	0																						
Inning Stats	R: 0 E: 0 K: 2 S: 8	H: 1 LOB: 1 BB: 0 P: 8	R: 4 E: 0 K: 0 S: 7	H: 3 LOB: 2 BB: 2 P: 18	R: 0 E: 0 K: 1 S: 5	H: 0 LOB: 0 BB: 0 P: 5	R: 0 E: 0 K: 0 S: 6	H: 1 LOB: 2 BB: 0 P: 6	R: 0 E: 0 K: 1 S: 5	H: 0 LOB: 0 BB: 0 P: 5	R: 0 E: 0 K: 1 S: 5	H: 0 LOB: 0 BB: 0 P: 5	R: 1 E: 1 K: 1 S: 6	H: 2 LOB: 1 BB: 1 P: 10	R: 0 E: 0 K: 1 S: 5	H: 0 LOB: 0 BB: 0 P: 5	1B: 5 2B: 1 3B: 0 HR: 2	SF: 1 SAC: 1 DP: 1 HBP: 0	WP: 2 PB: 0 CS: 0	PA: 35																		
PITCHER	IP	WLS	BF	H	R	ER	SO	BB	IBB	HBP	BLK	WP	HR	S	P	ERA	WHIP	PITCHER				IP	WLS	BF	H	R	ER	SO	BB	IBB	HBP	BLK	WP	HR	S	P	ERA	WHIP
92 Domingo Tapia, R ERA: 18.0	2.0	L	13	4	4	4	2	2	0	0	0	2	2	15	26	18.00	3.000																					
46 Greg Burke, R ERA: 5.14	1.2		5	0	0	0	1	0	0	0	0	0	0	7	7	0.00	0.000																					
55 Pedro Feliciano, L ERA: 1.59	0.1		3	1	0	0	0	0	0	0	0	0	0	4	4	0.00	3.000																					
66 Josh Edgin, L ERA: 3.09	1.0		3	0	0	0	1	0	0	0	0	0	0	5	5	0.00	0.000																					
27 Jeury Familia, R ERA: 2.19	1.0		3	0	0	0	1	0	0	0	0	0	0	5	5	0.00	0.000																					

New York Mets @ Washington Nationals
Space Coast Stadium, Viera, FL
 Thu Mar 28 2013, 1:09 PM - 3:51 PM EDT
 Att: 6,922 - Sunny - 65 F

AB 27
 R 1
 H 2
 RBI 1
 BB 4
 SO 13
 LOB 10



WP: 2
 PB: 0
 CS: 0

New York Mets @ Washington Nationals
Space Coast Stadium, Viera, FL
 Thu Mar 28 2013, 1:09 PM - 3:51 PM EDT
 Att: 6,922 - Sunny - 65 F

AB 30
 R 5
 H 7
 RBI 4
 BB 3
 SO 7
 LOB 7



WP: 2
 PB: 0
 CS: 0

Batter	1	2	3	4	5	6	7	8	9	AB	R	H	RBI	BB	SO	LOB	TOP								
19 Jon Jay, L (1, 8) OBP: 0.397, SLG: 0.500										2	0	2	0	0	0	0	St. Louis Cardinals @ New York Mets Tradition Field, Port St. Lucie, FL Fri Mar 29 2013, 12:10 PM - 3:07 PM EDT Att: 5,362 - Sunny - 70 F								
43 Shane Robinson, R (3, 8) OBP: 0.493, SLG: 0.719										2	1	0	0	1	1	3									
13 Matt Carpenter, L (1, 5) OBP: 0.402, SLG: 0.435										3	0	0	0	0	0	4									
53 Matt Adams, L (5, 3) OBP: 0.333, SLG: 0.500										2	0	0	0	0	1	0									
7 Matt Holliday, R (1, 7) OBP: 0.223, SLG: 0.523										2	0	1	0	0	0	1									
Adron Chambers, L (3, 7) OBP: 0.284, SLG: 0.339										1	0	1	2	0	0	0									
21 Allen Craig, R (1, 3) OBP: 0.368, SLG: 0.544										3	0	0	0	0	1	4									
34 Marc Rzepczynski, L (5, 1) OBP: 0.333, SLG: 0.500										0	0	0	0	0	0	0									
36 Randy Choate, L (5, 1) OBP: 0.333, SLG: 0.500										0	0	0	0	0	0	0									
58 Joe Kelly, R (7, 9) OBP: 0.284, SLG: 0.339										0	0	0	0	0	0	0									
91 Chad Huffman, R (7, 9) OBP: 0.284, SLG: 0.339										0	0	0	0	0	1	1									
92 Ramon Delgado, R (7, 9) OBP: 0.284, SLG: 0.339										0	0	0	0	0	0	0									
3 Carlos Beltrán, S (1, 9) OBP: 0.353, SLG: 0.231										2	0	0	0	0	2	0									
87 Oscar Taveras, L (4, 9) OBP: 0.325, SLG: 0.421										2	0	0	0	0	0	1									
4 Yadier Molina, R (1, 2) OBP: 0.552, SLG: 0.667										0	0	0	0	2	0	0									
48 Tony Cruz, R (4, PR) OBP: 0.300, SLG: 0.283										2	0	1	0	0	0	0									
33 Daniel Descalso, L (1, 4) OBP: 0.375, SLG: 0.456										3	0	0	0	0	0	4									
89 Greg Garcia, L (6, 4) OBP: 0.313, SLG: 0.250										1	0	0	0	0	0	0									
38 Pete Kozma, R (1, 6) OBP: 0.406, SLG: 0.578										2	0	1	0	0	0	2									
8 Ryan Jackson, R (5, PR) OBP: 0.294, SLG: 0.344										2	1	1	0	0	0	0									
35 Jake Westbrook, R (1, 1) OBP: 0.233, SLG: 0.170										1	0	0	0	1	2										
12 Ty Wigginton, R (5, PH) OBP: 0.233, SLG: 0.170										1	0	0	0	1	0	1									
91 Jermaine Curtis, R (6, PR) OBP: 0.233, SLG: 0.170										1	0	0	0	1	0	1									
Inning Stats	R: 0 E: 0 K: 0 S: 4	H: 2 LOB: 1 BB: 0 P: 4	R: 0 E: 0 K: 2 S: 8	H: 0 LOB: 2 BB: 1 P: 12	R: 0 E: 0 K: 1 S: 6	H: 1 LOB: 1 BB: 0 P: 7	R: 0 E: 0 K: 1 S: 4	H: 0 LOB: 1 BB: 1 P: 8	R: 2 E: 0 K: 0 S: 5	H: 2 LOB: 2 BB: 1 P: 9	R: 0 E: 0 K: 0 S: 5	H: 2 LOB: 3 BB: 1 P: 9	R: 0 E: 0 K: 1 S: 5	H: 0 LOB: 1 BB: 0 P: 6	R: 0 E: 0 K: 0 S: 3	H: 0 LOB: 0 BB: 0 P: 3	R: 0 E: 0 K: 3 S: 9	H: 0 LOB: 0 BB: 0 P: 9	1B: 4 2B: 3 3B: 0 HR: 0	SF: 0 SAC: 0 DP: 2 HBP: 1	WP: 2 PB: 0 SB: 0 CS: 0	PA: 38			
PITCHER	IP WLS BF H R ER SO BB IBB HBP BLK WP HR S P ERA WHIP	IP WLS BF H R ER SO BB IBB HBP BLK WP HR S P ERA WHIP	IP WLS BF H R ER SO BB IBB HBP BLK WP HR S P ERA WHIP	IP WLS BF H R ER SO BB IBB HBP BLK WP HR S P ERA WHIP	IP WLS BF H R ER SO BB IBB HBP BLK WP HR S P ERA WHIP	IP WLS BF H R ER SO BB IBB HBP BLK WP HR S P ERA WHIP	IP WLS BF H R ER SO BB IBB HBP BLK WP HR S P ERA WHIP	IP WLS BF H R ER SO BB IBB HBP BLK WP HR S P ERA WHIP	IP WLS BF H R ER SO BB IBB HBP BLK WP HR S P ERA WHIP	IP WLS BF H R ER SO BB IBB HBP BLK WP HR S P ERA WHIP	IP WLS BF H R ER SO BB IBB HBP BLK WP HR S P ERA WHIP	IP WLS BF H R ER SO BB IBB HBP BLK WP HR S P ERA WHIP	IP WLS BF H R ER SO BB IBB HBP BLK WP HR S P ERA WHIP	IP WLS BF H R ER SO BB IBB HBP BLK WP HR S P ERA WHIP	IP WLS BF H R ER SO BB IBB HBP BLK WP HR S P ERA WHIP	IP WLS BF H R ER SO BB IBB HBP BLK WP HR S P ERA WHIP	IP WLS BF H R ER SO BB IBB HBP BLK WP HR S P ERA WHIP	IP WLS BF H R ER SO BB IBB HBP BLK WP HR S P ERA WHIP	IP WLS BF H R ER SO BB IBB HBP BLK WP HR S P ERA WHIP	IP WLS BF H R ER SO BB IBB HBP BLK WP HR S P ERA WHIP	IP WLS BF H R ER SO BB IBB HBP BLK WP HR S P ERA WHIP	IP WLS BF H R ER SO BB IBB HBP BLK WP HR S P ERA WHIP	IP WLS BF H R ER SO BB IBB HBP BLK WP HR S P ERA WHIP	IP WLS BF H R ER SO BB IBB HBP BLK WP HR S P ERA WHIP	
33 Matt Harvey, R (1, 1) ERA: 2.96	4.0 W 16 3 0 0 4 2 0 0 0 0 2 0 22 31 0.00 1.250	1.0 6 2 2 2 0 1 0 0 0 0 0 0 5 9 18.00 3.000	1.0 6 2 2 2 0 1 0 0 0 0 0 0 5 9 0.00 3.000	1.0 4 0 0 0 1 0 0 1 0 0 0 5 6 0.00 0.000	1.0 3 0 0 0 0 0 0 0 0 0 0 3 3 0.00 0.000	1.0 3 0 0 0 0 0 0 0 0 0 0 3 3 0.00 0.000	1.0 3 0 0 0 0 0 0 0 0 0 0 3 3 0.00 0.000	1.0 3 0 0 0 0 0 0 0 0 0 0 3 3 0.00 0.000	1.0 3 0 0 0 0 0 0 0 0 0 0 3 3 0.00 0.000	1.0 3 0 0 0 0 0 0 0 0 0 0 3 3 0.00 0.000	1.0 3 0 0 0 0 0 0 0 0 0 0 3 3 0.00 0.000	1.0 3 0 0 0 0 0 0 0 0 0 0 3 3 0.00 0.000	1.0 3 0 0 0 0 0 0 0 0 0 0 3 3 0.00 0.000	1.0 3 0 0 0 0 0 0 0 0 0 0 3 3 0.00 0.000	1.0 3 0 0 0 0 0 0 0 0 0 0 3 3 0.00 0.000	1.0 3 0 0 0 0 0 0 0 0 0 0 3 3 0.00 0.000	1.0 3 0 0 0 0 0 0 0 0 0 0 3 3 0.00 0.000	1.0 3 0 0 0 0 0 0 0 0 0 0 3 3 0.00 0.000	1.0 3 0 0 0 0 0 0 0 0 0 0 3 3 0.00 0.000	1.0 3 0 0 0 0 0 0 0 0 0 0 3 3 0.00 0.000	1.0 3 0 0 0 0 0 0 0 0 0 0 3 3 0.00 0.000	1.0 3 0 0 0 0 0 0 0 0 0 0 3 3 0.00 0.000	1.0 3 0 0 0 0 0 0 0 0 0 0 3 3 0.00 0.000	1.0 3 0 0 0 0 0 0 0 0 0 0 3 3 0.00 0.000	
32 LaTroy Hawkins, R (5, 1) ERA: 2.35	1.0 6 2 2 2 0 1 0 0 0 0 0 0 5 9 18.00 3.000	1.0 6 2 2 2 0 1 0 0 0 0 0 0 5 9 0.00 3.000	1.0 4 0 0 0 1 0 0 1 0 0 0 5 6 0.00 0.000	1.0 3 0 0 0 0 0 0 0 0 0 0 3 3 0.00 0.000	1.0 3 0 0 0 0 0 0 0 0 0 0 3 3 0.00 0.000	1.0 3 0 0 0 0 0 0 0 0 0 0 3 3 0.00 0.000	1.0 3 0 0 0 0 0 0 0 0 0 0 3 3 0.00 0.000	1.0 3 0 0 0 0 0 0 0 0 0 0 3 3 0.00 0.000	1.0 3 0 0 0 0 0 0 0 0 0 0 3 3 0.00 0.000	1.0 3 0 0 0 0 0 0 0 0 0 0 3 3 0.00 0.000	1.0 3 0 0 0 0 0 0 0 0 0 0 3 3 0.00 0.000	1.0 3 0 0 0 0 0 0 0 0 0 0 3 3 0.00 0.000	1.0 3 0 0 0 0 0 0 0 0 0 0 3 3 0.00 0.000	1.0 3 0 0 0 0 0 0 0 0 0 0 3 3 0.00 0.000	1.0 3 0 0 0 0 0 0 0 0 0 0 3 3 0.00 0.000	1.0 3 0 0 0 0 0 0 0 0 0 0 3 3 0.00 0.000	1.0 3 0 0 0 0 0 0 0 0 0 0 3 3 0.00 0.000	1.0 3 0 0 0 0 0 0 0 0 0 0 3 3 0.00 0.000	1.0 3 0 0 0 0 0 0 0 0 0 0 3 3 0.00 0.000	1.0 3 0 0 0 0 0 0 0 0 0 0 3 3 0.00 0.000	1.0 3 0 0 0 0 0 0 0 0 0 0 3 3 0.00 0.000	1.0 3 0 0 0 0 0 0 0 0 0 0 3 3 0.00 0.000	1.0 3 0 0 0 0 0 0 0 0 0 0 3 3 0.00 0.000	1.0 3 0 0 0 0 0 0 0 0 0 0 3 3 0.00 0.000	
34 Brandon Lyon, R (6, 1) ERA: 7.0	1.0 6 2 2 2 0 1 0 0 0 0 0 0 5 9 18.00 3.000	1.0 6 2 2 2 0 1 0 0 0 0 0 0 5 9 0.00 3.000	1.0 4 0 0 0 1 0 0 1 0 0 0 5 6 0.00 0.000	1.0 3 0 0 0 0 0 0 0 0 0 0 3 3 0.00 0.000	1.0 3 0 0 0 0 0 0 0 0 0 0 3 3 0.00 0.000	1.0 3 0 0 0 0 0 0 0 0 0 0 3 3 0.00 0.000	1.0 3 0 0 0 0 0 0 0 0 0 0 3 3 0.00 0.000	1.0 3 0 0 0 0 0 0 0 0 0 0 3 3 0.00 0.000	1.0 3 0 0 0 0 0 0 0 0 0 0 3 3 0.00 0.000	1.0 3 0 0 0 0 0 0 0 0 0 0 3 3 0.00 0.000	1.0 3 0 0 0 0 0 0 0 0 0 0 3 3 0.00 0.000	1.0 3 0 0 0 0 0 0 0 0 0 0 3 3 0.00 0.000	1.0 3 0 0 0 0 0 0 0 0 0 0 3 3 0.00 0.000	1.0 3 0 0 0 0 0 0 0 0 0 0 3 3 0.00 0.000	1.0 3 0 0 0 0 0 0 0 0 0 0 3 3 0.00 0.000	1.0 3 0 0 0 0 0 0 0 0 0 0 3 3 0.00 0.000	1.0 3 0 0 0 0 0 0 0 0 0 0 3 3 0.00 0.000	1.0 3 0 0 0 0 0 0 0 0 0 0 3 3 0.00 0.000	1.0 3 0 0 0 0 0 0 0 0 0 0 3 3 0.00 0.000	1.0 3 0 0 0 0 0 0 0 0 0 0 3 3 0.00 0.000	1.0 3 0 0 0 0 0 0 0 0 0 0 3 3 0.00 0.000	1.0 3 0 0 0 0 0 0 0 0 0 0 3 3 0.00 0.000	1.0 3 0 0 0 0 0 0 0 0 0 0 3 3 0.00 0.000	1.0 3 0 0 0 0 0 0 0 0 0 0 3 3 0.00 0.000	
56 Scott Rice, L (7, 1) ERA: 2.92	1.0 6 2 2 2 0 1 0 0 0 0 0 0 5 9 18.00 3.000	1.0 6 2 2 2 0 1 0 0 0 0 0 0 5 9 0.00 3.000	1.0 4 0 0 0 1 0 0 1 0 0 0 5 6 0.00 0.000	1.0 3 0 0 0 0 0 0 0 0 0 0 3 3 0.00 0.000	1.0 3 0 0 0 0 0 0 0 0 0 0 3 3 0.00 0.000	1.0 3 0 0 0 0 0 0 0 0 0 0 3 3 0.00 0.000	1.0 3 0 0 0 0 0 0 0 0 0 0 3 3 0.00 0.000	1.0 3 0 0 0 0 0 0 0 0 0 0 3 3 0.00 0.000	1.0 3 0 0 0 0 0 0 0 0 0 0 3 3 0.00 0.000	1.0 3 0 0 0 0 0 0 0 0 0 0 3 3 0.00 0.000	1.0 3 0 0 0 0 0 0 0 0 0 0 3 3 0.00 0.000	1.0 3 0 0 0 0 0 0 0 0 0 0 3 3 0.00 0.000	1.0 3 0 0 0 0 0 0 0 0 0 0 3 3 0.00 0.000	1.0 3 0 0 0 0 0 0 0 0 0 0 3 3 0.00 0.000	1.0 3 0 0 0 0 0 0 0 0 0 0 3 3 0.00 0.000	1.0 3 0 0 0 0 0 0 0 0 0 0 3 3 0.00 0.000	1.0 3 0 0 0 0 0 0 0 0 0 0 3 3 0.00 0.000	1.0 3 0 0 0 0 0 0 0 0 0 0 3 3 0.00 0.000	1.0 3 0 0 0 0 0 0 0 0 0 0 3 3 0.00 0.000	1.0 3 0 0 0 0 0 0 0 0 0 0 3 3 0.00 0.000	1.0 3 0 0 0 0 0 0 0 0 0 0 3 3 0.00 0.000	1.0 3 0 0 0 0 0 0 0 0 0 0 3 3 0.00 0.000	1.0 3 0 0 0 0 0 0 0 0 0 0 3 3 0.00 0.000	1.0 3 0 0 0 0 0 0 0 0 0 0 3 3 0.00 0.000	
50 Scott Atchison, R (8, 1) ERA: 2.19	1.0 6 2 2 2 0 1 0 0 0 0 0 0 5 9 18.00 3.000	1.0 6 2 2 2 0 1 0 0 0 0 0 0 5 9 0.00 3.000	1.0 4 0 0 0 1 0 0 1 0 0 0 5 6 0.00 0.000	1.0 3 0 0 0 0 0 0 0 0 0 0 3 3 0.00 0.000	1.0 3 0 0 0 0 0 0 0 0 0 0 3 3 0.00 0.000	1.0 3 0 0 0 0 0 0 0 0 0 0 3 3 0.00 0.000	1.0 3 0 0 0 0 0 0 0 0 0 0 3 3 0.00 0.000	1.0 3 0 0 0 0 0 0 0 0 0 0 3 3 0.00 0.000	1.0 3 0 0 0 0 0 0 0 0 0 0 3 3 0.00 0.000	1.0 3 0 0 0 0 0 0 0 0 0 0 3 3 0.00 0.000	1.0 3 0 0 0 0 0 0 0 0 0 0 3 3 0.00 0.000	1.0 3 0 0 0 0 0 0 0 0 0 0 3 3 0.00 0.000	1.0 3 0 0 0 0 0 0 0 0 0 0 3 3 0.00 0.000	1.0 3 0 0 0 0 0 0 0 0 0 0 3 3 0.00 0.000	1.0 3 0 0 0 0 0 0 0 0 0 0 3 3 0.00 0.000	1.0 3 0 0 0 0 0 0 0 0 0 0 3 3 0.00 0.000	1.0 3 0 0 0 0 0 0 0 0 0 0 3 3 0.00 0.000	1.0 3 0 0 0 0 0 0 0 0 0 0 3 3 0.00 0.000	1.0 3 0 0 0 0 0 0 0 0 0 0 3 3 0.00 0.000	1.0 3 0 0 0 0 0 0 0 0 0 0 3 3 0.00 0.000	1.0 3 0 0 0 0 0 0 0 0 0 0 3 3 0.00 0.000	1.0 3 0 0 0 0 0 0 0 0 0 0 3 3 0.00 0.000	1.0 3 0 0 0 0 0 0 0 0 0 0 3 3 0.00 0.000	1.0 3 0 0 0 0 0 0 0 0 0 0 3 3 0.00 0.000	1.0 3 0 0 0 0 0 0 0 0 0 0 3 3 0.00 0.000
23 Mike Baxter, L (1, 9) OBP: 0.354, SLG: 0.260										5	0	1	0	0	2	0	St. Louis Cardinals @ New York Mets Tradition Field, Port St. Lucie, FL Fri Mar 29 2013, 12:10 PM - 3:07 PM EDT Att: 5,362 - Sunny - 70 F								
28 Daniel Murphy, L (1, 4) OBP: 0.429, SLG: 0.429										4	1	2													

Batter	1	2	3	4	5	6	7	8	9	AB	R	H	RBI	BB	SO	LOB	TOP			
4 Collin Cowgill, R OBP: 0.378, SLG: 0.591 9 Kirk Nieuwenhuis, L OBP: 0.220, SLG: 0.089	F8		K			P6			G4-3	3	0	0	0	0	1	1				
28 Daniel Murphy, L OBP: 0.300, SLG: 0.300 86 Danny Muno, S	G4-3			G4-3		F7			G1-4-3	3	0	0	0	0	0	0				
5 David Wright, R OBP: 0.222, SLG: 0.222 19 Zach Lutz, R OBP: 0.378, SLG: 0.415	F8			G5-3		K			G6-3	3	0	0	0	0	1	0				
29 Ike Davis, L OBP: 0.431, SLG: 0.455 76 Josh Satin, R OBP: 0.647, SLG: 0.636		G4-3		K					G4-3	2	0	0	0	0	1	0				
6 Marlon Byrd, R OBP: 0.393, SLG: 0.571 23 Mike Baxter, L OBP: 0.348, SLG: 0.255		P6							K	2	1	1	0	0	0	0				
21 Lucas Duda, L OBP: 0.324, SLG: 0.571 90 Dustin Lawley, R OBP: 0.500, SLG: 1.000		G4-3							P4	1	0	0	0	1	0	0				
44 John Buck, R OBP: 0.468, SLG: 0.579 20 Anthony Recker, R OBP: 0.344, SLG: 0.517			K						K	1	0	0	0	0	1	2				
11 Rubén Tejada, R OBP: 0.210, SLG: 0.192 82 Matt Reynolds, R OBP: 0.697, SLG: 1.000			F9						L5	1	0	0	1	0	0	0				
1 Jordany Valdespin, L OBP: 0.361, SLG: 0.522 96 Armando Rodríguez, R (8, PH) OBP: 1.000, SLG: 1.000			E3						K	2	0	0	0	0	1	1				
Inning Stats	R: 0 E: 0 K: 0 S: 3	H: 0 LOB: 0 BB: 0 P: 3	R: 0 E: 0 K: 0 S: 3	H: 0 LOB: 0 BB: 0 P: 3	R: 0 E: 1 K: 2 S: 8	H: 0 LOB: 1 BB: 0 P: 8	R: 0 E: 0 K: 1 S: 5	H: 0 LOB: 0 BB: 0 P: 5	R: 1 E: 0 K: 1 S: 6	H: 1 LOB: 1 BB: 1 P: 10	R: 0 E: 0 K: 1 S: 5	H: 0 LOB: 0 BB: 0 P: 5	R: 0 E: 0 K: 1 S: 7	H: 0 LOB: 0 BB: 0 P: 7	R: 0 E: 0 K: 0 S: 3	H: 0 LOB: 0 BB: 0 P: 3	1B: 1 2B: 0 3B: 0 HR: 0	SF: 1 SAC: 0 DP: 0 HBP: 0	WP: 0 PB: 0 SB: 0 CS: 0	PA: 30
PITCHER	IP	WLS	BF	H	R	ER	SO	BB	IBB	HBP	BLK	WP	HR	S	P	ERA	WHIP			
50 Miguel González, R ERA: 2.0 17 Brian Matusz, L ERA: 4.05 27 Mark Hendrickson, L ERA: 2.05 56 Darren O'Day, R ERA: 45 Jairo Asencio, R ERA: 54.6	5.0	W	18	1	1	1	4	1	0	0	0	0	0	25	29	1.80	0.400			
PITCHER	IP	WLS	BF	H	R	ER	SO	BB	IBB	HBP	BLK	WP	HR	S	P	ERA	WHIP			
43 Jim Johnson, R ERA: 6.43	1.0		3	0	0	0	0	0	0	0	0	0	0	3	3	0.00	0.000			

New York Mets @ Baltimore Orioles
Ed Smith Stadium, Sarasota, FL
Sat Mar 30 2013, 12:07 PM - 2:32 PM EDT
Att: 7,642 - Sunny - 72 F

AB 27
R 1
H 1
RBI 1
BB 1
SO 7
LOB 4



Batter	1	2	3	4	5	6	7	8	9	AB	R	H	RBI	BB	SO	LOB	BOTTOM			
9 Nate McLouth, L OBP: 0.370, SLG: 0.680 31 Taylor Teagarden, R OBP: 0.400, SLG: 0.919	G3		HR		HR	K			K	3	2	2	2	0	0	0				
13 Manny Machado, R OBP: 0.349, SLG: 0.357 81 Buck Britton, L OBP: 0.222, SLG: 0.188	G5-3		2B		G5-3	K			P6	4	1	1	0	0	1	1				
21 Nick Markakis, L OBP: 0.241, SLG: 0.241 John Ruettiger, L	F7		F8		G4-3				1B	4	0	1	0	0	0	1				
32 Matt Wieters, S OBP: 0.462, SLG: 0.756 86 Kyle Hudson, L OBP: 0.800, SLG: 0.800		G4-3	1B		1B	FC4-6			1B	2	0	1	1	1	0	0				
19 Chris Davis, L OBP: 0.305, SLG: 0.456 45 Travis Ishikawa, L OBP: 0.316, SLG: 0.286		1B	K		HR	F7			F7	3	2	2	2	0	1	1				
2 J.J. Hardy, R OBP: 0.288, SLG: 0.460 3 Ryan Flaherty, L OBP: 0.310, SLG: 0.471		1B	K		G6-3				K	3	0	1	0	0	1	2				
14 Nolan Reimold, R OBP: 0.241, SLG: 0.531 Glynn Davis, R OBP: 0.250, SLG: 0.500		1B			G1-3				L3	3	0	1	1	1	0	0				
28 Steve Pearce, R OBP: 0.377, SLG: 0.851 Travis Adair, L		K			K				FC6-4	3	1	1	1	0	2	2				
1 Brian Roberts, S OBP: 0.365, SLG: 0.431 12 Alexi Casilla, S		F7			G3				1B	3	0	1	0	0	0	2				
Inning Stats	R: 0 E: 0 K: 0 S: 3	H: 3 LOB: 2 BB: 0 P: 8	R: 2 E: 0 K: 2 S: 10	H: 3 LOB: 1 BB: 0 P: 12	R: 0 E: 0 K: 1 S: 5	H: 0 LOB: 0 BB: 0 P: 5	R: 3 E: 0 K: 0 S: 7	H: 2 LOB: 1 BB: 1 P: 15	R: 1 E: 0 K: 2 S: 11	H: 2 LOB: 1 BB: 0 P: 12	R: 0 E: 0 K: 1 S: 6	H: 1 LOB: 1 BB: 0 P: 6	R: 0 E: 0 K: 1 S: 6	H: 1 LOB: 2 BB: 1 P: 10	1B: 7 2B: 1 3B: 0 HR: 4	SF: 0 SAC: 0 DP: 0 HBP: 0	WP: 0 PB: 0 SB: 0 CS: 0	PA: 38		
PITCHER	IP	WLS	BF	H	R	ER	SO	BB	IBB	HBP	BLK	WP	HR	S	P	ERA	WHIP			
35 Dillon Gee, R ERA: 5.87 53 Jeremy Hefner, R ERA: 4.02 66 Josh Edgin, L ERA: 2.84 27 Jeury's Familia, R ERA: 2.03	4.0	L	18	6	3	3	4	1	0	0	0	0	3	18	27	18.00	2.500			
PITCHER	IP	WLS	BF	H	R	ER	SO	BB	IBB	HBP	BLK	WP	HR	S	P	ERA	WHIP			

New York Mets @ Baltimore Orioles
Ed Smith Stadium, Sarasota, FL
Sat Mar 30 2013, 12:07 PM - 2:32 PM EDT
Att: 7,642 - Sunny - 72 F

AB 36
R 7
H 12
RBI 7
BB 2
SO 8
LOB 18



Batter	1	2	3	4	5	6	7	8	9	AB	R	H	RBI	BB	SO	LOB	TOP					
2 Everth Cabrera, S OBP: 0.500, SLG: 0.333			L1-3																			
25 Will Venable, L OBP: 0.222, SLG: 0.125	SH1-3																					
14 Mark Kotsay, L 13 Chris Denorfia, R OBP: 0.600, SLG: 0.333	G2-3																					
23 Yonder Alonso, L OBP: 0.250, SLG: 0.500	F8																					
9 Jedd Gyorko, R OBP: 0.250, SLG: 0.417		P4																				
5 Alexi Amarista, L																						
24 Cameron Maybin, R																						
8 John Baker, L OBP: 0.250, SLG: 0.250																						
53 Eric Stults, L 58 Brad Brach, R 54 Joe Thatcher, L 18 Carlos Quentin, R 55 Dale Thayer, R 57 Luke Gregerson, L 15 Jesus Guzman, R 16 Huston Street, R																						
Inning Stats	R: 0 H: 0 E: 0 K: 0 S: 7	H: 0 LOB: 1 BB: 1 P: 14	R: 0 H: 0 E: 0 K: 1 S: 6	H: 0 LOB: 0 BB: 0 P: 10	R: 0 H: 0 E: 0 K: 1 S: 6	H: 0 LOB: 0 BB: 0 P: 11	R: 1 H: 3 E: 0 K: 1 S: 12	H: 3 LOB: 2 BB: 0 P: 23	R: 0 H: 0 E: 0 K: 1 S: 8	H: 0 LOB: 1 BB: 1 P: 15	R: 0 H: 0 E: 0 K: 0 S: 7	H: 0 LOB: 0 BB: 0 P: 12	R: 0 H: 2 E: 0 K: 0 S: 13	H: 2 LOB: 3 BB: 0 P: 22	R: 1 H: 1 E: 0 K: 0 S: 11	H: 1 LOB: 2 BB: 2 P: 25	R: 0 H: 0 E: 0 K: 1 S: 12	H: 0 LOB: 0 BB: 0 P: 18	1B: 5 2B: 1 3B: 0 HR: 0	SF: 0 SAC: 1 DP: 0 HBP: 1	WP: 1 PB: 0 SB: 1 CS: 1	PA: 38
PITCHER	IP WLS BF H R ER SO BB IBB HBP BLK WP HR S P ERA WHIP																					
35 Dillon Gee, R ERA: 1.42	6.1 L 25 3 1 1 4 3 0 1 0 0 0 0 50 93 1.42 0.947																					
56 Scott Rice, L ERA:	0.2 4 2 0 0 0 0 0 0 0 0 0 0 9 14 0.00 3.000																					
27 Jeury Familia, R ERA: 27.0	0.1 3 1 1 0 0 1 0 0 0 0 1 0 4 11 27.00 6.000																					
66 Josh Edgin, L ERA:	0.2 3 0 0 0 0 0 0 1 0 0 0 0 7 14 0.00 0.000																					
34 Brandon Lyon, R ERA:	1.0 3 0 0 0 1 0 0 0 0 0 0 0 12 18 0.00 0.000																					

San Diego Padres @ New York Mets
Citi Field, Flushing, NY
Thu Apr 04 2013, 1:13 PM - 4:28 PM EDT
Att: 21,519 - Cloudy - 47 F

AB 31
R 2
H 6
RBI 1
BB 5
SO 5
LOB 18



Batter	1	2	3	4	5	6	7	8	9	AB	R	H	RBI	BB	SO	LOB	BOTTOM					
4 Collin Cowgill, R OBP: 0.167, SLG: 0.500	G6-3																					
23 Mike Baxter, L																						
Justin Turner, R OBP: 0.750, SLG: 1.000																						
5 David Wright, R OBP: 0.385, SLG: 0.300																						
29 Ike Davis, L OBP: 0.154, SLG: 0.333																						
6 Marlon Byrd, R OBP: 0.385, SLG: 0.273																						
21 Lucas Duda, L OBP: 0.240, SLG: 0.750																						
58 Scott Rice, L 27 Jeury Familia, R 66 Josh Edgin, R 28 Daniel Murphy, L 34 Brandon Lyon, R																						
44 John Buck, R OBP: 0.538, SLG: 1.000																						
11 Rubén Tejada, R OBP: 0.333, SLG: 0.300																						
35 Dillon Gee, R																						
1 Jordany Valdespin, L																						
Inning Stats	R: 0 H: 1 E: 0 K: 2 S: 16	H: 1 LOB: 1 BB: 0 P: 27	R: 0 H: 1 E: 0 K: 2 S: 14	H: 1 LOB: 1 BB: 1 P: 22	R: 0 H: 1 E: 0 K: 0 S: 7	H: 1 LOB: 1 BB: 1 P: 15	R: 0 H: 0 E: 0 K: 2 S: 15	H: 0 LOB: 0 BB: 0 P: 21	R: 0 H: 0 E: 0 K: 1 S: 7	H: 0 LOB: 0 BB: 0 P: 10	R: 0 H: 1 E: 0 K: 3 S: 14	H: 1 LOB: 2 BB: 1 P: 24	R: 0 H: 0 E: 0 K: 0 S: 15	H: 0 LOB: 2 BB: 2 P: 26	R: 0 H: 0 E: 0 K: 3 S: 13	H: 0 LOB: 1 BB: 0 P: 16	R: 1 H: 1 E: 0 K: 1 S: 9	H: 1 LOB: 0 BB: 0 P: 11	1B: 3 2B: 1 3B: 0 HR: 1	SF: 0 SAC: 0 DP: 1 HBP: 1	WP: 1 PB: 0 SB: 1 CS: 0	PA: 37
PITCHER	IP WLS BF H R ER SO BB IBB HBP BLK WP HR S P ERA WHIP																					
53 Eric Stults, L ERA:	5.0 W 19 3 0 0 7 2 0 0 0 0 1 0 10 18 0.00 3.000																					
58 Brad Brach, R ERA: 27.0	0.2 H 4 1 0 0 2 1 0 0 0 0 1 0 10 18 0.00 3.000																					
54 Joe Thatcher, L ERA:	0.1 H 1 0 0 0 1 0 0 0 0 0 0 0 4 6 0.00 0.000																					
55 Dale Thayer, R ERA:	0.2 H 4 0 0 0 0 2 0 0 0 0 0 0 13 22 0.00 3.000																					
57 Luke Gregerson, R ERA:	1.1 H 5 0 0 0 3 0 0 0 1 0 0 0 15 20 0.00 0.000																					

San Diego Padres @ New York Mets
Citi Field, Flushing, NY
Thu Apr 04 2013, 1:13 PM - 4:28 PM EDT
Att: 21,519 - Cloudy - 47 F

AB 31
R 1
H 5
RBI 1
BB 5
SO 14
LOB 15



Batter	1	2	3	4	5	6	7	8	9	AB	R	H	RBI	BB	SO	LOB	TOP				
9 Juan Pierre, L (1,7) OBP: 0.200, SLG: 0.200										4	1	1	0	0	1	0					
30 Placido Polanco, R (1,5) OBP: 0.313, SLG: 0.313										5	1	3	2	0	0	1					
27 Giancarlo Stanton, R (1,9) OBP: 0.294, SLG: 0.286										5	1	1	0	0	3	4					
29 Greg Dobbs, L (1,3) OBP: 0.182, SLG: 0.500										4	1	1	2	0	0	3					
20 Justin Ruggiano, R (1,8) OBP: 0.308, SLG: 0.692										5	1	2	2	0	0	0					
19 Rob Brantly, L (1,2) OBP: 0.417, SLG: 0.545										4	0	2	1	1	1	1					
3 Adeiny Hechavarria, R (1,6) OBP: 0.214, SLG: 0.214										4	0	1	0	0	0	2					
17 Donovan Solano, R (1,4) OBP: 0.400, SLG: 0.250										3	1	0	0	1	0	2					
28 Alex Sanabia, R (1,1) 28 Austin Kearns, R (7,PH) 50 Chad Qualls, R (7,1) 40 Mike Dunn, L (7,1) 21 Miguel Olivo, R (8,PH) 44 AJ Ramos, R (8,1) 31 Steve Cishek, R (9,1)										2	0	0	0	0	0	4					
Inning Stats	R: 0 E: 0 K: 2 S: 9	H: 0 LOB: 0 BB: 0 P: 13	R: 1 E: 0 K: 0 S: 13	H: 2 LOB: 2 BB: 1 P: 26	R: 0 E: 0 K: 1 S: 16	H: 1 LOB: 1 BB: 0 P: 23	R: 0 E: 0 K: 0 S: 7	H: 1 LOB: 2 BB: 1 P: 15	R: 0 E: 0 K: 0 S: 7	H: 0 LOB: 0 BB: 0 P: 14	R: 5 E: 1 K: 1 S: 18	H: 3 LOB: 1 BB: 1 P: 32	R: 0 E: 0 K: 0 S: 10	H: 0 LOB: 0 BB: 0 P: 15	R: 1 E: 0 K: 1 S: 12	H: 3 LOB: 1 BB: 0 P: 18	1B: 6 2B: 4 HR: 1	SF: 1 SAC: 1 DP: 0 HBP: 0	WP: 0 PB: 1 SB: 2 CS: 0	PA: 42	
PITCHER	IP WLS BF H R ER SO	IP WLS BF H R ER SO	IP WLS BF H R ER SO	IP WLS BF H R ER SO	IP WLS BF H R ER SO	IP WLS BF H R ER SO	IP WLS BF H R ER SO	IP WLS BF H R ER SO	IP WLS BF H R ER SO	IP WLS BF H R ER SO	IP WLS BF H R ER SO	IP WLS BF H R ER SO	IP WLS BF H R ER SO	IP WLS BF H R ER SO	IP WLS BF H R ER SO	IP WLS BF H R ER SO	BB IBB HBP BLK	WP HR S P	ERA WHIP	ERA WHIP	
53 Jeremy Hefner, R (1,1) ERA: 1.5	6.0 L 25 5 1 1 3	0.1 5 1 4 2 1	0.2 4 2 1 0 0	1.0 3 0 0 0 0	1.0 5 3 1 1 1	0.0 0 0 0 0 0	0.0 0 0 0 0 0	0.0 0 0 0 0 0	0.0 0 0 0 0 0	0.0 0 0 0 0 0	0.0 0 0 0 0 0	0.0 0 0 0 0 0	0.0 0 0 0 0 0	0.0 0 0 0 0 0	0.0 0 0 0 0 0	0.0 0 0 0 0 0	0 0 0 0 0 0	0 0 0 0 0 0	0 0 0 0 0 0	0 0 0 0 0 0	0 0 0 0 0 0

Miami Marlins @ New York Mets
Citi Field, Flushing, NY
Fri Apr 05 2013, 7:11 PM - 10:42 PM EDT
Att: 24,935 - Clear - 57 F

AB	37
R	7
H	11
RBI	7
BB	3
SO	5
LOB	17



Batter	1	2	3	4	5	6	7	8	9	AB	R	H	RBI	BB	SO	LOB	BOTTOM				
1 Jordany Valdespin, L (1,8) OBP: 0.500, SLG: 0.333										3	1	2	0	1	0	0					
28 Daniel Murphy, L (1,4) OBP: 0.297, SLG: 0.429										4	1	1	3	1	0	4					
5 David Wright, R (1,5) OBP: 0.389, SLG: 0.286										4	0	1	0	1	1	2					
29 Ike Davis, L (1,3) OBP: 0.167, SLG: 0.250										4	1	0	0	1	1	4					
6 Marlon Byrd, R (1,9) OBP: 0.353, SLG: 0.267										4	0	1	0	0	0	0					
50 Scott Atchison, R (8,1) 32 LaTroy Hawkins, R (9,1) 9 Kirk Nieuwenhuis, L (9,PH) OBP: 0.500, SLG: 1.000										3	0	1	1	1	1	0					
44 John Buck, R (1,2) OBP: 0.444, SLG: 0.765										5	0	1	0	0	1	4					
11 Rubén Tejada, R (1,6) Justin Turner, R (9,PH) OBP: 0.375, SLG: 0.385										3	0	1	0	1	0	3					
53 Jeremy Hefner, R (1,1) 46 Greg Burke, R (7,1) 56 Scott Rice, L (7,1) 23 Mike Baxter, L (7,PH) OBP: 0.600, SLG: 0.333										2	0	0	0	0	1	4					
Inning Stats	R: 0 E: 0 K: 0 S: 6	H: 1 LOB: 1 BB: 1 P: 11	R: 0 E: 0 K: 1 S: 12	H: 2 LOB: 0 BB: 0 P: 19	R: 0 E: 0 K: 0 S: 10	H: 2 LOB: 1 BB: 0 P: 14	R: 0 E: 0 K: 0 S: 9	H: 1 LOB: 1 BB: 1 P: 16	R: 0 E: 0 K: 0 S: 5	H: 0 LOB: 0 BB: 1 P: 11	R: 3 E: 0 K: 1 S: 18	H: 2 LOB: 0 BB: 1 P: 29	R: 0 E: 0 K: 1 S: 12	H: 0 LOB: 3 BB: 2 P: 28	R: 2 E: 0 K: 2 S: 16	H: 2 LOB: 1 BB: 1 P: 30	1B: 7 2B: 2 HR: 1	SF: 0 SAC: 0 DP: 1 HBP: 2	WP: 0 PB: 1 SB: 1 CS: 0	PA: 44	
PITCHER	IP WLS BF H R ER SO	IP WLS BF H R ER SO	IP WLS BF H R ER SO	IP WLS BF H R ER SO	IP WLS BF H R ER SO	IP WLS BF H R ER SO	IP WLS BF H R ER SO	IP WLS BF H R ER SO	IP WLS BF H R ER SO	IP WLS BF H R ER SO	IP WLS BF H R ER SO	IP WLS BF H R ER SO	IP WLS BF H R ER SO	IP WLS BF H R ER SO	IP WLS BF H R ER SO	IP WLS BF H R ER SO	BB IBB HBP BLK	WP HR S P	ERA WHIP	ERA WHIP	
28 Alex Sanabia, R (1,1) ERA: 20.25	6.0 W 26 6 0 0 0	0.1 4 2 3 3 0	0.2 H 2 0 0 0	1.0 H 6 0 0 0	1.0 6 2 2 2 2	0.0 0 0 0 0 0	0.0 0 0 0 0 0	0.0 0 0 0 0 0	0.0 0 0 0 0 0	0.0 0 0 0 0 0	0.0 0 0 0 0 0	0.0 0 0 0 0 0	0.0 0 0 0 0 0	0.0 0 0 0 0 0	0.0 0 0 0 0 0	0.0 0 0 0 0 0	0 0 0 0 0 0	0 0 0 0 0 0	0 0 0 0 0 0	0 0 0 0 0 0	0 0 0 0 0 0

Miami Marlins @ New York Mets
Citi Field, Flushing, NY
Fri Apr 05 2013, 7:11 PM - 10:42 PM EDT
Att: 24,935 - Clear - 57 F

AB	35
R	5
H	10
RBI	5
BB	7
SO	5
LOB	22



Batter	1	2	3	4	5	6	7	8	9	AB	R	H	RBI	BB	SO	LOB	TOP			
4 Collin Cowgill, R OBP: 0.130, SLG: 0.435										4	0	0	0	0	2	0	New York Mets @ Philadelphia Phillies Citizens Bank Park, Philadelphia, PA Tue Apr 09 2013, 7:08 PM - 9:36 PM EDT Att: 38,305 - Clear - 81 F livebaseballscorecards.com			
28 Daniel Murphy, L OBP: 0.375, SLG: 0.700										4	0	2	0	0	1	0				
5 David Wright, R OBP: 0.429, SLG: 0.357										4	1	0	0	0	0	2				
44 John Buck, R OBP: 0.387, SLG: 0.857										4	1	2	2	0	0	0				
6 Marlon Byrd, R OBP: 0.345, SLG: 0.308										4	0	1	0	0	1	2				
21 Lucas Duda, L OBP: 0.425, SLG: 0.469										2	0	1	0	0	0	0				
23 Mike Baxter, L OBP: 0.282, SLG: 0.222										1	0	0	0	0	1	0				
56 Scott Rice, L OBP: 0.282, SLG: 0.222										0	0	0	0	0	0	0				
32 LaTroy Hawkins, R OBP: 0.256, SLG: 0.500										0	0	0	0	0	0	0				
34 Brandon Lyon, R OBP: 0.256, SLG: 0.500										0	0	0	0	0	0	0				
20 Anthony Recker, R OBP: 0.256, SLG: 0.500										1	0	0	0	0	1	1				
Justin Turner, R OBP: 0.400, SLG: 0.500										4	0	1	0	0	0	1	AB 35 R 3 H 8 RBI 2 BB 0 SO 7 LOB 8			
11 Rubén Tejada, R OBP: 0.344, SLG: 0.269										4	0	0	0	0	1	2				
35 Dillon Gee, R OBP: 0.417, SLG: 0.500										1	0	0	0	0	0	0				
1 Jordany Valdespin, L OBP: 0.417, SLG: 0.500										2	1	1	0	0	0	0				
Inning Stats	R: 0 E: 0 K: 1 S: 12	H: 2 LOB: 2 BB: 0 P: 16	R: 0 E: 0 K: 0 S: 5	H: 1 LOB: 0 BB: 0 P: 6	R: 0 E: 0 K: 0 S: 5	H: 0 LOB: 0 BB: 0 P: 7	R: 2 E: 1 K: 1 S: 12	H: 1 LOB: 1 BB: 0 P: 19	R: 1 E: 0 K: 1 S: 15	H: 2 LOB: 1 BB: 0 P: 23	R: 0 E: 0 K: 1 S: 8	H: 0 LOB: 0 BB: 0 P: 9	R: 0 E: 0 K: 1 S: 7	H: 0 LOB: 0 BB: 0 P: 9	R: 0 E: 0 K: 2 S: 9	H: 2 LOB: 2 BB: 0 P: 13	1B: 5 2B: 1 3B: 1 HR: 1	SF: 0 SAC: 0 DP: 1 HBP: 0	WP: 0 PB: 1 SB: 0 CS: 0	PA: 35
PITCHER	IP WLS BF H R ER SO BB IBB HBP BLK WP HR S P ERA WHIP																			
33 Cliff Lee, L ERA: 1.08	(1, 1)	8.2 W 34 8 3 2 6 0 0 0 0 0 0 1 75 106 2.08 0.923																		
37 Mike Adams, R ERA:	(9, 1)	0.1 1 0 0 0 1 0 0 0 0 0 0 0 3 3 0.00 0.000																		

Batter	1	2	3	4	5	6	7	8	9	AB	R	H	RBI	BB	SO	LOB	BOTTOM			
2 Ben Revere, L OBP: 0.270, SLG: 0.229										5	0	1	0	0	1	1	New York Mets @ Philadelphia Phillies Citizens Bank Park, Philadelphia, PA Tue Apr 09 2013, 7:08 PM - 9:36 PM EDT Att: 38,305 - Clear - 81 F livebaseballscorecards.com			
11 Jimmy Rollins, S OBP: 0.333, SLG: 0.500										4	0	1	1	0	1	0				
26 Chase Utley, L OBP: 0.412, SLG: 0.586										2	1	0	0	2	0	2				
6 Ryan Howard, L OBP: 0.206, SLG: 0.258										4	1	1	1	0	1	2				
10 Michael Young, R OBP: 0.424, SLG: 0.552										4	2	3	2	0	0	0				
9 Domonic Brown, L OBP: 0.286, SLG: 0.333										4	1	1	0	0	1	1				
15 John Mayberry Jr., R OBP: 0.474, SLG: 0.733										4	2	2	3	0	0	0				
31 Erik Kratz, R OBP: 0.192, SLG: 0.400										4	0	1	0	0	1	1				
33 Cliff Lee, L OBP: 0.286, SLG: 0.167										4	1	1	1	0	2	1				
37 Mike Adams, R ERA:	(9, 1)	0 0 0 0 0 0 0 0 0 0 0 0 0 0 0 0 0																		
Inning Stats	R: 0 E: 0 K: 1 S: 6	H: 0 LOB: 0 BB: 0 P: 8	R: 4 E: 1 K: 0 S: 19	H: 6 LOB: 2 BB: 0 P: 32	R: 3 E: 0 K: 1 S: 12	H: 4 LOB: 1 BB: 0 P: 16	R: 1 E: 0 K: 1 S: 14	H: 1 LOB: 1 BB: 1 P: 29	R: 0 E: 0 K: 1 S: 9	H: 0 LOB: 0 BB: 0 P: 14	R: 0 E: 0 K: 1 S: 6	H: 0 LOB: 1 BB: 1 P: 16	R: 0 E: 0 K: 1 S: 7	H: 0 LOB: 0 BB: 0 P: 10	R: 0 E: 0 K: 1 S: 7	H: 0 LOB: 0 BB: 0 P: 10	1B: 5 2B: 2 3B: 1 HR: 3	SF: 0 SAC: 0 DP: 0 HBP: 0	WP: 0 PB: 0 SB: 2 CS: 0	PA: 37
PITCHER	IP WLS BF H R ER SO BB IBB HBP BLK WP HR S P ERA WHIP																			
35 Dillon Gee, R ERA: 7.71	(1, 1)	3.0 L 19 10 7 7 2 1 0 0 0 0 0 0 3 37 56 21.00 3.333																		
46 Greg Burke, R ERA: 5.79	(4, 1)	2.0 8 1 1 1 2 1 0 0 0 0 0 0 23 43 4.50 1.000																		
56 Scott Rice, L ERA: 2.08	(6, 1)	1.0 4 0 0 0 1 1 0 0 0 0 0 0 6 16 0.00 1.000																		
32 LaTroy Hawkins, R ERA: 4.91	(7, 1)	1.0 3 0 0 0 1 0 0 0 0 0 0 0 7 10 0.00 0.000																		
34 Brandon Lyon, R ERA:	(8, 1)	1.0 3 0 0 0 1 0 0 0 0 0 0 0 7 10 0.00 0.000																		

Batter	1	2	3	4	5	6	7	8	9	AB	R	H	RBI	BB	SO	LOB	TOP							
1 Jordany Valdespin, L OBP: 0.471, SLG: 0.533										5	0	3	0	0	2	3	New York Mets @ Philadelphia Phillies Citizens Bank Park, Philadelphia, PA Wed Apr 10 2013, 7:08 PM - 10:28 PM EDT Att: 38,715 - Partly Cloudy - 76 F							
28 Daniel Murphy, L OBP: 0.391, SLG: 0.636										3	0	0	0	1	1	2								
5 David Wright, R OBP: 0.385, SLG: 0.313										4	0	0	0	0	2	4								
29 Ike Davis, L OBP: 0.229, SLG: 0.226										4	0	0	0	0	1	2								
44 John Buck, R OBP: 0.371, SLG: 0.875										4	1	1	1	0	2	0								
21 Lucas Duda, L OBP: 0.486, SLG: 0.731										4	2	3	2	0	0	0								
23 Mike Baxter, L OBP: 0.455, SLG: 0.455										2	0	2	0	1	0	0								
56 Scott Rice, L										0	0	0	0	0	0	0								
9 Kirk Nieuwenhuis, L OBP: 0.182, SLG: 0.273										1	0	0	0	0	1	0								
39 Bobby Parnell, R										0	0	0	0	0	0	0								
11 Rubén Tejeda, R OBP: 0.361, SLG: 0.300										4	0	2	0	0	0	2								
53 Jeremy Hefner, R										1	0	0	0	0	1	3								
Justin Turner, R OBP: 0.394, SLG: 0.455										1	0	0	0	0	0	1								
66 Josh Edgin, R										0	0	0	0	0	0	0								
32 LaTroy Hawkins, R										0	0	0	0	0	0	0								
6 Marlon Byrd, R OBP: 0.323, SLG: 0.286										2	0	0	0	0	0	1								
Inning Stats	R: 0 E: 0 K: 1 S: 10	H: 1 LOB: 0 BB: 0 P: 16	R: 1 E: 0 K: 2 S: 19	H: 3 LOB: 3 BB: 1 P: 33	R: 0 E: 0 K: 1 S: 7	H: 0 LOB: 0 BB: 0 P: 9	R: 1 E: 0 K: 1 S: 12	H: 2 LOB: 1 BB: 0 P: 17	R: 0 E: 0 K: 1 S: 11	H: 1 LOB: 1 BB: 0 P: 18	R: 0 E: 0 K: 0 S: 7	H: 1 LOB: 1 BB: 0 P: 12	R: 0 E: 0 K: 0 S: 11	H: 1 LOB: 1 BB: 0 P: 21	R: 1 E: 0 K: 3 S: 11	H: 1 LOB: 0 BB: 0 P: 19	R: 0 E: 0 K: 1 S: 6	H: 1 LOB: 0 BB: 0 P: 7	1B: 6 2B: 4 3B: 0 HR: 3	SF: 0 SAC: 0 DP: 3 HBP: 0	WP: 1 PB: 0 SB: 0 CS: 1	PA: 37		
PITCHER	IP WLS BF H R ER SO BB IBB HBP BLK WP HR S P ERA WHIP	IP WLS BF H R ER SO BB IBB HBP BLK WP HR S P ERA WHIP	IP WLS BF H R ER SO BB IBB HBP BLK WP HR S P ERA WHIP	IP WLS BF H R ER SO BB IBB HBP BLK WP HR S P ERA WHIP	IP WLS BF H R ER SO BB IBB HBP BLK WP HR S P ERA WHIP	IP WLS BF H R ER SO BB IBB HBP BLK WP HR S P ERA WHIP	IP WLS BF H R ER SO BB IBB HBP BLK WP HR S P ERA WHIP	IP WLS BF H R ER SO BB IBB HBP BLK WP HR S P ERA WHIP	IP WLS BF H R ER SO BB IBB HBP BLK WP HR S P ERA WHIP	IP WLS BF H R ER SO BB IBB HBP BLK WP HR S P ERA WHIP	IP WLS BF H R ER SO BB IBB HBP BLK WP HR S P ERA WHIP	IP WLS BF H R ER SO BB IBB HBP BLK WP HR S P ERA WHIP	IP WLS BF H R ER SO BB IBB HBP BLK WP HR S P ERA WHIP	IP WLS BF H R ER SO BB IBB HBP BLK WP HR S P ERA WHIP	IP WLS BF H R ER SO BB IBB HBP BLK WP HR S P ERA WHIP	IP WLS BF H R ER SO BB IBB HBP BLK WP HR S P ERA WHIP	IP WLS BF H R ER SO BB IBB HBP BLK WP HR S P ERA WHIP	IP WLS BF H R ER SO BB IBB HBP BLK WP HR S P ERA WHIP	IP WLS BF H R ER SO BB IBB HBP BLK WP HR S P ERA WHIP	IP WLS BF H R ER SO BB IBB HBP BLK WP HR S P ERA WHIP	IP WLS BF H R ER SO BB IBB HBP BLK WP HR S P ERA WHIP	IP WLS BF H R ER SO BB IBB HBP BLK WP HR S P ERA WHIP	IP WLS BF H R ER SO BB IBB HBP BLK WP HR S P ERA WHIP	IP WLS BF H R ER SO BB IBB HBP BLK WP HR S P ERA WHIP

AB	35
R	3
H	11
RBI	3
BB	2
SO	10
LOB	18



Batter	1	2	3	4	5	6	7	8	9	AB	R	H	RBI	BB	SO	LOB	BOTTOM					
2 Ben Revere, L OBP: 0.268, SLG: 0.211										3	0	0	0	1	1	0	New York Mets @ Philadelphia Phillies Citizens Bank Park, Philadelphia, PA Wed Apr 10 2013, 7:08 PM - 10:28 PM EDT Att: 38,715 - Partly Cloudy - 76 F					
11 Jimmy Rollins, S OBP: 0.350, SLG: 0.526										4	1	2	0	0	1	0						
26 Chase Utley, L OBP: 0.395, SLG: 0.636										4	1	1	2	0	0	1						
6 Ryan Howard, L OBP: 0.237, SLG: 0.286										4	1	2	0	0	1	0						
10 Michael Young, R OBP: 0.459, SLG: 0.594										3	1	2	0	1	0	0						
9 Domonic Brown, L OBP: 0.286, SLG: 0.424										3	1	1	3	1	1	1						
15 John Mabrey Jr., R OBP: 0.391, SLG: 0.579										4	0	0	0	0	2	3						
31 Erik Kratz, R OBP: 0.200, SLG: 0.379										4	1	1	0	0	1	3						
38 Kyle Kendrick, R OBP: 0.250, SLG: 0.250										2	0	0	0	0	2	0						
19 Logan Nix, L OBP: 0.179, SLG: 0.440										1	1	2	0	0	0	0						
59 Antonio Bastardo, R ERA: 1.59										0	0	0	0	0	0	0						
37 Mike Adams, R										1	0	0	0	0	0	0						
13 Freddy Galvis, S										0	0	0	0	0	0	0						
58 Jonathan Papelbon, R ERA: 6.0										0	0	0	0	0	0	0						
Inning Stats	R: 5 E: 0 K: 1 S: 23	H: 4 LOB: 0 BB: 2 P: 41	R: 0 E: 0 K: 1 S: 8	H: 0 LOB: 0 BB: 0 P: 10	R: 0 E: 0 K: 0 S: 8	H: 2 LOB: 3 BB: 1 P: 17	R: 0 E: 0 K: 3 S: 10	H: 0 LOB: 0 BB: 0 P: 15	R: 0 E: 0 K: 1 S: 11	H: 1 LOB: 1 BB: 0 P: 14	R: 2 E: 0 K: 0 S: 11	H: 3 LOB: 1 BB: 0 P: 21	R: 0 E: 0 K: 1 S: 7	H: 0 LOB: 0 BB: 0 P: 9	R: 0 E: 0 K: 2 S: 9	H: 0 LOB: 0 BB: 0 P: 10	R: 0 E: 0 K: 1 S: 6	H: 0 LOB: 0 BB: 0 P: 7	1B: 5 2B: 2 3B: 0 HR: 3	SF: 0 SAC: 0 DP: 0 HBP: 0	WP: 0 PB: 0 SB: 0 CS: 1	PA: 36
PITCHER	IP WLS BF H R ER SO BB IBB HBP BLK WP HR S P ERA WHIP	IP WLS BF H R ER SO BB IBB HBP																				

Batter	1	2	3	4	5	6	7	8	9	AB	R	H	RBI	BB	SO	LOB	TOP				
1 Jordan Valdespin, L OBP: 0.478, SLG: 0.500										5	3	2	1	1	0	2					
28 Daniel Murphy, L OBP: 0.405, SLG: 0.711										5	3	4	4	0	0	0					
5 David Wright, R OBP: 0.422, SLG: 0.432										5	2	3	4	1	0	1					
29 Ike Davis, L OBP: 0.244, SLG: 0.200										4	2	0	0	2	1	3					
44 John Buck, R OBP: 0.350, SLG: 0.865										5	2	1	4	0	0	2					
21 Lucas Duda, L OBP: 0.482, SLG: 0.655										3	1	0	0	1	2	2					
20 Anthony Recker, R OBP: 0.200, SLG: 0.400										1	0	0	0	0	1	0					
6 Marlon Byrd, R OBP: 0.333, SLG: 0.364										5	0	2	2	0	0	1					
23 Mike Baxter, L OBP: 0.476, SLG: 0.375										5	2	1	0	0	0	3					
11 Rubén Tejeda, R OBP: 0.366, SLG: 0.343										5	1	2	0	0	0	4					
Inning Stats	R: 5 E: 1 K: 1 S: 23	H: 4 LOB: 1 BB: 1 P: 40	R: 5 E: 0 K: 0 S: 24	H: 5 LOB: 1 BB: 1 P: 39	R: 0 E: 0 K: 0 S: 10	H: 0 LOB: 0 BB: 0 P: 14	R: 0 E: 0 K: 1 S: 5	H: 1 LOB: 1 BB: 0 P: 9	R: 0 E: 0 K: 0 S: 12	H: 1 LOB: 1 BB: 0 P: 20	R: 4 E: 1 K: 1 S: 15	H: 2 LOB: 2 BB: 2 P: 30	R: 0 E: 0 K: 1 S: 7	H: 0 LOB: 0 BB: 0 P: 11	R: 2 E: 0 K: 0 S: 14	H: 2 LOB: 1 BB: 1 P: 23	1B: 8 2B: 4 3B: 2 HR: 1	SF: 1 SAC: 0 DP: 0 HBP: 0	WP: 0 PB: 0 SB: 0 CS: 0	PA: 49	
PITCHER	IP WLS BF H R ER SO BB IBB HBP BLK WP HR S P ERA WHIP	IP WLS BF H R ER SO BB IBB HBP BLK WP HR S P ERA WHIP	IP WLS BF H R ER SO BB IBB HBP BLK WP HR S P ERA WHIP	IP WLS BF H R ER SO BB IBB HBP BLK WP HR S P ERA WHIP	IP WLS BF H R ER SO BB IBB HBP BLK WP HR S P ERA WHIP	IP WLS BF H R ER SO BB IBB HBP BLK WP HR S P ERA WHIP	IP WLS BF H R ER SO BB IBB HBP BLK WP HR S P ERA WHIP	IP WLS BF H R ER SO BB IBB HBP BLK WP HR S P ERA WHIP	IP WLS BF H R ER SO BB IBB HBP BLK WP HR S P ERA WHIP	IP WLS BF H R ER SO BB IBB HBP BLK WP HR S P ERA WHIP	IP WLS BF H R ER SO BB IBB HBP BLK WP HR S P ERA WHIP	IP WLS BF H R ER SO BB IBB HBP BLK WP HR S P ERA WHIP	IP WLS BF H R ER SO BB IBB HBP BLK WP HR S P ERA WHIP	IP WLS BF H R ER SO BB IBB HBP BLK WP HR S P ERA WHIP	IP WLS BF H R ER SO BB IBB HBP BLK WP HR S P ERA WHIP	IP WLS BF H R ER SO BB IBB HBP BLK WP HR S P ERA WHIP	IP WLS BF H R ER SO BB IBB HBP BLK WP HR S P ERA WHIP	IP WLS BF H R ER SO BB IBB HBP BLK WP HR S P ERA WHIP	IP WLS BF H R ER SO BB IBB HBP BLK WP HR S P ERA WHIP	IP WLS BF H R ER SO BB IBB HBP BLK WP HR S P ERA WHIP	IP WLS BF H R ER SO BB IBB HBP BLK WP HR S P ERA WHIP

New York Mets @ Minnesota Twins
Target Field, Minneapolis, MN
 Fri Apr 12 2013, 7:13 PM - 10:35 PM CDT
 Att: 23,735 - Snow - 34 F

livebaseballscorecards.com

AB 43
R 16
H 15
RBI 15
BB 5
SO 4
LOB 18

Batter	1	2	3	4	5	6	7	8	9	AB	R	H	RBI	BB	SO	LOB	BOTTOM				
32 Aaron Hicks, S OBP: 0.119, SLG: 0.051										4	2	0	0	1	1	1					
7 Joe Mauer, L OBP: 0.348, SLG: 0.442										3	2	2	0	1	0	1					
5 Eduardo Escobar, S OBP: 0.500, SLG: 0.833										1	0	0	0	0	0	0					
16 Josh Willingham, R OBP: 0.499, SLG: 0.445										4	0	0	1	0	0	4					
19 Darin Mastroianni, R OBP: 0.400, SLG: 0.250										4	0	0	0	0	0	0					
33 Justin Morneau, L OBP: 0.357, SLG: 0.368										4	1	2	1	0	0	2					
27 Chris Parmelee, L OBP: 0.394, SLG: 0.407										0	0	0	0	0	0	0					
9 Ryan Doumit, S OBP: 0.262, SLG: 0.263										2	0	1	2	1	0	1					
24 Trevor Plouffe, R OBP: 0.359, SLG: 0.469										3	0	1	1	0	0	3					
8 Jamey Carroll, R OBP: 0.222, SLG: 0.125										1	0	0	0	0	0	0					
22 Wilkin Ramirez, R OBP: 0.200, SLG: 0.300										4	0	0	0	0	2	3					
2 Brian Dozier, R OBP: 0.194, SLG: 0.214										4	0	0	0	0	0	0					
25 Pedro Florimón, S OBP: 0.458, SLG: 0.333										3	0	0	0	1	0	0					
Inning Stats	R: 2 E: 0 K: 0 S: 13	H: 2 LOB: 2 BB: 1 P: 27	R: 0 E: 0 K: 0 S: 12	H: 0 LOB: 1 BB: 1 P: 20	R: 0 E: 0 K: 0 S: 9	H: 1 LOB: 1 BB: 1 P: 20	R: 0 E: 0 K: 1 S: 5	H: 0 LOB: 0 BB: 0 P: 6	R: 3 E: 1 K: 0 S: 18	H: 2 LOB: 1 BB: 1 P: 28	R: 0 E: 0 K: 0 S: 8	H: 0 LOB: 0 BB: 0 P: 13	R: 0 E: 0 K: 1 S: 11	H: 0 LOB: 0 BB: 0 P: 13	R: 0 E: 0 K: 1 S: 7	H: 0 LOB: 0 BB: 0 P: 11	1B: 4 2B: 2 3B: 0 HR: 0	SF: 0 SAC: 0 DP: 1 HBP: 1	WP: 1 PB: 0 SB: 0 CS: 0	PA: 38	
PITCHER	IP WLS BF H R ER SO BB IBB HBP BLK WP HR S P ERA WHIP	IP WLS BF H R ER SO BB IBB HBP BLK WP HR S P ERA WHIP	IP WLS BF H R ER SO BB IBB HBP BLK WP HR S P ERA WHIP	IP WLS BF H R ER SO BB IBB HBP BLK WP HR S P ERA WHIP	IP WLS BF H R ER SO BB IBB HBP BLK WP HR S P ERA WHIP	IP WLS BF H R ER SO BB IBB HBP BLK WP HR S P ERA WHIP	IP WLS BF H R ER SO BB IBB HBP BLK WP HR S P ERA WHIP	IP WLS BF H R ER SO BB IBB HBP BLK WP HR S P ERA WHIP	IP WLS BF H R ER SO BB IBB HBP BLK WP HR S P ERA WHIP	IP WLS BF H R ER SO BB IBB HBP BLK WP HR S P ERA WHIP	IP WLS BF H R ER SO BB IBB HBP BLK WP HR S P ERA WHIP	IP WLS BF H R ER SO BB IBB HBP BLK WP HR S P ERA WHIP	IP WLS BF H R ER SO BB IBB HBP BLK WP HR S P ERA WHIP	IP WLS BF H R ER SO BB IBB HBP BLK WP HR S P ERA WHIP	IP WLS BF H R ER SO BB IBB HBP BLK WP HR S P ERA WHIP	IP WLS BF H R ER SO BB IBB HBP BLK WP HR S P ERA WHIP	IP WLS BF H R ER SO BB IBB HBP BLK WP HR S P ERA WHIP	IP WLS BF H R ER SO BB IBB HBP BLK WP HR S P ERA WHIP	IP WLS BF H R ER SO BB IBB HBP BLK WP HR S P ERA WHIP	IP WLS BF H R ER SO BB IBB HBP BLK WP HR S P ERA WHIP	IP WLS BF H R ER SO BB IBB HBP BLK WP HR S P ERA WHIP

New York Mets @ Minnesota Twins
Target Field, Minneapolis, MN
 Fri Apr 12 2013, 7:13 PM - 10:35 PM CDT
 Att: 23,735 - Snow - 34 F

livebaseballscorecards.com

AB 33
R 5
H 6
RBI 5
BB 4
SO 3
LOB 15

Batter	1	2	3	4	5	6	7	8	9	AB	R	H	RBI	BB	SO	LOB	TOP								
4 Collin Cowgill, R OBP: 0.149, SLG: 0.407 1 Jordany Valdespin, L OBP: 0.459, SLG: 0.476 9 Kirk Nieuwenhuis, L OBP: 0.182, SLG: 0.273	G6-3		G5-3				B1-3		K	4	1	1	1	0	0	1									
28 Daniel Murphy, L OBP: 0.413, SLG: 0.690	WP 1B		G4-3				K			4	0	2	1	0	1	1									
5 David Wright, R OBP: 0.408, SLG: 0.415	K			G6-3			K			4	0	1	1	0	2	1									
44 John Buck, R OBP: 0.318, SLG: 0.780	F9			L8		G6-3			F9	4	0	0	0	0	0	3									
21 Lucas Duda, L OBP: 0.452, SLG: 0.613 23 Mike Baxter, L OBP: 0.455, SLG: 0.353		F8		G4-3					F7	2	0	0	0	1	0	0									
6 Marlon Byrd, R OBP: 0.325, SLG: 0.432		F9							F9	4	1	1	1	0	1	3									
29 Ike Davis, L OBP: 0.244, SLG: 0.205			G4-3							4	0	1	0	0	0	0									
Justin Turner, R OBP: 0.467, SLG: 0.600										4	1	3	0	0	0	0									
11 Rubén Tejada, R OBP: 0.356, SLG: 0.359			L7						G1-3	4	1	1	0	0	0	2									
Inning Stats	R: 0 E: 0 K: 1 S: 10	H: 1 LOB: 1 BB: 0 P: 18	R: 0 E: 0 K: 0 S: 7	H: 0 LOB: 0 BB: 0 P: 12	R: 0 E: 0 K: 0 S: 9	H: 1 LOB: 1 BB: 0 P: 15	R: 0 E: 0 K: 0 S: 6	H: 0 LOB: 0 BB: 0 P: 9	R: 4 E: 0 K: 1 S: 21	H: 7 LOB: 3 BB: 1 P: 39	R: 0 E: 0 K: 0 S: 8	H: 0 LOB: 0 BB: 0 P: 11	R: 0 E: 0 K: 2 S: 7	H: 0 LOB: 0 BB: 0 P: 7	R: 0 E: 0 K: 0 S: 6	H: 0 LOB: 0 BB: 0 P: 9	R: 0 E: 0 K: 1 S: 14	H: 1 LOB: 1 BB: 0 P: 22	1B: 7 2B: 2 3B: 0 HR: 1	SF: 0 SAC: 0 DP: 0 HBP: 0	WP: 2 PB: 0 SB: 0 CS: 0	PA: 37			
PITCHER	IP	WLS	BF	H	R	ER	SO	BB	IBB	HBP	BLK	WP	HR	S	P	ERA	WHIP								
58 Scott Diamond, L ERA: 8.31 20 Josh Roenicke, R ERA: 1.17 50 Casey Fien, R ERA: 6.0 61 Jared Burton, R ERA:	4.1	L	20	8	4	4	1	0	0	0	0	1	1	46	78	8.31	1.846								
	1.2		7	1	0	0	1	1	0	0	0	0	0	15	26	0.00	1.200								
	2.0		6	0	0	0	2	0	0	0	0	0	0	13	16	0.00	0.000								
	1.0		4	1	0	0	1	0	0	0	0	1	0	14	22	0.00	1.000								

New York Mets @ Minnesota Twins
Target Field, Minneapolis, MN
Sat Apr 13 2013, 3:12 PM - 5:51 PM CDT
Att: 28,804 - Overcast - 35 F

AB 36
R 4
H 10
RBI 4
BB 1
SO 5
LOB 12



Batter	1	2	3	4	5	6	7	8	9	AB	R	H	RBI	BB	SO	LOB	BOTTOM								
32 Aaron Hicks, S OBP: 0.109, SLG: 0.047	K		K				F7		K	4	0	0	0	0	3	0									
7 Joe Mauer, L OBP: 0.340, SLG: 0.447	F7			P6						4	1	1	0	0	0	0									
16 Josh Willingham, R OBP: 0.417, SLG: 0.472	G5-3									3	0	1	1	1	0	0									
33 Justin Morneau, L OBP: 0.348, SLG: 0.429										4	1	1	1	0	1	2									
9 Ryan Doumit, S OBP: 0.261, SLG: 0.244										3	0	0	0	1	1	1									
24 Trevor Plouffe, R OBP: 0.333, SLG: 0.429										3	0	0	0	0	0	1									
27 Chris Parmelee, L OBP: 0.361, SLG: 0.367										3	0	0	0	0	1	1									
2 Brian Dozier, R OBP: 0.206, SLG: 0.226										3	0	1	0	0	1	0									
5 Eduardo Escobar, S OBP: 0.400, SLG: 0.667										3	0	0	0	0	1	1									
Inning Stats	R: 0 E: 0 K: 1 S: 7	H: 0 LOB: 0 BB: 0 P: 14	R: 0 E: 0 K: 1 S: 7	H: 0 LOB: 1 BB: 1 P: 14	R: 0 E: 0 K: 1 S: 10	H: 0 LOB: 0 BB: 0 P: 15	R: 0 E: 0 K: 0 S: 4	H: 0 LOB: 0 BB: 1 P: 10	R: 0 E: 0 K: 1 S: 7	H: 0 LOB: 0 BB: 0 P: 9	R: 0 E: 0 K: 2 S: 10	H: 0 LOB: 0 BB: 0 P: 14	R: 1 E: 0 K: 0 S: 10	H: 1 LOB: 0 BB: 0 P: 15	R: 0 E: 0 K: 0 S: 12	H: 1 LOB: 1 BB: 0 P: 16	R: 1 E: 0 K: 2 S: 14	H: 2 LOB: 1 BB: 0 P: 17	1B: 1 2B: 2 3B: 0 HR: 1	SF: 0 SAC: 0 DP: 1 HBP: 0	WP: 0 PB: 0 SB: 0 CS: 0	PA: 32			
PITCHER	IP	WLS	BF	H	R	ER	SO	BB	IBB	HBP	BLK	WP	HR	S	P	ERA	WHIP								
33 Matt Harvey, R ERA: 0.82 39 Bobby Parnell, R ERA: 2.7	8.0	W	27	2	1	1	6	2	0	0	0	0	0	17	107	0.82	0.500								
	1.0	S	5	2	1	1	2	0	0	0	0	0	0	14	17	9.00	2.000								

New York Mets @ Minnesota Twins
Target Field, Minneapolis, MN
Sat Apr 13 2013, 3:12 PM - 5:51 PM CDT
Att: 28,804 - Overcast - 35 F

AB 30
R 2
H 4
RBI 2
BB 2
SO 8
LOB 6



Batter	1	2	3	4	5	6	7	8	9	AB	R	H	RBI	BB	SO	LOB	TOP								
2 Denard Span, L (1.8) OBP: 0.410, SLG: 0.346										4	0	1	0	0	1	4	<p>Washington Nationals @ New York Mets Citi Field, Flushing, NY Fri Apr 19 2013, 7:11 PM - 9:54 PM EDT Att: 26,675 - Overcast - 59 F</p>								
28 Jayson Werth, R (1.9) OBP: 0.318, SLG: 0.435										3	0	0	0	1	1	2									
34 Bryce Harper, L (1.7) OBP: 0.391, SLG: 0.627										4	0	0	0	0	0	1									
25 Adam LaRoche, L (1.3) OBP: 0.265, SLG: 0.341										3	1	0	0	1	2	1									
20 Ian Desmond, R (1.6) OBP: 0.328, SLG: 0.557										3	0	1	0	1	1	0									
18 Chad Tracy, L (1.5) OBP: 0.200, SLG: 0.158										4	0	1	1	0	1	1									
1 Steve Lombardozzi, S (1.4) OBP: 0.340, SLG: 0.440										4	0	0	0	0	0	2									
24 Kurt Suzuki, R (1.2) OBP: 0.444, SLG: 0.714										3	0	0	0	0	2	3									
37 Stephen Strasburg, R (1.1) OBP: 0.167, SLG: 0.333										2	0	1	0	0	0	0									
33 Roger Bernadina, L (7. PH) OBP: 0.229, SLG: 0.524										1	0	0	0	0	0	3									
30 Zach Duke, L (7.1) OBP: 0.229, SLG: 0.524										0	0	0	0	0	0	0									
22 Drew Storen, S (8.1) OBP: 0.229, SLG: 0.524										0	0	0	0	0	0	0									
Inning Stats	R: 0 H: 0 E: 0 K: 1 S: 12	H: 0 BB: 1 LOB: 1 P: 19	R: 0 H: 0 E: 0 K: 2 S: 8	H: 0 BB: 0 LOB: 0 P: 12	R: 0 H: 1 E: 0 K: 1 S: 9	H: 1 BB: 0 LOB: 1 P: 13	R: 0 H: 0 E: 0 K: 1 S: 12	H: 0 BB: 1 LOB: 1 P: 18	R: 0 H: 0 E: 0 K: 0 S: 6	H: 0 BB: 0 LOB: 0 P: 9	R: 0 H: 1 E: 0 K: 0 S: 7	H: 1 BB: 0 LOB: 0 P: 11	R: 1 H: 2 E: 0 K: 1 S: 14	H: 2 BB: 1 LOB: 3 P: 23	R: 0 H: 0 E: 0 K: 1 S: 7	H: 0 BB: 0 LOB: 0 P: 10	R: 0 H: 0 E: 0 K: 0 S: 10	H: 0 BB: 0 LOB: 0 P: 13	1B: 3 2B: 1 3B: 0 HR: 0	SF: 0 SAC: 0 DP: 1 HBP: 0	WP: 0 PB: 0 CS: 0	PA: 34			
PITCHER	IP	WLS	BF	H	R	ER	SO	BB	IBB	HBP	BLK	WP	HR	S	P	ERA	WHIP								
33 Matt Harvey, R (1.1) ERA: 0.93	7.0	W	28	4	1	1	7	3	0	0	0	0	0	68	105	1.29	1.000								
56 Scott Rice, L (8.1) ERA: 1.13	1.0	H	3	0	0	0	1	0	0	0	0	0	0	7	10	0.00	0.000								
39 Bobby Parnell, R (9.1) ERA: 1.59	1.0		3	0	0	0	0	0	0	0	0	0	0	10	13	0.00	0.000								

Batter	1	2	3	4	5	6	7	8	9	AB	R	H	RBI	BB	SO	LOB	BOTTOM								
1 Jordany Valdespin, L (1.8) OBP: 0.368, SLG: 0.400										4	1	0	0	0	1	1	<p>Washington Nationals @ New York Mets Citi Field, Flushing, NY Fri Apr 19 2013, 7:11 PM - 9:54 PM EDT Att: 26,675 - Overcast - 59 F</p>								
28 Daniel Murphy, L (1.4) OBP: 0.397, SLG: 0.614										3	1	1	0	1	0	0									
5 David Wright, R (1.5) OBP: 0.433, SLG: 0.554										4	1	1	0	0	0	2									
29 Ike Davis, L (1.3) OBP: 0.271, SLG: 0.346										4	2	2	3	0	2	2									
44 John Buck, R (1.2) OBP: 0.298, SLG: 0.648										4	0	1	1	0	2	1									
21 Lucas Duda, L (1.7) OBP: 0.491, SLG: 0.744										3	2	2	2	1	0	1									
9 Kirk Nieuwenhuis, L (9.8) OBP: 0.189, SLG: 0.290										0	0	0	0	0	0	0									
6 Marlon Byrd, R (1.9) OBP: 0.302, SLG: 0.429										4	0	1	0	0	2	1									
11 Rubén Tejada, R (1.6) OBP: 0.306, SLG: 0.304										4	0	0	0	0	0	2									
33 Matt Harvey, R (1.1) OBP: 0.125, SLG: 0.125										2	0	0	0	0	1	2									
Justin Turner, R (7. PH) OBP: 0.429, SLG: 0.524										1	0	0	0	0	0	0									
56 Scott Rice, L (8.1) OBP: 0.229, SLG: 0.524										0	0	0	0	0	0	0									
39 Bobby Parnell, R (9.1) OBP: 0.229, SLG: 0.524										0	0	0	0	0	0	0									
Inning Stats	R: 2 H: 2 E: 1 K: 1 S: 17	H: 2 BB: 0 LOB: 1 P: 28	R: 0 H: 1 E: 0 K: 2 S: 13	H: 1 BB: 0 LOB: 1 P: 19	R: 0 H: 0 E: 0 K: 2 S: 10	H: 0 BB: 1 LOB: 1 P: 20	R: 0 H: 0 E: 0 K: 0 S: 8	H: 0 BB: 1 LOB: 1 P: 16	R: 0 H: 0 E: 0 K: 0 S: 6	H: 0 BB: 0 LOB: 0 P: 13	R: 2 H: 2 E: 0 K: 1 S: 10	H: 2 BB: 0 LOB: 0 P: 15	R: 0 H: 0 E: 0 K: 0 S: 7	H: 0 BB: 0 LOB: 0 P: 10	R: 3 H: 3 E: 0 K: 2 S: 15	H: 3 BB: 0 LOB: 0 P: 23	1B: 2 2B: 1 3B: 1 HR: 4	SF: 0 SAC: 0 DP: 0 HBP: 0	WP: 1 PB: 0 CS: 0	PA: 35					
PITCHER	IP	WLS	BF	H	R	ER	SO	BB	IBB	HBP	BLK	WP	HR	S	P	ERA	WHIP								
37 Stephen Strasburg, R (1.1) ERA: 2.98	6.0	L	26	5	4	2	6	2	0	0	0	0	0	64	111	3.00	1.167								
30 Zach Duke, L (7.1) ERA: 8.22	1.0		3	0	0	0	0	0	0	0	0	0	0	7	10	0.00	0.000								
22 Drew Storen, R (8.1) ERA: 7.11	1.0		6	3	3	3	2	0	0	0	0	0	2	15	23	27.00	3.000								

Washington Nationals @ New York Mets
Citi Field, Flushing, NY
Fri Apr 19 2013, 7:11 PM - 9:54 PM EDT
Att: 26,675 - Overcast - 59 F

AB	31
R	1
H	4
RBI	1
BB	3
SO	8
LOB	17



Washington Nationals @ New York Mets
Citi Field, Flushing, NY
Fri Apr 19 2013, 7:11 PM - 9:54 PM EDT
Att: 26,675 - Overcast - 59 F

AB	33
R	7
H	8
RBI	6
BB	2
SO	8
LOB	12



Batter	1	2	3	4	5	6	7	8	9	AB	R	H	RBI	BB	SO	LOB	TOP						
2 Denard Span, L (1.8) OBP: 0.379, SLG: 0.316										5	0	0	0	0	1	0	<p>Washington Nationals @ New York Mets</p> <p>Citi Field, Flushing, NY</p> <p>Sat Apr 20 2013, 3:09 PM - 6:29 PM EDT</p> <p>Att: 24,325 - Cloudy - 54 F</p>						
28 Jayson Werth, R (1.9) OBP: 0.329, SLG: 0.446										3	2	1	0	1	1	0							
34 Bryce Harper, L (1.7) OBP: 0.426, SLG: 0.758										3	3	3	3	1	0	0							
25 Adam LaRoche, L (1.3) OBP: 0.283, SLG: 0.404										3	1	1	3	1	2	1							
20 Ian Desmond, R (1.6) OBP: 0.324, SLG: 0.585										4	1	1	1	0	1	1							
18 Chad Tracy, L (1.5) OBP: 0.250, SLG: 0.143										2	0	0	0	2	1	0							
8 Danny Espinosa, S (1.4) OBP: 0.234, SLG: 0.364										4	0	1	0	0	0	2							
24 Kurt Suzuki, R (1.2) OBP: 0.400, SLG: 0.625										4	0	0	0	0	0	1							
47 Gio González, R (1.1) OBP: 0.408, SLG: 1.000										1	0	0	0	0	0	1							
1 Steve Loria, S (5.9H) OBP: 0.333, SLG: 0.429										0	0	0	0	0	0	0							
35 Craig Stammen, R (5.1H) OBP: 0.333, SLG: 0.429										0	0	0	0	0	0	0							
12 Tyler Moore, R (7.7H) OBP: 0.333, SLG: 0.429										0	0	0	0	0	0	0							
52 Ryan Mattheus, R (7.1H) OBP: 0.333, SLG: 0.429										0	0	0	0	0	0	0							
36 Tyler Clippard, R (7.1H) OBP: 0.333, SLG: 0.429										0	0	0	0	0	0	0							
33 Roger Bernadina, L (6.9H) OBP: 0.333, SLG: 0.429										0	0	0	0	0	0	0							
29 Rafael Soriano, R (6.1H) OBP: 0.333, SLG: 0.429										0	0	0	0	0	0	0							
Inning Stats	R: 0 E: 0 K: 2 S: 10	H: 0 LOB: 1 BB: 1 P: 20	R: 1 E: 0 K: 0 S: 10	H: 2 LOB: 1 BB: 0 P: 15	R: 2 E: 0 K: 0 S: 6	H: 2 LOB: 0 BB: 1 P: 12	R: 0 E: 0 K: 0 S: 9	H: 0 LOB: 0 BB: 1 P: 18	R: 3 E: 0 K: 1 S: 16	H: 2 LOB: 0 BB: 1 P: 28	R: 0 E: 0 K: 1 S: 7	H: 0 LOB: 0 BB: 0 P: 13	R: 0 E: 0 K: 2 S: 12	H: 0 LOB: 0 BB: 0 P: 19	R: 1 E: 0 K: 1 S: 9	H: 1 LOB: 1 BB: 1 P: 15	R: 0 E: 0 K: 0 S: 5	H: 0 LOB: 0 BB: 0 P: 7	1B: 0 2B: 3 3B: 0 HR: 4	SF: 0 SAC: 0 DP: 1 HBP: 0	WP: 0 PB: 0 SB: 0 CS: 1	PA: 37	
PITCHER	IP WLS BF H R ER SO BB IBB HBP BLK WP HR S P ERA WHIP	IP WLS BF H R ER SO BB IBB HBP BLK WP HR S P ERA WHIP	IP WLS BF H R ER SO BB IBB HBP BLK WP HR S P ERA WHIP	IP WLS BF H R ER SO BB IBB HBP BLK WP HR S P ERA WHIP	IP WLS BF H R ER SO BB IBB HBP BLK WP HR S P ERA WHIP	IP WLS BF H R ER SO BB IBB HBP BLK WP HR S P ERA WHIP	IP WLS BF H R ER SO BB IBB HBP BLK WP HR S P ERA WHIP	IP WLS BF H R ER SO BB IBB HBP BLK WP HR S P ERA WHIP	IP WLS BF H R ER SO BB IBB HBP BLK WP HR S P ERA WHIP	IP WLS BF H R ER SO BB IBB HBP BLK WP HR S P ERA WHIP	IP WLS BF H R ER SO BB IBB HBP BLK WP HR S P ERA WHIP	IP WLS BF H R ER SO BB IBB HBP BLK WP HR S P ERA WHIP	IP WLS BF H R ER SO BB IBB HBP BLK WP HR S P ERA WHIP	IP WLS BF H R ER SO BB IBB HBP BLK WP HR S P ERA WHIP	IP WLS BF H R ER SO BB IBB HBP BLK WP HR S P ERA WHIP	IP WLS BF H R ER SO BB IBB HBP BLK WP HR S P ERA WHIP	IP WLS BF H R ER SO BB IBB HBP BLK WP HR S P ERA WHIP	IP WLS BF H R ER SO BB IBB HBP BLK WP HR S P ERA WHIP	IP WLS BF H R ER SO BB IBB HBP BLK WP HR S P ERA WHIP	IP WLS BF H R ER SO BB IBB HBP BLK WP HR S P ERA WHIP	IP WLS BF H R ER SO BB IBB HBP BLK WP HR S P ERA WHIP	IP WLS BF H R ER SO BB IBB HBP BLK WP HR S P ERA WHIP	IP WLS BF H R ER SO BB IBB HBP BLK WP HR S P ERA WHIP

Washington Nationals @ New York Mets
Citi Field, Flushing, NY
Sat Apr 20 2013, 3:09 PM - 6:29 PM EDT
Att: 24,325 - Cloudy - 54 F

AB 32
R 7
H 7
RBI 7
BB 5
SO 7
LOB 6



Batter	1	2	3	4	5	6	7	8	9	AB	R	H	RBI	BB	SO	LOB	BOTTOM						
Justin Turner, R (1.6) OBP: 0.385, SLG: 0.462										5	0	1	2	0	1	0	<p>Washington Nationals @ New York Mets</p> <p>Citi Field, Flushing, NY</p> <p>Sat Apr 20 2013, 3:09 PM - 6:29 PM EDT</p> <p>Att: 24,325 - Cloudy - 54 F</p>						
28 Daniel Murphy, L (1.4) OBP: 0.397, SLG: 0.597										5	1	2	1	0	1	0							
5 David Wright, R (1.5) OBP: 0.444, SLG: 0.576										3	0	1	0	2	0	3							
44 John Buck, R (1.2) OBP: 0.306, SLG: 0.638										4	1	1	1	1	1	2							
29 Ike Davis, L (1.3) OBP: 0.254, SLG: 0.321										4	0	0	0	0	3	3							
6 Marlon Byrd, R (1.9) OBP: 0.298, SLG: 0.415										4	1	1	0	0	1	2							
21 Lucas Duda, L (1.7) OBP: 0.491, SLG: 0.707										2	1	0	0	2	1	1							
4 Collin Cowgill, R (1.8) OBP: 0.205, SLG: 0.385										3	1	1	2	0	2	1							
1 Jordany Valdespin, L (8.9H) OBP: 0.359, SLG: 0.389										1	0	0	0	0	0	1							
43 Jeremy Hefner, R (1.1H) OBP: 0.333, SLG: 0.429										0	0	0	0	0	0	0							
11 Ruben Tejada, R (1.1H) OBP: 0.333, SLG: 0.429										0	0	0	0	0	0	0							
34 Brandon Lyon, R (5.1H) OBP: 0.333, SLG: 0.429										0	0	0	0	0	0	0							
9 Kevi Newenhouse, L (5.1H) OBP: 0.333, SLG: 0.429										0	0	0	0	0	0	0							
50 Scott Atchison, R (5.1H) OBP: 0.333, SLG: 0.429										0	0	0	0	0	0	0							
23 Mike Bowers, L (5.1H) OBP: 0.333, SLG: 0.429										0	0	0	0	0	0	0							
32 LaTroy Hawkins, R (6.1H) OBP: 0.333, SLG: 0.429										0	0	0	0	0	0	0							
Inning Stats	R: 0 E: 0 K: 1 S: 10	H: 0 LOB: 1 BB: 1 P: 19	R: 0 E: 0 K: 2 S: 11	H: 1 LOB: 0 BB: 0 P: 17	R: 0 E: 0 K: 0 S: 9	H: 0 LOB: 0 BB: 0 P: 13	R: 5 E: 0 K: 0 S: 20	H: 4 LOB: 2 BB: 3 P: 41	R: 0 E: 0 K: 2 S: 16	H: 0 LOB: 0 BB: 0 P: 19	R: 0 E: 0 K: 3 S: 10	H: 0 LOB: 0 BB: 0 P: 16	R: 1 E: 0 K: 1 S: 13	H: 2 LOB: 1 BB: 0 P: 19	R: 0 E: 0 K: 1 S: 13	H: 0 LOB: 1 BB: 1 P: 22	R: 0 E: 0 K: 0 S: 8	H: 0 LOB: 1 BB: 1 P: 18	1B: 5 2B: 1 3B: 1 HR: 0	SF: 0 SAC: 0 DP: 0 HBP: 0	WP: 0 PB: 0 SB: 0 CS: 0	PA: 40	
PITCHER	IP WLS BF H R ER SO BB IBB HBP BLK WP HR S P ERA WHIP	IP WLS BF H R ER SO BB IBB HBP BLK WP HR S P ERA WHIP	IP WLS BF H R ER SO BB IBB HBP BLK WP HR S P ERA WHIP	IP WLS BF H R ER SO BB IBB HBP BLK WP HR S P ERA WHIP	IP WLS BF H R ER SO BB IBB HBP BLK WP HR S P ERA WHIP	IP WLS BF H R ER SO BB IBB HBP BLK WP HR S P ERA WHIP	IP WLS BF H R ER SO BB IBB HBP BLK WP HR S P ERA WHIP	IP WLS BF H R ER SO BB IBB HBP BLK WP HR S P ERA WHIP	IP WLS BF H R ER SO BB IBB HBP BLK WP HR S P ERA WHIP	IP WLS BF H R ER SO BB IBB HBP BLK WP HR S P ERA WHIP	IP WLS BF H R ER SO BB IBB HBP BLK WP HR S P ERA WHIP	IP WLS BF H R ER SO BB IBB HBP BLK WP HR S P ERA WHIP	IP WLS BF H R ER SO BB IBB HBP BLK WP HR S P ERA WHIP	IP WLS BF H R ER SO BB IBB HBP BLK WP HR S P ERA WHIP	IP WLS BF H R ER SO BB IBB HBP BLK WP HR S P ERA WHIP	IP WLS BF H R ER SO BB IBB HBP BLK WP HR S P ERA WHIP	IP WLS BF H R ER SO BB IBB HBP BLK WP HR S P ERA WHIP	IP WLS BF H R ER SO BB IBB HBP BLK WP HR S P ERA WHIP	IP WLS BF H R ER SO BB IBB HBP BLK WP HR S P ERA WHIP	IP WLS BF H R ER SO BB IBB HBP BLK WP HR S P ERA WHIP	IP WLS BF H R ER SO BB IBB HBP BLK WP HR S P ERA WHIP	IP WLS BF H R ER SO BB IBB HBP BLK WP HR S P ERA WHIP	IP WLS BF H R ER SO BB IBB HBP BLK WP HR S P ERA WHIP

Washington Nationals @ New York Mets
Citi Field, Flushing, NY
Sat Apr 20 2013, 3:09 PM - 6:29 PM EDT
Att: 24,325 - Cloudy - 54 F

AB 34
R 6
H 7
RBI 6
BB 6
SO 12
LOB 14



Batter	1	2	3	4	5	6	7	8	9	AB	R	H	RBI	BB	SO	LOB	TOP					
25 Carl Crawford, L OBP: 0.400, SLG: 0.457 54 Matt Guerrier, R 46 Josh Wall, R	F7		G1-3		G4-3		G4-3	G3		5	0	0	0	0	0	4						
14 Mark Ellis, R OBP: 0.370, SLG: 0.470	1B		1B		HR		HR		K	5	2	4	4	0	1	0						
27 Matt Kemp, R OBP: 0.278, SLG: 0.315	G6-4-3		1B		G6-3		F8		2B	5	0	2	0	0	0	1						
23 Adrián González, L OBP: 0.451, SLG: 0.536		BB	F8			K		1B	K	4	2	1	0	1	2	3						
6 Jerry Hairston, R 51 Ronald Belisario, R 75 Paco Rodríguez, L 18 Tim Federowicz, R 3 Skip Schumaker, L	BB	L6			G6-3		P4		F8	2	0	0	0	1	0	2						
16 Andre Ethier, L OBP: 0.342, SLG: 0.385	K				G4-3		G4-3		2B	4	1	1	0	0	1	2						
17 A.J. Ellis, R OBP: 0.446, SLG: 0.472	BB				G6-3		K		2B	3	0	1	2	1	1	0						
28 Justin Sellers, R OBP: 0.316, SLG: 0.280	1B				K		1B		1B	4	1	3	1	0	1	0						
22 Clayton Kershaw, L 5 Juan Uribe, R	G4-6-3				G4-3		HR		K	2	0	0	0	0	0	3						
Inning Stats	R: 0 E: 0 K: 1 S: 10	H: 1 LOB: 0 BB: 0 P: 17	R: 1 E: 0 K: 1 S: 12	H: 1 LOB: 2 BB: 3 P: 27	R: 0 E: 0 K: 1 S: 14	H: 2 LOB: 0 BB: 0 P: 24	R: 0 E: 0 K: 1 S: 9	H: 0 LOB: 0 BB: 0 P: 15	R: 1 E: 0 K: 0 S: 7	H: 1 LOB: 0 BB: 0 P: 11	R: 0 E: 0 K: 1 S: 9	H: 0 LOB: 0 BB: 0 P: 15	R: 3 E: 0 K: 1 S: 18	H: 2 LOB: 0 BB: 1 P: 32	R: 2 E: 0 K: 1 S: 19	H: 4 LOB: 2 BB: 0 P: 30	R: 0 E: 0 K: 2 S: 12	H: 1 LOB: 1 BB: 0 P: 19	1B: 7 2B: 3 3B: 0 HR: 2	SF: 0 SAC: 0 DP: 2 HBP: 0	WP: 0 PB: 0 SB: 0 CS: 0	PA: 41
PITCHER	IP	WLS	BF	H	R	ER	SO	BB	IBB	HBP	BLK	WP	HR	S	P	ERA	WHIP					
49 Jonathon Niese, L ERA: 3.81	2.1		11	3	1	1	1	3	0	0	0	0	0	28	54	3.86	2.571					
73 Robert Carson, L ERA: 3.86	2.1		9	2	1	1	1	0	0	0	0	0	1	23	38	3.86	0.857					
50 Scott Atchison, R ERA: 3.86	1.1		4	0	0	0	1	0	0	0	0	0	0	10	17	0.00	0.000					
34 Brandon Lyon, R ERA: 4.5	1.0	L	6	2	3	3	1	1	0	0	0	0	1	18	32	27.00	3.000					
66 Josh Edgin, L ERA: 10.8	0.1		5	4	2	2	0	0	0	0	0	0	0	13	23	54.00	12.000					

Los Angeles Dodgers @ New York Mets
Citi Field, Flushing, NY
Tue Apr 23 2013, 7:11 PM - 10:46 PM EDT
Att: 21,135 - Cloudy - 52 F

AB 37
R 7
H 12
RBI 7
BB 4
SO 7
LOB 19



Batter	1	2	3	4	5	6	7	8	9	AB	R	H	RBI	BB	SO	LOB	BOTTOM					
11 Rubén Tejada, R OBP: 0.300, SLG: 0.274	K		BB		L8		FC5-4			3	1	0	0	1	1	1						
28 Daniel Murphy, L 27 Jeury Familia, R	F7		1B		1B		F9			4	0	2	1	0	0	1						
5 David Wright, R	P3		1B		BB				P4	3	0	1	1	1	0	0						
44 John Buck, R OBP: 0.300, SLG: 0.631	P3		BB		K		F7		F8	3	0	0	0	1	1	2						
6 Marlon Byrd, R OBP: 0.274, SLG: 0.379	K		FC5		K		K			4	0	0	0	0	2	3						
21 Lucas Duda, L OBP: 0.446, SLG: 0.604	K		K		K		G1-3		K	4	0	0	0	0	3	0						
Justin Turner, R OBP: 0.333, SLG: 0.490			G5-3		G6-3		K		F9	4	0	0	0	0	1	0						
4 Collin Cowgill, R 50 Scott Atchison, R 34 Brandon Lyon, R 1 Jordany Valdespin, L 66 Josh Edgin, R 29 Ike Davis, L	G5-3		F9		K		K		K2-3	2	0	0	0	0	0	0						
49 Jonathon Niese, L 73 Robert Carson, L	F7									0	0	0	0	0	0	0						
12 Juan Lagares, R OBP: 0.500, SLG: 0.500	BB									0	1	0	0	1	0	0						
Inning Stats	R: 0 E: 0 K: 1 S: 11	H: 0 LOB: 0 BB: 0 P: 17	R: 0 E: 0 K: 2 S: 8	H: 0 LOB: 0 BB: 0 P: 11	R: 2 E: 0 K: 0 S: 22	H: 2 LOB: 3 BB: 3 P: 39	R: 0 E: 0 K: 1 S: 11	H: 0 LOB: 0 BB: 0 P: 17	R: 0 E: 0 K: 1 S: 15	H: 1 LOB: 2 BB: 1 P: 27	R: 0 E: 0 K: 2 S: 12	H: 0 LOB: 0 BB: 0 P: 15	R: 0 E: 0 K: 1 S: 12	H: 1 LOB: 0 BB: 0 P: 20	R: 0 E: 0 K: 0 S: 10	H: 0 LOB: 0 BB: 0 P: 13	R: 0 E: 0 K: 2 S: 8	H: 0 LOB: 0 BB: 0 P: 11	1B: 4 2B: 0 3B: 0 HR: 0	SF: 0 SAC: 0 DP: 0 HBP: 0	WP: 0 PB: 0 SB: 0 CS: 0	PA: 35
PITCHER	IP	WLS	BF	H	R	ER	SO	BB	IBB	HBP	BLK	WP	HR	S	P	ERA	WHIP					
22 Clayton Kershaw, L ERA: 2.14	5.0		22	3	2	2	5	4	0	0	0	0	0	67	11	3.60	1.400					
51 Ronald Belisario, R ERA: 4.32	1.0	W	3	0	0	0	2	0	0	0	0	0	0	12	15	0.00	0.000					
75 Paco Rodríguez, L ERA: 3.86	1.0	H	4	1	0	0	1	0	0	0	0	0	0	12	20	0.00	1.000					
54 Matt Guerrier, R ERA: 2.57	1.0		3	0	0	0	0	0	0	0	0	0	0	10	13	0.00	0.000					
46 Josh Wall, R ERA: 7.26	1.0		3	0	0	0	2	0	0	0	0	0	0	8	11	0.00	0.000					

Los Angeles Dodgers @ New York Mets
Citi Field, Flushing, NY
Tue Apr 23 2013, 7:11 PM - 10:46 PM EDT
Att: 21,135 - Cloudy - 52 F

AB 31
R 2
H 4
RBI 2
BB 4
SO 10
LOB 7



Batter	1	2	3	4	5	6	7	8	9	10	AB	R	H	RBI	BB	SO	LOB	TOP
3 Skip Schumaker, L (1.7) OBP: 0.306, SLG: 0.143 (6, 9)	G6-3		F8			G4-3		K		G6-3	5	0	0	0	0	1	1	Los Angeles Dodgers @ New York Mets Citi Field, Flushing, NY Wed Apr 24 2013, 7:11 PM - 10:47 PM EDT Att: 24,130 - Cloudy - 53 F
14 Mark Ellis, R (1.4) OBP: 0.364, SLG: 0.457	23 1B 27 FC6-4 1B		G6-3			G6-3		G6-3		G6-3	4	1	1	0	0	0	0	
23 Adrián González, L (1.3) OBP: 0.453, SLG: 0.528			27 FC6-4 1B			P6		27 HR BB		G4-3	3	1	1	0	1	0	0	
27 Matt Kemp, R (1.8) OBP: 0.289, SLG: 0.355	FC6-4					K		HR		FC5-4 BB	3	1	1	3	1	1	1	
16 Andre Ethier, L (1.9) OBP: 0.345, SLG: 0.382 51 Ronald Belisario, R (8, 1)	K					6 WP 1B		F9		F9	3	0	1	0	0	1	1	
28 Justin Sellers, R (8, 6)	K					1B		F9		F9	1	0	0	0	0	0	1	
6 Jerry Hairston, R (1, 5) OBP: 0.194, SLG: 0.172		P3				G5-3		G5-3		FC5-4	4	0	0	0	0	0	2	
17 A.J. Ellis, R (1, 2) OBP: 0.435, SLG: 0.446						G6-3		K		22 SH1-4 BB	3	0	0	0	1	2	0	
7 Nick Punto, S (1, 6) OBP: 0.480, SLG: 0.381 74 Kenley Jansen, S (8, 1)						K		G3		SH1-4	3	0	0	0	0	0	2	
31 Brandon League, R (9, 1) 22 Clayton Kershaw, L(10, PH) 46 Josh Wall, R (10, 1)						K		G3		SH1-4	0	0	0	0	0	0	0	
29 Ted Lilly, L (1, 1) 56 J.P. Howell, L (8, 1) 25 Carl Crawford, L (10, 7) 47 Luis Alfonso Cruz, R (10, 7)						K		G6-3		K	2	0	0	0	0	1	1	
Inning Stats	R: 1 E: 0 K: 1 S: 11	H: 2 LOB: 1 BB: 0 P: 14	R: 0 E: 0 K: 2 S: 10	H: 0 LOB: 0 BB: 0 P: 13	R: 0 E: 0 K: 1 S: 11	H: 0 LOB: 0 BB: 0 P: 11	R: 2 E: 0 K: 2 S: 15	H: 1 LOB: 0 BB: 1 P: 22	R: 0 E: 0 K: 1 S: 6	H: 0 LOB: 0 BB: 0 P: 8	R: 0 E: 0 K: 1 S: 7	H: 0 LOB: 1 BB: 1 P: 16	R: 0 E: 0 K: 1 S: 10	H: 0 LOB: 1 BB: 1 P: 17	1B: 3 2B: 0 3B: 0 HR: 1	SF: 0 SAC: 1 DP: 0 HBP: 0	WP: 1 PB: 0 SB: 0 CS: 0	PA: 37
PITCHER	IP 6.0	WLS 23	BF 4	H 3	R 3	ER 7	SO 7	BB 1	IBB 0	HBP 0	BLK 0	WP 1	HR 1	S 66	P 90	ERA 4.50	WHIP 0.833	
33 Matt Harvey, R ERA: 1.54	1.0	3	0	0	0	1	0	0	0	0	0	0	0	6	8	0.00	0.000	
32 LaTroy Hawkins, R ERA: 4.7	1.1	4	0	0	0	1	0	0	0	0	0	0	0	8	12	0.00	0.000	
56 Scott Rice, L ERA: 0.87	0.2	3	0	0	0	0	1	0	0	0	0	0	0	7	14	0.00	1.500	
50 Scott Atchison, R ERA: 3.6	1.0	W	4	0	0	0	1	1	0	0	0	0	0	10	17	0.00	1.000	
39 Bobby Parnell, R ERA: 1.17																		

Batter	1	2	3	4	5	6	7	8	9	10	AB	R	H	RBI	BB	SO	LOB	BOTTOM				
11 Rubén Tejada, R (1, 6) OBP: 0.297, SLG: 0.273	G4-3		K			G5-3		SH1-4		SH1-4	4	0	1	1	0	1	1	Los Angeles Dodgers @ New York Mets Citi Field, Flushing, NY Wed Apr 24 2013, 7:11 PM - 10:47 PM EDT Att: 24,130 - Cloudy - 53 F				
28 Daniel Murphy, L (1, 4) OBP: 0.383, SLG: 0.547	G6-3		P4			44 FC5-4 28 1B 2H 1B		K		P5	5	0	1	0	0	1	1					
5 David Wright, R (1, 5) OBP: 0.447, SLG: 0.529	L8		44 S BB			K		G6-3		44 CS 1B	4	0	1	1	1	1	2					
44 John Buck, R (1, 2) OBP: 0.293, SLG: 0.600	K		K			FC5-4		K		CS	5	1	1	0	0	3	3					
29 Ike Davis, L (1, 3) OBP: 0.200, SLG: 0.308	21 1B 1B		L5			K		K		6 SH3-4 29 BB 1 HR 1B	4	1	1	0	1	2	2					
6 Marlon Byrd, R (1, 9) OBP: 0.228, SLG: 0.393	K		K			12 SF8 21 BB BB		21 G4-3 2B		SH3-4	3	1	1	0	1	2	1					
21 Lucas Duda, L (1, 7) OBP: 0.471, SLG: 0.627	12 BB 1B		12 BB 1B			12 G1-6-3 BB		G4-3		1 HR IBB	3	1	2	0	2	0	1					
12 Juan Lagares, R (1, 8) OBP: 0.400, SLG: 0.250 1 Jordany Valdespin, L (8, PH) OBP: 0.330, SLG: 0.429	1B		G1-3			G1-6-3		G3		1 HR IBB	2	0	0	0	1	0	3					
33 Matt Harvey, R (1, 1) OBP: 0.306, SLG: 0.300 Justin Turner, L (8, PH) 32 LaTroy Hawkins, R (7, 1) 56 Scott Rice, L (8, 1) 50 Scott Atchison, R (9, 1) 23 Mike Baxter, L (10, 7) 39 Bobby Parnell, R (10, 1)	G1-3		11 1B 2B			SF8		SH1-4 5 1B 2B		SH1-4	2	1	1	0	0	0	3					
Inning Stats	R: 0 E: 0 K: 0 S: 6	H: 0 LOB: 0 BB: 0 P: 7	R: 0 E: 0 K: 2 S: 15	H: 2 LOB: 3 BB: 1 P: 26	R: 0 E: 0 K: 2 S: 8	H: 0 LOB: 1 BB: 1 P: 14	R: 0 E: 0 K: 1 S: 13	H: 1 LOB: 1 BB: 0 P: 19	R: 1 E: 0 K: 2 S: 14	H: 3 LOB: 3 BB: 2 P: 20	R: 1 E: 0 K: 0 S: 13	H: 0 LOB: 0 BB: 0 P: 12	R: 0 E: 0 K: 1 S: 11	H: 2 LOB: 0 BB: 1 P: 17	R: 1 E: 0 K: 0 S: 6	H: 2 LOB: 0 BB: 0 P: 12	R: 4 E: 0 K: 0 S: 5		H: 2 LOB: 0 BB: 2 P: 16	1B: 6 2B: 4 3B: 0 HR: 1	SF: 1 SAC: 2 DP: 0 HBP: 0	WP: 0 PB: 0 SB: 1 CS: 1
PITCHER	IP 5.0	WLS 23	BF 6	H 1	R 1	ER 7	SO 7	BB 1	IBB 0	HBP 0	BLK 0	WP 1	HR 1	S 56	P 86	ERA 1.80	WHIP 1.600					
29 Ted Lilly, L ERA: 1.8	0.1	H	3	0	1	1	0	2	0	0	0	0	0	6	15	27.00	6.000					
56 J.P. Howell, L ERA: 5.97	1.2	H	5	0	0	0	2	0	0	0	0	0	0	18	24	0.00	0.000					
51 Ronald Belisario, R ERA: 3.6	1.0	H	4	1	0	0	1	0	0	0	0	0	0	11	17	0.00	1.000					
74 Kenley Jansen, R ERA: 1.64	1.0	B	4	2	1	1	0	0	0	0	0	0	0	6	12	9.00	2.000					
31 Brandon League, R ERA: 3.38																						



Batter	1	2	3	4	5	6	7	8	9	AB	R	H	RBI	BB	SO	LOB	TOP				
25 Carl Crawford, L (1,7) OBP: 0.395, SLG: 0.440										3	1	1	0	0	0	0					
7 Nick Punto, S (1,4) OBP: 0.446, SLG: 0.400										4	1	1	0	0	1	2					
23 Adrián González, L (1,3) OBP: 0.433, SLG: 0.500										4	0	0	0	0	0	3					
27 Matt Kemp, R (1,8) OBP: 0.310, SLG: 0.367										3	1	2	1	1	1	0					
16 Andre Ethier, L (1,9) OBP: 0.337, SLG: 0.375										4	0	1	1	0	0	2					
5 Juan Uribe, R (1,5) OBP: 0.241, SLG: 0.476										1	0	1	1	3	0	0					
55 Ramon Hernandez, R (1,2) OBP: 0.176, SLG: 0.133										4	0	0	0	0	0	5					
28 Justin Sellers, R (1,6) OBP: 0.295, SLG: 0.259										3	0	0	0	0	0	1					
99 Hyun Jin Ryu, R (1,1) OBP: 0.333, SLG: 0.444										2	0	0	0	0	2	0					
6 Jerry Hairston, R (8,PH) OBP: 0.188, SLG: 0.167										1	0	0	0	0	0	0					
74 Kenley Jansen, S (8,1)										0	0	0	0	0	0	0					
31 Brandon League, R (9,1)										0	0	0	0	0	0	0					
Inning Stats	R: 1 H: 1 E: 0 K: 1 S: 14	WLS: 1 BF: 1 LOB: 0 P: 18	R: 0 H: 0 E: 0 K: 0 S: 4	ER: 0 LOB: 0 BB: 1 P: 9	R: 0 H: 0 E: 0 K: 1 S: 9	ER: 0 LOB: 0 BB: 0 P: 15	R: 0 H: 0 E: 0 K: 1 S: 8	ER: 0 LOB: 0 BB: 1 P: 11	R: 0 H: 1 E: 0 K: 1 S: 11	ER: 0 LOB: 1 BB: 0 P: 18	R: 0 H: 1 E: 0 K: 0 S: 6	ER: 0 LOB: 1 BB: 1 P: 11	R: 0 H: 0 E: 0 K: 0 S: 8	ER: 0 LOB: 0 BB: 0 P: 11	R: 2 H: 3 E: 0 K: 0 S: 12	ER: 0 LOB: 1 BB: 1 P: 26	1B: 5 2B: 2 3B: 0 HR: 0	SF: 0 SAC: 0 DP: 4 HBP: 1	WP: 0 PA: 34		
PITCHER	IP: 7.0 WLS: 1 BF: 25 H: 3 R: 1 ER: 1 SO: 4 ERA: 5.14	IP: 0.2 WLS: 0 BF: 2 H: 0 R: 0 ER: 0 SO: 0 ERA: 4.15	IP: 0.2 WLS: L BF: 5 H: 2 R: 2 ER: 2 SO: 0 ERA: 2.45	IP: 0.2 WLS: S BF: 2 H: 1 R: 0 ER: 0 SO: 0 ERA: 1.08	IP: 0.2 WLS: S BF: 2 H: 1 R: 0 ER: 0 SO: 0 ERA: 1.08	IP: 0.2 WLS: S BF: 2 H: 1 R: 0 ER: 0 SO: 0 ERA: 1.08	IP: 0.2 WLS: S BF: 2 H: 1 R: 0 ER: 0 SO: 0 ERA: 1.08	IP: 0.2 WLS: S BF: 2 H: 1 R: 0 ER: 0 SO: 0 ERA: 1.08	IP: 0.2 WLS: S BF: 2 H: 1 R: 0 ER: 0 SO: 0 ERA: 1.08	IP: 0.2 WLS: S BF: 2 H: 1 R: 0 ER: 0 SO: 0 ERA: 1.08	IP: 0.2 WLS: S BF: 2 H: 1 R: 0 ER: 0 SO: 0 ERA: 1.08	IP: 0.2 WLS: S BF: 2 H: 1 R: 0 ER: 0 SO: 0 ERA: 1.08	IP: 0.2 WLS: S BF: 2 H: 1 R: 0 ER: 0 SO: 0 ERA: 1.08	IP: 0.2 WLS: S BF: 2 H: 1 R: 0 ER: 0 SO: 0 ERA: 1.08	IP: 0.2 WLS: S BF: 2 H: 1 R: 0 ER: 0 SO: 0 ERA: 1.08	IP: 0.2 WLS: S BF: 2 H: 1 R: 0 ER: 0 SO: 0 ERA: 1.08	IP: 0.2 WLS: S BF: 2 H: 1 R: 0 ER: 0 SO: 0 ERA: 1.08	IP: 0.2 WLS: S BF: 2 H: 1 R: 0 ER: 0 SO: 0 ERA: 1.08	IP: 0.2 WLS: S BF: 2 H: 1 R: 0 ER: 0 SO: 0 ERA: 1.08	IP: 0.2 WLS: S BF: 2 H: 1 R: 0 ER: 0 SO: 0 ERA: 1.08	IP: 0.2 WLS: S BF: 2 H: 1 R: 0 ER: 0 SO: 0 ERA: 1.08

Los Angeles Dodgers @ New York Mets
Citi Field, Flushing, NY
Thu Apr 25 2013, 1:10 PM - 4:07 PM EDT
Att: 24,851 - Sunny - 59 F

AB	29
R	3
H	6
RBI	3
BB	4
SO	4
LOB	13



Batter	1	2	3	4	5	6	7	8	9	AB	R	H	RBI	BB	SO	LOB	BOTTOM				
11 Rubén Tejada, R (1,6) OBP: 0.308, SLG: 0.275										3	1	1	0	1	0	1					
28 Daniel Murphy, L (1,4) OBP: 0.388, SLG: 0.538										3	0	1	0	1	0	0					
5 David Wright, R (1,5) OBP: 0.436, SLG: 0.514										2	0	0	1	1	2	2					
21 Lucas Duda, L (1,7) OBP: 0.459, SLG: 0.600										4	0	1	0	0	1	3					
6 Marlon Byrd, R (1,9) OBP: 0.286, SLG: 0.400										4	0	1	0	0	1	4					
39 Bobby Parnell, R (9,1)										0	0	0	0	0	0	0					
29 Ike Davis, L (1,3) OBP: 0.260, SLG: 0.348										4	1	1	1	0	2	2					
20 Anthony Recker, R (1,2) OBP: 0.220, SLG: 0.200										3	0	0	0	0	2	0					
Justin Turner, R (9,PH) OBP: 0.313, SLG: 0.387										1	0	0	0	0	0	0					
4 Collin Cowgill, R (1,8) OBP: 0.200, SLG: 0.341										2	0	0	0	1	0	0					
1 Jordany Valdespin, L (9,PH) OBP: 0.326, SLG: 0.419										1	0	0	0	0	1	0					
53 Jeremy Hefner, R (1,1) ERA: 3.41										2	0	0	0	0	2	2					
12 Juan Lagares, R (7,PH) OBP: 0.333, SLG: 0.200										1	0	0	0	0	0	0					
34 Brandon Lyon, R (8,1) ERA: 1.5										0	0	0	0	0	0	0					
56 Scott Rice, L (8,1)										0	0	0	0	0	0	0					
23 Mike Baxter, L (9,9) OBP: 0.382, SLG: 0.333										1	0	0	0	0	0	0					
Inning Stats	R: 0 H: 0 E: 0 K: 1 S: 12	WLS: 0 BF: 1 LOB: 0 P: 18	R: 0 H: 0 E: 0 K: 0 S: 6	ER: 0 LOB: 0 BB: 0 P: 7	R: 0 H: 0 E: 1 K: 2 S: 10	ER: 0 LOB: 1 BB: 0 P: 14	R: 0 H: 1 E: 0 K: 0 S: 4	ER: 0 LOB: 1 BB: 1 P: 9	R: 0 H: 2 E: 0 K: 2 S: 18	ER: 0 LOB: 2 BB: 1 P: 32	R: 0 H: 0 E: 0 K: 1 S: 10	ER: 0 LOB: 0 BB: 0 P: 12	R: 0 H: 1 E: 0 K: 2 S: 13	ER: 0 LOB: 2 BB: 1 P: 20	R: 1 H: 1 E: 0 K: 1 S: 14	ER: 0 LOB: 0 BB: 0 P: 22	1B: 3 2B: 1 3B: 0 HR: 1	SF: 1 SAC: 0 DP: 1 HBP: 0	WP: 1 PA: 36		
PITCHER	IP: 7.0 WLS: 1 BF: 27 H: 3 R: 1 ER: 1 SO: 8 ERA: 3.41	IP: 1.0 WLS: W BF: 5 H: 1 R: 0 ER: 0 SO: 2 ERA: 1.5	IP: 1.0 WLS: S BF: 4 H: 1 R: 1 ER: 1 SO: 1 ERA: 4.0	IP: 1.0 WLS: S BF: 4 H: 1 R: 1 ER: 1 SO: 1 ERA: 4.0	IP: 1.0 WLS: S BF: 4 H: 1 R: 1 ER: 1 SO: 1 ERA: 4.0	IP: 1.0 WLS: S BF: 4 H: 1 R: 1 ER: 1 SO: 1 ERA: 4.0	IP: 1.0 WLS: S BF: 4 H: 1 R: 1 ER: 1 SO: 1 ERA: 4.0	IP: 1.0 WLS: S BF: 4 H: 1 R: 1 ER: 1 SO: 1 ERA: 4.0	IP: 1.0 WLS: S BF: 4 H: 1 R: 1 ER: 1 SO: 1 ERA: 4.0	IP: 1.0 WLS: S BF: 4 H: 1 R: 1 ER: 1 SO: 1 ERA: 4.0	IP: 1.0 WLS: S BF: 4 H: 1 R: 1 ER: 1 SO: 1 ERA: 4.0	IP: 1.0 WLS: S BF: 4 H: 1 R: 1 ER: 1 SO: 1 ERA: 4.0	IP: 1.0 WLS: S BF: 4 H: 1 R: 1 ER: 1 SO: 1 ERA: 4.0	IP: 1.0 WLS: S BF: 4 H: 1 R: 1 ER: 1 SO: 1 ERA: 4.0	IP: 1.0 WLS: S BF: 4 H: 1 R: 1 ER: 1 SO: 1 ERA: 4.0	IP: 1.0 WLS: S BF: 4 H: 1 R: 1 ER: 1 SO: 1 ERA: 4.0	IP: 1.0 WLS: S BF: 4 H: 1 R: 1 ER: 1 SO: 1 ERA: 4.0	IP: 1.0 WLS: S BF: 4 H: 1 R: 1 ER: 1 SO: 1 ERA: 4.0	IP: 1.0 WLS: S BF: 4 H: 1 R: 1 ER: 1 SO: 1 ERA: 4.0	IP: 1.0 WLS: S BF: 4 H: 1 R: 1 ER: 1 SO: 1 ERA: 4.0	IP: 1.0 WLS: S BF: 4 H: 1 R: 1 ER: 1 SO: 1 ERA: 4.0

Los Angeles Dodgers @ New York Mets
Citi Field, Flushing, NY
Thu Apr 25 2013, 1:10 PM - 4:07 PM EDT
Att: 24,851 - Sunny - 59 F

AB	31
R	2
H	5
RBI	2
BB	4
SO	11
LOB	14



Batter	1	2	3	4	5	6	7	8	9	AB R H RBI BB SO LOB	TOP											
11 Jimmy Rollins, S OBP: 0.327, SLG: 0.417										4 2 2 0 1 1 0	Philadelphia Phillies @ New York Mets Citi Field, Flushing, NY Sat Apr 27 2013, 1:08 PM - 4:11 PM EDT Att: 29,248 - Sunny - 65 F											
26 Chase Utley, L OBP: 0.347, SLG: 0.522										5 1 1 1 0 1 2												
10 Michael Young, R OBP: 0.415, SLG: 0.435										4 2 3 0 1 1 1												
6 Ryan Howard, L OBP: 0.295, SLG: 0.449										4 1 1 2 0 1 4												
9 Domonic Brown, L OBP: 0.315, SLG: 0.392										5 1 2 3 0 1 2												
15 John Mayberry Jr., R OBP: 0.329, SLG: 0.475										4 1 1 1 1 0 3												
19 Laynce Nix, L OBP: 0.298, SLG: 0.432										4 0 1 1 1 0 0												
12 Humberto Quintero, R OBP: 0.286, SLG: 0.350										4 0 0 0 0 1 3												
44 Jonathan Pettibone, L ERA: 6.75										2 1 1 0 0 0 0												
28 Kevin Frandsen, R OBP: 0.266, SLG: 0.337										1 0 0 0 0 0 0												
46 Raul Valdes, L ERA: 7.82										0 0 0 0 0 0 0												
13 Freddy Sanchez, S ERA: 5.62										1 0 0 0 0 0 0												
45 Chad Durbin, R ERA: 5.62										0 0 0 0 0 0 0												
47 Jeremy Horst, L ERA: 5.91										0 0 0 0 0 0 0												
Inning Stats	R: 0 E: 0 K: 2 S: 10	H: 1 LOB: 1 BB: 0 P: 16	R: 0 E: 0 K: 0 S: 10	H: 0 LOB: 1 BB: 2 P: 20	R: 3 E: 0 K: 1 S: 17	H: 4 LOB: 0 BB: 0 P: 26	R: 0 E: 0 K: 0 S: 7	H: 0 LOB: 0 BB: 0 P: 9	R: 5 E: 0 K: 1 S: 18	H: 4 LOB: 0 BB: 1 P: 33	R: 0 E: 0 K: 0 S: 4	H: 0 LOB: 0 BB: 0 P: 6	R: 1 E: 1 K: 1 S: 17	H: 2 LOB: 2 BB: 0 P: 20	R: 0 E: 0 K: 2 S: 10	H: 1 LOB: 2 BB: 1 P: 19	R: 0 E: 0 K: 0 S: 7	H: 0 LOB: 0 BB: 0 P: 11	1B: 8 2B: 2 3B: 0 HR: 2	SF: 1 SAC: 0 DP: 0 HBP: 0	WP: 1 PB: 0 SB: 0 CS: 1	PA: 43
PITCHER	IP WLS BF H R ER SO BB IBB HBP BLK WP HR S P ERA WHIP											IP WLS BF H R ER SO BB IBB HBP BLK WP HR S P ERA WHIP										
38 Shaun Marcum, R ERA: 6.75	4.0 L 18 5 3 3 3 2 0 0 0 0 1 0 44 71 6.75 1.750																					
73 Robert Carson, L ERA: 16.2	1.0 8 4 5 5 1 1 0 0 0 0 0 2 18 33 45.00 5.000																					
32 LaTroy Hawkins, R ERA: 3.72	2.0 9 2 1 0 1 0 0 0 0 0 0 0 21 26 0.00 1.000																					
56 Scott Rice, L ERA: 2.08	2.0 8 1 0 0 2 1 0 0 0 0 0 0 17 30 0.00 1.000																					

AB	38
R	9
H	12
RBI	8
BB	4
SO	7
LOB	15



Batter	1	2	3	4	5	6	7	8	9	AB R H RBI BB SO LOB	BOTTOM											
23 Mike Baxter, L OBP: 0.357, SLG: 0.294										3 0 1 0 0 1 0	Philadelphia Phillies @ New York Mets Citi Field, Flushing, NY Sat Apr 27 2013, 1:08 PM - 4:11 PM EDT Att: 29,248 - Sunny - 65 F											
56 Scott Rice, L										0 0 0 0 0 0 0												
11 Rubén Tejada, R OBP: 0.314, SLG: 0.289										3 1 1 0 1 0 1												
28 Daniel Murphy, L OBP: 0.355, SLG: 0.488										4 0 0 0 0 2 3												
5 David Wright, R OBP: 0.433, SLG: 0.513										4 1 2 1 0 1 1												
21 Lucas Duda, L OBP: 0.438, SLG: 0.557										3 0 1 0 0 0 1												
32 LaTroy Hawkins, R ERA: 3.72										0 0 0 0 0 0 0												
12 Juan Lagares, R OBP: 0.288, SLG: 0.167										1 0 0 0 0 0 0												
44 John Buck, R OBP: 0.293, SLG: 0.605										3 1 1 1 1 1 0												
29 Ike Davis, L OBP: 0.262, SLG: 0.351										3 1 1 1 0 0 0												
1 Jordany Valdespin, L OBP: 0.302, SLG: 0.400										4 0 1 1 0 0 2												
38 Shaun Marcum, R Justin Turner, R 73 Robert Carson, L 4 Collin Cowgill, R										1 0 0 0 0 0 1												
Inning Stats	R: 0 E: 0 K: 1 S: 13	H: 0 LOB: 1 BB: 1 P: 24	R: 1 E: 0 K: 1 S: 11	H: 2 LOB: 0 BB: 0 P: 19	R: 0 E: 0 K: 0 S: 8	H: 1 LOB: 0 BB: 0 P: 12	R: 1 E: 0 K: 1 S: 14	H: 2 LOB: 2 BB: 1 P: 21	R: 1 E: 0 K: 1 S: 14	H: 2 LOB: 1 BB: 0 P: 20	R: 0 E: 0 K: 0 S: 7	H: 0 LOB: 0 BB: 0 P: 9	R: 0 E: 0 K: 2 S: 9	H: 0 LOB: 0 BB: 0 P: 15	R: 0 E: 0 K: 1 S: 8	H: 0 LOB: 0 BB: 0 P: 9	R: 1 E: 0 K: 0 S: 10	H: 1 LOB: 0 BB: 0 P: 17	1B: 3 2B: 4 3B: 0 HR: 1	SF: 1 SAC: 0 DP: 2 HBP: 1	WP: 0 PB: 0 SB: 0 CS: 0	PA: 36
PITCHER	IP WLS BF H R ER SO BB IBB HBP BLK WP HR S P ERA WHIP											IP WLS BF H R ER SO BB IBB HBP BLK WP HR S P ERA WHIP										
44 Jonathan Pettibone, R ERA: 4.35	5.0 W 23 7 3 3 4 2 0 1 0 0 0 0 0 60 96 4.35 1.800																					
46 Raul Valdes, L ERA: 7.82	2.0 6 0 0 0 2 0 0 0 0 0 0 0 16 24 0.00 0.000																					
45 Chad Durbin, R ERA: 5.62	1.0 3 0 0 0 1 0 0 0 0 0 0 0 8 9 0.00 0.000																					
47 Jeremy Horst, L ERA: 5.91	1.0 4 1 1 1 0 0 0 0 0 0 0 0 1 10 17 9.00 1.000																					



Batter	1	2	3	4	5	6	7	8	9	AB	R	H	RBI	BB	SO	LOB	TOP								
11 Jimmy Rollins, S OBP: 0.321, SLG: 0.406	G4-3		F9		F8				P2	5	1	1	0	0	0	0	Philadelphia Phillies @ New York Mets Citi Field, Flushing, NY Sun Apr 28 2013, 1:11 PM - 4:06 PM EDT Att: 28,990 - Partly Cloudy - 66 F								
28 Kevin Frandsen, R OBP: 0.384, SLG: 0.400 6 Ryan Howard, L OBP: 0.299, SLG: 0.462	51 E 10 BB FC2 1B		G1-3		G5-3				L1-6-3	3	0	1	0	0	0	0									
26 Chase Utley, L OBP: 0.340, SLG: 0.505	F8		F7						F7	5	0	1	1	0	0	1									
10 Michael Young, R OBP: 0.418, SLG: 0.432	9 FC2 51 E BB								F8	3	0	1	0	1	0	1									
51 Carlos Ruiz, R OBP: 0.250, SLG: 0.500	E5 9 FC2 1B								F8	4	0	1	0	0	0	3									
9 Domonic Brown, L OBP: 0.312, SLG: 0.386	FC2								F8	4	1	1	0	0	0	5									
15 John Mayberry Jr., R OBP: 0.324, SLG: 0.476									F8	4	0	1	1	0	1	1									
13 Freddy Galvis, S OBP: 0.282, SLG: 0.417 59 Antonio Bastardo, R OBP: 0.250, SLG: 0.077			K						G5-3	3	1	1	1	0	1	0									
35 Cole Hamels, L OBP: 0.091, SLG: 0.091 19 Laynce Nix, L OBP: 0.356, SLG: 0.435 37 Mike Adams, R OBP: 0.299, SLG: 0.386 58 Jonathan Papelbon, R OBP: 0.299, SLG: 0.386			K						F8	1	0	0	0	0	0	0									
									G4-3	2	1	1	0	0	0	1									
										0	0	0	0	0	0	0									
										0	0	0	0	0	0	0									
Inning Stats	R: 0 H: 1 E: 1 K: 0 S: 16	H: 3 R: 0 ER: 0 LOB: 3 BB: 1 P: 26	R: 0 H: 0 E: 0 K: 2 S: 8	H: 0 R: 0 ER: 0 LOB: 0 BB: 0 P: 10	R: 0 H: 0 E: 0 K: 0 S: 6	H: 0 R: 0 ER: 0 LOB: 0 BB: 0 P: 11	R: 0 H: 1 E: 0 K: 1 S: 10	H: 1 R: 0 ER: 0 LOB: 1 BB: 0 P: 18	R: 1 H: 1 E: 0 K: 0 S: 11	H: 1 R: 0 ER: 0 LOB: 0 BB: 0 P: 16	R: 0 H: 1 E: 0 K: 0 S: 9	H: 1 R: 0 ER: 0 LOB: 1 BB: 0 P: 16	R: 3 H: 4 E: 0 K: 0 S: 17	H: 4 R: 0 ER: 0 LOB: 0 BB: 0 P: 28	R: 1 H: 2 E: 0 K: 0 S: 10	H: 2 R: 0 ER: 0 LOB: 1 BB: 0 P: 12	R: 0 H: 0 E: 0 K: 0 S: 7	H: 0 R: 0 ER: 0 LOB: 0 BB: 0 P: 11	1B: 6 2B: 3 3B: 0 HR: 1	SF: 0 SAC: 0 DP: 0 HBP: 0	WP: 0 PB: 0 SB: 0 CS: 0	PA: 39			
PITCHER	IP WLS BF H R ER SO BB IBB HBP BLK WP HR S P ERA WHIP																								
49 Jonathon Niese, L ERA: 3.31	6.2	L	28	6	3	2	3	1	0	0	0	0	0	0	0	0	0	0	0	0	1	73	117	2.70	1.050
50 Scott Atchison, R ERA: 4.35	0.1		3	2	1	0	0	0	0	0	0	0	0	0	0	0	0	0	0	0	0	4	8	0.00	6.000
34 Brandon Lyon, R ERA: 4.82	0.2		4	2	1	0	0	0	0	0	0	0	0	0	0	0	0	0	0	0	0	7	9	13.50	3.000
56 Scott Rice, L ERA: 2.03	0.1		1	0	0	0	0	0	0	0	0	0	0	0	0	0	0	0	0	0	0	3	3	0.00	0.000
39 Bobby Parnell, R ERA: 0.99	1.0		3	0	0	0	0	0	0	0	0	0	0	0	0	0	0	0	0	0	0	7	11	0.00	0.000

AB 38
R 5
H 10
RBI 5
BB 1
SO 3
LOB 13



Batter	1	2	3	4	5	6	7	8	9	AB	R	H	RBI	BB	SO	LOB	BOTTOM					
11 Rubén Tejeda, R OBP: 0.333, SLG: 0.329	28 5 1B 2B				G6-3					3	1	2	0	1	0	0	Philadelphia Phillies @ New York Mets Citi Field, Flushing, NY Sun Apr 28 2013, 1:11 PM - 4:06 PM EDT Att: 28,990 - Partly Cloudy - 66 F					
28 Daniel Murphy, L OBP: 0.340, SLG: 0.467	G4-3				K				F8	4	0	0	0	0	1	3						
5 David Wright, R OBP: 0.436, SLG: 0.506	G4-3				G6-3				L9	3	0	1	1	1	0	2						
44 John Buck, R OBP: 0.279, SLG: 0.575	K				K				G6-3	4	0	0	0	0	2	2						
21 Lucas Duda, L OBP: 0.429, SLG: 0.531	G3				12 BB 29 BB BB				P6	3	0	0	0	1	1	1						
6 Marlon Byrd, R OBP: 0.294, SLG: 0.382	K				P3				P5	3	0	0	0	1	1	1						
29 Ike Davis, L OBP: 0.261, SLG: 0.338	K				K				L4	3	0	0	0	1	1	1						
12 Juan Lagares, R OBP: 0.366, SLG: 0.476 50 Scott Atchison, R ERA: 4.78 34 Brandon Lyon, R ERA: 4.82 56 Scott Rice, L ERA: 2.03 39 Bobby Parnell, R ERA: 0.99 23 Mike Baxter, L OBP: 0.346, SLG: 0.286					G6-3				F7	2	0	0	0	1	0	1						
49 Jonathon Niese, L OBP: 0.333, SLG: 0.250 4 Colin Cowgill, R OBP: 0.156, SLG: 0.319 1 Jordany Valdespin, L OBP: 0.296, SLG: 0.392					K				F8	1	0	0	0	0	0	0						
										1	0	0	0	0	0	0						
Inning Stats	R: 1 H: 2 E: 0 K: 1 S: 13	H: 0 R: 0 ER: 0 LOB: 0 BB: 0 P: 21	R: 0 H: 0 E: 0 K: 2 S: 9	H: 0 R: 0 ER: 0 LOB: 0 BB: 0 P: 12	R: 0 H: 0 E: 0 K: 2 S: 11	H: 0 R: 0 ER: 0 LOB: 1 BB: 1 P: 22	R: 0 H: 0 E: 0 K: 2 S: 12	H: 0 R: 0 ER: 0 LOB: 3 BB: 3 P: 27	R: 0 H: 0 E: 0 K: 0 S: 8	H: 0 R: 0 ER: 0 LOB: 1 BB: 1 P: 13	R: 0 H: 0 E: 0 K: 1 S: 9	H: 0 R: 0 ER: 0 LOB: 1 BB: 1 P: 16	R: 0 H: 1 E: 0 K: 0 S: 9	H: 1 R: 0 ER: 0 LOB: 0 BB: 0 P: 15	R: 0 H: 0 E: 0 K: 0 S: 11	H: 0 R: 0 ER: 0 LOB: 0 BB: 0 P: 15	R: 0 H: 0 E: 0 K: 0 S: 6	H: 0 R: 0 ER: 0 LOB: 0 BB: 0 P: 9	1B: 1 2B: 2 3B: 0 HR: 0	SF: 0 SAC: 0 DP: 0 HBP: 0	WP: 0 PB: 0 SB: 0 CS: 0	PA: 36
PITCHER	IP WLS BF H R ER SO BB IBB HBP BLK WP HR S P ERA WHIP																					
35 Cole Hamels, L ERA: 4.78	6.0	W	26	2	1	1	8	6	0	0	0	0	0	0	0	0	0					
59 Antonio Bastardo, L ERA: 0.96	1.0	H	4	1	0	0	0	0	0	0	0	0	0	0	0	0	0					
37 Mike Adams, R ERA: 3.6	1.0		3	0	0	0	0	0	0	0	0	0	0	0	0	0	0					
58 Jonathan Papelbon, R ERA: 2.0	1.0		3	0	0	0	0	0	0	0	0	0	0	0	0	0	0					

AB 30
R 1
H 3
RBI 1
BB 6
SO 8
LOB 14



Batter	1	2	3	4	5	6	7	8	9	AB	R	H	RBI	BB	SO	LOB	TOP										
23 Mike Baxter, L (1,9) OBP: 0.315, SLG: 0.244	F7		P6			G1-3			L9	4	0	0	0	0	0	0											
11 Rubén Tejada, R (1,6) OBP: 0.330, SLG: 0.326	G1-3			K		F8			L9	4	0	0	0	0	1	0											
5 David Wright, R (1,5) OBP: 0.415, SLG: 0.477	F9			F9					F7	4	0	0	0	0	1	0											
21 Lucas Duda, L (1,7) OBP: 0.436, SLG: 0.542		1B								3	0	2	0	0	1	0											
28 Daniel Murphy, L (1,4) OBP: 0.327, SLG: 0.450	G4-6-3					F8			F8	3	1	1	0	0	0	2											
29 Ike Davis, L (1,3) OBP: 0.265, SLG: 0.318						F8			G3-1	3	0	1	0	0	0	2											
20 Anthony Recker, R (1,2) OBP: 0.200, SLG: 0.167		1B				SF7			K2-3	2	0	0	1	0	2	1											
12 Juan Lagares, R (1,8) OBP: 0.214, SLG: 0.083			L7			K			B1-3	3	0	0	0	0	1	0											
53 Jeremy Hefner, R (1,1)										3	0	0	0	0	2	0											
34 Brandon Lyon, R (9,1)						K			F8	0	0	0	0	0	0	0											
Inning Stats	R: 0 E: 0 K: 0 S: 8	H: 0 LOB: 0 BB: 0 P: 15	R: 0 E: 0 K: 1 S: 10	H: 2 LOB: 1 BB: 0 P: 17	R: 0 E: 0 K: 1 S: 12	H: 0 LOB: 0 BB: 0 P: 14	R: 0 E: 0 K: 2 S: 8	H: 0 LOB: 0 BB: 0 P: 13	R: 1 E: 0 K: 1 S: 7	H: 1 LOB: 0 BB: 0 P: 9	R: 0 E: 0 K: 1 S: 12	H: 0 LOB: 0 BB: 0 P: 16	R: 0 E: 0 K: 1 S: 9	H: 1 LOB: 1 BB: 0 P: 12	R: 0 E: 0 K: 1 S: 7	H: 0 LOB: 0 BB: 0 P: 10	R: 0 E: 0 K: 0 S: 8	H: 0 LOB: 0 BB: 0 P: 17	1B: 2 2B: 2 HR: 0	SF: 1 SAC: 0 HBP: 0	WP: 0 PB: 0 SB: 0 CS: 0	PA: 30					
PITCHER	IP	WLS	BF	H	R	ER	SO	BB	IBB	HBP	BLK	WP	HR	S	P	ERA	WHIP										
45 Kevin Slowey, R (1,1) ERA: 2.15	8.0		27	4	1	1	8	0	0	0	0	0	0	73	106	1.12	0.500										
58 Ryan Webb, R (9,1) ERA: 2.35	1.0	W	3	0	0	0	0	0	0	0	0	0	0	8	17	0.00	0.000										

New York Mets @ Miami Marlins
Marlins Park, Miami, FL
Tue Apr 30 2013, 7:13 PM - 10:49 PM EDT
Att: 15,018 - Roof Closed - 76 F

AB	29
R	1
H	4
RBI	1
BB	0
SO	8
LOB	5



Batter	1	2	3	4	5	6	7	8	9	AB	R	H	RBI	BB	SO	LOB	BOTTOM										
9 Juan Pierre, L (1,7) OBP: 0.242, SLG: 0.242	G4-3		G3			G1-3			SH	3	1	0	0	0	0	1											
17 Donovan Solano, R (1,4) OBP: 0.327, SLG: 0.284	B2-3					P3			1B	4	0	2	1	0	0	0											
30 Placido Polanco, R (1,5) OBP: 0.314, SLG: 0.298	F9					G5-4-3			1B	3	0	0	0	1	0	1											
29 Greg Dobbs, L (1,3) OBP: 0.310, SLG: 0.321		1B				P3			WP	4	0	1	0	0	1	2											
20 Justin Ruggiano, R (1,8) OBP: 0.295, SLG: 0.402	G6-4-3					K				3	0	0	0	0	2	1											
48 Marcell Ozuna, R (1,9) OBP: 0.333, SLG: 0.333						K				3	0	1	0	0	1	0											
21 Miguel Olivo, R (1,2) OBP: 0.222, SLG: 0.382						1B				3	0	0	0	0	2	1											
22 Nick Green, R (1,6) OBP: 0.321, SLG: 0.417						K				2	0	0	0	0	0	1											
45 Kevin Slowey, R (1,1)										2	0	0	0	0	2	1											
58 Ryan Webb, R (9,1)										0	0	0	0	0	0	0											
8 Chris Coghlan, L (9,PH) OBP: 0.241, SLG: 0.240										1	1	1	0	0	0	0											
Inning Stats	R: 0 E: 0 K: 0 S: 5	H: 1 LOB: 0 BB: 0 P: 7	R: 0 E: 0 K: 1 S: 9	H: 1 LOB: 0 BB: 0 P: 15	R: 0 E: 0 K: 1 S: 7	H: 0 LOB: 1 BB: 0 P: 8	R: 0 E: 0 K: 0 S: 7	H: 1 LOB: 0 BB: 0 P: 10	R: 0 E: 0 K: 2 S: 10	H: 1 LOB: 1 BB: 0 P: 16	R: 0 E: 0 K: 1 S: 7	H: 0 LOB: 0 BB: 0 P: 12	R: 0 E: 0 K: 2 S: 11	H: 0 LOB: 0 BB: 0 P: 17	R: 0 E: 0 K: 1 S: 11	H: 0 LOB: 0 BB: 0 P: 14	R: 2 E: 0 K: 0 S: 6	H: 2 LOB: 2 BB: 1 P: 19	1B: 5 2B: 0 HR: 0	SF: 0 SAC: 1 HBP: 1	WP: 1 PB: 1 SB: 0 CS: 0	PA: 31					
PITCHER	IP	WLS	BF	H	R	ER	SO	BB	IBB	HBP	BLK	WP	HR	S	P	ERA	WHIP										
53 Jeremy Hefner, R (1,1) ERA: 4.34	8.0	L	28	4	2	2	8	0	1	0	0	1	0	70	107	2.25	0.500										
34 Brandon Lyon, R (9,1) ERA: 4.35	0.0	B	3	1	0	0	0	0	1	0	0	1	0	3	11	∞	∞										

New York Mets @ Miami Marlins
Marlins Park, Miami, FL
Tue Apr 30 2013, 7:13 PM - 10:49 PM EDT
Att: 15,018 - Roof Closed - 76 F


AB	28
R	2
H	5
RBI	1
BB	1
SO	8
LOB	8



Batter	1	2	3	4	5	6	7	8	9	10	AB	R	H	RBI	BB	SO	LOB	TOP			
11 Rubén Tejeda, R OBP: 0.336, SLG: 0.337	(1, 6) B FF 91 1-0 X FF 90		C FF 89 3-2 B FF 89 F FF 91 B KC 80 F FF 91 F FF 90			C FF 89 0-1 X FF 89		B SI 91 2-2 C SI 90 S SI 88 F SI 91 X SI 91		C FF 95 0-2 X SL 82	5	1	2	1	0	0	0				
28 Daniel Murphy, L OBP: 0.325, SLG: 0.436	(1, 4) B FF 91 1-0 X FF 90		B FF 91 2-0 X FF 90			F FF 89 0-1 X FF 89			C FF 97 0-3 C KC 96	5	0	1	1	0	1	1					
27 Jeury Familia, R (10, 1)											0	0	0	0	0	0	0				
5 David Wright, R OBP: 0.414, SLG: 0.542	(1, 5) C FF 91 2-2 F FF 88 D KC 81 F FF 90 X FF 90		S FF 91 1-2 C FF 91 B KC 82 X FF 90			C CH 83 0-3 F FF 90 C SI 90			B FF 86 2-2 T FF 88 S FF 89 B SI 97 X SI 97	5	1	1	1	0	1	3					
44 John Buck, R OBP: 0.294, SLG: 0.611	(1, 2) X CH 86 0-0					B FF 89 1-2 F FF 90 B KC 80 X FF 90			B FF 93 0-3 B FF 97 S FF 97 B KC 86 F FF 85 C KC 84	4	1	1	2	0	2	0					
Justin Turner, R OBP: 0.349, SLG: 0.415	(1, 3) C FF 90 0-1 X SL 84					C KC 79 1-2 F FF 90 B KC 80 F FF 90 B KC 79 X CH 85			C KC 82 0-3 S FF 87 S KC 84	3	0	0	0	0	0	0					
29 Ike Davis, L OBP: 0.269, SLG: 0.311	(9, PH) (9, 3)										1	0	0	0	0	1	0				
21 Lucas Duda, L OBP: 0.417, SLG: 0.538	(1, 7)										4	1	1	1	0	1	0				
6 Marlon Byrd, R OBP: 0.286, SLG: 0.410	(1, 8)										4	1	1	1	0	0	0				
47 Andrew Brown, R 1 Jordany Valdespin, L OBP: 0.331, SLG: 0.439	(1, 9) (10, PH) (10, 4)										3	0	0	0	0	1	0				
38 Shaun Marcum, R 32 LaTroy Hawkins, R 26 Scott Adichson, R 12 Juan Lagares, R 66 Scott Rice, L 34 Brandon Lyon, R 39 Bobby Parnell, R 23 Mike Geary, L											2	0	0	0	0	0	0				
Inning Stats	R: 2 E: 0 K: 0 S: 9	H: 2 LOB: 0 BB: 0 P: 13	R: 1 E: 0 K: 1 S: 10	H: 1 LOB: 0 BB: 0 P: 15	R: 0 E: 0 K: 0 S: 12	H: 0 LOB: 0 BB: 0 P: 17	R: 0 E: 0 K: 1 S: 7	H: 0 LOB: 0 BB: 0 P: 7	R: 0 E: 0 K: 2 S: 9	H: 0 LOB: 0 BB: 0 P: 15	R: 1 E: 0 K: 3 S: 12	H: 1 LOB: 0 BB: 0 P: 17	R: 1 E: 0 K: 3 S: 12	H: 1 LOB: 0 BB: 0 P: 17	R: 2 E: 0 K: 0 S: 22	H: 2 LOB: 2 BB: 1 P: 34	1B: 2 2B: 1 3B: 0 HR: 4	SF: 0 SAC: 0 DP: 0 HBP: 1	WP: 0 PB: 0 SB: 1 CS: 0	PA: 39	
PITCHER	IP WLS BF H R ER SO	ERA WHIP	BB IBB HBP BLK	WP HR S P	ERA WHIP	IP WLS BF H R ER SO	ERA WHIP	BB IBB HBP BLK	WP HR S P	ERA WHIP	IP WLS BF H R ER SO	ERA WHIP	BB IBB HBP BLK	WP HR S P	ERA WHIP	BB IBB HBP BLK	WP HR S P	ERA WHIP			
36 Mike Minor, L ERA: 3.28	7.0	3.28	0	0	0	0	0	0	0	0	0	0	0	0	0	0	0	0	0	0	0
34 Eric O'Flaherty, L ERA: 2.13	1.0	2.13	0	0	0	0	0	0	0	0	0	0	0	0	0	0	0	0	0	0	0
46 Craig Kimbrel, R ERA: 2.31	1.0	2.31	0	0	0	0	0	0	0	0	0	0	0	0	0	0	0	0	0	0	0
52 Jordan Walden, R ERA: 2.92	0.2	2.92	0	0	0	0	0	0	0	0	0	0	0	0	0	0	0	0	0	0	0
43 Luis Avilán, L ERA: 2.7	0.0	2.7	0	0	0	0	0	0	0	0	0	0	0	0	0	0	0	0	0	0	0

New York Mets @ Atlanta Braves
Turner Field, Atlanta, GA
Fri May 03 2013, 7:36 PM - 11:04 PM EDT
Att: 30,871 - Cloudy - 63 F

AB	37
R	7
H	7
RBI	7
BB	1
SO	8
LOB	4



Batter	1	2	3	4	5	6	7	8	9	10	AB	R	H	RBI	BB	SO	LOB	BOTTOM						
17 Jordan Schafer, L OBP: 0.435, SLG: 0.286	(1, 9) C FF 86 4-2 B CU 70 F CH 79 B SI 86 F CH 79 B FF 88		B CH 80 4-2 C FF 86 B FF 88 C SI 84 2 SAFE F CH 78 B FF 85 B CH 78 B SI 87			B CH 80 4-2 C FF 85 F FF 85 D CH 78 F CH 79 B FF 85 B FF 85			C FF 91 4-2 B SI 92 B SI 88 B SI 91 B SI 93		S FF 95 1-2 B FF 96 B FF 96 X FF 97	1	0	0	0	4	0	1						
19 Andrelton Simmons, R OBP: 0.284, SLG: 0.306	(1, 6) 1 SAFE FF 87 1 SAFE X FC 84		1 SAFE X FC 82			F FC 82 0-1 X FC 82		L SL 86 0-2 F FF 97 F FF 91 1 SAFE X SL 87		B FF 96 4-2 F FF 97 D KC 86 B FF 88 F FF 89 D KC 87	4	0	1	2	1	0	3							
8 Justin Upton, R OBP: 0.371, SLG: 0.667	(1, 7) B FF 86 3-2 C CH 81 C FF 88 B SI 82 X FF 88					S SI 84 3-2 S CU 72 S SI 79 F FF 85 F FF 86 F FF 86 F FF 87					4	0	0	1	0	1	3							
5 Freddie Freeman, L OBP: 0.364, SLG: 0.373	(1, 3)										5	0	1	0	0	1	2							
24 Evan Gattis, R OBP: 0.302, SLG: 0.557	(1, 2)										5	1	1	1	0	3	1							
26 Dan Uggla, R OBP: 0.291, SLG: 0.347	(1, 4)										5	0	2	0	0	2	1							
2 B.J. Upton, R OBP: 0.223, SLG: 0.277	(1, 8)										4	1	2	0	0	0	2							
25 Juan Francisco, L OBP: 0.324, SLG: 0.485	(1, 5)										1	0	1	1	0	0	0							
14 Ramiro Pena, S OBP: 0.404, SLG: 0.450	(4, 5)										2	2	2	0	1	0	0							
36 Mike Minor, R 1 Tyler Pastornicky, R 34 Eric O'Flaherty, L 46 Craig Kimbrel, R 7 Reed Johnson, R 52 Jordan Walden, R 43 Luis Avilán, L 53 Cory Gearrin, R	(1, 11) (7, PH) (8, 1) (9, 1) (9, PH) (10, 1) (10, 1) (10, 1)										1	1	0	0	0	0	2							
Inning Stats	R: 0 E: 0 K: 0 S: 8	H: 0 LOB: 0 BB: 1 P: 15	R: 0 E: 0 K: 2 S: 9	H: 0 LOB: 0 BB: 0 P: 13	R: 1 E: 0 K: 0 S: 15	H: 2 LOB: 1 BB: 1 P: 23	R: 0 E: 0 K: 2 S: 15	H: 1 LOB: 1 BB: 0 P: 20	R: 2 E: 0 K: 1 S: 14	H: 3 LOB: 2 BB: 1 P: 20	R: 0 E: 0 K: 1 S: 6	H: 1 LOB: 0 BB: 0 P: 9	R: 1 E: 0 K: 0 S: 11	H: 0 LOB: 1 BB: 2 P: 20	R: 1 E: 0 K: 0 S: 4	H: 2 LOB: 0 BB: 0 P: 4	R: 0 E: 0 K: 0 S: 14	H: 1 LOB: 2 BB: 1 P: 21	R: 0 E: 0 K: 1 S: 8	H: 0 LOB: 0 BB: 0 P: 13	1B: 7 2B: 2 3B: 0 HR: 1	SF: 1 SAC: 3 DP: 3 HBP: 0	WP: 1 PB: 0 SB: 0 CS: 1	PA: 42
PITCHER	IP WLS BF H R ER SO	ERA WHIP	BB IBB HBP BLK	WP HR S P	ERA WHIP	IP WLS BF H R ER SO	ERA WHIP	BB IBB HBP BLK	WP HR S P	ERA WHIP	IP WLS BF H R ER SO	ERA WHIP	BB IBB HBP BLK	WP HR S P	ERA WHIP	BB IBB HBP BLK	WP HR S P	ERA WHIP						
38 Shaun Marcum, R ERA: 7.2	4.1	7.2	3	3	4	3	0	0	0	0	0	0	0	0	0	0	0	0	0	0	0			
32 LaTroy Hawkins, R ERA: 2.77	1.2	2.77	0	0	2	0	0	0	0	0	0	0	0	0	0	0	0	0	0	0	0			
50 Scott Adichson, R ERA: 3.95	1.0	3.95	0	1	1	0	0	0	0	0	0	0	0	0	0	0	0	0	0	0	0			
56 Scott Rice, L ERA: 1.8	0.1	1.8	0	0	0	0	0	0	0	0	0	0	0	0	0	0	0	0	0	0	0			
34 Brandon Lyon, R ERA: 4.76	1.0	4.76	0	0	0	0	0	0	0	0	0	0	0	0	0	0	0	0	0	0	0			
PITCHER	IP WLS BF H R ER SO	ERA WHIP	BB IBB HBP BLK	WP HR S P	ERA WHIP	IP WLS BF H R ER SO	ERA WHIP	BB IBB HBP BLK	WP HR S P	ERA WHIP	IP WLS BF H R ER SO	ERA WHIP	BB IBB HBP BLK	WP HR S P	ERA WHIP	BB IBB HBP BLK	WP HR S P	ERA WHIP						
39 Bobby Parnell, R ERA: 1.38	0.2	1.38	0	0	0	0	0	0	0	0	0	0	0	0	0	0	0	0	0	0	0			
27 Jeury Familia, R ERA: 2.45	1.0	2.45	0	0	0	0	0	0	0	0	0	0	0	0	0	0	0	0	0	0	0			

New York Mets @ Atlanta Braves
Turner Field, Atlanta, GA
Fri May 03 2013, 7:36 PM - 11:04 PM EDT
Att: 30,871 - Cloudy - 63 F

AB	32
R	5
H	10
RBI	5
BB	6
SO	7
LOB	15



Batter	1	2	3	4	5	6	7	8	9	AB	R	H	RBI	BB	SO	LOB	TOP					
11 Rubén Tejada, R OBP: 0.322, SLG: 0.320										5	0	0	0	0	2	2						
28 Daniel Murphy, L OBP: 0.322, SLG: 0.425										3	1	0	0	1	1	1						
5 David Wright, R OBP: 0.425, SLG: 0.576										3	2	2	2	1	1	0						
21 Lucas Duda, L OBP: 0.411, SLG: 0.524										4	0	1	1	0	0	1						
44 John Buck, R OBP: 0.292, SLG: 0.592										3	0	0	0	0	0	1						
29 Ike Davis, L OBP: 0.271, SLG: 0.312										3	0	1	0	0	1	0						
Justin Turner, R OBP: 0.364, SLG: 0.415										0	0	0	1	1	0	0						
6 Marlon Byrd, R OBP: 0.273, SLG: 0.402										4	0	1	0	0	2	4	AB 33					
73 Robert Carson, L OBP: 0.364, SLG: 0.415										0	0	0	0	0	0	0	R 4					
50 Scott Alchison, R										0	0	0	0	0	0	0	H 6					
1 Jordany Valdespin, L OBP: 0.292, SLG: 0.410										4	0	0	0	0	1	1	RBI 4					
49 Jonathon Niese, L OBP: 0.273, SLG: 0.200										2	0	0	0	0	0	1	BB 3					
27 Jeury's Familia, R										0	0	0	0	0	0	0	SO 9					
34 Brandon Lyon, R										2	1	1	0	0	1	0	LOB 11					
23 Mike Baxter, L OBP: 0.333, SLG: 0.277										2	0	0	0	0	0	1						
Inning Stats	R: 0 E: 0 K: 2 S: 8	H: 0 LOB: 0 BB: 0 P: 12	R: 0 E: 0 K: 0 S: 5	H: 0 LOB: 0 BB: 0 P: 8	R: 0 E: 0 K: 1 S: 8	H: 1 LOB: 1 BB: 0 P: 11	R: 2 E: 0 K: 1 S: 9	H: 2 LOB: 1 BB: 1 P: 17	R: 0 E: 0 K: 1 S: 8	H: 0 LOB: 0 BB: 0 P: 13	R: 0 E: 0 K: 0 S: 8	H: 1 LOB: 1 BB: 0 P: 9	R: 0 E: 0 K: 1 S: 9	H: 0 LOB: 0 BB: 0 P: 13	R: 2 E: 0 K: 2 S: 20	H: 2 LOB: 3 BB: 2 P: 40	R: 0 E: 0 K: 1 S: 10	H: 0 LOB: 0 BB: 0 P: 15	1B: 4 2B: 1 3B: 0 HR: 1	SF: 0 SAC: 0 DP: 0 HBP: 1	WP: 1 PB: 0 CS: 0	PA: 37
PITCHER	IP	WLS	BF	H	R	ER	SO	BB	IBB	HBP	BLK	WP	HR	S	P	ERA	WHIP					
15 Tim Hudson, R ERA: 3.83	7.1	W	28	5	3	3	7	1	0	0	0	0	1	62	94	3.68	0.818					
43 Luis Avilán, L ERA: 3.49	0.1		3	1	0	0	0	1	0	0	0	1	0	7	15	0.00	6.000					
53 Cory Gearrin, R ERA: 1.32	0.0	H	2	0	1	1	1	1	0	0	0	0	0	5	12	27.00	3.000					
34 Eric O'Flaherty, L ERA: 2.08	1.0		3	0	0	0	1	0	0	0	0	0	0	10	15	0.00	0.000					

New York Mets @ Atlanta Braves
Turner Field, Atlanta, GA
Sun May 05 2013, 1:39 PM - 4:43 PM EDT
Att: 32,849 - Partly Cloudy - 61 F

AB	33
R	4
H	6
RBI	4
BB	3
SO	9
LOB	11



Batter	1	2	3	4	5	6	7	8	9	AB	R	H	RBI	BB	SO	LOB	BOTTOM					
19 Andrelton Simmons, R OBP: 0.289, SLG: 0.330										5	1	2	0	0	0	5						
23 Chris Johnson, R OBP: 0.395, SLG: 0.478										4	1	0	0	1	0	3						
14 Ramiro Pena, S OBP: 0.404, SLG: 0.450										0	0	0	0	0	0	0						
8 Justin Upton, R OBP: 0.380, SLG: 0.657										3	2	1	1	2	1	0						
5 Freddie Freeman, L OBP: 0.380, SLG: 0.453										5	2	3	3	0	0	1						
24 Evan Gattis, R OBP: 0.307, SLG: 0.565										4	1	2	1	0	1	1						
26 Dan Uggla, R OBP: 0.324, SLG: 0.367										3	2	1	0	2	1	2						
2 B.J. Upton, R OBP: 0.233, SLG: 0.279										3	0	1	0	1	2	2	AB 33					
7 Reed Johnson, R OBP: 0.289, SLG: 0.361										4	0	2	3	0	0	1	R 9					
15 Tim Hudson, R OBP: 0.444, SLG: 0.625										2	0	0	0	1	1	0	H 12					
43 Luis Avilán, L										0	0	0	0	0	0	0	RBI 8					
53 Cory Gearrin, R										0	0	0	0	0	0	0	BB 7					
34 Eric O'Flaherty, L										0	0	0	0	0	0	0	SO 6					
38 Anthony Varvaro, R										0	0	0	0	0	0	0	LOB 15					
Inning Stats	R: 0 E: 0 K: 0 S: 6	H: 0 LOB: 1 BB: 1 P: 15	R: 0 E: 0 K: 2 S: 9	H: 1 LOB: 1 BB: 0 P: 9	R: 5 E: 0 K: 0 S: 16	H: 5 LOB: 3 BB: 3 P: 37	R: 0 E: 0 K: 1 S: 7	H: 0 LOB: 0 BB: 0 P: 9	R: 2 E: 0 K: 0 S: 12	H: 2 LOB: 2 BB: 2 P: 28	R: 1 E: 0 K: 2 S: 11	H: 2 LOB: 1 BB: 0 P: 20	R: 0 E: 0 K: 1 S: 12	H: 1 LOB: 1 BB: 0 P: 20	R: 1 E: 0 K: 0 S: 5	H: 1 LOB: 0 BB: 1 P: 11	1B: 6 2B: 4 3B: 1 HR: 1	SF: 1 SAC: 1 DP: 1 HBP: 0	WP: 3 PB: 0 CS: 0	PA: 42		
PITCHER	IP	WLS	BF	H	R	ER	SO	BB	IBB	HBP	BLK	WP	HR	S	P	ERA	WHIP					
49 Jonathon Niese, L ERA: 4.66	4.0	L	25	7	7	7	3	6	0	0	0	0	1	1	19	35	4.50	1.500				
27 Jeury's Familia, R ERA: 2.89	2.0		9	3	1	1	2	0	0	0	0	0	0	0	12	20	0.00	1.000				
34 Brandon Lyon, R ERA: 4.38	1.0		4	1	0	0	1	0	0	0	0	0	0	3	7	∞	∞					
73 Robert Carson, L ERA: 17.18	0.0		2	1	1	1	0	1	0	0	0	0	0	3	7	∞	∞					
50 Scott Alchison, R ERA: 3.68	1.0		2	0	0	0	0	0	0	0	0	0	0	2	4	0.00	0.000					

New York Mets @ Atlanta Braves
Turner Field, Atlanta, GA
Sun May 05 2013, 1:39 PM - 4:43 PM EDT
Att: 32,849 - Partly Cloudy - 61 F

AB	33
R	9
H	12
RBI	8
BB	7
SO	6
LOB	15



Batter	1	2	3	4	5	6	7	8	9	10	AB	R	H	RBI	BB	SO	LOB	TOP							
30 Alejandro De Aza, L OBP: 0.277, SLG: 0.413	F7			K			K		K		4	0	0	0	0	3	0	Chicago White Sox @ New York Mets Citi Field, Flushing, NY Tue May 07 2013, 7:16 PM - 9:44 PM EDT Att: 23,394 - Cloudy - 70 F							
7 Jeff Keppinger, R OBP: 0.188, SLG: 0.209	L9			G5-3			G6-3		G6-3		4	0	0	0	0	0	0								
51 Alex Rios, R OBP: 0.333, SLG: 0.471	K			F8			1B		K		4	0	1	0	0	2	0								
44 Adam Dunn, L OBP: 0.242, SLG: 0.327	F7			G6-3			K		K		4	0	0	0	0	2	1								
12 Conor Gillaspie, L OBP: 0.341, SLG: 0.451	K			K			F7		F7		3	0	0	0	0	2	0								
10 Alexei Ramirez, R OBP: 0.239, SLG: 0.345	K			G6-3			G4-3		G4-3		3	0	0	0	0	1	0								
21 Tyler Flowers, R OBP: 0.244, SLG: 0.367				G6-3			F9		F9		3	0	0	0	0	1	0								
28 Deweyane Wise, L OBP: 0.279, SLG: 0.357	K			F7			F7		F9		3	0	0	0	0	1	0								
53 Héctor Santiago, R OBP: 0.239, SLG: 0.345				G4-3			K		K		2	0	0	0	0	1	0								
27 Matt Lindstrom, R OBP: 0.353, SLG: 0.429											0	0	0	0	0	0	0								
20 Jordan Danks, L OBP: 0.353, SLG: 0.429											1	0	0	0	0	1	0								
65 Nate Jones, R OBP: 0.353, SLG: 0.429											0	0	0	0	0	0	0								
Inning Stats	R: 0 E: 0 K: 1 S: 11	H: 0 LOB: 0 BB: 0 P: 14	R: 0 E: 0 K: 2 S: 7	H: 0 LOB: 0 BB: 10 P: 10	R: 0 E: 0 K: 1 S: 9	H: 0 LOB: 0 BB: 12 P: 12	R: 0 E: 0 K: 1 S: 7	H: 0 LOB: 0 BB: 0 P: 9	R: 0 E: 0 K: 1 S: 9	H: 0 LOB: 0 BB: 0 P: 11	R: 0 E: 0 K: 2 S: 10	H: 1 LOB: 1 BB: 0 P: 14	R: 0 E: 0 K: 0 S: 7	H: 0 LOB: 0 BB: 0 P: 8	R: 0 E: 0 K: 2 S: 10	H: 0 LOB: 0 BB: 0 P: 18	R: 0 E: 0 K: 2 S: 8	H: 0 LOB: 0 BB: 0 P: 14	1B: 1 2B: 0 3B: 0 HR: 0	SF: 0 SAC: 0 DP: 0 HBP: 0	WP: 0 PB: 0 SB: 0 CS: 0	PA: 31			
PITCHER	IP 9.0	WLS 28	H 1	R 0	ER 0	SO 12	BB 0	IBB 0	HBP 0	BLK 0	WP 0	HR 0	S 76	P 105	ERA 0.00	WHIP 0.111									
33 Matt Harvey, R ERA: 1.28	1.0	W	3	0	0	0	2	0	0	0	0	0	8	14	0.00	0.000									
39 Bobby Parnell, R ERA: 1.29																									

AB	31
R	0
H	1
RBI	0
BB	0
SO	14
LOB	1



Batter	1	2	3	4	5	6	7	8	9	10	AB	R	H	RBI	BB	SO	LOB	BOTTOM							
11 Rubén Tejada, R OBP: 0.319, SLG: 0.318	F8	G5-3			1B			K			4	0	1	0	0	1	2	Chicago White Sox @ New York Mets Citi Field, Flushing, NY Tue May 07 2013, 7:16 PM - 9:44 PM EDT Att: 23,394 - Cloudy - 70 F							
28 Daniel Murphy, L OBP: 0.328, SLG: 0.422	1B			21 CS	HBP		L8		F8		3	0	1	0	0	0	1								
5 David Wright, R OBP: 0.419, SLG: 0.559	1B			F7			F8		G6-3		3	0	0	0	1	0	2								
44 John Buck, R OBP: 0.262, SLG: 0.569	F8			F9			K		G5-3		4	0	0	0	0	1	3								
21 Lucas Duda, L OBP: 0.396, SLG: 0.500	G4-3			CS			K		F9		4	0	0	0	0	2	2								
47 Andrew Brown, R OBP: 0.288, SLG: 0.403				F9			G1-3		K		2	0	0	0	1	0	0								
1 Jordany Valdespin, L OBP: 0.288, SLG: 0.403				33 SH2-4	12 1B						1	0	0	0	0	1	0								
29 Ike Davis, L OBP: 0.279, SLG: 0.313	K						G6-3		12 SH5-3	BB	3	1	1	0	1	1	1								
12 Juan Lagares, R OBP: 0.200, SLG: 0.111							K		SH5-3		3	0	1	0	0	2	1								
33 Matt Harvey, R OBP: 0.143, SLG: 0.214											2	0	0	0	0	2	0								
39 Bobby Parnell, R ERA: 3.86											0	0	0	0	0	0	0								
23 Mike Baxter, L OBP: 0.345, SLG: 0.292											1	0	1	1	0	0	0								
Inning Stats	R: 0 E: 0 K: 0 S: 15	H: 1 LOB: 2 BB: 1 P: 24	R: 0 E: 0 K: 1 S: 14	H: 1 LOB: 2 BB: 1 P: 24	R: 0 E: 0 K: 0 S: 4	H: 0 LOB: 0 BB: 9 P: 9	R: 0 E: 0 K: 2 S: 10	H: 1 LOB: 1 BB: 0 P: 14	R: 0 E: 0 K: 1 S: 9	H: 1 LOB: 1 BB: 0 P: 13	R: 0 E: 0 K: 2 S: 9	H: 0 LOB: 0 BB: 0 P: 15	R: 0 E: 0 K: 1 S: 6	H: 0 LOB: 0 BB: 0 P: 7	R: 0 E: 0 K: 1 S: 8	H: 0 LOB: 0 BB: 0 P: 13	R: 1 E: 0 K: 0 S: 6	H: 1 LOB: 1 BB: 1 P: 11	1B: 5 2B: 0 3B: 0 HR: 0	SF: 0 SAC: 2 DP: 0 HBP: 1	WP: 0 PB: 0 SB: 0 CS: 1	PA: 37			
PITCHER	IP 7.0	WLS 27	H 4	R 0	ER 0	SO 8	BB 2	IBB 0	HBP 1	BLK 0	WP 0	HR 0	S 70	P 111	ERA 0.00	WHIP 0.857									
53 Héctor Santiago, L ERA: 1.69	1.0	L	6	1	1	1	1	0	0	0	0	0	14	24	6.75	1.500									
27 Matt Lindstrom, R ERA: 3.86																									
65 Nate Jones, R ERA: 5.79																									

AB	30
R	1
H	5
RBI	1
BB	3
SO	10
LOB	12



Batter	1	2	3	4	5	6	7	8	9	AB	R	H	RBI	BB	SO	LOB	TOP					
30 Alejandro De Aza, L OBP: 0.289, SLG: 0.444										5	2	3	1	0	1	1						
10 Alexei Ramirez, R OBP: 0.295, SLG: 0.339										5	1	1	0	0	0	1						
51 Alex Rios, R OBP: 0.343, SLG: 0.508										5	3	3	2	0	1	1						
12 Conor Gillaspie, L OBP: 0.354, SLG: 0.465										4	0	2	2	1	0	1						
14 Paul Konerko, R OBP: 0.276, SLG: 0.371										5	0	1	1	0	1	2						
28 Dewayne Wise, L OBP: 0.277, SLG: 0.348										4	0	1	0	0	1	3						
37 Matt Thornton, L										0	0	0	0	0	0	0						
26 Jesse Crain, R										0	0	0	0	0	0	0						
39 Casper Wells, R										1	0	0	0	0	0	1						
43 Addison Reed, L										0	0	0	0	0	0	0						
1 Tyler Greene, R OBP: 0.323, SLG: 0.483										4	0	1	0	0	2	1						
21 Tyler Flowers, R OBP: 0.256, SLG: 0.366										3	0	1	0	1	1	1						
44 Jake Peavy, R										3	0	0	0	0	0	2						
20 Jordan Danks, L OBP: 0.333, SLG: 0.400										1	0	0	0	0	1	1						
Inning Stats	R: 1 E: 0 K: 0 S: 11	H: 1 LOB: 0 BB: 0 P: 17	R: 0 E: 0 K: 2 S: 13	H: 1 LOB: 1 BB: 0 P: 15	R: 3 E: 0 K: 0 S: 15	H: 4 LOB: 1 BB: 0 P: 22	R: 0 E: 0 K: 2 S: 7	H: 0 LOB: 0 BB: 0 P: 9	R: 0 E: 0 K: 1 S: 9	H: 1 LOB: 1 BB: 0 P: 14	R: 0 E: 0 K: 0 S: 9	H: 1 LOB: 2 BB: 0 P: 17	R: 1 E: 0 K: 1 S: 14	H: 3 LOB: 2 BB: 0 P: 20	R: 0 E: 0 K: 2 S: 12	H: 1 LOB: 1 BB: 0 P: 16	R: 1 E: 0 K: 0 S: 8	H: 1 LOB: 1 BB: 1 P: 14	1B: 8 2B: 3 3B: 0 HR: 2	SF: 0 SAC: 0 DP: 0 HBP: 0	WP: 0 PB: 0 SB: 1 CS: 0	PA: 42
PITCHER	IP	WLS	BF	H	R	ER	SO	BB	IBB	HBP	BLK	WP	HR	S	P	ERA	WHIP					
53 Jeremy Hefner, R ERA: 4.63	6.0	L	27	8	4	4	5	0	1	0	0	0	1	64	94	6.00	1.333					
50 Scott Atchison, R ERA: 4.11	0.2		5	3	1	1	0	0	0	0	0	0	0	11	15	13.50	4.500					
56 Scott Rice, L ERA: 1.76	0.1		1	0	0	0	1	0	0	0	0	0	0	3	5	0.00	0.000					
32 LaTroy Hawkins, R ERA: 2.57	1.0		4	1	0	0	2	0	0	0	0	0	0	12	16	0.00	1.000					
27 Jeury Familia, R ERA: 3.48	1.0		5	1	1	1	0	1	0	0	0	0	1	8	14	9.00	2.000					

Chicago White Sox @ New York Mets
Citi Field, Flushing, NY
Wed May 08 2013, 7:12 PM - 10:20 PM EDT
Att: 21,470 - Cloudy - 62 F

AB	40
R	6
H	13
RBI	6
BB	2
SO	8
LOB	15



Batter	1	2	3	4	5	6	7	8	9	AB	R	H	RBI	BB	SO	LOB	BOTTOM					
1 Jordany Valdespin, L OBP: 0.275, SLG: 0.385										3	0	0	0	0	0	1						
47 Andrew Brown, R										1	0	0	0	0	1	1						
12 Juan Lagares, R OBP: 0.190, SLG: 0.105										1	0	0	0	0	1	2						
28 Daniel Murphy, L OBP: 0.318, SLG: 0.408										4	0	0	0	0	1	2						
5 David Wright, R OBP: 0.422, SLG: 0.548										2	0	0	0	2	1	1						
21 Lucas Duda, L OBP: 0.391, SLG: 0.522										4	1	1	1	0	3	3						
27 Jeury Familia, R										0	0	0	0	0	0	0						
44 John Buck, R OBP: 0.272, SLG: 0.547										4	0	0	0	0	2	1						
23 Mike Baxter, L OBP: 0.371, SLG: 0.353										3	1	2	0	1	0	0						
29 Ike Davis, L OBP: 0.270, SLG: 0.300										4	0	0	0	0	2	3						
11 Rubén Tejada, R OBP: 0.325, SLG: 0.324										4	1	2	1	0	0	1						
53 Jeremy Hefner, R										1	0	0	0	0	1	0						
6 Marlon Byrd, R										1	0	1	0	0	0	0						
50 Scott Atchison, R										0	0	0	0	0	0	0						
56 Scott Rice, L										0	0	0	0	0	0	0						
32 LaTroy Hawkins, R										0	0	0	0	0	0	0						
Justin Turner, R OBP: 0.301, SLG: 0.442										2	0	2	0	0	0	0						
Inning Stats	R: 0 E: 0 K: 1 S: 9	H: 0 LOB: 0 BB: 0 P: 12	R: 1 E: 0 K: 0 S: 14	H: 1 LOB: 1 BB: 1 P: 22	R: 0 E: 0 K: 1 S: 7	H: 0 LOB: 0 BB: 0 P: 9	R: 0 E: 0 K: 1 S: 9	H: 0 LOB: 0 BB: 1 P: 17	R: 0 E: 0 K: 1 S: 12	H: 0 LOB: 0 BB: 0 P: 15	R: 0 E: 0 K: 0 S: 11	H: 1 LOB: 1 BB: 0 P: 19	R: 0 E: 0 K: 2 S: 16	H: 1 LOB: 1 BB: 0 P: 23	R: 1 E: 1 K: 3 S: 17	H: 2 LOB: 2 BB: 1 P: 26	R: 1 E: 0 K: 3 S: 20	H: 3 LOB: 2 BB: 0 P: 27	1B: 5 2B: 1 3B: 1 HR: 1	SF: 0 SAC: 0 DP: 1 HBP: 0	WP: 0 PB: 0 SB: 0 CS: 0	PA: 37
PITCHER	IP	WLS	BF	H	R	ER	SO	BB	IBB	HBP	BLK	WP	HR	S	P	ERA	WHIP					
44 Jake Peavy, R ERA: 3.03	6.2	W	24	3	1	1	6	2	0	0	0	0	0	7	11	0.00	6.000					
37 Matt Thornton, L ERA: 2.91	0.1		3	2	1	0	0	0	0	0	0	0	0	7	11	0.00	6.000					
26 Jesse Crain, R ERA: 1.2	1.0	H	4	0	0	0	3	1	0	0	0	0	0	12	18	0.00	1.000					
43 Addison Reed, R ERA: 2.81	1.0		6	3	1	1	3	0	0	0	0	0	0	20	27	9.00	3.000					

Chicago White Sox @ New York Mets
Citi Field, Flushing, NY
Wed May 08 2013, 7:12 PM - 10:20 PM EDT
Att: 21,470 - Cloudy - 62 F

AB	34
R	3
H	8
RBI	2
BB	3
SO	12
LOB	15



Batter	1	2	3	4	5	6	7	8	9	AB	R	H	RBI	BB	SO	LOB	TOP								
6 Starling Marte, R OBP: 0.399, SLG: 0.522										4	1	3	1	0	1	0	Pittsburgh Pirates @ New York Mets Citi Field, Flushing, NY Fri May 10 2013, 7:13 PM - 10:19 PM EDT Att: 25,153 - Overcast - 68 F								
10 Jordy Mercer, R OBP: 0.292, SLG: 0.478										4	1	2	0	1	1	0									
22 Andrew McCutchen, R OBP: 0.326, SLG: 0.434										5	0	0	0	0	0	7									
46 Garrett Jones, L OBP: 0.348, SLG: 0.534										5	2	3	3	0	0	1									
52 Jose Contreras, R OBP: 0.292, SLG: 0.478										0	0	0	0	0	0	0									
39 Jason Grilli, R OBP: 0.292, SLG: 0.478										0	0	0	0	0	0	0									
31 Jose Tabata, R OBP: 0.295, SLG: 0.321										4	0	1	0	0	0	1									
24 Pedro Alvarez, L OBP: 0.242, SLG: 0.351										4	1	2	1	0	1	0									
19 Michael McKenry, R OBP: 0.293, SLG: 0.553										4	1	1	0	0	1	1									
17 John McDonald, R OBP: 0.182, SLG: 0.103										3	0	0	0	0	0	0									
51 Wandy Rodriguez, S OBP: 0.125, SLG: 0.125										3	0	0	1	0	0	2									
32 Vin Mazzaro, R ERA: 12.6										0	0	0	0	0	0	0									
14 Gaby Sanchez, R OBP: 0.352, SLG: 0.534										0	1	0	0	1	0	0									
Inning Stats	R: 0 E: 0 K: 2 S: 8	H: 0 LOB: 0 BB: 0 P: 10	R: 3 E: 0 K: 0 S: 21	H: 6 LOB: 3 BB: 0 P: 33	R: 0 E: 0 K: 0 S: 4	H: 0 LOB: 0 BB: 0 P: 7	R: 0 E: 0 K: 0 S: 7	H: 1 LOB: 1 BB: 0 P: 9	R: 3 E: 0 K: 0 S: 15	H: 3 LOB: 1 BB: 0 P: 25	R: 0 E: 0 K: 0 S: 9	H: 1 LOB: 0 BB: 0 P: 14	R: 0 E: 1 K: 2 S: 8	H: 0 LOB: 1 BB: 0 P: 12	R: 0 E: 1 K: 2 S: 8	H: 0 LOB: 1 BB: 0 P: 12	R: 1 E: 0 K: 0 S: 5	H: 1 LOB: 1 BB: 2 P: 15	1B: 8 2B: 3 3B: 0 HR: 1	SF: 0 SAC: 0 DP: 1 HBP: 2	WP: 1 PB: 0 CS: 0	PA: 41			
PITCHER	IP WLS BF H R ER SO BB IBB HBP BLK WP HR S P ERA WHIP	IP WLS BF H R ER SO BB IBB HBP BLK WP HR S P ERA WHIP	IP WLS BF H R ER SO BB IBB HBP BLK WP HR S P ERA WHIP	IP WLS BF H R ER SO BB IBB HBP BLK WP HR S P ERA WHIP	IP WLS BF H R ER SO BB IBB HBP BLK WP HR S P ERA WHIP	IP WLS BF H R ER SO BB IBB HBP BLK WP HR S P ERA WHIP	IP WLS BF H R ER SO BB IBB HBP BLK WP HR S P ERA WHIP	IP WLS BF H R ER SO BB IBB HBP BLK WP HR S P ERA WHIP	IP WLS BF H R ER SO BB IBB HBP BLK WP HR S P ERA WHIP	IP WLS BF H R ER SO BB IBB HBP BLK WP HR S P ERA WHIP	IP WLS BF H R ER SO BB IBB HBP BLK WP HR S P ERA WHIP	IP WLS BF H R ER SO BB IBB HBP BLK WP HR S P ERA WHIP	IP WLS BF H R ER SO BB IBB HBP BLK WP HR S P ERA WHIP	IP WLS BF H R ER SO BB IBB HBP BLK WP HR S P ERA WHIP	IP WLS BF H R ER SO BB IBB HBP BLK WP HR S P ERA WHIP	IP WLS BF H R ER SO BB IBB HBP BLK WP HR S P ERA WHIP	IP WLS BF H R ER SO BB IBB HBP BLK WP HR S P ERA WHIP	IP WLS BF H R ER SO BB IBB HBP BLK WP HR S P ERA WHIP	IP WLS BF H R ER SO BB IBB HBP BLK WP HR S P ERA WHIP	IP WLS BF H R ER SO BB IBB HBP BLK WP HR S P ERA WHIP	IP WLS BF H R ER SO BB IBB HBP BLK WP HR S P ERA WHIP	IP WLS BF H R ER SO BB IBB HBP BLK WP HR S P ERA WHIP	IP WLS BF H R ER SO BB IBB HBP BLK WP HR S P ERA WHIP	IP WLS BF H R ER SO BB IBB HBP BLK WP HR S P ERA WHIP	IP WLS BF H R ER SO BB IBB HBP BLK WP HR S P ERA WHIP

Batter	1	2	3	4	5	6	7	8	9	AB	R	H	RBI	BB	SO	LOB	BOTTOM								
11 Rubén Tejada, R OBP: 0.311, SLG: 0.308										5	0	1	0	0	0	3	Pittsburgh Pirates @ New York Mets Citi Field, Flushing, NY Fri May 10 2013, 7:13 PM - 10:19 PM EDT Att: 25,153 - Overcast - 68 F								
Justin Turner, R OBP: 0.377, SLG: 0.408										4	0	0	0	0	0	2									
5 David Wright, R OBP: 0.426, SLG: 0.550										4	0	2	0	0	0	1									
56 Scott Rice, L ERA: 2.12										0	0	0	0	0	0	0									
21 Lucas Duda, L OBP: 0.375, SLG: 0.495										4	0	0	0	0	0	2									
6 Marlon Byrd, R OBP: 0.264, SLG: 0.409										2	0	0	0	0	1	1									
73 Robert Carson, L ERA: 12.6										0	0	0	0	0	0	0									
28 Daniel Murphy, L OBP: 0.304, SLG: 0.392										1	0	0	0	0	0	1									
50 Scott Atchison, R ERA: 3.63										1	1	1	1	0	0	0									
1 Jordany Valdespin, L OBP: 0.256, SLG: 0.459										4	1	2	0	0	0	2									
29 Ike Davis, L OBP: 0.283, SLG: 0.324										3	1	2	1	1	0	0									
20 Anthony Recker, R OBP: 0.316, SLG: 0.467										4	0	1	0	0	0	4									
12 Juan Lagares, R OBP: 0.214, SLG: 0.192										4	0	1	0	0	0	4									
38 Shaun Marcum, R ERA: 1.23										1	0	0	0	0	0	0									
47 Andrew Brown, R OBP: 0.308, SLG: 0.182										3	0	1	1	0	1	1									
Inning Stats	R: 0 E: 0 K: 0 S: 7	H: 0 LOB: 0 BB: 0 P: 9	R: 0 E: 0 K: 1 S: 14	H: 2 LOB: 2 BB: 0 P: 22	R: 0 E: 0 K: 0 S: 12	H: 0 LOB: 0 BB: 0 P: 18	R: 0 E: 0 K: 0 S: 7	H: 1 LOB: 1 BB: 0 P: 11	R: 1 E: 0 K: 1 S: 15	H: 2 LOB: 1 BB: 0 P: 24	R: 0 E: 0 K: 0 S: 7	H: 1 LOB: 1 BB: 0 P: 8	R: 0 E: 0 K: 0 S: 5	H: 0 LOB: 0 BB: 0 P: 6	R: 0 E: 0 K: 0 S: 8	H: 1 LOB: 0 BB: 0 P: 12	R: 2 E: 0 K: 0 S: 12	H: 3 LOB: 2 BB: 1 P: 26	1B: 6 2B: 2 3B: 0 HR: 2	SF: 0 SAC: 0 DP: 1 HBP: 0	WP: 0 PB: 0 CS: 0	PA: 37			
PITCHER	IP WLS BF H R ER SO BB IBB HBP BLK WP HR S P ERA WHIP	IP WLS BF H R ER SO BB IBB HBP BLK WP HR S P ERA WHIP	IP WLS BF H R ER SO BB IBB HBP BLK WP HR S P ERA WHIP	IP WLS BF H R ER SO BB IBB HBP BLK WP HR S P ERA WHIP	IP WLS BF H R ER SO BB IBB HBP BLK WP HR S P ERA WHIP	IP WLS BF H R ER SO BB IBB HBP BLK WP HR S P ERA WHIP	IP WLS BF H R ER SO BB IBB HBP BLK WP HR S P ERA WHIP	IP WLS BF H R ER SO BB IBB HBP BLK WP HR S P ERA WHIP	IP WLS BF H R ER SO BB IBB HBP BLK WP HR S P ERA WHIP	IP WLS BF H R ER SO BB IBB HBP BLK WP HR S P ERA WHIP	IP WLS BF H R ER SO BB IBB HBP BLK WP HR S P ERA WHIP	IP WLS BF H R ER SO BB IBB HBP BLK WP HR S P ERA WHIP	IP WLS BF H R ER SO BB IBB HBP BLK WP HR S P ERA WHIP	IP WLS BF H R ER SO BB IBB HBP BLK WP HR S P ERA WHIP	IP WLS BF H R ER SO BB IBB HBP BLK WP HR S P ERA WHIP	IP WLS BF H R ER SO BB IBB HBP BLK WP HR S P ERA WHIP	IP WLS BF H R ER SO BB IBB HBP BLK WP HR S P ERA WHIP	IP WLS BF H R ER SO BB IBB HBP BLK WP HR S P ERA WHIP	IP WLS BF H R ER SO BB IBB HBP BLK WP HR S P ERA WHIP	IP WLS BF H R ER SO BB IBB HBP BLK WP HR S P ERA WHIP	IP WLS BF H R ER SO BB IBB HBP BLK WP HR S P ERA WHIP	IP WLS BF H R ER SO BB IBB HBP BLK WP HR S P ERA WHIP	IP WLS BF H R ER SO BB IBB HBP BLK WP HR S P ERA WHIP	IP WLS BF H R ER SO BB IBB HBP BLK WP HR S P ERA WHIP	IP WLS BF H R ER SO BB IBB HBP BLK WP HR S P ERA WHIP



Batter	1	2	3	4	5	6	7	8	9	AB	R	H	RBI	BB	SO	LOB	TOP					
6 Starling Marte, R OBP: 0.399, SLG: 0.507	G5-3		23 1B 46 SF9 BB		K		G1		23 1B BB	3	1	0	0	2	1	1						
23 Travis Snider, L OBP: 0.354, SLG: 0.365	G3-1		46 SF9 22 BB 1B		K		PO		G4-3	5	0	2	0	0	1	0						
22 Andrew McCutchen, R OBP: 0.342, SLG: 0.433	G6-3								G6-3	3	1	1	0	2	0	2						
46 Garrett Jones, L OBP: 0.339, SLG: 0.524																						
14 Gaby Sanchez, R OBP: 0.354, SLG: 0.516		P3	SF9																			
10 Jordy Mercer, R OBP: 0.281, SLG: 0.613																						
37 Justin Wilson, L																						
31 Jose Tabata, R OBP: 0.328, SLG: 0.419																						
35 Mark Melancon, R																						
39 Jason Grilli, R																						
24 Pedro Alvarez, L OBP: 0.350, SLG: 0.364																						
19 Michael McKenry, R OBP: 0.320, SLG: 0.511																						
12 Clint Barnes, R OBP: 0.265, SLG: 0.302																						
30 Jeanmar Gómez, R OBP: 0.111, SLG: 0.111																						
32 Vin Mazzaro, R																						
2 Brandon Inge, R OBP: 0.304, SLG: 0.318																						
Inning Stats	R: 0 E: 0 K: 0 S: 9	H: 0 LOB: 0 BB: 0 P: 11	R: 0 E: 0 K: 0 S: 10	H: 1 LOB: 1 BB: 0 P: 14	R: 2 E: 0 K: 0 S: 9	H: 2 LOB: 2 BB: 2 P: 21	R: 0 E: 0 K: 1 S: 8	H: 0 LOB: 1 BB: 0 P: 16	R: 0 E: 0 K: 2 S: 12	H: 0 LOB: 0 BB: 0 P: 12	R: 0 E: 0 K: 0 S: 8	H: 1 LOB: 0 BB: 0 P: 10	R: 1 E: 1 K: 1 S: 12	H: 1 LOB: 2 BB: 1 P: 22	R: 0 E: 0 K: 1 S: 17	H: 1 LOB: 2 BB: 1 P: 22	1B: 5 2B: 1 3B: 0 HR: 1	SF: 1 SAC: 0 DP: 0 HBP: 1	WP: 0 PB: 0 SB: 0 CS: 0	PA: 40		
PITCHER	IP WLS BF H R ER SO BB IBB HBP BLK WP HR S P ERA WHIP	IP WLS BF H R ER SO BB IBB HBP BLK WP HR S P ERA WHIP	IP WLS BF H R ER SO BB IBB HBP BLK WP HR S P ERA WHIP	IP WLS BF H R ER SO BB IBB HBP BLK WP HR S P ERA WHIP	IP WLS BF H R ER SO BB IBB HBP BLK WP HR S P ERA WHIP	IP WLS BF H R ER SO BB IBB HBP BLK WP HR S P ERA WHIP	IP WLS BF H R ER SO BB IBB HBP BLK WP HR S P ERA WHIP	IP WLS BF H R ER SO BB IBB HBP BLK WP HR S P ERA WHIP	IP WLS BF H R ER SO BB IBB HBP BLK WP HR S P ERA WHIP	IP WLS BF H R ER SO BB IBB HBP BLK WP HR S P ERA WHIP	IP WLS BF H R ER SO BB IBB HBP BLK WP HR S P ERA WHIP	IP WLS BF H R ER SO BB IBB HBP BLK WP HR S P ERA WHIP	IP WLS BF H R ER SO BB IBB HBP BLK WP HR S P ERA WHIP	IP WLS BF H R ER SO BB IBB HBP BLK WP HR S P ERA WHIP	IP WLS BF H R ER SO BB IBB HBP BLK WP HR S P ERA WHIP	IP WLS BF H R ER SO BB IBB HBP BLK WP HR S P ERA WHIP	IP WLS BF H R ER SO BB IBB HBP BLK WP HR S P ERA WHIP	IP WLS BF H R ER SO BB IBB HBP BLK WP HR S P ERA WHIP	IP WLS BF H R ER SO BB IBB HBP BLK WP HR S P ERA WHIP	IP WLS BF H R ER SO BB IBB HBP BLK WP HR S P ERA WHIP	IP WLS BF H R ER SO BB IBB HBP BLK WP HR S P ERA WHIP	IP WLS BF H R ER SO BB IBB HBP BLK WP HR S P ERA WHIP

Pittsburgh Pirates @ New York Mets
Citi Field, Flushing, NY
Sun May 12 2013, 1:14 PM - 4:32 PM EDT
Att: 28,404 - Sunny - 70 F

AB 32
R 3
H 7
RBI 3
BB 5
SO 6
LOB 14



Batter	1	2	3	4	5	6	7	8	9	AB	R	H	RBI	BB	SO	LOB	BOTTOM					
11 Rubén Tejada, R OBP: 0.312, SLG: 0.307	G5-3		G5-3							3	0	0	0	1	1	0						
28 Daniel Murphy, L OBP: 0.296, SLG: 0.386	G4-3		F7							4	0	1	0	0	1	1						
5 David Wright, R OBP: 0.417, SLG: 0.525	G1-5-3		F7							3	0	0	0	1	0	1						
29 Ike Davis, L OBP: 0.270, SLG: 0.306																						
21 Lucas Duda, L OBP: 0.368, SLG: 0.510																						
44 John Buck, R OBP: 0.270, SLG: 0.513																						
23 Mike Baxter, L OBP: 0.388, SLG: 0.364																						
12 Juan Lagares, R OBP: 0.200, SLG: 0.182																						
1 Jordany Valdespin, L OBP: 0.292, SLG: 0.433																						
33 Matt Harvey, R OBP: 0.125, SLG: 0.188																						
Justin Turner, R OBP: 0.379, SLG: 0.396																						
56 Scott Rice, L																						
34 Brandon Lyon, R																						
39 Bobby Parnell, R																						
Inning Stats	R: 0 E: 0 K: 0 S: 5	H: 0 LOB: 0 BB: 0 P: 10	R: 1 E: 0 K: 0 S: 15	H: 2 LOB: 1 BB: 1 P: 25	R: 0 E: 0 K: 0 S: 4	H: 0 LOB: 0 BB: 0 P: 6	R: 0 E: 0 K: 1 S: 8	H: 0 LOB: 0 BB: 0 P: 13	R: 0 E: 0 K: 1 S: 7	H: 0 LOB: 0 BB: 0 P: 11	R: 0 E: 0 K: 2 S: 13	H: 0 LOB: 1 BB: 1 P: 21	R: 1 E: 0 K: 3 S: 17	H: 1 LOB: 1 BB: 1 P: 25	R: 0 E: 0 K: 2 S: 11	H: 1 LOB: 2 BB: 1 P: 17	R: 0 E: 0 K: 2 S: 7	H: 0 LOB: 0 BB: 0 P: 8	1B: 2 2B: 1 3B: 0 HR: 1	SF: 0 SAC: 0 DP: 0 HBP: 0	WP: 1 PB: 1 SB: 4 CS: 0	PA: 35
PITCHER	IP WLS BF H R ER SO BB IBB HBP BLK WP HR S P ERA WHIP	IP WLS BF H R ER SO BB IBB HBP BLK WP HR S P ERA WHIP	IP WLS BF H R ER SO BB IBB HBP BLK WP HR S P ERA WHIP	IP WLS BF H R ER SO BB IBB HBP BLK WP HR S P ERA WHIP	IP WLS BF H R ER SO BB IBB HBP BLK WP HR S P ERA WHIP	IP WLS BF H R ER SO BB IBB HBP BLK WP HR S P ERA WHIP	IP WLS BF H R ER SO BB IBB HBP BLK WP HR S P ERA WHIP	IP WLS BF H R ER SO BB IBB HBP BLK WP HR S P ERA WHIP	IP WLS BF H R ER SO BB IBB HBP BLK WP HR S P ERA WHIP	IP WLS BF H R ER SO BB IBB HBP BLK WP HR S P ERA WHIP	IP WLS BF H R ER SO BB IBB HBP BLK WP HR S P ERA WHIP	IP WLS BF H R ER SO BB IBB HBP BLK WP HR S P ERA WHIP	IP WLS BF H R ER SO BB IBB HBP BLK WP HR S P ERA WHIP	IP WLS BF H R ER SO BB IBB HBP BLK WP HR S P ERA WHIP	IP WLS BF H R ER SO BB IBB HBP BLK WP HR S P ERA WHIP	IP WLS BF H R ER SO BB IBB HBP BLK WP HR S P ERA WHIP	IP WLS BF H R ER SO BB IBB HBP BLK WP HR S P ERA WHIP	IP WLS BF H R ER SO BB IBB HBP BLK WP HR S P ERA WHIP	IP WLS BF H R ER SO BB IBB HBP BLK WP HR S P ERA WHIP	IP WLS BF H R ER SO BB IBB HBP BLK WP HR S P ERA WHIP	IP WLS BF H R ER SO BB IBB HBP BLK WP HR S P ERA WHIP	IP WLS BF H R ER SO BB IBB HBP BLK WP HR S P ERA WHIP

Pittsburgh Pirates @ New York Mets
Citi Field, Flushing, NY
Sun May 12 2013, 1:14 PM - 4:32 PM EDT
Att: 28,404 - Sunny - 70 F

AB 31
R 2
H 4
RBI 2
BB 4
SO 12
LOB 13



Batter	1	2	3	4	5	6	7	8	9	AB	R	H	RBI	BB	SO	LOB	TOP				
23 Mike Baxter, L OBP: 0.375, SLG: 0.339	L8	BB		F7			G3		K	4	1	0	0	1	1	0					
28 Daniel Murphy, L OBP: 0.310, SLG: 0.404	BB	BB		K			1B			4	1	3	2	0	1	0					
5 David Wright, R OBP: 0.412, SLG: 0.516	K	BB			F9		G6-3			4	0	1	1	0	1	2					
29 Ike Davis, L OBP: 0.269, SLG: 0.298	BB	L8		F8				L7		3	0	0	0	1	0	1					
21 Lucas Duda, L OBP: 0.372, SLG: 0.500	BB			F8		G4-3		BB		2	0	0	0	2	0	0					
44 John Buck, R OBP: 0.285, SLG: 0.500	K			BB			K	K		3	0	0	0	1	3	4					
16 Rick Ankiel, L OBP: 0.232, SLG: 0.462		BB		K		G4-3		K		3	1	0	0	1	2	2					
11 Rubén Tejada, R OBP: 0.303, SLG: 0.298		F9		F9		F8		F9		4	0	0	0	0	0	2					
53 Jeremy Hefner, R Justin Turner, R 56 Scott Rice, L 50 Scott Atchison, R 46 Greg Burke, R 1 Jordany Valdespin, L	SH3			K			K	G4-3		1	0	0	0	0	1	0					
Inning Stats	R: 0 H: 1 E: 0 K: 2 S: 13	H: 1 LOB: 3 BB: 2 P: 24	R: 3 H: 2 E: 0 K: 0 S: 16	H: 2 LOB: 1 BB: 2 P: 30	R: 0 H: 0 E: 0 K: 1 S: 9	H: 0 LOB: 1 BB: 1 P: 15	R: 0 H: 0 E: 0 K: 2 S: 10	H: 0 LOB: 0 BB: 0 P: 15	R: 0 H: 0 E: 0 K: 1 S: 6	H: 0 LOB: 0 BB: 0 P: 11	R: 0 H: 1 E: 0 K: 1 S: 12	H: 0 LOB: 1 BB: 1 P: 17	R: 0 H: 0 E: 0 K: 2 S: 10	H: 0 LOB: 1 BB: 1 P: 15	R: 0 H: 0 E: 0 K: 1 S: 9	H: 0 LOB: 0 BB: 0 P: 11	1B: 3 2B: 1 3B: 0 HR: 0	SF: 0 SAC: 1 DP: 0 HBP: 0	WP: 0 PB: 0 SB: 0 CS: 0	PA: 37	
PITCHER	IP WLS BF H R ER SO BB IBB HBP BLK WP HR S P ERA WHIP	IP WLS BF H R ER SO BB IBB HBP BLK WP HR S P ERA WHIP	IP WLS BF H R ER SO BB IBB HBP BLK WP HR S P ERA WHIP	IP WLS BF H R ER SO BB IBB HBP BLK WP HR S P ERA WHIP	IP WLS BF H R ER SO BB IBB HBP BLK WP HR S P ERA WHIP	IP WLS BF H R ER SO BB IBB HBP BLK WP HR S P ERA WHIP	IP WLS BF H R ER SO BB IBB HBP BLK WP HR S P ERA WHIP	IP WLS BF H R ER SO BB IBB HBP BLK WP HR S P ERA WHIP	IP WLS BF H R ER SO BB IBB HBP BLK WP HR S P ERA WHIP	IP WLS BF H R ER SO BB IBB HBP BLK WP HR S P ERA WHIP	IP WLS BF H R ER SO BB IBB HBP BLK WP HR S P ERA WHIP	IP WLS BF H R ER SO BB IBB HBP BLK WP HR S P ERA WHIP	IP WLS BF H R ER SO BB IBB HBP BLK WP HR S P ERA WHIP	IP WLS BF H R ER SO BB IBB HBP BLK WP HR S P ERA WHIP	IP WLS BF H R ER SO BB IBB HBP BLK WP HR S P ERA WHIP	IP WLS BF H R ER SO BB IBB HBP BLK WP HR S P ERA WHIP	IP WLS BF H R ER SO BB IBB HBP BLK WP HR S P ERA WHIP	IP WLS BF H R ER SO BB IBB HBP BLK WP HR S P ERA WHIP	IP WLS BF H R ER SO BB IBB HBP BLK WP HR S P ERA WHIP	IP WLS BF H R ER SO BB IBB HBP BLK WP HR S P ERA WHIP	IP WLS BF H R ER SO BB IBB HBP BLK WP HR S P ERA WHIP

New York Mets @ St. Louis Cardinals
 Busch Stadium, St. Louis, MO
 Mon May 13 2013, 6:10 PM - 9:04 PM CDT
 Att: 38,412 - Clear - 74 F

AB 30
 R 3
 H 4
 RBI 3
 BB 6
 SO 10
 LOB 11

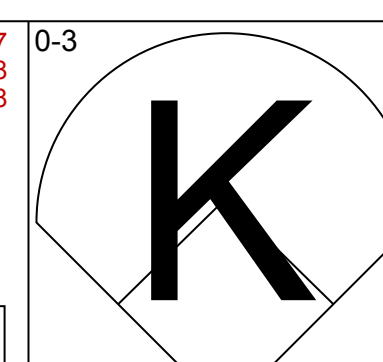
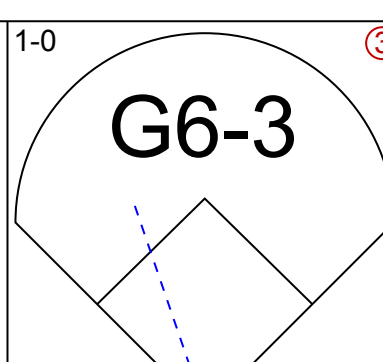
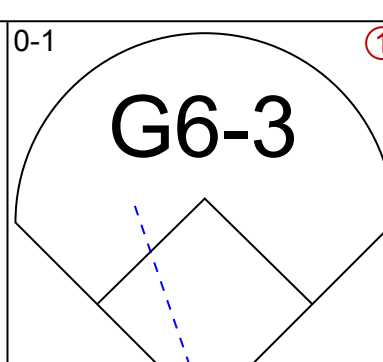
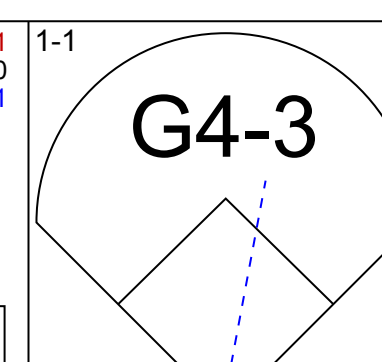
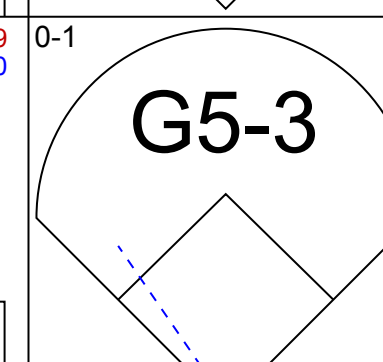
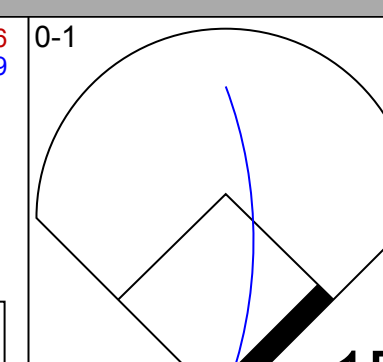
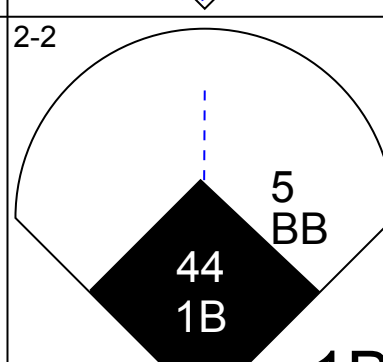
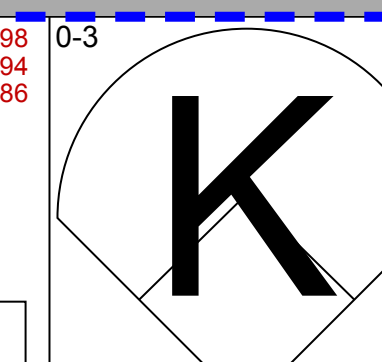
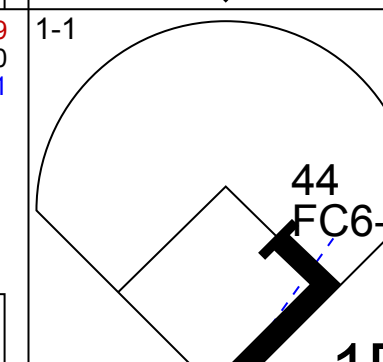
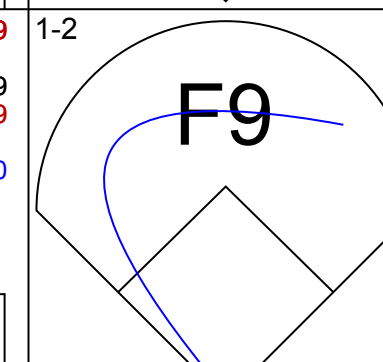
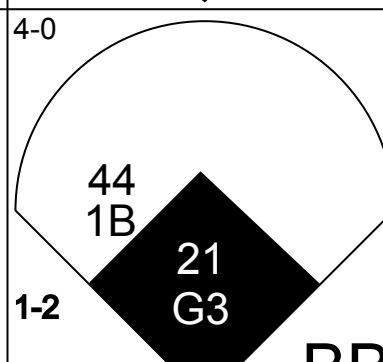
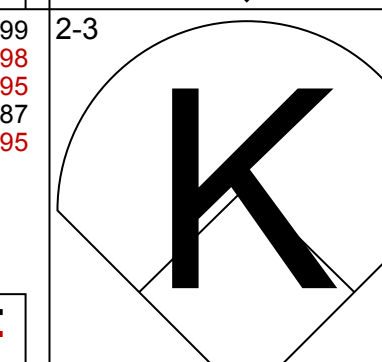
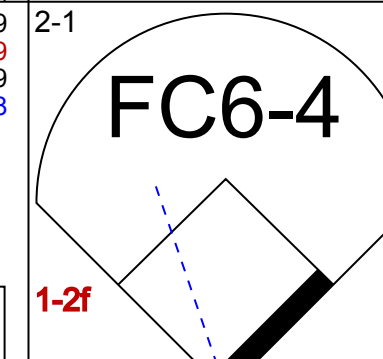
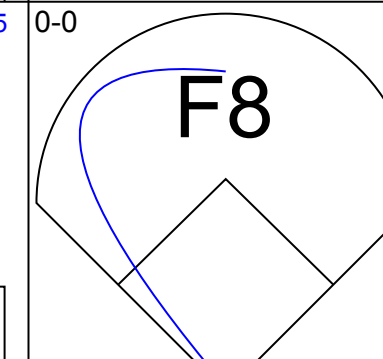
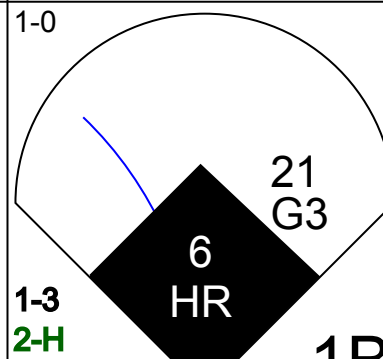
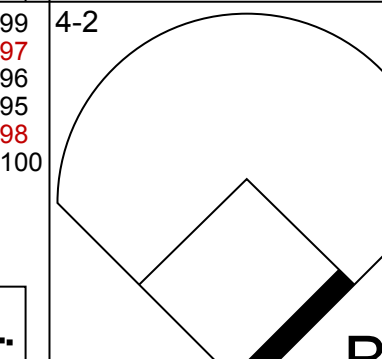
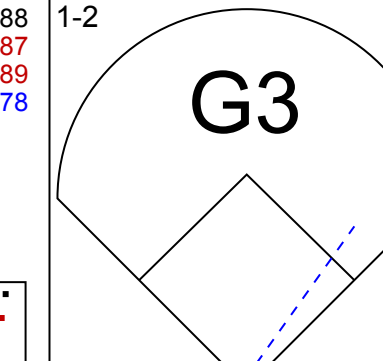
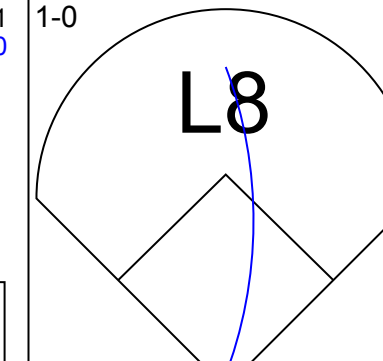
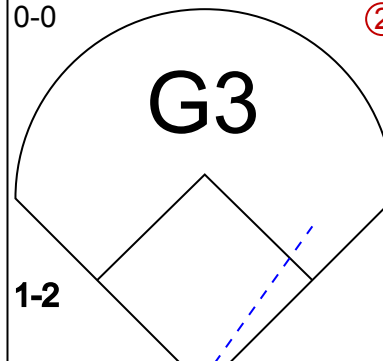
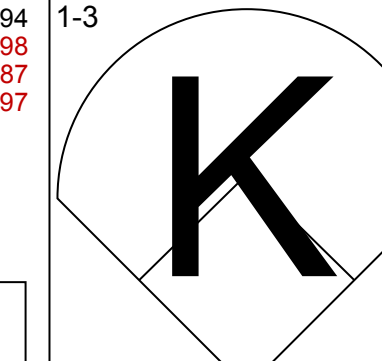
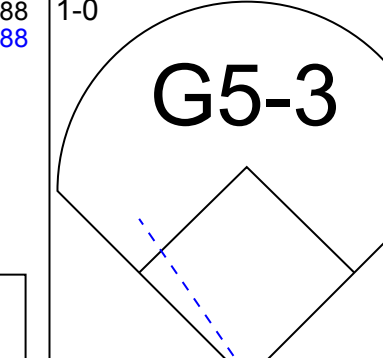
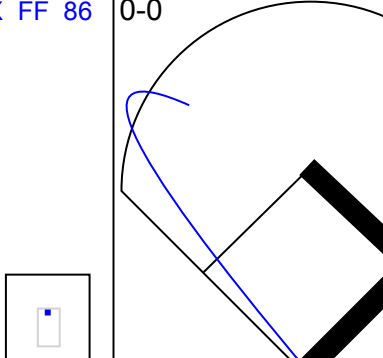
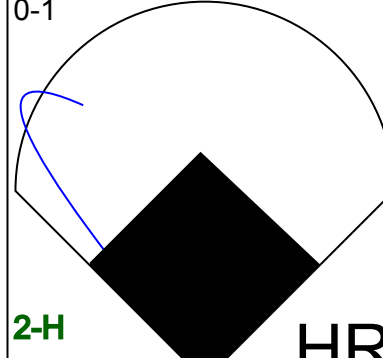
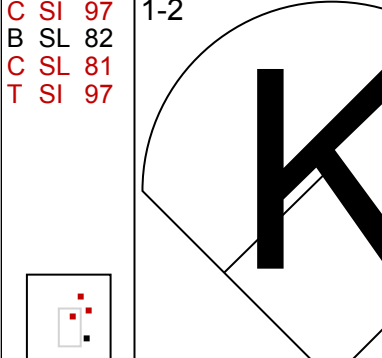
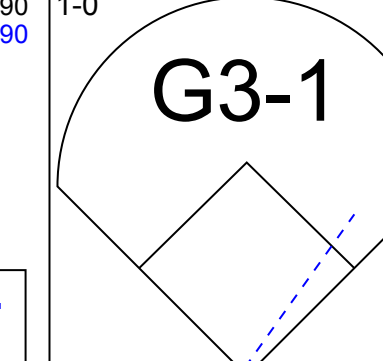
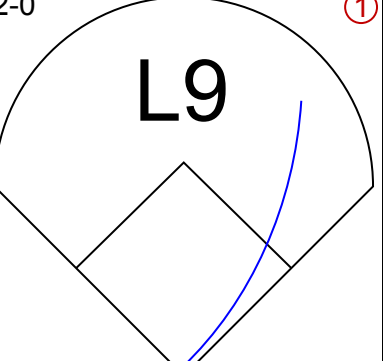
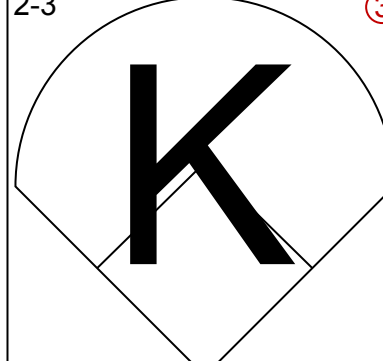
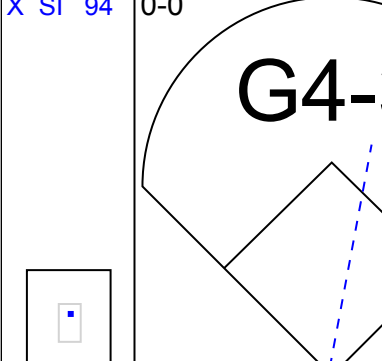
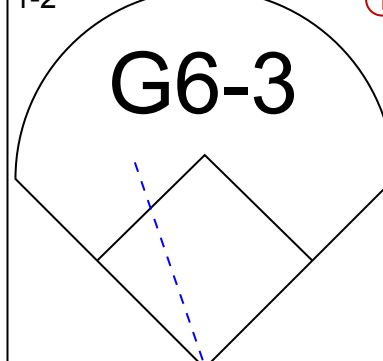
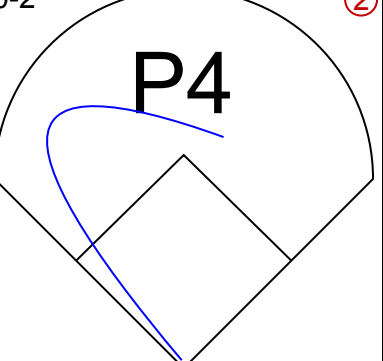
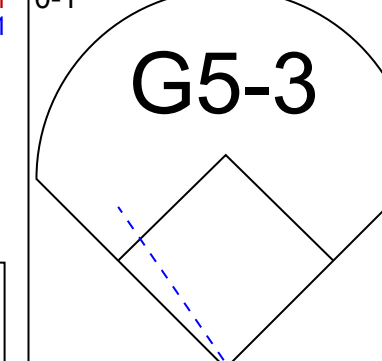
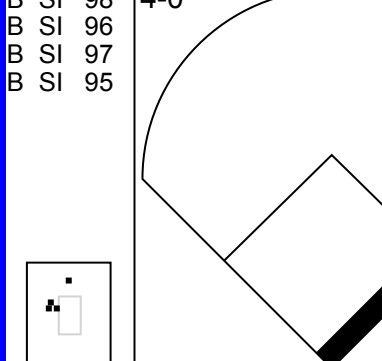
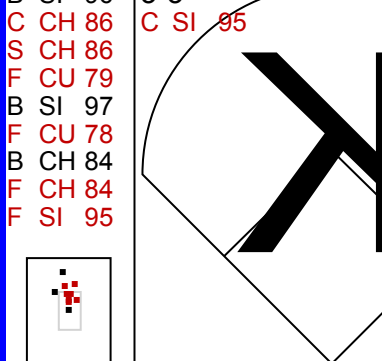

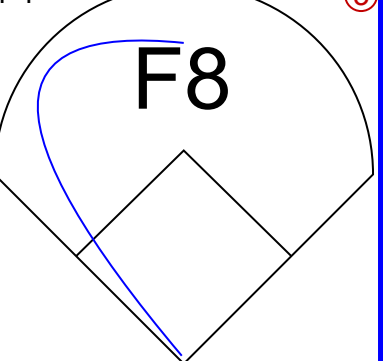
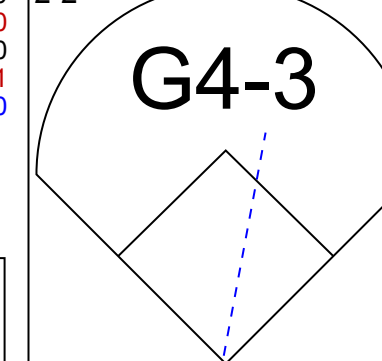
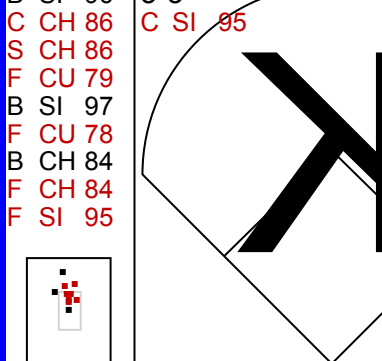
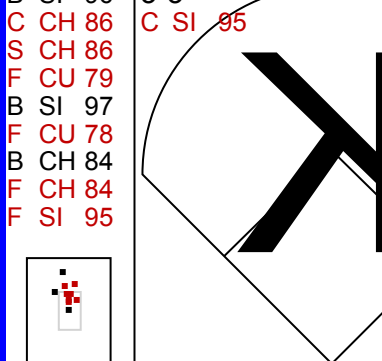
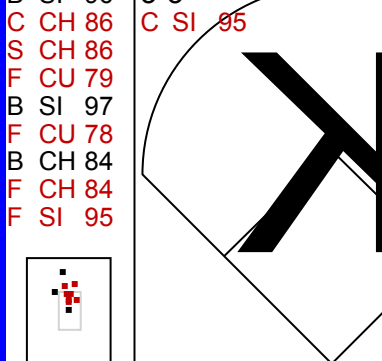
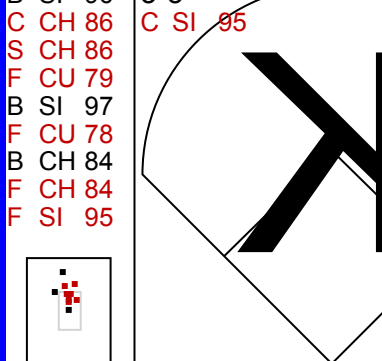


Batter	1	2	3	4	5	6	7	8	9	AB	R	H	RBI	BB	SO	LOB	BOTTOM				
13 Matt Carpenter, L OBP: 0.373, SLG: 0.449	BB	BB		K			HR	G6-3		4	2	2	2	1	1	1					
3 Carlos Beltrán, S OBP: 0.328, SLG: 0.528	L8	BB			P6		K			3	0	0	0	1	1	2					
7 Matt Holliday, R OBP: 0.369, SLG: 0.450	BB	BB		G4-3			HR			4	2	2	2	0	0	3					
21 Allen Craig, R OBP: 0.340, SLG: 0.456	BB	BB		P4		G3	BB			4	0	2	1	0	0	0					
4 Yadier Molina, R OBP: 0.379, SLG: 0.467	BB	BB		G4-3		F9	BB			3	0	1	0	1	0	0					
19 Jon Jay, L OBP: 0.345, SLG: 0.397	SF7-5			BB		G6-3	K			2	0	0	1	1	1	2					
23 David Freese, R OBP: 0.298, SLG: 0.259	BB	BB		FC6-4		G6-3				4	1	1	0	0	0	1					
38 Pete Kozma, R OBP: 0.305, SLG: 0.308	BB	BB		FC6-4		G6-3		L8		0	0	0	0	0	0	0					
33 Daniel Descalso, L OBP: 0.260, SLG: 0.296	BB	BB		G4-3		G3	BB			4	0	2	0	0	0	0					
31 Lance Lynn, S Ty Wigginton, R 36 Randy Choate, L 26 Trevor Rosenthal, R 32 Matt Adams, L 44 Edward Mujica, R	SH5-4			K			BB	F7		1	0	0	0	0	1	0					
Inning Stats	R: 2 H: 2 E: 0 K: 0 S: 15	H: 2 LOB: 1 BB: 2 P: 25	R: 1 H: 3 E: 0 K: 0 S: 11	H: 3 LOB: 2 BB: 1 P: 21	R: 0 H: 0 E: 0 K: 0 S: 9	H: 0 LOB: 1 BB: 1 P: 18	R: 0 H: 0 E: 0 K: 2 S: 11	H: 0 LOB: 0 BB: 0 P: 15	R: 0 H: 0 E: 0 K: 0 S: 8	H: 0 LOB: 0 BB: 0 P: 11	R: 0 H: 0 E: 0 K: 0 S: 4	H: 0 LOB: 0 BB: 0 P: 7	R: 3 H: 5 E: 0 K: 2 S: 17	H: 5 LOB: 2 BB: 0 P: 30	R: 0 H: 1 E: 0 K: 0 S: 7	H: 1 LOB: 1 BB: 0 P: 10	1B: 7 2B: 4 3B: 0 HR: 1	SF: 1 SAC: 1 DP: 2 HBP: 0	WP: 0 PB: 0 SB: 1 CS: 0	PA: 37	
PITCHER	IP WLS BF H R ER SO BB IBB HBP BLK WP HR S P ERA WHIP	IP WLS BF H R ER SO BB IBB HBP BLK WP HR S P ERA WHIP	IP WLS BF H R ER SO BB IBB HBP BLK WP HR S P ERA WHIP	IP WLS BF H R ER SO BB IBB HBP BLK WP HR S P ERA WHIP	IP WLS BF H R ER SO BB IBB HBP BLK WP HR S P ERA WHIP	IP WLS BF H R ER SO BB IBB HBP BLK WP HR S P ERA WHIP	IP WLS BF H R ER SO BB IBB HBP BLK WP HR S P ERA WHIP	IP WLS BF H R ER SO BB IBB HBP BLK WP HR S P ERA WHIP	IP WLS BF H R ER SO BB IBB HBP BLK WP HR S P ERA WHIP	IP WLS BF H R ER SO BB IBB HBP BLK WP HR S P ERA WHIP	IP WLS BF H R ER SO BB IBB HBP BLK WP HR S P ERA WHIP	IP WLS BF H R ER SO BB IBB HBP BLK WP HR S P ERA WHIP	IP WLS BF H R ER SO BB IBB HBP BLK WP HR S P ERA WHIP	IP WLS BF H R ER SO BB IBB HBP BLK WP HR S P ERA WHIP	IP WLS BF H R ER SO BB IBB HBP BLK WP HR S P ERA WHIP	IP WLS BF H R ER SO BB IBB HBP BLK WP HR S P ERA WHIP	IP WLS BF H R ER SO BB IBB HBP BLK WP HR S P ERA WHIP	IP WLS BF H R ER SO BB IBB HBP BLK WP HR S P ERA WHIP	IP WLS BF H R ER SO BB IBB HBP BLK WP HR S P ERA WHIP	IP WLS BF H R ER SO BB IBB HBP BLK WP HR S P ERA WHIP	IP WLS BF H R ER SO BB IBB HBP BLK WP HR S P ERA WHIP

New York Mets @ St. Louis Cardinals
 Busch Stadium, St. Louis, MO
 Mon May 13 2013, 6:10 PM - 9:04 PM CDT
 Att: 38,412 - Clear - 74 F

AB 31
 R 6
 H 11
 RBI 6
 BB 4
 SO 4
 LOB 10

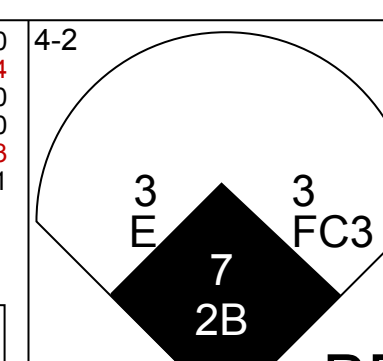
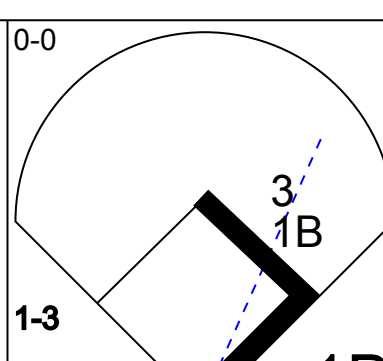
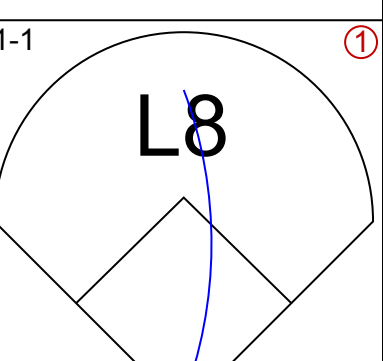
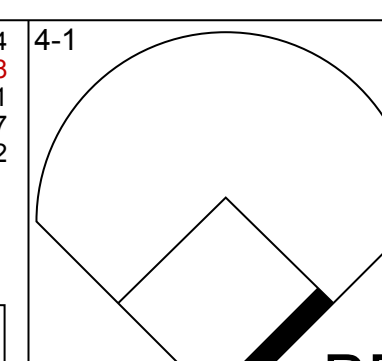
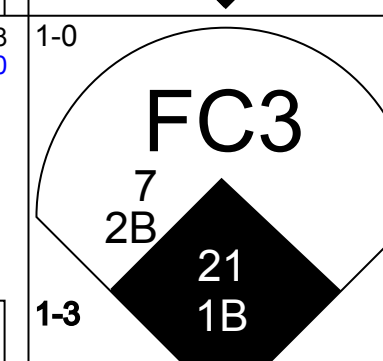
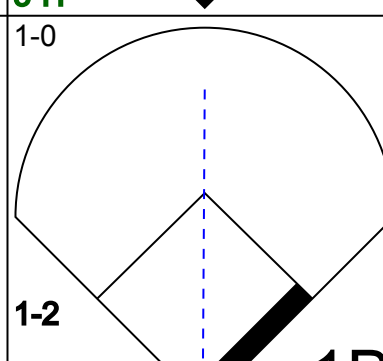
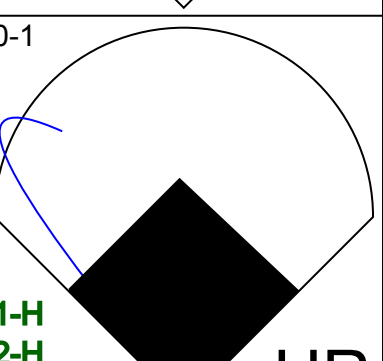
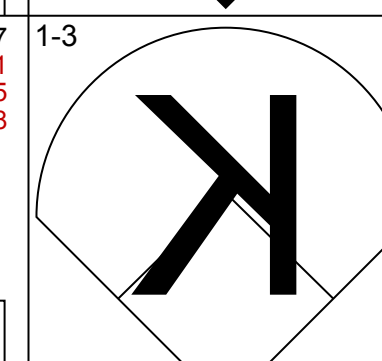
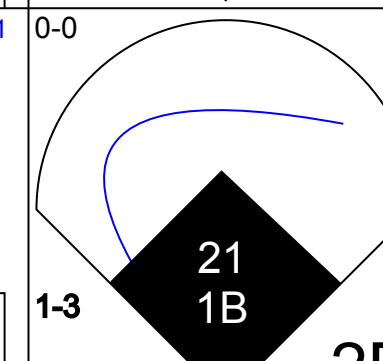
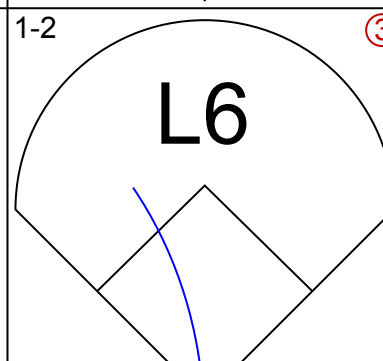
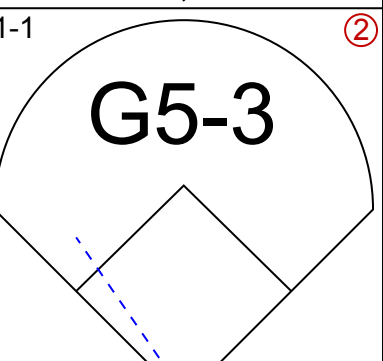
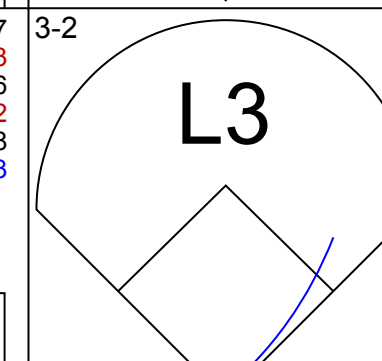
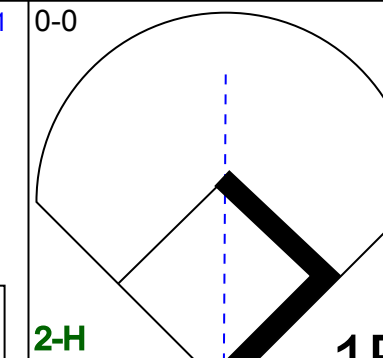

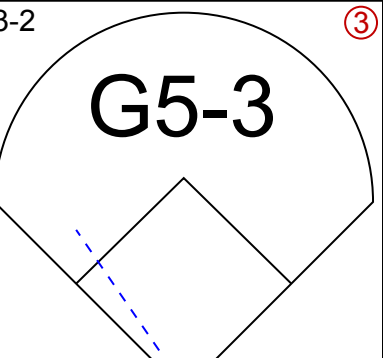

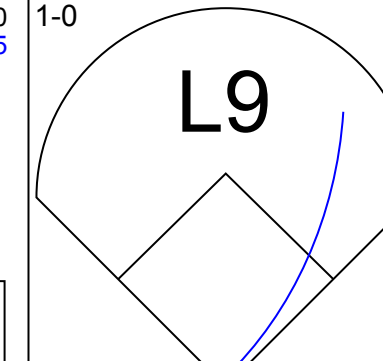
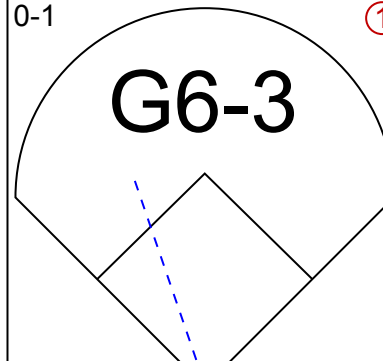


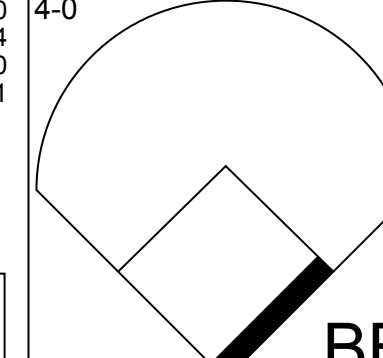
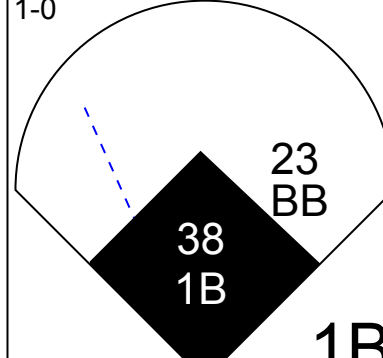


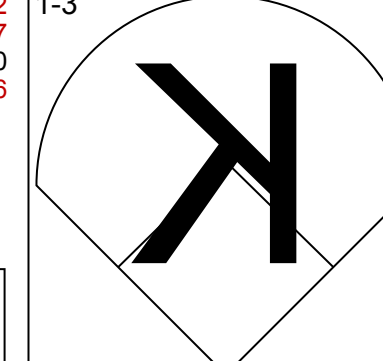
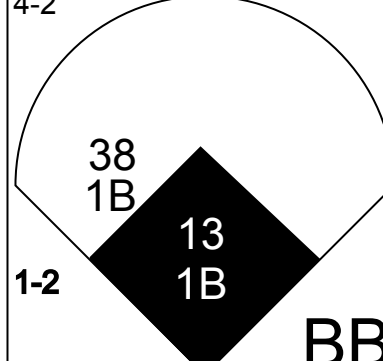


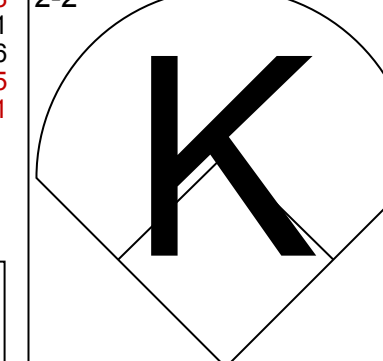
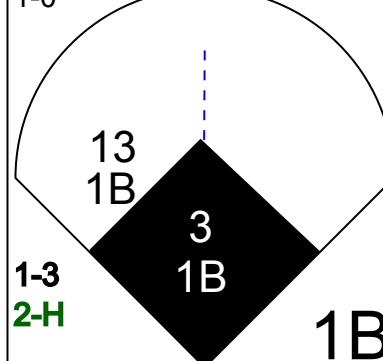
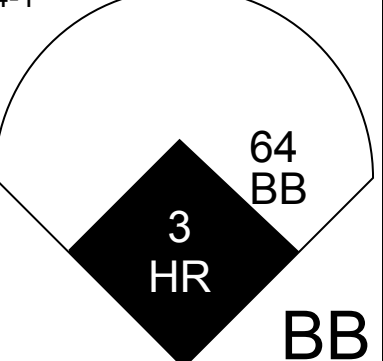



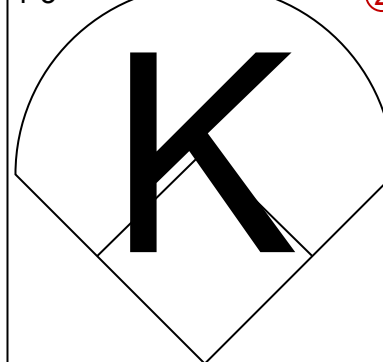
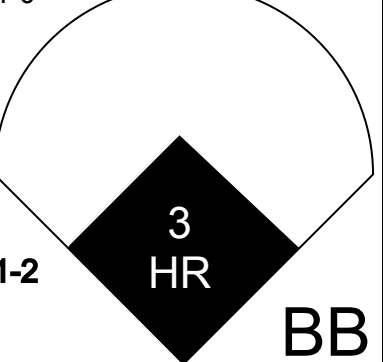
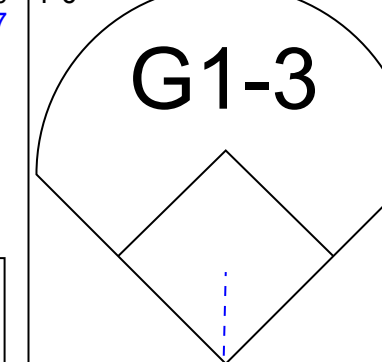

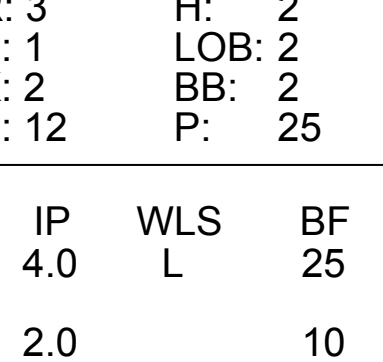

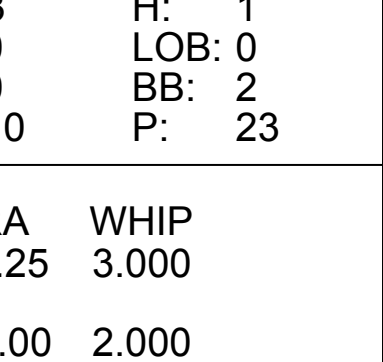
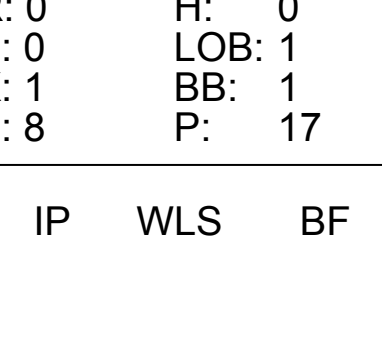


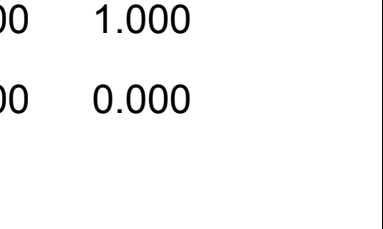



Batter	1	2	3	4	5	6	7	8	9	AB	R	H	RBI	BB	SO	LOB	TOP			
Justin Turner, R (1,6) OBP: 0.349, SLG: 0.362										4	0	0	0	0	1	0				
28 Daniel Murphy, L (1,4) OBP: 0.315, SLG: 0.407										4	1	2	0	0	1	0				
5 David Wright, R (1,5) OBP: 0.414, SLG: 0.512										3	1	1	0	1	1	1				
44 John Buck, R (1,2) OBP: 0.276, SLG: 0.496										3	1	1	1	1	0	2				
21 Lucas Duda, L (1,7) OBP: 0.361, SLG: 0.481										4	0	0	1	0	1	3				
6 Marlon Byrd, R (1,9) OBP: 0.301, SLG: 0.458										4	1	2	2	0	1	0				
29 Ike Davis, L (1,3) OBP: 0.261, SLG: 0.288										4	0	0	0	0	1	1				
12 Juan Lagares, R (1,8) OBP: 0.184, SLG: 0.167										3	0	0	0	0	0	1				
1 Jordan Walden, L (9,PH) OBP: 0.297, SLG: 0.426										0	0	0	0	1	0	0				
35 Dillon Gee, R (1,1) OBP: 0.071, SLG: 0.071										1	0	0	0	0	1	0				
11 Ruben Tejada, R (5,PH) OBP: 0.205, SLG: 0.296										0	0	0	0	0	0	0				
73 Robert Carson, L (5,1) OBP: 0.129, SLG: 0.156										0	0	0	0	0	0	0				
16 Rick Ankiel, L (7,PH) OBP: 0.129, SLG: 0.156										0	0	0	0	0	0	0				
34 Brandon Lyon, R (7,1) OBP: 0.129, SLG: 0.156										0	0	0	0	0	0	0				
46 Greg Burke, R (8,1) OBP: 0.270, SLG: 0.333										1	0	0	0	0	1	1				
Inning Stats	R: 0 E: 0 K: 1 S: 9	H: 1 LOB: 1 BB: 0 P: 12	R: 0 E: 0 K: 0 S: 5	H: 0 LOB: 0 BB: 0 P: 8	R: 0 E: 0 K: 1 S: 8	H: 0 LOB: 0 BB: 0 P: 11	R: 0 E: 0 K: 0 S: 7	H: 1 LOB: 1 BB: 0 P: 9	R: 0 E: 0 K: 0 S: 7	H: 1 LOB: 0 BB: 0 P: 10	R: 4 E: 0 K: 1 S: 12	H: 3 LOB: 0 BB: 1 P: 21	R: 0 E: 0 K: 3 S: 11	H: 0 LOB: 1 BB: 0 P: 18	R: 0 E: 0 K: 2 S: 11	H: 0 LOB: 1 BB: 1 P: 19	1B: 4 2B: 1 3B: 0 HR: 1	SF: 0 SAC: 0 DP: 0 HBP: 0	WP: 0 PB: 0 SB: 0 CS: 0	PA: 36
PITCHER	IP WLS BF H R ER SO BB IBB HBP BLK WP HR S P ERA WHIP																			
64 John Gast, L (1,1) ERA: 6.0	6.0 W 25 6 4 4 3 1 0 0 0 0 0 1 48 71 6.00 1.167																			
43 Seth Maness, R (7,1) ERA:	1.0 3 0 0 0 0 0 0 0 0 0 0 0 7 10 0.00 0.000																			
62 Carlos Martinez, R (8,1) ERA: 7.36	1.0 4 0 0 0 3 1 0 0 0 0 0 0 11 18 0.00 1.000																			
58 Joe Kelly, R (9,1) ERA: 7.11	1.0 4 0 0 0 2 1 0 0 0 0 0 0 11 19 0.00 1.000																			

New York Mets @ St. Louis Cardinals
 Busch Stadium, St. Louis, MO
 Tue May 14 2013, 7:15 PM - 9:54 PM CDT
 Att: 37,460 - Clear - 93 F

AB 33
 R 4
 H 6
 RBI 4
 BB 3
 SO 8
 LOB 10



Batter	1	2	3	4	5	6	7	8	9	AB	R	H	RBI	BB	SO	LOB	BOTTOM			
13 Matt Carpenter, L (1,4) OBP: 0.386, SLG: 0.453										3	1	2	1	2	0	2				
3 Carlos Beltrán, S (1,9) OBP: 0.338, SLG: 0.553										5	2	3	4	0	1	2				
7 Matt Holliday, R (1,7) OBP: 0.394, SLG: 0.448										5	1	1	1	0	1	5				
62 Carlos Martinez, R (8,1) OBP: 0.338, SLG: 0.553										0	0	0	0	0	0	0				
58 Joe Kelly, R (9,1) ERA: 7.11										0	0	0	0	0	0	0				
21 Allen Craig, R (1,3) OBP: 0.344, SLG: 0.457										4	0	2	2	0	1	2				
48 Tony Cruz, R (9,2) OBP: 0.222, SLG: 0.125										1	0	0	0	0	0	0				
4 Yadier Molina, R (1,5) OBP: 0.367, SLG: 0.451										5	0	0	0	0	0	2				
19 Jon Jay, L (1,8) OBP: 0.353, SLG: 0.423										4	2	2	1	1	0	1				
23 David Freese, R (1,5) OBP: 0.296, SLG: 0.250										3	1	0	0	1	2	3				
43 Seth Maness, R (7,1) ERA:										0	0	0	0	0	0	0				
43 Shane Robinson, R (8,7) OBP: 0.375, SLG: 0.194										0	0	0	0	0	0	0				
38 Pete Kozma, R (1,6) OBP: 0.311, SLG: 0.308										3	2	1	1	1	1	2				
64 John Gast, L (1,1) ERA: 6.0										2	1	0	0	1	1	2				
12 Ty Wigington, R (7,5) OBP: 0.259, SLG: 0.240										1	0	0	0	0	0	0				
Inning Stats	R: 3 E: 1 K: 2 S: 12	H: 2 LOB: 2 BB: 2 P: 25	R: 0 E: 0 K: 2 S: 15	H: 2 LOB: 2 BB: 0 P: 25	R: 3 E: 0 K: 1 S: 16	H: 4 LOB: 2 BB: 1 P: 25	R: 0 E: 0 K: 0 S: 11	H: 1 LOB: 1 BB: 0 P: 15	R: 3 E: 0 K: 1 S: 10	H: 1 LOB: 0 BB: 2 P: 23	R: 1 E: 0 K: 1 S: 8	H: 1 LOB: 0 BB: 0 P: 14	R: 0 E: 0 K: 1 S: 8	H: 0 LOB: 1 BB: 1 P: 17	R: 0 E: 0 K: 0 S: 8	H: 0 LOB: 0 BB: 0 P: 9	1B: 8 2B: 1 3B: 0 HR: 2	SF: 0 SAC: 0 DP: 0 HBP: 0	WP: 1 PB: 0 SB: 0 CS: 0	PA: 42
PITCHER	IP WLS BF H R ER SO BB IBB HBP BLK WP HR S P ERA WHIP																			
35 Dillon Gee, R (1,1) ERA: 6.13	4.0 L 25 2 4 4 1 2 0 0 0 0 0 2 18 37 18.00 2.000																			
73 Robert Carson, L (5,1) ERA: 12.0	2.0 10 2 4 4 1 2 0 0 0 0 0 2 18 37 18.00 2.000																			
34 Brandon Lyon, R (7,1) ERA: 3.6	1.0 4 0 0 0 1 1 0 0 0 0 0 0 8 17 0.00 1.000																			
46 Greg Burke, R (8,1) ERA: 5.99	1.0 3 0 0 0 0 0 0 0 0 0 0 0 8 9 0.00 0.000																			

New York Mets @ St. Louis Cardinals
 Busch Stadium, St. Louis, MO
 Tue May 14 2013, 7:15 PM - 9:54 PM CDT
 Att: 37,460 - Clear - 93 F

AB 36
 R 10
 H 11
 RBI 10
 BB 6
 SO 7
 LOB 21



Batter	1	2	3	4	5	6	7	8	9	AB	R	H	RBI	BB	SO	LOB	TOP			
23 Mike Baxter, L (1,9) OBP: 0.351, SLG: 0.313										4	0	0	0	0	2	2				
28 Daniel Murphy, L (1,4) OBP: 0.314, SLG: 0.410										4	0	1	0	0	1	1				
5 David Wright, R (1,5) OBP: 0.416, SLG: 0.504										4	0	1	0	0	3	2				
29 Ike Davis, L (1,3) OBP: 0.254, SLG: 0.279										4	0	0	0	0	1	2				
21 Lucas Duda, L (1,7) OBP: 0.350, SLG: 0.464										4	0	0	0	0	0	0				
44 John Buck, R (1,2) OBP: 0.290, SLG: 0.496										2	1	1	0	1	0	0				
16 Rick Ankiel, L (1,8) OBP: 0.243, SLG: 0.500										4	1	2	2	0	0	0				
11 Rubén Tejada, R (1,6) OBP: 0.295, SLG: 0.289										3	0	0	0	0	0	2				
38 Shaun Marcum, R (1,1) OBP: 0.250, SLG: 0.250										3	0	2	0	0	0	0				
56 Scott Rice, L (7,1)										0	0	0	0	0	0	0				
32 LaTroy Hawkins, R (8,1)										0	0	0	0	0	0	0				
Inning Stats	R: 0 E: 0 K: 3 S: 12	H: 1 LOB: 1 BB: 0 P: 21	R: 0 E: 0 K: 0 S: 17	H: 1 LOB: 1 BB: 0 P: 24	R: 0 E: 0 K: 1 S: 14	H: 0 LOB: 0 BB: 0 P: 15	R: 0 E: 0 K: 2 S: 8	H: 1 LOB: 1 BB: 0 P: 12	R: 2 E: 0 K: 0 S: 14	H: 3 LOB: 1 BB: 0 P: 20	R: 0 E: 0 K: 1 S: 5	H: 0 LOB: 0 BB: 0 P: 9	R: 0 E: 0 K: 0 S: 8	H: 0 LOB: 0 BB: 0 P: 12	1B: 5 2B: 2 3B: 0 HR: 1	SF: 0 SAC: 0 DP: 1 HBP: 1	WP: 0 PB: 0 SB: 2 CS: 1	PA: 35		
PITCHER	IP: 5.2 WLS: 1 BF: 21 ERA: 1.4	IP: 0.2 WLS: H BF: 5 ERA: 1.59	IP: 1.0 WLS: H BF: 3 ERA: 2.7	IP: 1.0 WLS: S BF: 3 ERA: 1.69	IP: 0.0 WLS: 0 BF: 0 ERA: 0.00	IP: 0.0 WLS: 0 BF: 0 ERA: 0.00	IP: 0.0 WLS: 0 BF: 0 ERA: 0.00	IP: 0.0 WLS: 0 BF: 0 ERA: 0.00	IP: 0.0 WLS: 0 BF: 0 ERA: 0.00	IP: 0.0 WLS: 0 BF: 0 ERA: 0.00	IP: 0.0 WLS: 0 BF: 0 ERA: 0.00	IP: 0.0 WLS: 0 BF: 0 ERA: 0.00	IP: 0.0 WLS: 0 BF: 0 ERA: 0.00	IP: 0.0 WLS: 0 BF: 0 ERA: 0.00	IP: 0.0 WLS: 0 BF: 0 ERA: 0.00	IP: 0.0 WLS: 0 BF: 0 ERA: 0.00	IP: 0.0 WLS: 0 BF: 0 ERA: 0.00	IP: 0.0 WLS: 0 BF: 0 ERA: 0.00	IP: 0.0 WLS: 0 BF: 0 ERA: 0.00	IP: 0.0 WLS: 0 BF: 0 ERA: 0.00

New York Mets @ St. Louis Cardinals
 Busch Stadium, St. Louis, MO
 Wed May 15 2013, 7:18 PM - 10:23 PM CDT
 Att: 38,143 - Partly Cloudy - 87 F

AB 32
 R 2
 H 7
 RBI 2
 BB 1
 SO 7
 LOB 9



Batter	1	2	3	4	5	6	7	8	9	AB	R	H	RBI	BB	SO	LOB	BOTTOM			
13 Matt Carpenter, L (1,5) OBP: 0.377, SLG: 0.441										4	0	0	0	0	1	3				
3 Carlos Beltrán, S (1,9) OBP: 0.336, SLG: 0.541										3	0	0	0	1	0	0				
7 Matt Holliday, R (1,7) OBP: 0.361, SLG: 0.442										4	2	1	0	0	0	1				
21 Allen Craig, R (1,3) OBP: 0.342, SLG: 0.448										3	0	0	0	1	0	1				
19 Jon Jay, L (1,8) OBP: 0.351, SLG: 0.425										4	1	1	1	0	2	2				
48 Tony Cruz, R (1,2) OBP: 0.250, SLG: 0.182										3	0	1	1	0	0	0				
4 Yadier Molina, R (8,PH) OBP: 0.371, SLG: 0.455										1	0	1	1	0	0	0				
33 Daniel Descalso, L (1,4) OBP: 0.272, SLG: 0.297										3	1	1	0	1	2	3				
38 Pete Kozma, R (1,6) OBP: 0.312, SLG: 0.309										3	0	1	0	0	0	1				
40 Shelby Miller, R (1,1)										2	0	0	0	0	0	1				
36 Randy Choate, L (8,1)										0	0	0	0	0	0	0				
43 Seth Maness, R (7,1)										0	0	0	0	0	0	0				
32 Matt Adams, L (7,PH) OBP: 0.344										0	0	0	0	0	0	0				
12 Ty Wigington, R (7,PH) OBP: 0.363, SLG: 0.336										0	0	0	0	0	0	0				
26 Trevor Rosenthal, R (8,1)										0	0	0	0	0	0	0				
44 Edward Mujica, R (9,1)										0	0	0	0	0	0	0				
Inning Stats	R: 0 E: 0 K: 0 S: 6	H: 0 LOB: 0 BB: 0 P: 8	R: 0 E: 0 K: 1 S: 7	H: 0 LOB: 0 BB: 0 P: 10	R: 0 E: 0 K: 1 S: 16	H: 1 LOB: 1 BB: 0 P: 23	R: 2 E: 0 K: 1 S: 14	H: 3 LOB: 1 BB: 0 P: 21	R: 0 E: 0 K: 0 S: 9	H: 0 LOB: 0 BB: 0 P: 11	R: 0 E: 0 K: 0 S: 5	H: 0 LOB: 0 BB: 0 P: 7	R: 0 E: 0 K: 0 S: 10	H: 1 LOB: 2 BB: 2 P: 22	R: 1 E: 1 K: 2 S: 15	H: 1 LOB: 2 BB: 2 P: 27	1B: 5 2B: 1 3B: 0 HR: 0	SF: 0 SAC: 0 DP: 0 HBP: 0	WP: 1 PB: 0 SB: 0 CS: 0	PA: 34
PITCHER	IP: 6.2 WLS: L BF: 26 ERA: 6.75	IP: 0.1 WLS: 0 BF: 2 ERA: 3.44	IP: 1.0 WLS: 1 BF: 1 ERA: 3.5	IP: 1.0 WLS: 1 BF: 1 ERA: 3.5	IP: 0.0 WLS: 0 BF: 0 ERA: 0.00	IP: 0.0 WLS: 0 BF: 0 ERA: 0.00	IP: 0.0 WLS: 0 BF: 0 ERA: 0.00	IP: 0.0 WLS: 0 BF: 0 ERA: 0.00	IP: 0.0 WLS: 0 BF: 0 ERA: 0.00	IP: 0.0 WLS: 0 BF: 0 ERA: 0.00	IP: 0.0 WLS: 0 BF: 0 ERA: 0.00	IP: 0.0 WLS: 0 BF: 0 ERA: 0.00	IP: 0.0 WLS: 0 BF: 0 ERA: 0.00	IP: 0.0 WLS: 0 BF: 0 ERA: 0.00	IP: 0.0 WLS: 0 BF: 0 ERA: 0.00	IP: 0.0 WLS: 0 BF: 0 ERA: 0.00	IP: 0.0 WLS: 0 BF: 0 ERA: 0.00	IP: 0.0 WLS: 0 BF: 0 ERA: 0.00	IP: 0.0 WLS: 0 BF: 0 ERA: 0.00	IP: 0.0 WLS: 0 BF: 0 ERA: 0.00

New York Mets @ St. Louis Cardinals
 Busch Stadium, St. Louis, MO
 Wed May 15 2013, 7:18 PM - 10:23 PM CDT
 Att: 38,143 - Partly Cloudy - 87 F

AB 30
 R 4
 H 6
 RBI 3
 BB 4
 SO 5
 LOB 12



Batter	1	2	3	4	5	6	7	8	9	AB	R	H	RBI	BB	SO	LOB	TOP										
1 Jordany Valdespin, L OBP: 0.291, SLG: 0.411 39 Bobby Parnell, R										5	1	1	0	0	1	2											
28 Daniel Murphy, L OBP: 0.335, SLG: 0.439										4	2	4	1	1	0	0											
5 David Wright, R OBP: 0.416, SLG: 0.515										5	1	3	2	0	0	4											
29 Ike Davis, L OBP: 0.245, SLG: 0.268										5	0	0	0	0	4	5											
21 Lucas Duda, L OBP: 0.355, SLG: 0.474 12 Juan Lagares, R OBP: 0.184, SLG: 0.167										2	1	1	1	1	0	0											
44 John Buck, R OBP: 0.285, SLG: 0.488										4	0	1	1	0	2	1											
16 Rick Ankiel, L OBP: 0.244, SLG: 0.500										4	0	1	0	0	0	1											
11 Rubén Tejada, R OBP: 0.294, SLG: 0.288										3	0	0	0	0	2	2											
49 Jonathon Niese, L OBP: 0.214, SLG: 0.154 34 Brandon Lyon, R										3	1	1	0	1	0	0											
23 Mike Baxter, L OBP: 0.346, SLG: 0.308										4	0	3	1	0	0	0											
Inning Stats	R: 0 E: 0 K: 2 S: 9	H: 1 LOB: 1 BB: 0 P: 12	R: 0 E: 0 K: 2 S: 8	H: 0 LOB: 0 BB: 0 P: 14	R: 2 E: 1 K: 1 S: 13	H: 3 LOB: 1 BB: 0 P: 15	R: 0 E: 0 K: 1 S: 6	H: 0 LOB: 0 BB: 1 P: 14	R: 0 E: 0 K: 1 S: 9	H: 0 LOB: 0 BB: 0 P: 15	R: 2 E: 1 K: 1 S: 12	H: 2 LOB: 0 BB: 0 P: 17	R: 0 E: 0 K: 1 S: 10	H: 2 LOB: 3 BB: 1 P: 19	R: 1 E: 0 K: 1 S: 14	H: 2 LOB: 1 BB: 0 P: 21	R: 0 E: 0 K: 1 S: 13	H: 2 LOB: 2 BB: 0 P: 21	1B: 7 2B: 6 3B: 0 HR: 0	SF: 1 SAC: 0 DP: 1 HBP: 0	WP: 0 PB: 0 SB: 0 CS: 1	PA: 40					
PITCHER	IP	WLS	BF	H	R	ER	SO	BB	IBB	HBP	BLK	WP	HR	S	P	ERA	WHIP										
50 Adam Wainwright, R ERA: 2.51	6.0	L	24	6	4	3	8	1	0	0	0	0	0	57	87	4.50	1.167										
36 Randy Choate, L ERA: 1.42	0.2		5	2	0	0	1	1	0	0	0	0	0	8	15	0.00	4.500										
59 Fernando Salas, R ERA: 4.2	1.1		6	2	1	1	1	0	0	0	0	0	0	16	25	6.75	1.500										
58 Joe Kelly, R ERA: 6.99	1.0		5	2	0	0	1	0	0	0	0	0	0	13	21	0.00	2.000										

New York Mets @ St. Louis Cardinals
 Busch Stadium, St. Louis, MO
 Thu May 16 2013, 12:47 PM - 3:39 PM CDT
 Att: 44,068 - Cloudy - 74 F

AB 37
 R 5
 H 12
 RBI 5
 BB 2
 SO 11
 LOB 16



Batter	1	2	3	4	5	6	7	8	9	AB	R	H	RBI	BB	SO	LOB	BOTTOM										
13 Matt Carpenter, L OBP: 0.380, SLG: 0.445										3	1	1	0	1	0	0											
43 Shane Robinson, R OBP: 0.284, SLG: 0.176										3	0	0	0	1	0	2											
3 Carlos Beltrán, S OBP: 0.347, SLG: 0.554										4	0	0	0	0	1	4											
21 Allen Craig, R OBP: 0.333, SLG: 0.435										4	0	0	0	0	1	4											
4 Yadier Molina, R OBP: 0.368, SLG: 0.449										4	1	1	0	0	0	0											
23 David Freese, R OBP: 0.287, SLG: 0.242 33 Daniel Descalso, L OBP: 0.268, SLG: 0.293										3	0	0	0	0	1	1											
12 Ty Wigginton, R OBP: 0.256, SLG: 0.214 32 Matt Adams, L OBP: 0.528, SLG: 0.848										3	0	0	0	0	1	1											
38 Pete Kozma, R OBP: 0.310, SLG: 0.315										4	0	1	1	0	1	1											
50 Adam Wainwright, R OBP: 0.174, SLG: 0.174 36 Randy Choate, L OBP: 0.287, SLG: 0.214 59 Fernando Salas, R OBP: 0.268, SLG: 0.293 19 Jon Jay, L OBP: 0.348, SLG: 0.422 58 Joe Kelly, R										2	0	1	0	0	0	1											
Inning Stats	R: 0 E: 0 K: 0 S: 8	H: 1 LOB: 1 BB: 0 P: 11	R: 1 E: 0 K: 0 S: 13	H: 2 LOB: 1 BB: 0 P: 22	R: 0 E: 0 K: 0 S: 7	H: 0 LOB: 0 BB: 0 P: 9	R: 0 E: 0 K: 2 S: 14	H: 0 LOB: 0 BB: 0 P: 19	R: 0 E: 0 K: 1 S: 12	H: 1 LOB: 2 BB: 1 P: 21	R: 0 E: 0 K: 0 S: 8	H: 1 LOB: 0 BB: 0 P: 10	R: 0 E: 0 K: 0 S: 6	H: 0 LOB: 0 BB: 0 P: 8	R: 1 E: 0 K: 0 S: 12	H: 2 LOB: 1 BB: 1 P: 20	R: 0 E: 0 K: 1 S: 8	H: 1 LOB: 0 BB: 0 P: 12	1B: 5 2B: 3 3B: 0 HR: 0	SF: 0 SAC: 0 DP: 2 HBP: 0	WP: 0 PB: 0 SB: 0 CS: 0	PA: 35					
PITCHER	IP	WLS	BF	H	R	ER	SO	BB	IBB	HBP	BLK	WP	HR	S	P	ERA	WHIP										
49 Jonathon Niese, L ERA: 5.4	7.1	W	29	6	2	2	3	2	0	0	0	0	0	76	113	2.46	1.091										
34 Brandon Lyon, R ERA: 3.45	0.2	H	2	1	0	0	0	0	0	0	0	0	0	4	7	0.00	1.500										
39 Bobby Parnell, R ERA: 1.04	1.0	S	4	1	0	0	1	0	0	0	0	0	0	8	12	0.00	1.000										

New York Mets @ St. Louis Cardinals
 Busch Stadium, St. Louis, MO
 Thu May 16 2013, 12:47 PM - 3:39 PM CDT
 Att: 44,068 - Cloudy - 74 F

AB 33
 R 2
 H 8
 RBI 2
 BB 2
 SO 4
 LOB 10



Batter	1	2	3	4	5	6	7	8	9	AB	R	H	RBI	BB	SO	LOB	TOP								
1 Jordany Valdespin, L (1.9) OBP: 0.293, SLG: 0.400 6 Marlon Byrd, R (7.7) OBP: 0.266, SLG: 0.454										2	0	0	0	1	1	0									
28 Daniel Murphy, L (1.4) OBP: 0.333, SLG: 0.454										4	1	1	1	0	1	1									
5 David Wright, R (1.5) OBP: 0.424, SLG: 0.543										4	1	3	1	0	0	1									
29 Ike Davis, L (1.3) OBP: 0.245, SLG: 0.267										4	0	1	0	0	1	2									
21 Lucas Duda, L (1.7) OBP: 0.352, SLG: 0.466 39 Bobby Parnell, R (9.1)										4	0	1	0	0	1	3									
44 John Buck, R (1.2) OBP: 0.281, SLG: 0.474										4	0	0	0	0	1	1									
16 Rick Ankiel, L (1.8) OBP: 0.244, SLG: 0.500										4	1	1	0	0	2	0									
11 Rubén Tejada, R (1.6) OBP: 0.287, SLG: 0.280										4	0	0	0	0	0	1									
33 Matt Harvey, R (1.1) OBP: 0.158, SLG: 0.211 56 Scott Rice, L (8.1) 46 Greg Burke, R (8.1) 23 Mike Baxter, L (9.7) OBP: 0.346, SLG: 0.308										3	0	1	1	0	1	0									
Inning Stats	R: 1 E: 0 K: 2 S: 11	H: 1 LOB: 0 BB: 0 P: 15	R: 0 E: 0 K: 1 S: 7	H: 0 LOB: 0 BB: 0 P: 9	R: 0 E: 0 K: 0 S: 6	H: 0 LOB: 0 BB: 0 P: 9	R: 1 E: 0 K: 0 S: 10	H: 3 LOB: 1 BB: 0 P: 14	R: 0 E: 0 K: 1 S: 7	H: 0 LOB: 0 BB: 0 P: 9	R: 0 E: 0 K: 0 S: 13	H: 1 LOB: 2 BB: 1 P: 23	R: 1 E: 1 K: 0 S: 11	H: 2 LOB: 1 BB: 0 P: 17	R: 0 E: 0 K: 2 S: 14	H: 1 LOB: 0 BB: 0 P: 19	R: 0 E: 0 K: 2 S: 7	H: 0 LOB: 0 BB: 0 P: 12	1B: 5 2B: 1 3B: 0 HR: 2	SF: 0 SAC: 0 DP: 1 HBP: 0	WP: 0 PB: 0 SB: 1 CS: 0	PA: 35			
PITCHER	IP WLS BF H R ER SO BB IBB HBP BLK WP HR S P ERA WHIP	IP WLS BF H R ER SO BB IBB HBP BLK WP HR S P ERA WHIP	IP WLS BF H R ER SO BB IBB HBP BLK WP HR S P ERA WHIP	IP WLS BF H R ER SO BB IBB HBP BLK WP HR S P ERA WHIP	IP WLS BF H R ER SO BB IBB HBP BLK WP HR S P ERA WHIP	IP WLS BF H R ER SO BB IBB HBP BLK WP HR S P ERA WHIP	IP WLS BF H R ER SO BB IBB HBP BLK WP HR S P ERA WHIP	IP WLS BF H R ER SO BB IBB HBP BLK WP HR S P ERA WHIP	IP WLS BF H R ER SO BB IBB HBP BLK WP HR S P ERA WHIP	IP WLS BF H R ER SO BB IBB HBP BLK WP HR S P ERA WHIP	IP WLS BF H R ER SO BB IBB HBP BLK WP HR S P ERA WHIP	IP WLS BF H R ER SO BB IBB HBP BLK WP HR S P ERA WHIP	IP WLS BF H R ER SO BB IBB HBP BLK WP HR S P ERA WHIP	IP WLS BF H R ER SO BB IBB HBP BLK WP HR S P ERA WHIP	IP WLS BF H R ER SO BB IBB HBP BLK WP HR S P ERA WHIP	IP WLS BF H R ER SO BB IBB HBP BLK WP HR S P ERA WHIP	IP WLS BF H R ER SO BB IBB HBP BLK WP HR S P ERA WHIP	IP WLS BF H R ER SO BB IBB HBP BLK WP HR S P ERA WHIP	IP WLS BF H R ER SO BB IBB HBP BLK WP HR S P ERA WHIP	IP WLS BF H R ER SO BB IBB HBP BLK WP HR S P ERA WHIP	IP WLS BF H R ER SO BB IBB HBP BLK WP HR S P ERA WHIP	IP WLS BF H R ER SO BB IBB HBP BLK WP HR S P ERA WHIP	IP WLS BF H R ER SO BB IBB HBP BLK WP HR S P ERA WHIP	IP WLS BF H R ER SO BB IBB HBP BLK WP HR S P ERA WHIP	IP WLS BF H R ER SO BB IBB HBP BLK WP HR S P ERA WHIP

New York Mets @ Chicago Cubs
Wrigley Field, Chicago, IL
Fri May 17 2013, 1:24 PM - 4:19 PM CDT
Att: 34,890 - Cloudy - 49 F

AB 34
R 3
H 8
RBI 3
BB 1
SO 8
LOB 10

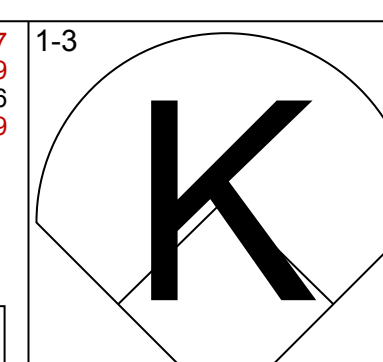
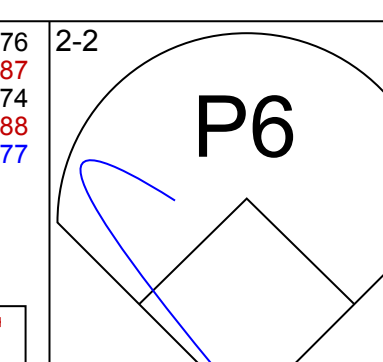
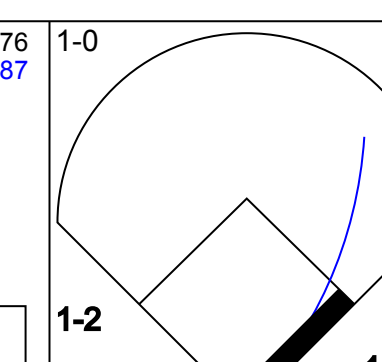
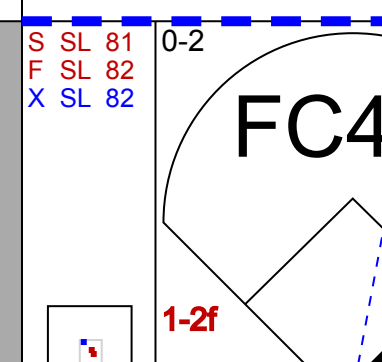
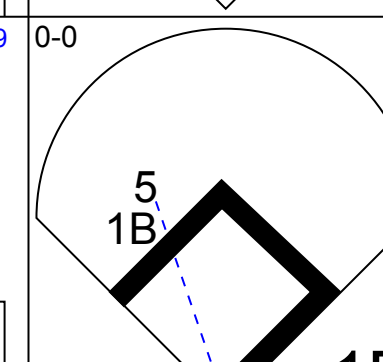
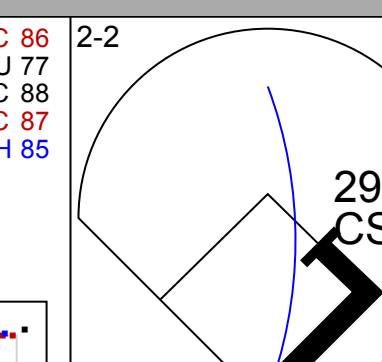
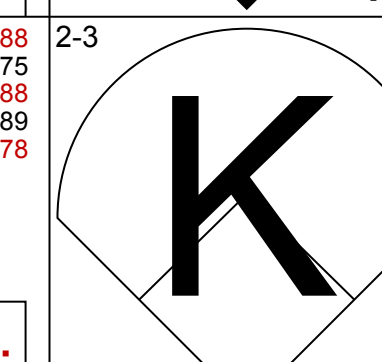
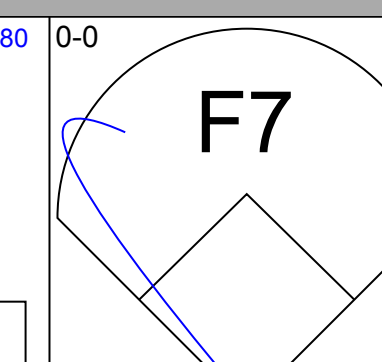
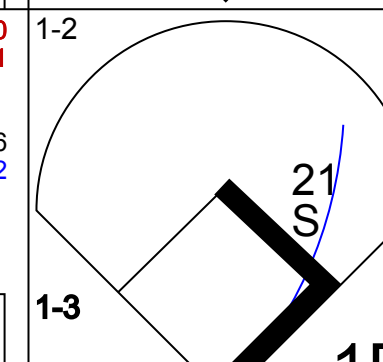
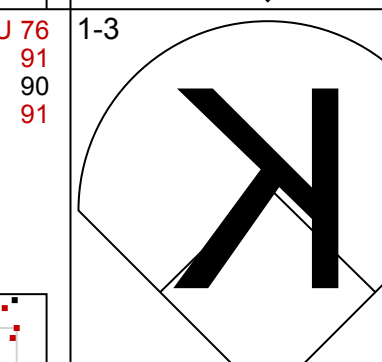
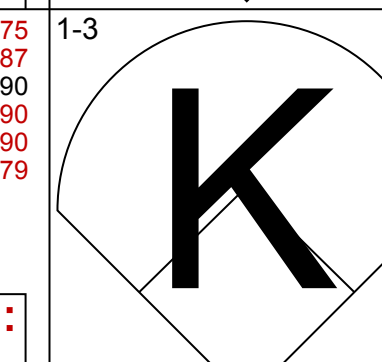
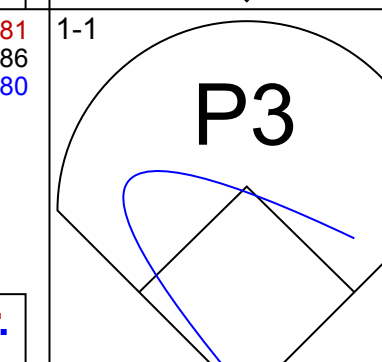
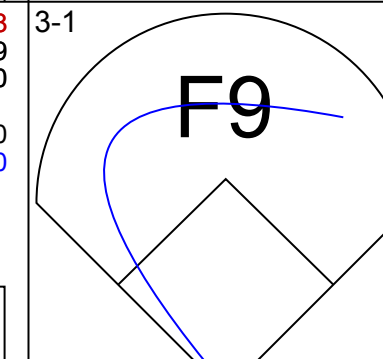
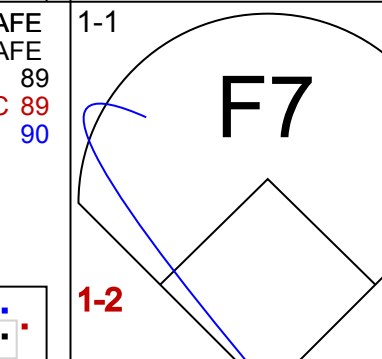
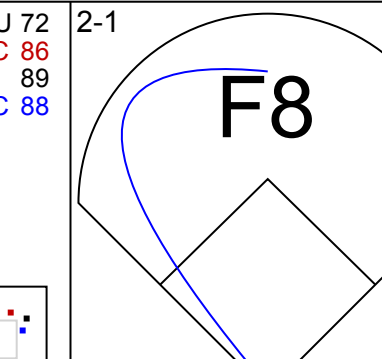
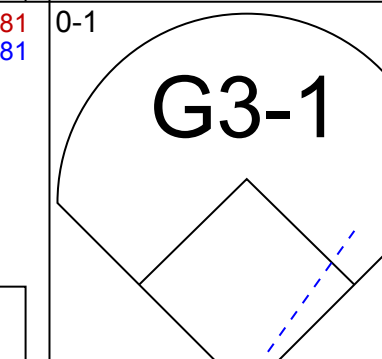
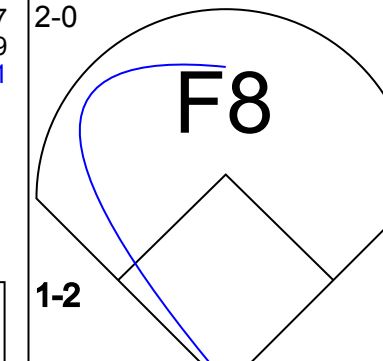
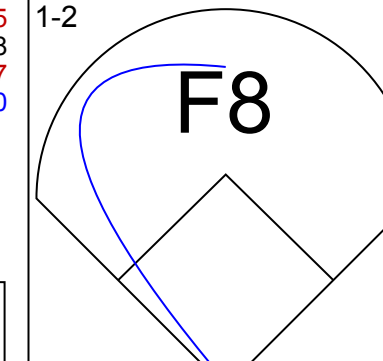
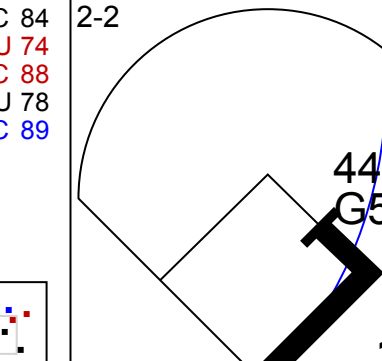
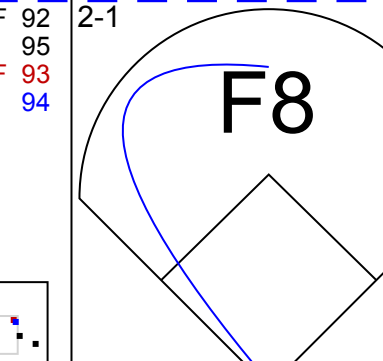
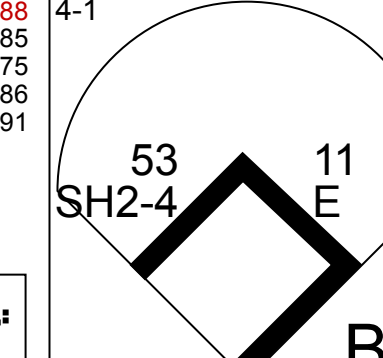
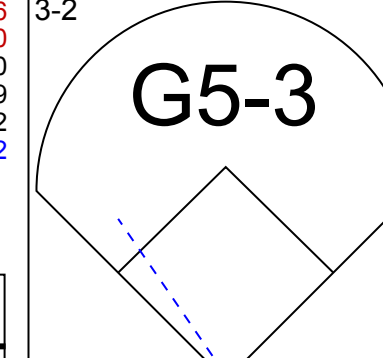
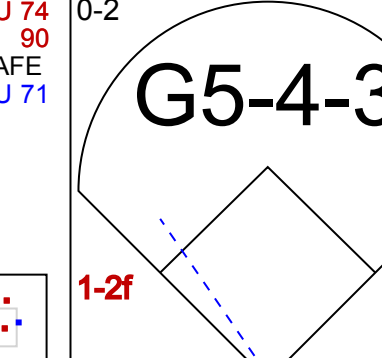
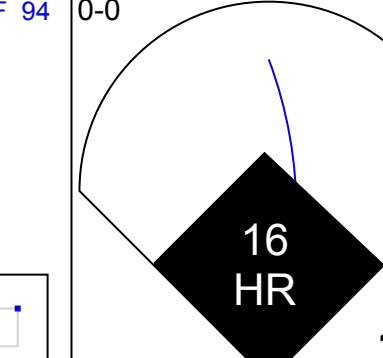
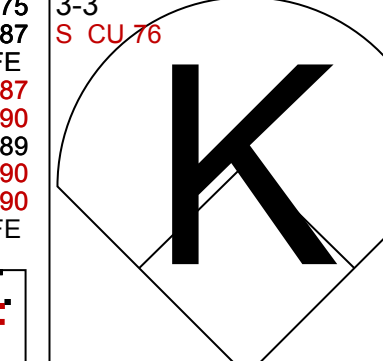
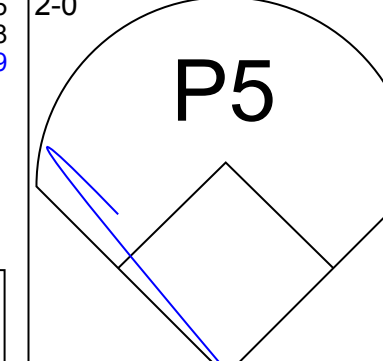
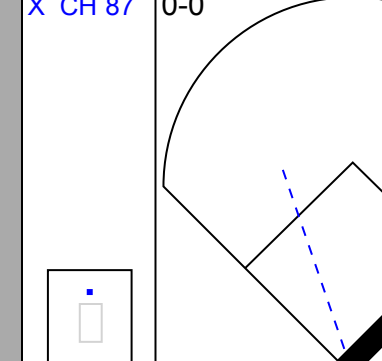
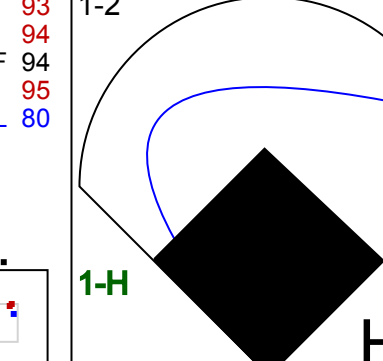
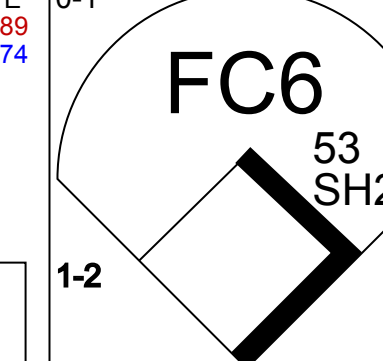
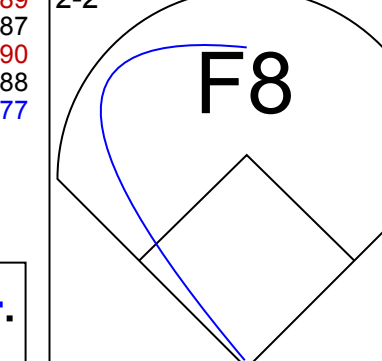
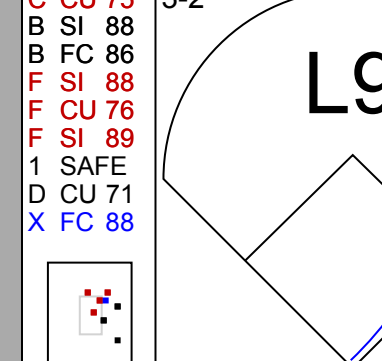
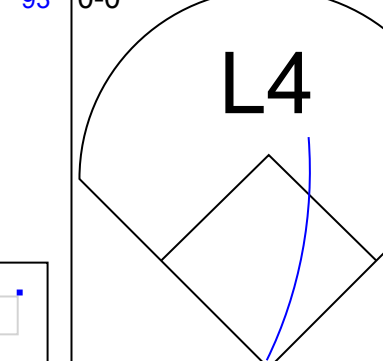
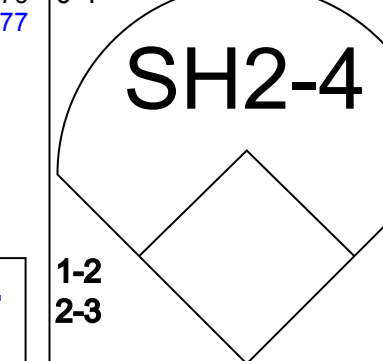
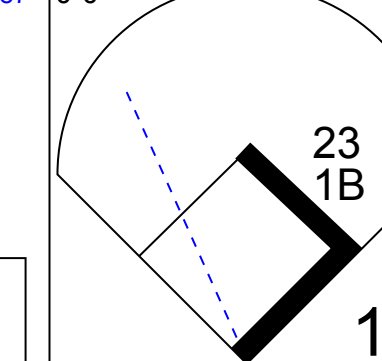
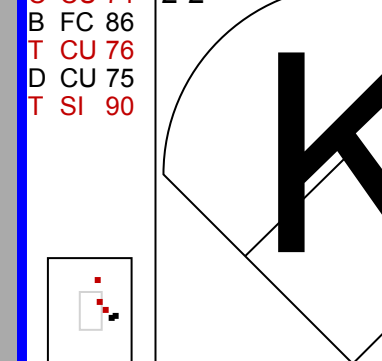
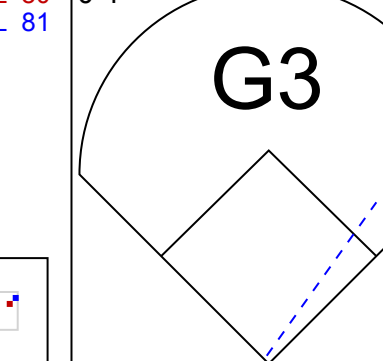



Batter	1	2	3	4	5	6	7	8	9	AB	R	H	RBI	BB	SO	LOB	BOTTOM								
9 David DeJesus, L (1.8) OBP: 0.359, SLG: 0.508										4	0	1	0	0	0	0									
13 Starlin Castro, R (1.6) OBP: 0.319, SLG: 0.408										4	1	2	0	0	0	1									
44 Anthony Rizzo, L (1.3) OBP: 0.347, SLG: 0.522										4	1	1	0	0	0	1									
12 Alfonso Soriano, R (1.7) OBP: 0.291, SLG: 0.408										4	0	1	1	0	2	1									
19 Nate Schierholz, L (1.9) OBP: 0.317, SLG: 0.496										4	0	0	0	0	0	1									
24 Luis Valbuena, L (1.5) OBP: 0.371, SLG: 0.465										3	0	0	0	0	1	1									
53 Wellington Castillo, R (1.2) OBP: 0.322, SLG: 0.386										3	0	0	0	0	2	0									
15 Darwin Barney, R (1.4) OBP: 0.302, SLG: 0.348										3	0	1	0	0	0	0									
36 Edwin Jackson, R (1.1) OBP: 0.071, SLG: 0.143 40 James Russell, L (7.1) 20 Julio Borbon, L (8.7) 11 Kyuji Fujikawa, L (9.1) OBP: 0.357, SLG: 0.292										2	0	0	0	0	1	0									
Inning Stats	R: 2 E: 1 K: 1 S: 17	H: 3 LOB: 1 BB: 0 P: 25	R: 0 E: 0 K: 1 S: 10	H: 0 LOB: 0 BB: 0 P: 14	R: 0 E: 0 K: 1 S: 13	H: 1 LOB: 1 BB: 0 P: 16	R: 0 E: 0 K: 1 S: 12	H: 0 LOB: 0 BB: 0 P: 15	R: 0 E: 0 K: 0 S: 7	H: 0 LOB: 0 BB: 0 P: 8	R: 0 E: 0 K: 1 S: 9	H: 0 LOB: 0 BB: 0 P: 14	R: 0 E: 0 K: 1 S: 8	H: 0 LOB: 0 BB: 0 P: 11	R: 0 E: 0 K: 0 S: 8	H: 2 LOB: 1 BB: 0 P: 13	R: 0 E: 0 K: 0 S: 8	H: 0 LOB: 0 BB: 0 P: 15	1B: 5 2B: 1 3B: 0 HR: 0	SF: 0 SAC: 1 DP: 0 HBP: 0	WP: 0 PB: 0 SB: 0 CS: 0	PA: 32			
PITCHER	IP WLS BF H R ER SO BB IBB HBP BLK WP HR S P ERA WHIP	IP WLS BF H R ER SO BB IBB HBP BLK WP HR S P ERA WHIP	IP WLS BF H R ER SO BB IBB HBP BLK WP HR S P ERA WHIP	IP WLS BF H R ER SO BB IBB HBP BLK WP HR S P ERA WHIP	IP WLS BF H R ER SO BB IBB HBP BLK WP HR S P ERA WHIP	IP WLS BF H R ER SO BB IBB HBP BLK WP HR S P ERA WHIP	IP WLS BF H R ER SO BB IBB HBP BLK WP HR S P ERA WHIP	IP WLS BF H R ER SO BB IBB HBP BLK WP HR S P ERA WHIP	IP WLS BF H R ER SO BB IBB HBP BLK WP HR S P ERA WHIP	IP WLS BF H R ER SO BB IBB HBP BLK WP HR S P ERA WHIP	IP WLS BF H R ER SO BB IBB HBP BLK WP HR S P ERA WHIP	IP WLS BF H R ER SO BB IBB HBP BLK WP HR S P ERA WHIP	IP WLS BF H R ER SO BB IBB HBP BLK WP HR S P ERA WHIP	IP WLS BF H R ER SO BB IBB HBP BLK WP HR S P ERA WHIP	IP WLS BF H R ER SO BB IBB HBP BLK WP HR S P ERA WHIP	IP WLS BF H R ER SO BB IBB HBP BLK WP HR S P ERA WHIP	IP WLS BF H R ER SO BB IBB HBP BLK WP HR S P ERA WHIP	IP WLS BF H R ER SO BB IBB HBP BLK WP HR S P ERA WHIP	IP WLS BF H R ER SO BB IBB HBP BLK WP HR S P ERA WHIP	IP WLS BF H R ER SO BB IBB HBP BLK WP HR S P ERA WHIP	IP WLS BF H R ER SO BB IBB HBP BLK WP HR S P ERA WHIP	IP WLS BF H R ER SO BB IBB HBP BLK WP HR S P ERA WHIP	IP WLS BF H R ER SO BB IBB HBP BLK WP HR S P ERA WHIP	IP WLS BF H R ER SO BB IBB HBP BLK WP HR S P ERA WHIP	IP WLS BF H R ER SO BB IBB HBP BLK WP HR S P ERA WHIP

New York Mets @ Chicago Cubs
Wrigley Field, Chicago, IL
Fri May 17 2013, 1:24 PM - 4:19 PM CDT
Att: 34,890 - Cloudy - 49 F

AB 31
R 2
H 6
RBI 1
BB 0
SO 6
LOB 5

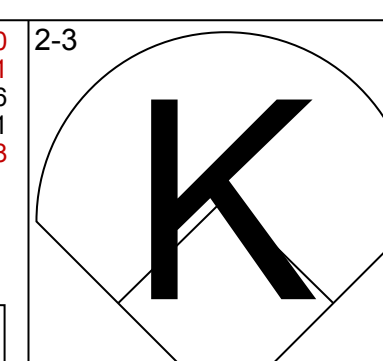
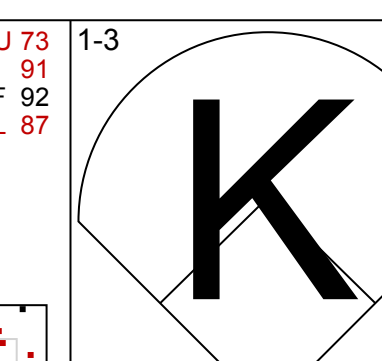
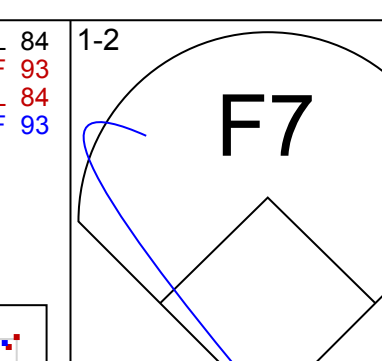
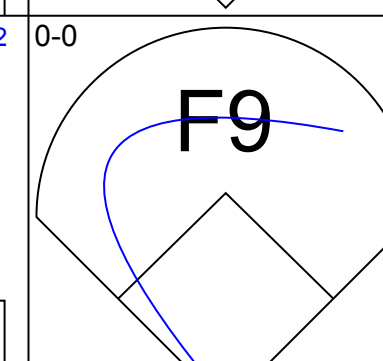
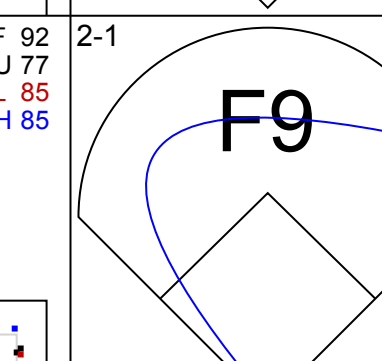
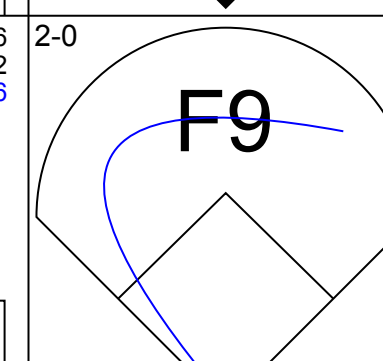
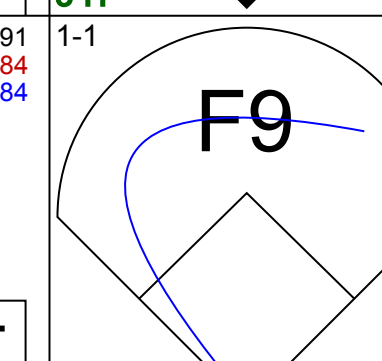
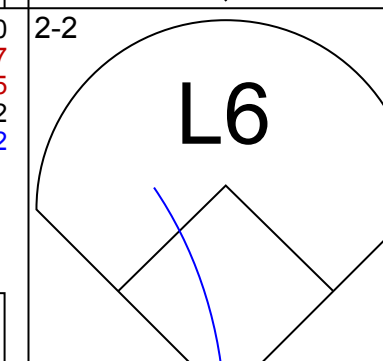
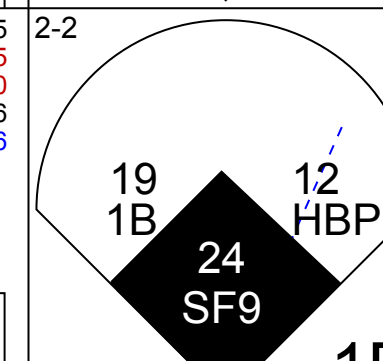
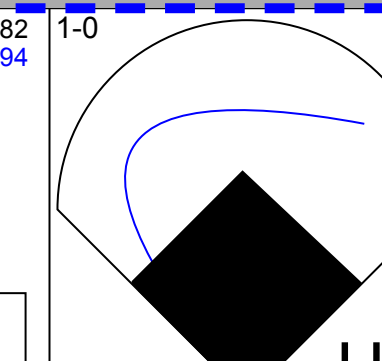
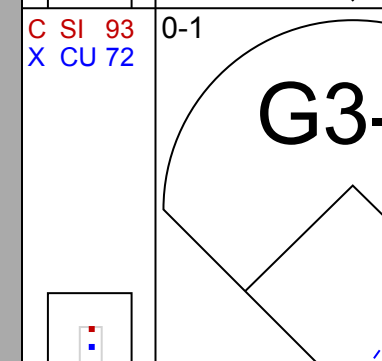
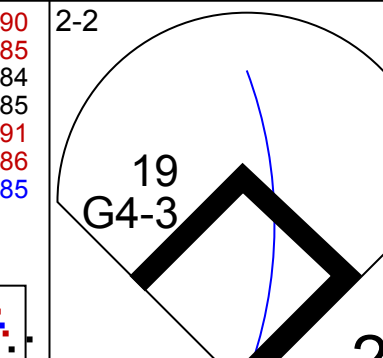
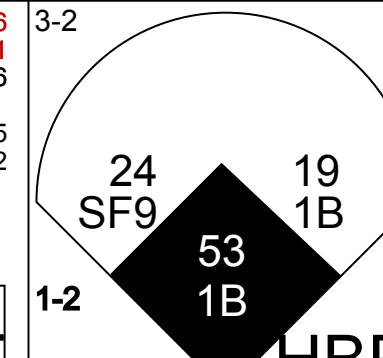
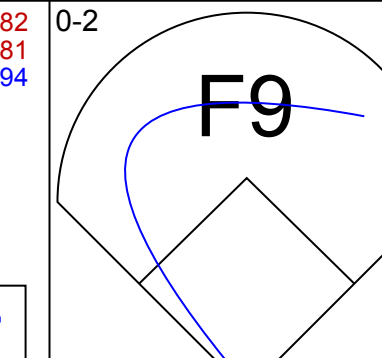
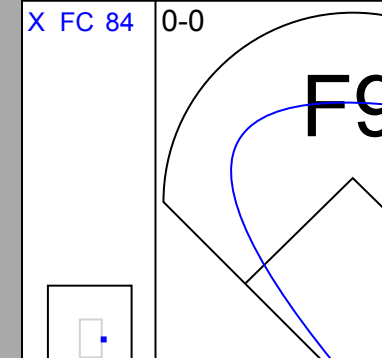
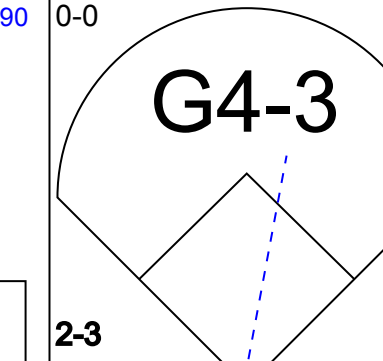
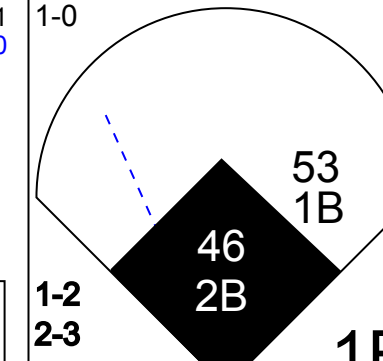
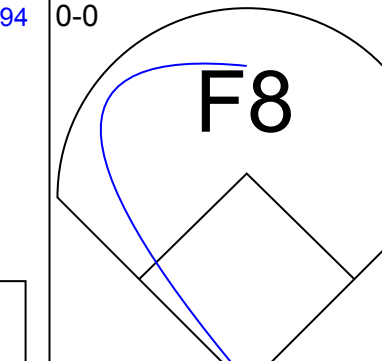

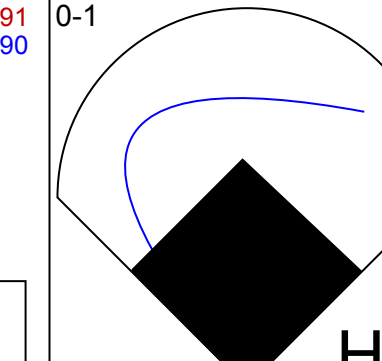
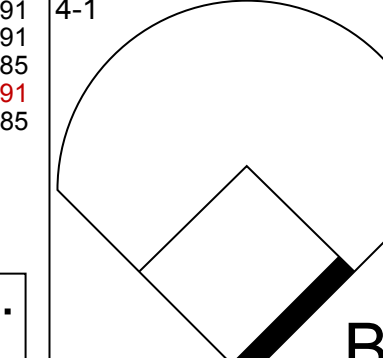
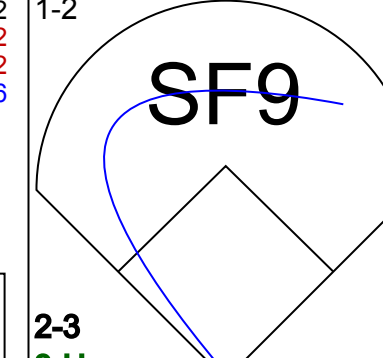
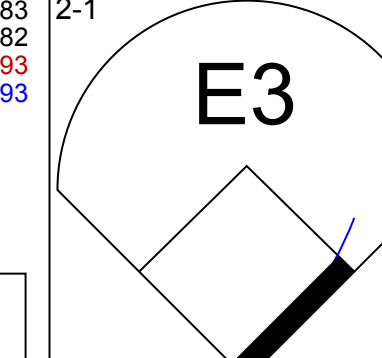

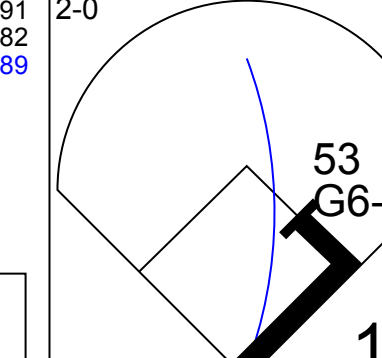
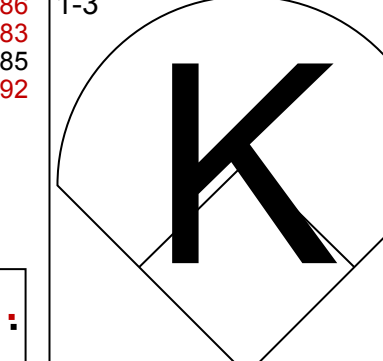
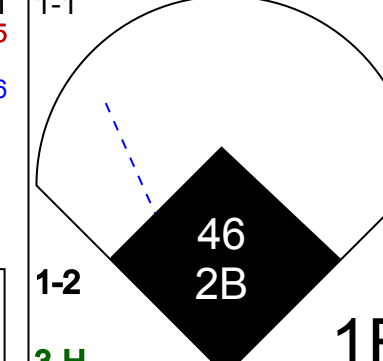
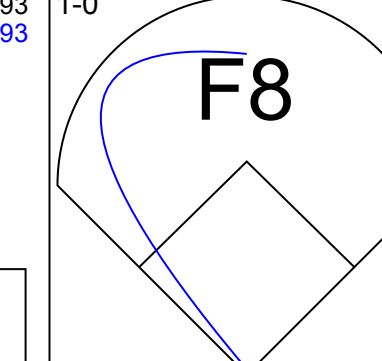
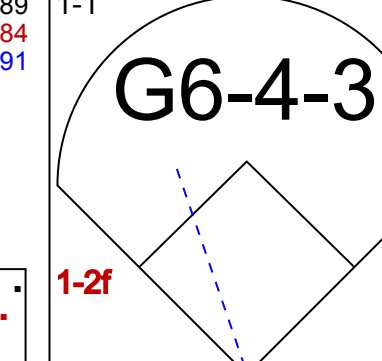
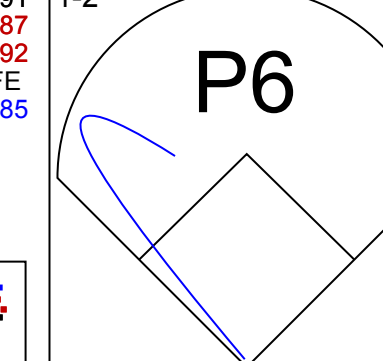
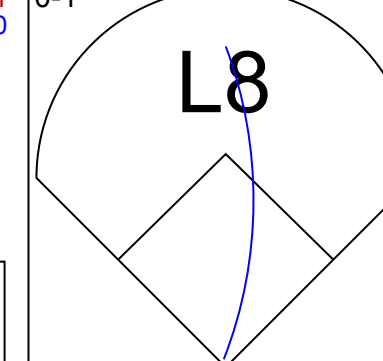
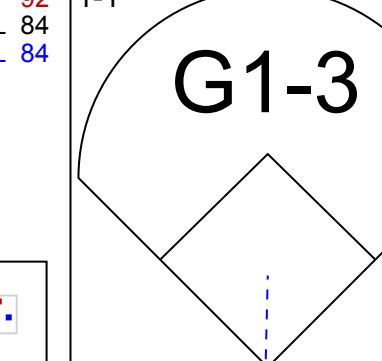
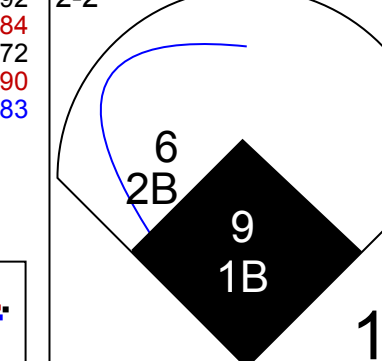
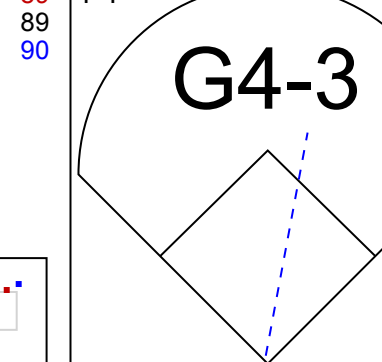
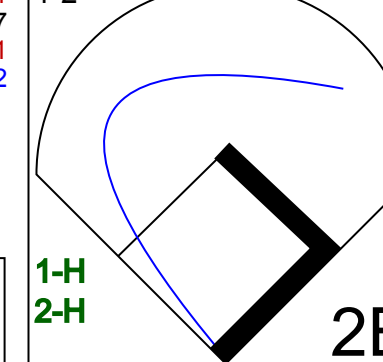
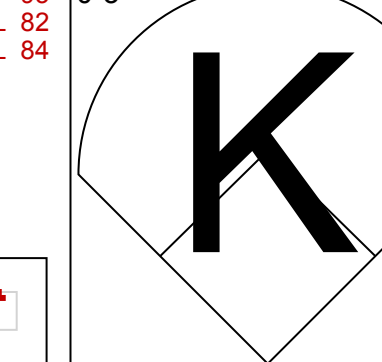
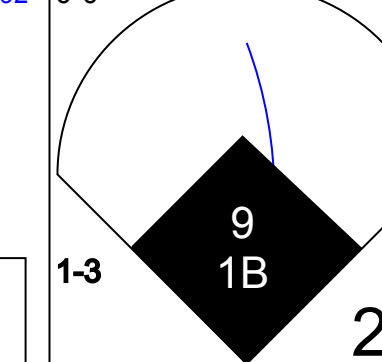


Batter	1	2	3	4	5	6	7	8	9	AB	R	H	RBI	BB	SO	LOB	TOP				
23 Mike Baxter, L (1,9) OBP: 0.341, SLG: 0.304										4	0	1	0	0	1	3					
28 Daniel Murphy, L (1,4) OBP: 0.337, SLG: 0.455										4	0	2	0	0	1	2					
5 David Wright, R (1,5) OBP: 0.426, SLG: 0.535										4	0	1	0	0	2	3					
29 Ike Davis, L (1,3) OBP: 0.287, SLG: 0.259										4	0	0	0	0	0	3					
21 Lucas Duda, L (1,7) OBP: 0.349, SLG: 0.459										4	0	1	0	0	0	2					
44 John Buck, R (1,2) OBP: 0.238, SLG: 0.471										3	1	1	0	1	0	1					
16 Rick Ankiel, L (1,8) OBP: 0.256, SLG: 0.537										4	1	2	2	0	1	1	AB 34 R 2 H 9 RBI 2 BB 1 SO 6 LOB 18				
11 Rubén Tejada, R (1,6) OBP: 0.280, SLG: 0.272										4	0	0	0	0	0	2					
53 Jeremy Hefner, R (1,1) 6 Marlon Byrd, R (5,PH) 73 Robert Carson, L (5,1) Justin Turner, R (7,PH) 36 Collin McHugh, R (7,1) 1 Jordany Valdespin, L (8,PH)										0	0	0	0	0	0	0					
Inning Stats	R: 0 E: 0 K: 1 S: 10	H: 2 LOB: 2 BB: 0 P: 17	R: 0 E: 1 K: 1 S: 13	H: 0 LOB: 2 BB: 1 P: 22	R: 0 E: 0 K: 1 S: 8	H: 1 LOB: 0 BB: 0 P: 12	R: 0 E: 0 K: 0 S: 7	H: 0 LOB: 0 BB: 0 P: 13	R: 0 E: 0 K: 0 S: 8	H: 1 LOB: 0 BB: 0 P: 12	R: 0 E: 0 K: 1 S: 12	H: 1 LOB: 1 BB: 0 P: 17	R: 0 E: 0 K: 0 S: 5	H: 0 LOB: 0 BB: 0 P: 6	R: 2 E: 0 K: 0 S: 10	H: 2 LOB: 0 BB: 0 P: 13	1B: 8 2B: 0 3B: 0 HR: 1	SF: 0 SAC: 1 DP: 1 HBP: 0	WP: 0 PB: 0 SB: 1 CS: 1	PA: 36	
PITCHER	IP WLS BF H R ER SO BB IBB HBP BLK WP HR S P ERA WHIP	6.2 W 27 7 0 0 6 1 0 0 0 0 0 68 109 0.00 1.200	7.1 1.1 4 0 0 0 0 0 0 0 0 0 8 9 0.00 0.000	9.1 1.0 5 2 2 2 0 0 0 0 0 0 1 10 13 18.00 2.000																	

New York Mets @ Chicago Cubs
Wrigley Field, Chicago, IL
Sat May 18 2013, 12:08 PM - 2:59 PM CDT
Att: 38,766 - Partly Cloudy - 67 F

AB 34
R 2
H 9
RBI 2
BB 1
SO 6
LOB 18

WP: 0	PA: 36
PB: 0	
SB: 1	
CS: 1	

Batter	1	2	3	4	5	6	7	8	9	AB	R	H	RBI	BB	SO	LOB	BOTTOM				
9 David DeJesus, L (1,8) OBP: 0.361, SLG: 0.500										4	0	1	2	1	2	0					
13 Starlin Castro, R (1,6) OBP: 0.310, SLG: 0.397										5	0	0	0	0	1	3					
44 Anthony Rizzo, L (1,3) OBP: 0.350, SLG: 0.540										4	2	2	1	0	0	0					
12 Alfonso Soriano, R (1,7) 56 Héctor Rondón, R (9,1) OBP: 0.296, SLG: 0.413										3	1	1	0	0	0	0					
19 Nate Schierholtz, L (1,9) OBP: 0.323, SLG: 0.521										4	2	2	1	0	0	1					
24 Luis Valbuena, L (1,5) OBP: 0.375, SLG: 0.465										2	0	1	1	1	0	0					
53 Wellington Castillo, R (1,2) OBP: 0.320, SLG: 0.361										4	1	1	1	0	1	4	AB 34 R 8 H 11 RBI 8 BB 2 SO 5 LOB 12				
15 Darwin Barney, R (1,4) OBP: 0.300, SLG: 0.344										4	1	1	0	0	0	4					
46 Scott Feldman, L (1,1) 40 James Russell, L (7,1) 6 Ryan Sweeney, L (8,PH)										3	0	1	2	0	1	0					
Inning Stats	R: 0 E: 0 K: 1 S: 7	H: 0 LOB: 0 BB: 0 P: 11	R: 0 E: 0 K: 1 S: 13	H: 1 LOB: 2 BB: 1 P: 21	R: 0 E: 0 K: 1 S: 7	H: 0 LOB: 0 BB: 0 P: 11	R: 4 E: 0 K: 0 S: 18	H: 4 LOB: 2 BB: 1 P: 33	R: 1 E: 1 K: 0 S: 8	H: 1 LOB: 1 BB: 0 P: 12	R: 0 E: 0 K: 1 S: 8	H: 0 LOB: 0 BB: 0 P: 10	R: 0 E: 0 K: 1 S: 6	H: 0 LOB: 0 BB: 0 P: 6	R: 3 E: 0 K: 0 S: 15	H: 5 LOB: 1 BB: 0 P: 24	1B: 6 2B: 3 3B: 0 HR: 2	SF: 1 SAC: 0 DP: 1 HBP: 1	WP: 0 PB: 0 SB: 0 CS: 0	PA: 38	
PITCHER	IP WLS BF H R ER SO BB IBB HBP BLK WP HR S P ERA WHIP	4.0 L 20 5 4 4 3 2 0 0 0 0 0 1 16 22 4.50 0.500	2.0 8 1 1 1 1 0 0 0 0 0 0 1 21 30 13.50 2.500	13.5																	

New York Mets @ Chicago Cubs
Wrigley Field, Chicago, IL
Sat May 18 2013, 12:08 PM - 2:59 PM CDT
Att: 38,766 - Partly Cloudy - 67 F

AB 34
R 8
H 11
RBI 8
BB 2
SO 5
LOB 12

WP: 0	PA: 38
PB: 0	
SB: 0	
CS: 0	

Batter	1	2	3	4	5	6	7	8	9	AB R H RBI BB SO LOB	TOP									
15 Derrick Robinson, S OBP: 0.395, SLG: 0.281	L9	P4		K			K		B1	5 0 0 0 0 2 0	Cincinnati Reds @ New York Mets Citi Field, Flushing, NY Tue May 21 2013, 7:12 PM - 9:53 PM EDT Att: 23,183 - Partly Cloudy - 81 F									
2 Zack Cozart, R OBP: 0.232, SLG: 0.333	K	F8					F8		G6-3	5 0 1 0 0 1 0										
19 Joey Votto, L OBP: 0.477, SLG: 0.526	32 BB 21 E 1B	G6-3								3 1 1 0 1 1 1										
4 Brandon Phillips, R OBP: 0.323, SLG: 0.458	32 BB 21 E 1B		G5-3							4 1 1 0 0 1 2										
32 Jay Bruce, L OBP: 0.325, SLG: 0.473	23 1B 39 BB 1B		K							3 1 0 0 1 2 1										
21 Todd Frazier, R OBP: 0.311, SLG: 0.404	E5 39 BB 23 1B									4 0 2 0 0 0 1										
23 Donald Lutz, L OBP: 0.278, SLG: 0.389	39 BB 1B		G3							4 0 1 0 0 1 2										
39 Devin Mesoraco, R OBP: 0.330, SLG: 0.377				F7						3 1 1 2 1 1 1										
44 Mike Leake, R OBP: 0.217, SLG: 0.304	K			G6-3						3 0 0 0 0 1 4										
63 Sam LeCure, R ERA: 3.15										0 0 0 0 0 0 0										
9 Jack Hannahan, L OBP: 0.310, SLG: 0.270										1 0 0 0 0 1 0										
66 Logan Ondrusek, R ERA: 12.0										0 0 0 0 0 0 0										
Inning Stats	R: 3 H: 2 E: 1 K: 2 S: 29	H: 2 R: 3 ER: 0 LOB: 3 BB: 3 P: 48	R: 0 H: 0 E: 0 K: 0 S: 6	H: 0 R: 0 ER: 0 LOB: 0 BB: 0 P: 10	R: 0 H: 1 E: 0 K: 1 S: 13	H: 1 R: 0 ER: 0 LOB: 1 BB: 0 P: 17	R: 0 H: 0 E: 0 K: 1 S: 8	H: 0 R: 0 ER: 0 LOB: 0 BB: 0 P: 10	R: 0 H: 1 E: 0 K: 2 S: 8	H: 1 R: 0 ER: 0 LOB: 1 BB: 0 P: 10	R: 0 H: 1 E: 0 K: 1 S: 10	H: 1 R: 0 ER: 0 LOB: 1 BB: 0 P: 11	R: 0 H: 0 E: 0 K: 2 S: 7	H: 0 R: 0 ER: 0 LOB: 0 BB: 0 P: 9	R: 1 H: 1 E: 0 K: 1 S: 8	H: 1 R: 0 ER: 0 LOB: 0 BB: 0 P: 12	1B: 5 2B: 1 3B: 0 HR: 1	SF: 0 SAC: 0 DP: 0 HBP: 0	WP: 0 PB: 0 SB: 0 CS: 0	PA: 38
PITCHER	IP WLS BF H R ER SO BB IBB HBP BLK WP HR S P ERA WHIP											IP WLS BF H R ER SO BB IBB HBP BLK WP HR S P ERA WHIP								
49 Jonathon Niese, L ERA: 4.8	6.0 L 27 5 3 0 7 3 0 0 0 0 0 0 74 106 0.00 1.333																			
32 LaTroy Hawkins, R ERA: 3.15	1.0 4 1 0 0 1 0 0 0 0 0 0 0 8 11 0.00 1.000																			
56 Scott Rice, L ERA: 2.91	1.0 3 0 0 0 2 0 0 0 0 0 0 0 7 9 0.00 0.000																			
36 Collin McHugh, R ERA: 12.0	1.0 4 1 1 1 1 0 0 0 0 0 0 1 8 12 9.00 1.000																			

Batter	1	2	3	4	5	6	7	8	9	AB R H RBI BB SO LOB	BOTTOM											
28 Daniel Murphy, L OBP: 0.326, SLG: 0.452			K							4 0 1 0 0 1 1	Cincinnati Reds @ New York Mets Citi Field, Flushing, NY Tue May 21 2013, 7:12 PM - 9:53 PM EDT Att: 23,183 - Partly Cloudy - 81 F											
23 Mike Baxter, L OBP: 0.337, SLG: 0.292	1B		K							3 0 0 0 1 1 2												
5 David Wright, R OBP: 0.403, SLG: 0.503										4 0 0 0 0 1 2												
21 Lucas Duda, L OBP: 0.354, SLG: 0.459										3 0 1 0 1 1 1												
16 Rick Ankiel, L OBP: 0.255, SLG: 0.506										4 0 0 0 0 1 2												
44 John Buck, R OBP: 0.285, SLG: 0.462										4 0 1 0 0 0 0												
29 Ike Davis, L OBP: 0.229, SLG: 0.248										3 0 0 0 0 0 2												
11 Rubén Tejada, R OBP: 0.279, SLG: 0.268										2 0 0 0 1 1 0												
49 Jonathon Niese, L ERA: 4.8										1 0 0 0 0 0 0												
32 LaTroy Hawkins, R ERA: 3.15										0 0 0 0 0 0 0												
56 Scott Rice, L ERA: 2.91										0 0 0 0 0 0 0												
1 Jordany Valdespin, L OBP: 0.279, SLG: 0.380										1 0 0 0 0 1 0												
36 Collin McHugh, R ERA: 12.0										0 0 0 0 0 0 0												
Inning Stats	R: 0 H: 1 E: 0 K: 1 S: 9	H: 1 R: 0 ER: 0 LOB: 1 BB: 0 P: 12	R: 0 H: 0 E: 0 K: 0 S: 4	H: 0 R: 0 ER: 0 LOB: 0 BB: 0 P: 10	R: 0 H: 0 E: 0 K: 2 S: 13	H: 0 R: 0 ER: 0 LOB: 1 BB: 1 P: 20	R: 0 H: 1 E: 0 K: 0 S: 14	H: 1 R: 0 ER: 0 LOB: 2 BB: 1 P: 24	R: 0 H: 0 E: 0 K: 1 S: 6	H: 0 R: 0 ER: 0 LOB: 0 BB: 0 P: 7	R: 0 H: 1 E: 0 K: 0 S: 10	H: 1 R: 0 ER: 0 LOB: 1 BB: 0 P: 19	R: 0 H: 0 E: 0 K: 0 S: 5	H: 0 R: 0 ER: 0 LOB: 0 BB: 0 P: 7	R: 0 H: 0 E: 0 K: 1 S: 10	H: 0 R: 0 ER: 0 LOB: 1 BB: 1 P: 18	R: 0 H: 0 E: 0 K: 2 S: 9	H: 0 R: 0 ER: 0 LOB: 0 BB: 0 P: 14	1B: 1 2B: 2 3B: 0 HR: 0	SF: 0 SAC: 1 DP: 0 HBP: 0	WP: 0 PB: 0 SB: 0 CS: 0	PA: 33
PITCHER	IP WLS BF H R ER SO BB IBB HBP BLK WP HR S P ERA WHIP											IP WLS BF H R ER SO BB IBB HBP BLK WP HR S P ERA WHIP										
44 Mike Leake, R ERA: 3.25	7.0 W 26 3 0 0 4 2 0 0 0 0 0 0 61 99 0.00 0.714																					
63 Sam LeCure, R ERA: 1.35	1.0 H 4 0 0 0 1 1 0 0 0 0 0 0 10 18 0.00 1.000																					
66 Logan Ondrusek, R ERA: 3.71	1.0 3 0 0 0 2 0 0 0 0 0 0 0 9 14 0.00 0.000																					

AB	35
R	4
H	7
RBI	2
BB	3
SO	11
LOB	12



Batter	1	2	3	4	5	6	7	8	9	10	AB	R	H	RBI	BB	SO	LOB	TOP				
19 Andrelton Simmons, R OBP: 0.268, SLG: 0.353	L9		G6-3		L9		F8		SH5-4	F7	5	0	0	0	0	0	3	Atlanta Braves @ New York Mets Citi Field, Flushing, NY Fri May 24 2013, 7:27 PM - 6:52 PM EDT Att: 32,325 - Cloudy - 50 F				
22 Jason Heyward, L OBP: 0.314, SLG: 0.286	F7		G5-3					K			3	0	0	0	2	1	0					
8 Justin Upton, R OBP: 0.367, SLG: 0.579	5 HR		P4					K			3	2	0	0	2	1	3					
5 Freddie Freeman, L OBP: 0.367, SLG: 0.420	HR		G3-1					K			4	3	2	2	1	1	1					
16 Brian McCann, L OBP: 0.434, SLG: 0.614											5	0	3	0	0	1	3					
17 Jordan Schafer, L (10, PR) OBP: 0.434, SLG: 0.426											0	1	0	0	0	0	0					
11 Gerald Laird, R OBP: 0.340, SLG: 0.310	1B										0	0	0	0	0	0	0					
26 Dan Uggla, R OBP: 0.299, SLG: 0.408	K										4	1	2	2	1	2	2					
25 Juan Francisco, L OBP: 0.305, SLG: 0.424			G4-3								3	0	0	0	0	1	1					
43 Luis Avilan, L OBP: 0.272, SLG: 0.536											0	0	0	0	0	0	0					
53 Cory Gearrin, R OBP: 0.272, SLG: 0.536											0	0	0	0	0	0	0					
24 Eyan Gattis, R OBP: 0.272, SLG: 0.536											1	0	1	2	0	0	0					
38 Anthony Varvaro, R OBP: 0.272, SLG: 0.536											0	0	0	0	0	0	0					
23 Chris Johnson, R OBP: 0.272, SLG: 0.536											1	0	0	0	0	0	0					
46 Craig Kimbrel, R OBP: 0.272, SLG: 0.536											0	0	0	0	0	0	0					
2 B.J. Upton, R OBP: 0.240, SLG: 0.257											4	0	0	1	0	2	2					
54 Kris Medlen, S OBP: 0.111, SLG: 0.059											2	0	0	0	0	2	0					
14 Ramiro Pena, S OBP: 0.365, SLG: 0.485											3	0	2	0	0	0	2					
Inning Stats	R: 2 E: 0 K: 1 S: 13	H: 2 LOB: 1 BB: 1 P: 25	R: 0 E: 0 K: 2 S: 9	H: 0 LOB: 0 BB: 0 P: 13	R: 0 E: 0 K: 2 S: 7	H: 0 LOB: 0 BB: 0 P: 11	R: 0 E: 0 K: 1 S: 8	H: 1 LOB: 1 BB: 0 P: 13	R: 0 E: 0 K: 1 S: 9	H: 0 LOB: 1 BB: 1 P: 20	R: 1 E: 0 K: 1 S: 14	H: 2 LOB: 1 BB: 2 P: 26	R: 2 E: 0 K: 3 S: 24	H: 2 LOB: 2 BB: 2 P: 39	R: 0 E: 0 K: 0 S: 4	H: 1 LOB: 1 BB: 1 P: 11	R: 2 E: 0 K: 1 S: 19	H: 2 LOB: 2 BB: 1 P: 28	1B: 6 2B: 2 3B: 0 HR: 2	SF: 0 SAC: 2 DP: 1 HBP: 0	WP: 0 PB: 0 SB: 0 CS: 0	PA: 46
PITCHER	IP WLS BF H R ER SO	ERA WHIP	BB IBB HBP BLK	WP HR S P	ERA WHIP	PITCHER										ERA WHIP						
53 Jeremy Hefner, R ERA: 4.76	6.0	3.00	2	1	54	94	3.00	0.833	34 Brandon Lyon, R (10, 1) ERA: 3.86										18.00	3.000		
32 LaTroy Hawkins, R ERA: 3.43	1.0	9.00	0	0	14	26	9.00	2.000														
56 Scott Rice, L ERA: 3.52	0.2	27.00	1	0	12	21	27.00	3.000														
46 Greg Burke, R ERA: 4.38	0.1	6.000	0	0	12	18	6.000	6.000														
39 Bobby Parnell, R ERA: 2.11	1.0	0.00	1	0	4	11	0.00	2.000														

Batter	1	2	3	4	5	6	7	8	9	10	AB	R	H	RBI	BB	SO	LOB	BOTTOM				
28 Daniel Murphy, L OBP: 0.346, SLG: 0.477	5B		1B		6B		E6		E8		4	2	3	1	0	0	0	Atlanta Braves @ New York Mets Citi Field, Flushing, NY Fri May 24 2013, 7:27 PM - 6:52 PM EDT Att: 32,325 - Cloudy - 50 F				
16 Rick Ankiel, L OBP: 0.272, SLG: 0.536	K		F8		K		5 HBP		K		4	0	0	0	1	3	4					
5 David Wright, R OBP: 0.400, SLG: 0.491	21B		1B		F9		1B				4	0	2	0	0	0	1					
21 Lucas Duda, L OBP: 0.353, SLG: 0.454	44 FC6-4		1B		6B		HBP		F8		4	0	1	1	1	1	4					
6 Marlon Byrd, R OBP: 0.295, SLG: 0.442	1B		1B		6B		1B		F7		5	0	1	1	0	4	6					
34 Brandon Lyon, R OBP: 0.272, SLG: 0.536	K		K		1B		K		K		0	0	0	0	0	0	0					
44 John Buck, R OBP: 0.293, SLG: 0.473	FC6-4		HR		F9		11B				3	2	1	1	1	0	4					
29 Ike Davis, L OBP: 0.235, SLG: 0.243	K		K		K		K				5	0	1	0	0	4	1					
11 Rubén Tejada, R OBP: 0.276, SLG: 0.271	G6-3		L7		F8		28E		B2		5	1	1	0	0	0	2					
53 Jeremy Hefner, R ERA: 3.16			G6-3		G6-3		28E		G4-6-3		2	0	0	0	0	0	0					
23 Mike Stanton, L ERA: 2.95											0	0	0	0	0	0	0					
31 Jeff Keppner, R ERA: 0.86											0	0	0	0	0	0	0					
46 Greg Burke, R ERA: 2.33											0	0	0	0	0	0	0					
12 Jason Ligon, R ERA: 2.33											0	0	0	0	0	0	0					
39 Bobby Parnell, R ERA: 2.11											0	0	0	0	0	0	0					
46 Craig Kimbrel, R ERA: 2.33											1	0	0	0	0	0	2					
Inning Stats	R: 1 E: 0 K: 2 S: 18	H: 2 LOB: 2 BB: 0 P: 28	R: 0 E: 0 K: 1 S: 8	H: 0 LOB: 0 BB: 0 P: 11	R: 0 E: 0 K: 2 S: 16	H: 2 LOB: 2 BB: 0 P: 21	R: 1 E: 0 K: 1 S: 10	H: 1 LOB: 0 BB: 0 P: 15	R: 1 E: 0 K: 1 S: 13	H: 2 LOB: 2 BB: 1 P: 23	R: 0 E: 1 K: 1 S: 13	H: 0 LOB: 2 BB: 1 P: 22	R: 2 E: 1 K: 3 S: 17	H: 2 LOB: 1 BB: 1 P: 28	R: 0 E: 0 K: 1 S: 7	H: 0 LOB: 0 BB: 0 P: 11	R: 0 E: 0 K: 0 S: 8	H: 1 LOB: 1 BB: 0 P: 17	1B: 8 2B: 1 3B: 0 HR: 1	SF: 0 SAC: 0 DP: 1 HBP: 3	WP: 1 PB: 0 SB: 1 CS: 0	PA: 45
PITCHER	IP WLS BF H R ER SO	ERA WHIP	BB IBB HBP BLK	WP HR S P	ERA WHIP	PITCHER										ERA WHIP						
54 Kris Medlen, R ERA: 3.16	6.0	4.50	1	0	74	110	4.50	1.333	34 Brandon Lyon, R (10, 1) ERA: 3.86										18.00	3.000		
43 Luis Avilan, L ERA: 2.95	0.2	17.00	0	0	8	17	17.00	1.500														
53 Cory Gearrin, R ERA: 0.86	0.1	0.000	0	0	5	5	0.000	0.000														
38 Anthony Varvaro, R ERA: 2.33	2.0	4.50	1	0	24	39	4.50	1.500														
46 Craig Kimbrel, R ERA: 2.33	1.0	0.00	0	0	8	17	0.00	1.000														

Batter	1	2	3	4	5	6	7	8	9	AB	R	H	RBI	BB	SO	LOB	TOP					
19 Andrelton Simmons, R OBP: 0.271, SLG: 0.360	G3-1		1-2		2-1		1-2		1-1	5	1	2	0	0	0	0	Atlanta Braves @ New York Mets Citi Field, Flushing, NY Sat May 25 2013, 7:30 PM - 10:35 PM EDT Att: 27,622 - Cloudy - 53 F					
22 Jason Heyward, L OBP: 0.316, SLG: 0.284	G3-1		3-3		2-1		4-2		1-1	4	2	1	1	1	1	2						
8 Justin Upton, R OBP: 0.387, SLG: 0.580	K			1-3	2-2		0-0		1-3	5	1	2	1	0	3	0						
5 Freddie Freeman, L OBP: 0.371, SLG: 0.422		G3		2-2	3-2		2-0			4	0	2	2	0	0	0						
24 Evan Gattis, R OBP: 0.307, SLG: 0.576		G5-3		1-3	0-1		2-1			3	0	0	0	0	1	1						
17 Jordan Schafer, L OBP: 0.429, SLG: 0.420					P2					1	0	0	0	0	0	2						
16 Brian McCann, L OBP: 0.375, SLG: 0.563		F8		3-2	L4		G4-3		P6	4	0	0	0	0	0	0						
26 Dan Uggla, R OBP: 0.293, SLG: 0.397				1-1	G5-3		G4-3		K	4	0	0	0	0	1	0						
23 Chris Johnson, R OBP: 0.386, SLG: 0.496				3-2	F8		F9			4	1	2	0	0	0	0						
14 Ramiro Pena, S OBP: 0.365, SLG: 0.485				1-0			2-1			0	0	0	0	0	0	0						
36 Mike Minor, R OBP: 0.150, SLG: 0.300				1-2						4	1	2	2	0	1	1						
48 David Carpenter, R OBP: 0.316, SLG: 0.324					19 1B					0	0	0	0	0	0	0						
Inning Stats	R: 0 H: 0 E: 0 K: 1 S: 7	H: 0 LOB: 0 BB: 0 P: 11	R: 0 H: 0 E: 0 K: 0 S: 7	H: 0 LOB: 0 BB: 0 P: 10	R: 0 H: 2 E: 0 K: 1 S: 13	H: 2 LOB: 2 BB: 0 P: 23	R: 0 H: 0 E: 0 K: 2 S: 17	H: 0 LOB: 0 BB: 0 P: 21	R: 5 H: 6 E: 0 K: 0 S: 26	H: 6 LOB: 1 BB: 0 P: 41	R: 0 H: 0 E: 0 K: 0 S: 5	H: 0 LOB: 0 BB: 0 P: 11	R: 1 H: 2 E: 0 K: 0 S: 16	H: 2 LOB: 2 BB: 1 P: 28	R: 0 H: 1 E: 0 K: 2 S: 12	H: 1 LOB: 1 BB: 0 P: 19	R: 0 H: 0 E: 0 K: 1 S: 8	H: 0 LOB: 0 BB: 0 P: 11	1B: 8 2B: 2 3B: 0 HR: 1	SF: 0 SAC: 0 DP: 0 HBP: 0	WP: 0 PB: 0 CS: 0	PA: 39
PITCHER	IP WLS BF H R ER SO BB IBB HBP BLK WP HR S P ERA WHIP	IP WLS BF H R ER SO BB IBB HBP BLK WP HR S P ERA WHIP	IP WLS BF H R ER SO BB IBB HBP BLK WP HR S P ERA WHIP	IP WLS BF H R ER SO BB IBB HBP BLK WP HR S P ERA WHIP	IP WLS BF H R ER SO BB IBB HBP BLK WP HR S P ERA WHIP	IP WLS BF H R ER SO BB IBB HBP BLK WP HR S P ERA WHIP	IP WLS BF H R ER SO BB IBB HBP BLK WP HR S P ERA WHIP	IP WLS BF H R ER SO BB IBB HBP BLK WP HR S P ERA WHIP	IP WLS BF H R ER SO BB IBB HBP BLK WP HR S P ERA WHIP	IP WLS BF H R ER SO BB IBB HBP BLK WP HR S P ERA WHIP	IP WLS BF H R ER SO BB IBB HBP BLK WP HR S P ERA WHIP	IP WLS BF H R ER SO BB IBB HBP BLK WP HR S P ERA WHIP	IP WLS BF H R ER SO BB IBB HBP BLK WP HR S P ERA WHIP	IP WLS BF H R ER SO BB IBB HBP BLK WP HR S P ERA WHIP	IP WLS BF H R ER SO BB IBB HBP BLK WP HR S P ERA WHIP	IP WLS BF H R ER SO BB IBB HBP BLK WP HR S P ERA WHIP						
35 Dillon Gee, R ERA: 6.34	5.0	L	23	8	5	5	4	0	0	0	0	0	0	0	0	0	9.00	1.600				
73 Robert Carson, L ERA: 9.45	2.1		10	2	1	1	0	1	0	0	0	0	0	0	0	25	3.86	1.286				
46 Greg Burke, R ERA: 3.86	1.2		6	1	0	0	3	0	0	0	0	0	0	0	16	24	0.00	0.600				

AB	38
R	6
H	11
RBI	6
BB	1
SO	7
LOB	6



Batter	1	2	3	4	5	6	7	8	9	AB	R	H	RBI	BB	SO	LOB	BOTTOM					
28 Daniel Murphy, L OBP: 0.339, SLG: 0.467	K		P6			K		F8		4	0	0	0	0	2	2	Atlanta Braves @ New York Mets Citi Field, Flushing, NY Sat May 25 2013, 7:30 PM - 10:35 PM EDT Att: 27,622 - Cloudy - 53 F					
11 Rubén Tejada, R OBP: 0.286, SLG: 0.282	K					FC6-4 1B				4	0	3	0	0	1	0						
5 David Wright, R OBP: 0.392, SLG: 0.479	K		G3-1			K		K		4	0	0	0	0	3	5						
6 Marlon Byrd, R OBP: 0.286, SLG: 0.427		L7			F7	FC6-4		L9		4	0	0	0	0	0	3						
Justin Turner, R OBP: 0.316, SLG: 0.324		F8		G5-3		F7				4	0	1	0	0	0	0						
21 Lucas Duda, L OBP: 0.351, SLG: 0.448					K		G3			4	0	1	0	0	1	1						
20 Anthony Recker, R OBP: 0.269, SLG: 0.333										2	0	0	0	1	2	1						
23 Mike Baxter, L OBP: 0.341, SLG: 0.297					K					1	0	1	0	0	0	0						
12 Juan Lagares, R OBP: 0.200, SLG: 0.279										3	0	0	0	0	1	1						
46 Greg Burke, R					F9		F7			0	0	0	0	0	0	0						
29 Ike Davis, L OBP: 0.234, SLG: 0.242										1	0	0	0	0	1	2						
35 Dillon Gee, R OBP: 0.176, SLG: 0.067										0	0	0	0	1	0	0						
16 Rick Ankiel, L OBP: 0.259, SLG: 0.531										1	0	0	0	0	1	0						
73 Robert Carson, L										0	0	0	0	0	0	0						
1 Jordany Valdespin, L OBP: 0.278, SLG: 0.366										1	0	0	0	0	0	2						
Inning Stats	R: 0 H: 0 E: 0 K: 3 S: 10	H: 1 LOB: 1 BB: 0 P: 15	R: 0 H: 1 E: 0 K: 1 S: 7	H: 1 LOB: 0 BB: 0 P: 13	R: 0 H: 1 E: 0 K: 0 S: 11	H: 1 LOB: 2 BB: 1 P: 19	R: 0 H: 0 E: 0 K: 1 S: 8	H: 0 LOB: 0 BB: 0 P: 10	R: 0 H: 0 E: 0 K: 2 S: 9	H: 0 LOB: 0 BB: 0 P: 15	R: 0 H: 1 E: 0 K: 2 S: 13	H: 1 LOB: 1 BB: 0 P: 19	R: 0 H: 0 E: 0 K: 1 S: 9	H: 0 LOB: 1 BB: 1 P: 17	R: 0 H: 1 E: 0 K: 1 S: 11	H: 1 LOB: 2 BB: 0 P: 15	R: 0 H: 2 E: 0 K: 1 S: 14	H: 2 LOB: 2 BB: 0 P: 17	1B: 6 2B: 0 3B: 0 HR: 0	SF: 0 SAC: 0 DP: 0 HBP: 1	WP: 0 PB: 0 CS: 0	PA: 36
PITCHER	IP WLS BF H R ER SO BB IBB HBP BLK WP HR S P ERA WHIP	IP WLS BF H R ER SO BB IBB HBP BLK WP HR S P ERA WHIP	IP WLS BF H R ER SO BB IBB HBP BLK WP HR S P ERA WHIP	IP WLS BF H R ER SO BB IBB HBP BLK WP HR S P ERA WHIP	IP WLS BF H R ER SO BB IBB HBP BLK WP HR S P ERA WHIP	IP WLS BF H R ER SO BB IBB HBP BLK WP HR S P ERA WHIP	IP WLS BF H R ER SO BB IBB HBP BLK WP HR S P ERA WHIP	IP WLS BF H R ER SO BB IBB HBP BLK WP HR S P ERA WHIP	IP WLS BF H R ER SO BB IBB HBP BLK WP HR S P ERA WHIP	IP WLS BF H R ER SO BB IBB HBP BLK WP HR S P ERA WHIP	IP WLS BF H R ER SO BB IBB HBP BLK WP HR S P ERA WHIP	IP WLS BF H R ER SO BB IBB HBP BLK WP HR S P ERA WHIP	IP WLS BF H R ER SO BB IBB HBP BLK WP HR S P ERA WHIP	IP WLS BF H R ER SO BB IBB HBP BLK WP HR S P ERA WHIP	IP WLS BF H R ER SO BB IBB HBP BLK WP HR S P ERA WHIP	IP WLS BF H R ER SO BB IBB HBP BLK WP HR S P ERA WHIP						
36 Mike Minor, L ERA: 2.47	7.1	W	28	3	0	0	10	2	0	0	0	0	0	0	0	0	0.00	0.682				
48 David Carpenter, R ERA: 2.84	1.2		8	3	0	0	2	0	0	0	0	0	0	0	0	0	0.00	1.800				

AB	33
R	0
H	6
RBI	0
BB	2
SO	12
LOB	17



Batter	1	2	3	4	5	6	7	8	9	AB	R	H	RBI	BB	SO	LOB	TOP										
19 Andrelton Simmons, R (1.6) OBP: 0.276, SLG: 0.369										4	0	2	0	0	0	1	Atlanta Braves @ New York Mets Citi Field, Flushing, NY Sun May 26 2013, 8:08 PM - 10:54 PM EDT Att: 27,296 - Partly Cloudy - 64 F AB 30 R 2 H 5 RBI 2 BB 0 SO 14 LOB 7 										
22 Jason Heyward, L (1.9) OBP: 0.306, SLG: 0.272										4	0	0	0	0	3	2											
8 Justin Upton, R (1.7) OBP: 0.385, SLG: 0.572										4	1	1	0	0	1	0											
5 Freddie Freeman, L (1.3) OBP: 0.361, SLG: 0.410										4	0	0	0	0	4	1											
26 Dan Uggla, R (1.4) OBP: 0.299, SLG: 0.418										2	1	1	2	0	1	0											
25 Juan Francisco, L (1.5) OBP: 0.294, SLG: 0.412										3	0	0	0	0	0	1											
43 Luis Avilan, L (7.1)										0	0	0	0	0	0	0											
53 Cory Gearrin, R (8.1)										0	0	0	0	0	0	0											
2 B.J. Upton, R (1.8) OBP: 0.236, SLG: 0.252										3	0	0	0	0	3	1											
11 Gerald Laird, R (1.2) OBP: 0.340, SLG: 0.311										3	0	1	0	0	1	0											
49 Julio Teheran, R (1.1) OBP: 0.316, SLG: 0.333										2	0	0	0	0	1	0											
14 Ramiro Pena, S (7.5) OBP: 0.360, SLG: 0.478										1	0	0	0	0	0	1											
Inning Stats	R: 0 E: 0 K: 1 S: 11	H: 1 LOB: 0 BB: 0 P: 18	R: 0 E: 1 K: 2 S: 8	H: 0 LOB: 1 BB: 1 P: 15	R: 0 E: 0 K: 1 S: 10	H: 0 LOB: 0 BB: 0 P: 11	R: 0 E: 0 K: 2 S: 8	H: 0 LOB: 0 BB: 0 P: 13	R: 0 E: 0 K: 2 S: 9	H: 0 LOB: 0 BB: 0 P: 12	R: 0 E: 0 K: 2 S: 11	H: 1 LOB: 1 BB: 0 P: 16	R: 2 E: 0 K: 2 S: 15	H: 2 LOB: 0 BB: 0 P: 23	R: 0 E: 0 K: 0 S: 8	H: 1 LOB: 0 BB: 0 P: 9	R: 0 E: 0 K: 2 S: 7	H: 0 LOB: 0 BB: 0 P: 12	1B: 3 2B: 1 3B: 0 HR: 1	SF: 0 SAC: 0 DP: 2 HBP: 1	WP: 0 PB: 0 SB: 1 CS: 0	PA: 31					
PITCHER	IP	WLS	BF	H	R	ER	SO	BB	IBB	HBP	BLK	WP	HR	S	P	ERA	WHIP										
38 Shaun Marcum, R (1.1) ERA: 5.77	7.0		25	4	2	2	12	0	0	1	0	0	1	72	108	2.57	0.571										
32 LaTroy Hawkins, R (8.1) ERA: 3.27	1.0	W	3	1	0	0	0	0	0	0	0	0	0	8	9	0.00	1.000										
39 Bobby Parnell, R (9.1) ERA: 2.01	1.0	S	3	0	0	0	2	0	0	0	0	0	0	7	12	0.00	0.000										

Batter	1	2	3	4	5	6	7	8	9	AB	R	H	RBI	BB	SO	LOB	BOTTOM										
28 Daniel Murphy, L (1.4) OBP: 0.337, SLG: 0.459										3	0	0	0	1	0	2	Atlanta Braves @ New York Mets Citi Field, Flushing, NY Sun May 26 2013, 8:08 PM - 10:54 PM EDT Att: 27,296 - Partly Cloudy - 64 F AB 31 R 4 H 9 RBI 4 BB 3 SO 6 LOB 15 										
16 Rick Ankiel, L (1.8) OBP: 0.282, SLG: 0.515										3	0	0	0	0	1	2											
32 LaTroy Hawkins, R (8.1) Justin Turner, R (8, PH) 39 Bobby Parnell, R (9.1)										0	0	0	0	0	0	0											
5 David Wright, R (1.5) OBP: 0.384, SLG: 0.467										4	0	0	0	0	1	2											
21 Lucas Duda, L (1.7) OBP: 0.360, SLG: 0.483										4	2	3	1	0	1	1											
44 John Buck, R (1.2) OBP: 0.292, SLG: 0.468										4	1	1	1	0	1	1											
6 Marlon Byrd, R (1.9) OBP: 0.287, SLG: 0.420										2	0	0	0	1	1	0											
23 Mike Baxter, L (8, PH) OBP: 0.348, SLG: 0.297										0	0	0	0	0	0	0											
29 Ike Davis, L (1.3) OBP: 0.246, SLG: 0.250										3	0	2	2	1	0	0											
11 Rubén Tejada, R (1.6) OBP: 0.280, SLG: 0.276										4	0	0	0	0	0	5											
38 Shaun Marcum, R (1.1) OBP: 0.273, SLG: 0.364										2	0	1	0	0	1	2											
1 Jordany Valdespin, L (7, PH) OBP: 0.266, SLG: 0.373										1	0	1	0	0	0	0											
12 Juan Lagares, R (9.8) OBP: 0.200, SLG: 0.279										0	0	0	0	0	0	0											
Inning Stats	R: 0 E: 1 K: 1 S: 12	H: 0 LOB: 1 BB: 0 P: 18	R: 0 E: 0 K: 1 S: 11	H: 0 LOB: 2 BB: 2 P: 22	R: 0 E: 0 K: 1 S: 8	H: 0 LOB: 0 BB: 1 P: 15	R: 1 E: 0 K: 1 S: 11	H: 2 LOB: 1 BB: 0 P: 11	R: 0 E: 0 K: 0 S: 8	H: 1 LOB: 1 BB: 0 P: 13	R: 0 E: 0 K: 1 S: 6	H: 1 LOB: 0 BB: 0 P: 8	R: 0 E: 0 K: 0 S: 6	H: 1 LOB: 1 BB: 0 P: 7	R: 3 E: 0 K: 1 S: 12	H: 4 LOB: 1 BB: 0 P: 20	R: 0 E: 0 K: 1 S: 6	H: 0 LOB: 1 BB: 0 P: 12	1B: 6 2B: 2 3B: 0 HR: 1	SF: 0 SAC: 0 DP: 1 HBP: 1	WP: 0 PB: 0 SB: 0 CS: 1	PA: 35					
PITCHER	IP	WLS	BF	H	R	ER	SO	BB	IBB	HBP	BLK	WP	HR	S	P	ERA	WHIP										
49 Julio Teheran, R (1.1) ERA: 3.67	6.2		27	5	1	1	5	3	0	0	0	0	1	61	93	1.35	1.200										
43 Luis Avilan, L (7.1) ERA: 2.99	0.1	H	1	0	0	0	0	0	0	0	0	0	0	1	1	0.00	0.000										
53 Cory Gearrin, R (8.1) ERA: 2.05	1.0	L	7	4	3	3	1	0	0	1	0	0	0	12	20	27.00	4.000										

Batter	1	2	3	4	5	6	7	8	9	AB	R	H	RBI	BB	SO	LOB	TOP								
11 Brett Gardner, L OBP: 0.332, SLG: 0.429										4	1	1	0	0	1	2	<p>New York Yankees @ New York Mets Citi Field, Flushing, NY Mon May 27 2013, 7:12 PM - 9:56 PM EDT Att: 32,911 - Partly Cloudy - 74 F</p>								
17 Jayson Nix, R OBP: 0.309, SLG: 0.299										4	0	2	1	0	1	0									
24 Robinson Cano, L OBP: 0.349, SLG: 0.540										4	0	1	0	0	1	2									
12 Vernon Wells, R OBP: 0.315, SLG: 0.462										4	0	1	0	0	1	1									
39 David Adams, R OBP: 0.311, SLG: 0.500										4	0	1	0	0	1	1									
31 Ichiro Suzuki, L OBP: 0.294, SLG: 0.340										3	0	1	0	1	0	0									
55 Lyle Overbay, L OBP: 0.296, SLG: 0.473										3	0	1	0	1	1	1									
19 Chris Stewart, R OBP: 0.313, SLG: 0.395										3	0	1	0	0	0	3									
33 Travis Hafner, L OBP: 0.381, SLG: 0.512										1	0	0	0	0	0	1									
65 Phil Hughes, R										2	0	0	0	0	0	0									
30 David Robertson, R										0	0	0	0	0	0	0									
48 Boone Logan, R										0	0	0	0	0	0	0									
Inning Stats	R: 0 E: 0 K: 3 S: 12	H: 0 LOB: 0 BB: 0 P: 18	R: 0 E: 0 K: 0 S: 12	H: 2 LOB: 2 BB: 1 P: 22	R: 0 E: 0 K: 0 S: 7	H: 1 LOB: 1 BB: 0 P: 10	R: 0 E: 0 K: 1 S: 6	H: 0 LOB: 0 BB: 0 P: 8	R: 0 E: 0 K: 0 S: 6	H: 0 LOB: 0 BB: 0 P: 11	R: 1 E: 0 K: 0 S: 10	H: 3 LOB: 1 BB: 0 P: 19	R: 0 E: 0 K: 0 S: 12	H: 2 LOB: 2 BB: 0 P: 19	R: 0 E: 0 K: 0 S: 3	H: 1 LOB: 1 BB: 1 P: 20	R: 0 E: 0 K: 2 S: 12	H: 0 LOB: 1 BB: 1 P: 20	1B: 8 2B: 0 3B: 1 HR: 0	SF: 0 SAC: 1 DP: 3 HBP: 0	WP: 0 PB: 0 SB: 0 CS: 0	PA: 35			
PITCHER	IP	WLS	BF	H	R	ER	SO	BB	IBB	HBP	BLK	WP	HR	S	P	ERA	WHIP								
49 Jonathon Niese, L ERA: 4.4	7.0		28	8	1	1	4	1	0	0	0	0	0	65	107	1.29	1.286								
34 Brandon Lyon, R ERA: 3.95	1.0	W	3	1	0	0	0	0	0	0	0	0	0	3	4	0.00	1.000								
39 Bobby Parnell, R ERA: 1.93	1.0	S	4	0	0	0	2	1	0	0	0	0	0	12	20	0.00	1.000								

Batter	1	2	3	4	5	6	7	8	9	AB	R	H	RBI	BB	SO	LOB	BOTTOM								
11 Rubén Tejada, R OBP: 0.275, SLG: 0.270										4	0	0	0	0	0	4	<p>New York Yankees @ New York Mets Citi Field, Flushing, NY Mon May 27 2013, 7:12 PM - 9:56 PM EDT Att: 32,911 - Partly Cloudy - 74 F</p>								
28 Daniel Murphy, L OBP: 0.335, SLG: 0.455										4	0	1	1	0	0	1									
5 David Wright, R OBP: 0.391, SLG: 0.500										3	1	2	1	0	0	0									
21 Lucas Duda, L OBP: 0.352, SLG: 0.471										4	0	0	0	0	2	4									
39 Bobby Parnell, R										0	0	0	0	0	0	0									
44 John Buck, R OBP: 0.287, SLG: 0.459										3	0	0	0	0	1	0									
16 Rick Ankiel, L OBP: 0.285, SLG: 0.500										3	0	0	0	0	2	0									
29 Ike Davis, L OBP: 0.241, SLG: 0.245										3	0	0	0	0	3	0									
23 Mike Baxter, L OBP: 0.348, SLG: 0.312										3	0	1	0	0	0	0									
49 Jonathon Niese, L OBP: 0.294, SLG: 0.250										2	0	2	0	0	0	0									
34 Brandon Lyon, R										0	0	0	0	0	0	0									
1 Jordany Valdespin, L OBP: 0.203, SLG: 0.373										0	1	0	0	1	0	0									
12 Juan Lagares, R OBP: 0.200, SLG: 0.279										0	0	0	0	0	0	0									
Inning Stats	R: 0 E: 0 K: 0 S: 10	H: 1 LOB: 1 BB: 0 P: 17	R: 0 E: 0 K: 2 S: 9	H: 0 LOB: 0 BB: 0 P: 14	R: 0 E: 0 K: 0 S: 6	H: 1 LOB: 0 BB: 0 P: 12	R: 0 E: 0 K: 0 S: 8	H: 0 LOB: 0 BB: 0 P: 10	R: 0 E: 0 K: 2 S: 8	H: 0 LOB: 0 BB: 0 P: 9	R: 0 E: 0 K: 0 S: 11	H: 1 LOB: 1 BB: 0 P: 16	R: 1 E: 0 K: 2 S: 16	H: 1 LOB: 0 BB: 0 P: 23	R: 1 E: 0 K: 2 S: 18	H: 2 LOB: 3 BB: 1 P: 33	R: 1 E: 0 K: 2 S: 18	H: 0 LOB: 1 BB: 1 P: 33	1B: 3 2B: 1 3B: 1 HR: 1	SF: 0 SAC: 0 DP: 1 HBP: 1	WP: 0 PB: 1 SB: 0 CS: 0	PA: 31			
PITCHER	IP	WLS	BF	H	R	ER	SO	BB	IBB	HBP	BLK	WP	HR	S	P	ERA	WHIP								
65 Phil Hughes, R ERA: 4.97	7.0	L	6	2	1	1	1	1	0	1	0	0	0	14	27	13.50	4.501								
30 David Robertson, R ERA: 3.0	0.2		6	2	1	1	1	1	0	1	0	0	0	4	6	0.00	0.000								
48 Boone Logan, L ERA: 1.84	0.1		1	0	0	0	1	0	0	0	0	0	0	4	6	0.00	0.000								

livebaseballscorecards.com

livebaseballscorecards.com

Batter	1	2	3	4	5	6	7	8	9	AB	R	H	RBI	BB	SO	LOB	TOP					
Justin Turner, R (1,3) OBP: 0.321, SLG: 0.342										4	0	1	0	0	0	2						
28 Daniel Murphy, L (1,4) OBP: 0.333, SLG: 0.455										4	0	0	0	0	2	2						
5 David Wright, R (1,5) OBP: 0.397, SLG: 0.486										3	0	0	0	1	0	1						
44 John Buck, R (1,10) OBP: 0.285, SLG: 0.444										4	0	1	1	0	1	1						
21 Lucas Duda, L (1,7) OBP: 0.354, SLG: 0.463										4	1	1	2	0	1	1						
23 Mike Baxter, L (8,7) OBP: 0.354, SLG: 0.304										4	0	1	0	0	2	1						
6 Marlon Byrd, R (1,9) OBP: 0.294, SLG: 0.450										4	0	1	0	0	2	1						
20 Anthony Recker, R (1,2) OBP: 0.287, SLG: 0.360										4	0	0	0	0	2	2						
12 Juan Lagares, R (1,8) OBP: 0.184, SLG: 0.255										2	1	0	0	1	0	1						
3 Omar Quintanilla, L (1,6)																						
Inning Stats	R: 0 E: 0 K: 1 S: 10	H: 1 LOB: 1 BB: 0 P: 14	R: 2 E: 0 K: 0 S: 16	H: 2 LOB: 1 BB: 1 P: 27	R: 0 E: 0 K: 0 S: 5	H: 0 LOB: 0 BB: 0 P: 7	R: 0 E: 0 K: 0 S: 12	H: 0 LOB: 1 BB: 1 P: 22	R: 0 E: 0 K: 1 S: 9	H: 0 LOB: 0 BB: 0 P: 13	R: 0 E: 0 K: 0 S: 10	H: 0 LOB: 0 BB: 0 P: 14	R: 0 E: 0 K: 3 S: 11	H: 0 LOB: 0 BB: 0 P: 14	R: 1 E: 0 K: 2 S: 17	H: 1 LOB: 2 BB: 2 P: 30	R: 0 E: 0 K: 2 S: 7	H: 0 LOB: 0 BB: 0 P: 10	1B: 1 2B: 2 3B: 0 HR: 1	SF: 0 SAC: 0 DP: 0 HBP: 0	WP: 1 PB: 0 SB: 1 CS: 0	PA: 35
PITCHER	IP WLS BF H R ER SO BB IBB HBP BLK WP HR S P ERA WHIP																					
34 Vidal Nuño, L (1,1) ERA: 2.25	6.0 L 23 3 2 2 2 2 0 0 0 0 1 62 97 3.00 0.833																					
27 Shawn Kelley, R (7,1) ERA: 5.57	1.1 5 0 1 1 3 1 0 0 0 0 0 18 27 6.75 0.750																					
48 Boone Logan, L (8,1) ERA: 1.8	0.1 2 0 0 0 1 0 1 0 0 0 0 3 8 0.00 0.000																					
62 Joba Chamberlain, R (8,1) ERA: 3.38	1.1 5 1 0 0 3 0 0 0 0 1 0 14 19 0.00 0.750																					

New York Mets @ New York Yankees
Yankee Stadium, Bronx, NY
Thu May 30 2013, 7:11 PM - 9:55 PM EDT
Att: 44,207 - Clear - 88 F

AB 31
R 3
H 4
RBI 3
BB 4
SO 9
LOB 13



Batter	1	2	3	4	5	6	7	8	9	AB	R	H	RBI	BB	SO	LOB	BOTTOM					
11 Brett Gardner, L (1,8) OBP: 0.330, SLG: 0.421										4	0	1	0	0	1	0						
24 Robinson Canó, L (1,4) OBP: 0.351, SLG: 0.545										4	1	2	1	0	1	0						
12 Vernon Wells, R (1,7) OBP: 0.307, SLG: 0.447										4	0	0	0	0	1	2						
33 Travis Hafner, L (1,10) OBP: 0.363, SLG: 0.481										4	0	0	0	0	3	2						
55 Lyle Overbay, L (1,3) OBP: 0.289, SLG: 0.461										3	0	0	0	0	1	2						
22 Brennan Boesch, L (1,9) OBP: 0.302, SLG: 0.529										3	0	1	0	0	2	0						
39 David Adams, R (1,5) OBP: 0.264, SLG: 0.423										3	0	0	0	0	2	1						
40 Reid Brignac, L (1,6) OBP: 0.235, SLG: 0.292										3	0	0	0	0	3	2						
53 Austin Romine, R (1,2) OBP: 0.125, SLG: 0.154										2	0	0	0	0	0	2						
31 Ichiro Suzuki, L (8,PH) OBP: 0.297, SLG: 0.339										1	0	0	0	0	0	0						
19 Chris Stewart, R (9,2) OBP: 0.292, SLG: 0.366										0	0	0	0	0	0	0						
Inning Stats	R: 0 E: 0 K: 2 S: 9	H: 2 LOB: 2 BB: 0 P: 12	R: 0 E: 1 K: 1 S: 9	H: 1 LOB: 1 BB: 0 P: 11	R: 1 E: 0 K: 0 S: 6	H: 1 LOB: 0 BB: 0 P: 11	R: 0 E: 0 K: 2 S: 8	H: 0 LOB: 0 BB: 0 P: 9	R: 0 E: 0 K: 1 S: 8	H: 0 LOB: 0 BB: 0 P: 11	R: 0 E: 0 K: 2 S: 10	H: 0 LOB: 0 BB: 0 P: 15	R: 0 E: 0 K: 3 S: 10	H: 0 LOB: 0 BB: 0 P: 14	R: 0 E: 0 K: 2 S: 8	H: 0 LOB: 0 BB: 0 P: 12	R: 0 E: 0 K: 1 S: 8	H: 0 LOB: 0 BB: 0 P: 12	1B: 3 2B: 0 3B: 0 HR: 1	SF: 0 SAC: 0 DP: 1 HBP: 0	WP: 0 PB: 0 SB: 0 CS: 0	PA: 31
PITCHER	IP WLS BF H R ER SO BB IBB HBP BLK WP HR S P ERA WHIP																					
35 Dillon Gee, R (1,1) ERA: 5.88	7.1 W 26 4 1 1 12 0 0 0 0 0 1 63 88 1.23 0.545																					
56 Scott Rice, L (8,1) ERA: 3.08	0.2 H 2 0 0 0 1 0 0 0 0 0 0 5 7 0.00 0.000																					
39 Bobby Parnell, R (9,1) ERA: 1.85	1.0 S 3 0 0 0 1 0 0 0 0 0 0 8 12 0.00 0.000																					

New York Mets @ New York Yankees
Yankee Stadium, Bronx, NY
Thu May 30 2013, 7:11 PM - 9:55 PM EDT
Att: 44,207 - Clear - 88 F

AB 31
R 1
H 4
RBI 1
BB 0
SO 14
LOB 11



Batter	1	2	3	4	5	6	7	8	9	AB	R	H	RBI	BB	SO	LOB	TOP				
3 Omar Quintanilla, L OBP: 0.429, SLG: 0.533										4	1	2	0	0	0	0	New York Mets @ Miami Marlins Marlins Park, Miami, FL Fri May 31 2013, 7:14 PM - 9:47 PM EDT Att. 16,493 - Roof Closed - 75 F				
28 Daniel Murphy, L OBP: 0.336, SLG: 0.461										4	0	2	1	0	0	1					
5 David Wright, R OBP: 0.384, SLG: 0.476										4	0	0	0	0	2	3					
21 Lucas Duda, L OBP: 0.352, SLG: 0.458										4	0	1	0	0	0	2					
44 John Buck, R OBP: 0.286, SLG: 0.442										3	0	1	0	0	1	1					
23 Mike Baxter, L OBP: 0.351, SLG: 0.300										1	0	0	0	0	0	0					
16 Rick Ankiel, L OBP: 0.254, SLG: 0.470										4	0	0	0	0	1	1					
6 Marlon Byrd, R OBP: 0.285, SLG: 0.444										2	0	0	0	1	1	0					
29 Ike Davis, L OBP: 0.243, SLG: 0.253										3	0	1	0	0	1	0					
38 Shaun Marcum, R OBP: 0.231, SLG: 0.308										2	0	0	0	0	0	1					
73 Robert Carson, L Justin Turner, R 46 Greg Burke, R										0	0	0	0	0	0	0					
										0	0	0	0	0	0	0					
										0	0	0	0	0	0	0					
Inning Stats	R: 0 E: 0 K: 0 S: 7	H: 1 LOB: 1 BB: 0 P: 11	R: 0 E: 0 K: 1 S: 8	H: 0 LOB: 0 BB: 0 P: 14	R: 0 E: 0 K: 0 S: 5	H: 0 LOB: 0 BB: 0 P: 6	R: 0 E: 0 K: 2 S: 10	H: 1 LOB: 1 BB: 0 P: 15	R: 0 E: 0 K: 0 S: 8	H: 1 LOB: 1 BB: 0 P: 16	R: 0 E: 0 K: 0 S: 6	H: 1 LOB: 0 BB: 0 P: 7	R: 1 E: 0 K: 2 S: 15	H: 2 LOB: 1 BB: 0 P: 20	R: 0 E: 0 K: 1 S: 10	H: 0 LOB: 0 BB: 0 P: 14	1B: 5 2B: 2 3B: 0 HR: 0	SF: 0 SAC: 0 DP: 1 HBP: 0	WP: 0 PB: 0 SB: 0 CS: 1	PA: 33	
PITCHER	IP	WLS	BF	H	R	ER	SO	BB	IBB	HBP	BLK	WP	HR	S	P	ERA	WHIP				
33 Jacob Turner, R ERA: 4.43	7.0	W	25	5	0	0	3	1	0	0	0	0	0	51	81	0.00	0.857				
40 Mike Dunn, L ERA: 3.38	1.0		5	2	1	1	2	0	0	0	0	0	0	15	20	9.00	2.000				
31 Steve Cishek, R ERA: 4.43	1.0		3	0	0	0	1	0	0	0	0	0	0	10	14	0.00	0.000				

AB	32
R	1
H	7
RBI	1
BB	1
SO	6
LOB	9



Batter	1	2	3	4	5	6	7	8	9	AB	R	H	RBI	BB	SO	LOB	BOTTOM				
9 Juan Pierre, L OBP: 0.275, SLG: 0.271										4	0	1	0	0	0	1	New York Mets @ Miami Marlins Marlins Park, Miami, FL Fri May 31 2013, 7:14 PM - 9:47 PM EDT Att. 16,493 - Roof Closed - 75 F				
30 Placido Polanco, R OBP: 0.287, SLG: 0.259										4	0	0	0	0	1	1					
51 Derek Dietrich, L OBP: 0.296, SLG: 0.419										4	2	1	0	0	0	0					
48 Marcell Ozuna, R OBP: 0.371, SLG: 0.459										4	1	3	1	0	0	0					
8 Chris Coghlan, L OBP: 0.319, SLG: 0.404										4	0	1	0	0	1	3					
59 Ed Lucas, R OBP: 0.250, SLG: 0.250										3	1	1	1	0	0	1					
31 Steve Cishek, R ERA: 3.6										0	0	0	0	0	0	0					
29 Greg Dobbs, L OBP: 0.287, SLG: 0.267										1	1	0	0	2	0	0					
6 Jeff Mathis, R OBP: 0.043, SLG: 0.091										2	0	0	1	0	0	3					
33 Jacob Turner, R 54 Jordan Brown, L 40 Mike Dunn, L 3 Adeiny Hechavarria, R										0	0	0	0	0	0	0					
										0	0	0	0	0	0	0					
										0	0	0	0	0	0	0					
Inning Stats	R: 0 E: 0 K: 1 S: 10	H: 0 LOB: 0 BB: 0 P: 12	R: 0 E: 0 K: 0 S: 7	H: 0 LOB: 0 BB: 0 P: 11	R: 0 E: 0 K: 1 S: 9	H: 0 LOB: 0 BB: 0 P: 13	R: 0 E: 0 K: 0 S: 10	H: 1 LOB: 0 BB: 0 P: 16	R: 0 E: 0 K: 1 S: 6	H: 2 LOB: 2 BB: 1 P: 13	R: 4 E: 0 K: 1 S: 20	H: 4 LOB: 1 BB: 1 P: 30	R: 1 E: 1 K: 0 S: 9	H: 1 LOB: 1 BB: 0 P: 13	1B: 5 2B: 3 3B: 0 HR: 0	SF: 1 SAC: 1 DP: 1 HBP: 0	WP: 0 PB: 0 SB: 0 CS: 1	PA: 33			
PITCHER	IP	WLS	BF	H	R	ER	SO	BB	IBB	HBP	BLK	WP	HR	S	P	ERA	WHIP				
38 Shaun Marcum, R ERA: 5.71	6.2	L	27	7	4	4	4	1	0	0	0	0	0	66	97	5.40	1.200				
73 Robert Carson, L ERA: 9.22	0.1		1	0	0	0	0	0	0	0	0	0	0	4	5	0.00	0.000				
46 Greg Burke, R ERA: 3.6	1.0		5	1	1	0	0	0	0	0	0	0	0	9	13	0.00	1.000				

AB	29
R	5
H	8
RBI	5
BB	2
SO	4
LOB	9



Batter	1	2	3	4	5	6	7	8	9	AB	R	H	RBI	BB	SO	LOB	TOP			
3 Omar Quintanilla, L OBP: 0.500, SLG: 0.444 Justin Turner, R OBP: 0.359, SLG: 0.359										3	0	2	0	0	1	0				
28 Daniel Murphy, L OBP: 0.330, SLG: 0.452										4	0	0	0	0	0	3				
5 David Wright, R OBP: 0.377, SLG: 0.466										4	0	0	0	0	0	1				
21 Lucas Duda, L OBP: 0.350, SLG: 0.453										4	0	1	0	0	2	1				
44 John Buck, R OBP: 0.280, SLG: 0.432										4	0	0	0	0	3	1				
16 Rick Ankiel, L OBP: 0.256, SLG: 0.462										2	0	0	0	1	1					
29 Ike Davis, L OBP: 0.239, SLG: 0.249										3	0	0	0	0	0	1				
1 Jordany Valdespin, L OBP: 0.284, SLG: 0.360										2	0	0	0	0	1	0				
6 Marlon Byrd, R OBP: 0.290, SLG: 0.448										1	0	1	0	0	0	0				
36 Collin McHugh, R										2	0	0	0	0	1	0				
73 Robert Carson, L										0	0	0	0	0	0	0				
46 Greg Burke, R										0	0	0	0	0	0	0				
12 Juan Lagares, R OBP: 0.180, SLG: 0.250										1	1	0	0	0	0	1				
34 Brandon Lyon, R										0	0	0	0	0	0	0				
Inning Stats	R: 0 E: 0 K: 0 S: 8	H: 1 LOB: 1 BB: 0 P: 10	R: 0 E: 0 K: 1 S: 8	H: 0 LOB: 0 BB: 1 P: 15	R: 0 E: 0 K: 1 S: 11	H: 1 LOB: 1 BB: 0 P: 16	R: 0 E: 0 K: 1 S: 7	H: 1 LOB: 1 BB: 0 P: 11	R: 0 E: 0 K: 1 S: 8	H: 0 LOB: 0 BB: 0 P: 10	R: 0 E: 0 K: 3 S: 10	H: 0 LOB: 0 BB: 0 P: 14	R: 1 E: 0 K: 0 S: 13	H: 2 LOB: 1 BB: 0 P: 17	R: 0 E: 0 K: 1 S: 7	H: 0 LOB: 0 BB: 0 P: 12	1B: 4 2B: 1 3B: 0 HR: 0	SF: 0 SAC: 0 DP: 0 HBP: 0	WP: 0 PB: 0 CS: 1	PA: 32
PITCHER	IP: 7.0 ERA: 3.34	WLS: W BF: 24	H: 3 R: 0 ER: 0 SO: 8	R: 0 LOB: 0 BB: 1 IBB: 0 HBP: 0 BLK: 0	WP: 0 HR: 0 S: 60 P: 87	ERA: 0.00 WHIP: 0.571	PITCHER	IP: 1.0 ERA: 2.45	WLS: L BF: 5	H: 2 R: 1 ER: 1 SO: 0	R: 0 LOB: 0 BB: 0 IBB: 0 HBP: 0 BLK: 0	WP: 0 HR: 0 S: 13 P: 17	ERA: 9.00 WHIP: 2.000	PITCHER	IP: 1.0 ERA: 2.86	WLS: L BF: 3	H: 0 R: 0 ER: 0 SO: 1	R: 0 LOB: 0 BB: 0 IBB: 0 HBP: 0 BLK: 0	WP: 0 HR: 0 S: 7 P: 12	ERA: 0.00 WHIP: 0.000

Batter	1	2	3	4	5	6	7	8	9	AB	R	H	RBI	BB	SO	LOB	BOTTOM			
9 Juan Pierre, L OBP: 0.269, SLG: 0.265										4	1	0	0	0	0	3				
30 Placido Polanco, R OBP: 0.294, SLG: 0.264										4	1	2	0	1	0	2				
51 Derek Dietrich, L OBP: 0.314, SLG: 0.423										4	1	2	2	1	0	1				
48 Marcell Ozuna, R OBP: 0.367, SLG: 0.446										3	1	0	0	1	1	4				
8 Chris Coghlan, L OBP: 0.333, SLG: 0.416										4	1	3	2	0	0	2				
29 Greg Dobbs, L OBP: 0.286, SLG: 0.267										4	1	1	0	0	1	2				
3 Adeiny Hechavarria, R OBP: 0.237, SLG: 0.317										3	0	1	2	0	0	0				
6 Jeff Mathis, R OBP: 0.111, SLG: 0.200										3	1	1	1	1	0	2				
16 José Fernández, R OBP: 0.250, SLG: 0.313										3	1	2	1	0	0	1				
43 Dan Jennings, L										0	0	0	0	0	0	0				
54 Jordan Brown, L OBP: 0.444, SLG: 0.571										1	0	1	0	0	0	0				
58 Ryan Webb, R										0	0	0	0	0	0	0				
Inning Stats	R: 1 E: 0 K: 1 S: 13	H: 1 LOB: 2 BB: 2 P: 23	R: 1 E: 0 K: 0 S: 14	H: 1 LOB: 1 BB: 1 P: 20	R: 0 E: 0 K: 0 S: 8	H: 0 LOB: 0 BB: 0 P: 12	R: 2 E: 0 K: 0 S: 8	H: 3 LOB: 1 BB: 0 P: 12	R: 0 E: 0 K: 0 S: 12	H: 2 LOB: 1 BB: 0 P: 16	R: 0 E: 0 K: 0 S: 7	H: 0 LOB: 0 BB: 0 P: 12	R: 4 E: 1 K: 1 S: 20	H: 4 LOB: 2 BB: 1 P: 31	R: 0 E: 0 K: 0 S: 8	H: 2 LOB: 1 BB: 0 P: 13	1B: 11 2B: 1 3B: 1 HR: 0	SF: 1 SAC: 1 DP: 1 HBP: 0	WP: 0 PB: 0 CS: 0	PA: 39
PITCHER	IP: 4.0 ERA: 10.29	WLS: L BF: 20	H: 6 R: 4 ER: 4 SO: 4	R: 3 LOB: 4 BB: 4 IBB: 0 HBP: 0 BLK: 0	WP: 0 HR: 0 S: 44 P: 69	ERA: 9.00 WHIP: 2.250	PITCHER	IP: 2.1 ERA: 9.0	WLS: L BF: 10	H: 3 R: 3 ER: 2 SO: 0	R: 0 LOB: 0 BB: 0 IBB: 0 HBP: 0 BLK: 0	WP: 0 HR: 0 S: 29 P: 38	ERA: 7.71 WHIP: 1.286	PITCHER	IP: 0.2 ERA: 4.02	WLS: L BF: 5	H: 2 R: 1 ER: 1 SO: 1	R: 1 LOB: 1 BB: 1 IBB: 0 HBP: 0 BLK: 0	WP: 0 HR: 0 S: 9 P: 19	ERA: 13.50 WHIP: 4.500

New York Mets @ Miami Marlins
Marlins Park, Miami, FL
Sat Jun 01 2013, 4:12 PM - 6:52 PM EDT
Att: 16,283 - Roof Closed - 78 F

AB	31
R	1
H	5
RBI	1
BB	1
SO	9
LOB	9



New York Mets @ Miami Marlins
Marlins Park, Miami, FL
Sat Jun 01 2013, 4:12 PM - 6:52 PM EDT
Att: 16,283 - Roof Closed - 78 F

AB	33
R	8
H	13
RBI	8
BB	4
SO	2
LOB	17



Batter	1	2	3	4	5	6	7	8	9	AB	R	H	RBI	BB	SO	LOB	TOP										
3 Omar Quintanilla, L OBP: 0.533, SLG: 0.714	G3-1		HR		FC3-6 1B	P6			1B	5	2	3	1	0	0	0											
28 Daniel Murphy, L OBP: 0.323, SLG: 0.441	F7		F7		F7		L4		G3	5	0	0	0	0	0	2											
5 David Wright, R OBP: 0.374, SLG: 0.462	K		K		FC3-6 1B		L8			4	0	1	0	0	2	0											
21 Lucas Duda, L OBP: 0.348, SLG: 0.466		HR		F7	FC3-6 1B				G3	4	2	1	1	0	0	2											
6 Marlon Byrd, R OBP: 0.302, SLG: 0.449		HR							G6-3	2	1	1	1	2	0	0											
29 Ike Davis, L OBP: 0.245, SLG: 0.272	BB		F8		BB		F8			4	1	2	3	0	0	1											
44 John Buck, R OBP: 0.279, SLG: 0.433			F9		HR		P6			4	0	1	0	0	0	3											
16 Rick Ankiel, L OBP: 0.248, SLG: 0.446			P6				L8		K	4	0	0	0	0	2	2											
33 Matt Harvey, R Justin Turner, R 56 Scott Rice, L 34 Brandon Lyon, R 32 LaTroy Hawkins, R 23 Mike Baxter, L	F8		F8		F8		G5-3		F9	2	0	0	0	0	0	1											
Inning Stats	R: 0 E: 0 K: 1 S: 10	H: 0 LOB: 0 BB: 0 P: 15	R: 1 E: 0 K: 0 S: 7	H: 1 LOB: 1 BB: 1 P: 12	R: 1 E: 0 K: 1 S: 9	H: 1 LOB: 0 BB: 0 P: 15	R: 2 E: 0 K: 1 S: 16	H: 2 LOB: 1 BB: 1 P: 25	R: 2 E: 0 K: 0 S: 17	H: 4 LOB: 2 BB: 0 P: 27	R: 0 E: 0 K: 0 S: 4	H: 0 LOB: 0 BB: 0 P: 5	R: 0 E: 0 K: 0 S: 5	H: 0 LOB: 0 BB: 0 P: 6	R: 0 E: 0 K: 0 S: 8	H: 0 LOB: 0 BB: 0 P: 10	R: 0 E: 0 K: 1 S: 11	H: 1 LOB: 0 BB: 0 P: 17	1B: 5 2B: 1 3B: 0 HR: 3	SF: 0 SAC: 0 DP: 0 HBP: 0	WP: 0 PB: 0 SB: 0 CS: 0	PA: 38					
PITCHER	IP	WLS	BF	H	R	ER	SO	BB	IBB	HBP	BLK	WP	HR	S	P	ERA	WHIP										
45 Kevin Slowey, R ERA: 4.16	4.1		21	6	6	6	3	2	0	0	0	0	3	50	79	12.46	1.846										
23 Wade LeBlanc, L ERA: 5.18	1.2	W	7	2	0	0	0	0	0	0	0	0	0	13	20	0.00	1.200										
44 AJ Ramos, R ERA: 3.45	1.0	H	3	0	0	0	0	0	0	0	0	0	0	5	6	0.00	0.000										
40 Mike Dunn, L ERA: 3.24	1.0	H	3	0	0	0	0	0	0	0	0	0	0	8	10	0.00	0.000										
31 Steve Cishek, R ERA: 4.24	1.0		4	1	0	0	1	0	0	0	0	0	0	11	17	0.00	1.000										

New York Mets @ Miami Marlins
Marlins Park, Miami, FL
Sun Jun 02 2013, 1:13 PM - 4:22 PM EDT
Att: 18,434 - Roof Closed - 77 F

AB 36
R 6
H 9
RBI 6
BB 2
SO 4
LOB 11



Batter	1	2	3	4	5	6	7	8	9	AB	R	H	RBI	BB	SO	LOB	BOTTOM										
9 Juan Pierre, L OBP: 0.283, SLG: 0.272	48 3B 1B			59 1B 1B		51 S 48 2B BB	FC4-6 59 2B			3	3	2	0	2	0	1											
59 Ed Lucas, R OBP: 0.687, SLG: 0.750	48 3B 1B			48 2B 1B		51 BB 48 2B BB				4	2	4	2	1	0	0											
51 Derek Dietrich, L OBP: 0.308, SLG: 0.402	K		K	K		48 2B 8 G4-3 BB	G4-3			4	1	0	0	1	3	7											
48 Marcell Ozuna, R OBP: 0.376, SLG: 0.479	8 2B 3B		F9		G5-3	G4-3 2B				5	2	3	4	0	0	2											
8 Chris Coghlan, L OBP: 0.352, SLG: 0.441	29 G4-3 2B		29 G4-3 1B		3 BB 1B	G4-3				5	1	4	2	0	0	1											
29 Greg Dobbs, L OBP: 0.289, SLG: 0.284	G4-3		G4-3-6		K					4	1	1	3	1	1	3											
3 Adeiny Hechavarria, R OBP: 0.236, SLG: 0.309	F9		P6							4	0	0	0	1	0	3											
19 Rob Brantly, L OBP: 0.287, SLG: 0.285			45 SH1-4 1B		F7	K			G4-6-3	5	1	1	0	0	2	3											
45 Kevin Slowey, R ERA: 2.17	5.0				G3				G2-3	1	0	0	0	0	0	0											
56 Scott Rice, L ERA: 4.0	0.2	L	7	1	3	3	0	4	0	0	0	0	0	0	0	0											
34 Brandon Lyon, R ERA: 3.68	1.1		6	2	1	1	1	0	0	0	0	9	16	6.75	1.500												
32 LaTroy Hawkins, R ERA: 4.44	1.0		6	3	3	3	0	0	0	0	0	0	0	0	0	0											
Inning Stats	R: 3 E: 0 K: 1 S: 18	H: 4 LOB: 1 BB: 0 P: 27	R: 1 E: 0 K: 1 S: 10	H: 2 LOB: 2 BB: 1 P: 18	R: 0 E: 0 K: 0 S: 8	H: 1 LOB: 0 BB: 0 P: 13	R: 0 E: 0 K: 1 S: 14	H: 2 LOB: 0 BB: 0 P: 20	R: 0 E: 0 K: 2 S: 12	H: 1 LOB: 2 BB: 1 P: 22	R: 3 E: 0 K: 0 S: 11	H: 1 LOB: 4 BB: 4 P: 34	R: 1 E: 0 K: 1 S: 8	H: 2 LOB: 1 BB: 0 P: 13	R: 3 E: 1 K: 0 S: 13	H: 3 LOB: 0 BB: 0 P: 17	1B: 11 2B: 3 3B: 1 HR: 1	SF: 0 SAC: 1 DP: 2 HBP: 0	WP: 0 PB: 0 SB: 1 CS: 0	PA: 45							
PITCHER	IP	WLS	BF	H	R	ER	SO	BB	IBB	HBP	BLK	WP	HR	S	P	ERA	WHIP										
33 Matt Harvey, R	5.0		26	10	4	4	5	2	0	0	0	0	0	62	100	7.20	2.400										
56 Scott Rice, L	0.2	L	7	1	3	3	0	4	0	0	0	0	0	10	31	40.50	7.500										
34 Brandon Lyon, R	1.1		6	2	1	1	1	0	0	0	0	0	0	9	16	6.75	1.500										
32 LaTroy Hawkins, R	1.0		6	3	3	3	0	0	0	0	0	0	1	13	17	27.00	3.000										

New York Mets @ Miami Marlins
Marlins Park, Miami, FL
Sun Jun 02 2013, 1:13 PM - 4:22 PM EDT
Att: 18,434 - Roof Closed - 77 F

AB 38
R 11
H 16
RBI 11
BB 6
SO 6
LOB 20



Batter	1	2	3	4	5	6	7	8	9	AB	R	H	RBI	BB	SO	LOB	TOP					
3 Omar Quintanilla, L (1.6)										5	0	1	0	0	2	3	<p>New York Mets @ Washington Nationals Nationals Park, Washington, DC Wed Jun 05 2013, 7:08 PM - 10:19 PM EDT Att: 36,155 - Clear - 76 F</p> <p>livebaseballscorecards.com</p> <p>AB 41 R 10 H 15 RBI 10 BB 3 SO 12 LOB 19</p>					
28 Daniel Murphy, L (1.4)										4	2	2	1	1	1	1						
5 David Wright, R (1.5)										5	2	2	2	0	2	3						
21 Lucas Duda, L (1.7)										5	1	1	0	0	3	3						
6 Marlon Byrd, R (1.9)										4	3	2	3	1	1	2						
29 Ike Davis, L (1.3)										4	0	1	0	1	1	1						
20 Anthony Recker, R (1.2)										5	1	2	3	0	1	1						
12 Juan Lagares, R (1.8)										5	1	3	0	0	1	1						
35 Dillon Gee, R (1.1)										3	0	1	1	0	0	4						
46 Greg Burke, R (8.1)										0	0	0	0	0	0	0						
Justin Turner, R (9. PH)										1	0	0	0	0	0	0						
73 Robert Carson, L (9.1)										0	0	0	0	0	0	0						
Inning Stats	R: 0 E: 0 K: 0 S: 10	H: 0 LOB: 0 BB: 0 P: 15	R: 2 E: 0 K: 1 S: 16	H: 3 LOB: 1 BB: 0 P: 28	R: 3 E: 0 K: 0 S: 13	H: 3 LOB: 0 BB: 0 P: 21	R: 0 E: 0 K: 1 S: 9	H: 1 LOB: 1 BB: 0 P: 12	R: 2 E: 0 K: 2 S: 17	H: 3 LOB: 3 BB: 2 P: 32	R: 0 E: 0 K: 3 S: 13	H: 1 LOB: 1 BB: 0 P: 23	R: 3 E: 0 K: 3 S: 22	H: 4 LOB: 2 BB: 1 P: 39	R: 0 E: 0 K: 1 S: 7	H: 0 LOB: 0 BB: 0 P: 10	R: 0 E: 0 K: 1 S: 8	H: 0 LOB: 0 BB: 0 P: 12	1B: 8 2B: 4 3B: 0 HR: 3	SF: 0 SAC: 1 DP: 0 HBP: 0	WP: 1 PB: 0 SB: 0 CS: 0	PA: 45
PITCHER	IP WLS BF H R ER SO BB IBB HBP BLK WP HR S P ERA WHIP																					
15 Dan Haren, R (1.1)	4.0 L 19 7 5 5 2 0 0 0 0 0 0 3 48 76 11.25 1.750																					
35 Craig Stammen, R (5.1)	1.0 8 3 2 2 2 2 0 0 0 0 0 0 17 32 18.00 5.000																					
46 Ian Krol, L (6.1)	1.0 4 1 0 0 3 0 0 0 0 0 1 0 13 23 0.00 1.000																					
51 Erik Davis, R (7.1)	1.0 8 4 3 3 3 1 0 0 0 0 0 0 22 39 27.00 5.000																					
58 Fernando Abad, L (8.1)	2.0 6 0 0 0 2 0 0 0 0 0 0 0 15 22 0.00 0.000																					

Batter	1	2	3	4	5	6	7	8	9	AB	R	H	RBI	BB	SO	LOB	BOTTOM					
2 Denard Span, L (1.8)										5	1	2	0	0	1	3	<p>New York Mets @ Washington Nationals Nationals Park, Washington, DC Wed Jun 05 2013, 7:08 PM - 10:19 PM EDT Att: 36,155 - Clear - 76 F</p> <p>livebaseballscorecards.com</p> <p>AB 37 R 1 H 10 RBI 1 BB 1 SO 7 LOB 19</p>					
28 Jayson Werth, R (1.9)										4	0	0	0	0	3	5						
58 Fernando Abad, L (8.1)										0	0	0	0	0	0	0						
18 Chad Tracy, L (9. PH)										1	0	0	0	0	0	1						
11 Ryan Zimmerman, R (1.5)										5	0	1	0	0	0	2						
25 Adam LaRoche, L (1.3)										3	0	1	0	1	0	1						
20 Ian Desmond, R (1.6)										4	0	1	1	0	1	1						
6 Anthony Rendon, R (1.4)										4	0	1	0	0	1	3						
1 Steve Lombardozzi, S (1.7)										4	0	0	0	0	0	1						
24 Kurt Suzuki, R (1.2)										4	0	2	0	0	0	1						
23 Jhonatan Solano, R (9.2)										0	0	0	0	0	0	0						
15 Dan Haren, R (11.1)										1	0	1	0	0	0	0						
33 Roger Bernadina, L (4. PH)										1	0	1	0	0	0	0						
35 Craig Stammen, R (5.1)										0	0	0	0	0	0	0						
46 Ian Krol, L (6.1)										0	0	0	0	0	0	0						
12 Tyler Moore, R (6. PH)										1	0	0	0	0	0	1						
51 Erik Davis, R (7.1)										0	0	0	0	0	0	0						
26 Jeff Koburnus, R (8.9)										0	0	0	0	0	0	0						
Inning Stats	R: 1 E: 0 K: 0 S: 12	H: 2 LOB: 2 BB: 1 P: 23	R: 0 E: 0 K: 1 S: 9	H: 2 LOB: 0 BB: 0 P: 13	R: 0 E: 0 K: 1 S: 13	H: 1 LOB: 1 BB: 0 P: 18	R: 0 E: 0 K: 2 S: 10	H: 2 LOB: 2 BB: 0 P: 12	R: 0 E: 0 K: 0 S: 10	H: 0 LOB: 0 BB: 0 P: 13	R: 0 E: 0 K: 2 S: 11	H: 1 LOB: 1 BB: 0 P: 12	R: 0 E: 0 K: 1 S: 13	H: 1 LOB: 1 BB: 0 P: 16	R: 0 E: 0 K: 0 S: 9	H: 1 LOB: 1 BB: 0 P: 19	R: 0 E: 0 K: 0 S: 7	H: 0 LOB: 1 BB: 0 P: 11	1B: 5 2B: 5 3B: 0 HR: 0	SF: 0 SAC: 0 DP: 0 HBP: 1	WP: 0 PB: 0 SB: 0 CS: 0	PA: 39
PITCHER	IP WLS BF H R ER SO BB IBB HBP BLK WP HR S P ERA WHIP																					
35 Dillon Gee, R (1.1)	7.0 W 31 9 1 1 1 0 1 0 0 0 0 0 78 107 1.29 1.429																					
46 Greg Burke, R (8.1)	1.0 4 1 0 0 0 0 0 0 0 0 0 0 9 19 0.00 1.000																					
73 Robert Carson, L (9.1)	1.0 4 0 0 0 0 0 0 0 1 0 0 0 7 11 0.00 0.000																					

Batter	1	2	3	4	5	6	7	8	9	10	11	12	13	14	15	16	17	18	19	20	AB	R	H	RBI	BB	SO	LOB	
9 Juan Pierre, L OBP: 0.293, SLG: 0.294 44 AJ Ramos, R ERA: 3.77	G4-3		F7		G5-3			G4-6-3		F7			K		K			P3			5	0	1	0	0	0	5	
21 Miguel Olivo, R OBP: 0.240, SLG: 0.344 45 Kevin Slowey, R ERA: 3.77																												
59 Ed Lucas, R OBP: 0.464, SLG: 0.417																												
51 Derek Dietrich, L OBP: 0.296, SLG: 0.398																												
48 Marcell Ozuna, R OBP: 0.370, SLG: 0.487																												
8 Chris Coghlan, R OBP: 0.330, SLG: 0.415 43 Dan Jennings, L ERA: 3.77 18 Casey Kotchman, L ERA: 3.77																												
30 Placido Polanco, R OBP: 0.293, SLG: 0.298																												
19 Rob Brantly, L OBP: 0.249, SLG: 0.295																												
3 Adonis Hestavaris, R OBP: 0.249, SLG: 0.310																												
48 José Fernández, R OBP: 0.404, SLG: 0.574 29 Gregor Salas, L ERA: 3.77 40 Ryan Webb, R ERA: 3.77 20 Justin Ruggiano, R ERA: 3.77																												
Inning Stats	R: 0 E: 0 K: 11	H: 0 LOB: 0 BB: 0 P: 18	R: 0 E: 0 K: 7	H: 1 LOB: 1 BB: 0 P: 7	R: 0 E: 0 K: 7	H: 1 LOB: 1 BB: 0 P: 14	R: 0 E: 0 K: 10	H: 3 LOB: 2 BB: 0 P: 14	R: 0 E: 0 K: 10	H: 1 LOB: 0 BB: 1 P: 15	R: 0 E: 0 K: 11	H: 1 LOB: 1 BB: 0 P: 13	R: 0 E: 0 K: 11	H: 0 LOB: 0 BB: 0 P: 14	R: 0 E: 0 K: 15	H: 1 LOB: 1 BB: 0 P: 19	R: 0 E: 0 K: 15	H: 0 LOB: 0 BB: 0 P: 7	R: 0 E: 0 K: 11	H: 0 LOB: 0 BB: 0 P: 12	R: 0 E: 0 K: 10	H: 3 LOB: 1 BB: 0 P: 13	R: 1 E: 0 K: 0	H: 3 LOB: 0 BB: 0 P: 13	1B: 15 2B: 0 3B: 0 HR: 0	SF: 1 DP: 1 HBP: 0	WP: 0 PB: 0 SB: 1 CS: 2	PA: 73
PITCHER	33 Matt Harvey, R ERA: 2.1	34 Brandon Lyon, R ERA: 3.38	39 Bobby Parnell, R ERA: 2.47	32 LaTroy Hawkins, R ERA: 4.37	56 Scott Rice, L ERA: 3.9	PITCHER	46 Greg Burke, R ERA: 3.63	30 David Aardsma, R ERA: 4.37	38 Shaun Marcum, R ERA: 4.96																			

TOP

Miami Marlins @ New York Mets
Citi Field, Flushing, NY
Sat Jun 08 2013, 1:13 PM - 7:37 PM EDT
Alt. 20.338 - Cloudy - 77 F

livebaseballscorecards.com

AB 69
R 2
H 15
RBI 2
BB 2
SO 16
LOB 19



Batter	1	2	3	4	5	6	7	8	9	10	11	12	13	14	15	16	17	18	19	20	AB	R	H	RBI	BB	SO	LOB			
3 Omar Quintanilla, L OBP: 0.412, SLG: 0.591	P6		F7		F7			G6-3																						
28 Daniel Murphy, L OBP: 0.316, SLG: 0.426																														
5 David Wright, R OBP: 0.376, SLG: 0.464																														
21 Lucas Duda, L OBP: 0.338, SLG: 0.443																														
6 Martin Byrd, R OBP: 0.311, SLG: 0.476 38 Shaun Marcum, R OBP: 0.255, SLG: 0.287																														
29 Ike Davis, L OBP: 0.246, SLG: 0.282 Justin Turner, R OBP: 0.300, SLG: 0.365																														
44 John Buck, R OBP: 0.276, SLG: 0.417																														
12 Juan Lagares, R OBP: 0.232, SLG: 0.295																														
20 Ryan Howard, R OBP: 0.330, SLG: 0.410 44 Juan Lagares, R OBP: 0.232, SLG: 0.295 20 Ryan Howard, R OBP: 0.330, SLG: 0.410 44 Juan Lagares, R OBP: 0.232, SLG: 0.295																														
Inning Stats	R: 0 E: 0 K: 12	H: 2 LOB: 2 BB: 0 P: 17	R: 1 E: 0 K: 12	H: 1 LOB: 1 BB: 1 P: 19	R: 0 E: 0 K: 10	H: 0 LOB: 0 BB: 0 P: 10	R: 0 E: 0 K: 10	H: 0 LOB: 0 BB: 0 P: 13	R: 0 E: 0 K: 11	H: 1 LOB: 1 BB: 2 P: 25	R: 0 E: 0 K: 12	H: 0 LOB: 2 BB: 2 P: 23	R: 0 E: 0 K: 11	H: 0 LOB: 1 BB: 1 P: 12	R: 0 E: 0 K: 12	H: 2 LOB: 2 BB: 0 P: 17	R: 0 E: 0 K: 14	H: 1 LOB: 1 BB: 0 P: 15	R: 0 E: 0 K: 11	H: 1 LOB: 1 BB: 0 P: 16	R: 0 E: 0 K: 11	H: 2 LOB: 0 BB: 0 P: 12	R: 0 E: 0 K: 10	H: 0 LOB: 0 BB: 0 P: 7	R: 0 E: 0 K: 11	H: 0 LOB: 0 BB: 0 P: 9	1B: 11 2B: 3 3B: 0 HR: 0	SF: 0 DP: 2 HBP: 2	WP: 0 PB: 0 SB: 1 CS: 0	PA: 83
PITCHER	16 José Fernández, R ERA: 3.17	50 Chad Qualls, R ERA: 2.7	40 Mike Dunn, L ERA: 3.0	58 Ryan Webb, R ERA: 3.23	43 Dan Jennings, L ERA: 1.42	PITCHER	44 AJ Ramos, R ERA: 4.5	45 Kevin Slowey, R ERA: 3.77	31 Steve Cishek, R ERA: 4.32																					

BOTTOM

Miami Marlins @ New York Mets
Citi Field, Flushing, NY
Sat Jun 08 2013, 1:13 PM - 7:37 PM EDT
Alt. 20.338 - Cloudy - 77 F

livebaseballscorecards.com

AB 71
R 13
H 13
RBI 1
BB 9
SO 19
LOB 45



Batter	1	2	3	4	5	6	7	8	9	AB	R	H	RBI	BB	SO	LOB	TOP					
13 Matt Carpenter, L (1.4) OBP: 0.408, SLG: 0.473	G1-3		K				G3-1	L8		4	1	0	0	1	1	0	St. Louis Cardinals @ New York Mets Citi Field, Flushing, NY Tue Jun 11 2013, 7:12 PM - 10:04 PM EDT Att: 21,581 - Cloudy - 80 F					
4 Yadier Molina, R (1.2) OBP: 0.394, SLG: 0.496	P4		F8				G5-3			5	1	2	1	0	0	1						
7 Matt Holliday, R (1.7) OBP: 0.359, SLG: 0.462	F9									5	3	3	1	0	1	1						
21 Allen Craig, R (1.9) OBP: 0.355, SLG: 0.457 43 Shane Robinson, R (7.9) OBP: 0.349, SLG: 0.346	F9									4	1	2	3	0	1	1						
Matt Adams, L (1.3) OBP: 0.364, SLG: 0.575										1	1	1	1	0	0	0						
23 David Freese, R (1.5) OBP: 0.360, SLG: 0.389										5	0	2	0	0	0	1						
19 Jon Jay, L (1.8) OBP: 0.331, SLG: 0.350										4	0	2	0	1	1	0						
38 Pete Kozma, R (1.6) OBP: 0.306, SLG: 0.321										4	1	0	1	1	0	3						
52 Michael Wacha, R (1.1) OBP: 0.143, SLG: 0.143 36 Randy Choate, L (7.1) ERA: 4.5 12 Ty Wigington, R (8. PH) OBP: 0.284, SLG: 0.244 65 Keith Butler, R (8.1)	G1-3									3	0	0	1	0	0	2						
Inning Stats	R: 0 E: 0 K: 0 S: 7	H: 0 LOB: 0 BB: 0 P: 12	R: 0 E: 0 K: 0 S: 13	H: 2 LOB: 2 BB: 0 P: 17	R: 0 E: 0 K: 1 S: 8	H: 0 LOB: 0 BB: 0 P: 10	R: 1 E: 0 K: 0 S: 6	H: 2 LOB: 0 BB: 1 P: 10	R: 5 E: 1 K: 1 S: 22	H: 3 LOB: 1 BB: 1 P: 33	R: 0 E: 0 K: 1 S: 13	H: 1 LOB: 1 BB: 0 P: 16	R: 2 E: 0 K: 1 S: 19	H: 3 LOB: 3 BB: 2 P: 39	R: 0 E: 0 K: 1 S: 9	H: 1 LOB: 1 BB: 0 P: 16		R: 1 E: 0 K: 1 S: 11	H: 1 LOB: 0 BB: 0 P: 12	1B: 8 2B: 3 3B: 0 HR: 2	SF: 0 SAC: 0 DP: 1 HBP: 0	WP: 0 PB: 0 SB: 0 CS: 0
PITCHER	IP	WLS	BF	H	R	ER	SO	BB	IBB	HBP	BLK	WP	HR	S	P	ERA	WHIP					
53 Jeremy Hefner, R (1.1) ERA: 4.11	6.0	L	27	8	6	1	2	1	0	0	0	0	1	69	98	1.50	1.500					
46 Greg Burke, R (7.1) ERA: 4.5	0.2		6	3	2	2	1	1	0	0	0	0	0	16	29	27.00	6.000					
66 Josh Edgin, L (7.1) ERA: 8.71	1.0		5	1	0	0	0	1	0	0	0	0	0	8	20	0.00	2.000					
30 David Aardsma, R (8.1) ERA: 3.86	1.1		5	1	1	1	2	0	0	0	0	0	1	15	18	6.75	0.750					

Batter	1	2	3	4	5	6	7	8	9	AB	R	H	RBI	BB	SO	LOB	BOTTOM					
1 Jordany Valdespin, L (1.4) OBP: 0.302, SLG: 0.381 30 David Aardsma, R (8.1)	L4									4	0	2	0	0	1	0	St. Louis Cardinals @ New York Mets Citi Field, Flushing, NY Tue Jun 11 2013, 7:12 PM - 10:04 PM EDT Att: 21,581 - Cloudy - 80 F					
3 Omar Quintanilla, L (1.6) OBP: 0.372, SLG: 0.575										4	1	1	1	0	1	2						
5 David Wright, R (1.5) OBP: 0.372, SLG: 0.459										3	1	0	0	1	1	2						
28 Daniel Murphy, L (1.3) OBP: 0.324, SLG: 0.439										4	0	1	0	0	0	1						
21 Lucas Duda, L (1.7) OBP: 0.335, SLG: 0.434										3	0	0	0	1	1	0						
6 Marlon Byrd, R (1.9) OBP: 0.303, SLG: 0.466 46 Greg Burke, R (7.1) ERA: 4.5 66 Josh Edgin, R (7.1) Justin Turner, R (8.4) OBP: 0.333, SLG: 0.360										2	0	0	1	0	0	0						
44 John Buck, R (1.2) OBP: 0.280, SLG: 0.415										0	0	0	0	0	0	0						
9 Kirk Nieuwenhuis, L (1.8) OBP: 0.136, SLG: 0.143										4	0	0	0	0	1	5						
53 Jeremy Hefner, R (1.1) ERA: 4.11 12 Juan Lagares, R (7.8) OBP: 0.221, SLG: 0.288										2	0	0	0	0	2	0						
Inning Stats	R: 2 E: 0 K: 0 S: 17	H: 2 LOB: 3 BB: 3 P: 37	R: 0 E: 0 K: 1 S: 11	H: 1 LOB: 1 BB: 0 P: 16	R: 0 E: 0 K: 0 S: 6	H: 0 LOB: 0 BB: 0 P: 11	R: 0 E: 0 K: 1 S: 10	H: 1 LOB: 0 BB: 0 P: 13	R: 0 E: 0 K: 2 S: 12	H: 1 LOB: 1 BB: 1 P: 15	R: 0 E: 0 K: 0 S: 6	H: 0 LOB: 0 BB: 0 P: 10	R: 0 E: 0 K: 1 S: 6	H: 0 LOB: 0 BB: 0 P: 8	R: 0 E: 0 K: 0 S: 6	H: 0 LOB: 0 BB: 0 P: 10		R: 0 E: 0 K: 2 S: 8	H: 0 LOB: 1 BB: 1 P: 16	1B: 4 2B: 0 3B: 0 HR: 1	SF: 1 SAC: 0 DP: 1 HBP: 0	WP: 0 PB: 0 SB: 0 CS: 0
PITCHER	IP	WLS	BF	H	R	ER	SO	BB	IBB	HBP	BLK	WP	HR	S	P	ERA	WHIP					
52 Michael Wacha, R (1.1) ERA: 4.58	6.0	W	25	5	2	2	4	3	0	0	0	0	0	62	102	3.00	1.333					
36 Randy Choate, L (7.1) ERA: 2.84	1.0		3	0	0	0	1	0	0	0	0	0	0	6	8	0.00	0.000					
65 Keith Butler, R (8.1) ERA: 3.68	2.0		7	0	0	0	2	1	0	0	0	0	0	14	26	0.00	0.500					

AB	40
R	9
H	13
RBI	8
BB	3
SO	5
LOB	15




Batter	1	2	3	4	5	6	7	8	9	AB	R	H	RBI	BB	SO	LOB	TOP					
13 Matt Carpenter, L (1,4) OBP: 0.411, SLG: 0.478	F7		G4-3		G4-3			1B		4	0	2	1	0	0	1						
3 Carlos Beltrán, S (1,9) OBP: 0.340, SLG: 0.518	K		K					1B		4	1	2	0	0	2	1						
7 Matt Holliday, R (1,7) 26 Trevor Rosenthal, R (8,1) 44 Edward Mujica, R (9,1)	K			P3		G4-3		1B		4	0	1	0	0	1	1						
21 Allen Craig, R (1,3) OBP: 0.356, SLG: 0.466		G6-3		K				1B		4	0	2	1	0	1	0						
4 Yadier Molina, R (1,2) OBP: 0.398, SLG: 0.502		G1-3						1B		3	0	0	0	1	1	3						
19 Jon Jay, L (1,8) OBP: 0.324, SLG: 0.342		G5-3		G5-3						4	0	0	0	0	0	1						
33 Daniel Descalso, L (1,5) OBP: 0.320, SLG: 0.422			K		K					4	0	0	0	0	3	0						
38 Pete Kozma, R (1,6) OBP: 0.308, SLG: 0.327										4	1	3	0	0	0	0						
50 Adam Wainwright, R (1,1) OBP: 0.147, SLG: 0.176										1	0	0	0	0	0	1						
43 Shane Robinson, R (8,PH) OBP: 0.338, SLG: 0.333			SH3-4		G4-3			F8		2	0	0	0	0	0	1						
Inning Stats	R: 0 E: 0 K: 2 S: 9	H: 0 LOB: 0 BB: 0 P: 10	R: 0 E: 0 K: 0 S: 6	H: 0 LOB: 0 BB: 0 P: 9	R: 1 E: 0 K: 2 S: 10	H: 2 LOB: 1 BB: 0 P: 16	R: 0 E: 0 K: 1 S: 11	H: 0 LOB: 1 BB: 0 P: 21	R: 0 E: 0 K: 1 S: 10	H: 2 LOB: 1 BB: 0 P: 14	R: 0 E: 0 K: 0 S: 10	H: 0 LOB: 0 BB: 0 P: 14	R: 1 E: 0 K: 0 S: 9	H: 4 LOB: 2 BB: 0 P: 14	R: 0 E: 0 K: 1 S: 12	H: 1 LOB: 1 BB: 0 P: 16	1B: 8 2B: 1 3B: 1 HR: 0	SF: 0 SAC: 1 DP: 1 HBP: 0	WP: 0 PB: 0 SB: 0 CS: 1	PA: 36		
PITCHER	IP WLS BF ERA WHIP	WLS BF ERA WHIP	H R ER SO BB IBB HBP BLK WP HR S P ERA WHIP	H R ER SO BB IBB HBP BLK WP HR S P ERA WHIP	H R ER SO BB IBB HBP BLK WP HR S P ERA WHIP	H R ER SO BB IBB HBP BLK WP HR S P ERA WHIP	H R ER SO BB IBB HBP BLK WP HR S P ERA WHIP	H R ER SO BB IBB HBP BLK WP HR S P ERA WHIP	H R ER SO BB IBB HBP BLK WP HR S P ERA WHIP	H R ER SO BB IBB HBP BLK WP HR S P ERA WHIP	H R ER SO BB IBB HBP BLK WP HR S P ERA WHIP	H R ER SO BB IBB HBP BLK WP HR S P ERA WHIP	H R ER SO BB IBB HBP BLK WP HR S P ERA WHIP	H R ER SO BB IBB HBP BLK WP HR S P ERA WHIP	H R ER SO BB IBB HBP BLK WP HR S P ERA WHIP	H R ER SO BB IBB HBP BLK WP HR S P ERA WHIP	H R ER SO BB IBB HBP BLK WP HR S P ERA WHIP	H R ER SO BB IBB HBP BLK WP HR S P ERA WHIP	H R ER SO BB IBB HBP BLK WP HR S P ERA WHIP	H R ER SO BB IBB HBP BLK WP HR S P ERA WHIP	H R ER SO BB IBB HBP BLK WP HR S P ERA WHIP	
33 Matt Harvey, R (1,1) ERA: 2.04	7.0	L	26	5	1	1	7	1	0	0	0	0	0	0	0	0	0	0	67	97	1.29	0.857
56 Scott Rice, L (8,1) ERA: 4.4	0.2		3	2	1	1	0	0	0	0	0	0	0	0	0	0	0	0	5	9	13.50	3.000
32 LaTroy Hawkins, R (8,1) ERA: 4.21	0.1		3	2	0	0	0	0	0	0	0	0	0	0	0	0	0	0	4	5	0.00	6.000
66 Josh Edgin, L (9,1) ERA: 7.94	1.0		4	1	0	0	1	0	0	0	0	0	0	0	0	0	0	0	12	16	0.00	1.000

St. Louis Cardinals @ New York Mets
Citi Field, Flushing, NY
Thu Jun 13 2013, 1:12 PM - 3:54 PM EDT
Att: 25,471 - Cloudy - 64 F

livebaseballscorecards.com

AB 34
R 2
H 10
RBI 2
BB 1
SO 8
LOB 9

WP: 0 PA: 36
PB: 0
SB: 0
CS: 1




Batter	1	2	3	4	5	6	7	8	9	AB	R	H	RBI	BB	SO	LOB	BOTTOM					
1 Jordany Valdespin, L (1,4) OBP: 0.281, SLG: 0.352	G1-3			G4-3		F8		G4-3		4	0	0	0	0	0	0						
3 Omar Quintanilla, L (1,6) OBP: 0.314, SLG: 0.479	G2-3			G5-3		K		G3-1		4	0	0	0	0	1	0						
5 David Wright, R (1,5) OBP: 0.385, SLG: 0.487	K									4	0	3	0	0	1	0						
28 Daniel Murphy, L (1,3) OBP: 0.322, SLG: 0.430		F7								3	0	0	0	1	1	2						
21 Lucas Duda, L (1,7) OBP: 0.333, SLG: 0.443										4	0	0	0	0	1	2						
6 Marlon Byrd, R (1,9) OBP: 0.308, SLG: 0.503										4	1	2	1	0	2	0						
44 John Buck, R (1,2) OBP: 0.138, SLG: 0.172										4	0	2	0	0	0	1						
4 Collin Cowgill, R (9,PR) OBP: 0.173, SLG: 0.294										0	0	0	0	0	0	0						
9 Kirk Nieuwenhuis, L (1,8) OBP: 0.138, SLG: 0.111										3	0	0	0	1	1	2						
33 Matt Harvey, R (1,1) OBP: 0.138, SLG: 0.172										2	0	0	0	0	0	1						
56 Scott Rice, L (8,1) ERA: 1.64										1	0	0	0	0	0	0						
32 LaTroy Hawkins, R (8,1) 66 Josh Edgin, R (9,1) 13 Josh Satin, R (9,PH)										0	0	0	0	0	0	0						
Inning Stats	R: 0 E: 0 K: 1 S: 10	H: 0 LOB: 0 BB: 0 P: 12	R: 0 E: 0 K: 2 S: 8	H: 0 LOB: 0 BB: 0 P: 12	R: 0 E: 0 K: 0 S: 5	H: 0 LOB: 0 BB: 0 P: 5	R: 0 E: 0 K: 0 S: 9	H: 1 LOB: 2 BB: 1 P: 17	R: 0 E: 0 K: 2 S: 10	H: 1 LOB: 1 BB: 0 P: 13	R: 0 E: 0 K: 1 S: 10	H: 1 LOB: 1 BB: 0 P: 15	R: 0 E: 0 K: 0 S: 9	H: 1 LOB: 2 BB: 1 P: 21	R: 0 E: 0 K: 1 S: 10	H: 1 LOB: 1 BB: 0 P: 14	R: 1 E: 0 K: 1 S: 12	H: 2 LOB: 2 BB: 0 P: 15	1B: 5 2B: 1 3B: 0 HR: 1	SF: 0 SAC: 0 DP: 0 HBP: 0	WP: 0 PA: 36 PB: 0 SB: 0 CS: 0	
PITCHER	IP WLS BF ERA WHIP	WLS BF ERA WHIP	H R ER SO BB IBB HBP BLK WP HR S P ERA WHIP	H R ER SO BB IBB HBP BLK WP HR S P ERA WHIP	H R ER SO BB IBB HBP BLK WP HR S P ERA WHIP	H R ER SO BB IBB HBP BLK WP HR S P ERA WHIP	H R ER SO BB IBB HBP BLK WP HR S P ERA WHIP	H R ER SO BB IBB HBP BLK WP HR S P ERA WHIP	H R ER SO BB IBB HBP BLK WP HR S P ERA WHIP	H R ER SO BB IBB HBP BLK WP HR S P ERA WHIP	H R ER SO BB IBB HBP BLK WP HR S P ERA WHIP	H R ER SO BB IBB HBP BLK WP HR S P ERA WHIP	H R ER SO BB IBB HBP BLK WP HR S P ERA WHIP	H R ER SO BB IBB HBP BLK WP HR S P ERA WHIP	H R ER SO BB IBB HBP BLK WP HR S P ERA WHIP	H R ER SO BB IBB HBP BLK WP HR S P ERA WHIP	H R ER SO BB IBB HBP BLK WP HR S P ERA WHIP	H R ER SO BB IBB HBP BLK WP HR S P ERA WHIP	H R ER SO BB IBB HBP BLK WP HR S P ERA WHIP	H R ER SO BB IBB HBP BLK WP HR S P ERA WHIP	H R ER SO BB IBB HBP BLK WP HR S P ERA WHIP	
50 Adam Wainwright, R (1,1) ERA: 2.18	7.0	W	27	4	0	0	6	1	1	0	0	0	0	0	0	0	0	0	61	95	0.00	0.714
26 Trevor Rosenthal, R (8,1) ERA: 1.64	1.0	H	4	1	0	0	1	0	0	0	0	0	0	0	0	0	0	0	10	14	0.00	1.000
44 Edward Mujica, R (9,1) ERA: 1.82	1.0	S	5	2	1	1	1	0	0	0	0	0	0	0	0	0	0	0	1	12	9.00	2.000

St. Louis Cardinals @ New York Mets
Citi Field, Flushing, NY
Thu Jun 13 2013, 1:12 PM - 3:54 PM EDT
Att: 25,471 - Cloudy - 64 F

livebaseballscorecards.com

AB 34
R 1
H 7
RBI 1
BB 2
SO 8
LOB 12



Batter	1	2	3	4	5	6	7	8	9	AB	R	H	RBI	BB	SO	LOB	TOP				
9 David DeJesus, L (1,8) OBP: 0.318, SLG: 0.445 6 Ryan Sweeney, L (3,8) OBP: 0.388, SLG: 0.475										2	0	1	3	0	1	0					
13 Starlin Castro, R (1,6) OBP: 0.276, SLG: 0.335										4	0	0	0	0	0	1					
19 Nate Schierholtz, L (1,9) OBP: 0.329, SLG: 0.566										4	1	1	1	0	1	1					
12 Alfonso Soriano, R (1,7) OBP: 0.296, SLG: 0.415										4	0	0	0	0	1	0					
44 Anthony Rizzo, L (1,3) OBP: 0.331, SLG: 0.462										4	2	3	0	0	0	0					
30 Dioner Navarro, S (1,2) OBP: 0.360, SLG: 0.526										4	1	2	0	0	0	1					
24 Luis Valbuena, L (1,5) OBP: 0.354, SLG: 0.414										3	1	1	1	1	1	2					
15 Darwin Barney, R (1,4) OBP: 0.282, SLG: 0.313										4	1	1	1	0	0	1					
36 Edwin Jackson, R (1,1) OBP: 0.208, SLG: 0.143 20 Julio Rodriguez, L (7,PH) OBP: 0.280, SLG: 0.291 40 James Russell, L (7,1) OBP: 0.319, SLG: 0.327 49 Carlos Marmol, R (8,1) OBP: 0.309, SLG: 0.325 21 Scott Hairston, R (9,PH) OBP: 0.289, SLG: 0.325 63 Kevin Gregg, R (9,1) OBP: 0.333, SLG: 0.348										2	0	0	0	0	1	3					
Inning Stats	R: 1 E: 0 K: 1 S: 9	H: 1 LOB: 0 BB: 0 P: 15	R: 4 E: 0 K: 1 S: 13	H: 4 LOB: 1 BB: 22 P: 21	R: 0 E: 0 K: 0 S: 7	H: 0 LOB: 0 BB: 0 P: 10	R: 0 E: 0 K: 0 S: 7	H: 0 LOB: 0 BB: 0 P: 9	R: 0 E: 0 K: 1 S: 8	H: 2 LOB: 1 BB: 0 P: 14	R: 0 E: 0 K: 2 S: 12	H: 0 LOB: 2 BB: 0 P: 15	R: 0 E: 0 K: 1 S: 10	H: 2 LOB: 2 BB: 0 P: 17	R: 0 E: 0 K: 1 S: 7	H: 0 LOB: 0 BB: 0 P: 12	1B: 5 2B: 2 3B: 1 HR: 1	SF: 0 SAC: 0 DP: 0 HBP: 0	WP: 0 PB: 0 SB: 0 CS: 0	PA: 37	
PITCHER	IP WLS BF H R ER SO BB IBB HBP BLK WP HR S P ERA WHIP	5.2 L 25 7 6 6 4 1 0 0 0 0 0 1 51 82 9.53 1.412	1.1 4 0 0 0 2 0 0 0 0 0 0 0 14 18 0.00 0.000	1.0 5 2 0 0 1 0 0 0 0 0 0 0 10 17 0.00 2.000	1.0 3 0 0 0 1 0 0 0 0 0 0 0 7 12 0.00 0.000																

Chicago Cubs @ New York Mets
Citi Field, Flushing, NY
Fri Jun 14, 2013, 7:13 PM - 10:27 PM EDT
Att: 32,213 - Cloudy - 70 F

AB	36
R	6
H	9
RBI	6
BB	1
SO	8
LOB	9



Batter	1	2	3	4	5	6	7	8	9	AB	R	H	RBI	BB	SO	LOB	BOTTOM			
1 Jordany Valdespin, L (1,4) OBP: 0.274, SLG: 0.343 Justin Turner, R (7,PH) OBP: 0.323, SLG: 0.348										3	0	0	0	0	2	1				
28 Daniel Murphy, L (1,3) OBP: 0.323, SLG: 0.430										5	1	2	2	0	0	0				
5 David Wright, R (1,5) OBP: 0.392, SLG: 0.493										3	0	3	0	1	0	0				
21 Lucas Duda, L (1,7) OBP: 0.336, SLG: 0.442										3	0	1	1	1	2	3				
6 Marlon Byrd, R (1,9) OBP: 0.313, SLG: 0.500										3	0	1	0	0	2	3				
44 John Buck, R (1,2) OBP: 0.276, SLG: 0.408										4	0	0	0	0	1	2				
3 Omar Quintanilla, L (1,6) OBP: 0.309, SLG: 0.451										3	0	0	0	1	1	0				
12 Juan Lagares, R (1,8) OBP: 0.222, SLG: 0.314										4	1	1	0	0	1	2				
38 Shaun Marcum, R (1,1) OBP: 0.222, SLG: 0.295 40 James Russell, L (7,1) OBP: 0.319, SLG: 0.327 49 Carlos Marmol, R (8,1) OBP: 0.309, SLG: 0.325 21 Scott Hairston, R (9,PH) OBP: 0.289, SLG: 0.325 63 Kevin Gregg, R (9,1) OBP: 0.333, SLG: 0.348										2	0	0	0	0	0	3				
Inning Stats	R: 0 E: 0 K: 2 S: 12	H: 1 LOB: 1 BB: 0 P: 20	R: 0 E: 0 K: 1 S: 6	H: 0 LOB: 0 BB: 0 P: 11	R: 1 E: 0 K: 1 S: 11	H: 2 LOB: 2 BB: 1 P: 21	R: 0 E: 0 K: 0 S: 7	H: 1 LOB: 2 BB: 1 P: 14	R: 0 E: 0 K: 2 S: 13	H: 0 LOB: 0 BB: 0 P: 15	R: 2 E: 0 K: 1 S: 20	H: 4 LOB: 1 BB: 0 P: 26	R: 0 E: 0 K: 1 S: 14	H: 0 LOB: 0 BB: 0 P: 20	R: 0 E: 0 K: 1 S: 8	H: 0 LOB: 0 BB: 0 P: 12	1B: 7 2B: 1 3B: 1 HR: 0	SF: 0 SAC: 0 DP: 1 HBP: 1	WP: 1 PB: 0 SB: 0 CS: 0	PA: 38
PITCHER	IP WLS BF H R ER SO BB IBB HBP BLK WP HR S P ERA WHIP	6.0 W 26 5 1 1 7 3 0 0 0 0 0 1 0 58 102 1.50 1.333	1.0 6 4 2 2 1 0 0 0 0 0 0 0 20 26 18.00 4.000	1.0 H 3 0 0 0 1 0 0 0 0 0 0 0 14 20 0.00 0.000	1.0 S 3 0 0 0 1 0 0 0 0 0 0 0 8 12 0.00 0.000															

Chicago Cubs @ New York Mets
Citi Field, Flushing, NY
Fri Jun 14, 2013, 7:13 PM - 10:27 PM EDT
Att: 32,213 - Cloudy - 70 F

AB	34
R	3
H	9
RBI	3
SO	10
LOB	15



Batter	1	2	3	4	5	6	7	8	9	AB	R	H	RBI	BB	SO	LOB	TOP					
15 Darwin Barney, R OBP: 0.284, SLG: 0.314	G6-3		G6-3	G6-3		G6-3		FC8-6		6	1	2	0	0	0	4	<p>Chicago Cubs @ New York Mets</p> <p>Citi Field, Flushing, NY</p> <p>Sat Jun 15 2013, 1:13 PM - 4:44 PM EDT</p> <p>Att: 27,004 - Partly Cloudy - 78 F</p>					
1 Cody Ransom, R OBP: 0.330, SLG: 0.560	E4						E1		K	4	0	2	1	2	1	3						
13 Starlin Castro, R OBP: 0.274, SLG: 0.335	K		K	K			FC5-4		P3	6	0	1	2	0	3	9						
12 Alfonso Soriano, R OBP: 0.290, SLG: 0.407	G5-3		L8			G5-3		F9		5	0	0	0	0	0	5						
44 Anthony Rizzo, L OBP: 0.336, SLG: 0.458	G5-3					F9				2	1	0	0	3	0	0						
21 Scott Hairston, R OBP: 0.210, SLG: 0.348																						
33 Carlos Villanueva, R OBP: 0.176, SLG: 0.176																						
63 Kevin Gregg, R																						
53 Welington Castillo, R OBP: 0.313, SLG: 0.337																						
6 Ryan Sweeney, L OBP: 0.394, SLG: 0.508	FC5-4																					
46 Scott Feldman, L OBP: 0.297, SLG: 0.379																						
19 Nate Schierholz, L OBP: 0.335, SLG: 0.568	K																					
Inning Stats	R: 0 H: 1 E: 1 K: 1 S: 14	H: 1 LOB: 0 BB: 0 P: 20	R: 0 H: 0 E: 0 K: 1 S: 13	H: 1 LOB: 2 BB: 1 P: 20	R: 0 H: 1 E: 0 K: 1 S: 11	H: 1 LOB: 1 BB: 0 P: 16	R: 2 H: 2 E: 0 K: 2 S: 20	H: 2 LOB: 3 BB: 3 P: 35	R: 0 H: 0 E: 0 K: 0 S: 4	H: 0 LOB: 0 BB: 0 P: 6	R: 0 H: 1 E: 0 K: 0 S: 8	H: 1 LOB: 0 BB: 0 P: 12	R: 0 H: 0 E: 1 K: 0 S: 9	H: 0 LOB: 2 BB: 1 P: 16	R: 3 H: 3 E: 0 K: 0 S: 18	H: 3 LOB: 3 BB: 3 P: 35	R: 0 H: 2 E: 0 K: 1 S: 11	H: 2 LOB: 3 BB: 1 P: 18	1B: 8 2B: 3 3B: 0 HR: 0	SF: 0 SAC: 1 DP: 0 HBP: 0	WP: 0 PB: 0 SB: 1 CS: 0	PA: 48
PITCHER	IP WLS BF H R ER SO BB IBB HBP BLK WP HR S P ERA WHIP																					
49 Jonathon Niese, L ERA: 4.15	5.2 L 27 6 2 2 5 4 0 0 0 0 0 0 0 68 106 3.18 1.765																					
32 LaTroy Hawkins, R ERA: 4.0	1.1 6 0 0 0 0 0 1 0 0 0 0 0 11 19 0.00 0.000																					
56 Scott Rice, L ERA: 4.97	0.1 3 1 2 2 0 0 1 0 0 0 0 0 3 8 54.00 6.000																					
34 Brandon Lyon, R ERA: 3.38	0.2 6 2 1 1 0 1 1 0 0 0 0 0 15 27 13.50 4.500																					
46 Greg Burke, R ERA: 4.05	1.0 6 2 0 0 1 0 1 0 0 0 0 0 11 18 0.00 2.000																					

AB 38
R 5
H 11
RBI 5
BB 9
SO 6
LOB 35



Batter	1	2	3	4	5	6	7	8	9	AB	R	H	RBI	BB	SO	LOB	BOTTOM					
1 Jordany Valdespin, L OBP: 0.273, SLG: 0.339	K		F8			F8				4	0	1	1	0	1	0	<p>Chicago Cubs @ New York Mets</p> <p>Citi Field, Flushing, NY</p> <p>Sat Jun 15 2013, 1:13 PM - 4:44 PM EDT</p> <p>Att: 27,004 - Partly Cloudy - 78 F</p>					
28 Daniel Murphy, L OBP: 0.322, SLG: 0.431	G3-1					F8		G3-1		4	1	1	0	0	0	2						
5 David Wright, R OBP: 0.394, SLG: 0.496										3	0	1	1	1	1	2						
6 Marlon Byrd, R OBP: 0.311, SLG: 0.494	K									4	0	1	0	0	2	2						
21 Lucas Duda, L OBP: 0.331, SLG: 0.433										4	0	0	0	0	0	2						
Justin Turner, R OBP: 0.310, SLG: 0.333	G1-3									4	0	0	0	0	0	2						
20 Anthony Recker, R OBP: 0.233, SLG: 0.316										3	0	0	0	0	2	0						
44 John Buck, R OBP: 0.274, SLG: 0.406	P6									1	0	0	0	0	0	2						
12 Juan Lagares, R OBP: 0.224, SLG: 0.311										4	1	1	0	0	1	2						
49 Jonathon Niese, L ERA: 4.15										2	0	0	0	0	1	0						
32 LaTroy Hawkins, R ERA: 4.0										0	0	0	0	0	0	0						
56 Scott Rice, L ERA: 4.97										0	0	0	0	0	0	0						
34 Brandon Lyon, R ERA: 3.38										1	0	1	0	0	0	0						
9 Kirk Nieuwenhuis, L OBP: 0.140, SLG: 0.213										0	0	0	0	0	0	0						
46 Greg Burke, R ERA: 4.05										0	0	0	0	0	0	0						
Inning Stats	R: 0 H: 0 E: 0 K: 2 S: 11	H: 0 LOB: 1 BB: 1 P: 19	R: 0 H: 0 E: 0 K: 0 S: 6	H: 0 LOB: 0 BB: 0 P: 11	R: 0 H: 0 E: 0 K: 0 S: 10	H: 0 LOB: 0 BB: 0 P: 14	R: 1 H: 2 E: 0 K: 1 S: 15	H: 2 LOB: 1 BB: 0 P: 25	R: 0 H: 0 E: 0 K: 3 S: 9	H: 0 LOB: 0 BB: 0 P: 15	R: 0 H: 0 E: 0 K: 0 S: 7	H: 0 LOB: 0 BB: 0 P: 11	R: 0 H: 0 E: 0 K: 0 S: 6	H: 0 LOB: 0 BB: 0 P: 11	R: 1 H: 3 E: 0 K: 2 S: 15	H: 3 LOB: 2 BB: 0 P: 19	R: 0 H: 1 E: 1 K: 0 S: 15	H: 1 LOB: 2 BB: 0 P: 24	1B: 4 2B: 2 3B: 0 HR: 0	SF: 0 SAC: 0 DP: 0 HBP: 0	WP: 0 PB: 0 SB: 1 CS: 0	PA: 35
PITCHER	IP WLS BF H R ER SO BB IBB HBP BLK WP HR S P ERA WHIP																					
46 Scott Feldman, R ERA: 3.05	7.0 W 24 2 1 1 6 1 0 0 0 0 0 0 64 106 1.29 0.429																					
33 Carlos Villanueva, R ERA: 3.8	1.0 6 3 1 1 2 0 0 0 0 0 0 0 15 19 9.00 3.000																					
63 Kevin Gregg, R ERA: 0.63	1.0 S 5 1 0 0 0 0 0 0 0 0 0 0 15 24 0.00 1.000																					

AB 34
R 2
H 6
RBI 2
BB 1
SO 8
LOB 14



Batter	1	2	3	4	5	6	7	8	9	AB	R	H	RBI	BB	SO	LOB	TOP
24 Luis Valbuena, L (1.5) OBP: 0.357, SLG: 0.417										4	1	2	0	0	1	0	
13 Starlin Castro, R (1.6) OBP: 0.277, SLG: 0.337										4	1	2	0	0	0	1	
19 Nate Schierholtz, L (1.9) OBP: 0.339, SLG: 0.564										3	1	1	0	1	0	2	
12 Alfonso Soriano, R (1.7) OBP: 0.290, SLG: 0.404										4	0	1	1	0	2	2	
49 Carlos Marmol, R (9.1)										0	0	0	0	0	0	0	
44 Anthony Rizzo, L (1.3) OBP: 0.331, SLG: 0.451										4	0	0	0	0	1	5	
30 Dioner Navarro, S (1.2) OBP: 0.344, SLG: 0.500										4	0	0	0	0	1	2	
6 Ryan Sweeney, L (1.8) OBP: 0.373, SLG: 0.478										4	0	0	0	0	0	0	
15 Darwin Barney, R (1.4) OBP: 0.283, SLG: 0.313										4	0	1	0	0	1	0	
22 Matt Garza, R (1.1) OBP: 0.100, SLG: 0.200										3	0	0	0	0	1	1	
40 James Russell, L (8.1)										0	0	0	0	0	0	0	
20 Julio Borbon, L (9.7) OBP: 0.279, SLG: 0.286										1	0	0	0	0	0	0	
Inning Stats	R: 1 H: 3 E: 0 K: 1 S: 13	H: 3 R: 0 ER: 0 LOB: 2 BB: 0 P: 20	R: 0 H: 0 E: 0 K: 2 S: 11	H: 2 R: 0 ER: 0 LOB: 2 BB: 0 P: 17	R: 0 H: 0 E: 0 K: 0 S: 9	H: 0 R: 0 ER: 0 LOB: 0 BB: 0 P: 12	R: 2 H: 1 E: 1 K: 0 S: 12	H: 1 R: 0 ER: 0 LOB: 1 BB: 0 P: 15	R: 0 H: 0 E: 0 K: 1 S: 8	H: 0 R: 0 ER: 0 LOB: 0 BB: 0 P: 11	R: 0 H: 0 E: 0 K: 1 S: 9	H: 0 R: 0 ER: 0 LOB: 0 BB: 0 P: 6	1B: 7 R: 0 H: 0 RBI: 0 BB: 0 SO: 0 HR: 0	SF: 0 2B: 0 3B: 0 DP: 0 HBP: 0	WP: 0 PB: 0 SB: 0 CS: 0	PA: 36	
PITCHER	IP: 5.0 WLS: 23 BF: 6 H: 3 R: 3 ER: 1 SO: 5 BB: 1 IBB: 0 HBP: 0 BLK: 0 WP: 0 HR: 0 S: 56 P: 87 ERA: 1.80 WHIP: 1.400	IP: 2.0 WLS: 7 BF: 1 H: 0 R: 0 ER: 0 SO: 1 BB: 0 IBB: 0 HBP: 0 BLK: 0 WP: 0 HR: 0 S: 18 P: 26 ERA: 0.00 WHIP: 0.500	IP: 1.0 WLS: 3 BF: 0 H: 0 R: 0 ER: 0 SO: 1 BB: 0 IBB: 0 HBP: 0 BLK: 0 WP: 0 HR: 0 S: 9 P: 10 ERA: 0.00 WHIP: 0.000	IP: 1.0 WLS: 3 BF: 0 H: 0 R: 0 ER: 0 SO: 0 BB: 0 IBB: 0 HBP: 0 BLK: 0 WP: 0 HR: 0 S: 6 P: 6 ERA: 0.00 WHIP: 0.000	PITCHER												

Chicago Cubs @ New York Mets
Citi Field, Flushing, NY
Sun Jun 16 2013, 1:11 PM - 4:02 PM EDT
Att: 30,256 - Cloudy - 81 F

AB	35
R	3
H	7
RBI	1
BB	1
SO	7
LOB	13



Batter	1	2	3	4	5	6	7	8	9	AB	R	H	RBI	BB	SO	LOB	BOTTOM
1 Jordany Valdespin, L (1.4) OBP: 0.264, SLG: 0.328										4	0	0	0	0	0	0	
28 Daniel Murphy, L (1.3) OBP: 0.321, SLG: 0.426										3	0	0	0	1	1	0	
5 David Wright, R (1.5) OBP: 0.392, SLG: 0.496										4	0	1	0	0	0	2	
6 Marlon Byrd, R (1.9) OBP: 0.310, SLG: 0.506										4	1	1	1	0	1	3	
21 Lucas Duda, L (1.7) OBP: 0.337, SLG: 0.439										2	1	1	0	1	1	2	
44 John Buck, R (1.2) OBP: 0.276, SLG: 0.408										4	1	2	0	0	1	2	
3 Omar Quintanilla, L (1.6) OBP: 0.293, SLG: 0.426										3	0	0	0	0	0	3	
9 Kirk Nieuwenhuis, L (1.8) OBP: 0.200, SLG: 0.250										3	1	1	3	1	1	1	
53 Jeremy Hefner, R (1.1) Justin Turner, R (5.7) 52 Carlos Torres, R (8.1) 13 Josh Satin, R (7.7) 30 David Aardsma, R (8.1) 39 Bobby Parnell, R (9.1)										1	0	0	0	0	0	0	
Inning Stats	R: 0 H: 1 E: 0 K: 0 S: 6	H: 0 R: 0 ER: 0 LOB: 0 BB: 0 P: 11	R: 0 H: 0 E: 0 K: 1 S: 8	H: 0 R: 0 ER: 0 LOB: 0 BB: 0 P: 8	R: 0 H: 0 E: 0 K: 0 S: 8	H: 0 R: 0 ER: 0 LOB: 0 BB: 0 P: 15	R: 0 H: 1 E: 0 K: 1 S: 12	H: 0 R: 0 ER: 0 LOB: 2 BB: 1 P: 24	R: 0 H: 1 E: 0 K: 1 S: 10	H: 0 R: 0 ER: 0 LOB: 0 BB: 0 P: 13	R: 4 H: 3 E: 0 K: 0 S: 10	H: 3 R: 0 ER: 0 LOB: 1 BB: 1 P: 19	1B: 2 R: 0 H: 0 RBI: 0 BB: 0 SO: 0 HR: 2	SF: 0 2B: 2 3B: 0 DP: 1 HBP: 1	WP: 0 PB: 0 SB: 0 CS: 0	PA: 35	
PITCHER	IP: 7.0 WLS: 27 BF: 27 H: 3 R: 0 ER: 0 SO: 5 BB: 2 IBB: 0 HBP: 0 BLK: 0 WP: 0 HR: 0 S: 64 P: 107 ERA: 0.00 WHIP: 0.714	IP: 1.0 WLS: 3 BF: 0 H: 0 R: 0 ER: 0 SO: 1 BB: 0 IBB: 0 HBP: 0 BLK: 0 WP: 0 HR: 0 S: 9 P: 13 ERA: 0.00 WHIP: 0.000	IP: 0.1 WLS: 5 BF: 3 H: 4 R: 4 ER: 4 SO: 0 BB: 1 IBB: 0 HBP: 0 BLK: 0 WP: 0 HR: 0 S: 10 P: 19 ERA: 108.00 WHIP: 12.000	PITCHER													


Chicago Cubs @ New York Mets
Citi Field, Flushing, NY
Sun Jun 16 2013, 1:11 PM - 4:02 PM EDT
Att: 30,256 - Cloudy - 81 F

AB	30
R	4
H	6
RBI	4
BB	3
SO	6
LOB	16



Batter	1	2	3	4	5	6	7	8	9	AB	R	H	RBI	BB	SO	LOB	TOP					
12 Juan Lagares, R OBP: 0.213, SLG: 0.295	L9		G4-3		K		K			4	0	0	0	0	2	2	New York Mets @ Atlanta Braves Turner Field, Atlanta, GA Mon Jun 17 2013, 10:53 PM - 1:22 AM EDT Att: 22,048 - Rain - 71 F					
28 Daniel Murphy, L OBP: 0.320, SLG: 0.421	G4-3		F7			BB		P6		3	0	0	0	1	0							
5 David Wright, R OBP: 0.390, SLG: 0.492	1B		P4			FC5-4		L9		4	0	1	0	0	0	1						
21 Lucas Duda, L OBP: 0.348, SLG: 0.454	1B					1B				4	0	4	0	0	0	0						
6 Marlon Byrd, R OBP: 0.303, SLG: 0.494	K					1B		2B		4	0	0	0	0	2	6						
44 John Buck, R OBP: 0.282, SLG: 0.407		G6-3		G4-3						3	1	1	0	1	0	0						
9 Kirk Nieuwenhuis, L OBP: 0.295, SLG: 0.229			BB					BB		3	0	0	0	1	0	2						
3 Omar Quintanilla, L OBP: 0.290, SLG: 0.404			K					F8		3	0	0	0	1	1	3						
35 Dillon Gee, R OBP: 0.200, SLG: 0.130			K					K		3	0	1	1	0	2	2						
Inning Stats	R: 0 H: 2 E: 0 K: 1 S: 12	H: 2 LOB: 2 BB: 0 P: 14	R: 0 H: 0 E: 0 K: 2 S: 12	H: 0 LOB: 1 BB: 1 P: 20	R: 0 H: 0 E: 0 K: 0 S: 9	H: 0 LOB: 0 BB: 0 P: 11	R: 0 H: 1 E: 0 K: 1 S: 6	H: 1 LOB: 0 BB: 0 P: 10	R: 0 H: 0 E: 0 K: 1 S: 10	H: 0 LOB: 1 BB: 1 P: 17	R: 0 H: 1 E: 0 K: 0 S: 7	H: 1 LOB: 1 BB: 1 P: 12	R: 1 H: 2 E: 0 K: 1 S: 10	H: 2 LOB: 1 BB: 0 P: 14	R: 0 H: 1 E: 0 K: 0 S: 13	H: 1 LOB: 1 BB: 0 P: 15	R: 0 H: 0 E: 0 K: 1 S: 14	H: 0 LOB: 1 BB: 1 P: 22	1B: 6 2B: 1 3B: 0 HR: 0	SF: 0 DP: 1 HBP: 0	WP: 1 PB: 0 CS: 1	PA: 36
PITCHER	IP WLS BF H R ER SO BB IBB HBP BLK WP HR S P ERA WHIP	7.0 28 6 1 1 6 3 0 0 0 1 0 66 98 1.29 1.286	1.0 4 1 0 0 0 0 0 0 0 0 0 13 15 0.00 1.000	1.0 W 4 0 0 0 1 1 0 0 0 0 0 14 22 0.00 1.000	PITCHER										IP WLS BF H R ER SO BB IBB HBP BLK WP HR S P ERA WHIP							

AB	31
R	1
H	7
RBI	1
BB	4
SO	7
LOB	16



Batter	1	2	3	4	5	6	7	8	9	AB	R	H	RBI	BB	SO	LOB	BOTTOM					
19 Andrelton Simmons, R OBP: 0.276, SLG: 0.338	G6-3		F7			K2-3		G4-3		4	0	0	0	0	1	1	New York Mets @ Atlanta Braves Turner Field, Atlanta, GA Mon Jun 17 2013, 10:53 PM - 1:22 AM EDT Att: 22,048 - Rain - 71 F					
22 Jason Heyward, L OBP: 0.321, SLG: 0.348	K				G4-3			G4-3		4	0	1	0	0	1	0						
8 Justin Upton, R OBP: 0.356, SLG: 0.474	K				P4			P4		4	1	1	0	0	1	1						
5 Freddie Freeman, L OBP: 0.383, SLG: 0.489					1B			HR		4	1	3	2	0	0	0						
24 Evan Gattis, R OBP: 0.317, SLG: 0.577					1B			HR		3	0	0	0	0	1	2						
2 B.J. Upton, R OBP: 0.281, SLG: 0.311					P5					3	0	0	0	0	1	2						
26 Dan Uggla, R OBP: 0.314, SLG: 0.394					G6-3			F7		3	0	0	0	0	1	1						
23 Chris Johnson, R OBP: 0.362, SLG: 0.460					F8			F9		3	0	0	0	0	1	1						
15 Tim Hudson, R OBP: 0.267, SLG: 0.357					K					2	0	0	0	1	1	0						
38 Anthony Varvaro, R OBP: 0.298, SLG: 0.433					F8			17 G4-3		2	0	0	0	1	1	0						
17 Jordan Schafer, L OBP: 0.398, SLG: 0.433								BB		2	0	0	0	0	0	0						
48 David Carpenter, R OBP: 0.281, SLG: 0.311					G6-3			G4-3		0	0	0	0	0	0	0						
Inning Stats	R: 0 H: 0 E: 0 K: 2 S: 8	H: 0 LOB: 0 BB: 0 P: 10	R: 0 H: 1 E: 0 K: 1 S: 7	H: 1 LOB: 1 BB: 0 P: 8	R: 0 H: 0 E: 0 K: 1 S: 7	H: 0 LOB: 0 BB: 0 P: 10	R: 0 H: 1 E: 0 K: 0 S: 9	H: 1 LOB: 0 BB: 0 P: 13	R: 0 H: 0 E: 0 K: 0 S: 9	H: 0 LOB: 0 BB: 0 P: 10	R: 0 H: 1 E: 0 K: 1 S: 8	H: 1 LOB: 1 BB: 0 P: 9	R: 0 H: 0 E: 0 K: 1 S: 9	H: 0 LOB: 0 BB: 0 P: 12	R: 0 H: 0 E: 0 K: 0 S: 7	H: 0 LOB: 1 BB: 1 P: 12	R: 2 H: 2 E: 0 K: 0 S: 8	H: 2 LOB: 0 BB: 0 P: 13	1B: 3 2B: 1 3B: 0 HR: 1	SF: 0 DP: 0 HBP: 0	WP: 0 PB: 0 CS: 0	PA: 31
PITCHER	IP WLS BF H R ER SO BB IBB HBP BLK WP HR S P ERA WHIP	8.1 L 31 5 2 2 6 1 0 0 0 0 1 72 101 2.16 0.720	PITCHER										IP WLS BF H R ER SO BB IBB HBP BLK WP HR S P ERA WHIP									

AB	30
R	2
H	5
RBI	2
BB	1
SO	6
LOB	7



Batter	1	2	3	4	5	6	7	8	9	AB	R	H	RBI	BB	SO	LOB	TOP			
4 Collin Cowgill, R OBP: 0.190, SLG: 0.304	G5-3		K	L3			BB		G4-3	4	0	0	0	1	1	1				
28 Daniel Murphy, L OBP: 0.322, SLG: 0.420	G4-3		5 BLK 6 1B				G6-3		F7	5	1	2	0	0	0	1				
5 David Wright, R OBP: 0.387, SLG: 0.484	G4-3			6 1B			G5-4-3		K	4	0	0	0	1	2	1				
6 Marlon Byrd, R OBP: 0.313, SLG: 0.503							K			3	1	2	1	1	1	0				
21 Lucas Duda, L OBP: 0.350, SLG: 0.450										2	1	0	0	2	1	2				
44 John Buck, R OBP: 0.286, SLG: 0.419										3	1	1	1	0	1	2				
12 Juan Lagares, R OBP: 0.277, SLG: 0.296										3	0	1	0	0	2	2				
1 Jordany Valdespin, L OBP: 0.270, SLG: 0.328										0	0	0	1	1	0	0				
9 Kirk Nieuwenhuis, L OBP: 0.205, SLG: 0.229										0	0	0	0	0	0	0				
3 Omar Quintanilla, L OBP: 0.288, SLG: 0.400										3	0	1	1	0	0	3				
33 Matt Harvey, R OBP: 0.121, SLG: 0.152										4	0	0	0	0	3	4				
32 LaTroy Hawkins, R										0	0	0	0	0	0	0				
56 Scott Rice, L										0	0	0	0	0	0	0				
39 Bobby Parnell, R										0	0	0	0	0	0	0				
Inning Stats	R: 0 E: 0 K: 0 S: 7	H: 0 LOB: 0 BB: 0 P: 13	R: 0 E: 0 K: 2 S: 12	H: 0 LOB: 2 BB: 2 P: 26	R: 1 E: 0 K: 3 S: 19	H: 2 LOB: 2 BB: 1 P: 34	R: 1 E: 1 K: 1 S: 12	H: 2 LOB: 1 BB: 0 P: 18	R: 0 E: 0 K: 1 S: 9	H: 0 LOB: 0 BB: 0 P: 13	R: 0 E: 0 K: 0 S: 7	H: 1 LOB: 1 BB: 1 P: 15	R: 2 E: 0 K: 2 S: 17	H: 1 LOB: 2 BB: 3 P: 34	R: 0 E: 0 K: 1 S: 6	H: 0 LOB: 0 BB: 0 P: 7	1B: 5 2B: 1 3B: 0 HR: 1	SF: 1 SAC: 0 DP: 2 HBP: 1	WP: 0 PB: 0 SB: 0 CS: 0	PA: 39
PITCHER	IP WLS BF H R ER SO BB IBB HBP BLK WP HR S P ERA WHIP																			
58 Alex Wood, L ERA: 3.38	3.0 L 14 2 1 1 5 3 0 0 0 0 0 0 0 1 28 41 3.00 1.667																			
57 Cory Rasmus, R ERA: 3.1	3.0 11 3 1 1 3 0 0 0 0 0 0 1 28 41 3.00 1.000																			
53 Cory Gearrin, R ERA: 3.49	1.0 4 1 0 0 0 1 0 0 0 0 0 0 0 7 15 0.00 2.000																			
48 David Carpenter, R ERA: 2.3	1.0 7 1 2 2 2 1 1 1 0 0 0 0 17 34 18.00 2.000																			
52 Jordan Walden, R ERA: 3.15	1.0 3 0 0 0 1 0 0 0 0 0 0 0 6 7 0.00 0.000																			

New York Mets @ Atlanta Braves
Turner Field, Atlanta, GA
Tue Jun 18 2013, 1:13 PM - 4:25 PM EDT
Att: 21,857 - Cloudy - 79 F

AB	31
R	4
H	7
RBI	4
BB	6
SO	11
LOB	16



Batter	1	2	3	4	5	6	7	8	9	AB	R	H	RBI	BB	SO	LOB	BOTTOM					
17 Jordan Schafer, L OBP: 0.402, SLG: 0.430	K									3	0	1	2	1	2	0						
7 Reed Johnson, R OBP: 0.306, SLG: 0.364	F8									3	0	0	0	0	2	2						
8 Justin Upton, R OBP: 0.355, SLG: 0.472										1	0	0	0	0	0	2						
22 Jason Heyward, L OBP: 0.325, SLG: 0.357	K									4	0	2	1	0	2	0						
5 Freddie Freeman, L OBP: 0.381, SLG: 0.482										3	0	0	0	1	2	1						
23 Chris Johnson, R OBP: 0.354, SLG: 0.450										4	0	0	0	0	2	3						
11 Gerald Laird, R OBP: 0.356, SLG: 0.353										3	1	0	0	1	3	0						
26 Dan Uggla, R OBP: 0.321, SLG: 0.397										3	1	2	0	1	1	0						
19 Andrelton Simmons, R OBP: 0.276, SLG: 0.337										4	1	1	0	0	0	2						
58 Alex Wood, R										1	0	0	0	0	1	1						
57 Cory Rasmus, R										0	0	0	0	0	0	0						
1 Tyler Pastornicky, R OBP: 0.252, SLG: 0.296										0	0	0	0	0	0	0						
53 Cory Gearrin, R										0	0	0	0	0	0	0						
48 David Carpenter, R										0	0	0	0	0	0	0						
16 Brian McCann, L OBP: 0.345, SLG: 0.465										1	0	0	0	0	1	3						
52 Jordan Walden, R										0	0	0	0	0	0	0						
2 B.J. Upton, R OBP: 0.260, SLG: 0.309										1	0	0	0	0	0	1						
Inning Stats	R: 0 E: 0 K: 2 S: 7	H: 0 LOB: 0 BB: 0 P: 10	R: 0 E: 0 K: 1 S: 8	H: 0 LOB: 0 BB: 0 P: 15	R: 0 E: 0 K: 2 S: 13	H: 0 LOB: 2 BB: 2 P: 22	R: 0 E: 0 K: 3 S: 9	H: 0 LOB: 0 BB: 0 P: 12	R: 0 E: 0 K: 2 S: 12	H: 0 LOB: 0 BB: 0 P: 18	R: 0 E: 0 K: 2 S: 8	H: 0 LOB: 0 BB: 0 P: 10	R: 0 E: 0 K: 1 S: 11	H: 1 LOB: 0 BB: 0 P: 16	R: 3 E: 0 K: 2 S: 20	H: 4 LOB: 3 BB: 2 P: 37	R: 0 E: 0 K: 1 S: 12	H: 1 LOB: 1 BB: 0 P: 17	1B: 5 2B: 2 3B: 0 HR: 0	SF: 0 SAC: 0 DP: 1 HBP: 0	WP: 0 PB: 0 SB: 0 CS: 1	PA: 36
PITCHER	IP WLS BF H R ER SO BB IBB HBP BLK WP HR S P ERA WHIP																					
33 Matt Harvey, R ERA: 2.16	7.0 W 26 3 3 0 13 3 0 0 0 0 0 0 0 74 116 3.86 0.857																					
32 LaTroy Hawkins, R ERA: 3.9	0.2 H 3 1 0 0 1 0 0 0 0 0 0 0 7 9 0.00 1.500																					
56 Scott Rice, L ERA: 4.97	0.0 2 1 0 0 0 0 1 0 0 0 0 0 2 8 ∞ ∞																					
39 Bobby Parnell, R ERA: 2.7	1.1 S 5 1 0 0 2 0 0 0 0 0 0 0 17 24 0.00 0.750																					

New York Mets @ Atlanta Braves
Turner Field, Atlanta, GA
Tue Jun 18 2013, 1:13 PM - 4:25 PM EDT
Att: 21,857 - Cloudy - 79 F

AB	32
R	3
H	6
RBI	3
BB	4
SO	16
LOB	15



Batter	1	2	3	4	5	6	7	8	9	AB	R	H	RBI	BB	SO	LOB	TOP						
4 Collin Cowgill, R OBP: 0.206, SLG: 0.311										5	0	2	0	0	1	3							
28 Daniel Murphy, L OBP: 0.319, SLG: 0.416										5	0	1	0	0	2	2							
5 David Wright, R OBP: 0.387, SLG: 0.486										5	0	2	0	0	0	2							
6 Marlon Byrd, R OBP: 0.320, SLG: 0.511										5	1	3	0	0	0	3							
13 Josh Satin, R OBP: 0.375, SLG: 0.167										3	2	1	0	2	1	3							
20 Anthony Recker, R OBP: 0.271, SLG: 0.405										4	2	2	2	1	1	0							
12 Juan Lagares, R OBP: 0.216, SLG: 0.291										5	1	1	1	0	1	3							
3 Omar Quintanilla, L OBP: 0.300, SLG: 0.406										4	0	2	2	0	0	0							
45 Zack Wheeler, L 50 Scott Atchison, R 34 Brandon Lyon, R 1 Jordany Valdespin, L 30 David Aardsma, R 66 Josh Edgin, R										3	0	0	0	0	3	1							
Inning Stats	R: 0 E: 0 K: 1 S: 6	H: 1 LOB: 0 BB: 0 P: 9	R: 0 E: 0 K: 1 S: 11	H: 1 LOB: 0 BB: 0 P: 17	R: 0 E: 0 K: 1 S: 9	H: 0 LOB: 0 BB: 0 P: 16	R: 0 E: 0 K: 1 S: 10	H: 2 LOB: 2 BB: 0 P: 17	R: 0 E: 0 K: 0 S: 8	H: 0 LOB: 0 BB: 0 P: 13	R: 0 E: 0 K: 2 S: 10	H: 2 LOB: 2 BB: 0 P: 12	R: 2 E: 0 K: 1 S: 16	H: 3 LOB: 1 BB: 0 P: 26	R: 4 E: 1 K: 0 S: 16	H: 4 LOB: 2 BB: 2 P: 32	R: 0 E: 0 K: 2 S: 11	H: 1 LOB: 3 BB: 2 P: 24	1B: 11 2B: 2 HR: 1	SF: 0 SAC: 0 DP: 2 HBP: 0	WP: 0 PB: 0 SB: 2 CS: 0	PA: 43	
PITCHER	IP WLS BF H R ER SO BB IBB HBP BLK WP HR S P ERA WHIP	IP WLS BF H R ER SO BB IBB HBP BLK WP HR S P ERA WHIP	IP WLS BF H R ER SO BB IBB HBP BLK WP HR S P ERA WHIP	IP WLS BF H R ER SO BB IBB HBP BLK WP HR S P ERA WHIP	IP WLS BF H R ER SO BB IBB HBP BLK WP HR S P ERA WHIP	IP WLS BF H R ER SO BB IBB HBP BLK WP HR S P ERA WHIP	IP WLS BF H R ER SO BB IBB HBP BLK WP HR S P ERA WHIP	IP WLS BF H R ER SO BB IBB HBP BLK WP HR S P ERA WHIP	IP WLS BF H R ER SO BB IBB HBP BLK WP HR S P ERA WHIP	IP WLS BF H R ER SO BB IBB HBP BLK WP HR S P ERA WHIP	IP WLS BF H R ER SO BB IBB HBP BLK WP HR S P ERA WHIP	IP WLS BF H R ER SO BB IBB HBP BLK WP HR S P ERA WHIP	IP WLS BF H R ER SO BB IBB HBP BLK WP HR S P ERA WHIP	IP WLS BF H R ER SO BB IBB HBP BLK WP HR S P ERA WHIP	IP WLS BF H R ER SO BB IBB HBP BLK WP HR S P ERA WHIP	IP WLS BF H R ER SO BB IBB HBP BLK WP HR S P ERA WHIP	IP WLS BF H R ER SO BB IBB HBP BLK WP HR S P ERA WHIP	IP WLS BF H R ER SO BB IBB HBP BLK WP HR S P ERA WHIP	IP WLS BF H R ER SO BB IBB HBP BLK WP HR S P ERA WHIP	IP WLS BF H R ER SO BB IBB HBP BLK WP HR S P ERA WHIP	IP WLS BF H R ER SO BB IBB HBP BLK WP HR S P ERA WHIP	IP WLS BF H R ER SO BB IBB HBP BLK WP HR S P ERA WHIP	IP WLS BF H R ER SO BB IBB HBP BLK WP HR S P ERA WHIP

New York Mets @ Atlanta Braves
Turner Field, Atlanta, GA
Tue Jun 18 2013, 7:10 PM - 10:36 PM EDT
Att: 21,073 - Cloudy - 74 F

AB 39
R 6
H 14
RBI 5
BB 4
SO 9
LOB 17



Batter	1	2	3	4	5	6	7	8	9	AB	R	H	RBI	BB	SO	LOB	BOTTOM							
19 Andrelton Simmons, R OBP: 0.285, SLG: 0.341										3	0	2	0	2	0	1								
22 Jason Heyward, L OBP: 0.317, SLG: 0.347										5	0	0	0	0	1	6								
8 Justin Upton, R OBP: 0.352, SLG: 0.466										3	0	0	1	1	1	2								
5 Freddie Freeman, L OBP: 0.385, SLG: 0.478										2	0	0	0	3	1	2								
2 B.J. Upton, R OBP: 0.259, SLG: 0.308										4	0	1	0	0	0	6								
16 Brian McCann, L OBP: 0.349, SLG: 0.463										3	0	1	0	1	1	0								
26 Dan Uggla, R OBP: 0.320, SLG: 0.399										4	0	1	0	0	1	3								
23 Chris Johnson, R OBP: 0.352, SLG: 0.446										4	0	1	0	0	1	3								
28 Paul Maholm, L OBP: 0.152, SLG: 0.182 17 Jordan Schafer, L (7, PH) 38 Anthony Varvaro, R (8, 1) 53 Cory Gearrin, R (9, 1) 7 Reed Johnson, R (9, PH)										2	0	0	0	0	2	2								
Inning Stats	R: 0 E: 0 K: 1 S: 8	H: 0 LOB: 2 BB: 2 P: 23	R: 0 E: 0 K: 3 S: 10	H: 1 LOB: 1 BB: 0 P: 12	R: 0 E: 0 K: 1 S: 11	H: 0 LOB: 2 BB: 2 P: 25	R: 0 E: 0 K: 1 S: 9	H: 1 LOB: 1 BB: 0 P: 14	R: 0 E: 0 K: 0 S: 6	H: 1 LOB: 0 BB: 0 P: 9	R: 0 E: 0 K: 1 S: 11	H: 1 LOB: 2 BB: 1 P: 19	R: 1 E: 0 K: 0 S: 10	H: 2 LOB: 1 BB: 1 P: 20	R: 0 E: 0 K: 0 S: 7	H: 1 LOB: 0 BB: 0 P: 12	R: 0 E: 0 K: 1 S: 12	H: 0 LOB: 2 BB: 1 P: 23	1B: 6 2B: 1 HR: 0	SF: 1 SAC: 0 DP: 2 HBP: 1	WP: 0 PB: 0 SB: 3 CS: 0	PA: 40		
PITCHER	IP WLS BF H R ER SO BB IBB HBP BLK WP HR S P ERA WHIP	IP WLS BF H R ER SO BB IBB HBP BLK WP HR S P ERA WHIP	IP WLS BF H R ER SO BB IBB HBP BLK WP HR S P ERA WHIP	IP WLS BF H R ER SO BB IBB HBP BLK WP HR S P ERA WHIP	IP WLS BF H R ER SO BB IBB HBP BLK WP HR S P ERA WHIP	IP WLS BF H R ER SO BB IBB HBP BLK WP HR S P ERA WHIP	IP WLS BF H R ER SO BB IBB HBP BLK WP HR S P ERA WHIP	IP WLS BF H R ER SO BB IBB HBP BLK WP HR S P ERA WHIP	IP WLS BF H R ER SO BB IBB HBP BLK WP HR S P ERA WHIP	IP WLS BF H R ER SO BB IBB HBP BLK WP HR S P ERA WHIP	IP WLS BF H R ER SO BB IBB HBP BLK WP HR S P ERA WHIP	IP WLS BF H R ER SO BB IBB HBP BLK WP HR S P ERA WHIP	IP WLS BF H R ER SO BB IBB HBP BLK WP HR S P ERA WHIP	IP WLS BF H R ER SO BB IBB HBP BLK WP HR S P ERA WHIP	IP WLS BF H R ER SO BB IBB HBP BLK WP HR S P ERA WHIP	IP WLS BF H R ER SO BB IBB HBP BLK WP HR S P ERA WHIP	IP WLS BF H R ER SO BB IBB HBP BLK WP HR S P ERA WHIP	IP WLS BF H R ER SO BB IBB HBP BLK WP HR S P ERA WHIP	IP WLS BF H R ER SO BB IBB HBP BLK WP HR S P ERA WHIP	IP WLS BF H R ER SO BB IBB HBP BLK WP HR S P ERA WHIP	IP WLS BF H R ER SO BB IBB HBP BLK WP HR S P ERA WHIP	IP WLS BF H R ER SO BB IBB HBP BLK WP HR S P ERA WHIP	IP WLS BF H R ER SO BB IBB HBP BLK WP HR S P ERA WHIP	IP WLS BF H R ER SO BB IBB HBP BLK WP HR S P ERA WHIP

New York Mets @ Atlanta Braves
Turner Field, Atlanta, GA
Tue Jun 18 2013, 7:10 PM - 10:36 PM EDT
Att: 21,073 - Cloudy - 74 F

AB 31
R 1
H 7
RBI 1
BB 7
SO 8
LOB 25



Batter	1	2	3	4	5	6	7	8	9	AB	R	H	RBI	BB	SO	LOB	TOP				
22 Eric Young Jr., S OBP: 0.289, SLG: 0.349										4	0	1	0	0	1	1	New York Mets @ Atlanta Braves Turner Field, Atlanta, GA Wed Jun 19 2013, 7:12 PM - 10:11 PM EDT Att: 21,852 - Cloudy - 80 F				
28 Daniel Murphy, L OBP: 0.315, SLG: 0.410										4	0	0	0	0	0	1					
5 David Wright, R OBP: 0.385, SLG: 0.486										4	0	1	0	0	1	1					
6 Marlon Byrd, R OBP: 0.318, SLG: 0.505										4	1	1	0	0	3	1					
21 Lucas Duda, L OBP: 0.352, SLG: 0.448										3	1	1	0	0	1	0					
44 John Buck, R OBP: 0.282, SLG: 0.414										3	1	0	0	0	2	1					
9 Kirk Nieuwenhuis, L OBP: 0.214, SLG: 0.237										3	0	1	1	0	0	1					
3 Omar Quintanilla, L OBP: 0.288, SLG: 0.388										3	0	0	0	0	0	2					
38 Shaun Marcum, R OBP: 0.200, SLG: 0.211										2	0	0	0	0	1	0					
52 Carlos Torres, R										0	0	0	0	0	0	0					
13 Josh Satin, R OBP: 0.444, SLG: 0.286										1	0	1	0	0	0	0					
30 David Aardsma, R										0	0	0	0	0	0	0					
56 Scott Rice, L										0	0	0	0	0	0	0					
Inning Stats	R: 0 E: 0 K: 0 S: 5	H: 1 LOB: 0 BB: 0 P: 6	R: 0 E: 0 K: 3 S: 10	H: 0 LOB: 0 BB: 0 P: 16	R: 0 E: 0 K: 0 S: 4	H: 0 LOB: 0 BB: 0 P: 7	R: 0 E: 0 K: 1 S: 10	H: 0 LOB: 0 BB: 0 P: 15	R: 3 E: 0 K: 1 S: 13	H: 2 LOB: 0 BB: 0 P: 22	R: 0 E: 0 K: 1 S: 10	H: 1 LOB: 1 BB: 0 P: 17	R: 0 E: 0 K: 1 S: 10	H: 1 LOB: 1 BB: 0 P: 17	R: 0 E: 0 K: 2 S: 8	H: 0 LOB: 0 BB: 0 P: 12	1B: 5 2B: 1 3B: 0 HR: 0	SF: 0 SAC: 0 DP: 3 HBP: 1	WP: 0 PB: 0 CS: 0	PA: 32	
PITCHER	IP WLS BF H R ER SO BB IBB HBP BLK WP HR S P ERA WHIP	7.0 W 27 6 3 1 7 0 0 1 0 0 0 65 105 1.29 0.857	1.0 H 2 0 0 0 0 0 0 0 0 0 0 7 12 0.00 0.000	1.0 S 3 0 0 0 2 0 0 0 0 0 0 8 12 0.00 0.000																	

AB	31
R	3
H	6
RBI	1
BB	0
SO	9
LOB	8



Batter	1	2	3	4	5	6	7	8	9	AB	R	H	RBI	BB	SO	LOB	BOTTOM			
17 Jordan Schafer, L OBP: 0.402, SLG: 0.438										4	1	1	0	0	1	1	New York Mets @ Atlanta Braves Turner Field, Atlanta, GA Wed Jun 19 2013, 7:12 PM - 10:11 PM EDT Att: 21,852 - Cloudy - 80 F			
7 Reed Johnson, R OBP: 0.311, SLG: 0.358										3	0	1	0	0	1	1				
46 Craig Kimbrel, R										0	0	0	0	0	0	0				
19 Andrelton Simmons, R OBP: 0.295, SLG: 0.341										2	1	0	0	2	1	1				
5 Freddie Freeman, L OBP: 0.387, SLG: 0.474										4	0	0	0	0	2	3				
8 Justin Upton, R OBP: 0.348, SLG: 0.459										4	0	0	0	0	2	3				
16 Brian McCann, L OBP: 0.346, SLG: 0.450										3	0	0	0	1	1	0				
2 B.J. Upton, R OBP: 0.297, SLG: 0.318										3	1	2	1	1	0	0				
26 Dan Uggla, R OBP: 0.319, SLG: 0.396										4	1	1	0	0	3	3				
23 Chris Johnson, R OBP: 0.355, SLG: 0.463										4	1	2	3	0	1	1				
54 Kris Medlen, S OBP: 0.185, SLG: 0.240										2	0	0	0	1	1	0				
43 Luis Avilan, L										0	0	0	0	0	0	0				
22 Jason Heyward, L OBP: 0.320, SLG: 0.347										0	0	0	0	1	0	0				
Inning Stats	R: 0 E: 0 K: 1 S: 7	H: 0 LOB: 1 BB: 1 P: 12	R: 0 E: 0 K: 2 S: 15	H: 0 LOB: 1 BB: 1 P: 25	R: 0 E: 0 K: 2 S: 10	H: 1 LOB: 0 BB: 0 P: 16	R: 3 E: 0 K: 0 S: 15	H: 3 LOB: 0 BB: 0 P: 23	R: 2 E: 0 K: 2 S: 11	H: 2 LOB: 2 BB: 2 P: 23	R: 0 E: 0 K: 1 S: 9	H: 0 LOB: 1 BB: 1 P: 17	R: 0 E: 0 K: 2 S: 10	H: 0 LOB: 0 BB: 0 P: 11	R: 0 E: 0 K: 1 S: 7	H: 1 LOB: 2 BB: 1 P: 15	1B: 4 2B: 2 3B: 0 HR: 1	SF: 0 SAC: 1 DP: 0 HBP: 0	WP: 1 PB: 1 CS: 0	PA: 37
PITCHER	IP WLS BF H R ER SO BB IBB HBP BLK WP HR S P ERA WHIP	4.2 L 24 6 5 5 6 4 0 0 0 0 0 1 55 96 0.964 2.143	2.1 8 0 0 0 4 1 0 0 0 0 0 22 31 0.00 0.429	0.2 3 1 0 0 1 0 0 0 0 0 0 5 8 0.00 1.500	0.1 2 0 0 0 0 1 0 0 0 0 0 2 7 0.00 3.000															

AB	30
R	5
H	7
RBI	4
BB	6
SO	11
LOB	12



Batter	1	2	3	4	5	6	7	8	9	AB	R	H	RBI	BB	SO	LOB	TOP								
22 Eric Young Jr. S OBP: 0.295, SLG: 0.350	L3			5 1B 2B	28 1B 1B		G4-3		28 G6-3 BB	4	1	2	2	1	0	0	New York Mets @ Philadelphia Phillies Citizens Bank Park, Philadelphia, PA Fri Jun 21 2013, 7:08 PM - 10:13 PM EDT Att: 40,062 - Partly Cloudy - 81 F								
28 Daniel Murphy, L OBP: 0.312, SLG: 0.402	L7			K	1B				G6-3	4	0	1	0	1	1	2									
5 David Wright, R OBP: 0.387, SLG: 0.508	F8			6 FC6-4 1B	G1-3				K	5	0	1	1	0	2	3									
6 Marlon Byrd, R OBP: 0.311, SLG: 0.489	F8			FC6-4			P5		F7	4	0	0	0	0	0	2									
21 Lucas Duda, L OBP: 0.353, SLG: 0.438				G6-3					K	2	1	0	0	2	1	1									
20 Anthony Recker, R OBP: 0.250, SLG: 0.370	F8								L8	4	0	0	0	0	2	2									
12 Juan Lagares, R OBP: 0.290, SLG: 0.351	CS			F8						4	1	3	1	0	0	0									
3 Omar Quintanilla, L OBP: 0.309, SLG: 0.405				K						3	1	2	0	1	1	0									
53 Jeremy Hefner, R ERA: 4.8										2	0	0	0	0	1	2									
56 Scott Rice, L ERA: 2.7										0	0	0	0	0	0	0									
30 Andrew Brown, R OBP: 0.316, SLG: 0.588										1	0	0	0	0	0	2									
52 Carlos Torres, R ERA: 3.45										0	0	0	0	0	0	0									
39 Bobby Parnell, R ERA: 3.45										0	0	0	0	0	0	0									
Inning Stats	R: 0 E: 0 K: 0 S: 9	H: 0 LOB: 0 BB: 0 P: 14	R: 0 E: 0 K: 0 S: 8	H: 0 LOB: 0 BB: 1 P: 15	R: 0 E: 0 K: 1 S: 8	H: 0 LOB: 0 BB: 0 P: 12	R: 1 E: 0 K: 1 S: 14	H: 2 LOB: 1 BB: 0 P: 20	R: 2 E: 0 K: 1 S: 14	H: 4 LOB: 2 BB: 0 P: 20	R: 1 E: 0 K: 2 S: 12	H: 1 LOB: 1 BB: 2 P: 23	R: 0 E: 0 K: 1 S: 8	H: 0 LOB: 1 BB: 1 P: 13	R: 0 E: 0 K: 1 S: 13	H: 2 LOB: 2 BB: 0 P: 20	R: 0 E: 0 K: 1 S: 6	H: 0 LOB: 0 BB: 1 P: 13	1B: 6 2B: 3 3B: 0 HR: 0	SF: 0 SAC: 1 DP: 1 HBP: 0	WP: 0 PB: 0 SB: 0 CS: 1	PA: 40			
PITCHER	IP WLS BF H R ER SO BB IBB HBP BLK WP HR S P ERA WHIP	IP WLS BF H R ER SO BB IBB HBP BLK WP HR S P ERA WHIP	IP WLS BF H R ER SO BB IBB HBP BLK WP HR S P ERA WHIP	IP WLS BF H R ER SO BB IBB HBP BLK WP HR S P ERA WHIP	IP WLS BF H R ER SO BB IBB HBP BLK WP HR S P ERA WHIP	IP WLS BF H R ER SO BB IBB HBP BLK WP HR S P ERA WHIP	IP WLS BF H R ER SO BB IBB HBP BLK WP HR S P ERA WHIP	IP WLS BF H R ER SO BB IBB HBP BLK WP HR S P ERA WHIP	IP WLS BF H R ER SO BB IBB HBP BLK WP HR S P ERA WHIP	IP WLS BF H R ER SO BB IBB HBP BLK WP HR S P ERA WHIP	IP WLS BF H R ER SO BB IBB HBP BLK WP HR S P ERA WHIP	IP WLS BF H R ER SO BB IBB HBP BLK WP HR S P ERA WHIP	IP WLS BF H R ER SO BB IBB HBP BLK WP HR S P ERA WHIP	IP WLS BF H R ER SO BB IBB HBP BLK WP HR S P ERA WHIP	IP WLS BF H R ER SO BB IBB HBP BLK WP HR S P ERA WHIP	IP WLS BF H R ER SO BB IBB HBP BLK WP HR S P ERA WHIP	IP WLS BF H R ER SO BB IBB HBP BLK WP HR S P ERA WHIP	IP WLS BF H R ER SO BB IBB HBP BLK WP HR S P ERA WHIP	IP WLS BF H R ER SO BB IBB HBP BLK WP HR S P ERA WHIP	IP WLS BF H R ER SO BB IBB HBP BLK WP HR S P ERA WHIP	IP WLS BF H R ER SO BB IBB HBP BLK WP HR S P ERA WHIP	IP WLS BF H R ER SO BB IBB HBP BLK WP HR S P ERA WHIP	IP WLS BF H R ER SO BB IBB HBP BLK WP HR S P ERA WHIP	IP WLS BF H R ER SO BB IBB HBP BLK WP HR S P ERA WHIP	IP WLS BF H R ER SO BB IBB HBP BLK WP HR S P ERA WHIP

AB	33
R	4
H	9
RBI	4
BB	5
SO	8
LOB	14



Batter	1	2	3	4	5	6	7	8	9	AB	R	H	RBI	BB	SO	LOB	BOTTOM									
11 Jimmy Rollins, S OBP: 0.328, SLG: 0.375	K2-3								F7	5	0	2	0	0	1	1	New York Mets @ Philadelphia Phillies Citizens Bank Park, Philadelphia, PA Fri Jun 21 2013, 7:08 PM - 10:13 PM EDT Att: 40,062 - Partly Cloudy - 81 F									
26 Chase Utley, L OBP: 0.330, SLG: 0.460	G3			P2					G4-3	5	0	0	0	0	1	5										
10 Michael Young, R OBP: 0.351, SLG: 0.394	G6-3			F9					G6-3	5	0	0	0	0	2	1										
6 Ryan Howard, L OBP: 0.326, SLG: 0.468				F8					K	5	1	2	0	0	2	0										
9 Domonic Brown, L OBP: 0.322, SLG: 0.543									K	3	1	2	1	1	1	0										
3 Delmon Young, R OBP: 0.283, SLG: 0.399				F8						3	0	1	0	1	0	3										
2 Ben Revere, L OBP: 0.311, SLG: 0.310									G3-1	4	1	2	1	0	0	2										
51 Carlos Ruiz, R OBP: 0.284, SLG: 0.274									G1-3	4	0	1	0	0	1	4										
35 Cole Hamels, L ERA: 4.8										1	0	0	0	0	1	1										
28 Kevin Frandsen, R ERA: 4.75										1	0	0	0	0	0	0										
63 Jake Diekman, R ERA: 3.45										0	0	0	0	0	0	0										
19 Laynce Nix, L ERA: 3.45										1	0	0	0	0	1	0										
40 Michael Stutes, R ERA: 3.45										0	0	0	0	0	0	0										
Inning Stats	R: 0 E: 0 K: 1 S: 7	H: 4 LOB: 2 BB: 0 P: 9	R: 3 E: 1 K: 1 S: 13	H: 4 LOB: 2 BB: 0 P: 19	R: 0 E: 0 K: 0 S: 8	H: 1 LOB: 1 BB: 0 P: 12	R: 0 E: 1 K: 2 S: 14	H: 2 LOB: 2 BB: 0 P: 20	R: 0 E: 0 K: 1 S: 17	H: 2 LOB: 3 BB: 1 P: 31	R: 0 E: 0 K: 1 S: 11	H: 1 LOB: 1 BB: 0 P: 16	R: 0 E: 0 K: 2 S: 10	H: 0 LOB: 1 BB: 1 P: 18	R: 0 E: 0 K: 1 S: 8	H: 0 LOB: 0 BB: 0 P: 11	R: 0 E: 0 K: 1 S: 9	H: 0 LOB: 0 BB: 0 P: 14	1B: 7 2B: 3 3B: 0 HR: 0	SF: 0 SAC: 1 DP: 0 HBP: 0	WP: 0 PB: 0 SB: 0 CS: 0	PA: 40				
PITCHER	IP WLS BF H R ER SO BB IBB HBP BLK WP HR S P ERA WHIP	IP WLS BF H R ER SO BB IBB HBP BLK WP HR S P ERA WHIP	IP WLS BF H R ER SO BB IBB HBP BLK WP HR S P ERA WHIP	IP WLS BF H R ER SO BB IBB HBP BLK WP HR S P ERA WHIP	IP WLS BF H R ER SO BB IBB HBP BLK WP HR S P ERA WHIP	IP WLS BF H R ER SO BB IBB HBP BLK WP HR S P ERA WHIP	IP WLS BF H R ER SO BB IBB HBP BLK WP HR S P ERA WHIP	IP WLS BF H R ER SO BB IBB HBP BLK WP HR S P ERA WHIP	IP WLS BF H R ER SO BB IBB HBP BLK WP HR S P ERA WHIP	IP WLS BF H R ER SO BB IBB HBP BLK WP HR S P ERA WHIP	IP WLS BF H R ER SO BB IBB HBP BLK WP HR S P ERA WHIP	IP WLS BF H R ER SO BB IBB HBP BLK WP HR S P ERA WHIP	IP WLS BF H R ER SO BB IBB HBP BLK WP HR S P ERA WHIP	IP WLS BF H R ER SO BB IBB HBP BLK WP HR S P ERA WHIP	IP WLS BF H R ER SO BB IBB HBP BLK WP HR S P ERA WHIP	IP WLS BF H R ER SO BB IBB HBP BLK WP HR S P ERA WHIP	IP WLS BF H R ER SO BB IBB HBP BLK WP HR S P ERA WHIP	IP WLS BF H R ER SO BB IBB HBP BLK WP HR S P ERA WHIP	IP WLS BF H R ER SO BB IBB HBP BLK WP HR S P ERA WHIP	IP WLS BF H R ER SO BB IBB HBP BLK WP HR S P ERA WHIP	IP WLS BF H R ER SO BB IBB HBP BLK WP HR S P ERA WHIP	IP WLS BF H R ER SO BB IBB HBP BLK WP HR S P ERA WHIP	IP WLS BF H R ER SO BB IBB HBP BLK WP HR S P ERA WHIP	IP WLS BF H R ER SO BB IBB HBP BLK WP HR S P ERA WHIP	IP WLS BF H R ER SO BB IBB HBP BLK WP HR S P ERA WHIP	IP WLS BF H R ER SO BB IBB HBP BLK WP HR S P ERA WHIP

AB	37
R	3
H	10
RBI	2
BB	2
SO	10
LOB	17



Batter	1	2	3	4	5	6	7	8	9	AB	R	H	RBI	BB	SO	LOB	TOP												
22 Eric Young Jr. S OBP: 0.297, SLG: 0.357	F7		FC4-6 1B		G4-3		2B		G6-3	5	0	2	2	0	0	0	New York Mets @ Philadelphia Phillies Citizens Bank Park, Philadelphia, PA Sat Jun 22 2013, 4:08 PM - 7:22 PM EDT Att: 45,725 - Cloudy - 89 F												
1 Jordany Valdespin, L OBP: 0.273, SLG: 0.367	P5		FC4-6 FC5-4 1-2		L6	G6-3			HR	5	1	1	3	0	0	2													
5 David Wright, R OBP: 0.384, SLG: 0.502	K		FC5-4		1B		K		E5 28 1B	5	1	1	0	0	2	2													
6 Marlon Byrd, R OBP: 0.313, SLG: 0.485		F9 28 G5-4-3 1B			F9				F9	4	0	1	0	1	0	2													
28 Daniel Murphy, L OBP: 0.314, SLG: 0.402	G5-4-3				G4-3		BB			5	0	2	1	0	1	4													
44 John Buck, R OBP: 0.276, SLG: 0.399					L9		E5 9 BB 3 1B		G5-3	4	1	0	0	1	1	2													
9 Kirk Nieuwenhuis, L 12 Juan Lagares, R OBP: 0.247, SLG: 0.347	G4-3		G3-1							2	1	0	0	1	0	2													
3 Omar Quintanilla, L OBP: 0.329, SLG: 0.423					P5					4	2	3	1	0	0	0													
35 Dillon Gee, R 46 Greg Burke, R 13 Josh Satin, R 66 Josh Edgin, L 30 Andrew Brown, R 56 Scott Rice, L 30 David Aardsma, R 52 Carlos Torres, R			SH3		L8				F9	1	0	0	0	0	0	0													
Inning Stats	R: 0 E: 0 K: 1 S: 9	H: 0 LOB: 0 BB: 0 P: 17	R: 0 E: 0 K: 0 S: 8	H: 1 LOB: 1 BB: 1 P: 14	R: 1 E: 0 K: 0 S: 11	H: 2 LOB: 1 BB: 0 P: 16	R: 0 E: 0 K: 0 S: 11	H: 1 LOB: 1 BB: 0 P: 17	R: 0 E: 0 K: 0 S: 6	H: 0 LOB: 0 BB: 0 P: 8	R: 0 E: 0 K: 0 S: 13	H: 1 LOB: 1 BB: 0 P: 17	R: 4 E: 0 K: 2 S: 26	H: 2 LOB: 3 BB: 3 P: 45	R: 0 E: 0 K: 2 S: 11	H: 1 LOB: 1 BB: 0 P: 14		R: 2 E: 1 K: 0 S: 14	H: 2 LOB: 1 BB: 0 P: 18	1B: 8 2B: 1 3B: 0 HR: 1	SF: 0 SAC: 1 DP: 1 HBP: 0	WP: 0 PB: 0 SB: 2 CS: 0	PA: 42						
PITCHER	IP WLS BF H R ER SO BB IBB HBP BLK WP HR S P ERA WHIP	IP WLS BF H R ER SO BB IBB HBP BLK WP HR S P ERA WHIP	IP WLS BF H R ER SO BB IBB HBP BLK WP HR S P ERA WHIP	IP WLS BF H R ER SO BB IBB HBP BLK WP HR S P ERA WHIP	IP WLS BF H R ER SO BB IBB HBP BLK WP HR S P ERA WHIP	IP WLS BF H R ER SO BB IBB HBP BLK WP HR S P ERA WHIP	IP WLS BF H R ER SO BB IBB HBP BLK WP HR S P ERA WHIP	IP WLS BF H R ER SO BB IBB HBP BLK WP HR S P ERA WHIP	IP WLS BF H R ER SO BB IBB HBP BLK WP HR S P ERA WHIP	6.0 23 5 1 1 1 1 0 0 0 0 0 58 89 1.50 1.000	1.0 6 2 2 1 0 0 0 0 0 0 1 1 2 2 9.00 2.000	1.0 W 6 2 2 1 0 0 0 0 0 0 13 25 ∞ ∞	1.0 W 6 2 2 1 0 0 0 0 0 0 9 14 0.00 3.000	0.1 H 1 0 0 0 1 0 0 0 0 0 4 6 0.00 0.000	1.0 H 4 1 0 0 2 0 0 0 0 0 11 14 0.00 1.000	1.0 W 6 2 2 1 0 0 0 0 0 0 13 25 ∞ ∞	1.0 W 6 2 2 1 0 0 0 0 0 0 9 14 0.00 3.000	0.1 H 1 0 0 0 1 0 0 0 0 0 4 6 0.00 0.000	1.0 H 4 1 0 0 2 0 0 0 0 0 11 14 0.00 1.000	1.0 W 6 2 2 1 0 0 0 0 0 0 13 25 ∞ ∞	1.0 W 6 2 2 1 0 0 0 0 0 0 9 14 0.00 3.000	0.1 H 1 0 0 0 1 0 0 0 0 0 4 6 0.00 0.000	1.0 H 4 1 0 0 2 0 0 0 0 0 11 14 0.00 1.000	1.0 W 6 2 2 1 0 0 0 0 0 0 13 25 ∞ ∞	1.0 W 6 2 2 1 0 0 0 0 0 0 9 14 0.00 3.000	0.1 H 1 0 0 0 1 0 0 0 0 0 4 6 0.00 0.000	1.0 H 4 1 0 0 2 0 0 0 0 0 11 14 0.00 1.000		
11 Jimmy Rollins, S OBP: 0.327, SLG: 0.373	G3		K		P6		10 G5-4-3 1B			4	0	1	0	0	1	0	New York Mets @ Philadelphia Phillies Citizens Bank Park, Philadelphia, PA Sat Jun 22 2013, 4:08 PM - 7:22 PM EDT Att: 45,725 - Cloudy - 89 F												
26 Chase Utley, L OBP: 0.328, SLG: 0.455	6 PB 10 1B 6 1B		K		K					4	1	1	0	0	3	1													
10 Michael Young, R OBP: 0.353, SLG: 0.408	6 PB 6 1B		F8		HR		G5-4-3			4	2	2	1	0	0	1													
6 Ryan Howard, L OBP: 0.332, SLG: 0.496					HR				G4-3	4	2	3	4	0	0	0													
9 Domonic Brown, L OBP: 0.324, SLG: 0.550	K				HR		G4-3			4	1	2	0	0	1	1													
15 John Mayberry Jr., R OBP: 0.306, SLG: 0.434	P4				HR					3	0	0	0	1	0	2													
2 Ben Revere, L OBP: 0.314, SLG: 0.313	F8				HR				F9	4	1	2	1	0	0	2													
51 Carlos Ruiz, R OBP: 0.268, SLG: 0.258	G5-3		G6-3						FC6	4	0	0	0	0	1	3													
44 Jonathan Pettibone, L 40 Michael Stutes, R 30 Justin De Fratus, S 63 Jake Diekman, R 59 Antonio Bastardo, R 58 Jonathan Papelbon, R 28 Kevin Frandsen, R	G5-3		G1		G2-3				HR	3	0	0	0	0	0	1													
Inning Stats	R: 2 E: 0 K: 1 S: 14	H: 3 LOB: 1 BB: 0 P: 21	R: 0 E: 0 K: 0 S: 6	H: 0 LOB: 0 BB: 0 P: 8	R: 0 E: 0 K: 2 S: 8	H: 0 LOB: 0 BB: 0 P: 13	R: 2 E: 0 K: 0 S: 12	H: 3 LOB: 1 BB: 0 P: 16	R: 2 E: 0 K: 1 S: 8	H: 2 LOB: 0 BB: 0 P: 9	R: 1 E: 0 K: 1 S: 11	H: 1 LOB: 0 BB: 0 P: 19	R: 0 E: 0 K: 1 S: 8	H: 1 LOB: 0 BB: 0 P: 13	R: 0 E: 0 K: 0 S: 9	H: 1 LOB: 1 BB: 1 P: 19		R: 1 E: 0 K: 0 S: 1	H: 1 LOB: 0 BB: 0 P: 2	1B: 6 2B: 2 3B: 0 HR: 4	SF: 0 SAC: 0 DP: 1 HBP: 0	WP: 0 PB: 1 SB: 3 CS: 0	PA: 36						
PITCHER	IP WLS BF H R ER SO BB IBB HBP BLK WP HR S P ERA WHIP	IP WLS BF H R ER SO BB IBB HBP BLK WP HR S P ERA WHIP	IP WLS BF H R ER SO BB IBB HBP BLK WP HR S P ERA WHIP	IP WLS BF H R ER SO BB IBB HBP BLK WP HR S P ERA WHIP	IP WLS BF H R ER SO BB IBB HBP BLK WP HR S P ERA WHIP	IP WLS BF H R ER SO BB IBB HBP BLK WP HR S P ERA WHIP	IP WLS BF H R ER SO BB IBB HBP BLK WP HR S P ERA WHIP	IP WLS BF H R ER SO BB IBB HBP BLK WP HR S P ERA WHIP	IP WLS BF H R ER SO BB IBB HBP BLK WP HR S P ERA WHIP	5.0 4 23 8 6 5 4 0 0 0 0 0 3 48 6 9.00 1.600	0.0 4 1 1 0 1 0 0 0 0 0 0 11 19 0.00 1.000	1.0 3 1 0 0 1 0 0 0 0 0 0 8 13 0.00 1.000	0.1 2 1 0 0 0 0 0 0 0 0 0 5 8 0.00 3.000	0.2 3 0 0 0 0 1 0 0 0 0 0 4 11 0.00 1.500	0.0 L 1 1 1 1 0 0 0 0 0 0 1 1 0.00 1.000	0.0 L 1 1 1 1 0 0 0 0 0 0 1 1 0.00 1.000	0.1 H 1 0 0 0 1 0 0 0 0 0 4 6 0.00 0.000	1.0 H 4 1 0 0 2 0 0 0 0 0 11 14 0.00 1.000	1.0 W 6 2 2 1 0 0 0 0 0 0 9 14 0.00 3.000	0.1 H 1 0 0 0 1 0 0 0 0 0 4 6 0.00 0.000	1.0 H 4 1 0 0 2 0 0 0 0 0 11 14 0.00 1.000	1.0 W 6 2 2 1 0 0 0 0 0 0 13 25 ∞ ∞	1.0 W 6 2 2 1 0 0 0 0 0 0 9 14 0.00 3.000	0.1 H 1 0 0 0 1 0 0 0 0 0 4 6 0.00 0.000	1.0 H 4 1 0 0 2 0 0 0 0 0 11 14 0.00 1.000	1.0 W 6 2 2 1 0 0 0 0 0 0 13 25 ∞ ∞	1.0 W 6 2 2 1 0 0 0 0 0 0 9 14 0.00 3.000	0.1 H 1 0 0 0 1 0 0 0 0 0 4 6 0.00 0.000	1.0 H 4 1 0 0 2 0 0 0 0 0 11 14 0.00 1.000

Batter	1	2	3	4	5	6	7	8	9	AB R H RBI BB SO LOB	TOP											
22 Eric Young Jr., S OBP: 0.305, SLG: 0.369										5 2 3 1 0 0 1	New York Mets @ Philadelphia Phillies Citizens Bank Park, Philadelphia, PA Sun Jun 23 2013, 1:38 PM - 4:33 PM EDT Att: 44,951 - Cloudy - 87 F											
28 Daniel Murphy, L OBP: 0.312, SLG: 0.399										5 0 1 0 0 0 2												
5 David Wright, R OBP: 0.390, SLG: 0.533										5 2 4 2 0 0 2												
6 Marlon Byrd, R OBP: 0.315, SLG: 0.495										4 0 2 2 0 0 2												
13 Josh Satin, R OBP: 0.500, SLG: 0.364										3 1 0 0 2 0 3												
44 John Buck, R OBP: 0.276, SLG: 0.394										3 1 0 0 1 1 3												
12 Juan Lagares, R OBP: 0.248, SLG: 0.354										4 1 1 1 0 2 0												
3 Omar Quintanilla, L OBP: 0.315, SLG: 0.407										3 0 0 1 0 2 1												
33 Matt Harvey, R OBP: 0.139, SLG: 0.194										3 1 1 1 0 0 1												
32 LaTroy Hawkins, R ERA: 2.57										0 0 0 0 0 0 0												
9 Kirk Nieuwenhuis, L OBP: 0.213, SLG: 0.214										1 0 0 0 0 1 0												
34 Brandon Lyon, R ERA: 2.25										0 0 0 0 0 0 0												
Inning Stats	R: 1 E: 0 K: 0 S: 16	H: 2 LOB: 1 BB: 0 P: 22	R: 0 E: 0 K: 3 S: 9	H: 0 LOB: 0 BB: 0 P: 11	R: 0 E: 0 K: 0 S: 4	H: 1 LOB: 0 BB: 0 P: 7	R: 0 E: 0 K: 0 S: 5	H: 1 LOB: 1 BB: 1 P: 14	R: 3 E: 1 K: 0 S: 15	H: 3 LOB: 1 BB: 0 P: 22	R: 2 E: 0 K: 0 S: 10	H: 1 LOB: 1 BB: 2 P: 20	R: 1 E: 0 K: 0 S: 8	H: 2 LOB: 1 BB: 0 P: 17	R: 0 E: 0 K: 3 S: 10	H: 0 LOB: 0 BB: 0 P: 13	R: 1 E: 0 K: 0 S: 12	H: 2 LOB: 1 BB: 0 P: 19	1B: 3 2B: 7 3B: 1 HR: 1	SF: 2 SAC: 0 DP: 2 HBP: 0	WP: 0 PB: 0 SB: 0 CS: 0	PA: 41
PITCHER	IP WLS BF H R ER SO BB IBB HBP BLK WP HR S P ERA WHIP											IP WLS BF H R ER SO BB IBB HBP BLK WP HR S P ERA WHIP										
27 John Lannan, L ERA: 5.84	5.0 L 25 8 6 4 3 3 0 0 0 0 0 0 54 89 7.20 2.200																					
55 Joe Savery, L ERA: 2.57	2.0 8 2 1 1 0 0 0 0 0 0 0 13 24 4.50 1.000																					
66 JC Ramirez, R ERA: 2.57	1.0 3 0 0 0 3 0 0 0 0 0 0 0 10 14 0.00 0.000																					
63 Jake Diekman, L ERA: 2.25	1.0 5 2 1 1 0 0 0 0 0 0 0 1 12 19 9.00 2.000																					

AB	36
R	8
H	12
RBI	8
BB	3
SO	6
LOB	15



Batter	1	2	3	4	5	6	7	8	9	AB R H RBI BB SO LOB	BOTTOM											
11 Jimmy Rollins, S OBP: 0.326, SLG: 0.371										4 0 1 0 0 1 0	New York Mets @ Philadelphia Phillies Citizens Bank Park, Philadelphia, PA Sun Jun 23 2013, 1:38 PM - 4:33 PM EDT Att: 44,951 - Cloudy - 87 F											
26 Chase Utley, L OBP: 0.326, SLG: 0.456										4 0 1 0 0 0 1												
10 Michael Young, R OBP: 0.351, SLG: 0.406										4 0 1 0 0 1 1												
6 Ryan Howard, L OBP: 0.335, SLG: 0.494										3 0 1 0 1 2 1												
9 Domonic Brown, L OBP: 0.321, SLG: 0.544										3 0 0 0 0 2 3												
3 Delmon Young, R OBP: 0.277, SLG: 0.390										3 0 0 0 0 0 3												
66 JC Ramirez, R ERA: 3.52										0 0 0 0 0 0 0												
63 Jake Diekman, R ERA: 3.16										0 0 0 0 0 0 0												
2 Ben Revere, L OBP: 0.310, SLG: 0.309										3 0 0 0 0 1 1												
12 Humberto Quintero, R OBP: 0.273, SLG: 0.346										3 0 0 0 0 0 0												
27 John Lannan, L ERA: 2.05										2 0 0 0 0 1 0												
55 Joe Savery, L ERA: 2.05										0 0 0 0 0 0 0												
15 John Mayberry Jr., R OBP: 0.306, SLG: 0.431										1 0 0 0 0 1 0												
Inning Stats	R: 0 E: 0 K: 1 S: 9	H: 0 LOB: 0 BB: 0 P: 11	R: 0 E: 0 K: 2 S: 12	H: 1 LOB: 0 BB: 0 P: 17	R: 0 E: 0 K: 1 S: 9	H: 0 LOB: 0 BB: 0 P: 12	R: 0 E: 0 K: 1 S: 9	H: 1 LOB: 2 BB: 1 P: 17	R: 0 E: 0 K: 0 S: 5	H: 0 LOB: 0 BB: 0 P: 6	R: 0 E: 0 K: 1 S: 8	H: 0 LOB: 0 BB: 0 P: 9	R: 0 E: 0 K: 1 S: 7	H: 0 LOB: 0 BB: 0 P: 9	R: 0 E: 0 K: 1 S: 6	H: 0 LOB: 0 BB: 0 P: 9	R: 0 E: 0 K: 1 S: 9	H: 2 LOB: 1 BB: 0 P: 13	1B: 3 2B: 1 3B: 0 HR: 0	SF: 0 SAC: 0 DP: 1 HBP: 0	WP: 0 PB: 0 SB: 0 CS: 0	PA: 31
PITCHER	IP WLS BF H R ER SO BB IBB HBP BLK WP HR S P ERA WHIP											IP WLS BF H R ER SO BB IBB HBP BLK WP HR S P ERA WHIP										
33 Matt Harvey, R ERA: 2.05	6.0 W 21 2 0 0 6 1 0 0 0 0 0 51 72 0.00 0.500																					
32 LaTroy Hawkins, R ERA: 3.52	1.0 3 0 0 0 1 0 0 0 0 0 0 7 9 0.00 0.000																					
34 Brandon Lyon, R ERA: 3.16	2.0 7 2 0 0 2 0 0 0 0 0 0 15 22 0.00 1.000																					

AB	30
R	0
H	4
RBI	0
BB	1
SO	9
LOB	10




Batter	1	2	3	4	5	6	7	8	9	AB R H RBI BB SO LOB	TOP									
22 Eric Young Jr., S OBP: 0.309, SLG: 0.374										3 1 1 0 1 1 0	New York Mets @ Chicago White Sox U.S. Cellular Field, Chicago, IL Tue Jun 25 2013, 8:11 PM - 11:06 PM EDT Att: 20,787 - Cloudy - 74 F									
1 Jordany Valdespin, L 19 Zach Lutz, R										3 0 0 0 0 2 1 1 0 0 0 0 0 1 0 0 0 0 0 0 0										
9 Kirk Nieuwenhuis, L OBP: 0.213, SLG: 0.214										3 2 1 0 1 2 0										
5 David Wright, R OBP: 0.392, SLG: 0.531										3 0 0 1 0 3 1										
6 Marlon Byrd, R OBP: 0.309, SLG: 0.488										4 0 1 1 0 1 1										
13 Josh Satin, R OBP: 0.450, SLG: 0.333										3 0 1 0 0 2 1 1 0 0 0 0 0 0 0 0 0 0 0 0 0										
44 John Buck, R 28 Daniel Murphy, L 20 Anthony Recker, R										4 1 1 1 0 2 2										
30 Andrew Brown, R OBP: 0.292, SLG: 0.636										3 0 0 0 0 1 0										
12 Juan Lagares, R OBP: 0.240, SLG: 0.343										3 0 0 0 0 1 0										
3 Omar Quintanilla, L OBP: 0.304, SLG: 0.393										3 0 0 0 0 1 0										
Inning Stats	R: 2 H: 2 E: 0 K: 2 S: 14	H: 2 BB: 1 P: 21	R: 0 H: 0 E: 0 K: 2 S: 11	H: 0 BB: 0 P: 13	R: 0 H: 0 E: 0 K: 3 S: 10	H: 0 BB: 0 P: 12	R: 1 H: 1 E: 0 K: 0 S: 9	H: 1 LOB: 0 BB: 0 P: 12	R: 0 H: 0 E: 0 K: 3 S: 9	H: 0 LOB: 0 BB: 0 P: 11	R: 0 H: 1 E: 0 K: 0 S: 8	H: 0 LOB: 1 BB: 1 P: 13	R: 0 H: 0 E: 0 K: 1 S: 8	H: 0 LOB: 1 BB: 1 P: 16	R: 1 H: 1 E: 1 K: 2 S: 13	H: 1 LOB: 0 BB: 0 P: 17	1B: 3 2B: 1 3B: 0 HR: 1	SF: 1 SAC: 0 DP: 1 HBP: 0	WP: 0 PB: 0 SB: 4 CS: 0	PA: 34
PITCHER	IP WLS BF H R ER SO BB IBB HBP BLK WP HR S P ERA WHIP															IP WLS BF H R ER SO BB IBB HBP BLK WP HR S P ERA WHIP				
49 Chris Sale, L ERA: 2.75	8.0 29 4 3 3 13 2 0 0 0 0 0 1 78 110 3.38 0.750																			
43 Addison Reed, R ERA: 3.09	1.0 5 1 1 0 2 0 0 0 0 0 0 0 13 17 0.00 1.000																			

Batter	1	2	3	4	5	6	7	8	9	AB R H RBI BB SO LOB	BOTTOM									
30 Alejandro De Aza, L OBP: 0.305, SLG: 0.415										5 1 2 1 0 0 3	New York Mets @ Chicago White Sox U.S. Cellular Field, Chicago, IL Tue Jun 25 2013, 8:11 PM - 11:06 PM EDT Att: 20,787 - Cloudy - 74 F									
10 Alexei Ramirez, R OBP: 0.305, SLG: 0.342										3 0 1 2 1 0 2										
51 Alex Rios, R OBP: 0.340, SLG: 0.465										4 0 0 1 0 1 2										
44 Adam Dunn, L OBP: 0.299, SLG: 0.462										2 0 1 0 2 0 1										
24 Dayan Viciedo, R 20 Jordan Danks, L										4 0 0 0 0 0 3 0 0 0 0 0 0 0										
12 Conor Gillaspie, L OBP: 0.306, SLG: 0.374										3 0 0 0 1 0 0										
7 Jeff Keppinger, R OBP: 0.250, SLG: 0.263										4 1 1 0 0 0 2										
15 Gordon Beckham, R OBP: 0.340, SLG: 0.374										4 0 0 0 0 0 3										
21 Tyler Flowers, R OBP: 0.271, SLG: 0.380										3 1 1 0 0 0 2										
Inning Stats	R: 1 H: 1 E: 0 K: 0 S: 12	H: 1 LOB: 1 BB: 1 P: 23	R: 0 H: 0 E: 0 K: 0 S: 6	H: 0 LOB: 0 BB: 0 P: 11	R: 1 H: 1 E: 0 K: 0 S: 14	H: 1 LOB: 1 BB: 1 P: 24	R: 0 H: 0 E: 0 K: 0 S: 11	H: 0 LOB: 0 BB: 0 P: 15	R: 2 H: 1 E: 0 K: 1 S: 13	H: 1 LOB: 0 BB: 0 P: 20		R: 0 H: 1 E: 0 K: 0 S: 17	H: 1 LOB: 2 BB: 1 P: 26	R: 0 H: 1 E: 0 K: 0 S: 8	H: 1 LOB: 1 BB: 1 P: 8	R: 0 H: 0 E: 0 K: 0 S: 8	H: 2 LOB: 2 BB: 0 P: 13	1B: 5 2B: 1 3B: 0 HR: 1	SF: 1 SAC: 1 DP: 1 HBP: 1	WP: 1 PB: 0 SB: 3 CS: 0
PITCHER	IP WLS BF H R ER SO BB IBB HBP BLK WP HR S P ERA WHIP															IP WLS BF H R ER SO BB IBB HBP BLK WP HR S P ERA WHIP				
45 Zack Wheeler, R ERA: 3.18	5.1 24 4 4 0 0 3 0 0 0 0 0 1 66 109 6.75 1.312																			
52 Carlos Torres, R ERA: 1.29	1.2 6 1 0 0 0 0 0 0 0 0 0 0 15 18 0.00 0.600																			
66 Josh Edgin, L ERA: 5.87	1.0 3 0 0 0 0 1 0 0 0 0 0 0 8 15 0.00 1.000																			
32 LaTroy Hawkins, R ERA: 3.45	0.2 5 2 1 0 0 0 0 0 0 0 0 0 10 13 0.00 3.000																			


Batter	1	2	3	4	5	6	7	8	9	AB	R	H	RBI	BB	SO	LOB	TOP		
22 Eric Young Jr., S OBP: 0.317, SLG: 0.381	G6-3			FC3-6 1B	FC3-6 1B			G4-6-3 1B		4	0	3	1	0	0	0	New York Mets @ Chicago White Sox U.S. Cellular Field, Chicago, IL Wed Jun 26 2013, 8:11 PM - 10:38 PM EDT Att: 18,249 - Cloudy - 71 F		
28 Daniel Murphy, L OBP: 0.310, SLG: 0.395	G4-3			FC3-6 1-2	FC3-6 1-3			K		4	0	1	0	0	1	2			
5 David Wright, R OBP: 0.387, SLG: 0.523	G6-3			P4	P4			G4-6-3 1-2		4	0	0	0	0	0	4			
6 Marlon Byrd, R OBP: 0.308, SLG: 0.480		F8		FC5-4 1-2				G4-3		3	0	0	0	0	0	1			
13 Josh Satin, R OBP: 0.417, SLG: 0.316		K						L4		4	1	1	0	0	2	1			
44 John Buck, R OBP: 0.272, SLG: 0.387		K						K		4	0	0	0	0	4	2			
30 Andrew Brown, R OBP: 0.296, SLG: 0.600			G5-3					G5-3		3	1	1	0	0	0	0			
12 Juan Lagares, R OBP: 0.243, SLG: 0.343			K							3	1	1	1	0	1	0			
3 Omar Quintanilla, L OBP: 0.295, SLG: 0.379			F7					G1-6-3		3	0	0	0	0	0	2			
Inning Stats	R: 0 H: 0 E: 0 K: 0 S: 5	H: 0 LOB: 0 BB: 0 P: 9	R: 0 H: 0 E: 0 K: 2 S: 12	H: 0 LOB: 0 BB: 0 P: 17	R: 0 H: 0 E: 0 K: 1 S: 10	H: 1 LOB: 1 BB: 0 P: 18	R: 0 H: 1 E: 0 K: 0 S: 9	H: 4 LOB: 2 BB: 0 P: 13	R: 0 H: 0 E: 0 K: 2 S: 8	H: 1 LOB: 0 BB: 0 P: 5	R: 0 H: 1 E: 0 K: 1 S: 4	H: 0 LOB: 0 BB: 0 P: 9	R: 0 H: 0 E: 0 K: 1 S: 9	H: 0 LOB: 0 BB: 0 P: 15	1B: 7 2B: 1 3B: 0 HR: 0	SF: 0 SAC: 0 DP: 3 HBP: 1	WP: 0 PB: 0 SB: 0 CS: 1	PA: 33	
PITCHER	IP	WLS	BF	H	R	ER	SO	BB	IBB	HBP	BLK	WP	HR	S	P	ERA	WHIP		
50 John Danks, L ERA: 4.68	7.1	L	29	7	3	1	7	0	0	1	0	0	0	73	109	1.23	0.955		
65 Nate Jones, R ERA: 4.92	1.2		4	0	0	0	1	0	0	0	0	0	0	12	19	0.00	0.000		

Batter	1	2	3	4	5	6	7	8	9	AB	R	H	RBI	BB	SO	LOB	BOTTOM			
30 Alejandro De Aza, L OBP: 0.302, SLG: 0.410	G3		G4-3			G4-3			G6-3	4	0	0	0	0	0	1	New York Mets @ Chicago White Sox U.S. Cellular Field, Chicago, IL Wed Jun 26 2013, 8:11 PM - 10:38 PM EDT Att: 18,249 - Cloudy - 71 F			
10 Alexei Ramirez, R OBP: 0.308, SLG: 0.345	K							G6-3		4	0	2	0	0	1	0				
51 Alex Rios, R OBP: 0.335, SLG: 0.459	K							G5-3		4	0	0	0	0	1	2				
44 Adam Dunn, L OBP: 0.303, SLG: 0.460										1	0	0	0	2	0	0				
24 Dayan Viciedo, R OBP: 0.264, SLG: 0.364										3	0	0	0	0	0	3				
7 Jeff Keppinger, R OBP: 0.247, SLG: 0.260										3	0	0	0	0	0	2				
22 Brent Morel, R OBP: 0.333, SLG: 0.333										3	0	1	0	0	0	0				
15 Gordon Beckham, R OBP: 0.340, SLG: 0.383										3	0	1	0	0	0	1				
21 Tyler Flowers, R OBP: 0.267, SLG: 0.374										3	0	0	0	0	0	1				
Inning Stats	R: 0 H: 0 E: 0 K: 2 S: 9	H: 0 LOB: 0 BB: 1 P: 13	R: 0 H: 1 E: 0 K: 0 S: 6	H: 1 LOB: 1 BB: 0 P: 13	R: 0 H: 1 E: 0 K: 0 S: 9	H: 1 LOB: 2 BB: 1 P: 12	R: 0 H: 1 E: 0 K: 0 S: 7	H: 1 LOB: 0 BB: 0 P: 10	R: 0 H: 0 E: 0 K: 0 S: 5	H: 1 LOB: 0 BB: 0 P: 11	R: 0 H: 0 E: 0 K: 0 S: 6	H: 0 LOB: 0 BB: 0 P: 10	R: 0 H: 0 E: 0 K: 0 S: 8	H: 0 LOB: 0 BB: 0 P: 10	R: 0 H: 0 E: 0 K: 1 S: 10	H: 0 LOB: 0 BB: 0 P: 15	1B: 3 2B: 1 3B: 0 HR: 0	SF: 0 SAC: 0 DP: 2 HBP: 0	WP: 0 PB: 0 SB: 1 CS: 1	PA: 30
PITCHER	IP	WLS	BF	H	R	ER	SO	BB	IBB	HBP	BLK	WP	HR	S	P	ERA	WHIP			
38 Shaun Marcum, R ERA: 5.08	8.0	W	27	4	0	0	0	2	0	0	0	0	0	57	96	0.00	0.750			
39 Bobby Parnell, R ERA: 2.45	1.0	S	3	0	0	0	0	0	0	0	0	0	0	10	15	0.00	0.000			

livebaseballscorecards.com



livebaseballscorecards.com



Batter	1	2	3	4	5	6	7	8	9	AB	R	H	RBI	BB	SO	LOB	TOP										
22 Eric Young Jr., S OBP: 0.315, SLG: 0.377	G3		G4-3		F7		G6-4-3		1B	5	0	1	0	0	0	3											
3 Omar Quintanilla, L OBP: 0.290, SLG: 0.363	28 G4-1 BB			P5		G6-3		K	K	4	0	0	0	1	2	1											
28 Daniel Murphy, L OBP: 0.313, SLG: 0.397	G4-1			P5		19 BB 6 1B		6 HR 1B		4	1	2	0	0	0	1											
6 Marlon Byrd, R OBP: 0.312, SLG: 0.495	G5-3			F7		19 BB 1B		1H HR		4	1	2	2	0	0	1											
13 Josh Satin, R OBP: 0.429, SLG: 0.318	G5-3				12 1B 19 1B 20 FC5-2 BB	F4		1B		3	0	1	0	1	0	2											
19 Zach Lutz, R OBP: 0.400, SLG: 0.250	F8				20 FC5-2 53 FC6-4 1B			K		3	1	1	0	1	1	1											
12 Juan Lagares, R OBP: 0.243, SLG: 0.339	G4-3				53 FC6-4 20 FC5-2 1B			G3		4	0	1	0	0	1	4											
20 Anthony Recker, R OBP: 0.232, SLG: 0.340	G6-3				FC5-2 53 FC6-4 1B			L8		4	0	0	0	0	0	3											
53 Jeremy Hefner, R 9 Kirk Nieuwenhuis, L 32 LaTroy Hawkins, R 56 Scott Rice, L 30 Andrew Brown, R 39 Bobby Parnell, R	K				FC6-4 1B			K		2	0	0	1	0	1	2											
Inning Stats	R: 0 H: 0 E: 0 K: 0 S: 8	H: 0 LOB: 1 BB: 1 P: 18	R: 0 H: 0 E: 0 K: 0 S: 11	H: 0 LOB: 0 BB: 0 P: 18	R: 0 H: 0 E: 0 K: 1 S: 10	H: 0 LOB: 0 BB: 0 P: 16	R: 0 H: 0 E: 0 K: 0 S: 7	H: 0 LOB: 0 BB: 0 P: 11	R: 1 H: 2 E: 0 K: 0 S: 9	H: 2 LOB: 2 BB: 1 P: 18	R: 0 H: 2 E: 0 K: 1 S: 13	H: 2 LOB: 3 BB: 1 P: 22	R: 0 H: 1 E: 0 K: 0 S: 4	H: 1 LOB: 0 BB: 0 P: 7	R: 2 H: 3 E: 0 K: 2 S: 20	H: 3 LOB: 1 BB: 0 P: 26	R: 0 H: 1 E: 0 K: 2 S: 11	H: 1 LOB: 1 BB: 0 P: 15	1B: 8 2B: 0 3B: 0 HR: 1	SF: 0 SAC: 0 DP: 1 HBP: 0	WP: 0 PA: 38 PB: 0 SB: 1 CS: 0						
PITCHER	IP	WLS	BF	H	R	ER	SO	BB	IBB	HBP	BLK	WP	HR	S	P	ERA	WHIP										
32 Tyler Chatwood, R ERA: 2.13	6.0		25	4	1	1	2	3	0	0	0	0	0	58	103	1.50	1.167										
62 Rob Scahill, R ERA: 4.29	1.0	H	3	1	0	0	0	0	0	0	0	0	0	4	7	0.00	1.000										
34 Matt Belisle, R ERA: 4.95	1.0	L	6	3	2	2	2	0	0	0	0	0	1	20	26	18.00	3.000										
49 Rex Brothers, L ERA: 0.27	1.0		4	1	0	0	2	0	0	0	0	0	0	11	15	0.00	1.000										

New York Mets @ Colorado Rockies
Coors Field, Denver, CO
Thu Jun 27 2013, 4:13 PM - 7:03 PM MDT
Att: 34,387 - Sunny - 95 F

AB	35
R	3
H	9
RBI	3
BB	3
SO	6
LOB	18



Batter	1	2	3	4	5	6	7	8	9	AB	R	H	RBI	BB	SO	LOB	BOTTOM										
6 Corey Dickerson, L OBP: 0.417, SLG: 0.600	G6-3		14 G6-3 14 WP BB		K			K		3	0	0	0	1	2	1											
14 Josh Rutledge, R OBP: 0.284, SLG: 0.335	K		G6-3		F7			5 WP 1B		4	0	1	0	0	1	1											
5 Carlos González, L OBP: 0.365, SLG: 0.605	K		F8		G3			K		4	0	0	0	0	2	2											
3 Michael Cuddyer, R OBP: 0.402, SLG: 0.597		20 2B 17 SF8 1B		L9				1B		4	1	3	0	0	0	0											
20 Wilin Rosario, R OBP: 0.309, SLG: 0.475		28 E 2B		1B		G5-3		K		4	1	2	0	0	1	1											
17 Todd Helton, L OBP: 0.293, SLG: 0.377	SF8		F7		K			G4-1		3	0	0	1	0	1	1											
28 Nolan Arenado, R OBP: 0.298, SLG: 0.442	G5-3		L9		K			18 G5-4-3 1B		3	0	0	0	0	1	1											
18 Jonathan Herrera, S OBP: 0.327, SLG: 0.351	L8				32 L6-3 1B			G5-4-3		3	0	1	0	0	0	1											
32 Tyler Chatwood, R 62 Rob Scahill, L 34 Matt Belisle, R 21 Tyler Colvin, L 9 DJ LeMahieu, R 49 Rex Brothers, L	G4-3				L6-3			6 CS 1B		2	0	0	0	0	0	1											
Inning Stats	R: 0 H: 0 E: 0 K: 2 S: 10	H: 2 LOB: 0 BB: 0 P: 16	R: 2 H: 2 E: 1 K: 0 S: 10	H: 2 LOB: 0 BB: 0 P: 15	R: 0 H: 0 E: 0 K: 0 S: 8	H: 0 LOB: 1 BB: 1 P: 16	R: 0 H: 1 E: 0 K: 0 S: 9	H: 1 LOB: 1 BB: 0 P: 12	R: 0 H: 1 E: 0 K: 1 S: 9	H: 1 LOB: 0 BB: 0 P: 10	R: 0 H: 1 E: 0 K: 0 S: 11	H: 1 LOB: 1 BB: 0 P: 11	R: 0 H: 0 E: 0 K: 2 S: 10	H: 0 LOB: 0 BB: 0 P: 14	R: 0 H: 2 E: 0 K: 2 S: 9	H: 2 LOB: 1 BB: 0 P: 11	R: 0 H: 1 E: 0 K: 1 S: 7	H: 1 LOB: 0 BB: 0 P: 11	1B: 7 2B: 2 3B: 0 HR: 0	SF: 1 SAC: 0 DP: 2 HBP: 0	WP: 3 PA: 33 PB: 0 SB: 0 CS: 1						
PITCHER	IP	WLS	BF	H	R	ER	SO	BB	IBB	HBP	BLK	WP	HR	S	P	ERA	WHIP										
53 Jeremy Hefner, R ERA: 3.72	6.0		23	5	2	1	3	1	0	0	0	0	0	57	80	1.50	1.000										
32 LaTroy Hawkins, R ERA: 3.34	1.0	W	3	0	0	0	2	0	0	0	0	1	0	10	14	0.00	0.000										
56 Scott Rice, L ERA: 4.55	1.0	H	4	2	0	0	2	0	0	0	0	1	0	9	11	0.00	2.000										
39 Bobby Parnell, R ERA: 2.38	1.0	S	3	1	0	0	1	0	0	0	0	0	0	7	11	0.00	1.000										

New York Mets @ Colorado Rockies
Coors Field, Denver, CO
Thu Jun 27 2013, 4:13 PM - 7:03 PM MDT
Att: 34,387 - Sunny - 95 F

AB	31
R	2
H	8
RBI	1
BB	1
SO	8
LOB	9



Batter	1	2	3	4	5	6	7	8	9	AB	R	H	RBI	BB	SO	LOB	TOP						
2 Denard Span, L (1, 8) OBP: 0.314, SLG: 0.361	K2-3	1-H 2B			11 F8 6 WP 1B		F7	6 2B 2B		5	1	3	1	0	1	0	Washington Nationals @ New York Mets Citi Field, Flushing, NY Sun Jun 30 2013, 1:12 PM - 4:22 PM EDT Att: 33,366 - Overcast - 83 F						
6 Anthony Rendon, R (1, 4) OBP: 0.360, SLG: 0.431	K	G6-3			1 SAFE 1-2 1B		F9	11 1B 2B		5	1	1	2	0	2	2							
11 Ryan Zimmerman, R (1, 5) OBP: 0.357, SLG: 0.467	G6-3				2-2 F8 2B		G3	2-H 3-H 1B		5	0	1	1	0	0	1							
46 Ian Krol, L (8, 1)	G6-3				2-3 F8 1B			2-H F7		0	0	0	0	0	0	0							
25 Adam LaRoche, L (1, 3) OBP: 0.341, SLG: 0.445		HR			4-0 BB			G3		4	1	1	1	1	0	1							
28 Jayson Werth, R (1, 9) OBP: 0.333, SLG: 0.440		HR			2-3 K			33 2B 2B		3	4	2	1	2	1	2							
20 Ian Desmond, R (1, 6) OBP: 0.315, SLG: 0.508		BB			HR			20 HR BB		4	2	2	3	0	1	1							
33 Roger Bernadina, L (1, 7) OBP: 0.253, SLG: 0.291		2B			33 F9 24 1B 2B			L7		5	1	1	1	0	0	2							
24 Kurt Suzuki, R (1, 2) OBP: 0.286, SLG: 0.332		2B			HBP			24 HR 2B		5	2	2	3	0	0	1							
47 Gio González, R (1, 1) OBP: 0.214, SLG: 0.333		1B						2 2B HR		3	0	0	0	0	1	2							
18 Chad Tracy, L (8, PH) OBP: 0.177, SLG: 0.253	K							F7		1	1	0	0	1	0	0							
Inning Stats	R: 0 E: 0 K: 2 S: 10	H: 0 LOB: 0 BB: 0 P: 13	R: 4 E: 0 K: 1 S: 17	H: 4 LOB: 1 BB: 1 P: 28	R: 1 E: 0 K: 1 S: 9	H: 1 LOB: 0 BB: 0 P: 15	R: 0 E: 0 K: 0 S: 8	H: 0 LOB: 0 BB: 0 P: 14	R: 0 E: 0 K: 2 S: 14	H: 1 LOB: 2 BB: 1 P: 25	R: 0 E: 0 K: 0 S: 8	H: 0 LOB: 0 BB: 0 P: 11	R: 6 E: 0 K: 0 S: 23	H: 6 LOB: 1 BB: 1 P: 41	R: 2 E: 0 K: 0 S: 5	H: 1 LOB: 0 BB: 1 P: 16	1B: 3 2B: 6 3B: 0 HR: 4	SF: 0 SAC: 0 DP: 0 HBP: 1	WP: 1 PB: 0 SB: 1 CS: 0	PA: 45			
PITCHER	IP WLS BF H R ER SO BB IBB HBP BLK WP HR S P ERA WHIP	IP WLS BF H R ER SO BB IBB HBP BLK WP HR S P ERA WHIP	IP WLS BF H R ER SO BB IBB HBP BLK WP HR S P ERA WHIP	IP WLS BF H R ER SO BB IBB HBP BLK WP HR S P ERA WHIP	IP WLS BF H R ER SO BB IBB HBP BLK WP HR S P ERA WHIP	IP WLS BF H R ER SO BB IBB HBP BLK WP HR S P ERA WHIP	IP WLS BF H R ER SO BB IBB HBP BLK WP HR S P ERA WHIP	IP WLS BF H R ER SO BB IBB HBP BLK WP HR S P ERA WHIP	IP WLS BF H R ER SO BB IBB HBP BLK WP HR S P ERA WHIP	IP WLS BF H R ER SO BB IBB HBP BLK WP HR S P ERA WHIP	IP WLS BF H R ER SO BB IBB HBP BLK WP HR S P ERA WHIP	IP WLS BF H R ER SO BB IBB HBP BLK WP HR S P ERA WHIP	IP WLS BF H R ER SO BB IBB HBP BLK WP HR S P ERA WHIP	IP WLS BF H R ER SO BB IBB HBP BLK WP HR S P ERA WHIP	IP WLS BF H R ER SO BB IBB HBP BLK WP HR S P ERA WHIP	IP WLS BF H R ER SO BB IBB HBP BLK WP HR S P ERA WHIP	IP WLS BF H R ER SO BB IBB HBP BLK WP HR S P ERA WHIP	IP WLS BF H R ER SO BB IBB HBP BLK WP HR S P ERA WHIP	IP WLS BF H R ER SO BB IBB HBP BLK WP HR S P ERA WHIP	IP WLS BF H R ER SO BB IBB HBP BLK WP HR S P ERA WHIP	IP WLS BF H R ER SO BB IBB HBP BLK WP HR S P ERA WHIP	IP WLS BF H R ER SO BB IBB HBP BLK WP HR S P ERA WHIP	
45 Zack Wheeler, R (1, 1) ERA: 5.06	20 Anthony Recker, R (9, 1) ERA: 18.0																						
30 David Aardsma, R (5, 1) ERA: 1.8	66 Josh Edgin, L (7, 1) ERA: 6.06																						
34 Brandon Lyon, R (8, 1) ERA: 5.06	56 Scott Rice, L (8, 1) ERA: 4.45																						
22 Eric Young Jr., S (1, 7) OBP: 0.304, SLG: 0.363	G6-3																Washington Nationals @ New York Mets Citi Field, Flushing, NY Sun Jun 30 2013, 1:12 PM - 4:22 PM EDT Att: 33,366 - Overcast - 83 F						
28 Daniel Murphy, L (1, 4) OBP: 0.314, SLG: 0.401	5 1B																						
5 David Wright, R (1, 5) OBP: 0.392, SLG: 0.522	BB																						
1 Jordany Valdespin, L (9, PH) OBP: 0.263, SLG: 0.333	13 G6-3 2B																						
6 Marlon Byrd, R (1, 9) OBP: 0.305, SLG: 0.498	K																						
30 David Aardsma, R (5, 1) ERA: 1.8	K																						
66 Josh Edgin, R (7, 1) ERA: 6.06	K																						
19 Zach Lutz, R (7, PH) OBP: 0.200, SLG: 0.270	K																						
34 Brandon Lyon, R (8, 1) ERA: 5.06	K																						
56 Scott Rice, L (8, 1) ERA: 4.45	K																						
20 Anthony Recker, R (9, 1) ERA: 18.0	F9																						
13 Josh Satin, R (1, 3) OBP: 0.500, SLG: 0.500	F9																						
44 John Buck, R (1, 2) OBP: 0.267, SLG: 0.388	K																						
12 Juan Lagares, R (1, 8) OBP: 0.242, SLG: 0.333	K																						
3 Omar Quintanilla, L (1, 6) OBP: 0.288, SLG: 0.356	F7																						
45 Zack Wheeler, L (1, 1) ERA: 5.06	G6-3																						
30 Andrew Brown, R (5, 9) OBP: 0.258, SLG: 0.517	G4-3																						
Inning Stats	R: 0 E: 0 K: 1 S: 17	H: 1 LOB: 2 BB: 1 P: 25	R: 0 E: 0 K: 2 S: 12	H: 0 LOB: 0 BB: 0 P: 17	R: 0 E: 0 K: 2 S: 12	H: 0 LOB: 0 BB: 0 P: 14	R: 0 E: 0 K: 1 S: 12	H: 1 LOB: 1 BB: 0 P: 18	R: 0 E: 0 K: 0 S: 8	H: 0 LOB: 0 BB: 0 P: 11	R: 0 E: 0 K: 1 S: 9	H: 0 LOB: 0 BB: 0 P: 11	R: 0 E: 0 K: 0 S: 14	H: 1 LOB: 2 BB: 1 P: 23	R: 0 E: 0 K: 0 S: 3	H: 0 LOB: 0 BB: 0 P: 7	R: 2 E: 0 K: 1 S: 13	H: 2 LOB: 0 BB: 0 P: 20	1B: 2 2B: 2 3B: 0 HR: 1	SF: 0 SAC: 0 DP: 0 HBP: 0	WP: 0 PB: 0 SB: 1 CS: 0	PA: 34	
PITCHER	IP WLS BF H R ER SO BB IBB HBP BLK WP HR S P ERA WHIP	IP WLS BF H R ER SO BB IBB HBP BLK WP HR S P ERA WHIP	IP WLS BF H R ER SO BB IBB HBP BLK WP HR S P ERA WHIP	IP WLS BF H R ER SO BB IBB HBP BLK WP HR S P ERA WHIP	IP WLS BF H R ER SO BB IBB HBP BLK WP HR S P ERA WHIP	IP WLS BF H R ER SO BB IBB HBP BLK WP HR S P ERA WHIP	IP WLS BF H R ER SO BB IBB HBP BLK WP HR S P ERA WHIP	IP WLS BF H R ER SO BB IBB HBP BLK WP HR S P ERA WHIP	IP WLS BF H R ER SO BB IBB HBP BLK WP HR S P ERA WHIP	IP WLS BF H R ER SO BB IBB HBP BLK WP HR S P ERA WHIP	IP WLS BF H R ER SO BB IBB HBP BLK WP HR S P ERA WHIP	IP WLS BF H R ER SO BB IBB HBP BLK WP HR S P ERA WHIP	IP WLS BF H R ER SO BB IBB HBP BLK WP HR S P ERA WHIP	IP WLS BF H R ER SO BB IBB HBP BLK WP HR S P ERA WHIP	IP WLS BF H R ER SO BB IBB HBP BLK WP HR S P ERA WHIP	IP WLS BF H R ER SO BB IBB HBP BLK WP HR S P ERA WHIP	IP WLS BF H R ER SO BB IBB HBP BLK WP HR S P ERA WHIP	IP WLS BF H R ER SO BB IBB HBP BLK WP HR S P ERA WHIP	IP WLS BF H R ER SO BB IBB HBP BLK WP HR S P ERA WHIP	IP WLS BF H R ER SO BB IBB HBP BLK WP HR S P ERA WHIP	IP WLS BF H R ER SO BB IBB HBP BLK WP HR S P ERA WHIP	IP WLS BF H R ER SO BB IBB HBP BLK WP HR S P ERA WHIP	IP WLS BF H R ER SO BB IBB HBP BLK WP HR S P ERA WHIP
47 Gio González, L (1, 1) ERA: 3.09	46 Ian Krol, L (8, 1) ERA: 1.54																						

AB 40
R 13
H 13
RBI 13
BB 4
SO 6
LOB 12



AB 32
R 2
H 5
RBI 2
BB 2
SO 8
LOB 13



Batter	1	2	3	4	5	6	7	8	9	10	11	12	13	AB	R	H	RBI	BB	SO	LOB	TOP	
8 Gerardo Parra, L OBP: 0.360, SLG: 0.451 13 Jason Kubel, L OBP: 0.330, SLG: 0.384	G3	G4-3			G6-3				K					4	0	1	0	0	0	1	2	
2 Aaron Hill, R OBP: 0.406, SLG: 0.557	HR						L8					F7		5	1	3	1	0	0	2		
44 Paul Goldschmidt, R OBP: 0.392, SLG: 0.567	HR						F9		K			K		6	1	1	2	0	4	5		
26 Miguel Montero, L OBP: 0.307, SLG: 0.316 55 Josh Collmenter, R OBP: 0.167, SLG: 0.167	F7				G4-3		G4-3				F7		G6-3	5	0	0	0	1	0	3	0	
7 Cody Ross, R OBP: 0.320, SLG: 0.370					G6-4-3				F9		F8			5	1	2	1	1	0	1		
12 Eric Chavez, L OBP: 0.353, SLG: 0.552					G4-3		G5-3		G4-3		F8			6	0	1	0	0	0	1		
11 AJ Pollock, R OBP: 0.292, SLG: 0.418	FC6-4						P5					L9		5	0	1	0	1	1	3		
1 Didi Gregorius, L OBP: 0.348, SLG: 0.412					F7				P2			G6-3		5	1	1	0	1	0	2		
38 Shaun Marcum, R ERA: 5.03 52 Carlos Torres, R ERA: 0.84 66 Josh Edgin, L ERA: 0.94 32 LaTroy Hawkins, R ERA: 3.15 39 Bobby Parnell, R ERA: 2.68					L5		L4		G6-3		K		G5-3	2	0	0	0	0	0	2		
Inning Stats	R: 2 E: 0 K: 0 S: 14	H: 2 LOB: 2 BB: 1 P: 24	R: 1 E: 0 K: 1 S: 10	H: 2 LOB: 1 BB: 0 P: 15	R: 0 E: 0 K: 0 S: 7	H: 0 LOB: 0 BB: 1 P: 19	R: 0 E: 0 K: 1 S: 11	H: 1 LOB: 2 BB: 1 P: 22	R: 0 E: 0 K: 0 S: 10	H: 1 LOB: 1 BB: 0 P: 12	R: 0 E: 0 K: 0 S: 12	H: 0 LOB: 0 BB: 0 P: 18	R: 0 E: 0 K: 1 S: 9	H: 0 LOB: 0 BB: 0 P: 9	R: 0 E: 0 K: 0 S: 12	H: 1 LOB: 1 BB: 0 P: 17	R: 1 E: 0 K: 0 S: 14	H: 1 LOB: 1 BB: 0 P: 23	1B: 6 2B: 3 3B: 0 HR: 2	SF: 0 SAC: 1 DP: 1 HBP: 1	WIP: 0 PB: 0 SB: 0 CS: 0	PA: 54

Arizona Diamondbacks @ New York Mets
Citi Field, Flushing, NY
Mon Jul 01 2013, 7:11 PM - 12:25 AM EDT
Att. 22,240 - Cloudy - 73 F

AB 48
R 4
H 11
RBI 4
BB 4
SO 7
LOB 21



Batter	1	2	3	4	5	6	7	8	9	10	11	12	13	AB	R	H	RBI	BB	SO	LOB	BOTTOM	
22 Eric Young Jr., S OBP: 0.313, SLG: 0.369					L3							G4-3		5	1	2	1	2	1	3		
28 Daniel Murphy, L OBP: 0.311, SLG: 0.396	G6-3						G3		F7				K	7	0	1	0	0	2	7		
5 David Wright, R OBP: 0.393, SLG: 0.520												F8		5	0	2	1	2	1	1		
6 Marlon Byrd, R OBP: 0.313, SLG: 0.489														7	1	3	0	0	2	3		
13 Josh Satin, R OBP: 0.511, SLG: 0.553														6	1	3	1	1	0	3		
44 John Buck, R OBP: 0.271, SLG: 0.382														4	1	0	0	3	3	6		
12 Juan Lagares, R OBP: 0.240, SLG: 0.336 39 Bobby Parnell, R (10, 1) 20 Anthony Recker, R (11, PH) 30 David Aardsma, R (12, 1) Matt Harvey, R OBP: 0.128, SLG: 0.176 3 Omar Quintanilla, L OBP: 0.314, SLG: 0.387														5	0	1	0	0	1	3		
38 Shaun Marcum, R ERA: 5.03 19 Brad Ziegler, R ERA: 2.06 9 Kirk Nieuwenhuis, L ERA: 0.86 52 Carlos Torres, R ERA: 0.84 66 Josh Edgin, R ERA: 0.94 1 Jordan Velazquez, L ERA: 4.0 32 LaTroy Hawkins, R ERA: 3.15 30 Andrew Brown, R ERA: 4.5														0	0	0	0	0	0	0		
Inning Stats	R: 0 E: 0 K: 1 S: 17	H: 2 LOB: 3 BB: 2 P: 28	R: 0 E: 0 K: 2 S: 12	H: 2 LOB: 2 BB: 0 P: 19	R: 0 E: 0 K: 1 S: 9	H: 0 LOB: 0 BB: 0 P: 15	R: 0 E: 0 K: 3 S: 13	H: 1 LOB: 2 BB: 1 P: 21	R: 1 E: 0 K: 0 S: 9	H: 2 LOB: 2 BB: 1 P: 18	R: 1 E: 1 K: 0 S: 7	H: 2 LOB: 1 BB: 1 P: 19	R: 0 E: 0 K: 0 S: 12	H: 1 LOB: 1 BB: 0 P: 18	R: 2 E: 0 K: 1 S: 12	H: 0 LOB: 3 BB: 2 P: 28	R: 0 E: 0 K: 1 S: 12	H: 1 LOB: 2 BB: 0 P: 22	1B: 10 2B: 5 3B: 1 HR: 0	SF: 0 SAC: 3 DP: 0 HBP: 0	WIP: 2 PB: 0 SB: 0 CS: 1	PA: 63

Arizona Diamondbacks @ New York Mets
Citi Field, Flushing, NY
Mon Jul 01 2013, 7:11 PM - 12:25 AM EDT
Att. 22,240 - Cloudy - 73 F

AB 49
R 5
H 16
RBI 5
BB 11
SO 11
LOB 32



Batter	1	2	3	4	5	6	7	8	9	AB	R	H	RBI	BB	SO	LOB	TOP					
11 AJ Pollock, R OBP: 0.287, SLG: 0.411										4	0	0	0	0	1	0	Arizona Diamondbacks @ New York Mets Citi Field, Flushing, NY Tue Jul 02 2013, 7:12 PM - 11:17 PM EDT Att: 21,500 - Cloudy - 79 F					
2 Aaron Hill, R OBP: 0.387, SLG: 0.523										4	0	0	0	0	0	0						
44 Paul Goldschmidt, R 34 Chaz Roe, R										4	0	1	0	0	1	0						
26 Miguel Montero, L OBP: 0.306, SLG: 0.319										4	0	1	0	0	0	1						
7 Cody Ross, R OBP: 0.314, SLG: 0.364										4	0	0	0	0	2	1						
13 Jason Kubel, L OBP: 0.339, SLG: 0.386										2	0	1	0	2	0	0						
14 Martin Prado, R OBP: 0.301, SLG: 0.365										4	1	3	1	0	0	1						
1 Didi Gregorius, L OBP: 0.346, SLG: 0.407										3	0	0	0	1	1	2						
46 Patrick Corbin, L 29 Brad Ziegler, R 38 Will Harris, R 12 Eric Chavez, L										3	0	0	0	0	2	3						
Inning Stats	R: 0 E: 0 K: 1 S: 8	H: 0 LOB: 0 BB: 0 P: 10	R: 0 E: 0 K: 2 S: 14	H: 2 LOB: 3 BB: 1 P: 26	R: 0 E: 0 K: 0 S: 6	H: 0 LOB: 0 BB: 0 P: 7	R: 0 E: 0 K: 1 S: 9	H: 0 LOB: 1 BB: 0 P: 18	R: 0 E: 0 K: 1 S: 7	H: 0 LOB: 0 BB: 0 P: 10	R: 0 E: 0 K: 0 S: 8	H: 1 LOB: 1 BB: 0 P: 12	R: 1 E: 0 K: 1 S: 11	H: 1 LOB: 0 BB: 0 P: 14	R: 0 E: 0 K: 0 S: 9	H: 1 LOB: 1 BB: 0 P: 13		R: 0 E: 0 K: 1 S: 8	H: 1 LOB: 2 BB: 1 P: 12	1B: 3 2B: 2 3B: 0 HR: 1	SF: 0 SAC: 0 DP: 0 HBP: 0	WP: 0 PB: 0 SB: 0 CS: 0
PITCHER	IP	WLS	BF	H	R	ER	SO	BB	IBB	HBP	BLK	WP	HR	S	P	ERA	WHIP					
53 Jeremy Hefner, R ERA: 3.54	7.0	W	27	4	1	1	6	1	1	0	0	0	1	63	97	1.29	0.714					
32 LaTroy Hawkins, R ERA: 3.06	1.0		4	1	0	0	0	0	0	0	0	0	0	9	13	0.00	1.000					
34 Brandon Lyon, R ERA: 4.91	1.0		5	1	0	0	1	1	0	0	0	0	0	8	12	0.00	2.000					

Batter	1	2	3	4	5	6	7	8	9	AB	R	H	RBI	BB	SO	LOB	BOTTOM				
22 Eric Young Jr., S OBP: 0.311, SLG: 0.371										4	1	1	2	0	0	0	Arizona Diamondbacks @ New York Mets Citi Field, Flushing, NY Tue Jul 02 2013, 7:12 PM - 11:17 PM EDT Att: 21,500 - Cloudy - 79 F				
12 Juan Lagares, R OBP: 0.248, SLG: 0.349										4	0	2	1	0	0	0					
5 David Wright, R OBP: 0.392, SLG: 0.517										4	1	1	0	0	0	1					
6 Marlon Byrd, R OBP: 0.312, SLG: 0.489										4	1	1	0	0	1	1					
13 Josh Satin, R OBP: 0.510, SLG: 0.561										3	2	1	1	1	1	0					
30 Andrew Brown, R 32 LaTroy Hawkins, R 9 Kirk Nieuwenhuis, L 34 Brandon Lyon, R										2	1	1	0	1	0	0					
20 Anthony Recker, R OBP: 0.258, SLG: 0.400										4	1	2	2	0	0	3					
3 Omar Quintanilla, L OBP: 0.320, SLG: 0.391										4	1	2	3	0	0	0					
53 Jeremy Hefner, R										2	0	0	0	0	2	0					
28 Daniel Murphy, L OBP: 0.309, SLG: 0.393										2	1	0	0	0	0	3					
Inning Stats	R: 0 E: 0 K: 0 S: 4	H: 0 LOB: 0 BB: 0 P: 6	R: 0 E: 0 K: 1 S: 11	H: 1 LOB: 1 BB: 0 P: 17	R: 0 E: 0 K: 1 S: 8	H: 0 LOB: 0 BB: 0 P: 12	R: 0 E: 0 K: 0 S: 5	H: 0 LOB: 0 BB: 0 P: 6	R: 1 E: 0 K: 1 S: 8	H: 1 LOB: 0 BB: 0 P: 14	R: 0 E: 0 K: 1 S: 7	H: 1 LOB: 1 BB: 0 P: 11	R: 7 E: 0 K: 0 S: 21	H: 7 LOB: 1 BB: 1 P: 38	R: 1 E: 0 K: 0 S: 9	H: 2 LOB: 1 BB: 1 P: 16	1B: 7 2B: 4 3B: 0 HR: 1	SF: 0 SAC: 0 DP: 1 HBP: 0	WP: 0 PB: 0 SB: 0 CS: 0	PA: 36	
PITCHER	IP	WLS	BF	H	R	ER	SO	BB	IBB	HBP	BLK	WP	HR	S	P	ERA	WHIP				
46 Patrick Corbin, L ERA: 2.49	6.0	L	24	6	5	5	4	1	0	0	0	0	0	6	12	7.50	1.167				
29 Brad Ziegler, R ERA: 2.75	0.1		4	3	2	2	0	0	0	0	0	0	0	6	12	54.00	9.000				
3B Will Harris, R ERA: 1.93	0.2		3	1	1	1	0	0	0	0	0	0	0	8	11	13.50	1.500				
34 Chaz Roe, R ERA: 3.38	1.0		5	2	1	1	0	1	0	0	0	0	0	9	16	9.00	3.000				



Batter	1	2	3	4	5	6	7	8	9	AB	R	H	RBI	BB	SO	LOB	TOP										
22 Eric Young Jr. S OBP: 0.312, SLG: 0.363										4	0	0	0	1	2	1	New York Mets @ Milwaukee Brewers Miller Park, Milwaukee, WI Sat Jul 06 2013, 6:19 PM - 9:49 PM CDT Att: 31,619 - Clear - 86 F										
28 Daniel Murphy, L OBP: 0.306, SLG: 0.397										5	1	3	1	0	0	2											
5 David Wright, R OBP: 0.393, SLG: 0.519										5	0	1	0	0	1	2											
29 Ike Davis, L OBP: 0.278, SLG: 0.264										2	1	0	0	3	1	0											
6 Marlon Byrd, R OBP: 0.307, SLG: 0.486										4	1	1	2	0	2	2											
9 Kirk Nieuwenhuis, L OBP: 0.301, SLG: 0.385										5	1	1	0	0	2	3											
44 John Buck, R OBP: 0.278, SLG: 0.390										3	1	2	3	1	1	0											
3 Omar Quintanilla, L OBP: 0.326, SLG: 0.376										4	1	2	0	0	0	3											
38 Shaun Marcum, R OBP: 0.174, SLG: 0.182										2	0	0	0	0	1	1											
32 LaTroy Hawkins, R ERA: 4.85										0	0	0	0	0	0	0											
1 Jordany Valdespin, L OBP: 0.254, SLG: 0.321										0	0	0	0	0	0	1											
46 Greg Burke, R ERA: 4.18										0	0	0	0	0	0	0											
Inning Stats	R: 0 E: 0 K: 1 S: 9	H: 0 LOB: 0 BB: 0 P: 14	R: 0 E: 0 K: 2 S: 13	H: 0 LOB: 2 BB: 2 P: 24	R: 0 E: 0 K: 2 S: 10	H: 1 LOB: 1 BB: 0 P: 16	R: 0 E: 0 K: 0 S: 5	H: 0 LOB: 0 BB: 0 P: 9	R: 2 E: 0 K: 1 S: 11	H: 3 LOB: 1 BB: 0 P: 19	R: 2 E: 0 K: 1 S: 12	H: 2 LOB: 2 BB: 1 P: 20	R: 1 E: 0 K: 0 S: 11	H: 2 LOB: 2 BB: 1 P: 20	R: 0 E: 0 K: 1 S: 11	H: 1 LOB: 2 BB: 2 P: 22	R: 1 E: 0 K: 3 S: 11	H: 1 LOB: 0 BB: 0 P: 14	1B: 7 2B: 2 3B: 0 HR: 2	SF: 1 SAC: 1 DP: 0 HBP: 0	WP: 0 PB: 0 SB: 3 CS: 0	PA: 42					
PITCHER	IP	WLS	BF	H	R	ER	SO	BB	IBB	HBP	BLK	WP	HR	S	P	ERA	WHIP										
49 Yovani Gallardo, R ERA: 4.85	6.0	W	27	6	4	4	6	3	0	0	0	0	1	60	103	6.00	1.500										
59 John Axford, R ERA: 4.0	1.0	H	6	2	1	1	0	1	0	0	0	0	0	11	20	9.00	3.000										
29 Jim Henderson, R ERA: 2.01	0.2	H	4	1	0	0	1	1	0	0	0	0	0	6	14	0.00	3.000										
51 Michael Gonzalez, L ERA: 3.26	0.1	H	1	0	0	0	0	0	0	0	0	0	0	5	8	0.00	0.000										
57 Francisco Rodriguez, R ERA: 1.31	1.0	S	4	1	1	1	3	0	0	0	0	0	1	11	14	9.00	1.000										

Batter	1	2	3	4	5	6	7	8	9	AB	R	H	RBI	BB	SO	LOB	BOTTOM										
7 Norichika Aoki, L OBP: 0.369, SLG: 0.381										4	1	2	1	0	0	1	New York Mets @ Milwaukee Brewers Miller Park, Milwaukee, WI Sat Jul 06 2013, 6:19 PM - 9:49 PM CDT Att: 31,619 - Clear - 86 F										
9 Jean Segura, R OBP: 0.354, SLG: 0.490										4	0	1	2	0	0	2											
27 Carlos Gómez, R OBP: 0.355, SLG: 0.565										4	0	0	0	1	1	3											
16 Aramis Ramirez, R OBP: 0.359, SLG: 0.414										2	0	0	0	1	0	1											
3 Yuniesky Betancourt, R OBP: 0.254, SLG: 0.349										2	0	0	0	0	0	3											
20 Jonathan Lucroy, R OBP: 0.311, SLG: 0.433										4	1	2	2	0	0	0											
21 Juan Francisco, L OBP: 0.305, SLG: 0.447										4	0	0	0	0	1	2											
23 Rickie Weeks Jr., R OBP: 0.325, SLG: 0.364										3	1	2	0	1	1	0											
22 Logan Schafer, L OBP: 0.271, SLG: 0.314										4	2	3	1	0	0	1											
49 Yovani Gallardo, R OBP: 0.286, SLG: 0.314										2	2	2	0	0	0	0											
59 John Axford, R ERA: 4.0										0	0	0	0	0	0	0											
11 Sean Halton, R ERA: 3.05										1	0	0	0	0	0	1											
29 Jim Henderson, L ERA: 2.01										0	0	0	0	0	0	0											
51 Michael Gonzalez, L ERA: 3.26										0	0	0	0	0	0	0											
57 Francisco Rodriguez, R ERA: 1.31										0	0	0	0	0	0	0											
Inning Stats	R: 1 E: 0 K: 1 S: 12	H: 2 LOB: 2 BB: 1 P: 19	R: 2 E: 0 K: 2 S: 12	H: 3 LOB: 1 BB: 0 P: 14	R: 1 E: 0 K: 0 S: 12	H: 2 LOB: 1 BB: 0 P: 15	R: 1 E: 0 K: 0 S: 12	H: 2 LOB: 0 BB: 0 P: 18	R: 0 E: 0 K: 0 S: 7	H: 1 LOB: 0 BB: 0 P: 12	R: 1 E: 1 K: 0 S: 11	H: 1 LOB: 2 BB: 1 P: 18	R: 1 E: 0 K: 0 S: 13	H: 1 LOB: 1 BB: 1 P: 21	R: 0 E: 0 K: 0 S: 11	H: 0 LOB: 1 BB: 0 P: 16	1B: 9 2B: 2 3B: 0 HR: 1	SF: 1 SAC: 2 DP: 0 HBP: 0	WP: 0 PB: 0 SB: 2 CS: 1	PA: 41							
PITCHER	IP	WLS	BF	H	R	ER	SO	BB	IBB	HBP	BLK	WP	HR	S	P	ERA	WHIP										
38 Shaun Marcum, R ERA: 5.29	5.0	L	27	11	6	5	3	1	0	0	0	0	1	59	83	9.00	2.400										
32 LaTroy Hawkins, R ERA: 3.05	2.0		9	1	1	1	0	2	0	0	0	0	0	20	34	4.50	1.500										
46 Greg Burke, R ERA: 4.18	1.0		4	0	0	0	0	0	0	0	0	0	0	11	16	0.00	0.000										

AB	35
R	6
H	10
RBI	6
BB	5
SO	10
LOB	15



AB	34
R	7
H	12
RBI	6
BB	3
SO	3
LOB	14



Batter	1	2	3	4	5	6	7	8	9	AB	R	H	RBI	BB	SO	LOB	TOP					
22 Eric Young Jr. S OBP: 0.313, SLG: 0.363	G6-3		P3		F8		F8		1B	5	0	2	0	0	0	1						
28 Daniel Murphy, L OBP: 0.306, SLG: 0.394	G6-3		K		F8		1B		G6-3	5	0	1	0	0	1	2						
5 David Wright, R OBP: 0.394, SLG: 0.519	1B				G6-4-3		G6-3		G5-3	4	0	2	0	0	0	2						
6 Marlon Byrd, R OBP: 0.310, SLG: 0.486	K				G6-4-3		E5		G5-4-3	4	1	2	0	0	1	2						
13 Josh Satin, R OBP: 0.485, SLG: 0.600										4	1	3	1	0	0	1						
30 Andrew Brown, R OBP: 0.333, SLG: 0.500 39 Bobby Parnell, R (8, 1)	K				E5		G5-3			3	0	1	0	1	1	2						
20 Anthony Recker, R OBP: 0.233, SLG: 0.394	K				1B		G3-1		G4-3	4	0	0	0	0	2	4						
3 Omar Quintanilla, L OBP: 0.317, SLG: 0.364	K				G4-3		P4		K	4	0	0	0	0	2	1						
53 Jeremy Hefner, R 66 Josh Edgin, R (8, 1) 9 Kirk Nieuwenhuis, L OBP: 0.297, SLG: 0.379	K				K		K		F7	2	0	0	0	1	2	0						
Inning Stats	R: 0 E: 0 K: 1 S: 10	H: 1 LOB: 1 BB: 0 P: 12	R: 0 E: 0 K: 3 S: 12	H: 1 LOB: 1 BB: 0 P: 16	R: 0 E: 0 K: 2 S: 7	H: 0 LOB: 0 BB: 0 P: 9	R: 1 E: 1 K: 1 S: 11	H: 3 LOB: 1 BB: 0 P: 13	R: 0 E: 0 K: 1 S: 13	H: 1 LOB: 1 BB: 0 P: 17	R: 1 E: 1 K: 0 S: 11	H: 2 LOB: 1 BB: 0 P: 16	R: 0 E: 0 K: 0 S: 10	H: 1 LOB: 2 BB: 1 P: 15	R: 0 E: 0 K: 0 S: 4	H: 1 LOB: 1 BB: 1 P: 8	R: 0 E: 0 K: 1 S: 9	H: 1 LOB: 1 BB: 0 P: 12	1B: 9 2B: 2 3B: 0 HR: 0	SF: 0 SAC: 0 DP: 2 HBP: 0	WP: 0 PB: 0 SB: 2 CS: 0	PA: 38
PITCHER	IP	WLS	BF	H	R	ER	SO	BB	IBB	HBP	BLK	WP	HR	S	P	ERA	WHIP					
32 Tom Gorzelanny, L ERA: 2.12	6.0	L	25	8	2	0	8	0	0	0	0	0	0	64	83	0.00	1.333					
51 Michael Gonzalez, L ERA: 3.19	0.2		4	1	0	0	0	1	0	0	0	0	0	8	13	0.00	3.000					
53 Brandon Kintzler, R ERA: 3.58	1.1		5	1	0	0	0	1	0	0	0	0	0	6	10	0.00	1.500					
59 John Axford, R ERA: 3.89	1.0		4	1	0	0	1	0	0	0	0	0	0	9	12	0.00	1.000					

New York Mets @ Milwaukee Brewers
Miller Park, Milwaukee, WI
Sun Jul 07 2013, 1:11 PM - 3:59 PM CDT
Att: 39,677 - Partly Cloudy - 85 F

AB 36
R 2
H 11
RBI 1
BB 2
SO 9
LOB 15



Batter	1	2	3	4	5	6	7	8	9	AB	R	H	RBI	BB	SO	LOB	BOTTOM					
7 Norichika Aoki, L OBP: 0.368, SLG: 0.380	K		G3-1		G3					4	0	1	0	0	1	0						
9 Jean Segura, R OBP: 0.351, SLG: 0.484	K		K		G4-3		G4-3		G4-3	4	0	0	0	0	2	1						
27 Carlos Gómez, R OBP: 0.353, SLG: 0.559	K				K				G6-3	3	0	0	0	1	2	0						
20 Jonathan Lucroy, R OBP: 0.310, SLG: 0.442					F9				G4-3	4	1	1	1	0	0	1						
21 Juan Francisco, L OBP: 0.304, SLG: 0.440 14 Jeff Bianchi, R (9, PR) OBP: 0.259, SLG: 0.304	G6-3				K		L4			3	0	0	0	1	1	1						
23 Rickie Weeks Jr., R OBP: 0.324, SLG: 0.380	HBP				K		G5-3		G6-3	3	0	0	0	0	1	2						
11 Sean Halton, R OBP: 0.308, SLG: 0.360	1B				L5		F9			3	0	1	0	0	0	0						
22 Logan Schafer, L OBP: 0.266, SLG: 0.308	K				G4-3				F9	3	0	0	0	0	1	2						
32 Tom Gorzelanny, R ERA: 3.39 51 Michael Gonzalez, R 53 Brandon Kintzler, R 3 Yuniesky Betancourt, R (8, PH) 59 John Axford, R (9, 1)	G6-3				P4				G5-3	2	0	0	0	0	0	0						
Inning Stats	R: 0 E: 0 K: 3 S: 12	H: 1 LOB: 0 BB: 0 P: 20	R: 0 E: 0 K: 1 S: 11	H: 1 LOB: 2 BB: 0 P: 15	R: 0 E: 0 K: 1 S: 7	H: 0 LOB: 0 BB: 0 P: 9	R: 0 E: 0 K: 2 S: 15	H: 0 LOB: 1 BB: 1 P: 23	R: 0 E: 0 K: 0 S: 9	H: 0 LOB: 0 BB: 0 P: 14	R: 0 E: 0 K: 1 S: 6	H: 0 LOB: 0 BB: 0 P: 10	R: 1 E: 0 K: 0 S: 11	H: 1 LOB: 0 BB: 0 P: 14	R: 0 E: 0 K: 0 S: 10	H: 1 LOB: 1 BB: 0 P: 17	R: 0 E: 0 K: 0 S: 7	H: 0 LOB: 1 BB: 1 P: 15	1B: 2 2B: 0 3B: 0 HR: 1	SF: 0 SAC: 0 DP: 0 HBP: 1	WP: 0 PB: 0 SB: 2 CS: 0	PA: 33
PITCHER	IP	WLS	BF	H	R	ER	SO	BB	IBB	HBP	BLK	WP	HR	S	P	ERA	WHIP					
53 Jeremy Hefner, R ERA: 3.39	7.0	W	25	2	1	1	8	1	0	0	0	0	0	7	12	0.00	1.500					
66 Josh Edgin, L ERA: 4.79	0.2	H	3	1	0	0	0	0	0	0	0	0	0	7	12	0.00	1.500					
39 Bobby Parnell, R ERA: 2.48	1.1	S	5	0	0	0	0	1	0	0	0	0	0	10	20	0.00	0.750					

New York Mets @ Milwaukee Brewers
Miller Park, Milwaukee, WI
Sun Jul 07 2013, 1:11 PM - 3:59 PM CDT
Att: 39,677 - Partly Cloudy - 85 F

AB 30
R 1
H 3
RBI 1
BB 2
SO 8
LOB 7



Batter	1	2	3	4	5	6	7	8	9	10	11	12	13	14	15	16	AB	R	H	RBI	BB	SO	LOB	TOP												
22 Eric Young Jr., S OBP: 0.313, SLG: 0.369																	7	2	2	0	0	3	1													
28 Daniel Murphy, L OBP: 0.300, SLG: 0.369																	7	1	1	1	0	1	1													
5 David Wright, R OBP: 0.397, SLG: 0.515																	4	0	1	0	3	1	0													
29 Ike Davis, L OBP: 0.269, SLG: 0.261																																				
66 Josh Edgin, R																																				
20 Anthony Recker, R OBP: 0.230, SLG: 0.388																																				
39 Bobby Parnell, R																																				
6 Marlon Byrd, R OBP: 0.510, SLG: 0.488																																				
9 Kirk Nieuwenhuis, L																																				
46 Greg Burke, R																																				
13 Josh Satin, R OBP: 0.478, SLG: 0.589																																				
44 John Buck, R OBP: 0.276, SLG: 0.388																																				
3 Omar Quintanilla, L OBP: 0.311, SLG: 0.351																																				
33 Matt Harvey, R																																				
30 Carlos Torres, R																																				
30 Andrew Brown, R																																				
30 David Aardsma, R																																				
56 Scott Rice, L																																				
12 Justin Lapeere, R																																				
Inning Stats	R: 0 E: 0 K: 2 S: 9	H: 0 LOB: 0 P: 11	R: 0 E: 0 K: 0 S: 6	H: 0 LOB: 0 P: 10	R: 0 E: 0 K: 2 S: 7	H: 0 LOB: 1 P: 13	R: 0 E: 0 K: 2 S: 7	H: 0 LOB: 0 P: 11	R: 1 E: 0 K: 2 S: 14	H: 2 LOB: 1 P: 21	R: 2 E: 1 K: 1 S: 17	H: 4 LOB: 1 P: 22	R: 0 E: 0 K: 2 S: 10	H: 0 LOB: 0 P: 17	R: 0 E: 0 K: 1 S: 7	H: 0 LOB: 0 P: 10	R: 0 E: 0 K: 1 S: 6	H: 1 LOB: 2 P: 24	R: 0 E: 0 K: 1 S: 6	H: 0 LOB: 0 P: 7	R: 0 E: 0 K: 2 S: 9	H: 0 LOB: 0 P: 15	R: 0 E: 0 K: 0 S: 5	H: 0 LOB: 0 P: 7	R: 0 E: 0 K: 1 S: 12	H: 0 LOB: 0 P: 16	R: 1 E: 1 K: 1 S: 12	H: 1 LOB: 2 P: 20	1B: 6 2B: 2 3B: 2 HR: 0	SF: 0 SAC: 0 DP: 2 HBP: 0	WP: 0 PB: 0 SB: 2 CS: 1	PA: 60				
PITCHER	IP 7.0	WLS 27	BF 27	H 6	R 3	ER 3	SO 11	BB 1	IBB 0	HBP 0	BLK 0	WP 0	HR 0	S 10	P 102	ERA 0.00	WHIP 1.000																			
55 Tim Lincecum, R ERA: 4.61	1.1	4	0	0	0	1	1	0	0	0	0	0	0	11	18	0.00	0.750																			
41 Jeremy Affeldt, L ERA: 2.63	1.0	3	0	0	0	1	0	0	0	0	0	0	0	8	13	0.00	0.000																			
54 Sergio Romo, R ERA: 2.94	0.2	2	0	0	0	1	0	0	0	0	0	0	0	6	10	0.00	0.000																			
50 Jose Mijares, L ERA: 2.37	1.0	5	1	0	0	0	0	1	0	0	0	0	0	14	24	0.00	2.000																			
43 Sandy Rosario, R ERA: 2.21																																				
PITCHER	IP 12.1	WLS 6	BF 10	H 1	R 0	ER 0	SO 3	BB 0	IBB 0	HBP 0	BLK 0	WP 0	HR 0	S 10	P 22	ERA 0.00	WHIP 0.500																			
51 Jake Dunning, R ERA: 1.35	2.2	L	9	1	1	0	2	0	0	0	0	0	0	25	32	0.00	0.375																			
70 George Kontos, R ERA: 4.76	0.1	3	0	0	0	0	0	0	0	0	0	0	0	4	11	0.00	0.000																			
49 Javier López, L ERA: 1.71																																				

New York Mets @ San Francisco Giants
AT&T Park, San Francisco, CA
Mon Jul 08 2013, 7:18 PM - 12:43 AM PDT
Att: 41,497 - Clear - 60 F

AB 55
R 4
H 9
RBI 2
BB 4
SO 19
LOB 15



Batter	1	2	3	4	5	6	7	8	9	10	11	12	13	14	15	16	AB	R	H	RBI	BB	SO	LOB	BOTTOM
7 Grégor Blanco, L OBP: 0.337, SLG: 0.369																	8	0	1	0	0	2	4	
19 Marco Scutaro, R OBP: 0.366, SLG: 0.404																	7	1	3	0	1	0	0	
9 Brandon Belt, L OBP: 0.326, SLG: 0.433																	8	0	0	0	0	5	5	
28 Buster Posey, R OBP: 0.491, SLG: 0.536																	8	1	5	2	0	1	1	
48 Pablo Sandoval, S OBP: 0.300, SLG: 0.373																	6	0	1	0	1	2	4	
8 Hunter Pence, R																	5	1	1	0	0	1	3	
51 Jake Dunning, R																	6	0	3	1	1	1	3	
29 Hector Sanchez, S																	4	0	0	0	2	0	3	
70 George Kontos, R																	2	0	0	0	2	0	3	
40 Javier López, L																	4	0	0	0	2	0	3	
12 Guillermo Quiroz, R																	2	0	0	0	0	1	3	
35 Brandon Crawford, L OBP: 0.326, SLG: 0.380																	6	0	3	1	1	1	3	
56 Andres Torres, S OBP: 0.307, SLG: 0.357																	4	0	0	0	2	0	3	
55 Tim Lincecum, L																	2	0	0	0	0	1	1	
41 Jeremy Affeldt, L																	1	0	0	0	0	0	0	
54 Sergio Romo, R																	0	0	0	0	0	0	0	
50 Jose Mijares, L																	1	0	0	0	0	0	0	
21 Nick Newman, L																	0	0	0	0	0	0	0	
43 Sandy Rosario, R																	0	0	0	0	0	0	0	
22 Cole Gillespie, R																	2	0	0	0	0	1	3	
Inning Stats	R: 2 E: 0 K: 2 S: 16	H: 2 LOB: 0 P: 25	R: 0 E: 0 K: 1 S: 17	H: 0 LOB: 1 P: 25	R: 0 E: 0 K: 0 S: 6	H: 0 LOB: 0 P: 9	R: 0 E: 0 K																	

Batter	1	2	3	4	5	6	7	8	9	AB	R	H	RBI	BB	SO	LOB	TOP						
22 Eric Young Jr. S OBP: 0.318, SLG: 0.369										3	1	1	0	2	1	1							
28 Daniel Murphy, L OBP: 0.302, SLG: 0.387										4	0	1	1	0	0	2							
5 David Wright, R OBP: 0.403, SLG: 0.520										3	2	2	0	2	0	0							
6 Marlon Byrd, R OBP: 0.315, SLG: 0.500										4	2	2	4	1	1	1							
13 Josh Satin, R OBP: 0.486, SLG: 0.569										2	2	0	0	3	2	3							
29 Ike Davis, L OBP: 0.259, SLG: 0.261										5	0	1	2	0	1	5							
30 Andrew Brown, R OBP: 0.313, SLG: 0.455										0	0	0	0	0	0	0							
52 Carlos Torres, R										0	0	0	0	0	0	0							
20 Anthony Recker, R OBP: 0.228, SLG: 0.417										5	1	1	2	0	1	2							
3 Omar Quintanilla, L OBP: 0.321, SLG: 0.367										5	1	3	1	0	0	0							
35 Dillon Gee, R OBP: 0.182, SLG: 0.129										3	0	0	0	0	2	3							
12 Juan Lagares, R OBP: 0.252, SLG: 0.338										2	1	1	0	0	0	0							
Inning Stats	R: 0 E: 0 K: 0 S: 9	H: 1 LOB: 0 BB: 0 P: 15	R: 0 E: 0 K: 2 S: 9	H: 0 LOB: 0 BB: 0 P: 14	R: 0 E: 0 K: 0 S: 6	H: 1 LOB: 1 BB: 0 P: 9	R: 3 E: 0 K: 2 S: 19	H: 3 LOB: 2 BB: 2 P: 32	R: 0 E: 0 K: 1 S: 9	H: 1 LOB: 0 BB: 1 P: 15	R: 2 E: 0 K: 1 S: 9	H: 1 LOB: 0 BB: 1 P: 17	R: 0 E: 0 K: 3 S: 13	H: 2 LOB: 3 BB: 1 P: 23	R: 5 E: 0 K: 0 S: 16	H: 3 LOB: 1 BB: 3 P: 32	R: 0 E: 0 K: 0 S: 7	H: 0 LOB: 0 BB: 0 P: 10	1B: 8 2B: 2 3B: 0 HR: 2	SF: 1 SAC: 0 DP: 1 HBP: 0	WP: 1 PB: 0 SB: 0 CS: 1	PA: 45	
PITCHER	IP WLS BF H R ER SO BB IBB HBP BLK WP HR S P ERA WHIP	6.0 L 27 7 5 5 5 4 0 0 0 0 1 61 102 7.50 1.833	7.1 L 31 8 3 1 3 0 1 0 0 0 0 18 30 6.75 2.250	8.1 L 33 4 1 0 0 2 0 0 0 0 1 8 17 0.00 9.000	8.1 L 33 6 1 4 0 1 0 0 0 0 1 10 27.00 1.500																		

New York Mets @ San Francisco Giants
 AT&T Park, San Francisco, CA
 Tue Jul 09 2013, 7:17 PM - 10:39 PM PDT
 Att: 41,534 - Partly Cloudy - 62 F

AB	36
R	10
H	12
RBI	10
BB	8
SO	8
LOB	17



Batter	1	2	3	4	5	6	7	8	9	AB	R	H	RBI	BB	SO	LOB	BOTTOM					
7 Grégor Blanco, L OBP: 0.338, SLG: 0.369										5	1	2	0	0	0	3						
37 Kensuke Tanaka, L OBP: 0.400, SLG: 0.250										4	1	1	0	1	0	1						
19 Marco Scutaro, R OBP: 0.368, SLG: 0.405											4	0	2	0	0	1	0					
48 Pablo Sandoval, S OBP: 0.301, SLG: 0.376										3	0	1	2	1	0	1						
8 Hunter Pence, R OBP: 0.310, SLG: 0.457										5	2	2	0	0	1	3						
9 Brandon Belt, L OBP: 0.331, SLG: 0.434										2	2	1	0	2	0	0						
41 Jeremy Affeldt, L										0	0	0	0	0	0	0						
51 Jake Dunning, R										0	0	0	0	0	0	0						
21 Nick Noonan, L OBP: 0.261, SLG: 0.241										1	0	1	1	0	0	0						
35 Brandon Crawford, L OBP: 0.329, SLG: 0.352										4	0	2	0	1	1	4						
12 Guillermo Quiroz, R OBP: 0.242, SLG: 0.306										4	0	0	1	0	1	3						
75 Barry Zito, L OBP: 0.148, SLG: 0.148										1	0	0	0	0	0	1						
10 Tony Abreu, S OBP: 0.375, SLG: 0.558										1	0	1	1	0	0	0						
50 Jose Mijares, L										0	0	0	0	0	0	0						
28 Buster Posey, R OBP: 0.393, SLG: 0.535										1	0	0	0	0	0	0						
Inning Stats	R: 0 E: 0 K: 0 S: 8	H: 2 LOB: 2 BB: 0 P: 10	R: 2 E: 0 K: 1 S: 14	H: 2 LOB: 1 BB: 0 P: 18	R: 0 E: 0 K: 0 S: 10	H: 0 LOB: 1 BB: 1 P: 19	R: 0 E: 0 K: 1 S: 7	H: 1 LOB: 0 BB: 0 P: 9	R: 1 E: 0 K: 0 S: 11	H: 2 LOB: 1 BB: 0 P: 15	R: 1 E: 0 K: 0 S: 8	H: 1 LOB: 1 BB: 2 P: 18	R: 1 E: 0 K: 1 S: 12	H: 1 LOB: 2 BB: 2 P: 24	R: 0 E: 0 K: 0 S: 10	H: 1 LOB: 1 BB: 0 P: 14	R: 1 E: 1 K: 1 S: 14	H: 3 LOB: 2 BB: 0 P: 24	1B: 12 2B: 2 3B: 0 HR: 0	SF: 1 SAC: 3 DP: 1 HBP: 0	WP: 0 PB: 0 SB: 2 CS: 0	PA: 44
PITCHER	IP WLS BF H R ER SO BB IBB HBP BLK WP HR S P ERA WHIP	6.2 W 33 9 0 0 0 5 0 0 0 0 0 3 5 0.00 0.000	7.1 W 31 8 0 0 0 5 0 0 0 0 0 3 5 0.00 0.000	8.1 L 33 4 1 0 1 0 0 0 0 0 0 24 38 0.00 2.000																		

New York Mets @ San Francisco Giants
 AT&T Park, San Francisco, CA
 Tue Jul 09 2013, 7:17 PM - 10:39 PM PDT
 Att: 41,534 - Partly Cloudy - 62 F


AB	35
R	6
H	13
RBI	5
BB	5
SO	4
LOB	16



Batter	1	2	3	4	5	6	7	8	9	AB	R	H	RBI	BB	SO	LOB	TOP	
22 Eric Young Jr., S OBP: 0.319, SLG: 0.364										3	1	0	0	2	0	2		
28 Daniel Murphy, L OBP: 0.303, SLG: 0.390										5	1	2	2	0	2	1		
5 David Wright, R OBP: 0.403, SLG: 0.517										4	0	1	0	1	1	2		
29 Ike Davis, L OBP: 0.262, SLG: 0.261										4	2	1	0	1	1	3		
6 Marlon Byrd, R OBP: 0.313, SLG: 0.506										5	1	1	2	0	3	3		
9 Kirk Nieuwenhuis, L OBP: 0.286, SLG: 0.347										4	0	0	0	1	1	2		
44 John Buck, R OBP: 0.279, SLG: 0.394										4	1	2	2	0	0	0		
3 Omar Quintanilla, L OBP: 0.319, SLG: 0.359										3	0	0	0	1	1	3		
45 Zack Wheeler, L OBP: 0.250, SLG: 0.375										2	1	1	1	0	0	0		
30 Andrew Brown, R OBP: 0.306, SLG: 0.444										1	0	0	0	0	1	0		
66 Josh Edgin, R										0	0	0	0	0	0	0		
32 LaTroy Hawkins, R										0	0	0	0	0	0	0		
Inning Stats	R: 3 H: 2 E: 0 K: 1 S: 21	WLS: 2 BF: 3 LOB: 3 P: 41	R: 0 H: 0 E: 0 K: 2 S: 11	R: 0 H: 0 E: 0 K: 2 S: 8	R: 0 H: 0 E: 0 K: 0 S: 7	R: 2 H: 2 E: 0 K: 1 S: 14	R: 2 H: 3 E: 0 K: 1 S: 12	R: 0 H: 0 E: 0 K: 1 S: 11	R: 0 H: 0 E: 1 K: 1 S: 10	1B: 4 2B: 3 3B: 0 HR: 1	SF: 0 SAC: 1 DP: 0 HBP: 0	WP: 0 PA: 42 PB: 0 SB: 1 CS: 0						
PITCHER	IP: 0.2 WLS: L BF: 7 H: 2 R: 3 ER: 3 SO: 1	IP: 5.1 WLS: 24 BF: 5 H: 4 R: 4 ER: 6 SO: 2	IP: 1.0 WLS: 3 BF: 0 H: 0 R: 0 ER: 0 SO: 0	IP: 1.0 WLS: 3 BF: 0 H: 0 R: 0 ER: 0 SO: 0	IP: 1.0 WLS: 5 BF: 1 H: 0 R: 0 ER: 0 SO: 1	IP: 18 WLS: 36 BF: 55 H: 9 R: 11 ER: 16 SO: 13	IP: 15 WLS: 36 BF: 94 H: 19 R: 13 ER: 16 SO: 13	IP: 0.0 WLS: 0 BF: 0 H: 0 R: 0 ER: 0 SO: 0	IP: 0.0 WLS: 0 BF: 0 H: 0 R: 0 ER: 0 SO: 0	IP: 0.0 WLS: 0 BF: 0 H: 0 R: 0 ER: 0 SO: 0	ERA: 40.50 WHIP: 7.500	ERA: 6.75 WHIP: 1.312	ERA: 0.00 WHIP: 0.000	ERA: 0.00 WHIP: 0.000	ERA: 0.00 WHIP: 1.000	ERA: 0.00 WHIP: 0.000	ERA: 0.00 WHIP: 0.000	ERA: 0.00 WHIP: 0.000
7 Grégor Blanco, L OBP: 0.334, SLG: 0.365										3	0	0	0	0	1	0		
56 Andres Torres, S OBP: 0.306, SLG: 0.355										1	0	0	0	0	0	0		
37 Kensuke Tanaka, L OBP: 0.333, SLG: 0.250										4	0	1	0	0	1	0		
28 Buster Posey, R OBP: 0.391, SLG: 0.531										4	0	1	0	0	0	1		
48 Pablo Sandoval, S OBP: 0.304, SLG: 0.376										3	0	1	0	1	0	2		
8 Hunter Pence, R OBP: 0.307, SLG: 0.452										4	0	0	0	0	1	2		
9 Brandon Belt, L OBP: 0.337, SLG: 0.442										2	2	1	0	2	1	1		
10 Tony Abreu, S OBP: 0.350, SLG: 0.527										3	0	0	1	0	1	3		
35 Brandon Crawford, L OBP: 0.331, SLG: 0.383										4	0	2	1	0	0	1		
18 Matt Cain, R OBP: 0.125, SLG: 0.097										0	0	0	0	0	0	0		
59 Mike Kickham, L OBP: 0.290, SLG: 0.499										2	0	0	0	0	0	1		
70 George Kontos, R ERA: 4.18										0	0	0	0	0	0	0		
21 Nick Noonan, L OBP: 0.290, SLG: 0.394										1	0	0	0	0	0	1		
41 Jeremy Affeldt, L ERA: 3.86										0	0	0	0	0	0	0		
49 Javier López, L ERA: 1.64										0	0	0	0	0	0	0		
19 Marco Scutaro, R OBP: 0.310, SLG: 0.406										1	0	0	0	0	0	1		
Inning Stats	R: 0 H: 0 E: 0 K: 1 S: 8	WLS: 7 BF: 27 LOB: 0 P: 11	R: 0 H: 0 E: 0 K: 2 S: 9	R: 0 H: 0 E: 0 K: 0 S: 6	R: 0 H: 1 E: 0 K: 0 S: 9	R: 0 H: 0 E: 0 K: 1 S: 13	R: 0 H: 1 E: 0 K: 0 S: 7	R: 1 H: 1 E: 0 K: 1 S: 12	R: 0 H: 1 E: 0 K: 1 S: 10	1B: 5 2B: 0 3B: 1 HR: 0	SF: 1 SAC: 0 DP: 0 HBP: 0	WP: 1 PA: 36 PB: 0 SB: 0 CS: 0						
PITCHER	IP: 7.0 WLS: W BF: 27 H: 3 R: 1 ER: 1 SO: 5	IP: 1.0 WLS: 4 BF: 1 H: 0 R: 0 ER: 0 SO: 1	IP: 1.0 WLS: 2 BF: 1 H: 1 R: 1 ER: 1 SO: 0	IP: 1.1 WLS: 0 BF: 1 H: 0 R: 0 ER: 0 SO: 0	IP: 1.1 WLS: 0 BF: 1 H: 1 R: 0 ER: 0 SO: 0	IP: 10 WLS: 14 BF: 10 H: 10 R: 14 ER: 14 SO: 14	IP: 9 WLS: 13 BF: 9 H: 9 R: 13 ER: 13 SO: 13	IP: 0.0 WLS: 0 BF: 0 H: 0 R: 0 ER: 0 SO: 0	IP: 0.0 WLS: 0 BF: 0 H: 0 R: 0 ER: 0 SO: 0	IP: 0.0 WLS: 0 BF: 0 H: 0 R: 0 ER: 0 SO: 0	ERA: 1.29 WHIP: 0.857	ERA: 0.00 WHIP: 1.000	ERA: 9.00 WHIP: 2.000	ERA: 0.00 WHIP: 0.000	ERA: 0.00 WHIP: 0.000	ERA: 0.00 WHIP: 0.000	ERA: 0.00 WHIP: 0.000	ERA: 0.00 WHIP: 0.000


New York Mets @ San Francisco Giants
AT&T Park, San Francisco, CA
Wed Jul 10 2013, 12:48 PM - 3:41 PM PDT
Att: 41,679 - Partly Cloudy - 61 F

AB 35
R 7
H 8
RBI 7
BB 6
SO 10
LOB 16



New York Mets @ San Francisco Giants
AT&T Park, San Francisco, CA
Wed Jul 10 2013, 12:48 PM - 3:41 PM PDT
Att: 41,679 - Partly Cloudy - 61 F

AB 32
R 2
H 6
RBI 2
BB 3
SO 6
LOB 13



Batter	1	2	3	4	5	6	7	8	9	10	11	AB	R	H	RBI	BB	SO	LOB	TOP	
22 Eric Young Jr., S OBP: 0.321, SLG: 0.369												5	1	2	0	0	1	1		
28 Daniel Murphy, L OBP: 0.304, SLG: 0.390												5	0	2	0	0	0	2		
5 David Wright, R OBP: 0.403, SLG: 0.518												5	0	2	1	0	0	4		
29 Ike Davis, L OBP: 0.261, SLG: 0.256												4	0	0	0	1	2	2		
6 Marlon Byrd, R OBP: 0.307, SLG: 0.496												5	0	0	0	0	0	1		
9 Kirk Nieuwenhuis, L OBP: 0.295, SLG: 0.385																				
71 Gonzalez Germen, R OBP: 0.229, SLG: 0.408												4	0	1	0	0	3	1		
3 Omar Quintanilla, L OBP: 0.311, SLG: 0.349												4	0	0	0	0	1	1		
53 Jeremy Hefner, R OBP: 0.265, SLG: 0.345												2	0	0	0	0	0	0		
1 Jordany Valdespin, L OBP: 0.285, SLG: 0.385												2	0	0	0	0	1	0		
23 Travis Swader, L OBP: 0.285, SLG: 0.385												0	0	0	0	0	0	0		
56 Scott Rice, L OBP: 0.285, SLG: 0.385												0	0	0	0	0	0	0		
46 Greg Burke, R OBP: 0.285, SLG: 0.385												0	0	0	0	0	0	0		
66 Josh Edgin, L OBP: 0.285, SLG: 0.385												1	0	1	0	0	0	0		
12 Juan Lagares, R OBP: 0.285, SLG: 0.385												1	0	1	0	0	0	0		
30 Andrew Brown, R OBP: 0.285, SLG: 0.385												1	0	1	0	0	0	0		
Inning Stats	R: 0 E: 0 K: 0 S: 7	H: 1 LOB: 0 BB: 0 P: 9	R: 0 E: 0 K: 0 S: 6	H: 0 LOB: 0 BB: 1 P: 13	R: 0 E: 0 K: 1 S: 9	H: 0 LOB: 0 BB: 0 P: 14	R: 0 E: 0 K: 0 S: 11	H: 1 LOB: 1 BB: 0 P: 16	R: 0 E: 0 K: 2 S: 9	H: 1 LOB: 1 BB: 0 P: 14	R: 0 E: 0 K: 1 S: 16	H: 0 LOB: 1 BB: 0 P: 16	1B: 6 2B: 2 3B: 0 HR: 1	SF: 0 SAC: 0 DP: 1 HBP: 0	WP: 0 PB: 0 SB: 0 CS: 1	PA: 42				
PITCHER	IP: 7.0 WLS: 26 BF: 6 H: 6 R: 2 ER: 2 SO: 4 BB: 1 IBB: 0 HBP: 0 BLK: 0 WP: 0 HR: 1 S: 61 P: 93 ERA: 2.57 WHIP: 1.000																			
50 Charlie Morton, R ERA: 3.19																				
35 Mark Melancon, R ERA: 0.83																				
39 Jason Grilli, R ERA: 2.04																				
44 Tony Watson, L ERA: 3.35																				
29 Bryan Morris, R ERA: 2.72																				
PITCHER	IP: 1.0 WLS: 3 BF: 0 H: 0 R: 0 ER: 0 SO: 2 BB: 0 IBB: 0 HBP: 0 BLK: 0 WP: 0 HR: 0 S: 13 P: 18 ERA: 2.83 WHIP: 0.000																			
32 Vin Mazzaro, R ERA: 2.83																				

Batter	1	2	3	4	5	6	7	8	9	10	11	AB	R	H	RBI	BB	SO	LOB	BOTTOM	
6 Starling Marte, R OBP: 0.342, SLG: 0.464												4	0	2	0	1	0	0		
31 Jose Tabata, R OBP: 0.365, SLG: 0.452												4	1	1	0	0	0	3		
22 Andrew McCutchen, R OBP: 0.376, SLG: 0.461												3	1	0	0	2	0	2		
24 Pedro Alvarez, L OBP: 0.313, SLG: 0.525												5	1	1	2	0	2	3		
55 Russell Martin, R OBP: 0.345, SLG: 0.396												3	0	0	0	2	2	0		
46 Garrett Jones, L OBP: 0.302, SLG: 0.419																				
14 Gaby Sanchez, R OBP: 0.341, SLG: 0.403																				
10 Jordy Mercer, R OBP: 0.313, SLG: 0.392																				
12 Clint Barmes, R OBP: 0.241, SLG: 0.279																				
Inning Stats	R: 2 E: 0 K: 1 S: 10	H: 2 LOB: 0 BB: 0 P: 15	R: 0 E: 0 K: 1 S: 11	H: 0 LOB: 0 BB: 0 P: 14	R: 0 E: 0 K: 0 S: 6	H: 0 LOB: 0 BB: 0 P: 8	R: 0 E: 0 K: 0 S: 8	H: 0 LOB: 1 BB: 0 P: 11	R: 0 E: 0 K: 1 S: 7	H: 0 LOB: 0 BB: 0 P: 10	R: 0 E: 0 K: 1 S: 8	H: 0 LOB: 0 BB: 0 P: 11	1B: 3 2B: 2 3B: 0 HR: 1	SF: 0 SAC: 1 DP: 0 HBP: 0	WP: 0 PB: 0 SB: 0 CS: 0	PA: 43				
PITCHER	IP: 7.0 WLS: 24 BF: 3 H: 3 R: 2 ER: 2 SO: 3 BB: 0 IBB: 0 HBP: 0 BLK: 0 WP: 0 HR: 1 S: 55 P: 78 ERA: 2.57 WHIP: 0.429																			
53 Jeremy Hefner, R ERA: 3.33																				
30 David Aardsma, R ERA: 2.16																				
56 Scott Rice, L ERA: 4.47																				
46 Greg Burke, R ERA: 3.86																				
66 Josh Edgin, L ERA: 3.96																				
PITCHER	IP: 0.2 WLS: 5 BF: 1 H: 1 R: 1 ER: 1 SO: 2 BB: 1 IBB: 1 HBP: 0 BLK: 0 WP: 0 HR: 0 S: 9 P: 23 ERA: 13.50 WHIP: 3.000																			
71 Gonzalez Germen, R ERA: 13.5																				

New York Mets @ Pittsburgh Pirates
PNC Park, Pittsburgh, PA
Fri Jul 12 2013, 7:07 PM - 10:38 PM EDT
Att: 39,036 - Cloudy - 73 F

AB 40
R 2
H 9
RBI 2
BB 2
SO 9
LOB 12



New York Mets @ Pittsburgh Pirates
PNC Park, Pittsburgh, PA
Fri Jul 12 2013, 7:07 PM - 10:38 PM EDT
Att: 39,036 - Cloudy - 73 F

AB 37
R 3
H 6
RBI 3
BB 5
SO 7
LOB 14



Batter	1	2	3	4	5	6	7	8	9	AB	R	H	RBI	BB	SO	LOB	TOP		
22 Eric Young Jr. S OBP: 0.325, SLG: 0.371										4	0	2	0	1	2	0	New York Mets @ Pittsburgh Pirates PNC Park, Pittsburgh, PA Sat Jul 13 2013, 7:21 PM - 10:21 PM EDT Att: 39,173 - Partly Cloudy - 80 F livebaseballscorecards.com		
28 Daniel Murphy, L OBP: 0.303, SLG: 0.388									5	1	1	0	0	1	3				
5 David Wright, R OBP: 0.397, SLG: 0.510										5	0	0	0	0	2	3			
29 Ike Davis, L OBP: 0.256, SLG: 0.251										4	0	0	0	0	1	3			
6 Marlon Byrd, R OBP: 0.313, SLG: 0.498										3	1	2	1	1	1	0			
9 Kirk Nieuwenhuis, L OBP: 0.293, SLG: 0.390										4	0	1	1	0	0	3			
46 Greg Burke, R										0	0	0	0	0	0	0			
66 Josh Edgin, R										0	0	0	0	0	0	0			
71 Gonzalez Germen, R										0	0	0	0	0	0	0			
30 Andrew Brown, R OBP: 0.300, SLG: 0.435										0	0	0	0	0	0	0			
44 John Buck, R OBP: 0.282, SLG: 0.393										3	0	1	0	1	1	1			
3 Omar Quintanilla, L OBP: 0.315, SLG: 0.349										3	0	1	0	1	0	1			
52 Carlos Torres, R										2	0	0	0	0	1	4			
1 Jordany Valdespin, L OBP: 0.250, SLG: 0.316										1	0	0	0	0	1	1			
30 David Aardsma, R										0	0	0	0	0	0	0			
12 Juan Lagares, R OBP: 0.255, SLG: 0.340										1	0	0	0	0	0	0			
39 Bobby Parnell, R										0	0	0	0	0	0	0			
Inning Stats	R: 0 E: 0 K: 1 S: 10	H: 0 LOB: 1 BB: 1 P: 17	R: 0 E: 0 K: 1 S: 9	H: 2 LOB: 2 BB: 0 P: 11	R: 0 E: 0 K: 2 S: 8	H: 0 LOB: 0 BB: 0 P: 13	R: 1 E: 0 K: 2 S: 11	H: 1 LOB: 2 BB: 2 P: 23	R: 1 E: 0 K: 1 S: 13	H: 3 LOB: 2 BB: 0 P: 18	R: 0 E: 0 K: 2 S: 10	H: 1 LOB: 2 BB: 1 P: 18	R: 0 E: 0 K: 0 S: 9	H: 0 LOB: 0 BB: 0 P: 9	R: 0 E: 0 K: 1 S: 7	H: 0 LOB: 0 BB: 0 P: 8	1B: 7 2B: 1 3B: 0 HR: 0	SF: 0 SAC: 0 DP: 0 HBP: 0	WP: 0 PA: 39 PB: 0 SB: 3 CS: 0
PITCHER	IP WLS BF H R ER SO BB IBB HBP BLK WP HR S P ERA WHIP																		
34 A.J. Burnett, R ERA: 3.06	5.2	28	7	2	2	8	3	1	0	0	0	0	0	0	0	58	96	3.18	1.765
37 Justin Wilson, L ERA: 1.99	1.1	5	1	0	0	1	0	0	0	0	0	0	0	0	12	16	0.00	0.750	
35 Mark Melancon, R ERA: 0.81	1.0	3	0	0	0	0	0	0	0	0	0	0	0	6	9	0.00	0.000		
39 Jason Grilli, R ERA: 1.99	1.0	3	0	0	0	1	0	0	0	0	0	0	0	7	8	0.00	0.000		

Batter	1	2	3	4	5	6	7	8	9	AB	R	H	RBI	BB	SO	LOB	BOTTOM		
6 Starling Marte, R OBP: 0.341, SLG: 0.460										3	0	0	0	0	1	3	New York Mets @ Pittsburgh Pirates PNC Park, Pittsburgh, PA Sat Jul 13 2013, 7:21 PM - 10:21 PM EDT Att: 39,173 - Partly Cloudy - 80 F livebaseballscorecards.com		
31 Jose Tabata, R OBP: 0.362, SLG: 0.445										4	1	1	0	0	0	5			
35 Mark Melancon, R										0	0	0	0	0	0	0			
39 Jason Grilli, R										0	0	0	0	0	0	0			
22 Andrew McCutchen, R OBP: 0.378, SLG: 0.471										4	1	2	2	0	1	0			
24 Pedro Alvarez, L OBP: 0.315, SLG: 0.523										3	0	1	0	1	0	0			
55 Russell Martin, R OBP: 0.343, SLG: 0.391										3	0	0	1	1	2	1			
46 Garrett Jones, L OBP: 0.303, SLG: 0.421										3	1	1	0	0	1	1			
14 Gaby Sanchez, R OBP: 0.340, SLG: 0.401										1	0	0	0	0	0	3			
10 Jordy Mercer, R OBP: 0.311, SLG: 0.388										4	0	1	1	0	1	1			
12 Clint Barmes, R OBP: 0.246, SLG: 0.283										4	0	2	0	0	2	0			
34 A.J. Burnett, R OBP: 0.100, SLG: 0.100										1	0	1	0	0	0	0			
37 Justin Wilson, L										0	0	0	0	0	0	0			
23 Travis Snider, L OBP: 0.290, SLG: 0.327										2	1	0	0	0	1	0			
Inning Stats	R: 0 E: 0 K: 0 S: 5	H: 0 LOB: 0 BB: 0 P: 10	R: 0 E: 0 K: 2 S: 13	H: 0 LOB: 0 BB: 0 P: 20	R: 0 E: 0 K: 1 S: 12	H: 2 LOB: 0 BB: 0 P: 18	R: 0 E: 0 K: 2 S: 8	H: 0 LOB: 0 BB: 0 P: 10	R: 1 E: 0 K: 0 S: 10	H: 2 LOB: 1 BB: 0 P: 20	R: 2 E: 1 K: 1 S: 15	H: 2 LOB: 3 BB: 2 P: 30	R: 0 E: 0 K: 3 S: 9	H: 0 LOB: 0 BB: 0 P: 10	R: 0 E: 0 K: 3 S: 9	H: 0 LOB: 0 BB: 0 P: 10	1B: 7 2B: 1 3B: 0 HR: 1	SF: 0 SAC: 1 DP: 1 HBP: 1	WP: 0 PA: 36 PB: 0 SB: 0 CS: 0
PITCHER	IP WLS BF H R ER SO BB IBB HBP BLK WP HR S P ERA WHIP																		
52 Carlos Torres, R ERA: 0.79	5.0	20	5	1	1	5	0	0	0	0	0	0	0	0	50	80	1.80	1.000	
30 David Aardsma, R ERA: 2.55	1.0	5	2	1	1	0	0	0	0	0	0	0	0	10	20	9.00	2.000		
46 Greg Burke, R ERA: 3.76	0.2	5	2	2	0	1	0	0	0	0	0	0	0	13	19	0.00	3.000		
66 Josh Edgin, L ERA: 3.96	0.0	2	0	0	0	0	2	0	0	0	0	0	0	1	9	∞	∞		
71 Gonzalez Germen, R ERA: 5.0	0.1	1	0	0	0	0	0	0	0	0	0	0	0	1	2	0.00	0.000		
PITCHER	IP WLS BF H R ER SO BB IBB HBP BLK WP HR S P ERA WHIP																		
39 Bobby Parnell, R ERA: 2.36	1.0	3	0	0	0	3	0	0	0	0	0	0	0	9	10	0.00	0.000		

AB 35
R 2
H 8
RBI 2
BB 4
SO 10
LOB 19



AB 32
R 4
H 9
RBI 4
BB 2
SO 9
LOB 14



Batter	1	2	3	4	5	6	7	8	9	AB	R	H	RBI	BB	SO	LOB	TOP				
22 Eric Young Jr., S OBP: 0.327, SLG: 0.371										5	2	2	0	0	1	1					
28 Daniel Murphy, L OBP: 0.303, SLG: 0.392										4	0	1	1	0	0	1					
5 David Wright, R OBP: 0.396, SLG: 0.507										4	1	1	0	0	1	1					
6 Marlon Byrd, R OBP: 0.316, SLG: 0.502										4	1	2	1	0	0	1					
13 Josh Satin, R OBP: 0.487, SLG: 0.557										3	0	1	0	1	1	0					
9 Kirk Nieuwenhuis, L OBP: 0.281, SLG: 0.372										4	0	0	0	0	1	5					
44 John Buck, R OBP: 0.284, SLG: 0.394										4	0	2	2	0	0	2					
3 Omar Quintanilla, L OBP: 0.320, SLG: 0.344										2	0	0	0	2	1	3					
35 Dillon Gee, R OBP: 0.167, SLG: 0.118										3	0	0	0	0	1	1					
50 Scott Alchison, R										0	0	0	0	0	0	0					
32 LaTroy Hawkins, R										0	0	0	0	0	0	0					
29 Ike Davis, L										1	0	0	0	0	0	1					
39 Bobby Parnell, R										0	0	0	0	0	0	0					
Inning Stats	R: 3 E: 0 K: 1 S: 21	H: 4 LOB: 2 BB: 1 P: 31	R: 0 E: 0 K: 1 S: 9	H: 0 LOB: 0 BB: 0 P: 14	R: 0 E: 0 K: 2 S: 17	H: 2 LOB: 2 BB: 0 P: 25	R: 0 E: 0 K: 1 S: 7	H: 0 LOB: 0 BB: 1 P: 14	R: 0 E: 0 K: 0 S: 4	H: 1 LOB: 1 BB: 0 P: 13	R: 1 E: 0 K: 0 S: 15	H: 2 LOB: 1 BB: 0 P: 19	R: 0 E: 0 K: 1 S: 6	H: 0 LOB: 0 BB: 0 P: 10	R: 0 E: 0 K: 0 S: 4	H: 0 LOB: 1 BB: 1 P: 10	1B: 7 2B: 1 3B: 1 HR: 0	SF: 0 SAC: 0 DP: 2 HBP: 0	WP: 0 PB: 0 SB: 0 CS: 0	PA: 37	
PITCHER	IP WLS BF H R ER SO BB IBB HBP BLK WP HR S P ERA WHIP	5.0 L 22 6 3 3 5 2 0 0 0 0 0 0 58 89 5.40 1.600	2.0 9 3 1 1 0 0 0 0 0 0 0 24 32 4.50 1.500	2.0 6 0 0 0 1 1 0 0 0 0 0 10 20 0.00 0.500	PITCHER																
45 Gerrit Cole, R ERA: 3.89																					
30 Jeanmar Gómez, R ERA: 2.72																					
32 Vin Mazzaro, R ERA: 2.7																					

New York Mets @ Pittsburgh Pirates
PNC Park, Pittsburgh, PA
Sun Jul 14 2013, 1:39 PM - 4:40 PM EDT
Att: 37,490 - Sunny - 87 F

AB	34
R	4
H	9
RBI	4
BB	3
SO	6
LOB	16



Batter	1	2	3	4	5	6	7	8	9	AB	R	H	RBI	BB	SO	LOB	BOTTOM					
6 Starling Marte, R OBP: 0.342, SLG: 0.462										5	0	2	1	0	2	4						
10 Jordy Mercer, R OBP: 0.305, SLG: 0.383										5	1	1	0	0	0	4						
22 Andrew McCutchen, R OBP: 0.376, SLG: 0.471										4	0	1	0	0	1	1						
24 Pedro Alvarez, L OBP: 0.311, SLG: 0.516										4	0	0	0	0	1	2						
31 Jose Tabata, R OBP: 0.351, SLG: 0.431										4	0	0	1	0	0	1						
46 Garrett Jones, L OBP: 0.302, SLG: 0.419										4	0	1	0	0	0	2						
19 Michael McKenry, R OBP: 0.236, SLG: 0.313										4	0	0	0	0	0	2						
12 Clint Barmes, R OBP: 0.251, SLG: 0.293										4	0	2	0	0	0	0						
45 Gerrit Cole, R OBP: 0.333, SLG: 0.273																						
2 Brandon Inge, R OBP: 0.206, SLG: 0.240																						
30 Jeanmar Gómez, R OBP: 0.305, SLG: 0.383																						
23 Travis Snider, L OBP: 0.281, SLG: 0.372																						
32 Vin Mazzaro, R OBP: 0.255, SLG: 0.250																						
55 Russell Martin, R OBP: 0.246, SLG: 0.326																						
5 Josh Harrison, R OBP: 0.186, SLG: 0.133																						
Inning Stats	R: 0 E: 0 K: 1 S: 12	H: 0 LOB: 0 BB: 0 P: 16	R: 0 E: 1 K: 0 S: 8	H: 0 LOB: 1 BB: 0 P: 13	R: 1 E: 1 K: 0 S: 12	H: 2 LOB: 1 BB: 0 P: 18	R: 0 E: 0 K: 0 S: 13	H: 1 LOB: 1 BB: 0 P: 17	R: 0 E: 0 K: 0 S: 7	H: 1 LOB: 1 BB: 0 P: 8	R: 0 E: 0 K: 1 S: 7	H: 0 LOB: 0 BB: 0 P: 13	R: 0 E: 0 K: 1 S: 13	H: 1 LOB: 2 BB: 1 P: 26	R: 1 E: 0 K: 1 S: 10	H: 2 LOB: 1 BB: 0 P: 11	R: 0 E: 0 K: 0 S: 14	H: 2 LOB: 2 BB: 0 P: 20	1B: 6 2B: 3 3B: 0 HR: 0	SF: 0 SAC: 0 DP: 0 HBP: 0	WP: 0 PB: 0 SB: 1 CS: 0	PA: 38
PITCHER	IP WLS BF H R ER SO BB IBB HBP BLK WP HR S P ERA WHIP	6.2 W 27 5 1 0 2 1 0 0 0 0 0 69 105 0.00 0.900	0.1 H 1 0 0 0 1 0 0 0 0 0 0 3 6 0.00 0.000	1.0 H 5 2 1 1 1 0 0 0 0 0 0 10 11 9.00 2.000	1.0 S 5 2 0 0 0 0 0 0 0 0 0 14 20 0.00 2.000	PITCHER																
35 Dillon Gee, R ERA: 4.32																						

Batter	1	2	3	4	5	6	7	8	9	AB	R	H	RBI	BB	SO	LOB	TOP								
11 Jimmy Rollins, S OBP: 0.318, SLG: 0.352										5	1	2	1	0	1	0	Philadelphia Phillies @ New York Mets Citi Field, Flushing, NY Sat Jul 20 2013, 1:12 PM - 4:46 PM EDT Att: 26,722 - Partly Cloudy - 93 F								
10 Michael Young, R OBP: 0.349, SLG: 0.419										2	1	0	0	2	0	0									
26 Chase Utley, L OBP: 0.336, SLG: 0.521										4	1	2	3	0	1	1									
9 Dornic Brown, L OBP: 0.322, SLG: 0.542										5	0	1	0	0	0	5									
18 Darin Ruf, R OBP: 0.409, SLG: 0.568										4	0	0	0	1	2	3									
3 Delmon Young, R OBP: 0.326, SLG: 0.423										4	0	3	0	0	1	3									
15 John Mayberry Jr., R OBP: 0.309, SLG: 0.439										4	0	1	0	0	1	2									
51 Carlos Ruiz, R OBP: 0.309, SLG: 0.287										4	0	0	0	0	1	4									
35 Cole Hamels, L OBP: 0.177, SLG: 0.176										2	1	1	0	0	1	2									
19 Jaycevic Nix, L OBP: 0.249, SLG: 0.294										1	0	0	0	0	0	0									
66 JC Ramirez, R ERA: 3.38										0	0	0	0	0	0	0									
63 Jake Diekman, R ERA: 3.55										0	0	0	0	0	0	0									
57 Luis Garcia, R ERA: 2.6										0	0	0	0	0	0	0									
59 Antonio Bastardo, R ERA: 2.6										0	0	0	0	0	0	0									
28 Kevin Frandsen, R OBP: 0.337, SLG: 0.541										1	0	0	0	0	0	0									
Inning Stats	R: 1 E: 0 K: 0 S: 10	H: 1 LOB: 0 BB: 0 P: 18	R: 0 E: 0 K: 2 S: 17	H: 2 LOB: 2 BB: 0 P: 25	R: 0 E: 0 K: 2 S: 15	H: 1 LOB: 2 BB: 0 P: 25	R: 0 E: 0 K: 1 S: 5	H: 1 LOB: 0 BB: 0 P: 10	R: 1 E: 0 K: 1 S: 14	H: 2 LOB: 3 BB: 2 P: 33	R: 0 E: 0 K: 2 S: 8	H: 0 LOB: 0 BB: 0 P: 11	R: 0 E: 0 K: 1 S: 11	H: 0 LOB: 1 BB: 1 P: 19	R: 0 E: 0 K: 0 S: 10	H: 1 LOB: 1 BB: 0 P: 14	R: 2 E: 1 K: 0 S: 13	H: 2 LOB: 1 BB: 0 P: 21	1B: 6 2B: 2 3B: 0 HR: 2	SF: 1 SAC: 0 DP: 1 HBP: 1	WP: 0 PB: 0 SB: 0 CS: 0	PA: 41			
PITCHER	IP WLS BF H R ER SO BB IBB HBP BLK WP HR S P ERA WHIP	IP WLS BF H R ER SO BB IBB HBP BLK WP HR S P ERA WHIP	IP WLS BF H R ER SO BB IBB HBP BLK WP HR S P ERA WHIP	IP WLS BF H R ER SO BB IBB HBP BLK WP HR S P ERA WHIP	IP WLS BF H R ER SO BB IBB HBP BLK WP HR S P ERA WHIP	IP WLS BF H R ER SO BB IBB HBP BLK WP HR S P ERA WHIP	IP WLS BF H R ER SO BB IBB HBP BLK WP HR S P ERA WHIP	IP WLS BF H R ER SO BB IBB HBP BLK WP HR S P ERA WHIP	IP WLS BF H R ER SO BB IBB HBP BLK WP HR S P ERA WHIP	IP WLS BF H R ER SO BB IBB HBP BLK WP HR S P ERA WHIP	IP WLS BF H R ER SO BB IBB HBP BLK WP HR S P ERA WHIP	IP WLS BF H R ER SO BB IBB HBP BLK WP HR S P ERA WHIP	IP WLS BF H R ER SO BB IBB HBP BLK WP HR S P ERA WHIP	IP WLS BF H R ER SO BB IBB HBP BLK WP HR S P ERA WHIP	IP WLS BF H R ER SO BB IBB HBP BLK WP HR S P ERA WHIP	IP WLS BF H R ER SO BB IBB HBP BLK WP HR S P ERA WHIP	IP WLS BF H R ER SO BB IBB HBP BLK WP HR S P ERA WHIP	IP WLS BF H R ER SO BB IBB HBP BLK WP HR S P ERA WHIP	IP WLS BF H R ER SO BB IBB HBP BLK WP HR S P ERA WHIP	IP WLS BF H R ER SO BB IBB HBP BLK WP HR S P ERA WHIP	IP WLS BF H R ER SO BB IBB HBP BLK WP HR S P ERA WHIP	IP WLS BF H R ER SO BB IBB HBP BLK WP HR S P ERA WHIP	IP WLS BF H R ER SO BB IBB HBP BLK WP HR S P ERA WHIP	IP WLS BF H R ER SO BB IBB HBP BLK WP HR S P ERA WHIP	IP WLS BF H R ER SO BB IBB HBP BLK WP HR S P ERA WHIP

AB	36
R	4
H	10
RBI	4
BB	3
SO	9
LOB	20



Batter	1	2	3	4	5	6	7	8	9	AB	R	H	RBI	BB	SO	LOB	BOTTOM								
22 Eric Young Jr., S OBP: 0.327, SLG: 0.366										4	1	1	0	0	1	2	Philadelphia Phillies @ New York Mets Citi Field, Flushing, NY Sat Jul 20 2013, 1:12 PM - 4:46 PM EDT Att: 26,722 - Partly Cloudy - 93 F								
28 Daniel Murphy, L OBP: 0.305, SLG: 0.395										4	1	2	1	0	0	1									
5 David Wright, R OBP: 0.397, SLG: 0.513										3	1	1	1	1	0	2									
6 Marlon Byrd, R OBP: 0.319, SLG: 0.509										4	1	2	1	0	2	3									
13 Josh Satin, R OBP: 0.469, SLG: 0.523										3	0	0	0	1	2	1									
12 Juan Lagares, R OBP: 0.276, SLG: 0.372										4	0	3	1	0	1	0									
20 Anthony Recker, R OBP: 0.216, SLG: 0.383										4	0	0	1	0	2	4									
3 Omar Quintanilla, L OBP: 0.317, SLG: 0.335										3	1	0	0	1	1	4									
45 Zack Wheeler, L OBP: 0.200, SLG: 0.300										2	0	0	0	0	2	1									
71 Gonzalez Gernem, R ERA: 4.18										0	0	0	0	0	0	0									
56 Scott Rice, L ERA: 3.58										0	0	0	0	0	0	0									
29 Ike Davis, L OBP: 0.295, SLG: 0.295										0	0	0	0	1	0	0									
32 LaTroy Hawkins, R ERA: 2.6										0	0	0	0	0	0	0									
39 Bobby Parnell, R ERA: 2.6										0	0	0	0	0	0	0									
Inning Stats	R: 3 E: 0 K: 0 S: 20	H: 3 LOB: 2 BB: 2 P: 35	R: 0 E: 0 K: 1 S: 9	H: 0 LOB: 0 BB: 0 P: 15	R: 0 E: 0 K: 1 S: 8	H: 1 LOB: 1 BB: 0 P: 12	R: 0 E: 0 K: 2 S: 14	H: 1 LOB: 1 BB: 0 P: 19	R: 1 E: 0 K: 1 S: 9	H: 2 LOB: 0 BB: 0 P: 13	R: 0 E: 0 K: 2 S: 9	H: 0 LOB: 0 BB: 0 P: 13	R: 1 E: 0 K: 2 S: 12	H: 1 LOB: 2 BB: 2 P: 25	R: 0 E: 0 K: 2 S: 14	H: 1 LOB: 1 BB: 0 P: 19	1B: 7 2B: 2 3B: 0 HR: 0	SF: 0 SAC: 0 DP: 0 HBP: 0	WP: 0 PB: 0 SB: 0 CS: 2	PA: 35					
PITCHER	IP WLS BF H R ER SO BB IBB HBP BLK WP HR S P ERA WHIP	IP WLS BF H R ER SO BB IBB HBP BLK WP HR S P ERA WHIP	IP WLS BF H R ER SO BB IBB HBP BLK WP HR S P ERA WHIP	IP WLS BF H R ER SO BB IBB HBP BLK WP HR S P ERA WHIP	IP WLS BF H R ER SO BB IBB HBP BLK WP HR S P ERA WHIP	IP WLS BF H R ER SO BB IBB HBP BLK WP HR S P ERA WHIP	IP WLS BF H R ER SO BB IBB HBP BLK WP HR S P ERA WHIP	IP WLS BF H R ER SO BB IBB HBP BLK WP HR S P ERA WHIP	IP WLS BF H R ER SO BB IBB HBP BLK WP HR S P ERA WHIP	IP WLS BF H R ER SO BB IBB HBP BLK WP HR S P ERA WHIP	IP WLS BF H R ER SO BB IBB HBP BLK WP HR S P ERA WHIP	IP WLS BF H R ER SO BB IBB HBP BLK WP HR S P ERA WHIP	IP WLS BF H R ER SO BB IBB HBP BLK WP HR S P ERA WHIP	IP WLS BF H R ER SO BB IBB HBP BLK WP HR S P ERA WHIP	IP WLS BF H R ER SO BB IBB HBP BLK WP HR S P ERA WHIP	IP WLS BF H R ER SO BB IBB HBP BLK WP HR S P ERA WHIP	IP WLS BF H R ER SO BB IBB HBP BLK WP HR S P ERA WHIP	IP WLS BF H R ER SO BB IBB HBP BLK WP HR S P ERA WHIP	IP WLS BF H R ER SO BB IBB HBP BLK WP HR S P ERA WHIP	IP WLS BF H R ER SO BB IBB HBP BLK WP HR S P ERA WHIP	IP WLS BF H R ER SO BB IBB HBP BLK WP HR S P ERA WHIP	IP WLS BF H R ER SO BB IBB HBP BLK WP HR S P ERA WHIP	IP WLS BF H R ER SO BB IBB HBP BLK WP HR S P ERA WHIP	IP WLS BF H R ER SO BB IBB HBP BLK WP HR S P ERA WHIP	IP WLS BF H R ER SO BB IBB HBP BLK WP HR S P ERA WHIP

AB	31
R	5
H	9
RBI	5
BB	4
SO	11
LOB	18



Batter	1	2	3	4	5	6	7	8	9	AB	R	H	RBI	BB	SO	LOB	TOP			
11 Jimmy Rollins, S OBP: 0.317, SLG: 0.351	F9		K			G4-3				4	0	1	0	0	1	0	Philadelphia Phillies @ New York Mets Citi Field, Flushing, NY Sun Jul 21 2013, 1:12 PM - 3:45 PM EDT Att: 32,127 - Cloudy - 88 F			
10 Michael Young, R OBP: 0.347, SLG: 0.417	G5-3			G3						4	0	1	0	0	0	1				
26 Chase Utley, L OBP: 0.338, SLG: 0.519	HBP									3	0	1	0	0	1	1				
9 Dornic Brown, L OBP: 0.319, SLG: 0.537	K			K						4	0	0	0	0	4	2				
3 Delmon Young, R OBP: 0.327, SLG: 0.425	K			F8						4	0	1	0	0	1	1				
28 Kevin Frandsen, R OBP: 0.377, SLG: 0.429	G4-3									3	0	0	0	0	1	1				
15 John Mayberry Jr., R OBP: 0.305, SLG: 0.433	L9									3	0	0	0	0	1	1				
31 Erik Kratz, R OBP: 0.285, SLG: 0.427			K							3	0	0	0	0	2	0				
33 Cliff Lee, L OBP: 0.195, SLG: 0.200										2	0	0	0	0	1	0				
59 Antonio Bastardo, R OBP: 0.245, SLG: 0.291										0	0	0	0	0	0	0				
19 Laynce Nix, L OBP: 0.245, SLG: 0.291										1	0	0	0	0	0	0				
58 Jonathan Papelbon, R OBP: 0.261, SLG: 0.253										0	0	0	0	0	0	0				
Inning Stats	R: 0 H: 0 E: 0 K: 1 S: 10	H: 0 LOB: 1 BB: 0 P: 17	R: 0 H: 0 E: 0 K: 1 S: 7	H: 0 LOB: 0 BB: 0 P: 9	R: 0 H: 0 E: 0 K: 3 S: 9	H: 0 LOB: 0 BB: 0 P: 12	R: 0 H: 1 E: 0 K: 1 S: 14	H: 1 LOB: 1 BB: 0 P: 20	R: 0 H: 0 E: 0 K: 3 S: 12	H: 0 LOB: 0 BB: 0 P: 20	R: 0 H: 1 E: 0 K: 0 S: 13	H: 1 LOB: 1 BB: 0 P: 19	R: 0 H: 1 E: 0 K: 1 S: 10	H: 1 LOB: 1 BB: 0 P: 15	R: 0 H: 1 E: 0 K: 0 S: 9	H: 0 LOB: 0 BB: 0 P: 13	1B: 3 2B: 1 HR: 0	SF: 0 SAC: 0 DP: 0 HBP: 1	WP: 0 PB: 1 SB: 0 CS: 0	PA: 32
PITCHER	IP WLS BF H R ER SO BB IBB HBP BLK WP HR S P ERA WHIP																			
33 Matt Harvey, R ERA: 2.23	7.0 W 25 3 0 0 10 0 0 1 0 0 0 0 75 112 0.00 0.429																			
50 Scott Atchison, R ERA: 3.98	2.0 7 1 0 0 2 0 0 0 0 0 0 0 17 27 0.00 0.500																			

Batter	1	2	3	4	5	6	7	8	9	AB	R	H	RBI	BB	SO	LOB	BOTTOM			
22 Eric Young Jr., S OBP: 0.323, SLG: 0.360	G6-3		L7							4	0	0	0	0	1	0	Philadelphia Phillies @ New York Mets Citi Field, Flushing, NY Sun Jul 21 2013, 1:12 PM - 3:45 PM EDT Att: 32,127 - Cloudy - 88 F			
28 Daniel Murphy, L OBP: 0.302, SLG: 0.391	F7		G4-3							4	0	0	0	0	0	0				
5 David Wright, R OBP: 0.398, SLG: 0.521	HR									4	2	2	1	0	0	0				
6 Marlon Byrd, R OBP: 0.322, SLG: 0.519	HR									4	1	2	1	0	1	1				
13 Josh Satin, R OBP: 0.464, SLG: 0.515	G4-3									3	1	1	0	0	0	1				
29 Ike Davis, L OBP: 0.261, SLG: 0.253										1	0	0	0	0	1	0				
44 John Buck, R OBP: 0.283, SLG: 0.394	G6-3									3	0	0	0	0	1	3				
12 Juan Lagares, R OBP: 0.284, SLG: 0.397	K									3	1	2	3	0	1	0				
3 Omar Quintanilla, L OBP: 0.317, SLG: 0.331	K									2	0	0	0	1	1	2				
33 Matt Harvey, R OBP: 0.109, SLG: 0.152										2	0	0	0	0	2	1				
30 Andrew Brown, R OBP: 0.308, SLG: 0.438										1	0	0	0	0	1	0				
50 Scott Atchison, R ERA: 2.27										0	0	0	0	0	0	0				
Inning Stats	R: 2 H: 2 E: 0 K: 0 S: 15	H: 2 LOB: 0 BB: 0 P: 20	R: 0 H: 0 E: 0 K: 2 S: 10	H: 0 LOB: 0 BB: 0 P: 12	R: 0 H: 0 E: 0 K: 1 S: 8	H: 0 LOB: 0 BB: 0 P: 10	R: 3 H: 3 E: 0 K: 2 S: 19	H: 3 LOB: 1 BB: 1 P: 33	R: 0 H: 0 E: 0 K: 0 S: 7	H: 0 LOB: 0 BB: 0 P: 8	R: 0 H: 2 E: 0 K: 1 S: 13	H: 2 LOB: 2 BB: 0 P: 16	R: 0 H: 0 E: 0 K: 2 S: 9	H: 0 LOB: 0 BB: 0 P: 14	R: 0 H: 0 E: 0 K: 1 S: 8	H: 0 LOB: 0 BB: 0 P: 11	1B: 4 2B: 0 3B: 0 HR: 3	SF: 0 SAC: 0 DP: 0 HBP: 0	WP: 0 PB: 0 SB: 0 CS: 0	PA: 32
PITCHER	IP WLS BF H R ER SO BB IBB HBP BLK WP HR S P ERA WHIP																			
33 Cliff Lee, L ERA: 3.05	6.0 L 26 7 5 5 6 1 0 0 0 0 0 0 3 72 99 7.50 1.333																			
59 Antonio Bastardo, L ERA: 2.52	1.0 3 0 0 0 2 0 0 0 0 0 0 0 9 14 0.00 0.000																			
58 Jonathan Papelbon, R ERA: 2.27	1.0 3 0 0 0 1 0 0 0 0 0 0 0 8 11 0.00 0.000																			

AB	31
R	0
H	4
RBI	0
BB	0
SO	12
LOB	7



AB	31
R	5
H	7
RBI	5
BB	1
SO	9
LOB	8



Batter	1	2	3	4	5	6	7	8	9	AB	R	H	RBI	BB	SO	LOB	TOP									
19 Andrelton Simmons, R (1.6) OBP: 0.283, SLG: 0.357										4	1	1	1	1	0	2										
22 Jason Heyward, L (1.8) OBP: 0.325, SLG: 0.366										3	0	1	0	1	1	4										
8 Justin Upton, R (1.9) OBP: 0.347, SLG: 0.447										4	0	0	0	0	1	2										
5 Freddie Freeman, L (1.3) OBP: 0.383, SLG: 0.469										4	0	0	0	0	1	2										
16 Brian McCann, L (1.2) OBP: 0.376, SLG: 0.536										3	0	1	0	1	1	0										
24 Evan Gattis, R (1.7) OBP: 0.314, SLG: 0.545										4	0	1	0	0	1	1										
26 Dan Uggla, R (1.4) OBP: 0.317, SLG: 0.421										3	0	2	0	0	0	0										
23 Chris Johnson, R (1.5) OBP: 0.365, SLG: 0.460										4	0	1	0	0	2	2										
54 Kris Medlen, S (1.1) OBP: 0.265, SLG: 0.344										2	0	0	0	0	1	3										
48 David Carpenter, R (6.1)										0	0	0	0	0	0	0										
40 Kameron Loe, R (8.1)										0	0	0	0	0	0	0										
7 Reed Johnson, R (9, PH) OBP: 0.322, SLG: 0.355										1	0	0	0	0	1	0										
Inning Stats	R: 1 E: 0 K: 1 S: 12	H: 3 LOB: 2 BB: 1 P: 17	R: 0 E: 0 K: 0 S: 9	H: 1 LOB: 2 BB: 0 P: 12	R: 0 E: 0 K: 2 S: 11	H: 1 LOB: 1 BB: 0 P: 18	R: 0 E: 0 K: 1 S: 17	H: 1 LOB: 2 BB: 1 P: 26	R: 0 E: 0 K: 2 S: 10	H: 0 LOB: 0 BB: 0 P: 9	R: 0 E: 0 K: 2 S: 10	H: 1 LOB: 1 BB: 0 P: 14	R: 0 E: 0 K: 0 S: 6	H: 0 LOB: 0 BB: 1 P: 12	R: 0 E: 0 K: 1 S: 10	H: 0 LOB: 0 BB: 0 P: 13	R: 0 E: 0 K: 2 S: 8	H: 0 LOB: 0 BB: 0 P: 10	1B: 4 2B: 2 3B: 0 HR: 1	SF: 0 SAC: 1 DP: 0 HBP: 1	WP: 0 PB: 0 SB: 1 CS: 0	PA: 37				
PITCHER	IP WLS BF H R ER SO BB IBB HBP BLK WP HR S P ERA WHIP	IP WLS BF H R ER SO BB IBB HBP BLK WP HR S P ERA WHIP	IP WLS BF H R ER SO BB IBB HBP BLK WP HR S P ERA WHIP	IP WLS BF H R ER SO BB IBB HBP BLK WP HR S P ERA WHIP	IP WLS BF H R ER SO BB IBB HBP BLK WP HR S P ERA WHIP	IP WLS BF H R ER SO BB IBB HBP BLK WP HR S P ERA WHIP	IP WLS BF H R ER SO BB IBB HBP BLK WP HR S P ERA WHIP	IP WLS BF H R ER SO BB IBB HBP BLK WP HR S P ERA WHIP	IP WLS BF H R ER SO BB IBB HBP BLK WP HR S P ERA WHIP	IP WLS BF H R ER SO BB IBB HBP BLK WP HR S P ERA WHIP	IP WLS BF H R ER SO BB IBB HBP BLK WP HR S P ERA WHIP	IP WLS BF H R ER SO BB IBB HBP BLK WP HR S P ERA WHIP	IP WLS BF H R ER SO BB IBB HBP BLK WP HR S P ERA WHIP	IP WLS BF H R ER SO BB IBB HBP BLK WP HR S P ERA WHIP	IP WLS BF H R ER SO BB IBB HBP BLK WP HR S P ERA WHIP	IP WLS BF H R ER SO BB IBB HBP BLK WP HR S P ERA WHIP	IP WLS BF H R ER SO BB IBB HBP BLK WP HR S P ERA WHIP	IP WLS BF H R ER SO BB IBB HBP BLK WP HR S P ERA WHIP	IP WLS BF H R ER SO BB IBB HBP BLK WP HR S P ERA WHIP	IP WLS BF H R ER SO BB IBB HBP BLK WP HR S P ERA WHIP	IP WLS BF H R ER SO BB IBB HBP BLK WP HR S P ERA WHIP	IP WLS BF H R ER SO BB IBB HBP BLK WP HR S P ERA WHIP	IP WLS BF H R ER SO BB IBB HBP BLK WP HR S P ERA WHIP	IP WLS BF H R ER SO BB IBB HBP BLK WP HR S P ERA WHIP		
52 Carlos Torres, R (1.1) ERA: 0.94	6.0 W 27 7 1 1 6 2 0 1 0 0 1 65 96 1.50 1.500	6.0 W 27 7 1 1 6 2 0 1 0 0 1 65 96 1.50 1.500	6.0 W 27 7 1 1 6 2 0 1 0 0 1 65 96 1.50 1.500	6.0 W 27 7 1 1 6 2 0 1 0 0 1 65 96 1.50 1.500	6.0 W 27 7 1 1 6 2 0 1 0 0 1 65 96 1.50 1.500	6.0 W 27 7 1 1 6 2 0 1 0 0 1 65 96 1.50 1.500	6.0 W 27 7 1 1 6 2 0 1 0 0 1 65 96 1.50 1.500	6.0 W 27 7 1 1 6 2 0 1 0 0 1 65 96 1.50 1.500	6.0 W 27 7 1 1 6 2 0 1 0 0 1 65 96 1.50 1.500	6.0 W 27 7 1 1 6 2 0 1 0 0 1 65 96 1.50 1.500	6.0 W 27 7 1 1 6 2 0 1 0 0 1 65 96 1.50 1.500	6.0 W 27 7 1 1 6 2 0 1 0 0 1 65 96 1.50 1.500	6.0 W 27 7 1 1 6 2 0 1 0 0 1 65 96 1.50 1.500	6.0 W 27 7 1 1 6 2 0 1 0 0 1 65 96 1.50 1.500	6.0 W 27 7 1 1 6 2 0 1 0 0 1 65 96 1.50 1.500	6.0 W 27 7 1 1 6 2 0 1 0 0 1 65 96 1.50 1.500	6.0 W 27 7 1 1 6 2 0 1 0 0 1 65 96 1.50 1.500	6.0 W 27 7 1 1 6 2 0 1 0 0 1 65 96 1.50 1.500	6.0 W 27 7 1 1 6 2 0 1 0 0 1 65 96 1.50 1.500	6.0 W 27 7 1 1 6 2 0 1 0 0 1 65 96 1.50 1.500	6.0 W 27 7 1 1 6 2 0 1 0 0 1 65 96 1.50 1.500	6.0 W 27 7 1 1 6 2 0 1 0 0 1 65 96 1.50 1.500	6.0 W 27 7 1 1 6 2 0 1 0 0 1 65 96 1.50 1.500	6.0 W 27 7 1 1 6 2 0 1 0 0 1 65 96 1.50 1.500		
30 David Aardsma, R (7.1) ERA: 2.25	0.2 H 3 0 0 0 0 1 0 0 0 0 0 5 10 0.00 1.500	0.2 H 3 0 0 0 0 1 0 0 0 0 0 5 10 0.00 1.500	0.2 H 3 0 0 0 0 1 0 0 0 0 0 5 10 0.00 1.500	0.2 H 3 0 0 0 0 1 0 0 0 0 0 5 10 0.00 1.500	0.2 H 3 0 0 0 0 1 0 0 0 0 0 5 10 0.00 1.500	0.2 H 3 0 0 0 0 1 0 0 0 0 0 5 10 0.00 1.500	0.2 H 3 0 0 0 0 1 0 0 0 0 0 5 10 0.00 1.500	0.2 H 3 0 0 0 0 1 0 0 0 0 0 5 10 0.00 1.500	0.2 H 3 0 0 0 0 1 0 0 0 0 0 5 10 0.00 1.500	0.2 H 3 0 0 0 0 1 0 0 0 0 0 5 10 0.00 1.500	0.2 H 3 0 0 0 0 1 0 0 0 0 0 5 10 0.00 1.500	0.2 H 3 0 0 0 0 1 0 0 0 0 0 5 10 0.00 1.500	0.2 H 3 0 0 0 0 1 0 0 0 0 0 5 10 0.00 1.500	0.2 H 3 0 0 0 0 1 0 0 0 0 0 5 10 0.00 1.500	0.2 H 3 0 0 0 0 1 0 0 0 0 0 5 10 0.00 1.500	0.2 H 3 0 0 0 0 1 0 0 0 0 0 5 10 0.00 1.500	0.2 H 3 0 0 0 0 1 0 0 0 0 0 5 10 0.00 1.500	0.2 H 3 0 0 0 0 1 0 0 0 0 0 5 10 0.00 1.500	0.2 H 3 0 0 0 0 1 0 0 0 0 0 5 10 0.00 1.500	0.2 H 3 0 0 0 0 1 0 0 0 0 0 5 10 0.00 1.500	0.2 H 3 0 0 0 0 1 0 0 0 0 0 5 10 0.00 1.500	0.2 H 3 0 0 0 0 1 0 0 0 0 0 5 10 0.00 1.500	0.2 H 3 0 0 0 0 1 0 0 0 0 0 5 10 0.00 1.500	0.2 H 3 0 0 0 0 1 0 0 0 0 0 5 10 0.00 1.500	0.2 H 3 0 0 0 0 1 0 0 0 0 0 5 10 0.00 1.500	
56 Scott Rice, L (7.1) ERA: 4.14	0.1 H 1 0 0 0 0 0 0 0 0 0 0 1 2 0.00 0.000	0.1 H 1 0 0 0 0 0 0 0 0 0 0 1 2 0.00 0.000	0.1 H 1 0 0 0 0 0 0 0 0 0 0 1 2 0.00 0.000	0.1 H 1 0 0 0 0 0 0 0 0 0 0 1 2 0.00 0.000	0.1 H 1 0 0 0 0 0 0 0 0 0 0 1 2 0.00 0.000	0.1 H 1 0 0 0 0 0 0 0 0 0 0 1 2 0.00 0.000	0.1 H 1 0 0 0 0 0 0 0 0 0 0 1 2 0.00 0.000	0.1 H 1 0 0 0 0 0 0 0 0 0 0 1 2 0.00 0.000	0.1 H 1 0 0 0 0 0 0 0 0 0 0 1 2 0.00 0.000	0.1 H 1 0 0 0 0 0 0 0 0 0 0 1 2 0.00 0.000	0.1 H 1 0 0 0 0 0 0 0 0 0 0 1 2 0.00 0.000	0.1 H 1 0 0 0 0 0 0 0 0 0 0 1 2 0.00 0.000	0.1 H 1 0 0 0 0 0 0 0 0 0 0 1 2 0.00 0.000	0.1 H 1 0 0 0 0 0 0 0 0 0 0 1 2 0.00 0.000	0.1 H 1 0 0 0 0 0 0 0 0 0 0 1 2 0.00 0.000	0.1 H 1 0 0 0 0 0 0 0 0 0 0 1 2 0.00 0.000	0.1 H 1 0 0 0 0 0 0 0 0 0 0 1 2 0.00 0.000	0.1 H 1 0 0 0 0 0 0 0 0 0 0 1 2 0.00 0.000	0.1 H 1 0 0 0 0 0 0 0 0 0 0 1 2 0.00 0.000	0.1 H 1 0 0 0 0 0 0 0 0 0 0 1 2 0.00 0.000	0.1 H 1 0 0 0 0 0 0 0 0 0 0 1 2 0.00 0.000	0.1 H 1 0 0 0 0 0 0 0 0 0 0 1 2 0.00 0.000	0.1 H 1 0 0 0 0 0 0 0 0 0 0 1 2 0.00 0.000	0.1 H 1 0 0 0 0 0 0 0 0 0 0 1 2 0.00 0.000	0.1 H 1 0 0 0 0 0 0 0 0 0 0 1 2 0.00 0.000	0.1 H 1 0 0 0 0 0 0 0 0 0 0 1 2 0.00 0.000
32 LaTroy Hawkins, R (8.1) ERA: 3.12	1.0 H 3 0 0 0 1 0 0 0 0 0 0 10 13 0.00 0.000	1.0 H 3 0 0 0 1 0 0 0 0 0 0 10 13 0.00 0.000	1.0 H 3 0 0 0 1 0 0 0 0 0 0 10 13 0.00 0.000	1.0 H 3 0 0 0 1 0 0 0 0 0 0 10 13 0.00 0.000	1.0 H 3 0 0 0 1 0 0 0 0 0 0 10 13 0.00 0.000	1.0 H 3 0 0 0 1 0 0 0 0 0 0 10 13 0.00 0.000	1.0 H 3 0 0 0 1 0 0 0 0 0 0 10 13 0.00 0.000	1.0 H 3 0 0 0 1 0 0 0 0 0 0 10 13 0.00 0.000	1.0 H 3 0 0 0 1 0 0 0 0 0 0 10 13 0.00 0.000	1.0 H 3 0 0 0 1 0 0 0 0 0 0 10 13 0.00 0.000	1.0 H 3 0 0 0 1 0 0 0 0 0 0 10 13 0.00 0.000	1.0 H 3 0 0 0 1 0 0 0 0 0 0 10 13 0.00 0.000	1.0 H 3 0 0 0 1 0 0 0 0 0 0 10 13 0.00 0.000	1.0 H 3 0 0 0 1 0 0 0 0 0 0 10 13 0.00 0.000	1.0 H 3 0 0 0 1 0 0 0 0 0 0 10 13 0.00 0.000	1.0 H 3 0 0 0 1 0 0 0 0 0 0 10 13 0.00 0.000	1.0 H 3 0 0 0 1 0 0 0 0 0 0 10 13 0.00 0.000	1.0 H 3 0 0 0 1 0 0 0 0 0 0 10 13 0.00 0.000	1.0 H 3 0 0 0 1 0 0 0 0 0 0 10 13 0.00 0.000	1.0 H 3 0 0 0 1 0 0 0 0 0 0 10 13 0.00 0.000	1.0 H 3 0 0 0 1 0 0 0 0 0 0 10 13 0.00 0.000	1.0 H 3 0 0 0 1 0 0 0 0 0 0 10 13 0.00 0.000	1.0 H 3 0 0 0 1 0 0 0 0 0 0 10 13 0.00 0.000	1.0 H 3 0 0 0 1 0 0 0 0 0 0 10 13 0.00 0.000	1.0 H 3 0 0 0 1 0 0 0 0 0 0 10 13 0.00 0.000	1.0 H 3 0 0 0 1 0 0 0 0 0 0 10 13 0.00 0.000
39 Bobby Parnell, R (9.1) ERA: 2.35	1.0 S 3 0 0 0 2 0 0 0 0 0 0 8 10 0.00 0.000	1.0 S 3 0 0 0 2 0 0 0 0 0 0 8 10 0.00 0.000	1.0 S 3 0 0 0 2 0 0 0 0 0 0 8 10 0.00 0.000	1.0 S 3 0 0 0 2 0 0 0 0 0 0 8 10 0.00 0.000	1.0 S 3 0 0 0 2 0 0 0 0 0 0 8 10 0.00 0.000	1.0 S 3 0 0 0 2 0 0 0 0 0 0 8 10 0.00 0.000	1.0 S 3 0 0 0 2 0 0 0 0 0 0 8 10 0.00 0.000	1.0 S 3 0 0 0 2 0 0 0 0 0 0 8 10 0.00 0.000	1.0 S 3 0 0 0 2 0 0 0 0 0 0 8 10 0.00 0.000	1.0 S 3 0 0 0 2 0 0 0 0 0 0 8 10 0.00 0.000	1.0 S 3 0 0 0 2 0 0 0 0 0 0 8 10 0.00 0.000	1.0 S 3 0 0 0 2 0 0 0 0 0 0 8 10 0.00 0.000	1.0 S 3 0 0 0 2 0 0 0 0 0 0 8 10 0.00 0.000	1.0 S 3 0 0 0 2 0 0 0 0 0 0 8 10 0.00 0.000	1.0 S 3 0 0 0 2 0 0 0 0 0 0 8 10 0.00 0.000	1.0 S 3 0 0 0 2 0 0 0 0 0 0 8 10 0.00 0.000	1.0 S 3 0 0 0 2 0 0 0 0 0 0 8 10 0.00 0.000	1.0 S 3 0 0 0 2 0 0 0 0 0 0 8 10 0.00 0.000	1.0 S 3 0 0 0 2 0 0 0 0 0 0 8 10 0.00 0.000	1.0 S 3 0 0 0 2 0 0 0 0 0 0 8 10 0.00 0.000	1.0 S 3 0 0 0 2 0 0 0 0 0 0 8 10 0.00 0.000	1.0 S 3 0 0 0 2 0 0 0 0 0 0 8 10 0.00 0.000	1.0 S 3 0 0 0 2 0 0 0 0 0 0 8 10 0.00 0.000	1.0 S 3 0 0 0 2 0 0 0 0 0 0 8 10 0.00 0.000	1.0 S 3 0 0 0 2 0 0 0 0 0 0 8 10 0.00 0.000	1.0 S 3 0 0 0 2 0 0 0 0 0 0 8 10 0.00 0.000

Atlanta Braves @ New York Mets
Citi Field, Flushing, NY
Tue Jul 23 2013, 7:12 PM - 10:06 PM EDT
Att: 24,355 - Cloudy - 81 F

AB 32
R 1
H 7
RBI 1
BB 3
SO 9
LOB 16



Batter	1	2	3	4	5	6	7	8	9	AB	R	H	RBI	BB	SO	LOB	BOTTOM
22 Eric Young Jr., S (1.7) OBP: 0.321, SLG: 0.355										4	0						

Batter	1	2	3	4	5	6	7	8	9	AB	R	H	RBI	BB	SO	LOB	TOP				
19 Andrelton Simmons, R (1.6) OBP: 0.282, SLG: 0.362	G6-3		P4		F8		P3			4	0	0	0	0	0	1	Atlanta Braves @ New York Mets Citi Field, Flushing, NY Thu Jul 25 2013, 12:11 PM - 3:37 PM EDT Att: 35,793 - Cloudy - 66 F				
7 Reed Johnson, R (1.8) OBP: 0.317, SLG: 0.357	24 WP 2B		G4-3		P3		K			4	1	1	0	0	1	1					
8 Justin Upton, R (1.9) OBP: 0.342, SLG: 0.439	K		F8		G6-3			G4-3		4	0	0	0	0	1	1					
5 Freddie Freeman, L (1.3) OBP: 0.383, SLG: 0.474	24 WP BB				26 HR 1B			F9		3	2	2	1	1	0	0					
24 Evan Gattis, R (1.7) OBP: 0.312, SLG: 0.549	K				P5			G6-3		4	0	0	0	0	1	2					
26 Dan Uggla, R (1.4) OBP: 0.320, SLG: 0.439	K				HR					3	1	1	2	0	2	2					
23 Chris Johnson, R (1.5) OBP: 0.365, SLG: 0.456			G6-3							3	0	1	0	1	0	1					
11 Gerald Laird, R (1.2) OBP: 0.384, SLG: 0.400			P4							3	0	0	0	1	1	2					
56 Alex Wood, R (1.1) 40 Kameron Loe, R (5.1) 13 Jose Constanza, L (7. PH) 38 Anthony Varvaro, R (7.1) 48 David Carpenter, R (8.1) 22 Jason Heyward, L (8. PH) OBP: 0.328, SLG: 0.390			K							2	0	0	0	0	1	1					
Inning Stats	R: 1 E: 1 K: 3 S: 16	H: 1 LOB: 2 BB: 1 P: 31	R: 0 E: 0 K: 1 S: 8	H: 0 LOB: 0 BB: 0 P: 13	R: 0 E: 0 K: 0 S: 6	H: 0 LOB: 0 BB: 0 P: 9	R: 2 E: 0 K: 1 S: 11	H: 2 LOB: 1 BB: 1 P: 23	R: 0 E: 0 K: 0 S: 6	H: 1 LOB: 0 BB: 0 P: 10	R: 0 E: 0 K: 1 S: 14	H: 0 LOB: 1 BB: 1 P: 22	R: 0 E: 0 K: 0 S: 7	H: 0 LOB: 0 BB: 0 P: 13	R: 0 E: 0 K: 1 S: 16	H: 1 LOB: 1 BB: 0 P: 21		1B: 2 2B: 1 3B: 0 HR: 2	SF: 0 SAC: 0 DP: 1 HBP: 1	WP: 1 PB: 0 SB: 0 CS: 0	PA: 36
PITCHER	IP WLS BF H R ER SO BB IBB HBP BLK WP HR S P ERA WHIP	IP WLS BF H R ER SO BB IBB HBP BLK WP HR S P ERA WHIP	IP WLS BF H R ER SO BB IBB HBP BLK WP HR S P ERA WHIP	IP WLS BF H R ER SO BB IBB HBP BLK WP HR S P ERA WHIP	IP WLS BF H R ER SO BB IBB HBP BLK WP HR S P ERA WHIP	IP WLS BF H R ER SO BB IBB HBP BLK WP HR S P ERA WHIP	IP WLS BF H R ER SO BB IBB HBP BLK WP HR S P ERA WHIP	IP WLS BF H R ER SO BB IBB HBP BLK WP HR S P ERA WHIP	IP WLS BF H R ER SO BB IBB HBP BLK WP HR S P ERA WHIP	IP WLS BF H R ER SO BB IBB HBP BLK WP HR S P ERA WHIP	IP WLS BF H R ER SO BB IBB HBP BLK WP HR S P ERA WHIP	IP WLS BF H R ER SO BB IBB HBP BLK WP HR S P ERA WHIP	IP WLS BF H R ER SO BB IBB HBP BLK WP HR S P ERA WHIP	IP WLS BF H R ER SO BB IBB HBP BLK WP HR S P ERA WHIP	IP WLS BF H R ER SO BB IBB HBP BLK WP HR S P ERA WHIP	IP WLS BF H R ER SO BB IBB HBP BLK WP HR S P ERA WHIP	IP WLS BF H R ER SO BB IBB HBP BLK WP HR S P ERA WHIP	IP WLS BF H R ER SO BB IBB HBP BLK WP HR S P ERA WHIP	IP WLS BF H R ER SO BB IBB HBP BLK WP HR S P ERA WHIP	IP WLS BF H R ER SO BB IBB HBP BLK WP HR S P ERA WHIP	IP WLS BF H R ER SO BB IBB HBP BLK WP HR S P ERA WHIP

AB 32
R 4
H 5
RBI 3
BB 3
SO 7
LOB 13



Batter	1	2	3	4	5	6	7	8	9	AB	R	H	RBI	BB	SO	LOB	BOTTOM				
22 Eric Young Jr., S (1.7) OBP: 0.318, SLG: 0.351	K									2	1	1	0	0	1	0	Atlanta Braves @ New York Mets Citi Field, Flushing, NY Thu Jul 25 2013, 12:11 PM - 3:37 PM EDT Att: 35,793 - Cloudy - 66 F				
30 Andrew Brown, R (4.7) OBP: 0.304, SLG: 0.442										3	1	1	0	0	0	0					
32 LaTroy Hawkins, R (8.1) ERA: 3.05										0	0	0	0	0	0	0					
39 Bobby Parnell, R (9.1) ERA: 2.3										0	0	0	0	0	0	0					
28 Daniel Murphy, L (1.4) OBP: 0.311, SLG: 0.401	K									5	2	3	1	0	2	0					
5 David Wright, R (1.5) OBP: 0.392, SLG: 0.513										5	1	2	1	0	0	3					
6 Marlon Byrd, R (1.9) OBP: 0.326, SLG: 0.518	F7									5	1	3	1	0	1	2					
13 Josh Satin, R (1.3) OBP: 0.473, SLG: 0.507										3	1	1	0	2	1	2					
2 Justin Turner, R (1.6) OBP: 0.308, SLG: 0.323										4	0	1	1	1	1	5					
44 John Buck, R (1.2) OBP: 0.291, SLG: 0.397										5	0	2	3	0	1	6					
12 Juan Lagares, R (1.8) OBP: 0.287, SLG: 0.390										2	0	0	0	2	1	4					
45 Zack Wheeler, L (1.1) OBP: 0.154, SLG: 0.231										3	0	0	0	0	0	7					
30 David Aardsma, R (7.1) ERA: 8.15										0	0	0	0	0	0	0					
9 Kirk Nieuwenhuis, L (7. PH) OBP: 0.280, SLG: 0.340										2	0	0	0	0	1	3					
Inning Stats	R: 0 E: 0 K: 2 S: 12	H: 1 LOB: 1 BB: 0 P: 17	R: 0 E: 0 K: 2 S: 16	H: 2 LOB: 2 BB: 0 P: 25	R: 4 E: 1 K: 0 S: 10	H: 4 LOB: 2 BB: 2 P: 21	R: 0 E: 0 K: 1 S: 8	H: 0 LOB: 0 BB: 0 P: 14	R: 0 E: 1 K: 0 S: 12	H: 1 LOB: 3 BB: 1 P: 24	R: 3 E: 0 K: 2 S: 19	H: 4 LOB: 2 BB: 1 P: 30	R: 0 E: 0 K: 0 S: 10	H: 1 LOB: 1 BB: 0 P: 18	R: 0 E: 0 K: 2 S: 19	H: 1 LOB: 3 BB: 1 P: 32	1B: 10 2B: 3 3B: 1 HR: 0	SF: 0 SAC: 0 DP: 0 HBP: 1	WP: 1 PB: 0 SB: 1 CS: 0	PA: 45	
PITCHER	IP WLS BF H R ER SO BB IBB HBP BLK WP HR S P ERA WHIP	IP WLS BF H R ER SO BB IBB HBP BLK WP HR S P ERA WHIP	IP WLS BF H R ER SO BB IBB HBP BLK WP HR S P ERA WHIP	IP WLS BF H R ER SO BB IBB HBP BLK WP HR S P ERA WHIP	IP WLS BF H R ER SO BB IBB HBP BLK WP HR S P ERA WHIP	IP WLS BF H R ER SO BB IBB HBP BLK WP HR S P ERA WHIP	IP WLS BF H R ER SO BB IBB HBP BLK WP HR S P ERA WHIP	IP WLS BF H R ER SO BB IBB HBP BLK WP HR S P ERA WHIP	IP WLS BF H R ER SO BB IBB HBP BLK WP HR S P ERA WHIP	IP WLS BF H R ER SO BB IBB HBP BLK WP HR S P ERA WHIP	IP WLS BF H R ER SO BB IBB HBP BLK WP HR S P ERA WHIP	IP WLS BF H R ER SO BB IBB HBP BLK WP HR S P ERA WHIP	IP WLS BF H R ER SO BB IBB HBP BLK WP HR S P ERA WHIP	IP WLS BF H R ER SO BB IBB HBP BLK WP HR S P ERA WHIP	IP WLS BF H R ER SO BB IBB HBP BLK WP HR S P ERA WHIP	IP WLS BF H R ER SO BB IBB HBP BLK WP HR S P ERA WHIP	IP WLS BF H R ER SO BB IBB HBP BLK WP HR S P ERA WHIP	IP WLS BF H R ER SO BB IBB HBP BLK WP HR S P ERA WHIP	IP WLS BF H R ER SO BB IBB HBP BLK WP HR S P ERA WHIP	IP WLS BF H R ER SO BB IBB HBP BLK WP HR S P ERA WHIP	IP WLS BF H R ER SO BB IBB HBP BLK WP HR S P ERA WHIP

AB 39
R 7
H 14
RBI 7
BB 5
SO 9
LOB 32



Batter	1	2	3	4	5	6	7	8	9	AB	R	H	RBI	BB	SO	LOB	TOP					
12 Juan Lagares, R OBP: 0.299, SLG: 0.405										5	0	1	0	0	0	3	New York Mets @ Washington Nationals Nationals Park, Washington, DC Fri Jul 26 2013, 7:07 PM - 9:59 PM EDT Att: 33,689 - Partly Cloudy - 83 F livebaseballscorecards.com					
28 Daniel Murphy, L OBP: 0.320, SLG: 0.421										4	0	2	0	1	0	3						
5 David Wright, R OBP: 0.390, SLG: 0.508										3	0	0	0	1	0	4						
6 Marlon Byrd, R OBP: 0.327, SLG: 0.514										4	0	1	0	0	2	2						
13 Josh Satin, R OBP: 0.458, SLG: 0.500										4	1	1	0	0	1	3						
2 Justin Turner, R OBP: 0.309, SLG: 0.324										3	0	1	0	0	1	1						
3 Omar Quintanilla, L OBP: 0.313, SLG: 0.318										1	0	0	0	0	0	0						
44 John Buck, R OBP: 0.291, SLG: 0.399										4	0	1	1	0	1	1						
30 Andrew Brown, R OBP: 0.281, SLG: 0.417										4	0	1	0	0	1	1						
33 Matt Harvey, R OBP: 0.104, SLG: 0.146										2	0	0	0	0	2	0						
29 Ike Davis, L OBP: 0.274, SLG: 0.277										0	0	0	0	1	0	0						
32 LaTroy Hawkins, R OBP: 0.313, SLG: 0.318										0	0	0	0	0	0	0						
Inning Stats	R: 0 E: 0 K: 2 S: 17	H: 1 LOB: 2 BB: 1 P: 26	R: 0 E: 0 K: 0 S: 6	H: 0 LOB: 0 BB: 0 P: 9	R: 0 E: 0 K: 1 S: 9	H: 1 LOB: 1 BB: 0 P: 10	R: 1 E: 0 K: 3 S: 15	H: 2 LOB: 1 BB: 0 P: 22	R: 0 E: 0 K: 1 S: 11	H: 1 LOB: 1 BB: 0 P: 15	R: 0 E: 0 K: 0 S: 9	H: 0 LOB: 2 BB: 1 P: 17	R: 0 E: 0 K: 0 S: 7	H: 1 LOB: 0 BB: 0 P: 9	R: 0 E: 0 K: 0 S: 11	H: 1 LOB: 2 BB: 1 P: 24	1B: 5 2B: 3 3B: 0 HR: 0	SF: 0 SAC: 1 DP: 1 HBP: 0	WP: 1 PB: 0 CS: 0 SB: 0	PA: 38		
PITCHER	IP: 7.0 ERA: 1.87	WLS: 30 ERA: 1.87	BF: 30 ERA: 1.87	H: 6 ERA: 1.87	R: 1 ERA: 1.87	ER: 1 ERA: 1.87	SO: 8 ERA: 1.87	BB: 2 ERA: 1.87	IBB: 0 ERA: 1.87	HBP: 0 ERA: 1.87	BLK: 0 ERA: 1.87	WP: 0 ERA: 1.87	HR: 0 ERA: 1.87	S: 78 ERA: 1.87	P: 114 ERA: 1.87	ERA: 1.29 WHIP: 1.143						
36 Tyler Clippard, R ERA: 1.77	IP: 1.0 ERA: 1.77	WLS: 3 ERA: 1.77	BF: 1 ERA: 1.77	H: 1 ERA: 1.77	R: 0 ERA: 1.77	ER: 0 ERA: 1.77	SO: 0 ERA: 1.77	BB: 0 ERA: 1.77	IBB: 0 ERA: 1.77	HBP: 0 ERA: 1.77	BLK: 0 ERA: 1.77	WP: 0 ERA: 1.77	HR: 0 ERA: 1.77	S: 7 ERA: 1.77	P: 9 ERA: 1.77	ERA: 0.00 WHIP: 1.000						
29 Rafael Soriano, R ERA: 3.12	IP: 1.0 ERA: 3.12	WLS: 5 ERA: 3.12	BF: 5 ERA: 3.12	H: 1 ERA: 3.12	R: 0 ERA: 3.12	ER: 0 ERA: 3.12	SO: 0 ERA: 3.12	BB: 1 ERA: 3.12	IBB: 0 ERA: 3.12	HBP: 0 ERA: 3.12	BLK: 0 ERA: 3.12	WP: 1 ERA: 3.12	HR: 0 ERA: 3.12	S: 11 ERA: 3.12	P: 24 ERA: 3.12	ERA: 0.00 WHIP: 2.000						

Batter	1	2	3	4	5	6	7	8	9	AB	R	H	RBI	BB	SO	LOB	BOTTOM					
2 Denard Span, L OBP: 0.313, SLG: 0.348										4	0	0	0	0	2	1	New York Mets @ Washington Nationals Nationals Park, Washington, DC Fri Jul 26 2013, 7:07 PM - 9:59 PM EDT Att: 33,689 - Partly Cloudy - 83 F livebaseballscorecards.com					
6 Anthony Rendon, R OBP: 0.317, SLG: 0.403										4	0	0	0	0	1	0						
11 Ryan Zimmerman, R OBP: 0.353, SLG: 0.451										4	1	2	1	0	0	0						
25 Adam LaRoche, L OBP: 0.324, SLG: 0.418										3	0	0	0	0	2	1						
28 Jayson Werth, R OBP: 0.369, SLG: 0.506										3	1	3	0	0	0	0						
20 Ian Desmond, R OBP: 0.325, SLG: 0.466										2	0	0	0	1	0	2						
1 Steve Lombardozzi, S OBP: 0.258, SLG: 0.312										3	0	0	0	0	1	2						
33 Roger Bernadina, L OBP: 0.253, SLG: 0.283										0	0	0	0	0	0	0						
40 Wilson Ramos, R OBP: 0.336, SLG: 0.500										3	0	1	0	0	0	1						
43 Ross Ohlendorf, R ERA: 2.11										2	0	0	0	0	1	2						
36 Tyler Clippard, R ERA: 1.77										0	0	0	0	0	0	0						
34 Bryce Harper, L OBP: 0.371, SLG: 0.517										1	0	0	0	0	0	0						
29 Rafael Soriano, R ERA: 3.12										0	0	0	0	0	0	0						
Inning Stats	R: 0 E: 0 K: 0 S: 5	H: 0 LOB: 0 BB: 0 P: 6	R: 0 E: 0 K: 1 S: 8	H: 1 LOB: 0 BB: 0 P: 10	R: 0 E: 0 K: 2 S: 9	H: 1 LOB: 1 BB: 0 P: 13	R: 0 E: 0 K: 1 S: 9	H: 0 LOB: 0 BB: 0 P: 15	R: 1 E: 0 K: 1 S: 11	H: 1 LOB: 1 BB: 1 P: 19	R: 0 E: 0 K: 1 S: 9	H: 1 LOB: 1 BB: 0 P: 13	R: 0 E: 0 K: 0 S: 5	H: 1 LOB: 0 BB: 0 P: 8	R: 0 E: 0 K: 1 S: 10	H: 0 LOB: 0 BB: 0 P: 15	R: 1 E: 0 K: 0 S: 6	H: 1 LOB: 0 BB: 0 P: 12	1B: 4 2B: 1 3B: 0 HR: 1	SF: 0 SAC: 0 DP: 2 HBP: 0	WP: 0 PB: 0 CS: 0 SB: 0	PA: 30
PITCHER	IP: 8.0 ERA: 2.11	WLS: 28 ERA: 2.11	BF: 28 ERA: 2.11	H: 5 ERA: 2.11	R: 1 ERA: 2.11	ER: 0 ERA: 2.11	SO: 7 ERA: 2.11	BB: 1 ERA: 2.11	IBB: 0 ERA: 2.11	HBP: 0 ERA: 2.11	BLK: 0 ERA: 2.11	WP: 0 ERA: 2.11	HR: 1 ERA: 2.11	S: 66 ERA: 2.11	P: 99 ERA: 2.11	ERA: 0.00 WHIP: 0.750						
32 LaTroy Hawkins, R ERA: 3.22	IP: 0.1 ERA: 3.22	WLS: 2 ERA: 3.22	BF: 2 ERA: 3.22	H: 1 ERA: 3.22	R: 1 ERA: 3.22	ER: 1 ERA: 3.22	SO: 0 ERA: 3.22	BB: 0 ERA: 3.22	IBB: 0 ERA: 3.22	HBP: 0 ERA: 3.22	BLK: 0 ERA: 3.22	WP: 0 ERA: 3.22	HR: 6 ERA: 3.22	S: 12 ERA: 3.22	P: 12 ERA: 3.22	ERA: 27.00 WHIP: 3.000						

New York Mets @ Washington Nationals
 Nationals Park, Washington, DC
 Fri Jul 26 2013, 7:07 PM - 9:59 PM EDT
 Att: 33,689 - Partly Cloudy - 83 F

AB	34
R	1
H	8
RBI	1
BB	3
SO	8
LOB	18



New York Mets @ Washington Nationals
 Nationals Park, Washington, DC
 Fri Jul 26 2013, 7:07 PM - 9:59 PM EDT
 Att: 33,689 - Partly Cloudy - 83 F

AB	29
R	2
H	6
RBI	1
BB	1
SO	7
LOB	9



Batter	1	2	3	4	5	6	7	8	9	AB	R	H	RBI	BB	SO	LOB	TOP				
22 Eric Young Jr. S OBP: 0.322, SLG: 0.354	L8		G3-1						G4-3	5	1	2	0	0	0	2					
28 Daniel Murphy L OBP: 0.319, SLG: 0.416	F7		5 2B						G6-3	4	2	2	3	1	0	0					
5 David Wright R OBP: 0.391, SLG: 0.509	P3		1B						1B	5	0	2	1	0	0	3					
6 Marlon Byrd R OBP: 0.324, SLG: 0.508		L6	L8						P6	5	1	1	1	0	0	4					
29 Ike Davis L OBP: 0.273, SLG: 0.277		F8								3	0	1	1	1	0	2					
12 Juan Lagares R OBP: 0.293, SLG: 0.391		L9								4	0	0	0	0	0	2					
20 Anthony Recker R OBP: 0.228, SLG: 0.376			22 2B						F7	4	1	1	0	0	2	1					
3 Omar Quintanilla L OBP: 0.321, SLG: 0.319			22 1B						G4-3	3	1	1	0	1	0	0					
53 Jeremy Hefner R 30 David Aardsma R 13 Josh Satin R 66 Josh Edgin L 30 Andrew Brown R 32 LaTroy Hawkins R 39 Bobby Parnell R			K						K	2	0	0	0	0	2	4					
Inning Stats	R: 0 E: 0 K: 0 S: 4	H: 0 LOB: 0 BB: 7	R: 0 E: 0 K: 0 S: 7	H: 0 LOB: 0 BB: 13	R: 3 E: 0 K: 1 S: 10	H: 4 LOB: 1 BB: 0 P: 15	R: 0 E: 0 K: 2 S: 9	H: 0 LOB: 2 BB: 2 P: 21	R: 0 E: 0 K: 1 S: 12	H: 0 LOB: 0 BB: 1 P: 18	R: 3 E: 0 K: 0 S: 18	H: 4 LOB: 1 BB: 0 P: 26	R: 0 E: 0 K: 1 S: 11	H: 0 LOB: 0 BB: 15	R: 0 E: 0 K: 0 S: 10	H: 1 LOB: 0 BB: 0 P: 16	1B: 7 2B: 3 3B: 0 HR: 0	SF: 0 SAC: 0 DP: 0 HBP: 0	WP: 1 PB: 0 SB: 1 CS: 0	PA: 40	
PITCHER	IP WLS BF H R ER SO BB IBB HBP BLK WP HR S P ERA WHIP																				
33 Jacob Turner R ERA: 2.65	6.1	27	5	3	3	4	3	0	0	0	0	0	0	0	0	0	0	51	94	4.26	1.263
40 Mike Dunn L ERA: 3.02	0.0	2	2	1	1	0	0	0	0	0	0	0	0	0	0	0	0	8	11	∞	∞
44 AJ Ramos R ERA: 3.25	1.2	L	7	2	2	1	0	0	0	0	1	0	0	19	27	10.80	1.200				
58 Ryan Webb R ERA: 3.21	1.0		4	1	0	0	0	0	0	0	0	0	0	10	16	0.00	1.000				

New York Mets @ Miami Marlins
Marlins Park, Miami, FL
Mon Jul 29 2013, 7:11 PM - 10:38 PM EDT
Att: 19,343 - Roof Closed - 79 F

AB	37
R	6
H	10
RBI	6
BB	3
SO	5
LOB	18



Batter	1	2	3	4	5	6	7	8	9	AB	R	H	RBI	BB	SO	LOB	BOTTOM					
3 Adeiny Hechavarria R OBP: 0.278, SLG: 0.315	G6-3		FC4-6						K	5	0	0	0	0	1	3						
21 Christian Yelich L OBP: 0.298, SLG: 0.241	G1-3		K							4	0	0	0	1	2	1						
27 Giancarlo Stanton R OBP: 0.379, SLG: 0.592									BB	3	1	1	0	2	0	2						
5 Logan Morrison L OBP: 0.358, SLG: 0.444	G4-3								G4-3	4	0	0	0	0	1	3						
59 Ed Lucas R OBP: 0.330, SLG: 0.331										3	2	1	1	1	1	0						
17 Donovan Solano R OBP: 0.315, SLG: 0.329	G5-3									3	1	0	0	0	0	1						
23 Jake Marisnick R OBP: 0.222, SLG: 0.160	L8									3	1	2	0	1	0	0						
6 Jeff Mathis R OBP: 0.296, SLG: 0.325										3	0	1	2	1	1	3						
33 Jacob Turner R 40 Mike Dunn L 44 AJ Ramos R 58 Ryan Webb R 29 Greg Dobbs 9 Juan Pierre L										3	0	0	0	0	1	3						
Inning Stats	R: 0 E: 0 K: 0 S: 10	H: 0 LOB: 1 BB: 0 P: 18	R: 0 E: 0 K: 1 S: 15	H: 0 LOB: 0 BB: 0 P: 21	R: 0 E: 0 K: 2 S: 9	H: 0 LOB: 1 BB: 1 P: 17	R: 3 E: 1 K: 0 S: 15	H: 2 LOB: 2 BB: 1 P: 28	R: 0 E: 0 K: 1 S: 9	H: 0 LOB: 1 BB: 1 P: 15	R: 2 E: 0 K: 0 S: 12	H: 2 LOB: 1 BB: 1 P: 19	R: 0 E: 0 K: 1 S: 13	H: 0 LOB: 0 BB: 0 P: 19	R: 0 E: 0 K: 0 S: 9	H: 1 LOB: 0 BB: 0 P: 13	R: 0 E: 0 K: 2 S: 14	H: 1 LOB: 2 BB: 1 P: 21	1B: 4 2B: 1 3B: 1 HR: 0	SF: 0 SAC: 0 DP: 0 HBP: 1	WP: 0 PB: 0 SB: 3 CS: 1	PA: 40
PITCHER	IP WLS BF H R ER SO BB IBB HBP BLK WP HR S P ERA WHIP																					
53 Jeremy Hefner R ERA: 4.21	5.1		5	0	1	0	0	0	0	0	0	5	7	0.00	0.000							
30 David Aardsma R ERA: 3.18	0.2	W	2	0	0	0	0	0	0	0	0	13	19	0.00	0.000							
66 Josh Edgin L ERA: 3.77	1.0	H	3	0	0	0	1	0	0	0	0	9	13	0.00	1.000							
32 LaTroy Hawkins R ERA: 3.15	1.0	H	3	1	0	0	0	0	0	0	0	9	13	0.00	1.000							
39 Bobby Parnell R ERA: 2.2	1.0	S	5	1	0	0	2	1	0	0	0	14	21	0.00	2.000							

New York Mets @ Miami Marlins
Marlins Park, Miami, FL
Mon Jul 29 2013, 7:11 PM - 10:38 PM EDT
Att: 19,343 - Roof Closed - 79 F


AB	32
R	5
H	6
RBI	3
BB	6
SO	7
LOB	16



Batter	1	2	3	4	5	6	7	8	9	10	AB	R	H	RBI	BB	SO	LOB	TOP			
22 Eric Young Jr., S OBP: 0.323, SLG: 0.349			G1-3				G5-3		G6-3	G6-3	4	0	0	0	2	0	3				
28 Daniel Murphy, L OBP: 0.318, SLG: 0.414	F7		F8						K		5	0	1	0	0	2	2				
5 David Wright, R OBP: 0.392, SLG: 0.510	F8								F8		5	2	2	0	0	1	3				
6 Marlon Byrd, R OBP: 0.325, SLG: 0.512	P5										5	1	2	0	0	1	3				
29 Ike Davis, L OBP: 0.275, SLG: 0.273	G6-4-3										3	0	0	0	2	1	2				
44 John Buck, R OBP: 0.287, SLG: 0.388	G6-4-3										4	1	1	2	1	1	2				
12 Juan Lagares, R OBP: 0.307, SLG: 0.412											3	0	3	2	1	0	0				
3 Omar Quintanilla, L OBP: 0.322, SLG: 0.314											3	0	0	0	2	1	4				
45 Zack Wheeler, L 32 LaTroy Hawkins, R 2 Justin Turner, R 50 Scott Alchison, R 13 Josh Satin, R 39 Bobby Parnell, R											3	0	0	0	0	1	2				
Inning Stats	R: 0 E: 0 K: 0 S: 12	H: 0 LOB: 1 BB: 1 P: 18	R: 0 E: 0 K: 0 S: 12	H: 1 LOB: 1 BB: 1 P: 20	R: 0 E: 0 K: 0 S: 8	H: 0 LOB: 0 BB: 0 P: 11	R: 2 E: 0 K: 0 S: 12	H: 2 LOB: 2 BB: 2 P: 25	R: 0 E: 0 K: 3 S: 12	H: 0 LOB: 1 BB: 1 P: 19	R: 0 E: 0 K: 1 S: 9	H: 1 LOB: 1 BB: 0 P: 11	R: 0 E: 0 K: 2 S: 17	H: 1 LOB: 2 BB: 1 P: 23	R: 0 E: 0 K: 1 S: 6	H: 0 LOB: 0 BB: 0 P: 8	R: 2 E: 0 K: 0 S: 17	H: 3 LOB: 3 BB: 2 P: 31	1B: 6 2B: 1 3B: 2 HR: 0	SF: 0 SAC: 1 DP: 1 HBP: 0	WP: 0 PA: 46
PITCHER	IP WLS BF H R ER SO BB IBB HBP BLK WP HR S P ERA WHIP	IP WLS BF H R ER SO BB IBB HBP BLK WP HR S P ERA WHIP	IP WLS BF H R ER SO BB IBB HBP BLK WP HR S P ERA WHIP	IP WLS BF H R ER SO BB IBB HBP BLK WP HR S P ERA WHIP	IP WLS BF H R ER SO BB IBB HBP BLK WP HR S P ERA WHIP	IP WLS BF H R ER SO BB IBB HBP BLK WP HR S P ERA WHIP	IP WLS BF H R ER SO BB IBB HBP BLK WP HR S P ERA WHIP	IP WLS BF H R ER SO BB IBB HBP BLK WP HR S P ERA WHIP	IP WLS BF H R ER SO BB IBB HBP BLK WP HR S P ERA WHIP	IP WLS BF H R ER SO BB IBB HBP BLK WP HR S P ERA WHIP	IP WLS BF H R ER SO BB IBB HBP BLK WP HR S P ERA WHIP	IP WLS BF H R ER SO BB IBB HBP BLK WP HR S P ERA WHIP	IP WLS BF H R ER SO BB IBB HBP BLK WP HR S P ERA WHIP	IP WLS BF H R ER SO BB IBB HBP BLK WP HR S P ERA WHIP	IP WLS BF H R ER SO BB IBB HBP BLK WP HR S P ERA WHIP	IP WLS BF H R ER SO BB IBB HBP BLK WP HR S P ERA WHIP	IP WLS BF H R ER SO BB IBB HBP BLK WP HR S P ERA WHIP	IP WLS BF H R ER SO BB IBB HBP BLK WP HR S P ERA WHIP	IP WLS BF H R ER SO BB IBB HBP BLK WP HR S P ERA WHIP	IP WLS BF H R ER SO BB IBB HBP BLK WP HR S P ERA WHIP	

New York Mets @ Miami Marlins
Marlins Park, Miami, FL
Tue Jul 30 2013, 7:15 PM - 10:21 PM EDT
Att: 23,408 - Roof Closed - 79 F

AB	37
R	4
H	9
RBI	4
BB	8
SO	8
LOB	24



Batter	1	2	3	4	5	6	7	8	9	10	AB	R	H	RBI	BB	SO	LOB	BOTTOM					
21 Christian Yelich, L OBP: 0.250, SLG: 0.212	L6										4	0	0	0	1	0	0						
3 Adeiny Hechavarría, R OBP: 0.277, SLG: 0.314	P3										5	0	1	0	0	0	1						
27 Giancarlo Stanton, R OBP: 0.377, SLG: 0.498	G6-3										3	0	0	0	1	1	1						
5 Logan Morrison, L OBP: 0.362, SLG: 0.437	G6-3										2	1	0	0	2	0	1						
59 Ed Lucas, R OBP: 0.329, SLG: 0.329	K										4	1	1	0	0	1	1						
17 Donovan Solano, R OBP: 0.314, SLG: 0.327	G6-3										4	0	1	1	0	0	1						
23 Jake Marisnick, R OBP: 0.258, SLG: 0.179	L8										3	0	1	1	1	0	1						
6 Jeff Mathis, R OBP: 0.288, SLG: 0.315	K										4	0	0	0	0	2	3						
24 Nathan Eovaldi, R 9 Justin Pieterle, L 43 Dan Jennings, R 57 Steve Ames, R 50 Chad Qualls, R 29 Greg Dobbs, L 31 Steven Cishek, R 20 Justin Ruggiano, R											1	0	0	0	0	1	0						
Inning Stats	R: 0 E: 0 K: 0 S: 7	H: 0 LOB: 0 BB: 0 P: 10	R: 0 E: 0 K: 1 S: 8	H: 0 LOB: 0 BB: 0 P: 9	R: 0 E: 0 K: 2 S: 9	H: 0 LOB: 0 BB: 0 P: 9	R: 0 E: 0 K: 0 S: 6	H: 0 LOB: 1 BB: 1 P: 12	R: 0 E: 0 K: 1 S: 15	H: 0 LOB: 1 BB: 1 P: 20	R: 0 E: 0 K: 0 S: 4	H: 0 LOB: 0 BB: 0 P: 6	R: 2 E: 0 K: 1 S: 15	H: 3 LOB: 1 BB: 1 P: 21	R: 0 E: 0 K: 0 S: 11	H: 1 LOB: 1 BB: 0 P: 12	R: 0 E: 0 K: 0 S: 5	H: 0 LOB: 1 BB: 1 P: 10	R: 0 E: 0 K: 0 S: 10	H: 0 LOB: 1 BB: 1 P: 20	1B: 4 2B: 0 3B: 0 HR: 0	SF: 0 SAC: 0 DP: 0 HBP: 0	WP: 0 PA: 38
PITCHER	IP WLS BF H R ER SO BB IBB HBP BLK WP HR S P ERA WHIP	IP WLS BF H R ER SO BB IBB HBP BLK WP HR S P ERA WHIP	IP WLS BF H R ER SO BB IBB HBP BLK WP HR S P ERA WHIP	IP WLS BF H R ER SO BB IBB HBP BLK WP HR S P ERA WHIP	IP WLS BF H R ER SO BB IBB HBP BLK WP HR S P ERA WHIP	IP WLS BF H R ER SO BB IBB HBP BLK WP HR S P ERA WHIP	IP WLS BF H R ER SO BB IBB HBP BLK WP HR S P ERA WHIP	IP WLS BF H R ER SO BB IBB HBP BLK WP HR S P ERA WHIP	IP WLS BF H R ER SO BB IBB HBP BLK WP HR S P ERA WHIP	IP WLS BF H R ER SO BB IBB HBP BLK WP HR S P ERA WHIP	IP WLS BF H R ER SO BB IBB HBP BLK WP HR S P ERA WHIP	IP WLS BF H R ER SO BB IBB HBP BLK WP HR S P ERA WHIP	IP WLS BF H R ER SO BB IBB HBP BLK WP HR S P ERA WHIP	IP WLS BF H R ER SO BB IBB HBP BLK WP HR S P ERA WHIP	IP WLS BF H R ER SO BB IBB HBP BLK WP HR S P ERA WHIP	IP WLS BF H R ER SO BB IBB HBP BLK WP HR S P ERA WHIP	IP WLS BF H R ER SO BB IBB HBP BLK WP HR S P ERA WHIP	IP WLS BF H R ER SO BB IBB HBP BLK WP HR S P ERA WHIP	IP WLS BF H R ER SO BB IBB HBP BLK WP HR S P ERA WHIP	IP WLS BF H R ER SO BB IBB HBP BLK WP HR S P ERA WHIP			

New York Mets @ Miami Marlins
Marlins Park, Miami, FL
Tue Jul 30 2013, 7:15 PM - 10:21 PM EDT
Att: 23,408 - Roof Closed - 79 F

AB	33
R	2
H	4
RBI	2
BB	5
SO	5
LOB	9



Batter	1	2	3	4	5	6	7	8	9	AB	R	H	RBI	BB	SO	LOB	TOP					
22 Eric Young Jr. S OBP: 0.325, SLG: 0.356	B1-3		3B		G4-3			L5-3 5 PB BB		3	1	1	0	1	0	0	New York Mets @ Miami Marlins Marlins Park, Miami, FL Wed Jul 31 2013, 7:14 PM - 10:04 PM EDT Att: 18,714 - Roof Closed - 78 F					
28 Daniel Murphy, L OBP: 0.317, SLG: 0.411	G3-1		BB		G4-3			L5-3		3	0	0	0	1	0	1						
5 David Wright, R OBP: 0.390, SLG: 0.508	G5-3		F9		G6-3			F9 6 F9 6 C6 1B		4	0	1	0	0	0	2						
6 Marlon Byrd, R OBP: 0.327, SLG: 0.515		L8 44 G6-4-3 2B			L8			F8 3-H 1B		4	1	2	0	0	0	1						
29 Ike Davis, L OBP: 0.279, SLG: 0.282		44 G6-4-3 1B			G6-3			F7		3	0	2	1	0	0	0						
13 Josh Satin, R OBP: 0.429, SLG: 0.453					G6-3			F7		1	0	0	0	0	0	1						
44 John Buck, R OBP: 0.285, SLG: 0.386	G6-4-3				E6			G1-3		4	0	1	0	0	0	3						
12 Juan Lagares, R OBP: 0.306, SLG: 0.405	G1				G6-3			1B		3	0	0	0	0	1	3						
3 Omar Quintanilla, L OBP: 0.323, SLG: 0.314					G6-3			F9		3	0	1	0	0	0	1						
2 Justin Turner, R OBP: 0.301, SLG: 0.314					G4-6-3 58 B2-6-4 1B			G4-6-3 3 HBP		1	0	0	0	0	0	1						
58 Jenny Mejia, R OBP: 0.279, SLG: 0.397					B2-6-4			F9		1	0	0	0	0	0	0						
30 Andrew Brown, R OBP: 0.279, SLG: 0.397								F9		0	0	0	0	0	0	0						
56 Scott Rice, L OBP: 0.200, SLG: 0.200								K		0	0	0	0	0	0	0						
52 Carlos Torres, R OBP: 0.200, SLG: 0.200								K		0	0	0	0	0	0	0						
20 Anthony Recker, R OBP: 0.225, SLG: 0.372								K		1	0	0	0	0	1	1						
Inning Stats	R: 0 E: 0 K: 0 S: 6	H: 0 LOB: 0 BB: 0 P: 8	R: 0 E: 0 K: 0 S: 8	H: 2 LOB: 1 BB: 0 P: 11	R: 0 E: 0 K: 1 S: 11	H: 1 LOB: 2 BB: 1 P: 18	R: 0 E: 1 K: 0 S: 10	H: 0 LOB: 1 BB: 0 P: 13	R: 0 E: 0 K: 0 S: 5	H: 1 LOB: 0 BB: 0 P: 5	R: 1 E: 0 K: 0 S: 14	H: 2 LOB: 1 BB: 0 P: 20	R: 0 E: 0 K: 0 S: 6	H: 0 LOB: 0 BB: 0 P: 12	R: 1 E: 0 K: 0 S: 13	H: 1 LOB: 1 BB: 0 P: 24	R: 0 E: 0 K: 2 S: 15	H: 1 LOB: 0 BB: 0 P: 21	1B: 5 2B: 2 3B: 1 HR: 0	SF: 0 SAC: 0 DP: 3 HBP: 1	WP: 0 PB: 1 SB: 1 CS: 0	PA: 36
PITCHER	IP WLS BF H R ER SO BB IBB HBP BLK WP HR S P ERA WHIP	7.1 W 29 6 2 2 1 2 0 1 0 0 0 66 100 2.46 1.091	0.1 H 2 1 0 0 0 0 0 0 0 0 0 5 7 0.00 3.000	1.1 S 5 1 0 0 2 0 0 0 0 0 0 0 17 25 0.00 0.750											IP WLS BF H R ER SO BB IBB HBP BLK WP HR S P ERA WHIP							

Batter	1	2	3	4	5	6	7	8	9	AB	R	H	RBI	BB	SO	LOB	BOTTOM			
21 Christian Yelich, L OBP: 0.275, SLG: 0.270	G4-6-3 30 1B		2B 30 SF9 27 SF7		FC3			K		4	1	2	0	0	1	1	New York Mets @ Miami Marlins Marlins Park, Miami, FL Wed Jul 31 2013, 7:14 PM - 10:04 PM EDT Att: 18,714 - Roof Closed - 78 F			
30 Placido Polanco, R OBP: 0.311, SLG: 0.298	G4-6-3		SF9		F9			G1-3		3	0	0	1	0	0	3				
27 Giancarlo Stanton, R OBP: 0.375, SLG: 0.491	5 WP BB		SF7		G5-3			L9		2	0	0	1	1	0	2				
5 Logan Morrison, L OBP: 0.352, SLG: 0.423	L6		G3		L3			G4-3		4	0	0	0	0	0	1				
59 Ed Lucas, R OBP: 0.323, SLG: 0.324		K			K			K		3	0	0	0	0	3	0				
17 Donovan Solano, R OBP: 0.314, SLG: 0.327		G6-3			K					3	0	1	0	0	1	0				
3 Adeiny Hechavarria, R OBP: 0.277, SLG: 0.314					K					0	0	0	0	0	0	0				
23 Jake Marisnick, R OBP: 0.265, SLG: 0.290		HR			G5-3			G6-3		3	1	1	1	0	0	1				
19 Rob Brantly, L OBP: 0.279, SLG: 0.289	G4-3				G3			K		3	0	0	0	0	1	0				
37 Henderson Alvarez III, R OBP: 0.364, SLG: 0.455					G3			K		3	1	2	0	0	1	0				
50 Chad Qualls, R OBP: 0.352, SLG: 0.314					21 2B 30 SF9 1B			K		0	0	0	0	0	0	0				
40 Mike Dunn, L								K		0	0	0	0	0	0	0				
Inning Stats	R: 0 E: 0 K: 0 S: 11	H: 1 LOB: 1 BB: 0 P: 20	R: 1 E: 0 K: 1 S: 11	H: 1 LOB: 0 BB: 0 P: 18	R: 2 E: 0 K: 0 S: 10	H: 2 LOB: 0 BB: 0 P: 15	R: 0 E: 0 K: 2 S: 8	H: 0 LOB: 0 BB: 0 P: 11	R: 0 E: 1 K: 0 S: 10	H: 1 LOB: 2 BB: 0 P: 17	R: 0 E: 0 K: 1 S: 10	H: 1 LOB: 1 BB: 0 P: 15	R: 0 E: 0 K: 3 S: 9	H: 0 LOB: 0 BB: 0 P: 13	R: 0 E: 0 K: 0 S: 5	H: 0 LOB: 0 BB: 0 P: 8	1B: 4 2B: 1 3B: 0 HR: 1	SF: 2 SAC: 0 DP: 1 HBP: 0	WP: 1 PB: 0 SB: 0 CS: 0	PA: 31
PITCHER	IP WLS BF H R ER SO BB IBB HBP BLK WP HR S P ERA WHIP	6.0 L 25 6 3 3 4 1 0 0 0 0 0 9 13 0.00 1.167	1.0 3 0 0 0 3 0 0 0 0 0 0 9 13 0.00 0.000	1.0 3 0 0 0 0 0 0 0 0 0 0 5 8 0.00 0.000											IP WLS BF H R ER SO BB IBB HBP BLK WP HR S P ERA WHIP					

AB	33
R	2
H	8
RBI	1
BB	2
SO	3
LOB	15



WP	0	PA	36
PB	1	SB	1
CS	0		

AB	28
R	3
H	6
RBI	3
BB	1
SO	7
LOB	8




WP	1	PA	31
PB	0	SB	0
CS	0		

Batter	1	2	3	4	5	6	7	8	9	AB	R	H	RBI	BB	SO	LOB	TOP										
22 Eric Young Jr. S OBP: 0.320, SLG: 0.350										5	0	0	0	0	1	1											
2 Justin Turner R OBP: 0.314, SLG: 0.330										4	0	2	0	1	1	1											
5 David Wright R OBP: 0.391, SLG: 0.506										3	0	1	0	1	0	1											
6 Marlon Byrd R OBP: 0.282, SLG: 0.512										2	0	0	0	1	1	2											
29 Ike Davis L OBP: 0.282, SLG: 0.280										2	0	0	0	2	1	5											
44 John Buck R OBP: 0.283, SLG: 0.382										4	0	0	0	0	0	2											
12 Juan Lagares R OBP: 0.310, SLG: 0.418										4	0	2	0	0	2	1											
3 Omar Quintanilla L OBP: 0.317, SLG: 0.314										3	0	1	0	1	0	1											
33 Matt Harvey R OBP: 0.098, SLG: 0.137										3	0	0	0	0	2	3											
50 Scott Alchison R OBP: 0.296, SLG: 0.299										0	0	0	0	0	0	0											
71 Gonzalez Germen R OBP: 0.317, SLG: 0.410										1	0	0	0	0	1	1											
28 Daniel Murphy L OBP: 0.317, SLG: 0.410										1	0	0	0	0	1	1											
Inning Stats	R: 0 E: 0 K: 1 S: 13	H: 1 LOB: 2 BB: 1 P: 25	R: 0 E: 0 K: 1 S: 8	H: 0 LOB: 0 BB: 0 P: 11	R: 0 E: 0 K: 1 S: 11	H: 1 LOB: 3 BB: 1 P: 20	R: 0 E: 0 K: 0 S: 10	H: 1 LOB: 1 BB: 0 P: 13	R: 0 E: 0 K: 1 S: 9	H: 1 LOB: 1 BB: 1 P: 17	R: 0 E: 0 K: 0 S: 15	H: 2 LOB: 0 BB: 2 P: 27	R: 0 E: 0 K: 2 S: 13	H: 0 LOB: 1 BB: 0 P: 18	R: 0 E: 0 K: 2 S: 13	H: 0 LOB: 1 BB: 1 P: 19	R: 0 E: 0 K: 2 S: 14	H: 1 LOB: 1 BB: 0 P: 18	1B: 4 2B: 2 3B: 1 HR: 0	SF: 0 SAC: 0 DP: 2 HBP: 1	WP: 0 PB: 0 SB: 0 CS: 0	PA: 38					
PITCHER	IP	WLS	BF	H	R	ER	SO	BB	IBB	HBP	BLK	WP	HR	S	P	ERA	WHIP										
34 Tom Koehler R ERA: 4.34	6.0	W	27	5	0	0	5	5	0	1	0	0	0	66	113	0.00	1.667										
44 AJ Ramos R ERA: 3.14	2.0	H	7	0	0	0	2	1	0	0	0	0	0	26	37	0.00	0.500										
31 Steve Cishek R ERA: 3.08	1.0	S	4	1	0	0	2	0	0	0	0	0	0	14	18	0.00	1.000										

New York Mets @ Miami Marlins
Marlins Park, Miami, FL
Thu Aug 01 2013, 12:44 PM - 3:50 PM EDT
Att: 25,916 - Roof Closed - 78 F


AB	31
R	0
H	6
RBI	0
BB	6
SO	9
LOB	18



Batter	1	2	3	4	5	6	7	8	9	AB	R	H	RBI	BB	SO	LOB	BOTTOM										
21 Christian Yelich L OBP: 0.273, SLG: 0.268										4	1	1	0	0	0	2											
3 Adeny Hechavarria R OBP: 0.274, SLG: 0.310										4	0	0	0	0	1	3											
27 Giancarlo Stanton R OBP: 0.370, SLG: 0.483										4	0	0	0	0	2	2											
5 Logan Morrison L OBP: 0.349, SLG: 0.417										4	1	1	1	0	1	1											
59 Ed Lucas R OBP: 0.321, SLG: 0.318										3	0	0	0	0	2	1											
17 Donovan Solano R OBP: 0.314, SLG: 0.327										3	0	1	2	0	1	0											
44 AJ Ramos R										0	0	0	0	0	0	0											
31 Steve Cishek R										0	0	0	0	0	0	0											
23 Jake Marisnick R OBP: 0.243, SLG: 0.265										3	0	0	0	0	3	2											
6 Jeff Mathis R OBP: 0.282, SLG: 0.307										3	0	0	0	0	1	0											
34 Tom Koehler R OBP: 0.091, SLG: 0.091										1	0	1	0	0	0	0											
9 Juan Pierre L OBP: 0.296, SLG: 0.299										1	1	1	0	0	0	0											
30 Placido Polanco R OBP: 0.313, SLG: 0.301										1	0	1	0	0	0	0											
Inning Stats	R: 0 E: 0 K: 1 S: 9	H: 0 LOB: 0 BB: 0 P: 13	R: 0 E: 0 K: 2 S: 9	H: 0 LOB: 0 BB: 0 P: 16	R: 0 E: 0 K: 2 S: 14	H: 1 LOB: 1 BB: 0 P: 22	R: 0 E: 1 K: 1 S: 9	H: 0 LOB: 1 BB: 0 P: 11	R: 0 E: 0 K: 1 S: 11	H: 0 LOB: 0 BB: 0 P: 17	R: 3 E: 0 K: 2 S: 22	H: 4 LOB: 2 BB: 0 P: 36	R: 0 E: 0 K: 0 S: 8	H: 1 LOB: 1 BB: 0 P: 12	R: 0 E: 0 K: 2 S: 12	H: 0 LOB: 0 BB: 0 P: 19	R: 0 E: 0 K: 2 S: 12	H: 0 LOB: 0 BB: 0 P: 19	1B: 6 2B: 0 3B: 0 HR: 0	SF: 0 SAC: 0 DP: 0 HBP: 1	WP: 0 PB: 0 SB: 1 CS: 0	PA: 32					
PITCHER	IP	WLS	BF	H	R	ER	SO	BB	IBB	HBP	BLK	WP	HR	S	P	ERA	WHIP										
33 Matt Harvey R ERA: 2.21	5.2	L	24	5	3	3	8	0	0	1	0	0	0	71	110	4.76	0.882										
50 Scott Alchison R ERA: 3.47	0.1		1	0	0	0	1	0	0	0	0	0	0	3	5	0.00	0.000										
71 Gonzalez Germen R ERA: 2.38	2.0		7	1	0	0	2	0	0	0	0	0	0	20	31	0.00	0.500										

New York Mets @ Miami Marlins
Marlins Park, Miami, FL
Thu Aug 01 2013, 12:44 PM - 3:50 PM EDT
Att: 25,916 - Roof Closed - 78 F

AB	31
R	3
H	6
RBI	3
BB	0
SO	11
LOB	11



Batter	1	2	3	4	5	6	7	8	9	10	11	12	AB	R	H	RBI	BB	SO	LOB	TOP
6 Lorenzo Cain, R OBP: 0.323, SLG: 0.363													5	1	1	0	0	1	0	
35 Eric Hosmer, L OBP: 0.331, SLG: 0.426													5	0	2	0	0	0	0	
16 Billy Butler, R OBP: 0.372, SLG: 0.402													3	0	0	0	0	1	4	
1 Jarrod Dyson, L OBP: 0.321, SLG: 0.420													2	0	0	0	0	0	0	
4 Alex Gordon, L OBP: 0.339, SLG: 0.406													4	0	0	1	0	0	0	
24 Miguel Tejada, R OBP: 0.326, SLG: 0.407													4	0	3	1	0	0	0	
40 Kelvin Herrera, R OBP: 0.325, SLG: 0.415													0	0	0	0	0	0	0	
27 Justin Maxwell, R OBP: 0.325, SLG: 0.415													5	0	0	0	0	3	4	
56 Greg Holland, R OBP: 0.279, SLG: 0.354													5	0	0	0	0	3	4	
8 Mike Moustakas, L OBP: 0.279, SLG: 0.354													5	0	0	0	0	3	4	
2 Alcides Escobar, R OBP: 0.259, SLG: 0.302													5	0	0	0	0	1	2	
26 George Kottaras, L OBP: 0.354, SLG: 0.453													3	1	1	1	0	1	0	
13 Salvador Perez, R OBP: 0.309, SLG: 0.362													2	0	0	0	0	0	0	
42 Bruce Chen, L ERA: 4.23													2	1	1	0	0	1	0	
7 David Aardsma, R ERA: 3.7													1	0	0	0	0	0	0	
53 Jeremy Hefner, R ERA: 2.19	IP: 6.0	WLS: 0	BF: 25	H: 8	R: 3	ER: 3	SO: 6	BB: 0	IBB: 0	HBP: 0	BLK: 0	WP: 0	HR: 1	S: 110	P: 110	ERA: 4.50	WHIP: 1.333			
71 Gonzalez Germen, R ERA: 2.19	IP: 1.0	WLS: 0	BF: 3	H: 0	R: 0	ER: 0	SO: 1	BB: 0	IBB: 0	HBP: 0	BLK: 0	WP: 0	HR: 0	S: 7	P: 7	ERA: 0.00	WHIP: 0.000			
55 Pedro Feliciano, L ERA: 3.2	IP: 2.0	WLS: 0	BF: 6	H: 0	R: 0	ER: 0	SO: 1	BB: 0	IBB: 0	HBP: 0	BLK: 0	WP: 0	HR: 0	S: 15	P: 15	ERA: 0.00	WHIP: 0.000			
50 Scott Atchison, R ERA: 3.2	IP: 1.0	WLS: 0	BF: 3	H: 0	R: 0	ER: 0	SO: 0	BB: 0	IBB: 0	HBP: 0	BLK: 0	WP: 0	HR: 0	S: 7	P: 9	ERA: 0.00	WHIP: 0.000			
56 Scott Rice, L ERA: 3.79	IP: 1.0	WLS: 0	BF: 3	H: 0	R: 0	ER: 0	SO: 0	BB: 0	IBB: 0	HBP: 0	BLK: 0	WP: 0	HR: 0	S: 7	P: 9	ERA: 0.00	WHIP: 0.000			

Kansas City Royals @ New York Mets
Citi Field, Flushing, NY
Sat Aug 03 2013, 1:12 PM - 4:57 PM EDT
Alt: 25.095 - Cloudy - 76 F

AB 43
R 4
H 9
RBI 4
BB 0
SO 9
LOB 10



Batter	1	2	3	4	5	6	7	8	9	10	11	12	AB	R	H	RBI	BB	SO	LOB	BOTTOM
22 Eric Young Jr., S OBP: 0.321, SLG: 0.358													5	0	1	0	0	1	1	
12 Juan Lagares, R OBP: 0.305, SLG: 0.407													5	1	1	0	0	1	1	
13 Josh Slaton, R OBP: 0.427, SLG: 0.451													5	0	2	2	0	2	1	
6 Marlon Byrd, R OBP: 0.328, SLG: 0.503													4	0	0	0	1	1	3	
28 Daniel Murphy, L OBP: 0.314, SLG: 0.412													5	1	2	1	0	2	3	
30 David Aardsma, R ERA: 3.7													0	0	0	0	0	0	0	
2 Justin Turner, R OBP: 0.312, SLG: 0.322													4	0	1	0	1	1	1	
20 Anthony Recker, R OBP: 0.215, SLG: 0.354													4	0	0	0	0	2	2	
44 John Buck, R OBP: 0.278, SLG: 0.375													1	0	0	0	0	1	0	
3 Omar Quintanilla, L OBP: 0.328, SLG: 0.312													6	0	0	0	0	2	2	
53 Jeremy Hefner, R ERA: 2.19	IP: 6.0	WLS: 0	BF: 21	H: 4	R: 1	ER: 1	SO: 8	BB: 0	IBB: 0	HBP: 0	BLK: 0	WP: 0	HR: 1	S: 111	P: 111	ERA: 1.50	WHIP: 0.667			
71 Gonzalez Germen, R ERA: 2.19	IP: 0.2	WLS: 0	BF: 4	H: 1	R: 0	ER: 0	SO: 0	BB: 0	IBB: 0	HBP: 0	BLK: 0	WP: 0	HR: 0	S: 6	P: 6	ERA: 0.00	WHIP: 3.000			
55 Pedro Feliciano, L ERA: 1.65	IP: 0.1	WLS: 1	BF: 1	H: 0	R: 0	ER: 0	SO: 1	BB: 0	IBB: 0	HBP: 0	BLK: 0	WP: 0	HR: 0	S: 4	P: 4	ERA: 0.00	WHIP: 0.000			
30 Andrew Brown, R ERA: 4.26	IP: 1.0	WLS: 0	BF: 6	H: 3	R: 2	ER: 1	SO: 1	BB: 0	IBB: 0	HBP: 0	BLK: 0	WP: 0	HR: 0	S: 13	P: 25	ERA: 9.00	WHIP: 3.000			
50 Scott Atchison, R ERA: 3.0	IP: 3.0	WLS: 0	BF: 9	H: 0	R: 0	ER: 0	SO: 3	BB: 1	IBB: 0	HBP: 0	BLK: 0	WP: 0	HR: 0	S: 24	P: 36	ERA: 0.00	WHIP: 0.333			
23 Mike Baxter, L OBP: 0.292, SLG: 0.292													2	0	0	0	0	2	0	
29 Ike Davis, L OBP: 0.292, SLG: 0.292													0	0	0	0	0	0	0	
52 Bruce Chen, L ERA: 4.23	IP: 6.0	WLS: 0	BF: 21	H: 4	R: 1	ER: 1	SO: 8	BB: 0	IBB: 0	HBP: 0	BLK: 0	WP: 0	HR: 1	S: 111	P: 111	ERA: 1.50	WHIP: 0.667			
44 Luke Hochevar, R ERA: 1.65	IP: 0.2	WLS: 1	BF: 4	H: 1	R: 0	ER: 0	SO: 0	BB: 0	IBB: 0	HBP: 0	BLK: 0	WP: 0	HR: 0	S: 6	P: 6	ERA: 0.00	WHIP: 3.000			
55 Pedro Feliciano, L ERA: 1.65	IP: 0.1	WLS: 1	BF: 1	H: 0	R: 0	ER: 0	SO: 1	BB: 0	IBB: 0	HBP: 0	BLK: 0	WP: 0	HR: 0	S: 4	P: 4	ERA: 0.00	WHIP: 0.000			
43 Aaron Crow, R ERA: 3.0	IP: 1.0	WLS: 0	BF: 6	H: 3	R: 2	ER: 1	SO: 1	BB: 0	IBB: 0	HBP: 0	BLK: 0	WP: 0	HR: 0	S: 13	P: 25	ERA: 9.00	WHIP: 3.000			
40 Kelvin Herrera, R ERA: 4.38	IP: 3.0	WLS: 0	BF: 9	H: 0	R: 0	ER: 0	SO: 3	BB: 1	IBB: 0	HBP: 0	BLK: 0	WP: 0	HR: 0	S: 24	P: 36	ERA: 0.00	WHIP: 0.333			
56 Greg Holland, R ERA: 1.71	IP: 1.0	WLS: 0	BF: 3	H: 0	R: 0	ER: 0	SO: 2	BB: 0	IBB: 0	HBP: 0	BLK: 0	WP: 0	HR: 0	S: 10	P: 14	ERA: 0.00	WHIP: 0.000			

Kansas City Royals @ New York Mets
Citi Field, Flushing, NY
Sat Aug 03 2013, 1:12 PM - 4:57 PM EDT
Alt: 25.095 - Cloudy - 76 F

AB 42
R 3
H 8
RBI 3
BB 2
SO 15
LOB 14



Batter	1	2	3	4	5	6	7	8	9	AB	R	H	RBI	BB	SO	LOB	TOP					
24 Dexter Fowler, S OBP: 0.366, SLG: 0.429	F7		K			F8			G6-3	4	0	0	0	0	1	0						
19 Charlie Blackmon, L OBP: 0.256, SLG: 0.388	K			G6-3		G6-3			G6-3	4	0	1	0	0	0	1						
2 Troy Tulowitzki, R OBP: 0.381, SLG: 0.577	P3			G5-3					P4	4	0	0	0	0	0	1						
3 Michael Cuddyer, R OBP: 0.394, SLG: 0.553		F9								3	0	1	0	0	0	0						
17 Todd Helton, L OBP: 0.324, SLG: 0.384		G1-3								3	0	0	0	0	2	1						
20 Wilin Rosario, R OBP: 0.305, SLG: 0.460										3	0	1	0	0	1	0						
28 Nolan Arenado, R OBP: 0.291, SLG: 0.398										3	0	1	0	0	0	1						
9 DJ LeMahieu, R OBP: 0.306, SLG: 0.349			L7							3	0	0	0	0	0	1						
45 Jhoulys Chacin, R OBP: 0.245, SLG: 0.222										2	0	0	0	0	1	0						
60 Manny Corpas, R										0	0	0	0	0	0	0						
6 Corey Dickerson, L OBP: 0.343, SLG: 0.407						K				1	0	0	0	0	0	0						
Inning Stats	R: 0 E: 0 K: 1 S: 6	H: 0 LOB: 0 BB: 0 P: 11	R: 0 E: 0 K: 0 S: 9	H: 1 LOB: 1 BB: 0 P: 11	R: 0 E: 0 K: 1 S: 8	H: 0 LOB: 0 BB: 0 P: 11	R: 0 E: 0 K: 1 S: 11	H: 1 LOB: 1 BB: 0 P: 15	R: 0 E: 0 K: 0 S: 6	H: 0 LOB: 0 BB: 0 P: 7	R: 0 E: 0 K: 1 S: 9	H: 0 LOB: 0 BB: 0 P: 15	R: 0 E: 0 K: 1 S: 9	H: 0 LOB: 0 BB: 0 P: 11	R: 0 E: 0 K: 1 S: 9	H: 1 LOB: 1 BB: 0 P: 10	R: 0 E: 0 K: 0 S: 11	H: 1 LOB: 1 BB: 0 P: 15	1B: 4 2B: 0 3B: 0 HR: 0	SF: 0 SAC: 0 DP: 1 HBP: 0	WP: 0 PB: 0 SB: 0 CS: 0	PA: 30
PITCHER 33 Matt Harvey, R ERA: 2.09	IP: 9.0 WLS: W BF: 30 H: 4 R: 0 ER: 0 SO: 6 BB: 0 IBB: 0 HBP: 0 BLK: 0 WP: 0 HR: 0 S: 78 P: 106 ERA: 0.00 WHIP: 0.444															PITCHER						

Colorado Rockies @ New York Mets
Citi Field, Flushing, NY
Wed Aug 07 2013, 7:13 PM - 9:33 PM EDT
Att: 27,581 - Cloudy - 74 F

AB	30
R	0
H	4
RBI	0
BB	0
SO	6
LOB	4



Batter	1	2	3	4	5	6	7	8	9	AB	R	H	RBI	BB	SO	LOB	BOTTOM			
22 Eric Young Jr., S OBP: 0.324, SLG: 0.357	G3									3	0	1	0	1	0	0				
12 Juan Lagares, R OBP: 0.302, SLG: 0.405	G5-3									3	1	0	0	1	0	2				
28 Daniel Murphy, L OBP: 0.312, SLG: 0.407										4	0	1	0	0	0	2				
6 Marlon Byrd, R OBP: 0.323, SLG: 0.497										4	1	1	0	0	1	1				
29 Ike Davis, L OBP: 0.307, SLG: 0.308		P5								3	2	1	0	1	0	0				
4 Wilmer Flores, R OBP: 0.250, SLG: 0.375										4	1	2	3	0	0	1				
44 John Buck, R OBP: 0.283, SLG: 0.374										4	0	2	1	0	1	1				
3 Omar Quintanilla, L OBP: 0.322, SLG: 0.308										3	0	1	1	0	1	1				
33 Matt Harvey, R OBP: 0.093, SLG: 0.130										3	0	0	0	0	2	2				
Inning Stats	R: 0 E: 0 K: 1 S: 10	H: 1 LOB: 1 BB: 0 P: 16	R: 1 E: 0 K: 0 S: 16	H: 3 LOB: 1 BB: 0 P: 25	R: 0 E: 0 K: 0 S: 4	H: 0 LOB: 0 BB: 1 P: 10	R: 1 E: 0 K: 0 S: 14	H: 2 LOB: 1 BB: 0 P: 17	R: 0 E: 0 K: 1 S: 10	H: 1 LOB: 1 BB: 0 P: 15	R: 0 E: 0 K: 0 S: 6	H: 0 LOB: 0 BB: 0 P: 9	R: 0 E: 0 K: 3 S: 11	H: 0 LOB: 0 BB: 0 P: 14	R: 3 E: 0 K: 0 S: 12	H: 2 LOB: 1 BB: 2 P: 28	1B: 6 2B: 4 3B: 0 HR: 0	SF: 0 SAC: 0 DP: 2 HBP: 0	WP: 0 PB: 0 SB: 0 CS: 0	PA: 34
PITCHER 45 Jhoulys Chacin, R ERA: 3.3	IP: 7.0 WLS: L BF: 27 H: 7 R: 2 ER: 2 SO: 0 BB: 1 IBB: 1 HBP: 0 BLK: 0 WP: 0 HR: 0 S: 71 P: 106 ERA: 2.57 WHIP: 1.143															PITCHER				

Colorado Rockies @ New York Mets
Citi Field, Flushing, NY
Wed Aug 07 2013, 7:13 PM - 9:33 PM EDT
Att: 27,581 - Cloudy - 74 F

AB	31
R	5
H	9
RBI	5
BB	3
SO	5
LOB	10



Batter	1	2	3	4	5	6	7	8	9	AB	R	H	RBI	BB	SO	LOB	TOP		
19 Charlie Blackmon, L OBP: 0.256, SLG: 0.381										4	0	1	0	0	0	0			
9 DJ LeMahieu, R OBP: 0.312, SLG: 0.356										4	0	3	0	0	0	0			
6 Corey Dickerson, L OBP: 0.343, SLG: 0.452										3	1	1	1	0	0	3			
2 Troy Tulowitzki, R OBP: 0.383, SLG: 0.577										0	0	0	0	1	0	0			
34 Matt Belisle, R										0	0	0	0	0	0	0			
3 Michael Cuddyer, R OBP: 0.393, SLG: 0.549										4	0	1	0	0	1	4			
28 Nolan Arenado, R OBP: 0.290, SLG: 0.396										4	0	1	0	0	1	1			
23 Charlie Culberson, R OBP: 0.063, SLG: 0.063										3	0	0	0	0	0	2			
88 Josh Outman, L										0	0	0	0	0	0	0			
17 Todd Helton, L										1	0	0	0	0	0	0			
8 Yorvit Torrealba, R OBP: 0.340, SLG: 0.320										4	0	1	0	0	0	1			
18 Jonathan Herrera, S OBP: 0.312, SLG: 0.352										3	0	0	0	0	0	2			
50 Jeff Manship, R										2	0	0	0	0	1	0			
26 Jeff Francis, L										0	0	0	0	0	0	0			
24 Dexter Fowler, S OBP: 0.365, SLG: 0.428										1	0	0	0	0	0	0			
Inning Stats	R: 0 H: 2 E: 0 K: 0 S: 7	H: 2 LOB: 1 BB: 0 P: 8	R: 0 H: 1 E: 0 K: 0 S: 9	H: 1 LOB: 1 BB: 0 P: 14	R: 0 H: 0 E: 0 K: 0 S: 8	H: 0 LOB: 0 BB: 0 P: 9	R: 1 H: 2 E: 0 K: 1 S: 9	H: 2 LOB: 0 BB: 0 P: 13	R: 0 H: 1 E: 0 K: 1 S: 8	H: 1 LOB: 1 BB: 0 P: 12	R: 0 H: 1 E: 0 K: 0 S: 7	H: 1 LOB: 2 BB: 1 P: 15	R: 0 H: 0 E: 0 K: 0 S: 8	H: 0 LOB: 0 BB: 0 P: 11	1B: 7 2B: 1 3B: 0 HR: 1	SF: 0 SAC: 0 DP: 1 HBP: 0	WP: 0 PB: 0 SB: 1 CS: 1	PA: 34	
PITCHER	IP WLS BF H R ER SO BB IBB HBP BLK WP HR S P ERA WHIP	IP WLS BF H R ER SO BB IBB HBP BLK WP HR S P ERA WHIP	IP WLS BF H R ER SO BB IBB HBP BLK WP HR S P ERA WHIP	IP WLS BF H R ER SO BB IBB HBP BLK WP HR S P ERA WHIP	IP WLS BF H R ER SO BB IBB HBP BLK WP HR S P ERA WHIP	IP WLS BF H R ER SO BB IBB HBP BLK WP HR S P ERA WHIP	IP WLS BF H R ER SO BB IBB HBP BLK WP HR S P ERA WHIP	IP WLS BF H R ER SO BB IBB HBP BLK WP HR S P ERA WHIP	IP WLS BF H R ER SO BB IBB HBP BLK WP HR S P ERA WHIP	IP WLS BF H R ER SO BB IBB HBP BLK WP HR S P ERA WHIP	IP WLS BF H R ER SO BB IBB HBP BLK WP HR S P ERA WHIP	IP WLS BF H R ER SO BB IBB HBP BLK WP HR S P ERA WHIP	IP WLS BF H R ER SO BB IBB HBP BLK WP HR S P ERA WHIP	IP WLS BF H R ER SO BB IBB HBP BLK WP HR S P ERA WHIP	IP WLS BF H R ER SO BB IBB HBP BLK WP HR S P ERA WHIP	IP WLS BF H R ER SO BB IBB HBP BLK WP HR S P ERA WHIP	IP WLS BF H R ER SO BB IBB HBP BLK WP HR S P ERA WHIP	IP WLS BF H R ER SO BB IBB HBP BLK WP HR S P ERA WHIP	
35 Dillon Gee, R ERA: 3.82	7.2 W 29 8 1 1 3 0 0 0 0 0 1 65 87 1.17 1.043	0.0 L 1 0 0 0 0 1 0 0 0 0 0 0 4 ∞ ∞	0.1 H 1 0 0 0 0 0 0 0 0 0 0 1 3 0.00 0.000	1.0 S 3 0 0 0 0 0 0 0 0 0 0 8 11 0.00 0.000															
56 Scott Rice, L ERA: 3.57																			
30 David Aardsma, R ERA: 3.65																			
32 LaTroy Hawkins, R ERA: 2.86																			

Colorado Rockies @ New York Mets
Citi Field, Flushing, NY
Thu Aug 08 2013, 12:13 PM - 2:57 PM EDT
Att: 26,618 - Cloudy - 79 F

AB 33
R 1
H 8
RBI 1
BB 1
SO 3
LOB 13



Batter	1	2	3	4	5	6	7	8	9	AB	R	H	RBI	BB	SO	LOB	BOTTOM			
22 Eric Young Jr., S OBP: 0.320, SLG: 0.353										4	0	0	0	0	1	0				
12 Juan Lagares, R OBP: 0.301, SLG: 0.402										4	0	1	0	0	0	0				
28 Daniel Murphy, L OBP: 0.311, SLG: 0.406										4	1	1	0	0	1	1				
6 Marlon Byrd, R OBP: 0.325, SLG: 0.496										3	1	1	0	1	1	0				
29 Ike Davis, L OBP: 0.309, SLG: 0.308										3	0	1	0	1	2	1				
4 Wilmer Flores, R OBP: 0.250, SLG: 0.273										3	0	0	1	1	0	3				
32 LaTroy Hawkins, R										0	0	0	0	0	0	0				
20 Anthony Recker, R OBP: 0.218, SLG: 0.356										2	0	1	1	0	1	2				
3 Omar Quintanilla, L OBP: 0.322, SLG: 0.305										2	0	0	0	1	0	4				
35 Dillon Gee, R OBP: 0.156, SLG: 0.116										3	0	1	0	0	1	0				
56 Scott Rice, L										0	0	0	0	0	0	0				
30 David Aardsma, R										0	0	0	0	0	0	0				
2 Justin Turner, R OBP: 0.315, SLG: 0.325										0	0	0	0	0	0	0				
Inning Stats	R: 0 H: 0 E: 0 K: 0 S: 11	H: 0 LOB: 0 BB: 0 P: 16	R: 0 H: 1 E: 0 K: 2 S: 13	H: 1 LOB: 2 BB: 1 P: 23	R: 0 H: 0 E: 0 K: 0 S: 5	H: 0 LOB: 0 BB: 0 P: 6	R: 2 H: 3 E: 0 K: 0 S: 16	H: 3 LOB: 2 BB: 2 P: 31	R: 0 H: 0 E: 0 K: 2 S: 8	H: 0 LOB: 0 BB: 0 P: 15	R: 0 H: 1 E: 0 K: 1 S: 15	H: 1 LOB: 2 BB: 1 P: 27	R: 0 H: 1 E: 0 K: 1 S: 9	H: 1 LOB: 1 BB: 0 P: 11	R: 0 H: 0 E: 0 K: 1 S: 8	H: 0 LOB: 0 BB: 0 P: 10	1B: 6 2B: 0 3B: 0 HR: 0	SF: 1 SAC: 0 DP: 0 HBP: 0	WP: 0 PB: 0 SB: 1 CS: 0	PA: 33
PITCHER	IP WLS BF H R ER SO BB IBB HBP BLK WP HR S P ERA WHIP	IP WLS BF H R ER SO BB IBB HBP BLK WP HR S P ERA WHIP	IP WLS BF H R ER SO BB IBB HBP BLK WP HR S P ERA WHIP	IP WLS BF H R ER SO BB IBB HBP BLK WP HR S P ERA WHIP	IP WLS BF H R ER SO BB IBB HBP BLK WP HR S P ERA WHIP	IP WLS BF H R ER SO BB IBB HBP BLK WP HR S P ERA WHIP	IP WLS BF H R ER SO BB IBB HBP BLK WP HR S P ERA WHIP	IP WLS BF H R ER SO BB IBB HBP BLK WP HR S P ERA WHIP	IP WLS BF H R ER SO BB IBB HBP BLK WP HR S P ERA WHIP	IP WLS BF H R ER SO BB IBB HBP BLK WP HR S P ERA WHIP	IP WLS BF H R ER SO BB IBB HBP BLK WP HR S P ERA WHIP	IP WLS BF H R ER SO BB IBB HBP BLK WP HR S P ERA WHIP	IP WLS BF H R ER SO BB IBB HBP BLK WP HR S P ERA WHIP	IP WLS BF H R ER SO BB IBB HBP BLK WP HR S P ERA WHIP	IP WLS BF H R ER SO BB IBB HBP BLK WP HR S P ERA WHIP	IP WLS BF H R ER SO BB IBB HBP BLK WP HR S P ERA WHIP	IP WLS BF H R ER SO BB IBB HBP BLK WP HR S P ERA WHIP	IP WLS BF H R ER SO BB IBB HBP BLK WP HR S P ERA WHIP		
50 Jeff Manship, R ERA: 3.6	5.0 L 21 4 2 2 4 1 0 0 0 0 0 15 27 0.00 2.000	1.0 L 5 1 0 0 1 1 0 0 0 0 0 9 11 0.00 1.000	1.0 L 4 1 0 0 1 0 0 0 0 0 0 8 10 0.00 0.000																	
26 Jeff Francis, L ERA: 6.51																				
88 Josh Outman, L ERA: 4.1																				
34 Matt Belisle, R ERA: 4.31																				

Colorado Rockies @ New York Mets
Citi Field, Flushing, NY
Thu Aug 08 2013, 12:13 PM - 2:57 PM EDT
Att: 26,618 - Cloudy - 79 F

AB 28
R 2
H 6
RBI 2
BB 4
SO 7
LOB 11



Batter	1	2	3	4	5	6	7	8	9	AB	R	H	RBI	BB	SO	LOB	TOP				
22 Eric Young Jr., S OBP: 0.316, SLG: 0.348										5	0	0	0	0	1	3					
12 Juan Lagares, R OBP: 0.300, SLG: 0.404										4	0	1	0	0	0	3					
71 Gonzalez Germen, R OBP: 0.308, SLG: 0.307										0	0	0	0	0	0	0					
56 Scott Rice, L OBP: 0.308, SLG: 0.307										0	0	0	0	0	0	0					
29 Ike Davis, L OBP: 0.308, SLG: 0.307										1	0	0	0	0	1	0					
50 Scott Atchison, R OBP: 0.308, SLG: 0.307										0	0	0	0	0	0	0					
28 Daniel Murphy, L OBP: 0.313, SLG: 0.406										4	2	2	0	0	1	0					
6 Marlon Byrd, R OBP: 0.329, SLG: 0.503										3	1	2	0	0	0	0					
13 Josh Satin, R OBP: 0.420, SLG: 0.429										3	1	1	0	1	0	2					
2 Justin Turner, R OBP: 0.321, SLG: 0.331										4	0	2	3	0	0	2					
4 Wilmer Flores, R OBP: 0.188, SLG: 0.200										4	0	0	1	0	1	4					
44 John Buck, R OBP: 0.286, SLG: 0.371										2	0	0	0	2	1	3					
53 Jeremy Hefner, R OBP: 0.321, SLG: 0.270										0	0	0	0	0	0	0					
55 Pedro Feliciano, L OBP: 0.321, SLG: 0.270										0	0	0	0	0	0	0					
30 David Aardsma, R OBP: 0.321, SLG: 0.270										0	0	0	0	0	0	0					
23 Mike Baxter, L OBP: 0.321, SLG: 0.270										2	0	0	0	0	0	0					
Inning Stats	R: 0 E: 0 K: 2 S: 12	H: 0 LOB: 0 BB: 0 P: 18	R: 0 E: 0 K: 0 S: 4	H: 1 LOB: 0 BB: 0 P: 6	R: 0 E: 0 K: 0 S: 9	H: 0 LOB: 2 BB: 1 P: 16	R: 1 E: 0 K: 1 S: 10	H: 1 LOB: 1 BB: 1 P: 19	R: 0 E: 0 K: 0 S: 7	H: 0 LOB: 1 BB: 1 P: 13	R: 1 E: 0 K: 1 S: 14	H: 2 LOB: 2 BB: 0 P: 24	R: 0 E: 0 K: 0 S: 7	H: 1 LOB: 1 BB: 0 P: 8	R: 2 E: 0 K: 0 S: 15	H: 3 LOB: 1 BB: 0 P: 23	R: 0 E: 0 K: 1 S: 5	H: 0 LOB: 0 BB: 0 P: 8	1B: 6 2B: 1 3B: 1 HR: 0	SF: 0 SAC: 1 DP: 0 HBP: 2	WP: 1 PA: 38 PB: 0 CS: 0
PITCHER	IP WLS BF H R ER SO BB IBB HBP BLK WP HR S P ERA WHIP	IP WLS BF H R ER SO BB IBB HBP BLK WP HR S P ERA WHIP	IP WLS BF H R ER SO BB IBB HBP BLK WP HR S P ERA WHIP	IP WLS BF H R ER SO BB IBB HBP BLK WP HR S P ERA WHIP	IP WLS BF H R ER SO BB IBB HBP BLK WP HR S P ERA WHIP	IP WLS BF H R ER SO BB IBB HBP BLK WP HR S P ERA WHIP	IP WLS BF H R ER SO BB IBB HBP BLK WP HR S P ERA WHIP	IP WLS BF H R ER SO BB IBB HBP BLK WP HR S P ERA WHIP	IP WLS BF H R ER SO BB IBB HBP BLK WP HR S P ERA WHIP	IP WLS BF H R ER SO BB IBB HBP BLK WP HR S P ERA WHIP	IP WLS BF H R ER SO BB IBB HBP BLK WP HR S P ERA WHIP	IP WLS BF H R ER SO BB IBB HBP BLK WP HR S P ERA WHIP	IP WLS BF H R ER SO BB IBB HBP BLK WP HR S P ERA WHIP	IP WLS BF H R ER SO BB IBB HBP BLK WP HR S P ERA WHIP	IP WLS BF H R ER SO BB IBB HBP BLK WP HR S P ERA WHIP	IP WLS BF H R ER SO BB IBB HBP BLK WP HR S P ERA WHIP	IP WLS BF H R ER SO BB IBB HBP BLK WP HR S P ERA WHIP	IP WLS BF H R ER SO BB IBB HBP BLK WP HR S P ERA WHIP	IP WLS BF H R ER SO BB IBB HBP BLK WP HR S P ERA WHIP	IP WLS BF H R ER SO BB IBB HBP BLK WP HR S P ERA WHIP	IP WLS BF H R ER SO BB IBB HBP BLK WP HR S P ERA WHIP

New York Mets @ Arizona Diamondbacks
Chase Field, Phoenix, AZ
Fri Aug 09 2013, 6:42 PM - 9:36 PM MST
Att: 25,187 - Roof Closed - 79 F

AB 32
R 4
H 8
RBI 4
BB 3
SO 5
LOB 17



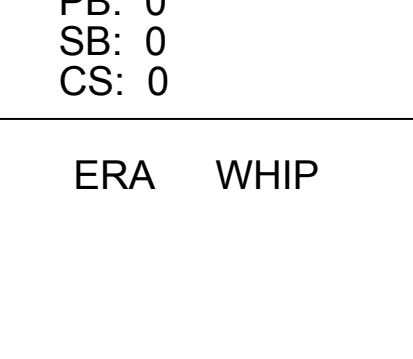
Batter	1	2	3	4	5	6	7	8	9	AB	R	H	RBI	BB	SO	LOB	BOTTOM				
6 Adam Eaton, L OBP: 0.338, SLG: 0.299										4	1	2	1	1	1	2					
14 Martin Prado, R OBP: 0.325, SLG: 0.407										5	0	1	1	0	0	4					
44 Paul Goldschmidt, R OBP: 0.392, SLG: 0.551										3	1	1	1	2	2	0					
12 Eric Chavez, L OBP: 0.343, SLG: 0.526										4	0	0	0	0	0	3					
21 Heath Bell, R OBP: 0.343, SLG: 0.526										0	0	0	0	0	0	0					
29 Brad Ziegler, R OBP: 0.343, SLG: 0.526										0	0	0	0	0	0	0					
2 Aaron Hill, R OBP: 0.351, SLG: 0.476										3	1	2	0	1	0	1					
7 Cody Ross, R OBP: 0.333, SLG: 0.417										4	1	2	0	0	0	2					
27 Wil Nieves, R OBP: 0.368, SLG: 0.412										4	0	1	2	0	0	3					
1 Didi Gregorius, L OBP: 0.328, SLG: 0.377										4	0	0	0	0	1	1					
46 Patrick Corbin, L OBP: 0.157, SLG: 0.220										2	1	1	0	0	0	0					
11 AJ Pollock, R OBP: 0.293, SLG: 0.403										0	0	0	0	1	0	0					
38 Will Harris, R OBP: 0.293, SLG: 0.403										0	0	0	0	0	0	0					
8 Gerardo Parra, L OBP: 0.330, SLG: 0.390										1	0	0	0	0	0	0					
Inning Stats	R: 0 E: 0 K: 1 S: 9	H: 1 LOB: 0 BB: 0 P: 15	R: 0 E: 0 K: 0 S: 9	H: 1 LOB: 0 BB: 0 P: 15	R: 0 E: 0 K: 0 S: 8	H: 0 LOB: 1 BB: 1 P: 14	R: 0 E: 0 K: 0 S: 4	H: 0 LOB: 1 BB: 1 P: 11	R: 2 E: 0 K: 1 S: 15	H: 3 LOB: 2 BB: 1 P: 28	R: 2 E: 0 K: 1 S: 15	H: 3 LOB: 2 BB: 1 P: 26	R: 0 E: 0 K: 1 S: 13	H: 1 LOB: 1 BB: 1 P: 21	R: 0 E: 0 K: 1 S: 7	H: 0 LOB: 0 BB: 0 P: 10	R: 1 E: 0 K: 0 S: 5	H: 1 LOB: 0 BB: 0 P: 8	1B: 3 2B: 6 3B: 0 HR: 1	SF: 0 SAC: 0 DP: 1 HBP: 0	WP: 0 PA: 39 PB: 0 SB: 1 CS: 0
PITCHER	IP WLS BF H R ER SO BB IBB HBP BLK WP HR S P ERA WHIP	IP WLS BF H R ER SO BB IBB HBP BLK WP HR S P ERA WHIP	IP WLS BF H R ER SO BB IBB HBP BLK WP HR S P ERA WHIP	IP WLS BF H R ER SO BB IBB HBP BLK WP HR S P ERA WHIP	IP WLS BF H R ER SO BB IBB HBP BLK WP HR S P ERA WHIP	IP WLS BF H R ER SO BB IBB HBP BLK WP HR S P ERA WHIP	IP WLS BF H R ER SO BB IBB HBP BLK WP HR S P ERA WHIP	IP WLS BF H R ER SO BB IBB HBP BLK WP HR S P ERA WHIP	IP WLS BF H R ER SO BB IBB HBP BLK WP HR S P ERA WHIP	IP WLS BF H R ER SO BB IBB HBP BLK WP HR S P ERA WHIP	IP WLS BF H R ER SO BB IBB HBP BLK WP HR S P ERA WHIP	IP WLS BF H R ER SO BB IBB HBP BLK WP HR S P ERA WHIP	IP WLS BF H R ER SO BB IBB HBP BLK WP HR S P ERA WHIP	IP WLS BF H R ER SO BB IBB HBP BLK WP HR S P ERA WHIP	IP WLS BF H R ER SO BB IBB HBP BLK WP HR S P ERA WHIP	IP WLS BF H R ER SO BB IBB HBP BLK WP HR S P ERA WHIP	IP WLS BF H R ER SO BB IBB HBP BLK WP HR S P ERA WHIP	IP WLS BF H R ER SO BB IBB HBP BLK WP HR S P ERA WHIP	IP WLS BF H R ER SO BB IBB HBP BLK WP HR S P ERA WHIP	IP WLS BF H R ER SO BB IBB HBP BLK WP HR S P ERA WHIP	IP WLS BF H R ER SO BB IBB HBP BLK WP HR S P ERA WHIP

New York Mets @ Arizona Diamondbacks
Chase Field, Phoenix, AZ
Fri Aug 09 2013, 6:42 PM - 9:36 PM MST
Att: 25,187 - Roof Closed - 79 F

AB 34
R 5
H 10
RBI 5
SO 4
LOB 16



Batter	1	2	3	4	5	6	7	8	9	AB	R	H	RBI	BB	SO	LOB	TOP							
22 Eric Young Jr., S OBP: 0.314, SLG: 0.343										4	0	0	0	0	0	1	New York Mets @ Arizona Diamondbacks Chase Field, Phoenix, AZ Sun Aug 11 2013, 1:11 PM - 4:18 PM MST Att: 28,234 - Roof Closed - 76 F							
12 Juan Lagares, R OBP: 0.304, SLG: 0.417										5	0	2	0	0	1	2								
28 Daniel Murphy, L OBP: 0.309, SLG: 0.401										5	1	1	0	0	1	3								
29 Ike Davis, L OBP: 0.325, SLG: 0.317										2	3	1	0	3	1	0								
4 Wilmer Flores, R OBP: 0.320, SLG: 0.435										4	3	2	1	1	0	4								
23 Mike Baxter, L OBP: 0.321, SLG: 0.272										3	1	1	0	0	0	0								
30 Andrew Brown, R OBP: 0.288, SLG: 0.441										2	1	1	3	0	1	0								
32 LaTroy Hawkins, R										0	0	0	0	0	0	0								
20 Anthony Recker, R OBP: 0.217, SLG: 0.358										5	0	1	1	0	0	2								
3 Omar Quintanilla, L OBP: 0.316, SLG: 0.298										4	0	1	1	0	0	1								
49 Jonathon Niese, L OBP: 0.280, SLG: 0.217										3	0	1	0	0	2	0								
30 David Aardsma, R										0	0	0	0	0	0	0								
13 Josh Satin, R OBP: 0.425, SLG: 0.429										0	0	0	0	1	0	0								
50 Scott Atchison, R										0	0	0	0	0	0	0								
6 Marlon Byrd, R OBP: 0.328, SLG: 0.499										0	0	0	0	0	0	0								
Inning Stats	R: 4 E: 1 K: 0 S: 16	H: 2 LOB: 1 BB: 2 P: 31	R: 0 E: 0 K: 1 S: 8	H: 1 LOB: 1 BB: 0 P: 13	R: 1 E: 0 K: 1 S: 12	H: 3 LOB: 2 BB: 0 P: 17	R: 0 E: 0 K: 1 S: 14	H: 2 LOB: 3 BB: 1 P: 25	R: 0 E: 0 K: 1 S: 9	H: 0 LOB: 0 BB: 0 P: 12	R: 3 E: 0 K: 0 S: 14	H: 2 LOB: 1 BB: 1 P: 24	R: 0 E: 0 K: 1 S: 10	H: 0 LOB: 1 BB: 1 P: 18	R: 1 E: 0 K: 2 S: 11	H: 1 LOB: 0 BB: 0 P: 17	1B: 8 2B: 1 3B: 0 HR: 2	SF: 0 SAC: 1 DP: 0 HBP: 0	WP: 1 PB: 0 SB: 0 CS: 0	PA: 43				
PITCHER	IP WLS BF H R ER SO BB IBB HBP BLK WP HR S P ERA WHIP	IP WLS BF H R ER SO BB IBB HBP BLK WP HR S P ERA WHIP	IP WLS BF H R ER SO BB IBB HBP BLK WP HR S P ERA WHIP	IP WLS BF H R ER SO BB IBB HBP BLK WP HR S P ERA WHIP	IP WLS BF H R ER SO BB IBB HBP BLK WP HR S P ERA WHIP	IP WLS BF H R ER SO BB IBB HBP BLK WP HR S P ERA WHIP	IP WLS BF H R ER SO BB IBB HBP BLK WP HR S P ERA WHIP	IP WLS BF H R ER SO BB IBB HBP BLK WP HR S P ERA WHIP	IP WLS BF H R ER SO BB IBB HBP BLK WP HR S P ERA WHIP	IP WLS BF H R ER SO BB IBB HBP BLK WP HR S P ERA WHIP	IP WLS BF H R ER SO BB IBB HBP BLK WP HR S P ERA WHIP	IP WLS BF H R ER SO BB IBB HBP BLK WP HR S P ERA WHIP	IP WLS BF H R ER SO BB IBB HBP BLK WP HR S P ERA WHIP	IP WLS BF H R ER SO BB IBB HBP BLK WP HR S P ERA WHIP	IP WLS BF H R ER SO BB IBB HBP BLK WP HR S P ERA WHIP	IP WLS BF H R ER SO BB IBB HBP BLK WP HR S P ERA WHIP	IP WLS BF H R ER SO BB IBB HBP BLK WP HR S P ERA WHIP	IP WLS BF H R ER SO BB IBB HBP BLK WP HR S P ERA WHIP	IP WLS BF H R ER SO BB IBB HBP BLK WP HR S P ERA WHIP	IP WLS BF H R ER SO BB IBB HBP BLK WP HR S P ERA WHIP	IP WLS BF H R ER SO BB IBB HBP BLK WP HR S P ERA WHIP			
52 Zeke Spruill, R ERA: 5.56	3.0	L	17	6	5	1	1	2	0	0	0	0	0	0	0	0	0	0	0	36	61	3.00	2.667	
55 Josh Collmenter, R ERA: 3.14	3.0		12	2	0	0	2	1	0	0	0	0	0	0	0	0	0	0	0	5	54	0.00	1.000	
54 Joe Thatcher, L ERA: 2.48	0.1	3	1	2	2	0	2	1	0	0	0	0	0	0	0	0	0	0	0	35	10	54.00	6.000	
38 Will Harris, R ERA: 2.51	1.1	6	1	1	1	0	1	0	0	0	0	1	1	16	27	6.75	1.500							
56 Eury De La Rosa, L ERA:	0.1	1	0	0	0	0	1	0	0	0	0	0	0	0	3	5	0.00	0.000						
PITCHER	IP WLS BF H R ER SO BB IBB HBP BLK WP HR S P ERA WHIP	IP WLS BF H R ER SO BB IBB HBP BLK WP HR S P ERA WHIP	IP WLS BF H R ER SO BB IBB HBP BLK WP HR S P ERA WHIP	IP WLS BF H R ER SO BB IBB HBP BLK WP HR S P ERA WHIP	IP WLS BF H R ER SO BB IBB HBP BLK WP HR S P ERA WHIP	IP WLS BF H R ER SO BB IBB HBP BLK WP HR S P ERA WHIP	IP WLS BF H R ER SO BB IBB HBP BLK WP HR S P ERA WHIP	IP WLS BF H R ER SO BB IBB HBP BLK WP HR S P ERA WHIP	IP WLS BF H R ER SO BB IBB HBP BLK WP HR S P ERA WHIP	IP WLS BF H R ER SO BB IBB HBP BLK WP HR S P ERA WHIP	IP WLS BF H R ER SO BB IBB HBP BLK WP HR S P ERA WHIP	IP WLS BF H R ER SO BB IBB HBP BLK WP HR S P ERA WHIP	IP WLS BF H R ER SO BB IBB HBP BLK WP HR S P ERA WHIP	IP WLS BF H R ER SO BB IBB HBP BLK WP HR S P ERA WHIP	IP WLS BF H R ER SO BB IBB HBP BLK WP HR S P ERA WHIP	IP WLS BF H R ER SO BB IBB HBP BLK WP HR S P ERA WHIP	IP WLS BF H R ER SO BB IBB HBP BLK WP HR S P ERA WHIP	IP WLS BF H R ER SO BB IBB HBP BLK WP HR S P ERA WHIP	IP WLS BF H R ER SO BB IBB HBP BLK WP HR S P ERA WHIP	IP WLS BF H R ER SO BB IBB HBP BLK WP HR S P ERA WHIP	IP WLS BF H R ER SO BB IBB HBP BLK WP HR S P ERA WHIP	IP WLS BF H R ER SO BB IBB HBP BLK WP HR S P ERA WHIP		
21 Heath Bell, R ERA: 3.97	1.0		4	1	1	1	2	0	0	0	0	0	0	0	1	11	9.00	1.000						



Batter	1	2	3	4	5	6	7	8	9	AB	R	H	RBI	BB	SO	LOB	TOP				
22 Eric Young Jr., S OBP: 0.315, SLG: 0.343										5	0	2	0	0	1	2					
12 Juan Lagares, R OBP: 0.298, SLG: 0.408										5	0	0	0	0	2	4					
28 Daniel Murphy, L OBP: 0.307, SLG: 0.397										4	0	0	0	0	0	3					
6 Marlon Byrd, R OBP: 0.330, SLG: 0.501										4	0	2	0	0	0	1					
29 Ike Davis, L OBP: 0.327, SLG: 0.317										3	1	1	0	1	1	1					
4 Wilmer Flores, R OBP: 0.310, SLG: 0.407										4	1	1	0	0	1	3					
44 John Buck, R OBP: 0.288, SLG: 0.371										4	0	2	1	0	0	0					
3 Omar Quintanilla, L OBP: 0.320, SLG: 0.303										3	0	2	1	0	0	0					
2 Justin Turner, R OBP: 0.323, SLG: 0.341										1	0	0	0	0	1	2					
58 Jenny Mejia, R OBP: 0.421, SLG: 0.424										2	0	0	0	0	2	2					
23 Mike Baxter, L OBP: 0.327, SLG: 0.272										0	0	0	0	1	0	0					
52 Carlos Torres, R OBP: 0.200, SLG: 0.200										0	0	0	0	0	0	0					
13 Josh Satin, R OBP: 0.421, SLG: 0.424										1	0	0	0	0	0	0					
Inning Stats	R: 0 H: 1 E: 1 K: 0 S: 13	H: 1 LOB: 1 BB: 0 P: 18	R: 2 H: 4 E: 0 K: 1 S: 12	H: 4 LOB: 1 BB: 0 P: 15	R: 0 H: 1 E: 0 K: 0 S: 9	H: 1 LOB: 2 BB: 1 P: 18	R: 0 H: 0 E: 0 K: 1 S: 7	H: 0 LOB: 0 BB: 0 P: 10	R: 0 H: 0 E: 0 K: 0 S: 8	H: 0 LOB: 0 BB: 0 P: 10	R: 0 H: 2 E: 0 K: 1 S: 15	H: 2 LOB: 3 BB: 1 P: 25	R: 0 H: 2 E: 0 K: 3 S: 14	H: 2 LOB: 2 BB: 0 P: 23	R: 0 H: 0 E: 0 K: 2 S: 8	H: 0 LOB: 0 BB: 0 P: 13	1B: 9 2B: 1 3B: 0 HR: 0	SF: 0 SAC: 0 DP: 2 HBP: 0	WP: 0 PB: 0 SB: 1 CS: 0	PA: 38	
PITCHER	IP WLS BF H R ER SO BB IBB HBP BLK WP HR S P ERA WHIP	IP WLS BF H R ER SO BB IBB HBP BLK WP HR S P ERA WHIP	IP WLS BF H R ER SO BB IBB HBP BLK WP HR S P ERA WHIP	IP WLS BF H R ER SO BB IBB HBP BLK WP HR S P ERA WHIP	IP WLS BF H R ER SO BB IBB HBP BLK WP HR S P ERA WHIP	IP WLS BF H R ER SO BB IBB HBP BLK WP HR S P ERA WHIP	IP WLS BF H R ER SO BB IBB HBP BLK WP HR S P ERA WHIP	IP WLS BF H R ER SO BB IBB HBP BLK WP HR S P ERA WHIP	IP WLS BF H R ER SO BB IBB HBP BLK WP HR S P ERA WHIP	IP WLS BF H R ER SO BB IBB HBP BLK WP HR S P ERA WHIP	IP WLS BF H R ER SO BB IBB HBP BLK WP HR S P ERA WHIP	IP WLS BF H R ER SO BB IBB HBP BLK WP HR S P ERA WHIP	IP WLS BF H R ER SO BB IBB HBP BLK WP HR S P ERA WHIP	IP WLS BF H R ER SO BB IBB HBP BLK WP HR S P ERA WHIP	IP WLS BF H R ER SO BB IBB HBP BLK WP HR S P ERA WHIP	IP WLS BF H R ER SO BB IBB HBP BLK WP HR S P ERA WHIP	IP WLS BF H R ER SO BB IBB HBP BLK WP HR S P ERA WHIP	IP WLS BF H R ER SO BB IBB HBP BLK WP HR S P ERA WHIP	IP WLS BF H R ER SO BB IBB HBP BLK WP HR S P ERA WHIP	IP WLS BF H R ER SO BB IBB HBP BLK WP HR S P ERA WHIP	IP WLS BF H R ER SO BB IBB HBP BLK WP HR S P ERA WHIP

New York Mets @ Los Angeles Dodgers
Dodger Stadium, Los Angeles, CA
Mon Aug 12 2013, 7:13 PM - 10:00 PM PDT
Att. 42,915 - Clear - 72 F

AB 36
R 2
H 10
RBI 2
BB 2
SO 8
LOB 18



Batter	1	2	3	4	5	6	7	8	9	AB	R	H	RBI	BB	SO	LOB	BOTTOM				
25 Carl Crawford, L OBP: 0.345, SLG: 0.423										4	1	1	0	0	0	1					
74 Kenley Jansen, S										0	0	0	0	0	0	0					
14 Mark Ellis, R OBP: 0.324, SLG: 0.377										4	1	1	0	0	1	0					
23 Adrián González, L OBP: 0.346, SLG: 0.462										4	1	3	1	0	0	0					
66 Yasiel Puig, R OBP: 0.435, SLG: 0.591										3	0	0	1	0	2	2					
16 Andre Ethier, L OBP: 0.350, SLG: 0.393										3	0	0	0	0	1	1					
75 Paco Rodríguez, L										0	0	0	0	0	0	0					
6 Jerry Hairston, R OBP: 0.314, SLG: 0.331										0	0	0	0	0	0	0					
17 A.J. Ellis, R OBP: 0.336, SLG: 0.374										3	0	0	0	0	0	0					
5 Juan Uribe, R OBP: 0.322, SLG: 0.387										3	0	1	0	0	1	0					
7 Nick Punto, S OBP: 0.336, SLG: 0.335										3	1	1	1	0	1	1					
47 Ricky Nolasco, R OBP: 0.238, SLG: 0.211										2	0	1	0	0	0	1					
54 Ronald Belisario, R										0	0	0	0	0	0	0					
55 Skip Schumaker, L OBP: 0.338, SLG: 0.350										1	0	0	0	0	0	0					
Inning Stats	R: 0 H: 0 E: 0 K: 0 S: 8	H: 0 LOB: 0 BB: 0 P: 10	R: 0 H: 0 E: 0 K: 1 S: 8	H: 0 LOB: 0 BB: 0 P: 10	R: 0 H: 1 E: 0 K: 1 S: 9	H: 1 LOB: 1 BB: 0 P: 16	R: 0 H: 1 E: 0 K: 1 S: 8	H: 1 LOB: 1 BB: 0 P: 9	R: 3 H: 3 E: 1 K: 1 S: 17	H: 3 LOB: 0 BB: 0 P: 21	R: 1 H: 1 E: 0 K: 1 S: 9	H: 1 LOB: 0 BB: 0 P: 13	R: 0 H: 1 E: 0 K: 1 S: 9	H: 1 LOB: 0 BB: 0 P: 14	1B: 7 2B: 0 3B: 0 HR: 1	SF: 1 SAC: 0 DP: 1 HBP: 0	WP: 0 PB: 0 SB: 0 CS: 0	PA: 31			
PITCHER	IP WLS BF H R ER SO BB IBB HBP BLK WP HR S P ERA WHIP	IP WLS BF H R ER SO BB IBB HBP BLK WP HR S P ERA WHIP	IP WLS BF H R ER SO BB IBB HBP BLK WP HR S P ERA WHIP	IP WLS BF H R ER SO BB IBB HBP BLK WP HR S P ERA WHIP	IP WLS BF H R ER SO BB IBB HBP BLK WP HR S P ERA WHIP	IP WLS BF H R ER SO BB IBB HBP BLK WP HR S P ERA WHIP	IP WLS BF H R ER SO BB IBB HBP BLK WP HR S P ERA WHIP	IP WLS BF H R ER SO BB IBB HBP BLK WP HR S P ERA WHIP	IP WLS BF H R ER SO BB IBB HBP BLK WP HR S P ERA WHIP	IP WLS BF H R ER SO BB IBB HBP BLK WP HR S P ERA WHIP	IP WLS BF H R ER SO BB IBB HBP BLK WP HR S P ERA WHIP	IP WLS BF H R ER SO BB IBB HBP BLK WP HR S P ERA WHIP	IP WLS BF H R ER SO BB IBB HBP BLK WP HR S P ERA WHIP	IP WLS BF H R ER SO BB IBB HBP BLK WP HR S P ERA WHIP	IP WLS BF H R ER SO BB IBB HBP BLK WP HR S P ERA WHIP	IP WLS BF H R ER SO BB IBB HBP BLK WP HR S P ERA WHIP	IP WLS BF H R ER SO BB IBB HBP BLK WP HR S P ERA WHIP	IP WLS BF H R ER SO BB IBB HBP BLK WP HR S P ERA WHIP	IP WLS BF H R ER SO BB IBB HBP BLK WP HR S P ERA WHIP	IP WLS BF H R ER SO BB IBB HBP BLK WP HR S P ERA WHIP	IP WLS BF H R ER SO BB IBB HBP BLK WP HR S P ERA WHIP

New York Mets @ Los Angeles Dodgers
Dodger Stadium, Los Angeles, CA
Mon Aug 12 2013, 7:13 PM - 10:00 PM PDT
Att. 42,915 - Clear - 72 F

AB 30
R 4
H 8
RBI 3
BB 0
SO 6
LOB 6



Batter	1	2	3	4	5	6	7	8	9	AB	R	H	RBI	BB	SO	LOB	TOP					
22 Eric Young Jr., S OBP: 0.312, SLG: 0.340	F9		K		G1-3			G4-3		4	0	0	0	0	1	1						
12 Juan Lagares, R OBP: 0.297, SLG: 0.418	HR		G6-3			F8		G1-3		4	1	1	1	0	0	1						
28 Daniel Murphy, L OBP: 0.306, SLG: 0.396	1B			L8		P3		K		4	0	1	0	0	1	1						
6 Marlon Byrd, R OBP: 0.329, SLG: 0.499	G5-4-3				2 F9 13 1B	G6-3			P4	4	0	1	0	0	0	1						
13 Josh Satin, R OBP: 0.424, SLG: 0.422	G5-3				44 FC6-4 1B		P4		44 DI 1B	3	1	1	0	1	0	0						
2 Justin Turner, R OBP: 0.321, SLG: 0.339	G4-3			F9			44 G5-3 1B		L7	4	0	1	0	0	0	3						
44 John Buck, R OBP: 0.290, SLG: 0.371				FC6-4			G5-3		1B	3	0	1	1	1	0	3						
3 Omar Quintanilla, L OBP: 0.316, SLG: 0.299										3	0	0	0	0	1	2						
29 Ike Davis, L OBP: 0.328, SLG: 0.316	K				B1-3		F9		G4-3	1	0	0	0	0	0	1						
33 Matt Harvey, R OBP: 0.089, SLG: 0.125										2	0	0	0	0	1	0						
71 Gonzalez Gemen, R										0	0	0	0	0	0	0						
23 Mike Baxter, L OBP: 0.333, SLG: 0.280										1	0	1	0	0	0	0						
50 Scott Atchison, R OBP: 0.325, SLG: 0.390										0	0	0	0	0	0	0						
Inning Stats	R: 1 E: 0 K: 0 S: 9	H: 2 LOB: 0 BB: 0 P: 11	R: 0 E: 0 K: 1 S: 10	H: 0 LOB: 1 BB: 1 P: 20	R: 0 E: 0 K: 2 S: 10	H: 0 LOB: 0 BB: 0 P: 13	R: 0 E: 0 K: 0 S: 14	H: 2 LOB: 2 BB: 0 P: 20	R: 0 E: 0 K: 0 S: 6	H: 0 LOB: 0 BB: 0 P: 9	R: 0 E: 0 K: 0 S: 9	H: 0 LOB: 1 BB: 0 P: 17	R: 0 E: 0 K: 0 S: 13	H: 1 LOB: 1 BB: 0 P: 17	R: 0 E: 0 K: 1 S: 12	H: 1 LOB: 1 BB: 0 P: 14	R: 1 E: 0 K: 0 S: 10	H: 1 LOB: 1 BB: 1 P: 18	1B: 6 2B: 0 3B: 0 HR: 1	SF: 0 SAC: 0 DP: 1 HBP: 0	WP: 0 PB: 0 SB: 0 CS: 0	PA: 35
PITCHER	IP WLS BF H R ER SO BB IBB HBP BLK WP HR S P ERA WHIP																					
99 Hyun Jin Ryu, L ERA: 2.91	7.0 W 26 5 1 1 3 1 0 0 0 0 1 71 107 1.29 0.857																					
54 Ronald Belisario, R ERA: 3.25	1.0 H 4 1 0 0 1 0 0 0 0 0 0 12 14 0.00 1.000																					
74 Kenley Jansen, R ERA: 2.08	1.0 S 5 1 1 1 0 1 0 0 0 0 0 0 10 18 9.00 2.000																					

New York Mets @ Los Angeles Dodgers
Dodger Stadium, Los Angeles, CA
Tue Aug 13 2013, 7:12 PM - 9:50 PM PDT
Att. 46,335 - Clear - 74 F

AB 33
R 2
H 7
RBI 2
BB 2
SO 4
LOB 13



Batter	1	2	3	4	5	6	7	8	9	AB	R	H	RBI	BB	SO	LOB	BOTTOM			
25 Carl Crawford, L OBP: 0.344, SLG: 0.419	K			14 1B	F7			K		3	0	0	0	1	2	1				
14 Mark Ellis, R OBP: 0.326, SLG: 0.378	K			66 G4-6-3 1B		55 G3 66 1B		F7		4	1	2	0	0	1	0				
23 Adrián González, L OBP: 0.344, SLG: 0.458	G4-1			F7		L9		L9		4	0	0	0	0	0	3				
66 Yasiel Puig, R OBP: 0.436, SLG: 0.589				G4-6-3		55 G3 17 1B		G6-3		4	1	2	0	0	0	2				
55 Skip Schumaker, L OBP: 0.335, SLG: 0.346	G1-6-3					G3		G3		3	0	0	0	0	0	3				
17 A.J. Ellis, R OBP: 0.338, SLG: 0.375	G6-3			5 1B 7 2B				2H 3H		2	1	1	2	1	0	0				
5 Juan Uribe, R OBP: 0.325, SLG: 0.390								P6		3	1	2	0	0	0	1				
7 Nick Punto, S OBP: 0.336, SLG: 0.339				L4-3				K		3	0	1	2	0	1	1				
99 Hyun Jin Ryu, R OBP: 0.222, SLG: 0.295										2	0	0	0	0	1	1				
9 Dee Strange-Gordon, L OBP: 0.302, SLG: 0.275										1	0	0	0	0	0	0				
54 Ronald Belisario, R ERA: 2.93										0	0	0	0	0	0	0				
74 Kenley Jansen, S ERA: 3.45										0	0	0	0	0	0	0				
Inning Stats	R: 0 E: 0 K: 2 S: 11	H: 1 LOB: 0 BB: 0 P: 16	R: 0 E: 0 K: 0 S: 7	H: 1 LOB: 0 BB: 0 P: 13	R: 0 E: 0 K: 0 S: 6	H: 1 LOB: 0 BB: 0 P: 10	R: 0 E: 0 K: 0 S: 9	H: 1 LOB: 1 BB: 1 P: 19	R: 2 E: 0 K: 1 S: 13	H: 2 LOB: 1 BB: 1 P: 18	R: 2 E: 0 K: 0 S: 15	H: 3 LOB: 1 BB: 0 P: 19	R: 0 E: 0 K: 2 S: 10	H: 0 LOB: 0 BB: 0 P: 13	R: 0 E: 0 K: 0 S: 7	H: 0 LOB: 0 BB: 0 P: 10	1B: 7 2B: 2 3B: 0 HR: 0	SF: 0 SAC: 0 DP: 3 HBP: 0	WP: 0 PB: 0 SB: 0 CS: 0	PA: 31
PITCHER	IP WLS BF H R ER SO BB IBB HBP BLK WP HR S P ERA WHIP																			
33 Matt Harvey, R ERA: 2.23	6.0 L 25 8 4 4 4 2 0 0 0 0 0 0 61 95 6.00 1.667																			
71 Gonzalez Gemen, R	1.0 3 0 0 0 2 0 0 0 0 0 0 0 10 13 0.00 0.000																			
50 Scott Atchison, R ERA: 3.45	1.0 3 0 0 0 0 0 0 0 0 0 0 0 7 10 0.00 0.000																			


New York Mets @ Los Angeles Dodgers
Dodger Stadium, Los Angeles, CA
Tue Aug 13 2013, 7:12 PM - 9:50 PM PDT
Att. 46,335 - Clear - 74 F


AB 29
R 4
H 8
RBI 4
BB 2
SO 5
LOB 12



Batter	1	2	3	4	5	6	7	8	9	AB	R	H	RBI	BB	SO	LOB	TOP								
22 Eric Young Jr. S OBP: 0.308, SLG: 0.336	G1-3		G5-4-3			F7		F8		4	0	0	0	0	0	2	<p>New York Mets @ San Diego Padres Petco Park, San Diego, CA Thu Aug 15 2013, 7:11 PM - 10:13 PM PDT Att: 21,812 - Clear - 69 F</p>								
28 Daniel Murphy, L OBP: 0.308, SLG: 0.395	G4-3			13 1B		F9		6 2B		3	2	1	0	1	0	0									
6 Marlon Byrd, R OBP: 0.333, SLG: 0.512				F9		G6-3				4	0	2	2	0	0	1									
29 Ike Davis, L OBP: 0.322, SLG: 0.313				G4-3						3	0	0	0	1	2	2									
13 Josh Satin, R 71 Gonzalez Germen, R(8, 1)										4	0	2	1	0	1	2									
12 Juan Lagares, R OBP: 0.288, SLG: 0.401										0	0	0	0	0	0	0									
44 John Buck, R OBP: 0.288, SLG: 0.374										4	0	0	0	0	3	2									
3 Omar Quintanilla, L OBP: 0.309, SLG: 0.291										4	1	1	1	0	1	1									
45 Zack Wheeler L OBP: 0.182, SLG: 0.227										4	0	0	0	0	2	0									
50 Scott Alchison, R 23 Mike Baxter, L 2 Justin Turner, R										2	0	1	0	0	0	0									
Inning Stats	R: 0 H: 1 E: 0 K: 1 S: 11	H: 1 LOB: 1 BB: 0 P: 14	R: 0 H: 0 E: 0 K: 2 S: 10	H: 0 LOB: 0 BB: 0 P: 15	R: 0 H: 1 E: 0 K: 0 S: 10	H: 1 LOB: 0 BB: 0 P: 13	R: 1 H: 2 E: 0 K: 1 S: 14	H: 2 LOB: 1 BB: 0 P: 20	R: 0 H: 0 E: 0 K: 0 S: 9	H: 0 LOB: 0 BB: 0 P: 13	R: 0 H: 0 E: 0 K: 0 S: 6	H: 0 LOB: 0 BB: 0 P: 10	R: 0 H: 1 E: 0 K: 3 S: 14	H: 1 LOB: 1 BB: 0 P: 24	R: 2 H: 2 E: 0 K: 1 S: 13	H: 2 LOB: 2 BB: 2 P: 26	R: 1 H: 1 E: 0 K: 0 S: 11	H: 1 LOB: 0 BB: 0 P: 18	1B: 5 2B: 1 3B: 0 HR: 1	SF: 0 SAC: 0 DP: 1 HBP: 1	WP: 1 PB: 0 SB: 1 CS: 0	PA: 36			
PITCHER	IP	WLS	BF	H	R	ER	SO	BB	IBB	HBP	BLK	WP	HR	S	P	ERA	WHIP								
38 Tyson Ross, R ERA: 2.62	7.0		25	5	1	1	8	0	0	0	0	1	0	74	109	1.29	0.714								
57 Luke Gregerson, R ERA: 3.54	0.2	L	6	1	2	2	1	1	1	1	0	0	0	8	19	27.00	3.000								
50 Nick Vincent, R ERA: 2.22	0.1		1	0	0	0	0	0	0	0	0	0	0	5	7	0.00	0.000								
46 Tim Stauffer, R ERA: 4.31	1.0		4	1	1	1	0	0	0	0	0	0	1	11	18	9.00	1.000								

Batter	1	2	3	4	5	6	7	8	9	AB	R	H	RBI	BB	SO	LOB	BOTTOM								
25 Will Venable, L OBP: 0.301, SLG: 0.474	K2-3		K			G4-3				4	0	1	0	0	2	1	<p>New York Mets @ San Diego Padres Petco Park, San Diego, CA Thu Aug 15 2013, 7:11 PM - 10:13 PM PDT Att: 21,812 - Clear - 69 F</p>								
Chase Headley, S OBP: 0.328, SLG: 0.366				13 1B	23 1B					4	1	1	0	0	3	2									
23 Yonder Alonso, L OBP: 0.352, SLG: 0.386										2	0	1	0	2	0	0									
9 Jedd Gyorko, R OBP: 0.300, SLG: 0.424										4	0	0	0	0	3	3									
13 Chris Denorfia, R OBP: 0.333, SLG: 0.395										3	0	2	0	1	1	0									
1 Jaff Decker, L OBP: 0.250, SLG: 0.385										3	0	0	1	0	2	3									
3 Ronny Cedeno, R OBP: 0.259, SLG: 0.299										4	0	0	0	0	3	3									
44 René Rivera, R OBP: 0.229, SLG: 0.250										3	0	1	0	0	0	0									
14 Mark Kotsay, L OBP: 0.256, SLG: 0.246										1	0	0	0	0	0	0									
38 Tyson Ross, R 5 Alvaro Ariza, L 57 Luke Gregerson, L 50 Nick Vincent, R 46 Tim Stauffer, R 15 Jesus Guzman, R										2	0	1	0	0	1	1									
Inning Stats	R: 0 E: 0 K: 2 S: 7	H: 0 LOB: 0 BB: 0 P: 11	R: 0 H: 0 E: 0 K: 3 S: 9	H: 0 LOB: 0 BB: 0 P: 14	R: 0 H: 1 E: 0 K: 2 S: 20	H: 1 LOB: 1 BB: 0 P: 28	R: 1 H: 2 E: 0 K: 2 S: 13	H: 2 LOB: 2 BB: 1 P: 25	R: 0 H: 3 E: 0 K: 1 S: 13	H: 3 LOB: 2 BB: 0 P: 21	R: 0 H: 1 E: 0 K: 2 S: 11	H: 1 LOB: 1 BB: 0 P: 16	R: 0 H: 0 E: 0 K: 0 S: 8	H: 0 LOB: 0 BB: 0 P: 12	R: 0 H: 0 E: 0 K: 2 S: 11	H: 0 LOB: 2 BB: 2 P: 22	R: 0 H: 0 E: 0 K: 1 S: 9	H: 0 LOB: 0 BB: 0 P: 14	1B: 5 2B: 1 3B: 1 HR: 0	SF: 1 SAC: 0 DP: 0 HBP: 0	WP: 0 PB: 0 SB: 0 CS: 0	PA: 36			
PITCHER	IP	WLS	BF	H	R	ER	SO	BB	IBB	HBP	BLK	WP	HR	S	P	ERA	WHIP								
45 Zack Wheeler, R ERA: 3.43	6.0		25	7	1	1	10	1	0	0	0	0	0	73	115	1.50	1.333								
50 Scott Alchison, R ERA: 3.34	1.0	W	3	0	0	0	0	0	0	0	0	0	0	8	12	0.00	0.000								
71 Gonzalez Germen, R(8, 1) ERA: 2.6	2.0	S	8	0	0	0	3	2	0	0	0	0	0	20	36	0.00	1.000								

Batter	1	2	3	4	5	6	7	8	9	AB	R	H	RBI	BB	SO	LOB	TOP										
22 Eric Young Jr., S OBP: 0.311, SLG: 0.339	F7		28 1B		28 29 1B		29 6 G5-3		L9	4	2	2	0	1	0	0	New York Mets @ San Diego Padres Petco Park, San Diego, CA Sat Aug 17 2013, 5:42 PM - 9:18 PM PDT Att: 36,974 - Clear - 70 F										
28 Daniel Murphy, L OBP: 0.306, SLG: 0.397	K		1B		G4-3		K		P6	5	0	1	1	0	2	2											
6 Marlon Byrd, R OBP: 0.333, SLG: 0.514	L7		K		K		G5-3			4	0	0	0	0	2	3											
29 Ike Davis, L OBP: 0.326, SLG: 0.323		L8		F8		4 2B		G3		4	0	1	1	0	0	2											
4 Wilmer Flores, R OBP: 0.324, SLG: 0.438		G6-3		G6-3		3-H 1B				4	0	1	0	0	1	1											
15 Travis d'Aarud, R (1, 2)				F8		G5-3				2	0	0	0	2	0	2											
12 Juan Lagares, R OBP: 0.288, SLG: 0.401										4	0	2	0	0	1	1											
3 Omar Quintanilla, L OBP: 0.311, SLG: 0.291										3	0	0	0	1	2	2											
56 Jenny Mejia, R 30 David Aardsma, R 13 Josh Satin, R 55 Pedro Feliciano, L 52 Carlos Torres, R 23 Mike Baxter, L	G1-3								P6	2	0	0	0	0	1	4											
Inning Stats	R: 0 E: 0 K: 1 S: 8	H: 0 LOB: 0 BB: 0 P: 10	R: 0 E: 0 K: 0 S: 12	H: 1 LOB: 3 BB: 2 P: 27	R: 1 E: 0 K: 1 S: 15	H: 2 LOB: 1 BB: 0 P: 22	R: 0 E: 0 K: 2 S: 12	H: 1 LOB: 1 BB: 0 P: 19	R: 1 E: 0 K: 1 S: 16	H: 3 LOB: 2 BB: 0 P: 22	R: 0 E: 0 K: 2 S: 13	H: 0 LOB: 0 BB: 0 P: 19	R: 0 E: 0 K: 1 S: 9	H: 0 LOB: 1 BB: 1 P: 19	R: 0 E: 0 K: 2 S: 12	H: 0 LOB: 1 BB: 1 P: 18		R: 0 E: 0 K: 0 S: 4	H: 0 LOB: 0 BB: 0 P: 5	1B: 5 2B: 2 3B: 0 HR: 0	SF: 0 SAC: 0 DP: 0 HBP: 0	WP: 0 PB: 0 SB: 2 CS: 0	PA: 38				
PITCHER	IP	WLS	BF	H	R	ER	SO	BB	IBB	HBP	BLK	WP	HR	S	P	ERA	WHIP										
37 Edinson Volquez, R ERA: 5.72	5.0	W	24	7	2	2	5	2	0	0	0	0	0	63	100	3.60	1.800										
55 Dale Thayer, R ERA: 2.75	1.0	H	3	0	0	0	2	0	0	0	0	0	0	13	19	0.00	0.000										
50 Nick Vincent, R ERA: 2.15	1.0	H	4	0	0	0	1	1	0	0	0	0	0	9	19	0.00	1.000										
57 Luke Gregerson, R ERA: 3.47	1.0	H	4	0	0	0	2	1	0	0	0	0	0	12	18	0.00	1.000										
16 Huston Street, R ERA: 3.18	1.0		3	0	0	0	0	0	0	0	0	0	0	4	5	0.00	0.000										

Batter	1	2	3	4	5	6	7	8	9	AB	R	H	RBI	BB	SO	LOB	BOTTOM										
25 Will Venable, L OBP: 0.307, SLG: 0.487	G4-3			5 1B		5 1B		9 23 1B		5	3	4	0	0	1	1	New York Mets @ San Diego Padres Petco Park, San Diego, CA Sat Aug 17 2013, 5:42 PM - 9:18 PM PDT Att: 36,974 - Clear - 70 F										
5 Alexei Amarista, L OBP: 0.299, SLG: 0.379	G4-3			9 2B		23 1B		F7		4	0	2	1	0	0	2											
23 Yonder Alonso, L OBP: 0.354, SLG: 0.384										3	1	1	0	2	1	2											
9 Jedd Gyorko, R OBP: 0.303, SLG: 0.436	K									5	1	1	3	0	1	6											
13 Chris Denorfia, R OBP: 0.335, SLG: 0.395				L6		L9				5	0	2	1	0	0	1											
11 Logan Forsythe, R OBP: 0.290, SLG: 0.331										4	2	2	0	0	1	3											
1 Jaff Decker, L OBP: 0.286, SLG: 0.353										3	0	0	0	1	0	2											
4 Nick Hundley, R OBP: 0.294, SLG: 0.399										4	1	2	2	0	1	3											
37 Edinson Volquez, R ERA: 5.72 15 Jesus Guzman, R 55 Dale Thayer, R 50 Nick Vincent, R 57 Luke Gregerson, L 14 Mark Kotsay, L 16 Huston Street, R										2	0	0	0	0	2	1											
Inning Stats	R: 1 E: 0 K: 2 S: 15	H: 2 LOB: 2 BB: 1 P: 25	R: 0 E: 0 K: 2 S: 12	H: 1 LOB: 1 BB: 0 P: 19	R: 0 E: 0 K: 1 S: 11	H: 1 LOB: 1 BB: 0 P: 17	R: 3 E: 0 K: 1 S: 21	H: 4 LOB: 2 BB: 1 P: 35	R: 1 E: 0 K: 1 S: 15	H: 2 LOB: 2 BB: 1 P: 21	R: 0 E: 0 K: 0 S: 12	H: 1 LOB: 1 BB: 0 P: 17	R: 0 E: 0 K: 0 S: 12	H: 1 LOB: 1 BB: 0 P: 17	R: 3 E: 0 K: 0 S: 16	H: 3 LOB: 0 BB: 0 P: 22		1B: 11 2B: 2 3B: 0 HR: 2	SF: 0 SAC: 1 DP: 0 HBP: 0	WP: 1 PB: 1 SB: 3 CS: 0	PA: 41						
PITCHER	IP	WLS	BF	H	R	ER	SO	BB	IBB	HBP	BLK	WP	HR	S	P	ERA	WHIP										
58 Jenny Mejia, R ERA: 2.3	3.0	L	14	4	1	1	5	1	0	0	0	0	1	38	61	3.00	1.667										
30 David Aardsma, R ERA: 4.5	2.0		13	6	4	4	2	2	0	0	1	0	1	36	56	18.00	4.000										
55 Pedro Feliciano, L ERA: 2.7	0.2		3	1	0	0	0	0	0	0	0	0	0	6	8	0.00	1.500										
52 Carlos Torres, R ERA: 3.0	2.1		11	4	3	3	0	0	0	0	0	1	1	34	48	11.57	1.714										

Batter	1	2	3	4	5	6	7	8	9	AB	R	H	RBI	BB	SO	LOB	TOP			
22 Eric Young Jr., S OBP: 0.310, SLG: 0.336	G5-3		G5-3				G4-3			3	0	0	0	1	0	1	New York Mets @ San Diego Padres Petco Park, San Diego, CA Sun Aug 18 2013, 1:14 PM - 4:03 PM PDT Att: 24,704 - Partly Cloudy - 72 F			
2 Justin Turner, R OBP: 0.322, SLG: 0.348	3B		K				F7		F8	4	1	1	0	0	1	2				
6 Marlon Byrd, R OBP: 0.335, SLG: 0.516	2B						G6-3		F8	4	1	2	1	0	0	0				
13 Josh Satin, R OBP: 0.415, SLG: 0.407 55 Pedro Feliciano, L	K						K		F7	4	0	1	0	0	2	1				
4 Wilmer Flores, R OBP: 0.289, SLG: 0.400	F9						G1-3		K	3	0	0	1	0	1	1				
12 Juan Lagares, R OBP: 0.284, SLG: 0.395	E3						G6-3		F9	4	0	0	0	0	0	1				
15 Travis d'Arnaud, R	G6-3						F9			2	0	0	0	2	0	1				
3 Omar Quintanilla, L OBP: 0.310, SLG: 0.295	G3						K		G4-3	4	1	1	0	0	1	2				
33 Matt Harvey, R OBP: 0.088, SLG: 0.123 30 Andrew Brown, R (7, PH) 56 Scott Rice, L 71 Gonzalez Germen, R (7, 1) 29 Ike Davis, L OBP: 0.326, SLG: 0.323	K						SH3-4		2B	1	0	0	0	0	1	0				
Inning Stats	R: 1 E: 0 K: 10 S: 10	H: 2 LOB: 1 BB: 0 P: 16	R: 0 E: 1 K: 0 S: 7	H: 0 LOB: 0 BB: 0 P: 11	R: 0 E: 0 K: 2 S: 8	H: 0 LOB: 0 BB: 0 P: 12	R: 1 E: 0 K: 0 S: 6	H: 2 LOB: 0 BB: 0 P: 10	R: 0 E: 0 K: 1 S: 12	H: 0 LOB: 0 BB: 2 P: 24	R: 1 E: 0 K: 0 S: 14	H: 2 LOB: 1 BB: 0 P: 22	R: 0 E: 0 K: 0 S: 6	H: 0 LOB: 0 BB: 0 P: 9	R: 0 E: 0 K: 1 S: 10	H: 0 LOB: 1 BB: 0 P: 21		1B: 2 2B: 4 3B: 1 HR: 0	SF: 1 SAC: 1 DP: 2 HBP: 0	WP: 0 PB: 0 SB: 0 CS: 0
PITCHER	IP WLS BF H R ER SO BB IBB HBP BLK WP HR S P ERA WHIP																			
53 Eric Stults, L ERA: 3.7	6.2	27	6	3	3	5	2	0	0	0	0	0	0	0	0	64	105	4.05	1.200	
50 Nick Vincent, R ERA: 2.05	1.1	4	0	0	0	0	0	0	0	0	0	0	0	0	8	13	0.00	0.000		
16 Huston Street, R ERA: 3.1	1.0	W	4	0	0	0	1	0	0	0	0	0	0	10	21	0.00	1.000			

AB	30
R	3
H	6
RBI	3
BB	3
SO	6
LOB	9



Batter	1	2	3	4	5	6	7	8	9	AB	R	H	RBI	BB	SO	LOB	BOTTOM					
25 Will Venable, L OBP: 0.308, SLG: 0.494	F7		K				K		HR	5	1	2	2	0	2	2	New York Mets @ San Diego Padres Petco Park, San Diego, CA Sun Aug 18 2013, 1:14 PM - 4:03 PM PDT Att: 24,704 - Partly Cloudy - 72 F					
5 Alexi Amarista, L OBP: 0.299, SLG: 0.380 15 Jesus Guzman, R (7, PH) 3 Ronny Cedeno, R OBP: 0.292, SLG: 0.389	F7						G6-3			2	0	1	1	0	0	0						
23 Yonder Alonso, L OBP: 0.356, SLG: 0.387	2B						F7		2B	3	1	1	0	1	0	3						
9 Jedd Gyorko, R OBP: 0.303, SLG: 0.434	L7						L6		F7	4	0	1	0	0	0	2						
Chase Headley, S OBP: 0.327, SLG: 0.368	K						L6		2B	4	0	1	0	0	2	1						
13 Chris Denorfia, R OBP: 0.334, SLG: 0.394	K						K		1B	4	0	1	1	0	2	1						
11 Logan Forsythe, R OBP: 0.291, SLG: 0.327 50 Nick Vincent, R 14 Mark Kotsay, L (8, PH) 16 Huston Street, R	K						G6-3		G5-3	2	1	0	0	0	1	1						
4 Nick Hundley, R OBP: 0.303, SLG: 0.406	1B						SH1-4		1B	3	1	3	0	1	0	0						
53 Eric Stults, L OBP: 0.167, SLG: 0.250 1 Jaff Decker, L OBP: 0.273, SLG: 0.333	FC6						SH5-3		F8	1	0	0	0	0	0	1						
Inning Stats	R: 0 E: 0 K: 9 S: 9	H: 1 LOB: 1 BB: 0 P: 15	R: 0 E: 0 K: 3 S: 9	H: 0 LOB: 0 BB: 0 P: 17	R: 0 E: 0 K: 1 S: 11	H: 2 LOB: 2 BB: 0 P: 18	R: 0 E: 0 K: 1 S: 7	H: 0 LOB: 0 BB: 0 P: 11	R: 2 E: 0 K: 0 S: 9	H: 2 LOB: 1 BB: 0 P: 13	R: 0 E: 0 K: 1 S: 10	H: 1 LOB: 1 BB: 0 P: 12	R: 0 E: 0 K: 0 S: 10	H: 1 LOB: 3 BB: 2 P: 14	R: 1 E: 0 K: 0 S: 15	H: 2 LOB: 3 BB: 2 P: 31		R: 1 E: 0 K: 0 S: 3	H: 1 LOB: 0 BB: 0 P: 4	1B: 7 2B: 2 3B: 0 HR: 1	SF: 1 SAC: 2 DP: 0 HBP: 1	WP: 0 PB: 1 SB: 0 CS: 0
PITCHER	IP WLS BF H R ER SO BB IBB HBP BLK WP HR S P ERA WHIP																					
33 Matt Harvey, R ERA: 2.25	6.0	25	6	2	2	6	0	0	0	0	0	0	0	0	55	86	3.00	1.000				
56 Scott Rice, L ERA: 3.45	0.2	H	3	1	0	0	1	0	0	0	0	0	0	7	11	0.00	1.500					
71 Gonzalez Germen, R (7, 1) ERA: 3.0	0.2	B	5	2	1	1	0	0	0	0	0	0	0	13	21	13.50	4.500					
55 Pedro Feliciano, L ERA: 4.5	0.2	L	4	1	1	1	0	0	0	0	1	8	17	13.50	1.500							

AB	31
R	4
H	10
RBI	4
BB	2
SO	7
LOB	17



Batter	1	2	3	4	5	6	7	8	9	AB	R	H	RBI	BB	SO	LOB	TOP			
22 Eric Young Jr. S OBP: 0.311, SLG: 0.337										5	1	2	1	0	0	3				
28 Daniel Murphy, L OBP: 0.324, SLG: 0.397										5	0	2	1	0	0	1				
6 Marlon Byrd, R OBP: 0.336, SLG: 0.523										5	2	2	1	0	1	4				
29 Ike Davis, L OBP: 0.324, SLG: 0.318										4	0	0	0	1	3	1				
30 Andrew Brown, R OBP: 0.333, SLG: 0.487										4	0	2	1	1	1	0				
4 Wilmer Flores, R OBP: 0.310, SLG: 0.436										4	1	2	1	0	0	4				
15 Travis d'Arnaud, R										3	0	0	0	1	2	3				
12 Juan Lagares, R OBP: 0.287, SLG: 0.396										4	2	2	0	0	2	0				
3 Omar Quintanilla, L OBP: 0.313, SLG: 0.298										4	0	2	1	0	2	0				
Inning Stats	R: 1 E: 0 K: 1 S: 11	H: 3 LOB: 2 BB: 1 P: 20	R: 1 E: 0 K: 0 S: 13	H: 3 LOB: 1 BB: 0 P: 23	R: 0 E: 0 K: 1 S: 6	H: 0 LOB: 0 BB: 0 P: 8	R: 2 E: 0 K: 0 S: 16	H: 4 LOB: 2 BB: 1 P: 25	R: 0 E: 0 K: 2 S: 13	H: 0 LOB: 0 BB: 0 P: 13	R: 1 E: 0 K: 2 S: 15	H: 2 LOB: 2 BB: 1 P: 24	R: 0 E: 0 K: 2 S: 10	H: 0 LOB: 0 BB: 0 P: 14	R: 1 E: 0 K: 1 S: 7	H: 1 LOB: 0 BB: 0 P: 9	1B: 12 2B: 2 HR: 1	SF: 0 SAC: 0 DP: 2 HBP: 0	WP: 0 PB: 0 SB: 0 CS: 0	PA: 41
PITCHER	IP WLS BF H R ER SO BB IBB HBP BLK WP HR S P ERA WHIP																			
44 Kyle Gibson, R ERA: 6.53	3.2 L 20 10 4 4 2 2 0 0 0 0 0 0 0 0 9.82 3.273																			
51 Anthony Swarzak, R ERA: 2.57	3.0 13 3 1 1 5 1 0 0 0 0 0 0 0 36 55 3.00 1.333																			
52 Brian Duensing, L ERA: 3.91	1.1 4 0 0 0 3 0 0 0 0 0 0 0 0 13 19 0.00 0.000																			
61 Jared Burton, R ERA: 3.0	1.0 4 1 1 1 1 0 0 0 0 0 0 1 7 9 9.00 1.000																			

New York Mets @ Minnesota Twins
Target Field, Minneapolis, MN
Mon Aug 19 2013, 1:12 PM - 4:04 PM CDT
Att: 30,913 - Cloudy - 78 F

AB 38
R 6
H 14
RBI 6
BB 3
SO 11
LOB 16



Batter	1	2	3	4	5	6	7	8	9	AB	R	H	RBI	BB	SO	LOB	BOTTOM					
2 Brian Dozier, R OBP: 0.311, SLG: 0.417										4	0	1	0	0	1	1						
7 Joe Mauer, L OBP: 0.404, SLG: 0.476										4	0	2	0	0	1	1						
16 Josh Willingham, R OBP: 0.353, SLG: 0.403										4	0	0	0	0	2	3						
33 Justin Morneau, L OBP: 0.316, SLG: 0.418										3	0	1	0	1	0	3						
9 Ryan Doumit, S OBP: 0.307, SLG: 0.390										4	0	0	0	0	2	2						
31 Oswaldo Arcia, L OBP: 0.313, SLG: 0.438										4	0	0	0	0	2	2						
24 Trevor Plouffe, R OBP: 0.297, SLG: 0.390										4	1	2	0	0	0	1						
11 Clete Thomas, L OBP: 0.300, SLG: 0.341										4	0	1	0	0	0	1						
25 Pedro Florimón, S OBP: 0.273, SLG: 0.325										3	0	0	0	0	1	2						
Inning Stats	R: 0 E: 0 K: 0 S: 6	H: 0 LOB: 0 BB: 0 P: 8	R: 0 E: 0 K: 2 S: 10	H: 0 LOB: 1 BB: 1 P: 18	R: 0 E: 0 K: 1 S: 9	H: 1 LOB: 1 BB: 0 P: 13	R: 0 E: 0 K: 2 S: 11	H: 1 LOB: 1 BB: 0 P: 16	R: 0 E: 0 K: 1 S: 6	H: 0 LOB: 0 BB: 0 P: 7	R: 0 E: 0 K: 0 S: 7	H: 2 LOB: 1 BB: 0 P: 9	R: 1 E: 1 K: 1 S: 9	H: 1 LOB: 0 BB: 0 P: 14	R: 0 E: 0 K: 2 S: 11	H: 1 LOB: 1 BB: 0 P: 17	R: 0 E: 0 K: 0 S: 12	H: 1 LOB: 1 BB: 0 P: 18	1B: 4 2B: 3 HR: 0	SF: 0 SAC: 0 DP: 1 HBP: 0	WP: 0 PB: 0 SB: 0 CS: 0	PA: 35
PITCHER	IP WLS BF H R ER SO BB IBB HBP BLK WP HR S P ERA WHIP																					
35 Dillon Gee, R ERA: 3.6	7.2 W 30 16 1 0 0 9 1 0 0 0 0 0 0 0 0.00 0.913																					
56 Scott Rice, L ERA: 3.42	0.1 1 0 0 0 0 0 0 0 0 0 0 0 2 3 0.00 0.000																					
50 Scott Atchison, R ERA: 3.23	1.0 4 1 0 0 0 0 0 0 0 0 0 0 12 18 0.00 1.000																					

New York Mets @ Minnesota Twins
Target Field, Minneapolis, MN
Mon Aug 19 2013, 1:12 PM - 4:04 PM CDT
Att: 30,913 - Cloudy - 78 F

AB 34
R 1
H 7
RBI 0
SO 9
LOB 16



Batter	1	2	3	4	5	6	7	8	9	AB	R	H	RBI	BB	SO	LOB	TOP					
22 Jason Heyward, L (1,9) OBP: 0.348, SLG: 0.426	F9		K		F8				P5	4	1	0	0	1	1	1	Atlanta Braves @ New York Mets Citi Field, Flushing, NY Tue Aug 20 2013, 7:14 PM - 10:17 PM EDT Att: 25,863 - Partly Cloudy - 84 F					
19 Andrelton Simmons, R (1,6) OBP: 0.290, SLG: 0.360	F8		5 1B		G6-3				E6	3	0	1	3	1	0	1						
5 Freddie Freeman, L (1,3) OBP: 0.388, SLG: 0.478									F7	4	0	2	0	0	0	1						
24 Evan Gattis, R (1,7) OBP: 0.301, SLG: 0.478	F7								G5-3	4	0	0	0	0	0	3						
16 Brian McCann, L (1,2) OBP: 0.346, SLG: 0.511			K						G5-3	4	0	1	0	0	1	0						
23 Chris Johnson, R (1,5) OBP: 0.370, SLG: 0.470			K						L7	4	0	1	0	0	1	0						
17 Jordan Schafer, L (1,8) OBP: 0.380, SLG: 0.421									L3-4-1	4	0	1	0	0	1	0						
4 Paul Janish, R (1,4) OBP: 0.231, SLG: 0.182									G4-3	4	0	1	0	0	1	1						
2 B.J. Upton, R (9,PH) OBP: 0.269, SLG: 0.299									G4-3	4	0	1	0	0	1	1						
37 Brandon Beachy, R (1,1) OBP: 0.225, SLG: 0.175									P2	3	1	1	0	0	0	1						
25 Jody Teroshvich, S (7,PH) OBP: 0.275, SLG: 0.340										1	0	0	0	0	0	1						
48 David Carpenter, R (7,1) OBP: 0.275, SLG: 0.340																						
32 Scott Downs, L (7,1) OBP: 0.275, SLG: 0.340																						
20 Luis Ayala, R (7,1) OBP: 0.275, SLG: 0.340																						
11 Gerald Laird, R (9,PH) OBP: 0.269, SLG: 0.299																						
Inning Stats	R: 0 H: 1 E: 0 K: 0 S: 11	H: 1 LOB: 1 BB: 0 P: 19	R: 0 H: 1 E: 0 K: 2 S: 11	H: 1 LOB: 1 BB: 0 P: 14	R: 0 H: 1 E: 0 K: 2 S: 12	H: 1 LOB: 2 BB: 1 P: 20	R: 0 H: 0 E: 0 K: 0 S: 7	H: 0 LOB: 0 BB: 0 P: 12	R: 0 H: 1 E: 0 K: 0 S: 14	H: 1 LOB: 1 BB: 0 P: 18	R: 0 H: 0 E: 0 K: 0 S: 6	H: 0 LOB: 0 BB: 0 P: 7	R: 3 H: 2 E: 1 K: 1 S: 15	H: 2 LOB: 2 BB: 2 P: 32	R: 0 H: 1 E: 0 K: 0 S: 10	H: 1 LOB: 1 BB: 0 P: 13	R: 0 H: 0 E: 0 K: 1 S: 9	H: 0 LOB: 0 BB: 0 P: 12	1B: 6 2B: 2 3B: 0 HR: 0	SF: 0 SAC: 0 DP: 1 HBP: 0	WP: 0 PB: 0 SB: 0 CS: 0	PA: 37
PITCHER	IP WLS BF H R ER SO BB IBB HBP BLK WP HR S P ERA WHIP																					
45 Zack Wheeler, R (1,1) ERA: 3.49	6.2 W 28 6 3 3 5 3 0 0 0 0 0 0 2 5 4.05 1.350																					
52 Carlos Torres, R (7,1) ERA: 3.0	0.0 1 1 0 0 0 0 0 0 0 0 0 0 2 5 ∞ ∞																					
56 Scott Rice, L (7,1) ERA: 3.4	0.1 H 1 0 0 0 0 0 0 0 0 0 0 2 3 0.00 0.000																					
71 Gonzalez Geremen, R (8,1) ERA: 2.84	1.0 H 4 1 0 0 0 0 0 0 0 0 0 10 13 0.00 1.000																					
32 LaTroy Hawkins, R (9,1) ERA: 2.93	1.0 S 3 0 0 0 1 0 0 0 0 0 0 9 12 0.00 0.000																					

Batter	1	2	3	4	5	6	7	8	9	AB	R	H	RBI	BB	SO	LOB	BOTTOM					
22 Eric Young Jr., S (1,7) OBP: 0.311, SLG: 0.336	E6		G1-3						K	4	2	1	0	0	1	2	Atlanta Braves @ New York Mets Citi Field, Flushing, NY Tue Aug 20 2013, 7:14 PM - 10:17 PM EDT Att: 25,863 - Partly Cloudy - 84 F					
28 Daniel Murphy, L (1,4) OBP: 0.309, SLG: 0.397	F7		G6-3							3	1	1	0	1	0	1						
6 Marlon Byrd, R (1,9) OBP: 0.335, SLG: 0.527	G6-3								F8	4	1	1	2	0	0	4						
29 Ike Davis, L (1,3) OBP: 0.326, SLG: 0.331									G4-3	4	1	2	2	0	0	0						
4 Wilmer Flores, R (1,5) OBP: 0.283, SLG: 0.395									1B	4	0	0	0	0	1	1						
32 LaTroy Hawkins, R (9,1) ERA: 2.93	P4								K	0	0	0	0	0	0	0						
12 Juan Lagares, R (1,8) OBP: 0.286, SLG: 0.394			F9						P6	4	0	1	0	0	1	0						
15 Travis d'Arnaud, R (1,2) OBP: 0.375, SLG: 0.182			K						G5-3	4	0	1	0	0	2	1						
3 Omar Quintanilla, L (1,6) OBP: 0.312, SLG: 0.294			G4-3						F8	3	0	0	0	1	0	2						
45 Zack Wheeler, L (1,1) ERA: 4.5									K	2	0	0	0	0	2	1						
52 Carlos Torres, R (7,1) ERA: 1.85										0	0	0	0	0	0	0						
56 Scott Rice, L (7,1) ERA: 1.7										0	0	0	0	0	0	0						
23 Mike Baxter, L (7,PH) OBP: 0.275, SLG: 0.340										1	0	1	0	0	0	0						
30 Andrew Brown, R (7,PH) OBP: 0.275, SLG: 0.340										0	0	0	0	0	0	0						
71 Gonzalez Geremen, R (8,1) ERA: 2.84										0	0	0	0	0	0	0						
2 Justin Turner, R (9,PH) OBP: 0.269, SLG: 0.299										0	0	0	0	0	0	0						
Inning Stats	R: 1 H: 1 E: 0 K: 0 S: 12	H: 1 LOB: 1 BB: 0 P: 18	R: 0 H: 0 E: 0 K: 1 S: 11	H: 0 LOB: 0 BB: 0 P: 14	R: 0 H: 0 E: 0 K: 1 S: 8	H: 0 LOB: 0 BB: 0 P: 11	R: 0 H: 0 E: 0 K: 1 S: 7	H: 0 LOB: 0 BB: 0 P: 10	R: 0 H: 1 E: 0 K: 1 S: 12	H: 1 LOB: 1 BB: 0 P: 17	R: 3 H: 3 E: 0 K: 0 S: 12	H: 3 LOB: 3 BB: 0 P: 16	R: 0 H: 1 E: 0 K: 2 S: 18	H: 1 LOB: 3 BB: 2 P: 33	R: 1 H: 2 E: 0 K: 1 S: 12	H: 2 LOB: 1 BB: 0 P: 17	R: 1 H: 0 E: 0 K: 1 S: 9	H: 0 LOB: 0 BB: 0 P: 12	1B: 5 2B: 1 3B: 0 HR: 2	SF: 0 SAC: 0 DP: 0 HBP: 0	WP: 0 PB: 0 SB: 4 CS: 0	PA: 35
PITCHER	IP WLS BF H R ER SO BB IBB HBP BLK WP HR S P ERA WHIP																					
37 Brandon Beachy, R (1,1) ERA: 4.5	6.0 L 24 6 4 3 4 0 0 0 0 0 0 5 10 4.50 0.833																					
48 David Carpenter, R (7,1) ERA: 1.85	0.1 2 0 0 0 1 1 0 0 0 0 0 5 10 0.00 3.000																					
32 Scott Downs, L (7,1) ERA: 1.7	0.1 3 1 0 0 1 1 0 0 0 0 0 10 18 0.00 6.000																					
20 Luis Ayala, R (7,1) ERA: 3.22	1.1 6 2 1 1 1 0 0 0 0 0 1 15 22 6.75 1.500																					



livebaseballscorecards.com

livebaseballscorecards.com

Batter	1	2	3	4	5	6	7	8	9	AB	R	H	RBI	BB	SO	LOB	TOP								
14 Austin Jackson, R OBP: 0.340, SLG: 0.421										4	2	1	1	1	1	1									
48 Toni Hunter, R OBP: 0.341, SLG: 0.471										5	2	2	2	0	0	1									
24 Miguel Cabrera, R OBP: 0.447, SLG: 0.681										4	1	2	3	0	1	0									
28 Prince Fielder, L OBP: 0.350, SLG: 0.439										4	0	1	0	0	1	0									
41 Victor Martinez, S OBP: 0.339, SLG: 0.402										3	0	0	0	1	0	2									
50 Bryan Holaday, R OBP: 0.357, SLG: 0.440										4	0	0	0	0	0	3									
32 Don Kelly, L OBP: 0.333, SLG: 0.371										4	1	2	0	0	1	1									
4 Omar Infante, R OBP: 0.342, SLG: 0.436										3	0	0	0	0	1	2									
1 Jose Iglesias, R OBP: 0.366, SLG: 0.396										3	0	0	0	0	1	2									
58 Doug Fister, L OBP: 0.400, SLG: 0.400										2	0	0	0	0	1	0									
33 Drew Smyly, L (7, 1)										0	0	0	0	0	0	0									
31 Jose Veras, R (8, 1)										0	0	0	0	0	0	0									
12 Andy Dirks, L OBP: 0.313, SLG: 0.346										1	0	0	0	0	1	1									
43 Bruce Rondón, R (9, 1)										0	0	0	0	0	0	0									
Inning Stats	R: 1 E: 0 K: 1 S: 16	H: 3 LOB: 2 BB: 0 P: 23	R: 4 E: 0 K: 0 S: 13	H: 3 LOB: 0 BB: 1 P: 21	R: 0 E: 0 K: 0 S: 12	H: 0 LOB: 0 BB: 0 P: 17	R: 0 E: 0 K: 2 S: 8	H: 0 LOB: 0 BB: 0 P: 12	R: 0 E: 0 K: 1 S: 9	H: 1 LOB: 1 BB: 0 P: 13	R: 0 E: 0 K: 0 S: 13	H: 1 LOB: 1 BB: 0 P: 21	R: 1 E: 0 K: 0 S: 11	H: 1 LOB: 0 BB: 0 P: 16	R: 0 E: 0 K: 2 S: 10	H: 0 LOB: 1 BB: 1 P: 17	R: 0 E: 0 K: 1 S: 10	H: 0 LOB: 1 BB: 0 P: 14	1B: 4 2B: 1 3B: 0 HR: 3	SF: 0 SAC: 1 DP: 0 HBP: 1	WP: 0 PB: 0 SB: 0 CS: 0	PA: 38			
PITCHER	IP WLS BF H R ER SO BB IBB HBP BLK WP HR S P ERA WHIP	IP WLS BF H R ER SO BB IBB HBP BLK WP HR S P ERA WHIP	IP WLS BF H R ER SO BB IBB HBP BLK WP HR S P ERA WHIP	IP WLS BF H R ER SO BB IBB HBP BLK WP HR S P ERA WHIP	IP WLS BF H R ER SO BB IBB HBP BLK WP HR S P ERA WHIP	IP WLS BF H R ER SO BB IBB HBP BLK WP HR S P ERA WHIP	IP WLS BF H R ER SO BB IBB HBP BLK WP HR S P ERA WHIP	IP WLS BF H R ER SO BB IBB HBP BLK WP HR S P ERA WHIP	IP WLS BF H R ER SO BB IBB HBP BLK WP HR S P ERA WHIP	IP WLS BF H R ER SO BB IBB HBP BLK WP HR S P ERA WHIP	IP WLS BF H R ER SO BB IBB HBP BLK WP HR S P ERA WHIP	IP WLS BF H R ER SO BB IBB HBP BLK WP HR S P ERA WHIP	IP WLS BF H R ER SO BB IBB HBP BLK WP HR S P ERA WHIP	IP WLS BF H R ER SO BB IBB HBP BLK WP HR S P ERA WHIP	IP WLS BF H R ER SO BB IBB HBP BLK WP HR S P ERA WHIP	IP WLS BF H R ER SO BB IBB HBP BLK WP HR S P ERA WHIP	IP WLS BF H R ER SO BB IBB HBP BLK WP HR S P ERA WHIP	IP WLS BF H R ER SO BB IBB HBP BLK WP HR S P ERA WHIP	IP WLS BF H R ER SO BB IBB HBP BLK WP HR S P ERA WHIP	IP WLS BF H R ER SO BB IBB HBP BLK WP HR S P ERA WHIP	IP WLS BF H R ER SO BB IBB HBP BLK WP HR S P ERA WHIP	IP WLS BF H R ER SO BB IBB HBP BLK WP HR S P ERA WHIP	IP WLS BF H R ER SO BB IBB HBP BLK WP HR S P ERA WHIP	IP WLS BF H R ER SO BB IBB HBP BLK WP HR S P ERA WHIP	IP WLS BF H R ER SO BB IBB HBP BLK WP HR S P ERA WHIP

Detroit Tigers @ New York Mets
Citi Field, Flushing, NY
Fri Aug 23 2013, 7:14 PM - 10:09 PM EDT
Att: 37,023 - Partly Cloudy - 78 F

AB	34
R	6
H	8
RBI	6
BB	2
SO	7
LOB	11



Batter	1	2	3	4	5	6	7	8	9	AB	R	H	RBI	BB	SO	LOB	BOTTOM								
22 Eric Young Jr., S OBP: 0.314, SLG: 0.341										5	0	3	0	0	1	2									
28 Daniel Murphy, L OBP: 0.307, SLG: 0.394										5	1	0	0	0	0	5									
6 Marlon Byrd, R OBP: 0.335, SLG: 0.525										4	0	2	1	0	2	0									
29 Ike Davis, L OBP: 0.322, SLG: 0.327										4	0	0	0	0	2	2									
4 Wilmer Flores, R OBP: 0.333, SLG: 0.420										4	0	3	0	0	0	1									
12 Juan Lagares, R OBP: 0.291, SLG: 0.395										2	0	1	0	2	0	2									
15 Travis d'Aarand, R OBP: 0.333, SLG: 0.133										4	0	0	0	0	0	5									
3 Omar Quintanilla, L OBP: 0.310, SLG: 0.292										4	0	1	0	0	1	0									
16 Daisuke Matsuzaka, R (5, PH)										1	0	0	0	0	1	0									
23 Mike Baxter, L OBP: 0.343, SLG: 0.377										1	0	0	0	0	0	0									
52 Carlos Torres, R ERA: 3.06										0	0	0	0	0	0	0									
30 Andrew Brown, R OBP: 0.295, SLG: 0.354										0	0	0	0	0	0	0									
55 Pedro Feliciano, L (8, PH)										0	0	0	0	0	0	0									
30 David Aardsma, R (8, PH)										0	0	0	0	0	0	0									
13 Josh Satin, R OBP: 0.276, SLG: 0.431										1	0	0	0	0	1	0									
Inning Stats	R: 1 E: 0 K: 1 S: 11	H: 2 LOB: 1 BB: 0 P: 17	R: 0 E: 0 K: 0 S: 6	H: 0 LOB: 0 BB: 1 P: 16	R: 0 E: 0 K: 1 S: 12	H: 0 LOB: 0 BB: 0 P: 16	R: 0 E: 0 K: 1 S: 15	H: 2 LOB: 2 BB: 0 P: 27	R: 0 E: 0 K: 1 S: 10	H: 1 LOB: 1 BB: 0 P: 12	R: 0 E: 0 K: 0 S: 9	H: 2 LOB: 1 BB: 0 P: 13	R: 0 E: 0 K: 1 S: 9	H: 1 LOB: 2 BB: 1 P: 17	R: 0 E: 0 K: 2 S: 11	H: 1 LOB: 2 BB: 1 P: 21	R: 0 E: 0 K: 1 S: 10	H: 1 LOB: 1 BB: 0 P: 16	1B: 8 2B: 2 3B: 0 HR: 0	SF: 0 SAC: 0 DP: 2 HBP: 0	WP: 0 PB: 0 SB: 1 CS: 0	PA: 38			
PITCHER	IP WLS BF H R ER SO BB IBB HBP BLK WP HR S P ERA WHIP	IP WLS BF H R ER SO BB IBB HBP BLK WP HR S P ERA WHIP	IP WLS BF H R ER SO BB IBB HBP BLK WP HR S P ERA WHIP	IP WLS BF H R ER SO BB IBB HBP BLK WP HR S P ERA WHIP	IP WLS BF H R ER SO BB IBB HBP BLK WP HR S P ERA WHIP	IP WLS BF H R ER SO BB IBB HBP BLK WP HR S P ERA WHIP	IP WLS BF H R ER SO BB IBB HBP BLK WP HR S P ERA WHIP	IP WLS BF H R ER SO BB IBB HBP BLK WP HR S P ERA WHIP	IP WLS BF H R ER SO BB IBB HBP BLK WP HR S P ERA WHIP	IP WLS BF H R ER SO BB IBB HBP BLK WP HR S P ERA WHIP	IP WLS BF H R ER SO BB IBB HBP BLK WP HR S P ERA WHIP	IP WLS BF H R ER SO BB IBB HBP BLK WP HR S P ERA WHIP	IP WLS BF H R ER SO BB IBB HBP BLK WP HR S P ERA WHIP	IP WLS BF H R ER SO BB IBB HBP BLK WP HR S P ERA WHIP	IP WLS BF H R ER SO BB IBB HBP BLK WP HR S P ERA WHIP	IP WLS BF H R ER SO BB IBB HBP BLK WP HR S P ERA WHIP	IP WLS BF H R ER SO BB IBB HBP BLK WP HR S P ERA WHIP	IP WLS BF H R ER SO BB IBB HBP BLK WP HR S P ERA WHIP	IP WLS BF H R ER SO BB IBB HBP BLK WP HR S P ERA WHIP	IP WLS BF H R ER SO BB IBB HBP BLK WP HR S P ERA WHIP	IP WLS BF H R ER SO BB IBB HBP BLK WP HR S P ERA WHIP	IP WLS BF H R ER SO BB IBB HBP BLK WP HR S P ERA WHIP	IP WLS BF H R ER SO BB IBB HBP BLK WP HR S P ERA WHIP	IP WLS BF H R ER SO BB IBB HBP BLK WP HR S P ERA WHIP	IP WLS BF H R ER SO BB IBB HBP BLK WP HR S P ERA WHIP

Detroit Tigers @ New York Mets
Citi Field, Flushing, NY
Fri Aug 23 2013, 7:14 PM - 10:09 PM EDT
Att: 37,023 - Partly Cloudy - 78 F


AB	35
R	1
H	10
RBI	1
BB	3
SO	8
LOB	17



Batter	1	2	3	4	5	6	7	8	9	AB	R	H	RBI	BB	SO	LOB	TOP			
14 Austin Jackson, R OBP: 0.340, SLG: 0.421										5	1	2	1	0	0	2				
48 Toni Hunter, R OBP: 0.338, SLG: 0.465										6	1	1	0	0	2	5				
24 Miguel Cabrera, R OBP: 0.351, SLG: 0.685										4	2	3	2	1	0	0				
32 Don Kelly, L OBP: 0.332, SLG: 0.371										0	0	0	0	0	0	0				
28 Prince Fielder, L OBP: 0.351, SLG: 0.437										5	1	2	0	0	1	2				
38 Jeremy Bonderman, R OBP: 0.357, SLG: 0.440										0	0	0	0	0	0	0				
41 Victor Martinez, S OBP: 0.339, SLG: 0.402										5	1	2	1	0	0	2				
50 Bryan Holaday, R OBP: 0.357, SLG: 0.440										0	1	0	0	0	0	0				
12 Andy Dirks, L OBP: 0.346, SLG: 0.363										3	2	1	3	2	1	1				
4 Omar Infante, R OBP: 0.346, SLG: 0.438										5	1	2	1	0	0	1	AB 43			
39 Ramon Santiago, S OBP: 0.296, SLG: 0.303										5	1	3	1	0	0	1	R 11			
21 Rick Porcello, R OBP: 0.333, SLG: 0.333										3	0	1	0	0	0	3	H 18			
55 Brayan Peña, S OBP: 0.327, SLG: 0.411										1	0	0	0	0	0	0	RBI 10			
43 Bruce Rondón, R OBP: 0.394, SLG: 0.493										0	0	0	0	0	0	0	BB 3			
18 Matt Tuiasosopo, R OBP: 0.394, SLG: 0.493										1	0	1	1	0	0	0	SO 4			
Inning Stats	R: 2 H: 2 E: 0 K: 0 S: 11	H: 2 LOB: 0 BB: 0 P: 20	R: 0 H: 1 E: 0 K: 0 S: 6	H: 1 LOB: 2 BB: 1 P: 13	R: 0 H: 1 E: 0 K: 1 S: 10	H: 1 LOB: 0 BB: 0 P: 19	R: 0 H: 1 E: 0 K: 1 S: 7	H: 1 LOB: 1 BB: 0 P: 10	R: 0 H: 0 E: 0 K: 0 S: 15	H: 5 LOB: 2 BB: 0 P: 23	R: 0 H: 1 E: 0 K: 1 S: 11	H: 1 LOB: 1 BB: 0 P: 15	R: 0 H: 0 E: 0 K: 0 S: 5	H: 0 LOB: 0 BB: 0 P: 5	R: 7 H: 7 E: 0 K: 1 S: 27	H: 7 LOB: 2 BB: 1 P: 39	1B: 16 2B: 1 3B: 0 HR: 2	SF: 1 SAC: 0 DP: 1 HBP: 0	WP: 2 PB: 0 SB: 0 CS: 0	PA: 47
PITCHER	IP: 6.0 WLS: L BF: 29 H: 10 R: 4 ER: 4 SO: 2 BB: 2 IBB: 0 HBP: 0 BLK: 0 WP: 0 HR: 2 S: 65 P: 108 ERA: 6.00 WHIP: 2.000	IP: 7.1 WLS: L BF: 31 H: 1 R: 0 ER: 0 SO: 1 BB: 0 IBB: 0 HBP: 0 BLK: 0 WP: 0 HR: 2 S: 32 P: 108 ERA: 3.89 WHIP: 1.000	IP: 7.1 WLS: L BF: 31 H: 3 R: 0 ER: 0 SO: 1 BB: 0 IBB: 0 HBP: 0 BLK: 0 WP: 0 HR: 9 S: 12 P: 108 ERA: 3.49 WHIP: 0.000	IP: 8.1 WLS: L BF: 30 H: 3 R: 0 ER: 0 SO: 0 BB: 0 IBB: 0 HBP: 0 BLK: 0 WP: 0 HR: 5 S: 5 P: 108 ERA: 3.00 WHIP: 0.000	IP: 9.1 WLS: L BF: 6 H: 4 R: 5 ER: 5 SO: 0 BB: 1 IBB: 0 HBP: 0 BLK: 0 WP: 0 HR: 15 S: 22 P: 135.00 ERA: 3.65 WHIP: 15.000	IP: 9.1 WLS: L BF: 5 H: 3 R: 2 ER: 2 SO: 1 BB: 0 IBB: 0 HBP: 0 BLK: 0 WP: 2 HR: 0 S: 12 P: 17 ERA: 27.00 WHIP: 4.500														

Detroit Tigers @ New York Mets
Citi Field, Flushing, NY
Sun Aug 25 2013, 1:12 PM - 4:27 PM EDT
Att: 32,084 - Sunny - 81 F


AB 43
R 11
H 18
RBI 10
BB 3
SO 4
LOB 17



Batter	1	2	3	4	5	6	7	8	9	AB	R	H	RBI	BB	SO	LOB	BOTTOM			
22 Eric Young Jr., S OBP: 0.311, SLG: 0.336										2	0	0	0	1	0	1				
28 Daniel Murphy, L OBP: 0.306, SLG: 0.392										4	0	1	1	0	0	2				
6 Marlon Byrd, R OBP: 0.329, SLG: 0.515										4	0	0	0	0	1	2				
50 Scott Atchison, R OBP: 0.329, SLG: 0.331										2	0	0	0	2	0	0				
2 Justin Turner, R OBP: 0.310, SLG: 0.340										4	0	0	0	0	1	2				
12 Juan Lagares, R OBP: 0.294, SLG: 0.392										4	1	2	0	0	0	0				
15 Travis d'Arnaud, R OBP: 0.333, SLG: 0.333										3	1	1	2	0	0	1				
3 Omar Quintanilla, L OBP: 0.308, SLG: 0.288										2	1	0	0	1	2	0				
35 Dillon Gee, R OBP: 0.283, SLG: 0.179										1	0	0	0	0	1	0				
30 David Aardsma, R OBP: 0.283, SLG: 0.179										0	0	0	0	0	0	0				
56 Scott Rice, L OBP: 0.283, SLG: 0.179										0	0	0	0	0	0	0				
52 Carlos Torres, R OBP: 0.283, SLG: 0.179										0	0	0	0	0	0	0				
21 Lucas Duda, L OBP: 0.283, SLG: 0.179										0	0	0	0	0	0	0				
32 LaTroy Hawkins, R OBP: 0.283, SLG: 0.179										0	0	0	0	0	0	0				
30 Andrew Brown, R OBP: 0.283, SLG: 0.179										0	0	0	0	0	0	0				
Inning Stats	R: 0 H: 0 E: 0 K: 0 S: 8	H: 0 LOB: 0 BB: 0 P: 12	R: 0 H: 1 E: 0 K: 1 S: 12	H: 1 LOB: 0 BB: 0 P: 18	R: 1 H: 1 E: 0 K: 0 S: 9	H: 1 LOB: 1 BB: 1 P: 17	R: 2 H: 2 E: 0 K: 1 S: 9	H: 2 LOB: 0 BB: 1 P: 16	R: 0 H: 0 E: 0 K: 1 S: 5	H: 0 LOB: 0 BB: 0 P: 10	R: 0 H: 0 E: 0 K: 0 S: 8	H: 0 LOB: 0 BB: 0 P: 14	R: 0 H: 0 E: 0 K: 1 S: 9	H: 0 LOB: 1 BB: 1 P: 15	R: 0 H: 0 E: 0 K: 1 S: 9	H: 0 LOB: 0 BB: 1 P: 16	1B: 3 2B: 0 3B: 0 HR: 1	SF: 0 SAC: 2 DP: 3 HBP: 0	WP: 1 PB: 0 SB: 0 CS: 0	PA: 33
PITCHER	IP: 7.0 WLS: W BF: 26 H: 4 R: 3 ER: 3 SO: 3 BB: 3 IBB: 0 HBP: 0 BLK: 0 WP: 1 HR: 1 S: 60 P: 102 ERA: 3.86 WHIP: 1.000	IP: 7.1 WLS: H BF: 4 H: 0 R: 0 ER: 0 SO: 1 BB: 1 IBB: 0 HBP: 0 BLK: 0 WP: 0 HR: 9 S: 16 P: 102 ERA: 3.51 WHIP: 1.000	IP: 8.1 WLS: L BF: 3 H: 0 R: 0 ER: 0 SO: 0 BB: 0 IBB: 0 HBP: 0 BLK: 0 WP: 0 HR: 8 S: 15 P: 102 ERA: 4.41 WHIP: 1.000																	

Detroit Tigers @ New York Mets
Citi Field, Flushing, NY
Sun Aug 25 2013, 1:12 PM - 4:27 PM EDT
Att: 32,084 - Sunny - 81 F

AB 26
R 3
H 4
RBI 3
BB 5
SO 5
LOB 8



Batter	1	2	3	4	5	6	7	8	9	AB R H RBI BB SO LOB	TOP									
3 Roger Bernadina, L (1.8) OBP: 0.249, SLG: 0.289	F8		G3		K			FC3-6 11 BB 1B		4 0 1 0 0 1 0	Philadelphia Phillies @ New York Mets Citi Field, Flushing, NY Mon Aug 26 2013, 7:12 PM - 10:04 PM EDT Att: 25,784 - Cloudy - 82 F									
11 Jimmy Rollins, S (1.6) OBP: 0.308, SLG: 0.338	L5		K		F8			FC3-6 BB	3 0 0 0 1 1 0											
26 Chase Utley, L (1.4) OBP: 0.344, SLG: 0.482	G4-3			G6-3		G5-3		FC3-6 51 CS	4 0 0 0 0 0 2											
51 Carlos Ruiz, R (1.2) OBP: 0.321, SLG: 0.376	F8		G1-3		G6-3		G4-3		4 0 0 0 0 0 2											
10 Michael Young, R (1.3) OBP: 0.329, SLG: 0.379	25 BB 1B		18 BB 25 BB 1B		L9			K	4 1 2 0 0 1 0											
18 Darin Ruf, R (1.7) OBP: 0.358, SLG: 0.532	K		25 BB 1B		K			G5-3	3 1 0 0 1 2 1											
25 Cody Asche, L (1.5) OBP: 0.303, SLG: 0.422	1B		1B		G3			9 WP 15 BB BB	3 0 2 2 1 0 0											
15 John Mayberry Jr., R (1.9) OBP: 0.302, SLG: 0.424	K		K		K		2B	9 WP BB	3 0 1 0 1 2 3											
33 Cliff Lee, L (1.1) OBP: 0.188, SLG: 0.174			K		F7			P5	3 0 0 0 0 2 1											
9 Dominic Brown, L (9. PH) OBP: 0.321, SLG: 0.919									1 0 0 0 0 0 2											
58 Jonathan Papelbon, R (9.1)									0 0 0 0 0 0 0											
Inning Stats	R: 0 E: 0 K: 8 S: 8	H: 0 LOB: 0 BB: 0 P: 11	R: 0 E: 0 K: 2 S: 13	H: 2 LOB: 2 BB: 0 P: 20	R: 0 E: 0 K: 2 S: 9	H: 0 LOB: 0 BB: 0 P: 13	R: 2 E: 0 K: 1 S: 12	H: 2 LOB: 1 BB: 1 P: 21	R: 0 E: 0 K: 0 S: 9	H: 0 LOB: 0 BB: 0 P: 13	R: 0 E: 0 K: 2 S: 12	H: 1 LOB: 1 BB: 0 P: 18	R: 0 E: 0 K: 0 S: 12	H: 1 LOB: 1 BB: 1 P: 19	R: 0 E: 0 K: 1 S: 13	H: 0 LOB: 2 BB: 2 P: 23	1B: 4 2B: 1 3B: 1 HR: 0	SF: 0 SAC: 0 DP: 0 HBP: 0	WP: 1 PB: 0 SB: 0 CS: 1	PA: 36
PITCHER	IP WLS BF H R ER SO BB IBB HBP BLK WP HR S P ERA WHIP											PITCHER	IP WLS BF H R ER SO BB IBB HBP BLK WP HR S P ERA WHIP							
45 Zack Wheeler, R (1.1) ERA: 3.42	6.2 L 26 5 2 2 7 1 0 0 0 0 0 0 67 105 2.70 0.900																			
55 Pedro Feliciano, L (7.1) ERA: 3.39	0.1 1 0 0 0 1 0 0 0 0 0 0 0 3 4 0.00 0.000																			
56 Scott Rice, L (8.1) ERA: 3.47	0.1 3 1 0 0 0 1 0 0 0 0 0 0 8 14 0.00 6.000																			
52 Carlos Torres, R (8.1) ERA: 2.96	0.2 1 0 0 0 0 0 0 0 0 0 0 0 4 5 0.00 0.000																			
71 Gonzalez Gemen, R (9.1) ERA: 2.82	1.0 5 0 0 0 1 2 0 0 0 0 1 0 13 23 0.00 2.000																			

Batter	1	2	3	4	5	6	7	8	9	AB R H RBI BB SO LOB	BOTTOM									
12 Juan Lagares, R (1.8) OBP: 0.293, SLG: 0.390	13 L4-3 1B		G6-3			F9		K		4 0 1 0 0 1 2	Philadelphia Phillies @ New York Mets Citi Field, Flushing, NY Mon Aug 26 2013, 7:12 PM - 10:04 PM EDT Att: 25,784 - Cloudy - 82 F									
28 Daniel Murphy, L (1.4) OBP: 0.304, SLG: 0.389	K		F7		F9			F8	4 0 0 0 0 1 1											
13 Josh Satin, R (1.3) OBP: 0.405, SLG: 0.414	L4-3		K		G6-3			K	4 0 0 0 0 2 1											
Marlon Byrd, R (1.9) OBP: 0.330, SLG: 0.518	30 BB 1B		30 BB G4-6-3 1B		G1-3			P4	4 1 2 0 0 0 0											
30 Andrew Brown, R (1.7) OBP: 0.330, SLG: 0.460	4 FC6-4 1B		G4-6-3		G6-3				3 0 1 1 0 0 1											
4 Wilmer Flores, R (1.5) OBP: 0.311, SLG: 0.375	FC6-4		K		K			F9	3 0 0 0 0 1 1											
15 Travis d'Arnaud, R (1.2) OBP: 0.333, SLG: 0.333	K		K		K			21 BB 1B	3 0 1 0 0 2 1											
2 Justin Turner, R (1.6) OBP: 0.304, SLG: 0.333	G1-3		G5-3		G5-3			K	3 0 0 0 0 1 2											
45 Zack Wheeler, L (1.1) OBP: 0.154, SLG: 0.192			G1-3		B1-3			BB	2 0 0 0 0 0 0											
55 Pedro Feliciano, L (7.1) ERA: 3.07									0 0 0 0 0 0 0											
56 Scott Rice, L (8.1) ERA: 3.47									0 0 0 0 0 0 0											
52 Carlos Torres, R (8.1) ERA: 2.96									0 0 0 0 0 0 0											
21 Lucas Duda, L (9.1) OBP: 0.326, SLG: 0.543									0 0 0 0 1 0 0											
71 Gonzalez Gemen, R (9.1) ERA: 2.82									0 0 0 0 0 0 0											
Inning Stats	R: 0 E: 0 K: 1 S: 10	H: 1 LOB: 0 BB: 0 P: 14	R: 1 E: 0 K: 1 S: 16	H: 2 LOB: 1 BB: 0 P: 22	R: 0 E: 0 K: 1 S: 7	H: 0 LOB: 0 BB: 0 P: 9	R: 0 E: 0 K: 2 S: 12	H: 1 LOB: 0 BB: 0 P: 16	R: 0 E: 0 K: 0 S: 5	H: 0 LOB: 0 BB: 0 P: 8	R: 0 E: 0 K: 0 S: 9	H: 0 LOB: 0 BB: 0 P: 11	R: 0 E: 0 K: 2 S: 16	H: 1 LOB: 2 BB: 1 P: 30	R: 0 E: 0 K: 1 S: 6	H: 0 LOB: 0 BB: 0 P: 11	1B: 4 2B: 2 3B: 0 HR: 0	SF: 0 SAC: 0 DP: 2 HBP: 0	WP: 0 PB: 0 SB: 0 CS: 0	PA: 31
PITCHER	IP WLS BF H R ER SO BB IBB HBP BLK WP HR S P ERA WHIP											PITCHER	IP WLS BF H R ER SO BB IBB HBP BLK WP HR S P ERA WHIP							
33 Cliff Lee, L (1.1) ERA: 3.07	8.0 W 28 5 1 0 0 1 1 0 0 0 0 0 84 121 1.12 0.750																			
58 Jonathan Papelbon, R (9.1) ERA: 2.49	1.0 S 3 0 0 0 1 0 0 0 0 0 0 0 6 11 0.00 0.000																			

livebaseballscorecards.com



Batter	1	2	3	4	5	6	7	8	9	AB	R	H	RBI	BB	SO	LOB	TOP			
3 Roger Bernadina, L (1,8) OBP: 0.244, SLG: 0.282	F8		F7			G4-3			G3	4	0	0	0	0	0	0	Philadelphia Phillies @ New York Mets Citi Field, Flushing, NY Tue Aug 27 2013, 7:12 PM - 9:30 PM EDT Att: 25,700 - Partly Cloudy - 85 F			
11 Jimmy Rollins, S (1,6) OBP: 0.310, SLG: 0.338	1B			F9			F9		BB	3	0	1	0	1	0					
26 Chase Utley, L (1,4) OBP: 0.340, SLG: 0.477	K			G4-3			F7		F8	4	0	0	0	0	1					
31 Erik Kratz, R (1,2) OBP: 0.276, SLG: 0.379	L6			G1-3						3	0	0	0	0	1					
10 Michael Young, R (1,5) OBP: 0.331, SLG: 0.383		1B				G6-3			2B	3	0	2	0	0	0					
18 Darin Ruf, R (1,7) OBP: 0.352, SLG: 0.522	G4-3					G5-3			K	3	0	0	0	0	1					
28 Kevin Frandsen, R (1,3) OBP: 0.301, SLG: 0.318	G4-3					G6-3			K	3	0	0	0	0	1					
15 John Mayberry Jr., R (1,9) OBP: 0.300, SLG: 0.420			G6-3			G6-3			F8	3	0	0	0	0	0					
38 Kyle Kendrick, R (1,1) OBP: 0.154, SLG: 0.160			G6-3			G3-1			K	2	0	0	0	0	0					
45 Zach Miner, R (7,1) ERA: 3.46										0	0	0	0	0	0					
30 Justin De Fratus, S (8,1) ERA: 3.46										0	0	0	0	0	0					
51 Carlos Ruiz, R (9,PH) ERA: 3.68										1	0	0	0	0	1					
Inning Stats	R: 0 H: 1 E: 0 K: 1 S: 12	H: 1 LOB: 1 BB: 0 P: 15	R: 0 H: 1 E: 0 K: 0 S: 7	H: 1 LOB: 0 BB: 0 P: 9	R: 0 H: 0 E: 0 K: 0 S: 6	H: 0 LOB: 0 BB: 0 P: 9	R: 0 H: 0 E: 0 K: 0 S: 8	H: 0 LOB: 0 BB: 0 P: 11	R: 0 H: 0 E: 0 K: 0 S: 10	H: 0 LOB: 0 BB: 0 P: 13	R: 0 H: 0 E: 0 K: 0 S: 6	H: 0 LOB: 0 BB: 0 P: 13	R: 0 H: 0 E: 0 K: 2 S: 12	H: 1 LOB: 1 BB: 0 P: 15	R: 0 H: 0 E: 0 K: 1 S: 11	H: 0 LOB: 1 BB: 1 P: 19	1B: 2 2B: 1 3B: 0 HR: 0	SF: 0 SAC: 0 DP: 1 HBP: 0	WP: 0 PB: 0 SB: 0 CS: 0	PA: 30
PITCHER	IP WLS BF H R ER SO BB IBB HBP BLK WP HR S P ERA WHIP																			
49 Jonathon Niese, L (1,1) ERA: 3.69	9.0 W 30 3 0 0 5 1 0 0 0 0 0 0 78 113 0.00 0.444																			

Batter	1	2	3	4	5	6	7	8	9	AB	R	H	RBI	BB	SO	LOB	BOTTOM	
22 Eric Young Jr., S (1,7) OBP: 0.311, SLG: 0.334	F8		SH2-3			P5				2	0	0	0	1	0	1	Philadelphia Phillies @ New York Mets Citi Field, Flushing, NY Tue Aug 27 2013, 7:12 PM - 9:30 PM EDT Att: 25,700 - Partly Cloudy - 85 F	
28 Daniel Murphy, L (1,4) OBP: 0.304, SLG: 0.388	K		30 E			P6			K	4	0	1	1	0	2			
30 Andrew Brown, R (1,9) OBP: 0.327, SLG: 0.451	L5		G5-3			29 E 15 SF8 29 FC3 1B			F8	4	1	1	0	0	0			
29 Ike Davis, L (1,3) OBP: 0.328, SLG: 0.328	F7		L4			15 SF8 49 2B FC3			BB	3	1	0	0	1	0			
4 Wilmer Flores, R (1,5) OBP: 0.292, SLG: 0.350	F7		K			G5-3			G6-3	4	0	0	0	0	1			
12 Juan Lagares, R (1,8) OBP: 0.295, SLG: 0.389	1B		G6-3			15 SF8 49 2B IBB			P6	3	1	1	0	1	0			
15 Travis d'Arnaud, R (1,2) OBP: 0.290, SLG: 0.292	G6-3		G6-3			SF8			P4	3	0	0	1	0	0			
3 Omar Quintanilla, L (1,6) OBP: 0.311, SLG: 0.292	K		K			49 2B IBB			F9	3	1	1	0	1	1			
49 Jonathon Niese, L (1,1) OBP: 0.303, SLG: 0.241	22 SH2-3 28 1B BB		F7			2B			2B	2	1	1	3	1	0			
Inning Stats	R: 0 H: 0 E: 0 K: 1 S: 8	H: 1 LOB: 0 BB: 0 P: 9	R: 1 H: 1 E: 1 K: 1 S: 11	H: 1 LOB: 1 BB: 1 P: 18	R: 0 H: 0 E: 0 K: 1 S: 6	H: 0 LOB: 0 BB: 0 P: 11	R: 0 H: 1 E: 0 K: 0 S: 9	H: 1 LOB: 2 BB: 1 P: 18	R: 4 H: 2 E: 1 K: 0 S: 13	H: 1 LOB: 1 BB: 2 P: 26	R: 0 H: 0 E: 0 K: 1 S: 9	H: 0 LOB: 0 BB: 1 P: 17	R: 0 H: 0 E: 0 K: 0 S: 6	H: 0 LOB: 0 BB: 0 P: 8	1B: 3 2B: 2 3B: 0 HR: 0	SF: 1 SAC: 1 DP: 0 HBP: 0	WP: 0 PB: 0 SB: 0 CS: 0	PA: 35
PITCHER	IP WLS BF H R ER SO BB IBB HBP BLK WP HR S P ERA WHIP																	
38 Kyle Kendrick, R (1,1) ERA: 4.4	6.0 L 28 5 5 0 1 2 2 0 0 0 0 0 60 101 1.50 1.167																	
45 Zach Miner, R (7,1) ERA: 3.46	1.0 4 0 0 0 1 1 0 0 0 0 0 0 9 17 0.00 1.000																	
30 Justin De Fratus, R (8,1) ERA: 3.68	1.0 3 0 0 0 0 0 0 0 0 0 0 0 6 8 0.00 0.000																	

Batter	1	2	3	4	5	6	7	8	9	AB	R	H	RBI	BB	SO	LOB	TOP					
10 Michael Young, R OBP: 0.329, SLG: 0.382	F9		K			K		G1-3		4	0	0	0	0	2	0						
28 Kevin Frandsen, R OBP: 0.239, SLG: 0.316				G6-3		F8		F9		3	0	1	0	0	0	0						
30 Justin De Fratus, S										0	0	0	0	0	0	0						
31 Erik Kratz, R OBP: 0.274, SLG: 0.376	1B									1	0	0	0	0	0	0						
26 Chase Utley, L OBP: 0.343, SLG: 0.479	G4-6-3			F8				1B		4	1	2	0	0	0	1						
9 Domico Brown, L OBP: 0.323, SLG: 0.519				G4-3				G4-3		4	0	2	0	0	0	1						
51 Carlos Ruiz, R OBP: 0.325, SLG: 0.392																						
66 JC Ramirez, R																						
11 Jimmy Rollins, S (9, PH)																						
18 Darin Ruf, R OBP: 0.344, SLG: 0.509																						
15 John Mayberry Jr., R OBP: 0.327, SLG: 0.480																						
56 Cesar Jimenez, L																						
12 Pete Orr, L OBP: 0.500, SLG: 0.333																						
4 John McDonald, R OBP: 0.179, SLG: 0.164																						
49 Ethan Martin, R																						
3 Roger Bernadina, L OBP: 0.239, SLG: 0.292																						
Inning Stats	R: 0 H: 1 E: 0 K: 0 S: 7	H: 1 LOB: 0 BB: 0 P: 10	R: 0 H: 0 E: 0 K: 3 S: 12	H: 1 LOB: 1 BB: 0 P: 17	R: 0 H: 0 E: 0 K: 1 S: 9	H: 0 LOB: 0 BB: 0 P: 16	R: 0 H: 0 E: 0 K: 0 S: 10	H: 0 LOB: 0 BB: 0 P: 17	R: 0 H: 0 E: 0 K: 1 S: 8	H: 0 LOB: 0 BB: 0 P: 11	R: 0 H: 0 E: 0 K: 1 S: 8	H: 0 LOB: 0 BB: 0 P: 11	R: 1 H: 2 E: 0 K: 1 S: 11	H: 2 LOB: 1 BB: 0 P: 17	R: 2 H: 3 E: 0 K: 0 S: 13	H: 3 LOB: 1 BB: 0 P: 19	R: 0 H: 0 E: 0 K: 1 S: 9	H: 0 LOB: 0 BB: 0 P: 13	1B: 5 2B: 2 3B: 0 HR: 1	SF: 1 SAC: 0 DP: 1 HBP: 0	WP: 0 PB: 0 SB: 0 CS: 0	PA: 34
PITCHER	IP WLS BF H R ER SO BB IBB HBP BLK WP HR S P ERA WHIP																					
52 Carlos Torres, R ERA: 2.77	6.2 W 24 5 1 1 6 0 0 0 0 0 0 0 62 95 1.35 0.750																					
56 Scott Rice, L ERA: 3.44	0.1 1 0 0 0 1 0 0 0 0 0 0 0 3 4 0.00 0.000																					
71 Gonzalez Germen, R ERA: 3.52	0.2 5 3 2 2 0 0 0 0 0 0 0 1 11 16 27.00 4.500																					
55 Pedro Feliciano, L ERA: 2.84	0.1 1 0 0 0 0 0 0 0 0 0 0 0 2 3 0.00 0.000																					
32 LaTroy Hawkins, R ERA: 3.59	1.0 3 0 0 0 1 0 0 0 0 0 0 0 9 13 0.00 0.000																					

Philadelphia Phillies @ New York Mets
Citi Field, Flushing, NY
Thu Aug 29 2013, 1:13 PM - 4:23 PM EDT
Att: 22,008 - Sunny - 79 F

AB	33
R	3
H	8
RBI	3
BB	0
SO	8
LOB	11



Batter	1	2	3	4	5	6	7	8	9	AB	R	H	RBI	BB	SO	LOB	BOTTOM			
22 Eric Young Jr., S OBP: 0.314, SLG: 0.341	G6-3		1B							5	2	3	3	0	1	1				
28 Daniel Murphy, L OBP: 0.309, SLG: 0.396										5	1	4	2	0	0	1				
30 Andrew Brown, R OBP: 0.327, SLG: 0.480										5	1	2	2	0	2	3				
32 LaTroy Hawkins, R										0	0	0	0	0	0	0				
21 Lucas Duda, L OBP: 0.359, SLG: 0.435										4	1	1	0	1	2	2				
2 Justin Turner, R OBP: 0.312, SLG: 0.338										3	1	0	0	1	2	3				
6 Matthew den Dekker, L										5	1	0	0	0	2	4				
20 Anthony Recker, R OBP: 0.280, SLG: 0.414										2	3	1	2	2	1	0				
3 Omar Quintanilla, L OBP: 0.310, SLG: 0.289										3	1	0	1	1	1	1				
52 Carlos Torres, R ERA: 2.86, SLG: 0.167	IP WLS BF H R ER SO BB IBB HBP BLK WP HR S P ERA WHIP																			
56 Scott Rice, L ERA: 2.53	4.0 L 19 4 3 3 3 0 0 0 0 0 0 0 27 42 16.20 3.000																			
30 Justin De Fratus, R ERA: 4.56	1.0 8 2 4 4 2 2 0 1 0 0 0 0 20 38 36.00 4.000																			
66 JC Ramirez, R ERA: 8.62	1.1 5 1 1 1 0 0 0 0 0 0 0 1 9 9 6.75 0.750																			
Inning Stats	R: 0 H: 1 E: 0 K: 2 S: 14	H: 0 LOB: 0 BB: 0 P: 19	R: 0 H: 0 E: 0 K: 3 S: 11	H: 0 LOB: 0 BB: 0 P: 16	R: 1 H: 2 E: 0 K: 2 S: 14	H: 2 LOB: 1 BB: 0 P: 20	R: 2 H: 1 E: 0 K: 2 S: 17	H: 1 LOB: 1 BB: 2 P: 31	R: 1 H: 2 E: 0 K: 1 S: 14	H: 2 LOB: 1 BB: 1 P: 21	R: 2 H: 2 E: 0 K: 1 S: 17	H: 2 LOB: 1 BB: 1 P: 26	R: 4 H: 2 E: 0 K: 1 S: 18	H: 2 LOB: 2 BB: 2 P: 35	R: 1 H: 1 E: 0 K: 0 S: 7	H: 1 LOB: 0 BB: 0 P: 7	1B: 6 2B: 2 3B: 1 HR: 2	SF: 0 SAC: 1 DP: 0 HBP: 1	WP: 0 PB: 0 SB: 3 CS: 0	PA: 42
PITCHER	IP WLS BF H R ER SO BB IBB HBP BLK WP HR S P ERA WHIP																			
49 Ethan Martin, R	4.0 L 19 4 3 3 3 0 0 0 0 0 0 0 27 42 16.20 3.000																			
56 Cesar Jimenez, L ERA: 2.53	1.0 8 2 4 4 2 2 0 1 0 0 0 0 20 38 36.00 4.000																			
30 Justin De Fratus, R ERA: 4.56	1.1 5 1 1 1 0 0 0 0 0 0 0 1 9 9 6.75 0.750																			

Philadelphia Phillies @ New York Mets
Citi Field, Flushing, NY
Thu Aug 29 2013, 1:13 PM - 4:23 PM EDT
Att: 22,008 - Sunny - 79 F

AB	34
R	11
H	11
RBI	10
BB	6
SO	13
LOB	18



Batter	1	2	3	4	5	6	7	8	9	AB	R	H	RBI	BB	SO	LOB	TOP					
22 Eric Young Jr. S OBP: 0.313, SLG: 0.339										3	0	0	0	1	0	1						
28 Daniel Murphy, L OBP: 0.310, SLG: 0.398										4	2	2	0	0	0	1						
30 Andrew Brown, R 6 Matthew den Dekker, L OBP: 0.334, SLG: 0.471										4	0	1	1	0	1	2						
29 Ike Davis, L OBP: 0.328, SLG: 0.335										3	1	1	2	1	0	1						
12 Juan Lagares, R OBP: 0.298, SLG: 0.390										4	0	1	0	0	1	2						
4 Wilmer Flores, R OBP: 0.274, SLG: 0.324										4	0	0	0	0	2	1						
15 Travis d'Arnaud, R OBP: 0.282, SLG: 0.313										4	0	2	0	0	0	1						
3 Omar Quintanilla, L OBP: 0.306, SLG: 0.285										4	0	0	0	0	0	3						
35 Dillon Gee, R 56 Scott Rice, L 32 LaTroy Hawkins, R OBP: 0.154, SLG: 0.160										3	0	0	0	0	2	1						
Inning Stats	R: 0 H: 0 E: 0 K: 0 S: 8	H: 0 LOB: 1 BB: 1 P: 12	R: 0 H: 0 E: 0 K: 1 S: 11	H: 0 LOB: 0 BB: 0 P: 15	R: 0 H: 0 E: 0 K: 0 S: 6	H: 0 LOB: 0 BB: 0 P: 8	R: 2 H: 2 E: 0 K: 2 S: 13	H: 2 LOB: 0 BB: 0 P: 15	R: 0 H: 1 E: 0 K: 1 S: 8	H: 1 LOB: 1 BB: 0 P: 9	R: 0 H: 0 E: 0 K: 1 S: 7	H: 0 LOB: 1 BB: 0 P: 9	R: 0 H: 1 E: 0 K: 0 S: 8	H: 1 LOB: 0 BB: 0 P: 10	R: 1 H: 2 E: 0 K: 1 S: 15	H: 2 LOB: 2 BB: 1 P: 24	R: 0 H: 1 E: 0 K: 0 S: 4	H: 1 LOB: 0 BB: 0 P: 5	1B: 4 2B: 2 3B: 0 HR: 1	SF: 0 SAC: 0 DP: 1 HBP: 0	WP: 0 PB: 0 SB: 1 CS: 0	PA: 35
PITCHER	IP: 7.2 WLS: L BF: 30 H: 6 R: 3 ER: 3 SO: 6 BB: 1 IBB: 0 HBP: 0 BLK: 0 WP: 0 HR: 1 S: 71 P: 93 ERA: 3.52 WHIP: 0.913	IP: 0.1 WLS: H BF: 2 H: 0 R: 0 ER: 0 SO: 0 BB: 0 IBB: 0 HBP: 0 BLK: 0 WP: 0 HR: 0 S: 5 P: 9 ERA: 3.48 WHIP: 3.000	IP: 1.0 WLS: S BF: 3 H: 1 R: 0 ER: 0 SO: 0 BB: 0 IBB: 0 HBP: 0 BLK: 0 WP: 0 HR: 0 S: 4 P: 5 ERA: 6.48 WHIP: 1.000											IP: 7.2 WLS: L BF: 30 H: 6 R: 3 ER: 3 SO: 6 BB: 1 IBB: 0 HBP: 0 BLK: 0 WP: 0 HR: 1 S: 71 P: 93 ERA: 3.52 WHIP: 0.913	IP: 0.1 WLS: H BF: 2 H: 0 R: 0 ER: 0 SO: 0 BB: 0 IBB: 0 HBP: 0 BLK: 0 WP: 0 HR: 0 S: 5 P: 9 ERA: 3.48 WHIP: 3.000	IP: 1.0 WLS: S BF: 3 H: 1 R: 0 ER: 0 SO: 0 BB: 0 IBB: 0 HBP: 0 BLK: 0 WP: 0 HR: 0 S: 4 P: 5 ERA: 6.48 WHIP: 1.000						

New York Mets @ Washington Nationals
Nationals Park, Washington, DC
Fri Aug 30 2013, 7:07 PM - 9:30 PM EDT
Att: 35,008 - Clear - 82 F

livebaseballscorecards.com

AB 33
R 3
H 7
RBI 3
BB 2
SO 6
LOB 13

Batter	1	2	3	4	5	6	7	8	9	AB	R	H	RBI	BB	SO	LOB	BOTTOM	
2 Denard Span, L OBP: 0.323, SLG: 0.374										4	0	1	0	0	0	1		
11 Ryan Zimmerman, R OBP: 0.352, SLG: 0.437										4	0	2	0	0	0	1		
34 Bryce Harper, L OBP: 0.376, SLG: 0.516										4	0	0	0	0	0	3		
28 Jayson Werth, R OBP: 0.402, SLG: 0.534										4	0	0	0	0	1	0		
20 Ian Desmond, R OBP: 0.335, SLG: 0.479										4	0	0	0	0	1	0		
25 Adam LaRoche, L OBP: 0.321, SLG: 0.408										4	0	0	0	0	1	0		
40 Wilson Ramos, R OBP: 0.309, SLG: 0.464										2	1	1	1	1	0	0		
6 Anthony Rendon, R OBP: 0.321, SLG: 0.392										3	0	1	0	0	1	1		
27 Jordan Zimmermann, R 58 Fernando Abad, L 1 Steve Lombardozzi, S 52 Ryan Mattheus, R OBP: 0.132, SLG: 0.137										2	0	0	0	0	0	1		
Inning Stats	R: 0 H: 0 E: 0 K: 0 S: 7	H: 0 LOB: 0 BB: 0 P: 13	R: 1 H: 2 E: 0 K: 0 S: 10	H: 2 LOB: 1 BB: 0 P: 18	R: 0 H: 0 E: 0 K: 0 S: 8	H: 0 LOB: 0 BB: 0 P: 10	R: 0 H: 1 E: 0 K: 0 S: 8	H: 1 LOB: 1 BB: 0 P: 10	R: 0 H: 0 E: 0 K: 1 S: 7	H: 0 LOB: 0 BB: 0 P: 9	R: 1 H: 3 E: 0 K: 1 S: 11	H: 3 LOB: 2 BB: 0 P: 19	R: 0 H: 0 E: 0 K: 1 S: 8	H: 0 LOB: 0 BB: 0 P: 10	1B: 4 2B: 0 3B: 0 HR: 2	SF: 0 SAC: 0 DP: 1 HBP: 0	WP: 0 PB: 0 SB: 0 CS: 0	PA: 33
PITCHER	IP: 7.2 WLS: W BF: 29 H: 6 R: 2 ER: 2 SO: 3 BB: 1 IBB: 0 HBP: 0 BLK: 0 WP: 0 HR: 2 S: 60 P: 97 ERA: 2.35 WHIP: 0.913	IP: 0.1 WLS: H BF: 1 H: 0 R: 0 ER: 0 SO: 0 BB: 0 IBB: 0 HBP: 0 BLK: 0 WP: 0 HR: 0 S: 2 P: 5 ERA: 3.42 WHIP: 0.000	IP: 1.0 WLS: S BF: 3 H: 0 R: 0 ER: 0 SO: 1 BB: 0 IBB: 0 HBP: 0 BLK: 0 WP: 0 HR: 0 S: 8 P: 10 ERA: 3.53 WHIP: 0.000											IP: 7.2 WLS: W BF: 29 H: 6 R: 2 ER: 2 SO: 3 BB: 1 IBB: 0 HBP: 0 BLK: 0 WP: 0 HR: 2 S: 60 P: 97 ERA: 2.35 WHIP: 0.913	IP: 0.1 WLS: H BF: 1 H: 0 R: 0 ER: 0 SO: 0 BB: 0 IBB: 0 HBP: 0 BLK: 0 WP: 0 HR: 0 S: 2 P: 5 ERA: 3.42 WHIP: 0.000	IP: 1.0 WLS: S BF: 3 H: 0 R: 0 ER: 0 SO: 1 BB: 0 IBB: 0 HBP: 0 BLK: 0 WP: 0 HR: 0 S: 8 P: 10 ERA: 3.53 WHIP: 0.000		

New York Mets @ Washington Nationals
Nationals Park, Washington, DC
Fri Aug 30 2013, 7:07 PM - 9:30 PM EDT
Att: 35,008 - Clear - 82 F

livebaseballscorecards.com

AB 32
R 2
H 6
RBI 2
BB 1
SO 4
LOB 7

Batter	1	2	3	4	5	6	7	8	9	AB	R	H	RBI	BB	SO	LOB	TOP					
22 Eric Young Jr., S OBP: 0.315, SLG: 0.341	G4-3					G1			P6	6	2	3	2	0	0	0	New York Mets @ Washington Nationals Nationals Park, Washington, DC Sat Aug 31 2013, 7:08 PM - 10:18 PM EDT Att: 34,481 - Cloudy - 84 F					
28 Daniel Murphy, L OBP: 0.313, SLG: 0.402	F8									5	2	3	2	0	0	2						
13 Josh Satin, R OBP: 0.407, SLG: 0.419	K									4	1	3	0	1	1	0						
29 Ike Davis, L OBP: 0.326, SLG: 0.334		G3	SF7							1	0	0	1	0	0	0						
21 Lucas Duda, L OBP: 0.355, SLG: 0.429				K						3	0	0	0	0	2	4						
15 Travis d'Arnaud, R OBP: 0.318, SLG: 0.333										4	2	2	0	1	2	1						
12 Juan Lagares, R OBP: 0.303, SLG: 0.394										5	2	3	2	0	0	1						
6 Matthew den Dekker, L OBP: 0.200, SLG: 0.111										4	1	1	1	1	2	4						
3 Omar Quintanilla, L OBP: 0.311, SLG: 0.292										4	1	2	2	1	1	1						
45 Zack Wheeler, L OBP: 0.172, SLG: 0.171										2	0	0	1	1	1	1						
55 Pedro Feliciano, L ERA: 3.36										0	0	0	0	0	0	0						
30 Andrew Brown, R ERA: 4.02										0	0	0	0	0	0	0						
30 David Aardsma, R ERA: 4.02										0	0	0	0	0	0	0						
2 Justin Turner, R ERA: 3.89										0	0	0	0	0	0	1						
50 Scott Alchison, R ERA: 3.89										0	0	0	0	0	0	0						
Inning Stats	R: 0 E: 0 K: 1 S: 8	H: 0 LOB: 0 BB: 0 P: 12	R: 2 E: 0 K: 2 S: 19	H: 3 LOB: 1 BB: 0 P: 25	R: 6 E: 0 K: 0 S: 22	H: 7 LOB: 2 BB: 2 P: 36	R: 0 E: 0 K: 2 S: 14	H: 1 LOB: 0 BB: 0 P: 16	R: 0 E: 0 K: 2 S: 10	H: 0 LOB: 0 BB: 0 P: 12	R: 0 E: 0 K: 1 S: 11	H: 1 LOB: 1 BB: 1 P: 20	R: 0 E: 0 K: 1 S: 10	H: 0 LOB: 0 BB: 1 P: 18	R: 3 E: 0 K: 0 S: 13	H: 4 LOB: 2 BB: 1 P: 18	R: 0 E: 0 K: 0 S: 8	H: 1 LOB: 0 BB: 0 P: 13	1B: 14 2B: 3 3B: 0 HR: 0	SF: 1 DP: 1 HBP: 0	WP: 0 PB: 0 SB: 2 CS: 0	PA: 46
PITCHER	IP WLS BF H R ER SO BB IBB HBP BLK WP HR S P ERA WHIP	IP WLS BF H R ER SO BB IBB HBP BLK WP HR S P ERA WHIP	IP WLS BF H R ER SO BB IBB HBP BLK WP HR S P ERA WHIP	IP WLS BF H R ER SO BB IBB HBP BLK WP HR S P ERA WHIP	IP WLS BF H R ER SO BB IBB HBP BLK WP HR S P ERA WHIP	IP WLS BF H R ER SO BB IBB HBP BLK WP HR S P ERA WHIP	IP WLS BF H R ER SO BB IBB HBP BLK WP HR S P ERA WHIP	IP WLS BF H R ER SO BB IBB HBP BLK WP HR S P ERA WHIP	IP WLS BF H R ER SO BB IBB HBP BLK WP HR S P ERA WHIP	IP WLS BF H R ER SO BB IBB HBP BLK WP HR S P ERA WHIP	IP WLS BF H R ER SO BB IBB HBP BLK WP HR S P ERA WHIP	IP WLS BF H R ER SO BB IBB HBP BLK WP HR S P ERA WHIP	IP WLS BF H R ER SO BB IBB HBP BLK WP HR S P ERA WHIP	IP WLS BF H R ER SO BB IBB HBP BLK WP HR S P ERA WHIP	IP WLS BF H R ER SO BB IBB HBP BLK WP HR S P ERA WHIP	IP WLS BF H R ER SO BB IBB HBP BLK WP HR S P ERA WHIP						

AB	40
R	11
H	17
RBI	11
BB	5
SO	9
LOB	15



Batter	1	2	3	4	5	6	7	8	9	AB	R	H	RBI	BB	SO	LOB	BOTTOM					
2 Denard Span, L OBP: 0.325, SLG: 0.376	G3									5	1	3	1	0	0	1	New York Mets @ Washington Nationals Nationals Park, Washington, DC Sat Aug 31 2013, 7:08 PM - 10:18 PM EDT Att: 34,481 - Cloudy - 84 F					
11 Ryan Zimmerman, R OBP: 0.326, SLG: 0.457	G6-3									3	0	0	0	0	1	4						
12 Tyler Moore, R OBP: 0.240, SLG: 0.320	F9									1	0	0	0	0	1	2						
52 Ryan Mattheus, R ERA: 7.27										0	0	0	0	0	0	0						
22 Drew Storen, S ERA: 5.36										1	0	1	0	0	0	0						
18 Chad Tracy, L OBP: 0.221, SLG: 0.305										0	0	0	0	0	0	0						
34 Bryce Harper, L OBP: 0.376, SLG: 0.516	G6-3									4	0	1	0	1	1	2						
28 Jayson Werth, R OBP: 0.399, SLG: 0.530	P2									3	0	0	1	0	0	0						
20 Ian Desmond, R OBP: 0.336, SLG: 0.481	G3									4	0	2	1	0	0	0						
25 Adam LaRoche, L OBP: 0.318, SLG: 0.404	K2-3									4	0	0	0	0	1	3						
40 Wilson Ramos, R OBP: 0.304, SLG: 0.457	L9									3	0	0	0	0	0	0						
23 Jhonatan Solano, R OBP: 0.231, SLG: 0.243	L9									1	1	1	0	0	0	0						
1 Steve Lombardozzi, S OBP: 0.273, SLG: 0.346	G4-3									4	0	1	0	0	0	0						
15 Dan Haren, R OBP: 0.220, SLG: 0.256										0	0	0	0	0	0	0						
59 Tanner Roark, R OBP: 0.067, SLG: 1.000										1	0	1	0	0	0	0						
6 Anthony Rendon, R OBP: 0.324, SLG: 0.392										2	1	1	0	0	0	2						
Inning Stats	R: 0 E: 0 K: 0 S: 8	H: 0 LOB: 0 BB: 0 P: 12	R: 0 E: 0 K: 1 S: 11	H: 0 LOB: 0 BB: 0 P: 16	R: 0 E: 0 K: 0 S: 14	H: 2 LOB: 2 BB: 0 P: 21	R: 0 E: 0 K: 1 S: 10	H: 0 LOB: 0 BB: 0 P: 11	R: 0 E: 0 K: 1 S: 3	H: 0 LOB: 0 BB: 0 P: 5	R: 2 E: 0 K: 1 S: 15	H: 2 LOB: 2 BB: 1 P: 23	R: 0 E: 0 K: 1 S: 14	H: 2 LOB: 2 BB: 0 P: 17	R: 0 E: 0 K: 0 S: 13	H: 2 LOB: 1 BB: 0 P: 21	R: 1 E: 0 K: 0 S: 12	H: 3 LOB: 2 BB: 0 P: 20	1B: 9 2B: 2 3B: 0 HR: 0	SF: 1 DP: 0 HBP: 1	WP: 0 PB: 0 SB: 0 CS: 0	PA: 39
PITCHER	IP WLS BF H R ER SO BB IBB HBP BLK WP HR S P ERA WHIP	IP WLS BF H R ER SO BB IBB HBP BLK WP HR S P ERA WHIP	IP WLS BF H R ER SO BB IBB HBP BLK WP HR S P ERA WHIP	IP WLS BF H R ER SO BB IBB HBP BLK WP HR S P ERA WHIP	IP WLS BF H R ER SO BB IBB HBP BLK WP HR S P ERA WHIP	IP WLS BF H R ER SO BB IBB HBP BLK WP HR S P ERA WHIP	IP WLS BF H R ER SO BB IBB HBP BLK WP HR S P ERA WHIP	IP WLS BF H R ER SO BB IBB HBP BLK WP HR S P ERA WHIP	IP WLS BF H R ER SO BB IBB HBP BLK WP HR S P ERA WHIP	IP WLS BF H R ER SO BB IBB HBP BLK WP HR S P ERA WHIP	IP WLS BF H R ER SO BB IBB HBP BLK WP HR S P ERA WHIP	IP WLS BF H R ER SO BB IBB HBP BLK WP HR S P ERA WHIP	IP WLS BF H R ER SO BB IBB HBP BLK WP HR S P ERA WHIP	IP WLS BF H R ER SO BB IBB HBP BLK WP HR S P ERA WHIP	IP WLS BF H R ER SO BB IBB HBP BLK WP HR S P ERA WHIP	IP WLS BF H R ER SO BB IBB HBP BLK WP HR S P ERA WHIP						

AB	36
R	3
H	11
RBI	3
BB	1
SO	4
LOB	14



Batter	1	2	3	4	5	6	7	8	9	AB	R	H	RBI	BB	SO	LOB	TOP		
22 Eric Young Jr. S OBP: 0.317, SLG: 0.345										4	2	2	0	0	1	0	New York Mets @ Washington Nationals Nationals Park, Washington, DC Sun Sep 01 2013, 8:09 PM - 11:16 PM EDT Att: 28,995 - Cloudy - 85 F		
28 Daniel Murphy, L OBP: 0.313, SLG: 0.404										5	1	2	2	0	0				
13 Josh Satin, R OBP: 0.407, SLG: 0.421										4	0	1	0	1	1	2			
21 Lucas Duda, L OBP: 0.357, SLG: 0.430										4	0	2	2	0	0	2			
15 Travis d'Arnaud, R OBP: 0.292, SLG: 0.300										4	0	0	0	0	1	3			
12 Juan Lagares, R OBP: 0.302, SLG: 0.395										4	0	1	0	0	1	0			
6 Matthew den Dekker, L 50 Scott Atchison, R 2 Justin Turner, R 56 Scott Rice, L 71 Gonzalez Germen, R											3	1	2	1	0	0		1	
3 Omar Quintanilla, L 49 Jonathon Niese, L 30 Andrew Brown, R											4	0	1	0	0	1		3	
Inning Stats	R: 2 H: 3 E: 0 LOB: 0 K: 0 BB: 0 S: 9 P: 16	R: 1 H: 2 E: 0 LOB: 0 K: 0 BB: 0 S: 7 P: 10	R: 0 H: 1 E: 0 LOB: 1 K: 0 BB: 0 S: 10 P: 16	R: 0 H: 1 E: 0 LOB: 1 K: 0 BB: 0 S: 16 P: 25	R: 1 H: 2 E: 1 LOB: 1 K: 0 BB: 0 S: 7 P: 12	R: 0 H: 1 E: 0 LOB: 1 K: 1 BB: 0 S: 11 P: 15	R: 1 H: 2 E: 0 LOB: 2 K: 0 BB: 1 S: 14 P: 21	R: 0 H: 1 E: 0 LOB: 1 K: 2 BB: 0 S: 10 P: 14	R: 0 H: 0 E: 0 LOB: 0 K: 2 BB: 0 S: 8 P: 14	1B: 7 2B: 5 3B: 0 HR: 1	SF: 0 SAC: 1 DP: 2 HBP: 0	WP: 0 PB: 0 SB: 1 CS: 0	PA: 39						
PITCHER	IP: 5.0 WLS: 22 BF: 9 H: 4 R: 4 ER: 4 SO: 0 BB: 0 IBB: 0 HBP: 0 BLK: 0 WP: 0 HR: 1 S: 49 P: 79 ERA: 7.20 WHIP: 1.800	IP: 1.0 WLS: 3 BF: 3 H: 0 R: 0 ER: 0 SO: 2 BB: 0 IBB: 0 HBP: 0 BLK: 0 WP: 0 HR: 0 S: 8 P: 14 ERA: 0.00 WHIP: 0.000	IP: 1.0 WLS: 3 BF: 3 H: 0 R: 0 ER: 0 SO: 2 BB: 0 IBB: 0 HBP: 0 BLK: 0 WP: 0 HR: 0 S: 8 P: 14 ERA: 0.00 WHIP: 0.000	IP: 1.0 WLS: 3 BF: 3 H: 0 R: 0 ER: 0 SO: 2 BB: 0 IBB: 0 HBP: 0 BLK: 0 WP: 0 HR: 0 S: 8 P: 14 ERA: 0.00 WHIP: 0.000	IP: 1.0 WLS: 3 BF: 3 H: 0 R: 0 ER: 0 SO: 2 BB: 0 IBB: 0 HBP: 0 BLK: 0 WP: 0 HR: 0 S: 8 P: 14 ERA: 0.00 WHIP: 0.000	IP: 1.0 WLS: 3 BF: 3 H: 0 R: 0 ER: 0 SO: 2 BB: 0 IBB: 0 HBP: 0 BLK: 0 WP: 0 HR: 0 S: 8 P: 14 ERA: 0.00 WHIP: 0.000	IP: 1.0 WLS: 3 BF: 3 H: 0 R: 0 ER: 0 SO: 2 BB: 0 IBB: 0 HBP: 0 BLK: 0 WP: 0 HR: 0 S: 8 P: 14 ERA: 0.00 WHIP: 0.000	IP: 1.0 WLS: 3 BF: 3 H: 0 R: 0 ER: 0 SO: 2 BB: 0 IBB: 0 HBP: 0 BLK: 0 WP: 0 HR: 0 S: 8 P: 14 ERA: 0.00 WHIP: 0.000	IP: 1.0 WLS: 3 BF: 3 H: 0 R: 0 ER: 0 SO: 2 BB: 0 IBB: 0 HBP: 0 BLK: 0 WP: 0 HR: 0 S: 8 P: 14 ERA: 0.00 WHIP: 0.000	IP: 1.0 WLS: 3 BF: 3 H: 0 R: 0 ER: 0 SO: 2 BB: 0 IBB: 0 HBP: 0 BLK: 0 WP: 0 HR: 0 S: 8 P: 14 ERA: 0.00 WHIP: 0.000									
34 Bryce Harper, L OBP: 0.380, SLG: 0.516										2	0	1	0	2	0	2			
6 Anthony Rendon, R OBP: 0.322, SLG: 0.389										5	0	1	1	0	1	5			
11 Ryan Zimmerman, R OBP: 0.352, SLG: 0.436										5	1	3	1	0	0	1			
28 Jayson Werth, R OBP: 0.399, SLG: 0.534										5	1	2	1	0	1	4			
20 Ian Desmond, R OBP: 0.337, SLG: 0.480										5	2	2	0	0	3	4			
40 Wilson Ramos, R OBP: 0.308, SLG: 0.458										4	0	2	1	0	0	3			
12 Tyler Moore, R 25 Adam LaRoche, L										4	0	2	1	0	1	3			
7 Scott Hairston, R 29 Rafael Soriano, R										4	1	2	1	0	1	2			
43 Ross Ohlendorf, R 35 Craig Stammen, R 1 Steve Lombardozzi, S 46 Ian Krol, L 52 Ryan Mattheus, R 51 Erik Davis, R 2 Denard Span, R											1	0	0	0	0	0	0		
Inning Stats	R: 0 H: 1 E: 0 LOB: 0 K: 1 BB: 0 S: 7 P: 11	R: 1 H: 2 E: 0 LOB: 1 K: 1 BB: 0 S: 19 P: 27	R: 0 H: 1 E: 0 LOB: 2 K: 0 BB: 1 S: 10 P: 16	R: 1 H: 3 E: 0 LOB: 2 K: 0 BB: 0 S: 8 P: 9	R: 0 H: 2 E: 0 LOB: 2 K: 1 BB: 0 S: 12 P: 17	R: 0 H: 1 E: 0 LOB: 2 K: 1 BB: 1 S: 11 P: 16	R: 1 H: 2 E: 0 LOB: 1 K: 2 BB: 0 S: 15 P: 20	R: 3 H: 4 E: 0 LOB: 1 K: 1 BB: 0 S: 15 P: 20	R: 0 H: 0 E: 0 LOB: 0 K: 2 BB: 0 S: 8 P: 14	1B: 14 2B: 2 3B: 0 HR: 0	SF: 0 SAC: 3 DP: 1 HBP: 0	WP: 2 PB: 0 SB: 0 CS: 0	PA: 41						
PITCHER	IP: 5.2 WLS: 28 BF: 10 H: 2 R: 1 ER: 2 SO: 2 BB: 0 IBB: 0 HBP: 0 BLK: 0 WP: 0 HR: 0 S: 65 P: 94 ERA: 3.18 WHIP: 2.118	IP: 1.1 WLS: 6 BF: 2 H: 1 R: 1 ER: 1 SO: 2 BB: 0 IBB: 0 HBP: 0 BLK: 0 WP: 0 HR: 0 S: 17 P: 22 ERA: 6.75 WHIP: 1.500	IP: 0.1 WLS: 3 BF: 3 H: 2 R: 2 ER: 2 SO: 0 BB: 0 IBB: 0 HBP: 0 BLK: 0 WP: 0 HR: 0 S: 6 P: 8 ERA: 54.00 WHIP: 6.000	IP: 0.2 WLS: 4 BF: 2 H: 1 R: 1 ER: 1 SO: 1 BB: 0 IBB: 0 HBP: 0 BLK: 0 WP: 0 HR: 0 S: 9 P: 12 ERA: 13.50 WHIP: 3.000	IP														

Batter	1	2	3	4	5	6	7	8	9	AB	R	H	RBI	BB	SO	LOB	TOP							
22 Eric Young Jr., S OBP: 0.316, SLG: 0.343										5	1	1	0	0	3	4								
28 Daniel Murphy, L OBP: 0.312, SLG: 0.403										4	1	1	1	0	0	0								
13 Josh Satin, R OBP: 0.407, SLG: 0.434										5	0	2	0	0	2	3								
30 Andrew Brown, R 71 Gonzalez Germen, R 55 Pedro Feliciano, L 21 Lucas Duda, L OBP: 0.358, SLG: 0.431										3	0	0	0	0	1	2								
12 Juan Lagares, R OBP: 0.307, SLG: 0.398										3	1	2	1	1	0	0								
2 Justin Turner, R OBP: 0.307, SLG: 0.331										4	0	0	0	0	0	5								
4 Wilner Flores, R 38 Vic Black, R										2	1	0	0	1	1	1								
3 Omar Quintanilla, L 30 David Aardsma, R 32 LaTroy Hawkins, R										3	1	1	0	1	0	0								
20 Anthony Recker, R OBP: 0.288, SLG: 0.412										1	0	1	1	0	0	0								
16 Daisuke Matsuzaka, R 19 Zach Lutz, R 40 Tim Byrdak, L 6 Matthew den Dekker, L OBP: 0.287, SLG: 0.429										1	0	1	1	0	0	0								
Inning Stats	R: 0 E: 0 K: 1 S: 14	H: 1 LOB: 1 BB: 0 P: 24	R: 1 E: 0 K: 2 S: 20	H: 2 LOB: 2 BB: 1 P: 28	R: 0 E: 1 K: 1 S: 14	H: 1 LOB: 2 BB: 1 P: 23	R: 2 E: 0 K: 0 S: 8	H: 2 LOB: 1 BB: 1 P: 17	R: 0 E: 0 K: 0 S: 5	H: 0 LOB: 0 BB: 0 P: 8	R: 0 E: 0 K: 0 S: 7	H: 0 LOB: 0 BB: 0 P: 10	R: 2 E: 0 K: 1 S: 17	H: 4 LOB: 2 BB: 0 P: 25	R: 0 E: 0 K: 1 S: 9	H: 0 LOB: 0 BB: 0 P: 15	R: 0 E: 0 K: 2 S: 7	H: 0 LOB: 0 BB: 0 P: 13	1B: 7 2B: 3 3B: 0 HR: 0	SF: 1 SAC: 0 DP: 0 HBP: 0	WP: 0 PB: 0 SB: 0 CS: 0	PA: 40		
PITCHER	IP: 5.0 WLS: W ERA: 4.41	WLS: W ERA: 2.99	WLS: W ERA: 1.99	WLS: W ERA: 1.99	IP: 6.1 WLS: W ERA: 4.41	IP: 7.1 WLS: W ERA: 1.99	IP: 9.1 WLS: W ERA: 1.39	IP: 1.0 WLS: W ERA: 4.41	IP: 6.1 WLS: W ERA: 4.41	IP: 7.1 WLS: W ERA: 1.99	IP: 7.1 WLS: W ERA: 1.99	IP: 9.1 WLS: W ERA: 1.39	IP: 1.0 WLS: W ERA: 4.41	IP: 6.1 WLS: W ERA: 4.41	IP: 7.1 WLS: W ERA: 1.99	IP: 9.1 WLS: W ERA: 1.39	IP: 1.0 WLS: W ERA: 4.41	IP: 6.1 WLS: W ERA: 4.41	IP: 7.1 WLS: W ERA: 1.99	IP: 9.1 WLS: W ERA: 1.39	IP: 1.0 WLS: W ERA: 4.41	IP: 6.1 WLS: W ERA: 4.41	IP: 7.1 WLS: W ERA: 1.99	IP: 9.1 WLS: W ERA: 1.39

New York Mets @ Atlanta Braves
Turner Field, Atlanta, GA
Mon Sep 02 2013, 1:13 PM - 4:52 PM EDT
Att: 26,530 - Overcast - 72 F

AB 36
R 5
H 10
RBI 5
BB 3
SO 8
LOB 17



Batter	1	2	3	4	5	6	7	8	9	AB	R	H	RBI	BB	SO	LOB	BOTTOM								
17 Jordan Schafer, L 30 Elliot Johnson, S OBP: 0.352, SLG: 0.389										5	2	4	1	0	0	0									
8 Justin Upton, R 43 Luis Avilan, L										4	3	2	0	2	2	3									
5 Freddie Freeman, L OBP: 0.385, SLG: 0.483										5	1	2	5	0	1	4									
16 Brian McCann, L OBP: 0.348, SLG: 0.495										4	1	2	1	1	0	2									
23 Chris Johnson, R 4 Paul Janish, R OBP: 0.211, SLG: 0.206										4	1	2	0	1	1	3									
2 B.J. Upton, R OBP: 0.279, SLG: 0.313										4	2	2	1	1	1	1									
26 Dan Uggla, R OBP: 0.311, SLG: 0.379										4	1	1	0	1	1	2									
19 Andrelton Simmons, R OBP: 0.295, SLG: 0.375										5	1	2	3	0	0	4									
28 Paul Maholm, L 13 Johan Santana, L 20 Luis Avilan, R 32 Scott Downs, L 48 David Carpenter, R 25 Joey Terdoslavich, S OBP: 0.145, SLG: 0.150										1	0	0	0	0	0	0									
Inning Stats	R: 2 E: 0 K: 1 S: 15	H: 3 LOB: 1 BB: 1 P: 25	R: 4 E: 0 K: 1 S: 20	H: 4 LOB: 1 BB: 1 P: 35	R: 0 E: 0 K: 1 S: 9	H: 0 LOB: 0 BB: 0 P: 12	R: 0 E: 0 K: 1 S: 8	H: 1 LOB: 1 BB: 0 P: 12	R: 2 E: 0 K: 0 S: 12	H: 3 LOB: 1 BB: 0 P: 24	R: 2 E: 0 K: 0 S: 13	H: 4 LOB: 3 BB: 1 P: 20	R: 0 E: 0 K: 1 S: 13	H: 1 LOB: 2 BB: 1 P: 22	R: 3 E: 1 K: 2 S: 19	H: 1 LOB: 2 BB: 2 P: 30	1B: 11 2B: 5 3B: 0 HR: 1	SF: 1 SAC: 1 DP: 1 HBP: 0	WP: 0 PB: 0 SB: 4 CS: 0	PA: 47					
PITCHER	IP: 3.0 WLS: L ERA: 10.99	IP: 1.1 WLS: W ERA: 4.45	IP: 5.1 WLS: W ERA: 4.45	IP: 6.1 WLS: W ERA: 4.45	IP: 1.1 WLS: W ERA: 4.45	IP: 1.0 WLS: W ERA: 4.45	IP: 1.0 WLS: W ERA: 4.45	IP: 1.0 WLS: W ERA: 4.45	IP: 1.0 WLS: W ERA: 4.45	IP: 1.0 WLS: W ERA: 4.45	IP: 1.0 WLS: W ERA: 4.45	IP: 1.0 WLS: W ERA: 4.45	IP: 1.0 WLS: W ERA: 4.45	IP: 1.0 WLS: W ERA: 4.45	IP: 1.0 WLS: W ERA: 4.45	IP: 1.0 WLS: W ERA: 4.45	IP: 1.0 WLS: W ERA: 4.45	IP: 1.0 WLS: W ERA: 4.45	IP: 1.0 WLS: W ERA: 4.45	IP: 1.0 WLS: W ERA: 4.45	IP: 1.0 WLS: W ERA: 4.45	IP: 1.0 WLS: W ERA: 4.45	IP: 1.0 WLS: W ERA: 4.45	IP: 1.0 WLS: W ERA: 4.45	IP: 1.0 WLS: W ERA: 4.45

New York Mets @ Atlanta Braves
Turner Field, Atlanta, GA
Mon Sep 02 2013, 1:13 PM - 4:52 PM EDT
Att: 26,530 - Overcast - 72 F

AB 39
R 13
H 17
RBI 12
BB 6
SO 7
LOB 22



Batter	1	2	3	4	5	6	7	8	9	AB	R	H	RBI	BB	SO	LOB	TOP					
22 Eric Young Jr., S OBP: 0.319, SLG: 0.350										3	1	2	0	1	0	0	New York Mets @ Atlanta Braves Turner Field, Atlanta, GA Tue Sep 03 2013, 7:11 PM - 9:53 PM EDT Att: 21,221 - Partly Cloudy - 83 F					
28 Daniel Murphy, L OBP: 0.312, SLG: 0.403										4	0	1	1	0	0	2						
13 Josh Satin, R OBP: 0.398, SLG: 0.423 38 Vic Black, R										4	0	0	0	0	1	3						
21 Lucas Duda, L OBP: 0.360, SLG: 0.434										3	0	1	0	1	2	2						
15 Travis d'Arnaud, R OBP: 0.269, SLG: 0.273										4	0	0	0	0	1	3						
12 Juan Lagares, R OBP: 0.307, SLG: 0.396										4	0	1	0	0	2	0						
6 Matthew den Dekker, L OBP: 0.263, SLG: 0.399										4	0	1	0	0	3	1						
3 Omar Quintanilla, L OBP: 0.311, SLG: 0.293										4	0	2	0	0	0	1						
52 Carlos Torres, R OBP: 0.200, SLG: 0.111 56 Scott Rice, L										3	0	0	0	0	2	2						
2 Justin Turner, R OBP: 0.305, SLG: 0.329										1	0	0	0	0	0	1						
Inning Stats	R: 0 E: 0 K: 1 S: 6	H: 1 LOB: 1 BB: 0 P: 8	R: 0 E: 0 K: 1 S: 9	H: 0 LOB: 0 BB: 0 P: 15	R: 0 E: 0 K: 1 S: 8	H: 0 LOB: 0 BB: 0 P: 11	R: 0 E: 0 K: 2 S: 9	H: 1 LOB: 1 BB: 0 P: 15	R: 0 E: 0 K: 1 S: 6	H: 0 LOB: 0 BB: 0 P: 9	R: 1 E: 0 K: 1 S: 11	H: 2 LOB: 1 BB: 0 P: 19	R: 0 E: 0 K: 2 S: 15	H: 2 LOB: 2 BB: 0 P: 18	R: 0 E: 0 K: 0 S: 11	H: 0 LOB: 2 BB: 2 P: 24	R: 0 E: 0 K: 2 S: 9	H: 1 LOB: 1 BB: 0 P: 13	1B: 5 2B: 3 3B: 1 HR: 0	SF: 0 SAC: 0 DP: 1 HBP: 0	WP: 0 PB: 0 SB: 1 CS: 0	PA: 36
PITCHER	IP WLS BF H R ER SO BB IBB HBP BLK WP HR S P ERA WHIP																					
54 Kris Medlen, R ERA: 3.48	7.0 W 27 7 1 1 9 0 0 0 0 0 0 0 64 95 1.29 1.000																					
32 Scott Downs, L ERA: 1.99	0.1 H 2 0 0 0 0 1 0 0 0 0 0 0 2 6 0.00 3.000																					
20 Luis Ayala, R ERA: 2.81	0.2 H 3 0 0 0 0 1 0 0 0 0 0 0 9 18 0.00 1.500																					
46 Craig Kimbrel, R ERA: 0.94	1.0 S 4 1 0 0 2 0 0 0 0 0 0 0 9 13 0.00 1.000																					

AB	34
R	1
H	8
RBI	1
BB	2
SO	11
LOB	15



Batter	1	2	3	4	5	6	7	8	9	AB	R	H	RBI	BB	SO	LOB	BOTTOM			
2 B.J. Upton, R OBP: 0.281, SLG: 0.315										4	0	2	0	0	0	0	New York Mets @ Atlanta Braves Turner Field, Atlanta, GA Tue Sep 03 2013, 7:11 PM - 9:53 PM EDT Att: 21,221 - Partly Cloudy - 83 F			
8 Justin Upton, R OBP: 0.357, SLG: 0.473										4	0	0	0	0	3	2				
5 Freddie Freeman, L OBP: 0.384, SLG: 0.481										4	0	1	0	0	1	1				
16 Brian McCann, L OBP: 0.344, SLG: 0.489										4	0	0	0	0	0	1				
23 Chris Johnson, R OBP: 0.367, SLG: 0.467 4 Paul Janish, R OBP: 0.211, SLG: 0.206										4	0	0	0	0	2	0				
24 Evan Gattis, R OBP: 0.305, SLG: 0.486 32 Scott Downs, L 20 Luis Ayala, R 46 Craig Kimbrel, R										3	1	3	1	0	0	0				
26 Dan Uggla, R OBP: 0.311, SLG: 0.377										2	1	0	0	1	1	2				
19 Andrelton Simmons, R OBP: 0.295, SLG: 0.380										3	1	1	2	0	0	1				
54 Kris Medlen, S OBP: 0.235, SLG: 0.298 17 Jordan Schafer, L (7, PH) OBP: 0.350, SLG: 0.387										2	0	0	0	0	0	0				
Inning Stats	R: 0 E: 0 K: 1 S: 9	H: 1 LOB: 1 BB: 0 P: 15	R: 0 E: 0 K: 1 S: 7	H: 1 LOB: 0 BB: 0 P: 10	R: 0 E: 0 K: 0 S: 9	H: 1 LOB: 1 BB: 0 P: 10	R: 0 E: 0 K: 0 S: 10	H: 1 LOB: 0 BB: 0 P: 10	R: 0 E: 0 K: 2 S: 10	H: 0 LOB: 0 BB: 0 P: 8	R: 3 E: 0 K: 2 S: 21	H: 3 LOB: 1 BB: 1 P: 31	R: 0 E: 0 K: 1 S: 9	H: 0 LOB: 0 BB: 0 P: 13	R: 0 E: 0 K: 2 S: 9	H: 0 LOB: 0 BB: 0 P: 13		1B: 5 2B: 0 3B: 0 HR: 2	SF: 0 SAC: 0 DP: 0 HBP: 0	WP: 1 PB: 0 SB: 0 CS: 0
PITCHER	IP WLS BF H R ER SO BB IBB HBP BLK WP HR S P ERA WHIP																			
52 Carlos Torres, R ERA: 2.89	7.0 L 29 7 3 3 6 1 0 0 0 0 0 0 6 72 3.86 1.143																			
56 Scott Rice, L ERA: 3.71	0.2 2 0 0 0 0 0 0 0 0 0 0 0 6 10 0.00 0.000																			
38 Vic Black, R ERA: 3.86	0.1 1 0 0 0 1 0 0 0 0 0 0 0 3 3 0.00 0.000																			

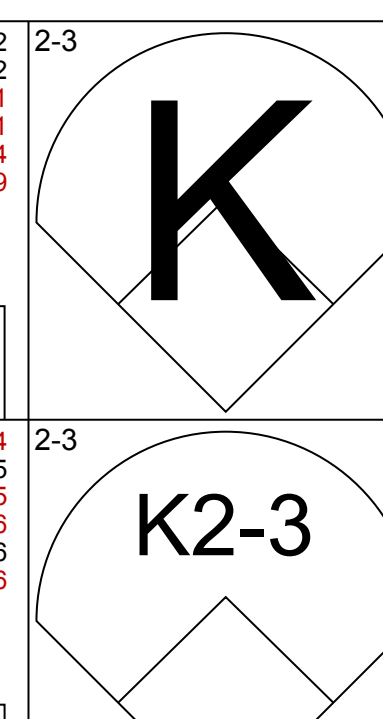
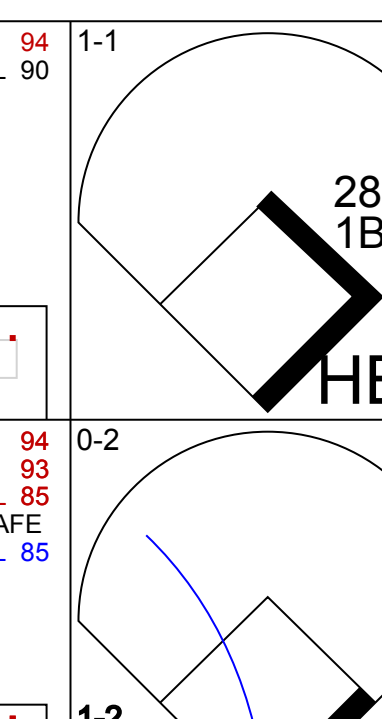
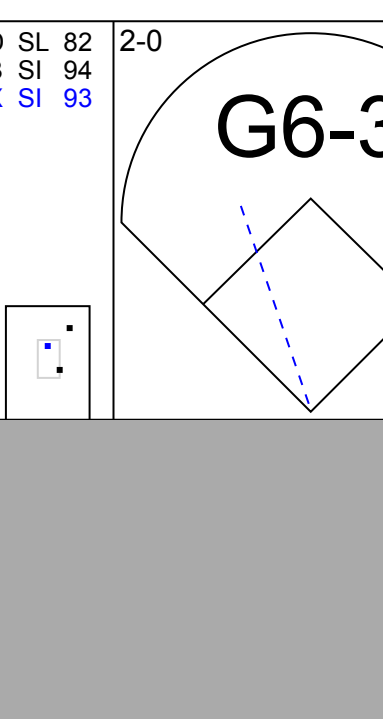
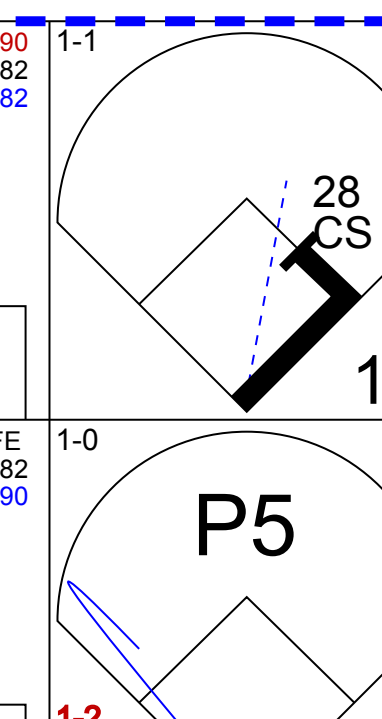
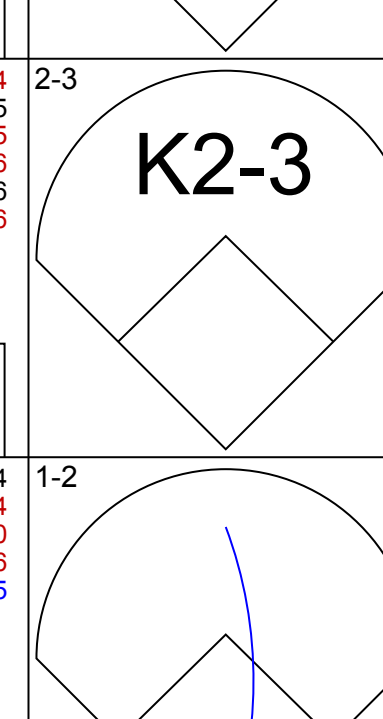
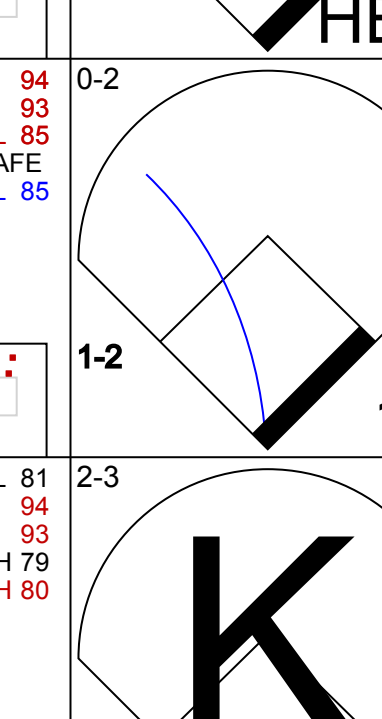
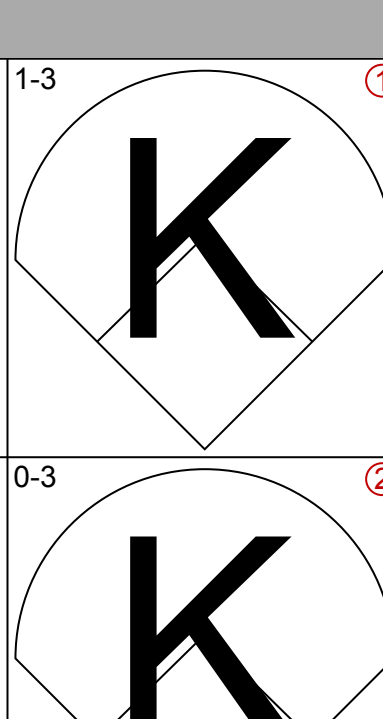
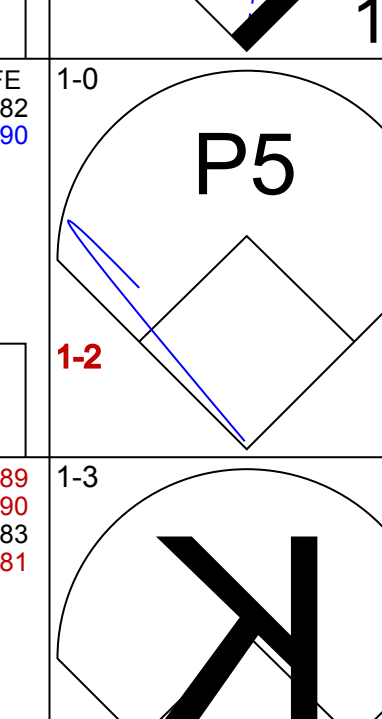
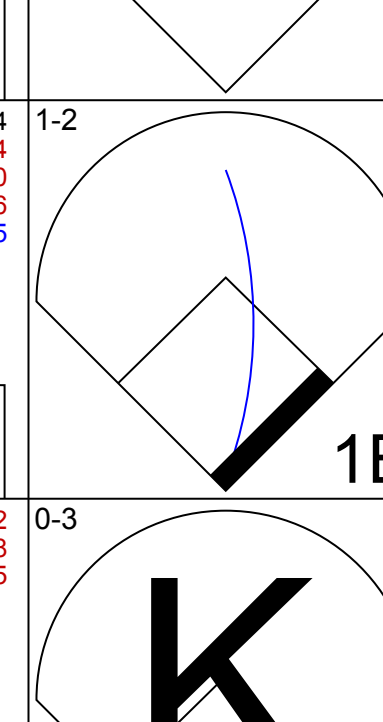
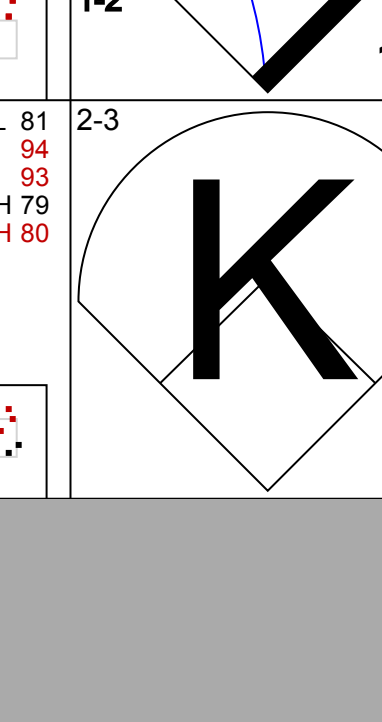
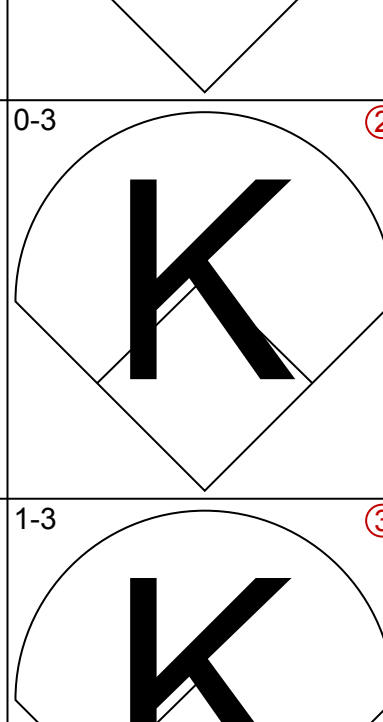
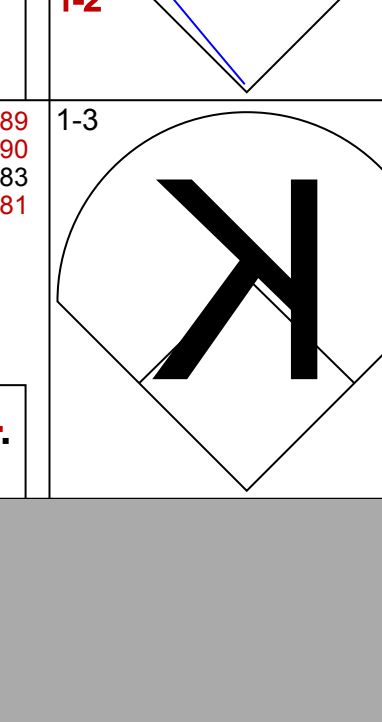
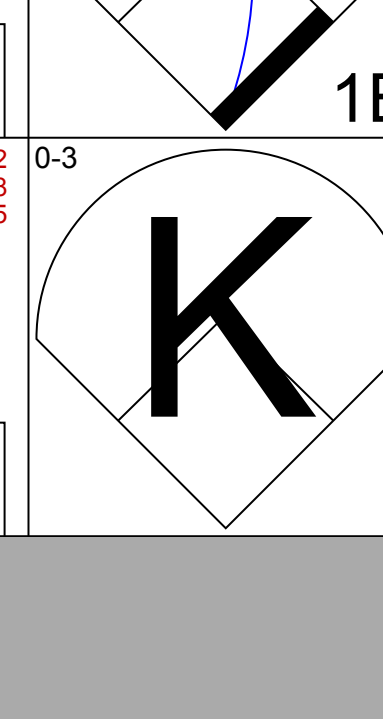
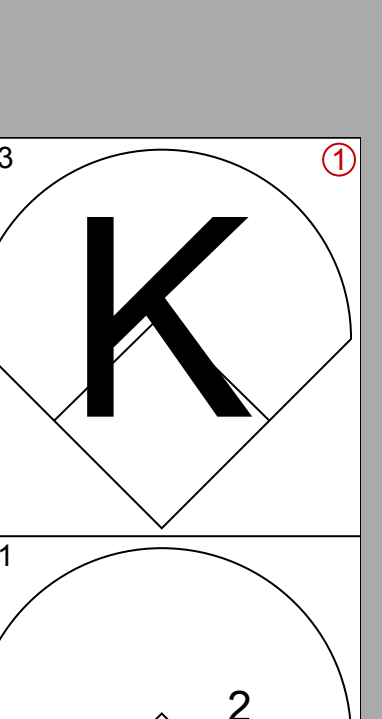
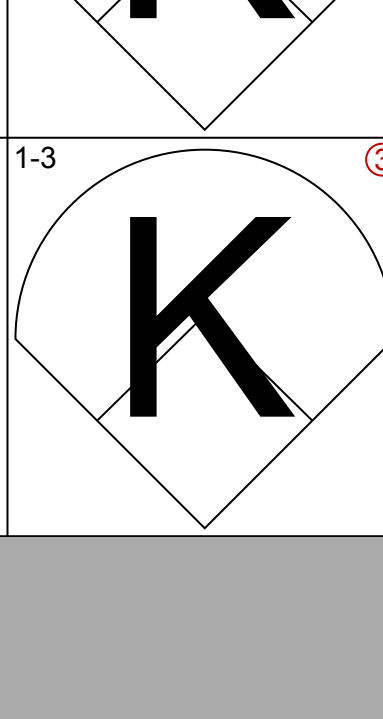
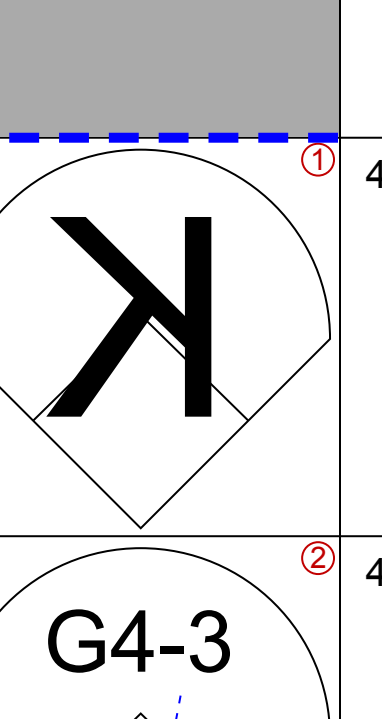
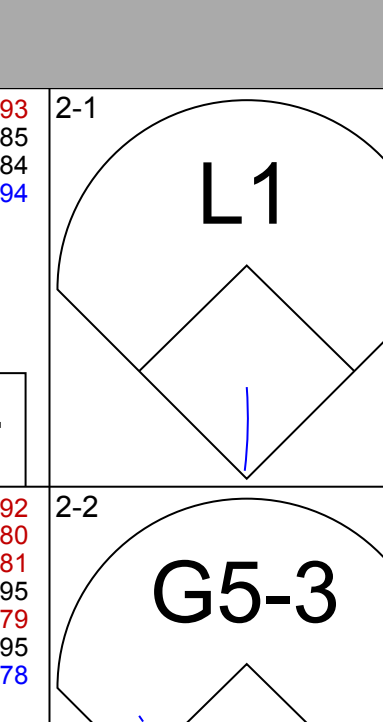
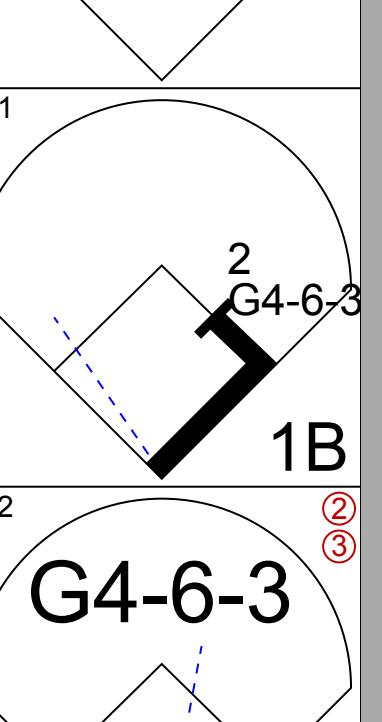
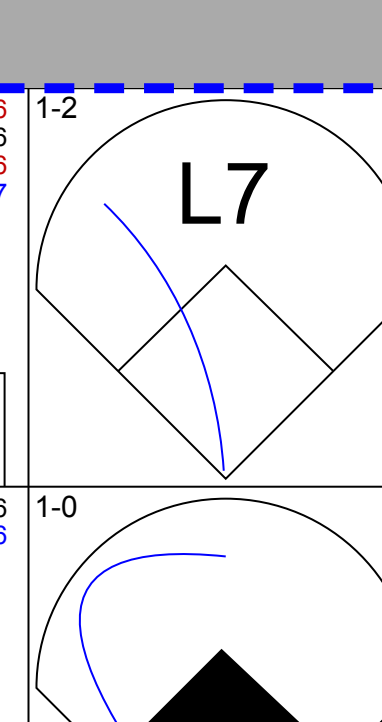
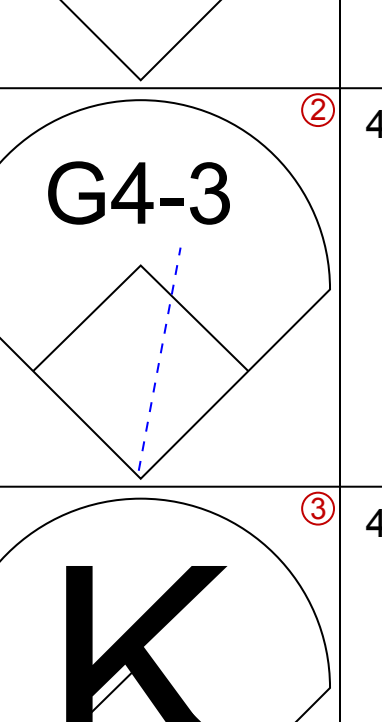
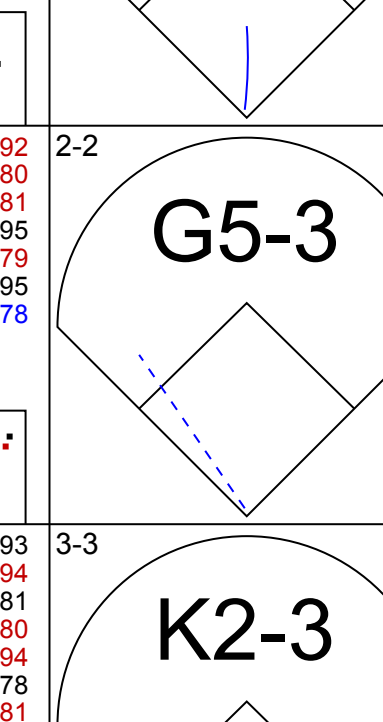
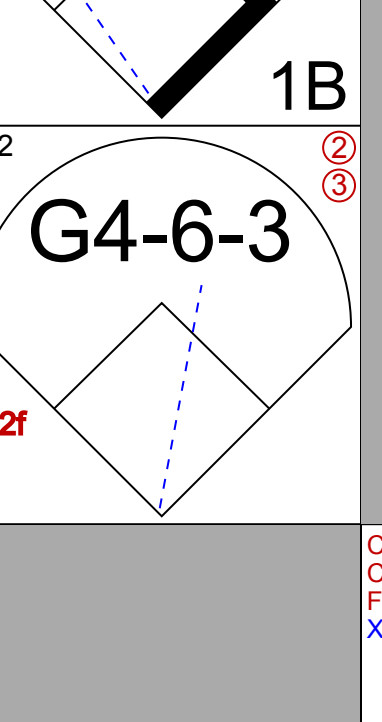
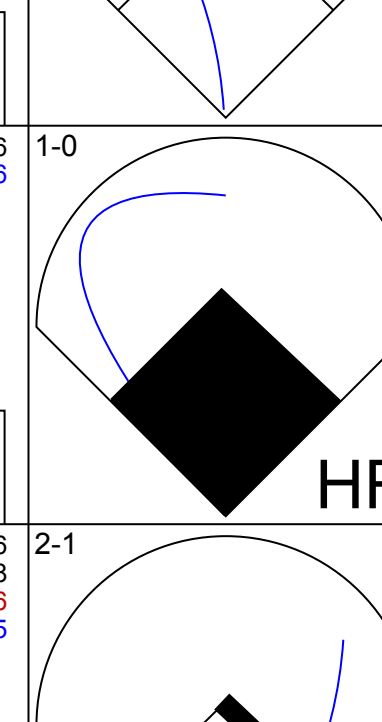
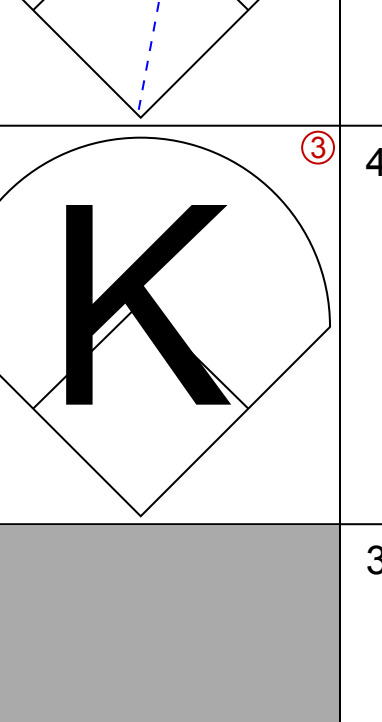
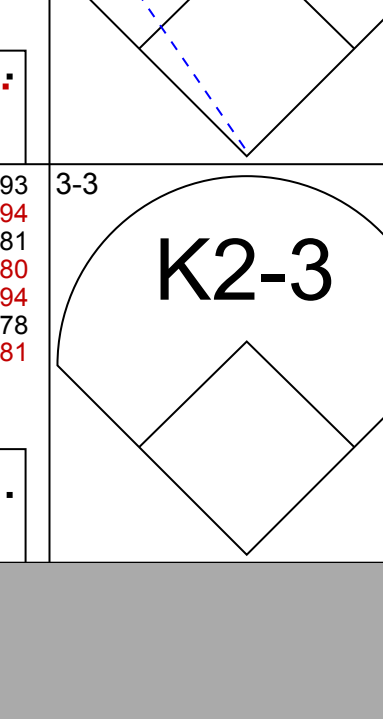
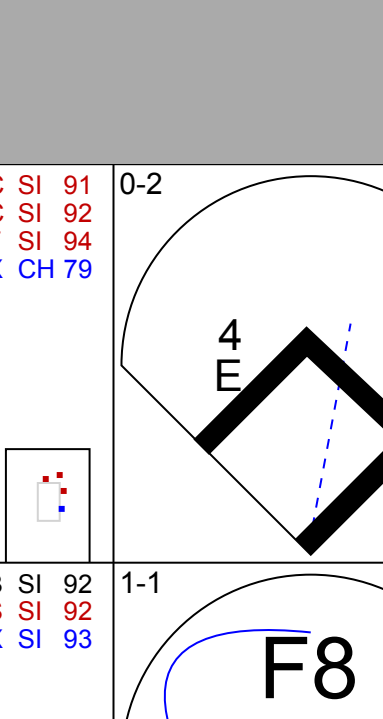
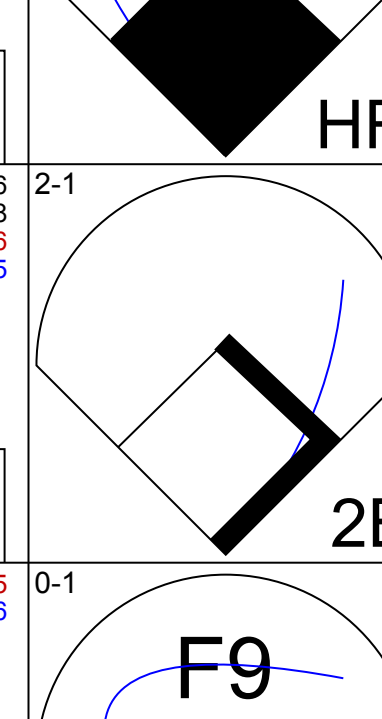
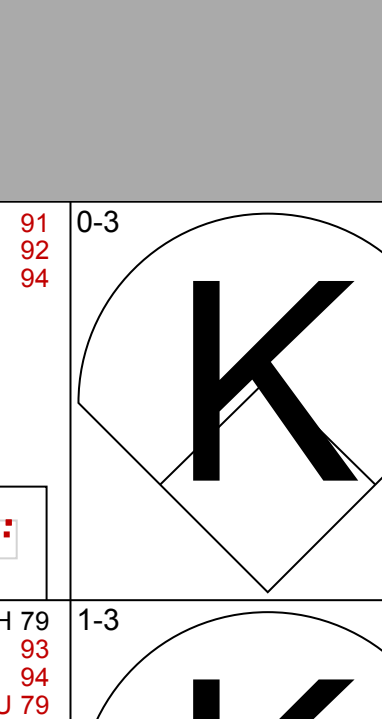
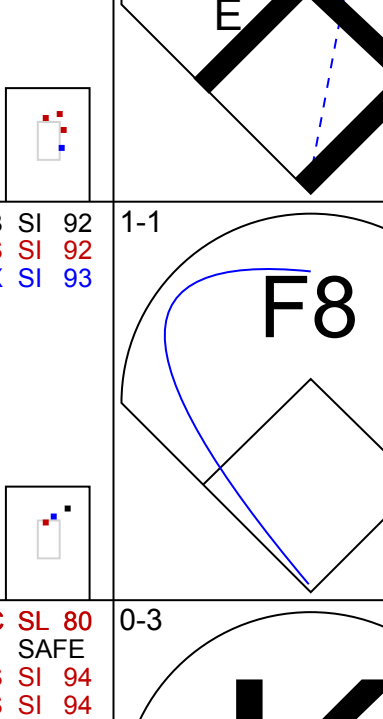
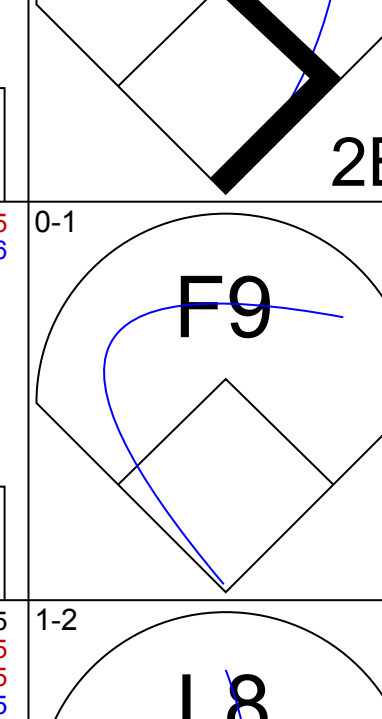
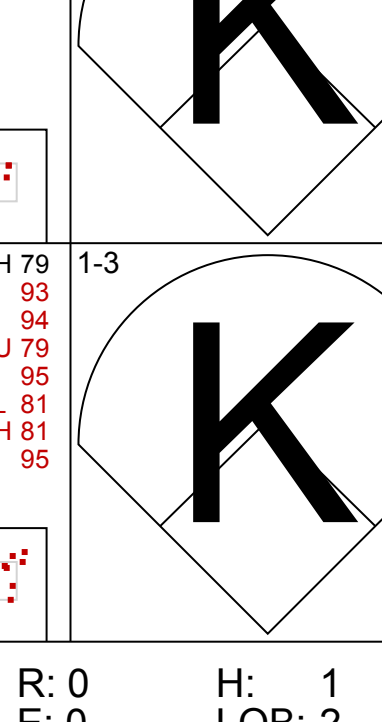
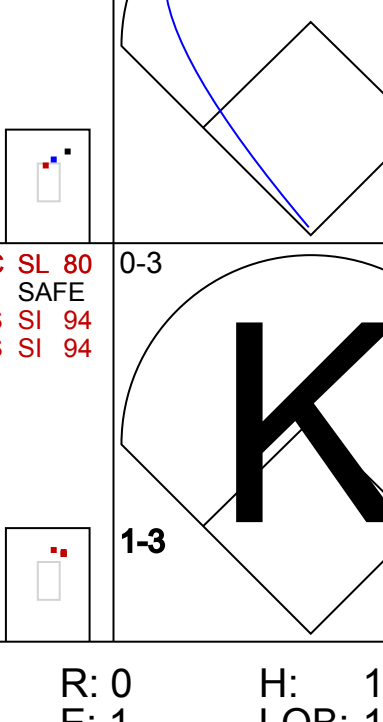
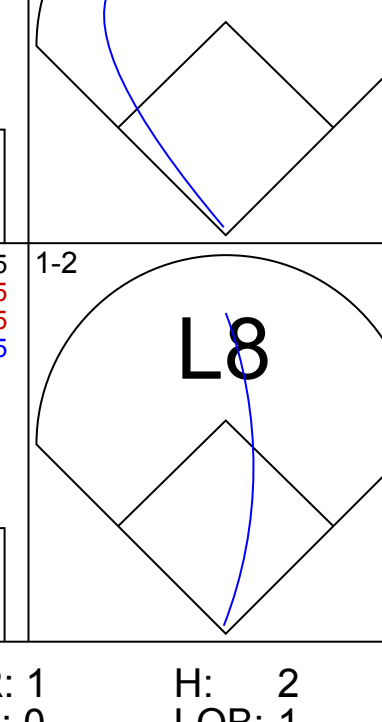
AB	31
R	3
H	7
RBI	3
BB	1
SO	7
LOB	7



Batter	1	2	3	4	5	6	7	8	9	AB	R	H	RBI	BB	SO	LOB	TOP			
22 Eric Young Jr., S OBP: 0.316, SLG: 0.346	G5-3	G3	G1-3		K			G1-3		5	0	0	0	0	1	5	New York Mets @ Atlanta Braves Turner Field, Atlanta, GA Wed Sep 04 2013, 12:13 PM - 3:13 PM EDT Att: 22,946 - Partly Cloudy - 84 F			
28 Daniel Murphy, L OBP: 0.314, SLG: 0.407	30 HR	BB		G3	1B			F8		4	1	2	0	1	0	0				
30 Andrew Brown, R 38 Vic Black, R 32 LaTroy Hawkins, R	HR	F9		G6-3	K			BB		4	1	1	2	1	1	6				
										0	0	0	0	0	0	0				
										0	0	0	0	0	0	0				
21 Lucas Duda, L OBP: 0.364, SLG: 0.453	2B		HR	1B	1B			K		5	1	3	1	0	1	1				
2 Justin Turner, R OBP: 0.308, SLG: 0.331	F8		15 1B	12 FC5-4	1B			G5-3		5	1	2	0	0	0	1				
15 Travis d'Arnaud, R OBP: 0.283, SLG: 0.265	G6-3		12 FC5-4	1B	G4-3			G5-3		5	0	1	0	0	0	3				
12 Juan Lagares, R OBP: 0.305, SLG: 0.393		35 SH5-4	3 BB	1B	FC5-4			G6-3		5	1	1	1	0	0	1				
3 Omar Quintanilla, L OBP: 0.314, SLG: 0.293		35 SH5-4	BB	1B	G4-3			G4-3		3	0	1	0	1	0	1				
35 Dillon Gee, R 6 Matthew den Dekker, L	SH5-4		1B	1B	BB			P5		2	0	1	1	1	0	0				
										0	0	0	0	0	0	0				
Inning Stats	R: 2 E: 0 K: 0 S: 16	H: 3 LOB: 1 BB: 0 P: 21	R: 0 E: 0 K: 0 S: 11	H: 1 LOB: 3 BB: 2 P: 21	R: 3 E: 0 K: 0 S: 18	H: 4 LOB: 1 BB: 0 P: 28	R: 0 E: 0 K: 0 S: 13	H: 2 LOB: 2 BB: 0 P: 20	R: 0 E: 0 K: 2 S: 15	H: 2 LOB: 3 BB: 1 P: 24	R: 0 E: 0 K: 0 S: 9	H: 0 LOB: 0 BB: 0 P: 15	R: 0 E: 0 K: 0 S: 9	H: 0 LOB: 0 BB: 0 P: 14	R: 0 E: 0 K: 1 S: 9	H: 0 LOB: 1 BB: 1 P: 13	1B: 8 2B: 1 3B: 1 HR: 2	SF: 0 SAC: 1 DP: 0 HBP: 0	WP: 0 PB: 0 SB: 0 CS: 0	PA: 43
PITCHER	IP WLS BF H R ER SO BB IBB HBP BLK WP HR S P ERA WHIP																			
40 Kameron Loe, R ERA: 8.59	4.1 L 27 11 5 5 0 3 0 0 0 0 0 2 64 102 10.38 3.231																			
50 Freddy Garcia, R ERA: 5.07	2.2 9 1 0 0 2 0 0 0 0 0 0 0 27 41 0.00 0.375																			
38 Anthony Varvaro, R ERA: 2.94	2.0 7 0 0 0 1 1 0 0 0 0 0 0 18 27 0.00 0.500																			

Batter	1	2	3	4	5	6	7	8	9	AB	R	H	RBI	BB	SO	LOB	BOTTOM			
2 B.J. Upton, R OBP: 0.281, SLG: 0.314	BB		K		SF9			P3		2	0	0	1	1	1	0	New York Mets @ Atlanta Braves Turner Field, Atlanta, GA Wed Sep 04 2013, 12:13 PM - 3:13 PM EDT Att: 22,946 - Partly Cloudy - 84 F			
8 Justin Upton, R OBP: 0.354, SLG: 0.469	L8		F8		G4-3			P6		4	0	0	0	0	0	2				
5 Freddie Freeman, L OBP: 0.383, SLG: 0.485	E7		G3					F8		4	1	1	1	0	0	1				
								HR												
24 Evan Gattis, R OBP: 0.304, SLG: 0.487	K			G5-3				K		4	0	1	0	0	2	2				
								11 WP												
11 Gerald Laird, R OBP: 0.357, SLG: 0.370	K			P5				K		4	0	0	0	0	2	3				
30 Elliot Johnson, S OBP: 0.230, SLG: 0.272	F8			P3						4	0	2	0	0	0	0				
								1B												
26 Dan Uggla, R OBP: 0.311, SLG: 0.376	F7		1B	2 SF9	1B			F7		4	1	1	0	0	0	2				
4 Paul Janish, R 19 Andrelton Simmons, R					2 SF9	50 SH3-4		F8		3	0	2	0	0	0	1				
										1	0	0	0	0	0	1				
40 Kameron Loe, R 50 Freddy Garcia, R 25 Joey Teroslavich, S 38 Anthony Varvaro, R 23 Chris Johnson, R	G4-3				SH3-4			F8		1	0	0	0	0	0	1				
										0	0	0	0	0	0	0				
										0	0	0	0	0	0	0				
										1	0	0	0	0	1	1				
Inning Stats	R: 0 E: 1 K: 2 S: 17	H: 0 LOB: 2 BB: 1 P: 24	R: 0 E: 0 K: 0 S: 12	H: 1 LOB: 0 BB: 0 P: 15	R: 0 E: 0 K: 1 S: 12	H: 0 LOB: 0 BB: 0 P: 17	R: 0 E: 0 K: 0 S: 6	H: 0 LOB: 0 BB: 0 P: 7	R: 1 E: 0 K: 0 S: 10	H: 2 LOB: 1 BB: 0 P: 11	R: 0 E: 0 K: 2 S: 9	H: 0 LOB: 0 BB: 0 P: 9	R: 0 E: 0 K: 0 S: 12	H: 1 LOB: 1 BB: 0 P: 19	R: 1 E: 0 K: 0 S: 7	H: 2 LOB: 1 BB: 0 P: 13	1B: 4 2B: 2 3B: 0 HR: 1	SF: 1 SAC: 1 DP: 0 HBP: 0	WP: 1 PB: 0 SB: 1 CS: 0	PA: 36
PITCHER	IP WLS BF H R ER SO BB IBB HBP BLK WP HR S P ERA WHIP																			
35 Dillon Gee, R ERA: 3.53	7.0 W 27 4 1 0 0 0 1 0 0 0 0 1 78 102 1.29 0.714																			
38 Vic Black, R ERA: 4.75	1.0 5 2 1 1 0 0 0 0 0 0 1 1 7 13 9.00 2.000																			
32 LaTroy Hawkins, R ERA: 3.41	1.0 S 4 1 0 0 1 0 0 0 0 0 0 0 9 14 0.00 1.000																			

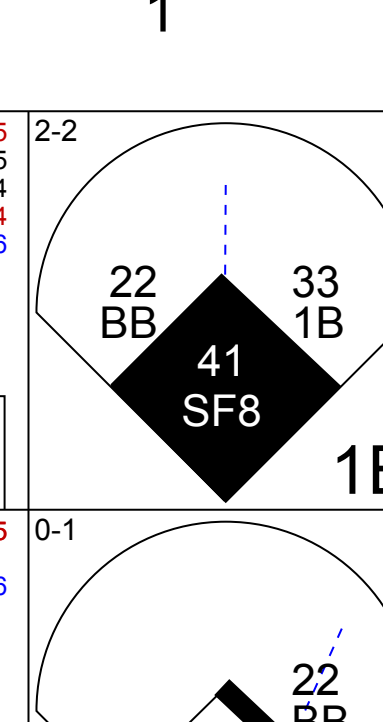
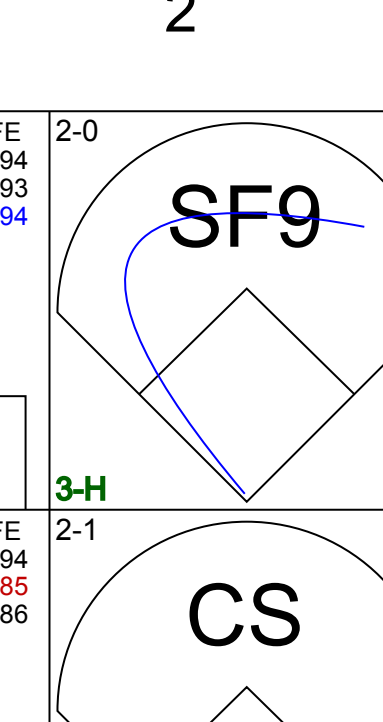
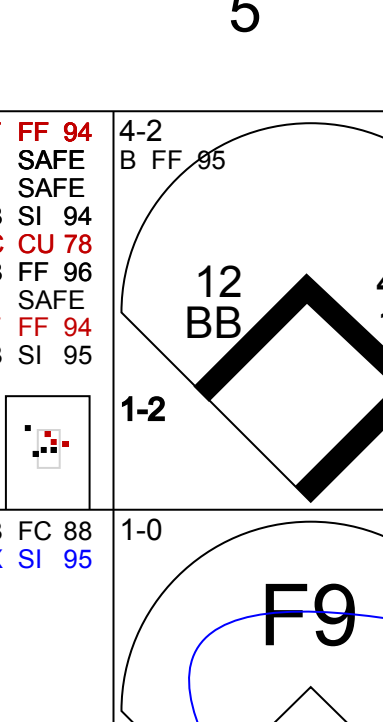
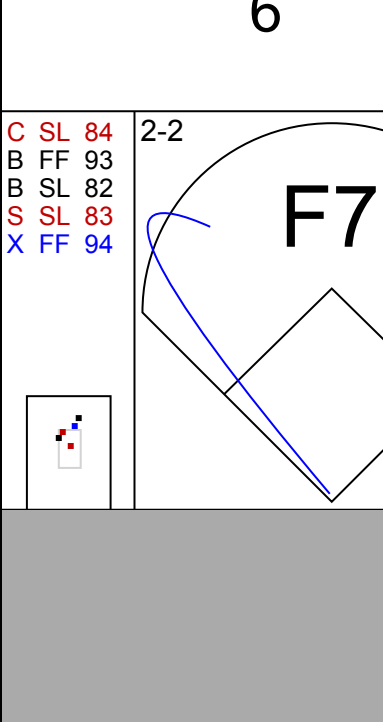
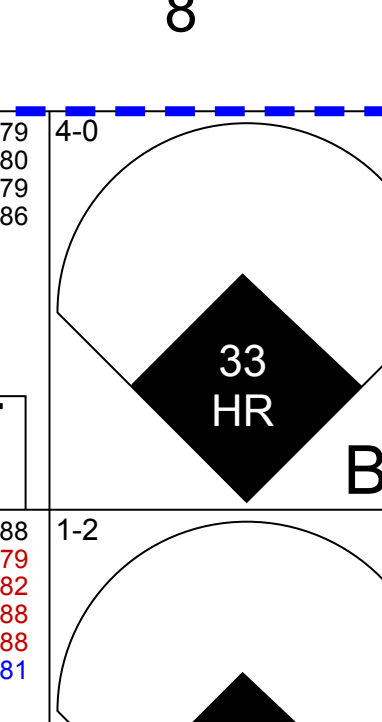
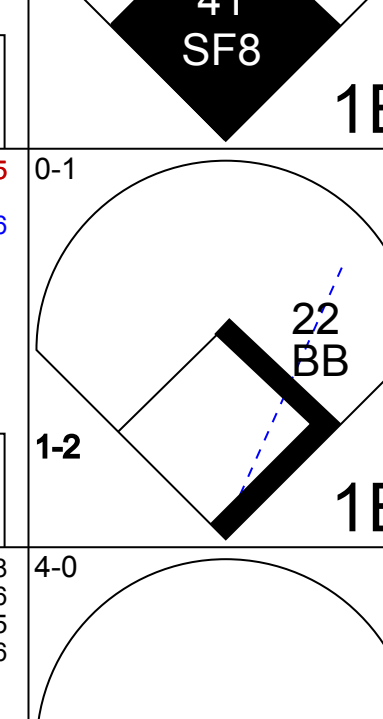
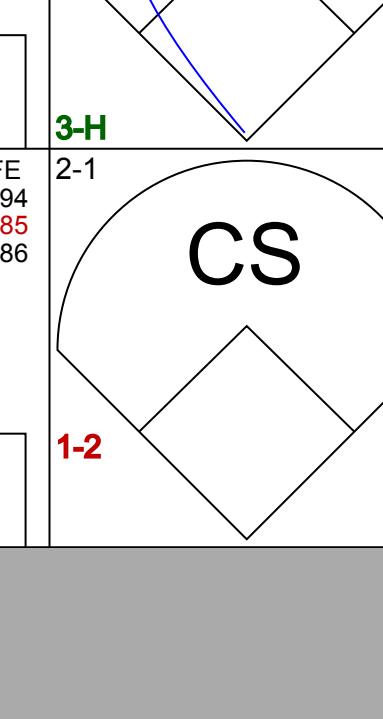
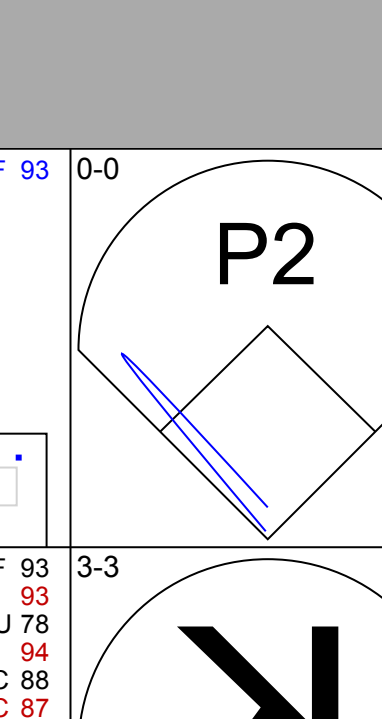
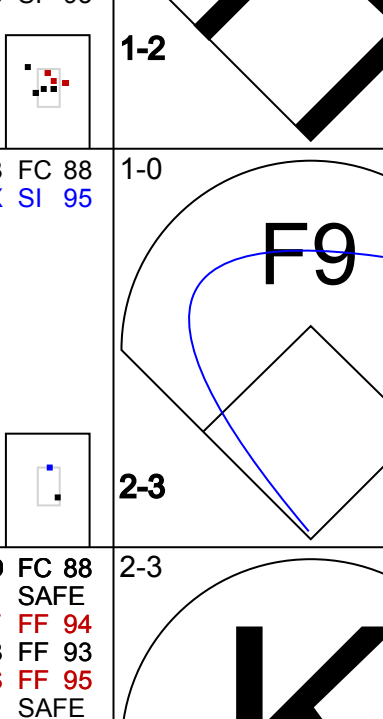
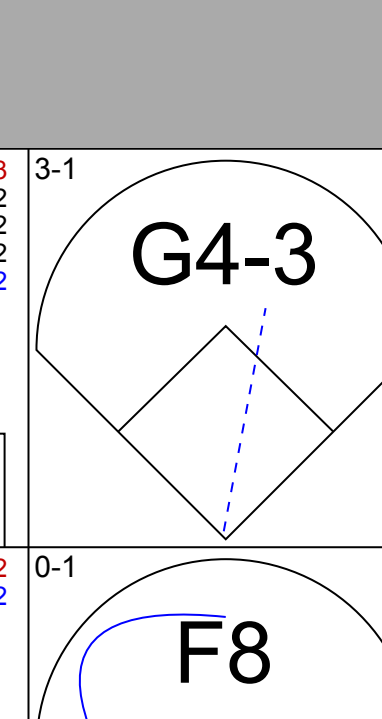
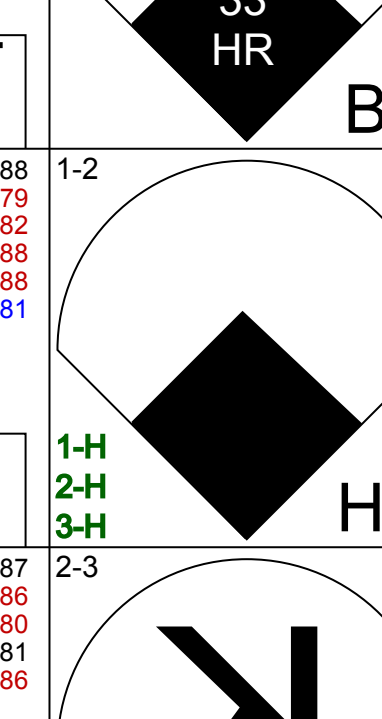
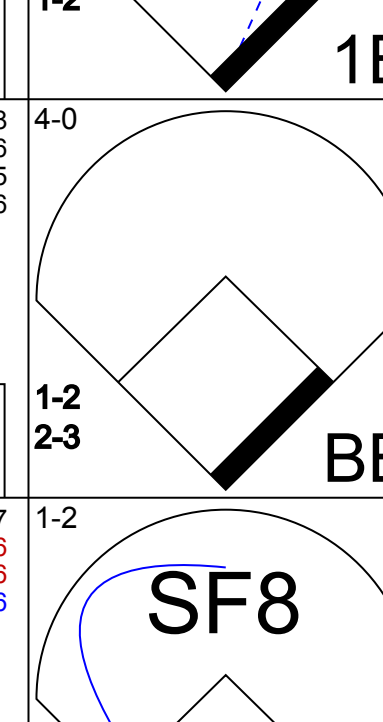
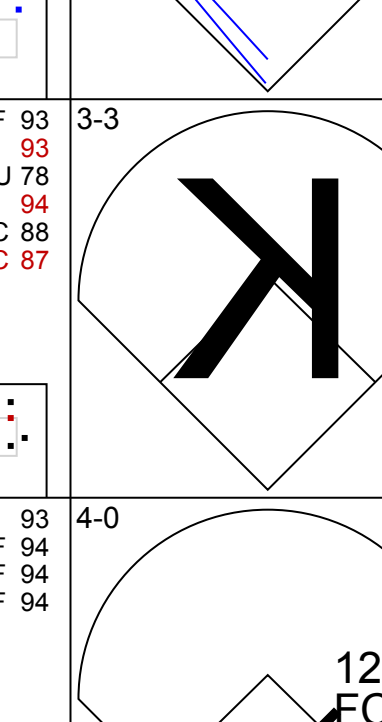
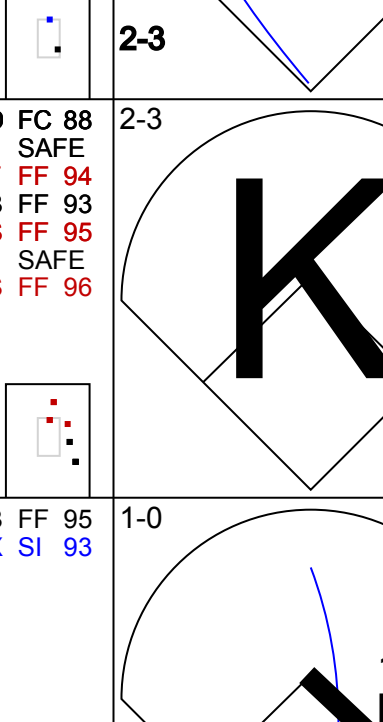
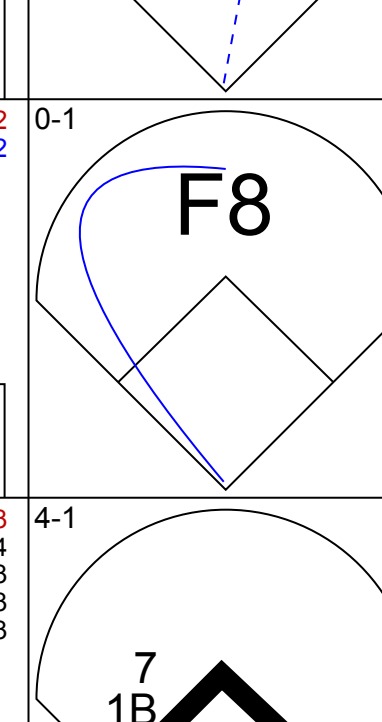
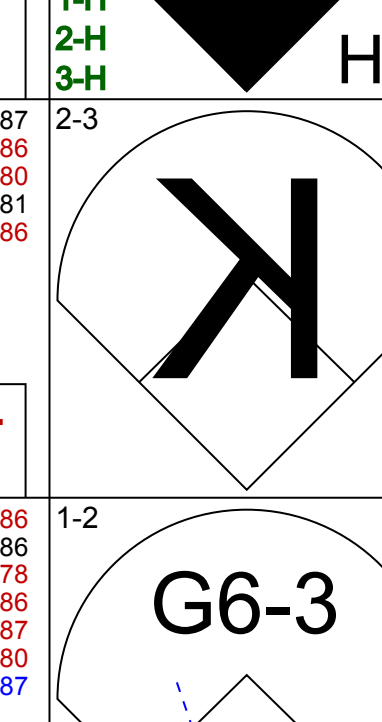
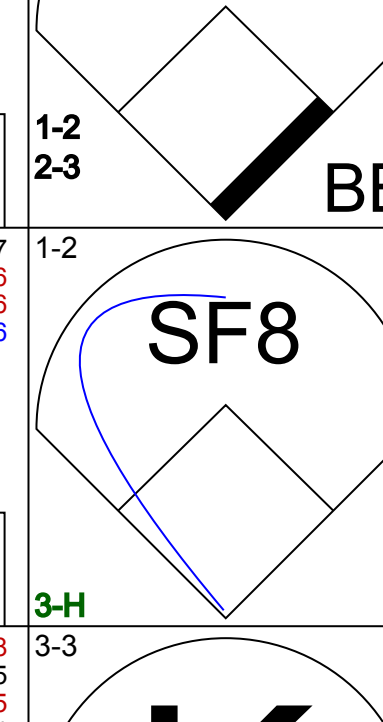
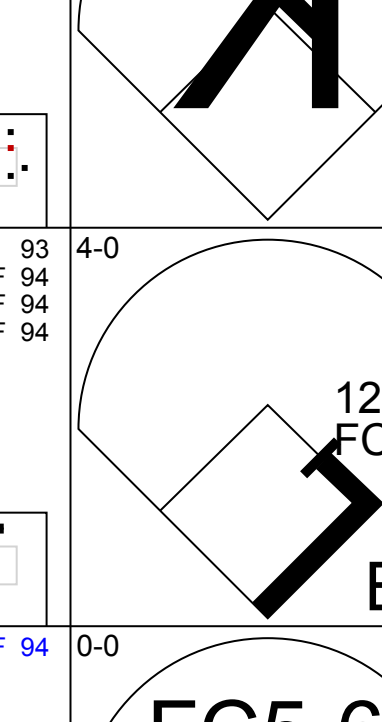
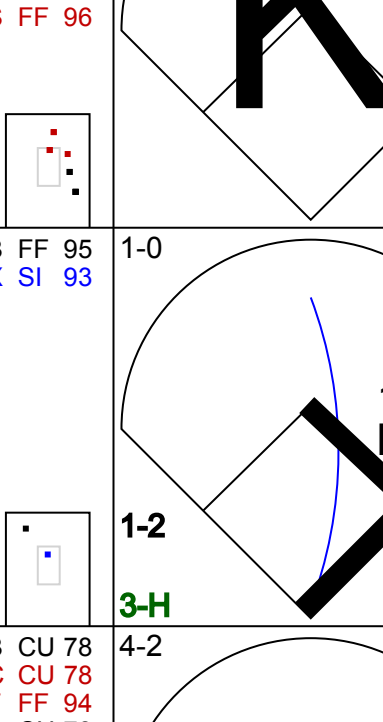
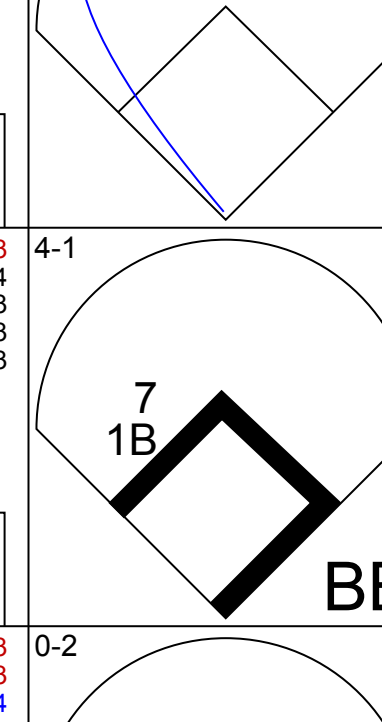
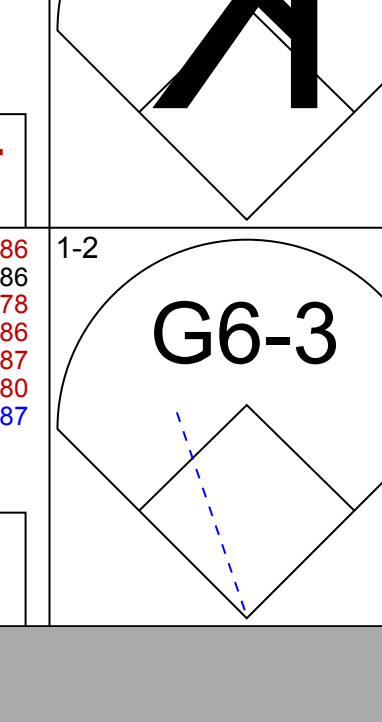
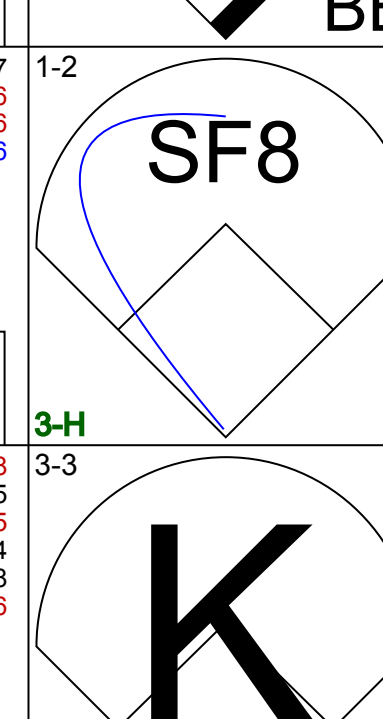
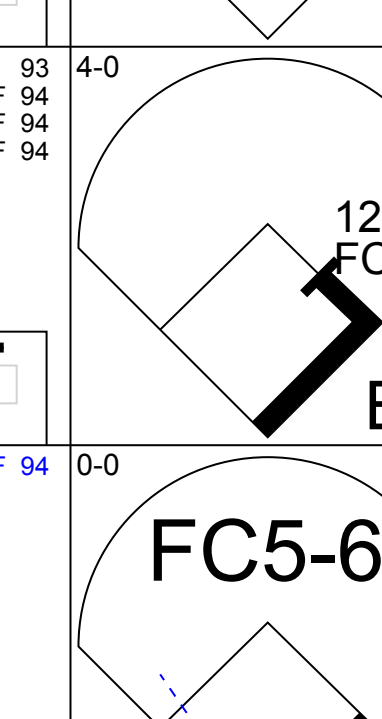
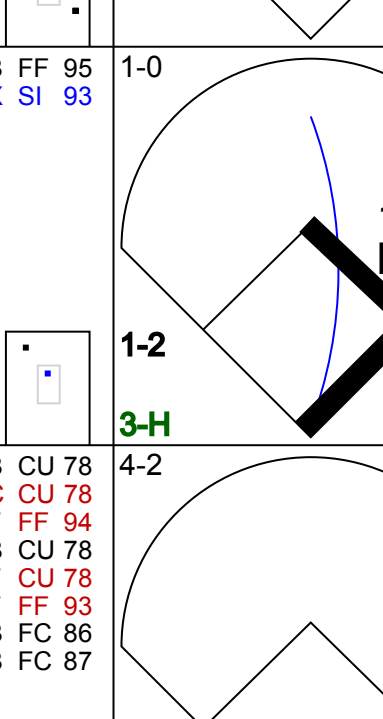
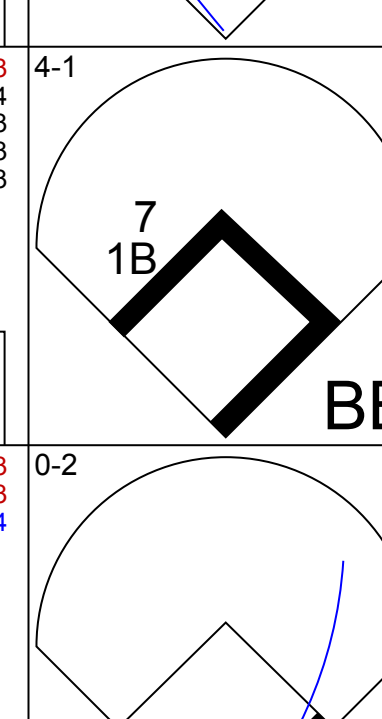
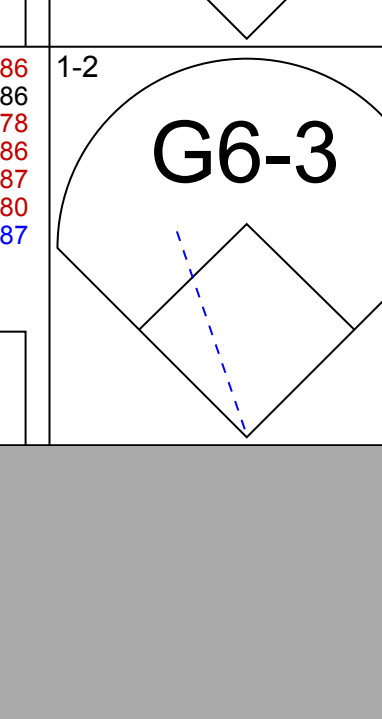
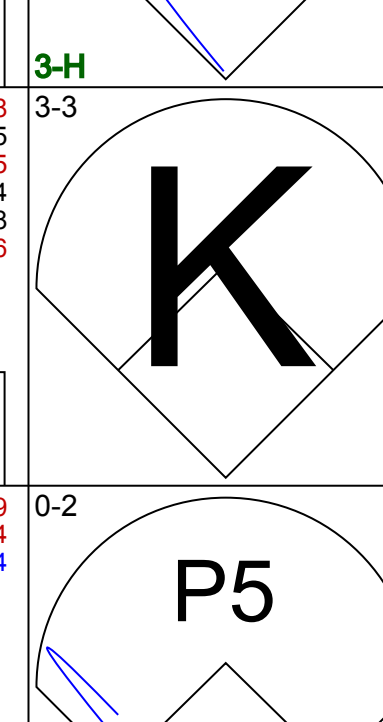
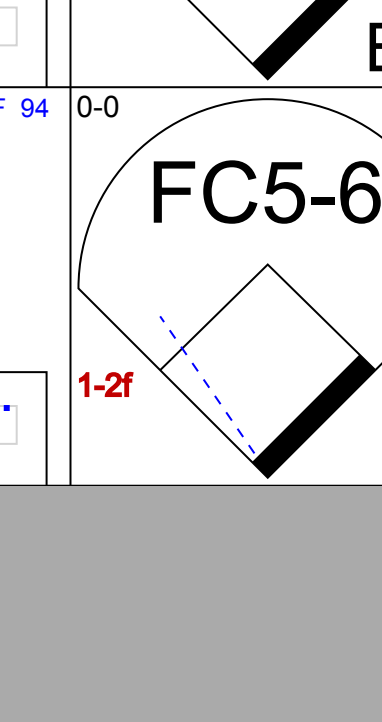
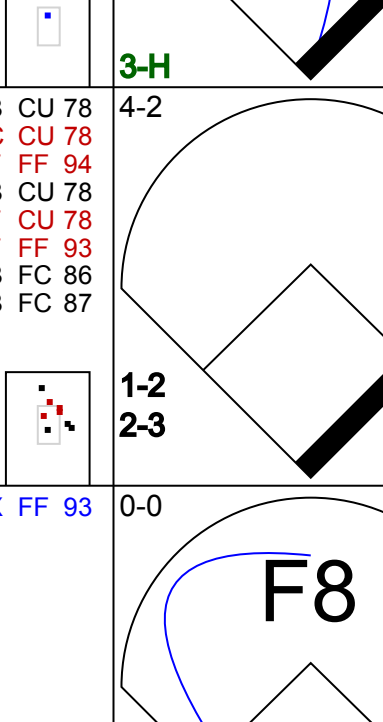
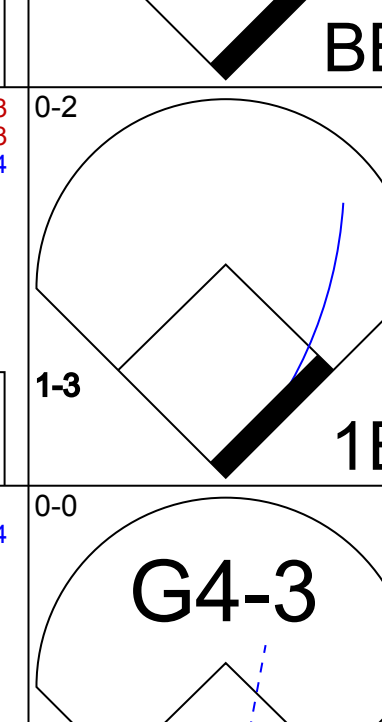
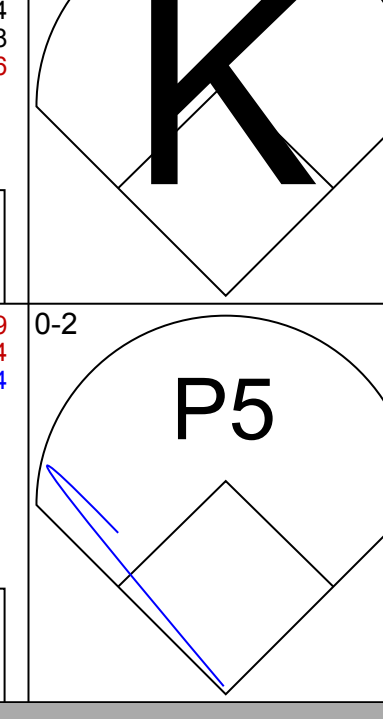
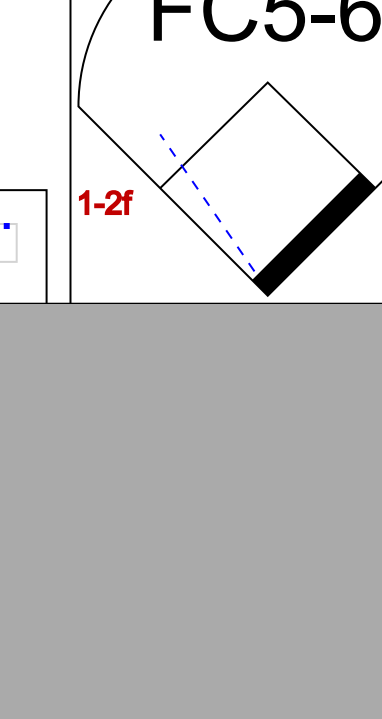
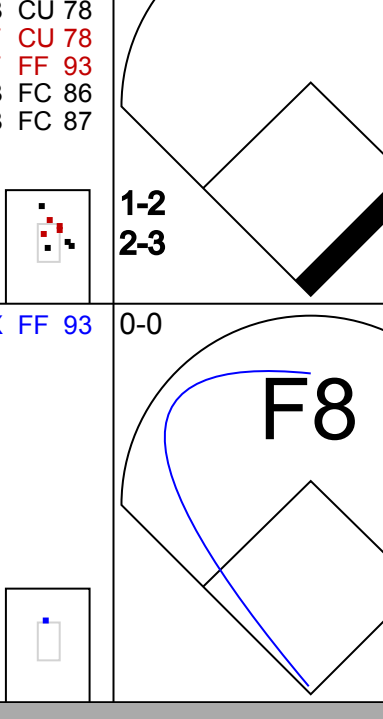
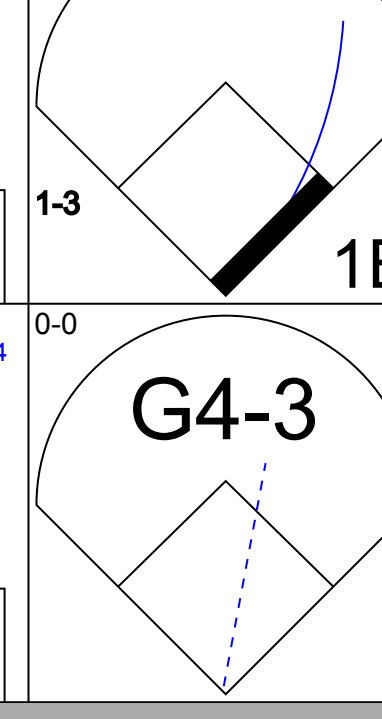
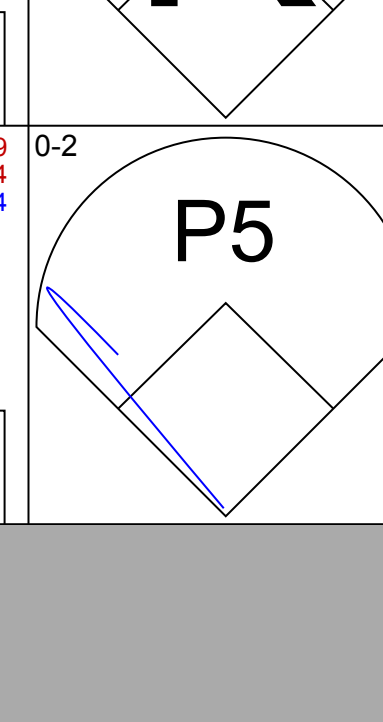
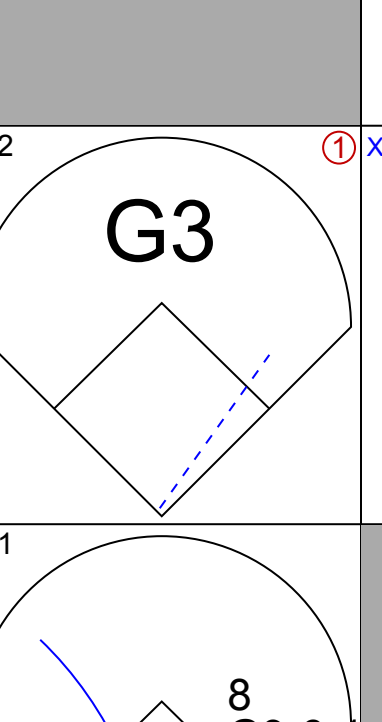
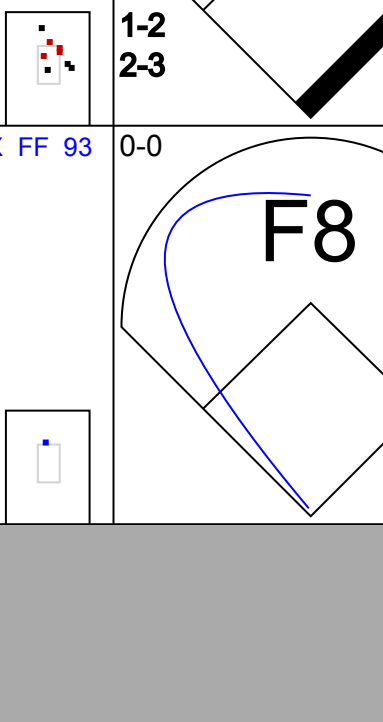
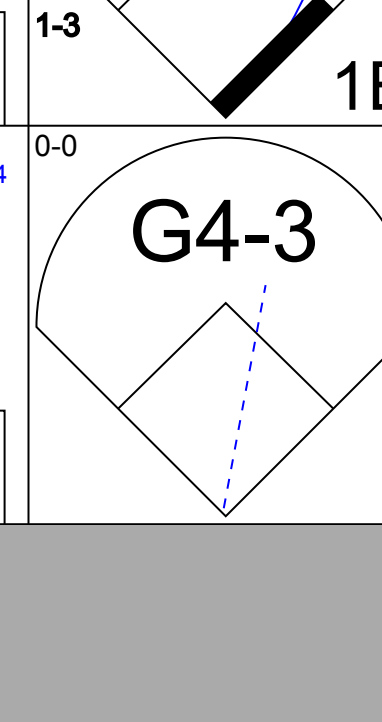
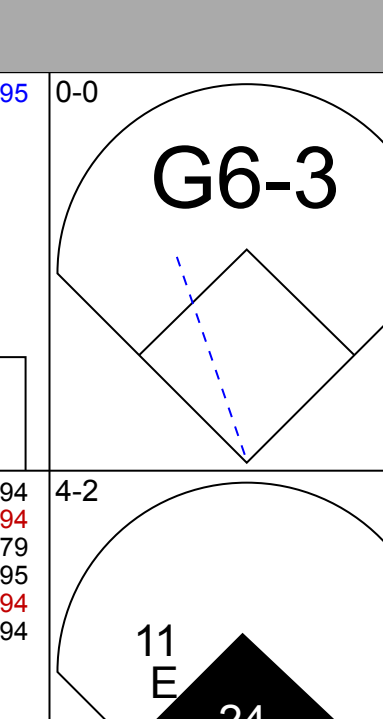
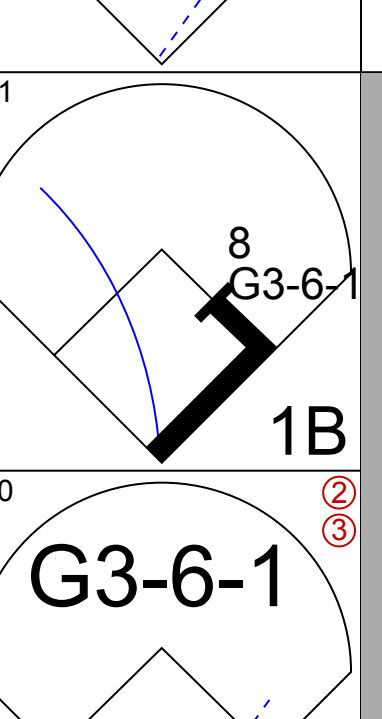

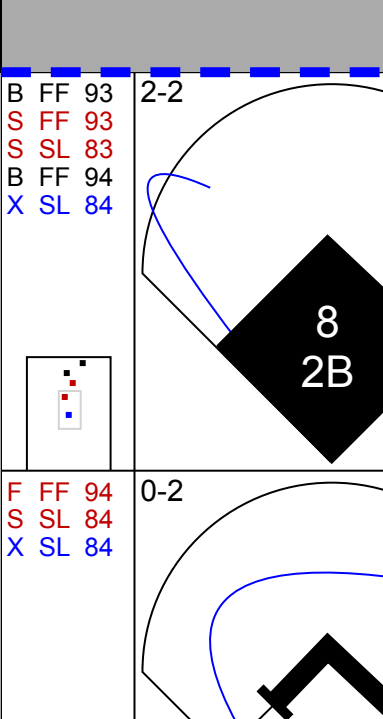
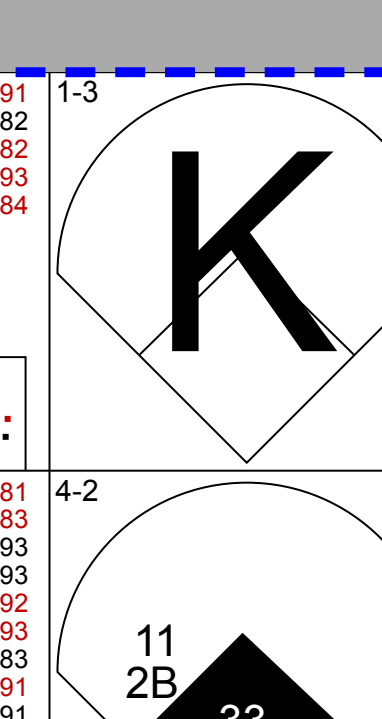
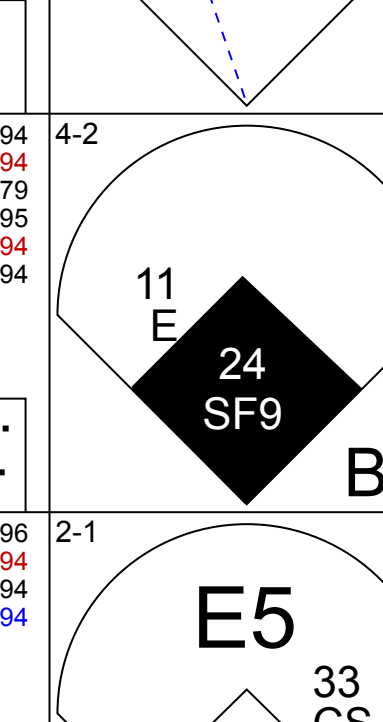
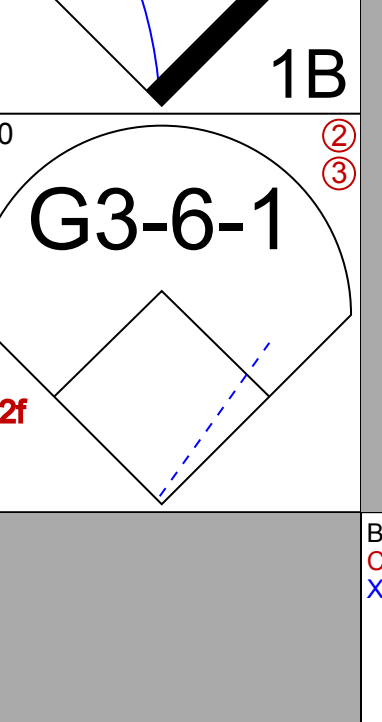
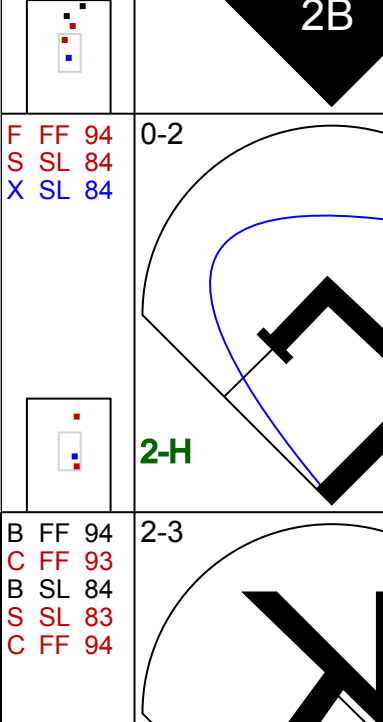
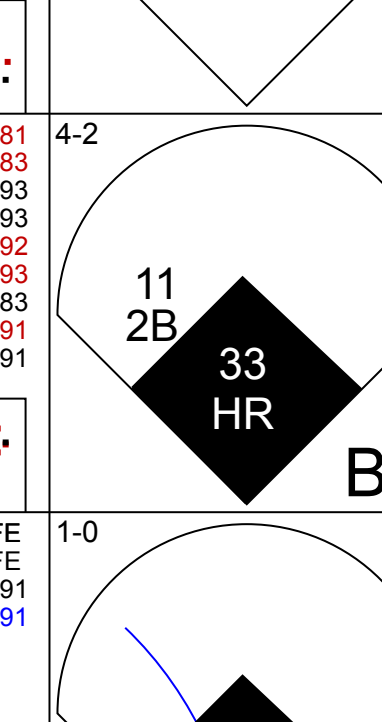
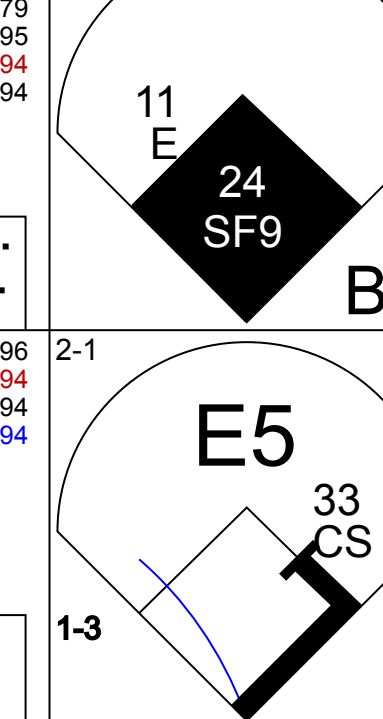
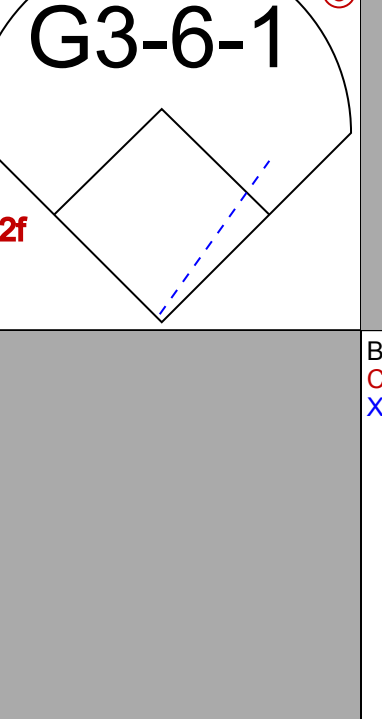
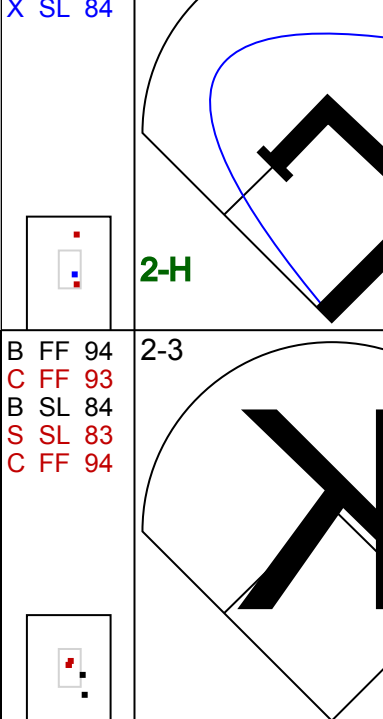
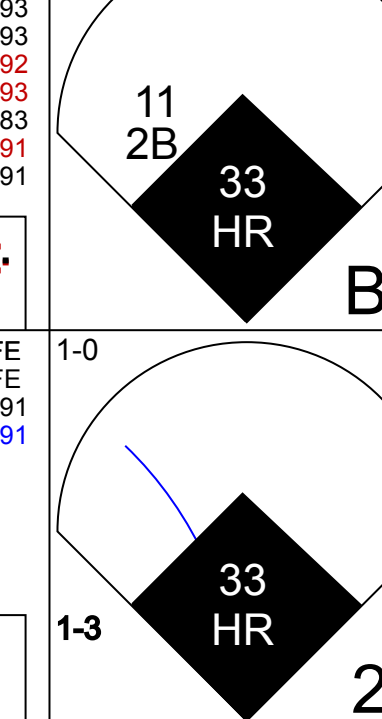
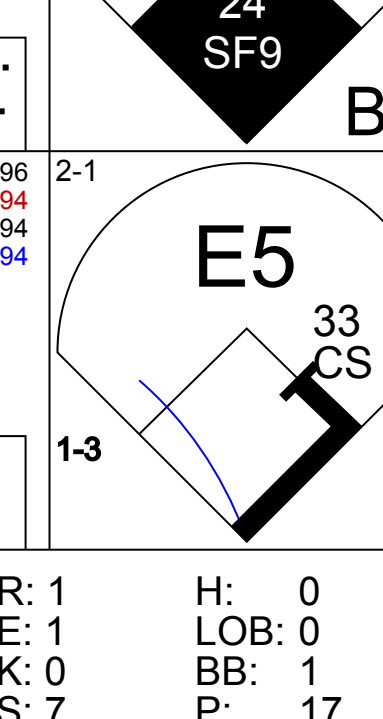
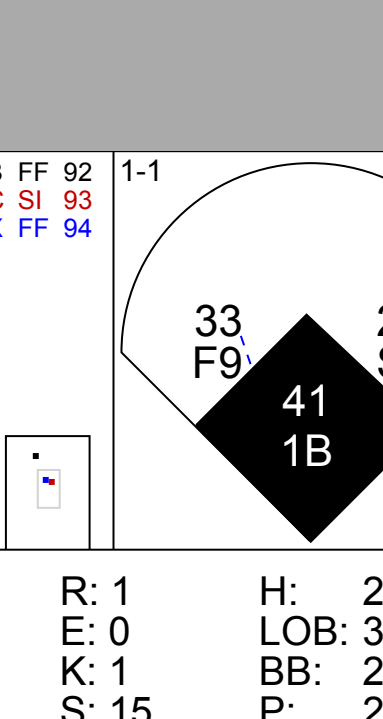
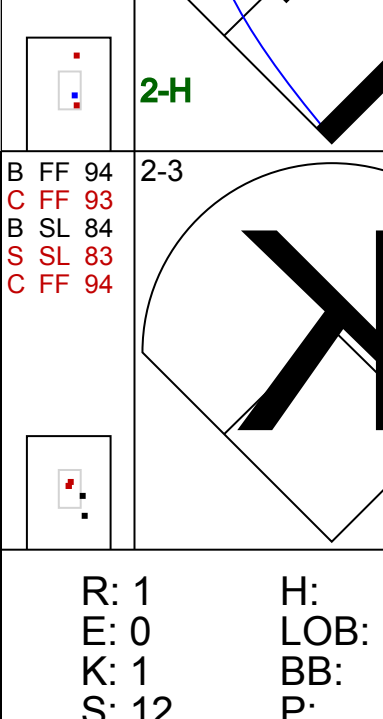
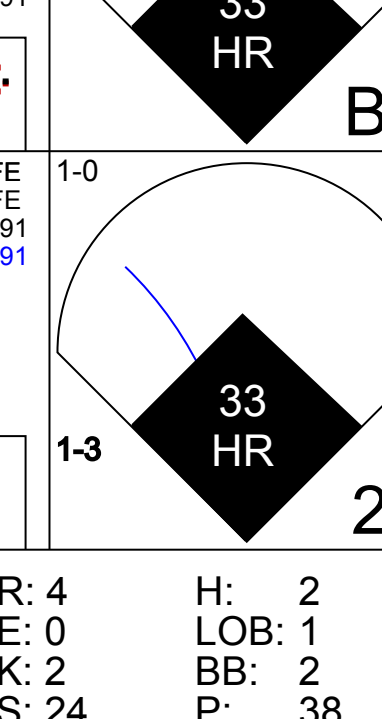


Batter	1	2	3	4	5	6	7	8	9	AB	R	H	RBI	BB	SO	LOB	TOP			
22 Eric Young Jr., S OBP: 0.318, SLG: 0.346										3	0	1	0	0	1	1				
28 Daniel Murphy, L OBP: 0.314, SLG: 0.406										4	0	1	0	0	2	1				
13 Josh Satin, R OBP: 0.394, SLG: 0.418										4	0	1	0	0	3	2				
30 Andrew Brown, R OBP: 0.302, SLG: 0.449										4	0	0	0	0	4	1				
21 Lucas Duda, L OBP: 0.362, SLG: 0.450										4	0	1	0	0	0	0				
2 Justin Turner, R OBP: 0.306, SLG: 0.347										4	1	1	1	0	1	1				
12 Juan Lagares, R OBP: 0.308, SLG: 0.399										3	0	2	0	0	1	0				
15 Travis d'Arnaud, R OBP: 0.250, SLG: 0.250										3	0	0	0	0	1	2				
4 Wilmer Flores, R OBP: 0.266, SLG: 0.301										3	0	0	0	0	2	2				
Inning Stats	R: 0 E: 0 K: 3 S: 15	H: 1 LOB: 1 BB: 0 P: 20	R: 0 E: 0 K: 1 S: 11	H: 0 LOB: 0 BB: 0 P: 18	R: 0 E: 0 K: 3 S: 18	H: 1 LOB: 2 BB: 0 P: 22	R: 0 E: 0 K: 1 S: 9	H: 1 LOB: 0 BB: 0 P: 13	R: 0 E: 0 K: 3 S: 10	H: 0 LOB: 0 BB: 0 P: 11	R: 1 E: 0 K: 0 S: 11	H: 2 LOB: 1 BB: 0 P: 16	R: 0 E: 0 K: 1 S: 6	H: 1 LOB: 0 BB: 0 P: 9	R: 0 E: 0 K: 2 S: 8	H: 0 LOB: 0 BB: 0 P: 10	1B: 5 2B: 1 3B: 0 HR: 1	SF: 0 SAC: 0 DP: 1 HBP: 1	WP: 0 PB: 0 SB: 0 CS: 1	PA: 33
PITCHER	IP WLS BF H R ER SO BB IBB HBP BLK WP HR S P ERA WHIP	IP WLS BF H R ER SO BB IBB HBP BLK WP HR S P ERA WHIP																		
26 Scott Kazmir, L ERA: 4.17	(1, 1)	6.0	W	22	4	0	0	12	0	0	1	0	0	0	0	0	72	97	0.00	0.667
37 Cody Allen, R ERA: 2.45	(7, 1)	1.0		5	2	1	1	0	0	0	0	0	0	0	1	11	16	9.00	2.000	
38 Joe Smith, R ERA: 2.43	(8, 1)	1.0	H	3	1	0	0	1	0	0	0	0	0	0	6	9	0.00	1.000		
32 Matt Albers, R ERA: 3.46	(9, 1)	1.0		3	0	0	0	2	0	0	0	0	0	0	8	10	0.00	0.000		

New York Mets @ Cleveland Indians
Progressive Field, Cleveland, OH
Fri Sep 06 2013, 7:07 PM - 10:04 PM EDT
Att: 15,962 - Cloudy - 69 F

AB 32
R 1
H 7
RBI 1
BB 0
SO 15
LOB 10



Batter	1	2	3	4	5	6	7	8	9	AB	R	H	RBI	BB	SO	LOB	BOTTOM			
24 Michael Bourn, L OBP: 0.318, SLG: 0.345										2	2	1	1	2	0	0				
33 Nick Swisher, S OBP: 0.334, SLG: 0.399										5	1	2	4	0	0	2				
22 Jason Kipnis, L OBP: 0.366, SLG: 0.464										4	0	0	0	1	3	3				
4 Mike Aviles, R OBP: 0.287, SLG: 0.392										0	0	0	0	0	0	0				
41 Carlos Santana, S OBP: 0.372, SLG: 0.447										2	0	1	2	2	0	1				
12 Jason Kubel, L OBP: 0.299, SLG: 0.327										2	0	0	0	1	1	3				
7 Matt Carson, R OBP: 0.667, SLG: 0.667										1	0	1	0	0	0	0				
13 Asdrubal Cabrera, S OBP: 0.290, SLG: 0.375										4	0	0	0	0	0	7				
10 Yan Gomes, R OBP: 0.346, SLG: 0.507										4	1	2	0	0	1	0				
8 Lonnie Chisenhall, L OBP: 0.272, SLG: 0.390										2	1	1	1	2	0	1				
62 José Ramirez, S										0	1	0	0	0	0	0				
11 Drew Stubbs, R OBP: 0.306, SLG: 0.368										4	2	2	0	0	1	1				
Inning Stats	R: 1 E: 0 K: 1 S: 14	H: 2 LOB: 2 BB: 1 P: 24	R: 1 E: 1 K: 0 S: 7	H: 0 LOB: 1 BB: 1 P: 17	R: 0 E: 0 K: 1 S: 5	H: 0 LOB: 1 BB: 1 P: 12	R: 0 E: 0 K: 0 S: 8	H: 1 LOB: 0 BB: 0 P: 11	R: 1 E: 0 K: 1 S: 15	H: 2 LOB: 3 BB: 2 P: 28	R: 1 E: 0 K: 1 S: 12	H: 2 LOB: 0 BB: 0 P: 18	R: 0 E: 0 K: 0 S: 9	H: 1 LOB: 2 BB: 1 P: 16	R: 4 E: 0 K: 2 S: 24	H: 2 LOB: 1 BB: 2 P: 38	1B: 6 2B: 3 3B: 0 HR: 1	SF: 2 SAC: 0 DP: 1 HBP: 0	WP: 0 PB: 0 SB: 1 CS: 1	PA: 41
PITCHER	IP WLS BF H R ER SO BB IBB HBP BLK WP HR S P ERA WHIP	IP WLS BF H R ER SO BB IBB HBP BLK WP HR S P ERA WHIP																		
45 Zack Wheeler, R ERA: 3.38	(1, 1)	5.0	L	24	5	3	2	3	0	0	0	0	0	0	0	0	49	92	3.60	2.000
71 Gonzalez Germen, R	(6, 1)	2.0		9	3	1	1	1	1	0	0	0	0	0	0	21	34	4.50	2.000	
30 David Aardsma, R ERA: 4.96	(8, 1)	0.1		3	1	3	3	1	1	0	0	0	0	0	10	16	81.00	6.000		
40 Tim Byrdak, L ERA: 9.0	(8, 1)	0.2		4	1	1	1	1	1	0	0	0	0	1	14	22	13.50	3.000		

New York Mets @ Cleveland Indians
Progressive Field, Cleveland, OH
Fri Sep 06 2013, 7:07 PM - 10:04 PM EDT
Att: 15,962 - Cloudy - 69 F

AB 30
R 8
H 10
RBI 8
BB 8
SO 6
LOB 18



Batter	1	2	3	4	5	6	7	8	9	AB	R	H	RBI	BB	SO	LOB	TOP																		
22 Eric Young Jr. S OBP: 0.320, SLG: 0.347										2	1	1	0	1	0	1	New York Mets @ Cleveland Indians Progressive Field, Cleveland, OH Sat Sep 07 2013, 6:08 PM - 9:03 PM EDT Att: 21,453 - Partly Cloudy - 82 F																		
28 Daniel Murphy, L OBP: 0.312, SLG: 0.403										4	0	0	0	0	1	4																			
19 Zach Lutz, R OBP: 0.364, SLG: 0.333										4	0	0	0	0	1	3																			
21 Lucas Duda, L OBP: 0.311, SLG: 0.445										3	1	0	0	1	3	0																			
2 Justin Turner R OBP: 0.311, SLG: 0.356										4	2	2	2	0	1	0																			
12 Juan Lagares, R OBP: 0.308, SLG: 0.397										4	0	1	1	0	1	1																			
6 Matthew den Dekker, L OBP: 0.304, SLG: 0.409										4	0	2	1	0	1	1																			
15 Travis d'Anaud, R OBP: 0.234, SLG: 0.232										4	0	0	0	0	1	2																			
3 Omar Quintanilla, L OBP: 0.317, SLG: 0.297										3	0	2	0	0	0	1																			
Inning Stats	R: 0 E: 0 K: 0 S: 7	H: 1 LOB: 0 BB: 0 P: 9	R: 1 E: 0 K: 1 S: 14	H: 2 LOB: 1 BB: 0 P: 23	R: 0 E: 0 K: 3 S: 10	H: 0 LOB: 0 BB: 0 P: 10	R: 0 E: 0 K: 1 S: 5	H: 1 LOB: 0 BB: 0 P: 6	R: 3 E: 0 K: 3 S: 20	H: 2 LOB: 1 BB: 2 P: 34	R: 0 E: 0 K: 0 S: 10	H: 1 LOB: 1 BB: 0 P: 14	R: 0 E: 0 K: 1 S: 7	H: 0 LOB: 0 BB: 0 P: 11	R: 0 E: 0 K: 0 S: 7	H: 0 LOB: 0 BB: 0 P: 10		1B: 7 2B: 1 3B: 0 HR: 0	SF: 0 SAC: 1 DP: 2 HBP: 0	WP: 0 PB: 0 SB: 1 CS: 0	PA: 35														
PITCHER	IP: 5.0 WLS: W BF: 19 ERA: 3.54	WLS: W BF: 19 ERA: 3.54	H: 5 R: 2 ER: 2 SO: 5	H: 5 R: 2 ER: 2 SO: 5	BB: 1 IBB: 0 HBP: 0 BLK: 0	BB: 1 IBB: 0 HBP: 0 BLK: 0	WP: 0 HR: 0 S: 45 P: 64	ERA: 3.60 WHIP: 1.200	IP: 1.0 WLS: H BF: 3 ERA: 4.13	IP: 1.0 WLS: H BF: 3 ERA: 4.13	H: 0 R: 0 ER: 0 SO: 1	H: 0 R: 0 ER: 0 SO: 1	BB: 0 IBB: 0 HBP: 0 BLK: 0	BB: 0 IBB: 0 HBP: 0 BLK: 0	BB: 0 IBB: 0 HBP: 0 BLK: 0	BB: 0 IBB: 0 HBP: 0 BLK: 0	WP: 0 HR: 0 S: 6 P: 9	ERA: 0.00 WHIP: 0.000	IP: 0.0 WLS: L BF: 3 ERA: 6.65	IP: 0.0 WLS: L BF: 3 ERA: 6.65	H: 0 R: 0 ER: 0 SO: 0	H: 0 R: 0 ER: 0 SO: 0	BB: 0 IBB: 0 HBP: 0 BLK: 0	BB: 0 IBB: 0 HBP: 0 BLK: 0	WP: 0 HR: 0 S: 9 P: 14	ERA: 0.00 WHIP: 0.000									
28 Corey Kluber, R ERA: 3.54	(1, 1)																																		
53 Rich Hill, L ERA: 6.32	(6, 1)	0.2	3	0	0	2	1	0	0	0	0	0	0	0	0	0	0	0	0	0	0	0	0	0	0	0	0	0	0	0	0	0			
52 Vinnie Pestano, R ERA: 4.32	(6, 1)	0.0	2	2	2	2	0	0	0	0	0	0	0	0	0	0	0	0	0	0	0	0	0	0	0	0	0	0	0	0	0	0	0		
50 Nick Hagadone, L ERA: 5.46	(6, 1)	0.1	H	1	0	0	0	0	0	0	0	0	0	0	0	0	0	0	0	0	0	0	0	0	0	0	0	0	0	0	0	0	0	0	
27 Bryan Shaw, R ERA: 3.9	(7, 1)	0.2	H	3	1	0	0	0	0	0	0	0	0	0	0	0	0	0	0	0	0	0	0	0	0	0	0	0	0	0	0	0	0	0	0

AB	32
R	4
H	8
RBI	4
BB	2
SO	9
LOB	13



Batter	1	2	3	4	5	6	7	8	9	AB	R	H	RBI	BB	SO	LOB	BOTTOM																		
24 Michael Bourn, L OBP: 0.317, SLG: 0.344										5	1	1	0	0	2	2	New York Mets @ Cleveland Indians Progressive Field, Cleveland, OH Sat Sep 07 2013, 6:08 PM - 9:03 PM EDT Att: 21,453 - Partly Cloudy - 82 F																		
33 Nick Swisher, S OBP: 0.336, SLG: 0.408										4	2	2	2	1	2	1																			
22 Jason Kipnis, L OBP: 0.366, SLG: 0.483										3	2	1	0	0	0	1																			
62 José Ramirez, S										0	0	0	0	0	0	0																			
41 Carlos Santana, S OBP: 0.371, SLG: 0.445										4	1	1	1	0	0	2																			
10 Yan Gomes, R OBP: 0.352, SLG: 0.507										2	2	1	0	2	0	0																			
13 Adrián Cabrera, S OBP: 0.290, SLG: 0.362										4	1	1	3	0	0	4																			
9 Ryan Raburn, R OBP: 0.370, SLG: 0.580										2	0	1	3	1	1	0																			
7 Matt Carson, R OBP: 0.750, SLG: 0.750										1	0	1	0	0	0	0																			
4 Mike Aviles, R OBP: 0.290, SLG: 0.397										4	0	2	0	0	1	2																			
11 Drew Stubbs, R OBP: 0.303, SLG: 0.365										4	0	0	0	0	2	4																			
Inning Stats	R: 5 E: 1 K: 0 S: 25	H: 6 LOB: 1 BB: 0 P: 39	R: 1 E: 0 K: 0 S: 9	H: 1 LOB: 0 BB: 0 P: 13	R: 0 E: 0 K: 1 S: 11	H: 0 LOB: 0 BB: 0 P: 14	R: 0 E: 0 K: 2 S: 9	H: 1 LOB: 1 BB: 0 P: 12	R: 0 E: 0 K: 0 S: 9	H: 1 LOB: 1 BB: 1 P: 14	R: 0 E: 0 K: 2 S: 15	H: 0 LOB: 1 BB: 1 P: 30	R: 0 E: 0 K: 2 S: 9	H: 0 LOB: 0 BB: 0 P: 12	R: 0 E: 0 K: 2 S: 9	H: 0 LOB: 0 BB: 0 P: 12	1B: 6 2B: 5 3B: 0 HR: 2	SF: 0 SAC: 1 DP: 2 HBP: 0	WP: 0 PB: 0 SB: 4 CS: 0	PA: 38															
PITCHER	IP: 6.0 WLS: L BF: 28 ERA: 3.86	IP: 6.0 WLS: L BF: 28 ERA: 3.86	H: 9 R: 6 ER: 5 SO: 5	H: 9 R: 6 ER: 5 SO: 5	BB: 2 IBB: 0 HBP: 0 BLK: 0	BB: 2 IBB: 0 HBP: 0 BLK: 0	WP: 0 HR: 1 S: 72 P: 108	ERA: 7.50 WHIP: 1.833	IP: 1.0 WLS: L BF: 3 ERA: 4.52	IP: 1.0 WLS: L BF: 3 ERA: 4.52	H: 0 R: 0 ER: 0 SO: 0	H: 0 R: 0 ER: 0 SO: 0	BB: 0 IBB: 0 HBP: 0 BLK: 0	BB: 0 IBB: 0 HBP: 0 BLK: 0	BB: 0 IBB: 0 HBP: 0 BLK: 0	BB: 0 IBB: 0 HBP: 0 BLK: 0	WP: 0 HR: 2 S: 11 P: 16	ERA: 0.00 WHIP: 0.000	IP: 1.0 WLS: L BF: 3 ERA: 4.81	IP: 1.0 WLS: L BF: 3 ERA: 4.81	H: 0 R: 0 ER: 0 SO: 2	H: 0 R: 0 ER: 0 SO: 2	BB: 0 IBB: 0 HBP: 0 BLK: 0	BB: 0 IBB: 0 HBP: 0 BLK: 0	WP: 0 HR: 0 S: 9 P: 12	ERA: 0.00 WHIP: 0.000									
49 Jonathon Niese, L ERA: 3.86	(1, 1)																																		
50 Scott Atchison, R ERA: 4.52	(7, 1)	1.0	7	2	3	3	2	0	0	0	0	0	0	0	0	0	0	0	0	0	0	0	0	0	0	0	0	0	0	0	0	0	0	0	
30 David Aardsma, R ERA: 4.81	(8, 1)	1.0	3	0	0	0	0	0	0	0	0	0	0	0	0	0	0	0	0	0	0	0	0	0	0	0	0	0	0	0	0	0	0	0	0

AB	33
R	9
H	11
RBI	9
BB	4
SO	8
LOB	16



Batter	1	2	3	4	5	6	7	8	9	AB	R	H	RBI	BB	SO	LOB	TOP					
2 Denard Span, L (1.8) OBP: 0.330, SLG: 0.387	G1-3		2B		F7		G6-4-3			4	1	1	0	0	0	1						
11 Ryan Zimmerman, R (1.5) OBP: 0.348, SLG: 0.457	G1-3		K		G6-3			F9		4	0	0	0	0	0	1						
28 Jayson Werth, R (1.9) OBP: 0.401, SLG: 0.548	HR		2B			2B		F7		4	2	3	2	0	0	0						
20 Ian Desmond, R (1.6) OBP: 0.335, SLG: 0.471	K		L4			1B		G3		4	0	1	0	0	1	1						
25 Adam LaRoche, L (1.3) OBP: 0.329, SLG: 0.410		HR	F8			G1-6-3			7 HR	4	2	2	1	0	0	3						
40 Wilson Ramos, R (1.2) OBP: 0.311, SLG: 0.472	K			G5-3		1B			K	4	0	1	1	0	2	1						
12 Tyler Moore, R (7.7) OBP: 0.259, SLG: 0.355				L6						3	0	1	0	0	1	1						
10 Corey Brown, L (7.7) OBP: 0.444, SLG: 0.857										0	0	0	0	0	0	0						
7 Scott Hairston, R (9.7) OBP: 0.236, SLG: 0.423										1	1	1	2	0	0	0						
1 Steve Lombardozzi, S (1.4) OBP: 0.270, SLG: 0.333				K						4	0	0	0	0	1	1						
27 Jordan Zimmermann, R (1.1) OBP: 0.321, SLG: 0.152										2	0	0	0	0	0	0						
35 Craig Stammen, R (6.1) ERA: 4.32										0	0	0	0	0	0	0						
4 Zach Walters, S (7.7) OBP: 0.300, SLG: 0.500										0	0	0	0	0	0	0						
22 Drew Storen, S (7.1) ERA: 4.86										0	0	0	0	0	0	0						
36 Tyler Clippard, R (8.1) ERA: 2.22										0	0	0	0	0	0	0						
26 Jeff Kobernus, R (9.7) OBP: 0.330, SLG: 0.329										0	0	0	0	0	0	0						
29 Rafael Soriano, R (9.1) ERA: 3.36										0	0	0	0	0	0	0						
Inning Stats	R: 1 E: 0 K: 1 S: 10	H: 1 LOB: 0 BB: 0 P: 14	R: 1 E: 0 K: 1 S: 15	H: 2 LOB: 1 BB: 0 P: 20	R: 1 E: 0 K: 1 S: 9	H: 2 LOB: 1 BB: 0 P: 12	R: 0 E: 0 K: 1 S: 6	H: 0 LOB: 0 BB: 0 P: 9	R: 0 E: 0 K: 0 S: 6	H: 0 LOB: 0 BB: 0 P: 7	R: 1 E: 0 K: 1 S: 11	H: 3 LOB: 1 BB: 0 P: 18	R: 0 E: 0 K: 0 S: 9	H: 1 LOB: 0 BB: 0 P: 13	R: 0 E: 0 K: 0 S: 9	H: 0 LOB: 0 BB: 0 P: 13	R: 2 E: 0 K: 1 S: 9	H: 2 LOB: 0 BB: 0 P: 14	1B: 4 2B: 4 3B: 0 HR: 3	SF: 0 SAC: 0 DP: 1 HBP: 0	WP: 0 PB: 0 CS: 1	PA: 36
PITCHER	IP	WLS	BF	H	R	ER	SO	BB	IBB	HBP	BLK	WP	HR	S	P	ERA	WHIP					
35 Dillon Gee, R (1.1) ERA: 3.61	6.1	L	27	9	4	4	5	0	0	0	0	0	2	63	89	5.68	1.421					
55 Pedro Feliciano, L (7.1) ERA: 4.32	0.2		1	0	0	0	0	0	0	0	0	0	0	3	4	0.00	0.000					
38 Vic Black, R (8.1) ERA: 3.38	1.0		3	0	0	0	0	0	0	0	0	0	0	9	13	0.00	0.000					
48 Frank Francisco, R (9.1) ERA: 9.0	0.1		2	1	1	1	1	0	0	0	0	0	0	4	6	27.00	3.000					
40 Tim Lincecum, L (9.1) ERA: 8.1	0.2		3	1	1	1	0	0	0	0	0	0	1	5	8	13.50	1.500					

Washington Nationals @ New York Mets
Citi Field, Flushing, NY
Tue Sep 10 2013, 7:12 PM - 10:13 PM EDT
Att: 20,307 - Cloudy - 84 F

AB 36
R 6
H 11
RBI 6
BB 0
SO 6
LOB 10



Batter	1	2	3	4	5	6	7	8	9	AB	R	H	RBI	BB	SO	LOB	BOTTOM					
22 Eric Young Jr, S (1.7) OBP: 0.321, SLG: 0.346	K		L8		12 E		12 CS		P6	4	0	1	0	1	1	2						
12 Juan Lagares, R (1.9) OBP: 0.301, SLG: 0.385	F9				P3					3	0	0	0	0	1	2						
38 Vic Black, R (8.1) ERA: 3.38										0	0	0	0	0	0	0						
48 Frank Francisco, R (9.1) ERA: 9.0										0	0	0	0	0	0	0						
40 Tim Byrdak, L (9.1) ERA: 8.1										0	0	0	0	0	0	0						
28 Daniel Murphy, L (1.4) OBP: 0.318, SLG: 0.407	F9			2B	F8					4	1	1	0	0	0	2						
21 Lucas Duda, L (1.3) OBP: 0.358, SLG: 0.433		F7		G3		2B		G4-3		4	1	1	0	0	0	1						
2 Justin Turner, R (1.5) OBP: 0.315, SLG: 0.380		G6-3				1B				3	1	2	1	0	0	0						
13 Josh Satin, R (7.5) OBP: 0.383, SLG: 0.404						2B				1	0	0	0	0	1	0						
6 Matthew Don Decker, L (1.8) OBP: 0.323, SLG: 0.379										3	0	1	2	1	1	1						
15 Travis d'Arnaud, R (1.2) OBP: 0.239, SLG: 0.238		G3								4	0	2	0	0	1	2						
3 Omar Quintanilla, L (1.6) OBP: 0.312, SLG: 0.293					F8					4	0	1	0	0	0	4						
35 Dillon Gee, R (1.1) OBP: 0.179, SLG: 0.170										1	0	0	0	0	1	0						
55 Pedro Feliciano, L (7.1) ERA: 4.32										0	0	0	0	0	0	0						
23 Mike Baxter, L (7.7) OBP: 0.320, SLG: 0.272										2	0	0	0	0	0	1						
Inning Stats	R: 0 E: 0 K: 1 S: 6	H: 0 LOB: 0 BB: 0 P: 8	R: 0 E: 0 K: 0 S: 12	H: 0 LOB: 1 BB: 1 P: 20	R: 0 E: 0 K: 1 S: 9	H: 1 LOB: 1 BB: 0 P: 13	R: 1 E: 0 K: 1 S: 12	H: 3 LOB: 2 BB: 0 P: 19	R: 0 E: 1 K: 1 S: 6	H: 1 LOB: 1 BB: 0 P: 9	R: 2 E: 0 K: 1 S: 14	H: 3 LOB: 0 BB: 0 P: 22	R: 0 E: 0 K: 0 S: 9	H: 0 LOB: 1 BB: 2 P: 19	R: 0 E: 0 K: 1 S: 6	H: 0 LOB: 0 BB: 0 P: 9	R: 0 E: 0 K: 0 S: 7	H: 1 LOB: 1 BB: 0 P: 14	1B: 7 2B: 2 3B: 0 HR: 0	SF: 0 SAC: 1 DP: 0 HBP: 0	WP: 1 PB: 0 CS: 2	PA: 37
PITCHER	IP	WLS	BF	H	R	ER	SO	BB	IBB	HBP	BLK	WP	HR	S	P	ERA	WHIP					
27 Jordan Zimmermann, R (1.1) ERA: 3.36	5.0	W	24	8	3	3	4	1	0	0	0	0	0	54	85	5.40	1.800					
35 Craig Stammen, R (6.1) ERA: 2.85	1.0	H	2	0	0	0	1	0	0	0	0	0	0	5	6	0.00	0.000					
22 Drew Storen, R (7.1) ERA: 4.86	1.0	H	4	0	0	0	0	2	0	0	0	0	0	9	19	0.00	2.000					
36 Tyler Clippard, R (8.1) ERA: 2.22	1.0	H	3	0	0	0	1	0	0	0	0	0	0	6	9	0.00	0.000					
29 Rafael Soriano, R (9.1) ERA: 3.36	1.0	S	4	1	0	0	0	0	0	0	0	0	0	7	14	0.00	1.000					

Washington Nationals @ New York Mets
Citi Field, Flushing, NY
Tue Sep 10 2013, 7:12 PM - 10:13 PM EDT
Att: 20,307 - Cloudy - 84 F

AB 33
R 3
H 9
RBI 3
BB 3
SO 6
LOB 15



Batter	1	2	3	4	5	6	7	8	9	AB	R	H	RBI	BB	SO	LOB	TOP					
2 Denard Span, L (1, 8) OBP: 0.326, SLG: 0.385										5	0	1	0	0	2	2						
11 Ryan Zimmerman, R (1, 5) OBP: 0.348, SLG: 0.462										5	1	2	1	0	2	1						
4 Zach Walters, S (9, 5)										5	0	1	0	0	0	2						
28 Jayson Werth, R (1, 9) OBP: 0.399, SLG: 0.546										5	0	1	0	0	0	2						
34 Bryce Harper, L (1, 7) OBP: 0.376, SLG: 0.501										4	0	1	0	0	0	2						
20 Ian Desmond, R (1, 6) OBP: 0.336, SLG: 0.471										4	1	2	0	0	1	3						
25 Adam LaRoche, L (1, 3) OBP: 0.330, SLG: 0.410										3	1	1	0	1	2	1						
40 Wilson Ramos, R (1, 2) OBP: 0.306, SLG: 0.464										4	0	0	0	0	0	4						
6 Anthony Rendon, R (1, 4) OBP: 0.324, SLG: 0.394										4	0	2	2	0	0	0						
15 Dan Haren, R (1, 1) OBP: 0.238, SLG: 0.244										1	0	0	0	0	0	0						
1 Steve Lombardozzi, S (7, PH) OBP: 0.272, SLG: 0.370										1	0	1	0	0	0	0						
64 Xavier Cedeno, L (7, 1)										0	0	0	0	0	0	0						
22 Drew Storen, S (7, 1)										0	0	0	0	0	0	0						
18 Chad Tracy, L (8, PH) OBP: 0.282, SLG: 0.320										1	0	0	0	0	0	1						
36 Tyler Clippard, R (8, 1)										0	0	0	0	0	0	0						
29 Rafael Soriano, R (9, 1)										0	0	0	0	0	0	0						
Inning Stats	R: 0 E: 0 K: 2 S: 11	H: 2 LOB: 0 BB: 0 P: 17	R: 0 E: 0 K: 1 S: 6	H: 0 LOB: 0 BB: 0 P: 9	R: 0 E: 0 K: 1 S: 8	H: 0 LOB: 0 BB: 0 P: 9	R: 0 E: 0 K: 1 S: 8	H: 1 LOB: 1 BB: 0 P: 13	R: 0 E: 0 K: 1 S: 10	H: 1 LOB: 1 BB: 0 P: 16	R: 1 E: 0 K: 0 S: 14	H: 2 LOB: 2 BB: 1 P: 18	R: 0 E: 0 K: 0 S: 13	H: 2 LOB: 2 BB: 0 P: 19	R: 2 E: 0 K: 1 S: 8	H: 3 LOB: 1 BB: 0 P: 13	R: 0 E: 0 K: 2 S: 9	H: 0 LOB: 0 BB: 0 P: 14	1B: 8 2B: 2 HR: 1	SF: 0 SAC: 1 HBP: 0	WP: 0 PB: 1 CS: 1	PA: 39
PITCHER	IP	WLS	BF	H	R	ER	SO	BB	IBB	HBP	BLK	WP	HR	S	P	ERA	WHIP					
45 Zack Wheeler, R (1, 1) ERA: 3.22	7.0	L	30	8	1	1	6	1	0	0	0	0	1	70	101	1.29	1.286					
38 Vic Black, R (8, 1) ERA: 5.0	1.0		6	3	2	2	1	0	0	0	0	0	0	8	13	18.00	3.000					
32 LaTroy Hawkins, R (9, 1) ERA: 3.3	1.0		3	0	0	0	2	0	0	0	0	0	0	9	14	0.00	0.000					

Washington Nationals @ New York Mets
Citi Field, Flushing, NY
Wed Sep 11 2013, 7:12 PM - 10:00 PM EDT
Att: 20,151 - Partly Cloudy - 84 F

AB	37
R	3
H	11
RBI	3
BB	1
SO	9
LOB	16



Batter	1	2	3	4	5	6	7	8	9	AB	R	H	RBI	BB	SO	LOB	BOTTOM					
22 Eric Young Jr., S (1, 7) OBP: 0.318, SLG: 0.343										4	0	0	0	0	1	0						
12 Juan Lagares, R (1, 9) OBP: 0.303, SLG: 0.386										4	0	2	0	0	1	0						
28 Daniel Murphy, L (1, 4) OBP: 0.316, SLG: 0.404										4	0	0	0	0	2	2						
21 Lucas Duda, L (1, 3) OBP: 0.353, SLG: 0.427										4	0	0	0	0	2	2						
13 Josh Satin, R (1, 5) OBP: 0.387, SLG: 0.405										2	0	1	0	1	1	1						
6 Matthew den Dekker, L (1, 8) OBP: 0.294, SLG: 0.344										3	0	0	0	0	2	2						
15 Travis d'Arnaud, R (1, 2) OBP: 0.230, SLG: 0.227										3	0	0	0	0	0	1						
11 Rubén Tejada, R (1, 6) OBP: 0.263, SLG: 0.258										3	0	0	0	0	1	0						
45 Zack Wheeler, L (1, 1) OBP: 0.161, SLG: 0.167										2	0	0	0	0	1	0						
38 Vic Black, R (8, 1)										0	0	0	0	0	0	0						
23 Mike Baxter, L (8, PH) OBP: 0.317, SLG: 0.269										1	0	0	0	0	0	0						
32 LaTroy Hawkins, R (9, 1)										0	0	0	0	0	0	0						
Inning Stats	R: 0 E: 0 K: 1 S: 8	H: 0 LOB: 0 BB: 0 P: 13	R: 0 E: 0 K: 2 S: 12	H: 0 LOB: 1 BB: 1 P: 18	R: 0 E: 0 K: 1 S: 7	H: 0 LOB: 0 BB: 0 P: 11	R: 0 E: 0 K: 2 S: 10	H: 1 LOB: 1 BB: 0 P: 15	R: 0 E: 0 K: 1 S: 11	H: 0 LOB: 0 BB: 0 P: 15	R: 0 E: 0 K: 1 S: 11	H: 0 LOB: 0 BB: 0 P: 14	R: 0 E: 0 K: 1 S: 11	H: 1 LOB: 1 BB: 0 P: 15	R: 0 E: 0 K: 1 S: 8	H: 0 LOB: 0 BB: 0 P: 12	R: 0 E: 0 K: 1 S: 8	H: 1 LOB: 1 BB: 0 P: 13	1B: 3 2B: 0 HR: 0	SF: 0 SAC: 0 HBP: 0	WP: 0 PB: 1 CS: 0	PA: 31
PITCHER	IP	WLS	BF	H	R	ER	SO	BB	IBB	HBP	BLK	WP	HR	S	P	ERA	WHIP					
15 Dan Haren, R (1, 1) ERA: 5.02	6.0	W	20	0	0	0	1	0	0	0	0	0	0	6	8	0.00	0.333					
64 Xavier Cedeno, L (7, 1) ERA: 9.55	0.2	H	2	0	0	0	1	0	0	0	0	0	0	6	8	0.00	0.000					
22 Drew Storen, R (7, 1) ERA: 4.85	0.1	H	2	1	0	0	0	0	0	0	0	0	0	5	7	0.00	3.000					
36 Tyler Clippard, R (8, 1) ERA: 2.18	1.0	H	3	0	0	0	1	0	0	0	0	0	0	8	12	0.00	0.000					
29 Rafael Soriano, R (9, 1) ERA: 3.3	1.0	S	4	1	0	0	1	0	0	0	0	0	0	8	13	0.00	1.000					

Washington Nationals @ New York Mets
Citi Field, Flushing, NY
Wed Sep 11 2013, 7:12 PM - 10:00 PM EDT
Att: 20,151 - Partly Cloudy - 84 F


AB	30
R	0
H	3
RBI	0
BB	1
SO	11
LOB	8



Batter	1	2	3	4	5	6	7	8	9	AB	R	H	RBI	BB	SO	LOB	TOP					
3 Adeiny Hechavarria, R (1.6) OBP: 0.284, SLG: 0.297	G4-3		G4-3			F9		K		4	0	0	0	0	1	1						
30 Placido Polanco, R (1.5) OBP: 0.299, SLG: 0.287	K			G4-3		K		F8		4	0	0	0	0	2	1						
21 Christian Yelich, L (1.7) OBP: 0.362, SLG: 0.399	G1-3			G3-1		K		G4-3		4	0	0	0	0	1	1						
27 Giancarlo Stanton, R (1.9) OBP: 0.370, SLG: 0.499		HR			K				K	4	2	2	2	0	2	0						
20 Justin Ruggiano, R (1.8) OBP: 0.295, SLG: 0.389		K				F8		K		4	0	0	0	0	2	0						
59 Ed Lucas, R (1.3) OBP: 0.302, SLG: 0.312																						
5 Logan Morrison, L (9, PH) OBP: 0.337, SLG: 0.393						17 2B				3	1	2	0	0	1	0						
17 Donovan Solano, R (1.4) OBP: 0.306, SLG: 0.311										1	0	0	0	0	0	0						
46 Koyie Hill, S (1.2) OBP: 0.242, SLG: 0.303			G1-3							3	0	1	0	0	1	1						
52 Brad Hand, L (1.1)																						
58 Ryan Webb, R (6.1) OBP: 0.333, SLG: 0.333																						
8 Chris Coghlan, L (9, PH) OBP: 0.317, SLG: 0.387																						
43 Dan Jennings, L (8.1)																						
Inning Stats	R: 0 E: 0 K: 1 S: 11	H: 0 LOB: 0 BB: 0 P: 14	R: 1 E: 0 K: 2 S: 12	H: 1 LOB: 0 BB: 0 P: 19	R: 0 E: 0 K: 0 S: 11	H: 0 LOB: 0 BB: 0 P: 16	R: 0 E: 0 K: 1 S: 7	H: 0 LOB: 0 BB: 0 P: 11	R: 1 E: 0 K: 0 S: 12	H: 3 LOB: 1 BB: 0 P: 17	R: 0 E: 0 K: 2 S: 8	H: 0 LOB: 0 BB: 0 P: 13	R: 1 E: 0 K: 2 S: 14	H: 2 LOB: 1 BB: 0 P: 18	R: 0 E: 0 K: 1 S: 10	H: 1 LOB: 0 BB: 0 P: 14	R: 0 E: 0 K: 1 S: 10	H: 0 LOB: 0 BB: 0 P: 15	1B: 3 2B: 2 3B: 0 HR: 2	SF: 0 SAC: 0 DP: 1 HBP: 0	WP: 0 PB: 0 SB: 0 CS: 0	PA: 33
PITCHER	IP WLS BF H R ER SO BB IBB HBP BLK WP HR S P ERA WHIP																					
49 Jonathon Niese, L (1.1) ERA: 3.88	6.1 W 24 6 3 3 7 0 0 0 0 0 2 71 103 4.26 0.947																					
50 Scott Atchison, R (7.1) ERA: 4.38	0.2 H 2 0 0 0 1 0 0 0 0 0 0 4 5 0.00 0.000																					
38 Vic Black, R (8.1) ERA: 4.66	0.2 H 3 1 0 0 1 0 0 0 0 0 0 8 10 0.00 1.500																					
55 Pedro Feliciano, L (8.1) ERA: 5.19	0.1 H 1 0 0 0 0 0 0 0 0 0 0 2 4 0.00 0.000																					
32 LaTroy Hawkins, R (9.1) ERA: 3.25	1.0 S 3 0 0 0 1 0 0 0 0 0 0 0 10 15 0.00 0.000																					

Miami Marlins @ New York Mets
Citi Field, Flushing, NY
Fri Sep 13 2013, 7:11 PM - 9:42 PM EDT
Att: 20,562 - Partly Cloudy - 70 F


AB 33
R 3
H 7
RBI 3
BB 0
SO 10
LOB 7





Batter	1	2	3	4	5	6	7	8	9	AB	R	H	RBI	BB	SO	LOB	BOTTOM			
22 Eric Young Jr., S (1.7) OBP: 0.321, SLG: 0.347	K		F9			21 HR 2B		F7		4	1	1	0	0	1	0				
12 Juan Lagares, R (1.8) OBP: 0.297, SLG: 0.378	G6-3		G1-3			K		G4-3		4	0	0	0	0	1	1				
28 Daniel Murphy, L (1.4) OBP: 0.315, SLG: 0.404	G5-3					L7		K2-3		4	0	1	0	0	1	1				
30 Andrew Brown, R (1.9) OBP: 0.304, SLG: 0.456		HR								2	2	1	1	2	0	1				
6 Matthew den Dekker, L (9, 8) OBP: 0.286, SLG: 0.333										0	0	0	0	0	0	0				
21 Lucas Duda, L (1.3) OBP: 0.351, SLG: 0.433										4	1	1	3	0	2	2				
19 Zach Lutz, R (1.5) OBP: 0.471, SLG: 0.385										2	0	1	0	1	0	1				
15 Travis d'Arnaud, R (1.2) OBP: 0.221, SLG: 0.217										3	0	0	0	0	0	2				
11 Rubén Tejada, R (1.6) OBP: 0.256, SLG: 0.250										3	0	0	0	0	0	1				
49 Jonathon Niese, L (1.1) ERA: 5.20, SLG: 0.279										2	0	0	0	0	1	0				
50 Scott Atchison, R (7.1) ERA: 4.38										0	0	0	0	0	0	0				
23 Mike Baxter, L (7, PH) OBP: 0.313, SLG: 0.266										1	0	0	0	0	1	0				
38 Vic Black, R (8.1) ERA: 4.66										0	0	0	0	0	0	0				
55 Pedro Feliciano, L (8.1) ERA: 5.19										0	0	0	0	0	0	0				
32 LaTroy Hawkins, R (9.1) ERA: 3.25										0	0	0	0	0	0	0				
Inning Stats	R: 0 E: 0 K: 1 S: 6	H: 0 LOB: 0 BB: 0 P: 7	R: 1 E: 0 K: 1 S: 10	H: 1 LOB: 1 BB: 1 P: 18	R: 0 E: 0 K: 1 S: 7	H: 0 LOB: 0 BB: 0 P: 13	R: 0 E: 0 K: 0 S: 9	H: 1 LOB: 0 BB: 0 P: 13	R: 0 E: 0 K: 0 S: 9	H: 0 LOB: 0 BB: 0 P: 16	R: 3 E: 0 K: 1 S: 16	H: 3 LOB: 1 BB: 1 P: 25	R: 0 E: 0 K: 1 S: 6	H: 0 LOB: 0 BB: 0 P: 10	R: 0 E: 0 K: 2 S: 9	H: 0 LOB: 1 BB: 1 P: 17	1B: 2 2B: 1 3B: 0 HR: 2	SF: 0 SAC: 0 DP: 0 HBP: 0	WP: 0 PB: 0 SB: 0 CS: 0	PA: 32
PITCHER	IP WLS BF H R ER SO BB IBB HBP BLK WP HR S P ERA WHIP																			
52 Brad Hand, L (1.1) ERA: 3.18	5.2 L 24 5 4 4 4 2 0 0 0 0 0 2 56 91 6.35 1.235																			
58 Ryan Webb, R (6.1) ERA: 2.95	1.1 4 0 0 0 1 0 0 0 0 0 0 7 11 0.00 0.000																			
43 Dan Jennings, L (8.1) ERA: 3.93	1.0 4 0 0 0 2 1 0 0 0 0 0 9 17 0.00 1.000																			

Miami Marlins @ New York Mets
Citi Field, Flushing, NY
Fri Sep 13 2013, 7:11 PM - 9:42 PM EDT
Att: 20,562 - Partly Cloudy - 70 F

AB 29
R 4
H 5
RBI 4
BB 3
SO 7
LOB 9



Batter	1	2	3	4	5	6	7	8	9	AB R H RBI BB SO LOB	TOP												
8 Chris Coghlan, L (1.5) OBP: 0.370, SLG: 0.378 30 Placido Polanco, R (8.5) OBP: 0.301, SLG: 0.289	G5-3		G1-3		G6-3		F8		G6-3	4 0 0 0 0 0 1 1 0 1 0 0 0 0	Miami Marlins @ New York Mets Citi Field, Flushing, NY Sat Sep 14 2013, 4:11 PM - 7:03 PM EDT Partly Cloudy - 68 F AB 31 R 3 H 6 RBI 3 BB 4 SO 9 LOB 19 												
17 Donovan Solano, R (1.4) OBP: 0.310, SLG: 0.321	HBP			HBP		HR	F8		G6-3	3 2 1 1 0 0 3													
21 Christian Yelich, L (1.7) OBP: 0.369, SLG: 0.399	K			BB		1B			2B	3 1 2 0 1 1 1													
27 Giancarlo Stanton, R (1.9) OBP: 0.367, SLG: 0.493	K			K		L9			K	4 0 0 0 0 0 3 5													
20 Justin Ruggiano, R (1.8) OBP: 0.294, SLG: 0.385		G6-3		K		K			BB	3 0 0 0 1 2 3													
5 Logan Morrison, L (1.3) OBP: 0.339, SLG: 0.392	G6-3			1B					L1-3	3 0 1 2 1 0 1													
3 Adeiny Hechavarria, R (1.6) OBP: 0.262, SLG: 0.294	K			F8		F9			G5-3	4 0 0 0 0 1 5													
46 Koyie Hill, S (1.2) OBP: 0.243, SLG: 0.278			K		L8		G3-1		BB	3 0 0 0 1 1 0													
37 Henderson Alvarez III, R (1.1) OBP: 0.333, SLG: 0.565 50 Chad Qualls, R (8.1) ERA: 4.13 9 Juan Pierre, L (9. PH) OBP: 0.287, SLG: 0.306 31 Steve Cishek, R (9.1) ERA: 4.79			K		G6-3		1B		SH1-4	3 0 1 0 0 1 0													
Inning Stats	R: 0 E: 0 K: 2 S: 8	H: 0 LOB: 1 BB: 0 P: 14	R: 0 E: 0 K: 1 S: 10	H: 0 LOB: 0 BB: 0 P: 14	R: 0 E: 0 K: 2 S: 8	H: 0 LOB: 0 BB: 0 P: 11	R: 1 E: 0 K: 2 S: 15	H: 1 LOB: 2 BB: 1 P: 30	R: 0 E: 0 K: 0 S: 7	H: 0 LOB: 0 BB: 0 P: 11		R: 1 E: 0 K: 1 S: 15	H: 2 LOB: 2 BB: 1 P: 31	R: 0 E: 0 K: 0 S: 11	H: 1 LOB: 1 BB: 0 P: 13	R: 1 E: 0 K: 1 S: 11	H: 1 LOB: 1 BB: 1 P: 19	R: 0 E: 0 K: 0 S: 7	H: 1 LOB: 1 BB: 1 P: 14	1B: 4 2B: 1 3B: 0 HR: 1	SF: 0 SAC: 1 DP: 1 HBP: 2	WP: 0 PB: 0 SB: 2 CS: 0	PA: 38
PITCHER	IP WLS BF H R ER SO BB IBB HBP BLK WP HR S P ERA WHIP											PITCHER	IP WLS BF H R ER SO BB IBB HBP BLK WP HR S P ERA WHIP										
52 Carlos Torres, R (1.1) ERA: 3.48 71 Gonzalez Gemen, R (7.1) ERA: 4.13 40 Tim Byrdak, L (8.1) ERA: 10.8 48 Frank Francisco, R (8.1) ERA: 10.13 30 David Aardsma, R (8.1) ERA: 4.79	6.0 L 25 3 2 2 8 1 1 2 0 0 0 1 63 111 3.00 0.667											46 Greg Burke, R (9.1) ERA: 5.46	1.0 4 1 0 0 0 1 0 0 0 0 0 0 7 14 0.00 2.000										

Batter	1	2	3	4	5	6	7	8	9	AB R H RBI BB SO LOB	BOTTOM												
22 Eric Young Jr., S (1.7) OBP: 0.319, SLG: 0.344	G4-3		K		FC6-4				L8	4 0 0 0 0 1 1	Miami Marlins @ New York Mets Citi Field, Flushing, NY Sat Sep 14 2013, 4:11 PM - 7:03 PM EDT Partly Cloudy - 68 F 												
23 Mike Baxter, L (1.9) OBP: 0.303, SLG: 0.257	F8		G3-1			B1-3			G6-3	4 0 0 0 0 0 0													
28 Daniel Murphy, L (1.4) OBP: 0.313, SLG: 0.401	G3-1		G3			F7			K	4 0 0 0 0 1 0													
21 Lucas Duda, L (1.3) OBP: 0.353, SLG: 0.432		L6				K			BB	3 0 1 0 1 1 0													
19 Zach Lutz, R (1.5) OBP: 0.381, SLG: 0.294		K				G5-3			K	4 0 0 0 0 3 2													
6 Matthew Don Dekker, L (1.8) OBP: 0.308, SLG: 0.379		P5					G5-3		K	4 0 2 0 0 1 1													
15 Travis d'Aarud, R (1.2) OBP: 0.225, SLG: 0.222		G1-3					F8			3 0 1 0 0 0 3													
3 Omar Quintanilla, L (1.6) OBP: 0.313, SLG: 0.291						FC4-6			G4-3	2 0 0 0 0 0 2													
52 Carlos Torres, R (1.1) ERA: 3.97 71 Gonzalez Gemen, R (7.1) ERA: 4.13 40 Tim Byrdak, L (8.1) ERA: 10.8 48 Frank Francisco, R (8.1) ERA: 10.13 30 David Aardsma, R (8.1) ERA: 4.79 13 Josh Satin, R (8. PH) OBP: 0.276, SLG: 0.303 46 Greg Burke, R (9.1) ERA: 2.54									G1-3	2 0 0 0 0 1 4 0 1 0 0 0 0 0 0 0 0 0 0 0 0 0													
Inning Stats	R: 0 E: 0 K: 0 S: 10	H: 0 LOB: 0 BB: 0 P: 15	R: 0 E: 0 K: 1 S: 16	H: 2 LOB: 3 BB: 0 P: 27	R: 0 E: 0 K: 1 S: 12	H: 0 LOB: 0 BB: 0 P: 14	R: 0 E: 0 K: 1 S: 7	H: 0 LOB: 0 BB: 0 P: 12	R: 0 E: 0 K: 1 S: 9	H: 1 LOB: 1 BB: 0 P: 14		R: 0 E: 0 K: 1 S: 6	H: 0 LOB: 0 BB: 0 P: 8	R: 0 E: 0 K: 0 S: 7	H: 1 LOB: 1 BB: 0 P: 10	R: 0 E: 0 K: 0 S: 5	H: 0 LOB: 0 BB: 0 P: 8	R: 0 E: 0 K: 3 S: 10	H: 0 LOB: 1 BB: 1 P: 19	1B: 3 2B: 1 3B: 0 HR: 0	SF: 0 SAC: 0 DP: 0 HBP: 1	WP: 0 PB: 0 SB: 0 CS: 0	PA: 33
PITCHER	IP WLS BF H R ER SO BB IBB HBP BLK WP HR S P ERA WHIP											PITCHER	IP WLS BF H R ER SO BB IBB HBP BLK WP HR S P ERA WHIP										
37 Henderson Alvarez III, R (1.1) ERA: 3.97 50 Chad Qualls, R (8.1) ERA: 2.81 31 Steve Cishek, R (9.1) ERA: 2.54	7.0 W 26 4 0 0 5 0 0 0 0 0 0 0 67 100 0.00 0.571												1.0 S 4 0 0 0 3 1 0 0 0 0 0 10 19 0.00 1.000										

Batter	1	2	3	4	5	6	7	8	9	AB	R	H	RBI	BB	SO	LOB	TOP					
23 Jake Marisnick, R (1, 8) OBP: 0.228, SLG: 0.234 21 Christian Yelich, L (8, PH) OBP: 0.307, SLG: 0.307	P4		L4			F7		K		3	0	0	0	0	0	0						
17 Donovan Solano, R (1, 4) OBP: 0.309, SLG: 0.320	K			F9		F9		1B		4	0	1	0	0	1	0						
20 Justin Ruggiano, R (1, 7) OBP: 0.284, SLG: 0.392	G4-3			HR		G5-3		K		4	1	1	1	0	1	1						
27 Giancarlo Stanton, R (1, 9) OBP: 0.366, SLG: 0.491		P3		F9			P4		30 G1-3 1B	4	0	1	0	0	0	0						
30 Placido Polanco, R (1, 5) OBP: 0.303, SLG: 0.287		HBP		G4-3		3 1B HBP		G1-3		2	0	0	0	0	0	1						
59 Ed Lucas, R (1, 3) OBP: 0.299, SLG: 0.309 5 Logan Morrison, L (9, PH) OBP: 0.338, SLG: 0.391	F9					G4-3		L4		3	0	0	0	0	0	2						
3 Adeiny Hechavarria, R (1, 6) OBP: 0.263, SLG: 0.294		P3						G4-3		1	0	0	0	0	1	1						
19 Rob Brantly, L (1, 2) OBP: 0.265, SLG: 0.269				F7		F7				3	0	0	0	0	1	3						
33 Jacob Turner, R (1, 1) OBP: 0.091, SLG: 0.152 39 Chris Hatcher, R (6, 1) 8 Chris Coghlan, L (8, PH) OBP: 0.338, SLG: 0.376 43 Dan Jennings, L (8, 1) 49 Arquimedes Caminero, R (8, 1)				K		G5-3		K		2	0	0	0	0	1	1						
Inning Stats	R: 0 E: 0 K: 1 S: 11	H: 0 LOB: 0 BB: 0 P: 13	R: 0 E: 0 K: 0 S: 8	H: 0 LOB: 1 BB: 0 P: 13	R: 0 E: 0 K: 1 S: 8	H: 0 LOB: 0 BB: 0 P: 10	R: 1 E: 0 K: 0 S: 10	H: 1 LOB: 0 BB: 0 P: 14	R: 0 E: 0 K: 0 S: 7	H: 0 LOB: 0 BB: 0 P: 10	R: 0 E: 0 K: 1 S: 12	H: 1 LOB: 2 BB: 0 P: 18	R: 0 E: 0 K: 3 S: 14	H: 1 LOB: 1 BB: 0 P: 21	R: 0 E: 0 K: 1 S: 8	H: 1 LOB: 1 BB: 0 P: 10	1B: 3 2B: 0 3B: 0 HR: 1	SF: 0 SAC: 0 DP: 0 HBP: 2	WP: 0 PB: 0 CS: 0	PA: 34		
PITCHER	IP WLS BF H R ER SO BB IBB HBP BLK WP HR S P ERA WHIP	IP WLS BF H R ER SO BB IBB HBP BLK WP HR S P ERA WHIP	IP WLS BF H R ER SO BB IBB HBP BLK WP HR S P ERA WHIP	IP WLS BF H R ER SO BB IBB HBP BLK WP HR S P ERA WHIP	IP WLS BF H R ER SO BB IBB HBP BLK WP HR S P ERA WHIP	IP WLS BF H R ER SO BB IBB HBP BLK WP HR S P ERA WHIP	IP WLS BF H R ER SO BB IBB HBP BLK WP HR S P ERA WHIP	IP WLS BF H R ER SO BB IBB HBP BLK WP HR S P ERA WHIP	IP WLS BF H R ER SO BB IBB HBP BLK WP HR S P ERA WHIP	IP WLS BF H R ER SO BB IBB HBP BLK WP HR S P ERA WHIP	IP WLS BF H R ER SO BB IBB HBP BLK WP HR S P ERA WHIP	IP WLS BF H R ER SO BB IBB HBP BLK WP HR S P ERA WHIP	IP WLS BF H R ER SO BB IBB HBP BLK WP HR S P ERA WHIP	IP WLS BF H R ER SO BB IBB HBP BLK WP HR S P ERA WHIP	IP WLS BF H R ER SO BB IBB HBP BLK WP HR S P ERA WHIP	IP WLS BF H R ER SO BB IBB HBP BLK WP HR S P ERA WHIP	IP WLS BF H R ER SO BB IBB HBP BLK WP HR S P ERA WHIP	IP WLS BF H R ER SO BB IBB HBP BLK WP HR S P ERA WHIP	IP WLS BF H R ER SO BB IBB HBP BLK WP HR S P ERA WHIP	IP WLS BF H R ER SO BB IBB HBP BLK WP HR S P ERA WHIP	IP WLS BF H R ER SO BB IBB HBP BLK WP HR S P ERA WHIP	IP WLS BF H R ER SO BB IBB HBP BLK WP HR S P ERA WHIP

Miami Marlins @ New York Mets
Citi Field, Flushing, NY
Sat Sep 14 2013, 7:44 PM - 10:30 PM EDT
Att: 25,175 - Clear - 62 F

AB	31
R	1
H	4
RBI	1
BB	1
SO	7
LOB	11



Batter	1	2	3	4	5	6	7	8	9	AB	R	H	RBI	BB	SO	LOB	BOTTOM				
22 Eric Young Jr., S (1, 7) OBP: 0.318, SLG: 0.342	K			F7			G3			3	0	0	0	1	1	0					
12 Juan Lagares, R (1, 9) OBP: 0.297, SLG: 0.375	K						F9			3	0	0	0	1	1	2					
28 Daniel Murphy, L (1, 4) OBP: 0.314, SLG: 0.407	1B			G5-3			G4-3			4	2	2	1	0	0	1					
21 Lucas Duda, L (1, 3) OBP: 0.357, SLG: 0.445	1B			HR			K			3	1	2	1	1	1	0					
4 Wilmer Flores, R (1, 5) OBP: 0.256, SLG: 0.288	1B			L4			G4-3			4	0	1	1	0	0	1					
6 Matthew den Dekker, L (1, 8) OBP: 0.302, SLG: 0.350	K			G6-3			G6-3			3	0	0	0	0	1	3					
20 Anthony Recker, R (1, 2) OBP: 0.288, SLG: 0.395	K			G5-3			K			4	0	0	0	0	3	2					
11 Rubén Tejada, R (1, 6) OBP: 0.257, SLG: 0.256		2B		G6-3			L9			3	0	1	0	0	0	1					
16 Daisuke Matsuzaka, R (1, 1) ERA: 3.51 55 Pedro Feliciano, L (8, 1) 38 Vic Black, R (8, 1) 32 LaTroy Hawkins, R (9, 1)	K			P4			K			3	0	0	0	0	2	1					
Inning Stats	R: 1 E: 0 K: 3 S: 17	H: 2 LOB: 2 BB: 1 P: 28	R: 0 E: 0 K: 2 S: 12	H: 1 LOB: 2 BB: 1 P: 21	R: 2 E: 0 K: 0 S: 16	H: 2 LOB: 1 BB: 0 P: 25	R: 0 E: 0 K: 0 S: 9	H: 0 LOB: 1 BB: 1 P: 16	R: 0 E: 0 K: 1 S: 10	H: 0 LOB: 0 BB: 0 P: 13	R: 0 E: 0 K: 2 S: 8	H: 0 LOB: 0 BB: 0 P: 12	R: 0 E: 0 K: 0 S: 11	H: 0 LOB: 0 BB: 0 P: 16	R: 0 E: 0 K: 1 S: 10	H: 1 LOB: 1 BB: 0 P: 15	1B: 3 2B: 1 3B: 0 HR: 2	SF: 0 SAC: 0 DP: 0 HBP: 1	WP: 0 PB: 1 CS: 0	PA: 34	
PITCHER	IP WLS BF H R ER SO BB IBB HBP BLK WP HR S P ERA WHIP	IP WLS BF H R ER SO BB IBB HBP BLK WP HR S P ERA WHIP	IP WLS BF H R ER SO BB IBB HBP BLK WP HR S P ERA WHIP	IP WLS BF H R ER SO BB IBB HBP BLK WP HR S P ERA WHIP	IP WLS BF H R ER SO BB IBB HBP BLK WP HR S P ERA WHIP	IP WLS BF H R ER SO BB IBB HBP BLK WP HR S P ERA WHIP	IP WLS BF H R ER SO BB IBB HBP BLK WP HR S P ERA WHIP	IP WLS BF H R ER SO BB IBB HBP BLK WP HR S P ERA WHIP	IP WLS BF H R ER SO BB IBB HBP BLK WP HR S P ERA WHIP	IP WLS BF H R ER SO BB IBB HBP BLK WP HR S P ERA WHIP	IP WLS BF H R ER SO BB IBB HBP BLK WP HR S P ERA WHIP	IP WLS BF H R ER SO BB IBB HBP BLK WP HR S P ERA WHIP	IP WLS BF H R ER SO BB IBB HBP BLK WP HR S P ERA WHIP	IP WLS BF H R ER SO BB IBB HBP BLK WP HR S P ERA WHIP	IP WLS BF H R ER SO BB IBB HBP BLK WP HR S P ERA WHIP	IP WLS BF H R ER SO BB IBB HBP BLK WP HR S P ERA WHIP	IP WLS BF H R ER SO BB IBB HBP BLK WP HR S P ERA WHIP	IP WLS BF H R ER SO BB IBB HBP BLK WP HR S P ERA WHIP	IP WLS BF H R ER SO BB IBB HBP BLK WP HR S P ERA WHIP	IP WLS BF H R ER SO BB IBB HBP BLK WP HR S P ERA WHIP	IP WLS BF H R ER SO BB IBB HBP BLK WP HR S P ERA WHIP

Miami Marlins @ New York Mets
Citi Field, Flushing, NY
Sat Sep 14 2013, 7:44 PM - 10:30 PM EDT
Att: 25,175 - Clear - 62 F

AB	30
R	3
H	6
RBI	3
BB	3
SO	9
LOB	11



Batter	1	2	3	4	5	6	7	8	9	10	11	12	AB	R	H	RBI	BB	SO	LOB	TOP
8 Chris Coghlan, L OBP: 0.309, SLG: 0.371													5	0	1	0	1	2	2	
17 Donovan Solano, R OBP: 0.308, SLG: 0.318													5	0	1	0	0	1	1	
21 Christian Yelich, L OBP: 0.363, SLG: 0.389													4	0	0	0	0	1	1	
27 Giancarlo Stanton, R OBP: 0.366, SLG: 0.487													3	0	0	0	0	1	2	
20 Justin Ruggiano, R OBP: 0.285, SLG: 0.395													5	0	2	0	0	1	2	
5 Logan Morrison, L OBP: 0.340, SLG: 0.400													4	0	2	0	0	1	2	
3 Adenys Hecavarria, R OBP: 0.263, SLG: 0.294													1	0	0	0	0	1	0	
59 Ed Lucas, R OBP: 0.300, SLG: 0.314													5	0	2	0	0	1	4	
46 Koyie Hill, S OBP: 0.214, SLG: 0.244													5	0	0	0	0	2	5	
34 Tony Gonzalez, R OBP: 0.270, SLG: 0.300													1	0	0	0	0	0	0	
44 AJ Ramos, R OBP: 0.299, SLG: 0.449													1	0	0	0	0	0	0	
59 Ed Lucas, R OBP: 0.300, SLG: 0.314													5	0	2	0	0	1	4	
46 Koyie Hill, S OBP: 0.214, SLG: 0.244													5	0	0	0	0	2	5	
34 Tony Gonzalez, R OBP: 0.270, SLG: 0.300													1	0	0	0	0	0	0	
44 AJ Ramos, R OBP: 0.299, SLG: 0.449													1	0	0	0	0	0	0	
59 Ed Lucas, R OBP: 0.300, SLG: 0.314													5	0	2	0	0	1	4	
46 Koyie Hill, S OBP: 0.214, SLG: 0.244													5	0	0	0	0	2	5	
34 Tony Gonzalez, R OBP: 0.270, SLG: 0.300													1	0	0	0	0	0	0	
44 AJ Ramos, R OBP: 0.299, SLG: 0.449													1	0	0	0	0	0	0	
59 Ed Lucas, R OBP: 0.300, SLG: 0.314													5	0	2	0	0	1	4	
46 Koyie Hill, S OBP: 0.214, SLG: 0.244													5	0	0	0	0	2	5	
34 Tony Gonzalez, R OBP: 0.270, SLG: 0.300													1	0	0	0	0	0	0	
44 AJ Ramos, R OBP: 0.299, SLG: 0.449													1	0	0	0	0	0	0	
59 Ed Lucas, R OBP: 0.300, SLG: 0.314													5	0	2	0	0	1	4	
46 Koyie Hill, S OBP: 0.214, SLG: 0.244													5	0	0	0	0	2	5	
34 Tony Gonzalez, R OBP: 0.270, SLG: 0.300													1	0	0	0	0	0	0	
44 AJ Ramos, R OBP: 0.299, SLG: 0.449													1	0	0	0	0	0	0	
59 Ed Lucas, R OBP: 0.300, SLG: 0.314													5	0	2	0	0	1	4	
46 Koyie Hill, S OBP: 0.214, SLG: 0.244													5	0	0	0	0	2	5	
34 Tony Gonzalez, R OBP: 0.270, SLG: 0.300													1	0	0	0	0	0	0	
44 AJ Ramos, R OBP: 0.299, SLG: 0.449													1	0	0	0	0	0	0	
59 Ed Lucas, R OBP: 0.300, SLG: 0.314													5	0	2	0	0	1	4	
46 Koyie Hill, S OBP: 0.214, SLG: 0.244													5	0	0	0	0	2	5	
34 Tony Gonzalez, R OBP: 0.270, SLG: 0.300													1	0	0	0	0	0	0	
44 AJ Ramos, R OBP: 0.299, SLG: 0.449													1	0	0	0	0	0	0	
59 Ed Lucas, R OBP: 0.300, SLG: 0.314													5	0	2	0	0	1	4	
46 Koyie Hill, S OBP: 0.214, SLG: 0.244													5	0	0	0	0	2	5	
34 Tony Gonzalez, R OBP: 0.270, SLG: 0.300													1	0	0	0	0	0	0	
44 AJ Ramos, R OBP: 0.299, SLG: 0.449													1	0	0	0	0	0	0	
59 Ed Lucas, R OBP: 0.300, SLG: 0.314													5	0	2	0	0	1	4	
46 Koyie Hill, S OBP: 0.214, SLG: 0.244													5	0	0	0	0	2	5	
34 Tony Gonzalez, R OBP: 0.270, SLG: 0.300													1	0	0	0	0	0	0	
44 AJ Ramos, R OBP: 0.299, SLG: 0.449													1	0	0	0	0	0	0	
59 Ed Lucas, R OBP: 0.300, SLG: 0.314													5	0	2	0	0	1	4	
46 Koyie Hill, S OBP: 0.214, SLG: 0.244													5	0	0	0	0	2	5	
34 Tony Gonzalez, R OBP: 0.270, SLG: 0.300													1	0	0	0	0	0	0	
44 AJ Ramos, R OBP: 0.299, SLG: 0.449													1	0	0	0	0	0	0	
59 Ed Lucas, R OBP: 0.300, SLG: 0.314													5	0	2	0	0	1	4	
46 Koyie Hill, S OBP: 0.214, SLG: 0.244													5	0	0	0	0	2	5	
34 Tony Gonzalez, R OBP: 0.270, SLG: 0.300													1	0	0	0	0	0	0	
44 AJ Ramos, R OBP: 0.299, SLG: 0.449													1	0	0	0	0	0	0	
59 Ed Lucas, R OBP: 0.300, SLG: 0.314													5	0	2	0	0	1	4	
46 Koyie Hill, S OBP: 0.214, SLG: 0.244													5	0	0	0	0	2	5	
34 Tony Gonzalez, R OBP: 0.270, SLG: 0.300													1	0	0	0	0	0	0	
44 AJ Ramos, R OBP: 0.299, SLG: 0.449													1	0	0	0	0	0	0	
59 Ed Lucas, R OBP: 0.300, SLG: 0.314													5	0	2	0	0	1	4	
46 Koyie Hill, S OBP: 0.214, SLG: 0.244													5	0	0	0	0	2	5	
34 Tony Gonzalez, R OBP: 0.270, SLG: 0.300													1	0	0	0	0	0	0	
44 AJ Ramos, R OBP: 0.299, SLG: 0.449													1	0	0	0	0	0	0	
59 Ed Lucas, R OBP: 0.300, SLG: 0.314													5	0	2	0	0	1	4	
46 Koyie Hill, S OBP: 0.214, SLG: 0.244													5	0	0	0	0	2	5	
34 Tony Gonzalez, R OBP: 0.270, SLG: 0.300													1	0	0	0	0	0	0	
44 AJ Ramos, R OBP: 0.299, SLG: 0.449													1	0	0	0	0	0	0	
59 Ed Lucas, R OBP: 0.300, SLG: 0.314													5	0	2	0	0	1	4	
46 Koyie Hill, S OBP: 0.214, SLG: 0.244													5	0	0	0	0	2	5	
34 Tony Gonzalez, R OBP: 0.270, SLG: 0.300													1	0	0	0	0	0	0	
44 AJ Ramos, R OBP: 0.299, SLG: 0.449													1	0	0	0	0	0	0	

Batter	1	2	3	4	5	6	7	8	9	AB	R	H	RBI	BB	SO	LOB	TOP					
16 Angel Pagán, S OBP: 0.342, SLG: 0.418										5	1	1	0	0	1	2						
7 Grégor Blanco, L OBP: 0.337, SLG: 0.349										3	1	1	2	2	1	1						
9 Brandon Belt, L OBP: 0.361, SLG: 0.478										4	0	1	0	0	3	4						
28 Buster Posey, R OBP: 0.376, SLG: 0.466										2	1	0	0	0	1	2						
8 Hunter Pence, R OBP: 0.345, SLG: 0.495										3	0	0	0	1	3	2						
48 Pablo Sandoval, S OBP: 0.334, SLG: 0.408										4	0	1	0	0	1	4						
13 Joaquin Arias, R OBP: 0.289, SLG: 0.349										0	0	0	0	0	0	0						
35 Brandon Crawford, L OBP: 0.319, SLG: 0.374										4	1	1	1	0	2	1						
21 Nick Noonan, L OBP: 0.252, SLG: 0.228										4	0	0	0	0	0	2						
18 Matt Cain, R OBP: 0.115, SLG: 0.080										3	0	1	0	0	2	0						
49 Javier López, L OBP: 0.260, SLG: 0.290										0	0	0	0	0	0	0						
12 Johnny Monell, L OBP: 0.260, SLG: 0.290										1	0	0	0	0	0	0						
46 Santiago Casilla, R OBP: 0.289, SLG: 0.349										0	0	0	0	0	0	0						
54 Sergio Romo, R OBP: 0.289, SLG: 0.349										0	0	0	0	0	0	0						
Inning Stats	R: 0 E: 0 K: 2 S: 11	H: 0 LOB: 1 BB: 1 P: 18	R: 0 E: 0 K: 2 S: 12	H: 1 LOB: 1 BB: 0 P: 22	R: 2 E: 0 K: 1 S: 15	H: 3 LOB: 2 BB: 2 P: 29	R: 1 E: 0 K: 1 S: 10	H: 1 LOB: 1 BB: 0 P: 13	R: 1 E: 0 K: 2 S: 11	H: 1 LOB: 1 BB: 0 P: 18	R: 0 E: 0 K: 1 S: 8	H: 0 LOB: 0 BB: 0 P: 9	R: 0 E: 0 K: 3 S: 14	H: 0 LOB: 1 BB: 1 P: 23	R: 0 E: 0 K: 1 S: 8	H: 0 LOB: 0 BB: 0 P: 11	R: 0 E: 0 K: 1 S: 10	H: 0 LOB: 0 BB: 0 P: 17	1B: 5 2B: 0 3B: 0 HR: 1	SF: 0 SAC: 0 DP: 1 HBP: 1	WP: 0 PB: 0 SB: 1 CS: 0	PA: 38
PITCHER	IP	WLS	BF	H	R	ER	SO	BB	IBB	HBP	BLK	WP	HR	S	P	ERA	WHIP					
44 Aaron Harang, R ERA: 5.69	5.0		25	6	4	3	8	3	0	1	0	0	1	59	100	5.40	1.800					
52 Carlos Torres, R ERA: 3.39	2.0		7	0	0	0	4	1	0	0	0	0	0	22	32	0.00	0.500					
30 David Aardsma, R ERA: 4.58	1.0		3	0	0	0	1	0	0	0	0	0	0	8	11	0.00	0.000					
38 Vic Black, R ERA: 3.85	1.0	W	3	0	0	0	1	0	0	0	0	0	0	10	17	0.00	0.000					

San Francisco Giants @ New York Mets
Citi Field, Flushing, NY
Wed Sep 18 2013, 7:12 PM - 10:22 PM EDT
Att: 23,698 - Clear - 64 F

AB 33
R 4
H 6
RBI 3
BB 4
SO 14
LOB 18



Batter	1	2	3	4	5	6	7	8	9	AB	R	H	RBI	BB	SO	LOB	BOTTOM					
22 Eric Young Jr., S OBP: 0.314, SLG: 0.338										4	0	0	0	0	2	3						
38 Vic Black, R OBP: 0.312, SLG: 0.290										0	0	0	0	0	0	0						
3 Omar Quintanilla, L OBP: 0.312, SLG: 0.290										1	0	0	0	0	0	3						
13 Josh Satin, R OBP: 0.380, SLG: 0.398										4	0	2	3	0	0	0						
28 Daniel Murphy, L OBP: 0.315, SLG: 0.407										4	0	0	0	0	1	2						
30 Andrew Brown, R OBP: 0.296, SLG: 0.435										3	1	0	0	1	2	0						
21 Lucas Duda, L OBP: 0.352, SLG: 0.428										4	0	0	0	0	2	1						
12 Juan Lagares, R OBP: 0.294, SLG: 0.365										3	1	1	0	1	0	0						
11 Rubén Tejada, R OBP: 0.259, SLG: 0.260										3	0	1	0	0	0	1						
19 Zach Lutz, R OBP: 0.391, SLG: 0.368										1	1	1	1	0	0	0						
36 Juan Centeno, L OBP: 0.500, SLG: 0.500										4	0	2	1	0	0	1						
20 Anthony Recker, R OBP: 0.270, SLG: 0.394										0	1	0	0	0	0	0						
44 Aaron Harang, R ERA: 5.69	7.2		29	6	1	0	6	0	0	0	0	0	0	0	0	0						
49 Javier López, L ERA: 1.66	0.1	H	1	0	0	0	0	0	0	0	0	0	0	0	0	0						
46 Santiago Casilla, R ERA: 2.17	0.1	H	3	0	2	2	1	2	0	0	0	1	0	9	17	54.00	6.000					
54 Sergio Romo, R ERA: 2.72	0.1	L	5	3	2	2	0	1	0	0	0	0	0	14	25	54.00	12.000					
Inning Stats	R: 0 E: 0 K: 1 S: 6	H: 0 LOB: 0 BB: 0 P: 8	R: 0 E: 0 K: 1 S: 9	H: 1 LOB: 1 BB: 0 P: 14	R: 0 E: 0 K: 0 S: 11	H: 2 LOB: 0 BB: 0 P: 18	R: 0 E: 0 K: 2 S: 9	H: 0 LOB: 0 BB: 0 P: 12	R: 0 E: 0 K: 0 S: 9	H: 1 LOB: 1 BB: 0 P: 15	R: 0 E: 0 K: 1 S: 7	H: 0 LOB: 0 BB: 0 P: 11	R: 0 E: 0 K: 0 S: 9	H: 1 LOB: 1 BB: 0 P: 12	R: 1 E: 0 K: 1 S: 12	H: 1 LOB: 0 BB: 0 P: 20	R: 4 E: 0 K: 1 S: 23	H: 3 LOB: 2 BB: 3 P: 42	1B: 8 2B: 1 3B: 0 HR: 0	SF: 1 SAC: 0 DP: 0 HBP: 0	WP: 1 PB: 0 SB: 1 CS: 0	PA: 38
PITCHER	IP	WLS	BF	H	R	ER	SO	BB	IBB	HBP	BLK	WP	HR	S	P	ERA	WHIP					
18 Matt Cain, R ERA: 4.08	0.1		1	0	0	0	0	0	0	0	0	0	0	1	1	0.00	0.000					
46 Santiago Casilla, R ERA: 2.17	0.1	H	3	0	2	2	1	2	0	0	0	1	0	9	17	54.00	6.000					
54 Sergio Romo, R ERA: 2.72	0.1	L	5	3	2	2	0	1	0	0	0	0	0	14	25	54.00	12.000					

San Francisco Giants @ New York Mets
Citi Field, Flushing, NY
Wed Sep 18 2013, 7:12 PM - 10:22 PM EDT
Att: 23,698 - Clear - 64 F

AB 34
R 5
H 9
RBI 5
BB 3
SO 7
LOB 12



Batter	1	2	3	4	5	6	7	8	9	AB	R	H	RBI	BB	SO	LOB	TOP			
16 Angel Pagán, S (1, 8) OBP: 0.337, SLG: 0.412	G5-3		G5-3		F7		F8			4	0	0	0	0	0	0	San Francisco Giants @ New York Mets Citi Field, Flushing, NY Thu Sep 19 2013, 1:11 PM - 3:47 PM EDT Att: 22,895 - Sunny - 75 F			
10 Tony Abreu, S (1, 4) OBP: 0.291, SLG: 0.368	1B		G1-3		2B		K			4	0	2	0	0	1	0				
28 Buster Posey, R (1, 3) OBP: 0.374, SLG: 0.462					F9		F9			4	0	0	0	0	1	2				
9 Brandon Belt, L (9, 3) OBP: 0.361, SLG: 0.478	K						G5-3			0	0	0	0	0	0	0				
8 Hunter Pence, R (1, 9) OBP: 0.345, SLG: 0.492	BB				F8		P3		G6-3	3	0	0	0	1	0	1				
29 Héctor Sánchez, S (1, 2) OBP: 0.323, SLG: 0.381	K				2B		G6-3		K	4	1	1	0	0	2	2				
13 Joaquin Arias, R (1, 5) OBP: 0.286, SLG: 0.347			G1-3		1B		G6-3		K	4	1	1	0	0	1	0				
2 Juan Carlos Pérez, R (1, 7) OBP: 0.300, SLG: 0.277	1B				1B		BB		1B	3	0	3	1	1	0	0				
6 Ehire Adrianza, S (1, 6) OBP: 0.286, SLG: 0.429	F8				FC6-4		G6-3		G6-3	4	0	1	1	0	0	3				
40 Madison Bumgarner, R (1, 1) OBP: 0.177, SLG: 0.107					1B		L7		K	3	0	0	0	0	1	4				
63 Jean Machi, R (8, 1)										0	0	0	0	0	0	0				
48 Pablo Sandoval, S (9, PH) OBP: 0.333, SLG: 0.447										1	0	0	0	0	1	0				
46 Santiago Casilla, R (9, 1)										0	0	0	0	0	0	0				
49 Javier López, L (9, 1)										0	0	0	0	0	0	0				
Inning Stats	R: 0 H: 1 E: 0 K: 2 S: 15	H: 1 LOB: 2 BB: 1 P: 21	R: 0 H: 0 E: 0 K: 0 S: 7	H: 1 LOB: 1 BB: 0 P: 12	R: 0 H: 0 E: 0 K: 0 S: 7	H: 0 LOB: 0 BB: 0 P: 9	R: 2 H: 3 E: 0 K: 1 S: 14	H: 3 LOB: 2 BB: 0 P: 20	R: 0 H: 1 E: 0 K: 0 S: 9	H: 1 LOB: 1 BB: 0 P: 12	R: 0 H: 0 E: 0 K: 1 S: 9	H: 0 LOB: 0 BB: 0 P: 13	R: 0 H: 0 E: 0 K: 2 S: 9	H: 0 LOB: 0 BB: 0 P: 14	R: 0 H: 1 E: 0 K: 1 S: 8	H: 1 LOB: 0 BB: 0 P: 12	1B: 6 2B: 2 3B: 0 HR: 0	SF: 0 SAC: 0 DP: 1 HBP: 0	WP: 0 PB: 0 SB: 0 CS: 0	PA: 36
PITCHER	IP WLS BF H R ER SO BB IBB HBP BLK WP HR S P ERA WHIP																			
49 Jonathon Niese, L (1, 1) ERA: 3.81	7.0 L 30 7 2 2 4 2 0 0 0 0 0 0 68 100 2.57 1.286																			
50 Scott Atchison, R (8, 1) ERA: 4.17	1.0 3 0 0 0 2 0 0 0 0 0 0 9 14 0.00 0.000																			
32 LaTroy Hawkins, R (9, 1) ERA: 3.11	1.0 3 1 0 0 1 0 0 0 0 0 0 8 12 0.00 1.000																			

AB	34
R	2
H	8
RBI	2
BB	2
SO	7
LOB	12



Batter	1	2	3	4	5	6	7	8	9	AB	R	H	RBI	BB	SO	LOB	BOTTOM					
22 Eric Young Jr., S (1, 7) OBP: 0.311, SLG: 0.335	G4-3		P3			P4		G6-3		4	0	0	0	0	0	3	San Francisco Giants @ New York Mets Citi Field, Flushing, NY Thu Sep 19 2013, 1:11 PM - 3:47 PM EDT Att: 22,895 - Sunny - 75 F					
13 Josh Satin, R (1, 3) OBP: 0.383, SLG: 0.402	K				2B		BB		G5-3	3	1	1	0	1	1	0						
28 Daniel Murphy, L (1, 4) OBP: 0.315, SLG: 0.405	K				1B		K		G6-3	4	0	1	1	0	2	1						
30 Andrew Brown, R (1, 9) OBP: 0.295, SLG: 0.430					K		1B		K	4	0	1	0	0	3	1						
4 Wilmer Flores, R (1, 5) OBP: 0.250, SLG: 0.289					G5-3		G1-3															
6 Matthew den Dekker, L (9, PH) OBP: 0.351, SLG: 0.333	P4								BB	3	0	0	0	0	0	3						
12 Juan Lagares, R (1, 8) OBP: 0.291, SLG: 0.362	F7				G5-3				SH5-4	3	0	0	0	0	0	1						
15 Travis d'Arnaud, R (1, 2) OBP: 0.236, SLG: 0.225									G4-3													
21 Lucas Duda, L (9, PH) OBP: 0.351, SLG: 0.427									G1-3													
3 Omar Quintanilla, L (1, 6) OBP: 0.312, SLG: 0.290					BB		1B		F8	2	0	0	0	1	1	0						
20 Anthony Recker, R (9, PH) OBP: 0.288, SLG: 0.391					K		K2-3		K	3	0	1	0	0	2	1						
49 Jonathon Niese, L (1, 1) OBP: 0.282, SLG: 0.257							1B			2	0	0	0	0	2	1						
19 Zach Lutz, R (7, PH) OBP: 0.417, SLG: 0.368										0	0	0	0	1	0	0						
50 Scott Atchison, R (8, 1)										0	0	0	0	0	0	0						
32 LaTroy Hawkins, R (9, 1)									BB	0	0	0	0	0	0	0						
Inning Stats	R: 0 H: 0 E: 0 K: 2 S: 8	H: 0 LOB: 0 BB: 0 P: 12	R: 0 H: 0 E: 0 K: 1 S: 10	H: 0 LOB: 0 BB: 0 P: 12	R: 0 H: 0 E: 0 K: 2 S: 10	H: 0 LOB: 1 BB: 1 P: 16	R: 1 H: 2 E: 0 K: 1 S: 10	H: 2 LOB: 1 BB: 0 P: 15	R: 0 H: 0 E: 0 K: 3 S: 9	H: 0 LOB: 0 BB: 0 P: 15	R: 0 H: 1 E: 0 K: 1 S: 9	H: 1 LOB: 2 BB: 1 P: 14	R: 0 H: 1 E: 0 K: 0 S: 14	H: 1 LOB: 2 BB: 1 P: 26	R: 0 H: 0 E: 0 K: 1 S: 6	H: 0 LOB: 0 BB: 0 P: 11	R: 0 H: 0 E: 0 K: 1 S: 11	H: 0 LOB: 1 BB: 1 P: 19	1B: 3 2B: 1 3B: 0 HR: 0	SF: 0 SAC: 1 DP: 0 HBP: 0	WP: 0 PB: 0 SB: 0 CS: 0	PA: 35
PITCHER	IP WLS BF H R ER SO BB IBB HBP BLK WP HR S P ERA WHIP																					
40 Madison Bumgarner, L (1, 1) ERA: 2.77	7.0 W 28 4 1 1 10 3 0 0 0 0 0 0 6 11 0.00 0.000																					
63 Jean Machi, R (8, 1) ERA: 2.57	1.0 H 3 0 0 0 1 0 0 0 0 0 0 0 6 11 0.00 0.000																					
46 Santiago Casilla, R (9, 1) ERA: 2.15	0.1 H 2 0 0 0 0 1 0 0 0 0 0 0 4 8 0.00 3.000																					
49 Javier López, L (9, 1) ERA: 1.63	0.2 S 2 0 0 0 1 0 0 0 0 0 0 0 7 11 0.00 0.000																					

AB	30
R	1
H	4
RBI	1
BB	4
SO	12
LOB	13



Batter	1	2	3	4	5	6	7	8	9	AB	R	H	RBI	BB	SO	LOB	TOP									
22 Eric Young Jr., S OBP: 0.312, SLG: 0.338										5	1	2	1	0	1	0	New York Mets @ Philadelphia Phillies Citizens Bank Park, Philadelphia, PA Fri Sep 20 2013, 7:09 PM - 10:08 PM EDT Att: 33,117 - Clear - 75 F									
28 Daniel Murphy, L OBP: 0.317, SLG: 0.407										5	3	3	1	0	0	1										
5 David Wright, R OBP: 0.397, SLG: 0.518										5	1	2	2	0	1	1										
13 Josh Satin, R OBP: 0.376, SLG: 0.393										4	0	0	1	0	2	2										
21 Lucas Duda, L OBP: 0.351, SLG: 0.427										0	0	0	0	0	0	0										
30 Andrew Brown, R OBP: 0.293, SLG: 0.424										4	0	1	1	0	1	1										
50 Scott Atchison, R										0	0	0	0	0	0	0										
38 Vic Black, R										0	0	0	0	0	0	0										
55 Pedro Feliciano, L										0	0	0	0	0	0	0										
32 LaTroy Hawkins, R										0	0	0	0	0	0	0										
12 Juan Lagares, R OBP: 0.288, SLG: 0.358										4	0	0	0	0	2	2										
15 Travis d'Aarud, R OBP: 0.247, SLG: 0.229										3	1	1	0	1	0	1										
3 Omar Quintanilla, L OBP: 0.311, SLG: 0.289										4	0	1	0	0	0	2										
16 Daisuke Matsuzaka, R OBP: 0.200, SLG: 0.200										3	0	0	0	0	1	2										
6 Matthew den Dekker, L OBP: 0.315, SLG: 0.327										1	0	0	0	0	0	1										
Inning Stats	R: 3 H: 3 E: 1 K: 1 S: 14	H: 3 LOB: 1 BB: 0 P: 19	R: 0 H: 0 E: 0 K: 1 S: 11	H: 0 LOB: 0 BB: 0 P: 14	R: 1 H: 2 E: 0 K: 1 S: 13	H: 2 LOB: 1 BB: 0 P: 20	R: 1 H: 2 E: 0 K: 1 S: 12	H: 2 LOB: 1 BB: 0 P: 20	R: 0 H: 0 E: 0 K: 3 S: 9	H: 0 LOB: 0 BB: 0 P: 15	R: 0 H: 1 E: 0 K: 1 S: 9	H: 1 LOB: 1 BB: 0 P: 16	R: 1 H: 2 E: 0 K: 0 S: 8	H: 2 LOB: 1 BB: 0 P: 11	R: 0 H: 0 E: 0 K: 0 S: 10	H: 0 LOB: 1 BB: 1 P: 19	R: 0 H: 0 E: 0 K: 0 S: 5	H: 0 LOB: 0 BB: 0 P: 9	1B: 8 2B: 1 3B: 0 HR: 1	SF: 0 SAC: 0 DP: 0 HBP: 0	WP: 0 PB: 0 SB: 2 CS: 0	PA: 39				
PITCHER	IP WLS BF H R ER SO BB IBB HBP BLK WP HR S P ERA WHIP	IP WLS BF H R ER SO BB IBB HBP BLK WP HR S P ERA WHIP	IP WLS BF H R ER SO BB IBB HBP BLK WP HR S P ERA WHIP	IP WLS BF H R ER SO BB IBB HBP BLK WP HR S P ERA WHIP	IP WLS BF H R ER SO BB IBB HBP BLK WP HR S P ERA WHIP	IP WLS BF H R ER SO BB IBB HBP BLK WP HR S P ERA WHIP	IP WLS BF H R ER SO BB IBB HBP BLK WP HR S P ERA WHIP	IP WLS BF H R ER SO BB IBB HBP BLK WP HR S P ERA WHIP	IP WLS BF H R ER SO BB IBB HBP BLK WP HR S P ERA WHIP	IP WLS BF H R ER SO BB IBB HBP BLK WP HR S P ERA WHIP	IP WLS BF H R ER SO BB IBB HBP BLK WP HR S P ERA WHIP	IP WLS BF H R ER SO BB IBB HBP BLK WP HR S P ERA WHIP	IP WLS BF H R ER SO BB IBB HBP BLK WP HR S P ERA WHIP	IP WLS BF H R ER SO BB IBB HBP BLK WP HR S P ERA WHIP	IP WLS BF H R ER SO BB IBB HBP BLK WP HR S P ERA WHIP	IP WLS BF H R ER SO BB IBB HBP BLK WP HR S P ERA WHIP	IP WLS BF H R ER SO BB IBB HBP BLK WP HR S P ERA WHIP	IP WLS BF H R ER SO BB IBB HBP BLK WP HR S P ERA WHIP	IP WLS BF H R ER SO BB IBB HBP BLK WP HR S P ERA WHIP	IP WLS BF H R ER SO BB IBB HBP BLK WP HR S P ERA WHIP	IP WLS BF H R ER SO BB IBB HBP BLK WP HR S P ERA WHIP	IP WLS BF H R ER SO BB IBB HBP BLK WP HR S P ERA WHIP	IP WLS BF H R ER SO BB IBB HBP BLK WP HR S P ERA WHIP	IP WLS BF H R ER SO BB IBB HBP BLK WP HR S P ERA WHIP		
35 Cole Hamels, L ERA: 3.82	7.0 L 32 10 6 6 8 0 0 0 0 0 0 1 76 115 7.71 1.429	7.0 L 32 10 6 6 8 0 0 0 0 0 0 1 76 115 7.71 1.429	7.0 L 32 10 6 6 8 0 0 0 0 0 0 1 76 115 7.71 1.429	7.0 L 32 10 6 6 8 0 0 0 0 0 0 1 76 115 7.71 1.429	7.0 L 32 10 6 6 8 0 0 0 0 0 0 1 76 115 7.71 1.429	7.0 L 32 10 6 6 8 0 0 0 0 0 0 1 76 115 7.71 1.429	7.0 L 32 10 6 6 8 0 0 0 0 0 0 1 76 115 7.71 1.429	7.0 L 32 10 6 6 8 0 0 0 0 0 0 1 76 115 7.71 1.429	7.0 L 32 10 6 6 8 0 0 0 0 0 0 1 76 115 7.71 1.429	7.0 L 32 10 6 6 8 0 0 0 0 0 0 1 76 115 7.71 1.429	7.0 L 32 10 6 6 8 0 0 0 0 0 0 1 76 115 7.71 1.429	7.0 L 32 10 6 6 8 0 0 0 0 0 0 1 76 115 7.71 1.429	7.0 L 32 10 6 6 8 0 0 0 0 0 0 1 76 115 7.71 1.429	7.0 L 32 10 6 6 8 0 0 0 0 0 0 1 76 115 7.71 1.429	7.0 L 32 10 6 6 8 0 0 0 0 0 0 1 76 115 7.71 1.429	7.0 L 32 10 6 6 8 0 0 0 0 0 0 1 76 115 7.71 1.429	7.0 L 32 10 6 6 8 0 0 0 0 0 0 1 76 115 7.71 1.429	7.0 L 32 10 6 6 8 0 0 0 0 0 0 1 76 115 7.71 1.429	7.0 L 32 10 6 6 8 0 0 0 0 0 0 1 76 115 7.71 1.429	7.0 L 32 10 6 6 8 0 0 0 0 0 0 1 76 115 7.71 1.429	7.0 L 32 10 6 6 8 0 0 0 0 0 0 1 76 115 7.71 1.429	7.0 L 32 10 6 6 8 0 0 0 0 0 0 1 76 115 7.71 1.429	7.0 L 32 10 6 6 8 0 0 0 0 0 0 1 76 115 7.71 1.429	7.0 L 32 10 6 6 8 0 0 0 0 0 0 1 76 115 7.71 1.429		
30 Justin De Fratus, R ERA: 4.12	0.2 3 0 0 0 0 1 0 0 0 0 0 0 9 16 0.00 1.500	0.2 3 0 0 0 0 1 0 0 0 0 0 0 9 16 0.00 1.500	0.2 3 0 0 0 0 1 0 0 0 0 0 0 9 16 0.00 1.500	0.2 3 0 0 0 0 1 0 0 0 0 0 0 9 16 0.00 1.500	0.2 3 0 0 0 0 1 0 0 0 0 0 0 9 16 0.00 1.500	0.2 3 0 0 0 0 1 0 0 0 0 0 0 9 16 0.00 1.500	0.2 3 0 0 0 0 1 0 0 0 0 0 0 9 16 0.00 1.500	0.2 3 0 0 0 0 1 0 0 0 0 0 0 9 16 0.00 1.500	0.2 3 0 0 0 0 1 0 0 0 0 0 0 9 16 0.00 1.500	0.2 3 0 0 0 0 1 0 0 0 0 0 0 9 16 0.00 1.500	0.2 3 0 0 0 0 1 0 0 0 0 0 0 9 16 0.00 1.500	0.2 3 0 0 0 0 1 0 0 0 0 0 0 9 16 0.00 1.500	0.2 3 0 0 0 0 1 0 0 0 0 0 0 9 16 0.00 1.500	0.2 3 0 0 0 0 1 0 0 0 0 0 0 9 16 0.00 1.500	0.2 3 0 0 0 0 1 0 0 0 0 0 0 9 16 0.00 1.500	0.2 3 0 0 0 0 1 0 0 0 0 0 0 9 16 0.00 1.500	0.2 3 0 0 0 0 1 0 0 0 0 0 0 9 16 0.00 1.500	0.2 3 0 0 0 0 1 0 0 0 0 0 0 9 16 0.00 1.500	0.2 3 0 0 0 0 1 0 0 0 0 0 0 9 16 0.00 1.500	0.2 3 0 0 0 0 1 0 0 0 0 0 0 9 16 0.00 1.500	0.2 3 0 0 0 0 1 0 0 0 0 0 0 9 16 0.00 1.500	0.2 3 0 0 0 0 1 0 0 0 0 0 0 9 16 0.00 1.500	0.2 3 0 0 0 0 1 0 0 0 0 0 0 9 16 0.00 1.500	0.2 3 0 0 0 0 1 0 0 0 0 0 0 9 16 0.00 1.500		
56 Cesar Jimenez, L ERA: 2.45	0.1 1 0 0 0 0 0 0 0 0 0 0 0 1 3 0.00 0.000	0.1 1 0 0 0 0 0 0 0 0 0 0 0 1 3 0.00 0.000	0.1 1 0 0 0 0 0 0 0 0 0 0 0 1 3 0.00 0.000	0.1 1 0 0 0 0 0 0 0 0 0 0 0 1 3 0.00 0.000	0.1 1 0 0 0 0 0 0 0 0 0 0 0 1 3 0.00 0.000	0.1 1 0 0 0 0 0 0 0 0 0 0 0 1 3 0.00 0.000	0.1 1 0 0 0 0 0 0 0 0 0 0 0 1 3 0.00 0.000	0.1 1 0 0 0 0 0 0 0 0 0 0 0 1 3 0.00 0.000	0.1 1 0 0 0 0 0 0 0 0 0 0 0 1 3 0.00 0.000	0.1 1 0 0 0 0 0 0 0 0 0 0 0 1 3 0.00 0.000	0.1 1 0 0 0 0 0 0 0 0 0 0 0 1 3 0.00 0.000	0.1 1 0 0 0 0 0 0 0 0 0 0 0 1 3 0.00 0.000	0.1 1 0 0 0 0 0 0 0 0 0 0 0 1 3 0.00 0.000	0.1 1 0 0 0 0 0 0 0 0 0 0 0 1 3 0.00 0.000	0.1 1 0 0 0 0 0 0 0 0 0 0 0 1 3 0.00 0.000	0.1 1 0 0 0 0 0 0 0 0 0 0 0 1 3 0.00 0.000	0.1 1 0 0 0 0 0 0 0 0 0 0 0 1 3 0.00 0.000	0.1 1 0 0 0 0 0 0 0 0 0 0 0 1 3 0.00 0.000	0.1 1 0 0 0 0 0 0 0 0 0 0 0 1 3 0.00 0.000	0.1 1 0 0 0 0 0 0 0 0 0 0 0 1 3 0.00 0.000	0.1 1 0 0 0 0 0 0 0 0 0 0 0 1 3 0.00 0.000	0.1 1 0 0 0 0 0 0 0 0 0 0 0 1 3 0.00 0.000	0.1 1 0 0 0 0 0 0 0 0 0 0 0 1 3 0.00 0.000	0.1 1 0 0 0 0 0 0 0 0 0 0 0 1 3 0.00 0.000	0.1 1 0 0 0 0 0 0 0 0 0 0 0 1 3 0.00 0.000	
63 Jake Diekman, L ERA: 2.72	1.0 3 0 0 0 0 0 0 0 0 0 0 0 5 9 0.00 0.000	1.0 3 0 0 0 0 0 0 0 0 0 0 0 5 9 0.00 0.000	1.0 3 0 0 0 0 0 0 0 0 0 0 0 5 9 0.00 0.000	1.0 3 0 0 0 0 0 0 0 0 0 0 0 5 9 0.00 0.000	1.0 3 0 0 0 0 0 0 0 0 0 0 0 5 9 0.00 0.000	1.0 3 0 0 0 0 0 0 0 0 0 0 0 5 9 0.00 0.000	1.0 3 0 0 0 0 0 0 0 0 0 0 0 5 9 0.00 0.000	1.0 3 0 0 0 0 0 0 0 0 0 0 0 5 9 0.00 0.000	1.0 3 0 0 0 0 0 0 0 0 0 0 0 5 9 0.00 0.000	1.0 3 0 0 0 0 0 0 0 0 0 0 0 5 9 0.00 0.000	1.0 3 0 0 0 0 0 0 0 0 0 0 0 5 9 0.00 0.000	1.0 3 0 0 0 0 0 0 0 0 0 0 0 5 9 0.00 0.000	1.0 3 0 0 0 0 0 0 0 0 0 0 0 5 9 0.00 0.000	1.0 3 0 0 0 0 0 0 0 0 0 0 0 5 9 0.00 0.000	1.0 3 0 0 0 0 0 0 0 0 0 0 0 5 9 0.00 0.000	1.0 3 0 0 0 0 0 0 0 0 0 0 0 5 9 0.00 0.000	1.0 3 0 0 0 0 0 0 0 0 0 0 0 5 9 0.00 0.000	1.0 3 0 0 0 0 0 0 0 0 0 0 0 5 9 0.00 0.000	1.0 3 0 0 0 0 0 0 0 0 0 0 0 5 9 0.00 0.000	1.0 3 0 0 0 0 0 0 0 0 0 0 0 5 9 0.00 0.000	1.0 3 0 0 0 0 0 0 0 0 0 0 0 5 9 0.00 0.000	1.0 3 0 0 0 0 0 0 0 0 0 0 0 5 9 0.00 0.000	1.0 3 0 0 0 0 0 0 0 0 0 0 0 5 9 0.00 0.000	1.0 3 0 0 0 0 0 0 0 0 0 0 0 5 9 0.00 0.000	1.0 3 0 0 0 0 0 0 0 0 0 0 0 5 9 0.00 0.000	1.0 3 0 0 0 0 0 0 0 0 0 0 0 5 9 0.00 0.000

New York Mets @ Philadelphia Phillies
 Citizens Bank Park, Philadelphia, PA
 Fri Sep 20 2013, 7:09 PM - 10:08 PM EDT
 Att: 33,117 - Clear - 75 F

AB 38
 R 6
 H 10
 RBI 6
 BB 1
 SO 8
 LOB 13



Batter	1	2	3	4	5	6	7	8	9	AB	R	H	RBI	BB	SO	LOB	BOTTOM
16 César Hernández, S OBP: 0.380, SLG: 0.361										4	0	0	0	0	2	1	New York Mets @ Philadelphia Phillies Citizens Bank Park, Philadelphia, PA Fri Sep 20 2013, 7:09 PM - 10:08 PM EDT Att: 33,117 - Clear - 75 F
11 Jimmy Rollins, S OBP: 0.321, SLG: 0.344										4	0	1	0	0	0	0	
26 Chase Utley, L OBP: 0.344, SLG: 0.480																	

Batter	1	2	3	4	5	6	7	8	9	AB	R	H	RBI	BB	SO	LOB	TOP
22 Eric Young Jr., S OBP: 0.310, SLG: 0.335	F9		G3-1		G4-3	K				4	0	0	0	0	1	4	New York Mets @ Philadelphia Phillies Citizens Bank Park, Philadelphia, PA Sat Sep 21 2013, 7:07 PM - 9:06 PM EDT Att: 36,650 - Cloudy - 77 F
28 Daniel Murphy, L OBP: 0.318, SLG: 0.411	G6-4-3 BB			L6		HR	L8			3	1	1	1	1	0	0	
5 David Wright, R OBP: 0.395, SLG: 0.526	G6-4-3			HR		1B				3	2	2	1	1	0	1	
21 Lucas Duda, L OBP: 0.353, SLG: 0.425		K		HR		1B				1	1	0	0	1	1	0	
12 Juan Lagares, R OBP: 0.288, SLG: 0.363	B2			BB		HBP				3	1	1	2	0	0	1	
6 Matthew den Dekker, L OBP: 0.298, SLG: 0.398	K			BB		3B				3	0	0	0	0	3	2	
15 Travis d'Arnaud, R OBP: 0.260, SLG: 0.256			G6-3			1B				3	0	2	1	0	0	0	
3 Omar Quintanilla, L OBP: 0.314, SLG: 0.291			1B			BB				2	0	1	0	1	0	1	
35 Dillon Gee, R OBP: 0.180, SLG: 0.172	K					K				3	0	0	0	0	3	4	
Inning Stats	R: 0 E: 0 K: 0 S: 5	H: 0 LOB: 0 BB: 1 P: 10	R: 0 E: 0 K: 2 S: 9	H: 0 LOB: 0 BB: 0 P: 11	R: 0 E: 0 K: 1 S: 12	H: 1 LOB: 1 BB: 0 P: 17	R: 1 E: 0 K: 1 S: 10	H: 1 LOB: 1 BB: 1 P: 18	R: 0 E: 0 K: 1 S: 7	H: 1 LOB: 1 BB: 0 P: 8	R: 4 E: 0 K: 3 S: 25	H: 4 LOB: 2 BB: 1 P: 43	R: 0 E: 0 K: 0 S: 5	H: 0 LOB: 1 BB: 1 P: 12	1B: 3 2B: 1 3B: 1 HR: 2	SF: 0 SAC: 0 DP: 1 HBP: 1	WP: 0 PA: 30 CS: 0
PITCHER	IP WLS BF H R ER SO BB IBB HBP BLK WP HR S P ERA WHIP																
50 Tyler Cloyd, R ERA: 5.4	(1, 1)	5.0 L 23 6 5 5 5 2 0 1 0 0 2 54 83 9.00 1.600															
49 Ethan Martin, R ERA: 8.43	(6, 1)	1.0 5 1 0 0 3 1 0 0 1 0 0 14 24 0.00 2.000															
55 Joe Savery, L ERA: 3.86	(7, 1)	0.1 2 0 0 0 0 1 0 0 0 0 0 5 12 0.00 3.000															

Batter	1	2	3	4	5	6	7	8	9	AB	R	H	RBI	BB	SO	LOB	BOTTOM
16 César Hernández, S OBP: 0.379, SLG: 0.372	K		G3-6			2B				3	1	1	0	0	1	1	New York Mets @ Philadelphia Phillies Citizens Bank Park, Philadelphia, PA Sat Sep 21 2013, 7:07 PM - 9:06 PM EDT Att: 36,650 - Cloudy - 77 F
11 Jimmy Rollins, S OBP: 0.321, SLG: 0.346	L8		K			2B				3	1	1	1	0	1	0	
26 Chase Utley, L OBP: 0.344, SLG: 0.481	L6					2B				3	1	1	0	0	0	0	
51 Carlos Ruiz, R OBP: 0.329, SLG: 0.382		G6-3				2B				3	0	0	1	0	0	1	
9 Domonic Brown, L OBP: 0.322, SLG: 0.507		1B				2B				3	1	1	0	0	0	0	
18 Darin Ruf, R OBP: 0.358, SLG: 0.489		1B				P4				3	0	2	0	0	0	0	
25 Cody Asche, L OBP: 0.329, SLG: 0.437		SF8				P3				1	0	0	1	0	0	1	
15 John Mayberry Jr., R OBP: 0.287, SLG: 0.394		K								2	0	0	0	0	1	2	
50 Tyler Cloyd, R ERA: 5.4	(1, 1)	6.0 W 24 7 4 4 3 0 0 0 0 0 1 56 84 6.00 1.167															
49 Ethan Martin, R ERA: 8.43	(6, 1)	0.0 0 0 0 0 0 0 0 0 0 0 0 0 0 0 0 0															
55 Joe Savery, L ERA: 3.86	(7, 1)	0.0 0 0 0 0 0 0 0 0 0 0 0 0 0 0 0 0															
Inning Stats	R: 0 E: 0 K: 1 S: 7	H: 2 LOB: 1 BB: 0 P: 22	R: 0 E: 0 K: 1 S: 7	H: 1 LOB: 0 BB: 0 P: 10	R: 0 E: 0 K: 0 S: 10	H: 0 LOB: 0 BB: 0 P: 16	R: 0 E: 0 K: 0 S: 6	H: 1 LOB: 1 BB: 0 P: 6	R: 3 E: 0 K: 0 S: 13	H: 3 LOB: 0 BB: 0 P: 23	R: 0 E: 0 K: 0 S: 0	H: 0 LOB: 0 BB: 0 P: 0	1B: 4 2B: 3 3B: 0 HR: 0	SF: 1 SAC: 0 DP: 1 HBP: 0	WP: 1 PA: 24 CS: 0		
PITCHER	IP WLS BF H R ER SO BB IBB HBP BLK WP HR S P ERA WHIP																


Batter	1	2	3	4	5	6	7	8	9	10	AB	R	H	RBI	BB	SO	LOB	TOP				
22 Eric Young Jr., S OBP: 0.311, SLG: 0.339											5	0	2	0	0	1	1	New York Mets @ Cincinnati Reds Great American Ball Park, Cincinnati, OH Mon Sep 23 2013, 7:12 PM - 10:53 PM EDT Att: 21,269 - Clear - 69 F				
28 Daniel Murphy, L OBP: 0.317, SLG: 0.409											4	0	1	0	0	0	2					
5 David Wright, R OBP: 0.395, SLG: 0.524											2	0	0	0	2	1	2					
21 Lucas Duda, L OBP: 0.351, SLG: 0.430											3	1	1	2	0	0	3					
30 Andrew Brown, R OBP: 0.278, SLG: 0.401											4	0	0	0	0	2	0					
12 Juan Lagares, R OBP: 0.230, SLG: 0.366											4	0	0	0	0	1	0					
15 Travis d'Arnaud, R OBP: 0.270, SLG: 0.258											3	0	1	0	1	1	0					
3 Omar Quintanilla, L OBP: 0.311, SLG: 0.288											3	0	0	0	0	2	2					
13 Josh Satin, R OBP: 0.377, SLG: 0.395											2	1	0	0	0	0	1					
46 Greg Burke, R											0	0	0	0	0	0	0					
43 Sean Henn, R											0	0	0	0	0	0	0					
44 Arnan Henry, R											0	0	0	0	0	0	0					
23 Max Scherzer, L											0	0	0	0	0	0	0					
71 Jonathan Gomez, R											0	0	0	0	0	0	0					
46 Pedro Feliciano, L											0	0	0	0	0	0	0					
48 Frank Francisco, R											0	0	0	0	0	0	0					
40 Tim Lincecum, L											0	0	0	0	0	0	0					
30 David Aardsma, R											0	0	0	0	0	0	0					
70 Wilfredo Tovar, R											0	0	0	0	0	0	0					
Inning Stats	R: 0 E: 0 K: 1 S: 10	H: 0 LOB: 1 BB: 1 P: 17	R: 0 E: 0 K: 1 S: 9	H: 1 LOB: 1 BB: 0 P: 14	R: 1 E: 1 K: 0 S: 10	H: 1 LOB: 1 BB: 1 P: 22	R: 0 E: 0 K: 0 S: 6	H: 0 LOB: 0 BB: 0 P: 8	R: 0 E: 0 K: 1 S: 8	H: 0 LOB: 0 BB: 0 P: 11	R: 1 E: 0 K: 1 S: 8	H: 1 LOB: 0 BB: 0 P: 11	R: 0 E: 0 K: 1 S: 9	H: 0 LOB: 1 BB: 1 P: 16	R: 0 E: 0 K: 3 S: 13	H: 0 LOB: 0 BB: 0 P: 17	R: 0 E: 0 K: 0 S: 5	H: 1 LOB: 0 BB: 0 P: 7	1B: 5 2B: 1 3B: 0 HR: 1	SF: 1 SAC: 1 DP: 2 HBP: 0	WP: 0 PB: 0 SB: 1 CS: 1	PA: 38
PITCHER	IP 7.0	WLS 27	BF 3	H 2	R 0	ER 1	SO 5	BB 3	IBB 0	HBP 0	BLK 0	WP 0	HR 1	S 60	P 99	ERA 1.29	WHIP 0.857					
47 Johnny Cueto, R ERA: 2.82																						
63 Sam LeCure, R ERA: 2.7																						
45 Sean Marshall, L ERA: 1.86																						
54 Aroldis Chapman, L ERA: 2.59																						
43 Manny Parra, L ERA: 3.45																						

AB	32
R	2
H	6
RBI	2
BB	3
SO	9
LOB	11



Batter	1	2	3	4	5	6	7	8	9	10	AB	R	H	RBI	BB	SO	LOB	BOTTOM				
17 Shin-Soo Choo, L OBP: 0.423, SLG: 0.464											6	0	3	2	0	0	1	New York Mets @ Cincinnati Reds Great American Ball Park, Cincinnati, OH Mon Sep 23 2013, 7:12 PM - 10:53 PM EDT Att: 21,269 - Clear - 69 F				
4 Brandon Phillips, R OBP: 0.311, SLG: 0.400											4	0	1	0	1	1	2					
19 Joey Votto, L OBP: 0.438, SLG: 0.499											0	0	0	1	5	0	0					
48 Ryan Ludwick, R OBP: 0.302, SLG: 0.345											5	0	0	0	0	0	10					
43 Manny Parra, L OBP: 0.500, SLG: 0.500											0	0	0	0	0	0	0					
32 Jay Bruce, L OBP: 0.331, SLG: 0.485											4	0	0	0	1	0	3					
21 Todd Frazier, R OBP: 0.315, SLG: 0.406											4	1	1	0	1	0	3					
2 Zack Cozart, R OBP: 0.285, SLG: 0.381											4	0	0	0	1	1	2					
29 Ryan Hanigan, R OBP: 0.312, SLG: 0.286											4	1	2	0	0	0	1					
6 Billy Hamilton, S ERA: 4.26											0	0	0	0	0	0	0					
39 Devin Mesoraco, R OBP: 0.294, SLG: 0.371											1	1	1	0	0	0	0					
47 Johnny Cueto, R ERA: 2.82											3	0	1	0	0	0	2					
63 Sam LeCure, R ERA: 2.7											0	0	0	0	0	0	0					
45 Sean Marshall, L ERA: 1.86											0	0	0	0	0	0	0					
28 Chris Hestey, R ERA: 5.68											1	0	0	0	0	0	1					
54 Aroldis Chapman, L ERA: 2.59											1	0	1	0	0	0	0					
15 Derrick Robinson, S ERA: 9.92											0	0	1	0	0	0	0					
Inning Stats	R: 0 E: 0 K: 0 S: 12	H: 1 LOB: 2 BB: 1 P: 21	R: 2 E: 0 K: 0 S: 14	H: 3 LOB: 3 BB: 2 P: 26	R: 0 E: 0 K: 0 S: 6	H: 0 LOB: 1 BB: 1 P: 10	R: 0 E: 0 K: 0 S: 11	H: 1 LOB: 2 BB: 1 P: 16	R: 0 E: 0 K: 1 S: 9	H: 0 LOB: 0 BB: 0 P: 17	R: 0 E: 0 K: 1 S: 10	H: 0 LOB: 1 BB: 1 P: 17	R: 0 E: 0 K: 1 S: 12	H: 1 LOB: 2 BB: 0 P: 20	R: 0 E: 0 K: 0 S: 11	H: 1 LOB: 3 BB: 2 P: 25	R: 1 E: 0 K: 0 S: 12	H: 3 LOB: 2 BB: 0 P: 17	1B: 8 2B: 2 3B: 0 HR: 0	SF: 0 SAC: 0 DP: 0 HBP: 0	WP: 0 PB: 0 SB: 3 CS: 1	PA: 47
PITCHER	IP 6.0	WLS 28	BF 5	H 2	R 2	ER 1	SO 1	BB 6	IBB 0	HBP 0	BLK 0	WP 0	HR 0	S 61	P 104	ERA 3.00	WHIP 1.833					
44 Aaron Harang, R ERA: 5.57																						
71 Gonzalez Germen, R ERA: 4.26																						
55 Pedro Feliciano, L ERA: 4.5																						
48 Frank Francisco, R ERA: 7.36																						
40 Tim Lincecum, L ERA: 9.92																						
PITCHER	IP 1.0	WLS L	BF 5	H 3	R 2	ER 1	SO 0	BB 0	IBB 0	HBP 0	BLK 0	WP 0	HR 0	S 9	P 23	ERA 0.00	WHIP 6.000					
30 David Aardsma, R ERA: 4.46																						
46 Greg Burke, R ERA: 5.68																						
43 Sean Henn, L ERA: 3.38																						

AB	37
R	3
H	10
RBI	3
BB	9
SO	3
LOB	25



Batter	1	2	3	4	5	6	7	8	9	AB	R	H	RBI	BB	SO	LOB	TOP	
22 Eric Young Jr., S OBP: 0.312, SLG: 0.341	G4-3		1B		K		G6-3			4	0	1	1	0	1	1	<p>New York Mets @ Cincinnati Reds</p> <p>Great American Ball Park, Cincinnati, OH</p> <p>Wed Sep 25 2013, 12:39 PM - 3:30 PM EDT</p> <p>Att: 26,223 - Partly Cloudy - 73 F</p>	
2 Justin Turner, R OBP: 0.314, SLG: 0.377	K		1B		F8			L8		4	0	1	0	0	1	0		
28 Daniel Murphy, L OBP: 0.318, SLG: 0.414	1B		G6-3		G6-3			K		4	0	1	0	0	1	2		
21 Lucas Duda, L OBP: 0.349, SLG: 0.422	F7				HBP			F8		3	0	0	0	0	1	1		
12 Juan Lagares, R OBP: 0.287, SLG: 0.361	F8				F8			K		4	0	0	0	0	2	1		
23 Mike Baxter, L OBP: 0.303, SLG: 0.256	G1-3									2	0	0	0	1	1	0		
13 Josh Satin, R OBP: 0.373, SLG: 0.390										1	0	0	0	0	1	0		
32 LaTroy Hawkins, R OBP: 0.279, SLG: 0.402										0	0	0	0	0	0	0		
36 Juan Centeno, L OBP: 0.286, SLG: 0.286	G3-1									3	0	0	0	0	0	2		
20 Anthony Recker, R OBP: 0.279, SLG: 0.402										0	0	0	0	1	0	0		
70 Wilfredo Tovar, R OBP: 0.417, SLG: 0.300			HBP							2	1	0	0	1	1	1		
16 Daisuke Matsuzaka, R OBP: 0.250, SLG: 0.250			SH2-4							2	0	1	0	0	1	3		
55 Pedro Feliciano, L OBP: 0.283, SLG: 0.296										0	0	0	0	0	0	0		
6 Matthew den Dekker, L OBP: 0.283, SLG: 0.296										0	0	0	0	0	0	0		
Inning Stats	R: 0 H: 1 E: 0 K: 1 S: 13	H: 1 LOB: 1 BB: 0 P: 19	R: 0 H: 0 E: 0 K: 0 S: 7	H: 0 LOB: 0 BB: 0 P: 12	R: 1 H: 2 E: 0 K: 0 S: 8	H: 2 LOB: 1 BB: 0 P: 13	R: 0 H: 0 E: 0 K: 1 S: 9	H: 0 LOB: 3 BB: 2 P: 23	R: 0 H: 0 E: 0 K: 3 S: 11	H: 0 LOB: 0 BB: 0 P: 18	R: 0 H: 1 E: 0 K: 1 S: 11	H: 1 LOB: 1 BB: 0 P: 16	R: 0 H: 0 E: 0 K: 2 S: 8	H: 0 LOB: 1 BB: 1 P: 21	1B: 4 2B: 0 3B: 0 HR: 0	SF: 0 SAC: 1 DP: 1 HBP: 2	WP: 0 PB: 1 SB: 1 CS: 0	PA: 35
PITCHER	IP WLS BF H R ER SO BB IBB HBP BLK WP HR S P ERA WHIP	7.0 L 28 4 1 1 7 1 1 2 0 0 0 66 113 1.29 0.714	1.0 3 0 0 0 1 0 0 0 0 0 0 8 12 0.00 0.000	1.0 4 0 0 0 2 1 0 0 0 0 0 12 21 0.00 1.000														

Batter	1	2	3	4	5	6	7	8	9	AB	R	H	RBI	BB	SO	LOB	BOTTOM					
6 Billy Hamilton, S OBP: 0.450, SLG: 0.500	K		F7		1B			K		4	0	1	0	0	2	2	<p>New York Mets @ Cincinnati Reds</p> <p>Great American Ball Park, Cincinnati, OH</p> <p>Wed Sep 25 2013, 12:39 PM - 3:30 PM EDT</p> <p>Att: 26,223 - Partly Cloudy - 73 F</p>					
17 Shin-Soo Choo, L OBP: 0.424, SLG: 0.466	K				CS		F7			2	0	0	0	2	1	0						
19 Joey Volto, L OBP: 0.434, SLG: 0.492	L8		F8				F8			4	0	0	0	0	0	4						
4 Brandon Phillips, R OBP: 0.310, SLG: 0.397					G1-3		F9			4	0	0	0	0	1	0						
32 Jay Bruce, L OBP: 0.330, SLG: 0.481							G1-3			3	0	1	0	1	0	0						
21 Todd Frazier, R OBP: 0.314, SLG: 0.405							G5-3			3	0	0	0	0	1	1						
39 Devin Mesoraco, R OBP: 0.289, SLG: 0.364							P2			3	0	0	0	0	0	3						
3 Cesar Izturis, S OBP: 0.250, SLG: 0.250										2	0	1	0	0	0	0						
15 Derrick Robinson, S OBP: 0.317, SLG: 0.321										1	0	1	0	0	0	0						
54 Aroldis Chapman, L OBP: 0.285, SLG: 0.382										0	0	0	0	0	0	0						
55 Mat Latos, R OBP: 0.139, SLG: 0.155										2	0	0	0	0	1	1						
43 Manny Parra, L OBP: 0.500, SLG: 0.500										0	0	0	0	0	0	0						
2 Zack Cozart, R OBP: 0.285, SLG: 0.382										0	0	0	0	0	0	0						
Inning Stats	R: 0 H: 0 E: 0 K: 2 S: 7	H: 0 LOB: 0 BB: 0 P: 11	R: 0 H: 1 E: 0 K: 2 S: 13	H: 1 LOB: 1 BB: 0 P: 19	R: 0 H: 1 E: 0 K: 0 S: 7	H: 1 LOB: 2 BB: 1 P: 13	R: 0 H: 0 E: 0 K: 0 S: 9	H: 0 LOB: 1 BB: 1 P: 18	R: 0 H: 1 E: 0 K: 1 S: 10	H: 1 LOB: 0 BB: 0 P: 17	R: 0 H: 0 E: 0 K: 0 S: 7	H: 0 LOB: 0 BB: 0 P: 10	R: 0 H: 0 E: 0 K: 0 S: 6	H: 0 LOB: 0 BB: 0 P: 7	R: 0 H: 1 E: 0 K: 1 S: 12	H: 1 LOB: 2 BB: 1 P: 19	R: 0 H: 0 E: 0 K: 0 S: 12	H: 0 LOB: 0 BB: 0 P: 19	1B: 3 2B: 1 3B: 0 HR: 0	SF: 0 SAC: 1 DP: 1 HBP: 1	WP: 1 PB: 0 SB: 2 CS: 1	PA: 34
PITCHER	IP WLS BF H R ER SO BB IBB HBP BLK WP HR S P ERA WHIP	7.2 W 28 4 0 0 0 2 0 0 0 0 0 68 105 0.00 0.783	0.1 H 2 0 0 0 0 1 0 0 0 0 1 0 3 9 0.00 3.000	1.0 S 3 0 0 0 0 0 0 0 0 0 0 0 12 19 0.00 0.000																		

AB 29
R 1
H 4
RBI 1
BB 3
SO 10
LOB 11



AB 28
R 0
H 4
RBI 0
BB 3
SO 6
LOB 11



Batter	1	2	3	4	5	6	7	8	9	AB	R	H	RBI	BB	SO	LOB	TOP		
7 Norichika Aoki, L OBP: 0.357, SLG: 0.368	L8	BB					G6-3		F8	4	0	0	0	1	0	1			
2 Scooter Gennett, L OBP: 0.360, SLG: 0.450	G4-3	BB					L7			4	0	1	2	0	1	0			
20 Jonathan Lucroy, R OBP: 0.339, SLG: 0.459	G6-3						F9			3	0	1	0	0	0	0			
18 Khris Davis, R OBP: 0.349, SLG: 0.576		BB					F8			3	1	1	0	1	0	2			
15 Caleb Gindl, L OBP: 0.338, SLG: 0.443		BB					G1-3			4	1	1	0	0	0	3			
53 Brandon Kintzler, R OBP: 0.308, SLG: 0.421		BB					G1-3			0	0	0	0	0	0	0			
29 Jim Henderson, L OBP: 0.283, SLG: 0.328		BB					G1-3			0	0	0	0	0	0	0			
3 Yuniesky Betancourt, R OBP: 0.240, SLG: 0.355	F3						F7			4	0	1	0	0	1	4			
21 Juan Francisco, L OBP: 0.296, SLG: 0.425		BB					F8			4	1	1	1	0	1	2			
14 Jeff Bianchi, R OBP: 0.274, SLG: 0.295		BB					F9			4	1	1	1	0	0	2			
40 Johnny Hellweg, R OBP: 0.250, SLG: 0.250		BB					F9			1	0	0	0	0	0	0			
45 Alfredo Figaro, R OBP: 0.250, SLG: 0.250		BB					F9			0	0	0	0	0	0	0			
11 Sean Halton, R OBP: 0.308, SLG: 0.421		BB					F9			1	0	0	0	0	0	0			
47 Rob Wooten, R OBP: 0.283, SLG: 0.328		BB					F9			0	0	0	0	0	0	0			
22 Logan Schafer, L OBP: 0.283, SLG: 0.328		BB					F9			0	0	0	0	1	0	0			
Inning Stats	R: 0 E: 0 K: 0 S: 7	H: 0 LOB: 0 BB: 0 P: 10	R: 4 E: 0 K: 0 S: 17	H: 4 LOB: 2 BB: 2 P: 32	R: 0 E: 0 K: 0 S: 8	H: 1 LOB: 1 BB: 0 P: 11	R: 0 E: 0 K: 1 S: 8	H: 0 LOB: 0 BB: 0 P: 13	R: 0 E: 0 K: 1 S: 8	H: 2 LOB: 2 BB: 0 P: 10	R: 0 E: 0 K: 0 S: 9	H: 0 LOB: 0 BB: 0 P: 13	R: 0 E: 0 K: 1 S: 8	H: 0 LOB: 1 BB: 0 P: 13	R: 0 E: 0 K: 0 S: 10	H: 0 LOB: 1 BB: 1 P: 17	1B: 6 2B: 1 3B: 0 HR: 0	SF: 0 DP: 0 HBP: 1	WP: 0 PA: 37 CS: 1
PITCHER	IP WLS BF H R ER SO BB IBB HBP BLK WP HR S P ERA WHIP																		
35 Dillon Gee, R ERA: 3.62	6.0 L 26 7 4 4 2 2 0 0 0 0 0 0 0 57 89 6.00 1.500																		
40 Tim Lincecum, R ERA: 7.71	1.0 3 0 0 0 0 0 0 0 0 0 0 0 7 10 0.00 0.000																		
30 David Aardsma, R ERA: 4.35	1.0 4 0 0 0 1 0 0 0 1 0 0 0 8 13 0.00 0.000																		
48 Frank Francisco, R ERA: 5.79	1.0 4 0 0 0 0 1 0 0 0 0 0 0 10 17 0.00 1.000																		

Milwaukee Brewers @ New York Mets
Citi Field, Flushing, NY
Thu Sep 26 2013, 7:12 PM - 10:14 PM EDT
Att: 21,350 - Cloudy - 64 F

AB 32
R 4
H 7
RBI 4
BB 3
SO 3
LOB 14



Batter	1	2	3	4	5	6	7	8	9	AB	R	H	RBI	BB	SO	LOB	BOTTOM		
22 Eric Young Jr., S OBP: 0.313, SLG: 0.340	G4-3						F7		K	4	1	1	0	1	1	3			
28 Daniel Murphy, L OBP: 0.317, SLG: 0.414	G4-3						G3		K	5	0	1	1	0	1	1			
5 David Wright, R OBP: 0.397, SLG: 0.522	L3						G1-3			1	0	0	0	0	0	1			
2 Justin Turner, R OBP: 0.319, SLG: 0.387							G1-3			3	0	2	0	0	0	1			
21 Lucas Duda, L OBP: 0.352, SLG: 0.419							G3-1			2	0	0	0	2	1	2			
23 Mike Baxter, L OBP: 0.301, SLG: 0.250							F7			3	0	0	0	1	1	5			
6 Matthew Don Dekker, L OBP: 0.270, SLG: 0.275	F8						G5-3		K	4	0	0	0	0	2	3			
15 Travis d'Arnaud, R OBP: 0.287, SLG: 0.283							G5-3		K	3	0	2	0	1	1	0			
3 Omar Quintanilla, L OBP: 0.308, SLG: 0.284	G4-6-3						F7			4	0	0	0	0	1	3			
35 Dillon Gee, R ERA: 6.75	G4-3						G6-3			2	0	0	0	0	0	1			
40 Tim Lincecum, R ERA: 7.71							G6-3			1	0	0	0	0	0	0			
30 David Aardsma, R ERA: 4.35							G6-3			0	0	0	0	0	0	0			
48 Frank Francisco, R ERA: 5.79							G6-3			0	0	0	0	0	0	0			
13 Josh Satin, R OBP: 0.270, SLG: 0.410							G6-3			1	1	1	1	0	0	0			
Inning Stats	R: 0 E: 0 K: 1 S: 10	H: 1 LOB: 2 BB: 1 P: 21	R: 0 E: 0 K: 0 S: 7	H: 1 LOB: 0 BB: 0 P: 13	R: 1 E: 0 K: 1 S: 13	H: 0 LOB: 3 BB: 2 P: 30	R: 0 E: 0 K: 1 S: 7	H: 0 LOB: 1 BB: 1 P: 16	R: 0 E: 0 K: 0 S: 8	H: 2 LOB: 2 BB: 0 P: 25	R: 0 E: 0 K: 0 S: 16	H: 1 LOB: 1 BB: 0 P: 14	R: 0 E: 0 K: 2 S: 7	H: 0 LOB: 0 BB: 0 P: 8	R: 1 E: 0 K: 3 S: 17	H: 2 LOB: 1 BB: 0 P: 27	1B: 5 2B: 2 3B: 0 HR: 1	SF: 0 DP: 2 HBP: 2	WP: 1 PA: 40 CS: 0
PITCHER	IP WLS BF H R ER SO BB IBB HBP BLK WP HR S P ERA WHIP																		
40 Johnny Hellweg, R ERA: 6.75	4.0 W 9 3 0 0 0 0 0 0 0 0 0 0 24 38 0.00 1.500																		
45 Alfredo Figaro, R ERA: 4.19	2.0 9 3 0 0 0 0 0 0 0 0 0 0 24 38 0.00 1.500																		
47 Rob Wooten, R ERA: 4.05	1.0 H 4 1 0 0 0 0 1 0 0 0 0 0 7 14 0.00 2.000																		
53 Brandon Kintzler, R ERA: 2.76	1.0 H 3 0 0 0 2 0 0 0 0 0 0 0 7 8 0.00 0.000																		
29 Jim Henderson, R ERA: 2.76	1.0 S 5 2 1 1 3 0 0 0 0 0 0 1 17 27 9.00 2.000																		

Milwaukee Brewers @ New York Mets
Citi Field, Flushing, NY
Thu Sep 26 2013, 7:12 PM - 10:14 PM EDT
Att: 21,350 - Cloudy - 64 F

AB 33
R 2
H 8
RBI 2
BB 5
SO 8
LOB 20



Batter	1	2	3	4	5	6	7	8	9	10	AB	R	H	RBI	BB	SO	LOB	TOP							
7 Norichika Aoki, L OBP: 0.356, SLG: 0.372	F9		P3		1B		L8		G6-3		5	0	1	0	0	0	2								
9 Jean Segura, R OBP: 0.327, SLG: 0.423 48 Donovan Hand, R OBP: 0.167, SLG: 0.091 15 Colets Gindl, L OBP: 0.342, SLG: 0.443 12 Martin Maldonado, R OBP: 0.236, SLG: 0.284	F8		G5-3		G4-3					BB	4	0	0	0	0	1	1								
20 Jonathan Lucroy, R OBP: 0.339, SLG: 0.455	K				K					BB	3	2	1	0	2	2	0								
27 Carlos Gómez, R OBP: 0.337, SLG: 0.507					HR					1B	5	1	4	2	0	1	1								
2 Scooter Gennett, L OBP: 0.356, SLG: 0.461	K				F8					SH5-4	4	0	2	0	0	1	1								
3 Yuniesky Betancourt, R OBP: 0.460, SLG: 0.358					G1-3					1B	4	0	2	2	0	0	2								
21 Juan Francisco, L OBP: 0.296, SLG: 0.422 11 Sean Halton, R OBP: 0.299, SLG: 0.408 45 Alfredo Figaro, R OBP: 0.250, SLG: 0.250					2B					1B	1	0	0	0	1	1	1								
22 Logan Schafer, L OBP: 0.279, SLG: 0.322	F8									K	3	0	0	0	0	2	4								
52 Jimmy Nelson, R 51 Michael Gonzalez, R 31 Burke Badenhop, R 16 Aramis Ramirez, R 63 Tyler Thornburg, R 54 Michael Blazek, R 14 Jeff Blumhardt, R					K					1B	2	0	0	0	0	2	0								
Inning Stats	R: 0 E: 0 K: 1 S: 6	H: 0 LOB: 0 BB: 0 P: 9	R: 0 E: 0 K: 1 S: 15	H: 1 LOB: 2 BB: 1 P: 25	R: 0 E: 0 K: 1 S: 9	H: 0 LOB: 0 BB: 0 P: 12	R: 1 E: 0 K: 2 S: 18	H: 2 LOB: 1 BB: 0 P: 30	R: 0 E: 0 K: 1 S: 12	H: 1 LOB: 1 BB: 0 P: 16	R: 0 E: 0 K: 2 S: 11	H: 1 LOB: 1 BB: 0 P: 16	R: 1 E: 0 K: 1 S: 16	H: 2 LOB: 2 BB: 1 P: 26	R: 0 E: 0 K: 0 S: 7	H: 1 LOB: 0 BB: 0 P: 10	R: 2 E: 0 K: 1 S: 13	H: 3 LOB: 2 BB: 1 P: 23	1B: 10 2B: 1 3B: 0 HR: 1	SF: 1 SAC: 1 DP: 0 HBP: 0	WP: 1 PB: 0 SB: 4 CS: 1	PA: 44			
PITCHER	IP 6.0	WLS 24	BF 5	H 1	R 1	ER 1	SO 7	BB 2	IBB 0	HBP 0	BLK 0	WP 1	HR 1	S 68	P 107	ERA 1.50	WHIP 1.167								
44 Aaron Harang, R ERA: 5.4 55 Pedro Feliciano, L ERA: 3.97 30 David Aardsma, R ERA: 4.31 38 Vic Black, R ERA: 3.94 32 LaTroy Hawkins, R ERA: 2.99	IP 6.0	WLS 24	BF 5	H 1	R 1	ER 1	SO 7	BB 2	IBB 0	HBP 0	BLK 0	WP 1	HR 1	S 68	P 107	ERA 1.50	WHIP 1.167								
PITCHER	IP 0.1	WLS L	BF 5	H 3	R 2	ER 2	SO 0	BB 1	IBB 0	HBP 0	BLK 0	WP 0	HR 0	S 9	P 18	ERA 54.00	WHIP 12.000								
50 Scott Atchison, R ERA: 4.37 48 Frank Francisco, R ERA: 5.06	IP 0.1	WLS L	BF 5	H 3	R 2	ER 2	SO 0	BB 1	IBB 0	HBP 0	BLK 0	WP 0	HR 0	S 9	P 18	ERA 54.00	WHIP 12.000								

Milwaukee Brewers @ New York Mets
Citi Field, Flushing, NY
Sat Sep 28 2013, 4:11 PM - 8:07 PM EDT
Att. 29,326 - Partly Cloudy - 72 F

AB 38
R 4
H 12
RBI 4
BB 4
SO 11
LOB 16



Batter	1	2	3	4	5	6	7	8	9	10	AB	R	H	RBI	BB	SO	LOB	BOTTOM						
22 Eric Young Jr., S OBP: 0.310, SLG: 0.336 70 Wilfredo Tovar, R OBP: 0.333, SLG: 0.231	G3		K		L7		L8		1B		5	0	1	1	0	1	3							
21 Lucas Duda, L OBP: 0.354, SLG: 0.419 50 Scott Atchison, R ERA: 4.37 48 Frank Francisco, R ERA: 5.06	L7				BB		F7		F5		3	1	0	0	1	0	3							
5 David Wright, R OBP: 0.393, SLG: 0.516	G5-3				G6-3		F7		FC5		5	0	0	0	0	7								
28 Daniel Murphy, L OBP: 0.318, SLG: 0.415					SF7		1B		BB		3	0	2	1	1	1	0							
23 Mike Baxter, L OBP: 0.309, SLG: 0.256	F7				BB		1B		F8		4	0	1	0	1	0	2							
12 Juan Lagares, R OBP: 0.283, SLG: 0.355	F9				BB		1B		G6-4-3		4	0	0	0	1	0	4							
20 Anthony Recker, R OBP: 0.280, SLG: 0.400 2 Justin Turner, R OBP: 0.321, SLG: 0.387	K				G1-3						3	0	1	0	0	1	3							
3 Omar Quintanilla, L OBP: 0.306, SLG: 0.283 19 Zach Lutz, R OBP: 0.462, SLG: 0.400 6 Matthew den Dekker, L OBP: 0.270, SLG: 0.276					G3		G3		BB		2	0	0	0	0	0	0							
44 Aaron Harang, R ERA: 5.4 55 Pedro Feliciano, L ERA: 3.97 30 David Aardsma, R ERA: 4.31 13 Josh Satin, R OBP: 0.303, SLG: 0.410 38 Vic Black, R ERA: 3.94 32 LaTroy Hawkins, R ERA: 2.99					K		K		BB		2	0	0	0	0	2	0							
Inning Stats	R: 0 E: 0 K: 0 S: 4	H: 0 LOB: 0 BB: 0 P: 6	R: 0 E: 0 K: 1 S: 9	H: 1 LOB: 1 BB: 0 P: 14	R: 0 E: 0 K: 2 S: 8	H: 0 LOB: 2 BB: 3 P: 22	R: 1 E: 0 K: 0 S: 8	H: 0 LOB: 2 BB: 0 P: 19	R: 0 E: 1 K: 0 S: 16	H: 1 LOB: 3 BB: 0 P: 24	R: 0 E: 0 K: 0 S: 8	H: 0 LOB: 0 BB: 1 P: 15	R: 1 E: 0 K: 0 S: 10	H: 1 LOB: 3 BB: 2 P: 20	R: 0 E: 0 K: 1 S: 13	H: 0 LOB: 0 BB: 0 P: 20	1B: 5 2B: 0 3B: 0 HR: 0	SF: 1 SAC: 1 DP: 2 HBP: 1	WP: 1 PB: 0 SB: 2 CS: 0	PA: 42				
PITCHER	IP 5.0	WLS 19	BF 1	H 1	R 1	ER 1	SO 4	BB 0	IBB 0	HBP 0	BLK 0	WP 1	HR 0	S 39	P 72	ERA 1.80	WHIP 0.800							
52 Jimmy Nelson, R ERA: 6.9 51 Michael Gonzalez, L ERA: 4.65 31 Burke Badenhop, R ERA: 3.47 54 Michael Blazek, R ERA: 5.71 48 Donovan Hand, R ERA: 3.69	IP 5.0	WLS 19	BF 1	H 1	R 1	ER 1	SO 4	BB 0	IBB 0	HBP 0	BLK 0	WP 1	HR 0	S 39	P 72	ERA 1.80	WHIP 0.800							
PITCHER	IP 1.0	WLS S	BF 3	H 0	R 0	ER 0	SO 1	BB 0	IBB 0	HBP 0	BLK 0	WP 0	HR 0	S 13	P 20	ERA 0.00	WHIP 0.000							
45 Alfredo Figaro, R ERA: 4.14	IP 1.0	WLS S	BF 3	H 0	R 0	ER 0	SO 1	BB 0	IBB 0	HBP 0	BLK 0	WP 0	HR 0	S 13	P 20	ERA 0.00	WHIP 0.000							

Milwaukee Brewers @ New York Mets
Citi Field, Flushing, NY
Sat Sep 28 2013, 4:11 PM - 8:07 PM EDT
Att. 29,326 - Partly Cloudy - 72 F

AB 32
R 2
H 5
RBI 2
BB 7
SO 5
LOB 22



Batter	1	2	3	4	5	6	7	8	9	AB	R	H	RBI	BB	SO	LOB	TOP		
7 Norichika Aoki, L (1,9) OBP: 0.356, SLG: 0.370	G4-3		G3-1		G5-3			14 BB		3	0	0	0	1	0	0	Milwaukee Brewers @ New York Mets Citi Field, Flushing, NY Sun Sep 29 2013, 1:45 PM - 4:06 PM EDT Att: 41,891 - Partly Cloudy - 69 F		
14 Jeff Bianchi, R (1,6) OBP: 0.272, SLG: 0.292	G5-3			20 1B	G6-3			F9		4	0	1	0	0	0	1			
20 Jonathan Lucroy, R (1,2) OBP: 0.340, SLG: 0.455	G5-3			27 1B	11 FC4-6			F8		4	1	2	0	0	0	1			
27 Carlos Gómez, R (1,8) OBP: 0.338, SLG: 0.506		3 S		11 FC4-6	22 1B			F9		3	1	1	0	1	0	1			
3 Yunesky Betancourt, R (1,5) OBP: 0.240, SLG: 0.355	G6-3			11 FC4-6				K		3	0	0	0	1	1	2			
11 Sean Halton, R (1,3) OBP: 0.291, SLG: 0.396	L9			2 1B				K		3	0	0	1	0	1	3			
16 Aramis Ramirez, R (8, PH) OBP: 0.370, SLG: 0.461				2 1B				K		1	0	0	0	0	1	0			
22 Logan Schafer, L (1,7) OBP: 0.279, SLG: 0.322	K			2 1B				K		3	0	1	1	0	2	1			
2 Scooter Gennett, L (1,4) OBP: 0.356, SLG: 0.479			F9					G4-3		3	0	1	0	0	0	0			
41 Marco Estrada, R (1,1) OBP: 0.229, SLG: 0.235								L7		2	0	0	0	0	1	0			
15 Caleb Gindl, L (8, PH) OBP: 0.340, SLG: 0.439										1	0	0	0	0	0	0			
53 Brandon Kintzler, R (8,1) OBP: 0.370, SLG: 0.461										0	0	0	0	0	0	0			
Inning Stats	R: 0 H: 0 E: 0 K: 0 S: 10	H: 0 LOB: 0 BB: 0 P: 14	R: 0 H: 0 E: 0 K: 1 S: 6	H: 0 LOB: 1 BB: 1 P: 13	R: 0 H: 0 E: 0 K: 1 S: 6	H: 5 LOB: 2 BB: 1 P: 28	R: 0 H: 0 E: 0 K: 0 S: 9	H: 1 LOB: 0 BB: 0 P: 6	R: 0 H: 0 E: 0 K: 2 S: 10	H: 0 LOB: 0 BB: 0 P: 15	R: 0 H: 0 E: 1 K: 0 S: 6	H: 0 LOB: 1 BB: 1 P: 11	R: 0 H: 0 E: 0 K: 2 S: 9	H: 0 LOB: 0 BB: 0 P: 16	1B: 6 2B: 0 3B: 0 HR: 0	SF: 0 SAC: 0 DP: 1 HBP: 0	WP: 0 PA: 33 SB: 0 CS: 1		
PITCHER	IP WLS BF H R ER SO BB IBB HBP BLK WP HR S P ERA WHIP																		
49 Jonathon Niese, L (1,1) ERA: 3.71	6.0	23	6	2	2	2	2	2	0	0	0	0	0	0	0	0	0	3.00	1.333
71 Gonzalez Gemen, R (7,1) ERA: 3.93	1.0	3	0	0	0	2	0	0	0	0	0	0	0	0	10	15	0.00	0.000	
38 Vic Black, R (8,1) ERA: 3.71	1.0	W	4	0	0	0	0	1	0	0	0	0	0	6	11	0.00	1.000		
48 Frank Francisco, R (9,1) ERA: 4.26	1.0	S	3	0	0	0	2	0	0	0	0	0	0	9	16	0.00	0.000		

Batter	1	2	3	4	5	6	7	8	9	AB	R	H	RBI	BB	SO	LOB	BOTTOM	
22 Eric Young Jr., S (1,7) OBP: 0.310, SLG: 0.336	21 SF9		G1-3			K		G1-3		4	1	1	1	0	1	2	Milwaukee Brewers @ New York Mets Citi Field, Flushing, NY Sun Sep 29 2013, 1:45 PM - 4:06 PM EDT Att: 41,891 - Partly Cloudy - 69 F	
21 Lucas Duda, L (1,3) OBP: 0.382, SLG: 0.415	K			K		P5		G6-3		3	0	0	0	0	2	1		
71 Gonzalez Gemen, R (7,1) OBP: 0.382, SLG: 0.415	K			K						0	0	0	0	0	0	0		
38 Vic Black, R (8,1) OBP: 0.319, SLG: 0.385	K			K						0	0	0	0	0	0	0		
2 Justin Turner, R (8, PH) OBP: 0.319, SLG: 0.385	K			K						1	0	0	0	0	0	1		
48 Frank Francisco, R (9,1) OBP: 0.319, SLG: 0.415	K			K						0	0	0	0	0	0	0		
5 David Wright, R (1,5) OBP: 0.390, SLG: 0.514	SF9			F7		P4				2	0	0	1	0	0	0		
28 Daniel Murphy, L (1,4) OBP: 0.319, SLG: 0.415	P6			F7		L9				3	0	1	0	0	0	0		
23 Mike Baxter, L (1,9) OBP: 0.303, SLG: 0.250	F8			F8		P6				3	0	0	0	0	0	1		
12 Juan Lagares, R (1,8) OBP: 0.281, SLG: 0.352	K			K						3	1	0	0	0	2	0		
36 Juan Centeno, L (1,2) ERA: 3.87	K			K				E6		3	0	1	0	0	1	0		
6 Matthew den Dekker, L (8, PH) OBP: 0.270, SLG: 0.276	G4-3			K				E2		0	1	0	0	0	0	0		
20 Anthony Recker, R (9,2) OBP: 0.280, SLG: 0.400	K			K				G1-3		0	0	0	0	0	0	0		
70 Wilfredo Tovar, R (1,6) OBP: 0.294, SLG: 0.200	F9			P3				SH		2	0	0	0	0	0	0		
49 Jonathon Niese, L (1,1) OBP: 0.279, SLG: 0.256	K			K				F9		1	0	0	0	0	1	0		
13 Josh Satin, R (6, PH) OBP: 0.376, SLG: 0.405	K			K						2	0	0	0	0	1	3		
Inning Stats	R: 1 H: 1 E: 0 K: 1 S: 11	H: 1 LOB: 0 BB: 0 P: 19	R: 0 H: 0 E: 0 K: 1 S: 9	H: 0 LOB: 0 BB: 0 P: 12	R: 0 H: 0 E: 0 K: 1 S: 11	H: 1 LOB: 1 BB: 0 P: 12	R: 0 H: 0 E: 0 K: 2 S: 9	H: 0 LOB: 0 BB: 0 P: 11	R: 0 H: 0 E: 0 K: 0 S: 6	H: 0 LOB: 0 BB: 0 P: 11	R: 2 H: 1 E: 2 K: 0 S: 10	H: 1 LOB: 1 BB: 0 P: 14	R: 0 H: 0 E: 0 K: 0 S: 10	H: 0 LOB: 0 BB: 0 P: 14	1B: 3 2B: 0 3B: 0 HR: 0	SF: 1 SAC: 1 DP: 0 HBP: 0	WP: 0 PA: 29 SB: 3 CS: 0	
PITCHER	IP WLS BF H R ER SO BB IBB HBP BLK WP HR S P ERA WHIP																	
41 Marco Estrada, R (1,1) ERA: 3.87	7.0	23	2	1	1	8	0	0	0	0	0	0	0	0	6	10	0.00	1.29
53 Brandon Kintzler, R (8,1) ERA: 2.69	1.0	L	6	1	2	0	0	0	0	0	0	0	0	10	14	0.00	1.000	

