New York Mets - 2014

Washington Nationals @ New York Mets

Tradition Field, Port St. Lucie, FL

Fri Feb 28 2014, 1:12 PM - 4:03 PM EST

Att. 4,276 - Sunny - 71 F

TOP

livebaseballscorecards.com

Batter	1	2	3	4	5	6	7	8	9	AB	R	H	RBI	BB	SO	LOB
15 Nate McLouth, L (1, 9)	F7			K		FC4-6 1-2f	E9 1-3 2-H 1B		FC6-2-5 3-H	2	0	0	0	0	1	0
21 Steven Souza Jr., R (4, 9) OBP: 0.333, SLG: 0.333										3	0	1	0	0	0	2
8 Danny Espinosa, S (1, 4)	G5-3			P6		G6-3	G5-3		F7	2	0	0	0	0	0	0
18 Mike Fontenot, L (4, 4)										3	0	0	0	0	0	4
11 Ryan Zimmerman, R (1, 5)	K			K		BB		F8		2	0	0	0	0	2	0
1 Jamey Carroll, R (4, 5)										1	0	0	0	1	0	0
10 Will Rhymes, L (8, 5)										0	0	0	0	0	0	0
25 Adam LaRoche, L (1, 3) OBP: 0.500, SLG: 0.500		K			20 FC4-6 1B	K		4 2B		2	0	1	0	0	1	0
63 Matt Skole, L (5, 3) OBP: 0.500, SLG: 1.000										2	1	1	0	0	1	2
20 Ian Desmond, R (1, 6)		F8			FC4-6 40 S 40 2B 1-2f		62 2B 2B	23 F7 2-H 2B		2	1	0	0	0	0	1
4 Zach Walters, S (5, 6) OBP: 1.000, SLG: 2.000										2	1	2	1	0	0	0
40 Wilson Ramos, R (1, 2) OBP: 0.500, SLG: 1.000	G6-3				12 WP 1-H 2B		F8	F7 2-3		2	0	1	1	0	0	0
23 Jhonatan Solano, R (5, 2)										2	0	0	0	0	0	2
12 Tyler Moore, R (1, 10)			K		G4-3 2-3		21 1B 21 E 2-H 2B		G3	2	0	0	0	0	1	1
62 Kovie Hill, S (7, PH) OBP: 0.500, SLG: 1.000 (7, 10)										2	1	1	1	0	0	0
7 Scott Hairston, R (1, 7)			K		K2-3		G5-3		68 WP 68 3B 1B	2	0	0	0	0	2	1
26 Jeff Kobernus, R (5, 7) OBP: 0.500, SLG: 0.500										2	1	1	0	0	0	1
3 Eury Pérez, R (1, 8) OBP: 0.500, SLG: 0.500			F9			21 FC4-6 1B	21 E BB		21 FC6-2-5 1-H 3B	2	0	1	0	0	0	0
68 Michael Taylor, R (6, 8) OBP: 1.000, SLG: 3.000										1	0	1	1	1	0	0
Inning Stats	R: 0 E: 0 K: 1 S: 5 H: 0 LOB: 0 BB: 0 P: 5	R: 0 E: 0 K: 1 S: 5 H: 0 LOB: 0 BB: 0 P: 5	R: 0 E: 0 K: 2 S: 7 H: 0 LOB: 0 BB: 0 P: 7	R: 0 E: 0 K: 2 S: 7 H: 0 LOB: 0 BB: 0 P: 7	R: 1 E: 0 K: 1 S: 7 H: 2 LOB: 1 BB: 0 P: 9	R: 0 E: 1 K: 1 S: 6 H: 1 LOB: 2 BB: 1 P: 10	R: 2 E: 1 K: 0 S: 6 H: 3 LOB: 2 BB: 1 P: 10	R: 1 E: 0 K: 0 S: 4 H: 2 LOB: 0 BB: 0 P: 4	R: 1 E: 0 K: 0 S: 5 H: 2 LOB: 1 BB: 0 P: 6	1B: 4 2B: 5 3B: 1 HR: 0	SF: 0 SAC: 0 DP: 0 HBP: 0						

	AB	36
	R	5
	H	10
	RBI	4
	BB	2
	SO	8
	LOB	14

WP: 2 PB: 0 SB: 1 CS: 0 PA: 38

PITCHER		IP	WLS	BF	H	R	ER	SO	BB	IBB	HBP	BLK	WP	HR	S	P	ERA	WHIP
50 Rafael Montero, R ERA:	(1, 1)	2.0		6	0	0	0	2	0	0	0	0	0	0	10	10	0.00	0.000
48 Jacob deGrom, R ERA:	(3, 1)	2.0		6	0	0	0	4	0	0	0	0	0	0	14	14	0.00	0.000
62 Erik Goeddel, R ERA: 9.0	(5, 1)	1.0		5	2	1	1	1	0	0	0	0	1	0	7	9	9.00	2.000
61 Miguel Socolovich, R ERA:	(6, 1)	1.0	H	5	1	0	0	1	1	0	0	0	0	0	6	10	0.00	2.000
73 Adam Kolarek, L ERA: 9.0	(7, 1)	1.0	H	7	3	2	1	0	1	0	0	0	0	0	6	10	9.00	4.000

PITCHER		IP	WLS	BF	H	R	ER	SO	BB	IBB	HBP	BLK	WP	HR	S	P	ERA	WHIP
71 Gonzalez Germen, R ERA: 9.0	(8, 1)	1.0	B	4	2	1	1	0	0	0	0	0	0	0	4	4	9.00	2.000
46 Jeff Walters, R ERA: 9.0	(9, 1)	1.0	L	5	2	1	1	0	0	0	0	0	1	0	5	6	9.00	2.000

BOTTOM

Washington Nationals @ New York Mets

Tradition Field, Port St. Lucie, FL

Fri Feb 28 2014, 1:12 PM - 4:03 PM EST

Att. 4,276 - Sunny - 71 F

livebaseballscorecards.com

Batter	1	2	3	4	5	6	7	8	9	AB	R	H	RBI	BB	SO	LOB
1 Chris Young, R (1, 7) OBP: 0.500, SLG: 0.500 9 Kirk Nieuwenhuis, L (5, 7) OBP: 0.500, SLG: 0.500 30 Andrew Brown, R (9, PH)	0-0 1B	CCC 0-3 ② K	0-0 65 2B 1-2 1B	SSS 0-3 ③ K	0-0 G5-3 ②					2 2 1	0 1 0	1 1 0	0 0 0	0 0 0	1 1 0	1 2 0
11 Rubén Tejada, R (1, 6) 70 Wilfredo Tovar, R (6, 6) OBP: 1.000, SLG: 1.000 0 Omar Quintanilla, L (7, PR) (8, 6) 19 Zach Lutz, R (9, PH)	0-0 ① F8	0-0 ③ L5	0-0 ② P3				0-0 65 G4-3 1B		CCS 0-3 ③ K	3 1 0 1	0 1 0 0	0 1 0 0	0 0 0 0	0 0 0 1	0 0 0 0	4 0 0 0
3 Curtis Granderson, L (1, 9) 65 César Puello, R (5, 9) OBP: 0.500, SLG: 1.000	0-0 ② F7			0-0 ① G4-3	0-0 29 HR 1-H 2-H 2B		0-0 ① ② G4-3 1-2f			2 2	0 1	0 1	0 2	0 0	0 0	1 1
29 Ike Davis, L (1, 3) OBP: 0.333, SLG: 1.333 60 Brandon Allen, L (6, 3)	CCC 0-3 ③ K			0-0 ② F8	B 1-0 2-H HR		0-0 ③ G3			3 1	1 0	1 0	2 0	0 0	1 0	1 1
13 Josh Satin, R (1, 5) OBP: 0.500, SLG: 0.500 68 Eric Campbell, R (5, 5)		0-0 ① G6-3	0-0 21 2B 1B	0-0 ③ F8				0-0 ① G6-3		2 2	0 0	1 0	0 0	0 0	0 0	0 0
21 Lucas Duda, L (1, 10) OBP: 0.333, SLG: 0.667 82 Matt Clark, L (8, PH) OBP: 1.000, SLG: 1.000 (9, 10)		0-0 ② F8		0-0 1-3 2B		0-0 ① G3		0-0 1B		3 1	0 0	1 1	0 0	0 0	0 0	0 0
4 Wilmer Flores, R (1, 4) 64 Danny Muno, S (7, 4)	CSS 0-3 ③ K			0-0 ③ G1-3		0-0 ② G6-3		SSS 0-3 ② K		3 1	0 0	0 0	0 0	0 0	1 1	2 1
15 Travis d'Arnaud, R (1, 2) OBP: 0.500, SLG: 1.000 20 Anthony Recker, R (6, 2)			0-0 2B		BBBB 0-0 ① P4	4-0 12 2B BB		SSS 0-3 ③ K		2 1	0 0	1 0	0 0	0 1	0 1	0 1
12 Juan Lagares, R (1, 8) OBP: 0.667, SLG: 1.000 6 Matthew den Dekker, L (7, 8)			CSS 0-3 ① K		0-0 9 1B 65 2B 1B	0-0 1-3 2B			0-0 ① L5	3 1	1 0	2 0	0 0	0 0	1 0	1 0
Inning Stats	R: 0 E: 0 K: 1 S: 6 H: 1 LOB: 1 BB: 0 P: 6	R: 0 E: 0 K: 1 S: 5 H: 0 LOB: 0 BB: 0 P: 5	R: 0 E: 0 K: 2 S: 8 H: 1 LOB: 1 BB: 0 P: 8	R: 0 E: 0 K: 0 S: 5 H: 2 LOB: 2 BB: 0 P: 5	R: 4 E: 0 K: 0 S: 7 H: 4 LOB: 0 BB: 0 P: 8	R: 0 E: 0 K: 1 S: 6 H: 1 LOB: 2 BB: 1 P: 10	R: 0 E: 0 K: 0 S: 3 H: 1 LOB: 1 BB: 0 P: 3	R: 0 E: 0 K: 2 S: 8 H: 1 LOB: 1 BB: 0 P: 8	R: 0 E: 0 K: 1 S: 5 H: 0 LOB: 0 BB: 0 P: 5	1B: 6 2B: 4 3B: 0 HR: 1	SF: 0 SAC: 0 DP: 1 HBP: 0						

	AB	37
	R	4
	H	11
	RBI	4
	BB	1
	SO	8
	LOB	16

WP: 0 PB: 0 SB: 0 CS: 0 PA: 38

PITCHER	IP	WLS	BF	H	R	ER	SO	BB	IBB	HBP	BLK	WP	HR	S	P	ERA	WHIP
38 Taylor Jordan, R (1, 1) ERA:	2.0		7	1	0	0	2	0	0	0	0	0	0	11	11	0.00	0.500
69 A.J. Cole, R (3, 1) ERA:	2.0		9	3	0	0	2	0	0	0	0	0	0	13	13	0.00	1.500
71 Christian Garcia, R (5, 1) ERA: 36.0	1.0	B	7	4	4	4	0	0	0	0	0	0	1	7	8	36.00	4.000
31 Xavier Cedeño, L (6, 1) ERA:	1.0		5	1	0	0	1	1	0	0	0	0	0	6	10	0.00	2.000
30 Aaron Barrett, R (7, 1) ERA:	1.0		3	1	0	0	0	0	0	0	0	0	0	3	3	0.00	1.000

PITCHER	IP	WLS	BF	H	R	ER	SO	BB	IBB	HBP	BLK	WP	HR	S	P	ERA	WHIP
17 Manny Delcarmen, R (8, 1) ERA:	1.0	W	4	1	0	0	2	0	0	0	0	0	0	8	8	0.00	1.000
45 Tyler Robertson, L (9, 1) ERA:	1.0	S	3	0	0	0	1	0	0	0	0	0	0	5	5	0.00	0.000

Batter	1	2	3	4	5	6	7	8	9	AB	R	H	RBI	BB	SO	LOB
23 Jake Marisnick, R (1, 8) OBP: 0.600, SLG: 1.000	SSS 0-3 ① K		X 0-0 10 CS 21 S 1B		BBB 4-0 1-3 3-H BB	X 0-0 51 G5-4-3 2-3 3-H 1B		X 0-0 ① FC4-6 51 P5 1-2f 2-3	SSS 0-3 ③ K	2	0	1	0	1	1	0
68 Brent Keys, L (6, PH) OBP: 0.500, SLG: 1.000 (6, 8)										3	0	1	1	0	1	5
21 Christian Yelich, L (1, 7) 51 Joe Benson, R (5, 7)	SSS 0-3 ② K		BBBB 4-0 10 CS 1-2 BB		X 0-0 ② F7	X 0-0 ②③ G5-4-3 1-2f		X 0-0 ② P5 1-2		2	0	0	0	1	1	2
										2	0	0	0	0	0	4
10 Jeff Baker, R (1, 3) OBP: 0.333, SLG: 0.333	X 0-0 ③ G6-3		CX 0-1 ②③ G6-3 1-2 2-3		B 1-0 ③ CS 3-H	X 0-0 32 E 9 1B 5 1B 1B	X 0-0 50 3B 1B	SSS 0-3 ③ K		3	1	1	0	0	0	2
65 Kyle Jensen, R (6, 3) OBP: 0.500, SLG: 0.500										2	1	1	0	0	1	2
9 Casey McGehee, R (1, 5) OBP: 0.200, SLG: 0.200		X 0-0 ① F9		X 0-0 ① P3		X 0-0 32 E 5 1B 1-2 1B	SST 0-2 ① K		X 0-0 ① G4-3	3	0	1	0	0	0	0
85 Colin Moran, L (6, PR) (6, 5)										2	1	0	0	0	1	1
32 Derek Dietrich, L (1, 4) OBP: 0.200, SLG: 0.400		X 0-0 2B		CCC 0-3 ② K		X 0-0 FC3 59 BB 5 1B 83 1B 1-2 2-3	SSS 0-3 ② K		X 0-0 ② F9	3	1	1	0	0	1	2
86 Austin Nola, R (6, 4) OBP: 0.250, SLG: 0.250										2	0	0	0	0	1	1
5 Reed Johnson, R (1, 9) OBP: 0.333, SLG: 0.333		X 0-0 ② L7		X 0-0 ③ P4		X 0-0 83 1B 59 BB 83 E 1-2 2-H 3-H 1B	X 0-0 1-H 3B		X 0-0 53 E 54 1B 1B	3	0	1	2	0	0	1
50 Matt Angle, L (6, PR) OBP: 0.750, SLG: 1.333 (6, 9)										2	2	2	1	0	0	0
19 Rob Brantly, L (1, 2) OBP: 0.750, SLG: 0.667	SSS 0-3 ③ K				X 0-0 59 G3 59 WP 23 WP 1B	X 0-0 ① F8	X 0-0 ③ G4-3		X 0-0 E4 83 BB 54 1B 1-2	2	1	1	0	0	1	1
53 Kyle Skipworth, L (5, 2)										3	0	0	0	0	0	4
59 Ed Lucas, R (1, 6)			X 0-0 ① G6-3		BX 1-0 ① G3 1-3	BBBB 4-0 83 E 68 1B 1-2 2-3 BB		BBBB 4-0 68 FC4-6 83 BB BB	X 0-0 83 BB 1-2 2-H 1B	2	1	0	0	1	0	1
54 Juan Diaz, L (6, 6) OBP: 0.667, SLG: 0.500										1	0	1	1	1	0	0
83 Austin Barnes, R (1, 10) OBP: 1.000, SLG: 2.500			BBBCSX 3-2 HR		H 1-0 23 WP 10 CS HBP	X 0-0 E7 68 1B 1-3 2-H 3-H 1B		BBBB 4-0 68 FC4-6 1-2 BB	BBBB 4-0 1-2 2-3 BB	2	1	2	2	2	0	0

Inning Stats	1	2	3	4	5	6	7	8	9
	R: 0 E: 0 K: 2 S: 7	R: 0 E: 0 K: 1 S: 6	R: 1 E: 0 K: 0 S: 7	R: 0 E: 0 K: 1 S: 5	R: 1 E: 0 K: 0 S: 3	R: 5 E: 2 K: 0 S: 8	R: 1 E: 0 K: 2 S: 9	R: 0 E: 0 K: 1 S: 5	R: 1 E: 1 K: 1 S: 8
	H: 0 LOB: 0 BB: 0 P: 7	H: 1 LOB: 1 BB: 0 P: 6	H: 2 LOB: 1 BB: 1 P: 14	H: 0 LOB: 0 BB: 0 P: 5	H: 1 LOB: 1 BB: 1 P: 10	H: 5 LOB: 2 BB: 1 P: 12	H: 2 LOB: 1 BB: 0 P: 9	H: 0 LOB: 2 BB: 2 P: 13	H: 2 LOB: 3 BB: 1 P: 12

1B: 10 SF: 0
2B: 1 SAC: 0
3B: 1 DP: 1
HR: 1 HBP: 1

WP: 3 PA: 47
PB: 0
SB: 1
CS: 3

PITCHER		IP	WLS	BF	H	R	ER	SO	BB	IBB	HBP	BLK	WP	HR	S	P	ERA	WHIP
32 John Lannan, L ERA:	(1, 1)	2.0		7	1	0	0	3	0	0	0	0	0	0	13	13	0.00	0.500
44 Kyle Farnsworth, R ERA: 9.0	(3, 1)	1.0		5	2	1	1	0	1	0	0	0	0	1	7	14	9.00	3.000
56 Scott Rice, L ERA:	(4, 1)	1.0		3	0	0	0	1	0	0	0	0	0	0	5	5	0.00	0.000
79 John Church, R ERA: 9.0	(5, 1)	1.0	L	5	1	1	1	0	1	0	1	0	2	0	3	10	9.00	2.000
66 Josh Edgin, L ERA: 27.0	(6, 1)	1.0		9	5	5	3	0	1	0	0	0	0	0	8	12	27.00	6.000
43 Ryan Reid, R ERA: 9.0	(7, 1)	1.0		5	2	1	1	2	0	0	0	0	0	0	9	9	9.00	2.000
75 Cory Mazzoni, R ERA:	(8, 1)	1.0		5	0	0	0	1	2	0	0	0	0	0	5	13	0.00	2.000
38 Vic Black, R ERA:	(9, 1)	1.0		7	2	1	0	1	1	0	0	0	0	0	8	12	0.00	3.000

TOP

Miami Marlins @ New York Mets

Tradition Field, Port St. Lucie, FL

Sat Mar 01 2014, 1:12 PM - 4:03 PM EST

Att. 4,644 - Sunny - 78 F

livebaseballscorecards.com

AB	39
R	9
H	13
RBI	7
BB	6
SO	8
LOB	26

MIAMI

Miami Marlins @ New York Mets

Tradition Field, Port St. Lucie, FL

Sat Mar 01 2014, 1:12 PM - 4:03 PM EST

Att. 4,644 - Sunny - 78 F

livebaseballscorecards.com

BOTTOM

Batter	1	2	3	4	5	6	7	8	9	AB	R	H	RBI	BB	SO	LOB
1 Chris Young, R (1, 8) OBP: 0.400, SLG: 0.400 77 Brandon Nimmo, L (6, 8)	x 0-0 ① P2		x 0-0 1B		x 0-0 ③ P5			x 0-0 ① F9		3 1	0 0	1 0	0 0	0 0	0 0	1 1
9 Kirk Nieuwenhuis, L (1, 9) OBP: 0.600, SLG: 0.500 65 César Puello, R (7, 9) OBP: 0.667, SLG: 1.000	x 0-0 1B		x 0-0 ③ P6			B B B B 4-0 BB		B B B B 4-0 72 G6-4-3 1-2 BB		2 0	0 0	1 0	0 0	1 1	0 0	1 0
30 Andrew Brown, R (1, 10) 72 Kevin Plawecki, R (8, PH) (9, 10)	S S S 0-3 ② K			x 0-0 ① F8		S S S 0-3 ① K		x 0-0 ②③ G6-4-3 1-2f		3 1	0 0	0 0	0 0	0 0	2 0	2 2
21 Lucas Duda, L (1, 3) OBP: 0.333, SLG: 1.000 82 Matt Clark, L (7, 3) OBP: 0.500, SLG: 0.500	x 0-0 ③ F7			B S X 1-1 HR		C C C 0-3 ② K			C C C 0-3 ① K	3 1	1 0	1 0	1 0	0 0	1 1	2 0
19 Zach Lutz, R (1, 5) 67 Dustin Lawley, R (7, 5)		C C C 0-3 ① K		C C C 0-3 ② K		S S S 0-3 ③ K			x 0-0 ② P4	3 1	0 0	0 0	0 0	0 0	3 0	1 0
23 Taylor Teagarden, R (1, 2) 36 Juan Centeno, L (6, 2)		C C C 0-3 ② K		x 0-0 ③ G6-3			x 0-0 ① F7		x 0-0 ③ F7	2 2	0 0	0 0	0 0	0 0	1 0	0 0
6 Matthew den Dekker, L (1, 7) OBP: 0.333, SLG: 0.333 74 Cory Vaughn, R (7, 7)		S S S 0-3 ③ K			x 0-0 1B		x 0-0 ② F9			2 1	0 0	1 0	0 0	0 0	1 0	0 0
2 Anthony Seratelli, S (1, 4) (8, 6)			S S S 0-3 ① K		S S S 0-3 ① K		S S S 0-3 ③ K			3	0	0	0	0	3	1
0 Omar Quintanilla, L (1, 6) 64 Danny Muno, S (8, 4)			S S T 0-2 ② K		x 0-0 ② P6			B B B B 4-0 65 BB BB		2 0	0 0	0 0	0 0	1 0	1 0	1 0

	AB	30
	R	1
	H	4
	RBI	1
	BB	3
	SO	13
	LOB	12

Inning Stats	1	2	3	4	5	6	7	8	9	1B: 3	SF: 0	WP: 0	PA: 33
	R: 0 E: 0 K: 1 S: 6	H: 1 LOB: 1 BB: 0 P: 6	R: 0 E: 0 K: 3 S: 9	H: 0 LOB: 0 BB: 0 P: 9	R: 0 E: 0 K: 2 S: 8	H: 1 LOB: 1 BB: 0 P: 8	R: 1 E: 0 K: 1 S: 7	H: 1 LOB: 0 BB: 0 P: 8	R: 0 E: 0 K: 1 S: 6	H: 1 LOB: 1 BB: 0 P: 6	R: 0 E: 0 K: 3 S: 9	H: 0 LOB: 1 BB: 1 P: 13	R: 0 E: 0 K: 1 S: 5	H: 0 LOB: 0 BB: 0 P: 5	R: 0 E: 0 K: 0 S: 2	H: 0 LOB: 1 BB: 2 P: 10	R: 0 E: 0 K: 1 S: 5	H: 0 LOB: 0 BB: 0 P: 5	2B: 0 3B: 0 HR: 1	SAC: 0 DP: 1 HBP: 0	PB: 0 SB: 0 CS: 0	

PITCHER		IP	WLS	BF	H	R	ER	SO	BB	IBB	HBP	BLK	WP	HR	S	P	ERA	WHIP
45 Kevin Slowey, R ERA:	(1, 1)	2.0		7	1	0	0	4	0	0	0	0	0	0	15	15	0.00	0.500
26 Arquimedes Caminero, R ERA: 4.5	(3, 1)	2.0	W	8	2	1	1	3	0	0	0	0	0	1	15	16	4.50	1.000
66 Grant Dayton, L ERA:	(5, 1)	1.0	H	4	1	0	0	1	0	0	0	0	0	0	6	6	0.00	1.000
81 Rett Varner, R ERA:	(6, 1)	1.0		4	0	0	0	3	1	0	0	0	0	0	9	13	0.00	1.000
48 Josh Spence, L ERA:	(7, 1)	2.0		7	0	0	0	1	2	0	0	0	0	0	7	15	0.00	1.000

PITCHER		IP	WLS	BF	H	R	ER	SO	BB	IBB	HBP	BLK	WP	HR	S	P	ERA	WHIP
78 Greg Nappo, L ERA:	(9, 1)	1.0		3	0	0	0	1	0	0	0	0	0	0	5	5	0.00	0.000

Batter	1	2	3	4	5	6	7	8	9	AB	R	H	RBI	BB	SO	LOB
12 Juan Lagares, R (1, 8) OBP: 0.500, SLG: 0.600	BBBB 4-0 3 2B BB		X 0-0 ① F8			SSS 0-3 ① K		X 0-0 64 1B 64 WP 65 F9-2 1-2 1B		2	0	0	0	1	1	0
77 Brandon Nimmo, L (6, 8) OBP: 0.500, SLG: 0.500										1	0	1	0	0	0	0
2 Anthony Seratelli, S (1, 6)	X 0-0 ① F7		SSS 0-3 ② K			X 0-0 ② G3		B X 1-0 1-3 2-H 1B		3	0	0	0	0	1	1
64 Danny Muno, S (6, 4) OBP: 0.667, SLG: 0.500										1	0	1	1	0	0	0
3 Curtis Granderson, L (1, 9) OBP: 0.400, SLG: 0.500	X 0-0 1-3 2B		SSS 0-3 ③ K			BBBB 4-0 BB		X 0-0 ②③ F9-2 3-H		2	0	1	0	1	1	0
65 César Puello, R (6, PR) OBP: 0.500, SLG: 0.667										1	0	0	0	0	0	2
(6, 9)																
29 Ike Davis, L (1, 3) OBP: 0.167, SLG: 0.667	SSS 0-3 ② K			CCC 0-3 ① K		X 0-0 ③ F7			SSS 0-3 ① K	3	0	0	0	0	2	3
82 Matt Clark, L (6, 3) OBP: 0.333, SLG: 0.333										1	0	0	0	0	1	0
13 Josh Satin, R (1, 5) OBP: 0.500, SLG: 0.333	BBBB 4-0 BB			SSS 0-3 ② K			X 0-0 ① P6		X 0-0 67 G5-4-3 1B	1	0	0	0	1	1	0
68 Eric Campbell, R (6, 5) OBP: 0.250, SLG: 0.250										2	0	1	0	0	0	0
60 Brandon Allen, L (1, 10)	X 0-0 ③ G4-3			X 0-0 ③ F9			X 0-0 ② P6		X 0-0 ②③ G5-4-3 1-2f	3	0	0	0	0	0	3
67 Dustin Lawley, R (9, PH)										1	0	0	0	0	0	1
15 Travis d'Arnaud, R (1, 2) OBP: 0.250, SLG: 0.500		X 0-0 ① F9			X 0-0 ① F7		X 0-0 ③ G1-4-3			2	0	0	0	0	0	0
72 Kevin Plawecki, R (6, 2)										1	0	0	0	0	0	0
30 Andrew Brown, R (1, 7)		X 0-0 ② F8			SSS 0-3 ② K			X 0-0 ① G6-3		2	0	0	0	0	1	0
74 Cory Vaughn, R (6, 7)										1	0	0	0	0	0	0
4 Wilmer Flores, R (1, 4)		X 0-0 ③ P5			SSS 0-3 ③ K			BBBB 4-0 64 WP 77 1B 64 1B BB		2	1	0	0	1	1	0
(6, 6)																
Inning Stats	R: 0 E: 0 K: 1 S: 6 H: 1 LOB: 3 BB: 2 P: 14	R: 0 E: 0 K: 0 S: 3 H: 0 LOB: 0 BB: 0 P: 3	R: 0 E: 0 K: 2 S: 7 H: 0 LOB: 0 BB: 0 P: 7	R: 0 E: 0 K: 2 S: 7 H: 0 LOB: 0 BB: 0 P: 7	R: 0 E: 0 K: 2 S: 7 H: 0 LOB: 0 BB: 0 P: 7	R: 0 E: 0 K: 1 S: 5 H: 0 LOB: 1 BB: 1 P: 9	R: 0 E: 0 K: 0 S: 3 H: 0 LOB: 0 BB: 0 P: 3	R: 1 E: 0 K: 0 S: 4 H: 2 LOB: 1 BB: 1 P: 9	R: 0 E: 0 K: 1 S: 5 H: 1 LOB: 0 BB: 0 P: 5	1B: 3 2B: 2 3B: 0 HR: 0		SF: 0 SAC: 0 DP: 2 HBP: 0				

PITCHER		IP	WLS	BF	H	R	ER	SO	BB	IBB	HBP	BLK	WP	HR	S	P	ERA	WHIP
52 Michael Wacha, R ERA:	(1, 1)	1.2	W	8	1	0	0	1	2	0	0	0	0	0	8	16	0.00	1.800
65 Keith Butler, R ERA:	(2, 1)	1.1	H	4	0	0	0	2	0	0	0	0	0	0	8	8	0.00	0.000
66 Tim Cooney, L ERA:	(4, 1)	2.0	H	6	0	0	0	4	0	0	0	0	0	0	14	14	0.00	0.000
75 Zach Petrick, R ERA:	(6, 1)	2.0	H	7	0	0	0	1	1	0	0	0	0	0	8	12	0.00	0.500
67 Eric Fornataro, R ERA: 9.0	(8, 1)	1.0		5	2	1	1	0	1	0	0	0	1	0	4	9	9.00	3.000

PITCHER		IP	WLS	BF	H	R	ER	SO	BB	IBB	HBP	BLK	WP	HR	S	P	ERA	WHIP
46 Kevin Siegrist, L ERA:	(9, 1)	1.0		3	1	0	0	1	0	0	0	0	0	0	5	5	0.00	1.000

TOP

New York Mets @ St. Louis Cardinals

Roger Dean Stadium, Jupiter, FL

Sun Mar 02 2014, 1:09 PM - 3:50 PM EST

Att. 6,652 - Sunny - 77 F

livebaseballscorecards.com

AB	29
R	1
H	4
RBI	1
BB	4
SO	9
LOB	10

1B: 3	SF: 0	WP: 1	PA: 33
2B: 2	SAC: 0	PB: 0	
3B: 0	DP: 2	SB: 0	
HR: 0	HBP: 0	CS: 0	

BOTTOM

New York Mets @ St. Louis Cardinals

Roger Dean Stadium, Jupiter, FL

Sun Mar 02 2014, 1:09 PM - 3:50 PM EST

Att. 6,652 - Sunny - 77 F

livebaseballscorecards.com

Batter	1	2	3	4	5	6	7	8	9	AB	R	H	RBI	BB	SO	LOB
13 Matt Carpenter, L (1, 5) OBP: 0.250, SLG: 0.500	0-0 8 G4-3 7 2B 2B		1-0 ① G3 1-3		0-0 ② F7	0-0 ② G3-4		0-0 ② F8		2	1	1	0	0	0	1
55 Scott Moore, L (4, 5) OBP: 0.333, SLG: 1.000										3	0	0	0	0	0	4
8 Peter Bourjos, R (1, 8) OBP: 0.400, SLG: 0.600	0-0 ① G4-3 2-3		0-0 ② FC6-2-5 7 2B 3-H		0-0 43 1B 2B	4-0 43 1B BB		0-0 1-3 2B		3	2	1	0	0	0	2
88 Randal Grichuk, R (6, 8) OBP: 0.429, SLG: 0.833										1	0	1	0	1	0	0
7 Matt Holliday, R (1, 7) OBP: 1.000, SLG: 1.667	0-0 21 G6-3 3-H 2B		0-0 2-H 2B		0-0 2-H 1B	0-0 91 FC6-4 1-3 2-H 3-H 1B		0-3 ③ K		2	0	2	2	0	0	0
43 Shane Robinson, R (3, PR) (4, 7) OBP: 0.600, SLG: 0.600										2	0	2	3	0	0	0
92 James Ramsey, L (7, 7)										1	0	0	0	0	1	2
21 Allen Craig, R (1, 9) OBP: 0.250, SLG: 0.500	0-0 ② G6-3 2-3		0-0 ③ G6-3		0-0 ③ F9	0-0 ③ FC6-4 1-2f				2	0	0	0	0	0	2
91 Stephen Piscotty, R (4, 9) OBP: 0.143, SLG: 0.167										2	0	0	0	0	0	4
4 Yadier Molina, R (1, 10) OBP: 0.500, SLG: 0.500	0-0 ③ P6			0-3 ① K		0-0 48 1B 83 HBP 38 2B 1B	0-3 ① K			3	0	1	0	0	1	1
80 Cody Stanley, L (6, PR) (7, 10)										1	1	0	0	0	1	0
Matt Adams, L (1, 3) OBP: 0.500, SLG: 0.500		0-0 ① G4-3		0-0 1B		1-0 48 1B 38 2B 1-2 HBP	0-0 ② G4-3			2	0	1	0	0	0	0
83 Xavier Scruggs, R (4, PR) (5, 3) OBP: 0.400, SLG: 0.250										1	1	0	0	0	0	0
3 Mark Ellis, R (1, 4) OBP: 0.250, SLG: 0.250	0-0 ② F7			0-0 ② F8		0-0 ① F7	0-3 ③ K			2	0	0	0	0	0	1
16 Kolten Wong, L (5, 4)										2	0	0	0	0	1	2
48 Tony Cruz, R (1, 2) OBP: 0.167, SLG: 0.167	0-0 ③ P3		0-3 ③ K		0-0 38 2B 43 1B 1-2 2-3 1B			0-0 ① G6-3		3	1	1	0	0	1	1
72 Ed Easley, R (7, 2)										1	0	0	0	0	0	0
38 Pete Kozma, R (1, 6) OBP: 0.429, SLG: 0.500			4-0 13 G3 13 S 8 FC6-2-5 BB		0-0 ① G4-3	0-0 43 1B 1-3 2-H 3-H 2B		0-0 88 2B 1B		2	0	1	2	1	0	0
86 Luis Mateo, R (6, PR) (7, 6) OBP: 0.500, SLG: 0.500										1	1	1	0	0	0	0
Inning Stats	R: 1 E: 0 K: 0 S: 5 H: 2 LOB: 1 BB: 0 P: 5	R: 0 E: 0 K: 0 S: 3 H: 0 LOB: 0 BB: 0 P: 3	R: 1 E: 0 K: 0 S: 4 H: 1 LOB: 1 BB: 1 P: 9	R: 0 E: 0 K: 2 S: 8 H: 1 LOB: 1 BB: 0 P: 8	R: 1 E: 0 K: 0 S: 5 H: 2 LOB: 1 BB: 0 P: 5	R: 4 E: 0 K: 0 S: 7 H: 4 LOB: 3 BB: 1 P: 12	R: 0 E: 0 K: 2 S: 7 H: 0 LOB: 0 BB: 0 P: 7	R: 0 E: 0 K: 1 S: 7 H: 2 LOB: 2 BB: 0 P: 7		1B: 6 2B: 6 3B: 0 HR: 0	SF: 0 SAC: 0 DP: 0 HBP: 1					

	AB	36
	R	7
	H	12
	RBI	7
	BB	2
	SO	5
	LOB	20

WP: 0 PB: 0 SB: 1 CS: 0 PA: 39

PITCHER		IP	WLS	BF	H	R	ER	SO	BB	IBB	HBP	BLK	WP	HR	S	P	ERA	WHIP
16 Daisuke Matsuzaka, R ERA: 4.5	(1, 1)	2.0	L	8	2	1	1	0	0	0	0	0	0	0	8	8	4.50	1.000
47 Jose Valverde, R ERA: 9.0	(3, 1)	1.0		5	1	1	1	0	1	0	0	0	0	0	4	9	9.00	2.000
63 Steven Matz, L ERA:	(4, 1)	1.0		4	1	0	0	2	0	0	0	0	0	0	8	8	0.00	1.000
80 Logan Verrett, R ERA: 9.0	(5, 1)	1.0		5	2	1	1	0	0	0	0	0	0	0	5	5	9.00	2.000
81 Jack Leathersich, L ERA: 54.0	(6, 1)	0.2		7	3	4	4	0	1	0	1	0	0	0	5	10	54.00	6.000

PITCHER		IP	WLS	BF	H	R	ER	SO	BB	IBB	HBP	BLK	WP	HR	S	P	ERA	WHIP
34 Joel Carreno, R ERA:	(6, 1)	1.1		5	1	0	0	2	0	0	0	0	0	0	9	9	0.00	0.750
52 Carlos Torres, R ERA:	(8, 1)	1.0		5	2	0	0	1	0	0	0	0	0	0	7	7	0.00	2.000

New York Mets @ Atlanta Braves

Champion Stadium, Lake Buena Vista, FL

Mon Mar 03 2014, 1:08 PM - 4:15 PM EST

Att. 5,448 - Partly Cloudy - 81 F

livebaseballscorecards.com

Batter	1	2	3	4	5	6	7	8	9	AB	R	H	RBI	BB	SO	LOB
1 Chris Young, R (1, 9) OBP: 0.250, SLG: 0.250	S S S 0-3 ① K			X 0-0 ① P4	S S S 0-3 ① K		B B B 4-0 BB		X 0-0 6 1B 1-H 2-H 2B	3	0	0	0	0	2	3
74 Cory Vaughn, R (6, 9) OBP: 0.500, SLG: 0.667										1	1	1	2	1	0	0
12 Juan Lagares, R (1, 8) OBP: 0.444, SLG: 0.500	S S S 0-3 ② K2-3			X 0-0 82 BB 4 SF7 21 BB 1B	X 0-0 ②③ F9-2 3-H		X 0-0 ③ F8		X 0-0 68 S 68 1B 2-H 1B	3	1	1	0	0	1	3
6 Matthew den Dekker, L (6, 8) OBP: 0.400, SLG: 0.400										2	1	1	1	0	0	1
21 Lucas Duda, L (1, 3) OBP: 0.375, SLG: 0.857	X 0-0 ③ G4-3			B B B 4-0 82 BB 1-2 BB		X 0-0 19 WP 4 S 1B		X 0-0 ① F7	B X 1-0 1-H 1B	1	0	0	0	1	0	0
68 Eric Campbell, R (6, PH) OBP: 0.429, SLG: 0.429										3	0	2	1	0	0	0
(6, 3)																
82 Matt Clark, L (1, 10) OBP: 0.250, SLG: 0.143		X 0-0 ① L4		B B B 4-0 1-2 2-3 BB		S S S 0-3 ① K		X 0-0 ② F9	X 0-0 ② F8	4	0	0	0	1	1	2
4 Wilmer Flores, R (1, 4)		X 0-0 ② P4		X 0-0 ② SF7 3-H		B X 1-0 ② P3 1-2		X 0-0 ③ F9	X 0-0 ③ F9	4	0	0	1	0	0	2
(7, 6)																
9 Kirk Nieuwenhuis, L (1, 7) OBP: 0.500, SLG: 0.333		X 0-0 ③ F8		C C C 0-3 ③ K		B B B B 4-0 19 WP BB			X 0-0 67 1B 3B	2	0	0	0	1	1	2
30 Andrew Brown, R (7, 7) OBP: 0.143, SLG: 0.429										1	1	1	0	0	0	0
19 Zach Lutz, R (1, 5) OBP: 0.143, SLG: 0.143			X 0-0 ① G4-3		X 0-0 0 E 20 HBP 12 F9-2 1B	B X 1-0 ③ G5-3 1-2 2-3			X 0-0 2 FC1-5 23 1B 3-H 1B	3	0	1	0	0	0	2
67 Dustin Lawley, R (7, 5) OBP: 0.333, SLG: 0.333										1	0	1	1	0	0	0
20 Anthony Recker, R (1, 2)			X 0-0 ② P4	H 1-0 0 E 1-2 HBP			X 0-0 ① F7		X 0-0 2 FC1-5 1-2 74 2B 1B	1	0	0	0	0	0	0
23 Taylor Teagarden, R (7, PH) OBP: 0.250, SLG: 0.250										2	1	1	0	0	0	0
(7, 2)																
0 Omar Quintanilla, L (1, 6)			C C C 0-3 ③ K		X 0-0 E1 1-2 2-3		X 0-0 ② L4		X 0-0 ① FC1-5 1-2 2-3f 74 2B	3	0	0	0	0	1	2
2 Anthony Seratelli, S (7, 4)										1	1	0	0	0	0	2
Inning Stats	R: 0 E: 0 K: 2 S: 7 H: 0 LOB: 0 BB: 0 P: 7	R: 0 E: 0 K: 0 S: 3 H: 0 LOB: 0 BB: 0 P: 3	R: 0 E: 0 K: 1 S: 5 H: 0 LOB: 0 BB: 0 P: 5	R: 1 E: 0 K: 1 S: 6 H: 1 LOB: 2 BB: 2 P: 14	R: 0 E: 1 K: 1 S: 6 H: 1 LOB: 2 BB: 0 P: 7	R: 0 E: 0 K: 1 S: 6 H: 1 LOB: 2 BB: 1 P: 12	R: 0 E: 0 K: 0 S: 3 H: 0 LOB: 1 BB: 1 P: 7	R: 0 E: 0 K: 0 S: 3 H: 0 LOB: 0 BB: 0 P: 3	R: 5 E: 0 K: 0 S: 9 H: 6 LOB: 1 BB: 0 P: 10	1B: 7 2B: 2 3B: 1 HR: 0 SF: 1 SAC: 0 DP: 1 HBP: 1	WP: 1 PB: 0 SB: 2 CS: 0 PA: 41					

TOP

AB	35
R	6
H	9
RBI	6
BB	4
SO	6
LOB	19

PITCHER		IP	WLS	BF	H	R	ER	SO	BB	IBB	HBP	BLK	WP	HR	S	P	ERA	WHIP
50 Freddy Garcia, R ERA:	(1, 1)	3.0		9	0	0	0	3	0	0	0	0	0	0	15	15	0.00	0.000
66 Ryan Buchter, L ERA: 12.0	(4, 1)	1.0		6	1	1	1	1	2	0	0	0	0	0	6	14	9.00	3.000
46 Craig Kimbrel, R ERA:	(5, 1)	1.0		5	1	0	0	1	0	0	1	0	0	0	6	7	0.00	1.000
52 Jordan Walden, R ERA: 9.0	(6, 1)	1.0		5	1	0	0	1	1	0	0	0	1	0	6	12	0.00	2.000
73 Gus Schlosser, R ERA:	(7, 1)	2.0		7	0	0	0	0	1	0	0	0	0	0	6	10	0.00	0.500

PITCHER		IP	WLS	BF	H	R	ER	SO	BB	IBB	HBP	BLK	WP	HR	S	P	ERA	WHIP
80 Atahualpa Severino, L ERA: 33.75	(9, 1)	0.1	L	6	5	5	5	0	0	0	0	0	0	0	6	6	135.00	15.000
78 Mark Lamm, R ERA: 11.57	(9, 1)	0.2		3	1	0	0	0	0	0	0	0	0	0	3	4	0.00	1.500

New York Mets @ Atlanta Braves

Champion Stadium, Lake Buena Vista, FL

Mon Mar 03 2014, 1:08 PM - 4:15 PM EST

Att. 5,448 - Partly Cloudy - 81 F

BOTTOM

Batter	1	2	3	4	5	6	7	8	9	AB	R	H	RBI	BB	SO	LOB
22 Jason Heyward, L (1, 9) OBP: 0.231, SLG: 0.417 86 Matt Lipka, R (7, 8) OBP: 0.429, SLG: 0.333	K		G1-4-3			G1		25 WP, 13 SH1-4, 74 1B; BB		3	0	0	0	0	1	0
										0	1	0	0	1	0	0
2 B.J. Upton, R (1, 8) OBP: 0.182, SLG: 0.200 13 Jose Constanza, L (7, 7) OBP: 0.313, SLG: 0.267	P3			K		G6-3		SH1-4; 1-2, 2-3		3	0	0	0	0	1	0
										0	0	0	0	0	0	0
8 Justin Upton, R (1, 7) 20 Todd Cunningham, S (7, 9) OBP: 0.429, SLG: 1.000	F9			G5-3		P3		F7		3	0	0	0	0	0	0
										1	0	0	0	0	0	2
24 Evan Gattis, R (1, 10) OBP: 0.182, SLG: 0.273 25 Joey Terdoslavich, S (7, PR) OBP: 0.417, SLG: 0.250 (8, 10)		K		P2			68 FC5-4, 84 BB; 1B	74 1B; 2-3 3-H; BB		3	0	1	0	0	1	0
										0	0	0	0	1	0	0
4 Ryan Doumit, S (1, 2) OBP: 0.385, SLG: 0.583 74 Matt Kennelly, R (6, 2) OBP: 0.500, SLG: 0.500		1B			7 1B, 84 BB; BB		F9	69 FC6-4; 1-2 3-H; 1B		1	0	1	0	1	0	0
										2	0	1	1	0	0	1
84 Tommy La Stella, L (1, 4) OBP: 0.526, SLG: 0.563 69 Phil Gosselin, R (7, PR) (8, 4)		F7			7 1B; 1-2, BB		68 FC5-4; 1-2, BB	FC6-4; 1-2f		1	0	0	0	2	0	1
										1	0	0	0	0	0	2
68 Mark Hamilton, L (1, 3)		G1-3			F8		FC5-4; 1-2f, 2-3		P2	4	0	0	0	0	0	5
7 Tyler Greene, R (1, 5) OBP: 0.333, SLG: 0.273			67 CS; 1B		67 G4-6-3; 1-2, 2-3; 1B		L8		K	4	0	2	0	0	1	2
67 Elmer Reyes, R (1, 6) OBP: 0.273, SLG: 0.364			K; 1-2		G4-6-3; 1-2f			13 SH1-4, 86 BB, 25 WP; 1B	K	4	1	1	0	0	2	4

Inning Stats	R: 0	H: 0		R: 0	H: 1		R: 0	H: 1		R: 0	H: 0		R: 0	H: 1		R: 0	H: 0		R: 0	H: 1		R: 2	H: 2	
	E: 0	LOB: 0		E: 0	LOB: 1		E: 0	LOB: 0		E: 0	LOB: 0		E: 0	LOB: 2		E: 0	LOB: 0		E: 0	LOB: 2		E: 0	LOB: 2	
	K: 1	BB: 0		K: 1	BB: 0		K: 1	BB: 0		K: 1	BB: 0		K: 0	BB: 2		K: 0	BB: 0		K: 0	BB: 1		K: 0	BB: 2	
	S: 5	P: 5		S: 6	P: 6		S: 5	P: 6		S: 5	P: 5		S: 3	P: 11		S: 3	P: 3		S: 4	P: 8		S: 5	P: 13	

Inning Stats	R: 0	H: 0		1B: 6	SF: 0		WP: 1	PA: 36
	E: 0	LOB: 0		2B: 0	SAC: 1		PB: 0	
	K: 2	BB: 0		3B: 0	DP: 1		SB: 0	
	S: 7	P: 7		HR: 0	HBP: 0		CS: 1	

PITCHER		IP	WLS	BF	H	R	ER	SO	BB	IBB	HBP	BLK	WP	HR	S	P	ERA	WHIP
55 Noah Syndergaard, R ERA:	(1, 1)	2.0		7	1	0	0	2	0	0	0	0	0	0	11	11	0.00	0.500
27 Jeurys Familia, R ERA:	(3, 1)	2.0		6	1	0	0	2	0	0	0	0	0	0	10	11	0.00	0.500
66 Josh Edgin, L ERA: 13.5	(5, 1)	1.0	H	5	1	0	0	0	2	0	0	0	0	0	3	11	0.00	3.000
61 Miguel Socolovich, R ERA:	(6, 1)	2.0	H	8	1	0	0	0	1	0	0	0	0	0	7	11	0.00	1.000
43 Ryan Reid, R ERA: 13.5	(8, 1)	1.0	W	7	2	2	2	0	2	0	0	0	1	0	5	13	18.00	4.000

PITCHER		IP	WLS	BF	H	R	ER	SO	BB	IBB	HBP	BLK	WP	HR	S	P	ERA	WHIP
71 Gonzalez Germen, R ERA: 4.5	(9, 1)	1.0		3	0	0	0	2	0	0	0	0	0	0	7	7	0.00	0.000

AB	30
R	2
H	6
RBI	1
BB	5
SO	6
LOB	17

livebaseballscorecards.com

Houston Astros @ New York Mets

Tradition Field, Port St. Lucie, FL

Tue Mar 04 2014, 1:13 PM - 4:13 PM EST

Att. 3,674 - Partly Cloudy - 82 F

livebaseballscorecards.com

Batter	1	2	3	4	5	6	7	8	9	AB	R	H	RBI	BB	SO	LOB
21 Dexter Fowler, S (1, 8) OBP: 0.400, SLG: 0.143 80 Delino DeShields, R (7, PR) (7, 8)	S X 0-1 ① F7		S S S 0-3 ③ K		X 0-0 ③ G3		B B B B 4-0 1-2 2-3 BB		S S S 0-3 ③ K	3 0 0 0 1 1 0 1 0 0 0 0 1 2						
27 Jose Altuve, R (1, 4) OBP: 0.333, SLG: 0.333 82 Leo Heras, L (6, 7) OBP: 0.250, SLG: 0.250	X 0-0 ② G4-3			X 0-0 ① G4-3		X 0-0 1B	X 0-0 ③ G3			3 0 1 0 0 0 0 1 0 0 0 0 0 3						
18 Marc Krauss, L (1, 9) OBP: 0.455, SLG: 0.909 65 Domingo Santana, R (4, 9)	X 0-0 ③ G4-3			B X 1-0 ② G6-3		C C C 0-3 ① K		X 0-0 ① P6		2 0 0 0 0 0 0 2 0 0 0 0 1 1						
23 Chris Carter, R (1, 10) OBP: 0.273, SLG: 0.545 83 Preston Tucker, L (8, PH) OBP: 0.167, SLG: 0.167 (8, 10)		X 0-0 ① G6-3		X 0-0 2B		X 0-0 ② P4		B X 1-0 ② G3-1		3 0 1 0 0 0 1 1 0 0 0 0 0 0						
14 Jesus Guzman, R (1, 3) OBP: 0.333, SLG: 0.400 77 René García, R (6, 2)		X 0-0 2B		C X 0-1 ③ F9		C C C 0-3 ③ K		X 0-0 ③ L8		3 0 1 0 0 1 2 1 0 0 0 0 0 0						
22 Carlos Corporán, S (1, 2) OBP: 0.333, SLG: 0.400 84 Carlos Correa, R (6, 6) OBP: 0.375, SLG: 0.429		X 0-0 ② F8			S S S 0-3 ① K		B B B B 4-0 21 BB 9 G4-3 BB		X 0-0 E3 13 FC3-6 9 1B	2 0 0 0 0 1 1 1 0 0 0 1 0 0						
28 L.J. Hoes, R (1, 7) OBP: 0.333, SLG: 0.200 9 Marwin Gonzalez, S (6, 4) OBP: 0.400, SLG: 0.600		S S S 0-3 ③ K			X 0-0 6 HR 1B		X 0-0 ① G4-3 1-2		X 0-0 13 FC3-6 1-2 1B	2 1 1 0 0 1 1 2 0 1 0 0 0 1						
6 Jonathan Villar, S (1, 6) OBP: 0.250, SLG: 0.625 13 Jon Singleton, L (6, 3)			S S S 0-3 ① K		C X 0-1 1-H HR		B B B B 4-0 21 BB BB		X 0-0 ① FC3-6 1-2f 2-3	2 1 1 2 0 1 0 1 0 0 0 1 0 2						
3 Cesar Izturis, S (1, 5) OBP: 0.333, SLG: 0.333 81 Jonathan Meyer, R (6, 5)			X 0-0 ② 1B		X 0-0 ② G4-3		X 0-0 ② F8		S S S 0-3 ② K	2 0 1 0 0 0 0 2 0 0 0 0 1 4						
Inning Stats	R: 0 E: 0 K: 0 S: 4 H: 0 LOB: 0 BB: 0 P: 4	R: 0 E: 0 K: 1 S: 6 H: 1 LOB: 1 BB: 0 P: 6	R: 0 E: 0 K: 2 S: 7 H: 1 LOB: 0 BB: 0 P: 7	R: 0 E: 0 K: 0 S: 5 H: 1 LOB: 1 BB: 0 P: 6	R: 2 E: 0 K: 1 S: 8 H: 2 LOB: 0 BB: 0 P: 8	R: 0 E: 0 K: 2 S: 8 H: 1 LOB: 1 BB: 0 P: 8	R: 0 E: 0 K: 0 S: 3 H: 0 LOB: 3 BB: 3 P: 15	R: 0 E: 0 K: 0 S: 3 H: 0 LOB: 0 BB: 0 P: 4	R: 0 E: 1 K: 2 S: 9 H: 1 LOB: 2 BB: 0 P: 9	1B: 4 2B: 2 3B: 0 HR: 1	SF: 0 SAC: 0 DP: 0 HBP: 0						

TOP

AB	34
R	2
H	7
RBI	2
BB	3
SO	8
LOB	18

WP: 0 PB: 0 SB: 0 CS: 0 PA: 37

PITCHER		IP	WLS	BF	H	R	ER	SO	BB	IBB	HBP	BLK	WP	HR	S	P	ERA	WHIP
45 Zack Wheeler, R ERA:	(1, 1)	3.0	W	10	2	0	0	3	0	0	0	0	0	0	17	17	0.00	0.667
44 Kyle Farnsworth, R ERA: 4.5	(4, 1)	1.0		4	1	0	0	0	0	0	0	0	0	0	5	6	0.00	1.000
62 Erik Goeddel, R ERA: 10.13	(5, 1)	1.2		8	3	2	2	2	0	0	0	0	0	1	13	13	10.80	1.800
38 Vic Black, R ERA:	(6, 1)	1.0	H	6	0	0	0	1	3	0	0	0	0	0	5	17	0.00	3.000
46 Jeff Walters, R ERA: 3.86	(7, 1)	1.1	H	4	0	0	0	0	0	0	0	0	0	0	4	5	0.00	0.000

PITCHER		IP	WLS	BF	H	R	ER	SO	BB	IBB	HBP	BLK	WP	HR	S	P	ERA	WHIP
56 Scott Rice, L ERA:	(9, 1)	1.0		5	1	0	0	2	0	0	0	0	0	0	9	9	0.00	1.000

Houston Astros @ New York Mets

Tradition Field, Port St. Lucie, FL

Tue Mar 04 2014, 1:13 PM - 4:13 PM EST

Att. 3,674 - Partly Cloudy - 82 F

BOTTOM

Batter	1	2	3	4	5	6	7	8	9	AB	R	H	RBI	BB	SO	LOB
22 Eric Young Jr., S (1, 7) 6 Matthew den Dekker, L (6, 7) OBP: 0.429, SLG: 0.429	BBBB 4-0 1 2B BB	X 0-0 ① G5-3		X 0-0 E6 3 FC4-6		X 0-0 ② F9		X 0-0 65 CS 1B		2 1 0 0 1 0 0 2 0 1 0 0 0 1						
1 Chris Young, R (1, 8) OBP: 0.273, SLG: 0.364 77 Brandon Nimmo, L (6, 8) OBP: 0.500, SLG: 0.500	X 0-0 3 HR 1-H 2B	X 0-0 ② P3		X 0-0 ① L7		BX 1-0 1-H 1B		X 0-0 ① F8		3 1 1 1 0 0 1 2 0 1 1 0 0 1						
3 Curtis Granderson, L (1, 9) OBP: 0.500, SLG: 1.429 65 César Puello, R (6, 9) OBP: 0.500, SLG: 0.800	BX 1-0 2-H HR	BBBSX 3-2 HR		X 0-0 ② FC4-6 1-2f		X 0-0 ③ F8		BX 1-0 ② 60 E 1-2 2B		3 2 2 3 0 0 1 2 1 1 0 0 0 1						
60 Brandon Allen, L (1, 3) OBP: 0.111, SLG: 0.111	X 0-0 ① F8	X 0-0 ③ L7		X 0-0 ③ G4-3			X 0-0 ① G4-3	X 0-0 E6 2-H 1B		5 0 1 0 0 0 1						
13 Josh Satin, R (1, 5) OBP: 0.429, SLG: 0.200 68 Eric Campbell, R (7, 5) OBP: 0.444, SLG: 0.375	BBBB 4-0 23 BB 15 1B BB		X 0-0 ① G5-3		SST 0-2 ① K		H 1-0 20 G5-3 36 1B HBP	SSS 0-3 ③ K		2 0 0 0 1 1 0 1 0 0 0 0 1 1						
15 Travis d'Arnaud, R (1, 2) OBP: 0.429, SLG: 0.571 36 Juan Centeno, L (6, 2) OBP: 0.333, SLG: 0.333	X 0-0 23 BB 1-2 1B	X 0-0 2 2B 1B			X 0-0 ② G6-3		X 0-0 20 G5-3 1-2 1B			3 0 2 0 0 0 0 1 0 1 0 0 0 0						
23 Taylor Teagarden, R (1, 10) OBP: 0.286, SLG: 0.167 20 Anthony Recker, R (7, PH) (8, 10)	BBBB 4-0 1-2 2-3 BB	SSS 0-3 ② K			SSS 0-3 ③ K		X 0-0 ② G5-3 1-2 2-3			2 0 0 0 1 2 1 1 0 0 0 0 0 2						
2 Anthony Seratelli, S (1, 6) OBP: 0.182, SLG: 0.200 (7, 4)	X 0-0 ② F7	X 0-0 1-3 2B				X 0-0 ① B5-3	BBBB 4-0 BB			3 0 1 0 1 0 3						
0 Omar Quintanilla, L (1, 4) 64 Danny Muno, S (6, PH) OBP: 0.600, SLG: 0.333 (7, 6)	X 0-0 ③ L7	X 0-0 ③ G4-3				BBBB 4-0 77 S 77 1B BB	SSS 0-3 ③ K			2 0 0 0 0 0 5 1 1 0 0 1 1 3						
Inning Stats	R: 3 E: 0 K: 0 S: 6 H: 3 LOB: 3 BB: 3 P: 19	R: 1 E: 0 K: 0 S: 6 H: 1 LOB: 0 BB: 0 P: 9	R: 0 E: 0 K: 1 S: 7 H: 2 LOB: 2 BB: 0 P: 7	R: 0 E: 1 K: 0 S: 4 H: 0 LOB: 1 BB: 0 P: 4	R: 0 E: 0 K: 2 S: 7 H: 0 LOB: 0 BB: 0 P: 7	R: 1 E: 0 K: 0 S: 4 H: 1 LOB: 1 BB: 1 P: 9	R: 0 E: 0 K: 1 S: 6 H: 1 LOB: 3 BB: 1 P: 11	R: 1 E: 1 K: 1 S: 7 H: 3 LOB: 1 BB: 0 P: 8		1B: 6 2B: 3 3B: 0 HR: 2	SF: 0 SAC: 0 DP: 0 HBP: 1		WP: 0 PB: 0 SB: 1 CS: 1	PA: 41			

livebaseballscorecards.com

	AB	35
	R	6
	H	11
	RBI	5
	BB	5
	SO	5
	LOB	21

PITCHER		IP	WLS	BF	H	R	ER	SO	BB	IBB	HBP	BLK	WP	HR	S	P	ERA	WHIP
99 Rudy Owens, L ERA: 27.0	(1, 1)	0.1	L	7	3	3	3	0	3	0	0	0	0	1	4	17	81.00	18.000
67 Jorge De Leon, R ERA: 5.4	(1, 1)	1.2		6	1	1	1	0	0	0	0	0	0	1	8	11	5.40	0.600
35 Josh Fields, R ERA:	(3, 1)	1.0		5	2	0	0	1	0	0	0	0	0	0	7	7	0.00	2.000
62 Luis Leroy Cruz, L ERA:	(4, 1)	2.0		7	0	0	0	2	0	0	0	0	0	0	11	11	0.00	0.000
56 Paul Clemens, R ERA: 9.0	(6, 1)	1.0		5	1	1	1	0	1	0	0	0	0	0	4	9	9.00	2.000

PITCHER		IP	WLS	BF	H	R	ER	SO	BB	IBB	HBP	BLK	WP	HR	S	P	ERA	WHIP
71 Bobby Doran, R ERA:	(7, 1)	1.0		6	1	0	0	1	1	0	1	0	0	0	6	11	0.00	2.000
69 Nick Tropeano, R ERA:	(8, 1)	1.0		5	3	1	0	1	0	0	0	0	0	0	7	8	0.00	3.000

Batter	1	2	3	4	5	6	7	8	9	10	AB	R	H	RBI	BB	SO	LOB
15 Rafael Furcal, S (1, 4) OBP: 0.125, SLG: 0.125	L3	L9			23 E 1B		1B			BB 65 84 2B	3	0	1	0	0	0	2
86 Austin Nola, R (5, 4) OBP: 0.444, SLG: 0.375					2-3		1-2				1	1	1	0	1	0	0
23 Jake Marisnick, R (1, 7) OBP: 0.300, SLG: 0.444	G5-3	G6-3			L8		F8			BB 84 2B 68 2B	3	0	0	0	0	0	1
65 Kyle Jensen, R (6, 7) OBP: 0.500, SLG: 0.400					1-2 3-H					1-2	1	1	0	0	1	0	2
13 Marcell Ozuna, R (1, 8) OBP: 0.231, SLG: 0.250	1B	F9			K		G3			F9	3	0	1	0	0	1	1
47 Brian Bogusevic, L (6, 8) OBP: 0.222, SLG: 0.222											2	0	0	0	0	0	4
46 Garrett Jones, L (1, 3) OBP: 0.333, SLG: 0.625	K	F7				F7		K		68 2B	3	0	0	0	0	1	1
84 Mark Canha, R (7, 3) OBP: 0.333, SLG: 0.400										1-3 2-H	2	1	1	1	0	1	0
10 Jeff Baker, R (1, 10) OBP: 0.417, SLG: 0.364		9 1B 5 2B 1B		F9		BB 9 1B		K		2B	2	1	1	0	1	0	0
83 Austin Barnes, R (8, PH) OBP: 0.714, SLG: 1.250										2-H 3-H	1	0	0	0	0	1	0
(8, 10)																	
68 Brent Keys, L (10, PH) OBP: 0.429, SLG: 0.857											1	0	1	2	0	0	0
(10, 10)																	
9 Casey McGehee, R (1, 5) OBP: 0.300, SLG: 0.300		5 2B 1B		P3		5 G6-4-3 1B		K		K	3	0	2	0	0	0	0
32 Derek Dietrich, L (6, PR) OBP: 0.231, SLG: 0.385		1-2				1-2					2	0	0	0	0	2	1
(6, 5)																	
5 Reed Johnson, R (1, 9) OBP: 0.333, SLG: 0.444									P3	P4	3	0	1	1	0	0	2
51 Joe Benson, R (6, 9)		1-3 2-H 2B		G6-3		G6-4-3 1-2f					2	0	0	0	0	0	1
17 Donovan Solano, R (1, 6) OBP: 0.300, SLG: 0.444		F9			B1-3		F9		F8		3	0	0	0	0	0	2
54 Juan Diaz, L (7, 6) OBP: 0.429, SLG: 0.333											1	0	0	0	0	0	0
6 Jeff Mathis, R (1, 2) OBP: 0.571, SLG: 0.833		P3			15 1B 23 E 2B		86 1B 1B		K		3	1	2	0	0	0	2
74 Danny Black, L (7, PR)											0	0	0	0	0	0	0
53 Kyle Skipworth, L (7, 2)											1	0	0	0	0	1	0
Inning Stats	R: 0 E: 0 K: 1 S: 6 H: 1 LOB: 1 BB: 0 P: 6	R: 1 E: 0 K: 0 S: 6 H: 3 LOB: 2 BB: 0 P: 6	R: 0 E: 0 K: 0 S: 3 H: 0 LOB: 0 BB: 0 P: 3	R: 0 E: 0 K: 0 S: 3 H: 0 LOB: 0 BB: 0 P: 3	R: 1 E: 1 K: 1 S: 7 H: 2 LOB: 1 BB: 0 P: 7	R: 0 E: 0 K: 0 S: 3 H: 1 LOB: 2 BB: 1 P: 7	R: 0 E: 0 K: 0 S: 5 H: 2 LOB: 2 BB: 0 P: 5	R: 0 E: 0 K: 3 S: 9 H: 0 LOB: 0 BB: 0 P: 9	R: 0 E: 0 K: 1 S: 5 H: 0 LOB: 0 BB: 0 P: 5	R: 3 E: 0 K: 1 S: 7 H: 2 LOB: 1 BB: 2 P: 15	1B: 7 2B: 4 3B: 0 HR: 0 SF: 0 SAC: 0 DP: 1 HBP: 0						PA: 43

PITCHER	IP	WLS	BF	H	R	ER	SO	BB	IBB	HBP	BLK	WP	HR	S	P	ERA	WHIP
35 Dillon Gee, R (1, 1) ERA: 3.86	2.1		11	4	1	1	1	0	0	0	0	0	0	13	13	3.86	1.714
52 Carlos Torres, R (3, 1) ERA:	3.0		13	3	1	0	1	1	0	0	0	0	0	14	18	0.00	1.333
43 Ryan Reid, R (6, 1) ERA: 7.36	1.2		6	2	0	0	0	0	0	0	0	0	0	6	6	0.00	1.200
34 Joel Carreno, R (8, 1) ERA:	1.0		3	0	0	0	3	0	0	0	0	0	0	9	9	0.00	0.000
47 Jose Valverde, R (9, 1) ERA: 4.5	1.0		3	0	0	0	1	0	0	0	0	0	0	5	5	0.00	0.000

PITCHER	IP	WLS	BF	H	R	ER	SO	BB	IBB	HBP	BLK	WP	HR	S	P	ERA	WHIP
71 Gonzalez Germen, R (10, 1) ERA: 12.0	1.0	L	7	2	3	3	1	2	0	0	0	0	0	7	15	27.00	4.000

TOP

Miami Marlins @ New York Mets

Tradition Field, Port St. Lucie, FL

Wed Mar 05 2014, 1:14 PM - 4:21 PM EST

Att. 2,884 - Partly Cloudy - 77 F

livebaseballscorecards.com

AB	40
R	5
H	11
RBI	4
BB	3
SO	7
LOB	19

MIAMI

Batter	1	2	3	4	5	6	7	8	9	10	AB	R	H	RBI	BB	SO	LOB
22 Eric Young Jr., S (1, 7) OBP: 0.500, SLG: 0.400 74 Cory Vaughn, R (7, 7) OBP: 0.333, SLG: 0.400	0-0 1 FC6-4 1B		CCC 0-3 ③ K			0-0 1B		0-0 ① F9		0-0 ① G5-3	3 2	0 0	2 0	0 0	0 0	1 0	0 1
1 Chris Young, R (1, 10) OBP: 0.286, SLG: 0.357 15 Travis d'Arnaud, R (8, PH) OBP: 0.333, SLG: 0.444 (9, 10)	0-0 ① FC6-4 3 FC3-6 1-2f			0-0 13 G5-4-3 1B		CCC 0-3 ③ K		0-0 ② G5-3 1-2		0-0 E5 65 G5-4-3	3 2	0 0	1 0	0 0	0 0	1 0	2 1
3 Curtis Granderson, L (1, 9) OBP: 0.400, SLG: 1.111 65 César Puello, R (6, 9) OBP: 0.444, SLG: 0.625	0-0 ② FC3-6 1-2f			0-0 ① F7			SSS 0-3 ① K	0-0 2-3 1B		0-0 ②③ G5-4-3 1-2f	2 3	0 0	0 1	0 0	0 0	0 1	2 1
13 Josh Satin, R (1, 5) OBP: 0.400, SLG: 0.375 67 Dustin Lawley, R (7, PR) OBP: 0.250, SLG: 0.250 (8, 5)	0-0 ③ L9			0-0 ②③ G5-4-3 1-2f			0-0 82 F9 20 1B 2B	SSS 0-3 ③ K			3 1	0 1	1 0	0 0	0 0	0 1	2 2
82 Matt Clark, L (1, 3) OBP: 0.250, SLG: 0.182		0-0 ① F8			0-0 ① F7		0-0 ② F9 2-3		0-0 1B 6 SF9 1B		4	1	1	0	0	0	1
20 Anthony Recker, R (1, 2) OBP: 0.375, SLG: 0.167 Jeff Glenn, R (8, 2) OBP: 1.000, SLG: 1.000		SSS 0-3 ② K			0-0 ② G6-3		0-0 6 WP 3-H 1B		0-0 6 E 1-3 1B		3 1	0 0	1 1	1 0	0 0	1 0	0 0
6 Matthew den Dekker, L (1, 8) OBP: 0.364, SLG: 0.333		0-0 ③ G5-3			0-0 ③ P5		BBB 4-0 1-2 BB		0-0 ① SF9 1-2 3-H		2	0	0	1	1	0	0
0 Omar Quintanilla, L (1, 6) 45 Robbie Shields, R (7, PH) (8, 6)			0-0 ① F8			0-0 ① F7	0-0 ③ G1			0-0 ② F8	2 2	0 0	0 0	0 0	0 0	0 0	0 3
64 Danny Muno, S (1, 4) OBP: 0.444, SLG: 0.286			0-0 ② P6			0-0 ② G3-1		0-0 65 1B 15 G5-3 1B		0-0 ③ G1-3	4	0	1	0	0	0	1
Inning Stats	R: 0 H: 1 E: 0 LOB: 1 K: 0 BB: 0 S: 4 P: 4	R: 0 H: 0 E: 0 LOB: 0 K: 1 BB: 0 S: 5 P: 5	R: 0 H: 0 E: 0 LOB: 0 K: 1 BB: 0 S: 5 P: 5	R: 0 H: 1 E: 0 LOB: 0 K: 0 BB: 0 S: 3 P: 3	R: 0 H: 0 E: 0 LOB: 0 K: 0 BB: 0 S: 3 P: 3	R: 0 H: 1 E: 0 LOB: 1 K: 1 BB: 0 S: 6 P: 6	R: 1 H: 2 E: 0 LOB: 2 K: 1 BB: 1 S: 7 P: 11	R: 0 H: 2 E: 0 LOB: 2 K: 1 BB: 0 S: 7 P: 7	R: 1 H: 2 E: 1 LOB: 1 K: 0 BB: 0 S: 5 P: 5	R: 0 H: 0 E: 1 LOB: 0 K: 0 BB: 0 S: 3 P: 3	1B: 8 SF: 1 2B: 1 SAC: 0 3B: 0 DP: 2 HR: 0 HBP: 0						WP: 1 PA: 39 PB: 0 SB: 0 CS: 0

PITCHER		IP	WLS	BF	H	R	ER	SO	BB	IBB	HBP	BLK	WP	HR	S	P	ERA	WHIP
16 José Fernández, R ERA:	(1, 1)	3.1		12	2	0	0	2	0	0	0	0	0	0	16	16	0.00	0.600
45 Kevin Slowey, R ERA:	(4, 1)	2.2	H	8	1	0	0	1	0	0	0	0	0	0	10	10	0.00	0.375
82 Nick Wittgren, R ERA: 5.4	(7, 1)	1.0	H	6	2	1	1	1	1	0	0	0	1	0	7	11	9.00	3.000
78 Greg Nappo, L ERA:	(8, 1)	1.0	H	5	2	0	0	1	0	0	0	0	0	0	7	7	0.00	2.000
61 Michael Brady, R ERA: 9.0	(9, 1)	1.0	W	5	2	1	1	0	0	0	0	0	0	0	5	5	9.00	2.000

PITCHER		IP	WLS	BF	H	R	ER	SO	BB	IBB	HBP	BLK	WP	HR	S	P	ERA	WHIP
73 James Leverton, L ERA: 4.5	(10, 1)	1.0	S	3	0	0	0	0	0	0	0	0	0	0	3	3	0.00	0.000

BOTTOM

Miami Marlins @ New York Mets

Traditions Field, Port St. Lucie, FL

Wed Mar 05 2014, 1:14 PM - 4:21 PM EST

Att. 2,884 - Partly Cloudy - 77 F

livebaseballscorecards.com

AB	37
R	2
H	9
RBI	2
BB	1
SO	5
LOB	16

New York Mets @ Washington Nationals

Space Coast Stadium, Viera, FL

Wed Mar 05 2014, 1:06 PM - 4:09 PM EST

Att. 3,261 - Cloudy - 73 F

TOP

livebaseballscorecards.com

Batter	1	2	3	4	5	6	7	8	9	AB	R	H	RBI	BB	SO	LOB
12 Juan Lagares, R (1, 8) OBP: 0.385, SLG: 0.417	G5-3		1-2 1B	G1-3			K		1B	4	0	1	0	0	1	1
77 Brandon Nimmo, L (7, 8) OBP: 0.600, SLG: 0.600										1	0	1	0	0	0	0
9 Kirk Nieuwenhuis, L (1, 9) OBP: 0.500, SLG: 0.500	30 G2-3 1B		K		2B		F8		K	4	0	2	0	0	1	2
53 Travis Taijeron, R (7, 9)										1	0	0	0	0	1	1
30 Andrew Brown, R (1, 7) OBP: 0.091, SLG: 0.273	G2-3 1-2		G5-3		K		P5			4	0	0	0	0	1	4
65 César Puello, R (7, 7) OBP: 0.500, SLG: 0.800										0	0	0	0	0	0	0
60 Brandon Allen, L (1, 10) OBP: 0.077, SLG: 0.077	F8			F9	P5			G1-3		4	0	0	0	0	0	2
4 Wilmer Flores, R (1, 4)		L9		68 1B 19 1B BB	G3			68 G6-4-3 BB		2	1	0	0	2	0	1
68 Eric Campbell, R (1, 3) OBP: 0.462, SLG: 0.500		K		23 G4-3 19 1B 2 1B 1-2 1B		19 F9 23 SF8 2B		G6-4-3 1-2f		4	2	2	0	0	1	1
19 Zach Lutz, R (1, 5) OBP: 0.273, SLG: 0.545		G5-3		23 G4-3 2 1B 1-2 2-H 1B		F9 2-3			HR	4	2	2	2	0	0	1
23 Taylor Teagarden, R (1, 2) OBP: 0.300, SLG: 0.250			12 1B 1B	G4-3 1-2 2-3		SF8 3-H			K	2	0	1	1	0	0	2
36 Juan Centeno, L (7, 2) OBP: 0.250, SLG: 0.250										1	0	0	0	0	1	0
2 Anthony Seratelli, S (1, 6) OBP: 0.214, SLG: 0.231			K	2-H 3-H 1B		K2-3			G6-3	3	0	1	2	0	2	1
5 Matt Reynolds, R (7, 6)										1	0	0	0	0	0	0

	AB	35
	R	5
	H	10
	RBI	5
	BB	2
	SO	8
	LOB	16

Inning Stats	1	2	3	4	5	6	7	8	9
	R: 0 H: 1 E: 0 LOB: 1 K: 0 BB: 0 S: 4 P: 4	R: 0 H: 0 E: 0 LOB: 0 K: 1 BB: 0 S: 5 P: 5	R: 0 H: 2 E: 0 LOB: 2 K: 2 BB: 0 S: 9 P: 9	R: 3 H: 3 E: 0 LOB: 1 K: 0 BB: 1 S: 6 P: 10	R: 0 H: 1 E: 0 LOB: 1 K: 1 BB: 0 S: 6 P: 6	R: 1 H: 1 E: 0 LOB: 0 K: 1 BB: 0 S: 6 P: 6	R: 0 H: 0 E: 0 LOB: 0 K: 1 BB: 0 S: 5 P: 5	R: 0 H: 0 E: 0 LOB: 0 K: 0 BB: 1 S: 2 P: 6	R: 1 H: 2 E: 0 LOB: 1 K: 2 BB: 0 S: 11 P: 13

1B: 7	SF: 1	WP: 0	PA: 38
2B: 2	SAC: 0	PB: 0	
3B: 0	DP: 1	SB: 0	
HR: 1	HBP: 0	CS: 0	

PITCHER		IP	WLS	BF	H	R	ER	SO	BB	IBB	HBP	BLK	WP	HR	S	P	ERA	WHIP
47 Gio González, L ERA:	(1, 1)	2.0		7	1	0	0	1	0	0	0	0	0	0	9	9	0.00	0.500
50 Matt Purke, L ERA: 18.9	(3, 1)	2.0	B	12	5	3	3	2	1	0	0	0	0	0	15	19	13.50	3.000
36 Tyler Clippard, R ERA:	(5, 1)	1.0		4	1	0	0	1	0	0	0	0	0	0	6	6	0.00	1.000
35 Craig Stammen, R ERA: 9.0	(6, 1)	1.0		4	1	1	1	1	0	0	0	0	0	0	6	6	9.00	1.000
13 Jerry Blevins, L ERA:	(7, 1)	1.0		3	0	0	0	1	0	0	0	0	0	0	5	5	0.00	0.000

PITCHER		IP	WLS	BF	H	R	ER	SO	BB	IBB	HBP	BLK	WP	HR	S	P	ERA	WHIP
46 Clay Hensley, R ERA:	(8, 1)	1.0	W	3	0	0	0	0	1	0	0	0	0	0	2	6	0.00	1.000
60 Gabriel Alfaro, R ERA: 4.5	(9, 1)	1.0		5	2	1	1	2	0	0	0	0	0	1	11	13	9.00	2.000

BOTTOM

New York Mets @ Washington Nationals

Space Coast Stadium, Viera, FL

Wed Mar 05 2014, 1:06 PM - 4:09 PM EST

Att. 3,261 - Cloudy - 73 F

livebaseballscorecards.com

Batter	1	2	3	4	5	6	7	8	9	AB	R	H	RBI	BB	SO	LOB
2 Denard Span, L (1, 8) OBP: 0.333, SLG: 0.333	S S S 0-3 K ①	C C C 0-3 K ③		x 0-0 G4-3 ③			B C X 1-1 1-H HR	B B B B 4-0 1 FC6-4 BB		3	0	0	0	0	2	1
67 Brian Goodwin, L (5, 8) OBP: 0.455, SLG: 0.750										1	1	1	2	1	0	0
20 Ian Desmond, R (1, 6) OBP: 0.400, SLG: 1.100	S S S 0-3 K ②		B B B S S X 3-2 HR		x 0-0 21 G6-4-3 1B		B B B B 4-0 BB	x 0-0 FC6-4 70 G6-3 63 HR ① 1-2f		2	1	1	1	0	1	0
1 Jamey Carroll, R (4, 6) OBP: 0.364, SLG: 0.125										2	1	1	0	1	0	1
28 Jayson Werth, R (1, 9)	B B B B 4-0 11 1B BB	C C C 0-3 K ①			x 0-0 G6-4-3 ① ② 1-2f		C C C 0-3 K ②	x 0-0 G6-3 ② 1-2		1	0	0	0	1	1	0
21 Steven Souza Jr., R (4, 9) OBP: 0.417, SLG: 0.583										2	0	0	0	0	1	2
70 Jeff Howell, R (8, PH) (9, 2)										1	0	0	0	0	0	1
11 Ryan Zimmerman, R (1, 5) OBP: 0.300, SLG: 0.300	x 0-0 1-3 1B	x 0-0 F9 ②			C C C 0-3 K ③		S S S 0-3 K ③	x 0-0 2-H HR		2	0	1	0	0	0	0
63 Matt Skole, L (4, 5) OBP: 0.417, SLG: 0.818										3	1	1	2	0	2	1
34 Bryce Harper, L (1, 7) OBP: 0.500, SLG: 0.200	x 0-0 L7 ③	x 0-0 40 1B 1B				x 0-0 P5 ①		59 P5 12 1B 2B C C C 0-3 K ③		2	0	1	0	0	0	2
7 Scott Hairston, R (4, 7) OBP: 0.200, SLG: 0.222										3	1	1	0	0	1	1
40 Wilson Ramos, R (1, 10) OBP: 0.500, SLG: 0.600		x 0-0 E1 25 G3 18 SF8	x 0-0 1-2 1B			x 0-0 G4-3 ②		B B B B 4-0 12 1B 10 1B 2-3 BB		2	1	1	0	0	0	0
59 Jose Lobaton, S (6, PH) OBP: 0.333, SLG: 0.200										1	0	0	0	1	0	0
(7, 10)																
Cutter Dykstra, R (8, PR)										0	1	0	0	0	0	0
(9, 10)																
25 Adam LaRoche, L (1, 3) OBP: 0.222, SLG: 0.556		x 0-0 G3 ① 2-3 S S S 0-3 K ③				S S S 0-3 K ③		x 0-0 10 1B 41 HR 1-2 3-H 1B		2	0	0	0	0	1	3
12 Tyler Moore, R (4, 3) OBP: 0.200, SLG: 0.222										2	1	1	1	0	1	0
18 Mike Fontenot, L (1, 4) OBP: 0.100, SLG: 0.222		x 0-0 SF8 ② 3-H		x 0-0 G4-3 ①			S S S 0-3 K ①	x 0-0 41 HR 1-2 2-H 1B		2	0	0	1	0	1	0
10 Will Rhymes, L (8, 4) OBP: 0.571, SLG: 0.400										1	1	1	1	0	0	0
23 Jhonatan Solano, R (1, 2)		B B B B 4-0 BB		x 0-0 F8 ②			x 0-0 67 HR 1B	x 0-0 1-H 2-H HR		1	0	0	0	1	0	0
41 Sandy León, S (6, 2) OBP: 0.667, SLG: 1.250										2	2	2	3	0	0	0
68 Michael Taylor, R (9, 9) OBP: 0.250, SLG: 0.500										0	0	0	0	0	0	0
Inning Stats	R: 0 E: 0 K: 2 S: 8 H: 1 LOB: 2 BB: 1 P: 12	R: 1 E: 1 K: 1 S: 6 H: 0 LOB: 1 BB: 1 P: 10	R: 1 E: 0 K: 2 S: 12 H: 3 LOB: 2 BB: 0 P: 15	R: 0 E: 0 K: 0 S: 3 H: 0 LOB: 0 BB: 0 P: 3	R: 0 E: 0 K: 1 S: 5 H: 1 LOB: 0 BB: 0 P: 5	R: 0 E: 0 K: 1 S: 5 H: 0 LOB: 0 BB: 0 P: 5	R: 2 E: 0 K: 3 S: 12 H: 2 LOB: 1 BB: 1 P: 17	R: 7 E: 0 K: 1 S: 10 H: 5 LOB: 1 BB: 2 P: 18		1B: 7 2B: 1 3B: 0 HR: 4 SF: 1 SAC: 0 DP: 1 HBP: 0						

AB	35
R	11
H	12
RBI	11
BB	5
SO	11
LOB	12

WP: 0 PB: 1 SB: 0 CS: 0 PA: 41

PITCHER		IP	WLS	BF	H	R	ER	SO	BB	IBB	HBP	BLK	WP	HR	S	P	ERA	WHIP
58 Jenrry Mejia, R ERA:	(1, 1)	2.0		10	1	1	0	3	2	0	0	0	0	0	14	22	0.00	1.500
73 Adam Kolarek, L ERA: 6.0	(3, 1)	2.0		9	3	1	1	2	0	0	0	0	0	1	15	18	4.50	1.500
48 Jacob deGrom, R ERA:	(5, 1)	2.0	H	6	1	0	0	2	0	0	0	0	0	0	10	10	0.00	0.500
79 John Church, R ERA: 13.5	(7, 1)	1.0	B	6	2	2	2	3	1	0	0	0	0	1	12	17	18.00	3.000
75 Cory Mazzoni, R ERA: 31.5	(8, 1)	1.0	L	10	5	7	7	1	2	0	0	0	0	2	10	18	63.00	7.000

PITCHER	IP	WLS	BF	H	R	ER	SO	BB	IBB	HBP	BLK	WP	HR	S	P	ERA	WHIP

Batter	1	2	3	4	5	6	7	8	9	AB	R	H	RBI	BB	SO	LOB
Inning Stats																

New York Mets @ Houston Astros

Osceola County Stadium, Kissimmee, FL

Thu Mar 06 2014, 1:05 PM EST

livebaseballscorecards.com

TOP

AB	0
R	0
H	0
RBI	0
BB	0
SO	0
LOB	0

1B: 0
2B: 0
3B: 0
HR: 0

SF: 0
SAC: 0
DP: 0
HBP: 0

WP: 0
PB: 0
SB: 0
CS: 0

PA: 0

PITCHER	IP	WLS	BF	H	R	ER	SO	BB	IBB	HBP	BLK	WP	HR	S	P	ERA	WHIP

PITCHER	IP	WLS	BF	H	R	ER	SO	BB	IBB	HBP	BLK	WP	HR	S	P	ERA	WHIP

Batter	1	2	3	4	5	6	7	8	9	AB	R	H	RBI	BB	SO	LOB
Inning Stats										1B: 0 2B: 0 3B: 0 HR: 0		SF: 0 SAC: 0 DP: 0 HBP: 0					

PITCHER	IP	WLS	BF	H	R	ER	SO	BB	IBB	HBP	BLK	WP	HR	S	P	ERA	WHIP

PITCHER	IP	WLS	BF	H	R	ER	SO	BB	IBB	HBP	BLK	WP	HR	S	P	ERA	WHIP

BOTTOM

New York Mets @ Houston Astros

Osceola County Stadium, Kissimmee, FL

Thu Mar 06 2014, 1:05 PM EST

livebaseballscorecards.com

AB	0
R	0
H	0
RBI	0
BB	0
SO	0
LOB	0

WP: 0 PA: 0
PB: 0
SB: 0
CS: 0

Batter	1	2	3	4	5	6	7	8	9	AB	R	H	RBI	BB	SO	LOB
19 Jon Jay, L (1, 8) OBP: 0.308, SLG: 0.333	CSC 0-3 ① K	X 0-0 E4 16 2B 2-3		X 0-0 ① G3 1-2		X 0-0 E7 16 1B		SSS 0-3 ③ K		4	0	0	0	0	1	2
60 Rafael Ortega, L (6, PR) (6, 8) OBP: 0.200, SLG: 0.400										1	1	0	0	0	1	0
16 Kolten Wong, L (1, 4) OBP: 0.267, SLG: 0.286	X 0-0 7 S 7 1B 1B	X 0-0 1-3 3-H 2B		X 0-0 ② G1-3 2-3		X 0-0 ③ 2-H 1B			X 0-0 ① G4-3	4	1	3	2	0	0	1
Breyvic Valera, S (7, 4)										1	0	0	0	0	0	0
7 Matt Holliday, R (1, 10) OBP: 0.900, SLG: 1.111	BX 1-0 33 1B 1-H 1B	X 0-0 1B		X 0-0 3-H 1B			X 0-0 79 PB 1B		SSS 0-3 ② K	3	0	3	2	0	0	0
72 Ed Easley, R (4, PR) (4, 10) OBP: 0.400, SLG: 0.250										2	0	1	0	0	1	0
27 Jhonny Peralta, R (1, 6) OBP: 0.300, SLG: 1.000	SSS 0-3 ② K	X 0-0 ③ F7		SSS 0-3 ③ K			BBBB 4-0 1-2 BB		X 0-0 ③ F8	3	0	0	0	0	2	5
79 Greg Garcia, L (5, 6) OBP: 0.500, SLG: 0.333										1	0	0	0	1	0	0
33 Daniel Descalso, L (1, 5) OBP: 0.364, SLG: 0.364	X 0-0 1-3 1B		X 0-0 88 WP 55 1B 88 SF7-6-5 1B		SSS 0-3 ① K		SSS 0-3 ① K			3	1	2	0	0	1	0
83 Xavier Scruggs, R (5, 3) OBP: 0.455, SLG: 0.625										1	0	0	0	0	1	2
55 Scott Moore, L (1, 3) OBP: 0.308, SLG: 0.692	X 0-0 ③ F9		X 0-0 88 SF7-6-5 88 WP 1-2 1B		X 0-0 ② P4		SSS 0-3 ② K			4	0	1	0	0	1	4
(5, 5)																
88 Randal Grichuk, R (1, 7) OBP: 0.231, SLG: 0.455		CCC 0-3 ① K	BX 1-0 ① ② SF7-6-5 1-3 2-H		X 0-0 ③ F9		SSS 0-3 ③ K			3	0	0	1	0	2	2
(6, 9)																
77 Oscar Taveras, L (1, 9) OBP: 0.333, SLG: 0.667	X 0-0 19 E 16 2B 2B	X 0-0 ③ F8				X 0-0 ① G4-3		BBBB 4-0 82 CS BB		3	1	1	0	0	0	0
89 Mike O'Neill, L (6, 7)										0	0	0	0	1	0	0
48 Tony Cruz, R (1, 2) OBP: 0.111, SLG: 0.111	X 0-0 ② L8		X 0-0 E6 16 G1-3 19 G3 7 1B			X 0-0 ② F8		CSS 0-3 ① ② K 1-2		3	1	0	0	0	0	1
82 Carson Kelly, R (7, 2)										1	0	0	0	0	1	1
Inning Stats	R: 1 E: 0 K: 2 S: 10 H: 3 LOB: 2 BB: 0 P: 11	R: 1 E: 1 K: 1 S: 9 H: 3 LOB: 3 BB: 0 P: 9	R: 1 E: 0 K: 0 S: 4 H: 2 LOB: 0 BB: 0 P: 5	R: 1 E: 1 K: 1 S: 7 H: 1 LOB: 1 BB: 0 P: 7	R: 0 E: 0 K: 1 S: 5 H: 0 LOB: 0 BB: 0 P: 5	R: 1 E: 1 K: 0 S: 4 H: 1 LOB: 2 BB: 0 P: 4	R: 0 E: 0 K: 3 S: 10 H: 1 LOB: 2 BB: 1 P: 14	R: 0 E: 0 K: 2 S: 6 H: 0 LOB: 0 BB: 1 P: 10	R: 0 E: 0 K: 1 S: 5 H: 0 LOB: 0 BB: 0 P: 5	1B: 9 2B: 3 3B: 0 HR: 0	SF: 1 SAC: 0 DP: 1 HBP: 0						

TOP

St. Louis Cardinals @ New York Mets

Tradition Field, Port St. Lucie, FL

Fri Mar 07 2014, 1:13 PM - 4:16 PM EST

Att. 4,715 - Cloudy - 73 F

livebaseballscorecards.com

AB	37
R	5
H	11
RBI	5
BB	2
SO	11
LOB	18

WP: 1 PB: 1 SB: 1 CS: 1 PA: 40

PITCHER		IP	WLS	BF	H	R	ER	SO	BB	IBB	HBP	BLK	WP	HR	S	P	ERA	WHIP
16 Daisuke Matsuzaka, R ERA: 4.5	(1, 1)	2.0		13	6	2	1	3	0	0	0	0	0	0	19	20	4.50	3.000
32 John Lannan, L ERA: 2.25	(3, 1)	2.0		9	3	2	1	1	0	0	0	0	1	0	11	12	4.50	1.500
50 Rafael Montero, R ERA:	(5, 1)	2.0		7	1	1	0	1	0	0	0	0	0	0	9	9	0.00	0.500
63 Steven Matz, L ERA:	(7, 1)	1.0		5	1	0	0	3	1	0	0	0	0	0	10	14	0.00	2.000
38 Vic Black, R ERA:	(8, 1)	1.0		3	0	0	0	2	1	0	0	0	0	0	6	10	0.00	1.000

PITCHER		IP	WLS	BF	H	R	ER	SO	BB	IBB	HBP	BLK	WP	HR	S	P	ERA	WHIP
27 Jeurys Familia, R ERA:	(9, 1)	1.0		3	0	0	0	1	0	0	0	0	0	0	5	5	0.00	0.000

BOTTOM

St. Louis Cardinals @ New York Mets

Tradition Field, Port St. Lucie, FL

Fri Mar 07 2014, 1:13 PM - 4:16 PM EST

Att. 4,715 - Cloudy - 73 F

Batter	1	2	3	4	5	6	7	8	9	AB	R	H	RBI	BB	SO	LOB
22 Eric Young Jr., S (1, 7) OBP: 0.333, SLG: 0.250 30 Andrew Brown, R (6, 7) OBP: 0.231, SLG: 0.615	G6-3		FC3-6 28 CS 1-2f		G5-3		HR		4 1B 68 1B 1-3 1B	3 2	0 2	0 2	0 1	0 0	0 0	2 0
28 Daniel Murphy, L (1, 4) OBP: 0.667, SLG: 1.000 4 Wilmer Flores, R (6, PR) OBP: 0.235, SLG: 0.077 (7, 4) 2 Anthony Seratelli, S (9, PR) OBP: 0.214, SLG: 0.231	F8		CS 1-2	5 G5-4-3 BB		5 G6-3 2B	K		68 1B 1-3 3-H 1B	2 2 0	0 0 0	1 1 0	0 1 0	1 0 0	0 1 0	0 0 0
5 David Wright, R (1, 5) 68 Eric Campbell, R (7, 5) OBP: 0.467, SLG: 0.500	G6-3			G5-4-3 1-2f		G6-3 2-3		F8	1-2 3-H 1B	3 2	0 0	0 1	0 1	0 0	0 0	2 0
3 Curtis Granderson, L (1, 9) OBP: 0.462, SLG: 1.000 65 César Puello, R (7, 9) OBP: 0.455, SLG: 0.556		13 G5-3 1B		BB		F8		HBP	P3	2 1	0 0	1 0	0 0	1 0	0 0	2 2
1 Chris Young, R (1, 8) OBP: 0.294, SLG: 0.313 6 Matthew den Dekker, L (6, PR) OBP: 0.333, SLG: 0.300 (7, 8)		F8		P6		13 S BB		K		2 1	0 0	0 0	0 0	1 0	0 1	2 1
13 Josh Satin, R (1, 3) OBP: 0.385, SLG: 0.300 19 Zach Lutz, R (7, 3) OBP: 0.250, SLG: 0.500		G5-3 1-2		15 2B 9 G4-3 BB	4-0	G4-3 1-2		K		2 1	1 0	0 0	0 0	1 0	0 1	4 1
15 Travis d'Arnaud, R (1, 2) OBP: 0.364, SLG: 0.545 20 Anthony Recker, R (7, 2) OBP: 0.500, SLG: 0.750		G6-3			9 G4-3 1-3 2B		HR		30 1B 4 1B	2 2	0 2	1 2	0 1	0 0	0 0	1 0
9 Kirk Nieuwenhuis, L (1, 10) OBP: 0.438, SLG: 0.385			11 FC4-6 BB		G4-3 2-3 3-H		K		K	3	0	0	1	1	2	2
11 Rubén Tejada, R (1, 6) 70 Wilfredo Tovar, R (7, 6) OBP: 0.333, SLG: 0.333			FC4-6 22 FC3-6 1-2f		P6		G4-3		K	2 2	0 0	0 0	0 0	0 1	0 1	2 1
Inning Stats	R: 0 E: 0 K: 0 S: 3 H: 0 LOB: 0 BB: 0 P: 3	R: 0 E: 0 K: 0 S: 4 H: 1 LOB: 1 BB: 0 P: 4	R: 0 E: 0 K: 0 S: 3 H: 0 LOB: 0 BB: 1 P: 7	R: 0 E: 0 K: 0 S: 2 H: 0 LOB: 1 BB: 2 P: 10	R: 1 E: 0 K: 0 S: 4 H: 1 LOB: 1 BB: 1 P: 8	R: 0 E: 0 K: 0 S: 5 H: 1 LOB: 3 BB: 1 P: 9	R: 2 E: 0 K: 2 S: 11 H: 2 LOB: 0 BB: 0 P: 15	R: 0 E: 0 K: 2 S: 7 H: 0 LOB: 1 BB: 0 P: 8	R: 2 E: 0 K: 2 S: 11 H: 4 LOB: 2 BB: 0 P: 11	1B: 5 2B: 2 3B: 0 HR: 2 SF: 0 SAC: 0 DP: 1 HBP: 1						

livebaseballscorecards.com

AB	34
R	5
H	9
RBI	5
BB	5
SO	6
LOB	22

WP: 0 PB: 0 SB: 1 CS: 1 PA: 41

PITCHER		IP	WLS	BF	H	R	ER	SO	BB	IBB	HBP	BLK	WP	HR	S	P	ERA	WHIP
44 Carlos Martinez, R ERA: 3.0	(1, 1)	3.0		10	1	0	0	0	1	0	0	0	0	0	10	14	0.00	0.667
66 Tim Cooney, L ERA: 2.25	(4, 1)	2.0		9	1	1	1	0	3	0	0	0	0	0	6	18	4.50	2.000
68 Jorge Rondon, R ERA:	(6, 1)	1.0		5	1	0	0	0	1	0	0	0	0	0	5	9	0.00	2.000
Alex Reyes, R ERA: 18.0	(7, 1)	1.0		5	2	2	2	2	0	0	0	0	0	2	11	15	18.00	2.000
92 Sam Tuivailala, R ERA:	(8, 1)	1.0	H	4	0	0	0	2	0	0	1	0	0	0	7	8	0.00	0.000

PITCHER		IP	WLS	BF	H	R	ER	SO	BB	IBB	HBP	BLK	WP	HR	S	P	ERA	WHIP
43 Seth Maness, R ERA: 10.13	(9, 1)	1.0	B	7	4	2	2	2	0	0	0	0	0	0	11	11	18.00	4.000

New York Mets @ Detroit Tigers

Joker Marchant Stadium, Lakeland, FL

Sat Mar 08 2014, 1:11 PM - 4:34 PM EST

Att. 9,232 - Sunny - 71 F

livebaseballscorecards.com

Batter	1	2	3	4	5	6	7	8	9	AB	R	H	RBI	BB	SO	LOB
22 Eric Young Jr., S (1, 4) 2 Anthony Seratelli, S (5, 4) OBP: 0.188, SLG: 0.200	12 G1-4-3 1B		G1-3		G1-3			K	F8	3 2	0 0	1 0	0 0	0 0	0 1	1 1
12 Juan Lagares, R (1, 8) OBP: 0.438, SLG: 0.467 77 Brandon Nimmo, L (6, 8) OBP: 0.571, SLG: 0.500	G1-4-3 1-2		9 S 1B			13 1B 9 BB 30 G6-4-3 1B		65 1B BB	K	3 1	1 0	2 0	0 0	0 1	0 1	1 1
9 Kirk Nieuwenhuis, L (1, 9) OBP: 0.421, SLG: 0.333 65 César Puello, R (6, 9) OBP: 0.500, SLG: 0.600	K2-3		K 1-2			30 G6-4-3 13 1B 1-2 BB		1-2 1B		2 1	0 0	0 1	0 0	1 0	2 0	2 0
13 Josh Satin, R (1, 3) OBP: 0.375, SLG: 0.308 19 Zach Lutz, R (6, 3) OBP: 0.231, SLG: 0.462	F9			K		30 G6-4-3 1-2 2-3 1B		K		3 1	0 0	1 0	0 0	0 0	1 1	1 2
30 Andrew Brown, R (1, 10) OBP: 0.250, SLG: 0.563 60 Brandon Allen, L (8, PH) OBP: 0.071, SLG: 0.071 (8, 10)		6 BB 1B		F9		G6-4-3 1-2f 2-3 3-H		K		3 1	0 0	1 0	0 0	0 0	0 1	2 2
6 Matthew den Dekker, L (1, 7) OBP: 0.357, SLG: 0.273 68 Eric Campbell, R (6, PH) OBP: 0.412, SLG: 0.438 (6, 7)		23 CS 1-2 BB		K		L7			L5	1 2	0 0	0 0	0 0	1 0	1 0	0 1
4 Wilmer Flores, R (1, 5) OBP: 0.200, SLG: 0.063 67 Dustin Lawley, R (7, 5) OBP: 0.400, SLG: 0.250		F9			G6-3		K		36 1B 82 2B BB	3 0	0 1	0 0	0 0	0 1	1 0	2 0
23 Taylor Teagarden, R (1, 2) OBP: 0.308, SLG: 0.273 36 Juan Centeno, L (7, 2) OBP: 0.400, SLG: 0.400		K 1-2			1B		G4-3		82 2B 1-3 1B	3 1	0 1	1 1	0 0	0 0	1 0	2 0
0 Omar Quintanilla, L (1, 6) 82 Matt Clark, L (9, PH) OBP: 0.308, SLG: 0.333 70 Wilfredo Tovar, R (9, 6) OBP: 0.333, SLG: 0.333			F7		K		F8		1-H 3-H 2B	3 1 0	0 0 0	0 1 0	0 2 0	0 0 0	1 0 0	1 0 0
Inning Stats	R: 0 E: 0 K: 1 S: 6 H: 1 LOB: 1 BB: 0 P: 6	R: 0 E: 0 K: 1 S: 5 H: 1 LOB: 2 BB: 1 P: 9	R: 0 E: 0 K: 1 S: 6 H: 1 LOB: 1 BB: 0 P: 6	R: 0 E: 0 K: 2 S: 7 H: 0 LOB: 0 BB: 0 P: 7	R: 0 E: 0 K: 1 S: 6 H: 1 LOB: 1 BB: 0 P: 6	R: 1 E: 0 K: 0 S: 4 H: 2 LOB: 1 BB: 1 P: 8	R: 0 E: 0 K: 1 S: 5 H: 0 LOB: 0 BB: 0 P: 5	R: 0 E: 0 K: 3 S: 10 H: 1 LOB: 2 BB: 1 P: 14	R: 2 E: 0 K: 1 S: 7 H: 2 LOB: 1 BB: 1 P: 11	1B: 8 2B: 2 3B: 0 HR: 0	SF: 0 SAC: 0 DP: 2 HBP: 0						

TOP

AB	34
R	3
H	9
RBI	2
BB	4
SO	11
LOB	19

WP: 0 PB: 0 SB: 1 CS: 1 PA: 38

PITCHER	IP	WLS	BF	H	R	ER	SO	BB	IBB	HBP	BLK	WP	HR	S	P	ERA	WHIP
33 Drew Smyly, L (1, 1) ERA: 3.38	3.0		12	3	0	0	3	1	0	0	0	0	0	17	21	0.00	1.333
39 Luke Putkonen, R (4, 1) ERA:	2.0	H	7	1	0	0	3	0	0	0	0	0	0	13	13	0.00	0.500
40 Phil Coke, L (6, 1) ERA: 9.0	1.0	H	5	2	1	1	0	1	0	0	0	0	0	4	8	9.00	3.000
43 Bruce Rondón, R (7, 1) ERA: 2.25	1.0	H	3	0	0	0	1	0	0	0	0	0	0	5	5	0.00	0.000
62 Al Alburquerque, R (8, 1) ERA:	1.0	H	5	1	0	0	3	1	0	0	0	0	0	10	14	0.00	2.000

PITCHER	IP	WLS	BF	H	R	ER	SO	BB	IBB	HBP	BLK	WP	HR	S	P	ERA	WHIP
60 Justin Miller, R (9, 1) ERA: 6.75	1.0	L	6	2	2	2	1	1	0	0	0	0	0	7	11	18.00	3.000

BOTTOM

New York Mets @ Detroit Tigers
Joker Marchant Stadium, Lakeland, FL
Sat Mar 08 2014, 1:11 PM - 4:34 PM EST
Att. 9,232 - Sunny - 71 F

Batter	1	2	3	4	5	6	7	8	9	AB R H RBI BB SO LOB
3 Ian Kinsler, R (1, 4) OBP: 0.353, SLG: 0.357 26 Hernán Pérez, R (7, 4) OBP: 0.143, SLG: 0.200	X 0-0 G4-3 ①	C S S 0-3 K ③			X 0-0 61 L4-6 2B		X 0-0 L6 ③			3 0 1 0 0 1 1 1 0 0 0 0 0 1
61 Ezequiel Carrera, L (1, 7) OBP: 0.313, SLG: 0.214	X 0-0 G1 ②		S S C 0-3 K (backwards) ①		X 0-0 L4-6 ② ③ 2-2			X 0-0 G4-3 ①		4 0 0 0 0 1 1
48 Torii Hunter, R (1, 9) OBP: 0.263, SLG: 0.235 30 Steven Moya, L (8, 9) OBP: 0.417, SLG: 0.455	X 0-0 1B		B B B B 4-0 41 CS BB			X 0-0 F8 ①		X 0-0 2B		2 0 1 0 1 0 0 1 0 1 0 0 0 0
41 Victor Martinez, S (1, 3) OBP: 0.333, SLG: 0.391 29 Danny Worth, R (7, 3) OBP: 0.211, SLG: 0.235	X 0-0 G3 ③		1 SAFE X 0-0 P6 ② ③ 1-2			X 0-0 F9 ②		X 0-0 F8 ②		3 0 0 0 0 0 2 1 0 0 0 0 0 1
32 Don Kelly, L (1, 5) OBP: 0.471, SLG: 0.643 55 Francisco Martinez, R (7, 5) OBP: 0.385, SLG: 0.333		B B B B 4-0 50 S 34 BB 4 1B BB		X 0-0 G6-3 ①		X 0-0 9 FC6-4 1B		X 0-0 G4-3 ③		2 1 1 0 1 0 0 1 0 0 0 0 0 1
9 Nick Castellanos, R (1, 10) OBP: 0.364, SLG: 0.600		X 0-0 F8 ①		B B B B 4-0 BB		X 0-0 FC6-4 ③ 1-2f			C S S 0-3 K ①	3 0 0 0 1 1 2
34 Daniel Fields, L (1, 8) OBP: 0.417, SLG: 0.222		B B B B 4-0 50 S 4 1B 1-2 BB		X 0-0 F7 ②			B B B B 4-0 BB		X 0-0 G4-3 ②	2 1 0 0 2 0 1
50 Bryan Holaday, R (1, 2) 68 Luis Exposito, R (8, 2) OBP: 0.429, SLG: 0.250		C S S 0-3 K ② 1-2 2-3		X 0-0 F7 ③			X 0-0 F8 ①		X 0-0 F9 ③	3 0 0 0 0 1 4 1 0 0 0 0 0 0
4 Steve Lombardozzi, S (1, 6) OBP: 0.250, SLG: 0.250 27 Eugenio Suárez, R (8, 6) OBP: 0.308, SLG: 0.364		X 0-0 1B 2-H 3-H			X 0-0 P5 ①		X 0-0 P4 ②			3 0 1 2 0 0 1 0 0 0 0 0 0 0
Inning Stats	R: 0 E: 0 K: 0 S: 4 H: 1 LOB: 1 BB: 0 P: 4	R: 2 E: 0 K: 2 S: 8 H: 1 LOB: 1 BB: 2 P: 16	R: 0 E: 0 K: 1 S: 4 H: 0 LOB: 0 BB: 1 P: 8	R: 0 E: 0 K: 0 S: 3 H: 0 LOB: 1 BB: 1 P: 7	R: 0 E: 0 K: 0 S: 3 H: 1 LOB: 0 BB: 0 P: 3	R: 0 E: 0 K: 0 S: 4 H: 1 LOB: 1 BB: 0 P: 4	R: 0 E: 0 K: 0 S: 3 H: 0 LOB: 1 BB: 1 P: 7	R: 0 E: 0 K: 0 S: 4 H: 1 LOB: 1 BB: 0 P: 4	R: 0 E: 0 K: 1 S: 5 H: 0 LOB: 0 BB: 0 P: 5	1B: 3 2B: 3 3B: 0 HR: 0 SF: 0 SAC: 0 DP: 1 HBP: 0

livebaseballscorecards.com

AB	30
R	2
H	5
RBI	2
BB	5
SO	4
LOB	15

WP: 0 PB: 0 SB: 2 CS: 1 PA: 35

PITCHER		IP	WLS	BF	H	R	ER	SO	BB	IBB	HBP	BLK	WP	HR	S	P	ERA	WHIP
55 Noah Syndergaard, R (ERA: 3.6)	(1, 1)	3.0		13	2	2	2	3	3	0	0	0	0	0	16	28	6.00	1.667
48 Jacob deGrom, R (ERA:)	(4, 1)	2.0		7	1	0	0	0	1	0	0	0	0	0	6	10	0.00	1.000
73 Adam Kolarek, L (ERA: 4.5)	(6, 1)	1.0		4	1	0	0	0	0	0	0	0	0	0	4	4	0.00	1.000
34 Joel Carreno, R (ERA:)	(7, 1)	1.0		4	0	0	0	0	1	0	0	0	0	0	3	7	0.00	1.000
46 Jeff Walters, R (ERA: 2.7)	(8, 1)	1.0	W	4	1	0	0	0	0	0	0	0	0	0	4	4	0.00	1.000

PITCHER		IP	WLS	BF	H	R	ER	SO	BB	IBB	HBP	BLK	WP	HR	S	P	ERA	WHIP
71 Gonzalez Germen, R (ERA: 9.0)	(9, 1)	1.0	S	3	0	0	0	1	0	0	0	0	0	0	5	5	0.00	0.000

Atlanta Braves @ New York Mets

Tradition Field, Port St. Lucie, FL

Sun Mar 09 2014, 1:30 PM - 3:59 PM EDT

Att. 7,678 - Partly Cloudy - 80 F

TOP

Batter	1	2	3	4	5	6	7	8	9	AB	R	H	RBI	BB	SO	LOB
17 Jordan Schafer, L (1, 9) OBP: 0.250, SLG: 0.333 20 Todd Cunningham, S (8, 9) OBP: 0.222, SLG: 0.375	K2-3		G1-3		F9			B1-3		4	0	0	0	0	1	0
										0	0	0	0	0	0	0
19 Andrelton Simmons, R (1, 6) OBP: 0.310, SLG: 0.321 86 Matt Lipka, R (7, 8) OBP: 0.400, SLG: 0.318	2 1B 1B		G6-3			K		83 S 83 1B HBP		3	0	1	0	0	1	0
										0	0	0	0	0	0	0
2 B.J. Upton, R (1, 8) OBP: 0.292, SLG: 0.318 67 Elmer Reyes, R (7, 6) OBP: 0.286, SLG: 0.357	1-3 1B		24 WP BB			F9		F8		2	0	1	0	1	0	0
										1	0	0	0	0	0	1
24 Evan Gattis, R (1, 2) OBP: 0.208, SLG: 0.292 83 Steven Lerud, L (7, 2) OBP: 0.750, SLG: 0.750	K		L7 1-2			G4-3		1-H 1B		3	0	0	0	0	1	2
										1	0	1	0	0	0	0
68 Mark Hamilton, L (1, 3) OBP: 0.214, SLG: 0.357		G6-3		25 G4-6-3 1B			25 G4-3 14 2B 2B		25 E 14 G4-6-3 2B	4	2	3	0	0	0	0
25 Joey Terdoslavich, S (1, 7) OBP: 0.333, SLG: 0.167		F7		G4-6-3 1-2f			G4-3 2-3		E3 14 G4-6-3 84 Cl 2-3	4	0	0	0	0	0	3
84 Tommy La Stella, L (1, 10) OBP: 0.394, SLG: 0.379		E3 14 2B		F9			K		Cl 14 G4-6-3 1-2	3	0	0	0	0	1	1
14 Ramiro Pena, S (1, 4) OBP: 0.364, SLG: 0.545		1-3 2B			F9		3-H 2B		G4-6-3 1-2f 2-3 3-H	4	0	2	1	0	0	2
7 Tyler Greene, R (1, 5) OBP: 0.300, SLG: 0.222		K			K		G4-3		K	4	0	0	0	0	3	4
Inning Stats	R: 0 E: 0 K: 2 S: 8 H: 2 LOB: 1 BB: 0 P: 8	R: 0 E: 1 K: 1 S: 7 H: 1 LOB: 2 BB: 0 P: 7	R: 0 E: 0 K: 0 S: 3 H: 0 LOB: 1 BB: 1 P: 8	R: 0 E: 0 K: 0 S: 3 H: 1 LOB: 0 BB: 0 P: 3	R: 0 E: 0 K: 1 S: 5 H: 0 LOB: 0 BB: 0 P: 5	R: 0 E: 0 K: 1 S: 5 H: 0 LOB: 0 BB: 0 P: 5	R: 1 E: 0 K: 1 S: 7 H: 2 LOB: 1 BB: 0 P: 7	R: 0 E: 0 K: 0 S: 3 H: 1 LOB: 2 BB: 0 P: 5	R: 1 E: 2 K: 1 S: 7 H: 1 LOB: 1 BB: 0 P: 7	1B: 4 2B: 4 3B: 0 HR: 0 SF: 0 SAC: 0 DP: 2 HBP: 1						

livebaseballscorecards.com

AB	33
R	2
H	8
RBI	1
BB	1
SO	7
LOB	13

WP: 1 PB: 0 SB: 1 CS: 0 PA: 36

PITCHER		IP	WLS	BF	H	R	ER	SO	BB	IBB	HBP	BLK	WP	HR	S	P	ERA	WHIP
45 Zack Wheeler, R ERA:	(1, 1)	3.0		13	3	0	0	3	1	0	0	0	1	0	18	23	0.00	1.333
44 Kyle Farnsworth, R ERA: 2.25	(4, 1)	2.0	H	6	1	0	0	1	0	0	0	0	0	0	8	8	0.00	0.500
47 Jose Valverde, R ERA: 3.0	(6, 1)	1.0	H	3	0	0	0	1	0	0	0	0	0	0	5	5	0.00	0.000
66 Josh Edgin, L ERA: 12.0	(7, 1)	1.0	B	5	2	1	1	1	0	0	0	0	0	0	7	7	9.00	2.000
61 Miguel Socolovich, R ERA:	(8, 1)	1.0	W	4	1	0	0	0	0	0	1	0	0	0	3	5	0.00	1.000

PITCHER		IP	WLS	BF	H	R	ER	SO	BB	IBB	HBP	BLK	WP	HR	S	P	ERA	WHIP
39 Bobby Parnell, R ERA:	(9, 1)	1.0		5	1	1	0	1	0	0	0	0	0	0	7	7	0.00	1.000

BOTTOM

Atlanta Braves @ New York Mets

Traditions Field, Port St. Lucie, FL

Sun Mar 09 2014, 1:30 PM - 3:59 PM EDT

Att. 7,678 - Partly Cloudy - 80 F

livebaseballscorecards.com

Batter	1	2	3	4	5	6	7	8	9	AB	R	H	RBI	BB	SO	LOB
1 Chris Young, R (1, 7) OBP: 0.250, SLG: 0.263	C C C 0-3 ① K		x 0-0 ① G5-3			x 0-0 ① L9		B C x 1-1 ① L8 1-3		3	0	0	0	0	1	0
30 Andrew Brown, R (7, 7) OBP: 0.235, SLG: 0.529										1	0	0	0	0	0	1
4 Wilmer Flores, R (1, 4) OBP: 0.217, SLG: 0.105	x 0-0 ② F8		x 0-0 ② G6-3			x 0-0 1B		x 0-0 E7 67 G4-3 67 S 72 2B		3	0	1	0	0	0	0
64 Danny Muno, S (7, 4) OBP: 0.400, SLG: 0.250										1	1	0	0	0	0	1
5 David Wright, R (1, 5)	x 0-0 ③ G5-3		x 0-0 ③ F8			C C C 0-3 ② K		B x 1-0 ② G4-3 1-3 3-H		3	0	0	0	0	1	1
67 Dustin Lawley, R (7, 5) OBP: 0.333, SLG: 0.200										1	0	0	1	0	0	1
3 Curtis Granderson, L (1, 9) OBP: 0.438, SLG: 0.857		x 0-0 82 1B 15 G4-3 60 1B 1B		x 0-0 ① F8		x 0-0 ③ L5		B B B B 4-0 72 2B BB		3	1	1	0	0	0	1
65 César Puello, R (7, 9) OBP: 0.538, SLG: 0.600										0	1	0	0	1	0	0
15 Travis d'Arnaud, R (1, 2) OBP: 0.357, SLG: 0.462		x 0-0 ① G4-3 1-2		x 0-0 ② G6-3			B B B B 4-0 82 L3 BB	x 0-0 1-H 60 E 2B 3-H		2	0	0	0	1	0	1
72 Kevin Plawecki, R (8, 2) OBP: 0.333, SLG: 0.667										1	1	1	2	0	0	0
82 Matt Clark, L (1, 3) OBP: 0.353, SLG: 0.333	x 0-0 12 FC6-4 60 1B 2-3 1B			S B C C 1-3 ③ K			x 0-0 ① ② L3 1-2	B B B B 4-0 60 E 6 3B BB		3	1	1	0	1	1	1
60 Brandon Allen, L (1, 10) OBP: 0.111, SLG: 0.111	x 0-0 12 FC6-4 1-2 3-H 1B				S S S 0-3 ① K		C C C 0-3 ③ K	x 0-0 E4 6 3B 1-3 2-H		4	1	1	1	0	2	1
12 Juan Lagares, R (1, 8) OBP: 0.389, SLG: 0.412	x 0-0 ② FC6-4 1-2f 2-3				S S S 0-3 ② K2-3		4-0 2 1B 2 E BB	1-H 3-H 3B		2	0	0	0	0	1	2
6 Matthew den Dekker, L (8, 8) OBP: 0.438, SLG: 0.500										1	1	1	2	1	0	0
11 Rubén Tejada, R (1, 6)	C C C 0-3 ③ K				x 0-0 ③ P3		0-0 E1 30 S 67 G4-3 1-H 1B	x 0-0 F9		2	0	0	0	0	1	2
2 Anthony Seratelli, S (8, 6) OBP: 0.222, SLG: 0.235										2	1	1	0	0	0	1
Inning Stats	R: 0 E: 0 K: 1 S: 5 H: 0 LOB: 0 BB: 0 P: 5	R: 1 E: 0 K: 1 S: 8 H: 3 LOB: 2 BB: 0 P: 8	R: 0 E: 0 K: 0 S: 3 H: 0 LOB: 0 BB: 0 P: 3	R: 0 E: 0 K: 1 S: 5 H: 0 LOB: 0 BB: 0 P: 6	R: 0 E: 0 K: 2 S: 7 H: 0 LOB: 0 BB: 0 P: 7	R: 0 E: 0 K: 1 S: 6 H: 1 LOB: 1 BB: 0 P: 6	R: 0 E: 0 K: 1 S: 4 H: 0 LOB: 0 BB: 1 P: 8	R: 7 E: 3 K: 0 S: 9 H: 3 LOB: 1 BB: 3 P: 23		1B: 5 2B: 2 3B: 1 HR: 0		SF: 0 SAC: 0 DP: 1 HBP: 0		WP: 0 PB: 0 SB: 3 CS: 0		PA: 36

	AB	32
	R	8
	H	7
	RBI	6
	BB	4
	SO	7
	LOB	13

PITCHER		IP	WLS	BF	H	R	ER	SO	BB	IBB	HBP	BLK	WP	HR	S	P	ERA	WHIP
54 Kris Medlen, R ERA: 2.08	(1, 1)	3.2		14	3	1	1	2	0	0	0	0	0	0	18	18	2.46	0.818
80 Atahualpa Severino, L ERA: 15.0	(4, 1)	1.1		4	0	0	0	3	0	0	0	0	0	0	10	11	0.00	0.000
46 Craig Kimbrel, R ERA:	(6, 1)	1.0		4	1	0	0	1	0	0	0	0	0	0	6	6	0.00	1.000
64 Carlos Perez, L ERA: 7.71	(7, 1)	1.0		3	0	0	0	1	1	0	0	0	0	0	4	8	0.00	1.000
63 Luis Vasquez, R ERA:	(8, 1)	0.2	L	6	1	4	0	0	2	0	0	0	0	0	5	15	0.00	4.500

PITCHER		IP	WLS	BF	H	R	ER	SO	BB	IBB	HBP	BLK	WP	HR	S	P	ERA	WHIP
78 Mark Lamm, R ERA: 8.1	(8, 1)	0.1		5	2	3	0	0	1	0	0	0	0	0	4	8	0.00	9.000

Miami Marlins @ New York Mets

Tradition Field, Port St. Lucie, FL

Mon Mar 10 2014, 1:11 PM - 4:20 PM EDT

Att. 4,462 - Partly Cloudy - 80 F

TOP

livebaseballscorecards.com

Batter	1	2	3	4	5	6	7	8	9	AB	R	H	RBI	BB	SO	LOB
15 Rafael Furcal, S (1, 4) OBP: 0.125, SLG: 0.125	G3		F8		59 1B; 21 1B; 1B		27 HR; BB	1-H HR	1-2 2-3 BB	3	0	1	0	0	0	0
32 Derek Dietrich, L (5, 4) OBP: 0.421, SLG: 0.647										1	2	1	2	2	0	0
21 Christian Yelich, L (1, 7) OBP: 0.292, SLG: 0.190	27 G4-6-3; 1B		G6-3		59 1B; 1-2 1B		K	19 1B; 8 1B	SF8; 3-H	3	0	2	0	0	0	0
65 Kyle Jensen, R (7, PH) OBP: 0.444, SLG: 0.429										2	1	1	1	0	1	1
27 Giancarlo Stanton, R (1, 10) OBP: 0.391, SLG: 0.727	G4-6-3; 1-2f			46 1B; 59 3B; BB	P2		1-H HR	8 1B; 1-3 1B	K	3	2	1	2	1	0	3
19 Rob Brantly, L (8, PH) OBP: 0.545, SLG: 0.600										2	0	1	0	0	1	2
46 Garrett Jones, L (1, 3) OBP: 0.190, SLG: 0.300		G6-3		59 3B; 1-2 1B	K		G4-3	1-2 3-H 1B		4	1	1	0	0	1	2
8 Ty Wigginton, R (7, 3) OBP: 0.353, SLG: 0.286										1	0	1	1	0	0	0
10 Jeff Baker, R (1, 5) OBP: 0.421, SLG: 0.375		G4-3		23 G6-3; 1-H 2-H 3B	1-3 2-3 1B		G6-3	K		1	0	0	0	0	0	0
59 Ed Lucas, R (2, 5) OBP: 0.421, SLG: 0.647										4	1	2	2	0	1	2
23 Jake Marisnick, R (1, 8) OBP: 0.412, SLG: 0.533		E6; 5 1B		G6-3; 3-H		5 CS; 1B		5 1B; 60 SF9; 2B	E1; 5 2B; 60 G6-3	5	2	2	1	0	0	0
5 Reed Johnson, R (1, 9) OBP: 0.556, SLG: 0.647		1-2 1B		6 FC1-6-4; 1B		3 FC5-4; 1-2 1B		32 HR; 2-3 1B	32 BB; 65 SF8; 1-3 2B	5	2	5	0	0	0	0
6 Jeff Mathis, R (1, 2) OBP: 0.462, SLG: 0.545	K		FC1-6-4; 1-2f		K		SF9; 3-H	G6-3; 3-H		3	0	0	0	0	2	4
60 J.T. Realmuto, R (6, 2) OBP: 0.250, SLG: 0.200										1	0	0	2	0	0	1
3 Adeiny Hechavarría, R (1, 6) OBP: 0.150, SLG: 0.278		L9		F8		FC5-4; 1-2f		F9	32 BB; 1B	3	0	0	0	0	0	2
17 Donovan Solano, R (7, 5) OBP: 0.444, SLG: 0.563 (8, 6)										2	0	1	0	0	0	1

	AB	43
	R	11
	H	19
	RBI	11
	BB	3
	SO	6
	LOB	18

Inning Stats										
	R: 0 E: 0 K: 0 S: 3	H: 1 LOB: 0 BB: 0 P: 3	R: 0 E: 1 K: 1 S: 7	H: 1 LOB: 2 BB: 0 P: 7	R: 0 E: 0 K: 0 S: 3	H: 0 LOB: 0 BB: 0 P: 3	R: 3 E: 0 K: 0 S: 6	H: 3 LOB: 1 BB: 1 P: 10	R: 0 E: 0 K: 1 S: 7	H: 3 LOB: 3 BB: 0 P: 7
	R: 0 E: 0 K: 1 S: 6	H: 2 LOB: 1 BB: 0 P: 7	R: 2 E: 0 K: 1 S: 8	H: 1 LOB: 0 BB: 1 P: 14	R: 4 E: 0 K: 1 S: 11	H: 6 LOB: 2 BB: 0 P: 11	R: 2 E: 1 K: 1 S: 8	H: 2 LOB: 2 BB: 1 P: 12	1B: 14 2B: 2 3B: 1 HR: 2	SF: 2 SAC: 0 DP: 1 HBP: 0
	WP: 0 PB: 0 SB: 0 CS: 1	PA: 48								

PITCHER		IP	WLS	BF	H	R	ER	SO	BB	IBB	HBP	BLK	WP	HR	S	P	ERA	WHIP
40 Bartolo Colon, R ERA: 6.75	(1, 1)	4.0	L	18	5	3	3	1	1	0	0	0	0	0	19	23	6.75	1.500
75 Cory Mazzoni, R ERA: 21.0	(5, 1)	1.0		5	3	0	0	1	0	0	0	0	0	0	7	7	0.00	3.000
79 John Church, R ERA: 9.0	(6, 1)	1.0		4	2	0	0	1	0	0	0	0	0	0	6	7	0.00	2.000
81 Jack Leathersich, L ERA: 32.4	(7, 1)	1.0		5	1	2	2	1	1	0	0	0	0	1	8	14	18.00	2.000
43 Ryan Reid, R ERA: 13.5	(8, 1)	1.0		9	6	4	4	1	0	0	0	0	0	1	11	11	36.00	6.000

PITCHER		IP	WLS	BF	H	R	ER	SO	BB	IBB	HBP	BLK	WP	HR	S	P	ERA	WHIP
56 Scott Rice, L ERA:	(9, 1)	1.0		7	2	2	0	1	1	0	0	0	0	0	8	12	0.00	3.000

Batter	1	2	3	4	5	6	7	8	9	AB	R	H	RBI	BB	SO	LOB
22 Eric Young Jr., S (1, 7) OBP: 0.333, SLG: 0.286		G6-3			G3-1			BB	FC6	3	0	1	0	0	0	1
9 Kirk Nieuwenhuis, L (7, 7) OBP: 0.429, SLG: 0.313	1 2B							19 SF8 6 1B		1	0	0	0	1	0	1
1 Chris Young, R (1, 8) OBP: 0.261, SLG: 0.318			G6-3		P4			HBP		3	0	1	0	0	0	0
6 Matthew den Dekker, L (6, 8) OBP: 0.471, SLG: 0.538										1	0	1	0	0	0	0
5 David Wright, R (1, 5) 19 Zach Lutz, R (5, 5) OBP: 0.200, SLG: 0.429			F9			F8		SF8		1	0	0	0	1	0	0
	BB									1	0	0	1	0	0	0
3 Curtis Granderson, L (1, 9) OBP: 0.389, SLG: 0.750	K		G5-3			G6-3		HBP		2	0	0	0	0	1	3
César Puello, R (6, 9) OBP: 0.533, SLG: 0.545										1	0	0	0	0	0	0
13 Josh Satin, R (1, 3) OBP: 0.300, SLG: 0.235	K			L8		G6-3		P3		4	0	0	0	0	1	6
15 Travis d'Arnaud, R (1, 10) OBP: 0.278, SLG: 0.353	K			K		G5-3		K		4	0	0	0	0	3	6
20 Anthony Recker, R (1, 2) OBP: 0.462, SLG: 0.636		K		1B		K			F8	3	0	1	0	0	2	0
36 Juan Centeno, L (8, 2) OBP: 0.333, SLG: 0.333										1	0	0	0	0	0	0
2 Anthony Seratelli, S (1, 4) OBP: 0.182, SLG: 0.190		K		F9		F7			K	4	0	0	0	0	2	1
11 Rubén Tejada, R (1, 6) OBP: 0.200, SLG: 0.222					K			6 1B 9 BB 19 SF8 BB	FC6 1B	2	0	1	0	1	1	0
68 Eric Campbell, R (8, PR) OBP: 0.444, SLG: 0.471 (9, 6)		2B								1	1	1	0	0	0	0
Inning Stats	R: 0 E: 0 K: 3 S: 11 H: 2 LOB: 3 BB: 1 P: 15	R: 0 E: 0 K: 2 S: 8 H: 1 LOB: 1 BB: 0 P: 8	R: 0 E: 0 K: 0 S: 3 H: 0 LOB: 0 BB: 0 P: 3	R: 0 E: 0 K: 1 S: 6 H: 1 LOB: 1 BB: 0 P: 6	R: 0 E: 0 K: 1 S: 5 H: 0 LOB: 0 BB: 0 P: 5	R: 0 E: 0 K: 0 S: 3 H: 0 LOB: 0 BB: 0 P: 3	R: 0 E: 0 K: 1 S: 5 H: 0 LOB: 0 BB: 0 P: 5	R: 1 E: 0 K: 1 S: 6 H: 1 LOB: 3 BB: 2 P: 15	R: 0 E: 0 K: 1 S: 6 H: 1 LOB: 1 BB: 0 P: 6	1B: 4 2B: 2 3B: 0 HR: 0	SF: 1 SAC: 0 DP: 0 HBP: 1						

PITCHER		IP	WLS	BF	H	R	ER	SO	BB	IBB	HBP	BLK	WP	HR	S	P	ERA	WHIP
52 Brad Hand, L ERA: 1.29	(1, 1)	3.0	W	13	3	0	0	5	1	0	0	0	0	0	22	26	0.00	1.333
76 Anthony DeSclafani, R ERA:	(4, 1)	2.0	H	7	1	0	0	2	0	0	0	0	0	0	11	11	0.00	0.500
79 Justin Nicolino, L ERA:	(6, 1)	1.0	H	3	0	0	0	0	0	0	0	0	0	0	3	3	0.00	0.000
62 José Ureña, R ERA:	(7, 1)	1.0		3	0	0	0	1	0	0	0	0	0	0	5	5	0.00	0.000
66 Grant Dayton, L ERA: 4.5	(8, 1)	1.0		7	1	1	1	1	2	0	1	0	0	0	6	15	9.00	3.000

PITCHER		IP	WLS	BF	H	R	ER	SO	BB	IBB	HBP	BLK	WP	HR	S	P	ERA	WHIP
36 Sam Dyson, R ERA: 4.91	(9, 1)	1.0		4	1	0	0	1	0	0	0	0	0	0	6	6	0.00	1.000

BOTTOM

Miami Marlins @ New York Mets

Tradition Field, Port St. Lucie, FL

Mon Mar 10 2014, 1:11 PM - 4:20 PM EDT

Att. 4,462 - Partly Cloudy - 80 F

livebaseballscorecards.com

AB	32
R	1
H	6
RBI	1
BB	3
SO	10
LOB	18

WP: 0 PA: 37
PB: 0
SB: 0
CS: 0

New York Mets @ St. Louis Cardinals

Roger Dean Stadium, Jupiter, FL

Tue Mar 11 2014, 1:08 PM - 4:32 PM EDT

Att. 7,125 - Sunny - 79 F

TOP

livebaseballscorecards.com

Batter	1	2	3	4	5	6	7	8	9	AB	R	H	RBI	BB	SO	LOB
22 Eric Young Jr., S (1, 7) OBP: 0.333, SLG: 0.294	B3		F7		9 WP 12 1B 9 HR 3-H 1B	1-3 2B		2-H 1B		3	1	1	1	0	0	1
6 Matthew den Dekker, L (6, PH) (6, 7) OBP: 0.526, SLG: 0.667										2	0	2	1	0	0	0
12 Juan Lagares, R (1, 8) OBP: 0.348, SLG: 0.364	F8		F9		9 WP 9 HR 1-2 1B	G6-3		K		5	1	1	0	0	1	4
9 Kirk Nieuwenhuis, L (1, 9) OBP: 0.385, SLG: 0.429	G4-3			K	1-H 2-H HR		K		G4-3	5	1	1	3	0	2	0
13 Josh Satin, R (1, 5) OBP: 0.391, SLG: 0.474		HR		BB	82 WP 1B		K		HR	2	1	2	1	1	0	0
19 Zach Lutz, R (6, 5) OBP: 0.235, SLG: 0.625										2	1	1	1	0	1	0
82 Matt Clark, L (1, 3) OBP: 0.300, SLG: 0.278		K		F7	K 1-2		F7		G6-3	3	0	0	0	0	2	2
60 Brandon Allen, L (6, 3) OBP: 0.100, SLG: 0.100										2	0	0	0	0	0	0
15 Travis d'Arnaud, R (1, 2) OBP: 0.238, SLG: 0.300		G6-3		L4	L9			K	K	3	0	0	0	0	0	2
23 Taylor Teagarden, R (6, 2) OBP: 0.267, SLG: 0.231										2	0	0	0	0	2	0
30 Andrew Brown, R (1, 10) OBP: 0.238, SLG: 0.476		P4			4 2B 0 G3-1 1B		K	P4		4	1	1	0	0	1	0
4 Wilmer Flores, R (1, 6) OBP: 0.296, SLG: 0.227			G6-3		0 G3-1 22 1B 1-3 2B	0 1B 1B		BB		3	2	2	0	1	0	0
0 Omar Quintanilla, L (1, 4) OBP: 0.188, SLG: 0.250			1B		G3-1 2-3 3-H	6 2B 1-2 1B		6 1B 1-H 2B		4	1	3	2	0	0	1
Inning Stats	R: 0 E: 0 K: 0 S: 3 H: 0 LOB: 0 BB: 0 P: 3	R: 1 E: 0 K: 1 S: 7 H: 1 LOB: 0 BB: 0 P: 9	R: 0 E: 0 K: 0 S: 4 H: 1 LOB: 1 BB: 0 P: 4	R: 0 E: 0 K: 1 S: 5 H: 0 LOB: 1 BB: 1 P: 9	R: 5 E: 0 K: 1 S: 12 H: 6 LOB: 1 BB: 0 P: 13	R: 0 E: 0 K: 1 S: 7 H: 3 LOB: 2 BB: 0 P: 8	R: 0 E: 0 K: 2 S: 7 H: 0 LOB: 0 BB: 0 P: 7	R: 2 E: 0 K: 2 S: 9 H: 2 LOB: 1 BB: 1 P: 13	R: 1 E: 0 K: 1 S: 6 H: 1 LOB: 0 BB: 0 P: 7	1B: 8 2B: 3 3B: 0 HR: 3	SF: 0 SAC: 0 DP: 0 HBP: 0						

AB	40
R	9
H	14
RBI	9
BB	2
SO	9
LOB	10

WP: 2 PB: 0 SB: 0 CS: 0 PA: 42

PITCHER	IP	WLS	BF	H	R	ER	SO	BB	IBB	HBP	BLK	WP	HR	S	P	ERA	WHIP
50 Adam Wainwright, R (1, 1) ERA: 1.69	3.1		13	2	1	1	2	1	0	0	0	0	1	17	23	2.70	0.900
36 Randy Choate, L (4, 1) ERA:	0.2	H	2	0	0	0	0	0	0	0	0	0	0	2	2	0.00	0.000
66 Tim Cooney, L (5, 1) ERA: 11.57	0.2	B	8	6	5	5	1	0	0	0	0	2	1	11	12	67.50	9.000
68 Jorge Rondon, R (5, 1) ERA:	1.1		6	3	0	0	1	0	0	0	0	0	0	8	9	0.00	2.250
75 Zach Petrick, R (7, 1) ERA: 6.0	2.0	B	9	2	2	2	4	1	0	0	0	0	0	16	20	9.00	1.500

PITCHER	IP	WLS	BF	H	R	ER	SO	BB	IBB	HBP	BLK	WP	HR	S	P	ERA	WHIP
26 Trevor Rosenthal, R (9, 1) ERA: 4.5	1.0	L	4	1	1	1	1	0	0	0	0	0	1	6	7	9.00	1.000

Batter	1	2	3	4	5	6	7	8	9	AB	R	H	RBI	BB	SO	LOB
3 Mark Ellis, R (1, 10) OBP: 0.368, SLG: 0.333	0-0 27 FC6-4 1B	0-0 F8		0-0 7 SF9 7 S 1-2 1B	0-0 G6-3			0-0 F7	0-0 F9	4	0	2	0	0	0	3
Matt Adams, L (8, PH) OBP: 0.350, SLG: 0.500 (9, 10)										2	0	0	0	0	0	2
27 Jhonny Peralta, R (1, 6) OBP: 0.211, SLG: 0.579	0-0 FC6-4 21 1B 1-2f	0-0 21 2B 1-2 1B		0-0 F7		0-3 K		4-0 91 S 91 2B BB		4	1	1	0	0	1	3
79 Greg Garcia, L (7, 6) OBP: 0.615, SLG: 0.444										0	1	0	0	1	0	0
7 Matt Holliday, R (1, 7) OBP: 0.588, SLG: 0.714	0-0 F9	0-0 F7		0-1 SF9 1-3 2-H		0-0 E5 63 1B		0-0 F8		2	0	0	1	0	0	3
56 Joey Butler, R (6, 7) OBP: 0.286, SLG: 0.231										2	0	0	0	0	0	1
21 Allen Craig, R (1, 9) OBP: 0.368, SLG: 0.526	0-0 4 BB 1-3 1B	0-0 1-H 2-H 2B		0-0 P4		0-3 K		0-1 1-H 2B		4	0	2	2	0	1	2
91 Stephen Piscotty, R (7, 9) OBP: 0.353, SLG: 0.600										1	0	1	1	0	0	0
4 Yadier Molina, R (1, 2) OBP: 0.450, SLG: 0.389	4-0 1-2 BB	0-0 P4			0-0 16 2B 33 2B 1B	0-0 1-2 1B		0-0 G6-3		2	0	1	0	1	0	1
63 Audry Pérez, R (5, PR) OBP: 0.143, SLG: 0.143 (6, 2)										2	1	1	0	0	0	1
19 Jon Jay, L (1, 8) OBP: 0.217, SLG: 0.190	0-0 G4-3		0-0 G3		0-0 F8	0-3 K			4-0 16 FC1-5 BB	4	0	0	0	0	1	6
88 Randal Grichuk, R (7, 8) OBP: 0.250, SLG: 0.353									BB	0	0	0	0	1	0	0
Xavier Scruggs, R (1, 3) OBP: 0.476, SLG: 0.533		4-0 16 HR BB	0-3 K		0-3 K		0-0 16 FC3-6 1B		4-0 16 FC1-5 1-2 BB	3	1	1	0	2	2	1
38 Pete Kozma, R (9, PR) OBP: 0.375, SLG: 0.400										0	0	0	0	0	0	0
16 Kolten Wong, L (1, 4) OBP: 0.348, SLG: 0.500		2-1 1-H HR	0-0 G3-1		0-0 33 2B 1-3 2B		0-0 FC3-6 55 CS 1-2f		0-0 FC1-5 1-2 2-3f	5	2	2	2	0	0	3
33 Daniel Descalso, L (1, 5) OBP: 0.444, SLG: 0.471		0-0 27 1B 21 2B 1B		4-0 7 S 3 1B 7 SF9 BB	0-0 2-H 3-H 2B		0-3 K		0-3 K	2	2	2	2	1	0	0
55 Scott Moore, L (7, 5) OBP: 0.263, SLG: 0.579										2	0	0	0	0	2	3
Inning Stats	R: 0 E: 0 K: 0 S: 5 H: 2 LOB: 3 BB: 1 P: 9	R: 4 E: 0 K: 0 S: 8 H: 4 LOB: 1 BB: 1 P: 14	R: 0 E: 0 K: 1 S: 5 H: 0 LOB: 0 BB: 0 P: 5	R: 1 E: 0 K: 0 S: 5 H: 1 LOB: 1 BB: 1 P: 9	R: 2 E: 0 K: 1 S: 8 H: 3 LOB: 2 BB: 0 P: 8	R: 0 E: 1 K: 3 S: 11 H: 1 LOB: 2 BB: 0 P: 11	R: 0 E: 0 K: 1 S: 5 H: 1 LOB: 1 BB: 0 P: 5	R: 1 E: 0 K: 0 S: 5 H: 1 LOB: 1 BB: 1 P: 9	R: 0 E: 0 K: 1 S: 5 H: 0 LOB: 2 BB: 2 P: 13	1B: 8 2B: 5 3B: 0 HR: 1	SF: 1 SAC: 0 DP: 1 HBP: 0						

PITCHER		IP	WLS	BF	H	R	ER	SO	BB	IBB	HBP	BLK	WP	HR	S	P	ERA	WHIP
49 Jonathon Niese, L	(1, 1)	2.0		14	6	4	4	0	2	0	0	0	0	1	13	23	18.00	4.000
ERA: 18.0																		
50 Rafael Montero, R	(3, 1)	2.0		8	1	1	1	1	1	0	0	0	0	0	10	14	4.50	1.000
ERA: 1.5																		
47 Jose Valverde, R	(5, 1)	1.0		6	3	2	2	1	0	0	0	0	0	0	8	8	18.00	3.000
ERA: 6.75																		
38 Vic Black, R	(6, 1)	1.0		6	2	0	0	3	0	0	0	0	0	0	12	12	0.00	2.000
ERA:																		
56 Scott Rice, L	(7, 1)	1.0		2	0	0	0	1	0	0	0	0	0	0	4	4	0.00	0.000
ERA:																		

PITCHER		IP	WLS	BF	H	R	ER	SO	BB	IBB	HBP	BLK	WP	HR	S	P	ERA	WHIP
71 Gonzalez Germen, R	(8, 1)	1.0	W	5	1	1	1	0	1	0	0	0	0	0	5	9	9.00	2.000
ERA: 9.0																		
61 Miguel Socolovich, R	(9, 1)	1.0	S	5	0	0	0	1	2	0	0	0	0	0	5	13	0.00	2.000
ERA:																		

BOTTOM

New York Mets @ St. Louis Cardinals

Roger Dean Stadium, Jupiter, FL

Tue Mar 11 2014, 1:08 PM - 4:32 PM EDT

Att. 7,125 - Sunny - 79 F

livebaseballscorecards.com

AB	39
R	8
H	13
RBI	8
BB	6
SO	7
LOB	29

1B: 8	SF: 1	WP: 0	PA: 46
2B: 5	SAC: 0	PB: 0	
3B: 0	DP: 1	SB: 3	
HR: 1	HBP: 0	CS: 1	

Batter	1	2	3	4	5	6	7	8	9	AB	R	H	RBI	BB	SO	LOB
13 Matt Carpenter, L (1, 5) OBP: 0.375, SLG: 0.250	8 SH5-3 / 8 PB / 43 G6-3 / 1B		G3-1		CS / 1-2	F8		43 FC4-6 / 8 BB / 91 BB / 1B		3	1	1	0	0	0	0
55 Scott Moore, L (7, 5) OBP: 0.300, SLG: 0.600										1	1	1	0	0	0	0
8 Peter Bourjos, R (1, 8) OBP: 0.462, SLG: 0.455	SH5-3 / 1-3		K2-3			K		43 FC4-6 / 1-2 / BB		2	0	0	0	1	2	0
43 Shane Robinson, R (1, 7) OBP: 0.278, SLG: 0.333	G6-3 / 3-H		K			F8		FC4-6 / 91 BB / 16 WP / S / 1-2f / 2-3		4	1	0	1	0	1	2
Matt Adams, L (1, 3) OBP: 0.304, SLG: 0.435	G4-3			K			G6-3			3	0	0	0	0	1	0
Xavier Scruggs, R (7, 3) OBP: 0.500, SLG: 0.533								16 WP / 91 BB / 1-2 / BB		0	0	0	0	0	1	0
91 Stephen Piscotty, R (1, 9) OBP: 0.429, SLG: 0.778		16 1B / 48 G6-3 / 2B		G5-3			16 HR / 3B	16 WP / 1-2 / 2-3 / 3-H / BB		3	2	2	1	1	0	0
16 Kolten Wong, L (1, 4) OBP: 0.370, SLG: 0.625		48 G6-3 / 88 E / 2-3 / 1B		K			3-H / HR	1-2 / 2-3 / 3-H		4	1	2	2	0	2	2
88 Randal Grichuk, R (1, 10) OBP: 0.250, SLG: 0.381		FC5 / 48 G6-3 / 1-2			48 G5-3 / 38 FC6-2 / 2B	F8			G5-3	4	0	1	0	0	0	2
48 Tony Cruz, R (1, 2) OBP: 0.133, SLG: 0.071		G6-3 / 1-2f / 2-3 / 3-H			G5-3 / 2-3	P6			38 CS / BB	3	0	0	0	1	0	3
38 Pete Kozma, R (1, 6) OBP: 0.300, SLG: 0.316		K			FC6-2 / 13 CS / 3-H			K	F8 / 1-2	4	0	0	0	0	2	3
Inning Stats	R: 1 E: 0 K: 0 S: 4 / H: 1 LOB: 0 BB: 0 P: 5	R: 1 E: 1 K: 1 S: 7 / H: 2 LOB: 1 BB: 0 P: 7	R: 0 E: 0 K: 2 S: 7 / H: 0 LOB: 0 BB: 0 P: 7	R: 0 E: 0 K: 2 S: 7 / H: 0 LOB: 0 BB: 0 P: 7	R: 0 E: 0 K: 0 S: 3 / H: 1 LOB: 0 BB: 0 P: 4	R: 0 E: 0 K: 1 S: 5 / H: 0 LOB: 0 BB: 0 P: 5	R: 2 E: 0 K: 0 S: 6 / H: 2 LOB: 0 BB: 0 P: 7	R: 2 E: 0 K: 2 S: 8 / H: 1 LOB: 2 BB: 3 P: 21	R: 0 E: 0 K: 0 S: 2 / H: 0 LOB: 0 BB: 1 P: 7	1B: 3 2B: 2 3B: 1 HR: 1 / SF: 0 SAC: 1 DP: 1 HBP: 0						

TOP

St. Louis Cardinals @ New York Mets

Tradition Field, Port St. Lucie, FL

Wed Mar 12 2014, 1:11 PM - 4:02 PM EDT

Att. 5,768 - Partly Cloudy - 84 F

livebaseballscorecards.com

AB	31
R	6
H	7
RBI	4
BB	4
SO	8
LOB	12

PITCHER	IP	WLS	BF	H	R	ER	SO	BB	IBB	HBP	BLK	WP	HR	S	P	ERA	WHIP
32 John Lannan, L (1, 1) ERA: 1.13	4.0	L	15	3	2	0	5	0	0	0	0	0	0	25	26	0.00	0.750
52 Carlos Torres, R (5, 1) ERA:	2.0		6	1	0	0	1	0	0	0	0	0	0	8	9	0.00	0.500
44 Kyle Farnsworth, R (7, 1) ERA: 5.4	1.0		5	2	2	2	0	0	0	0	0	0	1	6	7	18.00	2.000
34 Joel Carreno, R (8, 1) ERA: 4.5	0.2		6	1	2	2	1	3	0	0	0	0	0	5	17	27.00	6.000
46 Jeff Walters, R (8, 1) ERA: 2.45	0.1		1	0	0	0	1	0	0	0	0	1	0	3	4	0.00	0.000

PITCHER	IP	WLS	BF	H	R	ER	SO	BB	IBB	HBP	BLK	WP	HR	S	P	ERA	WHIP
39 Bobby Parnell, R (9, 1) ERA:	1.0		3	0	0	0	0	1	0	0	0	0	0	2	7	0.00	1.000

WP: 1 PB: 1 SB: 1 CS: 2 / PA: 37

BOTTOM

St. Louis Cardinals @ New York Mets

Traditions Field, Port St. Lucie, FL

Wed Mar 12 2014, 1:11 PM - 4:02 PM EDT

Att. 5,768 - Partly Cloudy - 84 F

livebaseballscorecards.com

Batter	1	2	3	4	5	6	7	8	9	AB	R	H	RBI	BB	SO	LOB
22 Eric Young Jr., S (1, 10) OBP: 0.333, SLG: 0.263	G6-3		G6-3			BBBB 4-0 28 S BB	0-0 2 FC4 1B 1-2 2-H		D X 1-0 G3 1-2	2	0	0	0	1	0	0
60 Brandon Allen, L (7, PH) OBP: 0.136, SLG: 0.136 (8, 10)										2	0	1	1	0	0	1
28 Daniel Murphy, L (1, 4) OBP: 0.333, SLG: 0.400	G4-3		G1-3			CCC 0-3 K 1-2	0-0 FC4 1-2f 2-3		SST 0-2 K	3	0	0	0	0	1	1
2 Anthony Seratelli, S (7, 4) OBP: 0.167, SLG: 0.174										2	0	0	0	0	1	2
5 David Wright, R (1, 5) OBP: 0.182, SLG: 0.100	SSS 0-3 K			0-0 68 WP 1B		0-0 F9	0-0 G5-3			3	0	1	0	0	1	1
19 Zach Lutz, R (7, 5) OBP: 0.222, SLG: 0.588										1	0	0	0	0	0	3
3 Curtis Granderson, L (1, 9) OBP: 0.333, SLG: 0.632		0-0 G3-1		0-0 F8		SSS 0-3 K2-3		0-0 30 SF8 3B		3	0	0	0	0	1	2
9 Kirk Nieuwenhuis, L (7, 9) OBP: 0.407, SLG: 0.545										1	1	1	0	0	0	0
1 Chris Young, R (1, 7) OBP: 0.269, SLG: 0.360		SSS 0-3 K		0-0 F8			0-0 23 1B 12 1B 2B	0-0 SF8 3-H		3	0	1	0	0	1	1
30 Andrew Brown, R (7, PR) OBP: 0.227, SLG: 0.476 (8, 7)										0	1	0	1	0	0	0
68 Eric Campbell, R (1, 3) OBP: 0.455, SLG: 0.500	0-0 2B			BCCC 1-3 K 1-2			BBBB 4-0 23 1B 12 1B BB	0-0 G4-3		3	1	1	0	1	1	1
23 Taylor Teagarden, R (1, 2) OBP: 0.333, SLG: 0.267	BBBB 4-0 12 FC4 BB				0-0 L9		0-0 11 FC1-5 12 1B 1B 1-2 2-3	0-0 1B		2	0	1	0	1	0	0
20 Anthony Recker, R (8, 2) OBP: 0.500, SLG: 0.667										1	0	1	0	0	0	0
12 Juan Lagares, R (1, 8) OBP: 0.346, SLG: 0.360	0-0 FC4 1-2f				0-0 G6-3		0-0 11 FC1-5 60 1B 1B 1-2 2-H 3-H	0-0 G4-3		3	1	1	2	0	0	2
6 Matthew den Dekker, L (8, 8) OBP: 0.500, SLG: 0.625										1	0	0	0	0	0	1
11 Rubén Tejada, R (1, 6) OBP: 0.154, SLG: 0.167			0-0 F9		0-0 G6-3		0-0 FC1-5 2 FC4 60 1B 1-2 2-3f		0-0 60 G3 1B	3	0	0	0	0	0	2
0 Omar Quintanilla, L (7, PR) OBP: 0.188, SLG: 0.250 (8, 6)										0	0	0	0	0	0	0
13 Josh Satin, R (9, PH) OBP: 0.417, SLG: 0.500										1	0	1	0	0	0	0

	AB	34
	R	4
	H	9
	RBI	4
	BB	3
	SO	6
	LOB	17

Inning Stats	1	2	3	4	5	6	7	8	9
	R: 0 H: 0 E: 0 LOB: 0 K: 1 BB: 0 S: 5 P: 5	R: 0 H: 1 E: 0 LOB: 2 K: 1 BB: 1 S: 6 P: 10	R: 0 H: 0 E: 0 LOB: 0 K: 0 BB: 0 S: 3 P: 3	R: 0 H: 1 E: 0 LOB: 1 K: 1 BB: 0 S: 6 P: 7	R: 0 H: 0 E: 0 LOB: 0 K: 0 BB: 0 S: 3 P: 3	R: 0 H: 0 E: 0 LOB: 1 K: 2 BB: 1 S: 7 P: 11	R: 3 H: 4 E: 0 LOB: 3 K: 0 BB: 1 S: 7 P: 11	R: 1 H: 2 E: 0 LOB: 1 K: 0 BB: 0 S: 5 P: 5	R: 0 H: 1 E: 0 LOB: 0 K: 1 BB: 0 S: 5 P: 6

1B: 6 SF: 1
2B: 2 SAC: 0
3B: 1 DP: 0
HR: 0 HBP: 0

WP: 1 PA: 38
PB: 0
SB: 1
CS: 0

PITCHER		IP	WLS	BF	H	R	ER	SO	BB	IBB	HBP	BLK	WP	HR	S	P	ERA	WHIP
44 Carlos Martinez, R ERA: 1.8	(1, 1)	4.0	W	15	2	0	0	3	1	0	0	0	1	0	20	25	0.00	0.750
43 Seth Maness, R ERA: 10.13	(5, 1)	1.0	H	3	0	0	0	0	0	0	0	0	0	0	3	3	0.00	0.000
71 Sam Freeman, L ERA: 3.6	(6, 1)	1.0	H	4	0	0	0	2	1	0	0	0	0	0	7	11	0.00	1.000
65 Keith Butler, R ERA: 7.94	(7, 1)	0.1		6	4	3	3	0	1	0	0	0	0	0	5	9	81.00	15.000
41 Pat Neshek, R ERA: 3.0	(7, 1)	1.2	H	7	2	1	1	0	0	0	0	0	0	0	7	7	5.40	1.200

PITCHER		IP	WLS	BF	H	R	ER	SO	BB	IBB	HBP	BLK	WP	HR	S	P	ERA	WHIP
46 Kevin Siegrist, L ERA:	(9, 1)	1.0	S	3	1	0	0	1	0	0	0	0	0	0	5	6	0.00	1.000

Batter	1	2	3	4	5	6	7	8	9	AB	R	H	RBI	BB	SO	LOB
11 Rubén Tejada, R (1, 6) OBP: 0.125, SLG: 0.133 0 Omar Quintanilla, L (6, 6) OBP: 0.278, SLG: 0.294	L5		G5-4-3 1-2f		F9			BB 4-0 60 1B 2 1B 9 BB 1-2 BB	2 E 9 1B 1B	3 1	0 2	0 1	0 0	0 1	0 0	2 0
28 Daniel Murphy, L (1, 4) OBP: 0.222, SLG: 0.250 2 Anthony Seratelli, S (6, 4) OBP: 0.231, SLG: 0.240	G4-3			F7		G4-3		0-0 9 BB 60 1B 13 WP 1-2 2-H 1B	E8 9 1B 1-3 1B	3 2	0 2	0 2	0 1	0 0	0 0	0 0
5 David Wright, R (1, 5) OBP: 0.214, SLG: 0.154 60 Brandon Allen, L (6, 3) OBP: 0.208, SLG: 0.174 82 Matt Clark, L (9, PR) OBP: 0.300, SLG: 0.278 (9, 3)	K			13 PB 13 2B 1B		K		0-0 13 WP 9 BB 13 SF8 1-2 2-3 1B	BB 4-0 68 FC5 9 1B	3 1 0	1 1 0	1 1 0	0 0 0	0 1 0	2 0 0	0 0 0
3 Curtis Granderson, L (1, 9) OBP: 0.292, SLG: 0.545 9 Kirk Nieuwenhuis, L (6, 9) OBP: 0.448, SLG: 0.565		K		F9		P5		13 WP 1-2 2-3 3-H BB	68 FC5 1-2 2-H 3-H 1B	3 1	0 0	0 1	0 3	0 1	1 0	1 0
13 Josh Satin, R (1, 3) OBP: 0.393, SLG: 0.522 (6, 5) 68 Eric Campbell, R (8, 5) OBP: 0.435, SLG: 0.476		F9		1-H 2B			G6-3	SF8 1-2 2-H 3-H	FC5 1-2 2-3f	3 1	0 0	1 0	2 0	0 0	0 0	0 2
15 Travis d'Arnaud, R (1, 2) OBP: 0.250, SLG: 0.273 36 Juan Centeno, L (7, 2) OBP: 0.429, SLG: 0.333		F9		BB			F8	BB		2 0	0 0	0 0	0 0	1 1	0 0	0 0
30 Andrew Brown, R (1, 7) OBP: 0.192, SLG: 0.400	F9			F8			K	F9		4	0	0	0	0	1	4
20 Anthony Recker, R (1, 10) OBP: 0.444, SLG: 0.533			6 1B BB		K			K	F8	3	0	0	0	1	2	0
6 Matthew den Dekker, L (1, 8) OBP: 0.500, SLG: 0.579			11 G5-4-3 1-2 1B		K			0 BB 2 1B BB	K	3	1	1	0	1	2	0
Inning Stats	R: 0 E: 0 K: 1 S: 5 H: 0 LOB: 0 BB: 0 P: 5	R: 0 E: 0 K: 1 S: 5 H: 0 LOB: 0 BB: 0 P: 5	R: 0 E: 0 K: 0 S: 3 H: 1 LOB: 1 BB: 1 P: 7	R: 1 E: 0 K: 0 S: 5 H: 2 LOB: 2 BB: 1 P: 10	R: 0 E: 0 K: 2 S: 7 H: 0 LOB: 0 BB: 0 P: 7	R: 0 E: 0 K: 1 S: 5 H: 0 LOB: 0 BB: 0 P: 5	R: 0 E: 0 K: 1 S: 5 H: 0 LOB: 0 BB: 0 P: 5	R: 4 E: 0 K: 1 S: 7 H: 2 LOB: 2 BB: 4 P: 24	R: 2 E: 1 K: 1 S: 8 H: 3 LOB: 2 BB: 1 P: 12	1B: 7 2B: 1 3B: 0 HR: 0 SF: 1 SAC: 0 DP: 1 HBP: 0						

PITCHER		IP	WLS	BF	H	R	ER	SO	BB	IBB	HBP	BLK	WP	HR	S	P	ERA	WHIP
48 Ross Detwiler, L ERA: 6.43	(1, 1)	3.2		14	3	1	1	2	1	0	0	0	0	0	17	22	2.46	1.091
71 Christian Garcia, R ERA: 6.35	(4, 1)	1.1		5	0	0	0	2	1	0	0	0	0	0	8	12	0.00	0.750
29 Rafael Soriano, R ERA: 23.63	(6, 1)	1.0		3	0	0	0	1	0	0	0	0	0	0	5	5	0.00	0.000
36 Tyler Clippard, R ERA:	(7, 1)	1.0		3	0	0	0	1	0	0	0	0	0	0	5	5	0.00	0.000
17 Manny Delcarmen, R ERA: 8.31	(8, 1)	0.1	B	6	2	4	4	1	3	0	0	0	0	0	5	17	108.00	15.000

PITCHER		IP	WLS	BF	H	R	ER	SO	BB	IBB	HBP	BLK	WP	HR	S	P	ERA	WHIP
27 Robert Gilliam, R ERA: 6.75	(8, 1)	1.1	L	6	1	1	1	1	1	0	0	0	1	0	7	12	6.75	1.500
37 Brian Dupra, R ERA: 27.0	(9, 1)	0.1		4	2	1	1	0	1	0	0	0	0	0	3	7	27.00	9.000

TOP

New York Mets @ Washington Nationals

Space Coast Stadium, Viera, FL

Thu Mar 13 2014, 1:11 PM - 4:37 PM EDT

Att. 4,886 - Sunny - 63 F

livebaseballscorecards.com

AB	33
R	7
H	8
RBI	6
BB	7
SO	8
LOB	9

WP: 1	PA: 41		
PB: 1			
SB: 0			
CS: 0			

Batter	1	2	3	4	5	6	7	8	9	AB	R	H	RBI	BB	SO	LOB
2 Denard Span, L (1, 8) OBP: 0.417, SLG: 0.625 3 Eury Pérez, R (6, 8) OBP: 0.381, SLG: 0.421	34 S 34 G4-3 2B		F8		K			K	2-3 1B	3 2	1 0	1 1	0 0	0 0	1 1	0 0
26 Jeff Kobernus, R (1, 4) OBP: 0.300, SLG: 0.368 15 Emmanuel Burriss, S (8, 4)	F7		K			K		16 HR 21 BB BB	P6	3 1	0 1	0 1	0 0	0 1	2 0	1 2
34 Bryce Harper, L (1, 7) OBP: 0.318, SLG: 0.368 21 Steven Souza Jr., R (5, 9) OBP: 0.333, SLG: 0.520	G4-3 2-H			K		K		16 HR 1-2 BB	P4	2 2	0 1	0 0	0 1	1 1	0 1	1 2
40 Wilson Ramos, R (1, 2) OBP: 0.409, SLG: 0.636 23 Jhonatan Solano, R (7, 2) OBP: 0.286, SLG: 0.091	F8			F9		F9		F9		3 1	0 0	0 0	0 0	0 0	0 0	0 2
25 Adam LaRoche, L (1, 3) OBP: 0.375, SLG: 0.609 16 Brock Peterson, R (8, 3) OBP: 0.476, SLG: 0.611		8 WP 12 S 1B		4 E 1B			12 F4 4 1B 8 E 1B	1-H 2-H HR		3 1	1 1	3 1	0 3	0 0	0 0	0 0
4 Zach Walters, S (1, 5) OBP: 0.565, SLG: 0.842 10 Will Rhymes, L (8, 5) OBP: 0.500, SLG: 0.400	K			FC6 1-2			8 E 12 F4 1-2 1B	BB		3 0	0 0	1 0	0 0	0 0	1 1	2 0
12 Tyler Moore, R (1, 10) OBP: 0.235, SLG: 0.242 59 Jose Lobaton, S (8, PH) OBP: 0.222, SLG: 0.067 (9, 10)	P5 1-2			F7			F4 1-2 2-3	K		3 1	0 0	0 0	0 0	0 0	0 1	5 1
8 Danny Espinosa, S (1, 6) OBP: 0.310, SLG: 0.208 13 Stephen Perez, S (8, 6) OBP: 0.750, SLG: 0.667		F8 2-3			G4-3		E4 67 CS 2-3 3-H		3 1B 14 G1-3 BB	3 0	0 0	1 0	0 1	0 0	0 0	2 0
67 Brian Goodwin, L (1, 9) OBP: 0.292, SLG: 0.350 (5, 7) 14 Randolph Oduber, R (8, 7)			K		K		G6-3 1-2		G1-3 1-2	3 1	0 0	0 0	0 0	0 0	2 0	2 1
Inning Stats	R: 1 E: 0 K: 0 S: 5 H: 1 LOB: 0 P: 6	R: 0 E: 0 K: 1 S: 7 H: 1 LOB: 1 BB: 0 P: 8	R: 0 E: 0 K: 2 S: 7 H: 0 LOB: 0 BB: 0 P: 7	R: 0 E: 1 K: 1 S: 7 H: 1 LOB: 2 BB: 0 P: 7	R: 0 E: 0 K: 2 S: 7 H: 0 LOB: 0 BB: 0 P: 7	R: 0 E: 0 K: 2 S: 7 H: 0 LOB: 0 BB: 0 P: 7	R: 1 E: 1 K: 0 S: 6 H: 2 LOB: 1 BB: 0 P: 6	R: 3 E: 0 K: 2 S: 8 H: 1 LOB: 1 BB: 3 P: 21	R: 0 E: 0 K: 0 S: 4 H: 1 LOB: 2 BB: 1 P: 8	1B: 5 2B: 1 3B: 0 HR: 1	SF: 0 SAC: 0 DP: 0 HBP: 0			WP: 1 PB: 0 SB: 2 CS: 1		PA: 39	

BOTTOM

New York Mets @ Washington Nationals

Space Coast Stadium, Viera, FL

Thu Mar 13 2014, 1:11 PM - 4:37 PM EDT

Att. 4,886 - Sunny - 63 F

livebaseballscorecards.com

AB	35
R	5
H	7
RBI	5
BB	4
SO	10
LOB	20

PITCHER		IP	WLS	BF	H	R	ER	SO	BB	IBB	HBP	BLK	WP	HR	S	P	ERA	WHIP
16 Daisuke Matsuzaka, R ERA: 3.52	(1, 1)	3.2		15	3	1	1	4	0	0	0	0	1	0	25	27	2.46	0.818
50 Rafael Montero, R ERA: 1.42	(4, 1)	0.1		1	0	0	0	0	0	0	0	0	0	0	1	1	0.00	0.000
55 Noah Syndergaard, R ERA: 5.19	(5, 1)	3.2		15	2	3	3	5	2	0	0	0	0	0	24	32	7.36	1.091
48 Jacob deGrom, R ERA: 1.23	(8, 1)	1.1	W	8	2	1	1	1	2	0	0	0	0	1	8	17	6.75	3.000

PITCHER	IP	WLS	BF	H	R	ER	SO	BB	IBB	HBP	BLK	WP	HR	S	P	ERA	WHIP

Batter	1	2	3	4	5	6	7	8	9	AB	R	H	RBI	BB	SO	LOB
11 Rubén Tejada, R (1, 6) OBP: 0.158, SLG: 0.167 Gavin Cecchini, R (6, 6)	F9		1-2 1B			K		K		3 1	0 0	1 0	0 0	0 0	1 1	0 1
6 Matthew den Dekker, L (1, 9) OBP: 0.481, SLG: 0.545 (6, 8) 65 Alonzo Harris, R (7, 8)	P6		K			13 CS 1B			G5-3	3 1	0 0	1 0	0 0	0 0	1 0	2 0
1 Chris Young, R (1, 8) OBP: 0.276, SLG: 0.357 Dustin Lawley, R (6, 7) OBP: 0.286, SLG: 0.167	1B		K			F8			K	3 1	0 0	1 0	0 0	0 0	1 1	3 0
13 Josh Satin, R (1, 5) OBP: 0.387, SLG: 0.500 5 Matt Reynolds, R (7, 5) OBP: 0.500, SLG: 0.500	P2			20 G6-4-3 1B		CS 1-2	K		1B	3 1	0 0	1 1	0 0	0 0	1 0	1 0
82 Matt Clark, L (1, 3) OBP: 0.250, SLG: 0.227		G4-3		F7			L9		K	4	0	0	0	0	1	2
20 Anthony Recker, R (1, 2) OBP: 0.381, SLG: 0.444		G5-3		G6-4-3 1-2f			K			3	0	0	0	0	1	1
23 Taylor Teagarden, R (1, 10) OBP: 0.286, SLG: 0.222		K			K			K		3	0	0	0	0	3	0
49 Brian Burgamy, S (1, 7) OBP: 0.333, SLG: 0.333 (6, 9)			G4-3		K			G3 S 1B		3	0	1	0	0	1	0
Danny Muno, S (1, 4) OBP: 0.385, SLG: 0.200 28 Phillip Evans, R (8, 4)			BB 11 1B		F7			G3 1-3		2 0	0 0	0 0	0 0	1 0	0 0	1 0
Inning Stats	R: 0 E: 0 K: 0 S: 4 H: 1 LOB: 1 BB: 0 P: 4	R: 0 E: 0 K: 1 S: 5 H: 0 LOB: 0 BB: 0 P: 5	R: 0 E: 0 K: 2 S: 8 H: 1 LOB: 2 BB: 1 P: 12	R: 0 E: 0 K: 0 S: 3 H: 1 LOB: 0 BB: 0 P: 3	R: 0 E: 0 K: 2 S: 7 H: 0 LOB: 0 BB: 0 P: 7	R: 0 E: 0 K: 1 S: 6 H: 1 LOB: 0 BB: 0 P: 6	R: 0 E: 0 K: 2 S: 7 H: 0 LOB: 0 BB: 0 P: 7	R: 0 E: 0 K: 2 S: 9 H: 1 LOB: 1 BB: 0 P: 9	R: 0 E: 0 K: 2 S: 8 H: 1 LOB: 1 BB: 0 P: 8	1B: 6 2B: 0 3B: 0 HR: 0	SF: 0 SAC: 0 DP: 1 HBP: 0					

TOP

New York Mets @ Miami Marlins

Roger Dean Stadium, Jupiter, FL

Fri Mar 14 2014, 7:08 PM - 9:23 PM EDT
Att. 5,699 - Partly Cloudy - 72 F

livebaseballscorecards.com

AB	31
R	0
H	6
RBI	0
BB	1
SO	12
LOB	11

PITCHER		IP	WLS	BF	H	R	ER	SO	BB	IBB	HBP	BLK	WP	HR	S	P	ERA	WHIP
34 Tom Koehler, R ERA: 0.75	(1, 1)	5.0	W	18	3	0	0	5	1	0	0	0	0	0	27	31	0.00	0.800
63 Henry Alberto Rodriguez, R ERA: 2.25	(6, 1)	2.0	H	6	1	0	0	3	0	0	0	0	0	0	13	13	0.00	0.500
30 Chaz Roe, R ERA: 7.11	(8, 1)	1.0	H	4	1	0	0	2	0	0	0	0	0	0	9	9	0.00	1.000
41 Chris Hatcher, R ERA:	(9, 1)	1.0	S	4	1	0	0	2	0	0	0	0	0	0	8	8	0.00	1.000

PITCHER	IP	WLS	BF	H	R	ER	SO	BB	IBB	HBP	BLK	WP	HR	S	P	ERA	WHIP

WP: 0	PA: 33
PB: 0	
SB: 1	
CS: 1	

Batter	1	2	3	4	5	6	7	8	9	AB	R	H	RBI	BB	SO	LOB
17 Donovan Solano, R (1, 6) OBP: 0.400, SLG: 0.455	BBBB 4-0 10 L4-3 BB	X 0-0 ③ L3				X 0-0 ② G4-3		X 0-0 ③ G6-3		3	0	0	0	1	0	0
19 Rob Brantly, L (1, 2) OBP: 0.500, SLG: 0.750	X 0-0 ① F7			CCC 0-3 ① K		H 1-0 HBP				2	0	0	0	0	1	1
10 Jeff Baker, R (1, 3) OBP: 0.381, SLG: 0.333 8 Ty Wigginton, R (6, 3) OBP: 0.286, SLG: 0.222	X 0-0 ②③ L4-3 1-1			X 0-0 ② F7		X 0-0 ③ F8				2 1	0 0	0 0	0 0	0 0	0 0	1 1
39 Jarrod Saltalamacchia, C (3, 10) OBP: 0.296, SLG: 0.458		BCCBBX 3-2 HR		X 0-0 1B			SSS 0-3 ① K			3	1	2	1	0	1	0
9 Casey McGehee, R (1, 5) OBP: 0.323, SLG: 0.379 Alfredo Lopez, R (8, 5)		X 0-0 ① G6-3		CCC 0-3 ③ K			X 0-0 ② P4			3 0	0 0	0 0	0 0	0 0	1 0	1 0
13 Marcell Ozuna, R (1, 7) OBP: 0.278, SLG: 0.300		X 0-0 ② G5-3			X 0-0 ① P4		H 1-0 5 S HBP			2	0	0	0	0	0	0
5 Reed Johnson, R (1, 9) OBP: 0.458, SLG: 0.500		X 0-0 ③ F9			X 0-0 ② F9		BX 1-0 ③ G4-3 1-2			3	0	0	0	0	0	1
47 Brian Bogusevic, L (1, 8) OBP: 0.125, SLG: 0.125			X 0-0 G5-4-3 1B		SSS 0-3 ③ K			X 0-0 ① G5-3		3	0	1	0	0	1	0
Taylor Harbin, R (1, 4)			X 0-0 ①② G5-4-3 1-2f			SSS 0-3 ① K		X 0-0 ② L7		3	0	0	0	0	1	1
Inning Stats	R: 0 E: 0 K: 0 S: 2 H: 0 LOB: 0 BB: 1 P: 6	R: 1 E: 0 K: 0 S: 6 H: 1 LOB: 0 BB: 0 P: 9	R: 0 E: 0 K: 0 S: 3 H: 1 LOB: 0 BB: 0 P: 3	R: 0 E: 0 K: 2 S: 8 H: 1 LOB: 1 BB: 0 P: 8	R: 0 E: 0 K: 1 S: 5 H: 0 LOB: 0 BB: 0 P: 5	R: 0 E: 0 K: 1 S: 5 H: 0 LOB: 1 BB: 0 P: 6	R: 0 E: 0 K: 1 S: 5 H: 0 LOB: 1 BB: 0 P: 7	R: 0 E: 0 K: 0 S: 3 H: 0 LOB: 0 BB: 0 P: 3		1B: 2 2B: 1 3B: 0 HR: 1	SF: 0 SAC: 0 DP: 2 HBP: 2						

PITCHER		IP	WLS	BF	H	R	ER	SO	BB	IBB	HBP	BLK	WP	HR	S	P	ERA	WHIP
45 Zack Wheeler, R ERA: 0.84	(1, 1)	4.2	L	16	3	1	1	2	1	0	0	0	0	1	21	28	1.93	0.857
56 Scott Rice, L ERA:	(5, 1)	1.0		4	0	0	0	2	0	0	1	0	0	0	7	8	0.00	0.000
47 Jose Valverde, R ERA: 5.06	(6, 1)	1.1		5	0	0	0	1	0	0	1	0	0	0	6	8	0.00	0.000
27 Jeurys Familia, R ERA:	(8, 1)	1.0		3	0	0	0	0	0	0	0	0	0	0	3	3	0.00	0.000

PITCHER	IP	WLS	BF	H	R	ER	SO	BB	IBB	HBP	BLK	WP	HR	S	P	ERA	WHIP

BOTTOM

New York Mets @ Miami Marlins

Roger Dean Stadium, Jupiter, FL

Fri Mar 14 2014, 7:08 PM - 9:23 PM EDT

Att. 5,699 - Partly Cloudy - 72 F

livebaseballscorecards.com

AB	25
R	1
H	3
RBI	1
BB	1
SO	5
LOB	6

WP: 0	PB: 0	SB: 1	CS: 0
PA: 28			

Minnesota Twins @ New York Mets

Tradition Field, Port St. Lucie, FL

Sat Mar 15 2014, 1:12 PM - 4:12 PM EDT

Att. 5,505 - Partly Cloudy - 78 F

TOP

livebaseballscorecards.com

Batter	1	2	3	4	5	6	7	8	9	AB	R	H	RBI	BB	SO	LOB
11 Jason Bartlett, R (1, 4) (6, 9) 84 Dan Rohlfing, R (7, 9) OBP: 0.214, SLG: 0.154	S S S 0-3 ① K	X 0-0 ③ F8			X 0-0 ① L5		X 0-0 ③ G1-3		S S S 0-3 ② K	4 0 0 0 0 1 4 1 0 0 0 0 1 0						
32 Aaron Hicks, S (1, 8) OBP: 0.261, SLG: 0.435 1 Alex Presley, L (5, 8) OBP: 0.222, SLG: 0.160	X 0-0 31 1B 1B		X 0-0 ① P5		B X 1-0 ② F9 1-2			B B B B 4-0 55 BB 71 1B 5 1B BB	X 0-0 ③ P6	3 0 1 0 0 0 1 1 1 0 0 1 0 0						
24 Trevor Plouffe, R (1, 5) OBP: 0.300, SLG: 0.259 71 Brandon Waring, R (5, 5) OBP: 0.333, SLG: 0.733	X 0-0 ② F7		S S S 0-3 ② K		S S C 0-3 ③ K			X 0-0 55 BB 5 1B 1-2 1B		3 0 0 0 0 2 2 1 1 1 0 0 0 0						
31 Oswaldo Arcia, L (1, 10) OBP: 0.333, SLG: 0.450 79 Deibinson Romero, R (8, PH) (8, 10) OBP: 0.450, SLG: 0.667	X 0-0 55 FC5-4 1-3 1B		S S S 0-3 ③ K			X 0-0 ① G5-3		X 0-0 ① L6		3 0 1 0 0 1 0 1 0 0 0 0 0 2						
55 Chris Colabello, R (1, 3) OBP: 0.516, SLG: 0.640	X 0-0 ③ FC5-4 1-2f			X 0-0 19 G6-3 2B		X 0-0 ② G5-3		B B B B 4-0 5 1B 80 1B 1-2 2-3 BB		3 1 1 0 1 0 2						
27 Chris Parmelee, L (1, 9) OBP: 0.267, SLG: 0.333 5 Eduardo Escobar, S (6, 4) OBP: 0.318, SLG: 0.524		X 0-0 ① F7		S S S 0-3 ① K		X 0-0 ③ P2		X 0-0 80 1B 1-3 2-H 3-H 1B		3 0 0 0 0 1 1 1 0 1 2 0 0 0						
19 Darin Mastroianni, R (1, 7) OBP: 0.286, SLG: 0.231 80 Jermaine Mitchell, L (7, 7) OBP: 0.444, SLG: 0.667		X 0-0 26 1B 26 S 1B		X 0-0 ② G6-3 2-3			X 0-0 ① G5-3	X 0-0 12 G4-6-3 1-2 3-H 1B		3 0 1 0 0 0 1 1 0 1 1 0 0 0						
26 Eric Fryer, R (1, 2) OBP: 0.333, SLG: 0.364 12 Chris Herrmann, L (6, 2) OBP: 0.533, SLG: 0.500		S X 0-1 1-3 1B		S S S 0-3 ③ K			S S S 0-3 ② K	X 0-0 ② ③ G4-6-3 1-2f		2 0 1 0 0 1 1 2 0 0 0 0 1 2						
39 Danny Santana, S (1, 6) OBP: 0.462, SLG: 0.696 17 Doug Bernier, R (5, 6) OBP: 0.385, SLG: 0.200		X 0-0 ② P5			B B B B 4-0 32 S BB		X 0-0 1B		X 0-0 ① G4-3	1 0 0 0 1 0 2 2 0 1 0 0 0 0						
Inning Stats	R: 0 E: 0 K: 1 S: 7 H: 2 LOB: 2 BB: 0 P: 7	R: 0 E: 0 K: 0 S: 6 H: 2 LOB: 2 BB: 0 P: 6	R: 0 E: 0 K: 2 S: 7 H: 0 LOB: 0 BB: 0 P: 7	R: 0 E: 0 K: 2 S: 8 H: 1 LOB: 1 BB: 0 P: 8	R: 0 E: 0 K: 1 S: 5 H: 0 LOB: 1 BB: 1 P: 10	R: 0 E: 0 K: 0 S: 3 H: 0 LOB: 0 BB: 0 P: 3	R: 0 E: 0 K: 1 S: 6 H: 1 LOB: 1 BB: 0 P: 6	R: 3 E: 0 K: 0 S: 5 H: 3 LOB: 1 BB: 2 P: 13	R: 0 E: 0 K: 1 S: 5 H: 0 LOB: 0 BB: 0 P: 5	1B: 8 2B: 1 3B: 0 HR: 0	SF: 0 SAC: 0 DP: 1 HBP: 0						

	AB	35
	R	3
	H	9
	RBI	3
	BB	3
	SO	8
	LOB	18

WP: 0 PB: 0 SB: 2 CS: 0 PA: 38

PITCHER		IP	WLS	BF	H	R	ER	SO	BB	IBB	HBP	BLK	WP	HR	S	P	ERA	WHIP
35 Dillon Gee, R ERA: 1.69	(1, 1)	3.0		14	5	0	0	3	0	0	0	0	0	0	21	21	0.00	1.667
39 Dana Eveland, L ERA:	(4, 1)	2.1	H	8	0	0	0	3	1	0	0	0	0	0	13	18	0.00	0.429
71 Gonzalez Germen, R ERA: 6.75	(6, 1)	1.2	H	6	1	0	0	1	0	0	0	0	0	0	8	8	0.00	0.600
38 Vic Black, R ERA: 5.4	(8, 1)	1.0	B	7	3	3	3	0	2	0	0	0	0	0	5	13	27.00	5.000
27 Jeurys Familia, R ERA:	(9, 1)	1.0		3	0	0	0	1	0	0	0	0	0	0	5	5	0.00	0.000

PITCHER	IP	WLS	BF	H	R	ER	SO	BB	IBB	HBP	BLK	WP	HR	S	P	ERA	WHIP

Minnesota Twins @ New York Mets

Tradition Field, Port St. Lucie, FL

Sat Mar 15 2014, 1:12 PM - 4:12 PM EDT

Att. 5,505 - Partly Cloudy - 78 F

livebaseballscorecards.com

BOTTOM

Batter	1	2	3	4	5	6	7	8	9	AB	R	H	RBI	BB	SO	LOB
6 Matthew den Dekker, L (1, 9) (6, 8) OBP: 0.469, SLG: 0.519	L6		13 CS 1-3 1B		1 1B 13 1B 1B		G1-3		K	5	1	2	0	0	1	0
28 Daniel Murphy, L (1, 4) OBP: 0.154, SLG: 0.182 Dilson Herrera, R (8, 4)	G3-1		SF7 3-H		F7		G3			3	0	0	1	0	0	1
										0	0	0	0	0	0	0
1 Chris Young, R (1, 8) OBP: 0.313, SLG: 0.484 53 Travis Taijeron, R (5, PR) (6, 9)	HR		F7		13 1B 1-3 1B		F9			3	1	2	1	0	0	1
										1	0	0	0	0	0	0
13 Josh Satin, R (1, 5) OBP: 0.412, SLG: 0.500 Dustin Lawley, R (5, PR) OBP: 0.250, SLG: 0.143 (6, 5)	BB		1 SAFE K 1-2		1-3 3-H 1B			F9		2	0	1	1	1	1	1
										1	0	0	0	0	0	0
82 Matt Clark, L (1, 3) OBP: 0.222, SLG: 0.200 22 Dominic Smith, L (6, 3) OBP: 1.000, SLG: 1.000	K			K	G3-1			1B		3	0	0	0	0	2	3
										1	0	1	0	0	0	0
20 Anthony Recker, R (1, 10) OBP: 0.375, SLG: 0.400 6 Rylan Sandoval, R (8, PH) (9, 10)		K		23 WP 49 1B BB		K		K		2	0	0	0	1	2	0
										1	0	0	0	0	1	1
23 Taylor Teagarden, R (1, 2) OBP: 0.280, SLG: 0.227		K		K 1-2		1B		L1		4	0	1	0	0	2	2
49 Brian Burgamy, S (1, 7) OBP: 0.429, SLG: 0.333		5 CS BB		2-H 1B		K			F7	3	0	1	0	1	1	1
5 Matt Reynolds, R (1, 6) OBP: 0.333, SLG: 0.333		CS 1-2	6 1B 28 SF7 1B		K	P4			G5-3	4	1	1	0	0	1	1
Inning Stats	R: 1 E: 0 K: 1 S: 7 H: 1 LOB: 1 BB: 1 P: 11	R: 0 E: 0 K: 2 S: 7 H: 0 LOB: 0 BB: 1 P: 11	R: 1 E: 0 K: 1 S: 7 H: 2 LOB: 1 BB: 0 P: 7	R: 0 E: 0 K: 2 S: 7 H: 1 LOB: 2 BB: 1 P: 11	R: 1 E: 0 K: 1 S: 8 H: 3 LOB: 2 BB: 0 P: 8	R: 0 E: 0 K: 2 S: 8 H: 1 LOB: 1 BB: 0 P: 8	R: 0 E: 0 K: 0 S: 3 H: 0 LOB: 0 BB: 0 P: 3	R: 0 E: 0 K: 1 S: 6 H: 1 LOB: 1 BB: 0 P: 6	R: 0 E: 0 K: 1 S: 5 H: 0 LOB: 0 BB: 0 P: 5	1B: 8 2B: 0 3B: 0 HR: 1	SF: 1 SAC: 0 DP: 0 HBP: 0						

	AB	33
	R	3
	H	9
	RBI	3
	BB	3
	SO	11
	LOB	11

WP: 1 PB: 0 SB: 0 CS: 2 PA: 38

PITCHER		IP	WLS	BF	H	R	ER	SO	BB	IBB	HBP	BLK	WP	HR	S	P	ERA	WHIP
58 Scott Diamond, L ERA: 5.59	(1, 1)	3.2		16	3	2	2	6	3	0	0	0	1	1	27	39	4.91	1.636
51 Anthony Swarzak, R ERA: 10.8	(4, 1)	1.1		7	4	1	1	1	0	0	0	0	0	0	9	9	6.75	3.000
50 Casey Fien, R ERA: 3.0	(6, 1)	1.0		4	1	0	0	2	0	0	0	0	0	0	8	8	0.00	1.000
59 Michael Tonkin, R ERA:	(7, 1)	1.0		3	0	0	0	0	0	0	0	0	0	0	3	3	0.00	0.000
53 Kris Johnson, L ERA:	(8, 1)	2.0		7	1	0	0	2	0	0	0	0	0	0	11	11	0.00	0.500

PITCHER	IP	WLS	BF	H	R	ER	SO	BB	IBB	HBP	BLK	WP	HR	S	P	ERA	WHIP

Batter	1	2	3	4	5	6	7	8	9	AB	R	H	RBI	BB	SO	LOB
22 Eric Young Jr., S (1, 7) OBP: 0.385, SLG: 0.348	0-0 12 2B 5 2B 1B	0-0 F9		BBBB 4-0 BB			CFC 0-3 K 1	0-0 2-H 2B		4	1	2	1	1	1	0
12 Juan Lagares, R (1, 8) OBP: 0.387, SLG: 0.393	0-0 1-3 5 2B 2B		BBBBB 4-0 3 HBP 5 BB 30 1B BB	CFC 0-3 K 2			BBBBB 4-0 BB	0-0 G5-3 3		3	2	1	0	2	1	2
5 David Wright, R (1, 5) OBP: 0.278, SLG: 0.250 19 Zach Lutz, R (7, 5) OBP: 0.263, SLG: 0.667	0-0 2-H 3-H 30 2B 2B		BBBBB 4-0 30 1B 3 HBP 68 FC5-2 1-2 BB	0-0 G5-3 3			0-0 P6 2		0-0 9 2B 2B	3 1	1 1	1 1	2 1	1 0	0 0	2 0
3 Curtis Granderson, L (1, 9) OBP: 0.286, SLG: 0.480 9 Kirk Nieuwenhuis, L (7, 9) OBP: 0.467, SLG: 0.625	0-0 P5 1		H 1-0 68 FC5-2 30 1B 1-2 2-3 HBP		CSS 0-3 K 1		0-0 G3 3		0-0 30 S 30 SF8 2-H 2B	3 1	0 1	0 1	0 1	0 0	1 0	2 0
30 Andrew Brown, R (1, 10) OBP: 0.258, SLG: 0.464	0-0 2-H 2B		0-0 68 FC5-2 1-2 2-3 3-H 1B		FFT 0-2 K 2			BBBBB 4-0 4 HR 68 E BB	B X 1-0 SF8 1 2-H	3	1	2	3	1	1	0
68 Eric Campbell, R (1, 3) OBP: 0.393, SLG: 0.462	CFS 0-3 K 2		0-0 FC5-2 1 15 FC5-4 1-2 2-3 3-Hf		0-0 G6-3 3			1 SAFE X 0-0 F7 1 1-2	0-0 1B 2B	5	0	1	0	0	1	5
4 Wilmer Flores, R (1, 4) OBP: 0.281, SLG: 0.333	0-0 F9 3		STC 0-3 K 2			CFC 0-3 K 1		SX 0-1 2-H HR	CTC 0-3 K 2	5	1	1	2	0	3	5
15 Travis d'Arnaud, R (1, 2) OBP: 0.222, SLG: 0.240 Kevin Plawecki, R (7, 2) OBP: 0.600, SLG: 0.750		0-0 G6-3 1	0-0 FC5-4 3 1-2f			0-0 P4 2		BBBBB 4-0 22 2B 0 G4-3 BB	0-0 2-3 1B	3 1	0 1	0 1	0 1	0 0	0 1	3 0
0 Omar Quintanilla, L (1, 6) OBP: 0.217, SLG: 0.227		0-0 F8 2		0-0 F8 1		0-0 G4-3 3		0-0 G4-3 2 1-2	0-0 G6-3 3	5	0	0	0	0	0	3
Inning Stats	R: 3 H: 4 E: 0 LOB: 1 K: 1 BB: 0 S: 9 P: 9	R: 0 H: 0 E: 0 LOB: 0 K: 0 BB: 0 S: 3 P: 3	R: 1 H: 1 E: 0 LOB: 3 K: 1 BB: 2 S: 6 P: 15	R: 0 H: 0 E: 0 LOB: 1 K: 1 BB: 1 S: 5 P: 9	R: 0 H: 0 E: 0 LOB: 0 K: 2 BB: 0 S: 7 P: 7	R: 0 H: 0 E: 0 LOB: 1 K: 1 BB: 1 S: 5 P: 5	R: 0 H: 0 E: 0 LOB: 1 K: 1 BB: 1 S: 5 P: 9	R: 3 H: 2 E: 1 LOB: 1 K: 0 BB: 2 S: 6 P: 14	R: 2 H: 4 E: 0 LOB: 2 K: 1 BB: 0 S: 9 P: 10	1B: 3 SF: 1 2B: 7 SAC: 0 3B: 0 DP: 0 HR: 1 HBP: 1						

PITCHER		IP	WLS	BF	H	R	ER	SO	BB	IBB	HBP	BLK	WP	HR	S	P	ERA	WHIP
67 Tsuyoshi Wada, L ERA: 11.12	(1, 1)	2.0		14	5	4	4	1	2	0	1	0	0	0	13	22	18.00	3.500
90 Frank Batista, R ERA: 7.36	(3, 1)	1.0		3	0	0	0	1	0	0	0	0	0	0	5	5	0.00	0.000
Carlos Pimentel, R ERA:	(4, 1)	2.2		9	0	0	0	4	1	0	0	0	0	0	16	20	0.00	0.375
83 Yoanner Negrin, R ERA:	(6, 1)	0.1		1	0	0	0	0	0	0	0	0	0	0	1	1	0.00	0.000
50 Blake Parker, R ERA: 10.8	(7, 1)	1.0		4	0	0	0	1	1	0	0	0	0	0	5	9	0.00	1.000

PITCHER		IP	WLS	BF	H	R	ER	SO	BB	IBB	HBP	BLK	WP	HR	S	P	ERA	WHIP
59 Zac Rosscup, L ERA: 13.5	(8, 1)	0.2	L	5	1	3	3	0	2	0	0	0	0	1	4	12	40.50	4.500
Paolo Espino, R ERA:	(8, 1)	0.1		2	1	0	0	0	0	0	0	0	0	0	2	2	0.00	3.000
52 Justin Grimm, R ERA: 6.75	(9, 1)	1.0		7	4	2	2	1	0	0	0	0	0	0	9	10	18.00	4.000

TOP

New York Mets @ Chicago Cubs

Cashman Field, Las Vegas, NV

Sat Mar 15 2014, 4:10 PM - 7:31 PM EDT

Att. 9,106 - Sunny - 75 F

livebaseballscorecards.com

AB	37
R	9
H	11
RBI	9
BB	6
SO	8
LOB	22

WP: 0 PA: 45
PB: 0
SB: 1
CS: 0

New York Mets @ Chicago Cubs

Cashman Field, Las Vegas, NV

Sat Mar 15 2014, 4:10 PM - 7:31 PM EDT

Att. 9,106 - Sunny - 75 F

BOTTOM

livebaseballscorecards.com

Batter	1	2	3	4	5	6	7	8	9	AB	R	H	RBI	BB	SO	LOB
15 Darwin Barney, R (1, 4) OBP: 0.370, SLG: 0.458 Arismendy Alcántara, S (6, 4)	x 0-0 19 G3-6-3 1B		x 0-0 1B		x 0-0 ② L8		SST 0-2 ① K		CSC 0-3 ③ K	3 0 2 0 0 0 0 2 0 0 0 0 2 1						
8 Donnie Murphy, R (1, 5) OBP: 0.250, SLG: 0.296 Kris Bryant, R (8, 5) OBP: 0.250, SLG: 0.727	x 0-0 ① F8		x 0-0 ③ G5-3		x 0-0 44 BB 6 BB 2B		CFC 0-3 ② K			4 1 1 0 0 1 2 0 0 0 0 0 0 0						
19 Nate Schierholtz, L (1, 10) OBP: 0.393, SLG: 0.500	x 0-0 ② ③ G3-6-3 1-2f			x 0-0 44 HR 1B	BBBB 4-0 6 BB 44 BB BB		CCS 0-3 ③ K			3 1 1 0 1 1 1						
44 Anthony Rizzo, L (1, 3) OBP: 0.481, SLG: 0.833 28 Chris Coghlan, L (9, 3) OBP: 0.250, SLG: 0.316		BBFBX 3-1 HR		BFFX 1-2 1-H HR	BBBB 4-0 6 BB 1-2 2-3 BB			x 0-0 ① G4-3		3 2 2 3 1 0 0 0 0 0 0 0 0 0						
6 Ryan Sweeney, L (1, 8) OBP: 0.095, SLG: 0.050 98 Zeke DeVoss, S (7, 8)		x 0-0 ① L4		x 0-0 ① L9	BBBB 4-0 1-2 2-3 3-H BB			x 0-0 ② G3-1		2 0 0 1 1 0 0 1 0 0 0 0 0 0						
70 Javier Báez, R (1, 6) OBP: 0.269, SLG: 0.692 95 Walter Ibarra, S (9, 6) OBP: 1.000, SLG: 1.000		x 0-0 ② G5-3		x 0-0 ② G4-3	FSC 0-3 ③ K			FSS 0-3 ③ K		4 0 0 0 0 2 3 0 0 0 0 0 0 0						
54 Darnell McDonald, R (1, 9) OBP: 0.368, SLG: 0.200 90 John Andreoli, R (7, 9)		x 0-0 ③ G4-3		x 0-0 1B		x 0-0 ① G6-3			BBBB 4-0 FC6-4 BB	3 0 1 0 0 0 0 0 0 0 0 1 0 0						
32 Eli Whiteside, R (1, 2) 82 Raffy Lopez, L (7, 2)			x 0-0 ① L9	x 0-0 ③ G5-3		FCS 0-3 ② K			x 0-0 ① P6	3 0 0 0 0 1 1 1 0 0 0 0 0 1						
Matt Szczur, R (1, 7) OBP: 0.231, SLG: 0.091			x 0-0 ② G6-3		x 0-0 ① G1-3	x 0-0 ③ G5-3			x 0-0 ② FC6-4 1-2f	4 0 0 0 0 0 1						
Inning Stats	R: 0 H: 1 E: 0 LOB: 0 K: 0 BB: 0 S: 3 P: 3	R: 1 H: 1 E: 0 LOB: 0 K: 0 BB: 0 S: 5 P: 8	R: 0 H: 1 E: 0 LOB: 1 K: 0 BB: 0 S: 4 P: 4	R: 2 H: 3 E: 0 LOB: 1 K: 0 BB: 0 S: 8 P: 9	R: 1 H: 1 E: 0 LOB: 3 K: 1 BB: 3 S: 6 P: 18	R: 0 H: 0 E: 0 LOB: 0 K: 1 BB: 0 S: 5 P: 5	R: 0 H: 0 E: 0 LOB: 0 K: 3 BB: 0 S: 9 P: 9	R: 0 H: 0 E: 0 LOB: 0 K: 1 BB: 0 S: 5 P: 5	R: 0 H: 0 E: 0 LOB: 1 K: 1 BB: 1 S: 5 P: 9	1B: 4 SF: 0 2B: 1 SAC: 0 3B: 0 DP: 1 HR: 2 HBP: 0						

	AB	33
	R	4
	H	7
	RBI	4
	BB	4
	SO	7
	LOB	10

WP: 0 PA: 37
PB: 0
SB: 0
CS: 0

PITCHER		IP	WLS	BF	H	R	ER	SO	BB	IBB	HBP	BLK	WP	HR	S	P	ERA	WHIP
40 Bartolo Colon, R ERA: 7.27	(1, 1)	4.2		21	7	4	4	0	1	0	0	0	0	2	23	31	7.71	1.714
43 Ryan Reid, R ERA: 10.5	(5, 1)	1.1	B	6	0	0	0	2	2	0	0	0	0	0	8	16	0.00	1.500
75 Cory Mazzoni, R ERA: 15.75	(7, 1)	1.0	W	3	0	0	0	3	0	0	0	0	0	0	9	9	0.00	0.000
39 Bobby Parnell, R ERA:	(8, 1)	1.0	H	3	0	0	0	1	0	0	0	0	0	0	5	5	0.00	0.000
34 Joel Carreno, R ERA: 3.6	(9, 1)	1.0		4	0	0	0	1	1	0	0	0	0	0	5	9	0.00	1.000

PITCHER	IP	WLS	BF	H	R	ER	SO	BB	IBB	HBP	BLK	WP	HR	S	P	ERA	WHIP

Chicago Cubs @ New York Mets

Cashman Field, Las Vegas, NV

Sun Mar 16 2014, 4:10 PM - 7:13 PM EDT

Att. 10,408 - Sunny - 74 F

TOP

livebaseballscorecards.com

Batter	1	2	3	4	5	6	7	8	9	AB	R	H	RBI	BB	SO	LOB
15 Darwin Barney, R (1, 6) OBP: 0.379, SLG: 0.500	F7	51 1B 2B		G2-3		86 L3-6 51 G6-3 1B		K		2	0	1	0	0	0	0
70 Javier Báez, R (2, 6) OBP: 0.276, SLG: 0.655										3	0	1	0	0	1	1
51 Ryan Kalish, L (1, 9) OBP: 0.409, SLG: 0.235	9 1B 8 S 9 E BB	2-H 1B		6 S 6 1B BB		G6-3 1-2			K	2	2	1	0	2	0	1
90 John Andreoli, R (8, 9)										1	0	0	0	0	1	0
6 Ryan Sweeney, L (1, 10) OBP: 0.125, SLG: 0.087	K		G6-3	9 BLK 1B 1-H 1B		L3-6 2-3			K	3	0	1	1	0	1	1
86 Jonathan Mota, R (4, PR)										1	0	0	0	0	0	1
(4, 10)																
98 Chadd Krist, R (9, PH)										1	0	0	0	0	1	0
(9, 10)																
8 Donnie Murphy, R (1, 4) OBP: 0.300, SLG: 0.429	9 E 9 E 1-2 BB		HR	9 BLK 1-2 1B			82 G4-3 1B		HR	1	2	1	1	1	0	0
Arismendy Alcántara, S (3, 4) OBP: 0.333, SLG: 0.400										3	1	3	1	0	0	0
9 George Kottaras, L (1, 2) OBP: 0.267, SLG: 0.385	E4 1-H 2-H 1B	E4 FC6-4		P5 1-2 2-3			G4-3 1-2f		L7	3	0	1	0	0	0	2
82 Raffy Lopez, L (6, 2)										2	0	0	0	0	0	1
Kris Bryant, R (1, 5) OBP: 0.250, SLG: 0.571	HBP	FC6-4 1-2f			L7		K			3	0	0	0	0	1	1
28 Chris Coghlan, L (1, 7) OBP: 0.217, SLG: 0.273	L8	G4-3			F9			K		3	0	0	0	0	0	3
7 Anthony Giansanti, R (5, 7)										1	0	0	0	0	1	0
85 Daniel Vogelbach, L (1, 3) OBP: 0.286, SLG: 0.714		G3		HR	1B			G3		4	1	2	1	0	0	0
Matt Szczur, R (1, 8) OBP: 0.188, SLG: 0.071		P3		K	L9			1B		3	0	0	0	0	1	1
98 Zeke DeVoss, S (5, 8) OBP: 0.500, SLG: 0.500										1	0	1	0	0	0	0
Inning Stats	R: 2 E: 1 K: 1 S: 6 H: 1 LOB: 2 BB: 2 P: 15	R: 0 E: 0 K: 0 S: 4 H: 2 LOB: 2 BB: 0 P: 4	R: 1 E: 1 K: 0 S: 6 H: 1 LOB: 1 BB: 0 P: 9	R: 2 E: 0 K: 1 S: 10 H: 3 LOB: 3 BB: 1 P: 14	R: 0 E: 0 K: 0 S: 4 H: 1 LOB: 1 BB: 0 P: 4	R: 0 E: 0 K: 0 S: 3 H: 1 LOB: 0 BB: 0 P: 3	R: 0 E: 0 K: 1 S: 5 H: 1 LOB: 0 BB: 0 P: 5	R: 0 E: 0 K: 2 S: 8 H: 1 LOB: 1 BB: 0 P: 8	R: 1 E: 0 K: 2 S: 8 H: 1 LOB: 0 BB: 0 P: 9	1B: 8 2B: 2 3B: 0 HR: 3	SF: 0 SAC: 0 DP: 2 HBP: 1						

	AB	37
	R	6
	H	12
	RBI	4
	BB	3
	SO	7
	LOB	12

WP: 0 PB: 0 SB: 2 CS: 0 PA: 41

PITCHER		IP	WLS	BF	H	R	ER	SO	BB	IBB	HBP	BLK	WP	HR	S	P	ERA	WHIP
58 Jenrry Mejia, R ERA: 4.15	(1, 1)	2.1	L	13	4	3	2	1	2	0	1	0	0	1	13	25	7.71	2.571
50 Rafael Montero, R ERA: 3.0	(3, 1)	2.2		14	4	2	2	1	1	0	0	1	0	1	17	21	6.75	1.875
61 Miguel Socolovich, R ERA:	(6, 1)	1.0		3	1	0	0	0	0	0	0	0	0	0	3	3	0.00	1.000
52 Carlos Torres, R ERA: 1.0	(7, 1)	3.0		11	3	1	1	5	0	0	0	0	0	1	21	22	3.00	1.000

PITCHER		IP	WLS	BF	H	R	ER	SO	BB	IBB	HBP	BLK	WP	HR	S	P	ERA	WHIP

Chicago Cubs @ New York Mets

Cashman Field, Las Vegas, NV

Sun Mar 16 2014, 4:10 PM - 7:13 PM EDT

Att. 10,408 - Sunny - 74 F

BOTTOM

Batter	1	2	3	4	5	6	7	8	9	AB	R	H	RBI	BB	SO	LOB
22 Eric Young Jr., S (1, 10) OBP: 0.379, SLG: 0.320 Kevin Plawecki, R (7, PH) (8, 10) OBP: 0.667, SLG: 0.750	E3 12 FC6-4		G5-3		BBBB 4-0 1-2 BB		BBBB 4-0 BB			2 0	0 0	0 0	0 0	1 1	0 0	0 0
12 Juan Lagares, R (1, 8) OBP: 0.343, SLG: 0.344	FC6-4 1-2f		G4-3		L9		L9			4	0	0	0	0	0	5
5 David Wright, R (1, 5) OBP: 0.250, SLG: 0.222 68 Eric Campbell, R (5, 5) OBP: 0.400, SLG: 0.500	L9			L5		30 HR 2B	L9			2 2	0 1	0 1	0 0	0 0	0 0	1 2
3 Curtis Granderson, L (1, 9) OBP: 0.267, SLG: 0.444 30 Andrew Brown, R (5, 9) OBP: 0.273, SLG: 0.567	G3			CFS K		BBX 2-0 2-H HR		G1-3		2 2	0 1	0 1	0 2	0 0	1 0	1 0
15 Travis d'Arnaud, R (1, 2) OBP: 0.200, SLG: 0.214 36 Juan Centeno, L (7, 2) OBP: 0.375, SLG: 0.286		CSS K		L1		G1-3		CSS K		3 1	0 0	0 0	0 0	0 0	1 1	0 0
9 Kirk Nieuwenhuis, L (1, 7) OBP: 0.412, SLG: 0.536		F8			G1-6-3	CSS K2-3		G4-1		4	0	0	0	0	1	0
19 Zach Lutz, R (1, 3) OBP: 0.304, SLG: 0.773		1B			FCBBBFX 3-2 HR	F9			G3-1	4	1	2	1	0	0	0
4 Wilmer Flores, R (1, 6) OBP: 0.306, SLG: 0.333		L9			22 BB 1B		P6		BBBB 4-0 2 G4-6-3 BB	3	0	1	0	1	0	1
2 Anthony Seratelli, S (1, 4) OBP: 0.233, SLG: 0.276			B1-3		L9		2B		G4-6-3 1-2f	4	0	1	0	0	0	2
Inning Stats	R: 0 E: 1 K: 0 S: 4 H: 0 LOB: 1 BB: 0 P: 4	R: 0 E: 0 K: 1 S: 6 H: 1 LOB: 1 BB: 0 P: 6	R: 0 E: 0 K: 0 S: 3 H: 0 LOB: 0 BB: 0 P: 3	R: 0 E: 0 K: 1 S: 5 H: 0 LOB: 0 BB: 0 P: 5	R: 1 E: 0 K: 0 S: 8 H: 2 LOB: 2 BB: 1 P: 15	R: 2 E: 0 K: 1 S: 7 H: 2 LOB: 0 BB: 0 P: 9	R: 0 E: 0 K: 0 S: 4 H: 1 LOB: 2 BB: 1 P: 8	R: 0 E: 0 K: 1 S: 5 H: 0 LOB: 0 BB: 0 P: 5	R: 0 E: 0 K: 0 S: 2 H: 0 LOB: 0 BB: 1 P: 6	1B: 2 2B: 2 3B: 0 HR: 2	SF: 0 SAC: 0 DP: 1 HBP: 0					

	AB	33
	R	3
	H	6
	RBI	3
	BB	3
	SO	4
	LOB	12

	WP: 0	PA: 36
	PB: 0	
	SB: 0	
	CS: 0	

livebaseballscorecards.com

PITCHER		IP	WLS	BF	H	R	ER	SO	BB	IBB	HBP	BLK	WP	HR	S	P	ERA	WHIP
18 Chris Rusin, L ERA: 5.4	(1, 1)	4.0	W	14	1	0	0	2	0	0	0	0	0	0	18	18	0.00	0.250
92 Casey Coleman, R ERA: 5.4	(5, 1)	0.2		5	2	1	1	0	1	0	0	0	0	1	7	14	13.50	4.500
94 Tony Zych, R ERA:	(5, 1)	0.1		1	0	0	0	0	0	0	0	0	0	0	1	1	0.00	0.000
81 Armando Rivero, R ERA: 13.5	(6, 1)	1.0		5	2	2	2	1	0	0	0	0	0	1	7	9	18.00	2.000
Marcus Hatley, R ERA: 2.25	(7, 1)	1.0	H	5	1	0	0	0	1	0	0	0	0	0	4	8	0.00	2.000
63 Brian Schlitter, R ERA: 2.25	(8, 1)	1.0	H	3	0	0	0	1	0	0	0	0	0	0	5	5	0.00	0.000
62 Alberto Cabrera, R ERA: 1.8	(9, 1)	1.0	S	3	0	0	0	0	1	0	0	0	0	0	2	6	0.00	1.000

New York Mets @ St. Louis Cardinals

Roger Dean Stadium, Jupiter, FL

Sun Mar 16 2014, 1:09 PM - 4:18 PM EDT

Att. 7,415 - Partly Cloudy - 79 F

TOP

livebaseballscorecards.com

Batter	1	2	3	4	5	6	7	8	9	AB	R	H	RBI	BB	SO	LOB
11 Rubén Tejada, R (1, 6) OBP: 0.130, SLG: 0.136	CCC 0-3 ① K	x 0-0 ③ G5-3			x 0-0 ② L7	x 0-0 ② L3		x 0-0 1-2 1B	x 0-0 1-2 2-H 3-H 1B	4	0	0	0	0	1	2
5 Matt Reynolds, R (6, 6) OBP: 0.500, SLG: 0.500										2	0	2	2	0	0	0
28 Daniel Murphy, L (1, 4) OBP: 0.313, SLG: 0.429	x 0-0 1 1B 13 BLK 2B		x 0-0 1 G6-4-3 1B		x 0-0 1B	SSS 0-3 ③ K		CCC 0-3 ③ K	x 0-0 ③ F9	3	1	3	0	0	0	0
Danny Muno, S (6, PH) OBP: 0.313, SLG: 0.154 (6, 4)										3	0	0	0	0	2	6
1 Chris Young, R (1, 8) OBP: 0.314, SLG: 0.471	x 0-0 13 BLK 82 1B 2-3 1B		x 0-0 ① ② G6-4-3 1-2f		x 0-0 ③ G1-3		x 0-0 82 WP 1B		x 0-0 82 2B 2B	3	0	1	0	0	0	2
53 Travis Taijeron, R (6, 9) OBP: 0.500, SLG: 0.750										2	1	2	0	0	0	0
13 Josh Satin, R (1, 5) OBP: 0.395, SLG: 0.469	x 0-0 ② F9 1-2 3-H		x 0-0 ③ G4-3			x 0-0 20 BB 82 1B 23 1B 1B	SSS 0-3 ① K	BBBB 4-0 82 2B 20 FC6-2 BB	4	1	1	0	0	1	2
T.J. Rivera, R (7, 5)										0	0	0	0	1	0	0
82 Matt Clark, L (1, 3) OBP: 0.281, SLG: 0.300	x 0-0 ③ 2-H 1B			x 0-0 ① F8		x 0-0 23 1B 20 BB 1-2 1B 1B	BSSS 1-3 ② K 1-2		x 0-0 20 FC6-2 6 1B 1-3 2-H 2B	5	2	3	1	0	1	1
20 Anthony Recker, R (1, 2) OBP: 0.379, SLG: 0.417	SSS 0-3 ① K			x 0-0 23 G6-3 2B		BBBB 4-0 23 1B 1-2 2-3 1B BB	SSS 0-3 ③ K		x 0-0 ① P3	4	1	1	0	1	2	3
23 Taylor Teagarden, R (1, 10) OBP: 0.321, SLG: 0.280	x 0-0 HR 1B			x 0-0 ② G6-3 2-3		x 0-0 ① 1B 1-2 2-3 3-H 1B		x 0-0 ① G6-3	x 0-0 ② FC6-2 1B 6 5 1B 1B 2-3 3-H	3	1	2	1	0	0	1
20 Kyle Johnson, R (8, PH) (8, 10)										2	1	0	0	0	0	2
6 Matthew den Dekker, L (1, 9) OBP: 0.432, SLG: 0.469	x 0-0 ② F8			x 0-0 ③ P5		CCC 0-3 ① K		x 0-0 ② G6-3	x 0-0 5 1B 1-2 3-H 1B	5	1	1	1	0	1	5
(6, 8)																
Cory Vaughn, R (1, 7) OBP: 0.545, SLG: 0.889	x 0-0 1-H HR				x 0-0 ① G6-3	x 0-0 1-3 2-H 3-H 1B		H 1-0 5 1B HBP	x 0-0 5 1B 1-2 2-3 1B	4	1	3	4	0	0	0
Inning Stats	R: 1 H: 3 E: 0 LOB: 2 K: 1 BB: 0 S: 7 P: 7	R: 2 H: 2 E: 0 LOB: 0 K: 1 BB: 0 S: 7 P: 7	R: 0 H: 1 E: 0 LOB: 0 K: 0 BB: 0 S: 3 P: 3	R: 0 H: 1 E: 0 LOB: 1 K: 0 BB: 0 S: 4 P: 4	R: 0 H: 1 E: 0 LOB: 1 K: 0 BB: 0 S: 4 P: 4	R: 3 H: 4 E: 0 LOB: 2 K: 2 BB: 1 S: 11 P: 15	R: 0 H: 1 E: 0 LOB: 1 K: 3 BB: 0 S: 10 P: 11	R: 0 H: 1 E: 0 LOB: 2 K: 1 BB: 0 S: 6 P: 7	R: 4 H: 5 E: 0 LOB: 2 K: 0 BB: 1 S: 8 P: 12	1B: 14 SF: 0 2B: 4 SAC: 0 3B: 0 DP: 1 HR: 1 HBP: 1						

	AB	44
	R	10
	H	19
	RBI	9
	BB	2
	SO	8
	LOB	24

WP: 1 PA: 47
PB: 0
SB: 0
CS: 0

PITCHER		IP	WLS	BF	H	R	ER	SO	BB	IBB	HBP	BLK	WP	HR	S	P	ERA	WHIP
50 Adam Wainwright, R	(1, 1)	4.1		18	7	3	3	2	0	0	0	1	0	1	22	22	6.23	1.615
ERA: 3.72																		
65 Keith Butler, R	(5, 1)	0.2	L	7	4	3	3	0	1	0	0	0	0	0	6	10	40.50	7.500
ERA: 9.82																		
36 Randy Choate, L	(6, 1)	1.0		4	1	0	0	2	0	0	0	0	0	0	8	8	0.00	1.000
ERA:																		
68 Jorge Rondon, R	(7, 1)	1.0		4	1	0	0	3	0	0	0	0	1	0	10	11	0.00	1.000
ERA:																		
64 Scott McGregor, R	(8, 1)	1.0		7	2	2	2	1	1	0	1	0	0	0	7	12	18.00	3.000
ERA: 9.0																		

PITCHER		IP	WLS	BF	H	R	ER	SO	BB	IBB	HBP	BLK	WP	HR	S	P	ERA	WHIP
43 Seth Maness, R	(9, 1)	1.0		7	4	2	2	0	0	0	0	0	0	0	7	7	18.00	4.000
ERA: 9.39																		

Batter	1	2	3	4	5	6	7	8	9	AB	R	H	RBI	BB	SO	LOB
13 Matt Carpenter, L (1, 5) OBP: 0.370, SLG: 0.348	G4-3	L8			G3 2-3	G3		F8-2 3-H		4	0	0	0	0	0	5
55 Scott Moore, L (7, 5) OBP: 0.286, SLG: 0.462										1	0	0	0	0	0	3
27 Jhonny Peralta, R (1, 6) OBP: 0.233, SLG: 0.500	G6-3		P4		21 BB 3-H 1B		21 G5-4-3 1B		P4	4	0	2	1	0	0	0
38 Pete Kozma, R (7, PR) OBP: 0.250, SLG: 0.261 (8, 6)										1	0	0	0	0	0	0
7 Matt Holliday, R (1, 10) OBP: 0.444, SLG: 0.522	F8		E6 21 1B		K		F8		G5-3	4	0	0	0	0	1	2
86 Luis Mateo, R (9, PH) OBP: 0.286, SLG: 0.357										1	0	0	0	0	0	0
21 Allen Craig, R (1, 3) OBP: 0.400, SLG: 0.483		91 BB 16 1B 1B	4 G6-4-3 1-2 1B		4-0 1-2 BB		G5-4-3 1-2f		F8	3	1	2	0	1	0	1
Xavier Scruggs, R (8, 3) OBP: 0.483, SLG: 0.571										1	0	0	0	0	0	0
4 Yadier Molina, R (1, 2) OBP: 0.379, SLG: 0.346	K	G6-4-3 1-2f			G6-3			91 1B 79 1B		3	0	0	0	0	1	5
72 Ed Easley, R (8, 2) OBP: 0.444, SLG: 0.375								1B		1	1	1	0	0	0	0
91 Stephen Piscotty, R (1, 9) OBP: 0.452, SLG: 0.640	16 1B 19 1B 1-2 BB		L6			88 1B 19 G4-3 BB		92 SH5-4 79 1B 55 F8-2 1-2 1B		2	1	1	0	2	0	0
16 Kolten Wong, L (1, 4) OBP: 0.424, SLG: 0.690	19 1B 1-2 2-H 1B		88 CS BB		K			92 SH5-4 1-2 2-H 1B		2	0	1	1	1	1	1
79 Greg Garcia, L (7, 4) OBP: 0.529, SLG: 0.385										1	0	1	1	0	0	0
19 Jon Jay, L (1, 8) OBP: 0.250, SLG: 0.233	1-2 2-H 1B		F9			G4-3 1-2		SH5-4 1-2 2-3		3	0	1	1	0	0	2
92 James Ramsey, L (7, 8) OBP: 0.118, SLG: 0.063										0	0	0	0	0	0	0
88 Randal Grichuk, R (1, 7) OBP: 0.343, SLG: 0.467	F9		CS 1-2		13 G3 27 1B 2B	2-3 1B		BB		3	1	2	0	1	0	2
Inning Stats	R: 0 E: 0 K: 0 S: 3 H: 0 LOB: 0 BB: 0 P: 3	R: 2 E: 0 K: 1 S: 8 H: 3 LOB: 2 BB: 1 P: 12	R: 0 E: 1 K: 0 S: 4 H: 1 LOB: 1 BB: 0 P: 4	R: 0 E: 0 K: 0 S: 2 H: 0 LOB: 0 BB: 1 P: 7	R: 1 E: 0 K: 1 S: 7 H: 2 LOB: 2 BB: 1 P: 11	R: 0 E: 0 K: 1 S: 6 H: 1 LOB: 2 BB: 1 P: 10	R: 0 E: 0 K: 0 S: 3 H: 1 LOB: 1 BB: 0 P: 3	R: 1 E: 0 K: 0 S: 5 H: 3 LOB: 2 BB: 1 P: 9	R: 0 E: 0 K: 0 S: 3 H: 0 LOB: 0 BB: 0 P: 3	1B: 10 2B: 2 3B: 0 HR: 0 SF: 0 SAC: 1 DP: 3 HBP: 0						

BOTTOM

New York Mets @ St. Louis Cardinals

Roger Dean Stadium, Jupiter, FL

Sun Mar 16 2014, 1:09 PM - 4:18 PM EDT

Att. 7,415 - Partly Cloudy - 79 F

livebaseballscorecards.com

AB	34
R	4
H	11
RBI	4
BB	5
SO	3
LOB	21

PITCHER		IP	WLS	BF	H	R	ER	SO	BB	IBB	HBP	BLK	WP	HR	S	P	ERA	WHIP
49 Jonathon Niese, L ERA: 13.5	(1, 1)	2.0		10	3	2	2	1	1	0	0	0	0	0	11	15	9.00	2.000
Buddy Carlyle, R ERA: 3.86	(3, 1)	2.1	H	9	2	1	1	0	1	0	0	0	0	0	8	13	3.86	1.286
44 Kyle Farnsworth, R ERA: 4.05	(5, 1)	1.2	W	9	2	0	0	2	2	0	0	0	0	0	11	19	0.00	2.400
89 Greg Peavey, R ERA:	(7, 1)	1.0	H	3	1	0	0	0	0	0	0	0	0	0	3	3	0.00	1.000
38 Vic Black, R ERA: 6.0	(8, 1)	1.0	H	6	3	1	1	0	1	0	0	0	0	0	5	9	9.00	4.000

PITCHER		IP	WLS	BF	H	R	ER	SO	BB	IBB	HBP	BLK	WP	HR	S	P	ERA	WHIP
30 Randy Fontanez, R ERA:	(9, 1)	1.0		3	0	0	0	0	0	0	0	0	0	0	3	3	0.00	0.000

New York Mets @ Miami Marlins

Roger Dean Stadium, Jupiter, FL

Mon Mar 17 2014, 1:08 PM - 4:23 PM EDT

Att. 4,403 - Overcast - 82 F

TOP

livebaseballscorecards.com

Batter	1	2	3	4	5	6	7	8	9	AB	R	H	RBI	BB	SO	LOB
6 Matthew den Dekker, L (1, 7) OBP: 0.439, SLG: 0.441 82 Matt Clark, L (8, PH) OBP: 0.303, SLG: 0.323 75 Cory Mazzoni, R (8, 1)	S S S 0-3 ① K		B B B B 4-0 BB		B B B B 4-0 11 1B 1-2 BB		S S S 0-3 ② K	B X 1-0 1-H 2-H 1B		2 0 0 0 2 2 1 1 0 1 2 0 0 0 0 0 0 0 0 0 0						
11 Rubén Tejada, R (1, 6) OBP: 0.154, SLG: 0.160 5 Matt Reynolds, R (6, 6) OBP: 0.400, SLG: 0.400	C C C 0-3 ② K		C C C 0-3 ③ K		X 0-0 1-2 2-3 1B		X 0-0 ③ F9	X 0-0 ③ F7		3 0 1 0 0 2 1 2 0 0 0 0 0 2						
9 Kirk Nieuwenhuis, L (1, 8) OBP: 0.432, SLG: 0.533 32 Eudy Pina, R (8, PH) OBP: 1.000, SLG: 1.000 (8, 8)	X 0-0 19 PO 1B			B B B B 4-0 68 F9 20 1B 19 G5-3 BB	S S S 0-3 ② K			X 0-0 19 WP 19 1B 1B	B H 2-0 68 BB 49 G4-6-3 19 BB HBP	2 1 1 0 1 1 3 1 2 1 0 0 0 0						
19 Zach Lutz, R (1, 3) OBP: 0.321, SLG: 0.692	1 SAFE 0-0 ③ PO 1-2	C C C 0-3 ① K		X 0-0 ① G5-3 1-2	S S S 0-3 ③ K			B X 1-0 36 WP 49 BB 36 SF8 1-H 1B	B B B B 4-0 49 G4-6-3 68 BB 1-2 BB	4 1 1 1 1 2 4						
68 Eric Campbell, R (1, 5) OBP: 0.371, SLG: 0.438		X 0-0 ② G5-3		X 0-0 ② F9 2-3		X 0-0 ① L7		X 0-0 ① F9	B B B B 4-0 49 G4-6-3 1-2 2-3 BB	4 0 0 0 1 0 2						
20 Anthony Recker, R (1, 10) OBP: 0.406, SLG: 0.444 49 Brian Burgamy, S (8, PH) OBP: 0.444, SLG: 0.286 (8, 7)		X 0-0 1B		X 0-0 36 E 3-H 1B	S S S 0-3 ② K			B B B B 4-0 36 WP 2 1B 1-2 BB	X 0-0 ① ② G4-6-3 1-2f 2-3 3-H	3 0 2 1 0 1 0 1 1 0 0 1 0 2						
36 Juan Centeno, L (1, 2) OBP: 0.231, SLG: 0.182		X 0-0 ③ P6	B 1 SAFE X 1-0 ③ G4-3 1-3		X 0-0 ③ G3-1			B X 1-0 ② SF8 1-2 2-H	X 0-0 ③ F7	4 0 0 1 0 0 3						
2 Anthony Seratelli, S (1, 9) OBP: 0.265, SLG: 0.303		X 0-0 ① G3			X 0-0 0 FC1-6 1B		C C C 0-3 ① K	X 0-0 82 WP 82 1B BB 2-H 1B		4 1 2 1 0 1 0						
0 Omar Quintanilla, L (1, 4) OBP: 0.200, SLG: 0.208 Danny Muno, S (6, 4) OBP: 0.389, SLG: 0.154		S S S 0-3 ② K			X 0-0 ① FC1-6 11 1B 6 BB 1-2f		B B B B 4-0 BB	B B B B 4-0 82 WP 82 1B 1-2 BB		2 0 0 0 0 1 1 0 1 0 0 2 0 0						
Inning Stats	R: 0 E: 0 K: 2 S: 7 H: 1 LOB: 0 BB: 0 P: 7	R: 0 E: 0 K: 1 S: 6 H: 1 LOB: 1 BB: 0 P: 6	R: 0 E: 0 K: 2 S: 7 H: 0 LOB: 1 BB: 1 P: 11	R: 1 E: 1 K: 0 S: 4 H: 1 LOB: 1 BB: 1 P: 9	R: 0 E: 0 K: 2 S: 9 H: 2 LOB: 3 BB: 1 P: 13	R: 0 E: 0 K: 1 S: 5 H: 0 LOB: 0 BB: 0 P: 5	R: 0 E: 0 K: 2 S: 7 H: 0 LOB: 1 BB: 1 P: 11	R: 5 E: 0 K: 0 S: 7 H: 4 LOB: 1 BB: 2 P: 18	R: 1 E: 0 K: 0 S: 2 H: 0 LOB: 1 BB: 2 P: 12	1B: 9 2B: 0 3B: 0 HR: 0 SF: 1 SAC: 0 DP: 1 HBP: 1							

	AB	33
	R	7
	H	9
	RBI	6
	BB	8
	SO	10
	LOB	19

WP: 3 PB: 0 SB: 0 CS: 0 PA: 44

PITCHER		IP	WLS	BF	H	R	ER	SO	BB	IBB	HBP	BLK	WP	HR	S	P	ERA	WHIP
37 Henderson Alvarez III, R ERA: 1.69	(1, 1)	4.0	W	16	3	1	1	5	2	0	0	0	0	0	24	33	2.25	1.250
41 Chris Hatcher, R ERA:	(5, 1)	1.0		6	2	0	0	2	1	0	0	0	0	0	9	13	0.00	3.000
63 Henry Alberto Rodriguez, R ERA: 1.5	(6, 1)	2.0		7	0	0	0	3	1	0	0	0	0	0	12	16	0.00	0.500
30 Chaz Roe, R ERA: 12.86	(8, 1)	0.2		7	3	5	5	0	2	0	0	0	2	0	5	15	67.50	7.500
22 Carter Capps, R ERA: 3.68	(8, 1)	1.1	S	7	1	1	1	0	2	0	1	0	1	0	4	15	6.75	2.250

PITCHER	IP	WLS	BF	H	R	ER	SO	BB	IBB	HBP	BLK	WP	HR	S	P	ERA	WHIP

New York Mets @ Miami Marlins

Roger Dean Stadium, Jupiter, FL

Mon Mar 17 2014, 1:08 PM - 4:23 PM EDT

Att. 4,403 - Overcast - 82 F

BOTTOM

Batter	1	2	3	4	5	6	7	8	9	AB	R	H	RBI	BB	SO	LOB
3 Adeiny Hechavarría, R (1, 6) OBP: 0.237, SLG: 0.333 54 Juan Diaz, L (6, PR) OBP: 0.500, SLG: 0.500 (7, 6)	0-0 27 BB 46 1B 1B	0-0 G6-4-3 1-2f		0-0 21 FC5-4 1B		0-0 E4 27 HR 1-3 1B		1-0 23 G5-3 50 WP 1-H 2B		4 1 3 0 0 0 2 1 2 1 1 0 0 0						
21 Christian Yelich, L (1, 8) OBP: 0.317, SLG: 0.222 23 Jake Marisnick, R (7, 8) OBP: 0.400, SLG: 0.481	0-0 F7		4-0 46 2B 39 1B BB	0-0 FC5-4 46 S 1-2f		0-0 G1-3		0-0 G5-3 2-3		3 1 0 0 1 0 4 1 0 0 0 0 0 1						
27 Giancarlo Stanton, R (1, 9) OBP: 0.350, SLG: 0.611 50 Matt Angle, L (7, 9) OBP: 0.381, SLG: 0.421	4-0 46 1B 39 1B 1-2 BB		0-3 K	0-0 F8		2-2 2-H 3-H HR		1-0 F8 3-H		3 2 1 3 1 1 2 1 0 0 0 0 0 0						
46 Garrett Jones, L (1, 3) OBP: 0.179, SLG: 0.289 8 Ty Wigginton, R (7, 3) OBP: 0.276, SLG: 0.200	0-0 39 1B 1-2 2-H 1B		0-0 39 E 1-3 2B	1-3 K 1-2		0-0 F7		0-0 P4		4 1 2 1 0 1 2 1 0 0 0 0 0 0						
39 Jarrod Saltalamacchia, Sr (1, 2) OBP: 0.294, SLG: 0.419 53 Kyle Skipworth, L (8, 2)	0-0 10 CS 1-3 2-H 1B		0-0 E8 10 1B 2-H 3-H 1B		0-0 F7		0-0 F8			4 0 2 2 0 0 0 0 0 0 0 0 0 0						
10 Jeff Baker, R (1, 4) OBP: 0.370, SLG: 0.333 63 Henry Alberto Rodriguez, R (6, R) 32 Derek Dietrich, L (7, PH) OBP: 0.400, SLG: 0.516 (8, 5)	1 SAFE 0-0 G6-3 1-2		0-0 1-2 1B		0-3 K		0-0 F9			3 0 1 0 0 1 2 0 0 0 0 0 0 0 1 0 0 0 0 0 0						
13 Marcell Ozuna, R (1, 7) OBP: 0.298, SLG: 0.243		4-0 37 FC1-5 9 WP BB	0-0 F9		0-0 F8		4-0 9 FC5-4 HBP			2 0 0 0 1 0 2						
9 Casey McGehee, R (1, 5) OBP: 0.282, SLG: 0.306 30 Chaz Roe, R (8, 1) 22 Carter Capps, R (8, 1)		4-0 37 FC1-5 1-2 BB	0-0 F9			0-0 L9	0-0 FC5-4 1-2f			3 0 0 0 1 0 3 0 0 0 0 0 0 0 0 0 0 0 0 0 0						
37 Henderson Alvarez III, R (1, 1) 5 Reed Johnson, R (4, PH) OBP: 0.433, SLG: 0.571 41 Chris Hatcher, R (5, 1) 86 Austin Nola, R (6, 4) OBP: 0.412, SLG: 0.333		0-0 FC1-5 3 G6-4-3 1-2 2-3f		3-2 HR		0-0 3 E 3 1B 27 HR 1B		4-0 54 WP 54 2B BB		1 0 0 0 0 0 2 1 1 1 1 0 0 0 0 0 0 0 0 0 0 1 2 1 0 1 0 0						
Inning Stats	R: 2 E: 0 K: 0 S: 5 H: 3 LOB: 1 BB: 1 P: 9	R: 0 E: 0 K: 0 S: 2 H: 0 LOB: 1 BB: 2 P: 10	R: 2 E: 1 K: 1 S: 8 H: 3 LOB: 2 BB: 1 P: 12	R: 1 E: 0 K: 1 S: 9 H: 2 LOB: 1 BB: 0 P: 13	R: 0 E: 0 K: 1 S: 5 H: 0 LOB: 0 BB: 0 P: 5	R: 3 E: 1 K: 0 S: 8 H: 3 LOB: 1 BB: 0 P: 10	R: 0 E: 0 K: 0 S: 3 H: 0 LOB: 1 BB: 0 P: 7	R: 2 E: 0 K: 0 S: 4 H: 1 LOB: 0 BB: 1 P: 10		1B: 8 2B: 2 3B: 0 HR: 2	SF: 0 SAC: 0 DP: 1 HBP: 1					

livebaseballscorecards.com

AB	34
R	10
H	12
RBI	8
BB	5
SO	3
LOB	20

WP: 3 PB: 0 SB: 1 CS: 1 PA: 40

PITCHER	IP	WLS	BF	H	R	ER	SO	BB	IBB	HBP	BLK	WP	HR	S	P	ERA	WHIP
32 John Lannan, L (1, 1) ERA: 4.76	3.1	L	20	8	5	5	1	4	0	0	0	1	1	20	39	13.50	3.600
47 Jose Valverde, R (4, 1) ERA: 3.86	1.2		5	0	0	0	2	0	0	0	0	0	0	9	10	0.00	0.000
56 Scott Rice, L (6, 1) ERA: 3.18	0.2		4	2	2	2	0	0	0	0	0	0	0	4	4	27.00	3.000
71 Gonzalez Germen, R (6, 1) ERA: 7.71	0.1		2	1	1	1	0	0	0	0	0	0	1	4	6	27.00	3.000
81 Beck Wheeler, R (7, 1) ERA:	1.0		4	0	0	0	0	0	0	1	0	0	0	3	7	0.00	0.000

PITCHER	IP	WLS	BF	H	R	ER	SO	BB	IBB	HBP	BLK	WP	HR	S	P	ERA	WHIP
75 Cory Mazzoni, R (8, 1) ERA: 16.2	1.0		5	1	2	2	0	1	0	0	0	2	0	4	10	18.00	2.000

Detroit Tigers @ New York Mets

Tradition Field, Port St. Lucie, FL

Tue Mar 18 2014, 1:14 PM - 4:00 PM EDT

Att. 7,203 - Partly Cloudy - 71 F

TOP

Batter	1	2	3	4	5	6	7	8	9	AB	R	H	RBI	BB	SO	LOB
4 Steve Lombardozzi, S (1, 4) OBP: 0.257, SLG: 0.242	0-0 24 S 61 G6-3 24 SF9 1B		0-0 ① F7	0-0 ② F7		0-0 ③ G4-3			0-0 ③ G6-3	5	1	1	0	0	0	4
61 Ezequiel Carrera, L (1, 8) OBP: 0.250, SLG: 0.233 19 Connor Harrell, R (7, 8)	0-0 ① G6-3 1-2		0-0 ② F9	0-0 ③ F9			0-0 ① L6			4 0	0 0	0 0	0 0	0 0	0 0	3 0
24 Miguel Cabrera, R (1, 3) OBP: 0.488, SLG: 0.686 30 Aaron Westlake, L (7, 3)	1-0 ② SF9 2-H		3-1 HR		0-0 ① G5-3		0-0 ② F9			3 0	1 0	1 0	2 0	0 0	0 0	0 0
68 Luis Exposito, R (1, 10) OBP: 0.286, SLG: 0.100	4-0 BB		0-3 ③		0-0 ② G4-3		0-0 ③ G5-3			3	0	0	0	1	1	0
9 Nick Castellanos, R (1, 5) OBP: 0.417, SLG: 0.689 9 Jason Krizan, L (8, 5)	0-0 ③ F8			0-0 72 HR 2B	0-3 ③ K			0-0 ① G4-3		4 0	1 0	1 0	0 0	0 0	1 0	1 0
72 Tyler Collins, L (1, 7) OBP: 0.371, SLG: 0.781		0-3 ① K		1-0 2-H HR		0-0 50 FC4-6 1B		1-0 50 G5-4-3 HBP		3	1	2	2	0	1	0
50 Bryan Holaday, R (1, 2) OBP: 0.265, SLG: 0.258 76 Craig Albernaz, R (8, 2) OBP: 0.500, SLG: 0.250	0-0 1B		0-0 63 1B 1B		0-0 ① FC4-6 63 WP 1-2f		0-0 ②③ G5-4-3 1-2f			4 0	0 0	2 0	0 0	0 0	0 0	2 0
63 Trevor Crowe, S (1, 9) OBP: 0.281, SLG: 0.214 Brandon Loy, R (8, 9)	0-2 ② K		0-0 1-2 1B		4-0 BB 1-2				0-0 ① G6-3	2 1	0 0	1 0	0 0	1 0	1 0	1 0
27 Eugenio Suárez, R (1, 6) OBP: 0.219, SLG: 0.233 13 Dixon Machado, R (9, 6)	0-0 ③ F8		0-3 ① K		0-3 ② K				0-0 ② F8	4 0	0 0	0 0	0 0	0 0	2 0	5 0

Inning Stats																		
	R: 1	H: 1	R: 0	H: 1	R: 1	H: 1	R: 2	H: 4	R: 0	H: 0	R: 0	H: 1	R: 0	H: 0	R: 0	H: 0	R: 0	H: 0
	E: 0	LOB: 1	E: 0	LOB: 1	E: 0	LOB: 0	E: 0	LOB: 2	E: 0	LOB: 0	E: 0	LOB: 0	E: 0	LOB: 0	E: 0	LOB: 0	E: 0	LOB: 0
	K: 0	BB: 1	K: 2	BB: 0	K: 1	BB: 0	K: 1	BB: 0	K: 1	BB: 0	K: 1	BB: 1	K: 0	BB: 0	K: 0	BB: 0	K: 0	BB: 0
	S: 4	P: 9	S: 8	P: 8	S: 7	P: 10	S: 9	P: 10	S: 5	P: 5	S: 6	P: 10	S: 3	P: 3	S: 2	P: 3	S: 3	P: 3

1B: 5	SF: 1
2B: 1	SAC: 0
3B: 0	DP: 1
HR: 2	HBP: 1

WP: 1	PA: 37
PB: 0	
SB: 1	
CS: 0	

AB	33
R	4
H	8
RBI	4
BB	2
SO	6
LOB	16

livebaseballscorecards.com

PITCHER		IP	WLS	BF	H	R	ER	SO	BB	IBB	HBP	BLK	WP	HR	S	P	ERA	WHIP
16 Daisuke Matsuzaka, R ERA: 4.97	(1, 1)	5.0		23	7	4	4	5	1	0	0	0	0	2	33	42	7.20	1.600
27 Jeurys Familia, R ERA:	(6, 1)	1.0		5	1	0	0	1	1	0	0	0	1	0	6	10	0.00	2.000
47 Giancarlo Alvarado, R ERA:	(7, 1)	1.0		3	0	0	0	0	0	0	0	0	0	0	3	3	0.00	0.000
61 Miguel Socolovich, R ERA:	(8, 1)	1.0		3	0	0	0	0	0	0	1	0	0	0	2	3	0.00	0.000
39 Bobby Parnell, R ERA:	(9, 1)	1.0	W	3	0	0	0	0	0	0	0	0	0	0	3	3	0.00	0.000

PITCHER	IP	WLS	BF	H	R	ER	SO	BB	IBB	HBP	BLK	WP	HR	S	P	ERA	WHIP

Detroit Tigers @ New York Mets

Tradition Field, Port St. Lucie, FL

Tue Mar 18 2014, 1:14 PM - 4:00 PM EDT

Att. 7,203 - Partly Cloudy - 71 F

BOTTOM

Batter	1	2	3	4	5	6	7	8	9	AB	R	H	RBI	BB	SO	LOB
22 Eric Young Jr., S (1, 4) OBP: 0.333, SLG: 0.276	P3		G6-3 1-3		B1-3 1-2	E6 1 FC6-4 1-2 2-3		CS 1-2	30 E 30 1B BB	4	0	0	0	0	0	4
0 Omar Quintanilla, L (7, 4) OBP: 0.231, SLG: 0.208										0	0	0	0	1	0	0
2 Anthony Seratelli, S (9, PR) OBP: 0.265, SLG: 0.303										0	1	0	0	0	0	0
1 Chris Young, R (1, 7) OBP: 0.333, SLG: 0.486	P5		5 FC4-6 BB		2-H 2B	1-2f			1-H 1B	3	0	1	1	1	0	3
30 Andrew Brown, R (8, 7) OBP: 0.294, SLG: 0.581										1	0	1	1	0	0	0
5 David Wright, R (1, 5) OBP: 0.250, SLG: 0.227	K		FC4-6 1-2f		K		13 1B 1B			4	0	1	0	0	2	3
19 Zach Lutz, R (7, PR) OBP: 0.321, SLG: 0.692 (8, 5)										0	0	0	0	0	0	0
3 Curtis Granderson, L (1, 9) OBP: 0.265, SLG: 0.419		K		K		68 2B 4 1B 1B	K			4	1	1	0	0	3	1
9 Kirk Nieuwenhuis, L (8, 9) OBP: 0.432, SLG: 0.533										0	0	0	0	0	0	0
13 Josh Satin, R (1, 10) OBP: 0.381, SLG: 0.444		G5-3		K		L8	68 G6-3 1-2 1B			4	0	1	0	0	1	1
68 Eric Campbell, R (1, 3) OBP: 0.385, SLG: 0.556		HR		E4		4 1B 12 WP 1-3 2B	G6-3 1-2f			4	2	2	1	0	0	2
4 Wilmer Flores, R (1, 6) OBP: 0.300, SLG: 0.324		F8		G6-3		12 WP 15 BB 12 FC5-2 2-3 3-H 1B		K		4	0	1	1	0	1	1
15 Travis d'Arnaud, R (1, 2) OBP: 0.235, SLG: 0.200			12 FC5-4 BB		F9	22 E 12 WP 1-2 BB		K		2	0	0	0	2	1	0
23 Taylor Teagarden, R (9, 2) OBP: 0.321, SLG: 0.280										0	0	0	0	0	0	0
12 Juan Lagares, R (1, 8) OBP: 0.359, SLG: 0.361			FC5-4 22 E 1-2f		1 2B 22 B1-3 1B	FC5-2 22 E 1-2 2-H 3-H		0 CS 1B		4	1	2	0	0	0	3
Inning Stats	R: 0 E: 0 K: 1 S: 5 H: 0 LOB: 0 BB: 0 P: 5	R: 1 E: 0 K: 1 S: 7 H: 1 LOB: 0 BB: 0 P: 9	R: 0 E: 0 K: 0 S: 3 H: 0 LOB: 2 BB: 2 P: 12	R: 0 E: 1 K: 2 S: 8 H: 0 LOB: 1 BB: 0 P: 8	R: 1 E: 0 K: 1 S: 7 H: 2 LOB: 1 BB: 0 P: 7	R: 2 E: 1 K: 0 S: 7 H: 3 LOB: 3 BB: 1 P: 12	R: 0 E: 0 K: 1 S: 6 H: 2 LOB: 2 BB: 0 P: 6	R: 0 E: 0 K: 2 S: 7 H: 1 LOB: 0 BB: 0 P: 8	R: 1 E: 0 K: 0 S: 2 H: 1 LOB: 1 BB: 1 P: 6	1B: 7 2B: 2 3B: 0 HR: 1 SF: 0 SAC: 0 DP: 1 HBP: 0				WP: 1 PB: 0 SB: 0 CS: 1		PA: 39

livebaseballscorecards.com

	AB	34
	R	5
	H	10
	RBI	4
	BB	4
	SO	8
	LOB	18

PITCHER	IP	WLS	BF	H	R	ER	SO	BB	IBB	HBP	BLK	WP	HR	S	P	ERA	WHIP
53 Kyle Lobstein, L (1, 1) ERA: 4.66	2.2		11	1	1	1	2	2	0	0	0	0	1	14	25	3.38	1.125
52 Jose Alvarez, L (3, 1) ERA: 3.38	3.0	B	16	5	3	3	3	1	0	0	0	1	0	21	26	9.00	2.000
46 Ian Krol, L (6, 1) ERA: 3.68	1.1		6	2	0	0	1	0	0	0	0	0	0	8	8	0.00	1.500
56 Jose Ortega, R (8, 1) ERA: 4.5	1.0		3	1	0	0	2	0	0	0	0	0	0	7	8	0.00	1.000
66 Jhan Mariñez, R (9, 1) ERA: 8.31	0.0	L	2	1	1	1	0	1	0	0	0	0	0	2	6	∞	∞

PITCHER	IP	WLS	BF	H	R	ER	SO	BB	IBB	HBP	BLK	WP	HR	S	P	ERA	WHIP

Atlanta Braves @ New York Mets

Tradition Field, Port St. Lucie, FL

Thu Mar 20 2014, 1:12 PM - 4:24 PM EDT

Att. 6,264 - Partly Cloudy - 82 F

TOP

livebaseballscorecards.com

Batter	1	2	3	4	5	6	7	8	9	AB	R	H	RBI	BB	SO	LOB
22 Jason Heyward, L (1, 9) OBP: 0.400, SLG: 0.600	2 1B 3B		G3			BBB 4-0 59 BB 8 1B 25 FC1-2 BB	E8 8 2B 1B 2-3		SH5-3 2-3	2	1	1	0	1	0	0
48 David Carpenter, R (6, 1)										0	0	0	0	0	0	0
69 Phil Gosselin, R (7, PH) OBP: 0.389, SLG: 0.556										1	1	1	0	0	0	0
(7, 7)																
(9, 4)																
2 B.J. Upton, R (1, 8) OBP: 0.354, SLG: 0.341	8 CS 1B 3-H		1B			F9	G1-3		G3	4	0	2	1	0	0	3
17 Jordan Schafer, L (7, 8) OBP: 0.277, SLG: 0.364										1	0	0	0	0	0	1
8 Justin Upton, R (1, 7) OBP: 0.279, SLG: 0.359	F8 1-2		F8			25 FC1-2 59 BB 1B 1-2	2B 2-H 3-H		G4-3	4	0	2	2	0	0	2
78 John Cornely, R (7, 1)										0	0	0	0	0	0	0
80 Atahualpa Severino, L (8, 1)										0	0	0	0	0	0	0
13 Jose Constanza, L (9, PH) OBP: 0.405, SLG: 0.441										1	0	0	0	0	0	1
(9, 7)																
59 Ernesto Mejia, R (1, 3) OBP: 0.356, SLG: 0.537	HR			CCC K		BBB 4-0 25 FC1-2 1-2 2-3 BB	P4			3	1	1	1	1	1	1
11 Gerald Laird, R (1, 2) OBP: 0.167, SLG: 0.125	P4			F9		FC1-2 1-2 2-3 3-Hf		F7		2	0	0	0	0	0	0
82 Ian Thomas, R (4, 1)										0	0	0	0	0	0	0
77 David Bromberg, L (5, 1)										0	0	0	0	0	0	0
66 Ryan Buchter, L (5, 1)										0	0	0	0	0	0	0
25 Joey Terdoslavich, S (6, PH) OBP: 0.289, SLG: 0.281										2	0	0	0	0	0	3
(6, 9)																
84 Tommy La Stella, L (1, 4) OBP: 0.340, SLG: 0.340		CCC K		F8		G4-3		F7		4	0	0	0	0	1	3
97 Eric Pfisterer, L (9, 1)										0	0	0	0	0	0	0
7 Tyler Greene, R (1, 5) OBP: 0.333, SLG: 0.226		H 14 F9-3 HBP				G6-3	14 E 14 1B 1B	CCC K		3	1	1	0	0	1	0
14 Ramiro Pena, S (1, 6) OBP: 0.361, SLG: 0.514		F9-3 1-1				F8	1 SAFE 69 E 4 G4-3 8 2B 1B 1-H		83 S 83 E 1B	3	1	1	1	0	0	1
87 Sean Kazmar Jr., R (8, 6) OBP: 0.333, SLG: 0.333										1	1	1	0	0	0	0
30 Ervin Santana, R (1, 1)			G6-3			F7	G4-3 1-2		E4 69 SH5-3 1-H	1	0	0	0	0	0	0
53 Cory Gearrin, R (3, 1)										0	0	0	0	0	0	0
4 Ryan Doumit, S (4, 2) OBP: 0.289, SLG: 0.343										2	0	0	0	0	0	1
83 Steven Lerud, L (7, 2) OBP: 0.643, SLG: 0.615										1	0	1	0	0	0	0
Inning Stats	R: 2 E: 0 K: 0 S: 5 / H: 3 LOB: 0 BB: 0 P: 6	R: 0 E: 0 K: 1 S: 4 / H: 0 LOB: 0 BB: 0 P: 5	R: 0 E: 0 K: 0 S: 4 / H: 1 LOB: 1 BB: 0 P: 4	R: 0 E: 0 K: 1 S: 5 / H: 0 LOB: 0 BB: 0 P: 5	R: 0 E: 0 K: 0 S: 3 / H: 0 LOB: 0 BB: 0 P: 3	R: 0 E: 0 K: 0 S: 4 / H: 1 LOB: 3 BB: 2 P: 12	R: 3 E: 2 K: 0 S: 7 / H: 4 LOB: 1 BB: 0 P: 7	R: 0 E: 0 K: 1 S: 5 / H: 0 LOB: 0 BB: 0 P: 5	R: 1 E: 1 K: 0 S: 5 / H: 2 LOB: 1 BB: 0 P: 6	1B: 8 2B: 2 3B: 1 HR: 1 / SF: 0 SAC: 1 DP: 1 HBP: 1						

AB	35
R	6
H	11
RBI	5
BB	2
SO	3
LOB	16

WP: 0 PB: 0 SB: 1 CS: 1 PA: 39

PITCHER		IP	WLS	BF	H	R	ER	SO	BB	IBB	HBP	BLK	WP	HR	S	P	ERA	WHIP
45 Zack Wheeler, R ERA: 1.69	(1, 1)	5.1		21	5	2	2	2	1	0	1	0	0	1	23	29	3.38	1.125
44 Kyle Farnsworth, R ERA: 5.87	(6, 1)	1.0	H	6	2	2	2	0	1	0	0	0	0	0	5	9	18.00	3.000
56 Scott Rice, L ERA: 4.26	(7, 1)	0.2	B	4	2	1	1	0	0	0	0	0	0	0	4	4	13.50	3.000
38 Vic Black, R ERA: 5.14	(8, 1)	1.0		3	0	0	0	1	0	0	0	0	0	0	5	5	0.00	0.000
47 Jose Valverde, R ERA: 3.38	(9, 1)	1.0	W	5	2	1	0	0	0	0	0	0	0	0	5	6	0.00	2.000

PITCHER	IP	WLS	BF	H	R	ER	SO	BB	IBB	HBP	BLK	WP	HR	S	P	ERA	WHIP

BOTTOM

Atlanta Braves @ New York Mets

Tradition Field, Port St. Lucie, FL

Thu Mar 20 2014, 1:12 PM - 4:24 PM EDT

Att. 6,264 - Partly Cloudy - 82 F

Batter	1	2	3	4	5	6	7	8	9	AB	R	H	RBI	BB	SO	LOB
22 Eric Young Jr., S (1, 4) OBP: 0.333, SLG: 0.281	11 1B 5 SF8 1B		K		G3 1-2		F8		G6-3	3	1	1	0	0	1	1
4 Wilmer Flores, R (7, 4) OBP: 0.286, SLG: 0.306										2	0	0	0	0	0	2
11 Rubén Tejada, R (1, 6) OBP: 0.241, SLG: 0.286	3 G3-6-3 1B 1-3			3 PB 1 1B 2B	5 1B 2-H 1B		BB 1-2 2-3		19 1B 20 HR BB	3	1	3	1	0	0	0
0 Omar Quintanilla, L (7, 6) OBP: 0.286, SLG: 0.208										0	1	0	0	2	0	0
5 David Wright, R (1, 5) OBP: 0.259, SLG: 0.250	SF8 3-H			P3	1-2 1B		K		20 HR 1-2 1B	2	0	1	1	0	0	1
19 Zach Lutz, R (7, 5) OBP: 0.333, SLG: 0.679										2	1	1	0	0	1	3
3 Curtis Granderson, L (1, 9) OBP: 0.243, SLG: 0.382	G3-6-3 1-2f			G5-3 2-3	P5		K		2-0 1-H 2-H HR	3	0	0	0	0	0	4
44 Kyle Farnsworth, R (6, 1)										0	0	0	0	0	0	0
20 Anthony Recker, R (7, 2) OBP: 0.412, SLG: 0.552										2	1	1	3	0	1	3
1 Chris Young, R (1, 7) OBP: 0.333, SLG: 0.475		G1-3		3-H 1B		P3		B3		3	0	1	1	0	0	0
2 Anthony Seratelli, S (7, 7) OBP: 0.257, SLG: 0.294										1	0	0	0	0	0	0
29 Ike Davis, L (1, 3) OBP: 0.111, SLG: 0.444		F8		F7		G6-3		K		3	0	0	0	0	0	1
13 Josh Satin, R (7, 3) OBP: 0.372, SLG: 0.432										1	0	0	0	0	1	0
15 Travis d'Arnaud, R (1, 2) OBP: 0.243, SLG: 0.188		F7			12 WP 45 SH5-3 12 1B BB	G4-3		2B		2	1	0	0	1	0	0
56 Scott Rice, L (7, 1)										0	0	0	0	0	0	0
38 Vic Black, R (8, 1)										0	0	0	0	0	0	0
68 Eric Campbell, R (8, PH) OBP: 0.400, SLG: 0.595										1	0	1	0	0	0	0
47 Jose Valverde, R (9, 1)										0	0	0	0	0	0	0
45 Zack Wheeler, L (1, 1)			G4-3		SH5-3 1-2		E5 0 BB	K		1	0	0	0	0	0	0
30 Andrew Brown, R (6, 9) OBP: 0.278, SLG: 0.545										2	0	0	0	0	1	1
12 Juan Lagares, R (1, 8) OBP: 0.381, SLG: 0.368			K		22 G3 11 1B 2-H 1B		0 BB HBP		G6-3	2	1	1	1	0	1	0
6 Matthew den Dekker, L (7, PR) (8, 8) OBP: 0.429, SLG: 0.429										1	0	0	0	0	0	0
Inning Stats	R: 1 E: 0 K: 0 S: 4 H: 2 LOB: 0 BB: 0 P: 4	R: 0 E: 0 K: 0 S: 3 H: 0 LOB: 0 BB: 0 P: 3	R: 0 E: 0 K: 2 S: 7 H: 0 LOB: 0 BB: 0 P: 7	R: 1 E: 0 K: 0 S: 5 H: 2 LOB: 1 BB: 0 P: 6	R: 2 E: 0 K: 0 S: 6 H: 3 LOB: 2 BB: 1 P: 11	R: 0 E: 0 K: 0 S: 3 H: 0 LOB: 0 BB: 0 P: 3	R: 0 E: 1 K: 2 S: 8 H: 0 LOB: 3 BB: 1 P: 13	R: 0 E: 0 K: 2 S: 8 H: 1 LOB: 1 BB: 0 P: 8	R: 3 E: 0 K: 0 S: 4 H: 2 LOB: 0 BB: 1 P: 10	1B: 7 2B: 2 3B: 0 HR: 1	SF: 1 SAC: 1 DP: 1 HBP: 1						

livebaseballscorecards.com

AB	34
R	7
H	10
RBI	7
BB	3
SO	6
LOB	16

WP: 1 PB: 1 SB: 0 CS: 0 PA: 40

PITCHER		IP	WLS	BF	H	R	ER	SO	BB	IBB	HBP	BLK	WP	HR	S	P	ERA	WHIP
30 Ervin Santana, R ERA: 4.5	(1, 1)	2.0		7	2	1	1	0	0	0	0	0	0	0	7	7	4.50	1.000
53 Cory Gearrin, R ERA: 8.0	(3, 1)	1.1	H	5	1	1	1	2	0	0	0	0	0	0	9	9	6.75	0.750
82 Ian Thomas, L ERA: 3.86	(4, 1)	0.2	B	3	1	0	0	0	0	0	0	0	0	0	3	4	0.00	1.500
77 David Bromberg, R ERA: 13.5	(5, 1)	0.2		6	3	2	2	0	1	0	0	0	1	0	5	10	27.00	6.000
66 Ryan Buchter, L ERA: 4.91	(5, 1)	0.1		1	0	0	0	0	0	0	0	0	0	0	1	1	0.00	0.000

PITCHER		IP	WLS	BF	H	R	ER	SO	BB	IBB	HBP	BLK	WP	HR	S	P	ERA	WHIP
48 David Carpenter, R ERA: 1.13	(6, 1)	1.0		3	0	0	0	0	0	0	0	0	0	0	3	3	0.00	0.000
78 John Cornely, R ERA:	(7, 1)	1.0	H	6	0	0	0	2	1	0	1	0	0	0	8	13	0.00	1.000
80 Atahualpa Severino, L ERA: 16.88	(8, 1)	1.0	H	4	1	0	0	2	0	0	0	0	0	0	8	8	0.00	1.000
97 Eric Pfisterer, L ERA: 40.5	(9, 1)	0.2	L	5	2	3	3	0	1	0	0	0	0	1	4	10	40.50	4.500

Batter	1	2	3	4	5	6	7	8	9	AB	R	H	RBI	BB	SO	LOB
12 Juan Lagares, R (1, 8) OBP: 0.348, SLG: 0.333 6 Matthew den Dekker, L (6, 8) OBP: 0.419, SLG: 0.417	G5-3 L8			K		P3		FC3-6 1-2f		4 1	0 0	0 0	0 0	0 0	1 0	0 1
11 Rubén Tejada, R (1, 6) OBP: 0.273, SLG: 0.323 2 Anthony Seratelli, S (6, 6) OBP: 0.250, SLG: 0.286	29 2B 2B	F8		21 HR BB		F9		F8		3 1	2 0	1 0	0 0	1 0	0 0	0 1
21 Lucas Duda, L (1, 3) OBP: 0.417, SLG: 1.000 68 Eric Campbell, R (6, 3) OBP: 0.415, SLG: 0.595	29 2B HBP	K2-3		1-H HR		G3-1			30 G6-3 13 WP BB	3 0	2 0	1 0	2 0	0 1	1 0	0 0
29 Ike Davis, L (1, 10) OBP: 0.385, SLG: 0.750 13 Josh Satin, R (7, PR) OBP: 0.364, SLG: 0.421 (7, 10)	1-H 2-H 30 2B 2B	BB		2B			30 L4-3 1B		1-2	3 1	1 0	3 0	2 0	1 0	0 1	0 1
30 Andrew Brown, R (1, 7) OBP: 0.268, SLG: 0.526	19 WP 19 1B 2-H 2B	G4-3		K			L4-3 1-1		G6-3 2-3	5	1	1	1	0	1	4
19 Zach Lutz, R (1, 5) OBP: 0.371, SLG: 0.656	9 3B 2-H 1B		9 G4-3 BB	F8			1B		G6-3	4	1	2	1	1	0	2
9 Kirk Nieuwenhuis, L (1, 9) OBP: 0.415, SLG: 0.559	23 HR 1-H 3B		G4-3 1-2		F8		F7			4	1	1	1	0	0	2
23 Taylor Teagarden, R (1, 2) OBP: 0.313, SLG: 0.379 55 Blake Forsythe, R (8, 2)	3-H HR		F9		K			F7		4 0	1 0	1 0	2 0	0 0	1 0	1 0
0 Omar Quintanilla, L (1, 4) OBP: 0.250, SLG: 0.179	K2-3		K		G4-3			E5 6 FC3-6		4	0	0	0	0	2	1
Inning Stats	R: 7 E: 0 K: 1 S: 13 H: 6 LOB: 0 BB: 0 P: 15	R: 0 E: 0 K: 1 S: 5 H: 0 LOB: 1 BB: 1 P: 9	R: 0 E: 0 K: 1 S: 5 H: 0 LOB: 1 BB: 1 P: 9	R: 2 E: 0 K: 2 S: 11 H: 2 LOB: 1 BB: 1 P: 15	R: 0 E: 0 K: 1 S: 5 H: 0 LOB: 0 BB: 0 P: 5	R: 0 E: 0 K: 0 S: 3 H: 0 LOB: 0 BB: 0 P: 3	R: 0 E: 0 K: 0 S: 4 H: 2 LOB: 1 BB: 0 P: 4	R: 0 E: 1 K: 0 S: 4 H: 0 LOB: 1 BB: 0 P: 4	R: 0 E: 0 K: 1 S: 5 H: 0 LOB: 1 BB: 1 P: 9	1B: 3 2B: 5 3B: 1 HR: 2 SF: 0 SAC: 0 DP: 1 HBP: 1						

TOP

New York Mets @ Minnesota Twins

Hammond Stadium, Fort Myers, FL

Fri Mar 21 2014, 1:06 PM - 4:09 PM EDT

Att. 8,419 - Partly Cloudy - 81 F

livebaseballscorecards.com

AB	37
R	9
H	10
RBI	9
BB	4
SO	7
LOB	13

WP: 2 PB: 0 SB: 0 CS: 0 PA: 42

PITCHER		IP	WLS	BF	H	R	ER	SO	BB	IBB	HBP	BLK	WP	HR	S	P	ERA	WHIP
47 Ricky Nolasco, R ERA: 7.07	(1, 1)	3.0	L	18	6	7	7	3	2	0	1	0	1	1	23	33	21.00	2.667
50 Casey Fien, R ERA: 5.4	(4, 1)	2.0		9	2	2	2	3	1	0	0	0	0	1	16	20	9.00	1.500
59 Michael Tonkin, R ERA:	(6, 1)	2.0		7	2	0	0	0	0	0	0	0	0	0	7	7	0.00	1.000
54 Matt Guerrier, R ERA: 9.0	(8, 1)	1.0		4	0	0	0	0	0	0	0	0	0	0	4	4	0.00	0.000
61 Jared Burton, R ERA: 4.76	(9, 1)	1.0		4	0	0	0	1	1	0	0	0	1	0	5	9	0.00	1.000

PITCHER	IP	WLS	BF	H	R	ER	SO	BB	IBB	HBP	BLK	WP	HR	S	P	ERA	WHIP

New York Mets @ Minnesota Twins

Hammond Stadium, Fort Myers, FL

Fri Mar 21 2014, 1:06 PM - 4:09 PM EDT

Att. 8,419 - Partly Cloudy - 81 F

livebaseballscorecards.com

BOTTOM

Batter	1	2	3	4	5	6	7	8	9	AB	R	H	RBI	BB	SO	LOB
2 Brian Dozier, R (1, 4) OBP: 0.268, SLG: 0.368	K		F9 1-2		F8		P6 1-2 2-3			3	0	0	0	0	1	1
79 Deibinson Romero, R (7, 5) OBP: 0.360, SLG: 0.522										1	0	0	0	0	0	2
11 Jason Bartlett, R (1, 6) OBP: 0.147, SLG: 0.065	G6-3		K			G1-3		55 G4-6-3 1B		3	0	0	0	0	1	1
17 Doug Bernier, R (7, 6) OBP: 0.412, SLG: 0.286										1	0	1	0	0	0	0
7 Joe Mauer, L (1, 10) OBP: 0.405, SLG: 0.323	K			13 1B 22 SF8 1B		G4-3		G4-6-3 1-2f		3	1	1	0	0	1	0
55 Chris Colabello, R (8, PH) (9, 10) OBP: 0.500, SLG: 0.563										1	0	0	0	0	0	1
13 Jason Kubel, L (1, 9) OBP: 0.333, SLG: 0.300		22 FC6-4 1B		27 1B 1-3 1B		22 FC6-4 BB		22 WP BB		2	0	2	0	1	0	0
84 Dan Rohlfing, R (7, 9) OBP: 0.294, SLG: 0.200										0	0	0	0	1	0	0
22 Wilkin Ramirez, R (1, 7) OBP: 0.265, SLG: 0.375		FC6-4 1-2f		SF8 3-H		FC6-4 1-2f		K 1-2		3	0	0	1	0	1	3
27 Chris Parmelee, L (1, 3) OBP: 0.256, SLG: 0.306		K		43 G6-4-3 1-2 1B			P2		1B	4	0	2	0	0	1	1
43 Josmil Pinto, R (1, 2) OBP: 0.400, SLG: 0.389		L3		G6-4-3 1-2f			79 WP 5 G3 1B		K	3	0	1	0	0	0	3
12 Chris Herrmann, L (8, 2) OBP: 0.556, SLG: 0.600										1	0	0	0	0	1	1
5 Eduardo Escobar, S (1, 5) (7, 4) OBP: 0.286, SLG: 0.412			1 FC6-4 1B		F7		G3 1-2		F8	4	0	1	0	0	0	2
1 Alex Presley, L (1, 8) OBP: 0.237, SLG: 0.147			FC6-4 2 S 1-2f		G6-3		79 WP BB		F7	3	0	0	0	1	0	2
Inning Stats	R: 0 H: 0 E: 0 LOB: 0 K: 2 BB: 0 S: 7 P: 7	R: 0 H: 1 E: 0 LOB: 1 K: 1 BB: 0 S: 6 P: 6	R: 0 H: 1 E: 0 LOB: 1 K: 1 BB: 0 S: 6 P: 7	R: 1 H: 3 E: 0 LOB: 1 K: 0 BB: 0 S: 5 P: 5	R: 0 H: 0 E: 0 LOB: 0 K: 0 BB: 0 S: 3 P: 3	R: 0 H: 0 E: 0 LOB: 1 K: 0 BB: 1 S: 3 P: 7	R: 0 H: 1 E: 0 LOB: 2 K: 0 BB: 1 S: 4 P: 9	R: 0 H: 1 E: 0 LOB: 1 K: 1 BB: 1 S: 5 P: 10	R: 0 H: 1 E: 0 LOB: 1 K: 1 BB: 0 S: 6 P: 6	1B: 8 SF: 1 2B: 0 SAC: 0 3B: 0 DP: 2 HR: 0 HBP: 0						

	AB	32
	R	1
	H	8
	RBI	1
	BB	3
	SO	6
	LOB	17

WP: 2 PA: 36
PB: 0
SB: 1
CS: 0

PITCHER		IP	WLS	BF	H	R	ER	SO	BB	IBB	HBP	BLK	WP	HR	S	P	ERA	WHIP
35 Dillon Gee, R ERA: 1.69	(1, 1)	5.1	W	20	5	1	1	4	0	0	0	0	0	0	28	29	1.69	0.938
56 Scott Rice, L ERA: 3.86	(6, 1)	0.2		3	0	0	0	0	1	0	0	0	0	0	2	6	0.00	1.500
71 Gonzalez Germen, R ERA: 6.75	(7, 1)	1.0		5	1	0	0	0	1	0	0	0	1	0	4	9	0.00	2.000
27 Jeurys Familia, R ERA:	(8, 1)	1.0		4	1	0	0	1	1	0	0	0	1	0	5	10	0.00	2.000
52 Carlos Torres, R ERA: 0.9	(9, 1)	1.0		4	1	0	0	1	0	0	0	0	0	0	6	6	0.00	1.000

PITCHER	IP	WLS	BF	H	R	ER	SO	BB	IBB	HBP	BLK	WP	HR	S	P	ERA	WHIP

Batter	1	2	3	4	5	6	7	8	9	AB	R	H	RBI	BB	SO	LOB
22 Eric Young Jr., S (1, 7) OBP: 0.350, SLG: 0.314	G6-3		BBB 4-0 5 S, 2 S BB	G6-3		1-3 2B		P3		3	0	1	0	1	0	0
30 Andrew Brown, R (7, 7) OBP: 0.262, SLG: 0.513										1	0	0	0	0	0	0
2 Anthony Seratelli, S (1, 4) OBP: 0.220, SLG: 0.250	P3		CSS 0-3 K 1-2		SSS 0-3 K	F9		P6		5	0	0	0	0	2	3
5 David Wright, R (1, 5) OBP: 0.258, SLG: 0.286	3 1B 2B		B X 1-0 P6 2-3		P3		P3	P3		4	0	1	0	0	0	1
68 Eric Campbell, R (7, 5) OBP: 0.405, SLG: 0.579										1	0	0	0	0	0	0
3 Curtis Granderson, L (1, 9) OBP: 0.268, SLG: 0.378	2-H 1B		CCC 0-3 K		SSS 0-3 K		H 1-0 1 2B, 29 WP HBP		SSS 0-3 K	3	0	1	0	0	2	1
9 Kirk Nieuwenhuis, L (7, PR) (7, 9) OBP: 0.405, SLG: 0.543										1	1	0	0	0	1	0
1 Chris Young, R (1, 8) OBP: 0.391, SLG: 0.558		BBBB 4-0 29 G3-4-1, 15 HR BB		4 S, 4 HR 2B		4 1B 1B	29 WP, 29 HR 2B		1B	3	3	3	0	1	0	0
6 Matthew den Dekker, L (7, PR) (7, 8) OBP: 0.432, SLG: 0.432						29 S	1-3			1	1	1	0	0	0	0
29 Ike Davis, L (1, 3) OBP: 0.412, SLG: 0.867		0-0 G3-4-1 1-2		BBBB 4-0 4 HR BB		CSS 0-3 K 1-2	BCSSBX 2-2 2-H 3-H HR		0-0 P3	3	2	1	2	1	1	2
13 Josh Satin, R (7, 3) OBP: 0.356, SLG: 0.410										1	0	0	0	0	0	1
4 Wilmer Flores, R (1, 6) OBP: 0.319, SLG: 0.415		0-0 P3	BCBSBX 3-2 1-H 2-H HR			0-0 40 1B, 40 1B 2-H 1B			0-0 F7	5	2	3	4	0	0	2
15 Travis d'Arnaud, R (1, 2) OBP: 0.244, SLG: 0.278		0-0 2-H HR		0-0 G5-3		CCC 0-3 K	P3			4	1	1	2	0	1	3
40 Bartolo Colon, R (1, 1) OBP: 0.250, SLG: 0.250		CCC 0-3 K		0-0 G1-3		0-0 22 2B, 1-H 1B	0-0 G5-3			4	0	1	1	0	1	2
44 Kyle Farnsworth, R (7, 1)										0	0	0	0	0	0	0
38 Vic Black, R (8, 1)										0	0	0	0	0	0	0
71 Gonzalez Germen, R (9, 1)										0	0	0	0	0	0	0

TOP

New York Mets @ Miami Marlins

Roger Dean Stadium, Jupiter, FL

Sat Mar 22 2014, 1:08 PM - 4:11 PM EDT

Att. 4,858 - Cloudy - 78 F

livebaseballscorecards.com

	AB	R	H	RBI	BB	SO	LOB
	39	10	13	9	3	8	15

Inning Stats	1	2	3	4	5	6	7	8	9
R	0	2	0	3	0	2	3	0	0
E	0	0	0	0	0	0	0	0	0
K	0	1	2	0	2	2	0	0	1
S	4	6	7	7	7	11	8	3	6
H	2	1	0	2	0	4	3	0	1
LOB	2	0	1	0	0	2	2	0	1
BB	0	1	1	1	0	0	0	0	0
P	4	10	12	14	7	11	11	3	6

	1B	SF	WP	PA
	6	0	1	43
	2B	SAC	PB	
	4	0	0	
	3B	DP	SB	
	0	0	4	
	HR	HBP	CS	
	3	1	0	

PITCHER	IP	WLS	BF	H	R	ER	SO	BB	IBB	HBP	BLK	WP	HR	S	P	ERA	WHIP
52 Brad Hand, L (1, 1) ERA: 3.38	4.0	L	19	5	5	5	3	3	0	0	0	0	2	24	40	11.25	2.000
49 Carlos Marmol, R (5, 1) ERA:	1.0		3	0	0	0	2	0	0	0	0	0	0	7	7	0.00	0.000
63 Henry Alberto Rodriguez, R (6, 1) ERA: 3.38	1.0		7	4	2	2	2	0	0	0	0	0	0	11	11	18.00	4.000
31 Steve Cishek, R (7, 1) ERA: 4.5	1.0		7	3	3	3	0	0	0	1	0	1	1	8	11	27.00	3.000
Jesus Sanchez, R (8, 1) ERA:	1.0		3	0	0	0	0	0	0	0	0	0	0	3	3	0.00	0.000

PITCHER	IP	WLS	BF	H	R	ER	SO	BB	IBB	HBP	BLK	WP	HR	S	P	ERA	WHIP
22 Sean Donatello, R (9, 1) ERA:	1.0		4	1	0	0	1	0	0	0	0	0	0	6	6	0.00	1.000

New York Mets @ Miami Marlins

Roger Dean Stadium, Jupiter, FL

Sat Mar 22 2014, 1:08 PM - 4:11 PM EDT

Att. 4,858 - Cloudy - 78 F

BOTTOM

Batter	1	2	3	4	5	6	7	8	9	AB	R	H	RBI	BB	SO	LOB
21 Christian Yelich, L (1, 8) OBP: 0.314, SLG: 0.239	G5-3		1B		K			BB		3	0	1	0	0	1	0
74 K.J. Woods, L (7, 7)										0	0	0	0	1	0	0
3 Adeiny Hechavarria, R (1, 6) OBP: 0.273, SLG: 0.341	G6-3		F8			K		P4		3	0	0	0	0	1	1
Taylor Harbin, R (7, 6)										1	0	0	0	0	0	1
27 Giancarlo Stanton, R (1, 9) OBP: 0.360, SLG: 0.644	K			46 HR 2B		F9		F7		3	1	1	0	0	1	0
54 Alfredo Silverio, R (7, 8)										1	0	0	0	0	0	1
22 Sean Donatello, R (9, 1)										0	0	0	0	0	0	0
46 Garrett Jones, L (1, 3) OBP: 0.245, SLG: 0.447		39 F7 1B		2-H HR		E4			F9	3	1	2	2	0	0	0
49 Justin Bour, L (6, PR)										1	0	0	0	0	0	0
(7, 3)																
39 Jarrod Saltalamacchia, Sr (1, 2) OBP: 0.279, SLG: 0.385		F7 1-2		G4-3		F9			F8	3	0	0	0	0	0	2
Austin Barnes, R (8, 2) OBP: 0.438, SLG: 0.455										1	0	0	0	0	0	0
9 Casey McGehee, R (1, 5) OBP: 0.280, SLG: 0.304		P3		47 G4-6-3 1B			G4-3		F7	3	0	1	0	0	0	1
Jesus Sanchez, R (8, 1)										0	0	0	0	0	0	0
Austin Dean, R (9, 8)										0	0	0	0	0	0	0
93 JT Riddle, L (9, PH)										1	0	0	0	0	0	0
47 Brian Bogusevic, L (1, 7) OBP: 0.171, SLG: 0.150		G6-3		1-2f G4-6-3			G6-3			3	0	0	0	0	0	2
(7, 9)																
86 Austin Nola, R (1, 4) OBP: 0.375, SLG: 0.318			G4-3		G5-3		K			3	0	0	0	0	1	0
52 Brad Hand, L (1, 1)			G6-3		P4			F8		1	0	0	0	0	0	0
49 Carlos Marmol, R (5, 1)										0	0	0	0	0	0	0
19 Wilfredo Gimenez, R (5, PH)										1	0	0	0	0	0	0
63 Henry Alberto Rodriguez, R (6, 1)										0	0	0	0	0	0	0
31 Steve Cishek, R (7, 1)										0	0	0	0	0	0	0
Juancito Martinez, R (8, 5)										1	0	0	0	0	0	0
Inning Stats	R: 0 E: 0 K: 1 S: 5 H: 0 LOB: 0 BB: 0 P: 5	R: 0 E: 0 K: 0 S: 4 H: 1 LOB: 1 BB: 0 P: 4	R: 0 E: 0 K: 0 S: 4 H: 1 LOB: 1 BB: 0 P: 4	R: 2 E: 0 K: 0 S: 5 H: 3 LOB: 0 BB: 0 P: 5	R: 0 E: 0 K: 1 S: 5 H: 0 LOB: 0 BB: 0 P: 5	R: 0 E: 1 K: 1 S: 6 H: 0 LOB: 1 BB: 0 P: 6	R: 0 E: 0 K: 1 S: 5 H: 0 LOB: 0 BB: 0 P: 5	R: 0 E: 0 K: 0 S: 3 H: 0 LOB: 1 BB: 1 P: 7	R: 0 E: 0 K: 0 S: 3 H: 0 LOB: 0 BB: 0 P: 3	1B: 3 2B: 1 3B: 0 HR: 1	SF: 0 SAC: 0 DP: 1 HBP: 0						

livebaseballscorecards.com

AB	32
R	2
H	5
RBI	2
BB	1
SO	4
LOB	8

WP: 0 PB: 0 SB: 0 CS: 0 PA: 33

PITCHER		IP	WLS	BF	H	R	ER	SO	BB	IBB	HBP	BLK	WP	HR	S	P	ERA	WHIP
40 Bartolo Colon, R ERA: 5.28	(1, 1)	6.2	W	25	5	2	2	3	0	0	0	0	0	1	31	31	2.70	0.750
44 Kyle Farnsworth, R ERA: 5.63	(7, 1)	0.1		1	0	0	0	1	0	0	0	0	0	0	3	3	0.00	0.000
38 Vic Black, R ERA: 4.5	(8, 1)	1.0		4	0	0	0	0	1	0	0	0	0	0	3	7	0.00	1.000
71 Gonzalez Germen, R ERA: 6.0	(9, 1)	1.0		3	0	0	0	0	0	0	0	0	0	0	3	3	0.00	0.000

PITCHER		IP	WLS	BF	H	R	ER	SO	BB	IBB	HBP	BLK	WP	HR	S	P	ERA	WHIP

Batter	1	2	3	4	5	6	7	8	9	AB	R	H	RBI	BB	SO	LOB
22 Eric Young Jr., S (1, 4) OBP: 0.326, SLG: 0.289	F7		K		G4-3			F8		3	0	0	0	0	1	2
Danny Muno, S (7, 4) OBP: 0.368, SLG: 0.143										1	0	0	0	0	0	0
12 Juan Lagares, R (1, 8) OBP: 0.340, SLG: 0.311	F8			13 E 29 G3 9 G4-3 BB		G6-3		L3		3	1	0	0	1	0	0
61 Miguel Socolovich, R (8, 1)										0	0	0	0	0	0	0
29 Ike Davis, L (1, 3) OBP: 0.368, SLG: 0.765	P5			G3 1-2		L6			G3-1	2	0	0	0	0	0	1
83 Allan Dykstra, L (5, 3)										2	0	0	0	0	0	0
13 Josh Satin, R (1, 5) OBP: 0.354, SLG: 0.390		F7		FC6 9 G4-3 2-3		BB			K	2	0	0	0	1	0	1
19 Zach Lutz, R (7, 5) OBP: 0.361, SLG: 0.636										1	0	0	0	0	1	0
9 Kirk Nieuwenhuis, L (1, 9) OBP: 0.370, SLG: 0.487		K		G4-3 1-2 3-H		K			F8	4	0	0	1	0	2	2
23 Taylor Teagarden, R (1, 2) OBP: 0.286, SLG: 0.344		K		K2-3			L4			3	0	0	0	0	2	1
36 Albert Cordero, S (7, 2)										0	0	0	0	0	0	0
6 Matthew den Dekker, L (1, 7) OBP: 0.426, SLG: 0.450			0 G3 2B		G3-1		B4-3			3	0	1	0	0	0	0
0 Omar Quintanilla, L (1, 6) OBP: 0.257, SLG: 0.194			G3 2-3		4 FC4-6 1B		F7			3	0	1	0	0	0	1
T.J. Rivera, R (7, 6)										0	0	0	0	0	0	0
52 Carlos Torres, R (1, 1)			G4-3		FC4-6 1-2f			G6-3		1	0	0	0	0	0	1
4 Wilmer Flores, R (5, PH) OBP: 0.313, SLG: 0.405										1	0	0	0	0	0	1
34 Joel Carreno, R (5, 1)										0	0	0	0	0	0	0
38 Cody Satterwhite, R (7, 1)										0	0	0	0	0	0	0
20 Kyle Johnson, R (8, PH)										1	0	0	0	0	0	0
(8, 8)																
Inning Stats	R: 0 E: 0 K: 0 S: 3 H: 0 LOB: 0 BB: 0 P: 3	R: 0 E: 0 K: 2 S: 7 H: 0 LOB: 0 BB: 0 P: 7	R: 0 E: 0 K: 1 S: 6 H: 1 LOB: 0 BB: 0 P: 6	R: 1 E: 1 K: 1 S: 6 H: 0 LOB: 1 BB: 1 P: 10	R: 0 E: 0 K: 0 S: 4 H: 1 LOB: 1 BB: 0 P: 4	R: 0 E: 0 K: 1 S: 5 H: 0 LOB: 1 BB: 1 P: 9	R: 0 E: 0 K: 0 S: 3 H: 0 LOB: 0 BB: 0 P: 3	R: 0 E: 0 K: 0 S: 3 H: 0 LOB: 0 BB: 0 P: 3	R: 0 E: 0 K: 1 S: 5 H: 0 LOB: 0 BB: 0 P: 5	1B: 1 2B: 1 3B: 0 HR: 0 SF: 0 SAC: 0 DP: 0 HBP: 0							

PITCHER		IP	WLS	BF	H	R	ER	SO	BB	IBB	HBP	BLK	WP	HR	S	P	ERA	WHIP
50 Freddy Garcia, R ERA: 4.76	(1, 1)	5.1	W	20	2	1	0	4	1	0	0	0	0	0	27	31	0.00	0.562
66 Ryan Buchter, L ERA: 5.19	(6, 1)	0.2	H	3	0	0	0	1	1	0	0	0	0	0	4	8	0.00	1.500
82 Ian Thomas, L ERA: 3.0	(7, 1)	1.0	H	3	0	0	0	0	0	0	0	0	0	0	3	3	0.00	0.000
48 David Carpenter, R ERA: 0.9	(8, 1)	1.0	H	3	0	0	0	0	0	0	0	0	0	0	3	3	0.00	0.000
46 Craig Kimbrel, R ERA: 1.13	(9, 1)	1.0	S	3	0	0	0	1	0	0	0	0	0	0	5	5	0.00	0.000

PITCHER	IP	WLS	BF	H	R	ER	SO	BB	IBB	HBP	BLK	WP	HR	S	P	ERA	WHIP

TOP

New York Mets @ Atlanta Braves

Champion Stadium, Lake Buena Vista, FL

Sun Mar 23 2014, 1:09 PM - 3:42 PM EDT

Att. 9,410 - Cloudy - 77 F

livebaseballscorecards.com

AB	30
R	1
H	2
RBI	1
BB	2
SO	6
LOB	10

WP: 0 PB: 0 SB: 0 CS: 0 PA: 32

New York Mets @ Atlanta Braves

Champion Stadium, Lake Buena Vista, FL

Sun Mar 23 2014, 1:09 PM - 3:42 PM EDT

Att. 9,410 - Cloudy - 77 F

BOTTOM

Batter	1	2	3	4	5	6	7	8	9	AB	R	H	RBI	BB	SO	LOB
22 Jason Heyward, L (1, 9) OBP: 0.379, SLG: 0.538 25 Joey Terdoslavich, S (8, 9) OBP: 0.289, SLG: 0.263	K		K2-3		G4-3		G3-1			4 0	0 0	0 0	0 0	0 0	2 0	0 0
2 B.J. Upton, R (1, 8) OBP: 0.357, SLG: 0.373 13 Jose Constanza, L (7, PR) OBP: 0.364, SLG: 0.375 (8, 7)	23 2B 3B		5 1B 1B		K		5 2B BB			3 0	1 1	2 0	0 0	1 0	1 0	0 0
5 Freddie Freeman, L (1, 3) OBP: 0.444, SLG: 0.521 69 Phil Gosselin, R (7, PR) OBP: 0.375, SLG: 0.542 (8, 4)	G4-3		1-2 1B		BB		1-H 2B			3 0	0 0	2 0	1 0	1 0	0 0	1 0
23 Chris Johnson, R (1, 5) OBP: 0.281, SLG: 0.382 48 David Carpenter, R (8, 1) 46 Craig Kimbrel, R (9, 1)	3-H 2B		F8		F7		G6-3			4 0 0	0 0 0	1 0 0	1 0 0	0 0 0	0 0 0	5 0 0
8 Justin Upton, R (1, 7) OBP: 0.265, SLG: 0.400 7 Tyler Greene, R (8, 5) OBP: 0.333, SLG: 0.270	F9			K		HR		14 G4-3 2B		3 1	1 0	1 1	1 0	0 0	1 0	1 0
26 Dan Uggla, R (1, 4) OBP: 0.404, SLG: 0.578 1 Tyler Pastornicky, R (7, 4) OBP: 0.333, SLG: 0.333 (8, 8)		F7		P2		83 CS 1B		K2-3		3 1	0 0	1 0	0 0	0 0	0 1	0 1
19 Andrelton Simmons, R (1, 6) OBP: 0.316, SLG: 0.407 14 Ramiro Pena, S (7, 6) OBP: 0.375, SLG: 0.564		G5-3		83 2B 2B		F8		2-3 G4-3		3 1	1 0	1 0	0 0	0 0	0 0	1 1
83 Steven Lerud, L (1, 2) OBP: 0.478, SLG: 0.500		K		2-H 2B		1-2		P5		4	0	1	1	0	2	2
50 Freddy Garcia, R (1, 1) 66 Ryan Buchter, L (6, 1) 82 Ian Thomas, R (7, 1) 11 Gerald Laird, R (7, PH) OBP: 0.182, SLG: 0.150 59 Ernesto Mejia, R (8, 3) OBP: 0.360, SLG: 0.522			P5	F9			K			2 0 0 1 0	0 0 0 0 0	0 0 0 0 0	0 0 0 0 0	0 0 0 1 0	0 0 0 0 0	1 0 0 0 0
Inning Stats	R: 1 E: 0 K: 1 S: 7 H: 2 LOB: 1 BB: 0 P: 7	R: 0 E: 0 K: 1 S: 5 H: 0 LOB: 0 BB: 0 P: 5	R: 0 E: 0 K: 1 S: 7 H: 2 LOB: 2 BB: 0 P: 7	R: 1 E: 0 K: 1 S: 7 H: 2 LOB: 1 BB: 0 P: 7	R: 0 E: 0 K: 1 S: 5 H: 0 LOB: 1 BB: 1 P: 9	R: 1 E: 0 K: 1 S: 6 H: 2 LOB: 0 BB: 0 P: 6	R: 1 E: 0 K: 1 S: 6 H: 1 LOB: 2 BB: 1 P: 10	R: 0 E: 0 K: 1 S: 6 H: 1 LOB: 1 BB: 0 P: 6		1B: 3 2B: 5 3B: 1 HR: 1	SF: 0 SAC: 0 DP: 0 HBP: 0		WP: 0 PB: 0 SB: 0 CS: 1	PA: 35		

livebaseballscorecards.com

AB	33
R	4
H	10
RBI	4
BB	2
SO	8
LOB	13

PITCHER		IP	WLS	BF	H	R	ER	SO	BB	IBB	HBP	BLK	WP	HR	S	P	ERA	WHIP
52 Carlos Torres, R ERA: 1.93	(1, 1)	4.0	L	18	6	2	2	4	0	0	0	0	0	0	26	26	4.50	1.500
34 Joel Carreno, R ERA: 3.86	(5, 1)	2.0		8	2	1	1	2	1	0	0	0	0	1	11	15	4.50	1.500
38 Cody Satterwhite, R ERA: 9.0	(7, 1)	1.0		5	1	1	1	1	1	0	0	0	0	0	6	10	9.00	2.000
61 Miguel Socolovich, R ERA:	(8, 1)	1.0		4	1	0	0	1	0	0	0	0	0	0	6	6	0.00	1.000

PITCHER	IP	WLS	BF	H	R	ER	SO	BB	IBB	HBP	BLK	WP	HR	S	P	ERA	WHIP

Washington Nationals @ New York Mets

Tradition Field, Port St. Lucie, FL

Sun Mar 23 2014, 1:12 PM - 4:18 PM EDT

Att. 6,234 - Cloudy - 84 F

TOP

livebaseballscorecards.com

Batter	1	2	3	4	5	6	7	8	9	AB	R	H	RBI	BB	SO	LOB
1 Jamey Carroll, R (1, 4) (7, 6) OBP: 0.324, SLG: 0.344	G4-3		K			F8		F9		4	0	0	0	0	1	1
34 Bryce Harper, L (1, 7) OBP: 0.333, SLG: 0.333 7 Scott Hairston, R (6, 7) OBP: 0.278, SLG: 0.364	11 WP 28 S 11 1B 1B		BB			G4-3			HBP	2	1	1	0	1	0	0
										0	0	0	0	0	0	0
28 Jayson Werth, R (1, 9) OBP: 0.300, SLG: 0.296 26 Jeff Kobernus, R (6, 8) OBP: 0.294, SLG: 0.290	F8 1-2		F9			F9			FC5-4 9 G6-3 1-2f	3	0	0	0	0	0	2
										1	0	0	0	0	0	1
11 Ryan Zimmerman, R (1, 5) OBP: 0.316, SLG: 0.500 9 Adrián Sanchez, R (7, 4)	2-H 1B			G6-3			25 G3-5-1 1B		G6-3 1-2	3	0	2	1	0	0	0
										1	0	0	0	0	0	1
25 Adam LaRoche, L (1, 3) OBP: 0.310, SLG: 0.525 15 Khayyan Norfork, R (7, 5)	K			K			G3-5-1 1-2f		K	3	0	0	0	0	2	2
										1	0	0	0	0	1	1
20 Ian Desmond, R (1, 6) OBP: 0.270, SLG: 0.583 22 Drew Storen, S (7, 1) 52 Ryan Mattheus, R (7, 1) 30 Aaron Barrett, R (8, 1)		F9		F8			59 CS 2B			3	0	1	0	0	0	0
										0	0	0	0	0	0	0
										0	0	0	0	0	0	0
										0	0	0	0	0	0	0
59 Jose Lobaton, S (1, 2) OBP: 0.219, SLG: 0.143		K			K		CS 2-3	F7		3	0	0	0	0	2	0
15 Nate McLouth, L (1, 8) (6, 9) OBP: 0.265, SLG: 0.333		K			G3			12 S 1B		3	0	1	0	0	1	0
57 Tanner Roark, R (1, 1) 31 Xavier Cedeño, L (6, 1) 12 Tyler Moore, R (7, 3) OBP: 0.261, SLG: 0.333			G4-3			G1-3			G5-3 1-2	2	0	0	0	0	0	0
										0	0	0	0	0	0	0
										1	0	0	0	0	0	1

Inning Stats																																		
	R: 1	H: 2		R: 0	H: 0		R: 0	H: 0		R: 0	H: 0		R: 0	H: 0		R: 0	H: 0		R: 0	H: 2		R: 0	H: 1		R: 0	H: 0		1B: 4	SF: 0		WP: 1	PA: 33	
	E: 0	LOB: 1		E: 0	LOB: 0		E: 0	LOB: 1		E: 0	LOB: 0		E: 0	LOB: 0		E: 0	LOB: 0		E: 0	LOB: 0		E: 0	LOB: 1		E: 0	LOB: 1		2B: 1	SAC: 0		PB: 0		
	K: 1	BB: 0		K: 2	BB: 0		K: 1	BB: 1		K: 1	BB: 0		K: 1	BB: 0		K: 0	BB: 0		K: 0	BB: 0		K: 0	BB: 0		K: 1	BB: 0		3B: 0	DP: 1		SB: 2		
	S: 8	P: 9		S: 7	P: 7		S: 5	P: 9		S: 5	P: 5		S: 5	P: 5		S: 3	P: 3		S: 4	P: 4		S: 5	P: 5		S: 5	P: 6		HR: 0	HBP: 1		CS: 1		

PITCHER		IP	WLS	BF	H	R	ER	SO	BB	IBB	HBP	BLK	WP	HR	S	P	ERA	WHIP
58 Jenrry Mejia, R ERA: 2.89	(1, 1)	5.0		18	2	1	1	6	1	0	0	0	1	0	30	35	1.80	0.600
32 John Lannan, L ERA: 4.38	(6, 1)	1.0		3	0	0	0	0	0	0	0	0	0	0	3	3	0.00	0.000
47 Giancarlo Alvarado, R ERA:	(7, 1)	1.0	W	3	2	0	0	0	0	0	0	0	0	0	4	4	0.00	2.000
27 Jeurys Familia, R ERA:	(8, 1)	1.0	H	4	1	0	0	0	0	0	0	0	0	0	5	5	0.00	1.000
39 Bobby Parnell, R ERA:	(9, 1)	1.0	S	4	0	0	0	1	0	0	1	0	0	0	5	6	0.00	0.000

PITCHER	IP	WLS	BF	H	R	ER	SO	BB	IBB	HBP	BLK	WP	HR	S	P	ERA	WHIP

Batter	1	2	3	4	5	6	7	8	9	AB	R	H	RBI	BB	SO	LOB
11 Rubén Tejada, R (1, 6) OBP: 0.270, SLG: 0.314	G5-3			F8		G5-3		93 G5-4-3 1B		4	0	1	0	0	0	0
28 Daniel Murphy, L (1, 4) OBP: 0.263, SLG: 0.353	F7			G4-3		G5-3		G5-4-3 1-2f		3	0	0	0	0	0	0
47 Giancarlo Alvarado, R (7, 1)										0	0	0	0	0	0	0
93 Darrell Ceciliani, L (8, 8)										1	0	0	0	0	0	1
5 David Wright, R (1, 5) OBP: 0.265, SLG: 0.267	G6-3			F7			3 HR BB			2	0	0	0	1	0	0
68 Eric Campbell, R (7, PR) OBP: 0.405, SLG: 0.579										0	1	0	0	0	0	0
(8, 5)																
3 Curtis Granderson, L (1, 9) OBP: 0.295, SLG: 0.462		K			30 WP 30 1B BB		1-H HR			2	2	1	2	1	1	0
Cory Vaughn, R (8, 9) OBP: 0.545, SLG: 0.889										0	0	0	0	0	0	0
1 Chris Young, R (1, 8) OBP: 0.388, SLG: 0.565		2B			K		F9			3	0	1	0	0	1	2
Dustin Lawley, R (8, 7) OBP: 0.250, SLG: 0.143										0	0	0	0	0	0	0
21 Lucas Duda, L (1, 3) OBP: 0.400, SLG: 0.833		K			F7		BB			2	0	0	0	1	1	1
30 Andrew Brown, R (1, 7) OBP: 0.267, SLG: 0.500			G5-3		20 WP 1-H 1B		K			3	0	1	1	0	1	1
27 Jeurys Familia, R (8, 1)										0	0	0	0	0	0	0
39 Bobby Parnell, R (9, 1)										0	0	0	0	0	0	0
20 Anthony Recker, R (1, 2) OBP: 0.378, SLG: 0.500			G4-3		K2-3 1-2		K			3	0	0	0	0	2	2
58 Jenrry Mejia, R (1, 1)			G1-3			K		K		1	0	0	0	0	0	0
32 John Lannan, L (6, 1)										0	0	0	0	0	0	0
5 Matt Reynolds, R (6, PH) OBP: 0.333, SLG: 0.333										2	0	0	0	0	2	0
(7, 4)																
Inning Stats	R: 0 E: 0 K: 0 S: 3 H: 0 LOB: 0 BB: 0 P: 3	R: 0 E: 0 K: 2 S: 7 H: 1 LOB: 0 BB: 0 P: 7	R: 0 E: 0 K: 0 S: 3 H: 0 LOB: 0 BB: 0 P: 3	R: 0 E: 0 K: 0 S: 3 H: 0 LOB: 0 BB: 0 P: 3	R: 1 E: 0 K: 2 S: 8 H: 1 LOB: 1 BB: 1 P: 14	R: 0 E: 0 K: 1 S: 5 H: 0 LOB: 0 BB: 0 P: 5	R: 2 E: 0 K: 2 S: 9 H: 1 LOB: 1 BB: 2 P: 18	R: 0 E: 0 K: 1 S: 5 H: 1 LOB: 0 BB: 0 P: 5		1B: 2 2B: 1 3B: 0 HR: 1	SF: 0 SAC: 0 DP: 1 HBP: 0						

PITCHER		IP	WLS	BF	H	R	ER	SO	BB	IBB	HBP	BLK	WP	HR	S	P	ERA	WHIP
57 Tanner Roark, R ERA: 3.29	(1, 1)	5.2		19	2	1	1	5	1	0	0	0	2	0	28	34	1.59	0.529
31 Xavier Cedeño, L ERA: 3.68	(6, 1)	0.1		1	0	0	0	0	0	0	0	0	0	0	1	1	0.00	0.000
22 Drew Storen, R ERA: 9.53	(7, 1)	0.2	L	5	1	2	2	1	2	0	0	0	0	1	6	15	27.00	4.500
52 Ryan Mattheus, R ERA:	(7, 1)	0.2		3	1	0	0	2	0	0	0	0	0	0	7	7	0.00	1.500
30 Aaron Barrett, R ERA:	(8, 1)	0.2		1	0	0	0	0	0	0	0	0	0	0	1	1	0.00	0.000

PITCHER	IP	WLS	BF	H	R	ER	SO	BB	IBB	HBP	BLK	WP	HR	S	P	ERA	WHIP

BOTTOM

Washington Nationals @ New York Mets

Tradition Field, Port St. Lucie, FL

Sun Mar 23 2014, 1:12 PM - 4:18 PM EDT

Att. 6,234 - Cloudy - 84 F

livebaseballscorecards.com

AB	26
R	3
H	4
RBI	3
BB	3
SO	8
LOB	7

WP: 2 PA: 29
PB: 0
SB: 0
CS: 0

Batter	1	2	3	4	5	6	7	8	9	AB	R	H	RBI	BB	SO	LOB
13 Matt Carpenter, L (1, 5) OBP: 0.319, SLG: 0.250	C S S 0-3 ① K		X 0-0 3 L4-3 1-2 1B			X 0-0 ① F7	S S S 0-3 ② K		B S S S 1-3 ③ K 1-2	5	0	1	0	0	3	2
3 Mark Ellis, R (1, 4) OBP: 0.333, SLG: 0.280 36 Randy Choate, L (6, 1) 64 Scott McGregor, R (6, 1) 91 Tommy Pham, R (7, PH) 65 Keith Butler, R (7, 1) 96 Ronnie Shaban, L (8, 1)	S S S 0-3 ② K2-3		X 0-0 ② ③ L4-3 1-1			B B B B 4-0 BB	X 0-0 ③ G1-3			2 0 0 1 0 0	0 0 0 0 0 0	0 0 0 0 0 0	0 0 0 0 0 0	1 0 0 0 0 0	1 0 0 0 0 0	2 0 0 1 0 0
21 Allen Craig, R (1, 3) OBP: 0.311, SLG: 0.372 Xavier Scruggs, R (7, 3) OBP: 0.375, SLG: 0.387	S S S 0-3 ③ K			X 0-0 ① P3		X 0-0 ② P3		S S S 0-3 ① K		3 1	0 0	0 0	0 0	1 0	1 1	1 0
27 Jhonny Peralta, R (1, 6) OBP: 0.310, SLG: 0.619 38 Pete Kozma, R (7, 6) OBP: 0.273, SLG: 0.267		X 0-0 2B		X 0-0 ② G5-3		X 0-0 ③ F8		B B B B 4-0 BB		3 0	0 0	1 0	0 0	0 1	0 0	1 0
91 Stephen Piscotty, R (1, 9) OBP: 0.432, SLG: 0.556		X 0-0 ① G6-3		X 0-0 1B			H 1-0 43 1B 8 HBP 48 WP HBP	X 0-0 ② F7		3	1	1	0	0	0	2
8 Peter Bourjos, R (1, 8) OBP: 0.378, SLG: 0.438		B B B B 4-0 43 G6-4-3 BB		X 0-0 ③ G1-3			H 1-0 48 WP 43 1B 48 1B 1-2 HBP	S S S 0-3 ③ K		2	1	0	0	1	1	2
43 Shane Robinson, R (1, 7) OBP: 0.316, SLG: 0.351		X 0-0 ② ③ G6-4-3 1-2f			C C C 0-3 ① K		X 0-0 48 1B 48 WP 33 G3-1 1-2 2-3 1B		X 0-0 13 WP 1B	4	1	2	0	0	1	2
48 Tony Cruz, R (1, 2) OBP: 0.258, SLG: 0.207			X 0-0 ① F8		X 0-0 ② P3		B X 1-0 33 G3-1 1-3 2-H 3-H 1B		X 0-0 ① F9	4	0	1	1	0	0	1
40 Shelby Miller, R (1, 1) 33 Daniel Descalso, L (6, 4) OBP: 0.378, SLG: 0.382			B B B B 4-0 13 1B BB		C C C 0-3 ③ K		X 0-0 ① G3-1 1-2 3-H		X 0-0 ② F8	1 2	0 0	0 0	0 1	1 0	1 0	0 2
Inning Stats	R: 0 E: 0 K: 3 S: 9 H: 0 LOB: 0 BB: 0 P: 9	R: 0 E: 0 K: 0 S: 3 H: 1 LOB: 1 BB: 1 P: 7	R: 0 E: 0 K: 0 S: 3 H: 1 LOB: 1 BB: 1 P: 7	R: 0 E: 0 K: 0 S: 4 H: 1 LOB: 1 BB: 0 P: 4	R: 0 E: 0 K: 2 S: 7 H: 0 LOB: 0 BB: 0 P: 7	R: 0 E: 0 K: 0 S: 3 H: 0 LOB: 1 BB: 1 P: 7	R: 3 E: 0 K: 1 S: 7 H: 2 LOB: 1 BB: 0 P: 10	R: 0 E: 0 K: 2 S: 7 H: 0 LOB: 1 BB: 1 P: 11	R: 0 E: 0 K: 1 S: 6 H: 1 LOB: 1 BB: 0 P: 7	1B: 5 2B: 2 3B: 0 HR: 0 SF: 0 SAC: 0 DP: 2 HBP: 2						

PITCHER		IP	WLS	BF	H	R	ER	SO	BB	IBB	HBP	BLK	WP	HR	S	P	ERA	WHIP
16 Daisuke Matsuzaka, R ERA: 3.86	(1, 1)	6.0	W	23	3	1	1	5	3	0	1	0	0	0	29	42	1.50	1.000
38 Vic Black, R ERA: 6.75	(7, 1)	0.0		3	2	1	1	0	0	0	1	0	1	0	2	4	∞	∞
32 John Lannan, L ERA: 4.05	(7, 1)	1.0	H	3	0	1	1	1	0	0	0	0	0	0	5	5	9.00	0.000
71 Gonzalez Germen, R ERA: 5.4	(8, 1)	1.0	H	4	0	0	0	2	1	0	0	0	0	0	7	11	0.00	1.000
47 Jose Valverde, R ERA: 3.0	(9, 1)	1.0	S	4	1	0	0	1	0	0	0	0	1	0	6	7	0.00	1.000

PITCHER	IP	WLS	BF	H	R	ER	SO	BB	IBB	HBP	BLK	WP	HR	S	P	ERA	WHIP

St. Louis Cardinals @ New York Mets

Tradition Field, Port St. Lucie, FL

Mon Mar 24 2014, 1:14 PM - 4:17 PM EDT

Att. 6,655 - Cloudy - 73 F

TOP

livebaseballscorecards.com

AB	31
R	3
H	6
RBI	2
BB	4
SO	9
LOB	16

1B: 5 SF: 0 WP: 2 PA: 37
2B: 2 SAC: 0 PB: 0
3B: 0 DP: 2 SB: 0
HR: 0 HBP: 2 CS: 0

BOTTOM

St. Louis Cardinals @ New York Mets

Tradition Field, Port St. Lucie, FL

Mon Mar 24 2014, 1:14 PM - 4:17 PM EDT

Att. 6,655 - Cloudy - 73 F

Batter	1	2	3	4	5	6	7	8	9	AB	R	H	RBI	BB	SO	LOB
22 Eric Young Jr., S (1, 7) OBP: 0.326, SLG: 0.293 Dustin Lawley, R (7, 7) OBP: 0.300, SLG: 0.222	C C C 0-3 ① K		x 0-0 28 2B 1-2 1B		S S S 0-3 ① K		x 0-0 0 S 0 1B 1B	x 0-0 ② G1-3 1-2 2-3		3 2	1 1	1 1	0 0	0 0	2 0	0 2
28 Daniel Murphy, L (1, 4) OBP: 0.318, SLG: 0.450 0 Omar Quintanilla, L (7, 4) OBP: 0.270, SLG: 0.212	x 0-0 1B		x 0-0 5 G4-3 3 SF7 1-H 2-H 2B		x 0-0 ② P5		C x 0-1 30 WP 68 BB 1-H 1B	x 0-0 ③ F8		3 2	1 0	2 1	2 1	0 0	0 0	0 2
5 David Wright, R (1, 5) OBP: 0.243, SLG: 0.242 68 Eric Campbell, R (7, 5) OBP: 0.419, SLG: 0.579	x 0-0 ② F9		x 0-0 ① G4-3 2-3		x 0-0 ③ G5-3		B B B B 4-0 30 WP 1-2 BB			3 0	0 0	0 0	0 0	0 1	0 0	2 0
3 Curtis Granderson, L (1, 9) OBP: 0.277, SLG: 0.439 30 Andrew Brown, R (7, 9) OBP: 0.261, SLG: 0.488	x 0-0 ③ F7		x 0-0 ② SF7 3-H			x 0-0 ① F8	B S S S 1-3 ② K 1-2 2-3			2 1	0 0	0 0	1 0	0 0	0 1	1 2
1 Chris Young, R (1, 8) OBP: 0.423, SLG: 0.574 Brandon Nimmo, L (6, PR) OBP: 0.625, SLG: 0.500 (7, 8)		B B B B 4-0 15 F8 21 S BB	B B B B 4-0 BB			x 0-0 E9 21 G3-1 15 1B 1B	B B B B 4-0 BB			1 0	0 1	1 0	0 0	2 1	0 0	0 0
21 Lucas Duda, L (1, 3) OBP: 0.333, SLG: 0.667 13 Josh Satin, R (7, 3) OBP: 0.347, SLG: 0.381		C x 0-1 ① P5 1-2	x 0-0 ③ F9			x 0-0 ② G3-1 2-3	x 0-0 ③ G5-3			3 1	0 0	0 0	0 0	0 0	0 0	3 3
15 Travis d'Arnaud, R (1, 2) OBP: 0.250, SLG: 0.282 20 Anthony Recker, R (8, 2) OBP: 0.395, SLG: 0.515		x 0-0 ② F8 2-3	C C C 0-3 ① K			x 0-0 3-H 1B		x 0-0 2 FC5-4 1B		3 1	0 0	1 1	1 0	0 0	1 0	1 0
16 Daisuke Matsuzaka, R (1, 1) 38 Vic Black, R (7, 1) 32 John Lannan, L (7, 1) 2 Anthony Seratelli, S (8, 6) OBP: 0.214, SLG: 0.244		x 0-0 ③ G3	x 0-0 ② F9			x 0-0 ③ G1-3		x 0-0 ① FC5-4 G1-3 49 BB 1-2f		3 0 0 1	0 0 0 0	0 0 0 0	0 0 0 0	0 0 0 0	0 0 0 0	3 0 0 1
11 Rubén Tejada, R (1, 6) OBP: 0.275, SLG: 0.297 71 Gonzalez Germen, R (8, 1) 49 Brian Burgamy, S (8, PH) OBP: 0.500, SLG: 0.286 47 Jose Valverde, R (9, 1)			B B B B 4-0 22 1B 28 2B BB	C C C 0-3 ③ K			x 0-0 ① F9	B B B B 4-0 G1-3 1-2 BB		2 0 0 0	1 0 0 0	0 0 0 0	0 0 0 0	1 0 1 0	1 0 0 0	0 0 0 0
Inning Stats	R: 0 H: 1 E: 0 LOB: 1 K: 1 BB: 0 S: 6 P: 6	R: 0 H: 0 E: 0 LOB: 1 K: 0 BB: 1 S: 4 P: 8	R: 3 H: 2 E: 0 LOB: 1 K: 0 BB: 2 S: 5 P: 13	R: 0 H: 0 E: 0 LOB: 0 K: 2 BB: 0 S: 7 P: 7	R: 0 H: 0 E: 0 LOB: 0 K: 1 BB: 0 S: 5 P: 5	R: 1 H: 2 E: 1 LOB: 2 K: 0 BB: 0 S: 5 P: 5	R: 1 H: 2 E: 0 LOB: 3 K: 1 BB: 2 S: 8 P: 17	R: 0 H: 1 E: 0 LOB: 2 K: 0 BB: 1 S: 4 P: 8		1B: 7 2B: 1 3B: 0 HR: 0	SF: 1 SAC: 0 DP: 0 HBP: 0			WP: 1 PB: 0 SB: 2 CS: 0	PA: 38	

PITCHER	IP	WLS	BF	H	R	ER	SO	BB	IBB	HBP	BLK	WP	HR	S	P	ERA	WHIP
40 Shelby Miller, R (1, 1) ERA: 5.93	5.0	L	21	3	3	3	4	3	0	0	0	0	0	27	39	5.40	1.200
36 Randy Choate, L (6, 1) ERA: 1.23	0.2		3	1	1	1	0	0	0	0	0	0	0	3	3	13.50	1.500
64 Scott McGregor, R (6, 1) ERA: 6.23	0.1		2	1	0	0	0	0	0	0	0	0	0	2	2	0.00	3.000
65 Keith Butler, R (7, 1) ERA: 8.68	1.0		7	2	1	1	1	2	0	0	0	1	0	8	17	9.00	4.000
96 Ronnie Shaban, R (8, 1) ERA:	1.0		5	1	0	0	0	1	0	0	0	0	0	4	8	0.00	2.000

PITCHER	IP	WLS	BF	H	R	ER	SO	BB	IBB	HBP	BLK	WP	HR	S	P	ERA	WHIP

livebaseballscorecards.com

AB	31
R	5
H	8
RBI	5
BB	6
SO	5
LOB	20

Batter		1	2	3	4	5	6	7	8	9	AB	R	H	RBI	BB	SO	LOB
22 Eric Young Jr., S OBP: 0.347, SLG: 0.349	(1, 4)	B B B B 4-0 12 G1-6-3 BB		X 0-0 5 1B 1-H 3B		X 0-0 ③ F7			X 0-0 ① F8		2	1	1	1	1	0	0
56 Scott Rice, L	(5, 1)										0	0	0	0	0	0	0
68 Eric Campbell, R OBP: 0.409, SLG: 0.564	(6, 3)										1	0	0	0	0	0	0
27 Jeurys Familia, R	(6, 1)										0	0	0	0	0	0	0
12 Juan Lagares, R OBP: 0.333, SLG: 0.306	(1, 8)	X 0-0 ① ② G1-6-3 1-2f		S S S 0-3 ② K			X 0-0 30 1B 1B		X 0-0 ② P4		4	0	1	0	0	1	2
39 Bobby Parnell, R	(8, 1)										0	0	0	0	0	0	0
5 David Wright, R OBP: 0.256, SLG: 0.257	(1, 5)	X 0-0 ③ F8		X 0-0 3-H 1B			S S S 0-3 ① K		X 0-0 1B		2	0	1	1	0	0	0
13 Josh Satin, R OBP: 0.353, SLG: 0.386	(4, 5)										2	0	1	0	0	1	1
3 Curtis Granderson, L OBP: 0.265, SLG: 0.419	(1, 9)		X 0-0 ① G4-3	X 0-0 ③ P5			X 0-0 1-2 1B		X 0-0 ③ F8		2	0	0	0	0	0	1
30 Andrew Brown, R OBP: 0.271, SLG: 0.489	(4, 9)										2	0	1	0	0	0	1
1 Chris Young, R OBP: 0.407, SLG: 0.551	(1, 7)		X 0-0 ② F8		S S S 0-3 ① K		S S S 0-3 ② K			C C C 0-3 ① K	2	0	0	0	0	1	0
2 Anthony Seratelli, S OBP: 0.205, SLG: 0.233	(4, 7)										2	0	0	0	0	2	2
	(5, 4)																
29 Ike Davis, L OBP: 0.318, SLG: 0.650	(1, 3)		X 0-0 ③ G5-3		C C C 0-3 ② K		X 0-0 ③ G4-3			X 0-0 ② G5-3	3	0	0	0	0	1	2
Cory Vaughn, R OBP: 0.500, SLG: 0.800	(8, 7)										1	0	0	0	0	0	0
15 Travis d'Arnaud, R OBP: 0.261, SLG: 0.366	(1, 2)			B C B S X 2-2 HR	X 0-0 ③ G6-3			S S S 0-3 ① K		S S S 0-3 ③ K	2	1	1	1	0	0	0
23 Taylor Teagarden, R OBP: 0.270, SLG: 0.324	(6, 2)										2	0	0	0	0	2	0
45 Zack Wheeler, L	(1, 1)			C S S 0-3 ① K		X 0-0 ① G4-3		C C C 0-3 ② K			1	0	0	0	0	1	0
38 Vic Black, R	(3, 1)										0	0	0	0	0	0	0
93 Darrell Ceciliani, L	(5, PH)										2	0	0	0	0	1	0
	(5, 7)																
	(8, 8)																
11 Rubén Tejada, R OBP: 0.279, SLG: 0.282	(1, 6)			B B B B 4-0 22 3B BB		C C C 0-3 ② K		X 0-0 ③ F7			2	1	0	0	1	1	0
5 Matt Reynolds, R OBP: 0.333, SLG: 0.333	(7, 6)										0	0	0	0	0	0	0

TOP

New York Mets @ Washington Nationals

Space Coast Stadium, Viera, FL

Tue Mar 25 2014, 1:09 PM - 4:08 PM EDT

Att. 6,123 - Cloudy - 70 F

livebaseballscorecards.com

	AB	32
	R	3
	H	6
	RBI	3
	BB	2
	SO	11
	LOB	9

Inning Stats	1	2	3	4	5	6	7	8	9
	R: 0 H: 0 E: 0 LOB: 0 K: 0 BB: 1 S: 2 P: 6	R: 0 H: 0 E: 0 LOB: 0 K: 0 BB: 0 S: 3 P: 3	R: 3 H: 3 E: 0 LOB: 1 K: 2 BB: 1 S: 12 P: 18	R: 0 H: 0 E: 0 LOB: 0 K: 2 BB: 0 S: 7 P: 7	R: 0 H: 0 E: 0 LOB: 0 K: 1 BB: 0 S: 5 P: 5	R: 0 H: 2 E: 0 LOB: 2 K: 2 BB: 0 S: 9 P: 9	R: 0 H: 0 E: 0 LOB: 0 K: 2 BB: 0 S: 7 P: 7	R: 0 H: 1 E: 0 LOB: 1 K: 0 BB: 0 S: 4 P: 4	R: 0 H: 0 E: 0 LOB: 0 K: 2 BB: 0 S: 7 P: 7

1B: 4	SF: 0	WP: 0	PA: 34
2B: 0	SAC: 0	PB: 0	
3B: 1	DP: 1	SB: 0	
HR: 1	HBP: 0	CS: 0	

PITCHER		IP	WLS	BF	H	R	ER	SO	BB	IBB	HBP	BLK	WP	HR	S	P	ERA	WHIP
37 Stephen Strasburg, R ERA: 1.83	(1, 1)	5.2	W	23	5	3	3	7	2	0	0	0	0	1	37	47	4.76	1.235
13 Jerry Blevins, L ERA: 1.08	(6, 1)	1.1	H	4	0	0	0	2	0	0	0	0	0	0	8	8	0.00	0.000
Ryan Mattheus, R ERA:	(8, 1)	1.0	H	4	1	0	0	0	0	0	0	0	0	0	4	4	0.00	1.000
Xavier Cedeño, L ERA: 3.24	(9, 1)	1.0		3	0	0	0	2	0	0	0	0	0	0	7	7	0.00	0.000

PITCHER		IP	WLS	BF	H	R	ER	SO	BB	IBB	HBP	BLK	WP	HR	S	P	ERA	WHIP

BOTTOM

New York Mets @ Washington Nationals

Space Coast Stadium, Viera, FL

Tue Mar 25 2014, 1:09 PM - 4:08 PM EDT

Att. 6,123 - Cloudy - 70 F

livebaseballscorecards.com

Batter	1	2	3	4	5	6	7	8	9	AB	R	H	RBI	BB	SO	LOB
2 Denard Span, L (1, 8) OBP: 0.360, SLG: 0.449	0-0 11 F8 28 BB 1B		0-0 28 BB 6 1B 11 1B 1B	4-0 1-2 BB		0-0 6 L4-3 1B	0-0 ③ G4-3			4	1	3	0	1	0	1
6 Anthony Rendon, R (1, 4) OBP: 0.395, SLG: 0.459	0-0 ① F8		0-0 28 BB 11 1B 1-2 1B	0-0 ① P4		0-0 ① ② L4-3 1-1		0-0 ① G6-3		5	1	1	0	0	0	4
28 Jayson Werth, R (1, 9) OBP: 0.343, SLG: 0.276	4-0 1-2 BB		4-0 11 1B 34 HR 1-2 2-3 BB	0-0 ② P5		4-0 34 BB 11 BB BB		0-3 ② K		2	1	0	0	3	1	2
11 Ryan Zimmerman, R (1, 5) OBP: 0.349, SLG: 0.575	0-0 ② F8 2-3		0-0 34 HR 1-2 2-H 3-H 1B	0-3 ③ K		4-0 34 BB 1-2 BB		2-1 HR		4	2	2	3	1	1	4
34 Bryce Harper, L (1, 7) OBP: 0.340, SLG: 0.400	0-0 ③ F7		3-2 1-H 2-H HR		0-0 ① G4-3	4-0 1-2 2-3 BB		0-0 ③ L4		4	1	1	3	1	0	2
20 Ian Desmond, R (1, 6) OBP: 0.268, SLG: 0.550		0-0 ① F7	0-0 ② G4-3		0-0 25 S 59 1B 1B	0-3 ③ K				4	1	1	0	0	1	3
25 Adam LaRoche, L (1, 3) OBP: 0.326, SLG: 0.535		0-0 ② P5	4-0 BB		1-3 ② K 1-2		0-0 59 G4-3 2B			3	0	1	0	1	1	1
59 Jose Lobaton, S (1, 2) OBP: 0.222, SLG: 0.156		0-0 ③ L4	0-0 ③ G4-3		0-0 2-H 1B		0-0 ① G4-3 2-3			4	0	1	1	0	0	2
37 Stephen Strasburg, R (1, 1) OBP: 0.333, SLG: 0.333 13 Jerry Blevins, L (6, 1) 15 Nate McLouth, L (7, PH) OBP: 0.308, SLG: 0.471 Ryan Mattheus, R (8, 1) Xavier Cedeño, L (9, 1)			0-3 ① K	0-0 2 BB 1B	0-0 ③ G6-3		0-0 ② L3			3 0 1 0 0	0 0 0 0 0	1 0 0 0 0	0 0 0 0 0	0 0 0 0 0	1 0 0 0 0	1 0 1 0 0
Inning Stats	R: 0 E: 0 K: 0 S: 4 H: 1 LOB: 2 BB: 1 P: 8	R: 0 E: 0 K: 0 S: 3 H: 0 LOB: 0 BB: 0 P: 3	R: 5 E: 0 K: 1 S: 11 H: 4 LOB: 1 BB: 2 P: 22	R: 0 E: 0 K: 1 S: 6 H: 1 LOB: 2 BB: 1 P: 10	R: 1 E: 0 K: 1 S: 7 H: 2 LOB: 1 BB: 0 P: 8	R: 0 E: 0 K: 1 S: 5 H: 1 LOB: 3 BB: 3 P: 17	R: 0 E: 0 K: 0 S: 4 H: 1 LOB: 1 BB: 0 P: 4	R: 1 E: 0 K: 1 S: 7 H: 1 LOB: 0 BB: 0 P: 9		1B: 8 2B: 2 3B: 0 HR: 2	SF: 0 SAC: 0 DP: 1 HBP: 0			WP: 0 PB: 0 SB: 1 CS: 0	PA: 41	

	AB	34
	R	7
	H	11
	RBI	7
	BB	7
	SO	5
	LOB	21

PITCHER	IP	WLS	BF	H	R	ER	SO	BB	IBB	HBP	BLK	WP	HR	S	P	ERA	WHIP
45 Zack Wheeler, R (1, 1) ERA: 3.86	2.2	L	16	5	5	5	1	3	0	0	0	0	1	17	32	16.88	3.000
38 Vic Black, R (3, 1) ERA: 5.79	1.1		6	1	0	0	1	1	0	0	0	0	0	7	11	0.00	1.500
56 Scott Rice, L (5, 1) ERA: 4.5	1.0		6	3	1	1	1	0	0	0	0	0	0	8	9	9.00	3.000
27 Jeurys Familia, R (6, 1) ERA:	2.0		9	1	0	0	1	3	0	0	0	0	0	8	20	0.00	2.000
39 Bobby Parnell, R (8, 1) ERA: 1.5	1.0		4	1	1	1	1	0	0	0	0	0	1	7	9	9.00	1.000

PITCHER	IP	WLS	BF	H	R	ER	SO	BB	IBB	HBP	BLK	WP	HR	S	P	ERA	WHIP

New York Mets @ Houston Astros

Osceola County Stadium, Kissimmee, FL

Wed Mar 26 2014, 6:11 PM - 9:14 PM EDT

Att. 4,702 - Partly Cloudy - 62 F

TOP

livebaseballscorecards.com

Batter	1	2	3	4	5	6	7	8	9	AB	R	H	RBI	BB	SO	LOB
28 Daniel Murphy, L (1, 4) OBP: 0.320, SLG: 0.478 2 Anthony Seratelli, S (6, 4) OBP: 0.217, SLG: 0.244 (8, 9)	L3		F8			12 1B 2B	K		6 S 1B	3 2	1 0	1 1	0 0	0 0	0 1	0 1
12 Juan Lagares, R (1, 8) OBP: 0.362, SLG: 0.377 Brandon Nimmo, L (8, 8) OBP: 0.556, SLG: 0.429	29 S 1B			G6-3		21 G6-3 29 E 2-H 1B		29 G6-3 3B	K	4 1	1 0	3 0	1 0	0 0	0 1	0 1
29 Ike Davis, L (1, 10) OBP: 0.269, SLG: 0.542 6 Rylan Sandoval, R (9, PH)	K 1-2			K		E5 21 G6-3 1-2		G6-3 3-H	K 1-2	4 1	0 0	0 0	1 0	0 0	2 1	2 1
21 Lucas Duda, L (1, 3) OBP: 0.318, SLG: 0.579 53 Travis Taijeron, R (8, PR) OBP: 0.400, SLG: 0.600 (8, 7)	F9			K		G6-3 1-2 2-3		30 2B 1B	K	4 1	0 1	1 1	0 0	0 0	1 1	3 1
30 Andrew Brown, R (1, 9) OBP: 0.288, SLG: 0.510 T.J. Rivera, R (8, PR) (8, 4)		F9			68 G5-3 13 G6-3 20 HR 1B	K		13 1B 20 1B 1-H 2B		4 0	1 1	2 0	1 0	0 0	1 0	2 0
13 Josh Satin, R (1, 5) OBP: 0.345, SLG: 0.375		K			G6-3 1-2	G6-3		20 1B 2-3 1B		4	0	1	0	0	1	3
68 Eric Campbell, R (1, 7) OBP: 0.396, SLG: 0.535 (8, 3)		K			G5-3 2-3		0 G4-3 1B	K		4	0	1	0	0	2	4
20 Anthony Recker, R (1, 2) OBP: 0.405, SLG: 0.595			G6-3		HR 3-H		K	0 S 1-3 3-H 1B		4	1	2	3	0	1	1
0 Omar Quintanilla, L (1, 6) OBP: 0.244, SLG: 0.189			F7		G1-3		G4-3 1-2	K 1-2		4	0	0	0	0	1	4
Inning Stats	R: 0 E: 0 K: 1 S: 6 H: 1 LOB: 1 BB: 0 P: 6	R: 0 E: 0 K: 2 S: 7 H: 0 LOB: 0 BB: 0 P: 7	R: 0 E: 0 K: 0 S: 3 H: 0 LOB: 0 BB: 0 P: 3	R: 0 E: 0 K: 2 S: 7 H: 0 LOB: 0 BB: 0 P: 7	R: 2 E: 0 K: 0 S: 5 H: 2 LOB: 0 BB: 0 P: 5	R: 1 E: 1 K: 1 S: 8 H: 2 LOB: 2 BB: 0 P: 8	R: 0 E: 0 K: 2 S: 8 H: 1 LOB: 1 BB: 0 P: 8	R: 3 E: 0 K: 2 S: 12 H: 5 LOB: 3 BB: 0 P: 13	R: 0 E: 0 K: 3 S: 10 H: 1 LOB: 1 BB: 0 P: 10	1B: 8 2B: 2 3B: 1 HR: 1	SF: 0 SAC: 0 DP: 0 HBP: 0						

	AB	40
	R	6
	H	12
	RBI	6
	BB	0
	SO	13
	LOB	23

PITCHER		IP	WLS	BF	H	R	ER	SO	BB	IBB	HBP	BLK	WP	HR	S	P	ERA	WHIP
46 Scott Feldman, R ERA: 5.4	(1, 1)	5.2		23	5	3	3	6	0	0	0	0	0	1	35	35	4.76	0.882
41 Brad Peacock, R ERA: 10.13	(6, 1)	0.1		1	0	0	0	0	0	0	0	0	0	0	1	1	0.00	0.000
Mark Appel, R ERA:	(7, 1)	1.0	W	4	1	0	0	2	0	0	0	0	0	0	8	8	0.00	1.000
66 Kevin Chapman, L ERA: 7.88	(8, 1)	0.2		6	4	3	3	1	0	0	0	0	0	0	8	8	40.50	6.000
45 Anthony Bass, R ERA: 2.45	(8, 1)	1.1	S	6	2	0	0	4	0	0	0	0	0	0	14	15	0.00	1.500

PITCHER	IP	WLS	BF	H	R	ER	SO	BB	IBB	HBP	BLK	WP	HR	S	P	ERA	WHIP

BOTTOM

New York Mets @ Houston Astros

Osceola County Stadium, Kissimmee, FL

Wed Mar 26 2014, 6:11 PM - 9:14 PM EDT

Att. 4,702 - Partly Cloudy - 62 F

livebaseballscorecards.com

Batter	1	2	3	4	5	6	7	8	9	AB	R	H	RBI	BB	SO	LOB
21 Dexter Fowler, S (1, 8) OBP: 0.389, SLG: 0.340 9 Marwin Gonzalez, S (7, PH) OBP: 0.388, SLG: 0.542 (8, 5)	G4-3		F7			F8	S 1B 1-2 3-H 1B			3 1	0 1	0 1	0 1	0 0	0 0	1 0
19 Robbie Grossman, S (1, 7) OBP: 0.396, SLG: 0.532 Preston Tucker, L (7, PH) OBP: 0.300, SLG: 0.222 (8, 7)	F8			G5-3			23 BB 14 BB 22 2B BB 1-H 2-3 1B			2 1	1 0	0 1	0 1	1 0	0 0	0 0
15 Jason Castro, L (1, 10) OBP: 0.263, SLG: 0.514 14 Jesus Guzman, R (7, PH) OBP: 0.341, SLG: 0.333 (8, 10)	K			K			23 BB 22 2B 1-2 BB K			2 1	0 1	0 0	0 0	0 1	2 1	0 2
27 Jose Altuve, R (1, 4) OBP: 0.276, SLG: 0.339 93 Austin Wates, R (8, 8)		F7		K			K	G5-3		3 1	0 0	0 0	0 0	0 0	2 0	2 0
23 Chris Carter, R (1, 3) OBP: 0.224, SLG: 0.315		F8			G6-3		4-0 22 2B 28 2B 1-2 2-3 BB	22 E 28 PB 1B		3	2	1	0	1	0	0
22 Carlos Corporán, S (1, 2) OBP: 0.415, SLG: 0.515		K			F7		28 2B 1-3 2-H 3-H 2B	E7 28 PB 28 SF9 1-3 1B		4	2	2	2	0	1	0
28 L.J. Hoes, R (1, 9) OBP: 0.262, SLG: 0.256			F9		K		30 2B 2-H 3-H 2B	SF9 2-H 3-H		3	1	1	3	0	1	0
30 Matt Dominguez, R (1, 5) OBP: 0.300, SLG: 0.326 95 Enrique Hernández, R (7, PR) OBP: 1.000, SLG: 1.000 (8, 4)			K			F8	6 1B 9 1B 2-H 2B			3 1	0 1	1 1	1 1	0 0	1 0	0 0
6 Jonathan Villar, S (1, 6) OBP: 0.321, SLG: 0.417 87 Nolan Fontana, L (8, 6) OBP: 0.500, SLG: 1.250			BB			K	1B 9 1B 2-3 1B	F7		2 1	0 0	1 0	0 0	1 0	1 0	0 1
Inning Stats	R: 0 E: 0 K: 1 S: 5 H: 0 LOB: 0 BB: 0 P: 5	R: 0 E: 0 K: 1 S: 5 H: 0 LOB: 0 BB: 0 P: 5	R: 0 E: 0 K: 1 S: 5 H: 0 LOB: 1 BB: 1 P: 9	R: 0 E: 0 K: 2 S: 7 H: 0 LOB: 0 BB: 0 P: 7	R: 0 E: 0 K: 1 S: 5 H: 0 LOB: 0 BB: 0 P: 5	R: 0 E: 0 K: 1 S: 5 H: 0 LOB: 0 BB: 0 P: 5	R: 7 E: 0 K: 2 S: 12 H: 6 LOB: 2 BB: 3 P: 26	R: 2 E: 1 K: 0 S: 6 H: 3 LOB: 1 BB: 0 P: 7		1B: 6 2B: 3 3B: 0 HR: 0	SF: 1 SAC: 0 DP: 0 HBP: 0						

	AB	31
	R	9
	H	9
	RBI	8
	BB	4
	SO	9
	LOB	6

WP: 0 PB: 1 SB: 1 CS: 0 PA: 36

PITCHER		IP	WLS	BF	H	R	ER	SO	BB	IBB	HBP	BLK	WP	HR	S	P	ERA	WHIP
35 Dillon Gee, R ERA: 1.08	(1, 1)	6.0		19	0	0	0	7	1	0	0	0	0	0	32	36	0.00	0.167
32 John Lannan, L ERA: 5.4	(7, 1)	0.0		2	0	2	2	0	2	0	0	0	0	0	0	8	∞	∞
71 Gonzalez Germen, R ERA: 6.97	(7, 1)	0.1	L	3	1	0	0	1	1	0	0	0	0	0	4	8	0.00	6.000
52 Carlos Torres, R ERA: 3.68	(7, 1)	0.2	B	6	5	5	5	1	0	0	0	0	0	0	8	10	67.50	7.500
47 Jose Valverde, R ERA: 3.6	(8, 1)	1.0		6	3	2	1	0	0	0	0	0	0	0	6	7	9.00	3.000

PITCHER	IP	WLS	BF	H	R	ER	SO	BB	IBB	HBP	BLK	WP	HR	S	P	ERA	WHIP

Washington Nationals @ New York Mets

Tradition Field, Port St. Lucie, FL

Thu Mar 27 2014, 12:12 PM - 3:14 PM EDT

Att. 6,129 - Partly Cloudy - 75 F

TOP

livebaseballscorecards.com

Batter	1	2	3	4	5	6	7	8	9	AB	R	H	RBI	BB	SO	LOB
6 Anthony Rendon, R (1, 5) OBP: 0.353, SLG: 0.400	G4-3	G6-3			F8		F7		G5-3	5	0	0	0	0	0	5
2 Denard Span, L (1, 8) OBP: 0.382, SLG: 0.463	G4-3		E3 40 G6-3 28 G6-3		28 G6-4-3 1B			19 2B 59 SF8 1B	19 WP 2-3 1B	5	1	3	0	0	0	0
28 Jayson Werth, R (1, 9) OBP: 0.317, SLG: 0.235 19 Kevin Frandsen, R (6, 4) OBP: 0.222, SLG: 0.250 (7, 3)	F9		G6-3 1-2		G6-4-3 1-2f			59 SF8 1-3 34 1B 2B	B C C C K 1-2 3-H	3	0	0	0	0	0	2
										2	1	1	0	0	1	1
40 Wilson Ramos, R (1, 2) OBP: 0.390, SLG: 0.538 59 Jose Lobaton, S (4, 2) OBP: 0.220, SLG: 0.143		8 BB 25 1B 27 1B 1B	G6-3 2-3			S S S K		SF8 2-3 3-H		2	1	1	0	0	0	1
										1	0	0	1	0	1	0
34 Bryce Harper, L (1, 7) OBP: 0.340, SLG: 0.391		C C C K	G6-3			20 CS 1B		3-H 1B		4	0	2	1	0	1	2
20 Ian Desmond, R (1, 6) OBP: 0.255, SLG: 0.500 29 Rafael Soriano, R (6, 1) 36 Tyler Clippard, R (7, 1) 7 Scott Hairston, R (8, PH) OBP: 0.256, SLG: 0.325 22 Drew Storen, S (8, 1) 13 Jerry Blevins, L (9, 1)	S S S K			F7		1 SAFE G6-3 1-2		S S S K		3	0	0	0	0	1	2
										0	0	0	0	0	0	0
										0	0	0	0	0	0	0
										1	0	0	0	0	1	1
										0	0	0	0	0	0	0
										0	0	0	0	0	0	0
25 Adam LaRoche, L (1, 3) OBP: 0.327, SLG: 0.522 6 Sean Nicol, R (7, 4)		27 1B 8 BB 1-2 1B		G5-3			G3-1	L9		3	0	1	0	0	0	0
										1	0	0	0	0	0	1
8 Danny Espinosa, S (1, 4) OBP: 0.305, SLG: 0.415 (6, 6)	B B B B 27 1B 1-2 2-3 BB						15 G1-6-3 2B		F8	3	0	2	0	1	0	0
27 Jordan Zimmermann, R (1, 1) OBP: 0.333, SLG: 0.333 15 Nate McLouth, L (6, 9) OBP: 0.304, SLG: 0.450		1-2 2-3 3-H 1B		G6-3			G1-6-3 2-3		2 1B 19 WP 2B	2	0	1	1	0	0	1
										2	1	1	0	0	0	1

	AB	37
	R	4
	H	12
	RBI	3
	BB	1
	SO	5
	LOB	17

Inning Stats										
	R: 0 E: 0 K: 0 S: 3	H: 0 LOB: 0 BB: 0 P: 3	R: 1 E: 0 K: 2 S: 10	H: 3 LOB: 3 BB: 1 P: 15	R: 0 E: 1 K: 0 S: 4	H: 0 LOB: 1 BB: 0 P: 4	R: 0 E: 0 K: 0 S: 4	H: 1 LOB: 1 BB: 0 P: 4	R: 0 E: 0 K: 0 S: 3	H: 1 LOB: 0 BB: 0 P: 3
	R: 0 E: 0 K: 1 S: 5	H: 1 LOB: 0 BB: 0 P: 5	R: 0 E: 0 K: 0 S: 4	H: 1 LOB: 1 BB: 0 P: 4	R: 2 E: 0 K: 1 S: 8	H: 3 LOB: 1 BB: 0 P: 8	R: 1 E: 0 K: 1 S: 7	H: 2 LOB: 1 BB: 0 P: 8	1B: 9 2B: 3 3B: 0 HR: 0	SF: 1 SAC: 0 DP: 1 HBP: 0
	WP: 1 PB: 0 SB: 0 CS: 1	PA: 39								

PITCHER		IP	WLS	BF	H	R	ER	SO	BB	IBB	HBP	BLK	WP	HR	S	P	ERA	WHIP
Cory Mazzoni, R ERA: 13.5	(1, 1)	1.2	L	9	3	1	1	2	1	0	0	0	0	0	12	16	5.40	2.400
32 John Lannan, L ERA: 4.91	(2, 1)	1.1		5	0	0	0	0	0	0	0	0	0	0	5	6	0.00	0.000
47 Giancarlo Alvarado, R ERA:	(4, 1)	2.0		7	2	0	0	0	0	0	0	0	0	0	7	7	0.00	1.000
56 Scott Rice, L ERA: 4.0	(6, 1)	1.0		3	1	0	0	1	0	0	0	0	0	0	5	5	0.00	1.000
27 Jeurys Familia, R ERA: 1.59	(7, 1)	1.1		8	4	2	2	0	0	0	0	0	0	0	8	8	13.50	3.000

PITCHER		IP	WLS	BF	H	R	ER	SO	BB	IBB	HBP	BLK	WP	HR	S	P	ERA	WHIP
81 Beck Wheeler, R ERA:	(8, 1)	0.2		2	0	0	0	1	0	0	0	0	0	0	4	4	0.00	0.000
44 Kyle Farnsworth, R ERA: 6.0	(9, 1)	1.0		5	2	1	1	1	0	0	0	0	1	0	7	8	9.00	2.000

BOTTOM

Washington Nationals @ New York Mets

Tradition Field, Port St. Lucie, FL

Thu Mar 27 2014, 12:12 PM - 3:14 PM EDT

Att. 6,129 - Partly Cloudy - 75 F

livebaseballscorecards.com

Batter	1	2	3	4	5	6	7	8	9	AB	R	H	RBI	BB	SO	LOB
22 Eric Young Jr., S (1, 7) (9, 6) OBP: 0.377, SLG: 0.383	5 G1-3 28 1B 1B		28 G6-3 1B			5 F8 2 E 1B		K		4	0	3	0	0	1	0
28 Daniel Murphy, L (1, 4) OBP: 0.333, SLG: 0.480	5 G1-3 1B 1-2		G6-3 1-2f			E5 3 S 1-2		2B		2	0	1	0	0	0	1
2 Anthony Seratelli, S (5, 4) (9, 7) OBP: 0.229, SLG: 0.277										2	0	1	0	0	0	1
5 David Wright, R (1, 5) OBP: 0.238, SLG: 0.237	G1-3 1-2 2-3			P3		F8 2-3		F9		3	0	0	0	0	0	4
68 Eric Campbell, R (8, 5) OBP: 0.388, SLG: 0.523										1	0	0	0	0	0	1
3 Curtis Granderson, L (1, 9) OBP: 0.250, SLG: 0.391	K			K		K 1-2			K	3	0	0	0	0	3	4
30 Andrew Brown, R (8, 9) OBP: 0.283, SLG: 0.500										1	0	0	0	0	1	0
1 Chris Young, R (1, 8) OBP: 0.386, SLG: 0.519	P3			G4-3			K		K	3	0	0	0	0	1	2
12 Juan Lagares, R (8, 8) OBP: 0.355, SLG: 0.370										1	0	0	0	0	1	0
29 Ike Davis, L (1, 3) OBP: 0.310, SLG: 0.556		15 G4-3 1B			F7		K		1B	3	0	2	0	0	0	0
81 Beck Wheeler, R (8, 1)										0	0	0	0	0	0	0
28 Phillip Evans, R (9, 4) OBP: 1.000, SLG: 1.000										1	0	1	0	0	0	0
15 Travis d'Arnaud, R (1, 2) OBP: 0.245, SLG: 0.341		G4-3 1-2f			F8		F8		K	3	0	0	0	0	0	2
23 Taylor Teagarden, R (8, 2) OBP: 0.263, SLG: 0.314										1	0	0	0	0	1	1
11 Rubén Tejada, R (1, 6) OBP: 0.261, SLG: 0.262		F8			L3		K			3	0	0	0	0	1	1
44 Kyle Farnsworth, R (9, 1)										0	0	0	0	0	0	0
Cory Mazzoni, R (1, 1)			K			G4-3		K		0	0	0	0	0	0	0
32 John Lannan, L (2, 1)										0	0	0	0	0	0	0
0 Omar Quintanilla, L (3, PH) OBP: 0.238, SLG: 0.184										1	0	0	0	0	1	0
47 Giancarlo Alvarado, R (4, 1)										0	0	0	0	0	0	0
56 Scott Rice, L (6, 1)										0	0	0	0	0	0	0
21 Lucas Duda, L (6, PH) OBP: 0.324, SLG: 0.550										1	0	0	0	0	0	0
27 Jeurys Familia, R (7, 1)										0	0	0	0	0	0	0
13 Josh Satin, R (8, 3) OBP: 0.339, SLG: 0.367										1	0	0	0	0	1	0
Inning Stats	R: 0 E: 0 K: 1 S: 7 / H: 2 LOB: 2 BB: 0 P: 7	R: 0 E: 0 K: 0 S: 3 / H: 1 LOB: 0 BB: 0 P: 3	R: 0 E: 0 K: 1 S: 5 / H: 1 LOB: 0 BB: 0 P: 5	R: 0 E: 0 K: 1 S: 5 / H: 0 LOB: 0 BB: 0 P: 5	R: 0 E: 0 K: 0 S: 3 / H: 0 LOB: 0 BB: 0 P: 3	R: 0 E: 1 K: 1 S: 7 / H: 1 LOB: 2 BB: 0 P: 7	R: 0 E: 0 K: 2 S: 8 / H: 1 LOB: 0 BB: 0 P: 8	R: 0 E: 0 K: 2 S: 8 / H: 1 LOB: 1 BB: 0 P: 8	R: 0 E: 0 K: 3 S: 10 / H: 1 LOB: 1 BB: 0 P: 10							

AB	34
R	0
H	8
RBI	0
BB	0
SO	11
LOB	17

1B: 7 SF: 0 WP: 0 PA: 34
2B: 1 SAC: 0 PB: 0
3B: 0 DP: 2 SB: 1
HR: 0 HBP: 0 CS: 0

PITCHER		IP	WLS	BF	H	R	ER	SO	BB	IBB	HBP	BLK	WP	HR	S	P	ERA	WHIP
27 Jordan Zimmermann, R ERA: 0.5	(1, 1)	5.0	W	17	4	0	0	3	0	0	0	0	0	0	23	23	0.00	0.800
29 Rafael Soriano, R ERA: 14.29	(6, 1)	1.0	H	5	1	0	0	1	0	0	0	0	0	0	7	7	0.00	1.000
36 Tyler Clippard, R ERA: 1.13	(7, 1)	1.0	H	4	1	0	0	2	0	0	0	0	0	0	8	8	0.00	1.000
22 Drew Storen, R ERA: 8.1	(8, 1)	1.0	H	4	1	0	0	2	0	0	0	0	0	0	8	8	0.00	1.000
13 Jerry Blevins, L ERA: 0.96	(9, 1)	1.0		4	1	0	0	3	0	0	0	0	0	0	10	10	0.00	1.000

PITCHER	IP	WLS	BF	H	R	ER	SO	BB	IBB	HBP	BLK	WP	HR	S	P	ERA	WHIP

Batter	1	2	3	4	5	6	7	8	9	AB	R	H	RBI	BB	SO	LOB
22 Eric Young Jr., S (1, 10) OBP: 0.362, SLG: 0.365	B C F B X 2-2 28 G3-6 1B		C B B B C X 3-2 ③ G5-3		F C F X 0-2 ② G6-3		S S S 0-3 ③ K		S S S 0-3 ③ K	5	0	1	0	0	2	3
28 Daniel Murphy, L (1, 4) OBP: 0.323, SLG: 0.483	B C F B X 2-2 ① ② G3-6 1-2f			B B C X 2-1 ① G4-3	X 0-0 2-H 2B			X 0-0 ① P6		4	0	1	1	0	0	1
5 David Wright, R (1, 5) OBP: 0.261, SLG: 0.286	X 0-0 ③ G5-3			B C B X 2-1 3 BB 1 2B 1B	X 0-0 ③ F9			X 0-0 30 G1-3 2B		4	1	2	0	0	0	1
3 Curtis Granderson, L (1, 9) OBP: 0.255, SLG: 0.375 30 Andrew Brown, R (7, 9) OBP: 0.278, SLG: 0.490		C S X 0-2 ① F8		B B F S B B 4-2 1 2B 1-2 BB		X 0-0 ① G4-3		X 0-0 ② G1-3 2-3		2 1	1 0	0 0	0 0	1 0	0 0	0 1
1 Chris Young, R (1, 7) OBP: 0.383, SLG: 0.527 68 Eric Campbell, R (7, 7) OBP: 0.380, SLG: 0.511		C B B X 2-1 ② F8		C S F F B F X 1-2 21 F9 1-H 2-H 2B		X 0-0 ② G1		X 0-0 ③ G6-3		3 1	0 0	1 0	2 0	0 0	0 0	0 1
21 Lucas Duda, L (1, 3) OBP: 0.296, SLG: 0.542		B C S D B B X 3-2 2B		B F X 1-1 ② F9 2-3		S S S 0-3 ③ K2-3			S S S 0-3 ① K	4	0	1	0	0	2	1
15 Travis d'Arnaud, R (1, 2) OBP: 0.250, SLG: 0.404 20 Anthony Recker, R (7, 2) OBP: 0.395, SLG: 0.579		S F B F C 1-3 ③ K		B B X 2-0 ③ F9			X 0-0 HR		X 0-0 ② L8	3 1	1 0	1 0	1 0	0 0	1 0	2 0
12 Juan Lagares, R (1, 8) OBP: 0.349, SLG: 0.362			F B B S F X 2-2 ① P4		C F B B F B F X 3-2 ① F8		X 0-0 ① G5-3		X 0-0 11 E 1B	4	0	1	0	0	0	0
11 Rubén Tejada, R (1, 6) OBP: 0.260, SLG: 0.283			F F F B C 1-3 ② K		C B B X 2-1 28 2B 2B		X 0-0 ② G6-3		X 0-0 E5 1-2	4	1	1	0	0	1	1
Inning Stats	R: 0 E: 0 K: 0 S: 7 H: 1 LOB: 0 BB: 0 P: 11	R: 0 E: 0 K: 1 S: 12 H: 1 LOB: 1 BB: 0 P: 18	R: 0 E: 0 K: 1 S: 11 H: 0 LOB: 0 BB: 0 P: 17	R: 2 E: 0 K: 0 S: 15 H: 2 LOB: 1 BB: 1 P: 27	R: 1 E: 0 K: 0 S: 13 H: 2 LOB: 1 BB: 0 P: 18	R: 0 E: 0 K: 1 S: 5 H: 0 LOB: 0 BB: 0 P: 5	R: 1 E: 0 K: 1 S: 6 H: 1 LOB: 0 BB: 0 P: 6	R: 0 E: 0 K: 0 S: 4 H: 1 LOB: 1 BB: 0 P: 4	R: 0 E: 1 K: 2 S: 9 H: 1 LOB: 2 BB: 0 P: 9	1B: 3 2B: 5 3B: 0 HR: 1	SF: 0 SAC: 0 DP: 1 HBP: 0						

PITCHER	IP	WLS	BF	H	R	ER	SO	BB	IBB	HBP	BLK	WP	HR	S	P	ERA	WHIP
56 Mark Buehrle, L (1, 1) ERA: 2.93	4.0		16	4	2	2	2	1	0	0	0	0	0	45	73	4.50	1.250
44 Casey Janssen, R (5, 1) ERA: 3.0	1.0		5	2	1	1	0	0	0	0	0	0	0	13	18	9.00	2.000
21 Sergio Santos, R (6, 1) ERA: 3.6	1.0		3	0	0	0	1	0	0	0	0	0	0	5	5	0.00	0.000
Marcus Stroman, R (7, 1) ERA: 13.09	1.2		7	2	1	1	1	0	0	0	0	0	1	9	9	5.40	1.200
33 Jeremy Jeffress, R (8, 1) ERA: 2.25	1.1	W	6	1	0	0	2	0	0	0	0	0	0	10	10	0.00	0.750

PITCHER	IP	WLS	BF	H	R	ER	SO	BB	IBB	HBP	BLK	WP	HR	S	P	ERA	WHIP

TOP

New York Mets @ Toronto Blue Jays

Olympic Stadium, Montreal, QB

Fri Mar 28 2014, 7:10 PM - 10:22 PM EDT

Att. 46,121 - Dome - 70 F

livebaseballscorecards.com

AB	36
R	4
H	9
RBI	4
BB	1
SO	6
LOB	11

1B: 3	SF: 0	WP: 0	PA: 37
2B: 5	SAC: 0	PB: 0	
3B: 0	DP: 1	SB: 0	
HR: 1	HBP: 0	CS: 0	

New York Mets @ Toronto Blue Jays

Olympic Stadium, Montreal, QB

Fri Mar 28 2014, 7:10 PM - 10:22 PM EDT

Att. 46,121 - Dome - 70 F

BOTTOM

livebaseballscorecards.com

Batter	1	2	3	4	5	6	7	8	9	AB	R	H	RBI	BB	SO	LOB
7 José Reyes, S (1, 6) OBP: 0.281, SLG: 0.296	B B C X 2-1 L8 ①		B B F B C X 3-2 G3 ②		X 0-0 P6 ①		X 0-0 53 WP; 10 1B; 1-2 1B		X 0-0 53 G4-3; 1 1B; 2B	3	0	0	0	0	0	1
66 Munenori Kawasaki, L (6, 6) OBP: 0.400, SLG: 0.364										2	2	2	0	0	0	0
53 Melky Cabrera, S (1, 7) OBP: 0.419, SLG: 0.543	C B F B F B X 3-2 G4-3 ②		C S B S 1-3 K ③		X 0-0 FC4-6 ②; 1-2f		B S S S 1-3 K ①; 1-2 2-3		X 0-0 G4-3 ①; 2-3	5	0	0	0	0	2	4
19 José Bautista, R (1, 9) OBP: 0.455, SLG: 0.786	C B B B X 3-1 10 1B 1B			B C B B X 3-1 HR	C C C 0-3 K ③		S S S 0-3 K ②; 2-H 3-H 1B		X 0-0 P3 ②	3	1	2	1	0	1	1
14 Moisés Sierra, R (7, 9) OBP: 0.288, SLG: 0.426										2	0	0	0	0	1	3
10 Edwin Encarnación, R (1, 3) OBP: 0.403, SLG: 0.590	B D X 2-0 1-2 1B			X 0-0 G5-3 ①		X 0-0 26 G3-1; 30 SF7 2B			H 1-0 1 1B; 1 DI HBP	4	1	3	2	0	0	0
26 Adam Lind, L (1, 10) OBP: 0.410, SLG: 0.561	C X 0-1 G3 ③			B B B C B 4-1 30 FC4-6 BB		X 0-0 G3-1 ①; 2-3		X 0-0 13 1B 1B	B X 1-0 1-3 3-H 1B	3	0	1	0	1	0	3
1 Jonathan Diaz, R (8, PR) OBP: 0.286, SLG: 0.130										1	0	1	1	0	0	0
(9, 10)																
30 Dioner Navarro, S (1, 2) OBP: 0.255, SLG: 0.280		C B F B X 2-2 F7 ①		B C B C X 2-2 28 2B; FC4-6 ②; 1-2f		X 0-0 SF7 ②; 3-H		X 0-0 P6 ①		3	0	0	1	0	0	2
28 Colby Rasmus, L (1, 8) OBP: 0.283, SLG: 0.340		B C B B C F B S 3-3 K ②		F S X 0-2 1-3 2B		B B B B 4-0 BB		S S S 0-3 K ②		3	0	1	0	1	2	1
13 Brett Lawrie, R (1, 5) OBP: 0.391, SLG: 0.508	C X 0-1 G6-3 ③			F S C 0-3 K ③		X 0-0 G4-3 ③		X 0-0 3 FC6-4; 1-2 1B		4	0	1	0	0	1	3
17 Ryan Goins, L (1, 4) OBP: 0.261, SLG: 0.226			C B C X 1-2 G6-3 ①		X 0-0 53 FC4-6; 1B		X 0-0 53 WP; 66 1B; 10 1B 1B	X 0-0 FC6-4 ③; 1-2f		2	0	1	0	0	0	0
3 Maicer Izturis, S (6, 4) OBP: 0.326, SLG: 0.275										2	1	1	0	0	0	2
Inning Stats	R: 0 E: 0 K: 0 S: 11 H: 2 LOB: 2 BB: 0 P: 21	R: 0 E: 0 K: 1 S: 10 H: 0 LOB: 0 BB: 0 P: 15	R: 0 E: 0 K: 1 S: 9 H: 0 LOB: 0 BB: 0 P: 14	R: 1 E: 0 K: 1 S: 13 H: 2 LOB: 2 BB: 1 P: 22	R: 0 E: 0 K: 1 S: 6 H: 1 LOB: 1 BB: 0 P: 6	R: 1 E: 0 K: 0 S: 4 H: 1 LOB: 1 BB: 1 P: 8	R: 2 E: 0 K: 2 S: 9 H: 3 LOB: 1 BB: 0 P: 10	R: 0 E: 0 K: 1 S: 7 H: 2 LOB: 2 BB: 0 P: 7	R: 1 E: 0 K: 0 S: 4 H: 2 LOB: 2 BB: 0 P: 6	1B: 9 2B: 3 3B: 0 HR: 1	SF: 1 SAC: 0 DP: 0 HBP: 1						

	AB	37
	R	5
	H	13
	RBI	5
	BB	2
	SO	7
	LOB	20

WP: 1 PA: 41
PB: 0
SB: 0
CS: 0

PITCHER		IP	WLS	BF	H	R	ER	SO	BB	IBB	HBP	BLK	WP	HR	S	P	ERA	WHIP
58 Jenrry Mejia, R ERA: 2.7	(1, 1)	4.0		18	5	1	1	3	1	0	0	0	0	1	44	73	2.25	1.500
52 Carlos Torres, R ERA: 3.78	(5, 1)	2.0	H	8	1	1	1	1	1	0	0	0	0	0	9	13	4.50	1.000
71 Gonzalez Germen, R ERA: 7.94	(7, 1)	1.0	B	5	3	2	2	2	0	0	0	0	1	0	9	10	18.00	3.000
56 Scott Rice, L ERA: 3.72	(8, 1)	0.2		3	1	0	0	1	0	0	0	0	0	0	5	5	0.00	1.500
39 Bobby Parnell, R ERA: 2.57	(8, 1)	1.0	L	7	3	1	1	0	0	0	1	0	0	0	6	8	9.00	3.000

PITCHER	IP	WLS	BF	H	R	ER	SO	BB	IBB	HBP	BLK	WP	HR	S	P	ERA	WHIP

Batter	1	2	3	4	5	6	7	8	9	AB	R	H	RBI	BB	SO	LOB
22 Eric Young Jr., S (1, 7) OBP: 0.377, SLG: 0.370 68 Eric Campbell, R (7, 8) OBP: 0.373, SLG: 0.500	B B C F F X 2-2 1B		B B C B B 4-1 BB			X 0-0 ① G3			F C C 0-3 ① K	2 0 1 0 1 0 0 1 0 0 0 0 1 0						
28 Daniel Murphy, L (1, 4) OBP: 0.324, SLG: 0.469 2 Anthony Seratelli, S (7, 4) OBP: 0.224, SLG: 0.271	B S S S 1-3 ① K		B B F B F X 3-2 ② F7			C X 0-1 3 CS 1B			C B S S 1-3 ② K	3 0 1 0 0 1 2 1 0 0 0 0 1 0						
5 David Wright, R (1, 5) OBP: 0.245, SLG: 0.267 13 Josh Satin, R (7, 5) OBP: 0.333, SLG: 0.360	1 SAFE 1 SAFE C B F F S 1-3 ② K		C S F B B S 2-3 ③ K			B B C B X 3-1 ② F9			F C B C 1-3 ③ K	3 0 0 0 0 2 3 1 0 0 0 0 1 0						
3 Curtis Granderson, L (1, 9) OBP: 0.241, SLG: 0.353 30 Andrew Brown, R (7, 9) OBP: 0.278, SLG: 0.490	1 SAFE B B B C 1 B S F S 3-3 ③ K			B S B X 2-1 ① F7		B C B F 1 SAFE 2-2 ③ CS 1-2	B X 1-0 ① F9			3 0 0 0 0 1 1 0 0 0 0 0 0 0						
1 Chris Young, R (1, 8) OBP: 0.365, SLG: 0.500 12 Juan Lagares, R (7, 7) OBP: 0.349, SLG: 0.362		C X 0-1 ① F9		B C X 1-1 ② F9			C X 0-1 ② G5-3			3 0 0 0 0 0 0 0 0 0 0 0 0 0						
21 Lucas Duda, L (1, 10) OBP: 0.267, SLG: 0.481		X 0-0 ② P3		C S F C 0-3 ③ K			B B C S B F F S 3-3 ③ K			3 0 0 0 0 2 0						
29 Ike Davis, L (1, 3) OBP: 0.313, SLG: 0.517		F B B B B 4-1 BB			B F F B B S 3-3 ① K			X 0-0 ① G4-3		2 0 0 0 1 1 0						
15 Travis d'Arnaud, R (1, 2) OBP: 0.241, SLG: 0.388 23 Taylor Teagarden, R (6, 2) OBP: 0.256, SLG: 0.306		B C C X 1-2 ③ L6			C F B B S 2-3 ② K			C B B S B X 3-2 ② P3		2 0 0 0 0 1 1 1 0 0 0 0 0 0						
11 Rubén Tejada, R (1, 6) OBP: 0.245, SLG: 0.265			B B X 2-0 ① L9		C S S 0-3 ③ K			F X 0-1 ③ F8		3 0 0 0 0 1 0						
Inning Stats	R: 0 H: 1 E: 0 LOB: 1 K: 3 BB: 0 S: 15 P: 22	R: 0 H: 0 E: 0 LOB: 1 K: 0 BB: 1 S: 7 P: 12	R: 0 H: 0 E: 0 LOB: 1 K: 1 BB: 1 S: 9 P: 20	R: 0 H: 0 E: 0 LOB: 0 K: 1 BB: 0 S: 8 P: 11	R: 0 H: 0 E: 0 LOB: 0 K: 3 BB: 0 S: 9 P: 14	R: 0 H: 1 E: 0 LOB: 0 K: 0 BB: 0 S: 7 P: 12	R: 0 H: 0 E: 0 LOB: 0 K: 1 BB: 0 S: 8 P: 12	R: 0 H: 0 E: 0 LOB: 0 K: 0 BB: 0 S: 6 P: 9	R: 0 H: 0 E: 0 LOB: 0 K: 3 BB: 0 S: 9 P: 11	1B: 2 SF: 0 2B: 0 SAC: 0 3B: 0 DP: 0 HR: 0 HBP: 0						

TOP

New York Mets @ Toronto Blue Jays

Olympic Stadium, Montreal, QB

Sat Mar 29 2014, 1:10 PM - 3:43 PM EDT

Att. 50,229 - Dome - 70 F

livebaseballscorecards.com

AB	28
R	0
H	2
RBI	0
BB	2
SO	12
LOB	7

WP: 0 PA: 31
PB: 0
SB: 0
CS: 1

PITCHER		IP	WLS	BF	H	R	ER	SO	BB	IBB	HBP	BLK	WP	HR	S	P	ERA	WHIP
23 Brandon Morrow, R ERA: 5.74	(1, 1)	5.2		21	2	0	0	8	2	0	0	0	0	0	53	87	0.00	0.706
62 Aaron Loup, L ERA: 4.0	(6, 1)	0.2		1	0	0	0	0	0	0	0	0	0	0	3	6	0.00	0.000
50 Steve Delabar, R ERA:	(7, 1)	0.2		2	0	0	0	1	0	0	0	0	0	0	7	10	0.00	0.000
Aaron Sanchez, R ERA:	(8, 1)	2.0	W	6	0	0	0	3	0	0	0	0	0	0	15	20	0.00	0.000

PITCHER	IP	WLS	BF	H	R	ER	SO	BB	IBB	HBP	BLK	WP	HR	S	P	ERA	WHIP

Batter	1	2	3	4	5	6	7	8	9	AB	R	H	RBI	BB	SO	LOB
7 José Reyes, S (1, 6) OBP: 0.267, SLG: 0.281 1 Jonathan Diaz, R (6, 6) OBP: 0.276, SLG: 0.125 (8, 9)	B C B C S 2-3 ① K		F B C 1 SAFE S 1-3 ② K	C S C 0-3 ③ K			B C X 1-1 ② G1-3 2-3		3 0 0 0 0 3 1 1 0 0 0 0 0 1							
53 Melky Cabrera, S (1, 7) OBP: 0.423, SLG: 0.595	F B F F B X 2-2 ② G5-3		B 1 SAFE X 1-0 ③ 1-H 2B			C B F B S 2-3 ① K		X 0-0 3-H HR	4 1 2 2 0 1 0							
26 Adam Lind, L (1, 3) OBP: 0.422, SLG: 0.567 Derrick Chung, R (8, 2) OBP: 0.333, SLG: 0.333	B B C C X 2-2 1B			B F F B X 2-2 30 1B 1B		B C X 1-1 ② G5-3		B B B C X 3-1 ③ G5-3	3 0 2 0 0 0 0 1 0 0 0 0 0 0							
10 Edwin Encarnación, R (1, 10) OBP: 0.386, SLG: 0.563	C T T B C 1-3 ③ K			B C S S 1-3 ① K		C X 0-1 ③ G5-3			3 0 0 0 0 2 2							
30 Dioner Navarro, S (1, 2) OBP: 0.276, SLG: 0.288 66 Munenori Kawasaki, L (7, PR) OBP: 0.400, SLG: 0.364 (8, 6)		X 0-0 ① G4-3		B F C B X 2-2 1-3 1B			B C B B B 4-1 13 G6-4-3 BB		2 0 1 0 1 0 0 0 0 0 0 0 0 0							
13 Brett Lawrie, R (1, 5) OBP: 0.373, SLG: 0.484		C T T B S 1-3 ② K		S X 0-1 ② F8			X 0-0 ① ② G6-4-3 1-2f		3 0 0 0 0 1 3							
28 Colby Rasmus, L (1, 8) OBP: 0.268, SLG: 0.321		B B F X 2-1 ③ P4		C B F B S 2-3 ③ K			C B S B X 2-2 ③ P6		3 0 0 0 0 1 3							
14 Moisés Sierra, R (1, 9) OBP: 0.309, SLG: 0.440 (8, 3)			X 0-0 53 2B 1B		C F B B T 2-2 ① K			S B F X 1-2 1 G1-3 17 S 53 HR 1B	3 1 2 0 0 1 0							
17 Ryan Goins, L (1, 4) OBP: 0.250, SLG: 0.215			X 0-0 ① F8		B C C B F F B X 3-2 ② L8			C 1 SAFE B B B F S 3-3 ① K 1-2	3 0 0 0 0 1 2							
Inning Stats	R: 0 H: 1 E: 0 LOB: 1 K: 2 BB: 0 S: 14 P: 21	R: 0 H: 0 E: 0 LOB: 0 K: 1 BB: 0 S: 7 P: 10	R: 0 H: 2 E: 0 LOB: 2 K: 1 BB: 0 S: 6 P: 8	R: 0 H: 2 E: 0 LOB: 2 K: 2 BB: 0 S: 14 P: 21	R: 0 H: 0 E: 0 LOB: 0 K: 2 BB: 0 S: 11 P: 16	R: 0 H: 0 E: 0 LOB: 0 K: 1 BB: 0 S: 7 P: 10	R: 0 H: 0 E: 0 LOB: 1 K: 0 BB: 1 S: 5 P: 11	R: 2 H: 2 E: 0 LOB: 0 K: 1 BB: 0 S: 11 P: 19		1B: 5 SF: 0 2B: 1 SAC: 0 3B: 0 DP: 1 HR: 1 HBP: 0						

PITCHER		IP	WLS	BF	H	R	ER	SO	BB	IBB	HBP	BLK	WP	HR	S	P	ERA	WHIP
16 Daisuke Matsuzaka, R ERA: 3.04	(1, 1)	5.0		19	5	0	0	8	0	0	0	0	0	0	52	76	0.00	1.000
44 Kyle Farnsworth, R ERA: 5.4	(6, 1)	1.0		3	0	0	0	1	0	0	0	0	0	0	7	10	0.00	0.000
47 Jose Valverde, R ERA: 3.38	(7, 1)	0.2		2	0	0	0	0	1	0	0	0	0	0	2	6	0.00	1.500
32 John Lannan, L ERA: 4.8	(7, 1)	0.1		1	0	0	0	0	0	0	0	0	0	0	3	5	0.00	0.000
38 Cody Satterwhite, R ERA: 10.8	(8, 1)	0.2	L	3	1	1	1	1	0	0	0	0	0	0	8	13	13.50	1.500

PITCHER		IP	WLS	BF	H	R	ER	SO	BB	IBB	HBP	BLK	WP	HR	S	P	ERA	WHIP
Adam Kolarek, L ERA: 6.23	(8, 1)	0.1		2	1	1	1	0	0	0	0	0	0	0	3	6	27.00	3.000

BOTTOM

New York Mets @ Toronto Blue Jays

Olympic Stadium, Montreal, QB

Sat Mar 29 2014, 1:10 PM - 3:43 PM EDT

Att. 50,229 - Dome - 70 F

livebaseballscorecards.com

AB	29
R	2
H	7
RBI	2
BB	1
SO	10
LOB	12

Batter	1	2	3	4	5	6	7	8	9	10	AB	R	H	RBI	BB	SO	LOB
2 Denard Span, L (1, 8) OBP: 0.400, SLG: 0.500	B SI 87 C FF 86 S SI 88 F SI 88 B SI 90 F SI 90 F FF 89 X SI 89 2-2 ① P5		B KC 72 X SI 88 1-0 ① F7			C KC 72 X CH 81 0-1 ① G4-3	B SI 88 B SI 88 B SI 88 B SI 88 4-0 BB 1-2 2-3 3-H		X FF 94 0-0 2B 1-3 2-H		4	0	1	2	1	0	0
11 Ryan Zimmerman, R (1, 5) OBP: 0.200, SLG: 0.200 30 Aaron Barrett, R (9, 1) 13 Jerry Blevins, L (10, 1)	B FF 89 F SI 90 X FF 90 1-1 1B		C FF 89 C SI 89 F SL 84 X SI 90 0-2 ② P6			C SI 87 F SL 82 F SL 84 S SL 83 0-3 ② K	C FF 92 B FF 92 S FF 92 F FF 92 B FF 93 F FF 93 F FF 93 B FF 93 S FF 91 3-3 ③ K		C FF 92 C FF 93 F FF 93 F FF 92 X FF 91 0-2 ③ F8		5 0 0	0 0 0	1 0 0	0 0 0	0 0 0	2 0 0	5 0 0
28 Jayson Werth, R (1, 9) OBP: 0.200, SLG: 0.200	B SI 89 B SL 83 C SI 88 C SI 90 1 SAFE S SI 89 2-3 ② K		S SL 82 X SL 84 0-1 ③ G4-3			C FF 88 B SL 84 C SL 84 B SI 90 X SI 89 2-2 ③ G6-3		C FF 91 C FF 90 S FF 91 0-3 ① K		B SL 80 C SI 94 B FF 95 B FF 95 X FF 94 3-1 34 PB 59 1B 20 SF8 1B	5	1	1	0	0	2	1
40 Wilson Ramos, R (1, 2) 59 Jose Lobaton, S (7, 2) OBP: 0.500, SLG: 0.500	B FF 88 B SI 89 B SI 89 X SI 88 3-0 ③ G5-3			F SI 88 F SI 87 X FF 88 0-2 ① F9			C SI 88 F SI 87 B SI 88 B SL 82 C SI 89 2-3 ① K	X FF 92 0-0 ② F8		F SI 96 B FF 94 D SI 95 B SI 95 S FF 96 X FF 97 3-2 20 SF8 34 PB 6 HR 1-2 1B	3 2	0 1	0 1	0 0	0 0	1 0	1 0
34 Bryce Harper, L (1, 7) OBP: 0.400, SLG: 0.250		S KC 71 C CH 82 B SI 88 B CH 83 B CH 81 B SI 89 4-2 20 FC5-4 BB		B SI 88 X CH 81 1-0 ② F7			B CH 81 C CH 82 B FF 89 T FF 88 F SI 89 B KC 76 X SI 89 3-2 20 FC6-4 1B	C FF 93 S FF 92 C FF 92 0-3 ③ K		T FF 96 B FF 96 C SI 96 B SI 97 S SL 84 2-3 ① K2-3 1-2 2-3	4	0	1	0	1	2	2
20 Ian Desmond, R (1, 6) OBP: 0.200, SLG: 0.250		X SI 88 0-0 ① FC5-4 25 HR 1-2f		B SL 83 F SI 88 S CH 82 F CH 82 C SI 89 1-3 ③ K			F SI 88 1 SAFE X SL 81 0-1 ② FC6-4 6 2B 25 BB 1-2f		X FF 89 0-0 2 2B 8 BB 1B	D SL 83 S FF 96 B SL 82 F FF 96 F FF 97 X SL 83 2-2 ② SF8 2-3 3-H	4	3	1	1	0	1	2
25 Adam LaRoche, L (1, 3) OBP: 0.600, SLG: 1.333		1 SAFE C SI 87 X SI 87 0-1 HR 1-H			B SI 87 B KC 72 B SI 88 C SI 88 S SI 88 X SI 89 3-2 ① G6-3		B FF 88 B SI 87 C SI 87 B SI 88 B FF 88 4-1 6 2B 2 BB BB 1-2		C FF 90 1 SAFE B FF 90 B FF 91 1 SAFE S FF 90 F FF 92 B FF 88 X FF 95 3-2 ① P5	D SL 81 C SI 87 B CH 85 B SI 87 C SI 88 B SL 82 4-2 6 HR BB	3	3	1	2	2	0	1
6 Anthony Rendon, R (1, 4) OBP: 0.400, SLG: 1.200 (9, 5)		F FF 88 C SI 88 F SL 83 X SL 83 0-2 ② F8			X SI 89 0-0 ② G6-3		B SI 88 F SL 82 B SI 89 X SI 89 2-1 2 BB 1-3 2-H 2B		1 SAFE C FF 91 C FF 93 C FF 93 0-3 ② K	X FF 87 0-0 1-H 3-H HR	5	1	2	4	0	1	1
37 Stephen Strasburg, R (1, 1) 19 Kevin Frandsen, R (7, PH) 15 Nate McLouth, L (7, PH) 22 Drew Storen, S (7, 1) 36 Tyler Clippard, R (8, 1) 8 Danny Espinosa, S (9, PH) (9, 4)		C FF 89 B SI 89 C SI 90 X SL 84 1-2 ③ G1-3			C SI 89 C SI 89 F SI 90 C SI 90 0-3 ③ K		B FF 92 B FF 90 B FF 89 B FF 92 4-0 2 BB BB		F FF 92 B FS 87 F FF 93 B FF 90 F FF 94 D KC 85 F FF 94 B FF 94 4-2 2 2B 1-2 BB	X SI 88 0-0 ③ G5-3	2 0 0 0 0 1	0 0 0 0 0 0	0 0 0 0 0 0	0 0 0 0 0 1	1 0 0 0 0 0	0 0 0 0 0 0	0 0 0 0 0 0
Inning Stats	R: 0 H: 1 E: 0 LOB: 1 K: 1 BB: 0 S: 12 P: 20	R: 2 H: 1 E: 0 LOB: 0 K: 0 BB: 1 S: 12 P: 17	R: 0 H: 0 E: 0 LOB: 0 K: 0 BB: 0 S: 7 P: 8	R: 0 H: 0 E: 0 LOB: 0 K: 1 BB: 0 S: 8 P: 10	R: 0 H: 0 E: 0 LOB: 0 K: 1 BB: 0 S: 8 P: 11	R: 0 H: 0 E: 0 LOB: 0 K: 1 BB: 0 S: 9 P: 11	R: 2 H: 2 E: 0 LOB: 3 K: 2 BB: 3 S: 18 P: 40	R: 0 H: 0 E: 0 LOB: 0 K: 2 BB: 0 S: 7 P: 7	R: 1 H: 2 E: 0 LOB: 2 K: 1 BB: 1 S: 18 P: 25	R: 4 H: 3 E: 0 LOB: 0 K: 1 BB: 1 S: 16 P: 30	1B: 5 2B: 2 3B: 0 HR: 2	SF: 1 SAC: 0 DP: 0 HBP: 0	WP: 0 PB: 1 SB: 0 CS: 0	PA: 45			

PITCHER		IP	WLS	BF	H	R	ER	SO	BB	IBB	HBP	BLK	WP	HR	S	P	ERA	WHIP
35 Dillon Gee, R ERA: 5.4	(1, 1)	6.2		26	4	4	4	5	2	0	0	0	0	1	68	100	5.40	0.900
52 Carlos Torres, R ERA:	(7, 1)	0.0		1	0	0	0	0	1	0	0	0	0	0	0	4	∞	∞
56 Scott Rice, L ERA:	(7, 1)	0.0	B	1	0	0	0	0	1	0	0	0	0	0	0	4	∞	∞
47 Jose Valverde, R ERA:	(7, 1)	1.1		4	0	0	0	3	0	0	0	0	0	0	13	16	0.00	0.000
39 Bobby Parnell, R ERA: 9.0	(9, 1)	1.0	B	6	2	1	1	1	1	0	0	0	0	0	18	25	9.00	3.000

PITCHER		IP	WLS	BF	H	R	ER	SO	BB	IBB	HBP	BLK	WP	HR	S	P	ERA	WHIP
27 Jeurys Familia, R ERA: 27.0	(10, 1)	0.2	L	4	2	2	2	1	0	0	0	0	0	0	12	22	27.00	3.000
32 John Lannan, L ERA: 54.0	(10, 1)	0.1		3	1	2	2	0	1	0	0	0	0	1	4	8	54.00	6.000

TOP

Washington Nationals @ New York Mets

Citi Field, Flushing, NY

Mon Mar 31 2014, 1:15 PM - 5:02 PM EDT

Att. 42,442 - Partly Cloudy - 44 F

livebaseballscorecards.com

AB	38
R	9
H	9
RBI	9
BB	6
SO	10
LOB	13

BOTTOM

Batter	1	2	3	4	5	6	7	8	9	10	AB	R	H	RBI	BB	SO	LOB
22 Eric Young Jr., S (1, 4) (9, 7)	C FF 93 C FF 94 B SI 94 B FF 94 S CH 88 / 2-3 K2-3 ①	X FF 92 / 0-0 SF9 ② 3-H		C FF 92 F CU 77 S CU 77 / 0-3 K ③			F FF 92 C SL 81 T CH 87 / 0-2 K ③			B SI 89 C SL 88 S SL 84 F SL 81 S CU 74 / 1-3 K ②	4	0	0	1	0	4	0
12 Juan Lagares, R (1, 8) OBP: 0.600, SLG: 1.250	C SI 94 B CU 79 X FF 95 / 1-1 5 1B 30 HR 1B	C SL 85 F CH 85 B FF 91 C CU 75 / 1-3 K ③			F FF 92 B FF 93 B FF 92 X CH 86 / 2-1 P3 ①			S FF 93 C FF 92 X FF 93 / 0-2 HR		B SI 90 F SL 85 B CH 82 C CH 83 B SL 80 B CH 83 / 4-2 5 HR BB	4	3	2	1	1	1	1
5 David Wright, R (1, 5) OBP: 0.600, SLG: 1.200	F FF 93 1 SAFE B SL 86 B SL 85 B FF 93 X FF 94 / 3-1 30 HR 1-3 1B		C FF 92 X FF 91 / 0-1 29 BB 1B		C FF 94 B CH 87 F CU 76 S SL 87 / 1-3 K ②			C CU 76 B CH 82 B CH 82 F FF 93 B FS 82 X CH 80 / 3-2 P4 ①		C SL 84 D CU 72 C SL 82 B SI 91 X SL 82 / 2-2 1-H HR	5	2	3	2	0	1	0
3 Curtis Granderson, L (1, 9)	S FF 93 B CU 78 F FF 94 C SI 94 / 1-3 K ②		1 SAFE C FF 92 S CH 86 F CH 87 F CH 86 B FF 92 1 SAFE S CH 85 / 1-3 K ①		C CU 78 S CH 86 B CH 87 F CH 87 B FF 93 X CU 78 / 2-2 G3 ③			X FF 93 / 0-0 L8 ②		C SL 85 S CU 74 F CU 73 B CU 74 C CU 73 / 1-3 K ③	5	0	0	0	0	3	3
30 Andrew Brown, R (1, 7) OBP: 0.250, SLG: 1.000 39 Bobby Parnell, R (9, 1) 27 Jeurys Familia, R (10, 1) 20 Anthony Recker, R (10, 2)	B SL 86 F FF 94 1 SAFE S FF 94 D CU 80 X FF 94 / 2-2 1-H 3-H HR		F FF 93 S SL 85 S SL 86 / 0-3 K ②			B SI 91 B FF 92 B FF 92 C FF 92 F FF 92 F FF 94 F CH 86 X FF 93 / 3-2 F8 ①		C CU 76 S FF 92 B FS 83 C FF 91 / 1-3 K ③			4 0 0 0	1 0 0 0	1 0 0 0	3 0 0 0	0 0 0 0	2 0 0 0	1 0 0 0
29 Ike Davis, L (1, 3) 0 Omar Quintanilla, L (9, 4)	F FF 93 B FF 94 B CH 88 X SI 93 / 2-1 G4-3 ③		B CU 77 B CH 86 F CH 86 1 SAFE B FF 93 B SI 92 / 4-1 1-2 BB			B CH 85 F CH 86 C FF 92 B CU 77 B FF 94 X CU 78 / 3-2 G3 ②			F FF 94 B SI 94 B SI 94 F SI 94 S SL 85 / 2-3 K2-3 ①		2 1	0 0	0 0	0 0	1 0	0 0	0 1	0 0
15 Travis d'Arnaud, R (1, 2) 32 John Lannan, L (10, 1)		B FF 92 B FF 93 B FF 93 C FF 92 B FF 92 / 4-1 35 SH5-4 11 1B 22 SF9 BB	B SL 83 F FF 93 B SL 84 F FF 92 S CU 76 / 2-3 K ③			B FF 94 S SL 87 C FF 92 S CU 77 / 1-3 K ③			B FF 94 X FF 94 / 1-0 F9 ②		3 0	1 0	0 0	0 0	1 0	2 0	2 0
11 Rubén Tejada, R (1, 6) OBP: 0.250, SLG: 0.250		B FF 91 X FF 91 / 1-0 35 SH5-4 1-2 1B		B SI 92 X FF 92 / 1-0 F9 ①			C FF 92 C SL 81 B SL 82 C FF 93 / 1-3 K ①		F SI 94 B SL 86 C SI 92 S SL 85 / 1-3 K ③		4	0	1	0	0	2	0
35 Dillon Gee, R (1, 1) 52 Carlos Torres, R (7, 1) 56 Scott Rice, L (7, 1) 47 Jose Valverde, R (7, 1) 21 Lucas Duda, L (7, 3)		C SI 91 X CH 90 / 0-1 SH5-4 ① 1-2 2-3		F CH 90 C FF 91 B SL 87 S FF 92 / 1-3 K ②			F SI 92 B CH 85 B SL 80 X FF 92 / 2-1 P5 ②			C SI 89 B CU 73 C SL 85 S CU 73 / 1-3 K ①	1 0 0 0 2	0 0 0 0 0	0 0 0 0 0	0 0 0 0 1	0 0 0 0 0	1 0 0 0 1	0 0 0 0 0
Inning Stats	R: 3 E: 0 K: 2 S: 15 / H: 3 LOB: 0 BB: 0 P: 26	R: 1 E: 0 K: 1 S: 8 / H: 1 LOB: 1 BB: 1 P: 14	R: 0 E: 0 K: 3 S: 14 / H: 1 LOB: 2 BB: 1 P: 21	R: 0 E: 0 K: 2 S: 7 / H: 0 LOB: 0 BB: 0 P: 9	R: 0 E: 0 K: 1 S: 9 / H: 0 LOB: 0 BB: 0 P: 14	R: 0 E: 0 K: 1 S: 11 / H: 0 LOB: 0 BB: 0 P: 18	R: 0 E: 0 K: 2 S: 8 / H: 0 LOB: 0 BB: 0 P: 11	R: 1 E: 0 K: 1 S: 10 / H: 1 LOB: 0 BB: 0 P: 14	R: 0 E: 0 K: 2 S: 7 / H: 0 LOB: 0 BB: 0 P: 11	R: 2 E: 0 K: 3 S: 16 / H: 1 LOB: 0 BB: 1 P: 25	1B: 4 2B: 0 3B: 0 HR: 3	SF: 1 SAC: 1 DP: 0 HBP: 0					

PITCHER		IP	WLS	BF	H	R	ER	SO	BB	IBB	HBP	BLK	WP	HR	S	P	ERA	WHIP
37 Stephen Strasburg, R (1, 1) ERA: 6.0		6.0		25	5	4	4	10	2	0	0	0	0	1	64	102	6.00	1.167
22 Drew Storen, R (7, 1) ERA:		1.0		3	0	0	0	2	0	0	0	0	0	0	8	11	0.00	0.000
36 Tyler Clippard, R (8, 1) ERA: 9.0		1.0		4	1	1	1	1	0	0	0	0	0	1	10	14	9.00	1.000
30 Aaron Barrett, R (9, 1) ERA:		1.0	W	3	0	0	0	2	0	0	0	0	0	0	7	11	0.00	0.000
13 Jerry Blevins, L (10, 1) ERA: 18.0		1.0		5	1	2	2	3	1	0	0	0	0	1	16	25	18.00	2.000

PITCHER IP WLS BF H R ER SO BB IBB HBP BLK WP HR S P ERA WHIP

Washington Nationals @ New York Mets

Citi Field, Flushing, NY

Mon Mar 31 2014, 1:15 PM - 5:02 PM EDT

Att. 42,442 - Partly Cloudy - 44 F

livebaseballscorecards.com

AB	35
R	7
H	7
RBI	7
BB	3
SO	18
LOB	7

1B: 4	SF: 1	WP: 0	PA: 40
2B: 0	SAC: 1	PB: 0	
3B: 0	DP: 0	SB: 0	
HR: 3	HBP: 0	CS: 0	

Batter	1	2	3	4	5	6	7	8	9	AB	R	H	RBI	BB	SO	LOB
2 Denard Span, L (1, 8) OBP: 0.400, SLG: 0.778	B FF 89 C FF 88 F FF 90 F FF 92 B FF 92 C SI 90 2-3 ① K		B SL 82 B FF 90 C SI 88 F FF 92 X FF 93 2-2 ③ L8		B FF 88 F SI 88 X FF 91 1-1 ② F8		X FF 94 0-0 6 2B 28 WP 2B		B SI 90 B CH 88 F SI 90 F CH 88 B FF 91 X FF 92 3-2 6 G6-3 3B	5	2	2	0	0	1	0
6 Anthony Rendon, R (1, 4) OBP: 0.400, SLG: 0.900	B FF 90 B SI 88 X SI 88 2-0 ② P4			S FF 89 B FF 91 C SI 88 F FF 93 X SL 82 1-2 ① G4-3	C SI 88 C FF 91 X SI 90 0-2 28 1B 1B		B FF 94 S FF 93 X CH 82 1-1 28 WP 2-3 2B		B FF 94 S FF 93 F FF 93 X FF 94 1-2 ② G6-3 3-H	5	0	2	1	0	0	0
28 Jayson Werth, R (1, 9) OBP: 0.500, SLG: 0.600	C FF 91 F FF 92 B FF 93 X SI 91 1-2 1B			B FF 91 B SI 89 X SI 88 2-0 25 2B 2B	1 SAFE C SI 86 C SI 87 X SI 88 0-2 1-2 1B		F FF 94 B FF 94 D CH 82 B FF 94 C FF 94 F FF 94 S CH 85 3-3 ① K 2-3 3-H		B SL 83 B SI 91 C CH 88 X SL 81 2-1 1B	5	1	4	0	0	1	1
25 Adam LaRoche, L (1, 3) OBP: 0.400, SLG: 0.750	1 SAFE S SI 86 F FF 88 F FF 90 X CH 82 0-2 ③ L8			B FF 92 B SI 90 F SI 90 C SI 90 X FF 93 2-2 2-H 2B	B FF 91 C SI 89 C FF 91 B SI 90 F SI 88 X FF 92 2-2 ③ G4-3		C FF 93 C SI 94 X FF 94 0-2 ② G3		B CH 89 B CH 86 S CH 86 X FF 91 2-1 ③ L4	5	0	1	1	0	0	5
11 Ryan Zimmerman, R (1, 5) OBP: 0.222, SLG: 0.222		B SI 88 B FF 89 X SI 89 2-0 ① L8		C SI 90 C FF 93 B FF 93 D SL 86 X CH 83 2-2 ② G5-3		B SI 86 C SI 86 B FF 90 C SI 88 F SI 89 X SI 88 2-2 59 1B 1B	C FF 94 B FF 94 S FF 94 B FF 93 B FF 94 S CH 84 3-3 ③ K			4	0	1	0	0	1	2
34 Bryce Harper, L (1, 7) OBP: 0.222, SLG: 0.125		C FF 91 S SI 90 F FF 93 B SI 91 X FF 93 1-2 ② G6-3		F FF 92 F SI 90 B SI 89 F FF 92 S CH 83 1-3 ③ K		C SI 86 1 SAFE B SI 84 S SI 84 B SI 86 S SI 86 2-3 ① K		B FF 92 S CH 83 F FF 93 B FF 93 B CH 85 X CH 84 3-2 ① F8		4	0	0	0	0	2	2
20 Ian Desmond, R (1, 6) OBP: 0.222, SLG: 0.625		B FF 92 X SI 89 1-0 ③ L7			X FF 87 0-0 HR	C SI 86 B SI 86 1 SAFE X SI 86 1-1 ② F9		C SL 83 S SL 81 S SL 84 0-3 ② K		4	1	1	1	0	1	1
59 Jose Lobaton, S (1, 2) OBP: 0.333, SLG: 0.333			B FF 89 C SI 87 X FF 90 1-1 ① F8		F SI 87 S FF 90 B SI 88 F FF 92 X FF 92 1-2 ① L8	F CH 79 X CH 79 0-1 1-2 1B		B FF 93 X FF 93 1-0 ③ P6		4	0	1	0	0	0	0
47 Gio González, R (1, 1) OBP: 0.333, SLG: 1.333 22 Drew Storen, S (7, 1) 36 Tyler Clippard, R (8, 1) 15 Nate McLouth, L (9, PH) 35 Craig Stammen, R (9, 1)			B FF 90 C SI 87 C SI 89 C SI 90 1-3 ② K		B SI 86 C SI 86 F SI 85 B FF 91 X FF 90 2-2 HR	C SI 88 B SI 88 B SI 87 C SI 87 B FF 91 X SI 87 3-2 ③ G5-3			X CH 89 0-0 ① P5	3 0 0 1 0	1 0 0 0 0	1 0 0 0 0	1 0 0 0 0	0 0 0 0 0	1 0 0 0 0	2 0 0 0 0
Inning Stats	R: 0 E: 0 K: 1 S: 12 H: 1 LOB: 1 BB: 0 P: 17	R: 0 E: 0 K: 0 S: 6 H: 0 LOB: 0 BB: 0 P: 10	R: 0 E: 0 K: 1 S: 8 H: 0 LOB: 0 BB: 0 P: 12	R: 1 E: 0 K: 1 S: 15 H: 2 LOB: 1 BB: 0 P: 23	R: 2 E: 0 K: 0 S: 20 H: 4 LOB: 2 BB: 0 P: 26	R: 0 E: 0 K: 1 S: 14 H: 2 LOB: 2 BB: 0 P: 22	R: 1 E: 0 K: 2 S: 13 H: 2 LOB: 1 BB: 0 P: 20	R: 0 E: 0 K: 1 S: 7 H: 0 LOB: 0 BB: 0 P: 11	R: 1 E: 0 K: 0 S: 11 H: 2 LOB: 1 BB: 0 P: 19	1B: 6 2B: 4 3B: 1 HR: 2 SF: 0 SAC: 0 DP: 0 HBP: 0						

PITCHER	IP	WLS	BF	H	R	ER	SO	BB	IBB	HBP	BLK	WP	HR	S	P	ERA	WHIP
40 Bartolo Colon, R (1, 1) ERA: 4.5	6.0	L	27	9	3	3	4	0	0	0	0	0	2	75	110	4.50	1.500
71 Gonzalez Germen, R (7, 1) ERA: 4.5	2.0		8	2	1	1	3	0	0	0	0	1	0	20	31	4.50	1.000
44 Kyle Farnsworth, R (9, 1) ERA: 9.0	1.0		5	2	1	1	0	0	0	0	0	0	0	11	19	9.00	2.000

PITCHER	IP	WLS	BF	H	R	ER	SO	BB	IBB	HBP	BLK	WP	HR	S	P	ERA	WHIP

TOP

Washington Nationals @ New York Mets

Citi Field, Flushing, NY

Wed Apr 02 2014, 7:13 PM - 10:11 PM EDT

Att. 29,146 - Partly Cloudy - 51 F

livebaseballscorecards.com

AB	40
R	5
H	13
RBI	4
BB	0
SO	7
LOB	13

WP: 1 PB: 0 SB: 0 CS: 0 PA: 40

Batter	1	2	3	4	5	6	7	8	9	AB	R	H	RBI	BB	SO	LOB
12 Juan Lagares, R (1, 8) OBP: 0.556, SLG: 1.250	C SI 91 B SI 94 F SI 93 B CU 80 F CU 81 F FF 95 B CU 81 X SI 94 3-2 5 SF9 3B		C CH 84 S CH 85 X CH 83 0-2 E5		B FF 93 C SI 92 F FF 92 B CU 79 B FF 94 X CH 84 3-2 ③ 1-H 2B			C FF 93 F CU 78 C FS 82 0-3 ② K		4	1	2	0	0	1	1
4 Wilmer Flores, R (1, 4)	B SI 93 B CH 84 X FF 92 2-0 ① P6		B SI 93 B CH 83 1 SAFE C FF 92 X SI 93 2-1 ③ G4-3			C CH 82 B FF 93 S CH 82 F FF 93 F CU 81 S CU 80 1-3 ① K		B FF 93 D CH 81 C FF 93 B CH 82 C FF 92 S FF 93 3-3 K		4	0	0	0	0	2	3
5 David Wright, R (1, 5) OBP: 0.444, SLG: 0.857	C CU 80 X CU 79 0-1 ② SF9 3-H			B CU 79 C SI 92 B SI 93 B CH 85 F SI 93 B CU 79 4-2 30 G1-3 BB		B CH 83 B CH 85 F SI 93 X CU 77 2-1 ② G5-3			S S KC 78 S FC 84 0-3 ① K	2	0	0	1	1	1	0
3 Curtis Granderson, L (1, 9)	S SI 95 B CU 81 F FF 94 S CU 80 1-3 ③ K			C FF 93 B SI 92 S CU 79 X FF 94 1-2 ① F7		C CU 77 S CU 79 B CU 80 F FF 93 B FF 93 F CU 80 B CH 85 F CH 84 F FF 94 3-3 S FF 93 K			F SI 89 F SI 91 F FC 84 B SI 90 X FC 83 1-2 ② F8	4	0	0	0	0	2	1
1 Chris Young, R (1, 7) 30 Andrew Brown, R (2, 7) OBP: 0.125, SLG: 0.500		X 0-0 ① F9		1 SAFE 1 SAFE F SI 92 1 SAFE X CH 82 0-1 ② G1-3 1-2			C FF 93 B FF 93 B SL 82 F FF 94 S FF 94 2-3 ① K		S SI 91 B KC 77 T SI 89 F SI 90 F FC 84 S KC 79 1-3 ③ K	0 4	0 0	0 0	0 0	0 0	0 2	0 1
13 Josh Satin, R (1, 3)	C SI 92 C CH 84 B FF 92 B CU 81 S CH 84 2-3 ② K			C CU 77 B FF 93 B FF 94 B CH 85 F FF 94 C FF 94 3-3 ③ K			C FF 94 X SL 82 0-1 ② G5-3			3	0	0	0	0	2	1
15 Travis d'Arnaud, R (1, 2)	X SI 94 0-0 ③ G5-3				X SI 92 0-0 ① G4-3		B FF 93 B SL 80 F FF 94 F FF 93 F SL 82 S FF 94 2-3 ③ K			3	0	0	0	0	1	0
11 Rubén Tejada, R (1, 6) OBP: 0.429, SLG: 0.333			C SI 92 X CU 80 0-1 ① G5-3		C SI 92 C FF 94 F FF 92 B CU 80 B CU 80 B CH 84 X FF 94 3-2 12 2B 1B			B FF 93 B CH 81 B FF 93 C FF 93 B FF 91 4-1 BB		2	0	1	0	1	0	0
40 Bartolo Colon, R (1, 1) 71 Gonzalez Germen, R (7, 1) 21 Lucas Duda, L (8, PH) 44 Kyle Farnsworth, R (9, 1)			C SI 93 X SI 93 0-1 ② G4-3		L SI 92 L SI 90 B SI 92 L SI 92 1-3 ② K			B CH 82 C FF 93 C FF 94 D CH 83 F CH 82 F FF 93 S CH 82 2-3 ① K		2 0 1 0	0 0 0 0	0 0 0 0	0 0 0 0	1 0 1 0	1 0 1 0	1 0 1 0
Inning Stats	R: 1 E: 0 K: 1 S: 11 H: 1 LOB: 0 BB: 0 P: 17	R: 0 E: 0 K: 1 S: 5 H: 0 LOB: 0 BB: 0 P: 7	R: 0 E: 1 K: 0 S: 9 H: 0 LOB: 1 BB: 0 P: 11	R: 0 E: 0 K: 1 S: 10 H: 0 LOB: 1 BB: 1 P: 18	R: 0 E: 0 K: 1 S: 11 H: 2 LOB: 2 BB: 0 P: 18	R: 0 E: 0 K: 2 S: 14 H: 0 LOB: 0 BB: 0 P: 20	R: 0 E: 0 K: 2 S: 9 H: 0 LOB: 0 BB: 0 P: 13	R: 0 E: 0 K: 3 S: 12 H: 0 LOB: 1 BB: 1 P: 21	R: 0 E: 0 K: 2 S: 12 H: 0 LOB: 0 BB: 0 P: 14	1B: 1 2B: 1 3B: 1 HR: 0	SF: 1 SAC: 0 DP: 0 HBP: 0		WP: 0 PB: 0 SB: 0 CS: 0	PA: 32		

PITCHER		IP	WLS	BF	H	R	ER	SO	BB	IBB	HBP	BLK	WP	HR	S	P	ERA	WHIP
47 Gio González, L ERA: 1.5	(1, 1)	6.0	W	22	3	1	1	6	1	0	0	0	0	0	60	91	1.50	0.667
22 Drew Storen, R ERA:	(7, 1)	1.0	H	3	0	0	0	2	0	0	0	0	0	0	9	13	0.00	0.000
36 Tyler Clippard, R ERA: 4.5	(8, 1)	1.0	H	4	0	0	0	3	1	0	0	0	0	0	12	21	0.00	1.000
35 Craig Stammen, R ERA:	(9, 1)	1.0		3	0	0	0	2	0	0	0	0	0	0	12	14	0.00	0.000

PITCHER	IP	WLS	BF	H	R	ER	SO	BB	IBB	HBP	BLK	WP	HR	S	P	ERA	WHIP

BOTTOM

Washington Nationals @ New York Mets

Citi Field, Flushing, NY

Wed Apr 02 2014, 7:13 PM - 10:11 PM EDT

Att. 29,146 - Partly Cloudy - 51 F

livebaseballscorecards.com

AB	29
R	1
H	3
RBI	1
BB	2
SO	13
LOB	9

Washington Nationals @ New York Mets

Citi Field, Flushing, NY

Thu Apr 03 2014, 1:14 PM - 4:32 PM EDT

Att. 20,561 - Partly Cloudy - 58 F

TOP

livebaseballscorecards.com

Batter	1	2	3	4	5	6	7	8	9	AB	R	H	RBI	BB	SO	LOB
2 Denard Span, L (1, 8) OBP: 0.500, SLG: 0.833	B FF 95 C FF 95 B SI 96 F SI 95 F FF 97 F FF 97 B CH 90 B SI 96 4-2 BB		C CU 77 X CH 89 0-1 E4		C CH 86 X SI 92 0-1 34 F9 28 1B 2-H 1B		X SI 88 0-0 ① SH1-4 1-2	C FF 90 C FF 93 1 SAFE X FF 93 0-2 25 BB 1-3 2B		3	1	2	1	1	0	0
34 Bryce Harper, L (1, 7) OBP: 0.214, SLG: 0.154	F FF 95 B FF 94 F FF 96 B SI 95 S SI 90 2-3 ① K		F FF 94 1 SAFE B FC 90 S FF 95 1-3 ① K		C FF 93 C FF 94 D FF 94 F FC 87 X FF 93 1-2 ② F9 2-3		B SL 83 X SL 80 1-0 28 BB 25 1B 2-3 1B	C FF 92 F FC 91 F FC 90 B CH 83 F CH 85 X SI 91 1-2 ② G3		5	1	1	0	0	2	5
28 Jayson Werth, R (1, 9) OBP: 0.533, SLG: 0.538	1 SAFE X FF 97 0-0 ② P5		B FF 94 C FF 94 1 SAFE C SI 94 C FF 96 1-3 ② K		B SI 94 D CH 87 C FF 94 X FF 95 2-1 3-H 1B		D SI 94 B SI 95 B SI 95 B SI 95 4-0 25 1B 11 1B 1-2 BB	B FC 89 B FC 89 C FC 88 F FF 93 B FC 90 B FF 92 4-2 25 BB BB		3	1	1	1	2	1	2
25 Adam LaRoche, L (1, 3) OBP: 0.400, SLG: 0.583	1 SAFE 1 SAFE 1 SAFE B FF 94 B FF 95 F FF 95 F FF 95 C FC 90 2-3 ③ K		B FF 94 C SI 94 1 SAFE B FF 93 X FF 95 3-1 ③ F9		C CU 75 C CU 74 X SI 92 0-2 ③ F7		S SI 97 X SI 96 0-1 11 1B 20 E 1-3 2-H 3-H 1B	B FF 92 F FF 92 B FC 90 B FF 91 F FF 91 B FF 90 4-2 1-2 2-3 3-H BB		4	1	1	3	1	1	3
11 Ryan Zimmerman, R (1, 5) OBP: 0.429, SLG: 0.643		C FF 94 B FF 95 X FC 89 1-1 HR	B FF 93 B FF 94 C CU 76 S SI 94 X FF 95 2-2 20 G4-6-3 1B		C FF 91 B FF 91 B FC 86 F FC 87 X SI 92 2-2 20 G6-4-3 1B	B FF 96 C SI 96 D SL 83 X SI 95 2-1 20 FC5-4 1-2 3-H 1B	S FC 89 F FC 89 X FC 88 0-2 ③ F9		5	1	4	2	0	0	3
20 Ian Desmond, R (1, 6) OBP: 0.143, SLG: 0.385		C FF 95 B FF 94 S FF 95 B FF 95 S FF 96 2-3 ① K	X FF 93 0-0 ①② G4-6-3 1-2f	S FF 92 B FF 93 B SI 90 F FF 93 F FC 86 D CH 86 F FF 94 F FF 93 F FF 93 3-2 ①② F FC 86 X FC 88 G6-4-3 1-2f	S SL 84 F SL 83 X SI 95 0-2 ② FC5-4 1-2f 2-H		X FF 91 0-0 ① F7		5	0	0	0	0	1	3
8 Danny Espinosa, S (1, 4) OBP: 0.500, SLG: 0.800 48 Ross Detwiler, R (7, 1) 19 Kevin Frandsen, R (9, PH) 29 Rafael Soriano, R (9, 1)	B FF 94 B FF 95 F FF 94 B FF 95 X FF 96 3-1 41 G6-3 2B	B CU 76 F CH 87 F SI 93 D CU 77 X CH 88 2-2 ③ F8	B CU 74 C CU 74 C CU 76 B CH 88 X SI 93 2-2 2B	B SI 96 B FF 96 X SI 95 2-0 ③ G3-1	B FF 92 C FF 90 F FF 91 X FF 93 1-2 ② G4-3	4 0 2 0 0 0 1 0 0 0 0 0 0 0 1 0 0 0 0 0 0 0 0 0 0 0 0 0									
41 Sandy León, S (1, 2)	B FF 94 C FF 95 F CH 89 B FF 94 X FF 95 2-2 ② G6-3 2-3		B FF 91 C FF 93 B CH 85 B FF 93 B FF 94 4-1 57 SH3-4 2 1B BB	F FF 92 B CU 73 B CH 86 X SI 91 2-1 ③ G3	C FF 90 B FC 90 F FC 88 S CU 82 1-3 ① K	S CH 83 C FF 93 B CH 82 S CH 85 1-3 ③ K2-3				4	1	0	0	1	2	2
57 Tanner Roark, R (1, 1) 7 Scott Hairston, R (7, PH) OBP: 1.000, SLG: 1.000 6 Anthony Rendon, R (7, 4) OBP: 0.455, SLG: 0.909	B FF 94 S FF 94 F FF 96 C FF 95 1-3 ③ K		C FF 94 L FF 92 X FF 93 0-2 ① SH3-4 1-2		X SI 88 0-0 34 1B 2 SH1-4 25 1B 1B	F FF 91 B FC 91 X FC 88 1-1 2 2B 25 BB 1B				1 0 0 0 0 1 1 1 1 1 0 0 0 0 1 1 1 0 0 0 0						

Inning Stats									
	R: 0 E: 0 K: 2 S: 11	H: 0 LOB: 1 BB: 1 P: 19	R: 1 E: 0 K: 2 S: 13	H: 2 LOB: 1 BB: 0 P: 22	R: 0 E: 1 K: 2 S: 10	H: 0 LOB: 1 BB: 0 P: 15	R: 0 E: 0 K: 0 S: 7	H: 1 LOB: 0 BB: 0 P: 11	R: 2 E: 0 K: 0 S: 15	H: 2 LOB: 1 BB: 1 P: 22	R: 0 E: 0 K: 0 S: 16	H: 2 LOB: 1 BB: 0 P: 25	R: 4 E: 1 K: 0 S: 11	H: 4 LOB: 1 BB: 1 P: 20	R: 1 E: 0 K: 1 S: 20	H: 2 LOB: 3 BB: 2 P: 31	R: 0 E: 0 K: 1 S: 7	H: 0 LOB: 0 BB: 0 P: 9

1B: 9	SF: 0	WP: 0	PA: 44
2B: 3	SAC: 2	PB: 0	
3B: 0	DP: 2	SB: 0	
HR: 1	HBP: 0	CS: 0	

	AB	37
	R	8
	H	13
	RBI	7
	BB	5
	SO	8
	LOB	20

PITCHER		IP	WLS	BF	H	R	ER	SO	BB	IBB	HBP	BLK	WP	HR	S	P	ERA	WHIP
45 Zack Wheeler, R ERA: 4.5	(1, 1)	6.0	L	26	7	3	3	6	2	0	0	0	0	1	72	114	4.50	1.500
56 Scott Rice, L ERA: 54.0	(7, 1)	0.1		3	2	2	2	0	0	0	0	0	0	0	3	4	54.00	6.000
27 Jeurys Familia, R ERA: 20.25	(7, 1)	0.2		5	2	2	1	0	1	0	0	0	0	0	8	16	13.50	4.500
52 Carlos Torres, R ERA: 9.0	(8, 1)	1.0		7	2	1	1	1	2	0	0	0	0	0	20	31	9.00	4.000
71 Gonzalez Germen, R ERA: 3.0	(9, 1)	1.0		3	0	0	0	1	0	0	0	0	0	0	7	9	0.00	0.000

PITCHER	IP	WLS	BF	H	R	ER	SO	BB	IBB	HBP	BLK	WP	HR	S	P	ERA	WHIP

Washington Nationals @ New York Mets

Citi Field, Flushing, NY

Thu Apr 03 2014, 1:14 PM - 4:32 PM EDT

Att. 20,561 - Partly Cloudy - 58 F

livebaseballscorecards.com

BOTTOM

Batter	1	2	3	4	5	6	7	8	9	AB	R	H	RBI	BB	SO	LOB
22 Eric Young Jr., S (1, 7)	C SI 89 B SI 91 X SI 90 1-1 ① B3	T SI 92 X SI 91 0-1 ② F8		X CH 82 0-0 ③ G4-3			S SI 92 S SI 93 B SI 93 S FF 94 1-3 ① K		X FC 91 0-0 ③ FC3-6 1-2f	5	0	0	0	0	1	5
28 Daniel Murphy, L (1, 4) OBP: 0.500, SLG: 0.333	B SI 91 C SI 90 F CU 74 F FF 91 X SI 92 1-2 5 3 2B 1B	B SI 91 X CH 82 1-0 ③ P5			B CU 72 T SI 90 B SI 91 F CU 71 B CH 82 B SI 91 4-2 5 G6-4-3 BB		B SL 78 X SI 92 1-0 ② L8			3	1	1	0	1	0	2
5 David Wright, R (1, 5) OBP: 0.385, SLG: 0.636	C SI 91 B SI 90 1 SAFE C SL 84 F SI 91 1 SAFE X SL 84 1-2 3 2B 12 SF8 1B		B SI 90 F SI 91 X SI 91 1-1 ① F9		1 SAFE C SL 84 X SI 91 0-1 ① ② G6-4-3 1-2f		X FF 94 0-0 ③ F9			4	1	1	0	0	0	2
3 Curtis Granderson, L (1, 9) OBP: 0.154, SLG: 0.308	C CH 81 B SI 92 B CH 81 X CH 82 2-1 12 SF8 2B 1-3 2-H		B SI 92 B SI 91 X SI 92 2-0 ② F8		C CU 73 B SI 93 S SI 91 B SL 83 B SI 92 X SL 81 3-2 2B			C FF 92 B SL 76 X SI 92 1-1 ① F9		4	0	2	1	0	0	0
21 Lucas Duda, L (1, 3)	B SI 92 F CH 82 F SI 92 F SI 92 B SL 85 F CU 74 F SI 93 F SL 84 B SI 92 4-2 B SI 92 BB		X SI 91 0-0 ③ P2		B SI 92 B CH 82 S CH 82 F SI 92 S SI 91 2-3 ③ K			B SL 76 B SI 92 C SI 92 F SI 92 X SL 79 2-2 ② L4		3	0	0	0	1	1	1
12 Juan Lagares, R (1, 8) OBP: 0.462, SLG: 1.091	X SL 83 0-0 ② SF8 2-3 3-H			C SI 90 C SI 91 X SI 91 0-2 2B		B SI 90 F SI 90 S CU 72 B SL 83 C SI 91 2-3 ① K		F FF 94 B SI 93 X FF 94 1-1 ③ F9		3	0	1	1	0	1	0
15 Travis d'Arnaud, R (1, 2)	C SL 83 C SI 93 X CU 74 0-2 ③ F9			B SI 91 D SL 82 B SI 92 C SI 90 F SI 91 B SL 84 4-2 BB		F SL 82 F CU 71 B SL 83 C SI 92 1-3 ② K			B FF 89 B FC 86 F FF 87 B SL 87 C FF 90 F SL 88 F FF 88 C FC 89 3-3 ① K	3	0	0	0	1	2	2
11 Rubén Tejada, R (1, 6) OBP: 0.364, SLG: 0.300		C SI 90 B SI 90 X SL 81 1-1 45 SH1-4 1B		X SI 92 0-0 ① F9		C SI 91 F SI 91 B SI 92 B SI 93 F SI 91 S SI 92 2-3 ③ K			C FF 90 F SL 83 B SL 88 S FF 88 1-3 ② K	4	0	1	0	0	2	2
45 Zack Wheeler, L (1, 1) 56 Scott Rice, L (7, 1) 27 Jeurys Familia, R (7, 1) 13 Josh Satin, R (7, PH) 52 Carlos Torres, R (8, 1) 71 Gonzalez Germen, R (9, 1) 29 Ike Davis, L (9, PH) OBP: 0.500, SLG: 0.333		X SI 92 0-0 ① SH1-4 1-2		B SI 92 L SI 89 L SI 92 T SI 90 1-2 ② K			B FF 93 C SI 94 B CH 84 B SI 92 C SI 92 F SI 94 B SI 94 4-2 BB		C FF 91 B FF 91 F FF 92 B SL 84 B FF 91 X FF 90 3-2 22 FC3-6 1B	1 0 0 0 0 0 1	0 0 0 0 0 0 0	0 0 0 0 1 0 1	0 0 0 0 0 0 0	0 0 0 1 0 0 0	1 0 0 0 0 0 0	2 0 0 0 0 0 0

	AB	31
	R	2
	H	7
	RBI	2
	BB	4
	SO	8
	LOB	16

Inning Stats	1	2	3	4	5	6	7	8	9
	R: 2 E: 0 K: 0 S: 22	H: 3 LOB: 2 BB: 1 P: 31	R: 0 E: 0 K: 0 S: 6	H: 1 LOB: 1 BB: 0 P: 8	R: 0 E: 0 K: 0 S: 4	H: 0 LOB: 0 BB: 0 P: 7	R: 0 E: 0 K: 1 S: 10	H: 1 LOB: 2 BB: 1 P: 15	R: 0 E: 0 K: 1 S: 10	H: 1 LOB: 1 BB: 1 P: 19	R: 0 E: 0 K: 3 S: 10	H: 0 LOB: 0 BB: 0 P: 15	R: 0 E: 0 K: 1 S: 8	H: 0 LOB: 1 BB: 1 P: 14	R: 0 E: 0 K: 0 S: 7	H: 0 LOB: 0 BB: 0 P: 11	R: 0 E: 0 K: 2 S: 12	H: 1 LOB: 1 BB: 0 P: 19

1B: 4	SF: 1	WP: 0	PA: 37
2B: 3	SAC: 1	PB: 0	
3B: 0	DP: 1	SB: 0	
HR: 0	HBP: 0	CS: 0	

PITCHER		IP	WLS	BF	H	R	ER	SO	BB	IBB	HBP	BLK	WP	HR	S	P	ERA	WHIP
57 Tanner Roark, R	(1, 1)	6.0	W	26	6	2	2	5	3	0	0	0	0	0	62	95	3.00	1.500
ERA: 3.0																		
48 Ross Detwiler, L	(7, 1)	2.0		7	0	0	0	1	1	0	0	0	0	0	15	25	0.00	0.500
ERA:																		
29 Rafael Soriano, R	(9, 1)	1.0		4	1	0	0	2	0	0	0	0	0	0	12	19	0.00	1.000
ERA:																		

PITCHER	IP	WLS	BF	H	R	ER	SO	BB	IBB	HBP	BLK	WP	HR	S	P	ERA	WHIP

Cincinnati Reds @ New York Mets

Citi Field, Flushing, NY

Fri Apr 04 2014, 7:14 PM - 10:12 PM EDT

Att. 35,845 - Rain - 41 F

TOP

livebaseballscorecards.com

Batter	1	2	3	4	5	6	7	8	9	AB	R	H	RBI	BB	SO	LOB
15 Roger Bernadina, L (1, 8)	B FC 88 C FF 90 F FF 90 C CU 79 1-3 ① K		B CH 85 B FF 88 B CU 73 B FF 89 4-0 4 32 1B G1-2-3 BB		B CU 76 C FC 89 B FF 90 B FC 89 B FC 89 4-1 4 G4-6-3 BB		B FF 86 S FF 87 C SL 81 B CU 73 S CU 74 2-3 ① K		B FF 92 B FF 90 T FF 91 B FF 90 B FF 90 4-1 4 1B BB	2	1	0	0	3	2	0
4 Brandon Phillips, R (1, 4) OBP: 0.333, SLG: 0.250	F FF 91 F SL 83 F FF 93 F CH 86 B CU 79 F FF 93 X CH 85 1-2 ② F7		C FF 89 X FC 90 0-1 ② G1-2-3 1-2		X FF 90 0-0 ① G4-6-3 1-2f		B CH 87 X CH 86 1-0 19 32 HR G5-3 1B		X FF 92 0-0 1-2 1B	5	1	2	0	0	0	2
19 Joey Votto, L (1, 3) OBP: 0.500, SLG: 0.533	B SI 89 C FF 90 S CU 78 F CU 79 B FF 92 B CH 84 S CH 85 3-3 ③ K		B FF 90 B CH 86 C FC 90 B CU 76 C FC 89 F SL 82 B FC 90 4-2 32 1B BB		C FC 90 B FF 89 B FC 90 F FC 89 X SL 83 2-2 1B		B FF 88 B FF 87 B FF 88 C FF 86 F FF 88 F FF 86 X SI 86 3-2 ② G5-3 1-2		X FF 92 0-0 ② F7	4	0	1	0	1	1	3
32 Jay Bruce, L (1, 9) OBP: 0.333, SLG: 0.625		C FF 90 S CH 84 C FC 90 0-3 ① K	X FC 90 0-0 1-3 2-H 1B		C CU 75 D CU 77 C CH 85 C FC 91 1-3 ③ K		B CU 73 B CU 73 C FF 87 C SI 87 X FF 87 2-2 2-H HR		C FF 91 F FF 92 B FF 92 F FF 91 S FS 80 1-3 ③ K	5	1	2	3	0	3	3
48 Ryan Ludwick, R (1, 7) OBP: 0.333, SLG: 0.273 43 Manny Parra, L (7, 1) 60 J.J. Hoover, R (8, 1)		C CU 76 C CU 77 B FC 91 S FC 90 1-3 ② K	X FC 91 0-0 ③ G5-3			C CU 80 S CU 81 X FC 91 0-2 7 FC3-6 21 E 1B	S SL 83 F SL 83 B FF 94 S FF 94 1-3 ③ K			4 0 0	0 0 0	1 0 0	0 0 0	0 0 0	2 0 0	2 0 0
21 Todd Frazier, R (1, 5) OBP: 0.471, SLG: 0.800		B FF 90 C FF 90 X CH 85 1-1 29 BB 1B		F FC 90 X FC 89 0-1 ① P4		C FC 88 D SL 81 B FC 88 X FC 89 2-1 FC4 7 FC3-6 1-2		C FF 91 B CH 88 X SI 90 1-1 ① P4		4	0	1	0	0	0	1
29 Brayan Peña, S (1, 2) OBP: 0.417, SLG: 0.125 6 Billy Hamilton, S (8, PR) 16 Tucker Barnhart, L (8, 2)		B FC 88 B FC 88 F FC 87 1 SAFE B FF 90 F FC 88 B FC 89 4-2 1-2 BB		B FC 89 B FF 90 C FC 89 B FC 89 F FC 90 B FC 89 4-2 7 FC3-6 BB		B FC 88 X FC 88 1-0 ① L9		B CH 89 B CH 89 B SI 90 C SI 90 X CH 87 3-1 7 CS 1B		2 0 0	0 0 0	1 0 0	0 0 0	2 0 0	0 0 0	2 0 0
7 Ramon Santiago, S (1, 6)		C FF 90 S FF 88 B CU 79 F CU 78 F FC 92 C FC 90 1-3 ③ K		X FC 88 0-0 ② FC3-6 1-2f		C FC 89 X FF 90 0-1 ② FC3-6 1-2f 2-3		1 SAFE 1 SAFE C CH 88 1 SAFE C CH 86 F CH 86 B FF 92 X FF 92 1-2 ②③ P5 1-2		4	0	0	0	0	1	6
44 Mike Leake, R (1, 1) 28 Chris Heisey, R (7, 7) OBP: 0.286, SLG: 0.286			C FF 89 B CU 75 S FC 89 X FF 90 1-2 ① G5-3	S FC 89 S FC 90 S FC 92 0-3 ③ K		L FC 89 F FC 90 F FC 92 T CU 81 0-2 ③ K			C FF 91 X FF 92 0-1 ① G6-3	3 1	0 0	0 0	0 0	0 0	2 0	3 0

Inning Stats	1	2	3	4	5	6	7	8	9
	R: 0 E: 0 K: 2 S: 13	R: 0 E: 0 K: 3 S: 15	R: 1 E: 0 K: 0 S: 10	R: 0 E: 0 K: 1 S: 8	R: 0 E: 0 K: 1 S: 8	R: 0 E: 1 K: 1 S: 12	R: 2 E: 0 K: 2 S: 14	R: 0 E: 0 K: 0 S: 8	R: 0 E: 0 K: 1 S: 9
	H: 0 LOB: 0 BB: 0 P: 18	H: 1 LOB: 2 BB: 1 P: 22	H: 1 LOB: 2 BB: 2 P: 19	H: 0 LOB: 1 BB: 1 P: 12	H: 1 LOB: 1 BB: 1 P: 15	H: 1 LOB: 2 BB: 0 P: 15	H: 2 LOB: 0 BB: 0 P: 23	H: 1 LOB: 1 BB: 0 P: 13	H: 1 LOB: 2 BB: 1 P: 14

1B: 7	SF: 0	WP: 0
2B: 0	SAC: 0	PB: 0
3B: 0	DP: 1	SB: 0
HR: 1	HBP: 0	CS: 1

PA: 40

AB	34
R	3
H	8
RBI	3
BB	6
SO	11
LOB	22

PITCHER		IP	WLS	BF	H	R	ER	SO	BB	IBB	HBP	BLK	WP	HR	S	P	ERA	WHIP
58 Jenrry Mejia, R ERA: 1.5	(1, 1)	6.0	W	27	4	1	1	8	5	0	0	0	0	0	66	101	1.50	1.500
32 John Lannan, L ERA: 36.0	(7, 1)	0.2	H	4	2	2	2	1	0	0	0	0	0	1	11	19	27.00	3.000
44 Kyle Farnsworth, R ERA: 3.86	(7, 1)	1.1	H	4	1	0	0	1	0	0	0	0	0	0	11	17	0.00	0.750
47 Jose Valverde, R ERA:	(9, 1)	1.0	S	5	1	0	0	1	1	0	0	0	0	0	9	14	0.00	2.000

PITCHER		IP	WLS	BF	H	R	ER	SO	BB	IBB	HBP	BLK	WP	HR	S	P	ERA	WHIP

BOTTOM

Batter	1	2	3	4	5	6	7	8	9	AB	R	H	RBI	BB	SO	LOB
22 Eric Young Jr., S (1, 7)	C SI 89 F SI 89 B SI 91 X SI 92 1-2 **G4-3** ①		B CH 80 B CH 82 B SI 89 C SI 88 X CH 84 3-1 **G3** ①		F CH 82 C FC 89 S KC 80 0-3 **K** ②		B CH 83 B CH 83 C SI 89 B SI 89 B SI 89 4-1 28 1B **BB**			3	0	0	0	1	1	0
28 Daniel Murphy, L (1, 4) OBP: 0.500, SLG: 0.429	C SI 87 F SI 88 B SI 91 B SI 92 F CH 83 B SI 91 X SI 90 3-2 21 BB 5 G5-3 **1B**		C CH 83 X SI 91 0-1 **G6-3** ②		B KC 79 B SI 89 X SI 90 2-0 **G3-1** ③		S SL 79 1 SAFE X FF 91 0-1 1-2 **1B**			4	0	2	0	0	0	0
5 David Wright, R (1, 5) OBP: 0.353, SLG: 0.533	F SI 88 F SI 90 X SI 90 0-2 **G5-3** ② 1-2		F SI 90 B KC 79 B KC 79 F KC 80 X SI 91 2-2 **G6-3** ③			B KC 79 B CH 83 X SI 90 2-0 21 HR **1B**	B FF 92 C FF 92 B FF 92 B FF 92 X SL 80 3-1 **F9** ③			4	1	1	0	0	0	3
3 Curtis Granderson, L (1, 9) OBP: 0.235, SLG: 0.375	B CH 83 C CH 83 B CH 83 B SI 91 B CH 82 4-1 21 BB **BB**			B KC 75 C CH 82 F FC 88 B SI 90 X KC 79 2-2 21 HR **2B**		1 SAFE B SI 88 F SI 90 F SI 90 B SI 91 F CH 85 B SI 91 X KC 80 3-2 **F9** ①		C SL 80 S SL 81 S SL 80 B FF 91 B SL 79 F SL 80 X FF 90 3-2 **F7** ①		3	1	1	0	1	0	1
21 Lucas Duda, L (1, 3) OBP: 0.364, SLG: 0.889	B CH 83 F CH 83 B SI 90 B SI 91 D CH 83 4-1 1-2 2-3 **BB**			X CH 84 0-0 2-H **HR**		B SI 90 C SI 90 B KC 80 X SI 91 2-1 1-H **HR**		B FF 92 S SL 81 C SL 79 F FS 84 T FF 91 1-2 **K** ②		3	2	2	4	1	1	0
12 Juan Lagares, R (1, 8) OBP: 0.353, SLG: 0.800	B SI 92 X SI 91 1-0 **F9** ③			B KC 77 B SI 89 X FC 89 2-0 **F8** ①		B SL 79 B SL 79 X SI 89 2-0 **L8** ②		C CU 74 B CU 74 B FF 91 X FF 90 2-1 **P3** ③		4	0	0	0	0	0	3
15 Travis d'Arnaud, R (1, 2) 44 Kyle Farnsworth, R (7, 1) 47 Jose Valverde, R (9, 1)		B SL 78 X SI 88 1-0 **G1-3** ①		B SL 80 C SI 88 C SL 80 B FC 89 F FC 88 C SI 89 2-3 **K** ②		F FC 88 B SL 78 B FC 87 C FC 88 F SL 79 F FF 90 B KC 80 X SI 90 3-2 **L5** ③				3 0 0	0 0 0	0 0 0	0 0 0	0 0 0	1 0 0	0 0 0
11 Rubén Tejada, R (1, 6) OBP: 0.286, SLG: 0.231		B SI 89 X FC 89 1-0 **F8** ②		C SI 90 B KC 80 X CH 85 1-1 **G1-3** ③			C CH 85 X SI 87 0-1 **G4-3** ①			3	0	0	0	0	0	0
58 Jenrry Mejia, R (1, 1) 32 John Lannan, L (7, 1) 20 Anthony Recker, R (7, 2)		B SI 89 B SI 89 B SI 89 C SI 88 X SI 90 3-1 **G4-3** ③			C CH 86 F FC 86 S KC 78 0-3 **K** ①		B KC 77 X KC 76 1-0 **P4** ②			2 0 1	0 0 0	0 0 0	0 0 0	0 0 0	1 0 0	0 0 0
Inning Stats	R: 0 E: 0 K: 0 S: 13 H: 1 LOB: 3 BB: 2 P: 26	R: 0 E: 0 K: 0 S: 4 H: 0 LOB: 0 BB: 0 P: 9	R: 0 E: 0 K: 0 S: 7 H: 0 LOB: 0 BB: 0 P: 12	R: 2 E: 0 K: 1 S: 11 H: 2 LOB: 0 BB: 0 P: 18	R: 0 E: 0 K: 2 S: 7 H: 0 LOB: 0 BB: 0 P: 9	R: 2 E: 0 K: 0 S: 13 H: 2 LOB: 0 BB: 0 P: 25	R: 0 E: 0 K: 0 S: 8 H: 1 LOB: 2 BB: 1 P: 16	R: 0 E: 0 K: 1 S: 11 H: 0 LOB: 0 BB: 0 P: 17		1B: 3 2B: 1 3B: 0 HR: 2	SF: 0 SAC: 0 DP: 0 HBP: 0		WP: 0 PB: 0 SB: 0 CS: 0	PA: 33		

PITCHER		IP	WLS	BF	H	R	ER	SO	BB	IBB	HBP	BLK	WP	HR	S	P	ERA	WHIP
44 Mike Leake, R ERA: 5.4	(1, 1)	6.2	L	28	5	4	4	3	3	0	0	0	0	2	59	108	5.40	1.200
43 Manny Parra, L ERA:	(7, 1)	1.0		4	1	0	0	1	0	0	0	0	0	0	13	20	0.00	1.000
60 J.J. Hoover, R ERA:	(8, 1)	0.1		1	0	0	0	0	0	0	0	0	0	0	2	4	0.00	0.000

PITCHER	IP	WLS	BF	H	R	ER	SO	BB	IBB	HBP	BLK	WP	HR	S	P	ERA	WHIP

Cincinnati Reds @ New York Mets

Citi Field, Flushing, NY

Fri Apr 04 2014, 7:14 PM - 10:12 PM EDT

Att. 35,845 - Rain - 41 F

livebaseballscorecards.com

AB	30
R	4
H	6
RBI	4
BB	3
SO	4
LOB	7

Batter	1	2	3	4	5	6	7	8	9	AB	R	H	RBI	BB	SO	LOB
15 Roger Bernadina, L (1, 8) (9, 7)	C FF 88 B SI 89 S CH 83 B SI 90 X SI 90 2-2 ① F8		X CH 83 0-0 ③ G4-3		B SI 88 B CH 83 C FF 89 S CH 82 B FF 89 S CH 83 3-3 ③ K			L SI 87 B SI 88 X SI 88 1-1 ① SH2-4 2-3		3	0	0	0	0	1	3
4 Brandon Phillips, R (1, 4) OBP: 0.318, SLG: 0.400	C FF 89 X SI 90 0-1 ② P4			X SI 88 0-0 ① P4		C C FF 88 S KC 76 0-3 ① K		B SI 88 X SI 89 1-0 3-H HR		4	1	1	2	0	1	0
19 Joey Votto, L (1, 3) OBP: 0.409, SLG: 0.421	F FF 90 B FF 89 F SI 90 X KC 75 1-2 ③ L9			B FF 88 X SI 87 1-0 ② G4-3		C KC 74 B CH 82 F CH 82 B FF 89 F SI 89 B SL 82 F CH 83 F SI 89 C SI 89 3-3 ② K		B SI 89 C SI 89 F SI 90 B CH 83 B CH 83 F SI 88 F SI 90 X SI 90 3-2 ② G4-3		4	0	0	0	0	1	0
32 Jay Bruce, L (1, 9) OBP: 0.273, SLG: 0.500		C SI 88 F FF 89 X CH 83 0-2 ① G1		B SI 88 X SI 89 1-0 ③ L7		C KC 75 B CH 82 X CH 83 1-1 ③ F9		B SL 83 C SI 88 B SI 90 S SI 89 C SI 90 2-3 ③ K		4	0	0	0	0	1	0
48 Ryan Ludwick, R (1, 7) OBP: 0.313, SLG: 0.467 6 Billy Hamilton, S (9, 8)		X SI 89 0-0 ② L8			B SL 82 B SL 80 X SL 82 2-0 HR		C KC 75 X FF 89 0-2 ① F8		C FF 94 F FC 91 F FC 90 B FF 92 B CU 84 S CU 83 2-3 ① K	4 0	1 0	1 0	1 0	0 0	1 0	0 0
21 Todd Frazier, R (1, 5) OBP: 0.476, SLG: 0.722		F FF 88 B FF 89 B SI 90 C SL 85 F FF 90 B FF 90 X SL 84 3-2 ③ F8			B FF 88 S KC 75 B SI 89 B FF 89 F FF 88 X FF 89 3-2 ① L8		B SI 88 B FF 89 B FF 89 B FF 90 4-0 2 FC5-4 BB		S FC 90 F FF 92 X FC 88 0-2 1B	3	0	1	0	1	0	0
2 Zack Cozart, R (1, 6)			C FF 88 F SI 89 B KC 76 S KC 76 1-3 ① K		C FF 89 B KC 76 X SI 89 1-1 ② F7		C SI 89 1 SAFE F SL 82 F SI 89 X SI 89 0-2 ② FC5-4 1-2f		1 SAFE B FF 92 F FC 90 B CU 79 F FC 89 F FF 90 X FC 90 2-2 ② L9	4	0	0	0	0	1	2
16 Tucker Barnhart, L (1, 2) OBP: 0.250, SLG: 0.250			B FF 88 C SI 89 X CH 84 1-1 47 FC2-6 1B		X FF 89 0-0 47 1B		B SI 88 X SI 88 1-0 ③ F9		1 SAFE F FF 91 1 SAFE C FC 89 S CU 84 0-3 ③ K	4	0	2	0	0	1	2
47 Johnny Cueto, R (1, 1) OBP: 0.250, SLG: 0.250 28 Chris Heisey, R (8, PH) OBP: 0.375, SLG: 0.500 63 Sam LeCure, R (8, 1) 60 J.J. Hoover, R (9, 1)			C SI 88 M FF 88 X SL 84 0-2 ② FC2-6 1-2f		C SL 82 C KC 74 F KC 74 B KC 76 X FF 88 1-2 1-2 1B			C SL 82 F SI 88 B KC 75 F KC 74 X FF 89 1-2 15 SH2-4 4 HR 2B		2 1 0 0	0 1 0 0	1 1 0 0	0 0 0 0	0 0 0 0	0 0 0 0	1 0 0 0
Inning Stats	R: 0 E: 0 K: 0 S: 8 H: 0 LOB: 0 BB: 0 P: 11	R: 0 E: 0 K: 0 S: 8 H: 0 LOB: 0 BB: 0 P: 11	R: 0 E: 0 K: 1 S: 9 H: 1 LOB: 1 BB: 0 P: 11	R: 0 E: 0 K: 0 S: 3 H: 0 LOB: 0 BB: 0 P: 5	R: 1 E: 0 K: 1 S: 14 H: 3 LOB: 2 BB: 0 P: 24	R: 0 E: 0 K: 2 S: 11 H: 0 LOB: 0 BB: 0 P: 15	R: 0 E: 0 K: 0 S: 8 H: 0 LOB: 1 BB: 1 P: 13	R: 2 E: 0 K: 1 S: 15 H: 2 LOB: 0 BB: 0 P: 23	R: 0 E: 0 K: 2 S: 14 H: 1 LOB: 1 BB: 0 P: 18	1B: 4 2B: 1 3B: 0 HR: 2	SF: 0 SAC: 1 DP: 0 HBP: 0						

PITCHER		IP	WLS	BF	H	R	ER	SO	BB	IBB	HBP	BLK	WP	HR	S	P	ERA	WHIP
35 Dillon Gee, R ERA: 4.5	(1, 1)	7.1		29	6	3	3	4	1	0	0	0	0	2	68	100	3.68	0.955
56 Scott Rice, L ERA: 18.0	(8, 1)	0.2		2	0	0	0	1	0	0	0	0	0	0	8	13	0.00	0.000
52 Carlos Torres, R ERA: 4.5	(9, 1)	1.0	W	4	1	0	0	2	0	0	0	0	0	0	14	18	0.00	1.000

PITCHER	IP	WLS	BF	H	R	ER	SO	BB	IBB	HBP	BLK	WP	HR	S	P	ERA	WHIP

TOP

Cincinnati Reds @ New York Mets

Citi Field, Flushing, NY

Sat Apr 05 2014, 1:13 PM - 4:00 PM EDT

Att. 25,424 - Partly Cloudy - 53 F

livebaseballscorecards.com

AB	33
R	3
H	7
RBI	3
BB	1
SO	7
LOB	8

1B: 4 SF: 0
2B: 1 SAC: 1
3B: 0 DP: 0
HR: 2 HBP: 0

WP: 0 PA: 35
PB: 0
SB: 0
CS: 0

BOTTOM

Batter	1	2	3	4	5	6	7	8	9	AB	R	H	RBI	BB	SO	LOB
22 Eric Young Jr., S (1, 7) OBP: 0.111, SLG: 0.063	B SI 90 B SI 90 C SI 90 F SI 91 S SI 92 2-3 ① **K**		B FC 88 X FF 92 1-0 **E4** 28 G4-6-3		B FC 90 F FF 94 B FC 90 B CH 85 S FC 90 C FC 88 3-3 ③ **K**		C CH 82 X FF 94 0-1 **1B**			4	0	1	0	0	2	1
28 Daniel Murphy, L (1, 4) OBP: 0.417, SLG: 0.364	X FF 92 0-0 ② **P6**		B FF 93 B FF 89 C SI 93 X FC 88 2-1 ①② **G4-6-3** 1-2f			C SL 85 S CH 84 X SL 83 0-2 5 **FC6-4** 1B	1 SAFE X FF 92 0-0 ③ **F7**			4	0	1	0	0	0	2
5 David Wright, R (1, 5) OBP: 0.333, SLG: 0.444	B SI 93 B SL 81 F FF 93 B SI 93 B FC 87 4-1 **BB**		X SI 94 0-0 ③ **G4-3**			C SL 84 X SI 93 0-1 ① **FC6-4** 3 HR 1-2f		B KC 71 B SI 87 C SI 86 B SI 88 X FF 87 3-1 ① **F8**		3	1	0	0	1	0	1
3 Curtis Granderson, L (1, 9) OBP: 0.238, SLG: 0.500	C SI 93 S CH 84 F SI 93 S SI 93 0-3 ③ **K**			F FC 88 X FC 88 0-1 ① **L9**		D CH 84 C FF 93 B FC 90 F FF 94 B FF 95 X FC 89 3-2 **1-H HR**		B X SI 87 1-0 ② **L4**		4	1	1	2	0	1	1
21 Lucas Duda, L (1, 3) OBP: 0.267, SLG: 0.615		C SI 92 S FC 90 F FF 92 S FC 89 0-3 ① **K**		S CH 84 B FF 90 S SL 80 B SL 84 F SI 92 S CH 86 2-3 ② **K**		C SI 94 S CH 85 X SI 93 0-2 ② **F8**		C CH 79 C SI 85 B KC 74 S CH 80 1-3 ③ **K**		4	0	0	0	0	3	0
12 Juan Lagares, R (1, 8) OBP: 0.429, SLG: 0.765		C SL 80 B FF 93 S SL 80 F SI 94 B SI 94 B CH 87 B SI 95 4-2 35 BLK 20 G1-3 **BB**		B SL 84 C SL 84 B FF 94 C SL 80 S SL 86 2-3 ③ **K**		F SL 81 F SI 94 B FC 87 X SL 86 1-2 **1B**			B FF 94 B FF 92 C FF 92 F FF 91 B FF 93 B FF 93 4-2 11 BB 20 SH 29 HR **BB**	2	1	1	0	2	1	0
20 Anthony Recker, R (1, 2)		C SL 81 B SL 85 1 SAFE C FF 92 X CH 85 1-2 ② **G1-3** 1-2			F FF 92 B FC 88 C SI 93 B SL 84 C SI 93 2-3 ① **K**	1 SAFE D SL 81 X SI 93 1-0 ③ **P5**			B CU 74 L FF 91 X FF 91 1-1 **SH** 11 BB 29 HR 1-2	3	1	0	0	0	1	2
11 Rubén Tejada, R (1, 6) OBP: 0.389, SLG: 0.333		B SL 82 B FF 94 I IN 53 I IN 55 4-0 35 BLK **IBB**			B SI 94 B SL 80 X SI 94 2-0 **2B**		F SI 93 X SI 93 0-1 ① **G5-3**		D CU 73 B FF 90 L FF 91 B FF 90 L FF 91 B FF 90 4-2 29 HR 1-2 2-3 **BB**	2	1	1	0	2	0	0
35 Dillon Gee, R (1, 1) 56 Scott Rice, L (8, 1) 52 Carlos Torres, R (9, 1) 29 Ike Davis, L (9, PH) OBP: 0.600, SLG: 1.250		C FF 94 F FF 95 F CH 86 S SI 93 0-3 ③ **K** 1-2 2-3			X SI 95 0-0 ② **F9**		C SI 92 F SL 81 S SI 92 0-3 ② **K**		C FF 92 X CU 73 0-1 **HR** 1-H 2-H 3-H	3 0 0 1	0 0 0 1	0 0 0 1	0 0 0 4	0 0 0 0	2 0 0 0	3 0 0 0
Inning Stats	R: 0 E: 0 K: 2 S: 9 H: 0 LOB: 1 BB: 1 P: 15	R: 0 E: 0 K: 2 S: 14 H: 0 LOB: 2 BB: 2 P: 23	R: 0 E: 1 K: 0 S: 4 H: 0 LOB: 0 BB: 0 P: 7	R: 0 E: 0 K: 2 S: 9 H: 0 LOB: 0 BB: 0 P: 13	R: 0 E: 0 K: 2 S: 8 H: 1 LOB: 1 BB: 0 P: 15	R: 2 E: 0 K: 0 S: 15 H: 3 LOB: 1 BB: 0 P: 20	R: 0 E: 0 K: 1 S: 8 H: 1 LOB: 1 BB: 0 P: 8	R: 0 E: 0 K: 1 S: 6 H: 0 LOB: 0 BB: 0 P: 11	R: 4 E: 0 K: 0 S: 8 H: 1 LOB: 0 BB: 2 P: 17	1B: 3 2B: 1 3B: 0 HR: 2	SF: 0 SAC: 1 DP: 1 HBP: 0					

PITCHER	IP	WLS	BF	H	R	ER	SO	BB	IBB	HBP	BLK	WP	HR	S	P	ERA	WHIP
47 Johnny Cueto, R (1, 1) ERA: 1.93	7.0		29	5	2	2	9	2	1	0	1	0	1	67	101	2.57	1.000
63 Sam LeCure, R (8, 1) ERA:	1.0	H	3	0	0	0	1	0	0	0	0	0	0	6	11	0.00	0.000
60 J.J. Hoover, R (9, 1) ERA: 27.0	0.0	L	4	1	4	4	0	2	0	0	0	0	1	8	17	∞	∞

PITCHER	IP	WLS	BF	H	R	ER	SO	BB	IBB	HBP	BLK	WP	HR	S	P	ERA	WHIP

Cincinnati Reds @ New York Mets
Citi Field, Flushing, NY
Sat Apr 05 2014, 1:13 PM - 4:00 PM EDT
Att. 25,424 - Partly Cloudy - 53 F

livebaseballscorecards.com

AB	30
R	6
H	6
RBI	6
BB	5
SO	10
LOB	10

Batter	1	2	3	4	5	6	7	8	9	AB	R	H	RBI	BB	SO	LOB
28 Chris Heisey, R (1, 8) (8, 7) OBP: 0.308, SLG: 0.385	C FF 89 B SI 91 X CH 82 1-1 G3 ①		X SI 89 0-0 G6-3 ②			C SI 89 L FC 88 B FC 88 X FC 88 1-2 19 SF7 4 1B 48 1B 1-2 1B	C SL 82 F SI 94 F FF 94 S SL 82 0-3 K ③		F FF 93 S FF 93 S FF 92 0-3 K ③	5	1	1	0	0	2	1
4 Brandon Phillips, R (1, 4) OBP: 0.346, SLG: 0.417	B FF 90 X FF 91 1-0 G4-3 ②		B FF 89 B FF 89 C FF 90 B FF 90 X FF 91 3-1 19 CS 1B			L FF 90 B FF 89 F FF 88 B FF 89 X FF 91 2-2 32 G3-1 48 1B 1-2 2-3 1B		S CH 89 S FF 94 S FF 93 0-3 K ①		4	0	2	0	0	1	0
19 Joey Votto, L (1, 3) OBP: 0.346, SLG: 0.364	C FF 90 T FF 91 B CU 76 B FF 92 F FF 90 F FF 92 S SI 92 2-3 K ③		F FF 90 B FF 92 1 SAFE D CU 76 C FF 91 2-2 CS ③ 1-2	C CU 71 B CU 74 C SI 89 B FC 88 C SI 91 2-3 K ①		F FF 91 B SI 91 F FF 92 F FC 88 B SI 91 X FF 91 2-2 SF7 ① 2-3 3-H		C CH 89 S CH 86 F FF 94 X SL 83 0-2 F7 ②		3	0	0	1	0	2	0
48 Ryan Ludwick, R (1, 7) OBP: 0.350, SLG: 0.474 43 Manny Parra, L (8, 1)		B FF 89 F FF 89 F FF 90 T FF 91 1-2 K ①		F FF 90 B FF 90 B FF 91 X FF 91 2-1 P4 ②		D CU 76 C FF 90 F FF 89 X FF 90 1-2 32 G3-1 1-2 3-H 1B		S SI 92 X SL 85 0-1 32 BB 1B		4 0	0 0	2 0	1 0	0 0	1 0	0 0
32 Jay Bruce, L (1, 9) OBP: 0.308, SLG: 0.455		B FF 90 S FF 89 B FF 89 B FF 90 B FF 92 4-1 2 F8 21 1B BB	B FF 90 B FF 90 F FF 90 F FF 90 S FF 90 2-3 K ③			C FF 90 C FF 89 D CU 78 F CU 76 B SI 91 X SI 90 2-2 G3-1 ② 1-2 2-3		C CH 88 B CH 87 B FF 93 B CH 85 B CH 87 4-1 1-2 BB		2	0	0	0	2	1	2
21 Todd Frazier, R (1, 5) OBP: 0.480, SLG: 0.667		B FF 90 C FF 88 X SI 90 1-1 1-2 1B			X CU 72 0-0 L6 ①	B CH 82 B FF 93 B CH 82 B FF 93 4-0 BB		B FF 94 F CH 89 B FF 94 X CH 86 2-1 G5-3 ③		3	0	1	0	1	0	2
2 Zack Cozart, R (1, 6)		X FF 90 0-0 F8 ② 2-3			B FF 88 X FF 89 1-0 F9 ②	C FF 92 X FF 93 0-1 G4-3 ③			F FF 90 X FF 92 0-1 F9 ①	4	0	0	0	0	0	5
29 Brayan Peña, S (1, 2) OBP: 0.375, SLG: 0.167		B CU 76 C CU 76 X FF 92 1-1 G5-3 ③			C FF 89 B FF 87 B CH 83 B FF 89 X SI 89 3-1 G6-3 ③		B CH 81 B FF 93 C FF 92 F FF 92 F FF 93 X FF 93 2-2 P4 ①		X FF 93 0-0 15 S 1B	4	0	1	0	0	0	2
31 Alfredo Simon, R (1, 1) OBP: 0.333, SLG: 0.333 15 Roger Bernadina, L (8, 8)			C FF 88 T FF 89 X FF 90 0-2 G4-3 ①			C FF 88 X SI 88 0-1 4 1B 28 1B 19 SF7 1B	C FF 93 S SL 84 S SL 84 0-3 K ②		S FF 92 B FF 93 B FF 92 B FF 92 C FF 93 T FF 93 3-2 1-2 K ②	3 1	1 0	1 0	0 0	0 0	1 1	0 1
Inning Stats	R: 0 E: 0 K: 1 S: 8 H: 0 LOB: 0 BB: 0 P: 12	R: 0 E: 0 K: 1 S: 9 H: 1 LOB: 2 BB: 1 P: 16	R: 0 E: 0 K: 0 S: 8 H: 1 LOB: 0 BB: 0 P: 13	R: 0 E: 0 K: 2 S: 8 H: 0 LOB: 0 BB: 0 P: 14	R: 0 E: 0 K: 0 S: 4 H: 0 LOB: 0 BB: 0 P: 8	R: 2 E: 0 K: 0 S: 21 H: 4 LOB: 3 BB: 1 P: 33	R: 0 E: 0 K: 2 S: 11 H: 0 LOB: 0 BB: 0 P: 13	R: 0 E: 0 K: 1 S: 12 H: 1 LOB: 2 BB: 1 P: 18	R: 0 E: 0 K: 2 S: 9 H: 1 LOB: 1 BB: 0 P: 12	1B: 8 2B: 0 3B: 0 HR: 0	SF: 1 SAC: 0 DP: 0 HBP: 0					

PITCHER	IP	WLS	BF	H	R	ER	SO	BB	IBB	HBP	BLK	WP	HR	S	P	ERA	WHIP
49 Jonathon Niese, L (1, 1) ERA: 3.18	5.2	L	23	6	2	2	4	1	0	0	0	0	0	56	90	3.18	1.235
71 Gonzalez Germen, R (6, 1) ERA: 2.08	1.1		5	0	0	0	2	1	0	0	0	0	0	13	19	0.00	0.750
44 Kyle Farnsworth, R (8, 1) ERA: 2.7	1.0		5	1	0	0	1	1	0	0	0	0	0	12	18	0.00	2.000
47 Jose Valverde, R (9, 1) ERA:	1.0		4	1	0	0	2	0	0	0	0	0	0	9	12	0.00	1.000

PITCHER	IP	WLS	BF	H	R	ER	SO	BB	IBB	HBP	BLK	WP	HR	S	P	ERA	WHIP

Cincinnati Reds @ New York Mets

Citi Field, Flushing, NY

Sun Apr 06 2014, 1:12 PM - 3:46 PM EDT

Att. 26,928 - Sunny - 50 F

TOP

livebaseballscorecards.com

AB	33
R	2
H	8
RBI	2
BB	3
SO	9
LOB	13

Batter	1	2	3	4	5	6	7	8	9	AB	R	H	RBI	BB	SO	LOB
22 Eric Young Jr., S (1, 7) OBP: 0.143, SLG: 0.158 30 Andrew Brown, R (8, PH) OBP: 0.111, SLG: 0.444 (9, 7)	C SI 94 S SI 94 B SI 94 C SI 95 1-3 ① K		B SI 94 F SI 94 X SI 95 1-1 1-3 2B			C SI 94 F FS 84 F FS 83 X SI 92 0-2 ① G1-3		S FS 83 S FS 83 X FS 82 0-2 ② G3-1		3 1	0 0	1 0	0 0	0 0	1 0	0 0
28 Daniel Murphy, L (1, 4) OBP: 0.313, SLG: 0.267	B SI 94 X SI 94 1-0 ② G3-1		C SI 95 F FC 88 B FC 88 S CU 76 1-3 ② K			X FS 83 0-0 ② G3-1		C SL 80 F SL 80 X SL 78 0-2 ③ L7		4	0	0	0	0	1	2
5 David Wright, R (1, 5) OBP: 0.320, SLG: 0.381	X SI 95 0-0 ③ G6-3		B SI 94 B SI 93 C FC 90 F FC 90 S FC 89 2-3 ③ K			C FC 89 C CU 80 H SI 93 1-2 HBP			C SL 81 S FS 84 S FS 83 0-3 ① K	3	0	0	0	0	2	2
3 Curtis Granderson, L (1, 9) OBP: 0.200, SLG: 0.417		X SI 95 0-0 ① G3		C SI 94 S FS 84 B FS 84 S FS 85 1-3 ① K		B SI 93 B SI 93 B SI 94 C SI 94 F SI 93 S FS 83 3-3 ③ K			S SL 80 X SL 80 0-1 ② G4-3	4	0	0	0	0	2	1
29 Ike Davis, L (1, 3) OBP: 0.556, SLG: 1.000		C SI 95 X SI 96 0-1 12 1B 2B		C SI 94 B FS 84 X FS 86 1-1 ② G4-3			X FS 85 0-0 1B		S SL 80 B FF 92 F SL 81 S SL 81 1-3 ③ K	4	1	2	0	0	1	0
12 Juan Lagares, R (1, 8) OBP: 0.417, SLG: 0.700		C SI 94 B SI 95 F SI 94 X SI 96 1-2 15 CS 2-H 1B		C FC 89 S FC 89 X FC 90 0-2 ③ F8			X SI 94 0-0 ① F8			3	0	1	1	0	0	1
15 Travis d'Arnaud, R (1, 2)		F FF 94 1 SAFE B SI 94 C FC 89 X FC 90 1-2 ② ③ G6-3 1-2			X FC 89 0-0 ① F8		X SI 93 0-0 ② F7			3	0	0	0	0	0	2
11 Rubén Tejada, R (1, 6) OBP: 0.333, SLG: 0.278			T FC 89 S FC 88 B FF 90 S FC 89 1-3 ① K		C FF 94 C CU 78 B FC 91 X FC 89 1-2 ② G6-3		B FF 93 C SI 93 B FC 87 B FF 93 X SI 92 3-1 ③ G5-3			3	0	0	0	0	1	1
49 Jonathon Niese, L (1, 1) 71 Gonzalez Germen, R (6, 1) 44 Kyle Farnsworth, R (8, 1) 21 Lucas Duda, L (8, PH) OBP: 0.250, SLG: 0.571 47 Jose Valverde, R (9, 1)			C SI 94 B SI 94 B SI 94 F SI 94 F SI 95 B SI 95 B FF 94 4-2 22 2B BB		X SI 94 0-0 ③ G1-3			B SL 79 C SL 80 B SL 78 F FF 92 B SL 79 F FF 92 F SI 92 X SL 80 3-2 ① G3-1		1 0 0 1 0	0 0 0 0 0	0 0 0 0 0	0 0 0 0 0	1 0 0 0 0	0 0 0 0 0	0 0 0 0 0
Inning Stats	R: 0 E: 0 K: 1 S: 5 H: 0 LOB: 0 BB: 0 P: 7	R: 1 E: 0 K: 0 S: 9 H: 2 LOB: 0 BB: 0 P: 11	R: 0 E: 0 K: 3 S: 14 H: 1 LOB: 2 BB: 1 P: 23	R: 0 E: 0 K: 1 S: 8 H: 0 LOB: 0 BB: 0 P: 10	R: 0 E: 0 K: 0 S: 5 H: 0 LOB: 0 BB: 0 P: 6	R: 0 E: 0 K: 1 S: 10 H: 0 LOB: 1 BB: 0 P: 14	R: 0 E: 0 K: 0 S: 5 H: 1 LOB: 1 BB: 0 P: 8	R: 0 E: 0 K: 0 S: 11 H: 0 LOB: 0 BB: 0 P: 14	R: 0 E: 0 K: 2 S: 8 H: 0 LOB: 0 BB: 0 P: 9	1B: 2 2B: 2 3B: 0 HR: 0	SF: 0 SAC: 0 DP: 0 HBP: 1	WP: 0 PB: 0 SB: 0 CS: 1	PA: 32			

PITCHER	IP	WLS	BF	H	R	ER	SO	BB	IBB	HBP	BLK	WP	HR	S	P	ERA	WHIP
31 Alfredo Simon, R (1, 1) ERA: 1.29	7.0	W	26	4	1	1	6	1	0	1	0	0	0	56	79	1.29	0.714
43 Manny Parra, L (8, 1) ERA:	2.0	S	6	0	0	0	2	0	0	0	0	0	0	19	23	0.00	0.000

PITCHER	IP	WLS	BF	H	R	ER	SO	BB	IBB	HBP	BLK	WP	HR	S	P	ERA	WHIP

BOTTOM

Cincinnati Reds @ New York Mets

Citi Field, Flushing, NY

Sun Apr 06 2014, 1:12 PM - 3:46 PM EDT

Att. 26,928 - Sunny - 50 F

livebaseballscorecards.com

AB	30
R	1
H	4
RBI	1
BB	1
SO	8
LOB	9

Batter	1	2	3	4	5	6	7	8	9	AB	R	H	RBI	BB	SO	LOB
22 Eric Young Jr., S (1, 7) OBP: 0.231, SLG: 0.217	C SI 90 X SL 77 0-1 5 S 1B		B SL 81 1 SAFE B SI 90 B SI 91 B SI 91 4-0 5 WP 5 S 1-2 BB		S SI 89 F SI 89 S SL 80 0-3 ② K2-3		F SI 93 B SI 93 X SI 93 1-1 ② 2-H 1B		B SI 88 B SI 88 C FF 91 F FF 90 X CH 85 2-2 ① F8	4	0	2	1	1	1	0
28 Daniel Murphy, L (1, 4) OBP: 0.286, SLG: 0.250	C SI 91 D SI 86 B SI 92 S SL 84 1 SAFE F SL 84 F SI 93 1 SAFE F SL 83 2-3 ① S SI 92 K		C SI 93 X SL 84 0-1 ② F9 2-3		C FF 90 B FF 90 F SI 90 S SL 83 1-3 ③ K		C SI 94 B CU 74 B SI 93 B SI 94 X SI 92 3-1 5 FC6-4 1B		B SI 88 C FF 92 B CH 84 X SI 92 2-1 ② F7	5	0	1	0	0	2	3
5 David Wright, R (1, 5) OBP: 0.267, SLG: 0.308	B SI 91 F SL 82 B SL 84 B CU 75 X SL 83 3-1 ② G6-3 1-2		C FF 92 F SL 83 D SL 82 D FF 90 B SL 83 X SL 84 3-2 ③ F8 1-3 3-H			B FF 90 C FF 90 B SI 91 S FF 90 S SL 84 2-3 ① K	C FF 92 X FF 93 0-1 ③ FC6-4 1-2f		B SI 91 X SI 91 1-0 ③ F8	5	0	0	0	0	1	3
3 Curtis Granderson, L (1, 9) OBP: 0.241, SLG: 0.385	D SI 86 C SI 92 X SL 84 1-1 ③ L3			B CH 83 C SI 88 F FF 89 B SL 83 B SI 90 B SI 91 4-2 15 1B BB		S SI 86 B SI 90 B SI 89 B SL 90 B SI 88 4-1 12 S BB		B CU 71 X FF 90 1-0 ① F9		2	0	0	0	2	0	1
21 Lucas Duda, L (1, 3) OBP: 0.250, SLG: 0.500		B CH 84 B SI 90 C SI 90 X SL 82 2-1 ① P2		D SI 86 F SI 92 P PO 84 F SI 92 F SI 91 1 SAFE X FF 92 2-2 ① P2		1 SAFE B SI 91 1 SAFE F SI 91 B FF 91 1 SAFE X FF 92 2-1 ② F7		C FF 91 B FF 92 X FF 92 1-1 12 1B 11 1B 1B		4	1	1	0	0	0	2
12 Juan Lagares, R (1, 8) OBP: 0.393, SLG: 0.625		B FF 89 B SI 92 S FF 90 B SI 87 S FF 91 S FF 92 3-3 ② K		1 SAFE C SL 84 S FF 92 B FF 92 F SI 92 F FF 92 F SL 84 1 SAFE X SL 84 1-2 ② P4		C FF 91 L FF 91 1 SAFE 1 SAFE 1 SAFE B FF 90 B FF 90 F FF 92 F SL 83 2-3 ③ S SL 82 K 1-2		C FF 91 T CH 77 B FF 92 X CH 78 1-2 11 1B 1-2 1B		4	0	1	0	0	2	2
15 Travis d'Arnaud, R (1, 2) OBP: 0.190, SLG: 0.158		B SL 78 F FF 92 C FF 90 X CU 75 1-2 ③ F9		S FF 91 X CU 75 0-1 1-2 1B			B SI 89 C SI 90 F SI 90 B SI 91 X SI 90 2-2 11 1B 2B	X FF 93 0-0 ② P6		4	1	2	0	0	0	2
11 Rubén Tejada, R (1, 6) OBP: 0.400, SLG: 0.333			B FF 87 B SI 90 B FF 89 C FF 88 B FF 90 4-1 28 F9 22 BB 5 WP BB	F FF 91 D FF 90 B FF 92 F FF 91 C FF 92 2-3 ③ K			F SI 91 X SI 90 0-1 40 SH1-4 22 1B 2-H 1B	C FF 91 F SI 94 B SL 86 X SL 84 1-2 1-3 2-H 1B		3	2	2	2	1	1	2
40 Bartolo Colon, R (1, 1) 29 Ike Davis, L (8, PH) OBP: 0.500, SLG: 0.889 44 Kyle Farnsworth, R (8, 1) 47 Jose Valverde, R (9, 1)			L FF 87 L FF 89 L CU 75 0-3 ① K		F FF 85 B FF 87 F FF 88 C FF 89 1-3 ① K		B SI 90 M SI 88 X SI 89 1-1 ① SH1-4 1-2	X SI 92 0-0 ③ G6-3		2 0 0 0 0 2 1 1 0 0 0 0 0 2 0 0 0 0 0 0 0 0 0 0 0 0 0 0						
Inning Stats	R: 0 E: 0 K: 1 S: 12 H: 1 LOB: 1 BB: 0 P: 18	R: 0 E: 0 K: 1 S: 8 H: 0 LOB: 0 BB: 0 P: 14	R: 1 E: 0 K: 1 S: 9 H: 0 LOB: 1 BB: 2 P: 20	R: 0 E: 0 K: 1 S: 18 H: 1 LOB: 2 BB: 1 P: 26	R: 0 E: 0 K: 3 S: 9 H: 0 LOB: 0 BB: 0 P: 11	R: 0 E: 0 K: 2 S: 11 H: 0 LOB: 1 BB: 1 P: 21	R: 2 E: 0 K: 0 S: 13 H: 4 LOB: 1 BB: 0 P: 20	R: 1 E: 0 K: 0 S: 11 H: 3 LOB: 2 BB: 0 P: 15	R: 0 E: 0 K: 0 S: 6 H: 0 LOB: 0 BB: 0 P: 11	1B: 8 2B: 1 3B: 0 HR: 0 SF: 0 SAC: 1 DP: 0 HBP: 0						

TOP

New York Mets @ Atlanta Braves

Turner Field, Atlanta, GA

Tue Apr 08 2014, 7:29 PM - 10:35 PM EDT

Att. 47,144 - Cloudy - 61 F

livebaseballscorecards.com

AB	34
R	4
H	9
RBI	3
BB	4
SO	9
LOB	18

WP: 1 PA: 39
PB: 0
SB: 3
CS: 0

PITCHER		IP	WLS	BF	H	R	ER	SO	BB	IBB	HBP	BLK	WP	HR	S	P	ERA	WHIP
34 Aaron Harang, R ERA: 0.71	(1, 1)	6.0	L	24	2	1	1	9	4	0	0	0	1	0	67	110	1.50	1.000
50 Gus Schlosser, R ERA: 7.36	(7, 1)	0.1		3	2	2	2	0	0	0	0	0	0	0	7	10	54.00	6.000
43 Luis Avilán, L ERA:	(7, 1)	0.1		2	2	0	0	0	0	0	0	0	0	0	4	8	0.00	6.000
38 Anthony Varvaro, R ERA:	(7, 1)	0.1		1	0	0	0	0	0	0	0	0	0	0	2	2	0.00	0.000
58 Ian Thomas, L ERA: 5.4	(8, 1)	0.1		3	2	1	1	0	0	0	0	0	0	0	6	9	27.00	6.000

PITCHER		IP	WLS	BF	H	R	ER	SO	BB	IBB	HBP	BLK	WP	HR	S	P	ERA	WHIP
51 Pedro Beato, R ERA:	(8, 1)	1.2		6	1	0	0	0	0	0	0	0	0	0	11	17	0.00	0.600

New York Mets @ Atlanta Braves

Turner Field, Atlanta, GA

Tue Apr 08 2014, 7:29 PM - 10:35 PM EDT

Att. 47,144 - Cloudy - 61 F

livebaseballscorecards.com

Batter	1	2	3	4	5	6	7	8	9	AB	R	H	RBI	BB	SO	LOB
22 Jason Heyward, L (1, 9) OBP: 0.219, SLG: 0.214	B FF 89 C FF 90 F FF 92 B FF 92 C SI 90 2-3 ① K		B SI 89 B SI 89 B SI 88 C SI 88 X SI 90 3-1 ② F7		B SI 90 B SI 90 X SI 88 2-0 ③ G4-3		C FF 93 S FF 93 X FF 93 0-2 ③ G4-3		C FF 93 B FF 92 S FF 93 B FF 92 B FF 93 F FF 91 X FF 92 3-2 ③ F8	5	0	0	0	0	1	5
2 B.J. Upton, R (1, 8) OBP: 0.138, SLG: 0.172	S FF 89 S FF 92 T FF 92 0-2 ② K		F FF 91 B FF 92 X SI 88 1-1 1B			X SI 87 0-0 ① G6-3		B FF 94 C CH 90 S FF 93 S FF 94 1-3 ① K		4	0	1	0	0	2	0
5 Freddie Freeman, L (1, 3) OBP: 0.517, SLG: 0.739	F SI 89 X FF 92 0-1 2B		1 SAFE 1 SAFE 1 SAFE B CH 80 B CH 81 1 SAFE X CH 81 2-0 ③ L3			B SL 82 F SI 90 X FF 92 1-1 ② F7		B CH 88 B CH 90 B CH 88 C CH 89 X CH 87 3-1 ② L8		4	0	1	0	0	0	1
23 Chris Johnson, R (1, 5) OBP: 0.310, SLG: 0.519	B SI 90 X SI 89 1-0 ③ F9			F SI 88 C FF 92 B FF 91 B SI 91 F SL 84 F SI 90 F FF 92 F CH 83 F SI 91 3-2 ① F8		B FF 92 B FF 90 X SI 89 2-0 1B		C SL 86 X SL 83 0-1 ③ F7		4	0	1	0	0	0	1
8 Justin Upton, R (1, 7) OBP: 0.310, SLG: 0.231		C FF 90 C SI 89 F SI 90 B SL 86 X SL 83 1-2 ① F8		C FF 92 B FF 92 F FF 90 F FF 92 B FF 93 B SL 84 X SI 91 3-2 1B		F SI 86 B SI 88 B SL 79 X SI 89 2-1 ③ F8			S FF 92 F FF 93 F FF 92 F FF 92 B FS 82 B FF 95 X FF 92 2-2 24 FC6-5 26 1B 1B	4	0	2	0	0	0	1
26 Dan Uggla, R (1, 4) OBP: 0.214, SLG: 0.296		T FF 90 B FF 90 F SI 90 B FF 93 B FF 90 X SI 90 3-2 ② G5-3		F SI 87 C SI 87 S SI 87 0-3 ② K			C SI 86 B FF 91 F FF 90 S SI 89 1-3 ① K		B FF 93 X FF 93 1-0 19 E 24 FC6-5 1-2 1B	4	0	1	0	0	2	1
24 Evan Gattis, R (1, 2) OBP: 0.188, SLG: 0.375		C SI 89 X FF 92 0-1 1B		B SL 81 X SI 88 1-0 ③ F8			F FF 91 F FF 92 B FF 91 B SI 90 X SI 91 2-2 ② G4-3		F FF 94 S FF 94 F FF 93 F FS 82 X FF 94 0-2 ① FC6-5 19 E 1-2 2-3f	4	0	1	0	0	0	3
19 Andrelton Simmons, R (1, 6) OBP: 0.296, SLG: 0.333		C SI 88 C SI 88 X SI 89 0-2 ③ F9			X SI 88 0-0 ① G5-3		C SI 88 F FF 92 X SI 91 0-2 4 E 1B		X FF 93 0-0 FC1 1-2 2-3	4	0	1	0	0	0	3
34 Aaron Harang, R (1, 1) 50 Gus Schlosser, R (7, 1) 43 Luis Avilán, L (7, 1) 38 Anthony Varvaro, R (7, 1) 4 Ryan Doumit, S (7, PH) OBP: 0.222, SLG: 0.222 58 Ian Thomas, R (8, 1) 51 Pedro Beato, R (8, 1) 11 Gerald Laird, R (9, PH) OBP: 0.250, SLG: 0.250			C FF 89 S SI 88 S SI 89 0-3 ① K		C SI 88 S FF 91 X SI 90 0-2 ② G5-3		B SI 87 C SI 87 X SI 89 1-1 E6 1-2		F FF 93 F FF 93 X FF 93 0-2 ② P4	2 0 0 0 1 0 0 1	0 0 0 0 0 0 0 0	0 0 0 0 0 0 0 0	0 0 0 0 0 0 0 0	1 0 0 0 0 0 0 0	0 0 0 0 0 0 0 0	0 0 0 0 1 0 0 3
Inning Stats	R: 0 E: 0 K: 2 S: 9 H: 1 LOB: 1 BB: 0 P: 12	R: 0 E: 0 K: 0 S: 12 H: 1 LOB: 1 BB: 0 P: 16	R: 0 E: 0 K: 1 S: 8 H: 1 LOB: 1 BB: 0 P: 14	R: 0 E: 0 K: 1 S: 16 H: 1 LOB: 1 BB: 0 P: 23	R: 0 E: 0 K: 0 S: 5 H: 0 LOB: 0 BB: 0 P: 7	R: 0 E: 0 K: 0 S: 6 H: 1 LOB: 1 BB: 0 P: 11	R: 0 E: 1 K: 1 S: 14 H: 1 LOB: 2 BB: 0 P: 18	R: 0 E: 0 K: 1 S: 7 H: 0 LOB: 0 BB: 0 P: 11	R: 0 E: 1 K: 0 S: 19 H: 2 LOB: 3 BB: 0 P: 25	1B: 7 2B: 1 3B: 0 HR: 0	SF: 0 SAC: 0 DP: 0 HBP: 0					

	AB	37
	R	0
	H	8
	RBI	0
	BB	0
	SO	6
	LOB	19

WP: 0 PA: 37
PB: 0
SB: 0
CS: 0

PITCHER		IP	WLS	BF	H	R	ER	SO	BB	IBB	HBP	BLK	WP	HR	S	P	ERA	WHIP
40 Bartolo Colon, R ERA: 2.08	(1, 1)	7.0	W	28	6	0	0	5	0	0	0	0	0	0	70	101	0.00	0.857
44 Kyle Farnsworth, R ERA: 2.08	(8, 1)	1.0		3	0	0	0	1	0	0	0	0	0	0	7	11	0.00	0.000
47 Jose Valverde, R ERA:	(9, 1)	1.0		6	2	0	0	0	0	0	0	0	0	0	19	25	0.00	2.000

PITCHER		IP	WLS	BF	H	R	ER	SO	BB	IBB	HBP	BLK	WP	HR	S	P	ERA	WHIP

Batter	1	2	3	4	5	6	7	8	9	AB	R	H	RBI	BB	SO	LOB
22 Eric Young Jr., S (1, 7) OBP: 0.233, SLG: 0.192	C FF 91 X FF 90 0-1 G1-3		C FF 91 F SI 92 F FF 93 S SL 84 0-3 K			C FF 92 C SL 83 X FF 93 0-2 G1-3			F FF 96 B FF 97 S FF 95 B SL 82 F FF 97 B FF 98 B FF 95 4-2 3 BB 5 1B 12 1B BB	3	1	0	0	1	1	0
28 Daniel Murphy, L (1, 4) OBP: 0.280, SLG: 0.292	F FF 92 X FF 92 0-1 G3-1			C FF 93 B FF 92 F CH 84 B SL 83 X FF 93 2-2 L6		B FF 92 B FF 92 X FF 92 2-0 2B			C CH 86 B FF 95 F FF 96 S SL 81 1-3 K	4	0	1	0	0	1	1
5 David Wright, R (1, 5) OBP: 0.294, SLG: 0.333	C FF 94 F FF 93 S SL 86 0-3 K			B SL 82 X FF 93 1-0 3 G3 1B		B CH 83 F FF 92 X FF 93 1-1 F9			S FF 96 S FF 97 B SL 83 B SL 83 F FF 97 X FF 96 2-2 3 BB 12 1B 1-2 1B	4	1	2	0	0	1	1
3 Curtis Granderson, L (1, 9) OBP: 0.242, SLG: 0.345		C FF 93 F FF 91 S SL 83 0-3 K		C FF 91 B SI 91 1 SAFE X SI 92 1-1 G3 1-2			C CH 83 B SL 82 B CH 83 X FF 93 2-1 F8		C KC 84 B FF 96 B FF 95 B FF 95 B FF 95 4-1 12 1B 15 1B 1-2 2-3 BB	3	1	0	0	1	1	1
21 Lucas Duda, L (1, 3) OBP: 0.250, SLG: 0.455		C FF 93 X FF 92 0-1 1B		B FF 91 S CH 84 B CH 87 S SL 81 B SL 83 S CH 84 3-3 K			C SL 80 X CH 85 0-1 G1-3		C KC 83 F KC 83 S FF 97 0-3 K	4	0	1	0	0	2	4
12 Juan Lagares, R (1, 8) OBP: 0.375, SLG: 0.571		C FF 92 C SL 81 1 SAFE F SL 84 F SL 84 F FF 93 F SL 82 1 SAFE S FF 93 0-3 K			C SL 83 S SL 82 B FF 93 B SL 82 F FF 93 B FF 93 X FF 94 3-2 G3-1		B FF 93 X FF 91 1-0 G6-3		C KC 83 D KC 86 X FF 96 1-1 15 1B 1-3 2-H 3-H 1B	4	0	1	2	0	1	1
15 Travis d'Arnaud, R (1, 2) OBP: 0.200, SLG: 0.174		C FF 93 B FF 93 X SL 83 1-1 G6-3			X FF 92 0-0 G6-3			T FF 92 F FF 93 X FF 93 0-2 L8	F FF 95 X KC 85 0-1 1-3 3-H 1B	4	0	1	1	0	0	1
11 Rubén Tejada, R (1, 6) OBP: 0.345, SLG: 0.280			X FF 92 0-0 L8		B SL 83 X FF 93 1-0 L9			B FF 91 C FF 91 F SL 82 F FF 94 B FF 92 X CH 85 2-2 F8	C FF 96 F FF 97 B FF 96 T FF 97 1-2 K	4	0	0	0	0	1	2
45 Zack Wheeler, L (1, 1) 13 Josh Satin, R (6, PH) 27 Jeurys Familia, R (6, 1) 29 Ike Davis, L (8, PH) OBP: 0.455, SLG: 0.800 32 John Lannan, L (8, 1) 71 Gonzalez Germen, R (8, 1)			C FF 92 X SI 91 0-1 G3-1			C FF 93 F FF 93 B SL 86 B SL 83 B FF 94 C FF 93 3-3 K		X FF 92 0-0 G6-3		1	0	0	0	0	0	0
										1	0	0	0	0	1	0
										0	0	0	0	0	0	0
										1	0	0	0	0	0	0
										0	0	0	0	0	0	0
										0	0	0	0	0	0	0

TOP

New York Mets @ Atlanta Braves

Turner Field, Atlanta, GA

Wed Apr 09 2014, 7:13 PM - 9:52 PM EDT

Att. 19,608 - Clear - 65 F

livebaseballscorecards.com

AB	33
R	3
H	6
RBI	3
BB	2
SO	9
LOB	11

Inning Stats	1	2	3	4	5	6	7	8	9
	R: 0 E: 0 K: 1 S: 7	H: 0 LOB: 0 BB: 0 P: 7	R: 0 E: 0 K: 2 S: 14	H: 1 LOB: 1 BB: 0 P: 15	R: 0 E: 0 K: 1 S: 7	H: 0 LOB: 0 BB: 0 P: 7	R: 0 E: 0 K: 1 S: 9	H: 1 LOB: 1 BB: 0 P: 16	R: 0 E: 0 K: 0 S: 6	H: 0 LOB: 0 BB: 0 P: 10	R: 0 E: 0 K: 1 S: 9	H: 1 LOB: 1 BB: 0 P: 15	R: 0 E: 0 K: 0 S: 5	H: 0 LOB: 0 BB: 0 P: 8	R: 0 E: 0 K: 0 S: 8	H: 0 LOB: 0 BB: 0 P: 10	R: 3 E: 0 K: 3 S: 21	H: 3 LOB: 2 BB: 2 P: 34

1B: 5	SF: 0	WP: 0	PA: 35
2B: 1	SAC: 0	PB: 0	
3B: 0	DP: 0	SB: 0	
HR: 0	HBP: 0	CS: 0	

PITCHER		IP	WLS	BF	H	R	ER	SO	BB	IBB	HBP	BLK	WP	HR	S	P	ERA	WHIP
30 Ervin Santana, R ERA:	(1, 1)	8.0	W	27	3	0	0	6	0	0	0	0	0	0	65	88	0.00	0.375
52 Jordan Walden, R ERA: 9.0	(9, 1)	0.1		3	1	2	2	1	1	0	0	0	0	0	10	17	54.00	6.000
46 Craig Kimbrel, R ERA: 2.45	(9, 1)	0.2	S	5	2	1	1	2	1	0	0	0	0	0	11	17	13.50	4.500

PITCHER	IP	WLS	BF	H	R	ER	SO	BB	IBB	HBP	BLK	WP	HR	S	P	ERA	WHIP

New York Mets @ Atlanta Braves

Turner Field, Atlanta, GA

Wed Apr 09 2014, 7:13 PM - 9:52 PM EDT

Att. 19,608 - Clear - 65 F

livebaseballscorecards.com

BOTTOM

Batter	1	2	3	4	5	6	7	8	9	AB	R	H	RBI	BB	SO	LOB
22 Jason Heyward, L (1, 9) OBP: 0.278, SLG: 0.375	B FF 95 C FF 96 T FF 95 F FF 96 B CU 77 B FF 97 F FF 96 F SI 96 F SI 96 3-2 F SI 97 X FF 96 HR		C CU 77 C CU 78 B FF 95 B CH 88 F CH 91 B FF 95 X FF 95 3-2 1B		S FC 85 X FC 86 0-1 19 1B 5 1B 1-2 3-H 1B		B SL 83 F SI 96 F SI 97 X FF 97 1-2 ② F9			4	2	3	2	0	0	0
19 Andrelton Simmons, R (1, 6) OBP: 0.323, SLG: 0.357	C FF 96 F FF 96 B FC 88 X FC 87 1-2 23 FC6-4 1B		X SI 95 0-0 ② F9		B FF 94 S FC 87 S FF 94 B FF 94 X FC 86 2-2 23 WP 5 1B 23 FC6-2 1-2 2-3 1B		B SL 82 X SI 96 1-0 ③ F9			4	0	2	0	0	0	1
5 Freddie Freeman, L (1, 3) OBP: 0.515, SLG: 0.704	B CU 76 S FF 95 X SI 94 1-1 ① L8		F FF 94 C SI 92 1 SAFE B FC 86 B FC 86 F FF 95 B CU 76 S CU 77 3-3 ③ K		B FF 95 D CH 88 S FF 94 B FF 95 X SI 95 3-1 23 FC6-2 23 WP 1-2 2-H 3-H 1B			F CU 71 B CU 71 B FF 85 X FF 87 2-1 1B		4	0	2	2	0	1	2
23 Chris Johnson, R (1, 5) OBP: 0.273, SLG: 0.452	X SI 94 0-0 ② FC6-4 1-2f			B CU 77 F FF 94 C FF 94 X SI 93 1-2 ① G6-3	F FF 94 B SI 92 S CU 76 B SI 93 B CU 76 X FF 95 3-2 ② FC6-2 1-3 2-H			F FF 92 X FF 93 0-1 ① F8		4	0	0	0	0	0	4
8 Justin Upton, R (1, 7) OBP: 0.273, SLG: 0.200	C FF 95 B SI 94 S FF 94 S FF 95 1-3 ③ K			B FF 93 X SI 93 1-0 ② L8	B FF 93 F FF 93 T FF 93 F FC 85 B FF 94 X SI 91 2-2 ③ G5-3			D FF 93 S FF 92 X SI 93 1-1 ② L8		4	0	0	0	0	1	4
26 Dan Uggla, R (1, 4) OBP: 0.188, SLG: 0.258		F FF 95 B FF 95 B FC 88 C FF 96 F FF 94 C FC 88 2-3 ① K		C SI 94 X FF 94 0-1 ③ G5-3		F FF 95 B SL 81 X FF 95 1-1 ① F7		S SI 93 B FF 93 1 SAFE F SI 93 F FF 93 B FF 92 S CH 84 2-3 ③ K		4	0	0	0	0	2	1
24 Evan Gattis, R (1, 2) OBP: 0.211, SLG: 0.421		S FC 86 T FC 88 F FC 85 S FC 87 0-3 ② K			X FC 86 0-0 30 1B 22 1B 2B	C SI 95 T FF 96 X SL 82 0-2 ② P6				3	1	1	0	0	1	0
17 Jordan Schafer, L (1, 8)		T FF 94 B CU 77 F FF 95 B CU 77 X FC 87 2-2 ③ G4-3			S FF 93 B FF 93 S FF 94 F FF 95 S SI 95 1-3 ① K	B FF 94 C SI 95 B SI 95 B SI 96 X SI 95 3-1 ③ G3				3	0	0	0	0	1	1
30 Ervin Santana, R (1, 1) OBP: 0.333, SLG: 0.333 52 Jordan Walden, R (9, 1) 46 Craig Kimbrel, R (9, 1)			B FF 93 C SI 95 C FF 94 C FF 94 1-3 ① K		X FF 94 0-0 19 1B 22 1B 5 1B 2-3 1B		C FF 94 F SI 94 S FF 95 0-3 ① K			3 0 0	1 0 0	1 0 0	0 0 0	0 0 0	2 0 0	0 0 0
Inning Stats	R: 1 E: 0 K: 1 S: 17 H: 2 LOB: 1 BB: 0 P: 23	R: 0 E: 0 K: 2 S: 11 H: 0 LOB: 0 BB: 0 P: 15	R: 0 E: 0 K: 2 S: 12 H: 1 LOB: 1 BB: 0 P: 19	R: 0 E: 0 K: 0 S: 6 H: 0 LOB: 0 BB: 0 P: 8	R: 3 E: 0 K: 1 S: 20 H: 5 LOB: 2 BB: 0 P: 31	R: 0 E: 0 K: 0 S: 7 H: 0 LOB: 0 BB: 0 P: 11	R: 0 E: 0 K: 1 S: 7 H: 0 LOB: 0 BB: 0 P: 9	R: 0 E: 0 K: 1 S: 10 H: 1 LOB: 1 BB: 0 P: 15		1B: 7 2B: 1 3B: 0 HR: 1 SF: 0 SAC: 0 DP: 0 HBP: 0						

AB	33
R	4
H	9
RBI	4
BB	0
SO	8
LOB	13

PITCHER		IP	WLS	BF	H	R	ER	SO	BB	IBB	HBP	BLK	WP	HR	S	P	ERA	WHIP
45 Zack Wheeler, R ERA: 5.73	(1, 1)	5.0	L	23	8	4	4	6	0	0	0	0	1	1	66	96	7.20	1.600
27 Jeurys Familia, R ERA: 8.1	(6, 1)	2.0		6	0	0	0	1	0	0	0	0	0	0	14	20	0.00	0.000
32 John Lannan, L ERA: 36.0	(8, 1)	0.0		1	1	0	0	0	0	0	0	0	0	0	2	4	∞	∞
71 Gonzalez Germen, R ERA: 1.69	(8, 1)	1.0		3	0	0	0	1	0	0	0	0	0	0	8	11	0.00	0.000

PITCHER	IP	WLS	BF	H	R	ER	SO	BB	IBB	HBP	BLK	WP	HR	S	P	ERA	WHIP

New York Mets @ Atlanta Braves

Turner Field, Atlanta, GA

Thu Apr 10 2014, 7:13 PM - 10:38 PM EDT

Att. 29,470 - Clear - 73 F

TOP

livebaseballscorecards.com

Batter	1	2	3	4	5	6	7	8	9	AB	R	H	RBI	BB	SO	LOB
22 Eric Young Jr., S (1, 7) OBP: 0.286, SLG: 0.323	C FF 91 B SI 91 S FF 91 F SI 92 X SI 91 1-2 28 E 28 S 28 G3-1 1B		C SI 91 X CH 81 0-1 28 S 5 1B 1B		B SI 89 X CH 78 1-0 28 1B 3B	F FF 94 F FF 94 B FF 95 C FF 94 1-3 ③ K		X SI 90 0-0 ② FC4-6 28 S 28 2B 1-2f		5	4	3	0	0	1	1
28 Daniel Murphy, L (1, 4) OBP: 0.367, SLG: 0.393	C SI 91 B SI 91 1 SAFE C SI 91 X CU 82 1-2 ① G3-1 1-H		B FF 89 1 SAFE B FF 89 B SI 91 B SI 90 4-0 5 1B 29 G1-3 1-2 BB		F SI 90 B SI 90 C SI 88 D CU 81 X SI 90 2-2 3 FC3-6 5 BB 3-H 1B		B SI 93 C SI 93 X SI 94 1-1 3 S 3 WP 12 1B 1B	F SI 89 1 SAFE B SI 88 B SI 90 F SI 90 X SI 90 2-2 1-H 2B		4	2	3	3	1	0	0
5 David Wright, R (1, 5) OBP: 0.308, SLG: 0.324	B FF 92 B CU 81 F FF 92 F CU 84 F FF 90 S CU 81 2-3 ② K		F SI 91 D CU 80 B FF 90 X FF 91 2-1 29 G1-3 1-3 2-H 1B		B SI 91 B FF 91 1 SAFE F FF 91 1 SAFE B CU 82 B SI 88 4-1 3 FC3-6 1-2 BB		C CU 75 T FF 94 S FF 94 0-3 ① K	B SL 76 S SL 76 B SI 88 F SL 76 F SI 91 X SL 76 2-2 ③ G5-3		4	0	1	1	1	2	2
3 Curtis Granderson, L (1, 9) OBP: 0.263, SLG: 0.313	B SI 91 B CH 82 B SI 90 C SI 90 B SI 90 4-1 29 BB BB		B SI 90 S CH 80 1 SAFE C SI 89 D CU 80 S FF 89 2-3 ① K		B SI 90 S FF 90 S CH 81 X CH 79 1-2 ① FC3-6 29 S 1-2f 2-3		S SI 94 D SI 92 B SI 92 B FF 93 B SI 91 4-1 12 1B 1-3 BB		B FF 89 C CH 75 B FF 90 S FF 90 S CU 72 2-3 ① K	3	0	0	0	2	2	4
29 Ike Davis, L (1, 3) OBP: 0.438, SLG: 0.615	C SI 90 B SI 91 B SI 91 1 SAFE B CH 81 B SI 89 4-1 12 FC6-4 1-2 BB		B SI 89 X SI 90 1-0 ② G1-3 1-2 3-H		F CH 79 B FF 90 C SI 89 B FF 90 F SI 90 B CU 79 B CU 79 4-2 15 FC6-4 1-2 BB		X SI 92 0-0 ② P6		B FF 90 C CH 76 F CU 72 B FF 91 S FF 91 2-3 ② K	3	0	0	1	2	1	3
12 Juan Lagares, R (1, 8) OBP: 0.351, SLG: 0.515	S FF 90 F FF 92 X CU 83 0-2 ③ FC6-4 1-2f		S CU 80 C CU 78 X FF 92 0-2 ③ F8		C CU 79 F CU 80 S FF 94 0-3 ② K		C SI 90 B SI 90 X SL 77 1-1 1-2 3-H 1B		M CH 77 B FF 91 B CH 80 F FF 90 F FF 91 C FF 92 2-3 ③ K	5	0	1	1	0	2	6
15 Travis d'Arnaud, R (1, 2) OBP: 0.172, SLG: 0.148		X FF 90 0-0 ① F8		C FF 90 B CU 81 X CU 80 1-1 ① F9	B FF 94 B CU 79 F FF 93 X FF 94 2-1 ③ FC6-4 1-2f		B SI 91 F SI 91 C SI 92 X SI 91 1-2 ③ P3			4	0	0	0	0	0	5
11 Rubén Tejada, R (1, 6) OBP: 0.303, SLG: 0.241		C FF 91 C CU 80 B FF 91 B CU 80 F FF 90 B CU 82 X FF 90 3-2 ② L4		B CU 80 C CU 80 C FF 89 B SI 90 F SI 91 X CU 79 2-2 ② L8		F FF 92 B CU 79 F CU 79 F FF 95 X FF 96 1-2 ① G6-3		B SI 91 X SI 90 1-0 ① F8		4	0	0	0	0	0	0
58 Jenrry Mejia, R (1, 1) 13 Josh Satin, R (6, PH) 52 Carlos Torres, R (6, 1) 21 Lucas Duda, L (8, PH) OBP: 0.280, SLG: 0.478 44 Kyle Farnsworth, R (8, 1) 47 Jose Valverde, R (9, 1)		X FF 89 0-0 ③ F8		X FF 88 0-0 ③ G1-3		C CU 80 F FF 95 F FF 96 B CU 82 S CU 83 1-3 ② K		B CH 79 B SI 90 C SI 90 X SI 90 2-1 22 FC4-6 1B		2 1 0 1 0 0	0 0 0 0 0 0	0 0 0 1 0 0	0 0 0 0 0 0	0 1 0 0 0 0	0 0 0 0 0 0	0 0 0 0 0 0
Inning Stats	R: 1 E: 0 K: 1 S: 16 H: 1 LOB: 2 BB: 2 P: 28	R: 0 E: 0 K: 0 S: 6 H: 0 LOB: 0 BB: 0 P: 9	R: 2 E: 0 K: 1 S: 11 H: 2 LOB: 1 BB: 1 P: 20	R: 0 E: 0 K: 0 S: 7 H: 0 LOB: 0 BB: 0 P: 10	R: 1 E: 0 K: 1 S: 16 H: 2 LOB: 3 BB: 2 P: 30	R: 0 E: 0 K: 2 S: 11 H: 0 LOB: 0 BB: 0 P: 14	R: 1 E: 0 K: 1 S: 12 H: 2 LOB: 2 BB: 1 P: 19	R: 1 E: 0 K: 0 S: 11 H: 2 LOB: 1 BB: 0 P: 18	R: 0 E: 0 K: 3 S: 10 H: 0 LOB: 0 BB: 0 P: 16							

AB	36
R	6
H	9
RBI	6
BB	6
SO	9
LOB	21

1B: 7	SF: 0	WP: 1	PA: 42
2B: 1	SAC: 0	PB: 0	
3B: 1	DP: 0	SB: 5	
HR: 0	HBP: 0	CS: 0	

PITCHER		IP	WLS	BF	H	R	ER	SO	BB	IBB	HBP	BLK	WP	HR	S	P	ERA	WHIP
57 David Hale, R ERA: 2.89	(1, 1)	4.1		23	5	4	3	2	5	0	0	0	0	0	51	90	6.23	2.308
38 Anthony Varvaro, R ERA:	(5, 1)	1.2		5	0	0	0	3	0	0	0	0	0	0	16	21	0.00	0.000
43 Luis Avilán, L ERA: 4.5	(7, 1)	0.2	L	4	1	1	1	1	1	0	0	0	1	0	7	12	13.50	3.000
50 Gus Schlosser, R ERA: 7.2	(7, 1)	1.1		7	3	1	1	0	0	0	0	0	0	0	16	25	6.75	2.250
58 Ian Thomas, L ERA: 3.38	(9, 1)	1.0		3	0	0	0	3	0	0	0	0	0	0	10	16	0.00	0.000

PITCHER	IP	WLS	BF	H	R	ER	SO	BB	IBB	HBP	BLK	WP	HR	S	P	ERA	WHIP

New York Mets @ Atlanta Braves

Turner Field, Atlanta, GA

Thu Apr 10 2014, 7:13 PM - 10:38 PM EDT

Att. 29,470 - Clear - 73 F

BOTTOM

Batter	1	2	3	4	5	6	7	8	9	AB	R	H	RBI	BB	SO	LOB
22 Jason Heyward, L (1, 9) OBP: 0.293, SLG: 0.343	BB		K2-3	BB		G1-3			K	3	0	0	0	2	2	0
2 B.J. Upton, R (1, 8) OBP: 0.152, SLG: 0.242	F8		3B	FC6-4			K			4	1	1	0	0	1	3
5 Freddie Freeman, L (1, 3) OBP: 0.514, SLG: 0.677	F9		1B		1B		K			4	1	2	1	0	1	1
23 Chris Johnson, R (1, 5) OBP: 0.243, SLG: 0.400	K		K		K		K			4	0	0	0	0	4	3
8 Justin Upton, R (1, 7) OBP: 0.324, SLG: 0.441		HR	HR		1B			G5-3		4	2	3	3	0	0	0
26 Dan Uggla, R (1, 4) OBP: 0.194, SLG: 0.235		BB	K		G1-3			G1-3		3	0	0	0	1	1	2
4 Ryan Doumit, S (1, 2) OBP: 0.231, SLG: 0.167		G3		BB	G3			G5-3		3	0	0	0	1	0	3
14 Ramiro Pena, S (1, 6) OBP: 0.200, SLG: 0.200		G3	K			1B			P3	4	0	1	0	0	1	2
57 David Hale, R (1, 1)		G6-3	K			B1-3-6-4-6-3			P5	2	0	0	0	0	1	2
38 Anthony Varvaro, R (5, 1)										0	0	0	0	0	0	0
17 Jordan Schafer, L (6, PH)										1	0	0	0	0	0	1
43 Luis Avilán, L (7, 1)										0	0	0	0	0	0	0
50 Gus Schlosser, R (7, 1)										0	0	0	0	0	0	0
58 Ian Thomas, R (9, 1)										0	0	0	0	0	0	0
24 Evan Gattis, R (9, PH) OBP: 0.200, SLG: 0.400										1	0	0	0	0	0	0

livebaseballscorecards.com

AB	33
R	4
H	7
RBI	4
BB	4
SO	11
LOB	17

Inning Stats	1	2	3	4	5	6	7	8	9
	R: 0 E: 0 K: 1 S: 12	R: 1 E: 0 K: 0 S: 10	R: 3 E: 0 K: 3 S: 18	R: 0 E: 0 K: 2 S: 14	R: 0 E: 0 K: 1 S: 11	R: 0 E: 0 K: 0 S: 5	R: 0 E: 0 K: 3 S: 10	R: 0 E: 0 K: 0 S: 8	R: 0 E: 0 K: 1 S: 6
	H: 0 LOB: 1 BB: 1 P: 21	H: 1 LOB: 1 BB: 1 P: 15	H: 3 LOB: 0 BB: 0 P: 24	H: 0 LOB: 2 BB: 2 P: 24	H: 2 LOB: 2 BB: 0 P: 14	H: 1 LOB: 0 BB: 0 P: 8	H: 0 LOB: 0 BB: 0 P: 13	H: 0 LOB: 0 BB: 0 P: 9	H: 0 LOB: 0 BB: 0 P: 7

1B: 4	SF: 0	WP: 2	PA: 37
2B: 0	SAC: 0	PB: 0	
3B: 1	DP: 1	SB: 1	
HR: 2	HBP: 0	CS: 0	

PITCHER		IP	WLS	BF	H	R	ER	SO	BB	IBB	HBP	BLK	WP	HR	S	P	ERA	WHIP
58 Jenrry Mejia, R	(1, 1)	5.0		25	6	4	4	7	4	0	0	0	2	2	65	98	7.20	2.000
ERA: 4.09																		
52 Carlos Torres, R	(6, 1)	2.0	W	6	1	0	0	3	0	0	0	0	0	0	15	21	0.00	0.500
ERA: 2.25																		
44 Kyle Farnsworth, R	(8, 1)	1.0	H	3	0	0	0	0	0	0	0	0	0	0	8	9	0.00	0.000
ERA: 1.69																		
47 Jose Valverde, R	(9, 1)	1.0	S	3	0	0	0	1	0	0	0	0	0	0	6	7	0.00	0.000
ERA:																		

PITCHER	IP	WLS	BF	H	R	ER	SO	BB	IBB	HBP	BLK	WP	HR	S	P	ERA	WHIP

Batter	1	2	3	4	5	6	7	8	9	10	11	AB	R	H	RBI	BB	SO	LOB
22 Eric Young Jr., S (1, 7) OBP: 0.275, SLG: 0.306	C FF 92 F SI 94 X SI 94 0-2 28 1B 5 G5-4-3 1B		B FF 92 X SI 93 1-0 ② G6-3		B CU 75 F SI 92 B FF 92 X FF 92 2-1 ② G1-3		C SI 91 F SI 92 B CU 77 S CU 79 1-3 ③ K			S CH 86 B FF 92 F FF 92 F FF 93 F CH 87 S CH 87 1-3 ② K		5	1	1	0	0	2	1
28 Daniel Murphy, L (1, 4) OBP: 0.371, SLG: 0.394	B FF 93 X FF 93 1-0 5 G5-4-3 1-3 1B		F FF 92 C CU 76 F CU 79 X FF 94 0-2 ③ G3-1		C FF 91 B CH 85 X FF 92 1-1 ③ L6-3			S SL 79 C SL 79 F FF 90 B FF 90 F FF 89 F SL 80 B SL 80 X SL 81 2-2 21 WP 1B		X CH 88 0-0 ③ F7		5	0	2	0	0	0	0
5 David Wright, R (1, 5) OBP: 0.295, SLG: 0.333	C FF 93 F CU 77 X CU 80 0-2 G5-4-3 1-2f 3-H ① ②			B CU 75 C SI 93 B SI 93 X CU 74 2-1 ① G5-3		B FF 91 X FF 90 1-0 2B		X FF 87 0-0 ① L8			B SL 82 C FF 94 X FF 94 1-1 ① G6-3	5	0	1	0	0	0	2
30 Andrew Brown, R (1, 10) OBP: 0.167, SLG: 0.417 21 Lucas Duda, L (8, PH) OBP: 0.259, SLG: 0.440 (8, 10)	F FF 94 C CU 77 X SI 94 0-2 ③ G1-3			B CH 85 X SI 91 1-0 3 2B 13 2B 1B		B FF 90 F CU 74 X CU 74 1-1 ① F7		C SI 88 1 SAFE B FF 89 B SL 80 F SI 88 S SL 80 2-3 ② K 1-2			B FF 96 C CH 87 F FF 95 B CH 89 S FF 94 2-3 ② K	3	1	1	0	0	0	1
												2	0	0	0	0	2	1
3 Curtis Granderson, L (1, 9) OBP: 0.256, SLG: 0.324		C FF 93 S FF 93 B FF 93 S CU 77 1-3 ① K		S FF 92 B CU 76 B CU 76 X FF 92 2-1 13 2B 1-3 2B		B FF 91 C CU 72 B CU 73 X FF 92 2-1 ② P5		B SI 88 B SI 88 2 SAFE F SI 88 C SL 80 F FF 90 D SL 80 X FF 90 3-2 G4-3			T FF 95 X FF 95 0-1 ③ L4	5	1	1	0	0	1	2
13 Josh Satin, R (1, 3) OBP: 0.222, SLG: 0.250 29 Ike Davis, L (8, 3) OBP: 0.412, SLG: 0.571		B SI 93 B SI 94 X FF 92 2-0 ② G5-3		B CU 74 B SI 92 X SI 92 2-0 12 G3 2-H 3-H 2B		C CU 75 S CU 76 D CU 78 B SI 93 B CU 76 F CU 76 C SI 92 3-3 ③ K			B FF 93 S SI 93 F FF 93 F SI 93 X SI 93 1-2 ① F8			3	0	1	2	0	1	1
												1	0	0	0	0	0	0
12 Juan Lagares, R (1, 8) OBP: 0.341, SLG: 0.486		B SI 94 X FF 92 1-0 15 CS 1B		C SI 92 X SI 92 0-1 ② G3 2-3			B FF 90 X SI 90 1-0 ① G6-3		C FF 94 S SL 82 B SI 93 F FF 93 S SL 82 1-3 ② K			4	0	1	0	0	1	1
15 Travis d'Arnaud, R (1, 2) OBP: 0.182, SLG: 0.258		C FF 92 1 SAFE 1 SAFE 0-1 ③ CS 1-2	X FF 91 0-0 HR	B CU 77 D CH 86 X SI 93 2-0 ③ G4-3			B CH 82 B SI 92 S CU 72 X SI 92 2-1 ② G4-3		B SL 81 C SL 81 C SI 94 C SI 93 1-3 ③ K			4	1	1	1	0	1	1
11 Rubén Tejada, R (1, 6) OBP: 0.297, SLG: 0.242			C FF 92 S SI 92 B CU 78 B FF 92 S SI 93 2-3 ① K	F SI 91 X CH 86 0-1 ① G6-3			C SI 91 F CU 75 X CU 74 0-2 1B			C FF 92 S FF 92 B FF 94 B FF 92 B KC 84 F FF 92 X FF 91 3-2 ① F8		4	0	1	0	0	1	0
Inning Stats	R: 1 H: 2 E: 0 LOB: 0 K: 0 BB: 0 S: 10 P: 11	R: 0 H: 1 E: 0 LOB: 0 K: 1 BB: 0 S: 6 P: 10	R: 1 H: 1 E: 0 LOB: 0 K: 1 BB: 0 S: 9 P: 12	R: 2 H: 3 E: 0 LOB: 1 K: 0 BB: 0 S: 9 P: 18	R: 0 H: 0 E: 0 LOB: 0 K: 0 BB: 0 S: 6 P: 9	R: 0 H: 1 E: 0 LOB: 1 K: 1 BB: 0 S: 9 P: 16	R: 0 H: 1 E: 0 LOB: 1 K: 1 BB: 0 S: 9 P: 13	R: 0 H: 1 E: 0 LOB: 1 K: 1 BB: 0 S: 14 P: 21	R: 0 H: 0 E: 0 LOB: 0 K: 2 BB: 0 S: 11 P: 14	R: 0 H: 0 E: 0 LOB: 0 K: 1 BB: 0 S: 10 P: 14	R: 0 H: 0 E: 0 LOB: 0 K: 1 BB: 0 S: 7 P: 10	1B: 6 SF: 0 2B: 3 SAC: 0 3B: 0 DP: 1 HR: 1 HBP: 0						

PITCHER		IP	WLS	BF	H	R	ER	SO	BB	IBB	HBP	BLK	WP	HR	S	P	ERA	WHIP
45 Tyler Skaggs, L ERA: 2.4	(1, 1)	7.0		28	9	4	4	4	0	0	0	0	0	1	58	89	5.14	1.286
38 Joe Smith, R ERA:	(8, 1)	1.0		4	1	0	0	1	0	0	0	0	1	0	14	21	0.00	1.000
49 Ernesto Frieri, R ERA: 4.5	(9, 1)	1.0		3	0	0	0	2	0	0	0	0	0	0	11	14	0.00	0.000
59 Fernando Salas, R ERA: 5.06	(10, 1)	1.0		3	0	0	0	1	0	0	0	0	0	0	10	14	0.00	0.000
58 Michael Kohn, R ERA: 3.86	(11, 1)	1.0	W	3	0	0	0	1	0	0	0	0	0	0	7	10	0.00	0.000

PITCHER	IP	WLS	BF	H	R	ER	SO	BB	IBB	HBP	BLK	WP	HR	S	P	ERA	WHIP

TOP

New York Mets @ Los Angeles Angels

Angel Stadium of Anaheim, Anaheim, CA

Fri Apr 11 2014, 7:09 PM - 11:03 PM PDT

Att. 42,871 - Clear - 65 F

livebaseballscorecards.com

AB	41
R	4
H	10
RBI	3
BB	0
SO	9
LOB	10

WP: 1		PA:	42
PB: 0			
SB: 0			
CS: 1			

New York Mets @ Los Angeles Angels

Angel Stadium of Anaheim, Anaheim, CA

Fri Apr 11 2014, 7:09 PM - 11:03 PM PDT

Att. 42,871 - Clear - 65 F

livebaseballscorecards.com

Batter	1	2	3	4	5	6	7	8	9	10	11	AB	R	H	RBI	BB	SO	LOB
56 Kole Calhoun, L (1, 9) OBP: 0.273, SLG: 0.375	G3-1		G5-3		5 BB			27 BB		F7		4	0	1	0	2	0	1
27 Mike Trout, R (1, 8) OBP: 0.356, SLG: 0.575	HR		K		F7	K		BB		1B		5	1	2	1	1	2	4
5 Albert Pujols, R (1, 3) OBP: 0.311, SLG: 0.488	F9		F8		BB		28 FC6 1B	G5-3		G1-3		5	0	1	0	1	0	5
28 Raul Ibanez, L (1, 10) OBP: 0.265, SLG: 0.290	K			K	G3		FC6		47 FC6-4 BB		6 16 HBP 6 WP G6-3 1B	5	1	1	0	1	2	4
6 David Freese, R (1, 5) OBP: 0.231, SLG: 0.235		G5-3		G4-3		K	K		L8		G6-3	6	0	0	0	0	2	3
47 Howie Kendrick, R (1, 4) OBP: 0.341, SLG: 0.350	3 G1 17 1B 2B			1B		3 HR BB	K		FC6-4		16 HBP 3 IBB IBB	4	2	2	0	2	1	2
3 JB Shuck, L (1, 7) OBP: 0.333, SLG: 0.800	G1			L7		HR		F9	G4-3		16 HBP	5	1	1	2	1	0	3
17 Chris Iannetta, R (1, 2) OBP: 0.219, SLG: 0.185 7 Collin Cowgill, R (8, PR) OBP: 0.250, SLG: 0.375 16 Hank Conger, L (9, 2) OBP: 0.400, SLG: 0.333	1B				5 BB 56 BB BB	K		2 FC6-4 BB		L9	HBP	2 0 1	0 0 0	1 0 0	1 0 1	2 0 0	1 0 0	0 0 0
2 Erick Aybar, S (1, 6) OBP: 0.250, SLG: 0.273	G4-3				F8	56 BB 1B		FC6-4		27 1B 1B		5	0	2	0	0	0	3
Inning Stats	R: 1 E: 0 K: 1 S: 10 H: 1 LOB: 0 BB: 0 P: 13	R: 1 E: 0 K: 0 S: 10 H: 2 LOB: 1 BB: 0 P: 17	R: 0 E: 0 K: 1 S: 5 H: 0 LOB: 0 BB: 0 P: 10	R: 0 E: 0 K: 1 S: 10 H: 1 LOB: 1 BB: 0 P: 12	R: 0 E: 0 K: 0 S: 12 H: 0 LOB: 3 BB: 3 P: 27	R: 2 E: 0 K: 3 S: 16 H: 2 LOB: 2 BB: 2 P: 30	R: 0 E: 0 K: 2 S: 10 H: 1 LOB: 1 BB: 0 P: 15	R: 0 E: 0 K: 0 S: 10 H: 1 LOB: 3 BB: 2 P: 20	R: 0 E: 0 K: 0 S: 7 H: 0 LOB: 1 BB: 1 P: 14	R: 0 E: 0 K: 0 S: 13 H: 2 LOB: 2 BB: 0 P: 17	R: 1 E: 0 K: 0 S: 8 H: 1 LOB: 3 BB: 2 P: 20	1B: 8 2B: 1 3B: 0 HR: 2 SF: 0 SAC: 0 DP: 0 HBP: 1						

PITCHER		IP	WLS	BF	H	R	ER	SO	BB	IBB	HBP	BLK	WP	HR	S	P	ERA	WHIP
35 Dillon Gee, R (1, 1) ERA: 5.03		5.2		27	6	4	4	5	4	0	0	0	0	2	59	100	6.35	1.765
52 Carlos Torres, R (6, 1) ERA: 1.69		1.1		6	1	0	0	3	1	0	0	0	0	0	14	24	0.00	1.500
71 Gonzalez Germen, R (8, 1) ERA: 1.5		0.2		3	0	0	0	0	1	0	0	0	0	0	5	10	0.00	1.500
56 Scott Rice, L (8, 1) ERA: 18.0		0.0		1	1	0	0	0	0	0	0	0	0	0	1	2	∞	∞
44 Kyle Farnsworth, R (8, 1) ERA: 1.59		0.1		2	0	0	0	0	1	0	0	0	0	0	4	8	0.00	3.000

PITCHER		IP	WLS	BF	H	R	ER	SO	BB	IBB	HBP	BLK	WP	HR	S	P	ERA	WHIP
27 Jeurys Familia, R (9, 1) ERA: 6.35		2.1	L	14	3	1	1	0	1	2	1	0	1	0	28	51	3.86	1.714

AB	42
R	5
H	11
RBI	5
BB	10
SO	8
LOB	25

WP: 1 PB: 0 SB: 0 CS: 0 PA: 53

Batter	1	2	3	4	5	6	7	8	9	10	11	12	13	AB	R	H	RBI	BB	SO	LOB
22 Eric Young Jr., S (1, 7) OBP: 0.283, SLG: 0.275	B FF 87 C SI 87 B FF 88 B SI 84 B SI 86 4-1 28 G6-3 5 F7-2 28 S BB		F FF 86 F CH 79 B FF 86 B SL 80 B CH 80 S CH 78 3-3 K ③			B SI 85 X SI 84 1-0 F8 ② B SI 85 X CH 79 1-0 P6 ③		C FF 94 C CH 87 B FF 93 F FF 94 B CH 87 F FF 95 X SL 84 2-2 G6-3 ①	C SI 92 S CH 86 B CH 86 H FF 94 2-2 1-2 2-3 HBP		B FF 88 B FF 87 B FF 89 C SI 87 S SI 88 F SI 88 F SI 88 C SL 80 3-3 K ③		X SI 90 0-0 SH3 ① 1-2	4	0	0	0	1	2	1
28 Daniel Murphy, L (1, 4) OBP: 0.310, SLG: 0.325	1 SAFE B FF 87 C CH 80 B FF 88 B CH 81 2 SAFE X SI 88 3-1 G6-3 ① 1-3		X SI 86 0-0 G6-3 ①			B SI 85 X CH 79 1-0 P6 ③		B FF 95 F FF 95 B FF 95 C SL 83 F FF 95 S CH 85 2-3 K ②	B CH 85 F FF 94 S CH 85 F SI 94 S CU 83 1-3 K ②			C SI 91 X SL 79 0-1 L8 ①	D KC 78 F SI 90 T CH 85 F CH 85 B SI 89 F SI 91 B FF 91 S CH 84 3-3 K ②	7	0	0	0	0	3	5
5 David Wright, R (1, 5) OBP: 0.294, SLG: 0.311	B FF 87 C CH 79 B CU 70 X SL 79 2-1 F7-2 ② ③ 3-H		B FF 88 F CU 72 B FF 86 F CH 77 B SL 80 B CH 77 4-2 29 CS 3 BB BB			F FF 87 B SL 81 S CH 78 X CU 74 1-2 G5-3 ①		F FF 94 B FF 94 C SL 82 B SL 83 F FF 95 X SL 83 2-2 1B	B CU 82 X SI 93 1-0 F9 ③			B FF 94 B FF 93 C SL 83 X SL 84 2-1 G5-3	C FF 91 B SL 84 X CH 85 1-1 F8 ③ 2-3	6	0	1	0	1	0	5
3 Curtis Granderson, L (1, 9) OBP: 0.286, SLG: 0.317		C SI 88 X CU 70 0-1 G3 ①	B SI 87 C CH 78 B CU 71 B SI 86 4-0 29 CS 1-2 BB			B CH 78 B SI 85 C CH 78 B CH 77 B CU 69 4-1 21 1B 12 1B BB	B FF 95 B CH 87 B FF 94 X FF 95 3-0 P4 ③			B FF 91 B SI 92 C SI 92 B FF 92 F SI 92 S SI 93 3-3 K ①		S SL 79 X SI 94 0-1 21 BB 29 BB 1B		4	1	1	0	2	1	1
29 Ike Davis, L (1, 3) OBP: 0.391, SLG: 0.444		B SI 87 C CH 79 S CU 71 B SI 87 S FF 88 2-3 K ②	B CH 80 B CH 79 C CU 69 S CH 80 B FC 86 X CH 78 3-2 F9 ② ③ 1-2 2-3			B CU 69 B SI 85 X CH 79 2-0 F8 ②			B FF 87 B FF 88 C FF 88 B FF 88 B FC 87 4-1 20 BB 12 1B 0 1B BB	F SI 94 B CH 87 F CH 85 F SI 93 B SL 81 X FF 94 2-2 F7 ②		1 SAFE 1 SAFE 1 SAFE 1 SAFE B SI 92 B SI 92 B KC 79 B SI 92 B SI 92 4-1 21 BB 1-2 BB		4	1	0	0	2	1	3
21 Lucas Duda, L (1, 10) OBP: 0.303, SLG: 0.533		T SI 87 B CH 80 B SI 88 B CU 71 S CH 80 X SI 88 3-2 HR			L SL 78 S CU 71 C SI 85 B CU 68 B SI 84 B CH 81 C SI 85 S CH 77 C CH 78 3-3 K ①		B SI 84 X CH 77 1-0 1-3 12 1B 20 1B 1B		B FF 89 B CH 80 C FF 88 F FC 88 X SL 77 2-2 F7 ①	B CH 87 C SI 93 B SI 93 F FF 94 X SL 80 2-2 G1-3 ③		D SL 80 F CH 85 F SI 92 D CH 86 B CH 86 F CH 85 F CH 85 F FF 94 F CH 86 4-2 B CH 86 1-2 2-3 BB		5	2	2	1	1	1	1
12 Juan Lagares, R (1, 8) OBP: 0.340, SLG: 0.465		C FF 88 X SL 80 0-1 L7 ③			L SL 78 S CU 71 C SI 85 0-3 K ②		B FF 86 B SL 79 C CH 78 C CU 70 X CH 76 2-2 20 1B 20 1B 1-2 3-H 1B		B FF 90 X FC 87 1-0 20 BB 0 1B 1-2 1B		C SI 87 F SI 88 C SL 80 0-3 K ①	S SL 84 F SL 84 F CH 86 B FF 93 F FF 93 B SL 85 S CH 87 2-3 K ③		6	2	2	1	0	3	3
20 Anthony Recker, R (1, 2) OBP: 0.300, SLG: 0.556			T FF 88 B SL 82 B FF 86 X FF 87 2-1 F7 ①		B FF 87 F FF 87 B FF 87 S CH 77 S CU 70 2-3 K ③		B KC 84 B FF 93 C KC 83 S FF 92 D CH 87 F FF 92 X KC 85 3-2 0 S 1B 1-H 2-H		B FF 95 S FF 95 B CU 85 B FF 95 F FF 94 B FF 95 4-2 22 HBP 0 1B 1-2 2-3 BB		S SI 87 B SL 80 S SI 88 S SI 89 1-3 K ②		C SL 82 B SL 83 X FF 90 1-1 HR	5	1	2	3	1	2	0
0 Omar Quintanilla, L (1, 6) OBP: 0.429, SLG: 0.429			B SI 86 X SI 87 1-0 G5-3 ②			B CU 68 C CH 78 F SI 86 X FF 85 1-2 F7 ①	C FF 92 S FF 92 S CH 87 0-3 K2-3 ③ 1-2		X SI 95 0-0 22 HBP 1-2 2-H 3-H 1B		B SL 79 F FF 89 X SI 88 1-1 1B		X SI 90 0-0 5 WP 22 SH3 1B	6	0	3	2	0	1	1
Inning Stats	R: 0 E: 0 K: 0 S: 5 H: 0 LOB: 0 BB: 1 P: 14	R: 1 E: 0 K: 1 S: 10 H: 1 LOB: 0 BB: 0 P: 15	R: 0 E: 0 K: 1 S: 6 H: 0 LOB: 0 BB: 0 P: 12	R: 0 E: 0 K: 0 S: 6 H: 0 LOB: 1 BB: 2 P: 17	R: 0 E: 0 K: 3 S: 9 H: 0 LOB: 0 BB: 0 P: 14	R: 0 E: 0 K: 0 S: 5 H: 0 LOB: 0 BB: 0 P: 8	R: 3 E: 0 K: 1 S: 16 H: 3 LOB: 1 BB: 1 P: 29	R: 0 E: 0 K: 1 S: 14 H: 1 LOB: 1 BB: 0 P: 23	R: 2 E: 0 K: 1 S: 15 H: 2 LOB: 3 BB: 2 P: 30	R: 0 E: 0 K: 1 S: 10 H: 0 LOB: 0 BB: 0 P: 17	R: 0 E: 0 K: 3 S: 13 H: 1 LOB: 1 BB: 0 P: 18	R: 0 E: 0 K: 1 S: 18 H: 1 LOB: 3 BB: 2 P: 30	R: 1 E: 0 K: 1 S: 11 H: 2 LOB: 1 BB: 0 P: 16	1B: 9 2B: 1 3B: 0 HR: 2	SF: 0 SAC: 1 DP: 1 HBP: 1	WP: 1 PB: 0 SB: 2 CS: 2	PA: 57		

PITCHER		IP	WLS	BF	H	R	ER	SO	BB	IBB	HBP	BLK	WP	HR	S	P	ERA	WHIP
36 Jered Weaver, R	(1, 1)	6.2		25	3	4	4	5	4	0	0	0	0	1	50	99	5.40	1.050
ERA: 5.79																		
59 Fernando Salas, R	(7, 1)	0.1	B	2	1	0	0	1	0	0	0	0	0	0	7	10	0.00	3.000
ERA: 4.76																		
58 Michael Kohn, R	(8, 1)	1.0		4	1	0	0	1	0	0	0	0	0	0	14	23	0.00	1.000
ERA: 3.18																		
65 Dane De La Rosa, R	(9, 1)	0.1		3	1	2	2	0	1	0	0	0	0	0	5	12	54.00	6.000
ERA: 54.0																		
40 Kevin Jepsen, R	(9, 1)	0.2		5	1	0	0	1	1	0	1	0	0	0	10	18	0.00	3.000
ERA: 15.0																		

PITCHER		IP	WLS	BF	H	R	ER	SO	BB	IBB	HBP	BLK	WP	HR	S	P	ERA	WHIP
49 Ernesto Frieri, R	(10, 1)	1.0		3	0	0	0	1	0	0	0	0	0	0	10	17	0.00	0.000
ERA: 3.6																		
38 Joe Smith, R	(11, 1)	1.0		4	1	0	0	3	0	0	0	0	0	0	13	18	0.00	1.000
ERA:																		
52 Matt Shoemaker, R	(12, 1)	2.0	L	11	3	1	1	2	2	0	0	0	1	1	29	46	4.50	2.500
ERA: 4.05																		

New York Mets @ Los Angeles Angels

Angel Stadium of Anaheim, Anaheim, CA

Sat Apr 12 2014, 6:08 PM - 10:37 PM PDT

Att. 40,027 - Clear - 63 F

TOP

livebaseballscorecards.com

AB	47
R	7
H	11
RBI	7
BB	8
SO	14
LOB	20

New York Mets @ Los Angeles Angels

Angel Stadium of Anaheim, Anaheim, CA

Sat Apr 12 2014, 6:08 PM - 10:37 PM PDT

Att. 40,027 - Clear - 63 F

livebaseballscorecards.com

BOTTOM

Batter	1	2	3	4	5	6	7	8	9	10	11	12	13	AB	R	H	RBI	BB	SO	LOB
7 Collin Cowgill, R (1, 7) OBP: 0.364, SLG: 0.727 3 JB Shuck, L (8, PH) OBP: 0.333, SLG: 0.625 (9, 7)	B FF 88 C FF 89 B FF 90 X CH 82 2-1 27 G1-3 5 1B 1B		C FF 90 X FF 90 0-1 B3			F FF 88 B CU 74 F CH 83 B FF 89 B FF 89 F FF 90 F FF 92 X CU 78 3-2 HR		C FF 91 F CU 80 X FC 90 0-2 27 G6-4-3 1B		B SI 89 X SI 88 1-0 G4-3			B FF 89 C SL 82 X FF 88 1-1 G4-3	3	2	2	1	0	0	0
														3	0	1	0	0	0	0
27 Mike Trout, R (1, 8) OBP: 0.353, SLG: 0.565	C FF 89 F FF 90 X FF 91 0-2 G1-3 1-2			F FF 90 C CU 75 B FF 89 B CU 77 B FF 90 X FF 91 3-2 47 G4-3 5 G5-3 1B		B CU 77 X SI 91 1-0 2B		1 SAFE X FF 90 0-0 G6-4-3 1-2f		C FF 93 X FF 92 0-1 P4			B FF 90 B FF 90 C FF 88 B FF 88 C CH 86 F CU 76 X FF 89 3-2 L3	6	0	2	0	0	0	2
5 Albert Pujols, R (1, 3) OBP: 0.300, SLG: 0.457	C FF 91 X FF 91 0-1 47 G6-4-3 2-H 1B			1 SAFE C FF 90 B SI 92 F SI 91 B FF 90 X FF 90 2-2 G5-3 1-2		B FF 90 C FF 90 B FF 89 X CU 76 2-1 P2			B FF 93 B FF 92 C FF 93 S FF 92 X FF 93 2-2 G6-3			C FF 92 F FF 94 B SL 86 B SL 87 X CH 85 2-2 G6-3		5	0	1	1	0	0	2
47 Howie Kendrick, R (1, 4) OBP: 0.306, SLG: 0.311	C FF 90 X FF 90 0-1 G6-4-3 1-2f			F FC 90 X FF 91 0-1 G4-3 2-3		F FF 90 F SI 90 F CU 77 B FF 90 S CU 76 1-3 K2-3			B FF 94 C FF 92 F FF 92 B FF 94 B FF 93 X FF 92 3-2 L9			B FF 94 S FF 94 B FF 94 B SL 86 X FF 94 3-1 G5-3		5	0	0	0	0	1	3
6 David Freese, R (1, 5) OBP: 0.227, SLG: 0.231		B SI 87 S SI 89 B SI 90 X FF 89 2-1 G6-3		C CU 75 F FF 91 S FF 91 0-3 K		X CU 75 0-0 F8			C FF 93 B FF 93 F FF 92 B FS 82 X FF 93 2-2 28 HR 2 BB 1B			B CH 84 S CH 86 B FF 94 S FF 94 S FF 94 2-3 K		5	1	1	0	0	2	2
2 Erick Aybar, S (1, 6) OBP: 0.268, SLG: 0.250		B SI 90 B SI 91 C FF 90 F SI 92 X FF 90 2-2 L7			F FF 88 X CH 84 0-1 F8		L SI 87 B SI 88 B SI 88 F FF 89 B CU 75 B FC 89 4-2 28 L3 BB		B FF 93 B FF 93 B FF 93 C FF 94 B FF 92 4-1 28 HR 1-2 BB			C FF 87 F FF 91 B CU 77 F SL 83 F SI 87 F CH 85 B FF 90 F CU 76 X FF 90 2-2 G1-3		3	1	0	0	2	0	0
28 Raul Ibanez, L (1, 10) OBP: 0.256, SLG: 0.361		C FF 90 B CU 76 C FF 90 F SI 92 F FF 91 T CU 76 1-2 K			B SI 90 C FF 89 X FF 89 1-1 F8		X SI 90 0-0 L3 1-1		B FF 94 X FF 93 1-0 1-H 2-H HR			B SL 82 B FF 88 C SL 82 F FF 88 X CU 76 2-2 G5-3		5	1	1	3	0	1	1
17 Chris Iannetta, R (1, 2) OBP: 0.216, SLG: 0.281			B SI 89 C SI 90 B FF 89 F CH 84 C FF 90 2-3 K		B SI 90 X SI 90 1-0 HR		B SI 90 B CH 84 B SI 89 X FF 89 3-0 G5-3		F FF 94 F FF 94 S FS 85 0-3 K			C CU 75 B FF 89 X FF 89 1-1 G4-3		5	1	1	1	0	2	0
56 Kole Calhoun, L (1, 9) OBP: 0.245, SLG: 0.333			X FF 91 0-0 F7		C FF 90 B CU 76 C FF 92 F FF 92 C SI 92 2-3 K			C FC 87 X CU 75 0-1 G3		C SI 89 B SL 80 F SI 90 B SL 82 B SI 90 X SI 90 3-2 G6-3		C FF 88 S SL 83 B CU 76 B SL 82 B CU 76 X FF 89 3-2 P6		5	0	0	0	0	1	0
Inning Stats	R: 1 E: 0 K: 0 S: 9 H: 2 LOB: 0 BB: 0 P: 11	R: 0 E: 0 K: 1 S: 10 H: 0 LOB: 0 BB: 0 P: 15	R: 0 E: 0 K: 1 S: 6 H: 0 LOB: 0 BB: 0 P: 8	R: 0 E: 0 K: 1 S: 11 H: 1 LOB: 1 BB: 0 P: 16	R: 1 E: 0 K: 1 S: 9 H: 1 LOB: 0 BB: 0 P: 13	R: 1 E: 0 K: 1 S: 13 H: 2 LOB: 1 BB: 0 P: 20	R: 0 E: 0 K: 0 S: 4 H: 0 LOB: 0 BB: 1 P: 11	R: 0 E: 0 K: 0 S: 6 H: 1 LOB: 0 BB: 0 P: 6	R: 3 E: 0 K: 1 S: 14 H: 2 LOB: 0 BB: 1 P: 26	R: 0 E: 0 K: 0 S: 6 H: 0 LOB: 0 BB: 0 P: 10	R: 0 E: 0 K: 1 S: 8 H: 0 LOB: 0 BB: 0 P: 15	R: 0 E: 0 K: 0 S: 12 H: 0 LOB: 0 BB: 0 P: 17	R: 0 E: 0 K: 0 S: 9 H: 0 LOB: 0 BB: 0 P: 16	1B: 5 2B: 2 3B: 0 HR: 3 SF: 0 SAC: 0 DP: 3 HBP: 0	WP: 0 PB: 0 SB: 0 CS: 0 PA: 47						

PITCHER		IP	WLS	BF	H	R	ER	SO	BB	IBB	HBP	BLK	WP	HR	S	P	ERA	WHIP
49 Jonathon Niese, L ERA: 3.46	(1, 1)	7.1		27	6	3	3	5	1	0	0	0	0	2	64	96	3.68	0.955
52 Carlos Torres, R ERA: 1.5	(8, 1)	0.2	H	2	1	0	0	0	0	0	0	0	0	0	4	4	0.00	1.500
47 Jose Valverde, R ERA: 4.26	(9, 1)	1.0	B	6	2	3	3	1	1	0	0	0	0	1	14	26	27.00	3.000
56 Scott Rice, L ERA: 10.8	(10, 1)	0.2		2	0	0	0	0	0	0	0	0	0	0	4	8	0.00	0.000
71 Gonzalez Germen, R ERA: 1.23	(10, 1)	1.1		4	0	0	0	1	0	0	0	0	0	0	10	17	0.00	0.000

PITCHER		IP	WLS	BF	H	R	ER	SO	BB	IBB	HBP	BLK	WP	HR	S	P	ERA	WHIP
32 John Lannan, L ERA: 12.0	(12, 1)	2.0	W	6	0	0	0	0	0	0	0	0	0	0	21	33	0.00	0.000

AB	45
R	6
H	9
RBI	6
BB	2
SO	7
LOB	10

New York Mets @ Los Angeles Angels

Angel Stadium of Anaheim, Anaheim, CA

Sun Apr 13 2014, 12:38 PM - 3:42 PM PDT

Att. 38,855 - Overcast - 65 F

TOP

livebaseballscorecards.com

Batter	1	2	3	4	5	6	7	8	9	AB	R	H	RBI	BB	SO	LOB
22 Eric Young Jr., S (1, 7) OBP: 0.280, SLG: 0.256	C FF 90 C SI 91 B SI 92 B SL 84 B FF 92 B FF 91 4-2 28 G1-4-3 5 1B BB	B CU 75 X FF 89 1-0 ① G4-3	C FF 90 D SL 81 B SI 91 S FC 87 X FC 87 2-2 ②③ G4-3-6 1-2f 3-H	B FF 94 C FF 94 F FF 95 S CU 84 1-3 ① K2-3				3	1	0	0	1	1	1
28 Daniel Murphy, L (1, 4) OBP: 0.289, SLG: 0.302 0 Omar Quintanilla, L (7, 4) OBP: 0.375, SLG: 0.375	C FF 89 X CU 76 0-1 ① G1-4-3 1-2	C FF 90 B FC 88 S FF 91 B FF 92 B FF 91 C FF 92 3-3 ② K	C FF 91 X CU 77 0-1 ① F7	C SI 94 B CH 86 F FF 94 S CU 84 1-3 ② K2-3				3 1	0 0	0 0	0 0	0 0	1 1	1 0
5 David Wright, R (1, 5) OBP: 0.296, SLG: 0.313 21 Lucas Duda, L (7, 3) OBP: 0.294, SLG: 0.516	C CU 75 B FF 90 X FF 89 1-1 13 CS 2-H 1B	C FF 91 C SI 91 B SI 92 X CU 79 1-2 ③ L7	C FC 88 B CH 88 F CU 76 B FF 91 C SI 91 2-3 ② K	B FF 95 F SI 94 B CH 85 C FF 95 B CU 84 X FF 95 3-2 ③ F8				3 1	0 0	1 0	1 0	0 0	1 0	0 0
13 Josh Satin, R (1, 3) OBP: 0.231, SLG: 0.333 (7, 5)	B FF 89 D CU 75 F FF 90 C CH 85 D CU 77 C FF 90 3-3 ②③ K 1-2	C FF 90 B FF 90 T SI 91 B SI 91 B CU 77 X FF 91 3-2 ① G5-3	C FF 91 S FC 88 B FF 92 B CH 86 X FF 92 2-2 ① 3 WP 2B	C FF 94 F SI 94 X CH 86 0-2 ① G1-3				4	0	1	0	0	1	1
3 Curtis Granderson, L (1, 9) OBP: 0.288, SLG: 0.318 27 Jeurys Familia, R (7, 1) 32 John Lannan, L (8, 1) 29 Ike Davis, L (9, PH) OBP: 0.375, SLG: 0.421	B FF 90 F FF 91 S CU 78 B SL 83 X CU 78 2-2 30 G6-4-3 1B	C SI 90 S FF 92 S SI 90 0-3 ② K	C CU 76 S SL 81 B FF 91 B SL 80 C FF 91 2-3 ③ K 2-3	S CU 81 C CU 80 B SI 95 B CH 85 X CH 85 2-2 ② G4-3				3 0 0 1	0 0 0 0	1 0 0 0	0 0 0 0	0 0 0 0	2 0 0 0	1 0 0 0
30 Andrew Brown, R (1, 10) OBP: 0.250, SLG: 0.357 (7, 9)	C FC 88 F FC 88 X SL 81 0-2 ①② G6-4-3 1-2f	C SI 90 C SI 90 B SI 91 B CU 76 S FF 92 2-3 ③ K	B FF 88 F CH 85 F FC 87 B CU 80 B FC 87 B FF 90 4-2 15 WP BB	F FF 94 B CU 82 C CU 80 B FF 94 B CH 86 F SI 95 B FF 95 4-2 BB				2	0	0	0	2	1	1
12 Juan Lagares, R (1, 8) OBP: 0.353, SLG: 0.468	B FF 90 B SI 92 X FF 91 2-0 15 BB 1B	C FF 89 X FC 87 0-1 15 1B 22 G4-3-6 1B	B CH 85 X FF 89 1-0 ① F9	C FF 93 S CU 81 D CU 82 F FF 94 X CH 87 1-2 ③ G1-3				4	1	2	0	0	0	2
15 Travis d'Arnaud, R (1, 2) OBP: 0.222, SLG: 0.273	B CU 75 S CH 86 B FF 90 C CU 76 B FF 90 F SL 82 F FF 92 1 SAFE B FF 91 4-2 1-2 BB	S FF 89 X SI 90 0-1 22 G4-3-6 1-3 1B	C FF 90 B CU 77 S FF 90 B FF 90 B SL 82 C FF 90 3-3 ② K 1-2					2	0	1	0	1	1	1
11 Rubén Tejada, R (1, 6) OBP: 0.275, SLG: 0.222	X CH 85 0-0 ③ G1	C FF 90 B FF 89 D CU 75 F CH 86 B SI 91 F FF 90 C FC 88 3-3 ① K	B FC 87 F CH 83 S FC 88 B SI 90 F FC 88 C FC 87 2-3 ③ K					3	0	0	0	0	2	5
Inning Stats	R: 1 E: 0 K: 1 S: 9 H: 1 LOB: 1 BB: 1 P: 17	R: 0 E: 0 K: 0 S: 12 H: 2 LOB: 2 BB: 1 P: 20	R: 0 E: 0 K: 1 S: 7 H: 0 LOB: 0 BB: 0 P: 12	R: 0 E: 0 K: 2 S: 9 H: 0 LOB: 0 BB: 0 P: 14	R: 1 E: 0 K: 1 S: 11 H: 2 LOB: 0 BB: 0 P: 16	R: 0 E: 0 K: 2 S: 11 H: 1 LOB: 1 BB: 0 P: 17	R: 0 E: 0 K: 2 S: 10 H: 0 LOB: 1 BB: 1 P: 20	R: 0 E: 0 K: 2 S: 9 H: 0 LOB: 0 BB: 0 P: 14	R: 0 E: 0 K: 0 S: 13 H: 0 LOB: 1 BB: 1 P: 20	1B: 5 2B: 2 3B: 0 HR: 0 SF: 0 SAC: 0 DP: 3 HBP: 0						

	AB	30
	R	2
	H	6
	RBI	1
	BB	4
	SO	11
	LOB	13

WP: 2 PA: 34
PB: 0
SB: 0
CS: 1

PITCHER		IP	WLS	BF	H	R	ER	SO	BB	IBB	HBP	BLK	WP	HR	S	P	ERA	WHIP
33 C.J. Wilson, L ERA: 3.92	(1, 1)	7.0	W	27	6	2	2	9	3	0	0	0	2	0	69	116	2.57	1.286
40 Kevin Jepsen, R ERA: 11.25	(8, 1)	1.0		3	0	0	0	2	0	0	0	0	0	0	9	14	0.00	0.000
60 Yoslan Herrera, R ERA:	(9, 1)	1.0		4	0	0	0	0	1	0	0	0	0	0	13	20	0.00	1.000

PITCHER	IP	WLS	BF	H	R	ER	SO	BB	IBB	HBP	BLK	WP	HR	S	P	ERA	WHIP

Batter	1	2	3	4	5	6	7	8	9	AB	R	H	RBI	BB	SO	LOB
3 JB Shuck, L (1, 7) OBP: 0.400, SLG: 0.571	C FF 89 F FF 90 X FF 92 0-2 ① G6-3	C SL 82 C CH 83 F FF 93 F FF 92 X SI 89 0-2 ② F9		C SI 89 X SI 89 0-1 5 G5-4-3 27 1B 1B 3-H		B SI 88 F SI 89 X SI 89 1-1 5 WP 27 1B 28 BB 1B	X SI 96 0-0 1-2 1B	X FF 88 0-0 ③ F8		6	1	3	1	0	0	1
27 Mike Trout, R (1, 8) OBP: 0.382, SLG: 0.640 7 Collin Cowgill, R (7, 8) OBP: 0.333, SLG: 0.667	B FF 90 C SI 89 B FF 91 C SI 88 B FF 93 X SI 89 3-2 HR	C SI 88 C SI 90 B FF 93 F SI 88 X SI 84 1-2 ③ G1-3		X SI 87 0-0 5 G5-4-3 1-2 1B		B SI 89 F SI 90 B SI 90 B SI 90 X SI 90 3-1 28 BB 5 WP 47 WP 1-2 1B	F SI 96 F SI 96 C SI 97 0-3 ② K			4 1	2 0	3 0	1 0	0 0	0 1	0 2
5 Albert Pujols, R (1, 10) OBP: 0.309, SLG: 0.500	C FF 90 X FF 91 0-1 HR		X SI 86 0-0 ① G5-3	C SI 86 X SI 87 0-1 ① ② G5-4-3 1-2f 2-3		B SI 84 B SI 85 B SI 89 I IN 59 4-0 47 WP 28 BB 1-2 2-3 IBB	C SI 96 X SI 96 0-1 ③ G6-3			4	1	1	1	1	0	4
28 Raul Ibanez, L (1, 3) OBP: 0.295, SLG: 0.436	B FF 90 T SI 88 B FF 91 X SI 88 2-1 HR		C SI 87 B FF 91 F FF 91 F SI 89 F FF 92 B FF 90 F FF 92 B CH 82 B SI 90 4-2 56 FC1-6 BB	X FF 92 0-0 ③ F9		C SL 82 S SL 80 F SL 81 D SL 80 F SI 89 D SL 82 B SI 90 B SI 89 4-2 47 WP 1-2 2-3 3-H BB		B FF 88 F FF 88 S SL 83 B CU 75 S SI 86 2-3 ① K		3	1	1	2	2	1	1
56 Kole Calhoun, L (1, 9) OBP: 0.259, SLG: 0.400	X FF 90 0-0 44 2B 2B		C CH 80 X CH 81 0-1 ② FC1-6 1-2f		X SL 80 0-0 ① L8	C SL 81 S SL 82 S SL 80 0-3 ① K		X FF 88 0-0 47 WP 3B		5	2	2	0	0	1	4
47 Howie Kendrick, R (1, 4) OBP: 0.315, SLG: 0.306	C FF 90 B SI 88 S SI 88 B SI 91 F SL 86 C SI 89 2-3 ② K		1 SAFE 1 SAFE 1 SAFE S CH 79 X CH 81 0-1 ③ L6		B SI 88 B SI 86 X SI 87 2-0 16 HR 1B	B SI 88 F SI 90 D SI 85 D SI 85 F SI 88 X SI 90 3-2 ② G4-3 1-2 2-3 3-H		B CH 84 B SI 86 B FF 87 C FF 87 F SI 88 F SI 90 F CH 84 B FF 89 4-2 44 HR 3-H BB		4	2	1	0	1	1	4
44 Ian Stewart, L (1, 5) OBP: 0.250, SLG: 0.600	X FF 92 0-0 2-H 2B			B CH 82 B SI 88 F SI 88 B SI 88 B SI 89 4-1 16 2B 2 3B BB	C SI 87 B SI 86 F CH 80 D CH 81 T CH 79 2-2 ② K	B SI 89 F SI 88 C SL 79 S SL 81 2-3 ③ K		B FF 89 B SI 87 C SI 88 B SI 87 X FF 87 3-1 1-H HR		4	2	2	3	1	2	3
16 Hank Conger, L (1, 2) OBP: 0.400, SLG: 0.643	C SI 91 C SI 90 S FF 93 0-3 ③ K			B SI 86 B SI 85 B SI 86 C SI 86 X SI 86 3-1 2 3B 1-3 2B	X SL 79 0-0 1-H HR		B SI 95 X SI 95 1-0 ① F8	B CU 75 B SI 88 F SI 89 B CH 86 X FF 89 3-1 ② G5-3		5	2	2	2	0	1	1
2 Erick Aybar, S (1, 6) OBP: 0.289, SLG: 0.308 8 John McDonald, R (7, PR) OBP: 0.600, SLG: 0.667 (8, 6)		F SI 86 X SI 88 0-1 ① F8		B FF 91 X FF 91 1-0 3 1B 2-H 3-H 3B	X FF 91 0-0 ③ P6		B SI 96 B SI 96 C FF 96 B SI 96 B SI 96 4-1 3 1B BB	C FF 88 B SI 89 X CH 83 1-1 2B		3 1	1 0	1 1	2 0	1 0	0 0	0 0
Inning Stats	R: 4 E: 0 K: 2 S: 19 H: 5 LOB: 1 BB: 0 P: 26	R: 0 E: 0 K: 0 S: 11 H: 0 LOB: 0 BB: 0 P: 12	R: 0 E: 0 K: 0 S: 10 H: 0 LOB: 1 BB: 1 P: 14	R: 3 E: 0 K: 0 S: 10 H: 4 LOB: 1 BB: 1 P: 18	R: 2 E: 0 K: 1 S: 7 H: 2 LOB: 0 BB: 0 P: 11	R: 2 E: 0 K: 2 S: 17 H: 2 LOB: 2 BB: 2 P: 34	R: 0 E: 0 K: 1 S: 8 H: 1 LOB: 2 BB: 1 P: 13	R: 3 E: 0 K: 1 S: 15 H: 3 LOB: 1 BB: 1 P: 28		1B: 6 2B: 4 3B: 2 HR: 5 SF: 0 SAC: 0 DP: 1 HBP: 0						

PITCHER		IP	WLS	BF	H	R	ER	SO	BB	IBB	HBP	BLK	WP	HR	S	P	ERA	WHIP
40 Bartolo Colon, R ERA: 6.0	(1, 1)	5.0	L	27	11	9	9	3	2	0	0	0	0	4	57	81	16.20	2.600
56 Scott Rice, L ERA: 13.5	(6, 1)	1.0		7	2	2	2	2	1	1	0	0	2	0	17	34	18.00	3.000
27 Jeurys Familia, R ERA: 5.4	(7, 1)	1.0		5	1	0	0	1	1	0	0	0	0	0	8	13	0.00	2.000
32 John Lannan, L ERA: 15.75	(8, 1)	1.0		7	3	3	3	1	1	0	0	0	1	1	15	28	27.00	4.000

PITCHER	IP	WLS	BF	H	R	ER	SO	BB	IBB	HBP	BLK	WP	HR	S	P	ERA	WHIP

BOTTOM

New York Mets @ Los Angeles Angels

Angel Stadium of Anaheim, Anaheim, CA

Sun Apr 13 2014, 12:38 PM - 3:42 PM PDT

Att. 38,855 - Overcast - 65 F

livebaseballscorecards.com

AB	40
R	14
H	17
RBI	12
BB	6
SO	7
LOB	20

Batter	1	2	3	4	5	6	7	8	9	AB	R	H	RBI	BB	SO	LOB
22 Eric Young Jr., S (1, 7) (7, 8) OBP: 0.315, SLG: 0.283	B FC 85 C FC 86 B FC 86 F FC 86 F FC 88 B FC 88 F FC 86 B FC 87 4-2 5 S BB		F FC 85 F FC 85 X FC 86 0-2 E6 28 2B 5 G5-3 1B		C FC 89 B FC 89 F FC 90 C CU 82 1-3 ① K	B FC 89 F FF 88 F FF 88 F CU 81 B CU 80 F CU 80 F FF 89 F FC 90 B FC 90 3-2 F FF 88 X FC 89 28 FC1-6 1-2 1B		X SI 86 0-0 SH 28 SF8 5 1B 1-3		3	2	2	0	1	1	0
28 Daniel Murphy, L (1, 4) OBP: 0.300, SLG: 0.340	F FC 86 1 SAFE 1 SAFE P PO 80 B FC 86 F CH 78 F FC 85 X FC 86 2-2 ① P5		X FC 86 0-0 21 1B 2-3 2B		B CU 78 X FC 89 1-0 5 BB 3 1B 1B	F FC 88 D FF 90 F CU 79 B FF 90 F CU 80 X CU 81 2-2 ② FC1-6 1-2f 2-3		C SI 88 X CU 74 0-1 ① SF8 2-3 3-H		4	2	2	1	0	0	3
5 David Wright, R (1, 5) OBP: 0.305, SLG: 0.308	C FC 86 1 SAFE F FC 86 B FC 88 1 SAFE B FC 87 C FC 87 2-3 ② K 1-2		B FC 86 B FC 86 X FC 86 2-0 ① G5-3 3-H		B CU 78 D CU 79 B FC 89 C FF 89 B CU 78 4-1 3 1B 21 1B 1-2 BB	C FF 90 C FF 90 D CU 83 S FC 89 1-3 ③ K		F CU 74 B SI 88 X SI 88 1-1 1B 3-H		4	1	1	2	1	2	4
3 Curtis Granderson, L (1, 9) OBP: 0.291, SLG: 0.319 30 Andrew Brown, R (6, 9) OBP: 0.222, SLG: 0.313	C FC 88 B FC 87 X FC 87 1-1 ③ G1-3		B CH 79 S FC 86 S FC 86 2 SAFE B FC 86 F FC 87 F CH 79 S CH 80 2-3 ② K		C FC 89 F FC 89 B CU 82 C SB 78 X FF 89 2-2 21 1B 1-2 2-H 1B		B CU 79 B FC 88 B FC 87 C FC 88 X FC 87 3-1 ① G5-3	C SI 88 B SI 88 B CU 74 B CU 74 C SI 87 C SI 88 3-3 ② K		3 2	0 0	1 0	1 0	0 0	1 1	2 1
21 Lucas Duda, L (1, 3) (7, 7) OBP: 0.359, SLG: 0.556		F FC 84 C FC 85 B FC 87 B FC 86 B CH 78 F CH 79 X FC 86 3-2 12 2B 11 G6-3 1B	C CH 79 X FC 86 0-1 2-H 1B		C FC 90 X FC 89 0-1 1-2 2-H 1B		C CU 79 B CU 80 B CU 80 B FF 89 F FF 88 X CU 80 3-2 12 FC4-6 1B	C CU 74 S SL 80 B SL 80 S SL 81 1-3 ③ K		5	1	4	2	0	1	1
12 Juan Lagares, R (1, 8) OBP: 0.345, SLG: 0.471 29 Ike Davis, L (7, PR) (7, 3) OBP: 0.360, SLG: 0.400		C FC 86 X CH 78 0-1 11 G6-3 1-3 2B	B FC 85 C FC 86 F FC 86 X FC 87 1-2 ③ F9		C CU 80 X FC 88 0-1 ② F9		F FF 88 D FC 87 X FC 88 1-1 ② FC4-6 15 1B 1-2f		C SL 80 F SI 88 C SI 89 0-3 ① K	4 1	0 0	1 0	0 0	0 0	0 1	4 0
15 Travis d'Arnaud, R (1, 2) OBP: 0.225, SLG: 0.270 52 Carlos Torres, R (7, 1)		B FC 86 F FC 87 B FC 87 X CH 80 2-1 ① L5	F CH 76 B FC 83 X FC 83 1-1 ① F9		B FF 90 F FC 89 F FC 90 X FF 90 1-2 ③ F9		B FF 89 C CU 79 X FF 89 1-1 1-2 1B		B FF 86 C SI 86 X SI 87 1-1 ② G3	4 1	0 0	1 0	0 0	0 0	0 0	4 0
11 Rubén Tejada, R (1, 6) OBP: 0.267, SLG: 0.220		B FC 87 X CH 79 1-0 ② G6-3 2-3 3-H	C FC 84 B FC 85 F FC 85 F CU 72 F FC 86 X FC 87 1-2 ② F8			X FC 87 0-0 ① P3	B FF 88 B CU 80 C CU 81 B FC 89 F FC 88 F FC 89 C CU 81 3-3 ③ K		C SI 87 B SI 88 B SI 88 X SI 88 2-1 1B	5	0	1	1	0	1	3
45 Zack Wheeler, L (1, 1) 20 Anthony Recker, R (7, 2) OBP: 0.333, SLG: 0.500		B FC 87 C FC 87 C FC 87 B FC 88 S FC 88 2-3 ③ K	C FC 84 X FC 85 0-1 ③ G4-3			C FC 87 B FF 88 B FC 88 B FC 87 C FC 87 B FC 87 4-2 28 FC1-6 22 1B BB		B CU 73 B CU 73 B SI 87 C SI 87 B SI 87 4-1 22 SH 28 SF8 BB	C SI 87 T SL 79 F SI 89 C SL 80 0-3 ③ K	2 1	0 1	0 1	0 1	1 1	1 1	1 1

Inning Stats																								
	R: 0	H: 0	R: 1	H: 2	R: 2	H: 3	R: 0	H: 0	R: 2	H: 3	R: 0	H: 1	R: 0	H: 2	R: 2	H: 1	R: 0	H: 1	1B: 11	SF: 1	WP: 0	PA: 45		
	E: 0	LOB: 1	E: 0	LOB: 1	E: 1	LOB: 1	E: 0	LOB: 0	E: 0	LOB: 2	E: 0	LOB: 2	E: 0	LOB: 2	E: 1	LOB: 1	E: 0	LOB: 1	2B: 2	SAC: 1	PB: 0			
	K: 1	BB: 1	K: 1	BB: 0	K: 1	BB: 0	K: 0	BB: 0	K: 1	BB: 1	K: 1	BB: 1	K: 1	BB: 0	K: 2	BB: 0	K: 2	BB: 0	3B: 0	DP: 0	SB: 1			
	S: 14	P: 22	S: 12	P: 20	S: 15	P: 20	S: 9	P: 11	S: 15	P: 24	S: 18	P: 28	S: 13	P: 24	S: 12	P: 21	S: 11	P: 14	HR: 0	HBP: 0	CS: 0			

PITCHER	IP	WLS	BF	H	R	ER	SO	BB	IBB	HBP	BLK	WP	HR	S	P	ERA	WHIP
55 Josh Collmenter, R (1, 1) ERA: 3.75	4.0	L	18	5	3	3	3	1	0	0	0	0	0	50	73	6.75	1.500
49 Mike Bolsinger, R (5, 1) ERA: 6.0	3.0		17	6	2	2	3	2	0	0	0	0	0	46	76	6.00	2.667
50 Ryan Rowland-Smith, L (8, 1) ERA: 4.91	2.0		10	2	2	1	4	1	0	0	0	0	0	23	35	4.50	1.500

PITCHER	IP	WLS	BF	H	R	ER	SO	BB	IBB	HBP	BLK	WP	HR	S	P	ERA	WHIP

TOP

New York Mets @ Arizona Diamondbacks

Chase Field, Phoenix, AZ

Mon Apr 14 2014, 6:42 PM - 9:49 PM MST

Att. 18,099 - Clear - 86 F

livebaseballscorecards.com

AB	39
R	7
H	13
RBI	7
BB	4
SO	10
LOB	24

New York Mets @ Arizona Diamondbacks

Chase Field, Phoenix, AZ

Mon Apr 14 2014, 6:42 PM - 9:49 PM MST

Att. 18,099 - Clear - 86 F

livebaseballscorecards.com

BOTTOM

Batter	1	2	3	4	5	6	7	8	9	AB	R	H	RBI	BB	SO	LOB
8 Gerardo Parra, L (1, 9) OBP: 0.300, SLG: 0.385	B FF 95 X FF 94 1-0 ① L8		B CU 76 B CU 77 F FF 93 B CH 87 B SI 94 4-1 44 BB 2 1B 26 SF7-5-6 BB		B CU 77 B CH 86 C CH 87 C CU 77 X SI 94 2-2 ③ L7		F FF 93 X FC 89 0-1 ③ F7		B FF 93 B FC 91 S FC 89 X FF 92 2-1 ③ G3	4	1	0	0	1	0	3
2 Aaron Hill, R (1, 4) OBP: 0.290, SLG: 0.359	C FF 96 B FF 96 X SI 94 1-1 ② P6		X SI 93 0-0 26 SF7-5-6 44 BB 1-2 1B			C FF 94 B FC 87 B FC 86 X SI 95 2-1 ① G5-3		C FC 87 S FF 92 B CU 82 B FF 91 S FC 88 2-3 ① K		4	0	1	0	0	1	0
44 Paul Goldschmidt, R (1, 3) OBP: 0.394, SLG: 0.540	C FC 88 C FC 88 B SI 94 X FF 94 1-2 26 2B 1B		B FF 95 C FF 95 B FF 94 B FC 87 S FF 94 F FF 94 F SI 93 B FC 87 4-2 1-2 2-3 BB			X FF 93 0-0 ② F8		C FF 92 X FF 93 0-1 26 WP 26 1B 1B		3	2	2	0	1	0	0
26 Miguel Montero, L (1, 2) OBP: 0.339, SLG: 0.380	1 SAFE B SI 94 X CH 87 1-0 1-H 2B		X FF 95 0-0 ② ③ SF7-5-6 2-3 3-H			B SI 94 B CU 76 X CH 87 2-0 1B		B FF 89 S FC 88 B FF 91 S FC 87 B FC 91 X FC 88 3-2 14 FC4-6 1-H 1B		3	0	3	3	0	0	0
14 Martín Prado, R (1, 5) OBP: 0.292, SLG: 0.295	C FF 94 B FC 87 B FC 87 X FF 94 2-1 ③ G6-3			C FF 94 C FC 87 S CU 77 0-3 ① K		C FC 86 B FC 86 B CU 77 X FF 94 2-1 ③ G6-3		1 SAFE C FC 89 X FC 88 0-1 ② FC4-6 1-2f		4	0	0	0	0	1	3
15 Mark Trumbo, R (1, 7) OBP: 0.275, SLG: 0.547		F FF 94 F SI 94 F FC 88 B FF 93 X FC 86 1-2 ① G4-3		C FF 95 B CH 88 F FF 94 B FF 94 X FF 94 2-2 ② G6-3			X FF 93 0-0 ① F9	C FF 92 S FC 89 S FC 90 0-3 ③ K		4	0	0	0	0	1	1
16 Chris Owings, R (1, 6) OBP: 0.373, SLG: 0.375		C CU 77 C CU 76 F FF 95 X FC 85 0-2 ② G5-3		B FC 86 X FC 86 1-0 11 PO 1B			B FF 94 S CU 77 C FF 96 B CU 77 X CU 77 2-2 19 G3-1 2B		F FF 89 C FF 92 X FC 89 0-2 ① G4-3	4	0	2	0	0	0	0
11 AJ Pollock, R (1, 8) OBP: 0.290, SLG: 0.351		C FF 94 B FF 93 B CU 77 X FF 93 2-1 ③ F9		C FF 94 1 SAFE 1 SAFE F FF 94 B FF 94 1 SAFE 1-2 ③ PO 1-2	C CU 76 X CU 76 0-1 ① G5-3		C FF 93 B FF 93 B CU 76 B FF 94 D SI 94 4-1 19 G3-1 BB		B FF 92 X FC 88 1-0 4 G4-3 1B	3	0	1	0	1	0	0
55 Josh Collmenter, R (1, 1) 49 Mike Bolsinger, R (5, 1) 19 Tony Campana, L (7, PH) OBP: 0.412, SLG: 0.500 50 Ryan Rowland-Smith, L (8, 1) 4 Cliff Pennington, S (9, PH) OBP: 0.412, SLG: 0.375			B FF 94 B FF 95 C FF 93 C SI 94 C SI 94 2-3 ① K		C FF 92 B FF 93 F FF 94 S FF 92 B SI 94 S SI 93 3-3 ② K		F FF 90 X FC 90 0-1 ② G3-1 1-2 2-3		C FF 90 B FC 91 B FC 90 X FC 88 2-1 ② G4-3 1-2	1 1 1 0 1	0 0 0 0 0	0 0 0 0 0	0 0 0 0 0	0 1 0 0 0	1 0 0 0 0	0 0 2 0 1
Inning Stats	R: 1 H: 2 E: 0 LOB: 1 K: 0 BB: 0 S: 9 P: 15	R: 0 H: 0 E: 0 LOB: 0 K: 0 BB: 0 S: 10 P: 13	R: 1 H: 1 E: 0 LOB: 1 K: 1 BB: 2 S: 10 P: 20	R: 0 H: 1 E: 0 LOB: 0 K: 1 BB: 0 S: 9 P: 13	R: 0 H: 0 E: 0 LOB: 0 K: 1 BB: 0 S: 8 P: 13	R: 0 H: 1 E: 0 LOB: 1 K: 0 BB: 0 S: 6 P: 12	R: 0 H: 1 E: 0 LOB: 2 K: 0 BB: 1 S: 9 P: 15	R: 1 H: 2 E: 0 LOB: 1 K: 2 BB: 0 S: 13 P: 18	R: 0 H: 1 E: 0 LOB: 1 K: 0 BB: 0 S: 8 P: 13	1B: 7 2B: 3 3B: 0 HR: 0	SF: 1 SAC: 0 DP: 1 HBP: 0			WP: 1 PB: 0 SB: 0 CS: 0	PA: 38		

	AB
AB	33
R	3
H	9
RBI	3
BB	3
SO	5
LOB	10

PITCHER		IP	WLS	BF	H	R	ER	SO	BB	IBB	HBP	BLK	WP	HR	S	P	ERA	WHIP
45 Zack Wheeler, R ERA: 4.67	(1, 1)	6.1	W	26	6	2	2	3	3	0	0	0	0	0	57	97	2.84	1.421
52 Carlos Torres, R ERA: 2.08	(7, 1)	2.2	S	11	3	1	1	2	0	0	0	0	1	0	25	35	3.38	1.125

PITCHER	IP	WLS	BF	H	R	ER	SO	BB	IBB	HBP	BLK	WP	HR	S	P	ERA	WHIP

Batter	1	2	3	4	5	6	7	8	9	AB	R	H	RBI	BB	SO	LOB
22 Eric Young Jr., S (1, 7) OBP: 0.339, SLG: 0.314	C SL 73 S CU 66 X SI 86 0-2 5 1B 28 1B 21 FC3-6 1B	X FF 86 0-0 ③ L7		C SI 86 X SL 76 0-1 28 1B 28 E 2-H 3-H 1B	B FF 92 S CH 83 B FF 92 F CH 83 C FF 93 2-3 ③ K			C SI 89 B FF 89 B SI 90 X FF 89 2-1 5 FC6-4 1B		5	2	3	2	0	1	1
28 Daniel Murphy, L (1, 4) OBP: 0.309, SLG: 0.346	X SI 85 0-0 21 FC3-6 5 1B 30 SF8 1-2 1B		F FF 86 C SL 75 B CH 75 F CH 79 X SI 88 1-2 ① G6-3	B SL 74 C SL 74 C CH 78 B CH 79 B SI 87 F SL 76 X SI 87 3-2 E8 21 HBP 5 1B 30 FC6-4 1-H 1B		F FF 92 C SL 80 B SL 80 B SI 92 C SL 79 2-3 ① K		C FS 84 D FS 85 C FF 89 F FF 89 B FF 89 X FS 84 2-2 ② F7		5	2	2	0	0	1	1
5 David Wright, R (1, 5) OBP: 0.313, SLG: 0.316	X SI 86 0-0 21 FC3-6 1-2 2-3 1B		X SI 88 0-0 ② L5	C SI 87 B CH 81 X SL 77 1-1 30 FC6-4 21 HBP 1-2 1B		C SL 78 C SI 91 B SL 80 S FF 91 1-3 ② K		C FF 89 X FF 88 0-1 ③ FC6-4 1-2f		5	0	2	0	0	1	1
21 Lucas Duda, L (1, 3) OBP: 0.341, SLG: 0.500	X SI 85 0-0 ① FC3-6 30 SF8 9 1B 1-2f 2-3 3-H		B SI 88 C SL 75 X CH 77 1-1 ③ G3-1	C FF 93 C FF 93 H FF 91 1-2 30 FC6-4 1-2 2-3 HBP		C FF 89 B SL 81 X FF 91 1-1 ③ F8			C FF 93 B SL 85 X FF 92 1-1 ① F8	4	1	0	1	0	0	2
30 Andrew Brown, R (1, 9) OBP: 0.217, SLG: 0.300	F CU 70 B CH 78 D SL 76 X CU 71 2-1 ② SF8 1-2 3-H			X FF 86 0-0 9 HR 1B B CU 77 B FF 92 X FF 93 2-0 ② FC6-4 1-2f 2-3 3-H B SL 73 B CH 78 C SL 74 X CH 82 X CH 75 2-2 1-H HR C FF 93 B FF 92 B FF 92 B FF 92 X CH 83 2-2 ③ G1-3		C SL 76 B SL 80 T SL 79 S FF 92 1-3 ① K		C FF 93 F FF 94 C FF 95 0-3 ② K	4	1	1	2	0	2	2
9 Kirk Nieuwenhuis, L (1, 8) OBP: 0.600, SLG: 1.200	C CU 71 B CH 78 F SI 85 X SI 87 1-2 15 FC5-4 2-H 1B						C SI 90 S SL 80 B SL 80 X SI 92 1-2 1B		B FF 95 B FF 93 B FF 94 C FF 92 F FF 93 S FF 94 3-3 ③ K	5	1	3	3	0	1	2
15 Travis d'Arnaud, R (1, 2) OBP: 0.250, SLG: 0.256	F CU 70 S SL 77 X SL 77 0-2 ③ FC5-4 1-2f			B SL 75 B CH 77 C CU 72 B CH 78 B SL 78 4-1 0 2B 22 1B BB	B CU 76 B CU 77 B FF 94 C FF 92 B FF 94 4-1 BB		B SI 91 B FF 91 S FF 91 T SL 78 C SI 91 2-3 ② K			2	1	0	0	2	1	2
0 Omar Quintanilla, L (1, 6) OBP: 0.333, SLG: 0.417		B SI 84 B CH 76 C SL 73 F CH 74 X SI 86 2-2 ① G4-3		F SL 74 F SL 79 X SI 88 0-2 22 1B 1-3 2B	C FF 92 C FF 91 B FF 92 X FF 93 1-2 ① L7		B SL 79 X SI 90 1-0 ③ G4-3			4	1	1	0	0	0	2
58 Jenrry Mejia, R (1, 1) 71 Gonzalez Germen, R (6, 1) 44 Kyle Farnsworth, R (9, 1)		B SI 86 C SI 84 C SL 73 S SL 76 1-3 ② K		C CU 71 X SL 75 0-1 ① F7	L FF 90 L FF 92 B FF 92 L FF 91 1-3 ② K			B FF 88 C FF 88 C FF 89 C FF 89 1-3 ① K		3 1 0	0 0 0	0 0 0	0 0 0	0 0 0	2 1 0	3 0 0
Inning Stats	R: 3 H: 4 E: 0 LOB: 1 K: 0 BB: 0 S: 14 P: 17	R: 0 H: 0 E: 0 LOB: 0 K: 1 BB: 0 S: 7 P: 10	R: 0 H: 0 E: 0 LOB: 0 K: 0 BB: 0 S: 7 P: 9	R: 6 H: 6 E: 1 LOB: 2 K: 0 BB: 1 S: 24 P: 39	R: 0 H: 0 E: 0 LOB: 1 K: 2 BB: 1 S: 10 P: 18	R: 0 H: 0 E: 0 LOB: 0 K: 2 BB: 0 S: 8 P: 12	R: 0 H: 1 E: 0 LOB: 1 K: 2 BB: 0 S: 10 P: 15	R: 0 H: 1 E: 0 LOB: 1 K: 1 BB: 0 S: 11 P: 16	R: 0 H: 0 E: 0 LOB: 0 K: 2 BB: 0 S: 8 P: 12	1B: 10 SF: 1 2B: 1 SAC: 0 3B: 0 DP: 0 HR: 1 HBP: 1						

TOP

New York Mets @ Arizona Diamondbacks

Chase Field, Phoenix, AZ

Tue Apr 15 2014, 6:41 PM - 9:29 PM MST

Att. 21,969 - Partly Cloudy - 87 F

livebaseballscorecards.com

AB	38
R	9
H	12
RBI	8
BB	2
SO	10
LOB	16

PITCHER		IP	WLS	BF	H	R	ER	SO	BB	IBB	HBP	BLK	WP	HR	S	P	ERA	WHIP
61 Bronson Arroyo, R ERA: 9.95	(1, 1)	3.1	L	21	10	9	9	1	1	0	0	0	0	1	46	64	24.30	3.300
48 Randall Delgado, R ERA: 7.15	(4, 1)	1.2		7	0	0	0	2	1	0	1	0	0	0	16	29	0.00	0.600
59 Oliver Pérez, L ERA: 6.14	(6, 1)	2.0		7	1	0	0	4	0	0	0	0	0	0	18	27	0.00	0.500
40 J.J. Putz, R ERA: 1.5	(8, 1)	1.0		4	1	0	0	1	0	0	0	0	0	0	11	16	0.00	1.000
43 Addison Reed, R ERA: 2.57	(9, 1)	1.0		3	0	0	0	2	0	0	0	0	0	0	8	12	0.00	0.000

PITCHER	IP	WLS	BF	H	R	ER	SO	BB	IBB	HBP	BLK	WP	HR	S	P	ERA	WHIP

BOTTOM

New York Mets @ Arizona Diamondbacks

Chase Field, Phoenix, AZ

Tue Apr 15 2014, 6:41 PM - 9:29 PM MST

Att. 21,969 - Partly Cloudy - 87 F

livebaseballscorecards.com

Batter	1	2	3	4	5	6	7	8	9	AB	R	H	RBI	BB	SO	LOB
8 Gerardo Parra, L (1, 9) OBP: 0.297, SLG: 0.368	C FF 90 X CH 86 0-1 ① L9			B FC 88 B FC 90 C FC 92 F FC 90 B CU 76 B FC 91 4-2 44 1B BB	C CU 77 B CU 78 X CH 87 1-1 ③ G3			C FF 92 B CH 82 X FF 92 1-1 ② G3		3	0	0	0	1	0	2
14 Martín Prado, R (1, 5) OBP: 0.275, SLG: 0.277	B FC 91 S FF 92 B FF 92 X FC 91 2-1 ② G4-3			C FC 91 F FF 93 F FC 92 C SL 87 0-3 ① K		C FF 91 C FF 92 B FF 92 X SL 85 1-2 ① G4-3		B FF 93 F SL 85 C FF 92 B FF 92 B SL 86 S CH 83 3-3 ③ K		4	0	0	0	0	2	1
44 Paul Goldschmidt, R (1, 3) OBP: 0.387, SLG: 0.522	C FC 92 B SL 84 X SL 86 1-1 ③ L4			C FF 92 F FC 93 F FF 92 F FF 94 X CU 80 0-2 1-3 1B		C FF 91 S CH 82 T CH 83 0-2 ② K			F FF 94 F FF 95 B FF 95 B FF 94 X FF 94 2-2 ① L5	4	0	1	0	0	1	0
26 Miguel Montero, L (1, 2) OBP: 0.317, SLG: 0.352		C FF 92 B CU 80 B CH 86 B FC 92 X FC 92 3-1 ① L7		B FC 90 B FF 91 F CH 88 B FC 92 S CH 87 X SL 85 3-2 ② F7		X FF 92 0-0 ③ F7			F SI 91 X FF 94 0-1 ② L7	4	0	0	0	0	0	2
2 Aaron Hill, R (1, 4) OBP: 0.274, SLG: 0.338		C SL 82 B SL 85 X FC 92 1-1 ② G5-3		C SL 83 B FF 93 B FF 93 S SL 83 S SL 84 2-3 ③ K			B FF 91 C FF 92 S FF 92 X FF 92 1-2 ① F8		C SI 93 F FF 94 F FF 95 F FF 94 B SI 94 F FF 93 S SL 84 1-3 ③ K	4	0	0	0	0	2	2
15 Mark Trumbo, R (1, 7) OBP: 0.264, SLG: 0.522		S FF 93 F FF 92 F CU 79 X FF 93 0-2 ③ F9			B FF 91 F FC 92 B FC 93 X FC 91 2-1 ① L8		C SL 84 C SL 84 X FF 92 0-2 ② G5-3			3	0	0	0	0	0	0
16 Chris Owings, R (1, 6) OBP: 0.389, SLG: 0.380			C FF 92 B SL 85 S FC 92 B FC 93 F SL 85 S FC 93 2-3 ① K		B CU 76 C FC 92 B FC 92 B FF 92 B FC 90 4-1 12 G4-3 11 1B BB		C FF 93 C FF 92 B CH 83 X CH 84 1-2 1B			2	0	1	0	1	1	0
11 AJ Pollock, R (1, 8) OBP: 0.292, SLG: 0.350			C FF 94 B FC 94 B SL 84 X FC 92 2-1 ② F9		C FC 91 X SL 84 0-1 12 G4-3 1-2 1B		B FF 93 F SI 92 B SL 85 S SL 86 X FF 93 2-2 ③ F8			3	0	1	0	0	0	1
61 Bronson Arroyo, R (1, 1) OBP: 0.250, SLG: 0.250 48 Randall Delgado, R (4, 1) 12 Eric Chavez, L (5, PH) OBP: 0.278, SLG: 0.588 59 Oliver Perez, L (6, 1) 40 J.J. Putz, R (8, 1) 19 Tony Campana, L (8, PH) OBP: 0.389, SLG: 0.471 43 Addison Reed, L (9, 1)			B FC 93 X FC 93 1-0 ③ G5-3		B FC 90 S FC 90 S FC 92 X FC 93 1-2 ② G4-3 1-2 2-3			X FF 92 0-0 ① L7		1 0 1 0 0 1 0	0 0 0 0 0 0 0	0 0 0 0 0 0 0	0 0 0 0 0 0 0	0 0 0 0 0 0 0	0 0 2 0 0 0 0	0 0 0 0 0 0 0
Inning Stats	R: 0 E: 0 K: 0 S: 6 H: 0 LOB: 0 BB: 0 P: 9	R: 0 E: 0 K: 0 S: 8 H: 0 LOB: 0 BB: 0 P: 12	R: 0 E: 0 K: 1 S: 7 H: 0 LOB: 0 BB: 0 P: 12	R: 0 E: 0 K: 2 S: 17 H: 1 LOB: 2 BB: 1 P: 26	R: 0 E: 0 K: 0 S: 10 H: 1 LOB: 2 BB: 1 P: 18	R: 0 E: 0 K: 1 S: 7 H: 0 LOB: 0 BB: 0 P: 8	R: 0 E: 0 K: 0 S: 12 H: 1 LOB: 1 BB: 0 P: 16	R: 0 E: 0 K: 1 S: 6 H: 0 LOB: 0 BB: 0 P: 10	R: 0 E: 0 K: 1 S: 11 H: 0 LOB: 0 BB: 0 P: 14	1B: 3 2B: 0 3B: 0 HR: 0 SF: 0 SAC: 0 DP: 0 HBP: 0						

	AB	30
	R	0
	H	3
	RBI	0
	BB	2
	SO	6
	LOB	10

PITCHER	IP	WLS	BF	H	R	ER	SO	BB	IBB	HBP	BLK	WP	HR	S	P	ERA	WHIP
58 Jenrry Mejia, R (1, 1) ERA: 2.81	5.0	W	19	2	0	0	3	2	0	0	0	0	0	48	77	0.00	0.800
71 Gonzalez Germen, R (6, 1) ERA: 0.87	3.0	H	10	1	0	0	2	0	0	0	0	0	0	25	34	0.00	0.333
44 Kyle Farnsworth, R (9, 1) ERA: 1.35	1.0		3	0	0	0	1	0	0	0	0	0	0	11	14	0.00	0.000

PITCHER	IP	WLS	BF	H	R	ER	SO	BB	IBB	HBP	BLK	WP	HR	S	P	ERA	WHIP

New York Mets @ Arizona Diamondbacks

Chase Field, Phoenix, AZ

Wed Apr 16 2014, 12:42 PM - 3:27 PM MST

Att. 19,673 - Roof Closed - 73 F

TOP

livebaseballscorecards.com

Batter	1	2	3	4	5	6	7	8	9	AB	R	H	RBI	BB	SO	LOB
22 Eric Young Jr., S (1, 7) OBP: 0.344, SLG: 0.309	B FC 90 C FC 91 B FC 91 B SI 92 C FF 93 F SI 89 B FC 90 4-2 5 F9 28 S BB		B SI 93 C CU 81 F CU 80 B FF 94 X SI 92 2-2 5 S 1B		C CU 80 B CU 79 X CU 79 1-1 ① G5-3	B FF 86 B FF 86 T FF 86 F FF 86 C FF 86 2-3 ③ K			X FF 92 0-0 E1 28 1B	4	1	1	0	1	1	2
28 Daniel Murphy, L (1, 4) OBP: 0.317, SLG: 0.351	C SI 92 F FC 91 S FF 92 0-3 ① K 1-2		1 SAFE B FC 91 1 SAFE X FC 91 1-0 ② F7		B CU 78 C SI 90 B SI 93 B FC 90 X SI 92 3-1 1B		C SI 90 X FF 92 0-1 ① G6-3		F SL 85 B FF 95 F FF 93 X FF 94 1-2 5 E 5 S 5 1B 3-H 1B	5	1	2	1	0	1	2
5 David Wright, R (1, 5) OBP: 0.319, SLG: 0.323	X FF 92 0-0 ② F9 2-3		1 SAFE 1 SAFE P PO 89 C SI 93 B SI 93 D CU 82 C CU 81 X SI 93 3-2 ③ L6 1-2		B SI 92 1 SAFE F FC 90 B SI 93 B SI 92 C FC 90 C CU 82 1 SAFE 3-3 ② K		C SL 75 B SL 81 X FF 91 1-1 29 S 1B		F SL 83 D SL 84 B SL 84 X SL 85 2-1 30 G4-3 1-H 1B	5	0	2	1	0	1	3
29 Ike Davis, L (1, 3) OBP: 0.367, SLG: 0.375	X FC 90 0-0 ③ G4-3			B FC 90 C SI 92 B SI 94 X CU 82 2-1 30 2B 9 SF8 1B	1 SAFE X FC 90 0-0 ③ F8		C SL 78 B SL 78 F SI 90 B SL 80 B SL 78 B SL 79 4-2 1-2 BB		D FF 92 X FF 91 1-0 ① F7	4	1	1	0	1	0	3
30 Andrew Brown, R (1, 9) OBP: 0.250, SLG: 0.360		X SI 92 0-0 ① G6-3		B CU 81 B CU 82 F SI 93 B SI 94 S SI 93 F SI 94 F SI 93 F SI 94 X SI 94 3-2 9 SF8 1-3 2B		C SI 91 B SI 91 S SI 92 B SI 92 X CU 82 2-2 20 2B 35 G3-4-3 1B	B FF 91 X SI 91 1-0 ② F8		B FF 92 X SL 83 1-0 ② G4-3 1-2	5	1	2	0	0	0	3
9 Kirk Nieuwenhuis, L (1, 8) OBP: 0.300, SLG: 0.667		C SI 92 C FC 90 S FF 93 0-3 ② K		C CU 81 S CU 82 B CU 81 F FF 94 D CU 82 X CU 82 2-2 ① SF8 2-3 3-H		D CU 80 X SI 92 1-0 ① L7	C SL 79 B SL 80 C SL 79 C SL 80 1-3 ③ K		B SL 83 X FF 92 1-0 ③ L8	4	0	0	1	0	2	4
20 Anthony Recker, R (1, 2) OBP: 0.375, SLG: 0.786		C SI 93 B SI 93 B SI 93 B CU 81 X FC 90 3-1 HR		S FF 93 S FC 93 S SI 94 0-3 ② K		B SI 92 1 SAFE B SI 92 F SI 92 F SI 93 F SI 93 X CU 82 2-2 35 G3-4-3 1-3 2B		S SI 86 F SI 85 B CU 73 S CU 72 1-3 ① K		4	1	2	1	0	2	1
11 Rubén Tejada, R (1, 6) OBP: 0.286, SLG: 0.209		C SI 93 F SI 94 F FF 94 B SI 94 B FC 91 S CU 82 2-3 ③ K		D CU 82 B CU 82 B CU 82 I IN 80 4-0 IBB		I IN 70 I IN 72 I IN 72 I IN 72 4-0 35 G3-4-3 IBB		C SI 86 X SI 84 0-1 ② G1-3		2	0	0	0	2	1	0
35 Dillon Gee, R (1, 1) 3 Curtis Granderson, L (8, PH) OBP: 0.286, SLG: 0.313 44 Kyle Farnsworth, R (8, 1) 56 Scott Rice, L (8, 1) 47 Jose Valverde, R (9, 1)			C SI 92 X SI 93 0-1 ① G5-3	C SI 93 X SI 93 0-1 ③ L7		C SI 92 X SI 92 0-1 ② G3-4-3 1-2 2-3 3-H		X SI 86 0-0 ③ G4-3		3 1 0 0 0	0 0 0 0 0	0 0 0 0 0	1 0 0 0 0	0 0 0 0 0	0 0 0 0 0	4 0 0 0 0

	AB	37
	R	5
	H	10
	RBI	5
	BB	4
	SO	8
	LOB	22

Inning Stats	1	2	3	4	5	6	7	8	9
	R: 0 E: 0 K: 1 S: 8	H: 0 LOB: 1 BB: 1 P: 12	R: 1 E: 0 K: 2 S: 10	H: 1 LOB: 0 BB: 0 P: 15	R: 0 E: 0 K: 0 S: 10	H: 1 LOB: 1 BB: 0 P: 15	R: 1 E: 0 K: 1 S: 17	H: 2 LOB: 2 BB: 1 P: 28	R: 0 E: 0 K: 1 S: 8	H: 1 LOB: 1 BB: 0 P: 15	R: 1 E: 0 K: 1 S: 13	H: 2 LOB: 2 BB: 1 P: 24	R: 0 E: 0 K: 1 S: 10	H: 1 LOB: 1 BB: 1 P: 17	R: 0 E: 0 K: 1 S: 6	H: 0 LOB: 0 BB: 0 P: 7	R: 2 E: 1 K: 0 S: 9	H: 2 LOB: 1 BB: 0 P: 15

1B: 7	SF: 1
2B: 2	SAC: 0
3B: 0	DP: 0
HR: 1	HBP: 0

WP: 0	PA: 42
PB: 0	
SB: 4	
CS: 0	

PITCHER		IP	WLS	BF	H	R	ER	SO	BB	IBB	HBP	BLK	WP	HR	S	P	ERA	WHIP
32 Brandon McCarthy, R ERA: 7.11	(1, 1)	5.2	L	27	7	3	3	5	1	2	0	0	0	1	63	104	4.76	1.412
54 Joe Thatcher, L ERA: 1.59	(6, 1)	0.1		1	0	0	0	1	0	0	0	0	0	0	3	5	0.00	0.000
59 Oliver Pérez, L ERA: 5.4	(7, 1)	1.0		5	1	0	0	1	1	0	0	0	0	0	10	17	0.00	2.000
29 Brad Ziegler, R ERA: 2.16	(8, 1)	1.0		3	0	0	0	1	0	0	0	0	0	0	6	7	0.00	0.000
43 Addison Reed, R ERA: 3.38	(9, 1)	1.0		6	2	2	1	0	0	0	0	0	0	0	9	15	9.00	2.000

PITCHER		IP	WLS	BF	H	R	ER	SO	BB	IBB	HBP	BLK	WP	HR	S	P	ERA	WHIP

Batter	1	2	3	4	5	6	7	8	9	AB	R	H	RBI	BB	SO	LOB
8 Gerardo Parra, L (1, 9) OBP: 0.295, SLG: 0.361	X FF 87 0-0 ① G4-3			C FF 87 F CH 80 B SL 83 X FF 89 1-2 ① G1-3		C FF 89 S CH 83 X CH 83 0-2 ③ 1B		B SI 88 B SI 89 X SI 89 2-0 ③ G4-3		4	0	1	0	0	0	2
2 Aaron Hill, R (1, 4) OBP: 0.273, SLG: 0.375	C FF 89 B FF 88 B SL 82 X SI 90 2-1 ② F9			C KC 73 X SI 90 0-1 ② P3			B FF 88 B FF 88 B SL 82 C FF 88 X SI 88 3-1 ① L5		B FF 92 F FF 92 X FF 92 1-1 HR	4	1	1	1	0	0	0
44 Paul Goldschmidt, R (1, 3) OBP: 0.392, SLG: 0.577	C FF 90 C KC 76 S FF 90 0-3 ③ K			B FF 90 B SL 83 C SL 84 B KC 75 X SI 90 3-1 ③ F7			X FF 89 0-0 2B		B FF 93 X FF 92 1-0 HR	4	1	2	1	0	1	0
26 Miguel Montero, L (1, 2) OBP: 0.299, SLG: 0.328		B FF 88 X FF 89 1-0 ① G1-3			C KC 72 B KC 71 B FF 90 B CH 82 X FF 89 3-1 ① F8		C FF 89 X FF 89 0-1 ② F9		B FF 95 C FF 92 X FF 92 1-1 ① G3	4	0	0	0	0	0	1
15 Mark Trumbo, R (1, 7) OBP: 0.250, SLG: 0.493		B FF 89 F FF 89 F SI 90 X KC 75 1-2 ② G6-3			C KC 74 B FF 90 B SL 82 X SL 82 2-1 ② F8		X SL 84 0-0 ③ G6-3		B FF 94 C FS 83 C FF 93 S FF 93 1-3 ② K	4	0	0	0	0	1	1
14 Martín Prado, R (1, 5) OBP: 0.301, SLG: 0.319		B FF 90 B FF 90 C SI 90 C KC 73 F FF 90 C SL 84 2-3 ③ K			C FF 90 B SI 90 X CH 82 1-1 2B			C FF 93 B SL 85 B SL 84 X CH 88 2-1 19 1B	B FF 92 X FF 92 1-0 1B	4	0	3	0	0	1	0
4 Cliff Pennington, S (1, 6) OBP: 0.333, SLG: 0.300			X FF 88 0-0 ① F7		X SI 90 0-0 ③ F7			X SI 92 0-0 ① F7	C FF 92 F FS 84 F FS 84 B FS 82 X FF 93 1-2 ③ L7	4	0	0	0	0	0	3
19 Tony Campana, L (1, 8) OBP: 0.381, SLG: 0.450			C FF 88 B FF 89 X CH 82 1-1 ② G1-3			B FF 87 B FF 87 C FF 87 X FF 88 2-1 ① P6		1 SAFE B CH 90 X CH 89 1-0 1-2 1B		3	0	1	0	0	0	0
32 Brandon McCarthy, R (1, 1) 54 Joe Thatcher, L (6, 1) 11 AJ Pollock, R (6, PH) OBP: 0.288, SLG: 0.344 59 Oliver Perez, L (7, 1) 29 Brad Ziegler, R (8, 1) 12 Eric Chavez, L (8, PH) OBP: 0.263, SLG: 0.556 43 Addison Reed, L (9, 1)			B FF 89 C SI 89 F SI 90 C KC 75 1-3 ③ K			C FF 88 C KC 73 B SI 89 X SL 82 1-2 ② G6-3		B FF 92 C CH 90 S FF 95 B FF 94 B SL 85 C CH 87 3-3 ② K		1 0 1 0 0 1 0	0 0 0 0 0 0 0	0 0 0 0 0 1 0	0 0 0 0 0 0 0	1 0 0 0 0 1 0	0 0 0 0 0 1 0	0 0 0 0 0 2 0
Inning Stats	R: 0 E: 0 K: 1 S: 6 H: 0 LOB: 0 BB: 0 P: 8	R: 0 E: 0 K: 1 S: 8 H: 0 LOB: 0 BB: 0 P: 12	R: 0 E: 0 K: 1 S: 6 H: 0 LOB: 0 BB: 0 P: 8	R: 0 E: 0 K: 0 S: 7 H: 0 LOB: 0 BB: 0 P: 11	R: 0 E: 0 K: 0 S: 7 H: 1 LOB: 1 BB: 0 P: 13	R: 0 E: 0 K: 0 S: 8 H: 1 LOB: 1 BB: 0 P: 11	R: 0 E: 0 K: 0 S: 6 H: 1 LOB: 1 BB: 0 P: 9	R: 0 E: 0 K: 1 S: 8 H: 2 LOB: 2 BB: 0 P: 16	R: 2 E: 0 K: 1 S: 13 H: 3 LOB: 1 BB: 0 P: 19	1B: 4 2B: 2 3B: 0 HR: 2	SF: 0 SAC: 0 DP: 0 HBP: 0			WP: 0 PB: 0 SB: 0 CS: 0	PA: 34		

PITCHER		IP	WLS	BF	H	R	ER	SO	BB	IBB	HBP	BLK	WP	HR	S	P	ERA	WHIP
35 Dillon Gee, R ERA: 3.71	(1, 1)	7.0	W	23	3	0	0	3	0	0	0	0	0	0	48	72	0.00	0.429
44 Kyle Farnsworth, R ERA: 1.23	(8, 1)	0.2	H	4	2	0	0	1	0	0	0	0	0	0	7	13	0.00	3.000
56 Scott Rice, L ERA: 12.0	(8, 1)	0.1	H	1	0	0	0	0	0	0	0	0	0	0	1	3	0.00	0.000
47 Jose Valverde, R ERA: 6.14	(9, 1)	1.0		6	3	2	2	1	0	0	0	0	0	2	13	19	18.00	3.000

PITCHER	IP	WLS	BF	H	R	ER	SO	BB	IBB	HBP	BLK	WP	HR	S	P	ERA	WHIP

BOTTOM

New York Mets @ Arizona Diamondbacks

Chase Field, Phoenix, AZ

Wed Apr 16 2014, 12:42 PM - 3:27 PM MST

Att. 19,673 - Roof Closed - 73 F

livebaseballscorecards.com

AB	34
R	2
H	8
RBI	2
BB	0
SO	5
LOB	9

Atlanta Braves @ New York Mets

Citi Field, Flushing, NY

Fri Apr 18 2014, 7:12 PM - 10:07 PM EDT

Att. 33,199 - Cloudy - 45 F

livebaseballscorecards.com

Batter	1	2	3	4	5	6	7	8	9	AB	R	H	RBI	BB	SO	LOB
19 Andrelton Simmons, R (1, 6) OBP: 0.333, SLG: 0.528	B FF 86 C FF 88 X FF 88 1-1 ① F9		B CH 85 C FF 88 B CH 80 X FF 87 2-1 5 G4-6-3 2 BB 1B		X CH 79 0-0 ② G5-3		C FF 92 X FC 90 0-1 ③ G6-3		B FF 94 B SI 94 X FF 95 2-0 ① F8	5	0	1	0	0	0	1
2 B.J. Upton, R (1, 8) OBP: 0.284, SLG: 0.323	B CU 72 X FF 87 1-0 ② F8		B SI 88 1 SAFE B FF 87 B FF 87 C FF 89 B FF 90 4-1 5 G4-6-3 1-2 BB		B CH 84 C CH 80 F FF 87 F CH 84 B CU 74 F FF 86 B FC 86 F CH 82 X FF 89 3-2 ③ G6-3			B SL 81 C SL 81 X FF 91 1-1 5 HR 1B	F SI 95 B SL 85 X SL 84 1-1 5 2B 8 SF8 1B	4	2	2	0	1	0	0
5 Freddie Freeman, L (1, 3) OBP: 0.471, SLG: 0.729	C CU 72 F SI 89 F SI 90 B FF 90 X SI 90 1-2 ③ L7		F SI 89 B SI 89 F FF 89 F SI 90 B SI 89 F SI 90 X FF 89 2-2 ① ② G4-6-3 1-2f 2-3			B CU 72 B CU 72 F SI 86 B SI 87 S SI 87 X SI 88 3-2 ① G4-3		1 SAFE S CH 82 1 SAFE F CH 83 B FF 92 B FF 92 X CH 83 2-2 1-H HR	C FF 95 F SI 94 X SI 95 0-2 1-3 2B	5	1	2	2	0	0	2
8 Justin Upton, R (1, 7) OBP: 0.406, SLG: 0.552		B FF 86 X CH 80 1-0 24 BB 23 2B 1B	S CU 76 S CU 76 C FF 89 0-3 ③ K			B FC 85 B FF 87 S FF 87 B FF 85 S FF 86 F FF 88 F FC 87 B CH 82 4-2 BB		B SL 82 B SI 91 B FF 91 B FF 90 4-0 26 E 26 2B BB	B SL 86 B SI 95 C SI 94 D SL 86 S FF 95 X SL 85 3-2 ② SF8 3-H	2	1	1	1	2	1	1
24 Evan Gattis, R (1, 2) OBP: 0.357, SLG: 0.683		B FF 89 F FC 86 D CU 75 D CU 75 B SI 89 4-1 23 2B 1-2 BB	F CU 71 C FC 85 F CU 72 S FF 87 0-3 ① K		F CU 75 1 SAFE F CU 75 B FC 87 F FF 89 X FF 88 1-2 ② L9			C FF 91 X SL 82 0-1 ① L8	S FF 95 X FF 94 0-1 ③ F9	4	0	0	0	1	1	3
26 Dan Uggla, R (1, 4) OBP: 0.267, SLG: 0.393		F FF 89 B FF 90 S FF 89 B CU 75 S FF 88 2-3 ① K	F CU 72 X FF 88 0-1 1B			B FF 86 F FF 89 S CU 73 B FC 86 B FC 87 S FC 87 3-3 ③ K		X SI 91 0-0 ② E2 1-H 2B		4	1	2	0	0	2	3
23 Chris Johnson, R (1, 5) OBP: 0.300, SLG: 0.448		B SI 89 X FF 90 1-0 1-3 2-H 2B	C SI 85 B SI 87 B FC 86 S CH 80 C FC 86 2-3 ② K				F FF 90 B FC 89 X FC 89 1-1 4 G4-3 2B	F SL 82 B FF 92 X SL 82 1-1 17 2B 1B		4	1	3	1	0	1	1
4 Ryan Doumit, S (1, 9) OBP: 0.150, SLG: 0.105 17 Jordan Schafer, L (7, 9) OBP: 0.125, SLG: 0.250		C SI 89 S FF 88 B FF 88 S CU 76 1-3 ② K	C SI 86 S FF 87 C FF 86 0-3 ③ K				C FC 90 B FC 89 B CU 78 B FC 88 X FF 91 3-1 ① G4-3 2-3	F SI 88 S SI 89 B SL 80 F SI 89 X SL 79 1-2 1-H 2B		3 1	0 0	0 1	0 1	0 0	2 0	4 0
34 Aaron Harang, R (1, 1) 1 Tyler Pastornicky, R (8, PH) OBP: 0.333, SLG: 0.600 43 Luis Avilán, L (8, 1) 52 Jordan Walden, R (9, 1)		X SI 88 0-0 ③ L4			C CU 70 F CH 86 F CU 72 F FF 85 B CH 84 F CU 72 X SI 87 1-2 ① G6-3		B FC 89 F FC 88 S FC 90 S FC 91 1-3 ② K	D SI 89 D SI 90 X SI 89 2-0 ③ G6-3		3 1 0 0	0 0 0 0	0 0 0 0	0 0 0 0	1 0 0 0	0 0 0 0	3 1 0 0

TOP	
AB	36
R	6
H	12
RBI	5
BB	4
SO	8
LOB	19

Inning Stats	1	2	3	4	5	6	7	8	9
	R: 0 E: 0 K: 0 S: 7	H: 0 LOB: 0 BB: 0 P: 10	R: 1 E: 0 K: 2 S: 10	H: 2 LOB: 2 BB: 1 P: 19	R: 0 E: 0 K: 1 S: 11	H: 1 LOB: 1 BB: 1 P: 19	R: 0 E: 0 K: 3 S: 12	H: 1 LOB: 1 BB: 0 P: 14	R: 0 E: 0 K: 0 S: 13	H: 0 LOB: 0 BB: 0 P: 17	R: 0 E: 0 K: 1 S: 14	H: 0 LOB: 1 BB: 1 P: 25	R: 0 E: 0 K: 1 S: 9	H: 1 LOB: 1 BB: 0 P: 14	R: 4 E: 1 K: 0 S: 15	H: 5 LOB: 1 BB: 1 P: 26	R: 1 E: 0 K: 0 S: 11	H: 2 LOB: 1 BB: 0 P: 17

1B: 6	SF: 1
2B: 5	SAC: 0
3B: 0	DP: 1
HR: 1	HBP: 0

WP: 0	PA: 41
PB: 0	
SB: 0	
CS: 0	

PITCHER		IP	WLS	BF	H	R	ER	SO	BB	IBB	HBP	BLK	WP	HR	S	P	ERA	WHIP
49 Jonathon Niese, L ERA: 2.84	(1, 1)	6.0	L	24	4	1	1	7	3	0	0	0	0	0	67	104	1.50	1.167
52 Carlos Torres, R ERA: 1.86	(7, 1)	1.0		4	1	0	0	1	0	0	0	0	0	0	9	14	0.00	1.000
71 Gonzalez Germen, R ERA: 4.09	(8, 1)	0.2		6	4	4	4	0	1	0	0	0	0	1	10	18	54.00	7.500
56 Scott Rice, L ERA: 10.8	(8, 1)	0.1		2	1	0	0	0	0	0	0	0	0	0	5	8	0.00	3.000
27 Jeurys Familia, R ERA: 5.87	(9, 1)	1.0		5	2	1	1	0	0	0	0	0	0	0	11	17	9.00	2.000

PITCHER		IP	WLS	BF	H	R	ER	SO	BB	IBB	HBP	BLK	WP	HR	S	P	ERA	WHIP

Atlanta Braves @ New York Mets

Citi Field, Flushing, NY

Fri Apr 18 2014, 7:12 PM - 10:07 PM EDT

Att. 33,199 - Cloudy - 45 F

BOTTOM

Batter	1	2	3	4	5	6	7	8	9	AB	R	H	RBI	BB	SO	LOB
22 Eric Young Jr., S (1, 7) OBP: 0.343, SLG: 0.298	C SI 88 L SI 88 B SI 88 F SI 88 B SI 89 X SI 88 2-2 ① L7		X SI 88 0-0 ② SH2-4 1-2			C SI 88 B CH 83 B SI 88 B SL 81 B SI 88 4-1 5 BB BB		B SI 93 B SI 91 C SI 90 C SI 91 F SI 93 B SI 94 C SI 91 3-3 ① K		2	0	0	0	1	1	0
28 Daniel Murphy, L (1, 4) OBP: 0.297, SLG: 0.328	X SI 88 0-0 ② G1-3		C SI 88 B SI 88 F SI 89 B SI 91 F SI 89 X SI 90 2-2 ③ G6-3			C SI 89 B SI 92 1 SAFE X CH 84 1-1 ② L9		B SI 94 B SI 93 B SI 92 C SI 94 X SI 92 3-1 ② G1-3		4	0	0	0	0	0	2
5 David Wright, R (1, 5) OBP: 0.329, SLG: 0.323	C FF 88 C FF 86 B FF 87 F FF 88 S SL 80 1-3 ③ K			F FF 85 B FF 89 B FF 85 S SL 80 2-3 ① K		B SL 82 D CH 84 B FF 88 S FF 87 S FF 89 F FF 89 B FF 89 4-2 1-2 BB		B SI 95 C CH 76 X CU 74 1-1 1B		3	0	1	0	1	2	0
3 Curtis Granderson, L (1, 9) OBP: 0.267, SLG: 0.288		C SI 87 C SI 87 B SI 89 F SI 87 B CU 74 X CU 72 2-2 ① G3-1		B CH 83 X SI 87 1-0 ② L9		B SI 89 C CH 85 B SI 90 F FF 89 F SL 81 C SI 91 2-3 ③ K		C SI 93 S CU 74 B FF 95 S CU 73 1-3 ③ K		4	0	0	0	0	2	3
1 Chris Young, R (1, 8)		B FF 88 C FF 88 X FF 86 1-1 ② P2		C CU 75 X FF 87 0-1 ③ F8			B FF 87 X FF 88 1-0 ① F8		C FF 96 X FF 97 0-1 ① G6-3	4	0	0	0	0	0	0
21 Lucas Duda, L (1, 3) OBP: 0.333, SLG: 0.465		B SI 88 B SI 88 C SI 88 B SI 88 B SI 90 4-1 BB			B SI 88 S CH 83 X SI 88 1-1 ① L8		X CH 83 0-0 ② F8		C FF 98 B CH 88 S CH 87 B FF 97 S FF 98 2-3 ② K	3	0	0	0	1	1	0
15 Travis d'Arnaud, R (1, 2) OBP: 0.250, SLG: 0.238		C FF 91 B FF 87 F FF 90 F FF 90 B FF 90 F FF 90 D SL 81 X SL 81 3-2 ③ G4-3			B FF 88 F FF 88 B SL 81 S FF 89 F FF 89 B SI 91 F FF 90 X SL 83 3-2 ② L7		B FF 88 F FF 88 F FF 89 B FF 90 B SL 81 F FF 89 B FF 88 4-2 11 BB BB		C FF 97 B FF 98 B FF 96 X FF 97 2-1 ③ G5-3	3	0	0	0	1	0	1
11 Rubén Tejada, R (1, 6) OBP: 0.288, SLG: 0.200			C FF 84 C FF 87 S SL 80 0-3 ① K		S SL 80 X CU 74 0-1 ③ F8		S SL 81 D SL 82 B SL 80 F SL 82 B FF 88 F SL 82 B FF 89 4-2 1-2 BB			2	0	0	0	1	1	0
49 Jonathon Niese, L (1, 1) 9 Kirk Nieuwenhuis, L (6, PH) OBP: 0.273, SLG: 0.600 52 Carlos Torres, R (7, 1) 30 Andrew Brown, R (7, PH) OBP: 0.241, SLG: 0.346 71 Gonzalez Germen, R (8, 1) 56 Scott Rice, L (8, 1) 27 Jeurys Familia, R (9, 1)			B SI 87 B SI 88 C SI 87 B SI 87 C SI 88 B SI 89 4-2 22 SH2-4 BB			B SI 86 B SI 86 F SI 88 C SI 88 X SL 81 2-2 ① L4	S FF 88 F SL 81 B FF 90 B FF 90 B FF 89 S SL 83 3-3 ③ K			0 1 0 1 0 0 0	0 0 0 0 0 0 0	0 0 0 0 0 0 0	0 0 0 0 0 0 0	1 0 0 0 0 0 0	0 0 0 1 0 0 0	0 0 0 2 0 0 0
Inning Stats	R: 0 E: 0 K: 1 S: 9 H: 0 LOB: 0 BB: 0 P: 12	R: 0 E: 0 K: 0 S: 12 H: 0 LOB: 1 BB: 1 P: 22	R: 0 E: 0 K: 1 S: 10 H: 0 LOB: 1 BB: 1 P: 16	R: 0 E: 0 K: 1 S: 6 H: 0 LOB: 0 BB: 0 P: 9	R: 0 E: 0 K: 0 S: 9 H: 0 LOB: 0 BB: 0 P: 13	R: 0 E: 0 K: 1 S: 13 H: 0 LOB: 2 BB: 2 P: 26	R: 0 E: 0 K: 1 S: 11 H: 0 LOB: 2 BB: 2 P: 23	R: 0 E: 0 K: 2 S: 11 H: 1 LOB: 1 BB: 0 P: 19	R: 0 E: 0 K: 1 S: 7 H: 0 LOB: 0 BB: 0 P: 11	1B: 1 2B: 0 3B: 0 HR: 0 SF: 0 SAC: 1 DP: 0 HBP: 0	WP: 0 PB: 0 SB: 0 CS: 0 PA: 34					

livebaseballscorecards.com

AB	27
R	0
H	1
RBI	0
BB	6
SO	8
LOB	8

PITCHER		IP	WLS	BF	H	R	ER	SO	BB	IBB	HBP	BLK	WP	HR	S	P	ERA	WHIP
34 Aaron Harang, R ERA: 0.7	(1, 1)	7.0	W	27	0	0	0	5	6	0	0	0	0	0	70	121	0.00	0.857
43 Luis Avilán, L ERA: 10.8	(8, 1)	1.0		4	1	0	0	2	0	0	0	0	0	0	11	19	0.00	1.000
52 Jordan Walden, R ERA: 3.0	(9, 1)	1.0		3	0	0	0	1	0	0	0	0	0	0	7	11	0.00	0.000

PITCHER	IP	WLS	BF	H	R	ER	SO	BB	IBB	HBP	BLK	WP	HR	S	P	ERA	WHIP

Atlanta Braves @ New York Mets

Citi Field, Flushing, NY

Sat Apr 19 2014, 7:12 PM - 10:25 PM EDT

Att. 31,476 - Clear - 64 F

TOP

livebaseballscorecards.com

Batter	1	2	3	4	5	6	7	8	9	AB	R	H	RBI	BB	SO	LOB
22 Jason Heyward, L (1, 9) OBP: 0.267, SLG: 0.250	B FF 89 B SI 88 C SI 88 B FF 90 X SI 89 3-1 ① G3		B SI 86 B SI 86 C SI 87 B SI 86 X SI 87 3-1 ② F8		B FF 91 B SI 87 X SI 87 2-0 5 2B 2 1B 1B		S SI 88 T SI 88 X SI 88 0-2 ② F7		1 SAFE L FF 89 C FF 93 F FF 93 S FF 92 0-3 ① K 1-2	5	1	1	0	0	1	2
2 B.J. Upton, R (1, 8) OBP: 0.292, SLG: 0.318	C SI 88 C SI 87 F FF 91 B FF 92 B SL 84 B SL 82 X SI 89 3-2 ② F8		B SI 87 F SI 85 B SI 88 B FF 89 B SI 87 4-1 5 E 5 E 1-2 BB		1 SAFE F SI 85 X SI 86 0-1 5 2B 1-2 1B		S FF 90 B FF 90 C CH 83 C SL 82 1-3 ③ K		B FF 93 B FF 92 S FF 92 B FF 91 X FF 90 3-1 ② P2	4	1	1	0	1	1	1
5 Freddie Freeman, L (1, 3) OBP: 0.493, SLG: 0.746	B SI 88 C SI 88 B SI 88 X SI 88 2-1 1B		F FF 90 B FF 91 C SI 88 F FF 92 X SI 89 1-2 E1 8 1B 1-H 2-H 1B		B FF 89 X FF 91 1-0 1-3 2-H 2B			B CU 76 C SL 78 C FS 78 F FF 91 C FC 88 1-3 ① K	I IN 65 I IN 64 I IN 63 I IN 63 4-0 8 HR IBB	4	1	3	1	1	1	0
8 Justin Upton, R (1, 7) OBP: 0.419, SLG: 0.603	C SI 86 B SI 88 S SI 87 C SI 88 1-3 ③ K		C SI 86 S SI 88 X SI 89 0-2 1-2 1B		B SI 89 F SI 90 F SI 89 B SI 89 S SI 89 2-3 ② K			X SL 80 0-0 24 G3 24 S 26 WP 1B	B FF 91 C FF 91 F FF 91 B FF 91 X FF 91 2-2 1-H 2-H HR	5	2	3	3	0	2	3
24 Evan Gattis, R (1, 2) OBP: 0.319, SLG: 0.609 46 Craig Kimbrel, R (9, 1) 52 Jordan Walden, R (9, 1)		C SI 86 B SI 88 B SL 83 B FF 91 X SI 87 3-1 ① F9	C SI 88 B SI 90 F SI 89 F SI 89 S SI 90 1-3 ③ K		X SI 91 0-0 ③ L7			B SL 78 1 SAFE C SL 78 X CU 72 1-1 ② G3 1-3	C FS 83 X FF 91 0-1 ③ G4-3	5 0 0	0 0 0	0 0 0	0 0 0	0 0 0	1 0 0	5 0 0
26 Dan Uggla, R (1, 4) OBP: 0.281, SLG: 0.390		C SI 86 B FF 90 B SI 88 F SI 88 F FF 91 B SI 89 F SI 88 S SI 88 3-3 ② K		X SI 85 0-0 23 G5-4-3 1B		C SI 86 X SI 87 0-1 ① G6-3		B FC 90 B FF 91 C FC 87 C CU 75 B FC 89 F FC 89 B FC 89 4-2 23 1B 3-H BB		3	0	1	0	1	1	0
23 Chris Johnson, R (1, 5) OBP: 0.297, SLG: 0.435		C CH 82 X CH 82 0-1 ③ F8		C SI 86 X SI 87 0-1 ① ② G5-4-3 1-2f		C SI 87 C SI 87 B FF 91 B FF 92 B SI 89 X SI 88 3-2 ② L7		X FF 91 0-0 1-2 1B		4	0	1	0	0	0	1
19 Andrelton Simmons, R (1, 6) OBP: 0.328, SLG: 0.509			C SI 86 X SI 88 0-1 30 FC3-6 1B	C SI 88 X FF 90 0-1 ③ F9		C SI 87 C SI 88 X SI 89 0-2 ③ G6-3		X FC 89 0-0 ③ G4-1		4	0	1	0	0	0	2
30 Ervin Santana, R (1, 1) OBP: 0.111, SLG: 0.111 48 David Carpenter, R (8, 1) 17 Jordan Schafer, L (9, PH) OBP: 0.111, SLG: 0.222 11 Gerald Laird, R (9, 2) OBP: 0.250, SLG: 0.267			B SL 84 X SL 84 1-0 ① FC3-6 5 1B 2 BB 5 E 1-2f		C SI 84 X SI 85 0-1 ① G6-3		C SI 86 B SI 87 S SI 86 C SI 88 1-3 ① K		B FF 91 B FF 89 F FF 90 X FF 90 2-1 E1 22 S 8 HR	3 0 1 0	1 0 1 0	0 0 0 0	0 0 0 0	0 0 0 0	1 0 0 0	1 0 0 0

Inning Stats	1	2	3	4	5	6	7	8	9
	R: 0 E: 0 K: 1 S: 11	R: 0 E: 0 K: 1 S: 9	R: 2 E: 1 K: 1 S: 17	R: 0 E: 0 K: 0 S: 5	R: 1 E: 0 K: 1 S: 10	R: 0 E: 0 K: 0 S: 8	R: 0 E: 0 K: 2 S: 9	R: 1 E: 0 K: 1 S: 12	R: 3 E: 1 K: 1 S: 13
	H: 1 LOB: 1 BB: 0 P: 20	H: 0 LOB: 0 BB: 0 P: 15	H: 3 LOB: 2 BB: 1 P: 27	H: 1 LOB: 0 BB: 0 P: 5	H: 3 LOB: 2 BB: 0 P: 15	H: 0 LOB: 0 BB: 0 P: 11	H: 0 LOB: 0 BB: 0 P: 11	H: 2 LOB: 2 BB: 1 P: 18	H: 1 LOB: 0 BB: 1 P: 24

	AB	R	H	RBI	BB	SO	LOB
AB	38						
R		7					
H			11				
RBI				4			
BB					3		
SO						8	
LOB							15

	1B	SF	WP	PA
	9	0	1	41
	2B: 1	SAC: 0	PB: 0	
	3B: 0	DP: 1	SB: 2	
	HR: 1	HBP: 0	CS: 0	

PITCHER	IP	WLS	BF	H	R	ER	SO	BB	IBB	HBP	BLK	WP	HR	S	P	ERA	WHIP
40 Bartolo Colon, R (1, 1) ERA: 5.4	7.0	L	29	8	3	3	6	1	0	0	0	0	0	69	104	3.86	1.286
16 Daisuke Matsuzaka, R (8, 1) ERA: 9.0	1.0		6	2	1	1	1	1	0	0	0	1	0	12	18	9.00	3.000
47 Jose Valverde, R (9, 1) ERA: 5.4	1.0		6	1	3	0	1	0	1	0	0	0	1	13	24	0.00	1.000

PITCHER	IP	WLS	BF	H	R	ER	SO	BB	IBB	HBP	BLK	WP	HR	S	P	ERA	WHIP

Batter	1	2	3	4	5	6	7	8	9	AB	R	H	RBI	BB	SO	LOB
22 Eric Young Jr., S (1, 7) OBP: 0.361, SLG: 0.288	B FF 91 C FF 88 F FF 90 F FF 93 B FF 94 F CH 83 B SL 84 B FF 93 4-2 28 F8 28 S 5 1B BB		C FF 89 B SL 80 B CH 83 F FF 91 B SL 82 B FF 93 4-2 5 CS BB		B FF 92 S FF 90 C SL 81 S CH 84 1-3 ③ K		C SL 82 B SL 82 B CH 83 X CH 84 2-1 ③ FC4-6 1-2f 2-3		C FF 97 H KC 85 1-1 28 1B 5 2B HBP	2	2	0	0	2	1	2
28 Daniel Murphy, L (1, 4) OBP: 0.304, SLG: 0.333	C FF 90 1 SAFE B SI 89 X CH 83 1-1 ① F8 1-3		1 SAFE X FF 89 0-0 ① F7			B CH 80 X FF 91 1-0 3 FC9-6 1B		B FF 94 C FF 95 X SL 86 1-1 E4 5 1B 1 1B	B FF 95 F FF 96 B FF 96 X FF 96 2-1 5 2B 1 1B 1-2 1B	5	2	2	0	0	0	2
5 David Wright, R (1, 5) OBP: 0.346, SLG: 0.357	B FF 92 B SL 85 C FF 92 S SL 84 B FF 93 X FF 93 3-2 3 G3 3-H 1B		F FF 92 1 SAFE P PO 87 B SL 85 F CH 84 S SL 85 2-3 ② ③ K 1-2			C FF 91 F SL 83 B SL 83 F FF 92 C SL 83 1-3 ① K		C FF 96 X SL 85 0-1 1 1B 15 1B 1-3 1B	X FF 97 0-0 1 1B 1-3 2-H 2B	5	1	3	2	0	2	2
3 Curtis Granderson, L (1, 9) OBP: 0.246, SLG: 0.263	B FF 92 1 SAFE X FF 92 1-0 ② G3 1-2			B FF 92 C CH 84 B SL 83 S CH 85 X SL 83 2-2 ① F8		1 SAFE B CH 84 B FF 90 F CH 84 T SL 83 1 SAFE F CH 83 X SL 83 2-2 ② FC9-6 1-2f		C FF 96 X FF 95 0-1 ① P5	B KC 86 C KC 84 D KC 85 S FF 98 S KC 87 2-3 ② K	5	0	0	0	0	1	6
1 Chris Young, R (1, 8) OBP: 0.333, SLG: 0.444	C FF 93 F SL 84 B SL 84 X FF 94 1-2 ③ P4			C SL 83 F CH 85 B FF 93 X SL 86 1-2 21 G3-1 2B		P PO 90 B FF 91 F FF 92 S SL 83 S CH 85 2-3 ③ K		X SL 85 0-0 15 1B 1-2 3-H 1B	B KC 85 F FF 97 X KC 85 1-1 21 S 2-3 3-H 1B	5	0	3	2	0	1	2
21 Lucas Duda, L (1, 3) OBP: 0.340, SLG: 0.468		X FF 89 0-0 E8 15 FC6-2-5-1 2B		B CH 83 B SI 92 X CH 85 2-0 ② G3-1 2-3			B CH 81 B CH 82 X FF 92 2-0 ① F8	C FF 95 C FF 96 B FF 96 F SL 85 F SL 85 X SI 95 1-2 ② F9	C KC 85 F KC 86 B FF 96 B FF 97 F KC 85 B FF 96 B KC 87 4-2 1-2 BB	4	0	1	0	1	0	3
15 Travis d'Arnaud, R (1, 2) OBP: 0.264, SLG: 0.255		C FF 91 D SL 84 X SL 84 1-1 ① FC6-2-5-1 3-H		B FF 92 C FF 92 F FF 93 B FF 92 D SL 84 X FF 93 3-2 ③ G3			B FF 92 X FF 91 1-0 22 WP 11 1B 1B	B FF 96 S FF 95 X FF 95 1-1 1-3 2-H 1B	C FF 96 F FF 97 X SL 80 0-2 ③ G6-3	5	0	2	1	0	0	5
11 Rubén Tejada, R (1, 6) OBP: 0.286, SLG: 0.204		D SL 82 X SL 85 1-0 ② L9			X CH 82 0-0 ① G5-3		B FF 90 B CH 84 C SL 82 X FF 92 2-1 22 FC4-6 1-2 1B	C SL 85 C FF 95 F FF 95 B FF 96 X FF 95 1-2 ③ G4-3		4	0	1	0	0	0	3
40 Bartolo Colon, R (1, 1) 9 Kirk Nieuwenhuis, L (7, PH) OBP: 0.250, SLG: 0.545 16 Daisuke Matsuzaka, R (8, 1) 47 Jose Valverde, R (9, 1) 0 Omar Quintanilla, L (9, PH) OBP: 0.308, SLG: 0.385		S FF 92 S SL 83 S SL 83 0-3 ③ K			C FF 91 S FF 91 S SL 81 0-3 ② K		S SL 82 D SL 81 B SI 93 F SL 82 S SL 83 2-3 ② K		B FF 96 X FF 96 1-0 ① G4-3	2 1 0 0 1	0 0 0 0 0	0 0 0 0 0	0 0 0 0 0	2 1 0 0 0	1 2 0 0 0	
Inning Stats	R: 1 H: 1 E: 0 LOB: 1 K: 0 BB: 1 S: 13 P: 23	R: 0 H: 1 E: 1 LOB: 1 K: 1 BB: 0 S: 7 P: 9	R: 0 H: 0 E: 0 LOB: 0 K: 1 BB: 1 S: 7 P: 12	R: 0 H: 1 E: 0 LOB: 1 K: 0 BB: 0 S: 10 P: 18	R: 0 H: 0 E: 0 LOB: 0 K: 2 BB: 0 S: 7 P: 8	R: 0 H: 1 E: 0 LOB: 1 K: 2 BB: 0 S: 13 P: 18	R: 0 H: 2 E: 0 LOB: 2 K: 1 BB: 0 S: 9 P: 18	R: 2 H: 3 E: 1 LOB: 2 K: 0 BB: 0 S: 18 P: 22	R: 2 H: 3 E: 0 LOB: 3 K: 1 BB: 1 S: 16 P: 27	1B: 9 2B: 3 3B: 0 HR: 0	SF: 0 SAC: 0 DP: 0 HBP: 1					

PITCHER		IP	WLS	BF	H	R	ER	SO	BB	IBB	HBP	BLK	WP	HR	S	P	ERA	WHIP
30 Ervin Santana, R ERA: 0.86	(1, 1)	7.0	W	28	6	1	1	7	2	0	0	0	1	0	66	106	1.29	1.143
48 David Carpenter, R ERA: 3.86	(8, 1)	1.0	H	7	3	2	0	0	0	0	0	0	0	0	18	22	0.00	3.000
46 Craig Kimbrel, R ERA: 4.26	(9, 1)	0.2		7	3	2	2	1	1	0	1	0	0	0	13	24	27.00	6.000
52 Jordan Walden, R ERA: 2.84	(9, 1)	0.1	S	1	0	0	0	0	0	0	0	0	0	0	3	3	0.00	0.000

PITCHER	IP	WLS	BF	H	R	ER	SO	BB	IBB	HBP	BLK	WP	HR	S	P	ERA	WHIP

BOTTOM

Atlanta Braves @ New York Mets

Citi Field, Flushing, NY

Sat Apr 19 2014, 7:12 PM - 10:25 PM EDT

Att. 31,476 - Clear - 64 F

livebaseballscorecards.com

AB	39
R	5
H	12
RBI	5
BB	3
SO	8
LOB	28

1B: 9 SF: 0 WP: 1 PA: 43
2B: 3 SAC: 0 PB: 0
3B: 0 DP: 0 SB: 2
HR: 0 HBP: 1 CS: 1

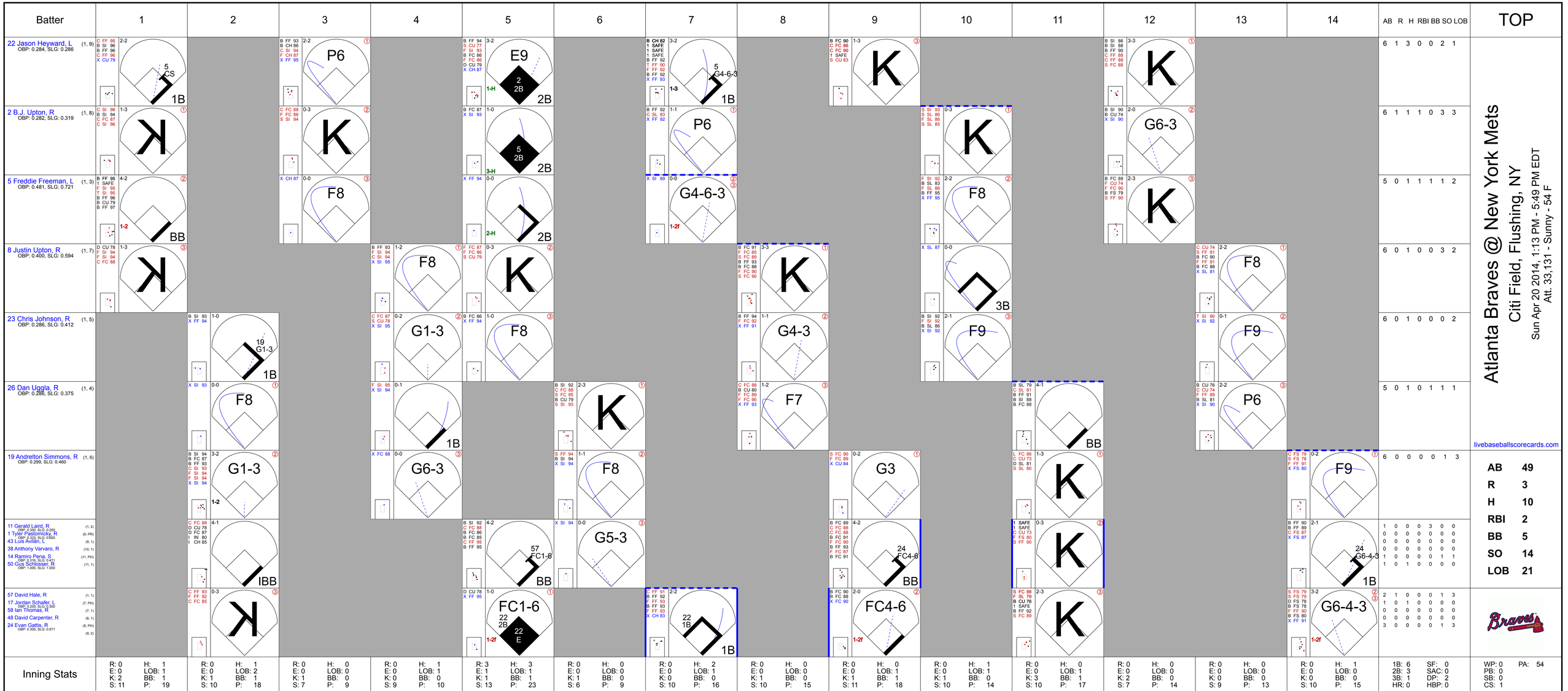
Batter
1
2
3
4
5
6
7
8
9
10
11
12
13
14
AB R H RBI BB SO LOB
TOP
22 Jason Heyward, L (1, 9)
OBP: 0.284, SLG: 0.286
6 1 3 0 0 2 1
2 B.J. Upton, R (1, 8)
OBP: 0.282, SLG: 0.319
6 1 1 1 0 3 3
5 Freddie Freeman, L (1, 3)
OBP: 0.481, SLG: 0.721
5 0 1 1 1 1 2
8 Justin Upton, R (1, 7)
OBP: 0.400, SLG: 0.594
6 0 1 0 0 3 2
23 Chris Johnson, R (1, 5)
OBP: 0.286, SLG: 0.412
6 0 1 0 0 0 2
26 Dan Uggla, R (1, 4)
OBP: 0.286, SLG: 0.375
5 0 1 0 1 1 1
19 Andrelton Simmons, R (1, 6)
OBP: 0.299, SLG: 0.460
6 0 0 0 0 1 3
11 Gerald Laird, R (1, 2)
OBP: 0.350, SLG: 0.250
1 Tyler Pastornicky, R (9, PR)
OBP: 0.233, SLG: 0.600
43 Luis Avilan, L (9, 1)
38 Anthony Varvaro, R (10, 1)
14 Ramiro Pena, S (11, PH)
OBP: 0.316, SLG: 0.421
50 Gus Schlosser, R (11, 1)
OBP: 1.000, SLG: 1.000
1 0 0 0 3 0 0
0 0 0 0 0 0 0
0 0 0 0 0 0 0
0 0 0 0 0 0 0
1 0 0 0 0 1 1
1 0 1 0 0 0 0
57 David Hale, R (1, 1)
17 Jordan Schafer, L (7, PH)
OBP: 0.200, SLG: 0.300
58 Ian Thomas, R (7, 1)
48 David Carpenter, R (8, 1)
24 Evan Gattis, R (9, PH)
OBP: 0.300, SLG: 0.571
(9, 2)
2 1 0 0 0 1 3
1 0 1 0 0 0 0
0 0 0 0 0 0 0
0 0 0 0 0 0 0
3 0 0 0 0 1 3
Atlanta Braves @ New York Mets
Citi Field, Flushing, NY
Sun Apr 20 2014, 1:13 PM - 5:49 PM EDT
Att. 33,131 - Sunny - 54 F
livebaseballscorecards.com
AB 49
R 3
H 10
RBI 2
BB 5
SO 14
LOB 21
Inning Stats
R: 0 E: 0 K: 2 S: 11
H: 1 LOB: 1 BB: 1 P: 19
R: 0 E: 0 K: 1 S: 10
H: 1 LOB: 2 BB: 1 P: 18
R: 0 E: 0 K: 1 S: 7
H: 0 LOB: 0 BB: 0 P: 9
R: 0 E: 0 K: 0 S: 9
H: 1 LOB: 1 BB: 0 P: 10
R: 3 E: 1 K: 1 S: 13
H: 3 LOB: 1 BB: 1 P: 23
R: 0 E: 0 K: 1 S: 6
H: 0 LOB: 0 BB: 0 P: 9
R: 0 E: 0 K: 0 S: 10
H: 2 LOB: 1 BB: 0 P: 16
R: 0 E: 0 K: 1 S: 10
H: 0 LOB: 0 BB: 0 P: 15
R: 0 E: 0 K: 1 S: 11
H: 0 LOB: 1 BB: 1 P: 18
R: 0 E: 0 K: 1 S: 10
H: 1 LOB: 1 BB: 0 P: 14
R: 0 E: 0 K: 3 S: 10
H: 0 LOB: 1 BB: 1 P: 17
R: 0 E: 0 K: 2 S: 7
H: 0 LOB: 0 BB: 0 P: 14
R: 0 E: 0 K: 0 S: 9
H: 0 LOB: 0 BB: 0 P: 13
R: 0 E: 0 K: 0 S: 10
H: 1 LOB: 0 BB: 0 P: 15
1B: 6 2B: 3 3B: 1 HR: 0
SF: 0 SAC: 0 DP: 2 HBP: 0
PA: 54
WP: 0 PB: 0 SB: 0 CS: 1
PITCHER IP WLS BF H R ER SO BB IBB HBP BLK WP HR S P ERA WHIP
45 Zack Wheeler, R (1, 1) ERA: 4.63 6.0 26 6 3 3 6 2 1 0 0 0 0 56 88 4.50 1.333
71 Gonzalez Germen, R (7, 1) ERA: 3.97 0.1 3 2 0 0 0 0 0 0 0 0 0 9 15 0.00 6.000
56 Scott Rice, L (7, 1) ERA: 9.0 0.2 1 0 0 0 0 0 0 0 0 0 0 1 1 0.00 0.000
52 Carlos Torres, R (8, 1) ERA: 1.54 2.0 7 0 0 0 2 1 0 0 0 0 0 21 33 0.00 0.500
44 Kyle Farnsworth, R (10, 1) ERA: 1.08 1.0 4 1 0 0 1 0 0 0 0 0 0 10 14 0.00 1.000
PITCHER IP WLS BF H R ER SO BB IBB HBP BLK WP HR S P ERA WHIP
16 Daisuke Matsuzaka, R (11, 1) ERA: 2.25 3.0 10 0 0 0 5 1 0 0 0 0 0 26 44 0.00 0.333
47 Jose Valverde, R (14, 1) ERA: 4.82 1.0 W 3 1 0 0 0 0 0 0 0 0 0 10 15 0.00 1.000

BOTTOM

Atlanta Braves @ New York Mets

Citi Field, Flushing, NY

Sun Apr 20 2014, 1:13 PM - 5:49 PM EDT

Att. 33,131 - Sunny - 54 F

Batter	1	2	3	4	5	6	7	8	9	10	11	12	13	14	AB	R	H	RBI	BB	SO	LOB
22 Eric Young Jr., S (1, 7) OBP: 0.342, SLG: 0.262	E7	P6			L7		F7		K			G6-3		IBB	6	1	0	0	1	1	4
3 Curtis Granderson, L (1, 9) OBP: 0.222, SLG: 0.238	L9	G1			K		B4-3		G4-3			G1-3		SF7	6	0	0	1	0	1	5
5 David Wright, R (1, 5) OBP: 0.369, SLG: 0.382	G4-3		1B			1B	1B			1B		L7			6	1	4	1	0	0	0
28 Daniel Murphy, L (1, 4) OBP: 0.293, SLG: 0.319	K		G5-4-3			1B	G4-3			F8			G4-3		6	0	1	0	0	1	3
1 Chris Young, R (1, 8) OBP: 0.214, SLG: 0.286		F7	K			K		G6-3		K					5	0	0	0	0	3	3
16 Daisuke Matsuzaka, R (11, 1)															0	0	0	0	0	0	0
15 Travis d'Arnaud, R (13, PH) OBP: 0.259, SLG: 0.250 (14, 2)													G6-3		1	0	0	0	0	0	0
21 Lucas Duda, L (1, 3) OBP: 0.356, SLG: 0.462		1B		1B		FC4		K		K			HBP		5	1	2	1	0	2	2
20 Anthony Recker, R (1, 2) OBP: 0.318, SLG: 0.600		1B		F9		K		K			F8		P6		6	0	1	0	0	2	4
47 Jose Valverde, R (14, 1)															0	0	0	0	0	0	0
0 Omar Quintanilla, L (1, 6) OBP: 0.375, SLG: 0.357		BB		G4-6-3		BB									1	0	0	0	2	0	1
30 Andrew Brown, R (9, PH) OBP: 0.233, SLG: 0.333									G6-3						1	0	0	0	0	0	0
44 Kyle Farnsworth, R (10, 1)															0	0	0	0	0	0	0
9 Kirk Nieuwenhuis, L (11, 8) OBP: 0.286, SLG: 0.500											G4-3			BB	1	1	0	0	1	0	0
45 Zack Wheeler, L (1, 1)		E4			F8										2	0	0	1	0	0	2
13 Josh Satin, R (6, PH) OBP: 0.214, SLG: 0.308						P3									1	0	0	0	0	0	3
71 Gonzalez Germen, R (7, 1)															0	0	0	0	0	0	0
56 Scott Rice, L (7, 1)															0	0	0	0	0	0	0
52 Carlos Torres, R (8, 1)															0	0	0	0	0	0	0
11 Rubén Tejada, R (9, PH) OBP: 0.293, SLG: 0.216 (10, 6)									1B		K			SH3-4	2	0	1	0	0	1	0

Inning Stats

Inning	R	H	E	LOB	K	BB	S	P
1	1	0	1	0	1	0	13	21
2	1	2	1	3	0	1	11	22
3	0	1	0	0	1	0	6	9
4	0	1	0	0	0	0	8	12
5	0	0	0	0	1	0	7	10
6	1	2	1	3	2	1	16	29
7	0	1	0	1	0	0	7	11
8	0	0	0	0	2	0	8	10
9	0	1	0	1	1	0	11	17
10	0	1	0	1	2	0	13	18
11	0	0	0	0	1	0	5	7
12	0	0	0	0	0	0	8	11
13	0	0	0	1	0	0	7	12
14	1	0	0	1	0	2	5	16

1B: 9 SF: 1
2B: 0 SAC: 1
3B: 0 DP: 2
HR: 0 HBP: 1

WP: 1 PA: 56
PB: 0
SB: 1
CS: 0

AB	49
R	4
H	9
RBI	4
BB	4
SO	11
LOB	27

PITCHER	IP	WLS	BF	H	R	ER	SO	BB	IBB	HBP	BLK	WP	HR	S	P	ERA	WHIP
57 David Hale, R (1, 1) ERA: 2.93	6.0		27	6	3	2	5	2	0	0	0	0	0	61	103	3.00	1.333
58 Ian Thomas, L (7, 1) ERA: 1.69	1.0		4	1	0	0	0	0	0	0	0	0	0	7	11	0.00	1.000
48 David Carpenter, R (8, 1) ERA: 3.38	1.0		3	0	0	0	2	0	0	0	0	0	0	8	10	0.00	0.000
43 Luis Avilán, L (9, 1) ERA: 9.0	1.0		4	1	0	0	1	0	0	0	0	0	0	11	17	0.00	1.000
38 Anthony Varvaro, R (10, 1) ERA: 2.08	1.0		4	1	0	0	2	0	0	0	0	0	0	13	18	0.00	1.000

PITCHER	IP	WLS	BF	H	R	ER	SO	BB	IBB	HBP	BLK	WP	HR	S	P	ERA	WHIP
50 Gus Schlosser, R (11, 1) ERA: 5.59	3.2	L	14	0	1	1	1	1	1	1	0	1	0	25	46	2.46	0.273

livebaseballscorecards.com

St. Louis Cardinals @ New York Mets

Citi Field, Flushing, NY

Mon Apr 21 2014, 7:13 PM - 9:46 PM EDT

Att. 20,382 - Clear - 54 F

TOP

Batter		1	2	3	4	5	6	7	8	9	AB	R	H	RBI	BB	SO	LOB
13 Matt Carpenter, L OBP: 0.379, SLG: 0.310	(1, 5)	C FC 91, C FF 90, C CU 79; 0-3; K ①		B FC 91, C FC 90, X CH 88; 1-1; 1B			B FC 91, C FC 90, X CU 78; 1-1; 21 1B; 1B		B SI 88, S CH 80, S CH 81, B CH 81, S CH 82; 2-3; K ①		4	0	2	0	0	2	0
21 Allen Craig, R OBP: 0.256, SLG: 0.282	(1, 9)	B SI 92, X FF 92; 1-0; F9 ②		C FC 92, C CU 79, B FC 92, S FF 92; 1-3; K ③			X FC 92; 0-0; 1-3; 1B		F FC 90, F FC 90, B FF 93, B FF 93, F FC 90, X FC 91; 2-2; 2B		4	0	2	0	0	1	1
7 Matt Holliday, R OBP: 0.333, SLG: 0.352	(1, 7)	C FF 93, B FF 93, S CU 81, C FF 94; 1-3; K ③			C CU 76, S FF 93, X FC 90; 0-2; F8 ①		X SI 91; 0-0; P4 ②		S FF 92, F FF 94, B FC 89, B CU 83, S FC 89; 2-3; K ②		4	0	0	0	0	2	3
Matt Adams, L OBP: 0.364, SLG: 0.486	(1, 3)		B CU 77, S CU 77, X CH 86; 1-1; G4-3 ①		C CU 76, C CU 79, C FC 93; 0-3; K ②		C FC 92, X FF 93; 0-1; G4-3 ③		C CU 77, C FF 93, F SI 92, D FF 92, F FC 89, S CU 82; 1-3; K ③		4	0	0	0	0	2	3
4 Yadier Molina, R OBP: 0.373, SLG: 0.528	(1, 2)		C SL 83, S CU 79, F FC 93, F FC 94, B SL 86, X FC 92; 1-2; 1B		X FC 92; 0-0; G6-3 ③			B FC 90, C FC 91, B SL 83, B FC 90, X FC 91; 3-1; F8 ①		C CH 90, B FF 95, C SI 90, F FF 95, X SL 85; 1-2; 27 G5-4-3; 1B	4	0	2	0	0	0	0
27 Jhonny Peralta, R OBP: 0.243, SLG: 0.388	(1, 6)		D FC 92, F FC 93, D SL 84, F FF 92, B SL 85, S SL 82; 3-3; K ②			B FC 92, B FC 91, B FC 92, B FC 90; 4-0; 19 G6-4-3; BB		X FC 92; 0-0; F9 ②		B CH 89, S SI 91, B CH 90, X CH 90; 2-1; G5-4-3 ①②; 1-2f	3	0	0	0	1	1	2
19 Jon Jay, L OBP: 0.341, SLG: 0.450	(1, 8)		B FC 90, X CH 86; 1-0; G4-3 ③			B CU 76, B CH 86, C FC 91, X FC 91; 2-1; G6-4-3 ①②; 1-2f		B CU 77, F CU 77, B SL 83, B CH 86, C FC 92, F FC 90, B SL 81; 4-2; 3 BB; BB		C SI 91, B CH 88, F SL 86, B FF 96, B SL 85, X SI 92; 3-2; G4-3 ③	3	0	0	0	1	0	2
3 Mark Ellis, R OBP: 0.313, SLG: 0.167	(1, 4)			C SI 90, C SL 84, B SL 85, B FF 92, B FC 93, F FC 91, X FC 92; 3-2; G5-3 ①		C FC 91, B SL 85, X SL 83; 1-1; P3 ③		F FC 92, B FC 92, B FC 91, B FC 91, F FC 92, B FF 91; 4-2; 1-2; BB			2	0	0	0	1	0	0
70 Tyler Lyons, L	(1, 1)			B FC 91, C FC 91, B FF 92, C FC 90, B SL 83, C SL 84; 3-3; K ②			B FC 90, C FC 91, C FF 90, S FC 92; 1-3; K ①	D SI 88, X CH 78; 1-0; G5-3 ③			2	0	0	0	0	2	0
33 Daniel Descalso, L OBP: 0.136, SLG: 0.143	(7, PH)										0	0	0	0	0	0	0
43 Shane Robinson, R OBP: 0.222, SLG: 0.067	(7, PH)										1	0	0	0	0	0	2
37 Pat Neshek, S	(7, 1)										0	0	0	0	0	0	0
67 Eric Fornataro, R	(8, 1)										0	0	0	0	0	0	0
Inning Stats		R: 0 E: 0 K: 2 S: 7 H: 0 LOB: 0 BB: 0 P: 9	R: 0 E: 0 K: 1 S: 11 H: 1 LOB: 1 BB: 0 P: 17	R: 0 E: 0 K: 2 S: 12 H: 1 LOB: 1 BB: 0 P: 20	R: 0 E: 0 K: 1 S: 7 H: 0 LOB: 0 BB: 0 P: 7	R: 0 E: 0 K: 0 S: 4 H: 0 LOB: 0 BB: 1 P: 11	R: 0 E: 0 K: 1 S: 9 H: 2 LOB: 2 BB: 0 P: 11	R: 0 E: 0 K: 0 S: 9 H: 0 LOB: 2 BB: 2 P: 21	R: 0 E: 0 K: 3 S: 15 H: 1 LOB: 1 BB: 0 P: 22	R: 0 E: 0 K: 0 S: 9 H: 1 LOB: 0 BB: 0 P: 15	1B: 5 2B: 1 3B: 0 HR: 0		SF: 0 SAC: 0 DP: 2 HBP: 0				

AB	31
R	0
H	6
RBI	0
BB	3
SO	10
LOB	13

WP: 0 PB: 0 SB: 0 CS: 0 PA: 34

livebaseballscorecards.com

PITCHER		IP	WLS	BF	H	R	ER	SO	BB	IBB	HBP	BLK	WP	HR	S	P	ERA	WHIP
58 Jenrry Mejia, R ERA: 1.99	(1, 1)	6.2	W	26	4	0	0	7	3	0	0	0	0	0	58	94	0.00	1.050
56 Scott Rice, L ERA: 7.71	(7, 1)	0.2	H	2	0	0	0	1	0	0	0	0	0	0	4	7	0.00	0.000
52 Carlos Torres, R ERA: 1.46	(8, 1)	0.2	H	3	1	0	0	2	0	0	0	0	0	0	12	17	0.00	1.500
44 Kyle Farnsworth, R ERA: 0.96	(9, 1)	1.0	S	3	1	0	0	0	0	0	0	0	0	0	9	15	0.00	1.000

PITCHER	IP	WLS	BF	H	R	ER	SO	BB	IBB	HBP	BLK	WP	HR	S	P	ERA	WHIP

BOTTOM

St. Louis Cardinals @ New York Mets
Citi Field, Flushing, NY
Mon Apr 21 2014, 7:13 PM - 9:46 PM EDT
Att. 20,382 - Clear - 54 F

livebaseballscorecards.com

Batter	1	2	3	4	5	6	7	8	9	AB	R	H	RBI	BB	SO	LOB
22 Eric Young Jr., S (1, 7) OBP: 0.337, SLG: 0.261	C SI 90 B SI 90 C SI 90 B SL 81 X SI 90 2-2 G1-3 ①		B SI 90 B CH 82 C FF 89 B FF 89 C FF 89 X FF 89 3-2 3 HBP 5 1B 1B		B SI 88 B SI 87 C FF 87 S FF 88 B SL 80 F FF 89 X FF 89 3-2 F7 ① X SI 89 0-0 F8 ③					4	1	1	0	0	0	3
3 Curtis Granderson, L (1, 9) OBP: 0.224, SLG: 0.227	F FF 91 F SI 90 S SL 82 0-3 K ②		B FF 90 C SL 80 H FF 89 2-1 5 1B 1-2 HBP		C SL 80 C SL 80 S SL 81 0-3 K ②		B SI 88 C CH 70 F SI 90 C SI 90 1-3 K ①			3	0	0	0	0	3	0
5 David Wright, R (1, 5) OBP: 0.364, SLG: 0.375	B SI 90 C SI 90 C FF 91 S SL 82 1-3 K ③		X CU 75 0-0 1-2 2-H 1B		F SI 90 X CH 82 0-1 F8 ③		X SI 88 0-0 F9 ②			4	0	1	1	0	1	0
1 Chris Young, R (1, 8) OBP: 0.222, SLG: 0.278		B FF 90 X SI 88 1-0 F8 ①	C SI 90 B SL 82 S CH 83 T SL 82 1-2 K ③			C CH 80 B CU 73 F CU 72 X FF 89 1-2 E1 13 BB 28 BB	F SI 89 X SI 91 0-1 1B			4	0	1	0	0	1	2
28 Daniel Murphy, L (1, 4) OBP: 0.304, SLG: 0.320		C FF 89 X CU 75 0-1 G4-3 ②		B FF 89 B SL 79 X FF 90 2-0 13 G6-4-3 1B		B FF 88 D SL 79 C FF 89 D SL 80 B SI 90 4-1 15 S 13 BB 15 1B 1-2 BB	B SL 82 F SI 88 X CH 71 1-1 F7 ③			3	1	1	0	1	0	1
13 Josh Satin, R (1, 3) OBP: 0.294, SLG: 0.286 21 Lucas Duda, L (8, PH) OBP: 0.350, SLG: 0.453 (9, 3)		C SI 90 B FF 91 B CH 83 B SI 89 B SI 89 4-1 BB		B SI 89 1 SAFE X SI 88 1-0 G6-4-3 ①② 1-2f		B SI 90 D CH 82 B FF 89 C FF 88 F SI 88 B SL 80 4-2 11 1B 15 1B 1-2 2-3 BB ①		B SI 93 B SI 93 C SI 91 B SI 93 F SI 93 F SI 93 X SI 92 3-2 F8 ①		1 1	0 0	0 0	0 0	2 0	0 0	1 0
15 Travis d'Arnaud, R (1, 2) OBP: 0.276, SLG: 0.288		C SI 89 X CU 75 0-1 G1-3 ③		F FF 90 B CH 84 B SI 89 X SI 89 2-1 2B		B SI 88 D CH 82 X CU 73 2-0 11 1B 1-2 2-H 1B		B SI 94 F SI 93 X SI 94 1-1 G6-3 ②		4	0	2	1	0	0	1
11 Rubén Tejada, R (1, 6) OBP: 0.306, SLG: 0.222			C SI 88 B SI 88 F CU 73 C SL 81 1-3 K ① I IN 72 I IN 77 I IN 75 I IN 74 4-0 IBB			D SI 89 F SI 87 X FF 89 1-1 1-2 2-3 1B		F SI 94 B SI 92 X SI 93 1-1 G6-3 ③		3	0	1	0	1	1	0
58 Jenrry Mejia, R (1, 1) 56 Scott Rice, L (7, 1) 52 Carlos Torres, R (8, 1) 44 Kyle Farnsworth, R (9, 1)			C FF 89 S FF 90 S FF 91 0-3 K ② S FF 87 F FF 88 S FF 91 0-3 K ③			X FF 87 0-0 F7 ②				3 0 0 0	0 0 0 0	0 0 0 0	0 0 0 0	0 0 0 0	2 0 0 0	5 0 0 0

	AB	30
	R	2
	H	7
	RBI	2
	BB	4
	SO	8
	LOB	13

Inning Stats	1	2	3	4	5	6	7	8	9
	R: 0 E: 0 K: 2 S: 9	H: 0 LOB: 0 BB: 0 P: 12	R: 0 E: 0 K: 0 S: 6	H: 0 LOB: 1 BB: 1 P: 11	R: 1 E: 0 K: 3 S: 14	H: 2 LOB: 2 BB: 0 P: 21	R: 0 E: 0 K: 1 S: 7	H: 2 LOB: 2 BB: 1 P: 16	R: 0 E: 0 K: 1 S: 9	H: 0 LOB: 0 BB: 0 P: 12
	R: 1 E: 1 K: 0 S: 11	H: 2 LOB: 3 BB: 2 P: 23	R: 0 E: 0 K: 1 S: 8	H: 1 LOB: 1 BB: 0 P: 10	R: 0 E: 0 K: 0 S: 8	H: 0 LOB: 0 BB: 0 P: 13				

	1B: 6	SF: 0	WP: 0	PA: 35
	2B: 1	SAC: 0	PB: 0	
	3B: 0	DP: 1	SB: 1	
	HR: 0	HBP: 1	CS: 0	

PITCHER		IP	WLS	BF	H	R	ER	SO	BB	IBB	HBP	BLK	WP	HR	S	P	ERA	WHIP
70 Tyler Lyons, L ERA: 3.0	(1, 1)	6.0	L	28	6	2	2	7	3	1	1	0	0	0	56	95	3.00	1.500
37 Pat Neshek, R ERA: 2.08	(7, 1)	1.0		4	1	0	0	1	0	0	0	0	0	0	8	10	0.00	1.000
67 Eric Fornataro, R ERA:	(8, 1)	1.0		3	0	0	0	0	0	0	0	0	0	0	8	13	0.00	0.000

PITCHER	IP	WLS	BF	H	R	ER	SO	BB	IBB	HBP	BLK	WP	HR	S	P	ERA	WHIP

St. Louis Cardinals @ New York Mets

Citi Field, Flushing, NY

Tue Apr 22 2014, 7:11 PM - 9:50 PM EDT

Att. 20,220 - Cloudy - 62 F

TOP

livebaseballscorecards.com

Batter	1	2	3	4	5	6	7	8	9	AB	R	H	RBI	BB	SO	LOB
13 Matt Carpenter, L (1, 5) OBP: 0.370, SLG: 0.303	X FF 88 0-0 ① F7		B SI 90 C SI 90 B SI 91 X CH 83 2-1 1B	B FF 89 B FF 89 C SI 90 C SI 90 S FF 89 2-3 ③ K			D SI 92 C FF 92 F FF 94 X FF 93 1-2 ② F8		1 SAFE B FF 91 C FS 80 B FF 91 C FF 92 C FF 94 2-3 ① K 1-2	5	0	1	0	0	2	5
21 Allen Craig, R (1, 9) OBP: 0.241, SLG: 0.263	B SI 89 B SI 90 B SI 90 C FF 89 F SI 90 X SI 91 3-2 ② G1-3		C SI 89 F SL 83 C SI 90 0-3 ③ K		X FF 87 0-0 ① L7		B SI 92 S CH 84 X FF 92 1-1 ③ P4		B FS 81 C FF 92 F FF 93 S FF 95 1-3 ② K	5	0	0	0	0	2	3
7 Matt Holliday, R (1, 7) OBP: 0.360, SLG: 0.373	C SI 91 B SI 91 X KC 74 1-1 ③ 1B			F KC 75 B SI 89 B SI 89 B CH 82 B SI 90 4-1 4 1B 19 1B BB	C SI 87 B SI 86 F SL 88 B SI 89 X KC 72 2-2 ② F7			X SI 93 0-0 27 BB 19 1B 1B	B FS 82 C FF 93 C FF 94 X FF 95 1-2 ③ 2-H 1B	4	1	3	1	1	0	0
Matt Adams, L (1, 3) OBP: 0.370, SLG: 0.487		C KC 72 F KC 74 X SI 90 0-2 4 CS 1B		B SI 89 X SI 89 1-0 4 1B 19 1B 1-2 1B	X CH 82 0-0 ③ G3			B FF 92 C SL 84 S FF 93 S SI 93 1-3 ① K		4	1	2	0	0	1	1
4 Yadier Molina, R (1, 2) OBP: 0.367, SLG: 0.513		B SI 88 S CH 82 B SI 90 C SI 90 B SI 89 S SI 90 3-3 ① ② K 1-2		B SL 83 B SI 90 F SI 90 X FF 90 2-1 27 BB 19 1B 16 FC3-2 1-2 2-3 1B		F SL 78 B SL 81 C KC 72 F SI 88 X SI 87 1-2 ① G3		B CH 83 F SI 93 X FF 93 1-1 ② L6		4	0	1	0	0	1	2
19 Jon Jay, L (1, 8) OBP: 0.375, SLG: 0.477		C SI 91 S KC 76 B KC 76 X CH 83 1-2 1B		F KC 74 F FF 90 F SL 82 X KC 74 0-2 16 FC3-2 27 BB 50 FC5-2 1-2 2-H 3-H 1B		S CH 81 X CH 80 0-1 ② L9		S CH 84 S CH 85 B FF 93 F FF 93 X SL 85 1-2 27 BB 1-2 1B		4	0	3	2	0	0	0
27 Jhonny Peralta, R (1, 6) OBP: 0.256, SLG: 0.377		1 SAFE B SI 89 X SI 90 1-0 ③ L7		C SI 89 S SI 89 F SL 81 B SI 89 F SI 88 D KC 76 B SI 89 B SI 89 4-2 50 FC5-2 16 FC3-2 1-2 2-3 BB		F SL 82 X SL 82 0-1 ③ L7		F SL 85 D FF 94 D SI 93 C CH 83 F FF 93 B FF 93 F CH 84 D FF 94 4-2 1-2 2-3 BB		2	0	0	0	2	0	1
16 Kolten Wong, L (1, 4) OBP: 0.279, SLG: 0.270			C FF 88 F SI 89 F SI 89 B KC 74 B KC 75 X CH 83 2-2 ① G3	C SI 89 B FF 89 F CH 83 B SI 88 X CH 82 2-2 ① FC3-2 50 FC5-2 1-2 2-3 3-Hf			S FF 92 B FF 93 F CH 83 X FF 95 1-2 ① F7	B FF 93 F CH 84 T FF 93 B FF 93 F FF 93 X CH 85 2-2 ③ G4-3		4	0	0	0	0	0	6
50 Adam Wainwright, R (1, 1) OBP: 0.462, SLG: 0.500 46 Kevin Siegrist, L (8, 1) 33 Daniel Descalso, L (9, PH) OBP: 0.174, SLG: 0.143 26 Trevor Rosenthal, R (9, 1)			B SI 90 B SI 91 B FF 90 C FF 89 C SI 90 S SI 90 3-3 ② K	X SI 90 0-0 ② FC5-2 1-2 2-3 3-Hf			S FF 93 B FF 94 S SL 84 X FF 93 1-2 1B		B FS 80 B FS 88 B FF 90 B FF 90 4-0 13 S 7 1B BB	3 0 0 0	0 0 1 0	1 0 0 0	0 0 0 0	0 0 1 0	1 0 0 0	3 0 0 0
Inning Stats	R: 0 E: 0 K: 0 S: 6 H: 1 LOB: 1 BB: 0 P: 10	R: 0 E: 0 K: 1 S: 10 H: 2 LOB: 1 BB: 0 P: 15	R: 0 E: 0 K: 2 S: 12 H: 1 LOB: 1 BB: 0 P: 19	R: 2 E: 0 K: 1 S: 19 H: 3 LOB: 3 BB: 2 P: 34	R: 0 E: 0 K: 0 S: 6 H: 0 LOB: 0 BB: 0 P: 8	R: 0 E: 0 K: 0 S: 8 H: 0 LOB: 0 BB: 0 P: 9	R: 0 E: 0 K: 0 S: 11 H: 1 LOB: 1 BB: 0 P: 15	R: 0 E: 0 K: 1 S: 18 H: 2 LOB: 3 BB: 1 P: 27	R: 1 E: 0 K: 2 S: 9 H: 1 LOB: 1 BB: 1 P: 17	1B: 11 2B: 1 3B: 0 HR: 0 SF: 0 SAC: 0 DP: 1 HBP: 0						WP: 0 PB: 0 SB: 1 CS: 1 PA: 39	

	AB	35
	R	3
	H	11
	RBI	3
	BB	4
	SO	7
	LOB	21

PITCHER		IP	WLS	BF	H	R	ER	SO	BB	IBB	HBP	BLK	WP	HR	S	P	ERA	WHIP
35 Dillon Gee, R ERA: 3.58	(1, 1)	6.0	L	25	7	2	2	4	2	0	0	0	0	0	61	95	3.00	1.500
71 Gonzalez Germen, R ERA: 3.38	(7, 1)	2.0		10	3	0	0	1	1	0	0	0	0	0	29	42	0.00	2.000
47 Jose Valverde, R ERA: 5.23	(9, 1)	1.0		4	1	1	1	2	1	0	0	0	0	0	9	17	9.00	2.000

PITCHER		IP	WLS	BF	H	R	ER	SO	BB	IBB	HBP	BLK	WP	HR	S	P	ERA	WHIP

Batter	1	2	3	4	5	6	7	8	9	AB	R	H	RBI	BB	SO	LOB
22 Eric Young Jr., S (1, 7) OBP: 0.345, SLG: 0.264	C SI 90 F FF 90 B CU 75 F FC 87 B SI 93 X FC 88 2-2 ① G3-1			C SI 91 B FF 91 X CH 83 1-1 ① G6-3		X SI 89 0-0 1B			B FF 95 C FF 94 B CH 87 B FF 96 B FF 96 4-1 3 BB BB	3	0	1	0	1	0	0
3 Curtis Granderson, L (1, 9) OBP: 0.225, SLG: 0.217	B FC 88 B SI 91 X FF 91 2-0 ② F8			C FC 87 B FF 92 C CU 74 S CU 72 1-3 ② K		X FC 86 0-0 ③ G3			B FF 96 B FF 96 B FF 95 B FF 96 4-0 28 FC6-4 BB 1-2	3	0	0	0	1	1	1
5 David Wright, R (1, 5) OBP: 0.348, SLG: 0.357	C SI 92 C FC 87 F CU 75 F SI 91 B SI 91 B FC 89 X FC 88 2-2 ③ G4-3			B CU 73 T CU 74 B SI 90 C FC 88 C SI 92 2-3 ③ K			X CU 74 0-0 ① F8		C CU 81 S FF 96 B CH 86 F CH 87 C FF 98 1-3 ② K	4	0	0	0	0	2	2
28 Daniel Murphy, L (1, 4) OBP: 0.301, SLG: 0.316		B FC 89 X FC 87 1-0 ① P4			X FF 89 0-0 21 1B 1B		B CH 80 C FF 90 X CU 69 1-1 ② L6		B FF 97 X CH 87 1-0 ③ FC6-4 1-2f	4	0	1	0	0	0	2
1 Chris Young, R (1, 8) OBP: 0.238, SLG: 0.286		C FF 90 X FC 85 0-1 21 CS 1B			C SI 89 X CU 73 0-1 ① F7		B SI 90 B SI 91 C FC 87 X SI 90 2-1 ③ P3			3	0	1	0	0	0	1
21 Lucas Duda, L (1, 3) OBP: 0.349, SLG: 0.446		B FC 89 S FC 87 D CU 75 C SI 91 F FC 87 B CU 75 C CU 74 3-3 ② ③ K 1-2			B FC 88 S CU 72 B FC 88 B SI 90 F FC 88 X FF 93 3-2 15 G6-4-3 1B 1-2			C FF 95 B FF 94 C FF 95 F FF 93 B CU 78 X FF 95 2-2 ① F7		3	0	1	0	0	1	1
15 Travis d'Arnaud, R (1, 2) OBP: 0.262, SLG: 0.273			X SI 89 0-0 ① F7		C FC 88 B CU 76 F FC 88 X CU 76 1-2 ② ③ G6-4-3 1-2f			S FF 96 B FF 96 X FF 95 1-1 ② F9		3	0	0	0	0	0	2
0 Omar Quintanilla, L (1, 6) OBP: 0.333, SLG: 0.313 13 Josh Satin, R (8, PH) OBP: 0.278, SLG: 0.267 11 Rubén Tejada, R (9, 6) OBP: 0.306, SLG: 0.222			B SI 89 C FF 88 F CU 72 F FC 85 B FC 83 X CU 76 2-2 ② G3			F SI 88 X FC 86 0-1 ① G4-3		C FF 94 B CU 77 F FF 95 X FF 94 1-2 ③ L8		2 1 0	0 0 0	0 0 0	0 0 0	0 0 0	0 0 0	0 0 0
35 Dillon Gee, R (1, 1) 9 Kirk Nieuwenhuis, L (6, PH) OBP: 0.267, SLG: 0.462 71 Gonzalez Germen, R (7, 1) 47 Jose Valverde, R (9, 1) 53 Bobby Abreu, L (9, PH)			F FC 88 F SI 90 X CU 74 0-2 ③ P4			B FF 90 C FC 86 C CU 72 B SI 92 X CU 75 2-2 ② P2			C FF 94 X FF 95 0-1 ① F7	1 1 0 0 1	0 0 0 0 0	0 0 0 0 0	0 0 0 0 0	0 0 0 0 0	0 0 0 0 0	0 0 0 0 0
Inning Stats	R: 0 E: 0 K: 0 S: 10 H: 0 LOB: 0 BB: 0 P: 16	R: 0 E: 0 K: 1 S: 7 H: 1 LOB: 1 BB: 0 P: 11	R: 0 E: 0 K: 0 S: 8 H: 0 LOB: 0 BB: 0 P: 10	R: 0 E: 0 K: 2 S: 8 H: 0 LOB: 0 BB: 0 P: 12	R: 0 E: 0 K: 0 S: 9 H: 2 LOB: 1 BB: 0 P: 13	R: 0 E: 0 K: 0 S: 7 H: 1 LOB: 1 BB: 0 P: 9	R: 0 E: 0 K: 0 S: 5 H: 0 LOB: 0 BB: 0 P: 8	R: 0 E: 0 K: 0 S: 9 H: 0 LOB: 0 BB: 0 P: 13	R: 0 E: 0 K: 1 S: 8 H: 0 LOB: 2 BB: 2 P: 18	1B: 4 2B: 1 3B: 0 HR: 0 SF: 0 SAC: 0 DP: 2 HBP: 0						

PITCHER		IP	WLS	BF	H	R	ER	SO	BB	IBB	HBP	BLK	WP	HR	S	P	ERA	WHIP
50 Adam Wainwright, R ERA: 1.46	(1, 1)	7.0	W	23	4	0	0	3	0	0	0	0	0	0	54	79	0.00	0.571
46 Kevin Siegrist, L ERA: 3.24	(8, 1)	1.0	H	3	0	0	0	0	0	0	0	0	0	0	9	13	0.00	0.000
26 Trevor Rosenthal, R ERA: 6.1	(9, 1)	1.0	S	5	0	0	0	1	2	0	0	0	0	0	8	18	0.00	2.000

PITCHER	IP	WLS	BF	H	R	ER	SO	BB	IBB	HBP	BLK	WP	HR	S	P	ERA	WHIP

BOTTOM

St. Louis Cardinals @ New York Mets

Citi Field, Flushing, NY

Tue Apr 22 2014, 7:11 PM - 9:50 PM EDT

Att. 20,220 - Cloudy - 62 F

livebaseballscorecards.com

AB	29
R	0
H	4
RBI	0
BB	2
SO	4
LOB	9

Batter	1	2	3	4	5	6	7	8	9	AB	R	H	RBI	BB	SO	LOB
13 Matt Carpenter, L (1, 5) OBP: 0.392, SLG: 0.346	C FF 86 B SI 85 C FF 88 F SI 88 X FF 90 1-2 7 BB 4 2B 1B	D CU 72 1 SAFE B FF 87 X FC 86 2-0 ③ L8			B CU 73 B FF 88 B FF 86 C FC 87 C FC 87 X SI 88 3-2 1B		C CU 69 X CU 71 0-1 2B		1 SAFE C CH 87 1 SAFE X SI 90 0-1 1-2 33 2B 1B	5	1	4	0	0	0	1
3 Mark Ellis, R (1, 4) OBP: 0.250, SLG: 0.125 33 Daniel Descalso, L (9, PH) OBP: 0.208, SLG: 0.227	B FF 88 S SI 88 F SI 89 B FF 90 C SI 90 2-3 ① K		B CH 78 C CH 79 B SI 87 F SI 88 X FC 86 2-2 ① G6-3		B SI 85 F SI 87 1 SAFE X SI 88 1-1 ② F8		B FF 89 F FC 88 F FF 88 S SL 80 1-3 ③ K		B CH 89 B CH 87 X CH 89 2-0 ② 1-H 2-H 2B	4 1	0 0	0 1	0 1	0 0	2 0	3 0
7 Matt Holliday, R (1, 7) OBP: 0.352, SLG: 0.354	B FF 88 B FF 89 F FF 90 B SI 90 C FC 88 B FF 90 4-2 21 FC4-6 1-2 BB		B CU 71 C FC 87 X FC 87 1-1 ② G5-3		X FF 88 0-0 ③ F9			S FF 92 F FC 90 B FF 92 B FC 90 F FF 93 X FC 89 2-2 ① G6-3	S FF 93 X SI 94 0-1 ③ F9	4	0	0	0	1	0	2
21 Allen Craig, R (1, 3) OBP: 0.241, SLG: 0.263	S SI 88 F FF 88 X FC 88 0-2 ② FC4-6 4 2B 1-2f		X CH 81 0-0 ③ G4-3			B CH 84 B FF 87 X FF 87 2-0 ① L7		C FF 92 B FC 90 S FC 91 B CU 83 F FC 91 F FC 90 F FF 94 F FC 90 B SI 90 3-2 X FC 88 4 2B 1B		4	0	1	0	0	0	2
4 Yadier Molina, R (1, 2) OBP: 0.398, SLG: 0.557	B FF 87 B SI 88 X FF 88 2-0 1-3 2-H 2B			C CH 85 B CH 78 F CH 80 B FC 85 B FF 88 B SI 88 4-2 8 FC5-4 BB		C CU 72 X SI 85 0-1 1B		F FC 90 C FC 90 X FC 88 0-2 1-3 2B		3	0	3	1	1	0	0
27 Jhonny Peralta, R (1, 6) OBP: 0.244, SLG: 0.356	B FC 86 F FF 88 F CH 82 X SI 90 1-2 ③ G5-3			B SI 86 S SI 90 X FF 88 1-1 ① P3		C FC 85 F FF 86 B FC 84 F SI 87 F CU 72 F FC 86 X SI 88 1-2 ② L8		B FC 90 C FC 88 X FC 90 1-1 ② P4		4	0	0	0	0	0	6
8 Peter Bourjos, R (1, 8) OBP: 0.245, SLG: 0.289 36 Randy Choate, L (6, 1) 37 Pat Neshek, S (7, 1) Matt Adams, L (8, PH) OBP: 0.366, SLG: 0.481 67 Eric Fornataro, R (8, 1)		B CH 84 B CH 84 X FF 87 2-0 ① L8		C SI 86 F SI 88 X FC 84 0-2 ② FC5-4 1-2f		F CH 85 C CH 84 X FC 84 0-2 ③ L4		D SI 88 B SI 89 F SI 87 F SI 89 F CH 82 X CH 81 2-2 ③ F9		3 0 0 1 0	0 0 0 0 0	0 0 0 0 0	0 0 0 0 0	0 0 0 0 0	0 0 0 2 0	2 0 0 2 0
43 Shane Robinson, R (1, 9) OBP: 0.227, SLG: 0.105		B CH 77 X SI 86 1-0 1B		1 SAFE X CH 80 0-0 ③ G1-3			C CU 69 X CH 78 0-1 ① F7		S SL 83 B SL 84 C SL 82 B SL 84 F SL 86 B SL 84 F SL 81 F SL 82 S SL 82 3-3 ① K	4	0	1	0	0	1	1
52 Michael Wacha, R (1, 1) 16 Kolten Wong, L (5, PH) OBP: 0.275, SLG: 0.266 43 Seth Maness, R (5, 1) 19 Jon Jay, L (6, 8) OBP: 0.380, SLG: 0.478		L CH 85 L C FC 86 0-3 ② K			B CU 70 C FF 87 C FF 87 B FC 84 S SI 87 2-3 ① K		C FC 86 X CU 71 0-1 ② G3		B CH 89 C CH 89 X SL 83 1-1 13 1B 33 2B 1B	1 1 0 2	0 0 0 1	0 0 0 1	0 0 0 1	0 1 0 0	1 0 0 0	1 0 0 0
Inning Stats	R: 1 E: 0 K: 1 S: 16 H: 2 LOB: 2 BB: 1 P: 26	R: 0 E: 0 K: 1 S: 6 H: 1 LOB: 1 BB: 0 P: 11	R: 0 E: 0 K: 0 S: 6 H: 0 LOB: 0 BB: 0 P: 9	R: 0 E: 0 K: 0 S: 8 H: 0 LOB: 1 BB: 1 P: 13	R: 0 E: 0 K: 1 S: 9 H: 1 LOB: 1 BB: 0 P: 15	R: 0 E: 0 K: 0 S: 12 H: 1 LOB: 1 BB: 0 P: 15	R: 0 E: 0 K: 1 S: 9 H: 1 LOB: 1 BB: 0 P: 10	R: 0 E: 0 K: 0 S: 20 H: 2 LOB: 2 BB: 0 P: 28	R: 1 E: 0 K: 1 S: 13 H: 3 LOB: 1 BB: 0 P: 19	1B: 7 2B: 4 3B: 0 HR: 0 SF: 0 SAC: 0 DP: 0 HBP: 0						

TOP

St. Louis Cardinals @ New York Mets

Citi Field, Flushing, NY

Wed Apr 23 2014, 7:12 PM - 10:19 PM EDT

Att. 21,981 - Partly Cloudy - 51 F

livebaseballscorecards.com

AB	37
R	2
H	11
RBI	2
BB	2
SO	5
LOB	20

PITCHER		IP	WLS	BF	H	R	ER	SO	BB	IBB	HBP	BLK	WP	HR	S	P	ERA	WHIP
49 Jonathon Niese, L ERA: 2.45	(1, 1)	6.2	W	28	6	1	1	3	2	0	0	0	0	0	63	95	1.35	1.200
16 Daisuke Matsuzaka, R ERA: 2.08	(7, 1)	0.1	H	1	0	0	0	1	0	0	0	0	0	0	3	4	0.00	0.000
52 Carlos Torres, R ERA: 1.38	(8, 1)	0.2	H	4	2	0	0	0	0	0	0	0	0	0	16	22	0.00	3.000
56 Scott Rice, L ERA: 7.2	(8, 1)	0.1	H	1	0	0	0	0	0	0	0	0	0	0	4	6	0.00	0.000
44 Kyle Farnsworth, R ERA: 1.74	(9, 1)	1.0	S	5	3	1	1	1	0	0	0	0	0	0	13	19	9.00	3.000

PITCHER		IP	WLS	BF	H	R	ER	SO	BB	IBB	HBP	BLK	WP	HR	S	P	ERA	WHIP

WP: 0	PA: 39		
PB: 0			
SB: 0			
CS: 0			

Batter	1	2	3	4	5	6	7	8	9	AB	R	H	RBI	BB	SO	LOB
9 Kirk Nieuwenhuis, L (1, 8) OBP: 0.263, SLG: 0.375	C CH 89 B FC 86 C FC 90 C FF 93 1-3 ① K		F FF 93 S FF 92 B FF 93 T CU 72 1-2 ① K	S FF 93 B FF 91 B CH 83 B FF 90 B FF 92 4-1 1-2 2-3 3-H BB		B SI 82 F SI 83 B SL 72 S SI 82 F SI 82 B SL 73 X SI 83 3-2 ③ G6-3				3	0	0	1	1	2	2
3 Curtis Granderson, L (1, 9) OBP: 0.238, SLG: 0.222	B FF 93 B FF 92 X FF 92 2-0 1B		S FC 90 B FF 92 B FF 92 F FC 91 C CU 73 2-3 ② K	B CU 74 C FF 92 S FF 93 X FF 92 1-2 ③ P5			C SI 83 B SL 74 F SI 83 B SL 73 F SI 83 B SI 82 F SI 83 F SI 84 F SI 84 4-2 F SI 84 F SI 82 B SI 83 BB			3	0	1	0	1	1	4
5 David Wright, R (1, 5) OBP: 0.333, SLG: 0.341	S FF 92 F FF 92 B FC 87 F FF 94 F FF 93 D CH 86 1 SAFE F FC 88 F FF 94 2-3 ② K S CU 74		C CU 73 C CU 75 F CU 75 S FF 95 0-3 ③ K		B SI 88 X SI 87 1-0 ① F9		B SI 87 S SI 89 C SL 79 B SI 90 F SL 80 C SL 80 2-3 ① K			4	0	0	0	0	3	3
28 Daniel Murphy, L (1, 4) OBP: 0.299, SLG: 0.313	1 SAFE C FF 91 C FC 92 B FF 95 1 SAFE S FF 93 1-3 ③ K			X FF 91 0-0 1 FC6-4 1B	B SI 86 B SI 88 X SI 87 2-0 ② G4-3		C SI 88 F SI 91 F SI 92 F SL 83 D CH 73 1 SAFE X CH 70 1-2 ② P5			4	0	1	0	0	1	2
1 Chris Young, R (1, 7) OBP: 0.200, SLG: 0.240		B FC 88 F CH 88 B FF 90 S FF 90 B FC 91 S FF 94 3-3 ① K		C FC 90 F FF 92 X CU 74 0-2 ① FC6-4 15 1B 21 BB 11 BB 1-2f	C SI 89 B SI 88 X SI 87 1-1 ③ G5-3		1 SAFE B SI 89 F SI 88 X SL 79 1-1 ③ G5-3			4	1	0	0	0	1	2
21 Lucas Duda, L (1, 3) OBP: 0.358, SLG: 0.492		F FF 90 B CU 74 C CU 71 B FF 95 S FF 95 2-3 ② K		1 SAFE B FF 90 B FC 91 C FF 92 B FC 90 B FC 89 4-1 11 BB 15 1B 9 BB 1-2 BB		B SI 88 B SI 88 X SI 88 2-0 HR		B FF 93 C FF 92 B CU 78 B SI 91 X SI 92 3-1 ① F9		3	2	1	1	1	1	0
15 Travis d'Arnaud, R (1, 2) OBP: 0.277, SLG: 0.276		C FC 91 C FF 92 F FF 94 B CU 77 B FF 95 F FF 92 B CU 75 B FF 93 4-2 BB		X FF 92 0-0 9 BB 11 BB 1-2 2-3 1B		B SL 82 B SI 89 F SI 88 X SI 88 2-1 E6 49 BLK		B SI 93 B SI 93 B SI 91 C SI 90 F SI 88 T FF 93 3-2 ② K		3	0	1	0	1	1	0
11 Rubén Tejada, R (1, 6) OBP: 0.303, SLG: 0.211		B FF 91 S FF 92 C FC 88 F FF 93 S FF 93 1-3 ③ K		F CU 74 B FF 92 B CU 74 B FC 91 B FF 92 4-1 9 BB 1-2 2-3 3-H BB		F SI 89 B SI 88 C SI 88 1 SAFE B SL 82 B SL 82 S SI 89 3-3 ① K		C SI 94 C SI 94 B FF 95 F CU 79 F FF 96 X SI 94 1-2 ③ P3		3	0	0	1	1	2	2
49 Jonathon Niese, L (1, 1) 16 Daisuke Matsuzaka, R (7, 1) 52 Carlos Torres, R (8, 1) 56 Scott Rice, L (8, 1) 44 Kyle Farnsworth, R (9, 1)			B FC 90 B FF 92 B FF 91 C FF 91 C FF 90 B FF 91 4-2 BB	B FF 92 B FC 91 C FC 92 S FF 91 B FF 91 C FF 92 3-3 ② K		C SI 87 C SI 87 B SI 89 B CH 81 S SI 87 2-3 ② K 1-2				2 0 0 0 0	0 0 0 0 0	0 0 0 0 0	0 0 0 0 0	1 0 0 0 0	2 0 0 0 0	4 0 0 0 0
Inning Stats	R: 0 E: 0 K: 3 S: 14 H: 1 LOB: 1 BB: 0 P: 20	R: 0 E: 0 K: 3 S: 14 H: 0 LOB: 1 BB: 1 P: 24	R: 0 E: 0 K: 3 S: 12 H: 0 LOB: 1 BB: 1 P: 19	R: 2 E: 0 K: 1 S: 14 H: 2 LOB: 3 BB: 3 P: 30	R: 0 E: 0 K: 0 S: 4 H: 0 LOB: 0 BB: 0 P: 8	R: 1 E: 1 K: 2 S: 13 H: 1 LOB: 1 BB: 0 P: 25	R: 0 E: 0 K: 1 S: 19 H: 0 LOB: 1 BB: 1 P: 27	R: 0 E: 0 K: 1 S: 10 H: 0 LOB: 0 BB: 0 P: 17		1B: 3 2B: 0 3B: 0 HR: 1 SF: 0 SAC: 0 DP: 0 HBP: 0						

PITCHER		IP	WLS	BF	H	R	ER	SO	BB	IBB	HBP	BLK	WP	HR	S	P	ERA	WHIP
52 Michael Wacha, R ERA: 2.1	(1, 1)	4.0	L	20	3	2	2	10	5	0	0	0	0	0	54	93	4.50	2.000
43 Seth Maness, R ERA: 3.38	(5, 1)	1.2		7	1	1	1	2	0	0	0	1	0	1	13	26	5.40	0.600
36 Randy Choate, L ERA: 1.5	(6, 1)	0.1		2	0	0	0	0	1	0	0	0	0	0	12	19	0.00	3.000
37 Pat Neshek, R ERA: 1.86	(7, 1)	1.0		3	0	0	0	1	0	0	0	0	0	0	11	15	0.00	0.000
67 Eric Fornataro, R ERA:	(8, 1)	1.0		3	0	0	0	1	0	0	0	0	0	0	10	17	0.00	0.000

PITCHER	IP	WLS	BF	H	R	ER	SO	BB	IBB	HBP	BLK	WP	HR	S	P	ERA	WHIP

BOTTOM

St. Louis Cardinals @ New York Mets

Citi Field, Flushing, NY

Wed Apr 23 2014, 7:12 PM - 10:19 PM EDT
Att. 21,981 - Partly Cloudy - 51 F

livebaseballscorecards.com

AB	29
R	3
H	4
RBI	3
BB	6
SO	14
LOB	19

1B: 3 SF: 0
2B: 0 SAC: 0
3B: 0 DP: 0
HR: 1 HBP: 0

WP: 0 PA: 35
PB: 0
SB: 0
CS: 0

Batter	1	2	3	4	5	6	7	8	9	AB	R	H	RBI	BB	SO	LOB
13 Matt Carpenter, L (1, 5) OBP: 0.376, SLG: 0.329	B SI 86 T FF 88 B SI 85 B SI 86 X SI 86 3-1 ① F8			B SI 86 B CH 79 B SI 84 C SI 86 F SI 86 F SI 87 C SI 87 3-3 ① K	C FF 90 T FF 91 B SI 91 F SI 90 S FF 92 1-3 ③ K			C FF 90 S FF 88 B SI 91 X FC 89 1-2 ① FC6-4 7 BB 1-2f		4	0	0	0	0	2	3
19 Jon Jay, L (1, 8) OBP: 0.370, SLG: 0.460	C FF 90 F FF 92 B FF 92 B SI 88 X SI 89 2-2 ② G4-3			F FF 89 F SI 88 X FF 92 0-2 1B		C SL 80 F CH 81 F SI 89 C FF 92 0-3 ① K		T FC 88 S FC 88 B CU 81 B FF 91 F FC 88 F FC 88 F FC 89 F SI 91 1 SAFE 3-2 ② F8 D FF 89 X FC 87		4	0	1	0	0	1	1
7 Matt Holliday, R (1, 7) OBP: 0.347, SLG: 0.341	C SL 83 B SI 88 F SI 86 F FF 92 B CH 82 X SL 84 2-2 ③ F8			X SI 86 0-0 ② F7		B SI 87 B SI 86 C SI 88 C FF 93 B SL 83 F FF 92 X SI 89 3-2 ② G4-3		C FC 88 F FC 89 B FF 93 F FC 91 D CU 80 B FF 91 B FC 89 4-2 1-2 BB		3	0	0	0	1	0	1
Matt Adams, L (1, 3) OBP: 0.349, SLG: 0.458		B SI 87 X CH 81 1-0 ① F9		1 SAFE B SI 86 B SI 85 C SI 85 F SI 86 C SI 86 2-3 ③ K		B FF 92 S SI 88 B FF 91 F SI 86 S FF 91 2-3 ③ K		B SI 87 C SI 88 S SI 88 F SI 90 D SI 88 F CH 82 X SL 79 2-2 ③ G1-3		4	0	0	0	0	2	3
21 Allen Craig, R (1, 9) OBP: 0.231, SLG: 0.250		C SI 85 X FF 90 0-1 ② F8			B CH 80 F SL 75 F FF 90 B SI 89 B SI 87 F SI 87 F SI 86 F SI 88 S FF 91 3-3 ① K		B SI 84 C SI 87 B FF 90 X SI 87 2-1 ① G6-3		B FF 91 C FF 91 B CU 75 B FF 90 X FF 92 3-1 ① L9	4	0	0	0	0	1	0
33 Daniel Descalso, L (1, 6) OBP: 0.179, SLG: 0.192		C FF 91 C SI 88 F FF 92 X SI 89 0-2 ③ L4			F CH 82 S FF 92 B FF 91 B FF 91 S FF 91 2-3 ② K		C FF 90 B FF 91 X FF 90 1-1 ② P5		C FF 91 B FS 79 B FF 90 F FF 92 F FC 90 B SL 84 F FF 92 S FF 90 3-3 ② K	4	0	0	0	0	2	0
16 Kolten Wong, L (1, 4) OBP: 0.292, SLG: 0.284 46 Kevin Siegrist, L (7, 1) 44 Carlos Martinez, R (7, 1) 67 Eric Fornataro, R (8, 1) 8 Peter Bourjos, R (9, PH) OBP: 0.240, SLG: 0.283			C FF 87 X FF 91 0-1 ① F7		B SI 88 B FF 89 X SI 87 2-0 48 2B 1B		C FF 89 F FF 92 X FF 92 0-2 1B		C FF 90 X CU 74 0-1 ③ P2	3 0 0 0 1	1 0 0 0 0	2 0 0 0 0	0 0 0 0 0	0 0 0 0 0	0 0 0 0 0	0 0 0 0 0
48 Tony Cruz, R (1, 2) OBP: 0.500, SLG: 0.500			B SI 86 X SI 87 1-0 ② G6-3		S SL 82 1 SAFE B SI 86 1 SAFE B SI 85 X SL 80 2-1 31 E 1-H 2B		B SI 87 1 SAFE X SI 86 1-0 ③ F8			3	0	1	1	0	0	1
31 Lance Lynn, S (1, 1) OBP: 0.100, SLG: 0.200 3 Mark Ellis, R (7, 4) OBP: 0.286, SLG: 0.125			C FF 90 C FF 90 C SI 88 0-3 ③ K		C FF 90 C SI 88 X SI 88 0-2 E1 2-3			B FF 90 B FF 89 B FF 89 C FF 91 F FF 90 F FF 88 B FF 90 4-2 13 FC6-4 BB		2 0	0 0	0 0	0 0	0 1	1 0	1 0
Inning Stats	R: 0 E: 0 K: 0 S: 9 H: 0 LOB: 0 BB: 0 P: 16	R: 0 E: 0 K: 0 S: 7 H: 0 LOB: 0 BB: 0 P: 8	R: 0 E: 0 K: 1 S: 6 H: 0 LOB: 0 BB: 0 P: 7	R: 0 E: 0 K: 2 S: 11 H: 1 LOB: 1 BB: 0 P: 16	R: 1 E: 1 K: 3 S: 19 H: 2 LOB: 2 BB: 0 P: 29	R: 0 E: 0 K: 2 S: 11 H: 0 LOB: 0 BB: 0 P: 16	R: 0 E: 0 K: 0 S: 8 H: 1 LOB: 1 BB: 0 P: 12	R: 0 E: 0 K: 0 S: 21 H: 0 LOB: 2 BB: 2 P: 35	R: 0 E: 0 K: 1 S: 9 H: 0 LOB: 0 BB: 0 P: 15	1B: 3 2B: 1 3B: 0 HR: 0 SF: 0 SAC: 0 DP: 0 HBP: 0						

PITCHER		IP	WLS	BF	H	R	ER	SO	BB	IBB	HBP	BLK	WP	HR	S	P	ERA	WHIP
40 Bartolo Colon, R ERA: 4.5	(1, 1)	7.0	W	26	4	1	1	8	0	0	0	0	0	0	71	104	1.29	0.571
52 Carlos Torres, R ERA: 1.32	(8, 1)	0.2	H	4	0	0	0	0	2	0	0	0	0	0	16	28	0.00	3.000
56 Scott Rice, L ERA: 6.75	(8, 1)	0.1	H	1	0	0	0	0	0	0	0	0	0	0	5	7	0.00	0.000
16 Daisuke Matsuzaka, R ERA: 1.69	(9, 1)	1.0	S	3	0	0	0	1	0	0	0	0	0	0	9	15	0.00	0.000

PITCHER	IP	WLS	BF	H	R	ER	SO	BB	IBB	HBP	BLK	WP	HR	S	P	ERA	WHIP

TOP

St. Louis Cardinals @ New York Mets

Citi Field, Flushing, NY

Thu Apr 24 2014, 1:12 PM - 4:13 PM EDT

Att. 22,669 - Sunny - 56 F

livebaseballscorecards.com

AB	32
R	1
H	4
RBI	1
BB	2
SO	9
LOB	10

PA: 34

WP: 0
PB: 0
SB: 0
CS: 0

Batter	1	2	3	4	5	6	7	8	9	AB	R	H	RBI	BB	SO	LOB
22 Eric Young Jr., S (1, 7) OBP: 0.341, SLG: 0.289	B FF 90 B FF 91 B FF 90 C FF 90 C FF 92 S FF 92 3-3 ① K		1 SAFE S SL 84 B FF 90 B SI 92 B SI 90 T FF 92 C FF 94 3-3 ③ K			S SL 84 X SL 82 0-1 E1 (28 2B)	X SI 93 0-0 (28 1B) 3B			4	2	1	0	0	2	1
28 Daniel Murphy, L (1, 4) OBP: 0.319, SLG: 0.337	C CH 87 B FF 91 B FF 92 B FF 93 C FF 93 T SL 86 3-2 ② K			B SI 89 B SL 86 B FF 91 B FF 90 4-0 5 G6-3 BB		X FF 91 0-0 2-H 2B	D CU 78 C FF 93 X FF 93 1-1 3-H 1B			3	0	2	2	1	1	0
5 David Wright, R (1, 5) OBP: 0.330, SLG: 0.330	X SL 86 0-0 ③ F7			F FF 91 X SI 90 0-1 ①② G6-3 (1-2f)		F SL 84 B SI 90 B FF 92 B CU 80 F SI 92 H CU 77 4-2 HBP	1 SAFE X CU 84 0-0 ③ P4			3	0	0	0	0	0	2
21 Lucas Duda, L (1, 3) OBP: 0.338, SLG: 0.460		C FF 88 X SL 86 0-1 ① F7		X CH 83 0-0 ③ G5-3		B SL 83 B SI 92 C SL 86 B SI 91 S FF 94 C CH 83 3-3 ① K		B SI 92 C SI 91 B SI 91 X SI 91 2-1 ① G4-3		4	0	0	0	0	1	2
1 Chris Young, R (1, 8) OBP: 0.207, SLG: 0.345 16 Daisuke Matsuzaka, R (9, 1)		C FF 91 S SL 85 B FF 93 C FF 93 1-3 ② K			B FF 90 F FF 91 C SI 89 B SL 86 X FF 91 2-2 HR	B SI 91 X SI 91 1-0 ② F6		B SI 91 F SI 91 B CU 74 B SI 91 X SI 92 3-1 ② F8		4 0	1 0	1 0	1 0	0 0	1 0	2 0
53 Bobby Abreu, L (1, 9) OBP: 0.250, SLG: 0.500 52 Carlos Torres, R (8, 1) 56 Scott Rice, L (8, 1) 9 Kirk Nieuwenhuis, L (8, PH) OBP: 0.250, SLG: 0.353 (9, 8)		C FF 92 B FF 90 B CH 87 F FF 94 B SI 92 F SI 93 X FF 92 3-2 ③ G6-3			C CH 85 S FF 92 B FF 91 F SL 84 X FF 92 1-2 2B	C SI 90 X SL 83 0-1 ③ G3-1		F SI 93 S SI 93 B FF 94 S SI 91 1-3 ③ K		3 0 0 1	0 0 0 0	1 0 0 0	0 0 0 0	0 0 0 0	0 0 0 1	2 0 0 0
20 Anthony Recker, R (1, 2) OBP: 0.320, SLG: 0.545			S FF 92 C FF 91 B FF 92 S FF 93 1-3 ① K		C CU 80 B SI 90 B SI 92 C FF 93 B FF 93 S SL 86 3-3 ① K		C CU 82 B SL 82 B SI 90 S CU 83 F FF 91 B SI 92 F FF 91 F SI 91 B SI 91 4-2 11 SH1-3 (3 1B) BB			2	1	0	0	1	2	1
11 Rubén Tejada, R (1, 6) OBP: 0.309, SLG: 0.220			C FF 92 C FF 93 B FF 94 B SI 92 X SI 92 2-2 1B		C CU 80 C FF 93 C SI 91 0-3 ② K		F FF 92 1 SAFE X CU 80 0-1 ① SH1-3 (1-2)			2	0	1	0	0	1	1
40 Bartolo Colon, R (1, 1) 3 Curtis Granderson, L (7, PH) OBP: 0.247, SLG: 0.233 (8, 9)			L FF 90 L FF 91 L FF 91 0-3 ② K		C FF 92 F FF 94 X SL 86 0-2 ③ G2-3		C FF 92 C FF 93 X FF 94 0-2 ② 2-H 1B			2 1	0 0	0 1	0 1	0 0	1 0	2 0
Inning Stats	R: 0 E: 0 K: 2 S: 7 H: 0 LOB: 0 BB: 0 P: 13	R: 0 E: 0 K: 1 S: 10 H: 0 LOB: 0 BB: 0 P: 14	R: 0 E: 0 K: 3 S: 12 H: 1 LOB: 1 BB: 0 P: 18	R: 0 E: 0 K: 0 S: 3 H: 0 LOB: 0 BB: 1 P: 7	R: 1 E: 0 K: 2 S: 16 H: 2 LOB: 1 BB: 0 P: 22	R: 1 E: 1 K: 1 S: 11 H: 1 LOB: 2 BB: 0 P: 19	R: 2 E: 0 K: 0 S: 14 H: 3 LOB: 1 BB: 1 P: 19	R: 0 E: 0 K: 1 S: 7 H: 0 LOB: 0 BB: 0 P: 13		1B: 3 2B: 2 3B: 1 HR: 1	SF: 0 SAC: 1 DP: 1 HBP: 1			WP: 0 PB: 0 SB: 0 CS: 0	PA: 33	

PITCHER		IP	WLS	BF	H	R	ER	SO	BB	IBB	HBP	BLK	WP	HR	S	P	ERA	WHIP
31 Lance Lynn, R ERA: 3.3	(1, 1)	6.1	L	26	4	3	2	9	2	0	1	0	0	1	66	104	2.84	0.947
46 Kevin Siegrist, L ERA: 4.15	(7, 1)	0.1		3	3	1	1	0	0	0	0	0	0	0	6	7	27.00	9.000
44 Carlos Martinez, R ERA: 3.65	(7, 1)	0.1		1	0	0	0	0	0	0	0	0	0	0	1	1	0.00	0.000
67 Eric Fornataro, R ERA:	(8, 1)	1.0		3	0	0	0	1	0	0	0	0	0	0	7	13	0.00	0.000

PITCHER	IP	WLS	BF	H	R	ER	SO	BB	IBB	HBP	BLK	WP	HR	S	P	ERA	WHIP

BOTTOM

St. Louis Cardinals @ New York Mets

Citi Field, Flushing, NY

Thu Apr 24 2014, 1:12 PM - 4:13 PM EDT

Att. 22,669 - Sunny - 56 F

St.

livebaseballscorecards.com

AB	29
R	4
H	7
RBI	4
BB	2
SO	10
LOB	13

Miami Marlins @ New York Mets

Citi Field, Flushing, NY

Fri Apr 25 2014, 7:13 PM - 10:10 PM EDT

Att. 21,171 - Partly Cloudy - 52 F

livebaseballscorecards.com

Batter	1	2	3	4	5	6	7	8	9	AB	R	H	RBI	BB	SO	LOB
21 Christian Yelich, L (1, 7) OBP: 0.384, SLG: 0.393	B FF 95 C SI 94 T SI 95 B FF 96 B CU 79 X SI 96 3-2 E5 27 G4-3		B CU 78 C CU 79 B SI 95 B CH 88 F SI 94 S CH 89 3-3 ② K		B SI 95 F CH 87 F SI 94 B SI 94 B FC 88 F FF 95 F FC 88 B FF 96 4-2 13 1B 2-3 BB		B CH 83 B FF 92 X SI 93 2-0 ② F8		C SI 94 X SI 96 0-1 ②③ G4-6-3 1-2f	4	0	0	0	1	1	1
13 Marcell Ozuna, R (1, 8) OBP: 0.355, SLG: 0.459	F FF 95 C FF 95 C FF 95 0-3 ① K		C SI 96 B FF 94 S FC 88 S CU 78 1-3 ③ K		B FF 94 X FF 94 1-0 1-3 3-H 1B		B SL 83 X SI 92 1-0 ③ G5-3			4	0	1	1	0	2	1
27 Giancarlo Stanton, R (1, 9) OBP: 0.359, SLG: 0.554	C SI 95 C SI 95 B FC 87 F CU 78 B FF 95 X FF 96 2-2 ② G4-3 2-3			B SI 94 F SI 95 B FC 89 B FC 89 X SI 95 3-1 39 WP 1B	C SI 94 X SI 94 0-1 ③ F9			B FF 93 F FF 93 B FF 93 S CH 84 F FF 94 S CH 86 2-3 ① K		4	0	1	0	0	1	3
9 Casey McGehee, R (1, 5) OBP: 0.354, SLG: 0.365	B FC 86 B FF 96 B FF 95 B FF 96 4-0 BB			B SI 94 C SI 92 B FC 88 X FC 87 2-1 ① F8		B CU 78 C SI 94 B FF 94 X SI 93 2-1 46 1B 1B		C SL 84 S SL 85 C SL 85 0-3 ② K		3	0	1	0	1	1	1
39 Jarrod Saltalamacchia, S (1, 2) OBP: 0.368, SLG: 0.453	B CU 78 B SI 95 C FF 96 S FF 94 S FF 95 2-3 ③ K			D CU 78 B CH 88 B CH 87 C SI 95 X SI 95 3-1 ② L8 1-2		B FC 86 B FC 86 B SI 92 C FF 92 C SI 94 T FF 92 3-2 ① K		B FF 93 S CH 84 F FF 93 B FF 92 B FF 93 F CH 85 X FF 94 3-2 HR		4	1	1	1	0	2	4
46 Garrett Jones, L (1, 3) OBP: 0.298, SLG: 0.400		F SI 94 X SI 92 0-1 ① F8		B FF 95 X FF 95 1-0 ③ F7		B FF 92 C CU 77 B SI 94 X SI 94 2-1 1-3 1B		B FF 93 C SL 85 B CH 85 X CH 85 2-1 HR		4	1	2	1	0	0	1
32 Derek Dietrich, L (1, 4) OBP: 0.426, SLG: 0.579		B SI 93 F CH 87 S CH 86 S SI 94 1-3 ② K			B CU 76 F FF 94 F FF 95 B SI 95 B FC 88 B CH 88 4-2 21 WP 37 SH3-4 13 1B BB	C CU 78 C CU 76 B SI 93 S CH 87 1-3 ② K		B SI 92 B FF 92 F FF 93 F FF 93 B FF 93 F FF 94 S CH 84 3-3 ③ K		3	1	0	0	1	3	2
3 Adeiny Hechavarría, R (1, 6) OBP: 0.315, SLG: 0.376		F FF 95 S FF 95 B SI 94 X CU 78 1-2 ③ G5-3			B SI 94 B FF 96 C SI 95 C SI 93 1 SAFE S FF 95 2-3 ① K	F SI 94 B SI 94 C SI 95 S FC 87 1-3 ③ K			C FF 95 X SI 94 0-1 29 FC6 1B	4	0	1	0	0	2	3
37 Henderson Alvarez III, R (1, 1) OBP: 0.286, SLG: 0.286 5 Reed Johnson, R (7, PH) OBP: 0.250, SLG: 0.278 43 Dan Jennings, L (7, 1) 44 AJ Ramos, R (8, 1) 29 Greg Dobbs, L (9, PH) OBP: 0.083, SLG: 0.083 31 Steve Cishek, R (9, 1)			B FF 92 C SI 94 F CU 77 T SI 96 1-2 ① K		X SI 93 0-0 ② SH3-4 1-2		B FF 92 C FF 92 F FF 92 X FF 93 1-2 ① L8		1 SAFE X SI 94 0-0 ① FC6 21 G4-6-3 1-2f	1 1 0 0 1 0	0 0 0 0 0 0	0 0 0 0 0 0	0 0 0 0 0 0	0 0 0 0 0 0	1 0 0 0 0 0	0 0 0 0 1 0
Inning Stats	R: 0 E: 1 K: 2 S: 13 H: 0 LOB: 2 BB: 1 P: 24	R: 0 E: 0 K: 1 S: 8 H: 0 LOB: 0 BB: 0 P: 10	R: 0 E: 0 K: 3 S: 9 H: 0 LOB: 0 BB: 0 P: 14	R: 0 E: 0 K: 0 S: 7 H: 1 LOB: 1 BB: 0 P: 16	R: 1 E: 0 K: 1 S: 13 H: 1 LOB: 2 BB: 2 P: 24	R: 0 E: 0 K: 3 S: 13 H: 2 LOB: 2 BB: 0 P: 22	R: 0 E: 0 K: 0 S: 5 H: 0 LOB: 0 BB: 0 P: 9	R: 2 E: 0 K: 3 S: 18 H: 2 LOB: 0 BB: 0 P: 28	R: 0 E: 0 K: 0 S: 5 H: 1 LOB: 0 BB: 0 P: 5	1B: 5 2B: 0 3B: 0 HR: 2 SF: 0 SAC: 1 DP: 1 HBP: 0						

	AB	33
	R	3
	H	7
	RBI	3
	BB	3
	SO	13
	LOB	17

PITCHER		IP	WLS	BF	H	R	ER	SO	BB	IBB	HBP	BLK	WP	HR	S	P	ERA	WHIP	PITCHER	IP	WLS	BF	H	R	ER	SO	BB	IBB	HBP	BLK	WP	HR	S	P	ERA	WHIP
45 Zack Wheeler, R ERA: 3.99	(1, 1)	6.0		26	4	1	1	10	3	0	0	0	2	0	63	110	1.50	1.167																	
71 Gonzalez Germen, R ERA: 4.11	(7, 1)	2.0	B	8	2	2	2	3	0	0	0	0	0	2	23	37	9.00	1.000																	
27 Jeurys Familia, R ERA: 5.19	(9, 1)	1.0	W	3	1	0	0	0	0	0	0	0	0	0	5	5	0.00	1.000																	

BOTTOM

Miami Marlins @ New York Mets

Citi Field, Flushing, NY

Fri Apr 25 2014, 7:13 PM - 10:10 PM EDT

Att. 21,171 - Partly Cloudy - 52 F

Batter	1	2	3	4	5	6	7	8	9	AB	R	H	RBI	BB	SO	LOB
22 Eric Young Jr., S (1, 7) OBP: 0.337, SLG: 0.288	C SI 90 X SI 92 0-1 B3 ①		B SI 92 X SI 92 1-0 3 3 F8 S 5 1B 1B	C CH 86 C SI 93 X CH 88 0-2 G4-3 ③			F FF 93 B SL 84 L SL 83 B SL 82 X FF 92 2-2 G5-3 ②		B SL 81 B SL 81 X SI 91 2-0 3 1B 1-3 2B	4	1	1	0	0	0	1
9 Kirk Nieuwenhuis, L (9, PH) OBP: 0.286, SLG: 0.444										1	0	1	0	0	0	0
3 Curtis Granderson, L (1, 9) OBP: 0.244, SLG: 0.231	C SI 91 X SI 93 0-1 F8 ②		1 SAFE B SI 93 1 SAFE 1 SAFE B SI 93 C CH 87 F FF 94 F SI 94 F CH 89 2-2 X CH 89 F8 ① 1-3		C CH 89 B CH 86 B CH 86 F SI 91 S CH 87 2-3 K ①		B SL 83 B SL 83 C FF 93 X SL 84 2-1 L9 ③		C SI 90 X SL 82 0-1 2-3 3-H 1B	5	0	1	1	0	1	1
5 David Wright, R (1, 5) OBP: 0.337, SLG: 0.337	C SI 92 X SL 83 0-1 1B		B SI 94 F CH 88 F SI 94 X SI 90 1-2 28 2B 3-H 1B		C CU 77 X SI 92 0-1 F9 ②			B SL 78 S FF 92 B SL 79 C SL 79 S FF 93 2-3 K ①		4	1	2	1	0	1	0
28 Daniel Murphy, L (1, 4) OBP: 0.316, SLG: 0.344	B SI 92 C SI 92 1 SAFE B SI 94 B SI 92 X SI 91 3-1 L4 ③		X SI 92 0-0 1 S 1-H 2B		B CH 87 C CH 88 B SI 92 X CH 87 2-1 F7 ③			C FF 93 X CH 84 0-1 G4-3 ②		4	0	1	1	0	0	1
1 Chris Young, R (1, 8)		C FF 93 F SI 92 B SL 84 F CH 89 B FF 94 F CH 90 B SL 83 F SI 93 F CH 90 3-3 S SI 95 K ①	B SL 81 B SL 83 X SI 93 2-0 G6-3 ② 2-3		C SI 91 B SL 80 B SL 80 B SI 92 S FF 91 F SI 92 X SI 92 3-2 G5-3 ①			S FF 94 S SL 82 B SL 83 B FC 92 F FC 92 S SL 82 2-3 K ③		4	0	0	0	0	2	1
21 Lucas Duda, L (1, 3) OBP: 0.333, SLG: 0.448		B SI 93 F CH 88 B CH 90 F SI 94 C SI 95 2-3 K ②	D SL 83 B CH 89 C CH 87 X SI 94 2-1 F8 ③		C SI 92 X CH 88 0-1 G1 ②				X SI 90 0-0 15 SH2-3 0 1B 1B	4	1	1	0	0	1	1
15 Travis d'Arnaud, R (1, 2) OBP: 0.294, SLG: 0.295		S SI 94 X SI 93 0-1 11 S 1B		C SL 80 C SI 92 B SL 81 X CU 78 1-2 G4-3 ①	B CU 78 X CH 86 1-0 1B				L SL 80 X SL 81 0-1 SH2-3 ① 1-2	3	0	2	0	0	0	0
11 Rubén Tejada, R (1, 6) OBP: 0.324, SLG: 0.217 71 Gonzalez Germen, R (7, 1) 27 Jeurys Familia, R (9, 1) 53 Bobby Abreu, L (9, PH) OBP: 0.200, SLG: 0.400		B CU 79 B SI 94 I IN 65 I IN 63 4-0 1-2 IBB	S SI 91 B SI 91 B SL 82 C SI 92 B FF 93 B SI 92 4-2 45 SH5-3 BB		B SI 92 B SI 92 S CH 86 C SI 93 X SI 93 2-2 G6-3 ③			C SI 91 B SI 90 B SL 81 F SL 81 X SI 90 2-2 L7 ②	1	0	0	0	2	0	1
										0	0	0	0	0	0	0
										0	0	0	0	0	0	0
										1	0	0	0	0	0	1
45 Zack Wheeler, L (1, 1) 0 Omar Quintanilla, L (7, 6) OBP: 0.350, SLG: 0.333		B SI 93 F SI 93 C CH 88 C SI 93 1-3 K ③	L CH 89 X SI 92 0-1 SH5-3 ② 1-2				C SL 82 X FF 94 0-1 B4 ①		C SL 81 B SI 91 B SL 81 F SL 81 B SI 90 X SL 81 3-2 9 2B 3 1B 2-H 1B	1	0	0	0	0	1	2
										2	1	1	1	0	0	0

livebaseballscorecards.com

AB	34
R	4
H	10
RBI	4
BB	2
SO	6
LOB	9

Inning Stats	1	2	3	4	5	6	7	8	9	1B: 8 SF: 0	WP: 0 PA: 38
	R: 0 H: 1 E: 0 LOB: 1 K: 0 BB: 0 S: 8 P: 11	R: 0 H: 1 E: 0 LOB: 2 K: 3 BB: 1 S: 15 P: 25	R: 2 H: 3 E: 0 LOB: 1 K: 0 BB: 0 S: 13 P: 21	R: 0 H: 0 E: 0 LOB: 1 K: 0 BB: 1 S: 10 P: 15	R: 0 H: 0 E: 0 LOB: 0 K: 1 BB: 0 S: 7 P: 11	R: 0 H: 1 E: 0 LOB: 1 K: 0 BB: 0 S: 10 P: 16	R: 0 H: 0 E: 0 LOB: 0 K: 0 BB: 0 S: 7 P: 11	R: 0 H: 0 E: 0 LOB: 0 K: 2 BB: 0 S: 9 P: 13	R: 2 H: 4 E: 0 LOB: 2 K: 0 BB: 0 S: 12 P: 19	2B: 2 SAC: 2 3B: 0 DP: 0 HR: 0 HBP: 0	PB: 0 SB: 3 CS: 0

PITCHER		IP	WLS	BF	H	R	ER	SO	BB	IBB	HBP	BLK	WP	HR	S	P	ERA	WHIP
37 Henderson Alvarez III, R ERA: 2.73	(1, 1)	6.0		26	6	2	2	4	1	1	0	0	0	0	63	99	3.00	1.167
43 Dan Jennings, L ERA: 2.16	(7, 1)	1.0		3	0	0	0	0	0	0	0	0	0	0	7	11	0.00	0.000
44 AJ Ramos, R ERA: 0.87	(8, 1)	1.0	H	3	0	0	0	2	0	0	0	0	0	0	9	13	0.00	0.000
31 Steve Cishek, R ERA: 2.35	(9, 1)	0.2	L	6	4	2	2	0	0	0	0	0	0	0	12	19	27.00	6.000

PITCHER	IP	WLS	BF	H	R	ER	SO	BB	IBB	HBP	BLK	WP	HR	S	P	ERA	WHIP

Batter	1	2	3	4	5	6	7	8	9	10	AB	R	H	RBI	BB	SO	LOB
21 Christian Yelich, L (1, 7) OBP: 0.369, SLG: 0.376	C FF 91 C CU 77 B FC 92 X SL 83 1-2 G5-3 ①		B CU 77 C FF 91 X FC 91 1-1 G6-3 ①		X FF 91 0-0 G4-3 ③	B CU 76 B FC 91 X FC 91 2-0 P6 ③			L FF 89 1 SAFE B FC 88 X FC 88 1-1 SH3-4 ① 1-2		4	0	0	0	0	0	1
13 Marcell Ozuna, R (1, 8) OBP: 0.367, SLG: 0.466	B CU 78 S FF 92 X FC 92 1-1 G6-3 ②		S FC 93 S SL 83 B FC 92 F FC 93 B SL 84 F FC 93 F SL 83 C FC 92 2-3 K ②			X CU 80 0-0 27 HR 2B	B SI 96 B SI 96 B FF 97 C FF 96 B SI 96 4-1 BB		C CU 73 C CU 74 B FC 89 B FC 90 B SI 91 B FF 91 4-2 27 G6-3 BB		3	1	1	0	2	1	0
27 Giancarlo Stanton, R (1, 9) OBP: 0.352, SLG: 0.567	B FF 93 B FC 91 B FF 93 C FF 92 X FC 91 3-1 G6-3 ③		C CU 80 X FC 91 0-1 L6 ③			X FF 90 0-0 2-H HR	D SI 97 B SI 96 C SI 96 S SI 94 1 SAFE F SI 96 S SL 86 2-3 K ①		X CU 74 0-0 G6-3 ② 1-2 2-3		5	1	1	2	0	1	3
9 Casey McGehee, R (1, 5) OBP: 0.366, SLG: 0.378		C FF 91 B FC 91 X SL 82 1-1 46 1B 32 1B 1B		C CU 81 B CU 76 F CU 76 X FC 91 1-2 1B		X FF 91 0-0 32 FC4-6 39 BB 3 1B 1B	1 SAFE X SL 86 0-0 P4 ②		D CU 76 B CU 76 C FC 90 B FC 90 C FC 89 C FC 90 3-3 K ③		5	2	3	0	0	1	3
39 Jarrod Saltalamacchia, S (1, 2) OBP: 0.370, SLG: 0.485		B FF 91 C FF 91 F SI 91 S FC 92 1-3 K ①		C CU 76 C CU 78 S CH 88 0-3 K ①		D FF 92 B CH 87 S FF 92 C FC 92 D CH 88 B CU 80 4-2 32 FC4-6 1-2 BB	C FF 97 X SI 97 0-1 G6-3 ③			S SI 91 B CH 86 C CH 89 B CH 86 F SL 84 X FF 94 2-2 HR	4	1	1	1	1	2	3
46 Garrett Jones, L (1, 3) OBP: 0.293, SLG: 0.389		C SI 90 X FC 92 0-1 32 1B 1-2 1B		X FF 92 0-0 L5 ②		X FC 92 0-0 L3 ①		M SI 87 B CH 80 S SI 88 X SI 89 1-2 G3 ①		B SI 92 F FF 94 S SI 94 B FF 95 S SL 86 2-3 K ①	5	0	1	0	0	1	3
32 Derek Dietrich, L (1, 4) OBP: 0.412, SLG: 0.548 40 Mike Dunn, L (8, 1) 10 Jeff Baker, R (10, PH) OBP: 0.200, SLG: 0.108 31 Steve Cishek, R (10, 1)		B FC 91 F FC 91 S CH 86 B CH 86 X CH 86 2-2 1-2 2-H 1B		S SI 92 D CH 88 B CH 88 B FC 92 F SI 90 C CU 79 3-3 K ③		B CU 76 D CU 78 B CH 86 C FF 89 F FF 90 X CH 86 3-2 FC4-6 3 1B 5 2B 1-2f 2-3 ②		X SL 82 0-0 G3-1 ②		B SL 85 X FF 95 1-0 G6-3 ②	4 0 1 0	1 0 0 0	1 0 0 0	1 0 0 0	0 0 0 0	1 0 0 0	3 0 0 0
3 Adeiny Hechavarría, R (1, 6) OBP: 0.309, SLG: 0.367		B FC 92 C FC 91 C FC 91 T SL 85 1-2 K ②			X SI 91 0-0 G6-3 ①	X FF 91 0-0 5 2B 1-2 3-H 1B		S FC 89 B CU 73 S FC 89 F FC 90 S FF 92 1-3 K ③		F FF 96 S FF 94 X FF 94 0-2 F9 ③	5	1	1	1	0	2	2
45 Kevin Slowey, R (1, 1) 29 Greg Dobbs, L (5, PH) OBP: 0.077, SLG: 0.077 52 Brad Hand, L (5, 1) 5 Reed Johnson, R (6, PH) OBP: 0.286, SLG: 0.368 43 Dan Jennings, L (6, 1) 17 Donovan Solano, R (8, 4) OBP: 0.273, SLG: 0.238		C FC 92 B SL 82 F FC 92 F FC 93 S SL 83 1-3 K ③			B SI 90 C FF 92 F FC 91 F FC 93 X CU 78 1-2 G4-3 ②	X FC 90 0-0 1-H 2-H 2B			B FF 86 C FC 86 B SL 81 B FC 88 B FF 89 4-1 27 G6-3 21 SH3-4 BB		1 1 0 1 0 0	0 0 0 0 0 0	0 0 0 1 0 0	0 0 0 2 0 0	1 0 0 0 0 1	2 0 0 0 0 0
Inning Stats	R: 0 E: 0 K: 0 S: 7 H: 0 LOB: 0 BB: 0 P: 12	R: 1 E: 0 K: 3 S: 17 H: 3 LOB: 2 BB: 0 P: 23	R: 0 E: 0 K: 1 S: 10 H: 0 LOB: 0 BB: 0 P: 13	R: 0 E: 0 K: 2 S: 10 H: 1 LOB: 1 BB: 0 P: 14	R: 0 E: 0 K: 0 S: 6 H: 0 LOB: 0 BB: 0 P: 7	R: 5 E: 0 K: 0 S: 12 H: 5 LOB: 1 BB: 1 P: 21	R: 0 E: 0 K: 1 S: 8 H: 0 LOB: 1 BB: 1 P: 14	R: 0 E: 0 K: 1 S: 8 H: 0 LOB: 0 BB: 0 P: 10	R: 0 E: 0 K: 1 S: 9 H: 0 LOB: 2 BB: 2 P: 21	R: 1 E: 0 K: 1 S: 11 H: 1 LOB: 0 BB: 0 P: 16	1B: 6 2B: 2 3B: 0 HR: 2	SF: 0 SAC: 1 DP: 0 HBP: 0	PA: 44	WP: 0 PB: 0 SB: 0 CS: 0			

PITCHER		IP	WLS	BF	H	R	ER	SO	BB	IBB	HBP	BLK	WP	HR	S	P	ERA	WHIP
58 Jenry Mejia, R ERA: 3.49	(1, 1)	5.2		26	8	6	6	6	1	0	0	0	0	1	60	86	9.53	1.588
52 Carlos Torres, R ERA: 1.29	(6, 1)	0.1	B	2	1	0	0	0	0	0	0	0	0	0	2	4	0.00	3.000
27 Jeurys Familia, R ERA: 4.66	(7, 1)	1.0		4	0	0	0	1	1	0	0	0	0	0	8	14	0.00	1.000
56 Scott Rice, L ERA: 6.0	(8, 1)	0.2		2	0	0	0	0	0	0	0	0	0	0	4	5	0.00	0.000
16 Daisuke Matsuzaka, R ERA: 1.35	(8, 1)	1.1		6	0	0	0	2	2	0	0	0	0	0	13	26	0.00	1.500

PITCHER		IP	WLS	BF	H	R	ER	SO	BB	IBB	HBP	BLK	WP	HR	S	P	ERA	WHIP
44 Kyle Farnsworth, R ERA: 2.38	(10, 1)	1.0	L	4	1	1	1	1	0	0	0	0	0	1	11	16	9.00	1.000

TOP

Miami Marlins @ New York Mets

Citi Field, Flushing, NY

Sat Apr 26 2014, 7:13 PM - 10:47 PM EDT

Att. 21,492 - Cloudy - 53 F

livebaseballscorecards.com

AB	39
R	7
H	10
RBI	7
BB	4
SO	10
LOB	20

MIAMI

Batter	1	2	3	4	5	6	7	8	9	10	AB	R	H	RBI	BB	SO	LOB
22 Eric Young Jr., S (1, 7) OBP: 0.333, SLG: 0.286	C FF 90 X FF 89 0-1 5 E 5 S 5 SF8 1B	X FF 90 0-0 ③ G4-3		C SL 83 F SL 83 C SI 89 0-3 ③ K			B SL 80 B FF 91 C FF 91 B FF 92 C FF 93 X FF 93 3-2 ① P3		F FF 95 F FF 94 C SL 87 0-3 ③ K		4	1	1	0	0	1	1
16 Daisuke Matsuzaka, R (8, 1)											0	0	0	0	0	0	0
20 Anthony Recker, R (9, PH) OBP: 0.308, SLG: 0.522											1	0	0	0	0	1	1
44 Kyle Farnsworth, R (10, 1)											0	0	0	0	0	0	0
3 Curtis Granderson, L (1, 8) OBP: 0.242, SLG: 0.220	B FF 89 1 SAFE X FF 88 1-0 ① F9		B CU 73 B FF 90 B FF 90 B FF 89 4-0 53 G3-1 28 BB 21 1B BB		B FF 94 S FF 94 C CU 80 X CU 80 1-2 ① G4-3		C SL 83 S SL 84 B SL 83 S SL 84 1-3 ② K			B SI 90 X SI 91 1-0 ① G3	4	1	0	0	1	1	1
5 David Wright, R (1, 5) OBP: 0.330, SLG: 0.327	1 SAFE S SI 89 S SI 91 B SI 90 X FF 90 1-2 ② SF8 1-H		B SL 84 1 SAFE S FF 90 B SI 89 1 SAFE F FF 90 B SI 90 F FF 91 1 SAFE 3-3 ① K		B FF 94 S FF 95 C FF 95 B FF 95 F CH 88 F FF 96 C CU 79 2-3 ② K		B FF 92 X SL 83 1-0 ③ F9			B SI 91 B SI 90 B SI 81 B SI 90 B SI 90 4-1 BB	3	0	0	1	1	2	1
28 Daniel Murphy, L (1, 4) OBP: 0.320, SLG: 0.340	X SI 86 0-0 53 HR 1B		D CH 85 1 SAFE B FF 89 C CH 86 B FF 90 B FF 90 4-1 53 G3-1 21 1B 1-2 BB		B FF 95 F FF 96 B CU 80 X FF 96 2-1 ③ F8			B FF 93 B SI 94 C FF 94 S SL 88 F SL 89 B FF 94 F FF 95 F FF 94 S SL 90 3-3 ① K		C SL 81 C SI 89 B SI 90 C SL 80 1-3 ② K	4	2	1	0	1	2	1
53 Bobby Abreu, L (1, 9) OBP: 0.200, SLG: 0.600	C FF 90 C SI 90 B FF 89 1 SAFE B CH 84 X FF 89 2-2 1-H HR		C SL 83 X SL 83 0-1 ② G3-1 1-2 2-3			B FF 92 C SL 80 X SI 92 1-1 ① G1-3		C FF 95 B SL 88 B SL 88 F SL 89 B FF 94 F FF 95 X SL 88 3-2 ② L8		C SI 90 B SI 89 C SL 81 X SI 90 1-2 ③ L6	5	1	1	2	0	0	3
21 Lucas Duda, L (1, 3) OBP: 0.329, SLG: 0.437	B FF 91 S CH 86 F SL 82 B FF 91 B CH 86 S FF 91 3-3 ③ K		F FF 90 F CH 86 X SI 91 0-2 2-H 3-H 1B			B SL 81 B SL 82 B FF 93 C FF 93 X FF 92 3-1 ② G3-1		B SL 88 S FF 95 S SL 88 B SL 89 F FF 95 B SL 89 S SL 86 3-3 ③ K			4	0	1	2	0	2	0
15 Travis d'Arnaud, R (1, 2) OBP: 0.306, SLG: 0.313		X FF 90 0-0 0 F7 2B	B SL 84 X SL 84 1-0 ③ L7			B SL 83 B FF 92 B FF 92 B FF 92 4-0 0 PB 0 E BB			C SL 86 B SL 85 X FF 94 1-1 ① P4		3	1	1	0	1	0	1
0 Omar Quintanilla, L (1, 6) OBP: 0.348, SLG: 0.333		B SI 90 F SL 83 B FF 90 F SL 82 F FF 90 B SL 80 X SI 91 3-2 ① F7 2-3	C FF 89 B FF 88 B CH 85 F FF 89 B FF 90 X FF 89 3-2 ① F7			B SI 92 B FF 93 X SI 93 2-0 E6 1-H 1B			F FF 93 B SL 86 F FF 94 S FF 94 1-3 ② K		3	0	1	0	0	0	1
11 Rubén Tejada, R (9, PH) OBP: 0.319, SLG: 0.213											1	0	0	0	0	1	0
(10, 6)																	
58 Jenrry Mejia, R (1, 1)		S SL 84 S SL 85 T SL 84 0-2 ② K		C SL 84 X SL 82 0-1 ② G5-3		B SL 83 D FF 93 B FF 94 C FF 92 X FF 91 3-1 ③ F9			H SL 87 1-0 HBP		2	0	0	0	0	1	1
52 Carlos Torres, R (6, 1)											0	0	0	0	0	0	0
13 Josh Satin, R (6, PH) OBP: 0.283, SLG: 0.250											1	0	0	0	0	0	1
27 Jeurys Familia, R (7, 1)											0	0	0	0	0	0	0
56 Scott Rice, L (8, 1)											0	0	0	0	0	0	0
1 Chris Young, R (8, 7) OBP: 0.206, SLG: 0.303											0	0	0	0	0	0	0
Inning Stats	R: 3 H: 3 E: 0 LOB: 0 K: 1 BB: 0 S: 13 P: 20	R: 0 H: 1 E: 0 LOB: 1 K: 1 BB: 0 S: 9 P: 12	R: 2 H: 1 E: 0 LOB: 1 K: 1 BB: 2 S: 11 P: 23	R: 0 H: 0 E: 0 LOB: 0 K: 1 BB: 0 S: 8 P: 11	R: 0 H: 0 E: 0 LOB: 0 K: 1 BB: 0 S: 10 P: 15	R: 1 H: 1 E: 1 LOB: 1 K: 0 BB: 1 S: 7 P: 20	R: 0 H: 0 E: 0 LOB: 0 K: 1 BB: 0 S: 7 P: 12	R: 0 H: 0 E: 0 LOB: 0 K: 2 BB: 0 S: 14 P: 23	R: 0 H: 0 E: 0 LOB: 1 K: 2 BB: 0 S: 8 P: 11	R: 0 H: 0 E: 0 LOB: 1 K: 1 BB: 1 S: 8 P: 15	1B: 4 SF: 1 2B: 1 SAC: 0 3B: 0 DP: 0 HR: 1 HBP: 1						

PITCHER		IP	WLS	BF	H	R	ER	SO	BB	IBB	HBP	BLK	WP	HR	S	P	ERA	WHIP
45 Kevin Slowey, R ERA: 5.48	(1, 1)	4.0		19	5	5	5	4	2	0	0	0	0	1	41	66	11.25	1.750
52 Brad Hand, L ERA: 5.84	(5, 1)	1.0		3	0	0	0	1	0	0	0	0	0	0	10	15	0.00	0.000
43 Dan Jennings, L ERA: 1.74	(6, 1)	2.0	B	8	1	1	0	1	1	0	0	0	0	0	14	32	0.00	1.000
40 Mike Dunn, L ERA: 6.75	(8, 1)	2.0	W	7	0	0	0	4	0	0	1	0	0	0	22	34	0.00	0.000
31 Steve Cishek, R ERA: 2.08	(10, 1)	1.0	S	4	0	0	0	1	1	0	0	0	0	0	8	15	0.00	1.000

PITCHER	IP	WLS	BF	H	R	ER	SO	BB	IBB	HBP	BLK	WP	HR	S	P	ERA	WHIP

BOTTOM

Miami Marlins @ New York Mets

Citi Field, Flushing, NY

Sat Apr 26 2014, 7:13 PM - 10:47 PM EDT

Att. 21,492 - Cloudy - 53 F

livebaseballscorecards.com

AB	35
R	6
H	6
RBI	5
BB	4
SO	11
LOB	12

WP: 0	PA: 41		
PB: 1			
SB: 1			
CS: 0			

Miami Marlins @ New York Mets

Citi Field, Flushing, NY

Sun Apr 27 2014, 1:12 PM - 3:53 PM EDT

Att. 26,861 - Partly Cloudy - 56 F

livebaseballscorecards.com

TOP

Batter	1	2	3	4	5	6	7	8	9	AB	R	H	RBI	BB	SO	LOB
21 Christian Yelich, L (1, 7) OBP: 0.364, SLG: 0.365	B FF 86 B SI 88 X SI 88 2-0 F7		C SI 89 B KC 73 S CH 83 B SI 90 S SL 81 2-3 K			B KC 69 B KC 72 F SI 88 B FF 86 B SI 86 4-1 13 G5-4-3 BB		C SI 87 B SI 88 B FF 89 F SI 88 F SI 88 F SI 87 F SI 88 3-3 F SI 89 S CH 82 K		3	0	0	0	1	2	0
13 Marcell Ozuna, R (1, 8) OBP: 0.363, SLG: 0.457	F FF 87 F SI 88 X SI 89 0-2 G4-3			S SL 81 B SL 80 C SL 82 X SI 87 1-2 27 FC5-4 1B		X SI 88 0-0 G5-4-3 1-2f		B SL 82 F CH 82 B SI 89 C SI 89 B SL 82 X SL 81 3-2 P3		4	0	1	0	0	0	1
27 Giancarlo Stanton, R (1, 9) OBP: 0.348, SLG: 0.550	B SI 89 X SI 89 1-0 F7			S SI 88 X SI 89 0-1 FC5-4 39 BB 1-2f		C KC 74 B SI 89 F SL 82 B SI 88 B KC 75 F SI 89 F SL 82 B SI 89 4-2 BB			B FF 91 F FF 90 S SI 92 F FF 92 B CU 82 C FC 92 2-3 K	3	0	0	0	1	1	1
9 Casey McGehee, R (1, 5) OBP: 0.352, SLG: 0.362		C SI 86 F SI 88 X FF 87 0-2 P2		X SI 88 0-0 P5		C SI 88 B SL 82 X SL 81 1-1 G1-3			B FC 88 F FC 91 B FC 89 B FC 88 X FF 90 3-1 L6	4	0	0	0	0	0	2
39 Jarrod Saltalamacchia, S (1, 2) OBP: 0.388, SLG: 0.486		C FF 88 B SI 88 B CH 82 S CH 83 B FF 89 B FF 89 4-2 BB		B KC 73 B CH 82 B SI 89 C SI 89 B FF 89 4-1 1-2 BB			B FF 87 B SI 88 S FF 87 F FF 88 B FF 88 X FF 89 3-2 32 FC2-5 46 1B 1B		B FF 90 C FC 87 S FC 90 X FC 90 1-2 F7	2	0	1	0	2	0	0
46 Garrett Jones, L (1, 3) OBP: 0.294, SLG: 0.387		S SI 88 B SI 88 F FF 89 B CH 83 F KC 73 S SI 89 2-3 K		C SI 89 F FF 90 S SL 83 0-3 K			X SI 88 0-0 32 FC2-5 1-2 1B			3	0	1	0	0	2	3
32 Derek Dietrich, L (1, 4) OBP: 0.389, SLG: 0.511		B FF 89 C KC 73 X CH 82 1-1 F9			B FF 86 S SI 87 B SI 88 X CH 81 2-1 F9		F SI 89 X CH 81 0-1 FC2-5 3 G6-4-3 1-2 2-3f			3	0	0	0	0	0	3
3 Adeiny Hechavarría, R (1, 6) OBP: 0.300, SLG: 0.355			X FF 87 0-0 L1-3		B FF 88 X SI 88 1-0 F9		C SL 82 F SL 82 X SI 89 0-2 G6-4-3 1-2f			3	0	0	0	0	0	2
34 Tom Koehler, R (1, 1) OBP: 0.222, SLG: 0.222 22 Carter Capps, R (6, 1) 5 Reed Johnson, R (8, PH) OBP: 0.273, SLG: 0.350 52 Brad Hand, L (8, 1)			C FF 86 F SI 88 B KC 74 S SL 84 1-3 K		X SI 88 0-0 G5-3			C FF 86 C KC 73 F SL 82 F SI 88 F SI 89 T CH 82 0-2 K		2 0 1 0	0 0 0 0	0 0 0 0	0 0 0 0	1 0 1 0	0 0 0 0	0 0 0 0
Inning Stats	R: 0 E: 0 K: 0 S: 5 H: 0 LOB: 0 BB: 0 P: 8	R: 0 E: 0 K: 1 S: 11 H: 0 LOB: 1 BB: 1 P: 18	R: 0 E: 0 K: 2 S: 7 H: 0 LOB: 0 BB: 0 P: 10	R: 0 E: 0 K: 1 S: 10 H: 1 LOB: 2 BB: 1 P: 15	R: 0 E: 0 K: 0 S: 4 H: 0 LOB: 0 BB: 0 P: 7	R: 0 E: 0 K: 0 S: 8 H: 0 LOB: 1 BB: 2 P: 17	R: 0 E: 0 K: 0 S: 9 H: 2 LOB: 1 BB: 0 P: 12	R: 0 E: 0 K: 2 S: 17 H: 0 LOB: 0 BB: 0 P: 23	R: 0 E: 0 K: 1 S: 9 H: 0 LOB: 0 BB: 0 P: 15	1B: 3 2B: 0 3B: 0 HR: 0	SF: 0 SAC: 0 DP: 2 HBP: 0			WP: 0 PB: 0 SB: 0 CS: 0	PA: 32		

	AB	28
	R	0
	H	3
	RBI	0
	BB	4
	SO	7
	LOB	12

MIAMI

PITCHER		IP	WLS	BF	H	R	ER	SO	BB	IBB	HBP	BLK	WP	HR	S	P	ERA	WHIP
35 Dillon Gee, R ERA: 2.88	(1, 1)	8.0	W	29	3	0	0	6	4	0	0	0	0	0	71	110	0.00	0.875
52 Carlos Torres, R ERA: 1.2	(9, 1)	1.0		3	0	0	0	1	0	0	0	0	0	0	9	15	0.00	0.000

PITCHER	IP	WLS	BF	H	R	ER	SO	BB	IBB	HBP	BLK	WP	HR	S	P	ERA	WHIP

BOTTOM

Batter	1	2	3	4	5	6	7	8	9	AB	R	H	RBI	BB	SO	LOB
22 Eric Young Jr., S (1, 7) OBP: 0.320, SLG: 0.273	B FF 91 B FF 90 B FF 91 C FF 89 X FF 91 3-1 ① F9	B FF 94 F FF 93 B FF 93 X FF 92 2-1 ③ G4-3		B KC 76 B FF 92 X FF 92 2-0 ③ G6-3		X FF 99 0-0 ③ G6-3				4	0	0	0	0	0	5
3 Curtis Granderson, L (1, 9) OBP: 0.242, SLG: 0.212	C FF 93 F CH 86 B FF 93 B KC 79 S FF 94 2-3 ② K		C KC 74 F FF 94 F SL 87 F FF 94 F KC 80 X CH 89 0-2 ① G2-3		B FF 92 B FF 92 S FF 90 B CH 85 B FF 90 4-1 5 2B BB		F FF 99 B CH 86 F FF 97 X FF 98 1-2 ① F9			3	1	0	0	1	1	0
5 David Wright, R (1, 5) OBP: 0.327, SLG: 0.333	B FF 93 F FF 92 X KC 79 1-1 ③ G5-3		X SL 84 0-0 ② F9		C FF 91 C FF 92 X FF 93 0-2 28 G3-1 1 HR 1-H 2B		C FF 98 B FF 99 B FF 97 C FF 99 B FF 99 F FF 98 C FF 99 3-3 ② K			4	1	1	1	0	1	0
28 Daniel Murphy, L (1, 4) OBP: 0.327, SLG: 0.340		B FF 91 B FF 91 B FF 90 C FF 90 B FF 91 4-1 1 HBP 21 2B BB	C KC 76 X SI 94 0-1 1 FC5-4 1B		X CH 84 0-0 ① G3-1 2-3		B FF 100 F FF 99 F FF 100 B CH 87 X FF 100 2-2 E3 1 S			3	1	1	0	1	0	1
1 Chris Young, R (1, 8) OBP: 0.237, SLG: 0.389		C FF 91 B SL 83 1 SAFE C KC 75 D SL 84 B FF 92 1 SAFE H FF 91 4-2 21 2B 1-2 HBP	1 SAFE 1 SAFE B SI 90 B KC 76 B FF 92 C FF 92 X FF 92 3-1 ③ FC5-4 1-2f		C KC 83 S FF 92 D SL 86 F FF 93 B SL 86 B KC 78 F KC 78 F FF 93 F FF 93 3-2 F SI 93 X SL 85 3-H HR		C FF 99 C FF 98 S KC 84 0-3 ③ K 1-2			3	1	1	2	0	1	2
21 Lucas Duda, L (1, 3) OBP: 0.337, SLG: 0.446		B FF 91 C KC 77 B CH 84 F FF 92 X SI 92 2-2 1-3 2-H 2B		C FF 92 B KC 78 S CH 84 F SL 86 B CH 88 B SI 92 B FF 92 4-2 35 SH2-4 11 1B BB	B CH 85 S CH 86 B FF 94 X FF 92 2-1 ② L9			B FF 93 C FF 95 F CU 81 B CU 80 F FF 95 F FF 95 F SI 94 S CH 86 2-3 ① K		3	0	1	1	1	1	0
20 Anthony Recker, R (1, 2) OBP: 0.300, SLG: 0.481	S FF 93 B FF 93 F FF 92 B KC 81 S FF 92 2-3 ① K		B FF 91 F FF 92 X FF 92 1-1 ① P3	C FF 94 C SI 93 B KC 80 B FF 93 F FF 94 X SL 85 2-2 ③ G4-3				S SI 93 X SI 94 0-1 11 G5-4-3 1B		4	0	1	0	0	1	3
11 Rubén Tejada, R (1, 6) OBP: 0.316, SLG: 0.215		C KC 77 X FF 93 0-1 ② L4		X FF 93 0-0 35 SH2-4 1-2 1B		B FF 98 F FF 98 F FF 97 B KC 83 F FF 98 F FF 98 B FF 97 X FF 98 3-2 ① F8		F SI 93 X CH 86 0-1 ②③ G5-4-3 1-2f		4	0	1	0	0	0	3
35 Dillon Gee, R (1, 1) 52 Carlos Torres, R (9, 1)		S FF 93 B SL 84 S FF 93 B FF 94 F FF 93 B KC 77 B FF 92 4-2 BB	B KC 75 L FF 91 B FF 90 X FF 90 2-1 ② SH2-4 1-2 2-3			B FF 97 S FF 97 S FF 97 S FF 98 1-3 ② K				1 0	0 0	0 0	0 0	1 0	1 0	0 0
Inning Stats	R: 0 E: 0 K: 1 S: 7 H: 0 LOB: 0 BB: 0 P: 13	R: 1 E: 0 K: 1 S: 16 H: 1 LOB: 3 BB: 2 P: 34	R: 0 E: 0 K: 0 S: 11 H: 1 LOB: 1 BB: 0 P: 14	R: 0 E: 0 K: 0 S: 9 H: 1 LOB: 2 BB: 1 P: 18	R: 3 E: 0 K: 0 S: 19 H: 2 LOB: 0 BB: 1 P: 30	R: 0 E: 0 K: 1 S: 9 H: 0 LOB: 0 BB: 0 P: 13	R: 0 E: 1 K: 2 S: 13 H: 0 LOB: 1 BB: 0 P: 19	R: 0 E: 0 K: 1 S: 10 H: 1 LOB: 0 BB: 0 P: 12		1B: 3 2B: 2 3B: 0 HR: 1 SF: 0 SAC: 1 DP: 1 HBP: 1					WP: 0 PB: 0 SB: 1 CS: 0 PA: 35	

PITCHER		IP	WLS	BF	H	R	ER	SO	BB	IBB	HBP	BLK	WP	HR	S	P	ERA	WHIP
34 Tom Koehler, R ERA: 2.97	(1, 1)	5.0	L	25	5	4	4	2	4	0	1	0	0	1	62	109	7.20	1.800
22 Carter Capps, R ERA:	(6, 1)	2.0		7	0	0	0	3	0	0	0	0	0	0	22	32	0.00	0.000
52 Brad Hand, L ERA: 5.4	(8, 1)	1.0		3	1	0	0	1	0	0	0	0	0	0	10	12	0.00	1.000

PITCHER	IP	WLS	BF	H	R	ER	SO	BB	IBB	HBP	BLK	WP	HR	S	P	ERA	WHIP

Miami Marlins @ New York Mets

Citi Field, Flushing, NY

Sun Apr 27 2014, 1:12 PM - 3:53 PM EDT

Att. 26,861 - Partly Cloudy - 56 F

livebaseballscorecards.com

AB	29
R	4
H	6
RBI	4
BB	4
SO	6
LOB	14

New York Mets @ Philadelphia Phillies

Citizens Bank Park, Philadelphia, PA

Tue Apr 29 2014, 8:35 PM - 11:26 PM EDT

Att. 28,189 - Rain - 46 F

TOP

livebaseballscorecards.com

Batter	1	2	3	4	5	6	7	8	9	AB	R	H	RBI	BB	SO	LOB
22 Eric Young Jr., S (1, 7) OBP: 0.315, SLG: 0.269	C FF 91 B FF 92 F FF 93 F FF 93 B FF 93 F FF 93 S FF 93 2-3 ① K		F FF 92 B FF 92 S CU 77 S CU 79 1-3 ② K	B FF 91 X CH 84 1-0 ③ G4-3		C FF 92 B FF 92 C FF 93 X FF 93 1-2 ① G6-3			C CH 84 B CH 84 F CH 84 X SL 77 1-2 5 G4-6-3 1B	5	0	1	0	0	2	4
28 Daniel Murphy, L (1, 4) OBP: 0.339, SLG: 0.353	X FF 93 0-0 1B		B FF 91 B FF 92 D CU 76 C FF 89 X CH 84 3-1 5 2-4 1B 3-H	B FC 84 C CH 87 C FF 88 F FC 86 B CH 82 X CH 80 2-2 1 S 1 2B 1B	C FF 92 F FC 88 B FC 89 F FF 95 F FF 95 S SL 82 1-3 ② K			C SL 77 X SI 85 0-1 ① F8	5	1	3	1	0	1	1
5 David Wright, R (1, 5) OBP: 0.314, SLG: 0.318	X FF 92 0-0 ② P4		C FF 90 S FF 92 D CU 78 1-2 ③ 2-4 1-2	B FF 90 X CH 82 1-0 ① F7	B FF 88 D FF 89 F FF 88 B FF 88 X FF 88 3-1 ① F8	B FF 94 C FF 94 X FC 91 1-1 ③ G6-3			C SL 78 B CH 79 X SI 86 1-1 ②③ G4-6-3 1-2f	5	0	0	0	0	0	3
1 Chris Young, R (1, 8) OBP: 0.262, SLG: 0.410	1 SAFE B FF 91 B FF 91 B FF 90 C FF 91 X FF 92 3-1 ③ F9			B FF 90 C FF 91 B FF 91 B CH 83 B FF 91 4-1 3 WP 13 1B BB	C FF 87 F FF 88 B FF 88 B CU 74 B CU 74 X FF 88 3-2 15 BB 11 1B 2B 1-H		C B T B SL 80 X 2-2 ① F9			3	2	1	1	1	0	1
3 Curtis Granderson, L (1, 9) OBP: 0.252, SLG: 0.216		X FF 90 0-0 13 G6-3 1B		C FF 90 B CU 75 B FF 90 S CH 86 B CH 84 B CH 83 4-2 13 1B 49 BB BB 1-2	C CH 86 X FC 85 0-1 ② G3		F B B F FF 94 F FF 94 F FF 93 B FF 92 S FF 92 3-3 ② K			3	1	1	0	1	1	1
13 Josh Satin, R (1, 3) OBP: 0.304, SLG: 0.263 16 Daisuke Matsuzaka, R (8, 1) 47 Jose Valverde, R (9, 1)		B FF 90 X FF 91 1-0 ①② G6-3 1-2f	B FF 91 B FF 89 D CH 82 C FF 91 C FF 89 X FF 90 3-2 49 BB 11 BB 1B 1-3 2-H	C CH 87 C CU 73 B CH 87 D CH 80 H CU 75 3-2 15 BB 11 1B HBP		B FF 91 C FF 92 B SL 82 X FF 93 2-1 ③ F9			3 0 0	1 0 0	1 0 0	1 0 0	1 0 0	0 0 0	1 0 0
15 Travis d'Arnaud, R (1, 2) OBP: 0.303, SLG: 0.299		B FF 91 F FF 91 S CH 85 X FF 92 1-2 ③ G4-3	B FF 90 S FF 88 C CU 76 S CH 81 1-3 ② K	B FF 88 B CH 81 F FF 89 B FF 88 B FF 88 4-1 11 1B 1-2 2-3 BB				F SI 91 X CH 86 0-1 ① F9	3	0	0	0	1	1	2
11 Rubén Tejada, R (1, 6) OBP: 0.338, SLG: 0.250			X CH 81 0-0 49 SH1-4 28 1B 2B	B FF 89 C CU 75 B FF 90 S CH 82 B FF 91 B FF 90 4-2 49 BB 1-2 BB	S CH 81 X CH 81 0-1 1-2 2-H 3-H 1B			X SI 90 0-0 ② G5-3	3	1	2	2	1	0	0
49 Jonathon Niese, L (1, 1) 21 Lucas Duda, L (8, PH) OBP: 0.333, SLG: 0.440 (8, 3)			B FF 89 B FC 86 2 SAFE C FF 90 X FF 90 2-1 ① SH1-4 2-3	B CH 82 B FF 90 C FF 91 B FF 91 C FF 89 B FF 90 4-2 1-2 2-3 3-H BB	B SI 87 S SI 88 S SI 88 B SI 88 C SI 89 2-3 ③ K			X CH 82 0-0 ③ F8	1 1	0 0	0 0	1 0	1 0	1 0	2 0

Inning Stats	1	2	3	4	5	6	7	8	9
	R: 0 E: 0 K: 1 S: 9	H: 1 LOB: 1 BB: 0 P: 14	R: 0 E: 0 K: 0 S: 5	H: 1 LOB: 0 BB: 0 P: 7	R: 1 E: 0 K: 1 S: 10	H: 2 LOB: 1 BB: 0 P: 17	R: 2 E: 0 K: 1 S: 15	H: 1 LOB: 3 BB: 4 P: 37	R: 3 E: 0 K: 1 S: 19	H: 3 LOB: 2 BB: 1 P: 36	R: 0 E: 0 K: 1 S: 10	H: 0 LOB: 0 BB: 0 P: 13	R: 0 E: 0 K: 1 S: 10	H: 0 LOB: 0 BB: 0 P: 17	R: 0 E: 0 K: 0 S: 4	H: 0 LOB: 0 BB: 0 P: 4	R: 0 E: 0 K: 0 S: 7	H: 1 LOB: 0 BB: 0 P: 9

1B: 7	SF: 0
2B: 2	SAC: 1
3B: 0	DP: 2
HR: 0	HBP: 1

WP: 1	PA: 39
PB: 0	
SB: 1	
CS: 0	

AB	32
R	6
H	9
RBI	6
BB	5
SO	6
LOB	15

PITCHER		IP	WLS	BF	H	R	ER	SO	BB	IBB	HBP	BLK	WP	HR	S	P	ERA	WHIP
35 Cole Hamels, L ERA: 6.75	(1, 1)	4.2	L	27	8	6	6	3	5	0	1	0	1	0	55	106	11.57	2.786
27 Roberto Hernandez, R ERA: 5.74	(5, 1)	0.1		1	0	0	0	1	0	0	0	0	0	0	3	5	0.00	0.000
43 Mario Hollands, L ERA: 3.27	(6, 1)	2.0		6	0	0	0	2	0	0	0	0	0	0	20	30	0.00	0.000
52 Jeff Manship, R ERA: 5.87	(8, 1)	1.0		3	0	0	0	0	0	0	0	0	0	0	4	4	0.00	0.000
50 Shawn Camp, R ERA:	(9, 1)	1.0		3	1	0	0	0	0	0	0	0	0	0	7	9	0.00	1.000

PITCHER		IP	WLS	BF	H	R	ER	SO	BB	IBB	HBP	BLK	WP	HR	S	P	ERA	WHIP

Batter	1	2	3	4	5	6	7	8	9	AB	R	H	RBI	BB	SO	LOB
2 Ben Revere, L (1, 8) OBP: 0.313, SLG: 0.320	C FC 88 B FF 88 X FF 89 1-1 ① L8		L FF 90 C CU 75 F SI 91 B CU 78 F SI 90 B SI 91 F FF 89 F CH 83 C FC 88 2-3 ③ K			B CU 72 X FF 88 1-0 ① G4-3		C FF 88 B SL 80 B F FF 89 X SI 89 2-2 ① FC6-4 26 S 1-2f		4	0	0	0	0	1	1
11 Jimmy Rollins, S (1, 6) OBP: 0.314, SLG: 0.396	B FF 89 F FC 88 B FC 88 B FF 90 S FF 89 F FF 90 X FF 90 3-2 ② G5-3			C CU 72 B CH 81 B FC 88 X FF 90 2-1 ① F9		B CH 81 C FF 88 F CU 75 F FF 88 B CU 76 X FC 87 2-2 ② G5-3		C CU 74 F FF 89 B FC 87 C FF 89 1-3 ② K		4	0	0	0	0	1	1
26 Chase Utley, L (1, 4) OBP: 0.408, SLG: 0.570	B SI 90 C SI 89 X CU 76 1-1 ③ G4-3			B SI 90 C FF 88 F SI 88 B FC 87 X FC 87 2-2 ② L7		B CU 74 X FF 88 1-0 1B		B C FC 88 F FF 90 B FC 88 B SL 81 F FF 90 X FF 89 3-2 ③ F7 1-2		4	0	1	0	0	0	1
3 Marlon Byrd, R (1, 9) OBP: 0.311, SLG: 0.426		B FF 89 X FF 88 1-0 ① L7		C FF 88 X FF 88 0-1 HR		X FF 88 0-0 ③ L9			B FF 93 C FF 92 F FF 93 X 1-2 ① G5-3	4	1	1	1	0	0	1
6 Ryan Howard, L (1, 3) OBP: 0.333, SLG: 0.469		B FF 91 S FF 91 F CU 75 S FF 92 1-3 ② K		C FF 90 F FF 90 B FF 89 X CU 76 1-2 1B			C FC 86 B FF 88 F FC 87 S FF 89 1-3 ① K		F FF 92 B B B X FF 93 3-1 2B	4	0	2	0	0	2	0
51 Carlos Ruiz, R (1, 2) OBP: 0.416, SLG: 0.473		B CU 76 B CH 83 B FF 89 C FF 90 B FC 87 4-1 BB		B FF 89 C SI 88 D CH 83 B FF 89 X SI 88 3-1 ③ G4-3			C SI 86 S CH 80 B SI 89 F FC 86 X FF 88 1-2 1B		C FF 93 B FF 92 X FF 92 1-1 ② G6-3	3	0	1	0	1	0	2
9 Domonic Brown, L (1, 7) OBP: 0.314, SLG: 0.316		C SI 90 X FF 90 0-1 ③ L7			B FF 87 B SI 90 B FF 89 C FF 89 F FF 88 X FF 89 3-2 ① P5		S SI 86 D SI 86 B SI 88 S SI 87 C FF 87 2-3 ② K		B FF 92 B FF 92 S FF 92 F FF 91 B FF 94 X FF 92 3-2 ③ F9	4	0	0	0	0	1	3
7 Jayson Nix, R (1, 5) OBP: 0.188, SLG: 0.258			C FF 88 X FF 89 0-1 ① G1-3		C FF 90 B CH 83 D CH 83 B FC 87 X FF 90 3-1 ② P6		F FF 87 F FF 88 D CU 74 B FC 85 C SI 88 2-3 ③ K			3	0	0	0	0	1	1
35 Cole Hamels, L (1, 1) OBP: 0.333, SLG: 0.333 27 Roberto Hernandez, R (5, 1) 19 Tony Gwynn Jr., L (5, PH) OBP: 0.342, SLG: 0.303 43 Mario Hollands, L (6, 1) 52 Jeff Manship, R (8, 1) 25 Cody Asche, L (8, PH) OBP: 0.284, SLG: 0.300 50 Shawn Camp, R (9, 1)			B SI 88 B FC 86 S FF 87 F FF 89 X FF 89 2-2 ② G4-3		C FF 89 B SI 88 B FF 88 B FF 89 X FF 90 3-1 ③ G3			B CU 72 B FF 88 F FF 88 B FF 87 F FF 88 B FF 89 4-2 2 FC6-4 BB		1	0	0	0	0	0	0
										0	0	0	0	0	0	0
										1	0	0	0	0	0	0
										0	0	0	0	0	0	0
										0	0	0	0	0	0	0
										0	0	0	0	1	0	0
										0	0	0	0	0	0	0
Inning Stats	R: 0 E: 0 K: 0 S: 8 H: 0 LOB: 0 BB: 0 P: 13	R: 0 E: 0 K: 1 S: 7 H: 0 LOB: 1 BB: 1 P: 13	R: 0 E: 0 K: 1 S: 12 H: 0 LOB: 0 BB: 0 P: 16	R: 1 E: 0 K: 0 S: 12 H: 2 LOB: 1 BB: 0 P: 20	R: 0 E: 0 K: 0 S: 7 H: 0 LOB: 0 BB: 0 P: 16	R: 0 E: 0 K: 0 S: 7 H: 1 LOB: 1 BB: 0 P: 11	R: 0 E: 0 K: 3 S: 13 H: 1 LOB: 1 BB: 0 P: 19	R: 0 E: 0 K: 1 S: 12 H: 0 LOB: 1 BB: 1 P: 22	R: 0 E: 0 K: 0 S: 10 H: 1 LOB: 1 BB: 0 P: 18	1B: 3 2B: 1 3B: 0 HR: 1 SF: 0 SAC: 0 DP: 0 HBP: 0						

PITCHER		IP	WLS	BF	H	R	ER	SO	BB	IBB	HBP	BLK	WP	HR	S	P	ERA	WHIP
49 Jonathon Niese, L ERA: 2.2	(1, 1)	7.0	W	26	4	1	1	5	1	0	0	0	0	1	66	108	1.29	0.714
16 Daisuke Matsuzaka, R ERA: 1.17	(8, 1)	1.0		4	0	0	0	1	1	0	0	0	0	0	12	22	0.00	1.000
47 Jose Valverde, R ERA: 4.76	(9, 1)	1.0		4	1	0	0	0	0	0	0	0	0	0	10	18	0.00	1.000

PITCHER	IP	WLS	BF	H	R	ER	SO	BB	IBB	HBP	BLK	WP	HR	S	P	ERA	WHIP

BOTTOM

New York Mets @ Philadelphia Phillies

Citizens Bank Park, Philadelphia, PA

Tue Apr 29 2014, 8:35 PM - 11:26 PM EDT

Att. 28,189 - Rain - 46 F

livebaseballscorecards.com

AB	32
R	1
H	5
RBI	1
BB	2
SO	6
LOB	10

New York Mets @ Colorado Rockies

Coors Field, Denver, CO

Thu May 01 2014, 6:45 PM - 9:33 PM MDT

Att. 22,989 - Clear - 57 F

livebaseballscorecards.com

Batter	1	2	3	4	5	6	7	8	9	AB	R	H	RBI	BB	SO	LOB
12 Juan Lagares, R (1, 8) OBP: 0.356, SLG: 0.509	B FF 91 C FF 92 X FF 91 1-1 5 L6-4 2B		C FF 92 B CH 87 C SL 84 S SL 84 1-3 ③ K			1 SAFE C SL 82 F FF 90 B SL 85 F FF 91 X SL 84 1-2 ② L9		C FF 91 B SL 86 X FF 92 1-1 1-H 2B		4	0	2	1	0	1	1
28 Daniel Murphy, L (1, 4) OBP: 0.327, SLG: 0.340	B FF 92 C FF 92 X FF 90 1-1 ① L5			C SL 80 B FF 91 B CH 83 X FF 90 2-1 ① F7		X SL 82 0-0 ③ L7		C SL 87 X FF 93 0-1 ③ G4-3		4	0	0	0	0	0	3
5 David Wright, R (1, 5) OBP: 0.303, SLG: 0.306	B FF 92 B SL 85 F FF 92 C FF 92 X SL 85 2-2 ②③ L6-4 2-2			B FF 91 X FF 91 1-0 ② G4-3			C SL 84 C SL 84 F FF 89 X SL 85 0-2 ① G5-3		B SL 87 C SI 92 X SL 88 1-1 ① F7	4	0	0	0	0	0	1
21 Lucas Duda, L (1, 3) OBP: 0.330, SLG: 0.430		B FF 91 B FF 90 F FF 92 X FF 92 2-1 ① F8		S SL 86 B FF 91 F FF 92 B SL 85 X SL 83 2-2 ③ P4			B CH 88 C SI 91 X SI 92 1-1 1B		C FF 93 X CH 89 0-1 ② G1-3	4	0	1	0	0	0	0
1 Chris Young, R (1, 7) OBP: 0.283, SLG: 0.419		B FF 91 B FF 92 C FF 90 B SL 85 X FF 91 3-1 15 S 1B			C FF 90 F FF 90 B FF 91 B SL 85 S SL 86 2-3 ① K		C SI 91 X CH 87 0-1 ② F9		C SL 87 S SL 88 B FF 96 X SL 88 1-2 3 1B 15 HR 1B	4	1	2	0	0	1	1
3 Curtis Granderson, L (1, 9) OBP: 0.252, SLG: 0.217		C FF 91 D CH 84 C FF 91 B FF 92 F FF 92 F FF 92 X SL 85 2-2 ② P5			B FF 91 S SI 91 B CH 88 B FF 91 X FF 90 3-1 ② P2		F SI 91 B SI 92 X SL 84 1-1 ③ G3		B SI 92 B SL 86 X FF 92 2-0 15 HR 1-2 1B	4	1	1	0	0	0	2
15 Travis d'Arnaud, R (1, 2) OBP: 0.300, SLG: 0.338		1 SAFE B CH 87 X FF 92 1-0 ③ G6-3 1-2			F FF 92 B FF 93 C SL 87 B FF 94 B FF 93 X FF 91 3-2 ③ G6-3			X FF 91 0-0 ① F9	B FF 92 F FF 92 S FF 93 B FF 94 X FF 94 2-2 1-H 2-H HR	4	1	1	3	0	0	1
11 Rubén Tejada, R (1, 6) OBP: 0.321, SLG: 0.236			C FF 90 B SL 86 B FF 92 X FF 91 2-1 ① G6-3			B FF 90 C FF 88 C FF 89 B FF 92 B SL 84 X FF 92 3-2 ① G6-3		B FF 94 C FF 92 X FF 92 1-1 ② F9	F SL 89 C SI 92 F CH 88 F CH 89 F FF 93 B SL 88 X SL 89 1-2 ③ L9	4	0	0	0	0	0	0
40 Bartolo Colon, R (1, 1) 27 Jeurys Familia, R (5, 1) 22 Eric Young Jr., S (6, PH) OBP: 0.321, SLG: 0.269 71 Gonzalez Germen, R (6, 1) 53 Bobby Abreu, L (8, PH) OBP: 0.273, SLG: 0.600 47 Jose Valverde, R (8, 1)			B FF 93 X FF 89 1-0 ② G1-4-3			B FF 91 C FF 92 B SL 83 B FF 91 B FF 91 4-1 BB		B FF 92 B FF 91 B FF 91 C FF 91 C FF 92 F SL 88 B SI 92 4-2 12 2B BB		1 0 0 0 0 0	0 0 0 0 1 0	0 0 0 0 0 0	0 0 0 0 1 0	0 0 0 0 0 0	0 0 0 0 0 0	0 0 0 0 0 0
Inning Stats	R: 0 E: 0 K: 0 S: 7 H: 1 LOB: 0 BB: 0 P: 11	R: 0 E: 0 K: 0 S: 10 H: 1 LOB: 1 BB: 0 P: 18	R: 0 E: 0 K: 1 S: 6 H: 0 LOB: 0 BB: 0 P: 10	R: 0 E: 0 K: 0 S: 6 H: 0 LOB: 0 BB: 0 P: 11	R: 0 E: 0 K: 1 S: 8 H: 0 LOB: 0 BB: 0 P: 16	R: 0 E: 0 K: 0 S: 9 H: 0 LOB: 1 BB: 1 P: 17	R: 0 E: 0 K: 0 S: 10 H: 1 LOB: 1 BB: 0 P: 12	R: 1 E: 0 K: 0 S: 10 H: 1 LOB: 1 BB: 1 P: 16	R: 3 E: 0 K: 0 S: 17 H: 3 LOB: 0 BB: 0 P: 24	1B: 4 2B: 3 3B: 0 HR: 1 SF: 0 SAC: 0 DP: 1 HBP: 0						

	AB	33
	R	4
	H	7
	RBI	4
	BB	2
	SO	2
	LOB	9

PITCHER		IP	WLS	BF	H	R	ER	SO	BB	IBB	HBP	BLK	WP	HR	S	P	ERA	WHIP
12 Juan Nicasio, R ERA: 4.19	(1, 1)	7.0	W	24	3	0	0	2	1	0	0	0	0	0	56	95	0.00	0.571
35 Chad Bettis, R ERA: 8.78	(8, 1)	2.0		11	4	4	4	0	1	0	0	0	0	1	27	40	18.00	2.500

PITCHER		IP	WLS	BF	H	R	ER	SO	BB	IBB	HBP	BLK	WP	HR	S	P	ERA	WHIP

Batter	1	2	3	4	5	6	7	8	9	AB	R	H	RBI	BB	SO	LOB
19 Charlie Blackmon, L (1, 9) (5, 8) OBP: 0.412, SLG: 0.602	B FF 87 B FF 88 X FF 88 2-0 ① F7	B FF 89 F FF 91 B FF 92 F FF 92 X FF 92 2-2 ③ F8 1-2		B FF 92 B SI 91 X SI 90 2-0 28 SF9 1-3 2-H 1B		C CH 89 B FF 91 B FF 92 B FF 92 X FF 93 3-2 ② G4-3				4	0	1	1	0	0	1
28 Nolan Arenado, R (1, 5) OBP: 0.320, SLG: 0.471	C FF 89 B SI 89 B SI 88 F SI 88 T FF 93 2-2 ② K		X SL 83 0-0 5 G4-6-3 1B	C SI 88 X SI 87 0-1 ② SF9 1-2 3-H		C FF 91 F FF 92 B FF 93 B SL 85 B SL 86 S SL 84 3-3 ③ K				3	0	1	1	0	2	0
5 Carlos González, L (1, 7) OBP: 0.297, SLG: 0.482 1 Brandon Barnes, R (4, PH) OBP: 0.406, SLG: 0.404 (5, 9)	B FF 91 C SI 88 B CH 82 B FF 89 F FF 90 X SI 90 3-2 HR		C SI 86 B SI 86 S CH 81 X SI 87 1-2 ①② G4-6-3 1-2f	X SI 90 0-0 ③ G6-3			S SI 92 F SI 92 F FF 93 B SL 86 B FF 92 S FF 93 2-3 ① K			2 2	1 0	1 0	1 0	0 0	0 1	1 1
2 Troy Tulowitzki, R (1, 6) OBP: 0.478, SLG: 0.728	C SI 88 X FF 92 0-1 ③ F7		C SI 88 B FF 92 X CH 83 1-1 1B		C SI 87 C FF 90 S FF 92 0-3 ① K		S SL 85 B FF 93 X FF 92 1-1 33 G4-3 2B			4	0	2	0	0	1	0
33 Justin Morneau, L (1, 3) OBP: 0.363, SLG: 0.604		C FF 87 X SI 88 0-1 ① G6-3	B SI 87 X CH 81 1-0 ③ P6		T FF 91 S FF 92 X FF 92 0-2 6 3B 1B		F FF 92 B FF 93 X CH 86 1-1 ② G4-3 2-3			4	1	1	0	0	0	2
20 Wilin Rosario, R (1, 2) OBP: 0.275, SLG: 0.400		C FF 90 C SI 88 F FF 91 X SL 83 0-2 ② G6-3		B SI 86 B SI 86 B SI 88 B SI 86 4-0 6 E 6 1B 12 SF8 BB	C SI 85 F SI 87 S SL 82 0-3 ② K		X SL 85 0-0 ③ G5-3			3	1	0	0	1	1	2
6 Corey Dickerson, L (1, 8) (5, 7) OBP: 0.417, SLG: 0.706		F FF 89 X SI 90 0-1 23 1B 12 1B 1B	C SI 87 X SI 86 0-1 E3 19 1B 1-3 1B	B FF 91 S CH 83 S CH 83 F SI 90 F FF 92 B SI 90 F SL 84 X CH 83 2-2 1-H 3B				B FF 92 C FF 91 C FS 82 F FS 84 S FF 95 1-3 ① K		4	2	3	1	0	1	0
23 Charlie Culberson, R (1, 4) OBP: 0.172, SLG: 0.148	C SI 87 F SI 88 1 SAFE B CH 81 1 SAFE B SI 88 1 SAFE X SI 88 2-2 12 1B 12 1B 1-3 1B			F FF 93 F FF 92 B SI 92 F SI 91 H SL 84 2-2 19 1B 28 SF9 HBP	C FF 95 F SI 96 C SL 85 0-3 ③ K			X FF 93 0-0 ② F8		3	2	1	0	0	1	1
12 Juan Nicasio, R (1, 1) OBP: 0.077, SLG: 0.083 35 Chad Bettis, R (8, 1)		B SI 88 C SI 88 X SI 89 1-1 19 PB 1-H 3-H 1B		X FF 91 0-0 ① SF8 3-H		C FF 91 C FF 91 S CU 78 0-3 ① K		C FF 93 C FF 94 C FF 94 0-3 ③ K		2 1	0 0	1 0	3 0	0 0	1 1	0 0
Inning Stats	R: 1 E: 0 K: 1 S: 9 H: 1 LOB: 0 BB: 0 P: 16	R: 2 E: 0 K: 0 S: 16 H: 3 LOB: 1 BB: 0 P: 21	R: 0 E: 0 K: 0 S: 7 H: 2 LOB: 1 BB: 0 P: 10	R: 3 E: 1 K: 0 S: 10 H: 2 LOB: 1 BB: 1 P: 18	R: 1 E: 0 K: 3 S: 18 H: 2 LOB: 1 BB: 0 P: 20	R: 0 E: 0 K: 2 S: 9 H: 0 LOB: 0 BB: 0 P: 15	R: 0 E: 0 K: 1 S: 9 H: 1 LOB: 1 BB: 0 P: 13	R: 0 E: 0 K: 2 S: 8 H: 0 LOB: 0 BB: 0 P: 9		1B: 8 2B: 1 3B: 1 HR: 1 SF: 2 SAC: 0 DP: 1 HBP: 1				WP: 0 PB: 1 SB: 0 CS: 0 PA: 36	

PITCHER	IP	WLS	BF	H	R	ER	SO	BB	IBB	HBP	BLK	WP	HR	S	P	ERA	WHIP
40 Bartolo Colon, R (1, 1) ERA: 5.65	4.2	L	25	10	7	7	3	1	0	1	0	0	1	57	82	13.50	2.357
27 Jeurys Familia, R (5, 1) ERA: 4.5	0.1		1	0	0	0	1	0	0	0	0	0	0	3	3	0.00	0.000
71 Gonzalez Germen, R (6, 1) ERA: 3.63	2.0		7	1	0	0	3	0	0	0	0	0	0	18	28	0.00	0.500
47 Jose Valverde, R (8, 1) ERA: 4.38	1.0		3	0	0	0	2	0	0	0	0	0	0	8	9	0.00	0.000

PITCHER	IP	WLS	BF	H	R	ER	SO	BB	IBB	HBP	BLK	WP	HR	S	P	ERA	WHIP

BOTTOM

New York Mets @ Colorado Rockies

Coors Field, Denver, CO

Thu May 01 2014, 6:45 PM - 9:33 PM MDT

Att. 22,989 - Clear - 57 F

livebaseballscorecards.com

AB	32
R	7
H	11
RBI	7
BB	1
SO	9
LOB	8

Batter	1	2	3	4	5	6	7	8	9	AB	R	H	RBI	BB	SO	LOB
12 Juan Lagares, R (1, 8) OBP: 0.359, SLG: 0.517	B FF 91 C FF 92 X FC 90 1-1 28 1B 5 WP 2B		C FS 82 B FF 92 X FS 82 1-1 ① F9		B CU 72 S FS 83 F FS 82 B FF 93 F FF 92 X FF 91 2-2 1B		L FF 94 F FC 90 X CU 82 0-2 ① G4-3		B FF 96 C CH 88 S SL 88 C SL 88 1-3 ② K	5	1	2	0	0	1	0
28 Daniel Murphy, L (1, 4) OBP: 0.322, SLG: 0.333	B FF 93 C FF 92 S FC 87 X FC 87 1-2 5 CS 5 WP 2-3 1B		C FF 93 F FF 92 B FC 88 X FF 93 1-2 ② G4-3		F FF 93 X FS 83 0-1 ② F7		X FF 94 0-0 ② G4-3		F FF 96 B CH 89 B FF 95 B FF 95 X FF 94 3-1 ③ G1	5	0	1	0	0	0	1
5 David Wright, R (1, 5) OBP: 0.310, SLG: 0.313	B FF 91 F FF 91 X FS 84 1-1 ① 1-3 3-H 1B		B FC 90 X FC 89 1-0 1 1B 1B		C FC 90 B FS 83 X FF 93 1-1 ③ G4-3		C FF 94 F SI 93 B SI 93 B SI 94 S CU 83 2-3 ③ K			4	0	2	0	0	1	1
1 Chris Young, R (1, 7) OBP: 0.300, SLG: 0.413	C FF 93 B FF 92 X FS 82 1-1 ② L7		C FS 83 B FC 90 X FF 93 1-1 1-3 1B			B FF 90 F FC 86 B FS 82 B FS 82 B FF 92 4-1 3 HR BB		B SL 85 F FC 92 C FF 91 B SI 91 F SL 86 X FF 93 2-2 ① G5-3		3	1	1	0	1	0	1
3 Curtis Granderson, L (1, 9) OBP: 0.261, SLG: 0.260	D FC 87 X FS 83 1-0 ③ G3		C FF 94 B FC 89 B FF 92 S FS 84 T FF 94 2-2 ③ K			F FF 92 B FS 83 B FF 92 X FF 92 2-1 1-H HR		C FF 93 X FF 89 0-1 15 G4-3 13 BB 1B		4	1	2	2	0	1	3
13 Josh Satin, R (1, 3) OBP: 0.333, SLG: 0.238		B FF 91 X FF 92 1-0 ① F8		C FS 81 S FC 89 B FF 92 B FS 82 C FF 94 2-3 ① K		B FF 91 B FC 90 B FF 92 C FF 94 B FS 83 4-1 11 G6-4-3 15 1B BB		C FF 94 B SL 86 B SL 86 C FF 94 D FF 95 B FF 93 4-2 15 G4-3 1-2 BB		2	0	0	0	2	1	0
15 Travis d'Arnaud, R (1, 2) OBP: 0.298, SLG: 0.333		B FC 89 C FF 92 X FC 88 1-1 ② F8		C FC 88 B FC 89 X FS 82 1-1 ② G4-3		X FC 89 0-0 11 G6-4-3 1-2 1B		F FF 92 F FF 94 X SL 84 0-2 ② G4-3 1-2 2-3		4	0	1	0	0	0	2
11 Rubén Tejada, R (1, 6) OBP: 0.318, SLG: 0.227		C FF 92 B FS 84 F FF 93 F FC 89 F FF 94 B FF 93 F FS 83 B FC 90 B FF 93 4-2 BB		M FF 92 X FF 92 0-1 ③ G6-3		F FC 89 F FC 90 D FC 91 B FF 94 F FC 89 X FF 92 2-2 ①② G6-4-3 1-2f 2-3		B FF 93 S FC 92 X FF 93 1-1 ③ F9		3	0	0	0	1	0	4
45 Zack Wheeler, L (1, 1) 22 Eric Young Jr., S (5, PH) OBP: 0.318, SLG: 0.286 27 Jeurys Familia, R (5, 1) 53 Bobby Abreu, L (6, PH) OBP: 0.250, SLG: 0.545 52 Carlos Torres, R (6, 1) 44 Kyle Farnsworth, R (8, 1) 0 Omar Quintanilla, L (9, PH) OBP: 0.333, SLG: 0.318		B FF 93 F FF 93 C FF 93 C FF 94 1-3 ③ K			F FF 92 X FF 92 0-1 ① F8	F FF 93 D FC 87 S FS 84 F FF 94 B FF 94 C FF 94 2-3 ③ K			B FF 94 B FF 95 B FF 95 C FF 95 F FF 95 F FF 97 X FF 96 3-2 ① L9	1 1 0 1 0 0 1	0 0 0 0 0 0 0	0 0 0 0 0 0 0	0 0 0 0 0 0 0	1 0 0 0 0 0 0	1 0 0 1 0 0 0	1 0 0 1 0 0 0
Inning Stats	R: 1 E: 0 K: 0 S: 10 H: 3 LOB: 1 BB: 0 P: 15	R: 0 E: 0 K: 1 S: 11 H: 0 LOB: 1 BB: 1 P: 18	R: 0 E: 0 K: 1 S: 11 H: 2 LOB: 2 BB: 0 P: 17	R: 0 E: 0 K: 1 S: 7 H: 0 LOB: 0 BB: 0 P: 10	R: 0 E: 0 K: 0 S: 10 H: 1 LOB: 1 BB: 0 P: 13	R: 2 E: 0 K: 1 S: 13 H: 2 LOB: 1 BB: 2 P: 27	R: 0 E: 0 K: 1 S: 7 H: 0 LOB: 0 BB: 0 P: 9	R: 0 E: 0 K: 0 S: 13 H: 1 LOB: 2 BB: 1 P: 20	R: 0 E: 0 K: 1 S: 9 H: 0 LOB: 0 BB: 0 P: 16	1B: 7 2B: 1 3B: 0 HR: 1 SF: 0 SAC: 0 DP: 1 HBP: 0						WP: 1 PB: 0 SB: 0 CS: 1 PA: 38	

TOP

New York Mets @ Colorado Rockies

Coors Field, Denver, CO

Fri May 02 2014, 6:43 PM - 9:44 PM MDT

Att. 42,040 - Partly Cloudy - 72 F

livebaseballscorecards.com

AB	34
R	3
H	9
RBI	2
BB	4
SO	6
LOB	14

PITCHER		IP	WLS	BF	H	R	ER	SO	BB	IBB	HBP	BLK	WP	HR	S	P	ERA	WHIP
29 Jorge De La Rosa, L ERA: 5.11	(1, 1)	6.0	W	27	8	3	3	4	3	0	0	0	1	1	62	100	4.50	1.833
47 Chris Martin, R ERA:	(7, 1)	1.0		3	0	0	0	1	0	0	0	0	0	0	7	9	0.00	0.000
34 Matt Belisle, R ERA: 5.54	(8, 1)	1.0		5	1	0	0	0	1	0	0	0	0	0	13	20	0.00	2.000
54 Tommy Kahnle, R ERA: 1.8	(9, 1)	1.0		3	0	0	0	1	0	0	0	0	0	0	9	16	0.00	0.000

PITCHER	IP	WLS	BF	H	R	ER	SO	BB	IBB	HBP	BLK	WP	HR	S	P	ERA	WHIP

BOTTOM

New York Mets @ Colorado Rockies

Coors Field, Denver, CO

Fri May 02 2014, 6:43 PM - 9:44 PM MDT

Att. 42,040 - Partly Cloudy - 72 F

livebaseballscorecards.com

Batter	1	2	3	4	5	6	7	8	9	AB	R	H	RBI	BB	SO	LOB
19 Charlie Blackmon, L (1, 8) OBP: 0.420, SLG: 0.630	B FF 96 C FF 96 S CH 88 B SI 96 X CH 89 2-2 28 BB 2 1B 1B	F SI 95 B FF 96 X SI 94 1-1 28 G5-3 2 1B 1-2 1B		X FC 89 0-0 ② G3 2-3 3-H			L CU 74 S FC 91 X FC 87 0-2 HR	C CH 89 F SI 92 X FF 95 0-2 ② FC5-4 1-2f		5	3	3	2	0	0	2
28 Nolan Arenado, R (1, 5) OBP: 0.323, SLG: 0.463	B SI 95 B FF 96 B FF 96 B FF 96 4-0 2 1B 33 2B 1-2 BB	S FC 89 X FF 95 0-1 ② G5-3 1-2 2-3		B CH 86 B CH 87 F SI 94 C FC 88 B CU 76 T FF 96 3-2 ③ K			C FC 89 X FC 89 0-1 2 1B 33 1B 1B	C SL 85 S CU 77 F FF 95 F FF 94 B SL 85 X SL 82 1-2 ③ L7		4	2	1	0	1	1	4
2 Troy Tulowitzki, R (1, 6) OBP: 0.487, SLG: 0.729 23 Charlie Culberson, R (9, 6) OBP: 0.172, SLG: 0.148	C FF 97 B FC 90 S FF 96 B FC 89 X FC 88 2-2 33 2B 20 1B 1-2 2-H 1B	S CU 79 B CU 77 F FF 96 B FC 89 X SI 96 2-2 ③ 2-H 3-H 1B			C FF 95 S SL 86 X FF 96 0-2 ① G6-3		F FF 91 B FC 90 B FC 90 X FC 89 2-1 33 1B 20 SF8 1-2 1B			4 0	2 0	3 0	3 0	0 0	0 0	0 0
33 Justin Morneau, L (1, 3) OBP: 0.368, SLG: 0.609	X SI 94 0-0 20 1B 6 SF7-5-4-3 1-3 2-H 2B	C CU 77 X CH 87 0-1 ① L8			B SL 91 C FF 97 X SI 98 1-1 ② G3-1		B FF 93 C FF 92 X SI 92 1-1 1-3 2-H 1B			4	1	2	2	0	0	0
20 Wilin Rosario, R (1, 2) OBP: 0.274, SLG: 0.398	X FF 98 0-0 6 SF7-5-4-3 2-3 3-H 1B	B SI 94 F CU 77 F CU 78 F FF 95 X CU 78 1-2 ② G5-3			B SI 97 B SI 94 S FF 96 S SL 87 C SL 85 2-3 ③ K		X FC 89 0-0 ① SF8 3-H			3	0	1	2	0	1	0
6 Corey Dickerson, L (1, 7) OBP: 0.375, SLG: 0.649	B CU 78 B FF 97 B SI 94 X FF 96 3-0 ①② SF7-5-4-3 1-2 3-H	B FC 88 B FF 94 C CU 78 B CH 87 C CH 88 X CU 78 3-2 ③ L9				C FF 92 B SI 93 B FC 83 C FC 89 F FC 90 S FC 90 2-3 ① K	B CU 74 D FF 93 C FF 92 X FC 90 2-1 ② L4			3	0	0	1	0	1	1
1 Brandon Barnes, R (1, 9) OBP: 0.397, SLG: 0.410	L FF 98 B FF 98 X CU 80 1-1 ③ L8			F SI 93 C FF 94 B FF 96 X SI 93 1-2 E6 29 SH1-4 9 BB 19 G3		S FC 91 F FC 89 B FC 89 X CU 80 1-2 13 WP 2B	S FC 92 F FC 90 C FF 94 0-3 ③ K			4	1	1	0	0	1	1
9 DJ LeMahieu, R (1, 4) OBP: 0.343, SLG: 0.326		B SI 95 C CH 88 X FF 95 1-1 ① G4-3		B CU 77 B CU 76 1 SAFE 1 SAFE B FC 86 B SI 95 4-0 19 G3 29 SH1-4 1-2 BB		F FC 90 X FC 89 0-1 ② G6-3		B FF 92 X FF 94 1-0 ① L9		3	0	0	0	1	0	1
29 Jorge De La Rosa, L (1, 1) OBP: 0.167, SLG: 0.167 13 Drew Stubbs, R (6, PH) OBP: 0.288, SLG: 0.333 47 Chris Martin, R (7, 1) 34 Matt Belisle, R (8, 1) 44 Ryan Wheeler, L (8, PH) OBP: 1.000, SLG: 1.000 54 Tommy Kahnle, R (9, 1)		B SI 94 C FF 95 S FF 95 X FF 95 1-2 E1 28 G5-3 19 1B 2 1B		X FF 94 0-0 ① SH1-4 1-2 2-3		C FC 91 F FC 89 B FF 93 X FC 88 1-2 ③ F8 2-3		X SI 90 0-0 19 FC5-4 1B		1 1 0 0 1 0	1 0 0 0 0 0	0 0 0 0 1 0	0 0 0 0 0 0	0 0 0 0 0 0	0 0 0 0 0 0	0 1 0 0 0 0
Inning Stats	R: 4 E: 0 K: 0 S: 11 H: 4 LOB: 0 BB: 1 P: 23	R: 2 E: 1 K: 0 S: 12 H: 2 LOB: 1 BB: 0 P: 17	R: 0 E: 0 K: 0 S: 9 H: 0 LOB: 0 BB: 0 P: 13	R: 1 E: 1 K: 1 S: 8 H: 0 LOB: 1 BB: 1 P: 16	R: 0 E: 0 K: 1 S: 8 H: 0 LOB: 0 BB: 0 P: 11	R: 0 E: 0 K: 1 S: 12 H: 1 LOB: 1 BB: 0 P: 16	R: 3 E: 0 K: 1 S: 15 H: 4 LOB: 1 BB: 0 P: 20	R: 0 E: 0 K: 0 S: 10 H: 1 LOB: 1 BB: 0 P: 12		1B: 9 2B: 3 3B: 0 HR: 1	SF: 2 SAC: 1 DP: 1 HBP: 0		WP: 1 PB: 0 SB: 0 CS: 0	PA: 38		

	AB	33
	R	10
	H	12
	RBI	10
	BB	2
	SO	4
	LOB	10

PITCHER		IP	WLS	BF	H	R	ER	SO	BB	IBB	HBP	BLK	WP	HR	S	P	ERA	WHIP
45 Zack Wheeler, R ERA: 4.59	(1, 1)	4.0	L	20	6	7	4	1	2	0	0	0	0	0	40	69	9.00	2.000
27 Jeurys Familia, R ERA: 4.09	(5, 1)	1.0		3	0	0	0	1	0	0	0	0	0	0	8	11	0.00	0.000
52 Carlos Torres, R ERA: 2.65	(6, 1)	2.0		11	5	3	3	2	0	0	0	0	1	1	27	36	13.50	2.500
44 Kyle Farnsworth, R ERA: 2.19	(8, 1)	1.0		4	1	0	0	0	0	0	0	0	0	0	10	12	0.00	1.000

PITCHER	IP	WLS	BF	H	R	ER	SO	BB	IBB	HBP	BLK	WP	HR	S	P	ERA	WHIP

New York Mets @ Colorado Rockies

Coors Field, Denver, CO

Sat May 03 2014, 6:14 PM - 10:01 PM MDT

Att. 38,688 - Clear - 75 F

TOP

livebaseballscorecards.com

Batter	1	2	3	4	5	6	7	8	9	AB	R	H	RBI	BB	SO	LOB
12 Juan Lagares, R (1, 8) OBP: 0.343, SLG: 0.485	C FF 91 X FF 91 0-1 F8	C FF 92 C SL 87 F FF 93 B SL 84 F FF 93 X SL 87 1-2 G5-3		C CU 73 S CH 80 B CH 84 S FF 92 1-3 K		B FF 94 B FF 95 C FF 94 C SI 94 S FF 96 2-3 K	B FF 94 B CH 84 D FF 93 1 SAFE C FF 95 S FF 94 S FF 93 3-3 K		F FF 95 B SL 88 B FF 96 X FF 95 2-1 28 1B 3-H 1B	6	0	1	1	0	3	1
28 Daniel Murphy, L (1, 4) OBP: 0.339, SLG: 0.385	B FF 91 X FF 91 1-0 5 2B 3B	C CU 74 F CU 74 S SL 85 0-3 K		B FF 91 F SI 91 S CU 74 B FF 93 C FF 92 2-3 K		B FF 94 X FC 91 1-0 1 2B 2B		B FF 94 C FF 92 X FF 92 1-1 1 1B 2B	X FF 93 0-0 5 DI 1-3 1B	6	3	4	0	0	2	0
5 David Wright, R (1, 5) OBP: 0.326, SLG: 0.333	B FF 92 B FF 92 X SL 87 2-0 20 1B 3-H 2B		B FF 90 X SL 86 1-0 1 G6-3 1 S 3 1B 1B	B FF 92 C FF 92 F SL 82 B FF 92 X FF 93 2-2 1 E 1B		B FF 94 F SI 94 S FC 92 X SI 93 1-2 G6-3		B FF 94 C FF 92 S ST 82 S ST 84 1-3 K	B SL 88 I IN 76 I IN 76 I IN 78 4-0 1-2 IBB	5	2	3	1	1	1	2
1 Chris Young, R (1, 7) OBP: 0.321, SLG: 0.431 44 Kyle Farnsworth, R (9, 1)	B FF 92 B FF 92 B FF 93 B FF 92 4-0 20 1B 21 1B BB		B FF 91 C CH 82 X FF 93 1-1 G6-3 1-3	1 SAFE B FF 92 X SI 92 1-0 G5-3 1-3		F FF 95 F FC 91 B FC 91 F CU 81 X SI 94 1-2 3 1B 2-H 2B		B ST 81 C ST 80 X FF 93 1-1 2-H 1B	C SL 87 B SL 87 X FF 95 1-1 L9	5 0	2 0	2 0	2 0	1 0	0 0	5 0
3 Curtis Granderson, L (1, 9) OBP: 0.276, SLG: 0.270	C FF 92 S SL 87 F FF 93 X FF 92 0-2 F7		C FF 92 S SL 85 F SL 85 F FF 92 D SL 84 X SL 85 1-2 20 WP 20 2B 3-H 1B		B FF 91 H FF 91 2-0 21 1B HBP	B SL 84 X FF 92 1-0 20 FC5-4 2-H 1B		B SI 93 C SL 81 1 SAFE S SL 82 B FF 94 S SL 82 2-3 K		4	1	2	2	0	1	3
20 Anthony Recker, R (1, 2) OBP: 0.314, SLG: 0.500	B CU 74 S FF 92 X SL 88 1-1 21 1B 1-2 2-H 1B		D SI 92 B FF 92 C FF 91 T SI 91 X FF 93 2-2 21 G4-3 11 E 1-H 2B		C FF 90 B SL 84 X SL 84 1-1 F7	X FF 92 0-0 FC5-4 1-2f		F SI 93 X SI 94 0-1 L7		5	1	2	2	0	0	3
21 Lucas Duda, L (1, 3) OBP: 0.333, SLG: 0.429	C SL 86 X FF 93 0-1 1-3 2-H 1B		B SI 92 C CU 74 B FF 92 B CU 74 S SL 86 X SL 86 3-2 G4-3 2-3		C SL 87 X SL 85 0-1 1-2 1B		B SL 85 S SL 85 B FF 92 C FF 92 B SL 86 C SL 86 3-3 K		B SL 81 B FF 92 S SL 81 C SL 81 B FF 95 F SL 82 C SL 81 3-3 K	5	0	2	1	0	2	1
11 Rubén Tejada, R (1, 6) OBP: 0.315, SLG: 0.218 53 Bobby Abreu, L (9, PH) OBP: 0.308, SLG: 0.667 22 Eric Young Jr., S (9, PR) OBP: 0.318, SLG: 0.266 (9, 7)	F SI 91 B SI 91 S SL 85 S FF 92 1-3 K		B SI 92 F CH 83 B FF 93 X SL 85 2-1 E5 3-H		D SL 83 C CH 81 B SL 86 C FF 92 B SI 91 C FF 92 3-3 K		C SL 86 B FF 92 B FF 93 B FF 93 F FF 92 B SL 85 4-2 BB		X FF 93 0-0 13 G5-3 12 1B 2B	3 1 0	0 0 1	0 1 0	0 0 0	1 0 0	2 0 0	4 0 0
58 Jenrry Mejia, R (1, 1) 16 Daisuke Matsuzaka, R (5, 1) 56 Scott Rice, L (8, 1) 13 Josh Satin, R (9, PH) OBP: 0.321, SLG: 0.227 0 Omar Quintanilla, L (9, 6) OBP: 0.333, SLG: 0.318		C FF 90 X FF 89 0-1 G1-3	X FF 90 0-0 G4-3		F FF 91 B CU 74 S FF 91 X FF 92 1-2 G1-3		B FF 93 L FF 92 L FF 91 M SL 86 1-3 K		C SL 88 B FF 94 B FF 94 B FF 94 X FF 94 3-1 G5-3 2-3	3 1 0 1 0	0 0 0 0 0	0 0 0 0 0	0 0 0 0 0	0 1 0 0 0	0 1 0 0 0	3 1 0 1 0

Inning Stats																								
	R: 3	H: 4	R: 0	H: 0	R: 3	H: 3	R: 0	H: 1	R: 0	H: 1	R: 2	H: 3	R: 0	H: 0	R: 1	H: 2	R: 1	H: 3	1B: 10	SF: 0	WP: 1	PA: 49
	E: 0	LOB: 2	E: 0	LOB: 0	E: 1	LOB: 1	E: 1	LOB: 1	E: 0	LOB: 2	E: 0	LOB: 1	E: 0	LOB: 1	E: 0	LOB: 1	E: 0	LOB: 3	2B: 6	SAC: 0	PB: 0	
	K: 1	BB: 1	K: 1	BB: 0	K: 0	BB: 0	K: 2	BB: 0	K: 1	BB: 0	K: 1	BB: 0	K: 3	BB: 1	K: 2	BB: 0	K: 1	BB: 1	3B: 1	DP: 0	SB: 1	
	S: 15	P: 24	S: 10	P: 11	S: 17	P: 27	S: 10	P: 16	S: 10	P: 17	S: 13	P: 19	S: 11	P: 22	S: 12	P: 17	S: 12	P: 25	HR: 0	HBP: 1	CS: 0	

PITCHER		IP	WLS	BF	H	R	ER	SO	BB	IBB	HBP	BLK	WP	HR	S	P	ERA	WHIP
56 Franklin Morales, L ERA: 5.05	(1, 1)	5.0		27	9	6	5	5	1	0	1	0	1	0	62	95	9.00	2.000
47 Chris Martin, R ERA: 3.86	(6, 1)	0.2	H	4	2	2	2	1	0	0	0	0	0	0	11	16	27.00	3.000
49 Rex Brothers, L ERA: 3.86	(6, 1)	1.1	B	6	1	0	0	3	1	0	0	0	0	0	13	25	0.00	1.500
0 Adam Ottavino, R ERA: 1.98	(8, 1)	0.1	B	3	2	1	1	1	0	0	0	0	0	0	7	10	27.00	6.000
48 Boone Logan, L ERA: 2.61	(8, 1)	1.0		3	0	0	0	2	0	0	0	0	0	0	9	14	0.00	0.000

PITCHER		IP	WLS	BF	H	R	ER	SO	BB	IBB	HBP	BLK	WP	HR	S	P	ERA	WHIP
32 LaTroy Hawkins, R ERA: 3.0	(9, 1)	0.2	W	6	3	1	1	0	0	1	0	0	0	0	8	18	13.50	4.500

AB	45
R	10
H	17
RBI	9
BB	3
SO	12
LOB	24

BOTTOM

New York Mets @ Colorado Rockies

Coors Field, Denver, CO

Sat May 03 2014, 6:14 PM - 10:01 PM MDT

Att. 38,688 - Clear - 75 F

livebaseballscorecards.com

Batter	1	2	3	4	5	6	7	8	9	AB	R	H	RBI	BB	SO	LOB
19 Charlie Blackmon, L (1, 9) OBP: 0.411, SLG: 0.611	C FC 91 F FF 93 B FC 93 T FF 88 1-2 ① **K**		X CH 87 0-0 ②③ **L4** **2-2**		B CU 79 X FC 94 1-0 **5 1B** 13 1B **1-3** **3-H** 1B	C SI 89 C FC 88 B SI 89 F CU 74 B FC 90 X FC 89 2-2 **E5**		C SI 89 S CH 81 B SI 92 X SI 84 1-2 ② **L6**		5	1	1	1	0	1	2
13 Drew Stubbs, R (1, 8) OBP: 0.316, SLG: 0.333	B FC 93 B FC 94 C FC 92 B FC 93 B FC 92 4-1 **5 F7-6-4** BB			C FF 94 C SL 84 B SL 84 F FC 93 S FC 94 1-3 ① **K**	X CU 78 0-0 **5 1B 28 HR** **1-2** **3-H** 1B	1 SAFE 1 SAFE C FF 87 X FC 87 0-1 ③ **F9**		B SI 91 B SI 88 S SI 88 B SI 88 B CH 81 4-1 **BB**		3	1	1	1	2	1	1
5 Carlos González, L (1, 7) OBP: 0.293, SLG: 0.470	B FC 90 X SI 92 1-0 ②③ **F7-6-4** **1-1**			B CU 77 X CH 88 1-0 ② **L9**	X FC 93 0-0 **2 HBP 28 HR** **1-3** **2-H** 1B		S FS 77 X FC 89 0-1 ① **G4-3**	1 SAFE C SI 90 X SI 90 0-1 ③ **G4-3**		5	1	1	1	0	0	2
2 Troy Tulowitzki, R (1, 6) OBP: 0.500, SLG: 0.730		X FF 92 0-0 ① **G6-3**		C FF 95 X FF 92 0-1 **1B**	H FC 91 1-0 **28 HR** **1-2** HBP		B CU 75 X SI 90 1-0 **28 2B 58 SF8** 1B		C FC 90 F SI 90 F FF 95 B FF 96 X SL 82 1-2 **28 F8 23 HR** 1B	4	3	3	0	0	0	0
28 Nolan Arenado, R (1, 5) OBP: 0.326, SLG: 0.492		B FC 93 B SL 87 B FF 94 C FC 91 X FC 93 3-1 ② **G6-3**		C SL 85 F FF 94 F CU 81 X FC 94 0-2 ③ **G4-3**	X SL 84 0-0 **HR** **1-H** **2-H** **3-H**		C SI 90 X SI 90 0-1 **58 SF8** **1-3** 2B		1 SAFE B CH 89 B SI 90 X CH 90 2-0 ① **F8** **1-2**	5	1	2	4	0	0	2
44 Ryan Wheeler, L (1, 3) OBP: 0.500, SLG: 1.250 49 Rex Brothers, L (6, 1) 6 Corey Dickerson, L (7, PH) OBP: 0.380, SLG: 0.649 0 Adam Ottavino, S (8, 1) 48 Boone Logan, R (8, 1) 32 LaTroy Hawkins, R (9, 1) 23 Charlie Culberson, R (9, PH) OBP: 0.200, SLG: 0.286		B FF 94 C FC 92 X SI 93 1-1 ③ **L5**			HR B FF 94 C FC 92 X SI 93 2-3 **K**		I IN 73 I IN 77 I IN 76 I IN 78 4-0 **58 SF8** IBB		C SL 85 F FF 95 D SL 84 F FF 96 X FF 96 1-2 **2-H** HR	3 0 0 0 0 0 0 1	1 0 0 0 0 0 0 1	1 0 0 0 0 0 0 1	1 0 0 0 1 0 0 2	0 0 0 0 0 0 0 0	1 0 0 0 0 0 0 0	0 0 0 0 0 0 0 0
58 Jordan Pacheco, R (1, 2) OBP: 0.325, SLG: 0.444			C FC 93 B CU 79 X FC 93 1-1 **19 L4 9 1B** 1B		1 FC6-4 9 BB 19 1B 1B B SI 88 X CU 73 X FC 91 2-0 F9		B FC 89 B FC 89 X FF 91 2-0 ② **SF8** **1-2** **2-3** **3-H**			3	1	2	1	0	0	0
9 DJ LeMahieu, R (1, 4) OBP: 0.350, SLG: 0.326			B FC 91 B FC 92 C FC 92 X SI 92 2-1 **1-2** 1B		B CU 78 B FF 94 F FC 92 B SI 91 C SI 92 B FC 92 4-2 **1 FC6-4** **1-2** BB	C SI 86 B SI 88 C SI 88 B FF 90 F SL 79 S FC 90 2-3 ① **K**	F SI 90 B FF 91 X SL 82 1-1 ③ **F7**			3	0	1	0	1	1	2
56 Franklin Morales, L (1, 1) OBP: 0.154, SLG: 0.083 1 Brandon Barnes, R (5, PH) OBP: 0.391, SLG: 0.403 47 Chris Martin, R (6, 1) 33 Justin Morneau, L (6, 3) OBP: 0.361, SLG: 0.598			B FC 91 B FC 91 L FC 91 B FC 90 L FC 91 L FC 89 3-3 ① **K**		B SL 84 S SL 84 X FF 91 1-1 ① **FC6-4 19 1B 13 1B** **1-2f** **2-3**	X FC 89 0-0 ② **P6**		C SI 90 F SI 92 S SL 82 0-3 ① **K**		1 1 0 2	0 1 0 0	0 0 0 0	0 0 0 0	0 0 0 0	1 0 0 1	2 2 0 0
Inning Stats	R: 0 E: 0 K: 1 S: 5 H: 0 LOB: 0 BB: 1 P: 11	R: 0 E: 0 K: 0 S: 5 H: 0 LOB: 0 BB: 0 P: 9	R: 0 E: 0 K: 1 S: 8 H: 2 LOB: 1 BB: 0 P: 14	R: 0 E: 0 K: 1 S: 11 H: 1 LOB: 1 BB: 0 P: 13	R: 8 E: 0 K: 1 S: 15 H: 6 LOB: 0 BB: 1 P: 28	R: 0 E: 1 K: 1 S: 11 H: 0 LOB: 1 BB: 0 P: 15	R: 1 E: 0 K: 0 S: 8 H: 2 LOB: 2 BB: 1 P: 16	R: 0 E: 0 K: 1 S: 9 H: 0 LOB: 1 BB: 1 P: 14	R: 2 E: 0 K: 0 S: 9 H: 2 LOB: 0 BB: 0 P: 13	1B: 9 2B: 3 3B: 0 HR: 3 SF: 1 SAC: 0 DP: 2 HBP: 1				WP: 0 PB: 0 SB: 0 CS: 0		PA: 42

	AB	36
	R	11
	H	13
	RBI	11
	BB	4
	SO	6
	LOB	13

PITCHER		IP	WLS	BF	H	R	ER	SO	BB	IBB	HBP	BLK	WP	HR	S	P	ERA	WHIP
58 Jenrry Mejia, R ERA: 5.23	(1, 1)	4.1		23	9	8	8	3	2	0	1	0	0	2	39	66	16.61	2.538
16 Daisuke Matsuzaka, R ERA: 1.74	(5, 1)	2.2		12	2	1	1	2	0	1	0	0	0	0	24	40	3.38	0.750
56 Scott Rice, L ERA: 5.14	(8, 1)	1.0		4	0	0	0	1	1	0	0	0	0	0	9	14	0.00	1.000
44 Kyle Farnsworth, R ERA: 3.55	(9, 1)	0.1	L	3	2	2	2	0	0	0	0	0	0	1	9	13	54.00	6.000

PITCHER	IP	WLS	BF	H	R	ER	SO	BB	IBB	HBP	BLK	WP	HR	S	P	ERA	WHIP

Batter	1	2	3	4	5	6	7	8	9	AB	R	H	RBI	BB	SO	LOB
12 Juan Lagares, R (1, 8) OBP: 0.360, SLG: 0.507	C FF 87 C CU 75 X SL 80 0-2 28 1B 3 1B 1B		F FC 88 B FF 89 C CU 77 F SL 79 C SI 84 1-3 ① K	C FF 89 X FF 90 0-1 28 2B 2B		B SI 94 S SI 95 F FF 94 B CH 88 X FF 94 2-2 1B		X SL 85 0-0 ② G6-3		5	2	3	0	0	1	0
28 Daniel Murphy, L (1, 4) OBP: 0.349, SLG: 0.397	C FF 86 B SI 85 1 SAFE C CU 72 X SI 88 1-2 3 1B 1 F7-5-6 1B		B FF 88 B SL 80 B FF 88 B FF 86 4-0 5 2B BB	B CU 73 C CH 81 B FF 89 B CU 74 X FF 90 3-1 2-H 2B		X FF 94 0-0 ② F8		X FF 93 0-0 ③ G4-3		4	1	2	1	1	0	1
5 David Wright, R (1, 5) OBP: 0.321, SLG: 0.336	C FF 90 X SL 78 0-1 ① F8		1 SAFE X FC 87 0-0 1-H 1 2B 2B	X SL 78 0-0 ③ P3		C FF 92 F CH 85 X FF 94 0-2 ③ L8			B FF 92 X SL 85 1-0 ① L8	5	1	1	1	0	0	4
3 Curtis Granderson, L (1, 9) OBP: 0.281, SLG: 0.269	B FF 88 B FF 87 X FF 87 2-0 1-3 2-H 1B		B SI 89 B CH 80 C CH 82 B SL 81 B SI 87 4-1 1 2B BB		C FF 86 F FF 87 F SL 79 X CU 77 0-2 ① G4-3		B FF 92 C CH 85 X FF 93 1-1 ① G4-3		C FC 92 F FF 89 X FF 93 0-2 ② G4-3	4	0	1	1	1	0	0
1 Chris Young, R (1, 7) OBP: 0.344, SLG: 0.455	F FF 87 B SI 88 X CH 82 1-1 ② ③ F7-5-6 3-3		B SL 78 X CU 78 1-0 1-3 2-H 2B		B FC 89 X FF 89 1-0 21 S 1B		B FF 92 B CH 85 B FF 92 B FF 92 4-0 21 2B BB		F FF 93 F FF 94 B SL 87 S SL 85 1-3 ③ K	4	1	2	1	1	1	2
21 Lucas Duda, L (1, 3) OBP: 0.361, SLG: 0.447		B FF 88 B FF 87 B CH 78 B FF 87 4-0 15 FC1-6 BB	I IN 68 I IN 68 I IN 69 I IN 68 4-0 15 G4-6-3 IBB		B FF 88 S CH 80 B FF 90 1 SAFE D CH 80 B CU 75 4-1 1-2 BB		X FF 92 0-0 15 F9 1-H 2B			1	0	1	1	3	0	0
15 Travis d'Arnaud, R (1, 2) OBP: 0.284, SLG: 0.316		F FF 87 F SI 86 X SL 80 0-2 ① FC1-6 0 G3 1-2f	C FF 87 X FC 86 0-1 ② ③ G4-6-3 1-2f		C SI 87 B CU 76 F SL 78 S SL 82 1-3 ② K		C FF 94 B SL 85 C FF 93 F SL 81 X FF 92 1-2 ② F9 2-3			4	0	0	0	0	1	7
0 Omar Quintanilla, L (1, 6) OBP: 0.286, SLG: 0.269		X SI 88 0-0 ② G3 1-2		C FF 86 B SI 87 X SI 85 1-1 ① L3	B CU 74 C CH 79 B FF 90 C CH 81 F SL 82 S SL 79 2-3 ③ K		B FC 90 B CH 84 C CH 82 F FF 90 X CH 85 2-2 ③ G4-3			4	0	0	0	0	1	4
35 Dillon Gee, R (1, 1) 52 Carlos Torres, R (7, 1) 56 Scott Rice, L (7, 1) 53 Bobby Abreu, L (8, PH) OBP: 0.286, SLG: 0.615 27 Jeurys Familia, R (8, 1)		C SI 86 S SL 78 B SL 80 D SL 79 S SL 79 2-3 ③ K		T FF 85 C FF 88 X FF 90 0-2 ② L8		S FF 94 F FF 94 B FF 94 B FF 94 F FF 93 X FF 94 2-2 ① F7		C FF 90 B FF 93 F FC 91 B CH 85 X FC 93 2-2 ① L5		3 0 0 1 0	0 0 0 0 0	0 0 0 0 0	0 0 0 0 0	1 0 0 0 0	1 0 0 0 0	
Inning Stats	R: 1 E: 0 K: 0 S: 11 H: 3 LOB: 1 BB: 0 P: 15	R: 0 E: 0 K: 1 S: 7 H: 0 LOB: 1 BB: 1 P: 13	R: 2 E: 0 K: 1 S: 9 H: 2 LOB: 2 BB: 3 P: 23	R: 1 E: 0 K: 0 S: 10 H: 2 LOB: 1 BB: 0 P: 14	R: 0 E: 0 K: 2 S: 13 H: 1 LOB: 2 BB: 1 P: 21	R: 0 E: 0 K: 0 S: 11 H: 1 LOB: 1 BB: 0 P: 15	R: 1 E: 0 K: 0 S: 10 H: 1 LOB: 1 BB: 1 P: 18	R: 0 E: 0 K: 0 S: 5 H: 0 LOB: 0 BB: 0 P: 7	R: 0 E: 0 K: 1 S: 7 H: 0 LOB: 0 BB: 0 P: 9	1B: 5 2B: 6 3B: 0 HR: 0 SF: 0 SAC: 0 DP: 2 HBP: 0					WP: 0 PB: 0 SB: 1 CS: 0	PA: 41

TOP

New York Mets @ Colorado Rockies

Coors Field, Denver, CO

Sun May 04 2014, 2:16 PM - 5:17 PM MDT

Att. 40,190 - Partly Cloudy - 81 F

livebaseballscorecards.com

AB	35
R	5
H	10
RBI	5
BB	6
SO	5
LOB	19

PITCHER		IP	WLS	BF	H	R	ER	SO	BB	IBB	HBP	BLK	WP	HR	S	P	ERA	WHIP
45 Jhoulys Chacín, R ERA: 7.2	(1, 1)	5.0	L	26	8	4	4	4	4	1	0	0	0	0	50	86	7.20	2.400
54 Tommy Kahnle, R ERA: 2.12	(6, 1)	2.0		9	2	1	1	0	1	0	0	0	0	0	21	33	4.50	1.500
34 Matt Belisle, R ERA: 4.8	(8, 1)	2.0		6	0	0	0	1	0	0	0	0	0	0	12	16	0.00	0.000

PITCHER	IP	WLS	BF	H	R	ER	SO	BB	IBB	HBP	BLK	WP	HR	S	P	ERA	WHIP

BOTTOM

New York Mets @ Colorado Rockies

Coors Field, Denver, CO

Sun May 04 2014, 2:16 PM - 5:17 PM MDT

Att. 40,190 - Partly Cloudy - 81 F

livebaseballscorecards.com

Batter	1	2	3	4	5	6	7	8	9	AB	R	H	RBI	BB	SO	LOB
19 Charlie Blackmon, L (1, 9) OBP: 0.398, SLG: 0.590	B FF 89 B FF 89 B FF 89 C SI 89 F SI 90 X SI 90 3-2 ① F7		F SL 84 F CH 84 B FF 91 B SI 91 B FF 90 T CH 85 3-2 ② K		B FF 91 B SI 90 F FF 90 X SI 90 2-1 ② FC4-6 1-2f 2-3		C SI 89 C SI 89 F SI 91 X SL 82 0-2 ③ F8			4	0	0	0	0	1	4
23 Charlie Culberson, R (1, 6) OBP: 0.206, SLG: 0.313	B SL 84 X SI 90 1-0 5 G4-1 2B		B SI 92 C KC 76 S KC 77 F FF 91 X FF 92 1-2 ③ F9		B KC 77 S KC 78 1 SAFE C KC 77 X FF 91 1-2 ③ G4-3			C FF 96 B FF 98 F SI 97 F SI 97 S SL 87 1-3 ① K		4	0	1	0	0	1	2
5 Carlos González, L (1, 7) OBP: 0.291, SLG: 0.462	B KC 75 B KC 74 B FF 90 C FF 90 X CH 85 3-1 ② G4-1 2-3			B FF 89 B FF 90 F CH 84 B FF 90 X FF 91 3-1 ① G3-1		B KC 74 B KC 74 B FF 89 C FF 89 S FF 90 F CH 84 F FF 90 S FF 91 3-3 ① K		C SI 97 B FF 97 X SL 88 1-1 28 G6-3 1B		4	0	1	0	0	1	1
28 Nolan Arenado, R (1, 5) OBP: 0.324, SLG: 0.492	B FF 90 B SI 91 X SL 85 2-0 ③ F7			F SI 91 F FF 91 B SI 91 X CH 84 1-2 2B		B KC 76 X KC 75 1-0 ② F8		X FF 98 0-0 ② ③ G6-3 1-2f		4	0	1	0	0	0	2
33 Justin Morneau, L (1, 3) OBP: 0.358, SLG: 0.612		C FF 88 B FF 89 B KC 73 B SL 83 X FF 89 3-1 ① L7		S FF 90 F SI 91 F FF 91 F KC 78 B CH 85 X CH 85 1-2 ② F9		B KC 76 F FF 91 B FF 90 X FF 90 2-1 ③ F7			F SI 98 F SI 97 B FF 97 F SI 97 B SL 88 X SL 88 2-2 HR	4	1	1	1	0	0	1
8 Michael McKenry, R (1, 2) OBP: 0.250, SLG: 0.250		B SL 83 F FF 90 F FF 90 S KC 75 1-3 ② K		D KC 78 F KC 77 S FF 91 F KC 78 S FF 92 1-3 ③ K			C SL 82 F KC 76 F FF 89 X FF 91 0-2 9 G6-3 6 1B 1B		S SL 86 B SL 85 B SI 97 X SI 96 2-1 ① G1-3	4	0	1	0	0	2	1
6 Corey Dickerson, L (1, 8) OBP: 0.400, SLG: 0.634		X KC 74 0-0 1B			B FF 89 B FF 89 C FF 90 F FF 90 F SI 90 F FF 91 X CH 84 2-2 ① G3-1		B FF 90 B CH 83 C SL 83 X CH 83 2-1 9 G6-3 1-2 1B		B SI 97 B SI 96 B SI 95 C SI 97 F SI 97 F SI 98 F FF 97 F SI 97 X FF 98 3-2 ② L8	4	0	2	0	0	0	0
9 DJ LeMahieu, R (1, 4) OBP: 0.346, SLG: 0.316	B SI 90 1 SAFE C FF 89 X FF 90 1-1 ③ G1-3				F FF 91 B FF 91 B FF 91 B FF 92 F FF 91 B FF 92 4-2 19 FC4-6 1 1B BB		C FF 92 X FC 89 0-1 ① G6-3 1-2 2-3		B SI 97 C FF 95 C SI 96 B SL 87 F SI 97 S SL 86 2-3 ③ K	3	0	0	0	1	1	3
45 Jhoulys Chacín, R (1, 1) 1 Brandon Barnes, R (5, PH) OBP: 0.400, SLG: 0.413 54 Tommy Kahnle, R (6, 1) 13 Drew Stubbs, R (7, PH) OBP: 0.310, SLG: 0.327 34 Matt Belisle, R (8, 1)			C SL 83 B SI 89 F FF 90 B KC 73 B SL 83 F SI 90 C SI 90 3-3 ① K		C SI 91 B SL 86 X SL 84 1-1 19 FC4-6 1-2 1B		C FC 92 B FC 90 B FC 89 F FC 90 S FC 88 2-3 ② K			1 1 0 1 0	0 0 0 0 0	0 1 0 0 0	0 0 0 0 0	0 0 0 0 0	1 0 0 1 0	0 0 0 2 0

	AB	34
	R	1
	H	8
	RBI	1
	BB	1
	SO	8
	LOB	16

Inning Stats	1	2	3	4	5	6	7	8	9
	R: 0 E: 0 K: 0 S: 7	H: 1 LOB: 1 BB: 0 P: 16	R: 0 E: 0 K: 1 S: 8	H: 1 LOB: 1 BB: 0 P: 13	R: 0 E: 0 K: 2 S: 11	H: 0 LOB: 0 BB: 0 P: 18	R: 0 E: 0 K: 1 S: 14	H: 1 LOB: 1 BB: 0 P: 20	R: 0 E: 0 K: 0 S: 14	H: 1 LOB: 2 BB: 1 P: 24	R: 0 E: 0 K: 1 S: 8	H: 0 LOB: 0 BB: 0 P: 14	R: 0 E: 0 K: 1 S: 15	H: 2 LOB: 2 BB: 0 P: 19	R: 0 E: 0 K: 1 S: 7	H: 1 LOB: 0 BB: 0 P: 9	R: 1 E: 0 K: 1 S: 16	H: 1 LOB: 0 BB: 0 P: 25

1B: 5	SF: 0	WP: 0	PA: 35
2B: 2	SAC: 0	PB: 0	
3B: 0	DP: 1	SB: 0	
HR: 1	HBP: 0	CS: 0	

PITCHER		IP	WLS	BF	H	R	ER	SO	BB	IBB	HBP	BLK	WP	HR	S	P	ERA	WHIP
35 Dillon Gee, R ERA: 2.51	(1, 1)	6.0	W	25	6	0	0	5	1	0	0	0	0	0	68	113	0.00	1.167
52 Carlos Torres, R ERA: 2.55	(7, 1)	0.2		2	0	0	0	1	0	0	0	0	0	0	5	7	0.00	0.000
56 Scott Rice, L ERA: 4.91	(7, 1)	0.1		1	0	0	0	0	0	0	0	0	0	0	4	4	0.00	0.000
27 Jeurys Familia, R ERA: 4.15	(8, 1)	2.0		7	2	1	1	2	0	0	0	0	0	1	23	34	4.50	1.000

PITCHER	IP	WLS	BF	H	R	ER	SO	BB	IBB	HBP	BLK	WP	HR	S	P	ERA	WHIP

Batter	1	2	3	4	5	6	7	8	9	AB	R	H	RBI	BB	SO	LOB
22 Eric Young Jr., S (1, 7) OBP: 0.316, SLG: 0.265	C FF 95 B FF 96 X FF 96 1-1 G6-3		T FF 96 C CU 75 F SL 88 B SL 88 X FF 96 1-2 G6-3		B CU 76 X SL 86 1-0 1B			C FF 92 X CH 86 0-1 G5-3		4	0	1	0	0	0	0
28 Daniel Murphy, L (1, 4) OBP: 0.346, SLG: 0.416	B FF 96 X FF 97 1-0 HR		B CU 76 C CH 86 F FF 96 X SL 87 1-2 G4-3		1 SAFE C SL 86 X FF 96 0-1 G6-3			C FF 93 B FF 93 B CU 80 C CU 79 X CH 87 2-2 L9		4	1	1	1	0	0	1
5 David Wright, R (1, 5) OBP: 0.326, SLG: 0.349	B FF 95 B FF 96 F FF 96 F SL 86 S SL 88 2-3 K			C SL 86 B FF 96 F FF 95 B SL 88 B SL 88 F FF 95 X FF 94 3-2 3 1B 53 SF7 2B		F FF 96 F FF 94 C FF 96 0-3 K		B FF 93 X SI 93 1-0 1B		4	1	2	0	0	2	0
3 Curtis Granderson, L (1, 8) (7, 9) OBP: 0.288, SLG: 0.306	X FF 95 0-0 HR			C CU 76 X CH 88 0-1 2-3 1B		B FF 95 B FF 96 S FF 96 F SL 85 S FF 96 2-3 K		C CU 79 1 SAFE C FF 94 F CU 80 X FF 94 0-2 P5		4	1	2	1	0	1	1
53 Bobby Abreu, L (1, 9) OBP: 0.235, SLG: 0.533 12 Juan Lagares, R (7, 8) OBP: 0.355, SLG: 0.500	C SL 88 B CH 87 S SL 87 X FF 97 1-2 G5-3			B SL 87 B SL 86 X FF 95 2-0 SF7 3-H		C FF 97 C CU 76 F SL 88 X FF 96 0-2 G4-3			B SI 91 S SL 82 B SI 91 X SI 90 2-1 P4	2 1	0 0	0 0	1 0	0 0	0 0	0 0
21 Lucas Duda, L (1, 3) OBP: 0.356, SLG: 0.432		B SL 88 B SL 87 F FF 95 C SL 87 S SL 87 2-3 K		1 SAFE C FF 95 S SL 86 F SL 88 B FF 93 1 SAFE X FF 94 1-2 F9			C SL 85 F SL 87 B CH 87 S FF 95 1-3 K		B SL 82 C SL 82 B SI 92 B SL 82 B SI 92 4-1 15 CS BB	3	0	0	0	1	2	1
15 Travis d'Arnaud, R (1, 2) OBP: 0.283, SLG: 0.305 56 Scott Rice, L (9, 1) 71 Gonzalez Germen, R (9, 1)		C FF 95 S SL 87 S SL 88 0-3 K		1 SAFE C SL 86 B SL 85 B SL 85 F FF 95 B SL 85 C FF 96 3-3 K			B FF 95 B SL 85 B FF 96 B FF 95 4-0 BB		S SL 81 T SI 92 B SL 82 B SL 81 B SL 81 C SI 89 3-3 1-2 K	3 0 0	0 0 0	0 0 0	0 0 0	1 0 0	3 0 0	2 0 0
0 Omar Quintanilla, L (1, 6) OBP: 0.258, SLG: 0.241		C FF 95 B FF 96 X SL 88 1-1 G3			C FF 93 S SL 85 B FF 95 F FF 95 B CU 76 F SL 86 F FF 94 X FF 96 2-2 F7		F FF 94 B FF 93 C FF 91 B SL 85 B SL 84 T FF 93 3-2 K			3	0	0	0	0	1	1
49 Jonathon Niese, L (1, 1) 16 Daisuke Matsuzaka, R (8, 1) 44 Kyle Farnsworth, R (8, 1) 20 Anthony Recker, R (9, 2) OBP: 0.314, SLG: 0.500			F FF 94 B FF 95 C SL 88 C SL 87 1-3 K		B FF 96 B FF 95 C FF 95 F FF 95 B CU 77 T FF 96 3-2 K		X SL 84 0-0 L7			3 0 0 0	0 0 0 0	0 0 0 0	0 0 0 0	0 0 0 0	2 0 0 0	1 0 0 0
Inning Stats	R: 2 E: 0 K: 1 S: 10 H: 2 LOB: 0 BB: 0 P: 15	R: 0 E: 0 K: 2 S: 8 H: 0 LOB: 0 BB: 0 P: 11	R: 0 E: 0 K: 1 S: 10 H: 0 LOB: 0 BB: 0 P: 13	R: 1 E: 0 K: 1 S: 14 H: 2 LOB: 1 BB: 0 P: 23	R: 0 E: 0 K: 1 S: 12 H: 1 LOB: 1 BB: 0 P: 18	R: 0 E: 0 K: 2 S: 10 H: 0 LOB: 0 BB: 0 P: 12	R: 0 E: 0 K: 2 S: 7 H: 0 LOB: 1 BB: 1 P: 15	R: 0 E: 0 K: 0 S: 10 H: 1 LOB: 1 BB: 0 P: 13	R: 0 E: 0 K: 1 S: 6 H: 0 LOB: 1 BB: 1 P: 15	1B: 3 2B: 2 3B: 0 HR: 2 SF: 1 SAC: 0 DP: 1 HBP: 0						

PITCHER		IP	WLS	BF	H	R	ER	SO	BB	IBB	HBP	BLK	WP	HR	S	P	ERA	WHIP
24 Nathan Eovaldi, R ERA: 2.78	(1, 1)	7.0		27	5	3	3	10	1	0	0	0	0	2	71	107	3.86	0.857
52 Brad Hand, L ERA: 5.51	(8, 1)	1.0		4	1	0	0	0	0	0	0	0	0	0	10	13	0.00	1.000
31 Steve Cishek, R ERA: 2.08	(9, 1)	1.0	W	3	0	0	0	1	1	0	0	0	0	0	6	15	0.00	1.000

PITCHER	IP	WLS	BF	H	R	ER	SO	BB	IBB	HBP	BLK	WP	HR	S	P	ERA	WHIP

TOP

New York Mets @ Miami Marlins

Marlins Park, Miami, FL

Mon May 05 2014, 7:11 PM - 10:05 PM EDT

Att. 20,606 - Clear - 79 F

livebaseballscorecards.com

AB	31
R	3
H	6
RBI	3
BB	2
SO	11
LOB	7

New York Mets @ Miami Marlins

Marlins Park, Miami, FL

Mon May 05 2014, 7:11 PM - 10:05 PM EDT

Att. 20,606 - Clear - 79 F

livebaseballscorecards.com

BOTTOM

Batter	1	2	3	4	5	6	7	8	9	AB	R	H	RBI	BB	SO	LOB
21 Christian Yelich, L (1, 8) (8, 7) OBP: 0.358, SLG: 0.427	B FF 87 C FF 88 F SI 89 C CU 75 1-3 ① K		X SI 89 0-0 1B		B FF 89 B FF 89 X FF 88 2-0 ② FC6-4 1-2f			C FF 90 B FS 78 B CU 73 S FF 91 B FF 92 F FF 90 F FF 92 D FF 93 4-2 59 BB 27 1B BB	S SI 88 B SI 89 X SI 89 1-1 59 SH1-4 9 1B 1B	4	2	2	0	1	1	1
59 Ed Lucas, R (1, 4) OBP: 0.400, SLG: 0.308	B SI 90 B CH 84 B SI 89 C FF 89 F FF 89 B FF 91 4-2 9 1B BB		B FF 89 C FF 90 C FC 87 B FF 90 F FF 90 F FF 90 S FC 89 2-3 ① K		X FF 88 0-0 ③ F8			B FC 90 B SL 81 C FC 91 T FC 90 1 SAFE F SL 82 B FF 93 B FC 90 4-2 27 1B 9 E 1-2 BB	X FF 90 0-0 ① SH1-4 1-2	2	1	0	0	2	1	2
27 Giancarlo Stanton, R (1, 9) OBP: 0.364, SLG: 0.591	C FF 90 B SI 89 C FF 90 F FC 89 B SI 85 C SI 90 3-3 ② K		B SI 90 B SI 90 B SI 89 F FF 89 X FF 90 3-1 ② F7			C CU 72 X FF 89 0-1 ① L7		B SL 76 B FF 93 C FC 91 B SL 83 T FF 93 X FC 92 3-2 9 E 39 2B 1-3 2-H 1B	I IN 78 I IN 76 I IN 77 I IN 77 4-0 9 1B IBB	4	1	1	1	1	1	2
9 Casey McGehee, R (1, 5) OBP: 0.372, SLG: 0.398	C SI 90 D CH 84 B FF 89 B SI 90 X FC 88 3-1 1-2 1B		C FC 87 X CH 83 0-1 ③ F9			C CU 74 S CH 83 F FF 89 F FF 89 B SI 89 C FF 89 1-3 ② K		B SL 79 F SL 80 X CU 77 1-1 E6 39 2B 1-2 3-H	C FF 93 F SL 83 X FF 94 0-2 1-2 2-H 1B	5	0	2	1	0	1	2
39 Jarrod Saltalamacchia, S (1, 2) OBP: 0.405, SLG: 0.570	C FF 90 X FF 91 0-1 ③ F9			C CU 71 B FF 88 F CH 82 B FF 90 X FF 88 2-2 ① F8		B CU 74 F FC 86 B FC 88 B CH 83 X FF 88 3-1 ③ F8		B FF 92 B SI 90 S FC 90 B FC 91 X FC 90 3-1 1-3 2-H 2B		4	0	1	1	0	0	2
10 Jeff Baker, R (1, 3) OBP: 0.233, SLG: 0.250		C CU 72 B FF 90 C FF 88 X FC 87 1-2 ① G4-3		S FC 87 B CH 83 X CH 83 1-1 ② G6-3			X CH 81 0-0 5 1B 1B	C SL 85 D SL 88 D SL 85 X CH 90 2-1 ① G4-3		4	0	1	0	0	0	2
5 Reed Johnson, R (1, 7) 52 Brad Hand, L (8, 1) 46 Garrett Jones, L (8, PH) OBP: 0.336, SLG: 0.459 31 Steve Cishek, R (9, 1)		C CU 75 B SI 89 S SI 88 B FF 90 F SI 91 S CH 83 2-3 ② K		X SI 88 0-0 ③ L9			C SI 87 F FF 89 B SI 88 F SI 89 B FC 87 F FF 87 X CH 83 2-2 13 G6-4-3 1-2 1B	IN 83 I IN 84 I IN 86 I IN 84 4-0 IBB		3 0 0 0	0 0 0 0	1 0 0 0	0 0 1 0	1 0 0 0	0 0 0 0	0 0 0 0
3 Adeiny Hechavarría, R (1, 6) OBP: 0.346, SLG: 0.407		B SI 89 X FF 89 1-0 1B			B FF 87 C FF 87 B CH 82 B FC 87 F FF 89 T FC 88 3-2 ① K		C FF 89 B CU 74 F CU 75 F CU 75 F FF 89 X FC 88 1-2 ① L8	D SI 93 F SI 91 F FF 93 F SI 95 B SL 83 C SI 91 2-3 ② K		4	0	1	0	0	2	5
24 Nathan Eovaldi, R (1, 1) OBP: 0.154, SLG: 0.154 13 Marcell Ozuna, R (7, PH) OBP: 0.323, SLG: 0.442 (8, 8)		S FF 88 B CH 82 B SI 90 F FF 89 B FF 88 X FF 90 3-2 ③ G4-3			C SI 88 X CH 84 0-1 E1 21 FC6-4		C CU 74 C SI 89 D CU 76 X FC 87 1-2 ②③ G6-4-3 1-2f	B FF 94 C SI 91 C FF 95 B FF 96 D SL 86 X SI 92 3-2 ③ G5-3		2 2	0 0	0 0	0 0	0 0	0 0	1 5
Inning Stats	R: 0 E: 0 K: 2 S: 12 H: 1 LOB: 2 BB: 1 P: 23	R: 0 E: 0 K: 1 S: 11 H: 1 LOB: 1 BB: 0 P: 18	R: 0 E: 0 K: 1 S: 10 H: 1 LOB: 1 BB: 0 P: 15	R: 0 E: 0 K: 0 S: 6 H: 0 LOB: 0 BB: 0 P: 9	R: 0 E: 1 K: 1 S: 7 H: 0 LOB: 1 BB: 0 P: 12	R: 0 E: 0 K: 1 S: 9 H: 0 LOB: 0 BB: 0 P: 13	R: 0 E: 0 K: 0 S: 14 H: 2 LOB: 1 BB: 0 P: 18	R: 3 E: 1 K: 1 S: 23 H: 2 LOB: 3 BB: 3 P: 49	R: 1 E: 0 K: 0 S: 6 H: 2 LOB: 2 BB: 1 P: 11	1B: 8 2B: 1 3B: 0 HR: 0	SF: 0 SAC: 1 DP: 1 HBP: 0				WP: 0 PB: 0 SB: 0 CS: 0	PA: 40	

	AB	34
	R	4
	H	9
	RBI	3
	BB	5
	SO	7
	LOB	22

PITCHER		IP	WLS	BF	H	R	ER	SO	BB	IBB	HBP	BLK	WP	HR	S	P	ERA	WHIP
49 Jonathon Niese, L ERA: 1.82	(1, 1)	7.0		27	5	0	0	6	1	0	0	0	0	0	69	108	0.00	0.857
16 Daisuke Matsuzaka, R ERA: 3.48	(8, 1)	0.0	B	5	2	3	2	0	2	0	0	0	0	0	14	29	∞	∞
44 Kyle Farnsworth, R ERA: 3.29	(8, 1)	1.0		4	0	0	0	1	0	1	0	0	0	0	9	20	0.00	0.000
56 Scott Rice, L ERA: 6.14	(9, 1)	0.0	L	1	1	1	1	0	0	0	0	0	0	0	2	3	∞	∞
71 Gonzalez Germen, R ERA: 3.57	(9, 1)	0.1		3	1	0	0	0	0	1	0	0	0	0	4	8	0.00	3.000

PITCHER	IP	WLS	BF	H	R	ER	SO	BB	IBB	HBP	BLK	WP	HR	S	P	ERA	WHIP

Batter	1	2	3	4	5	6	7	8	9	AB	R	H	RBI	BB	SO	LOB
12 Juan Lagares, R (1, 8) OBP: 0.363, SLG: 0.507	B FF 96 C FF 95 C SI 95 B SI 91 X SI 91 2-2 G5-3	B SL 82 X SI 93 1-0 28 G3 2B	H SI 92 1-0 28 2B HBP	X SI 92 0-0 P3	3	0	1	0	0	0	0
28 Daniel Murphy, L (1, 4) OBP: 0.350, SLG: 0.434	C FF 94 F SI 90 B SI 95 X FF 91 1-2 G5-3	F CH 88 X CH 89 0-1 G3 2-3	B SI 92 B CH 88 X SI 92 2-0 1-3 2B	C FF 93 B SL 81 F CH 88 B CH 88 F FF 93 B FF 92 F SI 92 F FF 93 X SI 92 3-2 5 G4-3 2B	4	0	2	0	0	0	1
5 David Wright, R (1, 5) OBP: 0.324, SLG: 0.346	S FF 96 S FF 96 B FF 97 B SI 91 B SI 90 F SI 95 X CH 88 3-2 3 4-6 1B	S SL 82 F SI 93 X SI 94 0-2 L8	B SI 90 X SI 95 1-0 G6-3	D SL 81 C SI 94 B FF 95 X SI 94 2-1 G4-3 2-3	4	0	1	0	0	0	4
3 Curtis Granderson, L (1, 9) OBP: 0.279, SLG: 0.295	B SI 92 C SI 93 1 SAFE 1-1 4-6 1-2	B SI 92 F SI 92 B CH 88 X CH 89 2-1 G4-3	B SI 90 C CH 89 S FF 95 F SL 85 X SI 94 1-2 L9	B SI 91 B CH 88 B CH 87 C SI 91 F SI 91 F SI 93 C SI 94 3-3 K	C FF 93 C SI 90 S SI 90 0-3 K	4	0	0	0	0	2	2
1 Chris Young, R (1, 7) OBP: 0.328, SLG: 0.431	C FF 94 X SI 93 0-1 F8	C CH 88 C SI 93 B SL 84 F SI 90 S SL 82 1-3 K	B SI 93 F SI 91 F SL 83 X SI 93 1-2 G5-3	3	0	0	0	0	1	0
21 Lucas Duda, L (1, 3)	C FF 94 C SI 94 B SI 94 B CH 88 S SI 90 2-3 K2-3	X CH 88 0-0 15 G6-4-3 1B	B FF 94 C FF 94 S SL 83 X SI 94 1-2 F7	3	0	1	0	0	1	0
15 Travis d'Arnaud, R (1, 2) OBP: 0.284, SLG: 0.306	F SI 93 X SI 90 0-1 11 G5-4-3 1B	X SI 94 0-0 G6-4-3 1-2f	B SL 81 C SI 93 F SL 83 F SI 95 X SL 85 1-2 F9	3	0	1	0	0	0	1
11 Rubén Tejada, R (1, 6) OBP: 0.309, SLG: 0.213 53 Bobby Abreu, L (8, PH) OBP: 0.222, SLG: 0.500 0 Omar Quintanilla, L (8, 6) OBP: 0.258, SLG: 0.241	F SI 94 X SI 91 0-1 G5-4-3 1-2f	B CU 77 X SI 92 1-0 G5-3	C FF 94 X CH 89 0-1 G4-3	2 1 0	0 0 0	0 0 0	0 0 0	0 0 0	0 0 0	1 0 0
40 Bartolo Colon, R (1, 1) 22 Eric Young Jr., S (8, PH) OBP: 0.313, SLG: 0.263 47 Jose Valverde, R (8, 1)	B FF 94 F SI 92 C SI 93 S FF 92 1-3 K	F FF 91 C SI 91 F SL 81 S SL 81 0-3 K	C FF 93 S FF 94 B SI 94 C SI 94 1-3 K	2 1 0	0 0 0	0 0 0	0 0 0	2 1 0	0 0 0	0 0 0
Inning Stats	R: 0 E: 0 K: 0 S: 11 H: 1 LOB: 1 BB: 0 P: 18	R: 0 E: 0 K: 1 S: 7 H: 0 LOB: 0 BB: 0 P: 11	R: 0 E: 0 K: 1 S: 7 H: 1 LOB: 0 BB: 0 P: 8	R: 0 E: 0 K: 0 S: 10 H: 1 LOB: 1 BB: 0 P: 12	R: 0 E: 0 K: 1 S: 6 H: 1 LOB: 0 BB: 0 P: 7	R: 0 E: 0 K: 1 S: 7 H: 1 LOB: 2 BB: 0 P: 12	R: 0 E: 0 K: 1 S: 10 H: 0 LOB: 0 BB: 0 P: 15	R: 0 E: 0 K: 1 S: 9 H: 0 LOB: 0 BB: 0 P: 11	R: 0 E: 0 K: 1 S: 12 H: 1 LOB: 1 BB: 0 P: 17	1B: 3 2B: 3 3B: 0 HR: 0 SF: 0 SAC: 0 DP: 2 HBP: 1						

TOP

New York Mets @ Miami Marlins

Marlins Park, Miami, FL

Tue May 06 2014, 7:12 PM - 9:19 PM EDT

Att. 18,315 - Clear - 79 F

livebaseballscorecards.com

AB	30
R	0
H	6
RBI	0
BB	0
SO	7
LOB	9

WP: 0 PB: 0 SB: 0 CS: 0 PA: 31

PITCHER	IP	WLS	BF	H	R	ER	SO	BB	IBB	HBP	BLK	WP	HR	S	P	ERA	WHIP
37 Henderson Alvarez III, R (1, 1) ERA: 2.62	9.0	W	32	6	0	0	7	0	0	1	0	0	0	79	111	0.00	0.667

PITCHER	IP	WLS	BF	H	R	ER	SO	BB	IBB	HBP	BLK	WP	HR	S	P	ERA	WHIP

New York Mets @ Miami Marlins

Marlins Park, Miami, FL

Tue May 06 2014, 7:12 PM - 9:19 PM EDT

Att. 18,315 - Clear - 79 F

BOTTOM

livebaseballscorecards.com

Batter	1	2	3	4	5	6	7	8	9	AB	R	H	RBI	BB	SO	LOB
21 Christian Yelich, L (1, 7) OBP: 0.348, SLG: 0.414	B SI 85 B FF 86 C SI 86 X SI 86 2-1 G1-3 ①	F FF 90 B SI 89 B FF 91 X CH 81 2-1 L8 ③			F SI 88 B FF 91 B FF 91 F SI 87 F FF 92 C FF 90 2-3 K ②		F CH 80 F SI 89 T FF 92 0-2 K ②			4	0	0	0	0	2	1
32 Derek Dietrich, L (1, 4) OBP: 0.380, SLG: 0.441	C FF 89 F FF 89 H SI 89 1-2 27 2B HBP		X SL 79 0-0 G5-3 ①		B CH 82 S CH 81 C FF 92 X FF 92 1-2 27 1B 9 1B 1B		C SI 88 F FF 90 F CH 82 C SI 91 0-3 K ③			3	2	1	0	0	1	0
27 Giancarlo Stanton, R (1, 9) OBP: 0.381, SLG: 0.605	1 SAFE C SI 85 B SI 85 X SI 86 1-1 9 1B 1-H 2B		B SL 81 C SI 87 F SI 87 B FF 92 B SI 88 B SI 89 4-2 9 G4-6-3 BB		B SI 86 X SI 87 1-0 9 1B 1-3 1B			B FF 93 B FS 81 F FF 94 B FS 82 B FS 82 4-1 9 S BB		2	1	2	1	2	0	0
9 Casey McGehee, R (1, 5) OBP: 0.376, SLG: 0.402	C FF 90 B SI 90 X FF 91 1-1 39 1B 2-H 1B		B SI 86 B SI 86 C SI 86 C SI 86 X SI 88 2-2 G4-6-3 ② ③ 1-2f		C SI 88 B FF 90 X SI 88 1-1 1-2 3-H 1B			B FF 93 C FF 93 F FF 94 1 SAFE S FS 83 1-3 K ① 1-2		4	0	2	2	0	1	2
39 Jarrod Saltalamacchia, S (1, 2) OBP: 0.400, SLG: 0.557	F SI 86 B SI 88 B SI 87 X CH 81 2-1 1-3 1B ②			L SI 86 S FF 90 C FF 91 0-3 K ①	F FF 91 X FF 92 0-1 F7 ③			C FF 94 B FS 84 F FS 83 F FF 93 S FS 83 1-3 K ②		4	0	1	0	0	2	3
46 Garrett Jones, L (1, 3) OBP: 0.326, SLG: 0.443	F SI 87 X SL 81 0-1 P5 ③			B SI 87 B SI 87 X FF 90 2-0 F7 ②		X SI 85 0-0 F8 ①		C FF 94 B FF 94 F FS 83 S FF 95 1-3 K ③		4	0	0	0	0	1	2
13 Marcell Ozuna, R (1, 8) OBP: 0.323, SLG: 0.439		B SL 79 X SL 81 1-0 37 SH1-4 1B		C SI 87 B SI 87 C SI 87 X SL 81 1-2 E4		C FF 89 C SI 89 C SI 89 0-3 K ②				3	0	1	0	0	1	0
3 Adeiny Hechavarría, R (1, 6) OBP: 0.338, SLG: 0.397		C SI 85 X SL 80 0-1 P4 ①		F SI 85 1 SAFE C SI 87 X FF 89 0-2 F9 ③		B SI 87 X FF 89 1-0 G4-3 ③				3	0	0	0	0	0	2
37 Henderson Alvarez III, R (1, 1) OBP: 0.200, SLG: 0.200		X SI 86 0-0 SH1-4 ② 1-2			C FF 87 F FF 90 F SI 87 X FF 92 0-2 F9 ①		B SI 85 C FF 86 X FF 89 1-1 F9 ①			2	0	0	0	0	0	0
Inning Stats	R: 2 E: 0 K: 0 S: 12 H: 3 LOB: 1 BB: 0 P: 19	R: 0 E: 0 K: 0 S: 6 H: 1 LOB: 1 BB: 0 P: 9	R: 0 E: 0 K: 0 S: 6 H: 0 LOB: 0 BB: 1 P: 12	R: 0 E: 1 K: 1 S: 10 H: 0 LOB: 1 BB: 0 P: 13	R: 1 E: 0 K: 1 S: 16 H: 3 LOB: 2 BB: 0 P: 21	R: 0 E: 0 K: 1 S: 5 H: 0 LOB: 0 BB: 0 P: 6	R: 0 E: 0 K: 2 S: 9 H: 0 LOB: 0 BB: 0 P: 10	R: 0 E: 0 K: 3 S: 11 H: 0 LOB: 1 BB: 1 P: 18		1B: 6 2B: 1 3B: 0 HR: 0 SF: 0 SAC: 1 DP: 1 HBP: 1					WP: 0 PB: 0 SB: 1 CS: 0 PA: 33	

	AB	29
	R	3
	H	7
	RBI	3
	BB	2
	SO	8
	LOB	10

PITCHER		IP	WLS	BF	H	R	ER	SO	BB	IBB	HBP	BLK	WP	HR	S	P	ERA	WHIP
40 Bartolo Colon, R ERA: 5.36	(1, 1)	7.0	L	29	7	3	3	5	1	0	1	0	0	0	64	90	3.86	1.143
47 Jose Valverde, R ERA: 4.05	(8, 1)	1.0		4	0	0	0	3	1	0	0	0	0	0	11	18	0.00	1.000

PITCHER		IP	WLS	BF	H	R	ER	SO	BB	IBB	HBP	BLK	WP	HR	S	P	ERA	WHIP

Batter	1	2	3	4	5	6	7	8	9	AB	R	H	RBI	BB	SO	LOB
12 Juan Lagares, R (1, 8) OBP: 0.345, SLG: 0.481	C FF 91 X FF 93 0-1 F9		B KC 78 B FF 94 X FF 92 2-0 G6-3			B SL 86 X SL 86 1-0 L3			C SI 90 C SI 90 B SL 80 F SI 90 F SL 80 X SL 80 1-2 F7	4	0	0	0	0	0	0
28 Daniel Murphy, L (1, 4) OBP: 0.340, SLG: 0.421	C FF 93 B CH 86 B FF 92 F FF 93 B KC 81 F FF 94 F FF 94 X FF 94 3-2 L8			C KC 78 X KC 80 0-1 G4-3			F FF 91 B CH 85 B CH 85 C FF 92 X FF 93 2-2 P5		X SI 90 0-0 L8	4	0	0	0	0	0	0
5 David Wright, R (1, 5) OBP: 0.322, SLG: 0.350	B FF 93 C FF 93 X FF 93 1-1 2B			C FF 93 B SL 88 X SL 88 1-1 P3			B FF 92 C KC 77 S SL 85 S SL 87 1-3 K		C SI 89 B SI 90 F SI 89 C SI 90 1-3 K	4	0	1	0	0	2	0
3 Curtis Granderson, L (1, 9) OBP: 0.280, SLG: 0.289	B KC 78 B CH 86 B KC 77 C FF 91 F KC 78 S SL 85 3-3 K			X KC 78 0-0 G4-3			B CH 85 B FF 94 B KC 76 B FF 89 4-0 1 FC6-4 BB			2	0	0	0	1	1	1
1 Chris Young, R (1, 7) OBP: 0.313, SLG: 0.410		X FF 92 0-0 F7			C KC 78 B SI 92 B SI 91 B SL 84 X FF 92 3-1 G6-3		B SL 83 1 SAFE F KC 76 X FF 93 1-1 FC6-4 1-2f			3	0	0	0	0	0	1
21 Lucas Duda, L (1, 3) OBP: 0.355, SLG: 0.426		C FF 93 C FF 93 F FF 94 X SL 88 0-2 G4-3			C FF 93 F KC 80 B FF 94 F FF 93 X KC 81 1-2 G4-3			C KC 75 X FF 92 0-1 20 SH1-3 1B		3	0	1	0	0	0	0
20 Anthony Recker, R (1, 2) OBP: 0.297, SLG: 0.471		B FF 94 X FF 92 1-0 P4			X FF 92 0-0 G3-1			B FF 91 X FF 90 1-0 SH1-3 1-2		2	0	0	0	0	0	0
11 Rubén Tejada, R (1, 6) OBP: 0.302, SLG: 0.207 53 Bobby Abreu, L (8, PH) OBP: 0.211, SLG: 0.471 0 Omar Quintanilla, L (8, 6) OBP: 0.258, SLG: 0.241			B FF 92 F FF 92 F KC 79 B SL 88 F FF 94 X SL 85 2-2 F7			C KC 78 F FF 92 X KC 79 0-2 F9		C KC 76 B KC 78 C SL 84 D KC 81 B SL 85 S KC 81 3-3 K		2 1 0	0 0 0	0 0 0	0 0 0	0 0 0	0 1 0	0 1 0
45 Zack Wheeler, L (1, 1) 27 Jeurys Familia, R (7, 1) 13 Josh Satin, R (8, PH) OBP: 0.310, SLG: 0.217 52 Carlos Torres, R (8, 1) 44 Kyle Farnsworth, R (9, 1)			F FF 93 F SI 94 X KC 81 0-2 G4-3			B FF 93 F FF 92 S KC 78 S SL 86 1-3 K		C SL 85 B KC 79 C FF 92 B KC 81 S SL 86 2-3 K		2 0 1 0 0	0 0 0 0 0	0 0 0 0 0	0 0 0 0 0	1 0 1 0 0	0 0 1 0 0	0 0 1 0 0
Inning Stats	R: 0 H: 1 E: 0 LOB: 1 K: 1 BB: 0 S: 12 P: 19	R: 0 H: 0 E: 0 LOB: 0 K: 0 BB: 0 S: 6 P: 7	R: 0 H: 0 E: 0 LOB: 0 K: 0 BB: 0 S: 8 P: 12	R: 0 H: 0 E: 0 LOB: 0 K: 0 BB: 0 S: 5 P: 6	R: 0 H: 0 E: 0 LOB: 0 K: 0 BB: 0 S: 7 P: 11	R: 0 H: 0 E: 0 LOB: 0 K: 1 BB: 0 S: 7 P: 9	R: 0 H: 0 E: 0 LOB: 1 K: 1 BB: 1 S: 8 P: 16	R: 0 H: 1 E: 0 LOB: 1 K: 2 BB: 0 S: 9 P: 15	R: 0 H: 0 E: 0 LOB: 0 K: 1 BB: 0 S: 9 P: 11	1B: 1 2B: 1 3B: 0 HR: 0	SF: 0 SAC: 1 DP: 0 HBP: 0			WP: 0 PB: 0 SB: 0 CS: 0	PA: 30		

PITCHER		IP	WLS	BF	H	R	ER	SO	BB	IBB	HBP	BLK	WP	HR	S	P	ERA	WHIP
34 Tom Koehler, R ERA: 1.99	(1, 1)	8.0		27	2	0	0	5	1	0	0	0	0	0	62	95	0.00	0.375
31 Steve Cishek, R ERA: 1.93	(9, 1)	1.0	W	3	0	0	0	1	0	0	0	0	0	0	9	11	0.00	0.000

PITCHER		IP	WLS	BF	H	R	ER	SO	BB	IBB	HBP	BLK	WP	HR	S	P	ERA	WHIP

TOP

New York Mets @ Miami Marlins

Marlins Park, Miami, FL

Wed May 07 2014, 12:41 PM - 3:21 PM EDT

Att. 18,010 - Roof Closed - 77 F

livebaseballscorecards.com

AB	28
R	0
H	2
RBI	0
BB	1
SO	6
LOB	4

BOTTOM

Batter	1	2	3	4	5	6	7	8	9	AB	R	H	RBI	BB	SO	LOB
21 Christian Yelich, L (1, 7) OBP: 0.345, SLG: 0.405	C FF 95 B FF 95 T FF 95 B CU 80 X CH 89 2-2 ① G3			B FF 95 F SI 95 B FF 96 C CH 90 B FC 90 F FF 96 S SI 91 3-3 ① K		C FF 93 B FF 92 B SI 93 B FF 94 B FF 94 4-1 27 G5-4-3 32 BB BB		C FC 90 F FC 90 X FF 92 0-2 ② G4-3		3	0	0	0	1	1	0
32 Derek Dietrich, L (1, 4) OBP: 0.387, SLG: 0.435	C FF 95 B FF 96 X CH 89 1-1 27 G6-4-3 1B			B CU 78 C CU 79 B FF 96 F FF 96 F FC 90 S CU 81 2-3 ② K		B SI 92 B FF 94 B FF 94 C FF 94 B FF 92 4-1 27 G5-4-3 1-2 BB		C FC 90 B FF 92 S FC 89 B SI 93 S CU 82 2-3 ③ K		3	0	1	0	1	2	0
27 Giancarlo Stanton, R (1, 9) OBP: 0.384, SLG: 0.598	B FF 96 X SI 94 1-0 ② ③ G6-4-3 1-2f			C CU 79 B FC 89 B SI 96 F FF 96 B CU 80 F FF 95 F FF 96 B CH 90 4-2 9 1B BB		S SI 93 F SI 93 F FF 93 B FC 87 X SI 93 1-2 ① ② G5-4-3 1-2f 2-3			C CU 77 B SI 91 B FC 90 B FC 91 C FC 89 X FC 89 3-2 46 F9 9 BB 13 SF8 1B	3	1	1	0	1	0	3
9 Casey McGehee, R (1, 5) OBP: 0.386, SLG: 0.403		C FF 96 S CU 79 B CU 80 F FF 96 B FC 89 X CU 80 2-2 ① G5-3		B CU 78 C FC 89 X FF 95 1-1 1-2 1B		D FC 88 B FC 86 B CU 76 C FF 94 B CU 78 4-1 BB			B FC 88 B FC 90 B FC 91 C FC 89 S FC 89 1 SAFE D FC 89 4-2 1-2 BB	2	0	1	0	2	0	0
46 Garrett Jones, L (1, 3) OBP: 0.316, SLG: 0.429		B FF 96 X SI 96 1-0 ② L8		B FF 96 C CU 78 B FF 95 X CU 78 2-1 ③ F8		F FF 93 B FF 92 X FC 86 1-1 ③ G3			B FC 89 F FC 89 X FC 89 1-1 ① F9 2-3	4	0	0	0	0	0	6
13 Marcell Ozuna, R (1, 8) OBP: 0.314, SLG: 0.429		C FF 96 S SI 96 B SI 97 B FC 90 S FC 89 2-3 ③ K			F SI 94 C CU 77 B FF 94 F CU 79 S FF 94 1-3 ① K		S SI 95 B SI 96 F SI 95 B SL 87 S SL 86 2-3 ① K		B SL 86 S SL 83 B SI 92 X SL 85 2-1 ② SF8 3-H	3	0	0	1	0	3	0
3 Adeiny Hechavarría, R (1, 6) OBP: 0.331, SLG: 0.387			C FF 96 X FC 88 0-1 ① G6-3		S FC 87 F SI 93 F FF 96 F FC 87 S CH 88 0-3 ② K		B FF 96 X FF 96 1-0 ② F9			3	0	0	0	0	1	0
6 Jeff Mathis, R (1, 2) OBP: 0.435, SLG: 0.444			B FF 96 F FF 96 C FF 95 B FC 91 S CU 79 2-3 ② K		C CU 78 B FC 87 B FC 86 B FF 94 S FF 95 F FF 94 B FC 89 4-2 BB		B SI 96 B SI 96 S FF 96 C FF 96 S SL 83 2-3 ③ K			2	0	0	0	1	2	0
34 Tom Koehler, R (1, 1) OBP: 0.154, SLG: 0.154 5 Reed Johnson, R (8, PH) OBP: 0.343, SLG: 0.406 31 Steve Cishek, R (9, 1)			X FF 95 0-0 ③ G4-3		B FF 94 C FF 93 B FF 94 S FF 94 T FF 94 2-2 ③ K			S FC 89 F FC 90 B FF 91 X CU 81 1-2 ① F8		2 1 0	0 0 0	0 0 0	0 0 0	1 0 0	1 0 0	1 0 0
Inning Stats	R: 0 E: 0 K: 0 S: 6 H: 1 LOB: 0 BB: 0 P: 10	R: 0 E: 0 K: 1 S: 8 H: 0 LOB: 0 BB: 0 P: 13	R: 0 E: 0 K: 1 S: 6 H: 0 LOB: 0 BB: 0 P: 8	R: 0 E: 0 K: 2 S: 16 H: 1 LOB: 2 BB: 1 P: 28	R: 0 E: 0 K: 3 S: 15 H: 0 LOB: 1 BB: 1 P: 22	R: 0 E: 0 K: 0 S: 9 H: 0 LOB: 2 BB: 3 P: 23	R: 0 E: 0 K: 2 S: 7 H: 0 LOB: 0 BB: 0 P: 12	R: 0 E: 0 K: 1 S: 9 H: 0 LOB: 0 BB: 0 P: 12	R: 1 E: 0 K: 0 S: 9 H: 1 LOB: 1 BB: 1 P: 19	1B: 3 2B: 0 3B: 0 HR: 0 SF: 1 SAC: 0 DP: 2 HBP: 0						WP: 0 PB: 0 SB: 0 CS: 0 PA: 33	

PITCHER		IP	WLS	BF	H	R	ER	SO	BB	IBB	HBP	BLK	WP	HR	S	P	ERA	WHIP
45 Zack Wheeler, R ERA: 3.89	(1, 1)	6.0		23	2	0	0	7	5	0	0	0	0	0	60	104	0.00	1.167
27 Jeurys Familia, R ERA: 3.86	(7, 1)	1.0		3	0	0	0	2	0	0	0	0	0	0	7	12	0.00	0.000
52 Carlos Torres, R ERA: 2.84	(8, 1)	1.1	L	6	1	1	1	1	1	0	0	0	0	0	16	27	6.75	1.500
44 Kyle Farnsworth, R ERA: 3.21	(9, 1)	0.1		1	0	0	0	0	0	0	0	0	0	0	2	4	0.00	0.000

PITCHER	IP	WLS	BF	H	R	ER	SO	BB	IBB	HBP	BLK	WP	HR	S	P	ERA	WHIP

New York Mets @ Miami Marlins

Marlins Park, Miami, FL

Wed May 07 2014, 12:41 PM - 3:21 PM EDT
Att. 18,010 - Roof Closed - 77 F

livebaseballscorecards.com

AB	26
R	1
H	3
RBI	1
BB	6
SO	10
LOB	10

Batter	1	2	3	4	5	6	7	8	9	10	11	AB	R	H	RBI	BB	SO	LOB
2 Ben Revere, L (1, 8) OBP: 0.299, SLG: 0.315	C FF 94 B FF 93 B CU 81 X FF 92 2-1 G1-3 ①	B CU 78 B CH 88 B FF 93 B SI 92 4-0 BB		C CU 75 S CU 79 B FC 92 F CU 79 B CH 86 F FC 91 X SL 82 2-2 P4 ②		B FF 87 C CU 74 X CU 73 1-1 G4-3 ①		C FF 96 X SI 95 0-1 11 BB 1B		B FS 82 C FS 82 F FS 78 X FF 94 1-2 F7 ③		4	0	1	0	1	0	0
59 Antonio Bastardo, R (8, 1)												0	0	0	0	0	0	0
17 Reid Brignac, L (10, PH)												1	0	0	0	0	0	0
43 Mario Hollands, L (10, 1)												0	0	0	0	0	0	0
7 Jayson Nix, R (11, 5) OBP: 0.214, SLG: 0.231												0	0	0	0	0	0	0
11 Jimmy Rollins, S (1, 6) OBP: 0.341, SLG: 0.400	B SI 92 B CH 88 X FF 93 2-0 G4-3 ②	C SI 93 S SI 92 D SL 84 B SI 93 S FF 92 2-3 K ③		B SI 90 C SL 81 B SI 90 S CU 76 F SL 81 B FF 92 F FF 91 F FF 90 F SL 81 3-3 F FC 92 S SL 82 K ③		C FC 88 B CU 71 B CU 74 B FF 90 B FF 90 4-1 BB		B SI 88 1 SAFE B SI 89 F SI 90 B SI 90 B SI 89 4-1 26 G4-6-3 1-2 BB			B FF 91 C FF 90 B CU 80 S FC 89 C FF 92 2-3 K ①	4	0	0	0	2	3	3
26 Chase Utley, L (1, 4) OBP: 0.391, SLG: 0.536	C FF 94 B CH 88 X SI 93 1-1 6 1B 1B		C FF 92 B FF 92 B CU 79 C FC 91 X SL 83 2-2 6 F7 9 1B 2B		H CU 77 1-0 9 1B 9 S HBP	1 SAFE B SI 88 C FC 89 C FC 88 B SI 90 C CU 77 2-3 K ②		B SI 91 C SI 91 X SI 89 1-1 G4-6-3 1-2f ② ③			X FF 93 0-0 3 2B 2B	5	3	3	0	0	1	3
6 Ryan Howard, L (1, 3) OBP: 0.303, SLG: 0.445	B SL 84 C SL 82 X FF 94 1-1 1-2 1B		B FF 92 S FF 92 B CH 86 X SI 91 2-1 F7 ① 2-3		F FF 91 C CU 76 B CH 86 B SL 82 B CU 80 X CU 78 3-2 P5 ①	B FC 89 B CU 73 C FC 89 C CU 75 F FF 92 1 SAFE S FC 89 2-3 K ③			S SI 91 B CH 85 B FF 93 X CH 89 2-1 G4-3 ①		I IN 61 I IN 65 I IN 69 I IN 71 4-0 3 2B IBB	5	0	1	0	1	1	3
15 John Mayberry Jr., R (11, PR) OBP: 0.294, SLG: 0.286 (11, 3)												0	0	0	0	0	0	0
3 Marlon Byrd, R (1, 9) OBP: 0.355, SLG: 0.515	F SI 93 F SL 84 C SL 84 0-3 K ③		B FC 93 B FC 92 F FC 92 B FF 92 B FC 91 4-1 9 1B BB		F FF 91 1 SAFE F SI 89 T FF 92 0-2 K ②		F FF 96 S SL 86 F SL 85 F FF 97 F SL 86 S SI 96 0-3 K ①		F SI 93 C FF 94 B FF 94 B FF 96 F SI 95 B SL 86 B SL 86 4-2 51 FC6-4 BB		B FF 94 F FF 91 F FF 92 B FF 94 X FC 92 2-2 1-3 2-H 2B	4	0	1	1	2	3	3
9 Domonic Brown, L (1, 7) OBP: 0.295, SLG: 0.300		C FF 92 X CH 87 0-1 G6-3 ①	C FC 88 X FC 88 0-1 1-2 3-H 1B	B CU 75 B SI 89 B CU 79 S FF 89 C CU 78 X CU 79 3-2 25 WP 51 S 1-H 1B		S SI 97 B FF 97 F SI 97 X FF 98 1-2 G4-3 ②		B SI 91 B FF 94 X SI 91 2-0 F7 ②		I IN 61 I IN 68 I IN 69 I IN 67 4-0 IBB	5	0	2	2	1	0	1
51 Carlos Ruiz, R (1, 2) OBP: 0.403, SLG: 0.440		C FF 92 B CU 79 C CU 78 X FF 94 1-2 27 SH3-4 25 S 1B	B SI 91 C FF 92 F FF 92 X SL 83 1-2 F9 ②	B FC 88 F FF 89 B FF 89 1 SAFE B SL 80 B FC 90 4-1 25 WP 1-2 BB		B SI 96 B FF 97 B SI 96 S FF 96 S SI 96 B SI 96 4-2 BB		C SI 93 1 SAFE B FF 96 X CH 89 1-1 FC6-4 1-2f ③		B FC 90 C FC 89 F SI 92 S FC 91 1-3 K ②	4	0	1	0	2	1	6
25 Cody Asche, L (1, 5) OBP: 0.319, SLG: 0.398		B CU 78 C FC 92 S CH 86 D SL 81 B FC 92 B CH 85 4-2 27 SH3-4 1-2 BB	F CU 79 B FF 92 X CH 86 1-1 G3 ③	B FC 88 C CU 74 F CU 74 B FS 80 B FC 91 I IN 77 4-2 1-2 2-3 IBB		1 SAFE B FF 96 F SI 97 S FF 97 S FF 98 1-3 K ③				B FF 92 B FS 81 X FF 92 2-0 L6 ①	F FF 94 B FC 91 X FC 90 1-1 F7 ③	4	0	0	0	2	1	6
58 Jonathan Papelbon, R (11, 1)												0	0	0	0	0	0	0
27 Roberto Hernandez, R (1, 1)		M FF 90 M FF 91 X FF 92 0-2 SH3-4 ② 1-2 2-3		B FC 90 C FC 90 F FC 90 X FC 91 1-2 G1-3 ①	C CU 75 S CU 74 F FF 91 S CU 76 0-3 K ③			B FF 94 B SI 95 B FF 96 C FF 95 F FF 96 X FF 96 3-2 L9 ①		B FF 95 C FF 92 B FS 83 F FF 93 T FF 94 2-2 K ②		2	0	0	0	0	1	3
63 Jake Diekman, R (6, 1)												0	0	0	0	0	0	0
37 Mike Adams, R (7, 1)												0	0	0	0	0	0	0
19 Tony Gwynn Jr., L (8, PH) OBP: 0.333, SLG: 0.261												2	0	0	0	0	1	0
(8, 8)																		
Inning Stats	R: 0 E: 0 K: 1 S: 10 H: 2 LOB: 2 BB: 0 P: 16	R: 0 E: 0 K: 1 S: 13 H: 1 LOB: 3 BB: 2 P: 24	R: 1 E: 0 K: 0 S: 13 H: 2 LOB: 2 BB: 1 P: 23	R: 0 E: 0 K: 1 S: 16 H: 0 LOB: 0 BB: 0 P: 22	R: 1 E: 0 K: 2 S: 16 H: 1 LOB: 3 BB: 2 P: 31	R: 0 E: 0 K: 2 S: 10 H: 0 LOB: 1 BB: 1 P: 19	R: 0 E: 0 K: 2 S: 14 H: 0 LOB: 1 BB: 1 P: 20	R: 0 E: 0 K: 0 S: 8 H: 1 LOB: 1 BB: 1 P: 16	R: 0 E: 0 K: 0 S: 8 H: 0 LOB: 1 BB: 1 P: 17	R: 0 E: 0 K: 1 S: 7 H: 0 LOB: 0 BB: 0 P: 12	R: 1 E: 0 K: 2 S: 12 H: 2 LOB: 3 BB: 2 P: 26	1B: 6 2B: 3 3B: 0 HR: 0 SF: 0 SAC: 1 DP: 1 HBP: 1	WP: 1 PB: 0 SB: 3 CS: 0 PA: 53					

PITCHER		IP	WLS	BF	H	R	ER	SO	BB	IBB	HBP	BLK	WP	HR	S	P	ERA	WHIP
58 Jenry Mejia, R ERA: 5.06	(1, 1)	4.2		24	6	2	2	4	3	0	1	0	0	0	61	101	3.86	1.929
16 Daisuke Matsuzaka, R ERA: 3.09	(5, 1)	1.1		7	0	0	0	3	2	1	0	0	1	0	17	34	0.00	1.500
27 Jeurys Familia, R ERA: 3.52	(7, 1)	1.1		6	1	0	0	2	1	0	0	0	0	0	19	28	0.00	1.500
56 Scott Rice, L ERA: 5.63	(8, 1)	0.2		2	0	0	0	0	1	0	0	0	0	0	3	8	0.00	1.500
44 Kyle Farnsworth, R ERA: 3.0	(9, 1)	1.0		4	0	0	0	0	1	0	0	0	0	0	8	17	0.00	1.000

PITCHER		IP	WLS	BF	H	R	ER	SO	BB	IBB	HBP	BLK	WP	HR	S	P	ERA	WHIP
47 Jose Valverde, R ERA: 3.77	(10, 1)	1.0		3	0	0	0	1	0	0	0	0	0	0	7	12	0.00	0.000
52 Carlos Torres, R ERA: 3.15	(11, 1)	1.0	L	7	2	1	1	2	0	2	0	0	0	0	12	26	9.00	2.000

TOP

Philadelphia Phillies @ New York Mets

Citi Field, Flushing, NY

Fri May 09 2014, 7:13 PM - 11:51 PM EDT

Att. 30,036 - Cloudy - 59 F

livebaseballscorecards.com

AB	40
R	3
H	9
RBI	3
BB	11
SO	12
LOB	28

Batter	1	2	3	4	5	6	7	8	9	10	11	AB	R	H	RBI	BB	SO	LOB
12 Juan Lagares, R (1, 8) OBP: 0.333, SLG: 0.459	B FF 90 C SI 89 B SL 82 C SI 90 F SI 91 X CH 81 2-2 G4-3 ①	F SI 89 X SL 82 0-1 F9 ②		B SI 89 X SI 89 1-0 G1-3 ①		L SI 97 B SL 82 F SI 96 1 SAFE B SI 96 F SI 96 F SI 97 S SL 84 2-3 K ①		C FF 93 B SL 85 T FF 92 T FF 93 1-2 K ②		C FF 94 F FF 91 B FF 94 B FF 94 F FF 94 B SL 82 F FF 94 X FF 95 3-2 1B		6	0	1	0	0	2	2
28 Daniel Murphy, L (1, 4) OBP: 0.347, SLG: 0.416	B SL 83 F SI 92 F SL 83 B CH 83 B SI 92 X SI 91 3-2 5 1B 3 2B 1B	B FF 91 B CH 82 B FF 91 B SL 82 4-0 5 BB BB		X SI 90 0-0 G4-3 ②		B SI 95 C SI 96 X SI 96 1-1 G1-3 ② 1-2		B FF 92 B FF 93 B SL 84 B FF 92 4-0 5 2B BB		B FF 91 S FF 93 B FF 94 B FF 95 S FF 93 3-3 K ③		4	2	1	0	2	1	2
5 David Wright, R (1, 5) OBP: 0.335, SLG: 0.362	B SL 84 X SL 81 1-0 3 2B 1-2 1B	B SI 90 B SI 89 B SI 90 C FF 90 B SI 89 4-1 1-2 2-3 BB		B SI 90 C CH 83 F SI 90 S SI 90 1-3 K ③		I IN 67 I IN 72 I IN 73 I IN 76 4-0 IBB		B SL 84 X FF 91 1-0 1-H 2B			T FS 88 C FF 92 F FF 92 F FS 86 S FF 92 0-3 K ①	4	0	2	1	2	2	0
3 Curtis Granderson, L (1, 9) OBP: 0.283, SLG: 0.294	C SI 91 C FF 91 B SI 91 B SI 91 D CH 82 X SL 84 3-2 1-3 2-H 2B	C SL 82 B SI 89 S SI 90 B SI 90 B CH 80 F SI 90 X FF 90 3-2 F9 ③			B SI 90 B CH 83 B SI 90 B SI 90 4-0 1 E 1 FC6 BB	C SI 96 F SI 96 S SL 86 0-3 K ③		X SL 84 0-0 F7 ③			X FF 92 0-0 F9 ②	5	0	1	1	1	6
1 Chris Young, R (1, 7) OBP: 0.301, SLG: 0.379	H SI 90 1-0 HBP		B SL 82 C SI 89 B SI 89 F SL 81 B SI 89 X SI 89 3-2 F7 ①		B SI 88 X SL 82 1-0 FC6 1-3		C CU 78 F FF 90 B CU 79 C SL 87 1-3 K ①		C SL 81 C FF 91 B FF 91 F FF 92 F FF 91 B SL 83 F SL 83 S FF 92 2-3 K ①		X SL 82 0-0 F8 ③	5	0	0	0	0	2	1
13 Josh Satin, R (1, 3) OBP: 0.265, SLG: 0.179	C SI 90 B SI 90 C SI 90 B SI 91 F SI 90 B SI 91 S SI 90 3-3 K ②		B SL 83 C SL 82 B CH 83 C SL 83 X SI 90 2-2 G6-3 ②		C SI 90 F SI 90 B SI 88 D CH 82 T SI 90 2-2 K ①		C SL 86 C FF 91 B SL 87 B SL 86 X CU 78 2-2 P5 ②		C SL 85 B FF 92 B SL 85 F FF 91 B FF 91 X FF 92 3-2 P4 ②			5	0	0	0	0	2	5
4 Wilmer Flores, R (1, 6) OBP: 0.222, SLG: 0.222	C SI 90 X SI 91 0-1 F8 ③		C SL 82 F SI 90 B SI 90 B CH 82 F CH 82 X SI 89 2-2 15 1B 1B		F SI 90 C SI 90 D CH 80 S SI 91 1-3 K ②		C FF 89 B SI 92 F SL 86 X CU 78 1-2 1B		C FF 92 F FF 92 B FF 91 F FF 91 X FF 93 1-2 F9 ③			5	0	2	0	0	1	5
15 Travis d'Arnaud, R (1, 2) OBP: 0.290, SLG: 0.311		X SI 89 0-0 5 BB 58 SH2-4 1B	C SI 89 F SI 88 B SI 88 X CH 80 1-2 1-2 1B		B SL 82 X SI 90 1-0 G5-3 ③		B SL 84 1 SAFE C FF 88 C FF 89 B FF 90 B FF 91 S FF 90 3-3 K ③			S FF 93 B FF 93 X CH 86 1-1 F8 ①		5	0	2	0	0	1	3
		X SI 88 0-0 SH2-4 ① 1-2	C SI 90 S SL 82 X SL 80 0-2 F7 ③			B SI 96 X SI 95 1-0 28 G1-3 1B		S FF 91 F FF 92 X SL 85 0-2 F8 ①			X CH 83 0-0 F8 ②						

58 Jenny Mejia, R (1, 1)
16 Daisuke Matsuzaka, R (6, 1)
22 Eric Young Jr., S (2, PH)
Batted for Dustin Ackley in the 7th
27 Jeurys Familia, R (7, 1)
56 Scott Rice, L (8, 1)
11 Rubén Tejada, R (2, PH)
Batted for Chris Young in the 7th
44 Kyle Farnsworth, R (8, 1)
47 Jose Valverde, R (10, 1)
20 Anthony Recker, R (10, PH)
Batted for Josh Satin in the 10th
52 Carlos Torres, R (11, 1)

Inning Stats	1	2	3	4	5	6	7	8	9	10	11
	R: 1 E: 0 K: 1 S: 17	R: 0 E: 0 K: 0 S: 10	R: 0 E: 0 K: 0 S: 16	R: 0 E: 0 K: 1 S: 5	R: 0 E: 1 K: 2 S: 8	R: 0 E: 0 K: 2 S: 11	R: 0 E: 0 K: 2 S: 12	R: 1 E: 0 K: 1 S: 8	R: 0 E: 0 K: 1 S: 13	R: 0 E: 0 K: 1 S: 11	R: 0 E: 0 K: 1 S: 7
	H: 3 LOB: 3 BB: 0 P: 30	H: 1 LOB: 3 BB: 2 P: 21	H: 2 LOB: 2 BB: 0 P: 24	H: 0 LOB: 0 BB: 0 P: 7	H: 0 LOB: 2 BB: 1 P: 17	H: 1 LOB: 2 BB: 1 P: 19	H: 1 LOB: 1 BB: 0 P: 19	H: 1 LOB: 1 BB: 1 P: 14	H: 0 LOB: 0 BB: 0 P: 19	H: 1 LOB: 1 BB: 0 P: 18	H: 0 LOB: 0 BB: 0 P: 7

PITCHER		IP	WLS	BF	H	R	ER	SO	BB	IBB	HBP	BLK	WP	HR	S	P	ERA	WHIP
27 Roberto Hernandez, R ERA: 4.15	(1, 1)	5.0		26	6	1	1	4	3	0	1	0	0	0	56	99	1.80	1.800
63 Jake Diekman, L ERA: 5.19	(6, 1)	1.0	H	5	1	0	0	2	0	1	0	0	0	0	11	19	0.00	1.000
37 Mike Adams, R ERA: 5.4	(7, 1)	1.0	H	4	1	0	0	2	0	0	0	0	0	0	12	19	0.00	1.000
59 Antonio Bastardo, L ERA: 3.86	(8, 1)	2.0	B	8	1	1	1	2	1	0	0	0	0	0	21	33	4.50	1.000
43 Mario Hollands, L ERA: 4.85	(10, 1)	1.0	W	4	1	0	0	1	0	0	0	0	0	0	11	18	0.00	1.000

PITCHER		IP	WLS	BF	H	R	ER	SO	BB	IBB	HBP	BLK	WP	HR	S	P	ERA	WHIP
58 Jonathan Papelbon, R ERA: 1.88	(11, 1)	1.0	S	3	0	0	0	1	0	0	0	0	0	0	7	7	0.00	0.000

BOTTOM

Philadelphia Phillies @ New York Mets

Citi Field, Flushing, NY

Fri May 09 2014, 7:13 PM - 11:51 PM EDT

Att. 30,036 - Cloudy - 59 F

livebaseballscorecards.com

AB	43
R	2
H	10
RBI	2
BB	5
SO	12
LOB	26

1	0	0	0	0	0	2
0	0	0	0	0	0	0
1	0	1	0	0	0	1
0	0	0	0	0	0	0
0	0	0	0	0	0	0
1	0	0	0	0	0	0
0	0	0	0	0	0	0
0	0	0	0	0	0	0
1	0	0	0	0	0	0
0	0	0	0	0	0	0

1B: 8	SF: 0	WP: 0	PA: 50
2B: 2	SAC: 1	PB: 0	
3B: 0	DP: 0	SB: 0	
HR: 0	HBP: 1	CS: 0	

Philadelphia Phillies @ New York Mets

Citi Field, Flushing, NY

Sat May 10 2014, 7:50 PM - 11:06 PM EDT

Att. 29,170 - Cloudy - 72 F

livebaseballscorecards.com

Batter	1	2	3	4	5	6	7	8	9	AB	R	H	RBI	BB	SO	LOB
2 Ben Revere, L (1, 8) OBP: 0.295, SLG: 0.310 58 Jonathan Papelbon, R (9, 1)	C FF 87 B KC 74 B FF 89 X FF 88 2-1 11 1B 11 S 26 SF8 1B	B CH 81 C FF 87 X FF 88 1-1 ② G1-3			C KC 72 C KC 73 B SI 86 X KC 74 1-2 ① G4-3		L SI 88 B SI 88 X SI 89 1-1 ① G6-3		C SI 92 B FF 95 F SL 86 S SL 85 1-3 ② K	5 0	1 0	1 0	0 0	0 0	1 0	0 0
11 Jimmy Rollins, S (1, 6) OBP: 0.357, SLG: 0.435	1 SAFE B SI 89 B SI 89 X SI 88 2-0 6 2B 9 1B 1-3 1B	B SL 84 B CH 82 C SI 88 S CH 82 F KC 76 X SI 88 2-2 HR			C SL 84 B KC 74 B CH 83 B CH 83 X SI 88 3-1 ② F8		B SI 88 F SL 82 C SL 82 F SI 90 B CH 83 X SI 89 2-2 26 WP 26 2B 1B		B SI 91 C SL 84 C CH 87 B SL 87 B FF 95 B SL 84 4-2 26 1B 6 1B BB	4	4	3	1	1	0	0
26 Chase Utley, L (1, 4) OBP: 0.399, SLG: 0.547	X SL 84 0-0 ① SF8 3-H	C SL 84 F KC 75 B FF 88 X FF 89 1-2 ③ F7			C SI 88 C SI 89 F SL 83 B FF 88 F SL 83 B FF 89 H FF 89 3-2 6 1B HBP		B SL 83 F SI 89 T CH 83 D SL 82 X CH 83 2-2 6 CS 1-H 2B		1 SAFE B CH 88 1 SAFE X CH 89 1-0 6 1B 1-3 1B	3	0	2	2	0	0	0
6 Ryan Howard, L (1, 3) OBP: 0.320, SLG: 0.466 15 John Mayberry Jr., R (9, PR) OBP: 0.294, SLG: 0.286 (9, 3)	F SL 85 B KC 75 D KC 75 X SI 89 2-1 9 1B 51 FC1-2 1-3 2B	B KC 75 S CH 82 X CH 82 1-1 ① G4-3			X SL 83 0-0 1-2 1B		B SI 90 F SI 89 2 SAFE S SL 82 X SL 80 1-2 ② 2-3 1B		F FF 94 B SI 93 B SL 86 F SI 93 X FF 95 2-2 3 FC6-4 1-2 3-H 1B	5 0	0 0	4 0	1 0	0 0	0 0	0 0
3 Marlon Byrd, R (1, 9) OBP: 0.350, SLG: 0.500	B FF 89 F FF 88 H FF 88 2-1 51 FC1-2 9 1B HBP	X SI 88 0-0 ② F8			B FF 89 X SI 88 1-0 ③ P6		F FF 96 S SI 96 S SI 96 0-3 ③ K		B SL 85 B SL 84 C SL 85 X SI 95 2-1 ③ FC6-4 1-2f	4	0	0	0	0	1	5
9 Domonic Brown, L (1, 7) OBP: 0.294, SLG: 0.298	C KC 74 X KC 74 0-1 51 FC1-2 1-2 2-3 3-H 1B	C SI 89 X SI 88 0-1 ③ F7				B KC 73 S CH 82 F SI 88 B FF 88 X CH 82 2-2 ① G3		C FF 91 S FC 89 X FC 88 0-2 ① G4-3		4	0	1	1	0	0	0
51 Carlos Ruiz, R (1, 2) OBP: 0.390, SLG: 0.423	B SI 89 X SI 89 1-0 ② FC1-2 1-2 2-3 3-Hf 1B			C SI 88 X SI 88 0-1 ① L9		C SL 82 B SL 82 X SL 83 1-1 ② G3		B FF 92 B FC 89 B FC 87 C FF 90 C FF 91 X FF 91 3-2 ② G6-3		4	0	0	0	0	0	3
25 Cody Asche, L (1, 5) OBP: 0.316, SLG: 0.384	C KC 75 B SI 90 X KC 76 1-1 ③ L3			X SL 82 0-0 ② G3-1		B SI 88 C SI 89 B KC 76 B CH 83 B SI 89 4-1 BB		B CU 77 C FF 91 F FC 90 F FF 92 X FC 90 1-2 ③ G4-3		3	0	0	0	1	0	3
38 Kyle Kendrick, R (1, 1) OBP: 0.071, SLG: 0.071 63 Jake Diekman, R (6, 1) 37 Mike Adams, R (8, 1) 19 Tony Gwynn Jr., L (9, PH) OBP: 0.327, SLG: 0.255 (9, 8)		X FF 87 0-0 ① L5		C SL 84 C SL 83 C SI 88 0-3 ③ K		X SI 88 0-0 ③ G6-3			X FF 93 0-0 ① B5-3	3 0 0 1	0 0 0 0	0 0 0 0	0 0 0 0	1 0 0 0	1 0 0 0	1 0 0 0
Inning Stats	R: 2 E: 0 K: 0 S: 12 H: 4 LOB: 3 BB: 0 P: 22	R: 1 E: 0 K: 0 S: 10 H: 1 LOB: 0 BB: 0 P: 14	R: 0 E: 0 K: 0 S: 5 H: 0 LOB: 0 BB: 0 P: 6	R: 0 E: 0 K: 1 S: 6 H: 0 LOB: 0 BB: 0 P: 6	R: 0 E: 0 K: 0 S: 11 H: 1 LOB: 2 BB: 0 P: 19	R: 0 E: 0 K: 0 S: 7 H: 0 LOB: 1 BB: 1 P: 14	R: 1 E: 0 K: 1 S: 15 H: 3 LOB: 1 BB: 0 P: 21	R: 0 E: 0 K: 0 S: 10 H: 0 LOB: 0 BB: 0 P: 14	R: 1 E: 0 K: 1 S: 12 H: 2 LOB: 2 BB: 1 P: 22	1B: 8 2B: 2 3B: 0 HR: 1 SF: 1 SAC: 0 DP: 0 HBP: 2						

TOP

AB	36
R	5
H	11
RBI	5
BB	2
SO	3
LOB	12

WP: 1 PA: 41
PB: 0
SB: 1
CS: 1

PITCHER		IP	WLS	BF	H	R	ER	SO	BB	IBB	HBP	BLK	WP	HR	S	P	ERA	WHIP
35 Dillon Gee, R ERA: 2.73	(1, 1)	6.0		27	6	3	3	1	1	0	2	0	0	1	51	81	4.50	1.167
56 Scott Rice, L ERA: 6.23	(7, 1)	0.2	B	4	3	1	1	0	0	0	0	0	1	0	12	18	13.50	4.500
27 Jeurys Familia, R ERA: 3.45	(7, 1)	0.1		1	0	0	0	1	0	0	0	0	0	0	3	3	0.00	0.000
52 Carlos Torres, R ERA: 3.0	(8, 1)	1.0		3	0	0	0	0	0	0	0	0	0	0	10	14	0.00	0.000
44 Kyle Farnsworth, R ERA: 3.38	(9, 1)	1.0	L	6	2	1	1	1	1	0	0	0	0	0	12	22	9.00	3.000

PITCHER	IP	WLS	BF	H	R	ER	SO	BB	IBB	HBP	BLK	WP	HR	S	P	ERA	WHIP

BOTTOM

Philadelphia Phillies @ New York Mets

Citi Field, Flushing, NY

Sat May 10 2014, 7:50 PM - 11:06 PM EDT

Att. 29,170 - Cloudy - 72 F

livebaseballscorecards.com

Batter	1	2	3	4	5	6	7	8	9	AB	R	H	RBI	BB	SO	LOB
12 Juan Lagares, R (1, 8) OBP: 0.347, SLG: 0.455	B SI 89 C SI 89 F FC 87 H SI 90 2-2 28 FC4-6 HBP		C SI 90 X CH 82 0-1 ② G6-3			B FC 86 F FC 86 B SI 89 B SI 90 C SI 90 B SI 90 4-2 28 1B 5 2B BB	B SI 95 F SI 96 X SI 96 1-1 1B		X SL 82 0-0 ② F9	3	1	1	0	1	0	0
28 Daniel Murphy, L (1, 4) OBP: 0.349, SLG: 0.411	C SI 89 X SL 78 0-1 ① FC4-6 5 HR 1-2f		F FC 88 F SI 90 X SI 90 0-2 ③ F8			B CH 81 X SI 89 1-0 5 2B 29 SF9 1-2 1B	S SL 85 D SL 83 B SI 95 B SI 96 X SI 96 3-1 ③ F7		B SI 91 C FF 90 B FF 92 B FF 92 B FS 87 4-1 5 S BB	4	2	1	0	1	0	2
5 David Wright, R (1, 5) OBP: 0.344, SLG: 0.397	F SI 89 F SI 89 X CH 82 0-2 1-H HR			X SI 90 0-0 ① G6-3		C SI 91 D SL 79 B FC 88 B SI 91 S FC 88 X FC 87 3-2 29 SF9 1-3 2-H 2B		C SL 87 F SL 88 X FF 91 0-2 1 SH5-4 3 1B 1B	C FF 92 B FF 92 X SL 83 1-1 ③ P3 1-2	5	1	3	3	0	0	1
3 Curtis Granderson, L (1, 9) OBP: 0.289, SLG: 0.301	C SI 89 X FC 87 0-1 ② G4-3			B SI 89 C SI 89 B CH 81 B SI 86 F SI 88 X SI 89 3-2 1B		C SL 76 F SI 90 S CH 84 0-3 ① K		1 SAFE B SI 89 F FF 89 B FF 89 X SL 85 2-1 1 SH5-4 1-2 1B		4	0	2	0	0	1	2
1 Chris Young, R (1, 7) OBP: 0.303, SLG: 0.368	C FC 87 C SI 90 B FC 88 B CH 82 B FC 87 F FC 85 X SI 90 3-2 ③ G2-3			B SI 90 S SI 90 F SI 89 C FC 88 1-3 ② K		B SI 90 F CH 82 F SI 88 F SI 91 B SI 92 B FC 89 4-2 BB		B SL 82 B CH 87 B FC 88 C FF 88 X FF 88 3-1 ① SH5-4 1-2 2-3		2	0	0	0	1	1	1
21 Lucas Duda, L (1, 3) OBP: 0.349, SLG: 0.417 29 Eric Campbell, R (6, PH) (7, 3)		B FC 86 F FC 86 B SL 77 C SI 90 F SI 91 B FC 88 S CH 82 3-3 ① K		C SL 78 S CH 83 X CH 83 0-2 ③ L6		B SI 97 X SI 97 1-0 ② SF9 2-3 3-H		I IN 65 C FF 91 B SL 87 S CH 81 C SI 91 2-3 ② K		2 1	0 0	0 0	0 1	0 0	1 1	1 2
4 Wilmer Flores, R (1, 6) OBP: 0.231, SLG: 0.167		B SI 90 X FC 87 1-0 ② F8			C SI 89 B CH 82 X SI 89 1-1 ① G4-3	1 SAFE F SI 96 B SI 96 F SI 97 X SI 98 1-2 ③ P4		B SL 87 F SI 90 B SI 90 B SI 90 F SL 87 B FF 91 4-2 BB		3	0	0	0	1	0	2
15 Travis d'Arnaud, R (1, 2) OBP: 0.282, SLG: 0.301 53 Bobby Abreu, L (8, PH) OBP: 0.200, SLG: 0.444 44 Kyle Farnsworth, R (9, 1)		B SI 91 X SI 90 1-0 ③ L8			X SI 89 0-0 ② P2		C SL 83 F SI 94 F SL 83 B SI 96 B SI 95 C SI 96 2-3 ① K	B CU 78 X SI 90 1-0 ③ G1-3		3 1 0	0 0 0	0 0 0	0 0 0	0 0 0	1 0 0	0 3 0
35 Dillon Gee, R (1, 1) 56 Scott Rice, L (7, 1) 27 Jeurys Familia, R (7, 1) 22 Eric Young Jr., S (7, PH) OBP: 0.316, SLG: 0.267 52 Carlos Torres, R (8, 1) 20 Anthony Recker, R (9, 2) OBP: 0.282, SLG: 0.444			C SI 89 S SL 76 F SI 91 B SI 90 F SL 77 F FC 88 F CH 81 F SL 78 2-3 B FC 86 S SI 89 K		F SI 89 C SI 90 X SI 91 0-2 ③ G5-3		S SI 96 B SI 96 B SL 84 S SI 96 F SI 96 T SI 95 2-2 ② K		B FF 90 S SL 82 C FF 91 B FF 92 C FF 91 2-3 ① K	2 0 0 0 1 0 1	0 0 0 0 0 0 0	0 0 0 0 0 0 0	0 0 0 0 0 0 0	1 0 0 1 0 0 0	0 0 0 0 0 0 1	0 0 0 0 0 0 0

	AB	32
	R	4
	H	7
	RBI	4
	BB	4
	SO	8
	LOB	14

Inning Stats	1	2	3	4	5	6	7	8	9
	R: 2 E: 0 K: 0 S: 13	R: 0 E: 0 K: 1 S: 6	R: 0 E: 0 K: 1 S: 14	R: 0 E: 0 K: 1 S: 10	R: 0 E: 0 K: 0 S: 6	R: 2 E: 0 K: 1 S: 15	R: 0 E: 0 K: 2 S: 12	R: 0 E: 0 K: 1 S: 13	R: 0 E: 0 K: 1 S: 7
	H: 1 LOB: 0 BB: 0 P: 18	H: 0 LOB: 0 BB: 0 P: 11	H: 0 LOB: 0 BB: 0 P: 16	H: 1 LOB: 1 BB: 0 P: 14	H: 0 LOB: 0 BB: 0 P: 7	H: 2 LOB: 2 BB: 2 P: 29	H: 1 LOB: 1 BB: 0 P: 20	H: 2 LOB: 3 BB: 1 P: 25	H: 0 LOB: 1 BB: 1 P: 14

	1B: 5	SF: 1	WP: 0	PA: 39
	2B: 1	SAC: 1	PB: 0	
	3B: 0	DP: 0	SB: 1	
	HR: 1	HBP: 1	CS: 0	

PITCHER		IP	WLS	BF	H	R	ER	SO	BB	IBB	HBP	BLK	WP	HR	S	P	ERA	WHIP
38 Kyle Kendrick, R ERA: 3.98	(1, 1)	5.1		23	4	4	4	4	2	0	1	0	0	1	60	89	6.75	1.125
63 Jake Diekman, L ERA: 4.74	(6, 1)	1.2		6	1	0	0	2	0	0	0	0	0	0	16	26	0.00	0.600
37 Mike Adams, R ERA: 4.7	(8, 1)	1.0	W	6	2	0	0	1	1	0	0	0	0	0	13	25	0.00	3.000
58 Jonathan Papelbon, R ERA: 1.76	(9, 1)	1.0	S	4	0	0	0	1	1	0	0	0	0	0	7	14	0.00	1.000

PITCHER	IP	WLS	BF	H	R	ER	SO	BB	IBB	HBP	BLK	WP	HR	S	P	ERA	WHIP

Batter	1	2	3	4	5	6	7	8	9	10	11	AB	R	H	RBI	BB	SO	LOB
19 Tony Gwynn Jr., L (1, 8) OBP: 0.295, SLG: 0.226	B FF 87 X FF 88 1-0 P6		B FF 87 C FF 88 B SI 88 F SI 89 S CU 76 2-3 K	B SI 88 C CU 74 C SI 89 D CU 76 X FF 90 2-2 L8			B FF 90 C FC 89 X FC 89 1-1 B3		X FF 94 0-0 P6		B FF 97 C FF 97 X FF 98 1-1 G4-3	6	0	0	0	0	1	2
11 Jimmy Rollins, S (1, 6) OBP: 0.370, SLG: 0.441	C FF 88 X FF 87 0-1 26 G4-3 2B		B FF 89 F CH 82 F FC 87 F CU 78 F CU 77 F FF 88 S CU 77 1-3 K		C FF 87 B FC 86 B FF 89 B CU 74 F FF 89 X FC 87 3-2 F8		C FF 90 B CU 72 B FF 91 C SL 80 B FF 92 B FC 89 4-2 BB		B FF 95 B FS 80 B FF 94 B FF 93 4-0 26 3B BB		B SI 97 B FF 97 B SI 97 B FF 96 4-0 26 HBP BB	3	1	1	0	3	1	0
26 Chase Utley, L (1, 4) OBP: 0.396, SLG: 0.549	F FC 86 B CU 72 X CU 74 1-1 G4-3 2-3		C SI 89 F FC 88 B FF 89 F CU 74 B CU 76 C CU 75 2-3 K		C FC 87 B SI 89 X SI 88 1-1 G4-3		1 SAFE X SI 90 0-0 F7		1 SAFE C FF 94 B FS 82 1 SAFE B FF 93 C FS 81 1 SAFE F FS 82 F FF 94 2-2 X FS 82 1-H 3B		B SI 89 H SI 90 2-0 1-2 HBP	5	0	1	1	0	1	2
6 Ryan Howard, L (1, 3) OBP: 0.322, SLG: 0.460 59 Antonio Bastardo, R (9, 1) 27 Roberto Hernandez, R (9, 1) 17 Reid Brignac, L (10, 5)	B FF 89 X FF 90 1-0 F8			C SI 87 X FF 87 0-1 3 2B 9 FC3 1B	S FF 88 F FF 89 B FF 89 C SI 89 1-3 K		B FC 90 B FC 89 F SI 91 1 SAFE B FC 88 S FF 92 S FF 92 3-3 K		B FF 94 B FF 93 B FS 82 I IN 71 4-0 IBB		S SI 90 F SI 89 X SL 83 0-2 G3	4 0 0 1	1 0 0 0	1 0 0 0	0 0 0 0	1 0 0 0	2 0 0 0	2 0 0 2
3 Marlon Byrd, R (1, 9) OBP: 0.358, SLG: 0.507		B FF 87 B CH 80 B FF 89 C FF 88 F FF 89 X FF 91 3-2 9 G4-6-3 1B	B CU 72 B FC 86 X SI 88 2-0 9 FC3 1-3 21 G6-3 2B		B FF 88 B FF 89 B FF 90 F FF 90 F CU 75 F FF 90 T FC 88 3-2 K		B CU 71 F FF 91 B SI 90 S FF 91 F SL 82 F FC 90 B SL 76 B FF 93 4-2 9 G4-6-3 BB	S FF 95 F FF 94 F FF 95 B FS 83 S FF 95 1-3 K			4	1	2	0	1	2	2
9 Domonic Brown, L (1, 7) OBP: 0.284, SLG: 0.287		X FF 88 0-0 G4-6-3 1-2f	C CU 75 X CU 76 0-1 FC3 35 SH1-4 21 G6-3 2-3 3-H		B CU 73 C FC 87 F FC 88 X FF 89 1-2 G5-3		X SI 90 0-0 G4-6-3 1-2f			X SI 95 0-0 G4-3		5	0	0	1	0	0	3
21 Wil Nieves, R (1, 2) OBP: 0.321, SLG: 0.407		B SI 88 X FF 87 1-0 25 2B 2B	X SI 88 0-0 G6-3 1-2 3-H		B SI 88 C CU 73 S FF 89 X FF 88 1-2 25 1B 1B		B CU 76 C SL 81 B CU 74 B SL 81 H SI 90 4-1 25 S HBP			C SI 96 B SL 84 S SL 86 C SL 86 2-3 K		4	1	2	1	0	1	1
25 Cody Asche, L (1, 5) OBP: 0.330, SLG: 0.400 52 Jeff Manship, R (10, 1)		B CU 72 C FF 88 B CU 73 C FC 88 X FC 88 2-2 2-H 2B	B CU 73 B FC 87 C SI 89 B CU 74 B SI 88 4-1 35 SH1-4 BB		B SI 88 C SI 87 X FC 88 1-1 1-2 1B		C FF 91 F FC 90 B FF 91 S SL 81 1-3 K 1-2			B SI 97 X SI 97 1-0 G3-1		4 0	0 0	2 0	1 0	1 0	1 0	1 0
35 Cole Hamels, L (1, 1) OBP: 0.143, SLG: 0.143 43 Mario Hollands, L (8, 1) 2 Ben Revere, L (9, PH) OBP: 0.293, SLG: 0.308 15 John Mayberry Jr., R (9, 3) OBP: 0.286, SLG: 0.276		B FF 89 C FC 87 F SI 88 S CU 76 1-3 K	X CU 72 0-0 SH1-4 1-2 2-3		X CU 74 0-0 G3				C FF 93 C FS 94 F FF 94 X FF 93 0-2 G4-3		B SI 95 B SI 96 X FF 96 2-0 G5-3	2 0 1 1	0 0 0 0	0 0 0 0	0 0 0 0	0 0 0 0	1 0 0 0	3 0 0 0
Inning Stats	R: 0 E: 0 K: 0 S: 6 H: 1 LOB: 1 BB: 0 P: 9	R: 1 E: 0 K: 1 S: 11 H: 3 LOB: 1 BB: 0 P: 18	R: 0 E: 0 K: 3 S: 13 H: 0 LOB: 0 BB: 0 P: 18	R: 2 E: 0 K: 0 S: 11 H: 2 LOB: 2 BB: 1 P: 19	R: 0 E: 0 K: 1 S: 8 H: 0 LOB: 0 BB: 0 P: 13	R: 0 E: 0 K: 1 S: 14 H: 2 LOB: 2 BB: 0 P: 20	R: 0 E: 0 K: 1 S: 8 H: 0 LOB: 1 BB: 1 P: 16	R: 0 E: 0 K: 1 S: 9 H: 0 LOB: 1 BB: 1 P: 18	R: 1 E: 0 K: 1 S: 14 H: 1 LOB: 2 BB: 2 P: 25	R: 0 E: 0 K: 1 S: 5 H: 0 LOB: 0 BB: 0 P: 8	R: 0 E: 0 K: 0 S: 6 H: 0 LOB: 2 BB: 1 P: 15	1B: 4 2B: 4 3B: 1 HR: 0 SF: 0 SAC: 1 DP: 2 HBP: 2	WP: 0 PB: 0 SB: 1 CS: 0 PA: 49					

PITCHER	IP	WLS	BF	H	R	ER	SO	BB	IBB	HBP	BLK	WP	HR	S	P	ERA	WHIP
49 Jonathon Niese, L (1, 1) ERA: 2.17	6.0		27	8	3	3	6	1	0	0	0	0	0	63	97	4.50	1.500
16 Daisuke Matsuzaka, R (7, 1) ERA: 2.63	2.0		8	0	0	0	2	2	0	1	0	0	0	17	34	0.00	1.000
47 Jose Valverde, R (9, 1) ERA: 4.11	1.0		6	1	1	1	1	1	1	0	0	0	0	14	25	9.00	2.000
27 Jeurys Familia, R (10, 1) ERA: 3.12	1.2		6	0	0	0	1	1	0	0	0	0	0	8	18	0.00	0.600
56 Scott Rice, L (11, 1) ERA: 6.0	0.1	W	2	0	0	0	0	0	0	1	0	0	0	3	5	0.00	0.000

PITCHER	IP	WLS	BF	H	R	ER	SO	BB	IBB	HBP	BLK	WP	HR	S	P	ERA	WHIP

TOP

Philadelphia Phillies @ New York Mets

Citi Field, Flushing, NY

Sun May 11 2014, 1:10 PM - 5:32 PM EDT

Att. 28,926 - Sunny - 74 F

livebaseballscorecards.com

AB	40
R	4
H	9
RBI	4
BB	6
SO	10
LOB	18

Philadelphia Phillies @ New York Mets

Citi Field, Flushing, NY

Sun May 11 2014, 1:10 PM - 5:32 PM EDT

Att. 28,926 - Sunny - 74 F

livebaseballscorecards.com

Batter	1	2	3	4	5	6	7	8	9	10	11	AB	R	H	RBI	BB	SO	LOB
22 Eric Young Jr., S (1, 7) OBP: 0.325, SLG: 0.290	C FF 91 B FF 92 S CH 83 X FF 92 1-2 28 E 5 1B 28 S 1B		B FF 90 X FF 91 1-0 ① B1-3	C CH 84 L CH 84 B FF 91 B CU 77 F FF 92 X CH 85 2-2 ③ FC5-4 1-2f			B CH 87 B FF 90 C FF 89 F FF 89 F FF 91 B CH 83 F CH 83 X CH 83 3-2 ① G5-3		C FF 92 C FF 92 X SL 84 0-2 28 HR 2B	F FF 93 B SI 94 F CU 82 X CU 85 1-2 28 S 1B		6	2	3	0	0	0	3
28 Daniel Murphy, L (1, 4) OBP: 0.367, SLG: 0.455	C FF 91 1 SAFE B FF 91 D FC 89 F FF 93 D CU 79 B FC 88 4-2 5 1B 1-3 BB		C CU 76 B FF 92 X FF 92 1-1 2B		B FC 86 C FF 90 B FF 90 X FF 90 2-1 ① G5-3		B FF 90 B FF 92 X FF 90 2-0 2B		B SL 85 B FF 92 D FF 92 C FF 92 X FF 92 3-1 2-H HR	1 SAFE B SI 93 D SI 92 1 SAFE 1 SAFE B SI 91 I IN 80 4-0 5 FC6 1-2 IBB		4	1	3	2	2	0	0
5 David Wright, R (1, 5) OBP: 0.337, SLG: 0.388	D FF 92 X CH 83 1-0 29 G1-3 1-3 3-H 1B		B FF 91 F FF 91 C FF 93 X FF 92 1-2 ② F9		X FF 91 0-0 ② F9		B CH 83 B FF 90 F CH 83 C FF 92 B FF 92 F FF 93 C FF 91 3-3 ② K		C FF 92 F SL 84 F FF 92 B SL 85 S SL 85 1-3 ① K	C CU 84 S CU 84 B CU 85 B SI 93 X FF 93 2-2 ③ FC6 1-2f		6	0	1	1	0	2	4
1 Chris Young, R (1, 9) OBP: 0.305, SLG: 0.378	B FF 92 C FF 92 S FC 89 S FF 92 1-3 ① K		B CH 84 C FF 93 F FF 91 F SI 92 C FF 91 1-3 ③ K		B FF 90 F FF 90 S CH 84 X CH 84 1-2 ③ F7		B FF 91 B CH 83 S CH 83 X FF 92 2-1 ③ F8		F FF 93 X SL 84 0-1 53 1B 12 G6-3 2B		C SI 93 S CU 85 X CU 81 0-2 20 1B 45 SH1-4 11 1B 1B	6	2	2	0	0	2	4
29 Eric Campbell, R (1, 3) OBP: 0.333, SLG: 0.250 53 Bobby Abreu, L (9, PH) OBP: 0.238, SLG: 0.474 27 Jeurys Familia, R (10, 1) 56 Scott Rice, L (11, 1) 45 Zack Wheeler, L (11, PH)	B FF 92 S CH 84 X CH 84 1-1 ② G1-3 1-2			C FF 91 X FF 91 0-1 ① 11 BB 12 1B 1B		B FF 91 C CH 82 S CH 83 B CH 84 B CH 84 F CH 83 B CH 84 4-2 11 2B BB		B FF 94 F FF 93 B SL 81 X FF 94 2-1 ① L7	C SI 90 B CH 82 X CH 82 1-1 12 G6-3 2-3 1B		B FF 89 X FF 90 1-0 ① SH1-4 1-2	3 1 0 0 0	0 0 0 0 0	1 1 0 0 0	0 0 0 0 0	1 0 0 0 0	0 0 0 0 0	2 0 0 0 0
12 Juan Lagares, R (1, 8) OBP: 0.347, SLG: 0.441	C FF 92 B FC 90 F CH 84 S FF 93 1-3 ③ K			D CH 82 X FF 90 1-0 11 BB 1-2 1B		C FF 91 S CH 83 S CH 84 0-3 ① K		B FF 95 B FF 95 C FF 94 X FF 93 2-1 ② G6-3	F SI 89 B SI 89 D SL 84 X SI 88 2-1 ② G6-3 1-2 3-H		I IN 82 I IN 84 I IN 85 I IN 83 4-0 11 1B 20 1B IBB	5	0	1	1	1	2	4
20 Anthony Recker, R (1, 2) OBP: 0.289, SLG: 0.429				F FF 92 F FF 92 F FF 92 B FF 93 C CU 79 1-3 ① K			B FF 92 B FF 92 B FF 91 X FF 91 3-0 ① F7		S CH 84 C FF 93 C CH 84 F CH 83 F FF 92 S FF 91 0-3 ② K		C CU 83 B SI 92 B SI 92 X SI 92 2-1 11 1B 1-2 2-3 1B	6	0	2	0	0	3	4
11 Rubén Tejada, R (1, 6) OBP: 0.320, SLG: 0.230				F FF 93 F FF 93 B FF 94 F CU 80 B CH 85 F FF 94 X FF 94 3-2 ② G4-3			B FF 91 F FF 91 S FF 91 B CU 79 B FF 91 4-2 22 FC5-4 1-2 2-3 BB		B CH 83 B FF 90 X FF 91 2-0 1-3 2B		X SI 93 0-0 ① G6-3	4	0	2	1	2	0	0
49 Jonathon Niese, L (1, 1) 3 Curtis Granderson, L (6, PH) OBP: 0.297, SLG: 0.298 16 Daisuke Matsuzaka, R (7, 1) 15 Travis d'Arnaud, R (8, PH) OBP: 0.279, SLG: 0.298 47 Jose Valverde, R (9, 1) 21 Lucas Duda, L (10, 3) OBP: 0.345, SLG: 0.412				C FF 93 C FF 93 C FF 92 0-3 ③ K			C FF 91 B FC 88 B FF 92 F FF 92 C FC 88 2-3 ② K		F FC 88 B FF 91 S FC 88 S FC 89 1-3 ③ K		X SI 93 C SI 94 X SI 89 0-1 ② F9	2 1 0 1 0 1	0 0 0 0 0 0	0 0 0 0 0 0	0 0 0 0 0 0	0 1 0 0 0 0	2 0 0 1 0 0	3 2 0 2 0 0
Inning Stats	R: 1 E: 0 K: 2 S: 14 H: 2 LOB: 2 BB: 1 P: 23	R: 0 E: 0 K: 2 S: 12 H: 0 LOB: 0 BB: 0 P: 16	R: 0 E: 0 K: 1 S: 10 H: 1 LOB: 1 BB: 0 P: 14	R: 0 E: 0 K: 1 S: 14 H: 2 LOB: 3 BB: 1 P: 26	R: 0 E: 0 K: 0 S: 6 H: 0 LOB: 0 BB: 0 P: 9	R: 0 E: 0 K: 3 S: 16 H: 1 LOB: 2 BB: 1 P: 23	R: 0 E: 0 K: 1 S: 12 H: 1 LOB: 1 BB: 0 P: 22	R: 0 E: 0 K: 1 S: 12 H: 1 LOB: 2 BB: 1 P: 24	R: 3 E: 0 K: 2 S: 18 H: 4 LOB: 1 BB: 0 P: 26	R: 0 E: 0 K: 0 S: 9 H: 1 LOB: 2 BB: 1 P: 16	R: 1 E: 0 K: 0 S: 7 H: 3 LOB: 3 BB: 1 P: 14	1B: 10 2B: 5 3B: 0 HR: 1	SF: 0 SAC: 1 DP: 0 HBP: 0		WP: 0 PB: 0 SB: 2 CS: 0	PA: 53		

PITCHER		IP	WLS	BF	H	R	ER	SO	BB	IBB	HBP	BLK	WP	HR	S	P	ERA	WHIP
35 Cole Hamels, L (1, 1) ERA: 5.32		7.0		31	7	1	1	10	3	0	0	0	0	0	84	133	1.29	1.429
43 Mario Hollands, L (8, 1) ERA: 4.5		1.0	H	5	1	0	0	1	1	0	0	0	0	0	12	24	0.00	2.000
59 Antonio Bastardo, L (9, 1) ERA: 5.4		0.1	H	4	3	3	3	1	0	0	0	0	0	1	11	15	81.00	9.000
27 Roberto Hernandez, R (9, 1) ERA: 4.08		0.2	B	3	1	0	0	1	0	0	0	0	0	0	7	11	0.00	1.500
52 Jeff Manship, R (10, 1) ERA: 5.4		1.1	L	10	4	1	1	0	0	2	0	0	0	0	16	30	6.75	3.000

PITCHER	IP	WLS	BF	H	R	ER	SO	BB	IBB	HBP	BLK	WP	HR	S	P	ERA	WHIP

BOTTOM	
AB	46
R	5
H	16
RBI	5
BB	6
SO	13
LOB	28

Batter	1	2	3	4	5	6	7	8	9	AB	R	H	RBI	BB	SO	LOB
22 Eric Young Jr., S (1, 7) OBP: 0.336, SLG: 0.339 12 Juan Lagares, R (9, 8) OBP: 0.347, SLG: 0.441	C FS 88 B FS 85 X SI 91 1-1 28 G3 28 S 5 G6-3 1B		C SI 90 F CU 78 F SI 91 B FF 92 F FS 88 B SL 80 F SI 91 F SI 91 B SI 91 3-2 ① F FF 80 X SI 91 L6		X SI 90 0-0 2B		X FF 94 0-0 1-H HR	X CH 85 0-0 ③ F8		5 0	2 0	3 0	2 0	0 0	0 0	1 0
28 Daniel Murphy, L (1, 4) OBP: 0.368, SLG: 0.453	C SI 90 X FS 85 0-1 ① G3 1-3		F CU 78 B SI 92 B SL 84 F SI 92 F SI 93 X FS 87 2-2 ② G6-3		C FF 93 D FF 91 B FS 87 B FS 86 C SL 85 X FS 88 3-2 ③ G6-3		B SL 83 C FF 94 B FC 90 X CH 85 2-1 3 CS 1B		B SI 90 X SI 90 1-0 5 E 5 S 1B	5	0	2	0	0	0	2
5 David Wright, R (1, 5) OBP: 0.333, SLG: 0.382	B FS 84 B SL 84 C SI 92 X SI 92 2-1 ② G6-3 3-H		S SL 84 C SI 93 B SI 93 B FS 88 X SL 85 2-2 ③ F8			F SI 92 X SI 92 0-1 3 HR 1B	F FF 92 C FC 89 B FS 86 C CU 82 1-3 ② K		B FF 91 S CH 84 1 SAFE F FF 92 B FF 91 B CH 85 S FF 92 3-3 ① K 1-3	5	1	1	1	0	2	2
3 Curtis Granderson, L (1, 9) OBP: 0.291, SLG: 0.326	X SI 92 0-0 1B			B CU 76 B SL 83 X SI 93 2-0 ① G5-3		B FS 85 B FS 85 B SI 92 X SI 90 3-0 1-H HR	1 SAFE F FF 95 1 SAFE S FF 94 1 SAFE B FF 94 B FF 95 F FF 95 B FF 95 3-2 ③ CS 1-2	B FF 94 B FF 94 C FF 94 X FF 95 2-1 ① P4	B FF 92 C CH 85 S CH 85 S FF 92 1-3 ② K	5	1	2	2	0	1	1
53 Bobby Abreu, L (1, 10) OBP: 0.208, SLG: 0.409 29 Eric Campbell, R (8, PH) OBP: 0.375, SLG: 0.500 (8, 10)	B CU 78 C SI 91 S FS 86 C SI 92 1-3 ③ K			C CU 79 B FS 88 B FS 87 X SI 92 2-1 ② G3-1		C SI 92 B FF 93 S FS 88 X SI 93 1-2 ① G3		C SI 95 F SI 96 B FF 94 B FF 96 X FF 95 2-2 21 1B 2B	B CH 86 S CH 85 F FF 92 B FF 90 X FF 91 2-2 ③ F9	3 2	0 1	0 1	0 0	0 0	1 0	1 1
21 Lucas Duda, L (1, 3) OBP: 0.342, SLG: 0.406		C SI 90 F FF 91 B FS 86 X FS 86 1-2 ① G4-3		C CU 78 B FS 87 X SI 93 1-1 ③ F8		B SL 80 S FS 86 B FS 88 C SL 84 F FS 88 S FS 88 2-3 ② K		B FF 95 B FF 95 F FF 96 B SL 84 X SI 96 3-1 1 HR 2-H 1B		4	1	1	1	0	1	0
1 Chris Young, R (1, 8) OBP: 0.314, SLG: 0.436 (9, 7)		C SI 91 B SI 92 X SI 91 1-1 15 G6-3 2B			C SI 91 B SL 84 B SL 83 F FF 92 S SL 84 2-3 ① K	B SL 83 S FS 86 X SI 92 1-1 ③ G6-3		B FF 93 X SL 82 1-0 2-H HR		4	1	2	2	0	1	0
15 Travis d'Arnaud, R (1, 2) OBP: 0.287, SLG: 0.330		B SL 85 T SL 84 F SL 84 X FS 87 1-2 ② G6-3 2-3			B CU 79 C SL 83 X SL 84 1-1 HR		F FF 94 B FF 94 B FF 94 B FF 94 B FF 95 4-1 22 HR BB	C FF 92 B FF 93 B CH 86 S FF 92 C SI 92 2-3 ② K		3	2	1	1	1	1	1
11 Rubén Tejada, R (1, 6) OBP: 0.318, SLG: 0.242		C SI 93 X FS 87 0-1 ③ L7			B SI 92 X SI 92 1-0 ② G5-3		C CU 82 F FC 90 B SI 92 1 SAFE S SL 84 1-3 ① K	B FF 92 S CH 86 C FF 92 B CH 87 F SL 82 X SI 91 2-2 2B		4	0	1	0	0	1	2
Inning Stats	R: 1 E: 0 K: 1 S: 10 H: 2 LOB: 1 BB: 0 P: 14	R: 0 E: 0 K: 0 S: 10 H: 1 LOB: 1 BB: 0 P: 13	R: 0 E: 0 K: 0 S: 15 H: 0 LOB: 0 BB: 0 P: 22	R: 0 E: 0 K: 0 S: 5 H: 0 LOB: 0 BB: 0 P: 10	R: 1 E: 0 K: 1 S: 10 H: 2 LOB: 1 BB: 0 P: 17	R: 2 E: 0 K: 1 S: 12 H: 2 LOB: 0 BB: 0 P: 19	R: 2 E: 0 K: 2 S: 13 H: 2 LOB: 0 BB: 1 P: 24	R: 3 E: 0 K: 1 S: 16 H: 4 LOB: 1 BB: 0 P: 28	R: 0 E: 1 K: 2 S: 10 H: 1 LOB: 1 BB: 0 P: 17	1B: 6 2B: 4 3B: 0 HR: 4 SF: 0 SAC: 0 DP: 0 HBP: 0						

TOP

New York Mets @ New York Yankees

Yankee Stadium, Bronx, NY

Mon May 12 2014, 7:10 PM - 10:45 PM EDT

Att. 46,517 - Overcast - 74 F

livebaseballscorecards.com

AB	40
R	9
H	14
RBI	9
BB	1
SO	8
LOB	11

PITCHER		IP	WLS	BF	H	R	ER	SO	BB	IBB	HBP	BLK	WP	HR	S	P	ERA	WHIP
18 Hiroki Kuroda, R ERA: 4.62	(1, 1)	6.0		25	7	4	4	3	0	0	0	0	0	2	62	95	6.00	1.167
91 Alfredo Aceves, R ERA: 3.38	(7, 1)	0.2	H	5	2	2	2	2	1	0	0	0	0	1	10	18	27.00	4.500
48 Matt Thornton, L ERA: 5.4	(7, 1)	0.2	L	3	2	2	2	0	0	0	0	0	0	0	10	20	27.00	3.000
38 Preston Claiborne, R ERA: 1.69	(8, 1)	1.2		8	3	1	1	3	0	0	0	0	0	1	19	31	5.40	1.800

PITCHER		IP	WLS	BF	H	R	ER	SO	BB	IBB	HBP	BLK	WP	HR	S	P	ERA	WHIP

WP: 0	PA: 42		
PB: 0			
SB: 2			
CS: 1			

New York Mets @ New York Yankees

Yankee Stadium, Bronx, NY

Mon May 12 2014, 7:10 PM - 10:45 PM EDT

Att. 46,517 - Overcast - 74 F

BOTTOM

livebaseballscorecards.com

Batter	1	2	3	4	5	6	7	8	9	AB	R	H	RBI	BB	SO	LOB
11 Brett Gardner, L (1, 7) OBP: 0.348, SLG: 0.381	B FF 89 F FF 88 F FF 90 F FF 91 F SI 90 C SI 89 1-3 ① K	X FF 92 0-0 1-H 2-H 3-H HR			C SI 88 F FF 91 B CH 83 B SI 90 F SI 90 X SI 89 2-2 ① L3	B SI 88 1 SAFE F SI 87 C SI 87 X CH 80 1-2 1-3 2 S 1B		F CH 86 C SL 82 B CU 80 D FF 93 C SL 85 2-3 ③ K		5	1	2	4	0	2	1
2 Derek Jeter, R (1, 6) OBP: 0.341, SLG: 0.328	F FF 90 X FF 91 0-1 1B	X SI 88 0-0 1B			C SI 88 X SI 89 0-1 1B	1 SAFE B FF 90 D FC 88 S FC 89 B FC 90 X FC 88 3-1 ③ G2 1-2 3-H			B SI 92 B SI 91 C FF 94 B CH 90 B FF 93 4-1 25 1B BB	4	0	3	0	1	0	1
22 Jacoby Ellsbury, L (1, 8) OBP: 0.357, SLG: 0.424	B SI 87 X SI 87 1-0 ② F7	B SI 86 F CH 80 1 SAFE B SI 87 F SI 87 B SI 89 C SI 88 3-3 ③ K			X FF 87 0-0 ② F7		C SI 90 S SI 90 B SI 90 B SI 90 B SI 91 S SI 90 3-3 ① K		X FF 93 0-0 ① F8	5	0	0	0	0	2	4
36 Carlos Beltrán, S (1, 10) OBP: 0.286, SLG: 0.430 66 John Ryan Murphy, R (7, PH) OBP: 0.429, SLG: 0.556 (8, 10) 25 Mark Teixeira, S (9, PH) OBP: 0.389, SLG: 0.563 17 Brendan Ryan, R (9, PR) OBP: 1.000, SLG: 1.000	C SI 87 S SI 87 B SI 88 B SI 88 X SI 88 2-2 ③ F8		B CH 81 X CH 81 1-0 ① F9		X SI 86 0-0 ③ P5		S SI 88 B SI 90 S CH 82 B CH 83 B CH 81 F SI 90 B SI 90 4-2 34 WP BB		B SI 92 B SI 92 C SI 92 B SI 90 X SI 92 3-1 1-3 34 G3-5-3 1B	3 0 1 0	0 0 0 0	0 0 1 0	0 0 0 0	0 1 0 0	0 0 0 0	2 0 0 0
34 Brian McCann, L (1, 2) OBP: 0.250, SLG: 0.336		B FF 90 C SI 88 F SI 89 X FF 91 1-2 26 1B 11 HR 12 1B 1B	X SL 81 0-0 ② B1-3		B SI 87 B SI 87 B SI 88 C SI 87 C SI 87 F SI 88 F SI 87 X FF 91 3-2 ① F9	B SI 90 C SL 82 C SL 82 B SI 90 S SI 90 2-3 ② K 1-2		B SI 92 B FF 92 X SI 92 2-0 ②③ G3-5-3 1-2f	5	1	1	0	0	1	3
12 Alfonso Soriano, R (1, 9) OBP: 0.282, SLG: 0.424		C SI 86 S SI 86 D SL 82 X SI 87 1-2 26 1B 11 HR 1-2 1B	B FF 91 B SI 89 F SI 88 X SI 89 2-1 ③ G6-3		X SI 88 0-0 26 1B 2B	C FF 93 F SL 82 S FF 94 0-3 ③ K				4	2	2	0	0	1	1
26 Yangervis Solarte, S (1, 5) OBP: 0.405, SLG: 0.473	X SI 90 0-0 11 HR 1-2 2-3 1B	B SI 87 B SI 86 C SI 87 C FF 91 F FF 91 X SI 88 2-2 ① F9			B SI 88 B FF 91 B SI 89 X SI 88 3-0 33 3B 2-H 1B			C FF 93 B CH 85 B CH 87 X FF 93 2-1 33 G3-6-3 1B		4	2	3	1	0	0	0
33 Kelly Johnson, L (1, 3) OBP: 0.286, SLG: 0.488	C SI 90 C FF 92 B FF 93 S FF 92 1-3 ① K	C FF 88 S SI 89 B FF 91 S SI 89 1-3 ② K			S CH 81 1 SAFE X CH 81 0-1 14 FC6-2-5 1-H 3B			C FF 94 T FF 92 B CU 77 B FF 94 X FF 93 2-2 ①② G3-6-3 1-2f		4	0	1	1	0	2	4
14 Brian Roberts, S (1, 4) OBP: 0.314, SLG: 0.324	F SI 90 B FF 92 X FF 90 1-1 ② L3	C SL 80 B CH 82 X CH 82 1-1 ③ F7			F FF 91 F FF 90 X FF 92 0-2 ② FC6-2-5 11 1B 2 E 3-H			C CU 79 B CH 88 B CH 88 C FF 94 X FF 95 2-2 1B		4	1	1	0	0	0	4

	AB	R	H	RBI	BB	SO	LOB
	39	7	14	6	2	8	20

Inning Stats	1	2	3	4	5	6	7	8	9	1B: 11	SF: 0	WP: 1	PA: 41
	R: 0 E: 0 K: 1 S: 11 H: 1 LOB: 1 BB: 0 P: 15	R: 4 E: 0 K: 2 S: 17 H: 5 LOB: 1 BB: 0 P: 24	R: 0 E: 0 K: 0 S: 4 H: 0 LOB: 0 BB: 0 P: 7	R: 0 E: 0 K: 1 S: 9 H: 0 LOB: 0 BB: 0 P: 13	R: 0 E: 0 K: 0 S: 8 H: 1 LOB: 1 BB: 0 P: 10	R: 3 E: 0 K: 0 S: 17 H: 4 LOB: 1 BB: 0 P: 27	R: 0 E: 0 K: 3 S: 12 H: 0 LOB: 1 BB: 1 P: 21	R: 0 E: 0 K: 1 S: 11 H: 2 LOB: 1 BB: 0 P: 19	R: 0 E: 0 K: 0 S: 5 H: 1 LOB: 2 BB: 1 P: 14	2B: 1 3B: 1 HR: 1	SAC: 0 DP: 2 HBP: 0	PB: 0 SB: 1 CS: 0	

PITCHER		IP	WLS	BF	H	R	ER	SO	BB	IBB	HBP	BLK	WP	HR	S	P	ERA	WHIP
40 Bartolo Colon, R ERA: 5.84	(1, 1)	5.2		28	11	7	6	4	0	0	0	0	0	1	64	91	9.53	1.941
52 Carlos Torres, R ERA: 2.95	(6, 1)	0.1		1	0	0	0	0	0	0	0	0	0	0	2	5	0.00	0.000
56 Scott Rice, L ERA: 5.59	(7, 1)	0.2		3	0	0	0	2	1	0	0	0	1	0	9	18	0.00	1.500
58 Jenrry Mejia, R ERA: 4.89	(7, 1)	1.1	W	5	2	0	0	2	0	0	0	0	0	0	14	22	0.00	1.500
44 Kyle Farnsworth, R ERA: 3.18	(9, 1)	1.0	S	4	1	0	0	0	1	0	0	0	0	0	5	14	0.00	2.000

PITCHER	IP	WLS	BF	H	R	ER	SO	BB	IBB	HBP	BLK	WP	HR	S	P	ERA	WHIP

Batter	1	2	3	4	5	6	7	8	9	AB	R	H	RBI	BB	SO	LOB
22 Eric Young Jr., S (1, 10) OBP: 0.338, SLG: 0.330	C FF 88 H SL 83 1-1 28 BB 5 1B HBP	X SI 88 0-0 ② P3		B CU 76 X CH 82 1-0 FC5 28 SF8 5 1B 1-3	B FF 92 S FS 87 1 SAFE B SL 83 B FS 86 B CH 84 4-1 28 HR 1-2 BB		F CU 77 C CH 80 F FF 85 B CH 79 S FF 85 1-3 ③ K			3	3	0	0	1	1	1
28 Daniel Murphy, L (1, 4) OBP: 0.369, SLG: 0.471	B CU 76 D SL 82 F SL 83 1 SAFE C CU 76 1 SAFE F FF 90 B SL 79 F CU 78 4-2 F FF 90 F SL 82 B FF 89 5 1B 3 HR 1-2 BB	C FF 88 B SL 82 X FF 89 1-1 ③ F7		D SL 83 X SI 88 1-0 ① SF8 2-3 3-H	X FF 92 0-0 1-H 2-H HR			C FF 85 B CU 78 B CU 75 F FF 85 X FF 85 2-2 ① P6		3	2	1	4	1	0	0
5 David Wright, R (1, 5) OBP: 0.341, SLG: 0.395	X CU 78 0-0 3 HR 1-3 2-H 1B		C SI 87 X SL 83 0-1 1 F8 12 SF8 2B	C SL 84 C SL 84 B FF 93 X CH 84 1-2 1 G3-1 3-H 1B	B CU 81 C FF 92 C FF 91 B FF 92 C FC 90 2-3 ③ K			B FF 85 B FF 85 F FF 84 F FF 85 B FF 85 X CU 74 3-2 ② G3-1		5	2	3	2	0	1	0
1 Chris Young, R (1, 7) OBP: 0.297, SLG: 0.410	C SI 89 C FF 90 D SL 81 F FF 91 B SL 82 D CH 84 F SL 85 F FF 91 F CU 77 3-2 ① F SL 84 X FF 90 P4		X SL 81 0-0 ① F8 2-3	S FF 93 S SL 85 B SL 83 F SI 93 F FC 90 F FF 94 X SL 84 1-2 ② G3-1 1-2		C FF 84 F FF 86 F FF 86 B CU 78 F CU 76 X FF 87 1-2 ① L9		F FF 84 F CU 76 B FF 84 B FF 85 X CH 78 2-2 ③ P2		5	0	0	0	0	0	4
3 Curtis Granderson, L (1, 9) OBP: 0.307, SLG: 0.356	B SL 83 F SL 84 X SL 79 1-1 1-H 3-H HR		B SI 88 B SL 83 C SL 82 B SL 85 F SL 83 B SL 83 4-2 12 SF8 BB	B FF 94 B SL 84 C CH 84 F FF 92 B FC 90 S CH 84 3-3 ③ K		C CU 77 B CH 81 B CU 76 B FF 86 S FF 86 B FF 85 4-2 BB			F SI 90 F SI 90 X CH 85 0-2 12 G5-3 21 2B 1B	3	2	2	3	2	1	1
12 Juan Lagares, R (1, 8) OBP: 0.340, SLG: 0.443	C FF 90 F SI 88 F SL 85 C FF 90 0-3 ② K		B SL 81 F SI 88 C SI 89 B SL 80 X SI 89 2-2 ② SF8 1-2 3-H		C CU 79 C SL 84 F SL 84 F FC 91 B CH 84 B SL 83 F FF 93 F FF 94 F FC 91 2-2 X FF 93 15 G6-3 11 1B 2B	C FF 85 B CU 75 1 SAFE S FF 85 S FF 87 1-3 ② K			B FF 90 X SI 90 1-0 ① G5-3 1-2	4	1	1	1	0	2	2
21 Lucas Duda, L (1, 3) OBP: 0.353, SLG: 0.419	C FF 89 S SL 83 X SL 79 0-2 1B		C SI 90 C SL 83 B SI 89 B SL 80 D SL 79 B FF 90 4-2 BB		C CH 82 B FC 89 B SL 83 B FF 93 C CU 81 X FF 92 3-2 ① F7	B CU 78 X FF 86 1-0 ③ F8			F SI 90 B SI 90 B CH 85 B CH 84 F FF 90 X SI 90 3-2 2-H 2B	4	0	2	1	1	0	2
15 Travis d'Arnaud, R (1, 2) OBP: 0.274, SLG: 0.314	C SI 88 B SL 83 X CH 82 1-1 ③ F8		C SI 88 C SI 88 B FF 90 X FF 89 1-2 ③ F9		S SI 92 C FF 92 F FF 92 X SL 84 0-2 ② G6-3 2-3		F FF 83 S FF 84 T FF 86 0-2 ① K		F FF 91 C FF 91 S SL 83 0-3 ② K	5	0	0	0	0	2	5
11 Rubén Tejada, R (1, 6) OBP: 0.321, SLG: 0.242		C SI 86 X CH 81 0-1 ① F8		B SI 85 F SI 87 F CH 81 F FF 85 B CH 83 B FF 89 B SI 87 4-2 22 E 22 FC5 28 SF8 BB	C SL 85 C FS 88 B FF 93 X CU 81 1-2 22 BB 28 HR 3-H 1B		S FF 85 X FF 86 0-1 ② P3		C CH 85 B FF 92 D CH 85 B FF 90 X FF 90 3-1 ③ F8	4	2	1	1	1	0	1

Inning Stats																								
	R: 4	H: 3	R: 0	H: 0	R: 1	H: 1	R: 2	H: 1	R: 4	H: 3	R: 0	H: 0	R: 0	H: 0	R: 0	H: 0	R: 1	H: 2	1B: 5	SF: 2	WP: 0	PA: 45
	E: 0	LOB: 1	E: 0	LOB: 0	E: 0	LOB: 2	E: 1	LOB: 1	E: 0	LOB: 0	E: 0	LOB: 1	E: 0	LOB: 0	E: 0	LOB: 0	E: 0	LOB: 1	2B: 3	SAC: 0	PB: 0	
	K: 1	BB: 1	K: 0	BB: 0	K: 0	BB: 2	K: 1	BB: 1	K: 1	BB: 1	K: 1	BB: 1	K: 2	BB: 0	K: 0	BB: 0	K: 1	BB: 0	3B: 0	DP: 0	SB: 0	
	S: 27	P: 37	S: 5	P: 6	S: 13	P: 24	S: 17	P: 28	S: 23	P: 35	S: 11	P: 18	S: 9	P: 10	S: 9	P: 16	S: 12	P: 19	HR: 2	HBP: 1	CS: 0	

PITCHER		IP	WLS	BF	H	R	ER	SO	BB	IBB	HBP	BLK	WP	HR	S	P	ERA	WHIP
57 Vidal Nuño, L ERA: 6.43	(1, 1)	3.1	L	20	4	7	5	1	4	0	1	0	0	1	50	78	13.50	2.400
91 Alfredo Aceves, R ERA: 6.52	(4, 1)	1.2		10	4	4	4	2	1	0	0	0	0	1	35	52	21.60	3.000
40 Matt Daley, R ERA: 8.31	(6, 1)	3.0		10	0	0	0	3	1	0	0	0	0	0	29	44	0.00	0.333
38 Preston Claiborne, R ERA: 2.31	(9, 1)	1.0		5	2	1	1	1	0	0	0	0	0	0	12	19	9.00	2.000

PITCHER		IP	WLS	BF	H	R	ER	SO	BB	IBB	HBP	BLK	WP	HR	S	P	ERA	WHIP

TOP

New York Mets @ New York Yankees

Yankee Stadium, Bronx, NY

Tue May 13 2014, 7:10 PM - 11:07 PM EDT

Att. 45,958 - Partly Cloudy - 65 F

livebaseballscorecards.com

AB	36
R	12
H	10
RBI	12
BB	6
SO	7
LOB	16

BOTTOM

Batter	1	2	3	4	5	6	7	8	9	AB	R	H	RBI	BB	SO	LOB
11 Brett Gardner, L (1, 7) OBP: 0.350, SLG: 0.382	C FF 96 B SI 94 B CU 80 B SI 97 F FF 97 X FF 97 3-2 22 G6-4-3 2 BB 25 1B 1B	C FF 95 F FF 94 B SI 93 F FC 89 D CH 88 F CU 77 F SI 93 F SI 93 S FC 89 2-3 2-3 K ②		X FC 87 0-0 2 G1-6-3 1-2 3-H 1B		B FF 90 B FF 91 B FF 92 C FF 90 X FF 92 3-1 P6 ②		B CU 73 C FS 78 B FC 90 X FF 90 2-1 F8 ③		5	1	2	1	0	1	2
2 Derek Jeter, R (1, 6) OBP: 0.343, SLG: 0.320	C FF 97 B FF 96 B FF 96 B FF 97 F SI 97 B FF 97 4-2 22 G6-4-3 1-2 BB	B FC 89 F FC 90 1 SAFE X CU 78 1-1 G6-3 ③		B FF 93 B FC 90 X SI 94 2-0 G1-6-3 ② ③ 1-2f		B SL 82 F FF 91 B FF 92 C FF 92 S FC 92 2-3 K ③			B SI 94 B FF 96 B SI 95 B FF 95 4-0 25 F8 22 BB 34 1B BB	3	1	0	0	2	1	4
22 Jacoby Ellsbury, L (1, 8) OBP: 0.365, SLG: 0.418	C CU 79 B FF 96 X FF 96 1-1 G6-4-3 ① ② 1-2f 2-3		C FF 93 F SI 92 B FF 93 X FC 89 1-2 G4-3 ①		B FF 91 F SI 91 B SI 92 B CH 87 B FF 94 4-1 34 1B 12 1B BB		B FF 87 B FF 90 B FF 90 B FF 89 4-0 BB		D FF 95 D SI 96 C FF 95 D SI 95 T SI 95 F SI 96 B FF 97 4-2 34 1B 1-2 BB	2	1	0	0	3	0	2
25 Mark Teixeira, S (1, 10) OBP: 0.380, SLG: 0.541	B FF 96 C FF 96 B CU 80 B FF 95 X FF 96 3-1 34 HR 3-H 1B		C FF 93 S FC 89 F CU 78 B FF 94 C FF 94 1-3 K ②		C FF 93 B SI 92 D FC 88 F FF 92 X FF 93 2-2 P5 ①		B FF 90 C SI 89 C FC 88 B SL 79 C FC 90 2-3 K ①		X SI 98 0-0 F8 ① 2-3	5	1	1	1	0	2	4
34 Brian McCann, L (1, 2) OBP: 0.271, SLG: 0.373	B FF 96 C FF 96 F FF 94 B FF 96 D CU 81 X SI 95 3-2 1-H HR		B CU 78 B CH 87 B FC 88 B FF 94 4-0 12 PB BB		B SI 91 B FF 94 F FC 87 X FF 93 2-1 12 1B 1-2 1B		X FF 91 0-0 F9 ② 2-3		C SI 96 C FF 97 X FF 97 0-2 1-3 3-H 1B	4	1	3	3	1	0	1
12 Alfonso Soriano, R (1, 9) OBP: 0.279, SLG: 0.416	X FF 97 0-0 L9 ③		C SI 93 B SI 92 S CU 78 F SI 92 B FC 88 F CU 79 F SI 94 D CH 86 X FC 91 3-2 G5-3 ③ 1-2		S SI 92 F SI 91 B FC 88 B FF 94 X SI 92 2-2 1-2 2-H 1B		C FF 91 F FF 92 C FC 90 0-3 K ③		B SI 96 S SL 85 S SL 84 S SI 97 1-3 K ②	5	0	1	1	0	2	4
26 Yangervis Solarte, S (1, 5) OBP: 0.412, SLG: 0.500		C CU 79 B FF 95 X CU 78 1-1 33 FC4-6 1B		B CH 84 B FF 93 C FF 93 B FF 94 B CH 86 4-1 14 F9 33 BB 11 1B BB	C FF 92 C FF 92 B FC 92 B FC 90 X FC 91 2-2 F7 ②			B SI 88 B FF 91 X FF 90 2-0 HR	B SI 97 B SI 97 X SI 96 2-0 G5-3 ③	4	2	2	1	1	0	4
33 Kelly Johnson, L (1, 3) OBP: 0.295, SLG: 0.477		B FF 95 B FF 94 B FF 94 C FF 95 S FF 94 F FF 94 X FF 94 3-2 FC4-6 ① 11 WP 14 BB 1-2f		B SI 91 B SI 92 B FF 94 C FF 93 C FF 93 F FF 94 B FF 93 4-2 11 1B 1-2 BB	C FF 93 F FF 92 C FC 91 0-3 K ③			F FF 89 B FC 88 C FC 90 B FC 90 F SL 81 F FF 92 B FF 91 B FF 91 4-2 14 G6-4-3 BB		2	0	0	0	2	1	3
14 Brian Roberts, S (1, 4) OBP: 0.312, SLG: 0.315		B FF 94 C CH 88 1 SAFE B FF 95 B CH 88 F FF 96 F CH 87 F FF 95 B CU 75 4-2 1-2 BB		C FC 89 F FC 88 F FF 93 X CU 78 0-2 F9 ① 2-3		C CU 73 C CU 72 B FC 89 X FF 91 1-2 G6-3 ①		C CU 74 D CU 74 B FS 79 B SI 90 F SI 89 X FF 90 3-2 G6-4-3 ① ② 1-2f		3	0	0	0	1	0	3
Inning Stats	R: 3 E: 0 K: 0 S: 13 H: 3 LOB: 0 BB: 1 P: 27	R: 0 E: 0 K: 1 S: 19 H: 1 LOB: 2 BB: 1 P: 30	R: 0 E: 0 K: 1 S: 13 H: 0 LOB: 1 BB: 1 P: 22	R: 1 E: 0 K: 0 S: 10 H: 1 LOB: 1 BB: 2 P: 20	R: 1 E: 0 K: 1 S: 15 H: 2 LOB: 2 BB: 1 P: 27	R: 0 E: 0 K: 1 S: 8 H: 0 LOB: 0 BB: 0 P: 14	R: 0 E: 0 K: 2 S: 7 H: 0 LOB: 1 BB: 1 P: 13	R: 1 E: 0 K: 0 S: 10 H: 1 LOB: 0 BB: 1 P: 21	R: 1 E: 0 K: 1 S: 11 H: 1 LOB: 2 BB: 2 P: 22	1B: 7 2B: 0 3B: 0 HR: 2 SF: 0 SAC: 0 DP: 3 HBP: 0	WP: 1 PB: 1 SB: 0 CS: 0 PA: 43					

PITCHER		IP	WLS	BF	H	R	ER	SO	BB	IBB	HBP	BLK	WP	HR	S	P	ERA	WHIP
45 Zack Wheeler, R ERA: 4.53	(1, 1)	4.1		24	7	5	5	2	6	0	0	0	1	1	64	118	10.38	3.000
16 Daisuke Matsuzaka, R ERA: 2.6	(5, 1)	3.2	W	13	1	1	1	4	2	0	0	0	0	1	31	56	2.46	0.818
27 Jeurys Familia, R ERA: 3.44	(9, 1)	1.0		6	1	1	1	1	2	0	0	0	0	0	11	22	9.00	3.000

PITCHER	IP	WLS	BF	H	R	ER	SO	BB	IBB	HBP	BLK	WP	HR	S	P	ERA	WHIP

New York Mets @ New York Yankees

Yankee Stadium, Bronx, NY

Tue May 13 2014, 7:10 PM - 11:07 PM EDT

Att. 45,958 - Partly Cloudy - 65 F

livebaseballscorecards.com

AB	33
R	7
H	9
RBI	7
BB	10
SO	7
LOB	27

New York Yankees @ New York Mets

Citi Field, Flushing, NY

Wed May 14 2014, 7:12 PM - 10:12 PM EDT

Att. 35,577 - Cloudy - 58 F

TOP

livebaseballscorecards.com

Batter	1	2	3	4	5	6	7	8	9	AB	R	H	RBI	BB	SO	LOB
11 Brett Gardner, L (1, 7) OBP: 0.351, SLG: 0.382	L FF 91 X FF 94 0-1 2 FC1-6 1B		C FF 92 B CH 86 F SI 92 F FF 92 F SL 81 F CH 86 X FF 92 1-2 ① F9		B CH 86 C FF 90 B CH 87 F FF 93 F FF 91 F FF 93 F FF 92 F SL 82 S CH 87 2-3 ① K		B FF 92 B FC 90 C FF 90 X FC 90 2-1 2 WP 2 S 2 1B 1B		C FF 96 B FS 83 B FS 82 X FF 95 2-1 ③ P6	5	1	2	0	0	1	1
2 Derek Jeter, R (1, 6) OBP: 0.340, SLG: 0.317	B FF 93 C FF 93 1 SAFE C FF 94 B FF 93 X FF 93 2-2 ① FC1-6 1-2f		S SL 82 B SL 81 B SL 82 C FF 92 F SI 93 F FF 92 F SL 82 F FF 93 B CH 86 3-3 ② K		B FF 91 X SL 82 1-0 ② G5-3		1 SAFE C FC 88 S FF 92 1 SAFE F FC 89 B FF 93 B FC 89 B CU 81 X FC 89 3-2 1-H 1B			4	0	1	1	0	1	1
22 Jacoby Ellsbury, L (1, 8) OBP: 0.362, SLG: 0.410	C FF 95 D CH 88 F CH 87 F FF 94 B SI 94 B SL 84 X FF 96 3-2 ② P6		C CH 87 B SI 91 F FF 93 B FF 93 B SL 83 B CH 88 4-2 25 S BB		X FF 91 0-0 ③ L7		F FC 89 S FC 91 F SI 92 1 SAFE 1 SAFE F FC 90 F FC 91 C CU 78 0-3 ③			3	0	0	0	1	1	2
25 Mark Teixeira, S (1, 3) OBP: 0.375, SLG: 0.562	B FF 94 X FF 94 1-0 ③ P4		S FF 92 C FF 93 1 SAFE B FF 93 B CH 86 B FF 93 F FF 93 X FF 93 3-2 ③ P6 1-2			B SL 83 X FF 90 1-0 HR		B FF 94 C FS 82 F FF 95 B FS 82 S FF 95 2-3 ① K		4	1	1	1	0	1	2
34 Brian McCann, L (1, 2) OBP: 0.263, SLG: 0.362		C FF 92 B CH 87 B CH 86 B FF 93 F FF 93 X SI 93 3-2 ① G6-3		X FF 91 0-0 ① F9		B FF 91 C CH 86 B FF 91 F FF 91 B CH 84 S CH 85 3-3 ① K		B FF 95 C FF 94 B FS 84 F FS 84 X FF 96 2-2 ② F7		4	0	0	0	0	1	0
12 Alfonso Soriano, R (1, 9) OBP: 0.272, SLG: 0.404		F FF 94 B SI 92 X FF 92 1-1 ② G6-3		B SL 81 C FF 92 F SI 92 X FF 93 1-2 ② G6-3		X FF 91 0-0 ② F8		F FS 83 B FF 95 B FF 94 X FS 80 2-1 ③ P6		4	0	0	0	0	0	0
26 Yangervis Solarte, S (1, 5) OBP: 0.414, SLG: 0.521		B FF 94 B CH 88 C CH 87 B FF 93 B CH 88 4-1 14 3B BB		B FF 92 B FF 92 B FF 93 C FF 93 X SI 93 3-1 HR		C FF 92 X CH 86 0-1 ③ F9			C FF 95 B FF 96 F FS 83 S FF 95 1-3 ① K	3	2	1	1	1	1	0
14 Brian Roberts, S (1, 4) OBP: 0.318, SLG: 0.357		F FF 94 T SI 92 X FF 94 0-2 1-H 3B		F FF 93 B SL 82 B FF 92 X FF 92 2-1 3B			X FF 91 0-0 ① L1-3		X FF 96 0-0 ② L8	4	0	2	1	0	0	0
19 Masahiro Tanaka, R (1, 1) OBP: 0.143, SLG: 0.143		C FF 93 F FF 92 B SL 84 B SL 83 F FF 93 X FF 92 2-2 ③ F9		C FF 92 X FF 91 0-1 ③ G4-3			B FC 91 C FF 90 B FC 90 C FC 87 F FC 89 S FC 89 2-3 ② K		B FF 96 X FF 95 1-0 1B	4	0	1	0	0	1	2

Inning Stats	1	2	3	4	5	6	7	8	9
	R: 0 E: 0 K: 0 S: 10	R: 1 E: 0 K: 0 S: 13	R: 0 E: 0 K: 1 S: 19	R: 1 E: 0 K: 0 S: 10	R: 0 E: 0 K: 1 S: 9	R: 1 E: 0 K: 1 S: 7	R: 1 E: 0 K: 2 S: 17	R: 0 E: 0 K: 1 S: 8	R: 0 E: 0 K: 1 S: 7
	H: 1 LOB: 1 BB: 0 P: 16	H: 1 LOB: 1 BB: 1 P: 23	H: 0 LOB: 1 BB: 1 P: 30	H: 2 LOB: 1 BB: 0 P: 16	H: 0 LOB: 0 BB: 0 P: 12	H: 1 LOB: 0 BB: 0 P: 11	H: 2 LOB: 1 BB: 0 P: 24	H: 0 LOB: 0 BB: 0 P: 14	H: 1 LOB: 1 BB: 0 P: 11

	AB	35
	R	4
	H	8
	RBI	4
	BB	2
	SO	7
	LOB	8

	1B: 4	SF: 0	WP: 1	PA: 37
	2B: 0	SAC: 0	PB: 0	
	3B: 2	DP: 0	SB: 2	
	HR: 2	HBP: 0	CS: 0	

PITCHER		IP	WLS	BF	H	R	ER	SO	BB	IBB	HBP	BLK	WP	HR	S	P	ERA	WHIP
50 Rafael Montero, R ERA: 4.5	(1, 1)	6.0	L	25	5	3	3	3	2	0	0	0	0	2	68	108	4.50	1.167
52 Carlos Torres, R ERA: 3.22	(7, 1)	1.0		5	2	1	1	2	0	0	0	0	1	0	17	24	9.00	2.000
47 Jose Valverde, R ERA: 3.63	(8, 1)	2.0		7	1	0	0	2	0	0	0	0	0	0	15	25	0.00	0.500

PITCHER		IP	WLS	BF	H	R	ER	SO	BB	IBB	HBP	BLK	WP	HR	S	P	ERA	WHIP

BOTTOM

Batter	1	2	3	4	5	6	7	8	9	AB	R	H	RBI	BB	SO	LOB
22 Eric Young Jr., S (1, 7) OBP: 0.336, SLG: 0.336	B SI 89 C SI 89 B CU 70 F SI 90 X SI 90 2-2 ① G3		B SI 90 L CU 72 X FS 85 1-1 ③ G3			B SL 82 B SI 90 C SI 91 F SI 92 B FS 87 X SI 92 3-2 2B			C SI 90 B FS 84 B FS 83 S SI 93 X FS 86 2-2 ① FC4-6 28 FC1-6 1-2f	4	0	1	0	0	0	1
28 Daniel Murphy, L (1, 4) OBP: 0.366, SLG: 0.465	B SI 89 F FF 91 S FS 86 X FF 89 1-2 3 S 1B			B SI 89 B SI 90 X FF 92 2-0 ① L9		C SL 83 B FS 86 X FS 87 1-1 ③ G3			B FS 83 F FS 85 X SI 90 1-1 ② FC1-6 1-2f	4	0	1	0	0	0	2
5 David Wright, R (1, 5) OBP: 0.333, SLG: 0.386	F FF 91 B SL 83 B FS 85 X FF 92 2-1 ② F9			C CU 75 C SL 83 X FF 94 0-2 ② G4-3			S SL 82 B SI 89 S SI 90 B FS 87 B SI 92 S SL 85 3-3 ① K		C SL 84 X FS 86 0-1 ③ L6	4	0	0	0	0	1	2
3 Curtis Granderson, L (1, 9) (8, 8) OBP: 0.301, SLG: 0.348	S FS 87 X FS 86 0-1 ③ L9 1-2			C SL 83 B FF 93 S FC 91 B FS 88 X FF 95 2-2 ③ F7			C SL 84 S CU 74 B FF 92 C CU 76 1-3 ② K			3	0	0	0	0	1	1
1 Chris Young, R (1, 8) OBP: 0.298, SLG: 0.407 47 Jose Valverde, R (8, 1)		B FF 90 X FF 91 1-0 ① P4			C SL 81 B FS 84 X FS 87 1-1 21 CS 1B		S SL 82 F FF 92 B FS 86 F SL 84 F CU 76 B FF 93 F FS 87 T FF 93 2-2 ③ K			3 0	0 0	1 0	0 0	0 0	1 0	0 0
21 Lucas Duda, L (1, 3) OBP: 0.344, SLG: 0.407		C CU 71 B SL 82 B SI 91 S FC 90 S SI 90 2-3 ② K			C SL 83 S FS 85 X FF 91 0-2 ① ② L8 1-2			C FS 82 B FS 82 X FC 88 1-1 ① P4		3	0	0	0	0	1	1
20 Anthony Recker, R (1, 2) OBP: 0.271, SLG: 0.400		B FF 91 C FF 91 S FF 92 B SL 85 S FS 88 2-3 ③ K			S SL 82 B FF 92 B FF 93 S SL 84 S SI 88 2-3 ③ K			X FF 92 0-0 ② G4-3		3	0	0	0	0	2	0
11 Rubén Tejada, R (1, 6) OBP: 0.313, SLG: 0.235			X FF 89 0-0 ① L8			B FF 90 B FF 91 B FF 91 C FF 92 X FF 92 3-1 ① F9		C FF 91 C FF 91 B FF 91 B SL 85 C SL 84 2-3 ③ K		3	0	0	0	0	1	0
50 Rafael Montero, R (1, 1) 12 Juan Lagares, R (6, PH) OBP: 0.336, SLG: 0.439 52 Carlos Torres, R (7, 1) 53 Bobby Abreu, L (8, 9) OBP: 0.240, SLG: 0.435			C FF 90 S FF 88 S SL 84 0-3 ② K			C CU 72 B FS 87 S FF 92 X FS 87 1-2 ② G5-3			C FF 92 S FS 84 X FC 89 0-2 22 FC4-6 1B	1 1 0 1	0 0 0 0	0 0 0 1	0 0 0 0	0 0 0 0	1 0 0 0	0 0 0 0
Inning Stats	R: 0 E: 0 K: 0 S: 10 H: 1 LOB: 1 BB: 0 P: 15	R: 0 E: 0 K: 2 S: 7 H: 0 LOB: 0 BB: 0 P: 12	R: 0 E: 0 K: 1 S: 6 H: 0 LOB: 0 BB: 0 P: 7	R: 0 E: 0 K: 0 S: 7 H: 0 LOB: 0 BB: 0 P: 11	R: 0 E: 0 K: 1 S: 8 H: 1 LOB: 0 BB: 0 P: 11	R: 0 E: 0 K: 0 S: 10 H: 1 LOB: 1 BB: 0 P: 18	R: 0 E: 0 K: 3 S: 12 H: 0 LOB: 0 BB: 0 P: 18	R: 0 E: 0 K: 1 S: 6 H: 0 LOB: 0 BB: 0 P: 9	R: 0 E: 0 K: 0 S: 10 H: 1 LOB: 1 BB: 0 P: 13	1B: 3 2B: 1 3B: 0 HR: 0 SF: 0 SAC: 0 DP: 0 HBP: 0						

PITCHER	IP	WLS	BF	H	R	ER	SO	BB	IBB	HBP	BLK	WP	HR	S	P	ERA	WHIP
19 Masahiro Tanaka, R (1, 1) ERA: 2.17	9.0	W	30	4	0	0	8	0	0	0	0	0	0	76	114	0.00	0.444

PITCHER	IP	WLS	BF	H	R	ER	SO	BB	IBB	HBP	BLK	WP	HR	S	P	ERA	WHIP

New York Yankees @ New York Mets

Citi Field, Flushing, NY

Wed May 14 2014, 7:12 PM - 10:12 PM EDT

Att. 35,577 - Cloudy - 58 F

livebaseballscorecards.com

AB	30
R	0
H	4
RBI	0
BB	0
SO	8
LOB	7

WP: 0 PA: 30
PB: 0
SB: 1
CS: 1

Batter	1	2	3	4	5	6	7	8	9	AB	R	H	RBI	BB	SO	LOB
11 Brett Gardner, L (1, 7) OBP: 0.355, SLG: 0.377	C FF 94 B FF 94 F SI 94 F CH 85 B FF 95 B CH 84 F FF 94 F SI 94 X FF 94 3-2 ① F9		D CH 85 B SI 93 C FF 93 B SI 93 B FF 93 4-1 2 L1-3 1-2 BB			C FF 93 B CU 79 S CH 84 B CU 83 C SI 94 2-3 ② K		D SI 92 S SI 90 B SL 84 F SI 91 B SI 89 1 SAFE B SI 90 4-2 2 FC6-2 2 WP 1-2 BB		2	0	0	0	2	1	0
2 Derek Jeter, R (1, 6) OBP: 0.331, SLG: 0.308 30 David Robertson, R (8, 1)	X FF 94 0-0 ② G6-3		F FF 93 C FF 94 X SL 86 0-2 ②③ L1-3 1-1			B FF 94 X FF 92 1-0 ③ G4-3		B SI 96 C FF 96 S SI 97 F SL 86 F SL 85 X SI 97 1-2 ② FC6-2 1-3 2-H		4 0	0 0	0 0	0 0	0 0	0 0	4 0
22 Jacoby Ellsbury, L (1, 8) OBP: 0.359, SLG: 0.412	C FF 94 F CH 86 B SL 85 B FF 95 B CH 84 X FF 93 3-2 2B			C FF 92 B FF 92 X CH 84 1-1 ① G4-3			C FF 92 B SI 91 X CU 79 1-1 ① F7	X FF 95 0-0 ③ F7		4	0	1	0	0	0	2
25 Mark Teixeira, S (1, 3) OBP: 0.380, SLG: 0.554	B FF 94 C FF 94 C CU 82 B SL 86 S FF 95 2-3 ③ K			X CU 79 0-0 ② F8			B FF 92 F FF 92 B SL 83 B CU 78 B FF 93 4-1 34 FC4-5 BB		C SI 94 B CU 79 B SL 84 F FF 94 F FF 94 F SL 85 F FF 95 B SI 94 X SI 94 3-2 12 1B 1B	3	0	1	0	1	1	1
34 Brian McCann, L (1, 2) OBP: 0.262, SLG: 0.358		B FF 93 C FF 93 S CH 84 X CH 84 1-2 26 G1-6-3 1B		C FF 93 B FF 93 X FF 93 1-1 ③ L9			X CH 82 0-0 ② FC4-5 12 2B 1-2f		L SI 92 B CU 78 F CU 77 F SI 93 S CH 89 1-3 ① K	4	1	1	0	0	1	2
12 Alfonso Soriano, R (1, 9) OBP: 0.277, SLG: 0.414		F FF 92 B SI 92 D CU 81 F SI 93 B FF 93 S FF 95 3-3 ① K			B SL 84 F SL 83 S FF 93 B FF 94 B SL 85 F FF 93 C FF 93 3-3 ① K		S SL 85 X SL 84 0-1 1-H 2B		S CU 76 C FC 94 B FC 94 X CU 80 1-2 26 G6-4-3 1-2 1B	4	0	2	1	0	2	1
26 Yangervis Solarte, S (1, 5) OBP: 0.403, SLG: 0.504 (5, 4)		C SI 93 S CH 85 X CH 83 0-2 ②③ G1-6-3 1-2f			C FF 93 C FF 93 B CH 84 B FF 93 B CH 85 C CH 83 3-3 ② K		B CH 83 X FF 93 1-0 ③ L4		X SI 92 0-0 ②③ G6-4-3 1-2f	4	0	0	0	0	1	4
14 Brian Roberts, S (1, 4) OBP: 0.313, SLG: 0.350 68 Dellin Betances, R (5, 1) 24 Zoilo Almonte, S (8, PH) 43 Adam Warren, R (8, 1) 17 Brendan Ryan, R (8, 6) OBP: 1.000, SLG: 1.000			C CU 79 X FF 93 0-1 ① F8		X FF 93 0-0 ③ F7			C SI 90 C CH 80 B CH 80 S SI 90 1-3 ① K		2 0 1 0 0	0 0 0 0 0	0 0 0 0 0	0 0 0 0 0	0 0 1 0 0	0 0 0 0 0	0 0 0 0 0
39 Chase Whitley, R (1, 1) OBP: 1.000, SLG: 1.000 33 Kelly Johnson, L (5, 5) OBP: 0.299, SLG: 0.471			B FF 92 C FF 93 X FF 93 1-1 11 BB 1B			C CU 79 S FF 92 S CH 83 0-3 ① K		B SI 90 C SI 90 S SL 82 B SI 90 B SL 82 F SI 91 B SI 90 4-2 2 WP 11 BB 2 FC6-2 BB		1 1	0 0	1 0	0 0	0 1	0 1	0 0
Inning Stats	R: 0 E: 0 K: 1 S: 13 H: 1 LOB: 1 BB: 0 P: 21	R: 0 E: 0 K: 1 S: 9 H: 1 LOB: 0 BB: 0 P: 13	R: 0 E: 0 K: 0 S: 8 H: 1 LOB: 1 BB: 1 P: 13	R: 0 E: 0 K: 0 S: 5 H: 0 LOB: 0 BB: 0 P: 7	R: 0 E: 0 K: 2 S: 8 H: 0 LOB: 0 BB: 0 P: 14	R: 0 E: 0 K: 2 S: 7 H: 0 LOB: 0 BB: 0 P: 10	R: 1 E: 0 K: 0 S: 7 H: 1 LOB: 1 BB: 1 P: 13	R: 0 E: 0 K: 1 S: 14 H: 0 LOB: 2 BB: 2 P: 24	R: 0 E: 0 K: 1 S: 14 H: 2 LOB: 1 BB: 0 P: 19	1B: 4 2B: 3 3B: 0 HR: 0 SF: 0 SAC: 0 DP: 3 HBP: 0						

TOP

New York Yankees @ New York Mets

Citi Field, Flushing, NY

Thu May 15 2014, 7:15 PM - 10:16 PM EDT

Att. 40,133 - Cloudy - 68 F

livebaseballscorecards.com

AB	30
R	1
H	6
RBI	1
BB	4
SO	8
LOB	14

WP: 1 PA: 34
PB: 0
SB: 0
CS: 0

PITCHER		IP	WLS	BF	H	R	ER	SO	BB	IBB	HBP	BLK	WP	HR	S	P	ERA	WHIP
48 Jacob deGrom, R ERA: 1.29	(1, 1)	7.0	L	25	4	1	1	6	2	0	0	0	0	0	57	91	1.29	0.857
56 Scott Rice, L ERA: 5.4	(8, 1)	0.1		3	0	0	0	1	2	0	0	0	0	0	8	17	0.00	6.000
27 Jeurys Familia, R ERA: 3.38	(8, 1)	0.1		1	0	0	0	0	0	0	0	0	1	0	5	6	0.00	0.000
66 Josh Edgin, L ERA:	(8, 1)	0.1		1	0	0	0	0	0	0	0	0	0	0	1	1	0.00	0.000
58 Jenrry Mejia, R ERA: 4.76	(9, 1)	1.0		4	2	0	0	1	0	0	0	0	0	0	14	19	0.00	2.000

PITCHER	IP	WLS	BF	H	R	ER	SO	BB	IBB	HBP	BLK	WP	HR	S	P	ERA	WHIP

New York Yankees @ New York Mets

Citi Field, Flushing, NY

Thu May 15 2014, 7:15 PM - 10:16 PM EDT

Att. 40,133 - Cloudy - 68 F

livebaseballscorecards.com

BOTTOM

Batter	1	2	3	4	5	6	7	8	9	AB	R	H	RBI	BB	SO	LOB
22 Eric Young Jr., S (1, 7) OBP: 0.326, SLG: 0.325 58 Jenrry Mejia, R (9, 1)	C FF 90 X CH 82 0-1 G3		B CH 85 D CH 84 B SI 89 C FF 91 X FF 90 3-1 F7 ②		B KC 80 S KC 80 X FF 96 1-1 G5-3 ③			D CH 85 1 SAFE S CH 85 M SL 85 C SL 86 1-3 K ②		4 0	0 0	0 0	0 0	0 0	1 0	5 0
28 Daniel Murphy, L (1, 4) OBP: 0.364, SLG: 0.460	B SI 92 C FF 91 B SL 86 X CH 83 2-1 G3 ②		C CH 84 B SL 85 S SI 90 D CH 85 C SL 86 2-3 K ③			B FF 94 F KC 79 C FF 98 S SV 84 1-3 K ①		1 SAFE B SI 94 X SL 87 1-0 1-3 1B		4	0	1	0	0	2	2
5 David Wright, R (1, 5) OBP: 0.326, SLG: 0.376	C SI 92 B FF 92 B SL 88 S SL 87 F SI 92 S FF 92 2-3 K ③			C SI 90 B SI 92 B SL 86 S SL 86 S CH 84 2-3 K ①		S FF 96 S FF 96 B KC 85 C KC 84 1-3 K ②		S KC 84 X KC 83 0-1 G6-3 ③		4	0	0	0	0	3	2
3 Curtis Granderson, L (1, 9) OBP: 0.294, SLG: 0.338		B CH 81 C SI 91 B SL 86 B CH 85 X SI 90 3-1 G5-3 ①		C CH 82 B CH 85 F SL 85 F FF 91 S CH 84 1-3 K ②		S KC 82 B KC 82 S KC 82 C SV 84 1-3 K ③			B FC 93 C FC 92 B KC 84 X FC 94 2-1 G6-3 ①	4	0	0	0	0	2	0
1 Chris Young, R (1, 8) OBP: 0.286, SLG: 0.389 (9, 7)		F SI 92 X SI 91 0-1 G4-3 ②		B CH 82 S SL 85 B CH 84 B CH 83 X SI 91 3-1 G6-3 ③			F FF 96 B FF 96 F FF 96 S KC 86 1-3 K ①		C FC 92 B FC 92 S FC 93 B FC 93 F FC 92 B FC 93 S FC 92 3-3 K ②	4	0	0	0	0	2	0
21 Lucas Duda, L (1, 3) OBP: 0.333, SLG: 0.393		X FF 92 0-0 F7 ③	C FF 90 B CH 84 B CH 82 B SL 83 C SI 90 X SI 89 3-2 G3-1 ①				B KC 82 C KC 82 C KC 84 C SV 85 1-3 K ②		B KC 82 B KC 84 F KC 82 B KC 83 C FC 92 S KC 84 3-3 K ③	4	0	0	0	0	2	0
11 Rubén Tejada, R (1, 6) OBP: 0.322, SLG: 0.240			B FF 92 F SL 85 C SI 92 F FF 92 B FF 93 X SI 93 2-2 48 1B 36 G3 1B		C SL 86 S FF 91 B SL 86 B FF 92 B FF 91 B CH 83 4-2 48 SH5-4 36 BB BB		F FF 96 B FF 97 T FF 98 C SV 83 1-3 K ③			2	0	1	0	1	1	0
36 Juan Centeno, L (1, 2)			S CH 85 S CH 87 X CH 84 0-2 G3 ① 1-2		1 SAFE B SI 90 C SI 91 B CH 84 B SI 90 B SI 90 4-1 48 SH5-4 1-2 BB			B FF 94 C CH 85 F CH 85 B CU 83 C FF 95 2-3 K ①		2	0	0	0	1	1	1
48 Jacob deGrom, L (1, 1) OBP: 1.000, SLG: 1.000 56 Scott Rice, L (8, 1) 27 Jeurys Familia, R (8, 1) 66 Josh Edgin, R (8, 1) 53 Bobby Abreu, L (8, PH) OBP: 0.269, SLG: 0.435 12 Juan Lagares, R (8, PR) OBP: 0.336, SLG: 0.439 (9, 8)			C CH 84 X SI 92 0-1 2-3 1B		X FF 90 0-0 SH5-4 ② 1-2 2-3			B CU 82 B CH 86 C FF 95 B CH 86 B FF 95 4-1 28 1B BB		1 0 0 0 0 0 0	0 0 0 0 0 0 0	1 0 0 0 0 1 0	0 0 0 0 0 0 0	0 0 0 0 0 0 0	0 0 0 0 0 0 0	0 0 0 0 0 0 0
Inning Stats	R: 0 E: 0 K: 1 S: 8 H: 0 LOB: 0 BB: 0 P: 12	R: 0 E: 0 K: 0 S: 5 H: 0 LOB: 0 BB: 0 P: 8	R: 0 E: 0 K: 1 S: 14 H: 2 LOB: 2 BB: 0 P: 21	R: 0 E: 0 K: 2 S: 9 H: 0 LOB: 0 BB: 0 P: 15	R: 0 E: 0 K: 0 S: 9 H: 0 LOB: 2 BB: 2 P: 21	R: 0 E: 0 K: 3 S: 9 H: 0 LOB: 0 BB: 0 P: 12	R: 0 E: 0 K: 3 S: 9 H: 0 LOB: 0 BB: 0 P: 12	R: 0 E: 0 K: 2 S: 10 H: 1 LOB: 2 BB: 1 P: 18	R: 0 E: 0 K: 2 S: 9 H: 0 LOB: 0 BB: 0 P: 17	1B: 3 2B: 0 3B: 0 HR: 0	SF: 0 SAC: 1 DP: 0 HBP: 0			WP: 0 PB: 0 SB: 0 CS: 0	PA: 33		

	AB	R	H	RBI	BB	SO	LOB
AB	29						
R	0						
H	3						
RBI	0						
BB	3						
SO	14						
LOB	10						

PITCHER		IP	WLS	BF	H	R	ER	SO	BB	IBB	HBP	BLK	WP	HR	S	P	ERA	WHIP
39 Chase Whitley, R ERA:	(1, 1)	4.2		18	2	0	0	4	2	0	0	0	0	0	43	74	0.00	0.857
68 Dellin Betances, R ERA: 1.61	(5, 1)	2.1	W	7	0	0	0	6	0	0	0	0	0	0	20	27	0.00	0.000
43 Adam Warren, R ERA: 1.54	(8, 1)	0.2	H	4	1	0	0	2	1	0	0	0	0	0	8	16	0.00	3.000
30 David Robertson, R ERA: 1.74	(8, 1)	1.1	S	4	0	0	0	2	0	0	0	0	0	0	11	19	0.00	0.000

PITCHER	IP	WLS	BF	H	R	ER	SO	BB	IBB	HBP	BLK	WP	HR	S	P	ERA	WHIP

New York Mets @ Washington Nationals

Nationals Park, Washington, DC

Fri May 16 2014, 7:07 PM - 10:15 PM EDT

Att. 34,413 - Partly Cloudy - 67 F

livebaseballscorecards.com

TOP

Batter	1	2	3	4	5	6	7	8	9	AB	R	H	RBI	BB	SO	LOB
22 Eric Young Jr., S (1, 7) OBP: 0.329, SLG: 0.331	B SI 90 C SI 91 C SI 91 F CU 74 X SI 92 1-2 ① G4-3		F SI 92 B SI 91 S CH 82 X CU 73 1-2 ② G3-1		C CH 82 B CH 82 S SI 91 X SI 92 1-2 2-H 2B		S CH 86 C SL 82 D CH 88 S SL 84 1-3 ③ K2-3		F SI 92 S FF 92 B FF 93 B SL 86 B FF 90 F FF 91 B FF 91 4-2 1-2 BB	4	0	1	1	1	1	1
28 Daniel Murphy, L (1, 4) OBP: 0.365, SLG: 0.455	C SI 90 B CH 83 B SI 92 S SI 91 F SI 93 F CU 74 X SI 92 2-2 ② F7		X CH 83 0-0 ③ G4-3		F CH 82 B SI 92 B SI 92 B CH 83 B SI 91 4-1 BB			L FF 91 C CH 80 B FS 82 B FF 91 X FF 91 2-2 3 FC6-4 1B	X FF 92 0-0 ③ F9	4	0	1	0	1	0	2
5 David Wright, R (1, 5) OBP: 0.324, SLG: 0.374	C SI 92 B SL 83 S SL 84 F SI 92 F CU 74 F SI 93 X SI 92 1-2 1B			B SL 80 C SI 91 X SI 90 1-1 ① L4	F SL 82 B SI 91 X SL 82 1-1 ③ P4			B FF 92 C CH 81 1 SAFE S FF 92 T FF 92 1-2 ① K		4	0	1	0	0	1	3
3 Curtis Granderson, L (1, 8) OBP: 0.287, SLG: 0.329	C SI 91 B SI 92 C SI 91 1 SAFE S CH 84 1-3 ③ K			C CH 82 X CH 81 0-1 ② G4-3		B FF 94 F SI 92 X SI 92 1-1 ① G6-3		1 SAFE F CH 81 D CH 82 T FF 92 B FF 92 B CH 82 X CH 80 3-2 ② FC6-4 53 BB 1-2f		4	0	0	0	0	1	2
53 Bobby Abreu, L (1, 9) OBP: 0.333, SLG: 0.440		C SI 90 B CU 73 B SI 90 S SI 91 B SI 92 F SI 91 B CH 83 4-2 BB		C SI 90 B SI 91 S CU 72 S CH 83 1-3 ③ K		X FF 94 0-0 21 G4-3-6 1B		B FF 91 B FF 92 B FF 91 B FF 91 4-0 1-2 BB		2	0	1	0	2	1	0
21 Lucas Duda, L (1, 3) OBP: 0.331, SLG: 0.388		C CU 72 C SI 92 B SI 91 F CH 82 X SI 92 1-2 ① F7			B SI 90 F CH 81 C SI 91 X SI 90 1-2 20 2B 11 G5-3 1B	X SI 93 0-0 ②③ G4-3-6 1-2f		C CH 81 B FF 92 S CH 81 D FS 83 X CH 81 2-2 ③ F8		4	1	1	0	0	0	4
20 Anthony Recker, R (1, 2) OBP: 0.269, SLG: 0.408		C SI 91 1 SAFE C SL 83 B SI 91 F SI 91 F SL 83 C SI 92 1-3 ② K			X SI 90 0-0 1-3 22 2B 2B		C FF 93 C SL 82 B SL 85 X CH 87 1-2 ① F7		B FF 89 B FF 89 F SI 90 B FF 88 S FF 90 X FF 90 3-2 ① F8	4	1	1	0	0	1	1
11 Rubén Tejada, R (1, 6) OBP: 0.311, SLG: 0.231		C SI 91 X SI 91 0-1 ③ G4-3			B SL 81 C SL 81 X SI 90 1-1 3-H ① G5-3		F FF 93 X SI 94 0-1 ② G6-3		S FF 91 F SL 86 F FF 91 X SL 84 0-2 ② F9	4	0	0	1	0	0	2
49 Jonathon Niese, L (1, 1) 1 Chris Young, R (5, PH) OBP: 0.283, SLG: 0.385 52 Carlos Torres, R (5, 1) 29 Eric Campbell, R (7, PH) OBP: 0.444, SLG: 0.714 47 José Valverde, R (7, 1) 66 Josh Edgin, R (8, 1) 12 Juan Lagares, R (9, PH) OBP: 0.343, SLG: 0.439			C SI 89 C SI 90 C SI 90 0-3 ① K		B CU 71 C SL 80 B SI 93 S SI 91 B SI 92 F SL 82 X SI 91 3-2 ② P5		B FF 94 B FF 94 C FF 93 S FF 93 B SL 83 X FF 94 3-2 2B		B FF 91 B SL 88 B FF 91 B FF 90 4-0 22 DI BB	1 1 0 1 0 0 0 0	0 0 0 0 0 0 0 0	0 0 0 1 0 0 0 0	0 0 0 0 0 0 0 1	0 1 0 0 0 0 0 0	1 0 0 0 0 0 0 0	0 1 0 0 0 0 0 0
Inning Stats	R: 0 E: 0 K: 1 S: 18 H: 1 LOB: 1 BB: 0 P: 23	R: 0 E: 0 K: 1 S: 14 H: 0 LOB: 1 BB: 1 P: 20	R: 0 E: 0 K: 1 S: 7 H: 0 LOB: 0 BB: 0 P: 8	R: 0 E: 0 K: 1 S: 7 H: 0 LOB: 0 BB: 0 P: 9	R: 2 E: 0 K: 0 S: 16 H: 3 LOB: 2 BB: 1 P: 27	R: 0 E: 0 K: 0 S: 4 H: 1 LOB: 0 BB: 0 P: 5	R: 0 E: 0 K: 1 S: 11 H: 1 LOB: 1 BB: 0 P: 16	R: 0 E: 0 K: 1 S: 12 H: 1 LOB: 2 BB: 1 P: 24	R: 0 E: 0 K: 0 S: 11 H: 0 LOB: 2 BB: 2 P: 22	1B: 4 2B: 3 3B: 0 HR: 0 SF: 0 SAC: 0 DP: 1 HBP: 0						

	AB	33
	R	2
	H	7
	RBI	2
	BB	5
	SO	6
	LOB	16

WP: 0 PA: 38
PB: 0
SB: 0
CS: 0

PITCHER		IP	WLS	BF	H	R	ER	SO	BB	IBB	HBP	BLK	WP	HR	S	P	ERA	WHIP
57 Tanner Roark, R ERA: 3.65	(1, 1)	5.0	W	21	4	2	2	4	2	0	0	0	0	0	62	87	3.60	1.200
48 Ross Detwiler, L ERA: 3.79	(6, 1)	1.0	H	3	1	0	0	0	0	0	0	0	0	0	4	5	0.00	1.000
22 Drew Storen, R ERA: 1.35	(7, 1)	1.0	H	4	1	0	0	1	0	0	0	0	0	0	11	16	0.00	1.000
36 Tyler Clippard, R ERA: 1.96	(8, 1)	1.0	H	5	1	0	0	1	1	0	0	0	0	0	12	24	0.00	2.000
29 Rafael Soriano, R ERA: 1.06	(9, 1)	1.0	S	5	0	0	0	0	2	0	0	0	0	0	11	22	0.00	2.000

PITCHER		IP	WLS	BF	H	R	ER	SO	BB	IBB	HBP	BLK	WP	HR	S	P	ERA	WHIP

BOTTOM

New York Mets @ Washington Nationals

Nationals Park, Washington, DC

Fri May 16 2014, 7:07 PM - 10:15 PM EDT

Att. 34,413 - Partly Cloudy - 67 F

livebaseballscorecards.com

Batter	1	2	3	4	5	6	7	8	9	AB	R	H	RBI	BB	SO	LOB
2 Denard Span, L (1, 8) OBP: 0.296, SLG: 0.336	B FC 86 X FF 89 1-0 6 E 28 1B 1B	B FF 89 B SI 89 B SI 90 B FF 90 4-0 BB		C SI 89 B CU 74 C SI 90 F CU 75 B FC 87 B SI 90 S SI 89 3-3 ① K		B FF 90 C FC 89 X SI 91 1-1 6 S 1B		C FF 93 B SL 82 F SL 82 X FF 94 1-2 ③ G6-3		4	1	2	0	1	1	1
6 Anthony Rendon, R (1, 5) OBP: 0.311, SLG: 0.470	B SI 88 C CH 81 X FF 88 1-1 E5 28 1B 40 SF8 1-2	C CU 74 B SI 91 B CH 84 S CU 75 X FF 90 2-2 ③ G6-3		F FF 88 B FF 88 B FC 88 X SI 88 2-1 ② F8		1 SAFE 1 SAFE B FC 87 B FC 87 1 SAFE B FC 89 C FF 90 S FF 90 B FC 88 4-2 1-2 BB				3	1	0	0	1	0	3
28 Jayson Werth, R (1, 9) OBP: 0.387, SLG: 0.447	C SI 88 X FC 88 0-1 7 1B 12 FC4-6 1-3 2-H 1B		C SI 87 B SI 88 X FC 88 1-1 ① G6-3	S CU 74 S CU 76 X CU 75 0-2 1-2 1B		D CU 78 C FC 88 F FC 87 S CU 81 1-3 ③ K				4	1	2	1	0	1	2
40 Wilson Ramos, R (1, 2) OBP: 0.259, SLG: 0.227	B CU 72 F FF 90 X CU 76 1-1 ① SF8 3-H		B SI 88 X SI 89 1-0 7 2B 1B	F SI 88 B FC 87 B SI 90 B FF 88 F FF 89 S CU 77 3-3 ③ K			X FF 93 0-0 ① L8			3	1	1	1	0	1	2
20 Ian Desmond, R (1, 6) OBP: 0.275, SLG: 0.361	B FC 87 B SI 88 B SI 89 C FF 90 S FF 90 B FF 91 4-2 12 FC4-6 7 1B 8 CS BB		X CU 74 0-0 ② P3	C SI 89 B CU 79 B FC 89 F FC 87 F CU 80 X FF 93 2-2 ① G4-3			C FF 93 S FS 82 B FF 93 F FS 82 F FS 82 C FF 94 1-3 ② K			3	0	0	0	1	1	1
7 Scott Hairston, R (1, 7) OBP: 0.444, SLG: 0.556 48 Ross Detwiler, R (6, 1) 22 Drew Storen, S (7, 1) 33 Greg Dobbs, L (7, PH) OBP: 0.143, SLG: 0.143 36 Tyler Clippard, R (8, 1) 29 Rafael Soriano, R (9, 1)	B FF 90 X FC 88 1-0 12 FC4-6 1-2 2-3 1B	B FF 89 C FF 90 C FF 88 X FF 90 1-2 12 1B 1-H 2B		C FC 88 S FC 91 B FC 88 X FF 88 1-2 ② F9			X FF 94 0-0 12 WP 12 1B 1B			3 0 0 1 0 0	1 0 0 0 0 0	2 0 0 1 0 0	1 0 0 0 0 0	0 0 0 0 0 0	0 0 0 0 0 0	0 0 0 0 0 0
12 Tyler Moore, R (1, 3) OBP: 0.294, SLG: 0.447	B FC 89 B CU 75 B FF 90 C FF 90 F FF 90 F FC 89 X FC 89 3-2 ② FC4-6 1-2f 2-3 3-H		C CU 74 X CH 82 0-1 2-H 1B	C FC 88 C CU 78 B FF 91 S FC 89 1-3 ③ K			D FF 94 S FS 82 C FF 94 1 SAFE D FS 84 B FS 83 X FF 93 3-2 ③ 1-H 1B			4	0	2	2	0	1	2
8 Danny Espinosa, S (1, 4) OBP: 0.259, SLG: 0.417	C FF 88 B SI 90 S CU 76 F FC 88 1-2 ③ CS 3-H	B FF 86 X CH 82 1-0 ① G6-3	F FC 87 B FF 89 C FF 87 F CU 75 1 SAFE B CU 74 X CH 83 2-2 ③ G1-3			X FC 89 0-0 ① G3		F FF 92 B FF 93 X CH 86 1-1 ① G1-3		4	0	0	0	0	0	1
57 Tanner Roark, R (1, 1) OBP: 0.167, SLG: 0.167 15 Nate McLouth, L (6, 7) OBP: 0.257, SLG: 0.177		C FC 87 F FF 88 X CU 74 0-2 ② G5-3		S FC 86 F FF 87 X FC 86 0-2 28 1B 1B		C FF 88 C FF 92 B CU 75 B FC 89 X FF 92 2-2 ② P2		X FF 92 0-0 ② L9		2 2	0 0	1 0	0 0	0 0	0 0	0 0
Inning Stats	R: 3 E: 1 K: 0 S: 17 H: 3 LOB: 1 BB: 1 P: 29	R: 0 E: 0 K: 0 S: 7 H: 0 LOB: 1 BB: 1 P: 14	R: 2 E: 0 K: 0 S: 13 H: 3 LOB: 1 BB: 0 P: 18	R: 0 E: 0 K: 2 S: 15 H: 2 LOB: 2 BB: 0 P: 23	R: 0 E: 0 K: 1 S: 10 H: 0 LOB: 0 BB: 0 P: 14	R: 0 E: 0 K: 1 S: 11 H: 1 LOB: 2 BB: 1 P: 19	R: 0 E: 0 K: 1 S: 10 H: 2 LOB: 2 BB: 0 P: 14	R: 0 E: 0 K: 0 S: 6 H: 0 LOB: 0 BB: 0 P: 8		1B: 10 2B: 1 3B: 0 HR: 0 SF: 1 SAC: 0 DP: 0 HBP: 0					

AB	33
R	5
H	11
RBI	5
BB	3
SO	5
LOB	12

WP: 1 PA: 38
PB: 0
SB: 1
CS: 1

PITCHER		IP	WLS	BF	H	R	ER	SO	BB	IBB	HBP	BLK	WP	HR	S	P	ERA	WHIP
49 Jonathon Niese, L ERA: 2.54	(1, 1)	4.0	L	22	8	5	3	2	2	0	0	0	0	0	52	84	6.75	2.500
52 Carlos Torres, R ERA: 2.96	(5, 1)	2.0		8	1	0	0	2	1	0	0	0	0	0	21	33	0.00	1.000
47 Jose Valverde, R ERA: 3.44	(7, 1)	1.0		4	2	0	0	1	0	0	0	0	1	0	10	14	0.00	2.000
66 Josh Edgin, L ERA:	(8, 1)	1.0		3	0	0	0	0	0	0	0	0	0	0	6	8	0.00	0.000

PITCHER	IP	WLS	BF	H	R	ER	SO	BB	IBB	HBP	BLK	WP	HR	S	P	ERA	WHIP

Batter	1	2	3	4	5	6	7	8	9	AB	R	H	RBI	BB	SO	LOB
22 Eric Young Jr., S (1, 7) OBP: 0.318, SLG: 0.318	B SI 90 C SI 91 F FF 91 S CU 78 1-3 K	B SI 91 C FF 92 C CU 76 F CU 79 B FF 92 F CU 78 F FF 93 T FF 94 2-2 K		C SI 91 B KC 81 X KC 80 1-1 G1-3			B SI 92 F SI 90 B KC 79 X SI 92 2-1 F7		C SI 91 X CH 85 0-1 P4	5	0	0	0	0	2	0
28 Daniel Murphy, L (1, 4) OBP: 0.371, SLG: 0.456	X FF 92 0-0 1 BB 5 1B 29 1B 1B	C FF 93 B SI 92 B CU 77 B FF 93 X SI 92 3-1 5 G6-4-3 1B		B KC 80 X SI 92 1-0 F8			B SI 92 B KC 79 B SI 91 B SI 90 4-0 5 E BB		B SL 88 F SL 86 B CU 74 X SI 92 2-1 G6-3	4	1	2	0	1	0	0
5 David Wright, R (1, 5) OBP: 0.323, SLG: 0.371	1 SAFE B SI 92 B CH 81 S CH 82 B FF 93 C FF 94 X CH 83 3-2 1 BB 29 1B 1-2 1B	C FF 94 C FF 94 D CU 79 X FF 93 1-2 G6-4-3 1-2f			C SI 92 X KC 80 0-1 F7		1 SAFE S FC 86 X FC 85 0-1 E3 1 F9 1-3			4	1	1	0	0	0	2
1 Chris Young, R (1, 9) OBP: 0.282, SLG: 0.372	D SI 93 B CH 82 B SI 93 B SI 93 4-0 29 1B 12 1B 1-2 2-3 BB		B CH 82 B SI 92 F SI 92 B FF 92 X SI 92 3-1 F8		C SI 91 F SI 91 F FC 84 X FC 85 0-2 F7		F SI 90 B SI 90 S FC 85 1 SAFE X FC 86 1-2 F9 1-2			3	1	0	0	1	0	2
29 Eric Campbell, R (1, 3) OBP: 0.462, SLG: 0.636	C CU 76 S CH 83 X FF 93 0-2 4 BB 12 1B 1-3 2-H 3-H 1B		C SI 92 F FF 92 B CU 80 B CU 78 X CH 83 2-2 12 HR 1B		C SI 92 C KC 80 F SI 92 B SI 92 B FC 86 B FC 84 X SI 91 3-2 G5-3		B FC 84 F FC 85 B SI 92 C SI 91 X SI 91 2-2 G4-3			4	1	2	2	0	0	2
12 Juan Lagares, R (1, 8) OBP: 0.348, SLG: 0.471	B SI 94 C SI 92 X FF 93 1-1 4 BB 1-2 3-H 1B		S SI 92 B FF 92 L SI 91 F CU 77 B FF 94 B CU 76 1 SAFE X SI 92 3-2 1-H HR			C SI 90 X SI 91 0-1 L9		B FF 95 B SI 94 C SI 93 C SL 85 X SL 84 2-2 G6-3		4	1	2	3	0	0	0
20 Anthony Recker, R (1, 2) OBP: 0.250, SLG: 0.377	B CH 83 C SI 92 D CU 78 X FF 92 2-1 F9		B SI 92 C CH 82 F CH 83 B FF 92 F SI 92 B SI 92 S CH 83 3-3 K			C SI 91 C KC 79 B SI 93 S FC 87 1-3 K		X FF 94 0-0 F7		4	0	0	0	0	2	2
4 Wilmer Flores, R (1, 6) OBP: 0.294, SLG: 0.200 58 Jenrry Mejia, R (9, 1)	S SI 92 B FF 93 B CH 84 S FF 93 B CU 78 F SI 94 F FF 92 B FF 92 4-2 1-2 2-3 BB		B SI 90 S SI 91 B SI 92 F FF 91 B CU 76 C SI 92 3-3 K			C SI 91 F KC 81 F SI 92 B FC 86 X SI 93 1-2 1B		B SI 93 C SI 93 T SI 94 S SL 85 1-3 K		3 0	0 0	1 0	0 0	1 0	2 0	0 0
40 Bartolo Colon, R (1, 1) 11 Rubén Tejada, R (9, PH) OBP: 0.309, SLG: 0.229 (9, 6)	S SI 92 B CU 75 S SI 93 X SI 92 1-2 F9			B SI 91 X SI 90 1-0 G5-3		F SI 90 B SI 92 S SI 90 S SI 90 1-3 K			S SI 91 B SL 87 F SI 92 B SI 92 C CU 74 2-3 K	3 1	0 0	0 0	0 0	0 0	1 1	4 0

Inning Stats	1	2	3	4	5	6	7	8	9
	R: 3 E: 0 K: 1 S: 21	H: 4 LOB: 3 BB: 2 P: 37	R: 0 E: 0 K: 1 S: 11	H: 1 LOB: 0 BB: 0 P: 17	R: 2 E: 0 K: 2 S: 16	H: 2 LOB: 0 BB: 0 P: 30	R: 0 E: 0 K: 0 S: 4	H: 0 LOB: 0 BB: 0 P: 7	R: 0 E: 0 K: 0 S: 10	H: 0 LOB: 0 BB: 0 P: 13	R: 0 E: 0 K: 2 S: 12	H: 1 LOB: 1 BB: 0 P: 15	R: 0 E: 1 K: 0 S: 10	H: 0 LOB: 2 BB: 1 P: 19	R: 0 E: 0 K: 1 S: 7	H: 0 LOB: 0 BB: 0 P: 10	R: 0 E: 0 K: 1 S: 7	H: 0 LOB: 0 BB: 0 P: 11

PITCHER		IP	WLS	BF	H	R	ER	SO	BB	IBB	HBP	BLK	WP	HR	S	P	ERA	WHIP
47 Gio González, L ERA: 4.62	(1, 1)	3.0	L	17	7	5	5	4	2	0	0	0	0	1	48	84	15.00	3.000
35 Craig Stammen, R ERA: 2.52	(4, 1)	4.0		15	1	0	0	2	1	0	0	0	0	0	36	54	0.00	0.500
30 Aaron Barrett, R ERA: 0.6	(8, 1)	1.0		3	0	0	0	1	0	0	0	0	0	0	7	10	0.00	0.000
13 Jerry Blevins, L ERA: 3.57	(9, 1)	1.0		3	0	0	0	1	0	0	0	0	0	0	7	11	0.00	0.000

PITCHER	IP	WLS	BF	H	R	ER	SO	BB	IBB	HBP	BLK	WP	HR	S	P	ERA	WHIP

TOP

New York Mets @ Washington Nationals

Nationals Park, Washington, DC

Sat May 17 2014, 4:07 PM - 6:54 PM EDT

Att. 41,225 - Cloudy - 64 F

livebaseballscorecards.com

AB	35
R	5
H	8
RBI	5
BB	3
SO	8
LOB	12

1B: 7	SF: 0	WP: 0	PA: 38
2B: 0	SAC: 0	PB: 0	
3B: 0	DP: 1	SB: 0	
HR: 1	HBP: 0	CS: 0	

BOTTOM

New York Mets @ Washington Nationals

Nationals Park, Washington, DC

Sat May 17 2014, 4:07 PM - 6:54 PM EDT

Att. 41,225 - Cloudy - 64 F

livebaseballscorecards.com

Batter	1	2	3	4	5	6	7	8	9	AB	R	H	RBI	BB	SO	LOB
2 Denard Span, L (1, 8) OBP: 0.288, SLG: 0.326	B FF 88 X FF 88 1-0 P5		B FF 91 D CH 82 B SI 89 C SI 88 F FF 93 X FF 92 3-2 G6-3		S CH 82 B CH 83 C SI 88 S SI 89 1-3 K			C FF 91 C FF 92 F FF 93 X FF 92 0-2 F9		4	0	0	0	0	1	2
6 Anthony Rendon, R (1, 5) OBP: 0.304, SLG: 0.459	C FF 90 C SL 84 S FF 93 0-3 K		X SL 84 0-0 G6-3		C SI 88 S FF 92 B FF 92 X SI 91 1-2 G1-3			C FF 92 T FF 92 X FF 92 0-2 G6-3		4	0	0	0	0	1	2
28 Jayson Werth, R (1, 9) OBP: 0.390, SLG: 0.445	C FF 91 B SI 90 S SL 84 B FF 92 B SL 84 F SI 90 F FF 93 X SI 89 3-2 F8			B SL 81 C SL 81 B SL 82 B SI 87 C SI 89 B SI 88 4-2 20 HR BB		B SL 81 B SL 81 C SL 81 B SI 87 C SI 88 X SI 89 3-2 F8			C FF 93 X FF 94 0-1 20 FC6-4 1B	3	1	1	0	1	0	0
40 Wilson Ramos, R (1, 2) OBP: 0.226, SLG: 0.192		X FF 88 0-0 F9		C SI 86 C SI 87 B SI 88 X SI 88 1-2 L9		X SI 89 0-0 G4-3			F SI 92 B SL 83 B SL 83 F FC 93 B SL 84 S SL 81 3-3 K	4	0	0	0	0	1	2
20 Ian Desmond, R (1, 6) OBP: 0.280, SLG: 0.383		C SI 88 X SI 87 0-1 8 1B 1B		C SI 87 F SI 87 B FF 91 F SI 88 F SI 89 X CH 81 1-2 1-H HR		B CH 82 B SI 87 X SI 87 2-0 F9			B FC 94 S SL 84 X SI 94 1-1 FC6-4 1-2f	4	1	2	2	0	0	1
8 Danny Espinosa, S (1, 4) OBP: 0.259, SLG: 0.412		F SI 86 X SI 86 0-1 12 G6-4-3 1-2 1B		C CH 82 C SI 88 X SI 90 0-2 L1			C SI 86 B FF 92 F SI 88 S FF 92 1-3 K		S CU 78 S FF 94 S SI 95 0-3 K	4	0	1	0	0	2	1
12 Tyler Moore, R (1, 3) OBP: 0.278, SLG: 0.420		B SI 87 B SI 88 C SI 88 B SL 82 X SI 90 3-1 G6-4-3 1-2f		C SL 83 C FF 92 F FF 93 C SI 91 0-3 K			B SL 81 S SL 82 F SL 82 B SI 91 B SI 90 X SI 89 3-2 P3			3	0	0	0	0	1	2
15 Nate McLouth, L (1, 7) OBP: 0.260, SLG: 0.200			B CH 81 X FF 88 1-0 2B		B SI 87 F SL 78 X CH 80 1-1 G3		C CH 83 B FF 92 B SI 87 C SI 88 C SL 83 2-3 K			3	0	1	0	0	1	0
47 Gio González, R (1, 1) OBP: 0.143, SLG: 0.357 35 Craig Stammen, R (4, 1) OBP: 0.333, SLG: 0.667 30 Aaron Barrett, R (8, 1) 4 Zach Walters, S (8, PH) OBP: 0.286, SLG: 0.560 13 Jerry Blevins, L (9, 1)			X FF 88 0-0 B1		B SI 85 C SI 86 X FF 90 1-1 2B			B SL 80 B CH 81 X SI 87 2-0 F8		1 1 0 1 0	0 0 0 0 0	0 1 0 0 0	0 0 0 0 0	0 0 0 0 0	0 0 0 0 0	1 0 0 0 0
Inning Stats	R: 0 E: 0 K: 1 S: 9 H: 0 LOB: 0 BB: 0 P: 13	R: 0 E: 0 K: 0 S: 7 H: 2 LOB: 1 BB: 0 P: 10	R: 0 E: 0 K: 0 S: 6 H: 1 LOB: 1 BB: 0 P: 10	R: 2 E: 0 K: 1 S: 17 H: 1 LOB: 0 BB: 1 P: 23	R: 0 E: 0 K: 1 S: 10 H: 1 LOB: 1 BB: 0 P: 14	R: 0 E: 0 K: 0 S: 5 H: 0 LOB: 0 BB: 0 P: 10	R: 0 E: 0 K: 2 S: 9 H: 0 LOB: 0 BB: 0 P: 15	R: 0 E: 0 K: 0 S: 8 H: 0 LOB: 0 BB: 0 P: 10	R: 0 E: 0 K: 2 S: 10 H: 1 LOB: 1 BB: 0 P: 14							

AB	32
R	2
H	6
RBI	2
BB	1
SO	7
LOB	11

1B: 3 SF: 0
2B: 2 SAC: 0
3B: 0 DP: 1
HR: 1 HBP: 0

WP: 0 PA: 33
PB: 0
SB: 0
CS: 0

PITCHER		IP	WLS	BF	H	R	ER	SO	BB	IBB	HBP	BLK	WP	HR	S	P	ERA	WHIP
40 Bartolo Colon, R ERA: 5.34	(1, 1)	8.0	W	29	5	2	2	5	1	0	0	0	0	1	71	105	2.25	0.750
58 Jenrry Mejia, R ERA: 4.65	(9, 1)	1.0	S	4	1	0	0	2	0	0	0	0	0	0	10	14	0.00	1.000

PITCHER	IP	WLS	BF	H	R	ER	SO	BB	IBB	HBP	BLK	WP	HR	S	P	ERA	WHIP

New York Mets @ Washington Nationals

Nationals Park, Washington, DC

Sun May 18 2014, 1:37 PM - 4:22 PM EDT

Att. 36,965 - Sunny - 64 F

TOP

Batter	1	2	3	4	5	6	7	8	9	AB R H RBI BB SO LOB
22 Eric Young Jr., S (1, 7) OBP: 0.310, SLG: 0.309 27 Jeurys Familia, R (7, 1) 16 Daisuke Matsuzaka, R (8, 1)	B3 (0-1)		P3 (1-1)		G4-3 (2-2)		G6-3 (0-2)			4 0 0 0 0 0 0 0 0 0 0 0 0 0 0 0 0 0 0 0 0
28 Daniel Murphy, L (1, 4) OBP: 0.368, SLG: 0.451	1B (3-2)		G3 (0-0)		L9 (2-2)		G4-3 (1-2)			4 0 1 0 0 0 0
5 David Wright, R (1, 5) OBP: 0.332, SLG: 0.376	BB (4-2)		1B (0-2)			1B (1-1)		K (1-3)		3 1 2 0 1 1 0
3 Curtis Granderson, L (1, 9) OBP: 0.292, SLG: 0.329	FC3-6-5 (0-0)		1B (1-2)			BB (4-2)		G3-1 (3-2)		3 1 1 0 1 0 2
21 Lucas Duda, L (1, 3) OBP: 0.328, SLG: 0.392		2B (1-2)	G4-3 (1-2)			F8 (1-0)		F7 (3-2)		4 1 1 0 0 0 4
12 Juan Lagares, R (1, 8) OBP: 0.345, SLG: 0.462		G4-3 (1-0)		L8 (2-0)		1B (1-1)			K (1-3)	4 0 1 1 0 1 1
11 Rubén Tejada, R (1, 6) OBP: 0.302, SLG: 0.222 53 Bobby Abreu, L (9, PH) OBP: 0.323, SLG: 0.423		G3 (0-1)		F7 (2-2)		F5 (1-0)			F9 (2-1)	3 0 0 0 0 0 3 1 0 0 0 0 0 0
36 Juan Centeno, L (1, 2) OBP: 0.429, SLG: 0.333		1B (1-1)		G6-3 (3-2)		1B (0-0)			F7 (1-0)	4 0 2 2 0 0 0
45 Zack Wheeler, L (1, 1) 1 Chris Young, R (7, PH) OBP: 0.279, SLG: 0.368 (7, 7)		G4-3 (1-2)			K (0-3)		G5-3 (2-1)			2 0 0 0 0 1 1 1 0 0 0 0 0 0
Inning Stats	R: 0 E: 0 K: 0 S: 9 H: 1 LOB: 1 BB: 1 P: 16	R: 1 E: 0 K: 0 S: 11 H: 2 LOB: 1 BB: 0 P: 15	R: 0 E: 0 K: 0 S: 13 H: 2 LOB: 2 BB: 0 P: 16	R: 0 E: 0 K: 0 S: 7 H: 0 LOB: 0 BB: 0 P: 14	R: 0 E: 0 K: 1 S: 9 H: 0 LOB: 0 BB: 0 P: 13	R: 2 E: 0 K: 0 S: 10 H: 3 LOB: 2 BB: 1 P: 18	R: 0 E: 0 K: 0 S: 8 H: 0 LOB: 0 BB: 0 P: 11	R: 0 E: 0 K: 1 S: 13 H: 0 LOB: 0 BB: 0 P: 20	R: 0 E: 0 K: 1 S: 6 H: 0 LOB: 0 BB: 0 P: 10	1B: 7 2B: 2 3B: 0 HR: 0 SF: 0 SAC: 0 DP: 1 HBP: 0

livebaseballscorecards.com

AB	33
R	3
H	8
RBI	3
BB	2
SO	3
LOB	11

WP: 0 PB: 0 SB: 0 CS: 0 PA: 35

PITCHER		IP	WLS	BF	H	R	ER	SO	BB	IBB	HBP	BLK	WP	HR	S	P	ERA	WHIP
27 Jordan Zimmermann, R ERA: 3.7	(1, 1)	6.0	W	26	8	3	3	1	2	0	0	0	0	0	59	92	4.50	1.667
22 Drew Storen, R ERA: 1.26	(7, 1)	1.0	H	3	0	0	0	0	0	0	0	0	0	0	8	11	0.00	0.000
36 Tyler Clippard, R ERA: 1.86	(8, 1)	1.0	H	3	0	0	0	1	0	0	0	0	0	0	13	20	0.00	0.000
29 Rafael Soriano, R ERA: 1.0	(9, 1)	1.0	S	3	0	0	0	1	0	0	0	0	0	0	6	10	0.00	0.000

PITCHER	IP	WLS	BF	H	R	ER	SO	BB	IBB	HBP	BLK	WP	HR	S	P	ERA	WHIP

BOTTOM

New York Mets @ Washington Nationals

Nationals Park, Washington, DC

Sun May 18 2014, 1:37 PM - 4:22 PM EDT

Att. 36,965 - Sunny - 64 F

livebaseballscorecards.com

Batter	1	2	3	4	5	6	7	8	9	AB	R	H	RBI	BB	SO	LOB
2 Denard Span, L (1, 8) OBP: 0.288, SLG: 0.331	B FF 96 C FF 95 X CH 90 1-1 G4-3 ①		C SI 93 F SI 95 B FF 95 F FF 96 X FC 90 1-2 G6-3 ②		X FF 93 0-0 40 1B 1-3 2B		C FF 96 F SI 96 B FF 97 B SL 85 B SI 98 X FF 98 3-2 F8 ②			4	1	1	0	0	0	0
6 Anthony Rendon, R (1, 5) OBP: 0.319, SLG: 0.462	B FF 96 C FF 96 B FF 96 F FF 96 B FF 93 B FF 96 4-2 BB		F FF 94 X CU 80 0-1 28 1B 40 2B 1B		B CU 78 B CU 77 F FF 95 B SI 93 B SI 95 4-1 40 1B BB		B SL 85 C FF 96 B SL 83 F FF 96 B SL 87 B FF 96 4-2 28 E 28 S BB			1	1	1	0	3	0	0
28 Jayson Werth, R (1, 9) OBP: 0.387, SLG: 0.440	C FF 96 X FF 95 0-1 P4 ②		B CU 79 B SI 94 C SI 95 1 SAFE B CU 78 F CU 78 X CU 80 3-2 40 2B 1-2 1B		C SI 94 X SI 93 0-1 P4 ①		1 SAFE B SI 95 C SL 84 C SI 97 B SI 97 B SL 86 X SL 86 3-2 G6-3 ③ 1-3			4	1	1	0	0	0	5
40 Wilson Ramos, R (1, 2) OBP: 0.286, SLG: 0.276	C FF 95 B CH 88 1 SAFE F FF 95 C FC 90 1-3 K ③		B FF 96 F FF 95 X FC 89 1-1 1-H 2-H 2B		F SI 94 X SI 94 0-1 20 G6-4-3 1-3 2-H 3-H 1B			F FF 91 B FF 91 F SL 83 B SL 81 F FC 91 B SL 83 B SI 92 4-2 20 1B 20 PB 19 FC6-4 BB		3	1	2	4	1	1	1
20 Ian Desmond, R (1, 6) OBP: 0.285, SLG: 0.404		S SI 95 B CU 78 X FF 94 1-1 HR	C SI 95 X CU 77 0-1 P3 ③		S CU 78 D CU 78 F FF 94 X FC 88 1-2 G6-4-3 ② ③ 1-2f			S CU 75 F SL 80 D CU 76 F FF 91 F SI 91 F FF 91 D CU 77 X SL 84 2-2 19 FC6-4 1-3 1B		4	1	2	1	0	0	3
12 Tyler Moore, R (1, 3) OBP: 0.259, SLG: 0.389		B CU 80 C FF 97 B FF 96 X FF 95 2-1 F9 ①		C FF 94 F FF 94 S SI 94 0-3 K ①		X SI 93 0-0 G6-3 ①		1 SAFE C FF 91 X SL 81 0-1 L5 ①		4	0	0	0	0	1	2
19 Kevin Frandsen, R (1, 4) OBP: 0.311, SLG: 0.338		B FF 96 C FF 95 X SI 96 1-1 G6-3 ②		F FF 94 X CH 88 0-1 F8 ②		C FF 93 F FF 94 F CU 78 X CU 79 0-2 P5 ②		1 SAFE F SI 90 X SL 82 0-1 FC6-4 ② 1-2f 3-H		4	0	0	1	0	0	1
15 Nate McLouth, L (1, 7) OBP: 0.247, SLG: 0.188	F SI 95 B CH 89 B CH 90 F SI 95 B SI 96 F SI 96 S FF 96 3-3 K ③		C FF 92 X CU 78 0-1 G3 ③		B SI 93 F FC 88 F SI 94 D FC 90 S CU 80 2-3 K ③			C SI 91 B FF 91 1 SAFE B CU 74 B FC 89 F FF 91 F SL 82 S FF 92 3-3 K ③		4	0	0	0	0	3	1
27 Jordan Zimmermann, R (1, 1) OBP: 0.385, SLG: 0.385 22 Drew Storen, S (7, 1) 4 Zach Walters, S (7, PH) OBP: 0.276, SLG: 0.538 36 Tyler Clippard, R (8, 1) 29 Rafael Soriano, R (9, 1)			C SI 94 C SI 94 S FC 89 0-3 K ①		C FC 89 B FF 94 S FC 88 F FC 87 X FF 94 1-2 2 2B 40 1B 1B		B SI 95 F SI 96 F SI 97 B FF 98 F SL 86 X SI 98 2-2 G4-3 ①			2 0 1 0 0	1 0 0 0 0	1 0 0 0 0	0 0 0 0 0	1 0 0 0 0	0 0 0 0 0	0 0 0 0 0
Inning Stats	R: 0 E: 0 K: 1 S: 9 H: 0 LOB: 1 BB: 1 P: 15	R: 1 E: 0 K: 1 S: 10 H: 1 LOB: 0 BB: 0 P: 17	R: 2 E: 0 K: 1 S: 16 H: 3 LOB: 1 BB: 0 P: 21	R: 0 E: 0 K: 1 S: 7 H: 0 LOB: 0 BB: 0 P: 7	R: 2 E: 0 K: 0 S: 13 H: 3 LOB: 1 BB: 1 P: 19	R: 0 E: 0 K: 1 S: 8 H: 0 LOB: 0 BB: 0 P: 10	R: 0 E: 0 K: 0 S: 12 H: 0 LOB: 1 BB: 1 P: 24	R: 1 E: 0 K: 1 S: 17 H: 1 LOB: 1 BB: 1 P: 26		1B: 5 2B: 2 3B: 0 HR: 1 SF: 0 SAC: 0 DP: 1 HBP: 0					WP: 0 PB: 1 SB: 1 CS: 0 PA: 35	

PITCHER		IP	WLS	BF	H	R	ER	SO	BB	IBB	HBP	BLK	WP	HR	S	P	ERA	WHIP
45 Zack Wheeler, R ERA: 4.89	(1, 1)	6.0	L	26	7	5	5	5	2	0	0	0	0	1	63	89	7.50	1.500
27 Jeurys Familia, R ERA: 3.2	(7, 1)	1.0		4	0	0	0	0	1	0	0	0	0	0	12	24	0.00	1.000
16 Daisuke Matsuzaka, R ERA: 2.45	(8, 1)	1.0		5	1	1	0	1	1	0	0	0	0	0	17	26	0.00	2.000

PITCHER	IP	WLS	BF	H	R	ER	SO	BB	IBB	HBP	BLK	WP	HR	S	P	ERA	WHIP

Batter	1	2	3	4	5	6	7	8	9	AB	R	H	RBI	BB	SO	LOB
9 Dee Strange-Gordon, L (1, 4) OBP: 0.344, SLG: 0.398	C FF 91 B FF 92 X CH 88 1-1 F8 ①	B FF 93 B CH 86 F FF 92 B SI 93 C FF 93 B FF 92 4-2 1-2 BB		B SI 91 L FF 90 B CH 86 X SI 91 2-1 B1-3 ③		F FF 91 F FC 89 T FC 90 0-2 K ②		X SI 86 0-0 B2-3 ②	B CU 80 S FF 91 X FF 92 1-1 66 1B 1-2 3-H 1B	5	0	1	1	1	1	0
66 Yasiel Puig, R (1, 9) OBP: 0.425, SLG: 0.596	C SI 92 X SL 82 0-1 1B	S FF 92 B FF 92 D SL 82 C FF 91 F FF 94 F FF 92 S SL 83 2-3 K ③			B SL 80 B SI 90 C FF 89 B FF 90 B FF 91 4-1 23 HR BB	F FF 92 B FC 90 C CU 78 X FF 92 1-2 13 1B 2B		B SI 88 B SI 87 C FF 88 H CU 72 3-1 23 WP 13 BB HBP	X FF 94 0-0 ② 1-3 2-H 13 FC6-4 1B	4	2	3	1	1	1	3
13 Hanley Ramirez, R (1, 6) OBP: 0.333, SLG: 0.443	B FF 92 1 SAFE B SI 92 X FF 92 2-0 F9 ②		X FF 91 0-0 G6-3 ①		C FF 90 B SI 91 X FF 91 1-1 P6 ①	B FF 91 F FC 89 X FC 90 1-1 23 1B 2-H 1B		1 SAFE F FF 87 B SL 81 1 SAFE B SI 88 B SI 90 B SL 80 4-1 23 WP 1-2 BB	X FF 94 0-0 ③ 1-2f FC6-4	5	0	1	1	1	0	4
23 Adrián González, L (1, 3) OBP: 0.364, SLG: 0.544	B SI 92 C FF 92 1 SAFE C SL 83 S FF 93 1-3 K ③		B SI 91 X FF 90 1-0 27 1B 2B		B FF 91 1 SAFE B CH 85 X SL 82 2-0 1-H HR	X FF 90 0-0 1-3 27 FC6-4 1B		B SI 89 C SL 83 D SL 82 F CH 80 D SI 90 B SI 89 4-2 1-2 2-3 BB		4	1	3	2	1	1	1
27 Matt Kemp, R (1, 8) OBP: 0.340, SLG: 0.468 44 Chris Withrow, R (7, 1) 33 Scott Van Slyke, R (8, PH) OBP: 0.381, SLG: 0.630 0 Brian Wilson, R (8, 1) 74 Kenley Jansen, S (9, 1)		X SI 91 0-0 F7 ①	C FF 92 B SI 91 C FF 92 B SI 92 B SL 82 X FF 92 3-2 2-3 1B		B SI 92 S SL 82 X FF 91 1-1 3 1B 2B	C FC 90 C CU 79 X FC 91 1-1 FC6-4 ③ 1-2f		C FF 95 D FF 95 F FS 82 B FF 95 F FS 82 B FF 95 B FF 94 X FF 95 3-2 F7 ③		4 0 1 0 0	1 0 0 0 0	2 0 0 0 0	0 0 0 0 0	0 0 0 0 0	0 0 3 0 0	2 0 3 0 0
3 Carl Crawford, L (1, 7) OBP: 0.305, SLG: 0.408		C FF 91 B SI 92 S SL 83 B CH 86 F FF 92 B SI 92 B SI 92 4-2 5 E 5 S 61 1B BB	B SL 82 B SI 92 F FF 92 F SI 92 S FF 92 2-3 K ②		F SL 81 D FF 92 B FF 91 F SL 82 B FF 91 X FF 92 3-2 5 WP 5 S 5 1B 2-H 1B		B SI 88 X SI 88 1-0 G6-3 ①		B FF 93 B FF 94 C FF 95 S FF 94 X FF 96 2-2 5 2B 16 FC3 1B	4	3	2	1	1	1	2
5 Juan Uribe, R (1, 5) OBP: 0.331, SLG: 0.454 10 Justin Turner, R (9, PR) OBP: 0.280, SLG: 0.284 (9, 5)		D SL 81 C SI 92 1 SAFE F SI 92 B FF 92 B FF 93 S SL 83 3-3 K ② 1-3	F FF 92 C FF 93 1 SAFE B FF 92 X FF 92 1-2 L9 ③		F SI 95 1 SAFE D SL 85 F SI 97 1 SAFE F SL 85 D SL 86 B SI 97 X SI 97 3-2 17 G6-4-3 1-H 1B		B SI 88 B SL 82 S FF 91 S SI 89 X FF 90 2-2 G6-3 ②		B FF 94 1 SAFE C FS 81 F FF 94 D FS 81 X FS 83 2-2 16 FC3 9 1B 2B 1-3	5 0	0 1	2 0	1 0	0 0	1 0	3 0
17 A.J. Ellis, R (1, 2) OBP: 0.304, SLG: 0.184		B SL 81 B FF 92 C SL 81 B SL 81 B FF 92 4-1 61 1B BB		C FF 90 B SI 90 X SI 91 1-1 G5-3 ①	C SI 97 X SI 96 0-1 G6-4-3 ②③ 1-2f		B CU 74 B FF 91 F FF 92 S FF 91 X FF 89 2-2 F8 ③		C FS 82 B FS 83 B FF 95 S FF 94 B FF 95 S FF 95 3-3 K ①	4	0	0	0	1	1	3
61 Josh Beckett, R (1, 1) OBP: 0.133, SLG: 0.133 56 J.P. Howell, L (6, 1) 16 Andre Ethier, L (6, 8) OBP: 0.326, SLG: 0.361		C FF 93 B SL 82 C FF 93 X SL 83 1-2 9 BB 1-3 3-H 1B		F FF 91 C SI 91 B FF 91 X SL 81 1-2 G5-3 ②		C FF 90 S FF 91 B FF 92 B FC 88 F FF 90 B FF 92 F FF 92 F FF 91 F FF 89 3-3 K ①		B FS 84 X SI 86 1-0 F8 ①	B FF 92 S FF 92 B SL 81 F FF 92 X FF 93 2-2 FC3 9 1B 66 1B 2-3 3-H	3 0 2	0 0 1	1 0 0	1 0 1	0 0 0	1 0 0	0 0 1
Inning Stats	R: 0 E: 0 K: 1 S: 8 H: 1 LOB: 1 BB: 0 P: 12	R: 1 E: 1 K: 2 S: 18 H: 1 LOB: 3 BB: 3 P: 36	R: 0 E: 0 K: 1 S: 11 H: 2 LOB: 2 BB: 0 P: 18	R: 0 E: 0 K: 0 S: 7 H: 0 LOB: 0 BB: 0 P: 11	R: 4 E: 0 K: 0 S: 15 H: 4 LOB: 0 BB: 1 P: 29	R: 1 E: 0 K: 2 S: 18 H: 3 LOB: 2 BB: 0 P: 24	R: 0 E: 0 K: 0 S: 7 H: 0 LOB: 0 BB: 0 P: 12	R: 0 E: 0 K: 0 S: 11 H: 0 LOB: 3 BB: 2 P: 26	R: 3 E: 0 K: 1 S: 16 H: 4 LOB: 2 BB: 0 P: 26	1B: 10 2B: 4 3B: 0 HR: 1 SF: 0 SAC: 0 DP: 1 HBP: 1						WP: 2 PB: 0 SB: 2 CS: 0 PA: 48	

PITCHER		IP	WLS	BF	H	R	ER	SO	BB	IBB	HBP	BLK	WP	HR	S	P	ERA	WHIP
50 Rafael Montero, R ERA: 6.97	(1, 1)	4.1	L	24	7	5	5	4	4	0	0	0	0	1	53	97	10.38	2.538
27 Jeurys Familia, R ERA: 3.1	(5, 1)	0.2		2	1	0	0	0	0	0	0	0	1	0	6	9	0.00	1.500
52 Carlos Torres, R ERA: 3.2	(6, 1)	1.0		6	3	1	1	2	0	0	0	0	0	0	18	24	9.00	3.000
16 Daisuke Matsuzaka, R ERA: 2.25	(7, 1)	1.2		7	0	0	0	0	1	0	1	0	0	0	11	24	0.00	0.600
56 Scott Rice, L ERA: 5.4	(8, 1)	0.0		1	0	0	0	0	1	0	0	0	1	0	2	6	∞	∞

PITCHER		IP	WLS	BF	H	R	ER	SO	BB	IBB	HBP	BLK	WP	HR	S	P	ERA	WHIP
47 Jose Valverde, R ERA: 4.26	(8, 1)	0.2		4	2	2	2	1	0	0	0	0	0	0	14	24	27.00	3.000
66 Josh Edgin, L ERA: 4.5	(9, 1)	0.2		4	2	1	1	0	0	0	0	0	0	0	7	10	13.50	3.000

TOP

Los Angeles Dodgers @ New York Mets

Citi Field, Flushing, NY

Tue May 20 2014, 7:12 PM - 11:19 PM EDT

Att. 22,288 - Clear - 74 F

livebaseballscorecards.com

AB	41
R	9
H	15
RBI	9
BB	6
SO	7
LOB	22

BOTTOM

Los Angeles Dodgers @ New York Mets

Citi Field, Flushing, NY

Tue May 20 2014, 7:12 PM - 11:19 PM EDT

Att. 22,288 - Clear - 74 F

livebaseballscorecards.com

Batter	1	2	3	4	5	6	7	8	9	AB	R	H	RBI	BB	SO	LOB
22 Eric Young Jr., S (1, 7) (8, 4) OBP: 0.313, SLG: 0.307	C FF 90 F CU 72 B CU 77 S FF 92 1-3 K ①		B CU 69 S FC 90 B CU 73 B FC 91 B FC 90 4-1 28 S BB		X CU 69 0-0 1-2 2-3 1B	1 SAFE B SI 87 X SI 87 1-0 P4 ③		B SL 89 B SL 90 S FF 92 B FF 92 C FF 93 X FF 94 3-2 L7 ②		4	0	1	0	1	1	2
28 Daniel Murphy, L (1, 4) (8, 3) OBP: 0.359, SLG: 0.438	B FF 92 B CH 84 C FF 92 B CH 86 F FF 92 X FC 90 3-2 G4-3 ②		1 SAFE 1 SAFE B CH 86 X CH 86 1-0 1-2 F8 ②		C SI 91 F CU 71 D CH 86 B CH 85 F FC 89 T FC 90 2-2 K ②		C SI 86 B SI 85 C KC 77 B KC 78 B KC 77 C SI 87 3-3 K ①	C SL 88 B SL 88 F FF 93 B FF 95 T SL 90 2-2 K ③		5	0	0	0	0	3	5
5 David Wright, R (1, 5) OBP: 0.328, SLG: 0.371	F FF 92 B CU 73 B CU 72 B FC 90 X FC 89 3-1 L7 ③		B CU 71 C CU 72 C CU 72 X CU 76 1-2 F9 ③		B FC 89 F FF 92 F FF 92 B FF 91 B CU 72 F FC 90 F CU 72 F CU 72 X CU 72 3-2 G4-3 ③		B SI 86 B SI 86 B CH 79 C SI 84 X SI 87 3-1 1 HBP 3 1B 1B		S FC 94 F FC 95 B FC 97 F FC 95 F FC 95 F SL 83 X FC 97 1-2 L3 ①	5	0	1	0	0	0	4
3 Curtis Granderson, L (1, 9) (8, 8) OBP: 0.301, SLG: 0.364		C CU 72 C CU 72 B CU 76 B FF 91 F CU 75 X CH 86 2-2 1 F8 4 1B 2B		C CH 85 B CH 85 C CU 71 S FC 89 1-3 K ①		C CU 69 B CU 71 B CU 70 B SI 90 X FF 90 3-1 HR	B SI 86 B SI 86 F SI 86 B SI 86 F SI 87 X SI 86 3-2 1 HBP 1-2 1B		C FC 95 F SL 81 S FC 97 0-3 K ②	5	2	3	1	0	2	0
1 Chris Young, R (1, 8) (8, 7) OBP: 0.284, SLG: 0.374		B FF 92 B FF 93 S FF 92 F FF 92 B FF 92 X FF 93 3-2 F8 ① 2-3		C CU 72 X FC 89 0-1 G6-3 ②	X FF 91 0-0 21 HR 2B	H FF 96 1-0 1-2 2-3 4 FC6 HBP		C FC 96 B FC 96 B FC 95 F FC 94 B FC 95 S FC 95 3-3 K ③	4	1	1	0	0	1	1
21 Lucas Duda, L (1, 3) OBP: 0.326, SLG: 0.411 66 Josh Edgin, R (9, 1)		B CU 72 B CH 84 C CH 85 F FF 93 X CU 76 2-2 G1-3 ②		M CH 86 S CU 72 B CU 78 B CU 74 C FC 89 2-3 K ③		D SI 91 X CH 83 1-0 2-H HR	S FF 96 B FF 95 B CU 81 S FF 96 F FF 96 B FF 97 X FF 98 3-2 P4 ②			4 0	1 0	1 0	2 0	0 0	1 0	4 0
4 Wilmer Flores, R (1, 6) OBP: 0.333, SLG: 0.222		X FF 92 0-0 3-H 1B			C FF 90 F FC 88 B CU 72 S CU 72 1-3 K ①	B CU 69 B SI 90 B FF 91 C FF 90 B SI 91 4-1 BB	C FC 91 F FF 97 X FF 97 0-2 1-2f FC6 ③			3	0	1	1	1	1	3
36 Juan Centeno, L (1, 2) OBP: 0.364, SLG: 0.300		B SI 91 F SI 91 C CU 72 X CU 72 1-2 G1-3 ③			B CH 82 X CH 83 1-0 22 1B 29 1B 1B	C SI 86 F SI 86 S KC 76 0-3 K ①		C SL 86 B SI 90 B SI 90 C SL 89 B SL 89 X SL 87 3-2 G4-3 ①		4	0	1	0	0	1	2
50 Rafael Montero, R (1, 1) 27 Jeurys Familia, R (8, 1) 29 Eric Campbell, R (9, PH) OBP: 0.000, SLG: 0.000 52 Carlos Torres, R (8, 1) 11 Rubén Tejada, R (9, PH) OBP: 0.000, SLG: 0.000 16 Daisuke Matsuzaka, R (7, 1) 56 Scott Rice, L (8, 1) 47 Jose Valverde, R (8, 1) 53 Bobby Abreu, L (8, 1) OBP: 0.444, SLG: 0.444			C FF 90 B FF 90 S FF 90 S FC 91 1-3 K ①		X CH 84 0-0 1-2 22 1B 1B	S SI 87 S SI 86 B SI 86 D KC 77 F SI 86 D KC 78 S SI 86 3-3 K ②		C SL 89 B SL 88 F FF 93 X FF 92 1-2 1B	1 0 0 0 0 1 0 0 0 0 0 0 0 0 1 0 1 0 0 0 0 0 0 0 0 0 0 0 1 0 0 0 0 1 1 0 0 0 0 0 0 0 0 0 0 0 0 0 0 0 0 0 0 0 0 0 1 0 1 0 0 0 0							
Inning Stats	R: 0 E: 0 K: 1 S: 8 H: 0 LOB: 0 BB: 0 P: 15	R: 1 E: 0 K: 0 S: 14 H: 2 LOB: 1 BB: 0 P: 22	R: 0 E: 0 K: 1 S: 8 H: 0 LOB: 1 BB: 1 P: 15	R: 0 E: 0 K: 2 S: 8 H: 0 LOB: 0 BB: 0 P: 11	R: 0 E: 0 K: 2 S: 16 H: 3 LOB: 3 BB: 0 P: 23	R: 3 E: 0 K: 2 S: 13 H: 3 LOB: 1 BB: 1 P: 25	R: 0 E: 0 K: 1 S: 15 H: 2 LOB: 3 BB: 0 P: 28	R: 0 E: 0 K: 1 S: 12 H: 1 LOB: 1 BB: 0 P: 21	R: 0 E: 0 K: 2 S: 12 H: 0 LOB: 0 BB: 0 P: 16	1B: 7 2B: 2 3B: 0 HR: 2 SF: 0 SAC: 0 DP: 0 HBP: 1						

	AB	38
	R	4
	H	11
	RBI	4
	BB	2
	SO	12
	LOB	22

WP: 0 PA: 41
PB: 0
SB: 1
CS: 0

PITCHER		IP	WLS	BF	H	R	ER	SO	BB	IBB	HBP	BLK	WP	HR	S	P	ERA	WHIP
61 Josh Beckett, R ERA: 2.89	(1, 1)	5.0	W	25	8	4	4	6	2	0	0	0	0	2	59	99	7.20	2.000
56 J.P. Howell, L ERA: 2.2	(6, 1)	1.1	H	6	2	0	0	3	0	0	0	0	0	0	16	29	0.00	1.500
44 Chris Withrow, R ERA: 2.95	(7, 1)	0.2	H	3	0	0	0	0	0	0	1	0	0	0	7	11	0.00	0.000
0 Brian Wilson, R ERA: 8.79	(8, 1)	1.0	H	4	1	0	0	1	0	0	0	0	0	0	12	21	0.00	1.000
74 Kenley Jansen, R ERA: 4.12	(9, 1)	1.0		3	0	0	0	2	0	0	0	0	0	0	12	16	0.00	0.000

PITCHER	IP	WLS	BF	H	R	ER	SO	BB	IBB	HBP	BLK	WP	HR	S	P	ERA	WHIP

TOP

Los Angeles Dodgers @ New York Mets

Citi Field, Flushing, NY

Wed May 21 2014, 7:12 PM - 10:12 PM EDT

Att. 23,721 - Cloudy - 70 F

livebaseballscorecards.com

Batter	1	2	3	4	5	6	7	8	9	AB	R	H	RBI	BB	SO	LOB
9 Dee Strange-Gordon, L (1, 4) OBP: 0.339, SLG: 0.391	B FF 94 F FF 93 B FF 94 X CH 84 2-1 F9 ①		C FF 93 C SI 92 B FF 94 B SL 83 F SI 93 F FF 94 F CU 80 F CH 84 X CH 84 2-2 L3 ②③ 1-1			C CU 76 F FF 92 C FF 94 0-3 K ①		D SL 85 X FF 97 1-0 SH2-4 ① 2-3		3	0	0	0	0	1	1
66 Yasiel Puig, R (1, 9) OBP: 0.427, SLG: 0.610	B FF 93 B CU 80 C FF 94 T FF 94 B SL 84 F FF 95 X FF 94 3-2 L8 ②			B FF 94 C FF 93 C FF 94 S SL 85 1-3 K ①		B FF 94 B FF 93 X FF 92 2-0 HR		B FF 97 D SL 86 B FF 97 B FF 98 4-0 13 FC1-4 BB		3	1	1	1	1	1	0
13 Hanley Ramirez, R (1, 6) OBP: 0.337, SLG: 0.458	B FF 94 X FF 94 1-0 G6-3 ③			C FF 93 B FF 93 B SL 86 B FF 92 B FF 94 4-1 23 CS BB		C FF 94 B FF 93 F SL 86 B SL 84 X SL 84 2-2 HR		1 SAFE B SI 97 X FF 96 1-0 FC1-4 ② 1-2f 3-H		3	1	1	2	1	0	1
23 Adrián González, L (1, 3) OBP: 0.362, SLG: 0.554		F FF 93 F FF 93 B SL 84 X FF 93 1-2 HR		B SI 92 C FF 93 C CU 81 1 SAFE B FF 94 F CH 85 B FF 92 X CH 83 3-2 G3 ②③ 1-2		S FF 93 B FF 92 B FF 92 B FF 92 C FF 93 3-3 K ②		F SI 88 S SI 90 B SI 90 1 SAFE 1 SAFE X SI 90 1-2 G1-3 ③		4	1	1	1	0	1	2
27 Matt Kemp, R (1, 8) OBP: 0.338, SLG: 0.469		C FF 93 X FF 92 0-1 F9 ①			X SI 91 0-0 2B	B FF 92 C FF 92 B FF 93 S CH 82 B FF 93 X CH 82 3-2 G5-3 ③			C FF 94 X CU 78 0-1 G6-3 ①	4	0	1	0	0	0	0
3 Carl Crawford, L (1, 7) OBP: 0.296, SLG: 0.395		C FF 93 B FF 92 S CH 85 S FF 94 1-3 K ②			C FF 93 B CH 83 C FF 94 B FF 94 D SL 84 X FF 94 3-2 G5-3 ①		F FF 91 B CH 87 X FF 92 1-1 L5 ①		B FF 93 X CH 87 1-0 G3 ②	4	0	0	0	0	1	1
10 Justin Turner, R (1, 5) OBP: 0.267, SLG: 0.269		X FF 94 0-0 P3 ③			B SI 92 X SL 85 1-0 G6-3 ②		B FF 92 F FC 89 X SI 92 1-1 G4-3 ②		F FF 94 B FF 94 C CU 78 X FF 95 1-2 F9 ③	4	0	0	0	0	0	1
17 A.J. Ellis, R (1, 2) OBP: 0.327, SLG: 0.179			C FF 93 B FF 93 B FF 94 B CU 80 B FF 93 4-1 9 L3 BB		I IN 71 I IN 75 I IN 74 I IN 73 4-0 IBB		B FF 93 F FC 90 F FF 92 S FC 89 1-3 K ③			1	0	0	0	2	1	0
99 Hyun Jin Ryu, R (1, 1) OBP: 0.125, SLG: 0.125			X FF 92 0-0 B3 ①		C SI 92 C SL 84 F FF 94 B CU 80 X FF 93 1-2 L5 ③			B FF 96 B FF 95 C FF 97 C SI 97 F SI 98 F SL 85 F FF 97 X SI 98 2-2 9 SH2-4 13 FC1-4 2B		2	0	0	0	0	3
43 Brandon League, R (7, 1)										0	0	0	0	0	0	0
18 Chone Figgins, S (8, PH) OBP: 0.444, SLG: 0.350										1	1	1	0	0	0	0
0 Brian Wilson, R (8, 1)										0	0	0	0	0	0	0
74 Kenley Jansen, S (9, 1)										0	0	0	0	0	0	0
Inning Stats	R: 0 E: 0 K: 0 S: 7 H: 0 LOB: 0 BB: 0 P: 13	R: 1 E: 0 K: 1 S: 9 H: 1 LOB: 0 BB: 0 P: 11	R: 0 E: 0 K: 0 S: 9 H: 0 LOB: 0 BB: 1 P: 15	R: 0 E: 0 K: 1 S: 8 H: 0 LOB: 0 BB: 1 P: 16	R: 0 E: 0 K: 0 S: 9 H: 1 LOB: 2 BB: 1 P: 18	R: 2 E: 0 K: 2 S: 13 H: 2 LOB: 0 BB: 0 P: 23	R: 0 E: 0 K: 1 S: 7 H: 0 LOB: 0 BB: 0 P: 10	R: 1 E: 0 K: 0 S: 11 H: 1 LOB: 1 BB: 1 P: 20	R: 0 E: 0 K: 0 S: 6 H: 0 LOB: 0 BB: 0 P: 8	1B: 0 2B: 3 3B: 0 HR: 3 SF: 0 SAC: 1 DP: 1 HBP: 0						

	AB	29
	R	4
	H	5
	RBI	4
	BB	4
	SO	5
	LOB	9

WP: 0 PA: 34
PB: 0
SB: 0
CS: 1

PITCHER		IP	WLS	BF	H	R	ER	SO	BB	IBB	HBP	BLK	WP	HR	S	P	ERA	WHIP
48 Jacob deGrom, R ERA: 2.77	(1, 1)	6.0	L	23	4	3	3	4	2	1	0	0	0	3	55	96	4.50	1.000
52 Carlos Torres, R ERA: 3.08	(7, 1)	1.0		3	0	0	0	1	0	0	0	0	0	0	7	10	0.00	0.000
27 Jeurys Familia, R ERA: 3.43	(8, 1)	0.2		4	1	1	1	0	1	0	0	0	0	0	8	16	13.50	3.000
56 Scott Rice, L ERA: 5.23	(8, 1)	0.1		1	0	0	0	0	0	0	0	0	0	0	3	4	0.00	0.000
58 Jenrry Mejia, R ERA: 4.54	(9, 1)	1.0		3	0	0	0	0	0	0	0	0	0	0	6	8	0.00	0.000

PITCHER	IP	WLS	BF	H	R	ER	SO	BB	IBB	HBP	BLK	WP	HR	S	P	ERA	WHIP

Batter	1	2	3	4	5	6	7	8	9	AB	R	H	RBI	BB	SO	LOB
12 Juan Lagares, R (1, 8) OBP: 0.355, SLG: 0.486	C SI 90 F SI 90 B SI 92 B CH 84 S CH 83 2-3 K2-3 ①		X CH 82 0-0 1 BB 5 1B 1B		C SI 92 C SL 86 X SL 86 0-2 G3-6 ①② 1-2f		X SI 94 0-0 28 FC4-6 1B		S FC 93 B FC 95 S FC 93 X FC 96 1-2 28 G4-3 3B	5	1	3	0	0	1	1
28 Daniel Murphy, L (1, 4) OBP: 0.355, SLG: 0.432	C FF 91 B CU 76 X CU 74 1-1 1B		X SI 91 0-0 L5 ②		C SI 93 C CH 84 B SI 94 B SL 86 X SL 87 2-2 G4-3 ③		C SI 92 B SI 92 X SI 92 1-1 FC4-6 ② 5 2B 1-2f		F FC 94 X FC 96 0-1 G4-3 ② 3-H	5	0	1	1	0	0	2
5 David Wright, R (1, 5) OBP: 0.335, SLG: 0.382	C SI 92 C SI 91 B SI 92 B SI 91 C FF 92 2-3 K ②		B SI 92 X CH 84 1-0 1 BB 1-2 1B			B SI 89 X SL 83 1-0 1 G5-4-3 1B	B SI 93 B SI 93 X SI 93 2-0 1-3 2B		C FC 96 B SL 83 F FC 95 B FC 96 S FC 96 2-3 K ③	5	0	3	0	0	2	1
1 Chris Young, R (1, 7) OBP: 0.283, SLG: 0.363	B CU 73 C SI 91 1 SAFE B CH 81 B CH 82 F SI 91 X SI 92 3-2 P6 ③		B CH 84 S SI 92 B SI 92 B SI 91 B CH 85 4-1 1-2 2-3 BB			B SI 90 F SI 90 C FF 91 X FF 90 1-2 G5-4-3 ①② 1-2f	C SI 93 S SI 93 B FS 84 B FS 85 F SI 94 X SI 94 2-2 G5-3 ③			3	0	0	0	1	0	4
3 Curtis Granderson, L (1, 9) OBP: 0.299, SLG: 0.361		B SI 90 S SL 86 B SL 86 S SI 91 B SI 92 S SL 85 3-3 K ①	C SI 93 B SI 94 C SL 85 S SI 93 1-3 K ③			C SL 86 X SL 86 0-1 29 HR 1B		C SL 87 C SL 87 X FF 92 0-2 F7 ①		4	1	1	0	0	2	3
29 Eric Campbell, R (1, 3) OBP: 0.444, SLG: 0.750		X SI 92 0-0 F8 ②		C SI 88 C SL 82 B CH 81 C SL 83 1-3 K ①		S CH 83 B CH 84 B SL 85 X CH 83 2-1 1-H HR		C SL 89 B FF 92 F CU 80 F SL 90 B FF 95 B FF 94 X SL 91 3-2 G4-3 ②		4	1	1	2	0	1	0
4 Wilmer Flores, R (1, 6) OBP: 0.400, SLG: 0.318		C SI 91 X CU 74 0-1 1B	C CH 81 B CH 81 C SI 92 T SL 86 1-2 K ②			X SI 91 0-0 1B		C CU 74 F FF 94 B SL 91 B SL 88 F FF 94 X FF 94 2-2 20 FC6 1B		4	0	3	0	0	1	0
20 Anthony Recker, R (1, 2) OBP: 0.233, SLG: 0.351		C SI 91 C CH 83 C SI 92 0-3 K ③	C CU 73 X CH 84 0-1 G5-3 ③			B SI 90 C SI 91 C SI 92 C SI 92 1-3 K ③		B SL 92 S SL 92 B SL 91 B SL 91 X SL 91 3-1 FC6 ③ 1-2f		4	0	0	0	0	2	3
48 Jacob deGrom, L (1, 1) OBP: 0.667, SLG: 0.667 52 Carlos Torres, R (7, 1) 22 Eric Young Jr., S (7, PH) OBP: 0.311, SLG: 0.305 27 Jeurys Familia, R (8, 1) 56 Scott Rice, L (8, 1) 58 Jenrry Mejia, R (9, 1) 53 Bobby Abreu, L (9, PH) OBP: 0.333, SLG: 0.429			C FF 90 B SI 91 F SL 85 B SI 92 F SI 93 S SL 84 2-3 K ①		B SI 90 C SI 92 C SI 92 X SI 93 1-2 12 G3-6 1B		B SI 93 B SI 93 C SI 92 F SI 94 X SI 94 2-2 G4-3 ①		B FC 93 C FC 94 X FC 94 1-1 L6 ①	2 0 1 0 0 0 1	0 0 0 0 0 0 0	1 0 0 0 0 0 0	0 0 0 0 0 0 0	0 0 0 0 0 0 0	1 0 0 0 0 0 0	0 0 0 0 0 0 0
Inning Stats	R: 0 E: 0 K: 2 S: 11 H: 1 LOB: 1 BB: 0 P: 19	R: 0 E: 0 K: 2 S: 9 H: 1 LOB: 1 BB: 0 P: 12	R: 0 E: 0 K: 2 S: 11 H: 2 LOB: 3 BB: 1 P: 19	R: 0 E: 0 K: 2 S: 8 H: 0 LOB: 0 BB: 0 P: 10	R: 0 E: 0 K: 0 S: 9 H: 1 LOB: 0 BB: 0 P: 12	R: 2 E: 0 K: 1 S: 12 H: 4 LOB: 1 BB: 0 P: 17	R: 0 E: 0 K: 0 S: 11 H: 2 LOB: 2 BB: 0 P: 18	R: 0 E: 0 K: 0 S: 13 H: 1 LOB: 1 BB: 0 P: 21	R: 1 E: 0 K: 1 S: 10 H: 1 LOB: 0 BB: 0 P: 14	1B: 10 2B: 1 3B: 1 HR: 1 SF: 0 SAC: 0 DP: 2 HBP: 0	WP: 0 PB: 0 SB: 0 CS: 0 PA: 39					

PITCHER		IP	WLS	BF	H	R	ER	SO	BB	IBB	HBP	BLK	WP	HR	S	P	ERA	WHIP
99 Hyun Jin Ryu, L ERA: 3.0	(1, 1)	6.0	W	26	9	2	2	9	1	0	0	0	0	1	60	89	3.00	1.667
43 Brandon League, R ERA: 1.35	(7, 1)	1.0	H	5	2	0	0	0	0	0	0	0	0	0	11	18	0.00	2.000
0 Brian Wilson, R ERA: 8.22	(8, 1)	1.0	H	4	1	0	0	0	0	0	0	0	0	0	13	21	0.00	1.000
74 Kenley Jansen, R ERA: 4.35	(9, 1)	1.0	S	4	1	1	1	1	0	0	0	0	0	0	10	14	9.00	1.000

PITCHER	IP	WLS	BF	H	R	ER	SO	BB	IBB	HBP	BLK	WP	HR	S	P	ERA	WHIP

BOTTOM

Los Angeles Dodgers @ New York Mets

Citi Field, Flushing, NY

Wed May 21 2014, 7:12 PM - 10:12 PM EDT

Att. 23,721 - Cloudy - 70 F

livebaseballscorecards.com

AB	38
R	3
H	13
RBI	3
BB	1
SO	10
LOB	14

Batter	1	2	3	4	5	6	7	8	9	AB	R	H	RBI	BB	SO	LOB
18 Chone Figgins, S (1, 4) OBP: 0.452, SLG: 0.348	B FF 86 B SI 88 C SI 88 X CH 81 2-1 13 1B 23 SF7 1B		C SI 86 C FF 87 B FF 87 B CU 75 X FF 88 2-2 ① G5-3			C SI 86 B FF 87 B CU 71 B FF 88 B SI 89 4-1 13 P4-6 66 E BB		B FF 88 C FC 87 C CU 71 F FC 89 S SL 82 1-3 ① K		3	1	1	0	1	1	0
66 Yasiel Puig, R (1, 9) OBP: 0.423, SLG: 0.607	L SI 87 C SI 88 S FF 88 0-3 ① K		C CU 72 B SI 90 F SI 90 B SI 89 B CU 76 F FC 89 C FF 89 3-3 ② K			B FF 87 C FF 87 X CU 73 1-1 FC5 13 P4-6 1-2		X CU 72 0-0 13 L7-4 2B		4	0	1	0	0	2	2
13 Hanley Ramirez, R (1, 6) OBP: 0.335, SLG: 0.454	C FF 89 B SI 88 X SI 90 1-1 1-3 1B		B FF 88 T CU 74 B SI 89 F FF 89 B SI 89 X SI 90 3-2 ③ F9			C FC 86 X FF 88 0-1 ①② P4-6 1-2f 2-3		B SI 89 F FC 88 X FC 88 1-1 ②③ L7-4 2-2		4	0	1	0	0	0	3
23 Adrián González, L (1, 3) OBP: 0.355, SLG: 0.545	X CU 72 0-0 ② SF7 3-H			B CU 72 X SI 88 1-0 ① G5-3		C SI 87 S SI 88 B FF 88 X FF 88 1-2 ③ G6-3			B FF 93 C FF 92 B CH 89 X SI 93 2-1 ① L8	3	0	0	1	0	0	1
27 Matt Kemp, R (1, 8) OBP: 0.329, SLG: 0.456	C FF 85 B FF 88 S CU 74 S CU 74 1-3 ③ K			S CU 74 B FC 86 C SI 88 C FF 88 1-3 ② K			F CU 70 B CU 72 X CU 73 1-1 ① G6-3		B CU 79 B FF 94 X FF 94 2-0 ② F9	4	0	0	0	0	2	1
33 Scott Van Slyke, R (1, 7) OBP: 0.373, SLG: 0.596		B SI 86 B SI 88 C SI 88 B CH 81 C SI 88 S FF 89 3-3 ① K		B SI 88 B SI 88 X SI 88 2-0 ③ F9			B SI 87 B SI 88 B SI 85 B FF 86 4-0 10 HR BB		B FF 94 S FC 93 B SL 83 F FF 94 F FF 95 F SL 85 B SL 86 S SL 84 3-3 ③ K	3	1	0	0	1	2	0
10 Justin Turner, R (1, 5) OBP: 0.281, SLG: 0.313		B FF 88 B SI 89 C FF 88 F FF 90 B FF 89 F FF 91 F FF 89 X FF 88 3-2 ② L9			C FF 87 B CH 81 B SI 89 C SI 89 B CU 76 B FF 91 4-2 17 G1-6-3 BB		B CH 79 X FF 87 1-0 1-H HR			2	1	1	2	1	0	0
17 A.J. Ellis, R (1, 2) OBP: 0.327, SLG: 0.214		C FF 89 X CU 74 0-1 2B			C FF 86 B FF 88 B FF 88 X FF 90 2-1 ①② G1-6-3 1-2f		X FF 89 0-0 ② F8			3	0	1	0	0	0	1
21 Zack Greinke, R (1, 1) OBP: 0.300, SLG: 0.389 28 Jamey Wright, R (6, 1) 3 Carl Crawford, L (7, PH) OBP: 0.294, SLG: 0.392 54 Chris Perez, R (7, 1) 47 Paul Maholm, L (8, 1)		X FF 86 0-0 ③ F7			B SI 87 F FF 88 X FC 88 1-1 ③ F7		X SI 87 0-0 ③ P6			2 0 1 0 0	0 0 0 0 0	0 0 0 0 0	0 0 0 0 0	0 0 0 0 0	0 0 0 0 0	1 0 0 0 0
Inning Stats	R: 1 E: 0 K: 2 S: 11 H: 2 LOB: 1 BB: 0 P: 15	R: 0 E: 0 K: 1 S: 11 H: 1 LOB: 1 BB: 0 P: 17	R: 0 E: 0 K: 1 S: 10 H: 0 LOB: 0 BB: 0 P: 18	R: 0 E: 0 K: 1 S: 5 H: 0 LOB: 0 BB: 0 P: 9	R: 0 E: 0 K: 0 S: 6 H: 0 LOB: 0 BB: 1 P: 13	R: 0 E: 1 K: 0 S: 8 H: 0 LOB: 1 BB: 1 P: 14	R: 2 E: 0 K: 0 S: 5 H: 1 LOB: 0 BB: 1 P: 11	R: 0 E: 0 K: 1 S: 7 H: 1 LOB: 0 BB: 0 P: 9	R: 0 E: 0 K: 1 S: 8 H: 0 LOB: 0 BB: 0 P: 15	1B: 2 2B: 4 3B: 0 HR: 1 SF: 1 SAC: 0 DP: 3 HBP: 0						

TOP

Los Angeles Dodgers @ New York Mets

Citi Field, Flushing, NY

Thu May 22 2014, 7:12 PM - 10:10 PM EDT

Att. 23,416 - Cloudy - 61 F

livebaseballscorecards.com

AB	29
R	3
H	5
RBI	3
BB	3
SO	7
LOB	9

WP: 0 PB: 0 SB: 0 CS: 0 PA: 33

PITCHER		IP	WLS	BF	H	R	ER	SO	BB	IBB	HBP	BLK	WP	HR	S	P	ERA	WHIP
49 Jonathon Niese, L ERA: 2.7	(1, 1)	7.0	W	27	4	3	3	5	3	0	0	0	0	1	56	97	3.86	1.000
16 Daisuke Matsuzaka, R ERA: 2.14	(8, 1)	1.0	H	3	1	0	0	1	0	0	0	0	0	0	7	9	0.00	1.000
58 Jenrry Mejia, R ERA: 4.43	(9, 1)	1.0	S	3	0	0	0	1	0	0	0	0	0	0	8	15	0.00	0.000

PITCHER		IP	WLS	BF	H	R	ER	SO	BB	IBB	HBP	BLK	WP	HR	S	P	ERA	WHIP

BOTTOM

Los Angeles Dodgers @ New York Mets

Citi Field, Flushing, NY

Thu May 22 2014, 7:12 PM - 10:10 PM EDT

Att. 23,416 - Cloudy - 61 F

livebaseballscorecards.com

Batter	1	2	3	4	5	6	7	8	9	AB	R	H	RBI	BB	SO	LOB
12 Juan Lagares, R (1, 8) OBP: 0.352, SLG: 0.478	C FF 88 C SL 82 X SL 84 0-2 G6-3 ①		X FF 89 0-0 L8 ①		D CU 73 S SL 84 B SI 91 C SI 91 F SI 91 B FF 92 X SL 85 3-2 G6-3 ② 2-3		C SL 84 C SL 83 X SL 84 0-2 1B 3-H			4	0	1	1	0	0	1
28 Daniel Murphy, L (1, 4) OBP: 0.348, SLG: 0.422	F FF 89 B CH 85 F FF 91 B SL 85 X CH 85 2-2 G6-3 ②		B FF 88 B CU 70 S CH 84 X CH 85 2-1 G3-1 ②		B CH 86 B FF 92 X CH 86 2-0 E5 3-H		X FF 94 0-0 G4-3 ③			4	0	0	0	0	0	1
5 David Wright, R (1, 5) OBP: 0.338, SLG: 0.385	F FF 90 F CU 71 F FF 93 B FF 93 B SL 83 F SI 91 B SI 92 C SL 84 3-3 K ③		C SI 89 B SI 91 B SL 84 X SL 83 2-1 3 CS 1B		1 SAFE S SL 86 B CU 70 B SI 91 X SI 91 2-1 G5-3 ③			C SL 83 B FF 94 X FF 94 1-1 3 3B 1B		4	1	2	0	0	1	1
3 Curtis Granderson, L (1, 9) OBP: 0.304, SLG: 0.384		F CH 82 B FF 91 F FF 91 F FF 92 F SL 84 F CH 87 B CH 79 B FF 92 F CH 85 3-2 E8 29 SF9 2B	C CH 87 B FF 91 B FF 91 S CH 86 2-2 CS ③ 1-2	B CU 72 C CH 84 F SL 83 X SI 92 1-2 F9 ①		S FC 88 S CU 78 B FC 86 S CU 79 1-3 K ①		C FF 95 B SL 84 1 SAFE D SL 83 F FF 95 1 SAFE F FF 96 X SL 83 2-2 21 FC6-2 3B 1-H		4	1	2	1	0	1	0
29 Eric Campbell, R (1, 7) OBP: 0.364, SLG: 0.632		C FF 91 B SL 83 B FF 92 S CU 71 B SL 85 X SI 92 3-2 SF9 ① 3-H		B SL 89 C FF 91 F SL 83 X SI 92 1-2 G6-3 ②		B CU 80 X SI 90 1-0 G4-3 ②		B SI 94 C SL 83 F SI 94 S FF 95 1-3 K ①		3	0	0	1	0	1	1
21 Lucas Duda, L (1, 3) OBP: 0.324, SLG: 0.402		F SI 91 B FF 92 B CH 87 B CH 86 B FF 93 4-1 20 BB BB		C CU 72 B CH 87 F CH 87 S SL 83 1-3 K ③		B CH 84 C FC 87 S CH 84 X CU 77 1-2 G3 ③		B SI 86 F SL 78 C SI 88 D CU 74 B SL 81 X CU 73 3-2 FC6-2 4 S ② 3-H		3	0	0	0	1	1	1
4 Wilmer Flores, R (1, 6) OBP: 0.379, SLG: 0.308		F SI 92 1 SAFE F CU 69 F FF 92 X CU 68 0-2 F9 ②			C SL 80 F CH 88 B SL 82 F CH 86 C SL 84 1-3 K ①		X FF 94 0-0 53 F9 20 WP 12 1B 1B	B SI 89 F CH 81 S SI 87 1 SAFE B SI 88 F FC 84 C SI 88 2-3 K ③ 1-2		4	1	1	0	0	2	2
20 Anthony Recker, R (1, 2) OBP: 0.254, SLG: 0.373		B SL 84 C SI 91 B SI 92 B SL 85 B SI 92 4-1 1-2 BB			B FF 90 F SI 90 F SI 92 X SL 85 1-2 49 2B 2B		1 SAFE B FF 94 B FF 95 S FF 95 L FF 94 S SL 84 2-3 K ① 1-2			2	1	1	0	1	1	1
49 Jonathon Niese, L (1, 1) OBP: 0.313, SLG: 0.167 53 Bobby Abreu, L (7, PH) OBP: 0.324, SLG: 0.414 16 Daisuke Matsuzaka, R (8, 1) 58 Jenrry Mejia, R (9, 1)		B SI 91 F SI 91 C FF 90 S SL 86 1-3 K ③			X FF 90 0-0 12 G6-3 28 E 2B 2-H		F FF 94 C FF 95 X FF 94 0-2 F9 ② 2-3			2 1 0 0	1 0 0 0	1 0 0 0	1 0 0 0	0 0 0 0	1 1 0 0	2 1 0 0
Inning Stats	R: 0 E: 0 K: 1 S: 11 H: 0 LOB: 0 BB: 0 P: 16	R: 1 E: 1 K: 1 S: 21 H: 1 LOB: 2 BB: 2 P: 36	R: 0 E: 0 K: 0 S: 7 H: 1 LOB: 0 BB: 0 P: 13	R: 0 E: 0 K: 1 S: 9 H: 0 LOB: 0 BB: 0 P: 12	R: 2 E: 1 K: 1 S: 15 H: 2 LOB: 1 BB: 0 P: 24	R: 0 E: 0 K: 1 S: 7 H: 0 LOB: 0 BB: 0 P: 10	R: 1 E: 0 K: 1 S: 11 H: 2 LOB: 1 BB: 0 P: 13	R: 1 E: 0 K: 2 S: 16 H: 2 LOB: 1 BB: 0 P: 25		1B: 4 2B: 3 3B: 1 HR: 0 SF: 1 SAC: 0 DP: 0 HBP: 0				WP: 1 PB: 0 SB: 1 CS: 1 PA: 35		

	AB	31
	R	5
	H	8
	RBI	4
	BB	2
	SO	8
	LOB	11

PITCHER		IP	WLS	BF	H	R	ER	SO	BB	IBB	HBP	BLK	WP	HR	S	P	ERA	WHIP
21 Zack Greinke, R ERA: 2.01	(1, 1)	5.0		21	4	3	1	4	2	0	0	0	0	0	63	101	1.80	1.200
28 Jamey Wright, R ERA: 3.16	(6, 1)	1.0		3	0	0	0	1	0	0	0	0	0	0	7	10	0.00	0.000
54 Chris Perez, R ERA: 5.68	(7, 1)	1.1	L	8	4	2	2	2	0	0	0	0	1	0	20	26	13.50	3.000
47 Paul Maholm, L ERA: 5.31	(8, 1)	0.2		2	0	0	0	1	0	0	0	0	0	0	7	12	0.00	0.000

PITCHER	IP	WLS	BF	H	R	ER	SO	BB	IBB	HBP	BLK	WP	HR	S	P	ERA	WHIP

Arizona Diamondbacks @ New York Mets

Citi Field, Flushing, NY

Sat May 24 2014, 4:11 PM - 7:29 PM EDT

Att. 24,551 - Cloudy - 66 F

TOP

livebaseballscorecards.com

Batter	1	2	3	4	5	6	7	8	9	AB	R	H	RBI	BB	SO	LOB
8 Gerardo Parra, L (1, 9) OBP: 0.304, SLG: 0.396	G3-1	F9		1B			44 G4-3 16 SH1-3 1B		K	5	0	2	0	0	1	3
16 Chris Owings, R (1, 6) OBP: 0.310, SLG: 0.397	K		K	G4-3			SH1-3 1-2		F7	4	0	0	0	0	2	2
44 Paul Goldschmidt, R (1, 3) OBP: 0.359, SLG: 0.542	G5-3		E6 2 HBP 14 1B		K		G4-3 2-3			4	1	0	0	0	1	1
26 Miguel Montero, L (1, 2) OBP: 0.365, SLG: 0.401		BB 2 2B 14 1B	K		K		G2			3	1	0	0	1	2	2
2 Aaron Hill, R (1, 4) OBP: 0.313, SLG: 0.416		2B 14 1B 7 1B	HBP 14 1B		L7			G6-3		3	1	1	0	0	0	0
14 Martin Prado, R (1, 5) OBP: 0.304, SLG: 0.316		1B 55 SH1-4 7 1B	1B			HBP 11 FC5-4		K		3	0	2	2	0	1	0
7 Cody Ross, R (1, 7) OBP: 0.250, SLG: 0.265		1B 55 SH1-4	K			K		G4-3		4	0	1	1	0	2	3
5 Ender Inciarte, L (8, 7) OBP: 0.139, SLG: 0.114										0	0	0	0	0	0	0
11 AJ Pollock, R (1, 8) OBP: 0.340, SLG: 0.500		F5		G5-3		FC5-4			G6-3	4	0	0	0	0	0	3
55 Josh Collmenter, R (1, 1) OBP: 0.118, SLG: 0.125										2	0	0	0	0	0	1
50 Evan Marshall, R (7, 1)										0	0	0	0	0	0	0
29 Brad Ziegler, R (8, 1)										0	0	0	0	0	0	0
12 Eric Chavez, L (9, PH) OBP: 0.371, SLG: 0.527										0	0	0	0	1	0	0
57 Chase Anderson, R (9, PR)										0	0	0	0	0	0	0
43 Addison Reed, L (9, 1)										0	0	0	0	0	0	0
Inning Stats	R: 0 E: 0 K: 1 S: 11 H: 0 LOB: 0 BB: 0 P: 16	R: 2 E: 0 K: 0 S: 16 H: 3 LOB: 2 BB: 1 P: 26	R: 1 E: 1 K: 3 S: 16 H: 1 LOB: 2 BB: 0 P: 26	R: 0 E: 0 K: 0 S: 10 H: 1 LOB: 1 BB: 0 P: 15	R: 0 E: 0 K: 2 S: 9 H: 0 LOB: 0 BB: 0 P: 14	R: 0 E: 0 K: 1 S: 6 H: 0 LOB: 1 BB: 0 P: 8	R: 0 E: 0 K: 0 S: 10 H: 1 LOB: 1 BB: 0 P: 16	R: 0 E: 0 K: 1 S: 6 H: 0 LOB: 0 BB: 0 P: 11	R: 0 E: 0 K: 1 S: 10 H: 0 LOB: 1 BB: 1 P: 16	1B: 5 2B: 1 3B: 0 HR: 0	SF: 0 SAC: 2 DP: 0 HBP: 2					

	AB	32
	R	3
	H	6
	RBI	3
	BB	2
	SO	9
	LOB	15

WP: 0 PB: 0 SB: 0 CS: 0 PA: 38

PITCHER	IP	WLS	BF	H	R	ER	SO	BB	IBB	HBP	BLK	WP	HR	S	P	ERA	WHIP
45 Zack Wheeler, R (1, 1) ERA: 4.63	6.2	L	30	6	3	2	7	1	0	2	0	0	0	76	118	2.70	1.050
66 Josh Edgin, L (7, 1) ERA: 3.86	0.1		1	0	0	0	0	0	0	0	0	0	0	2	3	0.00	0.000
52 Carlos Torres, R (8, 1) ERA: 2.93	1.1		4	0	0	0	1	0	0	0	0	0	0	8	14	0.00	0.000
56 Scott Rice, L (9, 1) ERA: 5.06	0.1		2	0	0	0	1	1	0	0	0	0	0	5	9	0.00	3.000
47 Jose Valverde, R ERA: 4.19	0.1		1	0	0	0	0	0	0	0	0	0	0	3	4	0.00	0.000

BOTTOM

Batter	1	2	3	4	5	6	7	8	9	AB	R	H	RBI	BB	SO	LOB
12 Juan Lagares, R (1, 8) OBP: 0.346, SLG: 0.462	C FC 85 B CU 73 X FC 86 1-1 G1-3 ①		C FC 82 B FC 83 F FC 85 B CU 73 S CH 80 2-3 K ①		X CH 76 0-0 G5-3 ①		1 SAFE 1 SAFE B FF 92 C FF 94 C FF 93 D CH 86 B CH 86 F FF 93 F FF 94 4-2 28 G1-6-3 BB 1-2		C FF 93 B FF 92 B SL 85 X FF 92 2-1 F9 ③	4	0	0	0	1	1	0
28 Daniel Murphy, L (1, 4) OBP: 0.346, SLG: 0.419	B FC 85 C FC 86 B FC 86 F FC 86 F FC 87 F FC 86 X FC 87 2-2 F7 ②		X FC 85 0-0 5 1B 3 2B 1B		X FC 86 0-0 F8 ②		C CH 86 F FF 94 F SI 93 X CH 86 0-2 G1-6-3 ②③ 1-2f			4	1	1	0	0	0	2
5 David Wright, R (1, 5) OBP: 0.346, SLG: 0.412	B CU 71 F CH 79 B FC 85 B FC 87 X FC 87 3-1 1 1B 2B		S FC 86 B FC 85 F FC 85 B FC 86 X FC 87 1-2 3 2B 1B 1-2		B FC 85 B FC 85 X CH 78 2-0 HR			X SI 85 0-0 G4-3 ①		4	1	3	1	0	0	0
3 Curtis Granderson, L (1, 9) OBP: 0.314, SLG: 0.395	C FC 85 B FC 85 B FC 85 D CH 80 D CH 79 4-1 1 1B BB		D CH 80 X CH 79 1-0 2B 1-3 2-H		C FC 87 B FC 86 B FC 86 F FC 88 X FC 88 2-2 P5 ③			B SI 84 S SI 84 S CH 77 F CH 78 B CU 72 X CH 79 2-2 1 BB 1B		3	0	2	1	1	0	0
1 Chris Young, R (1, 7) OBP: 0.291, SLG: 0.362	B FC 86 B FC 86 C FC 86 B FC 87 X CH 80 3-1 1B 1-2 2-3		B FC 86 C FC 86 F FC 87 B FC 88 S FC 88 2-3 K ②			B FC 85 F FC 85 X FC 86 1-1 F8 ①		C SI 84 B SI 84 B SI 84 S SI 85 B SI 86 B SI 85 4-2 BB 1-2		3	0	1	0	1	1	2
21 Lucas Duda, L (1, 3) OBP: 0.315, SLG: 0.389	C FC 88 C FC 88 B FC 88 S FC 89 1-3 K ③		C FC 87 B FC 87 X FC 88 1-1 F8 ③			S CH 80 X FC 87 0-1 F9 ②		B CH 79 B SI 85 S SI 85 B CH 78 F SI 84 X SI 85 3-2 F7 ②		4	0	0	0	0	1	7
4 Wilmer Flores, R (1, 6) OBP: 0.333, SLG: 0.267		C FC 84 B CU 72 F FC 84 X CH 80 1-2 P4 ①		C CU 71 X CH 78 0-1 P3 ①		B FC 85 B FC 85 C FC 84 C FC 87 F FC 88 X FC 88 2-2 G5-3 ③		F CU 72 X CU 72 0-1 F7 ③		4	0	0	0	0	0	2
20 Anthony Recker, R (1, 2) OBP: 0.242, SLG: 0.355 53 Bobby Abreu, L (9, PH) OBP: 0.314, SLG: 0.400		B FC 86 C FC 86 B FC 87 C CH 81 X FC 88 2-2 F9 ②		C FC 84 B CU 74 X CH 78 1-1 F8 ②			C SL 83 S FF 94 B SI 95 F SI 94 S CH 85 1-3 K ①		C FF 92 T FF 92 F FF 94 B FF 94 B FF 92 B FF 94 F FF 93 X FF 94 3-2 L6 ①	3 1	0 0	0 0	0 0	0 0	1 0	0 0
45 Zack Wheeler, L (1, 1) 66 Josh Edgin, R (7, 1) 22 Eric Young Jr., S (7, PH) OBP: 0.315, SLG: 0.305 52 Carlos Torres, R (8, 1) 56 Scott Rice, L (9, 1) 47 Jose Valverde, R (9, 1) 29 Eric Campbell, R (9, PH) OBP: 0.348, SLG: 0.600		C FC 86 C FC 86 S FC 88 0-3 K ③		F FC 86 X FC 84 0-1 P6 ③			B SI 94 S SI 94 B SI 94 B SI 94 F SI 94 F SI 93 B SI 94 4-2 12 S BB		S SL 85 S FF 93 X FF 93 0-2 F9 ②	2 0 0 0 0 0 0 1	0 0 0 0 0 0 0 0	0 0 0 0 0 0 0 0	0 0 1 0 0 0 0 0	1 0 0 0 0 0 0 0	0 0 0 0 0 0 0 0	0 0 0 0 0 0 0 0
Inning Stats	R: 0 H: 2 E: 0 LOB: 3 K: 1 BB: 1 S: 15 P: 29	R: 0 H: 0 E: 0 LOB: 0 K: 1 BB: 0 S: 9 P: 12	R: 1 H: 3 E: 0 LOB: 2 K: 2 BB: 0 S: 14 P: 21	R: 0 H: 0 E: 0 LOB: 0 K: 0 BB: 0 S: 6 P: 7	R: 1 H: 1 E: 0 LOB: 0 K: 0 BB: 0 S: 6 P: 10	R: 0 H: 0 E: 0 LOB: 0 K: 0 BB: 0 S: 8 P: 11	R: 0 H: 0 E: 0 LOB: 1 K: 1 BB: 2 S: 15 P: 24	R: 0 H: 1 E: 0 LOB: 2 K: 0 BB: 1 S: 12 P: 21	R: 0 H: 0 E: 0 LOB: 0 K: 0 BB: 0 S: 10 P: 15	1B: 4 2B: 2 3B: 0 HR: 1	SF: 0 SAC: 0 DP: 1 HBP: 0			WP: 0 PB: 0 SB: 1 CS: 0	PA: 37		

PITCHER	IP	WLS	BF	H	R	ER	SO	BB	IBB	HBP	BLK	WP	HR	S	P	ERA	WHIP
55 Josh Collmenter, R (1, 1) ERA: 3.91	6.0	W	25	6	2	2	4	1	0	0	0	0	1	58	90	3.00	1.167
50 Evan Marshall, R (7, 1) ERA:	1.0	H	4	0	0	0	1	2	0	0	0	0	0	15	24	0.00	2.000
29 Brad Ziegler, R (8, 1) ERA: 2.49	1.0	H	5	1	0	0	0	1	0	0	0	0	0	12	21	0.00	2.000
43 Addison Reed, R (9, 1) ERA: 4.37	1.0	S	3	0	0	0	0	0	0	0	0	0	0	10	15	0.00	0.000

PITCHER	IP	WLS	BF	H	R	ER	SO	BB	IBB	HBP	BLK	WP	HR	S	P	ERA	WHIP

Arizona Diamondbacks @ New York Mets

Citi Field, Flushing, NY

Sat May 24 2014, 4:11 PM - 7:29 PM EDT

Att. 24,551 - Cloudy - 66 F

livebaseballscorecards.com

AB	33
R	2
H	7
RBI	2
BB	4
SO	5
LOB	13

Arizona Diamondbacks @ New York Mets

Citi Field, Flushing, NY

Sun May 25 2014, 1:12 PM - 4:19 PM EDT

Partly Cloudy - 77 F

TOP

livebaseballscorecards.com

Batter	1	2	3	4	5	6	7	8	9	AB	R	H	RBI	BB	SO	LOB
8 Gerardo Parra, L (1, 9) OBP: 0.306, SLG: 0.390	C FF 91 B SI 92 B SI 92 F FF 93 B CH 87 X FF 93 3-2 ① F7		C SI 92 S CH 87 X SI 92 0-2 ② G6-3		B SI 91 B CH 87 B SI 92 B FF 90 4-0 BB			F FF 92 C FF 93 F SL 84 B SL 82 B FF 92 X SL 86 2-2 ① G6-3	I I I 4-0 16 E IBB	3	0	0	0	2	0	0
16 Chris Owings, R (1, 6) OBP: 0.313, SLG: 0.413	X SI 92 0-0 HR		B SL 83 C FF 92 B SI 91 B CH 85 C FF 92 F SI 91 F SI 92 B CH 86 4-2 44 1B BB		S FF 91 F FF 92 B SI 91 1 SAFE B SL 82 S SL 83 2-3 ③ K			S FF 91 X FF 94 0-1 ② F9	C SL 82 X FF 93 0-1 1-2 3-H E4	4	1	1	1	1	1	2
44 Paul Goldschmidt, R (1, 3) OBP: 0.360, SLG: 0.544	B FF 92 B SL 84 C FF 92 B FF 92 S FF 92 F FF 92 S FF 92 3-3 ② K		1 SAFE S SI 92 1 SAFE S SI 91 X FF 92 0-2 1-3 1B			B SI 90 B FF 90 C FF 91 X SL 83 2-1 ① G6-3		C FF 95 B FS 84 F FF 94 F FF 96 X FS 80 1-2 2 BB 2B	B FF 94 D SL 83 F FF 94 X FF 92 2-1 ③ P6	5	0	2	0	0	1	2
26 Miguel Montero, L (1, 2) OBP: 0.363, SLG: 0.394	B FF 93 B CH 88 S FF 92 F FF 92 S FF 92 2-3 ③ K		F SI 91 B SI 91 F SI 91 B SI 92 B FF 92 X FF 92 3-2 ③ G4-3			X SI 90 0-0 ② L8		I IN 65 I IN 63 I IN 62 I IN 62 4-0 2 BB IBB		3	0	0	0	1	1	2
2 Aaron Hill, R (1, 4) OBP: 0.317, SLG: 0.411		B FF 91 B FF 91 B SI 91 C SI 91 B SI 91 4-1 BB	B SL 81 S SL 82 B SI 90 C FF 92 B SI 91 S FF 92 3-3 ① K			F FF 91 B SI 89 B FF 92 F SI 91 B SL 80 X FF 91 3-2 ③ F8		D FF 93 B FF 94 B FF 93 B FF 94 4-0 1-2 2-3 BB		2	0	0	0	2	1	0
12 Eric Chavez, L (1, 5) OBP: 0.364, SLG: 0.525		C FF 92 F CH 87 X FF 93 0-2 ① P5	B FF 92 C SI 92 B SI 91 F FF 92 F SI 92 S FF 92 2-3 ② K				B FF 96 X SI 96 1-0 11 G6-3 2B	B FS 80 B FF 96 C FF 93 B FF 94 F FF 95 F FF 94 X FF 94 3-2 ③ F8		4	0	1	0	0	1	4
11 AJ Pollock, R (1, 8) OBP: 0.338, SLG: 0.500		B FF 93 B FF 92 C FF 92 F FF 91 F SL 83 C FF 92 2-3 ② K	F FF 93 S SL 81 F SL 81 B SI 91 F FF 92 B SL 82 F SI 91 F FF 92 B SI 92 3-3 ③ S SI 92 K				B FF 97 C SI 96 S SL 86 X SL 87 1-2 ① G6-3 2-3			C SI 92 X FF 92 0-1 5 SH1-4 16 E 2B	4	1	1	0	0	2	2
17 Alfredo Marte, R (1, 7) OBP: 0.227, SLG: 0.364 5 Ender Inciarte, L (9, PH) OBP: 0.139, SLG: 0.114 (9, 7)		C FF 92 D SL 83 S SI 92 B FF 92 S SI 92 2-3 ③ K			S SI 90 F SI 91 B SL 81 F SI 90 B SI 90 B FF 91 F SI 92 F FF 92 S CH 86 3-3 ① K		B SI 96 S SI 97 S SL 85 S SL 85 1-3 ② K		B FF 92 C FF 91 X CU 81 1-1 ① SH1-4 2-3	3 0	0 0	0 0	0 0	0 0	3 0	2 0
61 Bronson Arroyo, R (1, 1) OBP: 0.238, SLG: 0.238 7 Cody Ross, R (7, PH) OBP: 0.247, SLG: 0.262 59 Oliver Perez, L (7, 1) 50 Evan Marshall, R (8, 1) 14 Martin Prado, R (9, PH) OBP: 0.302, SLG: 0.314 43 Addison Reed, L (9, 1)			S SI 91 C SI 90 C SI 91 0-3 ① K		X SI 91 0-0 ② B2-3		C SI 86 B SI 98 F SL 85 S SL 87 1-3 ③ K		B FF 93 B CU 81 F CU 80 F FF 93 F FC 94 S SL 84 2-3 ② K	2 1 0 0 1 0	0 0 0 0 0 0	0 0 0 0 0 0	0 0 0 0 0 0	0 1 0 0 1 0	1 1 0 0 1 0	0 1 0 0 1 0
Inning Stats	R: 1 E: 0 K: 2 S: 11 H: 1 LOB: 0 BB: 0 P: 19	R: 0 E: 0 K: 2 S: 11 H: 0 LOB: 1 BB: 1 P: 19	R: 0 E: 0 K: 1 S: 16 H: 1 LOB: 2 BB: 1 P: 23	R: 0 E: 0 K: 3 S: 14 H: 0 LOB: 0 BB: 0 P: 22	R: 0 E: 0 K: 2 S: 10 H: 0 LOB: 1 BB: 1 P: 19	R: 0 E: 0 K: 0 S: 6 H: 0 LOB: 0 BB: 0 P: 11	R: 0 E: 0 K: 2 S: 10 H: 1 LOB: 1 BB: 0 P: 14	R: 0 E: 0 K: 0 S: 14 H: 1 LOB: 3 BB: 2 P: 28	R: 1 E: 1 K: 1 S: 12 H: 1 LOB: 2 BB: 1 P: 21	1B: 1 2B: 3 3B: 0 HR: 1	SF: 0 SAC: 1 DP: 0 HBP: 0					

	AB	32
	R	2
	H	5
	RBI	1
	BB	6
	SO	13
	LOB	16

WP: 0 PA: 39
PB: 0
SB: 0
CS: 0

PITCHER		IP	WLS	BF	H	R	ER	SO	BB	IBB	HBP	BLK	WP	HR	S	P	ERA	WHIP
50 Rafael Montero, R ERA: 4.96	(1, 1)	6.0		23	2	1	1	10	3	0	0	0	0	1	68	113	1.50	0.833
27 Jeurys Familia, R ERA: 3.27	(7, 1)	1.0		4	1	0	0	2	0	0	0	0	0	0	10	14	0.00	1.000
66 Josh Edgin, L ERA: 3.38	(8, 1)	0.1		1	0	0	0	0	0	0	0	0	0	0	4	6	0.00	0.000
47 Jose Valverde, R ERA: 4.05	(8, 1)	0.2		5	1	0	0	0	1	1	0	0	0	0	10	22	0.00	3.000
58 Jenrry Mejia, R ERA: 4.33	(9, 1)	1.0	L	6	1	1	0	1	0	1	0	0	0	0	12	21	0.00	1.000

PITCHER		IP	WLS	BF	H	R	ER	SO	BB	IBB	HBP	BLK	WP	HR	S	P	ERA	WHIP

BOTTOM

Batter	1	2	3	4	5	6	7	8	9	AB	R	H	RBI	BB	SO	LOB
12 Juan Lagares, R (1, 8) OBP: 0.341, SLG: 0.452	C CH 72 L CU 71 B SL 75 X SL 74 1-2 28 1B 5 1B 1B	C CU 70 C SI 85 X SL 75 0-2 ②③ G6-4-3 1-2f			B CH 75 B SI 84 C CH 77 X SI 84 2-1 ② G3		B FF 93 B FF 92 S SL 78 F SI 92 S FF 93 2-3 ③ K		C SL 84 F FF 93 C FF 94 0-3 ② K	5	1	1	0	0	2	5
28 Daniel Murphy, L (1, 4) OBP: 0.347, SLG: 0.418	C CH 77 X SI 82 0-1 5 1B 1-2 1B		C SI 85 B CH 78 X SL 76 1-1 ① G3-1		X SI 84 0-0 ③ G4-3			X SL 78 0-0 3 L9 5 BB 21 G3-2-3 1B	B FF 95 X FF 93 1-0 ③ F7	5	0	2	0	0	0	2
5 David Wright, R (1, 5) OBP: 0.353, SLG: 0.416	F SI 83 B SI 84 B CU 71 X SI 84 2-1 1-2 2-H 1B		B SL 73 C SL 73 B CU 71 C CH 76 B SI 84 X SI 85 3-2 3 HBP 1B			C SI 84 B SL 74 F SI 84 X FF 87 1-2 E6 1 G5-3 3 BB		B SI 89 B FF 92 B SI 90 C FF 91 B SL 78 4-1 53 BB 1-2 BB		3	0	2	1	1	0	0
3 Curtis Granderson, L (1, 9) OBP: 0.317, SLG: 0.390 (9, 7)	C CU 72 B SI 82 F CH 77 S SI 85 1-3 ① K		D CH 79 1 SAFE B SI 86 F CH 80 B SI 86 H SL 77 4-1 1 G6-4-3 1-2 HBP			B CH 79 C SL 73 1 SAFE B SI 83 B CH 81 B SI 85 4-1 1 G5-3 1-2 BB		B FF 92 B SI 91 X SI 91 2-0 ① L9 2-3		2	0	0	0	1	1	4
1 Chris Young, R (1, 7) OBP: 0.283, SLG: 0.352 53 Bobby Abreu, L (8, PH) OBP: 0.333, SLG: 0.400 (9, 9)	X SI 84 0-0 ② P2		C SL 73 S SL 75 X SL 76 0-2 ②③ G6-4-3 1-2f			F SI 86 S CU 70 F SL 74 B SL 76 F SL 73 B SL 75 B SI 87 X SI 86 3-2 ①② G5-3 1-2 2-3f		B SI 93 B SI 94 B CH 86 B SI 93 4-0 1-2 BB		3 0	0 0	0 0	0 0	0 1	0 0	6 0
21 Lucas Duda, L (1, 3) OBP: 0.307, SLG: 0.378	X CH 76 0-0 ③ G2-3		C SI 85 X SI 84 0-1 ① G3-1			X CH 78 0-0 ③ F7		X CH 88 0-0 ②③ G3-2-3 3-Hf		4	0	0	0	0	0	6
11 Rubén Tejada, R (1, 6) OBP: 0.305, SLG: 0.223		H SI 83 1-0 50 FC2-5 36 1B HBP	C CU 67 S SL 77 X SI 86 0-2 36 G5-4-3 1B				B FF 92 F FF 92 F FF 92 X SI 93 1-2 ① F8		C FF 92 F FF 93 B FF 93 F FF 93 S SL 86 1-3 ① K	3	0	1	0	0	1	0
36 Juan Centeno, L (1, 2) OBP: 0.400, SLG: 0.357 20 Anthony Recker, R (9, PR) OBP: 0.242, SLG: 0.355		C CH 72 B SI 83 B SI 82 F CH 77 B SI 86 X SI 86 3-2 50 FC2-5 1-2 1B	X SI 85 0-0 ②③ G5-4-3 1-2f				C SI 93 F SL 80 S SL 79 0-3 ② K2-3		C FF 93 F FF 94 B FF 93 X FF 93 1-2 4 1B 1B	4 0	0 0	2 0	0 0	0 0	1 0	1 0
50 Rafael Montero, R (1, 1) 27 Jeurys Familia, R (7, 1) 29 Eric Campbell, R (7, PH) OBP: 0.375, SLG: 0.600 66 Josh Edgin, R (8, 1) 47 Jose Valverde, R (8, 1) 58 Jenrry Mejia, R (9, 1) 4 Wilmer Flores, R (9, PH) OBP: 0.353, SLG: 0.290		X CU 72 0-0 ① FC2-5 12 G6-4-3 1-2 2-3f			C CU 70 X SL 74 0-1 ① G6-3		B SL 79 B SL 79 H SL 81 3-0 HBP		S FF 91 X SI 92 0-1 1-2 1B	2 0 0 0 0 0 0 1	0 0 0 0 0 0 0 0	0 0 0 0 0 0 0 1	0 0 0 0 0 0 0 0	0 0 0 0 0 0 0 0	0 0 0 0 0 0 0 0	2 0 0 0 0 0 0 0
Inning Stats	R: 1 H: 3 E: 0 LOB: 2 K: 1 BB: 0 S: 12 P: 16	R: 0 H: 1 E: 0 LOB: 1 K: 0 BB: 0 S: 7 P: 11	R: 0 H: 1 E: 0 LOB: 1 K: 0 BB: 0 S: 9 P: 17	R: 0 H: 1 E: 0 LOB: 0 K: 0 BB: 0 S: 6 P: 6	R: 0 H: 0 E: 0 LOB: 0 K: 0 BB: 0 S: 5 P: 7	R: 0 H: 0 E: 1 LOB: 1 K: 0 BB: 1 S: 10 P: 18	R: 0 H: 0 E: 0 LOB: 1 K: 2 BB: 0 S: 9 P: 15	R: 0 H: 1 E: 0 LOB: 2 K: 0 BB: 2 S: 4 P: 14	R: 0 H: 2 E: 0 LOB: 2 K: 2 BB: 0 S: 13 P: 16	1B: 9 2B: 0 3B: 0 HR: 0	SF: 0 SAC: 0 DP: 5 HBP: 3					

PITCHER	IP	WLS	BF	H	R	ER	SO	BB	IBB	HBP	BLK	WP	HR	S	P	ERA	WHIP
61 Bronson Arroyo, R (1, 1) ERA: 4.15	6.0		24	6	1	1	1	1	0	2	0	0	0	49	75	1.50	1.167
59 Oliver Pérez, L (7, 1) ERA: 3.2	1.1		7	1	0	0	2	1	0	1	0	0	0	12	24	0.00	1.500
50 Evan Marshall, R (8, 1) ERA:	0.2	W	2	0	0	0	0	1	0	0	0	0	0	1	5	0.00	1.500
43 Addison Reed, R (9, 1) ERA: 4.18	1.0	S	5	2	0	0	2	0	0	0	0	0	0	13	16	0.00	2.000

PITCHER	IP	WLS	BF	H	R	ER	SO	BB	IBB	HBP	BLK	WP	HR	S	P	ERA	WHIP

Arizona Diamondbacks @ New York Mets

Citi Field, Flushing, NY

Sun May 25 2014, 1:12 PM - 4:19 PM EDT

Partly Cloudy - 77 F

livebaseballscorecards.com

AB	32
R	1
H	9
RBI	1
BB	3
SO	5
LOB	26

PA: 38

WP: 0
PB: 0
SB: 0
CS: 0

Arizona Diamondbacks @ New York Mets

Citi Field, Flushing, NY

Sun May 25 2014, 4:57 PM - 8:03 PM EDT

Att. 30,785 - Partly Cloudy - 80 F

TOP

livebaseballscorecards.com

Batter	1	2	3	4	5	6	7	8	9	AB	R	H	RBI	BB	SO	LOB
11 AJ Pollock, R (1, 8) OBP: 0.329, SLG: 0.487	C SI 90 C CU 76 S SL 84 0-3 K ①		B FF 92 B SI 91 B FC 91 C FF 91 F SI 91 X FC 92 3-2 F7 ②		B CU 72 F FF 91 X FF 91 1-1 F9 ③		B FC 91 C FF 92 X FC 91 1-1 F9 ③			4	0	0	0	0	1	2
8 Gerardo Parra, L (1, 9) OBP: 0.309, SLG: 0.389	B SI 89 B FS 77 S FF 90 F CU 76 F SI 92 F FC 92 S SL 84 2-3 K ②		F FF 91 F FC 90 X SI 92 0-2 44 S 1B			B FF 86 B CU 74 B FF 88 B FF 87 4-0 14 HBP BB		M FF 91 B SL 82 F CU 79 F FF 92 B FF 92 X CU 79 2-2 G1 ①		3	0	1	0	1	1	0
44 Paul Goldschmidt, R (1, 3) OBP: 0.354, SLG: 0.533	C FF 93 F SI 92 B SL 86 F SI 93 X FC 92 1-2 G6-3 ③		1 SAFE F FF 92 S SI 92 1 SAFE B FC 89 B FF 92 S SL 85 2-3 K ③ 1-2			C SL 81 1 SAFE C SL 79 F FC 89 D SL 83 S FC 90 1-3 K ①		F SI 97 C SL 86 B FF 98 F SL 86 B SL 86 X SL 87 2-2 L8 ②		4	0	0	0	0	2	2
2 Aaron Hill, R (1, 4) OBP: 0.317, SLG: 0.410 4 Cliff Pennington, S (7, 4) OBP: 0.324, SLG: 0.317		B CU 74 X SI 90 1-0 14 3B 1B	F SI 88 F SI 89 F SL 81 X SI 92 0-2 L8 ①			X SL 82 0-0 P6 ②		C SI 98 S FF 98 F FF 99 X FF 99 0-2 G3 ③		3 1	1 0	1 0	0 0	0 0	0 0	1 0
14 Martín Prado, R (1, 5) OBP: 0.306, SLG: 0.325		C SI 90 B SI 89 X SL 82 1-1 7 G6-3 1-H 3B	B SI 92 B CU 75 B FF 90 C SI 90 F FF 90 F FF 92 X SI 90 3-2 G4-3 ②			C FC 90 H SI 89 1-1 1-2 HBP			B FF 92 C FC 91 B CU 75 X FF 93 2-1 F8 ①	3	1	1	1	0	0	0
7 Cody Ross, R (1, 7) OBP: 0.239, SLG: 0.253 35 Trevor Cahill, R (6, 1) OBP: 0.167, SLG: 0.333 54 Joe Thatcher, L (8, 1) 26 Miguel Montero, L (9, PH) OBP: 0.361, SLG: 0.391		F SI 91 X SI 92 0-1 G6-3 ① 3-H	B CU 76 B FF 91 X FF 91 2-0 P6 ③			C SL 82 X SL 83 0-1 F8 ③			C SI 93 S CU 79 S CH 89 0-3 K2-3 ②	3 0 0 1	0 0 0 0	0 0 0 0	1 0 0 0	0 0 0 0	0 0 0 1	2 0 0 0
16 Chris Owings, R (1, 6) OBP: 0.311, SLG: 0.409		B FF 89 C SI 91 X SI 90 1-1 G3 ②	C FF 86 B SI 88 B FF 88 F FF 90 X SL 82 2-2 F8 ①				B FC 88 X FC 88 1-0 L9 ①		X SI 94 0-0 1B	4	0	1	0	0	0	0
9 Tuffy Gosewisch, R (1, 2) OBP: 0.250, SLG: 0.393 12 Eric Chavez, L (9, PH) OBP: 0.358, SLG: 0.517		C SI 91 B CU 76 B CU 76 S SI 91 F SI 92 F SI 91 B SL 84 F FC 91 F FF 91 3-3 F SL 83 F FC 90 S FF 92 K ③	F SI 88 F SI 90 B SL 82 B FF 90 X FF 83 2-2 E5				C FF 91 B FC 90 B FC 88 X FC 88 2-1 2B		F SI 92 B CH 87 B CU 77 X CH 86 2-1 F9 ③	3 1	0 0	1 0	0 0	0 0	1 0	0 1
52 Zeke Spruill, R (1, 1) 5 Ender Inciarte, L (6, 7) OBP: 0.135, SLG: 0.111			B FF 89 S FF 90 X SI 90 1-1 G4-3 ①		L FF 87 C CU 73 L FF 90 0-3 K ②		F FC 89 B CU 75 X FC 89 1-1 P5 ②			2 1	0 0	0 0	0 0	0 0	1 0	1 1

Inning Stats	1	2	3	4	5	6	7	8	9
	R: 0 E: 0 K: 2 S: 12	H: 0 LOB: 0 BB: 0 P: 15	R: 2 E: 0 K: 1 S: 16	H: 2 LOB: 0 BB: 0 P: 22	R: 0 E: 0 K: 1 S: 11	H: 1 LOB: 1 BB: 0 P: 17	R: 0 E: 0 K: 0 S: 9	H: 0 LOB: 0 BB: 0 P: 14	R: 0 E: 1 K: 1 S: 11	H: 0 LOB: 1 BB: 0 P: 16	R: 0 E: 0 K: 1 S: 8	H: 0 LOB: 2 BB: 1 P: 14	R: 0 E: 0 K: 0 S: 7	H: 1 LOB: 1 BB: 0 P: 12	R: 0 E: 0 K: 0 S: 12	H: 0 LOB: 0 BB: 0 P: 16	R: 0 E: 0 K: 1 S: 8	H: 1 LOB: 1 BB: 0 P: 12

AB	33	
R	2	
H	5	
RBI	2	
BB	1	
SO	7	
LOB	10	

1B: 3	SF: 0	WP: 0
2B: 1	SAC: 0	PB: 0
3B: 1	DP: 0	SB: 1
HR: 0	HBP: 1	CS: 0

PA: 35

PITCHER		IP	WLS	BF	H	R	ER	SO	BB	IBB	HBP	BLK	WP	HR	S	P	ERA	WHIP
16 Daisuke Matsuzaka, R ERA: 2.33	(1, 1)	6.0	W	24	3	2	2	6	1	0	1	0	0	0	67	98	3.00	0.667
52 Carlos Torres, R ERA: 2.83	(7, 1)	1.0	H	4	1	0	0	0	0	0	0	0	0	0	7	12	0.00	1.000
66 Josh Edgin, L ERA: 3.0	(8, 1)	0.1	H	1	0	0	0	0	0	0	0	0	0	0	4	6	0.00	0.000
27 Jeurys Familia, R ERA: 3.18	(8, 1)	0.2	H	2	0	0	0	0	0	0	0	0	0	0	8	10	0.00	0.000
58 Jenrry Mejia, R ERA: 4.23	(9, 1)	1.0	S	4	1	0	0	1	0	0	0	0	0	0	8	12	0.00	1.000

PITCHER		IP	WLS	BF	H	R	ER	SO	BB	IBB	HBP	BLK	WP	HR	S	P	ERA	WHIP

BOTTOM

Batter	1	2	3	4	5	6	7	8	9	AB	R	H	RBI	BB	SO	LOB
12 Juan Lagares, R (1, 8) OBP: 0.331, SLG: 0.438	C FF 93 F FF 94 B FF 94 B FF 94 X FF 94 2-2 ① G4-3	X CU 77 0-0 ③ FC6-4 1-2f		B SL 81 S SI 91 B SI 91 F SL 81 X SI 92 2-2 ② FC6-4 1-2f 2-3		1 SAFE L CU 75 X SI 90 0-1 ① P5		B KC 78 1 SAFE 1 SAFE B SI 89 X SI 90 2-0 ① SH1-3 1-2		4	0	0	0	0	0	5
28 Daniel Murphy, L (1, 4) OBP: 0.358, SLG: 0.425	X SI 93 0-0 1B		C SI 91 B SI 92 B CH 84 B CH 85 F SI 91 B SI 92 4-2 53 1B BB	F SI 92 B FF 92 X CU 77 1-1 ③ G4-3		X CU 74 0-0 3 BB 5 1B 1-2 1B		C SI 88 B SI 90 X CH 83 1-1 5 BB 2-H 1B		4	0	3	1	1	0	2
5 David Wright, R (1, 5) OBP: 0.354, SLG: 0.413	S FF 93 C FF 93 B FF 93 C SL 83 1-3 ② K		C CU 75 1 SAFE S FF 91 S SI 93 0-3 ① K		B FF 92 B FF 93 C SL 82 B FF 92 X FF 92 3-1 ① F9	B SI 90 C SI 91 B KC 79 X SI 92 2-1 ② 3 BB 1-2 2-H 1B		B KC 79 B KC 78 B SI 88 B SI 88 4-0 1-2 BB		4	0	1	0	1	2	2
3 Curtis Granderson, L (1, 7) OBP: 0.320, SLG: 0.383 (7, 9)	1 SAFE B SI 94 B SI 93 F SI 92 S SI 92 B FF 93 C SI 93 3-3 ③ K		X SI 92 0-0 ② F8		C CU 76 B SI 92 B SI 92 B SI 93 B SI 92 4-1 53 2B BB	B D CH 84 F SI 90 B SI 89 B SI 90 4-1 1-2 2-3 BB		C FF 86 B SL 77 S FF 87 S FF 87 1-3 ② K		3	1	0	0	2	2	4
53 Bobby Abreu, L (1, 9) OBP: 0.350, SLG: 0.441 52 Carlos Torres, R (7, 1) 66 Josh Edgin, R (8, 1) 27 Jeurys Familia, R (8, 1) 21 Lucas Duda, L (8, PH) OBP: 0.305, SLG: 0.375 58 Jenrry Mejia, R (9, 1)		B SI 92 C FF 92 X FF 94 1-1 ① G4-3	C FF 91 X SL 82 0-1 29 FC6-4 1-3 1B		X FF 90 0-0 29 G4-3 1-H 2B	B SI 92 C KC 77 B CH 83 X SI 92 2-1 ③ P6		S FF 86 B SL 78 B SL 77 F FF 87 F SL 78 F FF 87 X SL 80 2-2 ③ F7		4 0 0 0 1 0	0 0 0 0 0 0	2 0 0 0 0 0	1 0 0 0 0 0	0 0 0 0 0 0	0 0 0 0 0 0	3 0 0 0 2 0
29 Eric Campbell, R (1, 3) OBP: 0.357, SLG: 0.542		C FF 94 F SI 94 B SI 94 F SL 82 B FF 93 F FF 93 F SI 94 X FF 94 2-2 4 FC5-4 1B	B CU 75 S SI 92 X SI 93 1-1 ③ FC6-4 1-2f		X SI 91 0-0 ② G4-3 2-3		C SI 91 X SI 90 0-1 ① F7		4	0	1	0	0	0	3
4 Wilmer Flores, R (1, 6) OBP: 0.316, SLG: 0.257		S SL 83 X FF 92 0-1 ② FC5-4 20 1B 16 1B 1-2f		C SI 92 X SI 92 0-1 ① G1-3	B CU 75 C SL 83 B SI 91 S SI 91 X SL 82 2-2 ③ G6-3		B KC 78 B SI 91 B SI 90 C SI 92 X SI 90 3-1 ② G5-3		4	1	0	0	0	0	2
20 Anthony Recker, R (1, 2) OBP: 0.286, SLG: 0.409		X SI 93 0-0 16 1B 1-2 1B		B SL 82 X SL 82 1-0 12 FC6-4 16 SH 1B		C SL 80 X SI 91 0-1 11 1B 2B	C SI 93 B KC 81 B SI 90 B SI 91 C SI 91 X SI 91 3-2 1 CS 1B			4	1	4	0	0	0	0
16 Daisuke Matsuzaka, R (1, 1) OBP: 0.500, SLG: 0.500 11 Rubén Tejada, R (6, PH) OBP: 0.311, SLG: 0.230 1 Chris Young, R (7, 7) OBP: 0.289, SLG: 0.352		C FF 92 X FF 92 0-1 12 FC6-4 1-2 2-H 1B		B SI 91 L FF 91 B FF 91 B FF 90 X FF 91 3-1 SH 12 FC6-4 1-2		C SI 90 D SL 80 F SI 91 B FF 90 B SI 90 X FF 88 3-2 28 1B 5 1B 2-H 1B	C SI 91 C SI 92 0-2 ③ CS 1-2	B SI 91 B SI 88 B SI 86 B SI 89 4-0 12 SH1-3 28 1B BB		1 1 0	0 0 1	1 1 0	1 1 0	0 0 1	0 0 0	0 0 0
Inning Stats	R: 0 E: 0 K: 2 S: 10 H: 1 LOB: 1 BB: 0 P: 16	R: 1 E: 0 K: 0 S: 14 H: 3 LOB: 2 BB: 0 P: 17	R: 0 E: 0 K: 1 S: 10 H: 1 LOB: 2 BB: 1 P: 15	R: 0 E: 0 K: 0 S: 10 H: 1 LOB: 2 BB: 0 P: 17	R: 1 E: 0 K: 0 S: 8 H: 1 LOB: 1 BB: 1 P: 17	R: 1 E: 0 K: 0 S: 13 H: 4 LOB: 3 BB: 1 P: 24	R: 0 E: 0 K: 0 S: 9 H: 1 LOB: 0 BB: 0 P: 15	R: 1 E: 0 K: 1 S: 11 H: 1 LOB: 2 BB: 2 P: 25		1B: 11 2B: 2 3B: 0 HR: 0 SF: 0 SAC: 2 DP: 0 HBP: 0						

PITCHER		IP	WLS	BF	H	R	ER	SO	BB	IBB	HBP	BLK	WP	HR	S	P	ERA	WHIP
52 Zeke Spruill, R ERA: 5.06	(1, 1)	5.1	L	29	10	3	3	3	2	0	0	0	0	0	60	93	5.06	2.250
35 Trevor Cahill, R ERA: 5.7	(6, 1)	2.0		10	3	1	1	0	3	0	0	0	0	0	17	42	4.50	3.000
54 Joe Thatcher, L ERA: 2.45	(8, 1)	0.2		2	0	0	0	1	0	0	0	0	0	0	8	11	0.00	0.000

PITCHER	IP	WLS	BF	H	R	ER	SO	BB	IBB	HBP	BLK	WP	HR	S	P	ERA	WHIP

Arizona Diamondbacks @ New York Mets

Citi Field, Flushing, NY

Sun May 25 2014, 4:57 PM - 8:03 PM EDT

Att. 30,785 - Partly Cloudy - 80 F

livebaseballscorecards.com

AB	34
R	4
H	13
RBI	4
BB	5
SO	4
LOB	23

WP: 0 PB: 0 SB: 0 CS: 1 PA: 42

Pittsburgh Pirates @ New York Mets

Citi Field, Flushing, NY

Mon May 26 2014, 1:14 PM - 4:42 PM EDT

Att. 29,309 - Partly Cloudy - 85 F

TOP

livebaseballscorecards.com

Batter	1	2	3	4	5	6	7	8	9	AB	R	H	RBI	BB	SO	LOB
5 Josh Harrison, R (1, 9) OBP: 0.326, SLG: 0.488	C FF 93 S FF 94 B SI 92 B SL 85 B FF 95 T FF 95 3-2 **K** ①	F SL 85 D SL 85 S SL 84 D SL 85 X FF 92 2-2 G6-3 ③			S FF 92 B CH 83 X SI 92 1-1 G6-3 ①		S SL 85 F SL 84 B SI 91 S FF 93 1-3 **K** ②		X FF 94 0-0 B5 ①	5	0	0	0	0	2	3
18 Neil Walker, S (1, 4) OBP: 0.350, SLG: 0.467	C SI 94 S CH 85 B FF 93 B CH 84 X SI 94 2-2 15 BB, 22 1B, 1B		B SI 90 B CH 82 F SI 92 X FF 92 2-1 F8 ①		C CH 83 S CH 83 B SI 90 X CH 81 1-2 G3 ②		D CH 83 B SI 92 B SI 92 B FF 91 4-0 **1-2** BB		C FF 95 B FF 94 F FS 84 B FS 83 F FF 95 X FF 95 2-2 22 BB, 17 1B, 1B	4	1	2	0	1	0	0
22 Andrew McCutchen, R (1, 8) OBP: 0.430, SLG: 0.464	B FF 93 B SL 85 X SI 92 2-0 15 BB, **1-2** 1B		B FF 92 B SI 92 C SI 92 B SL 85 B FF 93 4-1 55 FC5-4, BB		C SL 87 B SL 85 C FF 93 B CH 81 B SI 93 F SL 85 X CH 82 3-2 1B		B FF 97 C SL 83 B SL 85 B SL 83 F SI 97 C SL 86 3-3 **K** ③		B FF 95 D FS 82 B FF 94 F FF 93 B FF 94 4-1 17 1B, 17 E, **1-2** BB	3	1	2	0	2	1	2
15 Ike Davis, L (1, 3) OBP: 0.388, SLG: 0.408 17 Gaby Sanchez, R (8, PH) OBP: 0.322, SLG: 0.560 (8, 3)	D CU 80 B FF 94 B FF 94 C FF 93 B SI 94 B FF 94 4-2 55 G5-4-3, **1-2** **2-3** BB		1 SAFE B FF 92 S FF 92 F FF 93 B SI 93 X CU 81 2-2 F8 ②		1 **SAFE** 1 SAFE B **FF 91** C FF 92 1 SAFE D CU 80 X CH 83 2-1 L3 ③			C SL 81 B SL 81 S SL 83 X SI 87 1-2 HR	B FF 96 C FF 95 F FF 94 B FS 83 F FF 94 X FF 94 2-2 E7 55 2B, **1-H** **2-H** 1B	2	0	0	0	1	0	2
55 Russell Martin, R (1, 2) OBP: 0.372, SLG: 0.389	B SI 93 F SI 93 B SI 94 F SI 93 F SL 84 B SI 94 X SI 94 3-2 G5-4-3 ② ③ **1-2f**		1 SAFE B SL 86 C SL 85 X SI 93 1-1 FC5-4 ③ **1-2f**			X FF 92 0-0 F8 ①		B SI 90 B SI 89 X SI 89 2-0 F8 ①	D FC 91 B FC 91 F FC 89 D FC 91 S FC 90 F FC 89 F FC 90 F FC 90 X FF 92 3-2 44 1B, **3-H** 2B	5	0	1	1	0	0	4
24 Pedro Alvarez, L (1, 5) OBP: 0.305, SLG: 0.376		B FF 93 X FF 93 1-0 6 BB, 1B		C CU 80 X CU 78 0-1 2B		C FF 92 B SI 92 X CH 80 1-1 F8 ②		B SL 82 C SI 91 S SI 88 B SL 81 F SL 80 F SI 90 X SI 91 2-2 G4-3 ②	I IN 62 I IN 66 I IN 69 I IN 67 4-0 44 1B, IBB	4	0	2	0	1	0	0
6 Starling Marte, R (1, 7) OBP: 0.320, SLG: 0.403		C SI 93 B SI 93 F SI 94 B SI 93 D CH 82 F SI 93 B FF 94 4-2 **1-2** BB		B SI 92 F SI 92 L SI 92 X CH 82 1-2 G5-3 ①		B SI 92 S FF 92 F SI 92 B SL 85 F FF 93 S CH 83 2-3 **K** ③		X FF 93 0-0 31 1B, 2B	C FC 88 S FC 89 S FC 90 0-3 **K** ②	4	1	1	0	1	2	3
10 Jordy Mercer, R (1, 6) OBP: 0.234, SLG: 0.270 31 Jose Tabata, R (8, PH) OBP: 0.299, SLG: 0.324 44 Tony Watson, L (8, 1) OBP: 1.000, SLG: 1.000 35 Mark Melancon, R (9, 1)		D CU 81 X SI 92 1-0 F9 ①		B SL 85 X SI 92 1-0 L4 ②			B FF 93 X SI 91 1-0 G5-3 ①	F FF 95 B FS 81 X FF 96 1-1 12 S, **2-H** 1B	B FC 89 C FF 89 C FC 88 B FC 89 X FC 88 2-2 **1-2** **2-3** 1B	3 1 1 0	0 0 0 0	0 1 1 0	0 1 0 0	0 0 0 0	0 0 0 0	3 0 0 0
58 Brandon Cumpton, R (1, 1) 23 Travis Snider, L (7, PH) OBP: 0.310, SLG: 0.323 48 Jared Hughes, R (7, 1) 12 Clint Barmes, R (8, PH) OBP: 0.288, SLG: 0.244 (8, 6)		B FF 92 L SI 91 M FF 93 S SI 92 1-3 **K** ②		B SI 92 C FF 94 S SI 92 F SI 92 X SL 86 1-2 L9 ③			C SI 92 C SI 93 B CH 82 F CH 83 B FF 92 B SI 93 B SI 91 4-2 18 BB, BB	1 SAFE C FS 83 1 SAFE B FS 83 B FF 94 F FS 84 B FS 82 X FF 94 3-2 F9 ③ **1-2**	F FC 91 C FF 95 B FF 94 X CU 79 1-2 F8 ③	2 0 0 2	0 0 0 0	0 0 0 0	0 1 0 0	1 0 0 0	0 0 0 0	3 0 0 4
Inning Stats	R: 0 H: 2 E: 0 LOB: 2 K: 1 BB: 1 S: 13 P: 27	R: 0 H: 1 E: 0 LOB: 2 K: 1 BB: 1 S: 11 P: 20	R: 0 H: 0 E: 0 LOB: 1 K: 0 BB: 1 S: 8 P: 17	R: 0 H: 1 E: 0 LOB: 1 K: 0 BB: 0 S: 10 P: 13	R: 0 H: 1 E: 0 LOB: 1 K: 0 BB: 0 S: 11 P: 18	R: 0 H: 0 E: 0 LOB: 0 K: 1 BB: 0 S: 7 P: 10	R: 0 H: 0 E: 0 LOB: 2 K: 2 BB: 2 S: 10 P: 23	R: 2 H: 3 E: 0 LOB: 1 K: 0 BB: 0 S: 15 P: 24	R: 3 H: 4 E: 1 LOB: 3 K: 1 BB: 2 S: 25 P: 43	1B: 8 2B: 3 3B: 0 HR: 1	SF: 0 SAC: 0 DP: 1 HBP: 0						WP: 0 PA: 45 PB: 0 SB: 1 CS: 0

	AB	38
	R	5
	H	12
	RBI	4
	BB	7
	SO	6
	LOB	24

PITCHER		IP	WLS	BF	H	R	ER	SO	BB	IBB	HBP	BLK	WP	HR	S	P	ERA	WHIP
48 Jacob deGrom, R ERA: 1.83	(1, 1)	6.2		29	5	0	0	4	5	0	0	0	0	0	67	122	0.00	1.500
27 Jeurys Familia, R ERA: 3.13	(7, 1)	0.1	H	1	0	0	0	1	0	0	0	0	0	0	3	6	0.00	0.000
56 Scott Rice, L ERA: 5.56	(8, 1)	0.2	H	3	1	1	1	0	0	0	0	0	0	1	9	14	13.50	1.500
47 Jose Valverde, R ERA: 5.66	(8, 1)	0.2	L	7	4	4	4	0	1	0	0	0	0	0	16	28	54.00	7.500
52 Carlos Torres, R ERA: 2.76	(9, 1)	0.2		5	2	0	0	1	0	1	0	0	0	0	15	25	0.00	3.000

PITCHER	IP	WLS	BF	H	R	ER	SO	BB	IBB	HBP	BLK	WP	HR	S	P	ERA	WHIP

Batter	1	2	3	4	5	6	7	8	9	AB	R	H	RBI	BB	SO	LOB
12 Juan Lagares, R (1, 8) OBP: 0.336, SLG: 0.435	B SI 92 C SI 92 X SI 92 1-1 E5 5 G4-3 1B		B SI 93 F SI 92 B SI 92 X SI 93 2-1 E6 28 G6-3 1-2		B SI 92 B SL 84 B SI 92 C SI 91 F SI 92 B SI 92 4-2 28 1B 28 E 1-2 BB		C SI 92 S SL 84 B SL 83 B SL 84 F SI 91 X SI 92 2-2 ③ G5-3			3	1	1	0	1	0	1
28 Daniel Murphy, L (1, 4) OBP: 0.356, SLG: 0.422	F SI 92 X SI 93 0-1 ① L7		F SI 94 S SL 84 X SL 83 0-2 ②③ G6-3 1-2f		C CH 84 C SI 92 X SI 92 0-2 E9 1-H 2-H 1B			B SL 81 B SI 93 X SI 94 2-0 ① G4-3		4	0	1	1	0	0	3
5 David Wright, R (1, 5) OBP: 0.348, SLG: 0.405	C SI 92 X SI 92 0-1 ② G4-3 2-3			F SI 93 B SL 82 X SL 82 1-1 ① L4	B SI 92 B SI 92 F SI 93 F SI 92 B SL 84 X SI 92 3-2 ③ L7			C SI 94 X CH 87 0-1 ② F8		4	0	0	0	0	0	2
3 Curtis Granderson, L (1, 7) OBP: 0.318, SLG: 0.376	C SI 92 B SI 93 C SI 93 B SI 94 T SL 84 2-2 ③ K			C SI 93 L SI 92 B SL 85 X SL 83 1-2 ② F9		B SL 80 B SI 92 F SI 91 C SI 93 B SI 92 X CH 84 3-2 ① G1-3		C SL 82 B SI 95 B SI 94 B SI 93 F SI 94 B CH 86 4-2 BB		3	0	0	0	1	1	1
53 Bobby Abreu, L (1, 9) OBP: 0.364, SLG: 0.474 52 Carlos Torres, R (9, 1)		B SI 93 B SI 93 C SI 92 C SI 92 B SI 93 X SI 93 3-2 ① L9		B SI 93 B SI 93 B SI 93 C SI 92 X SI 92 3-1 1B		X SI 92 0-0 21 G3-1 2B		B SI 94 C SI 94 1 SAFE 1 SAFE X SL 82 1-1 ③ P4		4 0	0 0	2 0	0 0	0 0	0 0	1 0
21 Lucas Duda, L (1, 3) OBP: 0.310, SLG: 0.400		X SI 93 0-0 4 G5-4-3 1B		C CH 85 X SI 92 0-1 ③ G4-3		C CH 85 B SI 93 X CH 84 1-1 ② G3-1 2-3			X FC 92 0-0 HR	4	1	2	1	0	0	2
4 Wilmer Flores, R (1, 6) OBP: 0.286, SLG: 0.231		C SI 93 X SI 92 0-1 ②③ G5-4-3 1-2f			C SI 92 F SI 93 X SL 84 0-2 ① G4-3	B SI 92 X SI 92 1-0 ③ F9			X FC 93 0-0 ① F9	4	0	0	0	0	0	2
36 Juan Centeno, L (1, 2) OBP: 0.316, SLG: 0.278			C SI 92 B SI 92 X SI 92 1-1 ① G1-3		B SI 93 B SI 92 C SI 92 X SI 92 2-1 ② G5-3		B SI 91 X SI 90 1-0 ① G4-3		C FF 93 C KC 82 B KC 82 S KC 82 1-3 ② K	4	0	0	0	0	1	0
48 Jacob deGrom, L (1, 1) OBP: 0.800, SLG: 0.800 27 Jeurys Familia, R (7, 1) 1 Chris Young, R (7, PH) OBP: 0.287, SLG: 0.349 56 Scott Rice, L (8, 1) 47 Jose Valverde, R (8, 1) 6 Matthew den Dekker, L (9, 9)			B SI 92 F SI 92 C SI 92 F SI 93 F SL 83 X SI 92 1-2 12 E 1B		X SI 93 0-0 12 BB 28 1B 1B		B SI 90 S SI 90 X SI 91 1-1 ② L6		C FF 92 F FC 92 S FC 92 0-3 ③ K	2 0 1 0 0 1	1 0 0 0 0 0	2 0 0 0 0 0	0 0 0 0 0 1	0 0 0 0 0 0	0 0 0 0 0 0	0 0 0 0 0 0
Inning Stats	R: 0 E: 1 K: 1 S: 9 H: 1 LOB: 1 BB: 0 P: 12	R: 0 E: 0 K: 0 S: 6 H: 1 LOB: 0 BB: 0 P: 9	R: 0 E: 1 K: 0 S: 12 H: 1 LOB: 1 BB: 0 P: 16	R: 0 E: 0 K: 0 S: 9 H: 1 LOB: 1 BB: 0 P: 14	R: 2 E: 1 K: 0 S: 14 H: 2 LOB: 1 BB: 1 P: 23	R: 0 E: 0 K: 0 S: 7 H: 1 LOB: 1 BB: 0 P: 12	R: 0 E: 0 K: 0 S: 7 H: 0 LOB: 0 BB: 0 P: 11	R: 0 E: 0 K: 0 S: 7 H: 0 LOB: 1 BB: 1 P: 14	R: 1 E: 0 K: 2 S: 8 H: 1 LOB: 0 BB: 0 P: 9	1B: 6 2B: 1 3B: 0 HR: 1 SF: 0 SAC: 0 DP: 2 HBP: 0						

PITCHER	IP	WLS	BF	H	R	ER	SO	BB	IBB	HBP	BLK	WP	HR	S	P	ERA	WHIP
58 Brandon Cumpton, R (1, 1) ERA: 3.38	6.0		25	7	2	1	1	1	0	0	0	0	0	57	86	1.50	1.333
48 Jared Hughes, R (7, 1) ERA: 2.4	1.0		3	0	0	0	0	0	0	0	0	0	0	7	11	0.00	0.000
44 Tony Watson, L (8, 1) ERA: 1.16	1.0	W	4	0	0	0	0	1	0	0	0	0	0	7	14	0.00	1.000
35 Mark Melancon, R (9, 1) ERA: 2.25	1.0	S	4	1	1	1	2	0	0	0	0	0	1	8	9	9.00	1.000

PITCHER	IP	WLS	BF	H	R	ER	SO	BB	IBB	HBP	BLK	WP	HR	S	P	ERA	WHIP

BOTTOM

Pittsburgh Pirates @ New York Mets

Citi Field, Flushing, NY

Mon May 26 2014, 1:14 PM - 4:42 PM EDT

Att. 29,309 - Partly Cloudy - 85 F

livebaseballscorecards.com

AB	34
R	3
H	8
RBI	2
BB	2
SO	3
LOB	12

WP: 0	PA: 36				
PB: 0					
SB: 0					
CS: 0					

Pittsburgh Pirates @ New York Mets

Citi Field, Flushing, NY

Tue May 27 2014, 7:12 PM - 10:55 PM EDT

Att. 20,263 - Cloudy - 84 F

TOP

livebaseballscorecards.com

Batter	1	2	3	4	5	6	7	8	9	AB	R	H	RBI	BB	SO	LOB
5 Josh Harrison, R (1, 5) OBP: 0.319, SLG: 0.466	C FF 87 B SI 88 X FF 89 1-1 L8 ①			C CU 72 X CU 73 0-1 G6-3 ①		B SI 85 B CH 80 C SI 87 B SI 86 B FC 86 4-1 55 BB, 22 BB, 6 1B, BB	B FF 96 B CU 81 C FF 94 F FF 95 X FF 98 2-2 L8 ②		T FC 92 F SI 90 D SL 87 X FC 94 1-2 L7 ①	4	1	0	0	1	0	1
31 Jose Tabata, R (1, 9) OBP: 0.303, SLG: 0.322	B SI 89 F SI 88 F CH 84 F FF 89 B SI 89 X CH 84 2-2 G6-3 ②			C SI 87 C SI 88 F CH 79 X SI 88 0-2 22 FC5-4 1B		C CH 80 X SI 86 0-1 F9 ①	B FF 97 B FF 97 C FF 96 B CU 81 C FF 94 F FF 96 B FF 97 4-2 22 1B, BB		C SL 83 F FF 93 B FF 93 X FF 92 1-2 L9 ②	4	0	1	0	1	0	2
22 Andrew McCutchen, R (1, 8) OBP: 0.434, SLG: 0.462	X SI 90 0-0 F8 ③			D SI 88 X CU 75 1-0 FC5-4 17 1B 1-2f ②		**B FC 86** **B CU 74** **F SI 88** **1 SAFE** **C FF 87** **F CU 76** **F SI 89** **B FF 87** 1 SAFE 4-2 1 SAFE, B SI 88 1-2 55 BB, 6 1B, BB	C FF 96 B FF 96 B CU 82 F FF 98 X FF 98 2-2 1-3 1B ②		C FF 94 B SL 84 B SL 85 B SL 82 B FF 94 4-1 17 FC6-5 1-2 BB	3	1	1	0	2	0	1
17 Gaby Sanchez, R (1, 3) OBP: 0.326, SLG: 0.545		B SI 87 B CU 73 C SI 89 B CH 82 B SI 90 4-1 55 L7-3 BB		C CU 74 B FF 88 X SI 89 1-1 1-3 1B		C FF 86 C CU 73 F CU 74 F FC 87 F CU 74 D CU 75 F FF 88 F FF 87 B FC 88 3-2 B CU 74, X FF 88 F7 ②	**C FF 97** 1 SAFE **B FF 96** **C CU 82** 1 SAFE C CU 83 1-3 K ③		C SL 83 F FF 93 B CU 80 B SL 86 X FC 94 2-2 FC6-5 ③ 1-2 2-3f	4	0	1	0	1	1	6
55 Russell Martin, R (1, 2) OBP: 0.367, SLG: 0.373		L SI 89 F SI 88 D CU 75 B SI 90 **B FF 88** F FF 90 F SI 90 1 SAFE X SI 91 3-2 L7-3 ① ② 1-1		B FF 87 B FF 88 S CH 82 X FF 88 2-1 P3 ③		C CU 73 D CU 74 B FF 87 B FF 88 B SI 88 4-1 18 BB, 6 1B 1-2 2-3 BB		S FF 92 B FF 93 C FF 92 C SL 82 1-3 K ①		3	0	0	0	1	1	3
6 Starling Marte, R (1, 7) OBP: 0.324, SLG: 0.402		B SI 88 F FF 88 X SI 89 1-1 G1-3 ③			C CU 71 B FF 87 X SI 88 1-1 L9 ①	F SI 88 B FC 87 C SI 89 X CU 76 1-2 18 BB 1-2 2-H 3-H 1B		B CU 76 B CU 78 B FF 94 B SI 91 4-0 18 1B BB		3	0	1	2	1	0	0
18 Neil Walker, S (1, 4) OBP: 0.353, SLG: 0.465		B FF 87 B CU 73 S FF 88 S FF 88 B FF 90 F FF 91 F FF 88 S SI 89 3-3 K ①			C CU 73 B CU 74 X FF 89 1-1 G6-3 ②	B FF 98 B FF 98 B FF 98 B FF 98 B FF 99 4-0 1-2 2-3 BB		B SI 90 X CH 86 1-0 1-3 24 G6-3 1B		3	0	1	0	1	1	0
12 Clint Barmes, R (1, 6) OBP: 0.296, SLG: 0.255 15 Ike Davis, L (6, PH) OBP: 0.385, SLG: 0.405 30 Jeanmar Gomez, R (6, 1) 37 Justin Wilson, L (6, 1) 24 Pedro Alvarez, L (8, PH) OBP: 0.303, SLG: 0.374 39 Jason Grilli, R (8, 1)		C FF 89 X SI 89 0-1 G5-3 ②			B SI 88 C SI 88 C FF 88 B FF 88 B FC 88 X SI 90 3-2 1B	C FF 98 B FF 98 S CU 82 F FF 99 S CU 84 1-3 K ③		S CU 77 S CH 88 B CH 89 B SL 82 D SL 85 X SL 84 3-2 G6-3 ② ③ 1-2f		2 1 0 0 1	0 0 0 0 0	1 0 0 0 0	0 0 0 0 0	0 1 0 0 0	0 3 0 0 2	0 0 0 0 0
36 Edinson Volquez, R (1, 1) OBP: 0.133, SLG: 0.071 10 Jordy Mercer, R (6, 6) OBP: 0.233, SLG: 0.268 23 Travis Snider, L (9, PH) OBP: 0.307, SLG: 0.320		B SI 89 C SI 88 B FF 89 C FF 88 C FF 90 2-3 K ③			X SI 87 0-0 G1-3 ③		B FF 94 B CU 78 C FF 96 X FF 96 2-1 G6-3 ①		C FF 92 C CU 80 X FF 91 0-2 E3 17 FC6-5, 22 BB	2 1 1	0 0 0	0 0 0	0 0 0	0 0 0	1 0 0	1 0 0

Inning Stats																								
	R: 0	H: 0		R: 0	H: 0		R: 0	H: 0		R: 0	H: 2		R: 0	H: 1		R: 2	H: 1		R: 0	H: 1		R: 0	H: 0	
	E: 0	LOB: 0		E: 0	LOB: 0		E: 0	LOB: 0		E: 0	LOB: 2		E: 0	LOB: 1		E: 0	LOB: 3		E: 0	LOB: 2		E: 1	LOB: 2	
	K: 0	BB: 0		K: 0	BB: 1		K: 2	BB: 0		K: 0	BB: 0		K: 0	BB: 0		K: 1	BB: 4		K: 1	BB: 1		K: 0	BB: 1	
	S: 7	P: 10		S: 8	P: 16		S: 10	P: 15		S: 11	P: 15		S: 8	P: 13		S: 23	P: 44		S: 14	P: 25		S: 7	P: 16		S: 13	P: 21

1B: 6	SF: 0																																	
2B: 1	SAC: 0																																	
3B: 0	DP: 2																																	
HR: 0	HBP: 0																																	

PITCHER		IP	WLS	BF	H	R	ER	SO	BB	IBB	HBP	BLK	WP	HR	S	P	ERA	WHIP
49 Jonathon Niese, L ERA: 2.74	(1, 1)	5.2		24	4	2	2	2	4	0	0	0	0	0	63	104	3.18	1.412
38 Vic Black, R ERA:	(6, 1)	1.1	W	7	1	0	0	2	2	0	0	0	0	0	18	34	0.00	2.250
58 Jenrry Mejia, R ERA: 4.05	(8, 1)	2.0	S	9	1	0	0	1	2	0	0	0	0	0	20	37	0.00	1.500

PITCHER	IP	WLS	BF	H	R	ER	SO	BB	IBB	HBP	BLK	WP	HR	S	P	ERA	WHIP

AB	32
R	2
H	6
RBI	2
BB	8
SO	5
LOB	19

WP: 0 PA: 40
PB: 0
SB: 0
CS: 0

BOTTOM

Pittsburgh Pirates @ New York Mets

Citi Field, Flushing, NY

Tue May 27 2014, 7:12 PM - 10:55 PM EDT

Att. 20,263 - Cloudy - 84 F

Batter	1	2	3	4	5	6	7	8	9	AB	R	H	RBI	BB	SO	LOB
12 Juan Lagares, R (1, 8) OBP: 0.338, SLG: 0.441	B SI 93 C SI 93 X KC 79 1-1 ① G5-3		C SI 94 C KC 80 B CH 86 B KC 81 B SI 94 X SI 95 3-2 ① L8	C KC 81 B FF 94 X CH 83 1-1 5 WP 2-H 2B		C SI 90 S SL 83 B SL 84 B SI 91 F SI 91 B SL 85 X SL 83 3-2 28 2B 2-H 1B		C FF 94 S SL 82 B SL 82 F SL 82 F FF 93 B FF 94 F FF 93 S SL 83 3-3 ② K		5	1	2	2	0	1	1
28 Daniel Murphy, L (1, 4) OBP: 0.361, SLG: 0.433	C SI 94 X CH 85 0-1 E8 5 G4-3		F SI 95 B SI 95 B SI 95 X KC 80 2-1 5 F8 53 1B 2B	B KC 82 B KC 81 C CH 85 B FF 96 B CH 86 4-1 BB		X CH 84 0-0 5 G6-3 1-H 2B		B FF 93 T FF 93 F SL 81 B SL 83 S SL 83 2-3 ③ K		4	1	2	1	1	1	1
5 David Wright, R (1, 5) OBP: 0.342, SLG: 0.397	B SI 96 F SI 93 X SI 94 1-1 ② G4-3 2-3		B SI 94 X SI 94 1-0 ② F8 2-3	F SI 94 F SI 94 B KC 85 X SI 96 1-2 ③ G6-3 2-3		C FF 94 X FF 94 0-1 ② G6-3 2-3				4	0	0	0	0	0	5
3 Curtis Granderson, L (1, 7) OBP: 0.317, SLG: 0.370 (8, 9)	C SI 95 B FF 95 S CH 86 D CH 87 T KC 79 2-2 ③ K		B CH 85 C CH 85 F SI 96 B SI 95 B SI 89 D CH 87 4-2 53 1B BB		C SI 93 F CH 85 B KC 79 B CH 85 B SI 94 T SI 94 3-2 ① K	B SI 94 C SI 95 C CU 77 D FF 95 S FF 95 2-3 ③ K				3	0	0	0	1	3	2
53 Bobby Abreu, L (1, 9) OBP: 0.375, SLG: 0.463 58 Jenrry Mejia, R (8, 1)		B SI 94 B SI 93 B SI 93 C FF 94 B FF 94 4-1 21 FC5-6 BB	S CH 86 X SI 96 0-1 1-2 3-H 1B		B KC 80 C SI 94 B SI 94 B SI 94 C FF 94 F FF 95 X SI 93 3-2 ② G3-1		C CH 90 B FC 87 F SI 92 X FC 88 1-2 ① F7			3 0	0 0	1 0	1 0	1 0	0 0	0 0
21 Lucas Duda, L (1, 3) OBP: 0.310, SLG: 0.394 38 Vic Black, R (6, 1) 1 Chris Young, R (7, PH) OBP: 0.285, SLG: 0.345 (8, 7)		B CH 84 F CH 83 B KC 80 X CH 85 2-1 ① FC5-6 11 BB 1-2f	D CH 86 F SI 95 C KC 79 X CH 88 1-2 ③ G3		C KC 79 C KC 79 F KC 80 F CH 86 F KC 79 F FF 95 B KC 82 B CH 86 B CH 86 4-2 F KC 82 B SI 94 BB		B FC 93 F FC 92 C CU 77 F FC 87 F FC 88 B FF 93 S CU 77 2-3 ② K			2 0 1	0 0 0	0 0 0	0 0 0	1 0 0	0 0 1	3 0 0
20 Anthony Recker, R (1, 2) OBP: 0.270, SLG: 0.386		C SI 96 B SI 97 1 SAFE S KC 82 C FF 98 1-3 ② K		B KC 80 B KC 80 C SI 94 X SI 94 2-1 ① F9	F SI 94 B KC 80 C KC 80 S KC 82 1-3 ③ K2-3		C FF 92 S FF 93 B CU 76 T SI 94 1-2 ③ K			4	0	0	0	0	3	2
11 Rubén Tejada, R (1, 6) OBP: 0.331, SLG: 0.252		D SI 96 B FF 95 B SI 96 C FF 95 B FF 93 4-1 1-2 BB	X SI 94 0-0 12 WP 12 2B 2B			C SI 88 B SL 84 B SI 88 C SI 90 B SI 92 F SI 91 B SI 92 4-2 12 WP 29 WP 12 1B BB		X FF 93 0-0 29 S 1B		2	2	2	0	2	0	0
49 Jonathon Niese, L (1, 1) OBP: 0.278, SLG: 0.143 29 Eric Campbell, R (6, 3) OBP: 0.333, SLG: 0.500		S FF 95 S CH 85 C KC 82 0-3 ③ K	C CH 83 C KC 80 S KC 80 0-3 ② K			1 SAFE 1 SAFE B SL 81 X SI 91 1-0 ① G3 1-2		C FF 93 F SI 93 B FF 93 D SL 80 T FF 93 2-2 ① K 1-2		2 2	0 0	0 0	0 0	0 0	2 1	3 2
Inning Stats	R: 0 E: 1 K: 1 S: 9 H: 0 LOB: 1 BB: 0 P: 13	R: 0 E: 0 K: 2 S: 10 H: 0 LOB: 2 BB: 2 P: 21	R: 1 E: 0 K: 0 S: 13 H: 2 LOB: 2 BB: 1 P: 24	R: 1 E: 0 K: 1 S: 12 H: 2 LOB: 2 BB: 1 P: 20	R: 0 E: 0 K: 2 S: 17 H: 0 LOB: 1 BB: 1 P: 28	R: 2 E: 0 K: 1 S: 14 H: 2 LOB: 1 BB: 1 P: 24	R: 0 E: 0 K: 2 S: 11 H: 0 LOB: 0 BB: 0 P: 15	R: 0 E: 0 K: 3 S: 13 H: 1 LOB: 1 BB: 0 P: 20		1B: 3 2B: 4 3B: 0 HR: 0 SF: 0 SAC: 0 DP: 0 HBP: 0		WP: 4 PB: 0 SB: 1 CS: 0 PA: 38			

PITCHER	IP	WLS	BF	H	R	ER	SO	BB	IBB	HBP	BLK	WP	HR	S	P	ERA	WHIP
36 Edinson Volquez, R (1, 1) ERA: 4.3	5.0		25	4	2	2	6	5	0	0	0	2	0	61	106	3.60	1.800
30 Jeanmar Gómez, R (6, 1) ERA: 4.78	0.1	L	4	2	2	2	0	1	0	0	0	2	0	9	17	54.00	9.000
37 Justin Wilson, L (6, 1) ERA: 3.1	1.2		5	0	0	0	3	0	0	0	0	0	0	16	22	0.00	0.000
39 Jason Grilli, R (8, 1) ERA: 3.6	1.0		4	1	0	0	3	0	0	0	0	0	0	13	20	0.00	1.000

PITCHER	IP	WLS	BF	H	R	ER	SO	BB	IBB	HBP	BLK	WP	HR	S	P	ERA	WHIP

livebaseballscorecards.com

AB	32
R	4
H	7
RBI	4
BB	6
SO	12
LOB	19

Batter	1	2	3	4	5	6	7	8	9	AB	R	H	RBI	BB	SO	LOB
5 Josh Harrison, R (1, 9) OBP: 0.316, SLG: 0.457	C FF 87 C FF 89 F SI 88 F FF 90 C SI 89 0-3 K		B SL 79 X SI 87 1-0 G4-3		C SI 88 B FF 92 X SL 82 1-1 18 WP 1B			B SI 86 X SI 85 1-0 L8		4	0	1	0	0	1	0
18 Neil Walker, S (1, 4) OBP: 0.351, SLG: 0.460	C FF 88 F FF 91 F FF 92 F FF 92 X FF 92 0-2 F8		S SI 87 S CH 81 B FF 92 C SI 88 1-3 K		B SI 87 B CH 81 X FF 91 2-0 F8 1-2			C FF 90 X FF 92 0-1 22 1B 1B		4	0	1	0	0	1	1
22 Andrew McCutchen, R (1, 8) OBP: 0.435, SLG: 0.463	C SI 89 B SI 90 B SI 90 B SI 90 F SI 89 X SI 88 3-2 1B		C SI 88 X FF 90 0-1 F9			X SI 86 0-0 G5-3		C SI 87 C SI 88 B CH 82 F SI 88 F SI 88 B CH 81 F SI 87 F SI 89 2-2 X SI 87 15 G4-6-3 1-2 1B		4	0	2	0	0	0	0
15 Ike Davis, L (1, 3) OBP: 0.375, SLG: 0.392	B SI 86 C SI 85 B CH 80 B CH 80 X SI 87 3-1 L7			B SI 85 F SI 86 F FF 90 F FF 91 F FF 91 X CH 82 1-2 G4-3		C FF 90 F FF 93 F FF 92 F FF 93 C SI 89 0-3 K		X SI 95 0-0 G4-6-3 1-2f		4	0	0	0	0	1	3
6 Starling Marte, R (1, 7) OBP: 0.318, SLG: 0.394		B SI 84 B SI 86 B SI 86 C SI 85 C SI 86 X SI 86 3-2 P4		C SI 86 SL 80 F SL 82 B CH 83 X SI 88 1-2 E5		C SL 82 B FF 92 F SI 89 B SI 90 B SL 82 X SI 89 3-2 E5			B FF 94 S SI 94 X SL 82 1-1 G4-3	4	0	0	0	0	0	0
24 Pedro Alvarez, L (1, 5) OBP: 0.307, SLG: 0.382		B SI 87 X SI 88 1-0 2B		F CH 80 D CH 82 D SL 79 C SI 87 S SI 89 2-3 K		1 SAFE S SI 88 1 SAFE C SI 87 S SI 87 0-3 K			F SI 96 S SI 97 F FF 97 F SL 84 F FF 96 B CH 87 F SL 84 X SI 96 1-2 10 FC5-4 1B	4	0	2	0	0	2	2
10 Jordy Mercer, R (1, 6) OBP: 0.227, SLG: 0.261		C SI 87 D SL 84 C FF 91 C SI 90 1-3 K		B SL 82 F SI 89 F FF 91 X SI 90 1-2 G6-3			B SL 79 C SI 86 X FF 90 1-1 G3		C SI 95 B SI 94 C SL 83 X SL 84 1-2 FC5-4 19 DI 1-2f	4	0	0	0	0	1	3
19 Chris Stewart, R (1, 2) OBP: 0.321, SLG: 0.265		I IN 75 I IN 78 I IN 77 I IN 78 4-0 IBB			C SL 78 B SL 80 C SL 81 B SI 88 C SI 89 2-3 K		C SI 87 B FF 90 B FF 90 C SI 87 C SI 89 2-3 K		C SI 95 B FF 95 X SI 96 1-1 P2 1-2	3	0	0	0	1	2	1
50 Charlie Morton, R (1, 1) 48 Jared Hughes, R (6, 1) 23 Travis Snider, L (7, PH) OBP: 0.304, SLG: 0.317 29 Bryan Morris, L (7, 1)		C SI 88 X FF 90 0-1 G4-3			C SI 87 F SL 80 C SI 89 0-3 K		C SI 87 C SI 90 X FF 92 0-2 G4-3			2 0 1 0	0 0 0 0	0 0 0 0	0 0 0 0	0 0 0 0	1 0 0 0	2 0 0 0
Inning Stats	R: 0 E: 0 K: 1 S: 15 H: 1 LOB: 1 BB: 0 P: 21	R: 0 E: 0 K: 1 S: 9 H: 1 LOB: 2 BB: 1 P: 18	R: 0 E: 0 K: 1 S: 6 H: 0 LOB: 0 BB: 0 P: 8	R: 0 E: 1 K: 1 S: 15 H: 0 LOB: 1 BB: 0 P: 20	R: 0 E: 0 K: 2 S: 9 H: 1 LOB: 1 BB: 0 P: 14	R: 0 E: 1 K: 2 S: 12 H: 0 LOB: 1 BB: 0 P: 15	R: 0 E: 0 K: 1 S: 8 H: 0 LOB: 0 BB: 0 P: 11	R: 0 E: 0 K: 0 S: 12 H: 2 LOB: 1 BB: 0 P: 15	R: 0 E: 0 K: 0 S: 14 H: 1 LOB: 1 BB: 0 P: 18	1B: 5 2B: 1 3B: 0 HR: 0 SF: 0 SAC: 0 DP: 1 HBP: 0						

WP: 1 PB: 0 SB: 0 CS: 0 PA: 35

PITCHER		IP	WLS	BF	H	R	ER	SO	BB	IBB	HBP	BLK	WP	HR	S	P	ERA	WHIP
40 Bartolo Colon, R ERA: 4.73	(1, 1)	7.1	W	30	5	0	0	9	0	1	0	0	1	0	85	121	0.00	0.682
27 Jeurys Familia, R ERA: 2.92	(8, 1)	1.2	S	5	1	0	0	0	0	0	0	0	0	0	15	19	0.00	0.600

PITCHER	IP	WLS	BF	H	R	ER	SO	BB	IBB	HBP	BLK	WP	HR	S	P	ERA	WHIP

Pittsburgh Pirates @ New York Mets

Citi Field, Flushing, NY

Wed May 28 2014, 1:11 PM - 4:18 PM EDT

Att. 34,839 - Cloudy - 56 F

TOP

livebaseballscorecards.com

AB	34
R	0
H	6
RBI	0
BB	1
SO	9
LOB	12

BOTTOM

Batter	1	2	3	4	5	6	7	8	9	AB	R	H	RBI	BB	SO	LOB
12 Juan Lagares, R (1, 8) OBP: 0.333, SLG: 0.433	B FF 92 C SI 91 M SI 91 B CU 78 B SI 92 X SI 92 3-2 **G5-3** ①		C SI 91 C CU 80 B CU 79 S CU 79 1-3 **K** ①		C CU 79 L CU 79 F CU 79 B SI 91 B CU 77 X CU 78 2-2 5 CS 28 G3 1B		C CU 84 B SI 96 X FC 89 1-1 **G5-3** ②	C FC 89 S FF 94 C FC 90 0-3 **K** ③		5	0	1	0	0	2	2
28 Daniel Murphy, L (1, 4) OBP: 0.364, SLG: 0.431	F SI 92 F CU 79 F SI 92 B CU 78 X FS 85 1-2 5 BB 1B		F CU 80 B SI 91 C SI 90 B SI 92 X CU 80 2-2 **E5** 5 1B		1 SAFE P PQ 85 X FS 84 1-0 **G3** ② **1-2**		C SI 96 B SI 96 C FC 91 B FC 89 F SI 96 F SI 96 B FF 96 F FC 91 F SI 96 4-2 F SI 96 B CU 84 **BB**			3	1	1	0	1	0	1
5 David Wright, R (1, 5) OBP: 0.349, SLG: 0.415	1 SAFE 1 SAFE B SI 91 B SI 90 B SI 91 C SI 91 B SI 91 4-1 **BB** **1-2**		B SI 91 C CU 79 X SI 91 1-1 3 G4-3 3 S 1B **3-H**		D CU 79 1-0 **CS** ③ **2-3**	C SI 92 B FS 85 B CU 79 F CU 79 X SI 91 2-2 **HR**	C CU 84 1 SAFE S FC 89 B FC 89 B FF 95 X CU 84 2-2 **G5-3** ③			3	1	2	2	1	0	1
3 Curtis Granderson, L (1, 9) OBP: 0.316, SLG: 0.364	B SI 91 B CU 79 B SI 93 C SI 92 X SI 92 3-1 **F8** ②		B FF 92 C SI 91 B SI 91 X CU 80 2-1 **G4-3** ② **1-3**			B SI 91 X SI 92 1-0 **F7** ①		B FF 94 C FF 94 B FC 89 F FC 90 B FF 94 B SI 95 4-2 1 BLK 21 HR BB		3	1	0	0	1	0	3
1 Chris Young, R (1, 7) OBP: 0.283, SLG: 0.336	B SI 92 S SI 93 C CU 79 F SI 92 F CU 79 F SI 91 S SI 92 1-3 **K** ③		M SI 92 3 SAFE X SI 92 0-1 **G5-3** ③			B SI 92 B SI 92 F SI 91 B SI 91 T SI 92 B SI 92 4-2 11 BB 21 BB BB		S FF 94 1 SAFE F FC 89 B FF 96 B FC 90 F FF 96 X FC 90 2-2 **L6** ① **1-2**		3	0	0	0	1	1	4
21 Lucas Duda, L (1, 3) OBP: 0.321, SLG: 0.417		B SI 92 C SI 92 B FS 83 B SI 91 F SI 91 B FF 93 4-2 36 G6-3 11 WP 40 WP BB		C SI 91 C FS 84 S CU 79 0-3 **K** ①		1 SAFE 1 SAFE B FS 83 1 SAFE B FS 84 C SI 92 C SI 91 B CU 78 1 SAFE 4-2 B SI 90 11 BB **BB** **1-2**		B FC 89 X SI 95 1-0 **HR** ② **2-H**	2	2	1	2	2	1	0
11 Rubén Tejada, R (1, 6) OBP: 0.329, SLG: 0.246		C SI 91 B SI 92 1 SAFE F SI 91 F SI 91 B CU 80 X SI 91 2-2 **G5-3** ① **1-2**		B SI 92 B SI 92 B SI 91 C SI 92 C SI 92 X SI 92 3-2 **L9** ②		S SI 90 S SI 90 D SI 92 D SI 91 D SI 92 B SI 92 4-2 ② **1-2** **2-3** **BB**		C CU 82 B SI 94 S FC 88 F FC 88 C FF 95 1-3 **K** ②	3	0	0	0	1	1	1
36 Juan Centeno, L (1, 2) OBP: 0.304, SLG: 0.238		F SI 91 X SI 91 0-1 **G6-3** ② **2-3**		C FF 91 X FS 86 0-1 **G4-3** ③		B SI 92 B SI 90 B SI 91 C SI 91 X SI 92 3-1 **F8** ③		B CU 83 C CU 82 B FF 94 S FC 88 F SI 95 B FC 89 B FC 89 4-2 27 1B BB		3	0	0	0	1	0	3
40 Bartolo Colon, R (1, 1) 27 Jeurys Familia, R (8, 1) OBP: 1.000, SLG: 1.000		S SI 92 S SI 92 S SI 92 0-3 **K** ③ **3-H**			C SI 92 X SI 91 0-1 **G5-3** ①		S FF 94 S FF 95 F FF 97 X SI 96 0-2 **G1-3** ① **1-2**	X FF 93 0-0 1B		3 1	0 0	0 1	0 0	0 0	1 0	0 0
Inning Stats	R: 0 E: 0 K: 1 S: 16 H: 1 LOB: 2 BB: 1 P: 28	R: 1 E: 0 K: 1 S: 11 H: 0 LOB: 0 BB: 1 P: 17	R: 1 E: 1 K: 1 S: 12 H: 1 LOB: 1 BB: 0 P: 18	R: 0 E: 0 K: 1 S: 8 H: 0 LOB: 0 BB: 0 P: 11	R: 0 E: 0 K: 0 S: 8 H: 1 LOB: 0 BB: 0 P: 11	R: 1 E: 0 K: 0 S: 12 H: 1 LOB: 2 BB: 3 P: 30	R: 0 E: 0 K: 0 S: 16 H: 0 LOB: 1 BB: 1 P: 23	R: 2 E: 0 K: 2 S: 18 H: 2 LOB: 2 BB: 2 P: 30		1B: 4 2B: 0 3B: 0 HR: 2 SF: 0 SAC: 0 DP: 0 HBP: 0						

PITCHER		IP	WLS	BF	H	R	ER	SO	BB	IBB	HBP	BLK	WP	HR	S	P	ERA	WHIP
50 Charlie Morton, R ERA: 3.29	(1, 1)	5.1	L	24	4	3	2	4	4	0	0	0	2	1	63	104	3.38	1.500
48 Jared Hughes, R ERA: 2.3	(6, 1)	0.2		2	0	0	0	0	1	0	0	0	0	0	4	11	0.00	1.500
29 Bryan Morris, R ERA: 3.74	(7, 1)	2.0		11	2	2	2	2	3	0	0	1	0	1	34	53	9.00	2.500

PITCHER	IP	WLS	BF	H	R	ER	SO	BB	IBB	HBP	BLK	WP	HR	S	P	ERA	WHIP

Pittsburgh Pirates @ New York Mets

Citi Field, Flushing, NY

Wed May 28 2014, 1:11 PM - 4:18 PM EDT

Att. 34,839 - Cloudy - 56 F

livebaseballscorecards.com

AB	29
R	5
H	6
RBI	4
BB	8
SO	6
LOB	15

WP: 2 PA: 38
PB: 0
SB: 1
CS: 1

Batter	1	2	3	4	5	6	7	8	9	AB	R	H	RBI	BB	SO	LOB
12 Juan Lagares, R (1, 8) OBP: 0.335, SLG: 0.438	B FF 90 X FC 88 1-0 ① L7		C FF 88 B CH 80 X SI 90 1-1 ① P2		B SI 88 F FF 89 F CH 80 X SI 90 1-2 FC5 3 BB 5 FC5		B CU 74 X FF 90 1-0 5 G4-3 2B		C SL 80 X FF 92 0-1 28 BB 1B	5	0	2	0	0	0	1
28 Daniel Murphy, L (1, 4) OBP: 0.360, SLG: 0.423	B FF 89 B CH 81 B SI 90 C FF 90 X SI 90 3-1 ② F8		X CH 80 0-0 ② F9		C FC 88 X FF 90 0-1 ① F7		B SI 89 X CH 80 1-0 ① F7		C FF 89 C FF 90 D SL 82 B FF 90 D SL 82 B FF 91 4-2 5 G4-6-3 1-2 BB	4	0	0	0	1	0	3
5 David Wright, R (1, 5) OBP: 0.346, SLG: 0.410	B FF 89 B CH 81 F FF 89 F SI 91 F CH 81 X CU 76 2-2 1B		B FF 89 B SI 92 S CH 81 C SI 90 B FF 90 F CH 81 X CH 81 3-2 ③ F8		B FF 91 C FF 91 X SI 90 1-1 FC5 3 BB 1-2 2-3		X FF 89 0-0 ② G4-3 2-3		C FF 90 B FF 89 B FF 91 X FF 90 2-1 ②③ G4-6-3 1-2f	5	0	1	0	0	0	5
3 Curtis Granderson, L (1, 9) OBP: 0.319, SLG: 0.360	1 SAFE S CH 81 X FF 89 0-1 ③ F9			B SI 88 B SI 90 B SI 90 B FF 90 4-0 1 HR BB	B FF 90 C SI 90 B CU 78 B SI 90 S CH 82 B SI 90 4-2 1-2 2-3 3-H BB		C FC 88 B FF 92 F FC 89 S SL 81 1-3 ③ K			2	1	0	1	2	1	2
21 Lucas Duda, L (1, 3) OBP: 0.325, SLG: 0.415		X CH 78 0-0 4 1B 1 1B 15 G6-4-3 1B		C FC 89 B CU 76 X SI 90 1-1 ① F8	S CH 81 B SI 90 F SI 90 B CU 77 S CH 82 2-3 ② K			S SL 79 C FF 91 B SL 80 B FF 92 B FF 91 B FC 91 4-2 BB		3	1	1	0	1	1	4
1 Chris Young, R (1, 7) OBP: 0.290, SLG: 0.368		X SI 90 0-0 15 G6-4-3 4 1B 1-2 1B		C CU 75 X FF 89 0-1 1-H HR	B SI 90 B CH 82 B FC 89 X FF 90 3-0 ③ F7			B FF 92 C FC 90 D CH 84 C FF 92 X FF 93 2-2 ① F8		4	1	2	2	0	0	4
4 Wilmer Flores, R (1, 6) OBP: 0.283, SLG: 0.233		F SI 89 F FF 88 X FF 89 0-2 15 G6-4-3 1-2 2-3 1B		F FF 91 B SI 90 F CH 83 B SI 90 X CH 82 2-2 ② G5-3		B FF 90 C FF 91 C CU 76 B SI 91 F FC 90 F CH 81 X FC 88 2-2 ① L7		C CH 85 B FF 93 B FF 92 F FF 93 S FF 90 2-3 ② K		4	0	1	0	0	1	1
15 Travis d'Arnaud, R (1, 2) OBP: 0.265, SLG: 0.302		X FF 89 0-0 ①② G6-4-3 1-2f 2-3 3-H		C CH 82 B SI 89 B FF 89 X FF 89 2-1 ③ G6-3		B CU 75 X SI 90 1-0 ② F8		B FF 92 F CH 85 1 SAFE F FF 93 B FF 93 S SL 81 2-3 ③ K		4	0	0	0	0	1	3
45 Zack Wheeler, L (1, 1) OBP: 0.111, SLG: 0.059 56 Scott Rice, L (7, 1) 38 Vic Black, R (7, 1) 53 Bobby Abreu, L (9, PH) OBP: 0.367, SLG: 0.452 58 Jenrry Mejia, R (9, 1)		D CH 80 X SI 89 1-0 ③ G1-6-3			B FF 88 X SI 89 1-0 5 FC5 12 E 3 BB 1B		C SI 90 B SI 89 S CH 82 S CH 81 1-3 ③ K		C SI 91 C SL 82 X SL 81 0-2 ① G3-1	3 0 0 1 0	1 0 0 0 0	1 0 0 0 0	0 0 0 0 0	0 0 0 0 0	1 0 0 0 0	1 0 0 0 0
Inning Stats	R: 0 E: 0 K: 0 S: 9 H: 1 LOB: 1 BB: 0 P: 15	R: 1 E: 0 K: 0 S: 7 H: 3 LOB: 1 BB: 0 P: 8	R: 0 E: 0 K: 0 S: 7 H: 0 LOB: 0 BB: 0 P: 11	R: 2 E: 0 K: 0 S: 9 H: 1 LOB: 0 BB: 1 P: 18	R: 1 E: 1 K: 1 S: 14 H: 1 LOB: 3 BB: 1 P: 26	R: 0 E: 0 K: 1 S: 9 H: 0 LOB: 0 BB: 0 P: 13	R: 0 E: 0 K: 1 S: 6 H: 1 LOB: 1 BB: 0 P: 9	R: 0 E: 0 K: 2 S: 11 H: 0 LOB: 1 BB: 1 P: 21	R: 0 E: 0 K: 0 S: 9 H: 1 LOB: 1 BB: 1 P: 15	1B: 6 2B: 1 3B: 0 HR: 1	SF: 0 SAC: 0 DP: 2 HBP: 0					

PITCHER		IP	WLS	BF	H	R	ER	SO	BB	IBB	HBP	BLK	WP	HR	S	P	ERA	WHIP
55 David Buchanan, R ERA: 3.86	(1, 1)	6.2	L	30	7	4	3	2	2	0	0	0	0	1	58	96	4.05	1.350
43 Mario Hollands, L ERA: 3.5	(7, 1)	1.1		5	0	0	0	3	1	0	0	0	0	0	14	25	0.00	0.750
30 Justin De Fratus, R ERA: 4.91	(9, 1)	0.1		2	1	0	0	0	0	0	0	0	0	0	5	5	0.00	3.000
59 Antonio Bastardo, L ERA: 3.8	(9, 1)	0.2		2	0	0	0	0	1	0	0	0	0	0	4	10	0.00	1.500

PITCHER	IP	WLS	BF	H	R	ER	SO	BB	IBB	HBP	BLK	WP	HR	S	P	ERA	WHIP

TOP

New York Mets @ Philadelphia Phillies

Citizens Bank Park, Philadelphia, PA

Thu May 29 2014, 7:07 PM - 10:02 PM EDT

Att. 26,668 - Cloudy - 59 F

livebaseballscorecards.com

AB	35
R	4
H	8
RBI	3
BB	4
SO	5
LOB	24

BOTTOM

New York Mets @ Philadelphia Phillies

Citizens Bank Park, Philadelphia, PA

Thu May 29 2014, 7:07 PM - 10:02 PM EDT

Att. 26,668 - Cloudy - 59 F

livebaseballscorecards.com

Batter	1	2	3	4	5	6	7	8	9	AB	R	H	RBI	BB	SO	LOB
2 Ben Revere, L (1, 8) OBP: 0.303, SLG: 0.337	B SI 95 C SI 96 C CU 79 B CU 80 F FF 96 F FF 97 X SI 95 2-2 11 S 1B		C CU 80 B CU 81 X SI 94 1-1 ① G5-3			B SI 93 C SI 94 X CU 79 1-1 ① G2-3		C CU 82 X FF 96 0-1 ③ G4-3		4	0	1	0	0	0	0
11 Jimmy Rollins, S (1, 6) OBP: 0.351, SLG: 0.410	C SI 95 1 SAFE C SI 94 C SI 94 0-3 ① K 1-2		X CU 81 0-0 ② G2-3			B SI 93 B FF 94 B CH 88 C SI 94 F SI 95 X FC 91 3-2 ② G3-1			C FF 92 C CU 80 B SI 92 B SL 83 C SI 93 2-3 ① K	4	0	0	0	0	2	1
26 Chase Utley, L (1, 4) OBP: 0.382, SLG: 0.536	D CU 79 C SI 96 B FF 95 S CU 81 B FF 96 C FC 90 3-3 ② K		C FF 95 B FC 89 C FC 90 B CU 81 F FF 95 S CU 79 2-3 ③ K2-3			B FC 90 B FF 95 F FF 94 C FC 91 F CU 79 X CH 88 2-2 ③ G3-1			C CU 78 C FF 93 F SL 85 B SI 92 B CH 88 C FF 93 2-3 ② K	4	0	0	0	0	3	1
6 Ryan Howard, L (1, 3) OBP: 0.313, SLG: 0.428	S SI 96 B FF 96 C CU 80 B SI 97 B FF 96 S FC 88 3-3 ③ K			C CU 80 B SI 95 F SI 95 S SI 95 1-3 ① K			F FF 92 B FC 89 S CU 80 B SI 94 B FC 90 S FF 95 3-3 ① K		C CU 79 B CU 80 S FF 92 S SI 93 1-3 ③ K	4	0	0	0	0	4	1
3 Marlon Byrd, R (1, 9) OBP: 0.332, SLG: 0.485		C SI 95 B FF 95 C CU 81 B FF 96 S FF 96 2-3 ① K		C FF 95 B FC 90 B CU 79 S CU 79 F FF 95 B CU 83 X FF 95 3-2 ② G5-3			X SI 94 0-0 HR			3	1	1	1	0	1	0
9 Domonic Brown, L (1, 7) OBP: 0.258, SLG: 0.297		B CU 80 B CH 90 S SI 96 F FC 90 B FF 96 S FC 91 3-3 ② K		F CH 89 B FF 95 B SI 94 B CU 80 F SI 95 X FF 94 3-2 ③ L8			X SI 88 0-0 ② G4-3			3	0	0	0	0	1	0
51 Carlos Ruiz, R (1, 2) OBP: 0.386, SLG: 0.376		B SI 96 C CU 79 C SI 96 B SI 96 X FC 90 2-2 16 1B 2B			B SI 93 C SI 94 C CU 80 X FF 95 1-2 ① L8		C FF 97 C CU 82 C CU 81 0-3 ③ K			3	0	1	0	0	1	0
16 César Hernández, S (1, 5) OBP: 0.205, SLG: 0.244		B FF 94 X SI 94 1-0 2-3 1B			B CU 78 F SI 94 F FF 95 B FF 94 B FC 89 F FC 90 X CH 87 3-2 ② G3-1			B FF 95 C FF 93 C FF 94 S CU 84 1-3 ① K		3	0	1	0	0	1	0
55 David Buchanan, R (1, 1) 43 Mario Hollands, L (7, 1) 19 Tony Gwynn Jr., L (8, PH) OBP: 0.296, SLG: 0.208 30 Justin De Fratus, S (9, 1) 59 Antonio Bastardo, R (9, 1)	S FF 95 C SI 94 S CU 79 0-3 ③ K			B SI 94 B FF 94 F SI 93 C SI 95 X FF 95 2-2 ③ G1-3				C FF 95 C CU 82 B FF 96 S CU 83 1-3 ② K2-3		2 0 1 0 0	0 0 0 0 0	0 0 0 0 0	0 0 0 0 0	1 0 1 0 0	2 0 0 0 0

	AB	31
	R	1
	H	4
	RBI	1
	BB	0
	SO	15
	LOB	5

Inning Stats	1	2	3	4	5	6	7	8	9	1B: 2	SF: 0	WP: 0	PA: 31
R:	0	0	0	0		0	1	0	0	2B: 1	SAC: 0	PB: 0	
E:	0	0	0	0		0	0	0	0	3B: 0	DP: 0	SB: 1	
K:	3	3	1	1		0	2	2	3	HR: 1	HBP: 0	CS: 0	
S:	14	13	7	10		9	8	8	10				
H:	1	2	0	0		0	1	0	0				
LOB:	1	2	0	0		0	0	0	0				
BB:	0	0	0	0		0	0	0	0				
P:	22	21	10	17		15	11	10	15				

PITCHER		IP	WLS	BF	H	R	ER	SO	BB	IBB	HBP	BLK	WP	HR	S	P	ERA	WHIP
45 Zack Wheeler, R ERA: 4.31	(1, 1)	6.1	W	23	4	1	1	9	0	0	0	0	0	1	67	108	1.42	0.632
56 Scott Rice, L ERA: 5.4	(7, 1)	0.1	H	1	0	0	0	0	0	0	0	0	0	0	1	1	0.00	0.000
38 Vic Black, R ERA:	(7, 1)	1.1	H	4	0	0	0	3	0	0	0	0	0	0	11	13	0.00	0.000
58 Jenrry Mejia, R ERA: 3.97	(9, 1)	1.0	S	3	0	0	0	3	0	0	0	0	0	0	10	15	0.00	0.000

PITCHER	IP	WLS	BF	H	R	ER	SO	BB	IBB	HBP	BLK	WP	HR	S	P	ERA	WHIP

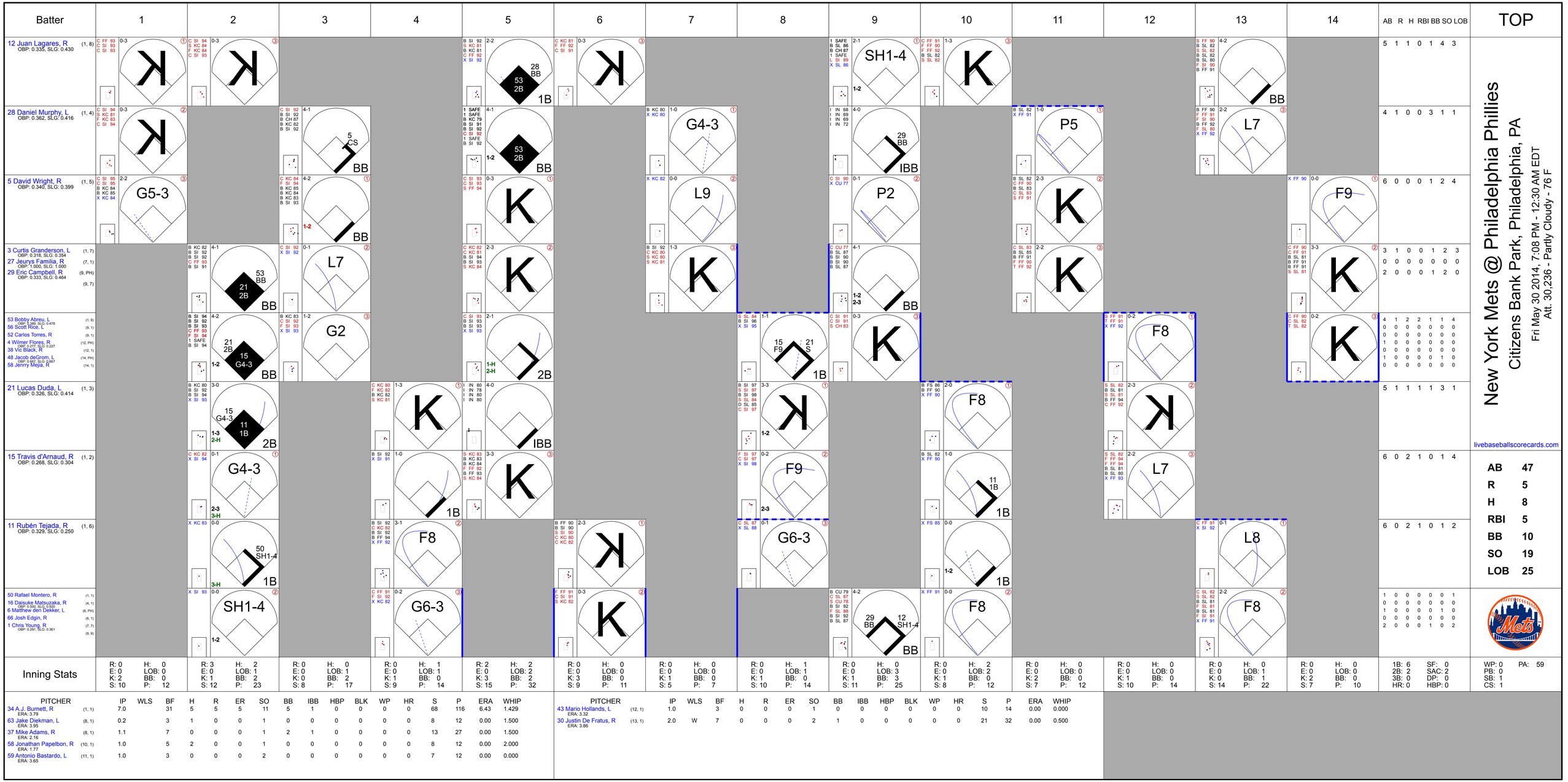
Batter
1
2
3
4
5
6
7
8
9
10
11
12
13
14
AB R H RBI BB SO LOB
TOP
12 Juan Lagares, R (1, 8)
OBP: 0.335, SLG: 0.430
28 Daniel Murphy, L (1, 4)
OBP: 0.362, SLG: 0.416
5 David Wright, R (1, 5)
OBP: 0.340, SLG: 0.399
3 Curtis Granderson, L (1, 7)
OBP: 0.318, SLG: 0.354
27 Jeurys Familia, R (7, 1)
OBP: 1.000, SLG: 1.000
29 Eric Campbell, R (9, PH)
OBP: 0.333, SLG: 0.464
(9, 7)
53 Bobby Abreu, L (1, 9)
OBP: 0.389, SLG: 0.478
56 Scott Rice, L (9, 1)
52 Carlos Torres, R (9, 1)
4 Wilmer Flores, R (12, PH)
OBP: 0.277, SLG: 0.227
38 Vic Black, R (12, 1)
48 Jacob deGrom, L (14, PH)
OBP: 0.667, SLG: 0.667
58 Jenrry Mejia, R (14, 1)
21 Lucas Duda, L (1, 3)
OBP: 0.326, SLG: 0.414
15 Travis d'Arnaud, R (1, 2)
OBP: 0.268, SLG: 0.304
11 Rubén Tejada, R (1, 6)
OBP: 0.329, SLG: 0.250
50 Rafael Montero, R (1, 1)
16 Daisuke Matsuzaka, R (4, 1)
OBP: 0.000, SLG: 0.000
6 Matthew den Dekker, L (6, PH)
66 Josh Edgin, R (6, 1)
1 Chris Young, R (7, 7)
OBP: 0.291, SLG: 0.361
(9, 9)
New York Mets @ Philadelphia Phillies
Citizens Bank Park, Philadelphia, PA
Fri May 30 2014, 7:08 PM - 12:30 AM EDT
Att. 30,236 - Partly Cloudy - 76 F
livebaseballscorecards.com
AB 47
R 5
H 8
RBI 5
BB 10
SO 19
LOB 25
Inning Stats
PITCHER IP WLS BF H R ER SO BB IBB HBP BLK WP HR S P ERA WHIP
34 A.J. Burnett, R (1, 1) ERA: 3.79 7.0 31 5 5 5 11 5 1 0 0 0 0 68 116 6.43 1.429
63 Jake Diekman, L (8, 1) ERA: 3.95 0.2 3 1 0 0 1 0 0 0 0 0 0 8 12 0.00 1.500
37 Mike Adams, R (8, 1) ERA: 2.16 1.1 7 0 0 0 1 2 1 0 0 0 0 13 27 0.00 1.500
58 Jonathan Papelbon, R (10, 1) ERA: 1.77 1.0 5 2 0 0 1 0 0 0 0 0 0 8 12 0.00 2.000
59 Antonio Bastardo, L (11, 1) ERA: 3.65 1.0 3 0 0 0 2 0 0 0 0 0 0 7 12 0.00 0.000
43 Mario Hollands, L (12, 1) ERA: 3.32 1.0 3 0 0 0 1 0 0 0 0 0 0 10 14 0.00 0.000
30 Justin De Fratus, R (13, 1) ERA: 3.86 2.0 W 7 0 0 0 2 1 0 0 0 0 0 21 32 0.00 0.500
1B: 6 SF: 0
2B: 2 SAC: 2
3B: 0 DP: 0
HR: 0 HBP: 0
WP: 0 PA: 59
PB: 0
SB: 1
CS: 1

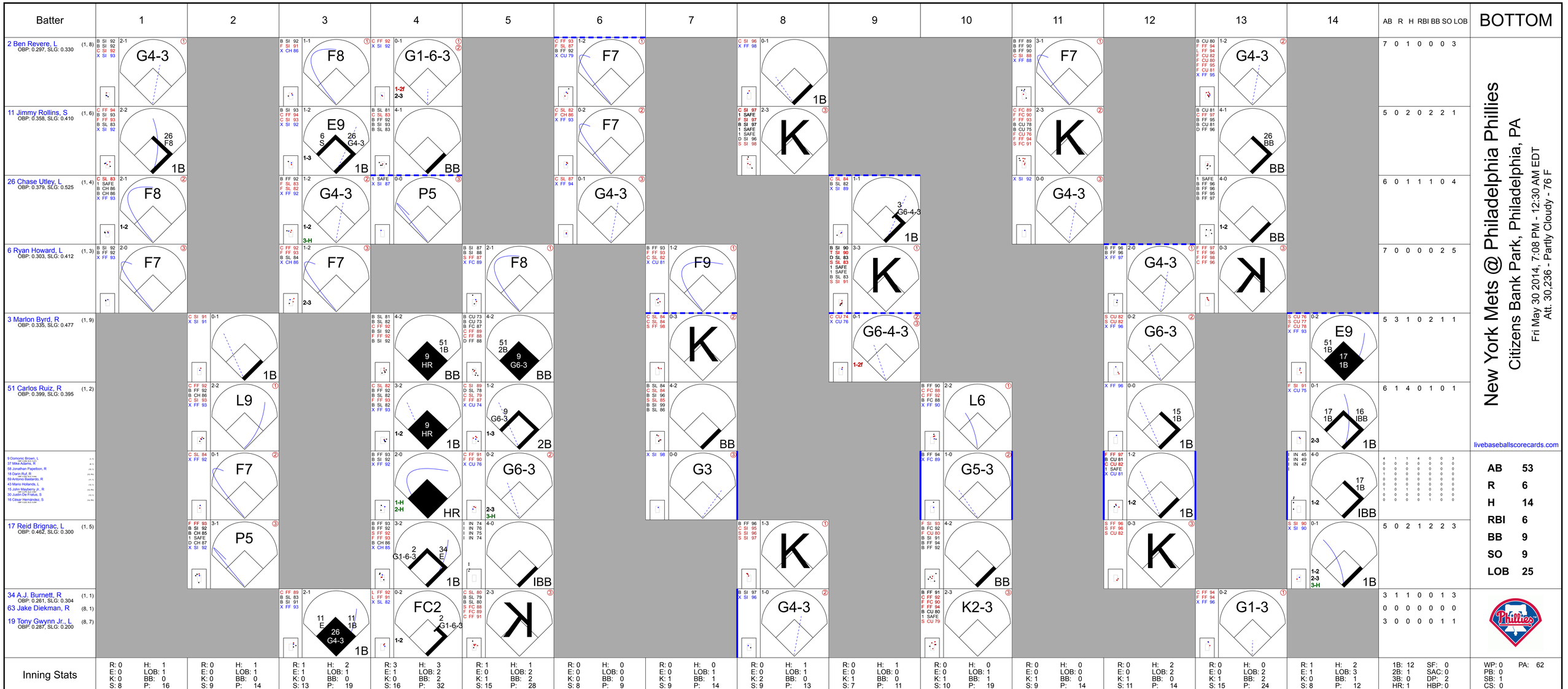
Batter
1
2
3
4
5
6
7
8
9
10
11
12
13
14
AB R H RBI BB SO LOB
BOTTOM
2 Ben Revere, L (1, 8) OBP: 0.297, SLG: 0.330
G4-3
F8
1B
G1-6-3
1-2f
2-3
F7
K
26 BB
11 Jimmy Rollins, S (1, 6) OBP: 0.358, SLG: 0.410
E9
6 S
26 G4-3
1-3
BB
26 F8
7 0 1 0 0 0 3
5 0 2 0 2 2 1
26 Chase Utley, L (1, 4) OBP: 0.379, SLG: 0.525
F8
G4-3
3-H
P5
3 G6-4-3
G6-4-3
1-2f
6 0 1 1 1 0 4
6 Ryan Howard, L (1, 3) OBP: 0.303, SLG: 0.412
F7
F9
51 2B
9 G6-3
51 1B
9 HR
7 0 0 0 0 2 5
3 Marlon Byrd, R (1, 9) OBP: 0.335, SLG: 0.477
E9
51 1B
17 1B
5 3 1 0 2 1 1
51 Carlos Ruiz, R (1, 2) OBP: 0.399, SLG: 0.395
L9
L6
G6-3
15 1B
16 IBB
6 1 4 0 1 0 1
9 Dominic Brown, L
37 Mike Adams, R
58 Jonathan Papelbon, R
18 Darin Ruf, R
59 Antonio Bastardo, R
43 Mario Hollands, L
15 John Mayberry, Jr., R
30 Justin De Fratus, S
16 Cesar Hernandez, S
F7
G5-3
G3
17 Reid Brignac, L (1, 5) OBP: 0.462, SLG: 0.300
P5
2 G1-6-3
34 E
17 1B
IBB
5 0 2 1 2 2 3
34 A.J. Burnett, R (1, 1) OBP: 0.261, SLG: 0.304
63 Jake Diekman, R (8, 1)
19 Tony Gwynn Jr., L (8, 7) OBP: 0.287, SLG: 0.200
11 E
11 1B
26 G4-3
FC2
2 G1-6-3
G4-3
K2-3
G1-3
3 1 1 0 0 1 3
0 0 0 0 0 0 0
3 0 0 0 0 1 1
New York Mets @ Philadelphia Phillies
Citizens Bank Park, Philadelphia, PA
Fri May 30 2014, 7:08 PM - 12:30 AM EDT
Att. 30,236 - Partly Cloudy - 76 F
livebaseballscorecards.com
AB 53
R 6
H 14
RBI 6
BB 9
SO 9
LOB 25
Inning Stats
R: 0 E: 0 K: 0 S: 8
H: 1 LOB: 1 BB: 0 P: 16
R: 0 E: 0 K: 0 S: 9
H: 1 LOB: 1 BB: 0 P: 14
R: 1 E: 1 K: 0 S: 13
H: 2 LOB: 1 BB: 0 P: 19
R: 3 E: 1 K: 0 S: 16
H: 3 LOB: 2 BB: 2 P: 32
R: 1 E: 0 K: 1 S: 15
H: 1 LOB: 2 BB: 2 P: 28
R: 0 E: 0 K: 0 S: 8
H: 0 LOB: 0 BB: 0 P: 9
R: 0 E: 0 K: 1 S: 9
H: 0 LOB: 1 BB: 1 P: 14
R: 0 E: 0 K: 2 S: 9
H: 1 LOB: 1 BB: 0 P: 13
R: 0 E: 0 K: 1 S: 7
H: 1 LOB: 0 BB: 0 P: 11
R: 0 E: 0 K: 1 S: 10
H: 0 LOB: 1 BB: 1 P: 19
R: 0 E: 0 K: 1 S: 9
H: 0 LOB: 0 BB: 0 P: 14
R: 0 E: 0 K: 1 S: 11
H: 2 LOB: 2 BB: 0 P: 14
R: 0 E: 0 K: 1 S: 15
H: 0 LOB: 2 BB: 2 P: 24
R: 1 E: 1 K: 0 S: 8
H: 2 LOB: 3 BB: 1 P: 12
1B: 12 2B: 1 3B: 0 HR: 1
SF: 0 SAC: 0 DP: 2 HBP: 0
WP: 0 PB: 0 SB: 1 CS: 0
PA: 62
PITCHER IP WLS BF H R ER SO BB IBB HBP BLK WP HR S P ERA WHIP
50 Rafael Montero, R (1, 1) ERA: 5.4 3.2 20 7 4 3 0 2 0 0 0 0 1 45 80 7.36 2.455
16 Daisuke Matsuzaka, R (4, 1) ERA: 2.54 1.1 7 1 1 1 1 1 0 0 0 0 0 16 29 6.75 1.500
66 Josh Edgin, L (6, 1) ERA: 2.08 1.1 4 0 0 0 0 0 0 0 0 0 0 11 13 0.00 0.000
27 Jeurys Familia, R (7, 1) ERA: 2.73 1.2 7 1 0 0 3 1 0 0 0 0 0 15 23 0.00 1.200
56 Scott Rice, L (9, 1) ERA: 5.25 0.1 2 1 0 0 1 0 0 0 0 0 0 5 9 0.00 3.000
PITCHER IP WLS BF H R ER SO BB IBB HBP BLK WP HR S P ERA WHIP
52 Carlos Torres, R (9, 1) ERA: 2.53 2.2 8 0 0 0 2 1 0 0 0 0 0 21 35 0.00 0.375
38 Vic Black, R (12, 1) ERA: 2.0 L 4 2 1 0 0 0 1 0 0 0 0 0 8 12 ∞ ∞
58 Jenrry Mejia, R (14, 1) ERA: 3.97 0.0 10 2 0 0 2 2 0 0 0 0 0 26 38 0.00 2.000

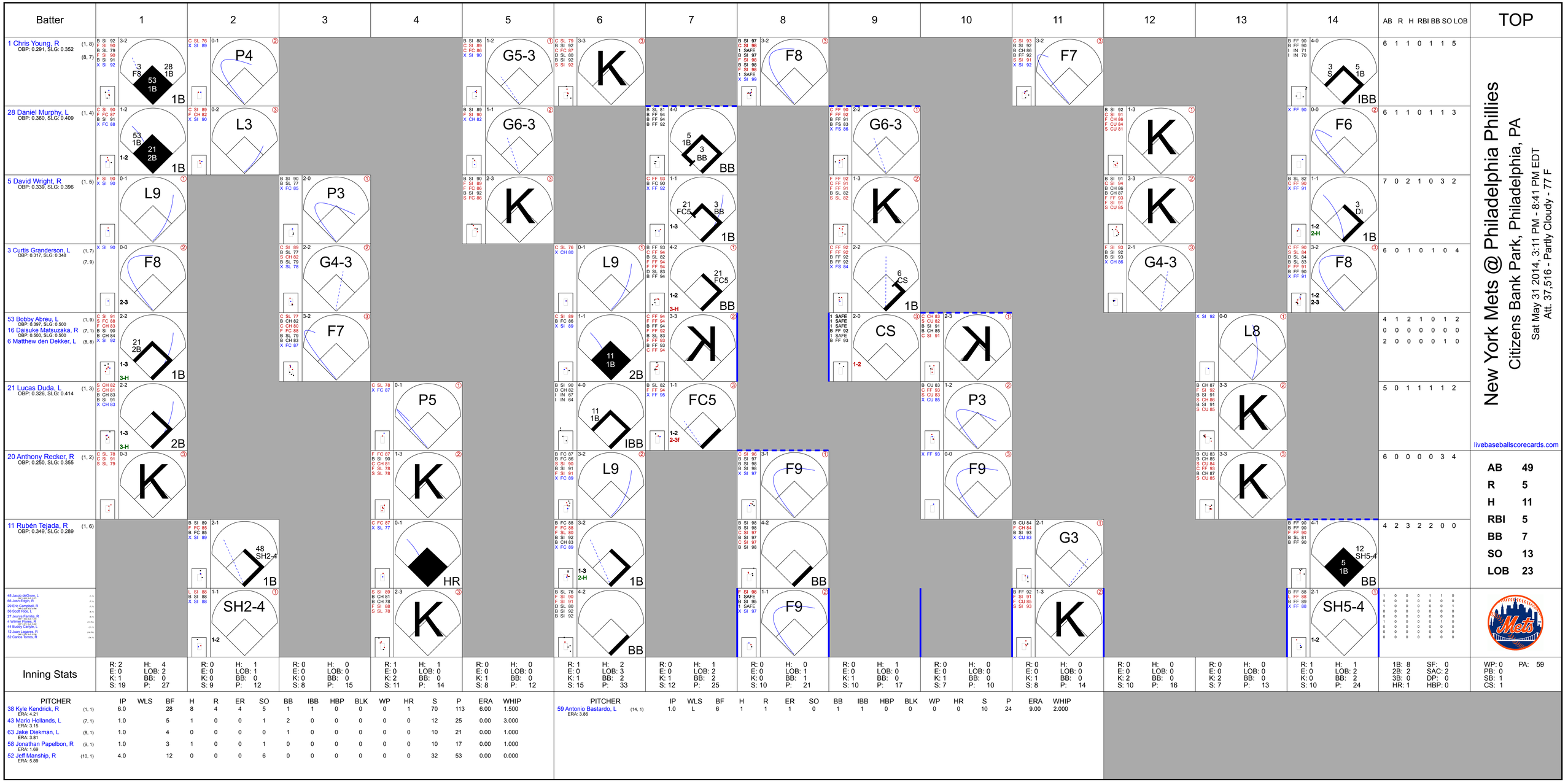
Batter
1
2
3
4
5
6
7
8
9
10
11
12
13
14
AB R H RBI BB SO LOB
TOP
1 Chris Young, R (1, 8) (8, 7) OBP: 0.291, SLG: 0.352
28 Daniel Murphy, L (1, 4) OBP: 0.360, SLG: 0.409
5 David Wright, R (1, 5) OBP: 0.339, SLG: 0.396
3 Curtis Granderson, L (1, 7) (7, 9) OBP: 0.317, SLG: 0.348
53 Bobby Abreu, L (1, 9) OBP: 0.397, SLG: 0.500
16 Daisuke Matsuzaka, R (7, 1) OBP: 0.500, SLG: 0.500
6 Matthew den Dekker, L (8, 8) OBP: 0.500, SLG: 0.500
21 Lucas Duda, L (1, 3) OBP: 0.326, SLG: 0.414
20 Anthony Recker, R (1, 2) OBP: 0.250, SLG: 0.355
11 Rubén Tejada, R (1, 6) OBP: 0.349, SLG: 0.289
48 Jacob deGrom, L
66 Josh Edgin, R
29 Eric Campbell, R
56 Scott Rice, L
27 Jeurys Familia, R
4 Wilmer Flores, R
44 Buddy Carlyle, L
12 Juan Lagares, R
52 Carlos Torres, R
New York Mets @ Philadelphia Phillies
Citizens Bank Park, Philadelphia, PA
Sat May 31 2014, 3:11 PM - 8:41 PM EDT
Att. 37,516 - Partly Cloudy - 77 F
livebaseballscorecards.com
AB 49
R 5
H 11
RBI 5
BB 7
SO 13
LOB 23
Inning Stats
PITCHER IP WLS BF H R ER SO BB IBB HBP BLK WP HR S P ERA WHIP
38 Kyle Kendrick, R (1, 1) ERA: 4.21 6.0 28 8 4 4 5 1 1 0 0 0 1 70 113 6.00 1.500
43 Mario Hollands, L (7, 1) ERA: 3.15 1.0 5 1 0 0 1 2 0 0 0 0 0 12 25 0.00 3.000
63 Jake Diekman, L (8, 1) ERA: 3.81 1.0 4 0 0 0 0 1 0 0 0 0 0 10 21 0.00 1.000
58 Jonathan Papelbon, R (9, 1) ERA: 1.69 1.0 3 1 0 0 1 0 0 0 0 0 0 10 17 0.00 1.000
52 Jeff Manship, R (10, 1) ERA: 5.89 4.0 12 0 0 0 6 0 0 0 0 0 0 32 53 0.00 0.000
PITCHER IP WLS BF H R ER SO BB IBB HBP BLK WP HR S P ERA WHIP
59 Antonio Bastardo, L (14, 1) ERA: 3.86 1.0 L 6 1 1 1 0 1 1 0 0 0 0 0 10 24 9.00 2.000

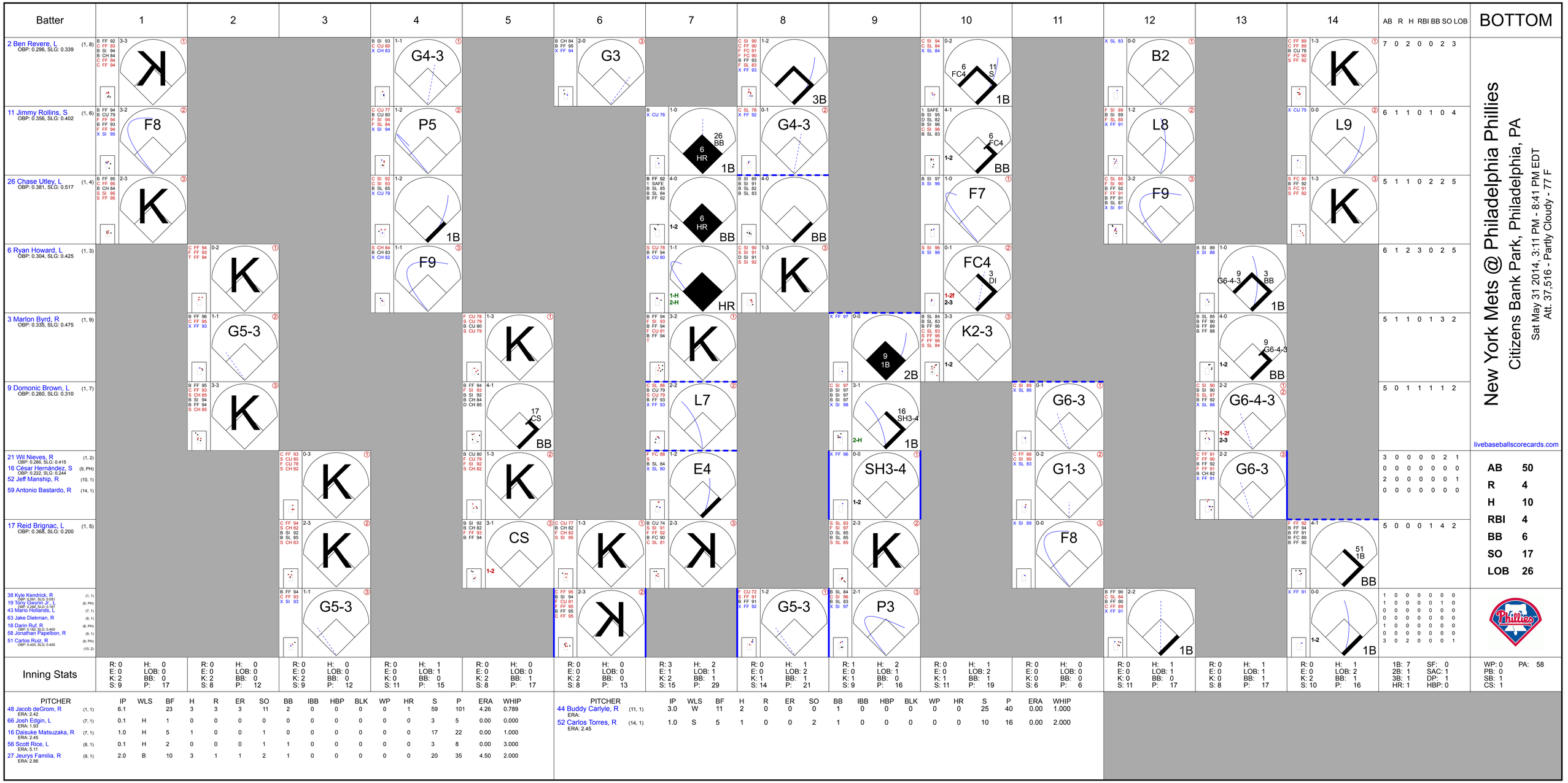
Batter
1
2
3
4
5
6
7
8
9
10
11
12
13
14
AB R H RBI BB SO LOB
BOTTOM
2 Ben Revere, L (1, 9) OBP: 0.296, SLG: 0.339
11 Jimmy Rollins, S (1, 6) OBP: 0.356, SLG: 0.402
26 Chase Utley, L (1, 4) OBP: 0.381, SLG: 0.517
6 Ryan Howard, L (1, 3) OBP: 0.304, SLG: 0.425
3 Marlon Byrd, R (1, 9) OBP: 0.335, SLG: 0.475
9 Domonic Brown, L (1, 7) OBP: 0.260, SLG: 0.310
21 Wil Nieves, R (1, 2) OBP: 0.286, SLG: 0.415
16 César Hernández, S (9, PH) OBP: 0.222, SLG: 0.244
52 Jeff Manship, R (10, 1)
59 Antonio Bastardo, R (14, 1)
17 Reid Brignac, L (1, 5) OBP: 0.368, SLG: 0.200
38 Kyle Kendrick, R (1, 1) OBP: 0.091, SLG: 0.091
19 Tony Gwynn Jr., L (6, PH) OBP: 0.294, SLG: 0.197
43 Mario Hollands, L (7, 1)
63 Jake Diekman, R (8, 1)
18 Darin Ruf, R (8, PH) OBP: 0.182, SLG: 0.400
58 Jonathan Papelbon, R (9, 1)
51 Carlos Ruiz, R (9, PH) OBP: 0.403, SLG: 0.400 (10, 2)
Inning Stats
PITCHER IP WLS BF H R ER SO BB IBB HBP BLK WP HR S P ERA WHIP
48 Jacob deGrom, R (1, 1) ERA: 2.42
66 Josh Edgin, L (7, 1) ERA: 1.93
16 Daisuke Matsuzaka, R (7, 1) ERA: 2.45
56 Scott Rice, L (8, 1) ERA: 5.11
27 Jeurys Familia, R (9, 1) ERA: 2.86
PITCHER IP WLS BF H R ER SO BB IBB HBP BLK WP HR S P ERA WHIP
44 Buddy Carlyle, R (11, 1) ERA:
52 Carlos Torres, R (14, 1) ERA: 2.45
New York Mets @ Philadelphia Phillies
Citizens Bank Park, Philadelphia, PA
Sat May 31 2014, 3:11 PM - 8:41 PM EDT
Att. 37,516 - Partly Cloudy - 77 F
livebaseballscorecards.com
AB 50
R 4
H 10
RBI 4
BB 6
SO 17
LOB 26
1B: 7 SF: 0
2B: 1 SAC: 1
3B: 1 DP: 1
HR: 1 HBP: 0
WP: 0 PA: 58
PB: 0
SB: 1
CS: 1

Batter	1	2	3	4	5	6	7	8	9	10	11	AB	R	H	RBI	BB	SO	LOB
12 Juan Lagares, R (1, 8) OBP: 0.337, SLG: 0.429	C FF 90 B CU 78 B FF 92 F FF 91 F FF 93 X CH 85 2-2 5 S 1B		F FF 92 X FF 92 0-1 B2		B FF 91 B FF 88 C FF 91 X FC 88 2-1 F9		B CH 82 F FF 91 C FC 88 F CU 78 X CU 78 1-2 28 G6-3 1B		C FF 91 F FF 90 B SL 82 F FF 90 B FF 92 S SL 82 2-3 K		B SI 94 F SI 95 C SI 94 S SL 90 1-3 K	5	0	2	0	0	1	0
66 Josh Edgin, R (10, 1)												1	0	0	0	0	1	0
58 Jenrry Mejia, R (11, 1)												0	0	0	0	0	0	0
28 Daniel Murphy, L (1, 4) OBP: 0.353, SLG: 0.400	B FC 88 X FF 91 1-0 F7		C FF 89 B CU 78 C FC 90 S CU 80 1-3 K		C FF 91 B FF 92 F FF 92 B CH 85 S FC 90 2-3 K		F FC 88 1 SAFE 1 SAFE F FC 87 X FF 91 0-2 G6-3 1-2		X FF 91 0-0 P6			5	0	0	0	0	2	2
5 David Wright, R (1, 5) OBP: 0.340, SLG: 0.397	1 SAFE C FF 91 F CH 84 B FF 92 F FF 92 D CU 79 B FC 89 1 SAFE T FF 91 3-2 K 1-2			B FC 89 C FC 89 B CU 79 X FC 88 2-1 29 1B 1 SF5 2B	F CH 85 X CH 84 0-1 F9		D FF 91 B FF 92 B CU 78 I IN 55 4-0 IBB			C SL 82 F FF 92 X SL 81 0-2 P6		4	1	1	0	1	1	1
29 Eric Campbell, R (1, 3) OBP: 0.333, SLG: 0.471 (10, 7)	S FF 92 C CU 78 C FF 92 0-3 K			F FF 92 B FC 90 F FF 93 B CU 78 F FF 92 F CH 84 X CH 83 2-2 11 G4-3 1 SF5 2-3 1B		B CH 84 C CH 82 S CH 85 F FF 93 F CU 80 F CH 85 X FF 93 1-2 1 E 3 SF9 2B	2 SAFE C CU 77 B CU 76 B FF 91 S FF 91 F FF 93 D CH 85 S CH 83 3-3 K			B SL 80 S SL 82 X SI 92 1-1 G5-3		5	1	2	0	0	2	3
1 Chris Young, R (1, 7) OBP: 0.288, SLG: 0.349 (10, 8)		B FF 90 X FF 91 1-0 11 F9 3 1B 1B		C FC 88 B FF 91 X CU 78 1-1 SF5 1-2 3-H		X CH 83 0-0 E6 11 G6-3 2-3	F CH 84 F FF 92 C FF 92 0-3 K			B FF 92 C FF 92 C FF 92 F SL 83 B SL 83 S SL 82 2-3 K		4	0	1	1	0	2	3
3 Curtis Granderson, L (1, 9) OBP: 0.319, SLG: 0.347		X FF 88 0-0 15 G5-4-3 1-2 1B		B FF 92 C CH 84 F FC 88 B CU 79 B FF 92 B FF 92 4-2 11 G4-3 BB		B CH 84 X CH 82 1-0 SF9 3-H		C SL 80 F FF 88 B SL 80 B SL 83 F FF 88 S FF 89 2-3 K			C CU 81 F SI 95 B SI 93 B CU 82 S SL 90 2-3 K	3	0	1	1	1	2	0
11 Rubén Tejada, R (1, 6) OBP: 0.344, SLG: 0.286		C FF 92 B FF 92 X FC 87 1-1 F9 2-3		X CH 84 0-0 G4-3 1-2 2-3		1 SAFE F FC 89 T FF 92 B FF 91 X CU 79 1-2 G6-3 1-2	C FF 87 F CH 78 X FF 88 0-2 49 CS 1B				B SI 94 X SI 94 1-0 F9	5	0	1	0	0	0	5
15 Travis d'Arnaud, R (1, 2) OBP: 0.281, SLG: 0.298		D CU 78 B FF 91 C FF 92 D CU 78 C FC 88 F FF 92 X CH 84 3-2 G5-4-3 1-2f		I IN 61 I IN 61 I IN 60 4-0 IBB		I IN 63 I IN 67 I IN 69 I 4-0 IBB	B CH 78 F FF 87 X FF 87 1-1 F9				B SL 91 S SL 89 B CU 80 B SI 94 B SI 95 4-1 21 HR BB	2	1	0	0	3	0	3
49 Jonathon Niese, L (1, 1) OBP: 0.238, SLG: 0.118			C FF 91 C FF 92 B FF 90 B FF 92 F FF 92 C FF 90 2-3 K	X CH 83 0-0 G4-3	C FC 88 T FC 88 B FC 88 B FF 92 C FF 92 2-3 K		1 SAFE S SL 82 B FF 88 1 SAFE F FF 87 B FF 88 2-2 CS 1-2	F FF 90 B FF 90 B FF 90 B FF 90 C FF 90 F FF 91 X FF 92 3-2 F8		B CU 81 X SI 93 1-0 1-H HR	3	0	0	0	0	2	5
53 Bobby Abreu, L (9, PH) OBP: 0.390, SLG: 0.490												1	0	0	0	0	0	0
56 Scott Rice, L (9, 1)												0	0	0	0	0	0	0
38 Vic Black, R (9, 1)												0	0	0	0	0	0	0
21 Lucas Duda, L (10, 3) OBP: 0.330, SLG: 0.437												1	1	1	2	0	0	0
Inning Stats	R: 0 E: 0 K: 2 S: 12 H: 1 LOB: 1 BB: 0 P: 18	R: 0 E: 0 K: 0 S: 8 H: 2 LOB: 1 BB: 0 P: 13	R: 0 E: 0 K: 2 S: 9 H: 0 LOB: 0 BB: 0 P: 12	R: 1 E: 0 K: 0 S: 13 H: 2 LOB: 3 BB: 2 P: 26	R: 0 E: 0 K: 1 S: 7 H: 0 LOB: 0 BB: 0 P: 11	R: 1 E: 1 K: 1 S: 14 H: 1 LOB: 2 BB: 1 P: 23	R: 0 E: 0 K: 2 S: 14 H: 1 LOB: 2 BB: 1 P: 22	R: 0 E: 0 K: 1 S: 11 H: 1 LOB: 0 BB: 0 P: 16	R: 0 E: 0 K: 1 S: 10 H: 0 LOB: 0 BB: 0 P: 15	R: 0 E: 0 K: 1 S: 9 H: 0 LOB: 0 BB: 0 P: 12	R: 2 E: 0 K: 2 S: 9 H: 1 LOB: 0 BB: 1 P: 18						

PITCHER		IP	WLS	BF	H	R	ER	SO	BB	IBB	HBP	BLK	WP	HR	S	P	ERA	WHIP
35 Cole Hamels, L ERA: 4.01	(1, 1)	7.0		32	7	2	1	8	1	3	0	0	0	0	77	125	1.29	1.143
56 Cesar Jimenez, L ERA:	(8, 1)	1.0		3	1	0	0	1	0	0	0	0	0	0	11	16	0.00	1.000
58 Jonathan Papelbon, R ERA: 1.61	(9, 1)	1.0		3	0	0	0	1	0	0	0	0	0	0	10	15	0.00	0.000
30 Justin De Fratus, R ERA: 3.48	(10, 1)	1.0		3	0	0	0	1	0	0	0	0	0	0	9	12	0.00	0.000
48 Phillippe Aumont, R ERA: 18.0	(11, 1)	1.0	L	5	1	2	2	2	1	0	0	0	0	1	9	18	18.00	2.000

PITCHER	IP	WLS	BF	H	R	ER	SO	BB	IBB	HBP	BLK	WP	HR	S	P	ERA	WHIP

TOP

New York Mets @ Philadelphia Phillies

Citizens Bank Park, Philadelphia, PA

Sun Jun 01 2014, 1:38 PM - 5:06 PM EDT

Att. 36,039 - Partly Cloudy - 77 F

livebaseballscorecards.com

AB	39
R	4
H	9
RBI	4
BB	5
SO	13
LOB	22

1B: 6	SF: 2	WP: 0	PA: 47
2B: 2	SAC: 0	PB: 0	
3B: 0	DP: 1	SB: 1	
HR: 1	HBP: 0	CS: 1	

Batter	1	2	3	4	5	6	7	8	9	10	11	AB	R	H	RBI	BB	SO	LOB
2 Ben Revere, L (1, 8) OBP: 0.299, SLG: 0.337 48 Philippe Aumont, L (11, 1)	B FC 84 C FF 86 X FC 87 1-1 G6-3		C SI 89 X FF 89 0-1 1B		B FF 90 B FF 90 B FF 90 B SI 89 4-0 11 G6-4-3 1-2 BB		C SI 90 B FF 89 B FF 91 X FF 91 2-1 G1-3			C FF 94 F FF 94 B FF 94 S CU 78 1-3 K		4 0	0 0	1 0	0 0	1 0	1 0	1 0
11 Jimmy Rollins, S (1, 6) OBP: 0.352, SLG: 0.397	C CU 71 X CU 73 0-1 1B		C FF 90 X FF 89 0-1 G5-3		C FF 89 B FF 90 F FF 90 B FF 90 F CU 76 X FF 91 2-2 G6-4-3 1-2f			B CU 72 C FC 88 X CU 74 1-1 F8			C FF 93 C CU 79 X FF 93 0-2 L8	5	0	1	0	0	0	3
3 Marlon Byrd, R (1, 9) OBP: 0.332, SLG: 0.483	X FF 87 0-0 P4			C FF 88 F FF 89 F CU 74 S FF 91 0-3 K		B FF 88 S FF 89 F FF 90 B CU 74 S FF 90 2-3 K		C CU 74 F FF 90 S FC 88 0-3 K			B CU 79 B SL 83 C FF 94 F FC 94 X SL 83 2-2 HR	5	1	1	1	0	3	1
51 Carlos Ruiz, R (1, 2) OBP: 0.403, SLG: 0.406	C FC 85 B CH 80 1 SAFE X FF 89 1-1 L8			C CU 74 B FF 89 X CH 83 1-1 6 HR 2B		B SI 89 X FC 87 1-0 1B		C FF 89 C CU 74 S FC 88 0-3 K			X FF 96 0-0 P3	5	1	2	0	0	1	1
6 Ryan Howard, L (1, 3) OBP: 0.301, SLG: 0.434		X FF 88 0-0 F8		B FC 89 X FF 89 1-0 2-H HR		B FF 90 B FF 89 C FF 90 C SI 91 F FF 91 B SI 91 S SI 92 3-3 K			B SL 82 S SL 82 B SI 90 S SL 82 X SI 90 2-2 G6-3		C CU 81 B FF 95 X FF 95 1-1 G3	5	1	1	2	0	1	1
15 John Mayberry Jr., R (1, 7) OBP: 0.345, SLG: 0.429	C SI 87 C FF 89 X FF 89 0-2 L3			X FF 90 0-0 P3		B FC 88 X FF 90 1-0 P4			C CU 78 F FF 96 F FF 95 B CU 81 B CU 81 B CU 82 X FF 96 3-2 F9			4	0	0	0	0	0	1
16 César Hernández, S (1, 4) OBP: 0.224, SLG: 0.244	X FF 89 0-0 G4-3			L FF 88 F FF 90 X FF 90 0-2 F9		X FC 86 0-0 9 1B 17 SH1-4 1B			B FF 95 T FF 95 C CU 80 X FF 97 1-2 G6-3			4	0	1	0	0	0	0
17 Reid Brignac, L (1, 5) OBP: 0.318, SLG: 0.167			C SI 88 B FC 85 C SI 89 B FF 88 F SI 91 B FF 91 X SI 91 3-2 G4-3		F FF 88 C SI 90 B FC 86 B FC 88 C SI 91 2-3 K		X FC 86 0-0 SH1-4 1-2			F FF 93 S SL 86 B SL 85 B CU 79 T FF 94 2-2 K		3	0	0	0	0	2	0
35 Cole Hamels, L (1, 1) OBP: 0.250, SLG: 0.250 9 Domonic Brown, L (7, PH) OBP: 0.264, SLG: 0.314 56 Cesar Jimenez, L (8, 1) 58 Jonathan Papelbon, R (9, 1) 30 Justin De Fratus, S (10, 1) 19 Tony Gwynn Jr., L (10, PH) OBP: 0.287, SLG: 0.195 (11, 8)			B FF 89 X SI 88 1-0 G4-3		X FF 90 0-0 2 BB 1B		C SI 88 B FF 89 C SI 89 X SI 90 1-2 2-3 1B			S SL 85 C SL 86 S CU 79 0-3 K		2 1 0 0 0 1	0 0 0 0 0 0	1 1 0 0 0 0	0 0 0 0 0 1	0 0 0 0 0 0	0 0 0 0 0 1	0 0 0 0 0 0
Inning Stats	R: 0 H: 1 E: 0 LOB: 1 K: 0 BB: 0 S: 7 P: 9	R: 0 H: 0 E: 0 LOB: 0 K: 0 BB: 0 S: 5 P: 5	R: 0 H: 1 E: 0 LOB: 1 K: 0 BB: 0 S: 9 P: 13	R: 2 H: 2 E: 0 LOB: 0 K: 1 BB: 0 S: 11 P: 13	R: 0 H: 1 E: 0 LOB: 1 K: 1 BB: 1 S: 8 P: 16	R: 0 H: 1 E: 0 LOB: 1 K: 2 BB: 0 S: 9 P: 16	R: 0 H: 2 E: 0 LOB: 1 K: 0 BB: 0 S: 7 P: 10	R: 0 H: 0 E: 0 LOB: 0 K: 2 BB: 0 S: 8 P: 9	R: 0 H: 0 E: 0 LOB: 0 K: 0 BB: 0 S: 10 P: 16	R: 0 H: 0 E: 0 LOB: 0 K: 3 BB: 0 S: 9 P: 12	R: 1 H: 1 E: 0 LOB: 0 K: 0 BB: 0 S: 9 P: 12	1B: 6 2B: 1 3B: 0 HR: 2	SF: 0 SAC: 1 DP: 1 HBP: 0			WP: 0 PB: 0 SB: 0 CS: 0	PA: 41	

PITCHER		IP	WLS	BF	H	R	ER	SO	BB	IBB	HBP	BLK	WP	HR	S	P	ERA	WHIP
49 Jonathon Niese, L ERA: 2.69	(1, 1)	8.0		31	8	2	2	6	1	0	0	0	0	1	64	91	2.25	1.125
56 Scott Rice, L ERA: 4.97	(9, 1)	0.1		1	0	0	0	0	0	0	0	0	0	0	3	5	0.00	0.000
38 Vic Black, R ERA:	(9, 1)	0.2		2	0	0	0	0	0	0	0	0	0	0	7	11	0.00	0.000
66 Josh Edgin, L ERA: 1.59	(10, 1)	1.0	W	3	0	0	0	3	0	0	0	0	0	0	9	12	0.00	0.000
58 Jenrry Mejia, R ERA: 4.07	(11, 1)	1.0	S	4	1	1	1	0	0	0	0	0	0	1	9	12	9.00	1.000

PITCHER	IP	WLS	BF	H	R	ER	SO	BB	IBB	HBP	BLK	WP	HR	S	P	ERA	WHIP

BOTTOM

New York Mets @ Philadelphia Phillies

Citizens Bank Park, Philadelphia, PA

Sun Jun 01 2014, 1:38 PM - 5:06 PM EDT

Att. 36,039 - Partly Cloudy - 77 F

livebaseballscorecards.com

AB	39
R	3
H	9
RBI	3
BB	1
SO	9
LOB	8

Batter	1	2	3	4	5	6	7	8	9	AB	R	H	RBI	BB	SO	LOB
6 Matthew den Dekker, L (1, 8) OBP: 0.111, SLG: 0.111	C FF 90 X CH 83 0-1 G3		B SI 89 C SI 90 B SI 90 X CH 82 2-1 F8			C SL 83 C SL 83 B SL 83 B SI 90 X SI 89 28 1B 5 2B 1B 1-3 K			L SL 83 1 SAFE S SI 96 C SI 97 0-3 K	5	1	1	0	0	2	4
28 Daniel Murphy, L (1, 4) OBP: 0.354, SLG: 0.400	B SI 90 X CH 82 1-0 G4-3		C SL 83 B FF 92 B SI 90 X CH 82 2-1 G4-3			C SI 89 D SI 89 1 SAFE X SI 89 1-1 5 2B 1B 1-3	F FF 91 B FF 90 B FF 93 X FF 92 2-1 L6		S SI 97 1 SAFE B SL 85 X SI 97 1-1 5 BB 3 1B 1B 1-3	5	2	2	0	0	0	0
5 David Wright, R (1, 5) OBP: 0.345, SLG: 0.403	B SI 91 F SI 90 B CH 82 X SI 91 2-1 G5-3		B SI 92 F SI 90 B SI 90 F CH 81 F SI 91 B SI 90 X SL 84 3-2 F8			B FF 90 B SI 90 X SI 90 2-0 21 E 4 2B 2B 1-H 3-H	C CH 84 F SL 82 X FF 92 1-2 3 CS 1B		D SL 84 B SI 97 B SI 96 C SL 85 B SI 98 4-1 3 1B 4 HR BB 1-2	4	2	2	2	1	0	0
3 Curtis Granderson, L (1, 7) (8, 9) OBP: 0.316, SLG: 0.344		B CH 83 B SI 91 C SI 89 S CH 82 X CH 82 2-2 F9	C SI 89 B SI 90 F SI 90 B SI 92 T SI 91 2-2 K			S SI 91 X SI 91 0-1 F7	C SL 81 B SL 81 1 SAFE F FF 93 1 SAFE B FF 91 X FF 94 2-2 G3-1 1-2		B SL 86 X SI 98 1-0 29 BB 4 HR 1B 1-3 2-H 3-H	5	1	1	2	0	1	2
53 Bobby Abreu, L (1, 9) OBP: 1.000, SLG: 1.000 27 Jeurys Familia, R (8, 1) OBP: 0.350, SLG: 0.471 29 Eric Campbell, R (9, PH) 52 Carlos Torres, R (9, 1)		C SI 91 B SL 82 B CH 83 F SI 91 B CH 83 X SI 91 3-2 21 2B 2B	B SI 92 B SI 92 C SL 84 B SI 91 X SI 91 3-1 G3			B CH 82 B CH 82 B SI 91 B CH 82 4-0 21 E 4 2B BB		X FF 88 0-0 F7	D SL 91 B SI 94 B SL 89 C SI 93 B SI 94 4-1 4 HR BB 1-2	3 0 0 0	2 0 1 0	1 0 0 0	0 0 0 0	1 0 1 0	0 0 0 0	0 0 0 0
21 Lucas Duda, L (1, 3) OBP: 0.332, SLG: 0.438		C SI 92 B SI 91 B SI 92 X SI 91 2-1 4 L8 2B 2-H	B CH 84 F SI 92 S CH 84 F CH 82 B SL 84 X CH 83 2-2 G4-3			B FC 89 C FF 92 B FC 90 D SL 82 F FF 91 X FF 92 3-2 FC4 4 2B 1-2 2-3		C SL 80 B CH 77 B CH 78 S SL 81 B FF 89 D CH 78 4-2 4 FC9-6 BB	C CU 82 B SL 90 B CU 82 C SI 94 B SL 89 S SI 94 3-3 K	4	0	1	1	1	1	5
4 Wilmer Flores, R (1, 6) OBP: 0.283, SLG: 0.320		F SL 84 X SI 92 0-1 L8 2-3			C SI 90 S SI 90 B SI 90 F CH 80 F SI 91 S SI 92 1-3 K	B FF 94 C FF 93 C FF 92 X FF 93 1-2 1-3 2-H 3-H 2B		F FF 86 B CH 78 B FF 87 F FF 87 F SL 81 B CH 79 X FF 89 3-2 FC9-6 15 FC6-4 1-2f	B SI 93 C SL 91 B SI 96 D SI 94 X SI 94 3-1 1-H 2-H 3-H HR	5	1	2	6	0	1	2
15 Travis d'Arnaud, R (1, 2) OBP: 0.286, SLG: 0.291		I IN 70 I IN 71 I IN 70 I IN 68 4-0 IBB			C SL 82 B CH 84 F SI 90 S CH 83 1-3 K	I I I I 4-0 IBB		B FF 87 X FF 87 1-0 FC6-4 1-2f	C SL 91 X SL 91 0-1 G5-3	3	0	0	0	2	1	1
40 Bartolo Colon, R (1, 1) 61 Dana Eveland, L (8, 1) 1 Chris Young, R (8, 7) OBP: 0.293, SLG: 0.349		B SI 90 T FF 89 F SI 90 B SI 90 F SI 90 B SL 84 F SI 89 F SI 88 S SI 90 3-3 K			C SI 91 C CH 81 B SI 90 B SI 90 S SI 90 2-3 K	S FF 92 F FF 92 S FF 92 0-3 K			B SI 96 B SI 95 B SI 95 B SI 96 4-0 28 1B 3 1B BB	3 0 0	0 0 1	0 0 0	0 0 0	0 0 1	3 0 0	5 0 0
Inning Stats	R: 0 E: 0 K: 0 S: 5 H: 0 LOB: 0 BB: 0 P: 8	R: 1 E: 0 K: 1 S: 16 H: 2 LOB: 2 BB: 1 P: 30	R: 0 E: 0 K: 0 S: 8 H: 0 LOB: 0 BB: 0 P: 15	R: 0 E: 0 K: 1 S: 9 H: 0 LOB: 0 BB: 0 P: 16	R: 0 E: 0 K: 3 S: 11 H: 0 LOB: 0 BB: 0 P: 15	R: 4 E: 1 K: 2 S: 20 H: 4 LOB: 3 BB: 2 P: 39	R: 0 E: 0 K: 0 S: 8 H: 1 LOB: 0 BB: 0 P: 13	R: 0 E: 0 K: 0 S: 8 H: 0 LOB: 1 BB: 1 P: 16	R: 6 E: 0 K: 2 S: 15 H: 3 LOB: 0 BB: 3 P: 35	1B: 5 2B: 4 3B: 0 HR: 1 SF: 0 SAC: 0 DP: 0 HBP: 0						WP: 0 PB: 0 SB: 0 CS: 1 PA: 44	

TOP

New York Mets @ Philadelphia Phillies

Citizens Bank Park, Philadelphia, PA

Mon Jun 02 2014, 7:07 PM - 10:24 PM EDT

Att. 26,302 - Clear - 81 F

livebaseballscorecards.com

AB	37
R	11
H	10
RBI	11
BB	7
SO	9
LOB	19

PITCHER		IP	WLS	BF	H	R	ER	SO	BB	IBB	HBP	BLK	WP	HR	S	P	ERA	WHIP
27 Roberto Hernandez, R ERA: 4.03	(1, 1)	5.1	L	23	5	5	4	5	1	1	0	0	0	0	56	101	6.75	1.125
43 Mario Hollands, L ERA: 2.91	(6, 1)	1.2		8	2	0	0	2	0	1	0	0	0	0	21	35	0.00	1.200
56 Cesar Jimenez, L ERA:	(8, 1)	1.0		4	0	0	0	0	1	0	0	0	0	0	8	16	0.00	1.000
63 Jake Diekman, L ERA: 5.02	(9, 1)	0.1		5	2	4	4	1	2	0	0	0	0	0	7	17	108.00	12.000
48 Phillippe Aumont, R ERA: 21.6	(9, 1)	0.2		4	1	2	2	1	1	0	0	0	0	1	8	18	27.00	3.000

PITCHER	IP	WLS	BF	H	R	ER	SO	BB	IBB	HBP	BLK	WP	HR	S	P	ERA	WHIP

BOTTOM

Batter	1	2	3	4	5	6	7	8	9	AB	R	H	RBI	BB	SO	LOB
2 Ben Revere, L (1, 8) OBP: 0.303, SLG: 0.340	C SI 88 B FF 90 X FF 90 1-1 G6-3 ①		B FF 92 F FF 90 B FF 92 X FF 91 2-1 2-H 1B ②		C SI 86 1 SAFE X SI 86 0-1 1-2f FC6-4 ③			C SL 80 B FF 90 B SI 88 C SI 87 X SI 89 2-2 26 F8 3 WP 16 1B 1B		4	1	2	0	0	0	1
16 César Hernández, S (1, 6) OBP: 0.245, SLG: 0.250	L SI 89 B SI 89 F FF 91 B FF 92 C SI 90 2-3 K ②		C FF 92 F FF 92 B FF 93 F SI 90 C SI 89 1-3 K ③			B SL 79 B CH 79 C SI 87 B SI 87 C FF 90 B SI 89 4-2 26 2B 6 G6-3 BB		1 SAFE 1 SAFE X SI 86 0-0 3 WP 1-2 1B		3	1	1	0	1	2	1
26 Chase Utley, L (1, 4) OBP: 0.378, SLG: 0.517	C FF 90 X SI 90 0-1 L9 ③			X SI 87 0-0 F7 ①		B SI 86 B SI 85 X SI 85 2-0 6 G6-3 1-3 2B		S SL 84 B SL 85 F SL 86 B FF 91 B FF 91 X SL 86 3-2 F8 ① 2-3		4	0	1	0	0	0	2
6 Ryan Howard, L (1, 3) OBP: 0.300, SLG: 0.428		B SI 87 B SI 87 C SL 82 S SL 83 F SL 84 B SI 90 X SL 84 3-2 F8 ①		C SI 89 B SI 89 B SI 89 B CH 81 F SL 82 B FF 93 4-2 3 FC5-4 BB		C FF 92 B SI 91 X SI 91 1-1 G6-3 ① 2-3 3-H		C FF 91 S SL 86 F SL 85 S FF 91 0-3 K ②		3	0	0	1	1	1	3
3 Marlon Byrd, R (1, 9) OBP: 0.330, SLG: 0.476		C SI 88 B FF 92 B SI 89 F SI 88 B SL 83 B SL 83 4-2 51 FC5-4 BB		B CH 80 F SI 86 C SI 87 F SI 87 B SI 88 X SI 87 2-2 FC5-4 51 FC6-4 1-2f ②		B SI 90 B SI 90 X SI 90 2-0 L8 ②		S SL 86 B SL 85 X SI 95 1-1 F7 ③ 1-2 3-H		3	0	0	0	1	0	3
51 Carlos Ruiz, R (1, 2) OBP: 0.395, SLG: 0.396		B SI 85 B SI 85 B SI 86 C SI 84 1 SAFE X SI 86 3-1 FC5-4 ② 1-2f		D SL 81 1 SAFE S CH 80 X SI 87 1-1 FC6-4 ③ 1-2f		C SI 90 B FF 92 X SI 90 1-1 G6-3 ③			C FF 91 B FF 92 B FF 90 F FF 90 X FC 90 2-2 P6 ①	4	0	0	0	0	0	3
9 Domonic Brown, L (1, 7) OBP: 0.263, SLG: 0.312		C CH 81 B SI 87 X SI 87 1-1 G6-3 ③			F SI 89 C FF 92 X FF 92 0-2 L7 ①		C SL 80 B SI 87 X CH 81 1-1 G4-3 ①		C FF 91 X SI 92 0-1 17 G5-4-3 1B	4	0	1	0	0	0	1
17 Reid Brignac, L (1, 5) OBP: 0.346, SLG: 0.227			B FF 89 X SI 88 1-0 27 SH1-4 2 1B 1B		B SL 83 F SI 90 C SI 89 B FF 92 X CH 82 2-2 2 FC6-4 1B		F SL 82 F FF 92 C SI 90 0-3 K ②		B FF 92 F FC 91 S FF 91 F CU 79 X FF 92 1-2 G5-4-3 ②③ 1-2f	4	0	2	0	0	1	1
27 Roberto Hernandez, R (1, 1) 43 Mario Hollands, L (6, 1) 19 Tony Gwynn Jr., L (7, PH) OBP: 0.278, SLG: 0.192 56 Cesar Jimenez, L (8, 1) 63 Jake Diekman, R (9, 1) 48 Phillippe Aumont, L (9, 1)			L SI 85 X SI 85 0-1 SH1-4 ① 1-2		L SI 85 L SI 86 B SI 85 M SI 86 1-3 K ②		C FF 92 B FF 92 F SI 89 B FF 93 F FF 92 C SI 90 2-3 K ③			1 0 1 0 0 0	0 0 0 0 0 0	0 0 0 0 0 0	0 0 0 0 0 0	1 0 1 0 0 0	1 0 0 0 0 0	1 0 0 0 0 0
Inning Stats	R: 0 E: 0 K: 1 S: 7 H: 0 LOB: 0 BB: 0 P: 10	R: 0 E: 0 K: 0 S: 10 H: 0 LOB: 1 BB: 1 P: 21	R: 0 E: 0 K: 1 S: 9 H: 2 LOB: 1 BB: 0 P: 13	R: 0 E: 0 K: 0 S: 9 H: 0 LOB: 1 BB: 1 P: 16	R: 0 E: 0 K: 1 S: 11 H: 1 LOB: 1 BB: 0 P: 14	R: 1 E: 0 K: 0 S: 8 H: 1 LOB: 1 BB: 1 P: 18	R: 0 E: 0 K: 2 S: 9 H: 0 LOB: 0 BB: 0 P: 12	R: 1 E: 0 K: 1 S: 13 H: 2 LOB: 1 BB: 0 P: 19	R: 0 E: 0 K: 0 S: 9 H: 1 LOB: 0 BB: 0 P: 12	1B: 6 2B: 1 3B: 0 HR: 0	SF: 0 SAC: 1 DP: 1 HBP: 0			WP: 1 PB: 0 SB: 0 CS: 0	PA: 35		

PITCHER		IP	WLS	BF	H	R	ER	SO	BB	IBB	HBP	BLK	WP	HR	S	P	ERA	WHIP
40 Bartolo Colon, R ERA: 4.52	(1, 1)	7.0	W	29	6	2	2	5	3	0	0	0	0	0	67	110	2.57	1.286
61 Dana Eveland, L ERA:	(8, 1)	0.2	H	2	0	0	0	1	0	0	0	0	0	0	7	10	0.00	0.000
27 Jeurys Familia, R ERA: 2.83	(8, 1)	0.1	H	1	0	0	0	0	0	0	0	0	1	0	2	3	0.00	0.000
52 Carlos Torres, R ERA: 2.38	(9, 1)	1.0		3	1	0	0	0	0	0	0	0	0	0	9	12	0.00	1.000

PITCHER	IP	WLS	BF	H	R	ER	SO	BB	IBB	HBP	BLK	WP	HR	S	P	ERA	WHIP

New York Mets @ Philadelphia Phillies

Citizens Bank Park, Philadelphia, PA

Mon Jun 02 2014, 7:07 PM - 10:24 PM EDT

Att. 26,302 - Clear - 81 F

livebaseballscorecards.com

AB	31
R	2
H	7
RBI	1
BB	3
SO	6
LOB	16

Batter	1	2	3	4	5	6	7	8	9	AB	R	H	RBI	BB	SO	LOB
6 Matthew den Dekker, L (1, 8) OBP: 0.214, SLG: 0.214	C FF 93 B SI 94 B SL 90 B SI 95 X FF 94 3-1 5 WP 5 S 3 SF8 1B	D CU 80 S SL 89 C SL 89 X CU 81 1-2 ③ G5-3		S SL 89 S CU 81 D CU 80 T SL 88 1-2 ② K		C SI 92 B SI 92 B CH 85 B SI 90 X SI 91 3-1 ③ L6			B SI 96 F FF 97 B SL 84 B SI 96 X FF 96 3-1 28 G4-6-3 1B	5	1	2	0	0	1	3
28 Daniel Murphy, L (1, 4) OBP: 0.351, SLG: 0.396	C SI 94 1 SAFE X FF 94 0-1 ① L5		F SI 93 B CH 88 C SL 89 B FF 93 F SL 88 X CU 80 2-2 3 1B 5 BB 1 FC3-2 1B	C SL 87 F CH 88 B SI 94 B SL 86 F SL 87 X CU 80 2-2 ③ F8			F SL 80 B FC 87 F SL 81 F FF 89 X SL 81 1-2 ① G3-1		1 SAFE X SI 95 0-0 ②③ G4-6-3 1-2f	5	0	1	0	0	0	3
5 David Wright, R (1, 5) OBP: 0.347, SLG: 0.400	1 SAFE B FF 94 B FF 94 B SL 90 F FF 94 B FF 94 4-1 1-3 BB		C SL 90 B FF 93 T SL 88 B SL 90 1 SAFE D CU 81 B SL 90 4-2 1 FC3-2 3 1B 1-2 BB		C FF 91 B SL 88 B SI 92 F FF 92 F FF 94 B SL 88 C SI 94 3-3 ① K		B FF 87 B CH 81 F CH 80 F SI 89 F SL 81 B CH 81 X SI 89 3-2 ② F9			2	0	0	0	2	1	0
3 Curtis Granderson, L (1, 9) OBP: 0.323, SLG: 0.354	B FF 96 1 SAFE C CU 80 D CU 80 B CH 88 X SI 96 3-1 ② SF8 3-H		S CU 81 C CU 80 B FF 94 D SL 88 D CU 81 F SL 89 X SI 95 3-2 1 FC3-2 1-2 2-3 1B		C CU 79 B CH 89 S CH 88 X CU 78 1-2 21 S 1B		C SL 81 X SL 82 0-1 1B			3	0	3	1	0	0	0
1 Chris Young, R (1, 7) OBP: 0.285, SLG: 0.338	B SI 94 X SI 94 1-0 ③ F7		F SI 94 F CU 80 B SI 93 X SI 95 1-2 ① FC3-2 1-2 2-3 3-Hf		C SI 93 1 SAFE B SI 92 C SL 86 F CU 79 B SI 92 1 SAFE X SL 87 2-2 ② F9		1 SAFE C FF 87 1 SAFE C CH 80 B CH 80 F FF 89 F CH 80 C CH 80 1-3 ③ K			4	0	0	0	0	1	6
21 Lucas Duda, L (1, 3) OBP: 0.335, SLG: 0.436		C CU 79 X SL 88 0-1 45 SH5-4 4 1B 1B	D CU 81 F SI 93 C CU 80 X FF 93 1-2 ② F6		B FF 92 C SL 87 B CU 79 C CU 80 F CU 80 F SL 86 B CH 88 F SI 94 D CH 88 4-2 1-2 BB			F SL 80 B CU 74 F SL 79 F SL 80 F FF 89 F FF 88 B SL 81 X SL 83 2-2 ① G4-3		3	0	1	0	1	0	3
4 Wilmer Flores, R (1, 6) OBP: 0.281, SLG: 0.315		F SI 94 B FF 94 C SI 94 X SI 94 1-2 45 SH5-4 1-2 1B	F SL 89 X SI 94 0-1 ③ L1		C SI 92 D SI 93 B SL 84 S SI 92 S SI 94 2-3 ③ K2-3			C FF 94 F SL 89 C FF 94 0-3 ② K		4	0	1	0	0	2	5
15 Travis d'Arnaud, R (1, 2) OBP: 0.285, SLG: 0.289		C FF 94 B FF 95 F SL 89 X CU 80 1-2 ① F3		B FF 93 C FF 92 B SL 88 X SI 94 2-1 45 SH3-4 1B		C SI 91 X SI 92 0-1 ① G3-1		F FF 95 B SL 90 B SL 88 B FF 95 F FF 95 X FF 95 3-2 ③ F8		4	0	1	0	0	0	2
45 Zack Wheeler, L (1, 1) OBP: 0.105, SLG: 0.056 66 Josh Edgin, R (7, 1) 38 Vic Black, R (8, 1) 53 Bobby Abreu, L (9, PH) OBP: 0.391, SLG: 0.491 56 Scott Rice, L (9, 1)		D CU 80 X FF 94 1-0 ② SH5-4 1-2 2-3		X SI 93 0-0 ① SH3-4 1-2		B SI 90 X SI 92 1-0 ② G6-3			B FF 95 B FF 93 C FF 95 B FF 92 F FF 96 F FF 96 X SI 96 3-2 ① G6-3	1 0 0 1 0	0 0 0 0 0	0 0 0 0 0	0 0 0 0 0	0 0 0 0 0	0 0 0 0 0	0 0 0 0 0
Inning Stats	R: 1 E: 0 K: 0 S: 8 H: 1 LOB: 1 BB: 1 P: 19	R: 0 E: 0 K: 0 S: 12 H: 2 LOB: 2 BB: 0 P: 16	R: 0 E: 0 K: 0 S: 18 H: 2 LOB: 3 BB: 1 P: 29	R: 0 E: 0 K: 1 S: 10 H: 1 LOB: 1 BB: 0 P: 15	R: 0 E: 0 K: 2 S: 19 H: 1 LOB: 2 BB: 1 P: 31	R: 0 E: 0 K: 0 S: 5 H: 0 LOB: 0 BB: 0 P: 9	R: 0 E: 0 K: 1 S: 15 H: 1 LOB: 1 BB: 0 P: 20	R: 0 E: 0 K: 1 S: 12 H: 0 LOB: 0 BB: 0 P: 17	R: 0 E: 0 K: 0 S: 7 H: 1 LOB: 0 BB: 0 P: 13	1B: 9 2B: 0 3B: 0 HR: 0 SF: 1 SAC: 2 DP: 1 HBP: 0						

TOP

New York Mets @ Chicago Cubs

Wrigley Field, Chicago, IL

Tue Jun 03 2014, 7:08 PM - 10:26 PM CDT

Att. 34,697 - Partly Cloudy - 72 F

livebaseballscorecards.com

AB	32
R	1
H	9
RBI	1
BB	3
SO	5
LOB	22

PITCHER		IP	WLS	BF	H	R	ER	SO	BB	IBB	HBP	BLK	WP	HR	S	P	ERA	WHIP
49 Jake Arrieta, R ERA: 3.0	(1, 1)	4.2		24	7	1	1	2	3	0	0	0	1	0	64	105	1.93	2.143
63 Brian Schlitter, R ERA: 2.1	(5, 1)	1.1		4	0	0	0	1	0	0	0	0	0	0	8	14	0.00	0.000
40 James Russell, L ERA: 3.14	(7, 1)	1.1		5	1	0	0	1	0	0	0	0	0	0	21	28	0.00	0.750
54 Neil Ramírez, R ERA: 0.73	(8, 1)	0.2		2	0	0	0	1	0	0	0	0	0	0	6	9	0.00	0.000
56 Héctor Rondón, R ERA: 1.52	(9, 1)	1.0	W	3	1	0	0	0	0	0	0	0	0	0	7	13	0.00	1.000

PITCHER		IP	WLS	BF	H	R	ER	SO	BB	IBB	HBP	BLK	WP	HR	S	P	ERA	WHIP

WP: 1 PB: 0 SB: 2 CS: 0 PA: 38

New York Mets @ Chicago Cubs

Wrigley Field, Chicago, IL

Tue Jun 03 2014, 7:08 PM - 10:26 PM CDT

Att. 34,697 - Partly Cloudy - 72 F

livebaseballscorecards.com

BOTTOM

Batter	1	2	3	4	5	6	7	8	9	AB	R	H	RBI	BB	SO	LOB
64 Emilio Bonifácio, S (1, 4) OBP: 0.319, SLG: 0.346	G4-3		BB			G4-3		1B		3	0	1	0	1	0	0
21 Junior Lake, R (1, 8) OBP: 0.280, SLG: 0.421	G1-3		L9			K		K		4	0	0	0	0	2	2
44 Anthony Rizzo, L (1, 3) OBP: 0.396, SLG: 0.461	K			K			K		1B	4	1	1	0	0	3	0
13 Starlin Castro, R (1, 6) OBP: 0.311, SLG: 0.430		K		F9			G6-3		G5-3	4	0	0	0	0	1	1
24 Luis Valbuena, L (1, 5) OBP: 0.380, SLG: 0.426		F9		F8			BB		K	3	0	0	0	1	1	1
19 Nate Schierholtz, L (1, 9) OBP: 0.280, SLG: 0.310		1B			8 CS 1B		K		2-H 1B	4	0	3	1	0	1	1
8 Chris Coghlan, L (1, 7) OBP: 0.195, SLG: 0.231		P5			K				HR	3	1	1	1	0	1	2
12 John Baker, L (1, 2) OBP: 0.211, SLG: 0.192			G5-3		G1-3			K		3	0	0	0	0	1	0
49 Jake Arrieta, R (1, 1) OBP: 0.222, SLG: 0.222			K			G4-3		K		1	0	0	0	0	1	0
63 Brian Schlitter, R (5, 1) OBP: 1.000, SLG: 1.000										0	0	0	0	0	0	0
15 Darwin Barney, R (6, PH) OBP: 0.245, SLG: 0.250										1	0	0	0	0	0	0
40 James Russell, L (7, 1)										0	0	0	0	0	0	0
54 Neil Ramírez, R (8, 1)										0	0	0	0	0	0	0
20 Justin Ruggiano, R (8, PH) OBP: 0.308, SLG: 0.383										1	0	0	0	0	1	0
56 Héctor Rondón, R (9, 1)										0	0	0	0	0	0	0

Inning Stats	1	2	3	4	5	6	7	8	9
	R: 0 E: 0 K: 1 S: 7	H: 0 LOB: 0 BB: 0 P: 9	R: 0 E: 0 K: 1 S: 17	H: 1 LOB: 1 BB: 0 P: 25	R: 0 E: 0 K: 1 S: 9	H: 0 LOB: 1 BB: 1 P: 16	R: 0 E: 0 K: 1 S: 9	H: 0 LOB: 0 BB: 0 P: 14	R: 0 E: 0 K: 1 S: 8	H: 1 LOB: 0 BB: 0 P: 12
	R: 0 E: 0 K: 1 S: 8	H: 0 LOB: 0 BB: 0 P: 13	R: 0 E: 0 K: 2 S: 12	H: 0 LOB: 1 BB: 1 P: 21	R: 1 E: 0 K: 3 S: 14	H: 2 LOB: 1 BB: 0 P: 22	R: 1 E: 0 K: 1 S: 13	H: 2 LOB: 1 BB: 0 P: 16		

1B: 5	SF: 0	WP: 0
2B: 0	SAC: 0	PB: 0
3B: 0	DP: 0	SB: 1
HR: 1	HBP: 0	CS: 1

PA: 33

	AB	31
	R	2
	H	6
	RBI	2
	BB	2
	SO	12
	LOB	7

PITCHER		IP	WLS	BF	H	R	ER	SO	BB	IBB	HBP	BLK	WP	HR	S	P	ERA	WHIP
45 Zack Wheeler, R ERA: 3.89	(1, 1)	6.2		23	2	0	0	7	2	0	0	0	0	0	67	107	0.00	0.600
66 Josh Edgin, L ERA: 2.84	(7, 1)	0.2	B	3	1	1	1	2	0	0	0	0	0	1	9	11	13.50	1.500
38 Vic Black, R ERA:	(8, 1)	0.2		3	1	0	0	2	0	0	0	0	0	0	8	14	0.00	1.500
56 Scott Rice, L ERA: 5.4	(9, 1)	0.2	L	4	2	1	1	1	0	0	0	0	0	0	13	16	13.50	3.000

PITCHER	IP	WLS	BF	H	R	ER	SO	BB	IBB	HBP	BLK	WP	HR	S	P	ERA	WHIP

Batter	1	2	3	4	5	6	7	8	9	AB	R	H	RBI	BB	SO	LOB
6 Matthew den Dekker, L (1, 8) OBP: 0.211, SLG: 0.167	C FF 93 B FF 94 C SL 86 B SL 87 B SL 85 S FF 94 3-3 **K** ①	B SL 86 B CU 80 B SI 92 B FF 93 4-0 28 G6-4-3 1-2 **BB**		S CU 81 B SI 93 X SL 85 1-1 **G3** ③		1 SAFE 1 SAFE C CU 75 F CH 81 C FF 90 0-3 **K** ②		B CH 88 X SI 94 1-0 **F8** ③		4	0	0	0	1	2	1
28 Daniel Murphy, L (1, 4) OBP: 0.356, SLG: 0.404	X FF 94 0-0 3 FC4-6 5 BB 53 E **1B**	C CH 85 C CH 86 D SL 88 D SL 88 B CH 87 X FF 92 3-2 **G6-4-3** ②③ 1-2f			C SI 90 X CH 84 0-1 53 F9 3 1B **1B**	F CH 82 B FF 90 B SL 83 X CH 81 2-1 1-3 **2B**			C SI 94 F SI 96 F SL 81 S SL 82 0-3 **K** ①	5	1	3	0	0	1	2
5 David Wright, R (1, 5) OBP: 0.348, SLG: 0.395	B FF 94 C FF 93 F FF 94 B SL 88 1 SAFE B SL 85 F FF 95 B FF 93 4-2 3 FC4-6 1-2 **BB**		B SL 86 B SL 83 X FF 93 2-0 **L7** ①		C FF 92 C FF 93 C FF 95 0-3 **K** ①	I IN 73 I IN 78 I IN 80 I IN 74 4-0 **IBB**			F FF 96 B SL 84 F SI 95 B FF 96 B SL 83 F FF 96 S FF 96 3-3 **K** ②	3	0	0	0	2	2	1
3 Curtis Granderson, L (1, 7) OBP: 0.325, SLG: 0.355	C CU 79 F FF 94 X SL 87 0-2 **FC4-6** 53 E 21 2B 1-2f 2-3 ②		B CU 80 F CU 79 C FF 91 F SL 86 F SL 86 T SI 94 1-2 **K** ②		F SI 93 1 SAFE B SI 93 C CU 80 X SI 94 1-2 21 S **1B** 1-2 **1B**	S SL 85 B SL 84 B KC 78 F SL 83 S KC 78 2-3 **K** ③			C SI 96 X SI 96 0-1 **1B**	5	1	2	0	0	2	5
53 Bobby Abreu, L (1, 9) OBP: 0.377, SLG: 0.458	B FF 94 C FF 94 F FF 94 X FF 95 1-2 **E6** 21 2B 1-2 3-H		C FF 94 B FF 94 B CU 82 B FF 92 B SI 92 4-1 **BB**		B CU 80 X FF 93 1-0 **F9** ② 2-3		C FF 88 B SL 80 X FC 86 1-1 **G4-3** ①		C SI 93 X SI 95 0-1 **G4-3** ③	4	1	0	0	1	0	4
21 Lucas Duda, L (1, 3) OBP: 0.339, SLG: 0.440	C CU 80 S SL 86 D SL 89 F SL 87 X FF 95 1-2 **2B** 1-H 2-H		B CU 79 F SI 92 X FF 92 1-1 **F7** ③		B SL 86 B SL 87 S SL 86 S SL 87 B SL 88 F SL 87 F SL 88 B SL 87 4-2 1-2 **BB**		C SL 80 X FC 87 0-1 **G4-3** ②			3	0	1	2	1	0	1
20 Anthony Recker, R (1, 2) OBP: 0.238, SLG: 0.338 52 Carlos Torres, R (7, 1)	B FF 93 C FF 93 C FF 94 B SL 88 B FF 94 F FF 93 X FF 93 3-2 **L8** ③			B SI 91 F FF 91 B FF 92 X FF 92 2-1 **G3** ①	B FF 93 B SL 85 C FF 92 B FF 93 X FF 92 3-1 **P3** ③		X FF 93 0-0 **F8** ③			4 0	0 0	0 0	0 0	0 0	0 0	4 0
11 Rubén Tejada, R (1, 6) OBP: 0.348, SLG: 0.309		B FF 92 B FF 93 F FF 91 X FF 92 2-1 **F8** ①		B SL 87 B FF 91 X FF 93 2-0 **HR**		B FF 89 C SL 78 B CH 81 F FF 90 B SL 85 F CH 82 B FF 90 4-2 28 2B **BB**		B SI 94 X SI 94 1-0 **G6-3** ①		3	1	1	1	1	0	0
16 Daisuke Matsuzaka, R (1, 1) OBP: 0.500, SLG: 0.333 61 Dana Eveland, L (5, 1) 27 Jeurys Familia, R (5, 1) OBP: 1.000, SLG: 1.000 1 Chris Young, R (6, PH) OBP: 0.283, SLG: 0.336 Buddy Carlyle, L (6, 1) 56 Scott Rice, L (7, 1) 15 Travis d'Arnaud, R (7, 2) OBP: 0.283, SLG: 0.287		C FF 91 F FF 92 B SL 87 F SL 87 F FF 92 F SL 87 B SL 86 B FF 93 B FF 92 4-2 6 BB **BB**		C FF 92 F SL 86 S FF 93 0-3 **K** ②		B SI 89 S CH 81 F CH 82 F SL 84 1 SAFE B FF 90 1 SAFE C CH 84 2-3 **K** ①		F FF 93 F SL 81 S SL 81 0-3 **K** ②		1 0 0 1 0 0 1	0 0 0 0 0 0 0	0 0 0 0 0 0 0	0 0 0 0 0 0 0	1 0 0 1 0 0 1	1 0 0 1 0 0 0	0 0 0 1 0 0 0
Inning Stats	R: 3 H: 2 E: 1 LOB: 1 K: 1 BB: 1 S: 21 P: 33	R: 0 H: 0 E: 0 LOB: 1 K: 0 BB: 2 S: 10 P: 23	R: 0 H: 0 E: 0 LOB: 1 K: 1 BB: 1 S: 9 P: 17	R: 1 H: 1 E: 0 LOB: 0 K: 1 BB: 0 S: 8 P: 13	R: 0 H: 2 E: 0 LOB: 3 K: 1 BB: 1 S: 15 P: 24	R: 0 H: 1 E: 0 LOB: 3 K: 3 BB: 2 S: 15 P: 29	R: 0 H: 0 E: 0 LOB: 0 K: 0 BB: 0 S: 5 P: 6	R: 0 H: 0 E: 0 LOB: 0 K: 1 BB: 0 S: 5 P: 7	R: 0 H: 1 E: 0 LOB: 1 K: 2 BB: 0 S: 12 P: 15	1B: 4 SF: 0 2B: 2 SAC: 0 3B: 0 DP: 1 HR: 1 HBP: 0						

TOP

New York Mets @ Chicago Cubs

Wrigley Field, Chicago, IL

Wed Jun 04 2014, 7:08 PM - 10:47 PM CDT

Att. 28,185 - Partly Cloudy - 57 F

livebaseballscorecards.com

AB	34
R	4
H	7
RBI	3
BB	7
SO	10
LOB	19

PITCHER		IP	WLS	BF	H	R	ER	SO	BB	IBB	HBP	BLK	WP	HR	S	P	ERA	WHIP
36 Edwin Jackson, R ERA: 4.59	(1, 1)	5.0	W	25	5	4	1	4	5	0	0	0	0	0	63	110	1.80	2.000
33 Carlos Villanueva, R ERA: 7.8	(6, 1)	0.2	H	5	1	0	0	2	1	1	0	0	0	0	12	24	0.00	3.000
53 Wesley Wright, L ERA: 2.95	(6, 1)	0.1	H	1	0	0	0	1	0	0	0	0	0	0	3	5	0.00	0.000
40 James Russell, L ERA: 3.0	(7, 1)	0.2	H	2	0	0	0	0	0	0	0	0	0	0	4	5	0.00	0.000
52 Justin Grimm, R ERA: 2.73	(7, 1)	0.1	H	1	0	0	0	0	0	0	0	0	0	0	1	1	0.00	0.000

PITCHER		IP	WLS	BF	H	R	ER	SO	BB	IBB	HBP	BLK	WP	HR	S	P	ERA	WHIP
46 Pedro Strop, R ERA: 4.3	(8, 1)	1.0	H	3	0	0	0	1	0	0	0	0	0	0	5	7	0.00	0.000
56 Héctor Rondón, R ERA: 1.46	(9, 1)	1.0	S	4	1	0	0	2	0	0	0	0	0	0	12	15	0.00	1.000

1B: 4	SF: 0	WP: 0	PA: 41
2B: 2	SAC: 0	PB: 0	
3B: 0	DP: 1	SB: 1	
HR: 1	HBP: 0	CS: 0	

Batter	1	2	3	4	5	6	7	8	9	AB	R	H	RBI	BB	SO	LOB
64 Emilio Bonifácio, S (1, 4) OBP: 0.316, SLG: 0.343	C SI 86 C FF 88 B SL 78 F FF 89 B SL 82 B CU 77 X FF 90 3-2 ① G6-3		C SI 88 X FF 89 0-1 ① L6		B SI 90 F SI 90 X CU 76 1-1 44 1B 20 BB 13 1B 1B	X FF 88 0-0 ③ P6		C FF 91 B FF 90 F FF 90 B CU 76 S FC 89 2-3 ② K		5	1	1	0	0	1	1
20 Justin Ruggiano, R (1, 8) OBP: 0.351, SLG: 0.408	B SI 92 S SI 89 S FF 91 F FF 93 X SL 83 1-2 13 1B 2B		B CU 74 S FF 91 B SI 91 B FF 93 B SI 93 4-1 44 CS BB		B SL 78 1 SAFE B SI 90 B SI 90 B SI 90 4-0 44 1B 13 1B 1-2 BB		B FF 89 S SI 87 B SI 89 B FF 89 B FF 88 4-1 13 2B BB	F FF 92 F FF 93 1 SAFE B FF 93 S FC 88 1-3 ③ K		2	2	1	0	3	1	1
44 Anthony Rizzo, L (1, 3) OBP: 0.402, SLG: 0.461	B CU 76 B FS 80 B SI 90 C FF 89 B SI 91 4-1 13 1B 19 G3 BB		B SI 91 F SI 90 B FF 90 1 SAFE F CU 75 B SI 91 F SI 84 B FF 92 4-2 ② 1-2 BB		C SL 81 X SL 82 0-1 19 G3 13 1B 30 WP 1-2 2-3 1B		F SI 88 1 SAFE F SI 90 B FF 91 F CH 81 1 SAFE S FF 92 1-3 ① K			2	2	1	0	2	1	1
13 Starlin Castro, R (1, 6) OBP: 0.318, SLG: 0.440	C CU 77 X SI 90 0-1 19 G3 1-3 2-H 1B		B SI 91 B CU 76 B FF 91 C FF 91 C FC 90 F FF 91 X SL 82 3-2 ③ F9		X SI 88 0-0 30 WP 19 G3 1-2 2-H 3-H 1B		B SL 85 C SI 90 B SI 90 1 SAFE X SL 85 2-1 1-3 2B			4	0	3	3	0	0	1
19 Nate Schierholtz, L (1, 9) OBP: 0.274, SLG: 0.303	B SI 87 C CU 76 F FS 79 1 SAFE B SI 92 B SL 80 X SL 81 3-2 ② G3 1-2 3-H		B FF 90 F SI 89 B SI 89 F SL 84 C FF 93 2-3 ① K		B SI 89 S SL 84 X SL 82 1-1 ② G3 1-2 2-3		C SI 88 D SL 82 S SL 82 S SL 80 1-3 ② K			4	0	0	1	0	2	5
8 Chris Coghlan, L (1, 7) OBP: 0.244, SLG: 0.293	C CU 75 X FF 90 0-1 ③ L4			C SI 91 B CU 76 B SI 90 F SI 90 F FC 90 F FS 80 B FF 90 X SL 82 3-2 3B	B SL 82 C SL 82 B FF 89 B SL 84 B SI 89 4-1 30 WP BB		B SI 89 B SI 88 B SL 80 D SI 89 4-0 BB			2	0	1	0	2	0	1
30 Mike Olt, R (1, 5) OBP: 0.243, SLG: 0.383 46 Pedro Strop, R (8, 1) 56 Héctor Rondón, R (9, 1)		B FF 89 C CU 74 X FF 91 1-1 ① P4		B SL 81 C SL 81 B FF 93 S SL 82 B FF 94 B SL 84 4-2 12 6-3 BB	C FF 94 B SL 83 B SI 95 D SL 84 X SI 95 3-1 ③ G6-3 1-2 2-3 3-H		B FF 91 S FC 90 C FC 90 B FF 94 S FC 90 2-3 ③ K			3 0 0	0 0 0	0 0 0	0 0 0	1 0 0	1 0 0	5 0 0
12 John Baker, L (1, 2) OBP: 0.197, SLG: 0.179		X SI 90 0-0 ② F7		B CU 77 B SI 91 B SI 90 X SI 91 3-0 ②③ G1-6-4-3 1-2f		F SI 87 F SI 89 C SI 90 0-3 ① K		B CU 74 F FF 88 X SI 91 1-1 ① G3-1		4	0	0	0	0	1	2
36 Edwin Jackson, R (1, 1) OBP: 0.082, SLG: 0.130 15 Darwin Barney, R (5, PH) OBP: 0.243, SLG: 0.247 33 Carlos Villanueva, R (6, 1) 53 Wesley Wright, R (6, 1) 21 Junior Lake, R (6, PH) OBP: 0.278, SLG: 0.418 40 James Russell, L (7, 1) 52 Justin Grimm, R (7, 1) 24 Luis Valbuena, L (8, 5) OBP: 0.384, SLG: 0.431		C FF 91 X FF 91 0-1 ③ F9			B SI 87 C FF 88 S FC 90 S FC 91 1-3 ① K	B FF 89 B FF 89 F SI 87 B FF 90 S SI 88 F FF 90 C FF 89 3-3 ② K		L CU 75 B CH 87 F FF 92 F FF 90 B CU 79 X FF 93 2-2 1B		1 1 0 0 1 0 0 0 1	0 0 0 0 0 0 0 0 0	0 0 0 0 0 0 0 0 1	0 0 0 0 0 0 0 0 0	0 1 0 0 1 0 0 0 0	0 0 0 0 0 0 0 0 0	0 0 0 0 0 0 0 0 0
Inning Stats	R: 2 E: 0 K: 0 S: 16 H: 2 LOB: 1 BB: 1 P: 27	R: 0 E: 0 K: 0 S: 5 H: 0 LOB: 0 BB: 0 P: 6	R: 0 E: 0 K: 0 S: 10 H: 0 LOB: 1 BB: 2 P: 21	R: 0 E: 0 K: 1 S: 11 H: 1 LOB: 1 BB: 1 P: 23	R: 3 E: 0 K: 1 S: 13 H: 3 LOB: 2 BB: 2 P: 27	R: 0 E: 0 K: 2 S: 8 H: 0 LOB: 0 BB: 0 P: 11	R: 0 E: 0 K: 3 S: 13 H: 1 LOB: 3 BB: 2 P: 27	R: 0 E: 0 K: 2 S: 12 H: 1 LOB: 1 BB: 0 P: 18		1B: 5 2B: 2 3B: 1 HR: 0 SF: 0 SAC: 0 DP: 1 HBP: 0				WP: 1 PB: 0 SB: 0 CS: 1 PA: 38		

PITCHER		IP	WLS	BF	H	R	ER	SO	BB	IBB	HBP	BLK	WP	HR	S	P	ERA	WHIP
16 Daisuke Matsuzaka, R ERA: 3.21	(1, 1)	4.1		20	4	4	4	2	5	0	0	0	0	0	47	88	8.31	2.077
61 Dana Eveland, L ERA: 9.0	(5, 1)	0.1	L	4	2	0	0	0	1	0	0	0	0	0	6	11	0.00	9.000
27 Jeurys Familia, R ERA: 2.79	(5, 1)	0.1		1	0	1	1	0	0	0	0	0	1	0	2	5	27.00	0.000
Buddy Carlyle, R ERA:	(6, 1)	1.1		6	1	0	0	3	1	0	0	0	0	0	15	25	0.00	1.500
56 Scott Rice, L ERA: 5.27	(7, 1)	0.1		2	0	0	0	1	1	0	0	0	0	0	3	8	0.00	3.000

PITCHER		IP	WLS	BF	H	R	ER	SO	BB	IBB	HBP	BLK	WP	HR	S	P	ERA	WHIP
52 Carlos Torres, R ERA: 2.29	(7, 1)	1.1		5	1	0	0	3	0	0	0	0	0	0	15	23	0.00	0.750

BOTTOM

New York Mets @ Chicago Cubs

Wrigley Field, Chicago, IL

Wed Jun 04 2014, 7:08 PM - 10:47 PM CDT

Att. 28,185 - Partly Cloudy - 57 F

livebaseballscorecards.com

AB	30
R	5
H	8
RBI	4
BB	8
SO	9
LOB	17

Batter	1	2	3	4	5	6	7	8	9	AB	R	H	RBI	BB	SO	LOB
1 Chris Young, R (1, 8) OBP: 0.293, SLG: 0.336	B FF 87 B FC 85 B FF 88 C FC 88 X FC 86 3-1 ① F7		X FC 85 0-0 ② F7		B SI 86 B FF 88 B FF 88 C FF 86 C FC 84 B FF 89 4-2 5 F8 3 BB BB	C SI 93 X SI 93 0-1 1-3 3-H 1B		B SL 82 F SI 94 F SI 94 B SL 81 B SL 81 F SI 94 B SI 94 4-2 3 1B BB		3	0	1	1	2	0	1
3 Curtis Granderson, L (1, 9) OBP: 0.327, SLG: 0.353	X FF 88 0-0 ② F9		C FC 84 D SL 80 F FF 88 X CU 72 1-2 ③ L7		B SI 88 D FC 85 B FC 84 B FC 87 4-0 5 F8 1-2 BB	1 SAFE B SI 92 B SI 92 X SI 92 2-0 ③ P5		B SI 95 C SI 94 X SI 94 1-1 1-3 1B		4	0	1	0	1	0	3
5 David Wright, R (1, 5) OBP: 0.342, SLG: 0.387 58 Jenrry Mejia, R (8, 1)	C FC 87 C FC 86 X FF 88 0-2 ③ G5-3			B CU 71 S FC 85 X CH 81 1-1 ① G6-3	C CU 70 F FF 88 F FF 87 F FC 85 D FC 86 X FF 89 1-2 ② F8 1-2 2-3		X FF 93 0-0 ① G4-3	D SL 84 X SI 94 1-0 ③ G5-3		5 0	0 0	0 0	0 0	0 0	0 0	4 0
29 Eric Campbell, R (1, 3) OBP: 0.356, SLG: 0.447 (8, 5)		C FC 86 B FF 88 B CH 81 B FC 86 B FF 88 4-1 4 G1-6-3 30 HBP BB		B CH 80 C FF 88 B FC 86 F FF 87 C FC 85 2-3 ② K	B CU 70 F FF 87 S CH 79 B FF 89 S FC 85 2-3 ③ K		C FF 93 S FF 94 B FF 95 B SL 84 X FF 95 2-2 30 HR 1B		C FF 93 S FF 94 B SL 90 F SL 88 F FF 94 C FF 94 1-3 ① K	4	1	1	0	1	3	2
30 Andrew Brown, R (1, 7) OBP: 0.286, SLG: 0.433		C FF 87 B CU 72 H FC 85 2-1 4 G1-6-3 1-2 HBP		F FF 88 B FF 89 F FC 86 X CH 80 1-2 E5 4 2B		B FF 85 B FC 82 B FC 85 B FF 85 4-0 4 1B 11 1B BB	F FF 93 B CU 80 B FF 92 X CU 77 2-1 1-H HR		C FF 95 B FF 95 B FF 95 S FF 94 F FF 95 F SL 88 X FF 94 2-2 ② F8	3	2	1	2	1	0	0
4 Wilmer Flores, R (1, 4) OBP: 0.290, SLG: 0.339	B FF 87 B FC 84 B FF 87 C FF 88 X FF 87 3-1 ①② G1-6-3 1-2f 2-3			X FC 84 0-0 1-3 2B	B CU 69 C FF 86 B CH 78 X FF 85 2-1 15 F9 11 1B 1 1B 1-2 1B	T FF 94 B FF 93 S CU 81 X SL 82 1-2 ② F9		F FF 94 B SL 88 C SL 88 X FF 94 1-2 ③ P5		5	1	2	0	0	0	2
11 Rubén Tejada, R (1, 6) OBP: 0.352, SLG: 0.309	C CU 71 S CH 79 B FC 87 F FF 89 D CU 74 C FF 89 2-3 ③ K			B CH 80 B CH 79 B FC 84 C FF 88 B FC 86 4-1 BB	F FC 84 S CU 71 B CU 72 X CH 80 1-2 1 1B 1-2 2-H 1B	B FF 93 B SL 81 C FF 94 X CU 79 2-1 ③ F9				3	0	1	1	1	1	1
15 Travis d'Arnaud, R (1, 2) OBP: 0.277, SLG: 0.280 53 Bobby Abreu, L (8, PH) OBP: 0.371, SLG: 0.450 20 Anthony Recker, R (8, 2) OBP: 0.238, SLG: 0.338			C SI 86 X FF 87 0-1 ① P6	X SI 88 0-0 ③ F8	C SI 92 C SI 91 F SI 93 X SL 83 0-2 ① F9 2-3			C FF 92 B SI 93 X SI 94 1-1 ① F7		3 1 0	0 0 0	0 0 0	0 0 0	0 0 0	0 0 0	5 0 0
48 Jacob deGrom, L (1, 1) OBP: 0.600, SLG: 0.667 28 Daniel Murphy, L (6, PH) OBP: 0.354, SLG: 0.402 38 Vic Black, R (6, 1) 66 Josh Edgin, R (7, 1) 21 Lucas Duda, L (8, PH) OBP: 0.337, SLG: 0.438 (8, 3)			C FC 87 T FC 84 X FF 89 0-2 ② 2B		C FC 83 X FF 87 0-1 ① G3-1	S SI 92 B SI 93 F SI 92 B SI 93 F SI 92 F FF 94 S SL 85 2-3 ② K		B SI 94 B SI 94 B SL 82 C FF 94 X SI 94 3-1 ② F8		2 1 0 0 1	0 0 0 0 0	1 0 0 0 0	0 0 0 0 0	0 1 0 0 0	0 2 0 0 0	0 0 0 0 0
Inning Stats	R: 0 E: 0 K: 0 S: 6 H: 0 LOB: 0 BB: 0 P: 9	R: 0 E: 0 K: 1 S: 8 H: 0 LOB: 1 BB: 1 P: 19	R: 0 E: 0 K: 0 S: 9 H: 1 LOB: 1 BB: 0 P: 10	R: 0 E: 1 K: 1 S: 11 H: 1 LOB: 3 BB: 1 P: 19	R: 0 E: 0 K: 1 S: 12 H: 0 LOB: 2 BB: 2 P: 23	R: 2 E: 0 K: 1 S: 17 H: 3 LOB: 2 BB: 1 P: 28	R: 2 E: 0 K: 0 S: 11 H: 2 LOB: 0 BB: 0 P: 18	R: 0 E: 0 K: 0 S: 10 H: 1 LOB: 2 BB: 1 P: 20	R: 0 E: 0 K: 1 S: 13 H: 0 LOB: 0 BB: 0 P: 17	1B: 5 2B: 2 3B: 0 HR: 1 SF: 0 SAC: 0 DP: 1 HBP: 1						

PITCHER		IP	WLS	BF	H	R	ER	SO	BB	IBB	HBP	BLK	WP	HR	S	P	ERA	WHIP
37 Travis Wood, L ERA: 5.04	(1, 1)	5.0		25	4	2	2	3	5	0	1	0	0	0	51	92	3.60	1.800
63 Brian Schlitter, R ERA: 2.03	(6, 1)	1.0	H	4	1	0	0	1	0	0	0	0	0	0	12	16	0.00	1.000
52 Justin Grimm, R ERA: 3.29	(7, 1)	1.0	W	5	2	2	2	0	0	0	0	0	0	1	11	18	18.00	2.000
46 Pedro Strop, R ERA: 4.02	(8, 1)	1.0	H	5	1	0	0	0	1	0	0	0	0	0	10	20	0.00	2.000
54 Neil Ramírez, R ERA: 0.68	(9, 1)	1.0	S	3	0	0	0	1	0	0	0	0	0	0	13	17	0.00	0.000

PITCHER	IP	WLS	BF	H	R	ER	SO	BB	IBB	HBP	BLK	WP	HR	S	P	ERA	WHIP

TOP

New York Mets @ Chicago Cubs

Wrigley Field, Chicago, IL

Thu Jun 05 2014, 6:06 PM - 9:22 PM CDT

Att. 28,833 - Clear - 69 F

livebaseballscorecards.com

AB	35
R	4
H	8
RBI	4
BB	6
SO	5
LOB	20

BOTTOM

Batter	1	2	3	4	5	6	7	8	9	AB	R	H	RBI	BB	SO	LOB
21 Junior Lake, R (1, 7) OBP: 0.276, SLG: 0.424	X FF 93 0-0 ① G3	B SL 87 B SL 86 F FF 94 X SI 93 2-1 ③ F9		B FF 93 S SL 85 B FF 92 F CU 79 F FF 93 X FF 92 2-2 ② P4		C FF 96 1 SAFE S FF 94 X FF 96 0-2 ③ G3		C SL 82 S CU 79 X FF 92 0-2 ③ 3B 1-H 2-H		5	0	1	2	0	0	2
54 Neil Ramírez, R (9, 1)										0	0	0	0	0	0	0
20 Justin Ruggiano, R (1, 8) OBP: 0.344, SLG: 0.385	C SI 93 F FF 94 B FF 95 B SL 86 B SI 94 D SI 94 4-2 BB	B FF 93 C FF 93 S SL 86 S SL 86 1-3 ① K	B FF 93 F SL 86 X FF 92 1-1 ③ P4			C FF 93 S FF 94 B FF 95 C CU 80 1-3 ① K				3	0	0	0	1	2	1
(9, 7)																
44 Anthony Rizzo, L (1, 3) OBP: 0.403, SLG: 0.477	C SI 94 F SI 93 B FF 94 1 SAFE F CH 83 S FF 92 1-3 ② K	F CU 77 T FF 93 X CH 83 0-2 13 BB 1B	F CH 82 B FF 91 X FF 91 1-1 ① P6		B CU 81 B CU 80 S SI 94 B FF 95 X FF 94 3-1 HR				4	1	2	1	0	1	1
13 Starlin Castro, R (1, 6) OBP: 0.317, SLG: 0.434	C FF 94 C FF 94 X SL 86 0-2 ③ F8	B FF 95 S SL 86 B CU 80 B FF 93 B FF 93 4-1 1-2 BB	B SL 85 C SL 83 F CU 79 X FF 92 1-2 ② F9		C FF 96 F CU 80 F FF 97 F FF 94 B CU 82 S CU 81 1-3 ② K				3	0	0	0	1	1	1
24 Luis Valbuena, L (1, 5) OBP: 0.387, SLG: 0.440	C FF 93 B SI 91 S CH 83 X CH 82 1-2 15 FC6-4 32 SF7 2B	F CH 83 B SI 92 B SI 92 F CH 82 X SI 93 2-2 ② L7	B FF 92 B CH 84 B FF 93 C SI 92 C SI 92 F FF 93 X FF 93 3-2 1B		B FF 92 C SL 83 C CU 79 B FF 92 F CU 79 F FF 93 S SL 83 2-3 ③ K				4	1	2	0	0	1	2
19 Nate Schierholtz, L (1, 9) OBP: 0.274, SLG: 0.298	C FF 93 F CH 84 B FF 93 F SI 93 D SL 85 B FF 94 B FF 94 4-2 15 FC6-4 BB	C SL 85 X FF 93 0-1 ③ F9	F FF 92 1 SAFE B SI 91 F SI 92 F SI 91 B CH 83 S CH 82 2-3 ③ K					F FF 92 C CU 79 F FF 92 S FF 91 0-3 ① K		3	0	0	0	1	2	3
15 Darwin Barney, R (1, 4) OBP: 0.252, SLG: 0.277	T FF 94 X SL 85 0-1 ① FC6-4 32 SF7 37 HR 1-2f 2-3		B SI 92 X SL 86 1-0 32 G6-3 37 FC6 2B			B FF 94 F FF 93 F FF 94 X CU 81 1-2 ① G6-3		C FF 92 C CU 79 X SL 82 0-2 21 3B 2B		4	3	2	0	0	0	2
32 Eli Whiteside, R (1, 2)	D FF 94 X FF 93 1-0 ② SF7 1-2 3-H	C SL 84 T CU 79 F FF 93 X CU 79 0-2 ① G6-3 2-3		S CU 82 C CU 79 B FF 95 B FF 95 C FF 95 2-3 ② K				B FF 92 T FF 91 S FF 92 F SL 85 X CU 78 1-2 ② P6		3	0	0	1	0	1	2
37 Travis Wood, R (1, 1) OBP: 0.333, SLG: 0.591 63 Brian Schlitter, R (6, 1) OBP: 1.000, SLG: 1.000 8 Chris Coghlan, L (6, PH) OBP: 0.281, SLG: 0.293 52 Justin Grimm, R (7, 1) 46 Pedro Strop, R (8, 1) 64 Emilio Bonifácio, S (8, PH) OBP: 0.319, SLG: 0.343 (9, 8)	X FF 93 0-0 2-H HR	X SL 85 0-0 FC6 3-H		B FF 94 C FF 94 B CU 82 B FF 95 C FF 93 B FF 94 4-2 BB				I I I I 4-0 21 3B IBB		2 0 0 0 0 0 0	1 0 0 0 0 0 1	1 0 0 0 0 0 0	3 0 0 1 0 0 0	0 0 0 0 0 0 1	0 0 0 0 0 0 0	0 0 0 0 0 0 0
Inning Stats	R: 0 E: 0 K: 1 S: 10 H: 0 LOB: 1 BB: 1 P: 15	R: 3 E: 0 K: 0 S: 12 H: 2 LOB: 0 BB: 1 P: 20	R: 0 E: 0 K: 1 S: 12 H: 1 LOB: 2 BB: 1 P: 19	R: 1 E: 0 K: 0 S: 12 H: 1 LOB: 1 BB: 0 P: 16	R: 0 E: 0 K: 1 S: 13 H: 1 LOB: 1 BB: 0 P: 20	R: 0 E: 0 K: 1 S: 11 H: 0 LOB: 1 BB: 1 P: 18	R: 1 E: 0 K: 3 S: 15 H: 1 LOB: 0 BB: 0 P: 22	R: 2 E: 0 K: 1 S: 15 H: 2 LOB: 1 BB: 1 P: 20		1B: 2 2B: 3 3B: 1 HR: 2 SF: 1 SAC: 0 DP: 0 HBP: 0				WP: 0 PB: 0 SB: 0 CS: 0 PA: 37	

PITCHER		IP	WLS	BF	H	R	ER	SO	BB	IBB	HBP	BLK	WP	HR	S	P	ERA	WHIP
48 Jacob deGrom, R ERA: 3.19	(1, 1)	5.0		24	5	4	4	3	3	0	0	0	0	1	59	90	7.20	1.600
38 Vic Black, R ERA: 1.17	(6, 1)	1.2	L	7	1	1	1	3	1	0	0	0	0	1	21	33	5.40	1.200
66 Josh Edgin, L ERA: 2.7	(7, 1)	0.1		1	0	0	0	1	0	0	0	0	0	0	5	7	0.00	0.000
58 Jenrry Mejia, R ERA: 4.35	(8, 1)	1.0		5	2	2	2	1	0	1	0	0	0	0	15	20	18.00	2.000

PITCHER	IP	WLS	BF	H	R	ER	SO	BB	IBB	HBP	BLK	WP	HR	S	P	ERA	WHIP

New York Mets @ Chicago Cubs

Wrigley Field, Chicago, IL

Thu Jun 05 2014, 6:06 PM - 9:22 PM CDT

Att. 28,833 - Clear - 69 F

livebaseballscorecards.com

AB	31
R	7
H	8
RBI	7
BB	5
SO	8
LOB	14

Batter	1	2	3	4	5	6	7	8	9	AB	R	H	RBI	BB	SO	LOB
6 Matthew den Dekker, L (1, 8) OBP: 0.217, SLG: 0.227	C FF 92 F FF 92 B CH 86 B FF 93 X SL 86 2-2 ① G4-3			C CU 76 B FF 92 X CH 86 1-1 ① G6-3			F FF 91 C FF 91 B FF 93 X SL 85 1-2 28 HR 2B		F SI 89 B CH 84 X SI 87 1-1 ② G1-3	4	1	1	0	0	0	0
28 Daniel Murphy, L (1, 4) OBP: 0.353, SLG: 0.412	C FF 92 X CH 87 0-1 ② G4-3			F FF 92 F SL 87 C SL 86 0-3 ② K			B CH 84 X SL 84 1-0 2-H HR		X SI 87 0-0 ③ G4-3	4	1	1	2	0	1	0
5 David Wright, R (1, 5) OBP: 0.338, SLG: 0.383	C FF 93 B FF 93 F FF 94 B SL 86 B SL 87 X FF 94 3-2 ③ F9			B SL 86 B SL 86 X SI 93 2-0 ③ L9			C FF 92 C CH 87 F SL 87 B FF 92 F SL 85 B FF 94 F FF 92 B SL 87 X SL 86 3-2 ① G5-3			3	0	0	0	0	0	0
3 Curtis Granderson, L (1, 9) OBP: 0.327, SLG: 0.349		B FF 91 F FF 91 B CH 86 X FF 92 2-1 ① F8			B CH 85 B CH 86 F FF 92 B FF 93 B SL 86 4-1 30 G4-3 BB		B CH 87 B CH 86 B FF 92 C FF 91 X FF 91 3-1 ② F9			2	0	0	0	1	0	0
30 Andrew Brown, R (1, 7) OBP: 0.263, SLG: 0.394 52 Carlos Torres, R (8, 1)		B SL 85 F FF 93 B CH 86 B SL 87 X FF 93 3-1 ② F7			C SL 87 S FF 91 B FF 92 X FF 92 1-2 ① ② G4-3 1-2f		B SL 87 B CH 87 B FF 90 C FF 91 X SI 91 3-1 ③ G1-3			3 0	0 0	0 0	0 0	0 0	0 0	1 0
21 Lucas Duda, L (1, 3) OBP: 0.332, SLG: 0.430		X CH 87 0-0 ③ L3			B CH 87 C SI 93 B FF 94 B SL 88 C FF 93 X FF 93 3-2 ③ G3			B SI 91 C SI 92 B SI 91 F SI 92 C CU 76 2-3 ① K		3	0	0	0	0	1	0
11 Rubén Tejada, R (1, 6) OBP: 0.357, SLG: 0.317			C FF 92 S SL 86 B SL 86 F SL 86 B CH 87 F FF 93 C SL 88 2-3 ① K			F SL 86 B FF 93 X SL 85 1-1 15 G4-6-3 1B		C CU 76 X SI 92 0-1 15 G5-4-3 1B		3	0	2	0	0	1	0
15 Travis d'Arnaud, R (1, 2) OBP: 0.271, SLG: 0.273			X FF 93 0-0 ② P2			S FF 91 F SL 86 B FF 92 D SL 87 X SL 87 2-2 ① ② G4-6-3 1-2f		1 SAFE S SI 91 X SI 92 0-1 ② ③ G5-4-3 1-2f		3	0	0	0	0	0	2
49 Jonathon Niese, L (1, 1) OBP: 0.217, SLG: 0.105 1 Chris Young, R (8, 7) OBP: 0.291, SLG: 0.333			C SI 92 F SI 92 C SI 94 0-3 ③ K			C SI 92 B CU 78 B FF 93 C FF 92 X FF 93 2-2 ③ G6-3			S FF 90 F SL 80 B SL 80 F SL 80 F FF 89 X SL 78 1-2 ① F7	2 1	0 0	0 0	0 0	0 0	1 0	0 0
Inning Stats	R: 0 E: 0 K: 0 S: 8 H: 0 LOB: 0 BB: 0 P: 13	R: 0 E: 0 K: 0 S: 5 H: 0 LOB: 0 BB: 0 P: 10	R: 0 E: 0 K: 2 S: 9 H: 0 LOB: 0 BB: 0 P: 11	R: 0 E: 0 K: 1 S: 6 H: 0 LOB: 0 BB: 0 P: 9	R: 0 E: 0 K: 0 S: 7 H: 0 LOB: 0 BB: 1 P: 15	R: 0 E: 0 K: 0 S: 8 H: 1 LOB: 0 BB: 0 P: 13	R: 2 E: 0 K: 0 S: 14 H: 2 LOB: 0 BB: 0 P: 25	R: 0 E: 0 K: 1 S: 7 H: 1 LOB: 0 BB: 0 P: 9	R: 0 E: 0 K: 0 S: 8 H: 0 LOB: 0 BB: 0 P: 10	1B: 2 2B: 1 3B: 0 HR: 1 SF: 0 SAC: 0 DP: 3 HBP: 0						

TOP

New York Mets @ San Francisco Giants

AT&T Park, San Francisco, CA

Fri Jun 06 2014, 7:17 PM - 9:33 PM PDT

Att. 41,437 - Clear - 59 F

livebaseballscorecards.com

AB	28
R	2
H	4
RBI	2
BB	1
SO	4
LOB	3

PITCHER		IP	WLS	BF	H	R	ER	SO	BB	IBB	HBP	BLK	WP	HR	S	P	ERA	WHIP
18 Matt Cain, R ERA: 3.52	(1, 1)	7.0		23	3	2	2	3	1	0	0	0	0	1	57	96	2.57	0.571
41 Jeremy Affeldt, L ERA: 1.31	(8, 1)	1.0	W	3	1	0	0	1	0	0	0	0	0	0	7	9	0.00	1.000
54 Sergio Romo, R ERA: 3.12	(9, 1)	1.0	S	3	0	0	0	0	0	0	0	0	0	0	8	10	0.00	0.000

PITCHER	IP	WLS	BF	H	R	ER	SO	BB	IBB	HBP	BLK	WP	HR	S	P	ERA	WHIP

WP: 0 PB: 0 SB: 0 CS: 0 PA: 29

New York Mets @ San Francisco Giants

AT&T Park, San Francisco, CA

Fri Jun 06 2014, 7:17 PM - 9:33 PM PDT

Att. 41,437 - Clear - 59 F

livebaseballscorecards.com

BOTTOM

Batter	1	2	3	4	5	6	7	8	9	AB	R	H	RBI	BB	SO	LOB
16 Ángel Pagán, S (1, 8) OBP: 0.366, SLG: 0.427	C SI 85 B CH 84 B CU 71 X SI 85 2-1 ① L8		C CU 71 C FF 88 B FF 88 B FC 88 B CU 75 S CU 76 3-3 ② K		B CH 84 B SI 87 X SI 87 2-0 ③ FC5-4 1-2f			B FF 92 B FC 88 B FC 89 B FF 90 4-0 8 G4-3 28 HR BB		3	1	0	0	1	1	1
8 Hunter Pence, R (1, 9) OBP: 0.356, SLG: 0.469	X CU 70 0-0 ② P6		B FC 86 B FF 89 B CU 74 C FF 88 F FF 88 F FF 91 F FF 91 F FF 89 X FF 90 3-2 ③ G4-3			C CU 72 B CU 72 X FC 86 1-1 ① G6-3		F FC 88 X FC 88 0-1 ① G4-3 1-2		4	0	0	0	0	0	1
28 Buster Posey, R (1, 2) OBP: 0.344, SLG: 0.422	B CU 68 C FC 86 B FC 86 F FF 86 X SI 88 2-2 48 FC5-4 1B			C CH 84 B FC 83 B CH 81 C FC 85 X CU 74 2-2 38 G6-3 1B		B CU 71 B FC 86 X FC 86 2-0 ② G6-3		B FC 90 X FC 90 1-0 2-H HR		4	1	3	2	0	0	0
48 Pablo Sandoval, S (1, 5) OBP: 0.292, SLG: 0.409	F FF 87 B FF 87 X SI 88 1-1 ③ FC5-4 1-2f			X CU 73 0-0 ① F8		B SI 88 F FC 86 X CU 73 1-1 ③ F9		C CU 77 X CU 78 0-1 ② F7		4	0	0	0	0	0	2
38 Michael Morse, R (1, 3) OBP: 0.338, SLG: 0.570		B FC 82 X SI 85 1-0 ① G6-3		C FF 88 C FF 87 X FC 86 0-2 ② ③ G6-3 1-2f			X SI 85 0-0 ① G5-3	B FF 93 X FC 90 1-0 2 2B 1B		4	0	1	0	0	0	1
2 Juan Carlos Perez, R (1, 7) OBP: 0.167, SLG: 0.310		X FC 85 0-0 ② F9			C CH 84 F FC 85 B FF 87 B CU 73 F FC 87 F FF 89 X FF 88 2-2 ① G5-3		C CH 85 F FC 84 S CH 84 0-3 ② K	F FF 92 B FC 90 X FC 90 1-1 1-3 2B		4	0	1	0	0	1	0
14 Brandon Hicks, R (1, 4) OBP: 0.313, SLG: 0.389		B SI 86 F FC 85 X SI 87 1-1 2B			X FF 87 0-0 35 SF7 3B		B CU 72 F CU 71 B FC 83 S CU 72 B CU 75 B FF 87 4-2 35 WP 35 1B BB	S FC 91 B FC 92 C CU 78 F FC 90 B FF 94 S FC 91 2-3 ③ K		3	2	2	0	1	1	2
35 Brandon Crawford, L (1, 6) OBP: 0.316, SLG: 0.433		C FF 88 B FC 87 F SI 88 B FF 89 X FC 87 2-2 ③ F7			F FF 87 B SI 88 B SI 88 X FF 88 2-1 ② SF7 3-H		F FF 87 B FC 86 B SI 87 F SI 88 X FF 89 2-2 1-H 1B			2	0	1	2	0	0	1
18 Matt Cain, R (1, 1) OBP: 0.350, SLG: 0.235 13 Joaquin Arias, R (7, PH) OBP: 0.208, SLG: 0.167 41 Jeremy Affeldt, L (8, 1) 54 Sergio Romo, R (9, 1)			C FC 85 B FC 84 C SI 87 F FF 86 S CU 74 1-3 ① K		H FC 87 1-0 16 FC5-4 HBP		X FF 87 0-0 ③ F8			1 1 0 0	0 0 0 0	0 0 0 0	0 0 0 0	0 0 0 0	1 0 0 0	0 1 0 0
Inning Stats	R: 0 E: 0 K: 0 S: 8 H: 1 LOB: 1 BB: 0 P: 13	R: 0 E: 0 K: 0 S: 7 H: 1 LOB: 1 BB: 0 P: 11	R: 0 E: 0 K: 2 S: 13 H: 0 LOB: 0 BB: 0 P: 20	R: 0 E: 0 K: 0 S: 7 H: 1 LOB: 0 BB: 0 P: 9	R: 1 E: 0 K: 0 S: 9 H: 1 LOB: 1 BB: 0 P: 16	R: 0 E: 0 K: 0 S: 5 H: 0 LOB: 0 BB: 0 P: 9	R: 1 E: 0 K: 1 S: 10 H: 1 LOB: 1 BB: 1 P: 16	R: 2 E: 0 K: 1 S: 12 H: 3 LOB: 2 BB: 1 P: 21		1B: 4 2B: 2 3B: 1 HR: 1 SF: 1 SAC: 0 DP: 1 HBP: 1		WP: 1 PB: 0 SB: 0 CS: 0 PA: 34		

	AB	30
	R	4
	H	8
	RBI	4
	BB	2
	SO	4
	LOB	9

PITCHER		IP	WLS	BF	H	R	ER	SO	BB	IBB	HBP	BLK	WP	HR	S	P	ERA	WHIP
49 Jonathon Niese, L ERA: 2.68	(1, 1)	7.0		27	5	2	2	3	1	0	1	0	1	0	59	94	2.57	0.857
52 Carlos Torres, R ERA: 2.72	(8, 1)	1.0	L	7	3	2	2	1	1	0	0	0	0	1	12	21	18.00	4.000

PITCHER		IP	WLS	BF	H	R	ER	SO	BB	IBB	HBP	BLK	WP	HR	S	P	ERA	WHIP

New York Mets @ San Francisco Giants

AT&T Park, San Francisco, CA

Sat Jun 07 2014, 7:07 PM - 10:39 PM PDT

Att. 41,296 - Clear - 62 F

TOP

livebaseballscorecards.com

Batter	1	2	3	4	5	6	7	8	9	AB	R	H	RBI	BB	SO	LOB
6 Matthew den Dekker, L (1, 8) OBP: 0.250, SLG: 0.231	L1	FC4-6 1-2f 2-3		28 G3-1 1B		28 1B 5 WP BB		G4-3		4	1	1	0	1	0	2
28 Daniel Murphy, L (1, 4) OBP: 0.354, SLG: 0.416	5 G6-3 2B	L7		G3-1 1-2		5 WP 5 S 1-3 1B		F7		5	0	2	0	0	0	3
5 David Wright, R (1, 5) OBP: 0.336, SLG: 0.379	G6-3 2-3		1 1B 21 1B	K		K 1-3 3-H		L8		5	1	1	0	0	2	3
3 Curtis Granderson, L (1, 9) (6, 7) OBP: 0.324, SLG: 0.343	1 S BB		F8	G4-3		K			K	4	0	0	0	1	2	3
1 Chris Young, R (1, 7) OBP: 0.296, SLG: 0.338 27 Jeurys Familia, R (6, 1) OBP: 1.000, SLG: 1.000 29 Eric Campbell, R (9, PH) OBP: 0.348, SLG: 0.436 58 Jenrry Mejia, R (9, 1)	P3 1-2		21 1B 20 1B 1-3 1B		11 FC6-4 21 S 1B	F9			G5-3	4 0 1 0	1 0 0 0	2 0 0 0	0 0 0 0	0 0 0 0	0 0 0 0	3 0 0 0
21 Lucas Duda, L (1, 3) OBP: 0.343, SLG: 0.440		20 1B 2B	20 1B 11 BB 1-3 3-H 1B		11 FC6-4 1-2 BB		F9		HBP	3	1	2	1	1	0	0
11 Rubén Tejada, R (1, 6) OBP: 0.353, SLG: 0.308		E6 6 FC4-6 20 1B	20 1B 1-2 BB	FC6-4 1-2f 2-3		F8			F9	4	0	0	0	1	0	4
20 Anthony Recker, R (1, 2) OBP: 0.261, SLG: 0.349		6 FC4-6 1-2 2-H 1B	1-3 2-3 3-H 1B	K		HBP				3	0	2	2	0	1	2
40 Bartolo Colon, R (1, 1) 53 Bobby Abreu, L (6, 9) OBP: 0.366, SLG: 0.443		K	K	K		F8				3 1	0 0	0 0	0 0	0 0	3 0	6 1
Inning Stats	R: 0 E: 0 K: 0 S: 12 H: 1 LOB: 2 BB: 1 P: 23	R: 1 E: 1 K: 1 S: 12 H: 2 LOB: 2 BB: 0 P: 16	R: 2 E: 0 K: 1 S: 16 H: 4 LOB: 2 BB: 1 P: 27	R: 0 E: 0 K: 1 S: 8 H: 1 LOB: 1 BB: 0 P: 10	R: 0 E: 0 K: 2 S: 13 H: 1 LOB: 2 BB: 1 P: 23	R: 1 E: 0 K: 2 S: 10 H: 1 LOB: 1 BB: 1 P: 19	R: 0 E: 0 K: 0 S: 7 H: 0 LOB: 1 BB: 0 P: 9	R: 0 E: 0 K: 0 S: 11 H: 0 LOB: 0 BB: 0 P: 13	R: 0 E: 0 K: 1 S: 6 H: 0 LOB: 1 BB: 0 P: 9	1B: 8 2B: 2 3B: 0 HR: 0 SF: 0 SAC: 0 DP: 0 HBP: 2						

	AB	37
	R	4
	H	10
	RBI	3
	BB	4
	SO	8
	LOB	27

WP: 1 PA: 43
PB: 0
SB: 3
CS: 0

PITCHER		IP	WLS	BF	H	R	ER	SO	BB	IBB	HBP	BLK	WP	HR	S	P	ERA	WHIP
17 Tim Hudson, R ERA: 1.97	(1, 1)	5.0		27	9	3	3	5	3	0	0	0	0	0	61	99	5.40	2.400
70 George Kontos, R ERA: 1.64	(6, 1)	1.0		5	1	1	1	2	1	0	0	0	1	0	10	19	9.00	2.000
57 Juan Gutierrez, R ERA: 3.04	(7, 1)	1.0		4	0	0	0	0	0	0	1	0	0	0	7	9	0.00	0.000
49 Javier López, L ERA: 1.38	(8, 1)	1.0		3	0	0	0	0	0	0	0	0	0	0	11	13	0.00	0.000
41 Jeremy Affeldt, L ERA: 1.25	(9, 1)	1.0	W	4	0	0	0	1	0	0	1	0	0	0	6	9	0.00	0.000

PITCHER		IP	WLS	BF	H	R	ER	SO	BB	IBB	HBP	BLK	WP	HR	S	P	ERA	WHIP

Batter	1	2	3	4	5	6	7	8	9	AB	R	H	RBI	BB	SO	LOB
16 Ángel Pagán, S (1, 8) OBP: 0.371, SLG: 0.431	B SI 87 C SI 87 F FF 92 X FF 91 1-2 E6 48 F9 8 1B		C SL 80 B SI 87 C SI 87 F SI 89 X SI 90 1-2 28 1B 1B		B CH 81 X SI 86 1-0 28 G4-3 8 BB 1-2 1B	X FF 93 0-0 8 1B 1-2 2-H 3-H 1B			C FC 92 C CU 79 B CU 80 F CU 80 F FF 96 S CH 89 1-3 K 8 2B	5	1	3	2	0	1	0
8 Hunter Pence, R (1, 9) OBP: 0.364, SLG: 0.478	1 SAFE 1 SAFE C SI 85 B SL 83 X SI 85 1-1 1-2 1B		C SL 82 B SL 83 C SL 82 1 SAFE C SL 82 1-3 K ①		F SI 88 B SI 88 S SI 88 B SL 85 B SI 89 B SL 84 4-2 28 G4-3 1-2 2-3 BB	F SI 96 X SI 96 0-1 1-2 2-3 1B			1 SAFE B CU 76 X FF 90 1-0 28 F7 38 1B 1-H 2B	4	1	3	1	1	1	1
28 Buster Posey, R (1, 2) OBP: 0.341, SLG: 0.416	C SI 88 B SI 90 X SI 87 1-1 L7 ①		C SI 85 B SL 82 X CH 82 1-1 1-2 1B		B SL 84 C SI 90 F SI 90 F FF 94 B SI 92 X SL 85 2-2 G4-3 ①② 1-2f 2-3 3-H	B SI 97 C SI 96 B SL 85 F FF 97 D SI 96 S SI 96 3-3 K ③			S SL 83 X CU 78 0-1 F7 ① 2-3	5	0	1	0	0	1	8
48 Pablo Sandoval, S (1, 5) OBP: 0.290, SLG: 0.402	B FF 90 S SL 84 X SI 90 1-1 F9 ② 2-3		F CH 82 S CH 82 B SI 91 B CH 83 F FF 93 D SI 91 F SI 90 X SL 85 3-2 F7 ②		B FF 90 X SI 90 1-0 F7 ③		F SI 94 X SI 95 0-1 F7 ①		I I IN 45 I I 4-0 38 1B IBB	4	0	0	0	1	0	5
38 Michael Morse, R (1, 3) OBP: 0.335, SLG: 0.561	X SL 83 0-0 G4-3 ③		B SL 83 C SL 84 B FF 93 F SI 90 C SI 91 2-3 K ③			B SI 88 X SL 82 1-0 G6-3 ①	B FF 95 B SL 85 C SI 95 F SI 95 S SL 86 2-3 K ②		X FF 92 0-0 1-2 3-H 1B	5	0	1	1	0	2	4
21 Tyler Colvin, L (1, 7) OBP: 0.290, SLG: 0.466		B SI 88 B SI 89 S SI 89 X SI 89 2-1 G3-1 ①		X SI 87 0-0 F8 ①		B SL 82 C SL 83 S CH 82 S FF 91 1-3 K ② B SI 95 X SI 96 1-0 F7 ③				4	0	0	0	0	1	0
35 Brandon Crawford, L (1, 6) OBP: 0.319, SLG: 0.434		B SI 88 X SI 88 1-0 14 FC5-4 1B		C SI 88 B FF 91 S SI 89 C FF 93 1-3 K ②		B FF 91 S SI 90 F FF 93 X SI 90 1-2 14 E 14 FC5 16 1B 1B		B SI 96 B SI 95 B SI 96 C FF 97 C SI 96 F SI 98 X SI 97 3-2 F7 ①		4	1	2	0	0	1	0
14 Brandon Hicks, R (1, 4) OBP: 0.306, SLG: 0.380		1 SAFE 1 SAFE C SI 85 X SL 82 0-1 FC5-4 ② 1-2f		X SI 89 0-0 F9 ③		B SL 83 B SL 83 X SI 87 2-0 FC5 16 1B 1-3			C SI 96 C SL 86 S SL 84 0-3 K ②	4	1	0	0	0	1	2
17 Tim Hudson, R (1, 1) OBP: 0.111, SLG: 0.077 7 Grégor Blanco, L (5, PH) OBP: 0.337, SLG: 0.325 70 George Kontos, R (6, 1) 29 Héctor Sánchez, S (6, PH) OBP: 0.264, SLG: 0.350 57 Juan Gutierrez, R (7, 1) 49 Javier López, L (8, 1) 6 Ehire Adrianza, S (8, PH) OBP: 0.173, SLG: 0.200 41 Jeremy Affeldt, L (9, 1)	C SI 85 X SI 87 0-1 F7 ③				C SI 86 B FF 91 X SI 89 1-1 8 BB 16 1B 28 G4-3 1B	B CH 82 C SI 91 B SI 89 D CH 82 B SI 89 4-1 8 1B 16 1B BB		B SI 96 B SI 95 X SI 95 2-0 F7 ③	1 1 0 0 0 0 0 0 1	0 1 0 0 0 0 0 0 0	0 1 0 0 0 0 0 0 0	0 0 0 0 0 0 0 0 0	0 0 0 0 0 0 0 0 0	0 0 0 1 0 0 0 0 0	1 0 0 0 0 0 0 0 0
Inning Stats	R: 0 E: 1 K: 0 S: 10 H: 1 LOB: 2 BB: 0 P: 14	R: 0 E: 0 K: 0 S: 7 H: 1 LOB: 1 BB: 0 P: 10	R: 0 E: 0 K: 2 S: 17 H: 2 LOB: 2 BB: 0 P: 25	R: 0 E: 0 K: 1 S: 5 H: 0 LOB: 0 BB: 0 P: 6	R: 1 E: 0 K: 0 S: 10 H: 2 LOB: 1 BB: 1 P: 19	R: 2 E: 1 K: 2 S: 15 H: 3 LOB: 3 BB: 1 P: 27	R: 0 E: 0 K: 1 S: 6 H: 0 LOB: 0 BB: 0 P: 9	R: 0 E: 0 K: 0 S: 8 H: 0 LOB: 0 BB: 0 P: 13	R: 2 E: 0 K: 1 S: 9 H: 2 LOB: 2 BB: 1 P: 15	1B: 10 2B: 1 3B: 0 HR: 0 SF: 0 SAC: 0 DP: 1 HBP: 0						

PITCHER		IP	WLS	BF	H	R	ER	SO	BB	IBB	HBP	BLK	WP	HR	S	P	ERA	WHIP
40 Bartolo Colon, R ERA: 4.31	(1, 1)	5.2		28	8	3	1	4	2	0	0	0	0	0	59	93	1.59	1.765
27 Jeurys Familia, R ERA: 2.59	(6, 1)	2.1	H	8	1	0	0	3	0	0	0	0	0	0	19	30	0.00	0.429
58 Jenrry Mejia, R ERA: 4.68	(9, 1)	0.1	L	5	2	2	2	1	0	1	0	0	1	0	9	15	54.00	6.000

PITCHER	IP	WLS	BF	H	R	ER	SO	BB	IBB	HBP	BLK	WP	HR	S	P	ERA	WHIP

BOTTOM

New York Mets @ San Francisco Giants

AT&T Park, San Francisco, CA

Sat Jun 07 2014, 7:07 PM - 10:39 PM PDT

Att. 41,296 - Clear - 62 F

livebaseballscorecards.com

AB	38
R	5
H	11
RBI	4
BB	3
SO	8
LOB	21

PA: 41

WP: 1
PB: 0
SB: 0
CS: 0

Batter	1	2	3	4	5	6	7	8	9	AB	R	H	RBI	BB	SO	LOB
6 Matthew den Dekker, L (1, 8) OBP: 0.258, SLG: 0.214 30 Andrew Brown, R (8, PH) OBP: 0.256, SLG: 0.382 (8, 7)	C SI 92 B FF 92 C SI 92 B SI 91 F FF 91 B CH 84 B FF 91 4-2 28 CS 11 S BB		C SL 80 X SI 90 0-1 ② G3		C CU 73 S CU 74 F CU 75 F FF 91 B CU 74 F SL 80 S SI 90 1-3 ③ K			B SI 91 S SI 90 B CU 74 B SI 91 S SI 91 S SI 92 3-3 ① K		2 0 0 0 1 1 1 1 0 0 0 0 1 0						
11 Rubén Tejada, R (1, 6) OBP: 0.345, SLG: 0.300	B FF 90 B SL 80 S FF 90 1 SAFE S FF 90 S FF 91 2-3 ① K 1-2		C FF 90 B SL 81 S SL 80 B FF 89 T FF 90 2-2 ③ K			F FF 88 B FF 90 B SL 78 B SL 78 X FF 87 3-1 ① F7		B CU 75 B SI 92 B SI 92 C SI 91 C SI 93 X SI 92 3-2 ② G6-3		4 0 0 0 0 2 1						
28 Daniel Murphy, L (1, 4) OBP: 0.359, SLG: 0.421	B SI 90 S CH 83 X CH 84 1-1 ② 3 HR 2-3 1B			C CU 72 B FF 88 B CH 83 B FF 88 X CH 82 3-1 1 1B 1B		X CU 72 0-0 ② G4-3		B CU 74 X CU 74 1-0 3 2B 1 WP 1B		4 2 3 0 0 0 0						
3 Curtis Granderson, L (1, 9) OBP: 0.331, SLG: 0.382	B SI 90 B SI 89 B FF 91 X SI 90 3-0 1-H HR			1 SAFE C CU 71 F SL 81 F FF 90 S CU 73 0-3 ① K		C CH 82 S CU 71 X CU 74 0-2 HR		B SI 91 D SI 91 C SI 91 1 SAFE X SI 91 2-1 1 WP 1-3 2B		4 2 3 3 0 1 1						
1 Chris Young, R (1, 7) OBP: 0.295, SLG: 0.336 (8, 8)	B SL 81 C SL 82 F CH 82 B SI 90 X SL 80 2-2 ③ F7			S SL 82 1 SAFE 1 SAFE D SL 80 B FF 91 X CH 82 2-1 21 G3-6-1 1-2 1B		C SL 78 B CH 81 B FF 90 F CU 77 X FF 91 2-2 ③ G4-3		C CH 86 B CH 86 D CH 87 S CH 83 B CH 84 X CH 84 3-2 ③ F7 2-3 3-H		4 0 1 0 0 0 1						
21 Lucas Duda, L (1, 3) OBP: 0.341, SLG: 0.433		B CH 81 C CH 82 S SL 80 F CH 84 B SL 80 X CH 82 2-2 ① F9		B SI 90 D CU 73 D CH 84 X SI 88 3-0 ②③ G3-6-1 1-2f			B SI 92 C CU 80 B CU 79 B CU 80 B SI 91 S CU 80 3-3 ① K		C SI 86 S SL 81 B SL 80 B SI 86 B SI 87 B SI 87 4-2 BB	3 0 0 0 1 1 2						
29 Eric Campbell, R (1, 5) OBP: 0.360, SLG: 0.442		B SI 90 B SL 81 X FF 90 2-0 ② G5-3			B SI 88 C SL 79 B SL 79 C CH 82 X CH 72 2-2 20 G4-3 20 WP 1B		X FF 92 0-0 1B		C SL 79 B SL 78 S SL 78 S SL 79 1-3 ① K	4 0 2 0 0 1 1						
20 Anthony Recker, R (1, 2) OBP: 0.250, SLG: 0.333		C FF 90 B SL 81 C CH 82 B SI 90 C FF 91 2-3 ③ K			C FF 91 B SL 80 X SI 88 1-1 ① G4-3 1-3		F SI 91 B CU 84 X CU 84 1-1 ② F9		X SL 80 0-0 ② P4	4 0 0 0 0 1 3						
45 Zack Wheeler, L (1, 1) OBP: 0.000, SLG: 0.000 66 Josh Edgin, R (4, 1) 53 Bobby Abreu, L (5, PH) OBP: 0.361, SLG: 0.474 61 Dana Eveland, L (5, 1) 5 David Wright, R (7, PH) OBP: 0.333, SLG: 0.778 52 Carlos Torres, R (7, 1) 56 Scott Rice, L (8, 1) 38 Vic Black, R (8, 1) 4 Wilmer Flores, R (9, PH) OBP: 0.286, SLG: 0.333			L SI 88 X SI 89 0-1 ① F8		C CU 74 B FF 91 B FF 91 S CH 84 S CH 83 2-3 ② K		C CU 84 B SI 92 C CU 84 1 SAFE B CU 86 S FF 92 2-3 ③ K		C SL 78 F FF 88 B FF 89 F SL 79 F SL 79 S FF 89 1-3 ③ K	1 0 0 0 0 0 0 0 0 0 0 0 0 0 1 0 0 0 0 1 1 0 0 0 0 0 0 0 1 0 0 0 0 1 1 0 0 0 0 0 0 0 0 0 0 0 0 0 0 0 0 0 0 0 0 0 1 0 0 0 0 1 1							
Inning Stats	R: 2 E: 0 K: 1 S: 12 H: 2 LOB: 0 BB: 1 P: 24	R: 0 E: 0 K: 1 S: 8 H: 0 LOB: 0 BB: 0 P: 14	R: 0 E: 0 K: 1 S: 7 H: 0 LOB: 0 BB: 0 P: 9	R: 0 E: 0 K: 1 S: 9 H: 2 LOB: 1 BB: 0 P: 17	R: 0 E: 0 K: 2 S: 14 H: 1 LOB: 1 BB: 0 P: 20	R: 1 E: 0 K: 0 S: 9 H: 1 LOB: 0 BB: 0 P: 14	R: 0 E: 0 K: 2 S: 9 H: 1 LOB: 0 BB: 0 P: 15	R: 1 E: 0 K: 1 S: 12 H: 2 LOB: 1 BB: 0 P: 24	R: 0 E: 0 K: 2 S: 11 H: 0 LOB: 1 BB: 1 P: 17	1B: 6 2B: 1 3B: 0 HR: 2 SF: 0 SAC: 0 DP: 1 HBP: 0							

TOP

New York Mets @ San Francisco Giants

AT&T Park, San Francisco, CA

Sun Jun 08 2014, 1:07 PM - 4:29 PM PDT

Att. 41,911 - Sunny - 74 F

livebaseballscorecards.com

AB	34
R	4
H	9
RBI	3
BB	2
SO	11
LOB	13

PITCHER		IP	WLS	BF	H	R	ER	SO	BB	IBB	HBP	BLK	WP	HR	S	P	ERA	WHIP
55 Tim Lincecum, R ERA: 4.97	(1, 1)	6.0	W	23	6	3	3	6	1	0	0	0	1	2	59	98	4.50	1.167
57 Juan Gutierrez, R ERA: 2.93	(7, 1)	1.0	H	4	1	0	0	2	0	0	0	0	0	0	9	15	0.00	1.000
41 Jeremy Affeldt, L ERA: 1.61	(8, 1)	0.2	H	4	2	1	1	1	0	0	0	0	0	0	9	18	13.50	3.000
63 Jean Machi, R ERA: 0.32	(8, 1)	0.1	H	1	0	0	0	0	0	0	0	0	1	0	3	6	0.00	0.000
49 Javier López, L ERA: 1.38	(9, 1)	0.0		1	0	0	0	0	1	0	0	0	0	0	2	6	∞	∞

PITCHER		IP	WLS	BF	H	R	ER	SO	BB	IBB	HBP	BLK	WP	HR	S	P	ERA	WHIP
54 Sergio Romo, R ERA: 3.0	(9, 1)	1.0	S	3	0	0	0	2	0	0	0	0	0	0	9	11	0.00	0.000

WP: 2 PA: 36
PB: 0
SB: 1
CS: 1

Batter	1	2	3	4	5	6	7	8	9	AB	R	H	RBI	BB	SO	LOB
7 Grégor Blanco, L (1, 8) OBP: 0.343, SLG: 0.345	C SI 95 F FF 95 B FC 93 X CU 79 1-2 G3-1	F CU 79 B SI 94 S FF 94 F FC 91 X FC 89 1-2 2-H 3-H 2B		X SL 83 0-0 F8			1 SAFE B FC 88 X FF 90 1-0 1-H 8 FC4-6 1B			4	0	2	3	0	0	2
8 Hunter Pence, R (1, 9) OBP: 0.366, SLG: 0.474	B FF 96 B FF 95 S FF 96 B FF 96 S FC 92 B FC 92 4-2 48 E BB		B CU 79 B CU 79 F FF 93 H SI 94 3-1 48 1B 38 G5-4-3 HBP		X SI 89 0-0 ① F8		B CU 74 B FF 92 S FC 87 C FC 90 F CU 79 F CU 77 1 SAFE 1 SAFE F FC 89 2-2 X FC 88 ① FC4-6 48 F9 1-2f			2	1	0	0	1	0	1
48 Pablo Sandoval, S (1, 5) OBP: 0.294, SLG: 0.403 49 Javier López, L (9, 1) 54 Sergio Romo, R (9, 1)	F SI 94 F FF 95 F CU 81 F FF 96 1 SAFE S FC 90 0-3 ② K 1-2		B SI 93 S CU 81 1 SAFE F CU 79 B FF 94 B FC 90 F CU 79 X FC 90 3-2 38 G5-4-3 1-3 1B		B SI 90 X CH 83 1-0 1B		1 SAFE B CU 74 B FC 89 X FC 88 2-0 ② F9 1-2			4 0 0	0 0 0	2 0 0	0 0 0	0 0 0	1 0 0	2 0 0
38 Michael Morse, R (1, 3) OBP: 0.329, SLG: 0.550	B CU 78 B SI 94 X FC 91 2-0 ③ G6-3		B FF 93 X CU 78 1-0 ① ② G5-4-3 1-2f 3-H		B SI 89 F SI 90 T FF 90 F SL 85 B FF 90 S SL 86 2-3 ② K		B FF 90 C CU 74 F FC 90 B FC 90 X CU 75 2-2 ③ F7			4	0	0	0	0	1	4
29 Héctor Sánchez, S (1, 2) OBP: 0.263, SLG: 0.346		C FC 90 B FF 95 X CH 88 1-1 21 1B 35 1B 1B	F CU 80 B SI 93 B SI 92 S CU 80 F CU 81 S SI 93 2-3 ③ K		C SL 85 B SI 91 X SL 84 1-1 ③ G4-3			S FC 89 F FF 90 S FF 91 0-3 ① K		4	1	1	0	0	2	1
21 Tyler Colvin, L (1, 7) OBP: 0.288, SLG: 0.452		B SI 93 B SI 94 X FF 95 2-0 35 1B 7 2B 1-2 1B	B FC 92 C CU 79 B CH 87 F SI 92 B FF 92 C CU 79 3-3 ① K			C FF 89 S SL 83 S SL 83 0-3 ① K		C FF 92 B FC 88 S CU 78 B FC 90 S CU 77 2-3 ② K		4	1	1	0	0	3	0
35 Brandon Crawford, L (1, 6) OBP: 0.326, SLG: 0.443		B CU 79 S CU 80 X FF 93 1-1 14 WP 7 2B 1-3 2-H 1B	C SI 93 C FF 93 B FF 93 F FC 90 B CU 79 B CU 81 B FF 93 4-2 55 1B BB			X FF 89 0-0 ② L8		F SI 88 B SI 89 X SI 91 1-1 14 1B 2B		3	2	2	1	1	0	0
14 Brandon Hicks, R (1, 4) OBP: 0.305, SLG: 0.376		F FC 89 F FC 90 D CU 80 B SI 94 B FC 90 F FC 89 S CU 82 3-3 ① K 1-2	S FF 93 B SI 93 C SI 93 C SI 94 1-3 ② K			C SL 84 F SI 90 S SL 83 0-3 ③ K		D CU 81 B CU 79 X FF 95 2-0 2-H 1B		4	0	1	1	0	3	3
55 Tim Lincecum, L (1, 1) OBP: 0.150, SLG: 0.056 57 Juan Gutierrez, R (7, 1) 6 Ehire Adrianza, S (7, PH) OBP: 0.189, SLG: 0.216 41 Jeremy Affeldt, L (8, 1) 63 Jean Machi, R (8, 1) 13 Joaquin Arias, R (8, PH) OBP: 0.205, SLG: 0.164 (9, 5)		B FF 93 F FF 94 C SI 94 B FF 94 F FC 91 C FF 95 2-3 ② K	B FF 93 B FF 93 C SI 93 F FF 93 X SI 94 2-2 1-2 1B				B FF 92 F FF 92 B FC 91 X FF 91 2-1 7 WP 7 1B 1B	B FF 96 C FF 96 1 SAFE F FF 96 S FF 98 1-3 ③ K		2 0 1 0 1 0	0 0 1 0 0 0	1 0 1 0 0 0	0 0 0 0 0 0	0 0 0 0 1 1	1 0 0 0 0 1	2 0 0 0 0 1
Inning Stats	R: 0 E: 1 K: 1 S: 11 H: 0 LOB: 1 BB: 1 P: 18	R: 3 E: 0 K: 2 S: 17 H: 4 LOB: 1 BB: 0 P: 27	R: 1 E: 0 K: 1 S: 10 H: 1 LOB: 0 BB: 0 P: 19	R: 0 E: 0 K: 2 S: 13 H: 1 LOB: 2 BB: 1 P: 23	R: 0 E: 0 K: 1 S: 8 H: 1 LOB: 1 BB: 0 P: 12	R: 0 E: 0 K: 2 S: 7 H: 0 LOB: 0 BB: 0 P: 7	R: 1 E: 0 K: 0 S: 13 H: 2 LOB: 1 BB: 0 P: 22	R: 1 E: 0 K: 3 S: 12 H: 2 LOB: 1 BB: 0 P: 18		1B: 9 2B: 2 3B: 0 HR: 0 SF: 0 SAC: 0 DP: 1 HBP: 1		WP: 2 PB: 0 SB: 0 CS: 0 PA: 36		

PITCHER		IP	WLS	BF	H	R	ER	SO	BB	IBB	HBP	BLK	WP	HR	S	P	ERA	WHIP
45 Zack Wheeler, R ERA: 4.19	(1, 1)	3.2	L	18	6	4	4	6	2	0	1	0	1	0	50	86	9.82	2.182
66 Josh Edgin, L ERA: 2.57	(4, 1)	0.1		1	0	0	0	0	0	0	0	0	0	0	1	1	0.00	0.000
61 Dana Eveland, L ERA: 3.0	(5, 1)	2.0		7	1	0	0	3	0	0	0	0	0	0	15	19	0.00	0.500
52 Carlos Torres, R ERA: 2.84	(7, 1)	1.2		7	2	1	1	2	0	0	0	0	1	0	19	30	5.40	1.200
56 Scott Rice, L ERA: 5.93	(8, 1)	0.0		1	1	0	0	0	0	0	0	0	0	0	2	3	∞	∞

PITCHER		IP	WLS	BF	H	R	ER	SO	BB	IBB	HBP	BLK	WP	HR	S	P	ERA	WHIP
38 Vic Black, R ERA: 1.13	(8, 1)	0.1		2	1	1	1	1	0	0	0	0	0	0	4	7	27.00	3.000

BOTTOM

New York Mets @ San Francisco Giants

AT&T Park, San Francisco, CA

Sun Jun 08 2014, 1:07 PM - 4:29 PM PDT

Att. 41,911 - Sunny - 74 F

livebaseballscorecards.com

AB	33
R	6
H	11
RBI	5
BB	2
SO	12
LOB	16

Milwaukee Brewers @ New York Mets

Citi Field, Flushing, NY

Tue Jun 10 2014, 7:14 PM - 9:58 PM EDT

Att. 20,206 - Cloudy - 73 F

TOP

Batter	1	2	3	4	5	6	7	8	9	AB	R	H	RBI	BB	SO	LOB
2 Scooter Gennett, L (1, 4) OBP: 0.327, SLG: 0.417	B SI 89, C FF 91, C SL 80, F FF 91, C FC 90 1-3 K (backwards) (1)		F SI 90, B SL 81, S FS 80, B FC 92, F SI 92, C SL 81 2-3 K (backwards) (1)		B FF 87, B FF 90, C FF 91, B SL 81, F FF 92, F SL 84, B FC 92 4-2 BB 8 G3-6-3			C FF 96, B SI 97, X SI 97 1-1 1B 20 HBP 27 2B		3	1	1	0	1	2	1
8 Ryan Braun, R (1, 9) OBP: 0.337, SLG: 0.529	C SI 92, B FF 90, B SL 80, B FF 92, B FF 90 4-1 BB 27 S		C FC 91, B SI 92, C SL 81, B SI 92, X SL 82 2-2 L7 (2)		C SL 81, X SI 92 0-1 G3-6-3 (1)(2) 1-2f			S SI 96, S SL 86, C SL 86 0-3 K (backwards) (1)		3	0	0	0	1	1	3
20 Jonathan Lucroy, R (1, 2) OBP: 0.399, SLG: 0.498	C FF 90, X FF 89 0-1 L8 (2)		F SI 91, X SI 91 0-1 1B 27 FC5-4 1-2		C FF 92, B FC 83, S SL 82, C FF 93 1-3 K (backwards) (3)			H SI 95 1-0 HBP 27 2B 1-2		3	0	1	0	0	1	1
27 Carlos Gómez, R (1, 8) OBP: 0.378, SLG: 0.556	1 SAFE, B FF 91, S FF 90, D SL 81, F SL 81, B FF 92, F SL 82, F FF 93, D FS 82 4-2 BB 1-2		X SL 82 0-0 FC5-4 (3) 1-2f			B SL 79, F FC 89, B SI 91, S SL 81, X FF 93 2-2 L1-3 (1)		S SI 96, X SI 97 0-1 2B 1-3 2-H		3	0	1	1	1	0	2
16 Aramis Ramirez, R (1, 5) OBP: 0.304, SLG: 0.389	C SI 92, X FF 92 0-1 F7 (3)			B SI 89, X FC 89 1-0 P6 (1)		F FF 91, B SI 92, X SI 92 1-1 F8 (2)		B SI 97, F SI 96, S SL 87, D SL 86, B SI 97, S SI 97 3-3 K (2)		4	0	0	0	0	1	4
18 Khris Davis, R (1, 7) OBP: 0.303, SLG: 0.484		F FF 90, F CU 76, B SL 80, F FF 92, F FC 90, T SI 92 1-2 K (1)		S SI 90, B FC 91, B SL 82, F FC 89, H FC 90 3-2 HBP 24 2B		S FC 90, S SL 80, F FF 92, B FF 93, F FS 82, X SL 82 1-2 F9 (3)		B SI 97, S SI 97, S SL 88, F SL 86, S SI 97 1-3 K (3)		3	1	0	0	0	2	2
24 Lyle Overbay, L (1, 3) OBP: 0.310, SLG: 0.320		F FF 90, B SI 91, S FS 80, S FC 89 1-3 K (2)		B SL 79, C SI 92, F SI 91, B FC 90, 1 SAFE, B FS 81, X SL 82 3-2 2B 9 FC6-5 1-H			B FF 96, B FF 95, X FF 96 2-0 1B 9 G3-6-1		B SI 92, C FF 93, B SL 82, B FF 92, C FF 92, X FF 92 3-2 L7 (1)	4	0	2	1	0	1	0
9 Jean Segura, R (1, 6) OBP: 0.281, SLG: 0.324		C SI 91, B CU 76, B FC 91, X FF 90 2-1 G6-3 (3)		B FF 92, S SL 83, X SL 82 1-1 FC6-5 (2) 2-3			C FF 96, F CU 82, F FF 97, X CU 81 0-2 G3-6-1 (1)(2) 1-2f		B FC 93, B FC 92, B FC 94, C FC 92, F FC 92, X FF 94 3-2 G6-3 (2)	4	0	0	0	0	0	2
41 Marco Estrada, R (1, 1) OBP: 0.091, SLG: 0.048			B FF 89, C SI 90, F FF 90, B SL 80, X FF 92 2-2 1B 20 1B	F FF 91, X SI 91 0-1 G6-3 (3)			B FF 95, C FF 97, S CU 82, B CU 78, X FF 96 2-2 F7 (3)		C FC 94, S CU 81, S FC 93 0-3 K (3)	2	0	1	0	0	0	1
1 Logan Schafer, L (7, PH) OBP: 0.273, SLG: 0.282										1	0	0	0	0	0	0
50 Mike Fiers, R (7, 1)										0	0	0	0	0	0	0
59 Zach Duke, L (8, 1)										0	0	0	0	0	0	0
21 Irving Falu, S (9, PH)										1	0	0	0	0	1	0

livebaseballscorecards.com

AB	31
R	2
H	6
RBI	2
BB	3
SO	9
LOB	16

Inning Stats

Inning	R	E	K	S	H	LOB	BB	P
1	0	0	1	13	0	2	2	22
2	0	0	2	10	0	0	0	14
3	0	0	1	13	2	2	0	19
4	1	0	0	10	1	1	0	18
5	0	0	1	8	0	0	1	13
6	0	0	0	10	0	0	0	14
7	0	0	0	8	1	0	0	12
8	1	0	3	14	2	2	0	20
9	0	0	1	9	0	0	0	15

1B: 4 SF: 0
2B: 2 SAC: 0
3B: 0 DP: 2
HR: 0 HBP: 2

WP: 0 PA: 36
PB: 0
SB: 1
CS: 0

PITCHER		IP	WLS	BF	H	R	ER	SO	BB	IBB	HBP	BLK	WP	HR	S	P	ERA	WHIP
16 Daisuke Matsuzaka, R ERA: 2.95	(1, 1)	6.0	W	24	3	1	1	5	3	0	1	0	0	0	64	100	1.50	1.000
38 Vic Black, R ERA: 1.0	(7, 1)	1.0		3	1	0	0	0	0	0	0	0	0	0	8	12	0.00	1.000
27 Jeurys Familia, R ERA: 2.78	(8, 1)	1.0		6	2	1	1	3	0	0	1	0	0	0	14	20	9.00	2.000
58 Jenrry Mejia, R ERA: 4.59	(9, 1)	1.0		3	0	0	0	1	0	0	0	0	0	0	9	15	0.00	0.000

PITCHER	IP	WLS	BF	H	R	ER	SO	BB	IBB	HBP	BLK	WP	HR	S	P	ERA	WHIP

BOTTOM

Milwaukee Brewers @ New York Mets

Citi Field, Flushing, NY

Tue Jun 10 2014, 7:14 PM - 9:58 PM EDT

Att. 20,206 - Cloudy - 73 F

livebaseballscorecards.com

Batter	1	2	3	4	5	6	7	8	9	AB	R	H	RBI	BB	SO	LOB
11 Rubén Tejada, R (1, 6) OBP: 0.348, SLG: 0.307	B FF 89 C FF 89 B FF 88 X FF 89 2-1 F7 ①		C CU 77 S CH 79 B FF 90 B FF 89 B CH 80 F CH 80 B FF 90 4-2 28 HR BB		D CU 78 X CH 79 1-0 L7 ③		C FF 90 B CU 72 S CU 72 B CU 73 B CH 83 X FF 89 3-2 2B			3	1	1	0	1	0	1
28 Daniel Murphy, L (1, 4) OBP: 0.361, SLG: 0.431	F FF 89 B FF 88 T CH 78 X FF 90 1-2 F8 ②		B CU 77 X FF 89 1-0 1-H HR			C CU 75 S FF 88 B CH 77 X CH 78 1-2 F7 ①	C CU 72 B FC 86 B CH 82 B FF 89 B FF 90 4-1 BB			3	1	1	2	1	0	0
5 David Wright, R (1, 5) OBP: 0.333, SLG: 0.374	C FF 89 B CU 77 F FF 88 X CU 79 1-2 G6-3 ③		B CU 78 C CU 77 X FF 89 1-1 F9 ③			B FF 89 C CU 78 C CU 78 B CU 80 B FF 90 B FF 89 4-2 21 BB 3 BB 23 HR BB	F CU 72 X FC 86 0-1 F9 ②			3	1	0	0	1	0	2
3 Curtis Granderson, L (1, 9) OBP: 0.330, SLG: 0.377		X FF 88 0-0 P5 ①		C CU 76 B CH 79 S CH 78 C CH 77 1-3 K ①		1 SAFE C CH 79 B FF 88 B CH 80 B FF 89 B CH 80 4-1 21 BB 23 HR 1-2 BB	C CH 82 F FF 91 B CH 83 F FF 90 X CU 73 1-2 G3 ③			3	1	0	0	1	1	2
1 Chris Young, R (1, 7) OBP: 0.294, SLG: 0.333		X FF 88 0-0 23 S 1B		B CU 77 X CH 79 1-0 G1-3 ②		C CU 78 C FF 89 D FF 90 S CH 79 1-3 K ②		X SI 90 0-0 E3 23 G6-4-3		4	0	1	0	0	1	2
21 Lucas Duda, L (1, 3) OBP: 0.340, SLG: 0.425		1 SAFE B FF 88 B CU 78 C CH 79 X FF 90 2-1 F7 ②		B CU 77 X CH 78 1-0 F9 ③		C CU 78 F FF 89 B FF 87 B CH 78 B CH 78 B FF 90 4-2 23 HR 1-2 2-3 BB		C CU 75 T SI 91 S CU 78 0-3 K ①		3	1	0	0	1	1	2
23 Taylor Teagarden, R (1, 2) OBP: 0.250, SLG: 1.000		F FF 88 C CU 78 B CH 78 C CH 77 1-3 1-2 K ③	C CU 76 B FF 89 B FF 89 F FF 89 S CH 80 2-3 K ①			D CH 80 F FF 90 C FF 90 X FF 91 1-2 1-H 2-H 3-H HR		B CU 75 X SI 86 1-0 1-2f G6-4-3 ②③		4	1	1	4	0	2	2
6 Matthew den Dekker, L (1, 8) OBP: 0.265, SLG: 0.226			X FF 88 0-0 F8 ①		F CH 79 S FF 89 B FF 90 X CH 79 1-2 16 SH3-4 1B	B CU 76 B CU 76 B FF 88 C FF 88 S FF 89 F CH 79 X FF 89 3-2 F8 ③				3	0	1	0	0	0	0
16 Daisuke Matsuzaka, R (1, 1) OBP: 0.400, SLG: 0.250 38 Vic Black, R (7, 1) 30 Andrew Brown, R (7, PH) OBP: 0.250, SLG: 0.371 27 Jeurys Familia, R (8, 1) OBP: 1.000, SLG: 1.000 58 Jenrry Mejia, R (9, 1)			C FF 88 C CU 77 B FF 90 B CU 79 C FF 90 2-3 K ②		B CU 77 X FF 89 1-0 SH3-4 1-2 ②		B FF 88 F FF 90 X FC 85 1-1 F7 ①			1 0 1 0 0	0 0 0 0 0	0 0 0 0 0	0 0 0 0 0	0 0 0 0 0	1 0 0 0 0	0 0 0 0 0
Inning Stats	R: 0 E: 0 K: 0 S: 8 H: 0 LOB: 0 BB: 0 P: 12	R: 0 E: 0 K: 1 S: 7 H: 1 LOB: 1 BB: 0 P: 10	R: 2 E: 0 K: 1 S: 10 H: 1 LOB: 0 BB: 1 P: 18	R: 0 E: 0 K: 1 S: 5 H: 0 LOB: 0 BB: 0 P: 8	R: 0 E: 0 K: 1 S: 8 H: 1 LOB: 1 BB: 0 P: 13	R: 4 E: 0 K: 1 S: 18 H: 1 LOB: 0 BB: 3 P: 36	R: 0 E: 0 K: 0 S: 12 H: 1 LOB: 2 BB: 1 P: 21	R: 0 E: 1 K: 1 S: 5 H: 0 LOB: 0 BB: 0 P: 6		1B: 2 2B: 1 3B: 0 HR: 2	SF: 0 SAC: 1 DP: 1 HBP: 0			WP: 0 PB: 0 SB: 1 CS: 0	PA: 34	

PITCHER		IP	WLS	BF	H	R	ER	SO	BB	IBB	HBP	BLK	WP	HR	S	P	ERA	WHIP
41 Marco Estrada, R ERA: 4.56	(1, 1)	6.0	L	26	4	6	6	5	4	0	0	0	0	2	56	97	9.00	1.333
50 Mike Fiers, R ERA:	(7, 1)	1.0		5	1	0	0	0	1	0	0	0	0	0	12	21	0.00	2.000
59 Zach Duke, L ERA: 1.44	(8, 1)	1.0		3	0	0	0	1	0	0	0	0	0	0	5	6	0.00	0.000

PITCHER	IP	WLS	BF	H	R	ER	SO	BB	IBB	HBP	BLK	WP	HR	S	P	ERA	WHIP

Milwaukee Brewers @ New York Mets

Citi Field, Flushing, NY

Wed Jun 11 2014, 7:14 PM - 10:20 PM EDT

Att. 20,170 - Partly Cloudy - 66 F

TOP

livebaseballscorecards.com

Batter	1	2	3	4	5	6	7	8	9	AB	R	H	RBI	BB	SO	LOB
2 Scooter Gennett, L (1, 4) OBP: 0.329, SLG: 0.422	C SI 92 F FF 93 B FF 94 B SL 87 F FF 95 F SL 86 F FF 95 F FF 94 X CU 78 2-2 27 1B 20 1B 1B		F CH 83 C FF 93 B SI 92 F CH 83 F FF 94 F SL 86 X FF 94 1-2 8 L8 20 G6-3 2B	C SL 87 B SL 86 S CH 83 X CH 84 1-2 ③ G6-3		B SL 84 X FF 93 1-0 ③ F7			X FF 96 0-0 ① G6-3	5	1	2	0	0	0	3
8 Ryan Braun, R (1, 9) OBP: 0.343, SLG: 0.526	B FF 93 B FF 93 F SL 87 S FF 93 S FF 94 2-3 ① K		F SL 88 F FF 93 F FF 93 F SL 87 B SL 85 F FF 94 X FF 93 1-2 ① L8 2-3		B SI 91 B CU 78 B SI 92 B FF 92 4-0 20 2B 27 1B BB		S FC 90 S SI 92 B FC 90 B FC 91 B FF 93 X FC 90 3-2 20 2B 1B		B CU 81 F FF 97 F CU 81 B CU 83 B FF 96 B FF 97 4-2 BB	3	1	1	0	2	1	2
20 Jonathan Lucroy, R (1, 2) OBP: 0.403, SLG: 0.509	C FF 93 F FF 93 B SL 87 X SI 94 1-2 27 1B 1-2 1B		F SL 88 F SI 94 X SI 94 0-2 ② G6-3 3-H		C SL 86 B FF 92 X SI 91 1-1 27 1B 1-3 2B		X FC 88 0-0 ① 1-H 2B		1 SAFE 1 SAFE B FF 96 B FF 96 X FF 95 2-0 ② F8	5	0	3	1	0	0	1
27 Carlos Gómez, R (1, 8) OBP: 0.378, SLG: 0.552	C FF 93 F SL 86 X SL 87 0-2 1-2 2-3 1B		M SL 86 F SL 89 S FF 93 0-3 ③ K		S SL 86 S FF 92 F FF 92 F FF 92 D SL 86 X SL 88 1-2 16 L6-3 2-3 3-H 1B		X SI 92 0-0 ② P4		B CU 82 S FF 97 X FF 97 1-1 ③ G6-3	5	0	2	1	0	1	2
16 Aramis Ramirez, R (1, 5) OBP: 0.302, SLG: 0.392	B FF 93 C FF 93 S SL 89 F FF 94 S SL 87 1-3 ② K			X FF 92 0-0 18 1B 9 1B 2B	1 SAFE B SL 86 X SI 92 1-0 ①② L6-3 1-2		C FC 90 F FF 93 B FC 91 F FF 92 F FC 89 S CU 81 1-3 ③ K			4	1	1	0	0	2	6
18 Khris Davis, R (1, 7) OBP: 0.303, SLG: 0.480	C SL 87 F FF 93 F FF 92 S SL 87 0-3 ③ K			B FF 92 X FF 92 1-0 38 FC2-5 9 1B 2-3 1B	B SL 88 C SL 87 X SI 92 1-1 ③ G1-3			C FC 90 F SI 90 X FC 90 0-2 ① F9		4	0	1	0	0	1	4
7 Mark Reynolds, R (1, 3) OBP: 0.292, SLG: 0.434		B FF 92 B SI 92 B FF 94 C FF 94 S SI 92 F SL 87 X FF 94 3-2 ① F9		X SL 87 0-0 ① F9		C SI 91 S CU 79 B FF 91 X SL 86 1-2 ① L8		B SI 92 B CU 77 C FC 88 B FC 89 B FC 90 4-1 BB		3	0	0	0	1	0	2
9 Jean Segura, R (1, 6) OBP: 0.281, SLG: 0.322		B FF 94 C SL 87 X SI 92 1-1 ② B5-3		L SL 86 X SL 87 0-1 38 FC2-5 1-2 3-H 1B		B CU 77 X SL 86 1-0 ② G6-3		C FC 89 C FC 88 F CU 81 B FF 94 X CU 80 1-2 ② P5		4	0	1	1	0	0	1
38 Wily Peralta, R (1, 1) OBP: 0.087, SLG: 0.174 59 Zach Duke, L (7, 1) 47 Rob Wooten, R (7, 1) 24 Lyle Overbay, L (8, PH) OBP: 0.308, SLG: 0.318 13 Will Smith, R (8, 1) 57 Francisco Rodríguez, R (9, 1)		F FF 94 C SL 85 X SL 86 0-2 ③ G3		C FF 93 L SL 85 X SL 84 0-2 ② FC2-5 1-2 2-3f		F SI 91 B SI 92 B SL 88 S SL 87 F FF 94 B SL 86 X FF 93 3-2 E6		1 SAFE B SL 85 C SL 84 C SI 91 F SL 82 S SL 85 1-3 ③ K		3 0 0 0 0 0 2 0 0 0 0 0 0 0 0 0 0 0 0 0 0 1 0 0 0 0 1 1 0 0 0 0 0 0 0 0 0 0 0 0 0 0						
Inning Stats	R: 0 H: 3 E: 0 LOB: 3 K: 3 BB: 0 S: 24 P: 30	R: 0 H: 0 E: 0 LOB: 0 K: 0 BB: 0 S: 9 P: 13	R: 1 H: 1 E: 0 LOB: 0 K: 1 BB: 0 S: 18 P: 20	R: 1 H: 3 E: 0 LOB: 2 K: 0 BB: 0 S: 11 P: 13	R: 1 H: 2 E: 0 LOB: 1 K: 0 BB: 1 S: 10 P: 18	R: 0 H: 0 E: 1 LOB: 1 K: 0 BB: 0 S: 9 P: 15	R: 0 H: 2 E: 0 LOB: 1 K: 1 BB: 0 S: 10 P: 14	R: 0 H: 0 E: 0 LOB: 1 K: 1 BB: 1 S: 12 P: 18	R: 0 H: 0 E: 0 LOB: 1 K: 0 BB: 1 S: 6 P: 13	1B: 7 2B: 5 3B: 0 HR: 0	SF: 0 SAC: 0 DP: 1 HBP: 0					

	AB	37
	R	3
	H	11
	RBI	3
	BB	3
	SO	6
	LOB	24

WP: 0 PB: 0 SB: 0 CS: 0 PA: 40

PITCHER		IP	WLS	BF	H	R	ER	SO	BB	IBB	HBP	BLK	WP	HR	S	P	ERA	WHIP
48 Jacob deGrom, R ERA: 3.44	(1, 1)	5.2	L	27	9	3	3	4	1	0	0	0	0	0	80	107	4.76	1.765
66 Josh Edgin, L ERA: 2.45	(6, 1)	0.1		1	0	0	0	0	0	0	0	0	0	0	1	2	0.00	0.000
52 Carlos Torres, R ERA: 2.72	(7, 1)	1.2		7	2	0	0	1	1	0	0	0	0	0	18	27	0.00	1.800
61 Dana Eveland, L ERA: 2.7	(8, 1)	0.1		1	0	0	0	1	0	0	0	0	0	0	4	5	0.00	0.000
38 Vic Black, R ERA: 0.9	(9, 1)	1.0		4	0	0	0	0	1	0	0	0	0	0	6	13	0.00	1.000

PITCHER		IP	WLS	BF	H	R	ER	SO	BB	IBB	HBP	BLK	WP	HR	S	P	ERA	WHIP

Milwaukee Brewers @ New York Mets

Citi Field, Flushing, NY

Wed Jun 11 2014, 7:14 PM - 10:20 PM EDT

Att. 20,170 - Partly Cloudy - 66 F

livebaseballscorecards.com

BOTTOM

Batter	1	2	3	4	5	6	7	8	9	AB	R	H	RBI	BB	SO	LOB
11 Rubén Tejada, R (1, 6) OBP: 0.341, SLG: 0.299	B FF 94 B SI 93 X FF 93 2-0 ① F9		B FF 97 B FF 96 C FF 96 F FF 96 B SL 87 S FF 97 3-3 ② K			S SL 83 C SL 83 B SL 87 X FF 97 1-2 ① G5-3		C FF 95 B SL 82 C FF 94 X SL 81 1-2 ② G1-3 1-2		4	0	0	0	0	1	1
28 Daniel Murphy, L (1, 4) OBP: 0.360, SLG: 0.429	C FF 96 C CH 84 B SL 89 F SL 87 F FF 97 B CH 85 B SI 98 F SI 98 X SI 98 3-2 5 G6-4-3 1B		C SL 86 B CH 86 B SI 97 X SI 94 2-1 ③ G6-3			L SI 95 C SL 86 C SL 88 0-3 ② K		X SL 79 0-0 ③ F8		4	0	1	0	0	1	1
5 David Wright, R (1, 5) OBP: 0.329, SLG: 0.368	B SL 82 1 SAFE X FF 96 1-0 ② ③ G6-4-3 1-2f			B FF 96 S SL 82 B CH 84 F FF 96 B SL 83 X SL 84 3-2 ① F9		B FF 96 B SL 84 C SL 83 X FF 94 2-1 ③ G4-3			F FF 93 C CU 77 B CU 78 B CU 77 F CH 82 C FF 92 2-3 ① K	4	0	0	0	0	1	1
3 Curtis Granderson, L (1, 7) (9, 8) OBP: 0.336, SLG: 0.386		C FF 96 S SL 89 B SL 87 F SL 88 B FF 98 B SL 88 B SI 99 4-2 53 1B 21 SF8 BB		C SL 82 X SI 96 0-1 53 F8 2B			C SL 82 X SL 83 0-1 1B		C CU 74 B FF 92 S CH 81 B CH 83 F FF 91 X CU 75 2-2 ② G4-3	3	1	2	0	1	0	0
53 Bobby Abreu, L (1, 9) OBP: 0.355, SLG: 0.424		B SI 98 F SI 96 X SI 97 1-1 23 FC6-4 1B 1-3		B SL 84 C SI 97 B SI 97 B FF 95 X FF 96 3-1 ② F8 2-3			B SI 95 C SL 82 C SI 96 F SL 87 1 SAFE X SL 86 1-2 ① P4		C CU 75 B CH 83 B CH 82 X SI 91 2-1 ③ L3	4	0	1	0	0	0	2
21 Lucas Duda, L (1, 3) OBP: 0.335, SLG: 0.421		S SL 85 D CH 85 C FF 98 X SL 87 1-2 ① SF8 3-H		C SL 85 X SL 89 0-1 ③ F8			C SI 90 B SL 81 X SL 81 1-1 ② P6			2	0	0	1	0	0	2
23 Taylor Teagarden, R (1, 2) OBP: 0.143, SLG: 0.571		B SL 84 X FF 97 1-0 ② FC6-4 6 FC6 1-2f	B FF 97 B FF 96 F FF 96 B SL 84 X SI 97 3-1 ① G3-1				B SL 84 X SL 84 1-0 ③ F7			3	0	0	0	0	0	2
6 Matthew den Dekker, L (1, 8) OBP: 0.250, SLG: 0.212 29 Eric Campbell, R (8, PH) OBP: 0.353, SLG: 0.432 (9, 7)		C SL 84 B FF 96 X SI 97 1-1 ③ FC6 1-2f	C SL 84 X FF 96 0-1 ② L7					B CU 77 F FF 92 B SL 82 X FF 93 2-1 ① F9		2 1	0 0	0 0	0 0	0 0	0 0	1 0
48 Jacob deGrom, L (1, 1) OBP: 0.500, SLG: 0.545 66 Josh Edgin, R (6, 1) 52 Carlos Torres, R (7, 1) 61 Dana Eveland, L (8, 1) 30 Andrew Brown, R (8, PH) OBP: 0.268, SLG: 0.389 38 Vic Black, R (9, 1)			C FF 96 S SL 87 S SL 88 0-3 ① K			B SI 96 B SI 95 B FF 93 C FF 90 F FF 92 X SI 96 3-2 ③ G6-3		B FF 94 C FF 94 B SL 78 B FF 94 X FF 94 3-1 11 G1-3 1B		2 0 0 0 1 0	0 0 0 0 0 0	0 0 0 0 1 0	0 0 0 0 0 0	1 0 0 0 0 0	0 0 0 0 0 0	0 0 0 0 0 0
Inning Stats	R: 0 E: 0 K: 0 S: 8 H: 1 LOB: 0 BB: 0 P: 14	R: 1 E: 0 K: 0 S: 11 H: 1 LOB: 1 BB: 1 P: 19	R: 0 E: 0 K: 2 S: 8 H: 0 LOB: 0 BB: 0 P: 13	R: 0 E: 0 K: 0 S: 9 H: 1 LOB: 1 BB: 0 P: 15	R: 0 E: 0 K: 0 S: 7 H: 0 LOB: 0 BB: 0 P: 13	R: 0 E: 0 K: 1 S: 8 H: 0 LOB: 0 BB: 0 P: 11	R: 0 E: 0 K: 0 S: 9 H: 1 LOB: 1 BB: 0 P: 12	R: 0 E: 0 K: 0 S: 8 H: 1 LOB: 1 BB: 0 P: 14	R: 0 E: 0 K: 1 S: 10 H: 0 LOB: 0 BB: 0 P: 16	1B: 4 2B: 1 3B: 0 HR: 0 SF: 1 SAC: 0 DP: 1 HBP: 0						

AB	30
R	1
H	5
RBI	1
BB	1
SO	4
LOB	10

WP: 0 PA: 32
PB: 0
SB: 0
CS: 0

PITCHER		IP	WLS	BF	H	R	ER	SO	BB	IBB	HBP	BLK	WP	HR	S	P	ERA	WHIP
38 Wily Peralta, R ERA: 2.9	(1, 1)	6.1	W	23	4	1	1	3	1	0	0	0	0	0	57	92	1.42	0.789
59 Zach Duke, L ERA: 1.42	(7, 1)	0.1	H	1	0	0	0	0	0	0	0	0	0	0	2	3	0.00	0.000
47 Rob Wooten, R ERA: 2.91	(7, 1)	0.1	H	1	0	0	0	0	0	0	0	0	0	0	1	2	0.00	0.000
13 Will Smith, L ERA: 0.91	(8, 1)	1.0	H	4	1	0	0	0	0	0	0	0	0	0	8	14	0.00	1.000
57 Francisco Rodríguez, R ERA: 2.01	(9, 1)	1.0	S	3	0	0	0	1	0	0	0	0	0	0	10	16	0.00	0.000

PITCHER	IP	WLS	BF	H	R	ER	SO	BB	IBB	HBP	BLK	WP	HR	S	P	ERA	WHIP

Batter	1	2	3	4	5	6	7	8	9	10	11	12	13	AB	R	H	RBI	BB	SO	LOB
Rickie Weeks Jr., R (1, 4) OBP: 0.359, SLG: 0.419	K		HBP		G5-3		K			F8		K	1-2 2-3 3-H HBP	5	0	0	1	0	3	4
8 Ryan Braun, R (1, 9) OBP: 0.336, SLG: 0.513	K		K		G5-3			G4-3		K			1B G4-3	7	1	1	0	0	3	5
20 Jonathan Lucroy, R (1, 2) OBP: 0.398, SLG: 0.513	G6-3			F8		L6		G4-3			K		HR	6	1	1	2	0	1	0
27 Carlos Gómez, R (1, 8) OBP: 0.377, SLG: 0.547		F8		F7		F9		1B			K		1B	6	1	2	0	0	1	0
16 Aramis Ramirez, R (1, 5) OBP: 0.315, SLG: 0.425		HR		HBP		FC5-4 1B		G6-3			P3		2B	5	1	3	1	0	0	1
18 Khris Davis, R (1, 7) OBP: 0.307, SLG: 0.476		G5-4-3 BB		1B		FC5-2			L7			P6	HBP BB	4	1	1	0	2	0	1
7 Mark Reynolds, R (1, 3) OBP: 0.293, SLG: 0.431		G5-4-3		K			G2-3		K			1B	HBP	6	0	2	1	0	2	3
9 Jean Segura, R (1, 6) OBP: 0.282, SLG: 0.323			K		26 SH3-4 1B		K		G1-3			2 S 1B	FC5-2 HBP	6	0	2	0	0	2	3
26 Kyle Lohse, R (1, 1) OBP: 0.242, SLG: 0.194			K		SH3-4		1B			L7		K	K	2	0	1	0	0	1	0
13 Will Smith, R (9, 1)														0	0	0	0	0	0	0
21 Irving Falu, S (10, PH)														1	0	0	0	0	0	0
53 Brandon Kintzler, R (10, 1)														0	0	0	0	0	0	0
2 Scooter Gennett, L (12, PH) OBP: 0.267, SLG: 0.420														1	0	0	0	0	1	2
59 Zach Duke, L (12, 1)														0	0	0	0	0	0	0
12 Martin Maldonado, R (13, PH) OBP: 0.400, SLG: 0.489														1	0	0	0	0	1	3
57 Francisco Rodriguez, R (13, 1)														0	0	0	0	0	0	0
Inning Stats	R: 0 E: 0 K: 2 S: 10 H: 0 LOB: 0 BB: 0 P: 13	R: 1 E: 0 K: 0 S: 4 H: 1 LOB: 0 BB: 1 P: 10	R: 0 E: 0 K: 3 S: 13 H: 0 LOB: 1 BB: 0 P: 17	R: 0 E: 0 K: 1 S: 10 H: 1 LOB: 2 BB: 0 P: 13	R: 0 E: 0 K: 0 S: 4 H: 1 LOB: 1 BB: 0 P: 6	R: 0 E: 0 K: 0 S: 6 H: 1 LOB: 1 BB: 0 P: 9	R: 0 E: 0 K: 2 S: 11 H: 1 LOB: 1 BB: 0 P: 19	R: 0 E: 0 K: 0 S: 12 H: 1 LOB: 1 BB: 0 P: 15	R: 0 E: 0 K: 0 S: 7 H: 0 LOB: 0 BB: 0 P: 8	R: 0 E: 0 K: 1 S: 8 H: 0 LOB: 0 BB: 0 P: 10	R: 0 E: 0 K: 2 S: 10 H: 0 LOB: 0 BB: 0 P: 13	R: 0 E: 0 K: 2 S: 13 H: 2 LOB: 2 BB: 0 P: 17	R: 4 E: 0 K: 1 S: 27 H: 5 LOB: 3 BB: 1 P: 38	1B: 10 2B: 1 3B: 0 HR: 2	SF: 0 SAC: 1 DP: 1 HBP: 3	WP: 0 PB: 0 SB: 1 CS: 0	PA: 56		

PITCHER	IP	WLS	BF	H	R	ER	SO	BB	IBB	HBP	BLK	WP	HR	S	P	ERA	WHIP
49 Jonathon Niese, L (1, 1) ERA: 2.54	7.2		31	6	1	1	8	1	0	2	0	0	1	65	97	1.17	0.913
27 Jeurys Familia, R (8, 1) ERA: 2.67	1.1		4	0	0	0	1	0	0	0	0	0	0	12	13	0.00	0.000
66 Josh Edgin, L (10, 1) ERA: 2.35	0.1		1	0	0	0	0	0	0	0	0	0	0	1	1	0.00	0.000
58 Jenrry Mejia, R (10, 1) ERA: 4.53	0.2		2	0	0	0	1	0	0	0	0	0	0	7	9	0.00	0.000
71 Gonzalez Germen, R (11, 1) ERA: 3.38	1.0		3	0	0	0	2	0	0	0	0	0	0	10	13	0.00	0.000

PITCHER	IP	WLS	BF	H	R	ER	SO	BB	IBB	HBP	BLK	WP	HR	S	P	ERA	WHIP
52 Carlos Torres, R (12, 1) ERA: 3.54	1.0	L	11	7	4	4	2	1	0	0	1	0	0	0	1	28	38	36.00	8.000
61 Dana Eveland, L (13, 1) ERA: 2.08	1.0		4	0	0	0	1	0	0	0	1	0	0	0	1	12	17	0.00	0.000

TOP

Milwaukee Brewers @ New York Mets

Citi Field, Flushing, NY

Thu Jun 12 2014, 7:13 PM - 11:23 PM EDT

Att. 22,155 - Cloudy - 76 F

livebaseballscorecards.com

AB	50
R	5
H	13
RBI	5
BB	2
SO	15
LOB	22

Batter	1	2	3	4	5	6	7	8	9	10	11	12	13	AB	R	H	RBI	BB	SO	LOB
28 Daniel Murphy, L (1, 4) OBP: 0.359, SLG: 0.424	X SI 90 0-0 ① L5			B CU 74 B SL 83 B CH 79 C SI 89 X SI 90 3-1 ② E8 53 SF7 1B		B CU 75 B CH 80 C SL 84 B SL 84 X CH 79 3-1 ② G3-1		C SI 90 F CH 79 B SL 84 B CH 79 X SL 84 2-2 ③ L7		B SI 92 B CH 87 D SI 93 C SI 92 B SL 84 4-1 29 FC5 1-2 BB	X SL 82 0-0 ② P6		5	1	1	0	1	0	0
53 Bobby Abreu, L (1, 9) OBP: 0.354, SLG: 0.426 29 Eric Campbell, R (9, PH) OBP: 0.333, SLG: 0.404 (10, 9)	C SI 90 C SL 84 B SI 89 S SL 86 1-3 ② K			X SL 83 0-0 ① SF7 3-H		C SI 88 X SL 84 0-1 1B			C FF 92 B SL 81 F FF 94 F SL 83 C SL 80 1-3 ① K	C SI 93 B SI 92 X SL 85 1-1 ③ FC5 1-2 2-3f		B CU 74 B CH 84 C SL 82 F SI 89 B SL 82 S CU 77 3-3 ③ K		2 3	0 0	1 0	1 0	0 0	1 2	0 2
5 David Wright, R (1, 5) OBP: 0.329, SLG: 0.365	X SI 90 0-0 ③ F9			B CU 76 F SL 84 B SI 90 X SL 83 2-1 ② 1B		X SI 90 0-0 ③ F9			C FF 94 B FF 94 S SL 81 F FF 93 X SL 82 1-2 ② P4		B SL 83 B FF 90 B SI 91 C SI 90 B SI 92 4-1 21 G3 4 FC3-2 21 S BB		B SI 90 F SI 91 X SI 92 1-1 ① L9	5	0	1	0	1	0	1
21 Lucas Duda, L (1, 3) OBP: 0.330, SLG: 0.410		C CU 73 S CH 78 F SI 89 B CH 80 B SL 84 F CH 79 B SL 86 X SI 90 3-2 ① G4-3		C SI 91 F SL 85 X CH 80 0-2 ③ G3			C CH 79 B SI 89 C SL 83 B SI 90 X SL 82 2-2 ① G4-3		B SL 79 C SL 81 B SL 80 S FF 93 B SL 80 F FF 92 B SL 82 4-2 1 1B BB		D SL 84 1 SAFE C SI 92 B SL 83 S CH 86 X SL 85 2-2 ① G3 1-3		B SI 91 F SI 92 S CH 83 S CH 83 1-3 ② K	5	0	0	0	1	1	1
1 Chris Young, R (1, 8) OBP: 0.295, SLG: 0.329 (8, 7)		C SL 85 F CU 74 B CH 81 C SI 91 1-3 ② K			X SL 85 0-0 E6 4 S		B CU 73 B CH 80 X SL 84 2-0 ② F8		C FF 92 B SL 78 X FF 91 1-1 1-2 1B		F SI 93 B SI 92 B SI 93 B SL 85 B SI 93 4-1 4 FC3-2 3 IBB BB		X SI 91 0-0 ③ G6-3	5	0	1	0	1	1	0
30 Andrew Brown, R (1, 7) 27 Jeurys Familia, R (9, 1) 11 Ruben Tejada, R (8, PH) DEF: 2B 0, SS 0, 3B 0 66 Josh Edgin, R (10, 1) 58 Jenrry Mejia, R (10, 1) 71 Gonzalez Germen, R (10, 1) 3 Curtis Granderson, L (10, PH) 40 Zack Wheeler, L (10, PH) 23 Taylor Teagarden, R (10, 8) DEF: 1B 0, 2B 0, SS 0, 3B 0	C SI 91 B SL 85 X SL 86 1-1 ③ G4-3			F SL 84 B SI 90 F CH 80 F SL 85 B SI 91 F CH 79 C SI 91 2-3 ① K		B SI 89 F CH 79 F SL 84 X CH 80 1-2 1B			X CU 75 0-0 ③ G5-3		I IN 74 I IN 74 I IN 73 I IN 72 4-0 4 FC3-2 1-2 IBB		3 0 1 0 0 0 0 0 0 0	0 0 0 0 0 0 0 0 0 0	1 0 0 0 0 0 0 0 0 0	0 0 0 0 0 0 1 0 0 0	1 0 0 0 0 0 0 0 0 0	1 0 2 0 0 0 0 0 0 0
4 Wilmer Flores, R (1, 6) OBP: 0.265, SLG: 0.308			B CU 73 X SL 85 1-0 ① L7		1 SAFE C SI 90 X CU 74 0-1 ② L7 1-2		B SI 90 B SI 90 C SL 83 B SI 90 X SL 84 3-1 ③ F8			X SI 91 0-0 ① G4-3	C SI 93 X SI 93 0-1 ② FC3-2 1-2 2-3 3-HF			5	0	0	0	0	0	5
20 Anthony Recker, R (1, 2) OBP: 0.247, SLG: 0.326 52 Carlos Torres, R (12, 1) 61 Dana Eveland, L (13, 1)			X SL 85 0-0 ② G6-3		B SL 84 B SL 84 C SI 89 X SL 83 2-1 ③ G6-3			F SL 85 B SI 89 F SL 85 B SL 85 F SI 90 X SI 90 2-2 ① P3		X SI 92 0-0 29 FC5 28 BB 1B	B SL 85 C SI 93 B SL 85 C SI 93 C SI 93 2-3 ③ K		5 0 0	0 0 0	1 0 0	0 0 0	0 0 0	1 0 0	4 0 0
49 Jonathon Niese, L (1, 1) OBP: 0.200, SLG: 0.095 6 Matthew den Dekker, L (8, 8) OBP: 0.231, SLG: 0.194			C SI 90 B SI 90 C SL 84 F CH 79 X SL 85 1-2 ③ G4-3			F SI 89 B SI 89 C SL 82 B SI 90 X SL 82 2-2 ① G3-1		C CU 75 X SI 89 0-1 ② P6		F SL 83 C FF 91 B FF 92 S SL 83 1-3 ② K		B CU 74 F SI 90 M SI 90 X CU 77 1-2 ① F8	2 3	0 0	0 0	0 0	0 1	0 1	0 1
Inning Stats	R: 0 E: 0 K: 1 S: 5 H: 0 LOB: 0 BB: 0 P: 6	R: 0 E: 0 K: 1 S: 10 H: 0 LOB: 0 BB: 0 P: 15	R: 0 E: 0 K: 0 S: 6 H: 0 LOB: 0 BB: 0 P: 8	R: 1 E: 1 K: 0 S: 8 H: 2 LOB: 0 BB: 0 P: 13	R: 0 E: 1 K: 1 S: 10 H: 0 LOB: 1 BB: 0 P: 14	R: 0 E: 0 K: 0 S: 8 H: 1 LOB: 1 BB: 0 P: 13	R: 0 E: 0 K: 0 S: 9 H: 1 LOB: 1 BB: 0 P: 17	R: 0 E: 0 K: 0 S: 9 H: 0 LOB: 0 BB: 0 P: 13	R: 0 E: 0 K: 1 S: 14 H: 1 LOB: 2 BB: 1 P: 21	R: 0 E: 0 K: 1 S: 8 H: 1 LOB: 2 BB: 1 P: 14	R: 0 E: 0 K: 1 S: 10 H: 0 LOB: 3 BB: 3 P: 26	R: 0 E: 0 K: 1 S: 7 H: 0 LOB: 0 BB: 0 P: 11	R: 0 E: 0 K: 1 S: 6 H: 0 LOB: 0 BB: 0 P: 8	1B: 6 2B: 0 3B: 0 HR: 0 SF: 1 SAC: 0 DP: 0 HBP: 0	WP: 0 PB: 0 SB: 2 CS: 0 PA: 50					

PITCHER	IP	WLS	BF	H	R	ER	SO	BB	IBB	HBP	BLK	WP	HR	S	P	ERA	WHIP
26 Kyle Lohse, R (1, 1) ERA: 3.0	8.0		28	4	1	0	3	0	0	0	0	0	0	65	99	0.00	0.500
13 Will Smith, L (9, 1) ERA: 0.88	1.0		5	1	0	0	1	1	0	0	0	0	0	14	21	0.00	2.000
53 Brandon Kintzler, R (10, 1) ERA: 3.09	2.0		11	1	0	0	2	3	1	0	0	0	0	18	40	0.00	2.000
59 Zach Duke, L (12, 1) ERA: 1.37	1.0	W	3	0	0	0	1	0	0	0	0	0	0	7	11	0.00	0.000
57 Francisco Rodríguez, R (13, 1) ERA: 1.95	1.0		3	0	0	0	1	0	0	0	0	0	0	6	8	0.00	0.000

PITCHER	IP	WLS	BF	H	R	ER	SO	BB	IBB	HBP	BLK	WP	HR	S	P	ERA	WHIP

BOTTOM

Milwaukee Brewers @ New York Mets

Citi Field, Flushing, NY

Thu Jun 12 2014, 7:13 PM - 11:23 PM EDT

Att. 22,155 - Cloudy - 76 F

livebaseballscorecards.com

AB	44
R	1
H	6
RBI	1
BB	5
SO	8
LOB	17

San Diego Padres @ New York Mets

Citi Field, Flushing, NY

Fri Jun 13 2014, 9:07 PM - 12:07 AM EDT

Att. 28,085 - Cloudy - 69 F

TOP

livebaseballscorecards.com

Batter	1	2	3	4	5	6	7	8	9	AB	R	H	RBI	BB	SO	LOB
25 Will Venable, L (1, 8) OBP: 0.282, SLG: 0.305	B SI 87 S SI 87 F SI 88 F FF 93 B CH 83 B SI 88 B CH 82 4-2 2 1B BB	B CH 82 B SI 89 X FF 92 2-0 ③ F7			B SL 82 C SI 89 B FF 93 F CH 84 X SI 89 2-2 ③ G3			S SL 84 S SL 86 B SI 93 B SL 85 B CU 79 T CU 80 3-2 ② K		2	0	0	0	1	0	0
13 Chris Denorfia, R (8, PH) OBP: 0.305, SLG: 0.356	(8, 8)									1	0	0	0	0	1	1
2 Everth Cabrera, S (1, 6) OBP: 0.263, SLG: 0.313	1 SAFE 1 SAFE 1 SAFE B SI 86 B SI 86 C SL 83 1 SAFE B SI 85 C SI 87 3-2 X SI 87 1-2 1B		B SL 80 C SL 82 B SI 89 C FF 91 F FF 94 F FF 93 F FF 91 S SL 84 2-3 ① K			B SL 80 C FF 91 X SL 82 1-1 ① L8		B FF 92 B FF 92 B SI 92 C FF 92 C SI 92 F FF 91 D SL 88 4-2 12 BB 2-3 BB		3	0	1	0	1	1	0
12 Seth Smith, L (1, 9) OBP: 0.391, SLG: 0.514	C FF 91 B SI 90 B SL 85 F SI 89 B FF 93 X FF 93 3-2 ① F7		C SL 82 B SI 90 B SI 90 X SL 84 2-1 ② F7			F FF 92 C FF 94 X FF 94 0-2 ② G4-3		C SI 91 S SL 83 D SL 85 B CU 80 B CU 78 D SL 87 4-2 1-2 BB		3	0	0	0	1	0	2
18 Carlos Quentin, R (1, 7) OBP: 0.290, SLG: 0.322	F SI 89 B SL 84 X SL 84 1-1 ② F7		X SL 84 0-0 ③ G6-3			F FF 92 X SI 90 0-1 ③ P4		B CU 82 F FF 97 B FF 96 X FF 97 2-1 ③ G5-3		4	0	0	0	0	0	5
7 Chase Headley, S (1, 5) OBP: 0.282, SLG: 0.333	B SI 90 F SI 90 C SL 84 X SI 90 1-2 ③ F8			C FF 90 C FF 92 C FF 93 0-3 ① K			C SI 88 C SI 89 B FF 94 S FF 93 1-3 ① K		B SI 95 B SI 95 X FF 96 2-0 23 G5-3 2B	4	0	1	0	0	2	2
23 Yonder Alonso, L (1, 3) OBP: 0.251, SLG: 0.338		B SI 88 F SI 87 B CH 81 B SI 89 X SI 89 3-1 44 HR 1B		C FF 91 F FF 92 B FF 91 B FF 92 F FF 94 X SI 90 2-2 ② G4-3			F FF 92 B SI 91 S SI 92 B FF 94 X SI 91 2-2 ② F9		C SI 96 B SL 85 X SI 97 1-1 ① G5-3 2-3	4	1	1	0	0	0	1
44 René Rivera, R (1, 2) OBP: 0.286, SLG: 0.438		B SI 87 B SI 86 C SI 86 X SI 88 2-1 1-H HR		B FF 92 C SL 83 C FF 92 F SI 91 S FF 93 1-3 ③ K			B FF 91 X SL 84 1-0 ③ G5-3		D SI 97 F FF 97 B SL 86 T SI 96 B SI 97 X SI 98 3-2 ② P6	4	1	1	2	0	1	1
5 Alexi Amarista, L (1, 4) OBP: 0.266, SLG: 0.283		C SL 83 S FF 91 F FF 93 F SI 90 X SI 90 0-2 ① G4-3			C SL 82 F SL 81 F FF 93 B SI 90 X SI 84 1-2 ① F7			C FF 88 B FF 92 F FF 91 F SI 90 B SI 89 B FF 93 F SI 90 X SI 89 3-2 2 WP 2B	C SI 97 B SI 97 F SI 97 X SI 98 1-2 ③ G6-3	4	0	1	0	0	0	1
34 Andrew Cashner, R (1, 1) OBP: 0.111, SLG: 0.111		C FF 92 L SI 89 B SI 89 C SI 90 1-3 ② K			F SI 88 M SI 89 S FF 93 0-3 ② K			C SI 90 B SI 91 F SL 85 C SI 90 1-3 ① K		2	0	0	0	0	2	0
59 Kevin Quackenbush, R (7, 1)										0	0	0	0	0	0	0
29 Troy Patton, S (7, 1)										0	0	0	0	0	0	0
14 Tommy Medica, R (8, PH) OBP: 0.299, SLG: 0.476										1	0	0	0	0	1	1
46 Tim Stauffer, R (8, 1) OBP: 0.200, SLG: 0.200										0	0	0	0	0	0	0

	AB	32
	R	2
	H	5
	RBI	2
	BB	3
	SO	8
	LOB	14

Inning Stats										
	R: 0 E: 0 K: 0 S: 14	H: 1 LOB: 2 BB: 1 P: 26	R: 2 E: 0 K: 1 S: 13	H: 2 LOB: 0 BB: 0 P: 21	R: 0 E: 0 K: 1 S: 9	H: 0 LOB: 0 BB: 0 P: 13	R: 0 E: 0 K: 2 S: 11	H: 0 LOB: 0 BB: 0 P: 14	R: 0 E: 0 K: 1 S: 10	H: 0 LOB: 0 BB: 0 P: 13
	R: 0 E: 0 K: 0 S: 7	H: 0 LOB: 0 BB: 0 P: 8	R: 0 E: 0 K: 1 S: 7	H: 0 LOB: 0 BB: 0 P: 11	R: 0 E: 0 K: 2 S: 18	H: 1 LOB: 3 BB: 2 P: 35	R: 0 E: 0 K: 0 S: 9	H: 1 LOB: 1 BB: 0 P: 16	1B: 2 2B: 2 3B: 0 HR: 1	SF: 0 SAC: 0 DP: 0 HBP: 0

WP: 1	PA: 35
PB: 0	
SB: 0	
CS: 0	

PITCHER		IP	WLS	BF	H	R	ER	SO	BB	IBB	HBP	BLK	WP	HR	S	P	ERA	WHIP
40 Bartolo Colon, R ERA: 4.15	(1, 1)	7.1	W	27	4	2	2	7	1	0	0	0	0	1	79	118	2.46	0.682
66 Josh Edgin, L ERA: 2.25	(8, 1)	0.1		3	0	0	0	1	2	0	0	0	1	0	8	19	0.00	6.000
38 Vic Black, R ERA: 0.87	(8, 1)	0.1	H	1	0	0	0	0	0	0	0	0	0	0	2	4	0.00	0.000
27 Jeurys Familia, R ERA: 2.6	(9, 1)	1.0		4	1	0	0	0	0	0	0	0	0	0	9	16	0.00	1.000

PITCHER		IP	WLS	BF	H	R	ER	SO	BB	IBB	HBP	BLK	WP	HR	S	P	ERA	WHIP

Batter	1	2	3	4	5	6	7	8	9	AB	R	H	RBI	BB	SO	LOB
11 Rubén Tejada, R (1, 6) OBP: 0.342, SLG: 0.309	C SI 94 B SI 95 C FF 94 B SL 86 C SI 96 2-3 ① K	C SL 84 C SI 96 S SL 87 0-3 ② K	F SI 92 X SI 93 0-1 5 G5-3 28 BB 1B	B FF 91 C FF 92 F CU 76 B CH 85 B FF 92 X FF 91 3-2 28 1B 5 SF9 2B	4	1	2	0	0	2	0
28 Daniel Murphy, L (1, 4) OBP: 0.361, SLG: 0.423	B SI 92 F SI 92 C SI 94 C SI 95 1-3 ② K	B CH 86 F SI 93 X SI 94 1-1 ③ L7	B SI 91 1 SAFE B SI 92 B SI 92 C SI 93 B CH 84 4-1 5 G5-3 53 1B 1-2 BB	B FF 92 C FF 92 B FF 91 X CU 76 2-1 5 SF9 5 S 53 1B 2-3 1B	3	2	1	0	1	1	0
5 David Wright, R (1, 5) OBP: 0.325, SLG: 0.361	B SI 96 B FF 94 X CH 87 2-0 ③ G6-3	C SL 83 B SI 94 C FF 95 B SL 87 X FF 96 2-2 ① F9	F SI 95 F SI 95 B FF 96 X SL 86 1-2 ① ② G5-3 1-2 2-3f	B FF 93 F FF 91 F FF 92 X FF 92 1-2 ① SF9 1-3 3-H	3	0	0	1	0	0	2
53 Bobby Abreu, L (1, 9) OBP: 0.386, SLG: 0.472		C SI 93 F SI 92 X SI 95 0-2 23 1B 2B	B SL 80 C SI 94 X SL 80 1-1 21 2B 1B	B SI 95 C CH 85 X FF 94 1-1 2-H 1B	S SL 84 B SL 84 F SI 90 B SL 85 X SI 90 2-2 3-H 1B	4	2	4	2	0	0	0
1 Chris Young, R (1, 7) OBP: 0.289, SLG: 0.321		C SI 94 F SI 95 B SL 86 B FF 96 F SI 97 F CH 87 X FF 97 2-2 ① F8	X SI 93 0-0 ② L7	D SL 84 C SL 83 X SI 93 1-1 ③ L6	X SI 90 0-0 ② L8	4	0	0	0	0	0	4
21 Lucas Duda, L (1, 3) OBP: 0.333, SLG: 0.422		B SI 95 B SI 95 F CH 85 B FF 95 C SI 94 X SI 96 3-2 ② L7	C SI 93 B SI 93 B SI 93 X SI 94 2-1 6 2B 1-H 2B	C CH 83 C FF 94 X SI 94 0-2 2B 1 SAFE C SL 84 B SL 82 F SL 82 F SI 89 F CU 78 C SI 90 1-3 ③ K	4	1	2	1	0	1	2
23 Taylor Teagarden, R (1, 2) OBP: 0.273, SLG: 0.500		B SI 95 C SI 95 X SI 95 1-1 2-H 1B	B SL 86 B SL 87 B SI 94 C SI 93 D SL 87 4-1 6 2B BB	S SL 84 X SL 85 0-1 ① F8	C FF 91 B FF 91 C SL 85 X CU 75 1-2 ① G5-3	3	0	1	1	1	0	1
6 Matthew den Dekker, L (1, 8) OBP: 0.233, SLG: 0.225		F SI 93 S SI 94 F SL 86 B FF 96 B SI 96 F CH 86 S SI 96 2-3 ③ K	X SI 95 0-0 1-3 2-H 2B	B FF 94 B CH 85 S SI 94 B SI 94 X SI 94 3-1 ② L4-3	F FF 92 S FF 91 S CH 81 0-3 ② K	4	0	1	1	0	2	2
40 Bartolo Colon, R (1, 1) 66 Josh Edgin, R (8, 1) 38 Vic Black, R (8, 1) 30 Andrew Brown, R (8, PH) OBP: 0.267, SLG: 0.375 27 Jeurys Familia, R (9, 1) OBP: 1.000, SLG: 1.000			C SI 92 F SI 93 X FF 96 0-2 ① F9 S SI 96 X FF 97 0-1 ③ G5-3	F SI 95 S SL 86 S SL 85 0-3 ③ K C FF 92 X FF 92 0-1 ③ L4	3 0 0 1 0	0 0 0 0 0	0 0 0 0 0	0 0 0 0 0	1 0 0 0 0	0 0 0 0 0	3 0 0 0 0
Inning Stats	R: 0 E: 0 K: 2 S: 7 H: 0 LOB: 0 BB: 0 P: 12	R: 1 E: 0 K: 1 S: 18 H: 2 LOB: 1 BB: 0 P: 26	R: 0 E: 0 K: 1 S: 8 H: 0 LOB: 0 BB: 0 P: 9	R: 2 E: 0 K: 0 S: 12 H: 3 LOB: 2 BB: 1 P: 21	R: 1 E: 0 K: 0 S: 10 H: 2 LOB: 1 BB: 1 P: 17	R: 0 E: 0 K: 1 S: 10 H: 1 LOB: 1 BB: 0 P: 13	R: 2 E: 0 K: 1 S: 17 H: 3 LOB: 1 BB: 0 P: 26	R: 0 E: 0 K: 1 S: 8 H: 0 LOB: 0 BB: 0 P: 9		1B: 6 2B: 5 3B: 0 HR: 0 SF: 1 SAC: 0 DP: 1 HBP: 0				WP: 0 PB: 0 SB: 1 CS: 0 PA: 36	

PITCHER		IP	WLS	BF	H	R	ER	SO	BB	IBB	HBP	BLK	WP	HR	S	P	ERA	WHIP
34 Andrew Cashner, R ERA: 2.47	(1, 1)	6.0	L	27	8	4	4	5	2	0	0	0	0	0	65	98	6.00	1.667
59 Kevin Quackenbush, R ERA: 4.02	(7, 1)	0.1		3	2	2	2	0	0	0	0	0	0	0	8	14	54.00	6.000
29 Troy Patton, L ERA: 5.14	(7, 1)	0.2		3	1	0	0	1	0	0	0	0	0	0	9	12	0.00	1.500
46 Tim Stauffer, R ERA: 4.02	(8, 1)	1.0		3	0	0	0	1	0	0	0	0	0	0	8	9	0.00	0.000

PITCHER	IP	WLS	BF	H	R	ER	SO	BB	IBB	HBP	BLK	WP	HR	S	P	ERA	WHIP

BOTTOM

San Diego Padres @ New York Mets

Citi Field, Flushing, NY

Fri Jun 13 2014, 9:07 PM - 12:07 AM EDT

Att. 28,085 - Cloudy - 69 F

livebaseballscorecards.com

AB	33
R	6
H	11
RBI	6
BB	2
SO	7
LOB	14

San Diego Padres @ New York Mets

Citi Field, Flushing, NY

Sat Jun 14 2014, 4:12 PM - 7:24 PM EDT

Att. 38,269 - Partly Cloudy - 74 F

TOP

Batter	1	2	3	4	5	6	7	8	9	AB R H RBI BB SO LOB
25 Will Venable, L (1, 9) OBP: 0.275, SLG: 0.297	C SI 95; X SI 94; 0-1; ①; F8		B CU 81; B SI 93; S SI 93; B CH 89; F SI 94; X FC 92; 3-2; ①; G4-3	C CU 78; F SI 93; F FC 85; F SI 92; S CU 77; 0-3; ③; K2-3			L SI 89; S SL 83; B SL 84; X SI 90; 1-2; ②; G4-3	X SI 92; 0-0; ③; G4-3		5 0 0 0 0 1 5
2 Everth Cabrera, S (1, 6) OBP: 0.262, SLG: 0.311	B SI 95; C SI 96; B CU 79; S FF 96; F FF 95; X FC 89; 2-2; ②; G4-3		B FC 91; F SI 94; B CH 88; X FF 95; 2-1; 7 1B; 12 S; 1B		C CU 77; B FF 93; B SI 93; S CH 88; F SI 94; B FC 88; S SI 94; 3-3; ①; K		B SI 88; B SL 84; C SI 90; B SI 89; X SI 89; 3-1; E5		C FF 92; B FF 91; B CH 84; B SI 91; C FF 91; S CH 84; 3-3; ①; K	5 1 1 0 0 2 0
12 Seth Smith, L (1, 7) OBP: 0.395, SLG: 0.511	B FF 95; S FF 94; B CU 79; S FF 95; F FF 95; X FC 89; 2-2; 23 2B; 7 BB; 1B		1 SAFE; 1 SAFE; B SI 93; B SI 92; B SI 92; C SI 94; C FF 94; S SI 94; 3-3; ②; K; 1-2		B CU 78; B CU 77; B FF 94; B SI 93; 4-0; 7 G3-6; BB		1 SAFE; C FF 88; 1 SAFE; C SL 83; 1 SAFE; B SL 82; B SI 88; F SL 83; X SI 90; 2-2; ③; L3		B FF 92; B CH 84; B FF 92; C FF 91; F FF 92; B FF 92; 4-2; 7 BB; BB	3 1 1 0 2 1 2
7 Chase Headley, S (1, 5) OBP: 0.295, SLG: 0.356	B SI 93; B SI 95; B FC 90; C FF 96; F SI 95; B FF 95; 4-2; 23 2B; 8 WP; 1-2; BB		B FC 92; B CH 87; S FF 93; B FF 94; S CH 86; X CH 87; 3-2; ③; 2-H; 1B		X FC 89; 0-0; ② ③; G3-6; 1-2f			B FF 93; C FF 92; B SI 93; B CH 84; X FF 92; 3-1; HR	B FF 92; B SL 82; C FF 92; B SL 83; F SI 93; B FF 92; 4-2; 23 G3-6-1; 1-2; BB	3 2 2 2 2 0 1
23 Yonder Alonso, L (1, 3) OBP: 0.254, SLG: 0.348	X FF 95; 0-0; 8 WP; 1-3; 2-H; 2B			B CU 80; C CH 88; C FF 95; X FC 91; 1-2; ①; G6-3		B SI 88; B SL 84; F SI 89; F SL 82; X SI 89; 2-2; 24 S; 24; FC6-2-5-1-6; 2B		X FF 93; 0-0; ①; F7	B CH 84; B FF 91; F FF 92; C SL 84; X CH 83; 2-2; ② ③; G3-6-1; 1-2f	5 0 2 1 0 0 2
8 Yasmani Grandal, S (1, 2) OBP: 0.273, SLG: 0.378	C FC 90; S FF 95; B CU 80; F FF 94; D CU 80; X SI 93; 2-2; ③; G6-3; 2-3; 3-H			F FF 95; B FC 89; X CH 88; 1-1; 24 FC6-4; 1B		C SL 82; B SI 89; F SL 82; F SI 91; X SL 82; 1-2; ①; G5-3		B SI 93; B CH 83; B FF 92; B FF 92; 4-0; 13 BB; 24 1B; BB		3 0 1 0 1 0 2
24 Cameron Maybin, R (1, 8) OBP: 0.325, SLG: 0.416		B SI 95; B SI 94; B FF 94; C FF 94; C SI 94; F SI 94; S SI 94; 3-3; ①; K		C FC 89; T FF 94; F CU 78; X CU 79; 0-2; ②; FC6-4; 5 BB; 45 1B; 1-2f		B SL 82; B SL 83; F SL 82; X SI 89; 2-1; ②; FC6-2-5-1-6; 2-H		X SL 83; 0-0; 13 BB; 1-2; 1B		4 1 1 0 0 1 2
5 Alexi Amarista, L (1, 4) OBP: 0.266, SLG: 0.276		B FF 93; B SI 94; C FF 93; F CH 90; X SI 94; 2-2; ②; F7		1 SAFE; B FF 92; D CU 78; B FF 93; B FF 93; 4-0; 45 1B; 1-2; BB		S SL 81; L SL 83; X SL 82; 0-2; ③; G6-3		C SL 83; D SL 85; B FF 92; X FF 92; 2-1; ②; F7		3 0 0 0 1 0 3
45 Jesse Hahn, R (1, 1) OBP: 0.500, SLG: 0.500; 14 Tommy Medica, R (7, PH) OBP: 0.294, SLG: 0.469; 33 Dale Thayer, R (7, 1); 13 Chris Denorfia, R (8, PH) OBP: 0.309, SLG: 0.356; 56 Joaquín Benoit, R (8, 1); 16 Huston Street, R (9, 1)		C FF 94; X SI 94; 0-1; ③; G1-3		F FF 94; B FF 93; F SI 94; B CU 79; X SI 93; 2-2; 1-3; 2-H; 1B			C CH 81; B SL 84; B SI 88; C SL 85; F SL 82; F SI 90; X CH 83; 2-2; ①; F8	B SL 85; D SL 84; C SI 93; B SL 85; F FF 93; B CH 84; 4-2; 1-2; 2-3; BB		2 0 1 1 0 0 0; 1 0 0 0 0 0 0; 0 0 0 0 0 0 0; 0 0 0 0 1 0 0; 0 0 0 0 0 0 0; 0 0 0 0 0 0 0
Inning Stats	R: 2 E: 0 K: 0 S: 17 H: 2 LOB: 1 BB: 1 P: 27	R: 0 E: 0 K: 1 S: 9 H: 0 LOB: 0 BB: 0 P: 14	R: 1 E: 0 K: 1 S: 11 H: 2 LOB: 1 BB: 0 P: 22	R: 1 E: 0 K: 1 S: 17 H: 2 LOB: 2 BB: 1 P: 25	R: 0 E: 0 K: 1 S: 5 H: 0 LOB: 0 BB: 1 P: 12	R: 0 E: 0 K: 0 S: 12 H: 1 LOB: 1 BB: 0 P: 17	R: 0 E: 1 K: 0 S: 14 H: 0 LOB: 1 BB: 0 P: 22	R: 1 E: 0 K: 0 S: 9 H: 2 LOB: 3 BB: 2 P: 22	R: 0 E: 0 K: 1 S: 10 H: 0 LOB: 1 BB: 2 P: 23	1B: 6 2B: 2 3B: 0 HR: 1 SF: 0 SAC: 0 DP: 2 HBP: 0

livebaseballscorecards.com

AB	34
R	5
H	9
RBI	4
BB	7
SO	5
LOB	17

WP: 1 PB: 0 SB: 2 CS: 0 PA: 41

PITCHER	IP	WLS	BF	H	R	ER	SO	BB	IBB	HBP	BLK	WP	HR	S	P	ERA	WHIP
45 Zack Wheeler, R (1, 1) ERA: 4.38	5.0	L	22	6	4	4	4	3	0	0	0	1	0	59	100	7.20	1.800
61 Dana Eveland, L (6, 1) ERA: 1.42	2.0		8	1	0	0	0	0	0	0	0	0	0	26	39	0.00	0.500
71 Gonzalez Germen, R (8, 1) ERA: 3.48	2.0		11	2	1	1	1	4	0	0	0	0	1	19	45	4.50	3.000

PITCHER	IP	WLS	BF	H	R	ER	SO	BB	IBB	HBP	BLK	WP	HR	S	P	ERA	WHIP

San Diego Padres @ New York Mets

Citi Field, Flushing, NY

Sat Jun 14 2014, 4:12 PM - 7:24 PM EDT

Att. 38,269 - Partly Cloudy - 74 F

livebaseballscorecards.com

BOTTOM

Batter	1	2	3	4	5	6	7	8	9	AB	R	H	RBI	BB	SO	LOB
11 Rubén Tejada, R (1, 6) OBP: 0.340, SLG: 0.307	C SI 91 X SI 92 0-1 53 FC3-6 5 BB 1B		B FF 91 B FF 90 B SI 91 C SI 91 F SI 91 X SI 90 3-2 ② L5		B SI 90 C SI 91 B CU 74 C SI 91 F CU 74 B CU 75 F SI 90 C CU 74 3-3 ② K			C SI 94 B SI 95 B SI 94 C CH 85 S SL 87 2-3 ① K		4	0	1	0	0	2	0
28 Daniel Murphy, L (1, 4) OBP: 0.356, SLG: 0.417	F SI 93 X CH 84 0-1 ① F8		X CU 72 0-0 ③ G4-3		C SI 89 B CH 85 F CU 74 B CU 73 X 2-2 ③ G5-3			C FF 93 B FF 92 B CH 82 C CH 83 S CH 84 2-3 ② K		4	0	0	0	0	1	1
5 David Wright, R (1, 5) OBP: 0.327, SLG: 0.358	B SI 93 B FF 93 B SI 93 F SI 92 B SI 92 4-1 53 FC3-6 1-2 BB			H CU 70 1-0 1 WP 53 BB HBP		F SI 88 X SI 89 0-1 ① G6-3		F SI 94 X SL 88 0-1 ③ F9		2	0	0	0	1	0	0
53 Bobby Abreu, L (1, 9) OBP: 0.379, SLG: 0.453	C SI 92 X CH 86 0-1 ② FC3-6 1-2f 2-3			B SI 90 B SI 91 B SI 90 B SI 91 4-0 1 WP 1-2 BB		B SI 88 C SI 89 C CU 73 B CU 74 B CU 73 S CU 74 3-3 ② K			C SI 89 F SI 89 D CH 82 F CH 80 S CH 80 1-3 ① K	3	0	0	0	1	2	2
21 Lucas Duda, L (1, 3) OBP: 0.332, SLG: 0.418	X CH 86 0-0 ③ L9			C CU 75 B F CU 75 S CU 74 1-3 ① K		C SI 90 B CH 85 X CU 74 1-1 ③ F9			C SI 90 B SI 90 B CH 80 F SI 91 B CH 81 F SI 90 X CH 81 3-2 23 DI 1B	4	0	1	0	0	1	4
1 Chris Young, R (1, 7) OBP: 0.283, SLG: 0.313		C SI 90 C CU 73 F SL 80 F SL 80 S SI 92 0-3 ① K		B CU 75 B FF 90 C B CU 74 C SI 91 F SI 91 S CU 76 3-3 ② K 1-2 2-3			C FF 93 F SI 92 F SL 81 B FF 91 S SL 82 1-3 ① K		S SI 90 B SL 84 F SL 83 C SI 90 1-3 ② K	4	0	0	0	0	4	3
23 Taylor Teagarden, R (1, 2) OBP: 0.267, SLG: 0.385		C FF 92 B SI 91 C CU 75 X CU 74 1-2 ② P3		B SI 91 C SI 92 B SI 92 B CU 75 B SI 91 4-1 BB			C FF 92 F SL 83 X SI 92 0-2 ② G5-3		C SI 90 F SL 83 B SL 83 S SL 83 1-3 ③ K 1-2	3	0	0	0	1	1	1
6 Matthew den Dekker, L (1, 8) OBP: 0.239, SLG: 0.214		C SI 90 B CH 85 B CU 72 S SI 90 X CU 73 2-2 ③ L3		D CU 73 S SI 91 C CU 74 S CU 75 1-3 ③ K			B SI 91 B SI 90 B SI 90 C SI 90 B SI 90 4-1 BB			2	0	0	0	1	1	3
45 Zack Wheeler, L (1, 1) OBP: 0.095, SLG: 0.050 30 Andrew Brown, R (5, PH) OBP: 0.261, SLG: 0.366 61 Dana Eveland, L (6, 1) 3 Curtis Granderson, L (7, PH) OBP: 0.337, SLG: 0.384 71 Gonzalez Germen, R (8, 1)			C SI 90 X SI 90 0-1 ① F8		C SI 89 C SI 90 S CU 73 0-3 ① K2-3		F SI 91 B FF 91 B FF 91 B SI 91 F SI 90 F SL 81 X SL 82 3-2 ③ P4			1 1 0 1 0	0 0 0 0 0	0 0 0 0 0	0 0 0 0 0	0 1 0 0 0	0 0 0 0 0	0 0 0 1 0
Inning Stats	R: 0 E: 0 K: 0 S: 8 H: 1 LOB: 2 BB: 1 P: 12	R: 0 E: 0 K: 1 S: 11 H: 0 LOB: 0 BB: 0 P: 14	R: 0 E: 0 K: 0 S: 6 H: 0 LOB: 0 BB: 0 P: 9	R: 0 E: 0 K: 3 S: 11 H: 0 LOB: 3 BB: 2 P: 25	R: 0 E: 0 K: 2 S: 11 H: 0 LOB: 0 BB: 0 P: 16	R: 0 E: 0 K: 1 S: 7 H: 0 LOB: 0 BB: 0 P: 11	R: 0 E: 0 K: 1 S: 12 H: 0 LOB: 1 BB: 1 P: 20	R: 0 E: 0 K: 2 S: 8 H: 0 LOB: 0 BB: 0 P: 12	R: 0 E: 0 K: 3 S: 14 H: 1 LOB: 1 BB: 0 P: 20	1B: 2 2B: 0 3B: 0 HR: 0	SF: 0 SAC: 0 DP: 0 HBP: 1		WP: 1 PB: 0 SB: 0 CS: 0	PA: 34			

	AB	29
	R	0
	H	2
	RBI	0
	BB	4
	SO	13
	LOB	15

PITCHER		IP	WLS	BF	H	R	ER	SO	BB	IBB	HBP	BLK	WP	HR	S	P	ERA	WHIP
45 Jesse Hahn, R ERA: 3.72	(1, 1)	6.0	W	23	1	0	0	7	3	0	1	0	1	0	54	87	0.00	0.667
33 Dale Thayer, R ERA: 2.15	(7, 1)	1.0		4	0	0	0	1	1	0	0	0	0	0	12	20	0.00	1.000
56 Joaquín Benoit, R ERA: 1.52	(8, 1)	1.0		3	0	0	0	2	0	0	0	0	0	0	8	12	0.00	0.000
16 Huston Street, R ERA: 1.04	(9, 1)	1.0		4	1	0	0	3	0	0	0	0	0	0	14	20	0.00	1.000

PITCHER	IP	WLS	BF	H	R	ER	SO	BB	IBB	HBP	BLK	WP	HR	S	P	ERA	WHIP

Batter	1	2	3	4	5	6	7	8	9	AB	R	H	RBI	BB	SO	LOB
25 Will Venable, L (1, 8) OBP: 0.279, SLG: 0.294	B FF 85 C SI 87 B FF 84 B FC 86 C SI 86 B SL 79 4-2 2 SH2-3-5 BB	C CU 75 B FC 91 X FC 90 1-1 ③ G3			B FF 92 B CU 74 C FC 88 B FC 89 B FC 89 4-1 2 S BB		C FF 96 C CU 81 X FF 97 0-2 ② FC4-6 1-2f			2	0	0	0	2	0	3
2 Everth Cabrera, S (1, 6) OBP: 0.260, SLG: 0.308	1 SAFE X FF 85 0-0 ① ② SH2-3-5 1-3f		C FF 89 B CU 74 B CH 85 C FC 88 S CU 78 2-3 ① K		C FC 89 B FC 88 X FC 88 1-1 ③ G1-3 1-2		B FF 96 X FF 95 1-0 ③ G4-3			3	0	0	0	0	1	2
12 Seth Smith, L (1, 9) OBP: 0.397, SLG: 0.505	B SI 86 B SI 88 B FC 86 C FC 86 C FF 88 B SL 79 4-2 BB		X SI 90 0-0 ② G4-3			B FF 95 C FF 96 B CU 82 B FF 95 B FF 96 4-1 7 BB		C FF 92 B CU 79 S CU 78 X FF 94 1-2 ① G4-3		2	0	0	0	2	0	0
7 Chase Headley, S (1, 5) OBP: 0.294, SLG: 0.350	C FF 90 B CU 72 B FS 77 X SI 89 2-1 ③ G3		C FF 91 B FC 89 B CH 85 B CU 74 S FC 89 F FC 88 S FC 88 3-3 ③ K			B FF 94 B FF 96 B FF 96 C FF 96 F FF 96 B FF 94 4-2 1-2 BB		X FF 94 0-0 ② G3-1		3	0	0	0	1	1	1
18 Carlos Quentin, R (1, 7) OBP: 0.301, SLG: 0.323		C FF 90 X SI 90 0-1 ① 23 1B 44 1B 1B		B FF 91 H FC 85 2-0 23 G4-6-3 HBP		B FF 96 B CU 78 C FF 96 F FF 96 X FF 96 2-2 ① P4		X FC 92 0-0 ③ F8		3	1	1	0	0	0	2
23 Yonder Alonso, L (1, 3) OBP: 0.254, SLG: 0.347		B FF 91 B CU 73 X FF 89 2-0 22 SH1-4 1-3 44 1B 1B		S CH 83 B SI 86 C FF 90 D FC 88 X SI 84 2-2 ① ② G4-6-3 1-2f		D CU 81 C FF 96 X FF 96 1-1 ② F5			B SI 93 C SI 92 B CH 88 B CH 87 X SI 93 3-1 ① G3	4	0	1	0	0	0	3
44 René Rivera, R (1, 2) OBP: 0.287, SLG: 0.434 59 Kevin Quackenbush, R (6, 1) 46 Tim Stauffer, R (8, 1) OBP: 0.200, SLG: 0.200 13 Chris Denorfia, R (9, PH) OBP: 0.307, SLG: 0.354		C FC 90 S CU 75 D CU 78 B FF 90 B FC 89 X FC 89 3-2 22 SH1-4 1-2 3-H 1B		F FC 88 B FC 89 B FF 90 X FC 87 2-1 ③ F8		C FF 96 B CU 83 S FF 97 B CU 79 F FF 97 T FF 97 2-2 ③ K			B SI 93 B SI 93 C FF 93 B CU 78 X FF 93 3-1 ② L3	3 0 0 1	0 0 0 0	1 0 0 0	1 0 0 0	0 0 0 0	1 0 0 0	2 0 0 0
3 Jace Peterson, L (1, 4) OBP: 0.158, SLG: 0.111 5 Alexi Amarista, L (7, PH) OBP: 0.262, SLG: 0.271 (7, 4)		B FF 91 S FC 89 S FC 89 B FC 90 C FC 86 2-3 ① K			F FF 88 B CU 72 F FC 89 B CH 86 S FC 88 2-3 ① K		B FF 96 B FF 95 B FF 96 C FF 95 C FF 96 X FF 95 3-2 ① L6-3		F FF 94 X SI 89 0-1 ③ G4-3	2 2	0 0	0 0	0 0	0 0	2 0	2 0
22 Ian Kennedy, R (1, 1) OBP: 0.167, SLG: 0.261 54 Alex Torres, L (6, 1) 8 Yasmani Grandal, S (6, 2) OBP: 0.278, SLG: 0.383		B CU 73 L FC 87 B FC 86 X FC 86 2-1 ② SH1-4 1-2 2-3			C FC 90 S FC 88 X FC 88 0-2 ② G4-3		C FF 97 S FF 97 B FF 96 F FF 96 X FF 97 1-2 25 FC4-6 1B			1 0 1	0 0 0	0 0 1	0 0 0	0 0 0	0 0 0	0 0 0
Inning Stats	R: 0 E: 0 K: 0 S: 7 H: 0 LOB: 1 BB: 2 P: 17	R: 1 E: 0 K: 1 S: 13 H: 3 LOB: 2 BB: 0 P: 23	R: 0 E: 0 K: 2 S: 8 H: 0 LOB: 0 BB: 0 P: 13	R: 0 E: 0 K: 0 S: 5 H: 0 LOB: 0 BB: 0 P: 11	R: 0 E: 0 K: 1 S: 9 H: 0 LOB: 1 BB: 1 P: 16	R: 0 E: 0 K: 1 S: 12 H: 0 LOB: 2 BB: 2 P: 25	R: 0 E: 0 K: 0 S: 11 H: 1 LOB: 1 BB: 0 P: 16	R: 0 E: 0 K: 0 S: 5 H: 0 LOB: 0 BB: 0 P: 6	R: 0 E: 0 K: 0 S: 6 H: 0 LOB: 0 BB: 0 P: 12	1B: 4 2B: 1 3B: 0 HR: 0 SF: 0 SAC: 2 DP: 2 HBP: 1						

PITCHER		IP	WLS	BF	H	R	ER	SO	BB	IBB	HBP	BLK	WP	HR	S	P	ERA	WHIP
16 Daisuke Matsuzaka, R ERA: 2.88	(1, 1)	1.0		4	0	0	0	0	2	0	0	0	0	0	7	17	0.00	2.000
52 Carlos Torres, R ERA: 3.43	(2, 1)	4.0	W	16	3	1	1	4	1	0	1	0	0	0	35	63	2.25	1.000
38 Vic Black, R ERA: 0.73	(6, 1)	2.0	H	9	1	0	0	1	2	0	0	0	0	0	23	41	0.00	1.500
58 Jenrry Mejia, R ERA: 4.36	(8, 1)	2.0	S	6	0	0	0	0	0	0	0	0	0	0	11	18	0.00	0.000

PITCHER	IP	WLS	BF	H	R	ER	SO	BB	IBB	HBP	BLK	WP	HR	S	P	ERA	WHIP

TOP

San Diego Padres @ New York Mets

Citi Field, Flushing, NY

Sun Jun 15 2014, 1:16 PM - 4:30 PM EDT

Att. 38,987 - Sunny - 75 F

livebaseballscorecards.com

AB	27
R	1
H	4
RBI	1
BB	5
SO	5
LOB	15

BOTTOM

San Diego Padres @ New York Mets

Citi Field, Flushing, NY

Sun Jun 15 2014, 1:16 PM - 4:30 PM EDT

Att. 38,987 - Sunny - 75 F

livebaseballscorecards.com

Batter	1	2	3	4	5	6	7	8	9	AB	R	H	RBI	BB	SO	LOB
3 Curtis Granderson, L (1, 8) (8, 9) OBP: 0.346, SLG: 0.401	B FF 90 X FF 91 1-0 HR	D KC 77 B KC 77 B FF 93 C FF 91 3 SAFE D CH 85 4-1 2-3 BB		B KC 78 B CH 84 F FF 92 S SI 93 X KC 79 2-2 1B		B FF 92 X FF 92 1-0 ② L9		B CH 80 C SI 91 F SL 85 B CH 81 B CH 81 B FF 92 4-2 BB		3	1	2	1	2	0	2
28 Daniel Murphy, L (1, 4) OBP: 0.357, SLG: 0.420	C FF 91 B CH 83 F FF 92 X KC 76 1-2 53 2B 2B	S FF 92 1 SAFE B SI 92 F SI 92 D CH 84 B SI 93 3 SAFE X SI 91 3-2 ② SF9 3-H		1 SAFE C FF 90 B SI 93 1 SAFE 1 SAFE 1 SAFE C FF 92 B FF 92 B SI 93 3-3 ③ C CH 66 K		B FF 95 D CH 85 B CH 84 B FF 93 4-0 1-2 2-3 BB		C SI 91 F SI 91 F CU 73 X CH 78 0-2 ③ F7		3	1	1	1	1	1	2
5 David Wright, R (1, 5) OBP: 0.326, SLG: 0.355	B FF 91 C FF 90 B KC 76 B SI 91 B FF 93 4-1 53 2B BB	B SL 83 C FF 91 S FF 90 1 SAFE B SI 90 1 SAFE T CH 83 2-2 ③ K			S CH 82 F FF 91 X KC 78 0-2 ① F9	B FF 91 B FF 91 F FF 90 F FF 91 D CH 82 X FF 91 3-2 ③ F9				3	0	0	0	1	1	4
53 Bobby Abreu, L (1, 9) OBP: 0.385, SLG: 0.462 11 Rubén Tejada, R (8, 6) OBP: 0.340, SLG: 0.307	B FF 92 F SI 91 F KC 76 X KC 76 1-2 1-3 2-H 2B		C FF 89 C FF 91 X KC 76 0-2 ① G3-1		B CH 84 S FF 91 B FF 91 C SI 92 F FF 93 B SI 94 F FF 94 F CH 85 F SI 93 4-2 B SL 87 BB		B FF 91 F FF 91 F FF 91 B FF 91 C FF 91 2-3 ① K			3 0	0 0	1 0	1 0	1 0	1 0	0 0
30 Andrew Brown, R (1, 7) OBP: 0.245, SLG: 0.341 38 Vic Black, R (6, 1) 6 Matthew den Dekker, L (7, PH) OBP: 0.234, SLG: 0.209 (8, 8)	C FF 92 B FF 91 B FF 91 F CH 85 F CH 84 S SI 94 2-3 ① K		F FF 91 F FF 92 B KC 76 S KC 77 1-3 ② K		C KC 76 B FF 91 B KC 76 D CH 84 T FF 91 F FF 91 S FF 92 3-3 ② K		C FF 92 B FF 92 B SL 83 B FF 90 X FF 89 3-1 ② G3			3 0 1	0 0 0	0 0 0	0 0 0	0 0 0	3 0 0	3 0 0
21 Lucas Duda, L (1, 3) OBP: 0.335, SLG: 0.430	C FF 92 B FF 92 C KC 78 X SI 93 1-2 ② P5		F FF 92 X SI 92 0-1 2B		D KC 76 X SI 91 1-0 ③ F7		C SL 84 B CU 76 B FF 91 C FF 91 B CU 75 X FF 90 3-2 2B			4	0	2	0	0	0	3
4 Wilmer Flores, R (1, 6) OBP: 0.264, SLG: 0.304 58 Jenrry Mejia, R (8, 1)	B KC 78 B SL 84 C FF 92 X FF 93 2-1 ③ F9		D KC 76 F FF 91 X KC 76 1-1 ③ F7			B FF 91 B FF 91 C FF 91 F FF 92 F CH 84 X KC 78 2-2 28 BB 29 1B 1B	S FF 92 F FF 92 F FF 92 B FF 91 F FF 92 F FF 93 C CH 85 1-3 ③ K			4 0	0 0	1 0	0 0	0 0	1 0	4 0
20 Anthony Recker, R (1, 2) OBP: 0.248, SLG: 0.316		B FF 90 B FF 91 B SI 90 B FF 92 4-0 3 WP 52 SH3-4 28 SF9 BB		S SI 90 F KC 76 S SI 92 0-3 ① K		C FF 92 C FF 92 F FF 93 B FF 92 X KC 77 1-2 ① F7		B SI 91 F SI 90 C FF 91 S CH 80 1-3 ① K		3	1	0	0	1	2	1
16 Daisuke Matsuzaka, R (1, 1) OBP: 0.400, SLG: 0.250 52 Carlos Torres, R (2, 1) 29 Eric Campbell, R (6, 7) OBP: 0.339, SLG: 0.408		C SI 92 C FF 90 X FF 92 0-2 ① SH3-4 1-2		C SI 92 S FF 93 S SI 93 0-3 ② K		S KC 77 X KC 78 0-1 28 BB 1-2 1B		B FF 92 F FF 92 X SL 86 1-1 ② F9		0 1 2	0 0 0	0 0 1	0 0 0	0 1 0	0 0 0	0 0 0
Inning Stats	R: 2 E: 0 K: 1 S: 17 H: 3 LOB: 2 BB: 1 P: 29	R: 1 E: 0 K: 1 S: 10 H: 0 LOB: 1 BB: 2 P: 23	R: 0 E: 0 K: 1 S: 10 H: 1 LOB: 1 BB: 0 P: 12	R: 0 E: 0 K: 3 S: 12 H: 1 LOB: 1 BB: 0 P: 17	R: 0 E: 0 K: 1 S: 14 H: 0 LOB: 1 BB: 1 P: 22	R: 0 E: 0 K: 0 S: 14 H: 2 LOB: 3 BB: 1 P: 25	R: 0 E: 0 K: 2 S: 14 H: 1 LOB: 1 BB: 0 P: 23	R: 0 E: 0 K: 1 S: 11 H: 0 LOB: 1 BB: 1 P: 17		1B: 3 2B: 4 3B: 0 HR: 1	SF: 1 SAC: 1 DP: 0 HBP: 0		WP: 1 PB: 0 SB: 0 CS: 0	PA: 38	

	AB	30
	R	3
	H	8
	RBI	3
	BB	6
	SO	10
	LOB	19

PITCHER		IP	WLS	BF	H	R	ER	SO	BB	IBB	HBP	BLK	WP	HR	S	P	ERA	WHIP
22 Ian Kennedy, R ERA: 3.72	(1, 1)	5.1	L	27	7	3	3	7	4	0	0	0	1	1	73	116	5.06	2.062
54 Alex Torres, L ERA: 1.93	(6, 1)	0.1		2	0	0	0	0	1	0	0	0	0	0	1	6	0.00	3.000
59 Kevin Quackenbush, R ERA: 3.71	(6, 1)	1.1		5	1	0	0	2	0	0	0	0	0	0	17	29	0.00	0.750
46 Tim Stauffer, R ERA: 3.9	(8, 1)	1.0		4	0	0	0	1	1	0	0	0	0	0	11	17	0.00	1.000

PITCHER	IP	WLS	BF	H	R	ER	SO	BB	IBB	HBP	BLK	WP	HR	S	P	ERA	WHIP

Batter	1	2	3	4	5	6	7	8	9	AB	R	H	RBI	BB	SO	LOB
3 Curtis Granderson, L (1, 8) (8, 9) OBP: 0.344, SLG: 0.397	C FF 96 X FF 100 0-1 G6-3		C FF 100 X FF 99 0-1 SF8 3-H		B SI 88 C SI 87 B SL 79 F SL 79 B FF 88 B SL 79 4-2 28 G6-3 BB			F FF 87 X SI 87 0-1 F7		2	0	0	1	1	0	0
28 Daniel Murphy, L (1, 4) OBP: 0.359, SLG: 0.419	X FF 100 0-0 G3		B FF 100 B CH 89 B CH 90 B FF 98 4-0 2-3 BB		1 SAFE C FF 88 F SI 88 F SL 78 F SI 88 X SI 89 0-2 G6-3 1-2f			C SI 89 S CH 81 B SL 78 X FF 88 1-2 5 1B 1 1B 1B		3	1	1	0	1	0	1
5 David Wright, R (1, 5) OBP: 0.325, SLG: 0.353	F FF 99 B SI 98 X SI 98 1-1 G6-3		S FF 98 B SI 95 C CU 86 S CU 86 1-3 K		C SI 88 T CH 82 S SL 79 0-3 K2-3			B SI 88 F SI 88 D CH 81 B CH 82 F SI 87 X SI 89 3-2 1 1B 1-3 1B		4	0	1	0	0	2	2
53 Bobby Abreu, L (1, 9) OBP: 0.383, SLG: 0.450 1 Chris Young, R (8, PH) OBP: 0.286, SLG: 0.317 (8, 8)		B FF 96 C FF 96 C FF 98 S CH 89 1-3 K	B FF 96 B FF 95 B FF 93 B FF 96 4-0 21 2B BB			C SI 86 C SL 78 B SL 79 B CH 82 B SL 78 F SI 88 X SI 88 3-2 G6-3		B SI 84 D SI 84 F SI 85 X SI 85 2-1 1-2 3-H 1B		2	0	0	0	1	1	0
										1	0	1	1	0	0	0
21 Lucas Duda, L (1, 3) OBP: 0.333, SLG: 0.431		X FF 97 0-0 G4-3	C FF 98 X FF 95 0-1 1-3 2B			B SL 80 C SL 77 B CH 82 C SL 78 F SI 88 F SI 89 B FF 89 S SL 80 3-3 K		B SL 73 F SI 84 B SL 75 F SI 85 B SL 75 S SL 75 3-3 K		4	0	1	0	0	2	2
23 Taylor Teagarden, R (1, 2) OBP: 0.222, SLG: 0.313 6 Matthew den Dekker, L (8, PH) OBP: 0.229, SLG: 0.205 66 Josh Edgin, R (8, 1)		B FF 98 B FF 97 X FF 96 2-0 G6-3	B CU 85 F FF 97 D CU 86 S CU 85 X FF 98 2-2 P4			C CH 82 B CH 81 F SI 90 B SL 80 B FF 89 X CH 83 3-2 G5-3		C SI 90 C SI 89 B CH 83 B SI 90 B SI 90 F SI 90 X SI 90 3-2 G6-3		3	0	0	0	0	0	2
										1	0	0	0	0	0	2
										0	0	0	0	0	0	0
11 Rubén Tejada, R (1, 6) OBP: 0.343, SLG: 0.304			F FF 98 B SI 97 T FF 100 B CU 88 B FF 100 B FF 99 4-2 22 E 48 SH1-3 3 SF8 BB	B CU 86 D SI 96 B CU 84 I 4-0 IBB			B CH 81 S SI 88 T CH 82 F FF 89 B SI 88 C SI 89 2-3		X SI 90 0-0 F8	2	1	0	0	2	1	0
48 Jacob deGrom, L (1, 1) OBP: 0.462, SLG: 0.500 61 Dana Eveland, L (5, 1) 29 Eric Campbell, R (7, PH) OBP: 0.333, SLG: 0.400 71 Gonzalez Germen, R (7, 1) 20 Anthony Recker, R (8, 2) OBP: 0.245, SLG: 0.313			X FF 93 0-0 SH1-3 1-2	X FF 95 0-0 L4			B CU 72 B CH 82 S SI 87 X SI 87 2-1 G6-3		C SI 90 B SL 82 X SI 90 1-1 G1-3	1	0	0	0	0	0	3
										0	0	0	0	0	0	0
										1	0	0	0	0	0	0
										0	0	0	0	0	0	0
										1	0	0	0	0	0	0
22 Eric Young Jr., S (1, 7) OBP: 0.313, SLG: 0.303			B FF 98 S FF 98 D CH 90 B CH 90 C FF 99 X FF 99 3-2 E6 28 WP 2-3 1B	B FF 99 C FF 99 S CH 89 D CH 91 F FF 99 S CU 86 2-3 K			B SI 89 C FF 88 X FF 87 1-1 G4-3		C SI 90 B SI 90 C SI 91 B SI 90 X SI 90 2-2 G5-3	4	0	1	0	0	1	3

Inning Stats	1	2	3	4	5	6	7	8	9
	R: 0 E: 0 K: 0 S: 5 H: 0 LOB: 0 BB: 0 P: 6	R: 0 E: 0 K: 1 S: 5 H: 0 LOB: 0 BB: 0 P: 8	R: 1 E: 1 K: 1 S: 11 H: 1 LOB: 2 BB: 2 P: 23	R: 0 E: 0 K: 1 S: 10 H: 1 LOB: 3 BB: 2 P: 22	R: 0 E: 0 K: 1 S: 10 H: 0 LOB: 0 BB: 1 P: 14	R: 0 E: 0 K: 1 S: 12 H: 0 LOB: 0 BB: 0 P: 21	R: 0 E: 0 K: 1 S: 8 H: 0 LOB: 0 BB: 0 P: 13	R: 1 E: 0 K: 1 S: 17 H: 3 LOB: 2 BB: 0 P: 29	R: 0 E: 0 K: 0 S: 6 H: 0 LOB: 0 BB: 0 P: 9

1B: 4 SF: 1
2B: 1 SAC: 1
3B: 0 DP: 1
HR: 0 HBP: 0

WP: 1 PA: 36
PB: 0
SB: 0
CS: 0

PITCHER		IP	WLS	BF	H	R	ER	SO	BB	IBB	HBP	BLK	WP	HR	S	P	ERA	WHIP
44 Carlos Martinez, R ERA: 4.19	(1, 1)	4.0		18	2	1	0	3	3	1	0	0	1	0	31	59	0.00	1.250
62 Nick Greenwood, L ERA: 2.7	(5, 1)	3.1	W	12	2	1	1	3	1	0	0	0	0	0	38	60	2.70	0.900
36 Randy Choate, L ERA: 6.5	(8, 1)	0.1		2	1	0	0	1	0	0	0	0	0	0	5	10	0.00	3.000
43 Seth Maness, R ERA: 2.45	(8, 1)	1.1	S	4	0	0	0	0	0	0	0	0	0	0	10	16	0.00	0.000

PITCHER	IP	WLS	BF	H	R	ER	SO	BB	IBB	HBP	BLK	WP	HR	S	P	ERA	WHIP

TOP

New York Mets @ St. Louis Cardinals

Busch Stadium, St. Louis, MO

Mon Jun 16 2014, 7:11 PM - 10:03 PM CDT

Att. 42,808 - Clear - 91 F

livebaseballscorecards.com

AB	29
R	2
H	5
RBI	2
BB	5
SO	7
LOB	15

BOTTOM

New York Mets @ St. Louis Cardinals

Busch Stadium, St. Louis, MO

Mon Jun 16 2014, 7:11 PM - 10:03 PM CDT

Att. 42,808 - Clear - 91 F

livebaseballscorecards.com

Batter	1	2	3	4	5	6	7	8	9	AB	R	H	RBI	BB	SO	LOB
13 Matt Carpenter, L (1, 5) OBP: 0.373, SLG: 0.370	B FF 94 X FF 93 1-0 L8		C FF 93 B FF 93 F FF 93 B FF 94 F SL 86 B FF 93 X FF 94 3-2 G4-3		C CU 78 B SI 93 C SI 93 B FF 93 S CH 84 2-3 K	F FF 91 B SI 90 B SL 85 C SL 84 F FF 90 S SL 85 2-3 K				4	0	0	0	0	2	0
19 Jon Jay, L (1, 8) OBP: 0.367, SLG: 0.392	B FF 94 B FF 94 C SI 93 S CH 86 B CH 84 B FF 94 4-2 7 21 1B BB		X SL 88 0-0 21 1B 32 1B 1B		B CH 84 X CH 83 1-0 7 1B 2B	C FF 91 B SL 84 X SL 84 1-1 G5-3				3	3	2	0	1	0	0
7 Matt Holliday, R (1, 7) OBP: 0.378, SLG: 0.384	F FF 93 X SL 86 0-1 21 1B 1-2 1B		X FF 93 0-0 F9		C FF 93 F FF 93 B SI 94 X CU 80 1-2 21 2B 2-H 1B	C SL 83 B FF 92 B SL 83 F FF 91 B FF 91 T SL 84 3-2 K				4	1	2	1	0	1	1
21 Allen Craig, R (1, 9) OBP: 0.316, SLG: 0.390	C FF 94 B SI 93 F CH 83 X FF 95 1-2 32 G5-6-3 1-2 2-H 1B		B FF 93 B FF 92 F CH 83 F CH 82 B FF 94 X CH 82 3-2 32 1B 4 1B 1-3 1B		S CH 83 B FF 91 F FF 92 X CH 80 1-2 32 3B 1-H 2B		X FF 92 0-0 G6-3			4	1	3	2	0	0	0
32 Matt Adams, L (1, 3) OBP: 0.341, SLG: 0.522	B CH 84 B SI 93 B SI 93 C CH 84 C SL 87 F CH 84 X FF 95 3-2 G5-6-3 1-2f		X SI 94 0-0 4 1B 1-2 3-H 1B		B SL 86 X CH 83 1-0 27 1B 2-H 3B		F FF 92 B FF 92 X CH 83 1-1 L6			4	1	2	2	0	0	2
4 Yadier Molina, R (1, 2) OBP: 0.333, SLG: 0.398		S FF 93 B SI 92 F CH 82 X CH 83 1-2 G6-3 B SL 86 X CH 82 1-0 1-2 2-H 1B		B CH 88 S SI 92 B SI 92 B SL 87 B SL 88 4-1 16 FC3-6 27 1B BB		C SL 84 X SL 85 0-1 G5-3			3	0	1	0	1	0	0
27 Jhonny Peralta, R (1, 6) OBP: 0.311, SLG: 0.429		X FF 93 0-0 1B	S FF 93 B SL 87 F CH 84 X CH 83 1-2 G6-3 B SL 87 C SI 92 F SI 92 B SI 92 F CH 82 X SI 93 2-2 16 FC3-6 1-2 3-H 1B		B FF 92 C CU 81 S SL 84 B CU 83 B FF 93 F SL 84 S SL 85 3-3 K		4	0	2	1	0	1	0
16 Kolten Wong, L (1, 4) OBP: 0.296, SLG: 0.320		B FF 92 X CH 83 1-0 F8	B SI 93 B CH 85 B CH 82 C SI 94 C FF 93 X SL 88 3-2 G4-3 B SL 85 X SI 90 1-0 FC3-6 1-2f 2-3		C CU 81 B FF 94 B FF 94 F CU 80 X SL 87 2-2 G3		4	0	0	0	0	0	3
44 Carlos Martinez, R (1, 1) 62 Nick Greenwood, R (5, 1) 36 Randy Choate, L (8, 1) 43 Seth Maness, R (8, 1)		X SI 93 0-0 G1-3	C FF 92 S SL 87 F SI 94 B CH 84 F SL 86 S FF 95 1-3 K B SI 90 X SI 91 1-0 G5-3		F FF 92 F FF 93 F CU 81 B CH 86 B SL 87 X FF 92 2-2 G6-3		2 1 0 1	0 0 0 0	0 0 0 0	0 0 0 0	0 0 0 0	1 0 0 0	1 2 0 0
Inning Stats	R: 1 H: 2 E: 0 LOB: 1 K: 0 BB: 1 S: 12 P: 21	R: 0 H: 1 E: 0 LOB: 1 K: 0 BB: 0 S: 6 P: 8	R: 1 H: 4 E: 0 LOB: 2 K: 0 BB: 0 S: 11 P: 18	R: 0 H: 0 E: 0 LOB: 0 K: 1 BB: 0 S: 11 P: 16	R: 4 H: 5 E: 0 LOB: 2 K: 1 BB: 1 S: 18 P: 32	R: 0 H: 0 E: 0 LOB: 0 K: 2 BB: 0 S: 9 P: 15	R: 0 H: 0 E: 0 LOB: 0 K: 0 BB: 0 S: 5 P: 6	R: 0 H: 0 E: 0 LOB: 0 K: 1 BB: 0 S: 11 P: 18		1B: 9 2B: 2 3B: 1 HR: 0	SF: 0 SAC: 0 DP: 1 HBP: 0			WP: 0 PB: 0 SB: 0 CS: 0	PA: 36	

	AB	34
	R	6
	H	12
	RBI	6
	BB	2
	SO	5
	LOB	9

PITCHER		IP	WLS	BF	H	R	ER	SO	BB	IBB	HBP	BLK	WP	HR	S	P	ERA	WHIP
48 Jacob deGrom, R ERA: 4.39	(1, 1)	4.1	L	25	12	6	6	2	2	0	0	0	0	0	56	91	12.46	3.231
61 Dana Eveland, L ERA: 1.13	(5, 1)	1.2		5	0	0	0	2	0	0	0	0	0	0	11	19	0.00	0.000
71 Gonzalez Germen, R ERA: 3.32	(7, 1)	1.0		3	0	0	0	0	0	0	0	0	0	0	5	6	0.00	0.000
66 Josh Edgin, L ERA: 2.0	(8, 1)	1.0		3	0	0	0	1	0	0	0	0	0	0	11	18	0.00	0.000

PITCHER	IP	WLS	BF	H	R	ER	SO	BB	IBB	HBP	BLK	WP	HR	S	P	ERA	WHIP

Batter	1	2	3	4	5	6	7	8	9	AB	R	H	RBI	BB	SO	LOB
3 Curtis Granderson, L (1, 8) OBP: 0.343, SLG: 0.399	C FF 92 S CH 86 S FF 94 0-3 ① K		C CU 72 F FC 88 X CH 85 0-2 ② G3-1		1 SAFE X FF 91 0-0 1-3 2B		C FF 95 F CU 78 X CU 79 0-2 ③ F9			4	0	1	0	0	1	0
28 Daniel Murphy, L (1, 4) OBP: 0.354, SLG: 0.413	B FF 92 B CU 71 X FF 92 2-0 ② G3		B FC 87 X FF 92 1-0 ③ L7		D CH 88 S CH 86 S CH 87 F CH 88 F FF 94 B CH 88 B CH 88 S CH 88 3-3 ③ K2-3			B FF 94 B SI 93 B CU 77 C FF 93 C FF 93 X FF 94 3-2 ① P5		4	0	0	0	0	1	2
5 David Wright, R (1, 5) OBP: 0.327, SLG: 0.369	X FF 92 0-0 ③ G4-3			B FF 91 B FF 91 F CU 74 F FF 92 X CU 74 2-2 HR		B CU 75 T FF 93 X FF 92 1-1 20 F8 2B		F SI 94 B FS 87 F FS 86 X FS 86 1-2 ② G3-1		4	1	2	1	0	0	0
53 Bobby Abreu, L (1, 9) OBP: 0.367, SLG: 0.429		C FF 90 B FF 92 B FF 91 C CU 74 X FF 94 2-2 ① G4-3		B FF 92 B FF 93 C FF 93 X FF 93 2-1 ① F7		F FF 91 B FF 94 F CH 84 X FF 95 1-2 ① L7		B FF 92 X FF 94 1-0 ③ F8		4	0	0	0	0	0	1
21 Lucas Duda, L (1, 3) OBP: 0.340, SLG: 0.454		C FF 92 F FC 90 B FF 95 X FF 95 1-2 2B		B CU 74 S CH 85 B FF 91 B CH 86 X FF 94 3-1 ② P3		C CH 86 B FC 90 C FF 93 B CH 84 F CH 86 B CU 74 D CH 88 4-2 BB			B FF 94 X FC 90 1-0 HR	3	1	2	1	1	0	0
20 Anthony Recker, R (1, 2) OBP: 0.248, SLG: 0.306 29 Eric Campbell, R (9, PH) OBP: 0.345, SLG: 0.431		F FF 92 B FF 94 B CU 75 C CU 75 D FF 95 B CU 74 4-2 BB		B FC 90 S FF 92 B FF 92 C FF 93 T FF 94 2-2 ③ K		X FF 93 0-0 ② F8 2-3			C FF 95 X FC 89 0-1 2B	2 1	0 0	0 1	0 0	1 0	1 0	2 0
11 Rubén Tejada, R (1, 6) OBP: 0.337, SLG: 0.297		T FF 94 C FF 94 S FF 96 0-3 ② K			B FF 89 X FF 91 1-0 ① L7	F FF 94 S FF 95 B FF 96 S CH 86 1-3 ③ K			B SL 79 X SL 80 1-0 ① G1-3	4	0	0	0	0	2	5
49 Jonathon Niese, L (1, 1) OBP: 0.185, SLG: 0.087 1 Chris Young, R (7, PH) OBP: 0.285, SLG: 0.315 16 Daisuke Matsuzaka, R (7, 1) OBP: 0.400, SLG: 0.250 27 Jeurys Familia, R (8, 1) OBP: 1.000, SLG: 1.000 6 Matthew den Dekker, L (9, PH) OBP: 0.224, SLG: 0.200		T FF 94 S FF 94 B FF 96 X CH 88 1-2 ③ G1-3			B FF 90 F FF 91 F FF 92 F FF 94 C FF 92 1-3 ② K		B FF 94 B FS 84 F SI 92 S SI 93 C FS 84 2-3 ① K		X SI 90 0-0 ② F7	2 1 0 0 1	0 0 0 0 0	0 0 0 0 0	0 0 0 0 0	1 1 0 0 0	2 0 0 0 1	2 0 0 0 1
22 Eric Young Jr., S (1, 7) OBP: 0.312, SLG: 0.302			C FF 90 F FF 91 S FF 93 0-3 ① K		X FF 91 0-0 3 2B 1B		B SI 94 B SI 91 C SI 93 X SI 92 2-1 ② G6-3		X SI 89 0-0 ③ F8	4	0	1	0	0	1	1
Inning Stats	R: 0 E: 0 K: 1 S: 5 H: 0 LOB: 0 BB: 0 P: 7	R: 0 E: 0 K: 1 S: 14 H: 1 LOB: 2 BB: 1 P: 22	R: 0 E: 0 K: 1 S: 7 H: 0 LOB: 0 BB: 0 P: 8	R: 1 E: 0 K: 1 S: 10 H: 1 LOB: 0 BB: 0 P: 19	R: 0 E: 0 K: 2 S: 12 H: 2 LOB: 2 BB: 0 P: 17	R: 0 E: 0 K: 1 S: 12 H: 1 LOB: 2 BB: 1 P: 19	R: 0 E: 0 K: 1 S: 8 H: 0 LOB: 0 BB: 0 P: 12	R: 0 E: 0 K: 0 S: 7 H: 0 LOB: 0 BB: 0 P: 12	R: 1 E: 0 K: 0 S: 6 H: 2 LOB: 1 BB: 0 P: 8	1B: 1 2B: 4 3B: 0 HR: 2	SF: 0 SAC: 0 DP: 0 HBP: 0		WP: 0 PB: 0 SB: 0 CS: 0	PA: 36			

PITCHER		IP	WLS	BF	H	R	ER	SO	BB	IBB	HBP	BLK	WP	HR	S	P	ERA	WHIP
52 Michael Wacha, R ERA: 2.79	(1, 1)	6.0	W	25	5	1	1	7	2	0	0	0	0	1	60	92	1.50	1.167
71 Sam Freeman, L ERA: 0.84	(7, 1)	2.0		6	0	0	0	1	0	0	0	0	0	0	15	24	0.00	0.000
30 Jason Motte, R ERA: 3.24	(9, 1)	0.0		2	2	1	1	0	0	0	0	0	0	1	3	4	∞	∞
37 Pat Neshek, R ERA: 0.92	(9, 1)	1.0	S	3	0	0	0	0	0	0	0	0	0	0	3	4	0.00	0.000

PITCHER	IP	WLS	BF	H	R	ER	SO	BB	IBB	HBP	BLK	WP	HR	S	P	ERA	WHIP

TOP

New York Mets @ St. Louis Cardinals

Busch Stadium, St. Louis, MO

Tue Jun 17 2014, 7:17 PM - 9:52 PM CDT

Att. 42,209 - Clear - 88 F

livebaseballscorecards.com

AB	34
R	2
H	7
RBI	2
BB	2
SO	8
LOB	14

New York Mets @ St. Louis Cardinals

Busch Stadium, St. Louis, MO

Tue Jun 17 2014, 7:17 PM - 9:52 PM CDT

Att. 42,209 - Clear - 88 F

BOTTOM

Batter	1	2	3	4	5	6	7	8	9	AB	R	H	RBI	BB	SO	LOB
8 Peter Bourjos, R (1, 8) OBP: 0.283, SLG: 0.329	C CH 84, B SI 87, B FF 86, B SI 89, X FC 87; 3-1; ①; G5-3		X SI 88; 0-0; ①; L9		C SI 88, C FF 88, S CU 74; 0-3; ②; K2-3	D FC 88, B CU 74, C SI 89, F FC 87, X CU 74; 2-2; 1B; 1-3; 3-H		D SI 96, D SL 86, B SI 96, B FF 96; 4-0; BB		4	0	1	1	1	1	1
19 Jon Jay, L (1, 9) OBP: 0.368, SLG: 0.405	X FC 87; 0-0; 1B; 21 FC6-4		C FF 89, X CU 73; 0-1; ②; F9		X CU 73; 0-0; 3B; 7 2B; 2-H	X FC 85; 0-0; ③; G6-3		C SI 96, B SI 96, S SI 97, B FF 97, T SI 97; 2-2; ③; K		5	1	2	1	0	1	4
7 Matt Holliday, R (1, 7) OBP: 0.380, SLG: 0.394	X FF 87; 0-0; ②; F8		C FF 89, X CU 73; 0-1; ③; P4		B FC 86, C FF 88, B FC 86, F FF 88, X FC 88; 2-2; 2B; 3-H		C SI 90, X SL 79; 0-1; 2B; 4 WP			4	0	2	1	0	0	1
21 Allen Craig, R (1, 3) OBP: 0.312, SLG: 0.385	C SI 88, X FC 87; 0-1; ③; FC6-4; 1-2f			C FC 86, X CU 73; 0-1; ①; L8	B FC 87, F FC 87, F FC 86, T FC 88; 1-2; ③; K		B SI 89, F SI 88, S FF 91, C FC 89; 1-3; ①; ꓘ			4	0	0	0	0	2	3
4 Yadier Molina, R (1, 2) OBP: 0.332, SLG: 0.408		C FF 86, X SI 86; 0-1; HR		B FF 89, C CH 80, B FF 88, F FF 88, S FC 86; 2-3; ②; K		S CU 70, X FF 88; 0-1; ①; F8	F CU 73, B FF 90, F SI 91, B FF 92, B SL 82, F FC 91, F FF 94, F FF 93, S FC 90; 3-3; ②; K; 2-3			4	1	1	1	0	2	1
27 Jhonny Peralta, R (1, 6) OBP: 0.314, SLG: 0.431		B FF 88, S CH 80, B FF 89, B SI 89, F FF 88, X FF 88; 3-2; ①; F9		C CU 72, B SI 87, S FF 88, B CU 74, B FF 89, B FC 88; 4-2; BB		C CU 71, B SI 88, F CH 80, X FF 89; 1-2; 2B; 33 E; 16 1B	C SI 91, D SL 81, X SI 92; 1-1; ③; G5-3			3	1	1	0	1	0	1
3 Mark Ellis, R (1, 4) OBP: 0.282, SLG: 0.218		B FF 89, X SI 89; 1-0; ②; G6-3		B CU 80, X FC 86; 1-0; ③; L6		B CH 79, C FF 88, X CH 79; 1-1; ②; L7		C SI 95, X SI 96; 0-1; ①; F8		4	0	0	0	0	0	2
33 Daniel Descalso, L (1, 5) OBP: 0.235, SLG: 0.222		X FF 88; 0-0; 1B			H SI 86; 1-0; HBP; 52 SH1-4; 19 3B	C FF 88, B FF 88, X CH 79; 1-1; E4; 16 1B; 8 1B; 2-3		X SI 96; 0-0; ②; G6-3		3	2	1	0	0	0	1
52 Michael Wacha, R (1, 1) OBP: 0.043, SLG: 0.043; 16 Kolten Wong, L (6, PH) OBP: 0.300, SLG: 0.324; 71 Sam Freeman, R (7, 1); 32 Matt Adams, L (8, PH) OBP: 0.344, SLG: 0.524; 30 Jason Motte, R (9, 1); 37 Pat Neshek, S (9, 1)		B FF 88, C SI 88, B FC 88, S FF 89, F SI 90, X FC 88; 2-2; ③; G1-3			D CU 72, X FC 85; 1-0; ①; SH1-4; 1-2	B FC 87, F FF 89, T FC 87, B FF 88, X FC 87; 2-2; 1B; 8 1B; 8 S; 1-3; 3-H		B SI 97, X SI 97; 1-0; 1B; E9		1 / 1 / 0 / 1 / 0 / 0	0 / 0 / 0 / 0 / 0 / 0	0 / 1 / 0 / 1 / 0 / 0	0 / 1 / 0 / 0 / 0 / 0	0 / 0 / 0 / 0 / 0 / 0	0 / 0 / 0 / 0 / 0 / 0	1 / 0 / 0 / 0 / 0 / 0

Inning Stats	1	2	3	4	5	6	7	8	9
R	0	1	0	0	2	2	0	0	
H	1	2	0	0	2	3	1	1	
E	0	0	0	0	0	1	0	1	
LOB	1	1	0	1	1	2	1	2	
K	0	0	0	1	2	0	2	1	
BB	0	0	0	1	0	0	0	1	
S	6	11	5	8	11	16	13	7	
P	9	17	5	15	16	23	18	14	

1B: 5 SF: 0
2B: 3 SAC: 1
3B: 1 DP: 0
HR: 1 HBP: 1

WP: 1 PA: 38
PB: 0
SB: 1
CS: 0

AB	R	H	RBI	BB	SO	LOB
34	5	10	5	2	6	15

livebaseballscorecards.com

PITCHER		IP	WLS	BF	H	R	ER	SO	BB	IBB	HBP	BLK	WP	HR	S	P	ERA	WHIP
49 Jonathon Niese, L (ERA: 2.67)	(1, 1)	6.0	L	29	8	5	3	3	1	0	1	0	0	1	57	85	4.50	1.500
16 Daisuke Matsuzaka, R (ERA: 2.81)	(7, 1)	1.0		4	1	0	0	2	0	0	0	0	1	0	13	18	0.00	1.000
27 Jeurys Familia, R (ERA: 2.52)	(8, 1)	1.0		5	1	0	0	1	1	0	0	0	0	0	7	14	0.00	2.000

PITCHER	IP	WLS	BF	H	R	ER	SO	BB	IBB	HBP	BLK	WP	HR	S	P	ERA	WHIP

New York Mets @ St. Louis Cardinals

Busch Stadium, St. Louis, MO

Wed Jun 18 2014, 12:47 PM - 3:24 PM CDT

Att. 42,221 - Partly Cloudy - 90 F

TOP

livebaseballscorecards.com

Batter	1	2	3	4	5	6	7	8	9	AB	R	H	RBI	BB	SO	LOB
22 Eric Young Jr., S (1, 7) OBP: 0.316, SLG: 0.320	C FF 90 M FF 91 T FF 93 0-2 ① K		B CU 79 B FF 92 B FF 93 C FF 92 F FF 94 F FF 94 S FF 93 3-3 ③ K			B FF 91 X FF 93 1-0 28 G5-3 5 1B 2-H 2B	B SI 89 B SI 89 C SI 90 X SI 90 2-1 2-H 2B			4	1	2	2	0	2	1
28 Daniel Murphy, L (1, 4) OBP: 0.353, SLG: 0.411	B FF 92 X FF 93 1-0 ② F9			B CU 78 C SI 90 X CH 85 1-1 ① 1B		C SI 92 S SL 88 F FF 94 B FF 90 X FF 92 1-2 ① G5-3 2-3	B SI 84 F SI 85 F SL 74 F SL 72 S SL 74 1-3 ③ K			4	0	1	0	0	1	2
5 David Wright, R (1, 5) OBP: 0.326, SLG: 0.367	X FF 92 0-0 ③ F9			C FF 93 F SL 88 X SI 91 0-2 ② G1-3		B FF 94 X SI 92 1-0 ② 3-H 1B		B SI 84 S SI 85 B SL 75 X SI 86 2-1 ① G4-3		4	0	1	1	0	0	0
3 Curtis Granderson, L (1, 9) OBP: 0.349, SLG: 0.397		B SI 90 C SI 90 B FF 92 B SI 89 F FF 91 B FF 93 4-2 1 CS BB		C CU 79 B SI 91 B FF 92 F FF 93 B FF 94 B FF 94 4-2 BB		B SI 91 B CU 79 S FF 92 B FF 91 B FF 91 4-1 21 BB		S SI 84 S SL 76 X SL 75 0-2 ② F9		1	0	0	0	3	0	0
21 Lucas Duda, L (1, 3) OBP: 0.339, SLG: 0.448		C SI 90 F FF 93 F FF 93 B SI 91 X CU 79 1-2 ① F8		F FF 94 F FF 93 F FF 95 D CU 80 F FF 94 F CH 87 S CH 85 1-3 ③ K		1 SAFE B SI 90 F FF 93 B SI 90 B FF 93 1 SAFE B SI 91 4-1 1-2 BB		L SI 85 C SL 75 S SL 75 0-3 ③ K		3	0	0	0	1	2	2
1 Chris Young, R (1, 8) OBP: 0.279, SLG: 0.308		1 SAFE B FF 93 S FF 93 C FF 94 S FF 89 1-3 ② ③ K 1-2			B SI 90 C FF 92 X SI 90 1-1 ① L7	B SL 88 C FF 94 S FF 94 B FF 95 S FF 96 2-3 ③ K			F FF 94 C FC 90 X FF 95 0-2 ① F8	4	0	0	0	0	2	3
23 Taylor Teagarden, R (1, 2) OBP: 0.273, SLG: 0.350			C FF 92 S FF 92 X FF 93 0-2 40 SH5-3 1B		B SI 90 B FF 92 F SI 92 S FF 93 X FF 95 2-2 ② G1-3		C SI 89 B SI 89 C SI 90 B SL 83 F FF 90 F SI 89 B SI 90 X SI 89 3-2 ① F8		B FF 92 X FC 89 1-0 1B	4	0	2	0	0	0	0
4 Wilmer Flores, R (1, 6) OBP: 0.263, SLG: 0.301			X FF 94 0-0 ① F8		C FF 94 X SL 88 0-1 ③ L4		X SI 90 0-0 40 SH1-3 22 2B 1B		B FC 90 X FC 89 1-0 ② F8	4	1	1	0	0	0	2
40 Bartolo Colon, R (1, 1) OBP: 0.037, SLG: 0.074 53 Bobby Abreu, L (9, PH) OBP: 0.364, SLG: 0.424 58 Jenrry Mejia, R (9, 1) 61 Dana Eveland, L (9, 1)			X FF 92 0-0 ② SH5-3 1-2			B FF 88 X FF 89 1-0 22 2B 2B	L SI 89 X SI 89 0-1 ② SH1-3 1-2		B FF 95 B FF 94 S FF 94 X FF 95 2-1 ③ F7	1 1 0 0	1 0 0 0	1 0 0 0	0 0 0 0	0 0 0 0	0 0 0 0	0 1 0 0

Inning Stats	1	2	3	4	5	6	7	8	9	1B	SF	WP	PA
	R: 0 E: 0 K: 1 S: 5 H: 0 LOB: 0 BB: 0 P: 6	R: 0 E: 0 K: 1 S: 9 H: 0 LOB: 0 BB: 1 P: 15	R: 0 E: 0 K: 1 S: 9 H: 1 LOB: 1 BB: 0 P: 12	R: 0 E: 0 K: 1 S: 13 H: 1 LOB: 1 BB: 1 P: 19	R: 0 E: 0 K: 0 S: 7 H: 0 LOB: 0 BB: 0 P: 10	R: 2 E: 0 K: 1 S: 12 H: 3 LOB: 2 BB: 2 P: 26	R: 1 E: 0 K: 1 S: 14 H: 2 LOB: 1 BB: 0 P: 20	R: 0 E: 0 K: 1 S: 8 H: 0 LOB: 0 BB: 0 P: 10	R: 0 E: 0 K: 0 S: 7 H: 1 LOB: 1 BB: 0 P: 11	1B: 5 2B: 3 3B: 0 HR: 0 SF: 0 SAC: 2 DP: 0 HBP: 0	WP: 0 PB: 0 SB: 0 CS: 1	PA: 36

	AB	30
	R	3
	H	8
	RBI	3
	BB	4
	SO	7
	LOB	11

PITCHER	IP	WLS	BF	H	R	ER	SO	BB	IBB	HBP	BLK	WP	HR	S	P	ERA	WHIP
31 Lance Lynn, R (1, 1) ERA: 3.15	6.0	L	24	5	2	2	5	4	0	0	0	0	0	55	88	3.00	1.500
43 Seth Maness, R (7, 1) ERA: 2.7	0.2		4	2	1	1	0	0	0	0	0	0	0	10	15	13.50	3.000
36 Randy Choate, L (7, 1) ERA: 6.05	1.1		4	0	0	0	2	0	0	0	0	0	0	12	15	0.00	0.000
30 Jason Motte, R (9, 1) ERA: 2.89	1.0		4	1	0	0	0	0	0	0	0	0	0	7	11	0.00	1.000

PITCHER	IP	WLS	BF	H	R	ER	SO	BB	IBB	HBP	BLK	WP	HR	S	P	ERA	WHIP

New York Mets @ St. Louis Cardinals

Busch Stadium, St. Louis, MO

Wed Jun 18 2014, 12:47 PM - 3:24 PM CDT

Att. 42,221 - Partly Cloudy - 90 F

livebaseballscorecards.com

BOTTOM

Batter	1	2	3	4	5	6	7	8	9	AB	R	H	RBI	BB	SO	LOB
13 Matt Carpenter, L (1, 5) OBP: 0.375, SLG: 0.386	C SI 87 B FF 89 X FF 88 1-1 HR		B CH 82 C SI 88 B SI 88 C SL 83 B SI 91 X FF 92 3-2 ③ L8			C SL 82 B SI 88 B SI 89 C SI 88 F FF 92 X SI 89 2-2 ② F8			B SL 82 B FF 94 C FF 93 C FF 95 B CU 78 X FF 93 3-2 7 G6-4-3 21 1B 2B	4	2	2	1	0	0	0
19 Jon Jay, L (1, 8) OBP: 0.371, SLG: 0.410	B FF 88 X SI 88 1-0 ① G6-4-3			B SI 87 F SI 88 X FF 91 1-1 21 G6-4-3 2B		S SL 83 S SL 83 B SI 90 X SL 83 1-2 ③ L8			S CU 79 B SL 82 H FF 95 2-1 7 G6-4-3 HBP	3	0	1	0	0	0	0
7 Matt Holliday, R (1, 7) OBP: 0.378, SLG: 0.389	F FF 89 F SI 88 C SI 89 0-3 ② K			F SI 86 B SI 88 H SI 87 2-1 21 G6-4-3 HBP			X SI 85 0-0 ① L7		C FF 92 B SL 81 X SI 94 1-1 ①② G6-4-3 1-2f 2-3	3	0	0	0	0	1	2
21 Allen Craig, R (1, 9) OBP: 0.311, SLG: 0.383 8 Peter Bourjos, R (9, PR) OBP: 0.283, SLG: 0.329	C SI 87 C FF 91 B FF 92 X SI 90 1-2 ③ L9			C SI 88 X SI 87 0-1 ①② G6-4-3 1-2f 2-3			C SI 86 F SI 85 F FF 92 X SI 90 0-2 ② G3-1		B FF 95 F FF 96 C CU 80 X FF 95 1-2 3-H 1B	4 0	0 0	1 0	1 0	0 0	0 0	2 0
32 Matt Adams, L (1, 3) OBP: 0.338, SLG: 0.514		X SL 79 0-0 ① G1-3		C SL 84 C SI 89 B SI 90 F FF 93 X SI 90 1-2 ③ P5			L CH 82 X SI 89 0-1 ③ G6-3		1 SAFE B SL 84 C SL 83 S SL 84 B SL 84 X SL 84 2-2 ③ G5-3	4	0	0	0	0	0	2
4 Yadier Molina, R (1, 2) OBP: 0.332, SLG: 0.407		B SI 87 X SI 87 1-0 16 G6-4-3 1B			F SI 86 F SL 82 X SL 83 0-2 ① G1-3			F SL 80 X SL 82 0-1 ① G1-3		3	0	1	0	0	0	0
16 Kolten Wong, L (1, 4) OBP: 0.294, SLG: 0.318		C SI 84 F SI 85 X FF 92 0-2 ②③ G6-4-3 1-2f			X SL 82 0-0 ② B1-3			C SL 82 C FF 90 X SI 89 0-2 ② F7		3	0	0	0	0	0	1
33 Daniel Descalso, L (1, 6) OBP: 0.239, SLG: 0.227			C SI 88 F SI 87 F FF 91 F FF 92 F CH 83 B CH 84 B FF 92 B SI 89 X SI 89 3-2 ① F7		B SL 82 B SL 82 X SI 87 2-0 ③ P5			C SI 88 X CH 83 0-1 1B		3	0	1	0	0	0	0
31 Lance Lynn, S (1, 1) OBP: 0.074, SLG: 0.077 3 Mark Ellis, R (6, PH) OBP: 0.280, SLG: 0.216 43 Seth Maness, R (7, 1) 36 Randy Choate, L (7, 1) 27 Jhonny Peralta, R (8, PH) OBP: 0.313, SLG: 0.430 30 Jason Motte, R (9, 1)			C SI 87 X FF 91 0-1 ② G3			C SI 87 B SI 88 B SL 83 X SI 87 2-1 ① F8		C SI 88 B SI 89 X SL 84 1-1 ③ G5-3		1 1 0 0 1 0	0 0 0 0 0 0	0 0 0 0 0 0	0 0 0 0 0 0	0 0 0 0 0 0	0 0 0 0 0 0	0 0 0 0 1 0
Inning Stats	R: 1 E: 0 K: 1 S: 9 H: 1 LOB: 0 BB: 0 P: 12	R: 0 E: 0 K: 0 S: 5 H: 1 LOB: 0 BB: 0 P: 6	R: 0 E: 0 K: 0 S: 11 H: 0 LOB: 0 BB: 0 P: 17	R: 0 E: 0 K: 0 S: 9 H: 1 LOB: 1 BB: 0 P: 13	R: 0 E: 0 K: 0 S: 5 H: 0 LOB: 0 BB: 0 P: 7	R: 0 E: 0 K: 0 S: 9 H: 0 LOB: 0 BB: 0 P: 14	R: 0 E: 0 K: 0 S: 7 H: 0 LOB: 0 BB: 0 P: 7	R: 0 E: 0 K: 0 S: 9 H: 1 LOB: 1 BB: 0 P: 10	R: 1 E: 0 K: 0 S: 12 H: 2 LOB: 1 BB: 0 P: 21	1B: 3 2B: 2 3B: 0 HR: 1	SF: 0 SAC: 0 DP: 3 HBP: 2		WP: 0 PB: 0 SB: 0 CS: 0	PA: 32			

	AB	30
	R	2
	H	6
	RBI	2
	BB	0
	SO	1
	LOB	8

PITCHER		IP	WLS	BF	H	R	ER	SO	BB	IBB	HBP	BLK	WP	HR	S	P	ERA	WHIP
40 Bartolo Colon, R ERA: 3.88	(1, 1)	8.0	W	27	4	1	1	1	0	0	1	0	0	1	64	86	1.12	0.500
58 Jenrry Mejia, R ERA: 4.47	(9, 1)	0.2	H	4	2	1	1	0	0	0	1	0	0	0	9	16	13.50	3.000
61 Dana Eveland, L ERA: 1.08	(9, 1)	0.1	S	1	0	0	0	0	0	0	0	0	0	0	3	5	0.00	0.000

PITCHER	IP	WLS	BF	H	R	ER	SO	BB	IBB	HBP	BLK	WP	HR	S	P	ERA	WHIP

Batter	1	2	3	4	5	6	7	8	9	AB	R	H	RBI	BB	SO	LOB
22 Eric Young Jr., S (1, 7) OBP: 0.320, SLG: 0.321	C SI 91 F SI 93 F SL 81 F SI 94 B SL 80 B SI 93 X SI 93 3-2 28 G4-6-3 1B		C CH 81 B SI 91 S CH 80 B SI 92 B SI 90 X SI 88 3-2 ② L9			B SI 89 B SI 89 X SI 89 2-0 ① G6-3		C SI 94 S FC 91 B FC 89 B FF 96 F FC 90 B FC 90 B SI 95 4-2 28 F8-3 BB		3	0	1	0	1	0	0
28 Daniel Murphy, L (1, 4) OBP: 0.355, SLG: 0.412	C SI 93 B SI 93 B SI 91 1 SAFE F SI 92 X SI 90 2-2 ① ② G4-6-3 1-2f		F SL 79 B SI 90 B SI 90 F SI 90 B SL 79 F SI 91 X SI 91 3-2 1B			C SI 90 S SL 80 X SL 80 0-2 5 G6-4-3 1B		1 SAFE C SI 94 F FC 89 X FF 94 0-2 ① ② F8-3 1-2		4	0	2	0	0	0	2
5 David Wright, R (1, 5) OBP: 0.328, SLG: 0.377	C SI 91 B CH 82 F SI 92 B SI 93 X SI 93 2-2 HR		1 SAFE C SI 91 B SL 79 X CH 81 1-1 ③ G5-3			B CH 81 B SI 89 F SI 90 B CH 81 F SI 89 X CH 81 3-2 ② ③ G6-4-3 1-2f		B FC 90 B FC 90 F FC 90 B SI 96 C FC 90 F FF 96 B FC 91 4-2 BB		3	1	1	1	1	0	2
29 Eric Campbell, R (1, 3) OBP: 0.323, SLG: 0.400	B SI 91 B SI 91 B SI 90 C SI 90 X SI 90 3-1 ③ P6			C SI 89 B SL 78 S SL 76 X SI 91 1-2 ① F8			B FF 95 S SI 95 X FC 89 1-1 ① G3-1	F FC 89 F SI 95 1 SAFE 1 SAFE B FC 88 F FC 90 C CU 83 1-3 ③ K		4	0	0	0	0	1	1
3 Curtis Granderson, L (1, 9) OBP: 0.351, SLG: 0.397		F SI 90 B SL 79 B SL 78 B SI 91 B SI 91 4-1 BB		B SL 79 X SI 90 1-0 ② F7			B FC 90 B SI 95 B SI 95 C SI 95 X SI 95 3-1 1 2B 1B		C CU 75 B FC 85 F FC 84 B FS 81 X FF 90 2-2 ① F8	3	0	1	0	1	0	0
1 Chris Young, R (1, 8) OBP: 0.278, SLG: 0.312		C SI 91 S CH 82 S SI 90 0-3 ① K		X CH 82 0-0 ③ G1-3			F FC 90 B SI 95 1 SAFE X FC 89 1-1 1-3 2B		C FC 86 C FF 90 B FS 82 X FF 90 1-2 ② P3	4	0	1	0	0	1	1
23 Taylor Teagarden, R (1, 2) OBP: 0.231, SLG: 0.292		C SI 90 X SI 89 0-1 ② F8			C SI 88 S SL 80 B SI 90 F CH 80 S SL 79 1-3 ① K		X SI 96 0-0 ② G3		S FF 90 B FC 84 C FF 90 S FS 82 1-3 ③ K	4	0	0	0	0	2	3
11 Rubén Tejada, R (1, 6) OBP: 0.337, SLG: 0.293		B SI 90 S CH 82 B CH 81 F SI 90 F SI 91 1 SAFE F SL 79 B CH 81 S SI 92 3-3 ③ K			B SL 79 C CH 80 B SI 90 F SI 89 X SI 91 2-2 ② L7		I IN 68 I IN 66 I IN 65 I IN 63 4-0 IBB			2	0	0	0	1	1	1
45 Zack Wheeler, L (1, 1) OBP: 0.083, SLG: 0.043			C SI 89 B SI 90 X SI 90 1-1 ① G3-1		C SI 89 X SI 89 0-1 ③ G4-3		F SI 94 X SI 95 0-1 ③ G5-3			3	0	0	0	0	0	3
Inning Stats	R: 1 E: 0 K: 0 S: 13 H: 2 LOB: 0 BB: 0 P: 23	R: 0 E: 0 K: 2 S: 11 H: 0 LOB: 1 BB: 1 P: 18	R: 0 E: 0 K: 0 S: 11 H: 1 LOB: 1 BB: 0 P: 19	R: 0 E: 0 K: 0 S: 5 H: 0 LOB: 0 BB: 0 P: 7	R: 0 E: 0 K: 1 S: 9 H: 0 LOB: 0 BB: 0 P: 12	R: 0 E: 0 K: 0 S: 7 H: 1 LOB: 0 BB: 0 P: 12	R: 0 E: 0 K: 0 S: 9 H: 2 LOB: 3 BB: 1 P: 18	R: 0 E: 0 K: 1 S: 13 H: 0 LOB: 1 BB: 2 P: 22	R: 0 E: 0 K: 1 S: 9 H: 0 LOB: 0 BB: 0 P: 13	1B: 4 2B: 2 3B: 0 HR: 1 SF: 0 SAC: 0 DP: 3 HBP: 0						

TOP

New York Mets @ Miami Marlins

Marlins Park, Miami, FL

Thu Jun 19 2014, 7:13 PM - 9:46 PM EDT

Att. 20,334 - Roof Closed - 75 F

livebaseballscorecards.com

AB	30
R	1
H	6
RBI	1
BB	4
SO	5
LOB	13

PITCHER		IP	WLS	BF	H	R	ER	SO	BB	IBB	HBP	BLK	WP	HR	S	P	ERA	WHIP
25 Andrew Heaney, L ERA: 1.5	(1, 1)	6.0	L	21	4	1	1	3	1	0	0	0	0	1	56	91	1.50	0.833
57 Bryan Morris, R ERA: 2.57	(7, 1)	2.0		10	2	0	0	1	2	1	0	0	0	0	22	40	0.00	2.000
63 Kevin Gregg, R ERA:	(9, 1)	1.0		3	0	0	0	1	0	0	0	0	0	0	9	13	0.00	0.000

PITCHER	IP	WLS	BF	H	R	ER	SO	BB	IBB	HBP	BLK	WP	HR	S	P	ERA	WHIP

New York Mets @ Miami Marlins

Marlins Park, Miami, FL

Thu Jun 19 2014, 7:13 PM - 9:46 PM EDT

Att. 20,334 - Roof Closed - 75 F

livebaseballscorecards.com

BOTTOM

Batter	1	2	3	4	5	6	7	8	9	AB	R	H	RBI	BB	SO	LOB
15 Rafael Furcal, S (1, 4) OBP: 0.226, SLG: 0.172	C FF 96 B FF 95 C FF 96 F CU 80 X FF 97 1-2 G4-3 ①			B CH 86 F FF 96 F FF 96 B CH 90 X FF 96 2-2 L7 ①			C FF 94 X CH 88 0-1 G6-3 ①		C FF 94 B CH 86 X SI 95 1-1 L8 ③	4	0	0	0	0	0	1
23 Jake Marisnick, R (1, 8) OBP: 0.333, SLG: 0.294	B FF 96 F SI 96 C FF 96 B CU 81 F FF 97 S FF 97 2-3 K ②			S CU 78 S FF 96 B FF 95 B CU 78 F CU 80 F FF 96 F SI 96 X CH 88 2-2 G5-3 ②			F FF 94 L FC 89 C FF 94 0-3 K ②			3	0	0	0	0	2	0
27 Giancarlo Stanton, R (1, 9) OBP: 0.390, SLG: 0.587	B FF 97 B SI 96 C FF 96 B CU 80 S FF 96 F SI 96 S CU 80 3-3 K ③			C FF 97 B FC 89 C FF 96 B CU 80 B FF 96 S CH 89 3-3 K ③			B CU 78 F CH 88 F FF 96 X FC 87 1-2 L9 ③			3	0	0	0	0	2	0
9 Casey McGehee, R (1, 5) OBP: 0.376, SLG: 0.388		X FF 95 0-0 46 L3 1B			B CU 77 B CH 87 B FF 95 B FF 96 4-0 13 G6-4-3 BB			B CH 87 B CH 88 B FF 96 C FF 95 C FC 88 C FF 96 3-3 K ①		2	0	1	0	1	1	0
46 Garrett Jones, L (1, 3) OBP: 0.326, SLG: 0.442		X SI 96 0-0 L3 ①② 1-1			C SI 94 D CH 88 C CH 88 B FF 96 B FC 89 C FC 88 3-3 K ①			B CH 87 S FF 94 B FF 95 B FC 91 X CH 88 3-1 F8 ②		3	0	0	0	0	1	2
13 Marcell Ozuna, R (1, 7) OBP: 0.309, SLG: 0.449		F FF 96 B FC 90 B FF 96 X FF 95 2-1 G6-3 ③			X FF 95 0-0 G6-4-3 ②③ 1-2f			X FC 87 0-0 F8 ③		3	0	0	0	0	0	1
39 Jarrod Saltalamacchia, S (1, 2) OBP: 0.335, SLG: 0.403			B SI 94 F FF 95 B CH 88 S FF 96 F FF 97 B CU 79 F CU 81 S FF 96 3-3 K ①		B CH 88 X SI 95 1-0 3 G4-6-3 1B				F FF 95 S FF 95 S CU 78 0-3 K2-3 ①	3	0	1	0	0	2	0
3 Adeiny Hechavarría, R (1, 6) OBP: 0.300, SLG: 0.330			B SI 96 B FF 96 X FF 96 2-0 G3-1 ②		C SI 94 X SI 94 0-1 G4-6-3 ①② 1-2f				C FF 94 B FF 94 X FC 87 1-1 P3 ②	3	0	0	0	0	0	1
25 Andrew Heaney, L (1, 1) 48 Justin Bour, L (6, PH) OBP: 0.333, SLG: 0.294 57 Bryan Morris, L (7, 1) 63 Kevin Gregg, R (9, 1) 5 Reed Johnson, R (9, PH) OBP: 0.305, SLG: 0.433			C FF 95 B FF 95 B FF 95 F FF 95 X FF 96 2-2 G5-3 ③		B CU 78 X FF 96 1-0 F8 ③				C CU 77 S FC 89 B FC 87 F FF 95 X CU 78 1-2 1B	1 1 0 0 1	0 0 0 0 0	0 0 0 0 1	0 0 0 0 0	0 0 0 0 0	0 0 0 0 0	0 0 0 0 0
Inning Stats	R: 0 E: 0 K: 2 S: 12 H: 0 LOB: 0 BB: 0 P: 18	R: 0 E: 0 K: 0 S: 4 H: 1 LOB: 0 BB: 0 P: 6	R: 0 E: 0 K: 1 S: 9 H: 0 LOB: 0 BB: 0 P: 16	R: 0 E: 0 K: 1 S: 12 H: 0 LOB: 0 BB: 0 P: 19	R: 0 E: 0 K: 1 S: 4 H: 0 LOB: 0 BB: 1 P: 11	R: 0 E: 0 K: 0 S: 4 H: 1 LOB: 0 BB: 0 P: 6	R: 0 E: 0 K: 1 S: 8 H: 0 LOB: 0 BB: 0 P: 9	R: 0 E: 0 K: 1 S: 6 H: 0 LOB: 0 BB: 0 P: 12	R: 0 E: 0 K: 1 S: 11 H: 1 LOB: 1 BB: 0 P: 14	1B: 3 2B: 1 3B: 0 HR: 0 SF: 0 SAC: 0 DP: 3 HBP: 0						

	AB	27
	R	0
	H	3
	RBI	0
	BB	1
	SO	8
	LOB	5

WP: 0 PA: 28
PB: 0
SB: 0
CS: 0

PITCHER	IP	WLS	BF	H	R	ER	SO	BB	IBB	HBP	BLK	WP	HR	S	P	ERA	WHIP
45 Zack Wheeler, R (1, 1) ERA: 3.93	9.0	W	28	3	0	0	8	1	0	0	0	0	0	70	111	0.00	0.444

PITCHER	IP	WLS	BF	H	R	ER	SO	BB	IBB	HBP	BLK	WP	HR	S	P	ERA	WHIP

Batter	1	2	3	4	5	6	7	8	9	AB	R	H	RBI	BB	SO	LOB
22 Eric Young Jr., S (1, 7) OBP: 0.319, SLG: 0.319	C FF 93 B SI 95 X SI 90 1-1 G4-3		C SI 94 X SI 95 0-1 G5-3		B SL 83 S CH 87 B SI 95 C SI 93 F SI 94 X SI 90 2-2 G1			L FF 89 D FC 85 B FF 89 X FF 88 2-1 5 1B 29 1B 1-2 1B		4	1	1	0	0	0	1
28 Daniel Murphy, L (1, 4) OBP: 0.356, SLG: 0.413	C FF 96 B SI 90 X CH 89 1-1 5 G5-3 1B			B CH 88 B SI 92 C SI 93 X SI 92 2-1 5 G4-3 1B		C SI 92 X FF 93 0-1 F8		F CU 78 F FC 84 B FS 81 B FF 90 B FS 81 F FF 90 F FC 87 X FF 90 3-2 F5		4	0	2	0	0	0	2
5 David Wright, R (1, 5) OBP: 0.330, SLG: 0.382	B SI 95 1 SAFE B SI 95 S FF 95 B SI 94 F FF 94 X SI 90 3-2 G5-3 1-2			1 SAFE F SI 94 F SL 83 B SL 83 X SI 94 1-2 G4-3 1-2f		B SL 83 X FF 93 1-0 3 F9 2B		C FF 90 B FF 89 B FC 85 X FF 90 2-1 3 BB 29 1B 1-3 2-H 1B		4	0	2	1	0	0	2
3 Curtis Granderson, L (1, 8) OBP: 0.353, SLG: 0.396 (8, 9)	C SI 96 C SI 90 C SI 95 0-3 K			X FF 94 0-0 53 1B 1B		B CH 85 F CH 88 F FF 94 F SI 94 X SI 90 1-2 F9 2-3		D SL 88 B SL 89 B FF 94 B FF 96 4-0 29 1B 1-2 BB		3	0	1	0	1	1	2
53 Bobby Abreu, L (1, 9) OBP: 0.363, SLG: 0.420 29 Eric Campbell, R (8, PH) OBP: 0.333, SLG: 0.411 (8, 3)		C FF 94 C FF 95 F FF 95 F SI 91 S SI 91 0-3 K		B SI 93 C CH 88 1 SAFE X SI 94 1-1 1-2 1B		C FF 95 B SI 95 B CH 90 B SI 91 X SI 90 3-1 F7		B SL 89 B FF 96 C FF 95 S FF 95 F FF 96 B FF 96 X FF 96 3-2 1-2 2-H 3-H 1B		3 1	0 0	1 1	0 1	0 0	1 0	1 0
21 Lucas Duda, L (1, 3) OBP: 0.335, SLG: 0.441 4 Wilmer Flores, R (8, PH) OBP: 0.260, SLG: 0.297 27 Jeurys Familia, R (8, 1) OBP: 1.000, SLG: 1.000		X SI 94 0-0 F7		B CH 89 B CH 89 C CH 89 B CH 89 X CH 90 3-1 G1			C FF 92 X CH 89 0-1 G4-3	F FF 95 F SL 88 S SL 87 0-3 K		3 1 0	0 0 0	0 0 0	0 0 0	0 1 0	0 2 0	2 2 0
20 Anthony Recker, R (1, 2) OBP: 0.250, SLG: 0.307 9 Kirk Nieuwenhuis, L (9, PH) OBP: 0.318, SLG: 0.526		C FF 96 B EP 59 B CU 72 X FF 94 2-1 L8			B FF 92 C SI 92 F SL 81 B FF 93 F CH 89 F SI 94 S CH 89 2-3 K		F SI 93 B SI 91 F SI 93 B SI 93 B SL 82 X CH 88 3-2 11 G5-4-3 1B		B SL 81 B SL 80 C SI 92 F SI 93 B SL 81 X SI 92 3-2 11 SH3-4 1 F7-2 2B	3 1	0 0	1 1	0 0	0 0	1 0	0 0
11 Rubén Tejada, R (1, 6) OBP: 0.337, SLG: 0.294			F FF 94 B SI 94 F SL 84 B SI 91 C CH 89 2-3 K		C CH 87 B CH 89 C CU 79 F CH 89 X CH 89 1-2 16 SH1-4 1B		C SL 79 C SL 79 X FF 93 0-2 G5-4-3 1-2f		B SI 93 B SI 91 F SI 91 X SI 92 2-1 SH3-4 2-3	3	0	1	0	0	1	1
16 Daisuke Matsuzaka, R (1, 1) OBP: 0.333, SLG: 0.200 66 Josh Edgin, R (6, 1) 38 Vic Black, R (7, 1) 1 Chris Young, R (8, PH) OBP: 0.281, SLG: 0.310 (8, 8)			C SI 94 S FF 96 S FF 94 0-3 K		B SI 93 X FF 92 1-0 SH1-4 1-2			C FF 88 F FF 87 B FF 88 B FS 80 F FS 80 F FF 89 B FC 84 B FC 85 4-2 22 1B 5 1B BB	C SL 80 F SL 81 B SL 80 B SL 82 B SL 81 X SL 81 3-2 F7-2 3-H	1 0 0 1	0 0 0 1	0 0 0 0	0 0 0 0	0 0 0 1	1 0 0 0	0 0 0 1
Inning Stats	R: 0 E: 0 K: 1 S: 10 H: 1 LOB: 1 BB: 0 P: 15	R: 0 E: 0 K: 1 S: 8 H: 0 LOB: 0 BB: 0 P: 10	R: 0 E: 0 K: 2 S: 8 H: 0 LOB: 0 BB: 0 P: 10	R: 0 E: 0 K: 0 S: 10 H: 3 LOB: 2 BB: 0 P: 17	R: 0 E: 0 K: 1 S: 14 H: 1 LOB: 1 BB: 0 P: 20	R: 0 E: 0 K: 0 S: 9 H: 1 LOB: 1 BB: 0 P: 14	R: 0 E: 0 K: 0 S: 8 H: 1 LOB: 0 BB: 0 P: 11	R: 2 E: 0 K: 1 S: 20 H: 3 LOB: 2 BB: 2 P: 38	R: 0 E: 0 K: 0 S: 8 H: 1 LOB: 0 BB: 0 P: 16	1B: 9 2B: 3 3B: 0 HR: 0 SF: 0 SAC: 2 DP: 3 HBP: 0						

TOP

New York Mets @ Miami Marlins

Marlins Park, Miami, FL

Fri Jun 20 2014, 7:11 PM - 10:29 PM EDT

Att. 19,725 - Roof Closed - 75 F

livebaseballscorecards.com

AB	32
R	2
H	11
RBI	2
BB	2
SO	6
LOB	14

WP: 0 PA: 36
PB: 0
SB: 0
CS: 0

PITCHER		IP	WLS	BF	H	R	ER	SO	BB	IBB	HBP	BLK	WP	HR	S	P	ERA	WHIP
37 Henderson Alvarez III, R ERA: 2.39	(1, 1)	6.1	W	25	7	0	0	5	0	0	0	0	0	0	64	94	0.00	1.105
44 AJ Ramos, R ERA: 2.43	(7, 1)	0.2	H	1	0	0	0	0	0	0	0	0	0	0	3	3	0.00	0.000
63 Kevin Gregg, R ERA: 13.5	(8, 1)	0.1	H	4	2	2	2	0	1	0	0	0	0	0	13	24	54.00	9.000
40 Mike Dunn, L ERA: 3.81	(8, 1)	0.2	H	3	1	0	0	1	1	0	0	0	0	0	7	14	0.00	3.000
31 Steve Cishek, R ERA: 1.99	(9, 1)	1.0	S	3	1	0	0	0	0	0	0	0	0	0	8	16	0.00	1.000

PITCHER		IP	WLS	BF	H	R	ER	SO	BB	IBB	HBP	BLK	WP	HR	S	P	ERA	WHIP

New York Mets @ Miami Marlins

Marlins Park, Miami, FL

Fri Jun 20 2014, 7:11 PM - 10:29 PM EDT

Att. 19,725 - Roof Closed - 75 F

BOTTOM

Batter	1	2	3	4	5	6	7	8	9	AB	R	H	RBI	BB	SO	LOB
15 Rafael Furcal, S (1, 4) OBP: 0.229, SLG: 0.242	B FF 88 C FF 89 X SI 88 1-1 3 G4-3 3B		B CU 72 B FS 78 C FF 89 B FF 90 F FF 90 F FF 90 X FF 90 3-2 ① G4-3		B FF 89 X FS 79 1-0 ② F9		B FF 94 C FF 95 F FF 96 X CU 82 1-2 ② G4-3 1-3 2-H			4	1	1	0	0	0	2
3 Adeiny Hechavarría, R (1, 6) OBP: 0.299, SLG: 0.332	X SI 88 0-0 ① G4-3 3-H		C FF 91 S SI 90 B SL 82 B FF 92 X FC 91 2-2 ② F8		F SI 89 B SI 90 X SI 90 1-1 ③ FC6-4 1-2f		B FF 96 B CU 80 C FF 97 F FF 96 F FF 97 B CU 79 X CU 82 3-2 3-H 2B			4	0	1	2	0	0	1
27 Giancarlo Stanton, R (1, 9) OBP: 0.388, SLG: 0.582	C FF 89 B FF 89 B SI 90 C SL 79 X FF 91 2-2 ② F9		B CU 76 C FF 93 B FF 93 F SI 92 S FS 82 2-3 ③ K			C CU 74 X SI 91 0-1 9 1B 1B	B FF 97 C CU 82 F CU 81 B FF 95 F FF 97 F FF 96 F CU 81 S CU 81 2-3 ③ K			4	0	1	0	0	2	1
9 Casey McGehee, R (1, 5) OBP: 0.374, SLG: 0.386	B FF 90 C CU 73 C SL 81 B FS 79 C SL 80 2-3 ③ K			B CU 75 F FF 91 X CU 76 1-1 ① G1-3		B SI 90 B SI 90 B CU 74 C FF 90 C FF 90 F SL 81 X SI 91 3-2 10 G4-6-3 1-3 1B		B SI 97 S SI 97 B FF 96 X SI 97 2-1 ① G6-3		4	0	1	0	0	1	0
39 Jarrod Saltalamacchia, S (1, 2) OBP: 0.339, SLG: 0.417		X FF 90 0-0 2B		B CU 75 B FS 79 C FF 92 C FC 91 X SL 82 2-2 46 G3 2B		S FF 90 F FC 90 F FF 92 C SL 82 0-3 ① K		B FF 96 F SI 98 B SI 97 B SI 98 X FF 98 3-1 ② L7		4	0	2	0	0	1	2
46 Garrett Jones, L (1, 3) OBP: 0.324, SLG: 0.438 10 Jeff Baker, R (6, PH) OBP: 0.274, SLG: 0.344 (7, 3)		C FC 86 D FS 78 X FF 89 1-1 ① F7		B FC 90 B FS 80 F FS 80 F FC 89 X SL 80 2-2 ② G3 2-3		B SL 86 B FF 94 X FF 94 2-0 ② ③ G4-6-3 1-2f		C SI 97 C SI 97 B FF 98 S SL 86 1-3 ③ K		2 2	0 0	0 0	0 0	0 0	0 1	2 2
13 Marcell Ozuna, R (1, 7) OBP: 0.306, SLG: 0.444		C CU 72 B SI 89 X SL 80 1-1 ② G6-3		B SI 90 C SL 81 B SL 83 C FF 92 D SL 82 S FF 93 3-3 ③ K			F FF 96 F FF 97 S CU 84 0-3 ① K			3	0	0	0	0	2	2
23 Jake Marisnick, R (1, 8) OBP: 0.381, SLG: 0.316		B CU 72 B FF 90 I IN 72 I IN 72 4-0 IBB			X FF 90 0-0 ① P4		B FF 97 X FF 96 1-0 15 S 48 S 15 E 1B			2	1	1	0	1	0	0
37 Henderson Alvarez III, R (1, 1) OBP: 0.222, SLG: 0.222 44 AJ Ramos, R (7, 1) 48 Justin Bour, L (7, PH) OBP: 0.368, SLG: 0.294 63 Kevin Gregg, R (8, 1) 40 Mike Dunn, L (8, 1) 31 Steve Cishek, R (9, 1)		F FF 90 X SL 80 0-1 ③ G5-3			B SI 88 C SL 80 X CU 74 1-1 3 FC6-4 1B		1 SAFE S CU 84 1 SAFE B FF 97 1 SAFE B CU 84 D CU 84 B FF 96 4-1 15 G4-3 15 E 3 2B 1-2 BB			2 0 0 0 0 0	0 0 1 0 0 0	1 0 0 0 0 0	0 0 1 0 0 0	0 0 0 0 0 0	0 0 0 0 0 0	2 0 0 0 0 0
Inning Stats	R: 1 E: 0 K: 1 S: 9 H: 1 LOB: 0 BB: 0 P: 14	R: 0 E: 0 K: 0 S: 7 H: 1 LOB: 2 BB: 1 P: 13	R: 0 E: 0 K: 1 S: 10 H: 0 LOB: 0 BB: 0 P: 17	R: 0 E: 0 K: 1 S: 11 H: 1 LOB: 1 BB: 0 P: 19	R: 0 E: 0 K: 0 S: 6 H: 1 LOB: 1 BB: 0 P: 9	R: 0 E: 0 K: 1 S: 11 H: 2 LOB: 1 BB: 0 P: 16	R: 2 E: 0 K: 2 S: 18 H: 2 LOB: 1 BB: 1 P: 29	R: 0 E: 0 K: 1 S: 7 H: 0 LOB: 0 BB: 0 P: 13		1B: 4 2B: 3 3B: 1 HR: 0 SF: 0 SAC: 0 DP: 1 HBP: 0				WP: 0 PB: 0 SB: 2 CS: 0 PA: 33		

livebaseballscorecards.com

	AB	31
	R	3
	H	8
	RBI	2
	BB	2
	SO	7
	LOB	14

PITCHER		IP	WLS	BF	H	R	ER	SO	BB	IBB	HBP	BLK	WP	HR	S	P	ERA	WHIP
16 Daisuke Matsuzaka, R ERA: 2.68	(1, 1)	5.1	L	23	6	1	1	4	0	1	0	0	0	0	53	85	1.69	1.125
66 Josh Edgin, L	(6, 1)	0.2		1	0	0	0	0	0	0	0	0	0	0	1	3	0.00	0.000
38 Vic Black, R ERA: 1.35	(7, 1)	1.0		6	2	2	1	2	1	0	0	0	0	0	18	29	9.00	3.000
27 Jeurys Familia, R ERA: 2.45	(8, 1)	1.0		3	0	0	0	1	0	0	0	0	0	0	7	13	0.00	0.000

PITCHER	IP	WLS	BF	H	R	ER	SO	BB	IBB	HBP	BLK	WP	HR	S	P	ERA	WHIP

Batter	1	2	3	4	5	6	7	8	9	AB	R	H	RBI	BB	SO	LOB
3 Curtis Granderson, L (1, 9) OBP: 0.351, SLG: 0.391	F FF 93 B KC 80 F FF 94 S SL 86 1-3 K ①			C KC 77 C CH 87 B FF 95 T SL 86 1-2 K ①		B SL 84 1 SAFE B SI 92 B FF 94 F FF 92 F FF 93 B FF 94 4-2 5 1B 28 G3 1-2 BB		F FF 96 C FS 87 F FS 88 B FF 96 X FS 88 1-2 F8 ②		3	0	0	0	1	2	0
28 Daniel Murphy, L (1, 4) OBP: 0.352, SLG: 0.408	B FF 94 F FF 92 X FF 94 1-1 F8 ②			S CH 87 X FF 94 0-1 F8 ②		D KC 78 X KC 79 1-0 G3 ① 1-2 2-3		X FS 87 0-0 G6-3 ③		4	0	0	0	0	0	2
5 David Wright, R (1, 5) OBP: 0.335, SLG: 0.390	C FF 94 B FF 94 C SL 85 B KC 82 B FF 95 F SL 86 F FF 94 X FF 94 3-2 F9 ③			X FF 94 0-0 21 BB 1 1B 1B		X FF 93 0-0 21 G4-6-3 2-3 3-H 1B			B FF 95 X FF 95 1-0 21 HR 2B	4	2	3	1	0	0	0
21 Lucas Duda, L (1, 3) OBP: 0.337, SLG: 0.454		C FF 94 F FF 95 S SL 86 0-3 K ①		C KC 78 B FF 94 1 SAFE T SL 85 B SI 94 B KC 78 B SL 87 4-2 1 1B 1-2 BB		X SL 87 0-0 G4-6-3 ②③ 1-2f			C FS 86 D FS 88 X FF 95 1-1 2-H HR	3	1	1	2	1	1	2
1 Chris Young, R (1, 8) OBP: 0.285, SLG: 0.315		B FF 93 B FF 94 C FF 92 B KC 79 F FF 92 X FF 94 3-2 F7 ②		B SL 86 X FF 92 1-0 1-3 2-H 1B ③			C KC 78 B FF 91 X SL 85 1-1 F7 ①		F FF 96 X FF 96 0-1 23 FC5-4 1B	4	0	2	1	0	0	0
4 Wilmer Flores, R (1, 6) OBP: 0.259, SLG: 0.308		B KC 79 C KC 78 X SL 86 1-1 G4-3 ③			B FF 91 C FF 90 C FF 93 X KC 80 1-2 F9 ①		B FF 94 B FF 93 C FF 92 F FF 92 X KC 81 2-2 2B		1 SAFE B SL 87 1 SAFE S SL 85 X FF 95 1-1 F9 ①	4	0	1	0	0	0	1
23 Taylor Teagarden, R (1, 2) OBP: 0.200, SLG: 0.250			S FF 92 X SI 92 0-1 G6-3 ①		C KC 78 S FF 94 B FF 94 S SL 88 1-3 K ②		B SL 84 C SL 85 B FF 92 S FF 93 S FF 94 2-3 K ②		C SL 86 D SL 87 B SL 85 S FS 88 1 SAFE F FF 96 X FS 87 2-2 1-2f FC5-4 ②	4	0	0	0	0	2	2
48 Jacob deGrom, L (1, 1) 27 Jeurys Familia, R (8, 1) OBP: 1.000, SLG: 1.000 53 Bobby Abreu, L (9, PH) OBP: 0.359, SLG: 0.416 58 Jenrry Mejia, R (9, 1)			C FF 94 S KC 79 S SL 86 0-3 K ②		C SI 95 F SI 94 S KC 82 0-3 K ③		C KC 77 C KC 79 S SL 88 0-3 K ③		C FS 87 S FS 87 S FS 89 0-3 K ③	3 0 1 0	0 0 0 0	0 0 0 0	0 0 0 0	0 0 1 0	3 0 0 0	1 0 1 0
22 Eric Young Jr., S (1, 7) OBP: 0.319, SLG: 0.315			C SI 94 B FF 93 B CH 86 C FF 94 X KC 80 2-2 G6-3 ③			B SI 94 B FF 92 B FF 94 C FF 91 B FF 91 4-1 28 G3 3 S 5 1B BB		C FF 96 X SI 95 0-1 G6-3 ①		2	1	0	0	1	0	0

TOP

New York Mets @ Miami Marlins

Marlins Park, Miami, FL

Sat Jun 21 2014, 4:11 PM - 6:48 PM EDT

Att. 24,502 - Roof Closed - 75 F

livebaseballscorecards.com

AB	32
R	4
H	7
RBI	4
BB	3
SO	9
LOB	9

Inning Stats	1	2	3	4	5	6	7	8	9
	R: 0 E: 0 K: 1 S: 10	R: 0 E: 0 K: 1 S: 8	R: 0 E: 0 K: 1 S: 8	R: 1 E: 0 K: 1 S: 9	R: 0 E: 0 K: 2 S: 9	R: 1 E: 0 K: 0 S: 6	R: 0 E: 0 K: 2 S: 11	R: 0 E: 0 K: 0 S: 7	R: 2 E: 0 K: 1 S: 14
	H: 0 LOB: 0 BB: 0 P: 15	H: 0 LOB: 0 BB: 0 P: 12	H: 0 LOB: 0 BB: 0 P: 10	H: 2 LOB: 2 BB: 1 P: 15	H: 0 LOB: 0 BB: 0 P: 11	H: 1 LOB: 1 BB: 2 P: 15	H: 1 LOB: 1 BB: 0 P: 16	H: 0 LOB: 0 BB: 0 P: 8	H: 3 LOB: 1 BB: 0 P: 19

1B: 4 SF: 0
2B: 2 SAC: 0
3B: 0 DP: 1
HR: 1 HBP: 0

WP: 0 PA: 35
PB: 0
SB: 1
CS: 0

PITCHER		IP	WLS	BF	H	R	ER	SO	BB	IBB	HBP	BLK	WP	HR	S	P	ERA	WHIP
34 Tom Koehler, R ERA: 3.74	(1, 1)	7.0	L	26	4	2	2	8	3	0	0	0	0	0	61	94	2.57	1.000
41 Chris Hatcher, R ERA: 3.86	(8, 1)	2.0		9	3	2	2	1	0	0	0	0	0	1	21	27	9.00	1.500

PITCHER		IP	WLS	BF	H	R	ER	SO	BB	IBB	HBP	BLK	WP	HR	S	P	ERA	WHIP

New York Mets @ Miami Marlins

Marlins Park, Miami, FL

Sat Jun 21 2014, 4:11 PM - 6:48 PM EDT

Att. 24,502 - Roof Closed - 75 F

BOTTOM

Batter	1	2	3	4	5	6	7	8	9	AB	R	H	RBI	BB	SO	LOB
15 Rafael Furcal, S (1, 4) OBP: 0.216, SLG: 0.229	X FF 92 0-0 ① G5-3		C FF 93 B SI 92 F SL 88 X FF 93 1-2 ②③ G6-4-3 1-2f		B FF 92 B SL 88 B SI 92 C SI 93 F SL 88 X SI 93 3-2 ③ F9		F SL 87 X SI 93 0-1 ③ L9			2	0	0	0	0	0	1
10 Jeff Baker, R (4, 4) OBP: 0.269, SLG: 0.337										2	0	0	0	0	0	4
23 Jake Marisnick, R (1, 8) OBP: 0.320, SLG: 0.261	C FF 94 B FF 93 B SL 89 F FF 93 F SL 88 S FF 94 2-3 ② K			C CU 78 X FF 92 0-1 ① F8		L CU 76 F FF 91 B FF 92 T SL 86 1-2 ① K		B SI 96 F SI 96 B FF 96 F SI 96 F SL 87 S SI 97 2-3 ① K		4	0	0	0	0	3	0
27 Giancarlo Stanton, R (1, 9) OBP: 0.389, SLG: 0.584	B FF 94 B FF 93 X SL 87 2-0 ③ G6-3			F SL 87 B CH 85 S FF 94 X CH 84 1-2 E5 9 2B		C FF 91 F SI 92 B SI 93 X SL 88 1-2 39 S 2B		B SI 97 C SI 96 X SL 87 1-1 9 G6-4-3 1B		4	0	2	0	0	0	0
9 Casey McGehee, R (1, 5) OBP: 0.376, SLG: 0.389		C FF 92 B CH 85 F CH 83 B FF 94 B SL 88 B FF 94 4-2 39 FC3-4-5 BB		B FF 92 D CU 82 X FF 92 2-0 ② 1-2 2B		C CU 80 S CH 81 B FF 91 C SI 93 1-3 ② K		D SI 96 S SI 97 B SI 96 X SI 96 2-1 ②③ G6-4-3 1-2f		3	0	1	0	1	1	2
39 Jarrod Saltalamacchia, S (1, 2) OBP: 0.332, SLG: 0.407		C FF 93 X SL 87 0-1 ① FC3-4-5 1-2f		S CH 84 F FF 92 C FF 93 0-3 ③ K		C CU 78 F FF 92 X SL 87 0-2 ③ F7 2-3			C FF 92 X CH 87 0-1 ① G6-3	4	0	0	0	0	1	3
46 Garrett Jones, L (1, 3) OBP: 0.319, SLG: 0.431		C FF 92 B SI 92 L CH 83 C SL 88 1-3 ② K			T SI 91 F CH 83 S FF 94 0-3 ① K		C CH 84 B FF 93 F CH 83 B SL 88 X FF 92 2-2 ① P5		C FC 93 B CU 80 X FF 93 1-1 ② G3-1	4	0	0	0	0	2	1
13 Marcell Ozuna, R (1, 7) OBP: 0.312, SLG: 0.444		B FF 92 X SL 88 1-0 ③ G4-3			B SI 92 C SI 93 B SI 93 B SL 88 B SI 92 4-1 34 FC2-5 59 1B BB		F SI 91 X SI 92 0-1 48 BB 1B		C FF 93 C FF 90 B SL 81 B SL 84 B FC 93 B FF 93 4-2 BB	2	0	1	0	2	0	1
59 Ed Lucas, R (1, 6) OBP: 0.323, SLG: 0.315			B SI 91 X SI 92 1-0 15 G6-4-3 1B		1 SAFE D SL 86 C SI 92 X SI 93 1-1 34 FC2-5 1-2 1B		B SL 86 B SL 88 F SI 91 X SL 86 2-1 ② F9		B FC 92 C FF 91 S CU 79 C CU 80 1-3 ③ K	4	0	2	0	0	1	2
34 Tom Koehler, R (1, 1) OBP: 0.125, SLG: 0.087			L FF 91 M SL 86 M 0-3 ① K		X FF 91 0-0 ② FC2-5 1-2 2-3f		B FF 92 C CH 83 B FF 92 B SL 86 S FF 92 B SL 88 4-2 1-2 BB			2	0	0	0	0	1	3
48 Justin Bour, L (7, PH) OBP: 0.400, SLG: 0.294										0	0	0	0	1	0	0
41 Chris Hatcher, R (8, 1)										0	0	0	0	0	0	0
Inning Stats	R: 0 E: 0 K: 1 S: 6 H: 0 LOB: 0 BB: 0 P: 10	R: 0 E: 0 K: 1 S: 8 H: 0 LOB: 1 BB: 1 P: 14	R: 0 E: 0 K: 1 S: 7 H: 1 LOB: 0 BB: 0 P: 9	R: 0 E: 1 K: 1 S: 9 H: 1 LOB: 1 BB: 0 P: 12	R: 0 E: 0 K: 1 S: 10 H: 1 LOB: 2 BB: 1 P: 18	R: 0 E: 0 K: 2 S: 12 H: 1 LOB: 1 BB: 0 P: 15	R: 0 E: 0 K: 0 S: 11 H: 1 LOB: 2 BB: 1 P: 19	R: 0 E: 0 K: 1 S: 8 H: 1 LOB: 0 BB: 0 P: 13	R: 0 E: 0 K: 1 S: 9 H: 0 LOB: 1 BB: 1 P: 15	1B: 4 2B: 2 3B: 0 HR: 0 SF: 0 SAC: 0 DP: 2 HBP: 0						

livebaseballscorecards.com

AB	31
R	0
H	6
RBI	0
BB	4
SO	9
LOB	17

PITCHER		IP	WLS	BF	H	R	ER	SO	BB	IBB	HBP	BLK	WP	HR	S	P	ERA	WHIP
48 Jacob deGrom, R ERA: 3.75	(1, 1)	7.0	W	28	5	0	0	7	3	0	0	0	0	0	63	97	0.00	1.143
27 Jeurys Familia, R ERA: 2.39	(8, 1)	1.0	H	3	1	0	0	1	0	0	0	0	0	0	8	13	0.00	1.000
58 Jenrry Mejia, R ERA: 4.39	(9, 1)	1.0		4	0	0	0	1	1	0	0	0	0	0	9	15	0.00	1.000

PITCHER	IP	WLS	BF	H	R	ER	SO	BB	IBB	HBP	BLK	WP	HR	S	P	ERA	WHIP

Batter	1	2	3	4	5	6	7	8	9	AB	R	H	RBI	BB	SO	LOB
3 Curtis Granderson, L (1, 9) OBP: 0.358, SLG: 0.399	B FF 90 C FF 91 S SL 78 F SL 79 C FF 92 1-3 ① K		B SL 78 C FF 89 B FF 91 X FF 91 2-1 28 1B 5 SF8 1B	D SL 80 B CH 83 B FF 89 B FF 92 4-0 28 HR BB		B SI 89 B SI 95 B SI 96 C FF 95 X SI 95 3-1 1B	F FC 90 S CU 81 D FC 90 X SI 95 1-2 1-3 2B		B SL 80 B SI 93 X FF 92 2-0 ③ P6	5	2	3	0	1	1	0
28 Daniel Murphy, L (1, 4) OBP: 0.353, SLG: 0.417	C FF 91 C FF 92 X SL 80 0-2 ② F8		B SI 90 1 SAFE X FF 89 1-0 9 2B 1-3 1B	C SL 79 X FF 92 0-1 1-H 2-H HR		B FF 95 B SI 94 X SI 95 2-0 ③ G3	F FC 89 F FC 88 S CU 81 0-3 ③ K			5	2	2	3	0	1	3
5 David Wright, R (1, 5) OBP: 0.336, SLG: 0.395	B FF 92 C FF 92 S FF 93 B SL 81 B FF 94 F FF 93 F FF 93 X FF 94 3-2 ③ G6-3		B FF 91 B SL 79 F FF 91 1 SAFE X SI 90 2-1 ① SF8 3-H	B SI 94 F FF 93 B SI 94 X SI 95 2-1 ③ G4-3			X FF 94 0-0 9 FC4 11 1B 2B	B FC 90 S SI 95 X SI 95 1-1 20 FC5 21 1B 1B		4	1	2	1	0	0	0
21 Lucas Duda, L (1, 3) OBP: 0.346, SLG: 0.459		C FF 91 C FF 92 B FF 93 B SL 83 X FF 93 2-2 9 2B 20 SF8 1B	F FF 92 1 SAFE C CH 83 D SL 81 X FF 92 1-2 ② F7		X SI 94 0-0 11 1B 1B		D FC 84 C CU 78 B CU 79 B FF 93 B SI 94 4-1 9 FC4 BB	B CU 82 S SI 94 B SI 94 S SI 94 X SI 94 2-2 20 FC5 1-2 1B	4	1	3	0	1	0	1
9 Kirk Nieuwenhuis, L (1, 8) OBP: 0.333, SLG: 0.583		B FF 90 C FF 92 C FF 90 F FF 92 X SL 80 1-2 20 SF8 49 SH2-3 1-3 2B	B FF 91 F FF 91 B SI 90 F FF 91 F FF 92 1 SAFE B CH 82 X FF 92 3-2 1-H 2B		B FF 94 X SI 93 1-0 ① F8		B CU 80 B SI 94 S SI 94 X SI 94 2-1 ① FC4 11 1B 20 2B 1-2f 2-3	D FC 90 F SI 94 C CU 82 D FC 90 S FC 89 2-3 ① K	5	2	2	1	0	1	5
11 Rubén Tejada, R (1, 6) OBP: 0.343, SLG: 0.298		B SL 79 C FF 92 B SL 80 F FF 91 B FF 92 F FF 92 B SL 81 4-2 49 SH2-3 BB	C SL 78 D SL 80 F SL 79 X FF 92 1-2 ③ F8		X SI 93 0-0 20 G6-4-3 1-2 1B		B FC 85 X SI 94 1-0 20 2B 22 1B 1-2 3-H 1B	D FC 90 F FC 90 F SI 95 F FC 88 X FC 88 1-2 ② L6	4	1	2	1	1	0	3
20 Anthony Recker, R (1, 2) OBP: 0.257, SLG: 0.324		B FF 91 S FF 93 T FF 92 B SL 80 F FF 92 D SL 81 F FF 93 F FF 93 X FF 92 3-2 ① SF8 2-3 3-H	B FF 91 T FF 90 C FF 91 B SL 80 X FF 92 2-2 49 FC5-6 1B	B FC 87 X FF 94 1-0 ② ③ G6-4-3 1-2f			B FF 93 S SI 93 C SI 94 D FC 87 F FC 86 F FF 94 X FF 94 2-2 22 1B 1-3 2-H 2B	B FF 94 X SI 95 1-0 ③ FC5 1-2 2-3f	4	1	2	2	0	0	4
49 Jonathon Niese, L (1, 1) OBP: 0.172, SLG: 0.080 29 Eric Campbell, R (7, PH) OBP: 0.328, SLG: 0.404 52 Carlos Torres, R (7, 1) 1 Chris Young, R (9, PH) OBP: 0.284, SLG: 0.313 71 Gonzalez Germen, R (9, 1)	1 SAFE X FF 91 0-0 ② SH2-3 1-2 3-H		X FF 90 0-0 ① FC5-6 22 SH3 28 HR 1-2f			C FF 92 F SI 94 S SI 94 0-3 ① K	C FF 93 S FC 87 B FC 87 D FC 87 D FC 86 T FC 87 3-2 ② K		C FF 92 X SL 79 0-1 ① L6	2 1 0 1	1 0 0 0	0 0 0 0	1 0 0 0	0 1 0 0	1 2 0 0	1 2 0 0
22 Eric Young Jr., S (1, 7) OBP: 0.317, SLG: 0.313		X FF 91 0-0 ③ F7	X FF 90 0-0 ② SH3 1-2		B SI 94 C FF 95 B FF 94 X FF 95 2-1 ② G6-3	C CU 79 X FF 93 0-1 3 2B 2-H 3-H 1B		C FF 92 B CH 85 X SI 92 1-1 ② G1	4	0	1	2	0	0	1
Inning Stats	R: 0 E: 0 K: 1 S: 12 H: 0 LOB: 0 BB: 0 P: 16	R: 2 E: 0 K: 0 S: 18 H: 2 LOB: 1 BB: 1 P: 28	R: 2 E: 0 K: 0 S: 15 H: 3 LOB: 1 BB: 0 P: 25	R: 3 E: 0 K: 0 S: 9 H: 2 LOB: 0 BB: 1 P: 17	R: 0 E: 0 K: 0 S: 4 H: 2 LOB: 1 BB: 0 P: 6	R: 0 E: 0 K: 1 S: 8 H: 1 LOB: 1 BB: 0 P: 15	R: 4 E: 0 K: 2 S: 21 H: 5 LOB: 2 BB: 1 P: 34	R: 0 E: 0 K: 1 S: 13 H: 2 LOB: 2 BB: 0 P: 20	R: 0 E: 0 K: 0 S: 5 H: 0 LOB: 0 BB: 0 P: 8	1B: 11 2B: 5 3B: 0 HR: 1 SF: 2 SAC: 2 DP: 1 HBP: 0						

TOP

New York Mets @ Miami Marlins

Marlins Park, Miami, FL

Sun Jun 22 2014, 1:11 PM - 4:19 PM EDT

Att. 24,613 - Roof Closed - 75 F

livebaseballscorecards.com

AB	39
R	11
H	17
RBI	11
BB	3
SO	5
LOB	20

WP: 0 PB: 0 SB: 0 CS: 0 PA: 46

PITCHER		IP	WLS	BF	H	R	ER	SO	BB	IBB	HBP	BLK	WP	HR	S	P	ERA	WHIP
28 Anthony DeSclafani, R ERA: 7.59	(1, 1)	3.2	L	20	7	7	7	1	2	0	0	0	0	1	52	82	17.18	2.455
33 Jacob Turner, R ERA: 6.67	(4, 1)	3.0		16	7	4	4	2	1	0	0	0	0	0	29	52	12.00	2.667
57 Bryan Morris, R ERA: 2.48	(7, 1)	1.1		7	3	0	0	2	0	0	0	0	0	0	19	27	0.00	2.250
44 AJ Ramos, R ERA: 2.36	(9, 1)	1.0		3	0	0	0	0	0	0	0	0	0	0	5	8	0.00	0.000

PITCHER	IP	WLS	BF	H	R	ER	SO	BB	IBB	HBP	BLK	WP	HR	S	P	ERA	WHIP

New York Mets @ Miami Marlins

Marlins Park, Miami, FL

Sun Jun 22 2014, 1:11 PM - 4:19 PM EDT

Att. 24,613 - Roof Closed - 75 F

BOTTOM

Batter	1	2	3	4	5	6	7	8	9	AB	R	H	RBI	BB	SO	LOB
5 Reed Johnson, R (1, 7) OBP: 0.300, SLG: 0.432	G5-3		F7			2B			F8	5	1	1	1	0	0	1
59 Ed Lucas, R (1, 6) OBP: 0.311, SLG: 0.302	K2-3			G6-3		L4		K		4	0	0	0	0	2	1
27 Giancarlo Stanton, R (1, 9) OBP: 0.392, SLG: 0.585 23 Jake Marisnick, R (8, 8) OBP: 0.308, SLG: 0.250	F9			9 G5-4-3 1B		9 BB 13 1B 1B		K		3	1	2	1	0	0	0
										1	0	0	0	0	1	0
9 Casey McGehee, R (1, 5) OBP: 0.374, SLG: 0.385		G6-3		G5-4-3 1-2f		13 1B BB		F9		3	0	0	0	1	0	1
13 Marcell Ozuna, R (1, 8) OBP: 0.315, SLG: 0.445 (8, 9)		10 FC5-4 1B			K	10 BB 1B			L1	4	0	2	1	0	1	0
10 Jeff Baker, R (1, 3) OBP: 0.270, SLG: 0.330 57 Bryan Morris, L (7, 1) 44 AJ Ramos, R (9, 1) 46 Garrett Jones, L (9, PH) OBP: 0.322, SLG: 0.431		FC5-4 1-2f			F9	48 2B BB			32 2B 48 2B BB	2	0	0	0	1	0	1
										0	0	0	0	0	0	0
										0	0	0	0	0	0	0
										0	1	0	0	1	0	0
32 Derek Dietrich, L (1, 4) OBP: 0.340, SLG: 0.433		K		G6-3		K			48 2B 1-3 2B	4	1	1	0	0	2	4
6 Jeff Mathis, R (1, 2) OBP: 0.298, SLG: 0.289			G5-3			33 SH1-4 5 2B 2B	L9		K	4	1	1	0	0	1	2
28 Anthony DeSclafani, R (1, 1) OBP: 0.200, SLG: 0.111 33 Jacob Turner, R (4, 1) OBP: 0.333, SLG: 0.375 48 Justin Bour, L (7, 3) OBP: 0.409, SLG: 0.368			G1-3			SH1-4 2-3	K		2-H 3-H 2B	1	0	0	0	0	0	0
										0	0	0	0	0	0	0
										2	0	1	2	0	1	0

livebaseballscorecards.com

AB	33
R	5
H	8
RBI	5
BB	3
SO	8
LOB	10

Inning Stats	1	2	3	4	5	6	7	8	9
	R: 0 E: 0 K: 1 S: 6	H: 0 LOB: 0 BB: 0 P: 10	R: 0 E: 0 K: 1 S: 9	H: 1 LOB: 1 BB: 0 P: 15	R: 0 E: 0 K: 0 S: 8	H: 0 LOB: 0 BB: 0 P: 13	R: 0 E: 0 K: 0 S: 5	H: 1 LOB: 0 BB: 0 P: 7	R: 0 E: 0 K: 1 S: 8	H: 0 LOB: 0 BB: 0 P: 11
	R: 3 E: 0 K: 1 S: 18	H: 4 LOB: 3 BB: 2 P: 31	R: 0 E: 0 K: 1 S: 7	H: 0 LOB: 0 BB: 0 P: 8	R: 0 E: 0 K: 2 S: 9	H: 0 LOB: 0 BB: 0 P: 14	R: 2 E: 0 K: 1 S: 13	H: 2 LOB: 1 BB: 1 P: 24		

	1B: 4	SF: 0	WP: 0	PA: 37
	2B: 4	SAC: 1	PB: 0	
	3B: 0	DP: 1	SB: 0	
	HR: 0	HBP: 0	CS: 0	

PITCHER	IP	WLS	BF	H	R	ER	SO	BB	IBB	HBP	BLK	WP	HR	S	P	ERA	WHIP
49 Jonathon Niese, L (1, 1) ERA: 2.78	6.0	W	25	6	3	3	4	2	0	0	0	0	0	54	87	4.50	1.333
52 Carlos Torres, R (7, 1) ERA: 3.28	2.0		6	0	0	0	3	0	0	0	0	0	0	16	22	0.00	0.000
71 Gonzalez Germen, R (9, 1) ERA: 3.97	1.0		6	2	2	2	1	1	0	0	0	0	0	13	24	18.00	3.000

PITCHER	IP	WLS	BF	H	R	ER	SO	BB	IBB	HBP	BLK	WP	HR	S	P	ERA	WHIP

Oakland Athletics @ New York Mets

Citi Field, Flushing, NY

Tue Jun 24 2014, 7:12 PM - 9:35 PM EDT

Att. 25,751 - Partly Cloudy - 74 F

livebaseballscorecards.com

Batter	1	2	3	4	5	6	7	8	9	AB	R	H	RBI	BB	SO	LOB
4 Coco Crisp, S (1, 8) OBP: 0.377, SLG: 0.435	C FF 89 C FF 90 B FF 92 X FF 92 1-2 ① G4-3		B SL 83 B SL 83 B SI 87 C FF 88 X SI 89 3-1 ① F8		C FF 91 B FF 93 X SI 90 1-1 1B			C FF 91 C FF 92 X SI 90 0-2 ② G4-3		3	0	1	0	0	0	0
28 Eric Sogard, L (7, 4) OBP: 0.269, SLG: 0.229										1	0	0	0	0	0	0
20 Josh Donaldson, R (1, 5) OBP: 0.331, SLG: 0.474	B FF 89 C FF 88 B FF 91 F SL 84 B SI 90 X SI 90 3-2 ② G6-3		F SI 89 F FF 92 F CH 84 B SI 91 B SI 91 B SI 89 X SL 84 3-2 ② G6-3		F SI 88 S SI 89 T SI 90 0-2 ③ K			C SI 89 F FF 93 C SI 90 0-3 ③ K		4	0	0	0	0	2	1
37 Brandon Moss, L (1, 3) OBP: 0.351, SLG: 0.517 (7, 7)	B SI 89 B SI 89 B SI 88 X SI 88 3-0 52 2B 1B		X SL 82 0-0 ③ F7			C SI 87 B FF 91 F FF 91 B SI 89 X FF 92 2-2 ① F7			B FF 97 X FF 96 1-0 ① P5	4	1	1	0	0	0	0
52 Yoenis Cespedes, R (1, 7) OBP: 0.321, SLG: 0.507 (7, 8)	C SI 86 X SI 87 0-1 1-H 2B			B FF 89 B CH 81 F SI 89 X SL 83 2-1 1B		C SI 89 B FF 93 B FF 93 S SL 84 X SI 90 2-2 ② F9			C FF 97 B FF 97 S CU 82 X FF 97 1-2 ② P3	4	0	2	1	0	0	0
21 Stephen Vogt, L (1, 2) OBP: 0.345, SLG: 0.491	C SI 88 B SI 88 F CH 81 F FF 92 X SI 90 1-2 ③ F7			B SL 79 B SI 87 X SI 86 2-0 ① F7		C SL 83 B SI 90 B SL 83 F FF 89 F SI 89 S SL 84 2-3 ③ K			B FF 96 C FF 97 C FF 96 B FF 96 T FF 95 2-2 ③ K	3	0	0	0	0	1	2
29 Jeff Francis, L (6, 1)										1	0	0	0	0	1	0
8 Jed Lowrie, S (1, 6) OBP: 0.317, SLG: 0.331		C SI 86 F SI 86 F SI 89 X FF 91 0-2 ① F7		B SI 87 C SI 88 B SI 87 F SI 88 S SL 82 2-3 ② K			C SI 85 B SI 85 C FF 91 S FF 92 1-3 ① K			2	0	0	0	0	1	1
45 Jim Johnson, R (4, 1)										0	0	0	0	0	0	0
5 John Jaso, L (6, 2) OBP: 0.358, SLG: 0.455										1	0	0	0	0	1	0
16 Josh Reddick, L (1, 9) OBP: 0.280, SLG: 0.335		B SI 89 F SI 88 B FF 92 B SL 84 B SI 89 4-1 7 FC3-6 BB		B SI 88 F SI 87 X SI 89 1-1 ③ L7			F SI 88 F FF 92 C FF 92 0-3 ② K			2	0	0	0	1	1	1
7 Alberto Callaspo, S (1, 4) OBP: 0.327, SLG: 0.314 (7, 3)		1 SAFE 1 SAFE F SI 86 C CH 81 B CH 81 X SI 86 1-2 ② FC3-6 1-2f			B SI 85 B FF 90 X SI 89 2-0 ① G3		B SL 82 B SI 89 X SI 88 2-0 ③ G3			3	0	0	0	0	0	1
26 Scott Kazmir, L (1, 1)		C FF 88 F FF 90 X SI 86 0-2 ③ G4-3			F FF 88 C FF 92 S FF 92 0-3 ② K			C FF 89 F SI 89 S FF 92 0-3 ① K		1	0	0	0	0	0	1
1 Nick Punto, S (4, 6) OBP: 0.327, SLG: 0.289										2	0	0	0	0	2	0

Inning Stats	1	2	3	4	5	6	7	8	9
R:	1	0	0	0	0	0	0	0	0
E:	0	0	0	1	0	0	0	0	0
K:	0	0	0	1	2	1	2	2	1
S:	13	11	7	8	9	10	7	9	7
H:	2	0	0	1	1	0	0	0	0
LOB:	1	1	0	1	1	0	0	0	0
BB:	0	1	0	0	0	0	0	0	0
P:	21	16	13	15	12	16	10	9	11

PITCHER		IP	WLS	BF	H	R	ER	SO	BB	IBB	HBP	BLK	WP	HR	S	P	ERA	WHIP
40 Bartolo Colon, R ERA: 3.67	(1, 1)	8.0	W	29	4	1	1	8	1	0	0	0	0	0	74	112	1.12	0.625
38 Vic Black, R ERA: 1.26	(9, 1)	1.0		3	0	0	0	1	0	0	0	0	0	0	7	11	0.00	0.000

PITCHER	IP	WLS	BF	H	R	ER	SO	BB	IBB	HBP	BLK	WP	HR	S	P	ERA	WHIP

TOP	
AB	31
R	1
H	4
RBI	1
BB	1
SO	9
LOB	7

1B: 3	SF: 0	WP: 0	PA: 32
2B: 1	SAC: 0	PB: 0	
3B: 0	DP: 0	SB: 0	
HR: 0	HBP: 0	CS: 0	

BOTTOM

Oakland Athletics @ New York Mets

Citi Field, Flushing, NY

Tue Jun 24 2014, 7:12 PM - 9:35 PM EDT

Att. 25,751 - Partly Cloudy - 74 F

livebaseballscorecards.com

Batter	1	2	3	4	5	6	7	8	9	AB	R	H	RBI	BB	SO	LOB
22 Eric Young Jr., S (1, 7) OBP: 0.320, SLG: 0.316	B SI 89 B SI 89 C SI 89 X SI 90 2-1 29 CS 1B	F CH 82 F SI 92 B SI 94 S SI 93 1-3 ③ K		S SI 92 F SI 92 F SI 94 X SI 93 0-2 ① G1-3 1-2		X SI 87 0-0 28 1B 5 G4-3 1B 2-3		C CH 82 B SI 87 B CH 80 F SI 84 B CU 70 S SI 85 3-3 ③ K		5	1	2	0	0	2	2
28 Daniel Murphy, L (1, 4) OBP: 0.355, SLG: 0.419	C SI 90 B SI 91 C SI 90 F SL 82 S CH 80 1-3 K ①		B SL 81 C SI 92 B SI 92 B SL 80 X SI 92 3-1 5 2B 3 G3 1B	B SI 93 X CH 87 1-0 G4-3 ② 2-3		B SL 80 X CU 72 1-0 5 G4-3 1-3 3-H 1B				4	1	2	1	0	1	2
5 David Wright, R (1, 5) OBP: 0.335, SLG: 0.396	C CH 76 X CU 77 0-1 P3 ②		X SI 93 0-0 3 G3 7 HR 1-3 2B	X SI 93 0-0 G5-3 ③		C SI 87 B CH 78 X SI 88 1-1 G4-3 ② 2-3 3-H				4	1	1	1	0	0	3
29 Eric Campbell, R (1, 3) OBP: 0.324, SLG: 0.410	1 SAFE 1 SAFE 0-0 CS ③ 1-2	X SI 91 0-0 3 HR 2B	B SL 83 D CH 80 B SI 94 C SI 93 F SI 93 F CH 80 X CH 79 3-2 G5-3 ①		B SI 90 C SI 91 C SI 92 B CU 78 S CU 79 2-3 K ①	B CH 79 B SI 84 F SI 85 X CU 70 2-1 L7 ③				4	1	1	0	0	1	3
3 Curtis Granderson, L (1, 9) OBP: 0.356, SLG: 0.409		B SI 92 X SI 93 1-0 2-H HR	D SL 83 B SL 82 B FF 93 C SI 93 C SI 93 X CH 77 3-2 G3 ② 2-3 3-H		B CU 77 X SI 93 1-0 F8 ②		C SI 88 S SL 80 S CU 71 0-3 K ①			4	1	1	3	0	1	1
1 Chris Young, R (1, 8) OBP: 0.293, SLG: 0.352		C SI 93 B CH 81 B CH 79 X CH 80 2-1 HR	B SI 93 B SI 93 B SI 93 C SI 91 F SI 94 B FC 86 4-2 7 HR BB		C SI 94 F SI 92 F SI 94 B SI 94 B CH 86 F SI 93 X CU 79 2-2 HR		B SI 85 B SI 88 X SI 88 2-0 F8 ②			3	3	2	2	1	0	0
7 Travis d'Arnaud, R (1, 2) OBP: 0.270, SLG: 0.295		S SI 91 F SI 93 B SI 93 S SI 93 1-3 ① K	C CH 81 F SI 92 1 SAFE B SI 92 X CH 75 1-2 1-H 3-H HR		F SI 91 B SI 93 B SI 93 B SI 93 C SI 94 X SI 94 3-2 ③ G1-3		C CU 71 S CH 81 S CH 80 0-3 ③ K2-3			4	1	1	3	0	2	0
11 Rubén Tejada, R (1, 6) OBP: 0.346, SLG: 0.299		C SI 92 X CH 80 0-1 40 SH5-3 1B	S SI 94 F SI 94 F SI 94 S CH 76 0-3 ③ K			C SI 88 H CU 71 1-1 22 1B 40 G5-3 28 1B HBP		X SI 85 0-0 G5-3 ①		3	1	1	0	0	1	0
40 Bartolo Colon, R (1, 1) OBP: 0.069, SLG: 0.103 4 Wilmer Flores, R (8, PH) OBP: 0.256, SLG: 0.304 38 Vic Black, R (9, 1)		X SI 91 0-0 SH5-3 ② 1-2		X SI 91 0-0 28 G4-3 22 G1-3 1B		F SI 86 X SI 86 0-1 G5-3 ① 1-2		C SI 86 B CU 69 F SI 87 B CH 80 X SI 88 2-2 G5-3 ②		2 1 0	0 0 0	1 0 0	0 0 0	0 0 0	0 0 0	1 0 0
Inning Stats	R: 0 E: 0 K: 1 S: 8 H: 1 LOB: 0 BB: 0 P: 11	R: 3 E: 0 K: 2 S: 13 H: 4 LOB: 1 BB: 0 P: 18	R: 4 E: 0 K: 1 S: 19 H: 3 LOB: 0 BB: 1 P: 33	R: 0 E: 0 K: 0 S: 7 H: 1 LOB: 1 BB: 0 P: 8	R: 1 E: 0 K: 1 S: 12 H: 1 LOB: 0 BB: 0 P: 20	R: 2 E: 0 K: 0 S: 9 H: 2 LOB: 1 BB: 0 P: 14	R: 0 E: 0 K: 2 S: 7 H: 0 LOB: 0 BB: 0 P: 9	R: 0 E: 0 K: 1 S: 7 H: 0 LOB: 0 BB: 0 P: 12		1B: 6 2B: 2 3B: 0 HR: 4 SF: 0 SAC: 1 DP: 0 HBP: 1					WP: 0 PB: 0 SB: 0 CS: 1 PA: 38	

	AB	34
	R	10
	H	12
	RBI	10
	BB	1
	SO	8
	LOB	12

PITCHER		IP	WLS	BF	H	R	ER	SO	BB	IBB	HBP	BLK	WP	HR	S	P	ERA	WHIP
26 Scott Kazmir, L ERA: 2.66	(1, 1)	3.0	L	17	8	7	7	4	1	0	0	0	0	3	40	62	21.00	3.000
45 Jim Johnson, R ERA: 5.51	(4, 1)	2.0		8	2	1	1	1	0	0	0	0	0	1	19	28	4.50	1.000
29 Jeff Francis, L ERA: 6.89	(6, 1)	3.0		12	2	2	2	3	0	0	1	0	0	0	23	35	6.00	0.667

PITCHER	IP	WLS	BF	H	R	ER	SO	BB	IBB	HBP	BLK	WP	HR	S	P	ERA	WHIP

Oakland Athletics @ New York Mets

Citi Field, Flushing, NY

Wed Jun 25 2014, 7:12 PM - 10:06 PM EDT

Att. 23,367 - Partly Cloudy - 79 F

TOP

livebaseballscorecards.com

Batter	1	2	3	4	5	6	7	8	9	AB	R	H	RBI	BB	SO	LOB
4 Coco Crisp, S (1, 8) OBP: 0.381, SLG: 0.453	C SI 96 X SI 98 0-1 P6	B CU 78 B CU 77 C FF 96 X SI 95 2-1 5 BB 52 2B 1-2 2-H 1B		B SL 85 X CH 85 1-0 HR		C FF 92 C FF 92 X FF 92 0-2 1B			S SI 97 B SI 97 X SI 97 1-1 G3-1	5	2	3	2	0	0	0
5 John Jaso, L (1, 2) OBP: 0.364, SLG: 0.456 62 Sean Doolittle, L (9, 1)	X SI 97 0-0 52 FC5-4 1B	C SI 95 B SI 94 B SI 95 C FC 91 F SI 96 B FC 90 B SI 97 4-2 52 2B 1-2 2-3 BB		F SI 91 B SI 92 S SL 85 S SL 84 1-3 K		X FF 92 0-0 F9			X SI 97 0-0 52 S 1B	4 0	1 0	2 0	0 0	1 0	1 0	1 0
52 Yoenis Cespedes, R (1, 7) OBP: 0.322, SLG: 0.507	F SI 97 X CU 78 0-1 FC5-4 37 HR 1-2f	C FF 96 X CU 80 0-1 1-H 2-H 3-H 2B		C SI 91 X SI 92 0-1 G5-3			B SI 92 B CH 84 F FF 91 B FF 92 B FF 92 4-1 BB		C SL 86 C FF 97 D FF 97 F SI 97 S SI 97 1-3 K 1-2	4	1	1	3	1	1	2
37 Brandon Moss, L (1, 3) OBP: 0.349, SLG: 0.523	1 SAFE B CU 78 B FF 96 X CH 89 2-0 1-H HR	T FF 97 B FF 96 F FF 95 T FC 90 1-2 K			C SL 83 C SL 84 B SI 90 S SL 84 1-3 K		F FF 91 B FF 92 S CH 83 S CH 84 1-3 K		B SI 97 B SI 97 X SI 97 2-0 G1-3	5	1	1	2	0	3	3
20 Josh Donaldson, R (1, 5) OBP: 0.333, SLG: 0.472	C FF 96 X SI 96 0-1 1B	C SI 96 B FF 97 C FC 90 F FF 96 C FF 96 1-3 K			B SI 91 C SL 85 C SL 83 B SL 86 F SL 83 B SI 90 B SI 90 4-2 8 G4-6-3 BB		B SL 84 F CH 83 X FF 92 1-1 F7			3	0	1	0	1	1	2
8 Jed Lowrie, S (1, 6) OBP: 0.313, SLG: 0.326	C CU 78 1 SAFE F SI 96 B SI 96 1 SAFE S FC 91 1-3 K		B SI 90 X SI 90 1-0 F9		C SI 90 F SI 90 X SI 90 0-2 G4-6-3 1-2f		X FF 92 0-0 G4-3			4	0	0	0	0	1	3
16 Josh Reddick, L (1, 9) OBP: 0.284, SLG: 0.335		C FF 95 B SI 94 B CU 77 B CU 77 B FF 95 4-1 7 1B 4 1B BB	X SI 91 0-0 F8			C FF 91 X CH 83 0-1 7 1B 49 G6-4-3 1B		F FF 94 B FF 94 X SL 88 1-1 G4-3		3	2	1	0	1	0	0
7 Alberto Callaspo, S (1, 4) OBP: 0.330, SLG: 0.317 28 Eric Sogard, L (9, 4) OBP: 0.289, SLG: 0.229		X SI 95 0-0 5 BB 4 1B 52 2B 1-2 1B	B FF 86 C CH 84 B SI 90 C SI 91 C SL 84 2-3			C SL 82 B FF 92 F CH 84 X FF 93 1-2 49 G6-4-3 1-3 1B		B CU 80 C FF 92 B CH 86 F FF 93 X CH 86 2-2 F9		4 0	1 0	2 0	0 0	0 0	1 0	0 0
49 Brad Mills, R (1, 1) 61 Dan Otero, R (7, 1) 3 Craig Gentry, R (8, PH) OBP: 0.347, SLG: 0.328 44 Luke Gregerson, L (8, 1) 36 Derek Norris, R (9, 2) OBP: 0.405, SLG: 0.509		C SI 96 B SI 95 F FF 96 F FC 89 F SI 96 C CU 79 1-3 K		B SI 90 B SI 90 C SI 90 C SI 90 X SI 90 2-2 G6-3		B FF 91 X FF 92 1-0 G6-4-3 1-2f 3-H		B FF 93 C FF 93 B FF 94 F FF 93 S SL 86 2-3 K		3 0 1 0 0	0 0 0 0 0	0 0 0 0 0	0 0 0 0 0	0 0 1 0 0	1 0 0 0 0	3 0 0 0 0

	AB	36
	R	8
	H	11
	RBI	7
	BB	4
	SO	10
	LOB	14

Inning Stats	1	2	3	4	5	6	7	8	9
	R: 2 E: 0 K: 1 S: 11	R: 4 E: 0 K: 3 S: 21	R: 0 E: 0 K: 1 S: 5	R: 1 E: 0 K: 1 S: 9	R: 0 E: 0 K: 1 S: 9	R: 1 E: 0 K: 0 S: 10	R: 0 E: 0 K: 1 S: 7	R: 0 E: 0 K: 1 S: 8	R: 0 E: 0 K: 1 S: 8
	H: 3 LOB: 1 BB: 0 P: 14	H: 3 LOB: 1 BB: 2 P: 34	H: 0 LOB: 0 BB: 0 P: 8	H: 1 LOB: 0 BB: 0 P: 13	H: 0 LOB: 0 BB: 1 P: 14	H: 3 LOB: 1 BB: 0 P: 12	H: 0 LOB: 1 BB: 1 P: 13	H: 0 LOB: 0 BB: 0 P: 13	H: 1 LOB: 1 BB: 0 P: 12

PITCHER		IP	WLS	BF	H	R	ER	SO	BB	IBB	HBP	BLK	WP	HR	S	P	ERA	WHIP	PITCHER	IP	WLS	BF	H	R	ER	SO	BB	IBB	HBP	BLK	WP	HR	S	P	ERA	WHIP
45 Zack Wheeler, R ERA: 4.45	(1, 1)	2.0	L	14	6	6	6	4	2	0	0	0	0	1	32	48	27.00	4.000																	
61 Dana Eveland, L ERA: 1.59	(3, 1)	3.0		10	1	1	1	3	1	0	0	0	0	1	23	35	3.00	0.667																	
71 Gonzalez Germen, R ERA: 4.01	(6, 1)	2.0		9	3	1	1	1	1	0	0	0	0	0	17	25	4.50	2.000																	
66 Josh Edgin, L ERA: 1.69	(8, 1)	1.0		3	0	0	0	1	0	0	0	0	0	0	8	13	0.00	0.000																	
27 Jeurys Familia, R ERA: 2.33	(9, 1)	1.0		4	1	0	0	1	0	0	0	0	0	0	8	12	0.00	1.000																	

1B: 8	SF: 0	WP: 0	PA: 40
2B: 1	SAC: 0	PB: 0	
3B: 0	DP: 2	SB: 1	
HR: 2	HBP: 0	CS: 0	

Oakland Athletics @ New York Mets

Citi Field, Flushing, NY

Wed Jun 25 2014, 7:12 PM - 10:06 PM EDT

Att. 23,367 - Partly Cloudy - 79 F

BOTTOM

Batter	1	2	3	4	5	6	7	8	9	AB	R	H	RBI	BB	SO	LOB
22 Eric Young Jr., S (1, 7) OBP: 0.318, SLG: 0.310	C FF 87 S CH 79 F CH 80 B FF 87 X CU 71 1-2 F8 ①		B FF 87 S CH 80 X FF 87 1-1 F9 ①		B FF 89 B FC 79 C FF 87 X FF 88 2-1 G4-3 ③		F SI 89 B CH 82 H FF 91 2-1 28 S1-4-6-3 HBP		C FF 95 S FF 94 S FF 95 0-3 K ③	3	0	0	0	0	0	0
66 Josh Edgin, R (8, 1)										0	0	0	0	0	0	0
27 Jeurys Familia, R (9, 1) OBP: 1.000, SLG: 1.000										0	0	0	0	0	0	0
20 Anthony Recker, R (9, PH) OBP: 0.254, SLG: 0.321										1	0	0	0	0	1	0
28 Daniel Murphy, L (1, 4) OBP: 0.351, SLG: 0.413	C FF 87 B FC 82 B FF 89 X FF 88 2-1 G6-3 ②		X FF 87 0-0 F7 ②			B FF 88 C FC 81 F CU 74 X CU 72 1-2 G4-3 ①	C CH 82 X CH 82 0-1 G1-4-6-3 ②③ 1-2f			4	0	0	0	0	0	1
5 David Wright, R (1, 5) OBP: 0.334, SLG: 0.394	F FF 88 F FF 88 S CU 74 0-3 K ③		C FF 88 B CH 79 C CU 72 B FC 80 B FF 87 T CU 71 3-2 K ③			X CH 79 0-0 3 L3-6 29 1B 1B		B SL 81 C SI 89 B SL 82 C SL 80 B CH 78 F SI 89 F SI 89 X SI 89 3-2 F8 ①		4	0	1	0	0	2	0
29 Eric Campbell, R (1, 3) OBP: 0.333, SLG: 0.415 (8, 7)		C FF 88 C CU 73 B CH 78 B CU 74 F FF 88 B FF 88 X CU 73 3-2 11 1B 3 1B 1B		S CH 78 X CU 74 0-1 F9 ①		B FF 88 C FF 88 F FF 87 B FF 88 B FF 87 X FF 87 3-2 1-2 1B		C SL 81 C SI 88 B SL 82 B SL 81 S SL 80 2-3 K ②		4	0	2	0	0	1	0
3 Curtis Granderson, L (1, 9) OBP: 0.361, SLG: 0.418		B FF 87 X FF 87 1-0 11 1B 1-2 1B		C FC 82 B FC 79 X FF 88 1-1 1B		B CU 72 X FF 88 1-0 L3-6 2-2 ②③		B SI 88 B CH 79 X SI 88 2-0 1 HR 2B		4	1	3	0	0	0	2
1 Chris Young, R (1, 8) OBP: 0.292, SLG: 0.366		C FF 88 X FF 88 0-1 P3 ①		F CH 79 X FF 88 0-1 P4 ②			F FF 87 B FC 79 B CU 72 B FF 86 C CH 79 X CU 72 3-2 L5 ①	F SI 88 C SL 80 B FC 88 X SL 81 1-2 2-H HR		4	1	1	2	0	0	3
7 Travis d'Arnaud, R (1, 2) OBP: 0.270, SLG: 0.294		B FF 87 T CH 78 B FF 88 X FF 87 2-1 P3 ②		B FF 86 X FF 87 1-0 F9 ③			S CH 79 S CH 79 B FF 88 F CH 79 X CU 73 1-2 11 1B 21 HR 1B	B SL 82 B SL 80 X SI 87 2-0 P3 ③		4	1	1	0	0	0	3
11 Rubén Tejada, R (1, 6) OBP: 0.348, SLG: 0.303		S CU 74 B CU 74 B FF 88 B FF 87 X FF 87 3-1 1-2 2-3 1B			C FF 87 F FF 88 F FF 88 B CU 73 F CU 73 S CU 74 1-3 K ①		B FF 87 S CH 78 C FF 87 X FF 87 1-2 21 HR 1-2 1B		C FF 94 S FF 94 B FF 93 B FF 94 B FF 94 C FF 95 3-3 K ①	4	1	2	0	0	2	0
45 Zack Wheeler, L (1, 1) OBP: 0.083, SLG: 0.043		F CH 78 X FC 80 0-1 L7 ③			S FC 80 B CU 74 C FF 88 S FC 80 1-3 K ②		X FC 81 0-0 1-H 2-H HR		C FF 96 B CU 84 F FF 95 F FF 94 S FF 95 1-3 K ②	0	0	0	0	0	0	0
4 Wilmer Flores, R (2, PH) OBP: 0.253, SLG: 0.300										1	0	0	0	0	0	3
61 Dana Eveland, L (3, 1)										0	0	0	0	0	0	0
9 Kirk Nieuwenhuis, L (5, PH) OBP: 0.321, SLG: 0.560										1	0	0	0	0	1	0
71 Gonzalez Germen, R (6, 1)										0	0	0	0	0	0	0
21 Lucas Duda, L (7, PH) OBP: 0.348, SLG: 0.473 (8, 3)										2	1	1	3	0	1	0

livebaseballscorecards.com

	AB	R	H	RBI	BB	SO	LOB
	36	5	11	5	0	8	12

Inning Stats																								
	R: 0	E: 0	K: 1	S: 9	H: 0	LOB: 0	BB: 0	P: 12	R: 0	E: 0	K: 0	S: 13	H: 3	LOB: 3	BB: 0	P: 22	R: 0	E: 0	K: 1	S: 6	H: 0	LOB: 0	BB: 0	P: 10
	R: 0	E: 0	K: 0	S: 7	H: 1	LOB: 1	BB: 0	P: 9	R: 0	E: 0	K: 2	S: 10	H: 0	LOB: 0	BB: 0	P: 14	R: 0	E: 0	K: 0	S: 8	H: 2	LOB: 1	BB: 0	P: 13
	R: 3	E: 0	K: 0	S: 14	H: 3	LOB: 0	BB: 0	P: 21	R: 2	E: 0	K: 1	S: 13	H: 2	LOB: 0	BB: 0	P: 23	R: 0	E: 0	K: 3	S: 10	H: 0	LOB: 0	BB: 0	P: 14

	1B: 8	2B: 2	3B: 0	HR: 2	SF: 0	SAC: 0	DP: 2	HBP: 1	WP: 0	PB: 0	SB: 0	CS: 0	PA: 37

PITCHER		IP	WLS	BF	H	R	ER	SO	BB	IBB	HBP	BLK	WP	HR	S	P	ERA	WHIP
49 Brad Mills, L	(1, 1)	6.1	W	27	9	3	3	4	0	0	0	0	0	1	64	96	4.26	1.421
ERA: 4.35																		
61 Dan Otero, R	(7, 1)	0.2		2	0	0	0	0	0	0	1	0	0	0	3	5	0.00	0.000
ERA: 2.12																		
44 Luke Gregerson, R	(8, 1)	1.0		5	2	2	2	1	0	0	0	0	0	1	13	23	18.00	2.000
ERA: 2.43																		
62 Sean Doolittle, L	(9, 1)	1.0	S	3	0	0	0	3	0	0	0	0	0	0	10	14	0.00	0.000
ERA: 1.95																		

PITCHER	IP	WLS	BF	H	R	ER	SO	BB	IBB	HBP	BLK	WP	HR	S	P	ERA	WHIP

New York Mets @ Pittsburgh Pirates

PNC Park, Pittsburgh, PA

Thu Jun 26 2014, 7:07 PM - 10:00 PM EDT

Att. 36,647 - Partly Cloudy - 81 F

TOP

livebaseballscorecards.com

Batter	1	2	3	4	5	6	7	8	9	AB	R	H	RBI	BB	SO	LOB
3 Curtis Granderson, L (1, 9) OBP: 0.360, SLG: 0.413	X SI 88 0-0 ① G1-3		D SI 90 S SL 86 F SL 85 B SI 91 C SI 91 2-3 ① K		B SI 89 C SL 82 B SI 90 B FF 90 B SL 83 4-1 28 FC3-6 BB		X CH 84 0-0 ③ F8			3	0	0	0	1	1	2
28 Daniel Murphy, L (1, 4) OBP: 0.349, SLG: 0.414	C SI 89 F FF 90 X SI 92 0-2 ② G6-3		F SL 86 S SL 87 X SL 86 0-2 ② F9		C SI 90 1 SAFE B SI 90 1 SAFE F SI 90 B SI 91 F SL 84 X SI 92 2-2 ① FC3-6 5 G4-6-3 1-2f			C SI 82 B SI 93 S SI 92 D SL 82 X SI 93 2-2 5 2B 2B		4	1	1	0	0	0	2
5 David Wright, R (1, 5) OBP: 0.333, SLG: 0.396	B SI 91 B SI 90 F FF 90 F SI 92 X SI 91 2-2 ③ G5-3		B SI 91 C SL 85 X SI 91 1-1 ③ F7		C SL 86 X SI 90 0-1 ②③ G4-6-3 1-2f			B SI 93 B CH 86 F SI 94 F SI 94 B SI 93 X SI 95 3-2 2-H 2B		4	0	1	1	0	0	2
21 Lucas Duda, L (1, 3) OBP: 0.346, SLG: 0.482		B SI 89 B KC 77 S SL 84 X FC 91 2-1 ① P5		F SL 84 F SL 84 B SI 91 X SI 92 1-2 HR		B KC 77 B SL 83 C SL 83 F SL 83 X CH 85 2-2 ① G3-1		C SI 94 S SL 83 B SL 84 B SL 83 S SI 94 2-3 ① K		4	1	1	1	0	1	1
53 Bobby Abreu, L (1, 7) OBP: 0.368, SLG: 0.418 1 Chris Young, R (8, PH) OBP: 0.290, SLG: 0.364 (8, 7) (8, 8)		B SI 91 C SL 84 C KC 78 B SI 92 F SL 85 B SI 91 X SI 91 3-2 12 1B 11 1B 1B		C SL 86 B SI 92 B SI 91 B SL 84 F SL 85 F SI 93 B SI 92 4-2 11 HBP BB		B SI 90 C SL 85 C FF 92 B KC 79 X SI 92 2-2 ② G4-3		C SI 94 C SI 93 X CH 87 0-2 ② G6-3		2 1	0 0	1 0	0 0	1 0	0 0	0 1
12 Juan Lagares, R (1, 8) OBP: 0.335, SLG: 0.425 38 Vic Black, R (8, 1)		S FF 90 X SI 91 0-1 11 1B 1-2 1B		C SL 85 F SL 85 C SI 92 0-3 ① K		C SI 91 F FF 91 F SL 84 F FF 87 B FF 89 X SI 91 1-2 ③ G6-3		C CH 86 S CH 86 S CH 86 0-3 ③ K		4 0	0 0	1 0	0 0	0 0	2 0	2 0
7 Travis d'Arnaud, R (1, 2) OBP: 0.269, SLG: 0.293		F FF 91 F SL 86 S SI 91 0-3 ② K		F SL 84 X SL 85 0-1 ② F7			B FF 89 X FF 89 1-0 11 G5-4-3 1B		X FC 94 0-0 ① F9	4	0	1	0	0	1	3
11 Rubén Tejada, R (1, 6) OBP: 0.351, SLG: 0.304		B FF 91 X SL 86 1-0 ③ 1-2 2-H 1B		H SI 91 1-0 1-2 HBP			F FF 89 F SL 85 X SI 89 0-2 ①② G5-4-3 1-2f		C FC 95 B FF 93 F FF 94 X FC 93 1-2 ② G6-3	3	0	1	0	0	0	1
16 Daisuke Matsuzaka, R (1, 1) OBP: 0.375, SLG: 0.286 9 Kirk Nieuwenhuis, L (7, PH) OBP: 0.345, SLG: 0.577 52 Carlos Torres, R (7, 1) 66 Josh Edgin, R (8, 1) 29 Eric Campbell, R (8, 7) OBP: 0.329, SLG: 0.409			C FC 88 C SL 83 X SL 84 0-2 1B	F FC 89 X FC 89 0-1 ③ L7			C SL 84 S SL 83 F SI 90 B SL 84 X SL 84 1-2 1B		B FC 94 X FF 95 1-0 ③ G4-3	2 1 0 0 1	0 0 0 0 0	1 1 0 0 0	0 0 0 0 0	0 0 0 0 0	0 0 0 0 0	2 0 0 0 0

Inning Stats	1	2	3	4	5	6	7	8	9
	R: 0 E: 0 K: 0 S: 7 H: 0 LOB: 0 BB: 0 P: 9	R: 0 E: 0 K: 1 S: 12 H: 3 LOB: 2 BB: 0 P: 18	R: 0 E: 0 K: 1 S: 11 H: 1 LOB: 1 BB: 0 P: 14	R: 1 E: 0 K: 1 S: 13 H: 1 LOB: 2 BB: 1 P: 19	R: 0 E: 0 K: 0 S: 7 H: 0 LOB: 0 BB: 1 P: 13	R: 0 E: 0 K: 0 S: 11 H: 0 LOB: 0 BB: 0 P: 16	R: 0 E: 0 K: 0 S: 9 H: 2 LOB: 1 BB: 0 P: 11	R: 1 E: 0 K: 2 S: 15 H: 2 LOB: 1 BB: 0 P: 22	R: 0 E: 0 K: 0 S: 5 H: 0 LOB: 0 BB: 0 P: 7

1B: 6 SF: 0 WP: 0 PA: 36
2B: 2 SAC: 0 PB: 0
3B: 0 DP: 2 SB: 0
HR: 1 HBP: 1 CS: 0

PITCHER		IP	WLS	BF	H	R	ER	SO	BB	IBB	HBP	BLK	WP	HR	S	P	ERA	WHIP
46 Vance Worley, R ERA: 1.74	(1, 1)	7.0	W	28	7	1	1	3	2	0	1	0	0	0	70	100	1.29	1.286
44 Tony Watson, L ERA: 0.98	(8, 1)	1.0		5	2	1	1	2	0	0	0	0	0	0	15	22	9.00	2.000
35 Mark Melancon, R ERA: 2.41	(9, 1)	1.0	S	3	0	0	0	0	0	0	0	0	0	0	5	7	0.00	0.000

PITCHER	IP	WLS	BF	H	R	ER	SO	BB	IBB	HBP	BLK	WP	HR	S	P	ERA	WHIP

AB	33
R	2
H	9
RBI	2
BB	2
SO	5
LOB	16

BOTTOM

New York Mets @ Pittsburgh Pirates

PNC Park, Pittsburgh, PA

Thu Jun 26 2014, 7:07 PM - 10:00 PM EDT

Att. 36,647 - Partly Cloudy - 81 F

livebaseballscorecards.com

Batter	1	2	3	4	5	6	7	8	9	AB	R	H	RBI	BB	SO	LOB
25 Gregory Polanco, L (1, 9) OBP: 0.416, SLG: 0.441	B FF 86 B FF 86 C SI 86 B FF 87 B SI 87 4-1 22 S BB		B SI 89 B SL 79 F FS 78 B SI 89 C FC 89 X FS 79 3-2 ② G4-3 2-H		B SL 79 C FF 91 C SI 90 F SI 91 B SL 79 B SI 91 F FF 92 X SL 81 3-2 1-H 2-H HR		B FF 92 S FC 91 B FC 91 F FF 92 X FF 92 2-2 5 SH5-3 1-2 1B			3	1	2	4	1	0	0
5 Josh Harrison, R (1, 7) OBP: 0.340, SLG: 0.456	1 SAFE 1 SAFE L SL 77 B SL 78 B SL 78 X FC 86 2-1 ① F7		X SI 88 0-0 ③ L8		C CU 78 B CU 72 C SI 89 F SL 78 F SI 89 X FC 86 1-2 ② P6		X FC 88 0-0 ① SH5-3 1-2 2-3			3	0	0	0	0	0	1
22 Andrew McCutchen, R (1, 8) OBP: 0.420, SLG: 0.529	B FF 88 D SL 78 F FC 87 1 SAFE F FF 87 F SL 79 T SL 79 2-2 ② K 1-2			S FF 88 X FS 78 0-1 ③ 55 G6-3 24 CS 2B	B SL 79 B SI 88 X CU 77 2-0 ③ F7		I IN 62 I IN 68 I IN 71 I IN 74 4-0 18 G4-6-3 IBB			3	1	1	0	1	1	1
18 Neil Walker, S (1, 4) OBP: 0.343, SLG: 0.438	F SL 79 B FC 86 X SL 79 1-1 ③ P6			F SL 78 B FS 77 F FC 87 S SL 81 1-3 ① K	C CU 72 C FF 88 B SI 89 S FS 78 1-3 ① K		X FC 91 0-0 ②③ G4-6-3 1-2f			4	0	0	0	0	2	5
55 Russell Martin, R (1, 2) OBP: 0.408, SLG: 0.384		C SL 77 B CU 72 H CU 72 2-1 15 G4-3 HBP		C SI 88 B SI 90 X SI 90 1-1 ② G6-3 2-3	F CU 77 X SI 88 0-1 ② G5-3			B FF 93 B SI 93 B FF 93 F FF 93 X FF 93 3-1 ① G6-3		3	0	0	0	0	0	1
15 Ike Davis, L (1, 3) OBP: 0.363, SLG: 0.372		B SI 87 C FC 87 C SL 78 F SI 90 X FC 88 1-2 ①② G4-3 1-2f		B FC 89 S CU 75 D FC 89 D FS 78 B FC 89 4-1 24 CS BB	B FC 86 B FC 87 C FF 88 B SI 89 B SI 88 4-1 24 1B BB			C FF 94 F SL 88 X CU 79 0-2 ② F7		2	0	0	0	2	0	1
24 Pedro Alvarez, L (1, 5) 35 Mark Melancon, R (9, 1)		B SL 78 B CU 73 F FC 89 F FC 88 S FS 79 2-3 ③ K		C SL 79 1 SAFE 0-1 ③ CS 1-2 3-H	B CU 71 F CU 73 X FC 87 1-1 10 FC6-4 1B	X SL 78 0-0 1-3 1B		B FF 93 X FF 93 1-0 1B		4 0	0 0	3 0	0 0	0 0	1 0	0 0
10 Jordy Mercer, R (1, 6) OBP: 0.264, SLG: 0.347			B FF 87 B FF 88 B SI 87 B FF 87 4-0 25 WP 46 SH2-4 25 G4-3 BB		C SL 78 X SI 89 0-1 ① FC6-4 25 PB 46 1B 1-2f 25 HR	X SI 88 0-0 ③ F7		C FF 96 S FF 96 F FF 97 D CU 80 X FF 97 1-2 ③ F8		3	2	0	0	1	0	4
46 Vance Worley, R (1, 1) OBP: 0.143, SLG: 0.143 23 Travis Snider, L (7, PH) OBP: 0.323, SLG: 0.355 44 Tony Watson, L (8, 1) OBP: 1.000, SLG: 1.000 12 Clint Barmes, R (9, 5) OBP: 0.316, SLG: 0.287			B FF 87 X FF 88 1-0 ① SH2-4 1-2		B SI 86 X CU 77 1-0 25 PB 25 HR 1-2 1B		F FF 92 X SI 92 0-1 5 SH5-3 25 1B 1B			1 1 0 0	1 0 0 0	1 1 0 0	0 0 0 0	0 0 0 0	0 0 0 0	0 0 0 0
Inning Stats	R: 0 E: 0 K: 1 S: 9 H: 0 LOB: 1 BB: 1 P: 18	R: 0 E: 0 K: 1 S: 8 H: 0 LOB: 0 BB: 0 P: 13	R: 1 E: 0 K: 0 S: 5 H: 0 LOB: 0 BB: 1 P: 13	R: 1 E: 0 K: 1 S: 9 H: 1 LOB: 0 BB: 1 P: 15	R: 3 E: 0 K: 0 S: 16 H: 3 LOB: 0 BB: 0 P: 24	R: 0 E: 0 K: 1 S: 8 H: 1 LOB: 2 BB: 1 P: 13	R: 0 E: 0 K: 0 S: 7 H: 2 LOB: 2 BB: 1 P: 13	R: 0 E: 0 K: 0 S: 10 H: 1 LOB: 1 BB: 0 P: 15		1B: 6 2B: 1 3B: 0 HR: 1 SF: 0 SAC: 2 DP: 2 HBP: 1				WP: 1 PB: 1 SB: 1 CS: 2 PA: 36		

	AB	27
	R	5
	H	8
	RBI	4
	BB	5
	SO	4
	LOB	13

PITCHER		IP	WLS	BF	H	R	ER	SO	BB	IBB	HBP	BLK	WP	HR	S	P	ERA	WHIP
16 Daisuke Matsuzaka, R ERA: 3.23	(1, 1)	6.0	L	26	5	5	5	4	4	0	1	0	1	1	55	96	7.50	1.500
52 Carlos Torres, R ERA: 3.21	(7, 1)	1.0		5	2	0	0	0	0	1	0	0	0	0	7	13	0.00	2.000
66 Josh Edgin, L ERA: 1.59	(8, 1)	0.2		3	1	0	0	0	0	0	0	0	0	0	6	10	0.00	1.500
38 Vic Black, R ERA: 1.23	(8, 1)	0.1		1	0	0	0	0	0	0	0	0	0	0	4	5	0.00	0.000

PITCHER		IP	WLS	BF	H	R	ER	SO	BB	IBB	HBP	BLK	WP	HR	S	P	ERA	WHIP

New York Mets @ Pittsburgh Pirates

PNC Park, Pittsburgh, PA

Fri Jun 27 2014, 7:09 PM - 10:51 PM EDT

Att. 37,952 - Partly Cloudy - 82 F

TOP

livebaseballscorecards.com

Batter	1	2	3	4	5	6	7	8	9	10	11	AB	R	H	RBI	BB	SO	LOB
3 Curtis Granderson, L (1, 9) OBP: 0.354, SLG: 0.405	B SI 92 B SI 92 B SI 93 C SI 92 C SI 92 F SI 93 X SI 93 3-2 ① F8		B SI 93 B SI 94 C CH 86 X SI 93 2-1 ③ F9		B SI 92 F CH 85 C SI 92 X SI 92 1-2 ② F8			C SI 95 S SI 94 X SI 95 0-2 ① F8		C SI 91 S CH 85 S SL 84 0-3 ① K		5	0	0	0	0	1	3
11 Rubén Tejada, R (1, 6) OBP: 0.352, SLG: 0.303	X SI 94 0-0 ② G5-3			C SI 92 X SI 92 0-1 ② 28 2B 21 1B 1B	B SI 93 X SI 92 1-0 ③ P3			B SI 95 C FC 86 B SI 95 B FF 95 C SI 95 B SI 97 4-2 BB		B SL 84 F SI 93 B SI 93 B SI 92 X SI 92 3-1 ② F7		4	1	1	0	1	0	2
28 Daniel Murphy, L (1, 4) OBP: 0.350, SLG: 0.417	F SI 93 X CH 86 0-1 ③ G4-3			1 SAFE B SI 92 B CH 85 B SI 93 F SI 92 X SI 94 3-1 21 1B 1-3 2B		B SI 92 C SI 92 X SI 91 1-1 ① L8		B FC 91 D FF 96 F FF 96 F FF 96 F FF 96 S FF 96 2-3 ② K		B SL 84 B SI 92 C SI 92 X SI 92 2-1 21 CS 1B		5	1	2	0	0	1	1
21 Lucas Duda, L (1, 3) OBP: 0.347, SLG: 0.478		B SL 84 F SI 93 B SL 84 B CH 85 D CH 85 4-1 29 G4-6-3 BB		X CH 86 0-0 1 FC5-4 2-H 3-H 1B		B SI 92 C SL 83 B SI 92 C CH 86 S SL 84 2-3 ② K		C FF 97 D FC 92 X FF 96 1-1 ③ P5		P PO 93 1-0 CS 1-2	B SI 91 F SI 92 C SL 84 B SL 85 C SI 93 2-3 ① K	4	0	1	2	1	2	1
1 Chris Young, R (1, 7) OBP: 0.284, SLG: 0.354		X SI 93 0-0 ① F9		C SI 93 S SI 92 F SI 92 F SL 84 B SL 84 F SI 93 F SL 83 F SI 93 F SI 93 1-2 X CH 85 FC5-4 29 CS 1-2f		B SL 81 C SI 92 C SI 91 S SL 84 1-3 K			B FC 93 S FC 92 X FF 94 1-1 ① P3		F SI 92 B SI 93 X SL 84 1-1 ② P4	5	0	0	0	0	1	2
29 Eric Campbell, R (1, 5) OBP: 0.321, SLG: 0.394		C SI 93 X SI 93 0-1 ② ③ G4-6-3 1-2f		1 SAFE 1 SAFE 1 SAFE S SI 92 B SI 92 C SI 92 X SI 93 1-2 ② ③ G5-3 1-2		C SI 91 F SI 92 F SI 93 1 SAFE F SL 84 C SI 92 0-3 ③ K			F FC 94 B FF 94 X FF 93 1-1 12 FC3-6 1B		F SI 92 S FF 94 F FF 93 S SL 84 0-3 ③ K	5	0	1	0	0	2	3
12 Juan Lagares, R (1, 8) OBP: 0.333, SLG: 0.421			L SL 82 X SI 93 0-1 ① G6-3		C SI 91 F SI 90 B SI 92 F SI 92 X SL 82 1-2 48 FC2-5 7 1B 1B		C SI 90 B SI 91 S CH 85 S SL 85 1-3 ① K		C FF 93 B FF 93 X FC 92 1-1 ② FC3-6 7 1B 1-2f		4	0	1	0	0	1	1
7 Travis d'Arnaud, R (1, 2) OBP: 0.281, SLG: 0.306			C SI 93 X SL 86 0-1 48 SH2-3 1B		1 SAFE B SI 91 1 SAFE X SI 91 1-0 48 FC2-5 1-2 1B		B SI 91 B SI 91 X SI 93 2-0 ② G4-3		F FC 91 F FC 92 D KC 81 D KC 82 1 SAFE X FF 92 2-2 1-3 1B		4	0	3	0	0	0	0
48 Jacob deGrom, L (1, 1) OBP: 0.333, SLG: 0.353 66 Josh Edgin, R (7, 1) 27 Jeurys Familia, R (8, 1) OBP: 1.000, SLG: 1.000 53 Bobby Abreu, L (9, PH) OBP: 0.364, SLG: 0.413 58 Jenrry Mejia, R (9, 1) 38 Vic Black, R (11, 1)			B SI 92 1 SAFE X SI 92 1-0 ② SH2-3 1-2		L SI 92 X SI 91 0-1 ① FC2-5 1-2 2-3f		C SI 93 B SL 84 X CH 84 1-1 ③ L4		B FC 92 X FC 93 1-0 ③ G5-3		2 0 0 0 0 0 2 0 0 0 0 0 0 0 0 0 0 0 0 0 0 1 0 0 0 0 0 2 0 0 0 0 0 0 0 0 0 0 0 0 0 0							

Inning Stats	1	2	3	4	5	6	7	8	9	10	11
	R: 0 E: 0 K: 0 S: 7	R: 0 E: 0 K: 0 S: 4	R: 0 E: 0 K: 0 S: 7	R: 2 E: 0 K: 0 S: 17	R: 0 E: 0 K: 0 S: 11	R: 0 E: 0 K: 3 S: 13	R: 0 E: 0 K: 6 S: 6	R: 0 E: 0 K: 1 S: 10	R: 0 E: 0 K: 0 S: 10	R: 0 E: 0 K: 1 S: 8	R: 0 E: 0 K: 2 S: 9
	H: 0 LOB: 0 BB: 0 P: 10	H: 0 LOB: 0 BB: 1 P: 8	H: 1 LOB: 1 BB: 0 P: 10	H: 3 LOB: 0 BB: 0 P: 22	H: 2 LOB: 2 BB: 0 P: 15	H: 0 LOB: 1 BB: 0 P: 17	H: 0 LOB: 0 BB: 0 P: 10	H: 0 LOB: 1 BB: 1 P: 17	H: 2 LOB: 2 BB: 0 P: 16	H: 1 LOB: 0 BB: 0 P: 13	H: 0 LOB: 0 BB: 0 P: 12

AB	39
R	2
H	9
RBI	2
BB	2
SO	8
LOB	17

1B: 8	SF: 0	WP: 1	PA: 43
2B: 1	SAC: 1	PB: 0	
3B: 0	DP: 1	SB: 0	
HR: 0	HBP: 0	CS: 2	

PITCHER	IP	WLS	BF	H	R	ER	SO	BB	IBB	HBP	BLK	WP	HR	S	P	ERA	WHIP
58 Brandon Cumpton, R (1, 1) ERA: 4.61	7.0		27	6	2	2	4	1	0	0	0	1	0	65	92	2.57	1.000
37 Justin Wilson, L (8, 1) ERA: 4.85	1.0		4	0	0	0	1	1	0	0	0	0	0	10	17	0.00	1.000
35 Mark Melancon, R (9, 1) ERA: 2.35	1.0		5	2	0	0	0	0	0	0	0	0	0	10	16	0.00	2.000
48 Jared Hughes, R (10, 1) ERA: 1.8	2.0	W	6	1	0	0	3	0	0	0	0	0	0	17	25	0.00	0.500

PITCHER	IP	WLS	BF	H	R	ER	SO	BB	IBB	HBP	BLK	WP	HR	S	P	ERA	WHIP

Batter	1	2	3	4	5	6	7	8	9	10	11	AB	R	H	RBI	BB	SO	LOB
25 Gregory Polanco, L (1, 9) OBP: 0.402, SLG: 0.417	C FF 95 B FF 96 B CH 85 B SI 95 B FF 96 4-1 23 G4-6-3 BB		B FF 96 X SI 94 1-0 F7		B FF 93 C CH 85 X SI 93 1-1 G4-3		C SL 86 D CU 79 D FF 93 X CU 81 2-1 F9			S FC 94 X FC 92 0-1 FC1 1-3		4	0	0	0	1	0	2
23 Travis Snider, L (1, 7) OBP: 0.313, SLG: 0.343	1 SAFE F FF 94 S FF 95 F FF 95 X SL 88 0-2 G4-6-3 1-2f		C CU 80 F CU 81 B CH 84 X SI 95 1-2 L7		X FF 95 0-0 P5			B FF 92 S SL 87 C SL 86 S CU 80 1-3 K		B FC 91 F CU 79 C SL 83 B CU 80 C CU 79 2-3 K		5	0	0	0	0	2	3
22 Andrew McCutchen, R (1, 8) OBP: 0.420, SLG: 0.525	B FF 94 B SI 94 S FF 95 X SI 94 2-1 G5-3			C SL 87 X SL 87 0-1 15 FC4-6 10 1B 55 1B 1B	B FF 94 C SI 93 B SI 94 X SL 88 2-1 F9			B SI 96 B FF 95 C SI 96 X SI 96 2-1 G6-3		I I I I 4-0 IBB		4	1	1	0	1	0	0
18 Neil Walker, S (1, 4) OBP: 0.340, SLG: 0.433		C FF 94 X FF 94 0-1 55 G6-3 1B		B CH 83 1 SAFE F CH 85 F CH 83 F SI 94 1 SAFE F CH 82 1 SAFE B FF 85 2-3 K	C SL 87 S CU 81 F CH 84 X SI 93 0-2 G3-1			C SI 95 F SI 96 F SI 98 F FF 97 F SI 94 X CH 91 0-2 F8		B SL 85 S SL 82 F CU 79 D CH 89 S SL 84 2-3 K		5	0	1	0	0	2	4
55 Russell Martin, R (1, 2) OBP: 0.407, SLG: 0.384		L FF 94 X SI 94 0-1 G6-3 1-2f		C SL 87 B SI 95 B SI 94 X SI 94 2-1 15 FC4-6 1B 1-2	B CH 94 C CH 84 F SI 93 S SL 87 1-3 K				C FC 95 B FF 94 S SL 84 B SL 85 X FC 95 2-2 1B	B SL 85 B SL 83 X FF 93 2-0 F9		5	0	2	0	0	1	4
15 Ike Davis, L (1, 3) OBP: 0.360, SLG: 0.365	C CU 80 B CH 86 C SI 94 F SI 94 F FF 95 B CH 86 B CH 86 B CU 81 4-2 24 HBP BB			X SI 94 0-0 FC4-6 24 BB 10 1B 1-2f 2-3	C SI 94 X SL 89 0-1 G6-3				X FF 92 0-0 L9	C CU 81 B CU 83 X FF 96 1-1 L6		4	1	0	0	1	0	3
24 Pedro Alvarez, L (1, 5) OBP: 0.329, SLG: 0.405 6 Starling Marte, R (7, PR) OBP: 0.329, SLG: 0.388 37 Justin Wilson, L (8, 1) 35 Mark Melancon, R (9, 1) 17 Gaby Sanchez, R (9, PH) OBP: 0.297, SLG: 0.467 48 Jared Hughes, R (10, 1) 12 Clint Barmes, R (11, PH) OBP: 0.323, SLG: 0.287	H FF 94 1-0 1-2 HBP			B SI 94 S CH 85 B CU 81 B FF 94 B CH 84 4-2 10 1B 1-2 BB			X FF 94 0-0 10 SH1-3 1B	S SL 86 C SL 84 F FC 95 S SL 81 0-3 K	B CU 80 B FF 94 B FF 96 D FF 93 4-0 5 2B BB		1 0 0 0 0 1 0	0 0 0 0 0 0 1	1 0 0 0 0 0 0	0 0 0 0 0 1 0	1 0 0 0 0 1 0	0 0 0 0 0 1 0
10 Jordy Mercer, R (1, 6) OBP: 0.264, SLG: 0.346	C SI 94 C SI 95 X SL 89 0-2 G1-3			X FF 94 0-0 1-3 2-H 3-H 1B	X SI 92 0-0 SH1-3 1-2			1 SAFE C SL 84 S SL 81 S FF 94 0-3 K		B FF 96 C FF 96 S FF 96 S FF 97 1-3 K		4	0	1	2	0	2	4
58 Brandon Cumpton, R (1, 1) OBP: 0.143, SLG: 0.077 5 Josh Harrison, R (7, PH) OBP: 0.344, SLG: 0.465 (8, 5)			C FF 94 M SI 94 C SI 94 0-3 K	F FF 95 C SL 89 D SL 89 X FF 95 1-2 G1-3			F SL 87 C SI 93 B FF 94 S SI 94 1-3 K			B FF 94 X FC 93 1-0 25 FC1 25 S 1B	X FF 96 0-0 1-H 2B	2 3	0 0	0 2	0 1	0 0	1 1	2 1

Inning Stats																								
	R: 0	H: 0	R: 0	H: 1	R: 0	H: 0	R: 2	H: 3	R: 0	H: 0	R: 0	H: 0	R: 0	H: 1	R: 0	H: 0	R: 0	H: 1	R: 0	H: 1	R: 1	H: 1	1B: 7	SF: 0
	E: 0	LOB: 0	E: 0	LOB: 2	E: 0	LOB: 0	E: 0	LOB: 2	E: 0	LOB: 0	E: 0	LOB: 0	E: 0	LOB: 1	E: 0	LOB: 0	E: 0	LOB: 1	E: 0	LOB: 3	E: 0	LOB: 1	2B: 1	SAC: 1
	K: 0	BB: 1	K: 1	BB: 1	K: 1	BB: 0	K: 1	BB: 1	K: 0	BB: 0	K: 1	BB: 0	K: 1	BB: 0	K: 1	BB: 0	K: 2	BB: 1	K: 2	BB: 1	K: 1	BB: 1	3B: 0	DP: 2
	S: 7	P: 13	S: 11	P: 16	S: 7	P: 9	S: 19	P: 28	S: 5	P: 8	S: 9	P: 10	S: 7	P: 10	S: 11	P: 14	S: 11	P: 13	S: 10	P: 21	S: 6	P: 12	HR: 0	HBP: 1

PITCHER		IP	WLS	BF	H	R	ER	SO	BB	IBB	HBP	BLK	WP	HR	S	P	ERA	WHIP
48 Jacob deGrom, R ERA: 3.62	(1, 1)	6.2		27	5	2	2	4	3	0	1	0	0	0	63	90	2.70	1.200
66 Josh Edgin, L ERA: 1.5	(7, 1)	0.2		2	0	0	0	1	0	0	0	0	0	0	5	8	0.00	0.000
27 Jeurys Familia, R ERA: 2.29	(8, 1)	0.2		2	0	0	0	0	0	0	0	0	0	0	8	10	0.00	0.000
58 Jenrry Mejia, R ERA: 4.24	(9, 1)	2.0		10	2	0	0	4	0	1	0	0	0	0	21	34	0.00	1.000
38 Vic Black, R ERA: 1.76	(11, 1)	0.2	L	4	1	1	1	1	1	0	0	0	0	0	6	12	13.50	3.000

PITCHER	IP	WLS	BF	H	R	ER	SO	BB	IBB	HBP	BLK	WP	HR	S	P	ERA	WHIP

BOTTOM

New York Mets @ Pittsburgh Pirates
PNC Park, Pittsburgh, PA
Fri Jun 27 2014, 7:09 PM - 10:51 PM EDT
Att. 37,952 - Partly Cloudy - 82 F

livebaseballscorecards.com

AB	38
R	3
H	8
RBI	3
BB	5
SO	10
LOB	24

WP: 0	PA: 45
PB: 0	
SB: 1	
CS: 0	

New York Mets @ Pittsburgh Pirates

PNC Park, Pittsburgh, PA

Sat Jun 28 2014, 4:09 PM - 7:15 PM EDT

Att. 38,930 - Partly Cloudy - 88 F

TOP

livebaseballscorecards.com

Batter	1	2	3	4	5	6	7	8	9	AB	R	H	RBI	BB	SO	LOB
3 Curtis Granderson, L (1, 9) OBP: 0.352, SLG: 0.399	G3	11 S, 28 1B BB		F9		P3		K		4	1	0	0	1	1	1
11 Rubén Tejada, R (1, 6) OBP: 0.353, SLG: 0.302	21 1B, 29 2B 1B	K		28 G4-1 BB		G5-3			G6-3	4	1	1	0	1	1	2
28 Daniel Murphy, L (1, 4) OBP: 0.348, SLG: 0.414	F8	1B		G4-1			G3		F7	5	0	1	2	0	0	3
21 Lucas Duda, L (1, 3) OBP: 0.344, SLG: 0.472	29 2B, 9 WP 1B	G4-3		F8			K		L9	5	1	1	0	0	1	3
29 Eric Campbell, R (1, 5) OBP: 0.341, SLG: 0.440	9 WP, 9 1B 2B	K			9 S 1B		2B			4	1	3	1	0	1	0
9 Kirk Nieuwenhuis, L (1, 8) OBP: 0.364, SLG: 0.552 27 Jeurys Familia, R (7, 1) OBP: 1.000, SLG: 1.000 58 Jenrry Mejia, R (9, 1)	1B	F8			K	IBB				3 0 0	0 0 0	1 0 0	1 0 0	1 0 0	1 0 0	1 0 0
20 Anthony Recker, R (1, 2) OBP: 0.254, SLG: 0.327	F8	2B			P4	K				4	0	1	0	0	1	4
49 Jonathon Niese, L (1, 1) OBP: 0.156, SLG: 0.071 12 Juan Lagares, R (7, 8) OBP: 0.331, SLG: 0.418	K	K	K		K			K		3 1	0 0	0 0	0 0	0 0	3 1	2 0
22 Eric Young Jr., S (1, 7) OBP: 0.322, SLG: 0.311	11 S, 3 S, 28 1B BB			28 G4-1, 3 S 1B		B3		K		3	1	1	0	1	1	0
Inning Stats	R: 3 E: 0 K: 0 S: 18 H: 4 LOB: 1 BB: 0 P: 26	R: 2 E: 0 K: 2 S: 17 H: 1 LOB: 1 BB: 2 P: 31	R: 0 E: 0 K: 2 S: 9 H: 1 LOB: 1 BB: 0 P: 12	R: 0 E: 0 K: 0 S: 13 H: 1 LOB: 2 BB: 1 P: 24	R: 0 E: 0 K: 2 S: 12 H: 1 LOB: 1 BB: 0 P: 17	R: 0 E: 0 K: 0 S: 8 H: 0 LOB: 0 BB: 0 P: 11	R: 0 E: 0 K: 2 S: 14 H: 1 LOB: 2 BB: 1 P: 28	R: 0 E: 0 K: 3 S: 13 H: 0 LOB: 0 BB: 0 P: 17	R: 0 E: 0 K: 0 S: 6 H: 0 LOB: 0 BB: 0 P: 10	1B: 6 2B: 3 3B: 0 HR: 0 SF: 0 SAC: 0 DP: 0 HBP: 0						

AB	36
R	5
H	9
RBI	4
BB	4
SO	11
LOB	16

WP: 1 PB: 0 SB: 5 CS: 0 PA: 40

PITCHER		IP	WLS	BF	H	R	ER	SO	BB	IBB	HBP	BLK	WP	HR	S	P	ERA	WHIP
45 Gerrit Cole, R ERA: 4.02	(1, 1)	4.0	L	22	7	5	5	4	3	0	0	0	1	0	57	93	11.25	2.500
38 Stolmy Pimentel, R ERA: 3.8	(5, 1)	4.0		15	2	0	0	7	0	1	0	0	0	0	47	73	0.00	0.500
29 Ernesto Frieri, R ERA: 6.19	(9, 1)	1.0		3	0	0	0	0	0	0	0	0	0	0	6	10	0.00	0.000

PITCHER	IP	WLS	BF	H	R	ER	SO	BB	IBB	HBP	BLK	WP	HR	S	P	ERA	WHIP

BOTTOM

Batter	1	2	3	4	5	6	7	8	9	AB	R	H	RBI	BB	SO	LOB
25 Gregory Polanco, L (1, 9) OBP: 0.379, SLG: 0.390	C FF 86 B SI 87 C SI 87 S CU 73 1-3 ① **K**		B SI 85 S SI 88 X SI 89 1-1 ② **G3** 1-2	D CU 74 C FF 88 C SI 88 F CU 74 S CU 75 1-3 ③ **K**		C SI 87 X SI 88 0-1 ③ **G6-3**			C FF 95 B SL 82 F FF 94 X FF 94 1-2 ③ **G5-3**	5	0	0	0	0	2	4
10 Jordy Mercer, R (1, 6) OBP: 0.264, SLG: 0.344	B SI 88 B SI 88 C SI 87 S CH 81 F FF 87 X CH 82 2-2 **E1** 22 G4-3 1B		C CU 72 X FF 86 0-1 ③ **P6**		B CU 72 C CH 79 X FF 88 1-1 ① **P2**		B SI 96 X SI 96 1-0 ① **G6-3**			4	0	1	0	0	0	1
22 Andrew McCutchen, R (1, 8) OBP: 0.418, SLG: 0.525	B SI 88 X FF 88 1-0 ② **G4-3** 2-3			B SI 85 C FC 86 F FF 88 X FC 86 1-2 5 1B 24 BB 2B	B CU 70 B FC 86 B CU 71 C FF 88 F SI 87 X FF 91 3-2 ② **F9**		B SL 86 X SI 96 1-0 ② **F9**			4	1	1	0	0	0	1
17 Gaby Sanchez, R (1, 3) OBP: 0.298, SLG: 0.462 15 Ike Davis, L (7, PH) OBP: 0.358, SLG: 0.363 (8, 3)	B CU 71 X FC 86 1-0 ③ **L7**			F FC 85 F FC 86 S FF 88 0-3 ① **K**	B SI 88 C FC 87 X FF 90 1-1 5 1B 18 1B 2B		X SI 96 0-0 ③ **F8**			3	1	1	0	0	1	2
										1	0	0	0	0	0	0
5 Josh Harrison, R (1, 7) OBP: 0.347, SLG: 0.465		C SI 85 B FF 87 F CU 72 F FC 87 S FF 89 1-3 ① **K**		F CU 72 F CU 74 X FC 86 0-2 24 BB 18 BB 19 BB 2-3 1B	B CH 81 B FF 87 F CU 72 X FF 89 2-1 18 1B 2-3 1B			C SL 84 X SL 84 0-1 ① **G6-3**		4	1	2	0	0	1	0
18 Neil Walker, S (1, 4) OBP: 0.343, SLG: 0.432		C SI 88 X FF 87 0-1 ② **G5-3**		B FC 86 B FF 86 B FF 89 B FF 88 4-0 19 BB 24 BB 1-2 BB	F FF 86 X FF 89 0-1 1-2 3-H 1B			X SI 96 0-0 ② **F7**		3	0	1	1	1	0	0
24 Pedro Alvarez, L (1, 5) OBP: 0.328, SLG: 0.401		C FF 88 F SI 88 B CU 73 X SI 88 1-2 ③ **G6-3**		B SI 88 C SI 89 B CU 74 D SI 89 B SI 89 4-1 19 BB 1-2 2-3 3-H BB	B CU 74 B SI 88 B SI 89 F FF 88 X SI 88 3-1 ③ **G6-3**			B FF 97 S SL 86 F FF 98 C SL 86 1-3 ③ **K**		3	0	0	1	1	1	2
19 Chris Stewart, R (1, 2) OBP: 0.330, SLG: 0.250			B SI 86 F SI 86 X FC 86 1-1 ① **P4**	B FC 87 B SI 89 C SI 88 B SI 89 B FC 87 4-1 1-2 2-3 3-H BB		X SI 85 0-0 ① **G6-3**			C FC 93 B FC 89 X FC 92 1-1 ① **F8**	3	0	0	1	1	0	0
45 Gerrit Cole, R (1, 1) OBP: 0.320, SLG: 0.261 6 Starling Marte, R (4, PH) OBP: 0.328, SLG: 0.387 38 Stolmy Pimentel, R (5, 1) 29 Ernesto Frieri, R (9, 1) 23 Travis Snider, L (9, PH) OBP: 0.311, SLG: 0.340			C FF 86 B FF 85 X FF 88 1-1 25 G3 1B	B CU 72 F FC 87 C FF 90 C FF 88 1-3 ② **K**		B FF 86 C SI 86 X FF 86 1-1 ② **G3-1**			X FF 93 0-0 ② **G5-3**	1	0	1	0	0	0	0
										1	0	0	0	0	1	3
										1	0	0	0	0	0	0
										0	0	0	0	0	0	0
										1	0	0	0	0	0	0
Inning Stats	R: 0 E: 1 K: 1 S: 9 H: 1 LOB: 1 BB: 0 P: 14	R: 0 E: 0 K: 1 S: 9 H: 0 LOB: 0 BB: 0 P: 11	R: 0 E: 0 K: 0 S: 8 H: 1 LOB: 1 BB: 0 P: 11	R: 2 E: 0 K: 3 S: 18 H: 2 LOB: 3 BB: 3 P: 33	R: 1 E: 0 K: 0 S: 13 H: 3 LOB: 2 BB: 0 P: 23	R: 0 E: 0 K: 0 S: 5 H: 0 LOB: 0 BB: 0 P: 6	R: 0 E: 0 K: 0 S: 3 H: 0 LOB: 0 BB: 0 P: 5	R: 0 E: 0 K: 1 S: 6 H: 0 LOB: 0 BB: 0 P: 7	R: 0 E: 0 K: 0 S: 6 H: 0 LOB: 0 BB: 0 P: 8	1B: 5 2B: 2 3B: 0 HR: 0 SF: 0 SAC: 0 DP: 0 HBP: 0						

PITCHER		IP	WLS	BF	H	R	ER	SO	BB	IBB	HBP	BLK	WP	HR	S	P	ERA	WHIP
49 Jonathon Niese, L ERA: 2.88	(1, 1)	6.0	W	28	7	3	3	5	3	0	0	0	0	0	62	98	4.50	1.667
27 Jeurys Familia, R ERA: 2.18	(7, 1)	2.0	H	6	0	0	0	1	0	0	0	0	0	0	9	12	0.00	0.000
58 Jenrry Mejia, R ERA: 4.17	(9, 1)	1.0	S	3	0	0	0	0	0	0	0	0	0	0	6	8	0.00	0.000

PITCHER	IP	WLS	BF	H	R	ER	SO	BB	IBB	HBP	BLK	WP	HR	S	P	ERA	WHIP

New York Mets @ Pittsburgh Pirates

PNC Park, Pittsburgh, PA

Sat Jun 28 2014, 4:09 PM - 7:15 PM EDT

Att. 38,930 - Partly Cloudy - 88 F

livebaseballscorecards.com

AB	34
R	3
H	7
RBI	3
BB	3
SO	6
LOB	13

WP: 0 PB: 0 SB: 0 CS: 0 PA: 37

New York Mets @ Pittsburgh Pirates

PNC Park, Pittsburgh, PA

Sun Jun 29 2014, 1:39 PM - 4:36 PM EDT

Att. 37,290 - Cloudy - 81 F

TOP

Batter	1	2	3	4	5	6	7	8	9	AB	R	H	RBI	BB	SO	LOB
22 Eric Young Jr., S (1, 7) OBP: 0.325, SLG: 0.320	2-3 K		0-2 11 1B 2B		0-2 G4-3		1-1 E4 1B		0-1 F9	4	0	2	0	0	1	0
71 Gonzalez Germen, R (7, 1)										0	0	0	0	0	0	0
61 Dana Eveland, L (8, 1)										0	0	0	0	0	0	0
53 Bobby Abreu, L (9, PH) OBP: 0.361, SLG: 0.409										1	0	0	0	0	0	1
11 Rubén Tejada, R (1, 6) OBP: 0.354, SLG: 0.304	0-3 K (backwards)		1-2 2-3 1B		1-3 K (backwards)		3-3 K		1-0 28 1B 2-H 1B	5	0	2	1	0	3	1
28 Daniel Murphy, L (1, 4) OBP: 0.351, SLG: 0.417	1-2 3 E 1B		0-3 K		0-1 1B		1-1 L6		1-2 3 DI 1-3 1B	5	0	3	0	0	1	3
3 Curtis Granderson, L (1, 9) OBP: 0.347, SLG: 0.392	1-1 F9 1-2		3-0 F9		1-0 F8			1-3 K	1-2 F9 1-2	5	0	0	0	0	1	6
21 Lucas Duda, L (1, 3) OBP: 0.347, SLG: 0.477		2-1 F8		1-2 29 G2-3 2B		3-2 29 1B 1B		1-2 G4-3		4	0	2	0	0	0	0
29 Eric Campbell, R (1, 5) OBP: 0.349, SLG: 0.443		1-2 1B		0-1 G2-3 2-3		1-1 7 G6-4-3 1-2 1B		2-2 P3		4	0	2	0	0	0	1
12 Juan Lagares, R (1, 8) OBP: 0.330, SLG: 0.414		1-2 P3		1-3 K (backwards)		1-2 L8			3-2 7 2B 1 G6-3 1B	4	1	1	0	0	1	4
7 Travis d'Arnaud, R (1, 2) OBP: 0.287, SLG: 0.313		2-1 F8		4-0 IBB		0-1 G6-4-3 1-2f			1-1 11 1B 1-3 2B	3	1	1	0	1	0	3
40 Bartolo Colon, R (1, 1) OBP: 0.065, SLG: 0.097			1-3 K	0-3 K			1-1 P4		3-2 G6-3 3-H	2	0	0	0	0	2	2
1 Chris Young, R (7, PH) OBP: 0.281, SLG: 0.351 (7, 7)										2	0	0	1	0	0	1

Inning Stats	1	2	3	4	5	6	7	8	9		
	R: 0 E: 1 K: 2 S: 13 H: 1 LOB: 1 BB: 0 P: 17	R: 0 E: 0 K: 0 S: 12 H: 1 LOB: 1 BB: 0 P: 18	R: 0 E: 0 K: 2 S: 14 H: 2 LOB: 2 BB: 0 P: 19	R: 0 E: 0 K: 2 S: 11 H: 1 LOB: 2 BB: 1 P: 17	R: 0 E: 0 K: 1 S: 9 H: 1 LOB: 1 BB: 0 P: 11	R: 0 E: 0 K: 0 S: 11 H: 2 LOB: 1 BB: 0 P: 16	R: 0 E: 1 K: 1 S: 9 H: 1 LOB: 1 BB: 0 P: 15	R: 0 E: 0 K: 1 S: 11 H: 0 LOB: 0 BB: 0 P: 15	R: 2 E: 0 K: 0 S: 21 H: 4 LOB: 2 BB: 0 P: 31	1B: 10 2B: 3 3B: 0 HR: 0 SF: 0 SAC: 0 DP: 1 HBP: 0	WP: 0 PB: 0 SB: 0 CS: 0 PA: 40

AB	39
R	2
H	13
RBI	2
BB	1
SO	9
LOB	22

livebaseballscorecards.com

PITCHER	IP	WLS	BF	H	R	ER	SO	BB	IBB	HBP	BLK	WP	HR	S	P	ERA	WHIP
36 Edinson Volquez, R (1, 1) ERA: 4.07	6.0	W	26	8	0	0	7	0	1	0	0	0	0	70	98	0.00	1.333
37 Justin Wilson, L (7, 1) ERA: 4.7	1.0		4	1	0	0	1	0	0	0	0	0	0	9	15	0.00	1.000
44 Tony Watson, L (8, 1) ERA: 0.96	1.0		3	0	0	0	1	0	0	0	0	0	0	11	15	0.00	0.000
48 Jared Hughes, R (9, 1) ERA: 2.35	0.2		5	3	2	2	0	0	0	0	0	0	0	12	20	27.00	4.500
35 Mark Melancon, R (9, 1) ERA: 2.33	0.1	S	2	1	0	0	0	0	0	0	0	0	0	9	11	0.00	3.000

PITCHER	IP	WLS	BF	H	R	ER	SO	BB	IBB	HBP	BLK	WP	HR	S	P	ERA	WHIP

BOTTOM

New York Mets @ Pittsburgh Pirates

PNC Park, Pittsburgh, PA

Sun Jun 29 2014, 1:39 PM - 4:36 PM EDT

Att. 37,290 - Cloudy - 81 F

livebaseballscorecards.com

Batter	1	2	3	4	5	6	7	8	9	AB	R	H	RBI	BB	SO	LOB
25 Gregory Polanco, L (1, 9) OBP: 0.374, SLG: 0.375	C SL 87 B FF 89 B SI 87 X SI 88 2-1 G4-3 ①	C SI 88 C FF 91 B SI 89 B CH 83 B SI 90 X FF 92 3-2 L8 ③		C SI 88 B FF 90 B SI 88 D CH 81 D SL 83 4-1 BB			C FF 94 S CH 83 S FF 94 0-3 K ②			3	0	0	0	1	1	0
6 Starling Marte, R (1, 8) OBP: 0.327, SLG: 0.385	C SI 87 C SI 88 B SL 83 X SL 82 1-2 18 2B 15 1B 1B		C SI 84 F SI 85 B FF 91 X SI 88 1-2 G1-3 ①	F SI 88 S SI 86 D SI 88 F SI 90 X CH 81 1-2 P3 ③			C SL 84 B FF 94 B FF 94 F FF 93 S CH 84 2-3 K2-3 ③			4	1	1	0	0	1	2
18 Neil Walker, S (1, 4) OBP: 0.341, SLG: 0.433	1 SAFE 1 SAFE B CH 81 X SI 85 1-0 15 1B 1-3 2B		B FF 88 B SL 82 B SL 82 C SI 85 X SI 88 3-1 F7 ②		X SL 78 0-0 G4-3 ①			B FF 85 C FF 86 B CH 83 F SI 90 X SL 85 2-2 G6-3 ①		4	1	1	0	0	0	0
15 Ike Davis, L (1, 3) OBP: 0.360, SLG: 0.365	C FF 92 F FF 92 B FF 91 X FF 92 1-2 5 FC6-4 2-H 3-H 1B		F SI 88 F FF 88 C SI 89 0-3 K ③		C SI 87 F FF 91 B FF 90 B SI 89 X SI 88 2-2 F8 ②			B SI 91 B SL 84 B SI 91 C SI 90 F SI 91 X SI 91 3-2 1B		4	0	2	2	0	1	0
5 Josh Harrison, R (1, 7) OBP: 0.345, SLG: 0.466	X SI 85 0-0 FC6-4 1-2f 24 2B ②			L SI 85 X SI 87 0-1 24 HR 2B	C SI 88 F SI 88 S SI 88 0-3 K ③			C SL 84 S SL 84 X SL 83 0-2 F9 ②		4	2	1	0	0	1	2
24 Pedro Alvarez, L (1, 5) OBP: 0.330, SLG: 0.416	B SI 86 1 SAFE 1 SAFE C SI 85 C SI 86 X SI 87 1-2 1-H 2B			F FF 90 F SI 88 D CH 83 F FF 91 X SI 88 1-2 2-H HR		F SI 88 X FF 87 0-1 F9 ①		B SI 91 B SL 82 C SL 84 F SL 84 S SL 84 2-3 K ③		4	1	2	3	0	1	1
10 Jordy Mercer, R (1, 6) OBP: 0.261, SLG: 0.340 37 Justin Wilson, L (7, 1) 44 Tony Watson, L (8, 1) OBP: 1.000, SLG: 1.000 48 Jared Hughes, R (9, 1) 35 Mark Melancon, R (9, 1)	X FF 89 0-0 L6 ③			C SI 86 B SI 87 X SI 88 1-1 G5-3 ①		X SI 85 0-0 F9 ②				3 0 0 0 0	0 0 0 0 0	0 0 0 0 0	0 0 0 0 0	0 0 0 0 0	0 0 0 0 0	1 0 0 0 0
19 Chris Stewart, R (1, 2) OBP: 0.330, SLG: 0.253		C SI 84 B SI 86 X FF 88 1-1 L9 ①		B SI 85 X SI 86 1-0 36 SH5-4 1B		C SL 81 X SL 81 0-1 L4 ③				3	0	1	0	0	0	0
36 Edinson Volquez, R (1, 1) OBP: 0.091, SLG: 0.048 12 Clint Barmes, R (7, 6) OBP: 0.320, SLG: 0.284		B FF 87 C SI 86 X FF 89 1-1 G5-3 ②		C SI 86 X SI 85 0-1 SH5-4 1-2 ②			C FF 92 B FF 93 B FF 93 F SI 93 X CH 85 2-2 G1-3 ①			1 1	0 0	0 0	0 0	0 0	0 0	0 0
Inning Stats	R: 3 E: 0 K: 0 S: 14 H: 4 LOB: 1 BB: 0 P: 20	R: 0 E: 0 K: 0 S: 7 H: 0 LOB: 0 BB: 0 P: 12	R: 0 E: 0 K: 1 S: 8 H: 0 LOB: 0 BB: 0 P: 12	R: 2 E: 0 K: 0 S: 16 H: 3 LOB: 2 BB: 1 P: 24	R: 0 E: 0 K: 1 S: 7 H: 0 LOB: 0 BB: 0 P: 9	R: 0 E: 0 K: 0 S: 5 H: 0 LOB: 0 BB: 0 P: 5	R: 0 E: 0 K: 2 S: 9 H: 0 LOB: 0 BB: 0 P: 13	R: 0 E: 0 K: 1 S: 12 H: 1 LOB: 1 BB: 0 P: 19		1B: 4 2B: 3 3B: 0 HR: 1 SF: 0 SAC: 1 DP: 0 HBP: 0				WP: 0 PB: 0 SB: 0 CS: 0 PA: 33		

	AB	31
	R	5
	H	8
	RBI	5
	BB	1
	SO	5
	LOB	6

PITCHER	IP	WLS	BF	H	R	ER	SO	BB	IBB	HBP	BLK	WP	HR	S	P	ERA	WHIP
40 Bartolo Colon, R (1, 1) ERA: 3.88	6.0	L	26	7	5	5	2	1	0	0	0	0	1	57	82	7.50	1.333
71 Gonzalez Germen, R (7, 1) ERA: 3.86	1.0		3	0	0	0	2	0	0	0	0	0	0	9	13	0.00	0.000
61 Dana Eveland, L (8, 1) ERA: 1.46	1.0		4	1	0	0	1	0	0	0	0	0	0	12	19	0.00	1.000

PITCHER	IP	WLS	BF	H	R	ER	SO	BB	IBB	HBP	BLK	WP	HR	S	P	ERA	WHIP

Batter	1	2	3	4	5	6	7	8	9	AB	R	H	RBI	BB	SO	LOB
3 Curtis Granderson, L (1, 9) OBP: 0.348, SLG: 0.404	B SI 90 B SI 90 X SI 90 2-0 HR	C SI 91 2 SAFE B KC 80 X KC 80 1-1 F7 ③		B KC 81 C KC 80 S SI 90 F KC 81 B KC 81 F SI 91 X KC 79 2-2 G4-3 ③			B FF 92 X SI 94 1-0 11 FC6-4 1B			4	1	2	1	0	0	1
11 Rubén Tejada, R (1, 6) OBP: 0.352, SLG: 0.303	F SI 89 B SI 91 F CH 82 X SI 91 1-2 F8 ①		B SI 89 F CH 82 F SI 90 F KC 78 B SI 91 F SI 91 X CH 82 2-2 28 FC1-6 1B		X CH 81 0-0 F9 ①		C FF 94 1 SAFE X CH 81 0-1 FC6-4 ③ 1-2f			4	0	1	0	0	0	1
28 Daniel Murphy, L (1, 4) OBP: 0.353, SLG: 0.418	B SI 90 B SI 90 F SI 90 X SI 91 2-1 1B		B SI 90 X KC 80 1-0 FC1-6 ① 21 BB 29 1B 1 SF8 1-2f		C SI 89 F SI 89 S SI 90 0-3 K ②			X FF 88 0-0 21 G3-6-3 1B		4	1	2	0	0	1	1
29 Eric Campbell, R (1, 5) OBP: 0.344, SLG: 0.434	F SI 89 B CH 82 S CH 81 1 SAFE S SI 89 1-3 K ②		1 SAFE C CH 82 B SI 89 F CH 80 1 SAFE B KC 80 F SI 91 F CH 82 F CH 82 3-2 F KC 80 B SI 90 X CH 83 1 SF8 21 BB 1-2 1B		F CH 82 B SI 91 B SI 90 B CH 82 F SI 89 C SI 89 3-3 K ③			B FF 89 1 SAFE F FF 90 1 SAFE 1 SAFE C CH 82 B CU 77 F CH 82 F CH 84 2-3 S FF 90 K ①		4	0	1	0	0	3	2
21 Lucas Duda, L (1, 3) OBP: 0.345, SLG: 0.471	1 SAFE B SI 89 X SI 89 1-0 G4-3 ③		C SI 90 B KC 80 B KC 81 B SI 90 C KC 80 B CH 83 4-2 1-2 2-3 BB			C KC 78 B KC 80 C SI 90 C KC 80 1-3 K ①		T FF 90 1 SAFE B CH 84 B CU 77 S CH 84 X CU 78 2-2 G3-6-3 ②③ 1-2f		3	0	0	0	1	1	2
1 Chris Young, R (1, 7) OBP: 0.281, SLG: 0.350		C SI 88 B CH 82 T SI 90 B KC 79 F CH 83 F SI 90 F SI 90 X KC 80 2-2 7 2B 1B	S SI 90 F SI 90 F KC 80 B SI 89 B CH 81 X SI 91 2-2 SF8 ② 2-3 3-H		C SI 90 X SI 90 0-1 L4 ②			F FF 97 X FF 97 0-1 F9 ①	3	1	1	1	0	0	0
12 Juan Lagares, R (1, 8) OBP: 0.324, SLG: 0.407 53 Bobby Abreu, L (9, PH) OBP: 0.358, SLG: 0.404		S SI 89 B SI 89 F CH 82 X SI 91 1-2 L4 ① X SI 89 0-0 F9 ③			C CH 82 B SI 90 F CH 83 B SI 92 F KC 81 F CH 82 B SI 91 T CH 83 3-2 K ③			C FF 96 B FF 97 B KC 86 B FF 97 X FF 96 3-1 G3-1 ②	3 1	0 0	0 0	0 0	0 0	1 0	3 0
7 Travis d'Arnaud, R (1, 2) OBP: 0.286, SLG: 0.318		X SI 88 0-0 1-H 2B		B SI 88 X CH 81 1-0 F8 ①			B SI 94 S SI 94 B CH 78 F FF 93 B CU 73 X SI 93 3-2 G4-3 ①		B KC 85 C KC 85 B FF 97 S FF 96 F FF 99 S FF 96 2-3 K ③	4	0	1	1	0	1	0
45 Zack Wheeler, L (1, 1) OBP: 0.074, SLG: 0.038 38 Vic Black, R (7, 1) 66 Josh Edgin, R (7, 1) 27 Jeurys Familia, R (8, 1) OBP: 1.000, SLG: 1.000 61 Dana Eveland, L (8, 1)		S SI 90 T SI 90 S KC 81 0-3 K ②		C SI 89 C SI 89 B SI 91 B SI 89 T SI 90 2-2 K ②			C FF 95 S FF 94 F SI 92 S FF 94 0-3 K ②			3 0 0 0 0	0 0 0 0 0	0 0 0 0 0	0 0 0 0 0	3 0 0 0 0	1 0 0 0 0	
Inning Stats	R: 1 E: 0 K: 1 S: 10 H: 2 LOB: 1 BB: 0 P: 17	R: 1 E: 0 K: 1 S: 15 H: 2 LOB: 1 BB: 0 P: 19	R: 1 E: 0 K: 0 S: 20 H: 2 LOB: 2 BB: 1 P: 32	R: 0 E: 0 K: 1 S: 9 H: 0 LOB: 0 BB: 0 P: 14	R: 0 E: 0 K: 2 S: 7 H: 0 LOB: 0 BB: 0 P: 10	R: 0 E: 0 K: 2 S: 10 H: 0 LOB: 0 BB: 0 P: 14	R: 0 E: 0 K: 1 S: 10 H: 1 LOB: 1 BB: 0 P: 14	R: 0 E: 0 K: 1 S: 9 H: 1 LOB: 0 BB: 0 P: 13	R: 0 E: 0 K: 1 S: 8 H: 0 LOB: 0 BB: 0 P: 13	1B: 6 2B: 1 3B: 0 HR: 1 SF: 1 SAC: 0 DP: 1 HBP: 0						

PITCHER		IP	WLS	BF	H	R	ER	SO	BB	IBB	HBP	BLK	WP	HR	S	P	ERA	WHIP
40 Alex Wood, L ERA: 3.19	(1, 1)	6.0		25	6	3	3	7	1	0	0	0	0	1	71	106	4.50	1.167
43 Luis Avilán, L ERA: 4.28	(7, 1)	1.0		4	1	0	0	1	0	0	0	0	0	0	10	14	0.00	1.000
38 Anthony Varvaro, R ERA: 2.25	(8, 1)	1.0	W	3	1	0	0	1	0	0	0	0	0	0	9	13	0.00	1.000
46 Craig Kimbrel, R ERA: 2.16	(9, 1)	1.0	S	3	0	0	0	1	0	0	0	0	0	0	8	13	0.00	0.000

PITCHER	IP	WLS	BF	H	R	ER	SO	BB	IBB	HBP	BLK	WP	HR	S	P	ERA	WHIP

TOP

New York Mets @ Atlanta Braves

Turner Field, Atlanta, GA

Mon Jun 30 2014, 7:11 PM - 10:35 PM EDT

Att. 28,075 - Partly Cloudy - 81 F

livebaseballscorecards.com

AB	33
R	3
H	8
RBI	3
BB	1
SO	10
LOB	11

1B: 6	SF: 1	WP: 0	PA: 35
2B: 1	SAC: 0	PB: 0	
3B: 0	DP: 1	SB: 0	
HR: 1	HBP: 0	CS: 0	

New York Mets @ Atlanta Braves

Turner Field, Atlanta, GA

Mon Jun 30 2014, 7:11 PM - 10:35 PM EDT

Att. 28,075 - Partly Cloudy - 81 F

livebaseballscorecards.com

BOTTOM

Batter	1	2	3	4	5	6	7	8	9	AB	R	H	RBI	BB	SO	LOB
2 B.J. Upton, R (1, 8) OBP: 0.273, SLG: 0.338	C SI 97 B SI 97 F FC 90 B FF 96 B FF 98 X FF 98 3-2 ① G6-3		C SI 95 B FF 95 B CU 80 B FF 96 C FF 96 B FF 97 4-2 19 CS BB		C FC 88 X CU 78 0-1 19 1B 5 SF7 1B		X SI 93 0-0 E6 1-2	S SI 97 D SI 97 S SI 98 C SL 86 1-3 ② K		4	1	1	0	1	1	4
19 Andrelton Simmons, R (1, 6) OBP: 0.287, SLG: 0.351	B FC 92 B SI 97 C FF 97 C FC 93 B SI 97 X FF 97 3-2 ② G6-3		B FF 96 1 SAFE C SI 96 C FC 92 X FF 96 1-2 ①② G4-3 1-2		F FF 95 B FC 88 X FC 90 1-1 8 G6-4-3 1-3 1B		B FF 95 X FF 95 1-0 ② F8	B SI 96 X SI 97 1-0 E5 5 BB 1-2 2-3 3-H		5	0	1	0	0	0	5
5 Freddie Freeman, L (1, 3) OBP: 0.385, SLG: 0.498	B CU 80 B FF 96 S CH 89 B SI 97 B FC 93 4-1 BB		C SI 94 B FC 93 B SI 95 C FF 96 F SI 97 B SI 96 B SI 96 4-2 BB		S FF 94 B FF 95 X FF 94 1-1 ① SF7 3-H		S SL 86 F CU 79 B FF 93 X FF 94 1-2 ③ F7	B SI 91 B SL 84 S SL 84 D SI 91 B SI 91 4-1 8 FC5-4 1-2 2-3 3-H BB		1	0	0	2	3	0	2
8 Justin Upton, R (1, 7) OBP: 0.344, SLG: 0.503	C FC 90 B FF 96 B FF 96 C FC 90 B CU 79 F FF 97 F SI 96 X SI 96 3-2 ③ G6-3		S SI 95 B SI 96 S FF 95 B FF 96 F FC 90 B FF 95 C CU 82 3-3 ③ K		X SI 95 0-0 ②③ G6-4-3 1-2f			23 E 22 1B 7 1B 1B FC5-4 1-2f		5	1	1	0	0	1	6
22 Jason Heyward, L (1, 9) OBP: 0.344, SLG: 0.378		C FF 95 X CU 80 0-1 ① G4-3		C CU 80 X SI 95 0-1 25 L9 2B	C FC 91 X FC 91 0-1 ① G3			B FF 98 X SI 95 1-0 7 1B 23 E 7 E 1-2 1B		4	1	2	0	0	0	0
23 Chris Johnson, R (1, 5) OBP: 0.299, SLG: 0.361		B FC 92 B FF 96 X SI 95 2-0 ② G5-3		F FF 97 B SI 95 F FC 89 B FF 95 X FF 95 2-2 ① L6	C SI 95 C SI 94 F FF 95 F SI 96 C SI 94 0-3 ② K			F SI 96 X SI 96 0-1 FC1 25 FC5-4 7 E 19 E 1-2 2-3		4	1	0	0	0	1	3
7 Tommy La Stella, L (1, 4) OBP: 0.360, SLG: 0.355		B SI 95 C CU 79 B CH 87 F FF 96 B SI 96 B CH 88 4-2 25 HBP BB		C SI 94 B SI 92 B FF 96 F CU 79 F FF 95 F FC 90 B CH 87 B FF 95 4-2 BB	F FF 94 B SI 93 B FC 88 C SI 94 S FC 87 2-3 ③ K			C SI 97 X SI 97 0-1 E8 25 FC5-4 1-2 2-H 3-H 1B		2	0	1	1	2	1	0
25 Christian Bethancourt, R (1, 2) OBP: 0.375, SLG: 0.286		H SI 96 1-0 1-2 HBP		X FC 89 0-0 ② L9 2-3			F FF 95 B FC 89 X FC 90 1-1 2 E 1B	C SI 97 D SL 87 B SI 96 B SI 94 C SI 95 X SI 95 3-2 ① FC5-4 19 E 4 BB 5 BB 1-2f 2-3		3	1	1	0	0	0	4
40 Alex Wood, R (1, 1) 43 Luis Avilán, L (7, 1) 17 Jordan Schafer, L (7, PH) OBP: 0.243, SLG: 0.246 38 Anthony Varvaro, R (8, 1) 4 Ryan Doumit, S (8, PH) OBP: 0.250, SLG: 0.345 46 Craig Kimbrel, R (9, 1)		L FF 96 F SI 96 X FF 96 0-2 ③ P4		C FF 94 C FF 94 C CU 78 0-3 ③ K			B FF 94 S SI 95 B FF 95 B FF 94 S FF 96 X FF 95 3-2 ① F7	S SL 85 C SL 83 F FF 97 B FF 96 B FF 97 F SL 84 B SL 85 B SL 86 4-2 5 BB 19 E 1-2 BB		2 0 1 0 0 0 0	0 0 0 0 0 0 0	0 0 0 0 0 0 0	0 0 0 0 1 0 0	1 0 1 0 0 0 0	4 0 1 0 0 0 0
Inning Stats	R: 0 E: 0 K: 0 S: 12 H: 0 LOB: 1 BB: 1 P: 25	R: 0 E: 0 K: 0 S: 8 H: 0 LOB: 2 BB: 1 P: 15	R: 0 E: 0 K: 1 S: 12 H: 0 LOB: 1 BB: 2 P: 24	R: 0 E: 0 K: 1 S: 13 H: 1 LOB: 2 BB: 1 P: 19	R: 1 E: 0 K: 0 S: 7 H: 2 LOB: 0 BB: 0 P: 9	R: 0 E: 0 K: 2 S: 10 H: 0 LOB: 0 BB: 0 P: 12	R: 0 E: 1 K: 0 S: 10 H: 1 LOB: 2 BB: 0 P: 16	R: 4 E: 3 K: 1 S: 22 H: 3 LOB: 3 BB: 2 P: 38		1B: 6 2B: 1 3B: 0 HR: 0 SF: 1 SAC: 0 DP: 1 HBP: 1					

	AB	31
	R	5
	H	7
	RBI	3
	BB	7
	SO	5
	LOB	29

PITCHER		IP	WLS	BF	H	R	ER	SO	BB	IBB	HBP	BLK	WP	HR	S	P	ERA	WHIP
45 Zack Wheeler, R ERA: 4.25	(1, 1)	6.1		27	4	1	1	4	5	0	1	0	0	0	67	113	1.42	1.421
38 Vic Black, R ERA: 1.72	(7, 1)	0.1	H	2	0	0	0	0	0	0	0	0	0	0	2	3	0.00	0.000
66 Josh Edgin, L ERA: 1.46	(7, 1)	0.1	H	1	0	0	0	0	0	0	0	0	0	0	3	4	0.00	0.000
27 Jeurys Familia, R ERA: 2.36	(8, 1)	0.2	L	8	3	4	1	1	1	0	0	0	0	0	18	29	13.50	6.000
61 Dana Eveland, L ERA: 1.42	(8, 1)	0.1		2	0	0	0	0	1	0	0	0	0	0	4	9	0.00	3.000

PITCHER	IP	WLS	BF	H	R	ER	SO	BB	IBB	HBP	BLK	WP	HR	S	P	ERA	WHIP

Batter	1	2	3	4	5	6	7	8	9	AB	R	H	RBI	BB	SO	LOB
3 Curtis Granderson, L (1, 9) OBP: 0.349, SLG: 0.415	X FF 92 0-0 1B		C SL 86 B SI 90 X SL 86 1-1 2-H HR		C KC 80 C CH 83 B KC 82 B FF 91 F KC 81 X CH 83 2-2 ① F9	S FF 95 B FS 86 C FF 95 C SL 85 1-3 ③ K			C KC 86 S FF 98 F FF 98 S FF 98 0-3 ② K	5	1	2	2	0	2	0
11 Rubén Tejada, R (1, 6) OBP: 0.355, SLG: 0.303 53 Bobby Abreu, L (9, PH) OBP: 0.355, SLG: 0.400	C FF 92 B FF 91 F FF 91 1 SAFE B KC 80 F FF 91 C FF 92 2-3 ① K		B FF 91 C FF 90 F SL 85 B KC 82 F FF 91 F CH 84 X CH 85 2-2 29 1B 1B		C FF 91 F CH 85 F SL 86 B KC 80 B CH 84 B FF 90 B SL 84 4-2 28 HR BB		B SI 94 F SI 94 C CH 82 B CU 76 F SI 94 F FF 94 X CH 81 2-2 ① G4-3		F FF 98 F FF 99 F FF 98 B KC 86 S KC 89 1-3 ③ K	3 1	1 0	1 0	0 0	1 0	1 1	1 0
28 Daniel Murphy, L (1, 4) OBP: 0.352, SLG: 0.424	B SL 87 F FF 91 F SI 91 F SL 87 F FF 92 F FF 91 D CH 83 F FF 91 F KC 81 2-2 ② F8 F FF 92 X SI 90		X KC 80 0-0 ② L8		B KC 80 X CH 85 1-0 1-H HR		B CU 74 S SI 94 B SI 94 F CU 75 B FF 94 X CU 73 3-2 ② F8			4	1	1	2	0	0	2
29 Eric Campbell, R (1, 5) OBP: 0.351, SLG: 0.437	C SL 86 F FF 92 B FF 92 F FF 92 F SL 87 S CH 84 1-3 ③ K		B CH 84 F SI 90 B SL 85 X FF 91 2-1 1-2 1B		B FF 91 X FF 91 1-0 21 1B 1B		B CH 84 B FF 95 C SI 93 B SI 93 C SI 94 X SI 94 3-2 ③ L9			4	0	2	0	0	1	1
21 Lucas Duda, L (1, 3) OBP: 0.344, SLG: 0.467		C FF 91 C KC 81 B SL 86 F FF 93 X KC 81 1-2 ① G3	S KC 82 C SL 86 T KC 83 0-2 ③ K		C SL 85 B FF 90 1 SAFE B KC 81 S SL 86 D KC 82 F FF 92 F FF 91 X FF 91 3-2 1-3 1B			C FF 95 F FF 96 B SL 81 B SL 82 F FF 96 F FF 96 S CH 86 2-3 ① K		4	0	1	0	0	2	2
1 Chris Young, R (1, 7) OBP: 0.276, SLG: 0.343		C SL 85 B CH 84 X FF 92 1-1 ② F8	B FF 90 C FF 90 S CH 84 B SL 86 S CH 83 2-3 ① K		B FF 94 B FF 93 X FF 94 2-0 ② F7			B SL 83 F FF 95 C FF 95 B SL 84 B SL 84 F FF 96 F FF 95 S FF 94 3-3 ② K		4	0	0	0	0	2	2
7 Travis d'Arnaud, R (1, 2) OBP: 0.285, SLG: 0.316		B FF 93 C SL 86 B CH 86 B CH 84 S FF 92 S FF 92 3-3 ③ K	B CH 84 B FF 91 S FF 90 B CH 84 F FF 92 X FF 92 3-2 ② P3		F FF 94 1 SAFE C FF 94 S SL 84 0-3 ③ K			X FF 95 0-0 1B		4	0	1	0	0	2	2
12 Juan Lagares, R (1, 8) OBP: 0.328, SLG: 0.409			B FF 90 C FF 90 X SL 85 1-1 16 SH2-4 3 HR 1B	C SL 85 B FF 91 X CH 85 1-1 1B		B FF 92 S FF 93 F SL 82 B SL 83 F SL 84 F FF 96 B FF 96 X FF 95 3-2 ① F9		B SL 85 F FF 94 C FF 94 S SL 84 1-3 ③ K		4	1	2	0	0	1	1
16 Daisuke Matsuzaka, R (1, 1) OBP: 0.333, SLG: 0.250 9 Kirk Nieuwenhuis, L (6, PH) OBP: 0.353, SLG: 0.533 52 Carlos Torres, R (6, 1) 22 Eric Young Jr., S (9, PH) OBP: 0.324, SLG: 0.319			B FF 89 X FF 89 1-0 ① SH2-4 1-2	X SL 86 0-0 ③ F8		C SL 84 B FS 85 B FS 86 B SL 84 S FF 96 F FF 95 X FF 95 3-2 ② G4-3			B FF 96 C FF 95 C FF 97 S KC 86 1-3 ① K	1 1 0 1	0 0 0 0	0 0 0 0	0 0 0 0	0 0 0 0	0 0 0 1	1 0 0 0

TOP

New York Mets @ Atlanta Braves

Turner Field, Atlanta, GA

Tue Jul 01 2014, 7:13 PM - 10:30 PM EDT

Att. 21,347 - Clear - 90 F

livebaseballscorecards.com

AB	36
R	4
H	10
RBI	4
BB	1
SO	13
LOB	12

Inning Stats	1	2	3	4	5	6	7	8	9	1B: 8	SF: 0	WP: 0	PA: 38
	R: 0 E: 0 K: 2 S: 19	R: 0 E: 0 K: 1 S: 9	R: 2 E: 0 K: 1 S: 16	R: 0 E: 0 K: 1 S: 9	R: 2 E: 0 K: 1 S: 18	R: 0 E: 0 K: 1 S: 12	R: 0 E: 0 K: 0 S: 11	R: 0 E: 0 K: 3 S: 14	R: 0 E: 0 K: 3 S: 11	2B: 0 3B: 0 HR: 2	SAC: 1 DP: 0 HBP: 0	PB: 0 SB: 0 CS: 0	
	H: 1 LOB: 1 BB: 0 P: 24	H: 0 LOB: 0 BB: 0 P: 14	H: 4 LOB: 0 BB: 0 P: 23	H: 1 LOB: 1 BB: 0 P: 15	H: 3 LOB: 2 BB: 1 P: 31	H: 0 LOB: 0 BB: 0 P: 19	H: 0 LOB: 0 BB: 0 P: 19	H: 1 LOB: 1 BB: 0 P: 20	H: 0 LOB: 0 BB: 0 P: 13				

PITCHER	IP	WLS	BF	H	R	ER	SO	BB	IBB	HBP	BLK	WP	HR	S	P	ERA	WHIP
36 Mike Minor, L (1, 1) ERA: 4.73	4.1		23	9	4	4	5	1	0	0	0	0	2	67	101	8.31	2.308
59 Shae Simmons, R (5, 1) ERA: 1.23	1.2	W	5	0	0	0	2	0	0	0	0	0	0	16	25	0.00	0.000
43 Luis Avilán, L (7, 1) ERA: 4.13	1.0	H	3	0	0	0	0	0	0	0	0	0	0	11	19	0.00	0.000
52 Jordan Walden, R (8, 1) ERA: 2.82	1.0	H	4	1	0	0	3	0	0	0	0	0	0	14	20	0.00	1.000
46 Craig Kimbrel, R (9, 1) ERA: 2.1	1.0	S	3	0	0	0	3	0	0	0	0	0	0	11	13	0.00	0.000

PITCHER	IP	WLS	BF	H	R	ER	SO	BB	IBB	HBP	BLK	WP	HR	S	P	ERA	WHIP

New York Mets @ Atlanta Braves

Turner Field, Atlanta, GA

Tue Jul 01 2014, 7:13 PM - 10:30 PM EDT

Att. 21,347 - Clear - 90 F

BOTTOM

Batter	1	2	3	4	5	6	7	8	9	AB	R	H	RBI	BB	SO	LOB
2 B.J. Upton, R (1, 8) OBP: 0.273, SLG: 0.337	C FF 89 C FF 90 B FF 88 B SL 82 T SI 90 2-2 ① K		S SL 80 X SL 82 0-1 ② G1-3	B SL 81 F SI 91 B FF 93 B SI 91 C FC 91 X SI 92 3-2 19 S 19 1B 1-3 1B		S FF 93 B FF 94 F FC 90 S FF 94 1-3 ③ K				4	1	1	0	0	2	0
19 Andrelton Simmons, R (1, 6) OBP: 0.290, SLG: 0.353	C SL 82 X CU 72 0-1 ② G1-3		C FF 92 X CU 73 0-1 5 2B 1B	C FF 93 B SL 81 S FC 89 B FC 90 X SL 80 2-2 1-H 3-H 1B			X FC 88 0-0 ① G5-3			4	1	2	2	0	0	0
5 Freddie Freeman, L (1, 3) OBP: 0.383, SLG: 0.498	F FF 91 X FF 89 0-1 ③ G4-3		B FS 79 1 SAFE B FF 92 S SI 90 B FF 91 F FF 90 F FF 92 X SI 91 3-2 1-H 2B	B FS 82 B FF 90 X FF 91 2-0 ③ F7			B FF 93 F FC 89 F FC 90 B FC 90 S FC 90 2-3 ② K			4	0	1	1	0	1	1
8 Justin Upton, R (1, 7) OBP: 0.346, SLG: 0.500		C FF 88 F FF 91 B FC 90 S SL 82 1-3 ① K	B SL 83 B SI 93 B FF 93 B FF 93 4-0 BB		B SI 90 C SL 80 B SI 90 C SL 82 B FC 90 F FC 90 B SI 92 4-2 7 S BB		F FF 92 B FC 88 F FC 89 X CU 81 1-2 ③ F8			2	0	0	0	2	1	0
22 Jason Heyward, L (1, 9) OBP: 0.341, SLG: 0.373		B SL 81 F FF 91 B FF 91 S FF 88 F FF 90 X SI 90 2-2 ② G6-3	C FF 92 B FF 91 F FF 92 X FC 91 1-2 ③ G4-3		D FF 89 X FF 89 1-0 ① F8			C FC 90 B CH 82 X FC 89 1-1 ① F8		4	0	0	0	0	0	3
23 Chris Johnson, R (1, 5) OBP: 0.302, SLG: 0.361	C SL 82 S CU 74 X SI 92 0-2 7 S 25 1B 1B		B FF 90 B FF 90 B FF 91 B FF 90 4-0 7 G3 36 1B BB	C SL 80 S CU 74 1 SAFE D CU 74 1 SAFE B FC 89 S SL 82 2-3 ② K				C FC 88 S CU 79 B FC 89 X FC 89 1-2 ② G4-3		3	2	1	0	1	1	1
7 Tommy La Stella, L (1, 4) OBP: 0.359, SLG: 0.348 14 Ramiro Pena, S (8, 4) OBP: 0.257, SLG: 0.323	B FF 90 C FF 91 H CU 76 2-1 25 1B 1-2 HBP		C FF 89 1 SAFE B FS 80 D FS 80 C FF 91 D FF 91 X FC 90 3-2 ① G3 1-2	C CU 74 B FS 80 1 SAFE C FC 88 D FF 92 B FF 90 S SL 80 3-3 ③ K 1-2				C CU 80 X CH 84 0-1 E1		2 1	0 0	0 0	0 0	0 0	1 0	2 0
25 Christian Bethancourt, R (1, 2) OBP: 0.333, SLG: 0.273	X SL 80 0-0 ③ 1-3 2-H 1B		B FF 91 S FF 90 B FC 89 B CU 76 T FF 90 C FC 91 3-3 ② K			S FF 92 B FF 93 F FC 91 S FF 94 1-3 ① K		X FC 89 0-0 ③ G6-3		4	0	1	1	0	2	2
36 Mike Minor, R (1, 1) OBP: 0.174, SLG: 0.174 59 Shae Simmons, R (5, 1) 26 Dan Uggla, R (6, PH) OBP: 0.238, SLG: 0.233 43 Luis Avilan, L (7, 1) 52 Jordan Walden, R (8, 1) 46 Craig Kimbrel, R (9, 1)			C SI 89 X SI 88 0-1 ① G6-3	X FF 93 0-0 2 1B 19 1B 1B 2-H 1B		T FC 90 F FF 94 B SI 93 S FF 90 1-3 ② K				2 0 0 1 0 0 0	1 0 0 0 0 0 0	1 0 0 0 0 0 0	1 0 0 0 0 0 0	0 0 0 0 0 0 0	0 0 1 0 0 0 0	0 0 0 0 0 0 0
Inning Stats	R: 0 E: 0 K: 1 S: 7 H: 0 LOB: 0 BB: 0 P: 9	R: 1 E: 0 K: 1 S: 12 H: 2 LOB: 2 BB: 0 P: 17	R: 1 E: 0 K: 0 S: 13 H: 2 LOB: 2 BB: 1 P: 21	R: 3 E: 0 K: 1 S: 14 H: 3 LOB: 1 BB: 1 P: 31	R: 0 E: 0 K: 2 S: 10 H: 0 LOB: 1 BB: 1 P: 20	R: 0 E: 0 K: 3 S: 9 H: 0 LOB: 0 BB: 0 P: 12	R: 0 E: 0 K: 1 S: 7 H: 0 LOB: 0 BB: 0 P: 10	R: 0 E: 1 K: 0 S: 8 H: 0 LOB: 1 BB: 0 P: 10		1B: 6 2B: 1 3B: 0 HR: 0	SF: 0 SAC: 0 DP: 0 HBP: 1		WP: 0 PB: 0 SB: 3 CS: 0	PA: 35		

livebaseballscorecards.com

AB	31
R	5
H	7
RBI	5
BB	3
SO	9
LOB	9

PITCHER		IP	WLS	BF	H	R	ER	SO	BB	IBB	HBP	BLK	WP	HR	S	P	ERA	WHIP
16 Daisuke Matsuzaka, R ERA: 3.72	(1, 1)	5.0	L	25	7	5	5	5	3	0	1	0	0	0	56	98	9.00	2.000
52 Carlos Torres, R ERA: 3.02	(6, 1)	3.0		10	0	0	0	4	0	0	0	0	0	0	24	32	0.00	0.000

PITCHER	IP	WLS	BF	H	R	ER	SO	BB	IBB	HBP	BLK	WP	HR	S	P	ERA	WHIP

New York Mets @ Atlanta Braves

Turner Field, Atlanta, GA

Wed Jul 02 2014, 7:14 PM - 10:23 PM EDT

Att. 23,601 - Partly Cloudy - 91 F

TOP

livebaseballscorecards.com

Batter	1	2	3	4	5	6	7	8	9	AB	R	H	RBI	BB	SO	LOB
22 Eric Young Jr., S (1, 7) OBP: 0.327, SLG: 0.323	C FF 90 C SI 88 F FF 92 X SL 83 0-2 ① G3			C CU 71 X FF 89 0-1 3 WP 12 S 3 SF7 1B		B SI 85 B FF 88 F SI 87 B SI 87 F FF 91 X FF 92 3-2 12 CS 1B		B CU 78 X FF 91 1-0 ① F8		4	1	2	0	0	0	0
12 Juan Lagares, R (1, 8) OBP: 0.332, SLG: 0.411	B FF 89 S FF 92 B SL 82 X FF 88 2-1 ② F7			C SL 80 X FF 91 0-1 ① B1 1-2		1 SAFE B SI 87 F FF 92 1 SAFE X CU 73 1-1 ① 3 BB 1-2 1B		B FF 91 X CU 79 1-0 ① 28 FC4-6 1B		4	0	2	0	0	0	1
28 Daniel Murphy, L (1, 4) OBP: 0.351, SLG: 0.421	C SI 88 B SL 82 B FF 92 B SI 88 C FF 91 F FF 91 S SL 83 3-3 ③ K			B FF 90 B SI 88 B FF 91 B FF 90 4-0 29 1B 3 WP BB		F SI 88 B FF 90 B CH 81 B SI 88 1 SAFE F FF 92 F FF 92 S SL 82 3-3 ② K		B FF 93 F FF 92 F FF 93 X FF 94 1-2 ② FC4-6 1-2f		3	0	0	0	1	2	2
3 Curtis Granderson, L (1, 9) OBP: 0.348, SLG: 0.412 58 Jenrry Mejia, R (8, 1)		C FF 89 B SI 87 B CH 81 F FF 90 X SL 80 2-2 ① F7		C CU 74 D SL 83 C CH 80 2 SAFE B SL 83 X FF 94 2-2 ② SF7 1-2 2-H		B SI 89 B FF 91 B SI 89 F SI 85 B SI 89 4-1 1-2 BB		C FF 92 S FF 92 B FF 94 D CU 81 F FF 94 B CU 80 S CH 86 3-3 ③ K		2 0	0 0	0 0	1 0	1 0	1 0	1 0
29 Eric Campbell, R (1, 5) OBP: 0.347, SLG: 0.429		S FF 90 B FF 91 C CH 80 B CU 72 F FF 92 X SL 82 2-2 ② L9		S SL 83 F FF 92 F FF 92 B FF 93 X SL 82 1-2 2-3 1B		F FF 91 F FF 91 F FF 92 F FF 92 F SL 83 S SL 83 0-3 ③ K			C SL 82 S SL 86 B SL 85 F FF 95 T FF 96 1-2 ① K	4	0	1	0	0	2	2
21 Lucas Duda, L (1, 3) OBP: 0.339, SLG: 0.460		X FF 92 0-0 ③ P5		B CH 81 C CH 81 F SI 90 F FF 93 X SL 82 1-2 ③ F9			B CU 69 X CU 71 1-0 ① F9		B FF 95 X FF 96 1-0 ② L7	4	0	0	0	0	0	2
7 Travis d'Arnaud, R (1, 2) OBP: 0.284, SLG: 0.310			B FF 91 X FF 90 1-0 ① P3		C CU 72 X SL 81 0-1 ① L7		B SI 87 B FF 90 T FF 90 F CU 72 B FF 91 F FF 92 F SL 81 B FF 92 4-2 11 FC6-4 BB		C FF 98 S SL 86 B FF 97 B FF 97 F SL 83 S SL 87 2-3 ③ K	3	0	0	0	1	1	0
11 Rubén Tejada, R (1, 6) OBP: 0.351, SLG: 0.299			B SI 87 S FF 92 X CU 73 1-1 ② P6		B FF 91 C CU 71 F FF 92 B FF 92 B SL 82 F FF 92 S FF 92 3-3 ② K		X SI 87 0-0 ② FC6-4 1-2f			3	0	0	0	0	1	1
48 Jacob deGrom, L (1, 1) OBP: 0.300, SLG: 0.316 38 Vic Black, R (6, 1) 9 Kirk Nieuwenhuis, L (7, PH) OBP: 0.343, SLG: 0.516 27 Jeurys Familia, R (7, 1) OBP: 1.000, SLG: 1.000 66 Josh Edgin, R (8, 1) 1 Chris Young, R (8, 9) OBP: 0.276, SLG: 0.343			F FF 92 X SI 87 0-1 ③ G3		B SI 88 X SI 88 1-0 ③ F7		C CU 74 S CU 69 B FF 92 S CU 71 1-3 ③ K			2 0 0 1 0 0 0 0	0 0 0 0 0 0 0 0	0 0 0 0 0 0 0 0	0 0 0 0 0 0 0 0	0 0 0 0 1 0 0 0	0 0 0 0 1 0 0 0	0 0 1 0 1 0 0 0
Inning Stats	R: 0 E: 0 K: 1 S: 10 H: 0 LOB: 0 BB: 0 P: 15	R: 0 E: 0 K: 0 S: 8 H: 0 LOB: 0 BB: 0 P: 12	R: 0 E: 0 K: 0 S: 5 H: 0 LOB: 0 BB: 0 P: 7	R: 1 E: 0 K: 0 S: 15 H: 2 LOB: 2 BB: 1 P: 23	R: 0 E: 0 K: 1 S: 7 H: 0 LOB: 0 BB: 0 P: 11	R: 0 E: 0 K: 2 S: 16 H: 2 LOB: 2 BB: 1 P: 27	R: 0 E: 0 K: 1 S: 9 H: 0 LOB: 1 BB: 1 P: 15	R: 0 E: 0 K: 1 S: 9 H: 1 LOB: 1 BB: 0 P: 15	R: 0 E: 0 K: 2 S: 9 H: 0 LOB: 0 BB: 0 P: 13	1B: 5 2B: 0 3B: 0 HR: 0 SF: 1 SAC: 0 DP: 0 HBP: 0						

	AB	30
	R	1
	H	5
	RBI	1
	BB	3
	SO	8
	LOB	10

WP: 1 PB: 0 SB: 1 CS: 1 PA: 34

PITCHER		IP	WLS	BF	H	R	ER	SO	BB	IBB	HBP	BLK	WP	HR	S	P	ERA	WHIP
49 Julio Teheran, R ERA: 2.29	(1, 1)	7.0	W	27	4	1	1	5	3	0	0	0	1	0	70	110	1.29	1.000
38 Anthony Varvaro, R ERA: 2.18	(8, 1)	1.0	H	4	1	0	0	1	0	0	0	0	0	0	9	15	0.00	1.000
52 Jordan Walden, R ERA: 2.7	(9, 1)	1.0	S	3	0	0	0	2	0	0	0	0	0	0	9	13	0.00	0.000

PITCHER	IP	WLS	BF	H	R	ER	SO	BB	IBB	HBP	BLK	WP	HR	S	P	ERA	WHIP

New York Mets @ Atlanta Braves

Turner Field, Atlanta, GA

Wed Jul 02 2014, 7:14 PM - 10:23 PM EDT

Att. 23,601 - Partly Cloudy - 91 F

BOTTOM

Batter	1	2	3	4	5	6	7	8	9	AB	R	H	RBI	BB	SO	LOB
2 B.J. Upton, R (1, 8) OBP: 0.274, SLG: 0.337	X FF 94 0-0 5 BB 19 BB 23 2B 1B	X SL 86 0-0 ② SH1-3 1-2	B SL 87 B SL 87 F FF 93 B FF 94 F FF 93 S FF 93 3-3 ③ K				B SI 96 T FF 96 C SI 96 C SI 98 1-3 ② K			3	1	1	0	0	2	0
19 Andrelton Simmons, R (1, 6) OBP: 0.296, SLG: 0.356	B FF 95 C FF 95 1 SAFE B FF 96 C CH 84 1 SAFE B FF 95 F FF 95 F FF 94 4-2 F CH 85 B SI 95 1-2 23 2B 5 BB BB	B FF 94 D CH 86 X FF 93 2-0 ③ G4-3			C CU 78 B CU 78 C FF 94 X SI 93 1-2 5 L8 5 S 1B		X SI 96 0-0 5 1B 1B			3	1	2	0	1	0	1
5 Freddie Freeman, L (1, 3) OBP: 0.385, SLG: 0.497	S SL 90 B SL 89 B SL 88 B FF 95 B FF 95 4-1 1-2 2-3 23 2B BB	B CU 76 B CH 84 C FF 93 S SL 86 F SL 86 B SL 85 S SL 89 3-3 ① K	F SL 86 B SL 87 1 SAFE C SI 93 D SL 87 F SL 86 F FF 94 X SL 86 2-2 ① L8 1-3				D SL 83 D SL 84 X FF 96 2-0 1-2 1B			3	1	1	0	1	1	1
8 Justin Upton, R (1, 7) OBP: 0.341, SLG: 0.493	C FF 94 F FF 94 B SL 88 D SL 89 S FF 94 2-3 ① K	B FF 94 F FF 93 S SL 90 F SL 87 S FF 94 1-3 ② K	F SL 87 B FF 93 S FF 93 D SL 87 F FF 94 S FF 94 2-3 ② K				C SI 96 X SI 97 0-1 ③ L8			4	0	0	0	0	3	6
22 Jason Heyward, L (1, 9) OBP: 0.340, SLG: 0.372	F SL 88 B SL 89 B FF 95 F SL 88 F SL 89 X CH 85 2-2 ② F9	B FF 93 F SL 88 B FF 94 X CH 85 2-1 23 1B 1B	B SL 87 D SL 87 C FF 94 S FF 94 B FF 95 F FF 94 F FF 95 S SL 88 3-3 ③ K					C SL 86 F FF 92 T CU 77 0-2 ① K		4	0	1	0	0	2	4
23 Chris Johnson, R (1, 5) OBP: 0.304, SLG: 0.366	B SL 90 F SI 94 F SI 94 B SL 88 F SL 88 F SI 94 X CH 85 2-2 1-H 2-H 3-H 2B	B FF 93 S SL 88 B FF 94 F SI 94 F SI 93 X CH 82 2-2 1-2 1B				C SI 95 F FF 96 B CU 82 X CU 82 1-2 ① G6-3		B FF 92 S CH 85 S CH 84 F FF 92 X SI 90 1-2 ② G6-3		4	0	2	3	0	0	0
7 Tommy La Stella, L (1, 4) OBP: 0.356, SLG: 0.339	B FF 95 C FF 94 F CH 86 S FF 94 1-3 ③ K	C CU 80 B CU 78 X FF 94 1-1 ③ F9				B CU 83 S FF 95 C CU 84 F CU 81 B FF 95 F FF 94 F SI 95 B CU 83 S FF 95 3-3 ② K		B SL 87 F FF 92 B CU 77 B CU 79 B FF 92 4-1 25 FC6-4 BB		3	0	0	0	1	2	3
25 Christian Bethancourt, R (1, 2) OBP: 0.250, SLG: 0.200		X FF 93 0-0 ① G6-3		B SI 92 C CU 78 S CU 76 S FF 93 1-3 ① K		S FF 96 F FF 97 S SI 96 0-3 ③ K2-3		C FF 90 1 SAFE X FF 91 0-1 ③ FC6-4 1-2f		4	0	0	0	0	2	1
49 Julio Teheran, R (1, 1) OBP: 0.122, SLG: 0.146 17 Jordan Schafer, L (7, PH) OBP: 0.239, SLG: 0.242 38 Anthony Varvaro, R (8, 1) 52 Jordan Walden, R (9, 1)		C FF 94 B SI 93 F SL 89 X FF 94 1-2 2 SH1-3 1B		S SL 86 B CU 78 B FF 94 X SI 92 2-1 ② G3			C FF 95 X FF 96 0-1 ① B1-3			2 1 0 0	0 0 0 0	1 0 0 0	0 0 0 0	0 0 0 0	0 0 0 0	0 0 0 0
Inning Stats	R: 3 E: 0 K: 2 S: 22 H: 2 LOB: 1 BB: 2 P: 37	R: 0 E: 0 K: 0 S: 6 H: 1 LOB: 1 BB: 0 P: 9	R: 0 E: 0 K: 2 S: 16 H: 2 LOB: 2 BB: 0 P: 25	R: 0 E: 0 K: 2 S: 8 H: 0 LOB: 0 BB: 0 P: 14	R: 0 E: 0 K: 2 S: 17 H: 1 LOB: 1 BB: 0 P: 25	R: 0 E: 0 K: 2 S: 12 H: 0 LOB: 0 BB: 0 P: 16	R: 0 E: 0 K: 1 S: 9 H: 2 LOB: 2 BB: 0 P: 12	R: 0 E: 0 K: 1 S: 10 H: 0 LOB: 1 BB: 1 P: 15		1B: 7 2B: 1 3B: 0 HR: 0	SF: 0 SAC: 1 DP: 0 HBP: 0			WP: 0 PB: 0 SB: 1 CS: 0	PA: 35	

livebaseballscorecards.com

AB	31
R	3
H	8
RBI	3
BB	3
SO	12
LOB	16

PITCHER		IP	WLS	BF	H	R	ER	SO	BB	IBB	HBP	BLK	WP	HR	S	P	ERA	WHIP
48 Jacob deGrom, R ERA: 3.77	(1, 1)	5.0	L	23	6	3	3	8	2	0	0	0	0	0	69	110	5.40	1.600
38 Vic Black, R ERA: 1.62	(6, 1)	1.0		3	0	0	0	2	0	0	0	0	0	0	12	16	0.00	0.000
27 Jeurys Familia, R ERA: 2.3	(7, 1)	1.0		5	2	0	0	1	0	0	0	0	0	0	9	12	0.00	2.000
66 Josh Edgin, L ERA: 1.38	(8, 1)	0.2		3	0	0	0	1	1	0	0	0	0	0	8	13	0.00	1.500
58 Jenrry Mejia, R ERA: 4.14	(8, 1)	0.1		1	0	0	0	0	0	0	0	0	0	0	2	2	0.00	0.000

PITCHER	IP	WLS	BF	H	R	ER	SO	BB	IBB	HBP	BLK	WP	HR	S	P	ERA	WHIP

Texas Rangers @ New York Mets

Citi Field, Flushing, NY

Fri Jul 04 2014, 7:12 PM - 11:19 PM EDT

Att. 30,377 - Overcast - 70 F

TOP

livebaseballscorecards.com

Batter	1	2	3	4	5	6	7	8	9	AB	R	H	RBI	BB	SO	LOB
17 Shin-Soo Choo, L (1, 7) OBP: 0.378, SLG: 0.401	HR		BB	G4-3		K		BB		3	2	1	1	2	1	3
1 Elvis Andrus, R (1, 6) OBP: 0.320, SLG: 0.347	1B		1B		G5-3		E4	S 1B		5	1	3	0	0	0	0
Alex Rios, R (1, 9) OBP: 0.330, SLG: 0.425	L1-3		1B		F8		G5-3	G6-3		5	0	1	1	0	0	4
29 Adrián Beltré, R (1, 5) OBP: 0.383, SLG: 0.515	G4-3		F8		HR		60 G5-3 1B		F9	5	1	2	1	0	0	3
60 Chris Gimenez, R (1, 2) OBP: 0.338, SLG: 0.427 2 Leonys Martin, L (9, PH) OBP: 0.330, SLG: 0.364	G5-3		F6		G6-3		G5-3		9 PB 9 1B BB	4 0	0 1	0 0	1 0	0 1	0 0	4 0
12 Rougned Odor, L (1, 4) OBP: 0.297, SLG: 0.394		F7	K2-3			9 CS 1B		9 FC6-4 IBB	L7	4	0	1	0	1	1	3
9 Adam Rosales, R (1, 3) OBP: 0.300, SLG: 0.400		1B		F8		F8		FC6-4	1B	5	0	2	1	0	0	3
19 Daniel Robertson, R (1, 8) OBP: 0.268, SLG: 0.264 61 Robinson Chirinos, R (9, PH) OBP: 0.279, SLG: 0.425		K		K		21 BB 1B		G6-3	P4	4 1	0 0	1 0	0 0	0 0	2 0	1 1
11 Yu Darvish, R (1, 1) OBP: 0.200, SLG: 0.400 21 Carlos Pena, L (6, PH) OBP: 0.143, SLG: 0.182 30 Neftalí Feliz, R (6, 1) 16 Donnie Murphy, R (8, PH) OBP: 0.288, SLG: 0.330 49 Aaron Poreda, L (8, 1) 44 Jason Frasor, R (8, 1)		K		2B		BB		K		2 0 0 1 0 0	0 0 0 0 0 0	1 0 0 0 0 0	0 1 0 0 0 0	1 0 0 0 0 0	1 0 0 1 0 0	1 0 0 0 0 0

	AB	39
	R	5
	H	12
	RBI	5
	BB	5
	SO	6
	LOB	23

Inning Stats	1	2	3	4	5	6	7	8	9	1B: 9	SF: 0	WP: 0	PA: 44
	R: 1 H: 2 E: 0 LOB: 1 K: 0 BB: 0 S: 13 P: 19	R: 0 H: 1 E: 0 LOB: 1 K: 2 BB: 0 S: 14 P: 21	R: 1 H: 2 E: 0 LOB: 2 K: 1 BB: 1 S: 16 P: 24	R: 0 H: 1 E: 0 LOB: 1 K: 1 BB: 0 S: 11 P: 16	R: 1 H: 1 E: 0 LOB: 0 K: 0 BB: 0 S: 8 P: 13	R: 0 H: 2 E: 0 LOB: 2 K: 1 BB: 1 S: 11 P: 21	R: 1 H: 1 E: 1 LOB: 2 K: 0 BB: 1 S: 14 P: 28	R: 0 H: 1 E: 0 LOB: 2 K: 1 BB: 1 S: 12 P: 20	R: 1 H: 1 E: 0 LOB: 1 K: 0 BB: 1 S: 6 P: 15	2B: 1 3B: 0 HR: 2	SAC: 0 DP: 0 HBP: 0	PB: 1 SB: 1 CS: 1	

PITCHER		IP	WLS	BF	H	R	ER	SO	BB	IBB	HBP	BLK	WP	HR	S	P	ERA	WHIP
49 Jonathon Niese, L ERA: 2.96	(1, 1)	0.1		3	2	1	1	0	0	0	0	0	0	1	8	12	27.00	6.000
52 Carlos Torres, R ERA: 3.09	(1, 1)	4.2		20	5	2	2	4	1	0	0	0	0	1	54	81	3.86	1.286
38 Vic Black, R ERA: 1.53	(6, 1)	1.0	H	5	2	0	0	1	1	0	0	0	0	0	11	21	0.00	3.000
27 Jeurys Familia, R ERA: 2.22	(7, 1)	1.2	B	10	2	1	0	1	1	1	0	0	0	0	24	45	0.00	1.800
58 Jenrry Mejia, R ERA: 4.05	(8, 1)	1.1	W	6	1	1	0	0	1	0	0	0	0	0	8	18	0.00	1.500

PITCHER	IP	WLS	BF	H	R	ER	SO	BB	IBB	HBP	BLK	WP	HR	S	P	ERA	WHIP

Texas Rangers @ New York Mets

Citi Field, Flushing, NY

Fri Jul 04 2014, 7:12 PM - 11:19 PM EDT

Att. 30,377 - Overcast - 70 F

livebaseballscorecards.com

BOTTOM

Batter	1	2	3	4	5	6	7	8	9	AB	R	H	RBI	BB	SO	LOB
22 Eric Young Jr., S (1, 7) OBP: 0.321, SLG: 0.316 58 Jenrry Mejia, R (8, 1)	B FF 92 B FF 90 C FF 90 C FF 93 X ST 80 2-2 ① G3	B FF 93 C FC 85 F CU 70 X FS 88 1-2 ③ G1-3		T FF 93 F FS 86 B FS 88 B ST 77 X ST 79 2-2 ③ G1-3			C SL 80 B FF 91 T FF 90 F FF 94 S FF 92 1-3 ① K	S FF 92 F FF 93 B FF 92 S FF 92 1-3 ③ K		4 1	0 0	0 0	0 0	0 0	1 1	2 2
3 Curtis Granderson, L (1, 8) OBP: 0.347, SLG: 0.413 (9, 9)	F FF 94 X FF 94 0-1 53 1B 2B	C FF 92 S FS 84 B FS 88 X ST 79 1-2 ① P4	B CU 69 C FC 85 B FS 84 B FC 83 C ST 76 X ST 77 3-2 ① F7				B FF 93 S FF 91 B FF 91 B SL 82 T FF 93 F FF 93 X CH 87 3-2 ② G4-3			4	1	1	0	0	0	0
28 Daniel Murphy, L (1, 4) OBP: 0.347, SLG: 0.416	B FF 94 S FC 89 S FC 92 F FC 90 F SI 94 S SI 90 1-3 ② K	X CU 69 0-0 ② G4-3	C FF 92 S FC 89 B SI 94 F FS 87 S ST 75 1-3 ② K				B CH 86 S FF 94 F FF 91 B SI 89 X SL 85 2-2 ③ L8			4	0	0	0	0	2	1
53 Bobby Abreu, L (1, 9) OBP: 0.360, SLG: 0.398 12 Juan Lagares, R (9, 8) OBP: 0.332, SLG: 0.411	B FC 91 F FC 88 B FS 88 X FC 89 2-1 21 HR 1B 2-H	C SI 91 B FS 82 C ST 78 B FF 89 B ST 76 S ST 79 3-3 ③ K	C FF 90 X FC 88 0-1 ③ G4-3					B FF 94 B SL 81 S FF 97 B FF 95 B SL 82 4-1 29 1B 7 2B BB		3 0	2 0	1 0	1 0	1 0	1 0	0 0
21 Lucas Duda, L (1, 3) OBP: 0.345, SLG: 0.472	D FF 95 C FF 93 X FC 91 1-1 1-H HR			B ST 77 B FF 93 B FF 92 C FF 90 B FF 93 4-1 29 2B BB		B FF 94 B FF 94 B FF 94 C FF 94 T FF 93 B CH 86 4-2 7 FC1-5 29 BB BB		B FF 96 B FF 95 C SL 82 1 SAFE C FF 94 2-3 ① K		2	2	1	2	2	1	1
29 Eric Campbell, R (1, 5) OBP: 0.373, SLG: 0.457	C FF 92 B FC 87 X FF 91 1-1 1B			B FF 93 1 SAFE S ST 79 D ST 81 1 SAFE B ST 79 F FF 92 1 SAFE 1 SAFE 3-2 X ST 80 52 SH1-4 1-H 2B		F FF 93 B FF 93 S SL 84 B SL 85 B FF 95 F FF 96 F FF 93 B SL 85 4-2 7 FC1-5 1-2 BB		1 SAFE 1 SAFE F FF 93 D SL 86 C FF 91 D CH 86 1 SAFE X FF 92 2-2 7 2B 1-2 1B		3	1	3	1	1	0	0
7 Travis d'Arnaud, R (1, 2) OBP: 0.289, SLG: 0.317	C FF 91 F ST 79 B ST 80 S FF 92 1-3 ③ K			C SI 92 D FC 88 B SI 89 B ST 76 B ST 76 4-1 52 SH1-4 BB		F FF 94 X SL 85 0-1 ① FC1-5 1-2 2-3f		B SL 82 S FF 93 C FF 92 X FF 93 1-2 1-H 2-H 2B		3	0	1	2	1	1	3
11 Rubén Tejada, R (1, 6) OBP: 0.345, SLG: 0.294		F FF 90 B FF 90 C FC 88 F ST 78 F FS 87 B FC 86 B FF 92 S ST 78 3-3 ① K		B SI 92 C FF 90 F FF 91 X ST 81 1-2 ① F8		B SL 85 F FF 94 B FF 96 S FF 95 X FF 95 2-2 ② F9		X SL 85 0-0 ② F8		4	0	0	0	0	1	5
49 Jonathon Niese, L (1, 1) OBP: 0.156, SLG: 0.071 52 Carlos Torres, R (1, 1) 38 Vic Black, R (6, 1) 9 Kirk Nieuwenhuis, L (6, PH) OBP: 0.333, SLG: 0.500 27 Jeurys Familia, R (7, 1) OBP: 1.000, SLG: 1.000 1 Chris Young, R (8, 7) OBP: 0.279, SLG: 0.343		B FF 91 F FF 92 C FF 92 S ST 81 1-3 ② K		L FF 88 X FF 88 0-1 ② SH1-4 1-2 2-3		C FF 93 B FF 94 S FF 94 S FF 96 1-3 ③ K		I IN 72 I IN 76 I IN 78 I IN 78 4-0 IBB		0 1 0 1 0 0	0 0 0 0 0 0	0 0 0 0 0 0	0 0 0 0 1 0	0 0 0 0 0 0	0 1 0 2 0 0	0 0 0 0 0 0
Inning Stats	R: 3 E: 0 K: 2 S: 19 H: 4 LOB: 1 BB: 0 P: 27	R: 0 E: 0 K: 2 S: 11 H: 0 LOB: 0 BB: 0 P: 16	R: 0 E: 0 K: 1 S: 7 H: 0 LOB: 0 BB: 0 P: 11	R: 1 E: 0 K: 0 S: 13 H: 1 LOB: 2 BB: 2 P: 27	R: 0 E: 0 K: 1 S: 9 H: 0 LOB: 0 BB: 0 P: 13	R: 0 E: 0 K: 1 S: 14 H: 0 LOB: 2 BB: 2 P: 25	R: 0 E: 0 K: 1 S: 11 H: 0 LOB: 0 BB: 0 P: 17	R: 2 E: 0 K: 2 S: 14 H: 2 LOB: 2 BB: 2 P: 28		1B: 3 2B: 3 3B: 0 HR: 1 SF: 0 SAC: 1 DP: 0 HBP: 0				WP: 0 PB: 0 SB: 0 CS: 0 PA: 37		

	AB	30
	R	6
	H	7
	RBI	6
	BB	6
	SO	10
	LOB	16

PITCHER		IP	WLS	BF	H	R	ER	SO	BB	IBB	HBP	BLK	WP	HR	S	P	ERA	WHIP
11 Yu Darvish, R ERA: 2.63	(1, 1)	5.0		22	5	4	4	6	2	0	0	0	0	1	59	94	7.20	1.400
30 Neftalí Feliz, R ERA:	(6, 1)	2.0		8	0	0	0	2	2	0	0	0	0	0	25	42	0.00	1.000
49 Aaron Poreda, L ERA: 3.6	(8, 1)	0.1	L	2	0	1	1	1	1	0	0	0	0	0	4	10	27.00	3.000
44 Jason Frasor, R ERA: 2.63	(8, 1)	0.2		5	2	1	1	1	0	1	0	0	0	0	10	18	13.50	3.000

PITCHER	IP	WLS	BF	H	R	ER	SO	BB	IBB	HBP	BLK	WP	HR	S	P	ERA	WHIP

Texas Rangers @ New York Mets

Citi Field, Flushing, NY

Sat Jul 05 2014, 7:17 PM - 10:25 PM EDT

Att. 24,418 - Clear - 83 F

TOP

livebaseballscorecards.com

Batter	1	2	3	4	5	6	7	8	9	AB	R	H	RBI	BB	SO	LOB
17 Shin-Soo Choo, L (1, 7) OBP: 0.372, SLG: 0.394	B FF 88 C SI 88 F SI 88 B FF 89 X SI 88 2-2 ① G3-1	X FF 89 0-0 ③ G4-3		B SL 83 C SI 90 B FF 92 F SI 91 X FF 93 2-2 ③ F7			B SL 82 C SL 83 F SL 84 B SL 84 X SL 82 2-2 ① G3		1 SAFE X FF 92 0-0 ① ② G4-6-3 1-2f	5	0	0	0	0	0	3
28 Joakim Soria, R (9, 1)										0	0	0	0	0	0	0
1 Elvis Andrus, R (1, 6) OBP: 0.319, SLG: 0.348	C SI 87 X SI 86 0-1 2B 2B		C FF 88 C FF 89 B FF 91 B SI 89 X SL 82 2-2 ① F9		B SL 82 X SI 88 1-0 ① L8		C FF 91 B FF 92 F FF 92 F SI 92 B SL 85 F CH 83 X SL 83 2-2 ② G6-3		C SL 82 C SL 84 S SL 85 0-3 ③ K	5	1	1	0	0	1	0
Alex Rios, R (1, 9) OBP: 0.335, SLG: 0.432	B SL 83 C SI 88 B SL 83 X SL 82 2-1 61 HR 2B 2-H		F SL 82 X SI 89 0-1 ② L8		C SI 89 S FF 92 B FF 92 X SI 90 1-2 29 G5-3 1B		F SI 90 B SI 89 F FF 92 X SL 85 1-2 29 S 1B			4	1	3	1	0	0	0
29 Adrian Beltré, R (1, 5) OBP: 0.382, SLG: 0.522	C SI 88 C SI 89 S SI 90 0-3 ② K		F SI 88 S SI 88 B SI 88 X SI 89 1-2 HR		X SL 81 0-0 ② G5-3 1-2		F SL 82 B SI 88 F SI 89 F SI 89 F SI 90 F FF 94 F FF 93 F FF 91 F SL 85 1-3 S SI 91 ③ K 1-2			4	1	1	1	0	2	3
2 Leonys Martin, L (1, 8) OBP: 0.329, SLG: 0.360	B FF 91 S SI 88 F SI 89 D SI 89 B CH 82 D CH 82 4-2 61 HR BB		B SI 89 X SI 88 1-0 ③ F8		X FF 90 0-0 ③ F8			M SL 87 F CU 77 B FF 93 F FF 94 B FF 93 X SL 88 2-2 ① G4-3		3	1	0	0	1	0	1
61 Robinson Chirinos, R (1, 2) OBP: 0.284, SLG: 0.444	C SI 88 C SI 89 B SI 90 X SI 90 1-2 HR 1-H 2-H			C CH 81 C FF 91 B SL 85 X SL 83 1-2 ① L6	X SL 83 0-0 12 G4-3 1B			B FF 93 C SL 84 F CH 86 B FF 92 F SL 86 F CU 78 S FF 93 2-3 ② K		4	1	2	3	0	1	0
21 Carlos Pena, L (1, 3) OBP: 0.179, SLG: 0.222	B FF 91 X SL 84 1-0 ③ G4-3			B SL 81 B CH 82 C SI 89 S FF 91 B FF 92 F FF 93 B SI 91 4-2 48 1B BB	B SI 88 F SI 87 1 SAFE 1 SAFE B SI 88 X SI 87 2-1 ① F7			X FF 94 0-0 12 1B 2B		3	0	1	0	1	0	1
12 Rougned Odor, L (1, 4) OBP: 0.295, SLG: 0.390		B SI 85 X SI 86 1-0 ① G4-3		C SL 83 1 SAFE C SI 87 X SI 88 0-2 ② P3	F SI 87 X SL 83 0-1 ② G4-3 1-2			C CU 80 C FF 94 B CU 79 X SL 87 1-2 ③ 1B 2-H		4	0	1	0	0	0	2
48 Colby Lewis, R (1, 1) OBP: 0.400, SLG: 0.400 56 Neal Cotts, L (7, 1) 37 Shawn Tolleson, R (8, 1) 19 Daniel Robertson, R (9, PH) OBP: 0.281, SLG: 0.278 (9, 7)		C SI 85 F FF 89 B SI 87 C SI 87 1-3 ② K		B SI 87 C SI 88 X SI 90 1-1 1-2 1B	X FF 91 0-0 ③ F9				C SL 84 F SL 87 X FF 93 0-2 17 G4-6-3 1B	3 0 0 1	0 0 0 0	1 0 0 1	0 0 0 0	0 0 0 0	1 0 0 0	1 0 0 0
Inning Stats	R: 4 E: 0 K: 1 S: 16 H: 3 LOB: 0 BB: 1 P: 26	R: 0 E: 0 K: 1 S: 5 H: 0 LOB: 0 BB: 0 P: 7	R: 1 E: 0 K: 0 S: 9 H: 1 LOB: 0 BB: 0 P: 13	R: 0 E: 0 K: 0 S: 14 H: 1 LOB: 2 BB: 1 P: 22	R: 0 E: 0 K: 0 S: 6 H: 1 LOB: 1 BB: 0 P: 8	R: 0 E: 0 K: 0 S: 6 H: 1 LOB: 1 BB: 0 P: 8	R: 0 E: 0 K: 1 S: 20 H: 1 LOB: 1 BB: 0 P: 26	R: 0 E: 0 K: 1 S: 13 H: 2 LOB: 2 BB: 0 P: 18	R: 0 E: 0 K: 1 S: 7 H: 1 LOB: 0 BB: 0 P: 7	1B: 6 2B: 3 3B: 0 HR: 2 SF: 0 SAC: 0 DP: 1 HBP: 0						

AB	36
R	5
H	11
RBI	5
BB	2
SO	5
LOB	11

WP: 0 PA: 38
PB: 0
SB: 1
CS: 0

PITCHER		IP	WLS	BF	H	R	ER	SO	BB	IBB	HBP	BLK	WP	HR	S	P	ERA	WHIP
40 Bartolo Colon, R ERA: 4.04	(1, 1)	7.0	L	31	8	5	5	3	2	0	0	0	0	2	76	110	6.43	1.429
66 Josh Edgin, L ERA: 1.23	(8, 1)	1.2		6	3	0	0	1	0	0	0	0	0	0	17	22	0.00	1.800
71 Gonzalez Germen, R ERA: 3.81	(9, 1)	0.1		1	0	0	0	1	0	0	0	0	0	0	3	3	0.00	0.000

PITCHER	IP	WLS	BF	H	R	ER	SO	BB	IBB	HBP	BLK	WP	HR	S	P	ERA	WHIP

Texas Rangers @ New York Mets

Citi Field, Flushing, NY

Sat Jul 05 2014, 7:17 PM - 10:25 PM EDT

Att. 24,418 - Clear - 83 F

BOTTOM

Batter	1	2	3	4	5	6	7	8	9	AB	R	H	RBI	BB	SO	LOB
3 Curtis Granderson, L (1, 9) OBP: 0.348, SLG: 0.416	C FF 87 C FF 90 F FF 88 X SL 83 0-2 ① P5		F SI 88 B SI 89 X CU 77 1-1 53 1B 2B 1-3 2-H	C FF 89 X FF 89 0-1 1B			C FF 90 C FF 90 B SL 84 B FF 90 F FF 90 S SL 87 2-3 ① K		F FF 89 F FF 91 B FC 91 F SL 84 B FC 91 X FF 89 2-2 ② P5	5	0	2	1	0	1	1
28 Daniel Murphy, L (1, 4) OBP: 0.345, SLG: 0.413	C FF 87 X FF 90 0-1 ② P6		B FF 89 B FF 87 X SI 87 2-0 53 1B 1B	C FF 88 B CH 83 X CH 82 1-1 ③ G4-3			C SL 86 C FF 91 C FF 91 0-3 ② K		C CH 85 B FC 92 C FC 93 F CH 86 S FF 93 1-3 ③ K	5	0	1	0	0	2	2
5 David Wright, R (1, 5) OBP: 0.332, SLG: 0.397	B FF 90 X FF 89 1-0 ③ P6		C SL 83 X SL 84 0-1 ① F8		B FF 89 C SL 81 F FF 89 B FF 90 F SL 84 B CU 78 X SL 83 3-2 53 FC1-6-5 2B		X SI 92 0-0 ③ G3-1			4	0	1	0	0	0	3
53 Bobby Abreu, L (1, 7) OBP: 0.359, SLG: 0.396 1 Chris Young, R (8, PH) OBP: 0.282, SLG: 0.343 (9, 7)		B FF 87 C FF 87 X CH 84 1-1 ① F7	B SI 88 B FF 89 C FF 87 C FF 89 B FF 89 F FF 87 X FF 88 3-2 12 FC4-6 1B 1-2 2-3 3-H		C FF 88 X SI 87 0-1 ① FC1-6-5 2-3			B SL 86 B FF 89 B FF 89 C SI 89 C SL 88 F FF 91 F FF 90 F SI 91 B SI 88 4-2 12 G4-6-3 29 BB BB		3	0	1	1	0	0	1
										0	0	0	0	1	0	0
21 Lucas Duda, L (1, 3) OBP: 0.345, SLG: 0.471 29 Eric Campbell, R (8, PH) OBP: 0.379, SLG: 0.457 (9, 3)		C FF 89 B CU 78 B CH 84 B FF 90 X FF 90 3-1 1B	S FF 88 C FF 90 F SL 84 F SL 82 B CU 77 B SL 84 S SL 82 2-3 ② K		C CH 81 B CU 75 X CH 82 1-1 ② L9			B FC 86 1 SAFE F FF 92 B FF 92 B FF 92 S FF 92 1 SAFE B FF 92 4-2 12 G4-6-3 BB 1-2		3	0	1	0	0	1	4
										0	0	0	0	1	0	0
12 Juan Lagares, R (1, 8) OBP: 0.325, SLG: 0.402		C FF 89 C FF 90 F FF 89 F SL 84 B SL 83 S SL 83 1-3 ② K	F SL 82 B FF 90 C FF 90 F FF 90 X FF 90 1-2 ③ FC4-6 1-2f		C SL 83 F SL 83 S SL 83 0-3 ③ K			L FF 91 C FF 90 X SL 81 0-2 ① ② G4-6-3 1-2f 2-3		4	0	0	0	0	2	7
7 Travis d'Arnaud, R (1, 2) OBP: 0.288, SLG: 0.333		C SL 82 F FF 90 F FF 89 F FF 90 F SL 83 S SL 83 0-3 ③ K		X FF 88 0-0 HR		F SL 80 S SL 81 S SL 82 0-3 ① K		B SL 82 S FC 88 X SL 81 1-1 ③ F7		4	1	1	1	0	2	2
11 Rubén Tejada, R (1, 6) OBP: 0.344, SLG: 0.293			C FF 87 B FF 90 X FF 89 1-1 40 E 3 2B 1B	C SL 81 S SL 83 B SL 83 B FF 89 F SL 82 F FF 90 S FF 90 2-3 ① K		B SL 80 S SL 82 B FF 88 F SL 80 C FF 90 2-3 ② K			C SL 76 F FF 91 X CU 67 0-2 ① G6-3	4	1	1	0	0	2	0
40 Bartolo Colon, R (1, 1) OBP: 0.059, SLG: 0.088 66 Josh Edgin, R (8, 1) 71 Gonzalez Germen, R (9, 1) 9 Kirk Nieuwenhuis, L (9, PH) OBP: 0.351, SLG: 0.545			L FF 87 L FF 88 X SL 84 0-2 FC5 3 2B 53 1B 1-2	B FF 89 X FF 87 1-0 ② G5-3		F FF 89 S FF 90 X FF 90 0-2 ③ G2-3			B CH 83 C FF 91 F FC 91 X CH 85 1-2 2B	3	1	0	0	0	0	1
										0	0	0	0	0	0	0
										0	0	0	0	0	0	0
										1	0	1	0	0	0	0
Inning Stats	R: 0 E: 0 K: 0 S: 7 H: 0 LOB: 0 BB: 0 P: 8	R: 0 E: 0 K: 2 S: 15 H: 1 LOB: 1 BB: 0 P: 20	R: 2 E: 1 K: 1 S: 23 H: 4 LOB: 3 BB: 0 P: 33	R: 1 E: 0 K: 1 S: 11 H: 2 LOB: 1 BB: 0 P: 15	R: 0 E: 0 K: 1 S: 11 H: 1 LOB: 1 BB: 0 P: 15	R: 0 E: 0 K: 2 S: 9 H: 0 LOB: 0 BB: 0 P: 11	R: 0 E: 0 K: 2 S: 8 H: 0 LOB: 0 BB: 0 P: 10	R: 0 E: 0 K: 0 S: 12 H: 0 LOB: 1 BB: 2 P: 21	R: 0 E: 0 K: 1 S: 14 H: 1 LOB: 1 BB: 0 P: 18	1B: 5 2B: 3 3B: 0 HR: 1 SF: 0 SAC: 0 DP: 1 HBP: 0	WP: 0 PB: 0 SB: 0 CS: 0 PA: 38					

livebaseballscorecards.com

AB	36
R	3
H	9
RBI	3
BB	2
SO	10
LOB	21

PITCHER		IP	WLS	BF	H	R	ER	SO	BB	IBB	HBP	BLK	WP	HR	S	P	ERA	WHIP
48 Colby Lewis, R ERA: 5.51	(1, 1)	6.0	W	27	8	3	2	7	0	0	0	0	0	1	76	102	3.00	1.333
56 Neal Cotts, L ERA: 3.65	(7, 1)	1.0	H	4	0	0	0	2	1	0	0	0	0	0	13	19	0.00	1.000
37 Shawn Tolleson, R ERA: 3.19	(8, 1)	1.0	H	3	0	0	0	0	1	0	0	0	0	0	7	12	0.00	1.000
28 Joakim Soria, R ERA: 2.83	(9, 1)	1.0	S	4	1	0	0	1	0	0	0	0	0	0	14	18	0.00	1.000

PITCHER	IP	WLS	BF	H	R	ER	SO	BB	IBB	HBP	BLK	WP	HR	S	P	ERA	WHIP

Texas Rangers @ New York Mets

Citi Field, Flushing, NY

Sun Jul 06 2014, 1:11 PM - 4:32 PM EDT

Att. 25,213 - Sunny - 85 F

TOP

livebaseballscorecards.com

Batter	1	2	3	4	5	6	7	8	9	AB	R	H	RBI	BB	SO	LOB
17 Shin-Soo Choo, L (1, 7) OBP: 0.370, SLG: 0.394	S FF 95 X FF 96 0-1 1 G6-3 2B		B FF 96 C FC 92 X CU 80 1-1 ② G3		B FF 95 F FF 95 F CH 88 B FF 96 D FC 92 F FC 92 F SI 95 S FC 89 3-3 ① K		B SL 86 C SL 81 C SL 81 D SL 82 S SL 85 2-3 ② K		C FF 94 C CU 79 B CH 89 F FF 95 F SL 85 B SI 95 B CU 79 X FF 93 3-2 ① F8	5	0	1	0	0	2	3
1 Elvis Andrus, R (1, 6) OBP: 0.317, SLG: 0.344	F FF 96 B CU 78 B FF 96 X FF 94 2-1 ① G6-3 2-3		B SI 96 B FC 91 B FF 97 B FF 98 4-0 BB		C FC 90 C FF 95 B FF 95 B SI 95 X FF 95 2-2 ② FC1-6 1-2f		B CU 79 X FF 94 1-0 ③ L8		B FF 95 X FF 94 1-0 ② G6-3	4	0	0	0	1	0	4
Alex Rios, R (1, 9) OBP: 0.333, SLG: 0.438	C FF 95 B FF 96 X FC 88 1-1 ② G6-3		C FF 96 D CH 87 F SI 96 D CU 79 C FC 90 2-3 ③ K		C SI 93 X FF 94 0-1 ③ G5-3			B FF 92 X FF 92 1-0 HR	B FF 95 C CU 79 F CU 79 S SL 85 1-3 ③ K	5	1	1	1	0	2	3
29 Adrian Beltré, R (1, 5) OBP: 0.380, SLG: 0.518	C FF 96 F FF 97 B FF 95 F CU 80 F SI 96 F FF 96 F FF 96 S FC 90 1-3 ③ K			B FF 96 S CU 79 X SI 95 1-1 ① G5-3		B CU 78 B FC 88 X FF 95 2-0 ① F7		B FF 93 B SL 84 F FF 93 S CH 84 X FF 93 2-2 2 HR 1B		4	1	1	0	0	1	1
2 Leonys Martin, L (1, 8) OBP: 0.331, SLG: 0.373		C FF 94 X FF 95 0-1 1B		B SI 94 F FF 95 B FF 94 S FF 95 B FC 89 X FC 91 3-2 ② G5-3		B SI 93 X FF 94 1-0 ② G6-3		X FF 92 0-0 1-H HR		4	1	2	2	0	0	0
61 Robinson Chirinos, R (1, 2) OBP: 0.283, SLG: 0.457		B SI 94 C SI 95 1 SAFE S CU 77 S SI 95 1-3 ① K		F SI 94 B SI 95 X CU 78 1-1 HR		B FF 94 F FF 95 X FC 88 1-1 ③ F7		B FF 93 B CH 82 S FF 92 B FF 92 F FF 92 F CH 85 T FF 93 3-2 ① K		4	1	1	1	0	2	1
21 Carlos Pena, L (1, 3) OBP: 0.209, SLG: 0.256 49 Aaron Poreda, L (8, 1) 30 Neftalí Feliz, R (8, 1)		D FC 90 X FC 89 1-0 ② F9		B FC 89 B FF 94 F SI 96 B SI 94 B FC 90 4-1 BB			F SI 93 B CU 77 B SI 94 X FF 94 2-1 15 1B 2B	B FF 95 F FF 95 X SI 96 1-1 ② G5-3		3 0 0	0 0 0	1 0 0	0 0 0	1 0 0	0 0 0	1 0 0
12 Rougned Odor, L (1, 4) OBP: 0.294, SLG: 0.393		B FF 94 C SI 95 B FF 95 B CH 87 X FF 96 3-1 ③ L8		B FC 88 X FF 96 1-0 ③ G5-3			F FF 93 F CH 87 F FF 94 F CU 79 X SI 94 0-2 ① F8	B SI 95 F SI 94 X SI 96 1-1 2B		4	0	1	0	0	0	3
23 Nick Tepesch, R (1, 1) OBP: 0.500, SLG: 0.500 15 Michael Choice, R (7, PH) OBP: 0.247, SLG: 0.318 44 Jason Frasor, R (7, 1) 60 Chris Gimenez, R (8, PH) OBP: 0.333, SLG: 0.421 (8, 3)			B FF 96 B FF 96 C SI 95 C FF 96 B FF 96 F FF 97 X FF 97 3-2 ① L6		C FF 94 C SI 94 B FC 89 F FC 88 X FF 94 1-2 1 FC1-6 1B		D SI 94 B FC 89 B CH 90 C FF 95 S FC 89 X FC 88 3-2 2-3 1B	D SL 86 C FF 96 B SI 96 C SL 86 B SL 86 S FF 98 3-3 ③ K		2 1 0 1	0 0 0 0	1 1 0 0	0 0 0 0	0 0 0 1	0 0 0 1	0 0 0 1
Inning Stats	R: 0 E: 0 K: 1 S: 13 H: 1 LOB: 1 BB: 0 P: 17	R: 0 E: 0 K: 1 S: 8 H: 1 LOB: 1 BB: 0 P: 13	R: 0 E: 0 K: 1 S: 9 H: 0 LOB: 1 BB: 1 P: 19	R: 1 E: 0 K: 0 S: 9 H: 1 LOB: 1 BB: 1 P: 19	R: 0 E: 0 K: 1 S: 14 H: 1 LOB: 1 BB: 0 P: 20	R: 0 E: 0 K: 0 S: 4 H: 0 LOB: 0 BB: 0 P: 8	R: 0 E: 0 K: 1 S: 14 H: 2 LOB: 2 BB: 0 P: 22	R: 3 E: 0 K: 2 S: 16 H: 4 LOB: 1 BB: 0 P: 27	R: 0 E: 0 K: 1 S: 9 H: 0 LOB: 0 BB: 0 P: 14	1B: 4 2B: 3 3B: 0 HR: 3 SF: 0 SAC: 0 DP: 0 HBP: 0						

AB	37
R	4
H	10
RBI	4
BB	2
SO	8
LOB	17

WP: 0 PB: 0 SB: 0 CS: 0 PA: 39

PITCHER		IP	WLS	BF	H	R	ER	SO	BB	IBB	HBP	BLK	WP	HR	S	P	ERA	WHIP
45 Zack Wheeler, R ERA: 4.07	(1, 1)	6.1	W	27	6	1	1	4	2	0	0	0	0	1	67	111	1.42	1.263
61 Dana Eveland, L ERA: 1.38	(7, 1)	0.1		1	0	0	0	1	0	0	0	0	0	0	3	5	0.00	0.000
38 Vic Black, R ERA: 1.5	(7, 1)	0.1		1	0	0	0	0	0	0	0	0	0	0	1	2	0.00	0.000
71 Gonzalez Germen, R ERA: 4.78	(8, 1)	0.1		4	3	3	3	1	0	0	0	0	0	2	9	15	81.00	9.000
27 Jeurys Familia, R ERA: 2.18	(8, 1)	0.2	H	3	1	0	0	1	0	0	0	0	0	0	7	12	0.00	1.500

PITCHER		IP	WLS	BF	H	R	ER	SO	BB	IBB	HBP	BLK	WP	HR	S	P	ERA	WHIP
58 Jenrry Mejia, R ERA: 3.98	(9, 1)	1.0		3	0	0	0	1	0	0	0	0	0	0	9	14	0.00	0.000

Texas Rangers @ New York Mets

Citi Field, Flushing, NY

Sun Jul 06 2014, 1:11 PM - 4:32 PM EDT

Att. 25,213 - Sunny - 85 F

BOTTOM

Batter	1	2	3	4	5	6	7	8	9	AB	R	H	RBI	BB	SO	LOB
3 Curtis Granderson, L (1, 9) OBP: 0.349, SLG: 0.414	C CH 86 B FF 88 S FF 88 F FF 90 B CU 77 B FF 90 B SI 89 4-2 21 2B BB	S SI 87 X SI 88 0-1 ① F9		C SL 85 F FF 88 S SL 86 0-3 ③ K			B SL 77 B SL 79 F FF 91 S SL 81 B FF 92 F SL 81 B FF 91 4-2 28 2B BB			2	2	0	0	2	1	1
28 Daniel Murphy, L (1, 4) OBP: 0.344, SLG: 0.414	1 SAFE C SI 89 B SI 89 X SI 88 1-1 ① L8	C SI 87 B CH 82 X CH 82 1-1 ② L7			S SL 84 X FF 87 0-1 ① F9		F FF 92 X CH 86 0-1 5 FC4-5 1-H 2B			4	0	1	1	0	0	1
5 David Wright, R (1, 5) OBP: 0.329, SLG: 0.392	X FF 88 0-0 ② F8	B SL 84 B SL 81 F FF 89 B FF 89 X FF 89 3-1 ③ P3			X FF 88 0-0 ② F8		F FF 92 B FF 92 C FF 92 B SL 83 F SL 82 X FF 91 2-2 ② FC4-5 2-3			4	0	0	0	0	0	2
21 Lucas Duda, L (1, 3) OBP: 0.347, SLG: 0.473	B SI 87 B CH 82 1 SAFE 1 SAFE X SI 90 2-0 12 1B 1-H 2B		B SL 83 S SL 82 B CU 77 B SL 83 C SI 88 B SI 88 4-2 9 CS BB		B CU 74 B SL 84 C SL 84 S CH 84 S CU 77 2-3 ③ K		T FF 91 X FF 92 0-1 ③ L9			3	1	1	1	1	1	1
9 Kirk Nieuwenhuis, L (1, 7) OBP: 0.390, SLG: 0.629	B CU 77 B CH 82 2 SAFE B CH 84 B SI 88 4-0 12 1B 20 HR BB		B SI 87 C SI 89 B CH 82 S SL 85 F SL 84 B SI 87 S SL 84 3-3 ①② K 1-2			X CH 86 0-0 HR		C FF 93 C FF 95 B SI 85 F SL 84 F SI 97 B SL 87 B FF 96 B SL 84 4-2 12 F8 12 S 11 1B BB		2	3	1	1	2	1	1
12 Juan Lagares, R (1, 8) OBP: 0.323, SLG: 0.399	B FF 88 X SL 85 1-0 20 S 20 HR 1-3 2-H 1B		B SL 83 B FF 88 B FF 88 C FF 88 X FF 89 3-1 ③ G1-3			B CH 86 B SL 82 X FF 86 2-0 ① F8		C FF 90 X CH 89 0-1 ① F8 1-3		4	1	1	1	0	0	1
20 Anthony Recker, R (1, 2) OBP: 0.254, SLG: 0.351	C SL 83 C CU 76 1 SAFE D CU 77 B SI 90 F SL 85 F CU 77 X FF 90 2-2 1-H 3-H HR			B SL 82 X SL 82 1-0 ① G5-3		C CU 74 X SL 84 0-1 ② P4		C SL 81 B SL 81 C SL 81 X SL 82 1-2 ② F8		4	1	1	3	0	0	1
11 Rubén Tejada, R (1, 6) OBP: 0.350, SLG: 0.302	B SI 91 F FF 89 F SL 84 B CU 77 B SL 84 F FF 90 B SI 89 4-2 BB			F SI 87 X SI 88 0-1 45 SH1-3 2B		B CU 75 B SL 81 X SI 88 2-0 ③ P4		B SL 83 X FF 91 1-0 3-H 1B		3	0	2	1	1	0	0
45 Zack Wheeler, L (1, 1) OBP: 0.071, SLG: 0.037 61 Dana Eveland, L (7, 1) 38 Vic Black, R (7, 1) 22 Eric Young Jr., S (7, PH) OBP: 0.319, SLG: 0.314 71 Gonzalez Germen, R (8, 1) 27 Jeurys Familia, R (8, 1) OBP: 1.000, SLG: 1.000 53 Bobby Abreu, L (8, PH) OBP: 0.356, SLG: 0.392 58 Jenrry Mejia, R (9, 1)	C SI 87 S SL 86 T SI 90 0-2 ③ K			F SI 86 X SL 84 0-1 ② SH1-3 2-3			B FF 90 B FF 90 C FF 89 X FF 88 2-1 ① G4-3	C FF 90 S CH 82 B FF 91 B CH 83 D SL 83 X CH 85 3-2 ③ G4-3		1 0 0 1 0 0 1 0	0 0 0 0 0 0 0 0	0 0 0 0 0 0 0 0	0 0 0 0 0 0 0 0	1 0 0 0 0 0 0 0	1 0 0 0 0 0 0 1	1 0 0 0 0 0 0 0
Inning Stats	R: 5 E: 0 K: 1 S: 19 H: 3 LOB: 1 BB: 3 P: 37	R: 0 E: 0 K: 0 S: 6 H: 0 LOB: 0 BB: 0 P: 10	R: 0 E: 0 K: 1 S: 8 H: 0 LOB: 0 BB: 1 P: 18	R: 0 E: 0 K: 1 S: 8 H: 1 LOB: 1 BB: 0 P: 9	R: 0 E: 0 K: 1 S: 6 H: 0 LOB: 0 BB: 0 P: 8	R: 1 E: 0 K: 0 S: 5 H: 1 LOB: 0 BB: 0 P: 9	R: 1 E: 0 K: 0 S: 13 H: 1 LOB: 0 BB: 0 P: 9	R: 1 E: 0 K: 0 S: 13 H: 1 LOB: 1 BB: 1 P: 21	R: 1 E: 0 K: 0 S: 13 H: 1 LOB: 1 BB: 1 P: 22		1B: 2 2B: 4 3B: 0 HR: 2 SF: 0 SAC: 1 DP: 1 HBP: 0			WP: 0 PB: 0 SB: 2 CS: 1 PA: 36	

livebaseballscorecards.com

AB	29
R	8
H	7
RBI	8
BB	6
SO	4
LOB	10

PITCHER		IP	WLS	BF	H	R	ER	SO	BB	IBB	HBP	BLK	WP	HR	S	P	ERA	WHIP
23 Nick Tepesch, R ERA: 4.29	(1, 1)	6.0	L	26	5	6	6	4	4	0	0	0	0	2	52	91	9.00	1.500
44 Jason Frasor, R ERA: 2.86	(7, 1)	1.0		5	1	1	1	0	1	0	0	0	0	0	13	21	9.00	2.000
49 Aaron Poreda, L ERA: 4.05	(8, 1)	0.0		1	0	1	1	0	1	0	0	0	0	0	4	8	∞	∞
30 Neftalí Feliz, R ERA:	(8, 1)	1.0		4	1	0	0	0	0	0	0	0	0	0	9	14	0.00	1.000

PITCHER		IP	WLS	BF	H	R	ER	SO	BB	IBB	HBP	BLK	WP	HR	S	P	ERA	WHIP

Batter	1	2	3	4	5	6	7	8	9	AB	R	H	RBI	BB	SO	LOB
2 B.J. Upton, R (1, 8) OBP: 0.277, SLG: 0.342	C FF 95 B FF 96 X SL 89 1-1 5 E 5 S 1B		X FF 95 0-0 19 G5-4-3 1B			X CH 84 0-0 ① P5		C FF 90 F SL 85 F FF 91 B FF 92 B FF 91 S FF 90 2-3 ① K	F SI 92 B FF 90 S CH 84 B SL 83 B SL 82 X SI 90 3-2 19 FC2 5 1B 1-2 2-3 1B	5	1	3	0	0	1	0
19 Andrelton Simmons, R (1, 6) OBP: 0.302, SLG: 0.363	1 SAFE B FF 95 C FF 95 1 SAFE F FF 94 F FF 95 1 SAFE S CU 81 1-3 K ①		B FF 95 X SI 93 1-0 G5-4-3 ②③ 1-2f			B FF 96 C CH 85 F SI 94 F CU 79 B CH 84 X SI 96 2-2 G4-3 ②		B CU 72 C FF 90 C FF 92 B FF 91 B FF 91 B FF 89 4-2 8 1B 22 1B BB	D SI 84 S SI 96 F SI 96 X SL 85 1-2 FC2 5 1B ② 1-2 2-3 3-Hf	4	1	0	0	1	1	5
5 Freddie Freeman, L (1, 3) OBP: 0.390, SLG: 0.506	S CU 81 B FF 95 S FF 94 1 SAFE B CH 86 S FF 96 2-3 K ② 1-3			F CH 84 X FF 95 0-1 G4-3 ①		C CU 79 B CH 84 B FF 94 X FF 93 2-1 8 1B 1B		F SL 85 B SI 91 S SI 89 S SL 87 1-3 K ②	B SI 97 F FF 97 B FF 97 X SL 85 2-1 8 DI 1B 1-3 2-H 3-H	5	0	2	2	0	2	2
8 Justin Upton, R (1, 7) OBP: 0.350, SLG: 0.503	X SI 96 0-0 F7 ③			B SL 89 C SL 87 B FF 94 F FF 94 F SI 96 S FF 94 2-3 K ②		F SL 86 S FF 94 B FF 95 F FF 95 F SL 88 F FF 95 D CU 80 F SL 87 F FF 95 2-2 X FF 95 1-3 1B		C FF 91 F FF 92 B FF 91 X FF 92 1-2 22 1B 1-2	B SI 97 B FF 96 C FF 98 F FF 98 S SL 86 2-3 K ③ 1-2	5	0	2	0	0	2	3
22 Jason Heyward, L (1, 9) OBP: 0.338, SLG: 0.366		C CU 78 S CH 84 B FF 95 X FF 95 1-2 7 S 23 S 1B		B FF 94 C SL 89 X SL 88 1-1 1B		C FF 96 C SL 89 D CH 86 B FF 94 X FF 94 3-1 L5 ③		B SI 91 B SL 84 X SI 91 2-0 1-2 2-H 1B		4	0	3	1	0	0	2
23 Chris Johnson, R (1, 5) OBP: 0.299, SLG: 0.356		C SL 87 S SL 88 D CU 81 B FF 95 1 SAFE B SL 87 S SI 96 3-3 K ① 1-2		S SI 93 S SL 88 B FF 97 B FF 94 S SI 94 2-3 K ③			B FF 95 X SI 93 1-0 25 G5-3 1B	C SL 85 S SL 84 D SL 84 B SL 84 X SL 83 2-2 G5-3 ③		4	0	1	0	0	2	4
7 Tommy La Stella, L (1, 4) OBP: 0.377, SLG: 0.358		C FF 94 B SI 95 B CH 85 S FF 95 F CU 82 S FF 96 2-3 K ② 2-3			C FF 93 B CH 85 B CH 84 F FF 94 F SI 95 F FF 95 B CU 77 S CH 84 3-3 K ①		B SI 94 C FF 94 X CU 82 1-1 L7 ①		S SI 90 X SL 82 0-1 2 1B 25 1B 19 FC2 1B	4	0	1	0	0	2	2
25 Christian Bethancourt, R (1, 2) OBP: 0.324, SLG: 0.313		C FF 95 B FF 95 S CU 81 S FF 95 1-3 K ③			F FF 94 S CU 79 C CH 83 0-3 K ②		X SI 94 0-0 G5-3 ② 1-2		C SI 91 B SL 83 B SI 90 X SI 90 2-1 19 FC2 2 1B 5 1B 1-2 1B	4	1	1	0	0	2	2
49 Julio Teheran, R (1, 1) OBP: 0.119, SLG: 0.143 57 David Hale, R (4, 1) OBP: 0.067, SLG: 0.071 26 Dan Uggla, R (7, PH) OBP: 0.241, SLG: 0.231 48 David Carpenter, R (7, 1) 4 Ryan Doumit, S (9, PH) OBP: 0.240, SLG: 0.330			C SI 94 X SI 93 0-1 G5-3 ①		B SL 87 C SI 94 C SI 94 S CU 79 1-3 K ③		B FF 95 S SI 94 B CH 85 C SI 94 B SL 91 C CH 84 3-3 K ③		B SL 83 C SL 82 F SI 91 F SL 82 X CH 84 1-2 F8 ①	1 1 1 0 1	0 0 0 0 0	0 0 0 0 0	0 0 0 0 0	0 0 0 0 0	0 1 1 0 0	0 0 1 0 2
Inning Stats	R: 0 E: 0 K: 2 S: 10 H: 1 LOB: 1 BB: 0 P: 14	R: 0 E: 0 K: 3 S: 13 H: 1 LOB: 1 BB: 0 P: 20	R: 0 E: 0 K: 0 S: 4 H: 1 LOB: 0 BB: 0 P: 5	R: 0 E: 0 K: 2 S: 11 H: 1 LOB: 1 BB: 0 P: 16	R: 0 E: 0 K: 3 S: 11 H: 0 LOB: 0 BB: 0 P: 15	R: 0 E: 0 K: 0 S: 17 H: 2 LOB: 2 BB: 0 P: 26	R: 0 E: 0 K: 1 S: 7 H: 1 LOB: 1 BB: 0 P: 12	R: 1 E: 0 K: 2 S: 16 H: 2 LOB: 2 BB: 1 P: 28	R: 2 E: 0 K: 1 S: 19 H: 4 LOB: 2 BB: 0 P: 30	1B: 13 2B: 0 3B: 0 HR: 0 SF: 0 SAC: 0 DP: 1 HBP: 0						

PITCHER		IP	WLS	BF	H	R	ER	SO	BB	IBB	HBP	BLK	WP	HR	S	P	ERA	WHIP
48 Jacob deGrom, R ERA: 3.38	(1, 1)	7.0	W	27	7	0	0	11	0	0	0	0	0	0	73	108	0.00	1.000
44 Buddy Carlyle, R ERA: 1.8	(8, 1)	0.2		4	1	1	1	2	1	0	0	0	0	0	12	20	13.50	3.000
61 Dana Eveland, L ERA: 2.63	(8, 1)	0.2		6	4	2	2	0	0	0	0	0	0	0	15	25	27.00	6.000
27 Jeurys Familia, R ERA: 2.15	(9, 1)	0.2		3	1	0	0	1	0	0	0	0	0	0	8	13	0.00	1.500

PITCHER	IP	WLS	BF	H	R	ER	SO	BB	IBB	HBP	BLK	WP	HR	S	P	ERA	WHIP

Atlanta Braves @ New York Mets

Citi Field, Flushing, NY

Tue Jul 08 2014, 7:11 PM - 10:30 PM EDT

Att. 20,671 - Partly Cloudy - 85 F

TOP

livebaseballscorecards.com

AB	39
R	3
H	13
RBI	3
BB	1
SO	14
LOB	23

WP: 0	PA: 40
PB: 0	
SB: 3	
CS: 0	

Atlanta Braves @ New York Mets

Citi Field, Flushing, NY

Tue Jul 08 2014, 7:11 PM - 10:30 PM EDT

Att. 20,671 - Partly Cloudy - 85 F

BOTTOM

livebaseballscorecards.com

Batter	1	2	3	4	5	6	7	8	9	AB	R	H	RBI	BB	SO	LOB
3 Curtis Granderson, L (1, 9) OBP: 0.351, SLG: 0.431	B SI 87 X FF 90 1-0 HR	D SL 82 B CU 73 B SI 90 X FF 92 3-0 28 2B 1-2 1B	F SL 82 1 SAFE 1 SAFE 1 SAFE B SI 87 1 SAFE C CU 74 F SL 81 X CH 82 1-2 ③ F7			C SI 90 X SI 90 0-1 ① G4-3	S SL 85 F FF 97 F SL 86 B FF 96 B FF 96 F SL 85 F SL 86 B FF 97 S SL 84 3-3 ③ K			5	2	2	1	0	1	2
28 Daniel Murphy, L (1, 4) OBP: 0.343, SLG: 0.416	C FF 91 F SI 89 F FF 92 S SL 82 0-3 ① K	C CH 82 S CU 74 X FF 93 0-2 5 1B 1-H 2-H 2B		B FF 90 X CH 80 1-0 ① G5-3		C SI 92 B CU 81 F SI 92 X CH 79 1-2 5 PB 21 2B		S FF 95 B CH 87 F FF 96 X FF 96 1-2 ① F9		5	2	2	2	0	1	0
5 David Wright, R (1, 5) OBP: 0.328, SLG: 0.398	S FF 92 C CU 73 X FF 93 0-2 ② F9	F FF 92 X SL 81 0-1 21 1B 2-H 1B		S SL 82 B CU 69 S SL 80 B SL 80 B FF 91 X FF 93 3-2 12 FC5-4 21 BB 1B		B SI 92 B CU 80 F SI 93 X SI 92 2-1 ② G6-3 2-3		X FF 96 0-0 ② F9		5	0	2	1	0	0	1
21 Lucas Duda, L (1, 3) OBP: 0.359, SLG: 0.485	B SI 90 B CH 83 B SI 88 C FF 92 B SI 87 4-1 12 1B BB	F SI 86 X CH 82 0-1 1-2 1B		C FF 91 B CU 72 B CU 72 B SI 88 S CH 80 B CH 80 4-2 12 FC5-4 1-2 BB		B SI 92 X SI 92 1-0 3-H 2B		C SL 86 X SL 84 0-1 12 1B 2B		3	1	3	1	2	0	0
12 Juan Lagares, R (1, 8) OBP: 0.322, SLG: 0.399	F FF 93 B FF 92 B SL 82 S FF 92 X FF 93 2-2 1-2 1B	B FF 91 B SI 85 B FF 94 C FF 93 C SI 87 F FF 93 S FF 92 3-3 ③ K		C SI 92 X SI 93 0-1 ② FC5-4 1-2f 2-3		X FF 91 0-0 ③ L9		C FF 96 X SL 83 0-1 2-H 1B		5	0	2	1	0	1	5
7 Travis d'Arnaud, R (1, 2) OBP: 0.289, SLG: 0.337	C SI 90 B SL 82 B SL 81 X FF 94 2-1 ③ F8		C CU 72 X SL 80 0-1 48 G3-6-3 11 1B 22 1B 1B	C SI 93 B CU 82 X SI 92 1-1 ③ G4-3			C FF 95 B SL 86 C FF 96 B FF 97 F FF 96 X FF 96 2-2 11 1B 9 2B 1B	F FF 96 D SL 83 S FF 96 F SL 84 X FF 97 1-2 ③ L4		5	2	2	0	0	0	5
11 Rubén Tejada, R (1, 6) OBP: 0.357, SLG: 0.306		C FF 91 X CU 73 0-1 ① F7	X SI 89 0-0 48 G3-6-3 1-2 1B		B SI 91 C CU 79 F FF 91 X CU 82 1-2 ① G5-3		X FF 96 0-0 9 2B 1-2 1B			4	0	2	0	0	0	0
48 Jacob deGrom, L (1, 1) OBP: 0.304, SLG: 0.318 9 Kirk Nieuwenhuis, L (7, PH) OBP: 0.405, SLG: 0.667 44 Buddy Carlyle, L (8, 1) 61 Dana Eveland, L (8, 1) 27 Jeurys Familia, R (9, 1) OBP: 1.000, SLG: 1.000		B FF 91 F FF 91 X FF 92 1-1 3 1B 28 2B 1B	B SI 89 X SI 89 1-0 ① ② G3-6-3 1-2f 2-3		S CU 79 B CH 80 B SI 90 B SI 91 X SI 90 3-1 ② G4-3		C SL 84 B SL 85 F FF 96 X FF 96 1-2 ① 22 G4-3 1-2 2-H 2B			3 1 0 0 0	1 0 0 0 0	1 1 0 0 0	0 1 0 0 0	0 0 0 0 0	0 0 0 0 0	2 0 0 0 0
22 Eric Young Jr., S (1, 7) OBP: 0.315, SLG: 0.310		B SI 88 B SI 88 C FF 91 B CH 82 C FF 91 X CU 74 3-2 ② F9	X CU 64 0-0 3-H 1B		B SI 91 X CH 80 1-0 ③ G6-3		B FF 96 B FF 96 X FF 96 2-0 ② G4-3 2-3			4	0	1	1	0	0	2
Inning Stats	R: 1 E: 0 K: 1 S: 14 H: 2 LOB: 2 BB: 1 P: 23	R: 3 E: 0 K: 1 S: 19 H: 5 LOB: 2 BB: 0 P: 29	R: 1 E: 0 K: 0 S: 9 H: 3 LOB: 1 BB: 0 P: 11	R: 0 E: 0 K: 0 S: 10 H: 1 LOB: 2 BB: 1 P: 19	R: 0 E: 0 K: 0 S: 6 H: 0 LOB: 0 BB: 0 P: 11	R: 1 E: 0 K: 0 S: 9 H: 2 LOB: 1 BB: 0 P: 13	R: 1 E: 0 K: 1 S: 15 H: 3 LOB: 1 BB: 0 P: 23	R: 1 E: 0 K: 0 S: 12 H: 2 LOB: 1 BB: 0 P: 14		1B: 12 2B: 5 3B: 0 HR: 1 SF: 0 SAC: 0 DP: 1 HBP: 0						

	AB	40
	R	8
	H	18
	RBI	8
	BB	2
	SO	3
	LOB	17

PITCHER		IP	WLS	BF	H	R	ER	SO	BB	IBB	HBP	BLK	WP	HR	S	P	ERA	WHIP
49 Julio Teheran, R ERA: 2.57	(1, 1)	3.1	L	22	11	5	5	2	2	0	0	0	0	1	48	77	13.50	3.900
57 David Hale, R ERA: 3.04	(4, 1)	2.2		10	2	1	1	0	0	0	0	0	0	0	19	29	3.38	0.750
48 David Carpenter, R ERA: 4.55	(7, 1)	2.0		10	5	2	2	1	0	0	0	0	0	0	27	37	9.00	2.500

PITCHER	IP	WLS	BF	H	R	ER	SO	BB	IBB	HBP	BLK	WP	HR	S	P	ERA	WHIP

Batter	1	2	3	4	5	6	7	8	9	AB	R	H	RBI	BB	SO	LOB
2 B.J. Upton, R (1, 8) OBP: 0.280, SLG: 0.345	C FF 90 F FF 90 F SL 81 B KC 75 F FF 91 B SI 91 F FF 91 B KC 74 F FF 91 4-2 B FF 82 19 CS BB			X FF 88 0-0 ① G6-3		D SL 81 X FF 89 1-0 ③ 1-H 2B		C FF 97 S FF 96 F FF 98 S CU 82 0-3 ② K		3	0	1	1	1	1	2
19 Andrelton Simmons, R (1, 6) OBP: 0.299, SLG: 0.358	C FF 90 C KC 74 X SI 90 0-2 ① ② G6-3 1-2			X FF 89 0-0 ② F9			B CH 82 C SI 89 X KC 72 1-1 E5 5 FC4-6	B CU 81 B FF 96 X FF 95 2-0 ③ F7		4	0	0	0	0	0	3
5 Freddie Freeman, L (1, 3) OBP: 0.386, SLG: 0.500	B KC 74 F CH 82 F FF 90 X SL 86 1-2 ③ G3-1			B FC 89 C SI 89 X FF 89 1-1 ③ F8			C FF 88 B CH 81 X CH 81 1-1 ① FC4-6 8 1B 1-2f		C FC 94 C SL 84 S FF 94 0-3 ① K	4	0	0	0	0	1	1
8 Justin Upton, R (1, 7) OBP: 0.352, SLG: 0.503		C FF 89 B FF 89 X FF 90 1-1 ① F8			B SL 82 C SL 79 F SI 90 X SI 89 1-2 ① G1-3		B SL 81 S SL 83 B SI 90 X SI 90 2-1 23 FC6-4 1-2 1B		C SL 85 F SL 84 B FF 96 F CU 81 X FF 93 1-2 7 WP 22 1B 1B	4	0	2	0	0	0	0
22 Jason Heyward, L (1, 9) OBP: 0.338, SLG: 0.365		C SI 90 C FF 90 X SI 90 0-2 ② G3-1			C SL 80 C CH 82 X CH 82 0-2 ② G3		B FF 91 B SI 90 S CH 82 F FF 90 D CH 82 C CH 82 3-3 ② K		S FC 94 X FF 94 0-1 7 WP 1-2 1B	4	0	1	0	0	1	2
23 Chris Johnson, R (1, 5) OBP: 0.296, SLG: 0.352		S FF 89 C SI 90 B KC 76 S SL 81 1-3 ③ K			B FF 89 F FF 89 X KC 74 1-1 ③ F7		B SI 91 X SI 92 1-0 ③ FC6-4 1-2f		B FC 94 B CU 78 X FF 95 2-0 ② P3	4	0	0	0	0	1	4
7 Tommy La Stella, L (1, 4) OBP: 0.380, SLG: 0.362			X SI 88 0-0 11 G6-4-3 1B			C KC 73 S CH 81 X CH 80 0-2 ① G3		B KC 70 C CH 80 B FF 88 X CH 81 2-1 4 FC3-6 11 1B 1B	B SL 82 C FF 94 F SL 85 F CU 82 D SI 90 S SL 84 2-3 ③ K 1-2 2-3	4	0	2	0	0	1	2
11 Gerald Laird, R (1, 2) OBP: 0.315, SLG: 0.299			X SL 82 0-0 ① ② G6-4-3 1-2f			C KC 72 B FF 88 S CH 81 S SL 82 1-3 ② K		C SL 81 X SL 81 0-1 4 FC3-6 1-2 1B		3	0	1	0	0	1	1
30 Ervin Santana, R (1, 1) OBP: 0.128, SLG: 0.105 4 Ryan Doumit, S (8, PH) OBP: 0.237, SLG: 0.326 38 Anthony Varvaro, R (8, 1)			C FF 88 B KC 73 F SI 90 B SI 90 C SL 80 2-3 ③ K			C FF 89 F FF 89 X SL 81 0-2 2 2B 1B		D CU 83 B CU 80 S FF 94 B FF 97 X FF 96 3-1 ① FC3-6 1-2f 2-3		2 1 0	1 0 0	1 0 0	0 0 0	0 0 0	1 0 0	0 2 0
Inning Stats	R: 0 E: 0 K: 0 S: 12 H: 0 LOB: 0 BB: 1 P: 17	R: 0 E: 0 K: 1 S: 8 H: 0 LOB: 0 BB: 0 P: 10	R: 0 E: 0 K: 1 S: 5 H: 1 LOB: 0 BB: 0 P: 7	R: 0 E: 0 K: 0 S: 4 H: 0 LOB: 0 BB: 0 P: 5	R: 0 E: 0 K: 0 S: 8 H: 0 LOB: 0 BB: 0 P: 10	R: 1 E: 0 K: 1 S: 10 H: 2 LOB: 1 BB: 0 P: 12	R: 0 E: 1 K: 1 S: 10 H: 1 LOB: 2 BB: 0 P: 18	R: 0 E: 0 K: 1 S: 11 H: 2 LOB: 2 BB: 0 P: 18	R: 0 E: 0 K: 2 S: 14 H: 2 LOB: 2 BB: 0 P: 19	1B: 7 2B: 1 3B: 0 HR: 0 SF: 0 SAC: 0 DP: 1 HBP: 0						WP: 1 PB: 0 SB: 0 CS: 1 PA: 34

PITCHER		IP	WLS	BF	H	R	ER	SO	BB	IBB	HBP	BLK	WP	HR	S	P	ERA	WHIP
35 Dillon Gee, R ERA: 2.56	(1, 1)	7.0	W	26	6	1	1	4	1	0	0	0	0	0	61	85	1.29	1.000
38 Vic Black, R ERA: 1.83	(8, 1)	1.0	H	3	0	0	0	1	0	0	0	0	0	0	7	12	0.00	0.000
58 Jenrry Mejia, R ERA: 3.98	(9, 1)	1.0	S	5	2	0	0	2	0	0	0	0	1	0	14	19	0.00	2.000

PITCHER	IP	WLS	BF	H	R	ER	SO	BB	IBB	HBP	BLK	WP	HR	S	P	ERA	WHIP

TOP

Atlanta Braves @ New York Mets

Citi Field, Flushing, NY

Wed Jul 09 2014, 7:14 PM - 9:36 PM EDT

Att. 21,327 - Cloudy - 79 F

livebaseballscorecards.com

AB	33
R	1
H	8
RBI	1
BB	1
SO	7
LOB	17

Atlanta Braves @ New York Mets

Citi Field, Flushing, NY

Wed Jul 09 2014, 7:14 PM - 9:36 PM EDT

Att. 21,327 - Cloudy - 79 F

livebaseballscorecards.com

BOTTOM

Batter	1	2	3	4	5	6	7	8	9	AB	R	H	RBI	BB	SO	LOB
3 Curtis Granderson, L (1, 9) OBP: 0.350, SLG: 0.429	C FF 94 B FF 89 X CH 87 1-1 G4-3		B FF 95 F FF 94 B FF 93 F FF 90 X SI 89 2-2 28 G4-6-3 1B			C SL 82 B FF 88 F SL 84 S FF 94 1-3 K		B CH 85 F FF 90 F FF 92 X CH 85 1-2 F8		4	0	1	0	0	1	0
28 Daniel Murphy, L (1, 4) OBP: 0.345, SLG: 0.420	F FF 95 S SL 86 B SL 86 X FF 96 1-2 21 1B 2B		C FF 91 B FF 92 B SL 83 X FF 89 2-1 G4-6-3 1-2f			F FF 92 B CH 86 T CH 86 X SL 81 1-2 5 PO 1B		B CU 78 C CH 84 B FF 91 F FF 92 B CU 80 F CH 85 X FF 94 3-2 G5-3		4	1	2	0	0	0	1
5 David Wright, R (1, 5) OBP: 0.331, SLG: 0.402	X FF 95 0-0 L8			B FF 94 C FF 95 S SL 86 B SL 86 B FF 91 B SL 86 4-2 53 G4-6-3 BB		B CH 86 S SL 86 1 SAFE 1-1 PO 1-2	B CH 87 B SL 86 X FF 95 2-0 21 L9 9 SF9 2B			2	1	1	0	1	0	1
21 Lucas Duda, L (1, 3) OBP: 0.358, SLG: 0.483	B SL 84 X CH 86 1-0 2-H 1B			C FF 93 X SL 84 0-1 F8			F FF 92 S FF 95 D SL 83 B SL 84 X SL 82 2-2 L9 2-3			3	0	1	1	0	0	2
53 Bobby Abreu, L (1, 7) OBP: 0.355, SLG: 0.385 12 Juan Lagares, R (7, PR) OBP: 0.322, SLG: 0.399 (8, 8)	C FF 95 X FF 93 0-1 G5-3			1 SAFE X FF 92 0-0 G4-6-3 1-2f			D FF 95 D SL 86 B SL 84 C SL 82 S FF 96 B SL 86 4-2 7 HR BB			2 0	0 1	0 0	0 0	1 0	0 0	2 0
9 Kirk Nieuwenhuis, L (1, 8) OBP: 0.378, SLG: 0.632 (8, 7)		C FF 93 B FF 92 B SL 83 F FF 93 B SL 83 X FF 95 3-2 G1-3			C SL 80 B CH 87 S SL 84 C FF 93 1-3 K		X FF 93 0-0 SF9 3-H			2	0	0	1	0	1	0
7 Travis d'Arnaud, R (1, 2) OBP: 0.289, SLG: 0.354		B FF 94 S SI 89 X FF 95 1-1 G6-3			B SL 82 F FF 94 B FF 88 F SL 84 S FF 94 2-3 K		1 SAFE F SL 82 B FF 92 X SL 83 1-1 1-H HR			3	1	1	2	0	1	0
11 Rubén Tejada, R (1, 6) OBP: 0.353, SLG: 0.302		B FF 94 B FF 94 X FF 94 2-0 P4			F FF 94 X FF 93 0-1 F9		B FF 92 X FF 92 1-0 F8			3	0	0	0	0	0	1
35 Dillon Gee, R (1, 1) 38 Vic Black, R (8, 1) 22 Eric Young Jr., S (8, PH) OBP: 0.314, SLG: 0.308 58 Jenrry Mejia, R (9, 1)			C FF 92 F FF 93 S SL 85 0-3 K			S FF 93 X SL 82 0-1 F9		F FF 90 X CU 79 0-1 G1-3		2 0 1 0	0 0 0 0	0 0 0 0	0 0 0 0	1 0 0 0	0 0 0 0	0 0 0 0
Inning Stats	R: 1 E: 0 K: 0 S: 9 H: 2 LOB: 1 BB: 0 P: 12	R: 0 E: 0 K: 0 S: 6 H: 0 LOB: 0 BB: 0 P: 12	R: 0 E: 0 K: 1 S: 8 H: 1 LOB: 0 BB: 0 P: 12	R: 0 E: 0 K: 0 S: 5 H: 0 LOB: 0 BB: 1 P: 9	R: 0 E: 0 K: 2 S: 8 H: 0 LOB: 0 BB: 0 P: 11	R: 0 E: 0 K: 1 S: 9 H: 1 LOB: 0 BB: 0 P: 12	R: 3 E: 0 K: 0 S: 10 H: 2 LOB: 1 BB: 1 P: 20	R: 0 E: 0 K: 0 S: 9 H: 0 LOB: 0 BB: 0 P: 13		1B: 3 2B: 2 3B: 0 HR: 1	SF: 1 SAC: 0 DP: 2 HBP: 0			WP: 0 PB: 0 SB: 0 CS: 0	PA: 30	

	AB	26
	R	4
	H	6
	RBI	4
	BB	2
	SO	4
	LOB	7

PITCHER		IP	WLS	BF	H	R	ER	SO	BB	IBB	HBP	BLK	WP	HR	S	P	ERA	WHIP
30 Ervin Santana, R ERA: 4.01	(1, 1)	7.0	L	26	6	4	4	4	2	0	0	0	0	1	55	88	5.14	1.143
38 Anthony Varvaro, R ERA: 2.5	(8, 1)	1.0		3	0	0	0	0	0	0	0	0	0	0	9	13	0.00	0.000

PITCHER	IP	WLS	BF	H	R	ER	SO	BB	IBB	HBP	BLK	WP	HR	S	P	ERA	WHIP

Atlanta Braves @ New York Mets

Citi Field, Flushing, NY

Thu Jul 10 2014, 7:12 PM - 10:01 PM EDT

Att. 23,528 - Partly Cloudy - 79 F

livebaseballscorecards.com

Batter	1	2	3	4	5	6	7	8	9	AB	R	H	RBI	BB	SO	LOB
2 B.J. Upton, R (1, 8) OBP: 0.280, SLG: 0.344	B FF 90 S FF 90 B FF 91 F SI 89 F FF 92 C SI 90 2-3 ① K	B SL 84 F SL 82 X FF 92 1-1 ③ F8		F SI 87 S SI 88 S SI 88 0-3 ③ K			B SI 89 X FF 92 1-0 1B			4	0	1	0	0	2	3
19 Andrelton Simmons, R (1, 6) OBP: 0.301, SLG: 0.360	C FF 92 B FF 93 X SI 90 1-1 5 2B 1B	C FF 89 X FF 92 0-1 5 1B 8 G6-3 1B	X SI 87 0-0 ① F7				1 SAFE 1 SAFE 1 SAFE B SI 87 X SI 89 1-0 ③ F8			4	2	2	0	0	0	1
5 Freddie Freeman, L (1, 3) OBP: 0.387, SLG: 0.503	C SI 89 X SI 90 0-1 22 1B 1-H 2B	X SL 82 0-0 8 G6-3 1-3 1B	C FF 89 F FF 90 S FF 94 0-3 ② K					B CH 82 F FF 89 B FF 93 B FF 89 X SI 90 3-1 ① F8		4	1	2	1	0	1	0
8 Justin Upton, R (1, 7) OBP: 0.348, SLG: 0.497 46 Craig Kimbrel, R (8, 1)	F SI 90 B SI 89 F SL 86 C FF 90 1-3 ② K	T FF 90 X SI 88 0-1 ① ② G6-3 1-2f 3-H	X SI 89 0-0 ③ G5-3					F FF 93 X FF 93 0-1 ② F8		4 0	0 0	0 0	0 0	0 0	1 0	2 0
22 Jason Heyward, L (1, 9) OBP: 0.337, SLG: 0.364	F SL 94 B FF 91 X FF 91 1-1 2-H 1B	B FF 92 C SI 90 F FF 93 X FF 91 1-2 ③ F7				B FF 91 C FF 90 F FF 92 F FF 90 X FF 91 1-2 ① F7		B FF 93 F FF 94 B FF 87 X FF 93 2-1 ③ G3-1		4	0	1	1	0	0	0
7 Tommy La Stella, L (1, 4) OBP: 0.377, SLG: 0.359	C FF 92 F FF 92 C SI 90 0-3 ③ K	B SL 80 X SL 81 1-0 14 1B 1B				F FF 92 X FF 93 0-1 ② F8			B FF 93 S FC 92 X FC 90 1-1 ① L3	4	0	1	0	0	1	1
25 Christian Bethancourt, R (1, 2) OBP: 0.316, SLG: 0.306		X FF 89 0-0 34 CS 14 1B 1B		B SI 87 F SI 86 1 SAFE B SI 86 C SI 86 1 SAFE X SI 87 2-2 ① F9		B SI 89 B SL 85 S SI 89 B SI 87 F SI 89 X SI 89 3-2 ③ P3			B CU 78 B FC 90 F FC 91 B FF 93 S FC 91 X FC 91 3-2 ② F8	4	0	1	0	0	0	1
14 Ramiro Pena, S (1, 5) OBP: 0.274, SLG: 0.330		B SL 80 L CH 80 F FF 88 F SI 87 F SL 82 X CH 82 1-2 34 CS 1-2 1B		B SL 82 X SI 88 1-0 1-3 1B			B SI 88 C FF 93 B FF 94 F SI 90 X FF 94 2-2 ① F8		C CU 77 B CH 86 B CU 78 B FC 92 F FF 93 B FF 93 4-2 BB	3	0	2	0	1	0	0
34 Aaron Harang, R (1, 1) OBP: 0.086, SLG: 0.059 52 Jordan Walden, R (8, 1) 17 Jordan Schafer, L (8, 7) OBP: 0.236, SLG: 0.239		C SI 86 L SI 88 M SI 88 2 SAFE 0-3 ① ② K 1-2 2-3		L SI 87 L SI 86 S SI 88 0-3 ② K			C FF 92 X FF 93 0-1 ② F9		X FF 92 0-0 ③ L6	3 0 1	0 0 0	0 0 0	0 0 0	0 0 0	2 0 0	4 0 1
Inning Stats	R: 2 E: 0 K: 3 S: 16 H: 3 LOB: 1 BB: 0 P: 21	R: 0 E: 0 K: 1 S: 11 H: 2 LOB: 1 BB: 0 P: 13	R: 1 E: 0 K: 0 S: 8 H: 2 LOB: 0 BB: 0 P: 9	R: 0 E: 0 K: 2 S: 11 H: 2 LOB: 2 BB: 0 P: 15	R: 0 E: 0 K: 1 S: 5 H: 0 LOB: 0 BB: 0 P: 5	R: 0 E: 0 K: 0 S: 9 H: 0 LOB: 0 BB: 0 P: 13	R: 0 E: 0 K: 0 S: 7 H: 1 LOB: 1 BB: 0 P: 11	R: 0 E: 0 K: 0 S: 6 H: 0 LOB: 0 BB: 0 P: 11	R: 0 E: 0 K: 0 S: 8 H: 0 LOB: 1 BB: 1 P: 16	1B: 9 2B: 2 3B: 0 HR: 0 SF: 0 SAC: 0 DP: 2 HBP: 0						

	AB	35
	R	3
	H	10
	RBI	2
	BB	1
	SO	7
	LOB	13

WP: 0 PB: 0 SB: 0 CS: 2 PA: 36

PITCHER		IP	WLS	BF	H	R	ER	SO	BB	IBB	HBP	BLK	WP	HR	S	P	ERA	WHIP
40 Bartolo Colon, R ERA: 3.99	(1, 1)	8.0	L	32	10	3	3	7	0	0	0	0	0	0	73	98	3.38	1.250
52 Carlos Torres, R ERA: 2.93	(9, 1)	1.0		4	0	0	0	0	1	0	0	0	0	0	8	16	0.00	1.000

PITCHER	IP	WLS	BF	H	R	ER	SO	BB	IBB	HBP	BLK	WP	HR	S	P	ERA	WHIP

Atlanta Braves @ New York Mets

Citi Field, Flushing, NY

Thu Jul 10 2014, 7:12 PM - 10:01 PM EDT

Att. 23,528 - Partly Cloudy - 79 F

livebaseballscorecards.com

BOTTOM

Batter	1	2	3	4	5	6	7	8	9	AB	R	H	RBI	BB	SO	LOB
3 Curtis Granderson, L (1, 9) OBP: 0.345, SLG: 0.422	B SI 88 C SI 89 X FF 88 1-1 F8 ①		C SI 90 B FF 88 F CU 74 D SL 82 X SI 91 2-2 F7 ① 1-2		C CU 73 B FF 88 F CU 73 B SL 82 X CU 75 2-2 G4-3 ②		B SI 88 B CU 74 X SI 90 2-0 F8 ②		C FF 97 C KC 85 B FF 98 X FF 97 1-2 F8 ③	5	0	0	0	0	0	1
28 Daniel Murphy, L (1, 4) OBP: 0.346, SLG: 0.419	F SI 89 B FF 88 B SI 90 X FF 88 2-1 G4-3 ②		D FF 90 B SL 83 B SI 85 B SI 88 4-0 5 1B BB		B CU 75 B SI 91 X SI 87 2-0 21 BB 5 BB 1B		C SI 88 X CU 74 0-1 L9 ③			3	0	1	0	1	0	0
5 David Wright, R (1, 5) OBP: 0.335, SLG: 0.402	B FF 89 B FF 88 X FF 90 2-0 G4-3 ③		B FF 92 S SL 85 S SL 84 X SL 84 1-2 1-2 2-H 1B		B FF 90 B FF 89 S FF 90 B SL 83 B FF 90 4-1 21 BB 1-2 BB			B FF 95 B FF 95 F FF 94 C SL 82 B FF 97 4-2 7 1B BB		2	0	1	1	2	0	0
21 Lucas Duda, L (1, 3) OBP: 0.357, SLG: 0.478		B SI 88 C CU 73 C SI 90 B CU 73 S FF 90 2-3 K ①	C CU 75 X SI 93 0-1 F7 ②		C CU 75 B SI 90 S CU 75 D CU 72 B FF 91 B CU 75 4-2 1-2 2-3 BB			B FF 95 S SL 81 S SL 82 D CH 85 F FF 96 S SL 81 2-3 K ①		3	0	0	0	1	2	3
7 Travis d'Arnaud, R (1, 2) OBP: 0.289, SLG: 0.352		B FF 90 X FF 91 1-0 G5-3 ②	X SL 83 0-0 G5-3 ③		C SL 82 B SL 82 B FF 91 F CU 76 X SL 81 2-2 F8 ③			B FF 96 D FF 96 F FF 94 X FF 96 2-1 1-2 1B		4	0	1	0	0	0	5
12 Juan Lagares, R (1, 8) OBP: 0.321, SLG: 0.401		B SI 91 X FF 89 1-0 2B		S FF 89 F SL 81 B FF 90 B SL 83 X FF 89 2-2 F9 ①		C CU 74 X SL 80 0-1 G5-3 ①		D SL 86 X FF 96 1-0 P3 ②		4	0	1	0	0	0	2
11 Rubén Tejada, R (1, 6) OBP: 0.353, SLG: 0.300 9 Kirk Nieuwenhuis, L (8, PH) OBP: 0.370, SLG: 0.615 29 Eric Campbell, R (9, 6) OBP: 0.380, SLG: 0.449		B SL 82 B SL 81 B FF 89 C FF 90 C SL 83 F SL 83 B FF 91 4-2 BB		B CU 74 F FF 88 B CU 75 F FF 90 X SL 81 2-2 P6 ②		X FF 88 0-0 F9 ②		B KC 83 B FF 97 C FF 97 C FF 97 B FF 98 F FF 97 S FF 97 3-3 K ③		2 1 0	0 0 0	0 0 0	0 0 0	1 0 0	0 1 0	0 2 0
40 Bartolo Colon, R (1, 1) OBP: 0.054, SLG: 0.081 52 Carlos Torres, R (9, 1) 53 Bobby Abreu, L (9, PH) OBP: 0.352, SLG: 0.381		C FF 89 C FF 90 F FF 91 B FF 91 S FF 91 1-3 K ③		B FF 87 B FF 88 F FF 89 X CU 74 2-1 G6-3 ③		B FF 86 F FF 88 B FF 88 S FF 88 X FF 90 2-2 F7 ③			C FF 97 F FF 97 B FF 99 B FF 98 X FF 98 2-2 G6-3 ①	3 0 1	0 0 0	0 0 0	0 0 0	1 0 0	2 0 0	2 0 0
22 Eric Young Jr., S (1, 7) OBP: 0.314, SLG: 0.308 1 Chris Young, R (9, PH) OBP: 0.277, SLG: 0.337			C CU 73 X CH 83 0-1 3 S 5 1B 1B		S FF 89 X FF 88 0-1 B1-3 ①		C CU 72 X CU 73 0-1 G4-3 ①		B KC 83 B FF 98 F FF 96 S FF 98 X FF 98 2-2 F8 ②	3 1	1 0	1 0	0 0	0 0	0 0	0 0
Inning Stats	R: 0 E: 0 K: 0 S: 5 H: 0 LOB: 0 BB: 0 P: 10	R: 0 E: 0 K: 2 S: 12 H: 1 LOB: 2 BB: 1 P: 21	R: 1 E: 0 K: 0 S: 11 H: 2 LOB: 2 BB: 1 P: 18	R: 0 E: 0 K: 0 S: 8 H: 0 LOB: 0 BB: 0 P: 14	R: 0 E: 0 K: 0 S: 12 H: 1 LOB: 3 BB: 2 P: 26	R: 0 E: 0 K: 0 S: 6 H: 0 LOB: 0 BB: 0 P: 8	R: 0 E: 0 K: 0 S: 5 H: 0 LOB: 0 BB: 0 P: 7	R: 0 E: 0 K: 2 S: 13 H: 1 LOB: 2 BB: 1 P: 25	R: 0 E: 0 K: 0 S: 9 H: 0 LOB: 0 BB: 0 P: 14	1B: 4 2B: 1 3B: 0 HR: 0 SF: 0 SAC: 0 DP: 0 HBP: 0						

	AB	32
	R	1
	H	5
	RBI	1
	BB	5
	SO	4
	LOB	15

WP: 0 PB: 0 SB: 1 CS: 0 PA: 37

PITCHER		IP	WLS	BF	H	R	ER	SO	BB	IBB	HBP	BLK	WP	HR	S	P	ERA	WHIP
34 Aaron Harang, R ERA: 3.53	(1, 1)	7.0	W	29	4	1	1	2	4	0	0	0	0	0	59	104	1.29	1.143
52 Jordan Walden, R ERA: 2.45	(8, 1)	0.2	H	4	1	0	0	1	1	0	0	0	0	0	9	18	0.00	3.000
46 Craig Kimbrel, R ERA: 1.96	(8, 1)	1.1	S	4	0	0	0	1	0	0	0	0	0	0	13	21	0.00	0.000

PITCHER		IP	WLS	BF	H	R	ER	SO	BB	IBB	HBP	BLK	WP	HR	S	P	ERA	WHIP

Miami Marlins @ New York Mets

Citi Field, Flushing, NY

Fri Jul 11 2014, 7:12 PM - 9:53 PM EDT

Att. 25,914 - Partly Cloudy - 78 F

TOP

livebaseballscorecards.com

Batter	1	2	3	4	5	6	7	8	9	AB	R	H	RBI	BB	SO	LOB
21 Christian Yelich, L (1, 7) OBP: 0.350, SLG: 0.423	B FF 96 S FF 97 B FF 97 F FF 98 B SI 96 X FF 98 3-2 ① G4-3		F FC 89 S CU 80 B FF 97 D FC 89 D CU 81 X FF 96 3-2 ③ G4-3		B FF 95 C FC 86 B FF 95 S FF 94 F FC 88 D FC 88 F FF 95 X FF 96 3-2 1-3 2-H 1B			F FF 93 C SL 88 F CU 78 S CU 80 0-3 ① K		4	0	1	1	0	1	1
17 Donovan Solano, R (1, 4) OBP: 0.294, SLG: 0.304	B FF 97 F FF 98 F CU 79 F SI 97 F SI 97 S CU 79 1-3 ② K			C FF 96 F SI 95 B CU 80 X CU 82 1-2 9 2B 1B	C SI 95 X FC 88 0-1 ③ G4-3			X FF 95 0-0 ② F9		4	0	1	0	0	1	2
27 Giancarlo Stanton, R (1, 9) OBP: 0.397, SLG: 0.546	B FF 98 B FC 89 X SI 97 2-0 ③ P4			B SI 95 S SI 95 B SI 95 X FC 87 2-1 ① F7		C FF 95 S CU 79 B CH 87 B FF 95 B CH 89 B FF 96 4-2 9 WP BB		B SI 97 B FF 96 F FF 98 X SI 97 2-1 1B		3	0	1	0	1	0	1
9 Casey McGehee, R (1, 5) OBP: 0.386, SLG: 0.393		X FC 90 0-0 ① G5-3		B FF 95 F FC 88 C CU 77 X SI 94 1-2 ② 1-H 2B		C FC 88 B CU 79 F FC 87 X CH 87 1-2 ① G5-3 1-2		X FF 95 0-0 ③ L8		4	0	1	0	0	0	2
46 Garrett Jones, L (1, 3) OBP: 0.320, SLG: 0.420		C FF 96 T CU 80 B SI 96 B CH 89 F CU 80 X CH 89 2-2 ② L4		D CU 80 X FF 96 1-0 ③ B1-3		C SI 94 B SI 94 B FC 89 S FC 89 F FC 90 F FF 94 B CH 88 F FC 89 T CH 87 3-2 ② K			B SI 96 C SI 96 X SL 86 1-1 ① G4-3	4	0	0	0	0	1	2
13 Marcell Ozuna, R (1, 8) OBP: 0.324, SLG: 0.464		B FC 90 X SI 97 1-0 ③ G3			C CU 78 B FC 88 S FC 88 F SI 96 F CU 79 F FC 89 S FF 96 1-3 ① K	X FF 95 0-0 ③ G4-3			F FF 96 X SI 97 0-1 ② G3-1	4	0	0	0	0	1	1
39 Jarrod Saltalamacchia, S (1, 2) OBP: 0.323, SLG: 0.398			C SI 96 S SI 96 B FF 96 B FF 97 B CU 79 F CU 80 F CH 91 S FF 97 3-3 ① K		B FC 91 B FF 95 S SI 96 B SI 96 B FC 87 4-1 3 1B 21 1B BB		B FF 93 C FF 92 S CU 78 S FC 87 1-3 ① K		F SI 96 B SI 97 X SI 96 1-1 ③ G5-3	3	1	0	0	1	2	0
3 Adeiny Hechavarría, R (1, 6) OBP: 0.300, SLG: 0.339			C SI 97 X SI 96 0-1 37 G1-3 2B		B SI 94 C SI 96 X FF 96 1-1 21 1B 1-2 1B		C SI 95 C CU 78 F SI 94 X FC 86 0-2 ② G5-3			3	0	2	0	0	0	0
37 Henderson Alvarez III, R (1, 1) OBP: 0.256, SLG: 0.237 41 Chris Hatcher, R (6, 1) 48 Justin Bour, L (7, PH) OBP: 0.333, SLG: 0.269 43 Dan Jennings, L (7, 1) 63 Kevin Gregg, R (8, 1)			F FF 97 S SI 96 X FC 88 0-2 ② G1-3 2-3		M FC 88 L FC 88 B SI 96 L FC 87 1-3 ② K		X FF 92 0-0 ③ F8			2 0 1 0 0	0 0 0 0 0	0 0 0 0 0	0 0 0 0 0	0 0 0 0 0	1 0 0 0 0	3 0 0 0 0

	AB	32
	R	1
	H	6
	RBI	1
	BB	2
	SO	7
	LOB	12

Inning Stats	1	2	3	4	5	6	7	8	9			
	R: 0 E: 0 K: 1 S: 9	R: 0 E: 0 K: 0 S: 6	R: 0 E: 0 K: 1 S: 13	R: 0 E: 0 K: 0 S: 9	R: 1 E: 0 K: 2 S: 19	R: 0 E: 0 K: 1 S: 12	R: 0 E: 0 K: 1 S: 8	R: 0 E: 0 K: 1 S: 8	R: 0 E: 0 K: 0 S: 6	1B: 4 2B: 2 3B: 0 HR: 0	SF: 0 SAC: 0 DP: 0 HBP: 0	WP: 1 PB: 0 SB: 0 CS: 0 PA: 34
	H: 0 LOB: 0 BB: 0 P: 15	H: 0 LOB: 0 BB: 0 P: 9	H: 1 LOB: 1 BB: 0 P: 19	H: 2 LOB: 1 BB: 0 P: 14	H: 2 LOB: 2 BB: 1 P: 29	H: 0 LOB: 1 BB: 1 P: 20	H: 0 LOB: 0 BB: 0 P: 9	H: 1 LOB: 1 BB: 0 P: 10	H: 0 LOB: 0 BB: 0 P: 8			

PITCHER		IP	WLS	BF	H	R	ER	SO	BB	IBB	HBP	BLK	WP	HR	S	P	ERA	WHIP
45 Zack Wheeler, R ERA: 3.9	(1, 1)	6.2	W	26	5	1	1	6	2	0	0	0	1	0	75	114	1.35	1.050
66 Josh Edgin, L ERA: 1.76	(7, 1)	0.2		2	0	0	0	1	0	0	0	0	0	0	5	5	0.00	0.000
38 Vic Black, R ERA: 1.77	(8, 1)	0.2		3	1	0	0	0	0	0	0	0	0	0	4	6	0.00	1.500
27 Jeurys Familia, R ERA: 2.11	(9, 1)	1.0		3	0	0	0	0	0	0	0	0	0	0	6	8	0.00	0.000

PITCHER		IP	WLS	BF	H	R	ER	SO	BB	IBB	HBP	BLK	WP	HR	S	P	ERA	WHIP

BOTTOM

Miami Marlins @ New York Mets

Citi Field, Flushing, NY

Fri Jul 11 2014, 7:12 PM - 9:53 PM EDT

Att. 25,914 - Partly Cloudy - 78 F

livebaseballscorecards.com

Batter	1	2	3	4	5	6	7	8	9	AB	R	H	RBI	BB	SO	LOB
3 Curtis Granderson, L (1, 9) OBP: 0.341, SLG: 0.416	B FF 90 X SI 90 1-0 F7 ①	B CH 89 X SI 94 1-0 F8 ③			C SI 90 B CH 87 F CH 88 F SI 93 B CH 88 B CH 89 X SI 94 3-2 G3 ①	C FF 96 S FS 89 T SI 96 0-2 K ③				4	0	0	0	0	1	2
28 Daniel Murphy, L (1, 4) OBP: 0.345, SLG: 0.417	B FF 92 C SI 92 C SI 93 C FF 93 1-3 K ②		C CH 88 F SL 84 F SI 90 F SI 94 F SI 94 X SI 91 0-2 G1 ①		C FF 93 X CH 87 0-1 5 HR 1B		B SL 82 X FF 92 1-0 F8 ①			4	1	1	0	0	1	0
5 David Wright, R (1, 5) OBP: 0.342, SLG: 0.418	C FF 93 T FF 94 F SI 93 B SI 93 F CH 90 B SI 91 F FF 95 F FF 95 X SL 86 2-2 1B		F SL 86 B SI 94 X SI 90 1-1 21 HR 1B		F SI 93 1 SAFE F SI 93 1 SAFE F SI 94 X CH 90 0-2 1-H HR		B FF 93 F FF 94 B SL 82 X SL 83 2-1 1B			4	2	4	2	0	0	0
21 Lucas Duda, L (1, 3) OBP: 0.356, SLG: 0.485	C SI 94 B SI 94 B SI 94 C SI 94 C SI 96 2-3 K ③		F CH 88 B SI 94 B SI 94 1 SAFE X SI 94 2-1 1-H HR		F SI 92 B FF 94 F CH 89 X CH 89 1-2 L9 ②		F SL 83 F FF 93 D SL 84 D SL 84 F FF 93 B FF 94 X FF 93 3-2 L8 ②			4	1	1	2	0	1	2
7 Travis d'Arnaud, R (1, 2) OBP: 0.283, SLG: 0.344		C FF 93 X SI 92 0-1 L7 ①	B SL 81 C CH 88 F FF 94 X CH 89 1-2 L6 ②		B CH 85 X SI 93 1-0 G5-3 ③		B FF 93 B FF 92 X FF 93 2-0 F7 ③			4	0	0	0	0	0	1
9 Kirk Nieuwenhuis, L (1, 7) OBP: 0.360, SLG: 0.628		B FF 93 B SI 92 B SI 93 C FF 93 F SI 94 X SI 94 3-2 G4-3 ②	B CH 88 S CH 88 B SI 93 B CH 88 X SI 92 3-1 G4-1 ③			B SI 94 F SI 95 B SI 94 F FF 95 B FF 95 F FF 95 X FF 95 3-2 12 1B 3B		C FF 89 F FF 89 S FS 82 0-3 K ①		4	1	1	0	0	1	0
12 Juan Lagares, R (1, 8) OBP: 0.329, SLG: 0.413		X FF 95 0-0 11 1B 2B		B CH 86 X CH 88 1-0 P2 ①		F FS 88 B SI 94 X SL 87 1-1 45 SH1-3 3-H 1B		B FF 91 C FF 90 X CU 77 1-1 11 G6-4-3 1B		4	1	3	1	0	0	0
11 Rubén Tejada, R (1, 6) OBP: 0.351, SLG: 0.299		C SL 81 X SL 85 0-1 45 2B 2-H 1B		X FF 92 0-0 F8 ②		C FF 95 1 SAFE D FF 96 X SL 85 1-1 F9 ①		C FF 91 X FF 89 0-1 G6-4-3 1-2f ② ③		4	1	1	1	0	0	2
45 Zack Wheeler, L (1, 1) OBP: 0.100, SLG: 0.103 66 Josh Edgin, R (7, 1) 38 Vic Black, R (8, 1) 27 Jeurys Familia, R (9, 1) OBP: 1.000, SLG: 1.000		F SI 93 X SI 94 0-1 1-H 2B		C FF 92 S CH 87 S CH 88 0-3 K ③		B FF 96 B FF 96 X FF 95 2-0 SH1-3 1-2 ②				2 0 0 0	0 0 0 0	1 0 0 0	1 0 0 0	0 0 0 0	1 0 0 0	0 0 0 0
Inning Stats	R: 0 E: 0 K: 2 S: 14 H: 1 LOB: 1 BB: 0 P: 20	R: 2 E: 0 K: 0 S: 11 H: 3 LOB: 1 BB: 0 P: 15	R: 2 E: 0 K: 0 S: 15 H: 2 LOB: 0 BB: 0 P: 22	R: 0 E: 0 K: 1 S: 5 H: 0 LOB: 0 BB: 0 P: 6	R: 2 E: 0 K: 0 S: 14 H: 2 LOB: 0 BB: 0 P: 19	R: 1 E: 0 K: 0 S: 12 H: 2 LOB: 1 BB: 0 P: 19	R: 0 E: 0 K: 0 S: 8 H: 1 LOB: 1 BB: 0 P: 16	R: 0 E: 0 K: 1 S: 7 H: 1 LOB: 0 BB: 0 P: 8		1B: 7 2B: 2 3B: 1 HR: 2 SF: 0 SAC: 1 DP: 1 HBP: 0					WP: 0 PB: 0 SB: 0 CS: 0 PA: 35	

	AB	34
	R	7
	H	12
	RBI	7
	BB	0
	SO	5
	LOB	7

PITCHER	IP	WLS	BF	H	R	ER	SO	BB	IBB	HBP	BLK	WP	HR	S	P	ERA	WHIP
37 Henderson Alvarez III, R (1, 1) ERA: 2.63	5.0	L	23	8	6	6	3	0	0	0	0	0	2	59	82	10.80	1.600
41 Chris Hatcher, R (6, 1) ERA: 3.6	1.0		5	2	1	1	1	0	0	0	0	0	0	12	19	9.00	2.000
43 Dan Jennings, L (7, 1) ERA: 0.99	1.0		4	1	0	0	0	0	0	0	0	0	0	8	16	0.00	1.000
63 Kevin Gregg, R (8, 1) ERA: 7.0	1.0		3	1	0	0	1	0	0	0	0	0	0	7	8	0.00	1.000

PITCHER	IP	WLS	BF	H	R	ER	SO	BB	IBB	HBP	BLK	WP	HR	S	P	ERA	WHIP

Batter	1	2	3	4	5	6	7	8	9	AB	R	H	RBI	BB	SO	LOB
21 Christian Yelich, L (1, 7) OBP: 0.351, SLG: 0.431	B SI 86 C FC 85 B CU 75 C FC 86 C FF 89 2-3 ① K		B CU 73 B SI 91 C FC 88 B SL 80 B SL 80 4-1 9 WP 17 E BB		B CU 76 X FF 90 1-0 HR		C FF 92 B CU 77 F CU 77 F FC 89 B CH 84 X FC 90 2-2 ① G4-3		C CU 80 B FC 93 C FC 93 B SL 86 S SL 86 2-3 ② K	4	1	1	1	1	2	0
17 Donovan Solano, R (1, 4) OBP: 0.281, SLG: 0.290	F FF 89 F FC 86 B SI 89 B SL 78 F SI 89 X FC 87 2-2 ② G4-3		S FC 87 X SI 89 0-1 E5 1-2 3-H		C FF 91 F FF 92 F SL 82 F FF 90 S FC 91 0-3 ③ K		X FF 93 0-0 ② L4		C SL 84 X FC 94 0-1 ③ G6-3	5	0	0	1	0	1	1
27 Giancarlo Stanton, R (1, 9) OBP: 0.393, SLG: 0.540	C SI 91 B SI 89 C CU 74 S FF 91 1-3 ③ K		F SI 90 B SI 91 B SL 82 B CU 75 F SI 90 F SI 92 F SI 93 S SL 83 3-3 ② K			C SL 79 X CU 75 0-1 ① G5-3	C FF 93 S FC 88 B FF 93 B FC 90 S FC 90 2-3 ③ K			4	0	0	0	0	3	2
9 Casey McGehee, R (1, 5) OBP: 0.387, SLG: 0.392		F CU 75 B SL 78 C SI 88 B CU 75 X SL 81 2-2 ① F7	F CU 76 F CU 76 F FF 92 B SL 83 B FS 80 S SL 83 2-3 ③ K 2-3			B FS 80 B SL 81 B FC 90 C SI 91 B FC 90 4-1 46 PB 46 2B BB		X SI 96 0-0 46 FC4-5 1B		3	1	1	0	1	1	2
46 Garrett Jones, L (1, 3) OBP: 0.322, SLG: 0.422		B CU 73 B FF 90 B SI 88 C SI 89 S FC 89 F FC 90 B SI 92 4-2 BB	B FF 89 B FC 88 B SI 89 C FF 90 F FF 90 S FF 92 3-3 ① K		C FC 89 C FC 89 B FS 82 F FC 91 1 SAFE B SL 81 F FF 93 F FF 92 F CU 77 2-2 X SI 92 1-H 13 2B 2B		B FF 96 X SI 95 1-0 ① FC4-5 39 BB 1-2f		3	1	1	1	1	1	1
13 Marcell Ozuna, R (1, 8) OBP: 0.323, SLG: 0.464		B SI 88 C FF 88 X SL 80 1-1 ② P3	B CU 75 S SL 82 S SI 90 B SI 93 S SL 83 2-3 ② K		B SI 90 X SL 82 1-0 2-H 2B		B FF 96 B FF 96 X FF 94 2-0 ② F9		4	0	1	1	0	1	2
39 Jarrod Saltalamacchia, S (1, 2) OBP: 0.322, SLG: 0.393		C SL 81 C FC 89 F SI 89 F SL 80 X FF 90 0-2 ③ P3	S FC 90 S FS 81 F FF 93 X SL 82 0-2 ③ F9		B FC 88 F FC 90 F FC 90 D SL 83 S CU 77 2-3 ② K		B FF 96 B FF 95 F SI 96 B CU 83 B SI 95 4-1 1-2 BB		3	0	0	0	1	1	2
3 Adeiny Hechavarría, R (1, 6) OBP: 0.303, SLG: 0.343			F FF 88 X FC 86 0-1 34 SH1-4 17 E 2B		B SI 89 X FF 87 1-0 ① B3	I IN 69 I IN 70 I IN 72 I IN 72 4-0 IBB	B FF 96 F FF 96 X FF 96 1-1 ③ L4		3	1	1	0	1	0	2
34 Tom Koehler, R (1, 1) OBP: 0.097, SLG: 0.067 57 Bryan Morris, L (7, 1) 40 Mike Dunn, L (8, 1) 5 Reed Johnson, R (9, PH) OBP: 0.286, SLG: 0.387			X FF 87 0-0 ① SH1-4 2-3		C FF 90 S FF 89 B CU 75 C SI 92 1-3 ② K	C SL 82 F FF 92 F CU 77 B FF 92 F FC 89 S SL 81 1-3 ③ K			C FF 94 C CU 77 X FF 94 0-2 ① G4-3	2 0 0 1	0 0 0 0	0 0 0 0	0 0 0 0	0 0 0 0	2 0 0 0	2 0 0 0
Inning Stats	R: 0 E: 0 K: 2 S: 10 H: 0 LOB: 0 BB: 0 P: 15	R: 0 E: 0 K: 0 S: 13 H: 0 LOB: 1 BB: 1 P: 20	R: 1 E: 1 K: 2 S: 15 H: 1 LOB: 2 BB: 1 P: 24	R: 0 E: 0 K: 2 S: 10 H: 0 LOB: 0 BB: 0 P: 15	R: 1 E: 0 K: 2 S: 10 H: 1 LOB: 0 BB: 0 P: 13	R: 2 E: 0 K: 2 S: 19 H: 2 LOB: 2 BB: 2 P: 33	R: 0 E: 0 K: 1 S: 8 H: 0 LOB: 0 BB: 0 P: 12	R: 0 E: 0 K: 0 S: 6 H: 1 LOB: 2 BB: 1 P: 14	R: 0 E: 0 K: 1 S: 8 H: 0 LOB: 0 BB: 0 P: 10	1B: 1 2B: 3 3B: 0 HR: 1	SF: 0 SAC: 1 DP: 0 HBP: 0					

PITCHER		IP	WLS	BF	H	R	ER	SO	BB	IBB	HBP	BLK	WP	HR	S	P	ERA	WHIP
16 Daisuke Matsuzaka, R ERA: 3.55	(1, 1)	6.0		27	4	4	4	10	3	1	0	0	1	1	77	120	6.00	1.167
52 Carlos Torres, R ERA: 2.88	(7, 1)	1.0		3	0	0	0	1	0	0	0	0	0	0	8	12	0.00	0.000
38 Vic Black, R ERA: 1.69	(8, 1)	1.0	W	5	1	0	0	0	1	0	0	0	0	0	6	14	0.00	2.000
58 Jenrry Mejia, R ERA: 3.92	(9, 1)	1.0	S	3	0	0	0	1	0	0	0	0	0	0	8	10	0.00	0.000

PITCHER	IP	WLS	BF	H	R	ER	SO	BB	IBB	HBP	BLK	WP	HR	S	P	ERA	WHIP

TOP

Miami Marlins @ New York Mets

Citi Field, Flushing, NY

Sat Jul 12 2014, 4:14 PM - 7:05 PM EDT

Att. 35,283 - Sunny - 82 F

livebaseballscorecards.com

AB	32
R	4
H	5
RBI	4
BB	5
SO	12
LOB	14

MIAMI

WP: 1 PB: 1 SB: 0 CS: 0 PA: 38

Miami Marlins @ New York Mets

Citi Field, Flushing, NY

Sat Jul 12 2014, 4:14 PM - 7:05 PM EDT

Att. 35,283 - Sunny - 82 F

BOTTOM

livebaseballscorecards.com

Batter	1	2	3	4	5	6	7	8	9	AB	R	H	RBI	BB	SO	LOB
3 Curtis Granderson, L (1, 9) OBP: 0.340, SLG: 0.414	F FF 92 F FF 94 B KC 81 F KC 80 B FF 94 X SL 87 2-2 ① G3-1		C KC 77 X FF 93 0-1 ③ F9		C SI 95 X KC 80 0-1 ③ F8		B SI 95 S SI 94 B SI 94 S FC 91 X SI 96 2-2 28 G4-6-3 1B			4	0	1	0	0	0	2
28 Daniel Murphy, L (1, 4) OBP: 0.342, SLG: 0.413	C SI 94 C KC 79 S SL 87 0-3 ② K			B FF 92 C SI 92 X CH 86 1-1 ① F8		X KC 78 0-0 ① G4-3	B SI 94 X FC 90 1-0 ② ③ G4-6-3 1-2f			4	0	0	0	0	1	1
5 David Wright, R (1, 5) OBP: 0.341, SLG: 0.414	F FF 94 B SI 94 F FF 94 B SI 94 C KC 80 2-3 ③ K			F SL 86 X SL 86 0-1 ② L7		B FF 94 B FF 93 B FF 93 B FF 92 4-0 7 BB BB		C FF 95 B FC 91 S FC 91 C CU 84 1-3 ① K		3	0	0	0	1	2	0
21 Lucas Duda, L (1, 3) OBP: 0.351, SLG: 0.478		B FF 92 X SI 93 1-0 ① F8		F KC 79 F SL 87 F FF 95 C KC 80 0-3 ③ K		B SI 93 C CH 84 B FF 94 T SI 91 X KC 80 2-2 ② P6		F FF 95 T SL 88 X SL 87 0-2 ② G4-3		4	0	0	0	0	1	1
7 Travis d'Arnaud, R (1, 2) OBP: 0.292, SLG: 0.354		B FF 93 B SL 85 F FF 93 X FF 93 2-1 ② F8			F KC 77 F FF 92 X SL 87 0-2 9 2B 12 G4-3 1B	C KC 77 1 SAFE B SL 85 B FF 93 F FF 92 D KC 80 B FF 94 4-2 1-2 BB		F FF 96 B FF 96 B SL 88 B FF 95 X FF 96 3-1 29 1B 2B		3	2	2	0	1	0	0
9 Kirk Nieuwenhuis, L (1, 7) OBP: 0.358, SLG: 0.630 29 Eric Campbell, R (8, PH) OBP: 0.385, SLG: 0.455 (9, 7)		B SI 94 C FF 93 B KC 77 F FF 93 B KC 80 X FF 93 3-2 ③ F9			X SI 93 0-0 12 G4-3 11 SH 1-3 2B	B FF 95 C KC 77 X SI 94 1-1 ③ G3-1		D SL 87 B SL 89 S SL 88 F FF 96 B SL 88 X SL 88 3-2 2-H 1B		3 1	1 0	1 1	0 1	0 0	0 0	2 0
12 Juan Lagares, R (1, 8) OBP: 0.323, SLG: 0.405			B FF 92 B FF 92 B FF 92 C FF 90 X FF 92 3-1 ① G6-3		B KC 77 X SI 93 1-0 ① G4-3 2-3 3-H		B KC 78 X FF 93 1-0 ① G3	S SL 88 S SI 95 S FF 96 0-3 ③ K		4	0	0	1	0	1	2
11 Rubén Tejada, R (1, 6) OBP: 0.356, SLG: 0.299			B FF 93 B FF 93 B FF 93 C FF 91 B FF 92 4-1 16 SH1 BB		F SI 93 B SL 89 X KC 78 1-1 SH 3-H		C FF 94 B FF 95 C KC 76 B KC 82 F FF 94 F SL 86 F FF 94 B KC 78 B FF 93 4-2 1 HR BB			0	1	0	1	2	0	0
16 Daisuke Matsuzaka, R (1, 1) OBP: 0.250, SLG: 0.182 52 Carlos Torres, R (7, 1) 1 Chris Young, R (7, PH) OBP: 0.280, SLG: 0.354 38 Vic Black, R (8, 1) 58 Jenrry Mejia, R (9, 1)			B FF 92 X FF 90 1-0 ② SH1 1-2		C FF 93 B KC 74 B FF 93 1 SAFE B FF 91 C FF 91 S FF 91 3-3 ② K		X FC 91 0-0 1-H HR			1 0 1 0 0	0 0 1 0 0	0 0 1 0 0	0 0 2 0 0	0 0 0 0 0	1 0 0 0 0	1 0 0 0 0
Inning Stats	R: 0 H: 0 E: 0 LOB: 0 K: 2 BB: 0 S: 10 P: 14	R: 0 H: 0 E: 0 LOB: 0 K: 0 BB: 0 S: 6 P: 12	R: 0 H: 0 E: 0 LOB: 1 K: 0 BB: 1 S: 6 P: 14	R: 0 H: 0 E: 0 LOB: 0 K: 1 BB: 0 S: 8 P: 9	R: 2 H: 2 E: 1 LOB: 1 K: 1 BB: 0 S: 12 P: 17	R: 0 H: 0 E: 0 LOB: 2 K: 0 BB: 2 S: 8 P: 19	R: 2 H: 2 E: 0 LOB: 0 K: 0 BB: 1 S: 11 P: 19	R: 1 H: 2 E: 0 LOB: 1 K: 2 BB: 0 S: 14 P: 21		1B: 3 SF: 0 2B: 2 SAC: 2 3B: 0 DP: 1 HR: 1 HBP: 0						

	AB	28
	R	5
	H	6
	RBI	5
	BB	4
	SO	6
	LOB	9

WP: 0 PA: 34
PB: 0
SB: 0
CS: 0

PITCHER		IP	WLS	BF	H	R	ER	SO	BB	IBB	HBP	BLK	WP	HR	S	P	ERA	WHIP
34 Tom Koehler, R ERA: 3.99	(1, 1)	6.1		26	2	3	3	4	4	0	0	0	0	0	56	96	4.26	0.947
57 Bryan Morris, R ERA: 2.15	(7, 1)	1.0	B	4	2	1	1	1	0	0	0	0	0	1	8	12	9.00	2.000
40 Mike Dunn, L ERA: 3.53	(8, 1)	0.2	L	4	2	1	1	1	0	0	0	0	0	0	11	17	13.50	3.000

PITCHER	IP	WLS	BF	H	R	ER	SO	BB	IBB	HBP	BLK	WP	HR	S	P	ERA	WHIP

Batter	1	2	3	4	5	6	7	8	9	AB	R	H	RBI	BB	SO	LOB
21 Christian Yelich, L (1, 7) OBP: 0.353, SLG: 0.430	B FF 94 F FF 92 B CU 77 X CH 84 2-1 ① G3		C FF 93 B FF 93 B CU 81 B SI 93 X SI 92 3-1 3 CS 1B		C CH 83 C SI 92 B FF 93 C SL 88 1-3 ③ K			B FF 96 C FF 96 S SL 86 B FF 99 F FF 97 B SL 86 F FF 98 F FF 98 B SI 98 4-2 3 G4-6-3 BB		3	0	1	0	1	1	0
3 Adeiny Hechavarría, R (1, 6) OBP: 0.302, SLG: 0.341	B FF 94 S FF 94 B FF 94 C SL 87 B FF 95 X SI 93 3-2 ② G6-3		1 SAFE B SL 87 1-0 ③ CS 1-2	F FF 93 S FF 92 B FF 94 X FF 93 1-2 ① F9		F CU 77 F FF 91 F FF 94 X SL 87 0-2 9 G4-6-3 27 S 1B		B SI 95 B SI 95 B SI 96 C FF 98 F FF 97 X SI 96 3-2 ②③ G4-6-3 1-2f		4	0	1	0	0	0	1
27 Giancarlo Stanton, R (1, 9) OBP: 0.395, SLG: 0.538 5 Reed Johnson, R (9, PH) OBP: 0.283, SLG: 0.383	B SI 94 B CU 82 B SI 94 C FF 94 B FF 94 4-1 BB			F CU 75 S CU 80 B FF 92 S CU 78 1-3 ② K		F SI 91 B SI 92 B SI 93 B FF 92 S CU 78 B FF 93 4-2 9 G4-6-3 BB 1-2			B FF 89 X SI 88 1-0 ① F8	1 1	0 0	0 0	0 0	2 0	1 0	0 0
9 Casey McGehee, R (1, 5) OBP: 0.386, SLG: 0.391	C SI 94 X CU 82 0-1 ③ G4-3			B FF 94 B SL 87 S CH 83 S CU 79 B FF 94 X CU 80 3-2 46 2B 13 1B 1B		X CH 81 0-0 ①② G4-6-3 1-2f 2-3			C FF 91 B SL 86 X FF 91 1-1 ② F8	4	1	1	0	0	0	3
46 Garrett Jones, L (1, 3) OBP: 0.321, SLG: 0.423		S FF 93 S FF 92 F FF 92 X FF 93 0-2 ① P4		C CU 78 B CH 83 X CH 83 1-1 ② 13 1B 1-3 2B		C FF 94 B FF 94 S SL 88 0-3 ③ K			F SI 90 C SI 92 F FF 92 S SL 87 0-3 ③ K	4	0	1	0	0	2	1
13 Marcell Ozuna, R (1, 8) OBP: 0.323, SLG: 0.463		B SI 92 C CU 80 S SI 93 F FF 93 F SL 88 S FF 92 1-3 ② K		B FF 92 X CU 80 1-0 ① 2-3 3-H 1B			B CU 78 C FF 92 C SI 92 B FF 92 X FF 94 2-2 ① L7			3	0	1	1	0	1	0
59 Ed Lucas, R (1, 4) OBP: 0.277, SLG: 0.278		B FF 94 B FF 92 B FF 94 C FF 93 S FF 92 S FF 95 3-3 ③ K		C SL 87 B CU 81 F FF 93 B FF 92 S FF 92 2-3 ③ K			B FF 94 B FF 92 C FF 93 S FF 93 F SI 95 F FF 93 C FF 94 2-3 ② K			3	0	0	0	0	3	2
6 Jeff Mathis, R (1, 2) OBP: 0.304, SLG: 0.293			X SI 91 0-0 ① F9		C SI 92 S CU 80 B FF 95 F SL 86 S CU 80 1-3 ① K		B SL 87 F FF 93 B FF 93 X SL 86 2-1 ③ P5			3	0	0	0	0	1	0
52 Brad Hand, L (1, 1) 48 Justin Bour, L (5, PH) OBP: 0.323, SLG: 0.259 33 Jacob Turner, R (5, 1) OBP: 0.273, SLG: 0.300 17 Donovan Solano, R (8, PH) OBP: 0.278, SLG: 0.287 63 Kevin Gregg, R (8, 1) 41 Chris Hatcher, R (8, 1) 36 Sam Dyson, R (8, 1)			B FF 91 C FF 92 X FF 92 1-1 ② F8		F CU 78 S CH 83 B CH 83 F FF 93 B SL 86 B CH 84 X CH 83 3-2 ② L4			B FF 95 B FF 96 C FF 96 X SI 96 2-1 ① G5-3		1 1 0 1 0 0 0	0 0 0 0 0 0 0	0 0 0 0 0 0 0	0 0 0 0 0 0 0	0 0 0 0 0 0 0	0 0 0 0 0 0 0	0 0 0 0 0 0 0
Inning Stats	R: 0 E: 0 K: 0 S: 8 H: 0 LOB: 1 BB: 1 P: 17	R: 0 E: 0 K: 2 S: 12 H: 0 LOB: 0 BB: 0 P: 16	R: 0 E: 0 K: 0 S: 5 H: 1 LOB: 0 BB: 0 P: 10	R: 1 E: 0 K: 2 S: 15 H: 3 LOB: 2 BB: 0 P: 24	R: 0 E: 0 K: 2 S: 11 H: 0 LOB: 0 BB: 0 P: 16	R: 0 E: 0 K: 1 S: 10 H: 1 LOB: 1 BB: 1 P: 14	R: 0 E: 0 K: 1 S: 10 H: 0 LOB: 0 BB: 0 P: 16	R: 0 E: 0 K: 0 S: 10 H: 0 LOB: 0 BB: 1 P: 19	R: 0 E: 0 K: 1 S: 7 H: 0 LOB: 0 BB: 0 P: 9	1B: 4 2B: 1 3B: 0 HR: 0	SF: 0 SAC: 0 DP: 2 HBP: 0					

TOP

Miami Marlins @ New York Mets

Citi Field, Flushing, NY

Sun Jul 13 2014, 1:11 PM - 4:29 PM EDT

Att. 28,187 - Partly Cloudy - 81 F

livebaseballscorecards.com

AB	29
R	1
H	5
RBI	1
BB	3
SO	9
LOB	7

WP: 0 PB: 0 SB: 1 CS: 1 PA: 33

PITCHER		IP	WLS	BF	H	R	ER	SO	BB	IBB	HBP	BLK	WP	HR	S	P	ERA	WHIP
48 Jacob deGrom, R ERA: 3.18	(1, 1)	7.0	W	26	5	1	1	8	2	0	0	0	0	0	71	113	1.29	1.000
27 Jeurys Familia, R ERA: 2.06	(8, 1)	1.0		3	0	0	0	0	1	0	0	0	0	0	10	19	0.00	1.000
44 Buddy Carlyle, R ERA: 1.5	(9, 1)	1.0		3	0	0	0	1	0	0	0	0	0	0	7	9	0.00	0.000

PITCHER	IP	WLS	BF	H	R	ER	SO	BB	IBB	HBP	BLK	WP	HR	S	P	ERA	WHIP

Batter	1	2	3	4	5	6	7	8	9	AB	R	H	RBI	BB	SO	LOB
3 Curtis Granderson, L (1, 9) OBP: 0.346, SLG: 0.422	X FF 90 0-0 ① F9		B FF 93 C FF 94 F CU 81 B CU 81 X CU 82 2-2 29 1B 1B	B SI 92 C CU 81 X SI 95 1-1 1-3 2-H 2B		B SI 94 C SI 94 B CH 88 X SI 94 2-1 5 2B 1B		B FF 90 C FF 91 D FS 83 F FF 91 F FS 83 B FF 93 B FF 91 4-2 5 BB 29 S 21 1B 1-2 BB		4	2	3	1	1	0	0
29 Eric Campbell, R (1, 4) OBP: 0.386, SLG: 0.447	C FF 91 B SI 92 F SI 92 B CU 77 F SI 93 B SI 92 C SI 93 3-3 K ②		X SI 93 0-0 1-2 1B	B CH 83 B SI 93 B SI 95 C FF 93 C FF 92 X SI 94 3-2 FC5-2 ③ 3-H		F FF 93 1 SAFE C FC 84 S FC 85 0-3 K ②		B CU 78 F FF 91 B FF 92 D CU 79 D CU 79 4-1 21 1B 5 BB 1 1B 1-2 2-3 BB		4	1	1	0	1	2	3
5 David Wright, R (1, 5) OBP: 0.344, SLG: 0.421	T FF 92 B FF 93 B CH 87 X SI 92 2-1 G6-3 ③		C CU 79 C SI 93 B SI 94 F SI 93 X CH 88 1-2 F9 ②		F FF 94 S FF 94 F FC 85 B FC 86 X FF 94 1-2 21 F7 12 2B 2B	B FC 84 F FF 92 1 SAFE C FC 83 X FC 86 1-2 1-H 2B		F FS 87 B SI 96 B FF 95 B SL 87 F FF 96 D FF 95 4-2 1 1B 21 1B 20 1B 1-2 2-3 3-H BB		4	2	2	2	1	0	2
21 Lucas Duda, L (1, 3) OBP: 0.352, SLG: 0.480		C FF 91 C CU 79 B SI 94 B CU 80 B FF 94 F SI 95 X FF 95 3-2 12 1B 1 SF8 2B	B CU 81 B CU 80 X FF 94 2-0 F8 ③		D SI 95 S SI 94 B FF 95 B CU 81 S SI 95 F SI 95 X SI 95 3-2 F7 ① 2-3	S CU 80 S CU 80 D FC 82 D CU 80 S FC 82 2-3 K2-3 ③		C FS 87 S FS 87 D FS 88 X SL 84 1-2 20 1B 1 1B 1-2 2-3 3-H 1B		5	1	2	1	0	1	4
12 Juan Lagares, R (1, 8) OBP: 0.325, SLG: 0.409		X SI 92 0-0 2-3 1B		C SI 92 B CH 86 F CH 86 B FF 93 F SI 94 X SI 93 2-2 G6-3 ①	C FC 85 X SI 95 0-1 3-H 2B		F FF 91 F FF 92 B CU 81 S FC 85 1-3 K ①	F FF 96 B SI 96 S FS 86 F FF 96 B SL 84 X FS 86 2-2 F4 ①		5	0	2	1	0	1	3
1 Chris Young, R (1, 7) OBP: 0.291, SLG: 0.361		X CH 85 0-0 SF8 ① 3-H		B SI 93 B CH 86 B SI 93 B FF 93 4-0 20 G1-3 48 1B BB	B SI 92 D FC 87 B FF 93 B FF 94 4-0 BB		B CU 78 C FC 83 B FC 85 B SI 93 F FF 93 F CH 85 X SI 94 3-2 11 FC6-4 1B	B SI 95 X SI 96 1-0 20 1B 1-2 2-3 3-H 1B		2	1	2	2	2	0	0
20 Anthony Recker, R (1, 2) OBP: 0.252, SLG: 0.345		B SI 92 C SI 92 X CH 86 1-1 F9 ②		1 SAFE X SI 92 0-0 G1-3 ② 1-2	F FC 84 B CH 86 F FF 93 S FC 87 1-3 K ②		F FF 93 B FC 84 1 SAFE X FC 83 1-1 F7 ②	D FF 96 B FF 96 B FF 96 C FF 94 X FF 95 3-1 1-2 2-3 3-H 1B		5	0	1	1	0	1	5
11 Rubén Tejada, R (1, 6) OBP: 0.353, SLG: 0.294		C SI 92 X SI 93 0-1 G4-3 ③		I IN 85 I IN 84 I IN 84 I IN 84 4-0 48 1B 3 2B IBB	X FC 86 0-0 P4 ③		F FF 91 F CU 79 1 SAFE F SI 92 X CU 80 0-2 FC6-4 ③ 1-2f	X SI 93 0-0 F4 ②		4	1	0	0	1	0	7
48 Jacob deGrom, L (1, 1) OBP: 0.308, SLG: 0.320 27 Jeurys Familia, R (8, 1) OBP: 1.000, SLG: 1.000 22 Eric Young Jr., S (8, PH) OBP: 0.316, SLG: 0.310 44 Buddy Carlyle, L (9, 1)			B FF 92 C FF 92 C FF 92 X CU 80 1-2 G1-3 ①	B FF 93 F FF 91 B CU 79 X FF 93 2-1 3 2B 29 FC5-2 1-2 2-H 1B		B FF 93 X FF 92 1-0 F7 ①					3 0 2 0	0 0 1 0	1 0 1 0	1 0 0 0	0 0 0 0	0 0 0 0	0 0 3 0
Inning Stats	R: 0 E: 0 K: 1 S: 7 H: 0 LOB: 0 BB: 0 P: 12	R: 1 E: 0 K: 0 S: 10 H: 2 LOB: 1 BB: 0 P: 14	R: 0 E: 0 K: 0 S: 12 H: 2 LOB: 2 BB: 0 P: 18	R: 2 E: 0 K: 0 S: 12 H: 2 LOB: 2 BB: 2 P: 28	R: 1 E: 0 K: 1 S: 14 H: 2 LOB: 2 BB: 1 P: 23	R: 1 E: 0 K: 2 S: 12 H: 2 LOB: 1 BB: 0 P: 18	R: 0 E: 0 K: 1 S: 13 H: 1 LOB: 1 BB: 0 P: 18	R: 4 E: 0 K: 0 S: 21 H: 4 LOB: 3 BB: 3 P: 43		1B: 10 2B: 5 3B: 0 HR: 0 SF: 1 SAC: 0 DP: 0 HBP: 0				WP: 0 PB: 0 SB: 3 CS: 0 PA: 45	

PITCHER		IP	WLS	BF	H	R	ER	SO	BB	IBB	HBP	BLK	WP	HR	S	P	ERA	WHIP
52 Brad Hand, L ERA: 5.26	(1, 1)	4.0	L	20	6	3	3	1	1	1	0	0	0	0	41	72	6.75	1.750
33 Jacob Turner, R ERA: 6.22	(5, 1)	3.0		15	5	2	2	4	1	0	0	0	0	0	39	59	6.00	2.000
63 Kevin Gregg, R ERA: 10.0	(8, 1)	0.0		3	1	3	3	0	2	0	0	0	0	0	6	15	∞	∞
41 Chris Hatcher, R ERA: 3.91	(8, 1)	0.1		5	3	1	1	0	1	0	0	0	0	0	12	23	27.00	12.000
36 Sam Dyson, R ERA:	(8, 1)	0.2		2	0	0	0	0	0	0	0	0	0	0	3	5	0.00	0.000

PITCHER	IP	WLS	BF	H	R	ER	SO	BB	IBB	HBP	BLK	WP	HR	S	P	ERA	WHIP

BOTTOM

Miami Marlins @ New York Mets

Citi Field, Flushing, NY

Sun Jul 13 2014, 1:11 PM - 4:29 PM EDT

Att. 28,187 - Partly Cloudy - 81 F

livebaseballscorecards.com

AB	38
R	9
H	15
RBI	9
BB	6
SO	5
LOB	27

New York Mets @ San Diego Padres

Petco Park, San Diego, CA

Fri Jul 18 2014, 7:11 PM - 10:20 PM PDT

Att. 27,374 - Partly Cloudy - 73 F

TOP

livebaseballscorecards.com

Batter	1	2	3	4	5	6	7	8	9	AB	R	H	RBI	BB	SO	LOB
3 Curtis Granderson, L (1, 9) OBP: 0.349, SLG: 0.422	C FF 92 C FF 93 B FF 92 X KC 79 1-2 21 HBP 7 1B 1B	C FF 92 S KC 77 B FF 93 X KC 76 1-2 5 S 1B		S CH 82 X CH 82 0-1 ① G4-3		B FF 91 F FF 91 S CH 84 X FF 91 1-2 ② F7			B CH 84 C FF 94 B CH 83 B CH 84 B FF 95 4-1 5 G5-3 28 G6-3 7 1B BB	4	2	2	0	1	0	1
28 Daniel Murphy, L (1, 4) OBP: 0.338, SLG: 0.408	B FF 92 S FF 92 1 SAFE B FF 93 C FF 92 F CH 85 T FF 94 2-2 ① K	C KC 77 D CH 84 F FF 92 1 SAFE D KC 77 X FF 91 2-2 ② L8		F FF 91 B CH 82 F CH 83 B FF 92 F CH 83 X FF 93 2-2 ② F7		B FF 89 X FF 90 1-0 ③ G4-3			S FF 94 B FF 94 F FF 94 F CH 85 X CH 84 1-2 ① G6-3 1-2	5	0	0	0	0	1	4
5 David Wright, R (1, 5) OBP: 0.343, SLG: 0.416	B FF 93 C FF 92 B KC 77 1 SAFE 1 SAFE X FF 92 2-1 ② L8	B FF 92 B SL 87 F FF 91 1 SAFE B FF 92 S FF 93 X KC 77 3-2 ③ P4 1-2		B SL 86 B FF 92 F FF 92 B CH 85 B SL 86 4-1 BB			B FF 92 B FF 92 B FF 92 C FF 91 X FF 91 3-1 ① G1-4-3		X SL 89 0-0 ② G5-3 2-3	4	0	0	0	1	0	3
21 Lucas Duda, L (1, 3) OBP: 0.356, SLG: 0.482	F FF 92 C FF 93 1 SAFE H KC 79 1-2 9 BB 7 1B 12 1B HBP		B KC 74 C KC 75 B CH 83 F FF 89 B CH 83 X FF 93 3-2 7 1B 9 G4-3 2B	C KC 76 F CH 83 F FF 92 F FF 93 S KC 77 0-3 ③ K			X FF 92 0-0 ② F7		I IN 62 I IN 69 I IN 73 I IN 72 4-0 7 1B IBB	3	2	1	0	1	1	1
7 Travis d'Arnaud, R (1, 2) OBP: 0.299, SLG: 0.361	C FF 92 X FF 92 0-1 9 BB 12 1B 1-2 2-H 1B		B FF 92 X KC 77 1-0 9 G4-3 2-3 1B		C FF 90 B SL 85 C FF 91 B CH 82 X CH 83 2-2 ① L6		F FF 93 B CH 82 X CH 86 1-1 ③ L7		B SL 88 B SL 88 F SI 95 B FF 94 S FF 93 X SI 94 3-2 1-3 3-H 1B	5	1	3	2	0	0	0
9 Kirk Nieuwenhuis, L (1, 7) OBP: 0.345, SLG: 0.580	B FF 93 C FF 92 C KC 78 D KC 77 B FF 94 F FF 93 B FF 93 4-2 12 1B 1-2 2-3 BB		C KC 77 B KC 78 F FF 92 B KC 78 X KC 79 2-2 ① G4-3 1-2 3-H		C FF 77 F SI 93 X KC 78 0-2 ② G4-3			C FF 90 F FF 90 S CH 84 0-3 ① K	S SI 94 F FF 94 S CH 86 0-3 ③ K	4	0	0	1	1	2	3
12 Juan Lagares, R (1, 8) OBP: 0.323, SLG: 0.406	B FF 93 F FF 93 D KC 77 F FF 92 X CH 84 2-2 1-3 2-H 3-H 1B		B KC 76 B SL 83 B FF 90 F FF 90 X FF 92 3-1 ② L9		C KC 77 X SL 84 0-1 ③ G5-3			C CU 77 F FF 91 B CU 79 F FF 91 X CH 86 2-2 ② G5-3		4	0	1	2	0	0	1
11 Rubén Tejada, R (1, 6) OBP: 0.358, SLG: 0.300	X SL 87 0-0 ③ P4		I IN 72 I IN 74 I IN 72 I IN 72 4-0 IBB			B FF 91 B FF 91 B FF 92 B FF 91 4-0 BB		B CU 78 B FF 91 X FF 92 2-0 2B		2	0	1	0	2	0	2
40 Bartolo Colon, R (1, 1) OBP: 0.051, SLG: 0.077 1 Chris Young, R (6, PH) OBP: 0.290, SLG: 0.359 61 Dana Eveland, L (6, 1) 53 Bobby Abreu, L (8, PH) OBP: 0.350, SLG: 0.377 27 Jeurys Familia, R (8, 1) OBP: 1.000, SLG: 1.000 58 Jenrry Mejia, R (9, 1)		C FF 90 C FF 91 B KC 76 B FF 91 C FF 91 2-3 ① K	C FF 91 F FF 90 S FF 93 0-3 ③ K			C FF 92 B SL 83 F FF 93 D SL 84 C FF 92 2-3 ① K		C FF 92 F FF 92 F FF 92 X FF 92 0-2 ③ G6-3		2	0	0	0	0	2	2
										1	0	0	0	0	1	1
										0	0	0	0	0	0	0
										1	0	0	0	0	0	1
										0	0	0	0	0	0	0
										0	0	0	0	0	0	0

	AB	35
	R	5
	H	8
	RBI	5
	BB	6
	SO	7
	LOB	19

Inning Stats																						
	R: 3	H: 3	R: 0	H: 1	R: 1	H: 2	R: 0	H: 0	R: 0	H: 0	R: 0	H: 0	R: 0	H: 0	R: 0	H: 1	R: 1	H: 1	1B: 6	SF: 0	WP: 0	PA: 42
	E: 0	LOB: 2	E: 0	LOB: 1	E: 0	LOB: 2	E: 0	LOB: 1	E: 0	LOB: 0	E: 0	LOB: 1	E: 0	LOB: 0	E: 0	LOB: 1	E: 0	LOB: 2	2B: 2	SAC: 0	PB: 0	
	K: 1	BB: 1	K: 1	BB: 0	K: 1	BB: 1	K: 1	BB: 1	K: 0	BB: 0	K: 1	BB: 1	K: 0	BB: 0	K: 1	BB: 0	K: 1	BB: 2	3B: 0	DP: 0	SB: 1	
	S: 20	P: 32	S: 12	P: 20	S: 12	P: 25	S: 12	P: 18	S: 8	P: 10	S: 7	P: 15	S: 5	P: 9	S: 12	P: 16	S: 12	P: 24	HR: 0	HBP: 1	CS: 0	

PITCHER		IP	WLS	BF	H	R	ER	SO	BB	IBB	HBP	BLK	WP	HR	S	P	ERA	WHIP
22 Ian Kennedy, R ERA: 3.62	(1, 1)	5.0		25	6	4	4	4	2	1	1	0	0	0	64	105	7.20	1.600
33 Dale Thayer, R ERA: 2.09	(6, 1)	1.1		5	0	0	0	1	1	0	0	0	0	0	9	20	0.00	0.750
54 Alex Torres, L ERA: 1.96	(7, 1)	0.2		2	0	0	0	0	0	0	0	0	0	0	3	4	0.00	0.000
59 Kevin Quackenbush, R ERA: 2.63	(8, 1)	1.0		4	1	0	0	1	0	0	0	0	0	0	12	16	0.00	1.000
56 Joaquín Benoit, R ERA: 2.04	(9, 1)	1.0	L	6	1	1	1	1	1	1	0	0	0	0	12	24	9.00	2.000

PITCHER	IP	WLS	BF	H	R	ER	SO	BB	IBB	HBP	BLK	WP	HR	S	P	ERA	WHIP

Batter	1	2	3	4	5	6	7	8	9	AB	R	H	RBI	BB	SO	LOB
12 Seth Smith, L (1, 9) (9, 7) OBP: 0.382, SLG: 0.500	C FF 86 C FF 88 B FF 88 S SI 88 1-3 ① K		1 SAFE S FF 90 F FF 90 F FF 92 C SI 89 0-3 ③ K 1-2		C FF 90 S FF 91 X FF 92 0-2 ② G3-1 1-2 2-3		B SI 88 B SL 82 C SL 83 B SL 82 C SL 83 F SL 82 X SL 84 3-2 ③ F8			4	0	0	0	0	2	3
7 Chase Headley, S (1, 5) OBP: 0.295, SLG: 0.348	C FF 87 F FF 87 B FF 88 X SI 88 1-2 ② L7			F SL 79 X CH 81 0-1 ① L8	C FF 91 B FF 91 B SI 89 B SL 83 C SL 83 X SL 82 3-2 2-H 3-H 1B			B FF 96 X SI 96 1-0 ① G6-3		4	0	1	2	0	0	0
18 Carlos Quentin, R (1, 7) OBP: 0.279, SLG: 0.312 56 Joaquín Benoit, R (9, 1)	B SI 86 X SI 87 1-0 ③ G4-3			S SL 82 B SL 83 S SL 81 B SL 82 B SI 89 S SL 83 3-3 ② K	C SL 80 F CH 80 X SI 88 0-2 ③ L5			B FF 98 X SI 97 1-0 ② G6-3		4 0	0 0	0 0	0 0	0 0	1 0	1 0
8 Yasmani Grandal, S (1, 2) OBP: 0.298, SLG: 0.359		C SL 86 C SI 86 B FF 90 B SL 81 F FF 89 X SI 88 2-2 ① F7		X FF 89 0-0 ③ F7		C SI 92 B SL 87 B SL 87 C SL 87 H SL 85 3-2 4 FC4-6 HBP		B FF 97 X FF 96 1-0 ③ L8		3	0	0	0	0	0	0
25 Will Venable, L (1, 8) (9, 9) OBP: 0.258, SLG: 0.277		B FF 88 B FF 89 C SI 87 F SI 87 S FF 92 2-3 ② K			S SI 86 B FF 88 C FF 89 X FF 91 1-2 1 S 4 BB 1 1B 1B	L SL 85 S SI 91 X SL 85 1-2 ① F8			B CU 78 C FC 94 B FC 94 F FF 94 X SL 85 2-2 ① F7	4	1	1	0	0	1	1
4 Jake Goebbert, L (1, 3) OBP: 0.317, SLG: 0.378		S FF 89 B SI 88 X CH 82 1-1 ③ F9			F SI 86 B CH 81 1 SAFE B SL 85 C SI 86 F SI 87 B SI 88 B SI 87 4-2 1 1B 1 S 5 1B 1-2 BB	C SL 85 B SL 84 C SL 84 F SL 84 X SL 86 1-2 ② FC4-6 1-2f			C CU 79 B SL 85 S SL 84 C CU 81 1-3 ② K	3	1	0	0	1	1	1
1 Chris Nelson, R (1, 4) OBP: 0.500, SLG: 0.500			B CH 84 B SI 86 X SI 85 2-0 ① L9		B SI 88 B SI 87 B SI 88 C FF 89 C FF 90 X SI 89 3-2 12 G3-1 5 1B 7 1B 1-3 2-H 1B	1 SAFE C SI 90 S CH 85 1 SAFE D SL 84 B SI 89 X SL 83 2-2 ③ P4			B FC 94 C FC 93 C SL 85 X FC 94 1-2 1B	4	1	2	1	0	0	1
5 Alexi Amarista, L (1, 6) OBP: 0.294, SLG: 0.335			C FF 88 F FF 88 F FF 92 X SI 88 0-2 12 E 1B		X SI 89 0-0 12 G3-1 7 1B 1-2 3-H 1B		C SL 84 X SL 84 0-1 ① 1B		B CU 78 X FC 93 1-0 ③ G4-3	4	1	3	1	0	0	1
22 Ian Kennedy, R (1, 1) OBP: 0.176, SLG: 0.219 11 Brooks Conrad, S (5, PH) OBP: 0.172, SLG: 0.200 33 Dale Thayer, R (6, 1) 54 Alex Torres, L (7, 1) 14 Tommy Medica, R (7, PH) OBP: 0.273, SLG: 0.407 59 Kevin Quackenbush, R (8, 1) 24 Cameron Maybin, R (9, 8) OBP: 0.291, SLG: 0.374			B CH 84 L SI 84 B SI 85 C SI 85 B SI 86 F SI 86 L SI 85 3-3 ② K		C SL 82 B SL 82 C SL 82 F SL 84 C CH 82 1-3 ① K		B SL 83 F SL 83 X SL 83 1-1 ② G5-3			1 1 0 0 1 0 0 0	0 0 0 0 0 0 0 0	0 0 0 0 0 0 0 0	0 0 0 0 0 0 0 0	0 0 0 0 0 0 0 0	1 1 0 0 0 0 0 0	1 2 0 0 0 0 0 0
Inning Stats	R: 0 E: 0 K: 1 S: 7 H: 0 LOB: 0 BB: 0 P: 10	R: 0 E: 0 K: 1 S: 9 H: 0 LOB: 0 BB: 0 P: 14	R: 0 E: 1 K: 2 S: 13 H: 1 LOB: 1 BB: 0 P: 18	R: 0 E: 0 K: 1 S: 6 H: 0 LOB: 0 BB: 0 P: 9	R: 4 E: 0 K: 1 S: 23 H: 4 LOB: 1 BB: 1 P: 35	R: 0 E: 0 K: 0 S: 12 H: 0 LOB: 1 BB: 0 P: 19	R: 0 E: 0 K: 0 S: 8 H: 1 LOB: 0 BB: 0 P: 12	R: 0 E: 0 K: 0 S: 3 H: 0 LOB: 0 BB: 0 P: 6	R: 0 E: 0 K: 1 S: 10 H: 1 LOB: 1 BB: 0 P: 15	1B: 7 2B: 0 3B: 0 HR: 0 SF: 0 SAC: 0 DP: 0 HBP: 1						

PITCHER		IP	WLS	BF	H	R	ER	SO	BB	IBB	HBP	BLK	WP	HR	S	P	ERA	WHIP
40 Bartolo Colon, R ERA: 4.12	(1, 1)	5.0		21	5	4	4	6	1	0	0	0	0	0	58	86	7.20	1.200
61 Dana Eveland, L ERA: 2.3	(6, 1)	2.0		7	1	0	0	0	0	0	1	0	0	0	20	31	0.00	0.500
27 Jeurys Familia, R ERA: 2.02	(8, 1)	1.0	W	3	0	0	0	0	0	0	0	0	0	0	3	6	0.00	0.000
58 Jenry Mejia, R ERA: 3.86	(9, 1)	1.0	S	4	1	0	0	1	0	0	0	0	0	0	10	15	0.00	1.000

PITCHER	IP	WLS	BF	H	R	ER	SO	BB	IBB	HBP	BLK	WP	HR	S	P	ERA	WHIP

BOTTOM

New York Mets @ San Diego Padres

Petco Park, San Diego, CA

Fri Jul 18 2014, 7:11 PM - 10:20 PM PDT

Att. 27,374 - Partly Cloudy - 73 F

livebaseballscorecards.com

AB	33
R	4
H	7
RBI	4
BB	1
SO	7
LOB	11

Batter	1	2	3	4	5	6	7	8	9	AB	R	H	RBI	BB	SO	LOB
3 Curtis Granderson, L (1, 9) OBP: 0.348, SLG: 0.420	B SI 92 X SI 92 1-0 G6-3		C SL 87 S SL 88 B SI 93 F SL 88 B FF 93 D SL 87 X SL 87 3-2 L9			B SI 94 B CH 88 X SI 93 2-0 1-2 1B		C FC 86 B FF 93 S CH 85 B FF 94 B FF 93 S FC 87 3-3 K		4	0	1	0	0	1	1
28 Daniel Murphy, L (1, 4) OBP: 0.337, SLG: 0.409	B SI 94 F SI 94 F SI 94 B SL 88 X SL 88 2-2 G3-1			C SI 93 B SI 93 B SI 94 X SL 87 2-1 G4-3		X SI 92 0-0 G1-3		B FF 92 C SI 93 C CH 86 B FC 88 B FC 88 X CH 85 3-2 2B		4	0	1	0	0	0	1
5 David Wright, R (1, 5) OBP: 0.339, SLG: 0.412	B FF 93 F FF 94 B SI 94 S SL 89 X SL 89 2-2 L5			B SL 87 F SL 87 B FF 94 F FF 94 F SL 86 B SI 94 S SL 88 3-3 K			F FF 93 F FF 93 T SI 93 0-2 K	X FF 90 0-0 F9		4	0	0	0	0	2	1
21 Lucas Duda, L (1, 3) OBP: 0.354, SLG: 0.479		X SI 94 0-0 G4-3		C SL 88 C CH 87 B CH 86 S FF 95 1-3 K			X SL 85 0-0 12 1B 9 BB 1B		C FF 92 X SL 84 0-1 G4-3	4	0	1	0	0	1	0
7 Travis d'Arnaud, R (1, 2) OBP: 0.298, SLG: 0.359		B FF 93 C FF 94 B SL 86 S FF 94 X SI 93 2-2 G3-1			C SL 84 B SL 87 F SI 92 F FF 95 F SL 88 X SL 87 1-2 12 G6-3 1B		C FF 94 S FF 94 B FF 94 S SL 87 1-3 K		C SL 84 F FF 94 F SL 88 B SL 85 X FF 95 1-2 E4 12 DI	4	0	1	0	0	1	1
9 Kirk Nieuwenhuis, L (1, 7) OBP: 0.339, SLG: 0.547		S SL 86 X SL 86 0-1 F8			B SI 92 B SL 85 1 SAFE B SI 93 C FF 94 X SL 85 3-1 L9		B SI 93 B SI 93 F FF 93 D SL 86 4-1 12 1B 1-2 BB		C FF 93 D SI 91 F SL 86 S SI 94 1-3 K	3	0	0	0	1	1	2
12 Juan Lagares, R (1, 8) OBP: 0.322, SLG: 0.404			C SI 92 F SI 94 F FF 94 C SL 86 0-3 K		S SL 85 D FF 95 C SL 87 B FF 94 B FF 95 X SL 88 3-2 G6-3 1-2f		C SL 87 X FF 94 0-1 1-2 2-3 1B		F FF 93 C FF 93 B FF 94 D SL 87 D SL 84 S SL 86 3-3 K 1-2	4	0	1	0	0	2	2
11 Rubén Tejada, R (1, 6) OBP: 0.355, SLG: 0.296			C SL 89 X FF 94 0-1 F9			B FF 92 C FF 93 C SL 85 X SI 93 1-2 G6-3	S SL 87 B SL 86 S SL 88 S SL 86 1-3 K			3	0	0	0	0	1	3
35 Dillon Gee, R (1, 1) 22 Eric Young Jr., S (6, PH) OBP: 0.319, SLG: 0.310 52 Carlos Torres, R (6, 1) 44 Buddy Carlyle, L (7, 1) 1 Chris Young, R (8, PH) OBP: 0.289, SLG: 0.357 66 Josh Edgin, R (8, 1) 38 Vic Black, R (8, 1)			B SI 92 S FF 94 C SI 94 B SL 89 B SI 95 B FF 95 4-2 BB			B SI 93 C SI 92 B CH 88 B SL 86 B SI 93 4-1 3 CS BB		B FF 92 B FF 91 S CH 84 F CH 85 T FF 92 2-2 K 1		0 0 0 0 1 0 0 0 0 0 0 1 0 0 0 0 0 0 0 0 0 0 0 0 0 0 0 0 1 0 0 0 0 1 0 0 0 0 0 0 0 0 0 0 0 0 0 0 0						
Inning Stats	R: 0 E: 0 K: 0 S: 7 H: 0 LOB: 0 BB: 0 P: 12	R: 0 E: 0 K: 0 S: 6 H: 0 LOB: 0 BB: 0 P: 8	R: 0 E: 0 K: 1 S: 12 H: 0 LOB: 1 BB: 1 P: 19	R: 0 E: 0 K: 2 S: 9 H: 0 LOB: 0 BB: 0 P: 15	R: 0 E: 0 K: 0 S: 10 H: 1 LOB: 0 BB: 0 P: 17	R: 0 E: 0 K: 0 S: 6 H: 1 LOB: 1 BB: 1 P: 13	R: 0 E: 0 K: 3 S: 13 H: 2 LOB: 3 BB: 1 P: 19	R: 0 E: 0 K: 2 S: 10 H: 1 LOB: 1 BB: 0 P: 18	R: 0 E: 1 K: 2 S: 12 H: 0 LOB: 1 BB: 0 P: 17	1B: 4 2B: 1 3B: 0 HR: 0 SF: 0 SAC: 0 DP: 1 HBP: 0						

PITCHER		IP	WLS	BF	H	R	ER	SO	BB	IBB	HBP	BLK	WP	HR	S	P	ERA	WHIP
38 Tyson Ross, R ERA: 2.7	(1, 1)	7.0	W	26	4	0	0	6	3	0	0	0	0	0	63	103	0.00	1.000
54 Alex Torres, L ERA: 1.93	(8, 1)	0.2		3	1	0	0	2	0	0	0	0	0	0	9	17	0.00	1.500
59 Kevin Quackenbush, R ERA: 2.6	(8, 1)	0.1		1	0	0	0	0	0	0	0	0	0	0	1	1	0.00	0.000
58 Blaine Boyer, R ERA: 1.17	(9, 1)	1.0		4	0	0	0	2	0	0	0	0	0	0	12	17	0.00	0.000

PITCHER	IP	WLS	BF	H	R	ER	SO	BB	IBB	HBP	BLK	WP	HR	S	P	ERA	WHIP

TOP

New York Mets @ San Diego Padres

Petco Park, San Diego, CA

Sat Jul 19 2014, 5:43 PM - 8:24 PM PDT

Att. 42,702 - Cloudy - 73 F

livebaseballscorecards.com

AB	31
R	0
H	5
RBI	0
BB	3
SO	10
LOB	11

WP: 0	PA: 34
PB: 0	
SB: 0	
CS: 1	

Batter	1	2	3	4	5	6	7	8	9	AB	R	H	RBI	BB	SO	LOB
5 Alexi Amarista, L (1, 6) OBP: 0.293, SLG: 0.333	C FF 87 S CH 84 B FF 89 S CH 83 1-3 K ①		C FF 89 F CH 82 X FF 90 0-2 7 1B; 7 E; 1-2 1B ①		C KC 74 S CH 82 X CH 83 0-2 G4-3 ②		F SI 89 F SL 88 B FF 91 B FF 91 X SI 91 2-2 G6-3 ③			4	1	1	0	0	1	0
7 Chase Headley, S (1, 5) OBP: 0.298, SLG: 0.354	C KC 73 C KC 73 F FF 90 B CH 84 S CH 82 1-3 K ②		B FF 90 B CH 84 B FF 89 C FF 90 X FF 90 3-1 E7; 1-H; 2-H 1B ①		C FF 90 F CH 83 B FF 90 F SI 90 S KC 75 1-3 K ③			B FF 92 B FF 93 X FF 91 2-0 12 F8; 8 PB 2B ①		4	1	2	1	0	2	0
12 Seth Smith, L (1, 7) OBP: 0.380, SLG: 0.508	B FF 90 B FF 90 X FF 89 2-0 G3 ③		D KC 74 F FF 89 B FF 89 S CH 82 F CH 83 F FF 91 D KC 75 F CH 82 F FF 90 3-2 X FF 91 F7 ②			B FF 92 B FF 90 X FC 88 2-0 HR ①		X FF 93 0-0 F8; 2-3 ①		4	1	1	1	0	0	2
8 Yasmani Grandal, S (1, 3) OBP: 0.301, SLG: 0.376		B FF 89 F FF 89 B FF 91 B FF 89 X FF 90 3-1 HR ③	X CH 84 0-0 G6-3 ③			C FF 92 B FC 90 S FF 93 B CU 79 F FC 92 B FF 93 X FF 92 3-2 1 FC6-4; 1B ②		B SL 87 C SL 85 F FF 93 D CU 77 B FF 94 T SL 87 3-2 K; 3-H ②		4	1	2	1	0	1	1
25 Will Venable, L (1, 9) OBP: 0.259, SLG: 0.289 13 Chris Denorfia, R (8, PH) OBP: 0.293, SLG: 0.327 (9, 9)		X FF 89 0-0 P6 ①		B KC 74 B CH 82 X FF 89 2-0 HR ①		B FF 91 S FC 90 B FC 91 F FC 89 X FC 90 2-2 F7 ①		F FF 96 B CU 82 C CU 83 X FF 96 1-2 F8 ③		3 1	1 0	1 0	1 0	0 0	0 0	1 0
1 Chris Nelson, R (1, 4) OBP: 0.286, SLG: 0.286		B SL 83 S SL 82 C SI 90 F KC 75 F SL 82 S KC 74 1-3 K ②		C FF 89 C KC 74 C SI 90 0-3 K ①		B FC 88 C FC 89 B FF 92 X FC 89 2-1 FC6-4; 24 PB; 1-2f ②				3	0	0	0	0	2	1
24 Cameron Maybin, R (1, 8) OBP: 0.286, SLG: 0.368		X FF 89 0-0 G6-3 ③		C SI 90 C SL 82 B FF 90 C FF 90 1-3 K ②		B FF 94 S FC 90 S FC 91 D FC 89 B FC 90 F FC 91 S FC 89 3-3 K; 1-2 ③				3	0	0	0	0	2	1
44 René Rivera, R (1, 2) OBP: 0.278, SLG: 0.421			X FF 89 0-0 38 FC5-6; 1B ①	F SL 81 B SL 80 B SI 90 S CH 83 B FF 91 F FF 91 F SL 80 C SI 90 3-3 K ③			F FF 90 C FF 90 B FF 91 F SL 86 F FF 91 B FF 92 X FF 91 2-2 F8 ①			3	0	1	0	0	1	0
38 Tyson Ross, R (1, 1) OBP: 0.135, SLG: 0.139 4 Jake Goebbert, L (7, PH) OBP: 0.310, SLG: 0.368 54 Alex Torres, L (8, 1) 59 Kevin Quackenbush, R (8, 1) 58 Blaine Boyer, R (9, 1)			B FC 88 B FF 88 L FC 88 F FF 88 X KC 77 2-2 FC5-6; 5; 7; 1B; 1-2f ①		S FC 88 B KC 74 L FF 89 C SI 90 1-3 K ①		C FF 90 S CU 74 C FF 93 0-3 K ②			2 1 0 0 0	1 0 0 0 0	0 0 0 0 0	0 0 0 0 0	0 1 0 0 0	1 0 0 0 0	1 0 0 0 0
Inning Stats	R: 0 E: 0 K: 2 S: 8 H: 0 LOB: 0 BB: 0 P: 12	R: 1 E: 0 K: 1 S: 9 H: 1 LOB: 0 BB: 0 P: 13	R: 2 E: 1 K: 0 S: 17 H: 3 LOB: 1 BB: 0 P: 25	R: 1 E: 0 K: 3 S: 12 H: 1 LOB: 0 BB: 0 P: 18	R: 0 E: 0 K: 2 S: 10 H: 0 LOB: 0 BB: 0 P: 12	R: 1 E: 0 K: 1 S: 14 H: 2 LOB: 1 BB: 0 P: 26	R: 0 E: 0 K: 1 S: 11 H: 0 LOB: 0 BB: 0 P: 15	R: 1 E: 0 K: 1 S: 8 H: 1 LOB: 0 BB: 0 P: 14		1B: 4 2B: 1 3B: 0 HR: 3	SF: 0 SAC: 0 DP: 0 HBP: 0			WP: 0 PB: 2 SB: 0 CS: 0	PA: 32	

PITCHER		IP	WLS	BF	H	R	ER	SO	BB	IBB	HBP	BLK	WP	HR	S	P	ERA	WHIP
35 Dillon Gee, R ERA: 2.92	(1, 1)	5.0	L	20	5	4	4	8	0	0	0	0	0	2	56	80	7.20	1.000
52 Carlos Torres, R ERA: 2.98	(6, 1)	1.0		5	2	1	1	1	0	0	0	0	0	1	14	26	9.00	2.000
44 Buddy Carlyle, R ERA: 1.29	(7, 1)	1.0		3	0	0	0	1	0	0	0	0	0	0	11	15	0.00	0.000
66 Josh Edgin, L ERA: 1.69	(8, 1)	0.2		3	1	1	0	1	0	0	0	0	0	0	5	10	0.00	1.500
38 Vic Black, R ERA: 1.66	(8, 1)	0.1		1	0	0	0	0	0	0	0	0	0	0	3	4	0.00	0.000

PITCHER	IP	WLS	BF	H	R	ER	SO	BB	IBB	HBP	BLK	WP	HR	S	P	ERA	WHIP

BOTTOM

New York Mets @ San Diego Padres

Petco Park, San Diego, CA

Sat Jul 19 2014, 5:43 PM - 8:24 PM PDT

Att. 42,702 - Cloudy - 73 F

livebaseballscorecards.com

AB	32
R	6
H	8
RBI	4
BB	0
SO	11
LOB	7

New York Mets @ San Diego Padres

Petco Park, San Diego, CA

Sun Jul 20 2014, 1:13 PM - 4:19 PM PDT

Att. 31,513 - Partly Cloudy - 75 F

livebaseballscorecards.com

TOP

Batter	1	2	3	4	5	6	7	8	9	AB	R	H	RBI	BB	SO	LOB
3 Curtis Granderson, L (1, 9) OBP: 0.348, SLG: 0.417	B FC 88 C FC 89 B SL 86 X SL 85 2-1 F8 ①		C EP 67 S CH 75 B SI 92 S CH 74 1-3 K ③			B FF 90 B SL 86 B CH 75 B SI 91 4-0 BB		F SI 90 C CH 73 F SI 93 B EP 66 B SI 91 F SL 87 C CH 72 2-3 K ②		3	0	0	0	1	2	1
28 Daniel Murphy, L (1, 4) OBP: 0.336, SLG: 0.410	B SI 87 C FC 89 X CH 72 1-1 G3 ②			C SI 88 F SI 89 B FC 92 B SL 88 F SL 85 X CH 73 2-2 F7 ①		S FF 90 F CH 73 B SI 92 S SI 91 1-3 K ③		F FC 91 B SI 90 B EP 66 F SI 90 X SI 92 2-2 5 1B 2B		4	1	1	0	0	1	1
5 David Wright, R (1, 5) OBP: 0.338, SLG: 0.410	C SI 91 C FF 93 B SI 93 C CU 76 1-3 K ③			F SL 88 X CU 78 0-1 F8 ②			B SL 86 B SL 87 C SL 88 F SI 91 F SI 93 F CU 75 X CU 79 2-2 L8 ①	B FC 88 F EP 64 D CU 77 B FC 89 X CU 79 3-1 21 1B 2-H 1B		4	0	1	1	0	1	0
21 Lucas Duda, L (1, 3) OBP: 0.356, SLG: 0.478		C SI 88 B SL 86 F SI 88 B EP 66 B SL 86 X SI 90 3-2 G4-3 ①		C FF 90 B EP 66 F CH 73 F CU 77 B SI 92 B CH 74 F FF 92 X SI 92 3-2 F8 ③			F FF 92 H EP 66 1-1 7 FC6-4 HBP	S CH 85 F FF 93 1 SAFE X FF 93 0-2 1-2 1B		3	0	1	0	0	0	0
7 Travis d'Arnaud, R (1, 2) OBP: 0.293, SLG: 0.351		B SL 87 F SL 87 X SI 92 1-1 P3 ②			B SL 86 C SL 87 B CU 75 S SI 90 X SI 92 2-2 G6-3 ①		C CU 76 B CU 76 C SL 88 B SI 93 X CU 76 2-2 FC6-4 12 BB 53 BB 1-2f ②	D CU 76 S FF 90 C FF 91 C SL 81 1-3 K ③		4	0	0	0	0	1	3
53 Bobby Abreu, L (1, 7) 27 Jeurys Familia, R (8, 1) OBP: 1.000, SLG: 1.000 22 Eric Young Jr., S (9, PH) OBP: 0.317, SLG: 0.309 38 Vic Black, R (9, 1) 66 Josh Edgin, R (9, 1)		C FC 89 S SI 90 B CH 76 X CH 76 1-2 F9 ③			C SI 88 C EP 65 B SI 92 F FC 88 X CH 75 1-2 F8 ②		B CH 74 B CH 72 C SI 91 B FF 90 D CH 74 4-1 12 BB 1-2 BB		F FF 95 B SI 96 B CH 85 S FF 96 B CH 85 S FF 96 3-3 K ①	2 0 1 0 0	0 0 0 0 0	0 0 0 0 0	0 0 0 0 0	1 0 0 0 0	0 0 1 0 0	0 0 0 0 0
12 Juan Lagares, R (1, 8) OBP: 0.321, SLG: 0.398			X SI 90 0-0 G6-3 ①		C SI 94 X SI 93 0-1 G1-3 ③		B SL 87 B SL 87 B SI 91 C FF 91 B SI 90 4-1 1-2 2-3 BB		X FF 95 0-0 B1-3 ②	3	0	0	0	1	0	0
11 Rubén Tejada, R (1, 6) OBP: 0.353, SLG: 0.292			B SL 86 H SI 92 2-0 45 SH3 HBP			C SI 90 B SL 85 X CU 73 1-1 F7 ①	F SI 90 X FF 92 0-1 G1-3 ③		X SL 90 0-0 G1-3 ③	3	0	0	0	0	0	3
45 Zack Wheeler, L (1, 1) OBP: 0.097, SLG: 0.100 61 Dana Eveland, L (7, 1) 9 Kirk Nieuwenhuis, L (8, PH) OBP: 0.333, SLG: 0.537 (8, 7)			X SL 88 0-0 SH3 ② 1-2			S SI 90 C EP 66 X SI 91 0-2 G6-3 ②		B EP 64 F SI 88 S SI 89 F SI 91 B SI 92 S EP 66 2-3 K ①		1 0 1	0 0 0	0 0 0	0 0 0	0 0 1	0 0 0	0 0 0
Inning Stats	R: 0 E: 0 K: 1 S: 7 H: 0 LOB: 0 BB: 0 P: 11	R: 0 E: 0 K: 0 S: 8 H: 0 LOB: 0 BB: 0 P: 13	R: 0 E: 0 K: 1 S: 5 H: 0 LOB: 0 BB: 1 P: 8	R: 0 E: 0 K: 0 S: 11 H: 0 LOB: 0 BB: 0 P: 16	R: 0 E: 0 K: 0 S: 9 H: 0 LOB: 0 BB: 0 P: 12	R: 0 E: 0 K: 1 S: 8 H: 0 LOB: 1 BB: 1 P: 14	R: 0 E: 0 K: 0 S: 13 H: 0 LOB: 3 BB: 2 P: 26	R: 1 E: 0 K: 3 S: 20 H: 3 LOB: 2 BB: 0 P: 30	R: 0 E: 0 K: 1 S: 5 H: 0 LOB: 0 BB: 0 P: 8	1B: 2 2B: 1 3B: 0 HR: 0 SF: 0 SAC: 1 DP: 0 HBP: 2						

	AB	29
	R	1
	H	3
	RBI	1
	BB	3
	SO	7
	LOB	8

WP: 0 PB: 0 SB: 0 CS: 0 PA: 35

PITCHER		IP	WLS	BF	H	R	ER	SO	BB	IBB	HBP	BLK	WP	HR	S	P	ERA	WHIP
40 Odrisamer Despaigne, R ERA: 1.31	(1, 1)	7.2		30	2	1	1	5	3	0	2	0	0	0	75	123	1.17	0.652
54 Alex Torres, L ERA: 1.93	(8, 1)	0.0		1	1	0	0	0	0	0	0	0	0	0	3	3	∞	∞
59 Kevin Quackenbush, R ERA: 2.57	(8, 1)	0.1		1	0	0	0	1	0	0	0	0	0	0	3	4	0.00	0.000
56 Joaquín Benoit, R ERA: 1.99	(9, 1)	1.0	W	3	0	0	0	1	0	0	0	0	0	0	5	8	0.00	0.000

PITCHER	IP	WLS	BF	H	R	ER	SO	BB	IBB	HBP	BLK	WP	HR	S	P	ERA	WHIP

Batter	1	2	3	4	5	6	7	8	9	AB	R	H	RBI	BB	SO	LOB
5 Alexi Amarista, L (1, 6) OBP: 0.288, SLG: 0.327	B FF 96 S FF 97 S FF 96 F CH 89 B FF 97 X CH 91 2-2 ① G4-3		C FC 91 F FF 96 B FC 89 F FF 96 F CU 80 B CH 89 X CH 90 2-2 ① G3		F FF 94 X CH 89 0-1 ① G4-3		B SL 83 B SI 90 C SI 90 X SL 84 2-1 ① L8		X FF 95 0-0 SH 7 G4-3-6 1-2	4	0	0	0	0	0	0
7 Chase Headley, S (1, 5) OBP: 0.296, SLG: 0.355	B FF 97 F FF 98 X FF 98 1-1 ② L4		X CH 89 0-0 ② F8		C FF 94 B FC 89 X SI 94 1-1 2B		C SL 87 S CH 94 F SI 90 B SL 85 C SL 83 1-3 ② K		S FF 96 F SI 95 D CU 83 B CU 80 2 SAFE X FF 95 2-2 ①② G4-3-6 1-2f 2-3	5	0	1	0	0	1	2
12 Seth Smith, L (1, 7) OBP: 0.384, SLG: 0.509	B FF 96 S FC 91 X CH 90 1-1 1B		C FF 96 F FF 97 B FF 96 B CU 79 B SI 95 C CU 80 3-3 ③ K		C FF 95 F FF 94 B FF 94 S CU 78 1-3 ② K		X SL 84 0-0 1B		B SI 89 F SL 87 S CU 80 F CU 80 D CU 80 D CU 81 X CH 90 3-2 1B 3-H	5	0	3	1	0	2	1
8 Yasmani Grandal, S (1, 2) OBP: 0.300, SLG: 0.388	C CU 78 F CU 78 F FF 97 S SI 96 0-3 ③ K			F FC 92 F FF 94 B FF 95 F SI 96 B CU 80 B CU 80 X CH 91 3-2 HR	C SI 94 X SI 95 0-1 ③ G6-3		D SL 83 C SL 82 1 SAFE C SL 83 F SL 84 1 SAFE B SI 90 B SL 83 X SL 82 3-2 ③ G4-3			4	1	1	1	0	1	3
25 Will Venable, L (1, 8) OBP: 0.262, SLG: 0.300		B FF 96 S CU 79 F FF 95 S FC 93 1-3 ① K		F FF 96 B FF 96 S CU 80 B CU 82 S FF 96 2-3 ① K		B CU 78 B CH 87 X SI 96 2-0 4 PB 13 S 1B		B SI 94 B SI 96 C SI 96 X SI 97 2-1 3B		4	0	2	0	0	2	0
13 Chris Denorfia, R (1, 9) OBP: 0.289, SLG: 0.322		C SI 97 B FF 96 C CU 81 B CU 80 X CU 80 2-2 ② G6-3		C FC 89 X FC 88 0-1 ② G5-3	C SI 95 1 SAFE B FC 88 S SI 95 S CU 78 1-3 ① K 1-2			S SI 98 S SL 88 S SI 98 0-3 ① K		4	0	0	0	0	2	2
4 Jake Goebbert, L (1, 3) OBP: 0.348, SLG: 0.390		B FF 96 B FF 97 B FC 90 C SI 97 X FF 98 3-1 1 1B 1B		B CU 79 B CU 77 C FC 88 B FC 86 X FF 95 3-1 1 1B 1B	B FF 95 X FF 96 1-0 ② F8 2-3			I IN 64 I IN 69 I IN 69 I IN 70 4-0 1 G5-4-3 IBB		3	0	2	0	1	0	1
1 Chris Nelson, R (1, 4) OBP: 0.455, SLG: 0.400		B FF 97 D CU 79 C SI 96 S SI 96 X SI 96 2-2 1-3 1B		S FF 96 B FF 95 C FC 88 X FC 88 1-2 1-3 1B	I IN 74 I IN 80 I IN 79 I IN 81 4-0 IBB			X SI 97 0-0 ②③ G5-4-3 1-2f		3	0	2	0	1	0	2
40 Odrisamer Despaigne, R (1, 1) 54 Alex Torres, L (8, 1) 59 Kevin Quackenbush, R (8, 1) 56 Joaquín Benoit, R (9, 1) 18 Carlos Quentin, R (9, PH) OBP: 0.284, SLG: 0.312 24 Cameron Maybin, R (9, PR) OBP: 0.286, SLG: 0.368		S FC 90 S FC 89 B CU 78 S FC 87 1-3 ③ K		X FF 95 0-0 ③ B5-3	F FC 88 C SI 96 F SI 96 B CU 78 X SI 96 1-2 ③ G3				B CU 83 B FF 95 B FF 96 B FF 96 4-0 7 G4-3-6 5 SH 12 1B BB	3 0 0 0 0 0	0 0 0 0 0 1	0 0 0 0 0 0	0 0 0 0 1 0	1 0 0 0 0 0	6 0 0 0 0 0	
Inning Stats	R: 0 E: 0 K: 1 S: 12 H: 1 LOB: 1 BB: 0 P: 16	R: 0 E: 0 K: 2 S: 14 H: 2 LOB: 2 BB: 0 P: 23	R: 0 E: 0 K: 1 S: 9 H: 0 LOB: 0 BB: 0 P: 14	R: 1 E: 0 K: 1 S: 15 H: 3 LOB: 2 BB: 0 P: 24	R: 0 E: 0 K: 1 S: 9 H: 1 LOB: 1 BB: 0 P: 11	R: 0 E: 0 K: 1 S: 9 H: 1 LOB: 2 BB: 1 P: 18	R: 0 E: 0 K: 1 S: 11 H: 1 LOB: 1 BB: 0 P: 17	R: 0 E: 0 K: 1 S: 6 H: 1 LOB: 1 BB: 1 P: 12	R: 1 E: 1 K: 0 S: 8 H: 1 LOB: 1 BB: 1 P: 17	1B: 8 2B: 1 3B: 1 HR: 1 SF: 0 SAC: 1 DP: 2 HBP: 0						

PITCHER		IP	WLS	BF	H	R	ER	SO	BB	IBB	HBP	BLK	WP	HR	S	P	ERA	WHIP
45 Zack Wheeler, R ERA: 3.78	(1, 1)	6.0		27	8	1	1	7	0	1	0	0	0	1	68	106	1.50	1.333
61 Dana Eveland, L ERA: 2.16	(7, 1)	1.0		4	1	0	0	1	0	0	0	0	0	0	11	17	0.00	1.000
27 Jeurys Familia, R ERA: 1.98	(8, 1)	1.0		4	1	0	0	1	0	1	0	0	0	0	6	12	0.00	1.000
38 Vic Black, R ERA: 2.01	(9, 1)	0.2	L	3	0	1	1	0	1	0	0	0	0	0	4	10	13.50	1.500
66 Josh Edgin, L ERA: 1.69	(9, 1)	0.0		1	1	0	0	0	0	0	0	0	0	0	4	7	∞	∞

PITCHER	IP	WLS	BF	H	R	ER	SO	BB	IBB	HBP	BLK	WP	HR	S	P	ERA	WHIP

BOTTOM

New York Mets @ San Diego Padres

Petco Park, San Diego, CA

Sun Jul 20 2014, 1:13 PM - 4:19 PM PDT

Att. 31,513 - Partly Cloudy - 75 F

livebaseballscorecards.com

AB	35
R	2
H	11
RBI	2
BB	3
SO	9
LOB	17

Batter	1	2	3	4	5	6	7	8	9	AB	R	H	RBI	BB	SO	LOB
3 Curtis Granderson, L (1, 9) OBP: 0.343, SLG: 0.411	B SI 92 C SI 91 S CU 81 B CU 80 S SI 93 2-3 K		C SI 93 B CU 78 B CU 77 X SI 92 2-1 L9 1-3		C FF 90 C CU 77 C CU 77 0-3 K		C FF 92 B SL 80 F SI 92 B CU 78 S SL 80 2-3 K		C FC 90 B CH 84 S CH 85 F SI 93 D CH 84 S FC 90 2-3 K	5	0	0	0	0	4	3
28 Daniel Murphy, L (1, 4) OBP: 0.337, SLG: 0.409	F SI 93 C CH 88 B CU 80 F FF 93 X CU 80 1-2 29 FC6-4 1B		B SI 93 F FF 93 B SI 92 F CH 86 S CU 80 2-3 K		C SI 91 X CH 84 0-1 G4-3		C SL 82 C SI 93 1 SAFE F SL 81 B SL 82 X SI 93 1-2 L7		C FC 90 B CH 86 B FC 91 X FC 90 2-1 1-H 1B	5	0	2	1	0	1	2
5 David Wright, R (1, 5) OBP: 0.339, SLG: 0.410	1 SAFE F SI 92 F FF 93 C SI 93 0-3 K		F CH 87 X FF 92 0-1 29 BLK 3-H 1B		B CH 85 B CH 84 F FF 92 X SI 92 2-1 1B		B SL 88 C FF 96 B SL 88 B CH 86 X FF 96 3-1 F8		B FC 91 F FC 91 S SI 95 F CU 76 F FF 94 X CU 78 1-2 L8	5	0	2	1	0	1	3
29 Eric Campbell, R (1, 3) OBP: 0.373, SLG: 0.430	C FF 92 D CH 88 1 SAFE X CH 88 1-1 FC6-4 1-2f		B CH 87 1 SAFE F SI 92 S CH 86 1 SAFE F CU 80 B CH 85 B FF 92 3-2 X CH 86 F8 1-2		F SI 92 F CU 78 D CH 86 F FF 91 B CU 80 B CH 86 S CH 86 3-3 K			X FF 93 0-0 L9		4	0	0	0	0	1	3
21 Lucas Duda, L (1, 10) OBP: 0.355, SLG: 0.475		B FF 92 S FF 92 S CH 86 S CU 81 1-3 K	X SI 91 0-0 F9		B FF 91 S FF 90 B CH 84 F FF 91 C CU 77 2-3 K		B SL 90 C FF 95 C CH 86 F CU 78 B SL 92 X SL 90 2-2 1B		4	0	1	0	0	2	0
7 Travis d'Arnaud, R (1, 2) OBP: 0.296, SLG: 0.354		C FF 94 X FF 93 0-1 1B	C SI 93 B CH 86 F CH 86 B CU 81 X CH 84 2-2 1 BB 1B		B FF 94 B SL 82 X SI 94 2-0 F7		C SL 89 B FF 96 S FF 96 F FF 96 C SL 91 1-3 K		4	0	2	0	0	1	1
1 Chris Young, R (1, 7) OBP: 0.292, SLG: 0.357 9 Kirk Nieuwenhuis, L (8, 7) OBP: 0.333, SLG: 0.537		B FF 93 X CH 86 1-0 P3	B SI 92 B FF 91 B SI 91 4-0 1-2 BB		B FF 95 S SL 84 B SI 96 X SL 84 2-1 1B		F SI 96 C FF 96 D FF 96 X SL 89 1-2 G4-3		3 0	0 0	1 0	0 0	1 0	0 0	2 0
12 Juan Lagares, R (1, 8) OBP: 0.320, SLG: 0.396		B FF 93 B SI 92 X SI 93 2-0 F9	C SI 91 S CH 84 B CH 86 S CU 80 1-3 K		B FF 94 C FF 94 F FC 91 X FF 96 1-2 G4-3			C SI 89 F SI 94 F CU 73 B CU 75 F FC 91 X FF 94 1-2 28 WP 28 1B	4	1	1	0	0	1	4
11 Rubén Tejada, R (1, 6) OBP: 0.355, SLG: 0.293			C FF 92 B SI 92 S CH 86 F SI 93 B CH 86 B SI 93 B CH 87 4-2 3 L9 3 WP 5 1B BB	C SI 93 S CH 86 X CU 80 0-2 P3		C FC 89 F SL 85 F FF 94 B FF 95 B SL 84 X FF 95 2-2 1B		D FC 88 F FC 90 C FF 91 C CU 75 1-3 K	3	1	1	0	1	1	3
Inning Stats	R: 0 E: 0 K: 2 S: 12 H: 1 LOB: 1 BB: 0 P: 16	R: 0 E: 0 K: 1 S: 7 H: 1 LOB: 1 BB: 0 P: 11	R: 1 E: 0 K: 1 S: 14 H: 1 LOB: 1 BB: 1 P: 25	R: 0 E: 0 K: 1 S: 10 H: 1 LOB: 2 BB: 1 P: 17	R: 0 E: 0 K: 2 S: 11 H: 1 LOB: 1 BB: 0 P: 16	R: 0 E: 0 K: 1 S: 9 H: 1 LOB: 1 BB: 0 P: 16	R: 0 E: 0 K: 1 S: 13 H: 1 LOB: 1 BB: 0 P: 21	R: 0 E: 0 K: 1 S: 12 H: 1 LOB: 1 BB: 0 P: 16	R: 1 E: 0 K: 2 S: 19 H: 2 LOB: 1 BB: 0 P: 26	1B: 10 2B: 0 3B: 0 HR: 0 SF: 0 SAC: 0 DP: 0 HBP: 0						

PITCHER	IP	WLS	BF	H	R	ER	SO	BB	IBB	HBP	BLK	WP	HR	S	P	ERA	WHIP
29 Roenis Elías, L (1, 1) ERA: 4.41	5.1	W	23	5	1	1	8	2	0	0	1	1	0	57	90	1.69	1.312
52 Dominic Leone, R (6, 1) ERA: 2.16	0.2	H	4	2	0	0	0	0	0	0	0	0	0	10	17	0.00	3.000
41 Charlie Furbush, L (7, 1) ERA: 3.72	0.2	H	2	0	0	0	1	0	0	0	0	0	0	7	10	0.00	0.000
37 Brandon Maurer, R (7, 1) ERA: 5.24	1.1	H	5	1	0	0	1	0	0	0	0	0	0	14	21	0.00	0.750
40 Danny Farquhar, R (9, 1) ERA: 2.89	1.0		5	2	1	1	2	0	0	0	0	1	0	19	26	9.00	2.000

PITCHER	IP	WLS	BF	H	R	ER	SO	BB	IBB	HBP	BLK	WP	HR	S	P	ERA	WHIP

TOP

New York Mets @ Seattle Mariners

Safeco Field, Seattle, WA

Mon Jul 21 2014, 7:11 PM - 10:03 PM PDT

Att. 21,943 - Clear - 73 F

livebaseballscorecards.com

AB	37
R	2
H	10
RBI	2
BB	2
SO	12
LOB	21

WP: 2 PA: 39
PB: 0
SB: 0
CS: 0

BOTTOM

New York Mets @ Seattle Mariners

Safeco Field, Seattle, WA

Mon Jul 21 2014, 7:11 PM - 10:03 PM PDT

Att. 21,943 - Clear - 73 F

livebaseballscorecards.com

Batter	1	2	3	4	5	6	7	8	9	AB	R	H	RBI	BB	SO	LOB
8 Willie Bloomquist, R (1, 6) OBP: 0.299, SLG: 0.349	C SI 89 B SI 90 X SI 88 1-1 22 S 15 1B 1B		B CU 71 X SI 88 1-0 22 G5-3 99 1B 15 1B 1B	X CU 74 0-0 1-3 2-H 2B		S FF 88 1 SAFE B FF 88 C FF 89 C FF 87 1-3 ② K		C SI 91 S SL 79 S CU 75 0-3 ③ K		5	2	3	1	0	2	2
99 James Jones, L (1, 8) OBP: 0.313, SLG: 0.345	C SI 90 F FF 89 S FC 90 0-3 ① K		C FF 86 1 SAFE X SI 88 0-1 15 1B 22 G5-3 1-2 1B	X FC 87 0-0 ③ G6-3		C CU 74 0-1 ③ CS 1-2	X SI 92 0-0 ① B4-3			4	0	1	0	0	1	3
22 Robinson Canó, L (1, 4) OBP: 0.392, SLG: 0.459	C SI 92 C SI 91 S CU 77 0-3 ② K 1-2		B SI 90 C FF 89 X FC 88 1-1 ① G5-3 1-2 2-3		X SI 87 0-0 ① G4-3		X SI 92 0-0 2B			4	0	1	0	0	1	3
15 Kyle Seager, L (1, 5) OBP: 0.348, SLG: 0.493	B SI 91 C SI 92 C FF 89 F CU 76 B SI 91 X SI 91 2-2 7 1B 2-H 1B		B FC 87 F CU 74 B FF 90 X SI 88 2-1 7 G6-4-3 2-3 3-H 1B		B FF 88 C FF 89 X SL 86 1-1 ② G3		B FF 94 X SI 92 1-0 ② F7			4	0	2	2	0	0	1
7 Stefen Romero, R (1, 9) OBP: 0.240, SLG: 0.317 9 Endy Chavez, L (8, 9) OBP: 0.289, SLG: 0.355	S SI 91 1 SAFE B CH 84 F SI 89 F SI 89 1 SAFE F SI 90 X CU 76 1-2 ③ 1-3 1B		B CU 73 C CU 73 B SI 88 C SI 89 F CU 76 X FF 87 2-2 ②③ G6-4-3 1-2f		F FF 89 B FC 87 B CU 74 X SI 88 2-1 27 WP 17 BB 1B		B SI 91 F SI 89 X SI 89 1-1 ③ P3			4 0	0 0	2 0	0 0	0 0	0 0	3 0
17 Justin Smoak, S (1, 3) OBP: 0.279, SLG: 0.352		B SI 88 C FF 89 F SI 89 X FF 87 1-2 ① G1-3		X SI 87 0-0 ① G5-3	B SI 86 B SI 87 D CH 83 B SI 87 4-0 1-2 BB			C CU 75 B FS 78 B FF 89 B SL 80 C FF 89 X SL 81 3-2 ① G4-3		3	0	0	0	1	0	0
27 Corey Hart, R (1, 10) OBP: 0.291, SLG: 0.337 5 Brad Miller, L (8, PR) OBP: 0.272, SLG: 0.323 (9, 10)		C SI 90 B FF 90 X SI 91 1-1 ② G6-3		C SI 87 B FF 89 B FC 86 F SI 88 B CU 75 B SI 88 4-2 13 1B 8 2B BB	C SI 88 B CU 74 B SI 88 X FC 87 2-1 ③ L6 2-3			B SI 89 C SL 79 F CU 74 B SI 90 X FC 89 2-2 13 2B 2B		3 0	1 1	1 0	0 0	1 0	0 0	2 0
13 Dustin Ackley, L (1, 7) OBP: 0.291, SLG: 0.352		C SI 90 S SI 88 S SI 90 0-3 ③ K		C SI 88 B SI 88 X FC 88 1-1 8 2B 1-2 1B		B FC 85 S FF 87 X SI 88 1-1 99 CS 1B		C SI 91 F SI 88 D FC 88 F SL 81 B SI 91 X FF 90 2-2 2-H 2B		4	0	3	1	0	1	0
3 Mike Zunino, R (1, 2) OBP: 0.257, SLG: 0.415			X SI 86 0-0 HR	C SI 88 D CU 74 B SI 88 F FC 87 C SI 89 2-3 ② K		C SI 88 S CU 74 S CU 74 0-3 ① K		F CU 75 C SI 91 C SL 79 0-3 ② K		4	1	1	1	0	3	4
Inning Stats	R: 1 E: 0 K: 2 S: 17 H: 3 LOB: 2 BB: 0 P: 21	R: 0 E: 0 K: 1 S: 8 H: 0 LOB: 0 BB: 0 P: 10	R: 2 E: 0 K: 0 S: 12 H: 4 LOB: 1 BB: 0 P: 18	R: 1 E: 0 K: 1 S: 10 H: 2 LOB: 2 BB: 1 P: 17	R: 0 E: 0 K: 0 S: 7 H: 1 LOB: 2 BB: 1 P: 16	R: 0 E: 0 K: 2 S: 9 H: 1 LOB: 0 BB: 0 P: 11	R: 0 E: 0 K: 0 S: 5 H: 1 LOB: 1 BB: 0 P: 7	R: 1 E: 0 K: 2 S: 16 H: 2 LOB: 1 BB: 0 P: 23		1B: 9 2B: 4 3B: 0 HR: 1 SF: 0 SAC: 0 DP: 1 HBP: 0						

	AB	35
	R	5
	H	14
	RBI	5
	BB	2
	SO	8
	LOB	18

WP: 1 PA: 38
PB: 0
SB: 1
CS: 1

PITCHER		IP	WLS	BF	H	R	ER	SO	BB	IBB	HBP	BLK	WP	HR	S	P	ERA	WHIP
49 Jonathon Niese, L ERA: 3.13	(1, 1)	6.0	L	28	11	4	4	6	2	0	0	0	1	1	63	93	6.00	2.167
66 Josh Edgin, L ERA: 1.62	(7, 1)	0.2		3	1	0	0	0	0	0	0	0	0	0	3	4	0.00	1.500
16 Daisuke Matsuzaka, R ERA: 3.61	(7, 1)	1.1		6	2	1	1	2	0	0	0	0	0	0	18	26	6.75	1.500

PITCHER	IP	WLS	BF	H	R	ER	SO	BB	IBB	HBP	BLK	WP	HR	S	P	ERA	WHIP

Batter	1	2	3	4	5	6	7	8	9	AB	R	H	RBI	BB	SO	LOB
22 Eric Young Jr., S (1, 7) OBP: 0.312, SLG: 0.303	B SI 89 C SI 89 F SI 90 X CH 80 1-2 G4-3	B CH 82 X SI 90 1-0 G1-3 1-2 2-3			L CH 78 X CH 78 0-1 G4-6-3 1-2f		F SI 91 C CU 78 B CH 80 F CH 80 S SI 91 1-3 K			4	0	0	0	0	1	3
28 Daniel Murphy, L (1, 4) OBP: 0.336, SLG: 0.408	C SI 90 B CU 79 F CH 82 X SI 92 1-2 F7	X CH 80 0-0 F7			C SI 90 F SI 90 B CH 80 X SI 91 1-2 1B		F SI 92 F CU 78 B CH 81 X CU 79 1-2 G5-3			4	0	1	0	0	0	2
5 David Wright, R (1, 5) OBP: 0.338, SLG: 0.406	B SI 91 B SI 92 F SI 91 B SL 83 B SI 90 4-1 BB		S CU 82 S CU 82 B CU 82 B FF 91 X CU 82 2-2 L4		B SI 90 B SI 90 F FF 90 C CH 78 1 SAFE X CH 79 2-2 G1-3			X FF 95 0-0 G6-3		3	0	0	0	1	0	1
21 Lucas Duda, L (1, 3) OBP: 0.357, SLG: 0.485	C SI 91 S CH 79 C CH 82 0-3 K		B CH 80 X SI 90 1-0 F8			X SI 90 0-0 7 S 1B		B FF 94 B FF 94 B FF 94 C FF 94 X FF 94 3-1 HR		4	1	2	1	0	1	1
53 Bobby Abreu, L (1, 10) OBP: 0.346, SLG: 0.366		C SI 89 B CU 78 X SI 91 1-1 7 3B 1B	C SI 92 B SI 92 F SI 90 S CH 81 2-3 K			B SI 90 S CH 77 C SI 89 X SI 91 1-2 F7		C SL 86 B CH 86 T SL 85 B SI 95 F CH 86 F SL 86 F FF 94 F CU 76 B CU 79 3-2 X FF 95 G1-3		4	1	1	0	0	1	1
7 Travis d'Arnaud, R (1, 2) OBP: 0.300, SLG: 0.364		C SI 91 S SL 84 X SL 83 0-2 1-H 11 1B 3B		T SI 90 S SL 83 B CU 79 B SI 88 S CH 78 2-3 K		B SI 90 S CH 78 B SI 89 H CH 76 3-1 1-2 HBP		C SI 95 X SL 85 0-1 F9		3	1	1	1	0	1	0
9 Kirk Nieuwenhuis, L (1, 9) OBP: 0.328, SLG: 0.509	B SI 91 S CH 79 S CH 79 D CH 79 S CH 80 2-3 K	B SI 91 S CH 79 F CH 79 B CH 79 F SI 89 F CH 81 S SI 90 2-3 K		B SI 91 F CH 79 B CH 79 F SI 89 B FF 91 F CH 81 S SI 90 2-3 K		F CH 78 F SI 91 B SI 91 F CH 78 B FF 91 D CH 80 S CH 80 3-3 K			B FF 93 B CH 85 F SI 93 B CH 86 S SI 94 B SI 94 4-2 12 G5-4-3 BB	3	0	0	0	1	3	3
12 Juan Lagares, R (1, 8) OBP: 0.319, SLG: 0.391	S SI 91 F CU 79 F SI 91 F CH 80 F FF 92 B SI 92 D CH 82 D CH 81 D CU 82 4-2 22 G1-3 11 1B BB		S CU 83 F SL 84 B SI 92 S CH 81 1-3 K		C CH 80 D CH 80 B SI 80 F CH 80 S CH 79 1-3 K			C SL 82 F SL 84 X CU 75 0-2 G5-4-3 1-2f		3	0	0	0	1	2	3
11 Rubén Tejada, R (1, 6) OBP: 0.357, SLG: 0.293	F SI 89 X CU 77 0-1 22 G1-3 1-2 3-H 1B			B SI 88 C SI 89 H CH 78 2-1 22 G4-6-3 HBP			C SI 90 F CU 81 S CH 79 0-3 K		T SI 94 B FF 94 F SL 86 B CU 78 S FF 94 2-3 K	3	0	1	1	0	2	0
Inning Stats	R: 0 E: 0 K: 1 S: 10 H: 0 LOB: 1 BB: 1 P: 16	R: 2 E: 0 K: 1 S: 17 H: 3 LOB: 2 BB: 1 P: 25	R: 0 E: 0 K: 1 S: 7 H: 0 LOB: 0 BB: 0 P: 12	R: 0 E: 0 K: 3 S: 10 H: 0 LOB: 0 BB: 0 P: 15	R: 0 E: 0 K: 0 S: 9 H: 1 LOB: 1 BB: 0 P: 14	R: 0 E: 0 K: 2 S: 12 H: 1 LOB: 2 BB: 0 P: 20	R: 0 E: 0 K: 2 S: 10 H: 0 LOB: 0 BB: 0 P: 12	R: 1 E: 0 K: 0 S: 12 H: 1 LOB: 0 BB: 0 P: 18	R: 0 E: 0 K: 1 S: 8 H: 0 LOB: 0 BB: 1 P: 14	1B: 4 2B: 0 3B: 1 HR: 1 SF: 0 SAC: 0 DP: 2 HBP: 2						

PITCHER	IP	WLS	BF	H	R	ER	SO	BB	IBB	HBP	BLK	WP	HR	S	P	ERA	WHIP
50 Erasmo Ramírez, R (1, 1) ERA: 4.35	7.0	L	29	5	2	2	10	2	0	2	0	0	0	75	114	2.57	1.000
54 Tom Wilhelmsen, R (8, 1) ERA: 2.43	2.0		7	1	1	1	1	1	0	0	0	0	1	20	32	4.50	1.000

PITCHER	IP	WLS	BF	H	R	ER	SO	BB	IBB	HBP	BLK	WP	HR	S	P	ERA	WHIP

TOP

New York Mets @ Seattle Mariners

Safeco Field, Seattle, WA

Tue Jul 22 2014, 7:11 PM - 9:59 PM PDT

Att. 18,681 - Cloudy - 65 F

livebaseballscorecards.com

AB	31
R	3
H	6
RBI	3
BB	3
SO	11
LOB	14

WP: 0 PA: 36
PB: 0
SB: 1
CS: 0

Batter	1	2	3	4	5	6	7	8	9	AB	R	H	RBI	BB	SO	LOB
9 Endy Chavez, L (1, 9) OBP: 0.288, SLG: 0.352	C FF 93 S SI 94 X CH 84 0-2 99 FC4-6 1B		C SI 94 S SI 94 F FF 94 X SI 94 0-2 ③ G6-3		S FF 94 F SI 93 F FF 95 F FF 95 F SI 94 X CU 80 0-2 ③ G4-3			C SI 95 X SI 97 0-1 ① F8		4	0	1	0	0	0	1
99 James Jones, L (1, 8) OBP: 0.308, SLG: 0.340	C SI 94 B SI 93 1 SAFE X CH 84 1-1 ① FC4-6 22 S 1-2f			B CU 78 C SI 92 F SL 87 F SI 94 S FF 94 1-3 ① K		B SI 92 C SL 86 F SI 92 F SL 85 B SL 88 X SL 86 2-2 ① F8		C SL 87 B SI 97 F SI 97 B SI 98 S SI 97 2-3 ② K		4	0	0	0	0	2	1
22 Robinson Canó, L (1, 4) OBP: 0.388, SLG: 0.454	1 SAFE F SI 92 C SI 93 F SI 94 1 SAFE F FF 94 B SL 88 F CU 80 B CH 85 3-3 ② B SL 87 S CH 86 K 1-2			C SI 93 C SL 88 S CH 85 0-3 ② K		B SL 88 B SL 87 F CH 85 X SI 93 2-1 ② L7		S SI 98 F SI 97 B SI 98 F SL 88 F FF 98 X SI 97 1-2 ③ G1-3		4	0	0	0	0	2	1
15 Kyle Seager, L (1, 5) OBP: 0.349, SLG: 0.492	C FF 94 B SI 94 B SL 88 S CH 84 S CH 86 2-3 ③ K			S CU 80 B CH 84 F FF 94 B CH 84 B FF 95 B FF 95 4-2 BB		B FF 93 C FF 92 F SL 88 X CH 85 1-2 1B			C CU 75 B CU 78 S SL 83 X CH 89 1-2 ① G4-3	3	0	1	0	1	1	1
27 Corey Hart, R (1, 10) OBP: 0.291, SLG: 0.331 7 Stefen Romero, R (9, PR) OBP: 0.240, SLG: 0.317		C SL 86 X SI 93 0-1 ① F8		C FF 93 D FF 93 S SL 88 T FF 93 1-2 ③ K		C SL 88 S SL 87 F SL 88 1 SAFE F CU 79 F FF 95 C FF 93 0-3 ③ K			B SL 84 B SL 83 B SI 93 C FC 93 B FF 93 4-1 20 G1-6-3 BB	3 0	0 0	0 0	0 0	1 0	2 0	2 0
20 Logan Morrison, L (1, 3) OBP: 0.273, SLG: 0.358		C FF 93 B FF 93 X CU 80 1-1 ② G5-3			X FF 93 0-0 ① P5		C FF 92 B FF 92 B CH 84 X CH 83 2-1 ① G4-3		C FF 93 X SI 92 0-1 ②③ G1-6-3 1-2f	4	0	0	0	0	0	1
8 Willie Bloomquist, R (1, 6) OBP: 0.299, SLG: 0.348		B SL 88 C SL 88 X SI 93 1-1 ③ G5-3			C SI 92 C FF 94 X SI 93 0-2 13 E 1B		X SL 86 0-0 ② G6-3			3	1	1	0	0	0	0
13 Dustin Ackley, L (1, 7) OBP: 0.295, SLG: 0.358			C FF 92 F SI 93 X SI 93 0-2 ① L5		B FF 93 C SL 88 X SL 88 1-1 E4 1-H 2B		C SI 94 B SL 88 X SI 93 1-1 1B			3	0	2	1	0	0	0
3 Mike Zunino, R (1, 2) OBP: 0.255, SLG: 0.411			C FF 94 B SI 93 X FF 94 1-1 ② G6-3		B FF 94 B SI 93 B SI 92 F SI 94 X SI 93 3-1 ② F7		B SI 93 F FF 93 S SL 88 B FF 94 S CH 87 2-3 ③ K			3	0	0	0	0	1	2
Inning Stats	R: 0 E: 0 K: 2 S: 14 H: 1 LOB: 1 BB: 0 P: 20	R: 0 E: 0 K: 0 S: 6 H: 0 LOB: 0 BB: 0 P: 8	R: 0 E: 0 K: 0 S: 9 H: 0 LOB: 0 BB: 0 P: 10	R: 0 E: 0 K: 3 S: 12 H: 0 LOB: 1 BB: 1 P: 18	R: 1 E: 1 K: 0 S: 14 H: 2 LOB: 1 BB: 0 P: 18	R: 0 E: 0 K: 1 S: 15 H: 1 LOB: 1 BB: 0 P: 20	R: 0 E: 0 K: 1 S: 8 H: 1 LOB: 1 BB: 0 P: 13	R: 0 E: 0 K: 1 S: 11 H: 0 LOB: 0 BB: 0 P: 14	R: 0 E: 0 K: 0 S: 6 H: 0 LOB: 1 BB: 1 P: 11	1B: 4 2B: 1 3B: 0 HR: 0 SF: 0 SAC: 0 DP: 1 HBP: 0					WP: 0 PB: 0 SB: 1 CS: 0	PA: 33	

BOTTOM

New York Mets @ Seattle Mariners

Safeco Field, Seattle, WA

Tue Jul 22 2014, 7:11 PM - 9:59 PM PDT

Att. 18,681 - Cloudy - 65 F

livebaseballscorecards.com

AB	31
R	1
H	5
RBI	1
BB	2
SO	8
LOB	9

PITCHER		IP	WLS	BF	H	R	ER	SO	BB	IBB	HBP	BLK	WP	HR	S	P	ERA	WHIP
48 Jacob deGrom, R ERA: 3.01	(1, 1)	7.0	W	27	5	1	1	7	1	0	0	0	0	0	78	107	1.29	0.857
27 Jeurys Familia, R ERA: 1.94	(8, 1)	1.0	H	3	0	0	0	1	0	0	0	0	0	0	11	14	0.00	0.000
58 Jenrry Mejia, R ERA: 3.8	(9, 1)	1.0	S	3	0	0	0	0	1	0	0	0	0	0	6	11	0.00	1.000

PITCHER	IP	WLS	BF	H	R	ER	SO	BB	IBB	HBP	BLK	WP	HR	S	P	ERA	WHIP

Batter	1	2	3	4	5	6	7	8	9	AB	R	H	RBI	BB	SO	LOB
22 Eric Young Jr., S (1, 7) OBP: 0.318, SLG: 0.303	B FF 92 B FF 92 B FF 93 B FF 93 4-0 28 S 28 2B BB		F FF 93 F FF 93 B FC 90 B CU 75 S FF 94 2-3 ① K		B SI 92 B FF 92 B FF 92 B SI 92 4-0 1-2 BB		S FF 95 F FF 96 F CH 88 X SL 84 0-2 28 BB 5 1B 1B		F FC 88 X CH 83 0-1 ② G4-3	3	2	1	0	2	1	0
28 Daniel Murphy, L (1, 4) OBP: 0.337, SLG: 0.409	1 SAFE T SI 92 X FF 92 0-1 5 F8 1-H 2B		X FF 94 0-0 ② F7		C CU 72 B SI 94 X FS 85 1-1 ③ G4-3		B FF 93 B SI 93 1 SAFE 1 SAFE B SI 93 C FF 93 B FF 93 4-1 21 G1-3 5 1B 1-2 BB		C FC 89 B CH 86 B SI 94 C FC 89 S CU 76 2-3 ③ K	4	0	1	1	1	1	2
5 David Wright, R (1, 5) OBP: 0.340, SLG: 0.407	B SI 94 C FF 91 C FS 88 X CU 75 1-2 ① F8 2-3		B FF 95 S FF 92 B FS 90 F FF 94 C FF 96 2-3 ③ K			C CU 72 B SI 94 C SI 94 X FF 95 1-2 53 BB 21 BB 1 FC5-2 1B	C SL 82 F SI 95 D CH 88 B FF 96 X SL 83 2-2 21 G1-3 1-2 2-H 1B			4	0	2	1	0	1	1
21 Lucas Duda, L (1, 3) OBP: 0.358, SLG: 0.482	C FF 91 S FF 94 B SI 94 T CU 74 1-2 ② K			B FF 92 C FS 87 B FF 94 B FF 93 B FF 93 4-1 53 G4-6-3 BB		T FF 92 F FF 94 B FF 93 1 SAFE B CU 73 F FF 93 B FF 94 B FS 84 4-2 1 FC5-2 12 SF8 53 BB 1-2 BB	B SI 86 X SI 86 1-0 ② G1-3 1-2 2-3			2	1	0	0	2	1	3
53 Bobby Abreu, L (1, 10) OBP: 0.351, SLG: 0.360	F FF 94 B SI 93 B FS 88 B FF 91 B FF 93 4-1 BB			B FF 92 B FF 92 C FF 92 B FF 93 X FF 92 3-1 ①② G4-6-3 1-2f		B FF 92 B FF 91 B FF 92 B SI 93 4-0 1 FC5-2 1-2 2-3 BB	C SI 86 F SI 88 B SL 78 B SI 89 X SI 88 2-2 ③ G1-3			2	0	0	0	2	0	3
1 Chris Young, R (1, 9) OBP: 0.287, SLG: 0.350	C FF 92 B CU 75 B FF 92 X FF 94 2-1 ③ P4			B SI 94 F FC 90 B SI 94 F SI 94 F FF 94 F FF 94 X FF 94 2-2 ③ P6		B SL 82 C SL 82 X FF 94 1-1 ① FC5-2 20 FC5-4 1-2 2-3 3-Hf		F SI 82 B SI 85 B CH 78 F SI 84 F CH 81 S CH 78 2-3 ① K		4	0	0	0	0	1	5
12 Juan Lagares, R (1, 8) OBP: 0.313, SLG: 0.386		F FF 93 C CU 75 S FF 94 0-3 ① K			X SI 92 0-0 ① B5-3	X SL 83 0-0 ② SF8 3-H		B SI 84 B SI 85 F SI 83 F SI 87 X CH 80 2-2 ② F8		3	0	0	1	0	1	0
20 Anthony Recker, R (1, 2) OBP: 0.244, SLG: 0.333		C FF 95 C FF 95 C CU 75 0-3 ② K			C SI 93 X CU 74 0-1 ② G1-3	B FF 94 X CH 86 1-0 ③ FC5-4 1-2f		X FC 88 0-0 ③ P6		4	0	0	0	0	1	2
11 Rubén Tejada, R (1, 6) OBP: 0.358, SLG: 0.292 29 Eric Campbell, R (5, PR) OBP: 0.367, SLG: 0.422 (5, 6)		B FF 94 B FF 94 F FF 94 F FF 95 X FF 96 2-2 ③ G1-3			B FF 93 F FF 93 C CU 74 F FF 96 F FF 95 F FF 94 H FF 94 2-2 22 BB HBP		F FF 95 B FF 95 B FC 91 B FF 94 S SI 95 T FF 94 3-2 ① K		B FC 88 X SI 92 1-0 ① G6-3	1 2	0 0	0 0	0 0	0 0	0 1	0 0
Inning Stats	R: 1 E: 0 K: 1 S: 11 H: 1 LOB: 2 BB: 2 P: 23	R: 0 E: 0 K: 2 S: 9 H: 0 LOB: 0 BB: 0 P: 11	R: 0 E: 0 K: 2 S: 7 H: 0 LOB: 0 BB: 0 P: 11	R: 0 E: 0 K: 0 S: 8 H: 0 LOB: 0 BB: 1 P: 17	R: 0 E: 0 K: 0 S: 10 H: 0 LOB: 2 BB: 1 P: 17	R: 1 E: 0 K: 0 S: 10 H: 1 LOB: 2 BB: 2 P: 21	R: 1 E: 0 K: 1 S: 16 H: 2 LOB: 2 BB: 1 P: 28	R: 0 E: 0 K: 1 S: 8 H: 0 LOB: 0 BB: 0 P: 12	R: 0 E: 0 K: 1 S: 6 H: 0 LOB: 0 BB: 0 P: 9	1B: 3 2B: 1 3B: 0 HR: 0 SF: 1 SAC: 0 DP: 1 HBP: 1						

TOP

New York Mets @ Seattle Mariners

Safeco Field, Seattle, WA

Wed Jul 23 2014, 12:43 PM - 3:48 PM PDT

Att. 36,224 - Roof Closed - 62 F

livebaseballscorecards.com

AB	29
R	3
H	4
RBI	3
BB	7
SO	8
LOB	16

WP: 0 PB: 0 SB: 1 CS: 0 PA: 38

PITCHER		IP	WLS	BF	H	R	ER	SO	BB	IBB	HBP	BLK	WP	HR	S	P	ERA	WHIP
32 Taijuan Walker, R ERA: 3.6	(1, 1)	5.0	L	23	2	2	2	5	6	0	1	0	0	0	51	94	3.60	1.600
52 Dominic Leone, R ERA: 2.3	(6, 1)	1.1		7	2	1	1	1	1	0	0	0	0	0	16	27	6.75	2.250
97 Joe Beimel, L ERA: 1.39	(7, 1)	1.1		4	0	0	0	1	0	0	0	0	0	0	11	18	0.00	0.000
40 Danny Farquhar, R ERA: 2.8	(8, 1)	1.1		4	0	0	0	1	0	0	0	0	0	0	7	10	0.00	0.000

PITCHER	IP	WLS	BF	H	R	ER	SO	BB	IBB	HBP	BLK	WP	HR	S	P	ERA	WHIP

New York Mets @ Seattle Mariners

Safeco Field, Seattle, WA

Wed Jul 23 2014, 12:43 PM - 3:48 PM PDT

Att. 36,224 - Roof Closed - 62 F

BOTTOM

livebaseballscorecards.com

Batter	1	2	3	4	5	6	7	8	9	AB	R	H	RBI	BB	SO	LOB
9 Endy Chavez, L (1, 9) OBP: 0.280, SLG: 0.342	C SI 87 B SI 89 B SL 83 C SI 86 F FF 89 B SI 89 X SI 88 3-2 ① F8			C SI 85 F SL 84 F SI 90 X FF 92 0-2 ① G6-3			B SI 89 X SI 88 1-0 ① P5	C SI 95 D SI 96 S SI 96 F SI 97 S SL 87 1-3 ③ K		4	0	0	0	0	1	1
99 James Jones, L (1, 8) OBP: 0.304, SLG: 0.335	C SI 88 B SI 90 B SI 90 X SI 89 2-1 ② G6-3			C SI 88 F FF 92 F SI 90 X SI 89 0-2 ② G4-3			F FF 90 C SI 88 S SI 91 0-3 ② K		B CU 80 C CH 88 C FF 93 S SL 85 1-3 ① K	4	0	0	0	0	2	0
22 Robinson Canó, L (1, 4) OBP: 0.389, SLG: 0.455	F SI 89 B SI 88 B SI 88 B CH 82 X SI 88 3-1 ③ G4-3			X SI 88 0-0 ③ G4-3			B SI 88 C SI 89 B SI 90 F SI 89 X SI 92 2-2 1B		C SI 95 S CU 81 B SI 94 X SI 90 1-2 27 1B 1B	4	0	2	0	0	0	0
15 Kyle Seager, L (1, 5) OBP: 0.346, SLG: 0.486		C SI 88 B SI 89 F SI 88 F SI 91 B SI 88 S SL 84 2-3 ① K			B CH 80 X SI 88 1-0 ① F9		1 SAFE X CH 80 0-0 ③ G4-3		B CU 80 C CH 89 X SI 91 1-1 ② L7	4	0	0	0	0	1	2
27 Corey Hart, R (1, 10) OBP: 0.295, SLG: 0.332 7 Stefen Romero, R (9, PR) OBP: 0.240, SLG: 0.317		B SL 83 C SI 88 B SI 87 F SL 83 S SI 90 2-3 ② K			B SI 88 C SI 87 X SI 91 1-1 ② F9			B SI 85 F SI 86 B SI 87 S SL 83 B SL 82 F SI 88 F SI 87 B SL 82 4-2 13 1B 5 2B BB	B SL 84 S SL 86 X SI 94 1-1 1-2 1B	3 0	1 0	1 0	0 0	1 0	1 0	0 0
20 Logan Morrison, L (1, 3) OBP: 0.267, SLG: 0.349		B SI 88 C SI 88 X SI 88 1-1 ③ F7			F SI 90 B SI 89 C SI 87 F SI 89 S FF 92 1-3 ③ K			F SI 85 C SI 86 B CH 80 F SI 87 X SI 86 1-2 ① F7	B SI 94 S CH 88 S CH 89 S SL 87 1-3 ③ K	4	0	0	0	0	2	3
13 Dustin Ackley, L (1, 7) OBP: 0.295, SLG: 0.358			B SI 87 C CH 80 C SI 88 B SL 83 F FF 90 B SL 84 X SL 82 3-2 ① F8		B SI 88 C SI 88 X SI 89 1-1 ① L8			B SI 85 X SI 85 1-0 5 2B 8 G6-3 1-2 1B		3	1	1	0	0	0	0
5 Brad Miller, L (1, 6) OBP: 0.272, SLG: 0.326			C SI 90 B SI 90 T SI 89 F FF 91 X SI 88 1-2 ② P5		C SI 88 F FF 91 X SI 89 0-2 ② G3-1			C SI 90 X SI 90 0-1 8 G6-3 1-3 2-H 2B		3	0	1	1	0	0	0
2 Jesús Sucre, R (1, 2) OBP: 0.182, SLG: 0.182 8 Willie Bloomquist, R (8, PH) OBP: 0.297, SLG: 0.346 3 Mike Zunino, R (9, 2) OBP: 0.255, SLG: 0.411			C SL 83 B SL 84 S SL 84 C SI 88 1-3 ③ K		B SI 88 X SI 86 1-0 ③ G5-3			S SL 86 S SL 87 X SL 87 0-2 ② G6-3 2-3 3-H		2 1 0	0 0 0	0 0 0	0 1 0	0 0 0	1 0 0	0 1 0
Inning Stats	R: 0 E: 0 K: 0 S: 8 H: 0 LOB: 0 BB: 0 P: 16	R: 0 E: 0 K: 2 S: 9 H: 0 LOB: 0 BB: 0 P: 14	R: 0 E: 0 K: 1 S: 11 H: 0 LOB: 0 BB: 0 P: 16	R: 0 E: 0 K: 0 S: 9 H: 0 LOB: 0 BB: 0 P: 9	R: 0 E: 0 K: 1 S: 7 H: 0 LOB: 0 BB: 0 P: 10	R: 0 E: 0 K: 0 S: 6 H: 0 LOB: 0 BB: 0 P: 8	R: 0 E: 0 K: 1 S: 8 H: 1 LOB: 1 BB: 0 P: 11	R: 2 E: 0 K: 1 S: 18 H: 2 LOB: 1 BB: 1 P: 25	R: 0 E: 0 K: 2 S: 13 H: 2 LOB: 2 BB: 0 P: 18	1B: 4 2B: 1 3B: 0 HR: 0 SF: 0 SAC: 0 DP: 0 HBP: 0				WP: 0 PB: 0 SB: 0 CS: 0	PA: 33	

	AB	32
	R	2
	H	5
	RBI	2
	BB	1
	SO	8
	LOB	7

PITCHER		IP	WLS	BF	H	R	ER	SO	BB	IBB	HBP	BLK	WP	HR	S	P	ERA	WHIP
40 Bartolo Colon, R ERA: 4.03	(1, 1)	7.1	W	26	3	2	2	5	1	0	0	0	0	0	69	101	2.46	0.545
27 Jeurys Familia, R ERA: 1.92	(8, 1)	0.2	H	2	0	0	0	1	0	0	0	0	0	0	7	8	0.00	0.000
58 Jenrry Mejia, R ERA: 3.74	(9, 1)	1.0	S	5	2	0	0	2	0	0	0	0	0	0	13	18	0.00	2.000

PITCHER	IP	WLS	BF	H	R	ER	SO	BB	IBB	HBP	BLK	WP	HR	S	P	ERA	WHIP

Batter	1	2	3	4	5	6	7	8	9	AB	R	H	RBI	BB	SO	LOB
3 Curtis Granderson, L (1, 9) OBP: 0.340, SLG: 0.406	B FF 91 C FF 92 B FF 93 X FF 92 2-1 P5		B CU 74 F FF 93 S SL 84 T FF 94 1-2 K			X FF 92 0-0 G4-3			B FF 86 F FF 88 F SL 79 F SL 80 B SL 76 X FF 89 2-2 P5	4	0	0	0	0	1	1
28 Daniel Murphy, L (1, 4) OBP: 0.334, SLG: 0.405	B FF 92 F FF 91 F FF 92 B SL 85 B FF 93 F FF 92 F FF 92 X FF 92 3-2 G6-3			B CU 74 X SI 92 1-0 G3		C CU 75 B CU 75 B FF 92 C FF 93 T FF 94 2-2 K			C FF 87 C FF 88 X SL 76 0-2 L4	4	0	0	0	0	1	0
5 David Wright, R (1, 5) OBP: 0.339, SLG: 0.404	F SI 91 X FF 92 0-1 G5-3			B CU 74 F FF 93 C FF 92 F SL 86 S FF 93 1-3 K			B FF 91 S SI 92 S SL 85 F FF 94 B SL 84 B SI 92 X SI 91 3-2 G4-3		C SI 88 B CH 82 B FF 89 B CH 82 B SI 90 4-1 BB	3	0	0	0	1	1	0
21 Lucas Duda, L (1, 3) OBP: 0.360, SLG: 0.490		B FF 92 B FF 91 X FF 93 2-0 G4-3		C FF 94 S CU 76 F FF 95 B SL 86 B FF 94 B SL 86 F FF 94 B SI 93 4-2 7 FC5-4 BB			B FF 92 B CU 73 B FF 93 C FF 93 X FF 93 3-1 HR		B SL 78 X FF 90 1-0 F7	3	1	1	1	1	0	1
7 Travis d'Arnaud, R (1, 2) OBP: 0.296, SLG: 0.358		X SI 90 0-0 G5-3		B FF 93 C FF 92 F SI 92 X SL 84 1-2 FC5-4 1-2f			F FF 93 F FF 93 X SI 92 0-2 G6-3			3	0	0	0	0	0	1
1 Chris Young, R (1, 7) OBP: 0.284, SLG: 0.345		B FF 92 B FF 94 B FF 93 C FF 93 T FF 93 F FF 94 F FF 92 X FF 94 3-2 F7			X FF 93 0-0 F9		X FF 92 0-0 F8			3	0	0	0	0	0	0
4 Wilmer Flores, R (1, 6) OBP: 0.256, SLG: 0.301			C FF 92 X FF 92 0-1 35 SH3-4 1B		C FF 91 B SL 85 B SL 85 X FF 92 2-1 F7			B FF 90 B FF 92 C SI 91 X FF 92 2-1 F9		3	0	1	0	0	0	0
12 Juan Lagares, R (1, 8) OBP: 0.310, SLG: 0.381			B FF 92 B FF 92 B FF 93 C FF 93 X FF 92 3-1 F8		C CU 74 X SL 83 0-1 G6-3			C FF 92 B FF 92 B FF 92 F FF 93 S FF 93 2-3 K		3	0	0	0	0	1	1
35 Dillon Gee, R (1, 1) 22 Eric Young Jr., S (6, PH) OBP: 0.317, SLG: 0.302 16 Daisuke Matsuzaka, R (6, 1) OBP: 0.250, SLG: 0.182 29 Eric Campbell, R (8, PH) OBP: 0.364, SLG: 0.418 61 Dana Eveland, L (8, 1)			L FF 92 B FF 92 X FF 91 1-1 SH3-4 1-2			B CU 72 B FF 92 C FF 92 S FF 92 X FF 93 2-2 G6-3		S SL 83 C SL 84 B FF 93 B SL 83 X FF 93 2-2 G6-3		0 1 0 1 0	0 0 0 0 0	0 0 0 0 0	0 0 0 0 0	0 0 0 0 0	0 0 0 0 0	0 0 0 0 0

Inning Stats	1	2	3	4	5	6	7	8	9
	R: 0 E: 0 K: 0 S: 9 H: 0 LOB: 0 BB: 0 P: 14	R: 0 E: 0 K: 0 S: 7 H: 0 LOB: 0 BB: 0 P: 12	R: 0 E: 0 K: 1 S: 9 H: 1 LOB: 1 BB: 0 P: 14	R: 0 E: 0 K: 1 S: 12 H: 0 LOB: 1 BB: 1 P: 19	R: 0 E: 0 K: 0 S: 5 H: 0 LOB: 0 BB: 0 P: 7	R: 0 E: 0 K: 1 S: 7 H: 0 LOB: 0 BB: 0 P: 11	R: 1 E: 0 K: 0 S: 10 H: 1 LOB: 0 BB: 0 P: 16	R: 0 E: 0 K: 1 S: 8 H: 0 LOB: 0 BB: 0 P: 14	R: 0 E: 0 K: 0 S: 9 H: 0 LOB: 1 BB: 1 P: 16

1B: 1 SF: 0 WP: 0 PA: 31
2B: 0 SAC: 1 PB: 0
3B: 0 DP: 0 SB: 0
HR: 1 HBP: 0 CS: 0

PITCHER	IP	WLS	BF	H	R	ER	SO	BB	IBB	HBP	BLK	WP	HR	S	P	ERA	WHIP
22 Matt Garza, R (1, 1) ERA: 3.87	8.0	W	27	2	1	1	4	1	0	0	0	0	1	67	107	1.12	0.375
32 Tom Gorzelanny, L (9, 1) ERA:	1.0		4	0	0	0	0	1	0	0	0	0	0	9	16	0.00	1.000

PITCHER	IP	WLS	BF	H	R	ER	SO	BB	IBB	HBP	BLK	WP	HR	S	P	ERA	WHIP

TOP

New York Mets @ Milwaukee Brewers

Miller Park, Milwaukee, WI

Thu Jul 24 2014, 7:13 PM - 9:51 PM CDT

Att. 29,755 - Clear - 73 F

livebaseballscorecards.com

AB	28
R	1
H	2
RBI	1
BB	2
SO	4
LOB	4

New York Mets @ Milwaukee Brewers

Miller Park, Milwaukee, WI

Thu Jul 24 2014, 7:13 PM - 9:51 PM CDT

Att. 29,755 - Clear - 73 F

livebaseballscorecards.com

BOTTOM

Batter	1	2	3	4	5	6	7	8	9	AB	R	H	RBI	BB	SO	LOB
27 Carlos Gómez, R (1, 8) OBP: 0.370, SLG: 0.505 1 Logan Schafer, L (9, 8) OBP: 0.277, SLG: 0.300	B FF 87 X SI 88 1-0 ① F8	B FF 90 B FF 89 X SL 82 2-0 20 S 20 1B 1B 3-H		B FF 86 B SI 87 C SI 87 F FF 87 X FF 88 2-2 ② L8			X FS 82 0-0 8 HR 1B			4 0	2 0	2 0	1 0	0 0	0 0	0 0
20 Jonathan Lucroy, R (1, 2) OBP: 0.383, SLG: 0.508	B FF 87 C SL 81 C FC 87 F KC 72 F FC 89 B SI 88 F FF 89 F SI 89 X FF 89 2-2 HR	1 SAFE C FF 88 F FF 89 F FF 89 F CH 82 X FC 89 0-2 8 FC6-4 1B 1-H		C FF 87 B SL 81 B CH 80 C SI 87 S SI 87 2-3 ③ K			C CU 72 D CU 70 B SL 82 B SL 83 X SI 86 3-1 ① L4			4	1	2	2	0	1	1
8 Ryan Braun, R (1, 9) OBP: 0.353, SLG: 0.536 32 Tom Gorzelanny, R (9, 1)	C FF 88 F FF 88 C SI 90 0-3 ② K	X SL 81 0-0 ③ FC6-4 1-2f			C SL 85 B CH 85 F CH 81 B FF 87 X CH 82 2-2 ① F7		B FC 84 X CU 76 1-0 1-H HR			4 0	1 0	1 0	2 0	0 0	1 0	1 0
16 Aramis Ramirez, R (1, 5) OBP: 0.328, SLG: 0.445 3 Elian Herrera, S (8, 5) OBP: 0.281, SLG: 0.333 (9, 9)	B SI 89 B FF 89 F SI 90 X SI 89 2-1 ③ F8		F CH 80 F FF 87 F KC 72 B FF 87 X SL 80 1-2 ① L9		X SL 80 0-0 ② F9		B FC 85 B FC 84 C SI 85 F FC 85 S CU 77 2-3 ② K			4 0	0 0	0 0	0 0	0 0	1 0	0 0
Rickie Weeks Jr., R (1, 4) OBP: 0.322, SLG: 0.395		F FF 88 C SI 88 C SI 89 0-3 ① K	B SL 80 X FF 87 1-0 18 2B 2B		C SI 87 F FF 87 B FF 86 S CH 82 1-3 ③ K		X FS 84 0-0 ③ G6-3			4	1	1	0	0	2	0
18 Khris Davis, R (1, 7) OBP: 0.302, SLG: 0.480		B SL 81 S SL 81 F FF 88 B FF 88 B FF 88 B SL 80 4-2 7 BB 9 3B BB	B SI 88 S CH 81 X FF 88 1-1 2-H 2B			X FF 86 0-0 HR		B SL 85 B SL 82 X SI 91 2-0 ① G4-3		3	2	2	2	1	0	0
7 Mark Reynolds, R (1, 3) OBP: 0.302, SLG: 0.405 (9, 5)	1 SAFE B FF 88 B FF 88 C CH 81 1 SAFE B FF 89 C FC 89 D FF 89 4-2 1-2 9 3B BB	S FF 89 B CH 81 S CH 81 B CH 81 T SI 88 2-2 ② K				B FF 86 B FF 85 X SI 86 2-0 ① G5-3		B SL 82 B SI 90 B SI 91 C SI 90 F SI 91 X SI 91 3-2 9 G4-3 2B		3	1	1	0	1	1	1
9 Jean Segura, R (1, 6) OBP: 0.269, SLG: 0.330	B SL 81 B SL 81 C FF 89 F FF 90 D SL 84 X SI 89 3-2 1-H 2-H 27 1B 3B	C SI 88 X CH 82 0-1 ③ G3				C FC 84 B CU 76 B CU 77 X FC 85 2-1 ② L8		C SL 85 B SL 85 B FF 91 C SI 91 B SL 86 X SI 91 3-2 2-3 ② G4-3		4	1	1	2	0	0	2
22 Matt Garza, R (1, 1) OBP: 0.071, SLG: 0.095 24 Lyle Overbay, L (8, PH) OBP: 0.314, SLG: 0.342 (9, 3)		S SL 80 X SL 82 0-1 ② G4-3		B CH 84 C FF 85 S CH 80 S FF 86 1-3 ① K		B CU 76 C FF 86 S FC 84 S FC 84 1-3 ③ K		C SI 91 B SI 91 T SI 92 S SL 82 1-3 ③ K		3 1	0 0	0 0	0 0	0 0	2 1	1 1
Inning Stats	R: 1 E: 0 K: 1 S: 13 H: 1 LOB: 0 BB: 0 P: 18	R: 4 E: 0 K: 1 S: 19 H: 3 LOB: 1 BB: 2 P: 32	R: 1 E: 0 K: 1 S: 12 H: 2 LOB: 1 BB: 0 P: 17	R: 0 E: 0 K: 2 S: 9 H: 0 LOB: 0 BB: 0 P: 14	R: 0 E: 0 K: 1 S: 7 H: 0 LOB: 0 BB: 0 P: 10	R: 1 E: 0 K: 1 S: 7 H: 1 LOB: 0 BB: 0 P: 12	R: 2 E: 0 K: 1 S: 8 H: 2 LOB: 0 BB: 0 P: 14	R: 0 E: 0 K: 1 S: 10 H: 1 LOB: 1 BB: 0 P: 19		1B: 3 2B: 3 3B: 1 HR: 3 SF: 0 SAC: 0 DP: 0 HBP: 0					WP: 0 PB: 0 SB: 1 CS: 0 PA: 36	

	AB	R	H	RBI	BB	SO	LOB
	34	9	10	9	2	9	7

PITCHER		IP	WLS	BF	H	R	ER	SO	BB	IBB	HBP	BLK	WP	HR	S	P	ERA	WHIP
35 Dillon Gee, R ERA: 3.49	(1, 1)	5.0	L	23	6	6	6	6	2	0	0	0	0	1	60	91	10.80	1.600
16 Daisuke Matsuzaka, R ERA: 3.87	(6, 1)	2.0		9	3	3	3	2	0	0	0	0	0	2	15	26	13.50	1.500
61 Dana Eveland, L ERA: 2.04	(8, 1)	1.0		4	1	0	0	1	0	0	0	0	0	0	10	19	0.00	1.000

PITCHER	IP	WLS	BF	H	R	ER	SO	BB	IBB	HBP	BLK	WP	HR	S	P	ERA	WHIP

Batter	1	2	3	4	5	6	7	8	9	AB	R	H	RBI	BB	SO	LOB
3 Curtis Granderson, L (1, 9) OBP: 0.337, SLG: 0.401	X FF 91 0-0 ① G4-3		B CU 78 C SI 92 F SI 92 B SI 91 S SI 92 2-3 ③ K			C SL 89 B SL 87 B SI 92 T SI 91 F SI 93 C SL 87 2-3 ① K		B CU 76 F FF 95 S SL 84 S SL 82 1-3 ③ K		4	0	0	0	0	3	1
28 Daniel Murphy, L (1, 4) OBP: 0.338, SLG: 0.411	B FF 91 F FF 91 X SI 91 1-1 1B			C CU 77 B SI 92 C SL 87 F SL 89 X CU 80 1-2 7 FC5-4 5 1B 1B		B SL 88 F SI 92 C SI 93 B FF 93 F SI 93 F SL 88 X SI 93 2-2 ② G6-3			X SI 91 0-0 5 1B 2B	4	1	3	0	0	0	0
5 David Wright, R (1, 5) OBP: 0.340, SLG: 0.405	B FF 91 X SL 88 1-0 ② L9			X SI 92 0-0 7 FC5-4 1-2 1B		B CU 80 X CU 79 1-0 ③ F8			C SI 91 D CU 78 C CH 83 F FF 92 D CU 77 X CH 81 2-2 21 HR 2-H 1B	4	1	2	1	0	0	1
21 Lucas Duda, L (1, 3) OBP: 0.359, SLG: 0.497	B CU 80 C FF 92 X FF 91 1-1 ③ G4-3			C CU 80 D CU 80 B FF 93 C FF 92 X CU 80 2-2 ① F7			B CU 78 X FF 92 1-0 ① G3		X FF 91 0-0 1-H HR	4	1	1	2	0	0	3
7 Travis d'Arnaud, R (1, 2) OBP: 0.295, SLG: 0.356		B FF 91 C SI 91 B SL 88 X SI 91 2-1 ① G6-3		C SL 88 X SI 93 0-1 ② FC5-4 1-2f 2-3			B SI 91 C SI 92 B SL 89 B CU 80 X SI 91 3-1 ② F8		B SI 90 X FF 91 1-0 12 FC5-4 1B	4	0	1	0	0	0	2
53 Bobby Abreu, L (1, 7) OBP: 0.341, SLG: 0.347 58 Jenrry Mejia, R (9, 1)		C FF 90 B CU 80 S CU 79 B CU 80 S SI 93 2-3 ② K		C CU 79 F CU 80 B SL 88 B SL 88 S CU 81 2-3 ③ K			C SL 88 B SL 88 F SI 92 F CU 80 S CU 80 1-3 ③ K		C SI 91 F SI 90 S CH 84 0-3 ① K	4 0	0 0	0 0	0 0	0 0	4 0	3 0
12 Juan Lagares, R (1, 8) OBP: 0.305, SLG: 0.374		S CU 79 S CU 80 X CU 80 0-2 ③ G6-3			B SL 88 C SI 91 B FF 91 F SI 91 F CU 79 X SL 88 2-2 ① G3-1			C SI 90 F SL 88 S CU 80 0-3 ① K	X SI 90 0-0 ② FC5-4 1-2f	4	0	0	0	0	1	1
11 Rubén Tejada, R (1, 6) OBP: 0.354, SLG: 0.288			C SI 91 B SL 88 B SL 88 F SI 91 S SI 92 2-3 ① K		C SL 87 B SI 92 B FF 92 X SI 92 2-1 ② G5-3			F FF 91 X SI 90 0-1 ② G3-1	1 SAFE C FF 91 B FF 91 B FF 91 D SI 90 F SI 90 F SI 90 F FF 90 F FF 91 3-3 C CH 82 ③ K	4	0	0	0	0	2	1
45 Zack Wheeler, L (1, 1) OBP: 0.091, SLG: 0.094 38 Vic Black, R (7, 1) 29 Eric Campbell, R (8, PH) OBP: 0.369, SLG: 0.423 52 Carlos Torres, R (8, 1) 22 Eric Young Jr., S (9, 7) OBP: 0.317, SLG: 0.302			C SI 91 S CU 78 S CU 79 0-3 ② K		F SI 91 C FF 92 X CU 80 0-2 ③ F7			B SI 91 C SI 91 B SL 87 C SI 92 X SI 92 2-2 1B		2 0 1 0 0	0 0 0 0 0	0 0 1 0 0	0 0 0 0 0	1 0 0 0 0	0 0 0 0 0	0 0 0 0 0

Inning Stats																					
	R: 0	H: 1	R: 0	H: 0	R: 0	H: 0	R: 0	H: 2	R: 0	H: 0	R: 0	H: 0	R: 0	H: 0	R: 0	H: 1	R: 3	H: 4	1B: 6	SF: 0	WP: 0	PA: 35
	E: 0	LOB: 1	E: 0	LOB: 0	E: 0	LOB: 0	K: 1	LOB: 2	E: 0	LOB: 0	E: 0	LOB: 0	K: 1	LOB: 0	E: 0	LOB: 1	E: 0	LOB: 1	2B: 1	SAC: 0	PB: 0	
	K: 0	BB: 0	K: 1	BB: 0	K: 3	BB: 0	S: 13	BB: 0	K: 0	BB: 0	K: 1	BB: 0	S: 10	BB: 0	K: 2	BB: 0	K: 2	BB: 0	3B: 0	DP: 0	SB: 0	
	S: 6	P: 9	S: 8	P: 12	S: 9	P: 13		P: 18	S: 9	P: 13	S: 10	P: 15	S: 7	P: 12	S: 11	P: 14	S: 17	P: 23	HR: 1	HBP: 0	CS: 0	

PITCHER		IP	WLS	BF	H	R	ER	SO	BB	IBB	HBP	BLK	WP	HR	S	P	ERA	WHIP
49 Yovani Gallardo, R ERA: 3.57	(1, 1)	7.2		27	4	0	0	8	0	0	0	0	0	0	70	102	0.00	0.522
13 Will Smith, L ERA: 3.06	(8, 1)	0.1	H	1	0	0	0	1	0	0	0	0	0	0	3	4	0.00	0.000
57 Francisco Rodríguez, R ERA: 3.1	(9, 1)	1.0	L	7	4	3	3	2	0	0	0	0	0	1	17	23	27.00	4.000

PITCHER	IP	WLS	BF	H	R	ER	SO	BB	IBB	HBP	BLK	WP	HR	S	P	ERA	WHIP

TOP

New York Mets @ Milwaukee Brewers

Miller Park, Milwaukee, WI

Fri Jul 25 2014, 7:10 PM - 10:12 PM CDT

Att. 33,097 - Partly Cloudy - 74 F

livebaseballscorecards.com

AB	35
R	3
H	8
RBI	3
BB	0
SO	11
LOB	12

BOTTOM

New York Mets @ Milwaukee Brewers

Miller Park, Milwaukee, WI

Fri Jul 25 2014, 7:10 PM - 10:12 PM CDT

Att. 33,097 - Partly Cloudy - 74 F

livebaseballscorecards.com

Batter	1	2	3	4	5	6	7	8	9	AB	R	H	RBI	BB	SO	LOB
27 Carlos Gómez, R (1, 8) OBP: 0.371, SLG: 0.512	T FF 96 C FF 97 B FF 96 X FC 90 1-2 16 FC6-4 HBP 1B	B FC 89 F FF 96 F FF 96 X FF 97 1-2 ② P4	X SI 96 0-0 ③ G5-3			X FF 95 0-0 HR	F FF 93 S SL 85 D SL 87 F SL 85 S SL 87 1-3 ② K		5	1	2	1	0	1	2
Rickie Weeks Jr., R (1, 4) OBP: 0.330, SLG: 0.400	H FF 96 1-0 16 FC6-4 1-2 HBP	T FF 96 B CH 88 S CU 80 S FF 96 1-3 ③ K		C SI 95 B FC 88 B FC 88 C FF 95 B CU 78 F FC 88 F FF 96 B SI 96 4-2 8 E 8 FC4 16 FC6-4 BB		X SI 96 0-0 2B	C FF 94 F FF 94 F FF 94 F SL 88 S SL 86 0-3 ③ K		3	1	1	0	1	2	1
8 Ryan Braun, R (1, 9) OBP: 0.349, SLG: 0.529	B SI 97 B FF 97 C FF 96 F SI 96 S SI 97 2-3 ① K	B CU 79 B FF 94 F CH 88 C SI 96 X FC 89 2-2 ① G6-3		F SI 96 X FF 95 0-1 FC4 16 FC6-4 1-3		B FF 96 F FF 95 X FF 96 1-1 ③ F9			4	0	0	0	0	1	4
16 Aramis Ramirez, R (1, 5) OBP: 0.324, SLG: 0.439	2 SAFE B FC 89 X SI 97 1-0 ② FC6-4 18 FC6-4 1-2f 2-3	B CU 80 B CH 88 C FF 96 S FC 91 F CU 79 F CH 90 S FF 96 2-3 ② K		F FF 95 F SI 94 B SI 95 F CH 88 F SI 96 D CU 78 F FF 96 D FC 89 X FC 89 3-2 ① FC6-4 24 BB 1-2f 3-H		F FF 92 F FF 93 F FC 90 B CU 79 B FC 90 F FC 89 X FC 91 3-2 ① P2			4	0	0	1	0	1	3
18 Khris Davis, R (1, 7) OBP: 0.301, SLG: 0.476	F SI 96 X SI 96 0-1 ③ FC6-4 1-2f	H CH 87 1-0 HBP		C FF 95 B FF 95 C FC 88 T SI 95 1-2 ② K		C FC 92 S FC 91 S FC 90 0-3 ② K			3	0	0	0	0	2	3
24 Lyle Overbay, L (1, 3) OBP: 0.318, SLG: 0.342		C FF 95 B SI 96 C CU 78 B FF 96 S FF 96 2-3 ① K	B FF 95 F FC 90 B FF 95 S FF 95 B FC 92 S FF 96 3-3 ③ K			B FC 90 B SI 94 S SI 93 S SI 93 B SI 93 B SI 94 4-1 1-2 BB		B FF 93 B FF 93 F FF 92 X FF 91 2-1 1B		3	0	1	0	1	2	1
9 Jean Segura, R (1, 6) OBP: 0.266, SLG: 0.326		C CU 78 B SI 97 X FF 97 1-1 ② G6-3			C FF 96 B SI 95 L FC 89 X FF 96 1-2 ① G6-3	S FF 94 C SI 95 X FF 94 0-2 ③ G5-3		X FC 89 0-0 ③ F9		4	0	0	0	0	0	3
12 Martín Maldonado, R (1, 2) OBP: 0.338, SLG: 0.371 20 Jonathan Lucroy, R (9, PH) OBP: 0.384, SLG: 0.508		C FF 96 B FC 90 X FC 90 1-1 ③ G6-3			B FF 95 X SI 94 1-0 E4		C CU 77 X FF 94 0-1 ① G5-3		B SL 83 C SI 92 B SL 86 C FC 92 B FF 94 B FF 94 4-2 BB	3 0	0 0	0 0	0 0	0 1	0 0	0 0
49 Yovani Gallardo, R (1, 1) OBP: 0.162, SLG: 0.167 13 Will Smith, R (8, 1) 57 Francisco Rodríguez, R (9, 1) 1 Logan Schafer, L (9, PH) OBP: 0.274, SLG: 0.297			C SI 96 S FF 96 F SI 96 B CU 81 F FF 97 B FC 90 S FF 97 2-3 ① K		C CU 77 C CU 78 C SI 95 0-3 ② K		T FC 86 B FF 94 C FF 95 C SI 95 1-3 ② K		C FF 93 B CU 80 M CU 80 L SL 86 1-3 ① K	3 0 0 1	0 0 0 0	0 0 0 0	0 0 0 0	0 0 0 1	3 0 0 0	1 0 0 1
Inning Stats	R: 0 E: 0 K: 1 S: 9 H: 1 LOB: 2 BB: 0 P: 14	R: 0 E: 0 K: 1 S: 7 H: 0 LOB: 0 BB: 0 P: 11	R: 0 E: 0 K: 2 S: 11 H: 0 LOB: 0 BB: 0 P: 15	R: 0 E: 0 K: 2 S: 11 H: 0 LOB: 1 BB: 0 P: 19	R: 0 E: 1 K: 1 S: 8 H: 0 LOB: 1 BB: 0 P: 10	R: 1 E: 1 K: 1 S: 19 H: 0 LOB: 2 BB: 2 P: 31	R: 1 E: 0 K: 1 S: 9 H: 2 LOB: 1 BB: 0 P: 11	R: 0 E: 0 K: 1 S: 11 H: 1 LOB: 1 BB: 0 P: 16	R: 0 E: 0 K: 3 S: 14 H: 0 LOB: 1 BB: 1 P: 20	1B: 2 2B: 1 3B: 0 HR: 1 SF: 0 SAC: 0 DP: 0 HBP: 2						

	AB	33
	R	2
	H	4
	RBI	2
	BB	3
	SO	13
	LOB	19

WP: 0 PA: 38
PB: 0
SB: 0
CS: 0

PITCHER		IP	WLS	BF	H	R	ER	SO	BB	IBB	HBP	BLK	WP	HR	S	P	ERA	WHIP
45 Zack Wheeler, R ERA: 3.64	(1, 1)	6.2		29	3	2	1	9	2	0	2	0	0	1	72	108	1.35	0.750
38 Vic Black, R ERA: 1.99	(7, 1)	0.1		1	0	0	0	0	0	0	0	0	0	0	2	3	0.00	0.000
52 Carlos Torres, R ERA: 2.93	(8, 1)	1.0	W	4	1	0	0	1	0	0	0	0	0	0	11	16	0.00	1.000
58 Jenrry Mejia, R ERA: 3.69	(9, 1)	1.0	S	4	0	0	0	3	1	0	0	0	0	0	14	20	0.00	1.000

PITCHER	IP	WLS	BF	H	R	ER	SO	BB	IBB	HBP	BLK	WP	HR	S	P	ERA	WHIP

Batter	1	2	3	4	5	6	7	8	9	AB	R	H	RBI	BB	SO	LOB
3 Curtis Granderson, L (1, 9) OBP: 0.337, SLG: 0.412	B FF 94 B FF 93 F FF 93 F FF 95 X FF 97 2-2 ① F7		B FF 95 X FF 95 1-0 28 G3-1 21 1B 2B		B SL 81 C SL 81 B CH 79 B SI 95 F SI 94 X SI 95 3-2 HR		C CU 74 B SL 84 B SL 84 C SI 90 S CU 77 2-3 ② K		S CH 83 F CH 84 C FF 90 0-3 ② K	5	2	2	1	0	2	1
28 Daniel Murphy, L (1, 4) OBP: 0.341, SLG: 0.411	F FF 94 B CH 86 X FF 96 1-1 5 FC6-4 1B		X SL 84 0-0 ① G3-1 2-3		C SL 82 X CH 82 0-1 5 G1-4-3 1B		S SL 83 S CU 77 B SI 91 B SI 89 B SL 85 B CU 78 4-2 BB		X CU 75 0-0 ③ L9	4	0	2	0	1	0	2
5 David Wright, R (1, 5) OBP: 0.340, SLG: 0.402	X SI 96 0-0 ② FC6-4 21 S 1-2f		B SI 96 B SL 85 S SI 97 B SI 97 C SI 98 B SI 98 4-2 7 WP 21 1B BB		C SL 84 X SI 96 0-1 ① ② G1-4-3 1-2f		B SI 96 F SI 96 X SI 97 1-1 ③ G5-3			3	0	0	0	1	0	3
21 Lucas Duda, L (1, 3) OBP: 0.357, SLG: 0.494	C SL 85 S SL 89 D SL 90 X FF 97 1-2 ③ L7 1-2		1 SAFE B SL 87 1 SAFE 1 SAFE S SL 87 B FF 96 B SL 88 X SI 97 3-1 7 WP 1-2 3-H 1B		B FF 94 C SL 82 B CH 83 X SL 79 2-1 ③ P5			C CU 78 B SL 81 S SL 81 B SL 82 C FF 96 2-3 ① K		4	0	1	1	0	1	1
7 Travis d'Arnaud, R (1, 2) OBP: 0.290, SLG: 0.350		B FF 96 X SI 95 1-0 ① G5-3 D SI 96 C FF 97 F SI 96 B SL 89 D CH 90 F FF 98 X FF 98 3-2 ② F9 1-2 2-3		C FF 94 B SL 83 C SL 83 B SL 84 B FF 94 X FF 97 3-2 ① F8			B CU 76 C FF 94 C FF 94 F FF 95 B SL 83 B SL 84 F FF 95 C FF 94 3-3 ② K		4	0	0	0	0	1	2
1 Chris Young, R (1, 8) OBP: 0.291, SLG: 0.359		B FF 96 B FF 96 F FF 95 B SI 96 F SI 96 F SI 97 B FF 98 4-2 4 G5-3 BB D SL 84 F FF 97 X FF 96 1-1 ③ G4-3		C FF 96 X SI 96 0-1 4 G4-3 2B			C CU 78 B FF 96 C SL 82 B FF 96 X SL 83 2-2 2B		3	0	2	0	1	0	2
4 Wilmer Flores, R (1, 6) OBP: 0.244, SLG: 0.287		1 SAFE C FF 97 1 SAFE 1 SAFE B FF 97 X SI 96 1-1 ② G5-3 1-2	C FF 92 F FF 95 B SL 86 X FF 96 1-2 ① L9		C SL 83 2 SAFE C SL 84 B SL 85 F FF 96 X SL 87 1-2 ② G4-3 2-3			D SL 79 F FF 92 D FF 94 B FF 92 F FF 93 C SL 82 3-3 ③ K		4	0	0	0	0	1	3
49 Jonathon Niese, L (1, 1) 53 Bobby Abreu, L (6, PH) OBP: 0.341, SLG: 0.347 29 Eric Campbell, R (6, PH) OBP: 0.366, SLG: 0.420 52 Carlos Torres, R (6, 1) 12 Juan Lagares, R (9, PH) OBP: 0.304, SLG: 0.373		S SL 84 B SI 96 B SI 96 B SI 95 C FF 95 F FF 96 2 SAFE F FF 96 B FF 97 4-2 BB	C FF 94 B SI 95 C FF 97 B SL 84 B FF 97 F FF 93 C FF 94 3-3 ② K			B CU 76 C CU 75 B SI 90 F SI 89 S CU 76 2-3 ③ K		C SI 90 B CU 77 B SI 91 F SI 90 S FF 90 2-3 ① K	1 0 1 0 1	0 0 0 0 0	0 0 0 0 0	0 0 0 0 0	1 0 1 0 1	1 0 1 0 0	0 0 1 0 0
22 Eric Young Jr., S (1, 7) OBP: 0.316, SLG: 0.306		B SL 85 F SI 96 B FF 96 F FF 95 S SL 88 2-3 ③ K	C FF 95 S FF 96 X SL 86 0-2 ③ G5-3				C SI 89 C SL 84 B CU 76 F SI 89 B CU 76 S FF 89 2-3 ① K		B CH 79 B CH 80 C SI 89 C SI 89 B FF 90 X SI 89 3-2 2B	4	0	1	0	0	2	2

Inning Stats																								
	R: 0	H: 1	R: 0	H: 0	R: 1	H: 2	R: 0	H: 0	R: 1	H: 2	R: 0	H: 1	R: 0	H: 0	R: 0	H: 1	R: 0	H: 1	1B: 3	SF: 0	WP: 1	PA: 38
	E: 0	LOB: 1	E: 0	LOB: 2	E: 0	LOB: 2	E: 0	LOB: 0	E: 0	LOB: 0	E: 0	LOB: 1	E: 0	LOB: 1	E: 0	LOB: 1	E: 0	LOB: 1	2B: 4	SAC: 0	PB: 0	
	K: 0	BB: 0	K: 1	BB: 2	K: 0	BB: 1	K: 1	BB: 0	K: 0	BB: 0	K: 1	BB: 0	K: 2	BB: 1	K: 3	BB: 0	K: 2	BB: 0	3B: 0	DP: 1	SB: 1	
	S: 9	P: 13	S: 13	P: 25	S: 12	P: 24	S: 10	P: 14	S: 9	P: 14	S: 12	P: 18	S: 11	P: 20	S: 14	P: 24	S: 10	P: 15	HR: 1	HBP: 0	CS: 0	

PITCHER		IP	WLS	BF	H	R	ER	SO	BB	IBB	HBP	BLK	WP	HR	S	P	ERA	WHIP
38 Wily Peralta, R ERA: 3.56	(1, 1)	5.2	W	25	6	2	2	2	3	0	0	0	1	1	62	103	3.18	1.588
59 Zach Duke, L ERA: 1.07	(6, 1)	1.0	H	4	0	0	0	3	1	0	0	0	0	0	12	22	0.00	1.000
21 Jeremy Jeffress, R ERA: 7.71	(7, 1)	0.1	H	1	0	0	0	0	0	0	0	0	0	0	2	3	0.00	0.000
13 Will Smith, L ERA: 3.0	(8, 1)	1.0	H	4	1	0	0	3	0	0	0	0	0	0	14	24	0.00	1.000
57 Francisco Rodríguez, R ERA: 3.04	(9, 1)	1.0	S	4	1	0	0	2	0	0	0	0	0	0	10	15	0.00	1.000

PITCHER	IP	WLS	BF	H	R	ER	SO	BB	IBB	HBP	BLK	WP	HR	S	P	ERA	WHIP

TOP

New York Mets @ Milwaukee Brewers

Miller Park, Milwaukee, WI

Sat Jul 26 2014, 6:12 PM - 9:13 PM CDT

Att. 39,292 - Cloudy - 80 F

livebaseballscorecards.com

AB	34
R	2
H	8
RBI	2
BB	4
SO	10
LOB	17

New York Mets @ Milwaukee Brewers

Miller Park, Milwaukee, WI

Sat Jul 26 2014, 6:12 PM - 9:13 PM CDT

Att. 39,292 - Cloudy - 80 F

livebaseballscorecards.com

BOTTOM

Batter	1	2	3	4	5	6	7	8	9	AB	R	H	RBI	BB	SO	LOB
27 Carlos Gómez, R (1, 8) OBP: 0.369, SLG: 0.509	B FF 88 B FF 87 S FF 88 S FF 90 S CU 75 2-3 ① K		C CU 72 C FF 88 D CU 75 C FF 90 1-3 ② K		F FC 87 S FF 90 B CU 76 B CU 76 B FC 87 X CU 75 3-2 20 2B 1B 3-H		B CU 80 F FF 94 C FF 94 F FF 94 F FC 89 X CU 81 1-2 ② G4-3			4	1	1	0	0	2	1
20 Jonathan Lucroy, R (1, 2) OBP: 0.383, SLG: 0.508	B SI 89 X FC 88 1-0 ② G5-3		F CU 72 X CH 82 0-1 ③ F9		1 SAFE C FC 85 F FC 86 F FC 86 1 SAFE B FF 87 X FF 88 1-2 8 1B 2B 1-H		S FC 90 X CU 81 0-1 ③ L9			4	1	1	1	0	0	1
8 Ryan Braun, R (1, 9) OBP: 0.351, SLG: 0.529	F FF 90 B FF 90 S CU 75 B FF 89 X SI 90 2-2 1B			C CU 72 S CH 81 F FC 87 C FC 87 0-3 ① K	X FF 86 0-0 2-H 1B			S FF 92 C FF 92 S FF 91 0-3 ① K		4	0	2	1	0	2	0
16 Aramis Ramirez, R (1, 5) OBP: 0.320, SLG: 0.433	C CU 73 S CU 75 D CU 75 F FF 90 B FC 88 D CU 77 X FC 88 3-2 ③ L4			C CH 83 F CH 82 B FF 90 F FF 87 X CU 74 1-2 ② L9	X CH 83 0-0 ③ L8			F FF 92 B FC 90 B FC 89 X FF 92 2-1 ② F9		4	0	0	0	0	0	2
Rickie Weeks Jr., R (1, 4) OBP: 0.333, SLG: 0.399		C FF 87 X FC 87 0-1 ① G6-3		B FF 88 B CH 83 B SI 88 C FF 89 B FF 87 4-1 BB		B FF 92 B FC 89 C FF 91 C FC 90 S FC 91 2-3 ① K		C CU 79 B FF 92 C FC 90 B FF 92 B FC 89 X FF 93 3-2 18 2B 1B		3	1	1	0	1	1	0
18 Khris Davis, R (1, 7) OBP: 0.301, SLG: 0.476		C FC 88 X FF 89 0-1 ② G5-3		S CH 81 F FF 86 B FF 88 X CU 74 1-2 ③ P4		C FC 91 X FC 91 0-1 ② F9		X FC 91 0-0 1-H 2B		4	0	1	1	0	0	1
7 Mark Reynolds, R (1, 3) OBP: 0.305, SLG: 0.417		C FF 89 F FC 87 F FF 88 F CU 75 C FC 87 0-3 ③ K			B CU 70 B FC 87 F FF 86 F SI 88 X CU 74 2-2 9 FC4-6 1B	X FC 91 0-0 HR		C FF 94 B FF 93 F FF 94 F FC 92 F SI 94 X FC 91 1-2 ③ G5-3		4	1	2	1	0	1	1
9 Jean Segura, R (1, 6) OBP: 0.267, SLG: 0.324			B FF 86 B FF 86 C FF 88 B SI 88 B FF 88 4-1 38 SH1-4 BB		B FF 87 F FF 88 L FF 88 F FF 88 B FF 87 X FF 89 2-2 ① FC4-6 38 F9 38 S 27 WP 1-2f	C FF 92 B FC 90 C CU 78 F FF 92 F FF 93 B FF 94 X FC 91 2-2 ③ F9				2	1	0	0	1	0	1
38 Wily Peralta, R (1, 1) OBP: 0.108, SLG: 0.139 59 Zach Duke, L (6, 1) 21 Jeremy Jeffress, R (7, 1) 24 Lyle Overbay, L (7, PH) OBP: 0.316, SLG: 0.340 13 Will Smith, R (8, 1) 57 Francisco Rodríguez, R (9, 1)			X FF 86 0-0 ① SH1-4 1-2		C FC 86 B FC 87 M FF 86 B FC 86 B FF 88 F FF 87 X FF 89 3-2 ② F9 1-3		C CU 76 S CU 79 S SI 92 0-3 ① K			1 0 0 1 0 0	0 0 0 0 0 0	0 0 0 0 0 0	0 0 0 0 0 0	0 0 0 1 0 0	0 0 0 0 0 0	1 0 0 0 0 0
Inning Stats	R: 0 E: 0 K: 1 S: 11 H: 1 LOB: 1 BB: 0 P: 19	R: 0 E: 0 K: 1 S: 9 H: 0 LOB: 0 BB: 0 P: 9	R: 0 E: 0 K: 1 S: 7 H: 0 LOB: 1 BB: 1 P: 12	R: 0 E: 0 K: 1 S: 12 H: 0 LOB: 1 BB: 1 P: 18	R: 3 E: 0 K: 0 S: 20 H: 4 LOB: 1 BB: 0 P: 31	R: 1 E: 0 K: 1 S: 11 H: 1 LOB: 0 BB: 0 P: 15	R: 0 E: 0 K: 1 S: 10 H: 0 LOB: 0 BB: 0 P: 11	R: 1 E: 0 K: 1 S: 14 H: 2 LOB: 1 BB: 0 P: 20		1B: 5 2B: 2 3B: 0 HR: 1	SF: 0 SAC: 1 DP: 0 HBP: 0			WP: 1 PB: 0 SB: 1 CS: 0	PA: 34	

PITCHER		IP	WLS	BF	H	R	ER	SO	BB	IBB	HBP	BLK	WP	HR	S	P	ERA	WHIP
49 Jonathon Niese, L ERA: 3.23	(1, 1)	5.0	L	22	5	3	3	4	2	0	0	0	1	0	59	89	5.40	1.400
52 Carlos Torres, R ERA: 3.08	(6, 1)	3.0		12	3	2	2	3	0	0	0	0	0	1	35	46	6.00	1.000

PITCHER	IP	WLS	BF	H	R	ER	SO	BB	IBB	HBP	BLK	WP	HR	S	P	ERA	WHIP

AB	31
R	5
H	8
RBI	4
BB	2
SO	7
LOB	8

Batter	1	2	3	4	5	6	7	8	9	AB	R	H	RBI	BB	SO	LOB
3 Curtis Granderson, L (1, 9) OBP: 0.339, SLG: 0.415	C FF 93 H FF 94 1-1 5 G6-4-3 HBP		B SL 86 B SL 86 B SI 95 X SI 95 3-0 2B		C FF 94 C FF 93 B SL 89 B FF 94 X SI 94 2-2 ③ G6-3		B SI 93 C SI 94 B SL 86 X SI 94 2-1 ③ G3			3	0	1	0	0	0	0
28 Daniel Murphy, L (1, 4) OBP: 0.342, SLG: 0.415	1 SAFE B SI 93 B SI 91 B FF 93 C SI 93 X SI 92 3-1 ① P6		B SI 94 F SI 93 B SI 94 F SI 93 S SL 86 2-3 ② K			B SL 86 F SL 85 X SI 94 1-1 21 HR 2B		X SL 78 0-0 21 G1-3 5 1B 1B		4	1	2	0	0	1	2
5 David Wright, R (1, 5) OBP: 0.339, SLG: 0.401	X SI 93 0-0 ② ③ G6-4-3 1-2f		C SI 93 X SI 93 0-1 ③ G5-3			C SI 91 F SI 93 X SI 93 0-2 ① F9		X FF 90 0-0 21 G1-3 1-2 1B		4	0	1	0	0	0	3
21 Lucas Duda, L (1, 3) OBP: 0.356, SLG: 0.500		B SL 88 S SL 85 B SL 85 F SI 96 B SL 88 X SI 96 3-2 ① L8		C SI 94 B SI 95 F SL 86 B SL 87 S FF 95 1-3 ① K		F SL 87 C SI 94 F FF 95 X SL 88 0-2 2-H HR		X SL 80 0-0 ① G1-3 1-2 2-3		4	1	1	2	0	1	2
1 Chris Young, R (1, 7) OBP: 0.295, SLG: 0.370		C FF 94 B FF 94 X SL 87 1-1 20 E 2B		C FF 94 B SI 95 F SI 95 X SI 95 1-2 12 G3-1 2B		B FF 93 X SI 93 1-0 E3		B SI 92 S FF 93 F SI 92 S FF 94 1-3 ② K		4	0	2	0	0	1	2
12 Juan Lagares, R (1, 8) OBP: 0.303, SLG: 0.368		B FF 94 B FF 94 B FF 92 B FF 94 4-0 20 E BB		B SI 92 X FF 92 1-0 ② G3-1 2-3		1 SAFE L SL 86 F SI 92 B SL 86 C SI 92 1-3 ② K		C SI 93 D FF 93 B SI 94 B SI 94 F SI 94 X SI 94 3-2 ③ G6-3		3	0	0	0	1	1	4
20 Anthony Recker, R (1, 2) OBP: 0.237, SLG: 0.323		X FF 94 0-0 FC6 11 G6-4-3 1-2 2-3		C SI 92 B SI 93 F FF 94 T SL 87 1-2 ③ K		C SI 93 B SI 93 1 SAFE X SI 92 1-1 ③ G5-3			F SI 90 B FF 90 C SI 92 F SI 92 B CH 88 X FF 93 2-2 ① F9	4	0	0	0	0	1	4
11 Rubén Tejada, R (1, 6) OBP: 0.352, SLG: 0.285		X SI 94 0-0 ② ③ G6-4-3 1-2f		B SI 92 F SI 93 X SI 93 1-1 ① G5-3		B SI 92 B FF 92 B SI 93 C SI 93 B SI 92 4-1 48 B2-6-4 BB			X SI 92 0-0 ② F7	3	0	0	0	1	0	3
48 Jacob deGrom, L (1, 1) OBP: 0.276, SLG: 0.286 38 Vic Black, R (7, 1) 27 Jeurys Familia, R (8, 1) OBP: 1.000, SLG: 1.000 53 Bobby Abreu, L (9, PH) OBP: 0.338, SLG: 0.345 58 Jenrry Mejia, R (9, 1)			C SI 94 F SI 94 F SL 86 B SI 95 B SL 86 B SI 94 F SI 95 F SI 95 T SI 95 3-2 ① K		C SI 94 C SI 95 B SL 88 C FF 94 1-3 ② K		M SI 92 X SI 91 0-1 ① ② B2-6-4 1-2f		X SI 91 0-0 ③ G6-3	3 0 0 1 0	0 0 0 0 0	0 0 0 0 0	0 0 0 0 0	2 0 0 0 0	1 0 0 0 0
Inning Stats	R: 0 E: 0 K: 0 S: 4 H: 0 LOB: 0 BB: 0 P: 8	R: 0 E: 1 K: 0 S: 7 H: 1 LOB: 2 BB: 1 P: 15	R: 0 E: 0 K: 2 S: 12 H: 1 LOB: 1 BB: 0 P: 20	R: 0 E: 0 K: 2 S: 11 H: 1 LOB: 1 BB: 0 P: 15	R: 0 E: 0 K: 1 S: 8 H: 0 LOB: 0 BB: 0 P: 12	R: 2 E: 1 K: 1 S: 15 H: 2 LOB: 1 BB: 0 P: 19	R: 0 E: 0 K: 0 S: 5 H: 0 LOB: 0 BB: 1 P: 11	R: 0 E: 0 K: 1 S: 9 H: 2 LOB: 2 BB: 0 P: 13	R: 0 E: 0 K: 0 S: 6 H: 0 LOB: 0 BB: 0 P: 8	1B: 2 2B: 4 3B: 0 HR: 1 SF: 0 SAC: 0 DP: 3 HBP: 1						

TOP

New York Mets @ Milwaukee Brewers

Miller Park, Milwaukee, WI

Sun Jul 27 2014, 1:11 PM - 4:21 PM CDT

Att. 39,040 - Partly Cloudy - 85 F

livebaseballscorecards.com

AB	33
R	2
H	7
RBI	2
BB	2
SO	7
LOB	21

PITCHER		IP	WLS	BF	H	R	ER	SO	BB	IBB	HBP	BLK	WP	HR	S	P	ERA	WHIP
52 Jimmy Nelson, R ERA: 4.3	(1, 1)	7.0	L	28	5	2	2	6	2	0	1	0	0	1	62	100	2.57	1.000
32 Tom Gorzelanny, L ERA:	(8, 1)	0.1		3	2	0	0	0	0	0	0	0	0	0	3	3	0.00	6.000
53 Brandon Kintzler, R ERA: 3.44	(8, 1)	1.2		5	0	0	0	1	0	0	0	0	0	0	12	18	0.00	0.000

PITCHER	IP	WLS	BF	H	R	ER	SO	BB	IBB	HBP	BLK	WP	HR	S	P	ERA	WHIP

BOTTOM

New York Mets @ Milwaukee Brewers

Miller Park, Milwaukee, WI

Sun Jul 27 2014, 1:11 PM - 4:21 PM CDT

Att. 39,040 - Partly Cloudy - 85 F

livebaseballscorecards.com

Batter	1	2	3	4	5	6	7	8	9	AB	R	H	RBI	BB	SO	LOB
27 Carlos Gómez, R (1, 8) OBP: 0.366, SLG: 0.504	B FF 94 F FF 93 L FF 93 F FF 95 B SL 89 F FF 94 F FF 94 B CH 86 X SL 88 3-2 ① G1-3		S FF 92 B FF 94 S SL 84 B FF 95 X FF 93 2-2 ② F9			F CU 77 S FF 91 F FF 91 S CH 83 0-3 ① K		B SL 85 S SL 88 X SL 88 1-1 ① G5-3		4	0	0	0	0	1	1
Rickie Weeks Jr., R (1, 4) OBP: 0.337, SLG: 0.398	B FF 93 B SL 89 B FF 94 B FF 95 4-0 8 FC1-6 BB		B CU 82 B FF 93 S FF 93 F FF 94 X FF 94 2-2 ③ F8			B FF 93 F FF 92 X FF 93 1-1 1B		B SI 96 B SI 97 S SI 96 C SL 88 B SI 98 S SL 88 3-3 ② K		3	0	1	0	1	1	1
8 Ryan Braun, R (1, 9) OBP: 0.347, SLG: 0.523	X SI 93 0-0 ② FC1-6 1-2f			B FF 91 B CU 80 C FF 94 C CH 85 F FF 93 X SL 87 2-2 ① G3		S SI 93 B SI 92 S SI 93 B SL 88 X FF 94 2-2 ② F9		B SI 97 C SL 86 S SL 89 X FF 98 1-2 ③ F9		4	0	0	0	0	0	2
20 Jonathan Lucroy, R (1, 2) OBP: 0.379, SLG: 0.503	C FF 94 S FF 94 1 SAFE B FF 94 F FF 94 X SL 88 1-2 ③ G6-3			C CU 81 B SL 88 X FF 92 1-1 ② F8		C FF 93 C FF 93 B SL 89 X SL 88 1-2 ③ P2			X FF 93 0-0 ① G6-3	4	0	0	0	0	0	2
18 Khris Davis, R (1, 7) OBP: 0.305, SLG: 0.478		C FF 92 B FF 91 B SL 90 S SL 90 S SL 88 2-3 ① K		C FF 94 S CH 85 B FF 93 B CH 83 F CH 84 F FF 92 B SL 88 B SL 89 4-2 BB			B SL 87 X SL 86 1-0 9 1B 1B		F FF 95 B SL 87 B SL 86 S FF 94 B SL 87 X SL 84 3-2 9 1B 1B	3	0	2	0	1	1	0
7 Mark Reynolds, R (1, 3) OBP: 0.301, SLG: 0.411 (8, 5)		F FF 93 B FF 94 S CU 81 F FF 94 B SL 90 X SI 94 2-2 ② F7		B SL 87 1 SAFE F FF 92 S FF 94 F FF 94 D CH 84 1 SAFE C FF 94 2-3 ③ K			B SL 86 X SI 93 1-0 ① F9		F FF 94 F SL 86 B FF 95 F FF 94 S CU 81 1-3 ② K	4	0	0	0	0	2	3
9 Jean Segura, R (1, 6) OBP: 0.269, SLG: 0.326		S FF 94 B FF 94 B FF 94 F FF 94 F FF 94 F FF 94 F FF 94 X FF 95 2-2 ③ F9			C CH 81 X FF 93 0-1 ① G6-3		X SI 93 0-0 1-2 1B		C CU 79 S CU 79 X SL 86 0-2 1-2 1B	4	0	2	0	0	0	0
3 Elian Herrera, S (1, 5) OBP: 0.275, SLG: 0.326 2 Scooter Gennett, L (7, PH) OBP: 0.342, SLG: 0.480 24 Lyle Overbay, L (8, 3) OBP: 0.315, SLG: 0.339			B FF 93 C FF 93 S FF 93 S FF 95 1-3 ① K		B FF 93 B CH 84 B FF 93 C FF 93 F FF 94 F FF 95 F FF 93 F SI 93 F FF 94 3-2 ② L8 X FF 85		D SI 94 B FF 95 S FF 95 F FF 95 B FF 95 X FF 96 3-2 ② F5		D FF 92 B CU 80 X FF 94 2-0 ③ G4-3	2 1 1	0 0 0	0 0 0	0 0 0	0 0 0	1 0 0	0 2 2
52 Jimmy Nelson, R (1, 1) OBP: 0.143, SLG: 0.143 16 Aramis Ramirez, R (7, PH) OBP: 0.319, SLG: 0.432 32 Tom Gorzelanny, R (8, 1) 53 Brandon Kintzler, R (8, 1)			F FF 94 X SI 93 0-1 1B		B FF 95 F FF 94 S FF 94 X SL 89 1-2 ③ F9		C CU 83 X FF 96 0-1 ③ P6			2 1 0 0	0 0 0 0	1 0 0 0	0 0 0 0	0 0 0 0	0 0 0 0	0 2 0 0
Inning Stats	R: 0 H: 0 E: 0 LOB: 1 K: 0 BB: 1 S: 11 P: 19	R: 0 H: 0 E: 0 LOB: 0 K: 1 BB: 0 S: 13 P: 19	R: 0 H: 1 E: 0 LOB: 1 K: 1 BB: 0 S: 11 P: 16	R: 0 H: 0 E: 0 LOB: 1 K: 1 BB: 1 S: 14 P: 23	R: 0 H: 0 E: 0 LOB: 0 K: 0 BB: 0 S: 12 P: 16	R: 0 H: 1 E: 0 LOB: 1 K: 1 BB: 0 S: 12 P: 16	R: 0 H: 2 E: 0 LOB: 2 K: 0 BB: 0 S: 8 P: 13	R: 0 H: 0 E: 0 LOB: 0 K: 1 BB: 0 S: 8 P: 13	R: 0 H: 2 E: 0 LOB: 2 K: 1 BB: 0 S: 12 P: 18	1B: 6 2B: 0 3B: 0 HR: 0	SF: 0 SAC: 0 DP: 0 HBP: 0					PA: 35

	AB	33
	R	0
	H	6
	RBI	0
	BB	2
	SO	6
	LOB	15

PITCHER		IP	WLS	BF	H	R	ER	SO	BB	IBB	HBP	BLK	WP	HR	S	P	ERA	WHIP
48 Jacob deGrom, R ERA: 2.79	(1, 1)	6.1	W	25	4	0	0	4	2	0	0	0	0	0	76	114	0.00	0.947
38 Vic Black, R ERA: 1.93	(7, 1)	0.2	H	2	0	0	0	0	0	0	0	0	0	0	5	8	0.00	0.000
27 Jeurys Familia, R ERA: 1.88	(8, 1)	1.0	H	3	0	0	0	1	0	0	0	0	0	0	8	13	0.00	0.000
58 Jenrry Mejia, R ERA: 3.63	(9, 1)	1.0	S	5	2	0	0	1	0	0	0	0	0	0	12	18	0.00	2.000

PITCHER	IP	WLS	BF	H	R	ER	SO	BB	IBB	HBP	BLK	WP	HR	S	P	ERA	WHIP

Philadelphia Phillies @ New York Mets

Citi Field, Flushing, NY

Mon Jul 28 2014, 7:13 PM - 10:05 PM EDT

Att. 26,525 - Partly Cloudy - 82 F

TOP

livebaseballscorecards.com

Batter	1	2	3	4	5	6	7	8	9	AB	R	H	RBI	BB	SO	LOB
2 Ben Revere, L (1, 8) OBP: 0.316, SLG: 0.353	C SI 87 C FF 89 B FF 90 F SI 89 F FF 90 B FF 90 C SI 89 2-3 ① K		C SI 86 B SI 88 X FF 92 1-1 ③ 11 FC1-6 1B		C SI 87 B CH 81 X SI 88 1-1 ③ L9		F SI 86 C SI 86 X SI 86 0-2 ② F8		B SI 92 C SL 84 X SI 91 1-1 3 1B 1-2 1B	5	0	2	0	0	1	1
11 Jimmy Rollins, S (1, 6) OBP: 0.320, SLG: 0.392	B SI 86 B SI 87 C SI 87 X SI 86 2-1 ② P5		1 SAFE C SL 81 X SL 80 0-1 ② FC1-6 3 1B 1-2f			C SI 84 B SI 87 B SI 87 C SI 87 F FF 91 B SI 88 B SI 88 4-2 51 1B 3 1B BB	X SI 86 0-0 ③ G4-3		B FF 98 X FF 95 1-0 ② F8	4	0	0	0	1	0	4
3 Marlon Byrd, R (1, 9) OBP: 0.321, SLG: 0.482	X SI 87 0-0 1B		F SL 80 B CH 80 S SI 85 X SL 82 1-2 1-3 1B			B SI 87 X SL 82 1-0 51 1B 1-2 1B		C SI 87 F FF 90 B SI 89 F FF 91 X SI 88 1-2 ① G6-3	C FF 96 B FF 97 X FF 96 1-1 1-2 2-3 1B	5	0	4	0	0	0	0
6 Ryan Howard, L (1, 3) OBP: 0.306, SLG: 0.380	1 SAFE C SL 80 B SI 85 X SI 85 1-1 ③ G6-3		C FF 92 B SI 89 X FF 91 1-1 ③ G6-3			C SI 88 B FF 90 F SL 82 B SI 89 X FF 88 2-2 ① F7		S FF 90 B FF 91 B SI 87 X SI 87 2-1 ② F7	B CU 82 F FF 95 F FF 95 B CU 84 S FF 95 2-3 ③ K	5	0	0	0	0	1	8
9 Domonic Brown, L (1, 7) OBP: 0.280, SLG: 0.341		F SI 85 B FF 89 F FF 89 C FF 90 1-3 ① K	F SI 86 B SI 87 B SL 80 F SL 82 F SL 80 B SL 81 X SI 89 3-2 ① F9			F SI 88 C FF 91 X SI 88 0-2 ② F6		B SI 88 X FF 92 1-0 51 2B 2B		4	1	1	0	0	1	2
51 Carlos Ruiz, R (1, 2) OBP: 0.375, SLG: 0.382		C SI 86 B FF 89 X SI 88 1-1 1B	C FF 89 X CH 81 0-1 25 G4-6-3 1B			B SI 87 C SI 87 X FF 91 1-1 1-2 2-3 1B		C SI 88 B FF 91 B SI 89 F SI 89 X SL 84 2-2 2-H 2B		4	0	4	1	0	0	0
25 Cody Asche, L (1, 5) OBP: 0.299, SLG: 0.390 43 Mario Hollands, L (6, 1) 24 Grady Sizemore, L (8, PH) OBP: 0.302, SLG: 0.341 18 Darin Ruf, R (8, PH) OBP: 0.259, SLG: 0.318 48 Phillippe Aumont, L (8, 1)		B SI 86 F SI 86 B SI 86 C SI 86 X SI 87 2-2 ② F9	X SI 85 0-0 ② ③ G4-6-3 1-2f			S FF 92 F FF 91 F FF 91 S FF 91 0-3 ③ K		B FF 93 T FF 94 S SL 88 B SL 83 F FF 95 X SL 87 2-2 ③ G5-3		3 0 0 1 0	0 0 0 0 0	0 0 0 0 0	0 0 0 0 0	0 0 0 0 0	1 0 0 0 0	5 0 0 1 0
17 Reid Brignac, L (1, 4) OBP: 0.329, SLG: 0.394 (6, 5)		B SI 86 C SI 86 S SI 87 F SI 87 B SI 86 S FF 91 2-3 ③ K			S SL 79 F SL 81 F FF 91 F FF 91 C SI 88 0-3 ① K		X CH 80 0-0 ① P5		F SI 91 B SI 91 B FF 88 B SI 92 F SI 91 X SI 92 3-2 ① G3-1	4	0	0	0	0	2	1
34 A.J. Burnett, R (1, 1) OBP: 0.188, SLG: 0.196 4 Andrés Blanco, S (6, 4) OBP: 0.308, SLG: 0.385			C FF 87 C FF 89 B FF 90 C SI 87 1-3 ① K		S FF 90 C FF 90 X SI 87 0-2 ② P2		C CH 80 C SI 87 F SI 88 B FF 91 F FF 91 X FF 92 1-2 1B		C SI 91 F SI 92 X SI 92 0-2 3 1B 2 1B 1B	2 2	0 0	0 2	0 0	0 0	1 0	0 0

Inning Stats	1	2	3	4	5	6	7	8	9
	R: 0 E: 0 K: 1 S: 10	R: 0 E: 0 K: 2 S: 12	R: 0 E: 0 K: 1 S: 12	R: 0 E: 0 K: 0 S: 7	R: 0 E: 0 K: 1 S: 10	R: 0 E: 0 K: 1 S: 16	R: 0 E: 0 K: 0 S: 10	R: 1 E: 0 K: 0 S: 14	R: 0 E: 0 K: 1 S: 14
	H: 1 LOB: 1 BB: 0 P: 15	H: 1 LOB: 1 BB: 0 P: 18	H: 2 LOB: 2 BB: 0 P: 16	H: 1 LOB: 0 BB: 0 P: 10	H: 0 LOB: 0 BB: 0 P: 11	H: 2 LOB: 3 BB: 1 P: 24	H: 1 LOB: 1 BB: 0 P: 11	H: 2 LOB: 1 BB: 0 P: 22	H: 3 LOB: 3 BB: 0 P: 22

1B: 11 2B: 2 3B: 0 HR: 0	SF: 0 SAC: 0 DP: 1 HBP: 0	WP: 0 PB: 0 SB: 0 CS: 0	PA: 40
---	---	---	---

PITCHER		IP	WLS	BF	H	R	ER	SO	BB	IBB	HBP	BLK	WP	HR	S	P	ERA	WHIP
40 Bartolo Colon, R ERA: 3.88	(1, 1)	7.2	W	33	10	1	1	6	1	0	0	0	0	0	87	121	1.17	1.435
66 Josh Edgin, L ERA: 1.59	(8, 1)	0.1		1	0	0	0	0	0	0	0	0	0	0	4	6	0.00	0.000
61 Dana Eveland, L ERA: 2.0	(9, 1)	0.1		3	2	0	0	0	0	0	0	0	0	0	8	12	0.00	6.000
38 Vic Black, R ERA: 1.88	(9, 1)	0.2		3	1	0	0	1	0	0	0	0	0	0	6	10	0.00	1.500

PITCHER		IP	WLS	BF	H	R	ER	SO	BB	IBB	HBP	BLK	WP	HR	S	P	ERA	WHIP

AB	39
R	1
H	13
RBI	1
BB	1
SO	7
LOB	22

BOTTOM

Batter	1	2	3	4	5	6	7	8	9	AB	R	H	RBI	BB	SO	LOB
3 Curtis Granderson, L (1, 9) OBP: 0.338, SLG: 0.411	F SI 91 B KC 81 C SI 91 B KC 82 F KC 82 F KC 82 B KC 83 F SI 93 F SI 92 4-2 B SI 82 28 2B BB	B KC 80 B CH 86 F SI 92 X CH 87 2-1 G4-3 ②		B CH 87 C SI 92 B SI 91 X SI 92 2-1 P5 ③		B SL 83 S FF 94 B FF 94 X FF 93 2-1 G4-3 ②				3	1	0	0	1	0	1
28 Daniel Murphy, L (1, 4) OBP: 0.343, SLG: 0.420	F SI 91 1 SAFE B SI 94 1 SAFE X FF 92 1-1 5 G4-3 21 1B 1-H 2B	X SI 91 0-0 2B			X CH 86 0-0 ① G4-3	B FF 93 F FF 94 F FF 94 S SL 83 1-3 ③ K				4	1	2	1	0	1	0
5 David Wright, R (1, 5) OBP: 0.336, SLG: 0.396	B SI 92 X SI 92 1-0 ① G4-3 2-3	C SI 92 B KC 82 C KC 83 S KC 84 1-3 ③ K			S KC 82 X KC 80 0-1 ② F9		X FF 90 0-0 ① G6-3			4	0	0	0	0	1	2
21 Lucas Duda, L (1, 3) OBP: 0.358, SLG: 0.498	S KC 84 B KC 83 S KC 83 X KC 82 1-2 7 2B 12 2B 3-H 1B		S KC 81 C SI 91 B SI 91 F KC 82 C SI 92 1-3 ① K		B KC 81 B SI 92 B CH 86 B CH 87 4-0 1 1B 7 HR BB		C FF 93 B SL 83 X FF 93 1-1 ② F8			3	2	1	1	1	1	0
1 Chris Young, R (1, 7) OBP: 0.294, SLG: 0.368	C KC 82 B SI 92 B SI 92 F KC 83 F SI 93 X KC 82 2-2 ② F7		X SI 92 0-0 ② L8		B KC 80 X SI 91 1-0 7 HR 1-2 1B		S CH 82 X CH 85 0-1 ③ G6-3			4	1	1	0	0	0	1
7 Travis d'Arnaud, R (1, 2) OBP: 0.298, SLG: 0.379	X SI 93 0-0 12 2B 1-3 2B		C KC 81 B KC 83 S KC 82 B SI 92 F KC 82 C KC 82 2-3 ③ K		X KC 81 0-0 1-H 2-H HR			C SI 95 B SL 90 S CU 82 B SI 95 X CU 83 2-2 2B		4	2	3	3	0	1	0
12 Juan Lagares, R (1, 8) OBP: 0.306, SLG: 0.375	C SI 93 F SI 93 F KC 83 X SI 92 0-2 2-H 3-H 2B			B KC 80 C KC 81 X SI 91 1-1 E3 40 SH1-4	B SI 91 C KC 81 X CH 87 1-1 11 WP 1B			B SI 94 F SI 95 X SL 90 1-1 ① G6-3		4	0	2	2	0	0	1
11 Rubén Tejada, R (1, 6) OBP: 0.351, SLG: 0.281	B SI 94 D SI 94 X SI 92 2-0 ③ G5-3			B KC 80 B SI 92 X SI 92 2-0 ① F9	B SI 92 S CH 86 B SI 91 X SI 90 2-1 ③ F9 1-2			S SL 90 B SL 90 B SL 89 D SI 94 B SI 94 4-1 53 G4-6-3 BB		3	0	0	0	1	0	3
40 Bartolo Colon, R (1, 1) OBP: 0.049, SLG: 0.073 66 Josh Edgin, R (8, 1) 53 Bobby Abreu, L (8, PH) OBP: 0.336, SLG: 0.342 61 Dana Eveland, L (9, 1) 38 Vic Black, R (9, 1)		B SI 89 B SI 88 C FF 89 C SI 90 B SI 90 C SI 90 3-3 ① K		L SI 90 X SI 90 0-1 ② SH1-4 1-2		C FF 92 X FF 93 0-1 ① G4-3		B SI 95 X SI 94 1-0 ②③ G4-6-3 1-2f		2 0 1 0 0	0 0 0 0 0	0 0 0 0 0	0 0 0 0 0	1 0 0 0 0	0 0 2 0 0	0 0 0 0 0
Inning Stats	R: 4 E: 0 K: 0 S: 22 H: 4 LOB: 1 BB: 1 P: 33	R: 0 E: 0 K: 2 S: 9 H: 1 LOB: 1 BB: 0 P: 15	R: 0 E: 0 K: 2 S: 9 H: 0 LOB: 0 BB: 0 P: 12	R: 0 E: 1 K: 0 S: 7 H: 0 LOB: 1 BB: 0 P: 12	R: 3 E: 0 K: 0 S: 9 H: 3 LOB: 1 BB: 1 P: 17	R: 0 E: 0 K: 1 S: 7 H: 0 LOB: 0 BB: 0 P: 10	R: 0 E: 0 K: 0 S: 5 H: 0 LOB: 0 BB: 0 P: 6	R: 0 E: 0 K: 0 S: 7 H: 1 LOB: 1 BB: 1 P: 15		1B: 3 2B: 5 3B: 0 HR: 1	SF: 0 SAC: 1 DP: 1 HBP: 0					

PITCHER		IP	WLS	BF	H	R	ER	SO	BB	IBB	HBP	BLK	WP	HR	S	P	ERA	WHIP
34 A.J. Burnett, R ERA: 4.15	(1, 1)	5.0	L	26	8	7	7	4	2	0	0	0	1	1	56	89	12.60	2.000
43 Mario Hollands, L ERA: 3.5	(6, 1)	2.0		6	0	0	0	1	0	0	0	0	0	0	12	16	0.00	0.000
48 Phillippe Aumont, R ERA: 13.5	(8, 1)	1.0		4	1	0	0	0	1	0	0	0	0	0	7	15	0.00	2.000

PITCHER	IP	WLS	BF	H	R	ER	SO	BB	IBB	HBP	BLK	WP	HR	S	P	ERA	WHIP

Philadelphia Phillies @ New York Mets

Citi Field, Flushing, NY

Mon Jul 28 2014, 7:13 PM - 10:05 PM EDT

Att. 26,525 - Partly Cloudy - 82 F

livebaseballscorecards.com

AB	32
R	7
H	9
RBI	7
BB	3
SO	5
LOB	10

WP: 1 PA: 36
PB: 0
SB: 0
CS: 0

Philadelphia Phillies @ New York Mets

Citi Field, Flushing, NY

Tue Jul 29 2014, 7:11 PM - 9:47 PM EDT

Att. 27,069 - Cloudy - 75 F

TOP

livebaseballscorecards.com

Batter	1	2	3	4	5	6	7	8	9	AB	R	H	RBI	BB	SO	LOB
2 Ben Revere, L (1, 8) OBP: 0.320, SLG: 0.357	C FF 88 F CH 82 B CH 84 F SI 91 X SI 90 1-2 ① G1-3		C KC 72 C CH 82 X KC 71 0-2 ② G3		B FF 90 X SI 90 1-0 1B		C KC 72 B CH 83 F CH 82 H FF 90 2-2 11 WP 26 HR HBP		F SI 87 F SI 91 F SI 87 B FF 90 X FF 92 1-2 2B	4	1	2	0	0	0	0
11 Jimmy Rollins, S (1, 6) OBP: 0.321, SLG: 0.398	C KC 74 S KC 75 X CH 83 0-2 ② G3		C FC 88 C SI 90 X CH 84 0-2 HR		B SI 90 C SI 89 D KC 74 F SI 90 F KC 74 F SI 91 X SI 91 2-2 ② F6		B SI 90 B SI 89 C KC 73 B KC 73 B KC 72 4-1 26 HR BB 1-2 2-3		C FF 90 X SI 91 0-1 ③ F7	4	2	1	1	1	0	3
26 Chase Utley, L (1, 4) OBP: 0.353, SLG: 0.439	B SI 90 X SI 91 1-0 ③ G4-3		C SI 89 B SL 83 X SL 82 1-1 ③ L9		B KC 74 B KC 73 X CH 83 2-0 ③ F8		B SL 86 C SL 84 B CU 80 C FF 93 F FF 93 F CU 80 X FF 94 2-2 HR 1-H 2-H 3-H			4	1	1	4	0	0	2
6 Ryan Howard, L (1, 3) OBP: 0.305, SLG: 0.377		C SL 81 B KC 72 X CH 82 1-1 ① G4-3		C SI 89 B SL 82 B CH 82 B SI 90 C SI 90 F SI 91 B FF 91 4-2 51 G5-4-3 BB		F FF 88 C SI 88 T CH 82 0-2 ① K	B SL 88 B FF 92 B FF 93 C FF 92 X FF 92 3-1 ③ G4-3			3	0	0	0	1	1	0
51 Carlos Ruiz, R (1, 2) OBP: 0.373, SLG: 0.380		X FF 89 0-0 9 E 1B		B SI 90 C SI 90 B SI 90 C FF 90 F FF 90 B KC 75 X SI 91 3-2 ①② G5-4-3 1-2f		B KC 73 B SI 89 B SI 89 C FF 89 X FF 89 3-1 ② G4-3		S FF 88 F FF 91 F SL 85 B FF 91 F FF 90 X FF 91 1-2 ① G4-3		4	0	1	0	0	0	1
24 Grady Sizemore, L (1, 9) OBP: 0.301, SLG: 0.352		C KC 73 B KC 73 F CH 83 S SI 90 1-3 ② K		B FF 90 F SI 91 F SL 81 F SI 91 X SL 83 1-2 HR		B KC 73 S CH 82 X CH 83 1-1 ③ G4-3		C CU 72 C SI 91 B FF 91 C FF 92 1-3 ② K		4	1	1	1	0	2	1
9 Domonic Brown, L (1, 7) OBP: 0.280, SLG: 0.340		S SI 91 B SI 91 B KC 74 F SI 91 X KC 75 2-2 E4 1-2		X SI 90 0-0 ③ F8			C FF 88 C FF 88 B SL 80 X CH 81 1-2 11 WP 35 SH5-4 26 HR 1B	F SI 90 F SI 92 B FF 92 B FF 92 F SI 92 S SL 87 2-3 ③ K		4	1	1	0	0	1	1
25 Cody Asche, L (1, 5) OBP: 0.298, SLG: 0.386		B CH 84 X CH 83 1-0 ③ G1-3			C CH 82 B CH 80 F SI 89 B CH 82 B KC 73 B CH 83 4-2 35 SH5-3 BB		B FF 89 B FF 90 X SI 89 2-0 ① F7		S SI 86 C SI 90 S FF 91 0-3 ① K	3	0	0	0	1	1	3
35 Cole Hamels, L (1, 1) OBP: 0.195, SLG: 0.220 17 Reid Brignac, L (9, PH) OBP: 0.325, SLG: 0.389 53 Ken Giles, R (9, 1)			X CH 81 0-0 ① F9		X SI 89 0-0 ① SH5-3 1-2		X CH 82 0-0 ② SH5-4 1-2		F SI 89 B SI 91 F SI 91 B FF 91 F SI 89 S FF 91 2-3 ② K	1 1 0	0 0 0	0 0 0	0 0 0	0 0 0	0 1 0	0 0 0
Inning Stats	R: 0 E: 0 K: 0 S: 8 H: 0 LOB: 0 BB: 0 P: 10	R: 0 E: 1 K: 1 S: 10 H: 1 LOB: 2 BB: 0 P: 15	R: 1 E: 0 K: 0 S: 9 H: 1 LOB: 0 BB: 0 P: 10	R: 1 E: 0 K: 0 S: 12 H: 1 LOB: 0 BB: 1 P: 20	R: 0 E: 0 K: 0 S: 10 H: 1 LOB: 2 BB: 1 P: 19	R: 0 E: 0 K: 1 S: 7 H: 0 LOB: 0 BB: 0 P: 11	R: 4 E: 0 K: 0 S: 15 H: 2 LOB: 0 BB: 1 P: 29	R: 0 E: 0 K: 2 S: 12 H: 0 LOB: 0 BB: 0 P: 16	R: 0 E: 0 K: 2 S: 13 H: 1 LOB: 1 BB: 0 P: 16	1B: 3 2B: 1 3B: 0 HR: 3 SF: 0 SAC: 2 DP: 1 HBP: 1						

	AB	32
	R	6
	H	7
	RBI	6
	BB	3
	SO	6
	LOB	11

WP: 1 PB: 0 SB: 0 CS: 0 PA: 38

PITCHER		IP	WLS	BF	H	R	ER	SO	BB	IBB	HBP	BLK	WP	HR	S	P	ERA	WHIP
35 Dillon Gee, R ERA: 3.77	(1, 1)	6.2	L	29	5	5	5	2	3	0	1	0	1	2	64	102	6.75	1.200
66 Josh Edgin, L ERA: 2.08	(7, 1)	0.1		2	1	1	1	0	0	0	0	0	0	1	7	12	27.00	3.000
44 Buddy Carlyle, R ERA: 1.0	(8, 1)	2.0		7	1	0	0	4	0	0	0	0	0	0	25	32	0.00	0.500

PITCHER	IP	WLS	BF	H	R	ER	SO	BB	IBB	HBP	BLK	WP	HR	S	P	ERA	WHIP

Philadelphia Phillies @ New York Mets

Citi Field, Flushing, NY

Tue Jul 29 2014, 7:11 PM - 9:47 PM EDT

Att. 27,069 - Cloudy - 75 F

livebaseballscorecards.com

BOTTOM

Batter	1	2	3	4	5	6	7	8	9	AB	R	H	RBI	BB	SO	LOB
3 Curtis Granderson, L (1, 9) OBP: 0.340, SLG: 0.412	C FF 91 F FF 93 B FC 89 F CH 84 X FC 88 1-2 29 1B 1B		B FC 88 F FC 89 F SI 93 X CU 78 1-2 28 G4-6-3 1B		C FF 93 B FF 93 B FC 88 F FC 89 F SI 93 F FF 91 X FC 90 2-2 ② F7			X FC 86 0-0 ② G3		4	0	2	0	0	0	0
28 Daniel Murphy, L (1, 4) OBP: 0.340, SLG: 0.416	C FC 89 B FF 93 F FC 88 B SI 93 X FC 89 2-2 ① F8		C FF 92 S FF 90 X CU 78 0-2 ① ② G4-6-3 1-2f		S CH 84 F FF 94 F FF 91 X SI 94 0-2 ③ G6-3			B FC 87 X FC 87 1-0 ③ G4-3		4	0	0	0	0	0	2
5 David Wright, R (1, 5) OBP: 0.335, SLG: 0.398	F FF 93 C CU 78 X CH 84 0-2 ② F8		X FF 89 0-0 2B			F FF 91 S SI 92 B FF 93 B CU 79 C CU 78 2-3 ① K			T FF 97 B FF 97 B FF 97 F FF 95 S SL 87 2-3 ① K	4	0	1	0	0	2	1
29 Eric Campbell, R (1, 3) OBP: 0.370, SLG: 0.422	C SI 92 C SI 93 B FF 94 B SI 94 X SI 94 2-2 1-2 1B		S CH 85 S CH 86 S CH 86 0-3 ③ K			X CH 85 0-0 ② G6-3			C SL 85 C SL 85 F FF 98 B FF 99 X SL 88 1-2 53 G3-1 1B	4	0	2	0	0	1	1
1 Chris Young, R (1, 7) OBP: 0.291, SLG: 0.363 66 Josh Edgin, R (7, 1) 44 Buddy Carlyle, L (8, 1) 53 Bobby Abreu, L (9, PH) OBP: 0.333, SLG: 0.339	C FF 93 B FF 90 B CU 77 F FC 90 B CH 85 F CH 85 T FF 91 3-2 ③ K			C CH 82 X CU 75 0-1 ① F7		S CH 84 B FF 90 C FF 93 B CU 81 S CH 83 2-3 ③ K			C FF 96 B FF 97 F SI 94 X FF 98 1-2 ② G3-1 1-2	3 0 0 1	0 0 0 0	0 0 0 0	0 0 0 0	0 0 0 0	2 0 0 0	2 0 0 1
7 Travis d'Arnaud, R (1, 2) OBP: 0.293, SLG: 0.373		F FF 91 B FC 89 B CH 84 F FC 88 B SI 92 F SI 93 F CH 84 S CH 83 3-3 ① K		T CH 83 F SI 93 X FC 89 0-2 ② G6-3			B CH 82 B SI 89 B FF 90 C SI 91 C SI 90 X SI 92 3-2 ① F8		S FF 96 F FF 96 X FF 96 0-2 ③ F9	4	0	0	0	0	1	1
12 Juan Lagares, R (1, 8) OBP: 0.306, SLG: 0.374		X CH 83 0-0 ② G5-3		C FF 93 F FF 94 X CU 79 0-2 1B			C FF 91 S FF 89 B FF 92 X FC 88 1-2 ② F8			3	0	1	0	0	0	0
4 Wilmer Flores, R (1, 6) OBP: 0.247, SLG: 0.289		C FF 92 X FF 92 0-1 1B		C CH 84 B FC 89 T FC 89 F FF 94 1 SAFE 1 SAFE X CH 84 1-2 ③ G5-3			B CH 85 X FF 93 1-0 ③ P4			3	0	1	0	0	0	1
35 Dillon Gee, R (1, 1) 22 Eric Young Jr., S (7, 7) OBP: 0.314, SLG: 0.304		S SI 91 S CH 84 F SI 92 S CH 84 0-3 ③ K			C FF 91 B FF 92 C FF 92 S CH 85 1-3 ① K			C FF 90 B FF 92 S SI 92 S SI 92 1-3 ① K		2 1	0 0	0 0	0 0	0 0	2 1	1 0

Inning Stats	1	2	3	4	5	6	7	8	9
	R: 0 E: 0 K: 1 S: 17	H: 2 LOB: 2 BB: 0 P: 25	R: 0 E: 0 K: 2 S: 12	H: 1 LOB: 1 BB: 0 P: 15	R: 0 E: 0 K: 1 S: 10	H: 2 LOB: 1 BB: 0 P: 11	R: 0 E: 0 K: 0 S: 12	H: 1 LOB: 1 BB: 0 P: 13	R: 0 E: 0 K: 1 S: 12	H: 0 LOB: 0 BB: 0 P: 15
	R: 0 E: 0 K: 2 S: 7	H: 0 LOB: 0 BB: 0 P: 11	R: 0 E: 0 K: 0 S: 7	H: 0 LOB: 0 BB: 0 P: 12	R: 0 E: 0 K: 1 S: 5	H: 0 LOB: 0 BB: 0 P: 7	R: 0 E: 0 K: 1 S: 13	H: 1 LOB: 1 BB: 0 P: 17		

	AB	33
	R	0
	H	7
	RBI	0
	BB	0
	SO	9
	LOB	10

PITCHER		IP	WLS	BF	H	R	ER	SO	BB	IBB	HBP	BLK	WP	HR	S	P	ERA	WHIP	PITCHER	IP	WLS	BF	H	R	ER	SO	BB	IBB	HBP	BLK	WP	HR	S	P	ERA	WHIP
35 Cole Hamels, L (1, 1) ERA: 2.55		8.0	W	29	6	0	0	8	0	0	0	0	0	0	82	109	0.00	0.750																	
53 Ken Giles, R (9, 1) ERA: 0.93		1.0		4	1	0	0	1	0	0	0	0	0	0	13	17	0.00	1.000																	

	1B: 6	SF: 0	WP: 0	PA: 33
	2B: 1	SAC: 0	PB: 0	
	3B: 0	DP: 1	SB: 0	
	HR: 0	HBP: 0	CS: 0	

Philadelphia Phillies @ New York Mets

Citi Field, Flushing, NY

Wed Jul 30 2014, 12:13 PM - 3:39 PM EDT

Att. 37,647 - Sunny - 76 F

TOP

livebaseballscorecards.com

Batter	1	2	3	4	5	6	7	8	9	AB	R	H	RBI	BB	SO	LOB
2 Ben Revere, L (1, 8) OBP: 0.321, SLG: 0.361	B FF 94 C FF 94 F FF 95 B FF 95 F SI 95 B FF 96 X FF 96 3-2 ① G4-3	C CU 77 B CU 77 X CH 88 1-1 ③ F8			C FC 87 B CU 76 F CH 89 B SI 93 X SI 94 2-2 6 S 6 2B 2B		B SI 93 C SI 94 F CH 88 B CU 79 F SI 95 B FF 94 X FF 95 3-2 ① F7		C FF 92 X FC 90 0-1 24 G4-6-3 1-2 1B	5	1	2	0	0	0	3
24 Grady Sizemore, L (1, 7) OBP: 0.299, SLG: 0.349	B SI 97 C FF 97 B FF 96 B FF 96 S FF 96 X FF 95 3-2 ② F7		B CU 76 F FF 93 F FF 95 X FC 90 1-2 1B		C FF 94 F FF 93 X FF 94 0-2 ① F8		B CU 76 B FF 95 X FF 94 2-0 ② F7		C CU 77 D CU 83 X FF 93 1-1 ①② G4-6-3 1-2f 2-3	5	0	1	0	0	0	3
26 Chase Utley, L (1, 4) OBP: 0.355, SLG: 0.436 17 Reid Brignac, L (8, 4) OBP: 0.333, SLG: 0.389	B FF 96 B FF 95 C FC 87 B CH 88 B FF 96 4-1 BB		B SI 94 1 SAFE F FF 94 F FF 95 D CU 78 1 SAFE B CH 90 X FC 88 3-2 ① F7		C FF 94 F FC 86 X FF 93 0-2 ② P5		B SL 85 B SL 85 C SI 90 B SI 91 B SI 91 4-1 6 PB 6 S BB		B FF 93 B FF 91 B FC 89 B FC 87 4-0 6 DI BB	2 0	0 0	0 0	0 0	2 1	0 0	2 0
6 Ryan Howard, L (1, 3) OBP: 0.306, SLG: 0.379	B SI 95 F FC 88 1 SAFE B SI 94 B CU 76 S FF 95 X FF 96 3-2 ③ F8		B FF 95 C CU 77 X CU 77 1-1 ② F8		C FF 94 X FF 95 0-1 2-H 2B		B SL 84 S SL 82 B SL 84 B SL 84 H SL 84 4-1 1-3 HBP		B CU 78 B FF 92 B FC 88 C FF 91 X FF 92 3-1 ③ G4-3 1-2	4	0	1	1	0	0	4
3 Marlon Byrd, R (1, 9) OBP: 0.318, SLG: 0.477		X FF 95 0-0 ① L9	C FF 94 1 SAFE X FF 94 0-1 ③ P3		C SI 93 T FF 94 F SI 94 S CU 77 0-3 ③ K		X SI 96 0-0 ③ G5-3			4	0	0	0	0	1	4
25 Cody Asche, L (1, 5) OBP: 0.297, SLG: 0.384		B FF 93 C FC 88 B CH 88 C FF 94 X FF 95 2-2 4 1B 21 1B 1B		B CH 87 T FF 94 S FF 94 F FF 95 B CU 78 S CH 89 2-3 ① K		B FC 85 C CH 91 F FF 92 S FF 94 1-3 ① K		C SI 96 X SI 96 0-1 ① L8		4	0	1	0	0	2	0
21 Wil Nieves, R (1, 2) OBP: 0.299, SLG: 0.439		B FC 88 X FC 87 1-0 4 1B 1-2 1B	B FF 95 X CU 76 1-0 ② F8		B CU 75 X CH 89 1-0 ② G1-3		C SI 96 S SI 96 S FF 96 0-3 ② K		4 0 1 0 0 1 0							
4 Andrés Blanco, S (1, 6) OBP: 0.353, SLG: 0.375		B SI 94 S FF 94 T FF 95 F FF 96 F CU 78 X SI 94 1-2 1-2 2-3 1B	B SI 94 B CH 88 B FF 94 4-0 BB		C FF 94 X CH 89 0-1 ③ F9		B SI 96 B SI 96 B SI 97 C SI 96 F SI 97 X SI 98 3-2 ③ F8		3	0	1	0	1	0	0	
38 Kyle Kendrick, R (1, 1) OBP: 0.087, SLG: 0.087 11 Jimmy Rollins, S (7, PH) OBP: 0.322, SLG: 0.407 43 Mario Hollands, L (7, 1) 30 Justin De Fratus, S (7, 1) 48 Phillippe Aumont, L (8, 1) 9 Domonic Brown, L (9, PH) OBP: 0.282, SLG: 0.340		D FC 86 F FF 94 C FF 95 S SI 94 1-3 ② K	X FC 86 0-0 ③ G5-3			B CU 76 B CH 89 C FC 87 X FC 87 2-1 HR		B FF 93 B FF 90 B FC 90 C FF 90 C FF 92 F FF 92 B FF 93 4-2 24 G4-6-3 2 1B BB	2 1 0 0 0 0 0	0 1 0 0 0 0 0	0 1 0 0 0 0 0	0 1 0 0 0 0 0	1 0 0 0 0 0 1	4 0 0 0 0 0 0	4 0 0 0 0 0 0

	AB	34
	R	2
	H	8
	RBI	2
	BB	5
	SO	5
	LOB	20

Inning Stats																								
	R: 0	H: 0	R: 0	H: 3	R: 0	H: 1	R: 0	H: 0	R: 1	H: 2	R: 0	H: 0	R: 1	H: 1	R: 0	H: 0	R: 0	H: 1	1B: 5	SF: 0	WP: 0	PA: 40
	E: 0	LOB: 1	E: 0	LOB: 3	E: 0	LOB: 1	E: 0	LOB: 1	E: 0	LOB: 1	E: 0	LOB: 0	E: 0	LOB: 2	E: 0	LOB: 0	E: 0	LOB: 2	2B: 2	SAC: 0	PB: 1	
	K: 0	BB: 1	K: 1	BB: 0	K: 0	BB: 0	K: 1	BB: 1	K: 1	BB: 0	K: 1	BB: 0	K: 0	BB: 1	K: 0	BB: 1	K: 0	BB: 2	3B: 0	DP: 1	SB: 2	
	S: 11	P: 24	S: 15	P: 21	S: 10	P: 15	S: 6	P: 13	S: 15	P: 17	S: 6	P: 8	S: 10	P: 25	S: 8	P: 11	S: 9	P: 21	HR: 1	HBP: 1	CS: 0	

PITCHER		IP	WLS	BF	H	R	ER	SO	BB	IBB	HBP	BLK	WP	HR	S	P	ERA	WHIP
45 Zack Wheeler, R ERA: 3.6	(1, 1)	6.2	W	29	7	2	2	4	2	0	0	0	0	1	70	112	2.70	1.350
61 Dana Eveland, L ERA: 2.0	(7, 1)	0.0		2	0	0	0	0	1	0	1	0	0	0	2	10	∞	∞
27 Jeurys Familia, R ERA: 1.83	(7, 1)	1.1	H	4	0	0	0	1	0	0	0	0	0	0	9	12	0.00	0.000
52 Carlos Torres, R ERA: 3.03	(9, 1)	1.0		5	1	0	0	0	2	0	0	0	0	0	9	21	0.00	3.000

PITCHER	IP	WLS	BF	H	R	ER	SO	BB	IBB	HBP	BLK	WP	HR	S	P	ERA	WHIP

Batter	1	2	3	4	5	6	7	8	9	AB	R	H	RBI	BB	SO	LOB
3 Curtis Granderson, L (1, 9) OBP: 0.340, SLG: 0.413	C SI 86 F FC 86 X CH 79 0-2 L8		B FC 86 B FC 86 B SI 89 F SI 87 C SI 89 S CH 82 3-3 K		B CH 80 B CH 81 B FC 89 C CH 80 B FC 88 4-1 28 WP 28 HR BB		21 1B 2B K			4	2	1	0	1	2	2
28 Daniel Murphy, L (1, 4) OBP: 0.343, SLG: 0.425	C SI 88 B SI 88 S SI 88 B SI 89 F FC 86 X SI 88 2-2 1B		C FC 86 B CH 81 B FC 86 X CH 81 2-1 F7		B SI 90 F SI 90 B SI 90 X SI 90 2-1 1-H 2-H 3-H HR		C FF 93 C FF 94 B FF 93 B FF 94 D SL 83 X FF 93 3-2 G5-3	B SI 95 X SI 94 1-0 21 HR 1B		5	2	3	3	0	0	1
5 David Wright, R (1, 5) OBP: 0.333, SLG: 0.394 4 Wilmer Flores, R (9, 5) OBP: 0.247, SLG: 0.289	F SI 89 B SI 88 X SI 89 1-1 F9		C SI 90 X SI 90 1-1 L9		C FC 86 B SI 92 B FC 87 X FC 88 2-1 F9		I I I I ! 4-0 21 1B 7 2B IBB	F SI 95 S SL 89 F SL 88 B CU 80 F SI 94 B SI 95 D SL 90 S SL 89 3-3 K		4 0	1 0	0 0	0 0	1 0	1 0	2 0
21 Lucas Duda, L (1, 3) OBP: 0.358, SLG: 0.506	F SI 89 S FC 88 B FC 87 S CH 81 1-3 K			F FC 87 B FC 87 B CH 81 B CH 81 X FC 86 3-1 F8	C CH 81 B FC 88 S FC 89 B SI 91 X FC 88 2-2 G3-1		F SL 82 D SL 82 X FF 92 1-1 7 2B 1 E 1-2 2-H 1B	F SL 89 F SL 89 F SL 89 B CU 80 F SI 94 X SL 89 1-2 1-H HR		5	2	2	3	0	1	1
7 Travis d'Arnaud, R (1, 2) OBP: 0.295, SLG: 0.375		C SI 90 X SI 90 0-1 F8		S FC 85 F SI 90 X SI 90 0-2 L8		X FC 85 0-0 F8	B SL 80 B SL 78 B FF 90 F SI 90 X FF 90 3-1 1 E 11 1B 1-3 2-H 2B	B SL 89 B SI 96 S SI 95 S SL 90 F SL 90 B SL 88 B SL 89 4-2 12 G5-3 1 1B BB		4	1	1	1	1	0	0
1 Chris Young, R (1, 7) OBP: 0.289, SLG: 0.360		C SI 90 B FC 88 X SI 90 1-1 P5		F FC 86 F SI 88 B CH 82 F CH 79 B SL 77 C FC 85 2-3 K		B FC 86 F FC 87 B SL 77 X SI 90 2-1 P3	C FF 90 X SL 80 0-1 E1 11 1B 27 1B 2-3 3-H	B SI 95 X SI 96 1-0 12 G5-3 1-2 1B		5	1	1	1	0	1	1
12 Juan Lagares, R (1, 8) OBP: 0.312, SLG: 0.378		C SI 90 C SL 76 X SL 76 0-2 11 1B 1B			C FC 84 F SI 88 B SI 89 B FC 88 X FC 86 2-2 45 SH2-4 11 1B 28 WP 1B	X FC 85 0-0 11 S 1B	S SL 78 B SL 78 F FF 89 C FF 91 1-3 K	C SI 94 B SL 91 X SI 95 1-1 G5-3 1-2 2-3		5	1	3	0	0	1	4
11 Rubén Tejada, R (1, 6) OBP: 0.358, SLG: 0.288		C SI 90 X SI 90 0-1 1-3 1B			X FC 86 0-0 28 WP 45 SH2-4 28 HR 1-2 1B	1 SAFE B SI 90 B FC 85 I IN 55 I IN 61 4-0 1-2 IBB	X FF 90 0-0 27 1B 1-2 3-H 1B	C SL 90 B CU 82 S SL 88 F SL 87 F CU 82 S SI 95 1-3 K		4	1	3	1	1	1	2
45 Zack Wheeler, L (1, 1) OBP: 0.086, SLG: 0.088 61 Dana Eveland, L (7, 1) 27 Jeurys Familia, R (7, 1) OBP: 1.000, SLG: 1.000 52 Carlos Torres, R (9, 1)		C CH 82 F FC 89 B SI 92 X SI 91 1-2 F8			L SI 88 L SI 90 X FC 88 0-2 SH2-4 1-2 2-3	B FC 87 T SI 90 F SI 91 S SL 77 1-3 K	B FF 91 X FF 91 1-0 1-2 2-H 1B			2 0 1 0	0 0 0 0	0 0 1 0	0 0 1 0	0 0 0 0	1 0 0 0	4 0 0 0
Inning Stats	R: 0 E: 0 K: 1 S: 12 H: 1 LOB: 1 BB: 0 P: 16	R: 0 E: 0 K: 0 S: 12 H: 2 LOB: 2 BB: 0 P: 14	R: 0 E: 0 K: 1 S: 7 H: 0 LOB: 0 BB: 0 P: 13	R: 0 E: 0 K: 1 S: 9 H: 0 LOB: 0 BB: 0 P: 14	R: 4 E: 0 K: 0 S: 15 H: 3 LOB: 0 BB: 1 P: 27	R: 0 E: 0 K: 1 S: 7 H: 1 LOB: 2 BB: 1 P: 14	R: 5 E: 1 K: 2 S: 23 H: 5 LOB: 2 BB: 1 P: 39	R: 2 E: 0 K: 2 S: 22 H: 3 LOB: 2 BB: 1 P: 34		1B: 11 2B: 2 3B: 0 HR: 2 SF: 0 SAC: 1 DP: 0 HBP: 0						

BOTTOM

Philadelphia Phillies @ New York Mets

Citi Field, Flushing, NY

Wed Jul 30 2014, 12:13 PM - 3:39 PM EDT

Att. 37,647 - Sunny - 76 F

livebaseballscorecards.com

AB	39
R	11
H	15
RBI	10
BB	4
SO	8
LOB	17

WP: 1 PA: 44
PB: 0
SB: 1
CS: 0

PITCHER		IP	WLS	BF	H	R	ER	SO	BB	IBB	HBP	BLK	WP	HR	S	P	ERA	WHIP
38 Kyle Kendrick, R ERA: 4.92	(1, 1)	6.0	L	27	7	4	4	4	1	1	0	0	1	1	62	98	6.00	1.333
43 Mario Hollands, L ERA: 4.21	(7, 1)	0.1		4	2	3	3	0	0	1	0	0	0	0	10	20	81.00	6.000
30 Justin De Fratus, R ERA: 2.91	(7, 1)	0.2		6	3	2	0	2	0	0	0	0	0	0	13	19	0.00	4.500
48 Phillippe Aumont, R ERA: 14.73	(8, 1)	1.0		7	3	2	2	2	1	0	0	0	0	1	22	34	18.00	4.000

PITCHER		IP	WLS	BF	H	R	ER	SO	BB	IBB	HBP	BLK	WP	HR	S	P	ERA	WHIP

San Francisco Giants @ New York Mets

Citi Field, Flushing, NY

Fri Aug 01 2014, 7:11 PM - 9:18 PM EDT

Att. 28,905 - Cloudy - 77 F

livebaseballscorecards.com

Batter	1	2	3	4	5	6	7	8	9	AB	R	H	RBI	BB	SO	LOB
8 Hunter Pence, R (1, 9) OBP: 0.345, SLG: 0.463	F FF 89 F FF 90 S FF 89 0-3 ① **K**	F FF 88 X FF 88 0-1 ② G4-3 2-3 3-H			B SI 88 F FF 86 B CH 82 X CH 82 2-1 ① P5		F FC 87 F SI 90 F FF 89 B FF 88 X FF 88 1-2 50 1B 1-H 3-H 3B		S CU 84 B CU 86 C FF 96 B CU 84 F FF 97 B CU 82 B CU 84 4-2 BB	4	1	1	3	1	1	1
50 Matt Duffy, R (1, 4) OBP: 0.333, SLG: 0.200	C FF 89 X FF 90 0-1 ② F8	C FF 89 X FF 88 0-1 ③ G6-3			H CU 73 1-0 28 G4-6-3 HBP		F FF 87 X FC 86 0-1 28 FC5-4 3-H 1B		B FF 97 X FF 95 1-0 ③ L8	4	0	1	1	0	0	2
28 Buster Posey, R (1, 2) OBP: 0.343, SLG: 0.433	B FF 90 X FF 90 1-0 48 1B 1B		F CU 71 F FF 87 S FC 87 0-3 ① **K**		C FF 86 1 SAFE X SI 88 0-1 ② ③ G4-6-3 1-2f		C FC 86 F CH 80 B SI 88 F CH 82 X CH 81 1-2 ② FC5-4 48 FC5-4 1-2f			4	0	1	0	0	1	2
48 Pablo Sandoval, S (1, 5) OBP: 0.324, SLG: 0.421	X CU 71 0-0 1-2 1B		X FF 88 0-0 ② F8			C SI 86 B FF 87 X CU 73 1-1 ① F9	X SI 87 0-0 ③ FC5-4 1-2f			4	0	1	0	0	0	1
38 Michael Morse, R (1, 3) OBP: 0.327, SLG: 0.477 45 Travis Ishikawa, L (8, 3) OBP: 0.275, SLG: 0.389	C SI 90 F FC 87 B FC 89 X SI 90 1-2 ③ G6-3		X SI 87 0-0 1B			C FF 86 C FF 88 F SI 89 T FC 87 0-2 ② **K**		X SI 86 0-0 ① F8		4 0	0 0	1 0	0 0	0 0	1 0	2 0
2 Juan Carlos Perez, R (1, 7) OBP: 0.208, SLG: 0.280		X FF 86 0-0 7 E 35 1B 2B	X FF 88 0-0 ③ G5-3			B FF 86 C FF 86 B SI 88 X FC 86 2-1 ③ F8		B SI 87 C SI 87 S CH 81 B CH 82 F FC 87 X SI 89 2-2 ② G6-3		4	1	1	0	0	0	1
7 Grégor Blanco, L (1, 8) OBP: 0.316, SLG: 0.310		C FF 88 X FF 87 0-1 FC1 32 SH5-4 35 1B 8 G4-3 2-3		C CU 72 B CU 74 F SI 89 B FC 87 B SI 89 F FF 89 X FF 89 3-2 ① G1-3			C SI 86 F SI 86 X FF 88 0-2 ① G1-3	X SI 86 0-0 ③ G4-3		4	1	0	0	0	0	1
35 Brandon Crawford, L (1, 6) OBP: 0.327, SLG: 0.405		B CU 73 X FF 90 1-0 8 G4-3 32 SH5-4 1-2 3-H 1B		X SI 90 0-0 ② G6-3			X CU 72 0-0 8 3B 3B		C SI 86 B SI 86 X SI 87 1-1 32 B3-6-4 1B	4	1	3	1	0	0	0
32 Ryan Vogelsong, R (1, 1) OBP: 0.175, SLG: 0.184		X FF 87 0-0 ① SH5-4 1-2 2-3		B SI 86 C SI 88 S CU 73 C FF 88 1-3 ③ **K**			H FC 87 1-0 8 3B HBP		C FF 95 X FF 95 0-1 ① ② B3-6-4 1-2f	2	1	0	0	0	1	1
Inning Stats	R: 0 E: 0 K: 1 S: 10 H: 2 LOB: 2 BB: 0 P: 12	R: 2 E: 1 K: 0 S: 9 H: 2 LOB: 1 BB: 0 P: 10	R: 0 E: 0 K: 1 S: 6 H: 1 LOB: 1 BB: 0 P: 6	R: 0 E: 0 K: 1 S: 8 H: 0 LOB: 0 BB: 0 P: 12	R: 0 E: 0 K: 0 S: 4 H: 0 LOB: 0 BB: 0 P: 7	R: 0 E: 0 K: 1 S: 8 H: 0 LOB: 0 BB: 0 P: 11	R: 3 E: 0 K: 0 S: 15 H: 3 LOB: 1 BB: 0 P: 18	R: 0 E: 0 K: 0 S: 6 H: 0 LOB: 0 BB: 0 P: 8	R: 0 E: 0 K: 0 S: 8 H: 1 LOB: 1 BB: 1 P: 14	1B: 6 2B: 1 3B: 2 HR: 0 SF: 0 SAC: 1 DP: 2 HBP: 2						

PITCHER	IP	WLS	BF	H	R	ER	SO	BB	IBB	HBP	BLK	WP	HR	S	P	ERA	WHIP
49 Jonathon Niese, L (1, 1) ERA: 3.24	8.0	L	35	9	5	3	4	0	0	2	0	0	0	68	87	3.38	1.125
38 Vic Black, R (9, 1) ERA: 1.8	1.0		3	0	0	0	0	1	0	0	0	0	0	6	11	0.00	1.000

PITCHER	IP	WLS	BF	H	R	ER	SO	BB	IBB	HBP	BLK	WP	HR	S	P	ERA	WHIP

AB	34
R	5
H	9
RBI	5
BB	1
SO	4
LOB	11

WP: 0	PA: 38		
PB: 0			
SB: 0			
CS: 0			

BOTTOM

San Francisco Giants @ New York Mets

Citi Field, Flushing, NY

Fri Aug 01 2014, 7:11 PM - 9:18 PM EDT

Att. 28,905 - Cloudy - 77 F

livebaseballscorecards.com

Batter	1	2	3	4	5	6	7	8	9	AB	R	H	RBI	BB	SO	LOB
3 Curtis Granderson, L (1, 9) OBP: 0.339, SLG: 0.410	C FF 90 B SL 88 X FF 90 1-1 P5 ①			B CH 82 S FF 90 C CU 76 B FF 90 B SL 88 B FF 91 4-2 28 G6-4-3 BB			B CH 83 C SL 87 B FF 87 C CU 77 S FF 90 2-3 K ①		C FF 90 X CH 82 0-1 G1-3 ③	3	0	0	0	1	1	0
28 Daniel Murphy, L (1, 4) OBP: 0.341, SLG: 0.422	C FF 91 B SL 88 X FF 90 1-1 P6 ②			X FF 90 0-0 G6-4-3 ①② 1-2f			C CU 76 X CH 84 0-1 F9 ②			3	0	0	0	0	0	1
5 David Wright, R (1, 5) OBP: 0.331, SLG: 0.391	C CU 76 B FF 91 S FF 91 C FF 91 1-3 K ③			B SL 89 F SL 89 F SI 91 B SL 88 X CH 85 2-2 F9 ③			X FF 90 0-0 F7 ③			3	0	0	0	0	1	0
21 Lucas Duda, L (1, 3) OBP: 0.358, SLG: 0.514		B FF 92 C FF 91 B FF 91 X FF 91 2-1 P5 ①			C SI 91 B CH 83 F CH 84 B SL 88 F SL 89 B FF 91 X FF 91 3-2 G4-3 ①			B CU 74 C SI 90 C CH 82 X SL 89 1-2 HR		3	1	1	1	0	0	0
1 Chris Young, R (1, 7) OBP: 0.286, SLG: 0.355		B CU 77 C CU 77 F FF 91 F SL 90 B CU 76 F FF 91 X SL 88 2-2 P6 ②			B FF 91 C CH 84 B FF 91 F CU 78 T CH 84 2-2 K ②			X SL 87 0-0 F8 ①		3	0	0	0	0	1	0
7 Travis d'Arnaud, R (1, 2) OBP: 0.292, SLG: 0.370		C SL 88 S FF 91 F FF 91 F CU 76 B FF 92 X FF 91 1-2 F9 ③			X SI 90 0-0 G5-3 ③			C CU 76 X CH 82 0-1 P3 ②		3	0	0	0	0	0	0
12 Juan Lagares, R (1, 8) OBP: 0.312, SLG: 0.378			C FF 90 X SL 89 0-1 G4-3 ①			C CU 75 X FF 90 0-1 49 L3-6 11 G5-3 1B		C SL 86 B SL 88 F CU 76 X FF 89 1-2 L4 ③		3	0	1	0	0	0	0
11 Rubén Tejada, R (1, 6) OBP: 0.355, SLG: 0.285			C FF 90 C FF 90 B FF 91 B CU 78 C FF 92 2-3 K ②			F SL 86 B FF 89 B CH 82 F SI 88 X CH 83 2-2 G5-3 ① 1-2			C FF 89 C FF 88 B FF 88 B CH 82 X CH 82 2-2 G5-3 ①	3	0	0	0	0	1	1
49 Jonathon Niese, L (1, 1) OBP: 0.167, SLG: 0.065 38 Vic Black, R (9, 1) 53 Bobby Abreu, L (9, PH) OBP: 0.331, SLG: 0.336			C FF 91 C CU 77 B FF 92 B FF 90 B FF 91 S FF 92 3-3 K ③			B FF 90 X CU 76 1-0 L3-6 ②③ 2-2			C CH 81 X CU 76 0-1 G4-3 ②	2 0 1	0 0 0	0 0 0	0 0 0	0 0 0	1 0 0	1 0 0
Inning Stats	R: 0 E: 0 K: 1 S: 7 H: 0 LOB: 0 BB: 0 P: 10	R: 0 E: 0 K: 0 S: 12 H: 0 LOB: 0 BB: 0 P: 17	R: 0 E: 0 K: 2 S: 8 H: 0 LOB: 0 BB: 0 P: 13	R: 0 E: 0 K: 0 S: 6 H: 0 LOB: 0 BB: 1 P: 12	R: 0 E: 0 K: 1 S: 8 H: 0 LOB: 0 BB: 0 P: 13	R: 0 E: 0 K: 0 S: 6 H: 1 LOB: 0 BB: 0 P: 9	R: 0 E: 0 K: 1 S: 6 H: 0 LOB: 0 BB: 0 P: 8	R: 1 E: 0 K: 0 S: 9 H: 1 LOB: 0 BB: 0 P: 11	R: 0 E: 0 K: 0 S: 7 H: 0 LOB: 0 BB: 0 P: 9	1B: 1 2B: 1 3B: 0 HR: 1 SF: 0 SAC: 0 DP: 2 HBP: 0						

	AB	27
	R	1
	H	2
	RBI	1
	BB	1
	SO	5
	LOB	3

WP: 0 PA: 28
PB: 0
SB: 0
CS: 0

PITCHER	IP	WLS	BF	H	R	ER	SO	BB	IBB	HBP	BLK	WP	HR	S	P	ERA	WHIP
32 Ryan Vogelsong, R (1, 1) ERA: 3.88	9.0	W	28	2	1	1	5	1	0	0	0	0	1	69	102	1.00	0.333

PITCHER	IP	WLS	BF	H	R	ER	SO	BB	IBB	HBP	BLK	WP	HR	S	P	ERA	WHIP

San Francisco Giants @ New York Mets

Citi Field, Flushing, NY

Sat Aug 02 2014, 7:10 PM - 9:35 PM EDT

Att. 33,687 - Partly Cloudy - 70 F

TOP

livebaseballscorecards.com

Batter	1	2	3	4	5	6	7	8	9	AB	R	H	RBI	BB	SO	LOB
8 Hunter Pence, R (1, 9) OBP: 0.342, SLG: 0.459	C FF 94 X SI 93 0-1 G5-3			C SI 93 B SI 93 C CU 79 T FF 93 1-2 K		X CU 78 0-0 P3		B SI 96 T SI 95 S SL 87 D SI 97 S SL 88 2-3 K		4	0	0	0	0	2	1
35 Brandon Crawford, L (1, 6) OBP: 0.323, SLG: 0.401	C FF 94 S FF 94 F FF 94 B SL 87 C FF 96 1-3 K			S CU 79 F SI 94 B FF 93 F CU 77 X SI 94 1-2 L3			C FF 93 X CU 79 0-1 F8	F SI 96 X SI 96 0-1 F8		4	0	0	0	0	1	1
28 Buster Posey, R (1, 2) OBP: 0.342, SLG: 0.431	B CU 80 C CU 81 C FF 95 X SI 95 1-2 G1-3			F SI 95 S FF 94 B SL 88 F FF 94 B SL 88 F FF 94 X CH 84 2-2 G6-3			F SL 87 F CH 83 F FF 94 B CU 78 B SL 88 X SL 87 2-2 G5-3		B SL 84 C SL 85 X FC 94 1-1 48 FC1-6 1B	4	0	1	0	0	0	0
48 Pablo Sandoval, S (1, 5) OBP: 0.323, SLG: 0.422		X CU 80 0-0 G3-1			C SI 92 B FF 94 X CU 79 1-1 L7		X CU 78 0-0 2B		C FF 95 X SI 94 0-1 FC1-6 9 1B 1-2f	4	0	1	0	0	0	1
38 Michael Morse, R (1, 7) OBP: 0.324, SLG: 0.471		B FF 94 X SI 92 1-0 G5-3			C CU 80 S CU 79 B FF 94 B CH 82 S CH 84 2-3 K		B CU 79 X CU 78 1-0 G5-3		B FF 94 C FF 94 S CU 79 C FF 94 1-3 K	4	0	0	0	0	2	2
9 Brandon Belt, L (1, 3) OBP: 0.314, SLG: 0.458		C FF 94 C SI 94 B FF 95 B SL 88 B FF 95 F FF 95 F FF 95 X SI 94 3-2 L8			C CU 78 B SL 88 S SL 86 F FF 94 B SL 88 B SL 86 B SL 87 4-2 BB			B CU 75 X FF 93 1-0 2 2B 45 1B 1B	B FF 95 F CH 90 X SL 86 1-1 1-3 1B	3	1	2	0	1	0	0
12 Joe Panik, L (1, 4) OBP: 0.265, SLG: 0.227			C FF 94 C SI 93 F FF 93 B SL 87 B FF 95 X CH 85 2-2 G3-1		F SI 93 B SI 93 C CU 80 1 SAFE X CH 83 1-2 G3			C FF 92 B SI 93 C FF 93 S SI 92 1-3 K X FF 92 0-0 G4-3		4	0	0	0	0	1	4
2 Juan Carlos Perez, R (1, 8) OBP: 0.214, SLG: 0.302			C FF 94 T FF 95 C SI 94 0-3 K			X FF 92 0-0 F8		B FF 93 C FF 93 S FF 94 F FF 96 X FF 96 1-2 45 1-3 1B 2B		3	1	1	0	0	1	0
22 Jake Peavy, R (1, 1) 45 Travis Ishikawa, L (8, PH) OBP: 0.293, SLG: 0.405 49 Javier López, L (8, 1)			F FF 95 F FF 95 S FF 96 0-3 K			C FF 93 S CU 78 S CU 78 0-3 K		S SI 94 B SI 94 S CH 84 B FF 92 X CU 79 2-2 2-H 3-H 1B		2 1 0	0 0 0	0 1 0	0 2 0	0 0 0	2 0 0	0 0 0

	AB	R	H	RBI	BB	SO	LOB
AB	33						
R	2						
H	6						
RBI	2						
BB	1						
SO	9						
LOB	9						

Inning Stats	1	2	3	4	5	6	7	8	9
	R: 0 E: 0 K: 1 S: 9 H: 0 LOB: 0 BB: 0 P: 11	R: 0 E: 0 K: 0 S: 7 H: 0 LOB: 0 BB: 0 P: 11	R: 0 E: 0 K: 2 S: 10 H: 0 LOB: 0 BB: 0 P: 12	R: 0 E: 0 K: 1 S: 12 H: 0 LOB: 0 BB: 0 P: 16	R: 0 E: 0 K: 1 S: 11 H: 0 LOB: 1 BB: 1 P: 19	R: 0 E: 0 K: 1 S: 5 H: 0 LOB: 0 BB: 0 P: 5	R: 0 E: 0 K: 0 S: 8 H: 1 LOB: 1 BB: 0 P: 11	R: 2 E: 0 K: 2 S: 16 H: 3 LOB: 1 BB: 0 P: 23	R: 0 E: 0 K: 1 S: 10 H: 2 LOB: 2 BB: 0 P: 13

1B: 4	SF: 0	WP: 0	PA: 34		
2B: 2	SAC: 0	PB: 0			
3B: 0	DP: 0	SB: 0			
HR: 0	HBP: 0	CS: 0			

PITCHER		IP	WLS	BF	H	R	ER	SO	BB	IBB	HBP	BLK	WP	HR	S	P	ERA	WHIP
48 Jacob deGrom, R ERA: 2.77	(1, 1)	7.1	W	27	4	2	2	7	1	0	0	0	0	0	73	101	2.46	0.682
27 Jeurys Familia, R ERA: 1.81	(8, 1)	0.2	H	2	0	0	0	1	0	0	0	0	0	0	5	7	0.00	0.000
58 Jenrry Mejia, R ERA: 3.58	(9, 1)	1.0	S	5	2	0	0	1	0	0	0	0	0	0	10	13	0.00	2.000

PITCHER	IP	WLS	BF	H	R	ER	SO	BB	IBB	HBP	BLK	WP	HR	S	P	ERA	WHIP

BOTTOM

San Francisco Giants @ New York Mets

Citi Field, Flushing, NY

Sat Aug 02 2014, 7:10 PM - 9:35 PM EDT

Att. 33,687 - Partly Cloudy - 70 F

livebaseballscorecards.com

Batter	1	2	3	4	5	6	7	8	9	AB	R	H	RBI	BB	SO	LOB
3 Curtis Granderson, L (1, 9) OBP: 0.336, SLG: 0.405	X FF 88 0-0 ① G5-3			C FS 87 F FC 85 B FF 90 B SI 90 B CH 80 X FS 86 3-2 ① G4-3			C CH 80 B FC 85 B CH 81 F FF 89 X SI 88 2-2 ① F9	F SL 78 F SI 87 S CU 71 0-3 ② K		4	0	0	0	0	1	0
28 Daniel Murphy, L (1, 4) OBP: 0.340, SLG: 0.423	B FF 88 B FF 88 F FF 88 C FC 86 B CH 81 F FF 89 X FF 89 3-2 ② L3			C CH 83 C FF 91 X CU 80 0-2 ② G4-3			F CH 80 B CH 82 X SI 90 1-1 5 1B 7 SF9 2B	C SI 87 C SL 79 F SL 79 X SL 79 0-2 ③ G4-3		4	1	1	0	0	0	0
5 David Wright, R (1, 5) OBP: 0.331, SLG: 0.390	S FC 87 S SL 82 B CU 80 B FF 91 B FF 90 S FC 86 3-3 ③ K			C CU 80 B FF 90 F FC 86 X SI 90 1-2 ③ G1-3			X SI 91 0-0 7 SF9 21 HBP 12 1B 2-3 1B			3	1	1	0	0	1	0
21 Lucas Duda, L (1, 3) OBP: 0.358, SLG: 0.511		C SI 90 B FF 89 F FC 86 X SI 90 1-2 ① F7			S CU 78 F FC 86 F SI 88 B CH 82 S CU 80 1-3 ① K		B SI 91 H FC 87 2-0 12 1B 4 2B 1-2 HBP			2	1	0	0	0	1	0
7 Travis d'Arnaud, R (1, 2) OBP: 0.288, SLG: 0.367		X SI 90 0-0 ② G6-3			C SI 90 S SL 84 B SI 90 B FS 87 X CU 80 2-2 ② G6-3		C SI 90 X SI 90 0-1 ② SF9 2-3 3-H			2	0	0	1	0	0	0
12 Juan Lagares, R (1, 8) OBP: 0.312, SLG: 0.377		C FF 89 X FC 87 0-1 ③ G5-3			C FC 85 B SI 90 X SI 90 1-1 ③ G5-3		X FC 85 0-0 4 2B 1-2 3-H 1B			3	1	1	1	0	0	0
4 Wilmer Flores, R (1, 6) OBP: 0.250, SLG: 0.301			B FS 87 X FC 85 1-0 ① P2			C FC 86 C CU 78 B CU 81 B SI 90 X FC 87 2-2 ① F9	F SI 91 X CH 82 0-1 1-H 2-H 2B			3	0	1	2	0	0	0
48 Jacob deGrom, L (1, 1) OBP: 0.250, SLG: 0.258 27 Jeurys Familia, R (8, 1) OBP: 1.000, SLG: 1.000 58 Jenrry Mejia, R (9, 1)			C FF 88 X CH 80 0-1 ② G6-3			F CU 78 X CU 78 0-1 ② G4-3	F FF 90 F CH 81 F FC 88 B CH 81 F FC 87 S CU 78 1-3 ③ K			3 0 0	0 0 0	0 0 0	0 0 0	0 0 0	1 0 0	1 0 0
22 Eric Young Jr., S (1, 7) OBP: 0.310, SLG: 0.300			F FF 89 X SI 89 0-1 ③ F7			B SI 90 F FF 90 C CH 81 B CU 79 F CH 82 F FC 85 S FC 87 2-3 ③ K		B SI 84 B SI 86 B SI 84 C SI 83 X SI 84 3-1 ① G1-3		3	0	0	0	0	1	0
Inning Stats	R: 0 E: 0 K: 1 S: 8 H: 0 LOB: 0 BB: 0 P: 14	R: 0 E: 0 K: 0 S: 6 H: 0 LOB: 0 BB: 0 P: 7	R: 0 E: 0 K: 0 S: 5 H: 0 LOB: 0 BB: 0 P: 6	R: 0 E: 0 K: 0 S: 9 H: 0 LOB: 0 BB: 0 P: 13	R: 0 E: 0 K: 1 S: 9 H: 0 LOB: 0 BB: 0 P: 13	R: 0 E: 0 K: 1 S: 10 H: 0 LOB: 0 BB: 0 P: 14	R: 4 E: 0 K: 1 S: 16 H: 4 LOB: 1 BB: 0 P: 22	R: 0 E: 0 K: 1 S: 9 H: 0 LOB: 0 BB: 0 P: 12		1B: 2 2B: 2 3B: 0 HR: 0 SF: 1 SAC: 0 DP: 0 HBP: 1				WP: 0 PB: 0 SB: 0 CS: 0 PA: 29		

	AB	27
	R	4
	H	4
	RBI	4
	BB	0
	SO	5
	LOB	1

PITCHER		IP	WLS	BF	H	R	ER	SO	BB	IBB	HBP	BLK	WP	HR	S	P	ERA	WHIP
22 Jake Peavy, R ERA: 4.73	(1, 1)	7.0	L	26	4	4	4	4	0	0	1	0	0	0	63	89	5.14	0.571
49 Javier López, L ERA: 2.22	(8, 1)	1.0		3	0	0	0	1	0	0	0	0	0	0	9	12	0.00	0.000

PITCHER		IP	WLS	BF	H	R	ER	SO	BB	IBB	HBP	BLK	WP	HR	S	P	ERA	WHIP

Batter	1	2	3	4	5	6	7	8	9	AB	R	H	RBI	BB	SO	LOB
8 Hunter Pence, R (1, 9) OBP: 0.345, SLG: 0.476	S SI 85 X SI 86 0-1 P3		C SL 81 B SI 87 B SI 86 X SL 82 2-1 2-H HR		C SL 82 B SL 80 B SI 84 X SI 86 2-1 50 G4-3 28 2B 1-H 2B		D FC 90 C FF 93 B FC 90 B FF 92 C FF 93 F FF 94 X FC 89 3-2 F9		B SI 91 C SI 90 B CH 84 B CH 84 X SI 90 3-1 HR	5	3	3	4	0	0	1
50 Matt Duffy, R (1, 4) OBP: 0.182, SLG: 0.100	B FF 89 T FF 88 C FF 90 T SI 88 1-2 K		B SI 88 X SI 87 1-0 F8		B SI 86 B SI 88 C SL 80 X SI 88 2-1 G4-3 2-3		B FF 90 C CU 77 S FC 89 F FC 90 T SI 91 1-2 K		B SI 90 C SL 82 C SL 82 B SI 91 X SI 92 2-2 P4	5	0	0	0	0	2	2
28 Buster Posey, R (1, 2) OBP: 0.348, SLG: 0.447 34 Andrew Susac, R (9, 2) OBP: 0.273, SLG: 0.200	B FF 89 B SI 86 C SI 87 C SI 87 X FF 91 2-2 1B		B SL 81 F SL 82 C SI 88 B SI 88 B FF 90 C SI 88 3-3 K		B SI 86 F SL 86 B SI 86 C SI 88 F CH 80 F SI 88 X FF 92 2-2 48 1B 3-H 2B		C FF 93 X FC 89 0-1 1-H HR		C SL 82 B SL 82 C SI 83 F SL 81 X SI 91 1-2 1B	5 0	2 0	4 0	3 0	0 0	1 0	0 0
48 Pablo Sandoval, S (1, 5) OBP: 0.323, SLG: 0.420 13 Joaquin Arias, R (7, 5) OBP: 0.217, SLG: 0.205	B SI 85 C SI 84 X SI 85 1-1 F7			X SI 85 0-0 L9	C SI 88 X SL 80 0-1 2-H 1B		B FC 90 X FF 92 1-0 G4-3		B CU 77 X FF 91 1-0 G6-3	4 1	0 0	1 0	1 0	0 0	0 0	1 1
9 Brandon Belt, L (1, 3) OBP: 0.312, SLG: 0.471 45 Travis Ishikawa, L (9, 3) OBP: 0.293, SLG: 0.405		B SI 85 F SI 85 F FF 90 F FF 90 C SI 88 1-3 K		F SI 86 F FF 91 B FF 90 F SI 89 F SI 89 X SI 87 1-2 HR	X SI 89 0-0 F9			C SI 90 X SI 90 0-1 G4-3		4 0	1 0	1 0	1 0	0 0	1 0	1 0
38 Michael Morse, R (1, 7) OBP: 0.322, SLG: 0.468 2 Juan Carlos Perez, R (6, 7) OBP: 0.228, SLG: 0.302		C SI 88 F SI 89 B FF 92 B SL 84 B SL 83 X SL 83 3-2 F9		C SI 87 X SI 88 0-1 G4-3		S FF 90 S FF 91 B FF 92 F FF 92 B SL 85 F FF 90 B FF 92 F FF 90 X FF 90 3-2 F9		H SL 84 1-0 HBP		3 0	0 0	0 0	0 0	0 0	0 0	0 0
7 Grégor Blanco, L (1, 8) OBP: 0.312, SLG: 0.305		B SL 82 S SI 87 X FF 91 1-1 F8		B SI 86 C SI 86 F FF 91 B SI 87 S SL 81 2-3 K		X SL 85 0-0 L9		C SL 83 B SI 90 B SL 83 X SL 84 2-1 F8		4	0	0	0	0	1	1
35 Brandon Crawford, L (1, 6) OBP: 0.323, SLG: 0.399			L SI 86 B FF 90 B FF 89 F SI 87 F SI 88 B SI 88 F FF 90 X SI 88 3-2 40 SH1-4 8 HR 1B		C SI 86 B SL 81 F SI 87 S FF 90 1-3 K	C SI 89 B SI 91 B SL 87 X SI 89 2-1 F7		C SI 91 F SI 91 B SI 91 F SL 85 S SL 82 1-3 K		4	1	1	0	0	2	1
40 Madison Bumgarner, R (1, 1) OBP: 0.302, SLG: 0.490			S SI 86 1 SAFE 1 SAFE X SI 86 0-1 SH1-4 1-2		S SI 86 X SI 88 0-1 8 PB 8 2B 1B		F FC 90 B FC 90 B FC 89 B FC 90 B FF 92 4-1 28 HR BB		B SI 89 S CH 83 C CH 82 B SL 82 S SL 83 2-3 K	2	2	1	0	1	1	0
Inning Stats	R: 0 E: 0 K: 1 S: 10 H: 1 LOB: 1 BB: 0 P: 14	R: 0 E: 0 K: 1 S: 9 H: 0 LOB: 0 BB: 0 P: 14	R: 2 E: 0 K: 1 S: 13 H: 2 LOB: 0 BB: 0 P: 22	R: 1 E: 0 K: 1 S: 11 H: 1 LOB: 0 BB: 0 P: 14	R: 3 E: 0 K: 1 S: 17 H: 4 LOB: 1 BB: 0 P: 24	R: 0 E: 0 K: 0 S: 9 H: 0 LOB: 0 BB: 0 P: 14	R: 2 E: 0 K: 1 S: 12 H: 1 LOB: 0 BB: 1 P: 21	R: 0 E: 0 K: 1 S: 8 H: 0 LOB: 1 BB: 0 P: 12	R: 1 E: 0 K: 1 S: 13 H: 2 LOB: 1 BB: 0 P: 22	1B: 5 2B: 2 3B: 0 HR: 4 SF: 0 SAC: 1 DP: 0 HBP: 1						

PITCHER		IP	WLS	BF	H	R	ER	SO	BB	IBB	HBP	BLK	WP	HR	S	P	ERA	WHIP
40 Bartolo Colon, R ERA: 4.12	(1, 1)	4.2	L	22	8	6	6	5	0	0	0	0	0	2	59	87	11.57	1.714
44 Buddy Carlyle, R ERA: 0.87	(5, 1)	1.1		4	0	0	0	0	0	0	0	0	0	0	10	15	0.00	0.000
52 Carlos Torres, R ERA: 3.26	(7, 1)	1.0		5	1	2	2	1	1	0	0	0	0	1	12	21	18.00	2.000
61 Dana Eveland, L ERA: 2.29	(8, 1)	1.2		8	2	1	1	2	0	0	1	0	0	1	20	32	5.40	1.200
66 Josh Edgin, L ERA: 2.04	(9, 1)	0.1		1	0	0	0	0	0	0	0	0	0	0	1	2	0.00	0.000

PITCHER	IP	WLS	BF	H	R	ER	SO	BB	IBB	HBP	BLK	WP	HR	S	P	ERA	WHIP

TOP

San Francisco Giants @ New York Mets

Citi Field, Flushing, NY

Sun Aug 03 2014, 1:11 PM - 3:51 PM EDT

Att. 32,408 - Cloudy - 72 F

livebaseballscorecards.com

AB	37
R	9
H	11
RBI	9
BB	1
SO	8
LOB	8

WP: 0	PA: 40					
PB: 1						
SB: 0						
CS: 0						

Batter	1	2	3	4	5	6	7	8	9	AB	R	H	RBI	BB	SO	LOB
3 Curtis Granderson, L (1, 9) OBP: 0.336, SLG: 0.402	B FF 91 B FF 91 F FF 90 C FC 88 B CU 78 F FF 93 B FC 89 4-2 5 G5-4-3 BB		F FC 89 S FF 93 F FF 93 B FC 90 X FC 90 1-2 ③ L4			F FF 94 F FF 94 B FF 94 C CU 70 1-3 ③ K			B FC 88 F FF 92 X FF 93 1-1 ① F9	3	0	0	0	1	1	1
11 Rubén Tejada, R (1, 6) OBP: 0.350, SLG: 0.281	C FF 90 F FF 92 F FF 91 C FC 88 0-3 ① K			C FC 88 X CU 77 0-1 ① G5-3			B FF 93 S FC 89 S FF 93 F FF 93 F FF 93 X FC 88 1-2 ① F9		X FF 92 0-0 ② P3	4	0	0	0	0	1	1
5 David Wright, R (1, 5) OBP: 0.331, SLG: 0.390 61 Dana Eveland, L (8, 1) 66 Josh Edgin, R (9, 1) 7 Travis d'Arnaud, R (9, PH) OBP: 0.287, SLG: 0.366	F FF 92 F FC 88 X CU 78 0-2 ②③ G5-4-3 1-2f			C FF 93 B FF 92 F FC 89 B FF 92 S CU 79 2-3 ② K2-3			B CH 84 X FF 93 1-0 29 FC6-4 1B		C FF 93 B FF 93 F FF 93 F FF 92 F FF 93 S FC 90 1-3 ③ K	3 0 0 1	0 0 0 0	1 0 0 0	0 0 0 0	0 0 0 0	1 0 0 1	1 0 0 0
29 Eric Campbell, R (1, 3) OBP: 0.362, SLG: 0.412 (8, 5)		C FF 92 S CU 77 S CU 77 0-3 ① K		F CH 84 B CU 79 S FF 94 C CU 77 1-3 ③ K			X FC 88 0-0 ② FC6-4 1-2f			3	0	0	0	0	2	1
1 Chris Young, R (1, 7) OBP: 0.283, SLG: 0.351		X CH 85 0-0 ② L7			C FF 93 X FF 93 0-1 ① F9		C FC 90 F FF 94 S FF 93 0-3 ③ K			3	0	0	0	0	1	1
12 Juan Lagares, R (1, 8) OBP: 0.309, SLG: 0.373		B FC 90 C FC 89 F CH 85 X FC 89 1-2 ③ P3			C FF 93 F FC 90 S FF 94 0-3 ② K			C CH 84 X FF 93 0-1 ① L8		3	0	0	0	0	1	0
4 Wilmer Flores, R (1, 4) OBP: 0.253, SLG: 0.313			C FF 91 X CH 83 0-1 2B		C FC 90 X FC 88 0-1 ③ F8			C FF 92 B CU 77 X CU 77 1-1 E3		3	0	1	0	0	0	0
20 Anthony Recker, R (1, 2) OBP: 0.232, SLG: 0.315			C FC 89 B FF 90 X FC 88 1-1 ① L6			C FF 91 B CH 83 X CH 83 1-1 ① F8		X FC 88 0-0 ② P5		3	0	0	0	0	0	2
40 Bartolo Colon, R (1, 1) OBP: 0.048, SLG: 0.071 44 Buddy Carlyle, L (5, 1) 22 Eric Young Jr., S (6, PH) OBP: 0.309, SLG: 0.299 52 Carlos Torres, R (7, 1) 21 Lucas Duda, L (8, 3) OBP: 0.357, SLG: 0.509			S FF 93 S FF 92 S FF 93 0-3 ② K			B FF 93 B FC 88 C FF 92 S FF 93 S FF 93 2-3 ② K		X FF 93 0-0 ③ F8		1 0 1 0 1	0 0 0 0 0	0 0 0 0 0	0 0 0 0 0	1 0 1 0 0	1 0 0 0 0	1 0 0 0 1
Inning Stats	R: 0 E: 0 K: 1 S: 10 H: 0 LOB: 0 BB: 1 P: 14	R: 0 E: 0 K: 1 S: 7 H: 0 LOB: 0 BB: 0 P: 8	R: 0 E: 0 K: 1 S: 11 H: 1 LOB: 1 BB: 0 P: 13	R: 0 E: 0 K: 2 S: 8 H: 0 LOB: 0 BB: 0 P: 11	R: 0 E: 0 K: 1 S: 7 H: 0 LOB: 0 BB: 0 P: 7	R: 0 E: 0 K: 2 S: 8 H: 0 LOB: 0 BB: 0 P: 12	R: 0 E: 0 K: 1 S: 10 H: 1 LOB: 1 BB: 0 P: 12	R: 0 E: 1 K: 0 S: 6 H: 0 LOB: 1 BB: 0 P: 7	R: 0 E: 0 K: 1 S: 8 H: 0 LOB: 0 BB: 0 P: 10	1B: 1 2B: 1 3B: 0 HR: 0 SF: 0 SAC: 0 DP: 1 HBP: 0						

PITCHER	IP	WLS	BF	H	R	ER	SO	BB	IBB	HBP	BLK	WP	HR	S	P	ERA	WHIP
40 Madison Bumgarner, L (1, 1) ERA: 3.21	9.0	W	30	2	0	0	10	1	0	0	0	0	0	75	94	0.00	0.333

PITCHER	IP	WLS	BF	H	R	ER	SO	BB	IBB	HBP	BLK	WP	HR	S	P	ERA	WHIP

BOTTOM

San Francisco Giants @ New York Mets

Citi Field, Flushing, NY

Sun Aug 03 2014, 1:11 PM - 3:51 PM EDT

Att. 32,408 - Cloudy - 72 F

livebaseballscorecards.com

AB	29
R	0
H	2
RBI	0
BB	1
SO	10
LOB	9

Batter	1	2	3	4	5	6	7	8	9	AB	R	H	RBI	BB	SO	LOB
8 Hunter Pence, R (1, 9) OBP: 0.345, SLG: 0.481	B FF 88 B SI 88 C FF 88 C SI 89 F FF 90 X FF 90 2-2 ① L9		C SL 80 C SI 90 F FF 90 X FF 90 0-2 48 2B 2B		X KC 71 0-0 ① G5-3		F SL 87 B SL 89 B SI 97 X SL 86 2-1 28 WP 3B		B FC 94 C FC 94 T SL 86 F CU 80 X FF 95 1-2 ② F9	5	2	2	0	0	0	0
7 Grégor Blanco, L (1, 8) OBP: 0.313, SLG: 0.304	S SI 88 F CH 83 B FF 88 B CH 82 F SI 89 X SI 90 2-2 ② G3-1		B KC 72 B KC 70 C SI 89 S SI 89 S CH 83 2-3 ② K		M SI 88 B SL 81 X CH 81 1-1 ② F8		F SI 97 B SI 97 T SI 96 F SI 98 F FF 98 B SI 99 F SL 89 B SI 97 D SL 89 4-2 28 WP 48 1B BB		C FC 95 B FF 93 B SI 90 B FF 94 X FF 94 3-1 28 S 48 2B 1B	4	1	1	0	1	1	1
28 Buster Posey, R (1, 2) OBP: 0.353, SLG: 0.446	C SL 82 C KC 73 X SI 89 0-2 ③ G6-3		F CH 84 B SI 90 B SL 82 B SL 82 B SI 90 4-1 48 2B BB		B KC 71 B SI 90 B CH 82 B FF 89 4-0 BB		B SI 97 B SI 96 B SI 97 B FF 97 4-0 48 1B 1-2 3-H BB		B SL 85 F SL 85 B SL 85 C SL 87 B SL 87 F SL 84 D SL 86 4-2 48 2B 1-2 BB	1	1	0	0	4	0	0
48 Pablo Sandoval, S (1, 5) OBP: 0.326, SLG: 0.427		B FF 88 F FF 89 X CH 83 1-1 ① F9	B FF 89 B SI 89 F CH 83 X FF 89 2-1 9 PB 1-H 2-H 2B		B SI 89 B SL 79 F SL 80 B CH 82 F SI 88 X FF 90 3-2 ③ G4-3		B FF 98 F SI 97 S SI 96 D CH 91 F SI 97 F SL 89 F FF 97 X SI 96 2-2 ① 9 G6-4-3 1-2 2-H 1B		C SL 86 S SL 86 F SL 86 X CU 80 0-2 1-3 2-H 2B	5	0	3	3	0	0	1
9 Brandon Belt, L (1, 3) OBP: 0.304, SLG: 0.458		B FF 88 B CH 81 F FF 89 F FF 90 B SL 83 S CH 84 3-3 ② K	F FF 89 B FF 89 F FF 88 B FF 90 F KC 75 B FF 90 F SL 81 F FF 91 X CH 82 3-2 ③ F9 2-3			F KC 77 F SL 78 X CH 82 0-2 ① F8	X SL 87 0-0 ②③ G6-4-3 1-2f		B FF 95 C FF 95 X SL 86 1-1 ③ G3-1	5	0	0	0	0	1	5
35 Brandon Crawford, L (1, 6) OBP: 0.322, SLG: 0.395		B FF 89 B CH 83 F FF 89 S FF 90 B FF 90 F FF 90 B FF 90 4-2 12 1B BB		F SL 79 F SL 81 S CH 83 0-3 ① K		L CH 81 X SI 89 0-1 ② G5-3		B CH 88 S SL 86 C SL 87 B CU 77 X SL 86 2-2 ① F7		3	0	0	0	1	1	0
12 Joe Panik, L (1, 4) OBP: 0.287, SLG: 0.266 54 Sergio Romo, R (8, 1) 46 Santiago Casilla, R (9, 1)		C SI 88 X SI 88 0-1 1-2 1B	C SL 81 F CH 83 B CH 84 F FF 89 B CH 84 X FF 90 2-2 1B		B SL 79 B CH 82 F CH 82 F CH 82 B CH 82 X CH 81 3-2 2B		B SL 86 X SL 85 1-0 ② G3		4 0 3 0 0 0 0 0 0 0 0 0 0 0 0 0 0 0 0 0 0							
2 Juan Carlos Perez, R (1, 7) OBP: 0.230, SLG: 0.286		C SL 79 F FF 89 T SI 90 0-2 ③ K	1 SAFE X FF 89 0-0 ② F7		B FF 96 B FF 96 B FF 96 C FF 96 B FF 95 4-1 BB		C FF 90 X FF 90 0-1 ③ F9		3	0	0	0	1	1	3
17 Tim Hudson, R (1, 1) OBP: 0.111, SLG: 0.048 45 Travis Ishikawa, L (6, PH) OBP: 0.286, SLG: 0.395 57 Juan Gutierrez, R (6, 1) 49 Javier López, L (6, 1) 50 Matt Duffy, R (8, 4) OBP: 0.167, SLG: 0.091			S FF 88 B FC 89 S CH 83 S SI 89 1-3 ① K C FF 89 C SI 89 F SI 91 C KC 74 0-3 ③ K		C SI 96 B SI 96 F CU 84 F SI 97 S CU 82 1-3 ③ K		F FF 94 C FC 93 B FF 95 S SL 87 1-3 ① K		2 0 0 0 0 2 1 1 0 0 0 0 1 2 0 0 0 0 0 0 0 0 0 0 0 0 0 0 1 0 0 0 0 1 0							
Inning Stats	R: 0 E: 0 K: 0 S: 11 H: 0 LOB: 0 BB: 0 P: 15	R: 0 E: 0 K: 2 S: 13 H: 1 LOB: 2 BB: 1 P: 21	R: 2 E: 0 K: 2 S: 19 H: 2 LOB: 1 BB: 1 P: 31	R: 0 E: 0 K: 2 S: 12 H: 1 LOB: 1 BB: 0 P: 14	R: 0 E: 0 K: 0 S: 6 H: 0 LOB: 1 BB: 1 P: 14	R: 0 E: 0 K: 1 S: 13 H: 1 LOB: 2 BB: 1 P: 21	R: 1 E: 0 K: 0 S: 14 H: 2 LOB: 1 BB: 2 P: 26	R: 0 E: 0 K: 0 S: 6 H: 0 LOB: 0 BB: 0 P: 9	R: 1 E: 0 K: 1 S: 18 H: 2 LOB: 2 BB: 1 P: 28	1B: 4 2B: 4 3B: 1 HR: 0 SF: 0 SAC: 0 DP: 1 HBP: 0						WP: 1 PB: 1 SB: 1 CS: 0 PA: 41

PITCHER		IP	WLS	BF	H	R	ER	SO	BB	IBB	HBP	BLK	WP	HR	S	P	ERA	WHIP
35 Dillon Gee, R ERA: 3.73	(1, 1)	5.2		25	5	2	2	6	3	0	0	0	0	0	69	106	3.18	1.412
38 Vic Black, R ERA: 1.78	(6, 1)	0.1	H	2	0	0	0	1	1	0	0	0	0	0	5	10	0.00	3.000
27 Jeurys Familia, R ERA: 1.96	(7, 1)	0.1	B	4	2	1	1	0	2	0	0	0	1	0	13	25	27.00	12.000
66 Josh Edgin, L ERA: 1.89	(7, 1)	1.1		3	0	0	0	0	0	0	0	0	0	0	5	8	0.00	0.000
44 Buddy Carlyle, R ERA: 0.84	(8, 1)	0.1		1	0	0	0	0	0	0	0	0	0	0	2	2	0.00	0.000

PITCHER		IP	WLS	BF	H	R	ER	SO	BB	IBB	HBP	BLK	WP	HR	S	P	ERA	WHIP
58 Jenrry Mejia, R ERA: 3.66	(9, 1)	1.0	L	6	2	1	1	1	1	0	0	0	0	0	18	28	9.00	3.000

TOP

San Francisco Giants @ New York Mets

Citi Field, Flushing, NY

Mon Aug 04 2014, 12:12 PM - 3:50 PM EDT

Att. 27,187 - Cloudy - 78 F

livebaseballscorecards.com

AB	34
R	4
H	9
RBI	3
BB	7
SO	8
LOB	13

BOTTOM

Batter	1	2	3	4	5	6	7	8	9	AB	R	H	RBI	BB	SO	LOB
3 Curtis Granderson, L (1, 9) OBP: 0.334, SLG: 0.398	C SI 87 S FS 80 F FC 82 B FC 85 B SI 90 F FS 81 B SI 91 F FS 81 B SI 90 4-2 28 HR BB		C FS 84 B SI 85 X FS 77 1-1 ① F7		C SI 89 B SI 89 B SI 90 L FC 84 F FC 84 F FC 82 F SI 91 B FF 91 F FC 84 3-2 ② X SI 90 F8	C SL 79 X SI 88 0-1 ③ G4-3			B SI 95 X FF 95 1-0 ② F9	4	1	0	0	1	0	2
28 Daniel Murphy, L (1, 4) OBP: 0.341, SLG: 0.429	C SI 89 1 SAFE F SI 90 B SI 90 X FS 82 1-2 1-H HR		C SI 87 B SI 87 B FF 88 X SI 90 2-1 ② L7		C SI 90 X CU 76 0-1 5 E 5 S 5 1B 1B		C SI 86 C SI 87 B CU 75 F SI 87 X SL 80 1-2 ① F7		B FF 96 C SI 93 B FF 94 F SI 94 F KC 83 S KC 84 2-3 ③ K2-3	5	2	2	2	0	1	0
5 David Wright, R (1, 5) OBP: 0.330, SLG: 0.388	X FF 90 0-0 ① F9		B FC 80 B FC 82 C FC 84 S FC 84 B FF 89 C FC 83 3-3 ③ K		B SI 89 S FC 82 X FC 83 1-1 21 BB 1-H 1B		B SI 86 X CH 80 1-0 ② F7			4	0	1	1	0	1	0
21 Lucas Duda, L (1, 3) OBP: 0.358, SLG: 0.508	B SI 91 C CU 74 F FF 91 S FS 83 1-3 ② K			B CU 71 X FS 77 1-0 7 FC6-4 1B	B FS 80 B SI 90 D FS 80 B SI 86 4-0 1-2 BB		F SI 87 B SI 88 B SL 80 B SI 86 F SI 87 F SI 87 F SI 87 C SI 88 3-3 ③ K			3	0	1	0	1	2	0
7 Travis d'Arnaud, R (1, 2) OBP: 0.283, SLG: 0.360	B SI 89 C FC 83 F FS 80 F SI 90 B FS 83 F CU 76 F FF 91 F SI 90 X FC 83 2-2 ③ G5-3			C SI 87 B FC 81 F SI 89 B SI 89 X SI 89 2-2 ① FC6-4 1 1B 12 FC5-2-6 1-2f	X FC 84 0-0 ③ F7			C SL 78 F FF 87 F SL 78 F SL 78 B SL 76 T SL 78 1-2 ① K		4	0	0	0	0	1	3
1 Chris Young, R (1, 7) OBP: 0.282, SLG: 0.349 58 Jenrry Mejia, R (9, 1)			B FC 81 X SI 88 1-0 ① P3	C FC 82 X SI 89 0-1 12 FC5-2-6 1-3 1B		C CU 80 S FF 92 X SI 93 1-2 ① P5		B FF 88 B SL 79 C SL 78 C FF 88 F SL 78 F SL 77 X SL 77 2-2 ② G1-3		4 0	0 0	1 0	0 0	0 0	0 0	0 0
12 Juan Lagares, R (1, 8) OBP: 0.315, SLG: 0.382			B CU 74 S FC 82 F SI 90 X FS 82 1-2 11 1B 1B	1 SAFE B SI 89 X SI 89 1-0 ② FC5-2-6 1-2 3-H	C CU 82 F CU 82 F FF 91 X CU 78 0-2 2B			C FF 88 B SL 77 B FF 88 S SL 79 F SL 77 F SL 78 F SL 78 X SL 76 2-2 1B		4	0	3	0	0	0	2
11 Rubén Tejada, R (1, 6) OBP: 0.349, SLG: 0.281			F SI 89 F FF 89 X SI 89 0-2 ② 35 FC5-4 1-3 1B	C FC 83 B FC 84 F FF 90 D CU 77 X FC 83 2-2 ③ L3		F FF 93 X FF 93 0-1 ② F9		1 SAFE C SL 76 F FF 87 1 SAFE 1 SAFE B FF 87 1 SAFE 1 SAFE B SL 76 2-2 ③ X FF 86 F7		4	0	1	0	0	0	4
35 Dillon Gee, R (1, 1) 38 Vic Black, R (6, 1) 53 Bobby Abreu, L (6, PH) OBP: 0.331, SLG: 0.336 4 Wilmer Flores, R (6, PH) OBP: 0.260, SLG: 0.313 27 Jeurys Familia, R (7, 1) OBP: 1.000, SLG: 1.000 66 Josh Edgin, R (7, 1) 44 Buddy Carlyle, L (8, 1) 22 Eric Young Jr., S (9, 7) OBP: 0.308, SLG: 0.297	S SI 89 X SI 89 0-1 ③ FC5-4 1-2f				S SI 88 X FC 83 0-1 ① G5-3	I IN 69 I IN 77 I IN 80 I IN 78 4-0 IBB			C SI 94 B KC 79 X SI 94 1-1 ① G4-3	2 0 0 0 0 0 0 1	0 0 0 0 0 0 0 0	0 0 0 0 1 0 0 0	0 0 0 0 0 0 0 0	0 0 0 0 0 0 0 0	0 0 0 0 0 0 0 0	1 0 0 0 0 0 0 0
Inning Stats	R: 2 H: 1 E: 0 LOB: 0 K: 1 BB: 1 S: 19 P: 27		R: 0 H: 2 E: 0 LOB: 1 K: 0 BB: 0 S: 9 P: 11	R: 0 H: 0 E: 0 LOB: 0 K: 1 BB: 0 S: 7 P: 13	R: 0 H: 2 E: 0 LOB: 2 K: 0 BB: 0 S: 10 P: 16	R: 1 H: 2 E: 0 LOB: 2 K: 0 BB: 1 S: 14 P: 22	R: 0 H: 1 E: 0 LOB: 2 K: 0 BB: 1 S: 11 P: 16	R: 0 H: 0 E: 0 LOB: 0 K: 1 BB: 0 S: 10 P: 15	R: 0 H: 1 E: 0 LOB: 1 K: 1 BB: 0 S: 19 P: 26	R: 0 H: 0 E: 0 LOB: 0 K: 1 BB: 0 S: 7 P: 11	1B: 7 2B: 1 3B: 0 HR: 1	SF: 0 SAC: 0 DP: 0 HBP: 0			WP: 0 PB: 0 SB: 1 CS: 0	PA: 38		

PITCHER		IP	WLS	BF	H	R	ER	SO	BB	IBB	HBP	BLK	WP	HR	S	P	ERA	WHIP
17 Tim Hudson, R ERA: 2.74	(1, 1)	5.0		23	7	3	2	2	2	0	0	0	0	1	59	89	3.60	1.800
57 Juan Gutierrez, R ERA: 2.7	(6, 1)	0.2		3	1	0	0	0	0	0	0	0	0	0	9	10	0.00	1.500
49 Javier López, L ERA: 2.1	(6, 1)	1.1		5	0	0	0	1	0	1	0	0	0	0	12	21	0.00	0.000
54 Sergio Romo, R ERA: 4.6	(8, 1)	1.0	W	4	1	0	0	1	0	0	0	0	0	0	19	26	0.00	1.000
46 Santiago Casilla, R ERA: 1.08	(9, 1)	1.0	S	3	0	0	0	1	0	0	0	0	0	0	7	11	0.00	0.000

PITCHER	IP	WLS	BF	H	R	ER	SO	BB	IBB	HBP	BLK	WP	HR	S	P	ERA	WHIP

San Francisco Giants @ New York Mets

Citi Field, Flushing, NY

Mon Aug 04 2014, 12:12 PM - 3:50 PM EDT

Att. 27,187 - Cloudy - 78 F

livebaseballscorecards.com

AB	35
R	3
H	9
RBI	3
BB	3
SO	5
LOB	12

New York Mets @ Washington Nationals

Nationals Park, Washington, DC

Tue Aug 05 2014, 7:07 PM - 10:18 PM EDT

Att. 40,686 - Partly Cloudy - 85 F

TOP

livebaseballscorecards.com

Batter	1	2	3	4	5	6	7	8	9	AB	R	H	RBI	BB	SO	LOB
12 Juan Lagares, R (1, 8) OBP: 0.316, SLG: 0.380	C SI 89 B CH 82 F SI 91 C FF 91 1-3 K ①	B CH 83 X SI 90 1-0 1-2 1B			C SI 92 X CH 84 0-1 G6-3 ②		B SL 81 F SL 81 H FF 93 2-1 28 1B 21 1B HBP	B SI 92 B SI 94 X SI 96 2-0 L9-2 ② ③ 3-H		4	1	1	0	0	1	2
28 Daniel Murphy, L (1, 4) OBP: 0.346, SLG: 0.436	F FF 92 B CU 78 B CU 78 X FF 91 2-1 5 1B 3B	C FF 91 B FF 92 X CU 76 1-1 F8 ③			B CU 78 B FF 93 B FF 91 C FF 92 B FF 90 4-1 BB		C SI 92 F SI 92 X CH 86 0-2 21 1B 1-3 2-H 3-H 1B		B SL 82 F SI 93 X SI 95 1-1 5 G5-4-3 1B	4	1	3	2	1	0	2
5 David Wright, R (1, 5) OBP: 0.329, SLG: 0.386	X CU 76 0-0 21 G3 21 S 3-H 1B		X SI 90 0-0 G5-3 ①		1 SAFE C CH 82 1 SAFE 1 SAFE X SI 90 0-1 F9 ③		1 SAFE F SI 92 F FF 93 B CH 86 S SL 82 1-3 K ②		B SI 92 S SI 93 B SI 94 C SI 94 F SI 94 X SI 93 2-2 G5-4-3 ① ② 1-2f	5	0	1	1	0	1	4
21 Lucas Duda, L (1, 3) OBP: 0.356, SLG: 0.503	C FF 92 F SI 92 1 SAFE B CU 76 X SI 91 1-2 G3 ② 1-3		C FF 92 F CU 76 B CU 78 X CU 78 1-2 G3 ②			B CU 75 F FF 91 C SI 90 B FF 92 B CU 78 F FF 92 X FF 93 3-2 F8 ①	1 SAFE B CH 86 X CH 85 1-0 1-3 3-H 1B		C SI 94 F SL 86 C SL 84 0-3 K ③	5	0	1	1	0	1	1
29 Eric Campbell, R (1, 7) OBP: 0.353, SLG: 0.402 3 Curtis Granderson, L (7, PH) OBP: 0.333, SLG: 0.397 (7, 9)	B FF 92 S FF 92 C SI 92 F CH 84 B CU 79 S FF 92 3-3 K ③		B CH 83 S CH 82 F FF 93 B FF 92 S CH 82 2-3 K ③			B CH 83 B FF 92 C SI 93 C CH 83 F FF 93 X FF 92 2-2 G6-3 ②	B SI 92 B CH 86 X SI 93 2-0 F9 ③			3	0	0	0	0	2	1
										1	0	0	0	0	0	2
7 Travis d'Arnaud, R (1, 2) OBP: 0.286, SLG: 0.363		X SI 89 0-0 11 G4-3 45 1B 2B		C CH 81 X CH 82 0-1 G6-3 ①		B SI 92 S CH 84 B CU 77 X CH 84 2-1 G6-3 ③		F SI 98 H SL 86 1-1 1 1B 9 1B HBP		3	2	1	0	0	0	0
1 Chris Young, R (1, 9) OBP: 0.285, SLG: 0.349 (7, 7)	C FF 91 F FF 92 C FF 92 0-3 K ①		B CH 82 X FF 91 1-0 G6-3 ②				C CH 82 F FF 91 B FF 91 F FF 93 F CU 78 B CH 83 B CH 83 F FF 93 B CH 85 4-2 45 SH5-4 11 1B 28 1B BB	X SI 96 0-0 9 1B 12 L9-2 1-2 1B		3	1	1	0	1	1	1
11 Rubén Tejada, R (1, 6) OBP: 0.348, SLG: 0.280		X SI 90 0-0 G4-3 ② 2-3		C FF 91 F CH 83 S FF 93 0-3 K ③			B CH 82 1 SAFE X SI 91 1-0 45 SH5-4 28 1B 1-2 1B	L SI 95 X SI 96 0-1 F8 ①		4	1	1	0	0	1	3
45 Zack Wheeler, L (1, 1) OBP: 0.108, SLG: 0.111 66 Josh Edgin, R (7, 1) 9 Kirk Nieuwenhuis, L (8, PH) OBP: 0.338, SLG: 0.517 27 Jeurys Familia, R (8, 1) OBP: 1.000, SLG: 1.000 61 Dana Eveland, L (9, 1)		X SI 90 0-0 12 1B 3-H 1B			C FF 90 F SI 89 B FF 92 B FF 92 C FF 93 2-3 K ①		B FF 93 B SI 91 L FF 92 X 2-1 SH5-4 ① 1-2 2-3	B SI 96 S SI 94 B SI 93 S SI 94 B SI 95 F SI 94 X SI 96 3-2 1-3 2-H 1B		2	0	1	1	0	1	0
										0	0	0	0	0	0	0
										1	0	1	1	0	0	0
										0	0	0	0	0	0	0
										0	0	0	0	0	0	0

	AB	35
	R	6
	H	11
	RBI	6
	BB	2
	SO	8
	LOB	16

Inning Stats																				
	R: 1	H: 2	R: 1	H: 3	R: 0	H: 0	R: 0	H: 0	R: 0	H: 0	R: 0	H: 0	R: 3	H: 3	R: 1	H: 2	R: 0	H: 1	1B: 9	SF: 0	WP: 0	PA: 40
	E: 0	LOB: 1	E: 0	LOB: 2	E: 0	LOB: 0	E: 0	LOB: 1	E: 0	LOB: 0	E: 0	LOB: 1	E: 0	LOB: 2	E: 0	LOB: 0	E: 0	LOB: 0	2B: 2	SAC: 1	PB: 0	
	K: 2	BB: 0	K: 1	BB: 0	K: 1	BB: 0	K: 1	BB: 1	K: 0	BB: 0	K: 1	BB: 1	K: 1	BB: 1	K: 0	BB: 0	K: 1	BB: 0	3B: 1	DP: 2	SB: 1	
	S: 12	P: 19	S: 9	P: 11	S: 7	P: 10	S: 6	P: 7	S: 8	P: 14	S: 10	P: 17	S: 17	P: 30	S: 9	P: 15	S: 9	P: 12	HR: 0	HBP: 2	CS: 0	

PITCHER		IP	WLS	BF	H	R	ER	SO	BB	IBB	HBP	BLK	WP	HR	S	P	ERA	WHIP
47 Gio González, L ERA: 4.01	(1, 1)	6.0	L	26	6	4	4	6	2	0	0	0	0	0	58	89	6.00	1.333
22 Drew Storen, R ERA: 1.73	(7, 1)	1.0		6	2	1	1	1	0	0	1	0	0	0	11	19	9.00	2.000
64 Blake Treinen, R ERA: 2.35	(8, 1)	2.0		8	3	1	1	1	0	0	1	0	0	0	18	27	4.50	1.500

PITCHER	IP	WLS	BF	H	R	ER	SO	BB	IBB	HBP	BLK	WP	HR	S	P	ERA	WHIP

Batter	1	2	3	4	5	6	7	8	9	AB	R	H	RBI	BB	SO	LOB
2 Denard Span, L (1, 8) OBP: 0.353, SLG: 0.397	C FF 96 C SI 95 F FF 97 X CH 91 0-2 G4-3 ①		C CH 90 X FF 97 0-1 28 G6-4-3 6 1B 1B		X SI 95 0-0 G3 ②		B SL 87 B SL 88 B FF 94 C FF 91 X FF 93 3-1 F8 ③			4	0	1	0	0	0	1
6 Anthony Rendon, R (1, 5) OBP: 0.336, SLG: 0.466	B FF 97 B SI 97 C FF 98 B SI 97 X FF 98 3-1 G4-3 ②		B FF 96 X SI 94 1-0 28 G6-4-3 1-2 1B		B FF 96 C FC 90 B FC 89 C SI 96 C CU 80 2-3 K ③			B FF 97 X SI 95 1-0 G6-3 ①		4	0	1	0	0	1	0
28 Jayson Werth, R (1, 9) OBP: 0.363, SLG: 0.432	C FF 98 B SI 97 B CU 81 X SI 97 2-1 G6-3 ③		B SI 95 B SI 95 B FF 97 C SI 95 X SI 96 3-1 G6-4-3 ① ② 1-2f 2-3			X FC 90 0-0 25 1B 2B		C SI 96 B SL 88 X SL 87 1-1 G5-3 ②		4	0	1	0	0	0	2
25 Adam LaRoche, L (1, 3) OBP: 0.373, SLG: 0.432		S FF 95 B SI 96 B CU 78 C CU 79 B SI 97 F SI 98 B FF 97 4-2 3 BB 20 BB 59 WP BB	B CU 79 C FF 96 B FF 96 B FC 90 B FF 96 4-1 BB			C FF 97 B FF 96 X FF 96 1-1 2-H 1B ①		C SI 96 C SI 96 B SL 89 B SL 87 B SI 98 F SI 96 X SI 98 3-2 2B		2	1	2	0	2	0	0
20 Ian Desmond, R (1, 6) OBP: 0.298, SLG: 0.418		B FC 88 C FC 89 F SI 97 B SI 98 B SI 98 B SI 97 4-2 59 WP 3 BB 1-2 BB	S SI 96 F FF 96 F SI 96 B CU 79 X CU 79 1-2 G1-3 ③			C SI 96 F FF 96 T FC 90 0-2 K ②		B SI 97 D SL 88 B SI 97 C SI 96 F SI 96 X SL 88 3-2 G1-3 ③		3	0	0	0	1	1	4
34 Bryce Harper, L (1, 7) OBP: 0.333, SLG: 0.359		S SI 97 F FF 98 B FC 92 C SI 97 1-3 K ①		B CU 78 F CH 89 S SI 96 B FF 97 T FF 96 2-2 K ①	S SI 95 X FF 96 0-1 F7 ③				F SI 92 B SI 93 C SL 84 B SL 84 F SL 86 S SL 85 2-3 K ①	4	0	0	0	0	3	3
3 Asdrúbal Cabrera, S (1, 4) OBP: 0.304, SLG: 0.383		D CU 79 D CU 78 F FF 96 B FF 96 S FF 97 B FF 96 4-2 59 1B 59 WP 1-2 2-3 BB	B CU 78 S CH 90 F SI 96 F FF 96 B CU 80 X CH 90 2-2 G4-3 ②				C SI 95 F SI 95 B SI 94 F SI 96 F FC 90 B CH 89 X CH 89 2-2 21 G6-4-3 59 1B 1B		C SL 85 S SL 82 B SL 85 S SI 93 1-3 K ②	3	0	1	0	1	1	0
59 Jose Lobaton, S (1, 2) OBP: 0.274, SLG: 0.296		B FF 97 X FF 98 1-0 1-3 2-3 3-H 1B ②	B FF 97 X SI 97 1-0 F8 ③				X SI 95 0-0 21 G6-4-3 1-2 1B		B SL 85 X SI 92 1-0 G6-3 ③	4	0	2	0	0	0	0
47 Gio González, R (1, 1) OBP: 0.107, SLG: 0.214 22 Drew Storen, S (7, 1) 21 Steven Souza Jr., R (7, PH) OBP: 0.200, SLG: 0.111 64 Blake Treinen, R (8, 1) OBP: 0.182, SLG: 0.100		B FC 90 B FF 97 C FF 97 S FF 96 F SI 96 B FF 98 F FF 97 X FF 98 3-2 F8 ③			C FC 89 B CU 77 F SI 96 S CU 79 1-3 K ①		B FC 89 S FC 90 F FC 89 X FF 97 1-2 G6-4-3 ① ② 1-2f 2-3			2 0 1 0	0 0 0 0	0 0 0 0	0 0 0 0	1 0 0 0	0 0 0 0	2 0 2 0
Inning Stats	R: 0 E: 0 K: 0 S: 8 H: 0 LOB: 0 BB: 0 P: 13	R: 1 E: 0 K: 1 S: 16 H: 1 LOB: 2 BB: 3 P: 33	R: 0 E: 0 K: 0 S: 10 H: 2 LOB: 2 BB: 1 P: 19	R: 0 E: 0 K: 1 S: 8 H: 0 LOB: 0 BB: 0 P: 13	R: 0 E: 0 K: 2 S: 7 H: 0 LOB: 0 BB: 0 P: 10	R: 0 E: 0 K: 1 S: 8 H: 2 LOB: 1 BB: 0 P: 9	R: 0 E: 0 K: 0 S: 11 H: 2 LOB: 1 BB: 0 P: 17	R: 0 E: 0 K: 0 S: 10 H: 1 LOB: 1 BB: 0 P: 18	R: 0 E: 0 K: 2 S: 8 H: 0 LOB: 0 BB: 0 P: 12	1B: 6 2B: 2 3B: 0 HR: 0 SF: 0 SAC: 0 DP: 2 HBP: 0				WP: 1 PB: 0 SB: 0 CS: 0	PA: 35	

PITCHER		IP	WLS	BF	H	R	ER	SO	BB	IBB	HBP	BLK	WP	HR	S	P	ERA	WHIP
45 Zack Wheeler, R ERA: 3.48	(1, 1)	6.2	W	27	7	1	1	5	4	0	0	0	1	0	66	109	1.35	1.650
66 Josh Edgin, L ERA: 1.86	(7, 1)	0.1		1	0	0	0	0	0	0	0	0	0	0	2	5	0.00	0.000
27 Jeurys Familia, R ERA: 1.93	(8, 1)	1.0		4	1	0	0	0	0	0	0	0	0	0	10	18	0.00	1.000
61 Dana Eveland, L ERA: 2.18	(9, 1)	1.0		3	0	0	0	2	0	0	0	0	0	0	8	12	0.00	0.000

PITCHER	IP	WLS	BF	H	R	ER	SO	BB	IBB	HBP	BLK	WP	HR	S	P	ERA	WHIP

BOTTOM

New York Mets @ Washington Nationals

Nationals Park, Washington, DC

Tue Aug 05 2014, 7:07 PM - 10:18 PM EDT

Att. 40,686 - Partly Cloudy - 85 F

livebaseballscorecards.com

AB	31
R	1
H	8
RBI	0
BB	4
SO	7
LOB	14

Batter	1	2	3	4	5	6	7	8	9	AB	R	H	RBI	BB	SO	LOB
3 Curtis Granderson, L (1, 9) OBP: 0.333, SLG: 0.395	C SI 86 B FF 86 C SI 87 X FF 87 1-2 ① F9			C SI 86 X CH 79 0-1 ① L5		C SI 87 X CU 73 0-1 28 1B 1B		C FF 95 F FF 96 F FF 97 F FF 95 X FF 97 0-2 ② F7		4	0	1	0	0	0	2
28 Daniel Murphy, L (1, 4) OBP: 0.347, SLG: 0.437	X SI 87 0-0 ② G4-3			C SI 88 B SI 85 F CH 79 B FF 87 C SI 89 2-3 ② K		1 SAFE B CH 76 F SI 78 X FF 86 1-1 5 G5-4-3 1B 1-2		C FF 96 C FF 96 F SL 84 B FF 96 F FF 96 F FC 90 B FF 96 X SL 84 2-2 5 FC6-4 1B 1-2 2-H		4	0	2	1	0	1	0
5 David Wright, R (1, 5) OBP: 0.328, SLG: 0.385	C SI 88 F SI 89 B SI 89 C SI 89 1-3 ③ K			B FC 85 B SI 88 X CH 81 2-0 21 1B 1B		F SI 89 B SI 88 F SI 88 F SI 88 B CU 73 F SI 89 X SI 89 2-2 ②③ G5-4-3 1-2f		S FF 96 F FC 90 X FC 91 0-2 ③ FC6-4 1-2f		4	0	1	0	0	1	4
21 Lucas Duda, L (1, 3) OBP: 0.358, SLG: 0.503		B SI 86 C CH 78 B SI 85 X SI 88 2-1 7 G5-4-3 1B		C SI 88 1 SAFE S CU 72 B FF 87 1 SAFE X CU 73 1-2 7 FC4 1B 1-2			X CU 72 0-0 ① G1-3		B FF 94 C FF 94 S FF 93 F SL 79 B SI 94 S SI 94 2-3 ① K	4	0	2	0	0	1	0
7 Travis d'Arnaud, R (1, 2) OBP: 0.286, SLG: 0.361		C SI 86 X FC 85 0-1 ①② G5-4-3 1-2f		B CH 80 F SI 89 B SI 88 C SI 82 X SI 89 2-2 ③ FC4 1-2f			C SI 88 B CH 79 B FC 86 X SI 89 2-1 ② F7		C SI 93 X CH 83 0-1 1B	4	0	1	0	0	0	3
9 Kirk Nieuwenhuis, L (1, 7) OBP: 0.324, SLG: 0.492 1 Chris Young, R (9, PH) OBP: 0.284, SLG: 0.348		C SI 88 B FF 88 F FF 87 B SI 88 S SI 89 2-3 ③ K			S CH 80 X CH 78 0-1 ① G3-1		C CH 80 S FF 87 B SI 89 B SI 89 X CH 79 2-2 ③ G3-1		F SI 94 B FF 95 X SI 92 1-1 ② F9	3 1	0 0	0 0	0 0	0 0	1 0	0 1
12 Juan Lagares, R (1, 8) OBP: 0.315, SLG: 0.379			F SI 87 X SI 88 0-1 ① G4-3		C SI 87 B FC 85 B SI 88 F SI 82 B CU 75 S SI 90 3-3 ② K			B CH 79 C SI 86 F SI 86 B SI 86 X SI 88 2-2 11 E 28 1B 1B	B FF 95 C SI 93 B SL 79 X SI 93 2-1 ③ F9	4	1	1	0	0	1	1
11 Rubén Tejada, R (1, 6) OBP: 0.345, SLG: 0.277			C SI 87 F SI 88 B SI 88 B SI 89 F CH 81 C SI 89 2-3 ② K	C SI 90 B CU 75 C CU 73 X SI 90 1-2 ③ G6-3				S SI 87 X SI 87 0-1 FC5 28 1B 1-2		3	0	0	0	0	1	1
49 Jonathon Niese, L (1, 1) OBP: 0.158, SLG: 0.061 44 Buddy Carlyle, L (7, 1) 29 Eric Campbell, R (8, PH) OBP: 0.351, SLG: 0.398 52 Carlos Torres, R (8, 1)			C SI 87 B SI 88 F SI 89 B FF 86 B SI 89 X SI 90 3-2 ③ G4-3			C SI 86 B SI 86 F SI 88 C SI 88 1-3 ① K		S SI 87 F SI 88 C SI 89 0-3 ① K		2 0 1 0	0 0 0 0	0 0 0 0	0 0 0 0	0 0 0 0	1 0 1 0	0 0 2 0
Inning Stats	R: 0 E: 0 K: 1 S: 7 H: 0 LOB: 0 BB: 0 P: 9	R: 0 E: 0 K: 1 S: 7 H: 1 LOB: 0 BB: 0 P: 11	R: 0 E: 0 K: 1 S: 9 H: 0 LOB: 0 BB: 0 P: 14	R: 0 E: 0 K: 1 S: 12 H: 2 LOB: 2 BB: 0 P: 19	R: 0 E: 0 K: 1 S: 8 H: 0 LOB: 0 BB: 0 P: 12	R: 0 E: 0 K: 1 S: 12 H: 2 LOB: 1 BB: 0 P: 16	R: 0 E: 0 K: 0 S: 6 H: 0 LOB: 0 BB: 0 P: 10	R: 1 E: 1 K: 1 S: 22 H: 2 LOB: 2 BB: 0 P: 26	R: 0 E: 0 K: 1 S: 10 H: 1 LOB: 1 BB: 0 P: 15	1B: 8 2B: 0 3B: 0 HR: 0 SF: 0 SAC: 0 DP: 2 HBP: 0						

PITCHER		IP	WLS	BF	H	R	ER	SO	BB	IBB	HBP	BLK	WP	HR	S	P	ERA	WHIP
58 Doug Fister, R ERA: 2.49	(1, 1)	7.1	W	27	6	1	0	7	0	0	0	0	0	0	69	101	0.00	0.818
46 Matt Thornton, L ERA: 2.49	(8, 1)	0.2		3	1	0	0	0	0	0	0	0	0	0	14	16	0.00	1.500
48 Ross Detwiler, L ERA: 3.52	(9, 1)	1.0		4	1	0	0	1	0	0	0	0	0	0	10	15	0.00	1.000

PITCHER	IP	WLS	BF	H	R	ER	SO	BB	IBB	HBP	BLK	WP	HR	S	P	ERA	WHIP

TOP

New York Mets @ Washington Nationals

Nationals Park, Washington, DC

Wed Aug 06 2014, 7:07 PM - 9:37 PM EDT

Att. 26,701 - Partly Cloudy - 80 F

livebaseballscorecards.com

AB	34
R	1
H	8
RBI	1
BB	0
SO	8
LOB	14

WP: 0	PA: 34								
PB: 0									
SB: 0									
CS: 0									

BOTTOM

New York Mets @ Washington Nationals

Nationals Park, Washington, DC

Wed Aug 06 2014, 7:07 PM - 9:37 PM EDT

Att. 26,701 - Partly Cloudy - 80 F

livebaseballscorecards.com

Batter	1	2	3	4	5	6	7	8	9	AB	R	H	RBI	BB	SO	LOB
2 Denard Span, L (1, 8) OBP: 0.352, SLG: 0.396	C FF 90 X SI 89 0-1 G4-3 ①		B CU 72 C FF 89 X SI 90 1-1 6 G6-4-3 1B		B CU 73 C SI 88 C CH 83 F FF 89 X CU 76 1-2 G6-3 ②		C SI 87 B SI 89 X CH 80 1-1 G4-3 ①			4	0	1	0	0	0	0
6 Anthony Rendon, R (1, 5) OBP: 0.337, SLG: 0.470	B FF 90 X FF 89 1-0 28 1B 2B		B FC 89 B SI 90 C CH 82 1 SAFE B SI 89 X FF 89 3-1 ① ② G6-4-3 1-2f		F CU 72 S FF 85 X CU 69 0-2 2B		C FF 91 C FF 91 F FF 92 B FF 92 X SL 86 1-2 ② F8			4	1	2	0	0	0	1
28 Jayson Werth, R (1, 9) OBP: 0.365, SLG: 0.433 21 Steven Souza Jr., R (7, 9) OBP: 0.182, SLG: 0.100	C FC 88 X CU 73 0-1 25 HR 2-H 1B		B FC 87 B CH 82 B FC 88 B FF 90 4-0 BB		C CH 82 D CH 83 B FC 87 C SI 89 X FC 88 2-2 ③ G4-3		F SL 84 B FF 91 F SI 88 B CU 77 F FF 91 X SI 91 2-2 ③ F8			2 1	1 0	1 0	1 0	1 0	0 0	1 0
25 Adam LaRoche, L (1, 3) OBP: 0.374, SLG: 0.451	C SI 90 B FC 89 B SI 90 X FC 88 2-1 1-H HR		C SI 89 B SI 90 F SI 88 F FF 92 X CH 84 1-2 ③ G3			X FF 87 0-0 ① P6		B FF 92 F SI 90 B CH 84 F FF 93 X CH 84 2-2 HR		4	2	2	3	0	0	1
20 Ian Desmond, R (1, 6) OBP: 0.298, SLG: 0.416	F SI 90 B FF 91 X CH 84 1-1 ② L8			B CU 71 B CH 82 B FF 87 C FF 89 F FF 90 F FF 92 X FF 91 3-2 ① L9		X FF 89 0-0 34 S 8 HR 1B		X FF 92 0-0 ① G5-3		4	1	1	0	0	0	0
34 Bryce Harper, L (1, 7) OBP: 0.337, SLG: 0.359	S FF 90 B SI 91 B CU 75 C SI 90 B FC 89 X FF 92 3-2 ③ G3			B FF 90 F FF 90 B FF 89 S FF 91 X FF 91 2-2 1B		B SI 87 B SI 88 B FC 87 C FC 88 C SI 88 B FC 88 4-2 8 HR 1-2 BB		B CU 79 C FF 94 S FF 94 S CU 82 1-3 ② K		3	1	1	0	1	1	0
8 Danny Espinosa, S (1, 4) OBP: 0.285, SLG: 0.361		F SI 88 S FF 89 S FF 90 0-3 ① K		X CH 83 0-0 ② F8		S FF 88 B FC 89 X CH 81 1-1 1-H 2-H HR		B FC 91 F FF 92 S CU 80 F CU 81 B SI 94 F FF 93 S CU 82 2-3 ③ K		4	1	1	3	0	2	1
59 Jose Lobaton, S (1, 2) OBP: 0.270, SLG: 0.291		B SI 89 F CH 83 B CH 83 X FF 90 2-1 ② G4-3		D CH 84 X CH 82 1-0 ③ F8		C FF 90 F FF 90 F CU 75 X CH 83 0-2 ② L9				3	0	0	0	0	0	1
58 Doug Fister, L (1, 1) OBP: 0.034, SLG: 0.034 46 Matt Thornton, L (8, 1) 48 Ross Detwiler, R (9, 1)		C FF 89 B FF 91 S FF 90 F FF 92 X CU 75 1-2 ③ G6-3			C FF 87 F FF 86 B SI 88 F SI 89 F CH 82 B FF 90 F FF 90 S FF 90 2-3 ① K	F FF 88 S CU 74 X CU 74 0-2 ③ G3				3 0 0	0 0 0	0 0 0	0 0 0	1 0 0	0 0 0	0 0 0
Inning Stats	R: 3 E: 0 K: 0 S: 12 H: 3 LOB: 0 BB: 0 P: 19	R: 0 E: 0 K: 1 S: 9 H: 0 LOB: 0 BB: 0 P: 12	R: 0 E: 0 K: 0 S: 8 H: 1 LOB: 1 BB: 1 P: 17	R: 0 E: 0 K: 0 S: 9 H: 1 LOB: 1 BB: 0 P: 15	R: 0 E: 0 K: 1 S: 16 H: 1 LOB: 1 BB: 0 P: 21	R: 3 E: 0 K: 0 S: 13 H: 2 LOB: 0 BB: 1 P: 18	R: 0 E: 0 K: 0 S: 10 H: 0 LOB: 0 BB: 0 P: 14	R: 1 E: 0 K: 2 S: 12 H: 1 LOB: 0 BB: 0 P: 17		1B: 4 2B: 2 3B: 0 HR: 3 SF: 0 SAC: 0 DP: 1 HBP: 0				WP: 0 PB: 0 SB: 1 CS: 0 PA: 34		

	AB	32
	R	7
	H	9
	RBI	7
	BB	2
	SO	4
	LOB	5

PITCHER		IP	WLS	BF	H	R	ER	SO	BB	IBB	HBP	BLK	WP	HR	S	P	ERA	WHIP
49 Jonathon Niese, L ERA: 3.51	(1, 1)	6.0	L	27	8	6	6	2	2	0	0	0	0	2	67	102	9.00	1.667
44 Buddy Carlyle, R ERA: 0.77	(7, 1)	1.0		3	0	0	0	0	0	0	0	0	0	0	10	14	0.00	0.000
52 Carlos Torres, R ERA: 3.34	(8, 1)	1.0		4	1	1	1	2	0	0	0	0	0	1	12	17	9.00	1.000

PITCHER	IP	WLS	BF	H	R	ER	SO	BB	IBB	HBP	BLK	WP	HR	S	P	ERA	WHIP

New York Mets @ Washington Nationals

Nationals Park, Washington, DC

Thu Aug 07 2014, 12:37 PM - 5:11 PM EDT

Att. 38,611 - Partly Cloudy - 80 F

TOP

Batter	1	2	3	4	5	6	7	8	9	10	11	12	13	AB R H RBI BB SO LOB
3 Curtis Granderson, L (1, 9) OBP: 0.330, SLG: 0.392	X FF 93 0-0 G3-1 ①		C CU 80 B FF 94 B FF 94 C CU 80 S SL 88 2-3 K ②			B CU 77 X FF 94 1-0 G3 ①	D FF 94 C CH 86 B SL 82 C CH 86 F SL 82 X SI 94 2-2 1B 2-H			C FF 96 B FF 96 F FF 97 X FC 90 1-2 F7 ②			B SI 91 X SI 92 1-0 G4-3 ①	6 0 1 1 0 1 1
28 Daniel Murphy, L (1, 4) OBP: 0.349, SLG: 0.440	B FF 94 C FF 93 F FF 94 B FF 94 F FF 96 X CU 80 2-2 1B		C FF 94 X FF 95 0-1 2B 2-H			C FF 93 X CH 86 0-1 1B 5 FC4-6	B SI 92 F SI 92 F SI 92 1 SAFE 1 SAFE B CU 74 F SI 92 F CU 74 X SI 91 2-2 G4-3 ③			F FF 96 C FF 96 C FF 96 0-3 ꓘ ③			C SI 92 B SI 92 X KC 79 1-1 G4-3 ②	6 0 3 1 0 1 1
5 David Wright, R (1, 5) OBP: 0.326, SLG: 0.384	C FF 94 B FF 94 1 SAFE F FF 95 B FF 95 F FF 94 S SL 88 2-3 K ②		B SL 88 C SL 88 X FF 95 1-1 F9 ③			C FF 94 T FF 94 X FF 94 0-2 FC4-6 ② 21 1B 1-2f		C FF 91 X FF 92 0-1 P3 ①			B SI 93 X SI 93 1-0 L8 ①		S FC 86 B FC 88 X SI 92 1-1 2B	6 0 1 0 0 1 3
21 Lucas Duda, L (1, 3) OBP: 0.358, SLG: 0.499	B FF 94 C FF 95 B FF 94 X FF 94 2-1 F9 ③			B CU 78 C CU 77 S SL 88 T SL 85 1-2 K ①		1 SAFE C CU 79 X FF 94 0-1 1B 1-3		B CU 74 X CH 80 1-0 F8 ②			C KC 80 S SI 92 B FC 88 B FC 89 F KC 81 S SI 92 2-3 K ②		I I I I 4-0 IBB	5 0 1 0 1 2 1
12 Juan Lagares, R (1, 8) OBP: 0.311, SLG: 0.373 27 Jeurys Familia, R (8, 1) OBP: 1.000, SLG: 1.000 61 Dana Eveland, L (9, 1) 29 Eric Campbell, R (10, 7) OBP: 0.346, SLG: 0.392		C SL 86 X FF 94 0-1 P4 ①		C FF 94 X SL 87 0-1 G6-3 ②		C SL 86 F FF 95 F FF 94 S FF 94 0-3 K ③		L FF 92 S CH 80 B FS 82 F FF 91 F FS 82 S CH 81 1-3 K ③			B SI 93 F SI 93 X SI 94 1-1 G6-3 ③		F FC 84 F SI 92 B SI 92 F SI 92 F SI 94 X SI 93 1-2 G1-3 ③	4 0 0 0 0 2 2 0 0 0 0 0 0 0 0 0 0 0 0 0 0 2 0 0 0 0 0 2
4 Wilmer Flores, R (1, 6) OBP: 0.257, SLG: 0.307		B FF 94 B FF 94 B FF 94 C FF 95 F FF 94 X FF 94 3-2 G6-3 ②		C SL 87 S FF 95 X FF 95 0-2 P3 ③			C FF 93 F FF 93 B SL 88 X SL 88 1-2 1B 22 WP 9 1B 22 SF9		C FF 89 X FF 91 0-1 P3 ①			B SI 92 C SI 93 C F SI 93 X SI 94 1-2 F7 ①		5 1 1 0 0 0 0
20 Anthony Recker, R (1, 2) OBP: 0.224, SLG: 0.304		C FF 94 C SL 88 B FF 94 F SL 88 B FF 94 F FF 94 F FF 95 S CU 81 2-3 K2-3 ③			X SL 87 0-0 F8 ①		X FF 93 0-0 F8 ①		S FF 91 S SL 86 B FF 92 S SL 86 1-3 K ②			B KC 81 C FC 88 B FF 94 S FC 87 S SI 94 2-3 K ②		5 0 0 0 0 3 1
48 Jacob deGrom, L (1, 1) OBP: 0.265, SLG: 0.273 9 Kirk Nieuwenhuis, L (7, PH) OBP: 0.338, SLG: 0.492 (7, 7) (8, 8)			B FF 93 F FF 94 F FF 94 B CU 80 X FF 95 2-2 1B 22 SH2-3 28 2B		B FF 93 X FF 93 1-0 F8 ②		B FF 92 X FF 94 1-0 1B 1-2 22 WP 3 1B		S FF 92 X FF 92 0-1 F8 ③			C SI 93 B SI 94 B SI 93 B SI 93 B SI 93 4-1 BB		2 1 1 0 0 0 0 2 1 1 0 1 0 0
22 Eric Young Jr., S (1, 7) OBP: 0.306, SLG: 0.296 38 Vic Black, R (7, 1) 66 Josh Edgin, R (8, 1) 1 Chris Young, R (8, 7) OBP: 0.283, SLG: 0.346 44 Buddy Carlyle, L (10, 1) 11 Rubén Tejada, R (12, PH) OBP: 0.344, SLG: 0.276 58 Jenrry Mejia, R (12, 1) 52 Carlos Torres, R (13, 1)			X FF 94 0-0 SH2-3 ① 1-2		B FF 94 B FF 94 C FF 93 C FF 94 F SL 89 B FF 95 F FF 95 F SL 87 F FF 94 X FF 94 3-2 P5 ③		B SL 82 B FF 94 C FF 92 F FF 93 B CH 87 X SL 81 3-2 SF9 ② 1-2 2-H			B SI 96 F FF 96 B FC 90 X FF 95 2-1 F8 ①		1 SAFE S FC 86 D FC 87 1 SAFE X SI 92 1-1 L6 ③		1 0 0 1 0 0 0 0 0 0 0 0 0 0 0 0 0 0 0 0 0 1 0 0 0 0 0 0 0 0 0 0 0 0 0 1 0 0 0 0 0 1 0 0 0 0 0 0 0 0 0 0 0 0 0 0
Inning Stats	R: 0 H: 1 E: 0 LOB: 1 K: 1 BB: 0 S: 11 P: 17	R: 0 H: 0 E: 0 LOB: 0 K: 1 BB: 0 S: 11 P: 16	R: 1 H: 2 E: 0 LOB: 1 K: 1 BB: 0 S: 11 P: 16	R: 0 H: 0 E: 0 LOB: 0 K: 1 BB: 0 S: 8 P: 9	R: 0 H: 0 E: 0 LOB: 0 K: 0 BB: 0 S: 9 P: 13	R: 0 H: 2 E: 0 LOB: 2 K: 1 BB: 0 S: 12 P: 13	R: 2 H: 3 E: 0 LOB: 1 K: 0 BB: 0 S: 17 P: 26	R: 0 H: 0 E: 0 LOB: 0 K: 1 BB: 0 S: 8 P: 10	R: 0 H: 0 E: 0 LOB: 0 K: 1 BB: 0 S: 7 P: 8	R: 0 H: 0 E: 0 LOB: 0 K: 1 BB: 0 S: 8 P: 11	R: 0 H: 0 E: 0 LOB: 0 K: 1 BB: 0 S: 7 P: 11	R: 0 H: 0 E: 0 LOB: 1 K: 1 BB: 1 S: 10 P: 18	R: 0 H: 1 E: 0 LOB: 2 K: 0 BB: 1 S: 10 P: 18	1B: 7 SF: 1 2B: 2 SAC: 1 3B: 0 DP: 0 HR: 0 HBP: 0

livebaseballscorecards.com

AB	46
R	3
H	9
RBI	3
BB	2
SO	10
LOB	12

WP: 1 PA: 50
PB: 0
SB: 0
CS: 0

PITCHER		IP	WLS	BF	H	R	ER	SO	BB	IBB	HBP	BLK	WP	HR	S	P	ERA	WHIP
27 Jordan Zimmermann, R ERA: 3.06	(1, 1)	6.1		26	7	3	3	5	0	0	0	0	0	0	67	91	4.26	1.105
22 Drew Storen, R ERA: 1.72	(7, 1)	0.1	B	2	1	0	0	0	0	0	0	0	1	0	7	12	0.00	3.000
13 Jerry Blevins, L ERA: 5.05	(7, 1)	0.1		1	0	0	0	0	0	0	0	0	0	0	5	7	0.00	0.000
36 Tyler Clippard, R ERA: 1.69	(8, 1)	1.0		3	0	0	0	1	0	0	0	0	0	0	8	10	0.00	0.000
29 Rafael Soriano, R ERA: 1.83	(9, 1)	1.0		3	0	0	0	1	0	0	0	0	0	0	7	8	0.00	0.000

PITCHER		IP	WLS	BF	H	R	ER	SO	BB	IBB	HBP	BLK	WP	HR	S	P	ERA	WHIP
46 Matt Thornton, L ERA: 2.39	(10, 1)	1.0		3	0	0	0	1	0	0	0	0	0	0	8	11	0.00	0.000
35 Craig Stammen, R ERA: 3.86	(11, 1)	3.0	W	12	1	0	0	2	1	1	0	0	0	0	27	47	0.00	0.667

Batter	1	2	3	4	5	6	7	8	9	10	11	12	13	AB	R	H	RBI	BB	SO	LOB
2 Denard Span, L (1, 8) OBP: 0.356, SLG: 0.400	B FF 92 F FF 93 X FF 93 1-1 P4		B FF 92 X CH 84 1-0 6 G5-4-3 1B		C FF 93 C SL 85 B FF 93 B SL 86 F SL 88 X SL 84 2-2 6 CS 2-3 1B			C FF 95 X SI 96 0-1 28 1B 1B	C SL 83 F SL 84 X SL 84 0-2 FC6 1-2f			B FF 95 X FF 95 1-0 28 1B 1B		6	0	4	0	0	0	2
6 Anthony Rendon, R (1, 5) OBP: 0.333, SLG: 0.464	C FF 93 X SI 94 0-1 G6-3		1 SAFE X SI 91 0-0 G5-4-3 1-2f		B SI 94 B SI 90 X SL 86 2-0 F8 1-2			C FF 96 F SI 96 C CU 80 0-3 K		B FF 90 B FF 89 F FF 89 F SI 90 F FF 91 F SI 91 B FF 92 X FF 90 3-2 G4-3		C FF 93 C SI 93 D SL 89 X SL 83 1-2 F7		6	0	0	0	0	1	5
28 Jayson Werth, R (1, 9) OBP: 0.365, SLG: 0.431	C FF 93 B FF 92 B CH 84 C FF 92 X FF 94 2-2 G3-1			F FF 93 F FF 94 F CU 76 B FF 92 X CU 77 1-2 G1-3		F CU 77 F FF 93 B FF 93 F FF 96 C FF 94 1-3 K		1 SAFE B FF 96 1 SAFE T FF 96 1 SAFE F FF 95 D CU 85 X FF 96 2-2 1B 1-2		C FF 92 C FF 92 B FF 92 X SI 91 1-2 L8		B CU 79 C CU 79 F FF 94 X CU 82 1-2 25 DI 1-3 1B		6	0	2	0	0	1	0
25 Adam LaRoche, L (1, 3) OBP: 0.376, SLG: 0.456		C FF 92 B FF 93 F FF 94 B FF 95 X FF 94 2-2 20 HR 2B		B CU 78 B CH 85 S CH 85 X FF 93 2-1 20 1B 2B		C FF 94 B SI 94 B SI 93 B SL 88 S CH 85 F CH 86 B CH 84 4-2 BB		C CH 85 C SL 85 B CU 81 B SL 87 B FF 93 S SL 88 3-3 K		B FF 90 C SL 86 S SI 89 C FF 92 1-3 K		C CU 79 C FF 95 S SI 91 0-3 K2-3 1-2		5	2	2	0	1	3	4
20 Ian Desmond, R (1, 6) OBP: 0.300, SLG: 0.423		B SL 88 S SL 86 F FF 92 B SL 87 D SL 89 X SI 93 3-2 2-H HR		B FF 93 C SL 87 B SL 87 X SL 86 2-1 34 L9 2-H 1B		C SI 93 C CU 78 S FF 95 0-3 K		D SL 86 S SL 87 S SL 88 X SL 88 1-2 G3			S SL 85 C FF 90 B FF 90 F FF 91 X FF 92 1-2 G6-3		C FF 95 F FF 93 B FF 92 B CU 81 B FC 90 B FC 91 4-2 34 HR BB	5	2	2	3	1	1	3
34 Bryce Harper, L (1, 7) OBP: 0.336, SLG: 0.374		C FF 93 B FF 92 X CU 80 1-1 F9		X FF 93 0-0 L9 2-3		B FF 93 B CH 82 B CH 83 C FF 94 C FF 94 S FF 96 3-3 K			B SI 95 F SI 96 B SI 96 F SI 95 S SL 88 2-3 K		B SI 90 C SI 90 X FF 90 1-1 1B		1 SAFE B FC 89 X SI 91 1-0 1-H HR	6	1	2	2	0	2	2
3 Asdrúbal Cabrera, S (1, 4) OBP: 0.303, SLG: 0.381		C FF 92 F SI 92 F FF 92 B SL 87 B CH 86 X FF 94 2-2 F8		S CU 78 S CH 83 F CH 82 F FF 93 B FF 92 B CU 77 F FF 94 X CH 83 2-2 F8				C FF 94 F FF 96 F FF 96 T CU 83 0-2 K	X SI 97 0-0 59 WP 1B		X SI 88 0-0 P6			5	0	1	0	0	1	2
59 Jose Lobaton, S (1, 2) OBP: 0.273, SLG: 0.290		C CU 80 C CH 84 X FF 94 0-2 P4			B FF 90 X CH 82 1-0 2 1B 27 SH1-4 1B			X FF 96 0-0 G4-3	B SL 88 B SL 87 B SL 87 C FF 97 B SL 88 4-1 2 FC6 1-2 BB		1 SAFE X SI 89 0-0 L8			4	0	1	0	1	0	1
27 Jordan Zimmermann, R (1, 1) SP: 6.0 IP, 0 ER, 0.00 ERA 22 Drew Storen, S (1, 1) 13 Jerry Blevins, L (1, 1) 7 Scott Hairston, R (1, 2nd) RF: 2 PO, 0 A, 0 E 36 Tyler Clippard, R (1, 1) 29 Rafael Soriano, R (1, 1) 21 Steven Souza Jr., R (1, 2nd) RF: 1 PO, 0 A, 0 E 46 Matt Thornton, L (1, 1) 35 Craig Stammen, R (1, 1) SP: 1.0 IP, 0 ER, 0.00 ERA		C FF 92 B SL 86 C FF 93 S FF 94 1-3 K		L FF 91 D CU 77 1 SAFE X FF 91 1-1 SH1-4 1-2			B FF 96 B CU 79 S FF 94 F FF 95 S SI 96 2-3 K	S SI 96 F SI 95 C SL 87 0-3 K			B FF 94 B FF 94 C FF 94 C FF 94 T FF 93 2-2 K							
Inning Stats	R: 0 H: 0 E: 0 LOB: 0 K: 0 BB: 0 S: 7 P: 10	R: 2 H: 2 E: 0 LOB: 0 K: 0 BB: 0 S: 15 P: 23	R: 0 H: 1 E: 0 LOB: 0 K: 1 BB: 0 S: 5 P: 7	R: 1 H: 2 E: 0 LOB: 1 K: 0 BB: 0 S: 15 P: 22	R: 0 H: 2 E: 0 LOB: 1 K: 0 BB: 0 S: 8 P: 14	R: 0 H: 0 E: 0 LOB: 1 K: 3 BB: 1 S: 13 P: 21		R: 0 H: 0 E: 0 LOB: 0 K: 2 BB: 0 S: 8 P: 10	R: 0 H: 2 E: 0 LOB: 2 K: 2 BB: 0 S: 14 P: 20	R: 0 H: 1 E: 0 LOB: 2 K: 2 BB: 1 S: 11 P: 17	R: 0 H: 0 E: 0 LOB: 0 K: 1 BB: 0 S: 11 P: 16	R: 0 H: 1 E: 0 LOB: 1 K: 0 BB: 0 S: 8 P: 10	R: 0 H: 2 E: 0 LOB: 2 K: 2 BB: 0 S: 13 P: 18	R: 2 H: 1 E: 0 LOB: 0 K: 0 BB: 1 S: 3 P: 8	1B: 10 2B: 2 3B: 0 HR: 2	SF: 0 SAC: 1 DP: 1 HBP: 0	WP: 1 PB: 0 SB: 0 CS: 1	PA: 51

PITCHER		IP	WLS	BF	H	R	ER	SO	BB	IBB	HBP	BLK	WP	HR	S	P	ERA	WHIP
48 Jacob deGrom, R ERA: 2.87	(1, 1)	6.0		24	7	3	3	4	1	0	0	0	0	1	63	97	4.50	1.333
38 Vic Black, R ERA: 1.69	(7, 1)	1.1		6	2	0	0	3	0	0	0	0	0	0	16	20	0.00	1.500
66 Josh Edgin, L ERA: 1.83	(8, 1)	0.1		1	0	0	0	1	0	0	0	0	0	0	3	6	0.00	0.000
27 Jeurys Familia, R ERA: 1.89	(8, 1)	1.0		5	1	0	0	2	1	0	0	0	1	0	11	18	0.00	2.000
61 Dana Eveland, L ERA: 2.14	(9, 1)	0.1		1	0	0	0	0	0	0	0	0	0	0	3	3	0.00	0.000

PITCHER		IP	WLS	BF	H	R	ER	SO	BB	IBB	HBP	BLK	WP	HR	S	P	ERA	WHIP
44 Buddy Carlyle, R ERA: 0.66	(10, 1)	2.0		7	1	0	0	1	0	0	0	0	0	0	19	26	0.00	0.500
58 Jenrry Mejia, R ERA: 3.61	(12, 1)	1.0		5	2	0	0	2	0	0	0	0	0	0	13	18	0.00	2.000
52 Carlos Torres, R ERA: 3.61	(13, 1)	0.0	L	2	1	2	2	0	1	0	0	0	0	1	3	8	∞	∞

BOTTOM

New York Mets @ Washington Nationals

Nationals Park, Washington, DC

Thu Aug 07 2014, 12:37 PM - 5:11 PM EDT

Att. 38,611 - Partly Cloudy - 80 F

livebaseballscorecards.com

AB	47
R	5
H	14
RBI	5
BB	3
SO	13
LOB	21

Batter	1	2	3	4	5	6	7	8	9	AB	R	H	RBI	BB	SO	LOB
3 Curtis Granderson, L (1, 9) OBP: 0.333, SLG: 0.395	C SI 92 S CH 87 B CH 86 B SI 92 X CH 87 2-2 G3		B KC 82 B CH 88 B FF 92 X SI 90 3-0 5 1B 2B	B SI 93 B KC 82 X CH 87 2-0 28 1B 1-3 3-H 1B		C KC 82 S KC 82 F KC 83 B SI 92 D KC 82 B SI 92 D KC 82 4-2 5 FC6-4 1-2 BB			B SL 79 X FF 88 1-0 P4	4	0	2	1	1	0	0
28 Daniel Murphy, L (1, 4) OBP: 0.351, SLG: 0.440	F SI 92 B CH 85 B SI 92 F CH 87 F SI 92 X CH 88 2-2 5 FC4-6 1B		B SI 92 B CH 86 C KC 82 B SI 92 B SI 92 4-1 5 1B BB	X SI 92 0-0 5 G6-4-3 1-2 3-H 1B		B CH 87 B KC 82 F KC 83 F CH 88 S KC 84 2-3 K			C FF 87 B CH 79 B FF 89 F SL 81 X SL 80 2-2 L6	4	0	2	1	1	1	2
5 David Wright, R (1, 5) OBP: 0.327, SLG: 0.384	B SI 92 C KC 83 X SI 92 1-1 FC4-6 1-2f		C SI 92 B CH 88 B SI 93 X SI 92 2-1 1-2 2-3 1B	X CH 88 0-0 G6-4-3 1-2f		B KC 83 X SI 93 1-0 FC6-4 1-2f			B FF 88 X FF 88 1-0 21 CS 1B	5	0	2	0	0	0	5
21 Lucas Duda, L (1, 3) OBP: 0.354, SLG: 0.493	B SI 92 X KC 81 1-0 F9		B SI 93 F SI 92 X SI 93 1-1 G4-3		B SI 91 B CH 85 C SI 91 B KC 81 F SI 91 S CH 88 3-3 K		X FF 92 0-0 G4-3		B SL 80 S SL 80 C FF 88 D CH 80 2-2 CS 1-2	4	0	0	0	0	1	4
7 Travis d'Arnaud, R (1, 2) OBP: 0.289, SLG: 0.375		C SI 92 B SI 92 F SI 91 F SI 93 X CH 88 1-2 G5-3		S KC 82 B SI 91 X SI 91 1-1 9 1B 12 2B 1B	F SI 93 B SI 92 X CH 88 1-1 HR		C FF 93 B FF 93 C SL 84 B SL 85 S SL 85 2-3 K			4	2	2	1	0	1	0
9 Kirk Nieuwenhuis, L (1, 7) OBP: 0.333, SLG: 0.478		B SI 93 F CH 87 T CH 88 F SI 93 C KC 82 1-3 K	B SI 93 1 SAFE F SI 91 X SI 93 1-1 12 2B 4 1B 1-2 1B		B FF 93 S KC 81 S KC 81 S KC 82 1-3 K		B FF 93 S SL 84 B FF 93 B FF 92 X SL 86 3-1 G3-1			4	1	1	0	0	2	0
12 Juan Lagares, R (1, 8) OBP: 0.310, SLG: 0.375		B SI 92 B SI 93 B CH 88 C SI 92 X SI 92 3-1 F7	B KC 83 B KC 83 B SI 93 C SI 92 X SI 93 3-1 4 1B 3 1B 1-3 2-H 2B		C SI 92 F KC 82 F SI 93 B KC 83 T KC 83 1-2 K			F SI 91 X SL 82 0-1 G6-3		4	1	1	1	0	1	0
4 Wilmer Flores, R (1, 6) OBP: 0.266, SLG: 0.314			C SI 91 C SI 91 X SI 91 0-2 G6-3	C KC 83 X SI 94 0-1 3 1B 28 1B 2-3 3-H 1B		C KC 80 B KC 81 F FF 92 X SI 92 1-2 3 BB 1B			C SL 81 B SL 82 F SL 82 X FF 92 1-2 G5-3	4	1	2	1	0	0	0
40 Bartolo Colon, R (1, 1) OBP: 0.043, SLG: 0.065 61 Dana Eveland, L (9, 1) 58 Jenrry Mejia, R (9, 1)			C SI 91 C SI 91 S CH 80 0-3 K	M KC 78 L CH 79 L KC 83 0-3 K		L FF 91 S KC 80 L KC 80 0-3 K			C FF 92 S SL 83 B SL 82 C SL 82 1-3 K	4 0 0	0 0 0	0 0 0	0 0 0	0 0 0	4 0 0	3 0 0
Inning Stats	R: 0 E: 0 K: 0 S: 10 H: 1 LOB: 1 BB: 0 P: 16	R: 0 E: 0 K: 1 S: 10 H: 0 LOB: 0 BB: 0 P: 15	R: 0 E: 0 K: 1 S: 12 H: 2 LOB: 3 BB: 1 P: 22	R: 4 E: 0 K: 1 S: 14 H: 6 LOB: 1 BB: 0 P: 21	R: 1 E: 0 K: 3 S: 12 H: 1 LOB: 0 BB: 0 P: 18	R: 0 E: 0 K: 2 S: 13 H: 1 LOB: 2 BB: 1 P: 21	R: 0 E: 0 K: 1 S: 6 H: 0 LOB: 0 BB: 0 P: 11	R: 0 E: 0 K: 1 S: 8 H: 0 LOB: 0 BB: 0 P: 10	R: 0 E: 0 K: 0 S: 7 H: 1 LOB: 0 BB: 0 P: 13	1B: 9 2B: 2 3B: 0 HR: 1 SF: 0 SAC: 0 DP: 1 HBP: 0						

PITCHER		IP	WLS	BF	H	R	ER	SO	BB	IBB	HBP	BLK	WP	HR	S	P	ERA	WHIP
34 A.J. Burnett, R ERA: 4.29	(1, 1)	6.0	L	30	11	5	5	8	2	0	0	0	0	1	71	113	7.50	2.167
59 Antonio Bastardo, L ERA: 3.81	(7, 1)	1.0		3	0	0	0	1	0	0	0	0	0	0	6	11	0.00	0.000
30 Justin De Fratus, R ERA: 2.56	(8, 1)	1.0		3	0	0	0	1	0	0	0	0	0	0	8	10	0.00	0.000
56 Cesar Jimenez, L ERA:	(9, 1)	1.0		3	1	0	0	0	0	0	0	0	0	0	7	13	0.00	1.000

PITCHER	IP	WLS	BF	H	R	ER	SO	BB	IBB	HBP	BLK	WP	HR	S	P	ERA	WHIP

TOP

New York Mets @ Philadelphia Phillies

Citizens Bank Park, Philadelphia, PA

Fri Aug 08 2014, 7:09 PM - 9:58 PM EDT

Att. 32,307 - Partly Cloudy - 81 F

livebaseballscorecards.com

AB	37
R	5
H	12
RBI	5
BB	2
SO	10
LOB	14

WP: 0 PB: 0 SB: 0 CS: 1 PA: 40

BOTTOM

Batter	1	2	3	4	5	6	7	8	9	AB	R	H	RBI	BB	SO	LOB
2 Ben Revere, L (1, 8) OBP: 0.331, SLG: 0.372	C SI 87 B FF 89 F FF 88 X FF 90 1-2 11 FC4-6 1B		C SL 80 C SI 88 X SI 89 0-2 1B			C SI 86 C FF 90 X FF 92 0-2 ① G1-3		C SL 81 F FF 91 F FF 93 F SL 82 F SI 90 B FF 93 F SI 90 S CH 83 1-3 ② K		4	0	2	0	0	1	0
11 Jimmy Rollins, S (1, 6) OBP: 0.315, SLG: 0.394	1 SAFE 1 SAFE X SI 85 0-0 ① FC4-6 1-2f		1 SAFE 1 SAFE B CH 80 1 SAFE B SI 86 1 SAFE F SI 85 F SI 86 X SL 80 2-2 ③ F8			C SI 87 B FF 91 C FF 90 B FF 92 X FF 91 2-2 ② L8		C SI 88 C FF 92 B FF 92 F FF 93 X SI 90 1-2 ③ G6-3		4	0	0	0	0	0	2
26 Chase Utley, L (1, 4) OBP: 0.352, SLG: 0.432	B SI 86 F SI 86 X SI 85 1-1 ② F9			C SI 87 B FF 90 F SL 80 X CH 83 1-2 1B		B SI 88 X SI 89 1-0 1B			C FF 91 F SL 84 B SL 84 B SL 84 X SL 83 2-2 3 1B 24 2B 2B	4	1	3	0	0	0	1
6 Ryan Howard, L (1, 3) OBP: 0.300, SLG: 0.380	S SI 86 B SI 87 S SL 80 B SL 79 T CH 80 2-2 ③ K			B SI 86 B SI 87 F SL 82 B SI 85 C SI 87 F SL 81 X SL 83 3-2 ① F8		F SI 88 B SI 88 B SI 88 X SI 88 2-1 ③ G5-3			B SL 85 B SL 86 B SI 91 B SI 91 4-0 3 1B 24 2B BB	3	1	0	0	1	1	3
3 Marlon Byrd, R (1, 9) OBP: 0.323, SLG: 0.480		S FF 88 S FF 91 X FF 90 0-2 24 L4-3 1B		C SI 86 X SI 86 0-1 ② F8			X SL 80 0-0 HR		X FF 94 0-0 24 2B 25 G3 1-2 2-3 1B	4	2	3	1	0	0	1
24 Grady Sizemore, L (1, 7) OBP: 0.312, SLG: 0.363		B SI 86 1 SAFE X SI 85 1-0 ①② L4-3 1-1		C SI 88 B SI 88 B SI 88 X SI 88 2-1 ③ F9			C SL 81 B SI 89 B FF 91 F SI 88 F FF 92 C SI 89 2-3 ① K		X FF 93 0-0 25 G3 1-3 2-H 3-H 2B	4	0	1	2	0	1	2
51 Carlos Ruiz, R (1, 2) OBP: 0.358, SLG: 0.364		C FF 89 B FF 91 C SI 88 B FF 91 C SI 89 2-3 ③ K			X SI 85 0-0 ① F8		X FF 90 0-0 ② F8		X FF 93 0-0 ① F9	4	0	0	0	0	1	2
25 Cody Asche, L (1, 5) OBP: 0.300, SLG: 0.379			B FF 88 B SI 86 F SI 87 B FF 90 F SI 88 C SI 88 3-3 ① K		C FF 90 B FF 92 B FF 90 X SI 87 2-1 ② F7		C FF 90 B FF 92 X FF 92 1-1 ③ F7		B CU 79 S FF 95 X SI 94 1-1 ② G3 2-3 3-H	4	0	0	1	0	1	1
34 A.J. Burnett, R (1, 1) OBP: 0.180, SLG: 0.188 59 Antonio Bastardo, R (7, 1) 30 Justin De Fratus, S (8, 1) 9 Domonic Brown, L (8, PH) OBP: 0.278, SLG: 0.335 56 Cesar Jimenez, L (9, 1) 17 Reid Brignac, L (9, PH) OBP: 0.307, SLG: 0.354			C SI 88 F FF 91 X FF 91 0-2 ② P3		B SI 88 X SI 87 1-0 ③ G5-3			T FF 90 S SI 90 F FF 92 F FF 91 S SI 90 0-3 ① K	B CU 80 F FF 94 C SI 90 C FF 94 1-3 ③ K	2 0 0 0 1 0 1	0 0 0 0 0 0 0	0 0 0 0 0 0 0	0 0 0 0 0 0 0	0 0 0 0 1 0 0	0 0 0 0 0 0 0	0 0 0 0 0 1 1
Inning Stats	R: 0 E: 0 K: 1 S: 9 H: 1 LOB: 1 BB: 0 P: 13	R: 0 E: 0 K: 1 S: 7 H: 1 LOB: 0 BB: 0 P: 10	R: 0 E: 0 K: 1 S: 12 H: 1 LOB: 1 BB: 0 P: 17	R: 0 E: 0 K: 0 S: 11 H: 1 LOB: 1 BB: 0 P: 17	R: 0 E: 0 K: 0 S: 4 H: 0 LOB: 0 BB: 0 P: 7	R: 0 E: 0 K: 0 S: 9 H: 1 LOB: 1 BB: 0 P: 14	R: 1 E: 0 K: 1 S: 8 H: 1 LOB: 0 BB: 0 P: 11	R: 0 E: 0 K: 2 S: 16 H: 0 LOB: 0 BB: 0 P: 18	R: 3 E: 0 K: 1 S: 11 H: 3 LOB: 1 BB: 1 P: 19	1B: 6 2B: 3 3B: 0 HR: 1 SF: 0 SAC: 0 DP: 1 HBP: 0						WP: 0 PB: 0 SB: 0 CS: 0 PA: 36

PITCHER		IP	WLS	BF	H	R	ER	SO	BB	IBB	HBP	BLK	WP	HR	S	P	ERA	WHIP
40 Bartolo Colon, R ERA: 3.97	(1, 1)	8.0	W	29	6	1	1	6	0	0	0	0	0	1	76	107	1.12	0.750
61 Dana Eveland, L ERA: 3.0	(9, 1)	0.0		2	1	2	2	0	1	0	0	0	0	0	3	9	∞	∞
58 Jenrry Mejia, R ERA: 3.68	(9, 1)	1.0	S	5	2	1	1	1	0	0	0	0	0	0	8	10	9.00	2.000

PITCHER	IP	WLS	BF	H	R	ER	SO	BB	IBB	HBP	BLK	WP	HR	S	P	ERA	WHIP

New York Mets @ Philadelphia Phillies

Citizens Bank Park, Philadelphia, PA

Fri Aug 08 2014, 7:09 PM - 9:58 PM EDT

Att. 32,307 - Partly Cloudy - 81 F

livebaseballscorecards.com

AB	35
R	4
H	9
RBI	4
BB	1
SO	7
LOB	13

Batter	1	2	3	4	5	6	7	8	9	10	11	AB	R	H	RBI	BB	SO	LOB
3 Curtis Granderson, L (1, 9) OBP: 0.334, SLG: 0.396	B FC 90 X FF 93 1-0 ① G4-3			C CH 84 B FF 90 X FF 92 1-1 28 FC6-4 1B	B FF 94 X FF 94 1-0 ③ F7			B SI 97 B SI 98 X SI 98 2-0 ① G4-3			C SL 83 S SL 84 B SL 85 B SL 85 X FF 92 2-2 5 1B 21 1B 1B	5	1	2	0	0	0	2
28 Daniel Murphy, L (1, 4) OBP: 0.348, SLG: 0.436	S FC 89 F FF 94 B CU 80 B CH 84 F FC 90 X FC 91 2-2 ② G5-3			C FC 89 1 SAFE F FC 90 X FC 90 0-2 ① FC6-4 29 CS 5 WP 1-2f	C FF 93 B CU 79 C FF 94 F CH 85 B FC 90 X FF 94 2-2 ① G4-3			C SI 98 F SI 98 B SL 87 X SI 98 1-2 ② L7			F FF 92 X FF 92 0-1 ① F7	5	0	0	0	0	0	2
5 David Wright, R (1, 5) OBP: 0.330, SLG: 0.384	C CH 85 B CU 80 F FF 94 B CU 78 F FF 95 B FF 94 X CH 86 3-2 ③ G5-3			1 SAFE B CU 80 B FF 92 B CU 78 B FF 92 4-0 29 CS 1-2 BB	S CH 85 B CH 86 B CU 80 B CH 85 F FF 93 D CH 86 4-2 29 1B BB			C SL 86 B SI 99 F SI 99 F SI 99 X SI 100 1-2 ③ L9			1 SAFE 1 SAFE C FF 92 B FF 93 T FF 94 B FF 94 X FF 94 2-2 21 1B 29 BB 1-3 1B	3	0	1	0	2	0	0
29 Eric Campbell, R (1, 7) OBP: 0.348, SLG: 0.388		S CH 83 B CU 76 F CH 85 F FF 93 B FF 91 T CH 85 2-2 ① K		C FF 94 S FF 94 D CH 87 X CH 85 1-2 ② ③ L9 1-2 2-3		1 SAFE X CH 84 0-0 21 G4-6-3 1-3 1B			B FF 90 B SL 78 X FF 91 2-0 ① L9		B FF 93 F SL 85 T FF 94 B FF 93 F FF 93 B FF 94 B SL 87 4-2 21 1B 1-2 BB	4	0	1	0	1	1	2
21 Lucas Duda, L (1, 3) OBP: 0.355, SLG: 0.492		C FC 90 B FF 92 B FF 92 S CH 86 C FF 95 2-3 ② K			S CH 84 F FF 93 X FC 90 0-2 12 1B 7 PB 4 FC5-4 1B	X FF 92 0-0 ② ③ G4-6-3 1-2f			C FF 92 B FF 92 B FS 86 S FF 91 F FF 92 F SL 79 F FF 92 X FS 86 2-2 ② G5-3		X FF 93 0-0 1-2 2-3 3-H 1B	5	1	2	1	0	1	2
7 Travis d'Arnaud, R (1, 2) OBP: 0.287, SLG: 0.370		S FF 94 C FF 94 B FF 94 S FF 95 1-3 ③ K			B FC 90 F FF 94 B FF 93 S FC 90 D CH 86 F FC 91 D CH 85 4-2 4 FC5-4 12 1B 1-2 BB		C CU 77 B CU 77 X FF 92 1-1 ① G6-3		B FF 91 B FF 91 B FF 90 F SL 81 F SL 79 F FF 92 F FF 92 F FS 86 B FF 90 3-2 F FF 92 X SL 81 ③ G5-3		C SL 82 B SL 83 B FF 93 B SI 92 X FF 93 3-1 ② P5	4	0	0	0	1	1	3
12 Juan Lagares, R (1, 8) OBP: 0.315, SLG: 0.380			C FF 94 F FF 93 H FF 93 1-2 4 G5-4-3 HBP		S CH 86 B FF 93 B FF 94 T FF 94 X CH 85 2-2 4 FC5-4 1-2 2-3 1B		B CU 78 X FF 92 1-0 2B			C FF 98 F SL 86 S SL 87 0-3 ① K	C SL 82 C FF 94 C SL 81 0-3 ③ K	4	0	2	0	0	2	3
4 Wilmer Flores, R (1, 6) OBP: 0.257, SLG: 0.303			D CH 84 B CH 85 S CH 84 F FC 90 X CH 84 2-2 ① ② G5-4-3 1-2f		X FF 91 0-0 ① FC5-4 1-2f 2-3 3-H		S CH 85 C FF 92 X FC 88 0-2 ② F8			B SL 86 S FF 98 B SL 89 B FF 98 X FF 96 3-1 ② P5		4	0	0	1	0	0	4
35 Dillon Gee, R (1, 1) 66 Josh Edgin, R (8, 1) 38 Vic Black, R (9, 1) 9 Kirk Nieuwenhuis, L (10, PH) OBP: 0.329, SLG: 0.471 61 Dana Eveland, L (10, 1) 27 Jeurys Familia, R (11, 1) OBP: 1.000, SLG: 1.000			S FF 94 S FF 93 S FF 94 0-3 ③ K		D CH 86 F FF 90 X CH 85 1-1 ② B2		S CH 85 S FF 93 T FF 93 0-2 ③ K			C FF 97 B SL 87 B SL 87 F FF 96 B FF 98 S SL 86 3-3 ③ K		3 0 0 0 1 0 0	0 0 0 0 0 0 0	0 0 0 0 0 0 0	0 0 0 0 0 0 0	2 0 0 0 1 0 0	3 0 0 0 0 0 0
Inning Stats	R: 0 H: 0 E: 0 LOB: 0 K: 0 BB: 0 S: 9 P: 15	R: 0 H: 0 E: 0 LOB: 0 K: 3 BB: 0 S: 10 P: 15	R: 0 H: 0 E: 0 LOB: 0 K: 1 BB: 0 S: 8 P: 11	R: 0 H: 1 E: 0 LOB: 1 K: 0 BB: 1 S: 8 P: 14	R: 1 H: 2 E: 0 LOB: 2 K: 0 BB: 1 S: 13 P: 21	R: 0 H: 1 E: 0 LOB: 1 K: 0 BB: 1 S: 8 P: 14	R: 0 H: 1 E: 0 LOB: 1 K: 1 BB: 0 S: 9 P: 11	R: 0 H: 0 E: 0 LOB: 0 K: 0 BB: 0 S: 8 P: 12	R: 0 H: 0 E: 0 LOB: 0 K: 0 BB: 0 S: 15 P: 22	R: 0 H: 0 E: 0 LOB: 0 K: 2 BB: 0 S: 8 P: 14	R: 1 H: 3 E: 0 LOB: 3 K: 1 BB: 1 S: 17 P: 28	1B: 7 SF: 0 2B: 1 SAC: 0 3B: 0 DP: 2 HR: 0 HBP: 1						

PITCHER		IP	WLS	BF	H	R	ER	SO	BB	IBB	HBP	BLK	WP	HR	S	P	ERA	WHIP
35 Cole Hamels, L ERA: 2.37	(1, 1)	7.0		27	5	1	1	5	3	0	1	0	1	0	65	101	1.29	1.143
63 Jake Diekman, L ERA: 4.18	(8, 1)	1.0		3	0	0	0	0	0	0	0	0	0	0	8	12	0.00	0.000
58 Jonathan Papelbon, R ERA: 1.64	(9, 1)	1.0		3	0	0	0	0	0	0	0	0	0	0	15	22	0.00	0.000
53 Ken Giles, R ERA: 1.57	(10, 1)	1.0		3	0	0	0	2	0	0	0	0	0	0	8	14	0.00	0.000
59 Antonio Bastardo, L ERA: 3.96	(11, 1)	0.1	L	5	3	1	1	0	1	0	0	0	0	0	12	20	27.00	12.000

PITCHER		IP	WLS	BF	H	R	ER	SO	BB	IBB	HBP	BLK	WP	HR	S	P	ERA	WHIP
30 Justin De Fratus, R ERA: 2.52	(11, 1)	0.2		2	0	0	0	1	0	0	0	0	0	0	5	8	0.00	0.000

TOP

New York Mets @ Philadelphia Phillies

Citizens Bank Park, Philadelphia, PA

Sat Aug 09 2014, 7:51 PM - 11:31 PM EDT
Att. 39,153 - Partly Cloudy - 82 F

livebaseballscorecards.com

AB	38
R	2
H	8
RBI	2
BB	4
SO	8
LOB	21

1B: 7	SF: 0	WP: 1	PA: 43
2B: 1	SAC: 0	PB: 1	
3B: 0	DP: 2	SB: 0	
HR: 0	HBP: 1	CS: 2	

Batter	1	2	3	4	5	6	7	8	9	10	11	AB	R	H	RBI	BB	SO	LOB
2 Ben Revere, L (1, 8) OBP: 0.327, SLG: 0.368	C FF 87 B SI 89 B CH 82 B SI 89 C SI 88 X SI 88 3-2 G4-3 ①		B SL 78 B SI 88 X SI 88 2-0 F8 ①		C KC 72 B CH 82 F SI 90 X CH 83 1-2 G2-3 ③			B SL 88 S SL 87 X CU 78 1-1 G3 ①		L SL 86 C FF 87 C FF 91 0-3 K ③		5	0	0	0	0	1	0
11 Jimmy Rollins, S (1, 6) OBP: 0.316, SLG: 0.394	C SI 90 B KC 72 C KC 72 B FF 90 X CH 83 2-2 L4 ②		B FF 89 F SI 90 X SI 89 1-1 26 FC3-6 1B			B SI 88 C FF 89 F CH 83 B SI 90 F FF 90 S FF 90 2-3 K ①		C FF 91 B CH 86 F CH 87 B FF 94 F FF 92 F SI 92 F SL 89 B CH 89 X SI 92 3-2 26 FC4-6 1B			C SI 96 F SI 96 F SL 85 X FF 97 0-2 F9 ①	5	0	2	0	0	1	0
26 Chase Utley, L (1, 4) OBP: 0.350, SLG: 0.428	B KC 72 B SI 91 B SI 90 C SI 88 B SI 90 4-1 BB		C SL 81 1 SAFE P PO 84 X SI 87 1-1 FC3-6 ② 1-2f			S CH 83 F FF 90 B SL 82 X CH 83 1-2 L9 ②		1 SAFE 1 SAFE D SL 88 X FF 94 1-0 FC4-6 ② 1-2f			C SI 96 B SI 97 C SI 96 B SL 89 F SI 97 B SI 87 X SI 96 3-2 G2-3 ②	4	0	0	0	1	0	2
6 Ryan Howard, L (1, 3) OBP: 0.299, SLG: 0.378 4 Andrés Blanco, S (11, PR) OBP: 0.381, SLG: 0.450	B SI 88 X SI 89 1-0 G6-3 ③		F SI 88 C SI 89 X CH 82 0-2 F7 ③			S SL 81 B KC 75 B CH 82 B SI 90 S FF 90 S CH 83 3-3 K ③		1 SAFE C FF 94 X FF 93 0-1 L8 ③			F SI 97 X SI 97 0-1 3 BB 1B	5 0	0 0	1 0	0 0	0 0	1 0	3 0
3 Marlon Byrd, R (1, 9) OBP: 0.322, SLG: 0.476		F FF 88 B KC 72 B KC 71 B SI 89 X FF 89 3-1 F8 ①		B CH 81 F SI 90 F FF 90 B SL 82 S CH 83 2-3 K ①			F FF 90 X SI 89 0-1 P3 ①		C FF 97 B FF 97 X FF 97 1-1 L8 ①		S SL 88 B SL 87 1 SAFE B SI 98 D SL 86 B SI 97 4-1 1-2 BB	4	0	0	0	1	1	0
9 Domonic Brown, L (1, 7) OBP: 0.277, SLG: 0.331	B KC 71 B SI 88 F SI 89 B SI 89 B SI 90 4-1 51 1B BB			B KC 74 F SI 90 F FF 91 F SI 91 X CH 84 1-2 G1-3 ②			B SI 89 B CH 82 B SI 89 C FF 90 F SI 90 X CH 82 3-2 P3 ②		C FF 97 X SI 98 0-1 G4-3 ②		B SI 97 S SI 95 B SI 96 F SI 97 X SI 97 2-2 G6-3 ③	4	0	0	0	1	0	2
51 Carlos Ruiz, R (1, 2) OBP: 0.360, SLG: 0.376	B SI 90 X SI 89 1-0 1-2 1B			B CH 82 B CH 82 X FF 90 2-0 G5-3 ③			B FF 89 B CH 82 X FF 90 2-0 HR		B CU 85 X FF 98 1-0 F8 ③			4	1	2	1	0	0	0
25 Cody Asche, L (1, 5) OBP: 0.299, SLG: 0.375	X SI 89 0-0 F7 ②				C CH 81 B CH 81 X SI 90 1-1 F8 ①		B SI 90 T SI 90 B KC 72 B CH 82 F SI 89 F SI 91 B FF 90 4-2 BB			B FF 90 X FF 90 1-0 G4-3 ①		3	0	0	0	1	0	2
35 Cole Hamels, L (1, 1) OBP: 0.182, SLG: 0.205 24 Grady Sizemore, L (7, PH) OBP: 0.311, SLG: 0.362 63 Jake Diekman, R (8, 1) 58 Jonathan Papelbon, R (9, 1) 53 Ken Giles, R (10, 1) 18 Darin Ruf, R (10, PH) OBP: 0.270, SLG: 0.267 59 Antonio Bastardo, R (11, 1) 30 Justin De Fratus, S (11, 1)	D KC 74 F SI 90 C SI 92 F CH 83 S FF 92 1-3 K ③				S FF 90 X SI 91 0-1 G4-3 ②		C SI 90 B SI 90 F SI 91 X SI 92 1-2 G6-3 ③			B SL 86 B SL 84 B FF 91 C SI 91 S SI 91 X SI 91 3-2 G6-3 ②	2 1 0 0 0 0 1 0 0 0	0 0 0 0 0 0 0 0 0 0	0 0 0 0 0 0 0 0 0 0	0 0 0 0 0 0 0 0 0 0	0 0 0 0 0 0 0 0 0 0	1 0 0 0 0 0 0 0 0 0	2 1 0 0 0 0 0 0 0 0
Inning Stats	R: 0 E: 0 K: 0 S: 8 H: 0 LOB: 1 BB: 1 P: 18	R: 0 E: 0 K: 1 S: 9 H: 1 LOB: 2 BB: 1 P: 18	R: 0 E: 0 K: 0 S: 9 H: 1 LOB: 1 BB: 0 P: 12	R: 0 E: 0 K: 1 S: 8 H: 0 LOB: 0 BB: 0 P: 13	R: 0 E: 0 K: 0 S: 7 H: 0 LOB: 0 BB: 0 P: 9	R: 0 E: 0 K: 2 S: 11 H: 0 LOB: 0 BB: 0 P: 17	R: 1 E: 0 K: 0 S: 12 H: 1 LOB: 1 BB: 1 P: 22	R: 0 E: 0 K: 0 S: 11 H: 1 LOB: 1 BB: 0 P: 16	R: 0 E: 0 K: 0 S: 5 H: 0 LOB: 0 BB: 0 P: 7	R: 0 E: 0 K: 1 S: 7 H: 0 LOB: 0 BB: 0 P: 11	R: 0 E: 0 K: 0 S: 14 H: 1 LOB: 2 BB: 1 P: 23	1B: 4 2B: 0 3B: 0 HR: 1 SF: 0 SAC: 0 DP: 0 HBP: 0						

PITCHER		IP	WLS	BF	H	R	ER	SO	BB	IBB	HBP	BLK	WP	HR	S	P	ERA	WHIP
35 Dillon Gee, R ERA: 3.54	(1, 1)	7.0		27	3	1	1	4	3	0	0	0	0	1	64	109	1.29	0.857
66 Josh Edgin, L ERA: 1.74	(8, 1)	1.0		4	1	0	0	0	0	0	0	0	0	0	11	16	0.00	1.000
38 Vic Black, R ERA: 1.63	(9, 1)	1.0		3	0	0	0	0	0	0	0	0	0	0	5	7	0.00	0.000
61 Dana Eveland, L ERA: 2.86	(10, 1)	1.0	W	3	0	0	0	1	0	0	0	0	0	0	7	11	0.00	0.000
27 Jeurys Familia, R ERA: 1.86	(11, 1)	1.0	S	5	1	0	0	0	1	0	0	0	0	0	14	23	0.00	2.000

PITCHER	IP	WLS	BF	H	R	ER	SO	BB	IBB	HBP	BLK	WP	HR	S	P	ERA	WHIP

BOTTOM

New York Mets @ Philadelphia Phillies

Citizens Bank Park, Philadelphia, PA

Sat Aug 09 2014, 7:51 PM - 11:31 PM EDT
Att. 39,153 - Partly Cloudy - 82 F

livebaseballscorecards.com

AB	38
R	1
H	5
RBI	1
BB	4
SO	5
LOB	12

WP: 0 PA: 42
PB: 0
SB: 0
CS: 0

New York Mets @ Philadelphia Phillies

Citizens Bank Park, Philadelphia, PA

Sun Aug 10 2014, 1:42 PM - 4:57 PM EDT

Att. 31,061 - Partly Cloudy - 85 F

TOP

livebaseballscorecards.com

Batter	1	2	3	4	5	6	7	8	9	AB	R	H	RBI	BB	SO	LOB
3 Curtis Granderson, L (1, 9) OBP: 0.337, SLG: 0.397	C SI 89 X SI 91 0-1 E3 28 G3 5 1B	D CH 82 D CH 82 B FC 89 B FC 88 4-0 BB		C CH 80 X SI 90 0-1 28 1B 1B		X FF 93 0-0 28 FC5-4 1B		C SL 82 S SL 84 B SL 84 T SL 83 1-2 ① K		4	1	2	0	1	1	0
28 Daniel Murphy, L (1, 4) OBP: 0.346, SLG: 0.434	C SI 90 X CH 82 0-1 ① G3 1-2	F FC 89 F FC 89 X SI 91 0-2 ②③ SF8-3-5 2-3 3-H		B FC 88 B FC 88 X SI 88 2-0 5 G5-4-3 1-2 1B		F FF 94 B SL 81 C FF 94 B FF 94 X FF 94 2-2 ① FC5-4 5 G4-3 1-2f		C SI 96 B SI 96 X SI 97 1-1 ② L7		4	0	1	1	0	0	2
5 David Wright, R (1, 5) OBP: 0.331, SLG: 0.384	X SI 91 0-0 7 BB 2-H 1B		X SI 90 0-0 7 1B 12 3B 1B	C FC 88 B SI 91 S FC 87 X SI 91 1-2 ②③ G5-4-3 1-2f		F FF 94 X FF 92 0-1 ② G4-3 1-2		C SI 97 F SI 96 B SI 96 S SL 87 1-3 ③ K		5	1	2	1	0	1	3
21 Lucas Duda, L (1, 3) OBP: 0.355, SLG: 0.497	D CH 82 S CH 80 L FC 88 X CH 83 1-2 ② F7		X SI 90 0-0 ① F7		C SI 90 B FC 89 B SL 78 B SL 76 X SI 89 3-1 HR	C SL 81 B SL 81 B SL 83 B FF 94 B FF 94 4-1 BB			C SL 84 C FF 96 F SL 86 S SL 86 0-3 ① K	4	1	1	1	1	1	2
7 Travis d'Arnaud, R (1, 2) OBP: 0.293, SLG: 0.383	B SL 77 B FC 86 F FC 86 B SI 91 F SI 90 B CH 82 4-2 1-2 BB		D FC 88 B SI 89 X SI 90 2-0 12 3B 1-2 1B		X FC 85 0-0 HR	S CH 85 F FF 94 X SL 82 0-2 ③ L7			F FF 97 T FF 97 X FF 98 0-2 ② L9	4	2	2	1	1	0	2
6 Matthew den Dekker, L (1, 7) OBP: 0.241, SLG: 0.220	B FC 89 B CH 82 B SI 90 F SI 91 X SI 90 3-1 ③ G3-1		B SI 90 B SI 90 X SI 90 2-0 ② F8		B FC 89 X SI 90 1-0 1B		B FF 93 X FF 93 1-0 ① F9		B FF 96 C FF 94 C SL 84 X SL 86 1-2 12 CS 1B	5	0	2	0	0	0	4
12 Juan Lagares, R (1, 8) OBP: 0.321, SLG: 0.390		B SI 88 B SI 89 B FC 86 C SI 88 C SI 89 B SI 91 4-2 45 SH1-4 4 1B 28 SF8-3-5 BB	X SI 91 0-0 1-H 2-H 3B		C FC 87 F SI 90 1 SAFE X SL 77 0-2 ① L6		C CH 83 B FF 93 B FF 93 F FF 93 B FF 94 X FF 94 3-2 1B		C SL 85 F FF 96 F FF 96 B FF 95 1-2 ③ CS 1-2	3	1	2	2	1	0	1
4 Wilmer Flores, R (1, 6) OBP: 0.256, SLG: 0.301		C SI 90 B SI 91 1 SAFE F SI 91 D CH 83 X SI 92 2-2 28 SF8-3-5 45 SH1-4 1-2 1B	B SL 75 C SL 77 X SL 77 1-1 ③ G6-3		X SL 77 0-0 ② F8		X FF 93 0-0 ② F8			4	0	1	0	0	0	3
45 Zack Wheeler, L (1, 1) OBP: 0.103, SLG: 0.105 29 Eric Campbell, R (7, PH) OBP: 0.345, SLG: 0.385 38 Vic Black, R (7, 1) 66 Josh Edgin, R (7, 1) 58 Jenrry Mejia, R (9, 1)		X SI 90 0-0 ① SH1-4 1-2 2-3		C FC 87 F FC 87 B SL 74 S SL 76 1-3 ① K	F SI 90 S SL 77 F SL 76 B SI 90 X SL 74 1-2 ③ G5-3		B FF 93 C CH 85 F FF 93 S SL 81 1-3 ③ K			2 1 0 0 0	0 0 0 0 0	0 0 0 0 0	0 0 0 0 0	0 0 0 0 0	1 1 0 0 0	1 1 0 0 0

AB	36
R	6
H	13
RBI	6
BB	4
SO	5
LOB	19

Inning Stats	1	2	3	4	5	6	7	8	9
	R: 1 E: 1 K: 0 S: 12	R: 1 E: 0 K: 0 S: 9	R: 2 E: 0 K: 0 S: 7	R: 0 E: 0 K: 1 S: 9	R: 2 E: 0 K: 0 S: 12	R: 0 E: 0 K: 0 S: 10	R: 0 E: 0 K: 1 S: 8	R: 0 E: 0 K: 2 S: 8	R: 0 E: 0 K: 1 S: 13
	H: 1 LOB: 2 BB: 1 P: 20	H: 1 LOB: 1 BB: 2 P: 19	H: 3 LOB: 1 BB: 0 P: 12	H: 2 LOB: 1 BB: 0 P: 13	H: 3 LOB: 1 BB: 0 P: 17	H: 1 LOB: 2 BB: 1 P: 16	H: 1 LOB: 1 BB: 0 P: 13	H: 0 LOB: 0 BB: 0 P: 11	H: 1 LOB: 0 BB: 0 P: 15

1B: 10	SF: 1
2B: 1	SAC: 1
3B: 1	DP: 2
HR: 2	HBP: 0

WP: 0	PA: 43
PB: 0	
SB: 0	
CS: 1	

PITCHER		IP	WLS	BF	H	R	ER	SO	BB	IBB	HBP	BLK	WP	HR	S	P	ERA	WHIP
38 Kyle Kendrick, R ERA: 4.88	(1, 1)	5.0		27	10	6	5	1	3	0	0	0	0	2	49	81	9.00	2.600
43 Mario Hollands, L ERA: 4.12	(6, 1)	2.0		9	2	0	0	1	1	0	0	0	0	0	18	29	0.00	1.500
63 Jake Diekman, L ERA: 4.1	(8, 1)	1.0		3	0	0	0	2	0	0	0	0	0	0	8	11	0.00	0.000
53 Ken Giles, R ERA: 1.5	(9, 1)	1.0	W	3	1	0	0	1	0	0	0	0	0	0	13	15	0.00	1.000

PITCHER		IP	WLS	BF	H	R	ER	SO	BB	IBB	HBP	BLK	WP	HR	S	P	ERA	WHIP

Batter	1	2	3	4	5	6	7	8	9	AB	R	H	RBI	BB	SO	LOB
2 Ben Revere, L (1, 8) OBP: 0.325, SLG: 0.366	B SI 93 C SI 94 B CU 76 X SI 95 2-1 G5-3 ①		C CH 89 B CH 91 B SI 96 B SI 97 X FF 96 3-1 E5		C CU 77 B CH 87 X CH 88 1-1 L3 ③ 1-2 2-3		C FF 96 B CU 80 X SI 95 1-1 11 1B 26 3B 1B		L FF 93 B CU 77 C CU 80 S SI 95 1-3 K ①	5	1	1	0	0	1	3
11 Jimmy Rollins, S (1, 6) OBP: 0.315, SLG: 0.392	B CU 77 B SI 96 X SI 96 2-0 F8 ②		F SI 94 C FF 97 B CH 87 1 SAFE B FF 96 F CU 78 X FF 96 2-2 G3-1 ③			B SI 94 C FF 96 C FF 95 F SI 95 F SI 96 B FF 96 F CU 78 F CH 88 F CU 80 3-2 P4 ① F FF 97 F SI 97 F FF 97 B FC 92 X CH 90	C SI 95 F FF 98 B SI 96 X SI 96 1-2 26 3B 1B 1-2		S FF 94 X FF 94 0-1 L9 ②	5	1	1	0	0	0	2
26 Chase Utley, L (1, 4) OBP: 0.355, SLG: 0.442	C CU 78 B SI 96 F FF 96 B FF 96 X FC 92 2-2 HR			C FF 96 B FF 96 F FF 95 B FF 97 F SI 96 X CH 90 2-2 F8 ①		C FF 96 B CU 78 F FF 96 X FF 96 1-2 24 BB 9 2B 1B	B CU 82 B SI 96 T FF 96 X FF 96 2-1 1-H 2-H 3B		B FF 94 C SI 92 B SI 90 F SL 86 B FF 94 I 4-2 6 1B 1-2 IBB	4	2	3	3	1	0	0
6 Ryan Howard, L (1, 3) OBP: 0.298, SLG: 0.376	C FF 97 F FF 96 X CU 78 0-2 G3-1 ③			C FC 91 B CH 88 X CH 90 1-1 L9 ②		F FF 96 X FF 96 0-1 F7 ②	S SL 86 S SL 85 B SL 85 B CU 78 B FF 93 S SL 86 3-3 K ③		B FF 94 S SL 86 F CH 89 B FF 95 B CU 80 X SL 86 3-2 1-2 2-H 1B	5	0	1	1	0	1	2
24 Grady Sizemore, L (1, 9) OBP: 0.310, SLG: 0.358		B FF 94 C SI 95 X SI 95 1-1 G4-3 ①		C CU 78 X CU 77 0-1 G4-3 ③		B SI 95 B CH 88 B FF 96 B SI 95 4-0 9 2B 1-2 BB		C FF 92 B FF 93 F FF 93 S CU 78 1-3 K ①		3	1	0	0	1	1	0
9 Domonic Brown, L (1, 7) OBP: 0.279, SLG: 0.334		C FF 95 B CH 89 S CH 90 S FF 97 1-3 K ②			S CU 77 B SI 96 B SI 95 B CH 87 B SI 96 4-1 2 WP 21 BB BB	B FF 96 C FF 96 X FF 94 1-1 1-H 2-H 2B		F FF 92 F FF 92 S FF 93 0-3 K ②		3	0	1	2	1	2	0
21 Wil Nieves, R (1, 2) OBP: 0.269, SLG: 0.387		B FC 91 C FF 96 S CU 78 S CU 78 1-3 K ③			D SI 95 B SI 96 C SI 96 S FF 95 B FF 96 F FF 96 B FC 88 4-2 2 WP 1-2 BB	B FC 89 X FC 90 1-0 G1-3 ③		B FF 92 S CH 85 B CH 84 F CH 85 S SI 91 2-3 K ③		3	0	0	0	1	2	1
25 Cody Asche, L (1, 5) OBP: 0.298, SLG: 0.377			C FF 95 B FF 94 B CH 89 B SI 97 C FF 97 S FF 97 3-3 K ①		B FF 96 S SI 94 T CH 88 B SI 96 X FF 97 2-2 L8 ①		B SI 95 X FF 96 1-0 G3-1 ①		C CU 80 S SI 90 B FF 96 F SI 94 X CU 82 1-2 3 1B 2B	4	1	1	0	0	1	2
38 Kyle Kendrick, R (1, 1) OBP: 0.082, SLG: 0.063 17 Reid Brignac, L (5, PH) OBP: 0.303, SLG: 0.350 43 Mario Hollands, L (6, 1) 18 Darin Ruf, R (7, PH) OBP: 0.263, SLG: 0.258 63 Jake Diekman, R (8, 1) 53 Ken Giles, R (9, 1) 3 Marlon Byrd, R (9, PH) OBP: 0.323, SLG: 0.477			F FF 96 S FF 97 B FF 97 F FF 97 S FF 98 1-3 K ②		S SI 96 F FF 96 F FF 94 S CU 77 0-3 K ②		X FF 96 0-0 F7 ②		F FF 95 B FF 95 X SL 87 1-1 2-H 26 S 6 1B 1B	1 1 0 1 0 0 1	0 0 0 0 0 0 1	0 0 0 0 0 0 1	0 0 0 0 0 0 1	1 1 0 0 0 0 1	0 2 0 0 0 0 0	0 0 0 0 0 0 0
Inning Stats	R: 1 E: 0 K: 0 S: 9 H: 1 LOB: 0 BB: 0 P: 15	R: 0 E: 0 K: 2 S: 8 H: 0 LOB: 0 BB: 0 P: 11	R: 0 E: 1 K: 2 S: 13 H: 0 LOB: 1 BB: 0 P: 22	R: 0 E: 0 K: 0 S: 8 H: 0 LOB: 0 BB: 0 P: 11	R: 0 E: 0 K: 1 S: 13 H: 0 LOB: 2 BB: 2 P: 24	R: 2 E: 0 K: 0 S: 19 H: 2 LOB: 1 BB: 1 P: 29	R: 2 E: 0 K: 1 S: 12 H: 3 LOB: 1 BB: 0 P: 20	R: 0 E: 0 K: 3 S: 9 H: 0 LOB: 0 BB: 0 P: 12	R: 2 E: 0 K: 1 S: 16 H: 3 LOB: 2 BB: 1 P: 26	1B: 5 2B: 2 3B: 1 HR: 1	SF: 0 SAC: 0 DP: 0 HBP: 0	WP: 1 PB: 0 SB: 1 CS: 0	PA: 40			

PITCHER		IP	WLS	BF	H	R	ER	SO	BB	IBB	HBP	BLK	WP	HR	S	P	ERA	WHIP
45 Zack Wheeler, R ERA: 3.53	(1, 1)	6.0		25	3	3	3	5	3	0	0	0	1	1	70	112	4.50	1.000
38 Vic Black, R ERA: 2.22	(7, 1)	0.2	H	5	3	2	2	0	0	0	0	0	0	0	9	14	27.00	4.500
66 Josh Edgin, L ERA: 1.64	(7, 1)	1.1	H	4	0	0	0	4	0	0	0	0	0	0	12	18	0.00	0.000
58 Jenrry Mejia, R ERA: 3.89	(9, 1)	0.2	L	6	3	2	2	1	0	1	0	0	0	0	16	26	27.00	4.500

PITCHER	IP	WLS	BF	H	R	ER	SO	BB	IBB	HBP	BLK	WP	HR	S	P	ERA	WHIP

BOTTOM

New York Mets @ Philadelphia Phillies

Citizens Bank Park, Philadelphia, PA

Sun Aug 10 2014, 1:42 PM - 4:57 PM EDT

Att. 31,061 - Partly Cloudy - 85 F

livebaseballscorecards.com

AB	36
R	7
H	9
RBI	7
BB	4
SO	10
LOB	12

New York Mets @ Philadelphia Phillies

Citizens Bank Park, Philadelphia, PA

Mon Aug 11 2014, 1:08 PM - 3:54 PM EDT

Att. 26,076 - Partly Cloudy - 83 F

TOP

livebaseballscorecards.com

Batter	1	2	3	4	5	6	7	8	9	AB	R	H	RBI	BB	SO	LOB
3 Curtis Granderson, L (1, 9) OBP: 0.333, SLG: 0.392	B FF 88 S CH 80 B SI 89 B SI 90 X FF 91 3-1 F7 ①		C FF 89 B FF 90 F CH 83 B SI 90 B CU 78 T FF 90 3-2 K ③		B SI 90 S FC 89 B FF 89 S CH 80 1 SAFE X SI 91 2-2 G5-3 ③		B FF 91 B CH 84 X SL 80 2-0 F8 ②		C FF 89 X CH 79 0-1 G3 ③	5	0	0	0	0	1	1
28 Daniel Murphy, L (1, 4) OBP: 0.347, SLG: 0.437	T SI 89 F CH 82 X CU 78 0-2 G3 ②			F FF 88 B FF 89 B SI 90 F FF 88 X SI 91 1-2 5 1B 2B		B CH 80 F SI 89 B FF 88 B CU 76 F FF 89 X CH 82 3-2 G4-3 ①	X CH 84 0-0 1B			4	1	2	0	0	0	0
5 David Wright, R (1, 5) OBP: 0.330, SLG: 0.383	B SI 90 S FF 90 S CH 82 C FF 89 1-3 K ③			F FF 90 B FF 89 B SI 90 F FF 90 X SI 91 2-2 2-H 1B		X FF 90 0-0 G5-3 ②	C SL 81 B SL 81 D FF 92 F FF 91 X SL 84 2-2 G6-3 ③			4	0	1	1	0	1	1
21 Lucas Duda, L (1, 3) OBP: 0.352, SLG: 0.492		C CU 74 B FF 88 C SI 89 F CH 81 B CU 78 S CH 81 2-3 K ①		B CH 81 C FF 89 B FC 89 S CH 81 S CU 79 2-3 K ①		X CU 76 0-0 G3 ③		C SL 82 C FF 90 B FF 90 B SL 83 S CH 83 2-3 K ①		4	0	0	0	0	3	1
12 Juan Lagares, R (1, 8) OBP: 0.323, SLG: 0.387		B FF 88 S CH 81 F FF 89 H SI 91 2-2 6 G4-3 6 S HBP		F FF 89 B SI 89 C FF 89 S CH 82 1-3 K ②			C FC 87 B CU 77 B FF 88 F CH 81 F SI 91 B FF 88 B FF 89 4-2 6 2B BB	S FF 90 B FF 90 F FF 90 S FF 91 1-3 K ②		2	1	0	0	1	2	1
6 Matthew den Dekker, L (1, 7) OBP: 0.259, SLG: 0.245		F SI 90 D CH 80 S CH 80 X FF 88 1-2 G4-3 ② 1-3		B CH 80 X FF 89 1-0 G4-3 ③			B FF 90 C SI 90 F CU 75 X FF 89 1-2 4 1B 20 HR 1-H 2B	B SL 80 C SL 81 S SL 82 B SL 85 B FF 91 D SL 82 4-2 BB		3	1	1	1	1	0	2
4 Wilmer Flores, R (1, 6) OBP: 0.256, SLG: 0.299 44 Buddy Carlyle, L (8, 1) 27 Jeurys Familia, R (8, 1) OBP: 1.000, SLG: 1.000		B CH 79 F FF 90 F CH 81 X FF 91 1-2 G6-3 ③			C CU 74 F CH 80 X FF 89 0-2 G6-3 ①		X SI 90 0-0 20 HR 2-3 1B	1 SAFE B FF 91 F FF 92 X FF 90 1-1 F7 ③		4 0 0	1 0 0	1 0 0	0 0 0	0 0 0	0 0 0	2 0 0
20 Anthony Recker, R (1, 2) OBP: 0.224, SLG: 0.324			B CU 75 X FF 88 1-0 P6 ①		X FC 87 0-0 G5-3 ②		B SL 80 B SL 80 B FF 91 C SL 81 F FF 91 F CH 84 F SL 80 X SL 81 3-2 1-H 3-H HR		B FF 88 S CH 78 S SL 80 S CH 79 1-3 K ①	4	1	1	3	0	1	0
49 Jonathon Niese, L (1, 1) OBP: 0.171, SLG: 0.083 11 Rubén Tejada, R (8, 6) OBP: 0.343, SLG: 0.276			C FF 89 X FF 88 0-1 G1-6-3 ②		F FF 88 B CH 81 C FF 88 F CU 78 X CH 80 1-2 1B		X FF 90 0-0 G4-3 ①		S FF 88 B CH 79 S FF 88 F FF 89 B SL 82 F SL 79 F FF 89 F FF 88 B SL 79 3-2 X FF 89 F9 ②	3 1	0 0	1 0	0 0	0 0	0 0	0 0
Inning Stats	R: 0 E: 0 K: 1 S: 8 H: 0 LOB: 0 BB: 0 P: 12	R: 0 E: 0 K: 1 S: 12 H: 0 LOB: 1 BB: 0 P: 18	R: 0 E: 0 K: 1 S: 6 H: 0 LOB: 0 BB: 0 P: 10	R: 1 E: 0 K: 2 S: 13 H: 2 LOB: 1 BB: 0 P: 20	R: 0 E: 0 K: 0 S: 11 H: 1 LOB: 1 BB: 0 P: 14	R: 0 E: 0 K: 0 S: 5 H: 0 LOB: 0 BB: 0 P: 8	R: 4 E: 0 K: 0 S: 18 H: 4 LOB: 1 BB: 1 P: 30	R: 0 E: 0 K: 2 S: 10 H: 0 LOB: 1 BB: 1 P: 18	R: 0 E: 0 K: 1 S: 12 H: 0 LOB: 0 BB: 0 P: 16	1B: 4 2B: 2 3B: 0 HR: 1	SF: 0 SAC: 0 DP: 0 HBP: 1						

	AB	34
	R	5
	H	7
	RBI	5
	BB	2
	SO	8
	LOB	8

WP: 0 PB: 0 SB: 1 CS: 0 PA: 37

PITCHER		IP	WLS	BF	H	R	ER	SO	BB	IBB	HBP	BLK	WP	HR	S	P	ERA	WHIP
55 David Buchanan, R ERA: 4.4	(1, 1)	6.0	L	24	4	3	3	5	1	0	1	0	0	0	61	93	4.50	0.833
30 Justin De Fratus, R ERA: 2.9	(7, 1)	1.0		6	3	2	2	0	0	0	0	0	0	1	12	19	18.00	3.000
59 Antonio Bastardo, L ERA: 3.88	(8, 1)	1.0		4	0	0	0	2	1	0	0	0	0	0	10	18	0.00	1.000
56 Cesar Jimenez, L ERA:	(9, 1)	1.0		3	0	0	0	1	0	0	0	0	0	0	12	16	0.00	0.000

PITCHER		IP	WLS	BF	H	R	ER	SO	BB	IBB	HBP	BLK	WP	HR	S	P	ERA	WHIP

New York Mets @ Philadelphia Phillies

Citizens Bank Park, Philadelphia, PA

Mon Aug 11 2014, 1:08 PM - 3:54 PM EDT

Att. 26,076 - Partly Cloudy - 83 F

livebaseballscorecards.com

BOTTOM

Batter	1	2	3	4	5	6	7	8	9	AB	R	H	RBI	BB	SO	LOB
2 Ben Revere, L (1, 8) OBP: 0.326, SLG: 0.366	B FC 87 C SI 87 X SI 88 1-1 ① G4-3		C FF 88 B CU 74 F CU 73 X FF 89 1-2 11 S 1B		C CU 72 B CU 73 X CU 72 1-1 ①② G4-6-3 1-2f		C CH 83 B CU 70 X CU 70 1-1 ③ 2-H 1B		C SI 96 F SI 96 X SL 88 0-2 ③ F8	5	0	2	0	0	0	2
11 Jimmy Rollins, S (1, 6) OBP: 0.312, SLG: 0.389	C FF 88 F FF 88 X CU 73 0-2 ② G1-3		F CU 72 B CH 81 B SI 89 B FC 87 S SI 88 S FC 87 3-3 ② K 1-2		B FC 85 B CH 82 B CH 80 C FF 86 F FF 87 F FC 87 X FC 86 3-2 ③ G1-3			B SI 89 X SI 88 1-0 ① G3		4	0	0	0	0	1	1
3 Marlon Byrd, R (1, 9) OBP: 0.320, SLG: 0.473	C FF 88 C CU 73 B FF 88 T FC 87 1-2 ③ K		X FF 89 0-0 ③ F7			B CU 69 B CH 84 C CU 70 C FF 88 X FC 86 2-2 ① F8		C SI 91 X FF 91 0-1 ② G4-3		4	0	0	0	0	1	1
6 Ryan Howard, L (1, 3) OBP: 0.300, SLG: 0.376		B FC 86 B SI 87 F FF 89 F FF 89 S FC 87 2-3 ① K		X FC 86 0-0 ① G4-3		C CU 71 B SI 86 F FC 87 B CU 72 H FF 86 3-2 HBP		B SI 91 F SI 90 B FF 91 S SI 91 X FF 92 2-2 1B		3	0	1	0	0	1	0
51 Carlos Ruiz, R (1, 2) OBP: 0.359, SLG: 0.372		F FF 87 B SI 88 B CH 81 F SI 87 X FC 87 2-2 ② F9		B FC 85 C SI 85 B CU 72 S CH 81 B FC 87 B SI 88 4-2 18 HR BB		C FC 85 S FF 86 B FC 88 C FC 86 1-3 ② K		C SL 84 S SL 85 S SL 86 0-3 ③ K		3	1	0	0	1	2	2
18 Darin Ruf, R (1, 7) OBP: 0.293, SLG: 0.364 24 Grady Sizemore, L (9, PH) OBP: 0.309, SLG: 0.356		B FF 88 B CH 80 B SI 86 B FC 87 4-0 4 2B BB		B FF 87 B FC 87 X FF 88 2-0 1-H HR		C SI 86 B FF 86 B CU 72 B FC 85 F CU 71 S FC 86 3-3 ③ K			C SI 96 F FF 95 S SL 86 0-3 ① K	2 1	1 0	1 0	2 0	1 0	1 1	1 0
4 Andrés Blanco, S (1, 4) OBP: 0.360, SLG: 0.458		B SI 86 X FF 88 1-0 1-3 2B		X FF 87 0-0 ② G5-3			B FF 86 B FC 83 C FC 84 X FC 84 2-1 ① F8		B SI 96 B SI 96 C SI 96 X SI 96 2-1 ② G3	4	0	1	0	0	0	0
25 Cody Asche, L (1, 5) OBP: 0.298, SLG: 0.373		B CU 73 C CU 74 S SI 87 X CU 75 1-2 ③ G4-3		B FC 87 C FC 88 F FC 87 C SI 88 1-3 ③ K			B FC 85 X FF 85 1-0 ② F8		B SI 96 B SI 97 B SI 96 C SI 96 B SI 95 4-1 26 DI 26 2B BB	3	1	0	0	1	1	2
55 David Buchanan, R (1, 1) OBP: 0.174, SLG: 0.050 30 Justin De Fratus, S (7, 1) 9 Domonic Brown, L (7, PH) OBP: 0.281, SLG: 0.339 59 Antonio Bastardo, R (8, 1) 56 Cesar Jimenez, L (9, 1) 26 Chase Utley, L (9, PH) OBP: 0.356, SLG: 0.445			C FC 86 F FF 88 B FC 86 B CU 73 X FC 85 2-2 ① G1-5-3		B FF 85 B CH 78 B FF 87 C FF 87 C FF 87 B FF 88 4-2 2 G4-6-3 BB		X FC 84 0-0 2 1B 2B		C SI 97 B SI 96 F SI 98 X SL 87 1-2 1-H 2B	1 0 1 0 0 1	0 0 0 0 0 0	0 0 1 0 0 1	0 0 0 0 0 1	1 0 0 0 0 1	0 0 0 0 0 0	0 0 0 0 0 0
Inning Stats	R: 0 E: 0 K: 1 S: 8 H: 0 LOB: 0 BB: 0 P: 10	R: 0 E: 0 K: 1 S: 10 H: 1 LOB: 2 BB: 1 P: 20	R: 0 E: 0 K: 1 S: 10 H: 1 LOB: 1 BB: 0 P: 16	R: 2 E: 0 K: 1 S: 8 H: 1 LOB: 0 BB: 1 P: 15	R: 0 E: 0 K: 0 S: 8 H: 0 LOB: 0 BB: 1 P: 16	R: 0 E: 0 K: 2 S: 11 H: 0 LOB: 1 BB: 0 P: 20	R: 0 E: 0 K: 0 S: 6 H: 2 LOB: 2 BB: 0 P: 10	R: 0 E: 0 K: 1 S: 9 H: 1 LOB: 1 BB: 0 P: 12	R: 1 E: 0 K: 1 S: 12 H: 1 LOB: 1 BB: 1 P: 19	1B: 3 2B: 3 3B: 0 HR: 1 SF: 0 SAC: 0 DP: 1 HBP: 1						

	AB	32
	R	3
	H	7
	RBI	3
	BB	4
	SO	8
	LOB	9

WP: 0 PA: 37
PB: 0
SB: 1
CS: 0

PITCHER		IP	WLS	BF	H	R	ER	SO	BB	IBB	HBP	BLK	WP	HR	S	P	ERA	WHIP
49 Jonathon Niese, L ERA: 3.46	(1, 1)	7.0	W	28	5	2	2	6	3	0	1	0	0	1	61	107	2.57	1.143
44 Buddy Carlyle, R ERA: 0.63	(8, 1)	0.2	H	3	1	0	0	0	0	0	0	0	0	0	6	9	0.00	1.500
27 Jeurys Familia, R ERA: 1.97	(8, 1)	1.1	S	6	1	1	1	2	1	0	0	0	0	0	15	22	6.75	1.500

PITCHER	IP	WLS	BF	H	R	ER	SO	BB	IBB	HBP	BLK	WP	HR	S	P	ERA	WHIP

Washington Nationals @ New York Mets

Citi Field, Flushing, NY

Tue Aug 12 2014, 7:12 PM - 10:21 PM EDT

Att. 21,200 - Cloudy - 75 F

livebaseballscorecards.com

Batter	1	2	3	4	5	6	7	8	9	AB	R	H	RBI	BB	SO	LOB
2 Denard Span, L (1, 8) OBP: 0.356, SLG: 0.407	C SI 93 B FF 93 S CH 88 B FF 94 C FF 95 2-3 ① K	1 SAFE B FF 94 B CH 87 D SL 82 C FF 93 X FF 94 3-1 ③ G1-3			F FF 92 B FF 91 X FF 91 1-1 ①② G3-6 1-2f	B CU 76 F CU 76 B FF 92 X FC 88 2-1 ③ G4-3			F SI 90 F SL 87 B SI 92 X SI 92 1-2 ① G1-3	5	0	0	0	0	1	2
3 Asdrúbal Cabrera, S (1, 4) OBP: 0.309, SLG: 0.387	X FF 94 0-0 2B		C SL 81 X CH 86 0-1 6 G6-3 1B		F FF 92 B FF 92 B CH 85 F FF 92 X FF 93 2-2 ③ P4		C CU 78 B CU 78 F FC 90 B CU 78 F FC 91 X SI 93 2-2 6 G6-3 2B		C SL 86 B SL 84 X CH 85 1-1 ② F9	5	0	3	0	0	0	0
6 Anthony Rendon, R (1, 5) OBP: 0.331, SLG: 0.469	B SL 83 B SL 82 C FF 94 B FF 93 F SL 81 F FF 94 X FF 94 3-2 ② P3		X FF 92 0-0 ① G6-3 1-2			C SL 79 B FF 91 F FF 91 B SI 91 B SL 81 X SL 79 3-2 HR	C FF 92 X FC 88 0-1 ① G6-3 2-3		B SL 85 C SL 86 B CH 85 X SL 85 2-1 ③ G5-3	5	1	1	1	0	0	3
25 Adam LaRoche, L (1, 3) OBP: 0.370, SLG: 0.453	C FF 94 C FF 93 B FF 93 B CH 86 B FF 95 T FF 94 3-2 ③ K		F SL 80 F FF 92 B CH 83 X FF 93 1-2 ② L8			C SL 81 B CH 88 B SI 92 B FF 93 F FF 92 B SI 92 4-2 20 HR BB	F CU 79 X CU 80 0-1 ② G1-3			3	1	0	0	1	1	3
20 Ian Desmond, R (1, 6) OBP: 0.298, SLG: 0.428		C SI 92 B FF 93 B FF 93 S SL 83 F SL 84 B FF 94 B FF 94 4-2 34 HR BB	B FF 92 C FF 92 B FF 92 B FF 93 X SL 82 3-1 ③ F8			B FF 91 B FF 92 X SL 80 2-0 1-H HR	C FF 94 B FF 94 D FC 91 B FC 89 T FF 92 F FF 93 F FF 94 S FC 92 3-3 ③ K			3	2	1	2	1	1	2
34 Bryce Harper, L (1, 7) OBP: 0.338, SLG: 0.380		X FF 93 0-0 1-H HR		X SL 82 0-0 ① G3		B FF 92 B FC 90 X FF 92 2-0 ① F7		X SI 88 0-0 18 G6-4-3 40 1B		4	1	2	2	0	0	0
40 Wilson Ramos, R (1, 2) OBP: 0.335, SLG: 0.401		F FF 93 B FF 93 B SL 84 F FF 93 F FF 93 B FF 93 T FF 94 3-2 ① K		F FF 91 C SI 93 F FF 92 F FF 94 F SL 80 F FF 93 B FF 91 S SI 94 1-3 ② K		S FF 94 X FF 93 0-1 18 HR 1B		C FF 88 X FF 90 0-1 18 G6-4-3 1-2 1B		4	1	2	0	0	2	0
18 Michael Taylor, R (1, 9) OBP: 0.500, SLG: 1.250		F FF 93 C FF 93 X FF 92 0-2 1B		B SI 93 C SL 82 S SL 81 B SL 81 B FF 93 F SL 79 F FF 94 F FF 93 X SL 81 3-2 ③ G5-3		B FC 89 B FC 90 T FC 92 X FF 93 2-1 1-H HR		X SL 85 0-0 ①② G6-4-3 1-2f 2-3		4	1	2	2	0	0	2
58 Doug Fister, L (1, 1) OBP: 0.063, SLG: 0.063 7 Scott Hairston, R (8, PH) OBP: 0.274, SLG: 0.339 48 Ross Detwiler, R (8, 1)		C FF 93 X SI 92 0-1 ② B1			B FF 92 B SI 91 C FF 92 X SI 92 2-1 2 G3-6 1B	C FF 93 C CU 78 S CU 79 0-3 ② K		B FF 91 B SL 84 S FF 90 F FF 92 B FF 92 S FF 91 3-3 ③ K		3 1 0	0 0 0	1 0 0	0 0 0	0 0 0	1 1 0	1 1 0
Inning Stats	R: 0 E: 0 K: 2 S: 11 H: 1 LOB: 1 BB: 0 P: 19	R: 2 E: 0 K: 1 S: 15 H: 2 LOB: 1 BB: 1 P: 25	R: 0 E: 0 K: 0 S: 8 H: 1 LOB: 1 BB: 0 P: 12	R: 0 E: 0 K: 1 S: 14 H: 0 LOB: 0 BB: 0 P: 18	R: 0 E: 0 K: 0 S: 7 H: 1 LOB: 0 BB: 0 P: 12	R: 5 E: 0 K: 1 S: 16 H: 4 LOB: 0 BB: 1 P: 31	R: 0 E: 0 K: 1 S: 13 H: 1 LOB: 1 BB: 0 P: 18	R: 0 E: 0 K: 1 S: 7 H: 2 LOB: 1 BB: 0 P: 10	R: 0 E: 0 K: 0 S: 7 H: 0 LOB: 0 BB: 0 P: 11	1B: 6 2B: 2 3B: 0 HR: 4 SF: 0 SAC: 0 DP: 2 HBP: 0						

TOP	
AB	37
R	7
H	12
RBI	7
BB	2
SO	7
LOB	14

WP: 0 PA: 39
PB: 0
SB: 0
CS: 0

PITCHER		IP	WLS	BF	H	R	ER	SO	BB	IBB	HBP	BLK	WP	HR	S	P	ERA	WHIP
50 Rafael Montero, R ERA: 6.12	(1, 1)	5.0	L	23	7	5	5	4	2	0	0	0	0	3	61	101	9.00	1.800
52 Carlos Torres, R ERA: 3.76	(6, 1)	2.0		9	3	2	2	2	0	0	0	0	0	1	23	34	9.00	1.500
44 Buddy Carlyle, R ERA: 0.59	(8, 1)	1.0		4	2	0	0	1	0	0	0	0	0	0	7	10	0.00	2.000
61 Dana Eveland, L ERA: 2.74	(9, 1)	1.0		3	0	0	0	0	0	0	0	0	0	0	7	11	0.00	0.000

PITCHER	IP	WLS	BF	H	R	ER	SO	BB	IBB	HBP	BLK	WP	HR	S	P	ERA	WHIP

BOTTOM

Batter	1	2	3	4	5	6	7	8	9	AB	R	H	RBI	BB	SO	LOB
3 Curtis Granderson, L (1, 9) OBP: 0.330, SLG: 0.387	C SI 84 B SI 84 C SI 84 B FC 82 F SI 87 B SI 87 F SI 87 S SI 89 3-3 ① **K**		B SI 84 C SI 84 B SI 86 X CH 78 2-1 ③ G4-3			C SI 82 F CH 76 B SI 85 X SI 86 1-2 ① L8	C SI 86 B CH 75 B SI 87 F SI 87 X FC 80 2-2 ③ F7		B FF 93 B FF 92 F SI 91 F SI 91 F SI 92 B FF 93 F SI 90 X SI 91 3-2 ③ P5	5	0	0	0	0	1	2
28 Daniel Murphy, L (1, 4) OBP: 0.349, SLG: 0.437	C SI 87 F SI 88 S SI 88 0-3 ② **K**			B SI 84 B SI 85 T CH 77 X SI 86 2-1 ① G4-3		X CU 69 0-0 5 1B 1B		B FF 92 C SI 91 X SI 91 1-1 21 HBP 5 1B 29 SF8 1B		4	1	2	0	0	1	0
5 David Wright, R (1, 5) OBP: 0.331, SLG: 0.384	B SI 87 C FF 86 X SI 88 1-1 ③ L8			X FC 84 0-0 ② F9		B SI 86 F FF 87 X FC 80 1-1 **1-2** 1B		B SI 92 X SI 92 1-0 29 SF8 21 HBP **1-2** 1B		4	0	2	0	0	0	0
21 Lucas Duda, L (1, 3) OBP: 0.353, SLG: 0.490		B SI 85 B SI 87 B FF 87 C SI 87 S SI 86 C SI 87 3-3 ① **K**		C CH 75 B FC 82 C FF 87 F FC 85 F SI 88 B SI 87 X FF 87 2-2 1B		C SI 86 B FC 84 B SI 88 X SI 88 2-1 ② F7		B SI 90 H SI 91 2-0 **1-2** **2-3** HBP		3	0	1	0	0	1	2
7 Travis d'Arnaud, R (1, 2) OBP: 0.292, SLG: 0.385		B SI 86 B FF 86 C FF 88 X FF 87 2-1 2B		F FC 80 C CU 77 B SI 88 D FC 80 D CU 72 X SI 88 3-2 ③ L8		B FF 87 B SI 87 C SI 87 F FF 86 X FC 85 2-2 ③ F8		F SI 93 X SI 93 0-1 ① F8		4	0	1	0	0	0	6
6 Matthew den Dekker, L (1, 7) OBP: 0.246, SLG: 0.232 29 Eric Campbell, R (8, PH) OBP: 0.343, SLG: 0.385 (9, 7)		B FF 88 C SI 87 C SI 87 B SI 88 X FF 88 2-2 ② F8			C SI 85 F SI 86 B CH 80 X SI 87 1-2 ① G4-3		B SI 84 S SI 84 B SI 85 B SI 84 X SI 85 3-1 ① G4-3	B SI 94 B SI 92 X SI 91 2-0 ② SF8 **2-3** **3-H**		3 0	0 0	0 0	0 1	0 0	0 0	1 0
12 Juan Lagares, R (1, 8) OBP: 0.322, SLG: 0.385		B SI 87 X SI 88 1-0 ③ P3			C FC 80 B CH 75 F SI 88 X CU 72 1-2 ② F9		C SI 86 F FC 80 X SI 86 0-2 4 1B 1B	C SI 93 X CH 83 0-1 ③ F7		4	0	1	0	0	0	3
4 Wilmer Flores, R (1, 6) OBP: 0.264, SLG: 0.306			C SI 82 X SI 83 0-1 ① L9		C FF 86 C CH 78 X FC 81 0-2 1B		B SI 86 C SI 87 X SI 87 1-1 **1-2** 1B		B FF 93 C SI 92 B CH 83 X SI 91 2-1 ① G5-3	4	0	2	0	0	0	0
50 Rafael Montero, R (1, 1) 52 Carlos Torres, R (6, 1) 9 Kirk Nieuwenhuis, L (7, PH) OBP: 0.325, SLG: 0.464 44 Buddy Carlyle, L (8, 1) 61 Dana Eveland, L (9, 1) 22 Eric Young Jr., S (9, PH) OBP: 0.304, SLG: 0.295			B FF 83 C SI 83 X SI 84 1-1 ② G6-3		F SI 87 C SI 88 X FC 84 0-2 ③ F8		C X FC 85 0-1 ② F8		B FF 92 C SI 93 X FF 92 1-1 ② L8	2 0 1 0 0 1	0 0 0 0 0 0	0 0 0 0 0 0	0 0 0 0 0 0	0 0 0 0 0 0	0 0 2 0 0 0	1 0 0 0 0 0
Inning Stats	R: 0 E: 0 K: 2 S: 10 H: 0 LOB: 0 BB: 0 P: 14	R: 0 E: 0 K: 1 S: 9 H: 1 LOB: 1 BB: 0 P: 17	R: 0 E: 0 K: 0 S: 6 H: 0 LOB: 0 BB: 0 P: 9	R: 0 E: 0 K: 0 S: 11 H: 1 LOB: 1 BB: 0 P: 18	R: 0 E: 0 K: 0 S: 12 H: 1 LOB: 1 BB: 0 P: 14	R: 0 E: 0 K: 0 S: 11 H: 2 LOB: 2 BB: 0 P: 17	R: 0 E: 0 K: 0 S: 12 H: 2 LOB: 2 BB: 0 P: 18	R: 1 E: 0 K: 0 S: 8 H: 2 LOB: 2 BB: 0 P: 14	R: 0 E: 0 K: 0 S: 9 H: 0 LOB: 0 BB: 0 P: 15	1B: 8 2B: 1 3B: 0 HR: 0	SF: 1 SAC: 0 DP: 0 HBP: 1					WP: 0 PB: 0 SB: 0 CS: 0	PA: 37

PITCHER		IP	WLS	BF	H	R	ER	SO	BB	IBB	HBP	BLK	WP	HR	S	P	ERA	WHIP
58 Doug Fister, R ERA: 2.34	(1, 1)	7.0	W	28	7	0	0	3	0	0	0	0	0	0	71	107	0.00	1.000
48 Ross Detwiler, L ERA: 3.42	(8, 1)	2.0		9	2	1	1	0	0	0	1	0	0	0	17	29	4.50	1.000

PITCHER	IP	WLS	BF	H	R	ER	SO	BB	IBB	HBP	BLK	WP	HR	S	P	ERA	WHIP

Washington Nationals @ New York Mets

Citi Field, Flushing, NY

Tue Aug 12 2014, 7:12 PM - 10:21 PM EDT

Att. 21,200 - Cloudy - 75 F

livebaseballscorecards.com

AB	35
R	1
H	9
RBI	1
BB	0
SO	3
LOB	17

Batter	1	2	3	4	5	6	7	8	9	AB	R	H	RBI	BB	SO	LOB
18 Michael Taylor, R (1, 8) (8, 9) OBP: 0.250, SLG: 0.625	C FF 88 C SI 88 C SI 88 0-3 ① K		S SI 88 S SI 86 S SI 87 0-3 ② K			C SL 83 B SL 85 F SI 90 B SI 91 S FF 91 2-3 ① K		L SI 95 B SL 87 C SL 86 F FF 97 X SI 97 1-2 ① G6-3		4	0	0	0	0	3	2
3 Asdrúbal Cabrera, S (1, 4) OBP: 0.309, SLG: 0.393	X FF 90 0-0 ② F8		C SI 88 X SI 89 0-1 ③ G6-3			B SI 90 X SI 91 1-0 ② F7		B SI 95 F SI 96 F SI 97 B SI 96 X SL 89 2-2 HR		4	1	1	1	0	0	2
6 Anthony Rendon, R (1, 5) OBP: 0.331, SLG: 0.467	C FF 89 C FF 90 C FF 92 0-3 ③ K			C FF 90 T FF 91 F FF 92 B SL 84 B SL 84 B FF 91 F SI 90 X SI 89 3-2 20 G4-6-3 25 BB 1B		B FF 93 B SL 84 B SI 90 C SI 88 X SI 88 3-1 ③ F9		B SI 96 F SI 96 C SL 86 X SI 96 1-2 ② G6-3		4	0	1	0	0	1	0
25 Adam LaRoche, L (1, 3) OBP: 0.374, SLG: 0.456		C SI 86 X FF 89 0-1 ① F7		B CH 80 1 SAFE 1 SAFE B SI 86 B SI 86 C SI 87 F SI 86 B SI 87 4-2 20 G4-6-3 BB 1-2			B SI 88 F SI 89 X FF 94 1-1 20 E 34 SF9 2B	B FF 96 F SI 96 B CH 88 B SI 94 F FF 97 B FF 96 4-2 20 S BB		2	1	1	0	2	0	0
20 Ian Desmond, R (1, 6) OBP: 0.298, SLG: 0.427		B FF 90 X SI 88 1-0 ② G5-3		B SI 89 B SI 89 B SI 88 C SI 89 C SI 89 F SI 88 F FF 91 X SI 90 3-2 ① ② G4-6-3 1-2f 2-3			F FF 92 F SI 89 F FF 92 X SI 89 0-2 E8 40 1B 19 SF7 2-3 1B	B SI 96 C SL 86 X SI 94 1-1 ③ G6-3 1-2		4	1	1	0	0	0	3
34 Bryce Harper, L (1, 9) (8, 7) OBP: 0.336, SLG: 0.380		C SI 89 C SI 90 T FF 92 0-2 ③ K		S FF 93 F FF 93 B FF 92 B FF 93 C SI 90 2-3 ③ K			C SI 90 B FF 92 X SI 91 1-1 ① SF9 3-H		B CU 84 B CU 82 F FF 96 S SI 95 B FF 97 X FF 96 3-2 1B	3	0	1	1	0	2	1
40 Wilson Ramos, R (1, 2) OBP: 0.338, SLG: 0.408			B SI 88 X SI 86 1-0 19 1B 2B		B SI 86 F FF 90 X FF 92 1-1 ① F9		X SI 88 0-0 2-3 1B		F FF 96 1 SAFE S FF 96 F FF 96 S CU 84 0-3 ① K	4	0	2	0	0	1	1
19 Kevin Frandsen, R (1, 7) OBP: 0.282, SLG: 0.296 2 Denard Span, L (8, 8) OBP: 0.356, SLG: 0.406			X FF 90 0-0 2-3 1B		C FF 90 S SL 80 C SI 90 0-3 ② K		C SI 89 X SL 82 0-1 ② SF7 3-H		X SI 94 0-0 ② F9	2 1	0 0	1 0	1 0	0 0	1 0	0 1
27 Jordan Zimmermann, R (1, 1) OBP: 0.214, SLG: 0.179 22 Drew Storen, S (7, 1) 36 Tyler Clippard, R (8, 1) 7 Scott Hairston, R (9, PH) OBP: 0.270, SLG: 0.333 29 Rafael Soriano, R (9, 1)			C SI 86 L SI 88 T SI 87 0-2 ① K		C FF 90 X FF 91 0-1 ③ F8		C SI 87 C SI 88 B SI 89 X SI 88 1-2 ③ G5-3		C FF 96 C FF 96 B FF 96 1 SAFE B FF 98 S FF 95 2-3 ③ K	3 0 0 1 0	0 0 0 0 0	0 0 0 0 0	0 0 0 0 0	0 0 0 1 0	1 0 0 1 0	3 0 0 1 0
Inning Stats	R: 0 H: 0 E: 0 LOB: 0 K: 2 BB: 0 S: 7 P: 7	R: 0 H: 0 E: 0 LOB: 0 K: 1 BB: 0 S: 6 P: 7	R: 0 H: 2 E: 0 LOB: 2 K: 2 BB: 0 S: 10 P: 11	R: 0 H: 1 E: 0 LOB: 1 K: 1 BB: 1 S: 15 P: 27	R: 0 H: 0 E: 0 LOB: 0 K: 1 BB: 0 S: 7 P: 8	R: 0 H: 0 E: 0 LOB: 0 K: 1 BB: 0 S: 6 P: 12	R: 2 H: 3 E: 1 LOB: 1 K: 0 BB: 0 S: 14 P: 17	R: 1 H: 1 E: 0 LOB: 1 K: 0 BB: 1 S: 14 P: 23	R: 0 H: 1 E: 0 LOB: 1 K: 2 BB: 0 S: 11 P: 16	1B: 5 2B: 2 3B: 0 HR: 1	SF: 2 SAC: 0 DP: 1 HBP: 0					

PITCHER		IP	WLS	BF	H	R	ER	SO	BB	IBB	HBP	BLK	WP	HR	S	P	ERA	WHIP
40 Bartolo Colon, R ERA: 3.85	(1, 1)	7.0	L	27	6	2	1	8	1	0	0	0	0	0	65	89	1.29	1.000
27 Jeurys Familia, R ERA: 2.09	(8, 1)	1.0		5	1	1	1	0	1	0	0	0	0	1	14	23	9.00	2.000
38 Vic Black, R ERA: 2.15	(9, 1)	1.0		4	1	0	0	2	0	0	0	0	0	0	11	16	0.00	1.000

PITCHER	IP	WLS	BF	H	R	ER	SO	BB	IBB	HBP	BLK	WP	HR	S	P	ERA	WHIP

TOP

Washington Nationals @ New York Mets

Citi Field, Flushing, NY

Wed Aug 13 2014, 7:10 PM - 9:57 PM EDT

Att. 21,364 - Overcast - 77 F

livebaseballscorecards.com

AB	32
R	3
H	8
RBI	3
BB	2
SO	10
LOB	14

BOTTOM

Washington Nationals @ New York Mets

Citi Field, Flushing, NY

Wed Aug 13 2014, 7:10 PM - 9:57 PM EDT

Att. 21,364 - Overcast - 77 F

livebaseballscorecards.com

Batter	1	2	3	4	5	6	7	8	9	AB	R	H	RBI	BB	SO	LOB
3 Curtis Granderson, L (1, 9) OBP: 0.329, SLG: 0.385	C FF 94 T FF 94 B FF 94 X SL 89 1-2 28 G4-6-3 1B		C FF 94 C FF 94 B FF 94 T FF 95 1-2 ③ K			S FF 93 B FF 93 C FF 94 B FF 94 F FF 94 S SL 89 2-3 ① K		X FF 91 0-0 ① P4	X SI 92 0-0 ③ G1-3	5	0	1	0	0	2	2
28 Daniel Murphy, L (1, 4) OBP: 0.346, SLG: 0.434	1 SAFE C FF 95 C FF 94 X FF 94 0-2 ①② G4-6-3 1-2f			X FF 95 0-0 ① F8		C FF 94 X FF 94 0-1 ② P5		B CU 74 C CH 78 F FF 91 B FS 81 F CH 79 T FF 91 2-2 ② K		4	0	0	0	0	1	1
5 David Wright, R (1, 5) OBP: 0.333, SLG: 0.385	C FF 95 B SL 90 C FF 94 B FF 94 F FF 95 X FF 94 2-2 ③ 1B			C FF 94 X CU 81 0-1 ② F9		X SL 88 0-0 ③ L7		F FF 91 X CU 75 0-1 1B		4	0	2	0	0	0	0
21 Lucas Duda, L (1, 3) OBP: 0.352, SLG: 0.488		X FF 94 0-0 ① G3		B CU 80 C SL 89 C FF 95 B SL 89 X FF 95 2-2 7 E 1B			B FF 94 X CU 79 1-0 E3 12 E 6 1B 4 FC5-2	B FF 91 X FF 91 1-0 ③ F8		4	1	1	0	0	0	1
7 Travis d'Arnaud, R (1, 2) OBP: 0.295, SLG: 0.398		C FF 94 B SL 90 S SL 89 F FF 94 B SL 88 F FF 94 X SL 89 2-2 6 G5-3 1B		C SL 89 F FF 94 X FF 94 0-2 E7 1-H			C FF 94 X FF 94 0-1 ① F9		B FF 90 S FF 91 F FF 92 B SL 86 X FF 91 2-2 HR	4	1	2	1	0	0	1
6 Matthew den Dekker, L (1, 7) OBP: 0.262, SLG: 0.250		B FF 95 B FF 94 B FF 94 C FF 94 C FF 95 X FF 94 3-2 ② G5-3 1-2		X FF 94 0-0 ③ G6-3			C FF 94 X FF 95 0-1 4 FC5-2 12 E 1-2 1B		X SI 92 0-0 4 1B 29 FC6-2 1B	4	0	2	0	0	0	2
12 Juan Lagares, R (1, 8) OBP: 0.321, SLG: 0.382		B SL 89 T SL 88 F FF 94 B FF 95 S SL 88 2-3 ③ K			S SL 88 C FF 94 F SL 87 X FF 95 0-2 ① L8		D SL 90 S FF 94 1 SAFE H FF 94 2-1 4 FC5-2 1-2 2-3 HBP		L SL 87 X SL 85 0-1 ① B1	3	0	0	0	0	1	2
4 Wilmer Flores, R (1, 6) OBP: 0.264, SLG: 0.304 22 Eric Young Jr., S (9, PR) OBP: 0.304, SLG: 0.295			C FF 94 F FF 94 B SL 89 F FF 94 X FF 95 1-2 ① L5		C FF 94 B SL 89 X FF 94 1-1 ② P4		X SI 95 0-0 ② FC5-2 1-2 2-3 3-Hf		1 SAFE B FF 92 B FF 92 S FF 91 X FF 90 2-1 29 S 1-3 1B	4 0	0 0	1 0	0 0	0 0	0 0	3 0
40 Bartolo Colon, R (1, 1) OBP: 0.042, SLG: 0.063 9 Kirk Nieuwenhuis, L (7, PH) OBP: 0.321, SLG: 0.457 27 Jeurys Familia, R (8, 1) OBP: 1.000, SLG: 1.000 38 Vic Black, R (9, 1) 29 Eric Campbell, R (9, PH) OBP: 0.340, SLG: 0.382			C FF 95 F FF 95 X SL 89 0-2 ② G6-3		C FF 94 B FF 94 B FF 95 F FF 94 F FF 93 S FF 94 2-3 ③ K		B SL 82 S SI 95 B FF 95 S CH 88 F CH 88 F SL 83 S CH 88 2-3 ③ K		C FF 92 X SL 87 0-1 ② FC6-2 1-2 3-H	2 1 0 0 1	0 0 0 0 0	0 0 0 0 0	0 0 0 0 0	1 1 0 0 0	0 3 0 0 2	0 0 0 0 0
Inning Stats	R: 0 E: 0 K: 0 S: 10 H: 2 LOB: 1 BB: 0 P: 13	R: 0 E: 0 K: 1 S: 12 H: 1 LOB: 1 BB: 0 P: 19	R: 0 E: 0 K: 1 S: 10 H: 0 LOB: 0 BB: 0 P: 12	R: 1 E: 1 K: 0 S: 10 H: 1 LOB: 1 BB: 0 P: 12	R: 0 E: 0 K: 1 S: 10 H: 0 LOB: 0 BB: 0 P: 13	R: 0 E: 0 K: 1 S: 7 H: 0 LOB: 0 BB: 0 P: 9	R: 0 E: 2 K: 1 S: 12 H: 1 LOB: 3 BB: 0 P: 17	R: 0 E: 0 K: 1 S: 8 H: 1 LOB: 1 BB: 0 P: 11	R: 1 E: 0 K: 0 S: 11 H: 3 LOB: 2 BB: 0 P: 15	1B: 8 2B: 0 3B: 0 HR: 1	SF: 0 SAC: 0 DP: 1 HBP: 1		WP: 0 PB: 0 SB: 1 CS: 0	PA: 37			

	AB	36
	R	2
	H	9
	RBI	1
	BB	0
	SO	6
	LOB	17

PITCHER		IP	WLS	BF	H	R	ER	SO	BB	IBB	HBP	BLK	WP	HR	S	P	ERA	WHIP
27 Jordan Zimmermann, R ERA: 2.92	(1, 1)	6.1	W	25	5	1	0	4	0	0	1	0	0	0	65	87	0.00	0.789
22 Drew Storen, R ERA: 1.64	(7, 1)	0.2	H	2	0	0	0	1	0	0	0	0	0	0	6	8	0.00	0.000
36 Tyler Clippard, R ERA: 1.59	(8, 1)	1.0	H	4	1	0	0	1	0	0	0	0	0	0	8	11	0.00	1.000
29 Rafael Soriano, R ERA: 1.94	(9, 1)	1.0	S	6	3	1	1	0	0	0	0	0	0	1	11	15	9.00	3.000

PITCHER		IP	WLS	BF	H	R	ER	SO	BB	IBB	HBP	BLK	WP	HR	S	P	ERA	WHIP

Washington Nationals @ New York Mets

Citi Field, Flushing, NY

Thu Aug 14 2014, 7:11 PM - 10:03 PM EDT

Att. 22,782 - Partly Cloudy - 77 F

livebaseballscorecards.com

Batter	1	2	3	4	5	6	7	8	9	AB	R	H	RBI	BB	SO	LOB
2 Denard Span, L (1, 8) OBP: 0.352, SLG: 0.402	C SI 88 X FF 89 0-1 ① P2	B KC 73 F CH 83 X CH 83 1-1 ③ G3-1		B CH 82 F SI 89 B FF 89 X CH 83 2-1 ③ G1-3			C FF 92 F SL 85 B CU 78 B SL 86 S CU 78 2-3 ② K2-3		C CU 77 X CH 88 0-1 ① G4-3	5	0	0	0	0	1	2
3 Asdrúbal Cabrera, S (1, 4) OBP: 0.310, SLG: 0.390	B KC 73 C FF 88 B FF 88 F FF 90 F FF 90 B CH 83 B SI 90 4-2 25 HR BB		B FF 88 C SI 88 S CH 81 B CH 82 S SI 90 2-3 ① K	B CH 80 X SI 87 1-0 ① F9			B FF 92 B SI 91 B SI 91 B FF 92 4-0 25 BB 6 1B BB		B SI 93 C CH 88 F FF 94 T FF 94 1-2 ② K	3	1	0	0	2	2	0
6 Anthony Rendon, R (1, 5) OBP: 0.329, SLG: 0.464	C FF 89 X FF 90 0-1 ② L7		B FF 89 C CH 83 B SI 89 C SI 90 X CH 83 2-2 ② F7	B FF 88 X SI 88 1-0 ② F9			B CU 79 B CH 86 C FF 91 1 SAFE X FF 92 2-1 25 BB 1-2 1B		C SL 86 C CU 79 X FC 94 0-2 ③ G6-3	5	0	1	0	0	0	1
25 Adam LaRoche, L (1, 3) OBP: 0.375, SLG: 0.463	C KC 73 F KC 73 X FF 90 0-2 1-H HR		C SI 90 B CH 84 X CH 84 1-1 ③ G3		C SL 79 S KC 74 B CH 83 B CH 84 X CH 83 2-2 ③ G3		C SL 87 D CU 80 B SL 88 D SL 88 S FF 93 B FF 93 4-2 1-2 2-3 BB			3	1	1	2	1	0	0
20 Ian Desmond, R (1, 6) OBP: 0.301, SLG: 0.428	F FF 90 F FF 90 X KC 75 0-2 1B			B SL 82 C SL 79 B KC 74 B SI 90 C SI 90 B SI 91 4-2 34 HR BB		X SI 88 0-0 59 G5-3 34 S 1B	C FC 90 F FC 90 F FC 90 S FF 95 0-3 ③ K			3	1	2	0	1	1	3
34 Bryce Harper, L (1, 7) OBP: 0.335, SLG: 0.392	1 SAFE B FF 89 X CH 82 1-0 ③ F9			F FF 88 1 SAFE B FF 89 X SI 88 1-1 1-H HR		1 SAFE F SI 89 1 SAFE F FF 90 S KC 73 0-3 ① K 1-2		C CU 78 S CU 78 B FF 94 B FF 93 F CU 79 S CU 80 2-3 ① K		4	1	1	2	0	2	2
59 Jose Lobaton, S (1, 2) OBP: 0.273, SLG: 0.285		B SL 81 F FF 88 F FC 89 B FF 90 X CH 81 2-2 ① G3		B KC 74 C CH 84 X FF 90 1-1 ① F7		B KC 73 B CH 82 X SI 90 2-0 ② G5-3 2-3		C CU 79 C CU 78 B CH 83 B FF 95 B CU 79 B FF 90 4-2 BB		3	0	0	0	1	0	1
18 Michael Taylor, R (1, 9) OBP: 0.333, SLG: 0.500		C FF 88 B SL 82 B SL 80 B SI 90 B FF 89 4-1 37 SH1-4 BB		B FF 90 B SI 91 C SI 90 B FF 90 B SI 91 4-1 37 SH1-4 BB		F SI 90 S SL 81 F SL 81 S SI 90 0-3 ③ K		C FF 93 X FC 88 0-1 ② F8		2	0	0	0	2	1	2
37 Stephen Strasburg, R (1, 1) OBP: 0.192, SLG: 0.109 19 Kevin Frandsen, R (8, PH) OBP: 0.280, SLG: 0.294 36 Tyler Clippard, R (8, 1) 29 Rafael Soriano, R (9, 1)		L FF 86 L FF 88 B FF 87 X FF 87 1-2 ② SH1-4 1-2		L FF 89 B SL 78 X SI 88 1-1 ② SH1-4 1-2			C FF 90 B FF 91 X CH 84 1-1 ① F9	C FC 91 X FF 94 0-1 ③ F9		1 1 0 0	0 0 0 0	0 0 0 0	0 0 0 0	0 0 0 0	0 0 0 0	0 1 0 0

	AB	30
	R	4
	H	5
	RBI	4
	BB	7
	SO	7
	LOB	12

Inning Stats	1	2	3	4	5	6	7	8	9
	R: 2 E: 0 K: 0 S: 14	R: 0 E: 0 K: 0 S: 9	R: 0 E: 0 K: 1 S: 8	R: 2 E: 0 K: 0 S: 11	R: 0 E: 0 K: 0 S: 5	R: 0 E: 0 K: 2 S: 9	R: 0 E: 0 K: 2 S: 13	R: 0 E: 0 K: 1 S: 10	R: 0 E: 0 K: 1 S: 8
	H: 2 LOB: 1 BB: 1 P: 19	H: 0 LOB: 1 BB: 1 P: 17	H: 0 LOB: 0 BB: 0 P: 13	H: 1 LOB: 1 BB: 2 P: 24	H: 0 LOB: 0 BB: 0 P: 9	H: 1 LOB: 1 BB: 0 P: 11	H: 1 LOB: 3 BB: 2 P: 26	H: 0 LOB: 1 BB: 1 P: 16	H: 0 LOB: 0 BB: 0 P: 9

1B: 3 SF: 0 WP: 0 PA: 39
2B: 0 SAC: 2 PB: 0
3B: 0 DP: 0 SB: 1
HR: 2 HBP: 0 CS: 0

PITCHER		IP	WLS	BF	H	R	ER	SO	BB	IBB	HBP	BLK	WP	HR	S	P	ERA	WHIP
35 Dillon Gee, R ERA: 3.69	(1, 1)	6.0	L	26	4	4	4	3	4	0	0	0	0	2	56	93	6.00	1.333
66 Josh Edgin, L ERA: 1.59	(7, 1)	0.2		5	1	0	0	1	2	0	0	0	0	0	9	22	0.00	4.500
52 Carlos Torres, R ERA: 3.69	(7, 1)	1.1		5	0	0	0	2	1	0	0	0	0	0	14	20	0.00	0.750
58 Jenrry Mejia, R ERA: 3.84	(9, 1)	1.0		3	0	0	0	1	0	0	0	0	0	0	8	9	0.00	0.000

PITCHER		IP	WLS	BF	H	R	ER	SO	BB	IBB	HBP	BLK	WP	HR	S	P	ERA	WHIP

Batter	1	2	3	4	5	6	7	8	9	AB	R	H	RBI	BB	SO	LOB
3 Curtis Granderson, L (1, 9) OBP: 0.328, SLG: 0.382	B FF 93 F SI 94 B FF 96 F SI 95 F CU 81 F FF 97 X FF 96 2-2 ① G4-3		C FF 96 S CH 90 B SI 95 X CU 82 1-2 ③ G3			B FF 95 F SI 94 S FF 95 B SI 94 B FF 95 F FF 95 B CU 81 4-2 28 G4-6-3 BB		S CH 81 B CH 81 X FF 91 1-1 ③ F9		3	0	0	0	1	0	0
28 Daniel Murphy, L (1, 4) OBP: 0.345, SLG: 0.432	C FF 94 F SI 96 S CU 81 0-3 ② K			C SI 94 B SI 94 X CH 89 1-1 E6 21 S 21 SF8 1B		C SI 94 B SI 94 F SI 94 X CU 80 1-2 ①② G4-6-3 1-2f 2-3			C FF 91 B FC 92 S SL 84 B FF 92 F SL 84 F FF 92 F SL 86 X FC 91 2-2 ① G4-3	4	1	1	0	0	1	2
5 David Wright, R (1, 5) OBP: 0.332, SLG: 0.384	X SI 95 0-0 1B			C FF 94 B FF 94 B CH 87 F FF 94 S FF 96 2-3 ① K		C CU 80 S FF 96 B SI 97 S CU 81 1-3 ③ K			B FC 91 B SL 85 B FF 91 C FC 90 F FC 90 F FF 91 F FC 90 X SL 85 3-2 ② P6	4	0	1	0	0	2	2
21 Lucas Duda, L (1, 3) OBP: 0.349, SLG: 0.484	C SI 95 D CH 88 D SI 96 1 SAFE X SI 95 2-1 ③ G1-3			C CU 81 F FF 96 B FF 96 B FF 97 D CH 90 X FF 97 3-2 ② SF8 2-H			C FF 93 C CH 88 B CH 88 F SI 94 X SI 95 1-2 ① F8		C SI 92 B SL 86 B FF 91 B SL 84 F FC 91 X FF 91 3-2 ③ G4-3	3	0	0	1	0	0	1
7 Travis d'Arnaud, R (1, 2) OBP: 0.295, SLG: 0.395		B FF 96 X FF 96 1-0 ① P3		C CU 81 B CH 88 X FF 96 1-1 ③ G4-3			B CU 80 C CU 80 B CH 87 B FF 95 B FF 94 4-1 BB			2	0	0	0	1	0	0
6 Matthew den Dekker, L (1, 7) OBP: 0.250, SLG: 0.238		B FF 94 C FF 96 S CH 88 B CH 90 F FF 96 B CU 81 S FF 96 3-3 ② K			X CH 87 0-0 ① G6-3		F SI 93 1 SAFE C SI 93 C CU 81 0-3 ② K			3	0	0	0	0	2	1
12 Juan Lagares, R (1, 8) OBP: 0.318, SLG: 0.378		X SI 96 0-0 ③ G1-3			C FF 94 B FF 94 S CH 89 F CH 88 B FF 97 B CU 81 C CU 82 3-3 ② K		C CU 80 B FF 94 S FF 95 T FF 95 1-2 ③ K			3	0	0	0	0	2	1
4 Wilmer Flores, R (1, 6) OBP: 0.258, SLG: 0.297			C SI 94 B SI 94 B CH 89 X FF 96 2-1 ① L9		C FF 96 X SI 96 0-1 ③ G5-3			C FF 91 S FF 91 S FF 91 0-3 ① K		3	0	0	0	0	1	0
35 Dillon Gee, R (1, 1) 22 Eric Young Jr., S (6, PH) OBP: 0.307, SLG: 0.302 66 Josh Edgin, R (7, 1) 52 Carlos Torres, R (7, 1) 9 Kirk Nieuwenhuis, L (8, PH) OBP: 0.317, SLG: 0.451 58 Jenrry Mejia, R (9, 1)			C FF 95 F FF 96 T FF 96 0-2 ② K			C SI 95 B CH 87 C FF 95 B SI 96 F SI 95 X FF 96 2-2 28 G4-6-3 2B		B CH 80 C CH 81 T FF 92 T FF 92 1-2 ② K		1 1 0 0 1 0	0 0 0 0 0 0	0 1 0 0 0 0	0 0 0 0 0 0	1 0 0 0 0 0	0 0 0 0 0 0	0 0 0 0 0 0
Inning Stats	R: 0 E: 0 K: 1 S: 11 H: 1 LOB: 1 BB: 0 P: 15	R: 0 E: 0 K: 1 S: 6 H: 0 LOB: 0 BB: 0 P: 10	R: 0 E: 0 K: 1 S: 8 H: 0 LOB: 0 BB: 0 P: 11	R: 1 E: 1 K: 1 S: 10 H: 1 LOB: 0 BB: 0 P: 17	R: 0 E: 0 K: 1 S: 7 H: 0 LOB: 0 BB: 0 P: 10	R: 0 E: 0 K: 1 S: 13 H: 1 LOB: 1 BB: 1 P: 21	R: 0 E: 0 K: 2 S: 11 H: 0 LOB: 1 BB: 1 P: 17	R: 0 E: 0 K: 2 S: 8 H: 0 LOB: 0 BB: 0 P: 10	R: 0 E: 0 K: 0 S: 14 H: 0 LOB: 0 BB: 0 P: 22	1B: 2 2B: 1 3B: 0 HR: 0 SF: 1 SAC: 0 DP: 1 HBP: 0						

PITCHER		IP	WLS	BF	H	R	ER	SO	BB	IBB	HBP	BLK	WP	HR	S	P	ERA	WHIP
37 Stephen Strasburg, R ERA: 3.53	(1, 1)	7.0	W	25	3	1	0	8	2	0	0	0	0	0	66	101	0.00	0.714
36 Tyler Clippard, R ERA: 1.56	(8, 1)	1.0	H	3	0	0	0	2	0	0	0	0	0	0	8	10	0.00	0.000
29 Rafael Soriano, R ERA: 1.9	(9, 1)	1.0	S	3	0	0	0	0	0	0	0	0	0	0	14	22	0.00	0.000

PITCHER	IP	WLS	BF	H	R	ER	SO	BB	IBB	HBP	BLK	WP	HR	S	P	ERA	WHIP

BOTTOM

Washington Nationals @ New York Mets

Citi Field, Flushing, NY

Thu Aug 14 2014, 7:11 PM - 10:03 PM EDT

Att. 22,782 - Partly Cloudy - 77 F

livebaseballscorecards.com

AB	28
R	1
H	3
RBI	1
BB	2
SO	10
LOB	7

PA: 31

WP: 0
PB: 0
SB: 1
CS: 0

Batter	1	2	3	4	5	6	7	8	9	AB	R	H	RBI	BB	SO	LOB
8 Chris Coghlan, L (1, 7) OBP: 0.358, SLG: 0.469	B FF 92 F FF 95 C FF 96 S CU 79 1-3 ① K		C CU 79 F CH 90 B FF 96 X CH 89 1-2 ① P5		B FF 93 B CH 88 B FF 95 C FF 95 X FF 95 3-1 ① F7		B CU 79 B CU 78 B CH 87 B SI 95 4-0 BB			3	0	0	0	1	1	1
9 Javier Báez, R (1, 4) OBP: 0.245, SLG: 0.531	C SI 97 S CU 79 B SI 96 S CU 78 1-3 ② K		B FF 96 X SI 96 1-0 44 G4-3 13 1B 1-3 1B		C CU 79 S CU 78 X CU 79 0-2 ② P5		C FF 96 1 SAFE S CU 84 F CU 83 D CU 84 S CU 82 1-3 ③ K			4	1	1	0	0	2	1
44 Anthony Rizzo, L (1, 3) OBP: 0.378, SLG: 0.506	B FF 97 B SI 96 B FC 91 S FF 97 F SI 96 X CH 90 3-2 ③ P6		F FC 92 B FF 96 B FF 96 X FC 89 2-1 ② G4-3 2-3 3-H		B FF 96 C FF 96 F FF 96 B FF 96 B CH 89 B FF 96 4-2 BB			C SI 97 B CH 92 S SI 96 S SI 96 1-3 ① K		3	0	0	1	1	1	1
13 Starlin Castro, R (1, 6) OBP: 0.335, SLG: 0.429		C FC 88 F FF 96 B SI 97 X FF 97 1-2 5 1B 1B	B SI 97 X FF 97 1-0 5 HBP 3-H 1B		C FC 87 S CU 76 D CU 78 S CU 79 1-3 ③ K			S SL 87 S SL 87 C FF 97 0-3 ② K		4	0	2	1	0	2	1
5 Welington Castillo, R (1, 2) OBP: 0.303, SLG: 0.376		B SI 96 X SI 96 1-0 1-2 1B	C CU 80 S CU 78 H SI 96 1-2 1-2 HBP			S FC 88 B FC 87 B CU 77 S FC 89 B CU 77 F FC 88 S FC 88 3-3 ① K		B SL 86 C SL 87 S SL 87 B SL 88 B SL 88 B SL 87 4-2 BB		2	0	1	0	1	1	0
7 Arismendy Alcántara, S (1, 8) OBP: 0.281, SLG: 0.348		B CU 77 L SI 95 L SI 95 S FF 96 1-3 ① K	D CU 80 S FF 96 B FF 96 B FF 96 X FF 96 3-1 ③ F8			F FF 95 B CU 79 S CH 87 B FF 95 X CH 87 2-2 ② G4-1		D SI 97 S SI 96 B SI 96 X SI 96 2-1 ③ P2		4	0	0	0	0	1	5
6 Ryan Sweeney, L (1, 9) OBP: 0.299, SLG: 0.339		C CU 78 S SI 94 B FF 96 F CU 78 S FF 96 1-3 ② K		C FF 95 B CU 79 B CH 89 B SI 95 B FF 95 4-1 4 G4-6-3 BB		B FF 95 C CH 88 X CU 77 1-1 ③ G3			B FC 94 C FF 93 F CU 80 B CH 90 B FF 95 F FF 94 X SL 84 3-2 ① F8	3	0	0	0	1	1	2
4 Chris Valaika, R (1, 5) OBP: 0.214, SLG: 0.160		C SI 96 D CU 79 C FF 95 F SI 97 S CU 81 1-3 ③ K		X SI 95 0-0 ① ② G4-6-3 1-2f			C FC 89 F FF 94 C FF 96 0-3 ① K		C SL 85 F SL 85 B FF 94 F SI 94 F CU 80 F FF 95 S SL 86 1-3 ② K	4	0	0	0	0	3	3
37 Travis Wood, R (1, 1) OBP: 0.306, SLG: 0.500 52 Justin Grimm, R (6, 1) 20 Justin Ruggiano, R (7, PH) OBP: 0.336, SLG: 0.408 53 Wesley Wright, R (7, 1) 46 Pedro Strop, R (8, 1) 24 Luis Valbuena, L (9, PH) OBP: 0.319, SLG: 0.407			B CU 78 B CU 78 B FF 97 C FF 96 B FF 96 4-1 9 1B 44 G4-3 BB	C FC 87 B CU 79 S FF 96 F FC 87 B CU 79 C FF 96 2-3 ③ K			B FC 87 S FC 90 B CU 77 S FF 95 F FF 96 B CU 79 B FF 96 F FC 87 S FF 97 3-3 ② K		B CU 79 S FF 94 B FF 93 C SL 84 F FC 94 X CH 89 2-2 ③ G3-1	1 0 1 0 0 1	1 0 0 0 0 0	0 0 0 0 0 0	0 0 0 0 0 0	1 0 0 0 0 0	1 0 1 0 0 0	0 0 0 0 0 0
Inning Stats	R: 0 E: 0 K: 2 S: 9 H: 0 LOB: 0 BB: 0 P: 14	R: 0 E: 0 K: 3 S: 15 H: 2 LOB: 2 BB: 0 P: 20	R: 2 E: 0 K: 0 S: 12 H: 2 LOB: 2 BB: 1 P: 25	R: 0 E: 0 K: 1 S: 6 H: 0 LOB: 0 BB: 1 P: 12	R: 0 E: 0 K: 1 S: 10 H: 0 LOB: 1 BB: 1 P: 18	R: 0 E: 0 K: 1 S: 9 H: 0 LOB: 0 BB: 0 P: 15	R: 0 E: 0 K: 3 S: 13 H: 0 LOB: 1 BB: 1 P: 21	R: 0 E: 0 K: 2 S: 10 H: 0 LOB: 1 BB: 1 P: 17	R: 0 E: 0 K: 1 S: 14 H: 0 LOB: 0 BB: 0 P: 20	1B: 4 2B: 0 3B: 0 HR: 0	SF: 0 SAC: 0 DP: 1 HBP: 1			WP: 0 PB: 0 SB: 0 CS: 0	PA: 36	

PITCHER	IP	WLS	BF	H	R	ER	SO	BB	IBB	HBP	BLK	WP	HR	S	P	ERA	WHIP
45 Zack Wheeler, R (1, 1) ERA: 3.49	6.2	W	28	4	2	2	10	4	0	1	0	0	0	70	120	2.70	1.200
38 Vic Black, R (7, 1) ERA: 2.12	0.1	H	1	0	0	0	1	0	0	0	0	0	0	4	5	0.00	0.000
27 Jeurys Familia, R (8, 1) ERA: 2.05	1.0	H	4	0	0	0	2	1	0	0	0	0	0	10	17	0.00	1.000
58 Jenrry Mejia, R (9, 1) ERA: 3.79	1.0	S	3	0	0	0	1	0	0	0	0	0	0	14	20	0.00	0.000

PITCHER	IP	WLS	BF	H	R	ER	SO	BB	IBB	HBP	BLK	WP	HR	S	P	ERA	WHIP

TOP

Chicago Cubs @ New York Mets

Citi Field, Flushing, NY

Fri Aug 15 2014, 7:13 PM - 10:16 PM EDT

Att. 25,016 - Cloudy - 71 F

livebaseballscorecards.com

AB	30
R	2
H	4
RBI	2
BB	5
SO	14
LOB	14

Chicago Cubs @ New York Mets

Citi Field, Flushing, NY

Fri Aug 15 2014, 7:13 PM - 10:16 PM EDT

Att. 25,016 - Cloudy - 71 F

BOTTOM

Batter	1	2	3	4	5	6	7	8	9	AB	R	H	RBI	BB	SO	LOB
3 Curtis Granderson, L (1, 9) OBP: 0.327, SLG: 0.379	C FF 86 F SL 80 B FC 84 X FF 88 1-2 ① F7		B FF 89 B FF 88 B FF 89 C FF 88 F FF 88 F FF 89 B SI 88 4-2 BB		B CU 70 X SI 87 1-0 ① F8		C FF 86 B KC 79 X SL 85 1-1 ①② 2-3 F7-5			3	0	0	0	1	0	2
28 Daniel Murphy, L (1, 4) OBP: 0.345, SLG: 0.431	C FF 87 F FC 85 B FF 88 B SL 79 B FF 89 X FF 89 3-2 ② P5		B FF 88 S FF 87 F FF 88 S FC 85 1-3 ③ K		C CU 70 X SI 88 0-1 1B		C SL 86 B SI 91 B KC 79 F SL 83 X SL 86 2-2 ③ G1-3			4	0	1	0	0	1	2
5 David Wright, R (1, 5) OBP: 0.331, SLG: 0.381	B SI 88 X SI 89 1-0 ③ P4			C SI 87 B FF 89 F FC 85 B SI 87 F FF 90 B SI 87 F FF 89 B FF 90 4-2 21 BB 29 HR BB	F SI 84 F SI 86 X SI 86 0-2 ② F8			C SL 80 B SI 96 X SL 82 1-1 ① F9		3	1	0	0	1	0	1
21 Lucas Duda, L (1, 3) OBP: 0.348, SLG: 0.480		X FC 86 0-0 ① F9		B FF 87 B FC 84 B FC 85 B FF 88 4-0 1-2 29 HR BB	C FF 86 F FC 83 1 SAFE D SL 80 B SL 79 F FF 88 B FC 84 F FC 85 S FF 89 3-3 ③ K			C FF 96 B SI 96 B SI 96 S SL 82 B SL 82 S SL 82 3-3 ② K		3	1	0	0	1	2	1
7 Travis d'Arnaud, R (1, 2) OBP: 0.298, SLG: 0.394		C FF 86 B SI 87 X SI 87 1-1 1B		C SI 87 B SI 87 B FC 84 X SI 88 2-1 ① F3	F SI 87 S CH 76 B FF 88 B FF 88 B CH 77 S FC 86 3-3 ① K			B FF 96 B SL 81 C SI 95 B FF 94 C SI 95 B SL 82 4-2 29 BLK BB		3	0	1	0	1	1	2
29 Eric Campbell, R (1, 7) OBP: 0.345, SLG: 0.403		B FC 86 B SI 87 X SI 87 2-0 ② F7		X SI 87 0-0 1-H 2-H HR	B SI 88 B CH 77 B SI 87 C FF 86 B FF 87 4-1 12 L9-3-2 BB			C SL 82 C SL 83 S SL 84 0-3 ③ 1-2 K		3	1	1	3	1	1	2
12 Juan Lagares, R (1, 8) OBP: 0.318, SLG: 0.377		C SI 88 F FF 88 B FF 90 F FF 90 B FC 85 B SI 90 F FC 84 X FF 90 3-2 ③ F9		F FF 88 B FF 89 X FF 89 1-1 1B	B CU 78 F FF 95 X FF 96 1-1 ②③ 1-1 L9-3-2					3	0	1	0	0	0	2
4 Wilmer Flores, R (1, 6) OBP: 0.259, SLG: 0.292 27 Jeurys Familia, R (8, 1) OBP: 1.000, SLG: 1.000 58 Jenrry Mejia, R (9, 1)			C SI 86 F FF 88 X FF 88 0-2 ① G6-3	B FF 86 S FF 87 B FF 87 S SI 87 1 SAFE X FF 89 2-2 ② F7			B SI 90 B FF 90 B FF 90 B FF 90 4-0 3 F7-5 11 BB BB			2 0 0	0 0 0	0 0 0	0 0 0	1 0 0	0 0 0	1 0 0
45 Zack Wheeler, L (1, 1) OBP: 0.098, SLG: 0.100 38 Vic Black, R (7, 1) 11 Rubén Tejada, R (7, PH) OBP: 0.345, SLG: 0.276 (8, 6)			F FF 87 S FF 88 S FF 89 0-3 ② K	B FF 87 F FF 86 S FF 87 B FF 88 F FC 86 S FC 84 2-3 ③ K			B SI 90 B KC 79 1 SAFE B FF 91 C SI 90 B FF 91 4-1 1-2 BB			2 0 0	0 0 0	0 0 0	0 0 0	0 0 1	2 0 0	1 0 0
Inning Stats	R: 0 E: 0 K: 0 S: 7 H: 0 LOB: 0 BB: 0 P: 12	R: 0 E: 0 K: 0 S: 9 H: 1 LOB: 1 BB: 0 P: 15	R: 0 E: 0 K: 2 S: 12 H: 0 LOB: 1 BB: 1 P: 17	R: 3 E: 0 K: 1 S: 16 H: 2 LOB: 1 BB: 2 P: 31	R: 0 E: 0 K: 1 S: 11 H: 1 LOB: 1 BB: 0 P: 15	R: 0 E: 0 K: 1 S: 6 H: 0 LOB: 0 BB: 1 P: 14	R: 0 E: 0 K: 0 S: 6 H: 0 LOB: 1 BB: 2 P: 17	R: 0 E: 0 K: 2 S: 10 H: 0 LOB: 1 BB: 1 P: 18		1B: 3 2B: 2 3B: 0 HR: 1	SF: 0 SAC: 0 DP: 2 HBP: 0			WP: 0 PB: 0 SB: 0 CS: 0	PA: 33	

livebaseballscorecards.com

AB	26
R	3
H	4
RBI	3
BB	7
SO	7
LOB	14

PITCHER		IP	WLS	BF	H	R	ER	SO	BB	IBB	HBP	BLK	WP	HR	S	P	ERA	WHIP
37 Travis Wood, L ERA: 4.86	(1, 1)	5.1	L	24	4	3	3	5	4	0	0	0	0	1	59	101	5.06	1.500
52 Justin Grimm, R ERA: 4.22	(6, 1)	0.2		1	0	0	0	0	0	0	0	0	0	0	2	3	0.00	0.000
53 Wesley Wright, L ERA: 2.7	(7, 1)	1.0		4	0	0	0	0	2	0	0	0	0	0	6	17	0.00	2.000
46 Pedro Strop, R ERA: 2.56	(8, 1)	1.0		4	0	0	0	2	1	0	0	1	0	0	10	18	0.00	1.000

PITCHER	IP	WLS	BF	H	R	ER	SO	BB	IBB	HBP	BLK	WP	HR	S	P	ERA	WHIP

Chicago Cubs @ New York Mets

Citi Field, Flushing, NY

Sat Aug 16 2014, 7:12 PM - 9:49 PM EDT

Att. 30,744 - Partly Cloudy - 77 F

TOP

livebaseballscorecards.com

Batter	1	2	3	4	5	6	7	8	9	AB	R	H	RBI	BB	SO	LOB
8 Chris Coghlan, L (1, 7) OBP: 0.353, SLG: 0.461	B SI 88 C FF 89 F SI 88 B CU 73 X SI 90 2-2 E1 44 F8 9 E		X SI 89 0-0 ②③ G4-6-3 1-2f		C CU 73 X SI 89 0-1 ③ G6-3		F SI 95 X SI 96 0-1 ① L7			4	0	0	0	0	0	4
9 Javier Báez, R (1, 4) OBP: 0.245, SLG: 0.509	F SI 88 S FF 89 F CU 74 B FF 90 X CU 74 1-2 E5 13 G4-6-3 1-2			B FF 88 X FF 86 1-0 20 F7 44 BB 1B		C SI 86 S CU 74 B FF 89 S CU 75 1-3 ① K2-3	B CU 83 S CU 83 X CU 80 1-1 ② F3			4	0	1	0	0	1	4
44 Anthony Rizzo, L (1, 3) OBP: 0.377, SLG: 0.502	B SI 89 B SI 89 C SI 88 X SI 88 2-1 ① F8 2-3			F CH 82 S SI 90 F SI 89 F CH 83 B FF 89 B SI 90 D CH 84 1 SAFE B SI 89 4-2 1-2 BB		B CU 72 C SI 88 B SI 88 S SI 88 X CH 83 2-2 ② G3	C SI 97 S SI 96 X SI 97 0-2 ③ P6			3	0	0	0	1	0	5
13 Starlin Castro, R (1, 6) OBP: 0.332, SLG: 0.426	C CH 83 S CH 83 B FF 89 X SI 90 1-2 ②③ G4-6-3 1-2f			C CU 73 C CH 82 X CH 84 0-2 ① F8		B CU 73 C CU 72 F FF 87 S CU 75 1-3 ③ K2-3		X SI 95 0-0 ① G6-3		4	0	0	0	0	1	4
20 Justin Ruggiano, R (1, 9) OBP: 0.335, SLG: 0.419		S SI 88 F FF 89 S SI 89 0-3 ① K		C CH 83 B SI 90 B CH 82 D CU 74 F SI 90 X FC 87 3-2 ② F7 2-3			B CU 69 X FF 86 1-0 HR	C SI 95 B SL 87 C SI 96 S SL 86 1-3 ② K		4	1	1	1	0	2	2
7 Arismendy Alcántara, S (1, 8) OBP: 0.280, SLG: 0.346		C SI 88 X CH 81 0-1 ② G1-3		C CH 82 B CU 75 C CH 82 S FC 86 1-3 ③ K			X CH 80 0-0 4 1B 5 1B 6 1B 1B	C FF 96 S SI 95 B SI 95 S SI 96 1-3 ③ K		4	1	1	0	0	2	2
5 Welington Castillo, R (1, 2) OBP: 0.305, SLG: 0.389		B CU 72 B SI 87 X CH 82 2-0 ③ G6-3			B SI 87 B FF 87 S FC 86 X CH 82 2-1 HR		X FC 85 0-0 6 1B 4 1B 1-2 1B		C FF 90 X SL 86 0-1 ① G6-3	4	1	2	1	0	0	0
4 Chris Valaika, R (1, 5) OBP: 0.219, SLG: 0.172			B SI 87 F SI 88 X CH 82 1-1 ① G5-3		F CU 73 C SI 88 S FC 87 0-3 ① K		F SI 86 F SI 88 F CU 73 X FC 86 0-2 6 1B 1-2 2-3 1B		B FF 89 B FF 88 C FF 89 F SI 89 C FF 92 2-3 ② K	4	0	1	0	0	2	0
19 Dan Straily, R (1, 1) 11 Kyuji Fujikawa, L (6, 1) 53 Wesley Wright, R (6, 1) 6 Ryan Sweeney, L (7, PH) OBP: 0.302, SLG: 0.342 33 Carlos Villanueva, R (7, 1) 24 Luis Valbuena, L (9, PH) OBP: 0.318, SLG: 0.406			B FF 88 C FF 88 B SI 88 B SI 88 C FF 88 B FF 89 4-2 8 G4-6-3 BB		C FF 87 S FC 87 C FC 87 0-3 ② K		C SI 88 B FC 88 D CU 74 X SI 89 2-1 1-2 2-3 3-H 1B		C SI 90 B SI 92 F SI 90 B FF 92 S FF 91 2-3 ③ K	1 0 0 1 0 0	0 0 0 0 0 0	0 0 0 1 0 0	0 0 0 1 0 0	1 0 0 0 0 0	1 0 0 0 0 1	0 0 0 0 0 0
Inning Stats	R: 0 E: 2 K: 0 S: 12 H: 0 LOB: 1 BB: 0 P: 18	R: 0 E: 0 K: 1 S: 6 H: 0 LOB: 0 BB: 0 P: 8	R: 0 E: 0 K: 0 S: 5 H: 0 LOB: 0 BB: 1 P: 10	R: 0 E: 0 K: 1 S: 14 H: 1 LOB: 2 BB: 1 P: 23	R: 1 E: 0 K: 2 S: 10 H: 1 LOB: 0 BB: 0 P: 12	R: 0 E: 0 K: 2 S: 9 H: 0 LOB: 0 BB: 0 P: 13	R: 2 E: 0 K: 0 S: 16 H: 5 LOB: 3 BB: 0 P: 20	R: 0 E: 0 K: 2 S: 7 H: 0 LOB: 0 BB: 0 P: 9	R: 0 E: 0 K: 2 S: 8 H: 0 LOB: 0 BB: 0 P: 12	1B: 5 2B: 0 3B: 0 HR: 2	SF: 0 SAC: 0 DP: 2 HBP: 0				WP: 0 PB: 0 SB: 0 CS: 0	PA: 36	

PITCHER		IP	WLS	BF	H	R	ER	SO	BB	IBB	HBP	BLK	WP	HR	S	P	ERA	WHIP
49 Jonathon Niese, L ERA: 3.5	(1, 1)	6.0	W	27	7	3	3	6	2	0	0	0	0	2	65	96	4.50	1.500
38 Vic Black, R ERA: 2.05	(7, 1)	1.0	H	3	0	0	0	0	0	0	0	0	0	0	7	8	0.00	0.000
27 Jeurys Familia, R ERA: 2.02	(8, 1)	1.0		3	0	0	0	2	0	0	0	0	0	0	7	9	0.00	0.000
44 Buddy Carlyle, R ERA: 0.55	(9, 1)	1.0		3	0	0	0	2	0	0	0	0	0	0	8	12	0.00	0.000

PITCHER	IP	WLS	BF	H	R	ER	SO	BB	IBB	HBP	BLK	WP	HR	S	P	ERA	WHIP

AB	34
R	3
H	7
RBI	3
BB	2
SO	10
LOB	21

Chicago Cubs @ New York Mets

Citi Field, Flushing, NY

Sat Aug 16 2014, 7:12 PM - 9:49 PM EDT

Att. 30,744 - Partly Cloudy - 77 F

livebaseballscorecards.com

BOTTOM

Batter	1	2	3	4	5	6	7	8	9	AB	R	H	RBI	BB	SO	LOB
3 Curtis Granderson, L (1, 9) OBP: 0.325, SLG: 0.376	B FF 88 F FF 88 F FF 89 F CH 82 S FF 90 1-3 ① **K**	1 SAFE D CU 72 X FF 88 1-0 ③ **F8**			C FF 90 S CH 83 B FF 89 F CH 82 C CH 81 1-3 ③ **K**	X SL 84 0-0 ③ **G4-3**				4	0	0	0	0	2	3
28 Daniel Murphy, L (1, 4) OBP: 0.342, SLG: 0.427	B FF 89 S FF 90 F FF 90 B CH 82 S FF 89 2-3 ② **K**		F FF 90 X CH 83 0-1 ① **G4-3**			C CU 71 B SI 88 X CH 81 1-1 ① **G3**	C FF 89 B FF 90 C FF 90 F FF 90 B SL 85 X SL 85 2-2 ① **L5**			4	0	0	0	0	1	0
5 David Wright, R (1, 5) OBP: 0.331, SLG: 0.380 29 Eric Campbell, R (7, 5) OBP: 0.342, SLG: 0.400	B FF 88 X FF 90 1-0 ③ **F9**		B CU 74 F SI 91 B SL 83 X FF 91 2-1 ② **F8**			C CU 73 B CH 82 S SL 83 F CH 82 F FF 88 B SL 81 H SI 88 3-2 7 1B, 21 BB, 6 BB **HBP**	S CH 80 F CH 82 X FF 90 0-2 ② **G5-3**			2 1	1 0	0 0	0 0	0 0	0 0	0 0
21 Lucas Duda, L (1, 3) OBP: 0.352, SLG: 0.479		B FF 89 F FF 90 B SL 81 B FF 90 B FF 90 4-1 7 FC5-4 **BB**	X SI 91 0-0 ③ **P5**			D FF 89 B CH 82 S CH 81 D SL 82 B FF 86 4-1 6 BB, 7 1B, 12 SF **BB** 1-2	C CU 74 S CU 80 B FF 90 B SL 84 B FF 90 B CH 82 4-2 **BB**			1	1	0	0	3	0	0
7 Travis d'Arnaud, R (1, 2) OBP: 0.297, SLG: 0.392		B FF 88 B FF 89 X FF 89 2-0 ① **FC5-4** 6 1B, 12 2B 1-2f	B CU 73 B FF 88 X FF 88 2-0 ① **F8**		X SL 80 0-0 6 BB, 12 SF **1B** 1-2 2-3	C CU 72 X FF 90 0-1 ③ **G4-3**				4	2	1	0	0	0	2
6 Matthew den Dekker, L (1, 7) OBP: 0.264, SLG: 0.242		X FF 90 0-0 12 2B, 4 1B **1B** 1-2	S CH 81 B CH 82 F FF 89 S SL 83 1-3 ② **K**			B CH 81 S CH 81 B SI 89 B CH 82 B FF 90 4-1 12 SF, 49 G3 **BB** 1-2 2-3 3-H		B S B X 2-1 ① **L8**		3	2	1	1	1	1	0
12 Juan Lagares, R (1, 8) OBP: 0.318, SLG: 0.380		B SL 79 F FF 90 B SL 80 X FF 89 2-1 4 1B **2B** 1-3 2-H	X FF 90 0-0 ③ **F9**			F FF 90 B FF 91 X FF 91 1-1 SF, 49 G3 1-3 2-H 3-H		B S B C F X 2-2 ② **G4-3**		3	1	1	2	0	0	0
4 Wilmer Flores, R (1, 6) OBP: 0.266, SLG: 0.293		B FF 89 F FF 90 F FF 89 D CH 81 B SL 82 F SL 80 X FF 90 3-2 **1B** 2-H 3-H	B FF 87 C FF 88 F SI 89 B SL 79 X SI 90 2-2 ① **G5-3**		I IN 70 I IN 72 I IN 72 I IN 72 4-0 49 G3 **IBB**			F B X 1-1 ③ **G1-3**		3	0	1	2	1	0	0
49 Jonathon Niese, L (1, 1) OBP: 0.159, SLG: 0.077 38 Vic Black, R (7, 1) 27 Jeurys Familia, R (8, 1) OBP: 1.000, SLG: 1.000 44 Buddy Carlyle, L (9, 1)		B FF 88 X FF 89 1-0 ② **B5**	C SI 90 B FF 89 F FF 88 B SL 80 B FF 88 F FF 89 X SI 88 3-2 ② **G4-3**		X FC 88 0-0 ② **G3** 1-2 2-3 3-H					3 0 0 0	0 0 0 0	0 0 0 0	1 0 0 0	0 0 0 0	0 0 0 0	3 0 0 0
Inning Stats	R: 0 E: 0 K: 2 S: 8 H: 0 LOB: 0 BB: 0 P: 12	R: 3 E: 0 K: 0 S: 11 H: 3 LOB: 1 BB: 1 P: 24	R: 0 E: 0 K: 0 S: 5 H: 0 LOB: 0 BB: 0 P: 7	R: 0 E: 0 K: 1 S: 5 H: 0 LOB: 0 BB: 0 P: 8	R: 0 E: 0 K: 1 S: 11 H: 0 LOB: 0 BB: 0 P: 17	R: 4 E: 1 K: 0 S: 13 H: 1 LOB: 2 BB: 3 P: 30	R: 0 E: 0 K: 0 S: 11 H: 0 LOB: 1 BB: 1 P: 17	R: 0 E: 0 K: 0 S: 8 H: 0 LOB: 0 BB: 0 P: 13		1B: 3 2B: 1 3B: 0 HR: 0	SF: 1 SAC: 0 DP: 0 HBP: 1			WP: 0 PB: 0 SB: 0 CS: 0	PA: 35	

	AB	28
	R	7
	H	4
	RBI	6
	BB	5
	SO	4
	LOB	8

PITCHER		IP	WLS	BF	H	R	ER	SO	BB	IBB	HBP	BLK	WP	HR	S	P	ERA	WHIP
19 Dan Straily, R ERA: 5.36	(1, 1)	5.1	L	24	4	7	5	4	3	0	1	0	0	0	49	89	8.44	1.312
11 Kyuji Fujikawa, R ERA: 2.7	(6, 1)	0.1		3	0	0	0	0	0	1	0	0	0	0	3	8	0.00	0.000
53 Wesley Wright, L ERA: 2.68	(6, 1)	0.1		1	0	0	0	0	0	0	0	0	0	0	1	1	0.00	0.000
33 Carlos Villanueva, R ERA: 4.87	(7, 1)	2.0		7	0	0	0	0	1	0	0	0	0	0	19	30	0.00	0.500

PITCHER	IP	WLS	BF	H	R	ER	SO	BB	IBB	HBP	BLK	WP	HR	S	P	ERA	WHIP

Batter	1	2	3	4	5	6	7	8	9	AB	R	H	RBI	BB	SO	LOB
8 Chris Coghlan, L (1, 7) OBP: 0.351, SLG: 0.458	B SI 92 B SI 92 F FF 91 F SI 92 B CH 87 X SI 93 3-2 F7 ①		B CH 86 X SI 92 1-0 F7 ③			B SI 89 B CH 84 F FF 91 X SI 91 2-1 13 CS 1B		C SL 87 C SL 86 B CU 80 S CU 81 1-3 K ②		4	0	1	0	0	1	3
9 Javier Báez, R (1, 4) OBP: 0.263, SLG: 0.491	C SI 93 B FF 92 S SL 80 B SL 82 S SL 80 2-3 K ②			B SL 79 F SL 79 B FF 92 B SL 80 B FF 91 4-1 13 G2-3 24 1B BB		C FF 92 C CH 86 B FF 92 T FF 92 1-2 K ①		B FC 91 B FC 90 T FF 91 S FC 91 B FC 92 D CU 82 4-2 1-2 2-3 BB		2	1	0	0	2	2	1
44 Anthony Rizzo, L (1, 3) OBP: 0.374, SLG: 0.498	X FF 93 0-0 P3 ③			C FF 92 C FF 91 X FF 90 0-2 F8 ①		1 SAFE 1 SAFE S CH 85 B CH 84 X CH 84 1-1 F7 ②		S FC 91 F FC 90 S CU 81 0-3 K ③		4	0	0	0	0	1	5
13 Starlin Castro, R (1, 6) OBP: 0.333, SLG: 0.433		B FF 91 T FF 92 B FF 92 B SL 80 C FF 92 X FF 92 3-2 24 G3-6 1B		1 SAFE B FF 92 X CH 85 1-0 G2-3 ② 1-2		B SL 80 C FF 93 1-1 CS ③ 1-2	B FF 90 C CH 83 B FF 91 C FF 92 C FF 91 2-3 K ①		X FF 94 0-0 HR	4	1	2	1	0	1	1
24 Luis Valbuena, L (1, 5) OBP: 0.317, SLG: 0.404		X FF 91 0-0 G3-6 ① ② 1-2f		C SL 80 B FF 93 B FF 92 X SL 82 2-1 2-H 1B			S CH 85 B CH 85 B CH 85 S CH 85 B FF 93 F SI 91 S CH 84 3-3 K ②		X FF 94 0-0 G3 ①	4	0	1	1	0	1	1
7 Arismendy Alcántara, S (1, 8) OBP: 0.279, SLG: 0.343		C FF 93 B CH 88 S CH 87 S CH 86 1-3 K ③		B FF 93 S CH 86 B CH 87 F CH 86 F FF 94 X CH 85 2-2 G1 ③			B FF 93 X FF 92 1-0 F8 ③		X FF 94 0-0 41 FC4 1B	4	0	1	0	0	1	1
6 Ryan Sweeney, L (1, 9) OBP: 0.307, SLG: 0.347 41 Matt Szczur, R (8, PR) (8, 9)			C FF 90 C FF 90 B CH 89 B SL 82 B FF 91 F FF 92 X FF 92 3-2 49 FC1-6 1B		C CH 88 X FF 90 0-1 F9 ①			F SI 90 X CH 84 0-1 9 WP 12 G6-3 1B	C FF 94 B CU 78 1 SAFE F FF 93 X SL 85 1-2 FC4 ② 1-2f	3 1	0 0	2 0	0 0	0 0	0 1	0 1
12 John Baker, L (1, 2) OBP: 0.275, SLG: 0.235			F FF 91 S SI 90 S CH 86 0-3 K ①		B FF 91 S CH 84 X FF 92 1-1 L9 ②			B FF 92 L FF 91 X FF 92 1-1 G6-3 ① 1-2	1 SAFE C CU 79 F CH 88 B FF 93 S SL 86 1-3 K ③	4	0	0	0	0	2	3
49 Jake Arrieta, R (1, 1) OBP: 0.167, SLG: 0.172 20 Justin Ruggiano, R (8, PH) OBP: 0.338, SLG: 0.419 46 Pedro Strop, R (8, 1) 56 Héctor Rondón, R (9, 1)			C SI 92 L SL 79 X FF 91 0-2 FC1-6 ② 1-2f		B FF 92 C FF 91 S FF 91 X FF 92 1-2 F9 ③			F SL 81 B FF 91 B SL 80 B SL 80 S SL 79 B SL 80 4-2 9 WP BB		2 0 0 0	0 0 0 0	0 0 0 0	0 1 0 0	0 0 0 0	0 0 0 0	1 0 0 0

Inning Stats	1	2	3	4	5	6	7	8	9
	R: 0 E: 0 K: 1 S: 7	R: 0 E: 0 K: 1 S: 7	R: 0 E: 0 K: 1 S: 11	R: 1 E: 0 K: 0 S: 11	R: 0 E: 0 K: 0 S: 7	R: 0 E: 0 K: 1 S: 8	R: 0 E: 0 K: 2 S: 8	R: 0 E: 0 K: 2 S: 14	R: 1 E: 0 K: 1 S: 9
	H: 0 LOB: 0 BB: 0 P: 12	H: 1 LOB: 0 BB: 0 P: 11	H: 1 LOB: 1 BB: 0 P: 15	H: 1 LOB: 1 BB: 1 P: 20	H: 0 LOB: 0 BB: 0 P: 9	H: 1 LOB: 0 BB: 0 P: 13	H: 0 LOB: 0 BB: 0 P: 14	H: 1 LOB: 3 BB: 2 P: 24	H: 2 LOB: 1 BB: 0 P: 11

1B: 6 SF: 0
2B: 0 SAC: 0
3B: 0 DP: 1
HR: 1 HBP: 0

WP: 1 PA: 36
PB: 0
SB: 0
CS: 1

PITCHER		IP	WLS	BF	H	R	ER	SO	BB	IBB	HBP	BLK	WP	HR	S	P	ERA	WHIP
50 Rafael Montero, R ERA: 5.01	(1, 1)	7.1		27	5	1	1	6	2	0	0	0	0	0	65	105	1.23	0.955
66 Josh Edgin, L ERA: 1.57	(8, 1)	0.1		1	0	0	0	1	0	0	0	0	0	0	3	4	0.00	0.000
52 Carlos Torres, R ERA: 3.68	(8, 1)	0.1		2	0	0	0	1	1	0	0	0	1	0	5	9	0.00	3.000
58 Jenrry Mejia, R ERA: 3.86	(9, 1)	1.0	L	5	2	1	1	1	0	0	0	0	0	1	9	11	9.00	2.000

PITCHER		IP	WLS	BF	H	R	ER	SO	BB	IBB	HBP	BLK	WP	HR	S	P	ERA	WHIP

TOP

Chicago Cubs @ New York Mets

Citi Field, Flushing, NY

Sun Aug 17 2014, 1:13 PM - 4:07 PM EDT
Att. 27,938 - Partly Cloudy - 77 F

livebaseballscorecards.com

AB	32
R	2
H	7
RBI	2
BB	3
SO	9
LOB	17

Chicago Cubs @ New York Mets

Citi Field, Flushing, NY

Sun Aug 17 2014, 1:13 PM - 4:07 PM EDT

Att. 27,938 - Partly Cloudy - 77 F

livebaseballscorecards.com

BOTTOM

Batter	1	2	3	4	5	6	7	8	9	AB	R	H	RBI	BB	SO	LOB
3 Curtis Granderson, L (1, 9) OBP: 0.324, SLG: 0.375	F SI 94 S SL 89 B SI 93 B SL 88 X CU 81 2-2 ① F7		C SL 90 B SI 95 X CU 80 1-1 E3 12 G6-4-3 2-3			B CU 78 B CH 86 B FF 93 C FF 94 F SI 93 X SL 89 3-2 ① P6		B SI 94 B SL 81 B SL 82 F SI 95 C SL 82 X SL 82 3-2 1-H 1B		4	0	1	1	0	0	1
12 Juan Lagares, R (1, 8) OBP: 0.314, SLG: 0.375	X SI 95 0-0 ② G3-1		C FF 94 X FF 94 0-1 ② ③ G6-4-3 1-2f			B SI 93 X SL 88 1-0 ② L7		C SL 81 X SI 94 0-1 ③ G6-3		4	0	0	0	0	0	4
28 Daniel Murphy, L (1, 4) OBP: 0.339, SLG: 0.424	C FF 94 X CU 80 0-1 ③ G4-3			S FF 94 F CU 78 B CU 78 B CH 87 F SL 89 F SI 94 F CU 80 S CU 79 2-3 ① K2-3		C CU 78 B CH 87 S SI 94 C FF 94 1-3 ③ K			B SI 98 S SI 98 F SL 84 F SI 97 F SI 99 B SL 85 B SI 97 X FF 97 3-2 ① P6	4	0	0	0	0	2	0
21 Lucas Duda, L (1, 3) OBP: 0.353, SLG: 0.478		C FF 94 C FF 94 B SI 94 B CU 80 B SL 89 X SI 94 3-2 1B		B CU 77 C FF 94 B CH 88 B CH 87 F SI 94 S CU 79 3-3 ② K			B CU 77 B SL 90 F SI 94 C SL 90 B CU 80 B SL 89 4-2 29 G1-6-3 BB		B SL 82 X SI 97 1-0 ② G3-1	3	0	1	0	1	1	0
29 Eric Campbell, R (1, 5) OBP: 0.333, SLG: 0.388		C SI 94 F SL 90 F FF 95 S CU 80 0-3 ① K		C FF 94 F FF 94 B FF 95 B CU 83 S CU 80 2-3 ③ K			X SI 93 0-0 ① ② G1-6-3 1-2f		F FF 98 C SL 85 B FF 99 S SL 85 1-3 ③ K	4	0	0	0	0	3	2
6 Matthew den Dekker, L (1, 7) 52 Carlos Torres, R (8, 1) 4 Wilmer Flores, R (9, 6) OBP: 0.266, SLG: 0.293	C SL 90 D CH 88 B FF 94 C SL 90 1 SAFE S CU 80 2-3 ② K			B SI 94 B SL 90 B FF 95 C FF 94 B FF 95 4-1 20 S BB			F FF 93 B CU 79 X FF 93 1-1 ③ P6			2 0 0	0 0 0	0 0 0	0 0 0	1 0 0	1 0 0	1 0 0
20 Anthony Recker, R (1, 2) OBP: 0.220, SLG: 0.317	B SI 94 C SL 91 C SI 94 S CU 81 1-3 ③ K			1 SAFE B FF 94 C SI 93 1 SAFE B SI 94 C CU 79 S CU 80 2-3 ① K 1-2				B FF 94 S SI 94 S SL 81 S SL 83 1-3 ① K		3	0	0	0	0	3	2
11 Rubén Tejada, R (1, 6) OBP: 0.348, SLG: 0.279 22 Eric Young Jr., S (8, PR) OBP: 0.307, SLG: 0.302 58 Jenrry Mejia, R (9, 1)			B FF 94 F FF 94 X SL 90 1-1 3 E 50 WP 1B	C SI 93 B SI 93 D CU 80 X SI 94 2-1 ② G5-3				F FF 96 B SL 80 B SI 95 X SI 94 2-1 3 PB 3 1B 1B		3 0 0	0 1 0	2 0 0	0 0 0	0 0 0	0 0 0	1 0 0
50 Rafael Montero, R (1, 1) 66 Josh Edgin, R (8, 1) 9 Kirk Nieuwenhuis, L (8, 7) OBP: 0.313, SLG: 0.444			L SI 93 B SL 91 X SI 93 1-1 ① B2 1-2	C FF 93 S SI 93 B SI 94 F SI 94 C CU 78 1-3 ③ K				1 SAFE 1 SAFE B SI 94 B SI 95 X SI 94 2-0 ② L8		2 0 1	0 0 0	0 0 0	0 0 0	0 0 0	1 0 0	2 0 1
Inning Stats	R: 0 E: 0 K: 0 S: 6 H: 0 LOB: 0 BB: 0 P: 8	R: 0 E: 0 K: 3 S: 13 H: 1 LOB: 1 BB: 0 P: 19	R: 0 E: 1 K: 0 S: 8 H: 1 LOB: 1 BB: 0 P: 11	R: 0 E: 0 K: 3 S: 12 H: 0 LOB: 0 BB: 0 P: 19	R: 0 E: 0 K: 2 S: 10 H: 0 LOB: 1 BB: 1 P: 19	R: 0 E: 0 K: 1 S: 7 H: 0 LOB: 0 BB: 0 P: 12	R: 0 E: 0 K: 0 S: 5 H: 0 LOB: 0 BB: 1 P: 10	R: 1 E: 0 K: 1 S: 11 H: 2 LOB: 2 BB: 0 P: 19	R: 0 E: 0 K: 1 S: 9 H: 0 LOB: 0 BB: 0 P: 14	1B: 4 2B: 0 3B: 0 HR: 0 SF: 0 SAC: 0 DP: 2 HBP: 0						

	AB	30
	R	1
	H	4
	RBI	1
	BB	2
	SO	11
	LOB	14

PITCHER		IP	WLS	BF	H	R	ER	SO	BB	IBB	HBP	BLK	WP	HR	S	P	ERA	WHIP
49 Jake Arrieta, R ERA: 2.61	(1, 1)	7.0		24	2	0	0	9	2	0	0	0	1	0	61	98	0.00	0.571
46 Pedro Strop, R ERA: 2.51	(8, 1)	1.0	W	5	2	1	0	1	0	0	0	0	0	0	11	19	0.00	2.000
56 Héctor Rondón, R ERA: 3.04	(9, 1)	1.0	S	3	0	0	0	1	0	0	0	0	0	0	9	14	0.00	0.000

PITCHER	IP	WLS	BF	H	R	ER	SO	BB	IBB	HBP	BLK	WP	HR	S	P	ERA	WHIP

Chicago Cubs @ New York Mets

Citi Field, Flushing, NY

Mon Aug 18 2014, 12:11 PM - 3:04 PM EDT

Att. 23,271 - Sunny - 76 F

TOP

livebaseballscorecards.com

Batter	1	2	3	4	5	6	7	8	9	AB	R	H	RBI	BB	SO	LOB
7 Arismendy Alcántara, S (1, 8) OBP: 0.277, SLG: 0.333	B FF 90 C FF 89 C SI 90 C CU 78 1-3 ① K		B CH 84 C FC 86 S CU 78 C FF 92 1-3 ③ K		B FF 88 B FC 85 B FC 88 C FF 90 F FF 87 F FF 89 B FC 87 4-2 BB		B SI 88 B SI 87 X SI 87 2-0 ③ F9		C FF 91 L FF 92 X SL 84 0-2 ① F8	4	0	0	0	1	2	1
9 Javier Báez, R (1, 4) OBP: 0.258, SLG: 0.517	S CU 77 S FF 93 B SI 94 S FC 87 1-3 ② K			B FC 87 X FC 87 1-0 ① G4-3	D CU 79 1 SAFE 1 SAFE D CU 79 X FC 87 2-0 ③ G6-3			C SL 85 B FF 92 T SI 92 F FF 92 B SI 92 B FF 91 S SI 91 3-3 ① K	B SI 93 X FF 93 1-0 1-H HR	5	1	1	2	0	2	1
44 Anthony Rizzo, L (1, 3) OBP: 0.376, SLG: 0.507	C FF 93 B FF 91 B CH 84 C SI 90 B FF 91 S FF 90 3-3 ③ K			B SI 90 B CH 80 C FC 88 B FC 89 B FC 87 4-1 20 1B 24 1B BB		C SI 90 B CH 83 X SI 91 1-1 24 1B 2B		C FF 91 B CH 84 X SI 90 1-1 HR	C CU 80 F CH 89 B SI 92 B CU 80 F FF 92 B CH 89 F CH 87 X FF 93 3-2 ② G3	4	2	2	1	1	1	0
13 Starlin Castro, R (1, 6) OBP: 0.334, SLG: 0.431		B FF 91 S FC 89 B CU 77 F FC 88 X CU 78 2-2 1B		X FC 86 0-0 ② F8	C SL 84 B SL 82 B SL 84 F SL 83 B SL 82 S SL 83 3-3 ① K			C SL 84 B FF 91 B FF 91 B SI 90 B FF 90 4-1 5 PB 24 1B BB	S SL 85 X CU 79 0-1 ③ F8	4	0	1	0	1	1	2
24 Luis Valbuena, L (1, 5) OBP: 0.322, SLG: 0.408		B FF 90 B FC 89 C FC 86 B SI 90 F FC 87 F FC 89 1 SAFE F FC 86 X FF 90 3-2 ① F8		C CU 76 1 SAFE D CU 79 B FF 90 X FC 86 2-1 20 1B 1-2 1B		B SL 83 B SL 81 C SL 83 X SL 82 2-1 2-H 1B		F SI 89 C SI 91 1 SAFE X SI 90 0-2 1-2 5 PB 1B		4	0	3	1	0	0	1
20 Justin Ruggiano, R (1, 9) OBP: 0.336, SLG: 0.416		B FC 88 1 SAFE S FC 88 X CU 77 1-1 ② F7		C FF 91 B FF 90 F FF 90 B FC 89 B FC 90 X FC 87 3-2 1-2 2-3 1B		F FF 89 S SI 90 B FF 92 F FF 91 B FF 91 S SI 91 2-3 ② K		B FF 95 S FF 95 T SI 95 B CU 81 S FF 96 2-3 ② K		4	0	1	0	0	2	4
5 Welington Castillo, R (1, 2) OBP: 0.305, SLG: 0.385		1 SAFE C FC 88 B FF 92 B FF 91 C FC 87 1 SAFE X FF 91 2-2 ③ P5		B FC 88 S FC 87 C FC 87 F CU 80 S FC 88 1-3 ③ K		1 SAFE B SI 91 F SI 90 X SI 91 1-1 ③ F9		D CU 83 C CU 80 B SI 93 B FF 95 B SI 95 4-1 1-2 2-3 BB		3	0	0	0	1	1	5
41 Matt Szczur, R (1, 7) 8 Chris Coghlan, L (8, PH) OBP: 0.350, SLG: 0.456 (8, 7)			B FF 90 B FF 90 B FF 87 C FF 88 X FF 88 3-1 ① F9		B CU 76 X FC 86 1-0 ① G6-3		X SI 89 0-0 ① F8	F SI 96 S SI 96 B SI 96 X CU 83 1-2 ③ G4-3		3 1	0 0	0 0	0 0	0 0	0 0	0 3
28 Kyle Hendricks, R (1, 1) OBP: 0.294, SLG: 0.143 54 Neil Ramírez, R (8, 1) 6 Ryan Sweeney, L (9, PH) OBP: 0.311, SLG: 0.351 56 Héctor Rondón, R (9, 1)			C FF 90 S FC 88 B FC 87 B CU 76 S FC 88 2-3 ② K		B FC 88 X FC 87 1-0 ② F8		B SI 86 C SI 87 C FF 90 F SI 91 C FF 91 1-3 ② K		C FF 91 B SI 90 X CU 78 1-1 9 HR 1B	3 0 1 0	0 0 1 0	0 0 1 0	0 0 0 0	0 0 0 0	2 0 0 0	0 0 0 0

	AB	36
	R	4
	H	9
	RBI	4
	BB	4
	SO	11
	LOB	17

Inning Stats																								
	R: 0	H: 0	R: 0	H: 1	R: 0	H: 0	R: 0	H: 2	R: 0	H: 0	R: 1	H: 2	R: 0	H: 0	R: 1	H: 2	R: 2	H: 2	1B: 6	SF: 0	WP: 0	PA: 40		
	E: 0	LOB: 0	E: 0	LOB: 1	E: 0	LOB: 0	E: 0	LOB: 3	E: 0	LOB: 1	E: 0	LOB: 1	E: 0	LOB: 0	E: 0	LOB: 3	E: 0	LOB: 0	2B: 1	SAC: 0	PB: 1			
	K: 3	BB: 0	K: 0	BB: 0	K: 2	BB: 0	K: 1	BB: 1	K: 0	BB: 1	K: 2	BB: 0	K: 1	BB: 0	K: 2	BB: 2	K: 0	BB: 0	3B: 0	DP: 0	SB: 0			
	S: 9	P: 14	S: 13	P: 21	S: 8	P: 14	S: 12	P: 23	S: 6	P: 14	S: 13	P: 22	S: 6	P: 9	S: 17	P: 32	S: 13	P: 18	HR: 2	HBP: 0	CS: 0			

PITCHER		IP	WLS	BF	H	R	ER	SO	BB	IBB	HBP	BLK	WP	HR	S	P	ERA	WHIP
52 Carlos Torres, R ERA: 3.43	(1, 1)	5.0		20	3	0	0	6	2	0	0	0	0	0	48	86	0.00	1.000
61 Dana Eveland, L ERA: 3.09	(6, 1)	0.1	B	3	2	1	1	1	0	0	0	0	0	0	7	13	27.00	6.000
44 Buddy Carlyle, R ERA: 0.98	(6, 1)	2.0	L	9	2	1	1	3	1	0	0	0	0	1	22	36	4.50	1.500
38 Vic Black, R ERA: 2.01	(8, 1)	0.2		3	0	0	0	1	1	0	0	0	0	0	7	14	0.00	1.500
58 Jenrry Mejia, R ERA: 4.04	(9, 1)	1.0		5	2	2	2	0	0	0	0	0	0	1	13	18	18.00	2.000

PITCHER	IP	WLS	BF	H	R	ER	SO	BB	IBB	HBP	BLK	WP	HR	S	P	ERA	WHIP

BOTTOM

Batter	1	2	3	4	5	6	7	8	9	AB	R	H	RBI	BB	SO	LOB
3 Curtis Granderson, L (1, 9) OBP: 0.324, SLG: 0.374	B FF 88 X SI 88 1-0 ① F7		C SI 89 B CH 80 B CH 79 B SI 90 F SI 89 X SI 90 3-2 1B			C CU 76 B SI 89 C CH 79 X CH 79 1-2 ① F8		F FF 94 B FF 95 F FF 93 S SL 86 1-3 ③ K		4	0	1	0	0	1	0
28 Daniel Murphy, L (1, 4) OBP: 0.339, SLG: 0.425	F SI 88 B SI 87 T SI 87 B CH 79 S CH 80 2-3 ② K		B SI 89 X SI 89 1-0 ③ F8			F CU 75 X SI 89 0-1 ② G6-3			B SI 98 C FF 96 F SI 96 B SL 85 B SI 98 F SI 97 F SI 96 X SI 96 3-2 21 F8 2B	4	0	1	0	0	1	1
5 David Wright, R (1, 5) OBP: 0.329, SLG: 0.377	X SI 88 0-0 ③ F8			B CU 74 F FC 83 X SI 86 1-1 ① F8		C SI 89 X FC 84 0-1 ③ P3			B FF 97 F FF 96 T FF 97 D SL 86 B SL 86 S SI 97 3-3 ① K	4	0	0	0	0	1	1
21 Lucas Duda, L (1, 3) OBP: 0.354, SLG: 0.484		C SI 87 B CH 79 B SI 88 F CH 78 F FC 85 F FF 90 X SI 87 2-2 ① G5-3		C SI 88 B FC 84 S SI 85 X SI 87 1-2 HR			C SI 88 B SI 90 B SI 89 B CH 80 B SI 90 4-1 12 FC6-4 BB		C SI 96 C SI 97 B SI 96 B SI 96 X SI 96 2-2 ② F8 2-3	3	1	1	1	1	0	1
7 Travis d'Arnaud, R (1, 2) OBP: 0.294, SLG: 0.387		B SI 88 C SI 85 X SI 88 1-1 ② G5-3		C SI 87 X SI 86 0-1 ② P2			C SI 89 F SI 88 B SI 90 X CH 79 1-2 ① F9		S FF 97 T FF 97 C SL 84 0-3 ③ K	4	0	0	0	0	1	2
6 Matthew den Dekker, L (1, 7) OBP: 0.282, SLG: 0.243 38 Vic Black, R (8, 1) 58 Jenrry Mejia, R (9, 1)		B CH 77 B SI 87 X SI 87 2-0 1B		B SI 88 B SI 89 B SI 88 B SI 86 4-0 12 CS BB			F SI 88 S FC 86 S CH 80 0-3 ② K			2 0 0	0 0 0	1 0 0	0 0 0	1 0 0	1 0 0	1 0 0
12 Juan Lagares, R (1, 8) OBP: 0.311, SLG: 0.372	1 SAFE C SI 86 B SI 87 1 SAFE X SI 87 1-1 ③ F7		B SI 88 T SI 87 B SI 88 2-1 ③ CS 1-2		C CU 75 X SI 88 0-1 ① B1-3		B FC 86 B SI 88 X SI 90 2-0 ③ FC6-4 1-2f			3	0	0	0	0	0	2
4 Wilmer Flores, R (1, 6) OBP: 0.261, SLG: 0.287			C SI 87 B SI 87 F SI 88 F SI 86 X CU 80 1-2 ① G5-3		C SI 88 B FC 85 B SI 87 B SI 87 F SI 87 X SI 87 3-2 ② G5-3			C FF 94 B FF 94 B FF 94 X FF 95 2-1 ① F9		3	0	0	0	0	0	0
52 Carlos Torres, R (1, 1) 49 Jonathon Niese, L (5, PH) OBP: 0.156, SLG: 0.075 61 Dana Eveland, L (6, 1) 44 Buddy Carlyle, L (6, 1) 9 Kirk Nieuwenhuis, L (8, 7) OBP: 0.310, SLG: 0.438			F SI 88 C SI 87 S FF 91 0-3 ② K		B SI 87 C SI 88 B SI 87 F SI 88 F SI 87 F FF 91 X SI 88 2-2 ③ G3			S FF 95 B FF 95 S FF 95 S FF 94 1-3 ② K		1 1 0 0 1	0 0 0 0 0	0 0 0 0 0	0 0 0 0 0	1 0 0 0 1	0 0 0 0 0	0 0 0 0 0
Inning Stats	R: 0 E: 0 K: 1 S: 5 H: 0 LOB: 0 BB: 0 P: 8	R: 0 E: 0 K: 0 S: 10 H: 1 LOB: 1 BB: 0 P: 16	R: 0 E: 0 K: 1 S: 11 H: 1 LOB: 1 BB: 0 P: 16	R: 1 E: 0 K: 0 S: 8 H: 1 LOB: 0 BB: 1 P: 16	R: 0 E: 0 K: 0 S: 10 H: 0 LOB: 0 BB: 0 P: 15	R: 0 E: 0 K: 0 S: 7 H: 0 LOB: 0 BB: 0 P: 8	R: 0 E: 0 K: 1 S: 8 H: 0 LOB: 1 BB: 1 P: 15	R: 0 E: 0 K: 2 S: 8 H: 0 LOB: 0 BB: 0 P: 12	R: 0 E: 0 K: 2 S: 14 H: 1 LOB: 1 BB: 0 P: 22	1B: 2 2B: 1 3B: 0 HR: 1 SF: 0 SAC: 0 DP: 0 HBP: 0						

PITCHER	IP	WLS	BF	H	R	ER	SO	BB	IBB	HBP	BLK	WP	HR	S	P	ERA	WHIP
28 Kyle Hendricks, R (1, 1) ERA: 1.48	7.0	W	25	3	1	1	3	2	0	0	0	0	1	59	94	1.29	0.714
54 Neil Ramírez, R (8, 1) ERA: 1.17	1.0	H	3	0	0	0	2	0	0	0	0	0	0	8	12	0.00	0.000
56 Héctor Rondón, R (9, 1) ERA: 2.98	1.0	S	4	1	0	0	2	0	0	0	0	0	0	14	22	0.00	1.000

PITCHER	IP	WLS	BF	H	R	ER	SO	BB	IBB	HBP	BLK	WP	HR	S	P	ERA	WHIP

Chicago Cubs @ New York Mets
Citi Field, Flushing, NY
Mon Aug 18 2014, 12:11 PM - 3:04 PM EDT
Att. 23,271 - Sunny - 76 F

livebaseballscorecards.com

AB	30
R	1
H	4
RBI	1
BB	2
SO	7
LOB	8

WP: 0 PA: 33
PB: 0
SB: 0
CS: 1

New York Mets @ Oakland Athletics

O.co Coliseum, Oakland, CA

Tue Aug 19 2014, 10:08 PM - 1:09 AM EDT

Att. 23,498 - Partly Cloudy - 65 F

TOP

livebaseballscorecards.com

Batter	1	2	3	4	5	6	7	8	9	AB	R	H	RBI	BB	SO	LOB
12 Juan Lagares, R (1, 8) OBP: 0.310, SLG: 0.368	C SI 91 S CH 75 X CH 76 0-2 ① F8		B SI 89 C CH 77 B CH 78 B SI 91 F SI 91 F SI 91 F SI 93 F SI 92 F SL 82 4-2 B CH 76 BB		B CU 78 B SI 91 F SI 92 B SI 91 F SI 91 F SI 91 X CH 73 3-2 ② G6-3		C SL 86 B SL 85 S FF 95 B FF 96 F FF 96 T SL 85 2-2 ② K			3	0	0	0	1	1	1
3 Curtis Granderson, L (1, 9) OBP: 0.325, SLG: 0.372	B SI 92 B SI 91 F SI 90 C SI 90 B SI 91 F SL 82 F SI 91 B SI 91 4-2 5 1B BB		C SL 80 X SI 91 0-1 ① F7		B CU 78 B SI 92 B SI 92 C SI 92 B SI 92 4-1 BB		S SI 89 S SI 89 B SL 83 B SI 89 D SL 84 S SI 91 3-3 ③ K 2-3			2	0	0	0	2	1	2
5 David Wright, R (1, 5) OBP: 0.328, SLG: 0.376	B SI 90 F SI 90 C SI 90 F CH 73 D CH 74 F SI 92 X CH 75 2-2 1-2 1B		X CU 78 0-0 ② F9		C CU 77 C SI 91 X CH 76 0-2 ③ F9			X SI 90 0-0 ① F9		4	0	1	0	0	0	2
21 Lucas Duda, L (1, 3) OBP: 0.351, SLG: 0.479	C CU 77 X SI 92 0-1 ② L7		C CU 77 B SL 83 D CU 78 S SL 82 1 SAFE B SI 94 C SL 83 3-3 ③ K			B CU 77 B SL 82 B SI 92 C SI 91 X FF 92 3-1 ① F7		B SI 91 C SL 81 X CH 79 1-1 ② G3		4	0	0	0	0	1	3
7 Travis d'Arnaud, R (1, 10) OBP: 0.293, SLG: 0.395	C CU 76 S CH 77 F SI 92 B SI 93 X CH 76 1-2 ③ L4			B CU 75 C SI 89 B SI 90 B CH 78 X SI 89 3-1 ① HR		B CU 78 B CH 77 B CH 76 F SI 92 B SI 92 X SI 92 3-2 ② G4-3		C SL 82 S SL 81 S SL 81 0-3 ③ K		4	1	1	1	0	1	2
29 Eric Campbell, R (1, 7) OBP: 0.338, SLG: 0.392		X SI 91 0-0 ① 11 1B 1B		B CU 78 B SI 91 F SI 92 F SI 92 C SI 92 2-3 ① K		B CU 76 S CH 78 F SI 91 C CH 71 1-3 ③ K			C FF 94 B FF 95 F FF 95 B FF 95 X FF 94 2-2 1B	4	0	2	0	0	2	0
4 Wilmer Flores, R (1, 4) OBP: 0.260, SLG: 0.293		C SI 90 F SI 89 T SI 92 0-2 ① K		C CU 76 F SI 93 B SI 92 F SL 80 B SI 94 B SL 83 F SI 94 S CH 72 3-3 ② K			B FF 96 C FF 96 X SL 87 1-1 20 2B 2B		C FF 95 B FF 95 F FF 96 S FF 94 1-3 ① K	4	1	1	0	0	3	2
11 Rubén Tejada, R (1, 6) OBP: 0.346, SLG: 0.279		C CU 75 X CH 75 0-1 20 G5-4-3 1-3 1B		C CU 77 F SI 92 X SL 80 0-2 ③ F8			B SL 87 F FF 96 X SI 94 1-1 ① G5-3		B FF 94 S FF 94 B FF 94 S FF 95 S FF 94 2-3 ② K	4	0	1	0	0	1	2
20 Anthony Recker, R (1, 2) OBP: 0.221, SLG: 0.322		X CU 77 0-0 ② ③ G5-4-3 1-2f			C SI 90 F CU 76 C CH 74 0-3 ① K		B FF 97 C FF 95 B CH 87 X CH 88 2-1 3 WP 2-H 2B		C FF 95 C FF 96 B FF 96 S FF 96 1-3 ③ K	4	0	1	1	0	2	3
Inning Stats	R: 0 E: 0 K: 0 S: 18 H: 1 LOB: 2 BB: 1 P: 25	R: 0 E: 0 K: 1 S: 7 H: 2 LOB: 1 BB: 0 P: 7	R: 0 E: 0 K: 1 S: 12 H: 0 LOB: 1 BB: 1 P: 19	R: 1 E: 0 K: 2 S: 13 H: 1 LOB: 0 BB: 0 P: 21	R: 0 E: 0 K: 1 S: 11 H: 0 LOB: 1 BB: 1 P: 18	R: 0 E: 0 K: 1 S: 8 H: 0 LOB: 0 BB: 0 P: 15	R: 1 E: 0 K: 2 S: 13 H: 2 LOB: 1 BB: 0 P: 22	R: 0 E: 0 K: 1 S: 6 H: 0 LOB: 0 BB: 0 P: 7	R: 0 E: 0 K: 3 S: 12 H: 1 LOB: 1 BB: 0 P: 18	1B: 4 2B: 2 3B: 0 HR: 1 SF: 0 SAC: 0 DP: 1 HBP: 0	WP: 1 PB: 0 SB: 0 CS: 0 PA: 36					

PITCHER		IP	WLS	BF	H	R	ER	SO	BB	IBB	HBP	BLK	WP	HR	S	P	ERA	WHIP
26 Scott Kazmir, L ERA: 2.73	(1, 1)	6.0	W	24	4	1	1	6	3	0	0	0	0	1	69	105	1.50	1.167
48 Ryan Cook, R ERA: 3.02	(7, 1)	0.2	H	4	2	1	1	1	0	0	0	0	0	0	10	16	13.50	3.000
39 Eric O'Flaherty, L ERA: 1.35	(7, 1)	0.1	H	1	0	0	0	1	0	0	0	0	1	0	3	6	0.00	0.000
44 Luke Gregerson, R ERA: 2.21	(8, 1)	1.0	H	3	0	0	0	1	0	0	0	0	0	0	6	7	0.00	0.000
62 Sean Doolittle, L ERA: 2.35	(9, 1)	1.0		4	1	0	0	3	0	0	0	0	0	0	12	18	0.00	1.000

PITCHER	IP	WLS	BF	H	R	ER	SO	BB	IBB	HBP	BLK	WP	HR	S	P	ERA	WHIP

AB	33
R	2
H	7
RBI	2
BB	3
SO	12
LOB	17

Batter	1	2	3	4	5	6	7	8	9	AB	R	H	RBI	BB	SO	LOB
4 Coco Crisp, S (1, 8) OBP: 0.353, SLG: 0.392	C FF 88 F KC 72 X FF 88 0-2 ① G3		F FF 90 X FF 90 0-1 5 1B 1-2 1B	D KC 74 X FF 90 1-0 1-H 2-H 3-H 3B			B FF 90 B SI 90 C FF 91 B FF 91 C FF 92 X FF 92 3-2 ① G6-3	B CH 83 C CH 84 F FF 92 D CH 86 F CH 85 B FF 92 F FF 94 F FF 93 F CH 86 3-2 ③ F7 F FF 93 X SL 85		5	0	2	3	0	0	1
5 John Jaso, L (1, 10) OBP: 0.338, SLG: 0.429 15 Jonny Gomes, R (7, PH) OBP: 0.330, SLG: 0.342 (8, 10)	C FF 88 B SI 89 S CH 83 B FF 90 B SL 85 S CH 84 3-3 ② K		S KC 73 D KC 74 C KC 73 X FF 91 1-2 2-3 1B	F FF 89 B KC 75 D KC 73 X CH 82 2-1 ③ P6			B SI 91 B CU 80 B SI 92 C FF 91 C FF 91 B SI 91 4-2 BB			3 0	0 0	1 0	0 0	0 1	1 0	1 0
20 Josh Donaldson, R (1, 5) OBP: 0.337, SLG: 0.462	F FF 90 F FF 90 C FF 91 0-3 ③ K		S SL 82 B SI 91 C FF 92 B SL 84 C FF 91 2-3 ③ K		B KC 72 B FC 88 C FF 88 B CH 82 X FF 88 3-1 ① G6-3		C FF 93 B SL 87 B SI 92 F CH 85 F FF 92 S FF 93 2-3 ② K			4	0	0	0	0	3	4
37 Brandon Moss, L (1, 7) OBP: 0.341, SLG: 0.471 23 Sam Fuld, L (9, 7) OBP: 0.344, SLG: 0.351		L FF 88 L FF 89 B CH 83 B FF 89 X FF 90 2-2 ① L4		C CH 82 C CH 83 B FF 88 F FF 90 F SL 82 B SI 90 B FF 90 X CH 83 3-2 ① F9	B FF 89 X FF 88 1-0 ② G3		S SL 86 F SL 85 B CU 78 S CU 78 1-3 ③ K			4 0	0 0	0 0	0 0	0 0	1 0	1 0
21 Stephen Vogt, L (1, 3) OBP: 0.355, SLG: 0.502		C SI 90 F KC 73 F FF 90 B KC 74 X CH 83 1-2 36 G5-4-3 1B		X FF 90 0-0 36 2B 7 SF9 1B	C FF 89 C KC 72 F KC 74 F FF 89 S FF 90 0-3 ③ K			B FF 92 S FF 92 X FF 93 1-1 ① G4-3		4	1	2	0	0	1	0
36 Derek Norris, R (1, 2) OBP: 0.378, SLG: 0.455		B FF 90 B FF 90 C FF 90 B SL 83 X SI 90 3-1 ② ③ G5-4-3 1-2f		X SI 90 0-0 7 SF9 4 3B 1-3 2B		B SI 88 B FF 89 X SI 88 2-0 1B		B SL 83 B SL 84 B FF 92 C FF 92 C FF 92 B CH 84 4-2 16 HR BB		3	2	2	0	1	0	1
16 Josh Reddick, L (1, 9) OBP: 0.310, SLG: 0.432			C FF 88 B FF 89 F FF 89 B FF 90 X SL 83 2-2 ① F7	B KC 72 B KC 72 B SI 89 B SI 90 4-0 28 BB 4 3B BB		B FF 89 F SL 83 F SI 89 D KC 75 X CH 81 2-2 ① L8		X CH 84 0-0 1-H HR		3	2	1	2	1	0	1
7 Alberto Callaspo, S (1, 4) OBP: 0.302, SLG: 0.300			B FF 90 B FF 89 F SI 90 X SI 89 2-1 5 1B 4 1B 1B	C SL 80 B SL 81 F CH 83 B FF 90 B SL 79 X FF 88 3-2 ② SF9 2-3 3-H		C SL 82 B SL 82 S CH 81 B FC 88 F SL 82 F SI 89 F SI 89 X CH 80 2-2 ② F7		B FF 94 B CH 84 B FF 92 C FF 93 X FF 93 3-1 1B		3	0	2	1	0	0	1
28 Eric Sogard, L (1, 6) OBP: 0.297, SLG: 0.266			C SI 89 1 SAFE B FF 89 B KC 72 X FF 89 2-1 ② F9	B SL 80 S CH 83 B FF 89 B FF 89 B CH 82 4-1 4 3B 1-2 BB		C FF 92 B SL 86 X SL 85 1-1 ③ G6-3		B FF 94 X FF 92 1-0 ② L9		3	1	0	0	1	0	3
Inning Stats	R: 0 E: 0 K: 2 S: 9 H: 0 LOB: 0 BB: 0 P: 12	R: 0 E: 0 K: 0 S: 9 H: 1 LOB: 0 BB: 0 P: 15	R: 0 E: 0 K: 1 S: 15 H: 3 LOB: 3 BB: 0 P: 24	R: 4 E: 0 K: 0 S: 14 H: 3 LOB: 1 BB: 2 P: 31	R: 0 E: 0 K: 1 S: 8 H: 0 LOB: 0 BB: 0 P: 12	R: 0 E: 0 K: 2 S: 12 H: 1 LOB: 1 BB: 0 P: 19	R: 0 E: 0 K: 2 S: 12 H: 0 LOB: 1 BB: 1 P: 22	R: 2 E: 0 K: 0 S: 16 H: 2 LOB: 1 BB: 1 P: 28		1B: 7 2B: 1 3B: 1 HR: 1 SF: 1 SAC: 0 DP: 1 HBP: 0						

PITCHER	IP	WLS	BF	H	R	ER	SO	BB	IBB	HBP	BLK	WP	HR	S	P	ERA	WHIP
35 Dillon Gee, R (1, 1) ERA: 3.84	5.2	L	26	8	4	4	4	2	0	0	0	0	0	65	110	6.35	1.765
66 Josh Edgin, L (6, 1) ERA: 1.48	1.1		5	0	0	0	2	1	0	0	0	0	0	14	25	0.00	0.750
71 Gonzalez Germen, R (8, 1) ERA: 5.27	1.0		6	2	2	2	0	1	0	0	0	0	1	16	28	18.00	3.000

PITCHER	IP	WLS	BF	H	R	ER	SO	BB	IBB	HBP	BLK	WP	HR	S	P	ERA	WHIP

BOTTOM

New York Mets @ Oakland Athletics

O.co Coliseum, Oakland, CA

Tue Aug 19 2014, 10:08 PM - 1:09 AM EDT

Att. 23,498 - Partly Cloudy - 65 F

livebaseballscorecards.com

AB	32
R	6
H	10
RBI	6
BB	4
SO	6
LOB	13

WP: 0 PB: 0 SB: 0 CS: 0 PA: 37

Batter	1	2	3	4	5	6	7	8	9	AB	R	H	RBI	BB	SO	LOB
3 Curtis Granderson, L (1, 9) OBP: 0.326, SLG: 0.372	C FF 92 F FF 93 B FC 89 X FS 85 1-2 ① F8		B SL 89 B FF 96 F FF 94 F SL 87 F FF 95 X SL 85 2-2 5 BB, 28 1B, 21 WP, 1B	B SL 84 B FF 95 X SI 94 2-0 28 1B, 1-3, 2-H, 1B		X SI 92 0-0 ① F7		C KC 74 B KC 77 B KC 75 S KC 73 B KC 80 F KC 77 F KC 77 F SI 94 X SI 94 3-2 ① G1-3		5	1	2	1	0	0	0
28 Daniel Murphy, L (1, 4) OBP: 0.341, SLG: 0.425	F FF 94 B FF 96 F FS 86 S SL 85 1-3 ② K		C SL 88 1 SAFE B FS 86 1 SAFE F FF 94 X FS 85 1-2 21 WP, 5 BB, 21 HR, 1B	B FF 95 B FF 94 F SL 87 F FF 95 D SL 84 F FF 95 X FF 96 3-2 1-3, 3-H, 1B		B SI 92 B FF 91 B CH 84 C SI 90 C SI 92 B FF 92 4-2 5 FC6-4, BB		F SI 93 X CH 74 0-1 ② G1-3		4	1	2	1	1	1	0
5 David Wright, R (1, 5) OBP: 0.327, SLG: 0.372	B FF 96 X FF 96 1-0 ③ L9		B FF 95 B SL 87 F FF 94 B FF 95 B SI 95 4-1 21 WP, 21 HR, 1-2, 2-3, BB	S FC 91 F FF 91 B FF 94 F FF 91 S FC 91 1-3 ③ K		1 SAFE 1 SAFE X FF 92 0-0 ② FC6-4, 7 BB, 1-2f		C FF 90 X SI 89 0-1 ③ G5-3		4	1	0	0	1	1	3
21 Lucas Duda, L (1, 3) OBP: 0.354, SLG: 0.487		C FF 93 C SL 87 S FS 87 0-3 ① K	D FS 86 B FS 85 F FF 96 X SL 88 2-1 1-H, 2-H, 3-H, HR		C FF 92 B FF 91 B FC 91 C CH 85 B FF 93 X CH 86 3-2 29 1B, 4 1B, 1B	I IN 74 I IN 76 I IN 78 I IN 79 4-0 7 BB, IBB			B FF 89 B CH 82 F FF 90 F FF 90 B CH 83 F CH 83 X SI 92 3-2 ① G4-3	4	2	2	3	1	1	0
7 Travis d'Arnaud, R (1, 2) OBP: 0.292, SLG: 0.390		C FF 95 B FC 90 C FF 95 B FS 87 B FF 97 X FF 96 3-2 ② G6-3	C FF 95 C SL 88 B SL 89 B FS 87 S FF 95 2-3 ③ K		C FF 91 C FF 90 F FF 91 C CH 84 0-3 ① K	S FC 92 B CH 84 C SI 93 B FC 91 F FC 92 D CU 79 B FC 90 4-2 1-2, 2-3, BB			C SI 91 B SI 92 F SI 91 F SI 92 F CH 84 X SI 92 1-2 ② G5-3	4	0	0	0	1	2	1
6 Matthew den Dekker, L (1, 8) (9, 7) OBP: 0.265, SLG: 0.227		X FF 95 0-0 ③ G4-3		B FF 93 B FF 93 X FF 93 2-0 ① G4-3	C CH 83 B CH 83 C FC 90 B FC 92 S CU 76 2-3 ② K	C KC 78 X SI 93 0-1 ③ F9			B SL 83 B SI 91 C SI 90 X SI 91 2-1 ③ G1-3	5	0	0	0	0	1	4
29 Eric Campbell, R (1, 10) OBP: 0.348, SLG: 0.418			B FF 94 B FF 94 X FF 94 2-0 HR	B FF 94 S FF 94 C SL 84 B SL 88 F FF 93 B FS 84 B FF 95 4-2 4 FC6-4, BB	S FC 91 X FF 93 0-1 4 1B, 1-3, 1B		B SI 88 B SI 88 B FF 91 C FF 88 C FF 91 X FF 91 3-2 ① G5-3			3	1	2	1	1	0	0
4 Wilmer Flores, R (1, 6) OBP: 0.260, SLG: 0.292			C FF 95 S SI 95 B SI 94 B FS 87 X FF 95 2-2 ① F9	F SL 85 1 SAFE S SL 87 X SL 86 0-2 ② FC6-4, 22 1B, 3 1B, 1-2f	S FF 92 X FC 92 0-1 1-2, 3-H, 1B		C FF 90 X SI 92 0-1 ② P3			4	1	1	1	0	0	1
22 Eric Young Jr., S (1, 7) OBP: 0.306, SLG: 0.301 12 Juan Lagares, R (9, 8) OBP: 0.310, SLG: 0.368			B FF 95 F FF 95 X FF 95 1-1 ② G3	F FF 95 C SL 84 B SL 86 B SL 83 X FF 95 2-2 3 1B, 28 1B, 1-2, 1B	F FF 91 X CH 86 0-1 ③ G4-3		X SI 93 0-0 ③ L6			4 0	1 0	1 0	0 0	0 0	0 0	2 0
Inning Stats	R: 0 E: 0 K: 1 S: 7 H: 0 LOB: 0 BB: 0 P: 10	R: 0 E: 0 K: 1 S: 7 H: 0 LOB: 0 BB: 0 P: 10	R: 5 E: 0 K: 1 S: 19 H: 4 LOB: 0 BB: 1 P: 35	R: 2 E: 0 K: 1 S: 19 H: 3 LOB: 2 BB: 1 P: 33	R: 1 E: 0 K: 2 S: 16 H: 3 LOB: 2 BB: 0 P: 21	R: 0 E: 1 K: 0 S: 9 H: 0 LOB: 3 BB: 3 P: 21	R: 0 E: 0 K: 0 S: 6 H: 0 LOB: 0 BB: 0 P: 9	R: 0 E: 0 K: 0 S: 10 H: 0 LOB: 0 BB: 0 P: 13	R: 0 E: 0 K: 0 S: 11 H: 0 LOB: 0 BB: 0 P: 17	1B: 8 2B: 0 3B: 0 HR: 2 SF: 0 SAC: 0 DP: 0 HBP: 0						

PITCHER		IP	WLS	BF	H	R	ER	SO	BB	IBB	HBP	BLK	WP	HR	S	P	ERA	WHIP
29 Jeff Samardzija, R ERA: 3.27	(1, 1)	3.2	L	20	7	7	7	3	2	0	0	0	1	2	48	83	17.18	2.455
60 Jesse Chavez, R ERA: 3.34	(4, 1)	2.0		12	3	1	1	3	2	1	0	0	0	0	27	45	4.50	2.500
56 Fernando Abad, L ERA: 1.62	(6, 1)	2.0		6	0	0	0	0	0	0	0	0	0	0	16	22	0.00	0.000
61 Dan Otero, R ERA: 2.28	(8, 1)	1.1		4	0	0	0	0	0	0	0	0	0	0	13	19	0.00	0.000

PITCHER	IP	WLS	BF	H	R	ER	SO	BB	IBB	HBP	BLK	WP	HR	S	P	ERA	WHIP

TOP

New York Mets @ Oakland Athletics

O.co Coliseum, Oakland, CA

Wed Aug 20 2014, 3:39 PM - 6:57 PM EDT

Att. 20,312 - Cloudy - 66 F

livebaseballscorecards.com

AB	37
R	8
H	10
RBI	7
BB	5
SO	6
LOB	11

New York Mets @ Oakland Athletics

O.co Coliseum, Oakland, CA

Wed Aug 20 2014, 3:39 PM - 6:57 PM EDT

Att. 20,312 - Cloudy - 66 F

BOTTOM

Batter	1	2	3	4	5	6	7	8	9	AB	R	H	RBI	BB	SO	LOB
4 Coco Crisp, S (1, 10) OBP: 0.351, SLG: 0.392	B FF 94 B FF 94 C FF 95 B FF 95 C FF 95 X FF 96 3-2 ① G5-3		X FF 97 0-0 E4 5 2B 2B 1-H	C CU 79 D FF 94 F FF 94 X FF 96 1-2 ③ G6-3			F FF 92 B FF 92 X CU 80 1-1 ① F9		C SI 95 F SI 96 B SI 97 X SL 88 1-2 ① P6	5	1	1	1	0	0	3
5 John Jaso, L (1, 2) OBP: 0.338, SLG: 0.431 36 Derek Norris, R (7, PH) OBP: 0.376, SLG: 0.452 (8, 2)	B FF 96 X FF 94 1-0 ② G5-3		B CU 79 B CH 89 X CH 90 2-0 3-H 2B		B FC 90 B FC 90 C FF 94 X FF 95 2-1 ① F7		B FF 96 B FF 95 X FF 96 2-0 ②③ G6-4-3 1-2f		C FF 96 C SI 97 C SL 87 0-3 ② K	3 2	0 0	1 0	1 0	0 0	0 1	0 1
21 Stephen Vogt, L (1, 3) OBP: 0.352, SLG: 0.500	C FF 96 B CU 79 F FF 95 F FF 95 X FF 96 1-2 ③ L7		C FF 96 F CU 80 B FF 96 X FC 91 1-2 ③ P5		B CU 78 C CH 86 B FF 94 X FF 94 2-1 ② F7			B FF 93 B SI 93 C FF 95 X SI 94 2-1 ① G5-3	C SI 96 B CH 90 B SI 96 X SI 96 2-1 2B	5	0	1	0	0	0	1
37 Brandon Moss, L (1, 7) OBP: 0.342, SLG: 0.468		C CU 78 B CU 78 C FF 95 S FF 95 1-3 ① K		C FF 93 B FF 95 B FC 89 B FF 95 B FF 96 4-1 7 G3 16 1B 12 E BB	B CU 78 B FF 95 F FF 96 C FF 94 B FC 91 F FF 96 S FC 91 3-3 ③ K			B SI 89 B SI 95 C FF 95 F SI 94 B SI 95 B FF 96 4-2 7 BB 16 E 23 BB BB	C SI 96 D SI 97 D SI 97 X SI 98 2-1 ③ G6-3	3	2	0	0	2	2	1
16 Josh Reddick, L (1, 9) OBP: 0.309, SLG: 0.429		B FF 95 C FF 94 B FF 95 B FF 95 X FF 96 3-1 ② G4-3		B FF 94 X FF 96 1-0 7 G3 12 E 1-2 1B	C CH 91 B FC 89 S CH 86 X CH 87 1-2 ① F7			X SI 94 0-0 FC3 23 BB 7 BB 1-2		4	1	1	0	0	0	1
7 Alberto Callaspo, S (1, 5) OBP: 0.301, SLG: 0.297 (8, 4)		C FF 95 X CU 78 0-1 ③ G6-3		F FF 95 C SI 93 F FF 96 B CU 80 D CU 81 B FF 95 X FF 96 3-2 ① G3 1-2 2-3	B FF 94 C FF 93 B FC 91 C FC 91 B CU 79 S FC 91 3-3 ② K			B SI 94 B SI 94 B SI 95 B FF 94 4-0 23 BB 1-2 2-3 BB		3	0	0	0	1	1	2
23 Sam Fuld, L (1, 8) OBP: 0.346, SLG: 0.348			C FF 93 F FF 95 F FF 95 B CU 80 X FF 96 1-2 ① L9	C FF 96 B FF 94 X SI 97 1-1 ② L5	B FF 94 B CH 89 B FF 94 B FF 94 4-0 BB			B SI 96 B SI 95 C SI 96 B SI 96 B SI 97 4-1 1-2 2-3 3-H BB		2	0	0	1	2	0	2
12 Andy Parrino, S (1, 6) OBP: 0.208, SLG: 0.227			B FF 95 F FF 94 B FF 96 S FF 96 B CH 89 X FF 95 3-2 ② G4-3	X FF 97 0-0 E4 28 1B 2-H 3-H	B SI 89 B SI 88 C FF 91 F FF 91 D SL 84 S FF 91 3-3 ③ K			C SI 96 F SI 96 C SI 97 0-3 ② K		4	0	0	0	0	2	4
28 Eric Sogard, L (1, 4) OBP: 0.302, SLG: 0.269 20 Josh Donaldson, R (7, PH) OBP: 0.338, SLG: 0.462 (8, 5)			B FF 95 B FF 96 B FF 96 B SI 96 4-0 4 E BB	B CU 79 B FF 95 B SI 96 C FF 95 X SI 97 3-1 1-2 1B			B FF 92 B FF 91 B SI 90 C SI 91 C SI 92 X SI 94 3-2 36 G6-4-3 1B	C SI 96 S SL 87 D SL 89 B SI 97 B SL 88 X SL 86 3-2 ③ G6-3		1 2	1 0	1 1	0 0	1 0	0 3	0 1
Inning Stats	R: 0 E: 0 K: 0 S: 8 H: 0 LOB: 0 BB: 0 P: 13	R: 0 E: 0 K: 1 S: 7 H: 0 LOB: 0 BB: 0 P: 11	R: 2 E: 1 K: 0 S: 12 H: 2 LOB: 1 BB: 1 P: 23	R: 2 E: 1 K: 0 S: 14 H: 2 LOB: 2 BB: 1 P: 27	R: 0 E: 0 K: 1 S: 8 H: 0 LOB: 0 BB: 0 P: 15	R: 0 E: 0 K: 2 S: 9 H: 0 LOB: 1 BB: 1 P: 20	R: 0 E: 0 K: 0 S: 6 H: 1 LOB: 0 BB: 0 P: 12	R: 1 E: 1 K: 1 S: 12 H: 0 LOB: 3 BB: 3 P: 29	R: 0 E: 0 K: 1 S: 10 H: 1 LOB: 1 BB: 0 P: 15	1B: 3 2B: 3 3B: 0 HR: 0	SF: 0 SAC: 0 DP: 1 HBP: 0		WP: 0 PB: 0 SB: 0 CS: 0	PA: 40			

livebaseballscorecards.com

	AB	34
	R	5
	H	6
	RBI	3
	BB	6
	SO	6
	LOB	18

PITCHER		IP	WLS	BF	H	R	ER	SO	BB	IBB	HBP	BLK	WP	HR	S	P	ERA	WHIP
45 Zack Wheeler, R ERA: 3.48	(1, 1)	5.2	W	25	4	4	2	3	3	0	0	0	0	0	55	103	3.18	1.235
66 Josh Edgin, L ERA: 1.44	(6, 1)	0.2		3	1	0	0	1	0	0	0	0	0	0	8	15	0.00	1.500
38 Vic Black, R ERA: 1.95	(7, 1)	1.0		5	0	1	0	0	2	0	0	0	0	0	6	18	0.00	2.000
27 Jeurys Familia, R ERA: 1.97	(8, 1)	1.2	S	7	1	0	0	2	1	0	0	0	0	0	17	29	0.00	1.200

PITCHER	IP	WLS	BF	H	R	ER	SO	BB	IBB	HBP	BLK	WP	HR	S	P	ERA	WHIP

New York Mets @ Los Angeles Dodgers

Dodger Stadium, Los Angeles, CA

Fri Aug 22 2014, 7:11 PM - 9:50 PM PDT

Att. 44,374 - Clear - 73 F

TOP

livebaseballscorecards.com

Batter	1	2	3	4	5	6	7	8	9	AB	R	H	RBI	BB	SO	LOB
3 Curtis Granderson, L (1, 9) OBP: 0.325, SLG: 0.378	B FF 87 B FS 83 X FC 85 2-0 HR		C KC 79 B FS 85 B SI 86 F FS 85 C SI 89 2-3 ③ K			B FS 84 C FC 86 B FC 87 F FC 86 X SI 88 2-2 ② F8		B SI 87 C SI 87 B SI 89 C SI 89 D KC 81 C SI 89 3-3 ③ K 1-2 2-3		4	1	1	1	0	2	2
28 Daniel Murphy, L (1, 4) OBP: 0.341, SLG: 0.424	B SI 88 B FF 87 X FC 87 2-0 ① F7			B FS 84 B FC 86 F FC 86 F FS 84 F FF 89 F FF 87 F FF 89 F KC 79 S FC 86 2-3 ① K		B FF 87 X FC 86 1-0 ③ P2			C FC 88 X CH 84 0-1 5 1B 21 SF7 1B	4	1	1	0	0	1	0
5 David Wright, R (1, 5) OBP: 0.326, SLG: 0.371	B SI 89 B KC 80 X FC 86 2-0 ② F7			C SI 89 B SI 90 F FF 89 B FC 86 B FC 86 X SI 89 3-2 E5 21 G3-6			X SI 88 0-0 ① F9		B SI 92 C FC 88 D CU 78 B SI 92 X SI 92 3-1 7 G6-4-3 1-3 1B	4	0	1	0	0	0	0
21 Lucas Duda, L (1, 3) OBP: 0.351, SLG: 0.484	C FC 86 X KC 78 0-1 ③ F8			B FC 87 F FC 87 1 SAFE X FC 86 1-1 ②③ G3-6 1-2f			C FC 85 S KC 78 B SI 89 X SI 88 1-2 ② P6		C FC 89 X FC 90 0-1 ① SF7 3-H	3	0	0	1	0	0	1
7 Travis d'Arnaud, R (1, 2) OBP: 0.291, SLG: 0.388		B FC 86 B FC 86 X FC 86 2-0 6 P5-3 1B			B SI 88 B FF 87 B SI 88 C SI 87 X SI 88 3-1 ① F7		B KC 80 X KC 79 1-0 ③ G6-3		B SI 90 C FC 88 B FC 89 X SI 91 2-1 ②③ G6-4-3 1-2f	4	0	1	0	0	0	1
6 Matthew den Dekker, L (1, 7) OBP: 0.256, SLG: 0.218		C FF 89 D KC 78 B KC 80 F FF 88 B FS 84 X FC 86 3-2 ①② P5-3 1-2f			F FS 84 B FF 88 C FC 85 C SI 89 1-3 ② K			B SI 94 X SI 93 1-0 ① F7		3	0	0	0	0	1	1
12 Juan Lagares, R (1, 8) OBP: 0.313, SLG: 0.371		C SI 90 X FF 90 0-1 ③ G4-3			C KC 79 F FF 89 X FC 87 0-2 1B			B SI 94 C SL 89 B FS 84 X SI 94 2-1 3 PB 29 BB 1B		3	0	2	0	0	0	0
4 Wilmer Flores, R (1, 6) OBP: 0.255, SLG: 0.286			C SI 89 B FC 87 B FF 88 S SI 90 S FC 87 2-3 ① K		C FF 88 X FF 89 0-1 ③ F7			C SI 94 F SI 94 X SI 94 0-2 ② L8		3	0	0	0	0	1	2
49 Jonathon Niese, L (1, 1) OBP: 0.149, SLG: 0.071 52 Carlos Torres, R (7, 1) 9 Kirk Nieuwenhuis, L (8, PH) OBP: 0.310, SLG: 0.438 29 Eric Campbell, R (8, PH) OBP: 0.352, SLG: 0.418 50 Rafael Montero, R (8, 1) 61 Dana Eveland, L (8, 1)			C SI 90 B FC 87 C FC 86 B FC 86 F FF 89 C KC 77 2-3 ② K			B SI 87 F FC 85 F FC 85 B KC 78 C FC 85 2-3 ① K		D KC 81 B SI 88 B SI 87 B SI 86 4-0 3 PB 1-2 BB		2 0 0 0 0 0	0 0 0 0 0 0	0 0 0 0 1 0	0 0 0 0 0 0	2 0 0 0 0 0	0 0 0 0 0 0	0 0 0 0 0 0
Inning Stats	R: 1 E: 0 K: 0 S: 5 H: 1 LOB: 0 BB: 0 P: 11	R: 0 E: 0 K: 0 S: 6 H: 1 LOB: 0 BB: 0 P: 11	R: 0 E: 0 K: 3 S: 10 H: 0 LOB: 0 BB: 0 P: 16	R: 0 E: 1 K: 1 S: 12 H: 0 LOB: 0 BB: 0 P: 18	R: 0 E: 0 K: 1 S: 10 H: 1 LOB: 1 BB: 0 P: 14	R: 0 E: 0 K: 1 S: 7 H: 0 LOB: 0 BB: 0 P: 12	R: 0 E: 0 K: 0 S: 5 H: 0 LOB: 0 BB: 0 P: 7	R: 0 E: 0 K: 1 S: 9 H: 1 LOB: 2 BB: 1 P: 19	R: 1 E: 0 K: 0 S: 8 H: 2 LOB: 0 BB: 0 P: 13	1B: 5 2B: 1 3B: 0 HR: 1	SF: 1 SAC: 0 DP: 3 HBP: 0	WP: 0 PB: 1 SB: 0 CS: 0	PA: 32			

	AB	30
	R	2
	H	6
	RBI	2
	BB	1
	SO	7
	LOB	7

PITCHER		IP	WLS	BF	H	R	ER	SO	BB	IBB	HBP	BLK	WP	HR	S	P	ERA	WHIP
14 Dan Haren, R ERA: 4.44	(1, 1)	7.0	W	23	3	1	1	6	0	0	0	0	0	1	55	89	1.29	0.429
43 Brandon League, R ERA: 2.44	(8, 1)	0.2		3	1	0	0	0	0	0	0	0	0	0	6	9	0.00	1.500
56 J.P. Howell, L ERA: 1.31	(8, 1)	0.1		2	0	0	0	1	1	0	0	0	0	0	3	10	0.00	3.000
28 Jamey Wright, R ERA: 3.81	(9, 1)	1.0		4	2	1	1	0	0	0	0	0	0	0	8	13	9.00	2.000

PITCHER		IP	WLS	BF	H	R	ER	SO	BB	IBB	HBP	BLK	WP	HR	S	P	ERA	WHIP

Batter	1	2	3	4	5	6	7	8	9	AB	R	H	RBI	BB	SO	LOB
9 Dee Strange-Gordon, L (1, 4) OBP: 0.334, SLG: 0.383	C FF 87 B SI 88 B SI 88 S SI 89 F SI 90 B SI 90 F SI 90 F SI 90 X FF 91 3-2 G6-3 ①		F SI 88 X SI 90 0-1 2-H 1B		S FF 90 B FF 90 X FF 90 1-1 66 E 1-2 1B		L CH 83 S FC 86 B CU 76 X CH 83 1-2 23 E 3B	F SI 91 C SL 83 F SL 85 F SL 83 X SL 84 0-2 F8 ②		5	1	3	1	0	0	2
66 Yasiel Puig, R (1, 8) OBP: 0.389, SLG: 0.504	X FF 90 0-0 G1-3 ②		B SI 90 X CH 83 1-0 L8 ③		X CU 75 0-0 E6 1-2 2-3		C FF 89 B CU 75 F CU 75 B FF 89 B FC 88 D CU 76 4-2 23 E 27 2B BB	C SL 84 F SL 84 F SL 85 X CH 83 0-2 G5-3 ③		4	1	0	0	1	0	5
23 Adrián González, L (1, 3) OBP: 0.328, SLG: 0.446	B FF 90 C FF 90 F CU 75 C SI 90 1-3 K ③			F CU 73 X FF 91 0-1 L6 ①	B FF 90 D CU 75 C SI 89 X FF 89 2-1 G3 ③		S FC 88 F FF 90 X FC 89 0-2 E6 27 2B 1-3 3-H			4	1	0	0	0	1	4
27 Matt Kemp, R (1, 9) OBP: 0.339, SLG: 0.461		C SI 87 F FC 85 X CU 73 0-2 G5-3 ①		X CU 74 0-0 G6-3 ②		C FF 89 B FC 89 X CH 83 1-1 G1-3 ①	B FC 90 X FC 89 1-0 2B 2-H 3-H			4	0	1	2	0	0	0
33 Scott Van Slyke, R (1, 7) OBP: 0.372, SLG: 0.497		B FF 89 X CH 82 1-0 G6-3 ②		C FF 88 B SI 90 B FF 91 F FF 90 S CU 75 2-3 K ③		X SI 88 0-0 10 1B 2B	F FF 93 F FC 89 S FC 89 0-3 K ③			4	0	1	0	0	2	1
10 Justin Turner, R (1, 5) OBP: 0.391, SLG: 0.448		C SI 88 B SI 90 B CH 84 B SI 90 F FF 90 X SI 90 3-2 G3 ③			B FF 89 C FC 88 F CH 83 X SI 89 1-2 17 G6-3 14 CS 2B	B CU 73 X CH 83 1-0 17 G4-6-3 2-3 1B		F FF 92 C FF 92 B SL 82 B FF 94 B FF 94 B FF 93 4-2 17 S 17 2B BB		3	1	2	0	1	0	0
17 A.J. Ellis, R (1, 2) OBP: 0.319, SLG: 0.241			B FF 88 B FF 88 C FF 88 B CH 82 B FF 90 4-1 14 B1-5-4 11 1B BB		L FC 88 X CU 74 0-1 G6-3 ① 2-3	B CU 75 X CU 75 1-0 G4-6-3 ②③ 1-2f		B FF 94 F SL 83 C FF 94 B FF 94 F SL 82 B FF 94 X FF 94 3-2 16 1B 1-H 2B		3	0	1	1	1	0	3
11 Erisbel Arruebarrena, R (1, 6) OBP: 0.357, SLG: 0.320			C FF 89 F SI 90 X FC 89 0-2 14 B1-5-4 9 1B 1-2 1B		B FF 89 B CH 84 C CU 75 D CU 76 B CH 84 4-1 14 CS 14 1B BB		S FC 87 S CH 82 B CH 84 S FC 87 1-3 K ①	B FF 94 B FF 94 D FF 94 C FF 94 S FF 94 C FF 94 3-3 K ①		3	2	1	0	1	2	1
14 Dan Haren, R (1, 1) OBP: 0.212, SLG: 0.186 30 Darwin Barney, R (7, PH) OBP: 0.274, SLG: 0.329 43 Brandon League, R (8, 1) 56 J.P. Howell, L (8, 1) 16 Andre Ethier, L (8, PH) OBP: 0.312, SLG: 0.366 28 Jamey Wright, R (9, 1)			X FF 88 0-0 B1-5-4 ①② 1-2 2-3f		M SI 89 M FF 90 3 SAFE B CU 77 B FF 90 B FF 88 X SI 90 3-2 66 E 9 1B 1-H 3-H 1B		F FF 90 S CU 75 B CU 75 B FC 86 F CH 83 C FF 89 2-3 K ②	B SL 85 B SL 84 B SI 91 C SI 91 X FF 91 3-1 2-3 1B		2 1 0 0 1 0	0 0 0 0 0 0	1 0 0 0 1 0	1 0 0 0 0 0	0 0 0 0 0 0	0 1 0 0 0 0	2 0 0 0 0 0
Inning Stats	R: 0 E: 0 K: 1 S: 10 H: 0 LOB: 0 BB: 0 P: 14	R: 0 E: 0 K: 0 S: 7 H: 0 LOB: 0 BB: 0 P: 11	R: 1 E: 0 K: 0 S: 8 H: 2 LOB: 1 BB: 1 P: 13	R: 0 E: 0 K: 1 S: 6 H: 0 LOB: 0 BB: 0 P: 8	R: 1 E: 1 K: 0 S: 14 H: 3 LOB: 3 BB: 1 P: 25	R: 0 E: 0 K: 0 S: 5 H: 2 LOB: 1 BB: 0 P: 8	R: 3 E: 1 K: 3 S: 19 H: 2 LOB: 1 BB: 1 P: 28	R: 1 E: 0 K: 1 S: 20 H: 2 LOB: 2 BB: 1 P: 33		1B: 6 2B: 4 3B: 1 HR: 0 SF: 0 SAC: 0 DP: 2 HBP: 0				WP: 0 PB: 0 SB: 1 CS: 2 PA: 38		

PITCHER		IP	WLS	BF	H	R	ER	SO	BB	IBB	HBP	BLK	WP	HR	S	P	ERA	WHIP
49 Jonathon Niese, L ERA: 3.47	(1, 1)	6.2	L	30	8	5	2	4	3	0	0	0	0	0	65	102	2.70	1.650
52 Carlos Torres, R ERA: 3.42	(7, 1)	0.1		2	1	0	0	1	0	0	0	0	0	0	4	5	0.00	3.000
50 Rafael Montero, R ERA: 5.23	(8, 1)	0.1		3	1	1	1	1	1	0	0	0	0	0	9	19	27.00	6.000
61 Dana Eveland, L ERA: 3.0	(8, 1)	0.2		3	1	0	0	0	0	0	0	0	0	0	11	14	0.00	1.500

PITCHER	IP	WLS	BF	H	R	ER	SO	BB	IBB	HBP	BLK	WP	HR	S	P	ERA	WHIP

BOTTOM

New York Mets @ Los Angeles Dodgers

Dodger Stadium, Los Angeles, CA

Fri Aug 22 2014, 7:11 PM - 9:50 PM PDT

Att. 44,374 - Clear - 73 F

livebaseballscorecards.com

AB	34
R	6
H	11
RBI	5
BB	4
SO	6
LOB	18

Batter	1	2	3	4	5	6	7	8	9	AB	R	H	RBI	BB	SO	LOB
3 Curtis Granderson, L (1, 9) OBP: 0.322, SLG: 0.374	B FF 92 B FF 92 B FF 93 C FF 91 X FF 92 3-1 ① F9		B CH 88 S FF 93 X FF 93 1-1 ② F9		C SL 87 B FF 92 F FF 93 B FF 93 B FF 93 X FF 92 3-2 ① G4-3 1-2		S SI 89 S FF 93 B FF 94 B SL 88 F SL 88 F FF 95 C FF 94 2-3 ② K 1-2		S FC 92 T FC 95 X FC 94 0-2 ① F8 2-3	5	0	0	0	0	1	4
28 Daniel Murphy, L (1, 4) OBP: 0.343, SLG: 0.424	B FF 92 B SI 92 X SI 93 2-0 5 G6-3 1B		C CH 88 F FF 94 B SL 85 B CH 88 C SL 88 2-3 ③ K		X CH 88 0-0 5 G5-4-3 1B 2-3		B CH 88 B FF 94 I IN 56 I IN 54 4-0 IBB		B FC 94 F FC 94 F FC 94 F FF 96 F FC 97 F SL 84 S FC 97 1-3 ② K	4	0	2	0	1	2	2
5 David Wright, R (1, 5) OBP: 0.323, SLG: 0.368	C FF 93 B SI 92 B SI 93 X SI 94 2-1 ②③ G6-3 1-2f			C CU 76 C SI 93 B SI 93 B SI 93 X SI 93 2-2 ① G6-3	F SL 86 S SL 86 B SL 93 B SL 93 X SL 87 2-2 ②③ G5-4-3 1-2f		S SL 86 S SL 88 B SL 88 S SL 87 1-3 ③ K 2-3		F FC 95 S FC 97 S FC 98 0-3 ③ K	5	0	0	0	0	2	6
21 Lucas Duda, L (1, 3) OBP: 0.352, SLG: 0.491		X SI 92 0-0 ① G3-1		B FF 93 C CU 76 X FF 94 1-1 7 E 12 HR 1B		C SI 93 X CU 75 0-1 HR		B SI 88 F SI 86 X SI 88 1-1 ① F8		4	2	2	1	0	0	0
7 Travis d'Arnaud, R (1, 2) OBP: 0.291, SLG: 0.386		B FF 92 C SI 93 S SL 86 F SL 85 B FF 93 X SL 86 2-2 12 G4-3 1B		C SI 93 X SI 92 0-1 E5 12 HR 1-2		B FF 93 S SL 86 F SI 93 B SL 85 F SL 86 X SL 89 2-2 ① G1-3		X CU 76 0-0 ② G5-3		4	1	1	0	0	0	1
12 Juan Lagares, R (1, 8) OBP: 0.315, SLG: 0.382		X SL 86 0-0 ② G4-3 1-2		D SL 86 C FF 93 X CH 89 1-1 1-H 2-H HR		C SL 86 F SL 86 X SL 85 0-2 ② L9		C CU 76 F SL 87 B FF 91 X SL 86 1-2 6 2B 1B		4	1	2	3	0	0	1
6 Matthew den Dekker, L (1, 7) OBP: 0.256, SLG: 0.232		B SI 94 X CH 88 1-0 ③ G4-3		F SI 93 F CH 88 S SI 94 0-3 ② K		B CH 88 C FF 92 X SL 88 1-1 ③ G4-3		C SL 88 B SL 87 B SL 88 B SL 88 X SL 87 3-1 1-3 2B		4	0	1	0	0	1	1
4 Wilmer Flores, R (1, 6) OBP: 0.255, SLG: 0.285			B FF 92 X SL 85 1-0 ① G5-3	C FF 93 F SL 86 X FF 92 0-2 ③ P3			C SL 81 B SL 84 B FF 92 X SI 92 2-1 48 FC2-6 1B	B SL 88 F SL 90 B SL 89 D SL 90 X SL 89 3-1 ③ G5-3		4	0	1	0	0	0	2
48 Jacob deGrom, L (1, 1) OBP: 0.297, SLG: 0.333 22 Eric Young Jr., S (7, PR) OBP: 0.306, SLG: 0.301 38 Vic Black, R (7, 1) 66 Josh Edgin, R (7, 1) 58 Jenrry Mejia, R (8, 1) 9 Kirk Nieuwenhuis, L (9, PH) OBP: 0.318, SLG: 0.459			C FF 92 B SL 83 S CU 76 B SL 85 B FF 92 X FF 91 3-2 2B		X SI 91 0-0 28 1B 3 G4-3 1B		B CU 64 1 SAFE X CH 85 1-0 ① FC2-6 5 WP 3 S 1-2f		B FC 94 C FC 93 B FC 93 B FC 91 F FC 92 X FC 92 3-2 3 F8 2B	3 0 0 0 0 1	0 0 0 0 0 0	2 0 0 0 0 1	0 0 0 0 0 0	0 0 0 0 0 0	0 0 0 0 0 0	1 0 0 0 0 0
Inning Stats	R: 0 E: 0 K: 0 S: 5 H: 1 LOB: 0 BB: 0 P: 12	R: 0 E: 0 K: 0 S: 7 H: 1 LOB: 1 BB: 0 P: 10	R: 0 E: 0 K: 1 S: 9 H: 1 LOB: 0 BB: 0 P: 16	R: 3 E: 1 K: 1 S: 15 H: 2 LOB: 0 BB: 0 P: 19	R: 0 E: 0 K: 0 S: 8 H: 2 LOB: 1 BB: 0 P: 13	R: 1 E: 0 K: 0 S: 11 H: 1 LOB: 0 BB: 0 P: 14	R: 0 E: 0 K: 2 S: 11 H: 1 LOB: 2 BB: 1 P: 21	R: 0 E: 0 K: 0 S: 10 H: 2 LOB: 2 BB: 0 P: 18	R: 0 E: 0 K: 2 S: 15 H: 1 LOB: 1 BB: 0 P: 19	1B: 7 2B: 3 3B: 0 HR: 2 SF: 0 SAC: 0 DP: 2 HBP: 0						

TOP

New York Mets @ Los Angeles Dodgers

Dodger Stadium, Los Angeles, CA

Sat Aug 23 2014, 6:11 PM - 9:01 PM PDT

Att. 51,215 - Clear - 75 F

livebaseballscorecards.com

AB	38
R	4
H	12
RBI	4
BB	1
SO	6
LOB	18

		WP: 1	PA: 39
		PB: 0	
		SB: 1	
		CS: 0	

PITCHER		IP	WLS	BF	H	R	ER	SO	BB	IBB	HBP	BLK	WP	HR	S	P	ERA	WHIP
21 Zack Greinke, R ERA: 2.79	(1, 1)	7.0	W	30	9	4	3	4	0	1	0	0	1	2	66	105	3.86	1.286
56 J.P. Howell, L ERA: 1.3	(8, 1)	0.1	H	1	0	0	0	0	0	0	0	0	0	0	2	3	0.00	0.000
0 Brian Wilson, R ERA: 5.05	(8, 1)	0.2	H	4	2	0	0	0	0	0	0	0	0	0	8	15	0.00	3.000
74 Kenley Jansen, R ERA: 2.87	(9, 1)	1.0	S	4	1	0	0	2	0	0	0	0	0	0	15	19	0.00	1.000

PITCHER		IP	WLS	BF	H	R	ER	SO	BB	IBB	HBP	BLK	WP	HR	S	P	ERA	WHIP

BOTTOM

New York Mets @ Los Angeles Dodgers

Dodger Stadium, Los Angeles, CA

Sat Aug 23 2014, 6:11 PM - 9:01 PM PDT

Att. 51,215 - Clear - 75 F

livebaseballscorecards.com

Batter	1	2	3	4	5	6	7	8	9	AB	R	H	RBI	BB	SO	LOB
9 Dee Strange-Gordon, L (1, 4) OBP: 0.333, SLG: 0.382	B FF 96 F SI 95 F FF 96 F FF 97 F FF 96 S SI 96 1-3 K ①		C CU 82 X SI 96 0-1 G4-3 ③		C CH 86 F SI 94 S CU 80 0-3 K ②		C SL 84 X CU 78 0-1 33 E / 33 1B / 23 SF9 2-3 1B			4	1	1	0	0	2	1
3 Carl Crawford, L (1, 7) OBP: 0.307, SLG: 0.367 33 Scott Van Slyke, R (7, PH) OBP: 0.375, SLG: 0.500 (8, 7)	F FF 96 B FF 97 F FF 97 X FF 96 1-2 F7 ②			F FF 96 S FF 96 F FF 96 B FF 96 F FF 97 B FF 95 B FF 96 F FF 96 B FF 96 4-2 23 S / 23 1B BB	B CU 80 C FF 95 B SI 94 B CH 86 F FF 94 B CH 85 4-2 23 HR 1-2 BB		1 SAFE B FF 92 X FF 92 1-0 E1 1-3 3-H 1B			1 1	2 0	0 1	0 1	2 0	0 0	0 0
23 Adrián González, L (1, 3) OBP: 0.330, SLG: 0.454	C FF 97 T SI 96 S FF 97 0-3 K ③			B FF 96 F FF 96 B FF 97 X FF 97 2-1 16 G4-3 / 27 1B / 11 SF8 1-H 1B	F CU 81 X FF 96 0-1 1-H 2-H HR		X SL 85 0-0 SF9 ② 3-H			3	2	2	5	0	1	0
27 Matt Kemp, R (1, 9) OBP: 0.338, SLG: 0.459		C FF 96 C FF 95 B SL 89 X SL 88 1-2 G5-3 ①		X SL 88 0-0 11 SF8 / 16 G4-3 1-2 1B	S SI 95 S SL 88 D CU 80 B SL 89 S SL 86 2-3 K ③		C FF 91 F FF 90 S CU 80 0-3 K ③			4	0	1	0	0	2	1
16 Andre Ethier, L (1, 8) OBP: 0.311, SLG: 0.371		T FF 96 F FF 96 F SI 97 F FF 96 X SI 96 0-2 3B		F CU 81 X CU 80 0-1 G4-3 ① 1-2 2-3		C CH 84 X CH 83 0-1 F8 ①		B SL 84 B FF 94 C FF 94 C FF 94 X FF 95 2-2 G4-3 ①		4	0	1	0	0	0	2
11 Erisbel Arruebarrena, R (1, 6) OBP: 0.313, SLG: 0.286		S SL 90 D FF 91 S SI 97 S SL 90 1-3 K ②		X SI 94 0-0 SF8 ② 2-3 3-H		B SL 86 S SL 87 C SL 88 C SI 95 1-3 K ②		C SL 87 S SL 87 B SL 89 F FF 95 B SL 87 X FF 95 2-2 G4-3 ②		3	0	0	1	0	2	1
31 Drew Butera, R (1, 2) OBP: 0.260, SLG: 0.303		X SL 90 0-0 G6-3 ③		B SL 90 T SL 89 X CU 82 1-1 F7 ③		C SL 86 C SL 88 T FF 95 0-2 K ③		S SL 87 S SL 87 X SL 87 0-2 P6 ③		4	0	0	0	0	1	2
72 Miguel Rojas, R (1, 5) OBP: 0.267, SLG: 0.256			B FF 96 X SI 96 1-0 G3 ①		X SL 88 0-0 B1-3 ①		C FF 96 B CU 80 S CU 84 B FF 96 B CU 82 X FF 95 3-2 9 1B / 21 SH3-4 / 33 1B 1B			3	1	1	0	0	0	0
21 Zack Greinke, R (1, 1) OBP: 0.235, SLG: 0.255 56 J.P. Howell, L (8, 1) 0 Brian Wilson, R (8, 1) 74 Kenley Jansen, S (9, 1)			B FF 95 C SI 95 B SI 96 B SL 89 X SI 96 3-1 G4-3 ②		B SI 94 C FF 95 S CH 86 X CH 85 1-2 3 BB / 23 HR 1B		L FF 93 B FF 92 X FF 94 1-1 SH3-4 ① 1-2			2 0 0 0	1 0 0 0	1 0 0 0	0 0 0 0	0 0 0 0	0 0 0 0	0 0 0 0
Inning Stats	R: 0 E: 0 K: 2 S: 11 H: 0 LOB: 0 BB: 0 P: 13	R: 0 E: 0 K: 1 S: 12 H: 1 LOB: 1 BB: 0 P: 14	R: 0 E: 0 K: 0 S: 5 H: 0 LOB: 0 BB: 0 P: 9	R: 2 E: 0 K: 0 S: 13 H: 2 LOB: 1 BB: 1 P: 20	R: 3 E: 0 K: 2 S: 14 H: 2 LOB: 0 BB: 1 P: 21	R: 0 E: 0 K: 2 S: 8 H: 0 LOB: 0 BB: 0 P: 9	R: 2 E: 1 K: 1 S: 12 H: 3 LOB: 1 BB: 0 P: 17	R: 0 E: 0 K: 0 S: 10 H: 0 LOB: 0 BB: 0 P: 14		1B: 6 2B: 0 3B: 1 HR: 1 SF: 2 SAC: 1 DP: 0 HBP: 0				WP: 0 PB: 0 SB: 1 CS: 0 PA: 34		

	AB	29
	R	7
	H	8
	RBI	7
	BB	2
	SO	8
	LOB	7

PITCHER		IP	WLS	BF	H	R	ER	SO	BB	IBB	HBP	BLK	WP	HR	S	P	ERA	WHIP
48 Jacob deGrom, R ERA: 3.13	(1, 1)	6.0	L	25	5	5	5	7	2	0	0	0	0	1	63	86	7.50	1.167
38 Vic Black, R ERA: 2.2	(7, 1)	0.1		2	1	1	1	0	0	0	0	0	0	0	5	9	27.00	3.000
66 Josh Edgin, L ERA: 1.4	(7, 1)	0.2		4	2	1	0	1	0	0	0	0	0	0	7	8	0.00	3.000
58 Jenrry Mejia, R ERA: 3.99	(8, 1)	1.0		3	0	0	0	0	0	0	0	0	0	0	10	14	0.00	0.000

PITCHER	IP	WLS	BF	H	R	ER	SO	BB	IBB	HBP	BLK	WP	HR	S	P	ERA	WHIP

Batter	1	2	3	4	5	6	7	8	9	AB	R	H	RBI	BB	SO	LOB
3 Curtis Granderson, L (1, 9) OBP: 0.321, SLG: 0.372	X SI 91 0-0 ① F7		F SI 90 B FC 90 X FC 91 1-1 ① P6	C SI 94 X CH 88 0-1 ② L3			T X 0-1 29 F9 28 1B 21 1B 1-3 1B	F CH 89 F FF 96 B SI 94 B SI 94 B CH 89 X CH 88 3-2 ② F9		5	1	1	0	0	0	1
28 Daniel Murphy, L (1, 4) OBP: 0.343, SLG: 0.424 52 Carlos Torres, R (9, 1)	C FF 91 B CH 86 F SL 89 B FF 89 X CU 76 2-2 ② F7		X CH 86 0-0 5 1B 21 HR 1B	X SI 95 0-0 ③ F7			C X 0-1 7 1B 21 1B 12 SF9 1-2 3-H 1B	B SI 94 X SI 96 1-0 ③ P3		5 0	2 0	2 0	1 0	0 0	0 0	1 0
5 David Wright, R (1, 5) OBP: 0.324, SLG: 0.368 29 Eric Campbell, R (3, 5) OBP: 0.345, SLG: 0.409	B FF 93 B CU 79 X SL 89 2-0 ③ F9		T FF 90 B SI 91 B SL 89 X SL 89 2-1 21 HR 1-3 1B		C SI 92 B FC 90 X FF 94 1-1 ① G4-3		S FC 91 X FC 90 0-1 ① F9 2-3		B CU 80 C SI 90 B CU 77 X SI 91 2-1 ① G4-3	2 3	1 0	1 0	0 0	0 0	0 0	0 2
21 Lucas Duda, L (1, 3) OBP: 0.355, SLG: 0.507		C FF 90 C SL 89 B FF 92 B FF 92 S CU 77 2-3 ① K	C FC 90 X FF 91 0-1 1-H 3-H HR	C CU 80 B CH 87 X SI 94 1-1 ② G4-3		X SI 96 0-0 12 SF9 7 1B 1-2 3-H 1B		B CH 84 C CH 85 C CU 78 F CU 80 X FC 89 1-2 HR	5	2	3	5	0	1	0
7 Travis d'Arnaud, R (1, 2) OBP: 0.292, SLG: 0.396		F FF 92 X FF 92 0-1 HR	B FF 93 X CU 80 1-0 ② L7		B FC 90 F FC 90 X SI 94 1-1 ③ G6-3		B B FC 90 C FC 91 F SI 95 B SI 93 X FC 91 3-2 1-2 2-3 1B		S SI 91 B SI 91 X SI 92 1-1 ② G4-3	5	1	2	1	0	0	0
12 Juan Lagares, R (1, 8) OBP: 0.314, SLG: 0.380		C FC 90 X SL 89 0-1 22 3B 1B	C CU 80 B SL 89 X FF 91 1-1 E6 11 HR			F FF 96 S FC 89 X SI 96 0-2 ① L8	F FF 96 F FF 95 B FF 95 F FF 95 F FF 96 X SL 88 1-2 ② SF9 2-3 3-H		C SI 92 X FC 89 0-1 ③ P4	4	2	1	1	0	0	0
11 Rubén Tejada, R (1, 6) OBP: 0.345, SLG: 0.289		F FF 92 B CU 80 F SL 87 D CU 78 F SL 88 B FF 91 F FF 89 X FF 92 3-2 ② P3	X SL 89 0-0 2-H HR			F FF 96 X CU 82 0-1 ② P4	X FF 96 0-0 ③ P5			4	1	1	2	0	0	3
22 Eric Young Jr., S (1, 7) OBP: 0.305, SLG: 0.309		X SI 92 0-0 1-H 3B	B CU 79 T CH 87 B CH 87 X FF 90 2-1 ③ G3			C CU 80 B CH 87 F SI 94 F SI 97 F FC 90 B SI 94 B SI 95 X CH 89 3-2 ③ G3-1		F CH 86 B CH 87 C SI 96 B FF 94 X CH 88 2-2 ① G3		4	0	1	1	0	0	0
40 Bartolo Colon, R (1, 1) OBP: 0.040, SLG: 0.060 6 Matthew den Dekker, L (7, PH) OBP: 0.264, SLG: 0.241 44 Buddy Carlyle, L (7, 1) OBP: 1.000, SLG: 1.000 4 Wilmer Flores, R (9, 4) OBP: 0.255, SLG: 0.285		X SI 92 0-0 ③ G5-3		C FF 95 C FF 96 B FF 96 C FF 96 1-3 ① K			B C B C X 2-2 3 1B 28 1B 1B	B SI 95 B FF 94 C FF 93 F FF 94 X FF 95 2-2 1B		2 1 1 0	0 1 0 0	0 1 1 0	0 0 0 0	1 0 0 0	0 0 0 0	1 0 0 0

TOP

New York Mets @ Los Angeles Dodgers

Dodger Stadium, Los Angeles, CA

Sun Aug 24 2014, 1:10 PM - 4:12 PM PDT

Att. 47,290 - Sunny - 79 F

livebaseballscorecards.com

AB	41
R	11
H	14
RBI	11
BB	0
SO	2
LOB	8

Inning Stats	1	2	3	4	5	6	7	8	9			
	R: 0 E: 0 K: 0 S: 5	H: 0 LOB: 0 BB: 0 P: 9	R: 2 E: 0 K: 1 S: 14	H: 3 LOB: 1 BB: 0 P: 19	R: 5 E: 1 K: 0 S: 13	H: 4 LOB: 0 BB: 0 P: 20	R: 0 E: 0 K: 1 S: 6	H: 0 LOB: 0 BB: 0 P: 7	R: 0 E: 0 K: 0 S: 6	H: 0 LOB: 0 BB: 0 P: 9	R: 0 E: 0 K: 0 S: 10	H: 0 LOB: 0 BB: 0 P: 13
	R: 3 E: 0 K: 0 S: 19	H: 5 LOB: 2 BB: 0 P: 25	R: 0 E: 0 K: 0 S: 10	H: 1 LOB: 1 BB: 0 P: 18	R: 1 E: 0 K: 0 S: 10	H: 1 LOB: 0 BB: 0 P: 14	1B: 9 2B: 0 3B: 1 HR: 4	SF: 1 SAC: 0 DP: 0 HBP: 0	WP: 0 PB: 0 SB: 0 CS: 0	PA: 42		

PITCHER		IP	WLS	BF	H	R	ER	SO	BB	IBB	HBP	BLK	WP	HR	S	P	ERA	WHIP
35 Kevin Correia, R ERA: 5.09	(1, 1)	3.0	L	17	7	7	5	1	0	0	0	0	0	3	32	48	15.00	2.333
77 Carlos Frías, R ERA: 6.08	(4, 1)	3.1		15	5	3	3	1	0	0	0	0	0	0	35	47	8.10	1.500
52 Pedro Báez, R ERA: 1.69	(7, 1)	1.2		6	1	0	0	0	0	0	0	0	0	0	16	25	0.00	0.600
28 Jamey Wright, R ERA: 3.9	(9, 1)	1.0		4	1	1	1	0	0	0	0	0	0	1	10	14	9.00	1.000

PITCHER	IP	WLS	BF	H	R	ER	SO	BB	IBB	HBP	BLK	WP	HR	S	P	ERA	WHIP

New York Mets @ Los Angeles Dodgers

Dodger Stadium, Los Angeles, CA

Sun Aug 24 2014, 1:10 PM - 4:12 PM PDT

Att. 47,290 - Sunny - 79 F

livebaseballscorecards.com

Batter	1	2	3	4	5	6	7	8	9	AB	R	H	RBI	BB	SO	LOB
9 Dee Strange-Gordon, L (1, 4) OBP: 0.335, SLG: 0.387	B SI 88 F SI 88 S FF 91 F FF 92 F FF 91 B SI 90 X SI 89 2-2 ① G6-3		C FF 89 M SI 88 B SI 88 F SI 88 X FF 91 1-2 ② G6-3			B SI 86 B SI 88 C FF 90 X SI 90 2-1 66 BB 23 1B 1B		B SI 90 F SI 90 B SI 91 X SI 89 2-1 1-H 3B		4	1	2	1	0	0	0
66 Yasiel Puig, R (1, 8) OBP: 0.388, SLG: 0.501	X FF 91 0-0 ② G6-3		X SI 87 0-0 ③ G6-3			1 SAFE S SI 84 1 SAFE B SI 86 B SL 83 B SL 83 B SI 86 4-1 23 1B 27 1-2 BB		F SI 93 F FF 93 F FF 93 D CU 76 F FF 93 B SL 85 S FF 93 2-3 ① K		3	0	0	0	1	1	1
23 Adrián González, L (1, 3) OBP: 0.333, SLG: 0.461 72 Miguel Rojas, R (8, 7) OBP: 0.265, SLG: 0.254	F FF 91 B FF 91 X SI 88 1-1 27 1B 2B			B SL 80 B CH 81 B SI 87 C SI 87 F SI 88 X FF 92 3-2 2B		F SI 90 B FF 92 X SI 90 1-1 27 1-2 2-H 1B		B FF 93 C FF 93 S FF 92 B SI 93 C SI 93 2-3 ② K		3 1	1 0	3 0	1 0	0 0	0 1	0 1
27 Matt Kemp, R (1, 9) OBP: 0.338, SLG: 0.458 52 Pedro Báez, R (7, 1) 31 Drew Butera, R (8, PH) OBP: 0.259, SLG: 0.301 28 Jamey Wright, R (9, 1)	B SI 88 B SI 89 X SI 88 2-0 2-H 1B			C SI 87 C SI 89 F SI 90 B SI 89 S SL 85 1-3 ① K		C SI 87 B SL 83 X SI 87 1-1 ①②③ G5-4-3-2-4-3 1-2f 2-Hf		C FF 93 B FF 93 B FF 92 F FF 92 X SI 93 2-2 ③ F7		3 0 1 0	0 0 0 0	1 0 0 0	1 0 0 0	0 0 0 0	1 0 0 0	3 0 1 0
13 Hanley Ramirez, R (1, 6) OBP: 0.363, SLG: 0.450	C SI 85 X SI 86 0-1 ③ G6-3			F SI 89 F SI 89 F FF 91 F SI 89 S SL 84 0-3 ② K		C SI 90 C FF 91 B FF 93 B FF 93 F FF 92 F FF 93 X FF 92 2-2 ① G5-3			C FF 92 T FF 94 F FF 94 B FF 94 S CU 84 1-3 ① K	4	0	0	0	0	2	2
16 Andre Ethier, L (1, 7) OBP: 0.313, SLG: 0.373 (8, 9)		C FF 88 F FF 90 F FF 91 X FF 91 0-2 ① L6		C FF 90 X CH 82 0-1 ③ G1-3		C CU 72 B SI 92 X SI 92 1-1 1B			B CU 78 X FF 93 1-0 10 G5-3 1B	4	0	2	0	0	0	1
10 Justin Turner, R (1, 5) OBP: 0.385, SLG: 0.441		C SI 88 B SI 89 S SI 89 C SI 89 1-3 ② K			C SI 86 C SI 86 F SI 89 B FF 90 F SI 89 B SL 83 B SL 84 X SL 84 3-2 ① F8	B SI 90 F SI 91 F SI 92 S FF 93 1-3 ② K			F FF 93 X FC 90 0-1 ② G5-3 1-2	4	0	0	0	0	2	2
17 A.J. Ellis, R (1, 2) OBP: 0.317, SLG: 0.238		C FF 90 B SI 89 C SL 82 B SI 88 F SI 87 B SI 89 X SI 88 3-2 ③ G4-3			C SI 88 F SI 88 B SI 90 F SI 88 S FF 92 1-3 ② K	C SI 91 B FF 92 F FF 92 B SI 92 B FF 92 X FF 91 3-2 ③ L7			S FF 92 C FC 88 B FC 90 B FF 94 F FC 89 D FC 91 B FF 94 4-2 BB	3	0	0	0	1	1	1
35 Kevin Correia, R (1, 1) OBP: 0.333, SLG: 0.444 30 Darwin Barney, R (3, PH) OBP: 0.273, SLG: 0.327 77 Carlos Frías, R (4, 1) 33 Scott Van Slyke, R (7, 9) OBP: 0.376, SLG: 0.500 (8, 3)			B SI 86 C SI 86 C SI 88 B FF 91 X SI 88 2-2 ① G3		B FF 90 F SI 86 S FF 90 S SI 87 1-3 ③ K2-3			X SI 90 0-0 9 3B 1B	B FF 91 X FF 92 1-0 ③ P2	0 1 1 2	0 0 0 1	0 0 0 1	0 0 1 1	0 0 0 0	0 0 1 2	0 0 0 2
Inning Stats	R: 1 E: 0 K: 0 S: 11 H: 2 LOB: 1 BB: 0 P: 16	R: 0 E: 0 K: 1 S: 11 H: 0 LOB: 0 BB: 0 P: 15	R: 0 E: 0 K: 0 S: 8 H: 0 LOB: 0 BB: 0 P: 11	R: 0 E: 0 K: 2 S: 14 H: 1 LOB: 1 BB: 0 P: 18	R: 0 E: 0 K: 2 S: 12 H: 0 LOB: 0 BB: 0 P: 17	R: 1 E: 0 K: 0 S: 7 H: 2 LOB: 0 BB: 1 P: 15	R: 0 E: 0 K: 1 S: 13 H: 1 LOB: 1 BB: 0 P: 20	R: 1 E: 0 K: 2 S: 14 H: 2 LOB: 1 BB: 0 P: 22	R: 0 E: 0 K: 1 S: 11 H: 1 LOB: 2 BB: 1 P: 18	1B: 6 2B: 2 3B: 2 HR: 0 SF: 0 SAC: 0 DP: 0 HBP: 0						

	AB	34
	R	3
	H	9
	RBI	3
	BB	2
	SO	9
	LOB	14

WP: 0 PB: 0 SB: 0 CS: 0 PA: 36

PITCHER		IP	WLS	BF	H	R	ER	SO	BB	IBB	HBP	BLK	WP	HR	S	P	ERA	WHIP
40 Bartolo Colon, R ERA: 3.82	(1, 1)	6.0	W	22	5	2	2	5	1	0	0	0	0	0	63	92	3.00	1.000
44 Buddy Carlyle, R ERA: 1.33	(7, 1)	2.0		9	3	1	1	3	0	0	0	0	0	0	27	42	4.50	1.500
52 Carlos Torres, R ERA: 3.38	(9, 1)	1.0		5	1	0	0	1	1	0	0	0	0	0	11	18	0.00	2.000

PITCHER	IP	WLS	BF	H	R	ER	SO	BB	IBB	HBP	BLK	WP	HR	S	P	ERA	WHIP

Atlanta Braves @ New York Mets

Citi Field, Flushing, NY

Tue Aug 26 2014, 7:12 PM - 9:38 PM EDT
Att. 22,406 - Partly Cloudy - 78 F

TOP

Batter	1	2	3	4	5	6	7	8	9	AB	R	H	RBI	BB	SO	LOB
22 Jason Heyward, L (1, 9) OBP: 0.352, SLG: 0.386	B FF 87 X FF 88 1-0 F8 ①			B KC 71 B KC 71 B FF 88 C FF 88 X FF 89 3-1 G4-3 ①		B CH 80 B CH 79 C SI 87 X CH 81 2-1 F8 ①		B FF 97 X FF 97 1-0 G4-3 ②		4	0	0	0	0	0	0
1 Emilio Bonifácio, S (1, 8) OBP: 0.314, SLG: 0.356	C FF 88 B KC 72 C KC 72 F FF 89 B KC 73 X CH 82 2-2 F8 ②			C SL 80 B KC 74 C KC 72 B SI 90 F FF 89 F SL 82 X CH 82 2-2 G6-3 ②		B FF 88 X CH 81 1-0 F8 ②		B SI 95 L FF 96 X SI 96 1-1 1B 5 S		4	0	1	0	0	0	0
5 Freddie Freeman, L (1, 3) OBP: 0.386, SLG: 0.480	B FF 88 F FF 89 X FF 89 1-1 P5 ③			X FF 89 0-0 2B 8 WP 8 2B		B KC 73 B CH 82 T CH 83 B SL 85 S CH 83 F CH 83 X CH 84 3-2 F8 ③		B FF 96 S FF 97 B FF 97 X FF 96 2-1 F7 ③ 1-2		4	1	1	0	0	0	1
8 Justin Upton, R (1, 7) OBP: 0.366, SLG: 0.527		B FF 87 B FF 87 C FF 88 B SL 83 F FC 88 B SI 90 4-2 BB 23 G5-4-3		B SL 82 B SL 81 C SL 80 F FF 91 B SL 80 F FF 91 X FF 91 3-2 2B 2-H			X CH 82 0-0 1B 24 G6-4-3 23 BB 7 1B		C CU 79 S FF 94 X FF 94 0-2 1B 23 G5-4-3	3	1	3	1	1	0	0
23 Chris Johnson, R (1, 5) OBP: 0.296, SLG: 0.375		C SI 89 F FF 90 X SI 90 0-2 G5-4-3 ①② 1-2f		C FF 91 F SI 91 X KC 74 0-2 F7 ③			B SI 88 B FF 90 D CH 83 B FF 89 4-0 BB 24 G6-4-3 1-2		1 SAFE X FF 93 0-0 G5-4-3 ①② 1-2f	3	0	0	0	1	0	3
24 Evan Gattis, R (1, 2) OBP: 0.331, SLG: 0.517		C FF 89 S KC 74 F FF 89 B SI 90 S KC 74 1-3 K ③			X SI 88 0-0 1B 7 L3		C SI 89 X SI 90 0-1 G6-4-3 ①② 1-2f 2-3		S SL 86 B CU 81 S SL 87 B SL 86 B SL 87 C SL 86 3-3 ꓘ ③	4	0	1	0	0	2	2
7 Tommy La Stella, L (1, 4) OBP: 0.344, SLG: 0.338			C FF 88 B SI 88 F SL 81 F SI 90 B KC 74 X SI 90 2-2 F7 ①		B SI 87 C SL 78 B SI 87 X SL 78 2-1 L3 ①② 1-1		B CH 84 C KC 74 F CH 83 B FF 90 B KC 73 X KC 73 3-2 1B 19 FC6-4 3-H			3	0	1	1	0	0	1
19 Andrelton Simmons, R (1, 6) OBP: 0.296, SLG: 0.352			C FF 89 C SI 90 X KC 74 0-2 G6-3 ②		B FF 90 B KC 74 F FF 90 F FF 91 F SI 91 X CH 84 2-2 1B		F FF 95 F SL 86 X SI 96 0-2 FC6-4 ③ 1-2f			3	0	1	0	0	0	1
40 Alex Wood, R (1, 1) OBP: 0.125, SLG: 0.067			C FF 90 B SL 80 X SL 78 1-1 L8 ③		B FF 89 C SI 90 C CH 82 X CH 83 1-2 G6-3 ③			C SI 96 X SI 95 0-1 F8 ①		2	0	0	0	0	0	1
4 Ryan Doumit, S (8, PH) OBP: 0.233, SLG: 0.280										1	0	0	0	0	0	0
52 Jordan Walden, R (8, 1)										0	0	0	0	0	0	0
Inning Stats	R: 0 H: 0 E: 0 LOB: 0 K: 0 BB: 0 S: 7 P: 11	R: 0 H: 0 E: 0 LOB: 0 K: 1 BB: 1 S: 9 P: 14	R: 0 H: 0 E: 0 LOB: 0 K: 0 BB: 0 S: 9 P: 12	R: 1 H: 2 E: 0 LOB: 1 K: 0 BB: 0 S: 15 P: 23	R: 0 H: 2 E: 0 LOB: 1 K: 0 BB: 0 S: 10 P: 15	R: 0 H: 0 E: 0 LOB: 0 K: 0 BB: 0 S: 7 P: 13	R: 1 H: 2 E: 0 LOB: 1 K: 0 BB: 1 S: 9 P: 16	R: 0 H: 1 E: 0 LOB: 1 K: 0 BB: 0 S: 7 P: 11	R: 0 H: 1 E: 0 LOB: 0 K: 1 BB: 0 S: 7 P: 10	1B: 6 SF: 0 2B: 3 SAC: 0 3B: 0 DP: 4 HR: 0 HBP: 0						

AB	31
R	2
H	8
RBI	2
BB	2
SO	2
LOB	9

WP: 1 PA: 33
PB: 0
SB: 1
CS: 0

livebaseballscorecards.com

PITCHER		IP	WLS	BF	H	R	ER	SO	BB	IBB	HBP	BLK	WP	HR	S	P	ERA	WHIP
35 Dillon Gee, R ERA: 3.77	(1, 1)	6.2	W	25	6	2	2	1	2	0	0	0	1	0	63	101	2.70	1.200
27 Jeurys Familia, R ERA: 1.93	(7, 1)	1.1	H	5	1	0	0	0	0	0	0	0	0	0	10	14	0.00	0.750
58 Jenrry Mejia, R ERA: 3.94	(9, 1)	1.0	S	3	1	0	0	1	0	0	0	0	0	0	7	10	0.00	1.000

PITCHER	IP	WLS	BF	H	R	ER	SO	BB	IBB	HBP	BLK	WP	HR	S	P	ERA	WHIP

BOTTOM

Atlanta Braves @ New York Mets

Citi Field, Flushing, NY

Tue Aug 26 2014, 7:12 PM - 9:38 PM EDT

Att. 22,406 - Partly Cloudy - 78 F

Batter	1	2	3	4	5	6	7	8	9	AB	R	H	RBI	BB	SO	LOB
22 Eric Young Jr., S (1, 7) OBP: 0.301, SLG: 0.304	B SI 88 B SI 89 C SI 89 F SI 89 F CH 83 F SI 90 X SI 91 2-2 ① G6-3	B KC 79 2 SAFE S SI 89 X SI 89 1-1 ③ G3-1			B KC 78 X SI 90 1-0 ① G5-3			X FF 96 0-0 ① L8		4	0	0	0	0	0	2
3 Curtis Granderson, L (1, 9) OBP: 0.322, SLG: 0.370	C KC 80 T SI 91 F SI 91 H SI 91 1-2 HBP		B SI 90 B CH 83 B SI 89 B SI 91 4-0 29 G1-6-3 BB		C SI 90 B SI 90 C KC 79 B KC 79 X SI 89 2-2 ② G3			X FF 95 0-0 ② F7		2	0	0	0	1	0	0
29 Eric Campbell, R (1, 5) OBP: 0.337, SLG: 0.399	B SI 90 X SI 91 1-0 ② L7		C KC 78 F SI 89 1 SAFE B CH 82 X SI 90 1-2 ① ② G1-6-3 1-2f		F CH 83 B SI 91 S KC 80 B KC 79 B CH 83 C KC 77 3-3 ③ K			B FF 96 C FF 94 B SL 84 X FF 95 2-1 ③ G6-3		4	0	0	0	0	1	2
21 Lucas Duda, L (1, 3) OBP: 0.352, SLG: 0.504	1 SAFE B SI 90 C SI 90 1 SAFE C KC 79 X KC 79 1-2 ③ P6		B SI 91 F SI 90 F CH 82 F SI 90 B CH 82 B KC 80 X CH 83 3-2 ③ F9			C KC 78 B SI 89 B KC 79 S CH 82 F SI 89 S KC 78 2-3 ① K				3	0	0	0	0	1	1
7 Travis d'Arnaud, R (1, 2) OBP: 0.296, SLG: 0.402		C SI 88 B SI 89 C SI 89 F SI 90 B KC 80 B KC 80 X KC 80 3-2 4 F8 11 1B 12 1B 1B		X SI 88 0-0 12 HR 2B		C CH 82 F CH 83 B SI 90 X CH 83 1-2 ② G5-3				3	2	2	0	0	0	0
12 Juan Lagares, R (1, 8) OBP: 0.317, SLG: 0.392		F CH 82 B CH 82 C SI 90 X KC 79 1-2 11 1B 1-2 1B		B SI 91 D KC 79 F SI 90 F SI 90 D SI 91 F SI 91 X CH 82 3-2 2-H HR		C SI 90 F KC 78 X SI 91 0-2 ③ F7				3	1	2	2	0	0	0
4 Wilmer Flores, R (1, 4) OBP: 0.250, SLG: 0.279		B SI 90 C SI 89 X KC 78 1-1 ① F8 2-3		B SI 90 S SI 89 F SI 90 X SI 90 1-2 ① F9			C CH 82 B CH 81 S SI 89 F SI 90 B CH 83 F SI 89 C KC 80 2-3 ① K			3	0	0	0	0	1	2
11 Rubén Tejada, R (1, 6) OBP: 0.345, SLG: 0.289		X SI 90 0-0 1-2 3-H 1B		C SI 89 X CH 82 0-1 ② F8			F SI 88 F SI 90 B KC 79 F SI 90 F KC 80 S SI 90 1-3 ② K			3	0	1	1	0	1	0
35 Dillon Gee, R (1, 1) 27 Jeurys Familia, R (7, 1) OBP: 0.667, SLG: 0.667 58 Jenrry Mejia, R (9, 1)		C SI 90 L SI 88 L KC 79 0-3 ② K		C SI 89 C SI 89 F SI 89 S KC 79 0-3 ③ K			S SI 88 F KC 78 B SI 90 X CH 83 1-2 ③ G5-3			2 1 0	0 0 0	0 0 0	0 0 0	0 0 0	2 0 0	2 0 0
Inning Stats	R: 0 E: 0 K: 0 S: 12 H: 0 LOB: 1 BB: 0 P: 17	R: 1 E: 0 K: 1 S: 15 H: 3 LOB: 2 BB: 0 P: 21	R: 0 E: 0 K: 0 S: 7 H: 0 LOB: 0 BB: 1 P: 15	R: 2 E: 0 K: 1 S: 14 H: 2 LOB: 0 BB: 0 P: 18	R: 0 E: 0 K: 1 S: 7 H: 0 LOB: 0 BB: 0 P: 13	R: 0 E: 0 K: 1 S: 10 H: 0 LOB: 0 BB: 0 P: 13	R: 0 E: 0 K: 2 S: 13 H: 0 LOB: 0 BB: 0 P: 17	R: 0 E: 0 K: 0 S: 4 H: 0 LOB: 0 BB: 0 P: 6		1B: 3 2B: 1 3B: 0 HR: 1 SF: 0 SAC: 0 DP: 1 HBP: 1						

livebaseballscorecards.com

AB	28
R	3
H	5
RBI	3
BB	1
SO	6
LOB	9

WP: 0 PA: 30
PB: 0
SB: 0
CS: 0

PITCHER		IP	WLS	BF	H	R	ER	SO	BB	IBB	HBP	BLK	WP	HR	S	P	ERA	WHIP
40 Alex Wood, L ERA: 3.09	(1, 1)	7.0	L	27	5	3	3	6	1	0	1	0	0	1	78	114	3.86	0.857
52 Jordan Walden, R ERA: 2.16	(8, 1)	1.0		3	0	0	0	0	0	0	0	0	0	0	4	6	0.00	0.000

PITCHER	IP	WLS	BF	H	R	ER	SO	BB	IBB	HBP	BLK	WP	HR	S	P	ERA	WHIP

Batter	1	2	3	4	5	6	7	8	9	AB	R	H	RBI	BB	SO	LOB
22 Jason Heyward, L (1, 9) OBP: 0.351, SLG: 0.391	B SI 96 C FF 95 X FF 94 1-1 HR		B CU 80 X CU 80 1-0 ① G1-3	B FF 94 C CH 89 X CH 89 1-1 ③ G4-3			C CU 79 F CU 80 X FC 89 0-2 ③ G4-3			4	1	1	1	0	0	0
15 Phil Gosselin, R (1, 5) OBP: 0.327, SLG: 0.380	C FF 96 B CU 78 C CU 78 F FF 97 X CU 79 1-2 ① F9		B FF 95 X CU 80 1-0 5 2B 8 G4-3 1B		B SI 96 C FC 88 B CU 78 F FC 89 F FF 96 C CU 80 2-3 ① K			B FF 91 C FF 90 F FF 91 S FF 92 1-3 ① K		4	1	1	0	0	2	0
5 Freddie Freeman, L (1, 3) OBP: 0.387, SLG: 0.481	C CU 78 B FF 98 S FF 97 S CU 81 1-3 ② K		1 SAFE S FC 92 S CU 79 X CU 81 0-2 8 G4-3 24 E 1-3 2B		B FF 96 C CH 90 B FC 88 B CU 81 B CU 79 4-1 8 G6-4-3 BB			B FF 90 S SL 85 B SL 87 B SI 90 X SI 89 3-1 ② G4-3		3	1	1	0	1	1	0
8 Justin Upton, R (1, 7) OBP: 0.363, SLG: 0.522	B FF 97 B FC 92 C SI 98 S FF 98 T FF 97 2-2 ③ K		B FF 97 S FF 96 C FF 97 X FF 97 1-2 ② G4-3 2-3 3-H		B FC 89 B FC 90 F SI 95 F CH 88 1 SAFE F FC 89 X CU 80 2-2 ②③ G6-4-3 1-2f			F FF 92 B FF 92 B FF 92 X FF 91 2-1 ③ F8		4	0	0	1	0	1	2
24 Evan Gattis, R (1, 2) OBP: 0.330, SLG: 0.514 1 Emilio Bonifácio, S (9, PR) OBP: 0.314, SLG: 0.356 11 Gerald Laird, R (9, 2) OBP: 0.296, SLG: 0.277		F FC 90 S FC 91 B CU 79 S CU 80 1-3 ① K	C SI 97 B SI 96 B FF 96 S CU 80 F CU 82 X FF 97 2-2 E6 7 BB 3-H			C SI 94 B FF 95 B SI 95 F CU 80 S FC 90 2-3 ① K		X CU 80 0-0 19 G4-6-3 1B	4 0 0	0 0 0	1 0 0	0 0 0	0 0 0	2 0 0	0 0 0
7 Tommy La Stella, L (1, 4) OBP: 0.346, SLG: 0.342		B FF 95 C SI 96 C FF 95 X SI 96 1-2 2B	B FF 95 B FC 91 B CH 89 B FF 94 4-0 1-2 BB			B FC 90 F FF 96 F CU 80 X CU 80 1-2 ② G6-3		1 SAFE B FF 92 1 SAFE X FC 89 1-0 ① F8		3	0	1	0	1	0	1
19 Andrelton Simmons, R (1, 6) OBP: 0.294, SLG: 0.348		C CU 78 B FF 97 B SI 97 X CH 89 2-1 ② G6-3	D CU 80 X FF 97 1-0 ③ G4-3			B CH 89 B CH 89 X CU 79 2-0 ③ G5-3		F FC 91 X FC 90 0-1 ②③ G4-6-3 1-2f		4	0	0	0	0	0	4
2 B.J. Upton, R (1, 8) OBP: 0.281, SLG: 0.323		B SI 96 B FF 96 I SI 70 I SI 72 4-0 IBB		S FC 90 B SI 95 C CU 80 F SI 96 X FF 97 1-2 ① G4-3			S FC 88 B FC 88 C SI 95 B CU 78 F FF 95 B FC 89 C FC 89 3-3 ① K			2	0	0	0	1	1	0
49 Julio Teheran, R (1, 1) OBP: 0.117, SLG: 0.103 48 David Carpenter, R (7, 1) 52 Jordan Walden, R (8, 1) 46 Craig Kimbrel, R (9, 1)		C FF 96 B CU 81 C CU 80 B FF 98 X FF 97 2-2 ③ G3		C FF 96 C SI 95 C SI 95 0-3 ② K			X FF 95 0-0 ② G6-3			3 0 0 0	0 0 0 0	0 0 0 0	0 0 0 0	1 0 0 0	0 0 0 0	2 0 0 0
Inning Stats	R: 1 E: 0 K: 2 S: 12 H: 1 LOB: 0 BB: 0 P: 17	R: 0 E: 0 K: 1 S: 11 H: 1 LOB: 2 BB: 1 P: 21	R: 2 E: 1 K: 0 S: 13 H: 2 LOB: 2 BB: 1 P: 23	R: 0 E: 0 K: 1 S: 9 H: 0 LOB: 0 BB: 0 P: 11	R: 0 E: 0 K: 1 S: 9 H: 0 LOB: 0 BB: 1 P: 17	R: 0 E: 0 K: 1 S: 7 H: 0 LOB: 0 BB: 0 P: 12	R: 0 E: 0 K: 1 S: 8 H: 0 LOB: 0 BB: 0 P: 11	R: 0 E: 0 K: 1 S: 7 H: 0 LOB: 0 BB: 0 P: 13	R: 0 E: 0 K: 0 S: 4 H: 1 LOB: 1 BB: 0 P: 5	1B: 2 2B: 2 3B: 0 HR: 1 SF: 0 SAC: 0 DP: 2 HBP: 0						

PITCHER	IP	WLS	BF	H	R	ER	SO	BB	IBB	HBP	BLK	WP	HR	S	P	ERA	WHIP
45 Zack Wheeler, R (1, 1) ERA: 3.44	7.0	L	28	4	3	2	7	2	1	0	0	0	1	69	112	2.57	0.857
44 Buddy Carlyle, R (8, 1) ERA: 1.27	1.0		3	0	0	0	1	0	0	0	0	0	0	7	13	0.00	0.000
52 Carlos Torres, R (9, 1) ERA: 3.33	1.0		3	1	0	0	0	0	0	0	0	0	0	4	5	0.00	1.000

PITCHER	IP	WLS	BF	H	R	ER	SO	BB	IBB	HBP	BLK	WP	HR	S	P	ERA	WHIP

TOP

Atlanta Braves @ New York Mets

Citi Field, Flushing, NY

Wed Aug 27 2014, 7:12 PM - 9:59 PM EDT

Att. 22,014 - Clear - 83 F

livebaseballscorecards.com

AB	31
R	3
H	5
RBI	2
BB	3
SO	8
LOB	9

WP: 0 PA: 34
PB: 0
SB: 0
CS: 0

Atlanta Braves @ New York Mets

Citi Field, Flushing, NY

Wed Aug 27 2014, 7:12 PM - 9:59 PM EDT

Att. 22,014 - Clear - 83 F

BOTTOM

Batter	1	2	3	4	5	6	7	8	9	AB	R	H	RBI	BB	SO	LOB
3 Curtis Granderson, L (1, 9) OBP: 0.322, SLG: 0.368	B FF 88 C FF 90 B CH 82 B CH 83 C FF 91 F FF 93 F FF 92 C SI 90 3-3 ① **K**		B SL 79 C CH 82 F SL 80 B SL 79 B SI 90 X CH 82 3-2 ② **G4-1**			B FF 89 B CH 82 B CH 81 C SI 87 X FF 91 3-1 ① **G3**		B FF 96 B CH 87 B FF 96 B FF 95 4-0 21 G4-6-3 12 1B 1-2 BB		3	0	0	0	1	1	0
12 Juan Lagares, R (1, 8) OBP: 0.319, SLG: 0.393	C FF 91 F FF 92 B FF 92 X SL 81 1-2 **1B**		B FF 91 C SI 89 X SL 80 1-1 ③ **P6**			C SI 89 F SL 80 F FF 93 B FF 92 B SL 78 B FF 92 F SL 79 F FF 92 X FF 92 3-2 ② **F8**		C FF 97 X FF 96 0-1 21 G4-6-3 1-2 2-H 1B		4	0	2	1	0	0	0
21 Lucas Duda, L (1, 3) OBP: 0.349, SLG: 0.499	X FF 91 0-0 ② **L8**			B CU 73 S CH 82 S SL 81 S SL 79 1-3 ① **K**		B CH 82 F CH 82 C CU 74 B SL 80 X SL 79 2-2 ③ **P6**		X FF 96 0-0 ① ② **G4-6-3** 1-2f 2-3		4	0	0	0	0	1	3
7 Travis d'Arnaud, R (1, 2) OBP: 0.292, SLG: 0.397	C FF 91 F CH 84 F FF 92 X SL 81 0-2 ③ **P3**			F FF 92 S CU 75 X SL 80 0-2 ② **G4-3**			B CU 72 X CU 73 1-0 ① **G6-3**	X FF 96 0-0 ③ **G6-3**		4	0	0	0	0	0	2
29 Eric Campbell, R (1, 5) OBP: 0.341, SLG: 0.401		B FF 89 X SI 87 1-0 ① **F9**		C SL 80 B SL 79 X SI 90 1-1 ③ **L8**			B SL 79 S SL 78 S FF 91 X FF 92 1-2 6 BB 1B		F FF 97 S KC 87 B FF 98 B KC 86 B FF 98 X FF 98 3-2 4 SH1-4 6 BB 11 FC5-2 1B	4	0	2	0	0	0	0
6 Matthew den Dekker, L (1, 7) OBP: 0.274, SLG: 0.235		B CU 72 B FF 88 C SI 88 B CH 82 X SI 87 3-1 ② **F9**			C CU 74 F CH 83 B FF 91 B SL 78 F FF 94 B CU 72 S SL 78 3-3 ① **K**		B SI 88 B CH 82 1 SAFE B FF 91 C FF 90 F SI 88 B SL 79 4-2 1-2 BB		B FF 98 1 SAFE B FF 98 1 SAFE B FF 97 C FF 98 C FF 97 B FF 98 4-2 11 FC5-2 4 SH1-4 1-2 BB	2	0	0	0	2	1	0
4 Wilmer Flores, R (1, 4) OBP: 0.258, SLG: 0.301		B SI 89 B FF 92 C FF 91 B CH 82 X FF 91 3-1 **HR**			B FF 92 B SI 89 B FF 92 B FF 91 4-0 **BB**		B SL 86 B FF 95 F FF 96 F SI 96 X FF 95 2-2 ② **F3**		X FF 98 0-0 ① **SH1-4** 1-2 2-3	2	1	1	1	1	0	2
11 Rubén Tejada, R (1, 6) OBP: 0.342, SLG: 0.285		C SI 89 F CH 83 S SL 81 0-3 ③ **K**			B CH 82 C FF 91 F CH 82 B FF 91 X SL 80 2-2 ② **F9**		S SL 87 F SL 86 F FF 97 D SL 85 X FF 97 1-2 ③ **G6-3**		X FF 99 0-0 ② **FC5-2** 2-3 3-H	4	0	0	0	0	1	5
45 Zack Wheeler, L (1, 1) OBP: 0.093, SLG: 0.095 44 Buddy Carlyle, L (8, 1) OBP: 1.000, SLG: 1.000 22 Eric Young Jr., S (8, PH) OBP: 0.303, SLG: 0.307 52 Carlos Torres, R (9, 1) 9 Kirk Nieuwenhuis, L (9, PH) OBP: 0.314, SLG: 0.453			B FF 89 X SI 88 1-0 ① **G3-1**		X SI 90 0-0 ③ **G1-3**			B FF 95 C FF 96 S SL 85 X SL 82 1-2 3 WP 12 1B 1B	C FF 97 F FF 99 B FF 100 B FF 99 B FF 100 F FF 98 X FF 98 3-2 ③ **F7**	2 0 1 0 1	0 0 1 0 0	0 0 1 0 0	0 0 1 0 0	0 0 0 0 0	0 0 0 0 0	1 0 0 0 2
Inning Stats	R: 0 E: 0 K: 1 S: 13 H: 1 LOB: 1 BB: 0 P: 17	R: 1 E: 0 K: 1 S: 8 H: 1 LOB: 0 BB: 0 P: 15	R: 0 E: 0 K: 0 S: 6 H: 0 LOB: 0 BB: 0 P: 11	R: 0 E: 0 K: 1 S: 8 H: 0 LOB: 0 BB: 0 P: 10	R: 0 E: 0 K: 1 S: 8 H: 0 LOB: 1 BB: 1 P: 17	R: 0 E: 0 K: 0 S: 11 H: 0 LOB: 0 BB: 0 P: 19	R: 0 E: 0 K: 0 S: 13 H: 1 LOB: 2 BB: 1 P: 22	R: 1 E: 0 K: 0 S: 7 H: 2 LOB: 1 BB: 1 P: 12	R: 0 E: 0 K: 0 S: 11 H: 1 LOB: 2 BB: 1 P: 21	1B: 5 2B: 0 3B: 0 HR: 1 SF: 0 SAC: 1 DP: 1 HBP: 0			WP: 1 PB: 0 SB: 0 CS: 0		PA: 36	

PITCHER		IP	WLS	BF	H	R	ER	SO	BB	IBB	HBP	BLK	WP	HR	S	P	ERA	WHIP
49 Julio Teheran, R ERA: 2.9	(1, 1)	6.1	W	24	3	1	1	4	2	0	0	0	0	1	60	101	1.42	0.789
48 David Carpenter, R ERA: 3.51	(7, 1)	0.2	H	2	0	0	0	0	0	0	0	0	0	0	7	10	0.00	0.000
52 Jordan Walden, R ERA: 2.32	(8, 1)	1.0	H	5	2	1	1	0	1	0	0	0	1	0	7	12	9.00	3.000
46 Craig Kimbrel, R ERA: 1.73	(9, 1)	1.0	S	5	1	0	0	0	1	0	0	0	0	0	11	21	0.00	2.000

PITCHER	IP	WLS	BF	H	R	ER	SO	BB	IBB	HBP	BLK	WP	HR	S	P	ERA	WHIP

livebaseballscorecards.com

AB	31
R	2
H	6
RBI	2
BB	4
SO	4
LOB	15

Atlanta Braves @ New York Mets

Citi Field, Flushing, NY

Thu Aug 28 2014, 7:12 PM - 9:42 PM EDT

Att. 22,154 - Partly Cloudy - 78 F

TOP

livebaseballscorecards.com

Batter	1	2	3	4	5	6	7	8	9	AB	R	H	RBI	BB	SO	LOB
22 Jason Heyward, L (1, 9) OBP: 0.350, SLG: 0.391	B FF 87 C SI 88 C CU 73 B SI 88 X FF 91 2-2 G6-3	C FF 90 S SI 89 S CU 76 0-3 K			C CU 73 B CU 74 X SI 88 1-1 F8			C SI 87 B SI 87 B FF 86 C SI 87 S CU 74 2-3 K	C FC 86 B FS 78 B FS 78 X FC 87 2-1 1 1B 2B	5	1	1	0	0	2	3
1 Emilio Bonifácio, S (1, 8) OBP: 0.321, SLG: 0.369	C CU 74 X FF 88 0-1 5 E 5 S 1B		C FC 85 B CH 82 B CH 82 X FF 87 2-1 5 L3 1B			C FC 86 B FF 88 B CH 81 B CH 82 C SI 89 F FF 88 C FF 87 3-3 K		X SI 87 0-0 5 1B 3B 2-H	C CU 72 X FF 86 0-1 2-H 1B	5	1	4	2	0	1	0
5 Freddie Freeman, L (1, 3) OBP: 0.386, SLG: 0.479	C SI 88 F SI 89 C SI 90 0-3 K 1-3		1 SAFE X CU 74 0-0 L3 1-2			B SI 89 F SI 89 X CH 83 1-1 P5		X SI 87 0-0 8 WP 1B 3-H	C SL 83 B SI 89 B SI 91 C SL 83 S SL 83 2-3 K	5	0	1	1	0	2	3
8 Justin Upton, R (1, 7) OBP: 0.361, SLG: 0.518	C CU 74 X SI 89 0-1 G6-3		F SI 89 C SI 88 B FC 88 F CH 83 X SI 90 1-2 P4			X SI 88 0-0 F8		S FC 88 F FC 90 B CU 81 S CU 82 1-3 K 1-2		4	0	0	0	0	1	2
23 Chris Johnson, R (1, 5) OBP: 0.298, SLG: 0.376		C SI 87 S CH 81 B SI 88 S CU 76 1-3 K	B CH 81 X CH 81 1-0 7 G4-6-3 1B				X SI 87 0-0 19 FC4-6 1B	C FC 90 B FF 93 B FC 91 S FC 90 B FC 90 C FC 90 3-3 K		4	0	2	0	0	2	1
7 Tommy La Stella, L (1, 4) 15 Phil Gosselin, R (9, PR) OBP: 0.327, SLG: 0.380 (9, 4)		B FF 89 F SI 88 X SI 89 1-1 G1-3	C CU 72 X CU 74 0-1 G4-6-3 1-2f				C SI 87 B CU 75 X SI 88 1-1 L8		B FF 88 C FC 86 B CU 72 C FF 86 X FC 87 2-2 4 HR 1B	4 0	0 1	1 0	0 0	0 0	0 0	2 0
19 Andrelton Simmons, R (1, 6) OBP: 0.294, SLG: 0.346		B SI 88 C SI 88 B CH 82 B SI 89 B SI 87 4-1 11 1B 36 1B BB	C FF 87 S CU 74 X CH 81 0-2 G4-3				F CU 73 1 SAFE C FF 87 F CH 83 B FC 87 D CU 75 B CH 83 X CH 83 3-2 FC4-6 1-2f		1 SAFE B FF 87 C FF 88 X FF 86 1-1 P4	3	1	0	0	1	0	2
11 Gerald Laird, R (1, 2) OBP: 0.295, SLG: 0.277		C SI 88 X SI 88 0-1 36 1B 1-2 1B			B SI 88 X CH 81 1-0 F7		S CU 73 1 SAFE 1 SAFE X SI 87 0-1 F9		B SL 78 F SL 77 S CU 77 X CU 69 1-2 F7	4	0	1	0	0	0	2
36 Mike Minor, R (1, 1) OBP: 0.190, SLG: 0.268 48 David Carpenter, R (8, 1) 4 Ryan Doumit, S (9, PH) OBP: 0.239, SLG: 0.310 38 Anthony Varvaro, R (9, 1)		B CU 75 X SI 88 1-0 1-2 2-H 1B			C FF 87 S CH 81 B CH 83 B CU 74 B FC 87 X FC 87 3-2 L7			C CH 80 B CH 80 X FC 86 1-1 1 3B 2B	C CU 70 1 SAFE X SL 77 0-1 1-H HR	3 0 1 0	1 0 1 0	2 0 1 0	1 0 2 0	0 0 0 0	0 0 0 0	0 0 0 0

	AB	38
	R	6
	H	13
	RBI	6
	BB	1
	SO	8
	LOB	15

Inning Stats	1	2	3	4	5	6	7	8	9			
	R: 0 E: 1 K: 1 S: 10	H: 1 LOB: 1 BB: 0 P: 12	R: 1 E: 0 K: 2 S: 12	H: 2 LOB: 2 BB: 1 P: 19	R: 0 E: 0 K: 0 S: 7	H: 1 LOB: 0 BB: 0 P: 10	R: 0 E: 0 K: 0 S: 6	H: 1 LOB: 0 BB: 0 P: 7	R: 0 E: 0 K: 0 S: 6	H: 0 LOB: 0 BB: 0 P: 11	R: 0 E: 0 K: 1 S: 7	H: 0 LOB: 0 BB: 0 P: 11
	R: 0 E: 0 K: 0 S: 9	H: 1 LOB: 1 BB: 0 P: 13	R: 2 E: 0 K: 3 S: 13	H: 3 LOB: 1 BB: 0 P: 20	R: 3 E: 0 K: 1 S: 17	H: 4 LOB: 1 BB: 0 P: 25	1B: 9 2B: 3 3B: 1 HR: 1	SF: 0 SAC: 0 DP: 2 HBP: 0	WP: 1 PB: 0 SB: 1 CS: 0	PA: 39		

PITCHER		IP	WLS	BF	H	R	ER	SO	BB	IBB	HBP	BLK	WP	HR	S	P	ERA	WHIP
49 Jonathon Niese, L ERA: 3.48	(1, 1)	7.1	L	30	9	3	3	5	1	0	0	0	0	0	64	93	3.68	1.364
52 Carlos Torres, R ERA: 3.3	(8, 1)	0.2		2	0	0	0	2	0	0	0	0	1	0	6	10	0.00	0.000
16 Daisuke Matsuzaka, R ERA: 4.2	(9, 1)	0.2		6	4	3	3	0	0	0	0	0	0	1	14	20	40.50	6.000
61 Dana Eveland, L ERA: 2.96	(9, 1)	0.1		1	0	0	0	1	0	0	0	0	0	0	3	5	0.00	0.000

PITCHER	IP	WLS	BF	H	R	ER	SO	BB	IBB	HBP	BLK	WP	HR	S	P	ERA	WHIP

BOTTOM

Batter	1	2	3	4	5	6	7	8	9	AB	R	H	RBI	BB	SO	LOB
12 Juan Lagares, R (1, 8) OBP: 0.315, SLG: 0.388	B FF 90 X SI 89 1-0 ① G1-3			C SI 89 B FF 89 X KC 80 1-1 ① G6-3		C SI 89 B FF 90 F SI 88 F SI 89 X SI 89 1-2 ③ L9		C SL 86 X FF 94 0-1 ③ G4-3		4	0	0	0	0	0	2
3 Curtis Granderson, L (1, 9) OBP: 0.321, SLG: 0.367	C FF 91 S KC 82 B FF 90 B KC 81 S KC 81 2-3 ② K			B KC 80 B FF 90 C FF 90 B FF 91 S SI 88 T KC 82 3-2 ② K			B KC 79 B SI 87 X FF 89 2-0 5 G6-4-3 1B		B FF 92 B FF 89 S FF 90 F FF 89 X CH 85 2-2 ① F9	4	0	1	0	0	2	0
5 David Wright, R (1, 5) OBP: 0.322, SLG: 0.365	F SI 90 S SI 91 B SI 91 S KC 82 1-3 ③ K			B KC 82 F SI 89 B FF 90 B KC 82 X SI 89 3-1 ③ G6-3			C SL 82 S FF 89 F FF 90 X KC 82 0-2 ① ② G6-4-3 1-2f		X FF 90 0-0 ② L8	4	0	0	0	0	1	1
21 Lucas Duda, L (1, 3) OBP: 0.349, SLG: 0.496		B SL 83 F FF 91 C FF 91 F FF 92 B KC 82 S KC 83 2-3 ① K			B KC 80 T SI 89 B FF 91 X SL 84 2-1 29 G3 1B		B FF 91 B KC 81 C KC 81 X KC 80 2-1 ③ P6		C FF 90 B CU 78 S FF 90 S FF 91 1-3 ③ K	4	0	1	0	0	2	0
7 Travis d'Arnaud, R (1, 2) OBP: 0.292, SLG: 0.399		X SI 90 0-0 ② G5-3			C SL 85 X KC 82 0-1 ① L5			C SI 88 F SI 88 B FF 89 X SI 87 1-2 29 1B 2B		3	1	1	0	0	0	1
29 Eric Campbell, R (1, 7) OBP: 0.341, SLG: 0.400		C SI 89 F SI 90 B FF 91 X SI 90 1-2 ③ G6-3			B SI 88 X SI 89 1-0 ② G3 1-2			C SL 82 X SI 88 0-1 4 G1-3 2-H 1B		3	0	1	1	0	0	1
4 Wilmer Flores, R (1, 4) OBP: 0.253, SLG: 0.296			B SI 88 B SI 88 F SI 89 C SI 90 F SI 90 F SL 84 F KC 81 X SI 90 2-2 ① L6		C SL 83 B SI 88 F SI 87 X KC 82 1-2 ③ G5-3			C FF 95 F FF 96 F FF 96 B SL 84 X SL 86 1-2 ① G1-3 1-2		3	0	0	0	0	0	2
11 Rubén Tejada, R (1, 6) OBP: 0.339, SLG: 0.283			B SI 90 C SI 90 X FF 90 1-1 ② F9			B SI 87 C SI 87 F SI 88 B KC 81 F SI 88 X SI 89 2-2 ① G5-3		C FF 96 X FF 95 0-1 ② F9		3	0	0	0	0	0	1
49 Jonathon Niese, L (1, 1) OBP: 0.143, SLG: 0.068 52 Carlos Torres, R (8, 1) 9 Kirk Nieuwenhuis, L (8, PH) OBP: 0.322, SLG: 0.453 16 Daisuke Matsuzaka, R (9, 1) OBP: 0.250, SLG: 0.182 61 Dana Eveland, L (9, 1)			C FF 91 F SL 85 B FF 90 F FF 91 S KC 83 1-3 ③ K			C FF 90 B KC 83 B FF 90 B FF 90 C FF 90 X FF 89 3-2 ② G4-3		D FF 95 B FF 96 B FF 96 C FF 95 B FF 95 4-1 BB		2 0 0 0 0	0 0 0 0 0	0 0 0 0 0	0 0 0 0 0	0 0 1 0 0	1 0 0 0 0	0 0 0 0 0

Inning Stats																					
	R: 0 E: 0 K: 2 S: 7	H: 0 LOB: 0 BB: 0 P: 11	R: 0 E: 0 K: 1 S: 8	H: 0 LOB: 0 BB: 0 P: 11	R: 0 E: 0 K: 1 S: 12	H: 0 LOB: 0 BB: 0 P: 16	R: 0 E: 0 K: 1 S: 7	H: 0 LOB: 0 BB: 0 P: 14	R: 0 E: 0 K: 0 S: 8	H: 1 LOB: 1 BB: 0 P: 12	R: 0 E: 0 K: 0 S: 11	H: 0 LOB: 0 BB: 0 P: 17	R: 0 E: 0 K: 0 S: 7	H: 1 LOB: 0 BB: 0 P: 11	R: 1 E: 0 K: 0 S: 14	H: 2 LOB: 2 BB: 1 P: 20	R: 0 E: 0 K: 1 S: 7	H: 0 LOB: 0 BB: 0 P: 10	1B: 3 2B: 1 3B: 0 HR: 0	SF: 0 SAC: 0 DP: 1 HBP: 0	WP: 0 PB: 0 SB: 0 CS: 0	PA: 31

PITCHER		IP	WLS	BF	H	R	ER	SO	BB	IBB	HBP	BLK	WP	HR	S	P	ERA	WHIP
36 Mike Minor, L ERA: 4.7	(1, 1)	7.0	W	24	4	1	1	5	0	0	0	0	0	0	65	98	1.29	0.571
48 David Carpenter, R ERA: 3.44	(8, 1)	1.0	H	4	0	0	0	0	1	0	0	0	0	0	9	14	0.00	1.000
38 Anthony Varvaro, R ERA: 2.76	(9, 1)	1.0		3	0	0	0	1	0	0	0	0	0	0	7	10	0.00	0.000

PITCHER	IP	WLS	BF	H	R	ER	SO	BB	IBB	HBP	BLK	WP	HR	S	P	ERA	WHIP

Atlanta Braves @ New York Mets

Citi Field, Flushing, NY

Thu Aug 28 2014, 7:12 PM - 9:42 PM EDT

Att. 22,154 - Partly Cloudy - 78 F

livebaseballscorecards.com

AB	30
R	1
H	4
RBI	1
BB	1
SO	6
LOB	8

Batter	1	2	3	4	5	6	7	8	9	AB	R	H	RBI	BB	SO	LOB
2 Ben Revere, L (1, 8) OBP: 0.327, SLG: 0.360	B FF 93 C FF 93 F SI 94 B CU 79 X FF 96 2-2 ① G1-3		C CU 80 X CH 84 0-1 ③ G4-3			B FF 93 C FF 93 F CU 80 X SI 94 1-2 ① G4-3		C FF 96 B SI 96 C SI 97 B FF 98 B SI 97 F SI 98 X SI 97 3-2 ① L7		4	0	0	0	0	0	1
11 Jimmy Rollins, S (1, 6) OBP: 0.322, SLG: 0.389	C FF 95 B FF 94 B SI 96 F FF 94 S FF 96 1-3 ② K			C CU 79 B SI 93 F FF 94 X FF 95 1-2 ① G1-3		X SI 94 0-0 ② L8		C SI 97 X SI 97 0-1 ② G3		4	0	0	0	0	1	0
26 Chase Utley, L (1, 4) OBP: 0.349, SLG: 0.426	C SI 95 F FF 94 B SI 96 F CU 81 B CH 87 F FF 96 X FF 94 2-2 ③ F8			C CU 80 S CH 87 X FF 96 0-2 ② L8		B SI 94 C FF 93 X SL 87 1-1 1B		C FF 97 C SI 98 X FF 98 0-2 1B		4	0	2	0	0	0	0
6 Ryan Howard, L (1, 3) OBP: 0.310, SLG: 0.378		B FF 92 B SI 92 F FF 93 X FF 94 2-1 ① G4-3		B FF 94 S CU 82 S CU 81 B FF 95 X CU 81 2-2 ③ F9		C FF 93 B FF 94 1 SAFE S CH 85 C FF 96 1-3 ③ K		F FF 97 X SI 97 0-1 ③ L7		4	0	0	0	0	1	2
3 Marlon Byrd, R (1, 9) OBP: 0.319, SLG: 0.468		B FF 94 S FF 94 S FF 94 B CU 79 S FF 95 2-3 ② K			B FF 92 B FF 91 B CH 85 C FF 93 B FF 91 4-1 55 FC5 24 1B BB		F FF 92 C FF 93 F FF 96 X FF 92 0-2 24 E 25 1B 1B		C FF 95 S SI 91 S FC 95 0-3 ① K	3	1	1	0	1	2	0
24 Grady Sizemore, L (1, 7) OBP: 0.307, SLG: 0.380		C SI 94 B SI 94 S CH 86 X FF 96 1-2 ③ G4-3			B SI 93 X SI 93 1-0 55 FC5 **1-2** 1B		C CU 78 B FF 94 B FF 93 F FF 95 B FF 94 F FF 94 X SI 94 3-2 FC3 25 1B **1-2**		C CU 81 B SI 92 F FF 93 B FF 96 X CU 82 2-2 E4 25 DI	4	0	1	0	0	0	1
51 Carlos Ruiz, R (1, 2) OBP: 0.356, SLG: 0.369			F FF 92 C SL 86 B SL 88 F CU 80 X SI 94 1-2 ① G5-3		C SL 86 C FF 94 S CU 79 0-3 ① K	X FF 91 0-0 ① B2		B FF 95 C SL 86 B FF 95 B FF 95 C FF 94 C FC 94 3-3 ② K		4	0	0	0	0	2	5
25 Cody Asche, L (1, 5) OBP: 0.302, SLG: 0.379			C CU 80 B SI 94 C FF 94 F SI 94 F FF 94 B CU 80 B FF 95 B FF 94 4-2 55 SH1-4 BB		B FF 93 C CU 80 2 SAFE B FF 94 F FF 93 S FF 96 2-3 ② K	X SI 93 0-0 9 G1-6-3 **1-2** **2-H** 1B		B CU 81 C FF 94 C FC 94 B CU 78 B SL 87 F SL 84 T FF 94 3-2 ③ K **1-2**		3	0	1	1	1	2	3
55 David Buchanan, R (1, 1) OBP: 0.148, SLG: 0.042 9 Domonic Brown, L (7, PH) OBP: 0.279, SLG: 0.336 63 Jake Diekman, R (7, 1) 30 Justin De Fratus, S (7, 1) 43 Mario Hollands, L (8, 1)			X FF 92 0-0 ② SH1-4 **1-2**		B SL 87 C FF 93 X CU 80 1-1 ③ FC5 **1-2** **2-3f**	B SI 92 X CU 80 1-0 ②③ G1-6-3 **1-2f**				1 1 0 0 0	0 0 0 0 0	0 0 0 0 0	0 0 0 0 0	0 0 0 0 0	0 0 0 0 0	2 2 0 0 0
Inning Stats	R: 0 E: 0 K: 1 S: 11 H: 0 LOB: 0 BB: 0 P: 16	R: 0 E: 0 K: 1 S: 8 H: 0 LOB: 0 BB: 0 P: 13	R: 0 E: 0 K: 0 S: 11 H: 0 LOB: 1 BB: 1 P: 16	R: 0 E: 0 K: 0 S: 9 H: 0 LOB: 0 BB: 0 P: 12	R: 0 E: 0 K: 2 S: 10 H: 1 LOB: 2 BB: 1 P: 18	R: 0 E: 0 K: 1 S: 9 H: 1 LOB: 1 BB: 0 P: 12	R: 1 E: 1 K: 0 S: 12 H: 2 LOB: 1 BB: 0 P: 16	R: 0 E: 0 K: 0 S: 11 H: 1 LOB: 1 BB: 0 P: 14	R: 0 E: 1 K: 3 S: 13 H: 0 LOB: 1 BB: 0 P: 21	1B: 5 2B: 0 3B: 0 HR: 0 SF: 0 SAC: 1 DP: 1 HBP: 0						

PITCHER		IP	WLS	BF	H	R	ER	SO	BB	IBB	HBP	BLK	WP	HR	S	P	ERA	WHIP
48 Jacob deGrom, R ERA: 2.94	(1, 1)	7.0	W	27	4	1	0	5	2	0	0	0	0	0	70	103	0.00	0.857
27 Jeurys Familia, R ERA: 1.9	(8, 1)	1.0	H	4	1	0	0	0	0	0	0	0	0	0	11	14	0.00	1.000
58 Jenrry Mejia, R ERA: 3.89	(9, 1)	1.0	S	4	0	0	0	3	0	0	0	0	0	0	13	21	0.00	0.000

PITCHER	IP	WLS	BF	H	R	ER	SO	BB	IBB	HBP	BLK	WP	HR	S	P	ERA	WHIP

TOP

Philadelphia Phillies @ New York Mets

Citi Field, Flushing, NY

Fri Aug 29 2014, 7:12 PM - 9:41 PM EDT

Att. 25,250 - Partly Cloudy - 71 F

livebaseballscorecards.com

AB	32
R	1
H	5
RBI	1
BB	2
SO	8
LOB	16

PA:	35
WP:	0
PB:	0
SB:	0
CS:	0

BOTTOM

Philadelphia Phillies @ New York Mets

Citi Field, Flushing, NY

Fri Aug 29 2014, 7:12 PM - 9:41 PM EDT

Att. 25,250 - Partly Cloudy - 71 F

livebaseballscorecards.com

Batter	1	2	3	4	5	6	7	8	9	AB	R	H	RBI	BB	SO	LOB
12 Juan Lagares, R (1, 8) OBP: 0.315, SLG: 0.387	C FF 89 X SI 89 0-1 3 FC3-6 1B	C FF 92 F FF 91 B CH 82 B FF 93 F FF 91 X CH 82 2-2 ③ G5-3	B SI 90 B CH 81 F FF 90 C CU 78 F FF 92 F FF 91 X CH 82 2-2 ③ G6-3	B SL 83 B FF 91 X FF 92 2-0 E7 3 S 1-3 2-H 3-H	4	0	1	0	0	0	2
3 Curtis Granderson, L (1, 9) OBP: 0.319, SLG: 0.364	X SI 90 0-0 ① FC3-6 1-2f	C SI 88 B FF 88 F SI 90 S CH 81 1-3 ① K	B FF 89 X FC 89 1-0 ① P6	C SL 81 S SL 81 B FF 92 B SL 83 X CH 85 2-2 ③ G4-3 1-2 3-H	4	0	0	0	0	1	2
5 David Wright, R (1, 5) OBP: 0.321, SLG: 0.364	C SI 89 F CH 80 S FC 89 0-3 ② K	X SI 90 0-0 21 G1-3 7 1B 1B	F FC 90 X CU 78 0-1 ② G5-3	C FF 92 S SL 83 S FF 92 0-3 ① K	4	1	1	0	0	2	1
21 Lucas Duda, L (1, 3) OBP: 0.346, SLG: 0.492	C CH 80 B SI 90 X FC 90 1-1 ③ F7	X SI 90 0-0 ② G1-3 1-2	B CU 76 X CH 82 1-0 ③ G6-3	B FF 92 B FF 92 X FF 93 2-0 ② P5	4	0	0	0	0	0	2
7 Travis d'Arnaud, R (1, 2) OBP: 0.292, SLG: 0.397	B SI 89 X FC 89 1-0 ① L6	C FF 91 X SI 91 0-1 2-H 1B	F SI 97 B SI 96 F SI 97 B SL 85 X SI 98 2-2 ① F9	C CH 84 X FF 93 0-1 ③ G6-3	4	0	1	1	0	0	0
6 Matthew den Dekker, L (1, 7) OBP: 0.286, SLG: 0.233	B FF 90 B SI 89 B FF 90 B SI 89 4-0 2 G6-3 BB	C CH 81 B FF 90 X SI 90 1-1 ③ F7	C SL 84 S SL 85 B SL 85 B SL 85 B SI 98 B SI 98 4-2 29 BB 4 S 12 E BB	1	1	0	0	2	0	1
2 Dilson Herrera, R (1, 4)	X FF 89 0-0 ②③ G6-3 1-2f	C FC 88 B SI 90 F CH 80 F FF 90 B FF 91 S CH 81 2-3 ① K	C SI 98 F SI 96 B SL 85 B SI 98 X SI 97 2-2 ② L4	3	0	0	0	0	1	2
4 Wilmer Flores, R (1, 6) OBP: 0.260, SLG: 0.304	B FC 88 B CH 80 C FF 90 X SI 90 2-1 ① L9	C CU 78 B CU 78 B FF 91 B FC 89 X SI 91 3-1 2B	1 SAFE C SI 98 H SL 86 1-1 29 BB 12 E 1-2 HBP	2	1	1	0	0	0	0
48 Jacob deGrom, L (1, 1) OBP: 0.282, SLG: 0.316 29 Eric Campbell, R (7, PH) OBP: 0.345, SLG: 0.400 27 Jeurys Familia, R (8, 1) OBP: 0.667, SLG: 0.667 58 Jenrry Mejia, R (9, 1)	B FC 90 X SI 90 1-0 ② G4-3	X CH 81 0-0 ② F8	B SI 97 B SI 96 C SI 97 B SI 98 S SL 87 B SI 98 4-2 12 E 3 S 1-2 2-3 BB	2 0 0 0 0 0 1 0 1 0 0 1 0 0 0 0 0 0 0 0 0 0 0 0 0 0 0 0							
Inning Stats	R: 0 E: 0 K: 1 S: 8 H: 1 LOB: 1 BB: 0 P: 9	R: 0 E: 0 K: 0 S: 2 H: 0 LOB: 0 BB: 1 P: 7	R: 0 E: 0 K: 0 S: 7 H: 0 LOB: 0 BB: 0 P: 12	R: 1 E: 0 K: 1 S: 9 H: 2 LOB: 1 BB: 0 P: 11	R: 0 E: 0 K: 1 S: 12 H: 1 LOB: 1 BB: 0 P: 19	R: 0 E: 0 K: 0 S: 4 H: 0 LOB: 0 BB: 0 P: 6	R: 3 E: 1 K: 0 S: 15 H: 0 LOB: 1 BB: 2 P: 32	R: 0 E: 0 K: 1 S: 6 H: 0 LOB: 0 BB: 0 P: 8		1B: 3 2B: 1 3B: 0 HR: 0 SF: 0 SAC: 0 DP: 1 HBP: 1				

	AB	28
	R	4
	H	4
	RBI	1
	BB	3
	SO	4
	LOB	11

WP: 0 PB: 0 SB: 3 CS: 0 PA: 32

PITCHER		IP	WLS	BF	H	R	ER	SO	BB	IBB	HBP	BLK	WP	HR	S	P	ERA	WHIP
55 David Buchanan, R ERA: 4.03	(1, 1)	6.0		22	4	1	1	3	1	0	0	0	0	0	42	64	1.50	0.833
63 Jake Diekman, L ERA: 3.73	(7, 1)	0.2	L	5	0	3	0	0	2	0	1	0	0	0	11	24	0.00	3.000
30 Justin De Fratus, R ERA: 2.7	(7, 1)	0.2		3	0	0	0	1	0	0	0	0	0	0	7	11	0.00	0.000
43 Mario Hollands, L ERA: 4.27	(8, 1)	0.2		2	0	0	0	0	0	0	0	0	0	0	3	5	0.00	0.000

PITCHER		IP	WLS	BF	H	R	ER	SO	BB	IBB	HBP	BLK	WP	HR	S	P	ERA	WHIP

Philadelphia Phillies @ New York Mets

Citi Field, Flushing, NY

Sat Aug 30 2014, 7:11 PM - 10:08 PM EDT

Att. 28,053 - Cloudy - 74 F

TOP

livebaseballscorecards.com

Batter	1	2	3	4	5	6	7	8	9	AB	R	H	RBI	BB	SO	LOB
2 Ben Revere, L (1, 8) OBP: 0.326, SLG: 0.358	B SI 87 C FF 88 X FF 88 1-1 G6-3		C FF 90 F CH 82 F FF 91 B SI 89 D SL 84 X CH 82 2-2 G1-3			C FF 88 F FF 88 B FF 89 X SI 88 1-2 26 1B 11 1B 6 1B 1B C CU 75 X CH 81 0-1 G4-3		B CU 73 F SI 92 B SI 91 B SI 89 F FF 90 X FF 92 3-2 G4-6-3 1-2f		5	1	1	0	0	0	5
11 Jimmy Rollins, S (1, 6) OBP: 0.324, SLG: 0.392	B FF 89 B FF 89 C SI 86 F FF 89 X SL 86 2-2 P4			C FF 88 F SI 87 B FF 90 X FF 90 1-2 F9		1 SAFE 1 SAFE L SL 79 X SL 78 0-1 26 1B 6 1B 1-2 1B	X SI 89 0-0 2B		C SI 88 B FS 78 B FF 89 B SI 89 F FF 90 F FF 90 B SL 80 4-2 26 G6-3 26 S 6 SF7 BB	4	2	2	0	1	0	0
26 Chase Utley, L (1, 4) OBP: 0.348, SLG: 0.423	B SI 87 X SI 86 1-0 F8			C SL 84 F FF 90 B FF 92 X SI 88 1-2 F9		C SI 86 T SI 86 X SI 87 0-2 6 1B 9 1B 1-2 2-3 1B	B SI 91 X SL 85 1-0 P5		C SI 89 B CU 73 S FS 80 X SI 91 1-2 G6-3 1-3	5	1	1	0	0	0	2
6 Ryan Howard, L (1, 3) OBP: 0.309, SLG: 0.377		X SI 87 0-0 G6-3		C SI 88 X SI 88 0-1 F7		X FF 89 0-0 9 1B 51 1B 1-3 2-H 3-H 1B	C SL 84 S SL 84 S SL 84 0-3 K		F FF 91 C CU 74 B FF 92 X FF 92 1-2 SF7 3-H	4	1	1	3	0	1	1
3 Marlon Byrd, R (1, 9) OBP: 0.319, SLG: 0.472		B FF 89 F FF 89 F CH 81 X SI 87 1-2 G6-3			B SI 86 X SI 86 1-0 HR	F SI 86 B SI 85 F SI 85 S SL 79 1-3 K	I IN 73 I IN 75 I IN 73 I IN 74 4-0 IBB		B SI 89 S FS 80 F FF 91 B SI 91 F FS 80 S FF 91 2-3 K	4	1	1	1	1	2	2
9 Domonic Brown, L (1, 7) OBP: 0.279, SLG: 0.335		B FF 90 X SI 88 1-0 P5			S FF 88 B FF 89 B SI 87 F SI 86 F FF 89 S FF 90 2-3 K	F SI 87 B CH 81 B SI 87 C CH 81 X SI 86 2-2 51 1B 25 1B 1-2 3-H 1B	C SL 82 C SL 82 D SL 83 D SL 83 S SL 83 2-3 K			4	1	1	1	0	2	2
51 Carlos Ruiz, R (1, 2) OBP: 0.357, SLG: 0.373			B FF 87 X FF 87 1-0 F9		B SL 82 X SL 80 1-0 G5-3	B SI 88 X SI 86 1-0 25 1B 1-3 2-H 1B		C SL 78 F FF 88 X CU 74 0-2 2B		4	0	2	1	0	0	0
25 Cody Asche, L (1, 5) OBP: 0.307, SLG: 0.386			C SI 87 X SI 87 0-1 31 G3 2B		F FF 89 F FF 89 B FF 90 F SI 89 B SI 90 B SI 87 X SI 88 3-2 1B	B SI 90 F SI 90 F SI 91 B SI 92 X SI 91 2-2 31 SH2-3 1-3 3-H 1B		C SL 78 C CU 74 S FF 92 0-3 K		4	0	3	1	0	1	1
31 Jerome Williams, R (1, 1) 30 Justin De Fratus, S (7, 1) 59 Antonio Bastardo, R (7, 1) 24 Grady Sizemore, L (8, PH) OBP: 0.309, SLG: 0.360 53 Ken Giles, R (8, 1) 58 Jonathan Papelbon, R (9, 1)			C SI 86 B SI 88 X FF 89 1-1 G3 2-3		F SI 84 C SI 85 X SI 85 0-2 G4-3	X SL 83 0-0 SH2-3 1-2		C CU 74 B FF 91 B FF 92 B FF 92 F SI 92 B CU 77 4-2 2 G4-6-3 BB		2 0 0 0 0 0 2 0 0 0 0 0 0 0 0 0 0 0 0 0 0 0 0 0 0 1 0 0 0 0 0 0 0 0 0 0 0 0 0 0 0 0						

	AB	36
	R	7
	H	12
	RBI	7
	BB	3
	SO	6
	LOB	15

Inning Stats																								
	R: 0	H: 0	R: 0	H: 0	R: 0	H: 1	R: 0	H: 0	R: 1	H: 2	R: 5	H: 7	R: 0	H: 1	R: 0	H: 1	R: 1	H: 0	1B: 8	SF: 1	WP: 0	PA: 41		
	E: 0	LOB: 0	E: 0	LOB: 0	E: 0	LOB: 1	E: 0	LOB: 0	E: 0	LOB: 1	E: 0	LOB: 2	E: 0	LOB: 1	E: 0	LOB: 1	E: 0	LOB: 0	2B: 3	SAC: 1	PB: 0			
	K: 0	BB: 0	K: 0	BB: 0	K: 0	BB: 0	K: 0	BB: 0	K: 1	BB: 0	K: 1	BB: 1	K: 2	BB: 1	K: 1	BB: 1	K: 1	BB: 1	3B: 0	DP: 1	SB: 1			
	S: 6	P: 10	S: 5	P: 7	S: 9	P: 13	S: 8	P: 10	S: 13	P: 20	S: 22	P: 29	S: 8	P: 15	S: 11	P: 18	S: 13	P: 21	HR: 1	HBP: 0	CS: 0			

PITCHER		IP	WLS	BF	H	R	ER	SO	BB	IBB	HBP	BLK	WP	HR	S	P	ERA	WHIP
40 Bartolo Colon, R ERA: 4.01	(1, 1)	5.1	L	25	9	6	6	2	0	0	0	0	0	1	57	81	10.12	1.688
44 Buddy Carlyle, R ERA: 1.23	(6, 1)	0.2		3	1	0	0	0	0	0	0	0	0	0	6	8	0.00	1.500
61 Dana Eveland, L ERA: 2.84	(7, 1)	1.0		5	1	0	0	2	0	1	0	0	0	0	8	15	0.00	1.000
16 Daisuke Matsuzaka, R ERA: 4.21	(8, 1)	2.0		8	1	1	1	2	2	0	0	0	0	0	24	39	4.50	1.500

PITCHER		IP	WLS	BF	H	R	ER	SO	BB	IBB	HBP	BLK	WP	HR	S	P	ERA	WHIP

BOTTOM

Batter	1	2	3	4	5	6	7	8	9	AB	R	H	RBI	BB	SO	LOB
12 Juan Lagares, R (1, 8) OBP: 0.314, SLG: 0.384	C SI 91 X FC 89 0-1 ① G4-3		C SI 91 B CH 85 S SI 91 B FF 91 S CH 87 2-3 ② K			B SI 91 C SI 90 B CH 84 X FF 91 2-1 ① G6-3	B FF 93 B FF 92 B FF 92 B FF 92 4-0 1-2 2-3 3-H BB			3	0	0	1	1	1	0
3 Curtis Granderson, L (1, 9) OBP: 0.317, SLG: 0.361 16 Daisuke Matsuzaka, R (8, 1) OBP: 0.250, SLG: 0.182	C SI 92 B CH 86 B SI 92 X SI 93 2-1 ② L4		X SI 92 0-0 ③ G3			C SI 91 F FC 90 X SI 92 0-2 ② F7	C FF 92 F SL 84 F FF 93 F FF 93 S CH 85 0-3 ③ K			4 0	0 0	0 0	0 0	0 0	1 0	3 0
5 David Wright, R (1, 5) OBP: 0.322, SLG: 0.363	B FF 91 C FC 91 S FC 90 B SI 93 F SI 93 B FF 91 B SI 92 4-2 BB			C FC 87 F FF 91 B FF 91 B CH 86 F CH 86 B FF 92 B FF 90 4-2 21 3-6-3-4 BB		B SI 91 C FC 88 C SL 79 C SL 82 1-3 ③ K		C SL 87 F FF 98 B FF 98 B FF 97 S FF 98 2-3 ① K		2	0	0	0	2	2	0
21 Lucas Duda, L (1, 3) OBP: 0.345, SLG: 0.489	B SI 91 B CH 84 C FF 90 B CH 85 1 SAFE X SI 90 3-1 ③ F8			C FC 89 X FF 89 0-1 ① ② G3-6-3-4 1-2f			F FF 88 B SL 80 B SI 92 B CH 84 X SI 91 3-1 2 1B 6 1B 4 1B 1B	C FF 97 X FF 97 0-1 ② F7		4	1	1	0	0	0	2
7 Travis d'Arnaud, R (1, 2) OBP: 0.289, SLG: 0.393		F SI 89 X SI 91 0-1 ① P4		C FF 90 F FF 91 F FC 89 F CH 86 X CH 86 0-2 ③ F8			B SI 91 F FF 88 X SI 91 1-1 ① F9	X SL 89 0-0 ③ P6		4	0	0	0	0	0	1
6 Matthew den Dekker, L (1, 7) OBP: 0.294, SLG: 0.244		B SI 92 C FC 88 B SI 92 C SI 92 X SL 84 2-2 1B			B SI 90 B SI 90 B SI 88 C FF 88 X CH 85 3-2 ① G4-3		F SI 91 C SI 90 B SI 90 B CH 83 X FF 89 2-2 4 1B 2 1B 12 BB 1-2 1B		C FF 88 B FF 89 B FS 87 C FF 88 F FF 89 X FF 89 2-2 ① G5-3	4	1	2	0	0	0	0
2 Dilson Herrera, R (1, 4) OBP: 0.286, SLG: 0.167		D SI 91 X FF 90 1-0 ② F9			C SI 91 B CH 85 B SI 91 C FC 89 F FF 93 B SI 90 F FC 88 B SI 92 4-2 4 FC6-4 BB		C FC 89 X FF 89 0-1 12 BB 4 1B 1-2 2-3 1B		C FF 90 C SL 78 F FF 90 B FF 90 C FF 91 1-3 ② K	3	0	1	0	1	1	1
4 Wilmer Flores, R (1, 6) OBP: 0.260, SLG: 0.303		C SI 90 F FF 90 B FF 89 F SI 92 X CH 84 1-2 ③ G4-3			C SI 88 1 SAFE X SI 88 0-1 ② FC6-4 40 FC6 1-2f		C FF 91 S FF 92 D SL 82 X FF 93 1-2 12 BB 1-2 2-3 3-H 1B		B FF 90 B FF 90 C FF 89 F FF 89 X SL 78 2-2 ③ G5-3	4	0	1	1	0	0	2
40 Bartolo Colon, R (1, 1) OBP: 0.038, SLG: 0.058 44 Buddy Carlyle, L (6, 1) OBP: 1.000, SLG: 1.000 61 Dana Eveland, L (7, 1) 9 Kirk Nieuwenhuis, L (7, PH) OBP: 0.318, SLG: 0.447 (8, 9)			C FF 90 C SI 91 C FF 90 0-3 ① K		X FF 90 0-0 ③ FC6 1-2f		F SL 82 F SI 92 B CH 85 B SL 83 S SL 82 2-3 ② K			2 0 0 1	0 0 0 0	0 0 0 0	0 0 0 0	1 0 0 0	1 0 0 1	1 0 0 3

Inning Stats	1	2	3	4	5	6	7	8	9
	R: 0 E: 0 K: 0 S: 9 H: 0 LOB: 1 BB: 1 P: 18	R: 0 E: 0 K: 0 S: 10 H: 1 LOB: 1 BB: 0 P: 14	R: 0 E: 0 K: 2 S: 7 H: 0 LOB: 0 BB: 0 P: 9	R: 0 E: 0 K: 0 S: 10 H: 0 LOB: 0 BB: 1 P: 14	R: 0 E: 0 K: 0 S: 10 H: 0 LOB: 1 BB: 1 P: 17	R: 0 E: 0 K: 1 S: 8 H: 0 LOB: 0 BB: 0 P: 11	R: 2 E: 0 K: 2 S: 20 H: 4 LOB: 3 BB: 1 P: 33	R: 0 E: 0 K: 1 S: 6 H: 0 LOB: 0 BB: 0 P: 8	R: 0 E: 0 K: 1 S: 11 H: 0 LOB: 0 BB: 0 P: 16

1B: 5	SF: 0	WP: 0	PA: 35
2B: 0	SAC: 0	PB: 0	
3B: 0	DP: 1	SB: 0	
HR: 0	HBP: 0	CS: 0	

PITCHER		IP	WLS	BF	H	R	ER	SO	BB	IBB	HBP	BLK	WP	HR	S	P	ERA	WHIP
31 Jerome Williams, R ERA: 5.23	(1, 1)	6.1	W	25	4	2	2	3	3	0	0	0	0	0	63	98	2.84	1.105
30 Justin De Fratus, R ERA: 2.68	(7, 1)	0.1		3	1	0	0	1	1	0	0	0	0	0	6	13	0.00	6.000
59 Antonio Bastardo, L ERA: 4.37	(7, 1)	0.1	H	1	0	0	0	1	0	0	0	0	0	0	5	5	0.00	0.000
53 Ken Giles, R ERA: 1.3	(8, 1)	1.0		3	0	0	0	1	0	0	0	0	0	0	6	8	0.00	0.000
58 Jonathan Papelbon, R ERA: 1.57	(9, 1)	1.0		3	0	0	0	1	0	0	0	0	0	0	11	16	0.00	0.000

PITCHER	IP	WLS	BF	H	R	ER	SO	BB	IBB	HBP	BLK	WP	HR	S	P	ERA	WHIP

Philadelphia Phillies @ New York Mets

Citi Field, Flushing, NY

Sat Aug 30 2014, 7:11 PM - 10:08 PM EDT

Att. 28,053 - Cloudy - 74 F

livebaseballscorecards.com

AB	31
R	2
H	5
RBI	2
BB	4
SO	7
LOB	13

Philadelphia Phillies @ New York Mets

Citi Field, Flushing, NY

Sun Aug 31 2014, 1:12 PM - 4:25 PM EDT

Att. 27,159 - Partly Cloudy - 87 F

TOP

livebaseballscorecards.com

Batter	1	2	3	4	5	6	7	8	9	AB	R	H	RBI	BB	SO	LOB
2 Ben Revere, L (1, 8) OBP: 0.327, SLG: 0.358	B FF 86 C SI 88 F SI 89 X KC 74 1-2 ① G3		C SI 90 F CH 83 B FF 90 B FF 90 B FF 91 F CH 83 X FF 91 3-2 ③ G6-3		C FF 89 C SI 89 X CH 83 0-2 11 E 11 S 1B		B SI 90 C SI 91 B SL 84 B SL 84 C SI 92 X SI 92 3-2 11 E 11 1B 1-2 1B	C SI 96 D SI 96 S SL 87 X FF 98 1-2 ③ FC6-4 1-2f		5	0	2	0	0	0	1
30 Justin De Fratus, S (8, 1)										0	0	0	0	0	0	0
11 Jimmy Rollins, S (1, 6) OBP: 0.326, SLG: 0.394	B SI 89 C KC 74 X SI 90 1-1 ② P5			C CH 81 B CH 82 B SL 86 F SI 90 X KC 73 2-2 26 G4-3 6 2B 1B	C SI 90 1 SAFE C KC 74 S KC 77 0-3 ③ K 1-3		C SI 92 D CH 85 X CH 84 1-1 E2 1-3 2-H 1B		L FF 94 X SI 91 0-1 6 G4-6-3 26 HBP 24 1B 1B	5	2	3	1	0	1	1
26 Chase Utley, L (1, 4) OBP: 0.347, SLG: 0.420	C FF 89 B FF 89 F SI 89 S SL 85 1-3 ③ K			1 SAFE B KC 73 1 SAFE B CH 80 1 SAFE X SI 90 2-0 ① G4-3 1-2		C CH 81 X SI 90 0-1 ① L9	B SL 84 F SL 86 X SL 83 1-1 ① P6		C SI 91 F SI 91 H SL 88 1-2 6 G4-6-3 HBP 1-2	4	0	0	0	0	1	3
6 Ryan Howard, L (1, 3) OBP: 0.309, SLG: 0.386		C CH 81 F FF 88 S FF 90 0-3 ① K		X FF 90 0-0 9 1B 2-H 2B		B KC 73 F KC 73 F FF 91 B FF 90 X KC 73 2-2 HR	B SL 84 S SL 83 F SI 91 F SL 83 F SL 83 F SL 84 C SL 83 1-3 ② K		B FF 95 F FF 94 B SI 93 X FF 95 2-1 ① ② G4-6-3 1-2f 2-3	5	1	2	2	0	2	4
24 Grady Sizemore, L (1, 9) OBP: 0.313, SLG: 0.379 (8, 8)		B FF 88 C SI 90 F CH 83 B SI 90 F FF 90 F KC 75 S CH 84 2-3 ② K		B KC 75 B FF 89 D CH 83 B SI 90 4-0 9 1B BB		C CH 82 B CH 82 B FF 91 B SI 90 B SI 90 4-1 9 1B BB	C SL 83 C SL 82 F SL 83 B SL 83 B SI 93 S SL 83 2-3 ③ K		D CU 82 B CU 79 C FF 95 C FF 95 X SI 91 2-2 3-H 1B	3	0	1	1	2	2	2
9 Domonic Brown, L (1, 7) OBP: 0.285, SLG: 0.350		B FF 90 B FF 89 X SI 90 2-0 2B		C KC 72 X SI 91 0-1 21 G6-4-3 1-2 2-3 1B		C KC 74 X KC 74 0-1 1-3 1B		F FF 96 B SI 97 B SI 97 X SI 98 2-1 HR	B FF 95 X FF 95 1-0 ③ G6-3	5	1	4	1	0	0	1
21 Wil Nieves, R (1, 2) OBP: 0.289, SLG: 0.394		C KC 74 D KC 75 F SL 81 F FF 91 S CH 83 1-3 ③ K		B SL 82 B SL 82 X SI 91 2-0 ② ③ G6-4-3 1-2f		C CH 82 F SI 90 F CH 83 S CH 84 0-3 ② K		C SL 86 F SI 96 S SL 88 0-3 ① K		3	0	0	0	0	2	6
3 Marlon Byrd, R (8, PH) OBP: 0.319, SLG: 0.471 (8, 9)										1	0	0	0	0	1	0
25 Cody Asche, L (1, 5) OBP: 0.304, SLG: 0.382			B FF 87 X CH 82 1-0 ① F9		B SI 88 X SI 89 1-0 ① F7	C KC 74 X KC 76 0-1 ③ F8		X SI 96 0-0 ② G4-3		4	0	0	0	0	0	2
34 A.J. Burnett, R (1, 1) OBP: 0.161, SLG: 0.167			C FF 88 B SI 89 S SL 81 C SI 90 1-3 ② K		B FF 89 C SI 88 X SI 89 1-1 ② F9		B SI 88 B SI 89 B FF 87 B SI 88 4-0 2 1B 11 1B BB	B SL 87 B SI 96 B FF 96 B FF 95 4-0 2 FC6-4 BB		2	0	0	0	0	1	0
13 Freddy Galvis, S (7, PH) OBP: 0.154, SLG: 0.149										0	1	0	0	1	0	0
59 Antonio Bastardo, R (7, 1)										0	0	0	0	0	0	0
51 Carlos Ruiz, R (8, PH) OBP: 0.359, SLG: 0.373 (8, 2)										0	0	0	0	1	0	0
Inning Stats	R: 0 E: 0 K: 1 S: 8 H: 0 LOB: 0 BB: 0 P: 11	R: 0 E: 0 K: 3 S: 13 H: 1 LOB: 1 BB: 0 P: 18	R: 0 E: 0 K: 1 S: 8 H: 0 LOB: 0 BB: 0 P: 13	R: 1 E: 0 K: 0 S: 8 H: 3 LOB: 2 BB: 1 P: 18	R: 0 E: 0 K: 1 S: 9 H: 1 LOB: 1 BB: 0 P: 11	R: 1 E: 0 K: 1 S: 14 H: 2 LOB: 2 BB: 1 P: 20	R: 1 E: 1 K: 2 S: 17 H: 2 LOB: 2 BB: 1 P: 29	R: 1 E: 0 K: 1 S: 9 H: 1 LOB: 1 BB: 1 P: 16	R: 1 E: 0 K: 0 S: 10 H: 2 LOB: 1 BB: 0 P: 16	1B: 8 2B: 2 3B: 0 HR: 2 SF: 0 SAC: 0 DP: 2 HBP: 1	WP: 0 PB: 0 SB: 1 CS: 0 PA: 42					

PITCHER		IP	WLS	BF	H	R	ER	SO	BB	IBB	HBP	BLK	WP	HR	S	P	ERA	WHIP
35 Dillon Gee, R ERA: 3.81	(1, 1)	6.0	W	27	7	3	3	7	3	0	0	0	0	1	60	95	4.50	1.667
61 Dana Eveland, L ERA: 2.73	(7, 1)	1.0	H	5	2	0	0	2	0	0	0	0	0	0	17	25	0.00	2.000
27 Jeurys Familia, R ERA: 2.0	(8, 1)	1.0	H	5	1	1	1	1	1	0	0	0	0	1	9	16	9.00	2.000
58 Jenrry Mejia, R ERA: 3.95	(9, 1)	1.0	S	5	2	1	1	0	0	0	1	0	0	0	10	16	9.00	2.000

PITCHER	IP	WLS	BF	H	R	ER	SO	BB	IBB	HBP	BLK	WP	HR	S	P	ERA	WHIP

AB	37
R	5
H	12
RBI	5
BB	4
SO	10
LOB	20

BOTTOM

Batter	1	2	3	4	5	6	7	8	9	AB	R	H	RBI	BB	SO	LOB
12 Juan Lagares, R (1, 8) OBP: 0.313, SLG: 0.382	B FF 92 F FF 91 L FF 93 F FF 93 C KC 82 1-3 ① K	C KC 81 B SI 91 B KC 81 S KC 82 F FF 92 C KC 82 2-3 ① K	B KC 82 C FF 92 X SI 92 1-1 6 S 6 2B 1B	B SI 93 F KC 83 F SI 93 S KC 83 1-3 ③ K2-3					4	1	1	0	0	3	0
6 Matthew den Dekker, L (1, 7) OBP: 0.292, SLG: 0.255	B SI 92 C SI 82 S KC 82 B KC 83 X SI 92 2-2 ② G6-3	C SI 92 C KC 83 B KC 83 S KC 83 1-3 ② K	C KC 80 B SI 92 X KC 82 1-1 5 1B 1-H 2B				C FF 91 B SL 84 X FF 92 1-1 ① G4-3			4	1	1	1	0	1	0
5 David Wright, R (1, 5) OBP: 0.324, SLG: 0.364	B FF 92 C FF 92 B KC 82 F FF 92 X KC 83 2-2 1B	C SI 92 X SI 92 0-1 ③ F9	B SI 93 X SI 92 1-0 2-H 1B				T FF 91 B FF 91 F FF 93 F FF 93 B CH 84 F FF 92 F FF 92 B FF 92 X FF 92 3-2 ② G5-3			4	0	2	1	0	0	0
21 Lucas Duda, L (1, 3) OBP: 0.342, SLG: 0.485	X SI 93 0-0 ③ G4-3		C KC 80 B SI 90 X KC 81 1-1 ① G5-3		X SI 92 0-0 ③ L8		S SL 83 F SL 81 B SL 84 S SL 83 1-3 ③ K			4	0	0	0	0	1	2
4 Wilmer Flores, R (1, 6) OBP: 0.271, SLG: 0.314		B FF 92 X SI 92 1-0 20 S 9 1B 1B	B FF 91 C SI 91 F KC 81 F KC 82 B KC 82 B KC 81 X SI 93 3-2 9 G4-3 1B		C SI 91 X KC 81 0-1 9 20 HR 1B			C SL 82 F FF 94 B FF 93 F FF 94 B SL 82 F SL 84 F FF 93 F SL 82 X SL 83 2-2 ① F8		4	1	3	0	0	0	0
9 Kirk Nieuwenhuis, L (1, 9) OBP: 0.326, SLG: 0.463		X SI 92 0-0 20 S 1-2 1B	F SI 92 X KC 81 0-1 ② G4-3 1-2		C SI 92 B SI 91 B FF 93 B SI 92 F SI 92 X SI 94 3-2 ① G4-3 1-2			B CH 86 C FF 92 B CH 85 B SL 84 X FF 92 3-1 2 S 2 1B 2B		4	1	2	0	0	0	2
2 Dilson Herrera, R (1, 4) OBP: 0.364, SLG: 0.222		L SI 93 F KC 81 S KC 84 0-3 ① K	C KC 81 C SI 93 B KC 83 D KC 83 X SI 93 2-2 ③ G6-3		B KC 81 B SI 93 B KC 77 B FF 93 4-0 20 HR BB			C SI 92 B FF 94 X FF 93 1-1 2-H 1B		3	1	1	1	1	1	3
20 Anthony Recker, R (1, 2) OBP: 0.222, SLG: 0.340		C KC 82 C KC 82 D KC 84 B KC 83 B SI 92 F KC 83 C SI 94 3-3 ② K 1-2 2-3			C KC 80 F FF 92 F SI 92 B KC 82 S KC 84 1-3 ① K	X KC 81 0-0 1-H 2-H HR		C FF 92 C FF 92 F FF 93 B SL 80 X FF 92 1-2 ② F8		4	1	1	3	0	2	3
35 Dillon Gee, R (1, 1) 61 Dana Eveland, L (7, 1) 27 Jeurys Familia, R (8, 1) OBP: 0.667, SLG: 0.667 29 Eric Campbell, R (8, PH) OBP: 0.343, SLG: 0.398 58 Jenrry Mejia, R (9, 1)		B FF 92 B SI 92 C FF 92 F FF 92 X SI 92 2-2 ③ G4-3			X SI 91 0-0 ② G1-3	F SI 90 C SI 92 B KC 82 F FF 92 S KC 82 1-3 ② K		C SL 81 X SL 81 0-1 ③ G1-3		3 0 0 1 0	0 0 0 0 0	0 0 0 0 0	0 0 0 0 0	0 0 0 0 0	1 0 0 0 0	2 0 0 1 0
Inning Stats	R: 0 E: 0 K: 1 S: 11 H: 1 LOB: 1 BB: 0 P: 16	R: 0 E: 0 K: 2 S: 12 H: 2 LOB: 2 BB: 0 P: 18	R: 0 E: 0 K: 2 S: 9 H: 0 LOB: 0 BB: 0 P: 12	R: 0 E: 0 K: 0 S: 11 H: 1 LOB: 1 BB: 0 P: 17	R: 2 E: 0 K: 1 S: 11 H: 3 LOB: 1 BB: 0 P: 15	R: 3 E: 0 K: 2 S: 13 H: 2 LOB: 0 BB: 1 P: 22	R: 0 E: 0 K: 1 S: 11 H: 0 LOB: 0 BB: 0 P: 16	R: 1 E: 0 K: 0 S: 17 H: 2 LOB: 1 BB: 0 P: 24		1B: 8 2B: 2 3B: 0 HR: 1	SF: 0 SAC: 0 DP: 0 HBP: 0			WP: 0 PB: 0 SB: 4 CS: 0	PA: 36	

PITCHER		IP	WLS	BF	H	R	ER	SO	BB	IBB	HBP	BLK	WP	HR	S	P	ERA	WHIP
34 A.J. Burnett, R ERA: 4.4	(1, 1)	6.0	L	28	9	5	5	8	1	0	0	0	0	1	67	100	7.50	1.667
59 Antonio Bastardo, L ERA: 4.29	(7, 1)	1.0		3	0	0	0	1	0	0	0	0	0	0	11	16	0.00	0.000
30 Justin De Fratus, R ERA: 2.82	(8, 1)	1.0		5	2	1	1	0	0	0	0	0	0	0	17	24	9.00	2.000

PITCHER	IP	WLS	BF	H	R	ER	SO	BB	IBB	HBP	BLK	WP	HR	S	P	ERA	WHIP

Philadelphia Phillies @ New York Mets

Citi Field, Flushing, NY

Sun Aug 31 2014, 1:12 PM - 4:25 PM EDT

Att. 27,159 - Partly Cloudy - 87 F

livebaseballscorecards.com

AB	35
R	6
H	11
RBI	6
BB	1
SO	9
LOB	13

New York Mets @ Miami Marlins

Marlins Park, Miami, FL

Mon Sep 01 2014, 1:12 PM - 4:43 PM EDT

Att. 23,090 - Roof Closed - 77 F

TOP

livebaseballscorecards.com

Batter	1	2	3	4	5	6	7	8	9	AB	R	H	RBI	BB	SO	LOB
12 Juan Lagares, R (1, 8) OBP: 0.312, SLG: 0.380	C CH 88 X CH 88 0-1 G6-3		B SL 84 X SI 92 1-0 FC6-4 3 BB 5 1B 1-2f 2-3		C FF 93 X CH 87 0-1 3 S 1B	1 SAFE B SI 94 1 SAFE B SI 93 1 SAFE F SI 95 1 SAFE 1 SAFE B SI 93 3-2 S SI 95 T SI 95 K 1-2			C SI 92 B SI 92 F SL 83 F SL 82 F SI 92 B SL 82 X SL 81 2-2 L8	5	1	1	0	0	1	4
3 Curtis Granderson, L (1, 9) OBP: 0.316, SLG: 0.358	B CH 84 X CH 86 1-0 G4-3		1 SAFE B CH 89 B CH 85 1 SAFE B CH 90 C CH 86 F SI 92 F SI 92 B CH 87 4-2 5 1B 5 E 1-2 BB		C FF 92 1 SAFE B CU 80 B SI 92 B SI 92 S SI 92 S CU 81 3-3 K 1-2		C SL 84 C SL 85 S SL 85 0-3 K		F SI 92 S SL 83 B SI 91 C SL 82 1-3 K	4	1	0	0	1	3	1
5 David Wright, R (1, 5) OBP: 0.323, SLG: 0.362	C CH 85 F CH 87 X CH 89 0-2 G6-3		X SI 93 0-0 E8 21 S 1-H 2-H 3-H 1B		B SI 93 X SI 93 1-0 G3-1		B FF 95 F FF 95 B SL 88 C SL 86 S FF 94 2-3 K		F SI 92 B SI 92 F SI 92 S SI 93 1-3 K	5	0	1	2	0	2	1
21 Lucas Duda, L (1, 3) OBP: 0.341, SLG: 0.483		C CH 88 C CH 89 X CH 87 0-2 G1-3	C FF 89 B FF 89 D CU 76 C CU 77 D SI 90 F FF 91 S CU 78 3-3 K 2-3			B SI 92 S SI 92 B CU 80 F SI 92 X SI 92 2-2 G3	C SL 86 X FF 95 0-1 7 1B 1B			4	0	1	0	0	1	1
7 Travis d'Arnaud, R (1, 2) OBP: 0.291, SLG: 0.394		C CH 89 F SL 84 B CH 90 B SI 91 B SI 91 F CH 87 F SI 91 X SI 92 3-2 F9	B CH 84 D CH 84 D SI 90 X SI 90 3-0 G1-3			F SI 92 B FF 92 C CU 80 F SI 94 B CU 80 B CH 87 F SI 93 X SI 92 3-2 6 BB 2 3B 1B	X FF 94 0-0 1-2 1B			4	1	2	0	0	0	1
6 Matthew den Dekker, L (1, 7) OBP: 0.303, SLG: 0.260 29 Eric Campbell, R (7, PH) OBP: 0.341, SLG: 0.395 (7, 7)		C CH 88 B FF 90 C SI 91 F CH 86 S CH 86 1-3 K		F FF 90 B CU 77 B CU 79 X FF 92 2-1 2 G5-4-3 1B		D CU 79 B SI 92 B SI 92 B FF 92 4-0 2 3B 1-2 BB	C FF 95 D SL 88 S FF 95 F FF 96 F SL 86 B FF 95 X FF 95 2-2 F8			2 1	1 0	1 0	0 0	1 0	1 0	0 2
2 Dilson Herrera, R (1, 4) OBP: 0.400, SLG: 0.692			B CH 89 X CH 87 1-0 HR	C SI 91 B CH 84 B CH 85 1 SAFE X SI 90 2-1 G5-4-3 1-2f		X FF 96 0-0 1-H 2-H 3B		C FF 91 B SL 80 X SI 90 1-1 F7		4	1	2	3	0	0	1
4 Wilmer Flores, R (1, 6) OBP: 0.271, SLG: 0.312			C CH 89 C CH 86 X SI 91 0-2 12 FC6-4 45 SH 5 1B 1B	C FF 91 F SI 92 B CU 79 F CU 80 B FF 94 X FF 93 2-2 L8		S SI 97 F SI 95 B CU 82 F SI 95 X SI 93 1-2 G6-3		F FF 93 F FF 93 X SL 82 0-2 F7		4	1	1	0	0	0	1
45 Zack Wheeler, L (1, 1) OBP: 0.091, SLG: 0.093 44 Buddy Carlyle, L (5, 1) OBP: 1.000, SLG: 1.000 9 Kirk Nieuwenhuis, L (6, PH) OBP: 0.333, SLG: 0.463 52 Carlos Torres, R (6, 1) 22 Eric Young Jr., S (8, PH) OBP: 0.302, SLG: 0.305 27 Jeurys Familia, R (8, 1) OBP: 0.667, SLG: 0.667 62 Erik Goeddel, R (8, 1)			D CH 86 X CH 89 1-0 SH 12 FC6-4 1-2		B FF 92 B FF 90 C FF 91 F FF 91 F FF 91 S FF 92 2-3 K	I IN 83 I IN 82 I IN 83 I IN 83 4-0 12 S IBB		C FF 92 X CH 87 0-1 G3-1	1 0 0 0 1 0 0 0	0 0 0 0 0 0 0 0	0 0 0 0 0 0 0 0	0 0 0 0 0 0 0 0	0 0 1 0 0 0 0 0	1 0 0 0 0 0 0 0	0 0 0 0 0 0 0 0
Inning Stats	R: 0 E: 0 K: 0 S: 6 H: 0 LOB: 0 BB: 0 P: 7	R: 0 E: 0 K: 1 S: 12 H: 0 LOB: 0 BB: 0 P: 16	R: 4 E: 1 K: 1 S: 15 H: 3 LOB: 1 BB: 1 P: 28	R: 0 E: 0 K: 0 S: 8 H: 1 LOB: 0 BB: 0 P: 14	R: 0 E: 0 K: 2 S: 10 H: 1 LOB: 1 BB: 0 P: 16	R: 2 E: 0 K: 1 S: 16 H: 2 LOB: 2 BB: 2 P: 33	R: 0 E: 0 K: 2 S: 14 H: 2 LOB: 2 BB: 0 P: 18	R: 0 E: 0 K: 0 S: 7 H: 0 LOB: 0 BB: 0 P: 8	R: 0 E: 0 K: 2 S: 11 H: 0 LOB: 0 BB: 0 P: 15	1B: 7 2B: 0 3B: 1 HR: 1 SF: 0 SAC: 1 DP: 1 HBP: 0						

AB	35
R	6
H	9
RBI	5
BB	3
SO	9
LOB	12

WP: 0 PB: 0 SB: 3 CS: 0 PA: 39

PITCHER		IP	WLS	BF	H	R	ER	SO	BB	IBB	HBP	BLK	WP	HR	S	P	ERA	WHIP
37 Henderson Alvarez III, R ERA: 2.88	(1, 1)	2.1		12	3	4	3	1	1	0	0	0	0	1	28	40	11.57	1.714
52 Brad Hand, L ERA: 4.76	(3, 1)	3.0		12	3	2	2	3	1	0	0	0	0	0	31	58	6.00	1.333
36 Sam Dyson, R ERA: 2.3	(6, 1)	0.2	B	4	1	0	0	1	0	1	0	0	0	0	8	16	0.00	1.500
40 Mike Dunn, L ERA: 3.2	(7, 1)	1.0		5	2	0	0	2	0	0	0	0	0	0	14	18	0.00	2.000
44 AJ Ramos, R ERA: 1.89	(8, 1)	1.0	W	3	0	0	0	0	0	0	0	0	0	0	7	8	0.00	0.000

PITCHER		IP	WLS	BF	H	R	ER	SO	BB	IBB	HBP	BLK	WP	HR	S	P	ERA	WHIP
31 Steve Cishek, R ERA: 3.61	(9, 1)	1.0	S	3	0	0	0	2	0	0	0	0	0	0	11	15	0.00	0.000

New York Mets @ Miami Marlins

Marlins Park, Miami, FL

Mon Sep 01 2014, 1:12 PM - 4:43 PM EDT

Att. 23,090 - Roof Closed - 77 F

livebaseballscorecards.com

BOTTOM

Batter	1	2	3	4	5	6	7	8	9	AB	R	H	RBI	BB	SO	LOB
21 Christian Yelich, L (1, 7) OBP: 0.370, SLG: 0.421	B SI 93 B FF 94 B FF 94 C FF 95 C FF 95 F FF 94 F SI 95 X CH 88 3-2 G3 ①		C FF 94 C CU 77 F CH 87 B SI 93 B FC 89 F FC 90 F FF 96 S CU 79 2-3 K ①		C FF 92 B FF 91 B CU 78 C CU 79 T FC 90 2-2 K ①	B FF 90 C FC 88 B CU 78 X FC 88 2-1 17 G6-4-3 1-3 2-H 1B		I IN 66 I IN 66 I IN 65 I IN 65 4-0 17 E 9 BB 17 SH IBB		4	1	1	1	1	2	0
17 Donovan Solano, R (1, 4) OBP: 0.301, SLG: 0.330	C FF 94 C FF 94 S CU 78 0-3 K ②		B CU 78 C FF 95 C FF 95 B FC 89 B CU 80 F FF 96 H FF 96 4-2 46 E 9 1B HBP		C FF 94 F SI 94 F CU 79 X CU 78 0-2 E5 9 2B	S FC 89 1 SAFE B FC 91 X CU 80 1-1 G6-4-3 ②③ 1-2f		X SI 96 0-0 SH 9 BB 1-3 3-H		3	1	0	1	0	1	2
27 Giancarlo Stanton, R (1, 9) OBP: 0.401, SLG: 0.554	B FC 88 C FC 87 X CU 80 1-1 HR		B SI 95 B FF 95 X FC 89 2-0 F8 ②		B SI 94 C FF 95 B SI 94 F FC 90 F FF 95 B CH 89 X FF 96 3-2 F7 ②		B FF 92 B FF 90 X FC 89 2-0 F7 ①	I IN 72 I IN 75 I IN 79 I IN 77 4-0 9 BB IBB		4	1	1	1	1	0	2
9 Casey McGehee, R (1, 5) OBP: 0.366, SLG: 0.371	F FC 88 C FF 95 B CU 78 F CU 79 X SI 95 1-2 G4-3 ③		B SI 94 X FC 90 1-0 46 E 1-2 1B		B CH 87 C FF 94 D CH 88 S CH 88 X FF 93 2-2 46 1B 1-H 2B		S FC 89 B CU 80 B FC 90 B FC 91 B FC 90 4-1 BB	C CU 73 D CU 75 S CH 83 B CH 84 D CH 84 F CH 83 B FF 93 4-2 46 G4-6-3 1-2 2-3 3-H BB		3	1	2	2	2	0	0
46 Garrett Jones, L (1, 3) OBP: 0.313, SLG: 0.400		B FF 92 B CH 87 S FF 94 T FF 94 B CH 88 F FF 95 F FF 96 B CH 89 4-2 13 3B BB	B FF 95 F FF 95 B FF 95 C CU 80 B CU 79 X CH 88 3-2 E4 1-2 2-3		B CU 78 S FF 94 T FF 94 X FF 94 1-2 13 1B 2-H 1B		C FF 92 F CU 80 B FF 93 D SI 90 S FF 91 2-3 K ②	B FF 92 B CU 73 S FF 92 X FF 93 2-1 G4-6-3 ②③ 1-2f		4	2	1	1	1	1	6
13 Marcell Ozuna, R (1, 8) OBP: 0.313, SLG: 0.441		F FF 94 F SI 94 F FF 95 X CU 79 0-2 1-H 3B	B FF 95 C FF 95 D FC 90 F SI 94 S FC 88 2-3 K ③		F FF 90 X FF 90 0-1 39 CS 2-H 1B		B FC 89 1 SAFE X FC 90 1-0 P4 ③			4	0	2	2	0	1	4
39 Jarrod Saltalamacchia, S (1, 2) OBP: 0.340, SLG: 0.392		C FF 95 B FF 95 C CU 78 B SI 95 S FC 89 2-3 K ①	B FC 90 B FC 91 F FF 94 F CH 87 B FC 90 B FF 95 4-2 3 G6-4-3 BB	1 SAFE B SI 89 C SI 90 S SI 90 1 SAFE B FF 92 2-2 CS ③ 1-2	C FF 92 S CU 79 B SI 92 S CU 80 1-3 K2-3 ①		S FF 96 X SI 96 0-1 3 SH 5 WP 2B		3	1	1	0	1	2	1
3 Adeiny Hechavarría, R (1, 6) OBP: 0.303, SLG: 0.358		F FF 94 C FF 94 F FC 89 F FF 95 S CU 79 0-3 K ②	B FF 94 X SI 92 1-0 G6-4-3 ①② 1-2f		X FF 91 0-0 E4 21 1B 1B			X SI 97 0-0 SH 5 E 17 SH 2-3		3	2	1	0	0	1	2
37 Henderson Alvarez III, R (1, 1) OBP: 0.224, SLG: 0.213 52 Brad Hand, L (3, 1) OBP: 0.048, SLG: 0.048 36 Sam Dyson, R (6, 1) 1 Jordany Valdespin, L (6, PH) OBP: 0.291, SLG: 0.392 40 Mike Dunn, L (7, 1) 44 AJ Ramos, R (8, 1) 5 Reed Johnson, R (8, PH) OBP: 0.256, SLG: 0.323 31 Steve Cishek, R (9, 1)		F FF 93 B FF 95 F FF 94 F SI 94 S FC 89 1-3 K ③	C FF 93 S FF 92 B FF 94 S FF 94 1-3 K ③		B CU 80 D FF 91 B FC 90 B FF 92 4-0 21 1B BB		B SI 96 X SI 97 1-0 G5-3 ① 1-3 3-H		1 0 0 0 0 1 1 1 0 0 0 0 1 0 0 0 0 0 0 0 0 0 0 0 0 1 0 0 0 0 0 0 0 0 0 0 0 0 0 0 0 0 1 0 0 0 0 0 1 0 0 0 0 0 0 0						
Inning Stats	R: 1 E: 0 K: 1 S: 14 H: 1 LOB: 0 BB: 0 P: 19	R: 1 E: 0 K: 3 S: 20 H: 1 LOB: 1 BB: 1 P: 27	R: 0 E: 1 K: 2 S: 17 H: 1 LOB: 3 BB: 0 P: 31	R: 0 E: 0 K: 1 S: 6 H: 0 LOB: 0 BB: 1 P: 12	R: 3 E: 1 K: 1 S: 21 H: 3 LOB: 0 BB: 0 P: 31	R: 1 E: 1 K: 1 S: 8 H: 2 LOB: 1 BB: 1 P: 16	R: 0 E: 0 K: 1 S: 6 H: 0 LOB: 1 BB: 1 P: 15	R: 3 E: 2 K: 0 S: 10 H: 1 LOB: 2 BB: 3 P: 25		1B: 5 2B: 2 3B: 1 HR: 1 SF: 0 SAC: 2 DP: 3 HBP: 1					

	AB	31
	R	9
	H	9
	RBI	8
	BB	7
	SO	10
	LOB	19

WP: 1 PB: 0 SB: 0 CS: 1 PA: 42

PITCHER		IP	WLS	BF	H	R	ER	SO	BB	IBB	HBP	BLK	WP	HR	S	P	ERA	WHIP
45 Zack Wheeler, R ERA: 3.45	(1, 1)	4.2		23	5	5	2	8	2	0	1	0	0	1	74	114	3.86	1.500
44 Buddy Carlyle, R ERA: 1.21	(5, 1)	0.1		1	1	0	0	0	0	0	0	0	0	0	4	6	0.00	3.000
52 Carlos Torres, R ERA: 3.33	(6, 1)	2.0	B	9	2	1	1	2	2	0	0	0	0	0	14	31	4.50	2.000
27 Jeurys Familia, R ERA: 2.13	(8, 1)	0.1	L	5	1	3	1	0	0	1	0	0	1	0	5	10	27.00	3.000
62 Erik Goeddel, R ERA:	(8, 1)	0.2		3	0	0	0	0	1	1	0	0	0	0	5	15	0.00	1.500

PITCHER	IP	WLS	BF	H	R	ER	SO	BB	IBB	HBP	BLK	WP	HR	S	P	ERA	WHIP

Batter	1	2	3	4	5	6	7	8	9	AB	R	H	RBI	BB	SO	LOB
12 Juan Lagares, R (1, 8) OBP: 0.321, SLG: 0.389	B FF 93 X FF 93 1-0 3 G3-1 5 1B 1B	C CU 78 B SI 94 X CU 79 1-1 3 G3 5 WP 2-H 2B		B FF 93 X FF 93 1-0 3 S 5 2B 2-H 1B		B FF 96 B KC 83 B FF 96 C FF 94 X FF 95 3-1 3 F7 1-2 1B		B FF 93 S SL 84 B FF 93 B FF 93 B FF 92 4-1 5 S BB		4	3	4	2	1	0	0
3 Curtis Granderson, L (1, 9) OBP: 0.313, SLG: 0.354	F SI 89 C FF 93 X FS 85 0-2 ① G3-1 1-2	X FS 86 0-0 ② G3 2-3		B FF 93 B CH 85 F CH 86 F SL 80 B FF 93 F FF 94 T SI 92 2-2 ② K 1-2		C KC 83 F FF 96 X KC 82 0-2 ① F7 1-2 2-3		B SL 85 S SL 85 F FF 92 X SL 84 1-2 ② F8		5	0	0	0	0	1	6
5 David Wright, R (1, 5) OBP: 0.325, SLG: 0.369	C FF 93 F CU 80 B FF 93 B SI 94 X FF 94 2-2 7 6 1B 2-H 1B	B FF 93 C FF 94 X FF 94 1-1 3-H 2B		B FF 94 D SL 83 S SI 92 B SL 83 X SI 92 3-1 21 WP 21 1B 2-H 2B		B KC 84 C KC 82 D KC 82 B FF 97 S FF 94 X KC 80 3-2 ② SF7 3-H		1 SAFE B SI 96 F SI 95 C SI 95 S SI 95 1-3 ③ K 1-2		4	2	3	3	0	1	1
21 Lucas Duda, L (1, 3) OBP: 0.342, SLG: 0.480	1 SAFE F SI 92 B FS 85 F FS 86 F CU 80 T FF 95 1-2 ② K	C CU 80 B FS 86 F CU 79 F SI 88 S CU 80 1-3 ③ K		B SI 90 F CH 86 S CH 85 B SL 82 F FF 94 F CH 86 F SI 92 B SL 82 X CH 85 3-2 2-H 1B		B SL 83 B SL 84 C FF 93 B SL 84 F FF 94 C FF 93 3-3 ③ K			C CH 87 B CH 88 B SI 94 C FF 95 B CH 88 B CH 87 4-2 6 FC5-4 7 1B BB	4	0	1	1	1	3	3
7 Travis d'Arnaud, R (1, 2) OBP: 0.298, SLG: 0.398	B FF 94 C FS 85 1 SAFE C CU 79 F FF 94 D SI 88 F SI 88 X SI 93 2-2 6 1B 1-2 1B		B FF 92 C FF 92 B CU 80 F FS 87 B CU 81 B FF 93 4-2 6 G4-6-3 BB	F FF 92 X SL 81 0-1 ③ G5-3			B FF 93 X FF 93 1-0 2 G4-3 6 1B 1B		F SI 95 X SI 94 0-1 6 FC5-4 1-2 1B	4	0	3	0	1	0	1
6 Matthew den Dekker, L (1, 7) OBP: 0.307, SLG: 0.267	C FF 94 X FF 94 0-1 1-3 2-H 1B		B SI 90 X SI 91 1-0 ①② G4-6-3 1-2f		C FF 95 B KC 83 F FF 95 T KC 84 1-2 ① K		X FF 93 0-0 2 G4-3 1-2 1B		F SI 94 S FF 95 X CH 88 0-2 ① FC5-4 2 S 1-2f 2-3	5	0	2	1	0	1	3
2 Dilson Herrera, R (1, 4) OBP: 0.300, SLG: 0.500	C CU 80 X CU 80 0-1 ③ P4		B FS 86 B FS 86 X SI 92 2-0 ③ L9		F FF 97 C KC 84 S KC 83 0-3 ② K		B FF 93 X FF 93 1-0 ①② G4-3 1-2f 2-3		B SI 94 X SI 96 1-0 ② G6-3 1-2	5	0	0	0	0	1	6
4 Wilmer Flores, R (1, 6) OBP: 0.274, SLG: 0.315		C FF 92 B FF 93 X FF 93 1-1 49 SH5-4 12 2B 1B		C FF 92 S FF 93 B SL 82 F FF 94 X SI 93 1-2 49 SH1-4 12 1B 1B	F FF 97 S FF 97 X FF 96 0-2 ③ G6-3		D SL 84 B FF 93 X FF 92 2-0 ③ G5-3		X SI 96 0-0 ③ G3-1	5	2	2	0	0	0	3
49 Jonathon Niese, L (1, 1) 52 Carlos Torres, R (7, 1) 22 Eric Young Jr., S (8, PH) OBP: 0.301, SLG: 0.304 27 Jeurys Familia, R (8, 1) OBP: 0.667, SLG: 0.667 58 Jenrry Mejia, R (9, 1)		B FF 91 B FF 91 B FF 90 C FF 92 X FF 90 3-1 ① SH5-4 1-2		B FF 90 X FF 91 1-0 ① SH1-4 1-2		B FF 94 C FF 93 B FF 94 B FF 92 C FF 95 X FF 95 3-2 3 F7 12 1B 5 SF7 1B		C FF 93 F SL 84 S SL 85 0-3 ① K		1 0 1 0 0	1 0 0 0 0	1 0 0 0 0	0 0 0 0 0	0 0 1 0 0	0 0 0 0 0	0 0 0 0 0
Inning Stats	R: 2 E: 0 K: 1 S: 20 H: 4 LOB: 2 BB: 0 P: 26	R: 2 E: 0 K: 1 S: 13 H: 3 LOB: 1 BB: 0 P: 20	R: 0 E: 0 K: 0 S: 4 H: 0 LOB: 0 BB: 1 P: 11	R: 3 E: 0 K: 1 S: 21 H: 4 LOB: 1 BB: 0 P: 32	R: 0 E: 0 K: 2 S: 9 H: 0 LOB: 0 BB: 0 P: 10	R: 1 E: 0 K: 1 S: 14 H: 2 LOB: 1 BB: 0 P: 26	R: 0 E: 0 K: 0 S: 4 H: 2 LOB: 1 BB: 0 P: 8	R: 0 E: 0 K: 2 S: 10 H: 0 LOB: 1 BB: 1 P: 16	R: 0 E: 0 K: 0 S: 9 H: 1 LOB: 2 BB: 1 P: 14	1B: 13 2B: 3 3B: 0 HR: 0 SF: 1 SAC: 2 DP: 2 HBP: 0						

TOP

New York Mets @ Miami Marlins

Marlins Park, Miami, FL

Tue Sep 02 2014, 7:11 PM - 10:20 PM EDT

Att. 17,745 - Roof Closed - 77 F

livebaseballscorecards.com

AB	38
R	8
H	16
RBI	7
BB	3
SO	8
LOB	23

PITCHER		IP	WLS	BF	H	R	ER	SO	BB	IBB	HBP	BLK	WP	HR	S	P	ERA	WHIP
33 Brad Penny, R ERA: 6.61	(1, 1)	3.0	L	16	7	4	4	2	1	0	0	0	1	0	37	57	12.00	2.667
28 Anthony DeSclafani, R ERA: 7.57	(4, 1)	1.0		7	4	3	3	1	0	0	0	0	1	0	21	32	27.00	4.000
22 Carter Capps, R ERA: 3.29	(5, 1)	1.2		7	2	1	1	2	0	0	0	0	0	0	20	30	5.40	1.200
43 Dan Jennings, L ERA: 0.97	(6, 1)	2.0		8	2	0	0	2	1	0	0	0	0	0	14	26	0.00	1.500
36 Sam Dyson, R ERA: 2.2	(8, 1)	1.1		6	1	0	0	1	1	0	0	0	0	0	12	18	0.00	1.500

PITCHER	IP	WLS	BF	H	R	ER	SO	BB	IBB	HBP	BLK	WP	HR	S	P	ERA	WHIP

WP: 2 PB: 0 SB: 3 CS: 0 PA: 44

BOTTOM

Batter	1	2	3	4	5	6	7	8	9	AB	R	H	RBI	BB	SO	LOB
21 Christian Yelich, L (1, 7) OBP: 0.372, SLG: 0.425	C FF 87 B FC 85 B SI 87 X FC 87 2-1 27 F9 1B		C CU 73 X SI 89 0-1 17 E 2B	C FC 86 X CU 74 0-1 2-H 1B		C FF 88 F CH 81 C SI 88 0-3 ③ K			C CU 78 B SI 90 B FF 94 F FF 95 X SL 85 2-2 ③ G4-3	5	1	3	1	0	1	0
17 Donovan Solano, R (1, 4) OBP: 0.305, SLG: 0.333 36 Sam Dyson, R (8, 1)	C FF 88 B FC 87 X SI 89 1-1 ① L9		C FC 86 B SI 88 X CU 74 1-1 E5 27 HR 2-H 1B	C SI 88 X FC 86 0-1 ③ G4-3			C FF 92 X FC 89 0-1 9 G1-6-3 1B			4 0	1 0	2 0	0 0	0 0	0 0	2 0
27 Giancarlo Stanton, R (1, 9) OBP: 0.401, SLG: 0.561	B SI 89 C FC 88 X SI 89 1-1 ② F9 1-2		F FC 86 X FF 89 0-1 2-H HR		B SI 87 B SI 88 C FF 89 F SI 89 B FC 86 X FC 87 3-2 2B		X FF 92 0-0 ① F8			4	1	2	2	0	0	2
9 Casey McGehee, R (1, 5) OBP: 0.365, SLG: 0.370	D CU 74 D CH 83 C FC 87 S CU 74 D CU 75 X CH 83 3-2 ③ G4-3		B CU 73 F CU 74 B SI 88 B CH 83 C CH 84 X SI 89 3-2 1B		B CH 82 B CH 82 F SI 88 F FC 86 X CU 76 2-2 ① G6-3		X FC 89 0-0 ②③ G1-6-3 1-2f			4	0	1	0	0	0	3
13 Marcell Ozuna, R (1, 8) OBP: 0.311, SLG: 0.437		C SI 86 C SI 88 B FC 87 F CU 74 B FC 86 B CH 83 X SI 89 3-2 ① L8	C SI 87 S CH 82 B FC 87 1 SAFE S CH 83 1-3 ③ K		S CU 75 D CU 76 C SI 89 B CH 83 X SI 89 2-2 ② G6-3			B SL 85 S SI 96 F SL 84 S SL 87 1-3 ① K		4	0	0	0	0	2	2
10 Jeff Baker, R (1, 3) OBP: 0.305, SLG: 0.401 43 Dan Jennings, L (6, 1) 1 Jordany Valdespin, L (8, 4) OBP: 0.287, SLG: 0.388		C FC 87 B SI 88 F FF 90 S CU 75 1-3 ② K	X FF 86 0-0 3 G4-3 39 1B 5 SF8 1B	F CU 74 X FF 89 0-1 ③ F8				C SI 98 B SI 98 B SI 97 F FF 98 X FF 98 2-2 ② G3		3 0 1	1 0 0	1 0 0	0 0 0	0 0 0	1 0 0	1 0 0
39 Jarrod Saltalamacchia, S (1, 2) OBP: 0.340, SLG: 0.390		F FF 89 F FC 87 C FF 88 0-3 ③ K	F SI 86 B FF 86 F CU 73 F CU 73 F FC 87 B FC 88 X FC 86 2-2 3 G4-3 21 1B 1-2 1B			C SI 85 X FC 86 0-1 ① F8		C SI 97 B SL 87 S SL 88 B FF 98 B SI 97 X SI 97 3-2 ③ F7		4	1	1	0	0	1	0
3 Adeiny Hechavarría, R (1, 6) OBP: 0.303, SLG: 0.361			X SI 87 0-0 ① G4-3	B SI 88 C FC 87 F CU 75 B FF 89 F FF 88 X SI 89 2-2 ① G4-3 1-2 2-3		B CH 81 X FC 86 1-0 46 G4-3 3B			S SL 85 F SL 85 B FF 94 B FF 96 S SL 85 2-3 ① K	4	1	1	0	0	1	2
33 Brad Penny, R (1, 1) OBP: 0.250, SLG: 0.500 59 Ed Lucas, R (3, PH) OBP: 0.280, SLG: 0.281 28 Anthony DeSclafani, R (4, 1) OBP: 0.182, SLG: 0.100 5 Reed Johnson, R (4, PH) OBP: 0.255, SLG: 0.323 22 Carter Capps, R (5, 1) 46 Garrett Jones, L (6, 3) OBP: 0.312, SLG: 0.399			C CU 72 X CU 73 0-1 ② F9	C CU 75 X FF 87 0-1 ② SF8 3-H		B FC 86 B FF 87 B FF 88 C FF 88 X FC 86 3-1 ② G4-3 3-H			C FF 95 S SI 91 B SI 91 S SL 87 1-3 ② K	0 1 0 0 0 2	0 0 0 0 0 0	0 0 0 0 0 0	0 0 0 1 0 1	0 0 0 0 0 0	0 0 0 0 0 0	0 0 0 0 0 0
Inning Stats	R: 0 E: 0 K: 0 S: 9 H: 1 LOB: 1 BB: 0 P: 16	R: 0 E: 0 K: 2 S: 10 H: 0 LOB: 0 BB: 0 P: 14	R: 3 E: 1 K: 1 S: 15 H: 4 LOB: 1 BB: 0 P: 20	R: 2 E: 0 K: 0 S: 16 H: 3 LOB: 1 BB: 0 P: 20	R: 0 E: 0 K: 0 S: 11 H: 1 LOB: 1 BB: 0 P: 18	R: 1 E: 0 K: 1 S: 8 H: 1 LOB: 0 BB: 0 P: 12	R: 0 E: 0 K: 0 S: 4 H: 1 LOB: 0 BB: 0 P: 4	R: 0 E: 0 K: 1 S: 9 H: 0 LOB: 0 BB: 0 P: 15	R: 0 E: 0 K: 2 S: 9 H: 0 LOB: 0 BB: 0 P: 14	1B: 7 2B: 2 3B: 1 HR: 1 SF: 1 SAC: 0 DP: 1 HBP: 0						WP: 0 PB: 0 SB: 0 CS: 0 PA: 37	

PITCHER		IP	WLS	BF	H	R	ER	SO	BB	IBB	HBP	BLK	WP	HR	S	P	ERA	WHIP
49 Jonathon Niese, L ERA: 3.68	(1, 1)	6.0	W	28	10	6	6	4	0	0	0	0	0	1	69	100	9.00	1.667
52 Carlos Torres, R ERA: 3.29	(7, 1)	1.0	H	3	1	0	0	0	0	0	0	0	0	0	4	4	0.00	1.000
27 Jeurys Familia, R ERA: 2.1	(8, 1)	1.0	H	3	0	0	0	1	0	0	0	0	0	0	9	15	0.00	0.000
58 Jenrry Mejia, R ERA: 3.9	(9, 1)	1.0	S	3	0	0	0	2	0	0	0	0	0	0	9	14	0.00	0.000

PITCHER	IP	WLS	BF	H	R	ER	SO	BB	IBB	HBP	BLK	WP	HR	S	P	ERA	WHIP

New York Mets @ Miami Marlins

Marlins Park, Miami, FL

Tue Sep 02 2014, 7:11 PM - 10:20 PM EDT

Att. 17,745 - Roof Closed - 77 F

livebaseballscorecards.com

AB	36
R	6
H	11
RBI	5
BB	0
SO	7
LOB	12

New York Mets @ Miami Marlins

Marlins Park, Miami, FL

Wed Sep 03 2014, 7:13 PM - 10:19 PM EDT

Att. 17,737 - Roof Closed - 74 F

TOP

Batter	1	2	3	4	5	6	7	8	9	AB R H RBI BB SO LOB
12 Juan Lagares, R (1, 8) OBP: 0.322, SLG: 0.389	F FF 92 B SL 86 C FF 93 B KC 81 B SI 92 F FF 93 X FF 93 3-2 6 2B 1B		C FF 94 B KC 80 X KC 78 1-1 ② G6-3		B FF 92 C FF 93 X SL 85 1-1 ② FC1-6 6 1B 1-2f		C KC 77 B SL 87 X SL 86 1-1 ③ G1-3		S FF 94 C SL 88 B FF 95 B SL 86 X FS 87 2-2 6 BB 1B	5 0 2 0 0 0 1
6 Matthew den Dekker, L (1, 7) OBP: 0.328, SLG: 0.295	F FF 94 B SI 92 1 SAFE X CH 84 1-1 1-3 2B		C KC 78 B FF 94 S FF 92 S SL 87 1-3 ③ K2-3		X FF 93 0-0 1-2 1B			X FF 94 0-0 21 1B 7 2B 1B	B SI 95 1 SAFE F FS 89 B FF 96 1 SAFE 1 SAFE C FF 95 B SL 88 1 SAFE F FF 95 B FF 96 4-2 1-2 BB	4 1 3 0 1 1 0
5 David Wright, R (1, 5) OBP: 0.322, SLG: 0.366	C KC 78 F FF 93 B SL 87 T SL 87 1-2 ① K			C FF 92 F SI 92 B KC 81 T SL 87 1-2 ① K	F SI 92 F SL 88 D SL 89 C KC 81 1-3 ③ ꓘ			C FF 94 T FF 94 F FF 95 B SL 88 F FF 96 F FF 96 B FF 95 S SL 88 2-3 ① K	C FF 95 X SL 87 0-1 ① F9	5 0 0 0 0 4 7
21 Lucas Duda, L (1, 3) OBP: 0.343, SLG: 0.478	F KC 80 F KC 81 B FF 94 B SI 94 F SL 88 S KC 81 2-3 ② K			X FF 93 0-0 ② F8		B KC 78 B KC 78 B SI 91 B FF 92 4-0 7 G1-4-3 BB		C SL 89 X SL 88 0-1 7 2B 2 FC6-4 1-2 1B	B SI 95 D FS 89 S FS 87 S FS 88 S FS 86 2-3 ② K	4 1 1 0 1 2 4
7 Travis d'Arnaud, R (1, 2) OBP: 0.299, SLG: 0.399	B SL 87 D KC 80 F SI 94 F KC 79 B SL 87 C SI 94 3-3 ③ ꓘ			B FF 93 B FF 91 B FF 93 C FF 91 B FF 92 4-1 9 HR BB		C FF 91 X SL 86 0-1 ① ② G1-4-3 1-2f		S FC 92 X FC 90 0-1 2 FC6-4 1-3 2-H 2B	D SL 87 X SL 86 1-0 ③ P6	4 1 1 1 1 1 5
9 Kirk Nieuwenhuis, L (1, 9) OBP: 0.361, SLG: 0.506		B FF 90 B FF 90 S FF 92 B FF 92 B FF 92 4-1 11 G6-3 BB		B FF 92 C FF 92 X SI 91 1-1 1-H HR		B KC 78 F FF 92 B CH 86 B FF 93 B FF 92 4-1 BB		I IN 72 I IN 75 I IN 76 I IN 73 4-0 2 FC6-4 IBB		1 1 1 2 3 0 0
2 Dilson Herrera, R (1, 4) OBP: 0.250, SLG: 0.409		C FF 91 F KC 78 1 SAFE 1 SAFE S KC 80 0-3 ① K		C KC 78 S SL 86 B SL 88 B KC 82 B FF 92 C FF 93 3-3 ③ ꓘ		C KC 77 B SL 87 F SL 86 1 SAFE C FF 93 1-3 ③ ꓘ		B FC 90 X FC 90 1-0 ② FC6-4 11 HBP 1-2f 2-3 3-H		4 0 0 1 0 3 4
11 Rubén Tejada, R (1, 6) OBP: 0.340, SLG: 0.286		1 SAFE B FF 93 X SI 92 1-0 ② ③ G6-3 1-2f			C SL 86 F FF 92 X SI 92 0-2 48 FC2-5 2B		B FF 91 B FF 91 X FF 92 2-0 ① P6	1 SAFE C FF 94 F FC 90 1 SAFE H SI 95 1-2 1-2 HBP		3 0 1 0 0 0 1
48 Jacob deGrom, L (1, 1) OBP: 0.268, SLG: 0.300 13 Josh Satin, R (7, PH) OBP: 0.257, SLG: 0.172 44 Buddy Carlyle, L (7, 1) OBP: 1.000, SLG: 1.000 68 Dario Alvarez, L (7, 1) 52 Carlos Torres, R (7, 1) 58 Jenrry Mejia, R (9, 1)			C FF 92 C SI 94 F SL 86 F KC 81 B SI 94 S KC 80 1-3 ① K		X FF 90 0-0 ① FC2-5 12 FC1-6 2-3		B FF 93 X FF 92 1-0 ② L9	B SI 94 C FF 94 B FF 95 F FF 94 C FC 89 2-3 ③ ꓘ		2 0 0 0 0 1 1 1 0 0 0 0 0 0 0 0 0 0 0 0 0 0 0 0 0 0 0 0 1 0 0 0 0 1 3 0 0 0 0 0 0 0
Inning Stats	R: 0 H: 2 E: 0 LOB: 2 K: 3 BB: 0 S: 16 P: 26	R: 0 H: 0 E: 0 LOB: 0 K: 1 BB: 1 S: 5 P: 10	R: 0 H: 0 E: 0 LOB: 0 K: 2 BB: 0 S: 10 P: 13	R: 2 H: 1 E: 0 LOB: 0 K: 2 BB: 1 S: 10 P: 19	R: 0 H: 2 E: 0 LOB: 2 K: 1 BB: 0 S: 10 P: 12	R: 0 H: 0 E: 0 LOB: 1 K: 1 BB: 2 S: 6 P: 15	R: 0 H: 0 E: 0 LOB: 0 K: 0 BB: 0 S: 4 P: 8	R: 2 H: 3 E: 0 LOB: 3 K: 2 BB: 1 S: 17 P: 27	R: 0 H: 1 E: 0 LOB: 2 K: 1 BB: 1 S: 12 P: 21	1B: 5 SF: 0 2B: 3 SAC: 0 3B: 0 DP: 2 HR: 1 HBP: 1

AB	34
R	4
H	9
RBI	4
BB	6
SO	13
LOB	26

WP: 0 PA: 41
PB: 0
SB: 0
CS: 0

PITCHER		IP	WLS	BF	H	R	ER	SO	BB	IBB	HBP	BLK	WP	HR	S	P	ERA	WHIP
34 Tom Koehler, R ERA: 3.74	(1, 1)	7.0		28	5	2	2	10	4	0	0	0	0	1	61	103	2.57	1.286
40 Mike Dunn, L ERA: 3.53	(8, 1)	0.1	L	3	2	2	2	1	0	0	0	0	0	0	9	11	54.00	6.000
57 Bryan Morris, R ERA: 1.74	(8, 1)	0.2		5	1	0	0	1	0	1	1	0	0	0	8	16	0.00	1.500
41 Chris Hatcher, R ERA: 3.35	(9, 1)	1.0		5	1	0	0	1	1	0	0	0	0	0	12	21	0.00	2.000

PITCHER	IP	WLS	BF	H	R	ER	SO	BB	IBB	HBP	BLK	WP	HR	S	P	ERA	WHIP

livebaseballscorecards.com

New York Mets @ Miami Marlins

Marlins Park, Miami, FL

Wed Sep 03 2014, 7:13 PM - 10:19 PM EDT

Att. 17,737 - Roof Closed - 74 F

BOTTOM

livebaseballscorecards.com

Batter	1	2	3	4	5	6	7	8	9	AB	R	H	RBI	BB	SO	LOB
21 Christian Yelich, L (1, 7) OBP: 0.373, SLG: 0.426	C FF 94 B FF 94 B CH 85 B FF 95 S FF 94 X FF 95 3-2 ① G6-3		B CU 78 F CH 83 C CH 85 B FF 95 B SL 88 F CH 86 X SI 93 3-2 27 17 G6-4-3 9 1B 1B		S CU 79 F CU 80 F CH 84 D CH 83 B SL 87 X CU 81 2-2 ① F7		B FC 88 X CU 80 1-0 3-H 1B			4	1	2	1	0	0	1
17 Donovan Solano, R (1, 4) OBP: 0.308, SLG: 0.333	C FF 94 C FF 94 B CU 81 F FF 95 B FF 96 F FF 94 B CU 83 F FF 95 B FF 95 4-2 27 1B BB		C CU 81 1 SAFE T CU 79 F FF 94 F FF 93 X CU 81 0-2 27 G6-4-3 1-2 1B		T FF 92 F FF 92 B SI 94 X FF 93 1-2 ② F9		1 SAFE X FF 91 0-0 ③ P4			3	0	1	0	1	0	2
27 Giancarlo Stanton, R (1, 9) OBP: 0.402, SLG: 0.566	C SL 88 B SI 95 B FF 95 S CU 81 X FF 96 2-2 9 G1-6-3 1-3 1B		B SI 93 X CU 81 1-0 ① ② G6-4-3 1-2f 2-3		B SL 88 C SL 88 B FF 95 C CH 84 F FF 95 F SI 95 S FF 93 2-3 ③ K			C FF 93 B CU 80 X CU 79 1-1 HR		4	1	2	1	0	1	3
9 Casey McGehee, R (1, 5) OBP: 0.364, SLG: 0.369	B CH 85 C SL 88 X SL 88 1-1 ② ③ G1-6-3 1-2f		B CU 81 C SL 87 F CU 82 B CH 84 B CH 85 X SL 87 3-2 3-H 1B			F FF 92 X SI 93 0-1 ① L9		B CU 78 X FC 89 1-0 ① G6-3		4	0	1	1	0	0	2
13 Marcell Ozuna, R (1, 8) OBP: 0.309, SLG: 0.434		X FF 93 0-0 ① F9	C FF 93 C FF 94 B FF 94 1 SAFE B CU 83 S FF 94 2-3 ③ K			C CU 82 X CU 78 0-1 ② G5-3		C FF 93 B FF 93 B CU 81 X FF 93 2-1 ② L3		4	0	0	0	0	1	1
46 Garrett Jones, L (1, 3) OBP: 0.309, SLG: 0.395		B FF 93 C FF 93 B SI 94 B FF 93 C FF 94 S FF 94 3-3 ② K		B SL 85 C FF 92 S FF 93 B SL 86 B FF 94 S SL 87 3-3 ① K		B SI 92 B CH 83 B SL 88 C FF 92 X SI 92 3-1 ③ G6-3		C CU 80 X FF 91 0-1 ③ G4-3		4	0	0	0	0	2	0
39 Jarrod Saltalamacchia, S (1, 2) OBP: 0.341, SLG: 0.393 12 Enrique Hernández, R (9, PR) OBP: 0.323, SLG: 0.386		B FF 93 B FF 93 B FF 93 C FF 93 F FF 93 F FF 95 F SL 88 X SL 88 3-2 2B		C CU 80 F CH 85 F SL 87 S CU 80 0-3 ② K			B CU 72 C SI 89 X CH 82 1-1 ① G4-3		B FF 93 F CH 88 B SI 93 B FF 94 B FF 94 4-1 3 G4-6-3 BB	3 0	0 0	1 0	0 0	1 0	1 0	0 0
3 Adeiny Hechavarría, R (1, 6) OBP: 0.304, SLG: 0.363	I IN 67 I IN 72 I IN 72 I IN 72 4-0 IBB		C CU 79 X CU 79 0-1 ③ G5-3				F FF 91 X SL 88 0-1 5 G3-1 21 1B 2B		L FF 93 L SL 89 X FF 94 0-2 ① ② G4-6-3 1-2f	3	1	1	0	1	0	1
34 Tom Koehler, R (1, 1) OBP: 0.089, SLG: 0.068 5 Reed Johnson, R (7, PH) OBP: 0.253, SLG: 0.321 40 Mike Dunn, L (8, 1) 57 Bryan Morris, L (8, 1) 41 Chris Hatcher, R (9, 1) 10 Jeff Baker, R (9, PH) OBP: 0.304, SLG: 0.399		S SL 84 B SL 86 B FF 94 S FF 94 F FF 95 S FF 95 2-3 ③ K		C FF 91 C CU 79 X FF 94 0-2 1B			L FF 92 S FF 91 X FF 91 0-2 ② G3-1 2-3		C SL 86 C SL 86 S CU 82 0-3 ③ K	2 1 0 0 0 1	0 0 0 0 0 0	1 0 0 0 0 0	0 0 0 0 0 1	1 0 0 0 0 1	0 1 0 0 0 1	2 1 0 0 0 1

	AB	33
	R	3
	H	9
	RBI	3
	BB	3
	SO	7
	LOB	14

MIAMI

Inning Stats	1	2	3	4	5	6	7	8	9
	R: 0 E: 0 K: 0 S: 13	H: 1 LOB: 1 BB: 1 P: 23	R: 0 E: 0 K: 2 S: 13	H: 1 LOB: 2 BB: 1 P: 25	R: 1 E: 0 K: 1 S: 16	H: 3 LOB: 1 BB: 0 P: 25	R: 0 E: 0 K: 2 S: 9	H: 0 LOB: 0 BB: 0 P: 12	R: 0 E: 0 K: 1 S: 15	H: 1 LOB: 1 BB: 0 P: 20	R: 0 E: 0 K: 0 S: 6	H: 0 LOB: 0 BB: 0 P: 9	R: 1 E: 0 K: 0 S: 9	H: 2 LOB: 1 BB: 0 P: 11	R: 1 E: 0 K: 0 S: 7	H: 1 LOB: 0 BB: 0 P: 11	R: 0 E: 0 K: 1 S: 7	H: 0 LOB: 1 BB: 1 P: 11

	1B: 6	SF: 0	WP: 0	PA: 36
	2B: 2	SAC: 0	PB: 0	
	3B: 0	DP: 3	SB: 0	
	HR: 1	HBP: 0	CS: 0	

PITCHER		IP	WLS	BF	H	R	ER	SO	BB	IBB	HBP	BLK	WP	HR	S	P	ERA	WHIP
48 Jacob deGrom, R ERA: 2.87	(1, 1)	6.0		24	6	1	1	6	1	1	0	0	0	0	72	114	1.50	1.167
44 Buddy Carlyle, R ERA: 1.57	(7, 1)	0.2	H	3	1	1	1	0	0	0	0	0	0	0	7	8	13.50	1.500
68 Dario Álvarez, L ERA:	(7, 1)	0.0	B	1	1	0	0	0	0	0	0	0	0	0	1	2	∞	∞
52 Carlos Torres, R ERA: 3.35	(7, 1)	1.1	W	5	1	1	1	0	0	0	0	0	0	1	8	12	6.75	0.750
58 Jenrry Mejia, R ERA: 3.86	(9, 1)	1.0	S	3	0	0	0	1	1	0	0	0	0	0	7	11	0.00	1.000

PITCHER	IP	WLS	BF	H	R	ER	SO	BB	IBB	HBP	BLK	WP	HR	S	P	ERA	WHIP

New York Mets @ Cincinnati Reds

Great American Ball Park, Cincinnati, OH

Fri Sep 05 2014, 7:11 PM - 10:45 PM EDT

Att. 29,089 - Partly Cloudy - 90 F

TOP

livebaseballscorecards.com

Batter	1	2	3	4	5	6	7	8	9	AB	R	H	RBI	BB	SO	LOB
12 Juan Lagares, R (1, 8) OBP: 0.319, SLG: 0.386	C FF 92 B FF 93 F SI 93 S FC 90 1-3 **K** ①	F SI 94 D SI 95 X SI 95 1-1 **FC5-2** (21 BB, 5 1B) ① 1-2 3-H		F FF 94 L SI 94 B FC 90 F SI 95 B SI 95 X FC 90 2-2 6 G1-3, 7 HR 1B	S FF 93 C SL 83 B FF 92 F SL 82 B FF 92 X SL 83 2-2 **G5-3** ③		B FF 94 F FC 90 B FF 93 F FC 90 X CH 80 2-2 **G5-3** ②	B SI 89 B SI 88 D FF 89 C FF 87 X FF 86 3-1 **F8** ②		6	1	1	0	0	1	3
6 Matthew den Dekker, L (1, 7) OBP: 0.328, SLG: 0.284	B SI 94 B FS 85 B FF 93 C SI 92 S SI 94 B SI 94 4-2 5 1B, 7 1B BB	C SI 94 S FS 88 D EP 71 B FS 88 C FS 87 2-3 **K** ②		F SI 92 1 SAFE 1 SAFE B SI 93 1 SAFE F SI 94 B FS 83 F FS 81 1 SAFE 2-2 **G1-3** ① 1-2		X FF 90 0-0 **B1-3** ① 1-B	B FF 93 B FC 92 F FF 93 B FF 94 B FF 92 4-1 5 2B BB	B SI 87 B SL 76 F FF 89 X FF 88 2-1 **G1** ③		4	2	0	0	2	1	4
5 David Wright, R (1, 5) OBP: 0.326, SLG: 0.372 44 Buddy Carlyle, L (8, 1) OBP: 1.000, SLG: 1.000 13 Josh Satin, R (9, PH) OBP: 0.278, SLG: 0.172 (9, 3)	B FF 93 F FC 89 1 SAFE D FF 90 X SI 93 2-1 7 1B, 21 S, 3 2B 1-3 1B	X SI 95 0-0 21 BB 1-2 2-3 1B		C CU 75 D SI 95 C SI 94 C FS 84 1-3 **K** ②		B FF 90 F FF 90 X FF 90 1-1 7 1B, 3 HR 1B	C CU 76 B FF 92 B FC 89 X FC 90 2-1 7 BB 1-H 2B		F FF 88 H FF 89 1-1 21 WP, 21 HR HBP	5 0 0	2 0 1	4 0 0	1 0 0	0 0 0	1 0 0	1 0 0
21 Lucas Duda, L (1, 3) OBP: 0.346, SLG: 0.484 9 Kirk Nieuwenhuis, L (9, 9) OBP: 0.361, SLG: 0.506	B SI 93 1 SAFE S FS 87 D FS 87 F FS 88 S FS 89 2-3 **K** ② 1-2	C SI 96 D FS 89 B FS 86 B SI 95 F FF 94 B SI 95 4-2 7 FC6-4 BB 1-2 2-3 3-H		I IN 62 I IN 67 I IN 72 I IN 76 4-0 7 HR IBB		B SL 81 C FF 90 X SL 82 1-1 **P5** ② 1-B	D CU 77 S CH 80 B CH 80 B FF 92 B FC 89 4-1 7 BB BB		C FF 90 F FF 85 B SL 81 X CH 86 1-2 HR 1-H	3 0	2 0	1 0	3 0	3 0	1 0	3 0
7 Travis d'Arnaud, R (1, 2) OBP: 0.306, SLG: 0.412 36 Juan Centeno, L (9, PH) OBP: 0.333, SLG: 0.273 (9, 2)	F FF 94 D SI 95 B SI 96 X FF 94 2-1 3 2B 2-3 1B 3-H	F FF 94 B SI 96 F SI 95 X CU 78 1-2 **FC6-4** ③ 1-2f		X CU 75 0-0 1-H 2-H HR		B FF 89 S CH 81 B CH 82 X CH 80 2-1 3 HR 1-2 1B	B FF 92 S FF 92 B FF 93 B FF 92 F FF 92 D FF 92 4-2 1-2 2-3 BB		C SI 88 B CH 81 X SI 88 1-1 2 BB 1B	4 1	2 0	3 1	4 0	1 0	0 0	3 0
3 Curtis Granderson, L (1, 9) OBP: 0.313, SLG: 0.362 62 Erik Goeddel, R (9, 1)	C FS 87 F FS 86 F FS 89 B SI 94 1 SAFE B FS 85 B FS 87 F FS 87 X FS 86 3-2 1-3 3-H 2B	C SI 93 B SI 94 S FS 84 S FS 85 1-3 **K** ① F FF 94 F SI 95 X CU 77 0-2 **E5** (4 G5-3) 1B		C SI 94 X FS 86 0-1 **G3** ③		S FF 90 B FF 88 B SL 82 B FF 89 X FF 89 3-1 1-H 2-H HR	B FF 89 S SL 76 F SL 79 F FF 90 B CH 85 X SL 77 2-2 **G3-1** ③		D SI 88 C SL 78 B FF 89 B SI 89 F SI 87 S SL 78 3-3 **K** ①	6 0	1 0	2 0	4 0	0 0	2 0	4 0
2 Dilson Herrera, R (1, 4) OBP: 0.333, SLG: 0.556	D FF 91 C FF 94 F SI 94 X FC 92 1-2 **F9** ③			C FF 92 F SL 81 S FF 93 0-3 **K** ① C SL 81 B FF 90 X CH 82 1-1 1-B			X SL 79 0-0 HR		B FF 90 S FF 89 B FF 89 F SL 80 B FF 90 F SL 82 D SL 80 4-2 1-2 BB	5 0	1 0	3 0	1 0	1 0	1 0	2 0
4 Wilmer Flores, R (1, 6) OBP: 0.276, SLG: 0.337		B FF 92 F FF 93 F SI 94 X FC 90 1-2 40 FC6, 12 FC5-2 2B	C SI 94 F SI 94 X FC 87 0-2 **G5-3** ② 2-3		C CU 75 B FF 92 X CU 75 1-1 HR	B FF 93 X FF 93 1-0 **F9** ③		B FF 88 F FF 89 C FF 90 F SL 82 X SL 82 1-2 **L7** ① 1-B	B FF 94 X FC 91 1-0 **F7** ②	6 0	1 0	2 0	1 0	0 0	0 0	4 0
40 Bartolo Colon, R (1, 1) OBP: 0.036, SLG: 0.054 29 Eric Campbell, R (8, PH) OBP: 0.343, SLG: 0.396 (8, 5)		B FF 94 C FF 93 B FF 92 X FF 93 2-1 FC6 (5 1B, 12 FC5-2, 21 BB) 2-3	X SI 95 0-0 **G5-3** ③		B FF 93 C FF 92 B FF 93 B FF 92 C FF 91 F FF 92 X FF 92 3-2 **P3** ②		C FF 92 C FF 93 C CU 75 0-3 **K** ① 1-B	B FF 89 C SL 79 B FF 89 X SL 79 2-1 1B	F FC 94 B CU 83 F FF 96 B FC 94 S CU 82 2-3 **K** ③	4 2	1 0	0 1	0 0	0 0	1 1	2 2

Inning Stats	1	2	3	4	5	6	7	8	9
	R: 2 E: 0 K: 2 S: 20	R: 1 E: 0 K: 1 S: 16	R: 0 E: 1 K: 1 S: 10	R: 3 E: 0 K: 1 S: 14	R: 1 E: 0 K: 1 S: 13	R: 3 E: 0 K: 0 S: 12	R: 1 E: 0 K: 1 S: 16	R: 1 E: 0 K: 0 S: 11	R: 2 E: 0 K: 2 S: 16
	H: 3 LOB: 2 BB: 1 P: 35	H: 2 LOB: 3 BB: 1 P: 27	H: 1 LOB: 1 BB: 0 P: 11	H: 2 LOB: 0 BB: 1 P: 23	H: 1 LOB: 0 BB: 0 P: 19	H: 4 LOB: 1 BB: 0 P: 21	H: 1 LOB: 3 BB: 3 P: 34	H: 2 LOB: 1 BB: 0 P: 19	H: 2 LOB: 2 BB: 1 P: 29

AB	46
R	14
H	18
RBI	14
BB	7
SO	9
LOB	28

1B: 10	SF: 0	WP: 1
2B: 3	SAC: 0	PB: 0
3B: 0	DP: 0	SB: 1
HR: 5	HBP: 1	CS: 0

PA: 54

PITCHER		IP	WLS	BF	H	R	ER	SO	BB	IBB	HBP	BLK	WP	HR	S	P	ERA	WHIP
31 Alfredo Simon, R ERA: 3.52	(1, 1)	4.0	L	24	8	6	6	5	2	1	0	0	0	1	60	96	13.50	2.500
60 J.J. Hoover, R ERA: 5.27	(5, 1)	1.0		4	1	1	1	1	0	0	0	0	0	1	13	19	9.00	1.000
41 Ryan Dennick, L ERA: 16.2	(6, 1)	0.2		6	4	3	3	0	0	0	0	0	0	1	11	19	40.50	6.000
66 Logan Ondrusek, R ERA: 4.42	(6, 1)	1.0		7	1	1	1	1	3	0	0	0	0	0	13	30	9.00	4.000
64 Daniel Corcino, R ERA: 10.13	(7, 1)	1.2		11	4	3	3	1	1	0	1	0	1	2	27	47	16.20	3.000

PITCHER		IP	WLS	BF	H	R	ER	SO	BB	IBB	HBP	BLK	WP	HR	S	P	ERA	WHIP
53 Carlos Contreras, R ERA: 6.75	(9, 1)	0.2		2	0	0	0	1	0	0	0	0	0	0	4	7	0.00	0.000

BOTTOM

New York Mets @ Cincinnati Reds

Great American Ball Park, Cincinnati, OH

Fri Sep 05 2014, 7:11 PM - 10:45 PM EDT

Att. 29,089 - Partly Cloudy - 90 F

livebaseballscorecards.com

Batter	1	2	3	4	5	6	7	8	9	AB	R	H	RBI	BB	SO	LOB
6 Billy Hamilton, S (1, 8) OBP: 0.303, SLG: 0.378	C SL 86 C FF 87 B SI 86 F FF 89 B FF 89 C SI 86 2-3 ① K	B FF 90 B FF 90 T SI 89 X FF 90 2-1 ③ G5-3			X FF 87 0-0 21 G5-3 1B		C FF 90 B FF 91 X SI 88 1-1 ③ L7		S FF 94 S FF 94 F FF 94 D CU 76 B FF 94 S CH 85 2-3 ② K	5	0	1	0	0	2	3
21 Todd Frazier, R (1, 5) OBP: 0.339, SLG: 0.456	B SI 88 B SI 88 F SI 87 F SL 83 X SI 87 2-2 ② 1B		C FF 87 X SL 86 0-1 4 CS 1B		X SI 84 0-0 ① G5-3 1-2			B FF 89 X FF 89 1-0 HR	X FF 93 0-0 ③ P3	5	1	3	1	0	0	2
39 Devin Mesoraco, R (1, 2) OBP: 0.364, SLG: 0.548	C FF 88 X SL 79 0-1 HR		T SI 85 B SI 85 1 SAFE 1 SAFE B SI 86 B SI 86 X SI 86 3-1 ① F7		X SI 86 0-0 ② F7			B SL 85 C FF 89 F FF 90 B SL 86 F FF 91 F FF 91 X FF 91 2-2 ① G6-3		4	1	1	1	0	0	2
32 Jay Bruce, L (1, 9) OBP: 0.291, SLG: 0.373	X SI 87 0-0 ③ L3		C SI 85 B CH 81 X SI 86 1-1 ② F7		F SI 89 S FF 91 B FF 91 X FF 91 1-2 ③ F8			B SI 90 X SI 90 1-0 ② F8		4	0	0	0	0	0	2
4 Brandon Phillips, R (1, 4) OBP: 0.296, SLG: 0.364		B SI 86 X FF 88 1-0 29 1B 30 E 1B	1 SAFE 0-0 ③ CS 1-2	C SL 85 B FF 88 X SI 87 1-1 ① G6-3		X SL 79 0-0 ① L8		C FF 90 B FF 91 X FF 90 1-1 ③ L5		4	1	1	0	0	0	0
29 Brayan Peña, S (1, 3) OBP: 0.289, SLG: 0.365 64 Daniel Corcino, R (7, 1) 53 Carlos Contreras, R (9, 1) 28 Chris Heisey, R (9, PH) OBP: 0.272, SLG: 0.389		1 SAFE C SI 85 X SI 86 0-1 31 SH1-4 30 E 1-3 1B		C SI 87 C SI 86 B FF 90 B SI 89 X SL 87 2-2 7 BB 1B		C FF 87 B CH 80 F CH 81 X SI 86 1-2 ② L7			F FF 93 S FF 94 B FF 95 X CU 76 1-2 9 WP 7 1B 9 1B 1B	3 0 0 1	0 0 0 1	2 0 0 1	0 0 0 1	0 0 0 0	0 0 0 0	0 0 0 0
30 Jason Bourgeois, R (1, 7) OBP: 0.300, SLG: 0.300		B SI 86 X SI 86 1-0 E1 31 SH1-4 1-2 3-H	C SI 86 X SI 86 0-1 ② F8		X SL 80 0-0 ③ G4-3				C FF 94 D CU 76 B FF 94 X FF 94 2-1 ① L8	4	0	0	0	0	0	3
7 Ramon Santiago, S (1, 6) OBP: 0.358, SLG: 0.314		C SL 82 B FF 90 B FF 90 X SI 88 2-1 ① L9		B SI 86 C SI 86 B SL 80 B SI 87 B SI 86 4-1 BB 1-2			C SL 85 X FF 88 0-1 ① F8		X FF 94 0-0 9 WP 9 1B 1-2 1B	3	1	1	0	1	0	2
31 Alfredo Simon, R (1, 1) OBP: 0.115, SLG: 0.118 23 Donald Lutz, L (4, PH) OBP: 0.268, SLG: 0.316 60 J.J. Hoover, R (5, 1) 41 Ryan Dennick, L (6, 1) 66 Logan Ondrusek, R (6, 1) 9 Jack Hannahan, L (7, 3) OBP: 0.206, SLG: 0.242		B SI 86 B SI 86 X SI 86 2-0 ② SH1-4 1-2 2-3	B FF 90 S FF 89 B FF 91 T FF 90 B FF 92 F SI 89 S FF 92 3-3 ③ K				C FF 88 F FF 90 B FF 91 X SL 82 1-2 ② F8		B CU 75 F FF 93 B FF 94 X FF 94 2-1 1-H 2-H 1B	0 1 0 0 0 2	0 0 0 0 0 0	0 0 0 0 0 1	0 0 0 0 0 2	0 1 0 0 0 0	0 2 0 0 0 0	0 0 0 0 0 0

Inning Stats	1	2	3	4	5	6	7	8	9
	R: 1 E: 0 K: 1 S: 10	H: 2 LOB: 0 BB: 0 P: 14	R: 1 E: 1 K: 0 S: 9	H: 2 LOB: 2 BB: 0 P: 17	R: 0 E: 0 K: 0 S: 6	H: 1 LOB: 0 BB: 0 P: 10	R: 0 E: 0 K: 1 S: 12	H: 1 LOB: 2 BB: 1 P: 22	R: 0 E: 0 K: 0 S: 6	H: 1 LOB: 1 BB: 0 P: 7	R: 0 E: 0 K: 0 S: 5	H: 0 LOB: 0 BB: 0 P: 6	R: 0 E: 0 K: 0 S: 7	H: 0 LOB: 0 BB: 0 P: 9	R: 1 E: 0 K: 0 S: 9	H: 1 LOB: 0 BB: 0 P: 14	R: 2 E: 0 K: 1 S: 13	H: 3 LOB: 1 BB: 0 P: 20

	AB	36
	R	5
	H	11
	RBI	4
	BB	1
	SO	3
	LOB	16

1B: 9 SF: 0
2B: 0 SAC: 1
3B: 0 DP: 0
HR: 2 HBP: 0

WP: 1 PA: 39
PB: 0
SB: 0
CS: 1

PITCHER		IP	WLS	BF	H	R	ER	SO	BB	IBB	HBP	BLK	WP	HR	S	P	ERA	WHIP
40 Bartolo Colon, R ERA: 3.96	(1, 1)	7.0	W	28	7	2	2	2	1	0	0	0	0	1	55	85	2.57	1.143
44 Buddy Carlyle, R ERA: 1.88	(8, 1)	1.0		4	1	1	1	0	0	0	0	0	0	1	9	14	9.00	1.000
62 Erik Goeddel, R ERA: 10.8	(9, 1)	1.0		6	3	2	2	1	0	0	0	0	1	0	13	20	18.00	3.000

PITCHER		IP	WLS	BF	H	R	ER	SO	BB	IBB	HBP	BLK	WP	HR	S	P	ERA	WHIP

New York Mets @ Cincinnati Reds

Great American Ball Park, Cincinnati, OH

Sat Sep 06 2014, 4:12 PM - 6:58 PM EDT

Att. 33,762 - Overcast - 70 F

TOP

livebaseballscorecards.com

Batter	1	2	3	4	5	6	7	8	9	AB	R	H	RBI	BB	SO	LOB
12 Juan Lagares, R (1, 8) OBP: 0.319, SLG: 0.384	C SI 92 F FF 92 B FC 87 X CH 85 1-2 6 CS 1B	C SI 93 F FF 94 C FF 94 0-3 ③ K			T FF 93 X SI 94 0-1 ③ G5-3		S FC 87 B FC 87 C FF 95 B FF 95 X FC 90 2-2 ③ F8			4	0	1	0	0	1	2
6 Matthew den Dekker, L (1, 7) OBP: 0.318, SLG: 0.274	F SI 91 B FC 88 B FC 88 1 SAFE F FF 91 F FF 93 1 SAFE B FC 87 1 SAFE 3-3 ①② C SI 92 1-2 K		X FC 86 0-0 ① P4			C SI 92 F FF 93 B FC 88 X FC 88 1-2 ① G5-3		B FF 98 B FF 97 F FF 98 S CH 89 T FF 98 2-2 ① K		4	0	0	0	0	2	1
5 David Wright, R (1, 5) OBP: 0.326, SLG: 0.371	B SL 85 F SI 93 B FF 93 B FC 88 F FC 87 F FC 88 F FF 93 F CH 84 X SI 94 3-2 1B	C FF 92 B SI 92 C SL 86 C FF 93 1-3 ② K				B FC 89 S CH 84 F FF 95 F FC 89 B FF 95 B CH 87 F CH 83 F FF 94 X FC 88 3-2 ② P3		B SL 88 C SL 85 C FF 97 C FF 98 1-3 ② K		4	0	1	0	0	2	0
21 Lucas Duda, L (1, 3) OBP: 0.346, SLG: 0.481	C SI 93 C FF 93 B FF 94 B FF 94 F FF 91 1 SAFE S CH 85 2-3 ③ K	B CH 84 F FC 90 B CH 82 B CH 84 F FC 89 F FF 91 S CH 83 3-3 ③ K				B CH 85 B SI 94 B FC 90 B FC 88 4-0 7 2B BB		B FF 101 S FF 99 B FF 100 S FF 98 S FF 101 2-3 ③ K		3	0	0	0	1	3	1
7 Travis d'Arnaud, R (1, 2) OBP: 0.308, SLG: 0.419		B SL 83 X SL 83 1-0 3 G3 2 1B 2B	C FF 89 B FF 90 F FF 93 C FF 93 1-3 ① K		X SI 94 0-0 1-3 2B				X FF 100 0-0 ① F8	4	1	2	0	0	1	0
3 Curtis Granderson, L (1, 9) OBP: 0.314, SLG: 0.362 22 Eric Young Jr., S (9, PR) OBP: 0.301, SLG: 0.304		X FC 88 0-0 ① G3 2-3		B SL 84 B CH 85 S CH 84 X CH 84 2-1 ② F8		B FC 90 B FC 91 C FF 92 B FF 94 B FF 91 4-1 BB			B FF 102 B FF 101 B FF 100 C FF 100 X FF 100 3-1 4 CS 2 S 1B	3 0	0 0	1 0	0 0	1 0	0 0	1 0
2 Dilson Herrera, R (1, 4) OBP: 0.353, SLG: 0.533		B SI 92 C FF 93 B SI 93 X FC 88 2-1 4 2B 1B 3-H	B SL 80 C FC 88 F FF 94 X FF 93 1-2 ③ F9		B FF 95 F FF 95 S FF 95 S FF 95 1-3 ③ K				1 SAFE 1 SAFE B FF 99 B FF 98 B FF 99 B FF 98 4-0 4 CS 1-2 BB	3	0	1	1	1	1	3
4 Wilmer Flores, R (1, 6) OBP: 0.281, SLG: 0.342		B SI 92 C FF 91 X SI 92 1-1 1-3 2B			B SL 84 C CH 83 X FC 87 1-1 ① G6-3		C FC 86 B FC 86 B CH 82 F FF 93 X FC 87 2-2 ① G6-3		B FF 100 D FF 99 C SL 86 F SL 87 F FF 103 F FF 102 F SL 89 B FF 103 D SL 88 4-2 ② 1-2 2-3 BB	3	0	1	0	1	0	0
35 Dillon Gee, R (1, 1) 61 Dana Eveland, L (8, 1) 29 Eric Campbell, R (9, PH) OBP: 0.341, SLG: 0.394		B FC 88 X FF 92 1-0 ② F7			F FF 90 B SL 83 F FF 92 X SL 85 1-2 ② P5		B FC 87 C FF 92 B CU 62 S FF 93 C FF 93 2-3 ② K		B FF 101 C SL 87 C SL 86 S FF 103 1-3 ③ K	3 0 1	0 0 0	0 0 0	0 0 0	0 0 0	1 0 1	2 0 2
Inning Stats	R: 0 E: 0 K: 2 S: 17 H: 2 LOB: 1 BB: 0 P: 26	R: 1 E: 0 K: 1 S: 10 H: 3 LOB: 2 BB: 0 P: 15	R: 0 E: 0 K: 2 S: 8 H: 0 LOB: 0 BB: 0 P: 12	R: 0 E: 0 K: 1 S: 8 H: 0 LOB: 0 BB: 0 P: 12	R: 0 E: 0 K: 0 S: 7 H: 0 LOB: 0 BB: 0 P: 9	R: 0 E: 0 K: 1 S: 14 H: 1 LOB: 3 BB: 2 P: 27	R: 0 E: 0 K: 1 S: 9 H: 0 LOB: 0 BB: 0 P: 15	R: 0 E: 0 K: 3 S: 9 H: 0 LOB: 0 BB: 0 P: 14	R: 0 E: 0 K: 1 S: 11 H: 1 LOB: 2 BB: 2 P: 23	1B: 4 2B: 4 3B: 0 HR: 0 SF: 0 SAC: 0 DP: 1 HBP: 0						

PITCHER	IP	WLS	BF	H	R	ER	SO	BB	IBB	HBP	BLK	WP	HR	S	P	ERA	WHIP
47 Johnny Cueto, R (1, 1) ERA: 2.23	7.0	W	28	6	1	1	8	2	0	0	0	0	0	73	116	1.29	1.143
70 Jumbo Díaz, R (8, 1) ERA: 3.0	0.2	H	2	0	0	0	2	0	0	0	0	0	0	6	9	0.00	0.000
54 Aroldis Chapman, L (8, 1) ERA: 2.36	1.1	S	6	1	0	0	2	2	0	0	0	0	0	14	28	0.00	2.250

PITCHER	IP	WLS	BF	H	R	ER	SO	BB	IBB	HBP	BLK	WP	HR	S	P	ERA	WHIP

AB	32
R	1
H	7
RBI	1
BB	4
SO	12
LOB	12

WP: 0	PA: 36		
PB: 0			
SB: 1			
CS: 3			

BOTTOM

New York Mets @ Cincinnati Reds

Great American Ball Park, Cincinnati, OH

Sat Sep 06 2014, 4:12 PM - 6:58 PM EDT

Att. 33,762 - Overcast - 70 F

livebaseballscorecards.com

Batter	1	2	3	4	5	6	7	8	9	AB	R	H	RBI	BB	SO	LOB
6 Billy Hamilton, S (1, 8) OBP: 0.300, SLG: 0.375	F FF 87 B FF 87 B SI 88 B FF 88 X FF 87 3-1 G1-3 ①		C KC 72 X KC 74 0-1 F7 ②		X SI 90 0-0 F7 ③		B KC 72 S SI 90 S SI 90 B SI 90 S FF 91 2-3 K ③			4	0	0	0	0	1	0
29 Brayan Peña, S (1, 2) OBP: 0.291, SLG: 0.367	B SI 89 S CH 84 B CH 82 X SI 90 2-1 1B ②		C SI 92 C SI 93 B FF 93 B CH 85 F CH 85 F FF 93 X FF 93 2-2 21 BB 1B			C CH 79 L CH 82 X SI 89 0-2 L5 ①		S SL 84 F SL 83 F SL 83 B SI 92 B SL 84 B SL 83 F SL 84 X SL 84 3-2 P2 ①		4	0	2	0	0	0	0
21 Todd Frazier, R (1, 3) OBP: 0.342, SLG: 0.462	C SL 83 C FF 89 B SL 85 X SL 82 1-2 1B		B SI 92 B SI 92 S CH 84 F CH 85 B FF 92 B FF 92 4-2 **1-2** BB			X SL 81 0-0 HR		C SL 83 S SL 82 F SL 82 C SI 92 0-3 K ②		3	1	2	1	1	1	0
32 Jay Bruce, L (1, 9) OBP: 0.289, SLG: 0.369	1 SAFE C FF 89 C FF 90 S KC 76 0-3 K ③		B SI 92 C SL 82 B CH 84 F SI 91 F SL 82 C FF 91 2-3 K ③			X FF 89 0-0 G4-3 ②		B SL 81 C SI 91 B SL 81 S SL 80 F SL 81 X SL 81 2-2 G3 ③		4	0	0	0	0	2	3
4 Brandon Phillips, R (1, 4) OBP: 0.296, SLG: 0.363		X FF 88 0-0 P2 ①		C FF 88 B KC 76 B KC 72 X FF 89 2-1 G6-3 ①		B FF 90 X FF 88 1-0 1B				3	0	1	0	0	0	0
17 Kristopher Negrón, R (1, 5) OBP: 0.296, SLG: 0.421		C FF 88 L FF 90 F SI 90 F KC 75 F FF 91 B FF 90 X KC 76 1-2 23 S 1B		F CH 83 B FF 88 S FF 89 T CH 83 1-2 K ②		F SI 90 F SI 90 B SI 91 D CH 84 1 SAFE B CH 82 S CH 80 3-3 K ③				3	0	1	0	0	2	1
23 Donald Lutz, L (1, 7) OBP: 0.250, SLG: 0.293 30 Jason Bourgeois, R (9, 7) OBP: 0.300, SLG: 0.300		1 SAFE 1 SAFE F FF 90 1 SAFE B SI 87 X SL 83 1-1 P3 ② **1-2**		B KC 73 B CH 84 F SI 89 B SI 90 F FF 90 X SI 91 3-2 G4-3 ③			C SL 83 C SL 83 S FF 90 0-3 K ①			3 0	0 0	0 0	0 0	0 0	1 0	1 0
2 Zack Cozart, R (1, 6) OBP: 0.273, SLG: 0.302		C FF 90 F FF 91 X SL 83 0-2 F8 ③			B FF 88 C SI 89 X FF 88 1-1 L9 ①		C FF 90 C SI 91 B KC 76 B FF 91 X SI 91 2-2 F9 ②			3	0	0	0	0	0	1
47 Johnny Cueto, R (1, 1) OBP: 0.143, SLG: 0.129 28 Chris Heisey, R (7, PH) OBP: 0.275, SLG: 0.404 70 Jumbo Díaz, R (8, 1) 54 Aroldis Chapman, L (8, 1)			B FF 88 B FF 89 C FF 89 F SI 90 F SI 90 F FF 91 X KC 74 2-2 G5-3 ①		X SI 89 0-0 B1 ②		X FF 90 0-0 HR			2 1 0 0	0 1 0 0	0 1 0 0	0 1 0 0	0 0 0 0	0 0 0 0	0 0 0 0
Inning Stats	R: 0 E: 0 K: 1 S: 10 H: 2 LOB: 1 BB: 0 P: 16	R: 0 E: 0 K: 0 S: 12 H: 1 LOB: 1 BB: 0 P: 14	R: 0 E: 0 K: 1 S: 18 H: 1 LOB: 2 BB: 1 P: 28	R: 0 E: 0 K: 1 S: 8 H: 0 LOB: 0 BB: 0 P: 14	R: 0 E: 0 K: 0 S: 4 H: 0 LOB: 0 BB: 0 P: 5	R: 1 E: 0 K: 1 S: 9 H: 2 LOB: 1 BB: 0 P: 13	R: 1 E: 0 K: 2 S: 10 H: 1 LOB: 0 BB: 0 P: 14	R: 0 E: 0 K: 1 S: 13 H: 0 LOB: 0 BB: 0 P: 18		1B: 5 2B: 0 3B: 0 HR: 2 SF: 0 SAC: 0 DP: 0 HBP: 0						

	AB	30
	R	2
	H	7
	RBI	2
	BB	1
	SO	7
	LOB	6

WP: 0 PA: 31
PB: 0
SB: 1
CS: 0

PITCHER		IP	WLS	BF	H	R	ER	SO	BB	IBB	HBP	BLK	WP	HR	S	P	ERA	WHIP
35 Dillon Gee, R ERA: 3.74	(1, 1)	7.0	L	28	7	2	2	6	1	0	0	0	0	2	71	104	2.57	1.143
61 Dana Eveland, L ERA: 2.63	(8, 1)	1.0		3	0	0	0	1	0	0	0	0	0	0	13	18	0.00	0.000

PITCHER	IP	WLS	BF	H	R	ER	SO	BB	IBB	HBP	BLK	WP	HR	S	P	ERA	WHIP

New York Mets @ Cincinnati Reds

Great American Ball Park, Cincinnati, OH

Sun Sep 07 2014, 1:13 PM - 4:45 PM EDT

Att. 31,444 - Sunny - 69 F

TOP

livebaseballscorecards.com

Batter	1	2	3	4	5	6	7	8	9	AB	R	H	RBI	BB	SO	LOB
12 Juan Lagares, R (1, 8) OBP: 0.322, SLG: 0.384	K2-3		F9		5 S 1B		21 PB 21 S BB		5 F8 9 S BB	3	0	1	0	2	1	1
9 Kirk Nieuwenhuis, L (1, 7) OBP: 0.373, SLG: 0.518	2B		1-2		L4		F8		5 F8 BB	4	0	2	0	1	0	2
5 David Wright, R (1, 5) OBP: 0.323, SLG: 0.367	F9		F9		F8		K		F8	5	0	0	0	0	1	7
21 Lucas Duda, L (1, 3) OBP: 0.346, SLG: 0.478	K		K			L9	BB		4 G6-4-3 BB	3	0	0	0	2	2	3
4 Wilmer Flores, R (1, 6) OBP: 0.274, SLG: 0.333 58 Jenrry Mejia, R (9, 1)		F9	F9	F9		E8 3 1B	G5-3		G6-4-3	5 0	1 0	0 0	0 0	0 0	0 0	5 0
3 Curtis Granderson, L (1, 9) OBP: 0.317, SLG: 0.369		BB		P5		20 HR 1B		HR		3	2	2	2	1	0	0
2 Dilson Herrera, R (1, 4) OBP: 0.342, SLG: 0.500		F9		20 FC6-4 1B		P3		P6		4	0	1	0	0	0	2
20 Anthony Recker, R (1, 2) OBP: 0.222, SLG: 0.357		K		FC6-4		HR		K		4	1	1	2	0	2	2
45 Zack Wheeler, L (1, 1) OBP: 0.106, SLG: 0.109 52 Carlos Torres, R (7, 1) 6 Matthew den Dekker, L (8, PH) OBP: 0.315, SLG: 0.272 27 Jeurys Familia, R (8, 1) OBP: 0.667, SLG: 0.667 11 Rubén Tejada, R (9, 6) OBP: 0.340, SLG: 0.286			9 1B 1B		B5-3		K		P3	3 0 1 0 0	0 0 0 0 0	1 0 0 0 0	0 0 0 0 0	0 0 0 0 0	1 0 0 0 0	0 0 0 0 0

Inning Stats	1	2	3	4	5	6	7	8	9
	R: 0 E: 0 K: 2 S: 12	R: 0 E: 0 K: 1 S: 6	R: 0 E: 0 K: 1 S: 13	R: 0 E: 0 K: 0 S: 10	R: 0 E: 0 K: 0 S: 9	R: 3 E: 1 K: 1 S: 13	R: 0 E: 0 K: 1 S: 12	R: 1 E: 0 K: 1 S: 11	R: 0 E: 0 K: 0 S: 8
	H: 1 LOB: 1 BB: 0 P: 18	H: 0 LOB: 1 BB: 1 P: 13	H: 2 LOB: 2 BB: 0 P: 19	H: 1 LOB: 1 BB: 0 P: 10	H: 1 LOB: 1 BB: 0 P: 16	H: 2 LOB: 0 BB: 0 P: 22	H: 0 LOB: 2 BB: 2 P: 24	H: 1 LOB: 0 BB: 0 P: 19	H: 0 LOB: 2 BB: 3 P: 23

1B: 5	SF: 0
2B: 1	SAC: 0
3B: 0	DP: 1
HR: 2	HBP: 0

WP: 0	PA: 41
PB: 1	
SB: 3	
CS: 0	

AB	35
R	4
H	8
RBI	4
BB	6
SO	7
LOB	22

PITCHER		IP	WLS	BF	H	R	ER	SO	BB	IBB	HBP	BLK	WP	HR	S	P	ERA	WHIP
55 Mat Latos, R ERA: 3.25	(1, 1)	6.0	L	27	7	3	0	5	1	0	0	0	0	1	63	101	0.00	1.333
63 Sam LeCure, R ERA: 3.78	(7, 1)	1.0		5	0	0	0	1	2	0	0	0	0	0	12	24	0.00	2.000
60 J.J. Hoover, R ERA: 5.18	(8, 1)	1.0		4	1	1	0	1	0	0	0	0	0	1	11	19	0.00	1.000
53 Carlos Contreras, R ERA: 6.63	(9, 1)	0.1		3	0	0	0	0	2	0	0	0	0	0	7	16	0.00	6.000
41 Ryan Dennick, L ERA: 11.57	(9, 1)	0.2		2	0	0	0	0	1	0	0	0	0	0	1	7	0.00	1.500

PITCHER	IP	WLS	BF	H	R	ER	SO	BB	IBB	HBP	BLK	WP	HR	S	P	ERA	WHIP

BOTTOM

Batter	1	2	3	4	5	6	7	8	9	AB	R	H	RBI	BB	SO	LOB
6 Billy Hamilton, S (1, 8) OBP: 0.301, SLG: 0.375	X FF 96 0-0 ① B5-3		C FF 97 F FF 97 B CU 81 X CU 79 1-2 ③ G1-3		C CU 77 X CU 78 0-1 25 E 1-2 1B		C FC 88 S FC 89 B FC 91 C FC 90 1-3 ② K		B FF 93 B CU 79 C FF 94 B FF 94 F FF 93 B FF 94 4-2 21 1B 1-2 BB	4	0	1	0	1	1	1
25 Skip Schumaker, L (1, 7) OBP: 0.288, SLG: 0.309	C FF 96 F FF 95 B CU 80 S CU 81 1-3 ② K			C CU 77 B CH 87 X CH 89 1-1 39 BB 21 HBP 4 G1-2-3 1B	B FF 95 B CU 77 S FF 96 C FF 93 X FC 90 2-2 E8 1-3 2-H 1B		L FF 93 1 SAFE C FF 93 1 SAFE S CU 79 0-3 ③ K		S CU 79 S SL 86 X SL 86 0-2 ② P4	5	0	2	1	0	2	3
21 Todd Frazier, R (1, 5) OBP: 0.342, SLG: 0.461	S FF 97 S FF 98 B FF 97 B FC 90 X FF 97 2-2 ③ P6			B FF 96 H CU 77 2-0 4 G1-2-3 39 BB 1-2 HBP	B FF 96 B CU 79 C FF 96 B FF 96 C CU 79 S FF 97 3-3 ③ K			B FF 96 B SL 86 F FF 96 S SL 86 S SL 90 2-3 ① K2-3	S SL 89 X SI 96 0-1 1-2 2-3 1B	4	0	1	0	0	2	2
39 Devin Mesoraco, R (1, 2) OBP: 0.364, SLG: 0.543		B FF 97 F FF 96 B FF 98 B CU 79 D FC 91 4-1 4 HBP BB		B FC 91 C SI 96 B FF 94 B FC 90 B FF 96 4-1 4 G1-2-3 1-2 2-3 BB		B SI 94 X FF 94 1-0 ① G5-3		C SI 96 F SI 98 S SL 88 0-3 ② K	F FF 94 C SL 86 S SL 88 0-3 ③ K	3	0	0	0	2	2	3
4 Brandon Phillips, R (1, 4) OBP: 0.298, SLG: 0.366		B FF 97 F FF 98 C CU 80 H FF 96 2-2 9 G6-4-3 1-2 HBP		F FF 97 F SI 95 B CU 79 B FF 96 X FC 90 2-2 ①② G1-2-3 1-2 2-3 3-Hf		B SI 95 X FF 94 1-0 32 G3 2B		B SI 97 B SL 86 F FF 97 S SI 98 B SL 89 C SL 88 3-3 ③ K		3	0	1	0	0	1	3
32 Jay Bruce, L (1, 9) OBP: 0.288, SLG: 0.375		X FF 95 0-0 ① F8		B FF 96 C CU 79 X FF 96 1-1 ③ G4-3		C CU 77 X CH 88 0-1 ② G3 2-3			B FF 94 X FF 94 1-0 HR	4	1	1	1	0	0	5
9 Jack Hannahan, L (1, 3) OBP: 0.211, SLG: 0.270		C FF 96 B FF 96 S FF 97 B FF 96 X FC 92 2-2 ②③ G6-4-3 1-2f			S FF 95 B SI 95 S FF 95 B FF 96 F FF 97 B FC 93 C FF 96 3-3 ① K	F FF 94 B FF 94 B FF 94 F FF 96 B FF 94 S FF 96 3-3 ③ K			C CU 80 B SI 95 X FF 96 1-1 48 1B 2B	4	1	1	0	0	2	3
2 Zack Cozart, R (1, 6) OBP: 0.271, SLG: 0.300 28 Chris Heisey, R (9, PH) OBP: 0.274, SLG: 0.402			C FF 95 F FF 96 B SI 96 B CU 80 B CU 81 F FF 97 X FF 96 3-2 ① G5-3		F FF 96 F FF 96 F SI 96 B CU 80 T FF 98 1-2 ② K		X FF 93 0-0 ① G6-3		B SL 86 D CU 80 X FF 96 2-0 ① L8	3 1	0 0	0 0	0 0	0 0	1 0	0 1
55 Met Latos, R (1, 1) 63 Sam LeCure, R (7, 1) 29 Brayan Peña, S (7, PH) 30 Jason Bourgeois, R (7, PR) 60 J.J. Hoover, R (8, 1) 53 Carlos Contreras, R (8, 1) 41 Ryan Dennick, L (8, 1) 48 Ryan Ludwick, R (8, PH) 17 Kristopher Negron, R (8, PR)			C FF 97 B FF 98 C FF 97 B FC 91 F FF 96 F FF 97 C CU 80 2-3 ② K		X SI 95 0-0 6 1B 25 E 1B		B FF 94 B FF 91 S FC 89 F FC 90 B CU 81 F FC 90 B FC 90 4-2 BB		F CU 81 S SL 86 X FF 95 0-2 21 1B 6 BB 2-H 1B	2 0 0 0 0 0 0 0 1 0	1 0 0 0 0 0 0 0 0 0	1 0 0 0 0 0 0 0 1 0	0 0 1 0 0 0 0 0 1 0	0 0 0 0 0 0 0 0 0 0	1 0 0 0 0 0 0 0 0 0	0 0 0 0 0 0 0 0 0 0
Inning Stats	R: 0 E: 0 K: 1 S: 7 H: 0 LOB: 0 BB: 0 P: 10	R: 0 E: 0 K: 0 S: 7 H: 0 LOB: 1 BB: 1 P: 15	R: 0 E: 0 K: 1 S: 12 H: 0 LOB: 0 BB: 0 P: 18	R: 0 E: 0 K: 0 S: 8 H: 1 LOB: 2 BB: 1 P: 18	R: 1 E: 1 K: 3 S: 17 H: 3 LOB: 2 BB: 0 P: 26	R: 0 E: 0 K: 1 S: 7 H: 1 LOB: 1 BB: 0 P: 12	R: 0 E: 0 K: 2 S: 10 H: 0 LOB: 1 BB: 1 P: 15	R: 0 E: 0 K: 3 S: 9 H: 0 LOB: 0 BB: 0 P: 14	R: 2 E: 0 K: 1 S: 17 H: 4 LOB: 3 BB: 1 P: 25	1B: 6 2B: 2 3B: 0 HR: 1 SF: 0 SAC: 0 DP: 2 HBP: 2						

PITCHER		IP	WLS	BF	H	R	ER	SO	BB	IBB	HBP	BLK	WP	HR	S	P	ERA	WHIP
45 Zack Wheeler, R ERA: 3.38	(1, 1)	6.0	W	25	5	1	1	6	2	0	2	0	0	0	58	99	1.50	1.167
52 Carlos Torres, R ERA: 3.31	(7, 1)	1.0	H	4	0	0	0	2	1	0	0	0	0	0	10	15	0.00	1.000
27 Jeurys Familia, R ERA: 2.07	(8, 1)	1.0	H	3	0	0	0	3	0	0	0	0	0	0	9	14	0.00	0.000
58 Jenrry Mejia, R ERA: 4.02	(9, 1)	1.0	S	8	4	2	2	1	1	0	0	0	0	1	17	25	18.00	5.000

PITCHER	IP	WLS	BF	H	R	ER	SO	BB	IBB	HBP	BLK	WP	HR	S	P	ERA	WHIP

New York Mets @ Cincinnati Reds

Great American Ball Park, Cincinnati, OH

Sun Sep 07 2014, 1:13 PM - 4:45 PM EDT

Att. 31,444 - Sunny - 69 F

livebaseballscorecards.com

AB	34
R	3
H	9
RBI	3
BB	4
SO	12
LOB	21

REDS

Colorado Rockies @ New York Mets

Citi Field, Flushing, NY

Mon Sep 08 2014, 7:12 PM - 10:04 PM EDT

Att. 21,710 - Cloudy - 71 F

livebaseballscorecards.com

Batter	1	2	3	4	5	6	7	8	9	AB	R	H	RBI	BB	SO	LOB
6 Corey Dickerson, L (1, 7) OBP: 0.369, SLG: 0.575 32 LaTroy Hawkins, R (9, 1)	C FF 88 S FF 89 B FF 90 F CU 75 S SI 88 1-3 ① K		S FF 88 F FF 88 X CU 74 0-2 14 SH1-3 2B		C FF 89 C SI 89 S FF 89 0-3 ② K		F FF 88 B SI 88 X FF 88 1-1 ② G6-3		B FF 94 B FF 93 B FF 93 X FC 90 3-0 ③ F9	5 0	0 0	1 0	0 0	0 0	2 0	1 0
14 Josh Rutledge, R (1, 6) OBP: 0.319, SLG: 0.412	B CU 72 C SI 89 S SI 89 F SI 90 B CU 74 X CU 74 2-2 3 CS 1B		X SI 89 0-0 ① SH1-3 2-3		B CU 74 F SI 89 B SI 88 B CH 82 C SI 89 X SI 89 3-2 1B		B FF 90 C FF 90 S FF 91 S FF 92 1-3 ③ K			3	0	2	0	0	1	1
28 Nolan Arenado, R (1, 5) OBP: 0.333, SLG: 0.510	C SI 88 B FF 87 S CH 82 B SI 89 X SI 90 2-2 ② L8		X CU 74 0-0 ② L6		X FF 89 0-0 ③ F8			C FF 95 S CU 82 X CU 82 0-2 HR		4	1	1	1	0	0	3
3 Michael Cuddyer, R (1, 3) OBP: 0.377, SLG: 0.560	D CU 73 1 SAFE 1-0 ③ CS 1-2	B FF 86 C CH 80 X FC 86 1-1 HR	B SI 89 C CH 83 X CH 84 1-1 ③ G5-3			C SI 88 B CH 82 B CH 81 F SI 88 F CU 74 S SI 89 2-3 ① K		X FF 95 0-0 ① G4-3		4	1	1	1	0	1	1
13 Drew Stubbs, R (1, 8) OBP: 0.328, SLG: 0.475		C SI 88 F SI 89 C CU 74 0-3 ① K	B CU 71 T CH 80 X SI 88 1-1 ① G6-3			X SI 89 0-0 ② G6-3		C SI 95 S FF 95 B CU 83 B SI 92 B CU 81 B SI 93 4-2 1 S BB		3	0	0	0	1	1	0
8 Michael McKenry, R (1, 2) OBP: 0.409, SLG: 0.517 54 Tommy Kahnle, R (7, 1) 4 Ben Paulsen, L (8, PH) OBP: 0.413, SLG: 0.605 51 Brooks Brown, L (8, 1) 53 Christian Friedrich, R (8, 1) OBP: 0.200, SLG: 0.200 19 Charlie Blackmon, L (9, 9) OBP: 0.332, SLG: 0.435		C FF 88 B SI 89 B CH 82 X SI 89 2-1 9 1B 1B	B SI 89 X SI 88 1-0 ② F9		B SI 87 C SI 88 B CH 83 B SI 84 B SI 89 4-1 BB		1 SAFE B SI 93 F SI 94 1 SAFE X SI 92 1-1 ② F7		2 0 0 1 0 0 0	0 0 0 0 0 0 0	1 0 0 0 0 0 0	0 0 0 0 0 0 0	1 0 0 0 0 0 0	0 0 1 0 0 0 0	0 0 1 0 0 0 0
1 Brandon Barnes, R (1, 9) OBP: 0.286, SLG: 0.412 (9, 7)		F FF 88 F FF 88 S CU 74 0-3 ② K	C FF 88 F FF 88 F SI 90 B CU 76 B CU 76 B CH 83 F CH 84 X FF 91 3-2 1B			S FF 88 T FF 89 S FF 88 0-3 ③ K		C FF 94 F FF 94 S FF 94 0-3 ③ K 1-2		4	0	1	0	0	3	3
9 DJ LeMahieu, R (1, 4) OBP: 0.322, SLG: 0.355		C SI 88 X CU 74 0-1 1B 1-2	C SI 88 F SI 88 D CU 73 1 SAFE F CH 82 F CU 75 X CH 82 1-2 ③ F9			F CU 71 B CU 73 S CH 81 F SI 88 F CU 74 X CH 82 1-2 2B		F FC 90 X FC 90 0-1 ① F9		4	0	2	0	0	0	1
24 Jordan Lyles, R (1, 1) OBP: 0.227, SLG: 0.310 20 Wilin Rosario, R (7, PH) OBP: 0.289, SLG: 0.401 (7, 2)		C SI 88 S CU 74 B FF 90 B SI 90 S CU 76 2-3 ③ K	B SI 87 C FF 88 B SI 89 B SI 88 C FF 89 X FF 90 3-2 ① G4-3			C FC 86 B FF 88 D FC 86 X FF 88 2-1 ① G6-3		T FF 94 S FF 95 B CU 84 B FF 94 F FF 95 X FC 89 2-2 ② G6-3		2 2	0 0	0 0	0 0	0 0	1 0	2 1

Inning Stats	1	2	3	4	5	6	7	8	9
	R: 0 E: 0 K: 1 S: 11	H: 1 LOB: 0 BB: 0 P: 17	R: 1 E: 0 K: 3 S: 15	H: 3 LOB: 2 BB: 0 P: 20	R: 0 E: 0 K: 0 S: 7	H: 1 LOB: 1 BB: 0 P: 8	R: 0 E: 0 K: 0 S: 13	H: 1 LOB: 1 BB: 0 P: 19	R: 0 E: 0 K: 1 S: 10	H: 1 LOB: 1 BB: 0 P: 16	R: 0 E: 0 K: 2 S: 9	H: 0 LOB: 1 BB: 1 P: 15	R: 0 E: 0 K: 1 S: 12	H: 1 LOB: 1 BB: 0 P: 17	R: 1 E: 0 K: 1 S: 11	H: 1 LOB: 1 BB: 1 P: 16	R: 0 E: 0 K: 0 S: 7	H: 0 LOB: 0 BB: 0 P: 12

	AB	R	H	RBI	BB	SO	LOB
	34	2	9	2	2	9	14

	1B	SF	WP	PA
	5	0	0	38
	2B	SAC	PB	
	2	1	0	
	3B	DP	SB	
	0	0	1	
	HR	HBP	CS	
	2	0	1	

PITCHER		IP	WLS	BF	H	R	ER	SO	BB	IBB	HBP	BLK	WP	HR	S	P	ERA	WHIP
49 Jonathon Niese, L ERA: 3.59	(1, 1)	6.2		28	8	1	1	7	1	0	0	0	0	1	74	108	1.35	1.350
44 Buddy Carlyle, R ERA: 1.85	(7, 1)	0.1		1	0	0	0	1	0	0	0	0	0	0	3	4	0.00	0.000
38 Vic Black, R ERA: 2.41	(8, 1)	1.0		5	1	1	1	1	1	0	0	0	0	1	11	16	9.00	2.000
52 Carlos Torres, R ERA: 3.27	(9, 1)	1.0	W	3	0	0	0	0	0	0	0	0	0	0	7	12	0.00	0.000

PITCHER	IP	WLS	BF	H	R	ER	SO	BB	IBB	HBP	BLK	WP	HR	S	P	ERA	WHIP

BOTTOM

Colorado Rockies @ New York Mets

Citi Field, Flushing, NY

Mon Sep 08 2014, 7:12 PM - 10:04 PM EDT

Att. 21,710 - Cloudy - 71 F

livebaseballscorecards.com

Batter	1	2	3	4	5	6	7	8	9	AB	R	H	RBI	BB	SO	LOB
12 Juan Lagares, R (1, 8) OBP: 0.321, SLG: 0.385	S FF 89 F FF 92 B SL 88 B SI 89 X SL 86 2-2 ① G5-3		B SL 84 X SL 84 1-0 ① F9		B FF 91 C SL 86 X SL 88 1-1 2B			C SI 93 B SI 93 B SL 87 X SI 94 2-1 ① G5-3		4	0	1	0	0	0	0
9 Kirk Nieuwenhuis, L (1, 7) OBP: 0.368, SLG: 0.500	C FF 91 C FF 91 B SI 92 F SL 87 B SI 91 F FF 92 B CH 81 F SI 90 F SI 91 4-2 B SI 90 21 2B BB		X SI 90 0-0 ② G4-3		C SL 84 F FF 92 X FF 91 0-2 ② F8			S SI 94 B SI 93 S CH 86 B CH 86 B SI 95 X SI 94 3-2 ② G4-3		3	1	0	0	1	0	1
5 David Wright, R (1, 5) OBP: 0.324, SLG: 0.374	B SL 86 F FF 92 S SL 86 1 SAFE B SL 86 X SL 86 2-2 ② F7		C FF 91 C SL 86 B FF 89 B FF 92 X SL 85 2-2 3B		B SI 89 B SI 89 C SL 86 X SL 86 2-1 ③ G1-3			B SL 88 F SI 94 B SI 94 C SL 86 F SI 93 X SL 88 2-2 2B		4	0	2	0	0	0	2
21 Lucas Duda, L (1, 3) OBP: 0.347, SLG: 0.479	C FF 91 B FF 90 B CH 82 B FF 91 X FF 90 3-1 1-H 2B		C CH 82 C FF 91 B FF 91 H CU 83 2-2 7 FC4 HBP			B CU 81 B CH 80 C SI 90 B SI 90 F SI 90 F FF 91 T SI 91 3-2 ① K		C CU 78 D SL 88 B SL 86 S SL 87 F SL 86 F FF 93 F SL 86 B FF 93 S SL 87 3-3 ③ K		3	0	1	1	0	2	1
7 Travis d'Arnaud, R (1, 2) OBP: 0.308, SLG: 0.420 22 Eric Young Jr., S (9, PR) OBP: 0.301, SLG: 0.304	B FF 93 X SL 86 1-0 ③ F8		C SL 86 B SL 87 F FF 92 F SI 92 X CU 83 1-2 ③ FC4 1-2f			F CU 78 B SL 85 F FF 92 B SL 85 B SL 86 X SL 84 3-2 ② G3-1			B FF 92 B FF 92 X FF 92 2-0 3 3B 2B	4 0	0 1	1 0	0 0	0 0	0 0	3 0
3 Curtis Granderson, L (1, 9) OBP: 0.318, SLG: 0.373		B FF 90 B FF 90 B SI 88 C FF 90 B SI 88 4-1 BB		C SI 90 C CU 82 B SI 89 X CH 81 1-2 ① F8		C SI 91 B CH 82 S CH 81 B FF 91 F SI 92 B FF 90 F SI 90 C SI 89 3-3 ③ K			X FF 92 0-0 4 SF8 2-H 3B	3	1	1	1	1	1	0
4 Wilmer Flores, R (1, 6) OBP: 0.268, SLG: 0.328		C SI 91 F SI 89 C SL 86 0-3 ① K		C SL 84 F FF 90 B SL 85 X SI 88 1-2 ② L8			X FF 94 0-0 ① G6-3		B SL 87 X SL 87 1-0 ① SF8 3-H	3	0	0	1	0	1	1
2 Dilson Herrera, R (1, 4) OBP: 0.317, SLG: 0.459		C SI 91 B SI 87 1 SAFE B SI 89 F SI 87 X SL 84 2-2 ② P4		C FF 91 B CU 77 F SL 86 X FF 91 1-2 ③ L9			B FF 94 C FF 93 S FF 94 B FF 95 F FF 94 F FF 94 S SL 85 2-3 ② K			3	0	0	0	0	1	1
49 Jonathon Niese, L (1, 1) OBP: 0.154, SLG: 0.085 44 Buddy Carlyle, L (7, 1) OBP: 1.000, SLG: 1.000 6 Matthew den Dekker, L (7, PH) OBP: 0.313, SLG: 0.270 38 Vic Black, R (8, 1) 52 Carlos Torres, R (9, 1)		C FF 89 F SI 89 B CH 80 B SI 90 F SI 90 B SI 91 F FF 88 C SI 88 3-3 ③ K			F FF 90 X SI 91 0-1 ① F7		C FF 95 S CH 87 B FF 94 B CH 88 X CH 87 2-2 ③ F8		2 0 0 1 0 0	0 0 0 0 0 0	0 0 0 0 0 0	0 0 0 0 0 0	1 0 0 0 0 0	0 0 0 0 0 0	1 0 0 0 0 0
Inning Stats	R: 1 E: 0 K: 0 S: 15 H: 1 LOB: 1 BB: 1 P: 27	R: 0 E: 0 K: 2 S: 12 H: 0 LOB: 1 BB: 1 P: 21	R: 0 E: 0 K: 0 S: 11 H: 1 LOB: 2 BB: 0 P: 17	R: 0 E: 0 K: 0 S: 9 H: 0 LOB: 0 BB: 0 P: 12	R: 0 E: 0 K: 0 S: 9 H: 1 LOB: 1 BB: 0 P: 12	R: 0 E: 0 K: 2 S: 12 H: 0 LOB: 0 BB: 0 P: 21	R: 0 E: 0 K: 1 S: 9 H: 0 LOB: 0 BB: 0 P: 13	R: 0 E: 0 K: 1 S: 15 H: 1 LOB: 1 BB: 0 P: 25	R: 2 E: 0 K: 0 S: 3 H: 2 LOB: 1 BB: 0 P: 6	1B: 0 2B: 4 3B: 2 HR: 0 SF: 1 SAC: 0 DP: 0 HBP: 1						

AB	30
R	3
H	6
RBI	3
BB	2
SO	6
LOB	10

WP: 0 PB: 0 SB: 0 CS: 0 PA: 34

PITCHER		IP	WLS	BF	H	R	ER	SO	BB	IBB	HBP	BLK	WP	HR	S	P	ERA	WHIP
24 Jordan Lyles, R ERA: 4.2	(1, 1)	6.0		24	3	1	1	4	2	0	1	0	0	0	68	110	1.50	0.833
54 Tommy Kahnle, R ERA: 3.72	(7, 1)	1.0		3	0	0	0	1	0	0	0	0	0	0	9	13	0.00	0.000
51 Brooks Brown, R ERA: 3.66	(8, 1)	0.2	H	3	1	0	0	0	0	0	0	0	0	0	9	16	0.00	1.500
53 Christian Friedrich, L ERA: 6.64	(8, 1)	0.1	H	1	0	0	0	1	0	0	0	0	0	0	6	9	0.00	0.000
32 LaTroy Hawkins, R ERA: 3.28	(9, 1)	0.1	L	3	2	2	2	0	0	0	0	0	0	0	3	6	54.00	6.000

PITCHER		IP	WLS	BF	H	R	ER	SO	BB	IBB	HBP	BLK	WP	HR	S	P	ERA	WHIP

Batter	1	2	3	4	5	6	7	8	9	AB	R	H	RBI	BB	SO	LOB
19 Charlie Blackmon, L (1, 8) OBP: 0.332, SLG: 0.434	B FF 94 C FF 93 F FF 94 F FF 95 X CH 87 1-2 G5-3		C CU 79 X CH 86 0-1 G3-1			B CH 82 X CH 84 1-0 F7			B CU 77 B CU 79 C FC 93 C FC 92 F SL 86 B FC 94 X FC 92 3-2 28 WP 33 1B 1B	4	0	1	0	0	0	0
3 Michael Cuddyer, R (1, 9) OBP: 0.367, SLG: 0.543	C FF 94 B SL 89 C SI 94 S FF 94 1-3 K		C SI 94 T FF 94 B CU 81 X FF 95 1-2 L8			B SI 92 X SI 92 1-0 P4			F FC 93 S CU 81 D SL 86 S FC 93 1-3 K	4	0	0	0	0	2	1
33 Justin Morneau, L (1, 3) OBP: 0.358, SLG: 0.488 13 Drew Stubbs, R (9, PR) OBP: 0.328, SLG: 0.475	F SI 94 B CH 87 F CH 86 X FF 96 1-2 P5			X CH 85 0-0 F8		X SI 94 0-0 F8			S SI 90 X SI 90 0-1 1-2 28 WP 1B	4 0	0 0	1 0	0 0	0 0	0 0	0 0
28 Nolan Arenado, R (1, 5) OBP: 0.334, SLG: 0.511		F FF 92 F SI 93 F CH 84 F FF 95 X SL 87 0-2 G6-3		B SI 93 B SL 87 C FF 94 B SI 94 X SI 94 3-1 2B			C CH 83 F CH 82 S FF 96 0-3 K		B FF 94 B FF 94 B SL 87 F SL 86 B FC 94 4-1 1-2 2-3 20 FC6-4 BB	3	0	1	0	1	1	0
6 Corey Dickerson, L (1, 7) OBP: 0.365, SLG: 0.569		F SI 94 F CH 85 B FF 92 B FF 92 F CH 84 F CH 86 F SI 94 F SI 95 X SL 88 2-2 G3		C SI 93 S FF 94 B FF 95 S FF 95 1-3 K			S SI 93 S SI 94 C FF 95 0-3		C SL 87 F FF 92 S FF 94 0-3 K	4	0	0	0	0	3	4
20 Wilin Rosario, R (1, 2) OBP: 0.288, SLG: 0.402		S FF 92 F FF 93 X FF 92 0-2 14 1B 2B		C FF 93 X FF 93 0-1 P3			B FF 95 X FF 93 1-0 G5-3		S SL 88 B SI 97 D SI 97 X SL 90 2-1 1-2f FC6-4	4	0	1	0	0	0	4
14 Josh Rutledge, R (1, 6) OBP: 0.319, SLG: 0.411		C SI 94 D SL 88 B SL 87 X SI 94 2-1 2-3 1B	C FF 92 X CU 79 0-1 L8					B CU 79 C CU 78 S FF 94 B FF 95 S FF 95 2-3 K		3	0	1	0	0	1	0
9 DJ LeMahieu, R (1, 4) OBP: 0.320, SLG: 0.353		B FF 93 C FF 93 B CH 85 B FF 93 C FF 94 S FF 94 3-3 K	S FF 93 F FF 93 C FF 96 0-3					F FF 95 B FF 96 F FF 94 F FF 96 F FF 96 B CU 81 F FF 95 X CH 86 2-2 L8		3	0	0	0	0	2	2
36 Christian Bergman, R (1, 1) OBP: 0.077, SLG: 0.077 58 Yohan Flande, L (7, 1) OBP: 0.182, SLG: 0.100 4 Ben Paulsen, L (8, PH) OBP: 0.404, SLG: 0.591 49 Rex Brothers, L (8, 1)			C FF 92 X FF 92 0-1 G6-3		B SI 95 B FF 95 C FF 93 B SI 94 C FF 93 C FF 94 3-3			C FF 94 F CU 81 S FF 97 0-3		2 0 1 0	0 0 0 0	0 0 0 0	0 0 0 0	0 0 1 0	1 0 0 0	0 0 0 0

Inning Stats	1	2	3	4	5	6	7	8	9
	R: 0 E: 0 K: 1 S: 10	R: 0 E: 0 K: 1 S: 20	R: 0 E: 0 K: 0 S: 7	R: 0 E: 0 K: 1 S: 8	R: 0 E: 0 K: 2 S: 8	R: 0 E: 0 K: 0 S: 3	R: 0 E: 0 K: 2 S: 7	R: 0 E: 0 K: 2 S: 12	R: 0 E: 0 K: 2 S: 15
	H: 0 LOB: 0 BB: 0 P: 13	H: 2 LOB: 2 BB: 0 P: 27	H: 0 LOB: 0 BB: 0 P: 8	H: 1 LOB: 1 BB: 0 P: 12	H: 0 LOB: 0 BB: 0 P: 11	H: 0 LOB: 0 BB: 0 P: 5	H: 0 LOB: 0 BB: 0 P: 8	H: 0 LOB: 0 BB: 0 P: 16	H: 2 LOB: 3 BB: 1 P: 25

1B: 3 SF: 0 WP: 1 PA: 33
2B: 2 SAC: 0 PB: 0
3B: 0 DP: 0 SB: 0
HR: 0 HBP: 0 CS: 0

PITCHER		IP	WLS	BF	H	R	ER	SO	BB	IBB	HBP	BLK	WP	HR	S	P	ERA	WHIP
48 Jacob deGrom, R ERA: 2.69	(1, 1)	8.0	W	27	3	0	0	9	0	0	0	0	0	0	75	100	0.00	0.375
58 Jenrry Mejia, R ERA: 4.01	(9, 1)	0.1	H	4	2	0	0	1	1	0	0	0	1	0	10	18	0.00	9.000
66 Josh Edgin, L ERA: 1.38	(9, 1)	0.1	H	1	0	0	0	1	0	0	0	0	0	0	3	3	0.00	0.000
27 Jeurys Familia, R ERA: 2.06	(9, 1)	0.1	S	1	0	0	0	0	0	0	0	0	0	0	2	4	0.00	0.000

PITCHER	IP	WLS	BF	H	R	ER	SO	BB	IBB	HBP	BLK	WP	HR	S	P	ERA	WHIP

TOP

Colorado Rockies @ New York Mets

Citi Field, Flushing, NY

Tue Sep 09 2014, 7:12 PM - 9:52 PM EDT

Att. 21,035 - Cloudy - 72 F

livebaseballscorecards.com

AB	32
R	0
H	5
RBI	0
BB	1
SO	11
LOB	11

Colorado Rockies @ New York Mets

Citi Field, Flushing, NY

Tue Sep 09 2014, 7:12 PM - 9:52 PM EDT

Att. 21,035 - Cloudy - 72 F

BOTTOM

livebaseballscorecards.com

Batter	1	2	3	4	5	6	7	8	9	AB	R	H	RBI	BB	SO	LOB
12 Juan Lagares, R (1, 8) OBP: 0.321, SLG: 0.384	C FF 88 X FF 87 0-1 F9 ①		C SL 83 B SI 87 F CU 77 X CH 82 1-2 G5-3 ②		S SL 83 F SI 87 F FF 90 B SL 84 F FF 88 B FF 91 B CH 82 X SL 84 3-2 3-H 1B		C SI 90 X SI 88 0-1 G5-3 ②			4	0	1	1	0	0	1
28 Daniel Murphy, L (1, 4) OBP: 0.344, SLG: 0.424	C FF 88 F SL 86 B FF 90 F SL 86 B CH 82 F FF 90 F SI 90 B SI 90 X FF 90 3-2 F9 ②		S CU 78 B SI 91 X SI 89 1-1 1B		1 SAFE B SI 90 C CH 81 X CH 82 1-1 F9 ③		B SL 84 B SI 90 C SI 91 B CH 84 B CH 83 4-1 BB			3	0	1	0	1	0	1
29 Eric Campbell, R (1, 5) OBP: 0.333, SLG: 0.385	C FF 90 C SL 84 B CU 78 X SL 84 1-2 E6		X SI 90 0-0 G3 ③			B CU 76 C SL 84 B SI 89 B CH 82 C SI 88 X SL 84 3-2 L8 ①	C SI 91 S SI 90 S SI 90 0-3 K ③			4	0	0	0	0	1	3
21 Lucas Duda, L (1, 3) OBP: 0.347, SLG: 0.477	B FF 91 F SL 86 F FF 89 F SL 85 F FF 90 F SL 86 B CH 83 1 SAFE X FF 90 2-2 F9 ③			C FF 90 B CH 82 S CH 82 X CH 82 1-2 G4-3 ①		C CU 76 C SI 90 X CU 76 0-2 L3 ②		C SL 85 F FF 93 X SL 88 0-2 7 L4-3 1B		4	0	1	0	0	0	1
7 Travis d'Arnaud, R (1, 2) OBP: 0.307, SLG: 0.418		X SI 88 0-0 F8 ①		B CU 77 B SL 85 B SI 89 C FF 89 X SI 90 3-1 F8 ②		B SI 89 X CH 81 1-0 3 E 1B		F FF 93 F FF 95 X SL 88 0-2 L4-3 ①② 1-1		4	1	1	0	0	0	1
3 Curtis Granderson, L (1, 9) OBP: 0.320, SLG: 0.376		B FF 88 C SI 88 B SL 85 X SL 84 2-1 1B		C CU 76 F FF 90 B FF 89 F SL 84 S SI 90 1-3 K ③		C CU 77 B SI 90 B CU 76 F SL 90 X FF 90 2-2 E8 1-H 2B		C FF 93 B FF 95 S CH 87 B FF 93 B FF 94 C SL 86 3-3 K ③		4	0	2	1	0	2	0
4 Wilmer Flores, R (1, 6) OBP: 0.264, SLG: 0.323		1 SAFE C SL 84 F SI 87 X FF 86 0-2 F8 ②			C SL 83 B SL 82 C FF 86 B FF 86 X SL 83 2-2 P4 ①	F SL 83 B SI 89 X SL 83 1-1 G1-3 ③				3	0	0	0	0	0	2
6 Matthew den Dekker, L (1, 7) OBP: 0.321, SLG: 0.282 22 Eric Young Jr., S (8, 7) OBP: 0.301, SLG: 0.304		D CU 77 B SI 88 C FF 89 1 SAFE X SL 84 2-1 F7 ③			X FF 90 0-0 48 G4-3 12 1B 2B		C SI 90 H SI 90 1-1 48 SH1-4 HBP			2 0	1 0	1 0	0 0	0 0	0 0	1 0
48 Jacob deGrom, L (1, 1) OBP: 0.256, SLG: 0.286 58 Jenrry Mejia, R (9, 1) 66 Josh Edgin, R (9, 1) 27 Jeurys Familia, R (9, 1) OBP: 0.667, SLG: 0.667			C FF 87 X SL 84 0-1 L9 ①		F SI 90 B FF 89 X SL 84 1-1 G4-3 ② 2-3		B L SI 88 X SI 90 1-1 SH1-4 ① 1-2			2 0 0 0	0 0 0 0	0 0 0 0	0 0 0 0	0 0 0 0	0 0 0 0	1 0 0 0
Inning Stats	R: 0 H: 0 E: 1 LOB: 1 K: 0 BB: 0 S: 17 P: 23	R: 0 H: 1 E: 0 LOB: 1 K: 0 BB: 0 S: 8 P: 12	R: 0 H: 1 E: 0 LOB: 1 K: 0 BB: 0 S: 8 P: 10	R: 0 H: 0 E: 0 LOB: 0 K: 1 BB: 0 S: 9 P: 14	R: 1 H: 2 E: 0 LOB: 1 K: 0 BB: 0 S: 13 P: 20	R: 1 H: 2 E: 1 LOB: 1 K: 0 BB: 0 S: 12 P: 19	R: 0 H: 0 E: 0 LOB: 2 K: 1 BB: 1 S: 9 P: 15	R: 0 H: 1 E: 0 LOB: 0 K: 1 BB: 0 S: 9 P: 12		1B: 5 SF: 0 2B: 3 SAC: 1 3B: 0 DP: 1 HR: 0 HBP: 1						

PITCHER		IP	WLS	BF	H	R	ER	SO	BB	IBB	HBP	BLK	WP	HR	S	P	ERA	WHIP
36 Christian Bergman, R ERA: 4.89	(1, 1)	6.0	L	25	6	2	2	1	0	0	0	0	0	0	67	98	3.00	1.000
58 Yohan Flande, L ERA: 5.18	(7, 1)	1.0		5	0	0	0	1	1	0	1	0	0	0	9	15	0.00	1.000
49 Rex Brothers, L ERA: 5.71	(8, 1)	1.0		3	1	0	0	1	0	0	0	0	0	0	9	12	0.00	1.000

PITCHER	IP	WLS	BF	H	R	ER	SO	BB	IBB	HBP	BLK	WP	HR	S	P	ERA	WHIP

AB	30
R	2
H	7
RBI	2
BB	1
SO	3
LOB	11

WP: 0 PA: 33
PB: 0
SB: 0
CS: 0

Colorado Rockies @ New York Mets

Citi Field, Flushing, NY

Wed Sep 10 2014, 7:13 PM - 10:06 PM EDT

Att. 21,260 - Cloudy - 71 F

TOP

livebaseballscorecards.com

Batter	1	2	3	4	5	6	7	8	9	AB	R	H	RBI	BB	SO	LOB
19 Charlie Blackmon, L (1, 9) OBP: 0.329, SLG: 0.430	L SL 80 S SI 92 T SI 92 0-2 ① K		L SL 80 B SI 92 F CH 86 F CH 86 F FF 91 B FF 93 F CH 88 F FF 94 X SL 83 2-2 ② G3		X CH 87 0-0 ③ F9			C FF 95 B SI 96 B SI 96 B SI 98 X FF 97 3-1 ① G4-3		4	0	0	0	0	1	2
13 Drew Stubbs, R (1, 8) OBP: 0.330, SLG: 0.477	C FF 94 B SI 92 S SI 92 F SI 92 B FF 94 B SI 92 F SI 93 S SI 92 3-3 ② K		B SI 90 B CH 87 B SI 92 C FF 92 F SI 92 S FF 93 3-3 ③ K			X SL 81 0-0 33 1B 2B		C SI 96 C SL 89 B SL 90 B SI 97 B SL 87 B SI 97 4-2 28 S 33 G4-3 BB		3	0	1	0	1	2	0
33 Justin Morneau, L (1, 3) OBP: 0.361, SLG: 0.488	C SI 92 B CH 88 B SI 93 F SI 94 B FF 95 B FF 89 4-2 28 BB BB			B SL 79 B CH 85 B SI 90 C FF 91 T SI 91 B SI 92 4-2 6 G6-4-3 BB		C FF 92 B SI 91 F SI 91 F FF 93 B FF 91 B FF 93 X SI 91 3-2 6 G2-3 2-3 1B		C SI 96 B FF 96 X SI 97 1-1 ② G4-3 1-2		2	0	1	0	2	0	1
28 Nolan Arenado, R (1, 5) OBP: 0.333, SLG: 0.507	B FF 93 S CH 87 B CH 88 D CH 87 B FF 93 4-1 1-2 BB BB			X CH 87 0-0 ① F7		B SI 90 F SI 91 F SL 80 F FF 93 B FF 92 F FF 93 S FF 92 2-3 ① K		B SI 96 B SI 97 F SI 97 F FF 98 S SL 91 2-3 ③ K		3	0	0	0	1	2	4
6 Corey Dickerson, L (1, 7) OBP: 0.362, SLG: 0.563	X FF 92 0-0 ③ F7			C SI 92 D CH 86 B SI 91 T SI 91 B SI 92 F SI 92 F FF 94 X SI 93 3-2 ② ③ G6-4-3 1-2f		S CU 78 S CU 79 F CU 81 B FF 91 D CU 80 X CU 80 2-2 ② G2-3 1-2			C FC 94 B FC 94 X CH 88 1-1 ① P4	4	0	0	0	0	0	5
8 Michael McKenry, R (1, 2) OBP: 0.399, SLG: 0.503		B FF 92 B FF 91 B FF 92 C FF 92 F FF 93 F SI 92 X FF 93 3-2 ① F9			C SL 80 B SL 80 F FF 91 B SI 90 C FF 92 2-3 ① K	X FC 90 0-0 ③ P6			B SL 84 F FC 94 C SL 84 F FF 94 F FC 94 S CH 89 1-3 ② K	4	0	0	0	0	2	2
14 Josh Rutledge, R (1, 6) OBP: 0.314, SLG: 0.405		B SL 82 F FF 92 S SL 82 C SI 91 1-3 ② K			F FF 92 B SL 81 X FF 91 1-1 ② F9		C FF 92 B CU 79 C CU 76 B FF 93 F FC 90 B CU 79 C FF 91 3-3 ① K		F FF 95 B CU 81 C SL 84 X FF 94 1-2 ③ G1-3	4	0	0	0	0	2	0
9 DJ LeMahieu, R (1, 4) OBP: 0.322, SLG: 0.353		C FF 93 F FF 92 F SI 92 F FF 93 X CH 87 0-2 ③ G6-3			C FF 93 B FF 93 B SL 82 B SI 91 B SL 82 4-1 46 2B BB		X FC 89 0-0 46 B1-6-4 1B			2	0	1	0	1	0	0
46 Tyler Matzek, L (1, 1) 34 Matt Belisle, R (7, 1) 58 Yohan Flande, L (8, 1) OBP: 0.182, SLG: 0.100			C SI 92 B SI 91 S CH 87 B CH 88 B SI 92 F SI 93 S FF 94 3-3 ① K		X FF 93 0-0 1-3 2B		1 SAFE L FC 88 C F FF 93 X FC 91 0-2 ② ③ B1-6-4 1-2f			3 0 0	0 0 0	1 0 0	0 0 0	0 0 0	1 0 0	1 0 0
Inning Stats	R: 0 E: 0 K: 2 S: 12 H: 0 LOB: 2 BB: 2 P: 23	R: 0 E: 0 K: 1 S: 12 H: 0 LOB: 0 BB: 0 P: 16	R: 0 E: 0 K: 2 S: 14 H: 0 LOB: 0 BB: 0 P: 22	R: 0 E: 0 K: 0 S: 8 H: 0 LOB: 0 BB: 1 P: 15	R: 0 E: 0 K: 1 S: 8 H: 1 LOB: 2 BB: 1 P: 15	R: 0 E: 0 K: 1 S: 15 H: 2 LOB: 2 BB: 0 P: 22	R: 0 E: 0 K: 1 S: 9 H: 1 LOB: 0 BB: 0 P: 12	R: 0 E: 0 K: 1 S: 9 H: 0 LOB: 1 BB: 1 P: 19	R: 0 E: 0 K: 1 S: 10 H: 0 LOB: 0 BB: 0 P: 13	1B: 2 2B: 2 3B: 0 HR: 0 SF: 0 SAC: 0 DP: 2 HBP: 0						

	AB	29
	R	0
	H	4
	RBI	0
	BB	5
	SO	10
	LOB	15

WP: 0 PA: 34
PB: 0
SB: 1
CS: 0

PITCHER		IP	WLS	BF	H	R	ER	SO	BB	IBB	HBP	BLK	WP	HR	S	P	ERA	WHIP
50 Rafael Montero, R ERA: 4.5	(1, 1)	5.1	W	22	3	0	0	7	4	0	0	0	0	0	64	106	0.00	1.312
68 Dario Álvarez, L ERA:	(6, 1)	0.1	H	1	0	0	0	0	0	0	0	0	0	0	4	6	0.00	0.000
52 Carlos Torres, R ERA: 3.22	(6, 1)	1.1	H	4	1	0	0	1	0	0	0	0	0	0	10	13	0.00	0.750
27 Jeurys Familia, R ERA: 2.03	(8, 1)	1.0	H	4	0	0	0	1	1	0	0	0	0	0	9	19	0.00	1.000
58 Jenrry Mejia, R ERA: 3.96	(9, 1)	1.0	S	3	0	0	0	1	0	0	0	0	0	0	10	13	0.00	0.000

PITCHER	IP	WLS	BF	H	R	ER	SO	BB	IBB	HBP	BLK	WP	HR	S	P	ERA	WHIP

BOTTOM

Batter	1	2	3	4	5	6	7	8	9	AB	R	H	RBI	BB	SO	LOB
12 Juan Lagares, R (1, 8) OBP: 0.318, SLG: 0.381	F8		F8		K		SF7			3	0	0	1	0	1	2
4 Wilmer Flores, R (1, 6) OBP: 0.264, SLG: 0.318	28 G3-6-3 BB		F8		P4		P4			3	0	0	0	1	0	4
28 Daniel Murphy, L (1, 5) OBP: 0.344, SLG: 0.422	G3-6-3		F9			G3-1		7 G6-4-3 1B		4	0	1	0	0	0	1
7 Travis d'Arnaud, R (1, 2) OBP: 0.304, SLG: 0.414	G5-3			K		G4-3		G6-4-3		4	0	0	0	0	1	2
29 Eric Campbell, R (1, 3) OBP: 0.332, SLG: 0.387		K		2B		F9		G1-3		4	0	1	0	0	1	0
3 Curtis Granderson, L (1, 9) OBP: 0.318, SLG: 0.374		K2-3		K			G4-3			3	0	0	0	0	2	1
2 Dilson Herrera, R (1, 4) OBP: 0.341, SLG: 0.447		22 3B BB		K2-3			13 BB 12 SF7 22 1B BB			1	2	0	0	2	1	1
22 Eric Young Jr., S (1, 7) OBP: 0.309, SLG: 0.321		1-H 3B			4 CS 50 SH 1B		13 BB 1B			3	0	3	1	0	0	0
50 Rafael Montero, R (1, 1) 68 Dario Álvarez, L (6, 1) 52 Carlos Torres, R (6, 1) 13 Josh Satin, R (7, PH) OBP: 0.282, SLG: 0.172 27 Jeurys Familia, R (8, 1) OBP: 0.667, SLG: 0.667 58 Jenrry Mejia, R (9, 1)		K			SH 4 CS		BB			1 0 0 0 0 0	0 0 0 0 0 0	0 0 0 0 0 0	0 0 0 0 0 0	0 0 0 1 0 0	1 0 0 0 0 0	1 0 0 0 0 0
Inning Stats	R: 0 E: 0 K: 0 S: 7 H: 0 LOB: 1 BB: 1 P: 14	R: 1 E: 0 K: 3 S: 13 H: 1 LOB: 1 BB: 1 P: 18	R: 0 E: 0 K: 0 S: 8 H: 0 LOB: 0 BB: 0 P: 12	R: 0 E: 0 K: 3 S: 13 H: 1 LOB: 1 BB: 0 P: 16	R: 0 E: 1 K: 1 S: 8 H: 1 LOB: 1 BB: 0 P: 11	R: 0 E: 0 K: 0 S: 4 H: 0 LOB: 0 BB: 0 P: 9	R: 1 E: 0 K: 0 S: 14 H: 1 LOB: 2 BB: 2 P: 26	R: 0 E: 0 K: 0 S: 4 H: 1 LOB: 0 BB: 0 P: 7		1B: 3 2B: 1 3B: 1 HR: 0 SF: 1 SAC: 1 DP: 1 HBP: 0					

PITCHER	IP	WLS	BF	H	R	ER	SO	BB	IBB	HBP	BLK	WP	HR	S	P	ERA	WHIP
46 Tyler Matzek, L (1, 1) ERA: 4.23	6.1	L	27	4	2	2	7	4	0	0	0	0	0	61	97	2.84	1.263
34 Matt Belisle, R (7, 1) ERA: 5.31	0.2		2	0	0	0	0	0	0	0	0	0	0	6	9	0.00	0.000
58 Yohan Flande, L (8, 1) ERA: 5.07	1.0		3	1	0	0	0	0	0	0	0	0	0	4	7	0.00	1.000

PITCHER	IP	WLS	BF	H	R	ER	SO	BB	IBB	HBP	BLK	WP	HR	S	P	ERA	WHIP

Colorado Rockies @ New York Mets

Citi Field, Flushing, NY

Wed Sep 10 2014, 7:13 PM - 10:06 PM EDT

Att. 21,260 - Cloudy - 71 F

livebaseballscorecards.com

AB	26
R	2
H	5
RBI	2
BB	4
SO	7
LOB	12

Washington Nationals @ New York Mets

Citi Field, Flushing, NY

Thu Sep 11 2014, 7:13 PM - 10:21 PM EDT

Att. 21,111 - Cloudy - 82 F

TOP

livebaseballscorecards.com

Batter	1	2	3	4	5	6	7	8	9	AB	R	H	RBI	BB	SO	LOB
2 Denard Span, L (1, 8) OBP: 0.351, SLG: 0.411	B SI 88 B SI 88 C SI 87 F FF 89 X SI 89 2-2 ① F8	X CH 81 0-0 ③ F7		X SI 87 0-0 6 HR 1B	C SI 91 X CU 75 0-1 ② F8			X FF 91 0-0 ① L8		5	1	1	0	0	0	2
6 Anthony Rendon, R (1, 5) OBP: 0.344, SLG: 0.468	C FF 90 X FF 89 0-1 25 HR 1B		B FF 89 B FF 89 C SI 88 F FF 90 F SI 89 F FF 91 F SI 89 B SL 84 C SL 85 3-3 ① K	1 SAFE 1 SAFE C SI 85 X SI 86 0-1 1-H HR	D CU 77 C SI 93 X SI 92 1-1 1-2 1B			C FF 93 B FF 93 F CH 84 X FF 94 1-2 ② G6-3		5	2	3	2	0	1	0
28 Jayson Werth, R (1, 9) OBP: 0.383, SLG: 0.448	B SI 88 1 SAFE B SI 88 C SI 88 F SI 88 X SI 87 1-2 ② P4		B SL 83 B SI 88 B SI 88 C SI 88 X SI 89 3-1 25 1B 2B	H SI 89 1-0 34 WP 20 BB HBP	C FF 92 B SI 91 X CU 78 1-2 ③ G5-3			B FF 94 C CU 77 B CU 78 B CH 86 F FF 93 B FF 94 4-2 BB		3	1	1	0	1	0	3
25 Adam LaRoche, L (1, 3) OBP: 0.367, SLG: 0.468	C SL 83 S SL 84 B SL 83 B SI 89 B CH 81 F SI 88 X SI 90 3-2 1-H HR		C FF 92 X FF 93 0-1 34 1B 20 E 40 L1-4-3 2-H 1B	X CU 74 0-0 ① F7		X FF 90 0-0 ① F8		C CU 80 B CU 81 S CU 81 X FF 92 1-2 ③ F8		5	2	2	3	0	0	2
20 Ian Desmond, R (1, 6) OBP: 0.304, SLG: 0.413	S SI 89 H SI 89 1-1 HBP		D SL 84 C SI 88 X SI 87 1-1 FC1 40 L1-4-3 34 1B 1-2	B FC 85 B FF 89 B FF 91 B FF 90 4-0 34 WP 1-2 BB		C SL 89 B SL 80 B CU 76 C SL 80 S FF 92 2-3 ② K			F FF 94 B FF 94 C FF 94 B FF 95 B FF 95 S CH 84 3-3 ① K	3	0	0	0	1	2	1
34 Bryce Harper, L (1, 7) OBP: 0.338, SLG: 0.422	B SI 89 1 SAFE X SI 87 1-0 ③ L9		C SL 84 S CH 82 B FF 92 F SI 90 X SI 89 1-2 40 L1-4-3 1-2 2-3 1B	C CU 76 S FS 81 B FF 93 B FS 81 B FC 92 F FC 90 B SL 82 4-2 40 G6-3 1-2 2-3 BB		B SI 92 B CU 76 T FF 92 F SI 92 F FC 91 X SL 82 2-2 ③ G3			C FF 96 B FF 95 X FF 95 1-1 ② P6		4	0	1	0	1	0	1
40 Wilson Ramos, R (1, 2) OBP: 0.307, SLG: 0.401		C SL 84 B SL 84 B SL 82 X SI 88 2-1 ① G5-3	B SI 90 F SI 89 X SI 89 1-1 ② L1-4-3 1-2 2-3 3-H	X FF 92 0-0 ② ③ G6-3 1-2f			F FF 93 B FF 93 B FF 94 X CU 75 2-1 ① P4		S SL 88 X SL 86 0-1 ③ G5-3	5	0	0	1	0	0	5
3 Asdrúbal Cabrera, S (1, 4) OBP: 0.313, SLG: 0.396		L FF 90 F FF 90 B FF 90 B SI 90 B SL 84 F SI 88 B SI 89 4-2 57 SH2-4 BB	I IN 73 I IN 76 I IN 78 I IN 78 4-0 IBB	X FF 90 0-0 ① F7			X FF 94 0-0 ② G4-3			2	0	0	0	2	0	0
57 Tanner Roark, R (1, 1) OBP: 0.127, SLG: 0.111 35 Craig Stammen, R (7, 1) OBP: 0.286, SLG: 0.429 46 Matt Thornton, L (8, 1) 36 Tyler Clippard, R (8, 1) 48 Ross Detwiler, R (9, 1)		L SI 85 B L X SI 85 1-2 ② SH2-4 1-2	C SI 88 T SI 89 S SI 89 0-3 ③ K		C FF 90 C CU 75 B SI 92 B SL 81 F FF 92 F SL 82 B SI 93 F FF 93 B FF 92 4-2 6 1B BB		B FF 93 C FF 93 S FF 94 F CH 85 B CU 75 B FF 94 S FF 93 3-3 ③ K			2 0 0 0 0	0 0 0 0 0	0 0 0 0 0	1 0 0 0 0	2 0 0 0 0	3 0 0 0 0

	AB	34
	R	6
	H	8
	RBI	6
	BB	6
	SO	5
	LOB	17

Inning Stats	1	2	3	4	5	6	7	8	9
	R: 2 E: 0 K: 0 S: 15	R: 0 E: 0 K: 0 S: 9	R: 2 E: 1 K: 2 S: 21	R: 2 E: 0 K: 0 S: 8	R: 0 E: 0 K: 0 S: 13	R: 0 E: 0 K: 1 S: 8	R: 0 E: 0 K: 1 S: 7	R: 0 E: 0 K: 0 S: 9	R: 0 E: 0 K: 1 S: 7
	H: 2 LOB: 1 BB: 0 P: 23	H: 0 LOB: 1 BB: 1 P: 16	H: 3 LOB: 3 BB: 1 P: 34	H: 2 LOB: 2 BB: 2 P: 17	H: 1 LOB: 2 BB: 1 P: 19	H: 0 LOB: 0 BB: 0 P: 12	H: 0 LOB: 0 BB: 0 P: 12	H: 0 LOB: 1 BB: 1 P: 15	H: 0 LOB: 0 BB: 0 P: 11

	1B: 5	SF: 0
	2B: 1	SAC: 1
	3B: 0	DP: 1
	HR: 2	HBP: 2

	WP: 1	PA: 43
	PB: 0	
	SB: 0	
	CS: 0	

PITCHER		IP	WLS	BF	H	R	ER	SO	BB	IBB	HBP	BLK	WP	HR	S	P	ERA	WHIP
40 Bartolo Colon, R ERA: 4.14	(1, 1)	3.0	L	21	7	6	5	2	1	1	2	0	0	2	48	77	15.00	2.667
16 Daisuke Matsuzaka, R ERA: 4.05	(4, 1)	3.0		12	1	0	0	1	3	0	0	0	1	0	26	44	0.00	1.333
62 Erik Goeddel, R ERA: 5.4	(7, 1)	1.2		6	0	0	0	1	1	0	0	0	0	0	13	23	0.00	0.600
68 Dario Álvarez, L ERA:	(8, 1)	0.1		1	0	0	0	0	0	0	0	0	0	0	3	4	0.00	0.000
71 Gonzalez Germen, R ERA: 5.08	(9, 1)	1.0		3	0	0	0	1	0	0	0	0	0	0	7	11	0.00	0.000

PITCHER		IP	WLS	BF	H	R	ER	SO	BB	IBB	HBP	BLK	WP	HR	S	P	ERA	WHIP

BOTTOM

Washington Nationals @ New York Mets

Citi Field, Flushing, NY

Thu Sep 11 2014, 7:13 PM - 10:21 PM EDT

Att. 21,111 - Cloudy - 82 F

livebaseballscorecards.com

Batter	1	2	3	4	5	6	7	8	9	AB	R	H	RBI	BB	SO	LOB
22 Eric Young Jr., S (1, 7) OBP: 0.312, SLG: 0.324	C SI 89 F SI 91 F SI 91 B SL 86 X SI 93 1-2 G4-3 ①		X SI 92 0-0 G4-3 ③			B SI 92 X CH 82 1-0 12 G4-3, 12 E, 1B		B SI 91 X SI 91 1-0 28 HBP, 1-2, 1B		4	0	2	0	0	0	0
12 Juan Lagares, R (1, 8) OBP: 0.315, SLG: 0.377	F SI 92 B SL 86 X SI 92 1-1 F9 ②			C SI 91 B FF 92 X SI 91 1-1 F8 ①		1 SAFE B SI 92 F SI 90 S SL 84 F SI 92 X SI 94 1-2 G4-3 ②③, 1-3		C FC 88 X FC 88 0-1 F6 ①		4	0	0	0	0	0	3
28 Daniel Murphy, L (1, 5) OBP: 0.343, SLG: 0.420 6 Matthew den Dekker, L (8, PR) OBP: 0.321, SLG: 0.282 71 Gonzalez Germen, R (9, 1)	X SI 92 0-0 F7 ③			C SI 92 X CH 82 0-1 G6-3 ②			B SI 89 B FF 92 C SI 91 X SI 91 2-1 L5 ①	F FF 96 H SI 96 1-1 HBP, 1-2, 2-3		3 0 0	0 0 0	0 0 0	0 0 0	0 0 0	0 0 0	0 0 0
21 Lucas Duda, L (1, 3) OBP: 0.348, SLG: 0.479		B SI 91 B SI 92 C SI 92 X SI 92 2-1 7 1B, 2B		C SI 92 X SL 84 0-1 F9 ③			C SI 91 X CH 83 0-1 3 BB, 20 1B, 2 1B, 1B	F FF 96 B FF 97 C SL 85 X FF 97 1-2 L6 ②		4	1	2	0	0	0	3
7 Travis d'Arnaud, R (1, 2) OBP: 0.306, SLG: 0.415 20 Anthony Recker, R (5, 2) OBP: 0.230, SLG: 0.382		C SL 85 B SL 85 F SI 93 F SL 86 X SI 94 1-2 2 P4-3, 2-3, 1B			F SI 89 X SI 91 0-1 HR		S SL 84 C SL 83 X SL 84 0-2 2 1B, 3 BB, 1-2, 1B	C CH 79 C CH 81 B FS 84 S FF 91 1-3 K ③		1 3	0 1	1 2	0 1	0 0	0 1	0 3
3 Curtis Granderson, L (1, 9) OBP: 0.318, SLG: 0.372		C FF 94 T SI 94 X SL 86 0-2 P5 ①			X SI 90 0-0 P4 ①		B SI 91 B SI 91 B SI 91 B SI 91 4-0 2 1B, 1-2, 2-3, BB		X FF 94 0-0 F8 ①	3	0	0	0	1	0	2
2 Dilson Herrera, R (1, 4) OBP: 0.333, SLG: 0.429		C SI 94 D SL 86 X SI 93 1-1 P4-3 ②③, 1-2f			C SL 83 C SI 92 F SL 84 B SI 92 B SL 86 F SI 92 S CU 75 2-3 K ②		B SI 91 C SI 93 S SL 85 D SL 86 F SI 93 X SI 93 2-2 4 G6-4-3, 1-2, 2-3, 3-H, 1B		B FF 95 B FF 95 B SI 94 C FF 94 X SI 94 3-1 L8 ②	4	0	1	1	0	1	2
4 Wilmer Flores, R (1, 6) OBP: 0.259, SLG: 0.312			B SI 91 C SI 90 F SI 92 B SI 92 F SL 85 X SI 93 2-2 F8 ①		B SI 92 B SI 91 B SI 92 C FF 92 X FF 92 3-1 G5-3 ③		C FC 87 C SI 92 B SI 93 F SI 92 F FC 88 X FC 88 1-2 G6-4-3 ②③, 1-2f		C FF 94 X CH 86 0-1 G6-3 ③	4	0	0	0	0	0	3
40 Bartolo Colon, R (1, 1) OBP: 0.035, SLG: 0.053 16 Daisuke Matsuzaka, R (4, 1) OBP: 0.250, SLG: 0.182 9 Kirk Nieuwenhuis, L (6, PH) OBP: 0.364, SLG: 0.494 62 Erik Goeddel, R (7, 1) 68 Dario Alvarez, L (8, 1) 53 Bobby Abreu, L (8, PH) OBP: 0.336, SLG: 0.341 29 Eric Campbell, R (9, 5) OBP: 0.332, SLG: 0.387			F SI 92 B SI 92 X SI 92 1-1 P3 ②			C SI 91 B SL 84 F SI 91 B FF 92 X SI 92 2-2 F7 ①		C SI 92 B SI 92 S SI 93 B SI 92 B FC 89 X SI 92 3-2 28 HBP, 22 1B, 1B		1 0 1 0 0 1 0	0 0 0 0 0 0 0	0 0 0 0 0 1 0	0 0 0 0 0 0 0	0 0 0 0 0 0 0	0 0 0 0 0 0 0	0 0 0 0 0 0 0
Inning Stats	R: 0 E: 0 K: 0 S: 7 H: 0 LOB: 0 BB: 0 P: 9	R: 0 E: 0 K: 0 S: 11 H: 2 LOB: 1 BB: 0 P: 15	R: 0 E: 0 K: 0 S: 7 H: 0 LOB: 0 BB: 0 P: 10	R: 0 E: 0 K: 0 S: 6 H: 0 LOB: 0 BB: 0 P: 7	R: 1 E: 0 K: 1 S: 10 H: 1 LOB: 0 BB: 0 P: 15	R: 0 E: 1 K: 0 S: 8 H: 1 LOB: 1 BB: 0 P: 12	R: 1 E: 0 K: 0 S: 16 H: 3 LOB: 2 BB: 1 P: 25	R: 0 E: 0 K: 1 S: 13 H: 2 LOB: 3 BB: 0 P: 20	R: 0 E: 0 K: 0 S: 5 H: 0 LOB: 0 BB: 0 P: 8	1B: 7 2B: 2 3B: 0 HR: 1 SF: 0 SAC: 0 DP: 2 HBP: 1						

	AB	33
	R	2
	H	9
	RBI	2
	BB	1
	SO	2
	LOB	16

PITCHER		IP	WLS	BF	H	R	ER	SO	BB	IBB	HBP	BLK	WP	HR	S	P	ERA	WHIP
57 Tanner Roark, R ERA: 2.96	(1, 1)	6.1	W	25	7	2	2	1	1	0	0	0	0	1	60	87	2.84	1.263
35 Craig Stammen, R ERA: 3.36	(7, 1)	1.0	H	4	2	0	0	0	0	0	0	0	0	0	11	16	0.00	2.000
46 Matt Thornton, L ERA: 1.83	(8, 1)	0.1	H	2	0	0	0	0	0	0	1	0	0	0	4	6	0.00	0.000
36 Tyler Clippard, R ERA: 2.12	(8, 1)	0.1	H	1	0	0	0	1	0	0	0	0	0	0	3	4	0.00	0.000
48 Ross Detwiler, L ERA: 3.79	(9, 1)	1.0		3	0	0	0	0	0	0	0	0	0	0	5	8	0.00	0.000

PITCHER	IP	WLS	BF	H	R	ER	SO	BB	IBB	HBP	BLK	WP	HR	S	P	ERA	WHIP

Washington Nationals @ New York Mets

Citi Field, Flushing, NY

Fri Sep 12 2014, 7:13 PM - 10:21 PM EDT

Att. 25,792 - Partly Cloudy - 73 F

TOP

livebaseballscorecards.com

Batter	1	2	3	4	5	6	7	8	9	AB	R	H	RBI	BB	SO	LOB
2 Denard Span, L (1, 8) OBP: 0.353, SLG: 0.411	C FF 87 B SI 89 F SI 89 X SI 90 1-2 L4 ①	C CH 82 H KC 75 1-1 HBP		C KC 73 S CH 83 X CH 83 0-2 G3-1 ②		1 SAFE D CH 83 C SI 90 X SI 90 1-1 3 G4-6-3 1-2 1B			C FF 93 B CH 88 F CH 88 F FF 94 X CH 89 1-2 6 S 1B	4	0	2	0	0	0	0
3 Asdrúbal Cabrera, S (1, 4) OBP: 0.310, SLG: 0.392	B FF 89 C CH 82 B FF 90 B SI 89 X SI 89 3-1 F7 ②	B SI 90 C CH 82 S SI 89 X FF 91 1-2 L4 ③		L SI 90 F SI 90 F SL 84 F SI 92 S KC 76 0-3 K ③		B SI 93 B CU 79 X FC 91 2-0 G4-6-3 ② ③ 1-2f			1 SAFE F FF 93 S SI 93 1 SAFE F SL 86 X SI 93 0-2 F7 ①	5	0	0	0	0	1	6
6 Anthony Rendon, R (1, 5) OBP: 0.346, SLG: 0.476	F FF 88 C SI 91 B SL 84 X SI 90 1-2 25 BB 1B		X SI 89 0-0 25 1B 2B	C SI 89 B CH 82 F CH 83 B SI 91 X SL 83 2-2 HR			C FC 90 F FC 91 B FC 91 B CU 83 S FC 91 2-3 K ①		B FF 94 1 SAFE B FF 94 B FF 94 C FF 94 S SL 85 S SL 86 3-3 K ② 1-2	5	2	3	1	0	2	1
25 Adam LaRoche, L (1, 3) OBP: 0.373, SLG: 0.469	B SI 90 D CH 83 1 SAFE C SI 90 C SI 90 1 SAFE F CH 83 B SI 90 B SI 90 4-2 20 FC5-4 1-2 BB		C SL 82 D KC 76 X SI 90 1-1 34 G4-6-3 20 1B 40 1B 2-H 1B	C KC 74 S KC 74 B KC 74 B CH 83 B SI 89 B SI 90 4-2 20 FC4-6 BB			B CU 80 B FF 94 C FF 93 F FC 91 F CU 82 B FF 94 B FC 91 4-2 20 G4-6-3 BB		B SL 85 B CU 81 B SL 85 I 4-0 IBB	1	1	1	1	4	0	0
20 Ian Desmond, R (1, 6) OBP: 0.303, SLG: 0.411	B SL 85 T SL 84 X KC 74 1-1 FC5-4 ③ 1-2f		B SI 90 B SL 90 F SI 90 B SI 91 X SI 90 3-1 34 G4-6-3 1-2 1B	F SL 82 B SL 83 X SL 81 1-1 FC4-6 ① 1-2f			1 SAFE B FC 88 X FC 90 1-0 G4-6-3 ② ③ 1-2f		C FF 94 B FC 93 B SL 87 C SL 86 T SL 85 2-2 K ③	5	0	1	0	0	1	6
34 Bryce Harper, L (1, 7) OBP: 0.337, SLG: 0.420		F SL 80 B KC 72 X CH 82 1-1 E8 47 SH1-4 1B	X CH 84 0-0 G4-6-3 ① ② 1-2f 2-3	1 SAFE 1 SAFE F SI 89 B SI 89 B SI 88 S CH 81 F CH 82 F SI 90 F CH 83 3-2 B FF 80 X CH 83 F7 ② 1-2				S FF 97 F SI 96 S SL 90 0-3 K ①		4	0	1	0	0	1	3
40 Wilson Ramos, R (1, 2) OBP: 0.306, SLG: 0.399		X SI 88 0-0 G1-3 ①	C SI 91 B SI 91 X SI 91 1-1 3-H 1B		X SI 91 0-0 G6-3 ③			C SI 97 T SL 88 B FF 98 S SL 89 1-3 K ②		4	0	1	1	0	1	2
17 Nate Schierholtz, L (1, 9) OBP: 0.235, SLG: 0.300		B KC 72 B CH 82 X SI 89 2-0 E2 47 SH1-4	C CH 83 B CH 84 F CH 82 F FF 90 F SL 82 F SL 84 T KC 75 1-2 K ③			B CH 81 B CH 81 C SI 89 B FF 89 F SI 89 X SI 91 3-2 2 1B 1B		B FF 98 X FF 98 1-0 19 FC6-4 1B		4	0	2	0	0	1	2
47 Gio González, R (1, 1) OBP: 0.098, SLG: 0.195 30 Aaron Barrett, R (7, 1) 19 Kevin Frandsen, R (8, PH) OBP: 0.306, SLG: 0.321 13 Jerry Blevins, L (8, 1)		X SI 88 0-0 SH1-4 ② 1-2 2-3		C SL 81 C SI 89 F SI 89 B FF 89 S SL 82 1-3 K ①		B L SI 87 L SI 87 M 1-3 K ①		B SL 88 C SL 88 C SI 97 I SAFE X SL 89 1-2 FC6-4 ③ 1-2f		2 0 1 0	0 0 0 0	0 0 0 0	0 0 0 0	2 0 0 0	1 0 1 0	1 0 1 0

	AB	35
	R	3
	H	11
	RBI	3
	BB	4
	SO	9
	LOB	22

Inning Stats																								
	R: 0 E: 0 K: 0 S: 13	H: 1 LOB: 2 BB: 1 P: 23	R: 0 E: 2 K: 0 S: 9	H: 1 LOB: 3 BB: 0 P: 14	R: 2 E: 0 K: 1 S: 14	H: 4 LOB: 1 BB: 0 P: 20	R: 0 E: 0 K: 2 S: 12	H: 0 LOB: 0 BB: 0 P: 13	R: 1 E: 0 K: 0 S: 15	H: 1 LOB: 1 BB: 1 P: 25	R: 0 E: 0 K: 1 S: 9	H: 2 LOB: 1 BB: 0 P: 16	R: 0 E: 0 K: 1 S: 7	H: 0 LOB: 0 BB: 1 P: 14	R: 0 E: 0 K: 2 S: 10	H: 1 LOB: 1 BB: 0 P: 13	R: 0 E: 0 K: 2 S: 14	H: 1 LOB: 2 BB: 1 P: 24	1B: 9 2B: 1 3B: 0 HR: 1	SF: 0 SAC: 1 DP: 3 HBP: 1	WP: 0 PB: 0 SB: 2 CS: 0	PA: 41	

PITCHER		IP	WLS	BF	H	R	ER	SO	BB	IBB	HBP	BLK	WP	HR	S	P	ERA	WHIP
35 Dillon Gee, R ERA: 3.8	(1, 1)	5.1	W	28	9	3	3	4	2	0	1	0	0	1	71	108	5.06	2.062
52 Carlos Torres, R ERA: 3.16	(6, 1)	1.2	H	4	0	0	0	1	1	0	0	0	0	0	8	17	0.00	0.600
27 Jeurys Familia, R ERA: 2.0	(8, 1)	1.0	H	4	1	0	0	2	0	0	0	0	0	0	10	13	0.00	1.000
58 Jenrry Mejia, R ERA: 3.92	(9, 1)	1.0	S	5	1	0	0	2	0	1	0	0	0	0	14	24	0.00	1.000

PITCHER	IP	WLS	BF	H	R	ER	SO	BB	IBB	HBP	BLK	WP	HR	S	P	ERA	WHIP

BOTTOM

Washington Nationals @ New York Mets

Citi Field, Flushing, NY

Fri Sep 12 2014, 7:13 PM - 10:21 PM EDT

Att. 25,792 - Partly Cloudy - 73 F

livebaseballscorecards.com

Batter	1	2	3	4	5	6	7	8	9	AB	R	H	RBI	BB	SO	LOB
22 Eric Young Jr., S (1, 7) OBP: 0.314, SLG: 0.327	X SI 89 0-0 21 BB 12 HBP 7 2B 1B	C CH 83 B FF 93 S CH 84 B CU 79 S CH 85 2-3 ③ K			C CH 82 B CH 81 B SI 91 B SI 92 S FF 92 X FF 92 3-2 12 2B 1B		B SI 91 B CH 82 C FF 91 C SI 91 F SI 92 X FF 92 2-2 ② P6			4	2	2	0	0	1	0
12 Juan Lagares, R (1, 8) OBP: 0.319, SLG: 0.382	C SI 90 L SI 89 H FF 90 1-2 21 BB 7 2B 1-2 HBP		C CU 76 X CH 82 0-1 ① F8		1 SAFE 1 SAFE C CH 82 F SI 90 1 SAFE X CH 83 0-2 29 L8 1-H 2B		C SL 83 X SI 92 0-1 29 S 1B			3	1	2	1	0	0	0
29 Eric Campbell, R (1, 5) OBP: 0.325, SLG: 0.379	X FF 92 0-0 ① F8		C SI 90 F SI 91 F CU 78 B CH 83 S CH 83 1-3 ② K		C CU 75 B FF 92 B FF 91 X CH 83 2-2 ① L8 2-3		C FF 92 D SL 84 B SL 82 F CH 84 B FF 92 C SL 84 3-3 ③ K 1-2			4	0	0	0	0	2	4
21 Lucas Duda, L (1, 3) OBP: 0.349, SLG: 0.478	T FF 91 C CU 76 B CU 76 B CH 82 B FF 93 F CH 82 F FF 92 B FF 93 4-2 7 2B 7 E 1-2 2-3 BB		C FF 91 C FF 92 B CU 78 F FF 92 X FF 92 1-2 1B		B CU 77 X SI 91 1-0 ② G3-4			F SI 91 B SI 91 C SI 91 S CU 74 1-3 ① K		3	1	1	0	1	1	1
7 Travis d'Arnaud, R (1, 2) OBP: 0.305, SLG: 0.416	C CH 83 B SI 92 B CH 84 C FF 92 F SI 93 B FF 94 X CH 84 3-2 E2 1-H 2-H 3-H 2B		C SI 92 D CH 84 B CH 83 X SI 91 2-1 ③ F7		C FF 93 C SI 93 F FF 92 B CU 78 F CU 78 F SI 92 B SI 92 S CH 83 2-3 ③ K			B SI 90 B CH 84 S SI 90 S CH 83 B SI 92 C SI 91 3-3 ② K		4	0	1	2	0	2	2
3 Curtis Granderson, L (1, 9) OBP: 0.317, SLG: 0.373	S FF 92 X FF 92 0-1 ② F9			X FF 91 0-0 2B		B CU 74 B FF 90 X FF 91 2-0 ① G4-3		C CU 73 S SI 91 S CU 74 0-3 ③ K		4	0	1	0	0	1	1
2 Dilson Herrera, R (1, 4) OBP: 0.314, SLG: 0.400	F SI 91 C FF 92 C CU 78 0-3 ③ K			C FF 91 B CU 76 S CH 84 C CH 83 1-3 ① K		F SI 91 X SI 91 0-1 ② G4-3				3	0	0	0	0	2	2
11 Rubén Tejada, R (1, 6) OBP: 0.338, SLG: 0.283		B SI 92 F FF 93 C CU 76 X FF 92 1-2 ① F8		S CH 83 X CH 83 0-1 ② G5-3		B SI 92 F SI 91 C CU 77 S FF 92 1-3 ③ K				3	0	0	0	0	1	1
35 Dillon Gee, R (1, 1) 52 Carlos Torres, R (6, 1) 13 Josh Satin, R (7, PH) OBP: 0.289, SLG: 0.167 27 Jeurys Familia, R (8, 1) OBP: 0.667, SLG: 0.667 58 Jenrry Mejia, R (9, 1)		S SI 91 F SI 92 S CU 76 0-3 ② K		B SI 93 B SI 91 S FF 92 X SI 91 2-1 ③ G4-3			B SI 91 B SI 92 C SI 92 F FF 92 F CU 78 B CH 83 X SI 93 3-2 ① G1-3			2 0 1 0 0	0 0 0 0 0	0 0 0 0 0	0 0 0 0 0	0 0 0 0 0	1 0 0 0 0	1 0 0 0 0
Inning Stats	R: 3 E: 1 K: 1 S: 17 H: 2 LOB: 1 BB: 1 P: 25	R: 0 E: 0 K: 2 S: 9 H: 0 LOB: 0 BB: 0 P: 12	R: 0 E: 0 K: 1 S: 12 H: 1 LOB: 1 BB: 0 P: 16	R: 0 E: 0 K: 1 S: 8 H: 1 LOB: 1 BB: 0 P: 11	R: 1 E: 0 K: 1 S: 16 H: 2 LOB: 1 BB: 0 P: 24	R: 0 E: 0 K: 1 S: 6 H: 0 LOB: 0 BB: 0 P: 9	R: 0 E: 0 K: 1 S: 13 H: 1 LOB: 1 BB: 0 P: 21	R: 0 E: 0 K: 3 S: 9 H: 0 LOB: 0 BB: 0 P: 13		1B: 4 2B: 3 3B: 0 HR: 0	SF: 0 SAC: 0 DP: 0 HBP: 1		WP: 0 PB: 0 SB: 1 CS: 0	PA: 33		

	AB	31
	R	4
	H	7
	RBI	3
	BB	1
	SO	11
	LOB	12

PITCHER		IP	WLS	BF	H	R	ER	SO	BB	IBB	HBP	BLK	WP	HR	S	P	ERA	WHIP
47 Gio González, L ERA: 3.79	(1, 1)	6.2	L	28	6	4	3	7	1	0	1	0	0	0	76	110	4.05	1.050
30 Aaron Barrett, R ERA: 2.87	(7, 1)	0.1		2	1	0	0	1	0	0	0	0	0	0	5	8	0.00	3.000
13 Jerry Blevins, L ERA: 5.26	(8, 1)	1.0		3	0	0	0	3	0	0	0	0	0	0	9	13	0.00	0.000

PITCHER	IP	WLS	BF	H	R	ER	SO	BB	IBB	HBP	BLK	WP	HR	S	P	ERA	WHIP

Batter	1	2	3	4	5	6	7	8	9	AB R H RBI BB SO LOB
2 Denard Span, L (1, 8) OBP: 0.353, SLG: 0.415 18 Michael Taylor, R (9, 8) OBP: 0.304, SLG: 0.316	B FF 94 B FF 96 C FF 96 F SI 97 X FF 97 2-2 G4-3 ①	C CU 80 F FF 96 X CU 79 0-2 L7 ③			B FF 95 B FF 94 B SI 94 C SI 94 B SI 94 4-1 6 S 28 1B BB	S SI 88 X CH 82 0-1 E3 6 E 6 1B 28 FC3-6	F SL 87 B FF 92 B SI 90 B SL 86 F SI 90 X SL 86 3-2 G3 ③		F FF 91 B CU 79 S CU 79 B FF 92 X CU 80 2-2 2-H HR	5 3 1 2 1 0 3 0 0 0 0 0 0 0
6 Anthony Rendon, R (1, 5) OBP: 0.351, SLG: 0.479	B FF 95 F FF 98 B FF 97 X FC 93 2-1 1B		C FF 93 C FF 93 B FF 96 B CH 87 B FF 96 F FF 96 F FF 96 X SI 96 3-2 28 G6-4-3 1B		B CH 88 B SI 94 C CU 77 1 SAFE 1 SAFE B CU 79 F FF 96 F CH 87 X CU 78 3-2 FC1 28 1B 20 1B 1-2	1 SAFE S FF 90 X FF 91 0-1 E8 28 FC3-6 1-3 1B		B CU 81 H FF 92 2-0 28 FC9-6 HBP	X FF 91 0-0 1B	5 1 4 0 0 0 1
28 Jayson Werth, R (1, 9) OBP: 0.381, SLG: 0.445 21 Steven Souza Jr., R (9, PH) OBP: 0.125, SLG: 0.067 (9, 9)	C FF 96 B CU 78 B FF 96 F CH 87 F FF 97 S CU 77 2-3 K ②		B CU 80 F CU 79 B FF 95 X FF 94 2-1 G6-4-3 ①② 1-2f		X FF 93 0-0 20 1B 1-3 2-H 1B	C FF 91 B SL 85 F SI 90 B CU 76 F FF 92 X FF 91 2-2 FC3-6 ① 1-2f 3-H		C FF 93 B CU 83 B FF 94 F FF 94 D CU 84 X FF 93 3-2 FC9-6 ① 25 G1-3 25 WP 20 2B 1-2f	B CU 75 F FF 92 S FF 93 C CU 75 1-3 ꓘ ③	5 2 1 2 0 1 4 1 0 0 0 0 1 1
25 Adam LaRoche, L (1, 3) OBP: 0.369, SLG: 0.464	1 SAFE C FF 95 X CU 78 0-1 F8 ③		B FC 91 S SL 47 F B FC 90 B FC 90 F FF 94 F FF 96 S CU 80 3-3 K ③		D FF 94 C CH 85 B FF 93 S FF 94 B CH 86 S FF 94 3-3 K ①	X SI 92 0-0 F7 ②		B SI 91 F SI 92 X SI 92 1-1 G1-3 ② 1-3		5 0 0 0 0 2 5
20 Ian Desmond, R (1, 6) OBP: 0.307, SLG: 0.415		B FF 95 C FC 92 B FF 96 C FC 91 B FC 91 B FC 92 4-2 34 HR BB		B FF 95 C FF 94 X FC 91 1-1 3 S 34 1B 3 E 1B	F CH 86 X CH 86 0-1 3 BB 34 S 2-H 3-H 1B	C FF 92 S SL 86 B SL 87 F FF 93 B SI 91 X SL 87 2-2 G3-1 ③		B FF 93 S FF 92 B CU 82 X FF 92 2-1 3-H 2B		4 2 3 3 1 0 1
34 Bryce Harper, L (1, 7) OBP: 0.344, SLG: 0.434		1 SAFE C FF 94 1 SAFE 1 SAFE B FF 93 B CU 80 B CH 88 S FF 96 F FF 96 F FF 96 F FC 92 X FF 95 3-2 1-H HR		D CH 87 1 SAFE S FF 94 B FF 95 X CH 89 2-1 59 L9 3 E 1-2 1B	B FF 94 B CH 86 B CH 85 B FF 94 4-0 3 BB 1-2 BB		X CH 81 0-0 59 1B 1B	D CU 83 F SI 92 X SI 91 1-1 G6-3 ③		4 1 3 2 1 0 1
3 Asdrúbal Cabrera, S (1, 4) OBP: 0.311, SLG: 0.393		F FF 95 S FF 96 S FF 97 0-3 K ①		B FF 96 F FF 94 B FF 94 F FC 89 B FF 94 S FF 95 3-3 K ① 1-2 2-H	B FF 95 F FF 93 B FF 94 B CH 84 F FF 93 B FF 95 4-2 1-2 2-3 BB		B SI 88 B SI 88 S SI 88 F SI 89 D SI 91 X SI 89 3-2 F8 ①		B FC 89 S FF 87 S FF 90 B CU 79 F CU 78 X FF 89 2-2 2 HR 2B	4 1 1 0 1 2 2
59 Jose Lobaton, S (1, 2) OBP: 0.289, SLG: 0.302		C CU 80 S FF 96 B CU 81 B FF 97 B CH 90 X FF 96 3-2 1B		D CH 87 B CU 78 S FF 93 B FF 92 S CH 90 X FF 93 3-2 L9 ② 2-3	B FF 94 F FF 93 F CH 84 S FF 95 1-3 K ②		C SL 88 B SI 90 1 SAFE X SI 90 1-1 17 G2-3 1-3 1B		B FF 90 F FF 90 X FF 90 1-1 F7 ①	5 0 2 0 0 1 5
58 Doug Fister, L (1, 1) OBP: 0.065, SLG: 0.065 17 Nate Schierholtz, L (7, PH) OBP: 0.235, SLG: 0.299 29 Rafael Soriano, R (7, 1) 48 Ross Detwiler, R (8, 1) 7 Scott Hairston, R (9, PH) OBP: 0.250, SLG: 0.310 31 Xavier Cedeño, L (9, 1)		M CU 80 B X 1-1 B2 ②		X FF 93 0-0 G4-3 ③	S FF 94 B FF 93 S CH 84 S CH 86 1-3 K ③		C SL 87 F SL 86 X FF 91 0-2 G2-3 ② 1-2		S FF 89 B CU 80 S FF 90 C CU 80 1-3 ꓘ ②	3 0 0 0 0 1 5 1 0 0 0 0 0 2 0 0 0 0 0 0 0 0 0 0 0 0 0 0 1 0 0 0 0 1 1 0 0 0 0 0 0 0
Inning Stats	R: 0 H: 1 E: 0 LOB: 1 K: 1 BB: 0 S: 11 P: 17	R: 2 H: 2 E: 0 LOB: 1 K: 1 BB: 1 S: 19 P: 30	R: 0 H: 1 E: 0 LOB: 0 K: 1 BB: 0 S: 12 P: 20	R: 1 H: 2 E: 0 LOB: 1 K: 1 BB: 0 S: 11 P: 20	R: 3 H: 2 E: 0 LOB: 3 K: 3 BB: 3 S: 19 P: 39	R: 1 H: 1 E: 3 LOB: 1 K: 0 BB: 0 S: 13 P: 17	R: 0 H: 2 E: 0 LOB: 2 K: 0 BB: 0 S: 12 P: 19	R: 1 H: 1 E: 0 LOB: 1 K: 0 BB: 0 S: 9 P: 18	R: 2 H: 3 E: 0 LOB: 1 K: 2 BB: 0 S: 16 P: 23	1B: 11 SF: 0 2B: 2 SAC: 0 3B: 0 DP: 1 HR: 2 HBP: 1

TOP

Washington Nationals @ New York Mets

Citi Field, Flushing, NY

Sat Sep 13 2014, 7:13 PM - 10:43 PM EDT

Att. 28,849 - Drizzle - 63 F

livebaseballscorecards.com

AB	43
R	10
H	15
RBI	9
BB	4
SO	9
LOB	31

WP: 1 PA: 48
PB: 0
SB: 3
CS: 0

PITCHER		IP	WLS	BF	H	R	ER	SO	BB	IBB	HBP	BLK	WP	HR	S	P	ERA	WHIP
45 Zack Wheeler, R ERA: 3.61	(1, 1)	4.0	L	21	7	6	6	4	2	0	0	0	0	1	59	100	13.50	2.250
71 Gonzalez Germen, R ERA: 4.91	(5, 1)	1.0		6	1	0	0	3	2	0	0	0	0	0	13	26	0.00	3.000
44 Buddy Carlyle, R ERA: 1.73	(6, 1)	1.2		9	3	1	0	0	0	0	0	0	0	0	22	30	0.00	1.800
66 Josh Edgin, L ERA: 1.37	(7, 1)	0.1		1	0	0	0	0	0	0	0	0	0	0	3	6	0.00	0.000
38 Vic Black, R ERA: 2.6	(8, 1)	1.0		5	1	1	1	0	0	0	1	0	1	0	9	18	9.00	1.000
68 Dario Álvarez, L ERA: 13.5	(9, 1)	0.2		5	3	2	2	1	0	0	0	0	0	1	13	19	27.00	4.500
62 Erik Goeddel, R ERA: 4.91	(9, 1)	0.1		1	0	0	0	1	0	0	0	0	0	0	3	4	0.00	0.000

Batter	1	2	3	4	5	6	7	8	9	AB	R	H	RBI	BB	SO	LOB
22 Eric Young Jr., S (1, 7) OBP: 0.310, SLG: 0.322 38 Vic Black, R (8, 1) 68 Dario Álvarez, L (9, 1) 62 Erik Goeddel, R (9, 1)	B SI 85 C SI 85 X SI 87 1-1 G1-3		C SI 87 C SI 86 X SI 87 0-2 G3-1		C CH 78 C SI 86 X FC 83 0-2 G4-3		F FF 93 B FF 92 S SL 84 X FF 93 1-2 G4-3			4 0 0 0	0 0 0 0	0 0 0 0	0 0 0 0	0 0 0 0	0 0 0 0	0 0 0 0
12 Juan Lagares, R (1, 8) OBP: 0.323, SLG: 0.385	C SI 86 X SI 87 0-1 1B			B SI 86 C CH 77 X SI 87 1-1 G3		X SI 83 0-0 28 E 3 1B 1B		B FF 93 F SI 92 B CH 85 X SI 92 2-1 1B		4	1	3	0	0	0	0
28 Daniel Murphy, L (1, 5) OBP: 0.341, SLG: 0.417	C SI 86 1 SAFE F FC 86 S SI 88 0-3 K			X SI 87 0-0 F7		X SI 84 0-0 FC6 3 1B 1-2		C SI 92 X SI 92 0-1 L8		4	0	0	0	0	1	3
21 Lucas Duda, L (1, 3) OBP: 0.348, SLG: 0.475	F FF 88 B SI 87 B FC 86 1 SAFE 1 SAFE B SI 89 X SI 89 3-1 L8			B SI 86 B SI 87 C CH 79 B FC 82 B SI 87 4-1 BB		B CH 76 F SI 86 B FC 81 F CH 75 B FC 82 C CU 71 3-3 K		B SI 92 B SI 93 C SI 92 X SI 93 2-1 F9		3	0	0	0	1	1	4
7 Travis d'Arnaud, R (1, 2) OBP: 0.302, SLG: 0.412		B SI 87 C SI 86 B FC 86 F FC 85 X SI 88 2-2 G4-3		C CH 79 X SI 88 0-1 P6		S FC 80 X SI 89 0-1 F7		B FF 94 C SI 92 X SI 93 1-1 G1-3		4	0	0	0	0	0	4
3 Curtis Granderson, L (1, 9) OBP: 0.321, SLG: 0.377 13 Josh Satin, R (9, PH) OBP: 0.282, SLG: 0.161		C SI 87 H FC 86 1-1 4 G6-4-3 HBP			B SI 84 C SI 85 X SI 86 1-1 4 HR 2B	B CU 70 F SI 87 B CH 77 X CH 80 2-1 1-3 2-H 1B			B FF 90 C FF 90 B FF 91 C FF 90 S FF 90 2-3 K	2 1	1 0	2 0	1 0	0 0	0 1	0 0
4 Wilmer Flores, R (1, 6) OBP: 0.259, SLG: 0.325		1 SAFE C SI 88 X SI 88 0-1 G6-4-3 1-2f			X SI 86 0-0 2-H HR	B FC 80 C CU 72 F SI 90 B SI 89 F CU 74 1 SAFE S FC 81 2-3 K			B FF 89 B FF 89 X FF 90 2-0 F7	4	1	1	2	0	1	3
2 Dilson Herrera, R (1, 4) OBP: 0.291, SLG: 0.367			B SI 85 F SI 85 X SI 87 1-1 F8		B FC 85 B SI 88 X SI 88 2-0 G5-3		B FF 91 S SL 89 F SL 85 B SL 85 F FC 90 X FC 90 2-2 P3		C FF 89 F FF 90 S CU 81 0-3 K2-3	4	0	0	0	0	1	0
45 Zack Wheeler, L (1, 1) OBP: 0.104, SLG: 0.106 71 Gonzalez Germen, R (5, 1) 53 Bobby Abreu, L (5, PH) OBP: 0.333, SLG: 0.339 44 Buddy Carlyle, L (6, 1) OBP: 1.000, SLG: 1.000 66 Josh Edgin, R (7, 1) 9 Kirk Nieuwenhuis, L (7, PH) OBP: 0.361, SLG: 0.489 (8, 7)			S SI 88 B SI 88 X SI 88 1-1 F7		C SI 87 B FC 86 X CU 73 1-1 F8		C SI 91 B SL 85 F FF 92 B FF 92 S SL 85 2-3 K			1 0 1 0 0 1	0 0 0 0 0 0	0 0 0 0 0 0	0 0 0 0 0 0	0 0 0 0 0 0	0 0 0 0 0 1	0 0 0 0 0 0
Inning Stats	R: 0 E: 0 K: 1 S: 9 H: 1 LOB: 1 BB: 0 P: 13	R: 0 E: 0 K: 0 S: 6 H: 0 LOB: 0 BB: 0 P: 9	R: 0 E: 0 K: 0 S: 7 H: 0 LOB: 0 BB: 0 P: 9	R: 0 E: 0 K: 0 S: 6 H: 0 LOB: 1 BB: 1 P: 11	R: 2 E: 0 K: 0 S: 9 H: 2 LOB: 0 BB: 0 P: 13	R: 1 E: 1 K: 2 S: 13 H: 2 LOB: 2 BB: 0 P: 20	R: 0 E: 0 K: 1 S: 10 H: 0 LOB: 0 BB: 0 P: 15	R: 0 E: 0 K: 0 S: 8 H: 1 LOB: 1 BB: 0 P: 13	R: 0 E: 0 K: 2 S: 7 H: 0 LOB: 0 BB: 0 P: 11	1B: 4 2B: 1 3B: 0 HR: 1	SF: 0 SAC: 0 DP: 1 HBP: 1			WP: 0 PB: 0 SB: 0 CS: 0	PA: 35	

PITCHER	IP	WLS	BF	H	R	ER	SO	BB	IBB	HBP	BLK	WP	HR	S	P	ERA	WHIP
58 Doug Fister, R (1, 1) ERA: 2.55	6.0	W	25	5	3	2	3	1	0	1	0	0	0	50	75	3.00	1.000
29 Rafael Soriano, R (7, 1) ERA: 2.93	1.0		3	0	0	0	1	0	0	0	0	0	0	10	15	0.00	0.000
48 Ross Detwiler, L (8, 1) ERA: 3.73	1.0		4	1	0	0	0	0	0	0	0	0	0	8	13	0.00	1.000
31 Xavier Cedeño, L (9, 1) ERA: 1.42	1.0		3	0	0	0	2	0	0	0	0	0	0	7	11	0.00	0.000

PITCHER	IP	WLS	BF	H	R	ER	SO	BB	IBB	HBP	BLK	WP	HR	S	P	ERA	WHIP

BOTTOM

Washington Nationals @ New York Mets

Citi Field, Flushing, NY

Sat Sep 13 2014, 7:13 PM - 10:43 PM EDT

Att. 28,849 - Drizzle - 63 F

livebaseballscorecards.com

AB	33
R	3
H	6
RBI	3
BB	1
SO	6
LOB	14

Washington Nationals @ New York Mets

Citi Field, Flushing, NY

Sun Sep 14 2014, 1:14 PM - 4:04 PM EDT

Att. 31,553 - Partly Cloudy - 67 F

TOP

livebaseballscorecards.com

Batter	1	2	3	4	5	6	7	8	9	AB	R	H	RBI	BB	SO	LOB
2 Denard Span, L (1, 8) OBP: 0.352, SLG: 0.413	C FF 88 B CU 72 B FF 88 F SI 87 B CU 73 F SI 88 X SI 89 3-2 ① G4-3		X SI 87 0-0 ② FC1-6-5 2-3			B SI 86 C SI 87 X SI 87 1-1 28 1B 1B		B SI 89 F FC 90 B SI 92 X CU 79 2-1 ① G2-3		4	0	1	0	0	0	1
6 Anthony Rendon, R (1, 5) OBP: 0.350, SLG: 0.479	C FF 88 X FF 88 0-1 28 G4-3 2B		1 SAFE 1 SAFE B FF 86 B FF 86 B CH 83 C SI 88 F CH 82 T FC 87 3-2 ③ K			1 SAFE F FC 86 B FC 86 F CU 71 F FC 87 F SI 87 1 SAFE X FC 86 1-2 ② P3		B FC 92 B CU 80 X FC 89 2-0 ② P4		4	0	1	0	0	1	2
28 Jayson Werth, R (1, 9) OBP: 0.382, SLG: 0.446	B FF 87 B FF 88 C CH 82 B FF 87 C FC 86 X FF 89 3-2 ② G4-3 2-3			C CU 71 B CH 81 B FC 86 B CH 82 X CH 82 3-1 ① F8		X FC 86 0-0 1-2 1B		B FC 92 C SI 90 B FC 89 C CU 80 F FC 90 B CU 84 X FC 92 3-2 1B		4	0	2	0	0	0	1
25 Adam LaRoche, L (1, 3) OBP: 0.367, SLG: 0.460	C FF 88 C SI 87 D CU 74 S FF 89 1-3 ③ K			B FF 89 B CU 73 C SI 87 B FF 88 X SI 88 3-1 ② L4		S CU 73 F SI 87 B CU 74 X CU 73 1-2 ③ L9		B FF 94 D CU 81 X FF 93 2-0 ③ P4		4	0	0	0	0	1	4
20 Ian Desmond, R (1, 6) OBP: 0.309, SLG: 0.418		F SI 87 F FF 88 X CU 74 0-2 ① F9		X CU 72 0-0 ③ F9			C CU 71 C SI 86 X FF 87 0-2 34 SH1-3 40 HR 1B		S FF 91 B FF 90 X CU 81 1-1 40 F7 19 E 2B	4	2	2	0	0	0	0
34 Bryce Harper, L (1, 7) OBP: 0.341, SLG: 0.429		C FF 88 C SI 88 F FF 89 F SI 89 B CU 74 B CU 74 F FF 90 F CH 82 B SI 90 3-2 ② X FF 89 P6			S CU 70 C SI 88 B FF 88 B SI 88 S CU 73 2-3 ① K		S CU 74 X FC 86 0-1 ① SH1-3 1-2		B FF 94 S FC 91 X FF 92 1-1 ① L4	3	0	0	0	0	1	1
40 Wilson Ramos, R (1, 2) OBP: 0.305, SLG: 0.407		C SI 88 F FC 87 C FC 88 0-3 ③ K			B FC 87 B CU 71 F CH 82 F FF 87 B FF 88 S FF 89 3-3 ② K		B FC 86 F CU 72 X SI 87 1-1 2-H HR		B SI 93 D CU 84 X SI 90 2-0 ② F7 2-3	4	1	1	2	0	2	1
8 Danny Espinosa, S (1, 4) OBP: 0.284, SLG: 0.361			B FF 87 C CU 71 X CU 72 1-1 2 FC1-6-5 27 SH2-4 1B		S CU 72 B SI 89 S FF 88 S FF 90 1-3 ③ K		B CU 73 C CU 72 X FF 88 1-1 ② G5-3		C CU 81 B FF 91 B FC 90 D CU 82 B FC 88 4-1 19 6 BB	3	0	1	0	1	1	0
27 Jordan Zimmermann, R (1, 1) OBP: 0.189, SLG: 0.180 46 Matt Thornton, L (7, 1) 36 Tyler Clippard, R (8, 1) 19 Kevin Frandsen, R (9, PH) OBP: 0.306, SLG: 0.321 22 Drew Storen, S (9, 1)			C SI 86 D CU 72 X SI 87 1-1 ① SH2-4 1-2			C SI 86 B FF 87 X FC 85 1-1 ① F8	B SI 86 B SI 87 C SI 87 C SI 87 S CU 75 2-3 ③ K		S FC 89 B FC 87 F FC 89 B FF 92 D CU 84 3-2 ③ 6 1-2 3-H	2 0 0 0 0	0 0 0 0 0	0 0 0 0 0	0 0 0 0 0	0 0 0 0 0	1 0 0 0 0	0 0 0 0 0
Inning Stats	R: 0 E: 0 K: 1 S: 12 H: 1 LOB: 1 BB: 0 P: 19	R: 0 E: 0 K: 1 S: 13 H: 0 LOB: 0 BB: 0 P: 16	R: 0 E: 0 K: 1 S: 8 H: 1 LOB: 1 BB: 0 P: 13	R: 0 E: 0 K: 0 S: 5 H: 0 LOB: 0 BB: 0 P: 11	R: 0 E: 0 K: 3 S: 9 H: 0 LOB: 0 BB: 0 P: 15	R: 0 E: 0 K: 0 S: 13 H: 2 LOB: 2 BB: 0 P: 17	R: 2 E: 0 K: 1 S: 12 H: 2 LOB: 0 BB: 0 P: 16	R: 0 E: 0 K: 0 S: 8 H: 1 LOB: 1 BB: 0 P: 17	R: 1 E: 1 K: 0 S: 8 H: 1 LOB: 1 BB: 1 P: 19	1B: 5 2B: 2 3B: 0 HR: 1 SF: 0 SAC: 2 DP: 0 HBP: 0						

PITCHER		IP	WLS	BF	H	R	ER	SO	BB	IBB	HBP	BLK	WP	HR	S	P	ERA	WHIP
49 Jonathon Niese, L ERA: 3.55	(1, 1)	7.0	L	27	6	2	2	7	0	0	0	0	0	1	72	107	2.57	0.857
52 Carlos Torres, R ERA: 3.09	(8, 1)	2.0		9	2	1	0	0	1	0	0	0	0	0	16	36	0.00	1.500

PITCHER	IP	WLS	BF	H	R	ER	SO	BB	IBB	HBP	BLK	WP	HR	S	P	ERA	WHIP

AB	32
R	3
H	8
RBI	2
BB	1
SO	7
LOB	10

Batter	1	2	3	4	5	6	7	8	9	AB	R	H	RBI	BB	SO	LOB
22 Eric Young Jr., S (1, 7) OBP: 0.309, SLG: 0.318 6 Matthew den Dekker, L (9, PH) OBP: 0.326, SLG: 0.288	C FF 91 B FF 92 X FF 92 1-1 G4-3 ①		C FF 93 H FF 94 1-1 1-2 HBP		X FF 94 0-0 G3 ①		C FF 91 B FF 93 F FF 91 S SL 88 1-3 K ①		X SI 92 0-0 2-3 12 DI 1B	3 1	0 0	0 1	0 0	0 0	1 0	0 0
12 Juan Lagares, R (1, 8) OBP: 0.321, SLG: 0.385	S FF 92 F FF 92 B FF 92 S SL 86 1-3 K ②		B SL 86 X SL 87 1-0 2-3 F8 ②		C FF 92 S FF 93 X FF 93 0-2 2B		F FF 92 F FF 93 F FF 94 F SL 86 F FF 92 B FF 93 F SL 88 X FF 94 1-2 P4 ②		C SL 81 D SL 83 F FF 94 B FF 94 X FF 94 2-2 1-2 F9 ③	5	0	1	0	0	1	4
28 Daniel Murphy, L (1, 5) OBP: 0.338, SLG: 0.414	B FF 92 F FF 92 X FF 93 1-1 F9 ③		X FF 93 0-0 P5 ③		B FF 93 C FF 92 F FF 94 F FF 94 S SL 88 1-3 K ②		F FF 94 B FF 95 X FC 89 1-1 G3-1 ③			4	0	0	0	0	1	3
21 Lucas Duda, L (1, 3) OBP: 0.347, SLG: 0.472		B FF 92 B FF 92 X FF 92 2-0 P5 ①	C CU 77 X FF 92 0-1 G3 ①		B FF 94 C FF 94 F FF 94 H FF 95 2-2 HBP			C CU 75 B FF 90 X CH 82 1-1 F7 ①		3	0	0	0	0	0	0
4 Wilmer Flores, R (1, 4) OBP: 0.263, SLG: 0.338		B FF 93 C FF 92 B SL 87 S FF 93 F FF 94 X FF 92 2-2 3B	C FF 93 X CU 79 0-1 3 1B 1B		C FF 93 S FF 94 F FF 93 F FF 93 X SL 86 0-2 F7 ③			F FF 91 B CH 79 X CH 80 1-1 G6-3 ②		4	0	2	0	0	0	2
3 Curtis Granderson, L (1, 9) OBP: 0.320, SLG: 0.376		F FF 93 F SL 87 F FF 93 X FF 94 0-2 F7 ②	C FF 93 X FF 94 0-1 20 BB 1-3 1B			B CU 77 B FF 92 F FF 92 F FF 93 F FF 94 B FF 93 X FF 94 3-2 F8 ①		B CU 75 B CH 80 F CH 80 X FF 91 2-1 F9 ③		4	0	1	0	0	0	1
20 Anthony Recker, R (1, 2) OBP: 0.237, SLG: 0.381		C SL 86 C FF 94 B FF 93 D SL 85 C FF 93 2-3 K ③	1 SAFE B FF 93 B SL 87 F FF 93 1 SAFE B FF 93 B SL 87 4-1 1-2 BB			X SL 86 0-0 1B			C SL 81 F FF 93 X FF 94 0-2 F8 ①	3	0	1	0	1	1	1
11 Rubén Tejada, R (1, 6) OBP: 0.338, SLG: 0.284 53 Bobby Abreu, L (9, PH) OBP: 0.338, SLG: 0.344 2 Dilson Herrera, R (9, PR) OBP: 0.291, SLG: 0.367			B FF 93 B FF 92 X FF 92 2-0 49 FC5-6 1B	F SL 88 S FF 94 X FF 93 0-2 L6 ②		X FF 93 0-0 P5 ②			C SI 92 B CH 87 S SL 80 F FF 94 F CH 87 X CH 86 1-2 6 1B 9 G3-1 1B	3 1 0	0 0 0	1 1 0	0 0 0	0 0 0	0 0 0	4 0 0
49 Jonathon Niese, L (1, 1) OBP: 0.145, SLG: 0.080 52 Carlos Torres, R (8, 1) 9 Kirk Nieuwenhuis, L (9, PH) OBP: 0.358, SLG: 0.484			X FF 92 0-0 FC5-6 12 F8 22 HBP 1-2f ①	B FF 93 T FF 92 C FF 93 B SL 85 F FF 93 F FF 95 F FF 94 X FF 93 3-2 P5 ③		1 SAFE C FF 92 B FF 93 1 SAFE F FF 92 T FF 93 1-2 K ③			L SI 91 B CH 86 C SL 80 B SL 82 X CH 86 2-2 1-2 G3-1 ②	3 0 1	0 0 0	0 0 0	0 0 0	0 0 0	1 0 0	5 0 1
Inning Stats	R: 0 E: 0 K: 1 S: 7 H: 0 LOB: 0 BB: 0 P: 10	R: 0 E: 0 K: 1 S: 12 H: 1 LOB: 1 BB: 0 P: 18	R: 0 E: 0 K: 0 S: 5 H: 1 LOB: 2 BB: 0 P: 9	R: 0 E: 0 K: 0 S: 16 H: 2 LOB: 3 BB: 1 P: 23	R: 0 E: 0 K: 1 S: 15 H: 1 LOB: 2 BB: 0 P: 18	R: 0 E: 0 K: 1 S: 9 H: 1 LOB: 1 BB: 0 P: 13	R: 0 E: 0 K: 1 S: 12 H: 0 LOB: 0 BB: 0 P: 15	R: 0 E: 0 K: 0 S: 6 H: 0 LOB: 0 BB: 0 P: 10	R: 0 E: 0 K: 0 S: 15 H: 2 LOB: 3 BB: 0 P: 20	1B: 6 2B: 1 3B: 1 HR: 0	SF: 0 SAC: 0 DP: 0 HBP: 2					

PITCHER		IP	WLS	BF	H	R	ER	SO	BB	IBB	HBP	BLK	WP	HR	S	P	ERA	WHIP
27 Jordan Zimmermann, R ERA: 2.83	(1, 1)	6.2	W	29	6	0	0	5	1	0	2	0	0	0	74	103	0.00	1.050
46 Matt Thornton, L ERA: 1.82	(7, 1)	0.1	H	1	0	0	0	0	0	0	0	0	0	0	2	3	0.00	0.000
36 Tyler Clippard, R ERA: 2.09	(8, 1)	1.0	H	3	0	0	0	0	0	0	0	0	0	0	6	10	0.00	0.000
22 Drew Storen, R ERA: 1.26	(9, 1)	1.0	S	5	2	0	0	0	0	0	0	0	0	0	15	20	0.00	2.000

PITCHER	IP	WLS	BF	H	R	ER	SO	BB	IBB	HBP	BLK	WP	HR	S	P	ERA	WHIP

BOTTOM

Washington Nationals @ New York Mets

Citi Field, Flushing, NY

Sun Sep 14 2014, 1:14 PM - 4:04 PM EDT

Att. 31,553 - Partly Cloudy - 67 F

livebaseballscorecards.com

AB	35
R	0
H	8
RBI	0
BB	1
SO	5
LOB	21

Batter	1	2	3	4	5	6	7	8	9	AB	R	H	RBI	BB	SO	LOB
21 Christian Yelich, L (1, 7) OBP: 0.370, SLG: 0.413	B FF 93 C SI 93 B CH 86 T SI 94 T FF 96 2-2 ① K		C CU 82 X CH 84 1-1 ③ G3 1-2		B SI 93 D CH 84 B SI 93 C FF 92 F SI 93 X CH 84 3-2 ③ G5-3		X CU 79 0-0 ③ G3		B CU 80 B CH 87 C FF 93 L FF 93 X SL 86 2-2 ① G4-3	5	0	0	0	0	1	2
17 Donovan Solano, R (1, 4) OBP: 0.300, SLG: 0.317	C FF 94 B FF 94 C SL 89 B SL 89 S FF 94 2-3 ② K			B SL 87 X SL 86 1-0 2B		C FF 92 F FF 92 B CU 78 F CU 78 B FF 95 F FF 94 X FF 93 2-2 ① P3		C FF 96 S SI 96 F FF 98 B SL 89 B SL 88 S SI 97 2-3 ① K	B FC 94 F FF 93 F FC 94 X FF 94 1-2 ② G6-3	5	0	1	0	0	2	0
9 Casey McGehee, R (1, 5) OBP: 0.363, SLG: 0.367	C FF 94 B FF 94 B SL 89 C SL 88 F FF 96 B CH 87 C SI 94 3-3 ③ K			X SL 86 0-0 ① G6-3		B CU 79 X CU 78 1-0 ② G6-3		F SL 88 S SL 88 B SL 88 F SI 97 F SL 88 B SL 89 B SL 87 X SL 86 3-2 48 1B 13 1B 3 1B 1B	F SI 90 F CH 89 B FF 94 F SL 85 S SI 95 1-3 ③ K	5	1	1	0	0	2	1
13 Marcell Ozuna, R (1, 8) OBP: 0.318, SLG: 0.458		C FF 93 C CU 79 B FF 93 C SI 94 1-3 ① K		B FF 93 S CH 84 S CH 84 2 SAFE C SI 94 1-3 ② K		S CU 78 B CU 77 S FF 94 B FF 96 C CH 83 2-3 ③ K		C SI 97 X SI 96 0-1 48 1B 3 1B 1-2 1B		4	1	1	0	0	3	1
48 Justin Bour, L (1, 3) OBP: 0.375, SLG: 0.333 59 Ed Lucas, R (8, PR) OBP: 0.280, SLG: 0.287 (8, 3)		B FF 93 S CH 85 F CH 85 S FF 96 1-3 ② K		B FF 94 B FF 94 B FF 93 C FF 94 S CH 86 B CH 86 4-2 BB			B FF 92 X FF 92 1-0 3 2B 1 1B 1B	B SI 97 F SI 96 F SI 97 X SI 97 1-2 3 1B 6 1B 1-2 2-3 1B		3 0	1 1	2 0	0 0	1 0	1 0	0 0
3 Adeiny Hechavarría, R (1, 6) OBP: 0.312, SLG: 0.366		C FF 95 F CU 81 S FF 97 0-3 ③ K		S FF 93 F CU 80 S FF 95 0-3 ③ K			F CU 77 X CU 77 0-1 1 1-3 1B 2B	S SL 88 X SI 97 0-1 6 1B 1-3 2-H 3-H 1B		4	1	2	2	0	2	2
1 Jordany Valdespin, L (1, 9) OBP: 0.276, SLG: 0.363 12 Enrique Hernández, R (8, PH) OBP: 0.327, SLG: 0.413 (8, 9)			C FF 93 C FF 93 F SI 94 C SL 88 0-3 ① K		C CH 83 B FF 92 F FF 92 B CU 79 S FF 94 2-3 ① K		F FF 92 X FF 93 0-1 6 SH1-3 5 SF8 2-H 3-H 1B	B SI 90 C SI 90 C FF 92 S CU 78 1-3 ② K		3 1	1 0	1 0	2 0	0 0	2 1	0 2
6 Jeff Mathis, R (1, 2) OBP: 0.270, SLG: 0.280			C FF 95 B SL 87 F SL 88 B FF 95 C SI 95 2-3 ② K		S CU 79 X CU 79 0-1 1B		X SI 92 0-0 ① SH1-3 2-3	B SL 84 X SL 85 1-0 1-2 3-H 1B		3	0	2	1	0	1	0
23 Jarred Cosart, R (1, 1) OBP: 0.167, SLG: 0.167 5 Reed Johnson, R (7, PH) OBP: 0.247, SLG: 0.313 40 Mike Dunn, L (7, 1) 44 AJ Ramos, R (7, 1) 36 Sam Dyson, R (7, 1) 46 Garrett Jones, L (8, PH) OBP: 0.307, SLG: 0.405 41 Chris Hatcher, R (8, 1) 31 Steve Cishek, R (9, 1)			B FF 95 X FF 94 1-0 21 WP 1B		L FF 91 L FF 91 M SL 85 0-3 ② K		C FF 92 X FF 92 0-1 ② SF8 3-H	B CU 79 X FF 94 1-0 ③ F7		2 0 0 0 0 1 0 0	0 0 0 0 0 0 0 0	1 0 0 0 0 0 0 0	0 1 0 0 0 0 0 0	0 0 0 0 0 0 0 0	1 0 0 0 0 0 0 0	1 0 0 0 0 3 0 0
Inning Stats	R: 0 E: 0 K: 3 S: 10 H: 0 LOB: 0 BB: 0 P: 17	R: 0 E: 0 K: 3 S: 9 H: 0 LOB: 0 BB: 0 P: 11	R: 0 E: 0 K: 2 S: 10 H: 1 LOB: 1 BB: 0 P: 14	R: 0 E: 0 K: 2 S: 10 H: 1 LOB: 2 BB: 1 P: 16	R: 0 E: 0 K: 2 S: 11 H: 1 LOB: 1 BB: 0 P: 16	R: 0 E: 0 K: 1 S: 9 H: 0 LOB: 0 BB: 0 P: 14	R: 3 E: 0 K: 0 S: 9 H: 3 LOB: 0 BB: 0 P: 10	R: 3 E: 0 K: 2 S: 21 H: 5 LOB: 3 BB: 0 P: 30	R: 0 E: 0 K: 1 S: 10 H: 0 LOB: 0 BB: 0 P: 14	1B: 9 2B: 2 3B: 0 HR: 0 SF: 1 SAC: 1 DP: 0 HBP: 0						

PITCHER		IP	WLS	BF	H	R	ER	SO	BB	IBB	HBP	BLK	WP	HR	S	P	ERA	WHIP
48 Jacob deGrom, R ERA: 2.75	(1, 1)	7.0		28	6	3	3	13	1	0	0	0	1	0	68	98	3.86	1.000
27 Jeurys Familia, R ERA: 2.36	(8, 1)	0.1	L	5	4	3	3	1	0	0	0	0	0	0	16	22	81.00	12.000
66 Josh Edgin, L ERA: 1.35	(8, 1)	0.1		1	0	0	0	1	0	0	0	0	0	0	3	4	0.00	0.000
58 Jenrry Mejia, R ERA: 3.86	(8, 1)	1.1		5	1	0	0	1	0	0	0	0	0	0	12	18	0.00	0.750

PITCHER	IP	WLS	BF	H	R	ER	SO	BB	IBB	HBP	BLK	WP	HR	S	P	ERA	WHIP

TOP

Miami Marlins @ New York Mets

Citi Field, Flushing, NY

Mon Sep 15 2014, 7:12 PM - 10:21 PM EDT

Att. 23,027 - Cloudy - 68 F

livebaseballscorecards.com

AB	36
R	6
H	11
RBI	6
BB	1
SO	16
LOB	12

MIAMI

Batter	1	2	3	4	5	6	7	8	9	AB	R	H	RBI	BB	SO	LOB
12 Juan Lagares, R (1, 8) OBP: 0.322, SLG: 0.384	C FF 93 F FF 94 S KC 80 0-3 ① K		X FF 94 0-0 ① G6-3		B FC 93 C FF 94 B KC 80 B FF 92 X FF 93 3-1 28 1B 1B		B SL 85 B FF 95 B FF 95 B FF 94 4-0 28 1B 1-2 BB	B FF 94 B SI 93 F FF 95 F FF 94 F FF 95 X SL 83 2-2 ③ F8		4	0	1	0	1	1	0
28 Daniel Murphy, L (1, 5) OBP: 0.339, SLG: 0.414	B FF 93 C FF 94 B FF 94 B FF 94 C FF 93 S FF 94 3-3 ② K		C FF 93 B SI 94 B SI 94 F SI 94 X KC 80 2-2 ② G3		B KC 78 X FC 93 1-0 7 BB 1-3 1B		C SL 86 S SL 86 D SL 87 X SL 87 1-2 ② 7 2B 1-3 2-H 1B		B SL 81 B SI 92 C SI 91 F SL 82 B SI 92 F SI 92 S SI 92 3-3 ① K	5	1	2	1	0	2	0
7 Travis d'Arnaud, R (1, 2) OBP: 0.306, SLG: 0.415	X FF 94 0-0 4 21 BB 2B 1B		C FF 94 S FF 94 F FF 94 B FC 94 C CH 85 1-3 ③ K		D KC 79 D KC 80 B KC 77 B FC 92 4-0 1-2 BB		F SL 79 B SL 81 F FF 92 F FC 86 B FF 93 X SL 79 2-2 4 BB 3 BB 2-H 2B		C SI 92 B SL 83 C SI 91 B SL 83 F SL 82 X SI 92 2-2 ② G1-3	4	2	2	1	1	1	0
21 Lucas Duda, L (1, 3) OBP: 0.348, SLG: 0.469	B FF 94 B FF 94 C FF 94 B FF 95 F FF 95 B FF 94 4-2 4 1-2 2B BB			X FF 92 0-0 ① G3	B FC 92 B FF 93 X FF 92 2-0 ③ G4-3		B CU 75 B CH 84 S SI 89 B CH 82 B CH 83 4-1 3 BB 4 BB BB		X SI 92 0-0 ③ F7	3	1	0	0	2	0	3
4 Wilmer Flores, R (1, 6) OBP: 0.272, SLG: 0.347	B FF 95 F FF 94 B FF 94 B FF 94 X FF 94 3-1 1-H 2-H 2B			C FF 93 B FF 93 B FF 95 C FF 93 B KC 80 F KC 79 X FF 93 3-2 1B		C FF 91 B FF 91 F KC 78 F FF 91 B CH 84 X KC 78 2-2 ① P6	B SL 82 F FF 91 F SL 79 B FF 92 D CH 83 F SL 78 B FF 89 4-2 3 BB 1-2 2-3 BB			3	0	2	2	1	0	0
3 Curtis Granderson, L (1, 9) OBP: 0.320, SLG: 0.374 58 Jenrry Mejia, R (8, 1)	C KC 78 D KC 80 X FC 94 1-1 ③ G4-3			C KC 79 F CH 84 X CH 84 0-2 ② P4		B KC 77 B CH 84 F FF 92 B FF 92 X FC 92 3-1 ② G4-3	B CH 83 D FF 91 D FF 89 C FF 90 B FF 88 4-1 1-2 2-3 3-H BB			3 0	0 0	0 0	1 0	1 0	0 0	2 0
2 Dilson Herrera, R (1, 4) OBP: 0.271, SLG: 0.340		C FF 94 B KC 79 B KC 79 X FF 94 2-1 ① F9		C KC 78 F FF 94 1 SAFE S KC 80 0-3 ③ K		F FF 92 X KC 79 0-1 ③ G6-3	C SI 95 S FF 96 C SI 97 0-3 ③ K			4	0	0	0	0	2	4
6 Matthew den Dekker, L (1, 7) OBP: 0.321, SLG: 0.283 29 Eric Campbell, R (7, PH) OBP: 0.321, SLG: 0.374 (8, 7)		B FF 93 B FF 93 X FF 94 2-0 ② G4-3			C FF 93 B KC 79 B KC 78 F FF 93 B FC 93 X FC 93 3-2 ① P5		X FF 94 0-0 E5 12 BB 28 1B	B FF 95 C FF 94 F SL 86 C FF 94 1-3 ① K		2 2	0 1	0 0	0 0	0 1	0 0	0 0
48 Jacob deGrom, L (1, 1) OBP: 0.244, SLG: 0.273 13 Josh Satin, R (7, PH) OBP: 0.275, SLG: 0.156 27 Jeurys Familia, R (8, 1) OBP: 0.667, SLG: 0.667 66 Josh Edgin, R (8, 1) 9 Kirk Nieuwenhuis, L (8, 9) OBP: 0.355, SLG: 0.478		C FF 94 C FF 93 F FC 94 S SI 94 0-3 ③ K			X FF 94 0-0 ② F7		F FF 95 B SL 85 C SL 85 C FF 95 1-3 ① K	C SI 94 C SI 94 S FF 94 0-3 ② K		2 1 0 0 1	0 0 0 0 0	0 0 0 0 0	0 0 0 0 0	1 1 0 0 1	0 1 0 0 0	0 1 0 0 0
Inning Stats	R: 2 E: 0 K: 2 S: 13 H: 2 LOB: 1 BB: 1 P: 24	R: 0 E: 0 K: 1 S: 7 H: 0 LOB: 0 BB: 0 P: 11	R: 0 E: 0 K: 1 S: 8 H: 0 LOB: 0 BB: 0 P: 11	R: 0 E: 0 K: 1 S: 11 H: 1 LOB: 1 BB: 0 P: 14	R: 0 E: 0 K: 0 S: 8 H: 2 LOB: 3 BB: 1 P: 21	R: 0 E: 0 K: 0 S: 8 H: 0 LOB: 0 BB: 0 P: 13	R: 3 E: 1 K: 2 S: 19 H: 2 LOB: 3 BB: 4 P: 39	R: 0 E: 0 K: 2 S: 10 H: 0 LOB: 0 BB: 0 P: 13	R: 0 E: 0 K: 1 S: 9 H: 0 LOB: 0 BB: 0 P: 14	1B: 5 2B: 2 3B: 0 HR: 0	SF: 0 SAC: 0 DP: 0 HBP: 0			WP: 0 PB: 0 SB: 0 CS: 0	PA: 40	

PITCHER		IP	WLS	BF	H	R	ER	SO	BB	IBB	HBP	BLK	WP	HR	S	P	ERA	WHIP
23 Jarred Cosart, R ERA: 3.67	(1, 1)	6.0		25	5	2	2	5	2	0	0	0	0	0	55	94	3.00	1.167
40 Mike Dunn, L ERA: 3.29	(7, 1)	0.2	B	4	1	2	1	1	1	0	0	0	0	0	7	13	13.50	3.000
44 AJ Ramos, R ERA: 2.25	(7, 1)	0.0		4	1	1	0	0	3	0	0	0	0	0	9	23	∞	∞
36 Sam Dyson, R ERA: 2.11	(7, 1)	0.1	W	1	0	0	0	1	0	0	0	0	0	0	3	3	0.00	0.000
41 Chris Hatcher, R ERA: 3.16	(8, 1)	1.0	H	3	0	0	0	2	0	0	0	0	0	0	10	13	0.00	0.000

PITCHER		IP	WLS	BF	H	R	ER	SO	BB	IBB	HBP	BLK	WP	HR	S	P	ERA	WHIP
31 Steve Cishek, R ERA: 3.32	(9, 1)	1.0	S	3	0	0	0	1	0	0	0	0	0	0	9	14	0.00	0.000

BOTTOM

Miami Marlins @ New York Mets

Citi Field, Flushing, NY

Mon Sep 15 2014, 7:12 PM - 10:21 PM EDT

Att. 23,027 - Cloudy - 68 F

livebaseballscorecards.com

AB	34
R	5
H	7
RBI	5
BB	6
SO	10
LOB	10

Batter	1	2	3	4	5	6	7	8	9	AB	R	H	RBI	BB	SO	LOB
21 Christian Yelich, L (1, 7) OBP: 0.370, SLG: 0.413	B FF 87 B FF 87 B SI 86 C FF 87 X SI 87 3-1 9 G1-6-3 1B		C FF 92 C SI 88 X FF 93 0-2 17 1B 3-H 1B		B SI 86 X SI 87 1-0 ① FC4-6 9 17 1B 1B 1-2f		C CH 82 B SL 81 X SI 89 1-1 ② L8		B CH 89 B SI 94 X SI 93 2-0 ①② G6-4-3 1-2f 2-3	5	0	2	1	0	0	3
17 Donovan Solano, R (1, 4) OBP: 0.306, SLG: 0.322	C SI 84 F SL 79 F SI 86 C SI 87 0-3 ① K		B SI 85 F SI 87 F SI 87 X SI 86 1-2 1-2 1B		X SI 86 0-0 9 1B 1-2 1B		B FF 90 C SI 88 F FF 92 B SI 87 X SL 81 2-2 1B		B FF 95 C FF 94 D SL 84 C FF 94 S FF 94 2-3 ③ K	5	0	3	0	0	2	2
9 Casey McGehee, R (1, 5) OBP: 0.362, SLG: 0.366 25 Andrew Heaney, L (7, 1)	1 SAFE B SL 81 X SI 86 1-0 ②③ G1-6-3 1-2f		B SL 82 B SL 82 F SI 86 B SI 88 S CH 80 C SI 89 3-3 ③ K		B SI 88 B SI 88 F SI 87 X SI 87 2-1 1-2 2-3 1B		F SI 85 X SI 86 0-1 ③ G5-3			4 0	0 0	1 0	0 0	0 0	1 0	4 0
13 Marcell Ozuna, R (1, 8) OBP: 0.316, SLG: 0.454		X FF 88 0-0 ① P2		B CH 81 B CH 81 X SL 80 2-0 ① F9	B SI 89 C SI 89 C SI 90 C SI 91 1-3 ② K			X CH 80 0-0 ① G5-3		4	0	0	0	0	1	3
46 Garrett Jones, L (1, 3) OBP: 0.307, SLG: 0.405 33 Brad Penny, R (5, 1) OBP: 0.333, SLG: 0.500 12 Enrique Hernández, R (7, 5) OBP: 0.333, SLG: 0.419		B FF 88 C SI 88 X SI 88 1-1 ② G4-3		C FF 89 X SL 81 0-1 ③ 39 FC8-4 1B	C FF 92 F FF 92 F FF 92 X FF 93 0-2 ③ G6-3			C FF 90 C SI 88 X SI 89 0-2 1B		3 0 1	0 0 0	1 0 1	0 0 0	0 0 0	0 0 0	3 0 0
39 Jarrod Saltalamacchia, Sr (1, 2) OBP: 0.327, SLG: 0.375 60 J.T. Realmuto, R (8, PH) OBP: 0.227, SLG: 0.190 (8, 2)		C FF 89 B FF 90 S SL 82 B SL 84 F SI 90 S SL 87 2-3 ③ K		B SL 80 X SI 86 1-0 ② FC8-4 5 1B 1-2f		C SL 80 S CH 81 B FF 90 S SL 81 1-3 ① K		B SI 86 C SI 85 F SI 86 B SL 83 B SI 87 F SI 86 C SI 86 3-3 ② K		3 1	0 0	0 0	0 0	0 0	2 1	1 1
5 Reed Johnson, R (1, 9) OBP: 0.258, SLG: 0.329			B CH 83 X SL 79 1-0 24 SH2-3 21 1B 2B	F SI 85 C SI 85 F SL 85 X SI 88 0-2 1-2 1B		F CH 80 B CH 83 X SI 87 1-1 59 G5-4-3 1B		C FF 90 F FF 91 B SL 86 D CU 76 X FF 91 2-2 ③ F8		4	1	3	0	0	0	1
59 Ed Lucas, R (1, 6) OBP: 0.279, SLG: 0.292			C SI 86 B SI 86 F SI 87 T FF 91 1-2 ① K	C SI 90 X SI 90 0-1 ③ G1-3		B SI 87 C SI 86 F SI 86 X SI 85 1-2 ②③ G5-4-3 1-2f			F X FF 94 0-1 21 G6-4-3 2B	4	0	1	0	0	1	4
24 Nathan Eovaldi, R (1, 1) OBP: 0.109, SLG: 0.093 48 Justin Bour, L (5, 3) OBP: 0.380, SLG: 0.326			X SI 86 0-0 ② SH2-3 2-3		C SI 85 B SI 86 X FF 89 1-1 21 FC4-6 1B		B CH 80 C SI 87 B FF 90 F SI 88 X SL 87 2-2 ① G5-3		D SI 93 C SI 93 B CH 88 S CH 88 B SI 93 F FF 93 B FF 94 4-2 21 G6-4-3 BB	1 1	0 0	1 0	0 0	0 1	0 0	0 0
Inning Stats	R: 0 E: 0 K: 1 S: 7 H: 1 LOB: 0 BB: 0 P: 11	R: 0 E: 0 K: 1 S: 7 H: 0 LOB: 0 BB: 0 P: 10	R: 1 E: 0 K: 2 S: 14 H: 3 LOB: 2 BB: 0 P: 20	R: 0 E: 0 K: 0 S: 10 H: 2 LOB: 2 BB: 0 P: 13	R: 0 E: 0 K: 1 S: 13 H: 3 LOB: 3 BB: 0 P: 18	R: 0 E: 0 K: 1 S: 8 H: 1 LOB: 0 BB: 0 P: 11	R: 0 E: 0 K: 0 S: 10 H: 1 LOB: 1 BB: 0 P: 15	R: 0 E: 0 K: 1 S: 11 H: 1 LOB: 1 BB: 0 P: 16	R: 0 E: 0 K: 1 S: 9 H: 1 LOB: 1 BB: 1 P: 17	1B: 11 2B: 2 3B: 0 HR: 0	SF: 0 SAC: 1 DP: 3 HBP: 0					

PITCHER	IP	WLS	BF	H	R	ER	SO	BB	IBB	HBP	BLK	WP	HR	S	P	ERA	WHIP
40 Bartolo Colon, R (1, 1) ERA: 4.02	7.2	W	33	12	1	1	7	0	0	0	0	0	0	77	109	1.17	1.565
44 Buddy Carlyle, R (8, 1) ERA: 1.71	0.1		1	0	0	0	0	0	0	0	0	0	0	3	5	0.00	0.000
50 Rafael Montero, R (9, 1) ERA: 4.38	1.0		4	1	0	0	1	1	0	0	0	0	0	9	17	0.00	2.000

PITCHER	IP	WLS	BF	H	R	ER	SO	BB	IBB	HBP	BLK	WP	HR	S	P	ERA	WHIP

TOP

Miami Marlins @ New York Mets

Citi Field, Flushing, NY

Tue Sep 16 2014, 7:11 PM - 9:57 PM EDT

Att. 21,602 - Cloudy - 63 F

livebaseballscorecards.com

AB	36
R	1
H	13
RBI	1
BB	1
SO	8
LOB	22

MIAMI

Miami Marlins @ New York Mets

Citi Field, Flushing, NY

Tue Sep 16 2014, 7:11 PM - 9:57 PM EDT

Att. 21,602 - Cloudy - 63 F

livebaseballscorecards.com

BOTTOM

Batter	1	2	3	4	5	6	7	8	9	AB	R	H	RBI	BB	SO	LOB
12 Juan Lagares, R (1, 8) OBP: 0.321, SLG: 0.382	C FF 94 F SI 93 X SL 84 0-2 ① P4		C CU 76 X SL 86 0-1 ③ G6-3		C FF 94 F FF 94 F FF 94 B SL 85 B CU 76 X FF 93 2-2 ① G4-3	C CU 79 S SI 93 C FF 94 0-3 ② K		B SI 93 C SI 92 B SL 78 F SI 93 C SL 79 2-3 ② K		2	0	0	0	0	0	0
9 Kirk Nieuwenhuis, L (5, 8) OBP: 0.345, SLG: 0.463										3	0	0	0	0	2	1
28 Daniel Murphy, L (1, 5) OBP: 0.338, SLG: 0.412	B FF 94 B FF 95 F FF 96 X FF 96 2-1 ② F8			B FF 92 S CU 76 X FF 94 1-1 ① L9	C FS 88 S CU 77 B FF 92 B FF 95 X CU 76 2-2 7 BB 4 HR 1B	C SI 94 B CU 81 S FS 86 D SI 89 F SI 88 F FF 94 F CU 80 X FS 87 2-2 ③ L8		X SL 78 0-0 ③ P6		5	1	1	0	0	0	1
7 Travis d'Arnaud, R (1, 2) OBP: 0.308, SLG: 0.417	C FF 96 X SL 86 0-1 ③ G5-3			B SL 87 C CU 77 B SI 96 B FF 96 X SL 86 3-1 4 2B 2B	S SL 86 F FF 93 1 SAFE B FF 94 B FF 93 B SL 86 F FF 92 B FF 92 4-2 4 HR 1-2 BB		F SI 92 T CU 79 F FF 94 B FF 95 X CU 80 1-2 ① G5-3			3	2	1	0	1	0	0
21 Lucas Duda, L (1, 3) OBP: 0.349, SLG: 0.472		C SL 86 B CU 77 X SL 86 1-1 3 G6-3 4 G4-3 1B		B FS 89 B SI 96 C SL 88 B FF 96 C FF 95 F FF 96 F SL 86 C CU 76 3-3 ② K	C SI 92 C SI 92 D CU 79 F FF 93 B FS 86 C FF 93 2-3 ② K		C CU 79 F SI 93 X FF 95 0-2 4 HR 2B			4	1	2	0	0	2	3
4 Wilmer Flores, R (1, 4) OBP: 0.280, SLG: 0.386		C FF 94 F FF 93 X SI 94 0-2 ① G4-3 1-2		X CU 78 0-0 3 1B 2B 2-H	B SI 92 F SI 92 X SI 92 1-1 1-H 2-H HR		S FF 94 F FF 94 X CU 78 0-2 2-H HR			4	3	3	6	0	0	1
3 Curtis Granderson, L (1, 9) OBP: 0.322, SLG: 0.377		C FF 95 X CU 76 0-1 ② G6-3 2-3		B CU 75 C CU 76 B FF 94 X FF 95 2-1 6 BB 11 2B 1B 2-H	B FF 92 F SI 92 S CU 79 B CU 80 X FF 94 2-2 1B		X SI 91 0-0 1B			4	1	3	1	0	0	1
6 Matthew den Dekker, L (1, 7) OBP: 0.319, SLG: 0.276		X FF 94 0-0 ③ G3		C FF 94 B FS 89 1 SAFE B SL 86 B SL 86 F FF 93 F FF 94 B FF 92 4-2 11 2B 1-2 BB	X SI 90 0-0 ③ G6-3		C SI 90 C SL 78 S SL 78 0-3 ② K			3	1	0	0	1	1	3
11 Rubén Tejada, R (1, 6) OBP: 0.339, SLG: 0.290			B FF 92 B FF 94 X FF 94 2-0 ① F8	X FF 93 0-0 1-H 2-H 2B		C SI 92 X SI 92 0-1 40 SH1-4 1B	F SI 91 X CH 82 0-1 ③ F8			4	0	2	2	0	0	1
40 Bartolo Colon, R (1, 1) OBP: 0.034, SLG: 0.051			C FF 93 X FF 95 0-1 ② P4	C FF 95 S SL 85 S SL 85 0-3 ③ K		L SI 90 X SI 90 0-1 ① SH1-4 1-2		B SI 90 B SI 90 F SI 90 B SI 92 X SI 91 3-1 ① P3		2	0	0	0	0	1	1
44 Buddy Carlyle, L (8, 1) OBP: 1.000, SLG: 1.000										0	0	0	0	0	0	0
13 Josh Satin, R (8, PH) OBP: 0.268, SLG: 0.152										1	0	0	0	0	0	0
50 Rafael Montero, R (9, 1)										0	0	0	0	0	0	0
Inning Stats	R: 0 E: 0 K: 0 S: 7 H: 0 LOB: 0 BB: 0 P: 9	R: 0 E: 0 K: 0 S: 8 H: 1 LOB: 1 BB: 0 P: 9	R: 0 E: 0 K: 0 S: 5 H: 0 LOB: 0 BB: 0 P: 7	R: 4 E: 0 K: 2 S: 19 H: 4 LOB: 1 BB: 1 P: 32	R: 3 E: 0 K: 1 S: 20 H: 3 LOB: 1 BB: 1 P: 33	R: 0 E: 0 K: 1 S: 13 H: 1 LOB: 1 BB: 0 P: 15	R: 2 E: 0 K: 1 S: 16 H: 3 LOB: 1 BB: 0 P: 17	R: 0 E: 0 K: 1 S: 6 H: 0 LOB: 0 BB: 0 P: 11		1B: 6 2B: 4 3B: 0 HR: 2 SF: 0 SAC: 1 DP: 0 HBP: 0					WP: 0 PB: 0 SB: 0 CS: 0 PA: 38	

	AB	35
	R	9
	H	12
	RBI	9
	BB	2
	SO	6
	LOB	12

PITCHER		IP	WLS	BF	H	R	ER	SO	BB	IBB	HBP	BLK	WP	HR	S	P	ERA	WHIP
24 Nathan Eovaldi, R ERA: 4.48	(1, 1)	4.1	L	21	6	6	6	2	2	0	0	0	0	0	49	75	12.46	1.846
33 Brad Penny, R ERA: 6.29	(5, 1)	2.0		11	5	3	3	2	0	0	0	0	0	2	33	41	13.50	2.500
25 Andrew Heaney, L ERA: 6.04	(7, 1)	1.2		6	1	0	0	2	0	0	0	0	0	0	12	17	0.00	0.600

PITCHER	IP	WLS	BF	H	R	ER	SO	BB	IBB	HBP	BLK	WP	HR	S	P	ERA	WHIP

Miami Marlins @ New York Mets

Citi Field, Flushing, NY

Wed Sep 17 2014, 7:13 PM - 10:18 PM EDT

Att. 23,892 - Clear - 70 F

TOP

livebaseballscorecards.com

Batter	1	2	3	4	5	6	7	8	9	AB	R	H	RBI	BB	SO	LOB
21 Christian Yelich, L (1, 7) OBP: 0.372, SLG: 0.414	C FF 86 B SI 88 F SI 89 F FF 89 X KC 74 · 1-2 · F7 ①	B KC 74 B CH 83 F SI 91 B SI 90 B SI 90 · 4-1 · 17 S 17 1B BB			B CH 80 B CH 78 B SI 89 B FF 87 · 4-0 · 17 G1-6-3 BB		B FF 92 X FF 92 · 1-0 · 2-H 2B		B FF 95 C FF 92 C CU 80 B SI 91 F CH 89 B FF 95 X FF 94 · 3-2 · G1-3 ②	3	1	1	1	2	0	0
17 Donovan Solano, R (1, 4) OBP: 0.311, SLG: 0.327	B FF 89 C SI 90 X FF 89 · 1-1 · 13 1B 9 1B 46 WP 1B	1 SAFE 1 SAFE B KC 74 C KC 74 X KC 74 · 1-1 · 1-H 1B			C SI 89 F SI 87 X KC 74 · 0-2 · G1-6-3 ① ② 1-2f		F CU 78 F FC 92 D CU 82 S FF 94 · 1-3 · K ③		C SL 87 X CU 81 · 0-1 · 9 BB 1B	5	1	3	1	0	1	2
9 Casey McGehee, R (1, 5) OBP: 0.364, SLG: 0.367	S SL 82 B SL 82 X SI 90 · 1-1 · 46 WP 13 1B 46 1B 1-2 1B	X CH 83 · 0-0 · G6-3 ③			C KC 75 B CH 83 B CH 83 X SI 90 · 2-1 · G4-3 ③			X FF 95 · 0-0 · 3 WP 13 1B 1B	S SL 87 F SI 90 1 SAFE F SL 88 B FF 96 B SI 92 F SI 91 F FF 96 B CU 81 · 4-2 · F SI 80 B SL 85 · 13 FC6-4 1-2 BB	4	1	2	0	1	0	1
13 Marcell Ozuna, R (1, 8) OBP: 0.318, SLG: 0.456	D CH 83 X SI 90 · 1-0 · 46 1B 46 WP 1-2 2-3 1B		B FF 87 B CH 80 F SI 90 S CH 82 F CH 82 X FF 90 · 2-2 · 46 G4-6-3 1B			X FF 87 · 0-0 · L8 ①		B SI 96 B SI 95 X SI 95 · 2-0 · 3 WP 1-2 1B	C SL 87 B SL 86 X FF 94 · 1-1 · FC6-4 ③ 1-2f	5	0	3	0	0	0	2
46 Garrett Jones, L (1, 3) OBP: 0.307, SLG: 0.403	F FF 90 B SL 84 F SI 90 B SI 90 X CH 83 · 2-2 · 5 HBP 1-3 2-H 3-H 1B		X SI 89 · 0-0 · G4-6-3 ① ② 1-2f			C CH 81 F CH 82 B FF 90 X FF 91 · 1-2 · L7 ②		B SI 96 F SI 96 B SI 97 F FF 98 S SL 88 · 2-3 · K ①		4	0	1	1	0	1	3
5 Reed Johnson, R (1, 9) OBP: 0.260, SLG: 0.325 40 Mike Dunn, L (7, 1) 44 AJ Ramos, R (7, 1) 48 Justin Bour, L (8, PH) OBP: 0.373, SLG: 0.318 41 Chris Hatcher, R (8, 1) 31 Steve Cishek, R (9, 1)	L SL 83 H SI 90 · 1-1 · 3 G6-4-3 1-2 HBP		B SL 85 S SI 91 B CH 83 B SI 92 X SI 91 · 3-1 · P4 ③			C CH 82 B SI 90 X SI 91 · 1-1 · G5-3 ③		B FF 96 B SI 96 X SI 96 · 2-0 · F7 ②		2 0 0 1 0 0	0 0 0 0 0 0	0 0 0 0 0 0	0 0 0 0 0 0	0 0 0 0 0 0	0 0 0 2 0 0	0 0 0 0 0 0
3 Adeiny Hechavarría, R (1, 6) OBP: 0.313, SLG: 0.365	C SI 90 B KC 75 S KC 75 B FF 91 D KC 74 F SI 91 X SI 91 · 3-2 · G6-4-3 ② ③ 1-2f			B FF 86 F SI 87 X CH 80 · 1-1 · B2 ①			F FF 88 X KC 73 · 0-1 · 6 SH5-3 21 2B 1B	F SL 88 B SI 97 D SI 96 S SL 87 D SL 88 F SL 87 B FF 98 · 4-2 · 1-2 2-3 BB		3	1	1	0	1	0	3
6 Jeff Mathis, R (1, 2) OBP: 0.265, SLG: 0.275		C FF 88 B FF 88 F SI 90 S FF 90 · 1-3 · K ①		B FF 88 F SI 89 F FF 88 B FF 89 B SI 90 X FF 89 · 3-2 · P2 ②			X SI 89 · 0-0 · SH5-3 ① 1-2	X SI 96 · 0-0 · G5-3 ③		3	0	0	0	0	1	3
37 Henderson Alvarez III, R (1, 1) OBP: 0.222, SLG: 0.212 12 Enrique Hernández, R (7, PH) OBP: 0.327, SLG: 0.411 (7, 9)		C FF 88 C SI 89 S KC 76 · 0-3 · K ②		F SI 88 S KC 74 S KC 75 · 0-3 · K ③			C SI 90 D CH 82 S SI 90 S CH 82 · 1-3 · K ②		X FF 94 · 0-0 · G6-3 ①	2 2	0 0	0 0	0 0	0 0	2 1	0 1
Inning Stats	R: 2 E: 0 K: 0 S: 17 · H: 4 LOB: 2 BB: 0 P: 27	R: 1 E: 0 K: 2 S: 10 · H: 1 LOB: 1 BB: 1 P: 16	R: 0 E: 0 K: 0 S: 7 · H: 1 LOB: 0 BB: 0 P: 12	R: 0 E: 0 K: 1 S: 8 · H: 0 LOB: 0 BB: 0 P: 12	R: 0 E: 0 K: 0 S: 5 · H: 0 LOB: 0 BB: 1 P: 11	R: 0 E: 0 K: 0 S: 6 · H: 0 LOB: 0 BB: 0 P: 8	R: 1 E: 0 K: 2 S: 10 · H: 2 LOB: 1 BB: 0 P: 13	R: 0 E: 0 K: 1 S: 10 · H: 2 LOB: 3 BB: 1 P: 20	R: 0 E: 0 K: 0 S: 15 · H: 1 LOB: 2 BB: 1 P: 23	1B: 10 2B: 1 3B: 0 HR: 0 · SF: 0 SAC: 1 DP: 3 HBP: 1							

	AB	34
	R	4
	H	11
	RBI	3
	BB	4
	SO	6
	LOB	17

MIAMI

PITCHER		IP	WLS	BF	H	R	ER	SO	BB	IBB	HBP	BLK	WP	HR	S	P	ERA	WHIP
35 Dillon Gee, R ERA: 3.88	(1, 1)	6.2	L	27	7	4	4	4	2	0	1	0	1	0	59	93	5.40	1.350
66 Josh Edgin, L ERA: 1.35	(7, 1)	0.0		1	1	0	0	0	0	0	0	0	0	0	1	2	∞	∞
52 Carlos Torres, R ERA: 3.08	(7, 1)	0.1		1	0	0	0	1	0	0	0	0	0	0	3	4	0.00	0.000
27 Jeurys Familia, R ERA: 2.33	(8, 1)	1.0		6	2	0	0	1	1	0	0	0	1	0	10	20	0.00	3.000
58 Jenrry Mejia, R ERA: 3.81	(9, 1)	1.0		5	1	0	0	0	1	0	0	0	0	0	15	23	0.00	2.000

PITCHER	IP	WLS	BF	H	R	ER	SO	BB	IBB	HBP	BLK	WP	HR	S	P	ERA	WHIP

WP: 2 PB: 0 SB: 1 CS: 0 · PA: 40

Miami Marlins @ New York Mets

Citi Field, Flushing, NY

Wed Sep 17 2014, 7:13 PM - 10:18 PM EDT

Att. 23,892 - Clear - 70 F

BOTTOM

Batter	1	2	3	4	5	6	7	8	9	AB	R	H	RBI	BB	SO	LOB
6 Matthew den Dekker, L (1, 7) OBP: 0.322, SLG: 0.281	C CH 89 F FF 92 C SI 93 0-3 ① K		X FF 93 0-0 28 PB 1B		X SI 93 0-0 28 G3 21 1B 1-2 1B		C SL 87 S FF 96 F FF 96 B FF 94 X SL 88 1-2 ① L8		C SL 83 B SL 82 S SI 91 B SI 91 X SI 91 2-2 ③ G6-3	5	1	2	0	0	1	1
28 Daniel Murphy, L (1, 5) OBP: 0.337, SLG: 0.411	X FF 93 0-0 7 G6-3 1B	C CH 89 S FF 95 B FF 95 F SL 89 B SI 90 B SI 95 F SI 90 F FF 95 C CH 90 3-3 ② K 1-2	B SI 94 C SI 94 F SI 90 X SI 94 1-2 ② G3 1-2 2-3				X SL 87 0-0 ② P6			4	0	1	0	0	1	4
7 Travis d'Arnaud, R (1, 2) OBP: 0.307, SLG: 0.414	B SI 93 C SI 92 F FF 94 F SI 94 X SL 89 1-2 ② ③ G6-3 1-2f	D SI 94 S SI 91 B FF 95 B SI 94 C SL 90 C SL 88 3-3 ③ K			S SL 89 B SI 93 B SI 94 B SI 90 B SL 87 4-1 21 1B BB		C SL 80 S FF 92 S SL 82 0-3 ③ K			3	0	0	0	1	2	3
21 Lucas Duda, L (1, 3) OBP: 0.354, SLG: 0.474		C FF 92 B SI 92 F SI 93 X SI 94 1-2 4 FC6-4 1B		C SI 92 F SL 87 B SL 89 B FF 94 B SI 93 B SI 94 4-2 3 G4-6-3 4 1B BB	S CH 90 X SI 93 0-1 1-2 2-H 3-H 1B			B SI 94 C SI 94 B SL 89 C SI 94 B SL 89 B SI 95 4-2 3 WP 4 G6-3 3 G4-3 BB		2	1	2	2	2	0	0
4 Wilmer Flores, R (1, 4) OBP: 0.280, SLG: 0.384		B SI 94 C SI 94 X SI 94 1-1 ① FC6-4 3 FC9-6 1-2f		C FF 94 B SL 88 X FF 93 1-1 3 G4-6-3 1-2 1B	C SL 88 B SL 87 F CH 90 X FF 91 1-2 ③ F8			B FF 96 F FF 96 F FF 96 B FF 96 B SL 86 X FF 96 3-2 ① G6-3 1-2		4	0	1	0	0	0	4
3 Curtis Granderson, L (1, 9) OBP: 0.320, SLG: 0.374		X FF 94 0-0 ② FC9-6 11 FC5 9 1B 1-2f		C SI 90 X SI 95 0-1 ① ② G4-6-3 1-2f 2-3		C SI 91 B SI 92 X FF 91 1-1 ① L7		B FS 89 F SL 88 C SI 94 D SL 88 D FS 88 F SL 87 X SI 95 3-2 ② G4-3 2-H		4	0	0	1	0	0	3
9 Kirk Nieuwenhuis, L (1, 8) OBP: 0.342, SLG: 0.455		C FF 95 B SI 94 X FF 95 1-1 11 FC5 1-2 1B		B CH 90 S CH 90 B CH 90 D SL 91 S CH 90 S SI 91 3-3 ③ K		B SI 93 B CH 89 F FF 92 X SI 92 2-1 ② G1-3		C SI 94 B SI 95 B SI 95 X SI 94 2-1 ③ G4-3		4	0	1	0	0	1	1
11 Rubén Tejada, R (1, 6) OBP: 0.336, SLG: 0.286		C SI 95 B SL 90 F SI 94 X CH 90 1-2 ③ FC5 1-2 2-3f			C SL 84 B FF 92 B SL 86 X SL 88 2-1 ① P6	F FF 92 F FF 93 X SL 83 0-2 ③ L8			C SL 82 B SL 83 F SI 92 S SL 83 1-3 ① K	4	0	0	0	0	1	2
35 Dillon Gee, R (1, 1) OBP: 0.079, SLG: 0.028 66 Josh Edgin, R (7, 1) 52 Carlos Torres, R (7, 1) 29 Eric Campbell, R (7, PH) OBP: 0.325, SLG: 0.374 27 Jeurys Familia, R (8, 1) OBP: 0.667, SLG: 0.667 58 Jenrry Mejia, R (9, 1) 53 Bobby Abreu, L (9, PH) OBP: 0.336, SLG: 0.341			C FF 92 S FF 93 B SL 90 B FF 91 F SI 93 B CH 89 X FF 94 3-2 ① L8		B FF 94 S SL 88 S FF 94 X SI 93 1-2 28 G3 6 1B 21 1B 1B		B FF 95 C SL 86 B FF 95 B FF 96 C FF 95 F FF 96 F FF 96 B SL 88 4-2 BB		B SI 93 B SI 92 X SI 92 2-0 ② G6-3	2 0 0 0 0 0 0 1	1 0 0 0 0 0 0 0	1 0 0 0 1 0 0 0	0 0 0 0 0 0 0 0	0 0 0 0 0 0 0 0	0 0 0 0 0 0 0 0	0 0 0 0 0 0 0 0
Inning Stats	R: 0 E: 0 K: 1 S: 8 H: 1 LOB: 0 BB: 0 P: 9	R: 0 E: 0 K: 0 S: 11 H: 2 LOB: 2 BB: 0 P: 15	R: 0 E: 0 K: 2 S: 14 H: 1 LOB: 1 BB: 0 P: 23	R: 0 E: 0 K: 1 S: 9 H: 1 LOB: 1 BB: 1 P: 17	R: 2 E: 0 K: 0 S: 15 H: 3 LOB: 2 BB: 1 P: 24	R: 0 E: 0 K: 0 S: 7 H: 0 LOB: 0 BB: 0 P: 10	R: 0 E: 0 K: 1 S: 12 H: 0 LOB: 1 BB: 1 P: 17	R: 1 E: 0 K: 0 S: 11 H: 0 LOB: 0 BB: 1 P: 23	R: 0 E: 0 K: 1 S: 7 H: 0 LOB: 0 BB: 0 P: 12	1B: 8 2B: 0 3B: 0 HR: 0	SF: 0 SAC: 0 DP: 2 HBP: 0			WP: 1 PB: 1 SB: 0 CS: 0	PA: 37		

livebaseballscorecards.com

	AB
R	3
H	8
RBI	3
BB	4
SO	6
LOB	18

PITCHER		IP	WLS	BF	H	R	ER	SO	BB	IBB	HBP	BLK	WP	HR	S	P	ERA	WHIP
37 Henderson Alvarez III, R ERA: 2.82	(1, 1)	6.0	W	26	8	2	2	4	2	0	0	0	0	0	64	98	3.00	1.667
40 Mike Dunn, L ERA: 3.25	(7, 1)	0.2	H	3	0	0	0	0	1	0	0	0	0	0	9	14	0.00	1.500
44 AJ Ramos, R ERA: 2.24	(7, 1)	0.1	H	1	0	0	0	1	0	0	0	0	0	0	3	3	0.00	0.000
41 Chris Hatcher, R ERA: 3.27	(8, 1)	1.0	H	4	0	1	1	0	1	0	0	0	1	0	11	23	9.00	1.000
31 Steve Cishek, R ERA: 3.27	(9, 1)	1.0	S	3	0	0	0	1	0	0	0	0	0	0	7	12	0.00	0.000

PITCHER	IP	WLS	BF	H	R	ER	SO	BB	IBB	HBP	BLK	WP	HR	S	P	ERA	WHIP

Batter	1	2	3	4	5	6	7	8	9	AB	R	H	RBI	BB	SO	LOB
22 Eric Young Jr., S (1, 7) OBP: 0.307, SLG: 0.316	B SI 88 B SI 88 F FF 90 F FF 91 X FF 92 2-2 ① P5		B CU 76 X SI 92 1-0 ③ G1-6-3			C FF 89 T SL 82 B SL 84 X FF 92 1-2 ① G6-3		C FF 92 X FF 91 0-1 ② G4-3	B FF 92 X SI 91 1-0 1-2 2-H 3-H 1B	5	0	1	2	0	0	1
28 Daniel Murphy, L (1, 5) OBP: 0.341, SLG: 0.416	X SI 92 0-0 7 G5-4-3 1B			B CU 73 C CH 82 X CU 75 1-1 7 G6-4-3 1B		F FF 91 S SL 83 X SL 82 0-2 21 HR 2B		B FF 92 B SL 85 B FF 92 C FF 92 C FF 92 F SL 87 F FF 93 F FF 93 F CH 85 3-2 X CH 84 1B	B FF 92 B FF 92 F SI 93 B SI 92 X SI 92 3-1 ③ L4	5	1	4	0	0	0	2
7 Travis d'Arnaud, R (1, 2) OBP: 0.304, SLG: 0.410	B SI 91 C SI 91 1 SAFE X SI 90 1-1 ②③ G5-4-3 1-2f			F SL 80 X SI 91 0-1 ①② G6-4-3 1-2f		S SL 82 B SI 91 X SL 83 1-1 ② P6		B FF 90 X CH 83 1-0 ③ G4-3		4	0	0	0	0	0	4
21 Lucas Duda, L (1, 3) OBP: 0.353, SLG: 0.478		F SI 90 B CU 73 C SI 89 S SL 81 1-3 ① K		C SI 89 C SL 82 S SL 81 0-3 ③ K		B CU 77 X SI 84 1-0 2-H HR			C FF 96 C SL 82 B FF 94 F SL 82 S SL 84 1-3 ① K	4	1	1	2	0	3	0
4 Wilmer Flores, R (1, 6) OBP: 0.279, SLG: 0.382		C SI 90 B SL 82 X SL 80 1-1 ② P5			C SL 81 F FF 91 X FF 90 0-2 ① F8	B FF 93 B SL 83 B FF 92 C FF 91 F SI 90 X CU 75 3-2 ③ G5-3			X FF 96 0-0 6 BB 3 BB 2 BB 1B	4	1	1	0	0	0	0
3 Curtis Granderson, L (1, 9) OBP: 0.322, SLG: 0.376		B CU 73 B SI 89 B SI 89 X FF 92 3-0 ③ G3			B SI 90 C CH 82 B SL 80 X SI 90 2-1 6 1B 2B		B SI 88 B CH 82 B SI 89 C FF 92 S SL 81 S SL 83 3-3 ① K		C FF 95 B FF 96 S CH 86 B SL 83 F SL 82 B FF 96 D SL 84 4-2 1-2 2 BB 6 BB 22 1B BB	3	1	1	0	1	1	0
6 Matthew den Dekker, L (1, 8) OBP: 0.327, SLG: 0.282			C FF 90 F SI 90 C SL 83 0-3 ① K		X SI 90 0-0 2-3 1B		B CH 83 F FF 92 C SL 80 B SL 82 B SI 92 X SL 82 3-2 ② F8		B FF 95 B FF 94 B FF 93 B FF 92 4-0 1-2 2-3 2 BB 22 1B BB	3	1	1	0	1	1	0
2 Dilson Herrera, R (1, 4) OBP: 0.286, SLG: 0.339			B SI 91 B FF 94 X FF 92 2-0 1B		B SI 90 1 SAFE B SI 90 S SL 85 1 SAFE X SL 83 2-1 ② P4		C SI 92 B SL 84 S CH 83 X SL 80 1-2 ③ F9		B SL 84 F FF 96 B SL 83 S FF 95 F FF 95 D SL 84 F FF 96 B FF 96 4-2 1-2 2-3 3-H 22 1B BB	3	0	1	1	1	0	2
45 Zack Wheeler, L (1, 1) OBP: 0.100, SLG: 0.102 52 Carlos Torres, R (7, 1) 29 Eric Campbell, R (8, PH) OBP: 0.323, SLG: 0.372 27 Jeurys Familia, R (8, 1) OBP: 0.667, SLG: 0.667 53 Bobby Abreu, L (9, PH) OBP: 0.336, SLG: 0.341 20 Anthony Recker, R (9, PH) OBP: 0.235, SLG: 0.379 44 Buddy Carlyle, L (9, 1) OBP: 1.000, SLG: 1.000			B SI 92 C FF 92 L SI 91 L FF 92 1-3 ② K		S SI 92 1 SAFE S SL 84 F SL 83 1 SAFE S SL 83 0-3 ③ K			C FF 91 B FF 92 F CH 86 B FF 93 X SL 85 2-2 ① G3	T FF 92 F FF 93 C FF 92 0-3 ② K	2 0 1 0 0 0 1	0 0 0 0 0 0 0	0 0 0 0 0 0 0	0 0 0 0 0 0 0	2 0 0 0 0 0 1	3 0 0 0 0 0 3	0 0 0 0 0 0 0
Inning Stats	R: 0 E: 0 K: 0 S: 6 H: 1 LOB: 0 BB: 0 P: 9	R: 0 E: 0 K: 1 S: 6 H: 0 LOB: 0 BB: 0 P: 11	R: 0 E: 0 K: 2 S: 8 H: 1 LOB: 1 BB: 0 P: 12	R: 0 E: 0 K: 1 S: 7 H: 1 LOB: 0 BB: 0 P: 8	R: 0 E: 0 K: 1 S: 12 H: 2 LOB: 2 BB: 0 P: 16	R: 2 E: 0 K: 0 S: 12 H: 2 LOB: 0 BB: 0 P: 18	R: 0 E: 0 K: 1 S: 9 H: 0 LOB: 0 BB: 0 P: 16	R: 0 E: 0 K: 0 S: 13 H: 1 LOB: 1 BB: 0 P: 19	R: 3 E: 0 K: 2 S: 18 H: 2 LOB: 2 BB: 3 P: 35	1B: 7 2B: 2 3B: 0 HR: 1 SF: 0 SAC: 0 DP: 2 HBP: 0						

PITCHER		IP	WLS	BF	H	R	ER	SO	BB	IBB	HBP	BLK	WP	HR	S	P	ERA	WHIP
49 Julio Teheran, R ERA: 2.88	(1, 1)	7.0	L	26	7	2	2	6	0	0	0	0	0	1	60	90	2.57	1.000
61 Chasen Shreve, L ERA: 0.96	(8, 1)	1.0		4	1	0	0	0	0	0	0	0	0	0	13	19	0.00	1.000
52 Jordan Walden, R ERA: 2.83	(9, 1)	0.1		5	1	3	3	1	3	0	0	0	0	0	12	25	81.00	12.000
43 Luis Avilán, L ERA: 4.23	(9, 1)	0.2		3	1	0	0	1	0	0	0	0	0	0	6	10	0.00	1.500

PITCHER	IP	WLS	BF	H	R	ER	SO	BB	IBB	HBP	BLK	WP	HR	S	P	ERA	WHIP

TOP

New York Mets @ Atlanta Braves

Turner Field, Atlanta, GA

Fri Sep 19 2014, 7:39 PM - 10:40 PM EDT

Att. 35,693 - Partly Cloudy - 77 F

livebaseballscorecards.com

AB	35
R	5
H	10
RBI	5
BB	3
SO	8
LOB	15

New York Mets @ Atlanta Braves

Turner Field, Atlanta, GA

Fri Sep 19 2014, 7:39 PM - 10:40 PM EDT

Att. 35,693 - Partly Cloudy - 77 F

livebaseballscorecards.com

BOTTOM

Batter	1	2	3	4	5	6	7	8	9	AB	R	H	RBI	BB	SO	LOB
15 Phil Gosselin, R (1, 5) OBP: 0.330, SLG: 0.366	C FF 96 B FF 97 B FF 97 C FF 96 F FF 95 X FF 96 3-2 G6-3 ①		C FC 91 C FF 95 C FF 95 0-3 K ①		B FC 87 X FC 89 1-0 P6 ②		B FC 89 X FC 89 1-0 B2 ③			4	0	0	0	0	1	0
19 Andrelton Simmons, R (1, 6) OBP: 0.289, SLG: 0.339	B FF 96 X FF 97 1-0 5 BB 1B		B FF 96 B CH 89 X FF 96 2-0 8 1B		B SI 93 B CH 87 X FF 95 2-0 2B			B SI 94 C SI 95 B SL 85 F SI 96 F SL 87 X FF 95 2-2 G6-3 ①		4	0	3	0	0	0	0
5 Freddie Freeman, L (1, 3) OBP: 0.387, SLG: 0.469	F FF 97 B CH 88 B FF 98 B FF 97 D CU 80 4-1 1-2 BB		S FF 96 1 SAFE B FF 96 S FF 94 F FC 90 1 SAFE 1 SAFE F CH 89 F FF 97 1-3 S CU 82 K ②		D CH 87 B FC 90 F FF 96 B FC 88 B CH 87 4-1 BB			S SL 87 S SI 97 F SL 87 T FF 97 0-2 K ②		2	0	0	0	2	2	1
8 Justin Upton, R (1, 7) OBP: 0.347, SLG: 0.493	D FC 91 B FF 96 C SI 96 F FF 96 B SI 95 T FF 97 3-2 K ②		B FC 89 X CU 80 1-0 1-2 1B		F SI 93 F SI 95 S CU 80 0-3 K ③			C SL 86 F FF 96 B FF 97 S SL 86 1-3 K ③		4	0	1	0	0	3	4
25 Christian Bethancourt, R (1, 2) OBP: 0.272, SLG: 0.258	F FF 97 X FC 91 0-1 G4-3 ③		S FF 96 S FF 96 B FF 94 F FF 95 B CU 80 B SI 95 F CU 81 X FC 88 3-2 F8 ③			B SI 94 C FF 93 B SI 91 S FC 89 X CU 80 2-2 G1-3 ①			B FF 89 F FF 88 B FF 91 X FF 89 2-1 F7 ①	4	0	0	0	0	0	4
4 Ryan Doumit, S (1, 9) OBP: 0.239, SLG: 0.327		B FF 94 F FF 95 S FF 95 F FF 96 B CU 78 S FF 96 2-3 K ①		B FC 91 S FC 90 F FF 94 S CU 78 1-3 K ①		C FC 90 S FC 88 X FF 94 0-2 P6 ②			C FF 90 X FF 91 0-1 F9 ②	4	0	0	0	0	2	0
7 Tommy La Stella, L (1, 4) OBP: 0.330, SLG: 0.319		B FF 95 B CH 89 F FF 96 F FF 95 B FF 95 F SI 95 F FF 97 F FC 91 X FF 95 3-2 F7 ②		C CU 77 B FF 93 B CH 89 C FF 94 B FC 87 X FF 94 3-2 F7 ②		B CU 78 C CU 78 B FC 90 B CU 79 X FF 94 3-1 F7 ③			B SI 90 B SI 89 C SI 88 B SI 89 X SI 88 3-1 G1-3 ③	4	0	0	0	0	0	0
2 B.J. Upton, R (1, 8) OBP: 0.282, SLG: 0.329		F FF 94 X FF 96 0-1 1B		C SI 94 X CU 80 0-1 F9 ③			X FF 91 0-0 P3 ①			3	0	1	0	0	0	0
49 Julio Teheran, R (1, 1) OBP: 0.106, SLG: 0.094 1 Emilio Bonifácio, S (7, PH) OBP: 0.307, SLG: 0.350 61 Chasen Shreve, L (8, 1) 52 Jordan Walden, R (9, 1) 43 Luis Avilán, L (9, 1)		1 SAFE X SI 95 0-0 G5-3 ③			B SI 92 C FF 94 F FC 89 S FF 94 1-3 K ①		C FF 92 B FC 90 M FC 90 F CU 80 B CU 82 X FC 92 2-2 G3-1 ②			2 1 0 0 0	0 0 0 0 0	0 0 0 0 0	0 0 0 0 0	1 0 0 0 0	1 0 0 0 0	1 0 0 0 0
Inning Stats	R: 0 E: 0 K: 1 S: 11 H: 1 LOB: 2 BB: 1 P: 22	R: 0 E: 0 K: 1 S: 13 H: 1 LOB: 1 BB: 0 P: 18	R: 0 E: 0 K: 2 S: 16 H: 2 LOB: 2 BB: 0 P: 23	R: 0 E: 0 K: 1 S: 8 H: 0 LOB: 0 BB: 0 P: 12	R: 0 E: 0 K: 2 S: 9 H: 1 LOB: 2 BB: 1 P: 17	R: 0 E: 0 K: 0 S: 8 H: 0 LOB: 0 BB: 0 P: 13	R: 0 E: 0 K: 0 S: 6 H: 0 LOB: 0 BB: 0 P: 9	R: 0 E: 0 K: 2 S: 11 H: 0 LOB: 0 BB: 0 P: 14	R: 0 E: 0 K: 0 S: 6 H: 0 LOB: 0 BB: 0 P: 11	1B: 4 2B: 1 3B: 0 HR: 0 SF: 0 SAC: 0 DP: 0 HBP: 0						

	AB	32
	R	0
	H	5
	RBI	0
	BB	2
	SO	9
	LOB	10

WP: 0 PA: 34
PB: 0
SB: 0
CS: 0

PITCHER		IP	WLS	BF	H	R	ER	SO	BB	IBB	HBP	BLK	WP	HR	S	P	ERA	WHIP
45 Zack Wheeler, R ERA: 3.49	(1, 1)	6.0	W	25	5	0	0	7	2	0	0	0	0	0	65	105	0.00	1.167
52 Carlos Torres, R ERA: 3.04	(7, 1)	1.0	H	3	0	0	0	0	0	0	0	0	0	0	6	9	0.00	0.000
27 Jeurys Familia, R ERA: 2.3	(8, 1)	1.0	H	3	0	0	0	2	0	0	0	0	0	0	11	14	0.00	0.000
44 Buddy Carlyle, R ERA: 1.65	(9, 1)	1.0		3	0	0	0	0	0	0	0	0	0	0	6	11	0.00	0.000

PITCHER	IP	WLS	BF	H	R	ER	SO	BB	IBB	HBP	BLK	WP	HR	S	P	ERA	WHIP

New York Mets @ Atlanta Braves

Turner Field, Atlanta, GA

Sat Sep 20 2014, 7:13 PM - 10:03 PM EDT
Att. 33,794 - Clear - 80 F

TOP

Batter	1	2	3	4	5	6	7	8	9	AB R H RBI BB SO LOB
22 Eric Young Jr., S (1, 7) OBP: 0.305, SLG: 0.311	B FF 90, C FF 90, C SI 89, B KC 81, B SI 88, B SI 89 4-2 7 F7 28 HBP 21 SF8 BB	X FF 91 0-0 ② F8		C FF 89, F CU 80, X FF 89 0-2 ② L6		F CH 81, B CU 74, X FF 88 1-1 ② F9			B FF 90, X FF 91 1-0 ① F7	4 1 0 0 1 0 3
28 Daniel Murphy, L (1, 5) OBP: 0.342, SLG: 0.414	C FF 91, H SI 88 1-1 7 F7 1-2 HBP	C FF 90, S FF 91, B CU 79, B FF 90, B CH 80, B CH 81 4-2 7 FC6-4 1-2 BB		B CH 80, C FF 88, B SI 88, B CH 80, X SI 88 3-1 ③ P6		B FF 89, X FF 88 1-0 ③ F9			C FF 91, C FF 92, F FF 93, B SL 86, X SL 84 1-2 ② G6-3	3 0 0 0 1 0 2
7 Travis d'Arnaud, R (1, 2) OBP: 0.303, SLG: 0.412	C SI 89, B FF 90, B FF 90, B SI 88, X SI 90 3-1 ① F7 1-2 2-3	B FF 91, X CU 81 1-0 ③ FC6-4 1-2f			C FF 96, S FF 96, B FF 98, F CH 85, F FF 95, B CH 88, X FF 96 2-2 3B		B CU 72, B CH 80, F FF 88, F CH 80, S FF 87 2-3 ① K		X CH 83 0-0 E5 21 BB	5 0 1 0 0 1 4
21 Lucas Duda, L (1, 3) OBP: 0.352, SLG: 0.475	D KC 81, B KC 80, B FF 91, C FF 90, F FF 91, X FF 92 3-2 ② SF8 3-H		B FF 89, B SI 89, C SI 88, C SI 89, X CU 80 2-2 ① P6		C FF 97, C FF 95, D CH 88, S CH 88 1-3 ① K		B CU 73, C CU 72, B FF 88, X FC 85 2-1 ② F7		B FF 91, F FF 91, B FF 92, B SL 85, S SL 86, B FF 92 4-2 4 FC6-4 1-2 BB	3 0 0 1 1 1 1
4 Wilmer Flores, R (1, 6) (6, 4) OBP: 0.278, SLG: 0.378	X SI 88 0-0 ③ F9		C FF 90, F FF 88, F FF 90, B CU 81, X CU 80 1-2 3 G4-3 1B		B FF 96, S FF 95, X FF 96 1-1 ② G6-3		C SI 88, B FF 88, F FF 86, X FF 86 1-2 ③ G6-3		F FF 91, F FF 92, D SL 85, X FF 92 1-2 ③ FC6-4 1-2f	5 0 1 0 0 0 4
3 Curtis Granderson, L (1, 8) OBP: 0.323, SLG: 0.384		B SI 91, B CH 82, B FF 91, C FF 91, X FF 91 3-1 29 1B 2B	S CH 80, X FF 89 0-1 ② G4-3 1-2		C FF 94, B FF 93, X FF 96 1-1 ③ F8			C SL 85, B FF 96, X FF 95 1-1 HR		4 1 2 1 0 0 2
29 Eric Campbell, R (1, 9) OBP: 0.327, SLG: 0.372		B FF 91, S FF 92, X FF 92 1-1 ① 2 S 2 HR 2-H 1B	B FF 89, F SI 89, B SI 88, B SI 90, B SI 90 4-1 BB			C FF 88, B FF 86, B FC 85, F CH 80, F FF 87, X FF 90 2-2 ① G5-3		X FF 96 0-0 ① L4		3 1 1 0 1 0 0
2 Dilson Herrera, R (1, 4) OBP: 0.303, SLG: 0.407 11 Rubén Tejada, R (6, PR) (6, 6) OBP: 0.335, SLG: 0.285		D FF 92, C CU 81, B CU 81, 1 SAFE, F SI 91, B CH 80, F SI 91, X SI 91 3-2 1-H HR	X CH 79 0-0 ③ G6-3			S CH 80, C CU 75, F FF 89, B CU 74, X CH 81 1-2 49 BB 1B		F FF 94, B FF 96, F FF 95, X FF 96 1-2 ② G5-3		3 1 2 2 0 0 2 1 0 0 0 0 0 0
49 Jonathon Niese, L (1, 1) OBP: 0.169, SLG: 0.094 66 Josh Edgin, R (8, 1) 52 Carlos Torres, R (8, 1) 58 Jenrry Mejia, R (9, 1)		C FF 91, C CH 82, B FF 91, B FF 92, X SI 91 2-2 28 BB 1B		F FF 89, F FF 89, B CH 80, S CH 80 1-3 ① K		B FF 88, B FF 87, B FF 87, C FF 87, B FF 87 4-1 1-2 BB		C FF 95, B FF 96, C FF 96, S FF 96 1-3 ③ K		3 0 1 0 1 2 0 0 0 0 0 0 0 0 0 0 0 0 0 0 0 0 0 0 0 0 0 0
Inning Stats	R: 1 H: 0 E: 0 LOB: 1 K: 0 BB: 1 S: 9 P: 20	R: 2 H: 4 E: 0 LOB: 2 K: 0 BB: 1 S: 15 P: 29	R: 0 H: 1 E: 0 LOB: 2 K: 0 BB: 1 S: 11 P: 18	R: 0 H: 0 E: 0 LOB: 0 K: 1 BB: 0 S: 8 P: 12	R: 0 H: 1 E: 0 LOB: 1 K: 1 BB: 0 S: 12 P: 17	R: 0 H: 1 E: 0 LOB: 2 K: 0 BB: 1 S: 12 P: 21	R: 0 H: 0 E: 0 LOB: 0 K: 1 BB: 0 S: 8 P: 13	R: 1 H: 1 E: 0 LOB: 0 K: 1 BB: 0 S: 9 P: 12	R: 0 H: 0 E: 1 LOB: 2 K: 0 BB: 1 S: 11 P: 18	1B: 4 SF: 1 2B: 1 SAC: 0 3B: 1 DP: 0 HR: 2 HBP: 1

livebaseballscorecards.com

AB	34
R	4
H	8
RBI	4
BB	5
SO	4
LOB	18

WP: 0 PA: 41
PB: 0
SB: 1
CS: 0

PITCHER		IP	WLS	BF	H	R	ER	SO	BB	IBB	HBP	BLK	WP	HR	S	P	ERA	WHIP
36 Mike Minor, L ERA: 4.77	(1, 1)	1.0	L	5	0	1	1	0	1	0	1	0	0	0	9	20	9.00	1.000
57 David Hale, R ERA: 3.27	(2, 1)	3.0		15	5	2	2	1	2	0	0	0	0	1	34	59	6.00	2.333
58 Juan Jaime, R ERA: 5.73	(5, 1)	1.0		4	1	0	0	1	0	0	0	0	0	0	12	17	0.00	1.000
51 James Russell, L ERA: 3.33	(6, 1)	2.0		8	1	0	0	1	1	0	0	0	0	0	20	34	0.00	1.000
48 David Carpenter, R ERA: 3.59	(8, 1)	1.0		4	1	1	1	1	0	0	0	0	0	1	9	12	9.00	1.000

PITCHER		IP	WLS	BF	H	R	ER	SO	BB	IBB	HBP	BLK	WP	HR	S	P	ERA	WHIP
61 Chasen Shreve, L ERA: 0.87	(9, 1)	1.0		5	0	0	0	0	1	0	0	0	0	0	11	18	0.00	1.000

New York Mets @ Atlanta Braves

Turner Field, Atlanta, GA

Sat Sep 20 2014, 7:13 PM - 10:03 PM EDT

Att. 33,794 - Clear - 80 F

livebaseballscorecards.com

BOTTOM

Batter	1	2	3	4	5	6	7	8	9	AB	R	H	RBI	BB	SO	LOB
1 Emilio Bonifácio, S (1, 9) OBP: 0.312, SLG: 0.355	B FF 86 B SI 88 B FF 88 C FF 88 B SI 87 4-1 15 S BB		B CU 74 C CU 73 S SI 88 B SI 90 B FF 89 X FF 90 3-2 15 S 2B		C FC 86 F SI 87 X FF 89 0-2 ③ L9			C SI 88 B FC 87 S CH 82 X SI 88 1-2 15 1B 5 1B 1-2 1B		3	1	2	0	1	0	1
15 Phil Gosselin, R (1, 4) OBP: 0.327, SLG: 0.362	C CU 72 B CU 74 B CH 83 C FF 87 C CU 75 2-3 ① K 1-2		S CU 74 S CU 76 D CU 76 F CH 82 B FF 90 S CU 76 2-3 ② K 2-3			C CH 80 B CH 80 X CH 81 1-1 ① G6-3		B CU 74 C CU 74 X CH 82 1-1 8 G6-3 5 1B 1-2 2-3 1B		4	0	1	0	0	2	2
5 Freddie Freeman, L (1, 3) OBP: 0.386, SLG: 0.467	F SI 90 F FF 90 X SI 90 0-2 ② G6-3		B FF 88 F FC 88 X FF 89 1-1 ③ G4-3			X CH 80 0-0 ② F9		S SL 86 D SL 85 C SL 87 X CU 76 1-2 8 G6-3 1-2 2-H 3-H 1B		4	0	1	2	0	0	2
8 Justin Upton, R (1, 7) OBP: 0.345, SLG: 0.490	B FF 90 B SI 90 T FF 90 X SI 90 2-1 ③ L4			S CH 80 B FF 89 B SI 88 B SI 90 X SI 89 3-1 ① L7		C SI 87 B CU 72 F CU 74 B CH 82 T FF 87 2-2 ③ K		C FF 92 F FC 91 X FC 90 0-2 ② G6-3 1-2 2-3		4	0	0	0	0	1	3
23 Chris Johnson, R (1, 5) OBP: 0.293, SLG: 0.356		C SI 86 B CH 82 X CH 81 1-1 ① F8		X CH 82 0-0 19 G5-4-3 1B			B SI 87 F FF 87 X SI 87 1-1 ① F9	S FF 92 X FC 92 0-1 ③ G3		4	0	1	0	0	0	2
19 Andrelton Simmons, R (1, 6) OBP: 0.289, SLG: 0.338		F SI 88 X CU 73 0-1 1B		C SI 88 S FF 88 X SI 89 0-2 ②③ G5-4-3 1-2f			X FC 86 0-0 ② F7		B FF 93 C FF 94 F CH 89 X FF 93 1-2 ① G4-3	4	0	1	0	0	0	1
11 Gerald Laird, R (1, 2) OBP: 0.279, SLG: 0.260 14 Ramiro Pena, S (9, PH) OBP: 0.303, SLG: 0.331 13 Jose Constanza, L (9, PR)		X FF 87 0-0 ② F9			C CU 71 F CU 73 S FF 88 0-3 ① K		B SI 87 C SI 87 X CU 73 1-1 ③ F7		C SL 86 F CU 81 B CH 90 B FF 94 F SL 85 F SL 86 B FC 94 X FF 93 3-2 1B	3 1 0	0 0 0	0 1 0	0 0 0	0 0 0	1 0 0	1 0 0
2 B.J. Upton, R (1, 8) OBP: 0.282, SLG: 0.329		F SI 89 B FF 88 X CH 83 1-1 ③ G1-3			X SI 88 0-0 24 G5-3 1B			F FF 88 B FF 87 S FF 88 B FF 87 B FC 86 F FF 88 F FF 89 X FF 88 3-2 ① L7	F FF 94 X FF 93 0-1 ② F9	4	0	1	0	0	0	2
36 Mike Minor, R (1, 1) 57 David Hale, R (2, 1) 58 Juan Jaime, R (5, 1) 24 Evan Gattis, R (3, PH) 51 James Russell, L (4, 1) 48 David Carpenter, R (4, 1) 17 Joey Terdoslavich, S (4, PH) 61 Chasen Shreve, L (5, 1) 4 Ryan Doumit, S (5, PH)			B FC 86 F FF 86 C FF 86 B FF 87 S SI 89 2-3 ① K		X CU 72 0-0 ② G5-3 1-2			X CU 73 0-0 15 1B 1 1B 5 1B 1B	C SL 85 X SI 93 0-1 ③ G3-4-3	0 1 0 1 0 0 1 0 1	0 0 0 0 0 0 1 0 0	0 0 0 0 0 0 0 0 0	0 0 0 0 0 0 0 0 0	0 1 0 0 0 0 0 0 0	0 0 0 0 1 0 0 0 0	0 0 0 1 0 0 0 0 0
Inning Stats	R: 0 E: 0 K: 1 S: 9 H: 0 LOB: 1 BB: 1 P: 17	R: 0 E: 0 K: 0 S: 7 H: 1 LOB: 1 BB: 0 P: 9	R: 0 E: 0 K: 2 S: 12 H: 1 LOB: 1 BB: 0 P: 20	R: 0 E: 0 K: 0 S: 6 H: 1 LOB: 0 BB: 0 P: 9	R: 0 E: 0 K: 1 S: 8 H: 1 LOB: 1 BB: 0 P: 8	R: 0 E: 0 K: 1 S: 6 H: 0 LOB: 0 BB: 0 P: 9	R: 0 E: 0 K: 0 S: 5 H: 0 LOB: 0 BB: 0 P: 7	R: 2 E: 0 K: 0 S: 19 H: 4 LOB: 2 BB: 0 P: 25	R: 0 E: 0 K: 0 S: 12 H: 1 LOB: 1 BB: 0 P: 16	1B: 8 2B: 1 3B: 0 HR: 0 SF: 0 SAC: 0 DP: 1 HBP: 0					WP: 0 PB: 0 SB: 2 CS: 0	PA: 36

PITCHER		IP	WLS	BF	H	R	ER	SO	BB	IBB	HBP	BLK	WP	HR	S	P	ERA	WHIP
49 Jonathon Niese, L ERA: 3.5	(1, 1)	7.1	W	29	7	2	2	5	1	0	0	0	0	0	64	95	2.46	1.091
66 Josh Edgin, L ERA: 1.35	(8, 1)	0.0		1	1	0	0	0	0	0	0	0	0	0	3	4	∞	∞
52 Carlos Torres, R ERA: 3.02	(8, 1)	0.2	H	2	0	0	0	0	0	0	0	0	0	0	5	5	0.00	0.000
58 Jenrry Mejia, R ERA: 3.77	(9, 1)	1.0	S	4	1	0	0	0	0	0	0	0	0	0	12	16	0.00	1.000

PITCHER	IP	WLS	BF	H	R	ER	SO	BB	IBB	HBP	BLK	WP	HR	S	P	ERA	WHIP

Batter	1	2	3	4	5	6	7	8	9	AB	R	H	RBI	BB	SO	LOB
6 Matthew den Dekker, L (1, 7) OBP: 0.329, SLG: 0.289	C FF 92 X FF 93 0-1 4 F9 28 G4-3 2B		B FF 92 X FF 89 1-0 ① F7		C FF 91 B SL 83 C CH 83 B SL 83 B FF 93 B FF 92 4-2 21 1B BB	B SI 93 C SI 90 B SI 92 T SI 93 B SI 94 T CH 85 3-2 ② K		X SI 91 0-0 ② FC5-4 4 E 1-2f 2-3		4	1	1	0	1	1	4
4 Wilmer Flores, R (1, 4) OBP: 0.272, SLG: 0.370	F FF 90 S SL 84 D SL 84 X SL 85 1-2 ① F9 2-3		B SL 82 B FF 92 C FF 93 X FF 93 2-1 ② G6-3		B FF 93 C FF 91 1 SAFE B FF 90 1 SAFE X FF 91 2-1 ① P4	X FF 94 0-0 ③ P3		B SI 91 1 SAFE 1 SAFE F SI 90 B SI 91 F SI 90 X SL 78 2-2 ③ F8 1-2 3-H		5	0	0	0	0	0	5
28 Daniel Murphy, L (1, 5) OBP: 0.339, SLG: 0.410	X FF 94 0-0 ② G4-3 3-H		C FF 93 X CH 86 0-1 ③ F8		B SI 90 B SI 89 X FF 91 2-0 ② L6		F FF 94 B CH 80 T FF 93 B CU 75 X FF 94 2-2 ① L7		B SI 88 X SI 88 1-0 ① P6	5	0	0	1	0	0	1
21 Lucas Duda, L (1, 3) OBP: 0.354, SLG: 0.479	B FF 94 S CH 84 S SL 83 S SL 84 1-3 ③ K			C FF 93 B SL 84 B CH 85 X FF 94 2-1 ① F8	C FF 92 D CH 86 S CH 86 D SL 84 X CH 84 2-2 1-3 1B		C CU 74 B SI 93 X SI 92 1-1 2B		C SI 89 B CH 81 B CH 82 B SI 89 X SI 88 3-1 3 1B 9 2B 1B	5	1	3	0	0	1	0
3 Curtis Granderson, L (1, 9) OBP: 0.326, SLG: 0.386		B FF 92 C FF 92 B CH 87 B FF 93 X FF 92 3-1 20 1B 11 SF8 1B	B FF 93 B SL 85 B FF 95 C FF 93 B SL 85 4-1 9 2B 20 PB BB	C FF 93 B SL 84 C FF 86 D SL 83 B SL 84 F SI 94 C CH 87 2-3 ③ K		B FF 94 C FF 93 2 SAFE B CU 75 F SI 93 D CU 74 B FF 94 4-2 9 G3-6-3 BB		B SI 91 B SI 89 X SI 88 2-0 9 2B 20 2B 1-2 1B	3	3	2	0	2	1	2
9 Kirk Nieuwenhuis, L (1, 8)		C FF 91 B SI 91 C CH 84 1 SAFE S SL 84 1-3 ① K	X FF 92 0-0 20 PB 20 SF8 1-3 2B		C FF 96 B CH 87 S FF 94 S CU 76 1-3 ① K	F SI 91 X SI 93 0-1 ②③ G3-6-3 1-2f			B SI 88 X SI 91 1-0 20 2B 1-3 2-H 2B	5	2	2	1	0	2	3
20 Anthony Recker, R (1, 2) OBP: 0.251, SLG: 0.396		C SL 84 B FF 90 B SL 84 B FF 92 X FF 92 3-1 11 SF8 1-3 1B	B FF 94 B SL 85 F FF 94 X FF 94 2-1 ② SF8 2-H 3-H		F FF 97 B FF 97 B FF 95 S FF 95 B FF 96 B FF 95 4-2 11 1B 48 SH BB		C SI 91 S SL 79 B SL 79 F SI 89 B SI 90 B SL 79 F SI 91 F SI 91 X SI 91 3-2 6 FC5-4 53 1B 4 E 1B	B SI 90 F SI 88 X SL 77 1-1 11 G6-3 2-H 3-H 2B	3	2	3	3	1	0	0
11 Rubén Tejada, R (1, 6) OBP: 0.336, SLG: 0.297		S FF 90 X FF 91 0-1 ② SF8 1-2 3-H	X FF 92 0-0 HR		B FF 95 F FF 95 X FF 94 1-1 48 SH 1-3 1B			X SI 90 0-0 ① F9	X SI 88 0-0 ② G6-3 2-3	4	1	2	2	0	0	2
48 Jacob deGrom, L (1, 1) OBP: 0.224, SLG: 0.261 44 Buddy Carlyle, L (7, 1) OBP: 1.000, SLG: 1.000 53 Bobby Abreu, L (8, PH) OBP: 0.340, SLG: 0.346 16 Daisuke Matsuzaka, R (8, 1) OBP: 0.250, SLG: 0.182 36 Juan Centeno, L (9, PH) OBP: 0.320, SLG: 0.261 62 Erik Goeddel, R (9, 1)		F FF 93 C FF 94 D SL 82 F SL 82 S FF 94 1-3 ③ K	F FF 93 X FF 96 0-1 ③ G4-3		C FF 95 1 SAFE 1 SAFE X FF 95 0-1 SH 1-2 3-H			C SI 91 X SI 91 0-1 6 FC5-4 1-2 1B	C CH 82 F CH 82 B SI 89 B SL 77 X CH 81 2-2 ③ G1-3	2 0 1 0 1	0 0 0 0 0	0 0 1 0 0	1 0 0 0 0	0 0 0 0 0	1 0 0 0 1	1 0 0 0 0
Inning Stats	R: 1 E: 0 K: 1 S: 9 H: 1 LOB: 0 BB: 0 P: 11	R: 1 E: 0 K: 2 S: 13 H: 2 LOB: 1 BB: 0 P: 21	R: 0 E: 0 K: 0 S: 5 H: 0 LOB: 0 BB: 0 P: 8	R: 3 E: 0 K: 0 S: 9 H: 2 LOB: 0 BB: 1 P: 17	R: 0 E: 0 K: 1 S: 12 H: 1 LOB: 2 BB: 1 P: 24	R: 1 E: 1 K: 2 S: 13 H: 1 LOB: 1 BB: 1 P: 22	R: 0 E: 0 K: 0 S: 9 H: 1 LOB: 1 BB: 1 P: 16	R: 1 E: 1 K: 0 S: 13 H: 2 LOB: 1 BB: 0 P: 18	R: 3 E: 0 K: 0 S: 11 H: 4 LOB: 1 BB: 0 P: 21	1B: 8 2B: 5 3B: 0 HR: 1	SF: 2 SAC: 1 DP: 1 HBP: 0					

PITCHER		IP	WLS	BF	H	R	ER	SO	BB	IBB	HBP	BLK	WP	HR	S	P	ERA	WHIP
30 Ervin Santana, R ERA: 3.88	(1, 1)	5.0	L	23	6	5	5	4	2	0	0	0	0	1	48	81	9.00	1.600
58 Juan Jaime, R ERA: 6.35	(6, 1)	0.1		4	1	1	1	1	1	0	0	0	0	0	9	15	27.00	6.000
43 Luis Avilán, L ERA: 4.05	(6, 1)	1.2		6	1	0	0	1	1	0	0	0	0	0	13	23	0.00	1.200
50 Gus Schlosser, R ERA: 6.06	(8, 1)	2.0		12	6	4	3	0	0	0	0	0	0	0	24	39	13.50	3.000

PITCHER	IP	WLS	BF	H	R	ER	SO	BB	IBB	HBP	BLK	WP	HR	S	P	ERA	WHIP

TOP

New York Mets @ Atlanta Braves

Turner Field, Atlanta, GA

Sun Sep 21 2014, 1:37 PM - 4:42 PM EDT

Att. 35,354 - Sunny - 81 F

livebaseballscorecards.com

AB	38
R	10
H	14
RBI	8
BB	4
SO	6
LOB	19

New York Mets @ Atlanta Braves

Turner Field, Atlanta, GA

Sun Sep 21 2014, 1:37 PM - 4:42 PM EDT

Att. 35,354 - Sunny - 81 F

BOTTOM

Batter	1	2	3	4	5	6	7	8	9	AB	R	H	RBI	BB	SO	LOB
1 Emilio Bonifácio, S (1, 9) OBP: 0.311, SLG: 0.352	C FF 92 F FF 91 B SL 87 S CH 84 1-3 ① K			B FF 92 L FF 90 B FF 91 X CH 83 2-1 ① F7	B SL 88 B FF 92 B FF 91 B FF 91 4-0 1-2 2-3 3-H BB		C SI 91 F SL 88 F FF 91 F FF 92 B FF 92 F SL 87 F FF 92 B FF 92 X SL 87 2-2 ③ F8			3	0	0	1	1	1	1
15 Phil Gosselin, R (1, 4) OBP: 0.316, SLG: 0.349	C FF 92 F FF 94 S FF 92 0-3 ② K			C CU 82 C CU 83 F FF 93 S FF 94 0-3 ② K	C FF 92 T SL 88 S FF 93 0-3 ③ K			B FF 88 S FF 88 C FF 90 C SL 80 1-3 ① K		4	0	0	0	0	4	3
5 Freddie Freeman, L (1, 3) OBP: 0.385, SLG: 0.465	F FF 94 B FF 92 F FF 93 S SL 87 1-3 ③ K			X FF 93 0-0 ③ G3		S CH 84 B CH 82 F FF 92 F SL 86 B FF 93 F CH 83 B FF 94 B FF 92 4-2 23 1B BB		B FF 91 X FC 90 1-0 ② G4-3		3	0	0	0	1	1	0
8 Justin Upton, R (1, 7) OBP: 0.344, SLG: 0.488		T FF 93 B FF 91 B FF 92 B CU 78 F FF 93 S FF 94 3-3 ① K			B CU 79 X SL 86 1-0 23 1B 19 E 1B	C FF 91 X SI 92 0-1 ① F9		S CU 74 B FF 90 B SI 90 B FC 90 X FC 90 3-1 ③ F9		4	1	1	0	0	1	1
23 Chris Johnson, R (1, 5) OBP: 0.295, SLG: 0.357		B FF 94 B CU 81 T FF 93 B FF 94 F FF 93 X FF 95 3-2 ② L9			X FF 91 0-0 25 G3 19 E 1 BB 2-3 1B	B FF 92 S CH 86 F FF 91 B FF 95 X FF 93 2-2 19 G5-4-3 1-2 1B			B FF 92 X FF 93 1-0 ① F9	4	1	2	0	0	0	0
19 Andrelton Simmons, R (1, 6) OBP: 0.286, SLG: 0.335		C FF 93 F FF 93 B SL 90 F FF 93 F CH 82 B SL 88 F SL 89 C FF 93 2-3 ③ K			B SI 92 F CH 82 B FF 91 F FF 91 F FF 92 X FF 90 2-2 E6 1 BB 25 G3 1-2 3-H	B CH 80 C FF 92 B FF 92 X SL 88 2-1 ② ③ G5-4-3 1-2f			X FF 93 0-0 ② G6-3	4	0	0	1	0	1	3
25 Christian Bethancourt, R (1, 2) OBP: 0.260, SLG: 0.247			B FF 91 B FF 90 X FF 93 2-0 ① G5-3		S SL 88 F SI 91 X SL 89 0-2 ① G3 1-2 2-3		F SL 84 C FF 91 S FF 91 0-3 ① K		B FF 93 X FF 93 1-0 ③ F8	4	0	0	0	0	1	2
2 B.J. Upton, R (1, 8) OBP: 0.282, SLG: 0.327			S FF 92 B FF 93 C CU 81 S SL 88 1-3 ② K		S SL 87 B SL 89 B SL 88 B SL 88 B FF 92 4-1 1 BB BB		S FF 90 F FF 90 F FF 91 B FF 91 S FF 92 1-3 ② K			2	0	0	0	1	2	0
30 Ervin Santana, R (1, 1) OBP: 0.127, SLG: 0.098 17 Joey Terdoslavich, S (5, PH) OBP: 0.333, SLG: 0.500 58 Juan Jaime, R (6, 1) 43 Luis Avilán, L (6, 1) 14 Ramiro Pena, S (7, PH) OBP: 0.307, SLG: 0.343 50 Gus Schlosser, R (8, 1) OBP: 1.000, SLG: 1.000			S FF 92 B FF 92 B SL 86 C FF 92 F FF 92 S CU 79 2-3 ③ K		F CH 82 S FF 91 B SL 88 S FF 94 1-3 ② K		B SI 91 B SI 90 B SI 89 C SI 88 C SI 88 X FF 90 3-2 2B			1 1 0 0 1 0	0 0 0 0 0 0	0 0 0 0 1 0	0 0 0 0 0 0	1 0 0 0 0 0	0 1 0 0 0 0	0 3 0 0 0 0
Inning Stats	R: 0 E: 0 K: 3 S: 9 H: 0 LOB: 0 BB: 0 P: 11	R: 0 E: 0 K: 2 S: 12 H: 0 LOB: 0 BB: 0 P: 20	R: 0 E: 0 K: 2 S: 8 H: 0 LOB: 0 BB: 0 P: 13	R: 0 E: 0 K: 1 S: 7 H: 0 LOB: 0 BB: 0 P: 9	R: 2 E: 2 K: 2 S: 16 H: 2 LOB: 3 BB: 2 P: 28	R: 0 E: 0 K: 0 S: 11 H: 1 LOB: 1 BB: 1 P: 19	R: 0 E: 0 K: 2 S: 17 H: 1 LOB: 1 BB: 0 P: 23	R: 0 E: 0 K: 1 S: 6 H: 0 LOB: 0 BB: 0 P: 11	R: 0 E: 0 K: 0 S: 3 H: 0 LOB: 0 BB: 0 P: 5	1B: 3 2B: 1 3B: 0 HR: 0 SF: 0 SAC: 0 DP: 1 HBP: 0			WP: 0 PB: 0 SB: 0 CS: 0 PA: 34			

livebaseballscorecards.com

	AB	R	H	RBI	BB	SO	LOB
	31	2	4	2	3	13	13

PITCHER		IP	WLS	BF	H	R	ER	SO	BB	IBB	HBP	BLK	WP	HR	S	P	ERA	WHIP
48 Jacob deGrom, R ERA: 2.69	(1, 1)	6.0	W	24	3	2	1	10	3	0	0	0	0	0	63	100	1.50	1.000
44 Buddy Carlyle, R ERA: 1.59	(7, 1)	1.0		4	1	0	0	2	0	0	0	0	0	0	17	23	0.00	1.000
16 Daisuke Matsuzaka, R ERA: 4.0	(8, 1)	1.0		3	0	0	0	1	0	0	0	0	0	0	6	11	0.00	0.000
62 Erik Goeddel, R ERA: 3.86	(9, 1)	1.0		3	0	0	0	0	0	0	0	0	0	0	3	5	0.00	0.000

PITCHER	IP	WLS	BF	H	R	ER	SO	BB	IBB	HBP	BLK	WP	HR	S	P	ERA	WHIP

New York Mets @ Washington Nationals

Nationals Park, Washington, DC

Tue Sep 23 2014, 7:06 PM - 10:03 PM EDT

Att. 30,714 - Partly Cloudy - 72 F

livebaseballscorecards.com

TOP

Batter	1	2	3	4	5	6	7	8	9	AB	R	H	RBI	BB	SO	LOB
6 Matthew den Dekker, L (1, 7) OBP: 0.329, SLG: 0.297	X SI 88 0-0 2B		C SI 90 B SI 91 B SI 91 X SI 91 2-1 ③ L8			C SI 88 C CH 80 B SI 91 B CU 77 X CH 81 2-2 ① G1-3	C SI 91 B CH 85 X CH 84 1-1 ③ P3			3	0	1	0	0	0	0
20 Anthony Recker, R (7, PH) OBP: 0.250, SLG: 0.394										1	0	0	0	0	0	3
52 Carlos Torres, R (7, 1)										0	0	0	0	0	0	0
66 Josh Edgin, R (8, 1)										0	0	0	0	0	0	0
16 Daisuke Matsuzaka, R (8, 1) OBP: 0.250, SLG: 0.182										0	0	0	0	0	0	0
28 Daniel Murphy, L (1, 5) OBP: 0.337, SLG: 0.407	X SI 90 0-0 ① F7			B SI 90 C CH 81 X CH 81 1-1 ① G3-1		F SI 90 F SI 91 X SI 91 0-2 ② L8		C FF 90 B CU 74 F FF 92 X FS 83 1-2 ① G4-3		4	0	0	0	0	0	1
7 Travis d'Arnaud, R (1, 2) OBP: 0.302, SLG: 0.416	C SI 91 F SL 84 B SI 92 C SI 92 1-3 ② K			X SI 91 0-0 ② G6-3		C SI 91 B CU 75 B CU 75 B SI 92 F SI 91 X SI 91 3-2 ③ G6-3		S CH 80 B FF 92 C CH 80 B FF 92 B FS 83 X CH 80 3-2 3B		4	0	1	0	0	1	1
21 Lucas Duda, L (1, 3) OBP: 0.351, SLG: 0.475	B SI 91 C SI 91 X SI 91 1-1 ③ P5			C SI 91 B CH 82 C SI 92 X SI 91 1-2 ③ F9			B CH 80 F SI 90 B CU 76 X SI 91 2-1 ① F8	C FF 93 S FF 92 X FF 92 0-2 ② L7		4	0	0	0	0	0	2
4 Wilmer Flores, R (1, 4) OBP: 0.276, SLG: 0.376		C SI 87 X SI 88 0-1 ① G6-3			C SI 89 S SL 83 F SI 91 X SI 91 0-2 9 2B 2B		B SI 90 B SI 91 X SI 90 2-0 3 2B 11 SF9 1B	F FF 92 F CH 80 S FS 84 0-3 ③ K		4	2	2	0	0	1	1
3 Curtis Granderson, L (1, 9) OBP: 0.326, SLG: 0.386 (7, 8)		C SI 88 B FF 88 S SI 88 X SI 90 1-2 ② F7			C SI 90 B SI 89 B SI 91 S SI 90 B SI 92 X SI 90 3-2 ① P6		C SI 89 X SI 89 0-1 53 BB 1-3 2B		S SI 91 B SL 81 B CH 85 B FF 92 F SI 92 C SL 81 3-3 ① K	4	0	1	0	0	1	1
9 Kirk Nieuwenhuis, L (1, 8) OBP: 0.347, SLG: 0.481 29 Eric Campbell, R (7, PH) OBP: 0.328, SLG: 0.370 (7, 7)		B SI 89 S SI 89 B SI 90 C SI 90 B SI 92 X SI 91 3-2 ③ L9			D CU 74 B CH 81 S CH 80 X SI 91 2-1 11 F9 2-H 2B		F FF 93 B FF 92 F FF 94 D SL 80 F FF 94 B SI 93 F SI 92 F FF 95 B FF 93 4-2 53 BB BB		C SI 91 C SL 81 F CH 87 F FF 92 B SL 83 F SI 93 F CH 87 F FF 93 S FF 93 1-3 ② K	2	0	1	1	0	0	0
										1	0	0	0	1	1	0
11 Rubén Tejada, R (1, 6) OBP: 0.335, SLG: 0.297			B FF 88 F SI 90 B SI 90 T SI 90 F SI 92 X SI 92 2-2 ① G5-3		S SL 84 B SI 91 C SI 90 B SL 85 X SL 84 2-2 ② F9 2-3		D SI 92 B SI 91 F SI 91 F SI 92 B FF 94 X SI 92 3-2 ② SF9 3-H		B FF 93 X SI 92 1-0 53 DI 1B	3	0	1	1	0	0	1
40 Bartolo Colon, R (1, 1) OBP: 0.033, SLG: 0.049 13 Josh Satin, R (7, PH) OBP: 0.268, SLG: 0.152 53 Bobby Abreu, L (7, PH) OBP: 0.342, SLG: 0.344 (7, 9)			C SI 90 X SI 90 0-1 ② G5-3		C SI 90 S SL 84 X SL 83 0-2 ③ P6		B SI 94 B SI 94 B SI 93 B SI 94 4-0 1-2 2-3 BB		B SL 81 C SI 92 D CH 86 F SL 80 F SL 82 F SI 93 B CH 86 X SI 92 3-2 ③ G6-3 1-2	2	0	0	0	0	0	1
										0	0	0	0	0	0	0
										1	0	0	0	1	0	1

Inning Stats																								
	R: 0	H: 1	R: 0	H: 0	R: 0	H: 0	R: 0	H: 0	R: 1	H: 2	R: 0	H: 0	R: 1	H: 2	R: 0	H: 1	R: 0	H: 1	1B: 2	SF: 1	WP: 0	PA: 36
	E: 0	LOB: 1	E: 0	LOB: 0	E: 0	LOB: 0	E: 0	LOB: 0	E: 0	LOB: 1	E: 0	LOB: 0	E: 0	LOB: 3	E: 0	LOB: 1	E: 0	LOB: 1	2B: 4	SAC: 0	PB: 0	
	K: 1	BB: 0	K: 0	BB: 0	K: 0	BB: 0	K: 0	BB: 0	K: 0	BB: 0	K: 0	BB: 0	K: 1	BB: 2	K: 0	BB: 0	K: 2	BB: 0	3B: 1	DP: 0	SB: 0	
	S: 7	P: 9	S: 8	P: 12	S: 8	P: 12	S: 6	P: 8	S: 15	P: 22	S: 9	P: 14	S: 15	P: 31	S: 12	P: 16	S: 17	P: 25	HR: 0	HBP: 0	CS: 0	

PITCHER		IP	WLS	BF	H	R	ER	SO	BB	IBB	HBP	BLK	WP	HR	S	P	ERA	WHIP
57 Tanner Roark, R ERA: 2.85	(1, 1)	6.1	W	24	5	2	2	1	0	0	0	0	0	0	58	86	2.84	0.789
48 Ross Detwiler, L ERA: 4.09	(7, 1)	0.1	H	2	0	0	0	0	1	0	0	0	0	0	8	15	0.00	3.000
30 Aaron Barrett, R ERA: 2.72	(7, 1)	0.0		1	0	0	0	0	1	0	0	0	0	0	0	4	∞	∞
13 Jerry Blevins, L ERA: 5.13	(7, 1)	0.1	H	1	0	0	0	0	0	0	0	0	0	0	2	3	0.00	0.000
36 Tyler Clippard, R ERA: 1.97	(8, 1)	1.0	H	4	1	0	0	1	0	0	0	0	0	0	12	16	0.00	1.000

PITCHER		IP	WLS	BF	H	R	ER	SO	BB	IBB	HBP	BLK	WP	HR	S	P	ERA	WHIP
22 Drew Storen, R ERA: 1.16	(9, 1)	1.0	S	4	1	0	0	2	0	0	0	0	0	0	17	25	0.00	1.000

AB	33
R	2
H	7
RBI	2
BB	2
SO	4
LOB	12

BOTTOM

Batter	1	2	3	4	5	6	7	8	9	AB	R	H	RBI	BB	SO	LOB
2 Denard Span, L (1, 8) OBP: 0.353, SLG: 0.414	B FF 89 B FF 89 X SI 87 2-0 25 WP 1B		X SI 87 0-0 ② L9		C SI 88 X SI 88 0-1 25 HR 2-H 2B		X FC 89 0-0 ② G5-3			1	0	1	0	0	0	0
18 Michael Taylor, R (3, PH) OBP: 0.300, SLG: 0.385 (4, 8)										3	1	1	1	0	0	0
3 Asdrúbal Cabrera, S (1, 4) OBP: 0.308, SLG: 0.390	1 SAFE 1 SAFE X SI 86 0-0 ① P4		X FF 90 0-0 ③ B5-3		B SI 89 C SI 88 S SI 88 B FF 89 T SI 88 2-2 ② K		B FF 92 B FF 93 B FC 89 B FF 93 4-0 BB			3	0	0	0	1	1	2
28 Jayson Werth, R (1, 9) OBP: 0.388, SLG: 0.447	C SI 87 1 SAFE C SI 86 C SI 87 0-3 ② K			B SL 82 C SI 87 S CH 81 F FF 90 B FF 89 C SI 89 2-3 ① K	B FF 89 T CH 82 B FF 89 B FF 88 B FF 88 4-1 25 HR BB		B FC 90 C FC 91 1 SAFE X FC 89 1-1 ③ L8			3	1	0	0	1	2	2
25 Adam LaRoche, L (1, 3) OBP: 0.362, SLG: 0.459	B SI 86 C SI 85 B SI 86 C SI 87 B SL 80 B SL 82 4-2 1-2 BB			B SI 88 C SI 88 C FF 88 B FF 91 X SI 89 2-2 20 BB 1B	B FF 92 X FF 91 1-0 1-H 2-H HR			B FF 91 B SI 91 X FF 91 2-0 ① P5		3	1	2	3	1	0	0
20 Ian Desmond, R (1, 6) OBP: 0.310, SLG: 0.424	S FF 90 F FF 91 B SI 90 B FF 91 D SL 83 X SL 84 3-2 ③ G1-3			B FF 87 C SI 87 B FF 86 F SL 85 B SI 88 B SI 87 4-2 1-2 BB	B SL 84 F SL 84 X SI 90 1-1 ③ G6-3			C FF 91 S CU 79 B CU 79 F FF 92 B SI 92 F CU 79 B FF 93 X FF 92 3-2 E3 34 E 34 S		3	0	0	0	1	0	2
34 Bryce Harper, L (1, 7) OBP: 0.334, SLG: 0.419		C SI 87 F FF 91 F FF 91 B SI 89 X SI 89 1-2 ① L7		B CH 82 F SI 89 X SI 89 1-1 ② F8		X SI 87 0-0 ① G3-1		1 SAFE D SL 87 1 SAFE S SL 88 B FF 91 T SL 88 B SL 86 S SL 88 3-3 ② K 1-3		4	0	0	0	0	1	3
40 Wilson Ramos, R (1, 2) OBP: 0.301, SLG: 0.406		X FF 89 0-0 ② G1-3		C FF 89 B FF 89 C SI 89 S SI 90 1-3 ③ K		X FF 86 0-0 ② G6-3		S SI 92 C FF 93 B FF 93 S SL 78 1-3 ③ K		4	0	0	0	0	2	3
19 Kevin Frandsen, R (1, 5) OBP: 0.297, SLG: 0.311		C SI 87 B FF 91 X SL 82 1-1 ③ L4			C SI 87 B SI 90 X SI 88 1-1 57 SH3-4 18 2B 1B	C SI 86 C FF 90 B SI 89 X SI 89 1-2 ③ G6-3				3	1	1	0	0	0	0
57 Tanner Roark, R (1, 1) OBP: 0.136, SLG: 0.121			B SI 85 C SI 84 B SI 88 T SI 85 X SI 86 2-2 ① G1-3		D SI 85 D CH 80 X CH 83 2-0 ① SH3-4 1-2		F FC 91 X FC 91 0-1 ① P3			1	0	0	0	0	0	0
48 Ross Detwiler, R (7, 1)										0	0	0	0	0	0	0
30 Aaron Barrett, R (7, 1)										0	0	0	0	0	0	0
13 Jerry Blevins, L (7, 1)										0	0	0	0	0	0	0
11 Ryan Zimmerman, R (7, PH) OBP: 0.348, SLG: 0.467										1	0	0	0	0	0	0
36 Tyler Clippard, R (8, 1)										0	0	0	0	0	0	0
22 Drew Storen, S (9, 1)										0	0	0	0	0	0	0
Inning Stats	R: 0 E: 0 K: 1 S: 10 H: 1 LOB: 2 BB: 1 P: 19	R: 0 E: 0 K: 0 S: 7 H: 0 LOB: 0 BB: 0 P: 9	R: 0 E: 0 K: 0 S: 5 H: 0 LOB: 0 BB: 0 P: 7	R: 0 E: 0 K: 2 S: 14 H: 1 LOB: 2 BB: 1 P: 24	R: 4 E: 0 K: 1 S: 12 H: 3 LOB: 0 BB: 1 P: 23	R: 0 E: 0 K: 0 S: 5 H: 0 LOB: 0 BB: 0 P: 6	R: 0 E: 0 K: 0 S: 5 H: 0 LOB: 1 BB: 1 P: 10	R: 0 E: 1 K: 2 S: 12 H: 0 LOB: 1 BB: 0 P: 21		1B: 3 2B: 1 3B: 0 HR: 1	SF: 0 SAC: 1 DP: 0 HBP: 0		WP: 1 PB: 0 SB: 1 CS: 0	PA: 34		

PITCHER		IP	WLS	BF	H	R	ER	SO	BB	IBB	HBP	BLK	WP	HR	S	P	ERA	WHIP
40 Bartolo Colon, R ERA: 4.08	(1, 1)	6.0	L	26	5	4	4	4	3	0	0	0	1	1	53	88	6.00	1.333
52 Carlos Torres, R ERA: 2.99	(7, 1)	1.0		4	0	0	0	0	1	0	0	0	0	0	5	10	0.00	1.000
66 Josh Edgin, L ERA: 1.32	(8, 1)	0.2		3	0	0	0	1	0	0	0	0	0	0	9	17	0.00	0.000
16 Daisuke Matsuzaka, R ERA: 3.98	(8, 1)	0.1		1	0	0	0	1	0	0	0	0	0	0	3	4	0.00	0.000

PITCHER	IP	WLS	BF	H	R	ER	SO	BB	IBB	HBP	BLK	WP	HR	S	P	ERA	WHIP

New York Mets @ Washington Nationals

Nationals Park, Washington, DC

Tue Sep 23 2014, 7:06 PM - 10:03 PM EDT

Att. 30,714 - Partly Cloudy - 72 F

livebaseballscorecards.com

AB	29
R	4
H	5
RBI	4
BB	4
SO	6
LOB	12

New York Mets @ Washington Nationals

Nationals Park, Washington, DC

Thu Sep 25 2014, 1:08 PM - 4:38 PM EDT

Att. 28,629 - Drizzle - 66 F

TOP

livebaseballscorecards.com

Batter	1	2	3	4	5	6	7	8	9	AB	R	H	RBI	BB	SO	LOB
6 Matthew den Dekker, L (1, 7) OBP: 0.337, SLG: 0.303	B SI 94 X SI 95 1-0 ① F8		B SL 84 B SI 94 F SI 95 F SI 93 B SI 94 B SI 93 4-2 4 CS BB		C SI 92 B CH 86 X SI 94 1-1 4 28 2B 1B 1B	B SL 86 B SI 89 X SI 90 2-0 ③ G3		1 SAFE C FF 90 B CH 79 1 SAFE C CH 80 D FS 83 X FF 92 2-2 1-H 4 1B 1B		4	2	2	1	1	0	0
4 Wilmer Flores, R (1, 4) OBP: 0.286, SLG: 0.382	C SI 95 X SI 96 0-1 21 1B 3 1B 1B		1 SAFE B SL 84 S SI 92 X SI 94 1-1 ① E6 21 1B 1-2		F SI 93 1 SAFE B SL 85 X SI 92 1-1 28 2B 3 1B 1-2 1B		B CH 83 C SI 90 B CH 84 C SI 90 B CU 75 B SI 91 4-2 3 1B BB	S CH 81 F FF 92 F FF 92 B FS 84 D CH 80 F CH 79 F FF 93 X CH 81 2-2 2-H 1B		4	2	3	1	1	0	1
28 Daniel Murphy, L (1, 5) OBP: 0.335, SLG: 0.407	C SI 94 F SI 94 X CH 86 0-2 ② L8		F SI 93 F SI 94 B SI 94 1 SAFE D SL 85 F SI 94 X SI 93 2-2 ② F8		F SI 92 B SI 93 F SI 91 B SL 84 X SI 92 2-2 3 1B 1-3 2-H 2B		B CH 73 C SI 91 C SI 91 F SI 92 S CU 74 0-3 ① K	X SI 91 0-0 ③ F9		5	1	1	1	0	1	4
21 Lucas Duda, L (1, 3) OBP: 0.352, SLG: 0.474	1 SAFE B SI 94 X SI 95 1-0 3 1B 1-3 1B		B SI 94 B SI 93 X SI 93 2-0 1-2 1B		B CU 82 D CU 82 B FF 90 F FF 90 X FF 91 3-1 ② P6		B CU 73 B CU 73 S SI 91 C SI 91 S CU 73 2-3 ② K		B SI 92 B FF 92 B SI 92 C SI 92 S SI 92 S SI 92 3-3 ① K	5	0	2	0	0	2	3
3 Curtis Granderson, L (1, 9) OBP: 0.330, SLG: 0.389	B SI 94 X SI 94 1-0 1-2 3-H 1B		C CH 85 F SI 94 B SL 85 S SL 85 1-3 ③ K		B CU 84 D FF 91 C FF 90 X FF 90 2-1 9 1B 2-H 3-H 1B		D CU 73 B SI 91 1 SAFE B SI 90 X SI 91 3-0 1-2 1B		B FC 86 C SI 93 F SI 92 B FS 83 B FS 83 B SI 91 4-2 9 2B 11 1B BB	4	1	3	3	1	1	2
9 Kirk Nieuwenhuis, L (1, 8) OBP: 0.349, SLG: 0.486	C SL 85 B SI 95 B SI 94 S SI 95 X SL 85 2-2 ③ G1-3			X CH 85 0-0 ① G3 C SI 94 F SL 86 X SI 94 0-2 ② G6-3	C FF 90 X CU 81 0-1 1-2 1B X FF 90 0-0 ③ G1-3		C SI 90 C SI 91 S SI 91 0-3 ③ K		B SI 92 B SI 92 1 SAFE B SI 90 X FF 91 3-0 11 1B 1-3 2B	5	0	2	0	0	1	4
11 Rubén Tejada, R (1, 6) OBP: 0.338, SLG: 0.299		B SI 93 X SI 94 1-0 36 G4-6-3 1B						C FF 91 B CU 74 F CH 79 B FS 82 B FF 92 F FF 92 H CH 79 4-2 36 FC5-6 HBP	D FC 86 X SI 93 1-0 20 BB 2-3 3-H 1B	4	0	2	1	0	0	2
36 Juan Centeno, L (1, 2) OBP: 0.276, SLG: 0.222 22 Eric Young Jr., S (8, PR) OBP: 0.305, SLG: 0.311 20 Anthony Recker, R (8, 2) OBP: 0.254, SLG: 0.394		B SI 93 X SI 94 1-0 ①② G4-6-3 1-2f		C CH 85 C CH 86 X SI 95 0-2 ③ G6-3		C SI 89 B SL 87 S CU 72 B SI 91 S CU 72 2-3 ① K		X FF 92 0-0 ① FC5-6 6 S 6 1B 1-2f	F FF 92 B FC 87 B SI 93 F SI 92 B FF 94 F SI 93 B FF 92 4-2 29 G6-4-3 1-2 BB	4 0 0	0 1 0	0 0 0	0 0 0	0 0 1	1 0 0	2 0 0
35 Dillon Gee, R (1, 1) OBP: 0.075, SLG: 0.026 13 Josh Satin, R (6, PH) OBP: 0.262, SLG: 0.147 44 Buddy Carlyle, L (6, 1) OBP: 1.000, SLG: 1.000 52 Carlos Torres, R (7, 1) 53 Bobby Abreu, L (8, PH) OBP: 0.340, SLG: 0.341 27 Jeurys Familia, R (8, 1) OBP: 0.667, SLG: 0.667 29 Eric Campbell, R (9, PH) OBP: 0.327, SLG: 0.368 58 Jenrry Mejia, R (9, 1)		C SI 94 B SI 94 X SI 94 1-1 ③ G6-3			X SI 91 0-0 ① G6-3	B SI 90 C CH 84 C SI 91 B CU 75 F SI 90 B SI 90 S SI 90 3-3 ② K		B FF 91 C CH 80 B FF 91 X CH 79 2-1 ② F8	C FF 94 X SI 94 0-1 ②③ G6-4-3 1-2f	2 1 0 0 1 0 0 1 0	0 0 0 0 0 0 0 0 0	0 0 0 0 0 0 0 0 0	0 0 0 0 0 0 0 0 0	0 1 0 0 0 0 0 0 0	0 0 0 0 1 0 0 0 0	0 0 0 0 0 1 0 0 0
Inning Stats	R: 1 E: 0 K: 0 S: 11 H: 3 LOB: 2 BB: 0 P: 16	R: 0 E: 0 K: 0 S: 4 H: 1 LOB: 0 BB: 0 P: 7	R: 0 E: 1 K: 1 S: 12 H: 1 LOB: 2 BB: 1 P: 22	R: 0 E: 0 K: 0 S: 7 H: 0 LOB: 0 BB: 0 P: 7	R: 3 E: 0 K: 0 S: 15 H: 5 LOB: 2 BB: 0 P: 24	R: 0 E: 0 K: 2 S: 8 H: 0 LOB: 0 BB: 0 P: 15	R: 0 E: 0 K: 3 S: 14 H: 1 LOB: 2 BB: 1 P: 23	R: 2 E: 0 K: 0 S: 16 H: 2 LOB: 1 BB: 0 P: 26	R: 1 E: 0 K: 1 S: 12 H: 2 LOB: 2 BB: 2 P: 27	1B: 13 2B: 2 3B: 0 HR: 0 SF: 0 SAC: 0 DP: 2 HBP: 1						

	AB	40
	R	7
	H	15
	RBI	7
	BB	4
	SO	7
	LOB	22

WP: 0 PB: 0 SB: 1 CS: 1 PA: 45

PITCHER		IP	WLS	BF	H	R	ER	SO	BB	IBB	HBP	BLK	WP	HR	S	P	ERA	WHIP
64 Blake Treinen, R ERA: 2.49	(1, 1)	4.1		21	8	4	4	1	1	0	0	0	0	0	42	64	8.31	2.077
31 Xavier Cedeño, L ERA: 1.29	(5, 1)	0.2		4	2	0	0	0	0	0	0	0	0	0	7	12	0.00	3.000
13 Jerry Blevins, L ERA: 4.95	(6, 1)	2.0		8	1	0	0	5	1	0	0	0	0	0	22	38	0.00	1.000
36 Tyler Clippard, R ERA: 2.21	(8, 1)	0.2	L	5	2	2	2	0	0	0	1	0	0	0	15	25	27.00	3.000
52 Ryan Mattheus, R ERA: 1.17	(8, 1)	1.1		7	2	1	1	1	2	0	0	0	0	0	13	28	6.75	3.000

PITCHER	IP	WLS	BF	H	R	ER	SO	BB	IBB	HBP	BLK	WP	HR	S	P	ERA	WHIP

Batter	1	2	3	4	5	6	7	8	9	AB	R	H	RBI	BB	SO	LOB
18 Michael Taylor, R (1, 8) OBP: 0.286, SLG: 0.355	C FF 86 B SI 88 S KC 74 S KC 75 1-3 ① K		C SI 90 B CH 84 S KC 75 X SI 90 1-2 ② F8		C KC 75 X SL 80 0-1 34 CS 1-H 2-H 1B		B CU 79 B FF 91 X FC 90 2-0 ② G6-3		C SL 84 F FF 93 S SL 87 0-3 ② K	5	0	1	2	0	2	3
34 Bryce Harper, L (1, 9) OBP: 0.335, SLG: 0.417 (8, 7)	B FF 89 S SI 90 F CH 84 X CH 84 1-2 ② G1-3		D CH 84 B SI 91 F CH 84 C KC 76 D CH 85 X FF 93 3-2 ③ P6		1 SAFE B SI 90 X CH 84 1-0 ① 1-2 1B		C CU 79 B FC 91 B FF 92 S FC 90 F FF 92 B CU 84 B FF 93 4-2 BB		D CU 81 F FF 93 S SL 85 X SL 86 1-2 ③ F8	4	0	1	0	1	0	3
11 Ryan Zimmerman, R (1, 7) OBP: 0.346, SLG: 0.463 36 Tyler Clippard, R (8, 1) 52 Ryan Mattheus, R (8, 1)	C SI 90 B SL 83 B SI 90 X CH 85 2-1 ③ G5-3			B SL 84 B CH 83 F SI 91 X SI 91 2-1 25 1B 20 SF8 1B	C KC 75 X SI 89 0-1 ② P4		**B FF 92** **1 SAFE** **F FC 91** **1 SAFE** **S FF 90** 1 SAFE F FC 90 B FF 95 F FF 93 2-2 ③ G4-3			4 0 0	1 0 0	1 0 0	0 0 0	0 0 0	0 0 0	2 0 0
25 Adam LaRoche, L (1, 3) OBP: 0.361, SLG: 0.458		F FF 88 B FF 88 B SI 89 B SI 90 X FF 90 3-1 ① F8		X KC 75 0-0 1-3 20 SF8 1B	X FF 89 0-0 ③ F9			B SI 94 C SL 88 B FF 96 C SL 87 F SI 98 S FF 97 2-3 ① K		4	0	1	0	0	1	1
20 Ian Desmond, R (1, 6) OBP: 0.311, SLG: 0.425		B KC 74 S KC 75 X FF 89 1-1 1B		C SL 82 X KC 75 0-1 ① ② SF8 1-2 3-H		B SI 90 B SI 89 B SI 89 B SL 87 4-0 59 S BB		B SL 88 C SI 97 S SL 88 F SI 97 B SL 88 S SL 87 2-3 ② K		2	0	1	1	1	1	0
19 Kevin Frandsen, R (1, 5) OBP: 0.292, SLG: 0.305		X SI 90 0-0 ② F9		B FF 91 S CH 84 B SI 91 C SL 84 X FF 92 2-2 ③ G6-3		C FF 90 C FF 92 S SL 82 0-3 ① K		F FF 96 B SI 96 B SI 96 C SL 87 F SL 88 S SL 88 2-3 ③ K		4	0	0	0	0	2	2
59 Jose Lobaton, S (1, 2) OBP: 0.292, SLG: 0.310		1 SAFE B SI 89 B CH 82 F SI 90 1 SAFE C SI 90 F CH 84 F FF 92 S SL 82 2-3 ③ K		B SI 87 F SI 88 X SI 89 1-1 8 1B 17 1B 1B		F SI 90 B SI 91 B SL 85 C SL 87 X FF 92 2-2 ② F8 1-2			C FF 94 B CH 88 F CU 79 X FF 95 1-2 21 BB 1B	4	1	2	0	0	1	2
8 Danny Espinosa, S (1, 4) OBP: 0.285, SLG: 0.358			C CH 83 F FF 88 B FF 90 X KC 74 1-2 64 FC1-6 1B		S FF 89 B FF 90 X CH 82 1-1 18 BLK 17 1B 18 1B 1-2 1B		S SL 88 F SI 92 B FF 93 B SL 86 C FF 92 2-3 ③ K		B CU 81 C CH 87 F FF 95 C SL 86 1-3 ① K	4	1	2	0	0	2	2
64 Blake Treinen, R (1, 1) OBP: 0.154, SLG: 0.083 31 Xavier Cedeño, L (5, 1) 17 Nate Schierholtz, L (5, PH) OBP: 0.239, SLG: 0.305 13 Jerry Blevins, L (6, 1) 21 Steven Souza Jr., R (7, PH) OBP: 0.190, SLG: 0.263 (8, 9)			B X FF 88 1-0 ① FC1-6 1-2f		F SL 82 F SL 82 X SL 82 0-2 18 BLK 18 1B 1-2 2-H 1B		S FF 93 B FF 94 S FF 92 B CU 82 B FF 94 S FC 92 3-3 ① K		C SL 85 B SL 87 C SL 84 B SL 86 B FF 92 B FF 93 4-2 1-2 BB	1 0 1 0 0 1	0 0 1 0 0 0	0 0 1 0 0 1	0 0 0 0 0 0	0 0 0 0 0 1	0 0 0 0 0 1	1 0 0 0 0 0
Inning Stats	R: 0 E: 0 K: 1 S: 8 H: 0 LOB: 0 BB: 0 P: 12	R: 0 E: 0 K: 1 S: 10 H: 1 LOB: 1 BB: 0 P: 16	R: 0 E: 0 K: 0 S: 10 H: 1 LOB: 1 BB: 0 P: 16	R: 1 E: 0 K: 0 S: 8 H: 2 LOB: 0 BB: 0 P: 12	R: 3 E: 0 K: 0 S: 13 H: 5 LOB: 1 BB: 0 P: 16	R: 0 E: 0 K: 2 S: 9 H: 0 LOB: 1 BB: 1 P: 17	R: 0 E: 0 K: 1 S: 12 H: 0 LOB: 1 BB: 1 P: 23	R: 0 E: 0 K: 3 S: 12 H: 0 LOB: 0 BB: 0 P: 18	R: 0 E: 0 K: 2 S: 14 H: 1 LOB: 2 BB: 1 P: 21	1B: 10 2B: 0 3B: 0 HR: 0 SF: 1 SAC: 0 DP: 0 HBP: 0						WP: 0 PB: 0 SB: 1 CS: 1 PA: 38	

PITCHER		IP	WLS	BF	H	R	ER	SO	BB	IBB	HBP	BLK	WP	HR	S	P	ERA	WHIP
35 Dillon Gee, R ERA: 4.0	(1, 1)	5.0		22	9	4	4	2	0	0	0	1	0	0	49	72	7.20	1.800
44 Buddy Carlyle, R ERA: 1.53	(6, 1)	1.0		4	0	0	0	2	1	0	0	0	0	0	9	17	0.00	1.000
52 Carlos Torres, R ERA: 2.96	(7, 1)	1.0	W	4	0	0	0	1	1	0	0	0	0	0	12	23	0.00	1.000
27 Jeurys Familia, R ERA: 2.27	(8, 1)	1.0	H	3	0	0	0	3	0	0	0	0	0	0	12	18	0.00	0.000
58 Jenrry Mejia, R ERA: 3.73	(9, 1)	1.0	S	5	1	0	0	2	1	0	0	0	0	0	14	21	0.00	2.000

PITCHER	IP	WLS	BF	H	R	ER	SO	BB	IBB	HBP	BLK	WP	HR	S	P	ERA	WHIP

BOTTOM

New York Mets @ Washington Nationals

Nationals Park, Washington, DC

Thu Sep 25 2014, 1:08 PM - 4:38 PM EDT

Att. 28,629 - Drizzle - 66 F

livebaseballscorecards.com

AB	34
R	4
H	10
RBI	4
BB	3
SO	10
LOB	16

New York Mets @ Washington Nationals

Nationals Park, Washington, DC

Thu Sep 25 2014, 7:09 PM - 10:07 PM EDT

Att. 26,439 - Cloudy - 69 F

livebaseballscorecards.com

TOP

Batter	1	2	3	4	5	6	7	8	9	AB	R	H	RBI	BB	SO	LOB
22 Eric Young Jr., S (1, 7) OBP: 0.301, SLG: 0.306	C FF 92 F FF 92 F FF 93 F FF 92 S CU 80 0-3 ① K			B CH 81 C FF 92 X FF 92 1-1 ① F7		F CH 84 X FF 90 0-1 ③ L9		C FF 95 X SI 96 0-1 ③ G1-3		4	0	0	0	0	1	3
28 Daniel Murphy, L (1, 5) OBP: 0.335, SLG: 0.406	X SI 92 0-0 29 G5-4-3 1B			C FF 93 C FF 93 B CH 82 T FF 93 1-2 ② K			B SI 91 X FF 92 1-0 ① G6-3		B SI 92 B SI 91 C FF 91 S CH 86 F SL 82 S SL 82 2-3 ① K	4	0	1	0	0	2	0
29 Eric Campbell, R (1, 9) OBP: 0.327, SLG: 0.364 9 Kirk Nieuwenhuis, L (9, PH) OBP: 0.346, SLG: 0.482	F FF 92 T FF 92 B CU 78 F CU 77 X CH 82 1-2 ② ③ G5-4-3 1-2f			F FF 94 B FF 93 C CU 78 B FF 93 B CH 85 F CH 84 X SI 92 3-2 ③ F7			B FF 93 B CH 83 B FF 93 C FF 90 B SI 92 4-1 BB		X SI 92 0-0 ② G6-3	2 1	0 0	0 0	0 0	1 0	0 0	1 0
21 Lucas Duda, L (1, 3) OBP: 0.349, SLG: 0.470		C SI 90 B FF 93 C CU 78 S SI 92 1-3 ① K			C FF 91 C CU 75 C CH 83 0-3 ① K		B CU 75 T FF 92 C FF 92 S CU 78 1-3 ② K		S SI 92 C SL 81 B CH 86 B CH 87 F SL 82 S SL 82 2-3 ③ K	4	0	0	0	0	4	1
4 Wilmer Flores, R (1, 4) OBP: 0.282, SLG: 0.378		C SI 94 S CH 84 F CH 82 B CU 79 F SI 94 B CH 86 T CU 80 2-2 ② K			C SI 92 F CH 83 B CH 82 X CU 78 1-2 ② L9		B SI 92 F SI 92 F CH 84 X FF 92 1-2 ③ L6			3	0	0	0	0	1	1
3 Curtis Granderson, L (1, 8) OBP: 0.330, SLG: 0.389		F FF 94 B FF 94 C FF 92 F CU 79 F FF 93 B CU 78 C FF 94 2-3 ③ K			C FF 93 B FF 93 B CU 79 X FF 92 2-1 ③ G4-3			B FF 96 X FF 95 1-0 11 1B 1B		3	0	1	0	0	1	0
20 Anthony Recker, R (1, 2) OBP: 0.250, SLG: 0.387			B CU 77 C CH 82 B FF 92 F SI 93 S FF 93 2-3 ① K			S CH 81 B FF 91 B SI 92 F FF 93 S FF 92 2-3 ① K		B SI 96 C SI 96 X FF 96 1-1 ① L4		3	0	0	0	0	2	1
11 Rubén Tejada, R (1, 6) OBP: 0.341, SLG: 0.301			B FF 92 S CH 84 S FF 93 F CU 80 F FF 92 B CH 85 S CH 84 2-3 ② K			C FF 93 B FF 93 B CU 79 B SI 93 F FF 93 F FF 93 B SI 94 4-2 13 WP BB		S SI 96 F FF 96 D FC 90 B FF 96 X SI 96 2-2 1-2 1B		2	0	1	0	1	1	0
45 Zack Wheeler, L (1, 1) OBP: 0.098, SLG: 0.100 13 Josh Satin, R (6, PH) OBP: 0.256, SLG: 0.143 16 Daisuke Matsuzaka, R (6, 1) OBP: 0.250, SLG: 0.182 53 Bobby Abreu, L (8, PH) OBP: 0.338, SLG: 0.338 71 Gonzalez Germen, R (8, 1)			B FF 93 T FF 93 F FF 94 S CU 78 1-3 ③ K			B CH 83 F SI 92 F FF 93 S CU 79 1-3 ② K 1-2		D FF 96 F FF 96 C FF 96 B SL 84 X FF 96 2-2 ② F7		1 1 0 1 0	0 0 0 0 0	0 0 0 0 0	0 0 0 0 0	0 1 0 0 0	1 1 0 0 2	0 1 0 2 0
Inning Stats	R: 0 H: 1 E: 0 LOB: 0 K: 1 BB: 0 S: 10 P: 11	R: 0 H: 0 E: 0 LOB: 0 K: 3 BB: 0 S: 13 P: 18	R: 0 H: 0 E: 0 LOB: 0 K: 3 BB: 0 S: 11 P: 16	R: 0 H: 0 E: 0 LOB: 0 K: 1 BB: 0 S: 9 P: 14	R: 0 H: 0 E: 0 LOB: 0 K: 1 BB: 0 S: 8 P: 11	R: 0 H: 0 E: 0 LOB: 1 K: 2 BB: 1 S: 11 P: 18	R: 0 H: 0 E: 0 LOB: 1 K: 1 BB: 1 S: 8 P: 15	R: 0 H: 2 E: 0 LOB: 2 K: 0 BB: 0 S: 11 P: 17	R: 0 H: 0 E: 0 LOB: 0 K: 2 BB: 0 S: 9 P: 13	1B: 3 2B: 0 3B: 0 HR: 0	SF: 0 SAC: 0 DP: 1 HBP: 0			WP: 1 PB: 0 SB: 0 CS: 0	PA: 31		

AB	29
R	0
H	3
RBI	0
BB	2
SO	14
LOB	10

PITCHER		IP	WLS	BF	H	R	ER	SO	BB	IBB	HBP	BLK	WP	HR	S	P	ERA	WHIP
47 Gio González, L ERA: 3.57	(1, 1)	7.0	W	23	1	0	0	12	2	0	0	0	1	0	70	103	0.00	0.429
46 Matt Thornton, L ERA: 1.75	(8, 1)	1.0	H	5	2	0	0	0	0	0	0	0	0	0	11	17	0.00	2.000
22 Drew Storen, R ERA: 1.14	(9, 1)	1.0	S	3	0	0	0	2	0	0	0	0	0	0	9	13	0.00	0.000

PITCHER		IP	WLS	BF	H	R	ER	SO	BB	IBB	HBP	BLK	WP	HR	S	P	ERA	WHIP

Batter	1	2	3	4	5	6	7	8	9	AB	R	H	RBI	BB	SO	LOB
6 Anthony Rendon, R (1, 5) OBP: 0.350, SLG: 0.472	B FF 97 B FF 97 C FF 98 F FF 97 S CU 81 2-3 K ①		B CU 82 B CU 80 X FC 90 2-0 1B	C FF 93 F CU 79 H SI 94 1-2 1-2 2-3 3-H HBP			X FF 91 0-0 28 BB 3 S 1B			3	0	2	1	0	1	0
3 Asdrúbal Cabrera, S (1, 4) OBP: 0.306, SLG: 0.387	S FF 96 X FF 98 0-1 E6 28 S		B FF 96 F FF 96 F CU 80 1 SAFE F SI 96 B FC 90 X FF 96 2-2 ③ G4-3	B FF 93 X FF 92 1-0 ③ P5			S FC 88 B FF 90 B FF 90 F SI 92 F FF 92 S SL 82 2-3 ① K 1-2			4	0	0	0	0	1	5
28 Jayson Werth, R (1, 9) OBP: 0.390, SLG: 0.447	C FF 97 B SI 96 B CU 82 B SI 96 C SI 97 S CU 81 3-3 ② K 1-2			C CU 80 X FF 96 0-1 17 BB 40 1B 12 FC4-6 1B	C CH 90 B SI 92 C FF 92 F FF 95 B SI 95 B CU 78 B FF 94 4-2 17 G3-1 40 G6-3 BB		B FF 93 B CU 76 B FF 92 C FF 93 2 SAFE B SL 81 4-1 ② 2-3 BB			2	1	1	0	2	1	1
40 Wilson Ramos, R (1, 2) OBP: 0.301, SLG: 0.404	B FF 97 F FF 97 B FF 95 X CU 80 2-1 ③ G5-3			X SI 95 0-0 12 FC4-6 17 BB 7 PB 1-2 1B	B FC 89 S FC 88 F FF 93 B SI 94 X CU 79 2-2 ① G6-3 1-2		F CU 77 F SI 92 D SL 83 1 SAFE X FF 93 1-2 ③ P3			4	1	1	0	0	0	3
17 Nate Schierholtz, L (1, 8) (8, 7) OBP: 0.242, SLG: 0.309		C FF 96 B FF 97 B SI 96 S CH 90 F FC 93 X FF 97 2-2 ① F9		B CU 80 D CH 88 F SI 96 D CH 89 F SI 95 B FF 97 4-2 12 FC4-6 1-2 2-3 BB	X SI 92 0-0 ② G3-1 2-3			X FF 94 0-0 8 FC3-6 2B		3	0	1	0	1	0	1
12 Tyler Moore, R (1, 3) OBP: 0.290, SLG: 0.345		B FF 97 C CU 82 F FF 96 B CU 81 X FF 97 2-2 ② G5-3		B CU 82 F FF 96 B FF 96 X SI 96 2-1 ① FC4-6 8 1B 7 PB 6 HBP 1-2f 2-3 3-H	B CU 78 C SI 93 B FC 88 F SI 93 S CU 78 2-3 ③ K			H FF 92 1-0 8 FC3-6 HBP		3	1	0	1	0	1	3
7 Scott Hairston, R (1, 7) OBP: 0.247, SLG: 0.293 18 Michael Taylor, R (8, 8) OBP: 0.278, SLG: 0.344		B FF 97 B CU 82 C FF 97 F FC 92 B SI 96 S FC 90 3-3 ③ K		B FC 91 B FC 89 B FF 96 B FF 96 4-0 6 HBP 8 1B 1-2 3-H BB			C FF 91 B CU 75 X CU 76 1-1 ① P4	B SL 84 L FF 92 B FF 94 L FF 93 L SL 86 2-3 ① K		2 1	0 0	0 0	0 0	1 0	1 1	0 2
8 Danny Espinosa, S (1, 6) OBP: 0.285, SLG: 0.357			F SI 96 B FF 96 C SI 97 S FC 92 1-3 ① K	C FF 96 B FF 94 F FF 95 B FC 90 F FC 91 F CU 80 F SI 94 B CU 80 F CU 80 3-2 X FF 86 6 HBP 1-2 2-3 1B			X SI 92 0-0 ② F7	B FF 94 F CH 85 D FF 95 S CH 86 X CH 87 2-2 ② FC3-6 1-2f 2-3		4	0	1	0	0	1	2
47 Gio González, R (1, 1) OBP: 0.087, SLG: 0.174 46 Matt Thornton, L (8, 1) 11 Ryan Zimmerman, R (8, PH) OBP: 0.345, SLG: 0.461 22 Drew Storen, S (9, 1)			B FF 98 C FF 97 S CU 81 B FF 98 S CU 81 2-3 ② K	B FF 96 C SI 95 S SI 96 B FF 95 S FC 89 2-3 ② K			B FF 92 S FF 92 S CU 78 C SL 81 1-3 ③ K	B FF 94 B SL 87 S CH 85 S FF 95 B FF 94 X FF 95 3-2 ③ L3		3 0 1	0 0 0	0 0 0	0 0 0	3 0 0	3 0 2	3 0 0
Inning Stats	R: 0 E: 1 K: 2 S: 10 H: 0 LOB: 1 BB: 0 P: 17	R: 0 E: 0 K: 1 S: 10 H: 0 LOB: 0 BB: 0 P: 17	R: 0 E: 0 K: 2 S: 11 H: 1 LOB: 1 BB: 0 P: 18	R: 3 E: 0 K: 1 S: 20 H: 3 LOB: 3 BB: 2 P: 37	R: 0 E: 0 K: 1 S: 10 H: 0 LOB: 1 BB: 1 P: 18	R: 0 E: 0 K: 1 S: 6 H: 0 LOB: 0 BB: 0 P: 8	R: 0 E: 0 K: 1 S: 9 H: 1 LOB: 1 BB: 1 P: 16	R: 0 E: 0 K: 1 S: 10 H: 1 LOB: 2 BB: 0 P: 18		1B: 5 2B: 1 3B: 0 HR: 0	SF: 0 SAC: 0 DP: 0 HBP: 2		WP: 0 PB: 1 SB: 2 CS: 0	PA: 36		

PITCHER		IP	WLS	BF	H	R	ER	SO	BB	IBB	HBP	BLK	WP	HR	S	P	ERA	WHIP
45 Zack Wheeler, R ERA: 3.54	(1, 1)	5.0	L	24	4	3	3	7	3	0	1	0	0	0	61	107	5.40	1.400
16 Daisuke Matsuzaka, R ERA: 3.89	(6, 1)	2.0		7	1	0	0	2	1	0	0	0	0	0	15	24	0.00	1.000
71 Gonzalez Germen, R ERA: 4.75	(8, 1)	1.0		5	1	0	0	1	0	0	1	0	0	0	10	18	0.00	1.000

PITCHER	IP	WLS	BF	H	R	ER	SO	BB	IBB	HBP	BLK	WP	HR	S	P	ERA	WHIP

BOTTOM

New York Mets @ Washington Nationals

Nationals Park, Washington, DC

Thu Sep 25 2014, 7:09 PM - 10:07 PM EDT

Att. 26,439 - Cloudy - 69 F

livebaseballscorecards.com

AB	30
R	3
H	6
RBI	2
BB	4
SO	10
LOB	22

Houston Astros @ New York Mets

Citi Field, Flushing, NY

Fri Sep 26 2014, 7:13 PM - 10:21 PM EDT

Att. 27,729 - Clear - 74 F

TOP

livebaseballscorecards.com

Batter	1	2	3	4	5	6	7	8	9	AB	R	H	RBI	BB	SO	LOB
19 Robbie Grossman, S (1, 7) OBP: 0.338, SLG: 0.335	B FF 86 C FF 88 B FF 87 C SI 88 F FF 88 S SI 90 2-3 ① K	F SI 89 B SI 88 B FF 87 B CH 83 X SI 88 3-1 ③ F9	S CU 71 C FC 91 B CU 80 B CH 84 X FC 90 2-2 ① 27 1B 1-2 2B	C FF 91 C FF 93 F SI 92 B CU 81 B FF 93 C FF 92 2-3 ③ K		4	1	1	0	0	2	1
27 Jose Altuve, R (1, 4) OBP: 0.378, SLG: 0.454	C SI 87 F CH 81 X FF 88 0-2 ② F9	B SI 86 X CH 80 1-0 ① F7	B FC 89 B CU 78 C FC 89 B FC 88 F CU 78 X FC 91 3-2 23 2B 23 E 2-H 1B	X FF 93 0-0 ① F8		4	1	1	1	0	0	0
23 Chris Carter, R (1, 3) OBP: 0.310, SLG: 0.495	B SI 88 B CU 72 F SI 88 F FF 88 B CU 75 X FF 87 3-2 ③ G5-3	B SI 87 F CU 72 X FF 87 1-1 ② F9	1 SAFE X CU 80 0-0 E2 30 1B 1-H 2B	B FF 94 T FF 94 F FF 94 S FF 94 1-3 ② K		4	1	1	0	0	1	0
21 Dexter Fowler, S (1, 8) OBP: 0.374, SLG: 0.398	B FF 85 X SI 86 1-0 2 S 1B	X SI 87 0-0 ③ F8	S FC 91 B FC 90 F FC 91 H FC 90 2-2 30 1B HBP	B CU 76 C CU 75 S FF 94 B FF 94 B CH 86 B CH 87 4-2 BB		2	0	1	0	1	0	0
30 Matt Dominguez, R (1, 5) OBP: 0.256, SLG: 0.332	C SI 86 F FC 86 X CU 73 0-2 ① L5	X SI 86 0-0 ① F7	F FC 89 F FC 91 B FC 89 D CU 82 F FC 92 X FC 90 2-2 ② 1-3 2-H 1B	F FF 94 S FF 94 F FF 95 1 SAFE B FF 95 X CU 76 1-2 ③ G6-3		4	0	1	1	0	0	2
6 Jake Marisnick, R (1, 9) OBP: 0.286, SLG: 0.329	B SI 87 C SI 87 S CH 82 1 SAFE S CH 82 1-3 ② K	C SI 86 F CH 81 B FF 87 B FC 87 X CU 75 2-2 1B	C FF 94 F FC 90 B FC 92 S FF 93 1-3 ③ K	B FF 93 F CU 76 C FF 93 B FF 93 T FF 94 2-2 ① K		4	0	1	0	0	3	2
2 Jonathan Villar, S (1, 6) OBP: 0.266, SLG: 0.356 66 Kevin Chapman, L (5, 1) 67 Jorge De Leon, R (6, 1) 21 Jon Singleton, L (7, PH) OBP: 0.286, SLG: 0.334 29 Tony Sipp, L (7, 1) 8 Alex Presley, L (9, PH) OBP: 0.287, SLG: 0.353 50 Chad Qualls, R (9, 1)	1 SAFE B CU 72 S CH 81 B CH 80 B FF 86 S CH 81 X CH 83 3-2 ③ G6-3 1-2	B SI 88 X SI 87 1-0 ② L3	B FF 91 B CU 78 C FF 90 C FF 91 X FF 92 2-2 ① G6-3	B FF 94 B FF 94 F FF 93 F FF 93 B FF 94 F FF 94 S FF 93 3-3 ② K		2 0 0 1 0 1 0	0 0 0 0 0 0 0	0 0 0 0 0 0 0	0 0 0 0 0 0 0	0 0 0 0 0 1 0	0 0 0 0 0 0 0	2 0 0 0 0 0 0
22 Carlos Corporán, S (1, 2) OBP: 0.302, SLG: 0.376	F SI 86 C SI 88 F CH 82 F FF 88 B FC 86 F CH 82 S CH 82 1-3 ① K	B CU 72 X CH 80 1-0 ③ F8	B FF 92 F FC 90 F FC 90 B CH 86 B FF 92 B FF 92 4-2 BB	X FF 93 0-0 ③ L8		3	0	0	0	1	1	1
41 Brad Peacock, R (1, 1) 3 Gregorio Petit, R (5, 6) OBP: 0.305, SLG: 0.424	C FF 88 F SI 88 S CU 73 0-3 ② K	B CU 68 B SI 86 F SI 86 X FF 86 2-1 19 CS 1B	B FC 89 B FC 88 X FC 89 2-0 ② P4			1 2	0 0	0 1	0 0	0 0	1 0	0 1
Inning Stats	R: 0 E: 0 K: 1 S: 10 H: 0 LOB: 0 BB: 0 P: 15	R: 0 E: 0 K: 1 S: 10 H: 1 LOB: 1 BB: 0 P: 15	R: 0 E: 0 K: 2 S: 11 H: 0 LOB: 0 BB: 0 P: 15	R: 0 E: 0 K: 0 S: 4 H: 0 LOB: 0 BB: 0 P: 6	R: 0 E: 0 K: 0 S: 6 H: 1 LOB: 1 BB: 0 P: 10	R: 3 E: 1 K: 1 S: 18 H: 5 LOB: 1 BB: 0 P: 30	R: 0 E: 0 K: 1 S: 10 H: 0 LOB: 1 BB: 1 P: 20	R: 0 E: 0 K: 1 S: 10 H: 0 LOB: 1 BB: 1 P: 16	R: 0 E: 0 K: 2 S: 8 H: 0 LOB: 0 BB: 0 P: 13	1B: 5 2B: 2 3B: 0 HR: 0 SF: 0 SAC: 0 DP: 0 HBP: 1	WP: 0 PB: 0 SB: 1 CS: 1 PA: 35					

	AB	32
	R	3
	H	7
	RBI	2
	BB	2
	SO	9
	LOB	9

PITCHER		IP	WLS	BF	H	R	ER	SO	BB	IBB	HBP	BLK	WP	HR	S	P	ERA	WHIP
49 Jonathan Niese, L ERA: 3.4	(1, 1)	5.0		18	3	1	1	4	0	0	0	0	0	0	43	65	1.80	0.600
52 Carlos Torres, R ERA: 3.09	(6, 1)	2.0	L	10	4	2	1	2	1	0	1	0	0	0	26	46	4.50	2.500
62 Erik Goeddel, R ERA: 2.7	(8, 1)	2.0		7	0	0	0	3	1	0	0	0	0	0	18	29	0.00	0.500

PITCHER	IP	WLS	BF	H	R	ER	SO	BB	IBB	HBP	BLK	WP	HR	S	P	ERA	WHIP

Houston Astros @ New York Mets

Citi Field, Flushing, NY

Fri Sep 26 2014, 7:13 PM - 10:21 PM EDT

Att. 27,729 - Clear - 74 F

livebaseballscorecards.com

BOTTOM

Batter	1	2	3	4	5	6	7	8	9	AB	R	H	RBI	BB	SO	LOB
22 Eric Young Jr., S (1, 7) OBP: 0.301, SLG: 0.305	C FF 90 C FF 91 B KC 76 X KC 74 1-2 G4-3 ①		1 SAFE F FF 92 F FF 92 F FF 92 1 SAFE S KC 76 0-3 K ②		B FF 91 F FF 91 X FF 91 1-1 1-2 1B		C FF 92 C CH 79 B SL 83 F SL 82 F FF 92 F FF 92 X CH 79 1-2 G6-3 ②			4	0	1	0	0	1	1
4 Wilmer Flores, R (1, 4) OBP: 0.282, SLG: 0.373	C FF 91 C FF 92 B ST 84 S FF 91 1-3 K ②		D ST 85 S FF 90 F FF 91 B KC 75 B FF 90 F FF 91 B FF 89 4-2 1-2 BB		C ST 83 B FF 92 S FF 91 F FF 91 D ST 83 C FF 90 2-3 K ②		C SL 78 S SL 82 F SL 83 T FF 92 0-2 K ③			3	0	0	0	1	3	2
28 Daniel Murphy, L (1, 5) OBP: 0.333, SLG: 0.403	C FF 91 B CH 81 B CH 81 F FF 92 X KC 75 2-2 G4-3 ③		C CH 79 F FF 91 D KC 77 B FF 92 S KC 77 2-3 K ③		S SL 79 D SL 79 F SI 90 D SL 79 X SL 78 2-2 F8 ③			B SL 79 B FF 92 F FF 92 X FF 92 2-1 F7 ①		4	0	0	0	0	1	4
21 Lucas Duda, L (1, 3) OBP: 0.349, SLG: 0.468		C FF 90 B FF 91 B FF 91 X FF 91 2-1 G3-1 ①		B KC 75 C FF 90 B FF 90 B CH 78 X FF 91 3-1 F9 ①		B SI 90 X SI 89 1-0 6 BB 1B		C SL 81 C SL 81 B SL 82 X FF 93 1-2 F8 ②		4	0	1	0	0	0	0
3 Curtis Granderson, L (1, 9) OBP: 0.329, SLG: 0.393		C FF 91 B FF 92 B CH 80 X FF 91 2-1 F9 ②		B FF 91 B FF 91 F FF 91 X FF 91 2-1 HR		C SL 77 B SL 80 X SL 77 1-1 F8 ①		C FF 92 C FF 91 S SL 81 0-3 K ③		4	1	1	1	0	1	1
6 Matthew den Dekker, L (1, 8) OBP: 0.341, SLG: 0.303		B KC 76 C FF 92 C FF 92 B KC 77 X FF 92 2-2 20 S 1B		B FF 90 B ST 84 C FF 90 C KC 76 S KC 78 2-3 K ②		C SL 80 B SL 81 B SL 79 B SL 79 B SI 91 4-1 11 FC6-4 1-2 BB			F SI 91 B SI 91 X SI 91 1-1 G4-3 ①	3	0	1	0	1	1	0
20 Anthony Recker, R (1, 2) OBP: 0.245, SLG: 0.378		B FF 92 B ST 82 C KC 75 B ST 84 C FF 91 S ST 85 3-3 K2-3 1-2 ③		B KC 76 B FF 91 C FF 91 C FF 92 S ST 86 2-3 K ③		B FF 94 S FF 94 X FF 95 1-1 L8 ②			S SL 85 C SL 87 B SL 86 B SL 86 C SI 91 2-3 K ②	4	0	0	0	0	3	3
11 Rubén Tejada, R (1, 6) OBP: 0.340, SLG: 0.298			B FF 90 B FF 91 S FF 88 B FF 92 F FF 89 F FF 91 F FF 90 F FF 92 F FF 92 4-2 4 BB BB		B KC 74 C FF 89 X FF 90 1-1 L8 ①	B FS 87 X FF 94 1-0 FC6-4 1-2f ③			X SL 85 0-0 G5-3 ③	3	0	0	0	1	0	2
49 Jonathon Niese, L (1, 1) OBP: 0.180, SLG: 0.109 52 Carlos Torres, R (6, 1) 29 Eric Campbell, R (7, PH) OBP: 0.325, SLG: 0.362 62 Erik Goeddel, R (8, 1)			F FF 87 B FF 90 X CH 86 1-1 L7 ①		C CH 85 C FF 88 X KC 75 0-2 22 1B 1B		X FF 91 0-0 F8 ①			2 0 1 0	0 0 0 0	1 0 0 0	0 0 0 0	0 0 0 0	0 0 0 0	1 0 0 0
Inning Stats	R: 0 E: 0 K: 1 S: 9 H: 0 LOB: 0 BB: 0 P: 13	R: 0 E: 0 K: 1 S: 10 H: 1 LOB: 1 BB: 0 P: 19	R: 0 E: 0 K: 2 S: 19 H: 0 LOB: 2 BB: 2 P: 30	R: 1 E: 0 K: 2 S: 10 H: 1 LOB: 0 BB: 0 P: 19	R: 0 E: 0 K: 1 S: 14 H: 2 LOB: 2 BB: 0 P: 20	R: 0 E: 0 K: 0 S: 7 H: 1 LOB: 2 BB: 1 P: 15	R: 0 E: 0 K: 1 S: 11 H: 0 LOB: 0 BB: 0 P: 12	R: 0 E: 0 K: 1 S: 8 H: 0 LOB: 0 BB: 0 P: 11	R: 0 E: 0 K: 1 S: 6 H: 0 LOB: 0 BB: 0 P: 9	1B: 4 2B: 0 3B: 0 HR: 1	SF: 0 SAC: 0 DP: 0 HBP: 0			WP: 0 PB: 0 SB: 1 CS: 0		PA: 35	

	AB	32
	R	1
	H	5
	RBI	1
	BB	3
	SO	10
	LOB	14

PITCHER		IP	WLS	BF	H	R	ER	SO	BB	IBB	HBP	BLK	WP	HR	S	P	ERA	WHIP
41 Brad Peacock, R ERA: 4.72	(1, 1)	4.2		20	4	1	1	7	2	0	0	0	0	1	59	96	1.93	1.286
66 Kevin Chapman, L ERA: 4.87	(5, 1)	0.2	W	4	1	0	0	0	1	0	0	0	0	0	7	15	0.00	3.000
67 Jorge De Leon, R ERA: 4.05	(6, 1)	0.2	H	2	0	0	0	0	0	0	0	0	0	0	3	5	0.00	0.000
29 Tony Sipp, L ERA: 3.06	(7, 1)	2.0	H	6	0	0	0	2	0	0	0	0	0	0	19	23	0.00	0.000
50 Chad Qualls, R ERA: 3.33	(9, 1)	1.0	S	3	0	0	0	1	0	0	0	0	0	0	6	9	0.00	0.000

PITCHER	IP	WLS	BF	H	R	ER	SO	BB	IBB	HBP	BLK	WP	HR	S	P	ERA	WHIP

Houston Astros @ New York Mets

Citi Field, Flushing, NY

Sat Sep 27 2014, 7:12 PM - 10:11 PM EDT

Att. 34,886 - Clear - 78 F

TOP

livebaseballscorecards.com

Batter	1	2	3	4	5	6	7	8	9	AB	R	H	RBI	BB	SO	LOB
19 Robbie Grossman, S (1, 7) OBP: 0.337, SLG: 0.334	C FF 93 X SI 92 0-1 ① G6-3		F SI 92 B SI 92 B SI 92 F CH 88 S FF 94 2-3 ② K		B CH 87 F CH 87 X SI 92 1-1 27 G5-4-3 1B		C SL 86 B SI 91 X SI 91 1-1 ② L7			4	0	1	0	0	1	1
27 Jose Altuve, R (1, 4) OBP: 0.376, SLG: 0.451	C FF 94 B SL 83 F FF 92 B FF 94 B SI 93 F SI 93 X FF 94 3-2 ② P3		S SI 92 L SI 92 D SL 82 X FF 93 1-2 ③ G6-3		B SI 91 C FF 92 X SL 81 1-1 ②③ G5-4-3 1-2f		C FF 91 B FF 91 X FF 90 1-1 ③ F9			4	0	0	0	0	0	2
23 Chris Carter, R (1, 3) OBP: 0.308, SLG: 0.491	F FF 95 B SI 93 S SI 93 S FF 95 1-3 ③ K			B FF 92 X FF 92 1-0 ① G6-3		F SI 90 C FF 91 S FF 91 0-3 ① K		X SI 95 0-0 ① G5-3		4	0	0	0	0	2	0
21 Dexter Fowler, S (1, 8) OBP: 0.375, SLG: 0.399		X SI 91 0-0 ① G1-3		F CH 87 B FF 92 B FF 92 B CH 87 X SI 92 3-1 30 PB 9 S 1B		B FF 93 B CH 87 B CH 88 S FF 93 F FF 94 X FF 94 3-2 15 2B 1B		C FF 96 B SI 95 C SL 86 F FF 97 F FF 97 X SL 88 1-2 ② F9		4	1	2	0	0	0	0
15 Jason Castro, L (1, 2) OBP: 0.286, SLG: 0.366		B SI 93 B CH 88 B FF 93 C FF 92 F SI 91 X FF 93 3-2 ② P6		X FF 92 0-0 ② P5		B FF 93 B FF 93 1 SAFE F FF 93 F FF 94 F FF 94 F SL 83 B FF 92 X SI 92 3-2 9 1B 1-H 2B		F FF 96 F SI 97 B SL 86 F SL 88 S CH 89 1-3 ③ K		4	0	1	1	0	1	1
9 Marwin Gonzalez, S (1, 6) OBP: 0.327, SLG: 0.400		B FF 94 X SI 92 1-0 2B		C CH 87 D SL 80 1 SAFE B FF 92 D CH 87 C FF 93 B CH 87 4-2 30 PB 1-2 BB		C SI 89 X SI 90 0-1 2-3 1B			B FF 94 C FF 92 X CH 87 1-1 ① G6-3	3	0	2	0	1	0	0
30 Matt Dominguez, R (1, 5) OBP: 0.257, SLG: 0.330 66 Kevin Chapman, L (6, 1) 55 Jose Veras, R (7, 1) 8 Alex Presley, L (9, PH) OBP: 0.286, SLG: 0.352 29 Tony Sipp, L (9, 1)		C FF 93 F SI 91 B FF 94 S SL 82 1-3 ③ K		B FF 92 S SL 83 B SL 82 C SL 82 B FF 93 B SL 83 4-2 1-2 2-3 BB		F FF 91 F FF 92 B FF 90 F SL 85 X SL 86 1-2 ② L4			B FF 93 B FF 94 C FF 92 X FF 93 2-1 ② F8	2 0 0 1 0	0 0 0 0 0	0 0 0 0 0	0 0 0 0 0	1 0 0 0 0	1 0 0 0 0	3 0 0 0 0
6 Jake Marisnick, R (1, 9) OBP: 0.281, SLG: 0.323			C FF 92 X SI 91 0-1 ① P3	F FF 93 C FF 93 S FF 94 0-3 ③ K		S FF 91 C FF 92 B FF 92 T FF 92 1-2 ③ K			F FF 94 S SL 86 B SL 88 S SL 85 1-3 ③ K	4	0	0	0	0	3	5
44 Samuel Deduno, R (1, 1) OBP: 0.200, SLG: 0.400 21 Jon Singleton, L (5, PH) OBP: 0.285, SLG: 0.333 58 Jake Buchanan, R (5, 1) 3 Gregorio Petit, R (6, 5) OBP: 0.302, SLG: 0.419			B FF 93 X FF 92 1-0 2B		B SI 91 S CH 86 B FF 93 S CH 88 F CH 88 C FF 93 2-3 ① K		B SL 85 F FF 90 B FF 89 X FF 89 2-1 ① G5-3			1 1 0 1	0 0 0 0	1 0 0 0	0 0 0 0	0 0 0 0	0 1 0 0	0 0 0 0
Inning Stats	R: 0 E: 0 K: 1 S: 9 H: 0 LOB: 0 BB: 0 P: 13	R: 0 E: 0 K: 1 S: 8 H: 1 LOB: 1 BB: 0 P: 13	R: 0 E: 0 K: 1 S: 9 H: 1 LOB: 1 BB: 0 P: 13	R: 0 E: 0 K: 1 S: 11 H: 1 LOB: 3 BB: 2 P: 23	R: 0 E: 0 K: 1 S: 8 H: 1 LOB: 0 BB: 0 P: 12	R: 1 E: 0 K: 2 S: 20 H: 3 LOB: 2 BB: 0 P: 28	R: 0 E: 0 K: 0 S: 6 H: 0 LOB: 0 BB: 0 P: 10	R: 0 E: 0 K: 1 S: 10 H: 0 LOB: 0 BB: 0 P: 12	R: 0 E: 0 K: 1 S: 7 H: 0 LOB: 0 BB: 0 P: 11	1B: 4 2B: 3 3B: 0 HR: 0 SF: 0 SAC: 0 DP: 1 HBP: 0						

	AB	33
	R	1
	H	7
	RBI	1
	BB	2
	SO	9
	LOB	12

WP: 0 PB: 1 SB: 1 CS: 0 PA: 35

PITCHER		IP	WLS	BF	H	R	ER	SO	BB	IBB	HBP	BLK	WP	HR	S	P	ERA	WHIP
50 Rafael Montero, R ERA: 4.06	(1, 1)	5.1		23	6	1	1	6	2	0	0	0	0	0	56	91	1.69	1.500
44 Buddy Carlyle, R ERA: 1.45	(6, 1)	1.2		6	1	0	0	1	0	0	0	0	0	0	15	21	0.00	0.600
27 Jeurys Familia, R ERA: 2.24	(8, 1)	1.0		3	0	0	0	1	0	0	0	0	0	0	10	12	0.00	0.000
58 Jenrry Mejia, R ERA: 3.69	(9, 1)	1.0	W	3	0	0	0	1	0	0	0	0	0	0	7	11	0.00	0.000

PITCHER	IP	WLS	BF	H	R	ER	SO	BB	IBB	HBP	BLK	WP	HR	S	P	ERA	WHIP

BOTTOM

Batter	1	2	3	4	5	6	7	8	9	AB	R	H	RBI	BB	SO	LOB
6 Matthew den Dekker, L (1, 8) OBP: 0.341, SLG: 0.311 29 Eric Campbell, R (9, PH) OBP: 0.324, SLG: 0.360	B FF 86 B FF 87 C FF 86 B FC 88 C FF 87 X FF 88 3-2 ① G3		C CU 79 S FF 90 B CH 85 X FF 90 1-2 ② G4-3			B CU 76 F SI 90 B SI 89 F SI 91 F SI 91 B CU 77 X SI 90 3-2 22 G6-3 2B			X FF 91 0-0 ① F8	3 1	0 0	1 0	0 0	0 0	0 0	0 0
22 Eric Young Jr., S (1, 7) OBP: 0.300, SLG: 0.312	F FF 88 B CH 84 F FC 90 F CU 80 F CU 80 S FF 91 1-3 ② K2-3		C CU 78 S CH 85 B CH 85 X FC 91 1-2 ③ G6-3			D CU 75 X SI 89 1-0 ② G6-3 2-3			F FF 92 B CH 79 X FF 91 1-1 21 HR 3B	4	1	1	0	0	1	1
28 Daniel Murphy, L (1, 5) OBP: 0.331, SLG: 0.401	C FC 89 C CH 84 S CU 81 0-3 ③ K			B CU 77 B FF 89 F FF 88 X FF 90 2-1 ① G1-3		X SL 80 0-0 ③ G3-1			D SL 83 C FF 93 X FF 92 1-1 ② F7	4	0	0	0	0	1	2
21 Lucas Duda, L (1, 3) OBP: 0.348, SLG: 0.473		X FF 88 0-0 ① F8		C CU 78 B CH 83 B FC 89 B CU 79 X FC 90 3-1 ② L8			C SI 91 B SL 82 C SL 82 X SI 92 1-2 ① G5-3		B SL 83 X FF 92 1-0 3-H HR	4	1	1	2	0	0	0
3 Curtis Granderson, L (1, 9) OBP: 0.328, SLG: 0.391		B FC 88 C FC 87 B CH 82 F FC 89 B FF 89 F FF 90 X CU 80 3-2 ② G3		C FC 90 B CU 80 B CH 82 C FC 89 B CU 81 C CU 80 3-3 ③ K			B SI 91 F SI 90 X SI 91 1-1 ② G6-3			3	0	0	0	0	1	0
4 Wilmer Flores, R (1, 4) OBP: 0.283, SLG: 0.373		B FF 90 B FF 88 C FF 89 B FF 90 X FC 89 3-1 20 BB 11 1B 1B			C SI 89 B SL 84 F SI 88 B CU 76 X SI 90 2-2 ① F9		C CU 74 C SI 93 X CU 75 0-2 ③ P6			3	0	1	0	0	0	0
20 Anthony Recker, R (1, 2) OBP: 0.246, SLG: 0.374		C FF 89 B CU 79 D FF 89 1 SAFE B FC 87 B FC 88 4-1 11 1B 1-2 BB			X SI 90 0-0 ② G5-3			B SI 93 C SI 94 B CU 76 F SI 94 B SI 94 F SI 95 X SI 93 3-2 ① F7		2	0	0	0	1	0	0
11 Rubén Tejada, R (1, 6) OBP: 0.341, SLG: 0.299 44 Buddy Carlyle, L (6, 1) OBP: 1.000, SLG: 1.000 27 Jeurys Familia, R (8, 1) OBP: 0.667, SLG: 0.667 53 Bobby Abreu, L (8, PH) OBP: 0.336, SLG: 0.336 58 Jenrry Mejia, R (9, 1)		B CU 77 C FF 88 B FC 88 X FC 88 2-1 ③ 1-2 2-H 1B			C SI 90 B CU 76 F SI 89 S SL 84 1-3 ③ K			C SI 94 B SI 93 X SI 93 1-1 ② F7	2 0 0 1 0	0 0 0 0 0	1 0 0 0 0	0 0 0 0 0	0 0 0 0 0	1 0 0 0 0	0 0 0 0 0
50 Rafael Montero, R (1, 1) 70 Wilfredo Tovar, R (6, 6)			B FF 88 C FF 88 B FF 88 S FF 88 C FC 91 2-3 ① K			C SI 88 S SL 85 X SL 85 0-2 ① G6-3		F SI 94 B CU 78 B CU 76 X SI 94 2-1 ③ G6-3		1 2	0 0	0 0	0 0	0 0	1 0	0 0
Inning Stats	R: 0 E: 0 K: 2 S: 11 H: 0 LOB: 0 BB: 0 P: 15	R: 0 E: 0 K: 0 S: 10 H: 2 LOB: 2 BB: 1 P: 22	R: 0 E: 0 K: 1 S: 9 H: 0 LOB: 0 BB: 0 P: 13	R: 0 E: 0 K: 1 S: 7 H: 0 LOB: 0 BB: 0 P: 15	R: 0 E: 0 K: 1 S: 7 H: 0 LOB: 0 BB: 0 P: 10	R: 0 E: 0 K: 0 S: 9 H: 1 LOB: 1 BB: 0 P: 13	R: 0 E: 0 K: 0 S: 8 H: 0 LOB: 0 BB: 0 P: 10	R: 0 E: 0 K: 0 S: 8 H: 0 LOB: 0 BB: 0 P: 14	R: 2 E: 0 K: 0 S: 6 H: 2 LOB: 0 BB: 0 P: 9	1B: 2 2B: 1 3B: 1 HR: 1	SF: 0 SAC: 0 DP: 0 HBP: 0	WP: 0 PB: 0 SB: 0 CS: 0	PA: 31			

PITCHER		IP	WLS	BF	H	R	ER	SO	BB	IBB	HBP	BLK	WP	HR	S	P	ERA	WHIP
44 Samuel Deduno, R ERA: 4.47	(1, 1)	4.0		14	2	0	0	4	1	0	0	0	0	0	37	65	0.00	0.750
58 Jake Buchanan, R ERA: 4.58	(5, 1)	1.2		6	1	0	0	1	0	0	0	0	0	0	15	22	0.00	0.600
66 Kevin Chapman, L ERA: 4.64	(6, 1)	1.0	H	3	0	0	0	0	0	0	0	0	0	0	6	8	0.00	0.000
55 Jose Veras, R ERA: 4.5	(7, 1)	1.1	H	4	0	0	0	0	0	0	0	0	0	0	11	17	0.00	0.000
29 Tony Sipp, L ERA: 3.38	(9, 1)	0.2	L	4	2	2	2	0	0	0	0	0	0	1	6	9	27.00	3.000

PITCHER	IP	WLS	BF	H	R	ER	SO	BB	IBB	HBP	BLK	WP	HR	S	P	ERA	WHIP

Houston Astros @ New York Mets

Citi Field, Flushing, NY

Sat Sep 27 2014, 7:12 PM - 10:11 PM EDT

Att. 34,886 - Clear - 78 F

livebaseballscorecards.com

AB	30
R	2
H	5
RBI	2
BB	1
SO	5
LOB	3

Batter	1	2	3	4	5	6	7	8	9	AB	R	H	RBI	BB	SO	LOB
19 Robbie Grossman, S (1, 7) OBP: 0.337, SLG: 0.333	B FF 88 C SI 89 C SI 87 B SI 87 F FF 90 X FF 90 2-2 27 G1-6-3 1B		B SI 86 T SI 86 B CH 81 B SI 86 C SI 86 X FF 91 3-2 ① G4-3		F FF 91 X SI 89 0-1 ② F8 2-3		B FF 93 F FF 92 C CU 80 B CU 85 X FF 93 2-2 ② G4-3			4	0	1	0	0	0	2
27 Jose Altuve, R (1, 4) OBP: 0.377, SLG: 0.453	1 SAFE C SI 85 X SI 86 0-1 ① ② G1-6-3 1-2f		F SI 86 X SI 87 0-1 8 G3-1 2B		B SI 88 C SI 87 F CH 80 X SI 88 1-2 1-2 3-H 1B		C FF 95 X CU 79 0-1 ③ G4-3			4	0	2	1	0	0	1
8 Alex Presley, L (1, 9) OBP: 0.281, SLG: 0.346	C FF 90 X SI 88 0-1 ③ F9		2 SAFE D FF 90 X SI 87 1-0 ② ③ G3-1 2-3		C SL 83 D SL 82 F FF 92 B FF 91 F FF 90 X SI 88 2-2 ③ F7			C FF 96 B SI 97 X SI 97 1-1 ① G1-4-3		4	0	0	0	0	0	3
21 Jon Singleton, L (1, 3) OBP: 0.285, SLG: 0.335		B SI 87 C SI 89 B FF 90 X SI 88 2-1 12 2B 2B		C SI 87 B SI 88 B SL 80 B SL 82 X SI 87 3-1 ① G1-3		B CH 81 B SI 87 X SI 87 2-0 ① F9		B FF 97 B SI 97 X SI 97 2-0 ② G1-3		4	1	1	0	0	0	0
6 Jake Marisnick, R (1, 8) OBP: 0.281, SLG: 0.326		F SL 84 C SI 88 S SL 82 0-3 ① K		C SI 87 B SI 88 F SI 86 C SI 88 1-3 ② K		B SL 82 F SL 82 X SI 88 1-1 12 1B 2B		B FF 97 C SL 87 S SL 88 S SL 90 1-3 ③ K		4	1	1	0	0	3	1
12 Max Stassi, R (1, 2) OBP: 0.350, SLG: 0.450		C SI 88 C SI 88 D SL 82 F SI 88 F SI 88 X FF 91 1-2 2-H 2B		C SI 87 X SL 83 0-1 ③ G3		X SI 87 0-0 2-H 1B			B FF 94 C FC 93 T FC 94 S SL 86 1-3 ① K	4	0	2	2	0	1	0
3 Gregorio Petit, R (1, 5) OBP: 0.300, SLG: 0.423 (6, 6)		C SL 81 X SL 82 0-1 ② P4			C SI 87 B FF 90 C SI 87 B SL 81 X SI 88 2-2 19 F8 27 1B 2B	1 SAFE 1 SAFE F SI 85 F SI 86 S SI 86 0-3 ② K			B FC 94 B FC 94 X FC 93 2-0 ② G6-3	4	1	1	0	0	1	2
2 Jonathan Villar, S (1, 6) OBP: 0.267, SLG: 0.354 48 Mike Foltynewicz, R (6, 1) 67 Jorge De Leon, R (8, 1) 0 L.J. Hoes, R (9, PH) OBP: 0.230, SLG: 0.287		I IN 76 I IN 78 I IN 80 I IN 76 4-0 IBB			T FF 91 F FF 91 C SI 89 0-3 ① K	F SI 86 B SI 86 X CH 81 1-1 ③ F7			B FF 94 S FC 93 C SL 84 X SL 87 1-2 ③ F7	2 0 0 1	0 0 0 0	0 0 0 0	0 0 0 0	1 0 0 0	1 0 0 0	2 0 0 0
63 Nick Tropeano, R (1, 1) 30 Matt Dominguez, R (6, 5) OBP: 0.256, SLG: 0.330		C SI 86 C SI 86 X SI 86 0-2 ③ G1			B SI 88 B SI 86 B SI 86 B SI 85 4-0 27 1B BB		X FC 92 0-0 ① G5-3			1 1	0 0	0 0	0 0	1 0	0 0	2 0
Inning Stats	R: 0 E: 0 K: 0 S: 8 H: 1 LOB: 0 BB: 0 P: 10	R: 1 E: 0 K: 1 S: 15 H: 2 LOB: 2 BB: 1 P: 22	R: 0 E: 0 K: 0 S: 6 H: 1 LOB: 1 BB: 0 P: 10	R: 0 E: 0 K: 1 S: 7 H: 0 LOB: 0 BB: 0 P: 11	R: 1 E: 0 K: 1 S: 15 H: 2 LOB: 2 BB: 1 P: 24	R: 1 E: 0 K: 1 S: 9 H: 2 LOB: 1 BB: 0 P: 13	R: 0 E: 0 K: 0 S: 6 H: 0 LOB: 0 BB: 0 P: 8	R: 0 E: 0 K: 1 S: 6 H: 0 LOB: 0 BB: 0 P: 10	R: 0 E: 0 K: 1 S: 7 H: 0 LOB: 0 BB: 0 P: 11	1B: 3 2B: 5 3B: 0 HR: 0 SF: 0 SAC: 0 DP: 1 HBP: 0						

PITCHER		IP	WLS	BF	H	R	ER	SO	BB	IBB	HBP	BLK	WP	HR	S	P	ERA	WHIP
40 Bartolo Colon, R ERA: 4.09	(1, 1)	6.0	W	26	8	3	3	4	1	1	0	0	0	0	60	90	4.50	1.500
52 Carlos Torres, R ERA: 3.06	(7, 1)	1.0	H	3	0	0	0	0	0	0	0	0	0	0	6	8	0.00	0.000
27 Jeurys Familia, R ERA: 2.21	(8, 1)	1.0	H	3	0	0	0	1	0	0	0	0	0	0	6	10	0.00	0.000
58 Jenrry Mejia, R ERA: 3.65	(9, 1)	1.0		3	0	0	0	1	0	0	0	0	0	0	7	11	0.00	0.000

PITCHER	IP	WLS	BF	H	R	ER	SO	BB	IBB	HBP	BLK	WP	HR	S	P	ERA	WHIP

TOP

Houston Astros @ New York Mets

Citi Field, Flushing, NY

Sun Sep 28 2014, 1:12 PM - 3:53 PM EDT

Att. 34,897 - Partly Cloudy - 81 F

livebaseballscorecards.com

AB	33
R	3
H	8
RBI	3
BB	2
SO	6
LOB	13

1B: 3	SF: 0	WP: 0	PA: 35
2B: 5	SAC: 0	PB: 0	
3B: 0	DP: 1	SB: 0	
HR: 0	HBP: 0	CS: 0	

Batter	1	2	3	4	5	6	7	8	9	AB	R	H	RBI	BB	SO	LOB
6 Matthew den Dekker, L (1, 7) (6, 8) OBP: 0.345, SLG: 0.322	B SI 89 F SI 89 X CH 80 1-1 53 G4-3 28 SF9 2B		B SI 91 C SL 79 X SI 92 1-1 53 S 2-H 1B		F SI 90 B SL 78 S SI 91 B SI 89 X SL 79 2-2 ② G4-3		B SI 92 B FF 92 X SI 91 2-0 ② F9			4	1	2	1	0	0	0
53 Bobby Abreu, L (1, 9) OBP: 0.342, SLG: 0.338 22 Eric Young Jr., S (5, PR) OBP: 0.299, SLG: 0.311 (6, 7)	B SI 90 B SI 91 S CH 81 X CH 82 2-1 ① G4-3 2-3		C SI 91 B SI 91 D SL 80 F SI 91 B SI 91 B CH 82 4-2 1-2 BB		B FF 91 F SI 90 F SI 91 X SI 91 1-2 28 BB 21 2B 1B		B FF 96 S SI 95 B CH 84 C SI 90 B SI 92 X FF 94 3-2 ③ F8			2 1	0 1	1 0	0 0	1 0	0 0	1 0
28 Daniel Murphy, L (1, 5) OBP: 0.332, SLG: 0.403	T SI 92 B SI 92 S SL 79 X SL 79 1-2 ② SF9 3-H		B SI 91 X CH 82 1-0 ② F8		B SI 89 B SI 89 F CH 82 1 SAFE B CH 81 B SI 89 4-1 21 2B 1-2 BB			B SI 91 B SI 92 T SI 93 C CH 83 X FF 95 2-2 21 HR 2B		2	2	1	1	1	0	2
21 Lucas Duda, L (1, 3) OBP: 0.349, SLG: 0.481	B SI 91 B SI 92 C SI 91 S SL 78 B SL 79 S CH 81 3-3 ③ K		X SI 91 0-0 ③ F7		X CH 82 0-0 1-H 2-H 2B			C CU 77 F FF 96 B SL 80 B FF 97 F SI 96 F SL 80 X CH 82 2-2 2-H HR		4	1	2	4	0	1	2
3 Curtis Granderson, L (1, 8) (6, 9) OBP: 0.326, SLG: 0.388		C SI 90 B SI 90 B SI 91 B CH 81 F SI 91 F SI 91 X SI 91 3-2 ① G4-3		X SI 88 0-0 ① G4-3	C SI 89 X CH 82 0-1 ③ F9			X SI 93 0-0 ① L9		4	0	0	0	0	0	2
4 Wilmer Flores, R (1, 4) OBP: 0.286, SLG: 0.378		L SL 78 F SI 90 X SL 78 0-2 ② F8		B SI 90 C CH 80 B SL 79 F CH 80 X SI 91 2-2 1B		X FF 96 0-0 ① F7		C CU 78 B FF 97 F FF 95 X CU 79 1-2 11 HR 2B		4	1	2	0	0	0	0
11 Rubén Tejada, R (1, 6) OBP: 0.342, SLG: 0.310		B SI 90 S CH 82 X SI 92 1-1 36 CS 1B		1 SAFE X SI 90 0-0 ② F7		C FF 96 B FF 97 S CH 84 B SL 80 X FF 95 2-2 ② P4		C FS 87 B FF 97 B FS 89 X FF 96 2-1 2-H HR		4	1	2	2	0	0	1
36 Juan Centeno, L (1, 2) OBP: 0.273, SLG: 0.200	F SI 91 C SI 91 B SI 91 1-2 ③ CS 1-2		B SI 90 B CH 80 C SI 90 F SI 91 B FF 91 B CH 82 4-2 40 SH1-4 6 1B BB	B SI 90 B SI 90 C SI 89 B SI 90 C SI 90 X SI 90 3-2 ③ G5-3		B SI 94 X SI 92 1-0 ③ G6-3		B FF 94 F FF 95 S FS 87 X FS 86 1-2 ② G4-3		3	1	0	0	1	0	1
40 Bartolo Colon, R (1, 1) OBP: 0.032, SLG: 0.048 52 Carlos Torres, R (7, 1) 70 Wilfredo Tovar, R (7, PH) 27 Jeurys Familia, R (8, 1) OBP: 0.667, SLG: 0.667 29 Eric Campbell, R (8, PH) OBP: 0.322, SLG: 0.358 58 Jenrry Mejia, R (9, 1)			L X SI 91 0-1 ① SH1-4 1-2		S SI 90 X SI 89 0-1 ① P6		C FF 95 S SL 80 B SL 80 F FF 96 X SI 92 1-2 ① P1	C FF 96 B FS 86 F FS 88 B FF 97 X FS 87 2-2 ③ P3		1 0 1 0 1 0	0 0 0 0 0 0	0 0 0 0 0 0	0 0 0 0 0 0	0 0 0 0 0 0	0 0 0 0 0 0	0 0 0 0 0 0
Inning Stats	R: 1 E: 0 K: 1 S: 10 H: 1 LOB: 0 BB: 0 P: 17	R: 0 E: 0 K: 0 S: 11 H: 1 LOB: 0 BB: 0 P: 16	R: 1 E: 0 K: 0 S: 10 H: 1 LOB: 2 BB: 2 P: 20	R: 0 E: 0 K: 0 S: 8 H: 1 LOB: 1 BB: 0 P: 13	R: 2 E: 0 K: 0 S: 12 H: 2 LOB: 2 BB: 1 P: 19	R: 0 E: 0 K: 0 S: 5 H: 0 LOB: 0 BB: 0 P: 8	R: 0 E: 0 K: 0 S: 8 H: 0 LOB: 0 BB: 0 P: 14	R: 4 E: 0 K: 0 S: 20 H: 4 LOB: 0 BB: 0 P: 30		1B: 4 2B: 4 3B: 0 HR: 2	SF: 1 SAC: 1 DP: 0 HBP: 0		WP: 0 PB: 0 SB: 1 CS: 1	PA: 37	

PITCHER		IP	WLS	BF	H	R	ER	SO	BB	IBB	HBP	BLK	WP	HR	S	P	ERA	WHIP
63 Nick Tropeano, R ERA: 4.57	(1, 1)	5.0	L	23	6	4	4	1	3	0	0	0	0	0	51	85	7.20	1.800
48 Mike Foltynewicz, R ERA: 5.3	(6, 1)	2.1		10	3	3	3	0	0	0	0	0	0	1	25	39	11.57	1.286
67 Jorge De Leon, R ERA: 4.91	(8, 1)	0.2		3	1	1	1	0	0	0	0	0	0	1	8	13	13.50	1.500

PITCHER	IP	WLS	BF	H	R	ER	SO	BB	IBB	HBP	BLK	WP	HR	S	P	ERA	WHIP

BOTTOM

Houston Astros @ New York Mets

Citi Field, Flushing, NY

Sun Sep 28 2014, 1:12 PM - 3:53 PM EDT

Att. 34,897 - Partly Cloudy - 81 F

livebaseballscorecards.com

AB	31
R	8
H	10
RBI	8
BB	3
SO	1
LOB	9