

# New York Mets - 2014



























Batter	1	2	3	4	5	6	7	8	9	AB	R	H	RBI	BB	SO	LOB	TOP												
12 Juan Lagares, R OBP: 0.385, SLG: 0.417 77 Brandon Nimmo, L OBP: 0.600, SLG: 0.600	G5-3			G1-3			K			4	0	1	0	0	1	1	<b>New York Mets @ Washington Nationals</b> Space Coast Stadium, Viera, FL Wed Mar 05 2014, 1:06 PM - 4:09 PM EST Att: 3,261 - Cloudy - 73 F												
9 Kirk Nieuwenhuis, L OBP: 0.500, SLG: 0.500 53 Travis Tajeron, R	G2-3						F8			4	0	2	0	0	1	2													
30 Andrew Brown, R OBP: 0.091, SLG: 0.273 65 César Puello, R OBP: 0.500, SLG: 0.800	G2-3			G5-3			P5			4	0	0	0	0	1	4													
60 Brandon Allen, L OBP: 0.077, SLG: 0.077	F8									4	0	0	0	0	0	2													
4 Wilmer Flores, R		L9								2	1	0	0	2	0	1													
68 Eric Campbell, R OBP: 0.462, SLG: 0.500	K									4	2	2	0	0	1	1													
19 Zach Lutz, R OBP: 0.273, SLG: 0.545	G5-3									4	2	2	2	0	0	1													
23 Taylor Teagarden, R OBP: 0.300, SLG: 0.250 36 Juan Centeno, L OBP: 0.250, SLG: 0.250										2	0	1	1	0	0	2													
2 Anthony Seratelli, S OBP: 0.214, SLG: 0.231 5 Matt Reynolds, R										1	0	0	0	0	0	0													
<b>Inning Stats</b>	R: 0 E: 0 K: 0 S: 4	H: 1 LOB: 1 BB: 0 P: 4	R: 0 E: 0 K: 1 S: 5	H: 0 LOB: 0 BB: 0 P: 5	R: 0 E: 0 K: 2 S: 9	H: 2 LOB: 2 BB: 0 P: 9	R: 3 E: 0 K: 0 S: 6	H: 3 LOB: 1 BB: 1 P: 10	R: 0 E: 0 K: 1 S: 6	H: 1 LOB: 0 BB: 0 P: 6	R: 1 E: 0 K: 1 S: 6	H: 1 LOB: 0 BB: 0 P: 6	R: 0 E: 0 K: 1 S: 5	H: 0 LOB: 0 BB: 0 P: 5	R: 0 E: 0 K: 0 S: 2	H: 0 LOB: 0 BB: 1 P: 6		R: 1 E: 0 K: 2 S: 11	H: 2 LOB: 1 BB: 0 P: 13	1B: 7 2B: 2 3B: 0 HR: 1	SF: 1 SAC: 0 DP: 1 HBP: 0	WP: 0 PB: 0 SB: 0 CS: 0	PA: 38						
<b>PITCHER</b>	IP WLS BF H R ER SO BB IBB HBP BLK WP HR S P ERA WHIP											<b>PITCHER</b>	IP WLS BF H R ER SO BB IBB HBP BLK WP HR S P ERA WHIP																
47 Gio González, L ERA: 18.9	2.0	7	1	0	0	1	0	0	0	0	0	0	0	0	0	0	0.00	0.500											
50 Matt Purke, L ERA: 18.9	2.0	B	12	5	3	3	2	1	0	0	0	0	0	0	0	15	19	13.50	3.000										
36 Tyler Clippard, R ERA: 9.0	1.0	4	1	0	0	1	0	0	0	0	0	0	0	0	6	6	0.00	1.000											
35 Craig Stammen, R ERA: 9.0	1.0	4	1	1	1	1	0	0	0	0	0	0	0	0	6	6	9.00	1.000											
13 Jerry Blevins, L ERA: 9.0	1.0	3	0	0	0	1	0	0	0	0	0	0	0	0	5	5	0.00	0.000											
2 Denard Span, L OBP: 0.333, SLG: 0.333 67 Brian Goodwin, L OBP: 0.455, SLG: 0.750	K	K		G4-3						3	0	0	0	0	2	1	<b>New York Mets @ Washington Nationals</b> Space Coast Stadium, Viera, FL Wed Mar 05 2014, 1:06 PM - 4:09 PM EST Att: 3,261 - Cloudy - 73 F												
20 Ian Desmond, R OBP: 0.400, SLG: 1.100 1 Jamey Carroll, R OBP: 0.364, SLG: 0.125	K																	2	1	1	1	0	1	0					
28 Jayson Werth, R OBP: 0.417, SLG: 0.583 70 Jeff Howell, R																		1	0	0	0	1	1	0					
11 Ryan Zimmerman, R OBP: 0.300, SLG: 0.300 63 Matt Skole, L OBP: 0.417, SLG: 0.818																		2	0	1	0	0	0	0					
34 Bryce Harper, L OBP: 0.500, SLG: 0.200 7 Scott Hairston, R OBP: 0.200, SLG: 0.222																		2	0	1	0	0	0	2					
40 Wilson Ramos, R OBP: 0.500, SLG: 0.600 59 Jose Lobaton, S OBP: 0.333, SLG: 0.200 Cutter Dykstra, R																		2	1	1	0	0	0	0					
25 Adam LaRoche, L OBP: 0.222, SLG: 0.556 12 Tyler Moore, R OBP: 0.200, SLG: 0.222																		2	0	0	0	0	1	3					
18 Mike Fontenot, L OBP: 0.100, SLG: 0.222 10 Will Rhymes, L OBP: 0.571, SLG: 0.400																		2	0	0	1	0	1	0					
23 Jhonatan Solano, R OBP: 0.250, SLG: 0.500 41 Sandy León, S OBP: 0.250, SLG: 0.250 68 Michael Taylor, R OBP: 0.250, SLG: 0.500																		1	0	0	0	1	0	0					
<b>Inning Stats</b>	R: 0 E: 0 K: 2 S: 8	H: 1 LOB: 2 BB: 1 P: 12	R: 1 E: 1 K: 1 S: 6	H: 0 LOB: 1 BB: 1 P: 10	R: 1 E: 0 K: 2 S: 12	H: 3 LOB: 2 BB: 0 P: 15	R: 0 E: 0 K: 0 S: 3	H: 0 LOB: 0 BB: 0 P: 3	R: 0 E: 0 K: 1 S: 5	H: 1 LOB: 0 BB: 0 P: 5	R: 0 E: 0 K: 1 S: 5	H: 0 LOB: 0 BB: 0 P: 5	R: 2 E: 0 K: 3 S: 12	H: 2 LOB: 1 BB: 1 P: 17	R: 7 E: 0 K: 1 S: 10	H: 5 LOB: 1 BB: 2 P: 18		1B: 7 2B: 1 3B: 0 HR: 4	SF: 1 SAC: 0 DP: 1 HBP: 0	WP: 0 PB: 1 SB: 0 CS: 0	PA: 41								
<b>PITCHER</b>	IP WLS BF H R ER SO BB IBB HBP BLK WP HR S P ERA WHIP											<b>PITCHER</b>	IP WLS BF H R ER SO BB IBB HBP BLK WP HR S P ERA WHIP																
58 Jenry Mejia, R ERA: 6.0	2.0	9	3	1	1	2	0	0	0	0	0	0	0	1	15	18	4.50	1.500											
48 Jacob deGrom, R ERA: 13.5	2.0	H	6	1	0	0	2	0	0	0	0	0	0	0	10	10	0.00	0.500											
79 John Church, R ERA: 31.5	1.0	B	6	2	2	2	3	1	0	0	0	0	0	1	12	17	18.00	3.000											
75 Cory Mazzoni, R ERA: 31.5	1.0	L	10	5	7	7	1	2	0	0	0	0	2	10	18	63.00	7.000												



Batter	1	2	3	4	5	6	7	8	9	AB R H RBI BB SO LOB	TOP																								
											<p><b>New York Mets @ Houston Astros</b>  Osceola County Stadium, Kissimmee, FL  Thu Mar 06 2014, 1:05 PM EST</p> <p><a href="http://livebaseballscorecards.com">livebaseballscorecards.com</a></p> <p>AB 0 R 0 H 0 RBI 0 BB 0 SO 0 LOB 0</p> 																								
Inning Stats										1B: 0 SF: 0 WP: 0 PA: 0 2B: 0 SAC: 0 FB: 0 3B: 0 DP: 0 SB: 0 HR: 0 HBP: 0 CS: 0																									
PITCHER	IP	WLS	BF	H	R	ER	SO	BB	IBB	HBP	BLK	WP	HR	S	P	ERA	WHIP	PITCHER	IP	WLS	BF	H	R	ER	SO	BB	IBB	HBP	BLK	WP	HR	S	P	ERA	WHIP

Batter	1	2	3	4	5	6	7	8	9	AB R H RBI BB SO LOB	BOTTOM																								
											<p><b>New York Mets @ Houston Astros</b>  Osceola County Stadium, Kissimmee, FL  Thu Mar 06 2014, 1:05 PM EST</p> <p><a href="http://livebaseballscorecards.com">livebaseballscorecards.com</a></p> <p>AB 0 R 0 H 0 RBI 0 BB 0 SO 0 LOB 0</p> 																								
Inning Stats										1B: 0 SF: 0 WP: 0 PA: 0 2B: 0 SAC: 0 FB: 0 3B: 0 DP: 0 SB: 0 HR: 0 HBP: 0 CS: 0																									
PITCHER	IP	WLS	BF	H	R	ER	SO	BB	IBB	HBP	BLK	WP	HR	S	P	ERA	WHIP	PITCHER	IP	WLS	BF	H	R	ER	SO	BB	IBB	HBP	BLK	WP	HR	S	P	ERA	WHIP







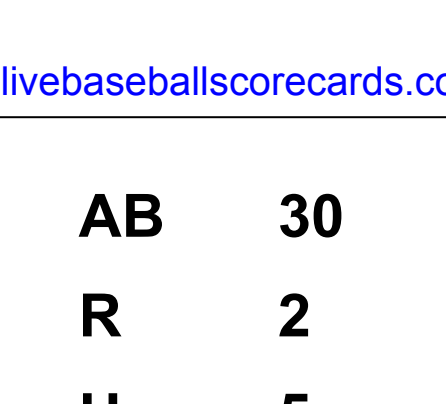
Batter	1	2	3	4	5	6	7	8	9	AB	R	H	RBI	BB	SO	LOB	TOP										
22 Eric Young Jr, S OBP: 0.333, SLG: 0.273 2 Anthony Seratelli, S OBP: 0.166, SLG: 0.200			G1-3		G1-3			K	F8	3	0	1	0	0	0	1	<b>New York Mets @ Detroit Tigers</b> Joker Marchant Stadium, Lakeland, FL Sat Mar 08 2014, 1:11 PM - 4:34 PM EST Att: 9,232 - Sunny - 71 F										
12 Juan Lagares, R OBP: 0.438, SLG: 0.467 77 Brandon Nimmo, L OBP: 0.571, SLG: 0.500										3	1	2	0	0	0	1											
9 Kirk Nieuwenhuis, L OBP: 0.421, SLG: 0.333 65 César Puello, R OBP: 0.500, SLG: 0.600										2	0	0	0	1	2	2											
13 Josh Satin, R OBP: 0.375, SLG: 0.308 19 Zach Lutz, R OBP: 0.231, SLG: 0.462										3	0	1	0	0	1	1											
30 Andrew Brown, R OBP: 0.250, SLG: 0.563 60 Brandon Allen, L OBP: 0.071, SLG: 0.071										3	0	1	0	0	0	2											
6 Matthew don Dekker, L OBP: 0.357, SLG: 0.273 68 Eric Campbell, R OBP: 0.412, SLG: 0.438										1	0	0	0	1	1	0											
4 Wilmer Flores, R OBP: 0.200, SLG: 0.063 67 Dustin Lawley, R OBP: 0.400, SLG: 0.250										3	0	0	0	0	1	2											
23 Taylor Teagarden, R OBP: 0.308, SLG: 0.273 36 Juan Centeno, L OBP: 0.400, SLG: 0.400										3	0	1	0	0	1	2											
0 Omar Quintanilla, L 82 Matt Clark, L OBP: 0.333, SLG: 0.333 70 Wilfredo Tovar, R OBP: 0.333, SLG: 0.333										3	0	0	0	0	1	1											
<b>Inning Stats</b>	R: 0 E: 0 K: 1 S: 6	H: 1 LOB: 1 BB: 0 P: 6	R: 0 E: 0 K: 1 S: 5	H: 1 LOB: 2 BB: 1 P: 9	R: 0 E: 0 K: 1 S: 6	H: 1 LOB: 0 BB: 0 P: 6	R: 0 E: 0 K: 2 S: 7	H: 0 LOB: 0 BB: 0 P: 7	R: 0 E: 0 K: 1 S: 6	H: 1 LOB: 1 BB: 0 P: 6	R: 1 E: 0 K: 0 S: 4	H: 2 LOB: 1 BB: 1 P: 8	R: 0 E: 0 K: 1 S: 5	H: 0 LOB: 0 BB: 0 P: 5	R: 0 E: 0 K: 3 S: 10	H: 1 LOB: 2 BB: 1 P: 14		R: 2 E: 0 K: 1 S: 7	H: 2 LOB: 1 BB: 1 P: 11	1B: 8 2B: 2 3B: 0 HR: 0	SF: 0 SAC: 0 DP: 2 HBP: 0	WP: 0 PB: 0 SB: 1 CS: 1	PA: 38				
<b>PITCHER</b>	IP	WLS	BF	H	R	ER	SO	BB	IBB	HBP	BLK	WP	HR	S	P	ERA	WHIP										
33 Drew Smyly, L ERA: 3.38	3.0		12	3	0	0	3	1	0	0	0	0	0	17	21	0.00	1.333										
39 Luke Putkonen, R ERA:	2.0	H	7	1	0	0	3	0	0	0	0	0	0	13	13	0.00	0.500										
40 Phil Coke, L ERA: 9.0	1.0	H	5	2	1	1	0	1	0	0	0	0	0	4	8	9.00	3.000										
43 Bruce Rondón, R ERA: 2.25	1.0	H	3	0	0	0	1	0	0	0	0	0	0	5	5	0.00	0.000										
62 Al Alburquerque, R ERA:	1.0	H	5	1	0	0	3	1	0	0	0	0	0	10	14	0.00	2.000										

Batter	1	2	3	4	5	6	7	8	9	AB	R	H	RBI	BB	SO	LOB	BOTTOM										
3 Ian Kinsler, R OBP: 0.353, SLG: 0.357 26 Hernán Pérez, R OBP: 0.143, SLG: 0.200										3	0	1	0	0	1	1	<b>New York Mets @ Detroit Tigers</b> Joker Marchant Stadium, Lakeland, FL Sat Mar 08 2014, 1:11 PM - 4:34 PM EST Att: 9,232 - Sunny - 71 F										
61 Ezequiel Carrera, L OBP: 0.313, SLG: 0.214										4	0	0	0	0	1	1											
48 Torii Hunter, R OBP: 0.363, SLG: 0.235 30 Steven Moya, L OBP: 0.417, SLG: 0.455										2	0	1	0	1	0	0											
41 Victor Martínez, S OBP: 0.333, SLG: 0.391 29 Danny Worth, R OBP: 0.211, SLG: 0.235										3	0	0	0	0	0	2											
32 Don Kelly, L OBP: 0.471, SLG: 0.643 55 Francisco Martínez, R OBP: 0.366, SLG: 0.333										2	1	1	0	1	0	0											
9 Nick Castellanos, R OBP: 0.384, SLG: 0.600										3	0	0	0	1	1	2											
34 Daniel Fields, L OBP: 0.417, SLG: 0.222										2	1	0	0	2	0	1											
50 Bryan Holaday, R 68 Luis Exposito, R OBP: 0.429, SLG: 0.250										3	0	0	0	1	4	0											
4 Steve Lombardozzi, S OBP: 0.250, SLG: 0.250 27 Eugenio Suárez, R OBP: 0.366, SLG: 0.364										3	0	1	2	0	0	1											
<b>Inning Stats</b>	R: 0 E: 0 K: 0 S: 4	H: 1 LOB: 1 BB: 0 P: 4	R: 2 E: 0 K: 2 S: 8	H: 1 LOB: 2 BB: 2 P: 16	R: 0 E: 0 K: 1 S: 4	H: 0 LOB: 0 BB: 1 P: 8	R: 0 E: 0 K: 0 S: 3	H: 0 LOB: 1 BB: 1 P: 7	R: 0 E: 0 K: 0 S: 3	H: 1 LOB: 0 BB: 0 P: 3	R: 0 E: 0 K: 0 S: 4	H: 1 LOB: 1 BB: 0 P: 4	R: 0 E: 0 K: 0 S: 3	H: 0 LOB: 1 BB: 1 P: 7	R: 0 E: 0 K: 0 S: 4	H: 1 LOB: 1 BB: 0 P: 4		R: 0 E: 0 K: 1 S: 5	H: 0 LOB: 0 BB: 0 P: 5	1B: 3 2B: 3 3B: 0 HR: 0	SF: 0 SAC: 0 DP: 1 HBP: 0	WP: 0 PB: 0 SB: 2 CS: 1	PA: 35				
<b>PITCHER</b>	IP	WLS	BF	H	R	ER	SO	BB	IBB	HBP	BLK	WP	HR	S	P	ERA	WHIP										
55 Noah Syndergaard, R ERA: 3.6	3.0		13	2	2	2	3	3	0	0	0	0	0	16	28	6.00	1.667										
48 Jacob deGrom, R ERA:	2.0		7	1	0	0	0	1	0	0	0	0	0	6	10	0.00	1.000										
73 Adam Kolarek, L ERA: 4.5	1.0		4	1	0	0	0	0	0	0	0	0	0	4	4	0.00	1.000										
34 Joel Carreno, R ERA:	1.0		4	0	0	0	0	1	0	0	0	0	0	3	7	0.00	1.000										
46 Jeff Walters, R ERA: 2.7	1.0	W	4	1	0	0	0	0	0	0	0	0	0	4	4	0.00	1.000										

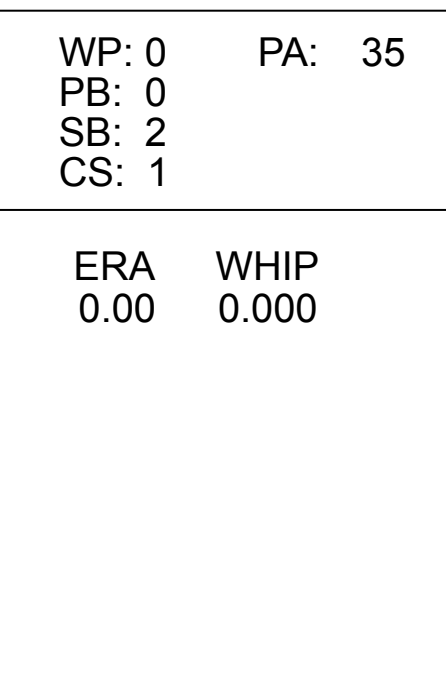
AB	34
R	3
H	9
RBI	2
BB	4
SO	11
LOB	19



AB	30
R	2
H	5
RBI	2
BB	5
SO	4
LOB	15



AB	30
R	2
H	5
RBI	2
BB	5
SO	4
LOB	15









Batter	1	2	3	4	5	6	7	8	9	AB	R	H	RBI	BB	SO	LOB	TOP																				
15 Rafael Furcal, S OBP: 0.125, SLG: 0.125 32 Derek Dietrich, L OBP: 0.421, SLG: 0.647	G3		F8		59 1B, 21 1B		27 HR	1-H	1-2 2-3	3	0	1	0	0	0	0																					
21 Christian Yelich, L OBP: 0.292, SLG: 0.190 65 Kyle Jensen, R OBP: 0.444, SLG: 0.429	27 G4-6-3		G6-3		59 1B		K	19 1B	8 1B	3	0	2	0	0	0	0																					
27 Giancarlo Stanton, R OBP: 0.591, SLG: 0.727 19 Rob Brantly, L OBP: 0.545, SLG: 0.600	G4-6-3			46 1B	P2		1-H	8 1B	K	3	2	1	2	1	0	3																					
46 Garrett Jones, L OBP: 0.190, SLG: 0.300 8 Ty Wigginton, R OBP: 0.353, SLG: 0.286	G6-3			59 3B	K		G4-3			4	1	1	0	0	1	2																					
10 Jeff Baker, R OBP: 0.421, SLG: 0.375 59 Ed Lucas, R OBP: 0.421, SLG: 0.647	G4-3			1B	K		G6-3			1	0	0	0	0	0	0																					
23 Jake Marisnick, R OBP: 0.412, SLG: 0.533	E6			23 G6-3	1B					1	0	0	0	0	0	0																					
5 Reed Johnson, R OBP: 0.556, SLG: 0.647				6 FC5-4	1B					5	2	2	1	0	0	0																					
6 Jeff Mathis, R OBP: 0.462, SLG: 0.545 60 J.T. Realmuto, R OBP: 0.250, SLG: 0.200	K			1-2	1B		K			1	0	0	0	0	0	0																					
3 Adeiny Hechavarria, R OBP: 0.150, SLG: 0.278 17 Donovan Solano, R OBP: 0.444, SLG: 0.563			L9	F8			FC5-4			3	0	0	0	0	0	2																					
Inning Stats	R: 0 E: 0 K: 0 S: 3	H: 1 LOB: 0 BB: 0 P: 3	R: 0 E: 1 K: 1 S: 7	H: 1 LOB: 2 BB: 0 P: 7	R: 0 E: 0 K: 0 S: 3	H: 0 LOB: 0 BB: 0 P: 3	R: 3 E: 0 K: 0 S: 6	H: 3 LOB: 1 BB: 1 P: 10	R: 0 E: 0 K: 1 S: 7	H: 3 LOB: 3 BB: 0 P: 7	R: 2 E: 0 K: 1 S: 8	H: 1 LOB: 0 BB: 1 P: 14	R: 4 E: 0 K: 1 S: 11	H: 6 LOB: 2 BB: 1 P: 11	R: 2 E: 1 K: 1 S: 8	H: 2 LOB: 2 BB: 1 P: 12	1B: 14 2B: 2 3B: 1 HR: 2	SF: 2 SAC: 0 DP: 1 HBP: 0	WP: 0 PB: 0 SB: 0 CS: 1	PA: 48																	
PITCHER	IP	WLS	BF	H	R	ER	SO	BB	IBB	HBP	BLK	WP	HR	S	P	ERA	WHIP	PITCHER		IP	WLS	BF	H	R	ER	SO	BB	IBB	HBP	BLK	WP	HR	S	P	ERA	WHIP	
40 Bartolo Colon, R ERA: 6.75 75 Cory Mazzoni, R ERA: 21.0 79 John Church, R ERA: 9.0 81 Jack Leathersich, L ERA: 32.4 43 Ryan Reid, R ERA: 13.8	4.0	L	18	5	3	3	1	1	0	0	0	0	0	0	19	23	6.75	1.500	56 Scott Rice, L ERA:		1.0		7	2	2	0	1	1	0	0	0	0	0	8	12	0.00	3.000

Miami Marlins @ New York Mets  
Tradition Field, Port St. Lucie, FL  
Mon Mar 10 2014, 1:11 PM - 4:20 PM EDT  
Att. 4,462 - Partly Cloudy - 80 F

AB 43  
R 11  
H 19  
RBI 11  
BB 3  
SO 6  
LOB 18



Batter	1	2	3	4	5	6	7	8	9	AB	R	H	RBI	BB	SO	LOB	BOTTOM																			
22 Eric Young Jr., S OBP: 0.333, SLG: 0.286 9 Kirk Nieuwenhuis, L OBP: 0.429, SLG: 0.313	1 2B	G6-3			G3-1			19 SF8	6 1B	3	0	1	0	0	0	1																				
1 Chris Young, R OBP: 0.261, SLG: 0.318 6 Matthew den Dekker, L OBP: 0.471, SLG: 0.538			G6-3		P4			HBP	1B	3	0	1	0	0	0	0																				
5 David Wright, R 19 Zach Lutz, R OBP: 0.200, SLG: 0.429			F9				F8	SF8		1	0	0	0	1	0	0																				
3 Curtis Granderson, L OBP: 0.389, SLG: 0.750 César Puello, R OBP: 0.533, SLG: 0.545	K		G5-3		G6-3		G6-3	2-3 3-H	HBP	2	0	0	0	0	1	3																				
13 Josh Satin, R OBP: 0.300, SLG: 0.235	K			L8			G6-3		P3	4	0	0	0	0	1	6																				
15 Travis d'Arnaud, R OBP: 0.276, SLG: 0.353	K			K			G5-3		K	4	0	0	0	0	3	6																				
20 Anthony Recker, R OBP: 0.389, SLG: 0.636 36 Juan Centeno, L OBP: 0.333, SLG: 0.333			K		1B		K		F8	3	0	1	0	0	2	0																				
2 Anthony Seratelli, S OBP: 0.182, SLG: 0.190			K		F9				K	4	0	0	0	0	2	1																				
11 Rubén Tejada, R OBP: 0.200, SLG: 0.222 68 Eric Campbell, R OBP: 0.444, SLG: 0.471							K		6 1B, 9 BB	2	0	1	0	1	1	0																				
Inning Stats	R: 0 E: 0 K: 3 S: 11	H: 2 LOB: 3 BB: 1 P: 15	R: 0 E: 0 K: 2 S: 8	H: 1 LOB: 0 BB: 0 P: 8	R: 0 E: 0 K: 1 S: 6	H: 1 LOB: 1 BB: 0 P: 6	R: 0 E: 0 K: 1 S: 5	H: 0 LOB: 0 BB: 0 P: 5	R: 0 E: 0 K: 1 S: 5	H: 0 LOB: 0 BB: 0 P: 5	R: 1 E: 0 K: 1 S: 6	H: 1 LOB: 3 BB: 2 P: 15	R: 0 E: 0 K: 1 S: 6	H: 1 LOB: 1 BB: 0 P: 6	1B: 4 2B: 2 3B: 0 HR: 0	SF: 1 SAC: 0 DP: 0 HBP: 1	WP: 0 PB: 0 SB: 0 CS: 0	PA: 37																		
PITCHER	IP	WLS	BF	H	R	ER	SO	BB	IBB	HBP	BLK	WP	HR	S	P	ERA	WHIP	PITCHER		IP	WLS	BF	H	R	ER	SO	BB	IBB	HBP	BLK	WP	HR	S	P	ERA	WHIP
52 Brad Hand, L ERA: 1.29 76 Anthony DeSclafani, R ERA: 79 Justin Nicolino, L ERA: 62 José Ureña, R ERA: 66 Grant Dayton, L ERA: 4.5	3.0	W	13	3	0	0	5	1	0	0	0	0	0	0	11	11	0.00	0.500	36 Sam Dyson, R ERA: 4.91		1.0		4	1	0	0	1	0	0	0	0	6	6	0.00	1.000	

Miami Marlins @ New York Mets  
Tradition Field, Port St. Lucie, FL  
Mon Mar 10 2014, 1:11 PM - 4:20 PM EDT  
Att. 4,462 - Partly Cloudy - 80 F

AB 32  
R 1  
H 6  
RBI 1  
BB 3  
SO 10  
LOB 18





Batter	1	2	3	4	5	6	7	8	9	AB	R	H	RBI	BB	SO	LOB	TOP																				
22 Eric Young Jr., S OBP: 0.333, SLG: 0.294 6 Matthew den Dekker, L (6, PH) OBP: 0.526, SLG: 0.667	B3		F7		9 WP 9 HR 1B	1-3 2B		2H 1B		3	1	1	1	0	0	1	<b>New York Mets @ St. Louis Cardinals</b> Roger Dean Stadium, Jupiter, FL Tue Mar 11 2014, 1:08 PM - 4:32 PM EDT Att: 7,125 - Sunny - 79 F																				
12 Juan Lagares, R OBP: 0.348, SLG: 0.364	F8		F9		9 WP 9 HR 1B	G6-3		K		5	1	1	0	0	1	4																					
9 Kirk Nieuwenhuis, L OBP: 0.383, SLG: 0.429	G4-3			K	1-1 2H HR			K	G4-3	5	1	1	3	0	2	0																					
13 Josh Satin, R OBP: 0.391, SLG: 0.474 19 Zach Lutz, R OBP: 0.235, SLG: 0.625		2-1 HR			4-0 BB	82 WP 1B		K	HR	2	1	2	1	1	0	0																					
82 Matt Clark, L OBP: 0.300, SLG: 0.278 60 Brandon Allen, L OBP: 0.100, SLG: 0.100		0-3 HR		F7	0-0 BB	K		F7	G6-3	3	0	0	0	0	2	2																					
15 Travis d'Arnaud, R OBP: 0.238, SLG: 0.300 23 Taylor Teagarden, R OBP: 0.287, SLG: 0.231		0-0 HR		G6-3	0-0 L4	L9			K	3	0	0	0	0	0	2																					
30 Andrew Brown, R OBP: 0.238, SLG: 0.476		0-0 HR		P4		4 2B 0 G3-1 1B		K	P4	4	1	1	0	0	1	0																					
4 Wilmer Flores, R OBP: 0.296, SLG: 0.227			G6-3		0 G3-1 22 1B 2B				0 2B BB	3	2	2	0	1	0	0																					
0 Omar Quintanilla, L OBP: 0.188, SLG: 0.250					G3-1	6 2B 1-2 1B			1-H 1B 2B	4	1	3	2	0	0	1																					
<b>Inning Stats</b>	R: 0 E: 0 K: 0 S: 3	H: 0 LOB: 0 BB: 0 P: 3	R: 1 E: 0 K: 1 S: 7	H: 1 LOB: 0 BB: 0 P: 9	R: 0 E: 0 K: 0 S: 4	H: 1 LOB: 1 BB: 0 P: 4	R: 0 E: 0 K: 1 S: 5	H: 0 LOB: 1 BB: 1 P: 9	R: 5 E: 0 K: 1 S: 12	H: 6 LOB: 1 BB: 0 P: 13	R: 0 E: 0 K: 1 S: 7	H: 3 LOB: 2 BB: 0 P: 8	R: 0 E: 0 K: 2 S: 7	H: 0 LOB: 0 BB: 0 P: 7	R: 2 E: 0 K: 2 S: 9	H: 2 LOB: 1 BB: 1 P: 13		R: 1 E: 0 K: 1 S: 6	H: 1 LOB: 0 BB: 0 P: 7	1B: 8 2B: 3 3B: 0 HR: 3	SF: 0 SAC: 0 DP: 0 HBP: 0	WP: 2 PB: 0 SB: 0 CS: 0	PA: 42														
<b>PITCHER</b>	IP	WLS	BF	H	R	ER	SO	BB	IBB	HBP	BLK	WP	HR	S	P	ERA	WHIP	<b>PITCHER</b>		IP	WLS	BF	H	R	ER	SO	BB	IBB	HBP	BLK	WP	HR	S	P	ERA	WHIP	
50 Adam Wainwright, R (1, 1) ERA: 1.89	3.1		13	2	1	1	2	1	0	0	0	0	0	1	17	23	2.70	0.900	26 Trevor Rosenthal, R (9, 1) ERA: 4.5		1.0	L	4	1	1	1	1	0	0	0	0	0	1	6	7	9.00	1.000
36 Randy Choate, L (4, 1) ERA:	0.2	H	2	0	0	0	0	0	0	0	0	0	0	0	2	2	0.00	0.000																			
66 Tim Cooney, L (5, 1) ERA: 11.57	0.2	B	8	6	5	5	1	0	0	0	0	0	2	1	11	12	67.50	9.000																			
68 Jorge Rondón, R (5, 1) ERA:	1.1		6	3	0	0	1	0	0	0	0	0	0	0	8	9	0.00	2.250																			
75 Zach Petrick, R (7, 1) ERA: 6.0	2.0	B	9	2	2	2	4	1	0	0	0	0	0	0	16	20	9.00	1.500																			
<b>Batter</b>	<b>1</b>	<b>2</b>	<b>3</b>	<b>4</b>	<b>5</b>	<b>6</b>	<b>7</b>	<b>8</b>	<b>9</b>	<b>AB</b>	<b>R</b>	<b>H</b>	<b>RBI</b>	<b>BB</b>	<b>SO</b>	<b>LOB</b>	<b>BOTTOM</b>																				
3 Mark Ellis, R (1, 10) OBP: 0.368, SLG: 0.333 Matt Adams, L (8, PH) OBP: 0.350, SLG: 0.500	27 FC6-4 1B	F8		7 SF9 7 S 1-2 1B	G6-3			F7	F9	4	0	2	0	0	0	3	<b>New York Mets @ St. Louis Cardinals</b> Roger Dean Stadium, Jupiter, FL Tue Mar 11 2014, 1:08 PM - 4:32 PM EDT Att: 7,125 - Sunny - 79 F																				
27 Johnny Peralta, R (1, 6) OBP: 0.211, SLG: 0.579 79 Greg Garcia, L (7, 6) OBP: 0.615, SLG: 0.444	FC6-4 21 1B 1-2 1B			F7				K		4	1	1	0	0	1	3																					
7 Matt Holliday, R (1, 7) OBP: 0.588, SLG: 0.714 56 Joey Butler, R (6, 7) OBP: 0.286, SLG: 0.231	F9	F7		SF9				E5 63 1B	F8	2	0	0	1	0	0	3																					
21 Allen Craig, R (1, 9) OBP: 0.476, SLG: 0.528 91 Stephen Piscotty, R (7, 9) OBP: 0.353, SLG: 0.600	4 BB 1B			P4				K	1-H 2B	4	0	2	2	0	1	2																					
4 Yadier Molina, R (1, 2) OBP: 0.450, SLG: 0.389 63 Audry Pérez, R (5, PR) OBP: 0.143, SLG: 0.143	1-2 BB	P4			16 2B 33 2B 1B			1-2 1B	G6-3	2	1	1	0	1	0	1																					
19 Jon Jay, L (1, 8) OBP: 0.217, SLG: 0.190 88 Randal Grichuk, R (7, 8) OBP: 0.250, SLG: 0.353	G4-3		G3					K	16 FC1-5 BB BB	4	0	0	0	0	1	6																					
Xavier Scruggs, R (1, 3) OBP: 0.476, SLG: 0.533 38 Pete Kozma, R (9, PR) OBP: 0.375, SLG: 0.400		4-0 BB BB		K				K	16 FC3-6 1B	0	0	0	0	0	0	0																					
16 Kolten Wong, L (1, 4) OBP: 0.348, SLG: 0.500		2-1 1-H HR		G3-1					FC3-6 55 CS	5	2	2	2	0	0	3																					
33 Daniel Descalso, L (1, 5) OBP: 0.444, SLG: 0.471 55 Scott Moore, L (7, 5) OBP: 0.283, SLG: 0.579					7 S 7 SF9 BB				K	2	2	2	2	1	0	0																					
<b>Inning Stats</b>	R: 0 E: 0 K: 0 S: 5	H: 2 LOB: 3 BB: 1 P: 9	R: 4 E: 0 K: 0 S: 8	H: 4 LOB: 1 BB: 1 P: 14	R: 0 E: 0 K: 1 S: 5	H: 0 LOB: 0 BB: 0 P: 5	R: 1 E: 0 K: 0 S: 5	H: 1 LOB: 1 BB: 1 P: 9	R: 2 E: 0 K: 1 S: 8	H: 3 LOB: 2 BB: 0 P: 8	R: 0 E: 0 K: 3 S: 11	H: 1 LOB: 1 BB: 0 P: 11	R: 0 E: 0 K: 1 S: 5	H: 1 LOB: 1 BB: 0 P: 5	R: 1 E: 0 K: 0 S: 5	H: 1 LOB: 1 BB: 1 P: 9		R: 0 E: 0 K: 1 S: 5	H: 0 LOB: 2 BB: 2 P: 13	1B: 8 2B: 5 3B: 0 HR: 1	SF: 1 SAC: 0 DP: 1 HBP: 0	WP: 0 PB: 0 SB: 3 CS: 1	PA: 46														
<b>PITCHER</b>	IP	WLS	BF	H	R	ER	SO	BB	IBB	HBP	BLK	WP	HR	S	P	ERA	WHIP	<b>PITCHER</b>		IP	WLS	BF	H	R	ER	SO	BB	IBB	HBP	BLK	WP	HR	S	P	ERA	WHIP	
49 Jonathon Niese, L (1, 1) ERA: 18.0	2.0		14	6	4	4	0	2	0	0	0	0	0	10	14	4.50	1.000	71 Gonzalez Germen, R (8, 1) ERA: 9.0		1.0	W	5	1	1	1	0	0	0	0	0	5	9	9.00	2.000			
50 Rafael Montero, R (3, 1) ERA: 1.5	2.0		8	1	1	1	1	1	0	0	0	0	0	8	8	18.00	3.000	61 Miguel Socolovich, R (9, 1) ERA:		1.0	S	5	0	0	0	1	2	0	0	0	5	13	0.00	2.000			
47 Jose Valverde, R (5, 1) ERA: 6.75	1.0		6	3	2	2	1	0	0	0	0	0	0	8	8	18.00	3.000																				
38 Vic Black, R (6, 1) ERA:	1.0		6	2	0	0	3	0	0	0	0	0	0	12	12	0.00	2.000																				
56 Scott Rice, L (7, 1) ERA:	1.0		2	0	0	0	1	0	0	0	0	0	0	4	4	0.00	0.000																				

AB	40
R	9
H	14
RBI	9
BB	2
SO	9
LOB	10



AB	39
R	8
H	13
RBI	8
BB	6
SO	7
LOB	29





Batter	1	2	3	4	5	6	7	8	9	AB	R	H	RBI	BB	SO	LOB	TOP				
13 Matt Carpenter, L (1, 5) OBP: 0.375, SLG: 0.250 55 Scott Moore, L (7, 5) OBP: 0.300, SLG: 0.600											3	1	1	0	0	0	0	<b>St. Louis Cardinals @ New York Mets</b> Tradition Field, Port St. Lucie, FL Wed Mar 12, 2014, 1:11 PM - 4:02 PM EDT Att: 5,768 - Partly Cloudy - 84 F <a href="http://livebaseballscorecards.com">livebaseballscorecards.com</a>			
8 Peter Bourjos, R (1, 8) OBP: 0.462, SLG: 0.455										2	0	0	0	1	2	0					
43 Shane Robinson, R (1, 7) OBP: 0.278, SLG: 0.333										4	1	0	1	0	1	2					
Matt Adams, L (1, 3) OBP: 0.304, SLG: 0.435 Xavier Scruggs, R (7, 3) OBP: 0.500, SLG: 0.533										3	0	0	0	0	1	0					
91 Stephen Piscotty, R (1, 9) OBP: 0.429, SLG: 0.778										3	2	2	1	1	0	0					
16 Kaiten Wong, L (1, 4) OBP: 0.370, SLG: 0.625										4	1	2	2	0	2	2					
88 Randal Grichuk, R (1, 10) OBP: 0.250, SLG: 0.381											4	0	1	0	0	2					
48 Tony Cruz, R (1, 2) OBP: 0.133, SLG: 0.071											3	0	0	0	1	0	3				
38 Pete Kozma, R (1, 6) OBP: 0.300, SLG: 0.316											4	0	0	0	0	2	3				
<b>Inning Stats</b>	R: 1 E: 0 K: 0 S: 4	H: 1 LOB: 0 BB: 0 P: 5	R: 1 E: 1 K: 1 S: 7	H: 2 LOB: 1 BB: 0 P: 7	R: 0 E: 0 K: 2 S: 7	H: 0 LOB: 0 BB: 0 P: 7	R: 0 E: 0 K: 2 S: 7	H: 1 LOB: 0 BB: 0 P: 4	R: 0 E: 0 K: 1 S: 5	H: 0 LOB: 0 BB: 0 P: 5	R: 2 E: 0 K: 0 S: 6	H: 2 LOB: 2 BB: 3 P: 7	R: 2 E: 0 K: 2 S: 8	H: 1 LOB: 2 BB: 3 P: 21	R: 0 E: 0 K: 0 S: 2	H: 0 LOB: 0 BB: 1 P: 7	1B: 3 2B: 2 3B: 1 HR: 1		SF: 0 SAC: 1 DP: 1 HBP: 0	WP: 1 PB: 1 SB: 1 CS: 2	PA: 37
<b>PITCHER</b>	IP WLS BF H R ER SO BB IBB HBP BLK WP HR S P ERA WHIP	IP WLS BF H R ER SO BB IBB HBP BLK WP HR S P ERA WHIP	IP WLS BF H R ER SO BB IBB HBP BLK WP HR S P ERA WHIP	IP WLS BF H R ER SO BB IBB HBP BLK WP HR S P ERA WHIP	IP WLS BF H R ER SO BB IBB HBP BLK WP HR S P ERA WHIP	IP WLS BF H R ER SO BB IBB HBP BLK WP HR S P ERA WHIP	IP WLS BF H R ER SO BB IBB HBP BLK WP HR S P ERA WHIP	IP WLS BF H R ER SO BB IBB HBP BLK WP HR S P ERA WHIP	IP WLS BF H R ER SO BB IBB HBP BLK WP HR S P ERA WHIP	IP WLS BF H R ER SO BB IBB HBP BLK WP HR S P ERA WHIP	IP WLS BF H R ER SO BB IBB HBP BLK WP HR S P ERA WHIP	IP WLS BF H R ER SO BB IBB HBP BLK WP HR S P ERA WHIP	IP WLS BF H R ER SO BB IBB HBP BLK WP HR S P ERA WHIP	IP WLS BF H R ER SO BB IBB HBP BLK WP HR S P ERA WHIP	IP WLS BF H R ER SO BB IBB HBP BLK WP HR S P ERA WHIP	IP WLS BF H R ER SO BB IBB HBP BLK WP HR S P ERA WHIP	IP WLS BF H R ER SO BB IBB HBP BLK WP HR S P ERA WHIP	IP WLS BF H R ER SO BB IBB HBP BLK WP HR S P ERA WHIP	IP WLS BF H R ER SO BB IBB HBP BLK WP HR S P ERA WHIP	IP WLS BF H R ER SO BB IBB HBP BLK WP HR S P ERA WHIP	IP WLS BF H R ER SO BB IBB HBP BLK WP HR S P ERA WHIP
32 John Lannan, L (1, 1) ERA: 1.13	4.0	L	15	3	2	0	5	0	0	0	0	0	0	0	0	0	0.00	0.750			
52 Carlos Torres, R (5, 1) ERA:	2.0		6	1	0	0	1	0	0	0	0	0	0	0	0	0	0.00	0.500			
44 Kyle Farnsworth, R (7, 1) ERA: 5.4	1.0		5	2	2	2	0	0	0	0	0	0	1	6	7	18.00	2.000				
34 Joel Carreno, R (8, 1) ERA: 4.5	0.2		6	1	2	2	1	3	0	0	0	0	0	5	17	27.00	6.000				
46 Jeff Walters, R (8, 1) ERA: 2.45	0.1		1	0	0	0	1	0	0	0	0	0	1	0	3	4	0.00	0.000			

Batter	1	2	3	4	5	6	7	8	9	AB	R	H	RBI	BB	SO	LOB	BOTTOM				
22 Eric Young Jr., S (1, 10) OBP: 0.333, SLG: 0.263 60 Brandon Allen, L (7, PH) OBP: 0.136, SLG: 0.136											2	0	0	0	1	0	0	<b>St. Louis Cardinals @ New York Mets</b> Tradition Field, Port St. Lucie, FL Wed Mar 12, 2014, 1:11 PM - 4:02 PM EDT Att: 5,768 - Partly Cloudy - 84 F <a href="http://livebaseballscorecards.com">livebaseballscorecards.com</a>			
28 Daniel Murphy, L (1, 4) OBP: 0.333, SLG: 0.400 2 Anthony Seratelli, S (7, 4) OBP: 0.167, SLG: 0.174											3	0	0	0	0	1	1				
5 David Wright, R (1, 5) OBP: 0.162, SLG: 0.100 19 Zach Lutz, R (7, 5) OBP: 0.222, SLG: 0.588											3	0	1	0	0	1	1				
3 Curtis Granderson, L (1, 9) OBP: 0.333, SLG: 0.267 9 Kirk Nieuwenhuis, L (7, 9) OBP: 0.407, SLG: 0.545										3	0	0	0	0	1	2					
1 Chris Young, R (1, 7) OBP: 0.269, SLG: 0.360 30 Andrew Brown, R (7, PR) OBP: 0.227, SLG: 0.476										3	0	1	0	0	1	1					
68 Eric Campbell, R (1, 3) OBP: 0.455, SLG: 0.500										3	1	1	0	1	1	1					
23 Taylor Teagarden, R (1, 2) 20 Anthony Recker, R (8, 2) OBP: 0.500, SLG: 0.667										2	0	1	0	1	0	0					
12 Juan Lagares, R (1, 8) OBP: 0.346, SLG: 0.360 6 Matthew den Dekker, L (8, 8) OBP: 0.500, SLG: 0.625										3	1	1	2	0	0	2					
11 Rubén Tejada, R (1, 6) OBP: 0.154, SLG: 0.167 0 Omar Quintanilla, L (7, PR) OBP: 0.156, SLG: 0.250											0	0	0	0	0	0					
13 Josh Satin, R (9, PH) OBP: 0.417, SLG: 0.500										1	0	1	0	0	0	0					
<b>Inning Stats</b>	R: 0 E: 0 K: 1 S: 5	H: 0 LOB: 0 BB: 0 P: 5	R: 0 E: 0 K: 1 S: 6	H: 1 LOB: 1 BB: 1 P: 10	R: 0 E: 0 K: 1 S: 6	H: 1 LOB: 1 BB: 0 P: 7	R: 0 E: 0 K: 0 S: 3	H: 0 LOB: 0 BB: 0 P: 3	R: 0 E: 0 K: 2 S: 7	H: 0 LOB: 1 BB: 1 P: 11	R: 3 E: 0 K: 0 S: 7	H: 4 LOB: 3 BB: 1 P: 11	R: 1 E: 0 K: 0 S: 5	H: 2 LOB: 1 BB: 0 P: 5	R: 0 E: 0 K: 1 S: 5	H: 1 LOB: 0 BB: 0 P: 6	1B: 6 2B: 2 3B: 1 HR: 0	SF: 1 SAC: 0 DP: 0 HBP: 0	WP: 1 PB: 0 SB: 1 CS: 0	PA: 38	
<b>PITCHER</b>	IP WLS BF H R ER SO BB IBB HBP BLK WP HR S P ERA WHIP	IP WLS BF H R ER SO BB IBB HBP BLK WP HR S P ERA WHIP	IP WLS BF H R ER SO BB IBB HBP BLK WP HR S P ERA WHIP	IP WLS BF H R ER SO BB IBB HBP BLK WP HR S P ERA WHIP	IP WLS BF H R ER SO BB IBB HBP BLK WP HR S P ERA WHIP	IP WLS BF H R ER SO BB IBB HBP BLK WP HR S P ERA WHIP	IP WLS BF H R ER SO BB IBB HBP BLK WP HR S P ERA WHIP	IP WLS BF H R ER SO BB IBB HBP BLK WP HR S P ERA WHIP	IP WLS BF H R ER SO BB IBB HBP BLK WP HR S P ERA WHIP	IP WLS BF H R ER SO BB IBB HBP BLK WP HR S P ERA WHIP	IP WLS BF H R ER SO BB IBB HBP BLK WP HR S P ERA WHIP	IP WLS BF H R ER SO BB IBB HBP BLK WP HR S P ERA WHIP	IP WLS BF H R ER SO BB IBB HBP BLK WP HR S P ERA WHIP	IP WLS BF H R ER SO BB IBB HBP BLK WP HR S P ERA WHIP	IP WLS BF H R ER SO BB IBB HBP BLK WP HR S P ERA WHIP	IP WLS BF H R ER SO BB IBB HBP BLK WP HR S P ERA WHIP	IP WLS BF H R ER SO BB IBB HBP BLK WP HR S P ERA WHIP	IP WLS BF H R ER SO BB IBB HBP BLK WP HR S P ERA WHIP	IP WLS BF H R ER SO BB IBB HBP BLK WP HR S P ERA WHIP	IP WLS BF H R ER SO BB IBB HBP BLK WP HR S P ERA WHIP	IP WLS BF H R ER SO BB IBB HBP BLK WP HR S P ERA WHIP
44 Carlos Martinez, R (1, 1) ERA: 1.8	1.0	H	3	0	0	0	0	0	0	0	0	0	0	3	3	0.00	0.000				
43 Seth Maness, R (5, 1) ERA: 10.13	1.0	H	4	0	0	0	2	1	0	0	0	0	0	7	11	0.00	1.000				
71 Sam Freeman, L (6, 1) ERA: 3.6	1.0	H	4	0	0	0	2	1	0	0	0	0	0	5	9	81.00	15.000				
65 Keith Butler, R (7, 1) ERA: 7.94	0.1	H	6	4	3	3	0	1	0	0	0	0	0	5	9	81.00	15.000				
41 Pat Neshek, R (7, 1) ERA: 3.0	1.2	H	7	2	1	1	0	0	0	0	0	0	0	7	7	5.40	1.200				







Batter	1	2	3	4	5	6	7	8	9	AB	R	H	RBI	BB	SO	LOB	TOP										
11 Rubén Tejada, R OBP: 0.158, SLG: 0.167 Gavin Cecchini, R (6, 6)	F9		1-2 1B			K		K		3	0	1	0	0	1	0											
6 Matthew den Dekker, L OBP: 0.461, SLG: 0.942 65 Alonzo Harris, R (1, 9) (6, 8) (7, 8)	P6		K			13 CS 1B			G5-3	3	0	1	0	0	1	2											
1 Chris Young, R OBP: 0.387, SLG: 0.357 Dustin Lawley, R OBP: 0.286, SLG: 0.167 (1, 8) (6, 7)	1B		K			F8		K	K	3	0	1	0	0	1	3											
13 Josh Satin, R OBP: 0.387, SLG: 0.500 5 Matt Reynolds, R OBP: 0.500, SLG: 0.500 (1, 5) (7, 5)	P2					20 G6-4-3 1B		K		3	0	1	0	0	1	1											
82 Matt Clark, L OBP: 0.250, SLG: 0.227 (1, 3)		G4-3				F7		L9	K	4	0	0	0	0	1	2											
20 Anthony Recker, R OBP: 0.381, SLG: 0.444 (1, 2)		G5-3				G6-4-3		K		3	0	0	0	0	1	1											
23 Taylor Teagarden, R OBP: 0.289, SLG: 0.222 (1, 10)								K		3	0	0	0	0	3	0											
49 Brian Burgamy, S OBP: 0.333, SLG: 0.333 (1, 7) (6, 9)			G4-3					K		3	0	1	0	0	1	0											
Danny Muno, S OBP: 0.385, SLG: 0.200 28 Phillip Evans, R (1, 4) (8, 4)						F7		G3	G3	2	0	0	0	1	0	1											
<b>Inning Stats</b>	R: 0 E: 0 K: 0 S: 4	H: 1 LOB: 1 BB: 0 P: 4	R: 0 E: 0 K: 1 S: 5	H: 0 LOB: 0 BB: 0 P: 5	R: 0 E: 0 K: 2 S: 8	H: 1 LOB: 2 BB: 1 P: 12	R: 0 E: 0 K: 0 S: 3	H: 1 LOB: 0 BB: 0 P: 3	R: 0 E: 0 K: 1 S: 7	H: 0 LOB: 0 BB: 0 P: 7	R: 0 E: 0 K: 2 S: 6	H: 0 LOB: 0 BB: 0 P: 6	R: 0 E: 0 K: 1 S: 7	H: 0 LOB: 0 BB: 0 P: 7	R: 0 E: 0 K: 2 S: 9	H: 1 LOB: 1 BB: 0 P: 9	R: 0 E: 0 K: 2 S: 8	H: 1 LOB: 1 BB: 0 P: 8	1B: 6 2B: 0 3B: 0 HR: 0	SF: 0 SAC: 0 DP: 1 HBP: 0	WP: 0 PB: 0 SB: 1 CS: 1	PA: 33					
<b>PITCHER</b>	IP	WLS	BF	H	R	ER	SO	BB	IBB	HBP	BLK	WP	HR	S	P	ERA	WHIP										
34 Tom Koehler, R ERA: 0.75 (1, 1)	5.0	W	18	3	0	0	5	1	0	0	0	0	0	27	31	0.00	0.800										
63 Henry Alberto Rodriguez, R ERA: 2.25 (8, 1)	2.0	H	6	1	0	0	3	0	0	0	0	0	0	13	13	0.00	0.500										
30 Chaz Roe, R ERA: 7.11 (9, 1)	1.0	H	4	1	0	0	2	0	0	0	0	0	0	9	9	0.00	1.000										
41 Chris Hatcher, R ERA: (8, 1)	1.0	S	4	1	0	0	2	0	0	0	0	0	0	8	8	0.00	1.000										

New York Mets @ Miami Marlins  
Roger Dean Stadium, Jupiter, FL  
Fri Mar 14 2014, 7:08 PM - 9:23 PM EDT  
Att: 5,699 - Partly Cloudy - 72 F

AB	31
R	0
H	6
RBI	0
BB	1
SO	12
LOB	11




Batter	1	2	3	4	5	6	7	8	9	AB	R	H	RBI	BB	SO	LOB	BOTTOM										
17 Donovan Solano, R OBP: 0.400, SLG: 0.455 (1, 6)	L4-3 BB		L3			G4-3		G6-3		3	0	0	0	1	0	0											
19 Rob Brantly, L OBP: 0.500, SLG: 0.750 (1, 2)	F7									2	0	0	0	0	1	1											
10 Jeff Baker, R OBP: 0.381, SLG: 0.333 8 Ty Wigington, R OBP: 0.286, SLG: 0.222 (1, 3) (6, 3)	L4-3					F7		F8		2	0	0	0	0	0	1											
39 Jarrod Saltalamacchia, B OBP: 0.296, SLG: 0.458 (1, 10)										3	1	2	1	0	1	0											
9 Casey McGehee, R OBP: 0.323, SLG: 0.379 Alfredo Lopez, R (1, 5) (8, 5)										3	0	0	0	0	1	1											
13 Marcell Ozuna, R OBP: 0.278, SLG: 0.300 (1, 7)										0	0	0	0	0	0	0											
5 Reed Johnson, R OBP: 0.458, SLG: 0.500 (1, 9)										3	0	0	0	0	0	1											
47 Brian Bogusevic, L OBP: 0.125, SLG: 0.125 (1, 8)										3	0	1	0	0	1	0											
Taylor Harbin, R (1, 4)										3	0	0	0	0	1	1											
<b>Inning Stats</b>	R: 0 E: 0 K: 0 S: 2	H: 0 LOB: 0 BB: 1 P: 6	R: 1 E: 0 K: 0 S: 6	H: 1 LOB: 0 BB: 0 P: 9	R: 0 E: 0 K: 0 S: 3	H: 1 LOB: 0 BB: 0 P: 3	R: 0 E: 0 K: 2 S: 8	H: 1 LOB: 1 BB: 0 P: 8	R: 0 E: 0 K: 1 S: 5	H: 0 LOB: 0 BB: 0 P: 5	R: 0 E: 0 K: 1 S: 5	H: 0 LOB: 1 BB: 0 P: 6	R: 0 E: 0 K: 1 S: 5	H: 0 LOB: 1 BB: 0 P: 7	R: 0 E: 0 K: 0 S: 3	H: 0 LOB: 0 BB: 0 P: 3	1B: 2 2B: 1 3B: 0 HR: 1	SF: 0 SAC: 0 DP: 2 HBP: 2	WP: 0 PB: 0 SB: 1 CS: 0	PA: 28							
<b>PITCHER</b>	IP	WLS	BF	H	R	ER	SO	BB	IBB	HBP	BLK	WP	HR	S	P	ERA	WHIP										
45 Zack Wheeler, R ERA: 0.84 (5, 1)	1.0	L	4	0	0	0	2	0	0	1	0	0	0	7	8	0.00	0.000										
47 Jose Valverde, R ERA: 5.06 (6, 1)	1.1		5	0	0	0	1	0	0	1	0	0	0	6	8	0.00	0.000										
27 Jeury Familia, R ERA: (8, 1)	1.0		3	0	0	0	0	0	0	0	0	0	0	3	3	0.00	0.000										


New York Mets @ Miami Marlins  
Roger Dean Stadium, Jupiter, FL  
Fri Mar 14 2014, 7:08 PM - 9:23 PM EDT  
Att: 5,699 - Partly Cloudy - 72 F

AB	25
R	1
H	3
RBI	1
BB	1
SO	5
LOB	6





Batter	1	2	3	4	5	6	7	8	9	AB	R	H	RBI	BB	SO	LOB	TOP																	
11 Jason Bartlett, R (1,4) (6,9) (7,9)	0-3 K	0-0 F8			0-0 L5		0-0 G1-3		0-3 K	4	0	0	0	0	1	4	<p>Minnesota Twins @ New York Mets Tradition Field, Port St. Lucie, FL Sat Mar 15 2014, 1:12 PM - 4:12 PM EDT Att: 5,505 - Partly Cloudy - 78 F</p> <p>livebaseballscores.com</p> <p>AB 35 R 3 H 9 RBI 3 BB 3 SO 8 LOB 18</p> 																	
84 Dan Rohlfing, R OBP: 0.214, SLG: 0.154										1	0	0	0	0	1	0																		
32 Aaron Hicks, S OBP: 0.281, SLG: 0.435 1 Alex Presley, L OBP: 0.222, SLG: 0.160	0-0 3B 1B		0-0 P5		1-0 F9			4-0 55 BB 71 1B 5 1B BB	0-0 P6	3	0	1	0	0	0	1																		
24 Trevor Plouffe, R OBP: 0.300, SLG: 0.259 71 Brandon Waring, R OBP: 0.333, SLG: 0.733	0-0 F7		0-3 K		0-3 K			0-0 55 BB 5 1B 1B		3	0	0	0	0	2	2																		
31 Oswaldo Arcia, L OBP: 0.333, SLG: 0.450 79 Delbinson Romero, R OBP: 0.450, SLG: 0.667	0-0 55 FC5-4 1B		0-3 K		0-0 G5-3			0-0 L6		3	0	1	0	0	1	0																		
55 Chris Colabello, R OBP: 0.516, SLG: 0.640	0-0 FC5-4			0-0 19 G6-3 2B		0-0 G5-3		4-0 5 1B 80 1B BB		3	1	1	0	1	0	2																		
27 Chris Parmelee, L OBP: 0.267, SLG: 0.333 5 Eduardo Escobar, S OBP: 0.318, SLG: 0.524		0-0 F7		0-3 K		0-0 P2		0-0 80 1B 1B		3	0	0	0	0	1	1																		
19 Darin Mastroianni, R OBP: 0.444, SLG: 0.667 80 Jermaine Mitchell, L		0-0 26 1B 26 S 1B		0-0 G6-3			0-0 G5-3	0-0 12 G4-6-3 1B		3	0	1	0	0	0	1																		
26 Eric Fryer, R OBP: 0.333, SLG: 0.364 12 Chris Herrmann, L OBP: 0.533, SLG: 0.590		0-1 1B		0-3 K			0-3 K	0-0 G4-6-3 1B		2	0	1	0	0	1	1																		
39 Danny Santana, S OBP: 0.462, SLG: 0.696 17 Doug Bernier, R OBP: 0.385, SLG: 0.200		0-0 P5			4-0 32 S BB				0-0 G4-3	1	0	0	0	1	0	2																		
										2	0	1	0	0	0	0																		
<b>Inning Stats</b>	R: 0 E: 0 K: 1 S: 7	H: 2 LOB: 2 P: 7	R: 0 E: 0 K: 0 S: 6	H: 2 LOB: 2 P: 6	R: 0 E: 0 K: 2 S: 7	H: 0 LOB: 0 P: 7	R: 0 E: 0 K: 2 S: 8	H: 1 LOB: 1 P: 8	R: 0 E: 0 K: 1 S: 5	H: 0 LOB: 0 P: 3	R: 0 E: 0 K: 1 S: 6	H: 1 LOB: 1 P: 6	R: 3 E: 0 K: 0 S: 5	H: 3 LOB: 1 P: 13	R: 0 E: 0 K: 1 S: 5	H: 0 LOB: 0 P: 5		1B: 8 2B: 1 3B: 0 HR: 0	SF: 0 SAC: 0 DP: 1 HBP: 0	WP: 0 PB: 0 CS: 0	PA: 38													
<b>PITCHER</b>	IP WLS BF H R ER SO BB IBB HBP BLK WP HR S P ERA WHIP																																	
35 Dillon Gee, R ERA: 1.89	3.0	14	5	0	0	3	0	0	0	0	0	0	0	21	21	0.00		1.667																
39 Dana Eveland, L ERA:	2.1	8	0	0	0	3	1	0	0	0	0	0	0	0	13	18		0.00	0.429															
71 Gonzalez Germen, R ERA: 6.75	1.2	6	1	0	0	1	0	0	0	0	0	0	0	8	8	0.00	0.600																	
38 Vic Black, R ERA: 5.4	1.0	7	3	3	3	0	2	0	0	0	0	0	0	5	13	27.00	5.000																	
27 Jeurys Familia, R ERA:	1.0	3	0	0	0	1	0	0	0	0	0	0	0	5	5	0.00	0.000																	

Batter	1	2	3	4	5	6	7	8	9	AB	R	H	RBI	BB	SO	LOB	BOTTOM																	
6 Matthew den Dekker, L OBP: 0.469, SLG: 0.519	0-0 L6		0-0 13 CS 1B		0-0 1 1B 13 1B 1B		0-0 G1-3		0-3 K	5	1	2	0	0	1	0	<p>Minnesota Twins @ New York Mets Tradition Field, Port St. Lucie, FL Sat Mar 15 2014, 1:12 PM - 4:12 PM EDT Att: 5,505 - Partly Cloudy - 78 F</p> <p>livebaseballscores.com</p> <p>AB 33 R 3 H 9 RBI 3 BB 3 SO 11 LOB 11</p> 																	
28 Daniel Murphy, L OBP: 0.194, SLG: 0.182 Dison Herrera, R	0-0 G3-1		0-0 SF7		0-0 F7		0-0 G3			3	0	0	1	0	0	1																		
1 Chris Young, R OBP: 0.313, SLG: 0.484 53 Travis Tajeron, R OBP: 0.250, SLG: 0.143	0-1 HR		0-0 F7		0-0 13 1B 1B		0-0 F9			3	1	2	1	0	0	1																		
13 Josh Satin, R OBP: 0.412, SLG: 0.500 Dustin Lawley, R OBP: 0.250, SLG: 0.143	4-0 BB		0-3 SAFE K		0-0 1B			0-0 F9		2	0	1	1	1	1	1																		
82 Matt Clark, L OBP: 0.222, SLG: 0.200 22 Dominic Smith, L OBP: 1.000, SLG: 1.000	0-3 K		0-3 K		0-0 G3-1			0-0 1B		3	0	0	0	0	2	3																		
20 Anthony Recker, R OBP: 0.375, SLG: 0.400 6 Rylan Sandoval, R OBP: 0.429, SLG: 0.333		0-3 K		4-0 23 WP 49 1B BB		0-3 K		0-3 K		2	0	0	0	1	2	0																		
23 Taylor Teagarden, R OBP: 0.280, SLG: 0.227		0-3 K		0-3 K		0-0 1B		0-0 L1		4	0	1	0	0	2	2																		
49 Brian Burgamy, S OBP: 0.429, SLG: 0.333		4-0 5 CS BB		0-0 2H 1B		0-3 K			0-0 F7	3	0	1	0	1	1	1																		
5 Matt Reynolds, R OBP: 0.333, SLG: 0.333	0-1 CS		0-0 6 1B 28 SF7 1B		0-3 K		0-0 P4		0-0 G5-3	4	1	1	0	0	1	1																		
										1	0	0	0	0	0	0																		
<b>Inning Stats</b>	R: 1 E: 0 K: 1 S: 7	H: 1 LOB: 1 P: 11	R: 0 E: 0 K: 2 S: 7	H: 0 LOB: 1 P: 11	R: 1 E: 0 K: 1 S: 7	H: 2 LOB: 1 P: 7	R: 0 E: 0 K: 2 S: 7	H: 1 LOB: 2 P: 11	R: 1 E: 0 K: 1 S: 8	H: 3 LOB: 0 P: 8	R: 0 E: 0 K: 2 S: 8	H: 1 LOB: 1 P: 8	R: 0 E: 0 K: 1 S: 6	H: 0 LOB: 0 P: 3	R: 0 E: 0 K: 1 S: 6	H: 1 LOB: 1 P: 6		R: 0 E: 0 K: 1 S: 5	H: 0 LOB: 0 P: 5	1B: 8 2B: 0 3B: 0 HR: 1	SF: 1 SAC: 0 DP: 0 HBP: 0	WP: 1 PB: 0 CS: 2	PA: 38											
<b>PITCHER</b>	IP WLS BF H R ER SO BB IBB HBP BLK WP HR S P ERA WHIP																																	
58 Scott Diamond, L ERA: 5.59	3.2	16	3	2	2	6	3	0	0	0	0	0	0	9	9	6.75		3.000																
51 Anthony Swarzak, R ERA: 10.8	1.1	7	4	1	1	1	0	0	0	0	0	0	0	9	9	6.75		3.000																
50 Casey Fien, R ERA: 3.0	1.0	4	1	0	0	2	0	0	0	0	0	0	0	8	8	0.00		1.000																
59 Michael Tonkin, R ERA:	1.0	3	0	0	0	0	0	0	0	0	0	0	0	3	3	0.00	0.000																	
53 Kris Johnson, L ERA:	2.0	7	1	0	0	2	0	0	0	0	0	0	0	11	11	0.00	0.500																	







Batter	1	2	3	4	5	6	7	8	9	AB	R	H	RBI	BB	SO	LOB	TOP					
15 Darwin Barney, R OBP: 0.379, SLG: 0.500 70 Javier Báez, R OBP: 0.276, SLG: 0.655	F7			G2-3		L3-6		K		2	0	1	0	0	0	0	Chicago Cubs @ New York Mets Cashman Field, Las Vegas, NV Sun Mar 16 2014, 4:10 PM - 7:13 PM EDT Att: 10,408 - Sunny - 74 F					
51 Ryan Kalish, L OBP: 0.409, SLG: 0.235 90 John Andreoli, R						G6-3			K	2	2	1	0	2	0	1						
6 Ryan Sweeney, L OBP: 0.125, SLG: 0.087 86 Jonathan Mota, R	K			G6-3		L3-6		K		3	0	1	1	0	1	1						
98 Chadd Krist, R									K	1	0	0	0	0	1	0						
8 Donnie Murphy, R OBP: 0.300, SLG: 0.429 Anisemdy Alcántara, S OBP: 0.533, SLG: 0.400										1	2	1	1	1	0	0						
9 George Kottaras, L OBP: 0.267, SLG: 0.385 82 Raffy Lopez, L	E4			E4		G4-3		L7		3	0	1	0	0	0	2						
Kris Bryant, R OBP: 0.250, SLG: 0.571				FC6-4				K		3	0	0	0	0	1	1						
28 Chris Coghlan, L OBP: 0.273 7 Anthony Giansanti, R	L8			G4-3		F9		K		3	0	0	0	0	0	3						
85 Daniel Vogelbach, L OBP: 0.286, SLG: 0.714								G3		4	1	2	1	0	0	0						
Matt Szczur, R OBP: 0.188, SLG: 0.071 98 Zeke DeVoss, S OBP: 0.500, SLG: 0.500						L9				3	0	0	0	0	1	1						
<b>Inning Stats</b>	R: 2 E: 1 K: 1 S: 6	H: 1 LOB: 2 BB: 2 P: 15	R: 0 E: 0 K: 0 S: 4	H: 2 LOB: 2 BB: 0 P: 4	R: 1 E: 1 K: 0 S: 6	H: 1 LOB: 1 BB: 0 P: 9	R: 2 E: 0 K: 1 S: 10	H: 3 LOB: 3 BB: 1 P: 14	R: 0 E: 0 K: 0 S: 4	H: 1 LOB: 0 BB: 0 P: 4	R: 0 E: 0 K: 1 S: 3	H: 1 LOB: 0 BB: 0 P: 3	R: 0 E: 0 K: 1 S: 5	H: 1 LOB: 0 BB: 0 P: 5	R: 0 E: 0 K: 2 S: 8	H: 1 LOB: 1 BB: 0 P: 8	R: 1 E: 0 K: 2 S: 8	H: 1 LOB: 0 BB: 0 P: 9	1B: 8 2B: 2 3B: 0 HR: 3	SF: 0 SAC: 0 DP: 2 HBP: 1	WP: 0 PB: 0 SB: 2 CS: 0	PA: 41
<b>PITCHER</b>	IP WLS BF H R ER SO BB IBB HBP BLK WP HR S P ERA WHIP																					
58 Jenry Mejia, R ERA: 4.15	(1, 1) 2.1 L 13 4 3 2 1 2 0 0 1 0 0 1 13 25 7.71 2.571																					
50 Rafael Montero, R ERA: 3.0	(3, 1) 2.2 14 4 2 2 1 1 0 0 0 0 0 1 17 21 6.75 1.875																					
61 Miguel Socolovich, R ERA:	(6, 1) 1.0 3 1 0 0 0 0 0 0 0 0 0 1 3 3 0.00 1.000																					
52 Carlos Torres, R ERA: 1.0	(7, 1) 3.0 11 3 1 1 5 0 0 0 0 0 0 1 21 22 3.00 1.000																					

Batter	1	2	3	4	5	6	7	8	9	AB	R	H	RBI	BB	SO	LOB	BOTTOM					
22 Eric Young Jr., S OBP: 0.379, SLG: 0.320 Kevin Plawecki, R OBP: 0.667, SLG: 0.750	E3			G5-3						2	0	0	0	1	0	0	Chicago Cubs @ New York Mets Cashman Field, Las Vegas, NV Sun Mar 16 2014, 4:10 PM - 7:13 PM EDT Att: 10,408 - Sunny - 74 F					
12 Juan Lagares, R OBP: 0.343, SLG: 0.344	FC6-4			G4-3		L9		L9		4	0	0	0	0	5							
5 David Wright, R OBP: 0.250, SLG: 0.222 68 Eric Campbell, R OBP: 0.400, SLG: 0.500	L9					L5		L9		2	0	0	0	0	1							
3 Curtis Granderson, L OBP: 0.287, SLG: 0.444 30 Andrew Brown, R OBP: 0.273, SLG: 0.587	G3					K				2	0	0	0	0	1							
15 Travis d'Arnaud, R OBP: 0.200, SLG: 0.214 36 Juan Centeno, L OBP: 0.375, SLG: 0.286				L1		G1-3		K		3	0	0	0	1	0							
9 Kirk Nieuwenhuis, L OBP: 0.412, SLG: 0.536						G1-6-3		G4-1		4	0	0	0	1	0							
19 Zach Lutz, R OBP: 0.304, SLG: 0.773										4	1	2	1	0	0							
4 Wilmer Flores, R OBP: 0.306, SLG: 0.333										3	0	1	0	1	0							
2 Anthony Seratelli, S OBP: 0.233, SLG: 0.276				B1-3		L9				4	0	1	0	0	2							
<b>Inning Stats</b>	R: 0 E: 1 K: 0 S: 4	H: 0 LOB: 1 BB: 0 P: 4	R: 0 E: 0 K: 1 S: 6	H: 1 LOB: 0 BB: 0 P: 6	R: 0 E: 0 K: 0 S: 3	H: 0 LOB: 0 BB: 0 P: 3	R: 0 E: 0 K: 1 S: 5	H: 0 LOB: 0 BB: 0 P: 5	R: 1 E: 0 K: 0 S: 8	H: 2 LOB: 2 BB: 1 P: 15	R: 2 E: 0 K: 1 S: 7	H: 2 LOB: 0 BB: 0 P: 9	R: 0 E: 0 K: 0 S: 4	H: 1 LOB: 2 BB: 1 P: 8	R: 0 E: 0 K: 1 S: 5	H: 0 LOB: 0 BB: 0 P: 5		R: 0 E: 0 K: 0 S: 2	H: 0 LOB: 0 BB: 1 P: 6	1B: 2 2B: 2 3B: 0 HR: 2	SF: 0 SAC: 0 DP: 1 HBP: 0	WP: 0 PB: 0 SB: 0 CS: 0
<b>PITCHER</b>	IP WLS BF H R ER SO BB IBB HBP BLK WP HR S P ERA WHIP																					
18 Chris Rusin, L ERA: 5.4	(1, 1) 4.0 W 14 1 0 0 2 1 0 0 0 0 0 1 7 14 13.50 4.500																					
92 Casey Coleman, R ERA:	(5, 1) 0.2 5 2 1 1 0 1 0 0 0 0 0 1 7 14 0.00 0.000																					
94 Tony Zych, R ERA:	(5, 1) 0.1 1 0 0 0 0 0 0 0 0 0 0 0 1 1 0.00 0.000																					
81 Armando Rivero, R ERA: 13.5	(6, 1) 1.0 5 2 2 2 1 0 0 0 0 0 0 1 7 9 18.00 2.000																					
Marcus Hatley, R ERA: 2.25	(7, 1) 1.0 H 5 1 0 0 0 1 0 0 0 0 0 0 4 8 0.00 2.000																					



Batter	1	2	3	4	5	6	7	8	9	AB	R	H	RBI	BB	SO	LOB	TOP		
11 Rubén Tejada, R (1, 6) 5 Matt Reynolds, R (6, 6) OBP: 0.130, SLG: 0.136 OBP: 0.500, SLG: 0.500		G5-3				L7	L3			4	0	0	0	0	1	2			
28 Daniel Murphy, L (1, 4) Danny Muno, S (6, PH) OBP: 0.313, SLG: 0.429 OBP: 0.313, SLG: 0.154										3	1	3	0	0	0	0			
1 Chris Young, R (1, 8) 53 Travis Taijeron, R (6, 9) OBP: 0.314, SLG: 0.471 OBP: 0.500, SLG: 0.750										3	0	1	0	0	0	2			
13 Josh Satin, R (1, 5) T.J. Rivera, R (7, 5)										4	1	1	0	0	1	2			
82 Matt Clark, L (1, 3)										5	2	3	1	0	1	1			
20 Anthony Recker, R (1, 2)										4	1	1	0	1	2	3			
23 Taylor Teggarden, R (1, 10) 20 Kyle Johnson, R (8, 10)										3	1	2	1	0	0	1			
6 Matthew den Dekker, L (1, 9) Cory Vaughn, R (1, 7) OBP: 0.432, SLG: 0.469 OBP: 0.545, SLG: 0.889										5	1	1	1	0	1	5			
<b>Inning Stats</b>	R: 1 E: 0 K: 1 S: 7	H: 3 LOB: 2 BB: 0 P: 7	R: 2 E: 0 K: 1 S: 7	H: 2 LOB: 0 BB: 0 P: 7	R: 0 E: 0 K: 0 S: 3	H: 1 LOB: 1 BB: 0 P: 3	R: 0 E: 0 K: 0 S: 4	H: 1 LOB: 1 BB: 0 P: 4	R: 0 E: 0 K: 2 S: 11	H: 4 LOB: 2 BB: 1 P: 15	R: 0 E: 0 K: 3 S: 10	H: 1 LOB: 1 BB: 0 P: 11	R: 0 E: 0 K: 1 S: 6	H: 1 LOB: 2 BB: 1 P: 7	R: 4 E: 0 K: 0 S: 8	H: 5 LOB: 2 BB: 1 P: 12	1B: 14 2B: 4 3B: 0 HR: 1	SF: 0 SAC: 0 DP: 1 HBP: 1	WP: 1 PA: 47 PB: 0 SB: 0 CS: 0
<b>PITCHER</b>	IP: 4.1 WLS: 0 BF: 18 ERA: 3.72	WLS: 7 R: 4 ER: 3 SO: 3 BB: 0 IBB: 0 HBP: 0 BLK: 0 WP: 0 HR: 1 S: 22 P: 22 ERA: 6.23 WHIP: 1.615	IP: 1.0 WLS: 0 BF: 7 ERA: 9.00	WLS: 4 R: 3 ER: 3 SO: 2 BB: 0 IBB: 0 HBP: 0 BLK: 1 WP: 0 HR: 0 S: 6 P: 10 ERA: 0.00 WHIP: 1.000	IP: 1.0 WLS: 0 BF: 4 ERA: 9.00	WLS: 1 R: 0 ER: 0 SO: 3 BB: 0 IBB: 0 HBP: 0 BLK: 0 WP: 0 HR: 0 S: 11 P: 12 ERA: 18.00 WHIP: 3.000	IP: 1.0 WLS: 0 BF: 7 ERA: 9.39	WLS: 4 R: 2 ER: 2 SO: 0 BB: 0 IBB: 0 HBP: 0 BLK: 0 WP: 0 HR: 0 S: 7 P: 7 ERA: 18.00 WHIP: 4.000											

New York Mets @ St. Louis Cardinals  
Roger Dean Stadium, Jupiter, FL  
Sun Mar 16 2014, 1:09 PM - 4:18 PM EDT  
Att. 7,415 - Partly Cloudy - 79 F

AB	44
R	10
H	19
RBI	9
BB	2
SO	8
LOB	24



Batter	1	2	3	4	5	6	7	8	9	AB	R	H	RBI	BB	SO	LOB	BOTTOM				
13 Matt Carpenter, L (1, 5) 55 Scott Moore, L (7, 5) OBP: 0.370, SLG: 0.348 OBP: 0.286, SLG: 0.462		L8				G3	G3			4	0	0	0	0	0	5					
27 Jhonny Peralta, R (1, 6) 38 Pete Kozma, R (7, PR) OBP: 0.250, SLG: 0.261										4	0	2	1	0	0	0					
7 Matt Holliday, R (1, 10) 86 Luis Mateo, R (9, PH) OBP: 0.444, SLG: 0.522 OBP: 0.286, SLG: 0.357										4	0	0	0	0	1	2					
21 Allen Craig, R (1, 3) Xavier Scruggs, R (8, 3) OBP: 0.400, SLG: 0.483 OBP: 0.493, SLG: 0.571										3	1	2	0	1	0	1					
4 Yadier Molina, R (1, 2) 72 Ed Easley, R (8, 2) OBP: 0.379, SLG: 0.346 OBP: 0.444, SLG: 0.375										3	0	0	0	0	1	5					
91 Stephen Piscotty, R (1, 9)										2	1	1	0	2	0	0					
16 Kolten Wong, L (1, 4) 79 Greg Garcia, L (7, 4) OBP: 0.424, SLG: 0.690 OBP: 0.529, SLG: 0.385										2	0	1	1	1	1	1					
19 Jon Jay, L (1, 8) 92 James Ramsey, L (7, 8) OBP: 0.250, SLG: 0.233 OBP: 0.116, SLG: 0.063										3	0	1	1	0	0	2					
88 Randal Grichuk, R (1, 7)										3	1	2	0	1	0	2					
<b>Inning Stats</b>	R: 0 E: 0 K: 0 S: 3	H: 0 LOB: 0 BB: 0 P: 3	R: 2 E: 0 K: 1 S: 8	H: 3 LOB: 2 BB: 1 P: 12	R: 0 E: 1 K: 0 S: 4	H: 1 LOB: 1 BB: 0 P: 4	R: 0 E: 0 K: 0 S: 2	H: 0 LOB: 0 BB: 1 P: 7	R: 1 E: 0 K: 1 S: 7	H: 2 LOB: 2 BB: 1 P: 11	R: 0 E: 0 K: 1 S: 6	H: 1 LOB: 1 BB: 1 P: 10	R: 0 E: 0 K: 0 S: 3	H: 1 LOB: 1 BB: 0 P: 3	R: 1 E: 0 K: 0 S: 5	H: 3 LOB: 2 BB: 1 P: 9	R: 0 E: 0 K: 0 S: 3	H: 0 LOB: 0 BB: 0 P: 3	1B: 10 2B: 2 3B: 0 HR: 0	SF: 0 SAC: 1 DP: 3 HBP: 0	WP: 0 PA: 41 PB: 0 SB: 0 CS: 1
<b>PITCHER</b>	IP: 2.0 WLS: 1 BF: 10 ERA: 13.5	WLS: 9 R: 2 ER: 1 SO: 1 BB: 1 IBB: 0 HBP: 0 BLK: 0 WP: 0 HR: 0 S: 11 P: 15 ERA: 9.00 WHIP: 2.000	IP: 1.0 WLS: 0 BF: 3 ERA: 3.96	WLS: 2 R: 0 ER: 0 SO: 2 BB: 0 IBB: 0 HBP: 0 BLK: 0 WP: 0 HR: 0 S: 11 P: 19 ERA: 0.00 WHIP: 2.400	IP: 1.0 WLS: 0 BF: 3 ERA: 4.05	WLS: 1 R: 0 ER: 0 SO: 3 BB: 0 IBB: 0 HBP: 0 BLK: 0 WP: 0 HR: 0 S: 3 P: 3 ERA: 0.00 WHIP: 1.000	IP: 1.0 WLS: 0 BF: 6 ERA: 6.0	WLS: 3 R: 1 ER: 1 SO: 0 BB: 1 IBB: 0 HBP: 0 BLK: 0 WP: 0 HR: 0 S: 9 P: 9 ERA: 9.00 WHIP: 4.000													

New York Mets @ St. Louis Cardinals  
Roger Dean Stadium, Jupiter, FL  
Sun Mar 16 2014, 1:09 PM - 4:18 PM EDT  
Att. 7,415 - Partly Cloudy - 79 F

AB	34
R	4
H	11
RBI	4
BB	5
SO	3
LOB	21





Batter	1	2	3	4	5	6	7	8	9	AB	R	H	RBI	BB	SO	LOB	TOP								
6 Matthew den Dekker, L OBP: 0.439, SLG: 0.441 82 Matt Clark, L OBP: 0.303, SLG: 0.323 75 Cory Mazzoni, R (8, 1)	0-3 K		4-0 BB		4-0 1B BB		0-3 K	1-0 1B 1-H 2-H		2	0	0	0	2	2	1									
11 Rubén Tejada, R OBP: 0.154, SLG: 0.160 5 Matt Reynolds, R OBP: 0.400, SLG: 0.400	0-3 K		0-3 K		0-0 1B 1-2 2-3		0-0 F9	0-0 F7		3	0	1	0	0	2	1									
9 Kirk Nieuwenhuis, L OBP: 0.432, SLG: 0.533 32 Eudy Pina, R OBP: 1.000, SLG: 1.000	0-0 1B 19 PO			4-0 BB 68 F9 20 1B	0-3 K			0-0 1B 19 WP 1B	2-0 BB 68 49 G4-6-3 HBP	2	1	1	0	1	1	3									
19 Zach Lutz, R OBP: 0.321, SLG: 0.692	0-0 PO 1-2	0-3 K		0-0 G5-3	0-3 K			1-0 1B 36 WP 36 SF8	4-0 BB 49 G4-6-3 68 BB	4	1	1	1	1	2	4									
68 Eric Campbell, R OBP: 0.371, SLG: 0.438		0-0 G5-3		0-0 F9		0-0 L7		0-0 F9	4-0 BB 49 G4-6-3 BB	4	0	0	0	1	0	2									
20 Anthony Recker, R OBP: 0.406, SLG: 0.444 49 Brian Burgamy, S OBP: 0.444, SLG: 0.286		0-0 1B		0-0 1B 36 E		0-3 K		4-0 BB 2 WP 1B	0-0 G4-6-3	3	0	2	1	0	1	0									
36 Juan Centeno, L OBP: 0.231, SLG: 0.182	0-0 P6			0-0 G4-3		0-0 G3-1		1-0 2-H SF8	0-0 F7	4	0	0	1	0	0	3									
2 Anthony Seratelli, S OBP: 0.265, SLG: 0.303			0-0 G3		0-0 FC1-6 1B		0-3 K	0-0 1B 82 WP 82 BB		4	1	2	1	0	1	0									
0 Omar Quintanilla, L OBP: 0.200, SLG: 0.208 Danny Muno, S OBP: 0.389, SLG: 0.154			0-3 K		0-0 FC1-6 11 1B 6 BB		4-0 BB	4-0 BB 82 WP 1B		2	0	0	0	0	1	1									
<b>Inning Stats</b>	R: 0 E: 0 K: 2 S: 7	H: 1 LOB: 0 BB: 0 P: 7	R: 0 E: 0 K: 1 S: 6	H: 1 LOB: 1 BB: 0 P: 6	R: 0 E: 0 K: 2 S: 7	H: 0 LOB: 1 BB: 1 P: 11	R: 1 E: 1 K: 0 S: 4	H: 1 LOB: 1 BB: 1 P: 9	R: 0 E: 0 K: 2 S: 9	H: 2 LOB: 3 BB: 1 P: 13	R: 0 E: 0 K: 1 S: 5	H: 0 LOB: 0 BB: 0 P: 5	R: 0 E: 0 K: 2 S: 7	H: 0 LOB: 1 BB: 1 P: 11	R: 5 E: 0 K: 0 S: 7	H: 4 LOB: 1 BB: 2 P: 18	R: 1 E: 0 K: 0 S: 2	H: 0 LOB: 1 BB: 2 P: 12	1B: 9 2B: 0 3B: 0 HR: 0	SF: 1 SAC: 0 DP: 1 HBP: 1	WP: 3 PB: 0 SB: 0 CS: 0	PA: 44			
<b>PITCHER</b>	IP	WLS	BF	H	R	ER	SO	BB	IBB	HBP	BLK	WP	HR	S	P	ERA	WHIP								
37 Henderson Alvarez III, R ERA: 1.89	4.0	W	16	3	1	1	5	2	0	0	0	0	0	24	33	2.25	1.250								
41 Chris Hatcher, R ERA: 1.5	1.0		6	2	0	0	2	1	0	0	0	0	0	9	13	0.00	3.000								
63 Henry Alberto Rodriguez, R ERA: 1.5	2.0		7	0	0	0	3	1	0	0	0	0	0	12	16	0.00	0.500								
30 Chaz Roe, R ERA: 12.86	0.2		7	3	5	5	0	2	0	0	0	2	0	5	15	67.50	7.500								
22 Carter Capps, R ERA: 3.68	1.1	S	7	1	1	1	0	2	0	1	0	1	0	4	15	6.75	2.250								

New York Mets @ Miami Marlins  
Roger Dean Stadium, Jupiter, FL  
Mon Mar 17 2014, 1:08 PM - 4:23 PM EDT  
Att. 4,403 - Overcast - 82 F

AB	33
R	7
H	9
RBI	6
BB	8
SO	10
LOB	19



Batter	1	2	3	4	5	6	7	8	9	AB	R	H	RBI	BB	SO	LOB	BOTTOM								
3 Adeiny Hechavarria, R OBP: 0.237, SLG: 0.333 54 Juan Diaz, L OBP: 0.500, SLG: 0.500	0-0 46 1B BB	0-0 G6-4-3		0-0 21 FC5-4 1B		0-0 E4 27 HR 1B		1-0 23 G5-3 50 WP 2B		4	1	3	0	0	0	2									
21 Christian Yelich, L OBP: 0.317, SLG: 0.222 23 Jake Marisnick, R OBP: 0.400, SLG: 0.481	0-0 F7		4-0 46 2B 39 1B BB	0-0 FC5-4 46 S		0-0 G1-3		0-0 G5-3		3	1	0	0	1	0	4									
27 Giancarlo Stanton, R OBP: 0.350, SLG: 0.611 50 Matt Angle, L OBP: 0.381, SLG: 0.421	4-0 46 1B BB		0-3 K	0-0 F8		2-2 HR		1-0 F8		3	2	1	3	1	1	2									
46 Garrett Jones, L OBP: 0.179, SLG: 0.289 8 Ty Wigginton, R OBP: 0.276, SLG: 0.200	0-0 39 1B BB		0-0 39 E	1-3 K		0-0 F7		0-0 P4		4	1	2	1	0	1	2									
39 Jarrod Saltalamacchia, S OBP: 0.294, SLG: 0.419 53 Kyle Skipworth, L	0-0 10 CS		0-0 E8 10 1B		0-0 F7		0-0 F8			4	0	2	2	0	0	0									
10 Jeff Baker, R OBP: 0.370, SLG: 0.333 63 Henry Alberto Rodriguez, R OBP: 0.400, SLG: 0.516	0-0 G6-3		0-0 F9		0-3 K		0-0 F9			3	0	1	0	0	1	2									
13 Marcell Ozuna, R OBP: 0.298, SLG: 0.243		4-0 37 FC1-5 9 WP BB	0-0 F9		0-0 F8		4-0 9 FC5-4 HBP			2	0	0	0	1	0	2									
9 Casey McGehee, R OBP: 0.282, SLG: 0.306 30 Chaz Roe, R OBP: 0.400, SLG: 0.516		4-0 37 FC1-5 BB	0-0 F9		0-0 L9		0-0 FC5-4			3	0	0	0	1	0	3									
37 Henderson Alvarez III, R OBP: 0.453, SLG: 0.571 41 Chris Hatcher, R OBP: 0.412, SLG: 0.333		0-0 FC1-5 3 G6-4-3		3-2 HR		0-0 3 E 3 1B		4-0 54 WP 2B BB		1	0	0	0	0	0	2									
<b>Inning Stats</b>	R: 2 E: 0 K: 0 S: 5	H: 3 LOB: 1 BB: 1 P: 9	R: 0 E: 0 K: 0 S: 2	H: 0 LOB: 2 BB: 2 P: 10	R: 2 E: 1 K: 1 S: 8	H: 3 LOB: 2 BB: 1 P: 12	R: 1 E: 0 K: 1 S: 9	H: 2 LOB: 1 BB: 0 P: 13	R: 0 E: 0 K: 1 S: 5	H: 0 LOB: 0 BB: 0 P: 5	R: 3 E: 1 K: 0 S: 8	H: 3 LOB: 1 BB: 0 P: 10	R: 0 E: 0 K: 0 S: 3	H: 0 LOB: 1 BB: 0 P: 7	R: 2 E: 0 K: 0 S: 4	H: 1 LOB: 0 BB: 1 P: 10	1B: 8 2B: 2 3B: 0 HR: 2	SF: 0 SAC: 0 DP: 1 HBP: 1	WP: 3 PB: 0 SB: 1 CS: 1	PA: 40					
<b>PITCHER</b>	IP	WLS	BF	H	R	ER	SO	BB	IBB	HBP	BLK	WP	HR	S	P	ERA	WHIP								
32 John Lannan, L ERA: 4.76	1.1	L	20	8	5	5	1	4	0	0	0	0	1	20	39	13.50	3.600								
47 Jose Valverde, R ERA: 3.89	1.2		5	0	0	0	2	0	0	0	0	0	0	9	10	0.00	0.000								
56 Scott Rice, L ERA: 3.18	0.2		4	2	2	2	0	0	0	0	0	0	0	4	4	27.00	3.000								
71 Gonzalez Germen, R ERA: 7.71	0.1		2	1	1	1	0	0	0	0	0	0	1	4	6	27.00	3.000								
81 Beck Wheeler, R ERA:	1.0		4	0	0	0	0	0	0	1	0	0	0	3	7	0.00	0.000								

New York Mets @ Miami Marlins  
Roger Dean Stadium, Jupiter, FL  
Mon Mar 17 2014, 1:08 PM - 4:23 PM EDT  
Att. 4,403 - Overcast - 82 F

AB	34
R	10
H	12
RBI	8
BB	5
SO	3
LOB	20





Batter	1	2	3	4	5	6	7	8	9	AB	R	H	RBI	BB	SO	LOB	TOP											
4 Steve Lombardozzi, S OBP: 0.257, SLG: 0.242										5	1	1	0	0	0	4												
61 Ezequiel Carrera, L OBP: 0.250, SLG: 0.233 19 Connor Harrell, R										4	0	0	0	0	0	3												
24 Miguel Cabrera, R OBP: 0.688, SLG: 0.686 30 Aaron Westlake, L										3	1	1	2	0	0	0												
68 Luis Exposito, R OBP: 0.286, SLG: 0.100										3	0	0	0	1	1	0												
9 Nick Castellanos, R OBP: 0.417, SLG: 0.689 9 Jason Krizan, L										4	1	1	0	0	1	1												
72 Tyler Collins, L OBP: 0.371, SLG: 0.781										3	1	2	2	0	1	0												
50 Bryan Holaday, R OBP: 0.255, SLG: 0.258 76 Craig Albernaz, R OBP: 0.500, SLG: 0.250										4	0	2	0	0	0	2												
63 Trevor Crowe, S OBP: 0.281, SLG: 0.214 Brandon Loy, R										2	0	1	0	1	1	1												
27 Eugenio Suárez, R OBP: 0.219, SLG: 0.233 13 Dixon Machado, R										4	0	0	0	0	2	5												
<b>Inning Stats</b>	R: 1 E: 0 K: 0 S: 4	H: 1 LOB: 1 BB: 1 P: 9	R: 0 E: 0 K: 2 S: 8	H: 1 LOB: 1 BB: 0 P: 8	R: 1 E: 0 K: 1 S: 7	H: 1 LOB: 0 BB: 0 P: 10	R: 2 E: 0 K: 1 S: 9	H: 4 LOB: 2 BB: 0 P: 10	R: 0 E: 0 K: 1 S: 5	H: 0 LOB: 0 BB: 0 P: 5	R: 0 E: 0 K: 1 S: 6	H: 1 LOB: 2 BB: 1 P: 10	R: 0 E: 0 K: 0 S: 3	H: 0 LOB: 0 BB: 0 P: 3	R: 0 E: 0 K: 0 S: 2	H: 0 LOB: 0 BB: 0 P: 3	R: 0 E: 0 K: 0 S: 3	H: 0 LOB: 0 BB: 0 P: 3	1B: 5 2B: 1 3B: 0 HR: 2	SF: 1 SAC: 0 DP: 1 HBP: 1	WP: 1 PB: 0 SB: 1 CS: 0	PA: 37						
<b>PITCHER</b>	IP	WLS	BF	H	R	ER	SO	BB	IBB	HBP	BLK	WP	HR	S	P	ERA	WHIP											
16 Daisuke Matsuzaka, R ERA: 4.97	(1, 1)		5.0	23	7	4	4	5	1	0	0	0	0	2	33	42	7.20	1.600										
27 Jeanyr Familia, R ERA:	(1, 1)		1.0	5	1	0	0	1	1	0	0	0	1	0	6	10	0.00	2.000										
47 Giancarlo Alvarado, R ERA:	(7, 1)		1.0	3	0	0	0	0	0	0	0	0	0	0	3	3	0.00	0.000										
61 Miguel Socolovich, R ERA:	(8, 1)		1.0	3	0	0	0	0	0	0	1	0	0	0	2	3	0.00	0.000										
39 Bobby Parnell, R ERA:	(9, 1)	W	1.0	3	0	0	0	0	0	0	0	0	0	0	3	3	0.00	0.000										

**Detroit Tigers @ New York Mets**  
 Tradition Field, Port St. Lucie, FL  
 Tue Mar 18 2014, 1:14 PM - 4:00 PM EDT  
 Att: 7,203 - Partly Cloudy - 71 F

AB	33
R	4
H	8
RBI	4
BB	2
SO	6
LOB	16



Batter	1	2	3	4	5	6	7	8	9	AB	R	H	RBI	BB	SO	LOB	BOTTOM											
22 Eric Young Jr., S OBP: 0.333, SLG: 0.276 0 Omar Quintanilla, L OBP: 0.231, SLG: 0.293 2 Anthony Seratelli, S OBP: 0.265, SLG: 0.303										4	0	0	0	0	0	4												
1 Chris Young, R OBP: 0.333, SLG: 0.486 30 Andrew Brown, R OBP: 0.294, SLG: 0.581										3	0	1	1	1	0	3												
5 David Wright, R OBP: 0.257, SLG: 0.227 19 Zach Lutz, R OBP: 0.321, SLG: 0.692										4	0	1	0	0	2	3												
3 Curtis Granderson, L OBP: 0.255, SLG: 0.419 9 Kirk Nieuwenhuis, L OBP: 0.432, SLG: 0.533										4	1	1	0	0	3	1												
13 Josh Satin, R OBP: 0.381, SLG: 0.444										4	0	1	0	0	1	1												
68 Eric Campbell, R OBP: 0.385, SLG: 0.556										4	2	2	1	0	0	2												
4 Wilmer Flores, R OBP: 0.300, SLG: 0.324										4	0	1	1	0	1	1												
15 Travis d'Arnaud, R OBP: 0.255, SLG: 0.260 23 Taylor Teagarden, R OBP: 0.321, SLG: 0.280										2	0	0	0	2	1	0												
12 Juan Lagares, R OBP: 0.359, SLG: 0.361										4	1	2	0	0	0	3												
<b>Inning Stats</b>	R: 0 E: 0 K: 1 S: 5	H: 0 LOB: 0 BB: 0 P: 5	R: 1 E: 0 K: 1 S: 7	H: 1 LOB: 0 BB: 0 P: 9	R: 0 E: 0 K: 2 S: 8	H: 0 LOB: 1 BB: 0 P: 8	R: 1 E: 0 K: 1 S: 7	H: 2 LOB: 1 BB: 0 P: 7	R: 2 E: 0 K: 0 S: 6	H: 3 LOB: 3 BB: 1 P: 12	R: 0 E: 0 K: 1 S: 6	H: 2 LOB: 2 BB: 0 P: 6	R: 0 E: 0 K: 2 S: 7	H: 1 LOB: 0 BB: 0 P: 8	R: 1 E: 0 K: 0 S: 2	H: 1 LOB: 1 BB: 1 P: 6	1B: 7 2B: 2 3B: 0 HR: 1	SF: 0 SAC: 0 DP: 1 HBP: 0	WP: 1 PB: 0 SB: 0 CS: 1	PA: 39								
<b>PITCHER</b>	IP	WLS	BF	H	R	ER	SO	BB	IBB	HBP	BLK	WP	HR	S	P	ERA	WHIP											
53 Kyle Lobstein, L ERA: 4.66	(1, 1)		2.2	11	1	1	1	2	2	0	0	0	1	0	21	26	9.00	2.000										
52 Jose Alvarez, L ERA: 3.38	(3, 1)	B	3.0	16	5	3	3	3	1	0	0	0	1	0	21	26	9.00	2.000										
46 Ian Krol, L ERA: 3.68	(6, 1)		1.1	6	2	0	0	1	0	0	0	0	0	0	8	8	0.00	1.500										
56 Jose Ortega, R ERA: 4.5	(8, 1)		1.0	3	1	0	0	2	0	0	0	0	0	0	7	8	0.00	1.000										
60 Jhan Maríñez, R ERA: 8.31	(9, 1)	L	0.0	2	1	1	1	0	1	0	0	0	0	0	2	6	∞	∞										

**Detroit Tigers @ New York Mets**  
 Tradition Field, Port St. Lucie, FL  
 Tue Mar 18 2014, 1:14 PM - 4:00 PM EDT  
 Att: 7,203 - Partly Cloudy - 71 F

AB	34
R	5
H	10
RBI	4
BB	4
SO	8
LOB	18









Batter	1	2	3	4	5	6	7	8	9	AB	R	H	RBI	BB	SO	LOB	TOP				
12 Juan Lagares, R OBP: 0.348, SLG: 0.333 6 Matthew den Dekker, L OBP: 0.419, SLG: 0.417	G5-3			K		P3		FC3-6		4	0	0	0	0	1	0					
11 Rubén Tejada, R OBP: 0.273, SLG: 0.323 2 Anthony Seratelli, S OBP: 0.250, SLG: 0.286	F8	F8		21 HR		F9		F8		3	2	1	0	1	0	0					
21 Lucas Duda, L OBP: 0.417, SLG: 1.000 68 Eric Campbell, R OBP: 0.415, SLG: 0.595	29 2B	K2-3		HR		G3-1			30 G6-3 13 WP	3	2	1	2	0	1	0					
29 Ike Davis, L OBP: 0.385, SLG: 0.750 13 Josh Satin, R OBP: 0.394, SLG: 0.421	30 2B			2B						3	1	3	2	1	0	0					
30 Andrew Brown, R OBP: 0.268, SLG: 0.526	19 1B	G4-3		K		L4-3		G6-3		5	1	1	1	0	1	4					
19 Zach Lutz, R OBP: 0.371, SLG: 0.656	9 3B			F8				G6-3		4	1	2	1	1	0	2					
9 Kirk Nieuwenhuis, L OBP: 0.415, SLG: 0.599	23 HR			G4-3		F8		F7		4	1	1	1	0	0	2					
23 Taylor Teagarden, R OBP: 0.313, SLG: 0.379 55 Blake Forsythe, R	HR			F9		K		F7		4	1	1	2	0	1	1					
0 Omar Quintanilla, L OBP: 0.250, SLG: 0.179	K2-3			K		G4-3		E5		4	0	0	0	0	2	1					
<b>Inning Stats</b>	R: 7 E: 0 K: 1 S: 13	H: 6 LOB: 0 BB: 0 P: 15	R: 0 E: 0 K: 1 S: 5	H: 0 LOB: 1 BB: 1 P: 9	R: 0 E: 0 K: 1 S: 5	H: 0 LOB: 1 BB: 1 P: 9	R: 2 E: 0 K: 2 S: 11	H: 2 LOB: 1 BB: 1 P: 15	R: 0 E: 0 K: 0 S: 3	H: 0 LOB: 0 BB: 0 P: 3	R: 0 E: 0 K: 0 S: 4	H: 2 LOB: 1 BB: 0 P: 4	R: 0 E: 1 K: 0 S: 4	H: 0 LOB: 1 BB: 0 P: 4	R: 0 E: 0 K: 1 S: 5	H: 0 LOB: 1 BB: 1 P: 9	1B: 3 2B: 5 3B: 1 HR: 2	SF: 0 SAC: 0 DP: 1 HBP: 1	WP: 2 PB: 0 CS: 0	PA: 42	
<b>PITCHER</b>	IP	WLS	BF	H	R	ER	SO	BB	IBB	HBP	BLK	WP	HR	S	P	ERA	WHIP				
47 Ricky Nolasco, R ERA: 7.07	3.0	L	18	6	7	7	3	2	0	1	0	1	1	23	33	21.00	2.667				
50 Casey Fien, R ERA: 5.4	2.0		9	2	2	2	3	1	0	0	0	0	1	16	20	9.00	1.500				
59 Michael Tonkin, R ERA: 9.0	2.0		7	2	0	0	0	0	0	0	0	0	0	7	7	0.00	1.000				
54 Matt Guerrier, R ERA: 4.75	1.0		4	0	0	0	0	0	0	0	0	0	0	4	4	0.00	0.000				
61 Jared Burton, R ERA: 4.75	1.0		4	0	0	0	1	1	0	0	0	1	0	5	9	0.00	1.000				

New York Mets @ Minnesota Twins  
Hammond Stadium, Fort Myers, FL  
Fri Mar 21 2014, 1:06 PM - 4:09 PM EDT  
Att: 8,419 - Partly Cloudy - 81 F

AB 37  
R 9  
H 10  
RBI 9  
BB 4  
SO 7  
LOB 13



Batter	1	2	3	4	5	6	7	8	9	AB	R	H	RBI	BB	SO	LOB	BOTTOM				
2 Brian Dozier, R OBP: 0.289, SLG: 0.368 79 Delbinson Romero, R OBP: 0.360, SLG: 0.522	K			F9		F8		P6		3	0	0	0	0	1	1					
11 Jason Bartlett, R OBP: 0.147, SLG: 0.065 17 Doug Bernier, R OBP: 0.412, SLG: 0.286	G6-3			K		G1-3		55 G4-6-3 1B		3	0	0	0	0	1	1					
7 Joe Mauer, L OBP: 0.405, SLG: 0.323 55 Chris Colabello, R OBP: 0.500, SLG: 0.563	K			13 1B 22 SF8		G4-3		G4-6-3		3	1	1	0	0	1	0					
13 Jason Kubel, L OBP: 0.333, SLG: 0.300 84 Dan Rohlfing, R OBP: 0.294, SLG: 0.200				22 FC6-4 1B		27 1B		22 WP FC6-4		2	0	2	0	1	0	0					
22 Wilkin Ramirez, R OBP: 0.265, SLG: 0.375	FC6-4			SF8		FC6-4		K		3	0	0	1	0	1	3					
27 Chris Parmelee, L OBP: 0.256, SLG: 0.306	K			43 G6-4-3 1B		P2				4	0	2	0	0	1	1					
43 Josmil Pinto, R OBP: 0.400, SLG: 0.389 12 Chris Herrmann, L OBP: 0.556, SLG: 0.600	L3			G6-4-3		79 WP 5 G3		K		3	0	1	0	0	0	3					
5 Eduardo Escobar, S OBP: 0.286, SLG: 0.412				1 FC6-4 1B		F7		G3		4	0	1	0	0	0	2					
1 Alex Presley, L OBP: 0.237, SLG: 0.147	FC6-4			2 S		G6-3		79 WP BB		3	0	0	0	1	0	2					
<b>Inning Stats</b>	R: 0 E: 0 K: 2 S: 7	H: 0 LOB: 0 BB: 0 P: 7	R: 0 E: 0 K: 1 S: 6	H: 1 LOB: 0 BB: 0 P: 6	R: 0 E: 0 K: 1 S: 6	H: 1 LOB: 1 BB: 0 P: 7	R: 1 E: 0 K: 0 S: 5	H: 3 LOB: 1 BB: 0 P: 5	R: 0 E: 0 K: 0 S: 3	H: 0 LOB: 0 BB: 0 P: 3	R: 0 E: 0 K: 0 S: 4	H: 1 LOB: 2 BB: 1 P: 9	R: 0 E: 0 K: 1 S: 5	H: 1 LOB: 1 BB: 1 P: 10	R: 0 E: 0 K: 1 S: 6	H: 1 LOB: 1 BB: 0 P: 6	1B: 8 2B: 0 3B: 0 HR: 0	SF: 1 SAC: 0 DP: 2 HBP: 0	WP: 2 PB: 0 CS: 0	PA: 36	
<b>PITCHER</b>	IP	WLS	BF	H	R	ER	SO	BB	IBB	HBP	BLK	WP	HR	S	P	ERA	WHIP				
35 Dillon Gee, R ERA: 1.69	5.1	W	20	5	1	1	4	0	0	0	0	0	0	28	29	1.69	0.938				
56 Scott Rice, L ERA: 3.89	0.2		3	0	0	0	0	1	0	0	0	0	0	2	6	0.00	1.500				
71 Gonzalez Germen, R ERA: 6.75	1.0		5	1	0	0	0	1	0	0	0	1	0	4	9	0.00	2.000				
27 Jeury Familia, R ERA: 0.00	1.0		4	1	0	0	1	1	0	0	0	1	0	5	10	0.00	2.000				
52 Carlos Torres, R ERA: 0.00	1.0		4	1	0	0	1	0	0	0	0	0	0	6	6	0.00	1.000				

New York Mets @ Minnesota Twins  
Hammond Stadium, Fort Myers, FL  
Fri Mar 21 2014, 1:06 PM - 4:09 PM EDT  
Att: 8,419 - Partly Cloudy - 81 F

AB 32  
R 1  
H 8  
RBI 1  
BB 3  
SO 6  
LOB 17





Batter	1	2	3	4	5	6	7	8	9	AB	R	H	RBI	BB	SO	LOB	TOP					
22 Eric Young Jr., S OBP: 0.350, SLG: 0.314 30 Andrew Brown, R OBP: 0.262, SLG: 0.513	G6-3		BB	G6-3		G6-3		P3		3	0	1	0	1	0	0	<b>New York Mets @ Miami Marlins</b> Roger Dean Stadium, Jupiter, FL Sat Mar 22 2014, 1:08 PM - 4:11 PM EDT Att: 4,858 - Cloudy - 78 F					
2 Anthony Seratelli, S OBP: 0.220, SLG: 0.250	P3		K			F9		P6		5	0	0	0	0	2	3						
5 David Wright, R OBP: 0.296, SLG: 0.286 68 Eric Campbell, R OBP: 0.405, SLG: 0.579	2B		P6			P3		P3		4	0	1	0	0	0	1						
3 Curtis Granderson, L OBP: 0.288, SLG: 0.378 9 Kirk Nieuwenhuis, L OBP: 0.405, SLG: 0.543	1B		K			K		K		3	0	1	0	0	2	1						
1 Chris Young, R OBP: 0.391, SLG: 0.558 6 Matthew den Dekker, L OBP: 0.432, SLG: 0.432			HR			HR		HR		3	3	3	0	1	0	0						
29 Ike Davis, L OBP: 0.412, SLG: 0.867 13 Josh Satin, R OBP: 0.356, SLG: 0.410	G3-4-1		BB			BB		P3		3	2	1	2	1	1	2						
4 Wilmer Flores, R OBP: 0.319, SLG: 0.415	P3		HR			HR		F7		5	2	3	4	0	0	2						
15 Travis d'Arnaud, R OBP: 0.244, SLG: 0.278	HR		G5-3			P3				4	1	1	2	0	1	3						
40 Bartolo Colon, R OBP: 0.250, SLG: 0.250 44 Kyle Farnsworth, R OBP: 0.356, SLG: 0.410	K		G1-3			G5-3				4	0	1	1	0	1	2						
38 Vic Black, R OBP: 0.356, SLG: 0.410										0	0	0	0	0	0	0						
71 Gonzalez Germen, R										0	0	0	0	0	0	0						
<b>Inning Stats</b>	R: 0 E: 0 K: 0 S: 4	H: 2 LOB: 2 BB: 4 P: 4	R: 2 E: 0 K: 1 S: 6	H: 1 LOB: 0 BB: 1 P: 10	R: 0 E: 0 K: 2 S: 7	H: 0 LOB: 1 BB: 1 P: 12	R: 3 E: 0 K: 0 S: 7	H: 2 LOB: 0 BB: 1 P: 14	R: 0 E: 0 K: 2 S: 11	H: 4 LOB: 2 BB: 0 P: 11	R: 3 E: 0 K: 0 S: 8	H: 3 LOB: 2 BB: 0 P: 11	R: 0 E: 0 K: 1 S: 3	H: 0 LOB: 0 BB: 0 P: 3	R: 0 E: 0 K: 1 S: 6	H: 1 LOB: 1 BB: 0 P: 6	1B: 6 2B: 4 3B: 0 HR: 3	SF: 0 SAC: 0 DP: 0 HBP: 1	WP: 1 PB: 0 SB: 4 CS: 0	PA: 43		
<b>PITCHER</b>	IP WLS BF H R ER SO BB IBB HBP BLK WP HR S P ERA WHIP	IP WLS BF H R ER SO BB IBB HBP BLK WP HR S P ERA WHIP	IP WLS BF H R ER SO BB IBB HBP BLK WP HR S P ERA WHIP	IP WLS BF H R ER SO BB IBB HBP BLK WP HR S P ERA WHIP	IP WLS BF H R ER SO BB IBB HBP BLK WP HR S P ERA WHIP	IP WLS BF H R ER SO BB IBB HBP BLK WP HR S P ERA WHIP	IP WLS BF H R ER SO BB IBB HBP BLK WP HR S P ERA WHIP	IP WLS BF H R ER SO BB IBB HBP BLK WP HR S P ERA WHIP	IP WLS BF H R ER SO BB IBB HBP BLK WP HR S P ERA WHIP	IP WLS BF H R ER SO BB IBB HBP BLK WP HR S P ERA WHIP	IP WLS BF H R ER SO BB IBB HBP BLK WP HR S P ERA WHIP	IP WLS BF H R ER SO BB IBB HBP BLK WP HR S P ERA WHIP	IP WLS BF H R ER SO BB IBB HBP BLK WP HR S P ERA WHIP	IP WLS BF H R ER SO BB IBB HBP BLK WP HR S P ERA WHIP	IP WLS BF H R ER SO BB IBB HBP BLK WP HR S P ERA WHIP	IP WLS BF H R ER SO BB IBB HBP BLK WP HR S P ERA WHIP	IP WLS BF H R ER SO BB IBB HBP BLK WP HR S P ERA WHIP	IP WLS BF H R ER SO BB IBB HBP BLK WP HR S P ERA WHIP	IP WLS BF H R ER SO BB IBB HBP BLK WP HR S P ERA WHIP	IP WLS BF H R ER SO BB IBB HBP BLK WP HR S P ERA WHIP	IP WLS BF H R ER SO BB IBB HBP BLK WP HR S P ERA WHIP	IP WLS BF H R ER SO BB IBB HBP BLK WP HR S P ERA WHIP

AB	39
R	10
H	13
RBI	9
BB	3
SO	8
LOB	15



Batter	1	2	3	4	5	6	7	8	9	AB	R	H	RBI	BB	SO	LOB	BOTTOM					
21 Christian Yelich, L OBP: 0.314, SLG: 0.239 74 K.J. Woods, L	G5-3		1B			K				3	0	1	0	0	1	0	<b>New York Mets @ Miami Marlins</b> Roger Dean Stadium, Jupiter, FL Sat Mar 22 2014, 1:08 PM - 4:11 PM EDT Att: 4,858 - Cloudy - 78 F					
3 Adensy Hechavarria, R OBP: 0.273, SLG: 0.341 Taylor Harbin, R	G6-3		F8			K		P4		3	0	0	0	0	1	1						
27 Giancarlo Stanton, R OBP: 0.360, SLG: 0.644 54 Alfredo Silverio, R 22 Sean Donatello, R	K		HR			F9		F7		3	1	1	0	0	1	0						
46 Garrett Jones, L OBP: 0.245, SLG: 0.447 49 Justin Bour, L	1B		HR			E4		F9		3	1	2	2	0	0	0						
39 Jarrod Saltalamacchia, S OBP: 0.279, SLG: 0.385 Austin Barnes, R	F7		G4-3			F9		F8		3	0	0	0	0	0	2						
9 Casey McGehee, R OBP: 0.280, SLG: 0.304 Jesus Sanchez, R	P3		G4-3			G4-3		F7		3	0	1	0	0	0	1						
Austin Dean, R 93 JT Riddle, L			1B			G4-3				0	0	0	0	0	0	0						
47 Brian Bogusevic, L OBP: 0.171, SLG: 0.150	G6-3		G4-6-3			G6-3				1	0	0	0	0	0	0						
86 Austin Nola, R OBP: 0.375, SLG: 0.318			G4-3			G5-3		K		3	0	0	0	0	1	0						
52 Brad Hand, L 49 Carlos Marmol, R 19 Wilfredo Gimenez, R 63 Henry Alberto Rodriguez, R 31 Steve Csiehek, R Juanico Martinez, R	G6-3					P4		F8		1	0	0	0	0	0	0						
<b>Inning Stats</b>	R: 0 E: 0 K: 1 S: 5	H: 0 LOB: 0 BB: 0 P: 5	R: 0 E: 0 K: 0 S: 4	H: 1 LOB: 0 BB: 0 P: 4	R: 0 E: 0 K: 0 S: 4	H: 1 LOB: 1 BB: 0 P: 4	R: 2 E: 0 K: 0 S: 5	H: 3 LOB: 0 BB: 0 P: 5	R: 0 E: 0 K: 1 S: 6	H: 0 LOB: 0 BB: 0 P: 6	R: 0 E: 0 K: 1 S: 5	H: 0 LOB: 0 BB: 0 P: 5	R: 0 E: 0 K: 0 S: 3	H: 0 LOB: 1 BB: 1 P: 7	R: 0 E: 0 K: 0 S: 3	H: 0 LOB: 0 BB: 0 P: 3	1B: 3 2B: 1 3B: 0 HR: 1	SF: 0 SAC: 0 DP: 1 HBP: 0	WP: 0 PB: 0 SB: 0 CS: 0	PA: 33		
<b>PITCHER</b>	IP WLS BF H R ER SO BB IBB HBP BLK WP HR S P ERA WHIP	IP WLS BF H R ER SO BB IBB HBP BLK WP HR S P ERA WHIP	IP WLS BF H R ER SO BB IBB HBP BLK WP HR S P ERA WHIP	IP WLS BF H R ER SO BB IBB HBP BLK WP HR S P ERA WHIP	IP WLS BF H R ER SO BB IBB HBP BLK WP HR S P ERA WHIP	IP WLS BF H R ER SO BB IBB HBP BLK WP HR S P ERA WHIP	IP WLS BF H R ER SO BB IBB HBP BLK WP HR S P ERA WHIP	IP WLS BF H R ER SO BB IBB HBP BLK WP HR S P ERA WHIP	IP WLS BF H R ER SO BB IBB HBP BLK WP HR S P ERA WHIP	IP WLS BF H R ER SO BB IBB HBP BLK WP HR S P ERA WHIP	IP WLS BF H R ER SO BB IBB HBP BLK WP HR S P ERA WHIP	IP WLS BF H R ER SO BB IBB HBP BLK WP HR S P ERA WHIP	IP WLS BF H R ER SO BB IBB HBP BLK WP HR S P ERA WHIP	IP WLS BF H R ER SO BB IBB HBP BLK WP HR S P ERA WHIP	IP WLS BF H R ER SO BB IBB HBP BLK WP HR S P ERA WHIP	IP WLS BF H R ER SO BB IBB HBP BLK WP HR S P ERA WHIP	IP WLS BF H R ER SO BB IBB HBP BLK WP HR S P ERA WHIP	IP WLS BF H R ER SO BB IBB HBP BLK WP HR S P ERA WHIP	IP WLS BF H R ER SO BB IBB HBP BLK WP HR S P ERA WHIP	IP WLS BF H R ER SO BB IBB HBP BLK WP HR S P ERA WHIP	IP WLS BF H R ER SO BB IBB HBP BLK WP HR S P ERA WHIP	IP WLS BF H R ER SO BB IBB HBP BLK WP HR S P ERA WHIP





Batter	1	2	3	4	5	6	7	8	9	AB	R	H	RBI	BB	SO	LOB	TOP										
22 Eric Young Jr., S OBP: 0.326, SLG: 0.289 Danny Muno, S OBP: 0.368, SLG: 0.143	F7		K		G4-3			F8		3	0	0	0	0	1	2											
12 Juan Lagares, R OBP: 0.340, SLG: 0.311 61 Miguel Socolovich, R	F8			G4-3		G6-3		L3		3	1	0	0	1	0	0											
29 Ike Davis, L OBP: 0.368, SLG: 0.765 83 Allan Dykstra, L	P5			G3		L6		G3-1		2	0	0	0	0	0	1											
13 Josh Satin, R OBP: 0.354, SLG: 0.390 19 Zach Lutz, R OBP: 0.391, SLG: 0.636	F7			FC6				K		2	0	0	0	1	0	1											
9 Kirk Nieuwenhuis, L OBP: 0.370, SLG: 0.487	K			G4-3				F8		4	0	0	1	0	2	2											
23 Taylor Teagarden, R OBP: 0.286, SLG: 0.341 36 Albert Cordero, S	K			K2-3						3	0	0	0	0	2	1											
6 Matthew den Dekker, L OBP: 0.426, SLG: 0.450						G3-1		B4-3		3	0	1	0	0	0	0											
0 Omar Quintanilla, L OBP: 0.257, SLG: 0.194 T.J. Rivera, R				G3				F7		3	0	1	0	0	0	1											
52 Carlos Torres, R 4 Wilmer Flores, R 34 Joel Carreno, R 38 Cody Satterwhite, R 20 Kyle Johnson, R				G4-3		FC4-6		G6-3		1	0	0	0	0	0	1											
<b>Inning Stats</b>	R: 0 E: 0 K: 0 S: 3	H: 0 LOB: 0 BB: 0 P: 3	R: 0 E: 0 K: 2 S: 7	H: 0 LOB: 0 BB: 0 P: 7	R: 0 E: 0 K: 1 S: 6	H: 1 LOB: 1 BB: 0 P: 6	R: 1 E: 1 K: 1 S: 6	H: 0 LOB: 1 BB: 1 P: 10	R: 0 E: 0 K: 0 S: 4	H: 1 LOB: 1 BB: 0 P: 4	R: 0 E: 0 K: 1 S: 5	H: 0 LOB: 1 BB: 1 P: 9	R: 0 E: 0 K: 0 S: 3	H: 0 LOB: 0 BB: 0 P: 3	R: 0 E: 0 K: 0 S: 3	H: 0 LOB: 0 BB: 0 P: 3	R: 0 E: 0 K: 1 S: 5	H: 0 LOB: 0 BB: 0 P: 5	1B: 1 2B: 1 3B: 0 HR: 0	SF: 0 SAC: 0 DP: 0 HBP: 0	WP: 0 PB: 0 SB: 0 CS: 0	PA: 32					
<b>PITCHER</b>	IP	WLS	BF	H	R	ER	SO	BB	IBB	HBP	BLK	WP	HR	S	P	ERA	WHIP										
50 Freddy Garcia, R ERA: 4.76	5.1	W	20	2	1	0	4	1	0	0	0	0	0	27	31	0.00	0.562										
66 Ryan Buchter, L ERA: 5.19	0.2	H	3	0	0	0	1	1	0	0	0	0	0	4	8	0.00	1.500										
82 Ian Thomas, L ERA: 3.0	1.0	H	3	0	0	0	0	0	0	0	0	0	0	3	3	0.00	0.000										
48 David Carpenter, R ERA: 0.9	1.0	H	3	0	0	0	0	0	0	0	0	0	0	3	3	0.00	0.000										
46 Craig Kimbrel, R ERA: 1.13	1.0	S	3	0	0	0	1	0	0	0	0	0	0	5	5	0.00	0.000										

**New York Mets @ Atlanta Braves**  
Champion Stadium, Lake Buena Vista, FL  
Sun Mar 23 2014, 1:09 PM - 3:42 PM EDT  
Att: 9,410 - Cloudy - 77 F

AB 30  
R 1  
H 2  
RBI 1  
BB 2  
SO 6  
LOB 10



Batter	1	2	3	4	5	6	7	8	9	AB	R	H	RBI	BB	SO	LOB	BOTTOM										
22 Jason Heyward, L OBP: 0.379, SLG: 0.538 25 Joey Terdoslavich, S OBP: 0.289, SLG: 0.263	K		K2-3		G4-3		G3-1			4	0	0	0	0	2	0											
2 B.J. Upton, R OBP: 0.357, SLG: 0.373 13 Jose Constanza, L (7, PR) OBP: 0.364, SLG: 0.375					K					3	1	2	0	1	1	0											
5 Freddie Freeman, L OBP: 0.444, SLG: 0.521 69 Phil Gosselin, R (7, PR) OBP: 0.375, SLG: 0.542										3	0	2	1	1	0	1											
23 Chris Johnson, R OBP: 0.281, SLG: 0.382 48 David Carpenter, R 46 Craig Kimbrel, R					F8		F7			4	0	1	1	0	0	5											
8 Justin Upton, R OBP: 0.265, SLG: 0.400 7 Tyler Greene, R OBP: 0.333, SLG: 0.270					K					3	1	1	1	0	1	1											
26 Dan Uggla, R OBP: 0.404, SLG: 0.578 1 Tyler Pastornicky, R OBP: 0.333, SLG: 0.333										3	0	1	0	0	0	0											
19 Andrelton Simmons, R OBP: 0.316, SLG: 0.407 14 Ramiro Pena, S OBP: 0.375, SLG: 0.564										3	1	1	0	0	0	1											
83 Steven Lerud, L OBP: 0.478, SLG: 0.500										4	0	1	1	0	2	2											
50 Freddy Garcia, R 66 Ryan Buchter, L 82 Ian Thomas, R 11 Gerald Laird, R (7, PH) 59 Ernesto Mejia, R OBP: 0.360, SLG: 0.522										2	0	0	0	0	0	1											
<b>Inning Stats</b>	R: 1 E: 0 K: 1 S: 7	H: 2 LOB: 1 BB: 0 P: 7	R: 0 E: 0 K: 1 S: 5	H: 0 LOB: 0 BB: 0 P: 5	R: 0 E: 0 K: 1 S: 7	H: 2 LOB: 2 BB: 0 P: 7	R: 1 E: 0 K: 1 S: 7	H: 2 LOB: 1 BB: 0 P: 7	R: 0 E: 0 K: 1 S: 5	H: 0 LOB: 1 BB: 1 P: 9	R: 1 E: 0 K: 1 S: 6	H: 2 LOB: 0 BB: 0 P: 6	R: 1 E: 0 K: 1 S: 6	H: 1 LOB: 2 BB: 1 P: 10	R: 0 E: 0 K: 1 S: 6	H: 1 LOB: 1 BB: 0 P: 6	1B: 3 2B: 5 3B: 1 HR: 1	SF: 0 SAC: 0 DP: 0 HBP: 0	WP: 0 PB: 0 SB: 0 CS: 1	PA: 35							
<b>PITCHER</b>	IP	WLS	BF	H	R	ER	SO	BB	IBB	HBP	BLK	WP	HR	S	P	ERA	WHIP										
52 Carlos Torres, R ERA: 1.95	4.0	L	18	6	2	2	4	0	0	0	0	0	0	26	26	4.50	1.500										
34 Joel Carreno, R ERA: 3.86	2.0		8	2	1	1	2	1	0	0	0	0	1	11	15	4.50	1.500										
38 Cody Satterwhite, R ERA: 9.0	1.0		5	1	1	1	1	1	0	0	0	0	0	6	10	9.00	2.000										
61 Miguel Socolovich, R ERA:	1.0		4	1	0	0	1	0	0	0	0	0	0	6	6	0.00	1.000										

**New York Mets @ Atlanta Braves**  
Champion Stadium, Lake Buena Vista, FL  
Sun Mar 23 2014, 1:09 PM - 3:42 PM EDT  
Att: 9,410 - Cloudy - 77 F

AB 33  
R 4  
H 10  
RBI 4  
BB 2  
SO 8  
LOB 13





Batter	1	2	3	4	5	6	7	8	9	AB	R	H	RBI	BB	SO	LOB	TOP										
1 Jamey Carroll, R OBP: 0.324, SLG: 0.344 (1,4) (7,6)	G4-3		K			F8		F9		4	0	0	0	0	1	1	<b>Washington Nationals @ New York Mets</b> Tradition Field, Port St. Lucie, FL Sun Mar 23 2014, 1:12 PM - 4:18 PM EDT Att: 6,234 - Cloudy - 84 F <a href="http://livebaseballscorecards.com">livebaseballscorecards.com</a>										
34 Bryce Harper, L OBP: 0.333, SLG: 0.333 (1,7) (6,7)	11 WP 11 1B 28 S					G4-3			26 FC5-4 HBP	2	1	1	0	1	0	0											
7 Scott Hairston, R OBP: 0.278, SLG: 0.364 (6,7)			BB							0	0	0	0	0	0	0											
28 Jayson Werth, R OBP: 0.300, SLG: 0.296 (1,9) (6,8)	F8		F9			F9			FC5-4 9 G6-3	3	0	0	0	0	0	2											
26 Jeff Kobernus, R OBP: 0.294, SLG: 0.290 (6,8)	1-2								1-2	1	0	0	0	0	0	1											
11 Ryan Zimmerman, R OBP: 0.316, SLG: 0.500 (1,5) (7,4)						G6-3			25 G3-5 1B	3	0	2	1	0	0	0											
9 Adrian Sanchez, R (7,4)	2H 1B									1	0	0	0	0	0	1											
25 Adam LaRoche, L OBP: 0.310, SLG: 0.525 (1,3) (7,5)	K					G3-5-1				3	0	0	0	0	2	2											
15 Khayyan Norfork, R (7,5)						1-2				1	0	0	0	0	1	1											
20 Ian Desmond, R OBP: 0.270, SLG: 0.583 (1,6) (7,1)						F9				3	0	1	0	0	0	0											
22 Drew Storen, S (7,1)						F8				0	0	0	0	0	0	0											
52 Ryan Mattheus, R (7,1)								59 CS		0	0	0	0	0	0	0											
30 Aaron Barrett, R (8,1)								2B		0	0	0	0	0	0	0											
59 Jose Lobaton, S OBP: 0.219, SLG: 0.143 (1,2)			K			K		CS	F7	3	0	0	0	0	2	0											
15 Nate McLouth, L OBP: 0.265, SLG: 0.333 (1,8) (6,9)			K			G3				3	0	1	0	0	1	0											
57 Tanner Roark, R (1,1)																											
31 Xavier Cedeño, L (6,1)																											
12 Tyler Moore, R OBP: 0.261, SLG: 0.333 (7,3)			G4-3			G1-3			G5-3	2	0	0	0	0	0	0											
									1-2	1	0	0	0	0	0	1											
<b>Inning Stats</b>	R: 1 E: 0 K: 1 S: 8	H: 2 LOB: 1 BB: 0 P: 9	R: 0 E: 0 K: 2 S: 7	H: 0 LOB: 0 BB: 7	R: 0 E: 0 K: 1 S: 5	H: 0 LOB: 1 BB: 1 P: 9	R: 0 E: 0 K: 1 S: 5	H: 0 LOB: 0 BB: 0 P: 5	R: 0 E: 0 K: 1 S: 5	H: 0 LOB: 0 BB: 0 P: 5	R: 0 E: 0 K: 0 S: 3	H: 2 LOB: 0 BB: 0 P: 4	R: 0 E: 0 K: 0 S: 5	H: 1 LOB: 1 BB: 0 P: 5	R: 0 E: 0 K: 1 S: 5	H: 0 LOB: 1 BB: 0 P: 6	1B: 4 2B: 1 3B: 0 HR: 0	SF: 0 SAC: 0 DP: 1 HBP: 1	WP: 1 PB: 0 CS: 1	PA: 33							
<b>PITCHER</b>	IP	WLS	BF	H	R	ER	SO	BB	IBB	HBP	BLK	WP	HR	S	P	ERA	WHIP										
58 Jenny Mejia, R ERA: 2.89 (1,1)	5.0		18	2	1	1	6	1	0	0	0	1	0	30	35	1.80	0.600										
32 John Lannan, L ERA: 4.38 (6,1)	1.0		3	0	0	0	0	0	0	0	0	0	0	3	3	0.00	0.000										
47 Giancarlo Alvarado, R ERA: (7,1)	1.0	W	3	2	0	0	0	0	0	0	0	0	0	4	4	0.00	2.000										
27 Jeury Familia, R ERA: (8,1)	1.0	H	4	1	0	0	0	0	0	0	0	0	0	5	5	0.00	1.000										
39 Bobby Parnell, R ERA: (9,1)	1.0	S	4	0	0	0	1	0	0	1	0	0	0	5	6	0.00	0.000										

Batter	1	2	3	4	5	6	7	8	9	AB	R	H	RBI	BB	SO	LOB	BOTTOM										
11 Rubén Tejada, R OBP: 0.270, SLG: 0.314 (1,6)	G5-3					F8				4	0	1	0	0	0	0	<b>Washington Nationals @ New York Mets</b> Tradition Field, Port St. Lucie, FL Sun Mar 23 2014, 1:12 PM - 4:18 PM EDT Att: 6,234 - Cloudy - 84 F <a href="http://livebaseballscorecards.com">livebaseballscorecards.com</a>										
28 Daniel Murphy, L OBP: 0.263, SLG: 0.353 (1,4) (7,1)	F7					G4-3				3	0	0	0	0	0	0											
47 Giancarlo Alvarado, R ERA: (7,1)										0	0	0	0	0	0	0											
93 Darrell Ceciliani, L (8,8)										1	0	0	0	0	0	1											
5 David Wright, R OBP: 0.265, SLG: 0.267 (1,5) (7, PR)	G6-3					F7				2	0	0	0	1	0	0											
68 Eric Campbell, R OBP: 0.405, SLG: 0.579 (8,5)										0	1	0	0	0	0	0											
3 Curtis Granderson, L OBP: 0.295, SLG: 0.462 (1,9) (8,9)			K							2	2	1	2	1	1	0											
Cory Vaughn, R OBP: 0.545, SLG: 0.889 (8,9)										0	0	0	0	0	0	0											
1 Chris Young, R OBP: 0.388, SLG: 0.565 (1,8) (8,7)										3	0	1	0	0	1	2											
Dustin Lawley, R OBP: 0.250, SLG: 0.143 (8,7)										0	0	0	0	0	0	0											
21 Lucas Duda, L OBP: 0.400, SLG: 0.833 (1,3)			K			F7				2	0	0	0	1	1	1											
30 Andrew Brown, R OBP: 0.287, SLG: 0.500 (1,7) (8,1)										3	0	1	1	0	1	1											
27 Jeury Familia, R ERA: (8,1)										0	0	0	0	0	0	0											
39 Bobby Parnell, R (9,1)										0	0	0	0	0	0	0											
20 Anthony Recker, R OBP: 0.378, SLG: 0.500 (1,2)										3	0	0	0	0	2	2											
58 Jenny Mejia, R (1,1)										1	0	0	0	0	0	0											
32 John Lannan, L (6,1)										0	0	0	0	0	0	0											
5 Matt Reynolds, R OBP: 0.333, SLG: 0.333 (6, PH) (7,4)										2	0	0	0	0	2	0											
<b>Inning Stats</b>	R: 0 E: 0 K: 0 S: 3	H: 0 LOB: 0 BB: 0 P: 3	R: 0 E: 0 K: 2 S: 7	H: 1 LOB: 0 BB: 0	R: 0 E: 0 K: 0 S: 3	H: 0 LOB: 0 BB: 0 P: 3	R: 0 E: 0 K: 0 S: 3	H: 0 LOB: 0 BB: 0 P: 3	R: 1 E: 0 K: 2 S: 8	H: 1 LOB: 1 BB: 1 P: 14	R: 0 E: 0 K: 1 S: 5	H: 0 LOB: 0 BB: 0 P: 5	R: 2 E: 0 K: 2 S: 9	H: 1 LOB: 1 BB: 2 P: 18	R: 0 E: 0 K: 1 S: 5	H: 1 LOB: 0 BB: 0 P: 5	1B: 2 2B: 1 3B: 0 HR: 1	SF: 0 SAC: 0 DP: 1 HBP: 0	WP: 2 PB: 0 CS: 0	PA: 29							
<b>PITCHER</b>	IP	WLS	BF	H	R	ER	SO	BB	IBB	HBP	BLK	WP	HR	S	P	ERA	WHIP										
57 Tanner Roark, R ERA: 3.29 (1,1)	5.2		19	2	1	1	5	1	0	0	0	2	0	28	34	1.59	0.529										
31 Xavier Cedeño, L ERA: 3.69 (6,1)	0.1		1	0	0	0	0	0	0	0	0	0	0	1	1	0.00	0.000										
22 Drew Storen, R ERA: 9.53 (7,1)	0.2	L	5	1	2	2	1	2	0	0	0	0	1	6	15	27.00	4.500										
52 Ryan Mattheus, R ERA: (7,1)	0.2		3	1	0	0	2	0	0	0	0	0	0	7	7	0.00	1.500										
30 Aaron Barrett, R ERA: (8,1)	0.2		1	0	0	0	0	0	0	0	0	0	0	1	1	0.00	0.000										











Batter	1	2	3	4	5	6	7	8	9	AB	R	H	RBI	BB	SO	LOB	TOP								
28 Daniel Murphy, L OBP: 0.320, SLG: 0.478 2 Anthony Seratelli, S OBP: 0.217, SLG: 0.244	L3		F8			12 1B 2B	K		6 S 1B	3	1	1	0	0	0	0									
12 Juan Lagares, R OBP: 0.382, SLG: 0.377 Brandon Nimmo, L OBP: 0.556, SLG: 0.429	29 S 1B			G6-3		21 G6-3 29 E 2H	1B	29 G6-3 3B	K	4	1	3	1	0	0	0									
29 Ike Davis, L OBP: 0.269, SLG: 0.542 6 Ryan Sandoval, R (9, PH)	K			K		E5 21 G6-3	1B	G6-3	K	4	0	0	1	0	2	2									
21 Lucas Duda, L OBP: 0.318, SLG: 0.579 53 Travis Taiter, R OBP: 0.400, SLG: 0.690	F9			K		G6-3	1B	30 2B 1B	K	4	0	1	0	0	1	3									
30 Andrew Brown, R OBP: 0.288, SLG: 0.510 T.J. Rivera, R	F9					68 G5-3 13 G6-3 20 HR	1B	13 1B 20 1B 1H		4	1	2	1	0	1	2									
13 Josh Satin, R OBP: 0.345, SLG: 0.375	K			G6-3		G6-3	1B	20 1B 2B		4	0	1	0	0	1	3									
68 Eric Campbell, R OBP: 0.396, SLG: 0.535	K			G5-3			1B	0 G4-3 K		4	0	1	0	0	2	4									
20 Anthony Recker, R OBP: 0.405, SLG: 0.595				G6-3			HR	1-3 3-H 1B		4	1	2	3	0	1	1									
0 Omar Quintanilla, L OBP: 0.244, SLG: 0.189	F7					G1-3		1-2 K		4	0	0	0	0	1	4									
<b>Inning Stats</b>	R: 0 E: 0 K: 1 S: 6	H: 1 LOB: 1 BB: 0 P: 6	R: 0 E: 0 K: 2 S: 7	H: 0 LOB: 0 BB: 0 P: 7	R: 0 E: 0 K: 0 S: 3	H: 0 LOB: 0 BB: 0 P: 3	R: 0 E: 0 K: 2 S: 7	H: 0 LOB: 0 BB: 0 P: 7	R: 2 E: 0 K: 0 S: 5	H: 2 LOB: 0 BB: 0 P: 5	R: 1 E: 1 K: 1 S: 8	H: 2 LOB: 2 BB: 0 P: 8	R: 0 E: 0 K: 2 S: 8	H: 1 LOB: 1 BB: 0 P: 8	R: 3 E: 0 K: 2 S: 12	H: 5 LOB: 3 BB: 0 P: 13	R: 0 E: 0 K: 3 S: 10	H: 1 LOB: 1 BB: 0 P: 10	1B: 8 2B: 2 3B: 1 HR: 1	SF: 0 SAC: 0 DP: 0 HBP: 0	WP: 0 PB: 0 SB: 3 CS: 0	PA: 40			
<b>PITCHER</b>	IP	WLS	BF	H	R	ER	SO	BB	IBB	HBP	BLK	WP	HR	S	P	ERA	WHIP								
46 Scott Feldman, R ERA: 5.4	5.2		23	5	3	3	6	0	0	0	0	0	1	35	35	4.76	0.882								
41 Brad Peacock, R ERA: 10.13	0.1	W	1	0	0	0	0	0	0	0	0	0	0	1	1	0.00	0.000								
Mark Appel, R ERA: 7.88	1.0		4	1	0	0	2	0	0	0	0	0	0	8	8	0.00	1.000								
66 Kevin Chapman, L ERA: 2.45	0.2	S	6	4	3	3	1	0	0	0	0	0	0	8	8	40.50	6.000								
45 Anthony Bass, R	1.1		6	2	0	0	4	0	0	0	0	0	0	14	15	0.00	1.500								

New York Mets @ Houston Astros  
Osceola County Stadium, Kissimmee, FL  
Wed Mar 26 2014, 6:11 PM - 9:14 PM EDT  
Att. 4,702 - Partly Cloudy - 62 F

AB	40
R	6
H	12
RBI	6
BB	0
SO	13
LOB	23



Batter	1	2	3	4	5	6	7	8	9	AB	R	H	RBI	BB	SO	LOB	BOTTOM									
21 Dexter Fowler, S OBP: 0.389, SLG: 0.340 9 Marwin Gonzalez, S OBP: 0.388, SLG: 0.542	G4-3		F7			F8	S 1B			3	0	0	0	0	0	1										
19 Robbie Grossman, S OBP: 0.396, SLG: 0.632 Preston Tucker, L OBP: 0.300, SLG: 0.222	F8			G5-3		14 BB 2B	1B			2	1	0	0	1	0	0										
15 Jason Castro, L OBP: 0.263, SLG: 0.514 14 Jesus Guzman, R OBP: 0.341, SLG: 0.333	K			K		23 BB 2B	K			2	0	0	0	0	2	0										
27 Jose Altuve, R OBP: 0.276, SLG: 0.339 93 Austin Wates, R	F7			K			K		G5-3	3	0	0	0	0	2	2										
23 Chris Carter, R OBP: 0.224, SLG: 0.315	F8			G6-3		22 2B 28 2B	BB	22 E 28 PB	1B	3	2	1	0	1	0	0										
22 Carlos Corporán, S OBP: 0.415, SLG: 0.515	K			F7		28 2B	2B	28 PB 28 SF9	1B	4	2	2	2	0	1	0										
28 L.J. Hoes, R OBP: 0.262, SLG: 0.256	F9			K			30 2B	2B	SF9	3	1	1	3	0	1	0										
30 Matt Dominguez, R OBP: 0.300, SLG: 0.358 95 Enrique Hernández, R OBP: 1.000, SLG: 1.000	K					F8	6 1B 9 1B		1B	3	0	1	1	0	1	0										
6 Jonathan Villar, S OBP: 0.321, SLG: 0.417 87 Nolan Fontana, L OBP: 0.500, SLG: 1.250						K	9 1B 1B		F7	2	0	1	0	1	1	0										
<b>Inning Stats</b>	R: 0 E: 0 K: 1 S: 5	H: 0 LOB: 0 BB: 0 P: 5	R: 0 E: 0 K: 1 S: 5	H: 0 LOB: 0 BB: 0 P: 5	R: 0 E: 0 K: 1 S: 5	H: 0 LOB: 1 BB: 1 P: 9	R: 0 E: 0 K: 2 S: 7	H: 0 LOB: 0 BB: 0 P: 7	R: 0 E: 0 K: 1 S: 5	H: 0 LOB: 0 BB: 0 P: 5	R: 7 E: 0 K: 2 S: 12	H: 6 LOB: 2 BB: 3 P: 26	R: 2 E: 1 K: 0 S: 6	H: 3 LOB: 1 BB: 0 P: 7	1B: 6 2B: 3 3B: 0 HR: 0	SF: 1 SAC: 0 DP: 0 HBP: 0	WP: 0 PB: 1 SB: 1 CS: 0	PA: 36								
<b>PITCHER</b>	IP	WLS	BF	H	R	ER	SO	BB	IBB	HBP	BLK	WP	HR	S	P	ERA	WHIP									
35 Dillon Gee, R ERA: 1.08	6.0		19	0	0	0	7	1	0	0	0	0	0	0	32	36	0.00	0.167								
32 John Lannan, L ERA: 5.4	0.0		2	0	2	2	0	2	0	0	0	0	0	0	8											
71 Gonzalez Germen, R ERA: 6.97	0.1	L	3	1	0	0	1	1	0	0	0	0	0	4	8	0.00	6.000									
52 Carlos Torres, R ERA: 3.88	0.2	B	6	5	5	5	1	0	0	0	0	0	0	8	10	67.50	7.500									
47 Jose Valverde, R ERA: 3.6	1.0		6	3	2	1	0	0	0	0	0	0	0	6	7	9.00	3.000									

New York Mets @ Houston Astros  
Osceola County Stadium, Kissimmee, FL  
Wed Mar 26 2014, 6:11 PM - 9:14 PM EDT  
Att. 4,702 - Partly Cloudy - 62 F

AB	31
R	9
H	9
RBI	8
BB	4
SO	9
LOB	6









Batter	1	2	3	4	5	6	7	8	9	AB	R	H	RBI	BB	SO	LOB	TOP						
22 Eric Young Jr. S (1.10) OBP: 0.362, SLG: 0.365										5	0	1	0	0	2	3							
28 Daniel Murphy, L (1.4) OBP: 0.323, SLG: 0.483										4	0	1	1	0	0	1							
5 David Wright, R (1.5) OBP: 0.261, SLG: 0.286										4	1	2	0	0	0	1							
3 Curtis Granderson, L (1.9) OBP: 0.250, SLG: 0.404										2	1	0	0	1	0	0							
30 Andrew Brown, R (7.9) OBP: 0.278, SLG: 0.490										1	0	0	0	0	0	1							
1 Chris Young, R (1.7) OBP: 0.383, SLG: 0.527										3	0	1	2	0	0	0							
68 Eric Campbell, R (7.7) OBP: 0.380, SLG: 0.511										1	0	0	0	0	0	1							
21 Lucas Duda, L (1.3) OBP: 0.296, SLG: 0.542										4	0	1	0	0	2	1							
15 Travis d'Arnaud, R (1.2) OBP: 0.395, SLG: 0.579										3	1	1	1	0	1	2							
20 Anthony Recker, R (7.2) OBP: 0.395, SLG: 0.579										1	0	0	0	0	0	0							
12 Juan Lagares, R (1.8) OBP: 0.349, SLG: 0.362										4	0	1	0	0	0	0							
11 Rubén Tejada, R (1.6) OBP: 0.260, SLG: 0.283										4	1	1	0	0	1	1							
<b>Inning Stats</b>	R: 0 E: 0 K: 0 S: 7	H: 1 LOB: 0 BB: 0 P: 11	R: 0 E: 0 K: 1 S: 12	H: 1 LOB: 1 BB: 0 P: 18	R: 0 E: 0 K: 1 S: 11	H: 0 LOB: 0 BB: 0 P: 17	R: 2 E: 0 K: 0 S: 15	H: 2 LOB: 1 BB: 1 P: 27	R: 1 E: 0 K: 0 S: 13	H: 2 LOB: 1 BB: 0 P: 18	R: 0 E: 0 K: 1 S: 5	H: 0 LOB: 0 BB: 0 P: 5	R: 1 E: 0 K: 1 S: 6	H: 1 LOB: 0 BB: 0 P: 6	R: 0 E: 0 K: 0 S: 4	H: 1 LOB: 1 BB: 0 P: 4	R: 0 E: 1 K: 2 S: 9	H: 1 LOB: 2 BB: 0 P: 9	1B: 3 2B: 5 3B: 0 HR: 1	SF: 0 SAC: 0 DP: 1 HBP: 0	WP: 0 PB: 0 SB: 0 CS: 0	PA: 37	
<b>PITCHER</b>	IP WLS BF H R ER SO BB IBB HBP BLK WP HR S P ERA WHIP																						
56 Mark Buehrle, L (1.1) ERA: 2.93	4.0	16	4	2	2	2	1	0	0	0	0	0	0	0	0	45	73	4.50	1.250				
44 Casey Janssen, R (5.1) ERA: 3.0	1.0	5	2	1	1	0	0	0	0	0	0	0	0	0	13	18	9.00	2.000					
21 Sergio Santos, R (6.1) ERA: 3.6	1.0	3	0	0	0	1	0	0	0	0	0	0	0	5	5	0.00	0.000						
Marcus Stroman, R (7.1) ERA: 13.09	1.2	7	2	1	1	1	0	0	0	0	0	1	9	9	5.40	1.200							
33 Jeremy Jeffress, R (8.1) ERA: 2.25	1.1	W	6	1	0	0	2	0	0	0	0	0	0	10	10	0.00	0.750						

New York Mets @ Toronto Blue Jays  
Olympic Stadium, Montreal, QB  
Fri Mar 28 2014, 7:10 PM - 10:22 PM EDT  
Att: 46,121 - Dome - 70 F

AB 36  
R 4  
H 9  
RBI 4  
BB 1  
SO 6  
LOB 11



Batter	1	2	3	4	5	6	7	8	9	AB	R	H	RBI	BB	SO	LOB	BOTTOM					
7 José Reyes, S (1.6) OBP: 0.281, SLG: 0.296										3	0	0	0	0	0	1						
66 Munenori Kawasaki, L (6.6) OBP: 0.400, SLG: 0.354										5	0	0	0	0	2	4						
53 Melky Cabrera, S (1.7) OBP: 0.419, SLG: 0.543										3	1	2	1	0	1	1						
14 Moisés Sierra, R (7.9) OBP: 0.288, SLG: 0.426										4	1	3	2	0	0	0						
10 Edwin Encarnación, R (1.3) OBP: 0.403, SLG: 0.590										3	0	1	0	1	0	3						
26 Adam Lind, L (1.10) OBP: 0.410, SLG: 0.561										3	0	0	1	0	0	2						
1 Jonathan Diaz, R (8. PR) OBP: 0.286, SLG: 0.130										3	0	1	0	1	2	1						
30 Dioner Navarro, S (1.2) OBP: 0.255, SLG: 0.280										4	0	1	0	0	1	3						
28 Colby Rasmus, L (1.8) OBP: 0.283, SLG: 0.340										2	0	1	0	0	0	0						
13 Brett Lawrie, R (1.5) OBP: 0.391, SLG: 0.508										2	1	1	0	0	0	2						
17 Ryan Goins, L (1.4) OBP: 0.261, SLG: 0.226										2	0	1	0	0	0	0						
3 Bobby Parnell, R (6.4) ERA: 2.57										2	1	1	0	0	0	2						
<b>Inning Stats</b>	R: 0 E: 0 K: 0 S: 11	H: 2 LOB: 2 BB: 0 P: 21	R: 0 E: 0 K: 1 S: 10	H: 0 LOB: 0 BB: 0 P: 15	R: 0 E: 0 K: 1 S: 9	H: 0 LOB: 0 BB: 0 P: 14	R: 1 E: 0 K: 1 S: 13	H: 2 LOB: 2 BB: 1 P: 22	R: 0 E: 0 K: 0 S: 6	H: 1 LOB: 1 BB: 0 P: 6	R: 1 E: 0 K: 2 S: 4	H: 1 LOB: 1 BB: 1 P: 8	R: 2 E: 0 K: 2 S: 9	H: 3 LOB: 1 BB: 0 P: 10	R: 0 E: 0 K: 1 S: 7	H: 2 LOB: 2 BB: 0 P: 7	R: 1 E: 0 K: 0 S: 4	H: 2 LOB: 2 BB: 0 P: 6	1B: 9 2B: 3 3B: 0 HR: 1	SF: 1 SAC: 0 DP: 0 HBP: 1	WP: 1 PB: 0 SB: 0 CS: 0	PA: 41
<b>PITCHER</b>	IP WLS BF H R ER SO BB IBB HBP BLK WP HR S P ERA WHIP																					
58 Jenry Mejia, R (1.1) ERA: 2.7	4.0	18	5	1	1	1	1	1	0	0	0	0	0	0	9	13	4.50	1.000				
52 Carlos Torres, R (5.1) ERA: 3.75	2.0	H	8	1	1	1	1	1	0	0	0	0	0	9	10	18.00	3.000					
71 Gonzalez Germen, R (7.1) ERA: 7.94	1.0	B	5	3	2	2	2	0	0	0	0	1	0	9	10	18.00	3.000					
56 Scott Rice, L (8.1) ERA: 3.72	0.2	L	3	1	0	0	1	0	0	0	0	0	0	5	5	0.00	1.500					
39 Bobby Parnell, R (8.1) ERA: 2.57	1.0	L	7	3	1	1	0	0	0	0	0	0	0	6	8	9.00	3.000					

New York Mets @ Toronto Blue Jays  
Olympic Stadium, Montreal, QB  
Fri Mar 28 2014, 7:10 PM - 10:22 PM EDT  
Att: 46,121 - Dome - 70 F

AB 37  
R 5  
H 13  
RBI 5  
BB 2  
SO 7  
LOB 20





Batter	1	2	3	4	5	6	7	8	9	AB	R	H	RBI	BB	SO	LOB	TOP										
22 Eric Young Jr. S OBP: 0.377, SLG: 0.370 68 Eric Campbell, R OBP: 0.373, SLG: 0.500	2-2 1B		4-1 BB			0-0 G3			0-3 K	2	0	1	0	1	0	0											
28 Daniel Murphy, L OBP: 0.324, SLG: 0.469 2 Anthony Seratelli, S OBP: 0.224, SLG: 0.271	1-3 K		3-2 F7			0-1 1B			1-3 K	3	0	1	0	0	1	2											
5 David Wright, R OBP: 0.245, SLG: 0.267 13 Josh Satin, R OBP: 0.333, SLG: 0.360	1-3 K		2-3 K			3-1 F9			1-3 K	3	0	0	0	0	2	3											
3 Curtis Granderson, L OBP: 0.241, SLG: 0.353 30 Andrew Brown, R OBP: 0.278, SLG: 0.490	3-3 K			2-1 F7		2-2 CS	1-0 F9			3	0	0	0	0	1	1											
1 Chris Young, R OBP: 0.365, SLG: 0.500 12 Juan Lagares, R OBP: 0.349, SLG: 0.362				1-1 F9			0-1 G5-3			3	0	0	0	0	0	0											
21 Lucas Duda, L OBP: 0.267, SLG: 0.481				0-0 P3			3-3 K			3	0	0	0	0	2	0											
29 Ike Davis, L OBP: 0.313, SLG: 0.517				4-1 BB			3-3 K			1	0	0	0	1	1	0											
15 Travis d'Arnaud, R OBP: 0.241, SLG: 0.368 23 Taylor Teagarden, R OBP: 0.256, SLG: 0.306	1-2 L6			2-3 K			3-2 P3			2	0	0	0	0	1	1											
11 Rubén Tejada, R OBP: 0.245, SLG: 0.265				2-0 L9			0-1 F8			3	0	0	0	0	1	0											
<b>Inning Stats</b>	R: 0 H: 1 E: 0 K: 3 S: 15	H: 1 LOB: 1 BB: 0 P: 22	R: 0 H: 0 E: 0 K: 0 S: 7	H: 0 LOB: 1 BB: 1 P: 12	R: 0 H: 0 E: 0 K: 1 S: 9	H: 0 LOB: 0 BB: 0 P: 20	R: 0 H: 0 E: 0 K: 1 S: 8	H: 0 LOB: 0 BB: 0 P: 11	R: 0 H: 0 E: 0 K: 3 S: 9	H: 0 LOB: 0 BB: 0 P: 14	R: 0 H: 1 E: 0 K: 0 S: 7	H: 0 LOB: 0 BB: 0 P: 12	R: 0 H: 0 E: 0 K: 1 S: 6	H: 0 LOB: 0 BB: 0 P: 9	R: 0 H: 0 E: 0 K: 3 S: 9	H: 0 LOB: 0 BB: 0 P: 11	1B: 2 2B: 0 3B: 0 HR: 0	SF: 0 SAC: 0 DP: 0 HBP: 0	WP: 0 PB: 0 SB: 0 CS: 1	PA: 31							
<b>PITCHER</b>	IP	WLS	BF	H	R	ER	SO	BB	IBB	HBP	BLK	WP	HR	S	P	ERA	WHIP										
23 Brandon Morrow, R ERA: 5.74 62 Aaron Loup, L ERA: 4.0 50 Steve Delabar, R ERA: Aron Sanchez, R ERA:	5.2 0.2 0.2 2.0		21 1 2 6	2 0 0 0	0 0 0 0	0 0 0 0	8 0 1 3	2 0 0 0	0 0 0 0	0 0 0 0	0 0 0 0	0 0 0 0	0 3 7 15	53 6 10 20	87 6 10 20	0.00 0.00 0.00 0.00	0.706 0.000 0.000 0.000										

New York Mets @ Toronto Blue Jays  
Olympic Stadium, Montreal, QB  
Sat Mar 29 2014, 1:10 PM - 3:43 PM EDT  
Att: 50,229 - Dome - 70 F

AB 28  
R 0  
H 2  
RBI 0  
BB 2  
SO 12  
LOB 7



Batter	1	2	3	4	5	6	7	8	9	AB	R	H	RBI	BB	SO	LOB	BOTTOM										
7 José Reyes, S OBP: 0.267, SLG: 0.281 1 Jonathan Diaz, R OBP: 0.276, SLG: 0.125	2-3 K		1-3 K			0-3 K			1-1 G1-3	3	0	0	0	0	3	1											
53 Melky Cabrera, S OBP: 0.423, SLG: 0.595	2-2 G5-3		1-0 2B			2-3 K			0-0 HR	4	1	2	2	0	1	0											
26 Adam Lind, L OBP: 0.422, SLG: 0.567 Derrick Chung, R OBP: 0.333, SLG: 0.333	2-2 1B			2-2 1B		1-1 G5-3			3-1 G5-3	3	0	2	0	0	0	0											
10 Edwin Encarnación, R OBP: 0.386, SLG: 0.563	1-3 K			1-3 K		0-1 G5-3				3	0	0	0	0	2	2											
30 Dioner Navarro, S OBP: 0.276, SLG: 0.288 66 Munenori Kawasaki, L OBP: 0.400, SLG: 0.364				2-2 1B		4-1 BB				2	0	1	0	1	0	0											
13 Brett Lawrie, R OBP: 0.373, SLG: 0.484				1-3 K		0-1 F8			0-0 G6-4-3	3	0	0	0	0	1	3											
28 Colby Rasmus, L OBP: 0.268, SLG: 0.321				2-1 P4		2-3 K			2-2 P6	3	0	0	0	0	1	3											
14 Moisés Sierra, R OBP: 0.309, SLG: 0.440				0-0 1B		2-2 K			1-2 1B	3	1	2	0	0	1	0											
17 Ryan Goins, L OBP: 0.250, SLG: 0.215				0-0 F8		3-2 L8			3-3 K	3	0	0	0	0	1	2											
<b>Inning Stats</b>	R: 0 H: 1 E: 0 K: 2 S: 14	H: 1 LOB: 1 BB: 0 P: 21	R: 0 H: 0 E: 0 K: 1 S: 7	H: 0 LOB: 0 BB: 0 P: 10	R: 0 H: 2 E: 0 K: 1 S: 6	H: 2 LOB: 2 BB: 0 P: 8	R: 0 H: 2 E: 0 K: 2 S: 14	H: 2 LOB: 0 BB: 0 P: 21	R: 0 H: 0 E: 0 K: 2 S: 11	H: 0 LOB: 0 BB: 0 P: 16	R: 0 H: 0 E: 0 K: 1 S: 7	H: 0 LOB: 0 BB: 1 P: 10	R: 0 H: 0 E: 0 K: 0 S: 5	R: 2 H: 2 E: 0 K: 1 S: 11	H: 2 LOB: 0 BB: 0 P: 19	1B: 5 2B: 1 3B: 0 HR: 1	SF: 0 SAC: 0 DP: 1 HBP: 0	WP: 0 PB: 0 SB: 1 CS: 0	PA: 30								
<b>PITCHER</b>	IP	WLS	BF	H	R	ER	SO	BB	IBB	HBP	BLK	WP	HR	S	P	ERA	WHIP										
16 Daisuke Matsuzaka, R ERA: 3.04 44 Kyle Farnsworth, R ERA: 5.4 47 Jose Valverde, R ERA: 3.36 32 John Lannan, L ERA: 4.8 36 Cody Satterwhite, R ERA: 10.8	5.0 1.0 0.2 0.1 0.2		19 3 2 1 3	5 0 0 0 1	0 0 0 0 1	0 0 0 0 1	8 1 0 0 1	0 0 0 0 0	0 0 0 0 0	0 0 0 0 0	0 0 0 0 0	0 0 0 0 0	0 7 2 3 8	52 10 6 5 13	76 10 5 3 13	0.00 0.00 0.00 0.00 13.50	1.000 0.000 1.500 1.000 1.500										
<b>PITCHER</b>	IP	WLS	BF	H	R	ER	SO	BB	IBB	HBP	BLK	WP	HR	S	P	ERA	WHIP										
Adam Kolarek, L ERA: 6.23	0.1 (8.1)		0 2	1 1	1 1	0 0	0 0	0 0	0 0	0 0	0 0	0 0	0 1	5 6	6	27.00	3.000										

New York Mets @ Toronto Blue Jays  
Olympic Stadium, Montreal, QB  
Sat Mar 29 2014, 1:10 PM - 3:43 PM EDT  
Att: 50,229 - Dome - 70 F

AB 29  
R 2  
H 7  
RBI 2  
BB 1  
SO 10  
LOB 12





Batter	1	2	3	4	5	6	7	8	9	10	AB	R	H	RBI	BB	SO	LOB	TOP	
2 Denard Span, L OBP: 0.400, SLG: 0.500	(1,8) P5		(1,0) F7			(1,0) G4-3	(1,2) BB		(1,3) 2B		4	0	1	2	1	0	0	Washington Nationals @ New York Mets Citi Field, Flushing, NY Mon Mar 31 2014, 1:15 PM - 5:02 PM EDT Att. 42,442 - Partly Cloudy - 44 F	
11 Ryan Zimmerman, R (1,5) 30 Aaron Barrett, R (9,1) 13 Jerry Blevins, L (10,1)	(1,5) P6		(0,2) P6			(0,3) K	(2,3) K		(0,2) F8		5	0	1	0	0	2	5		
28 Jayson Werth, R (1,9) 40 Wilson Ramos, R (1,2) 59 Jose Lobaton, S (7,2)	(1,9) K		(0,1) G4-3			(2,2) G6-3		(0,3) K		(3,1) 1B	5	1	1	0	0	2	1		
34 Bryce Harper, L (1,7) 20 Ian Desmond, R (1,6) 25 Adam LaRoche, L (1,3)	(1,7) F7		(1,0) F7			(1,0) F9	(1,2) K	(0,0) F8		(3,2) 1B	3	0	0	0	0	1	1		
6 Anthony Rendon, R (1,4) 37 Stephen Strasburg, R (1,1) 19 Kevin Frandsen, R (7,7) 15 Nate McLouth, L (7,7) 22 Drew Storen, S (7,1) 36 Tyler Clippard, R (8,1) 8 Danny Espinosa, S (8,4)	(1,4) F8		(0,2) F8			(1,2) G1-3	(4,1) 2B	(2,1) 2B	(0,0) K	(4,2) 1B	4	0	1	0	1	2	2		
35 Dillon Gee, R (1,1) 52 Carlos Torres, R (7,1) 56 Scott Rice, L (7,1) 47 Jose Valverde, R (7,1) 39 Bobby Parnell, R (9,1)	(1,1) FC5-4		(0,0) FC5-4			(0,0) G6-3	(1,2) 2B	(3,2) P5	(0,2) P5	(4,2) 1B	3	3	1	2	2	0	1		
27 Jeury Familia, R (10,1) 32 John Lannan, L (10,1)	(10,1) FC6-4		(1,3) K			(1,2) G6-3	(1,2) BB	(1,2) K	(0,0) K	(2,3) 1B	4	3	1	1	0	1	2		
5 David Wright, R (1,5) 3 Curtis Granderson, L (1,9) 30 Andrew Brown, R (1,7) 39 Bobby Parnell, R (9,1) 27 Jeury Familia, R (10,1) 20 Anthony Recker, R (10,2)	(1,5) 1B		(0,1) 1B			(1,3) K	(2,2) K	(3,2) HR	(0,0) P4	(2,2) 1B	5	2	3	2	0	1	0		
29 Ike Davis, L (1,3) 0 Omar Quintanilla, L (9,4)	(1,3) G4-3		(4,1) BB			(3,2) G3	(1,3) G3	(1,3) K	(1,3) K	(1,3) K	4	1	1	3	0	2	1		
15 Travis d'Arnaud, R (1,2) 32 John Lannan, L (10,1)	(1,2) SH5-4		(2,3) K			(1,3) K	(3,2) G3	(1,3) K	(1,0) F9	(1,3) K	3	1	0	0	1	2	2		
11 Rubén Tejada, R (1,6) 35 Dillon Gee, R (1,1) 52 Carlos Torres, R (7,1) 56 Scott Rice, L (7,1) 47 Jose Valverde, R (7,1) 21 Lucas Duda, L (7,3)	(1,6) 1B		(1,0) 1B			(1,3) K	(2,1) P5	(1,3) K	(1,3) K	(1,3) K	1	0	0	0	0	1	0		
Inning Stats	R: 0 E: 0 K: 1 S: 12	H: 1 LOB: 1 BB: 0 P: 20	R: 2 E: 0 K: 0 S: 12	H: 1 LOB: 0 BB: 1 P: 17	R: 0 E: 0 K: 0 S: 7	H: 0 LOB: 0 BB: 0 P: 8	R: 0 E: 0 K: 1 S: 8	H: 0 LOB: 0 BB: 0 P: 11	R: 0 E: 0 K: 1 S: 9	H: 0 LOB: 0 BB: 0 P: 7	R: 1 E: 0 K: 1 S: 18	H: 2 LOB: 2 BB: 1 P: 30	R: 4 E: 0 K: 1 S: 16	H: 3 LOB: 0 BB: 1 P: 30	1B: 5 2B: 2 3B: 0 HR: 2	SF: 1 SAC: 0 DP: 0 HBP: 0	WP: 0 PB: 1 SB: 0 CS: 0	PA: 45	
PITCHER	IP 6.2	WLS 26	BF 4	H 4	R 4	ER 4	SO 5	BB 2	IBB 0	HBP 0	BLK 0	WP 0	HR 1	S 68	P 100	ERA 5.40	WHIP 0.900		
PITCHER	IP 0.2	WLS L	BF 4	H 2	R 2	ER 2	SO 1	BB 0	IBB 0	HBP 0	BLK 0	WP 0	HR 0	S 12	P 22	ERA 27.00	WHIP 3.000		
PITCHER	IP 0.1	WLS 3	BF 1	H 2	R 2	ER 2	SO 0	BB 1	IBB 0	HBP 0	BLK 0	WP 0	HR 4	S 8	P 16	ERA 54.00	WHIP 6.000		
Batter	1	2	3	4	5	6	7	8	9	10	AB	R	H	RBI	BB	SO	LOB	BOTTOM	
22 Eric Young Jr., S (1,4) (9,7)	(1,4) K2-3		(0,0) SF9			(0,3) K				(1,3) K	4	0	0	1	0	4	0	Washington Nationals @ New York Mets Citi Field, Flushing, NY Mon Mar 31 2014, 1:15 PM - 5:02 PM EDT Att. 42,442 - Partly Cloudy - 44 F	
12 Juan Lagares, R (1,8) 5 David Wright, R (1,5) 3 Curtis Granderson, L (1,9) 30 Andrew Brown, R (1,7) 39 Bobby Parnell, R (9,1) 27 Jeury Familia, R (10,1) 20 Anthony Recker, R (10,2)	(1,8) 1B		(1,3) K			(2,1) P3	(1,3) K	(3,2) HR	(0,2) P4	(2,2) 1B	4	3	2	1	1	1	1		
15 Travis d'Arnaud, R (1,2) 32 John Lannan, L (10,1)	(1,5) 1B		(0,1) 1B			(1,3) K	(2,2) G3	(3,2) HR	(0,0) L8	(2,2) 1B	5	2	3	2	0	1	0		
30 Andrew Brown, R (1,7) 39 Bobby Parnell, R (9,1) 27 Jeury Familia, R (10,1) 20 Anthony Recker, R (10,2)	(1,7) 1B		(1,3) K			(0,3) K	(3,2) F8	(1,3) K	(1,3) K	(1,3) K	4	1	1	3	0	2	1		
29 Ike Davis, L (1,3) 0 Omar Quintanilla, L (9,4)	(1,3) G4-3		(4,1) BB			(1,3) K	(3,2) G3	(1,3) K	(1,3) K	(1,3) K	4	1	1	3	0	2	1		
15 Travis d'Arnaud, R (1,2) 32 John Lannan, L (10,1)	(1,2) SH5-4		(2,3) K			(1,3) K	(3,2) G3	(1,3) K	(1,0) F9	(1,3) K	3	1	0	0	1	2	2		
11 Rubén Tejada, R (1,6) 35 Dillon Gee, R (1,1) 52 Carlos Torres, R (7,1) 56 Scott Rice, L (7,1) 47 Jose Valverde, R (7,1) 21 Lucas Duda, L (7,3)	(1,6) 1B		(1,0) 1B			(1,3) K	(2,1) P5	(1,3) K	(1,3) K	(1,3) K	1	0	0	0	0	1	0		
Inning Stats	R: 3 E: 0 K: 2 S: 15	H: 3 LOB: 0 BB: 0 P: 26	R: 1 E: 0 K: 1 S: 8	H: 1 LOB: 1 BB: 1 P: 14	R: 0 E: 0 K: 3 S: 14	H: 1 LOB: 2 BB: 1 P: 21	R: 0 E: 0 K: 2 S: 7	H: 0 LOB: 0 BB: 0 P: 9	R: 0 E: 0 K: 1 S: 9	H: 0 LOB: 0 BB: 0 P: 14	R: 0 E: 0 K: 2 S: 8	H: 0 LOB: 0 BB: 0 P: 11	R: 1 E: 0 K: 2 S: 7	H: 0 LOB: 0 BB: 0 P: 11	1B: 4 2B: 0 3B: 0 HR: 3	SF: 1 SAC: 1 DP: 0 HBP: 0	WP: 0 PB: 0 SB: 0 CS: 0		PA: 40
PITCHER	IP 6.0	WLS 25	BF 5	H 4	R 4	ER 4	SO 10	BB 2	IBB 0	HBP 0	BLK 0	WP 0	HR 1	S 64	P 102	ERA 6.00	WHIP 1.167		
PITCHER	IP 1.0	WLS 3	BF 0	H 0	R 0	ER 0	SO 2	BB 0	IBB 0	HBP 0	BLK 0	WP 0	HR 0	S 8	P 11	ERA 0.00	WHIP 0.000		
PITCHER	IP 1.0	WLS 4	BF 1	H 1	R 1	ER 1	SO 1	BB 0	IBB 0	HBP 0	BLK 0	WP 0	HR 1	S 10	P 14	ERA 9.00	WHIP 1.000		
PITCHER	IP 1.0	WLS 3	BF 0	H 0	R 0	ER 0	SO 2	BB 0	IBB 0	HBP 0	BLK 0	WP 0	HR 0	S 7	P 11	ERA 0.000	WHIP 0.000		
PITCHER	IP 1.0	WLS 5	BF 1	H 2	R 2	ER 3	SO 1	BB 0	IBB 0	HBP 0	BLK 0	WP 0	HR 1	S 16	P 25	ERA 18.00	WHIP 2.000		



Batter	1	2	3	4	5	6	7	8	9	AB	R	H	RBI	BB	SO	LOB	TOP					
2 Denard Span, L (1,8) OBP: 0.400, SLG: 0.778										5	2	2	0	0	1	0						
6 Anthony Rendon, R (1,4) OBP: 0.400, SLG: 0.900										5	0	2	1	0	0	0						
28 Jayson Werth, R (1,9) OBP: 0.500, SLG: 0.600										5	1	4	0	0	1	1						
25 Adam LaRoche, L (1,3) OBP: 0.400, SLG: 0.750										5	0	1	1	0	0	5						
11 Ryan Zimmerman, R (1,5) OBP: 0.222, SLG: 0.222										4	0	1	0	0	1	2						
34 Bryce Harper, L (1,7) OBP: 0.222, SLG: 0.125										4	0	0	0	0	2	2						
20 Ian Desmond, R (1,6) OBP: 0.222, SLG: 0.625										4	1	1	1	0	1	1						
59 Jose Lobaton, S (1,2) OBP: 0.333, SLG: 0.333										4	0	1	0	0	0	0						
47 Gio González, R (1,1) OBP: 0.333, SLG: 1.333																						
22 Drew Storen, S (7,1)																						
36 Tyler Clippard, R (8,1)																						
15 Nate McLouth, L (9,PH)																						
35 Craig Stammen, R (9,1)																						
<b>Inning Stats</b>	R: 0 H: 1 E: 0 K: 1 S: 12	H: 1 LOB: 1 BB: 0 P: 17	R: 0 H: 0 E: 0 K: 0 S: 6	H: 0 LOB: 0 BB: 0 P: 10	R: 0 H: 0 E: 0 K: 1 S: 8	H: 0 LOB: 0 BB: 0 P: 12	R: 1 H: 2 E: 0 K: 1 S: 15	H: 2 LOB: 1 BB: 0 P: 23	R: 2 H: 4 E: 0 K: 0 S: 20	H: 4 LOB: 2 BB: 0 P: 26	R: 0 H: 2 E: 0 K: 1 S: 14	H: 2 LOB: 2 BB: 0 P: 22	R: 1 H: 2 E: 0 K: 2 S: 13	H: 2 LOB: 1 BB: 0 P: 20	R: 0 H: 0 E: 0 K: 1 S: 7	H: 0 LOB: 0 BB: 0 P: 11	R: 1 H: 2 E: 0 K: 0 S: 11	H: 2 LOB: 1 BB: 0 P: 19	1B: 6 2B: 4 3B: 1 HR: 2	SF: 0 SAC: 0 DP: 0 HBP: 0	WP: 1 PB: 0 SB: 0 CS: 0	PA: 40
<b>PITCHER</b>	IP WLS BF H R ER SO BB IBB HBP BLK WP HR S P ERA WHIP																					
40 Bartolo Colon, R (1,1) ERA: 4.5	6.0 L 27 9 3 3 4 0 0 0 0 0 2 75 110 4.50 1.500																					
71 Gonzalez Gemen, R (7,1) ERA: 4.5	2.0 8 2 1 1 3 0 0 0 0 1 0 20 31 4.50 1.000																					
44 Kyle Farnsworth, R (9,1) ERA: 9.0	1.0 5 2 1 1 0 0 0 0 0 0 0 11 19 9.00 2.000																					

Washington Nationals @ New York Mets  
Citi Field, Flushing, NY  
Wed Apr 02 2014, 7:13 PM - 10:11 PM EDT  
Att: 29,146 - Partly Cloudy - 51 F

AB	40
R	5
H	13
RBI	4
BB	0
SO	7
LOB	13



Batter	1	2	3	4	5	6	7	8	9	AB	R	H	RBI	BB	SO	LOB	BOTTOM					
12 Juan Lagares, R (1,8) OBP: 0.556, SLG: 1.250										4	1	2	0	0	1	1						
4 Wilmer Flores, R (1,4)										4	0	0	0	0	2	3						
5 David Wright, R (1,5) OBP: 0.444, SLG: 0.857										2	0	0	1	1	1	0						
3 Curtis Granderson, L (1,9)										4	0	0	0	0	2	1						
1 Chris Young, R (1,7)																						
30 Andrew Brown, R (2,7) OBP: 0.125, SLG: 0.500										0	0	0	0	0	0	0						
13 Josh Satin, R (1,3)										3	0	0	0	0	2	1						
15 Travis d'Arnaud, R (1,2)										3	0	0	0	0	1	0						
11 Rubén Tejada, R (1,6) OBP: 0.429, SLG: 0.333										2	0	1	0	1	0	0						
40 Bartolo Colon, R (1,1) ERA: 1.5																						
71 Gonzalez Gemen, R (7,1) ERA																						
21 Lucas Duda, L (8,PH)																						
44 Kyle Farnsworth, R (9,1) ERA																						
<b>Inning Stats</b>	R: 1 H: 1 E: 0 K: 1 S: 11	H: 1 LOB: 0 BB: 0 P: 17	R: 0 H: 0 E: 0 K: 1 S: 5	H: 0 LOB: 0 BB: 0 P: 7	R: 0 H: 0 E: 1 K: 0 S: 9	H: 0 LOB: 1 BB: 0 P: 11	R: 0 H: 0 E: 0 K: 1 S: 10	H: 0 LOB: 1 BB: 1 P: 18	R: 0 H: 2 E: 0 K: 1 S: 11	H: 2 LOB: 2 BB: 0 P: 18	R: 0 H: 0 E: 0 K: 2 S: 14	H: 0 LOB: 0 BB: 0 P: 20	R: 0 H: 0 E: 0 K: 2 S: 9	H: 0 LOB: 0 BB: 0 P: 13	R: 0 H: 0 E: 0 K: 3 S: 12	H: 0 LOB: 1 BB: 1 P: 21	R: 0 H: 0 E: 0 K: 2 S: 12	H: 0 LOB: 0 BB: 0 P: 14	1B: 1 2B: 1 3B: 1 HR: 0	SF: 1 SAC: 0 DP: 0 HBP: 0	WP: 0 PB: 0 SB: 0 CS: 0	PA: 32
<b>PITCHER</b>	IP WLS BF H R ER SO BB IBB HBP BLK WP HR S P ERA WHIP																					
47 Gio González, L (1,1) ERA: 1.5	6.0 W 22 3 1 1 6 1 0 0 0 0 0 90 13 1.50 0.667																					
22 Drew Storen, R (7,1) ERA	1.0 H 3 0 0 0 2 0 0 0 0 0 0 9 13 0.00 0.000																					
36 Tyler Clippard, R (8,1) ERA: 4.5	1.0 H 4 0 0 0 3 1 0 0 0 0 0 12 21 0.00 1.000																					
35 Craig Stammen, R (9,1) ERA	1.0 3 0 0 0 2 0 0 0 0 0 0 12 14 0.00 0.000																					

Washington Nationals @ New York Mets  
Citi Field, Flushing, NY  
Wed Apr 02 2014, 7:13 PM - 10:11 PM EDT  
Att: 29,146 - Partly Cloudy - 51 F

AB	29
R	1
H	3
RBI	1
BB	2
SO	13
LOB	9














Batter	1	2	3	4	5	6	7	8	9	AB	R	H	RBI	BB	SO	LOB	TOP								
15 Roger Bernadina, L (1, 8) OBP: 0.318, SLG: 0.400	F8		G4-3		K			SH2-4		3	0	0	0	0	1	3									
4 Brandon Phillips, R (1, 4) OBP: 0.318, SLG: 0.400	P4			P4		K		HR		4	1	1	2	0	1	0									
19 Joey Votto, L (1, 3) OBP: 0.409, SLG: 0.421	L9		G4-3		K			G4-3		4	0	0	0	0	1	0									
32 Jay Bruce, L (1, 9) OBP: 0.273, SLG: 0.500		G1		L7		F9		K		4	0	0	0	0	1	0									
48 Ryan Ludwick, R (1, 7) OBP: 0.313, SLG: 0.467		L8			HR			F8		4	1	1	1	0	1	0									
6 Billy Hamilton, S (9, 8)								K		0	0	0	0	0	0	0									
21 Todd Frazier, R (1, 5) OBP: 0.476, SLG: 0.722	F8			L8						3	0	1	0	1	0	0									
2 Zack Cozart, R (1, 6)			K		F7			FC5-4		4	0	0	0	0	1	2									
16 Tucker Barnhart, L (1, 2) OBP: 0.250, SLG: 0.250						F9				4	0	2	0	0	1	2									
47 Johnny Cueto, R (1, 1) OBP: 0.250, SLG: 0.250			FC2-6							2	0	1	0	0	0	1									
28 Chris Heisey, R (8, PH) OBP: 0.375, SLG: 0.500										1	1	1	0	0	0	0									
63 Sam LeCure, R (8, 1)										0	0	0	0	0	0	0									
60 J.J. Hoover, R (9, 1)								SH2-4		0	0	0	0	0	0	0									
<b>Inning Stats</b>	R: 0 E: 0 K: 0 S: 8	H: 0 LOB: 0 BB: 0 P: 11	R: 0 E: 0 K: 0 S: 8	H: 0 LOB: 0 BB: 0 P: 11	R: 0 E: 0 K: 1 S: 9	H: 1 LOB: 1 BB: 0 P: 11	R: 0 E: 0 K: 0 S: 3	H: 0 LOB: 0 BB: 0 P: 5	R: 1 E: 0 K: 1 S: 14	H: 3 LOB: 2 BB: 0 P: 24	R: 0 E: 0 K: 2 S: 11	H: 0 LOB: 0 BB: 0 P: 15	R: 0 E: 0 K: 0 S: 8	H: 0 LOB: 1 BB: 1 P: 13	R: 2 E: 0 K: 1 S: 15	H: 2 LOB: 0 BB: 0 P: 23	R: 0 E: 0 K: 2 S: 14	H: 1 LOB: 1 BB: 0 P: 18	1B: 4 2B: 1 3B: 0 HR: 2	SF: 0 SAC: 1 DP: 0 HBP: 0	WP: 0 PB: 0 SB: 0 CS: 0	PA: 35			
<b>PITCHER</b>	IP	WLS	BF	H	R	ER	SO	BB	IBB	HBP	BLK	WP	HR	S	P	ERA	WHIP								
35 Dillon Gee, R (1, 1) ERA: 4.5	7.1		29	6	3	3	4	1	0	0	0	0	2	68	100	3.68	0.955								
56 Scott Rice, L (8, 1) ERA: 18.0	0.2		2	0	0	0	1	0	0	0	0	0	0	8	13	0.00	0.000								
52 Carlos Torres, R (9, 1) ERA: 4.5	1.0	W	4	1	0	0	2	0	0	0	0	0	0	14	18	0.00	1.000								

**Cincinnati Reds @ New York Mets**  
Citi Field, Flushing, NY  
Sat Apr 05 2014, 1:13 PM - 4:00 PM EDT  
Att: 25,424 - Partly Cloudy - 53 F


AB 33  
R 3  
H 7  
RBI 3  
BB 1  
SO 7  
LOB 8



Batter	1	2	3	4	5	6	7	8	9	AB	R	H	RBI	BB	SO	LOB	BOTTOM								
22 Eric Young Jr, S (1, 7) OBP: 0.111, SLG: 0.063	K		E4		K					4	0	1	0	0	2	1									
28 Daniel Murphy, L (1, 4) OBP: 0.417, SLG: 0.364	P6		G4-6-3							4	0	1	0	0	0	2									
5 David Wright, R (1, 5) OBP: 0.333, SLG: 0.444	BB		G4-3							3	1	0	0	1	0	1									
3 Curtis Granderson, L (1, 9) OBP: 0.238, SLG: 0.500	K			L9		HR				4	1	1	2	0	1	1									
21 Lucas Duda, L (1, 3) OBP: 0.267, SLG: 0.615		K		K		F8				4	0	0	0	0	3	0									
12 Juan Lagares, R (1, 8) OBP: 0.425, SLG: 0.765				K						2	1	1	0	2	1	0									
20 Anthony Recker, R (1, 2)		G1-3								3	1	0	0	0	1	2									
11 Rubén Tejada, R (1, 6) OBP: 0.389, SLG: 0.333										2	1	1	0	2	0	0									
35 Dillon Gee, R (1, 1) ERA: 1.93										3	0	0	0	0	2	3									
56 Scott Rice, L (8, 1)										0	0	0	0	0	0	0									
52 Carlos Torres, R (9, 1)										0	0	0	0	0	0	0									
29 Ike Davis, L (9, PH) OBP: 0.600, SLG: 1.250										1	1	1	4	0	0	0									
<b>Inning Stats</b>	R: 0 E: 0 K: 2 S: 9	H: 0 LOB: 1 BB: 1 P: 15	R: 0 E: 0 K: 2 S: 14	H: 0 LOB: 2 BB: 2 P: 23	R: 0 E: 1 K: 0 S: 4	H: 0 LOB: 0 BB: 0 P: 7	R: 0 E: 0 K: 2 S: 9	H: 0 LOB: 0 BB: 0 P: 13	R: 2 E: 0 K: 0 S: 15	H: 3 LOB: 1 BB: 0 P: 20	R: 0 E: 0 K: 1 S: 8	H: 1 LOB: 1 BB: 0 P: 8	R: 0 E: 0 K: 1 S: 6	H: 0 LOB: 0 BB: 0 P: 11	R: 4 E: 0 K: 0 S: 8	H: 1 LOB: 2 BB: 2 P: 17	1B: 3 2B: 1 3B: 0 HR: 2	SF: 0 SAC: 1 DP: 1 HBP: 0	WP: 0 PB: 0 SB: 0 CS: 0	PA: 36					
<b>PITCHER</b>	IP	WLS	BF	H	R	ER	SO	BB	IBB	HBP	BLK	WP	HR	S	P	ERA	WHIP								
47 Johnny Cueto, R (1, 1) ERA: 1.93	7.0		29	5	2	2	9	2	1	0	1	0	1	67	101	2.57	1.000								
63 Sam LeCure, R (8, 1) ERA: 27.0	1.0	H	3	0	0	0	1	0	0	0	0	0	0	6	11	0.00	0.000								
60 J.J. Hoover, R (9, 1) ERA: 27.0	0.0	L	4	1	4	4	0	2	0	0	0	0	1	8	17	∞	∞								

**Cincinnati Reds @ New York Mets**  
Citi Field, Flushing, NY  
Sat Apr 05 2014, 1:13 PM - 4:00 PM EDT  
Att: 25,424 - Partly Cloudy - 53 F

AB 30  
R 6  
H 6  
RBI 6  
BB 5  
SO 10  
LOB 10









Batter	1	2	3	4	5	6	7	8	9	AB	R	H	RBI	BB	SO	LOB	TOP						
22 Eric Young Jr. S OBP: 0.231, SLG: 0.217										4	0	2	1	1	1	0	<b>New York Mets @ Atlanta Braves</b> Turner Field, Atlanta, GA Tue Apr 08 2014, 7:29 PM - 10:35 PM EDT Att: 47,144 - Cloudy - 61 F						
28 Daniel Murphy L OBP: 0.296, SLG: 0.250										5	0	1	0	0	2	3							
5 David Wright R OBP: 0.267, SLG: 0.308										5	0	0	0	0	1	3							
3 Curtis Granderson L OBP: 0.241, SLG: 0.385										2	0	0	0	2	0	1							
21 Lucas Duda L OBP: 0.250, SLG: 0.500										4	1	1	0	0	0	2							
12 Juan Lagares R OBP: 0.393, SLG: 0.625										4	0	1	0	0	2	2							
15 Travis d'Arnaud R OBP: 0.190, SLG: 0.158										4	1	2	0	0	0	2							
11 Rubén Tejada R OBP: 0.400, SLG: 0.333										3	2	2	2	1	1	2							
40 Bartolo Colon R										2	0	0	0	0	2	1							
29 Ike Davis L OBP: 0.500, SLG: 0.889										1	0	0	0	0	0	2							
44 Kyle Farnsworth R										0	0	0	0	0	0	0							
47 Jose Valverde R										0	0	0	0	0	0	0							
<b>Inning Stats</b>	R: 0 H: 1 E: 0 K: 1 S: 12	H: 1 LOB: 1 BB: 0 P: 18	R: 0 H: 0 E: 0 K: 1 S: 8	H: 0 LOB: 0 BB: 0 P: 14	R: 1 H: 0 E: 0 K: 1 S: 9	H: 0 LOB: 1 BB: 2 P: 20	R: 0 H: 1 E: 0 K: 1 S: 18	H: 1 LOB: 2 BB: 1 P: 26	R: 0 H: 0 E: 0 K: 3 S: 9	H: 0 LOB: 0 BB: 0 P: 11	R: 2 H: 4 E: 0 K: 0 S: 13	H: 4 LOB: 1 BB: 0 P: 20	R: 1 H: 3 E: 0 K: 0 S: 11	H: 3 LOB: 2 BB: 0 P: 15	R: 0 H: 0 E: 0 K: 0 S: 6	H: 0 LOB: 0 BB: 0 P: 11	1B: 8 2B: 1 3B: 0 HR: 0	SF: 0 SAC: 1 DP: 0 HBP: 0	WP: 1 PB: 0 SB: 3 CS: 0	PA: 39			
<b>PITCHER</b>	IP WLS BF H R ER SO BB IBB HBP BLK WP HR S P ERA WHIP	6.0 L 24 2 1 1 9 4 0 0 0 0 0 0 7 10 1.50 1.000	0.1 3 2 2 2 0 0 0 0 0 0 0 0 4 8 0.00 6.000	0.1 2 2 0 0 0 0 0 0 0 0 0 0 2 2 0.00 0.000	0.1 3 2 1 1 0 0 0 0 0 0 0 0 6 9 27.00 6.000																		
34 Aaron Harang R ERA: 0.71																							
50 Gus Schlosser R ERA: 7.36																							
43 Luis Avilán L ERA: 7.36																							
38 Anthony Varvaro R ERA: 5.4																							
58 Ian Thomas L ERA: 5.4																							

AB	34
R	4
H	9
RBI	3
BB	4
SO	9
LOB	18



Batter	1	2	3	4	5	6	7	8	9	AB	R	H	RBI	BB	SO	LOB	BOTTOM						
22 Jason Heyward L OBP: 0.219, SLG: 0.214										5	0	0	0	0	1	5	<b>New York Mets @ Atlanta Braves</b> Turner Field, Atlanta, GA Tue Apr 08 2014, 7:29 PM - 10:35 PM EDT Att: 47,144 - Cloudy - 61 F						
2 B.J. Upton R OBP: 0.138, SLG: 0.172										4	0	1	0	0	2	0							
5 Freddie Freeman L OBP: 0.517, SLG: 0.739										4	0	1	0	0	0	1							
23 Chris Johnson R OBP: 0.310, SLG: 0.519										4	0	1	0	0	0	1							
8 Justin Upton R OBP: 0.310, SLG: 0.231										4	0	2	0	0	0	1							
26 Dan Uggla R OBP: 0.214, SLG: 0.296										4	0	1	0	0	2	1							
24 Evan Gattis R OBP: 0.188, SLG: 0.375										4	0	1	0	0	0	3							
19 Andrelton Simmons R OBP: 0.296, SLG: 0.333										4	0	1	0	0	0	3							
34 Aaron Harang R																							
50 Gus Schlosser R																							
43 Luis Avilán L																							
4 Ryan Doumit S																							
58 Ian Thomas R																							
51 Pedro Beato R																							
11 Gerald Laird R																							
<b>Inning Stats</b>	R: 0 H: 1 E: 0 K: 2 S: 9	H: 1 LOB: 1 BB: 0 P: 12	R: 0 H: 1 E: 0 K: 0 S: 12	H: 1 LOB: 1 BB: 0 P: 16	R: 0 H: 1 E: 0 K: 1 S: 8	H: 1 LOB: 1 BB: 0 P: 14	R: 0 H: 1 E: 0 K: 1 S: 16	H: 1 LOB: 0 BB: 0 P: 23	R: 0 H: 0 E: 0 K: 0 S: 5	H: 1 LOB: 1 BB: 0 P: 7	R: 0 H: 1 E: 0 K: 0 S: 6	H: 1 LOB: 0 BB: 0 P: 11	R: 0 H: 1 E: 1 K: 1 S: 14	H: 1 LOB: 2 BB: 0 P: 18	R: 0 H: 0 E: 0 K: 1 S: 7	H: 0 LOB: 0 BB: 0 P: 11	R: 0 H: 2 E: 1 K: 0 S: 19	H: 2 LOB: 3 BB: 0 P: 25	1B: 7 2B: 1 3B: 0 HR: 0	SF: 0 SAC: 0 DP: 0 HBP: 0	WP: 0 PB: 0 SB: 0 CS: 0	PA: 37	
<b>PITCHER</b>	IP WLS BF H R ER SO BB IBB HBP BLK WP HR S P ERA WHIP	7.0 W 28 6 0 0 0 0 0 0 0 0 0 0 7 10 0.00 0.857	1.0 3 0 0 0 1 0 0 0 0 0 0 0 7 11 0.00 0.000	1.0 6 2 0 0 0 0 0 0 0 0 0 0 19 25 0.00 2.000																			
40 Bartolo Colon R ERA: 2.08																							
44 Kyle Farnsworth R ERA: 2.08																							
47 Jose Valverde R ERA: 2.08																							

AB	37
R	0
H	8
RBI	0
BB	0
SO	6
LOB	19





Batter	1	2	3	4	5	6	7	8	9	AB	R	H	RBI	BB	SO	LOB	TOP																						
22 Eric Young Jr., S OBP: 0.233, SLG: 0.192	G1-3		K			G1-3			BB	3	1	0	0	1	1	0																							
28 Daniel Murphy, L OBP: 0.290, SLG: 0.292	G3-1			L6		2B			K	4	0	1	0	0	0	1																							
5 David Wright, R OBP: 0.294, SLG: 0.333	K			1B		F9			1B	4	1	2	0	0	0	1																							
3 Curtis Granderson, L OBP: 0.242, SLG: 0.345	K			G3		F8			1B	3	1	0	0	0	1	1																							
21 Lucas Duda, L OBP: 0.250, SLG: 0.455	1B			K		G1-3			K	4	0	1	0	0	2	4																							
12 Juan Lagares, R OBP: 0.375, SLG: 0.571	K			G3-1		G6-3			1B	4	0	1	2	0	1	1																							
15 Travis d'Arnaud, R OBP: 0.200, SLG: 0.174	G6-3			G6-3		L8			1B	4	0	1	1	0	0	1																							
11 Rubén Tejeda, R OBP: 0.345, SLG: 0.280	L8			L9		F8			K	4	0	0	0	0	1	2																							
45 Zack Wheeler, L 13 Josh Satin, R 27 Jeury Familia, R 29 Ike Davis, L 32 John Lannan, L 71 Gonzalez Germen, R	G3-1			K		G6-3			G6-3	1	0	0	0	0	0	0																							
<b>Inning Stats</b>	R: 0 H: 0 E: 0 K: 1 S: 7	H: 0 LOB: 0 BB: 7	R: 0 H: 1 E: 0 K: 2 S: 14	LOB: 1 BB: 0 P: 15	R: 0 H: 0 E: 0 K: 1 S: 7	LOB: 0 BB: 0	R: 0 H: 1 E: 0 K: 1 S: 9	H: 0 LOB: 1 BB: 0 P: 16	R: 0 H: 0 E: 0 K: 0 S: 6	H: 0 LOB: 0 BB: 10	R: 0 H: 1 E: 0 K: 1 S: 9	H: 0 LOB: 1 BB: 0 P: 15	R: 0 H: 0 E: 0 K: 0 S: 5	H: 0 LOB: 0 BB: 8	R: 0 H: 0 E: 0 K: 0 S: 8	H: 0 LOB: 0 BB: 10	R: 3 H: 3 E: 0 K: 3 S: 21	H: 3 LOB: 2 BB: 34	1B: 5 2B: 1 3B: 0 HR: 0	SF: 0 DP: 0 HBP: 0	WP: 0 PA: 35																		
<b>PITCHER</b>	IP	WLS	BF	H	R	ER	SO	BB	IBB	HBP	BLK	WP	HR	S	P	ERA	WHIP	<b>PITCHER</b>				IP	WLS	BF	H	R	ER	SO	BB	IBB	HBP	BLK	WP	HR	S	P	ERA	WHIP	
30 Ervin Santana, R ERA: 0.00	8.0	W	27	3	0	0	6	0	0	0	0	0	0	65	88	0.00	0.375					8.0	W	27	3	0	0	0	6	0	0	0	0	0	0	65	88	0.00	0.375
52 Jordan Walden, R ERA: 54.00	0.1		3	1	2	2	1	1	0	0	0	0	0	10	17	54.00	6.000					0.1		3	1	2	2	1	1	0	0	0	0	10	17	54.00	6.000		
46 Craig Kimbrel, R ERA: 13.50	0.2	S	5	2	1	1	2	1	0	0	0	0	0	11	17	13.50	4.500					0.2	S	5	2	1	1	2	1	0	0	0	0	11	17	13.50	4.500		

New York Mets @ Atlanta Braves  
Turner Field, Atlanta, GA  
Wed Apr 09 2014, 7:13 PM - 9:52 PM EDT  
Att. 19,608 - Clear - 65 F

AB 33  
R 3  
H 6  
RBI 3  
BB 2  
SO 9  
LOB 11



Batter	1	2	3	4	5	6	7	8	9	AB	R	H	RBI	BB	SO	LOB	BOTTOM																					
22 Jason Heyward, L OBP: 0.278, SLG: 0.375	HR		1B			F9				4	2	3	2	0	0	0																						
19 Andrelton Simmons, R OBP: 0.323, SLG: 0.357	FC6-4		F9			F9				4	0	2	0	0	0	1																						
5 Freddie Freeman, L OBP: 0.515, SLG: 0.704	L8		K			1B				4	0	2	2	0	1	2																						
23 Chris Johnson, R OBP: 0.273, SLG: 0.452	FC6-4		G6-3			FC6-2			1B	4	0	0	0	0	0	4																						
8 Justin Upton, R OBP: 0.273, SLG: 0.200	K		L8			G5-3			L8	4	0	0	0	0	1	4																						
26 Dan Uggla, R OBP: 0.188, SLG: 0.258	K		G5-3			F7			K	4	0	0	0	0	2	1																						
24 Evan Gattis, R OBP: 0.211, SLG: 0.421	K					P6				3	1	1	0	0	1	0																						
17 Jordan Schafer, L	G4-3		K			G3				3	0	0	0	0	1	1																						
30 Ervin Santana, R 52 Jordan Walden, R 46 Craig Kimbrel, R	K		K			K			K	3	1	1	0	0	2	0																						
<b>Inning Stats</b>	R: 1 H: 2 E: 0 K: 1 S: 17	H: 2 LOB: 1 BB: 0 P: 23	R: 0 H: 0 E: 0 K: 2 S: 11	H: 0 LOB: 0 BB: 0 P: 15	R: 0 H: 1 E: 0 K: 2 S: 12	H: 1 LOB: 0 BB: 0 P: 19	R: 0 H: 0 E: 0 K: 0 S: 6	H: 0 LOB: 0 BB: 8	R: 3 H: 5 E: 0 K: 1 S: 20	H: 5 LOB: 2 BB: 0 P: 31	R: 0 H: 0 E: 0 K: 0 S: 7	H: 0 LOB: 0 BB: 11	R: 0 H: 0 E: 0 K: 1 S: 7	H: 0 LOB: 0 BB: 9	R: 0 H: 1 E: 0 K: 1 S: 10	H: 1 LOB: 1 BB: 0 P: 15	1B: 7 2B: 1 3B: 0 HR: 1	SF: 0 DP: 0 HBP: 0	WP: 1 PA: 33																			
<b>PITCHER</b>	IP	WLS	BF	H	R	ER	SO	BB	IBB	HBP	BLK	WP	HR	S	P	ERA	WHIP	<b>PITCHER</b>				IP	WLS	BF	H	R	ER	SO	BB	IBB	HBP	BLK	WP	HR	S	P	ERA	WHIP
45 Zack Wheeler, R ERA: 7.20	5.0	L	23	4	4	4	6	0	0	0	0	0	0	14	20	7.20	1.600					5.0	L	23	4	4	4	6	0	0	0	0	0	14	20	7.20	1.600	
27 Jeury Familia, R ERA: 0.00	2.0		6	0	0	0	1	0	0	0	0	0	0	14	20	0.00	0.000					2.0		6	0	0	0	1	0	0	0	0	0	14	20	0.00	0.000	
32 John Lannan, L ERA: 36.0	0.0		1	1	0	0	0	0	0	0	0	0	0	2	4							0.0		1	1	0	0	0	0	0	0	2	4					
71 Gonzalez Germen, R ERA: 1.69	1.0		3	0	0	0	1	0	0	0	0	0	0	8	11	0.00	0.000					1.0		3	0	0	0	1	0	0	0	0	8	11	0.00	0.000		

New York Mets @ Atlanta Braves  
Turner Field, Atlanta, GA  
Wed Apr 09 2014, 7:13 PM - 9:52 PM EDT  
Att. 19,608 - Clear - 65 F

AB 33  
R 4  
H 9  
RBI 4  
BB 0  
SO 8  
LOB 13









Batter	1	2	3	4	5	6	7	8	9	10	11	AB	R	H	RBI	BB	SO	LOB	TOP					
22 Eric Young Jr., S OBP: 0.275, SLG: 0.306												5	1	1	0	0	2	1						
28 Daniel Murphy, L OBP: 0.371, SLG: 0.394												5	0	2	0	0	0	0	0					
5 David Wright, R OBP: 0.295, SLG: 0.333												5	0	1	0	0	0	2						
30 Andrew Brown, R OBP: 0.167, SLG: 0.417												3	1	1	0	0	0	1						
21 Lucas Duda, L OBP: 0.259, SLG: 0.440												2	0	0	0	0	2	1						
3 Curtis Granderson, L OBP: 0.299, SLG: 0.324												5	1	1	0	0	1	2						
13 Josh Satin, R OBP: 0.222, SLG: 0.250												3	0	1	2	0	1	1						
29 Ike Davis, L OBP: 0.412, SLG: 0.571												1	0	0	0	0	0	0						
12 Juan Lagares, R OBP: 0.341, SLG: 0.486												4	0	1	0	0	1	1						
15 Travis d'Arnaud, R OBP: 0.182, SLG: 0.258												4	1	1	1	0	1	1						
11 Rubén Tejeda, R OBP: 0.297, SLG: 0.242												4	0	1	0	0	1	0						
<b>Inning Stats</b>	R: 1 E: 0 K: 1 S: 10	H: 2 LOB: 0 BB: 0 P: 11	R: 0 E: 0 K: 1 S: 6	H: 1 LOB: 0 BB: 0 P: 10	R: 1 E: 0 K: 1 S: 9	H: 1 LOB: 0 BB: 0 P: 12	R: 2 E: 0 K: 0 S: 9	H: 3 LOB: 1 BB: 0 P: 18	R: 0 E: 0 K: 1 S: 9	H: 1 LOB: 1 BB: 0 P: 16	R: 0 E: 0 K: 1 S: 9	H: 1 LOB: 1 BB: 0 P: 13	R: 0 E: 0 K: 1 S: 14	H: 1 LOB: 1 BB: 0 P: 21	R: 0 E: 0 K: 2 S: 11	H: 0 LOB: 0 BB: 0 P: 14	R: 0 E: 0 K: 1 S: 10	H: 0 LOB: 0 BB: 0 P: 10	R: 0 E: 0 K: 1 S: 7	H: 0 LOB: 0 BB: 0 P: 10	1B: 6 2B: 3 3B: 0 HR: 1	SF: 0 SAC: 0 DP: 1 HBP: 0	WP: 1 PB: 0 SB: 0 CS: 1	PA: 42
<b>PITCHER</b>	IP WLS BF H R ER SO BB IBB HBP BLK WP HR S P ERA WHIP	45 Tyler Skaggs, L ERA: 2.4	38 Joe Smith, R ERA:	49 Ernesto Frieri, R ERA: 4.5	59 Fernando Salas, R ERA: 5.06	58 Michael Kohn, R ERA: 3.86	<b>PITCHER</b>	IP WLS BF H R ER SO BB IBB HBP BLK WP HR S P ERA WHIP	45 Tyler Skaggs, L ERA: 2.4	38 Joe Smith, R ERA:	49 Ernesto Frieri, R ERA: 4.5	59 Fernando Salas, R ERA: 5.06	58 Michael Kohn, R ERA: 3.86	45 Tyler Skaggs, L ERA: 2.4	38 Joe Smith, R ERA:	49 Ernesto Frieri, R ERA: 4.5	59 Fernando Salas, R ERA: 5.06	58 Michael Kohn, R ERA: 3.86	45 Tyler Skaggs, L ERA: 2.4	38 Joe Smith, R ERA:	49 Ernesto Frieri, R ERA: 4.5	59 Fernando Salas, R ERA: 5.06	58 Michael Kohn, R ERA: 3.86	

New York Mets @ Los Angeles Angels  
Angel Stadium of Anaheim, Anaheim, CA  
Fri Apr 11 2014, 7:09 PM - 11:03 PM PDT  
Att: 42,871 - Clear - 65 F

AB	41
R	4
H	10
RBI	3
BB	0
SO	9
LOB	10



Batter	1	2	3	4	5	6	7	8	9	10	11	AB	R	H	RBI	BB	SO	LOB	BOTTOM									
56 Kole Calhoun, L OBP: 0.273, SLG: 0.375												4	0	1	0	2	0	1										
27 Mike Trout, R OBP: 0.369, SLG: 0.575												5	1	2	1	1	2	4										
5 Albert Pujols, R OBP: 0.311, SLG: 0.488												5	0	1	0	1	0	5										
28 Raul Ibanez, L OBP: 0.265, SLG: 0.290												5	1	1	0	1	2	4										
6 David Freese, R OBP: 0.231, SLG: 0.235												6	0	0	0	0	2	3										
47 Howie Kendrick, R OBP: 0.341, SLG: 0.350												4	2	2	0	2	1	2										
3 JB Shuck, L OBP: 0.333, SLG: 0.800												5	1	1	2	1	0	3										
17 Chris Iannetta, R OBP: 0.219, SLG: 0.185												2	0	1	1	2	1	0										
7 Colin Cowgill, R OBP: 0.250, SLG: 0.375												0	0	0	0	0	0	0										
16 Hank Conger, L OBP: 0.400, SLG: 0.333												1	0	0	1	0	0	0										
2 Erick Aybar, S OBP: 0.290, SLG: 0.273												5	0	2	0	0	0	3										
<b>Inning Stats</b>	R: 1 E: 0 K: 1 S: 10	H: 1 LOB: 0 BB: 0 P: 13	R: 1 E: 0 K: 0 S: 10	H: 2 LOB: 1 BB: 0 P: 17	R: 0 E: 0 K: 1 S: 5	H: 0 LOB: 0 BB: 0 P: 10	R: 0 E: 0 K: 1 S: 10	H: 1 LOB: 1 BB: 0 P: 12	R: 0 E: 0 K: 3 S: 16	H: 2 LOB: 2 BB: 2 P: 30	R: 0 E: 0 K: 2 S: 10	H: 1 LOB: 1 BB: 0 P: 15	R: 0 E: 0 K: 0 S: 10	H: 1 LOB: 1 BB: 0 P: 20	R: 0 E: 0 K: 0 S: 7	H: 0 LOB: 0 BB: 1 P: 14	R: 0 E: 0 K: 0 S: 13	H: 2 LOB: 2 BB: 0 P: 17	R: 1 E: 0 K: 0 S: 8	H: 1 LOB: 3 BB: 2 P: 20	1B: 8 2B: 1 3B: 0 HR: 2	SF: 0 SAC: 0 DP: 0 HBP: 1	WP: 1 PB: 0 SB: 0 CS: 0	PA: 53				
<b>PITCHER</b>	IP WLS BF H R ER SO BB IBB HBP BLK WP HR S P ERA WHIP	35 Dillon Gee, R ERA: 5.03	52 Carlos Torres, R ERA: 1.69	71 Gonzalez Germain, R ERA: 1.5	56 Scott Rice, L ERA: 18.0	44 Kyle Farnsworth, R ERA: 1.59	<b>PITCHER</b>	IP WLS BF H R ER SO BB IBB HBP BLK WP HR S P ERA WHIP	35 Dillon Gee, R ERA: 5.03	52 Carlos Torres, R ERA: 1.69	71 Gonzalez Germain, R ERA: 1.5	56 Scott Rice, L ERA: 18.0	44 Kyle Farnsworth, R ERA: 1.59	35 Dillon Gee, R ERA: 5.03	52 Carlos Torres, R ERA: 1.69	71 Gonzalez Germain, R ERA: 1.5	56 Scott Rice, L ERA: 18.0	44 Kyle Farnsworth, R ERA: 1.59	35 Dillon Gee, R ERA: 5.03	52 Carlos Torres, R ERA: 1.69	71 Gonzalez Germain, R ERA: 1.5	56 Scott Rice, L ERA: 18.0	44 Kyle Farnsworth, R ERA: 1.59	35 Dillon Gee, R ERA: 5.03	52 Carlos Torres, R ERA: 1.69	71 Gonzalez Germain, R ERA: 1.5	56 Scott Rice, L ERA: 18.0	44 Kyle Farnsworth, R ERA: 1.59

New York Mets @ Los Angeles Angels  
Angel Stadium of Anaheim, Anaheim, CA  
Fri Apr 11 2014, 7:09 PM - 11:03 PM PDT  
Att: 42,871 - Clear - 65 F

AB	42
R	5
H	11
RBI	5
BB	10
SO	8
LOB	25





Batter	1	2	3	4	5	6	7	8	9	10	11	12	13	AB	R	H	RBI	BB	SO	LOB	TOP							
22 Eric Young Jr., S OBP: 0.263, SLG: 0.275														4	0	0	0	1	2	1								
28 Daniel Murphy, L OBP: 0.310, SLG: 0.325															7	0	0	0	0	3	5							
5 David Wright, R OBP: 0.294, SLG: 0.311															6	0	1	0	1	0	5							
3 Curtis Granderson, L OBP: 0.288, SLG: 0.317																4	1	1	0	2	1							
29 Ike Davis, L OBP: 0.391, SLG: 0.444															4	1	0	0	2	1	3							
21 Lucas Duda, L OBP: 0.303, SLG: 0.533															5	2	2	1	1	1	1							
12 Juan Lagares, R OBP: 0.340, SLG: 0.465															6	2	2	1	0	3	3							
20 Anthony Recker, R OBP: 0.300, SLG: 0.556															5	1	2	3	1	2	0							
0 Omar Quintanilla, L OBP: 0.429, SLG: 0.429															6	0	3	2	0	1	1							
<b>Inning Stats</b>	R: 0 E: 0 K: 0 S: 5	H: 0 LOB: 0 BB: 1 P: 14	R: 1 E: 0 K: 1 S: 10	H: 1 LOB: 0 BB: 0 P: 15	R: 0 E: 0 K: 1 S: 6	H: 0 LOB: 1 BB: 2 P: 17	R: 0 E: 0 K: 3 S: 9	H: 0 LOB: 0 BB: 0 P: 14	R: 3 E: 0 K: 1 S: 16	H: 3 LOB: 1 BB: 1 P: 29	R: 0 E: 0 K: 1 S: 14	H: 1 LOB: 1 BB: 0 P: 23	R: 2 E: 0 K: 3 S: 15	H: 2 LOB: 3 BB: 2 P: 30	R: 0 E: 0 K: 1 S: 10	H: 0 LOB: 0 BB: 0 P: 17	R: 0 E: 0 K: 3 S: 13	H: 1 LOB: 1 BB: 0 P: 18	R: 0 E: 0 K: 1 S: 18	H: 1 LOB: 3 BB: 2 P: 30	R: 1 E: 0 K: 1 S: 11	H: 2 LOB: 1 BB: 0 P: 16	1B: 9 2B: 1 3B: 0 HR: 2	SF: 0 SAC: 1 DP: 1 HBP: 1	WIP: 1 PB: 0 SB: 2 CS: 2	PA: 57		
<b>PITCHER</b>	IP: 6.2 ERA: 5.79	WLS: 25 BF: 3	H: 3 ER: 4 SO: 5	R: 4 ER: 4 SO: 5	BB: 4 IBB: 0 HBP: 0 BLK: 0	WIP: 0 HR: 1 S: 50	P: 99 ERA: 5.40 WHIP: 1.050		<b>PITCHER</b>	IP: 1.0 ERA: 3.6	WLS: 3 BF: 0	H: 0 ER: 0 SO: 1	R: 0 ER: 0 SO: 1	BB: 0 IBB: 0 HBP: 0 BLK: 0	WIP: 0 HR: 0 S: 10	P: 17 ERA: 0.00 WHIP: 0.000		<b>PITCHER</b>	IP: 1.0 ERA: 4.05	WLS: 4 BF: 1	H: 1 ER: 0 SO: 3	R: 0 ER: 0 SO: 3	BB: 0 IBB: 0 HBP: 0 BLK: 0	WIP: 1 HR: 1 S: 29	P: 46 ERA: 4.50 WHIP: 2.500			
36 Jared Weaver, R	59 Fernando Salas, R	58 Michael Kohn, R	65 Daine De La Rosa, R	40 Kevin Jepsen, R	49 Ernesto Frieri, R	58 Joe Smith, R	52 Matt Shoemaker, R																					

New York Mets @ Los Angeles Angels  
Angel Stadium of Anaheim, Anaheim, CA  
Sat Apr 12 2014; 6:08 PM - 10:37 PM PDT  
Att: 40,027 - Clear - 63 F

AB 47  
R 7  
H 11  
RBI 7  
BB 8  
SO 14  
LOB 20



Batter	1	2	3	4	5	6	7	8	9	10	11	12	13	AB	R	H	RBI	BB	SO	LOB	BOTTOM							
7 Collin Cowell, R OBP: 0.364, SLG: 0.727														3	2	2	1	0	0	0								
3 JB Shuck, L OBP: 0.333, SLG: 0.625															3	0	1	0	0	0	0							
27 Mike Trout, R OBP: 0.553, SLG: 0.565															6	0	2	0	0	0	2							
5 Albert Pujols, R OBP: 0.300, SLG: 0.457															5	0	1	1	0	0	2							
47 Howie Kendrick, R OBP: 0.306, SLG: 0.311															5	0	0	0	0	1	3							
6 David Freese, R OBP: 0.227, SLG: 0.231															5	1	1	0	0	2	2							
2 Erick Aybar, S OBP: 0.268, SLG: 0.250															3	1	0	0	2	0	0							
28 Raul Ibanez, L OBP: 0.256, SLG: 0.361															5	1	1	3	0	1	1							
17 Chris Iannetta, R OBP: 0.216, SLG: 0.281															5	1	1	1	0	2	0							
56 Kole Calhoun, L OBP: 0.245, SLG: 0.333															5	0	0	0	0	1	0							
<b>Inning Stats</b>	R: 1 E: 0 K: 0 S: 9	H: 2 LOB: 0 BB: 0 P: 11	R: 0 E: 0 K: 1 S: 10	H: 0 LOB: 0 BB: 0 P: 15	R: 0 E: 0 K: 1 S: 6	H: 1 LOB: 1 BB: 0 P: 16	R: 1 E: 0 K: 1 S: 13	H: 2 LOB: 1 BB: 0 P: 20	R: 0 E: 0 K: 0 S: 4	H: 0 LOB: 0 BB: 1 P: 11	R: 0 E: 0 K: 0 S: 6	H: 1 LOB: 0 BB: 0 P: 6	R: 3 E: 0 K: 1 S: 14	H: 2 LOB: 0 BB: 2 P: 16	R: 0 E: 0 K: 0 S: 8	H: 0 LOB: 0 BB: 0 P: 10	R: 0 E: 0 K: 1 S: 12	H: 0 LOB: 0 BB: 0 P: 17	R: 0 E: 0 K: 1 S: 9	H: 0 LOB: 0 BB: 0 P: 16	1B: 5 2B: 2 3B: 0 HR: 3	SF: 0 SAC: 0 DP: 3 HBP: 0	WIP: 0 PB: 0 SB: 0 CS: 0	PA: 47				
<b>PITCHER</b>	IP: 7.1 ERA: 3.46	WLS: 27 BF: 6	H: 3 ER: 3 SO: 5	R: 3 ER: 3 SO: 5	BB: 1 IBB: 0 HBP: 0 BLK: 0	WIP: 0 HR: 2 S: 64	P: 96 ERA: 3.68 WHIP: 0.955		<b>PITCHER</b>	IP: 2.0 ERA: 12.0	WLS: 6 BF: 0	H: 0 ER: 0 SO: 0	R: 0 ER: 0 SO: 0	BB: 0 IBB: 0 HBP: 0 BLK: 0	WIP: 0 HR: 0 S: 21	P: 33 ERA: 0.00 WHIP: 0.000		<b>PITCHER</b>	IP: 1.0 ERA: 10.8	WLS: 4 BF: 1	H: 1 ER: 0 SO: 3	R: 0 ER: 0 SO: 3	BB: 0 IBB: 0 HBP: 0 BLK: 0	WIP: 1 HR: 1 S: 29	P: 46 ERA: 4.50 WHIP: 2.500			
49 Jonathon Niese, L	52 Carlos Torres, R	47 Jose Valverde, R	56 Scott Rice, L	71 Gonzalez German, R	32 John Lannan, L																							

New York Mets @ Los Angeles Angels  
Angel Stadium of Anaheim, Anaheim, CA  
Sat Apr 12 2014; 6:08 PM - 10:37 PM PDT  
Att: 40,027 - Clear - 63 F

AB 45  
R 6  
H 9  
RBI 6  
BB 2  
SO 7  
LOB 10





Batter	1	2	3	4	5	6	7	8	9	AB	R	H	RBI	BB	SO	LOB	TOP							
22 Eric Young Jr. S OBP: 0.280, SLG: 0.256										3	1	0	0	1	1	1	<b>New York Mets @ Los Angeles Angels</b> Angel Stadium of Anaheim, Anaheim, CA Sun Apr 13 2014, 12:38 PM - 3:42 PM PDT Att: 38,855 - Overcast - 65 F							
28 Daniel Murphy L OBP: 0.295, SLG: 0.302 0 Omar Quintanilla L OBP: 0.375, SLG: 0.375										3	0	0	0	0	1	1								
5 David Wright R OBP: 0.295, SLG: 0.313 21 Lucas Duda L OBP: 0.294, SLG: 0.516										3	0	1	1	0	1	0								
13 Josh Satin R OBP: 0.231, SLG: 0.333										4	0	1	0	0	1	1								
3 Curtis Granderson L OBP: 0.289, SLG: 0.318 27 Jeury Familia R OBP: 0.295, SLG: 0.302 32 John Lannan L OBP: 0.375, SLG: 0.421 29 Ike Davis L OBP: 0.375, SLG: 0.421										3	0	1	0	0	2	1								
30 Andrew Brown R OBP: 0.231, SLG: 0.357										2	0	0	0	2	1	1								
12 Juan Lagares R OBP: 0.353, SLG: 0.468										4	1	2	0	0	0	2								
15 Travis d'Aruad R OBP: 0.222, SLG: 0.273										2	0	1	0	1	1	1								
11 Rubén Tejada R OBP: 0.275, SLG: 0.222										3	0	0	0	0	2	5								
										3	0	0	0	0	2	5								
<b>Inning Stats</b>	R: 1 E: 0 K: 1 S: 9	H: 1 LOB: 1 BB: 1 P: 17	R: 0 E: 0 K: 0 S: 12	H: 2 LOB: 2 BB: 1 P: 20	R: 0 E: 0 K: 1 S: 7	H: 0 LOB: 0 BB: 0 P: 12	R: 0 E: 0 K: 2 S: 9	H: 0 LOB: 0 BB: 0 P: 14	R: 1 E: 0 K: 1 S: 11	H: 2 LOB: 0 BB: 0 P: 16	R: 0 E: 0 K: 2 S: 11	H: 1 LOB: 1 BB: 0 P: 17	R: 0 E: 0 K: 2 S: 10	H: 0 LOB: 1 BB: 1 P: 20	R: 0 E: 0 K: 2 S: 9	H: 0 LOB: 0 BB: 0 P: 14	R: 0 E: 0 K: 0 S: 13	H: 0 LOB: 1 BB: 1 P: 20	1B: 5 2B: 2 3B: 0 HR: 0	SF: 0 SAC: 0 DP: 3 HBP: 0	WP: 2 PB: 0 SB: 0 CS: 1	PA: 34		
<b>PITCHER</b>	IP WLS BF ERA WHIP	IP WLS BF ERA WHIP	IP WLS BF ERA WHIP	IP WLS BF ERA WHIP	IP WLS BF ERA WHIP	IP WLS BF ERA WHIP	IP WLS BF ERA WHIP	IP WLS BF ERA WHIP	IP WLS BF ERA WHIP	IP WLS BF ERA WHIP	IP WLS BF ERA WHIP	IP WLS BF ERA WHIP	IP WLS BF ERA WHIP	IP WLS BF ERA WHIP	IP WLS BF ERA WHIP	IP WLS BF ERA WHIP	IP WLS BF ERA WHIP	IP WLS BF ERA WHIP	IP WLS BF ERA WHIP	IP WLS BF ERA WHIP	IP WLS BF ERA WHIP	IP WLS BF ERA WHIP	IP WLS BF ERA WHIP	
33 C.J. Wilson L ERA: 3.92	7.0 W 27 3.92 1.286																							
40 Kevin Jepsen R ERA: 11.25	1.0 W 3 11.25 0.000																							
60 Yoslan Herrera R ERA:	1.0 W 4 ERA 1.000																							

AB	30
R	2
H	6
RBI	1
BB	4
SO	11
LOB	13



Batter	1	2	3	4	5	6	7	8	9	AB	R	H	RBI	BB	SO	LOB	BOTTOM							
3 JB Shuck L OBP: 0.400, SLG: 0.571										6	1	3	1	0	0	1	<b>New York Mets @ Los Angeles Angels</b> Angel Stadium of Anaheim, Anaheim, CA Sun Apr 13 2014, 12:38 PM - 3:42 PM PDT Att: 38,855 - Overcast - 65 F							
27 Mike Trout R OBP: 0.382, SLG: 0.640 7 Collin Cowgill R OBP: 0.333, SLG: 0.667										4	2	3	1	0	0	0								
5 Albert Pujols R OBP: 0.309, SLG: 0.500										4	1	1	1	1	0	4								
28 Raul Ibanez L OBP: 0.295, SLG: 0.436										3	1	1	2	2	1	1								
56 Kole Calhoun L OBP: 0.259, SLG: 0.400										5	2	2	0	0	1	4								
47 Howie Kendrick R OBP: 0.315, SLG: 0.306										4	2	1	0	1	1	4								
44 Ian Stewart L OBP: 0.250, SLG: 0.600										4	2	2	3	1	2	3								
16 Hank Conger L OBP: 0.400, SLG: 0.643										5	2	2	2	0	1	1								
2 Erick Aybar S OBP: 0.289, SLG: 0.308 8 John McDonald R OBP: 0.600, SLG: 0.667										3	1	1	2	1	0	0								
										1	0	1	0	0	0	0								
<b>Inning Stats</b>	R: 4 E: 0 K: 2 S: 19	H: 5 LOB: 1 BB: 0 P: 26	R: 0 E: 0 K: 0 S: 11	H: 0 LOB: 0 BB: 0 P: 12	R: 0 E: 0 K: 0 S: 10	H: 0 LOB: 1 BB: 1 P: 14	R: 3 E: 0 K: 0 S: 10	H: 4 LOB: 1 BB: 1 P: 18	R: 2 E: 0 K: 1 S: 7	H: 2 LOB: 0 BB: 0 P: 11	R: 2 E: 0 K: 2 S: 17	H: 2 LOB: 2 BB: 2 P: 34	R: 0 E: 0 K: 1 S: 8	H: 1 LOB: 2 BB: 1 P: 13	R: 3 E: 0 K: 1 S: 15	H: 3 LOB: 1 BB: 1 P: 28	1B: 6 2B: 4 3B: 2 HR: 5	SF: 0 SAC: 0 DP: 1 HBP: 0	WP: 3 PB: 0 SB: 0 CS: 0	PA: 46				
<b>PITCHER</b>	IP WLS BF ERA WHIP	IP WLS BF ERA WHIP	IP WLS BF ERA WHIP	IP WLS BF ERA WHIP	IP WLS BF ERA WHIP	IP WLS BF ERA WHIP	IP WLS BF ERA WHIP	IP WLS BF ERA WHIP	IP WLS BF ERA WHIP	IP WLS BF ERA WHIP	IP WLS BF ERA WHIP	IP WLS BF ERA WHIP	IP WLS BF ERA WHIP	IP WLS BF ERA WHIP	IP WLS BF ERA WHIP	IP WLS BF ERA WHIP	IP WLS BF ERA WHIP	IP WLS BF ERA WHIP	IP WLS BF ERA WHIP	IP WLS BF ERA WHIP	IP WLS BF ERA WHIP	IP WLS BF ERA WHIP	IP WLS BF ERA WHIP	
40 Bartolo Colon R ERA: 6.0	5.0 L 27 6.0 2.600																							
56 Scott Rice L ERA: 13.5	1.0 W 7 13.5 18.000																							
27 Jeury Familia R ERA: 5.4	1.0 W 5 5.4 0.000																							
32 John Lannan L ERA: 15.75	1.0 W 7 15.75 27.000																							









Batter	1	2	3	4	5	6	7	8	9	AB	R	H	RBI	BB	SO	LOB	TOP							
22 Eric Young Jr., S OBP: 0.339, SLG: 0.314										5	2	3	2	0	1	1	<b>New York Mets @ Arizona Diamondbacks</b> Chase Field, Phoenix, AZ Tue Apr 15 2014, 6:41 PM - 9:29 PM MST Att: 21,969 - Partly Cloudy - 87 F							
28 Daniel Murphy, L OBP: 0.305, SLG: 0.346										5	2	2	0	0	1	1								
5 David Wright, R OBP: 0.313, SLG: 0.316										5	0	2	0	0	1	1								
21 Lucas Duda, L OBP: 0.341, SLG: 0.500										4	1	0	1	0	0	2								
30 Andrew Brown, R OBP: 0.217, SLG: 0.300										4	1	1	2	0	2	2								
9 Kirk Nieuwenhuis, L OBP: 0.600, SLG: 1.200										5	1	3	3	0	1	2								
15 Travis d'Arnaud, R OBP: 0.250, SLG: 0.256										2	1	0	0	2	1	2								
0 Omar Quintanilla, L OBP: 0.333, SLG: 0.417										4	1	1	0	0	0	2								
58 Jenny Mejia, R										3	0	0	0	0	2	3								
71 Gonzalez Gemen, R										1	0	0	0	0	1	0								
44 Kyle Farnsworth, R										0	0	0	0	0	0	0								
<b>Inning Stats</b>	R: 3 E: 0 K: 0 S: 14	H: 4 LOB: 1 BB: 0 P: 17	R: 0 E: 0 K: 1 S: 7	H: 0 LOB: 0 BB: 0 P: 10	R: 0 E: 0 K: 0 S: 7	H: 0 LOB: 0 BB: 0 P: 9	R: 6 E: 1 K: 0 S: 24	H: 6 LOB: 2 BB: 1 P: 39	R: 0 E: 0 K: 2 S: 10	H: 0 LOB: 1 BB: 0 P: 18	R: 0 E: 0 K: 2 S: 8	H: 0 LOB: 0 BB: 0 P: 12	R: 0 E: 0 K: 2 S: 10	H: 1 LOB: 1 BB: 0 P: 15	R: 0 E: 0 K: 1 S: 11	H: 1 LOB: 1 BB: 0 P: 16	R: 0 E: 0 K: 2 S: 8	H: 0 LOB: 0 BB: 0 P: 12	1B: 10 2B: 1 3B: 0 HR: 1	SF: 1 SAC: 0 DP: 0 HBP: 1	WP: 0 PB: 0 CS: 0	PA: 42		
<b>PITCHER</b>	IP WLS BF H R ER SO BB IBB HBP BLK WP HR S P ERA WHIP	IP WLS BF H R ER SO BB IBB HBP BLK WP HR S P ERA WHIP	IP WLS BF H R ER SO BB IBB HBP BLK WP HR S P ERA WHIP	IP WLS BF H R ER SO BB IBB HBP BLK WP HR S P ERA WHIP	IP WLS BF H R ER SO BB IBB HBP BLK WP HR S P ERA WHIP	IP WLS BF H R ER SO BB IBB HBP BLK WP HR S P ERA WHIP	IP WLS BF H R ER SO BB IBB HBP BLK WP HR S P ERA WHIP	IP WLS BF H R ER SO BB IBB HBP BLK WP HR S P ERA WHIP	IP WLS BF H R ER SO BB IBB HBP BLK WP HR S P ERA WHIP	IP WLS BF H R ER SO BB IBB HBP BLK WP HR S P ERA WHIP	IP WLS BF H R ER SO BB IBB HBP BLK WP HR S P ERA WHIP	IP WLS BF H R ER SO BB IBB HBP BLK WP HR S P ERA WHIP	IP WLS BF H R ER SO BB IBB HBP BLK WP HR S P ERA WHIP	IP WLS BF H R ER SO BB IBB HBP BLK WP HR S P ERA WHIP	IP WLS BF H R ER SO BB IBB HBP BLK WP HR S P ERA WHIP	IP WLS BF H R ER SO BB IBB HBP BLK WP HR S P ERA WHIP	IP WLS BF H R ER SO BB IBB HBP BLK WP HR S P ERA WHIP	IP WLS BF H R ER SO BB IBB HBP BLK WP HR S P ERA WHIP	IP WLS BF H R ER SO BB IBB HBP BLK WP HR S P ERA WHIP	IP WLS BF H R ER SO BB IBB HBP BLK WP HR S P ERA WHIP	IP WLS BF H R ER SO BB IBB HBP BLK WP HR S P ERA WHIP	IP WLS BF H R ER SO BB IBB HBP BLK WP HR S P ERA WHIP	IP WLS BF H R ER SO BB IBB HBP BLK WP HR S P ERA WHIP	IP WLS BF H R ER SO BB IBB HBP BLK WP HR S P ERA WHIP

Batter	1	2	3	4	5	6	7	8	9	AB	R	H	RBI	BB	SO	LOB	BOTTOM							
8 Gerardo Parra, L OBP: 0.297, SLG: 0.368										3	0	0	0	1	0	2	<b>New York Mets @ Arizona Diamondbacks</b> Chase Field, Phoenix, AZ Tue Apr 15 2014, 6:41 PM - 9:29 PM MST Att: 21,969 - Partly Cloudy - 87 F							
14 Martin Prado, R OBP: 0.275, SLG: 0.277										4	0	0	0	0	2	1								
44 Paul Goldschmidt, R OBP: 0.387, SLG: 0.522										4	0	1	0	0	1	0								
26 Miguel Montero, L OBP: 0.317, SLG: 0.352										4	0	0	0	0	0	2								
2 Aaron Hill, R OBP: 0.274, SLG: 0.338										4	0	0	0	0	2	2								
15 Mark Trumbo, R OBP: 0.264, SLG: 0.522										3	0	0	0	0	0	0								
16 Chris Owings, R OBP: 0.389, SLG: 0.380										2	0	1	0	1	1	0								
11 AJ Pollock, R OBP: 0.292, SLG: 0.350										3	0	1	0	0	0	1								
61 Bronson Arroyo, R OBP: 0.295, SLG: 0.295										1	0	0	0	0	0	0								
48 Randall Delgado, R OBP: 0.275, SLG: 0.277										0	0	0	0	0	0	0								
12 Eric Chavez, L OBP: 0.275, SLG: 0.277										1	0	0	0	0	0	2								
59 Oliver Pérez, L OBP: 0.275, SLG: 0.277										0	0	0	0	0	0	0								
40 J.J. Putz, R OBP: 0.275, SLG: 0.277										0	0	0	0	0	0	0								
19 Tony Campana, L OBP: 0.275, SLG: 0.277										1	0	0	0	0	0	0								
43 Addison Reed, L OBP: 0.275, SLG: 0.277										0	0	0	0	0	0	0								
<b>Inning Stats</b>	R: 0 E: 0 K: 0 S: 6	H: 0 LOB: 0 BB: 0 P: 9	R: 0 E: 0 K: 0 S: 8	H: 0 LOB: 0 BB: 0 P: 12	R: 0 E: 0 K: 1 S: 7	H: 0 LOB: 0 BB: 0 P: 12	R: 0 E: 0 K: 2 S: 17	H: 1 LOB: 2 BB: 1 P: 26	R: 0 E: 0 K: 0 S: 10	H: 1 LOB: 2 BB: 1 P: 18	R: 0 E: 0 K: 1 S: 7	H: 0 LOB: 0 BB: 0 P: 8	R: 0 E: 0 K: 0 S: 12	H: 1 LOB: 1 BB: 0 P: 16	R: 0 E: 0 K: 1 S: 6	H: 0 LOB: 0 BB: 0 P: 10	R: 0 E: 0 K: 1 S: 11	H: 0 LOB: 0 BB: 0 P: 14	1B: 3 2B: 0 3B: 0 HR: 0	SF: 0 SAC: 0 DP: 0 HBP: 0	WP: 0 PB: 0 CS: 0	PA: 32		
<b>PITCHER</b>	IP WLS BF H R ER SO BB IBB HBP BLK WP HR S P ERA WHIP	IP WLS BF H R ER SO BB IBB HBP BLK WP HR S P ERA WHIP	IP WLS BF H R ER SO BB IBB HBP BLK WP HR S P ERA WHIP	IP WLS BF H R ER SO BB IBB HBP BLK WP HR S P ERA WHIP	IP WLS BF H R ER SO BB IBB HBP BLK WP HR S P ERA WHIP	IP WLS BF H R ER SO BB IBB HBP BLK WP HR S P ERA WHIP	IP WLS BF H R ER SO BB IBB HBP BLK WP HR S P ERA WHIP	IP WLS BF H R ER SO BB IBB HBP BLK WP HR S P ERA WHIP	IP WLS BF H R ER SO BB IBB HBP BLK WP HR S P ERA WHIP	IP WLS BF H R ER SO BB IBB HBP BLK WP HR S P ERA WHIP	IP WLS BF H R ER SO BB IBB HBP BLK WP HR S P ERA WHIP	IP WLS BF H R ER SO BB IBB HBP BLK WP HR S P ERA WHIP	IP WLS BF H R ER SO BB IBB HBP BLK WP HR S P ERA WHIP	IP WLS BF H R ER SO BB IBB HBP BLK WP HR S P ERA WHIP	IP WLS BF H R ER SO BB IBB HBP BLK WP HR S P ERA WHIP	IP WLS BF H R ER SO BB IBB HBP BLK WP HR S P ERA WHIP	IP WLS BF H R ER SO BB IBB HBP BLK WP HR S P ERA WHIP	IP WLS BF H R ER SO BB IBB HBP BLK WP HR S P ERA WHIP	IP WLS BF H R ER SO BB IBB HBP BLK WP HR S P ERA WHIP	IP WLS BF H R ER SO BB IBB HBP BLK WP HR S P ERA WHIP	IP WLS BF H R ER SO BB IBB HBP BLK WP HR S P ERA WHIP	IP WLS BF H R ER SO BB IBB HBP BLK WP HR S P ERA WHIP	IP WLS BF H R ER SO BB IBB HBP BLK WP HR S P ERA WHIP	IP WLS BF H R ER SO BB IBB HBP BLK WP HR S P ERA WHIP

















Batter	1	2	3	4	5	6	7	8	9	10	11	12	13	14	AB	R	H	RBI	BB	SO	LOB	TOP		
22 Jason Hayward, L OBP: 0.284, SLG: 0.286			P6		E9				K			K			6	1	3	0	0	2	1			
2 B.J. Upton, R OBP: 0.282, SLG: 0.319			K				P6				K		G6-3		6	1	1	1	0	3	3			
5 Freddie Freeman, L OBP: 0.481, SLG: 0.721			F8				G4-6-3				F8		K		5	0	1	1	1	1	2			
8 Justin Upton, R OBP: 0.400, SLG: 0.594					F8		K		K						6	0	1	0	0	3	2			
23 Chris Johnson, R OBP: 0.286, SLG: 0.412			G1-3		F8		G4-3		G4-3		F9		F8		6	0	1	0	0	0	2			
26 Dan Uggla, R OBP: 0.286, SLG: 0.375			F8				K		F7				P6		5	0	1	0	1	1	1			
19 Andrelton Simmons, R OBP: 0.299, SLG: 0.460			G1-3		G6-3		F8		G3		BB		K		6	0	0	0	0	1	3			
11 Gerald Laird, R OBP: 0.270, SLG: 0.350							G5-3				BB		K		1	0	0	0	3	0	0			
14 Ramiro Pena, S OBP: 0.186, SLG: 0.100					FC1-6				FC4-6		BB		K		1	0	0	0	0	1	1			
57 David Hale, R OBP: 0.270, SLG: 0.350															2	1	0	0	0	1	3			
17 Jordan Schaffer, R OBP: 0.270, SLG: 0.350															0	0	1	0	0	0	0			
48 David Carpenter, R OBP: 0.270, SLG: 0.350															0	0	0	0	0	0	0			
24 Evan Gattis, R OBP: 0.270, SLG: 0.350															3	0	0	0	0	1	3			
<b>Inning Stats</b>	R: 0 E: 0 K: 1 S: 11	H: 1 LOB: 1 BB: 1 P: 19	R: 0 E: 0 K: 1 S: 10	H: 1 LOB: 2 BB: 1 P: 18	R: 0 E: 0 K: 1 S: 7	H: 0 LOB: 0 BB: 0 P: 9	R: 0 E: 0 K: 1 S: 10	H: 1 LOB: 1 BB: 1 P: 23	R: 0 E: 0 K: 1 S: 6	H: 0 LOB: 0 BB: 0 P: 9	R: 0 E: 0 K: 1 S: 10	H: 0 LOB: 0 BB: 0 P: 15	R: 0 E: 0 K: 1 S: 10	H: 0 LOB: 0 BB: 0 P: 14	R: 0 E: 0 K: 3 S: 10	H: 0 LOB: 1 BB: 1 P: 17	R: 0 E: 0 K: 0 S: 9	H: 0 LOB: 0 BB: 0 P: 13	R: 0 E: 0 K: 0 S: 10	H: 1 LOB: 0 BB: 0 P: 15	1B: 6 2B: 3 3B: 1 HR: 0	SF: 0 SAC: 0 DP: 2 HBP: 0	WP: 0 PB: 0 SB: 0 CS: 1	PA: 54

PITCHER	IP	WLS	BF	H	R	ER	SO	BB	IBB	HBP	BLK	WP	HR	S	P	ERA	WHIP
45 Zack Wheeler, R ERA: 4.63	6.0	1	26	6	3	3	6	2	0	0	0	0	0	56	88	4.50	1.333
71 Gonzalez Gemen, R ERA: 3.97	0.1	3	2	0	0	0	0	0	0	0	0	0	9	15	0.00	6.000	
56 Scott Rice, L ERA: 9.0	0.2	1	0	0	0	0	0	0	0	0	0	0	1	1	0.00	0.000	
52 Carlos Torres, R ERA: 1.54	2.0	7	0	0	0	2	1	0	0	0	0	0	21	33	0.00	0.500	
44 Kyle Farnsworth, R ERA: 1.08	1.0	4	1	0	0	1	0	0	0	0	0	0	10	14	0.00	1.000	

PITCHER	IP	WLS	BF	H	R	ER	SO	BB	IBB	HBP	BLK	WP	HR	S	P	ERA	WHIP
16 Daisuke Matsuzaka, R ERA: 2.25	3.0	0	10	0	0	0	5	1	0	0	0	0	0	26	44	0.00	0.333
47 Jose Valverde, R ERA: 4.82	1.0	W	3	1	0	0	0	0	0	0	0	0	0	10	15	0.00	1.000

Batter	1	2	3	4	5	6	7	8	9	10	11	12	13	14	AB	R	H	RBI	BB	SO	LOB	BOTTOM				
22 Eric Young Jr., S OBP: 0.342, SLG: 0.262			P6		L7		F7		K			G6-3			6	1	0	0	1	1	4					
3 Curtis Granderson, L OBP: 0.222, SLG: 0.238			L9		K		B4-3		G4-3			G1-3			6	0	0	1	0	1	5					
5 David Wright, R OBP: 0.369, SLG: 0.382			G4-3										L7		6	1	4	1	0	0	0					
28 Daniel Murphy, L OBP: 0.293, SLG: 0.319			K		G5-4-3		G4-3		G4-3		F8		G4-3		6	0	1	0	0	1	3					
1 Chris Young, R OBP: 0.214, SLG: 0.286			F7		K		K		G6-3		K		K		5	0	0	0	0	3	3					
16 Daisuke Matsuzaka, R OBP: 0.233, SLG: 0.333			K		K		K		K		K		K		0	0	0	0	0	0	0					
15 Travis d'Arnaud, R OBP: 0.229, SLG: 0.250			K		K		K		K		K		K		1	0	0	0	0	0	0					
21 Lucas Duda, L OBP: 0.356, SLG: 0.462															5	1	2	1	0	2	2					
20 Anthony Recker, R OBP: 0.316, SLG: 0.660															6	0	1	0	0	2	4					
47 Jose Valverde, R OBP: 0.270, SLG: 0.350															0	0	0	0	0	0	0					
0 Omar Quintanilla, L OBP: 0.275, SLG: 0.357															1	0	0	0	2	0	1					
30 Andrew Brown, R OBP: 0.233, SLG: 0.333															1	0	0	0	0	0	0					
44 Kyle Farnsworth, R OBP: 0.229, SLG: 0.250															0	0	0	0	0	0	0					
9 Kirk Nieuwenhuis, L OBP: 0.286, SLG: 0.500															1	1	0	0	1	0	0					
45 Zack Wheeler, L OBP: 0.270, SLG: 0.350															2	0	0	1	0	0	2					
13 Josh Slaton, R OBP: 0.270, SLG: 0.350															1	0	0	0	0	0	3					
71 Gonzalez Gemen, R OBP: 0.270, SLG: 0.350															0	0	0	0	0	0	0					
56 Scott Rice, L ERA: 9.0															0	0	0	0	0	0	0					
52 Carlos Torres, R OBP: 0.270, SLG: 0.350															0	0	0	0	0	0	0					
11 Ruben Tejada, R OBP: 0.270, SLG: 0.350															2	0	1	0	0	1	0					
<b>Inning Stats</b>	R: 1 E: 1 K: 1 S: 13	H: 0 LOB: 0 BB: 0 P: 21	R: 1 E: 0 K: 0 S: 11	H: 2 LOB: 3 BB: 1 P: 22	R: 0 E: 0 K: 1 S: 6	H: 1 LOB: 0 BB: 0 P: 9	R: 0 E: 0 K: 1 S: 8	H: 1 LOB: 0 BB: 0 P: 12	R: 0 E: 0 K: 0 S: 7	H: 0 LOB: 0 BB: 0 P: 10	R: 0 E: 0 K: 2 S: 16	H: 2 LOB: 3 BB: 1 P: 29	R: 0 E: 0 K: 1 S: 7	H: 1 LOB: 1 BB: 0 P: 17	R: 0 E: 0 K: 1 S: 11	H: 1 LOB: 1 BB: 0 P: 17	R: 0 E: 0 K: 1 S: 5	H: 0 LOB: 0 BB: 0 P: 7	R: 0 E: 0 K: 0 S: 7	H: 0 LOB: 0 BB: 0 P: 12	R: 0 E: 0 K: 0 S: 5	H: 0 LOB: 1 BB: 2 P: 16	1B: 9 2B: 0 3B: 0 HR: 0	SF: 1 SAC: 1 DP: 2 HBP: 1	WP: 1 PB: 0 SB: 1 CS: 0	PA: 56

PITCHER	IP	WLS	BF	H	R	ER	SO	BB	IBB	HBP	BLK	WP	HR	S	P	ERA	WHIP
57 David Hale, R ERA: 2.93	6.0	1	27	6	3	2	5	2	0	0	0	0	0	61	103	3.00	1.333
58 Ian Thomas, L ERA: 1.69	1.0	4	1	0	0	0	0	0	0	0	0	0	7	11	0.00	1.000	
48 David Carpenter, R ERA: 3.38	1.0	3	0	0	0	2	0	0	0	0	0	0	8	10	0.00	0.000	
43 Luis Avilan, L ERA: 9.0	1.0	4	1	0	0	1	0	0	0	0	0	0	11	17	0.00	1.000	
38 Anthony Varvaro, R ERA: 2.08	1.0	4	1	0	0	2	0	0	0	0	0	0	13	18	0.00	1.000	

**Atlanta Braves @ New York Mets**  
Citi Field, Flushing, NY  
Sun Apr 20 2014, 1:13 PM - 5:49 PM EDT  
Att. 33,131 - Sunny - 54 F

AB	49
R	3
H	10
RBI	2
BB	5
SO	14
LOB	21


**Atlanta Braves @ New York Mets**  
Citi Field, Flushing, NY  
Sun Apr 20 2014, 1:13 PM - 5:49 PM EDT  
Att. 33,131 - Sunny - 54 F

AB	49
R	4
H	9
RBI	4
BB	4
SO	11
LOB	27



Batter	1	2	3	4	5	6	7	8	9	AB	R	H	RBI	BB	SO	LOB	TOP					
13 Matt Carpenter, L (1.5) OBP: 0.378, SLG: 0.310										4	0	2	0	0	2	0	<b>St. Louis Cardinals @ New York Mets</b> Citi Field, Flushing, NY Mon Apr 21 2014, 7:13 PM - 9:46 PM EDT Att: 20,382 - Clear - 54 F					
21 Allen Craig, R (1.9) OBP: 0.256, SLG: 0.282										4	0	2	0	0	1	1						
7 Matt Holliday, R (1.7) OBP: 0.333, SLG: 0.352										4	0	0	0	0	2	3						
Matt Adams, L (1.3) OBP: 0.364, SLG: 0.486										4	0	0	0	0	2	3						
4 Yadier Molina, R (1.2) OBP: 0.373, SLG: 0.528										4	0	2	0	0	0	0						
27 Jhonny Peralta, R (1.6) OBP: 0.243, SLG: 0.388										3	0	0	0	1	1	2						
19 Jon Jay, L (1.8) OBP: 0.341, SLG: 0.450										3	0	0	0	1	0	2						
3 Mark Ellis, R (1.4) OBP: 0.313, SLG: 0.167										2	0	0	0	1	0	0						
70 Tyler Lyons, L (1.1)										2	0	0	0	0	2	0						
33 Daniel Descalso, L (7, PH) OBP: 0.136, SLG: 0.143										0	0	0	0	0	0	0						
43 Shane Robinson, R (7, PH) OBP: 0.222, SLG: 0.067										1	0	0	0	0	0	2						
37 Pat Neshek, S (7.1)										0	0	0	0	0	0	0						
67 Eric Fornataro, R (8.1)										0	0	0	0	0	0	0						
<b>Inning Stats</b>	R: 0 H: 0 E: 0 K: 2 S: 7	H: 0 LOB: 0 BB: 0 P: 9	R: 0 H: 1 E: 0 K: 1 S: 11	LOB: 1 BB: 0 P: 17	R: 0 H: 1 E: 0 K: 2 S: 12	LOB: 1 BB: 0 P: 20	R: 0 H: 0 E: 0 K: 1 S: 7	LOB: 0 BB: 0 P: 7	R: 0 H: 0 E: 0 K: 0 S: 4	LOB: 0 BB: 1 P: 11	R: 0 H: 2 E: 0 K: 1 S: 9	LOB: 2 BB: 0 P: 11	R: 0 H: 0 E: 0 K: 0 S: 9	LOB: 0 BB: 2 P: 21	R: 0 H: 1 E: 0 K: 3 S: 15	LOB: 1 BB: 0 P: 22	R: 0 H: 1 E: 0 K: 0 S: 9	LOB: 0 BB: 0 P: 15	1B: 5 2B: 1 3B: 0 HR: 0	SF: 0 SAC: 0 DP: 2 HBP: 0	WP: 0 PB: 0 SB: 0 CS: 0	PA: 34
<b>PITCHER</b>	IP	WLS	BF	H	R	ER	SO	BB	IBB	HBP	BLK	WP	HR	S	P	ERA	WHIP					
58 Jenny Mejia, R (1.1) ERA: 1.99	6.2	W	26	4	0	0	7	3	0	0	0	0	0	58	94	0.00	1.050					
56 Scott Rice, L (7.1) ERA: 7.71	0.2	H	2	0	0	0	1	0	0	0	0	0	0	4	7	0.00	0.000					
52 Carlos Torres, R (8.1) ERA: 1.46	0.2	H	3	1	0	0	2	0	0	0	0	0	0	12	17	0.00	1.500					
44 Kyle Farnsworth, R (9.1) ERA: 0.96	1.0	S	3	1	0	0	0	0	0	0	0	0	0	9	15	0.00	1.000					

AB	31
R	0
H	6
RBI	0
BB	3
SO	10
LOB	13



Batter	1	2	3	4	5	6	7	8	9	AB	R	H	RBI	BB	SO	LOB	BOTTOM				
22 Eric Young Jr, S (1.7) OBP: 0.337, SLG: 0.261										4	1	1	0	0	0	3	<b>St. Louis Cardinals @ New York Mets</b> Citi Field, Flushing, NY Mon Apr 21 2014, 7:13 PM - 9:46 PM EDT Att: 20,382 - Clear - 54 F				
3 Curtis Granderson, L (1.9) OBP: 0.224, SLG: 0.227										3	0	0	0	0	3	0					
5 David Wright, R (1.5) OBP: 0.364, SLG: 0.375										4	0	1	1	0	1	0					
1 Chris Young, R (1.8) OBP: 0.222, SLG: 0.278										4	0	1	0	0	1	2					
28 Daniel Murphy, L (1.4) OBP: 0.304, SLG: 0.320										3	1	1	0	1	0	1					
13 Josh Satin, R (1.3) OBP: 0.294, SLG: 0.286										1	0	0	0	2	0	1					
21 Lucas Duda, L (8, PH) OBP: 0.350, SLG: 0.453										1	0	0	0	0	0	0					
15 Travis d'Arnaud, R (1.2) OBP: 0.276, SLG: 0.288										4	0	2	1	0	0	1					
11 Rubén Tejada, R (1.6) OBP: 0.306, SLG: 0.222										3	0	1	0	1	1	0					
58 Jenny Mejia, R (1.1)										3	0	0	0	0	2	5					
56 Scott Rice, L (7.1)										0	0	0	0	0	0	0					
52 Carlos Torres, R (8.1)										0	0	0	0	0	0	0					
44 Kyle Farnsworth, R (9.1)										0	0	0	0	0	0	0					
<b>Inning Stats</b>	R: 0 H: 0 E: 0 K: 2 S: 9	H: 0 LOB: 0 BB: 0 P: 12	R: 0 H: 0 E: 0 K: 0 S: 6	LOB: 1 BB: 1 P: 11	R: 1 H: 2 E: 0 K: 3 S: 14	LOB: 2 BB: 0 P: 21	R: 0 H: 2 E: 0 K: 1 S: 7	LOB: 2 BB: 1 P: 16	R: 0 H: 0 E: 0 K: 1 S: 9	LOB: 0 BB: 0 P: 12	R: 1 H: 2 E: 0 K: 0 S: 11	LOB: 3 BB: 2 P: 23	R: 0 H: 1 E: 0 K: 1 S: 8	LOB: 1 BB: 0 P: 10	R: 0 H: 0 E: 0 K: 0 S: 8	LOB: 0 BB: 0 P: 13	1B: 6 2B: 1 3B: 0 HR: 0	SF: 0 SAC: 0 DP: 1 HBP: 1	WP: 0 PB: 0 SB: 1 CS: 0	PA: 35	
<b>PITCHER</b>	IP	WLS	BF	H	R	ER	SO	BB	IBB	HBP	BLK	WP	HR	S	P	ERA	WHIP				
70 Tyler Lyons, L (1.1) ERA: 3.0	6.0	L	28	6	2	2	7	3	0	1	0	0	0	56	95	3.00	1.500				
37 Pat Neshek, R (7.1) ERA: 2.08	1.0		4	1	0	0	1	0	0	0	0	0	0	8	10	0.00	1.000				
67 Eric Fornataro, R (8.1) ERA:	1.0		3	0	0	0	0	0	0	0	0	0	0	8	13	0.00	0.000				

AB	30
R	2
H	7
RBI	2
BB	4
SO	8
LOB	13





Batter	1	2	3	4	5	6	7	8	9	AB	R	H	RBI	BB	SO	LOB	TOP		
13 Matt Carpenter, L (1.5) OBP: 0.370, SLG: 0.303	F7		1B	K			F8		K	5	0	1	0	0	2	5			
21 Allen Craig, R (1.9) OBP: 0.241, SLG: 0.263	G1-3		K		L7		P4		K	5	0	0	0	0	2	3			
7 Matt Holliday, R (1.7) OBP: 0.360, SLG: 0.373	1B			BB	F7			1B	1B	4	1	3	1	1	0	0			
Matt Adams, L (1.3) OBP: 0.370, SLG: 0.487		1B		1B	G3			K		4	1	2	0	0	1	1			
4 Yadier Molina, R (1.2) OBP: 0.367, SLG: 0.513	K		1B	1B		G3		L6		4	0	1	0	0	1	2			
19 Jon Jay, L (1.8) OBP: 0.375, SLG: 0.477	1B		1B	1B	L9			1B		4	0	3	2	0	0	0			
27 Jhonny Peralta, R (1.6) OBP: 0.256, SLG: 0.377	L7		BB	BB	L7			BB		2	0	0	0	2	0	1			
16 Kolten Wong, L (1.4) OBP: 0.279, SLG: 0.270	G3		G3	FC3-2	F7		G4-3			4	0	0	0	0	0	6			
50 Adam Wainwright, R (1.1) OBP: 0.462, SLG: 0.500	K		K	FC5-2						3	0	1	0	0	1	3			
46 Kevin Siegrist, L (8.1)										0	0	0	0	0	0	0			
33 Daniel Descalso, L (9. PH) OBP: 0.174, SLG: 0.143										0	1	0	0	1	0	0			
26 Trevor Rosenthal, R (9.1)										0	0	0	0	0	0	0			
<b>Inning Stats</b>	R: 0 H: 1 E: 0 K: 0 S: 6	H: 1 LOB: 1 BB: 0 P: 10	R: 0 H: 2 E: 0 K: 1 S: 10	H: 1 LOB: 1 BB: 0 P: 15	R: 0 H: 1 E: 0 K: 2 S: 12	H: 1 LOB: 1 BB: 2 P: 19	R: 2 H: 3 E: 0 K: 1 S: 19	H: 3 LOB: 3 BB: 2 P: 34	R: 0 H: 0 E: 0 K: 0 S: 8	H: 0 LOB: 0 BB: 0 P: 9	R: 0 H: 1 E: 0 K: 0 S: 11	H: 1 LOB: 1 BB: 0 P: 15	R: 0 H: 2 E: 0 K: 1 S: 18	H: 2 LOB: 3 BB: 1 P: 27	R: 1 H: 1 E: 0 K: 2 S: 9	H: 1 LOB: 1 BB: 1 P: 17	1B: 11 2B: 1 3B: 0 HR: 0	SF: 0 SAC: 0 DP: 1 HBP: 0	WP: 0 PA: 39 PB: 0 SB: 1 CS: 1
<b>PITCHER</b>	IP WLS BF H R ER SO BB IBB HBP BLK WP HR S P ERA WHIP	IP WLS BF H R ER SO BB IBB HBP BLK WP HR S P ERA WHIP	IP WLS BF H R ER SO BB IBB HBP BLK WP HR S P ERA WHIP	IP WLS BF H R ER SO BB IBB HBP BLK WP HR S P ERA WHIP	IP WLS BF H R ER SO BB IBB HBP BLK WP HR S P ERA WHIP	IP WLS BF H R ER SO BB IBB HBP BLK WP HR S P ERA WHIP	IP WLS BF H R ER SO BB IBB HBP BLK WP HR S P ERA WHIP	IP WLS BF H R ER SO BB IBB HBP BLK WP HR S P ERA WHIP	IP WLS BF H R ER SO BB IBB HBP BLK WP HR S P ERA WHIP	IP WLS BF H R ER SO BB IBB HBP BLK WP HR S P ERA WHIP	IP WLS BF H R ER SO BB IBB HBP BLK WP HR S P ERA WHIP	IP WLS BF H R ER SO BB IBB HBP BLK WP HR S P ERA WHIP	IP WLS BF H R ER SO BB IBB HBP BLK WP HR S P ERA WHIP	IP WLS BF H R ER SO BB IBB HBP BLK WP HR S P ERA WHIP	IP WLS BF H R ER SO BB IBB HBP BLK WP HR S P ERA WHIP	IP WLS BF H R ER SO BB IBB HBP BLK WP HR S P ERA WHIP	IP WLS BF H R ER SO BB IBB HBP BLK WP HR S P ERA WHIP	IP WLS BF H R ER SO BB IBB HBP BLK WP HR S P ERA WHIP	

St. Louis Cardinals @ New York Mets  
Citi Field, Flushing, NY  
Tue Apr 22 2014, 7:11 PM - 9:50 PM EDT  
Att: 20,220 - Cloudy - 62 F

AB 35  
R 3  
H 11  
RBI 3  
BB 4  
SO 7  
LOB 21



Batter	1	2	3	4	5	6	7	8	9	AB	R	H	RBI	BB	SO	LOB	BOTTOM				
22 Eric Young Jr., S (1.7) OBP: 0.345, SLG: 0.264	G3-1		G6-3			1B			BB	3	0	1	0	1	0	0					
3 Curtis Granderson, L (1.9) OBP: 0.225, SLG: 0.217	F8		K		G3				BB	3	0	0	0	1	1	1					
5 David Wright, R (1.5) OBP: 0.346, SLG: 0.357	G4-3		K		F8				K	4	0	0	0	0	2	2					
28 Daniel Murphy, L (1.4) OBP: 0.301, SLG: 0.316	P4			1B	L6			FC6-4		4	0	1	0	0	0	2					
1 Chris Young, R (1.8) OBP: 0.238, SLG: 0.286	1B		F7		P3					3	0	1	0	0	0	1					
21 Lucas Duda, L (1.3) OBP: 0.349, SLG: 0.446	K		1B		G6-4-3			F7		3	0	1	0	0	1	1					
15 Travis d'Aruad, R (1.2) OBP: 0.262, SLG: 0.273	F7		G6-4-3		G6-4-3			F9		3	0	0	0	0	0	2					
0 Omar Quintanilla, L (1.6) OBP: 0.333, SLG: 0.313	G3		G3		G4-3			L8		2	0	0	0	0	0	0					
13 Josh Satin, R (8. PH) OBP: 0.278, SLG: 0.267										1	0	0	0	0	0	0					
11 Rubén Tejada, R (9.6) OBP: 0.326, SLG: 0.222										0	0	0	0	0	0	0					
35 Dillon Gee, R (1.1) OBP: 0.257, SLG: 0.462	P4				P2			F7		1	0	0	0	0	0	0					
9 Kirk Nieuwenhuis, L (8. PH) OBP: 0.257, SLG: 0.462										0	0	0	0	0	0	0					
71 Gonzalez Germen, R (7.1)										0	0	0	0	0	0	0					
47 Jose Valverde, R (9.1)										0	0	0	0	0	0	0					
53 Bobby Abreu, L (9. PH)										1	0	0	0	0	0	0					
<b>Inning Stats</b>	R: 0 H: 0 E: 0 K: 0 S: 10	H: 1 LOB: 1 BB: 0 P: 16	R: 0 H: 0 E: 0 K: 1 S: 7	H: 0 LOB: 0 BB: 0 P: 11	R: 0 H: 0 E: 0 K: 2 S: 8	H: 0 LOB: 0 BB: 0 P: 10	R: 0 H: 0 E: 0 K: 2 S: 8	H: 0 LOB: 0 BB: 0 P: 12	R: 0 H: 2 E: 0 K: 0 S: 9	H: 1 LOB: 1 BB: 0 P: 13	R: 0 H: 1 E: 0 K: 0 S: 7	H: 1 LOB: 1 BB: 0 P: 9	R: 0 H: 0 E: 0 K: 0 S: 5	H: 0 LOB: 0 BB: 0 P: 8	R: 0 H: 0 E: 0 K: 0 S: 9	H: 0 LOB: 0 BB: 0 P: 13	R: 0 H: 0 E: 0 K: 1 S: 8	H: 0 LOB: 2 BB: 2 P: 18	1B: 4 2B: 1 3B: 0 HR: 0	SF: 0 SAC: 0 DP: 2 HBP: 0	WP: 0 PA: 31 PB: 0 SB: 0 CS: 1
<b>PITCHER</b>	IP WLS BF H R ER SO BB IBB HBP BLK WP HR S P ERA WHIP	IP WLS BF H R ER SO BB IBB HBP BLK WP HR S P ERA WHIP	IP WLS BF H R ER SO BB IBB HBP BLK WP HR S P ERA WHIP	IP WLS BF H R ER SO BB IBB HBP BLK WP HR S P ERA WHIP	IP WLS BF H R ER SO BB IBB HBP BLK WP HR S P ERA WHIP	IP WLS BF H R ER SO BB IBB HBP BLK WP HR S P ERA WHIP	IP WLS BF H R ER SO BB IBB HBP BLK WP HR S P ERA WHIP	IP WLS BF H R ER SO BB IBB HBP BLK WP HR S P ERA WHIP	IP WLS BF H R ER SO BB IBB HBP BLK WP HR S P ERA WHIP	IP WLS BF H R ER SO BB IBB HBP BLK WP HR S P ERA WHIP	IP WLS BF H R ER SO BB IBB HBP BLK WP HR S P ERA WHIP	IP WLS BF H R ER SO BB IBB HBP BLK WP HR S P ERA WHIP	IP WLS BF H R ER SO BB IBB HBP BLK WP HR S P ERA WHIP	IP WLS BF H R ER SO BB IBB HBP BLK WP HR S P ERA WHIP	IP WLS BF H R ER SO BB IBB HBP BLK WP HR S P ERA WHIP	IP WLS BF H R ER SO BB IBB HBP BLK WP HR S P ERA WHIP	IP WLS BF H R ER SO BB IBB HBP BLK WP HR S P ERA WHIP	IP WLS BF H R ER SO BB IBB HBP BLK WP HR S P ERA WHIP			

St. Louis Cardinals @ New York Mets  
Citi Field, Flushing, NY  
Tue Apr 22 2014, 7:11 PM - 9:50 PM EDT  
Att: 20,220 - Cloudy - 62 F

AB 29  
R 0  
H 4  
RBI 0  
BB 2  
SO 4  
LOB 9





Batter	1	2	3	4	5	6	7	8	9	AB	R	H	RBI	BB	SO	LOB	TOP		
13 Matt Carpenter, L (1.5) OBP: 0.392, SLG: 0.346										5	1	4	0	0	0	1			
3 Mark Ellis, R (1.4) OBP: 0.250, SLG: 0.125										4	0	0	0	0	2	3			
33 Daniel Descalso, L (0. PH) OBP: 0.208, SLG: 0.227										4	0	0	0	1	0	2			
7 Matt Holliday, R (1.7) OBP: 0.352, SLG: 0.354										4	0	0	0	1	0	2			
21 Allen Craig, R (1.3) OBP: 0.241, SLG: 0.263										4	0	1	0	0	0	2			
4 Yadier Molina, R (1.2) OBP: 0.398, SLG: 0.557										3	0	3	1	1	0	0			
27 Jhonny Peralta, R (1.6) OBP: 0.244, SLG: 0.356										4	0	0	0	0	0	6			
8 Peter Bourjos, R (1.8) OBP: 0.245, SLG: 0.289										3	0	0	0	0	0	2	AB 37		
36 Randy Choate, L (6.1)										0	0	0	0	0	0	0	R 2		
Matt Adams, L (0. PH) OBP: 0.366, SLG: 0.481										1	0	0	0	0	0	2	H 11		
67 Eric Fomatara, R (8.1)										0	0	0	0	0	0	0	RBI 2		
43 Shane Robinson, R (1.9) OBP: 0.227, SLG: 0.105										4	0	1	0	0	1	1	BB 2		
52 Michael Wacha, R (1.1)										1	0	0	0	0	1	1	SO 5		
16 Kolten Wong, L (5. PH) OBP: 0.275, SLG: 0.266										1	0	0	0	0	1	1	LOB 20		
43 Seth Maness, R (5.1)										0	0	0	0	0	1	0			
19 Jon Jay, L (6.8) OBP: 0.380, SLG: 0.478										2	1	1	0	0	0	0			
<b>Inning Stats</b>	R: 1 H: 2 E: 0 K: 1 S: 16	H: 2 LOB: 2 BB: 1 P: 26	R: 0 H: 1 E: 0 K: 1 S: 6	H: 1 LOB: 1 BB: 0 P: 11	R: 0 H: 0 E: 0 K: 0 S: 6	H: 0 LOB: 0 BB: 0 P: 9	R: 0 H: 0 E: 0 K: 0 S: 8	H: 0 LOB: 1 BB: 1 P: 13	R: 0 H: 1 E: 0 K: 0 S: 9	H: 1 LOB: 1 BB: 0 P: 15	R: 0 H: 1 E: 0 K: 1 S: 12	H: 1 LOB: 1 BB: 0 P: 10	R: 0 H: 2 E: 0 K: 0 S: 20	H: 2 LOB: 2 BB: 0 P: 28	R: 1 H: 3 E: 0 K: 1 S: 13	H: 3 LOB: 1 BB: 0 P: 19	1B: 7 2B: 4 3B: 0 HR: 0	SF: 0 SAC: 0 DP: 0 HBP: 0	WP: 0 PA: 39 PB: 0 SB: 0 CS: 0
<b>PITCHER</b>	IP WLS BF H R ER SO BB IBB HBP BLK WP HR S P ERA WHIP	IP WLS BF H R ER SO BB IBB HBP BLK WP HR S P ERA WHIP	IP WLS BF H R ER SO BB IBB HBP BLK WP HR S P ERA WHIP	IP WLS BF H R ER SO BB IBB HBP BLK WP HR S P ERA WHIP	IP WLS BF H R ER SO BB IBB HBP BLK WP HR S P ERA WHIP	IP WLS BF H R ER SO BB IBB HBP BLK WP HR S P ERA WHIP	IP WLS BF H R ER SO BB IBB HBP BLK WP HR S P ERA WHIP	IP WLS BF H R ER SO BB IBB HBP BLK WP HR S P ERA WHIP	IP WLS BF H R ER SO BB IBB HBP BLK WP HR S P ERA WHIP	IP WLS BF H R ER SO BB IBB HBP BLK WP HR S P ERA WHIP	IP WLS BF H R ER SO BB IBB HBP BLK WP HR S P ERA WHIP	IP WLS BF H R ER SO BB IBB HBP BLK WP HR S P ERA WHIP	IP WLS BF H R ER SO BB IBB HBP BLK WP HR S P ERA WHIP	IP WLS BF H R ER SO BB IBB HBP BLK WP HR S P ERA WHIP	IP WLS BF H R ER SO BB IBB HBP BLK WP HR S P ERA WHIP	IP WLS BF H R ER SO BB IBB HBP BLK WP HR S P ERA WHIP	IP WLS BF H R ER SO BB IBB HBP BLK WP HR S P ERA WHIP	IP WLS BF H R ER SO BB IBB HBP BLK WP HR S P ERA WHIP	IP WLS BF H R ER SO BB IBB HBP BLK WP HR S P ERA WHIP
49 Jonathon Niese, L (1.1) ERA: 2.45	6.2 W 28 6 1 1 3 2 0 0 0 0 0 0 63 95 1.35 1.200	0.1 H 1 0 0 0 1 0 0 0 0 0 0 0 3 4 0.00 0.000	0.2 H 4 2 0 0 0 0 0 0 0 0 0 0 16 22 0.00 3.000	0.1 H 1 0 0 0 0 0 0 0 0 0 0 0 4 6 0.00 0.000	1.0 S 5 3 1 1 1 0 0 0 0 0 0 0 13 19 9.00 3.000														

St. Louis Cardinals @ New York Mets  
Citi Field, Flushing, NY  
Wed Apr 23 2014, 7:12 PM - 10:19 PM EDT  
Att: 21,981 - Partly Cloudy - 51 F

AB 37  
R 2  
H 11  
RBI 2  
BB 2  
SO 5  
LOB 20



Batter	1	2	3	4	5	6	7	8	9	AB	R	H	RBI	BB	SO	LOB	BOTTOM		
9 Kirk Nieuwenhuis, L (1.8) OBP: 0.263, SLG: 0.375										3	0	0	1	1	2	2			
3 Curtis Granderson, L (1.9) OBP: 0.236, SLG: 0.222										3	0	1	0	1	1	4			
5 David Wright, R (1.5) OBP: 0.333, SLG: 0.341										4	0	0	0	0	3	3			
28 Daniel Murphy, L (1.4) OBP: 0.299, SLG: 0.313										4	0	1	0	0	1	2			
1 Chris Young, R (1.7) OBP: 0.200, SLG: 0.240										4	1	0	0	0	1	2			
21 Lucas Duda, L (1.3) OBP: 0.358, SLG: 0.492										3	2	1	1	1	1	0			
15 Travis d'Arnaud, R (1.2) OBP: 0.277, SLG: 0.276										3	0	1	0	1	1	0	AB 29		
11 Rubén Tejada, R (1.6) OBP: 0.303, SLG: 0.211										3	0	0	1	1	2	2	H 4		
49 Jonathon Niese, L (1.1)										2	0	0	0	1	2	4	RBI 3		
16 Daisuke Matsuzaka, R (7.1)										0	0	0	0	0	0	0	BB 6		
52 Carlos Torres, R (8.1)										0	0	0	0	0	0	0	SO 14		
56 Scott Rice, L (8.1)										0	0	0	0	0	0	0	LOB 19		
44 Kyle Farnsworth, R (9.1)										0	0	0	0	0	0	0			
<b>Inning Stats</b>	R: 0 H: 1 E: 0 K: 3 S: 14	H: 0 LOB: 1 BB: 1 P: 20	R: 0 H: 0 E: 0 K: 3 S: 14	H: 0 LOB: 1 BB: 1 P: 24	R: 0 H: 0 E: 0 K: 3 S: 12	H: 0 LOB: 1 BB: 1 P: 19	R: 2 H: 2 E: 0 K: 1 S: 14	H: 2 LOB: 3 BB: 3 P: 30	R: 0 H: 0 E: 0 K: 0 S: 4	H: 0 LOB: 0 BB: 0 P: 8	R: 1 H: 1 E: 1 K: 2 S: 13	H: 1 LOB: 1 BB: 0 P: 25	R: 0 H: 0 E: 0 K: 1 S: 19	H: 0 LOB: 1 BB: 1 P: 27	R: 0 H: 0 E: 0 K: 1 S: 10	H: 0 LOB: 0 BB: 0 P: 17	1B: 3 2B: 0 3B: 0 HR: 1	SF: 0 SAC: 0 DP: 0 HBP: 0	WP: 0 PA: 35 PB: 0 SB: 0 CS: 0
<b>PITCHER</b>	IP WLS BF H R ER SO BB IBB HBP BLK WP HR S P ERA WHIP	IP WLS BF H R ER SO BB IBB HBP BLK WP HR S P ERA WHIP	IP WLS BF H R ER SO BB IBB HBP BLK WP HR S P ERA WHIP	IP WLS BF H R ER SO BB IBB HBP BLK WP HR S P ERA WHIP	IP WLS BF H R ER SO BB IBB HBP BLK WP HR S P ERA WHIP	IP WLS BF H R ER SO BB IBB HBP BLK WP HR S P ERA WHIP	IP WLS BF H R ER SO BB IBB HBP BLK WP HR S P ERA WHIP	IP WLS BF H R ER SO BB IBB HBP BLK WP HR S P ERA WHIP	IP WLS BF H R ER SO BB IBB HBP BLK WP HR S P ERA WHIP	IP WLS BF H R ER SO BB IBB HBP BLK WP HR S P ERA WHIP	IP WLS BF H R ER SO BB IBB HBP BLK WP HR S P ERA WHIP	IP WLS BF H R ER SO BB IBB HBP BLK WP HR S P ERA WHIP	IP WLS BF H R ER SO BB IBB HBP BLK WP HR S P ERA WHIP	IP WLS BF H R ER SO BB IBB HBP BLK WP HR S P ERA WHIP	IP WLS BF H R ER SO BB IBB HBP BLK WP HR S P ERA WHIP	IP WLS BF H R ER SO BB IBB HBP BLK WP HR S P ERA WHIP	IP WLS BF H R ER SO BB IBB HBP BLK WP HR S P ERA WHIP	IP WLS BF H R ER SO BB IBB HBP BLK WP HR S P ERA WHIP	IP WLS BF H R ER SO BB IBB HBP BLK WP HR S P ERA WHIP
52 Michael Wacha, R (1.1) ERA: 2.1	4.0 L 20 3 2 2 10 5 0 0 0 1 0 0 1 13 26 5.40 2.000	1.2 7 1 1 1 2 0 0 0 0 1 0 1 13 26 5.40 0.600	0.1 2 0 0 0 0 1 0 0 0 0 0 0 12 19 0.00 3.000	1.5 3 0 0 0 1 0 0 0 0 0 0 0 11 15 0.00 0.000	1.0 3 0 0 0 1 0 0 0 0 0 0 0 10 17 0.00 0.000														

St. Louis Cardinals @ New York Mets  
Citi Field, Flushing, NY  
Wed Apr 23 2014, 7:12 PM - 10:19 PM EDT  
Att: 21,981 - Partly Cloudy - 51 F

AB 29  
R 3  
H 4  
RBI 3  
BB 6  
SO 14  
LOB 19





Batter	1	2	3	4	5	6	7	8	9	AB	R	H	RBI	BB	SO	LOB	TOP					
13 Matt Carpenter, L (1.5) OBP: 0.376, SLG: 0.329	F8			K	K			FC6-4 7 BB		4	0	0	0	0	2	3						
19 Jon Jay, L (1.8) OBP: 0.376, SLG: 0.460	G4-3					K		F8		4	0	1	0	0	1	1						
7 Matt Holliday, R (1.7) OBP: 0.347, SLG: 0.341	F8			F7		G4-3				3	0	0	0	1	0	1						
Matt Adams, L (1.3) OBP: 0.349, SLG: 0.458		F9				K		G1-3		4	0	0	0	0	2	3						
21 Allen Craig, R (1.9) OBP: 0.231, SLG: 0.250	F8				K					4	0	0	0	0	1	0						
33 Daniel Descalso, L (1.6) OBP: 0.179, SLG: 0.192	L4				K					4	0	0	0	0	2	0						
16 Kolten Wong, L (1.4) OBP: 0.292, SLG: 0.284			F7							3	1	2	0	0	0	0						
46 Kevin Siegrist, L (7.1)										0	0	0	0	0	0	0						
44 Carlos Martinez, R (7.1)										0	0	0	0	0	0	0						
67 Eric Fomaturo, R (8.1)										0	0	0	0	0	0	0						
8 Peter Bourjos, R (9, PH) OBP: 0.240, SLG: 0.283										1	0	0	0	0	0	0						
48 Tony Cruz, R (1.2) OBP: 0.500, SLG: 0.500		G6-3								3	0	1	1	0	0	1						
31 Lance Lynn, S (1.1) OBP: 0.100, SLG: 0.200										2	0	0	0	0	1	1						
3 Mark Ellis, R (7.4) OBP: 0.286, SLG: 0.125										0	0	0	0	1	0	0						
<b>Inning Stats</b>	R: 0 H: 0 E: 0 K: 0 S: 9	H: 0 LOB: 0 BB: 0 P: 16	R: 0 H: 0 E: 0 K: 0 S: 7	H: 0 LOB: 0 BB: 0 P: 8	R: 0 H: 0 E: 0 K: 1 S: 6	H: 0 LOB: 0 BB: 0 P: 7	R: 0 H: 1 E: 0 K: 2 S: 11	H: 1 LOB: 1 BB: 0 P: 16	R: 1 H: 2 E: 1 K: 3 S: 19	H: 2 LOB: 2 BB: 0 P: 29	R: 0 H: 0 E: 0 K: 2 S: 11	H: 0 LOB: 0 BB: 0 P: 16	R: 0 H: 1 E: 0 K: 0 S: 8	H: 1 LOB: 1 BB: 0 P: 12	R: 0 H: 0 E: 0 K: 0 S: 21	H: 0 LOB: 2 BB: 2 P: 35	R: 0 H: 0 E: 0 K: 1 S: 9	H: 0 LOB: 0 BB: 0 P: 15	1B: 3 2B: 1 3B: 0 HR: 0	SF: 0 SAC: 0 DP: 0 HBP: 0	WP: 0 PB: 0 SB: 0 CS: 0	PA: 34
<b>PITCHER</b>	IP WLS BF H R ER SO BB IBB HBP BLK WP HR S P ERA WHIP																					
40 Bartolo Colon, R (1.1) ERA: 4.5	7.0 W 26 4 1 1 8 0 0 0 0 0 0 0 0 71 104 1.29 0.571																					
52 Carlos Torres, R (8.1) ERA: 1.32	0.2 H 4 0 0 0 0 2 0 0 0 0 0 0 0 16 28 0.00 3.000																					
56 Scott Rice, L (8.1) ERA: 6.75	0.1 H 1 0 0 0 0 0 0 0 0 0 0 0 0 5 7 0.00 0.000																					
16 Daisuke Matsuzaka, R (9.1) ERA: 1.69	1.0 S 3 0 0 0 1 0 0 0 0 0 0 0 0 9 15 0.00 0.000																					

St. Louis Cardinals @ New York Mets  
Citi Field, Flushing, NY  
Thu Apr 24 2014, 1:12 PM - 4:13 PM EDT  
Att. 22,669 - Sunny - 56 F

AB 32  
R 1  
H 4  
RBI 1  
BB 2  
SO 9  
LOB 10



Batter	1	2	3	4	5	6	7	8	9	AB	R	H	RBI	BB	SO	LOB	BOTTOM			
22 Eric Young Jr., S (1.7) OBP: 0.341, SLG: 0.289	K					E1 28 2B				4	2	1	0	0	2	1				
28 Daniel Murphy, L (1.4) OBP: 0.319, SLG: 0.337	K									3	0	2	2	1	1	0				
5 David Wright, R (1.5) OBP: 0.330, SLG: 0.330	F7									3	0	0	0	0	0	2				
21 Lucas Duda, L (1.3) OBP: 0.338, SLG: 0.460		F7								4	0	0	0	0	1	2				
1 Chris Young, R (1.8) OBP: 0.207, SLG: 0.345										4	1	1	1	0	1	2				
16 Daisuke Matsuzaka, R (9.1)										0	0	0	0	0	0	0				
53 Bobby Abreu, L (1.9) OBP: 0.250, SLG: 0.500										3	0	1	0	0	0	2				
52 Carlos Torres, R (8.1)										0	0	0	0	0	0	0				
56 Scott Rice, L (8.1)										0	0	0	0	0	0	0				
9 Kirk Nieuwenhuis, L (8, PH) OBP: 0.250, SLG: 0.353										1	0	0	0	0	1	0				
20 Anthony Recker, R (1.2) OBP: 0.320, SLG: 0.545										2	1	0	0	1	2	1				
11 Rubén Tejada, R (1.6) OBP: 0.309, SLG: 0.220										2	0	1	0	0	1	1				
40 Bartolo Colon, R (1.1) ERA: 3.3										2	0	0	0	0	1	2				
3 Curtis Granderson, L (7, PH) OBP: 0.247, SLG: 0.253										1	0	1	1	0	0	0				
<b>Inning Stats</b>	R: 0 H: 0 E: 0 K: 2 S: 7	H: 0 LOB: 0 BB: 0 P: 13	R: 0 H: 0 E: 0 K: 1 S: 10	H: 0 LOB: 0 BB: 0 P: 14	R: 0 H: 1 E: 0 K: 3 S: 12	H: 1 LOB: 1 BB: 0 P: 18	R: 0 H: 0 E: 0 K: 0 S: 3	H: 0 LOB: 0 BB: 1 P: 7	R: 1 H: 2 E: 0 K: 2 S: 16	H: 2 LOB: 1 BB: 0 P: 22	R: 1 H: 1 E: 1 K: 1 S: 11	H: 1 LOB: 2 BB: 0 P: 19	R: 2 H: 3 E: 0 K: 0 S: 14	H: 3 LOB: 1 BB: 1 P: 19	R: 0 H: 0 E: 0 K: 1 S: 7	H: 0 LOB: 0 BB: 0 P: 13	1B: 3 2B: 2 3B: 1 HR: 1	SF: 0 SAC: 1 DP: 1 HBP: 1	WP: 0 PB: 0 SB: 0 CS: 0	PA: 33
<b>PITCHER</b>	IP WLS BF H R ER SO BB IBB HBP BLK WP HR S P ERA WHIP																			
31 Lance Lynn, R (1.1) ERA: 3.3	6.1 L 26 4 3 2 9 2 0 0 0 0 0 0 0 66 104 2.84 0.947																			
46 Kevin Siegrist, L (7.1) ERA: 4.15	0.1 3 3 1 1 0 0 0 0 0 0 0 0 0 6 7 27.00 9.000																			
44 Carlos Martinez, R (7.1) ERA: 3.65	0.1 1 0 0 0 0 0 0 0 0 0 0 0 0 1 1 0.00 0.000																			
67 Eric Fomaturo, R (8.1) ERA:	1.0 3 0 0 0 1 0 0 0 0 0 0 0 0 7 13 0.00 0.000																			

St. Louis Cardinals @ New York Mets  
Citi Field, Flushing, NY  
Thu Apr 24 2014, 1:12 PM - 4:13 PM EDT  
Att. 22,669 - Sunny - 56 F

AB 29  
R 4  
H 7  
RBI 4  
BB 2  
SO 10  
LOB 13

















Batter	1	2	3	4	5	6	7	8	9	AB	R	H	RBI	BB	SO	LOB	TOP			
22 Eric Young Jr. S OBP: 0.315, SLG: 0.269										5	0	1	0	0	2	4				
28 Daniel Murphy, L OBP: 0.339, SLG: 0.353										5	1	3	1	0	1	1				
5 David Wright, R OBP: 0.314, SLG: 0.318										5	0	0	0	0	0	3				
1 Chris Young, R OBP: 0.262, SLG: 0.410										3	2	1	1	1	0	1				
3 Curtis Granderson, L OBP: 0.252, SLG: 0.216										3	1	1	0	1	1	1				
13 Josh Satin, R OBP: 0.304, SLG: 0.263										3	1	1	1	0	0	1				
16 Daisuke Matsuzaka, R 47 Jose Valverde, R										0	0	0	0	0	0	0				
15 Travis d'Arnaud, R OBP: 0.303, SLG: 0.299										3	0	0	0	1	1	2				
11 Rubén Tejeda, R OBP: 0.338, SLG: 0.250										3	1	2	2	1	0	0				
49 Jonathon Niese, L 21 Lucas Duda, L										1	0	0	1	1	1	2				
<b>Inning Stats</b>	R: 0 H: 1 E: 0 K: 1 S: 9	H: 1 LOB: 1 BB: 0 P: 14	R: 0 H: 1 E: 0 K: 0 S: 5	H: 1 LOB: 0 BB: 7 P: 7	R: 1 H: 2 E: 0 K: 1 S: 10	H: 2 LOB: 1 BB: 0 P: 17	R: 2 H: 1 E: 0 K: 1 S: 15	H: 3 LOB: 2 BB: 1 P: 36	R: 0 H: 0 E: 0 K: 1 S: 10	H: 0 LOB: 0 BB: 0 P: 13	R: 0 H: 0 E: 0 K: 1 S: 10	H: 0 LOB: 0 BB: 0 P: 17	R: 0 H: 0 E: 0 K: 0 S: 4	H: 0 LOB: 0 BB: 4 P: 4	R: 0 H: 1 E: 0 K: 0 S: 7	H: 1 LOB: 0 BB: 9 P: 9	1B: 7 2B: 2 3B: 0 HR: 0	SF: 0 SAC: 1 DP: 2 HBP: 1	WP: 1 PA: 39 PB: 0 SB: 1 CS: 0	
<b>PITCHER</b>	IP WLS BF H R ER SO	IP WLS BF H R ER SO	IP WLS BF H R ER SO	IP WLS BF H R ER SO	IP WLS BF H R ER SO	IP WLS BF H R ER SO	IP WLS BF H R ER SO	IP WLS BF H R ER SO	IP WLS BF H R ER SO	IP WLS BF H R ER SO	IP WLS BF H R ER SO	IP WLS BF H R ER SO	IP WLS BF H R ER SO	IP WLS BF H R ER SO	IP WLS BF H R ER SO	IP WLS BF H R ER SO	ERA WHIP	ERA WHIP		
35 Cole Hamels, L ERA: 6.75	4.2 L 27 8 6 6 3	0.1 L 1 0 0 0 1	2.0 L 6 0 0 0 2	1.0 L 3 0 0 0 0	1.0 L 3 1 0 0 0	1.0 L 3 1 0 0 0	1.0 L 3 1 0 0 0	1.0 L 3 1 0 0 0	1.0 L 3 1 0 0 0	1.0 L 3 1 0 0 0	1.0 L 3 1 0 0 0	1.0 L 3 1 0 0 0	1.0 L 3 1 0 0 0	1.0 L 3 1 0 0 0	1.0 L 3 1 0 0 0	1.0 L 3 1 0 0 0	11.57 2.786	0.00 0.000	0.00 0.000	0.00 1.000
27 Roberto Hernandez, R ERA: 5.74																				
43 Mario Hollands, L ERA: 3.27																				
52 Jeff Manship, R ERA: 5.87																				
50 Shawn Camp, R ERA:																				

**New York Mets @ Philadelphia Phillies**  
Citizens Bank Park, Philadelphia, PA  
Tue Apr 29 2014, 8:35 PM - 11:26 PM EDT  
Att. 28,189 - Rain - 46 F

AB 32  
R 6  
H 9  
RBI 6  
BB 5  
SO 6  
LOB 15

Batter	1	2	3	4	5	6	7	8	9	AB	R	H	RBI	BB	SO	LOB	BOTTOM				
2 Ben Revere, L OBP: 0.313, SLG: 0.320										4	0	0	0	0	1	1					
11 Jimmy Rollins, S OBP: 0.314, SLG: 0.396										4	0	0	0	0	1	1					
26 Chase Utley, L OBP: 0.408, SLG: 0.570										4	0	1	0	0	0	1					
3 Marlon Byrd, R OBP: 0.311, SLG: 0.426										4	1	1	1	0	0	1					
6 Ryan Howard, L OBP: 0.333, SLG: 0.469										4	0	2	0	0	2	0					
51 Carlos Ruiz, R OBP: 0.416, SLG: 0.473										3	0	1	0	1	0	2					
9 Dominic Brown, L OBP: 0.314, SLG: 0.316										4	0	0	0	0	1	3					
7 Jayson Nix, R OBP: 0.188, SLG: 0.258										3	0	0	0	0	1	1					
35 Cole Hamels, L ERA: 6.75										1	0	0	0	0	0	0					
19 Tony Gwynn Jr., L OBP: 0.347, SLG: 0.353										0	0	0	0	0	0	0					
43 Mario Hollands, L ERA: 3.27										0	0	0	0	0	0	0					
52 Jeff Manship, R ERA: 5.87										0	0	0	0	0	0	0					
25 Cody Asche, L OBP: 0.294, SLG: 0.390										0	0	0	0	0	0	0					
50 Shawn Camp, R ERA:										0	0	0	0	0	0	0					
<b>Inning Stats</b>	R: 0 H: 0 E: 0 K: 0 S: 8	H: 0 LOB: 0 BB: 0 P: 13	R: 0 H: 0 E: 0 K: 1 S: 7	H: 0 LOB: 1 BB: 1 P: 13	R: 0 H: 0 E: 0 K: 1 S: 12	H: 0 LOB: 0 BB: 0 P: 16	R: 1 H: 2 E: 0 K: 0 S: 12	H: 2 LOB: 1 BB: 0 P: 20	R: 0 H: 0 E: 0 K: 0 S: 7	H: 0 LOB: 0 BB: 0 P: 16	R: 0 H: 1 E: 0 K: 0 S: 7	H: 1 LOB: 1 BB: 0 P: 11	R: 0 H: 1 E: 0 K: 3 S: 13	H: 1 LOB: 0 BB: 0 P: 19	R: 0 H: 0 E: 0 K: 1 S: 12	H: 0 LOB: 1 BB: 1 P: 22	R: 0 H: 1 E: 0 K: 0 S: 10	H: 1 LOB: 0 BB: 0 P: 18	1B: 3 2B: 1 3B: 0 HR: 1	SF: 0 SAC: 0 DP: 0 HBP: 0	WP: 0 PA: 34 PB: 0 SB: 1 CS: 0
<b>PITCHER</b>	IP WLS BF H R ER SO	IP WLS BF H R ER SO	IP WLS BF H R ER SO	IP WLS BF H R ER SO	IP WLS BF H R ER SO	IP WLS BF H R ER SO	IP WLS BF H R ER SO	IP WLS BF H R ER SO	IP WLS BF H R ER SO	IP WLS BF H R ER SO	IP WLS BF H R ER SO	IP WLS BF H R ER SO	IP WLS BF H R ER SO	IP WLS BF H R ER SO	IP WLS BF H R ER SO	IP WLS BF H R ER SO	ERA WHIP	ERA WHIP			
49 Jonathon Niese, L ERA: 2.2	7.0 W 26 4 1 1 5		1.0 L 4 0 0 0 1	1.0 L 4 0 0 0 1	1.0 L 4 1 0 0 0	1.0 L 4 1 0 0 0	1.0 L 4 1 0 0 0	1.0 L 4 1 0 0 0	1.0 L 4 1 0 0 0	1.0 L 4 1 0 0 0	1.0 L 4 1 0 0 0	1.0 L 4 1 0 0 0	1.0 L 4 1 0 0 0	1.0 L 4 1 0 0 0	1.0 L 4 1 0 0 0	1.0 L 4 1 0 0 0	0.00 0.714	0.00 0.714			
16 Daisuke Matsuzaka, R ERA: 1.17																					
47 Jose Valverde, R ERA: 4.76																					

**New York Mets @ Philadelphia Phillies**  
Citizens Bank Park, Philadelphia, PA  
Tue Apr 29 2014, 8:35 PM - 11:26 PM EDT  
Att. 28,189 - Rain - 46 F

AB 32  
R 1  
H 5  
RBI 1  
BB 2  
SO 6  
LOB 10



Batter	1	2	3	4	5	6	7	8	9	AB	R	H	RBI	BB	SO	LOB	TOP					
12 Juan Lagares, R OBP: 0.356, SLG: 0.509										4	0	2	1	0	1	1	<b>New York Mets @ Colorado Rockies</b> Coors Field, Denver, CO Thu May 01 2014, 6:45 PM - 9:33 PM MDT Att: 22,989 - Clear - 57 F					
28 Daniel Murphy, L OBP: 0.327, SLG: 0.340										4	0	0	0	0	0	3						
5 David Wright, R OBP: 0.303, SLG: 0.306										4	0	0	0	0	0	1						
21 Lucas Duda, L OBP: 0.330, SLG: 0.430										4	0	1	0	0	0	0						
1 Chris Young, R OBP: 0.283, SLG: 0.419										4	1	2	0	0	1	1						
3 Curtis Granderson, L OBP: 0.252, SLG: 0.217										4	1	1	0	0	0	2						
15 Travis d'Arnaud, R OBP: 0.300, SLG: 0.338										4	1	1	3	0	0	1						
11 Rubén Tejeda, R OBP: 0.321, SLG: 0.236										4	0	0	0	0	0	0						
40 Bartolo Colon, R 27 Jeury's Familia, R 22 Eric Young Jr., S 71 Gonzalez Germen, R 53 Bobby Abreu, L 47 Jose Valverde, R										1	0	0	0	0	0	0						
<b>Inning Stats</b>	R: 0 E: 0 K: 0 S: 7	H: 1 LOB: 0 BB: 0 P: 11	R: 0 E: 0 K: 0 S: 10	H: 1 LOB: 1 BB: 0 P: 8	R: 0 E: 0 K: 1 S: 6	H: 0 LOB: 0 BB: 0 P: 10	R: 0 E: 0 K: 0 S: 6	H: 0 LOB: 0 BB: 0 P: 11	R: 0 E: 0 K: 1 S: 8	H: 0 LOB: 0 BB: 0 P: 16	R: 0 E: 0 K: 0 S: 9	H: 0 LOB: 1 BB: 1 P: 17	R: 0 E: 0 K: 0 S: 10	H: 1 LOB: 1 BB: 0 P: 12	R: 1 E: 0 K: 0 S: 10	H: 1 LOB: 1 BB: 1 P: 16		R: 3 E: 0 K: 0 S: 17	H: 3 LOB: 0 BB: 0 P: 24	1B: 4 2B: 3 3B: 0 HR: 1	SF: 0 SAC: 0 DP: 1 HBP: 0	WP: 0 PB: 0 SB: 1 CS: 0
<b>PITCHER</b>	IP WLS BF H R ER SO BB IBB HBP BLK WP HR S P ERA WHIP	7.0 W 24 3 0 0 2 1 0 0 0 0 0 56 95 0.00 0.571	2.0 11 4 4 4 0 1 0 0 0 0 1 27 40 18.00 2.500																			

AB	33
R	4
H	7
RBI	4
BB	2
SO	2
LOB	9



Batter	1	2	3	4	5	6	7	8	9	AB	R	H	RBI	BB	SO	LOB	BOTTOM					
19 Charlie Blackmon, L OBP: 0.412, SLG: 0.602										4	0	1	1	0	0	1	<b>New York Mets @ Colorado Rockies</b> Coors Field, Denver, CO Thu May 01 2014, 6:45 PM - 9:33 PM MDT Att: 22,989 - Clear - 57 F					
28 Nolan Arenado, R OBP: 0.320, SLG: 0.471										3	0	1	1	0	2	0						
5 Carlos González, L OBP: 0.297, SLG: 0.482										2	1	1	1	0	0	1						
1 Brandon Barnes, R OBP: 0.406, SLG: 0.404										2	0	0	0	0	1	1						
2 Troy Tulowitzki, R OBP: 0.478, SLG: 0.728										4	0	2	0	0	1	0						
33 Justin Morneau, L OBP: 0.363, SLG: 0.604										4	1	1	0	0	0	2						
20 Wilin Rosario, R OBP: 0.275, SLG: 0.400										3	1	0	0	1	1	2						
6 Corey Dickerson, L OBP: 0.417, SLG: 0.706										4	2	3	1	0	1	0						
23 Charlie Culberson, R OBP: 0.172, SLG: 0.148										3	2	1	0	0	1	1						
12 Juan Nicasio, R OBP: 0.077, SLG: 0.083										2	0	1	3	0	1	0						
35 Chad Bettis, R										1	0	0	0	0	1	0						
<b>Inning Stats</b>	R: 1 E: 0 K: 1 S: 9	H: 1 LOB: 0 BB: 0 P: 16	R: 2 E: 0 K: 0 S: 16	H: 3 LOB: 1 BB: 0 P: 21	R: 0 E: 0 K: 0 S: 7	H: 2 LOB: 1 BB: 0 P: 10	R: 3 E: 1 K: 0 S: 10	H: 2 LOB: 1 BB: 1 P: 18	R: 1 E: 0 K: 3 S: 18	H: 2 LOB: 1 BB: 0 P: 20	R: 0 E: 0 K: 2 S: 9	H: 0 LOB: 0 BB: 0 P: 15	R: 0 E: 0 K: 1 S: 9	H: 1 LOB: 1 BB: 0 P: 13	R: 0 E: 0 K: 2 S: 8	H: 0 LOB: 0 BB: 0 P: 9	R: 0 E: 0 K: 2 S: 8	H: 0 LOB: 0 BB: 0 P: 9	1B: 8 2B: 1 3B: 1 HR: 1	SF: 2 SAC: 0 DP: 1 HBP: 1	WP: 0 PB: 1 SB: 0 CS: 0	PA: 36
<b>PITCHER</b>	IP WLS BF H R ER SO BB IBB HBP BLK WP HR S P ERA WHIP	4.2 L 25 10 0 0 0 1 0 0 0 0 0 0 3 3 0.00 0.000	0.1 1 0 0 0 1 0 0 0 0 0 0 0 3 3 0.00 0.000	2.0 7 1 0 0 3 0 0 0 0 0 0 0 18 28 0.00 0.500	1.0 3 0 0 0 2 0 0 0 0 0 0 0 8 9 0.00 0.000																	

AB	32
R	7
H	11
RBI	7
BB	1
SO	9
LOB	8













Batter	1	2	3	4	5	6	7	8	9	AB	R	H	RBI	BB	SO	LOB	TOP			
12 Juan Lagares, R OBP: 0.360, SLG: 0.507										5	2	3	0	0	1	0	<b>New York Mets @ Colorado Rockies</b> Coors Field, Denver, CO Sun May 04 2014, 2:16 PM - 5:17 PM MDT Att: 40,190 - Partly Cloudy - 81 F			
28 Daniel Murphy, L OBP: 0.349, SLG: 0.397										4	1	2	1	1	0	1				
5 David Wright, R OBP: 0.327, SLG: 0.336										5	1	1	1	0	0	4				
3 Curtis Granderson, L OBP: 0.281, SLG: 0.269										4	0	1	1	1	0	0				
1 Chris Young, R OBP: 0.244, SLG: 0.455										4	1	2	1	1	1	2				
21 Lucas Duda, L OBP: 0.361, SLG: 0.447										1	0	1	1	3	0	0				
15 Travis d'Arnaud, R OBP: 0.284, SLG: 0.316										4	0	0	0	0	1	7				
0 Omar Quintanilla, L OBP: 0.286, SLG: 0.269										4	0	0	0	0	1	4				
35 Dillon Gee, R										3	0	0	0	0	1	1				
52 Carlos Torres, R										0	0	0	0	0	0	0				
56 Scott Rice, L										0	0	0	0	0	0	0				
53 Bobby Abreu, L OBP: 0.286, SLG: 0.615										1	0	0	0	0	0	0				
27 Jeury's Familia, R										0	0	0	0	0	0	0				
<b>Inning Stats</b>	R: 1 H: 3 E: 0 K: 0 S: 11	H: 3 LOB: 1 BB: 0 P: 15	R: 0 H: 0 E: 0 K: 1 S: 7	H: 0 LOB: 1 BB: 1 P: 13	R: 2 H: 2 E: 0 K: 1 S: 9	H: 2 LOB: 2 BB: 3 P: 23	R: 1 H: 2 E: 0 K: 0 S: 10	H: 2 LOB: 1 BB: 0 P: 14	R: 0 H: 1 E: 0 K: 0 S: 11	H: 1 LOB: 1 BB: 0 P: 15	R: 1 H: 1 E: 0 K: 0 S: 10	H: 1 LOB: 1 BB: 1 P: 18	R: 0 H: 0 E: 0 K: 0 S: 5	H: 0 LOB: 0 BB: 0 P: 7	R: 0 H: 0 E: 0 K: 1 S: 7	H: 0 LOB: 0 BB: 0 P: 9	1B: 5 2B: 6 3B: 0 HR: 0	SF: 0 SAC: 0 DP: 2 HBP: 0	WP: 0 PA: 41 PB: 0 SB: 1 CS: 0	
<b>PITCHER</b>	IP WLS BF H R ER SO BB IBB HBP BLK WP HR S P ERA WHIP	5.0 L 26 8 4 4 4 4 1 0 0 0 0 50 86 7.20 2.400	2.0 9 2 1 1 0 1 0 0 0 0 0 21 33 4.50 1.500	2.0 6 0 0 0 1 0 0 0 0 0 0 12 16 0.00 0.000																

AB 35  
R 5  
H 10  
RBI 5  
BB 6  
SO 5  
LOB 19



Batter	1	2	3	4	5	6	7	8	9	AB	R	H	RBI	BB	SO	LOB	BOTTOM				
19 Charlie Blackmon, L OBP: 0.398, SLG: 0.590										4	0	0	0	0	1	4	<b>New York Mets @ Colorado Rockies</b> Coors Field, Denver, CO Sun May 04 2014, 2:16 PM - 5:17 PM MDT Att: 40,190 - Partly Cloudy - 81 F				
23 Charlie Culberson, R OBP: 0.260, SLG: 0.313										4	0	1	0	0	1	2					
5 Carlos González, L OBP: 0.291, SLG: 0.462										4	0	1	0	0	1	1					
28 Nolan Arenado, R OBP: 0.324, SLG: 0.492										4	0	1	0	0	0	2					
33 Justin Morneau, L OBP: 0.358, SLG: 0.612										4	1	1	1	0	0	1					
8 Michael McKenry, R OBP: 0.250, SLG: 0.250										4	0	1	0	0	2	1					
6 Corey Dickerson, L OBP: 0.400, SLG: 0.634										4	0	2	0	0	0	0					
9 DJ LeMahieu, R OBP: 0.346, SLG: 0.316										3	0	0	0	1	1	3					
45 Jhoulys Chacin, R										1	0	0	0	0	1	0					
1 Brandon Barnes, R OBP: 0.400, SLG: 0.413										1	0	1	0	0	0	0					
54 Tommy Kahnle, R										0	0	0	0	0	0	0					
13 Drew Stubbs, R OBP: 0.310, SLG: 0.327										1	0	0	0	0	1	2					
34 Matt Belisle, R										0	0	0	0	0	0	0					
<b>Inning Stats</b>	R: 0 H: 1 E: 0 K: 0 S: 7	H: 1 LOB: 1 BB: 0 P: 16	R: 0 H: 1 E: 0 K: 1 S: 8	H: 1 LOB: 1 BB: 0 P: 13	R: 0 H: 0 E: 0 K: 2 S: 11	H: 0 LOB: 0 BB: 0 P: 18	R: 0 H: 1 E: 0 K: 1 S: 14	H: 1 LOB: 1 BB: 0 P: 20	R: 0 H: 1 E: 0 K: 0 S: 14	H: 1 LOB: 2 BB: 1 P: 24	R: 0 H: 0 E: 0 K: 1 S: 8	H: 0 LOB: 0 BB: 0 P: 14	R: 0 H: 2 E: 0 K: 1 S: 15	H: 2 LOB: 2 BB: 0 P: 19	R: 0 H: 1 E: 0 K: 1 S: 7	H: 1 LOB: 0 BB: 0 P: 9	R: 1 H: 1 E: 0 K: 1 S: 16	H: 1 LOB: 0 BB: 0 P: 25	1B: 5 2B: 2 3B: 0 HR: 1	SF: 0 SAC: 0 DP: 1 HBP: 0	WP: 0 PA: 35 PB: 0 SB: 0 CS: 0
<b>PITCHER</b>	IP WLS BF H R ER SO BB IBB HBP BLK WP HR S P ERA WHIP	6.0 W 25 6 0 0 0 1 0 0 0 0 0 68 113 0.00 1.167	0.2 2 0 0 0 1 0 0 0 0 0 0 5 7 0.00 0.000	0.1 1 0 0 0 0 0 0 0 0 0 0 4 4 0.00 0.000	2.0 7 2 1 1 2 0 0 0 0 0 1 23 34 4.50 1.000																

AB 34  
R 1  
H 8  
RBI 1  
BB 1  
SO 8  
LOB 16









Batter	1	2	3	4	5	6	7	8	9	AB	R	H	RBI	BB	SO	LOB	TOP			
12 Juan Lagares, R OBP: 0.363, SLG: 0.507	G5-3			G3		HBP			P3	3	0	1	0	0	0	0				
28 Daniel Murphy, L OBP: 0.350, SLG: 0.434	G5-3			G3					G4-3	4	0	2	0	0	0	1				
5 David Wright, R OBP: 0.324, SLG: 0.346				L8					G4-3	4	0	1	0	0	0	4				
3 Curtis Granderson, L OBP: 0.279, SLG: 0.295	4-6	G4-3		L9					K	4	0	0	0	0	2	2				
1 Chris Young, R OBP: 0.328, SLG: 0.431		F8							G5-3	3	0	0	0	0	1	0				
21 Lucas Duda, L OBP: 0.356, SLG: 0.429		K2-3							F7	3	0	1	0	0	1	0				
15 Travis d'Aarud, R OBP: 0.284, SLG: 0.306				G6-4-3					F9	3	0	1	0	0	0	1				
11 Rubén Tejada, R OBP: 0.309, SLG: 0.213				G5-4-3					G4-3	2	0	0	0	0	0	1				
53 Bobby Abreu, L OBP: 0.222, SLG: 0.500										2	0	0	0	0	0	0				
0 Omar Quintanilla, L OBP: 0.259, SLG: 0.241										1	0	0	0	0	0	0				
40 Bartolo Colon, R OBP: 0.313, SLG: 0.263										2	0	0	0	0	2	0				
22 Eric Young Jr., S OBP: 0.313, SLG: 0.263										1	0	0	0	0	1	0				
47 Jose Valverde, R OBP: 0.313, SLG: 0.263										0	0	0	0	0	0	0				
<b>Inning Stats</b>	R: 0 H: 1 E: 0 K: 0 S: 11	H: 1 LOB: 1 BB: 0 P: 18	R: 0 H: 0 E: 0 K: 1 S: 7	H: 0 LOB: 0 BB: 0 P: 11	R: 0 H: 1 E: 0 K: 1 S: 7	H: 1 LOB: 1 BB: 0 P: 8	R: 0 H: 1 E: 0 K: 0 S: 10	H: 1 LOB: 1 BB: 0 P: 12	R: 0 H: 0 E: 0 K: 1 S: 6	H: 0 LOB: 0 BB: 0 P: 7	R: 0 H: 0 E: 0 K: 1 S: 7	H: 0 LOB: 2 BB: 0 P: 12	R: 0 H: 0 E: 0 K: 1 S: 9	H: 0 LOB: 0 BB: 0 P: 11	R: 0 H: 1 E: 0 K: 1 S: 12	H: 1 LOB: 1 BB: 0 P: 17	1B: 3 2B: 3 3B: 0 HR: 0	SF: 0 SAC: 0 DP: 2 HBP: 1	WP: 0 PB: 0 SB: 0 CS: 0	PA: 31
<b>PITCHER</b>	IP: 9.0 WLS: W BF: 32 H: 6 R: 0 ER: 0 SO: 7 BB: 0 IBB: 0 HBP: 1 BLK: 0 WP: 0 HR: 0 S: 79 P: 111 ERA: 0.00 WHIP: 0.667																			

**New York Mets @ Miami Marlins**  
Marlins Park, Miami, FL  
Tue May 06 2014, 7:12 PM - 9:19 PM EDT  
Att: 18,315 - Clear - 79 F

AB	30
R	0
H	6
RBI	0
BB	0
SO	7
LOB	9



Batter	1	2	3	4	5	6	7	8	9	AB	R	H	RBI	BB	SO	LOB	BOTTOM			
21 Christian Yelich, L OBP: 0.348, SLG: 0.414	G1-3	L8								4	0	0	0	0	2	1				
32 Derek Dietrich, L OBP: 0.320, SLG: 0.441				G5-3						3	2	1	0	0	1	0				
27 Giancarlo Stanton, R OBP: 0.361, SLG: 0.695										2	1	2	1	2	0	0				
9 Casey McGehee, R OBP: 0.376, SLG: 0.402				G4-6-3						4	0	2	2	0	1	2				
39 Jarrod Saltalamacchia, S OBP: 0.400, SLG: 0.557										4	0	1	0	0	2	3				
46 Garrett Jones, L OBP: 0.326, SLG: 0.443										4	0	0	0	0	1	2				
13 Marcell Ozuna, R OBP: 0.323, SLG: 0.439				E4						3	0	1	0	0	1	0				
3 Adeiny Hechavarria, R OBP: 0.338, SLG: 0.397				F9						3	0	0	0	0	0	2				
37 Henderson Alvarez III, R OBP: 0.200, SLG: 0.200										2	0	0	0	0	0	0				
<b>Inning Stats</b>	R: 2 H: 3 E: 0 K: 0 S: 12	H: 3 LOB: 1 BB: 0 P: 19	R: 0 H: 1 E: 0 K: 0 S: 6	H: 1 LOB: 1 BB: 0 P: 9	R: 0 H: 0 E: 0 K: 1 S: 6	H: 0 LOB: 0 BB: 1 P: 12	R: 0 H: 0 E: 1 K: 1 S: 10	H: 0 LOB: 1 BB: 0 P: 13	R: 1 H: 3 E: 0 K: 1 S: 16	H: 3 LOB: 2 BB: 0 P: 21	R: 0 H: 0 E: 0 K: 1 S: 5	H: 0 LOB: 0 BB: 0 P: 6	R: 0 H: 0 E: 0 K: 2 S: 9	H: 0 LOB: 0 BB: 0 P: 10	R: 0 H: 0 E: 0 K: 3 S: 11	H: 0 LOB: 1 BB: 1 P: 18	1B: 6 2B: 1 3B: 0 HR: 0	SF: 0 SAC: 1 DP: 1 HBP: 1	WP: 0 PB: 0 SB: 1 CS: 0	PA: 33
<b>PITCHER</b>	IP: 7.0 WLS: L BF: 29 H: 7 R: 3 ER: 3 SO: 5 BB: 1 IBB: 0 HBP: 1 BLK: 0 WP: 0 HR: 0 S: 64 P: 90 ERA: 3.86 WHIP: 1.143																			
40 Bartolo Colon, R ERA: 5.36																				
47 Jose Valverde, R ERA: 4.05																				

**New York Mets @ Miami Marlins**  
Marlins Park, Miami, FL  
Tue May 06 2014, 7:12 PM - 9:19 PM EDT  
Att: 18,315 - Clear - 79 F

AB	29
R	3
H	7
RBI	3
BB	2
SO	8
LOB	10





Batter	1	2	3	4	5	6	7	8	9	AB	R	H	RBI	BB	SO	LOB	TOP								
12 Juan Lagares, R OBP: 0.345, SLG: 0.481	F9		G6-3			L3			F7	4	0	0	0	0	0	0									
28 Daniel Murphy, L OBP: 0.340, SLG: 0.421	L8			G4-3			P5		L8	4	0	0	0	0	0	0									
5 David Wright, R OBP: 0.322, SLG: 0.350				P3			K		K	4	0	1	0	0	2	0									
3 Curtis Granderson, L OBP: 0.280, SLG: 0.289				G4-3						2	0	0	0	1	1	1									
1 Chris Young, R OBP: 0.313, SLG: 0.410		F7			G6-3					3	0	0	0	0	0	1									
21 Lucas Duda, L OBP: 0.355, SLG: 0.426		G4-3			G4-3					3	0	1	0	0	0	0									
20 Anthony Recker, R OBP: 0.297, SLG: 0.471					G3-1					2	0	0	0	0	0	0									
11 Rubén Tejada, R OBP: 0.302, SLG: 0.207						F7				2	0	0	0	0	0	0									
53 Bobby Abreu, L OBP: 0.211, SLG: 0.471										1	0	0	0	0	1	1									
0 Omar Quintanilla, L OBP: 0.259, SLG: 0.241										0	0	0	0	0	0	0									
45 Zack Wheeler, L										2	0	0	0	0	1	0									
27 Jeury Familia, R										0	0	0	0	0	0	0									
13 Josh Satin, R										1	0	0	0	0	1	1									
52 Carlos Torres, R										0	0	0	0	0	0	0									
44 Kyle Farnsworth, R										0	0	0	0	0	0	0									
<b>Inning Stats</b>	R: 0 E: 0 K: 1 S: 12	H: 1 LOB: 1 BB: 0 P: 19	R: 0 E: 0 K: 0 S: 6	H: 0 LOB: 0 BB: 0 P: 7	R: 0 E: 0 K: 0 S: 8	H: 0 LOB: 0 BB: 0 P: 12	R: 0 E: 0 K: 0 S: 5	H: 0 LOB: 0 BB: 0 P: 6	R: 0 E: 0 K: 0 S: 7	H: 0 LOB: 0 BB: 0 P: 11	R: 0 E: 0 K: 1 S: 7	H: 0 LOB: 0 BB: 0 P: 9	R: 0 E: 0 K: 1 S: 8	H: 0 LOB: 1 BB: 1 P: 16	R: 0 E: 0 K: 2 S: 9	H: 1 LOB: 1 BB: 0 P: 15	R: 0 E: 0 K: 1 S: 9	H: 0 LOB: 0 BB: 0 P: 11	1B: 1 2B: 1 3B: 0 HR: 0	SF: 0 SAC: 1 DP: 0 HBP: 0	WP: 0 PB: 0 SB: 0 CS: 0	PA: 30			
<b>PITCHER</b>	IP WLS BF H R ER SO BB IBB HBP BLK WP HR S P ERA WHIP																								
34 Tom Koehler, R ERA: 1.99	8.0		27	2	0	0	5	1	0	0	0	0	0	0	0	62	95	0.00	0.375						
31 Steve Cishek, R ERA: 1.93	1.0	W	3	0	0	0	1	0	0	0	0	0	0	0	9	11	0.00	0.000							

New York Mets @ Miami Marlins  
Marlins Park, Miami, FL  
Wed May 07 2014, 12:41 PM - 3:21 PM EDT  
Att: 18,010 - Roof Closed - 77 F

AB	28
R	0
H	2
RBI	0
BB	1
SO	6
LOB	4



Batter	1	2	3	4	5	6	7	8	9	AB	R	H	RBI	BB	SO	LOB	BOTTOM							
21 Christian Yelich, L OBP: 0.345, SLG: 0.405	G3			K					G4-3	3	0	0	0	1	1	0								
32 Derek Dietrich, L OBP: 0.387, SLG: 0.435				K					K	3	0	1	0	1	2	0								
27 Giancarlo Stanton, R OBP: 0.394, SLG: 0.596										3	1	1	0	1	0	3								
9 Casey McGehee, R OBP: 0.386, SLG: 0.403										2	0	1	0	2	0	0								
46 Garrett Jones, L OBP: 0.316, SLG: 0.429										4	0	0	0	0	0	6								
13 Marcell Ozuna, R OBP: 0.314, SLG: 0.429										3	0	0	1	0	3	0								
3 Adeiny Hechavarria, R OBP: 0.331, SLG: 0.387										3	0	0	0	0	1	0								
6 Jeff Mathis, R OBP: 0.435, SLG: 0.444										2	0	0	0	1	2	0								
34 Tom Koehler, R OBP: 0.154, SLG: 0.154										2	0	0	0	0	1	1								
5 Reed Johnson, R OBP: 0.343, SLG: 0.406										1	0	0	0	0	0	0								
31 Steve Cishek, R										0	0	0	0	0	0	0								
<b>Inning Stats</b>	R: 0 E: 0 K: 0 S: 6	H: 1 LOB: 0 BB: 0 P: 10	R: 0 E: 0 K: 1 S: 8	H: 0 LOB: 0 BB: 0 P: 13	R: 0 E: 0 K: 1 S: 6	H: 0 LOB: 0 BB: 0 P: 8	R: 0 E: 0 K: 2 S: 16	H: 1 LOB: 2 BB: 1 P: 28	R: 0 E: 0 K: 3 S: 15	H: 0 LOB: 1 BB: 1 P: 22	R: 0 E: 0 K: 0 S: 9	H: 0 LOB: 2 BB: 3 P: 23	R: 0 E: 0 K: 2 S: 7	H: 0 LOB: 0 BB: 0 P: 12	R: 0 E: 0 K: 1 S: 9	H: 0 LOB: 0 BB: 0 P: 12	R: 1 E: 0 K: 0 S: 9	H: 1 LOB: 1 BB: 1 P: 19	1B: 3 2B: 0 3B: 0 HR: 0	SF: 1 SAC: 0 DP: 2 HBP: 0	WP: 0 PB: 0 SB: 0 CS: 0	PA: 33		
<b>PITCHER</b>	IP WLS BF H R ER SO BB IBB HBP BLK WP HR S P ERA WHIP																							
45 Zack Wheeler, R ERA: 3.89	1.0		3	0	0	0	2	0	0	0	0	0	0	0	7	12	0.00	0.000						
27 Jeury Familia, R ERA: 3.86	1.1	L	6	1	1	1	1	1	0	0	0	0	0	0	16	27	6.75	1.500						
52 Carlos Torres, R ERA: 2.84	0.1		1	0	0	0	0	0	0	0	0	0	0	2	4	0.00	0.000							

New York Mets @ Miami Marlins  
Marlins Park, Miami, FL  
Wed May 07 2014, 12:41 PM - 3:21 PM EDT  
Att: 18,010 - Roof Closed - 77 F

AB	26
R	1
H	3
RBI	1
BB	6
SO	10
LOB	10









Batter	1	2	3	4	5	6	7	8	9	AB	R	H	RBI	BB	SO	LOB	TOP				
2 Ben Revere, L (1,8) OBP: 0.295, SLG: 0.310 58 Jonathan Papelbon, R (9,1)										5	1	1	0	0	1	0					
11 Jimmy Rollins, S (1,6) OBP: 0.357, SLG: 0.435										4	4	3	1	1	0	0					
26 Chase Utley, L (1,4) OBP: 0.399, SLG: 0.547										3	0	2	2	0	0	0					
6 Ryan Howard, L (1,3) OBP: 0.320, SLG: 0.466 15 John Mayberry Jr., R (9,PR) OBP: 0.294, SLG: 0.286										5	0	4	1	0	0	0					
3 Marlon Byrd, R (1,9) OBP: 0.350, SLG: 0.500										4	0	0	0	0	1	5					
9 Domonic Brown, L (1,7) OBP: 0.294, SLG: 0.298										4	0	1	1	0	0	0					
51 Carlos Ruiz, R (1,2) OBP: 0.390, SLG: 0.423										4	0	0	0	0	0	3					
25 Cody Asche, L (1,5) OBP: 0.316, SLG: 0.384										3	0	0	0	1	0	3					
38 Kyle Kendrick, R (1,1) OBP: 0.071, SLG: 0.071 63 Jake Diekman, R (6,1) 37 Mike Adams, R (8,1) 19 Tony Gwynn Jr., L (9,PH) OBP: 0.327, SLG: 0.255										3	0	0	0	0	1	1					
<b>Inning Stats</b>	R: 2 H: 4 E: 0 K: 0 S: 12	L: 3 LOB: 3 BB: 0 P: 22	R: 1 H: 1 E: 0 K: 0 S: 10	H: 1 LOB: 0 BB: 14 P: 14	R: 0 H: 0 E: 0 K: 0 S: 5	H: 0 LOB: 0 BB: 6 P: 6	R: 0 H: 0 E: 0 K: 1 S: 6	H: 0 LOB: 0 BB: 6 P: 6	R: 0 H: 1 E: 0 K: 0 S: 11	H: 0 LOB: 2 BB: 0 P: 19	R: 0 H: 3 E: 0 K: 1 S: 15	H: 3 LOB: 0 BB: 21 P: 21	R: 0 H: 0 E: 0 K: 0 S: 10	H: 0 LOB: 0 BB: 14 P: 14	R: 1 H: 2 E: 0 K: 1 S: 12	H: 2 LOB: 1 BB: 22 P: 22	1B: 8 2B: 2 3B: 0 HR: 1	SF: 1 SAC: 0 DP: 0 HBP: 2	WP: 1 PB: 0 SB: 1 CS: 1	PA: 41	
<b>PITCHER</b>	IP WLS BF H R ER SO BB IBB HBP BLK WP HR S P ERA WHIP	IP WLS BF H R ER SO BB IBB HBP BLK WP HR S P ERA WHIP	IP WLS BF H R ER SO BB IBB HBP BLK WP HR S P ERA WHIP	IP WLS BF H R ER SO BB IBB HBP BLK WP HR S P ERA WHIP	IP WLS BF H R ER SO BB IBB HBP BLK WP HR S P ERA WHIP	IP WLS BF H R ER SO BB IBB HBP BLK WP HR S P ERA WHIP	IP WLS BF H R ER SO BB IBB HBP BLK WP HR S P ERA WHIP	IP WLS BF H R ER SO BB IBB HBP BLK WP HR S P ERA WHIP	IP WLS BF H R ER SO BB IBB HBP BLK WP HR S P ERA WHIP	IP WLS BF H R ER SO BB IBB HBP BLK WP HR S P ERA WHIP	IP WLS BF H R ER SO BB IBB HBP BLK WP HR S P ERA WHIP	IP WLS BF H R ER SO BB IBB HBP BLK WP HR S P ERA WHIP	IP WLS BF H R ER SO BB IBB HBP BLK WP HR S P ERA WHIP	IP WLS BF H R ER SO BB IBB HBP BLK WP HR S P ERA WHIP	IP WLS BF H R ER SO BB IBB HBP BLK WP HR S P ERA WHIP	IP WLS BF H R ER SO BB IBB HBP BLK WP HR S P ERA WHIP	IP WLS BF H R ER SO BB IBB HBP BLK WP HR S P ERA WHIP	IP WLS BF H R ER SO BB IBB HBP BLK WP HR S P ERA WHIP	IP WLS BF H R ER SO BB IBB HBP BLK WP HR S P ERA WHIP	IP WLS BF H R ER SO BB IBB HBP BLK WP HR S P ERA WHIP	IP WLS BF H R ER SO BB IBB HBP BLK WP HR S P ERA WHIP

Philadelphia Phillies @ New York Mets  
Citi Field, Flushing, NY  
Sat May 10 2014, 7:50 PM - 11:06 PM EDT  
Att: 29,170 - Cloudy - 72 F

AB	36
R	5
H	11
RBI	5
BB	2
SO	3
LOB	12



Batter	1	2	3	4	5	6	7	8	9	AB	R	H	RBI	BB	SO	LOB	BOTTOM					
12 Juan Lagares, R (1,8) OBP: 0.347, SLG: 0.455										3	1	1	0	1	0	0						
28 Daniel Murphy, L (1,4) OBP: 0.348, SLG: 0.411										4	2	1	0	1	0	2						
5 David Wright, R (1,5) OBP: 0.344, SLG: 0.397										5	1	3	3	0	0	1						
3 Curtis Granderson, L (1,9) OBP: 0.289, SLG: 0.301										4	0	2	0	0	1	2						
1 Chris Young, R (1,7) OBP: 0.303, SLG: 0.368										2	0	0	0	1	1	1						
21 Lucas Duda, L (1,3) OBP: 0.348, SLG: 0.417 29 Eric Campbell, R (6,PH) (7,3)										2	0	0	0	0	1	1						
4 Wilmer Flores, R (1,6) OBP: 0.231, SLG: 0.167										3	0	0	0	1	0	2						
15 Travis d'Arnaud, R (1,2) OBP: 0.282, SLG: 0.301 53 Bobby Abreu, L (8,PH) 44 Kyle Farnsworth, R (9,1)										3	0	0	0	0	1	0						
35 Dillon Gee, R (1,1) 56 Scott Rice, L (7,1) 27 Jeury's Familia, R (7,1) 22 Eric Young Jr., S (7,PH) 52 Carlos Torres, R (8,1) 20 Anthony Rucker, R (9,2) OBP: 0.252, SLG: 0.444										2	0	0	0	0	1	0						
<b>Inning Stats</b>	R: 2 H: 1 E: 0 K: 0 S: 13	H: 1 LOB: 0 BB: 0 P: 18	R: 0 H: 0 E: 0 K: 1 S: 6	H: 0 LOB: 0 BB: 0 P: 11	R: 0 H: 0 E: 0 K: 1 S: 14	H: 0 LOB: 0 BB: 0 P: 16	R: 0 H: 1 E: 0 K: 1 S: 10	H: 1 LOB: 0 BB: 0 P: 14	R: 0 H: 0 E: 0 K: 0 S: 6	H: 0 LOB: 0 BB: 0 P: 7	R: 2 H: 2 E: 0 K: 1 S: 15	H: 2 LOB: 2 BB: 2 P: 29	R: 0 H: 1 E: 0 K: 2 S: 12	H: 1 LOB: 0 BB: 0 P: 20	R: 0 H: 2 E: 0 K: 1 S: 13	H: 2 LOB: 3 BB: 1 P: 25	R: 0 H: 0 E: 0 K: 1 S: 7	H: 0 LOB: 1 BB: 1 P: 14	1B: 5 2B: 1 3B: 0 HR: 1	SF: 1 SAC: 1 DP: 0 HBP: 1	WP: 0 PB: 0 SB: 1 CS: 0	PA: 39
<b>PITCHER</b>	IP WLS BF H R ER SO BB IBB HBP BLK WP HR S P ERA WHIP	IP WLS BF H R ER SO BB IBB HBP BLK WP HR S P ERA WHIP	IP WLS BF H R ER SO BB IBB HBP BLK WP HR S P ERA WHIP	IP WLS BF H R ER SO BB IBB HBP BLK WP HR S P ERA WHIP	IP WLS BF H R ER SO BB IBB HBP BLK WP HR S P ERA WHIP	IP WLS BF H R ER SO BB IBB HBP BLK WP HR S P ERA WHIP	IP WLS BF H R ER SO BB IBB HBP BLK WP HR S P ERA WHIP	IP WLS BF H R ER SO BB IBB HBP BLK WP HR S P ERA WHIP	IP WLS BF H R ER SO BB IBB HBP BLK WP HR S P ERA WHIP	IP WLS BF H R ER SO BB IBB HBP BLK WP HR S P ERA WHIP	IP WLS BF H R ER SO BB IBB HBP BLK WP HR S P ERA WHIP	IP WLS BF H R ER SO BB IBB HBP BLK WP HR S P ERA WHIP	IP WLS BF H R ER SO BB IBB HBP BLK WP HR S P ERA WHIP	IP WLS BF H R ER SO BB IBB HBP BLK WP HR S P ERA WHIP	IP WLS BF H R ER SO BB IBB HBP BLK WP HR S P ERA WHIP	IP WLS BF H R ER SO BB IBB HBP BLK WP HR S P ERA WHIP	IP WLS BF H R ER SO BB IBB HBP BLK WP HR S P ERA WHIP	IP WLS BF H R ER SO BB IBB HBP BLK WP HR S P ERA WHIP	IP WLS BF H R ER SO BB IBB HBP BLK WP HR S P ERA WHIP	IP WLS BF H R ER SO BB IBB HBP BLK WP HR S P ERA WHIP	IP WLS BF H R ER SO BB IBB HBP BLK WP HR S P ERA WHIP	IP WLS BF H R ER SO BB IBB HBP BLK WP HR S P ERA WHIP

Philadelphia Phillies @ New York Mets  
Citi Field, Flushing, NY  
Sat May 10 2014, 7:50 PM - 11:06 PM EDT  
Att: 29,170 - Cloudy - 72 F

AB	32
R	4
H	7
RBI	4
BB	4
SO	8
LOB	14





Batter	1	2	3	4	5	6	7	8	9	10	11	AB	R	H	RBI	BB	SO	LOB	TOP							
19 Tony Gwynn Jr., L OBP: 0.295, SLG: 0.226												6	0	0	0	0	1	2								
11 Jimmy Rollins, S OBP: 0.310, SLG: 0.441												3	1	1	0	3	1	0								
26 Chase Utley, L OBP: 0.396, SLG: 0.549												5	0	1	1	0	1	2								
6 Ryan Howard, L OBP: 0.322, SLG: 0.460												4	1	1	0	1	2	2								
59 Antonio Bastardo, R OBP: 0.295, SLG: 0.226												0	0	0	0	0	0	0								
17 Reid Brignac, L												1	0	0	0	0	0	0								
3 Marlon Byrd, R OBP: 0.358, SLG: 0.507												4	1	2	0	1	2	2								
9 Domonic Brown, L OBP: 0.294, SLG: 0.287												5	0	0	1	0	0	3								
21 Wil Nieves, R OBP: 0.321, SLG: 0.407												4	1	2	1	0	1	1								
25 Cody Asche, L OBP: 0.330, SLG: 0.400												4	0	2	1	1	1	1								
52 Jeff Manship, R												0	0	0	0	0	0	0								
35 Cole Hamels, L OBP: 0.443, SLG: 0.143												2	0	0	0	0	1	3								
43 Mario Hollands, L												0	0	0	0	0	0	0								
2 Ben Revere, L OBP: 0.295, SLG: 0.308												1	0	0	0	0	0	0								
15 John Mayberry Jr., R OBP: 0.268, SLG: 0.276												1	0	0	0	0	0	0								
<b>Inning Stats</b>	R: 0 E: 0 K: 0 S: 6	H: 1 LOB: 1 BB: 0 P: 9	R: 1 E: 0 K: 1 S: 11	H: 3 LOB: 1 BB: 0 P: 18	R: 0 E: 0 K: 3 S: 13	H: 0 LOB: 0 BB: 0 P: 18	R: 2 E: 0 K: 0 S: 11	H: 2 LOB: 2 BB: 1 P: 19	R: 0 E: 0 K: 1 S: 8	H: 0 LOB: 0 BB: 0 P: 13	R: 0 E: 0 K: 1 S: 14	H: 2 LOB: 2 BB: 0 P: 20	R: 0 E: 0 K: 1 S: 8	H: 0 LOB: 1 BB: 1 P: 16	R: 0 E: 0 K: 1 S: 9	H: 0 LOB: 1 BB: 1 P: 18	R: 1 E: 0 K: 1 S: 14	H: 1 LOB: 2 BB: 2 P: 25	R: 0 E: 0 K: 1 S: 5	H: 0 LOB: 0 BB: 0 P: 8	R: 0 E: 0 K: 0 S: 6	H: 0 LOB: 1 BB: 1 P: 15	1B: 4 2B: 4 3B: 1 HR: 0	SF: 0 SAC: 1 DP: 2 HBP: 2	WP: 0 PB: 0 SB: 1 CS: 0	PA: 49
<b>PITCHER</b>	IP: 6.0 WLS: 27 BF: 27 H: 8 R: 3 ER: 3 SO: 6	IP: 7.1 WLS: 8 BF: 0 H: 0 R: 0 ER: 2 SO: 2	IP: 8.3 WLS: 1 BF: 6 H: 1 R: 1 ER: 1 SO: 1	IP: 9.0 WLS: 1 BF: 6 H: 0 R: 0 ER: 0 SO: 1	IP: 10.1 WLS: 6 BF: 0 H: 1 R: 0 ER: 0 SO: 0	IP: 11.1 WLS: 2 BF: 0 H: 0 R: 0 ER: 0 SO: 0	IP: 1.1 WLS: 0 BF: 0 H: 0 R: 0 ER: 0 SO: 0	IP: 2.2 WLS: 0 BF: 0 H: 0 R: 0 ER: 0 SO: 0	IP: 3.3 WLS: 0 BF: 0 H: 0 R: 0 ER: 0 SO: 0	IP: 4.0 WLS: 0 BF: 0 H: 0 R: 0 ER: 0 SO: 0	IP: 4.0 WLS: 0 BF: 0 H: 0 R: 0 ER: 0 SO: 0	IP: 4.0 WLS: 0 BF: 0 H: 0 R: 0 ER: 0 SO: 0	IP: 6.0 WLS: 3 BF: 0 H: 0 R: 0 ER: 0 SO: 0	IP: 7.0 WLS: 8 BF: 0 H: 0 R: 0 ER: 0 SO: 0	IP: 8.0 WLS: 14 BF: 0 H: 0 R: 0 ER: 0 SO: 0	IP: 9.0 WLS: 16 BF: 0 H: 0 R: 0 ER: 0 SO: 0	IP: 10.0 WLS: 18 BF: 0 H: 0 R: 0 ER: 0 SO: 0	IP: 11.0 WLS: 15 BF: 0 H: 0 R: 0 ER: 0 SO: 0	ERA: 2.17	WHIP: 1.500						

Philadelphia Phillies @ New York Mets  
Citi Field, Flushing, NY  
Sun May 11 2014, 1:10 PM - 5:32 PM EDT  
Att: 28,926 - Sunny - 74 F

AB 40  
R 4  
H 9  
RBI 4  
BB 6  
SO 10  
LOB 18



Batter	1	2	3	4	5	6	7	8	9	10	11	AB	R	H	RBI	BB	SO	LOB	BOTTOM							
22 Eric Young Jr., S OBP: 0.325, SLG: 0.290												6	2	3	0	0	0	3								
28 Daniel Murphy, L OBP: 0.307, SLG: 0.455												4	1	3	2	2	0	0								
5 David Wright, R OBP: 0.337, SLG: 0.388												6	0	1	1	0	2	4								
1 Chris Young, R OBP: 0.305, SLG: 0.378												6	2	2	0	0	2	4								
29 Eric Campbell, R												3	0	1	0	1	0	2								
53 Bobby Abreu, L OBP: 0.238, SLG: 0.474												0	1	0	1	0	0	0								
27 Jeury Familia, R												0	0	0	0	0	0	0								
56 Scott Rice, L												5	0	1	1	1	2	4								
45 Zack Wheeler, L												0	0	0	0	0	0	0								
12 Juan Lagares, R OBP: 0.347, SLG: 0.441												5	0	1	1	1	2	4								
20 Anthony Recker, R OBP: 0.289, SLG: 0.429												6	0	2	0	0	3	4								
11 Rubén Tejada, R OBP: 0.320, SLG: 0.230												4	0	2	1	2	0	0								
49 Jonathon Niese, L												2	0	0	0	0	2	3								
3 Cole Hamels, L OBP: 0.443, SLG: 0.143												1	0	0	0	0	1	2								
16 Daisuke Matsuzaka, R ERA: 5.32												0	0	0	0	0	0	0								
15 Travis d'Arnaud, R OBP: 0.270, SLG: 0.368												1	0	0	0	0	1	2								
47 Jose Valverde, R ERA: 4.08												0	0	0	0	0	0	0								
21 Lucas Duda, L OBP: 0.305, SLG: 0.412												1	0	0	0	0	0	0								
<b>Inning Stats</b>	R: 1 E: 0 K: 2 S: 14	H: 2 LOB: 2 BB: 1 P: 23	R: 0 E: 0 K: 2 S: 12	H: 0 LOB: 0 BB: 0 P: 16	R: 0 E: 0 K: 1 S: 10	H: 1 LOB: 1 BB: 0 P: 14	R: 0 E: 0 K: 1 S: 14	H: 2 LOB: 3 BB: 1 P: 26	R: 0 E: 0 K: 0 S: 6	H: 0 LOB: 0 BB: 0 P: 9	R: 0 E: 0 K: 3 S: 16	H: 1 LOB: 1 BB: 0 P: 22	R: 0 E: 0 K: 1 S: 12	H: 1 LOB: 2 BB: 1 P: 24	R: 0 E: 0 K: 1 S: 12	H: 4 LOB: 1 BB: 0 P: 26	R: 3 E: 0 K: 2 S: 18	H: 0 LOB: 1 BB: 0 P: 26	R: 0 E: 0 K: 0 S: 9	H: 1 LOB: 2 BB: 1 P: 16	R: 1 E: 0 K: 0 S: 7	H: 3 LOB: 3 BB: 1 P: 14	1B: 10 2B: 5 3B: 0 HR: 1	SF: 0 SAC: 1 DP: 0 HBP: 0	WP: 0 PB: 0 SB: 2 CS: 0	PA: 53
<b>PITCHER</b>	IP: 7.0 WLS: 10 BF: 31 H: 7 R: 1 ER: 1 SO: 10	IP: 1.0 WLS: 5 BF: 7 H: 0 R: 0 ER: 0 SO: 1	IP: 3.3 WLS: 3 BF: 3 H: 3 R: 3 ER: 3 SO: 1	IP: 4.0 WLS: 4 BF: 3 H: 0 R: 0 ER: 0 SO: 0	IP: 5.0 WLS: 3 BF: 3 H: 1 R: 0 ER: 0 SO: 0	IP: 6.0 WLS: 3 BF: 3 H: 0 R: 0 ER: 0 SO: 0	IP: 7.0 WLS: 11 BF: 15 H: 11 R: 15 ER: 81.00 SO: 9.000	IP: 8.0 WLS: 7 BF: 11 H: 7 R: 11 ER: 0.00 SO: 1.500	IP: 9.0 WLS: 10 BF: 0 H: 0 R: 0 ER: 0 SO: 0	IP: 10.0 WLS: 16 BF: 0 H: 0 R: 0 ER: 0 SO: 0	IP: 11.0 WLS: 10 BF: 0 H: 0 R: 0 ER: 0 SO: 0	IP: 1.0 WLS: 5 BF: 0 H: 0 R: 0 ER: 0 SO: 0	IP: 2.0 WLS: 12 BF: 0 H: 0 R: 0 ER: 0 SO: 0	IP: 3.0 WLS: 24 BF: 0 H: 0 R: 0 ER: 0 SO: 0	IP: 4.0 WLS: 15 BF: 0 H: 0 R: 0 ER: 0 SO: 0	IP: 5.0 WLS: 15 BF: 0 H: 0 R: 0 ER: 0 SO: 0	IP: 6.0 WLS: 15 BF: 0 H: 0 R: 0 ER: 0 SO: 0	IP: 7.0 WLS: 15 BF: 0 H: 0 R: 0 ER: 0 SO: 0	IP: 8.0 WLS: 15 BF: 0 H: 0 R: 0 ER: 0 SO: 0	IP: 9.0 WLS: 15 BF: 0 H: 0 R: 0 ER: 0 SO: 0	IP: 10.0 WLS: 15 BF: 0 H: 0 R: 0 ER: 0 SO: 0	IP: 11.0 WLS: 15 BF: 0 H: 0 R: 0 ER: 0 SO: 0	ERA: 5.32	WHIP: 1.429		

Philadelphia Phillies @ New York Mets  
Citi Field, Flushing, NY  
Sun May 11 2014, 1:10 PM - 5:32 PM EDT  
Att: 28,926 - Sunny - 74 F

AB 46  
R 5  
H 16  
RBI 5  
BB 6  
SO 13  
LOB 28






Batter	1	2	3	4	5	6	7	8	9	AB	R	H	RBI	BB	SO	LOB	TOP								
22 Eric Young Jr., S OBP: 0.336, SLG: 0.339 12 Juan Lagares, R OBP: 0.347, SLG: 0.441										5	2	3	2	0	0	1									
28 Daniel Murphy, L OBP: 0.398, SLG: 0.453										5	0	2	0	0	0	2									
5 David Wright, R OBP: 0.333, SLG: 0.382										5	1	1	1	0	2	2									
3 Curtis Granderson, L OBP: 0.291, SLG: 0.326										5	1	2	2	0	1	1									
53 Bobby Abreu, L OBP: 0.208, SLG: 0.409 29 Eric Campbell, R OBP: 0.375, SLG: 0.500										3	0	0	0	0	1	1									
21 Lucas Duda, L OBP: 0.314, SLG: 0.436										4	1	1	1	0	1	0									
1 Chris Young, R OBP: 0.314, SLG: 0.436										4	1	2	2	0	1	0									
15 Travis d'Arnaud, R OBP: 0.287, SLG: 0.330										3	2	1	1	1	1	1									
11 Rubén Tejada, R OBP: 0.318, SLG: 0.242										4	0	1	0	0	1	2									
<b>Inning Stats</b>	R: 1 E: 0 K: 1 S: 10	H: 2 LOB: 1 BB: 0 P: 14	R: 0 E: 0 K: 0 S: 10	H: 1 LOB: 0 BB: 0 P: 13	R: 0 E: 0 K: 0 S: 15	H: 0 LOB: 0 BB: 0 P: 22	R: 0 E: 0 K: 0 S: 5	H: 0 LOB: 0 BB: 0 P: 10	R: 1 E: 0 K: 1 S: 10	H: 2 LOB: 1 BB: 0 P: 17	R: 2 E: 0 K: 1 S: 12	H: 2 LOB: 0 BB: 0 P: 19	R: 2 E: 0 K: 2 S: 13	H: 2 LOB: 0 BB: 1 P: 24	R: 3 E: 0 K: 1 S: 16	H: 4 LOB: 1 BB: 0 P: 28	R: 0 E: 0 K: 2 S: 10	H: 1 LOB: 1 BB: 0 P: 17	1B: 6 2B: 4 3B: 0 HR: 4	SF: 0 SAC: 0 DP: 0 HBP: 0	WP: 0 PB: 0 SB: 2 CS: 1	PA: 42			
<b>PITCHER</b>	IP WLS BF H R ER SO BB IBB HBP BLK WP HR S P ERA WHIP	6.0 25 7 4 4 3 0 0 0 0 0 2 62 95 6.00 1.167	0.2 5 2 2 2 2 1 0 0 0 0 1 10 18 27.00 4.500	0.2 L 3 2 2 2 0 0 0 0 0 0 10 20 27.00 3.000	1.2 8 3 1 1 3 0 0 0 0 0 1 19 31 5.40 1.800																				
18 Hiroki Kuroda, R ERA: 4.62 91 Alfredo Aceves, R ERA: 3.38 48 Matt Thornton, L ERA: 5.4 38 Preston Claiborne, R ERA: 1.69																									
11 Brett Gardner, L OBP: 0.348, SLG: 0.381										5	1	2	4	0	2	1									
2 Derek Jeter, R OBP: 0.341, SLG: 0.328										4	0	3	0	1	0	1									
22 Jacoby Ellsbury, L OBP: 0.357, SLG: 0.424										5	0	0	0	0	2	4									
36 Carlos Beltrán, S OBP: 0.286, SLG: 0.430 66 John Ryan Murphy, R OBP: 0.429, SLG: 0.556										3	0	0	0	0	0	2									
25 Mark Teixeira, S OBP: 0.389, SLG: 0.563 17 Brendan Ryan, R OBP: 1.000, SLG: 1.000										1	0	1	0	0	0	0									
34 Brian McCann, L OBP: 0.250, SLG: 0.336										5	1	1	0	0	1	3									
12 Alfonso Soriano, R OBP: 0.282, SLG: 0.424										4	2	2	0	0	1	1									
26 Yan Gomes, S OBP: 0.405, SLG: 0.473										4	2	3	1	0	0	0									
33 Kelly Johnson, L OBP: 0.286, SLG: 0.488										4	0	1	1	0	2	4									
14 Brian Roberts, S OBP: 0.314, SLG: 0.324										4	1	1	0	0	0	4									
<b>Inning Stats</b>	R: 0 E: 0 K: 1 S: 11	H: 1 LOB: 1 BB: 0 P: 15	R: 4 E: 0 K: 2 S: 17	H: 5 LOB: 1 BB: 0 P: 24	R: 0 E: 0 K: 0 S: 4	H: 0 LOB: 0 BB: 0 P: 7	R: 0 E: 0 K: 1 S: 9	H: 0 LOB: 0 BB: 0 P: 13	R: 0 E: 0 K: 0 S: 8	H: 1 LOB: 1 BB: 0 P: 10	R: 3 E: 0 K: 0 S: 17	H: 4 LOB: 1 BB: 0 P: 27	R: 0 E: 0 K: 3 S: 12	H: 0 LOB: 1 BB: 1 P: 21	R: 0 E: 0 K: 1 S: 11	H: 2 LOB: 1 BB: 0 P: 19	R: 0 E: 0 K: 0 S: 5	H: 1 LOB: 2 BB: 1 P: 14	1B: 11 2B: 1 3B: 1 HR: 1	SF: 0 SAC: 0 DP: 2 HBP: 0	WP: 1 PB: 0 SB: 1 CS: 0	PA: 41			
<b>PITCHER</b>	IP WLS BF H R ER SO BB IBB HBP BLK WP HR S P ERA WHIP	5.2 28 11 7 6 4 0 0 0 0 0 0 2 5 9.53 1.941	0.1 0 0 0 0 0 0 0 0 0 0 0 2 5 0.00 0.000	0.2 3 0 0 0 2 1 0 0 0 0 1 0 9 18 0.00 1.500	1.1 W 5 2 0 0 2 0 0 0 0 0 0 14 22 0.00 1.500	1.0 S 4 1 0 0 0 1 0 0 0 0 0 0 5 14 0.00 2.000																			
40 Bartolo Colon, R ERA: 5.84 52 Carlos Torres, R ERA: 2.95 56 Scott Rice, L ERA: 5.59 58 Jenry Mejia, R ERA: 4.09 44 Kyle Farnsworth, R ERA: 3.18																									

New York Mets @ New York Yankees  
Yankee Stadium, Bronx, NY  
Mon May 12 2014, 7:10 PM - 10:45 PM EDT  
Att: 46,517 - Overcast - 74 F

livebaseballscorecards.com


AB 40  
R 9  
H 14  
RBI 9  
BB 1  
SO 8  
LOB 11



New York Mets @ New York Yankees  
Yankee Stadium, Bronx, NY  
Mon May 12 2014, 7:10 PM - 10:45 PM EDT  
Att: 46,517 - Overcast - 74 F

livebaseballscorecards.com

AB 39  
R 7  
H 14  
RBI 6  
BB 2  
SO 8  
LOB 20









Batter	1	2	3	4	5	6	7	8	9	AB R H RBI BB SO LOB	TOP											
11 Brett Gardner, L OBP: 0.351, SLG: 0.382	0-1 FC1-6 1B		1-2 F9		2-3 K		2-1 1B		2-1 P6	5 1 2 0 0 1 1	<b>New York Yankees @ New York Mets</b> Citi Field, Flushing, NY Wed May 14 2014, 7:12 PM - 10:12 PM EDT Att: 35,577 - Cloudy - 58 F											
2 Derek Jeter, R OBP: 0.340, SLG: 0.317	2-2 FC1-6 1-2		3-3 K		1-0 G5-3		3-2 1B			4 0 1 1 0 1 1												
22 Jacoby Ellsbury, L OBP: 0.362, SLG: 0.410	3-2 P6		4-2 BB		0-0 L7		0-3 K			3 0 0 0 1 1 2												
25 Mark Teixeira, S OBP: 0.375, SLG: 0.562	1-0 P4		3-2 P6		1-0 HR		2-3 K			4 1 1 1 0 1 2												
34 Brian McCann, L OBP: 0.263, SLG: 0.362		3-2 G6-3		0-0 F9		3-3 K		2-2 F7		4 0 0 0 0 1 0												
12 Alfonso Soriano, R OBP: 0.272, SLG: 0.404		1-1 G6-3		1-2 G6-3		0-0 F8		2-1 P6		4 0 0 0 0 0 0												
26 Yanervis Solarte, S OBP: 0.414, SLG: 0.521		4-1 BB		3-1 HR		0-1 F9		1-3 K		3 2 1 1 1 1 0												
14 Brian Roberts, S OBP: 0.318, SLG: 0.357		0-2 3B		2-1 3B		0-0 L1-3		0-0 L8		4 0 2 1 0 0 0												
19 Masahiro Tanaka, R OBP: 0.143, SLG: 0.143		2-2 F9		0-1 G4-3		2-3 K		1-0 1B		4 0 1 0 0 1 2												
<b>Inning Stats</b>	R: 0 E: 0 K: 0 S: 10	H: 1 LOB: 1 BB: 0 P: 16	R: 1 E: 0 K: 0 S: 13	H: 1 LOB: 1 BB: 23	R: 0 E: 0 K: 1 S: 19	H: 0 LOB: 1 BB: 1 P: 30	R: 0 E: 0 K: 1 S: 9	H: 2 LOB: 1 BB: 0 P: 16	R: 0 E: 0 K: 1 S: 9	H: 0 LOB: 0 BB: 0 P: 12	R: 1 E: 0 K: 1 S: 7	H: 1 LOB: 0 BB: 11	R: 1 E: 0 K: 2 S: 17	H: 2 LOB: 1 BB: 24	R: 0 E: 0 K: 1 S: 8	H: 0 LOB: 0 BB: 14	R: 0 E: 0 K: 1 S: 7	H: 1 LOB: 0 BB: 11	1B: 4 2B: 0 3B: 2 HR: 2	SF: 0 SAC: 0 DP: 0 HBP: 0	WP: 1 PB: 0 CS: 0	PA: 37
<b>PITCHER</b>	IP WLS BF H R ER SO BB IBB HBP BLK WP HR S P ERA WHIP											<b>PITCHER</b>	IP WLS BF H R ER SO BB IBB HBP BLK WP HR S P ERA WHIP									
50 Rafael Montero, R ERA: 4.5	6.0 L 25 5 3 3 3 2 0 0 0 0 0 2 68 108 4.50 1.167																					
52 Carlos Torres, R ERA: 3.22	1.0 5 2 1 1 2 0 0 0 0 1 0 17 24 9.00 2.000																					
47 Jose Valverde, R ERA: 3.63	2.0 7 1 0 0 2 0 0 0 0 0 0 15 25 0.00 0.500																					

AB	35
R	4
H	8
RBI	4
BB	2
SO	7
LOB	8



Batter	1	2	3	4	5	6	7	8	9	AB R H RBI BB SO LOB	BOTTOM									
22 Eric Young Jr., S OBP: 0.336, SLG: 0.336	2-2 G3		1-1 G3			3-2 2B			2-2 FC4-6 FC1-6 1-2	4 0 1 0 0 0 1	<b>New York Yankees @ New York Mets</b> Citi Field, Flushing, NY Wed May 14 2014, 7:12 PM - 10:12 PM EDT Att: 35,577 - Cloudy - 58 F									
28 Daniel Murphy, L OBP: 0.386, SLG: 0.465	1-2 1B		2-0 L9			1-1 G3			1-1 FC1-6 1-2	4 0 1 0 0 0 2										
5 David Wright, R OBP: 0.333, SLG: 0.386	2-1 F9		0-2 G4-3			3-3 K			0-1 L6	4 0 0 0 0 1 2										
3 Curtis Granderson, L OBP: 0.301, SLG: 0.348	0-1 L9		2-2 F7			1-3 K				3 0 0 0 0 1 1										
1 Chris Young, R OBP: 0.298, SLG: 0.407		1-0 P4		1-1 1B		2-2 K				3 0 1 0 0 1 0										
47 Jose Valverde, R ERA: 3.63		0-1 P4		0-2 L8		0-2 K				0 0 0 0 0 0 0										
21 Lucas Duda, L OBP: 0.344, SLG: 0.407		2-3 K		0-2 L8		1-1 P4				3 0 0 0 0 1 1										
20 Anthony Recker, R OBP: 0.271, SLG: 0.400		2-3 K		2-2 K		0-0 G4-3				3 0 0 0 0 2 0										
11 Rubén Tejada, R OBP: 0.313, SLG: 0.235			0-0 L8			3-1 F9			2-3 K	3 0 0 0 0 1 0										
<b>Inning Stats</b>	R: 0 E: 0 K: 0 S: 10	H: 1 LOB: 0 BB: 0 P: 15	R: 0 E: 0 K: 2 S: 7	H: 0 LOB: 0 BB: 0	R: 0 E: 0 K: 1 S: 6	H: 0 LOB: 0 BB: 0 P: 7	R: 0 E: 0 K: 0 S: 7	H: 0 LOB: 0 BB: 0 P: 11	R: 0 E: 0 K: 1 S: 8	H: 1 LOB: 0 BB: 0 P: 11	R: 0 E: 0 K: 3 S: 12	H: 0 LOB: 0 BB: 0 P: 18	R: 0 E: 0 K: 1 S: 6	H: 0 LOB: 0 BB: 9	R: 0 E: 0 K: 1 S: 10	H: 1 LOB: 0 BB: 13	1B: 3 2B: 1 3B: 0 HR: 0	SF: 0 SAC: 0 DP: 0 HBP: 0	WP: 0 PB: 0 CS: 1	PA: 30
<b>PITCHER</b>	IP WLS BF H R ER SO BB IBB HBP BLK WP HR S P ERA WHIP											<b>PITCHER</b>	IP WLS BF H R ER SO BB IBB HBP BLK WP HR S P ERA WHIP							
19 Masahiro Tanaka, R ERA: 2.17	9.0 W 30 4 0 0 8 0 0 0 0 0 0 76 114 0.00 0.444																			
12 Juan Lagares, R OBP: 0.336, SLG: 0.439																				
52 Carlos Torres, R ERA: 3.22																				
53 Bobby Abreu, L OBP: 0.240, SLG: 0.435																				

AB	30
R	0
H	4
RBI	0
BB	0
SO	8
LOB	7






Batter	1	2	3	4	5	6	7	8	9	AB	R	H	RBI	BB	SO	LOB	TOP							
11 Brett Gardner, L (1,7) OBP: 0.355, SLG: 0.377	F9																2	0	0	0	2	1	0	
2 Derek Jeter, R (1,6) OBP: 0.331, SLG: 0.368	G6-3																							
30 David Robertson, R (8,1)																								
22 Jacoby Ellsbury, L (1,8) OBP: 0.359, SLG: 0.412																								
25 Mark Teixeira, S (1,3) OBP: 0.380, SLG: 0.554																								
34 Brian McCann, L (1,2) OBP: 0.262, SLG: 0.358																								
12 Alfonso Soriano, R (1,9) OBP: 0.277, SLG: 0.414																								
26 Yanervis Solarte, S (1,5) (5,4)																								
14 Brian Roberts, S (1,4) OBP: 0.313, SLG: 0.350																								
68 Dellin Betances, R (5,1)																								
24 Zoilo Almonte, S (8,PH)																								
43 Adam Warren, R (8,1)																								
17 Brendan Ryan, R (8,6) OBP: 1.000, SLG: 1.000																								
39 Chase Whitley, R (1,1) OBP: 1.000, SLG: 1.000																								
33 Kelly Johnson, L (5,5) OBP: 0.299, SLG: 0.471																								
<b>Inning Stats</b>	R: 0 E: 0 K: 1 S: 13	H: 1 LOB: 1 BB: 0 P: 21	R: 0 E: 0 K: 1 S: 9	H: 1 LOB: 0 BB: 0 P: 13	R: 0 E: 0 K: 0 S: 8	H: 1 LOB: 1 BB: 1 P: 13	R: 0 E: 0 K: 0 S: 5	H: 0 LOB: 0 BB: 0 P: 7	R: 0 E: 0 K: 2 S: 8	H: 0 LOB: 0 BB: 0 P: 14	R: 0 E: 0 K: 2 S: 7	H: 0 LOB: 0 BB: 0 P: 10	R: 1 E: 0 K: 0 S: 7	H: 1 LOB: 1 BB: 1 P: 13	R: 0 E: 0 K: 1 S: 14	H: 0 LOB: 1 BB: 2 P: 24	R: 0 E: 0 K: 1 S: 14	H: 2 LOB: 1 BB: 0 P: 19	1B: 4 2B: 3 3B: 0 HR: 0	SF: 0 SAC: 0 DP: 3 HBP: 0	WP: 1 PB: 0 SB: 0 CS: 0	PA: 34		
<b>PITCHER</b>	IP WLS BF H R ER SO BB IBB HBP BLK WP HR S P ERA WHIP																							
48 Jacob deGrom, R (1,1) ERA: 1.29	7.0 L 25 4 1 1 6 2 0 0 0 0 0 0 57 91 1.29 0.857																							
56 Scott Rice, L (8,1) ERA: 5.4	0.1 3 0 0 0 1 2 0 0 0 0 0 0 8 17 0.00 6.000																							
27 Jeury's Familia, R (8,1) ERA: 3.38	0.1 1 0 0 0 0 0 0 0 0 0 0 0 5 6 0.00 0.000																							
66 Josh Edgin, L (8,1) ERA: 4.75	0.1 1 0 0 0 0 0 0 0 0 0 0 0 1 1 0.00 0.000																							
58 Jenny Mejia, R (9,1)	1.0 4 2 0 0 1 0 0 0 0 0 0 0 14 19 0.00 2.000																							

New York Yankees @ New York Mets  
Citi Field, Flushing, NY  
Thu May 15 2014, 7:15 PM - 10:16 PM EDT  
Att: 40,133 - Cloudy - 68 F

AB 30  
R 1  
H 6  
RBI 1  
BB 4  
SO 8  
LOB 14



Batter	1	2	3	4	5	6	7	8	9	AB	R	H	RBI	BB	SO	LOB	BOTTOM							
22 Eric Young Jr., S (1,7) OBP: 0.326, SLG: 0.325	G3																4	0	0	0	0	1	5	
58 Jenny Mejia, R (9,1)																								
28 Daniel Murphy, L (1,4) OBP: 0.394, SLG: 0.460	G3																							
5 David Wright, R (1,5) OBP: 0.326, SLG: 0.376																								
3 Curtis Granderson, L (1,9) OBP: 0.294, SLG: 0.338																								
1 Chris Young, R (1,8) (9,7)																								
21 Lucas Duda, L (1,3) OBP: 0.333, SLG: 0.393																								
11 Rubén Tejada, R (1,6) OBP: 0.322, SLG: 0.240																								
36 Juan Centeno, L (1,2)																								
48 Jacob deGrom, L (1,1) OBP: 1.000, SLG: 1.000																								
56 Scott Rice, L (8,1)																								
27 Jeury's Familia, R (8,1)																								
66 Josh Edgin, R (8,1)																								
53 Bobby Abreu, L (8,PH) OBP: 1.000, SLG: 1.000																								
12 Juan Lagares, R (8,PH) OBP: 0.338, SLG: 0.438																								
<b>Inning Stats</b>	R: 0 E: 0 K: 1 S: 8	H: 0 LOB: 0 BB: 0 P: 12	R: 0 E: 0 K: 0 S: 5	H: 0 LOB: 0 BB: 0 P: 8	R: 0 E: 0 K: 1 S: 14	H: 2 LOB: 2 BB: 0 P: 21	R: 0 E: 0 K: 2 S: 9	H: 0 LOB: 0 BB: 0 P: 15	R: 0 E: 0 K: 0 S: 9	H: 0 LOB: 2 BB: 2 P: 21	R: 0 E: 0 K: 3 S: 9	H: 0 LOB: 0 BB: 0 P: 12	R: 0 E: 0 K: 3 S: 9	H: 0 LOB: 0 BB: 0 P: 12	R: 0 E: 0 K: 2 S: 10	H: 1 LOB: 2 BB: 1 P: 18	R: 0 E: 0 K: 2 S: 9	H: 0 LOB: 0 BB: 0 P: 17	1B: 3 2B: 0 3B: 0 HR: 0	SF: 0 SAC: 1 DP: 0 HBP: 0	WP: 0 PB: 0 SB: 0 CS: 0	PA: 33		
<b>PITCHER</b>	IP WLS BF H R ER SO BB IBB HBP BLK WP HR S P ERA WHIP																							
39 Chase Whitley, R (1,1) ERA: 1.61	4.2 W 7 0 0 0 6 2 0 0 0 0 0 0 20 27 0.00 0.000																							
68 Dellin Betances, R (5,1)	2.1 7 0 0 0 6 0 0 0 0 0 0 0 20 27 0.00 0.000																							
43 Adam Warren, R (8,1)	0.2 H 4 1 0 0 2 1 0 0 0 0 0 0 8 16 0.00 3.000																							
30 David Robertson, R (8,1) ERA: 1.74	1.1 S 4 0 0 0 2 0 0 0 0 0 0 0 11 19 0.00 0.000																							

New York Yankees @ New York Mets  
Citi Field, Flushing, NY  
Thu May 15 2014, 7:15 PM - 10:16 PM EDT  
Att: 40,133 - Cloudy - 68 F

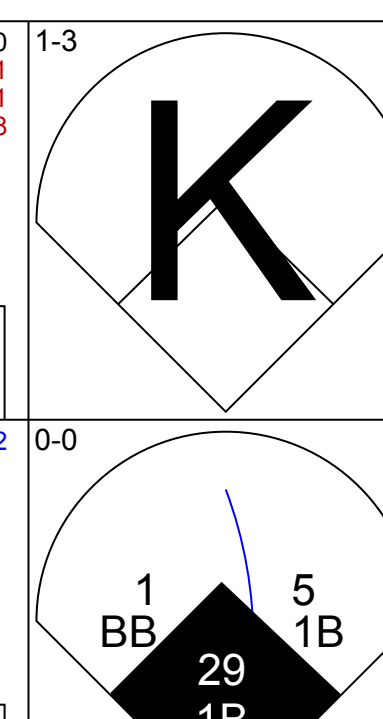
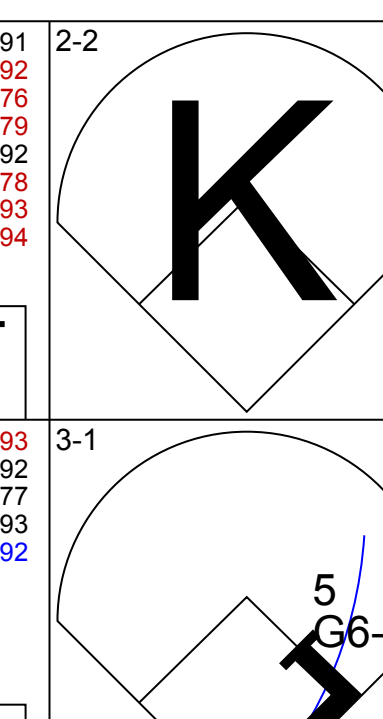
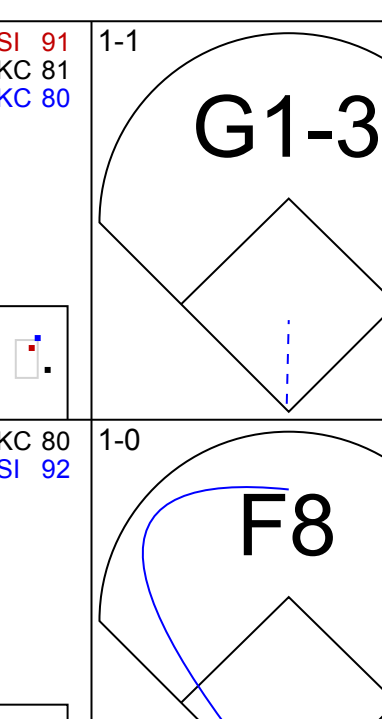
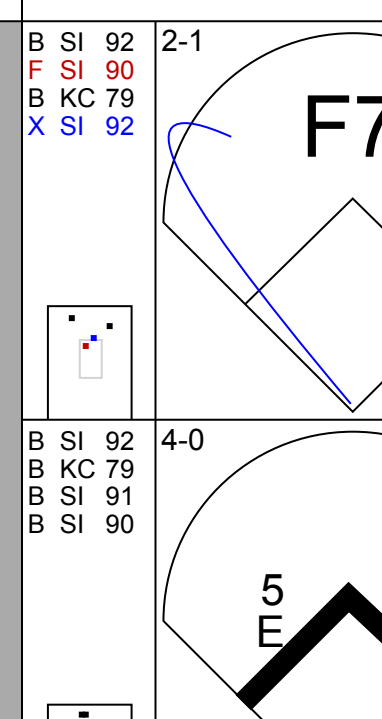
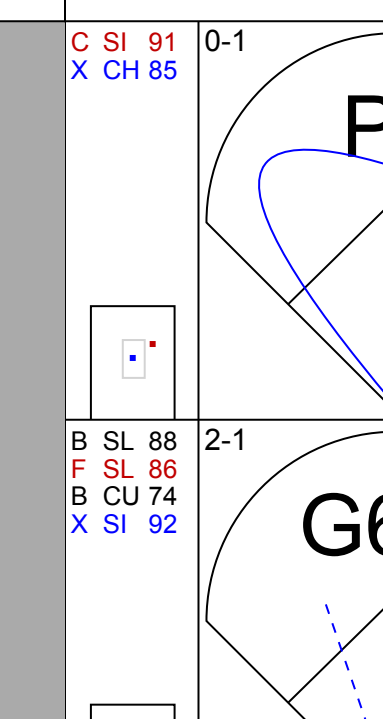
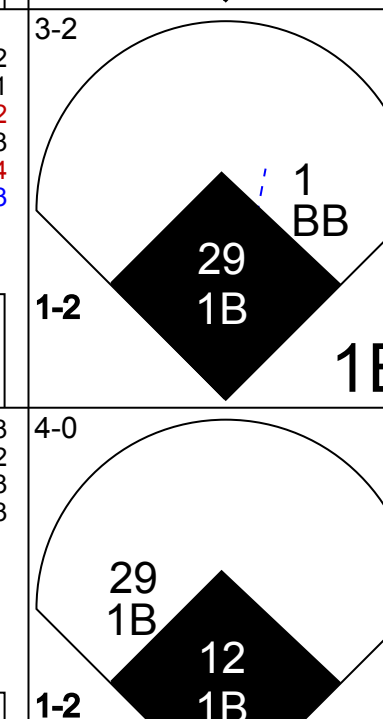
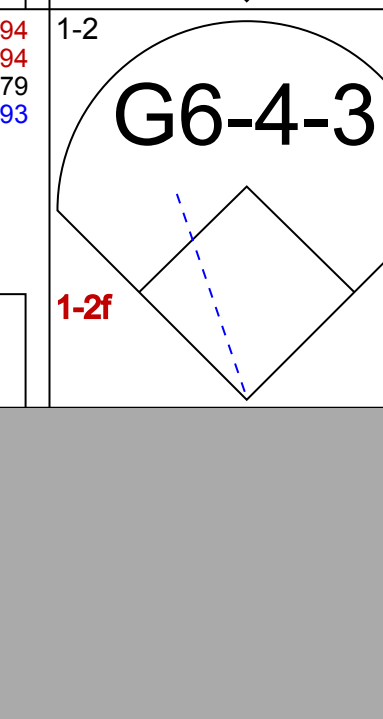

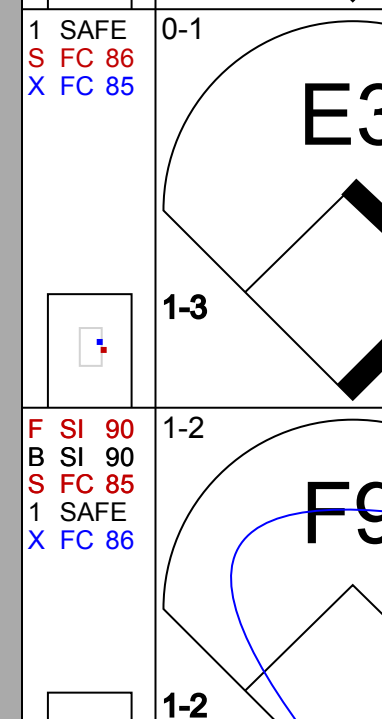

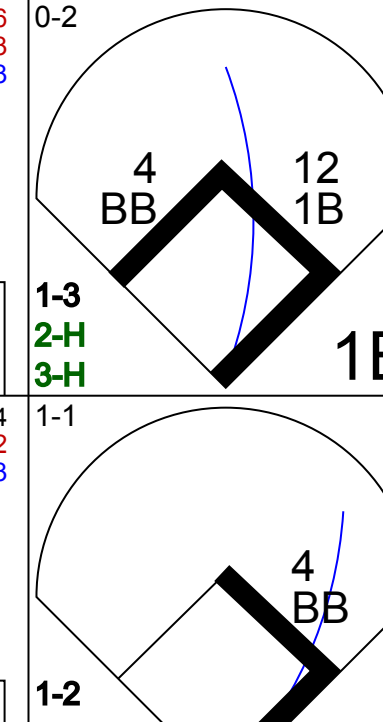

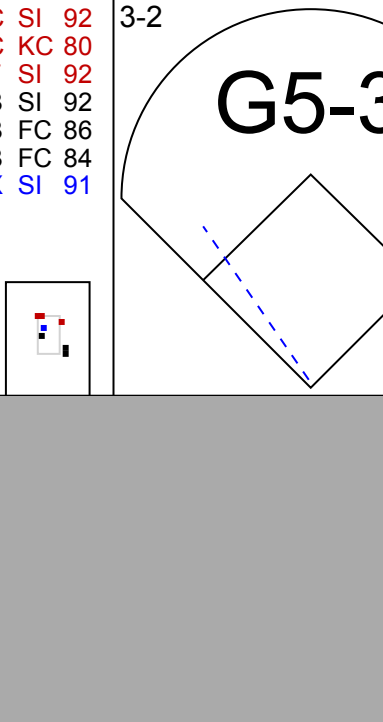
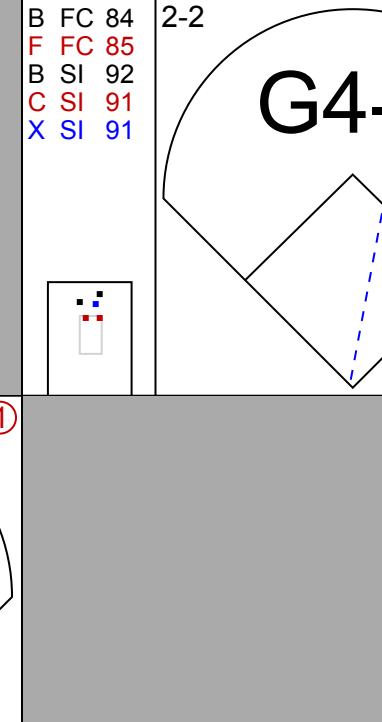
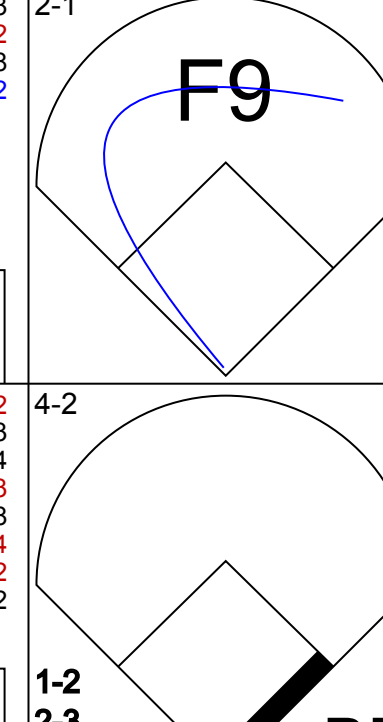
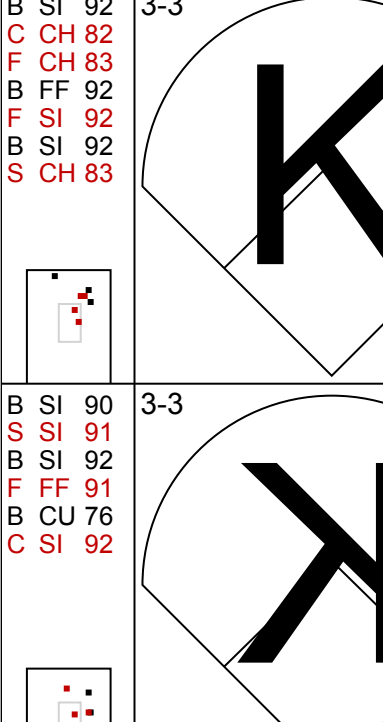


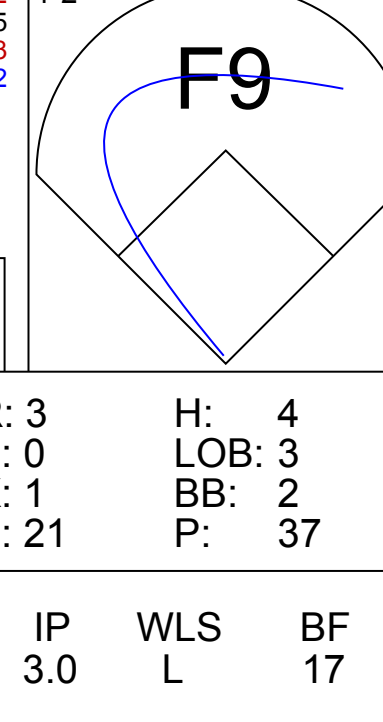
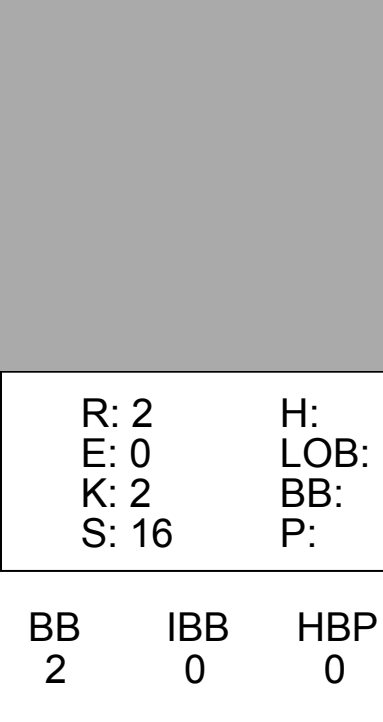
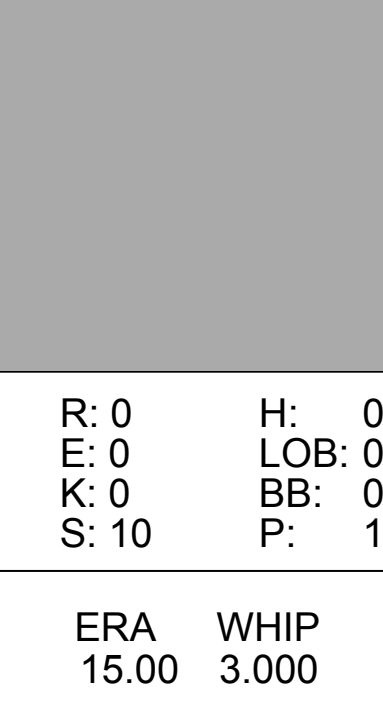
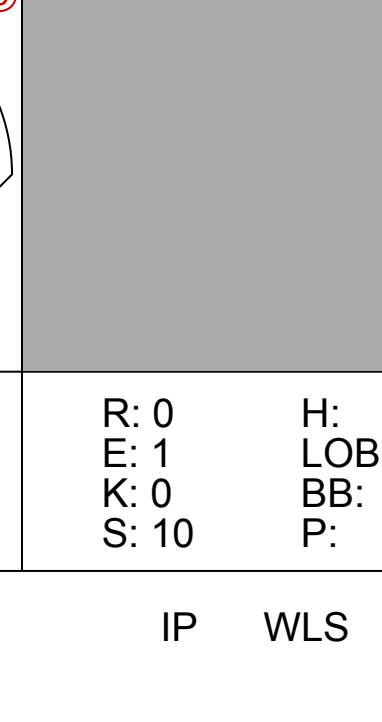
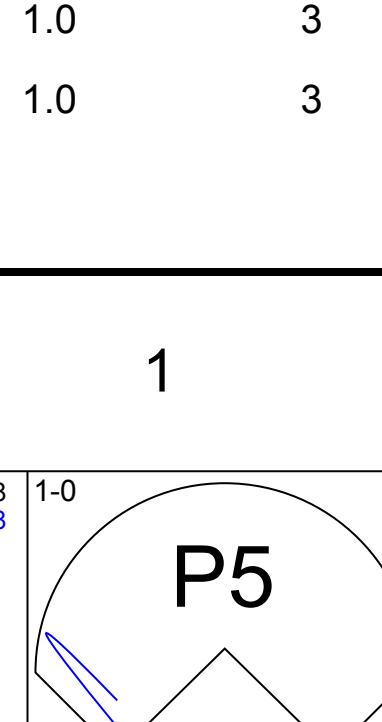
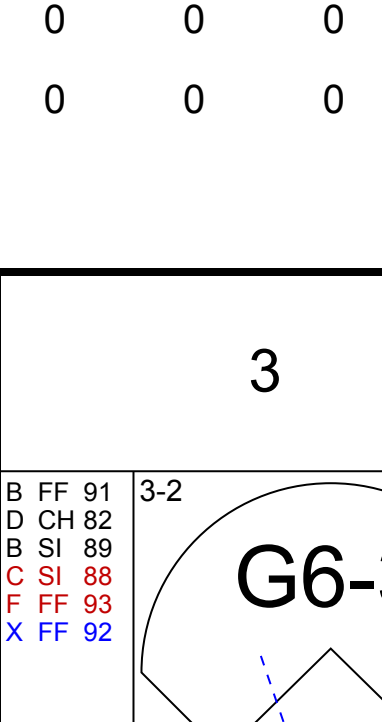
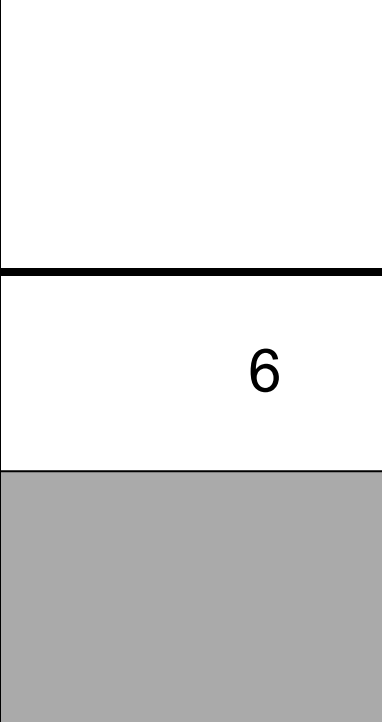
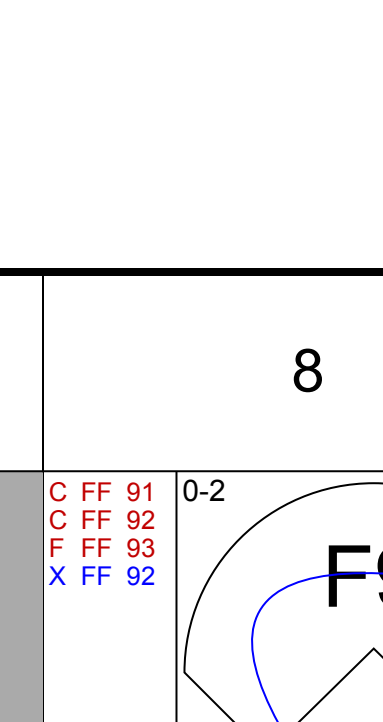
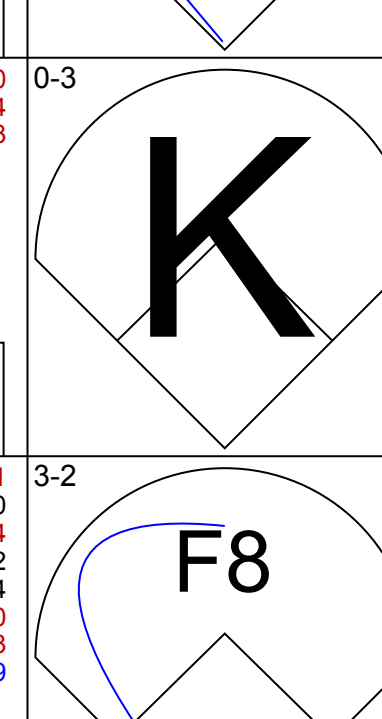
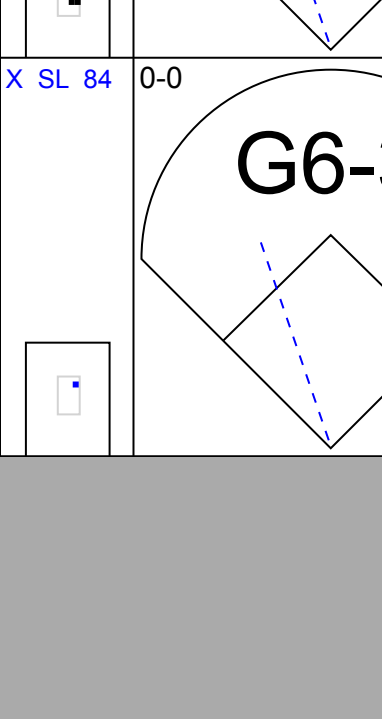
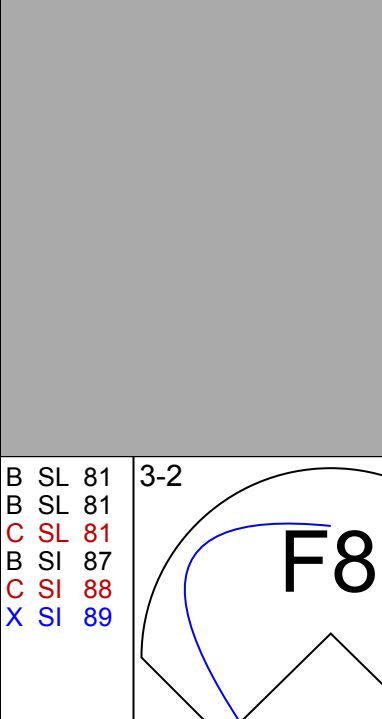
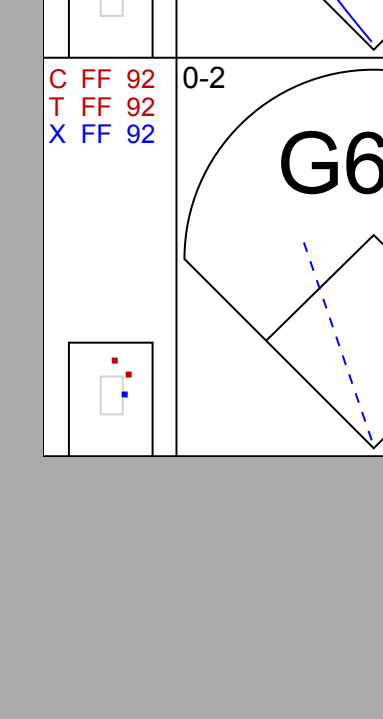


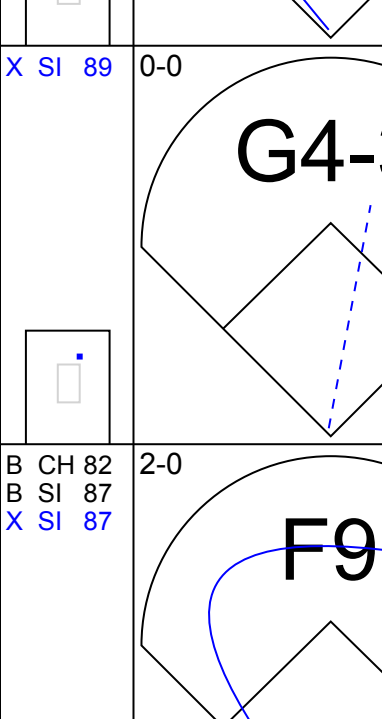





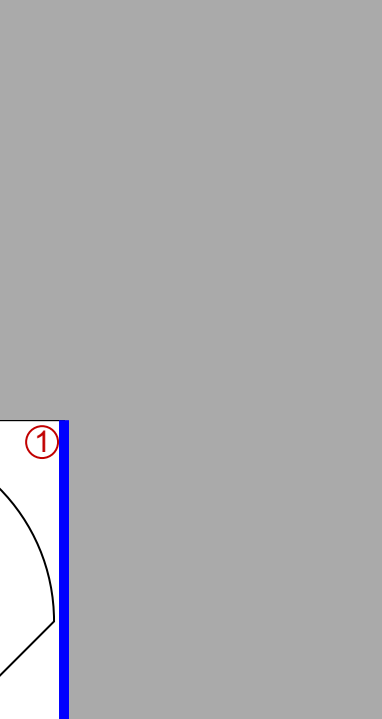
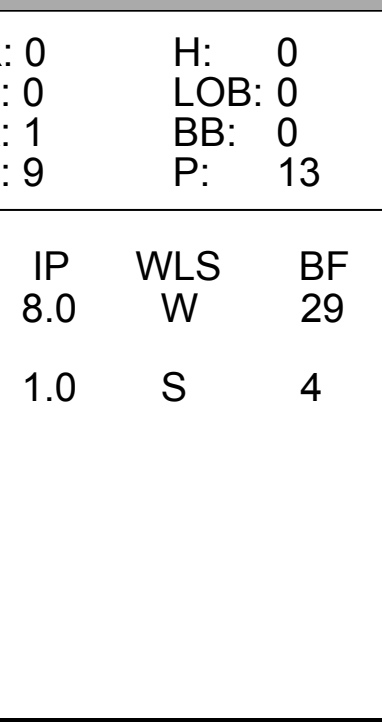
AB 29  
R 0  
H 3  
RBI 0  
BB 3  
SO 14  
LOB 10







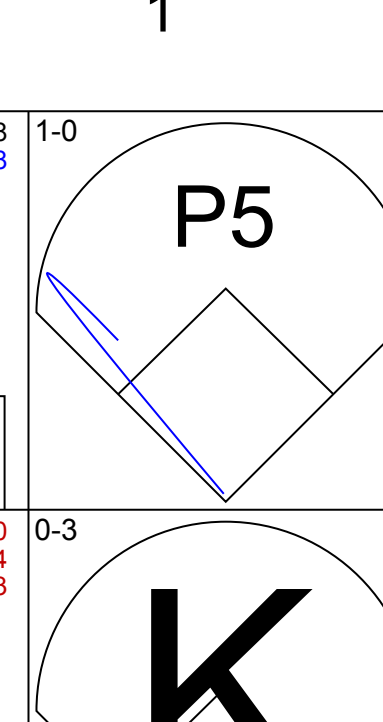
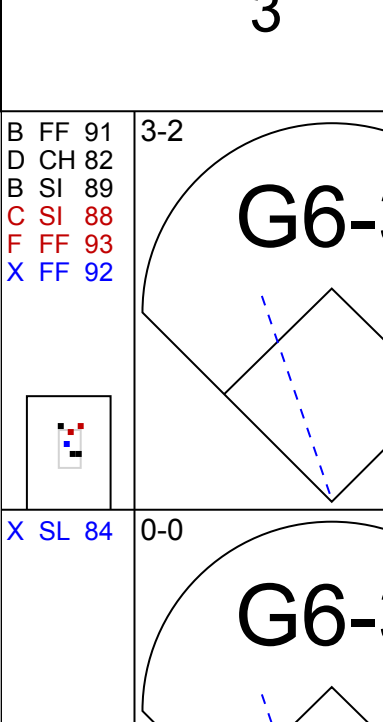
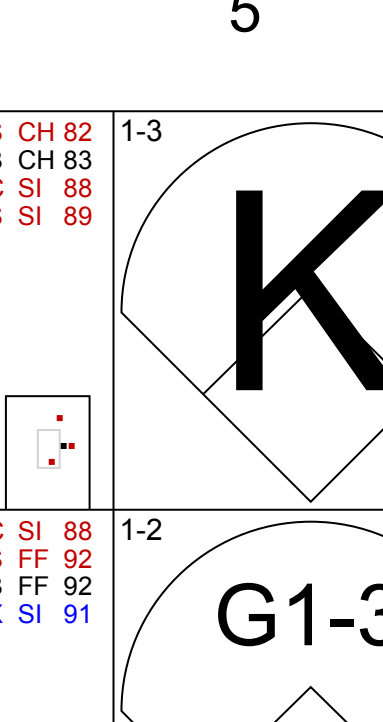
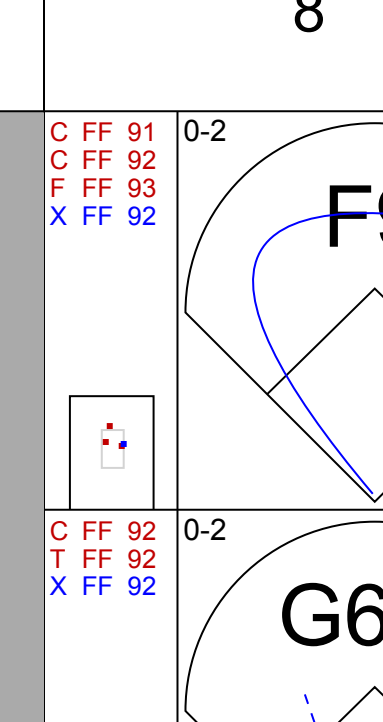
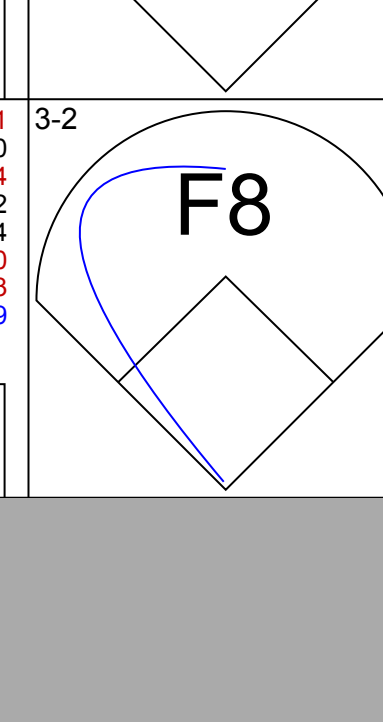




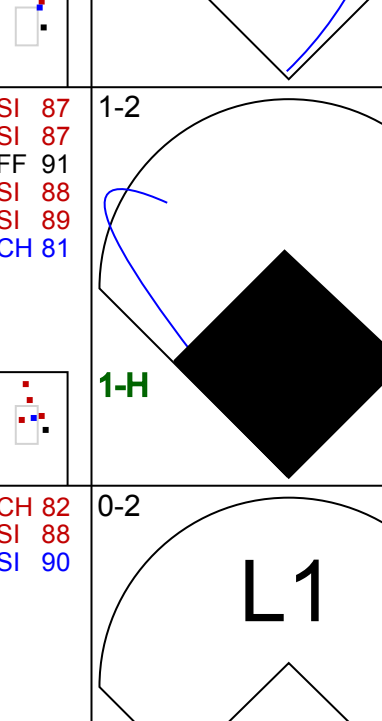
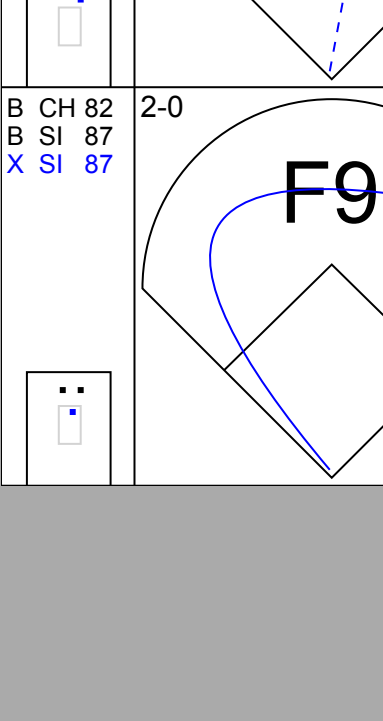
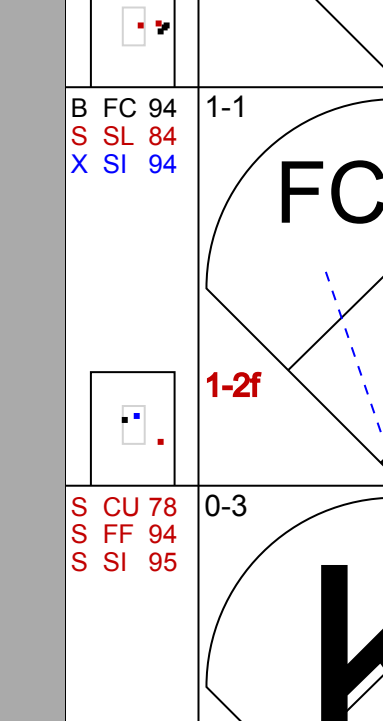
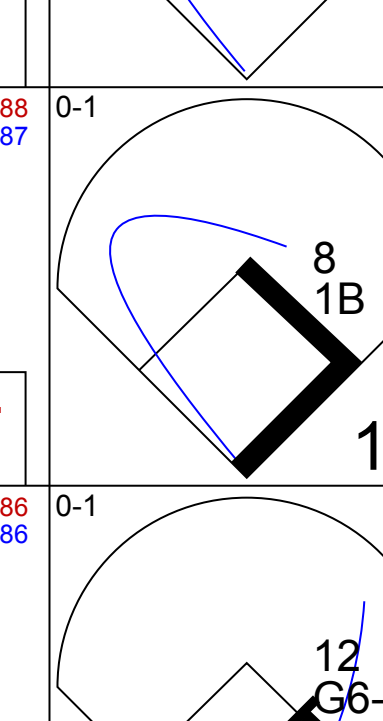
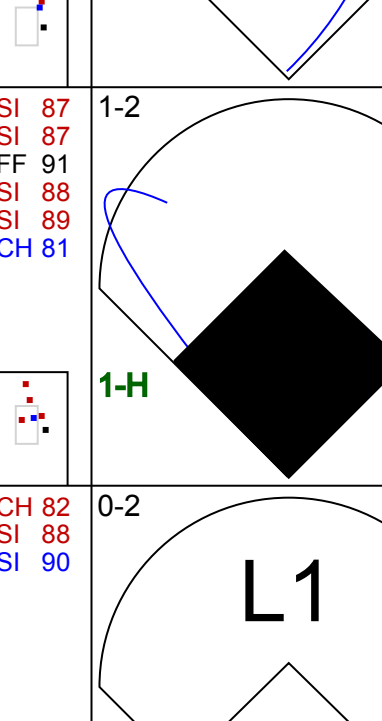
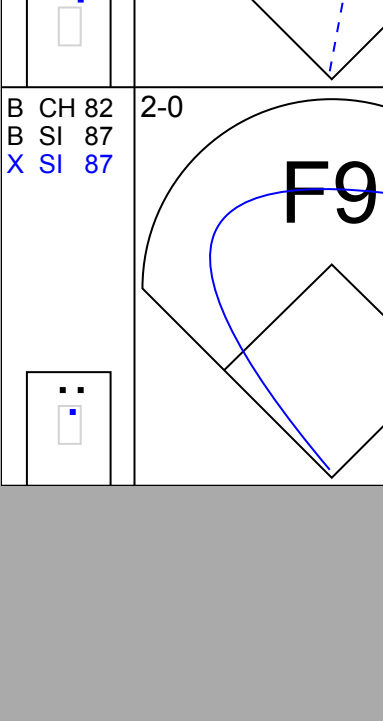
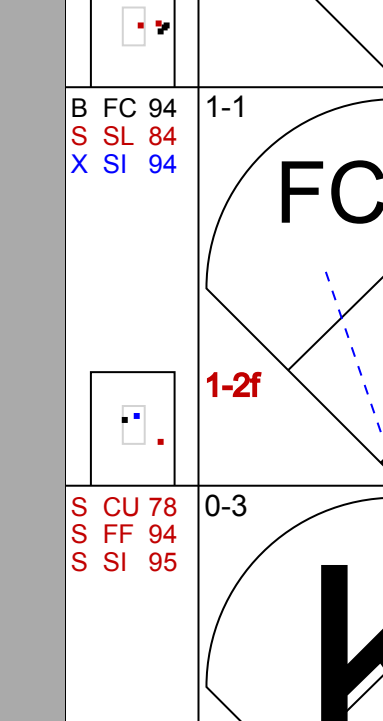
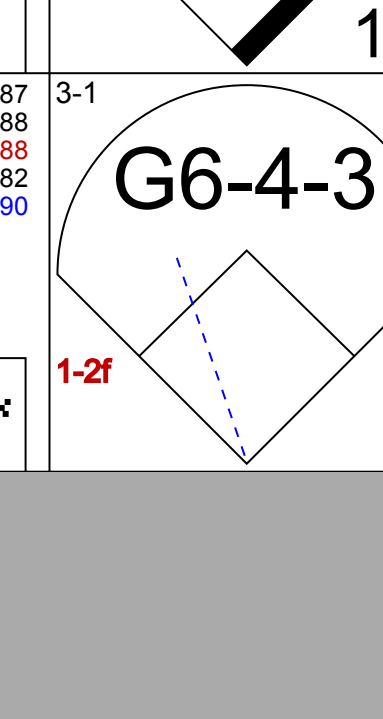
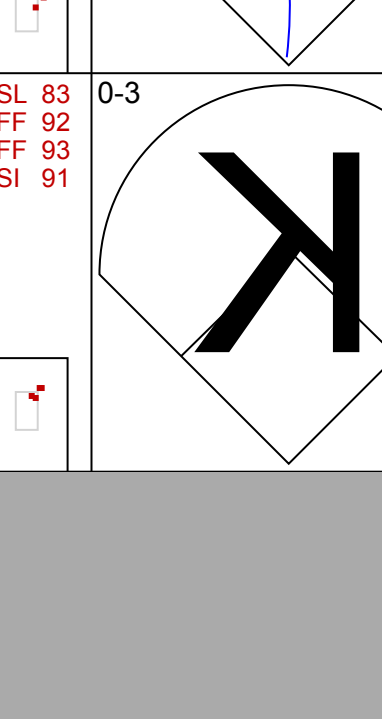


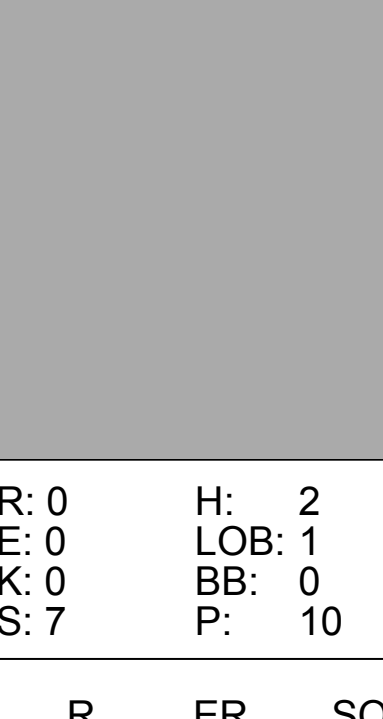
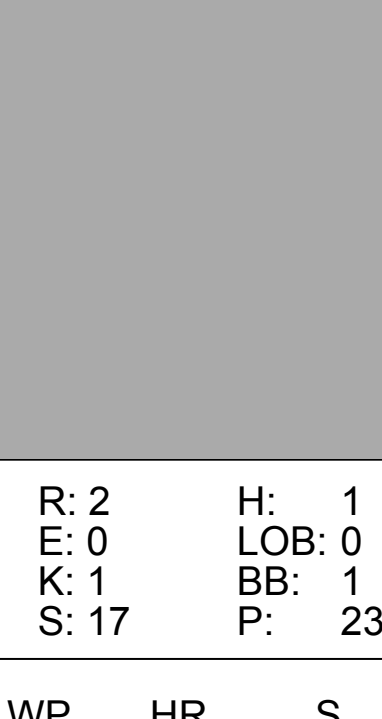
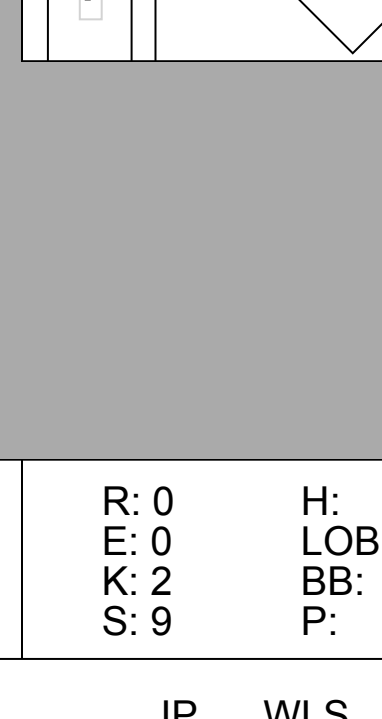
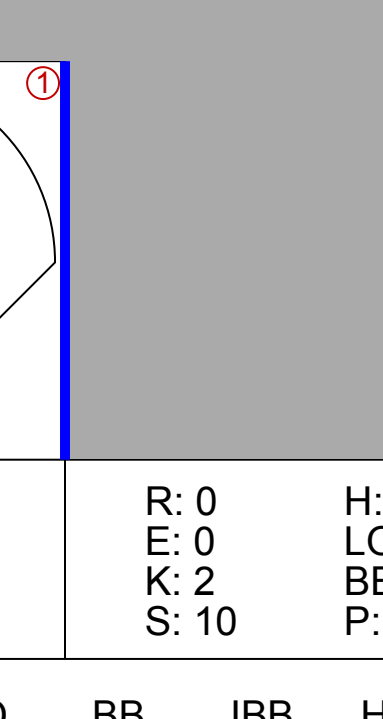









Batter	1	2	3	4	5	6	7	8	9	AB	R	H	RBI	BB	SO	LOB	TOP					
22 Eric Young Jr. S OBP: 0.318, SLG: 0.318										5	0	0	0	0	2	0						
28 Daniel Murphy L OBP: 0.371, SLG: 0.456										4	1	2	0	1	0	0						
5 David Wright R OBP: 0.323, SLG: 0.371										4	1	1	0	0	0	2						
1 Chris Young R OBP: 0.282, SLG: 0.372										3	1	0	0	1	0	2						
29 Eric Campbell R OBP: 0.462, SLG: 0.636										4	1	2	2	0	0	2						
12 Juan Lagares R OBP: 0.348, SLG: 0.471										4	1	2	3	0	0	0						
20 Anthony Recker R OBP: 0.250, SLG: 0.377										4	0	0	0	0	2	2						
4 Wilmer Flores R OBP: 0.294, SLG: 0.200										3	0	1	0	1	2	0						
58 Jenny Mejia R										0	0	0	0	0	0	0						
40 Bartolo Colon R										3	0	0	0	0	1	4						
11 Rubén Tejeda R										1	0	0	0	0	1	0						
<b>Inning Stats</b>	R: 3 H: 4 E: 0 K: 1 S: 21	H: 4 R: 5 ER: 5 LOB: 3 BB: 2 P: 37	R: 0 H: 1 E: 0 K: 1 S: 11	H: 1 R: 0 ER: 0 LOB: 0 BB: 0 P: 17	R: 2 H: 2 E: 0 K: 2 S: 16	H: 2 R: 0 ER: 0 LOB: 0 BB: 0 P: 30	R: 0 H: 0 E: 0 K: 0 S: 4	H: 0 R: 0 ER: 0 LOB: 0 BB: 0 P: 7	R: 0 H: 0 E: 0 K: 0 S: 10	H: 1 R: 0 ER: 0 LOB: 1 BB: 0 P: 15	R: 0 H: 0 E: 1 K: 0 S: 10	H: 0 R: 0 ER: 1 LOB: 2 BB: 1 P: 19	R: 0 H: 0 E: 0 K: 1 S: 7	H: 0 R: 0 ER: 0 LOB: 0 BB: 0 P: 10	R: 0 H: 0 E: 0 K: 1 S: 7	H: 0 R: 0 ER: 0 LOB: 0 BB: 0 P: 11	1B: 7 2B: 0 3B: 0 HR: 1	SF: 0 SAC: 0 DP: 1 HBP: 0	WP: 0 PB: 0 SB: 0 CS: 0	PA: 38		
<b>PITCHER</b>	IP WLS BF H R ER SO BB IBB HBP BLK WP HR S P ERA WHIP	IP WLS BF H R ER SO BB IBB HBP BLK WP HR S P ERA WHIP	IP WLS BF H R ER SO BB IBB HBP BLK WP HR S P ERA WHIP	IP WLS BF H R ER SO BB IBB HBP BLK WP HR S P ERA WHIP	IP WLS BF H R ER SO BB IBB HBP BLK WP HR S P ERA WHIP	IP WLS BF H R ER SO BB IBB HBP BLK WP HR S P ERA WHIP	IP WLS BF H R ER SO BB IBB HBP BLK WP HR S P ERA WHIP	IP WLS BF H R ER SO BB IBB HBP BLK WP HR S P ERA WHIP	IP WLS BF H R ER SO BB IBB HBP BLK WP HR S P ERA WHIP	IP WLS BF H R ER SO BB IBB HBP BLK WP HR S P ERA WHIP	IP WLS BF H R ER SO BB IBB HBP BLK WP HR S P ERA WHIP	IP WLS BF H R ER SO BB IBB HBP BLK WP HR S P ERA WHIP	IP WLS BF H R ER SO BB IBB HBP BLK WP HR S P ERA WHIP	IP WLS BF H R ER SO BB IBB HBP BLK WP HR S P ERA WHIP	IP WLS BF H R ER SO BB IBB HBP BLK WP HR S P ERA WHIP	IP WLS BF H R ER SO BB IBB HBP BLK WP HR S P ERA WHIP	IP WLS BF H R ER SO BB IBB HBP BLK WP HR S P ERA WHIP	IP WLS BF H R ER SO BB IBB HBP BLK WP HR S P ERA WHIP	IP WLS BF H R ER SO BB IBB HBP BLK WP HR S P ERA WHIP	IP WLS BF H R ER SO BB IBB HBP BLK WP HR S P ERA WHIP	IP WLS BF H R ER SO BB IBB HBP BLK WP HR S P ERA WHIP	
47 Gio González L ERA: 4.62	3.0	17	7	5	5	4	2	0	0	0	0	0	0	0	0	0	0	1	48	84	15.00	3.000
35 Craig Stammen R ERA: 2.52	4.0	15	1	0	0	2	1	0	0	0	0	0	0	0	0	0	0	0	36	54	0.00	0.500
30 Aaron Barrett R ERA: 0.6	1.0	3	0	0	0	1	0	0	0	0	0	0	0	0	0	0	0	0	7	10	0.00	0.000
13 Jerry Blevins L ERA: 3.57	1.0	3	0	0	0	1	0	0	0	0	0	0	0	0	0	0	0	0	7	11	0.00	0.000

New York Mets @ Washington Nationals  
Nationals Park, Washington, DC  
Sat May 17 2014, 4:07 PM - 6:54 PM EDT  
Att: 41,225 - Cloudy - 64 F

AB 35  
R 5  
H 8  
RBI 5  
BB 3  
SO 8  
LOB 12



Batter	1	2	3	4	5	6	7	8	9	AB	R	H	RBI	BB	SO	LOB	BOTTOM					
2 Denard Span L OBP: 0.288, SLG: 0.326										4	0	0	0	0	1	2						
6 Anthony Rendon R OBP: 0.304, SLG: 0.459										4	0	0	0	0	1	2						
28 Jayson Werth R OBP: 0.390, SLG: 0.445										3	1	1	0	1	0	0						
40 Wilson Ramos R OBP: 0.226, SLG: 0.192										4	0	0	0	0	1	2						
20 Ian Desmond R OBP: 0.280, SLG: 0.383										4	1	2	2	0	0	1						
8 Danny Espinosa S OBP: 0.295, SLG: 0.412										4	0	1	0	0	2	1						
12 Tyler Moore R OBP: 0.278, SLG: 0.420										3	0	0	0	0	1	2						
15 Nate McLouth L OBP: 0.260, SLG: 0.200										3	0	1	0	0	1	0						
47 Gio González R OBP: 0.143, SLG: 0.357										1	0	0	0	0	0	1						
35 Craig Stammen R OBP: 0.333, SLG: 0.667										1	0	1	0	0	0	0						
30 Aaron Barrett R										0	0	0	0	0	0	0						
4 Zach Walters S OBP: 0.288, SLG: 0.560										1	0	0	0	0	0	0						
13 Jerry Blevins L										0	0	0	0	0	0	0						
<b>Inning Stats</b>	R: 0 H: 0 E: 0 K: 1 S: 9	H: 2 R: 2 ER: 2 LOB: 1 BB: 0 P: 10	R: 0 H: 1 E: 0 K: 0 S: 6	H: 1 R: 0 ER: 0 LOB: 0 BB: 0 P: 10	R: 2 H: 1 E: 0 K: 1 S: 17	H: 1 R: 0 ER: 0 LOB: 1 BB: 0 P: 23	R: 0 H: 0 E: 0 K: 0 S: 5	H: 0 R: 0 ER: 0 LOB: 0 BB: 0 P: 10	R: 0 H: 0 E: 0 K: 2 S: 9	H: 0 R: 0 ER: 0 LOB: 0 BB: 0 P: 15	R: 0 H: 0 E: 0 K: 0 S: 8	H: 0 R: 0 ER: 0 LOB: 0 BB: 0 P: 10	R: 0 H: 1 E: 0 K: 2 S: 10	H: 1 R: 0 ER: 0 LOB: 1 BB: 0 P: 14	R: 0 H: 0 E: 0 K: 2 S: 10	H: 0 R: 0 ER: 0 LOB: 0 BB: 0 P: 14	1B: 3 2B: 2 3B: 0 HR: 1	SF: 0 SAC: 0 DP: 1 HBP: 0	WP: 0 PB: 0 SB: 0 CS: 0	PA: 33		
<b>PITCHER</b>	IP WLS BF H R ER SO BB IBB HBP BLK WP HR S P ERA WHIP	IP WLS BF H R ER SO BB IBB HBP BLK WP HR S P ERA WHIP	IP WLS BF H R ER SO BB IBB HBP BLK WP HR S P ERA WHIP	IP WLS BF H R ER SO BB IBB HBP BLK WP HR S P ERA WHIP	IP WLS BF H R ER SO BB IBB HBP BLK WP HR S P ERA WHIP	IP WLS BF H R ER SO BB IBB HBP BLK WP HR S P ERA WHIP	IP WLS BF H R ER SO BB IBB HBP BLK WP HR S P ERA WHIP	IP WLS BF H R ER SO BB IBB HBP BLK WP HR S P ERA WHIP	IP WLS BF H R ER SO BB IBB HBP BLK WP HR S P ERA WHIP	IP WLS BF H R ER SO BB IBB HBP BLK WP HR S P ERA WHIP	IP WLS BF H R ER SO BB IBB HBP BLK WP HR S P ERA WHIP	IP WLS BF H R ER SO BB IBB HBP BLK WP HR S P ERA WHIP	IP WLS BF H R ER SO BB IBB HBP BLK WP HR S P ERA WHIP	IP WLS BF H R ER SO BB IBB HBP BLK WP HR S P ERA WHIP	IP WLS BF H R ER SO BB IBB HBP BLK WP HR S P ERA WHIP	IP WLS BF H R ER SO BB IBB HBP BLK WP HR S P ERA WHIP	IP WLS BF H R ER SO BB IBB HBP BLK WP HR S P ERA WHIP	IP WLS BF H R ER SO BB IBB HBP BLK WP HR S P ERA WHIP	IP WLS BF H R ER SO BB IBB HBP BLK WP HR S P ERA WHIP	IP WLS BF H R ER SO BB IBB HBP BLK WP HR S P ERA WHIP	IP WLS BF H R ER SO BB IBB HBP BLK WP HR S P ERA WHIP	
40 Bartolo Colon R ERA: 5.34	8.0	29	5	2	2	5	1	0	0	0	0	0	0	0	0	0	0	1	71	105	2.25	0.750
58 Jenny Mejia R ERA: 4.65	1.0	4	1	0	0	2	0	0	0	0	0	0	0	0	0	0	0	0	10	14	0.00	1.000

New York Mets @ Washington Nationals  
Nationals Park, Washington, DC  
Sat May 17 2014, 4:07 PM - 6:54 PM EDT  
Att: 41,225 - Cloudy - 64 F

AB 32  
R 2  
H 6  
RBI 2  
BB 1  
SO 7  
LOB 11













Batter	1	2	3	4	5	6	7	8	9	AB	R	H	RBI	BB	SO	LOB	TOP					
9 Dee Strange-Gordon, L (1.4) OBP: 0.339, SLG: 0.391	F9		L3					SH2-4		3	0	0	0	0	1	1						
66 Yasiel Puig, R (1.9) OBP: 0.427, SLG: 0.610	L8			K				HR	BB	3	1	1	1	1	1	0						
13 Hanley Ramirez, R (1.6) OBP: 0.337, SLG: 0.458	G6-3			BB				HR	FC1-4	3	1	1	2	1	0	1						
23 Adrián González, L (1.3) OBP: 0.362, SLG: 0.554		HR		G3				G1-3		4	1	1	1	0	1	2						
27 Matt Kemp, R (1.8) OBP: 0.338, SLG: 0.469	F9							G6-3		4	0	1	0	0	0	0						
3 Carl Crawford, L (1.7) OBP: 0.296, SLG: 0.395	K							G3		4	0	0	0	0	1	1						
10 Justin Turner, R (1.5) OBP: 0.267, SLG: 0.269	P3							F9		4	0	0	0	0	0	1						
17 A.J. Ellis, R (1.2) OBP: 0.327, SLG: 0.179				BB				K		1	0	0	0	2	1	0						
99 Hyun Jin Ryu, R (1.1) OBP: 0.125, SLG: 0.125										2	0	0	0	0	0	3						
43 Brandon League, R (7.1)										0	0	0	0	0	0	0						
18 Chone Figgins, S (8. PH) OBP: 0.444, SLG: 0.350										1	1	1	0	0	0	0						
0 Brian Wilson, R (8.1)										0	0	0	0	0	0	0						
74 Kenley Jansen, S (9.1)										0	0	0	0	0	0	0						
<b>Inning Stats</b>	R: 0 E: 0 K: 0 S: 7	H: 0 LOB: 0 BB: 0 P: 13	R: 1 E: 0 K: 1 S: 9	H: 1 LOB: 0 BB: 0 P: 11	R: 0 E: 0 K: 0 S: 9	H: 0 LOB: 0 BB: 1 P: 15	R: 0 E: 0 K: 1 S: 8	H: 0 LOB: 0 BB: 1 P: 16	R: 0 E: 0 K: 0 S: 9	H: 1 LOB: 2 BB: 1 P: 18	R: 2 E: 0 K: 2 S: 13	H: 2 LOB: 0 BB: 0 P: 23	R: 0 E: 0 K: 1 S: 7	H: 0 LOB: 0 BB: 0 P: 10	R: 1 E: 0 K: 0 S: 11	H: 1 LOB: 1 BB: 1 P: 20	R: 0 E: 0 K: 0 S: 6	H: 0 LOB: 0 BB: 0 P: 8	1B: 0 2B: 3 3B: 0 HR: 3	SF: 0 SAC: 1 DP: 1 HBP: 0	WP: 0 PB: 0 SB: 0 CS: 1	PA: 34
<b>PITCHER</b>	IP ERA WHIP	WLS BF	H R ER SO	BB IBB HBP BLK	WP HR S P	ERA WHIP	<b>PITCHER</b>														IP ERA WHIP	
48 Jacob deGrom, R (1.1) ERA: 2.77	6.0	L	23	4	3	3	4	2	1	0	0	0	0	0	0	0	0	0	7	10	0.00	0.000
52 Carlos Torres, R (7.1)	1.0		3	0	0	0	1	0	0	0	0	0	0	0	0	0	0	0	8	16	13.50	3.000
27 Jeury Familia, R (8.1)	0.2		4	1	1	1	0	1	0	0	0	0	0	0	0	0	0	0	3	4	0.00	0.000
56 Scott Rice, L (8.1)	0.1		1	0	0	0	0	0	0	0	0	0	0	0	0	0	0	0	6	8	0.00	0.000
58 Jenry Mejia, R (9.1)	1.0		3	0	0	0	0	0	0	0	0	0	0	0	0	0	0	0	0	0.00	0.000	

Los Angeles Dodgers @ New York Mets  
Citi Field, Flushing, NY  
Wed May 21 2014, 7:12 PM - 10:12 PM EDT  
Att: 23,721 - Cloudy - 70 F

livebaseballscorecards.com

AB 29  
R 4  
H 5  
RBI 4  
BB 4  
SO 5  
LOB 9



Batter	1	2	3	4	5	6	7	8	9	AB	R	H	RBI	BB	SO	LOB	BOTTOM						
12 Juan Lagares, R (1.8) OBP: 0.355, SLG: 0.486	K2-3		BB							5	1	3	0	0	1	1							
28 Daniel Murphy, L (1.4) OBP: 0.355, SLG: 0.432	L5									5	0	1	1	0	0	2							
5 David Wright, R (1.5) OBP: 0.335, SLG: 0.382	K									5	0	3	0	0	2	1							
1 Chris Young, R (1.7) OBP: 0.283, SLG: 0.363	P6									3	0	0	0	1	0	4							
3 Curtis Granderson, L (1.9) OBP: 0.299, SLG: 0.361	K									4	1	1	0	0	2	3							
29 Eric Campbell, R (1.3) OBP: 0.444, SLG: 0.750	F8									4	1	1	2	0	1	0							
4 Wilmer Flores, R (1.6) OBP: 0.400, SLG: 0.318	1B									4	0	3	0	0	1	0							
20 Anthony Recker, R (1.2) OBP: 0.233, SLG: 0.351	K									4	0	0	0	0	2	3							
48 Jacob deGrom, L (1.1) ERA: 2.77	6.0	W	26	4	2	2	9	1	0	0	0	0	0	0	0	0	0	0	11	18	0.00	2.000	
52 Carlos Torres, R (7.1)	1.0	H	5	2	0	0	0	0	0	0	0	0	0	0	0	0	0	0	13	21	0.00	1.000	
27 Jeury Familia, R (8.1)	1.0	H	4	1	0	0	0	0	0	0	0	0	0	0	0	0	0	0	10	14	9.00	1.000	
56 Scott Rice, L (8.1)	0.1		1	1	1	1	1	0	0	0	0	0	0	0	0	0	0	0	0	0	0.00	0.000	
58 Jenry Mejia, R (9.1)	1.0	S	4	1	1	1	1	0	0	0	0	0	0	0	0	0	0	0	0	0	0.00	0.000	
53 Bobby Abreu, L (9. PH) OBP: 0.333, SLG: 0.250										1	0	0	0	0	0	0	0						
<b>Inning Stats</b>	R: 0 E: 0 K: 2 S: 11	H: 1 LOB: 1 BB: 0 P: 19	R: 0 E: 0 K: 2 S: 9	H: 1 LOB: 0 BB: 0 P: 12	R: 0 E: 0 K: 2 S: 11	H: 2 LOB: 3 BB: 1 P: 19	R: 0 E: 0 K: 2 S: 8	H: 0 LOB: 0 BB: 0 P: 10	R: 0 E: 0 K: 0 S: 9	H: 1 LOB: 0 BB: 0 P: 12	R: 2 E: 0 K: 1 S: 12	H: 4 LOB: 1 BB: 0 P: 17	R: 0 E: 0 K: 0 S: 11	H: 2 LOB: 2 BB: 0 P: 18	R: 0 E: 0 K: 0 S: 13	H: 1 LOB: 1 BB: 0 P: 21	R: 1 E: 0 K: 1 S: 10	H: 1 LOB: 0 BB: 0 P: 14	1B: 10 2B: 1 3B: 1 HR: 1	SF: 0 SAC: 0 DP: 2 HBP: 0	WP: 0 PB: 0 SB: 0 CS: 0	PA: 39	
<b>PITCHER</b>	IP ERA WHIP	WLS BF	H R ER SO	BB IBB HBP BLK	WP HR S P	ERA WHIP	<b>PITCHER</b>														IP ERA WHIP		
99 Hyun Jin Ryu, L (1.1)	6.0	W	26	4	2	2	9	1	0	0	0	0	0	0	0	0	0	0	0	11	18	0.00	2.000
43 Brandon League, R (7.1)	1.0	H	5	2	0	0	0	0	0	0	0	0	0	0	0	0	0	0	13	21	0.00	1.000	
0 Brian Wilson, R (8.1)	1.0	H	4	1	0	0	0	0	0	0	0	0	0	0	0	0	0	0	10	14	9.00	1.000	
74 Kenley Jansen, R (9.1)	1.0	S	4	1	1	1	1	0	0	0	0	0	0	0	0	0	0	0	0	0	0.00	0.000	

Los Angeles Dodgers @ New York Mets  
Citi Field, Flushing, NY  
Wed May 21 2014, 7:12 PM - 10:12 PM EDT  
Att: 23,721 - Cloudy - 70 F

livebaseballscorecards.com

AB 38  
R 3  
H 13  
RBI 3  
BB 1  
SO 10  
LOB 14





Batter	1	2	3	4	5	6	7	8	9	AB	R	H	RBI	BB	SO	LOB	TOP				
18 Chone Figgins, S OBP: 0.452, SLG: 0.348										3	1	1	0	1	1	0	<b>Los Angeles Dodgers @ New York Mets</b> Citi Field, Flushing, NY Thu May 22 2014, 7:12 PM - 10:10 PM EDT Att: 23,416 - Cloudy - 61 F				
66 Yasiel Pujol, R OBP: 0.423, SLG: 0.607										4	0	1	0	0	2	2					
13 Hanley Ramirez, R OBP: 0.335, SLG: 0.454										4	0	1	0	0	0	3					
23 Adrián González, L OBP: 0.355, SLG: 0.545										3	0	0	1	0	0	1					
27 Matt Kemp, R OBP: 0.329, SLG: 0.456										4	0	0	0	0	2	1					
33 Scott Van Slyke, R OBP: 0.373, SLG: 0.596										3	1	0	0	1	2	0					
10 Justin Turner, R OBP: 0.281, SLG: 0.313										2	1	1	2	1	0	0					
17 A.J. Ellis, R OBP: 0.327, SLG: 0.214										3	0	1	0	0	0	1					
21 Zack Greinke, R OBP: 0.300, SLG: 0.389										2	0	0	0	0	0	1					
28 Jamey Wright, R OBP: 0.294, SLG: 0.392										0	0	0	0	0	0	0					
3 Carl Crawford, L OBP: 0.294, SLG: 0.392										1	0	0	0	0	0	0					
54 Chris Perez, R OBP: 0.327, SLG: 0.214										0	0	0	0	0	0	0					
47 Paul Maholm, L OBP: 0.281, SLG: 0.313										0	0	0	0	0	0	0					
<b>Inning Stats</b>	R: 1 E: 0 K: 2 S: 11	H: 2 LOB: 1 BB: 0 P: 15	R: 0 E: 0 K: 1 S: 11	H: 1 LOB: 1 BB: 0 P: 17	R: 0 E: 0 K: 1 S: 10	H: 0 LOB: 0 BB: 0 P: 18	R: 0 E: 0 K: 1 S: 5	H: 0 LOB: 0 BB: 0 P: 9	R: 0 E: 1 K: 0 S: 8	H: 0 LOB: 1 BB: 1 P: 14	R: 2 E: 0 K: 0 S: 5	H: 1 LOB: 0 BB: 1 P: 11	R: 0 E: 0 K: 1 S: 7	H: 1 LOB: 0 BB: 0 P: 9	R: 0 E: 0 K: 1 S: 8	H: 0 LOB: 0 BB: 0 P: 15	1B: 2 2B: 4 3B: 0 HR: 1	SF: 1 SAC: 0 DP: 3 HBP: 0	WP: 0 PB: 0 SB: 0 CS: 0	PA: 33	
<b>PITCHER</b>	IP WLS BF H R ER SO BB IBB HBP BLK WP HR S P ERA WHIP	7.0 W 27 4 3 3 5 3 0 0 0 0 1 56 97 3.86 1.000	1.0 H 3 1 0 0 1 0 0 0 0 0 0 0 7 9 0.00 1.000	1.0 S 3 0 0 0 1 0 0 0 0 0 0 0 8 15 0.00 0.000	<b>PITCHER</b>																

AB	29
R	3
H	5
RBI	3
BB	3
SO	7
LOB	9



Batter	1	2	3	4	5	6	7	8	9	AB	R	H	RBI	BB	SO	LOB	BOTTOM					
12 Juan Lagares, R OBP: 0.352, SLG: 0.478										4	0	1	1	0	0	1	<b>Los Angeles Dodgers @ New York Mets</b> Citi Field, Flushing, NY Thu May 22 2014, 7:12 PM - 10:10 PM EDT Att: 23,416 - Cloudy - 61 F					
28 Daniel Murphy, L OBP: 0.348, SLG: 0.422										4	0	0	0	0	0	1						
5 David Wright, R OBP: 0.336, SLG: 0.385										4	1	2	0	0	1	1						
3 Curtis Granderson, L OBP: 0.304, SLG: 0.384										4	1	2	1	0	1	0						
29 Eric Campbell, R OBP: 0.364, SLG: 0.632										3	0	0	1	0	1	1						
21 Lucas Duda, L OBP: 0.324, SLG: 0.402										3	0	0	0	1	1	1						
4 Wilmer Flores, R OBP: 0.379, SLG: 0.308										4	1	1	0	0	2	2						
20 Anthony Recker, R OBP: 0.254, SLG: 0.373										2	1	1	0	1	1	1						
49 Jonathon Niese, L OBP: 0.313, SLG: 0.167										2	1	1	1	0	1	2						
53 Bobby Abreu, L OBP: 0.324, SLG: 0.414										1	0	0	0	0	0	1						
16 Daisuke Matsuzaka, R OBP: 0.324, SLG: 0.414										0	0	0	0	0	0	0						
58 Jenny Mejia, R OBP: 0.324, SLG: 0.414										0	0	0	0	0	0	0						
<b>Inning Stats</b>	R: 0 E: 0 K: 1 S: 11	H: 0 LOB: 0 BB: 0 P: 16	R: 1 E: 1 K: 1 S: 21	H: 1 LOB: 2 BB: 2 P: 36	R: 0 E: 0 K: 0 S: 7	H: 1 LOB: 0 BB: 0 P: 13	R: 0 E: 0 K: 1 S: 9	H: 0 LOB: 0 BB: 0 P: 12	R: 2 E: 1 K: 1 S: 15	H: 2 LOB: 1 BB: 0 P: 24	R: 0 E: 0 K: 1 S: 7	H: 0 LOB: 0 BB: 0 P: 10	R: 1 E: 0 K: 1 S: 11	H: 2 LOB: 1 BB: 0 P: 13	R: 1 E: 0 K: 2 S: 16	H: 2 LOB: 1 BB: 0 P: 25	1B: 4 2B: 3 3B: 1 HR: 0	SF: 1 SAC: 0 DP: 0 HBP: 0	WP: 1 PB: 0 SB: 1 CS: 1	PA: 35		
<b>PITCHER</b>	IP WLS BF H R ER SO BB IBB HBP BLK WP HR S P ERA WHIP	5.0 21 4 3 1 4 2 0 0 0 0 0 63 101 1.80 1.200	1.0 3 0 0 0 1 0 0 0 0 0 0 7 10 0.00 0.000	1.1 L 8 4 2 2 2 0 0 0 0 0 1 0 20 26 13.50 3.000	0.2 2 0 0 0 1 0 0 0 0 0 0 7 12 0.00 0.000	<b>PITCHER</b>																

AB	31
R	5
H	8
RBI	4
BB	2
SO	8
LOB	11





Batter	1	2	3	4	5	6	7	8	9	AB	R	H	RBI	BB	SO	LOB	TOP				
8 Gerardo Parra, L (1.9)	G3-1	F9		1B			G4-3		K	5	0	2	0	0	1	3	<b>Arizona Diamondbacks @ New York Mets</b> Citi Field, Flushing, NY Sat May 24 2014, 4:11 PM - 7:29 PM EDT Att: 24,551 - Cloudy - 66 F				
16 Chris Owings, R (1.6)	K		K	G4-3			SH1-3		F7	4	0	0	0	0	2	2					
44 Paul Goldschmidt, R (1.3)	G5-3		E6 14 1B				G4-3			4	1	0	0	0	1	1					
26 Miguel Montero, L (1.2)		2B 14 1B		K			G2			3	1	0	0	1	2	2					
2 Aaron Hill, R (1.4)		1B 14 1B		HBP			L7			3	1	1	0	0	0	0					
14 Martin Prado, R (1.5)		2B							K	3	0	2	2	0	1	0					
7 Cody Ross, R (1.7)		1B		1B			HBP			4	0	1	1	0	2	3					
5 Ender Inciarte, L (0.7)		1B		K			K		G4-3	0	0	0	0	0	0	0					
11 AJ Pollock, R (1.8)		F5		G5-3			FC5-4		G6-3	4	0	0	0	0	0	3					
55 Josh Collmenter, R (1.1)		SH1-4		G6-3			G5-3			2	0	0	0	0	0	1					
50 Evan Marshall, R (7.1)										0	0	0	0	0	0	0					
29 Brad Ziegler, R (0.1)										0	0	0	0	0	0	0					
12 Eric Chavez, L (0.9PH)										0	0	0	0	0	0	0					
57 Chase Anderson, R (0.9PH)										0	0	0	0	0	0	0					
43 Addison Reed, L (0.1)										0	0	0	0	0	0	0					
<b>Inning Stats</b>	R: 0 H: 0 E: 0 K: 1 S: 11	H: 0 LOB: 0 BB: 0 P: 16	R: 2 H: 3 E: 0 K: 0 S: 16	H: 3 LOB: 2 BB: 1 P: 26	R: 1 H: 1 E: 1 K: 3 S: 16	H: 1 LOB: 2 BB: 0 P: 26	R: 0 H: 1 E: 0 K: 0 S: 10	H: 1 LOB: 1 BB: 0 P: 15	R: 0 H: 0 E: 0 K: 2 S: 9	H: 0 LOB: 0 BB: 0 P: 14	R: 0 H: 1 E: 0 K: 1 S: 6	H: 0 LOB: 1 BB: 0 P: 8	R: 0 H: 1 E: 0 K: 1 S: 10	H: 0 LOB: 0 BB: 0 P: 16	R: 0 H: 0 E: 0 K: 1 S: 6	H: 0 LOB: 1 BB: 1 P: 16	1B: 5 2B: 1 3B: 0 HR: 0	SF: 0 SAC: 2 DP: 0 HBP: 2	WP: 0 PB: 0 SB: 0 CS: 0	PA: 38	
<b>PITCHER</b>	IP WLS BF H R ER SO BB IBB HBP BLK WP HR S P ERA WHIP	IP WLS BF H R ER SO BB IBB HBP BLK WP HR S P ERA WHIP	IP WLS BF H R ER SO BB IBB HBP BLK WP HR S P ERA WHIP	IP WLS BF H R ER SO BB IBB HBP BLK WP HR S P ERA WHIP	IP WLS BF H R ER SO BB IBB HBP BLK WP HR S P ERA WHIP	IP WLS BF H R ER SO BB IBB HBP BLK WP HR S P ERA WHIP	IP WLS BF H R ER SO BB IBB HBP BLK WP HR S P ERA WHIP	IP WLS BF H R ER SO BB IBB HBP BLK WP HR S P ERA WHIP	IP WLS BF H R ER SO BB IBB HBP BLK WP HR S P ERA WHIP	IP WLS BF H R ER SO BB IBB HBP BLK WP HR S P ERA WHIP	IP WLS BF H R ER SO BB IBB HBP BLK WP HR S P ERA WHIP	IP WLS BF H R ER SO BB IBB HBP BLK WP HR S P ERA WHIP	IP WLS BF H R ER SO BB IBB HBP BLK WP HR S P ERA WHIP	IP WLS BF H R ER SO BB IBB HBP BLK WP HR S P ERA WHIP	IP WLS BF H R ER SO BB IBB HBP BLK WP HR S P ERA WHIP	IP WLS BF H R ER SO BB IBB HBP BLK WP HR S P ERA WHIP	IP WLS BF H R ER SO BB IBB HBP BLK WP HR S P ERA WHIP				
45 Zack Wheeler, R (1.1)	6.2	L	30	6	3	2	7	1	0	2	0	0	0	0	0	0	0	0	0	2.70	1.050
66 Josh Edgin, L (7.1)	0.1		1	0	0	0	0	0	0	0	0	0	0	0	0	0	0	0	0	2	3
52 Carlos Torres, R (0.1)	1.1		4	0	0	0	1	0	0	0	0	0	0	0	0	0	0	0	0	8	14
56 Scott Rice, L (0.1)	0.1		2	0	0	0	1	1	0	0	0	0	0	0	0	0	0	0	0	5	9
47 Jose Valverde, R (0.1)	0.1		1	0	0	0	0	0	0	0	0	0	0	0	0	0	0	0	0	3	4

Batter	1	2	3	4	5	6	7	8	9	AB	R	H	RBI	BB	SO	LOB	BOTTOM					
12 Juan Lagares, R (1.8)	G1-3		K		G5-3				F9	4	0	0	0	1	1	0	<b>Arizona Diamondbacks @ New York Mets</b> Citi Field, Flushing, NY Sat May 24 2014, 4:11 PM - 7:29 PM EDT Att: 24,551 - Cloudy - 66 F					
28 Daniel Murphy, L (1.4)	F7		5B 3 2B		F8					4	1	1	0	0	0	2						
5 David Wright, R (1.5)	1B		3B 2B		HR					4	1	3	1	0	0	0						
3 Curtis Granderson, L (1.9)	1B		2B		P5					3	0	2	1	1	0	0						
1 Chris Young, R (1.7)	1B		K							3	0	1	0	1	1	2						
21 Lucas Duda, L (1.3)	K		F8							4	0	0	0	0	1	7						
4 Wilmer Flores, R (1.6)	P4		P3							4	0	0	0	0	0	2						
20 Anthony Recker, R (1.2)	F9		F8							3	0	0	0	0	1	0						
53 Bobby Abreu, L (0.9PH)	K									1	0	0	0	0	0	0						
45 Zack Wheeler, L (1.1)										2	0	0	0	0	1	0						
66 Josh Edgin, R (7.1)										0	0	0	0	0	0	0						
22 Eric Young Jr., S (0.9PH)										0	0	0	0	0	0	0						
52 Carlos Torres, R (0.1)										0	0	0	0	0	0	0						
56 Scott Rice, L (0.1)										0	0	0	0	0	0	0						
47 Jose Valverde, R (0.9PH)										1	0	0	0	0	0	0						
29 Eric Campbell, R (0.9PH)										0	0	0	0	0	0	0						
<b>Inning Stats</b>	R: 0 H: 2 E: 0 K: 1 S: 15	H: 0 LOB: 3 BB: 1 P: 29	R: 0 H: 0 E: 0 K: 1 S: 9	H: 0 LOB: 0 BB: 0 P: 12	R: 1 H: 3 E: 0 K: 2 S: 14	H: 3 LOB: 2 BB: 0 P: 21	R: 0 H: 0 E: 0 K: 0 S: 6	H: 0 LOB: 0 BB: 0 P: 7	R: 1 H: 1 E: 0 K: 0 S: 6	H: 1 LOB: 0 BB: 0 P: 10	R: 0 H: 0 E: 0 K: 0 S: 8	H: 0 LOB: 0 BB: 0 P: 11	R: 0 H: 0 E: 0 K: 1 S: 15	H: 0 LOB: 2 BB: 2 P: 24	R: 0 H: 1 E: 0 K: 0 S: 12	H: 1 LOB: 2 BB: 1 P: 21	R: 0 H: 0 E: 0 K: 0 S: 10	H: 0 LOB: 0 BB: 1 P: 15	1B: 4 2B: 2 3B: 0 HR: 1	SF: 0 SAC: 0 DP: 1 HBP: 0	WP: 0 PB: 0 SB: 1 CS: 0	PA: 37
<b>PITCHER</b>	IP WLS BF H R ER SO BB IBB HBP BLK WP HR S P ERA WHIP	IP WLS BF H R ER SO BB IBB HBP BLK WP HR S P ERA WHIP	IP WLS BF H R ER SO BB IBB HBP BLK WP HR S P ERA WHIP	IP WLS BF H R ER SO BB IBB HBP BLK WP HR S P ERA WHIP	IP WLS BF H R ER SO BB IBB HBP BLK WP HR S P ERA WHIP	IP WLS BF H R ER SO BB IBB HBP BLK WP HR S P ERA WHIP	IP WLS BF H R ER SO BB IBB HBP BLK WP HR S P ERA WHIP	IP WLS BF H R ER SO BB IBB HBP BLK WP HR S P ERA WHIP	IP WLS BF H R ER SO BB IBB HBP BLK WP HR S P ERA WHIP	IP WLS BF H R ER SO BB IBB HBP BLK WP HR S P ERA WHIP	IP WLS BF H R ER SO BB IBB HBP BLK WP HR S P ERA WHIP	IP WLS BF H R ER SO BB IBB HBP BLK WP HR S P ERA WHIP	IP WLS BF H R ER SO BB IBB HBP BLK WP HR S P ERA WHIP	IP WLS BF H R ER SO BB IBB HBP BLK WP HR S P ERA WHIP	IP WLS BF H R ER SO BB IBB HBP BLK WP HR S P ERA WHIP	IP WLS BF H R ER SO BB IBB HBP BLK WP HR S P ERA WHIP	IP WLS BF H R ER SO BB IBB HBP BLK WP HR S P ERA WHIP					
55 Josh Collmenter, R (1.1)	6.0	W	25	6	2	2	4	1	0	0	0	0	0	0	0	0	0	0	0	3.00	1.167	
50 Evan Marshall, R (7.1)	1.0	H	4	0	0	0	1	2	0	0	0	0	0	0	0	0	0	0	0	15	24	
29 Brad Ziegler, R (0.1)	1.0	H	5	1	0	0	0	1	0	0	0	0	0	0	0	0	0	0	0	12	21	
43 Addison Reed, R (0.1)	1.0	S	3	0	0	0	0	0	0	0	0	0	0	0	0	0	0	0	0	10	15	





Batter	1	2	3	4	5	6	7	8	9	AB	R	H	RBI	BB	SO	LOB	TOP				
8 Gerardo Parra, L (1,9) OBP: 0.306, SLG: 0.390	F7		G6-3					G6-3		3	0	0	0	2	0	0					
16 Chris Owings, R (1,6) OBP: 0.313, SLG: 0.413	HR		44 1B					F9	E4	4	1	1	1	1	1	2					
44 Paul Goldschmidt, R (1,3) OBP: 0.360, SLG: 0.544	K							2B	P6	5	0	2	0	0	1	2					
26 Miguel Montero, L (1,2) OBP: 0.363, SLG: 0.394	K		G4-3					2B		3	0	0	0	1	1	2					
2 Aaron Hill, R (1,4) OBP: 0.317, SLG: 0.411										2	0	0	0	2	1	0					
12 Eric Chavez, L (1,5) OBP: 0.384, SLG: 0.525	P5							F8		4	0	1	0	0	1	4					
11 AJ Pollock, R (1,8) OBP: 0.338, SLG: 0.500	K							G6-3		4	1	1	0	0	2	2					
17 Alfredo Marte, R (1,7) OBP: 0.227, SLG: 0.364	K								SH1-4	3	0	0	0	0	3	2					
5 Ender Inciarte, L (9,PH) OBP: 0.139, SLG: 0.114	K								SH1-4	0	0	0	0	0	0	0					
61 Bronson Arroyo, R (1,1) OBP: 0.238, SLG: 0.338										2	0	0	0	0	1	0					
7 Cody Ross, R (7,PH) OBP: 0.247, SLG: 0.282										1	0	0	0	0	1	1					
59 Oliver Pérez, L (7,1) OBP: 0.277, SLG: 0.400										0	0	0	0	0	0	0					
50 Evan Marshall, R (8,1) OBP: 0.295, SLG: 0.334										0	0	0	0	0	0	0					
14 Martin Prado, R (9,PH) OBP: 0.305, SLG: 0.314										1	0	0	0	0	1	1					
43 Addison Reed, L (9,1) OBP: 0.282, SLG: 0.326										0	0	0	0	0	0	0					
<b>Inning Stats</b>	R: 1 H: 1 E: 0 K: 2 S: 11	H: 1 BB: 0 LOB: 1 P: 19	R: 0 H: 0 E: 0 K: 2 S: 11	H: 0 LOB: 1 BB: 1 P: 19	R: 0 H: 1 E: 0 K: 1 S: 16	H: 1 BB: 1 LOB: 2 P: 23	R: 0 H: 0 E: 0 K: 3 S: 14	H: 0 LOB: 0 BB: 1 P: 22	R: 0 H: 0 E: 0 K: 0 S: 10	H: 0 LOB: 1 BB: 0 P: 11	R: 0 H: 1 E: 0 K: 2 S: 10	H: 1 LOB: 1 BB: 0 P: 14	R: 0 H: 1 E: 0 K: 0 S: 14	H: 1 LOB: 2 BB: 2 P: 28	R: 1 H: 1 E: 1 K: 1 S: 12	H: 1 LOB: 2 BB: 1 P: 21	1B: 1 2B: 3 3B: 0 HR: 1	SF: 0 SAC: 1 DP: 0 HBP: 0	WP: 0 PB: 0 SB: 0 CS: 0	PA: 39	
<b>PITCHER</b>	IP	WLS	BF	H	R	ER	SO	BB	IBB	HBP	BLK	WP	HR	S	P	ERA	WHIP				
50 Rafael Montero, R (1,1) ERA: 4.96	6.0		23	2	1	1	10	3	0	0	0	0	1	68	113	1.50	0.833				
27 Jeurys Familia, R (7,1) ERA: 3.27	1.0		4	1	0	0	2	0	0	0	0	0	0	10	14	0.00	1.000				
66 Josh Edgin, L (8,1) ERA: 3.38	0.1		1	0	0	0	0	0	0	0	0	0	0	4	6	0.00	0.000				
47 Jose Valverde, R (8,1) ERA: 4.05	0.2		5	1	0	0	0	1	1	0	0	0	0	10	22	0.00	3.000				
58 Jenny Mejia, R (9,1) ERA: 4.33	1.0	L	6	1	1	0	1	0	1	0	0	0	0	12	21	0.00	1.000				

Arizona Diamondbacks @ New York Mets  
Citi Field, Flushing, NY  
Sun May 25, 2014, 1:12 PM - 4:19 PM EDT  
Partly Cloudy - 77 F

AB 32  
R 2  
H 5  
RBI 1  
BB 6  
SO 13  
LOB 16



Batter	1	2	3	4	5	6	7	8	9	AB	R	H	RBI	BB	SO	LOB	BOTTOM					
12 Juan Lagares, R (1,8) OBP: 0.341, SLG: 0.452	28 1B	G6-4-3			G3					5	1	1	0	0	2	5						
28 Daniel Murphy, L (1,4) OBP: 0.347, SLG: 0.418	5 1B		G3-1		G4-3				F7	5	0	2	0	0	0	2						
5 David Wright, R (1,5) OBP: 0.353, SLG: 0.416	1B		3 HBP					E6		3	0	2	1	1	0	0						
3 Curtis Granderson, L (1,9) OBP: 0.317, SLG: 0.390	K		1B					L9		2	0	0	0	1	1	4						
1 Chris Young, R (1,7) OBP: 0.283, SLG: 0.352	P2									3	0	0	0	0	0	6						
53 Bobby Abreu, L (8,PH) OBP: 0.333, SLG: 0.400			G6-4-3							0	0	0	0	1	0	0						
21 Lucas Duda, L (1,3) OBP: 0.307, SLG: 0.378	G2-3				G3-1			F7		4	0	0	0	0	0	6						
11 Rubén Tejada, R (1,6) OBP: 0.305, SLG: 0.223			50 FC2-5		36 1B			F8		3	0	1	0	0	1	0						
36 Juan Centeno, L (1,2) OBP: 0.400, SLG: 0.357			50 FC2-5							4	0	2	0	0	1	1						
20 Anthony Recker, R (9,PR) OBP: 0.242, SLG: 0.355			1B		G5-4-3			K2-3		0	0	0	0	0	0	0						
50 Rafael Montero, R (1,1) ERA: 4.15			12 1B							2	0	0	0	0	0	2						
27 Jeurys Familia, R (7,1) ERA: 3.2										0	0	0	0	0	0	0						
29 Eric Campbell, R (8,1) ERA: 3.2										0	0	0	0	0	0	0						
66 Josh Edgin, R (8,1) ERA: 3.38										0	0	0	0	0	0	0						
47 Jose Valverde, R (8,1) ERA: 4.05										0	0	0	0	0	0	0						
58 Jenny Mejia, R (9,1) ERA: 4.33										1	0	1	0	0	0	0						
4 Wilmer Flores, R (9,PH) OBP: 0.285, SLG: 0.326										0	0	0	0	0	0	0						
<b>Inning Stats</b>	R: 1 H: 3 E: 0 K: 1 S: 12	H: 1 LOB: 2 BB: 0 P: 16	R: 0 H: 1 E: 0 K: 0 S: 7	H: 1 LOB: 1 BB: 0 P: 11	R: 0 H: 1 E: 0 K: 0 S: 9	H: 1 LOB: 1 BB: 0 P: 17	R: 0 H: 1 E: 0 K: 0 S: 6	H: 1 LOB: 0 BB: 0 P: 6	R: 0 H: 0 E: 0 K: 0 S: 5	H: 0 LOB: 0 BB: 0 P: 7	R: 0 H: 0 E: 0 K: 0 S: 10	H: 0 LOB: 1 BB: 1 P: 18	R: 0 H: 0 E: 0 K: 2 S: 9	H: 0 LOB: 1 BB: 0 P: 15	R: 0 H: 1 E: 0 K: 0 S: 4	H: 1 LOB: 2 BB: 2 P: 14	R: 0 H: 2 E: 0 K: 2 S: 13	H: 2 LOB: 2 BB: 0 P: 16	1B: 9 2B: 0 3B: 0 HR: 0	SF: 0 SAC: 0 DP: 5 HBP: 3	WP: 0 PB: 0 SB: 0 CS: 0	PA: 38
<b>PITCHER</b>	IP	WLS	BF	H	R	ER	SO	BB	IBB	HBP	BLK	WP	HR	S	P	ERA	WHIP					
61 Bronson Arroyo, R (1,1) ERA: 4.15	6.0		24	6	1	1	1	1	0	1	0	0	0	49	75	1.50	1.167					
59 Oliver Pérez, L (7,1) ERA: 3.2	1.1		7	1	0	0	2	1	0	1	0	0	0	12	24	0.00	1.500					
50 Evan Marshall, R (8,1) ERA: 3.38	0.2	W	2	0	0	0	0	1	0	0	0	0	0	1	5	0.00	1.500					
43 Addison Reed, R (9,1) ERA: 4.18	1.0	S	5	2	0	0	2	0	0	0	0	0	0	13	16	0.00	2.000					

Arizona Diamondbacks @ New York Mets  
Citi Field, Flushing, NY  
Sun May 25, 2014, 1:12 PM - 4:19 PM EDT  
Partly Cloudy - 77 F

AB 32  
R 1  
H 9  
RBI 1  
BB 3  
SO 5  
LOB 26









Batter	1	2	3	4	5	6	7	8	9	AB	R	H	RBI	BB	SO	LOB	TOP					
5 Josh Harrison, R OBP: 0.326, SLG: 0.488										5	0	0	0	0	2	3						
18 Neil Walker, S OBP: 0.388, SLG: 0.467										4	1	2	0	1	0	0						
22 Andrew McCutchen, R OBP: 0.430, SLG: 0.644										3	1	2	0	2	1	2						
15 Ike Davis, L OBP: 0.299, SLG: 0.324										2	0	0	0	1	0	2						
17 Gaby Sanchez, R OBP: 0.322, SLG: 0.560										2	2	2	2	0	0	0						
55 Russell Martin, R OBP: 0.372, SLG: 0.389										5	0	1	1	0	0	4						
24 Pedro Alvarez, L OBP: 0.305, SLG: 0.376										4	0	2	0	1	0	0						
6 Starling Marte, R OBP: 0.320, SLG: 0.403										4	1	1	0	1	2	3						
10 Jordy Mercer, R OBP: 0.234, SLG: 0.270										3	0	0	0	0	0	3						
31 Jose Tabata, R OBP: 0.310, SLG: 0.324										1	0	1	1	0	0	0						
44 Tony Watson, L OBP: 1.000, SLG: 1.000										1	0	1	0	0	0	0						
35 Mark Melancon, R OBP: 0.288, SLG: 0.244										2	0	0	0	0	1	3						
23 Travis Snider, L OBP: 0.310, SLG: 0.323										0	0	0	0	1	0	0						
48 Jared Hughes, R OBP: 0.288, SLG: 0.244										0	0	0	0	0	0	4						
12 Clint Barmes, R OBP: 0.288, SLG: 0.244										2	0	0	0	0	0	4						
<b>Inning Stats</b>	R: 0 H: 2 E: 0 K: 1 S: 13	H: 2 LOB: 1 BB: 1 P: 27	R: 0 H: 1 E: 0 K: 1 S: 11	H: 1 LOB: 2 BB: 1 P: 20	R: 0 H: 0 E: 0 K: 0 S: 8	H: 0 LOB: 1 BB: 1 P: 17	R: 0 H: 1 E: 0 K: 0 S: 10	H: 1 LOB: 1 BB: 0 P: 18	R: 0 H: 0 E: 0 K: 1 S: 7	H: 0 LOB: 0 BB: 0 P: 10	R: 0 H: 0 E: 0 K: 2 S: 10	H: 0 LOB: 2 BB: 2 P: 23	R: 2 H: 3 E: 0 K: 0 S: 15	H: 3 LOB: 1 BB: 2 P: 24	R: 3 H: 4 E: 1 K: 1 S: 25	H: 4 LOB: 3 BB: 2 P: 43	1B: 8 2B: 3 3B: 0 HR: 1	SF: 0 SAC: 0 DP: 1 HBP: 0	WP: 0 PB: 0 SB: 0 CS: 1	PA: 45		
<b>PITCHER</b>	IP WLS BF H R ER SO BB IBB HBP BLK WP HR S P ERA WHIP	IP WLS BF H R ER SO BB IBB HBP BLK WP HR S P ERA WHIP	IP WLS BF H R ER SO BB IBB HBP BLK WP HR S P ERA WHIP	IP WLS BF H R ER SO BB IBB HBP BLK WP HR S P ERA WHIP	IP WLS BF H R ER SO BB IBB HBP BLK WP HR S P ERA WHIP	IP WLS BF H R ER SO BB IBB HBP BLK WP HR S P ERA WHIP	IP WLS BF H R ER SO BB IBB HBP BLK WP HR S P ERA WHIP	IP WLS BF H R ER SO BB IBB HBP BLK WP HR S P ERA WHIP	IP WLS BF H R ER SO BB IBB HBP BLK WP HR S P ERA WHIP	IP WLS BF H R ER SO BB IBB HBP BLK WP HR S P ERA WHIP	IP WLS BF H R ER SO BB IBB HBP BLK WP HR S P ERA WHIP	IP WLS BF H R ER SO BB IBB HBP BLK WP HR S P ERA WHIP	IP WLS BF H R ER SO BB IBB HBP BLK WP HR S P ERA WHIP	IP WLS BF H R ER SO BB IBB HBP BLK WP HR S P ERA WHIP	IP WLS BF H R ER SO BB IBB HBP BLK WP HR S P ERA WHIP	IP WLS BF H R ER SO BB IBB HBP BLK WP HR S P ERA WHIP	IP WLS BF H R ER SO BB IBB HBP BLK WP HR S P ERA WHIP	IP WLS BF H R ER SO BB IBB HBP BLK WP HR S P ERA WHIP	IP WLS BF H R ER SO BB IBB HBP BLK WP HR S P ERA WHIP	IP WLS BF H R ER SO BB IBB HBP BLK WP HR S P ERA WHIP		
48 Jacob deGrom, R ERA: 1.83	6.2	29	5	0	0	4	5	0	0	0	0	0	0	0	67	122	0.00	1.500				
27 Jeury Familia, R ERA: 3.13	0.1	1	0	0	0	1	0	0	0	0	0	0	0	3	6	0.00	0.000					
56 Scott Rice, L ERA: 5.56	0.2	3	1	1	1	0	0	0	0	0	0	1	9	14	13.50	1.500						
47 Jose Valverde, R ERA: 5.66	0.2	7	4	4	4	0	1	0	0	0	0	0	16	28	54.00	7.500						
52 Carlos Torres, R ERA: 2.76	0.2	5	2	0	0	1	0	1	0	0	0	0	15	25	0.00	3.000						
<b>Batter</b>	<b>1</b>	<b>2</b>	<b>3</b>	<b>4</b>	<b>5</b>	<b>6</b>	<b>7</b>	<b>8</b>	<b>9</b>	<b>AB</b>	<b>R</b>	<b>H</b>	<b>RBI</b>	<b>BB</b>	<b>SO</b>	<b>LOB</b>	<b>BOTTOM</b>					
12 Juan Lagares, R OBP: 0.336, SLG: 0.435										3	1	1	0	1	0	1						
28 Daniel Murphy, L OBP: 0.356, SLG: 0.422										4	0	1	1	0	0	3						
5 David Wright, R OBP: 0.346, SLG: 0.405										4	0	0	0	0	0	2						
3 Curtis Granderson, L OBP: 0.318, SLG: 0.376										3	0	0	0	1	1	1						
53 Bobby Abreu, L OBP: 0.364, SLG: 0.474										4	0	2	0	0	0	1						
52 Carlos Torres, R OBP: 0.316, SLG: 0.278										0	0	0	0	0	0	0						
21 Lucas Duda, L OBP: 0.310, SLG: 0.400										4	1	2	1	0	0	2						
4 Wilmer Flores, R OBP: 0.286, SLG: 0.231										4	0	0	0	0	0	2						
36 Juan Centeno, L OBP: 0.316, SLG: 0.278										4	0	0	0	0	1	0						
48 Jacob deGrom, L OBP: 0.990, SLG: 0.990										2	1	2	0	0	0	0						
27 Jeury Familia, R ERA: 2.4	1.0	3	0	0	0	0	0	0	0	0	0	0	0	0	0	0						
1 Chris Young, R ERA: 1.16	1.0	W	4	0	0	0	1	0	0	0	0	0	0	0	0	0						
56 Scott Rice, L ERA: 5.56	1.0	S	4	1	1	1	2	0	0	0	0	0	0	0	0	0						
47 Jose Valverde, R ERA: 5.66	1.0	S	4	1	1	1	2	0	0	0	0	0	0	0	0	0						
6 Matthew den Dekker, L ERA: 2.25	1.0	S	4	1	1	1	2	0	0	0	0	0	0	0	0	0						
<b>Inning Stats</b>	R: 0 H: 1 E: 1 K: 1 S: 9	H: 1 LOB: 0 BB: 0 P: 12	R: 0 H: 1 E: 0 K: 0 S: 6	H: 1 LOB: 0 BB: 0 P: 9	R: 0 H: 1 E: 1 K: 0 S: 12	H: 1 LOB: 1 BB: 0 P: 16	R: 0 H: 1 E: 0 K: 0 S: 9	H: 1 LOB: 1 BB: 0 P: 14	R: 2 H: 2 E: 1 K: 0 S: 14	H: 2 LOB: 1 BB: 1 P: 23	R: 0 H: 1 E: 0 K: 0 S: 7	H: 1 LOB: 0 BB: 0 P: 12	R: 0 H: 0 E: 0 K: 0 S: 7	H: 0 LOB: 0 BB: 0 P: 11	R: 0 H: 0 E: 0 K: 0 S: 7	H: 0 LOB: 1 BB: 1 P: 14	R: 1 H: 1 E: 0 K: 2 S: 8	H: 1 LOB: 0 BB: 0 P: 9	1B: 6 2B: 1 3B: 0 HR: 1	SF: 0 SAC: 0 DP: 2 HBP: 0	WP: 0 PB: 0 SB: 0 CS: 0	PA: 36
<b>PITCHER</b>	IP WLS BF H R ER SO BB IBB HBP BLK WP HR S P ERA WHIP	IP WLS BF H R ER SO BB IBB HBP BLK WP HR S P ERA WHIP	IP WLS BF H R ER SO BB IBB HBP BLK WP HR S P ERA WHIP	IP WLS BF H R ER SO BB IBB HBP BLK WP HR S P ERA WHIP	IP WLS BF H R ER SO BB IBB HBP BLK WP HR S P ERA WHIP	IP WLS BF H R ER SO BB IBB HBP BLK WP HR S P ERA WHIP	IP WLS BF H R ER SO BB IBB HBP BLK WP HR S P ERA WHIP	IP WLS BF H R ER SO BB IBB HBP BLK WP HR S P ERA WHIP	IP WLS BF H R ER SO BB IBB HBP BLK WP HR S P ERA WHIP	IP WLS BF H R ER SO BB IBB HBP BLK WP HR S P ERA WHIP	IP WLS BF H R ER SO BB IBB HBP BLK WP HR S P ERA WHIP	IP WLS BF H R ER SO BB IBB HBP BLK WP HR S P ERA WHIP	IP WLS BF H R ER SO BB IBB HBP BLK WP HR S P ERA WHIP	IP WLS BF H R ER SO BB IBB HBP BLK WP HR S P ERA WHIP	IP WLS BF H R ER SO BB IBB HBP BLK WP HR S P ERA WHIP	IP WLS BF H R ER SO BB IBB HBP BLK WP HR S P ERA WHIP	IP WLS BF H R ER SO BB IBB HBP BLK WP HR S P ERA WHIP	IP WLS BF H R ER SO BB IBB HBP BLK WP HR S P ERA WHIP	IP WLS BF H R ER SO BB IBB HBP BLK WP HR S P ERA WHIP	IP WLS BF H R ER SO BB IBB HBP BLK WP HR S P ERA WHIP		
58 Brandon Cumpton, R ERA: 3.38	6.0	25	7	2	1	1	1	0	0	0	0	0	0	7	11	0.00	0.000					
48 Jared Hughes, R ERA: 2.4	1.0	3	0	0	0	0	0	0	0	0	0	0	0	7	11	0.00	0.000					
44 Tony Watson, L ERA: 1.16	1.0	W	4	0	0	0	1	0	0	0	0	0	0	7	14	0.00	1.000					
35 Mark Melancon, R ERA: 2.25	1.0	S	4	1	1	1	2	0	0	0	0	0	0	8	9	9.00	1.000					

Pittsburgh Pirates @ New York Mets  
Citi Field, Flushing, NY  
Mon May 26 2014, 1:14 PM - 4:42 PM EDT  
Att: 29,309 - Partly Cloudy - 85 F

AB 38  
R 5  
H 12  
RBI 4  
BB 7  
SO 6  
LOB 24



Pittsburgh Pirates @ New York Mets  
Citi Field, Flushing, NY  
Mon May 26 2014, 1:14 PM - 4:42 PM EDT  
Att: 29,309 - Partly Cloudy - 85 F

AB 34  
R 3  
H 8  
RBI 2  
BB 2  
SO 3  
LOB 12













Batter	1	2	3	4	5	6	7	8	9	AB	R	H	RBI	BB	SO	LOB	TOP			
12 Juan Lagares, R (1.8) OBP: 0.335, SLG: 0.438	L7		P2		FC5		G4-3		BB	5	0	2	0	0	0	1	<b>New York Mets @ Philadelphia Phillies</b> Citizens Bank Park, Philadelphia, PA Thu May 29 2014, 7:07 PM - 10:02 PM EDT Att: 26,668 - Cloudy - 59 F			
28 Daniel Murphy, L (1.4) OBP: 0.360, SLG: 0.423	F8		F9		F7		F7		BB	4	0	0	0	1	0	3				
5 David Wright, R (1.5) OBP: 0.346, SLG: 0.410			F8		FC5		G4-3		G4-6-3	5	0	1	0	0	0	5				
3 Curtis Granderson, L (1.9) OBP: 0.319, SLG: 0.360	F9						K			2	1	0	1	2	1	2				
21 Lucas Duda, L (1.3) OBP: 0.325, SLG: 0.415										3	1	1	0	1	1	4				
1 Chris Young, R (1.7) OBP: 0.290, SLG: 0.368										4	1	2	2	0	0	4				
4 Wilmer Flores, R (1.6) OBP: 0.283, SLG: 0.233										4	0	1	0	0	1	1				
15 Travis d'Aarud, R (1.2) OBP: 0.265, SLG: 0.302										4	0	0	0	0	1	3				
45 Zack Wheeler, L (1.1) OBP: 0.111, SLG: 0.059										3	1	1	0	0	1	1				
56 Scott Rice, L (7.1) 38 Vic Black, R (7.1) 53 Bobby Abreu, L (9,PH) 56 Jenny Mejia, R (9.1)										0	0	0	0	0	0	0				
<b>Inning Stats</b>	R: 0 E: 0 K: 0 S: 9	H: 1 LOB: 1 BB: 0 P: 15	R: 1 E: 0 K: 0 S: 7	H: 3 LOB: 1 BB: 0 P: 8	R: 0 E: 0 K: 0 S: 7	H: 0 LOB: 0 BB: 0 P: 11	R: 2 E: 0 K: 0 S: 9	H: 1 LOB: 0 BB: 1 P: 18	R: 1 E: 1 K: 1 S: 14	H: 1 LOB: 3 BB: 1 P: 26	R: 0 E: 0 K: 1 S: 9	H: 0 LOB: 0 BB: 0 P: 13	R: 0 E: 0 K: 1 S: 11	H: 0 LOB: 1 BB: 1 P: 21	R: 0 E: 0 K: 0 S: 9	H: 1 LOB: 1 BB: 1 P: 15	1B: 6 2B: 1 3B: 0 HR: 1	SF: 0 SAC: 0 DP: 2 HBP: 0	WP: 0 PB: 0 SB: 0 CS: 0	PA: 39
<b>PITCHER</b>	IP WLS BF H R ER SO BB IBB HBP BLK WP HR S P ERA WHIP	IP WLS BF H R ER SO BB IBB HBP BLK WP HR S P ERA WHIP	IP WLS BF H R ER SO BB IBB HBP BLK WP HR S P ERA WHIP	IP WLS BF H R ER SO BB IBB HBP BLK WP HR S P ERA WHIP	IP WLS BF H R ER SO BB IBB HBP BLK WP HR S P ERA WHIP	IP WLS BF H R ER SO BB IBB HBP BLK WP HR S P ERA WHIP	IP WLS BF H R ER SO BB IBB HBP BLK WP HR S P ERA WHIP	IP WLS BF H R ER SO BB IBB HBP BLK WP HR S P ERA WHIP	IP WLS BF H R ER SO BB IBB HBP BLK WP HR S P ERA WHIP	IP WLS BF H R ER SO BB IBB HBP BLK WP HR S P ERA WHIP	IP WLS BF H R ER SO BB IBB HBP BLK WP HR S P ERA WHIP	IP WLS BF H R ER SO BB IBB HBP BLK WP HR S P ERA WHIP	IP WLS BF H R ER SO BB IBB HBP BLK WP HR S P ERA WHIP	IP WLS BF H R ER SO BB IBB HBP BLK WP HR S P ERA WHIP	IP WLS BF H R ER SO BB IBB HBP BLK WP HR S P ERA WHIP	IP WLS BF H R ER SO BB IBB HBP BLK WP HR S P ERA WHIP	IP WLS BF H R ER SO BB IBB HBP BLK WP HR S P ERA WHIP			

AB 35  
R 4  
H 8  
RBI 3  
BB 4  
SO 5  
LOB 24



Batter	1	2	3	4	5	6	7	8	9	AB	R	H	RBI	BB	SO	LOB	BOTTOM					
2 Ben Revere, L (1.8) OBP: 0.303, SLG: 0.337	G5-3		G2-3		G4-3					4	0	1	0	0	0	0	<b>New York Mets @ Philadelphia Phillies</b> Citizens Bank Park, Philadelphia, PA Thu May 29 2014, 7:07 PM - 10:02 PM EDT Att: 26,668 - Cloudy - 59 F					
11 Jimmy Rollins, S (1.6) OBP: 0.351, SLG: 0.410	K		G2-3		G3-1				K	4	0	0	0	0	2	1						
26 Chase Utley, L (1.4) OBP: 0.382, SLG: 0.536	K		K2-3		G3-1				K	4	0	0	0	0	3	1						
6 Ryan Howard, L (1.3) OBP: 0.313, SLG: 0.428	K		K		K				K	4	0	0	0	0	4	1						
3 Marlon Byrd, R (1.9) OBP: 0.332, SLG: 0.485	K		G5-3		HR					3	1	1	1	0	1	0						
9 Dominic Brown, L (1.7) OBP: 0.258, SLG: 0.297	K		L8		G4-3					3	0	0	0	0	1	0						
51 Carlos Ruiz, R (1.2) OBP: 0.386, SLG: 0.376	L8		K		K					3	0	1	0	0	1	0						
16 César Hernández, S (1.5) OBP: 0.205, SLG: 0.244			G3-1		K					3	0	1	0	0	1	0						
55 David Buchanan, R (1.1) 43 Mario Hollands, L (7.1) 19 Tony Gwynn Jr., L (8,PH) 30 Justin De Fratus, S (9.1) 59 Antonio Bastardo, R (9.1)			G1-3		K2-3					2	0	0	0	0	1	2						
<b>Inning Stats</b>	R: 0 E: 0 K: 3 S: 14	H: 1 LOB: 1 BB: 0 P: 22	R: 0 E: 0 K: 3 S: 13	H: 2 LOB: 2 BB: 0 P: 21	R: 0 E: 0 K: 1 S: 7	H: 0 LOB: 0 BB: 0 P: 10	R: 0 E: 0 K: 1 S: 10	H: 0 LOB: 0 BB: 0 P: 17	R: 0 E: 0 K: 0 S: 10	H: 0 LOB: 0 BB: 0 P: 16	R: 0 E: 0 K: 0 S: 9	H: 0 LOB: 0 BB: 0 P: 15	R: 1 E: 0 K: 2 S: 8	H: 1 LOB: 0 BB: 0 P: 11	R: 0 E: 0 K: 2 S: 8	H: 0 LOB: 0 BB: 0 P: 10		R: 0 E: 0 K: 3 S: 10	H: 0 LOB: 0 BB: 0 P: 15	1B: 2 2B: 1 3B: 0 HR: 1	SF: 0 SAC: 0 DP: 0 HBP: 0	WP: 0 PB: 0 SB: 1 CS: 0
<b>PITCHER</b>	IP WLS BF H R ER SO BB IBB HBP BLK WP HR S P ERA WHIP	IP WLS BF H R ER SO BB IBB HBP BLK WP HR S P ERA WHIP	IP WLS BF H R ER SO BB IBB HBP BLK WP HR S P ERA WHIP	IP WLS BF H R ER SO BB IBB HBP BLK WP HR S P ERA WHIP	IP WLS BF H R ER SO BB IBB HBP BLK WP HR S P ERA WHIP	IP WLS BF H R ER SO BB IBB HBP BLK WP HR S P ERA WHIP	IP WLS BF H R ER SO BB IBB HBP BLK WP HR S P ERA WHIP	IP WLS BF H R ER SO BB IBB HBP BLK WP HR S P ERA WHIP	IP WLS BF H R ER SO BB IBB HBP BLK WP HR S P ERA WHIP	IP WLS BF H R ER SO BB IBB HBP BLK WP HR S P ERA WHIP	IP WLS BF H R ER SO BB IBB HBP BLK WP HR S P ERA WHIP	IP WLS BF H R ER SO BB IBB HBP BLK WP HR S P ERA WHIP	IP WLS BF H R ER SO BB IBB HBP BLK WP HR S P ERA WHIP	IP WLS BF H R ER SO BB IBB HBP BLK WP HR S P ERA WHIP	IP WLS BF H R ER SO BB IBB HBP BLK WP HR S P ERA WHIP	IP WLS BF H R ER SO BB IBB HBP BLK WP HR S P ERA WHIP	IP WLS BF H R ER SO BB IBB HBP BLK WP HR S P ERA WHIP					

AB 31  
R 1  
H 4  
RBI 1  
BB 0  
SO 15  
LOB 5









Batter	1	2	3	4	5	6	7	8	9	10	11	12	13	14	AB	R	H	RBI	BB	SO	LOB	TOP	
1 Chris Young, R OBP: 0.281, SLG: 0.352 (8, 7)															6	1	1	0	1	1	5		
28 Daniel Murphy, L OBP: 0.360, SLG: 0.409 (1, 4)																6	1	1	0	1	1	3	
5 David Wright, R OBP: 0.338, SLG: 0.396 (1, 5)																7	0	2	1	0	3	2	
3 Curtis Granderson, L OBP: 0.317, SLG: 0.346 (7, 9)															6	0	1	0	1	0	4		
53 Bobby Abreu, L OBP: 0.397, SLG: 0.500 (1, 9)															4	1	2	1	0	1	2		
16 Daisuke Matsuzaka, R OBP: 0.300, SLG: 0.500 (7, 1)															0	0	0	0	0	0	0		
6 Matthew den Dekker, L (8, 8)															2	0	0	0	0	1	0		
21 Lucas Duda, L OBP: 0.326, SLG: 0.414 (1, 3)															5	0	1	1	1	1	2		
20 Anthony Recker, R OBP: 0.250, SLG: 0.355 (1, 2)															6	0	0	0	0	3	4		
11 Rubén Tejeda, R OBP: 0.349, SLG: 0.289 (1, 6)															4	2	3	2	2	0	0		
44 Jose Rodriguez, L OBP: 0.280, SLG: 0.350 (8, 9)															1	0	0	0	0	1	0		
27 Jeury Familia, R OBP: 0.280, SLG: 0.350 (8, 9)															1	0	0	0	0	1	0		
44 Jose Rodriguez, L OBP: 0.280, SLG: 0.350 (8, 9)															1	0	0	0	0	1	0		
44 Jose Rodriguez, L OBP: 0.280, SLG: 0.350 (8, 9)															1	0	0	0	0	1	0		
44 Jose Rodriguez, L OBP: 0.280, SLG: 0.350 (8, 9)															1	0	0	0	0	1	0		
44 Jose Rodriguez, L OBP: 0.280, SLG: 0.350 (8, 9)															1	0	0	0	0	1	0		
44 Jose Rodriguez, L OBP: 0.280, SLG: 0.350 (8, 9)															1	0	0	0	0	1	0		
44 Jose Rodriguez, L OBP: 0.280, SLG: 0.350 (8, 9)															1	0	0	0	0	1	0		
44 Jose Rodriguez, L OBP: 0.280, SLG: 0.350 (8, 9)															1	0	0	0	0	1	0		
44 Jose Rodriguez, L OBP: 0.280, SLG: 0.350 (8, 9)															1	0	0	0	0	1	0		
44 Jose Rodriguez, L OBP: 0.280, SLG: 0.350 (8, 9)															1	0	0	0	0	1	0		
44 Jose Rodriguez, L OBP: 0.280, SLG: 0.350 (8, 9)															1	0	0	0	0	1	0		
44 Jose Rodriguez, L OBP: 0.280, SLG: 0.350 (8, 9)															1	0	0	0	0	1	0		
44 Jose Rodriguez, L OBP: 0.280, SLG: 0.350 (8, 9)															1	0	0	0	0	1	0		
44 Jose Rodriguez, L OBP: 0.280, SLG: 0.350 (8, 9)															1	0	0	0	0	1	0		
44 Jose Rodriguez, L OBP: 0.280, SLG: 0.350 (8, 9)															1	0	0	0	0	1	0		
44 Jose Rodriguez, L OBP: 0.280, SLG: 0.350 (8, 9)															1	0	0	0	0	1	0		
44 Jose Rodriguez, L OBP: 0.280, SLG: 0.350 (8, 9)															1	0	0	0	0	1	0		
44 Jose Rodriguez, L OBP: 0.280, SLG: 0.350 (8, 9)															1	0	0	0	0	1	0		
44 Jose Rodriguez, L OBP: 0.280, SLG: 0.350 (8, 9)															1	0	0	0	0	1	0		
44 Jose Rodriguez, L OBP: 0.280, SLG: 0.350 (8, 9)															1	0	0	0	0	1	0		
44 Jose Rodriguez, L OBP: 0.280, SLG: 0.350 (8, 9)															1	0	0	0	0	1	0		
44 Jose Rodriguez, L OBP: 0.280, SLG: 0.350 (8, 9)															1	0	0	0	0	1	0		
44 Jose Rodriguez, L OBP: 0.280, SLG: 0.350 (8, 9)															1	0	0	0	0	1	0		
44 Jose Rodriguez, L OBP: 0.280, SLG: 0.350 (8, 9)															1	0	0	0	0	1	0		
44 Jose Rodriguez, L OBP: 0.280, SLG: 0.350 (8, 9)															1	0	0	0	0	1	0		
44 Jose Rodriguez, L OBP: 0.280, SLG: 0.350 (8, 9)															1	0	0	0	0	1	0		
44 Jose Rodriguez, L OBP: 0.280, SLG: 0.350 (8, 9)															1	0	0	0	0	1	0		
44 Jose Rodriguez, L OBP: 0.280, SLG: 0.350 (8, 9)															1	0	0	0	0	1	0		
44 Jose Rodriguez, L OBP: 0.280, SLG: 0.350 (8, 9)															1	0	0	0	0	1	0		
44 Jose Rodriguez, L OBP: 0.280, SLG: 0.350 (8, 9)															1	0	0	0	0	1	0		
44 Jose Rodriguez, L OBP: 0.280, SLG: 0.350 (8, 9)															1	0	0	0	0	1	0		
44 Jose Rodriguez, L OBP: 0.280, SLG: 0.350 (8, 9)															1	0	0	0	0	1	0		
44 Jose Rodriguez, L OBP: 0.280, SLG: 0.350 (8, 9)															1	0	0	0	0	1	0		
44 Jose Rodriguez, L OBP: 0.280, SLG: 0.350 (8, 9)															1	0	0	0	0	1	0		
44 Jose Rodriguez, L OBP: 0.280, SLG: 0.350 (8, 9)															1	0	0	0	0	1	0		
44 Jose Rodriguez, L OBP: 0.280, SLG: 0.350 (8, 9)															1	0	0	0	0	1	0		
44 Jose Rodriguez, L OBP: 0.280, SLG: 0.350 (8, 9)															1	0	0	0	0	1	0		
44 Jose Rodriguez, L OBP: 0.280, SLG: 0.350 (8, 9)															1	0	0	0	0	1	0		
44 Jose Rodriguez, L OBP: 0.280, SLG: 0.350 (8, 9)															1	0	0	0	0	1	0		
44 Jose Rodriguez, L OBP: 0.280, SLG: 0.350 (8, 9)															1	0	0	0	0	1	0		
44 Jose Rodriguez, L OBP: 0.280, SLG: 0.350 (8, 9)															1	0	0	0	0	1	0		
44 Jose Rodriguez, L OBP: 0.280, SLG: 0.350 (8, 9)															1	0	0	0	0	1	0		
44 Jose Rodriguez, L OBP: 0.280, SLG: 0.350 (8, 9)															1	0	0	0	0	1	0		
44 Jose Rodriguez, L OBP: 0.280, SLG: 0.350 (8, 9)															1	0	0	0	0	1	0		
44 Jose Rodriguez, L OBP: 0.280, SLG: 0.350 (8, 9)															1	0	0	0	0	1	0		
44 Jose Rodriguez, L OBP: 0.280, SLG: 0.350 (8, 9)															1	0	0	0	0	1	0		
44 Jose Rodriguez, L OBP: 0.280, SLG: 0.350 (8, 9)															1	0	0	0	0	1	0		
44 Jose Rodriguez, L																							







Batter	1	2	3	4	5	6	7	8	9	AB	R	H	RBI	BB	SO	LOB	TOP				
6 Matthew den Dekker, L (1.8) OBP: 0.111, SLG: 0.111	G3		F8						K	5	1	1	0	0	2	4					
28 Daniel Murphy, L (1.4) OBP: 0.354, SLG: 0.400	G4-3		G4-3						L6	5	2	2	0	0	0	0					
5 David Wright, R (1.5) OBP: 0.345, SLG: 0.403	G5-3		F8						1B	4	2	2	2	1	0	0					
3 Curtis Granderson, L (1.7) OBP: 0.316, SLG: 0.344		F9							F7	5	1	1	2	0	1	2					
53 Bobby Abreu, L (1.9) OBP: 0.397, SLG: 0.500									G3	3	2	1	0	1	0	0					
27 Jeury Familia, R (8.1) OBP: 1.000, SLG: 1.000									G3	0	0	0	0	0	0	0					
29 Eric Campbell, R (9. PH) OBP: 0.350, SLG: 0.471									2B	0	1	0	0	1	0	0					
52 Carlos Torres, R (9.1)									2B	0	0	0	0	0	0	0					
21 Lucas Duda, L (1.3) OBP: 0.332, SLG: 0.438									FC4	4	0	1	1	1	1	5					
4 Wilmer Flores, R (1.6) OBP: 0.283, SLG: 0.320									FC9-6	5	1	2	6	0	1	2					
15 Travis d'Arnaud, R (1.2) OBP: 0.286, SLG: 0.291									FC6-4	3	0	0	0	2	1	1					
40 Bartolo Colon, R (1.1)									G5-3	3	0	0	0	0	3	5					
61 Dana Eveland, L (8.1)									BB	0	0	0	0	0	0	0					
1 Chris Young, R (8.7) OBP: 0.293, SLG: 0.349									BB	0	1	0	0	1	0	0					
<b>Inning Stats</b>	R: 0 E: 0 K: 0 S: 5	H: 0 LOB: 0 BB: 0 P: 8	R: 1 E: 0 K: 1 S: 16	H: 2 LOB: 2 BB: 1 P: 30	R: 0 E: 0 K: 1 S: 9	H: 0 LOB: 0 BB: 0 P: 15	R: 0 E: 0 K: 3 S: 11	H: 0 LOB: 0 BB: 0 P: 15	R: 4 E: 1 K: 2 S: 20	H: 4 LOB: 3 BB: 2 P: 39	R: 0 E: 0 K: 0 S: 8	H: 1 LOB: 0 BB: 0 P: 13	R: 0 E: 0 K: 0 S: 8	H: 0 LOB: 1 BB: 1 P: 16	R: 6 E: 0 K: 2 S: 15	H: 3 LOB: 0 BB: 3 P: 35	1B: 5 2B: 4 3B: 0 HR: 1	SF: 0 SAC: 0 DP: 0 HBP: 0	WP: 0 PB: 0 SB: 0 CS: 1	PA: 44	
<b>PITCHER</b>	IP WLS BF H R ER SO BB IBB HBP BLK WP HR S P ERA WHIP	IP WLS BF H R ER SO BB IBB HBP BLK WP HR S P ERA WHIP	IP WLS BF H R ER SO BB IBB HBP BLK WP HR S P ERA WHIP	IP WLS BF H R ER SO BB IBB HBP BLK WP HR S P ERA WHIP	IP WLS BF H R ER SO BB IBB HBP BLK WP HR S P ERA WHIP	IP WLS BF H R ER SO BB IBB HBP BLK WP HR S P ERA WHIP	IP WLS BF H R ER SO BB IBB HBP BLK WP HR S P ERA WHIP	IP WLS BF H R ER SO BB IBB HBP BLK WP HR S P ERA WHIP	IP WLS BF H R ER SO BB IBB HBP BLK WP HR S P ERA WHIP	IP WLS BF H R ER SO BB IBB HBP BLK WP HR S P ERA WHIP	IP WLS BF H R ER SO BB IBB HBP BLK WP HR S P ERA WHIP	IP WLS BF H R ER SO BB IBB HBP BLK WP HR S P ERA WHIP	IP WLS BF H R ER SO BB IBB HBP BLK WP HR S P ERA WHIP	IP WLS BF H R ER SO BB IBB HBP BLK WP HR S P ERA WHIP	IP WLS BF H R ER SO BB IBB HBP BLK WP HR S P ERA WHIP	IP WLS BF H R ER SO BB IBB HBP BLK WP HR S P ERA WHIP	IP WLS BF H R ER SO BB IBB HBP BLK WP HR S P ERA WHIP	IP WLS BF H R ER SO BB IBB HBP BLK WP HR S P ERA WHIP	IP WLS BF H R ER SO BB IBB HBP BLK WP HR S P ERA WHIP	IP WLS BF H R ER SO BB IBB HBP BLK WP HR S P ERA WHIP	IP WLS BF H R ER SO BB IBB HBP BLK WP HR S P ERA WHIP

**New York Mets @ Philadelphia Phillies**  
Citizens Bank Park, Philadelphia, PA  
Mon Jun 02 2014, 7:07 PM - 10:24 PM EDT  
Att: 26,302 - Clear - 81 F

AB	37
R	11
H	10
RBI	11
BB	7
SO	9
LOB	19



Batter	1	2	3	4	5	6	7	8	9	AB	R	H	RBI	BB	SO	LOB	BOTTOM				
2 Ben Revere, L (1.8) OBP: 0.303, SLG: 0.340	G6-3									4	1	2	0	0	0	1					
16 César Hernández, S (1.6) OBP: 0.245, SLG: 0.250										3	1	1	0	1	2	1					
26 Chase Utley, L (1.4) OBP: 0.378, SLG: 0.517										4	0	1	0	0	0	2					
6 Ryan Howard, L (1.3) OBP: 0.300, SLG: 0.428										3	0	0	1	1	1	3					
3 Marlon Byrd, R (1.9) OBP: 0.330, SLG: 0.476										3	0	0	0	1	0	3					
51 Carlos Ruiz, R (1.2) OBP: 0.395, SLG: 0.396										4	0	0	0	0	0	3					
9 Domonic Brown, L (1.7) OBP: 0.283, SLG: 0.312										4	0	1	0	0	0	1					
17 Reid Brignac, L (1.5) OBP: 0.346, SLG: 0.227										4	0	2	0	0	1	1					
27 Roberto Hernandez, R (1.1)										1	0	0	0	0	1	1					
43 Mario Hollands, L (8.1)										0	0	0	0	0	0	0					
19 Tony Gwynn Jr., L (7. PH)										0	0	0	0	0	1	0					
56 Cesar Jimenez, L (8.1)										0	0	0	0	0	0	0					
63 Jake Diekman, R (9.1)										0	0	0	0	0	0	0					
48 Philippe Aumont, L (9.1)										0	0	0	0	0	0	0					
<b>Inning Stats</b>	R: 0 E: 0 K: 1 S: 7	H: 0 LOB: 0 BB: 0 P: 10	R: 0 E: 0 K: 0 S: 10	H: 0 LOB: 1 BB: 1 P: 21	R: 0 E: 0 K: 1 S: 9	H: 2 LOB: 0 BB: 0 P: 13	R: 0 E: 0 K: 0 S: 9	H: 0 LOB: 1 BB: 1 P: 16	R: 0 E: 0 K: 2 S: 9	H: 0 LOB: 0 BB: 0 P: 12	R: 1 E: 0 K: 1 S: 13	H: 2 LOB: 1 BB: 0 P: 19	R: 0 E: 0 K: 0 S: 9	H: 1 LOB: 0 BB: 0 P: 12	1B: 6 2B: 1 3B: 0 HR: 0	SF: 0 SAC: 1 DP: 1 HBP: 0	WP: 1 PB: 0 SB: 0 CS: 0	PA: 35			
<b>PITCHER</b>	IP WLS BF H R ER SO BB IBB HBP BLK WP HR S P ERA WHIP	IP WLS BF H R ER SO BB IBB HBP BLK WP HR S P ERA WHIP	IP WLS BF H R ER SO BB IBB HBP BLK WP HR S P ERA WHIP	IP WLS BF H R ER SO BB IBB HBP BLK WP HR S P ERA WHIP	IP WLS BF H R ER SO BB IBB HBP BLK WP HR S P ERA WHIP	IP WLS BF H R ER SO BB IBB HBP BLK WP HR S P ERA WHIP	IP WLS BF H R ER SO BB IBB HBP BLK WP HR S P ERA WHIP	IP WLS BF H R ER SO BB IBB HBP BLK WP HR S P ERA WHIP	IP WLS BF H R ER SO BB IBB HBP BLK WP HR S P ERA WHIP	IP WLS BF H R ER SO BB IBB HBP BLK WP HR S P ERA WHIP	IP WLS BF H R ER SO BB IBB HBP BLK WP HR S P ERA WHIP	IP WLS BF H R ER SO BB IBB HBP BLK WP HR S P ERA WHIP	IP WLS BF H R ER SO BB IBB HBP BLK WP HR S P ERA WHIP	IP WLS BF H R ER SO BB IBB HBP BLK WP HR S P ERA WHIP	IP WLS BF H R ER SO BB IBB HBP BLK WP HR S P ERA WHIP	IP WLS BF H R ER SO BB IBB HBP BLK WP HR S P ERA WHIP	IP WLS BF H R ER SO BB IBB HBP BLK WP HR S P ERA WHIP	IP WLS BF H R ER SO BB IBB HBP BLK WP HR S P ERA WHIP	IP WLS BF H R ER SO BB IBB HBP BLK WP HR S P ERA WHIP	IP WLS BF H R ER SO BB IBB HBP BLK WP HR S P ERA WHIP	IP WLS BF H R ER SO BB IBB HBP BLK WP HR S P ERA WHIP

**New York Mets @ Philadelphia Phillies**  
Citizens Bank Park, Philadelphia, PA  
Mon Jun 02 2014, 7:07 PM - 10:24 PM EDT  
Att: 26,302 - Clear - 81 F

AB	31
R	2
H	7
RBI	1
BB	3
SO	6
LOB	16













Batter	1	2	3	4	5	6	7	8	9	AB	R	H	RBI	BB	SO	LOB	TOP					
1 Chris Young, R OBP: 0.293, SLG: 0.336	F7		F7																			
3 Curtis Granderson, L OBP: 0.377, SLG: 0.353	F9		L7																			
5 David Wright, R OBP: 0.342, SLG: 0.387 58 Jenny Mejia, R OBP: 0.238, SLG: 0.338	G5-3			G6-3	F8		G4-3	G5-3														
29 Eric Campbell, R OBP: 0.356, SLG: 0.447																						
30 Andrew Brown, R OBP: 0.286, SLG: 0.433																						
4 Wilmer Flores, R OBP: 0.290, SLG: 0.339																						
11 Rubén Tejada, R OBP: 0.352, SLG: 0.309																						
15 Travis d'Arnaud, R OBP: 0.277, SLG: 0.280 53 Bobby Abreu, L OBP: 0.371, SLG: 0.450 20 Anthony Recker, R OBP: 0.238, SLG: 0.338																						
48 Jacob deGrom, L OBP: 0.300, SLG: 0.387 28 Daniel Murphy, L OBP: 0.336, SLG: 0.402 38 Vic Black, R OBP: 0.285, SLG: 0.333 66 Josh Edgin, R OBP: 0.277, SLG: 0.333 21 Lucas Duda, L OBP: 0.337, SLG: 0.438																						
<b>Inning Stats</b>	R: 0 E: 0 K: 0 S: 6	H: 0 LOB: 0 BB: 0 P: 9	R: 0 E: 0 K: 1 S: 8	H: 0 LOB: 1 BB: 1 P: 19	R: 0 E: 0 K: 0 S: 9	H: 1 LOB: 0 BB: 0 P: 10	R: 0 E: 0 K: 1 S: 11	H: 1 LOB: 3 BB: 1 P: 19	R: 0 E: 0 K: 1 S: 12	H: 0 LOB: 2 BB: 2 P: 23	R: 2 E: 0 K: 1 S: 17	H: 3 LOB: 2 BB: 1 P: 28	R: 2 E: 0 K: 0 S: 11	H: 2 LOB: 0 BB: 0 P: 18	R: 0 E: 0 K: 0 S: 10	H: 1 LOB: 2 BB: 1 P: 20	R: 0 E: 0 K: 1 S: 13	H: 0 LOB: 0 BB: 0 P: 17	1B: 5 2B: 2 3B: 0 HR: 1	SF: 0 SAC: 0 DP: 1 HBP: 1	WP: 0 PB: 0 SB: 0 CS: 0	PA: 42
<b>PITCHER</b>	IP WLS BF H R ER SO BB IBB HBP BLK WP HR S P ERA WHIP																					
37 Travis Wood, L ERA: 5.04	5.0 0 25 4 2 2 3 5 0 1 0 0 0 0 51 92 3.60 1.800																					
63 Brian Schiller, R ERA: 2.03	1.0 H 4 1 0 0 1 0 0 0 0 0 0 1 12 16 0.00 1.000																					
52 Justin Grimm, R ERA: 3.29	1.0 W 5 2 2 2 0 0 0 0 0 0 1 11 18 18.00 2.000																					
46 Pedro Strop, R ERA: 4.02	1.0 H 5 1 0 0 0 1 0 0 0 0 0 0 10 20 0.00 2.000																					
54 Neil Ramírez, R ERA: 0.68	1.0 S 3 0 0 0 1 0 0 0 0 0 0 0 13 17 0.00 0.000																					
<b>Batter</b>	<b>1</b>	<b>2</b>	<b>3</b>	<b>4</b>	<b>5</b>	<b>6</b>	<b>7</b>	<b>8</b>	<b>9</b>	<b>AB</b>	<b>R</b>	<b>H</b>	<b>RBI</b>	<b>BB</b>	<b>SO</b>	<b>LOB</b>	<b>BOTTOM</b>					
21 Junior Lake, R OBP: 0.276, SLG: 0.424 54 Neil Ramírez, R	G3	F9		P4		G3																
20 Justin Ruggiano, R OBP: 0.344, SLG: 0.385																						
44 Anthony Rizzo, L OBP: 0.403, SLG: 0.477																						
13 Starlin Castro, R OBP: 0.317, SLG: 0.434																						
24 Luis Valbuena, L OBP: 0.387, SLG: 0.440																						
19 Nate Schierholtz, L OBP: 0.274, SLG: 0.298																						
15 Darwin Barney, R OBP: 0.252, SLG: 0.277																						
32 Eli Whiteside, R																						
37 Travis Wood, R ERA: 5.04 63 Brian Schiller, R ERA: 2.03 52 Justin Grimm, R ERA: 3.29 46 Pedro Strop, R ERA: 4.02 54 Neil Ramírez, R ERA: 0.68																						
<b>Inning Stats</b>	R: 0 E: 0 K: 1 S: 10	H: 0 LOB: 1 BB: 1 P: 15	R: 3 E: 0 K: 0 S: 12	H: 2 LOB: 0 BB: 1 P: 20	R: 0 E: 0 K: 1 S: 12	H: 1 LOB: 2 BB: 1 P: 19	R: 0 E: 0 K: 0 S: 12	H: 1 LOB: 1 BB: 0 P: 16	R: 0 E: 0 K: 1 S: 13	H: 1 LOB: 1 BB: 0 P: 20	R: 0 E: 0 K: 1 S: 11	H: 0 LOB: 0 BB: 1 P: 18	R: 1 E: 0 K: 3 S: 15	H: 1 LOB: 0 BB: 0 P: 22	R: 2 E: 0 K: 1 S: 15	H: 2 LOB: 1 BB: 1 P: 20	R: 0 E: 0 K: 1 S: 13	H: 0 LOB: 0 BB: 0 P: 17	1B: 2 2B: 3 3B: 1 HR: 2	SF: 1 SAC: 0 DP: 0 HBP: 0	WP: 0 PB: 0 SB: 0 CS: 0	PA: 37
<b>PITCHER</b>	IP WLS BF H R ER SO BB IBB HBP BLK WP HR S P ERA WHIP																					
48 Jacob deGrom, R ERA: 3.19	5.0 0 24 5 4 4 3 3 0 0 0 0 0 1 59 90 7.20 1.600																					
38 Vic Black, R ERA: 1.17	1.2 L 7 1 1 1 3 1 0 0 0 0 0 1 21 33 5.40 1.200																					
66 Josh Edgin, L ERA: 2.7	0.1 1 0 0 0 1 0 0 0 0 0 0 0 5 7 0.00 0.000																					
58 Jenny Mejia, R ERA: 4.35	1.0 5 2 2 2 1 0 1 0 0 0 0 0 15 20 18.00 2.000																					

New York Mets @ Chicago Cubs  
Wrigley Field, Chicago, IL  
Thu Jun 05 2014, 6:06 PM - 9:22 PM CDT  
Att: 28,833 - Clear - 69 F

AB 35  
R 4  
H 8  
RBI 4  
BB 6  
SO 5  
LOB 20

WP: 0 PA: 42  
PB: 0  
SB: 0  
CS: 0

New York Mets @ Chicago Cubs  
Wrigley Field, Chicago, IL  
Thu Jun 05 2014, 6:06 PM - 9:22 PM CDT  
Att: 28,833 - Clear - 69 F

AB 31  
R 7  
H 8  
RBI 7  
BB 5  
SO 8  
LOB 14

WP: 0 PA: 37  
PB: 0  
SB: 0  
CS: 0



livebaseballscorecards.com

livebaseballscorecards.com



Batter	1	2	3	4	5	6	7	8	9	AB	R	H	RBI	BB	SO	LOB	TOP									
6 Matthew den Dekker, L (1, 8) OBP: 0.217, SLG: 0.227	C FF 92 B CH 86 B FF 93 X SL 88 2-2 G4-3			C CU 76 B FF 92 X CH 86 1-1 G6-3			F FF 91 B FF 93 X SL 86 1-2 28 HR 2B		F SI 89 B CH 84 X SL 87 1-1 G1-3	4	1	1	0	0	0	0										
28 Daniel Murphy, L (1, 4) OBP: 0.353, SLG: 0.412	C FF 92 X CH 87 0-1 G4-3			F FF 92 B FF 93 C SL 86 0-3 K			B CH 84 X SL 84 1-0 2H HR		X SI 87 0-0 G4-3	4	1	1	2	0	1	0										
5 David Wright, R (1, 5) OBP: 0.338, SLG: 0.383	C FF 93 B FF 94 B SL 87 X FF 94 3-2 F9			B SL 86 X SL 93 2-0 L9			C FF 92 B CH 87 B FF 92 B FF 94 B SL 86 X SL 86 3-2 G5-3			3	0	0	0	0	0	0										
3 Curtis Granderson, L (1, 9) OBP: 0.327, SLG: 0.349		B FF 91 B CH 86 X FF 92 2-1 F8			B CH 85 B CH 86 B FF 92 B FF 93 B SL 86 4-1 30 G4-3 BB		B CH 87 B CH 86 B FF 92 C FF 91 X FF 91 3-1 F9			2	0	0	0	1	0	0										
30 Andrew Brown, R (1, 7) OBP: 0.263, SLG: 0.394		B SL 85 B CH 86 B SL 87 X FF 93 3-1 F7			C SL 87 S FF 91 X FF 92 1-2 G4-3		B SL 87 B CH 86 B FF 91 X SL 81 3-1 G1-3			3	0	0	0	0	0	1										
52 Carlos Torres, R (8, 1)										0	0	0	0	0	0	0										
21 Lucas Duda, L (1, 3) OBP: 0.332, SLG: 0.430		X CH 87 0-0 L3			B CH 87 C SL 83 C FF 94 X FF 93 3-2 G3			B SI 91 C SI 92 B SI 91 F SI 92 C SI 92 C CU 76 2-3 K		3	0	0	0	0	1	0										
11 Rubén Tejada, R (1, 6) OBP: 0.357, SLG: 0.317				C SI 92 S SL 86 B SL 86 B CH 87 C SL 88 2-3 K			F SL 86 B FF 93 X SL 85 1-1 15 G4-6-3 1B			3	0	2	0	0	1	0										
15 Travis d'Aarud, R (1, 2) OBP: 0.271, SLG: 0.273				X FF 93 0-0 P2			S FF 91 B FF 92 D SL 86 X SL 87 2-2 G4-6-3		1 SAFE S SI 91 X SI 92 0-1 G5-4-3	3	0	0	0	0	0	2										
49 Jonathon Niese, L (1, 1) OBP: 0.217, SLG: 0.105				C SI 92 C SI 94 2-3 K			C SI 92 C SI 93 X FF 93 2-2 G6-3		S FF 90 B SL 86 X SL 78 1-2 F7	2	0	0	0	0	1	0										
1 Chris Young, R (8, 7) OBP: 0.291, SLG: 0.333										1	0	0	0	0	0	0										
<b>Inning Stats</b>	R: 0 E: 0 K: 0 S: 8	H: 0 LOB: 0 BB: 0 P: 13	R: 0 E: 0 K: 0 S: 5	H: 0 LOB: 0 BB: 0 P: 10	R: 0 E: 0 K: 2 S: 9	H: 0 LOB: 0 BB: 0 P: 11	R: 0 E: 0 K: 1 S: 6	H: 0 LOB: 0 BB: 0 P: 9	R: 0 E: 0 K: 0 S: 7	H: 1 LOB: 0 BB: 1 P: 15	R: 0 E: 0 K: 0 S: 8	H: 0 LOB: 0 BB: 0 P: 13	R: 2 E: 0 K: 0 S: 14	H: 2 LOB: 0 BB: 0 P: 25	R: 0 E: 0 K: 1 S: 7	H: 1 LOB: 0 BB: 0 P: 9	R: 0 E: 0 K: 0 S: 8	H: 0 LOB: 0 BB: 0 P: 10	1B: 2 2B: 1 3B: 0 HR: 1	SF: 0 SAC: 0 DP: 3 HBP: 0	WP: 0 PB: 0 SB: 0 CS: 0	PA: 29				
<b>PITCHER</b>	IP WLS BF H R ER SO BB IBB HBP BLK WP HR S P ERA WHIP																									
18 Matt Cain, R (1, 1) ERA: 3.52	7.0		23	3	2	2	3	1	0	0	0	0	0	0	0	1	57	96	2.57	0.571						
41 Jeremy Affeldt, L (8, 1) ERA: 1.51	1.0	W	3	1	0	0	1	0	0	0	0	0	0	0	0	7	9	0.00	1.000							
54 Sergio Romo, R (9, 1) ERA: 3.12	1.0	S	3	0	0	0	0	0	0	0	0	0	0	0	0	8	10	0.00	0.000							

New York Mets @ San Francisco Giants  
 AT&T Park, San Francisco, CA  
 Fri Jun 06 2014, 7:17 PM - 9:33 PM PDT  
 Att: 41,437 - Clear - 59 F

AB	28
R	2
H	4
RBI	2
BB	1
SO	4
LOB	3



Batter	1	2	3	4	5	6	7	8	9	AB	R	H	RBI	BB	SO	LOB	BOTTOM									
16 Angel Pagán, S (1, 8) OBP: 0.366, SLG: 0.427	C SI 85 B CU 71 X SI 85 2-1 L8			C FF 71 B FF 88 B CU 75 S CU 76 3-3 K			B CH 84 B SI 87 X SL 87 2-0 FC5-4		B FF 92 B FC 89 B FF 90 1-0 28 HR 8 G4-3 BB	3	1	0	0	1	1	1										
8 Hunter Pence, R (1, 9) OBP: 0.356, SLG: 0.469	X CU 70 0-0 P6			B FC 86 B FF 89 B CU 74 C FF 91 F FF 91 F FF 90 3-2 G4-3			C CU 72 B CU 72 X FC 88 1-1 G6-3		F FC 86 X FC 88 0-1 G4-3	4	0	0	0	0	0	1										
28 Buster Posey, R (1, 2) OBP: 0.344, SLG: 0.422	B CU 88 C FC 86 B FC 86 X SI 88 2-2 48 FC5-4 1B			C CH 84 B FC 83 B CH 81 X CU 74 2-2 38 G6-3 1B			B CU 71 B FC 86 X FC 88 2-0 G6-3		B FC 90 X FC 90 1-0 2H HR	4	1	3	2	0	0	0										
48 Pablo Sandoval, S (1, 5) OBP: 0.292, SLG: 0.409	F FF 87 X SI 88 1-1 FC5-4			X CU 73 0-0 F8			B SI 88 X CU 73 1-1 F9		C CU 77 X CU 78 0-1 F7	4	0	0	0	0	0	2										
38 Michael Morse, R (1, 3) OBP: 0.338, SLG: 0.570		B FC 82 X SI 85 1-0 G6-3			C FF 88 X FC 86 0-2 G6-3			X SI 85 0-0 G5-3		B FF 93 X FC 90 1-0 2B 1B	4	0	1	0	0	1										
2 Juan Carlos Perez, R (1, 7) OBP: 0.167, SLG: 0.310		X FC 86 0-0 F9			C CH 84 F FC 85 B FF 87 B CU 73 F FC 97 F FF 89 X FF 88 2-2 G5-3		C CH 86 F FC 84 S CH 84 0-3 K		F FF 92 X FC 90 1-1 2B	4	0	1	0	0	1	0										
14 Brandon Hicks, R (1, 4) OBP: 0.313, SLG: 0.389		B SI 86 F FC 85 X SI 87 1-1 2B			X FF 87 0-0 35 SF7 3B			B CU 72 B FC 83 B FC 86 B CU 75 B FF 87 4-2 35 WP 1B		S FC 91 B FC 92 C CU 78 B FF 89 S FC 91 2-3 K	3	2	2	0	1	2										
35 Brandon Crawford, L (1, 6) OBP: 0.316, SLG: 0.433		C FF 88 B FC 87 B SI 88 X FC 87 2-2 F7			F FC 87 B SI 88 X FF 88 2-1 SF7			F FF 87 B FC 86 B SI 88 F SI 88 X FF 89 2-2 1B			2	0	1	2	0	0	1									
18 Matt Cain, R (1, 1) OBP: 0.350, SLG: 0.235				C FC 85 F FC 85 B SI 87 S CU 74 1-3 K			H FC 87 1-0 16 FC5-4 HBP			1	0	0	0	0	1	0										
13 Joaquin Arias, R (7, PH) OBP: 0.208, SLG: 0.167										0	0	0	0	0	0	0										
41 Jeremy Affeldt, L (8, 1)										0	0	0	0	0	0	0										
54 Sergio Romo, R (9, 1)										0	0	0	0	0	0	0										
<b>Inning Stats</b>	R: 0 E: 0 K: 0 S: 8	H: 1 LOB: 1 BB: 0 P: 13	R: 0 E: 0 K: 0 S: 7	H: 1 LOB: 0 BB: 0 P: 11	R: 0 E: 0 K: 2 S: 13	H: 0 LOB: 0 BB: 0 P: 20	R: 0 E: 0 K: 0 S: 7	H: 1 LOB: 0 BB: 0 P: 9	R: 1 E: 0 K: 0 S: 9	H: 1 LOB: 1 BB: 0 P: 16	R: 0 E: 0 K: 0 S: 5	H: 0 LOB: 0 BB: 0 P: 9	R: 1 E: 0 K: 1 S: 10	H: 1 LOB: 1 BB: 1 P: 16	R: 2 E: 0 K: 1 S: 12	H: 3 LOB: 2 BB: 1 P: 21	1B: 4 2B: 2 3B: 1 HR: 1	SF: 1 SAC: 0 DP: 1 HBP: 1	WP: 1 PB: 0 SB: 0 CS: 0	PA: 34						
<b>PITCHER</b>	IP WLS BF H R ER SO BB IBB HBP BLK WP HR S P ERA WHIP																									
49 Jonathon Niese, L (1, 1) ERA: 2.68	7.0		27	5	2	2	3	1	0	0	0	0	0	0	0	1	59	94	2.57	0.857						
52 Carlos Torres, R (8, 1) ERA: 2.72	1.0	L	7	3	2	2	1	1	0	0	0	0	0	0	0	1	12	21	18.00	4.000						

New York Mets @ San Francisco Giants  
 AT&T Park, San Francisco, CA  
 Fri Jun 06 2014, 7:17 PM - 9:33 PM PDT  
 Att: 41,437 - Clear - 59 F

AB	30
R	4
H	8
RBI	4
BB	2
SO	4
LOB	9





Batter	1	2	3	4	5	6	7	8	9	AB	R	H	RBI	BB	SO	LOB	TOP			
6 Matthew den Dekker, L (1.8) OBP: 0.250, SLG: 0.231	L1	FC4-6						G4-3		4	1	1	0	1	0	2	<p>New York Mets @ San Francisco Giants</p> <p>AT&amp;T Park, San Francisco, CA</p> <p>Sat Jun 07 2014, 7:07 PM - 10:39 PM PDT</p> <p>Att: 41,296 - Clear - 62 F</p>			
28 Daniel Murphy, L (1.4) OBP: 0.354, SLG: 0.416	G6-3	L7		G3-1				F7		5	0	2	0	0	0	3				
5 David Wright, R (1.5) OBP: 0.336, SLG: 0.379	G6-3			K				L8		5	1	1	0	0	2	3				
3 Curtis Granderson, L (1.9) OBP: 0.324, SLG: 0.343				F8						4	0	0	0	1	2	3				
1 Chris Young, R (1.7) OBP: 0.296, SLG: 0.338	P3									4	1	2	0	0	0	3				
27 Jeury Familia, R (6.1) OBP: 1.000, SLG: 1.000										0	0	0	0	0	0	0				
29 Eric Campbell, R (9.1) OBP: 0.348, SLG: 0.436										1	0	0	0	0	0	0				
58 Jenny Mejia, R (9.1)										0	0	0	0	0	0	0				
21 Lucas Duda, L (1.3) OBP: 0.343, SLG: 0.440										3	1	2	1	1	0	0				
11 Rubén Tejeda, R (1.6)										4	0	0	0	1	0	4				
20 Anthony Recker, R (1.2) OBP: 0.261, SLG: 0.349										3	0	2	2	0	1	2				
40 Bartolo Colon, R (1.1)										3	0	0	0	0	3	6				
53 Bobby Abreu, L (6.9) OBP: 0.366, SLG: 0.443										1	0	0	0	0	0	1				
<b>Inning Stats</b>	R: 0 H: 1 E: 0 K: 0 S: 12	H: 1 LOB: 2 BB: 1 P: 23	R: 1 H: 2 E: 1 K: 1 S: 12	H: 2 LOB: 2 BB: 0 P: 16	R: 2 H: 4 E: 0 K: 1 S: 16	H: 4 LOB: 2 BB: 1 P: 27	R: 0 H: 1 E: 0 K: 1 S: 8	H: 1 LOB: 1 BB: 1 P: 10	R: 0 H: 1 E: 0 K: 2 S: 13	H: 1 LOB: 2 BB: 1 P: 23	R: 1 H: 1 E: 0 K: 2 S: 10	H: 1 LOB: 1 BB: 0 P: 19	R: 0 H: 0 E: 0 K: 0 S: 11	H: 0 LOB: 0 BB: 0 P: 13	R: 0 H: 0 E: 0 K: 1 S: 6	H: 0 LOB: 0 BB: 0 P: 9	1B: 8 2B: 2 3B: 0 HR: 0	SF: 0 SAC: 0 DP: 0 HBP: 2	WP: 1 PB: 0 SB: 3 CS: 0	PA: 43
<b>PITCHER</b>	IP WLS BF H R ER SO BB IBB HBP BLK WP HR S P ERA WHIP	IP WLS BF H R ER SO BB IBB HBP BLK WP HR S P ERA WHIP	IP WLS BF H R ER SO BB IBB HBP BLK WP HR S P ERA WHIP	IP WLS BF H R ER SO BB IBB HBP BLK WP HR S P ERA WHIP	IP WLS BF H R ER SO BB IBB HBP BLK WP HR S P ERA WHIP	IP WLS BF H R ER SO BB IBB HBP BLK WP HR S P ERA WHIP	IP WLS BF H R ER SO BB IBB HBP BLK WP HR S P ERA WHIP	IP WLS BF H R ER SO BB IBB HBP BLK WP HR S P ERA WHIP	IP WLS BF H R ER SO BB IBB HBP BLK WP HR S P ERA WHIP	IP WLS BF H R ER SO BB IBB HBP BLK WP HR S P ERA WHIP	IP WLS BF H R ER SO BB IBB HBP BLK WP HR S P ERA WHIP	IP WLS BF H R ER SO BB IBB HBP BLK WP HR S P ERA WHIP	IP WLS BF H R ER SO BB IBB HBP BLK WP HR S P ERA WHIP	IP WLS BF H R ER SO BB IBB HBP BLK WP HR S P ERA WHIP	IP WLS BF H R ER SO BB IBB HBP BLK WP HR S P ERA WHIP	IP WLS BF H R ER SO BB IBB HBP BLK WP HR S P ERA WHIP	IP WLS BF H R ER SO BB IBB HBP BLK WP HR S P ERA WHIP	IP WLS BF H R ER SO BB IBB HBP BLK WP HR S P ERA WHIP	IP WLS BF H R ER SO BB IBB HBP BLK WP HR S P ERA WHIP	IP WLS BF H R ER SO BB IBB HBP BLK WP HR S P ERA WHIP

AB	37
R	4
H	10
RBI	3
BB	4
SO	8
LOB	27



Batter	1	2	3	4	5	6	7	8	9	AB	R	H	RBI	BB	SO	LOB	BOTTOM					
16 Angel Pagán, S (1.8) OBP: 0.371, SLG: 0.431	E6									5	1	3	2	0	1	0	<p>New York Mets @ San Francisco Giants</p> <p>AT&amp;T Park, San Francisco, CA</p> <p>Sat Jun 07 2014, 7:07 PM - 10:39 PM PDT</p> <p>Att: 41,296 - Clear - 62 F</p>					
8 Hunter Pence, R (1.9) OBP: 0.364, SLG: 0.478										4	1	3	1	1	1	1						
28 Buster Posey, R (1.2) OBP: 0.341, SLG: 0.416	L7									5	0	1	0	0	1	8						
48 Pablo Sandoval, S (1.5) OBP: 0.290, SLG: 0.402	F9									4	0	0	0	1	0	5						
38 Michael Morse, R (1.3) OBP: 0.335, SLG: 0.561	G4-3									5	0	1	1	0	2	4						
21 Tyler Colvin, L (1.7) OBP: 0.290, SLG: 0.466										4	0	0	0	0	1	0						
35 Brandon Crawford, L (1.6) OBP: 0.319, SLG: 0.434										4	1	2	0	0	1	0						
14 Brandon Hicks, R (1.4) OBP: 0.306, SLG: 0.380										4	1	0	0	0	1	2						
17 Tim Hudson, R (1.1) OBP: 0.111, SLG: 0.077										1	0	0	0	0	0	1						
7 Gregor Blanco, L (5.1) OBP: 0.237, SLG: 0.392										1	1	1	0	0	0	0						
70 George Kontos, R (6.1)										0	0	0	0	0	0	0						
29 Héctor Sánchez, S (6.1)										0	0	0	0	0	1	0						
57 Juan Gutiérrez, R (7.1)										0	0	0	0	0	0	0						
49 Javier López, L (8.1)										0	0	0	0	0	0	0						
6 Ehire Adrianza, S (8.1)										1	0	0	0	0	0	0						
41 Jeremy Affeldt, L (9.1)										0	0	0	0	0	0	0						
<b>Inning Stats</b>	R: 0 H: 1 E: 1 K: 0 S: 10	H: 1 LOB: 2 BB: 0 P: 14	R: 0 H: 1 E: 0 K: 0 S: 7	H: 1 LOB: 0 BB: 0 P: 10	R: 0 H: 2 E: 0 K: 2 S: 17	H: 2 LOB: 2 BB: 0 P: 25	R: 0 H: 0 E: 0 K: 1 S: 5	H: 0 LOB: 0 BB: 0 P: 6	R: 1 H: 2 E: 0 K: 0 S: 10	H: 2 LOB: 1 BB: 1 P: 19	R: 2 H: 3 E: 0 K: 2 S: 15	H: 3 LOB: 3 BB: 1 P: 27	R: 0 H: 0 E: 0 K: 1 S: 6	H: 0 LOB: 0 BB: 0 P: 9	R: 0 H: 0 E: 0 K: 1 S: 8	H: 0 LOB: 0 BB: 0 P: 13	R: 2 H: 2 E: 0 K: 1 S: 9	H: 2 LOB: 2 BB: 1 P: 15	1B: 10 2B: 1 3B: 0 HR: 0	SF: 0 SAC: 0 DP: 1 HBP: 0	WP: 1 PB: 0 SB: 0 CS: 0	PA: 41
<b>PITCHER</b>	IP WLS BF H R ER SO BB IBB HBP BLK WP HR S P ERA WHIP	IP WLS BF H R ER SO BB IBB HBP BLK WP HR S P ERA WHIP	IP WLS BF H R ER SO BB IBB HBP BLK WP HR S P ERA WHIP	IP WLS BF H R ER SO BB IBB HBP BLK WP HR S P ERA WHIP	IP WLS BF H R ER SO BB IBB HBP BLK WP HR S P ERA WHIP	IP WLS BF H R ER SO BB IBB HBP BLK WP HR S P ERA WHIP	IP WLS BF H R ER SO BB IBB HBP BLK WP HR S P ERA WHIP	IP WLS BF H R ER SO BB IBB HBP BLK WP HR S P ERA WHIP	IP WLS BF H R ER SO BB IBB HBP BLK WP HR S P ERA WHIP	IP WLS BF H R ER SO BB IBB HBP BLK WP HR S P ERA WHIP	IP WLS BF H R ER SO BB IBB HBP BLK WP HR S P ERA WHIP	IP WLS BF H R ER SO BB IBB HBP BLK WP HR S P ERA WHIP	IP WLS BF H R ER SO BB IBB HBP BLK WP HR S P ERA WHIP	IP WLS BF H R ER SO BB IBB HBP BLK WP HR S P ERA WHIP	IP WLS BF H R ER SO BB IBB HBP BLK WP HR S P ERA WHIP	IP WLS BF H R ER SO BB IBB HBP BLK WP HR S P ERA WHIP	IP WLS BF H R ER SO BB IBB HBP BLK WP HR S P ERA WHIP	IP WLS BF H R ER SO BB IBB HBP BLK WP HR S P ERA WHIP	IP WLS BF H R ER SO BB IBB HBP BLK WP HR S P ERA WHIP	IP WLS BF H R ER SO BB IBB HBP BLK WP HR S P ERA WHIP		

AB	38
R	5
H	11
RBI	4
BB	3
SO	8
LOB	21





Batter	1	2	3	4	5	6	7	8	9	AB	R	H	RBI	BB	SO	LOB	TOP	
<b>6 Matthew den Dekker, L</b> (1.8) OBP: 0.259, SLG: 0.214 <b>30 Andrew Brown, R</b> (8.7) OBP: 0.245, SLG: 0.382										2	0	0	0	1	1	1	<b>New York Mets @ San Francisco Giants</b> AT&T Park, San Francisco, CA Sun Jun 08 2014, 1:07 PM - 4:29 PM PDT Att: 41,911 - Sunny - 74 F	
<b>11 Rubén Tejada, R</b> (1.6) OBP: 0.345, SLG: 0.300										4	0	0	0	0	2	1		
<b>28 Daniel Murphy, L</b> (1.4) OBP: 0.359, SLG: 0.421										4	2	3	0	0	0	0		
<b>3 Curtis Granderson, L</b> (1.9) OBP: 0.331, SLG: 0.382										4	2	3	3	0	1	1		
<b>1 Chris Young, R</b> (1.7) OBP: 0.295, SLG: 0.336										4	0	1	0	0	0	1		
<b>21 Lucas Duda, L</b> (1.3) OBP: 0.341, SLG: 0.433										3	0	0	0	1	1	2		
<b>29 Eric Campbell, R</b> (1.5) OBP: 0.360, SLG: 0.442										4	0	2	0	0	1	1		
<b>20 Anthony Recker, R</b> (1.2) OBP: 0.250, SLG: 0.333										4	0	0	0	0	1	3		
<b>45 Zack Wheeler, L</b> (1.1) OBP: 0.294, SLG: 0.403 <b>66 Josh Edgin, L</b> (4.1) OBP: 0.250, SLG: 0.333 <b>61 Dana Eveland, L</b> (5.1) OBP: 0.250, SLG: 0.333 <b>52 Carlos Torres, R</b> (7.1) OBP: 0.250, SLG: 0.333 <b>41 Jeremy Affeldt, L</b> (8.1) OBP: 0.250, SLG: 0.333 <b>63 Jean Machi, R</b> (8.1) OBP: 0.250, SLG: 0.333 <b>49 Javier López, L</b> (9.1) OBP: 0.250, SLG: 0.333										1	0	0	0	0	0	0		
<b>Inning Stats</b>	R: 2 H: 2 E: 0 K: 1 S: 12	R: 0 H: 0 E: 0 K: 1 S: 8	R: 0 H: 0 E: 0 K: 1 S: 7	R: 0 H: 2 E: 0 K: 1 S: 9	R: 0 H: 1 E: 0 K: 2 S: 14	R: 1 H: 1 E: 0 K: 0 S: 9	R: 0 H: 1 E: 0 K: 2 S: 9	R: 1 H: 2 E: 0 K: 1 S: 12	R: 0 H: 0 E: 0 K: 2 S: 11	1B: 6 2B: 1 3B: 0 HR: 2	SF: 0 SAC: 0 DP: 1 HBP: 0	WP: 2 PB: 0 SB: 1 CS: 1	PA: 36	ERA: 0.00 WHIP: 0.000				
<b>PITCHER</b>	IP: 6.0 WLS: W BF: 23	H: 6 R: 3 ER: 3 SO: 6	BB: 1 IBB: 0 HBP: 0 BLK: 0	WP: 1 HR: 2 S: 59 P: 98	ERA: 4.50 WHIP: 1.167	<b>54 Sergio Romo, R</b> (9.1) ERA: 3.0	IP: 1.0 WLS: S BF: 3	H: 0 R: 0 ER: 0 SO: 2	BB: 0 IBB: 0 HBP: 0 BLK: 0	WP: 0 HR: 0 S: 9 P: 11	ERA: 0.00 WHIP: 0.000							
<b>7 Grégor Blanco, L</b> (1.8) OBP: 0.343, SLG: 0.345										4	0	2	3	0	0	2	<b>New York Mets @ San Francisco Giants</b> AT&T Park, San Francisco, CA Sun Jun 08 2014, 1:07 PM - 4:29 PM PDT Att: 41,911 - Sunny - 74 F	
<b>8 Hunter Pence, R</b> (1.9) OBP: 0.386, SLG: 0.474										2	1	0	0	1	0	1		
<b>48 Pablo Sandoval, S</b> (1.5) OBP: 0.294, SLG: 0.403 <b>49 Javier López, L</b> (9.1) OBP: 0.250, SLG: 0.333 <b>54 Sergio Romo, R</b> (9.1) OBP: 0.250, SLG: 0.333										4	0	2	0	0	1	2		
<b>38 Michael Morse, R</b> (1.3) OBP: 0.329, SLG: 0.550										4	0	0	0	0	1	4		
<b>29 Héctor Sánchez, S</b> (1.2) OBP: 0.263, SLG: 0.346										4	1	1	0	0	2	1		
<b>21 Tyler Colvin, L</b> (1.7) OBP: 0.288, SLG: 0.452										4	1	1	0	0	3	0		
<b>35 Brandon Crawford, L</b> (1.6) OBP: 0.326, SLG: 0.443										3	2	2	1	1	0	0		
<b>14 Brandon Hicks, R</b> (1.4) OBP: 0.305, SLG: 0.376										4	0	1	1	0	3	3		
<b>55 Tim Lincecum, L</b> (1.1) OBP: 0.294, SLG: 0.403 <b>57 Juan Gutiérrez, R</b> (7.1) OBP: 0.250, SLG: 0.333 <b>6 Ehre Adrianza, S</b> (7.9) OBP: 0.250, SLG: 0.333 <b>41 Jeremy Affeldt, L</b> (8.1) OBP: 0.250, SLG: 0.333 <b>63 Jean Machi, R</b> (8.1) OBP: 0.250, SLG: 0.333 <b>13 Joaquin Arias, R</b> (8.9) OBP: 0.250, SLG: 0.333										2	0	1	0	0	1	2		
<b>Inning Stats</b>	R: 0 H: 0 E: 1 K: 1 S: 11	R: 3 H: 4 E: 0 K: 2 S: 17	R: 1 H: 1 E: 0 K: 1 S: 10	R: 0 H: 1 E: 0 K: 2 S: 13	R: 0 H: 1 E: 0 K: 1 S: 8	R: 0 H: 0 E: 0 K: 2 S: 7	R: 1 H: 2 E: 0 K: 0 S: 13	R: 1 H: 2 E: 0 K: 3 S: 12	R: 1 H: 0 E: 0 K: 3 S: 12	1B: 9 2B: 2 3B: 0 HR: 0	SF: 0 SAC: 0 DP: 1 HBP: 1	WP: 2 PB: 0 SB: 0 CS: 0	PA: 36	ERA: 27.00 WHIP: 3.000				
<b>PITCHER</b>	IP: 3.2 WLS: L BF: 18	H: 4 R: 4 ER: 4 SO: 6	BB: 2 IBB: 0 HBP: 0 BLK: 0	WP: 1 HR: 0 S: 50 P: 86	ERA: 9.82 WHIP: 2.182	<b>38 Vic Black, R</b> (8.1) ERA: 1.13	IP: 0.1 WLS: S BF: 2	H: 1 R: 1 ER: 1 SO: 1	BB: 0 IBB: 0 HBP: 0 BLK: 0	WP: 0 HR: 0 S: 4 P: 7	ERA: 27.00 WHIP: 3.000							



Batter	1	2	3	4	5	6	7	8	9	AB	R	H	RBI	BB	SO	LOB	TOP					
2 Scooter Gennett, L (1.4) OBP: 0.327, SLG: 0.417										3	1	1	0	1	2	1	<b>Milwaukee Brewers @ New York Mets</b> Citi Field, Flushing, NY Tue Jun 10 2014, 7:14 PM - 9:58 PM EDT Att: 20,206 - Cloudy - 73 F					
8 Ryan Braun, R (1.9) OBP: 0.337, SLG: 0.529										3	0	0	0	1	1	3						
20 Jonathan Lucroy, R (1.2) OBP: 0.399, SLG: 0.498										3	0	1	0	0	1	1						
27 Carlos Gómez, R (1.8) OBP: 0.378, SLG: 0.556										3	0	1	1	1	0	2						
16 Aramis Ramirez, R (1.5) OBP: 0.304, SLG: 0.389										4	0	0	0	0	1	4						
18 Kris Davis, R (1.7) OBP: 0.333, SLG: 0.484										3	1	0	0	0	2	2						
24 Lyle Overbay, L (1.3) OBP: 0.310, SLG: 0.320										4	0	2	1	0	1	0						
9 Jean Segura, R (1.6) OBP: 0.281, SLG: 0.324										4	0	0	0	0	0	2						
41 Marco Estrada, R (1.1) OBP: 0.091, SLG: 0.048										2	0	1	0	0	0	1						
1 Logan Schafer, L (7, PH) OBP: 0.273, SLG: 0.282										1	0	0	0	0	0	0						
50 Mike Fiers, R (7.1)										0	0	0	0	0	0	0						
59 Zach Duke, L (8.1)										0	0	0	0	0	0	0						
21 Irving Falu, S (9, PH)										1	0	0	0	0	1	0						
<b>Inning Stats</b>	R: 0 E: 0 K: 1 S: 13	H: 0 LOB: 2 BB: 2 P: 22	R: 0 E: 0 K: 2 S: 10	H: 0 LOB: 0 BB: 0 P: 14	R: 0 E: 0 K: 1 S: 13	H: 2 LOB: 2 BB: 0 P: 19	R: 1 E: 0 K: 0 S: 10	H: 1 LOB: 1 BB: 0 P: 18	R: 0 E: 0 K: 1 S: 8	H: 0 LOB: 0 BB: 1 P: 13	R: 0 E: 0 K: 0 S: 10	H: 0 LOB: 0 BB: 0 P: 14	R: 0 E: 0 K: 3 S: 14	H: 1 LOB: 2 BB: 0 P: 12	R: 1 E: 0 K: 3 S: 14	H: 2 LOB: 2 BB: 0 P: 20	R: 0 E: 0 K: 1 S: 9	H: 0 LOB: 0 BB: 0 P: 15	1B: 4 2B: 2 3B: 0 HR: 0	SF: 0 SAC: 0 DP: 2 HBP: 2	WP: 0 PB: 0 SB: 1 CS: 0	PA: 36
<b>PITCHER</b>	IP WLS BF H R ER SO BB IBB HBP BLK WP HR S P ERA WHIP																					
16 Daisuke Matsuzaka, R (1.1) ERA: 2.95	6.0 W 24 3 1 1 5 3 0 1 0 0 0 0 64 100 1.50 1.000																					
38 Vic Black, R (7.1) ERA: 1.0	1.0 3 1 0 0 0 0 0 0 0 0 0 0 8 12 0.00 1.000																					
27 Jeury Familia, R (8.1) ERA: 2.78	1.0 6 2 1 1 3 0 0 0 1 0 0 0 14 20 9.00 2.000																					
58 Jenry Mejia, R (9.1) ERA: 4.59	1.0 3 0 0 0 1 0 0 0 0 0 0 0 9 15 0.00 0.000																					

Batter	1	2	3	4	5	6	7	8	9	AB	R	H	RBI	BB	SO	LOB	BOTTOM			
11 Rubén Tejada, R (1.6) OBP: 0.348, SLG: 0.307										3	1	1	0	1	0	1	<b>Milwaukee Brewers @ New York Mets</b> Citi Field, Flushing, NY Tue Jun 10 2014, 7:14 PM - 9:58 PM EDT Att: 20,206 - Cloudy - 73 F			
28 Daniel Murphy, L (1.4) OBP: 0.381, SLG: 0.431										3	1	1	2	1	0	0				
5 David Wright, R (1.5) OBP: 0.333, SLG: 0.374										3	1	0	0	1	0	2				
3 Curtis Granderson, L (1.9) OBP: 0.330, SLG: 0.377										3	1	0	0	1	1	2				
1 Chris Young, R (1.7) OBP: 0.294, SLG: 0.333										4	0	1	0	0	1	2				
21 Lucas Duda, L (1.3) OBP: 0.340, SLG: 0.425										3	1	0	0	1	1	2				
23 Taylor Teagarden, R (1.2) OBP: 0.250, SLG: 1.000										4	1	1	4	0	2	2				
6 Matthew den Dekker, L (1.8) OBP: 0.265, SLG: 0.226										3	0	1	0	0	0	0				
16 Daisuke Matsuzaka, R (1.1) OBP: 0.400, SLG: 0.250										1	0	0	0	0	1	0				
30 Andrew Brown, R (7, PH) OBP: 0.250, SLG: 0.371										0	0	0	0	0	0	0				
27 Jeury Familia, R (8.1) OBP: 1.000, SLG: 1.000										0	0	0	0	0	0	0				
58 Jenry Mejia, R (9.1) ERA: 1.44										0	0	0	0	0	0	0				
<b>Inning Stats</b>	R: 0 E: 0 K: 0 S: 8	H: 0 LOB: 0 BB: 0 P: 12	R: 0 E: 0 K: 1 S: 7	H: 1 LOB: 1 BB: 0 P: 10	R: 2 E: 0 K: 1 S: 10	H: 1 LOB: 0 BB: 1 P: 18	R: 0 E: 0 K: 1 S: 5	H: 0 LOB: 0 BB: 0 P: 8	R: 0 E: 0 K: 1 S: 8	H: 1 LOB: 1 BB: 0 P: 13	R: 4 E: 0 K: 1 S: 18	H: 1 LOB: 2 BB: 3 P: 36	R: 0 E: 0 K: 0 S: 12	H: 1 LOB: 2 BB: 1 P: 21	R: 0 E: 1 K: 1 S: 5	H: 0 LOB: 0 BB: 0 P: 6	1B: 2 2B: 1 3B: 0 HR: 2	SF: 0 SAC: 1 DP: 1 HBP: 0	WP: 0 PB: 0 SB: 1 CS: 0	PA: 34
<b>PITCHER</b>	IP WLS BF H R ER SO BB IBB HBP BLK WP HR S P ERA WHIP																			
41 Marco Estrada, R (1.1) ERA: 4.56	6.0 L 26 4 6 6 6 4 0 0 0 0 0 0 2 56 9.00 1.333																			
50 Mike Fiers, R (7.1) ERA: 1.44	1.0 5 1 0 0 0 1 0 0 0 0 0 0 12 21 0.00 2.000																			
59 Zach Duke, L (8.1) ERA: 1.44	1.0 3 0 0 0 1 0 0 0 0 0 0 0 5 6 0.00 0.000																			





Batter	1	2	3	4	5	6	7	8	9	AB	R	H	RBI	BB	SO	LOB	TOP					
2 Scooter Gennett, L (1.4) OBP: 0.329, SLG: 0.422										5	1	2	0	0	0	3	<b>Milwaukee Brewers @ New York Mets</b> Citi Field, Flushing, NY Wed Jun 11 2014, 7:14 PM - 10:20 PM EDT Att: 20,170 - Partly Cloudy - 66 F					
8 Ryan Braun, R (1.9) OBP: 0.343, SLG: 0.526										3	1	1	0	2	1	2						
20 Jonathan Lucroy, R (1.2) OBP: 0.403, SLG: 0.509										5	0	3	1	0	0	1						
27 Carlos Gómez, R (1.8) OBP: 0.378, SLG: 0.552										5	0	2	1	0	1	2						
16 Aramis Ramirez, R (1.5) OBP: 0.302, SLG: 0.392										4	1	1	0	0	2	6						
18 Kris Davis, R (1.7) OBP: 0.303, SLG: 0.480										4	0	1	0	0	1	4						
7 Mark Reynolds, R (1.3) OBP: 0.292, SLG: 0.434										3	0	0	0	1	0	2						
9 Jean Segura, R (1.6) OBP: 0.281, SLG: 0.322										4	0	1	1	0	0	1						
38 Willy Peralta, R (1.1) OBP: 0.287, SLG: 0.174										3	0	0	0	0	0	2						
59 Zach Duke, L (7.1) ERA: 2.45										4	0	1	1	0	0	1						
47 Rob Wooten, R (7.1) ERA: 2.72										3	0	0	0	0	0	0						
24 Lyle Overbay, L (8. PH) ERA: 2.7										1	0	0	0	0	0	1						
13 Will Smith, L (8.1) ERA: 0.91										0	0	0	0	0	0	0						
57 Francisco Rodríguez, R (9.1) ERA: 2.01										0	0	0	0	0	0	0						
<b>Inning Stats</b>	R: 0 E: 0 K: 3 S: 24	H: 3 LOB: 3 BB: 0 P: 30	R: 0 E: 0 K: 0 S: 9	H: 0 LOB: 0 BB: 0 P: 13	R: 1 E: 0 K: 1 S: 18	H: 1 LOB: 0 BB: 0 P: 20	R: 1 E: 0 K: 0 S: 11	H: 3 LOB: 2 BB: 0 P: 13	R: 1 E: 0 K: 0 S: 10	H: 2 LOB: 1 BB: 0 P: 18	R: 0 E: 1 K: 0 S: 9	H: 0 LOB: 1 BB: 0 P: 15	R: 0 E: 0 K: 1 S: 10	H: 2 LOB: 1 BB: 0 P: 14	R: 0 E: 0 K: 1 S: 12	H: 0 LOB: 1 BB: 1 P: 18	R: 0 E: 0 K: 0 S: 6	H: 0 LOB: 1 BB: 1 P: 13	1B: 7 2B: 5 3B: 0 HR: 0	SF: 0 SAC: 0 DP: 1 HBP: 0	WP: 0 PB: 0 SB: 0 CS: 0	PA: 40
<b>PITCHER</b>	IP WLS BF H R ER SO BB IBB HBP BLK WP HR S P ERA WHIP																					
48 Jacob deGrom, R (1.1) ERA: 3.44	5.2 L 27 9 3 3 4 1 0 0 0 0 0 0 80 107 4.76 1.765																					
66 Josh Edgin, L (6.1) ERA: 2.45	0.1 1 0 0 0 0 0 0 0 0 0 0 0 1 2 0.00 0.000																					
52 Carlos Torres, R (7.1) ERA: 2.72	1.2 7 2 0 0 1 1 0 0 0 0 0 0 18 27 0.00 1.800																					
61 Dana Eveland, L (8.1) ERA: 2.7	0.1 1 0 0 0 1 0 0 0 0 0 0 0 4 5 0.00 0.000																					
38 Vic Black, R (9.1) ERA: 0.9	1.0 4 0 0 0 0 1 0 0 0 0 0 0 6 13 0.00 1.000																					

Batter	1	2	3	4	5	6	7	8	9	AB	R	H	RBI	BB	SO	LOB	BOTTOM					
11 Rubén Tejada, R (1.6) OBP: 0.341, SLG: 0.299										4	0	0	0	0	1	1	<b>Milwaukee Brewers @ New York Mets</b> Citi Field, Flushing, NY Wed Jun 11 2014, 7:14 PM - 10:20 PM EDT Att: 20,170 - Partly Cloudy - 66 F					
28 Daniel Murphy, L (1.4) OBP: 0.390, SLG: 0.429										4	0	1	0	0	1	1						
5 David Wright, R (1.5) OBP: 0.329, SLG: 0.368										4	0	0	0	0	1	1						
3 Curtis Granderson, L (1.7) OBP: 0.336, SLG: 0.386										3	1	2	0	1	0	0						
53 Bobby Abreu, L (1.9) OBP: 0.355, SLG: 0.424										4	0	1	0	0	0	2						
21 Lucas Duda, L (1.3) OBP: 0.335, SLG: 0.421										2	0	0	1	0	0	2						
23 Taylor Teagarden, R (1.2) OBP: 0.143, SLG: 0.571										3	0	0	0	0	0	2						
6 Matthew den Dekker, L (1.8) OBP: 0.250, SLG: 0.212										2	0	0	0	0	0	1						
29 Eric Campbell, R (8. PH) OBP: 0.353, SLG: 0.432										1	0	0	0	0	0	0						
48 Jacob deGrom, L (1.1) ERA: 3.44										2	0	0	0	0	1	0						
66 Josh Edgin, L (6.1) ERA: 2.45										0	0	0	0	0	0	0						
52 Carlos Torres, R (7.1) ERA: 2.72										0	0	0	0	0	0	0						
61 Dana Eveland, L (8.1) ERA: 2.7										1	0	1	0	0	0	0						
30 Andrew Brown, R (8. PH) ERA: 2.01										0	0	0	0	0	0	0						
38 Vic Black, R (9.1) ERA: 0.9										0	0	0	0	0	0	0						
<b>Inning Stats</b>	R: 0 E: 0 K: 0 S: 8	H: 1 LOB: 0 BB: 0 P: 14	R: 1 E: 0 K: 0 S: 11	H: 1 LOB: 1 BB: 1 P: 19	R: 0 E: 0 K: 2 S: 8	H: 0 LOB: 0 BB: 0 P: 13	R: 0 E: 0 K: 0 S: 9	H: 1 LOB: 1 BB: 0 P: 15	R: 0 E: 0 K: 0 S: 7	H: 0 LOB: 0 BB: 0 P: 13	R: 0 E: 0 K: 1 S: 8	H: 0 LOB: 0 BB: 0 P: 11	R: 0 E: 0 K: 0 S: 9	H: 1 LOB: 1 BB: 0 P: 12	R: 0 E: 0 K: 0 S: 8	H: 1 LOB: 1 BB: 0 P: 14	R: 0 E: 0 K: 1 S: 10	H: 0 LOB: 0 BB: 0 P: 16	1B: 4 2B: 1 3B: 0 HR: 0	SF: 1 SAC: 0 DP: 1 HBP: 0	WP: 0 PB: 0 SB: 0 CS: 0	PA: 32
<b>PITCHER</b>	IP WLS BF H R ER SO BB IBB HBP BLK WP HR S P ERA WHIP																					
38 Willy Peralta, R (1.1) ERA: 2.9	6.1 W 23 4 1 0 0 0 1 0 0 0 0 0 0 2 3 0.00 0.000																					
59 Zach Duke, L (7.1) ERA: 1.42	0.1 H 1 0 0 0 0 0 0 0 0 0 0 0 1 2 0.00 0.000																					
47 Rob Wooten, R (7.1) ERA: 2.91	0.1 H 1 0 0 0 0 0 0 0 0 0 0 0 0 1 2 0.00 0.000																					
13 Will Smith, L (8.1) ERA: 0.91	1.0 H 4 1 0 0 0 0 0 0 0 0 0 0 8 14 0.00 1.000																					
57 Francisco Rodríguez, R (9.1) ERA: 2.01	1.0 S 3 0 0 0 1 0 0 0 0 0 0 0 0 10 0.00 0.000																					





Batter	1	2	3	4	5	6	7	8	9	10	11	12	13	AB	R	H	RBI	BB	SO	LOB	TOP	
Rickie Weeks Jr., R OBP: 0.309, SLG: 0.419														5	0	0	1	0	3	4		
8 Ryan Braun, R OBP: 0.336, SLG: 0.513														7	1	1	0	0	3	5		
20 Jonathan Lucroy, R OBP: 0.398, SLG: 0.513														6	1	1	2	0	1	0		
27 Carlos Gómez, R OBP: 0.377, SLG: 0.547														6	1	2	0	0	1	0		
16 Aramis Ramirez, R OBP: 0.315, SLG: 0.425														5	1	3	1	0	0	1		
18 Khris Davis, R OBP: 0.307, SLG: 0.476														4	1	1	0	2	0	1		
7 Mark Reynolds, R OBP: 0.253, SLG: 0.431														6	0	2	1	0	2	3		
9 Jean Segura, R OBP: 0.282, SLG: 0.323														6	0	2	0	0	2	3		
26 Kyle Lohse, R ERA: 2.54														2	0	1	0	0	0	0		
13 Will Smith, R ERA: 0.88														0	0	0	0	0	0	0		
21 Irving Falu, S ERA: 3.09														0	0	0	0	0	0	0		
53 Brandon Kintzler, R ERA: 3.09														0	0	0	0	0	0	0		
2 Scooper Gennett, L ERA: 3.09														0	0	0	0	0	0	0		
59 Zach Duke, L ERA: 1.37														0	0	0	0	0	0	0		
12 Martin Maldonado, R ERA: 1.95														1	0	0	0	0	0	0		
57 Francisco Rodríguez, R ERA: 1.95														0	0	0	0	0	0	0		
<b>Inning Stats</b>	R: 0 E: 0 K: 2 S: 10	H: 0 LOB: 0 BB: 0 P: 13	R: 1 E: 0 K: 0 S: 4	H: 1 LOB: 0 BB: 1 P: 10	R: 0 E: 0 K: 3 S: 13	H: 0 LOB: 1 BB: 0 P: 17	R: 0 E: 0 K: 0 S: 4	H: 1 LOB: 2 BB: 0 P: 6	R: 0 E: 0 K: 0 S: 6	H: 1 LOB: 1 BB: 0 P: 9	R: 0 E: 0 K: 2 S: 11	H: 1 LOB: 1 BB: 0 P: 15	R: 0 E: 0 K: 1 S: 8	H: 0 LOB: 0 BB: 0 P: 8	R: 0 E: 0 K: 2 S: 10	H: 2 LOB: 2 BB: 0 P: 13	R: 0 E: 0 K: 1 S: 27	H: 5 LOB: 3 BB: 1 P: 38	1B: 10 2B: 0 3B: 0 HR: 2	SF: 0 SAC: 1 DP: 1 HBP: 3	W/P: 0 P/B: 0 SB: 1 CS: 0	PA: 56
<b>PITCHER</b>	IP 7.2	WLS 31	BF 6	H 1	R 1	ER 1	SO 8	BB 1	IBB 0	HBP 2	BLK 0	WP 0	HR 1	S 65	P 97	ERA 1.17	WHIP 0.913					
49 Jonathon Niese, L ERA: 2.54	1.1	4	0	0	0	1	0	0	0	0	0	0	0	12	13	0.00	0.000					
27 Jeany's Familia, R ERA: 2.87	0.1	1	0	0	0	0	0	0	0	0	0	0	0	1	1	0.00	0.000					
66 Josh Edgin, L ERA: 2.35	0.2	2	0	0	0	1	0	0	0	0	0	0	0	7	9	0.00	0.000					
56 Jenny Mejia, R ERA: 4.53	1.0	3	0	0	0	2	0	0	0	0	0	0	0	10	13	0.00	0.000					
71 Gonzalez German, R ERA: 3.38																						

Milwaukee Brewers @ New York Mets  
Citi Field, Flushing, NY  
Thu Jun 12 2014, 7:13 PM - 11:23 PM EDT  
Att. 22,155 - Cloudy - 76 F

AB 50  
R 5  
H 13  
RBI 5  
BB 2  
SO 15  
LOB 22



Batter	1	2	3	4	5	6	7	8	9	10	11	12	13	AB	R	H	RBI	BB	SO	LOB	BOTTOM	
28 Daniel Murphy, L OBP: 0.359, SLG: 0.424														5	1	1	0	1	0	0		
53 Bobby Abreu, R OBP: 0.361, SLG: 0.426														2	0	1	1	0	1	0		
29 Eric Campbell, R OBP: 0.333, SLG: 0.404														3	0	0	0	0	2	2		
5 David Wright, R OBP: 0.329, SLG: 0.365														5	0	1	0	1	0	1		
21 Lucas Duda, L OBP: 0.330, SLG: 0.410														5	0	0	0	1	1	1		
1 Chris Young, R OBP: 0.295, SLG: 0.329														5	0	1	0	1	1	0		
40 Andrew Brown, R ERA: 3.09														3	0	0	0	0	0	0		
27 Jeany's Familia, R ERA: 2.87														0	0	0	0	0	0	0		
66 Josh Edgin, L ERA: 2.35														0	0	0	0	0	0	0		
56 Jenny Mejia, R ERA: 4.53														0	0	0	0	0	0	0		
71 Gonzalez German, R ERA: 3.38														0	0	0	0	0	0	0		
4 Wilmer Flores, R OBP: 0.265, SLG: 0.308														5	0	0	0	0	0	5		
20 Anthony Recker, R OBP: 0.247, SLG: 0.326														5	0	1	0	0	1	4		
52 Carlos Torres, R ERA: 3.54														0	0	0	0	0	0	0		
61 Dana Eveland, L ERA: 2.08														0	0	0	0	0	0	0		
49 Jonathon Niese, L OBP: 0.200, SLG: 0.095														2	0	0	0	0	0	0		
6 Matthew den Dekker, L OBP: 0.231, SLG: 0.194														3	0	0	0	0	1	1		
<b>Inning Stats</b>	R: 0 E: 0 K: 1 S: 5	H: 0 LOB: 0 BB: 0 P: 6	R: 0 E: 0 K: 1 S: 10	H: 0 LOB: 0 BB: 0 P: 10	R: 0 E: 0 K: 0 S: 8	H: 2 LOB: 0 BB: 0 P: 8	R: 0 E: 0 K: 0 S: 8	H: 1 LOB: 1 BB: 0 P: 13	R: 0 E: 0 K: 0 S: 9	H: 1 LOB: 1 BB: 0 P: 17	R: 0 E: 0 K: 1 S: 14	H: 1 LOB: 2 BB: 1 P: 21	R: 0 E: 0 K: 1 S: 8	H: 1 LOB: 2 BB: 0 P: 14	R: 0 E: 0 K: 1 S: 7	H: 0 LOB: 3 BB: 3 P: 26	R: 0 E: 0 K: 1 S: 7	H: 0 LOB: 0 BB: 0 P: 11	1B: 6 2B: 0 3B: 0 HR: 0	SF: 1 SAC: 0 DP: 0 HBP: 0	W/P: 0 P/B: 0 SB: 2 CS: 0	PA: 50
<b>PITCHER</b>	IP 8.0	WLS 28	BF 4	H 1	R 0	ER 0	SO 3	BB 0	IBB 0	HBP 0	BLK 0	WP 0	HR 0	S 65	P 99	ERA 0.00	WHIP 0.500					
26 Kyle Lohse, R ERA: 3.0	1.0	5	1	0	0	1	1	0	0	0	0	0	0	14	21	0.00	2.000					
53 Brandon Kintzler, R ERA: 3.09	2.0	11	1	0	0	2	3	1	0	0	0	0	0	18	40	0.00	2.000					
59 Zach Duke, L ERA: 1.37	1.0	W	3	0	0	0	1	0	0	0	0	0	0	7	11	0.00	0.000					
57 Francisco Rodríguez, R ERA: 1.95	1.0	3	0	0	0	1	0	0	0	0	0	0	0	6	8	0.00	0.000					

Milwaukee Brewers @ New York Mets  
Citi Field, Flushing, NY  
Thu Jun 12 2014, 7:13 PM - 11:23 PM EDT  
Att. 22,155 - Cloudy - 76 F

AB 44  
R 1  
H 6  
RBI 1  
BB 5  
SO 8  
LOB 17





Batter	1	2	3	4	5	6	7	8	9	AB	R	H	RBI	BB	SO	LOB	TOP			
25 Will Venable, L (1,8) OBP: 0.282, SLG: 0.305	1-2 2B	2-0 F7			2-2 G3			3-2 K		2	0	0	0	1	0	0				
13 Chris Denorria, R (8,PH) OBP: 0.305, SLG: 0.356										1	0	0	0	0	1	1				
2 Everth Cabrera, S (1,6) OBP: 0.282, SLG: 0.313	3-2 1B				2-3 K		1-1 L8	4-2 12 BB		3	0	1	0	1	1	0				
12 Seth Smith, L (1,9) OBP: 0.391, SLG: 0.514	1-2 1B			2-1 F7		0-2 G4-3		4-2 BB		3	0	0	0	1	0	2				
18 Carlos Quentin, R (1,7) OBP: 0.290, SLG: 0.322	1-1 F7			0-0 G6-3		0-1 P4		2-1 G5-3		4	0	0	0	0	0	5				
7 Chase Headley, S (1,5) OBP: 0.282, SLG: 0.333	1-2 F8																			
23 Yonder Alonso, L (1,3) OBP: 0.251, SLG: 0.338		3-1 44 HR			2-2 G4-3		2-2 F9		2-0 23 G5-3	4	1	1	0	0	0	1				
44 René Rivera, R (1,2) OBP: 0.286, SLG: 0.438		2-1 HR			1-3 K		1-0 G5-3		3-2 P6	4	1	1	2	0	1	1				
5 Alexi Amarista, L (1,4) OBP: 0.266, SLG: 0.283		0-2 G4-3			1-2 F7			3-2 2B	1-2 G6-3	4	0	1	0	0	0	1				
34 Andrew Cashner, R (1,1) OBP: 0.111, SLG: 0.111					1-3 K					2	0	0	0	0	0	0				
59 Kevin Quackenbush, R (7,1) OBP: 0.299, SLG: 0.476										0	0	0	0	0	0	0				
29 Troy Patton, S (7,1) OBP: 0.299, SLG: 0.476										0	0	0	0	0	0	0				
14 Tommy Medica, R (8,PH) OBP: 0.299, SLG: 0.476										1	0	0	0	0	1	1				
46 Tim Stauffer, R (8,1) OBP: 0.200, SLG: 0.200										0	0	0	0	0	0	0				
<b>Inning Stats</b>	R: 0 E: 0 K: 0 S: 14	H: 1 LOB: 2 P: 26	R: 2 E: 0 K: 1 S: 13	H: 2 LOB: 0 BB: 21 P: 21	R: 0 E: 0 K: 1 S: 9	H: 0 LOB: 0 BB: 0 P: 13	R: 0 E: 0 K: 2 S: 11	H: 0 LOB: 0 BB: 0 P: 14	R: 0 E: 0 K: 1 S: 10	H: 0 LOB: 0 BB: 0 P: 13	R: 0 E: 0 K: 1 S: 7	H: 0 LOB: 0 BB: 0 P: 11	R: 0 E: 0 K: 2 S: 18	H: 1 LOB: 3 BB: 2 P: 35	R: 0 E: 0 K: 0 S: 9	H: 1 LOB: 1 BB: 0 P: 16	1B: 2 2B: 2 3B: 0 HR: 1	SF: 0 SAC: 0 DP: 0 HBP: 0	WP: 1 PB: 0 SB: 0 CS: 0	PA: 35
<b>PITCHER</b>	IP WLS BF H R ER SO BB IBB HBP BLK WP HR S P ERA WHIP																			
40 Bartolo Colon, R (1,1) ERA: 4.15	7.1 W 27 4 2 2 7 1 0 0 0 0 1 79 118 2.46 0.682																			
66 Josh Edgin, L (8,1) ERA: 2.25	0.1 3 0 0 0 1 2 0 0 0 0 1 0 8 19 0.00 6.000																			
38 Vic Black, R (8,1) ERA: 0.87	0.1 H 1 0 0 0 0 0 0 0 0 0 0 2 4 0.00 0.000																			
27 Jeury Familia, R (9,1) ERA: 2.6	1.0 4 1 0 0 0 0 0 0 0 0 0 0 9 16 0.00 1.000																			

San Diego Padres @ New York Mets  
Citi Field, Flushing, NY  
Fri Jun 13 2014, 9:07 PM - 12:07 AM EDT  
Att: 28,085 - Cloudy - 69 F

AB 32  
R 2  
H 5  
RBI 2  
BB 3  
SO 8  
LOB 14



Batter	1	2	3	4	5	6	7	8	9	AB	R	H	RBI	BB	SO	LOB	BOTTOM			
11 Rubén Tejada, R (1,6) OBP: 0.342, SLG: 0.309	2-3 K		0-3 K		0-1 5 G5-3		3-2 28 BB			4	1	2	0	0	2	0				
28 Daniel Murphy, L (1,4) OBP: 0.381, SLG: 0.423	1-3 K		1-1 L7		4-1 53 BB		2-1 5 SF9			3	2	1	0	1	1	0				
5 David Wright, R (1,5) OBP: 0.325, SLG: 0.361	2-0 G6-3				1-2 F9		1-2 G5-3		1-2 SF9	3	0	0	1	0	0	2				
53 Bobby Abreu, L (1,9) OBP: 0.386, SLG: 0.472		0-2 23 BB			1-1 21 BB		1-1 2H		2-2 3H	4	2	4	2	0	0	0				
1 Chris Young, R (1,7) OBP: 0.289, SLG: 0.321		2-2 F8			0-0 L7		1-1 L6		0-0 L8	4	0	0	0	0	0	4				
21 Lucas Duda, L (1,3) OBP: 0.333, SLG: 0.422		3-2 L7			2-1 6 BB				1-3 K	4	1	2	1	0	1	2				
23 Taylor Teagarden, R (1,2) OBP: 0.273, SLG: 0.500		1-1 2H			4-1 6 BB				1-2 G5-3	3	0	1	1	1	0	1				
6 Matthew den Dekker, L (1,8) OBP: 0.233, SLG: 0.225		2-3 K			0-0 K		3-1 L4-3		0-3 K	4	0	1	1	0	2	2				
40 Bartolo Colon, R (1,1) ERA: 4.15					0-2 F9		0-3 G5-3			3	0	0	0	0	1	3				
66 Josh Edgin, R (8,1) ERA: 4.02										0	0	0	0	0	0	0				
38 Vic Black, R (8,1) ERA: 0.87										0	0	0	0	0	0	0				
30 Andrew Brown, R (8,PH) OBP: 0.267, SLG: 0.375										1	0	0	0	0	0	0				
27 Jeury Familia, R (9,1) OBP: 1.000, SLG: 1.000										0	0	0	0	0	0	0				
<b>Inning Stats</b>	R: 0 E: 0 K: 2 S: 7	H: 0 LOB: 0 BB: 0 P: 12	R: 1 E: 0 K: 1 S: 18	H: 2 LOB: 1 BB: 0 P: 26	R: 0 E: 0 K: 1 S: 8	H: 0 LOB: 0 BB: 0 P: 9	R: 2 E: 0 K: 0 S: 12	H: 3 LOB: 2 BB: 1 P: 21	R: 1 E: 0 K: 0 S: 10	H: 2 LOB: 1 BB: 1 P: 17	R: 0 E: 0 K: 1 S: 10	H: 1 LOB: 1 BB: 0 P: 13	R: 2 E: 0 K: 1 S: 17	H: 3 LOB: 1 BB: 0 P: 26	R: 0 E: 0 K: 1 S: 8	H: 0 LOB: 0 BB: 0 P: 9	1B: 6 2B: 5 3B: 0 HR: 0	SF: 1 SAC: 0 DP: 1 HBP: 0	WP: 0 PB: 0 SB: 1 CS: 0	PA: 36
<b>PITCHER</b>	IP WLS BF H R ER SO BB IBB HBP BLK WP HR S P ERA WHIP																			
34 Andrew Cashner, R (1,1) ERA: 2.47	6.0 L 27 4 4 4 5 2 0 0 0 0 0 0 65 98 6.00 1.667																			
59 Kevin Quackenbush, R (7,1) ERA: 4.02	0.1 3 2 2 2 0 0 0 0 0 0 0 0 8 14 54.00 6.000																			
29 Troy Patton, L (7,1) ERA: 5.14	0.2 3 1 0 0 1 0 0 0 0 0 0 0 9 12 0.00 1.500																			
46 Tim Stauffer, R (8,1) ERA: 4.02	1.0 3 0 0 0 1 0 0 0 0 0 0 0 8 9 0.00 0.000																			

San Diego Padres @ New York Mets  
Citi Field, Flushing, NY  
Fri Jun 13 2014, 9:07 PM - 12:07 AM EDT  
Att: 28,085 - Cloudy - 69 F

AB 33  
R 6  
H 11  
RBI 6  
BB 2  
SO 7  
LOB 14





Batter	1	2	3	4	5	6	7	8	9	AB	R	H	RBI	BB	SO	LOB	TOP			
25 Will Venable, L OBP: 0.275, SLG: 0.297	F8		G4-3	K2-3			G4-3	G4-3		5	0	0	0	0	1	5				
2 Everth Cabrera, S OBP: 0.292, SLG: 0.311	G4-3		12 S 7 1B		K		E5		K	5	1	1	0	0	2	0				
12 Seth Smith, L OBP: 0.395, SLG: 0.511	7 BB 23 2B		K				L3		7 BB	3	1	1	0	2	1	2				
7 Chase Headley, S OBP: 0.295, SLG: 0.356	23 2B 8 WP					G3-6			23 G3-6 7 BB	3	2	2	2	2	0	1				
23 Yonder Alonso, L OBP: 0.254, SLG: 0.348	8 WP 1-3 2H					G6-3			24 S 24 2B	5	0	2	1	0	0	2				
8 Yasmani Grandal, S OBP: 0.273, SLG: 0.378	G6-3								13 BB 24 1B	3	0	1	0	1	0	2				
24 Cameron Maybin, R OBP: 0.325, SLG: 0.416									13 BB 1B	4	1	1	0	0	1	2	AB 34			
5 Alexi Amarista, L OBP: 0.266, SLG: 0.276	F7								F7	3	0	0	0	1	0	3	R 5			
45 Jesse Hahn, R OBP: 0.260, SLG: 0.299																	H 9			
14 Tommy Medica, R OBP: 0.298, SLG: 0.460																	RBI 4			
33 Dale Thayer, R OBP: 0.291, SLG: 0.366																	BB 7			
13 Chris Denorffa, R OBP: 0.285, SLG: 0.399																	SO 5			
56 Joaquin Benoit, R OBP: 0.283, SLG: 0.384																	LOB 17			
16 Huston Street, R ERA: 1.52																				
<b>Inning Stats</b>	R: 2 E: 0 K: 0 S: 17	H: 2 LOB: 1 BB: 1 P: 27	R: 0 E: 0 K: 1 S: 9	H: 0 LOB: 0 BB: 0 P: 14	R: 1 E: 0 K: 1 S: 11	H: 2 LOB: 1 BB: 1 P: 22	R: 1 E: 0 K: 1 S: 17	H: 2 LOB: 2 BB: 1 P: 25	R: 0 E: 0 K: 0 S: 12	H: 1 LOB: 1 BB: 0 P: 17	R: 0 E: 1 K: 0 S: 14	H: 0 LOB: 1 BB: 0 P: 22	R: 1 E: 0 K: 0 S: 9	H: 2 LOB: 3 BB: 2 P: 22	R: 0 E: 0 K: 1 S: 10	H: 0 LOB: 1 BB: 2 P: 23	1B: 6 2B: 2 3B: 0 HR: 1	SF: 0 SAC: 0 DP: 2 HBP: 0	WP: 1 PB: 0 SB: 2 CS: 0	PA: 41
<b>PITCHER</b>	IP WLS BF H R ER SO BB IBB HBP BLK WP HR S P ERA WHIP																			
45 Zack Wheeler, R ERA: 4.38	5.0 L 22 6 4 4 4 3 0 0 0 0 1 0 59 100 7.20 1.800																			
61 Dana Eveland, L ERA: 1.42	2.0 8 1 0 0 0 0 0 0 0 0 0 0 26 39 0.00 0.500																			
71 Gonzalez Germen, R ERA: 3.48	2.0 11 2 1 1 1 4 0 0 0 0 0 1 19 45 4.50 3.000																			

San Diego Padres @ New York Mets  
Citi Field, Flushing, NY  
Sat Jun 14 2014, 4:12 PM - 7:24 PM EDT  
Att: 38,269 - Partly Cloudy - 74 F

AB	34
R	5
H	9
RBI	4
BB	7
SO	5
LOB	17



Batter	1	2	3	4	5	6	7	8	9	AB	R	H	RBI	BB	SO	LOB	BOTTOM			
11 Rubén Tejada, R OBP: 0.340, SLG: 0.307	53 FC3-6 5 BB		L5							4	0	1	0	0	2	0				
28 Daniel Murphy, L OBP: 0.356, SLG: 0.417	F8		G4-3							4	0	0	0	0	1	1				
5 David Wright, R OBP: 0.327, SLG: 0.358	53 FC3-6 1-2 BB									2	0	0	0	1	0	0				
53 Bobby Abreu, L OBP: 0.379, SLG: 0.453	FC3-6									3	0	0	0	1	2	2				
21 Lucas Duda, L OBP: 0.332, SLG: 0.418	L9									4	0	1	0	0	1	4				
1 Chris Young, R OBP: 0.283, SLG: 0.313										4	0	0	0	0	4	3				
23 Taylor Teagarden, R OBP: 0.267, SLG: 0.365	P3									3	0	0	0	1	1	1				
6 Matthew den Dekker, L OBP: 0.239, SLG: 0.214	L3									2	0	0	0	1	1	3				
45 Zack Wheeler, L OBP: 0.095, SLG: 0.050										1	0	0	0	0	0	0				
30 Andrew Brown, R OBP: 0.291, SLG: 0.366										1	0	0	0	0	1	0				
61 Dana Eveland, L ERA: 1.52										0	0	0	0	0	0	0				
3 Curtis Granderson, L OBP: 0.337, SLG: 0.384										1	0	0	0	0	0	1				
71 Gonzalez Germen, R ERA: 1.04										0	0	0	0	0	0	0				
<b>Inning Stats</b>	R: 0 E: 0 K: 0 S: 8	H: 1 LOB: 2 BB: 1 P: 12	R: 0 E: 0 K: 1 S: 11	H: 0 LOB: 0 BB: 0 P: 14	R: 0 E: 0 K: 3 S: 11	H: 0 LOB: 3 BB: 2 P: 25	R: 0 E: 0 K: 2 S: 11	H: 0 LOB: 0 BB: 0 P: 16	R: 0 E: 0 K: 1 S: 7	H: 0 LOB: 0 BB: 0 P: 11	R: 0 E: 0 K: 1 S: 12	H: 0 LOB: 1 BB: 1 P: 20	R: 0 E: 0 K: 2 S: 8	H: 0 LOB: 0 BB: 0 P: 12	R: 0 E: 0 K: 3 S: 14	H: 1 LOB: 1 BB: 0 P: 20	1B: 2 2B: 0 3B: 0 HR: 0	SF: 0 SAC: 0 DP: 0 HBP: 1	WP: 1 PB: 0 SB: 0 CS: 0	PA: 34
<b>PITCHER</b>	IP WLS BF H R ER SO BB IBB HBP BLK WP HR S P ERA WHIP																			
45 Jesse Hahn, R ERA: 3.72	6.0 W 23 1 0 0 0 1 1 0 0 0 0 0 12 20 0.00 1.000																			
33 Dale Thayer, R ERA: 2.15	1.0 4 0 0 0 0 1 1 0 0 0 0 0 0 8 12 0.00 0.000																			
56 Joaquin Benoit, R ERA: 1.52	1.0 3 0 0 0 0 2 0 0 0 0 0 0 0 8 12 0.00 0.000																			
16 Huston Street, R ERA: 1.04	1.0 4 1 0 0 0 3 0 0 0 0 0 0 0 14 20 0.00 1.000																			

San Diego Padres @ New York Mets  
Citi Field, Flushing, NY  
Sat Jun 14 2014, 4:12 PM - 7:24 PM EDT  
Att: 38,269 - Partly Cloudy - 74 F

AB	29
R	0
H	2
RBI	0
BB	4
SO	13
LOB	15







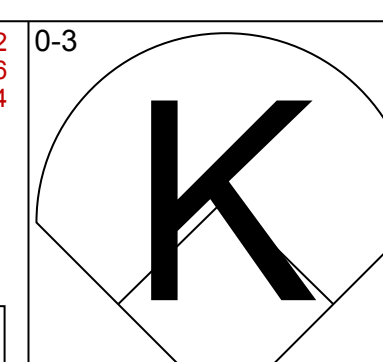
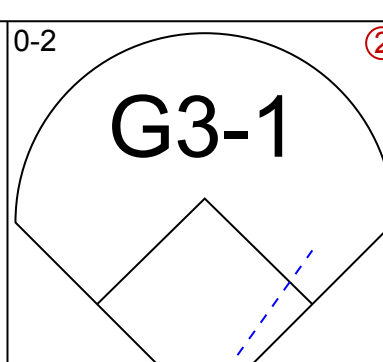
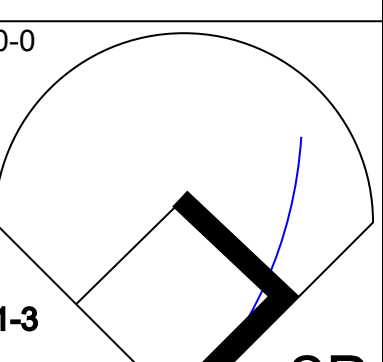
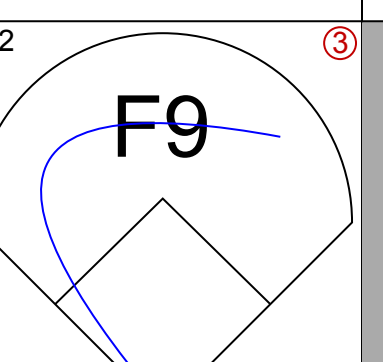
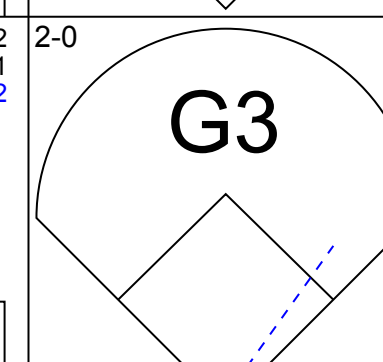
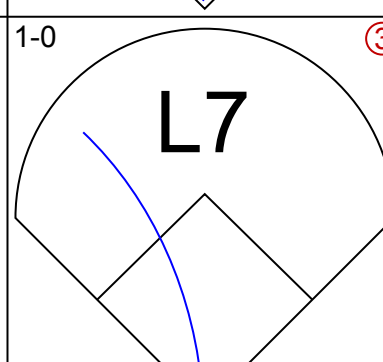
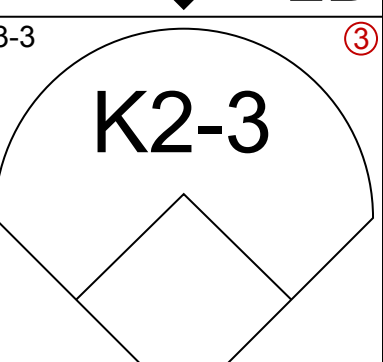
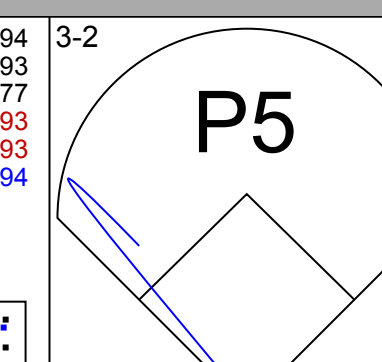
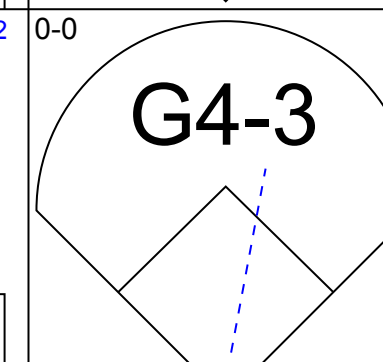
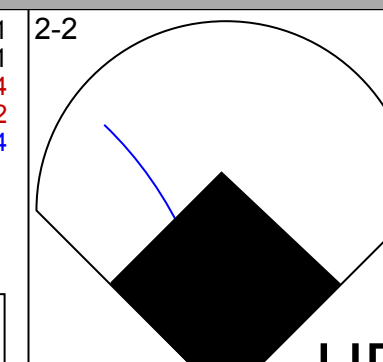
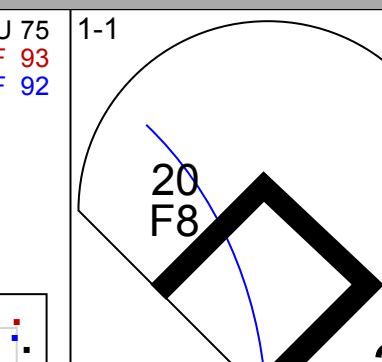
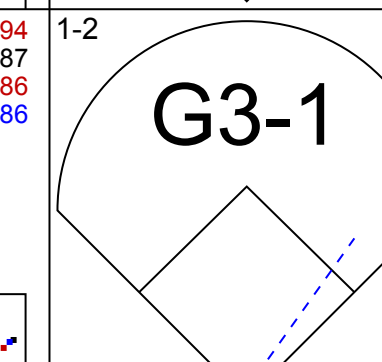
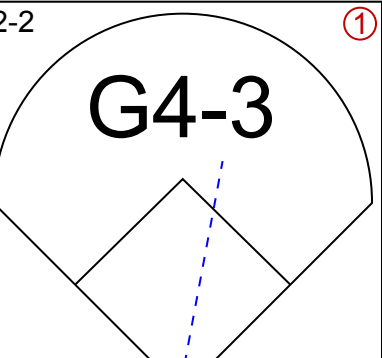
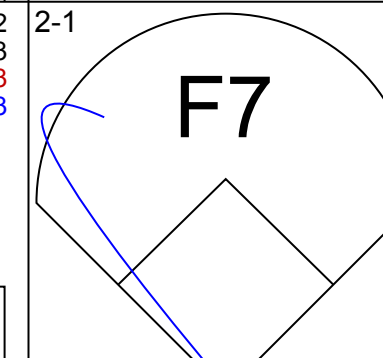
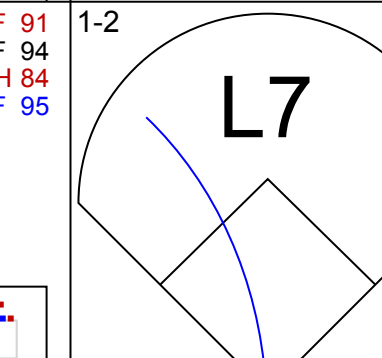
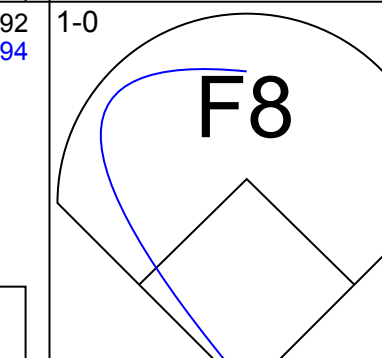
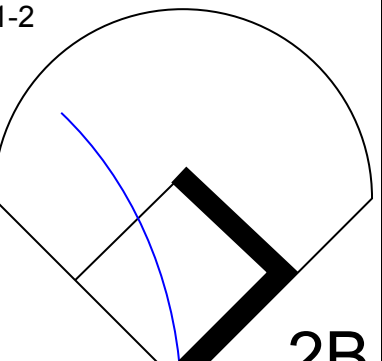
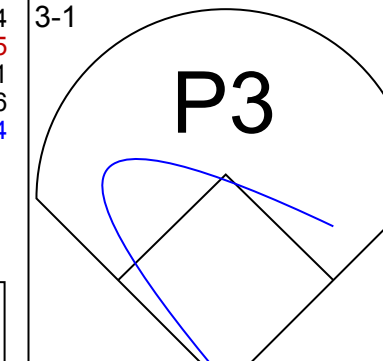
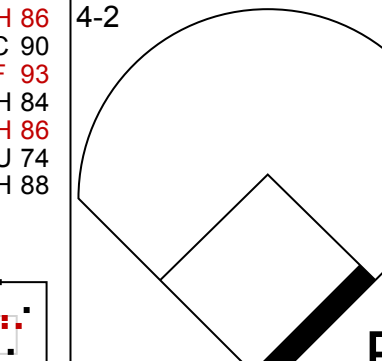
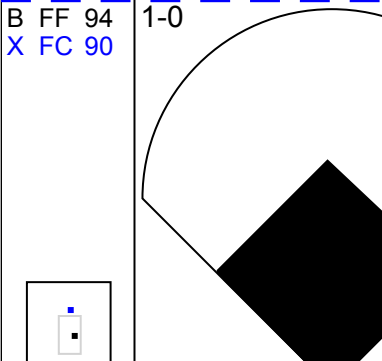
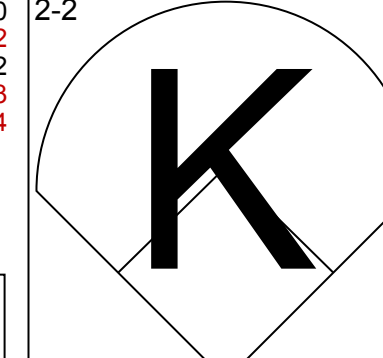
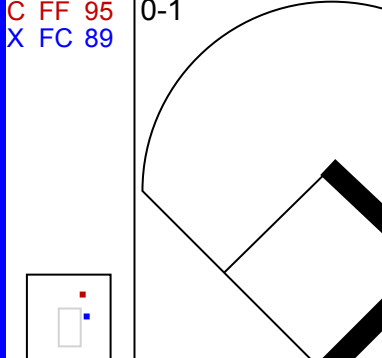
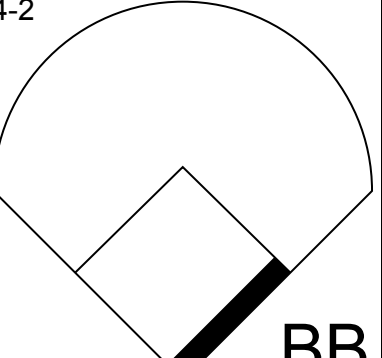
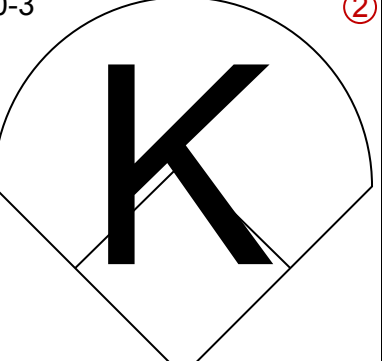
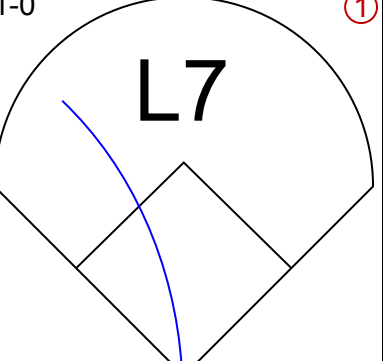
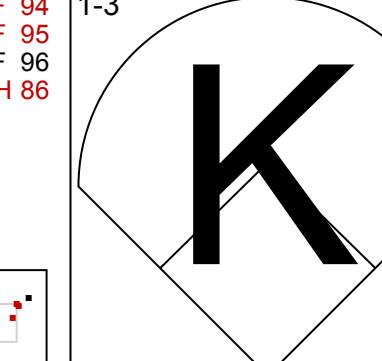
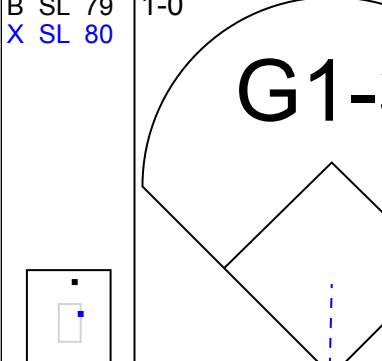
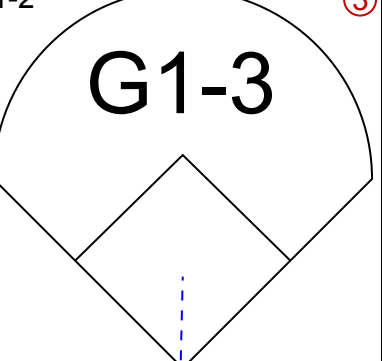
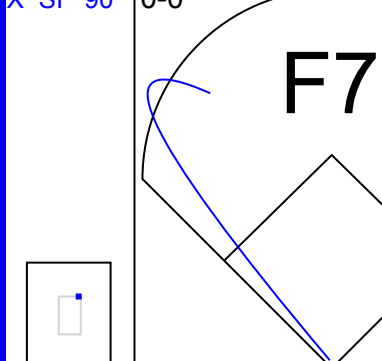
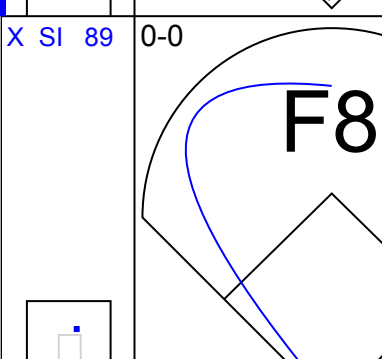

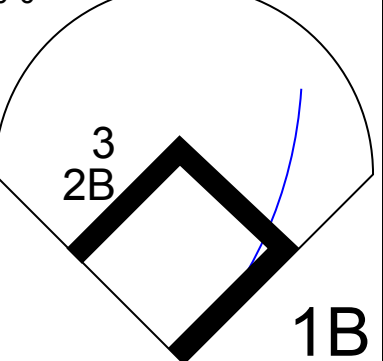
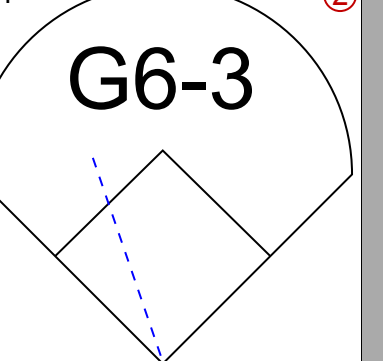
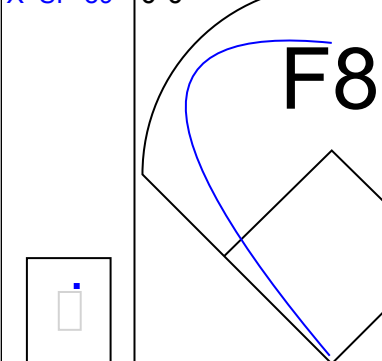


Batter	1	2	3	4	5	6	7	8	9	AB	R	H	RBI	BB	SO	LOB	TOP										
3 Curtis Granderson, L (1, 8) OBP: 0.344, SLG: 0.397	G6-3		SF8		BB			F7		2	0	0	1	1	0	0	<b>New York Mets @ St. Louis Cardinals</b> Busch Stadium, St. Louis, MO Mon Jun 16 2014, 7:11 PM - 10:03 PM CDT Att. 42,808 - Clear - 91 F										
28 Daniel Murphy, L (1, 4) OBP: 0.256, SLG: 0.419	G3		BB		BB			1B		3	1	1	0	1	0	1											
5 David Wright, R (1, 5) OBP: 0.325, SLG: 0.353	G6-3		BB		K			1B		4	0	1	0	0	2	2											
53 Bobby Abreu, L (1, 9) OBP: 0.383, SLG: 0.450 1 Chris Young, R (8, PH) OBP: 0.296, SLG: 0.317	K		BB		BB			1B		2	0	0	0	1	1	0											
21 Lucas Duda, L (1, 3) OBP: 0.333, SLG: 0.431	G4-3		BB		BB			1B		4	0	1	0	0	2	2											
23 Taylor Teagarden, R (1, 2) OBP: 0.229, SLG: 0.313 6 Matthew den Dekker, L (8, PH) OBP: 0.259, SLG: 0.295 66 Josh Edgin, R (8, 1)	G6-3		P4		BB			G6-3		3	0	0	0	0	0	2											
11 Rubén Tejada, R (1, 6) OBP: 0.343, SLG: 0.304			BB		IBB			F8		2	1	0	0	2	1	0											
48 Jacob deGrom, L (1, 1) OBP: 0.462, SLG: 0.500 61 Dana Eveland, L (5, 1)			SH1-3		L4			G1-3		1	0	0	0	0	0	3											
29 Eric Campbell, R (7, PH) OBP: 0.333, SLG: 0.400 71 Gonzalez Germen, R (7, 1)			BB		BB			G6-3		0	0	0	0	0	0	0											
20 Anthony Recker, R (8, 2) OBP: 0.245, SLG: 0.313 22 Eric Young Jr., S (1, 7) OBP: 0.313, SLG: 0.303			E6		K			G5-3		1	0	0	0	0	0	0											
<b>Inning Stats</b>	R: 0 H: 0 E: 0 K: 0 S: 5	H: 0 LOB: 0 BB: 0 P: 6	R: 0 H: 0 E: 0 K: 1 S: 5	H: 0 LOB: 0 BB: 0 P: 8	R: 1 H: 1 E: 1 K: 1 S: 11	H: 1 LOB: 2 BB: 2 P: 23	R: 0 H: 1 E: 0 K: 1 S: 10	H: 1 LOB: 3 BB: 2 P: 22	R: 0 H: 0 E: 0 K: 1 S: 12	H: 0 LOB: 0 BB: 0 P: 21	R: 0 H: 0 E: 0 K: 1 S: 8	H: 0 LOB: 0 BB: 0 P: 13	R: 1 H: 3 E: 0 K: 1 S: 17	H: 3 LOB: 2 BB: 0 P: 29	R: 0 H: 0 E: 0 K: 0 S: 6	H: 0 LOB: 0 BB: 0 P: 9	1B: 4 2B: 1 3B: 0 HR: 0	SF: 1 SAC: 1 DP: 1 HBP: 0	WP: 1 PB: 0 SB: 0 CS: 0	PA: 36							
<b>PITCHER</b>	IP	WLS	BF	H	R	ER	SO	BB	IBB	HBP	BLK	WP	HR	S	P	ERA	WHIP										
44 Carlos Martinez, R (1, 1) ERA: 4.19	4.0		18	2	1	0	3	3	1	0	0	1	0	31	59	0.00	1.250										
62 Nick Greenwood, L (5, 1) ERA: 2.7	3.1	W	12	2	1	1	3	1	0	0	0	0	0	38	60	2.70	0.900										
36 Randy Choate, L (8, 1) ERA: 6.5	0.1		2	1	0	0	1	0	0	0	0	0	0	5	10	0.00	3.000										
43 Seth Maness, R (8, 1) ERA: 2.45	1.1	S	4	0	0	0	0	0	0	0	0	0	0	10	16	0.00	0.000										

Batter	1	2	3	4	5	6	7	8	9	AB	R	H	RBI	BB	SO	LOB	BOTTOM										
13 Matt Carpenter, L (1, 5) OBP: 0.373, SLG: 0.370	L8		G4-3		K			K		4	0	0	0	0	2	0	<b>New York Mets @ St. Louis Cardinals</b> Busch Stadium, St. Louis, MO Mon Jun 16 2014, 7:11 PM - 10:03 PM CDT Att. 42,808 - Clear - 91 F										
19 Jon Jay, L (1, 8) OBP: 0.397, SLG: 0.392	BB		BB		BB			G5-3		3	3	2	0	1	0	0											
7 Matt Holliday, R (1, 7) OBP: 0.378, SLG: 0.384	BB		F9		BB			K		4	1	2	1	0	1	1											
21 Allen Craig, R (1, 9) OBP: 0.316, SLG: 0.390	BB		BB		BB			G6-3		4	1	3	2	0	0	0											
32 Matt Adams, L (1, 3) OBP: 0.341, SLG: 0.522	G5-6-3		BB		BB			L6		4	1	2	2	0	0	2											
4 Yadier Molina, R (1, 2) OBP: 0.333, SLG: 0.398	G6-3		BB		BB			G5-3		3	0	1	0	1	0	0											
27 Jhonny Peralta, R (1, 6) OBP: 0.311, SLG: 0.429	BB		BB		BB			K		4	0	2	1	0	1	0											
16 Kolten Wong, L (1, 4) OBP: 0.296, SLG: 0.320	F8		G4-3		FC3-6			G3		4	0	0	0	0	0	3											
44 Carlos Martinez, R (1, 1) ERA: 4.39			G1-3		K			G6-3		2	0	0	0	0	1	1											
62 Nick Greenwood, R (5, 1) ERA: 1.13			BB		BB			G5-3		1	0	0	0	0	0	2											
36 Randy Choate, L (8, 1) ERA: 3.32			BB		BB			G6-3		0	0	0	0	0	0	0											
43 Seth Maness, R (8, 1) ERA: 2.0			BB		BB			G6-3		1	0	0	0	0	0	0											
<b>Inning Stats</b>	R: 1 H: 2 E: 0 K: 0 S: 12	H: 2 LOB: 1 BB: 1 P: 21	R: 0 H: 1 E: 0 K: 0 S: 6	H: 1 LOB: 0 BB: 0 P: 8	R: 1 H: 4 E: 0 K: 0 S: 11	H: 4 LOB: 2 BB: 0 P: 18	R: 0 H: 0 E: 0 K: 1 S: 11	H: 0 LOB: 0 BB: 0 P: 16	R: 4 H: 5 E: 0 K: 1 S: 18	H: 5 LOB: 2 BB: 1 P: 32	R: 0 H: 0 E: 0 K: 2 S: 9	H: 0 LOB: 0 BB: 0 P: 15	R: 0 H: 0 E: 0 K: 0 S: 5	H: 0 LOB: 0 BB: 0 P: 6	R: 0 H: 0 E: 0 K: 1 S: 11	H: 0 LOB: 0 BB: 0 P: 18	1B: 9 2B: 2 3B: 1 HR: 0	SF: 0 SAC: 0 DP: 1 HBP: 0	WP: 0 PB: 0 SB: 0 CS: 0	PA: 36							
<b>PITCHER</b>	IP	WLS	BF	H	R	ER	SO	BB	IBB	HBP	BLK	WP	HR	S	P	ERA	WHIP										
48 Jacob deGrom, R (1, 1) ERA: 4.39	4.1	L	25	12	6	6	2	2	0	0	0	0	0	56	91	12.46	3.231										
61 Dana Eveland, L (5, 1) ERA: 1.13	1.2		5	0	0	0	2	0	0	0	0	0	0	11	19	0.00	0.000										
71 Gonzalez Germen, R (7, 1) ERA: 3.32	1.0		3	0	0	0	0	0	0	0	0	0	0	5	6	0.00	0.000										
66 Josh Edgin, L (8, 1) ERA: 2.0	1.0		3	0	0	0	1	0	0	0	0	0	0	11	18	0.00	0.000										

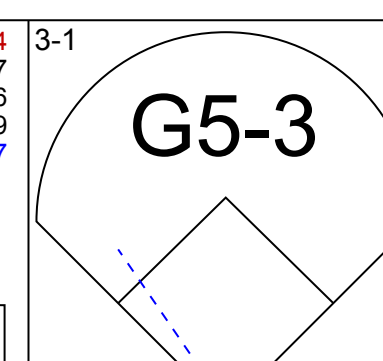
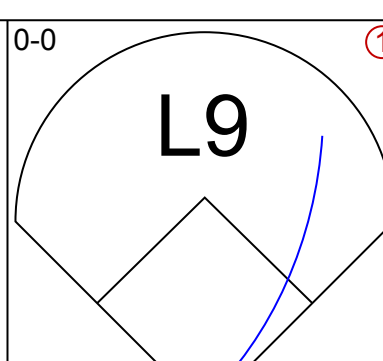
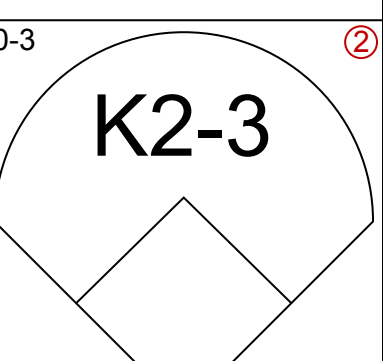
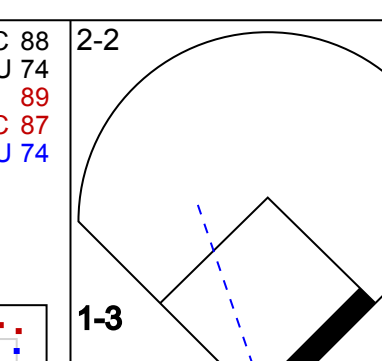
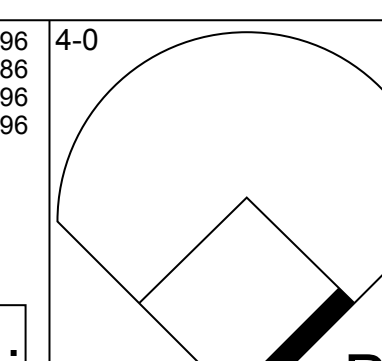
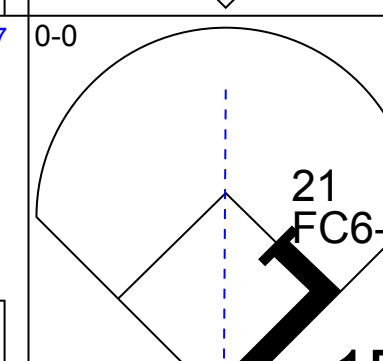
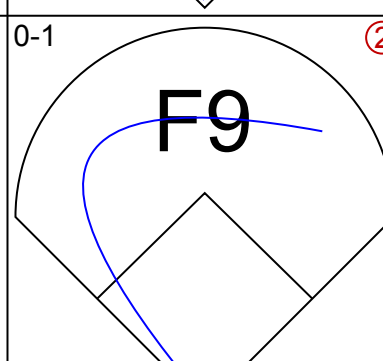
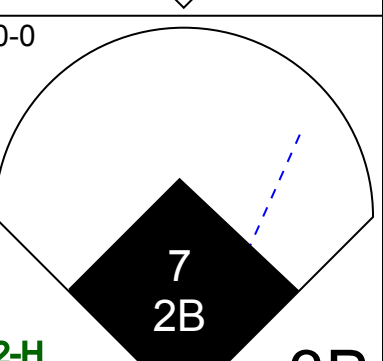
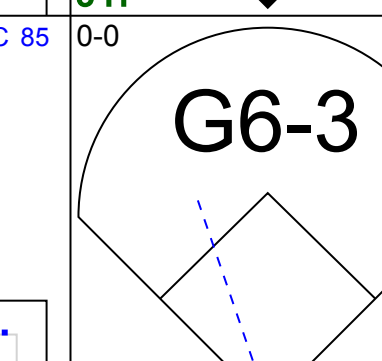
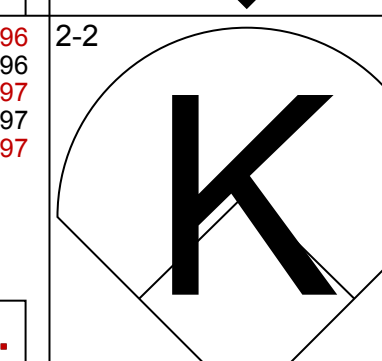
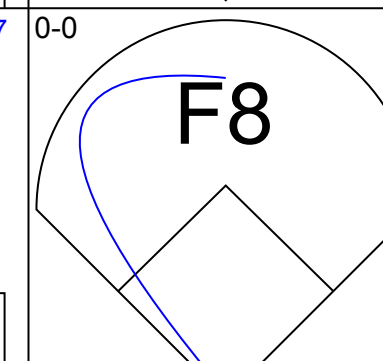
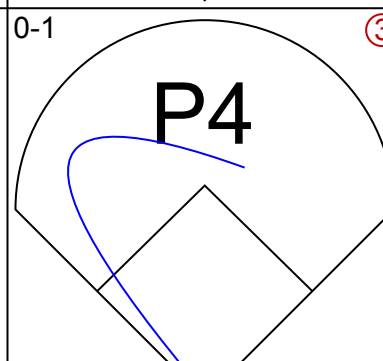
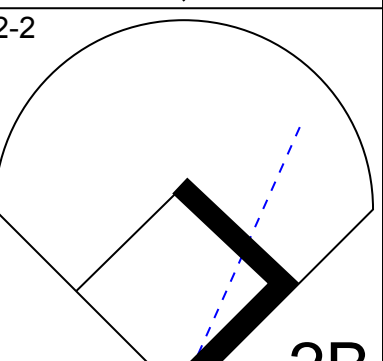


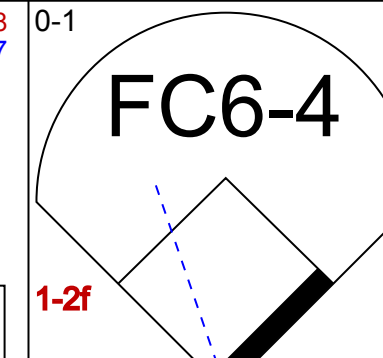
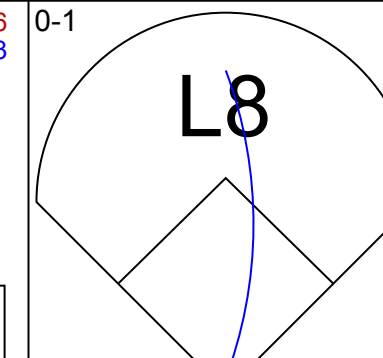
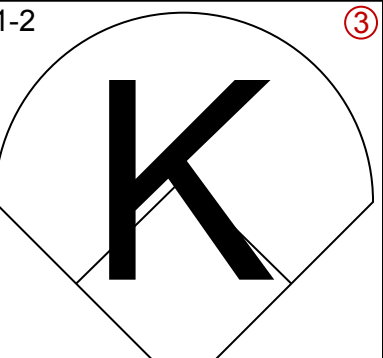
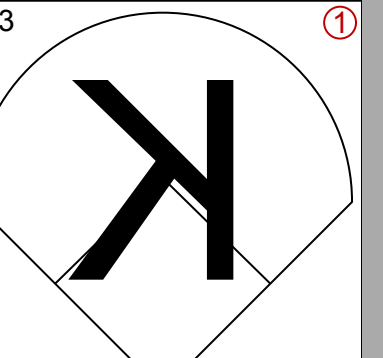
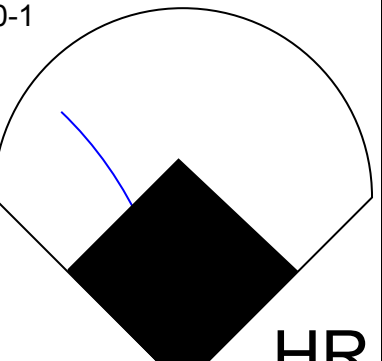
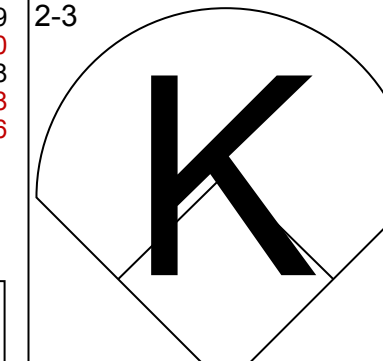
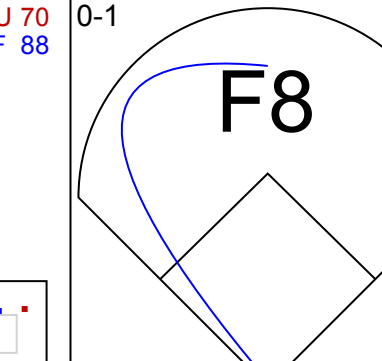
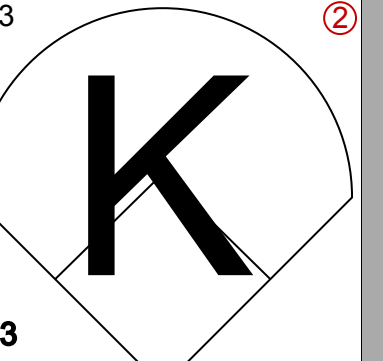
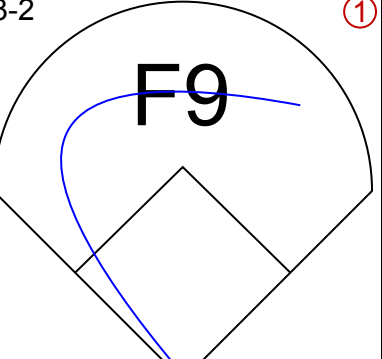
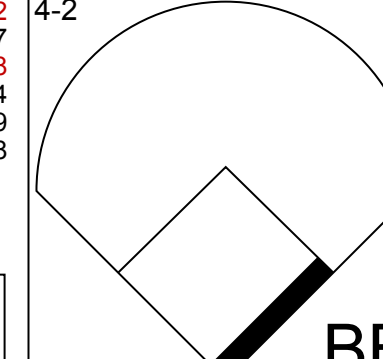
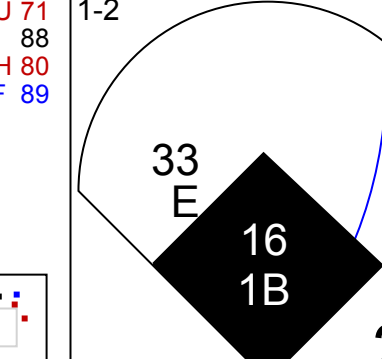
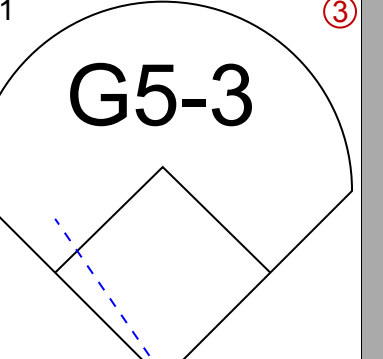
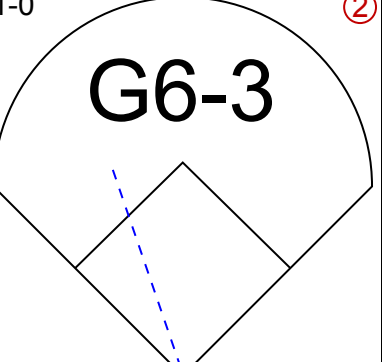
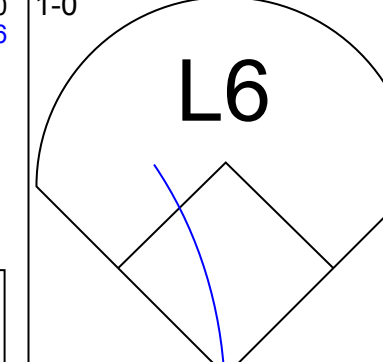
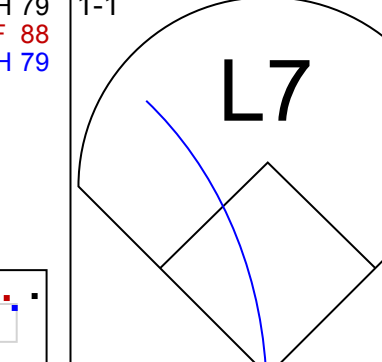
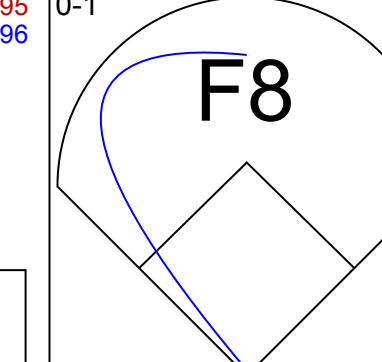
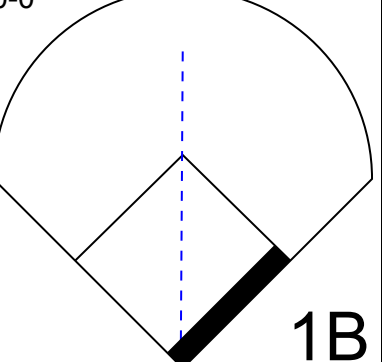
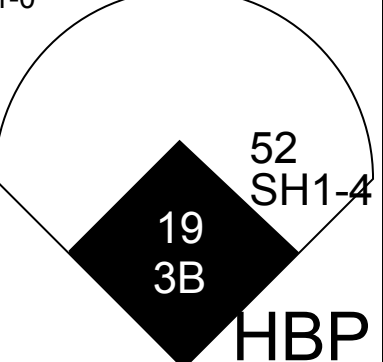
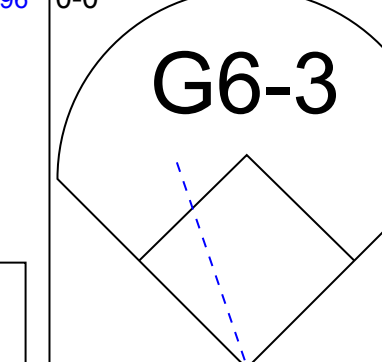
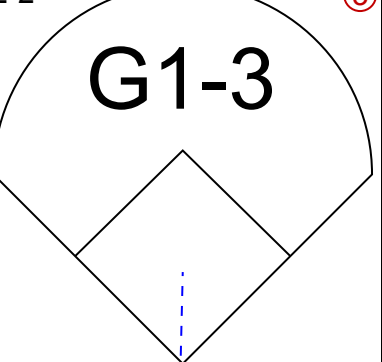

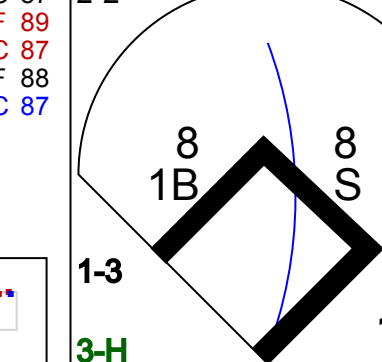
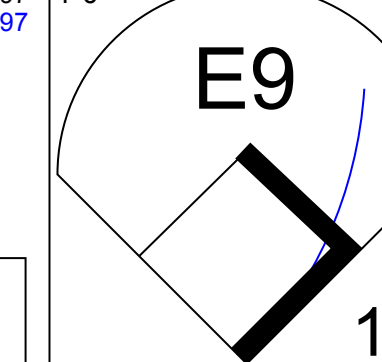




Batter	1	2	3	4	5	6	7	8	9	AB	R	H	RBI	BB	SO	LOB	TOP					
3 Curtis Granderson, L (1,8) OBP: 0.343, SLG: 0.399										4	0	1	0	0	1	0	<b>New York Mets @ St. Louis Cardinals</b> Busch Stadium, St. Louis, MO Tue Jun 17 2014, 7:17 PM - 9:52 PM CDT Att. 42,209 - Clear - 88 F					
28 Daniel Murphy, L (1,4) OBP: 0.354, SLG: 0.413										4	0	0	0	0	1	2						
5 David Wright, R (1,5) OBP: 0.327, SLG: 0.369										4	1	2	1	0	0	0						
53 Bobby Abreu, L (1,9) OBP: 0.367, SLG: 0.429										4	0	0	0	0	0	1						
21 Lucas Duda, L (1,3) OBP: 0.340, SLG: 0.454										3	1	2	1	1	0	0						
20 Anthony Recker, R (1,2) OBP: 0.248, SLG: 0.306										2	0	0	0	1	1	2						
29 Eric Campbell, R (9,PH) OBP: 0.345, SLG: 0.431										1	0	1	0	0	0	0						
11 Rubén Tejeda, R (1,6) OBP: 0.337, SLG: 0.297										4	0	0	0	0	2	5						
49 Jonathon Niese, L (1,1) OBP: 0.185, SLG: 0.067										2	0	0	0	0	1	2						
1 Chris Young, R (7,PH) OBP: 0.285, SLG: 0.315										1	0	0	0	0	1	0						
16 Daisuke Matsuzaka, R (7,1) OBP: 0.400, SLG: 0.250										0	0	0	0	0	0	0						
27 Jeury Familia, R (8,1) OBP: 1.000, SLG: 1.000										0	0	0	0	0	0	0						
6 Matthew den Dekker, R (9,PH) OBP: 0.224, SLG: 0.200										1	0	0	0	0	0	1						
22 Eric Young Jr, S (1,7) OBP: 0.312, SLG: 0.302											4	0	1	0	0	1						
<b>Inning Stats</b>	R: 0 E: 0 K: 1 S: 5	H: 0 LOB: 0 BB: 7 P: 7	R: 0 E: 0 K: 1 S: 14	H: 1 LOB: 1 BB: 22 P: 22	R: 0 E: 0 K: 1 S: 7	H: 0 LOB: 0 BB: 8 P: 8	R: 1 E: 0 K: 1 S: 10	H: 1 LOB: 0 BB: 19 P: 19	R: 0 E: 0 K: 2 S: 12	H: 2 LOB: 2 BB: 17 P: 17	R: 0 E: 0 K: 1 S: 12	H: 1 LOB: 2 BB: 19 P: 19	R: 0 E: 0 K: 1 S: 8	H: 0 LOB: 0 BB: 12 P: 12	R: 0 E: 0 K: 0 S: 7	H: 0 LOB: 0 BB: 12 P: 12	R: 1 E: 0 K: 0 S: 6	H: 2 LOB: 1 BB: 8 P: 8	1B: 1 2B: 4 3B: 0 HR: 2	SF: 0 SAC: 0 DP: 0 HBP: 0	WP: 0 PB: 0 SB: 0 CS: 0	PA: 36
<b>PITCHER</b>	IP WLS BF H R ER SO BB IBB HBP BLK WP HR S P ERA WHIP																					
52 Michael Wacha, R (1,1) ERA: 2.79	6.0 W 25 5 1 1 7 2 0 0 0 0 0 1 60 92 1.50 1.167																					
71 Sam Freeman, L (7,1) ERA: 0.94	2.0 6 0 0 0 1 0 0 0 0 0 0 0 15 24 0.00 0.000																					
30 Jason Motte, R (9,1) ERA: 3.24	0.0 2 2 1 1 0 0 0 0 0 0 0 1 3 4 ∞ ∞																					
37 Pat Neshek, R (9,1) ERA: 0.92	1.0 S 3 0 0 0 0 0 0 0 0 0 0 0 3 4 0.00 0.000																					

AB	34
R	2
H	7
RBI	2
BB	2
SO	8
LOB	14



Batter	1	2	3	4	5	6	7	8	9	AB	R	H	RBI	BB	SO	LOB	BOTTOM	
8 Peter Bourjos, R (1,8) OBP: 0.283, SLG: 0.329										4	0	1	1	1	1	1	<b>New York Mets @ St. Louis Cardinals</b> Busch Stadium, St. Louis, MO Tue Jun 17 2014, 7:17 PM - 9:52 PM CDT Att. 42,209 - Clear - 88 F	
19 Jon Jay, L (1,9) OBP: 0.368, SLG: 0.405										5	1	2	1	0	1	4		
7 Matt Holliday, R (1,7) OBP: 0.380, SLG: 0.394										4	0	2	1	0	0	1		
21 Allen Craig, R (1,3) OBP: 0.312, SLG: 0.385										4	0	0	0	0	2	3		
4 Yadier Molina, R (1,2) OBP: 0.332, SLG: 0.408										4	1	1	1	0	2	1		
27 Jhonny Peralta, R (1,6) OBP: 0.314, SLG: 0.431										3	1	1	0	1	0	1		
3 Mark Ellis, R (1,4) OBP: 0.282, SLG: 0.218										4	0	0	0	0	0	2		
33 Daniel Descalso, L (1,5) OBP: 0.235, SLG: 0.222										3	2	1	0	0	0	1		
52 Michael Wacha, R (1,1) ERA: 2.67										1	0	0	0	0	0	1		
16 Kellen Wong, L (6,PH) OBP: 0.200, SLG: 0.300										1	0	1	0	0	0	0		
71 Sam Freeman, R (7,1) ERA: 2.81										0	0	0	0	0	0	0		
32 Matt Adams, L (8,PH) OBP: 0.344, SLG: 0.500										0	1	0	0	0	0	0		
30 Jason Motte, R (9,1) ERA: 3.24										0	0	0	0	0	0	0		
37 Pat Neshek, S (9,1) ERA: 0.92										0	0	0	0	0	0	0		
<b>Inning Stats</b>	R: 0 E: 0 K: 0 S: 6	H: 1 LOB: 1 BB: 0 P: 9	R: 1 E: 0 K: 0 S: 11	H: 2 LOB: 1 BB: 0 P: 17	R: 0 E: 0 K: 0 S: 5	H: 0 LOB: 0 BB: 5 P: 5	R: 0 E: 0 K: 1 S: 8	H: 0 LOB: 1 BB: 1 P: 15	R: 2 E: 1 K: 0 S: 16	H: 3 LOB: 2 BB: 0 P: 23	R: 0 E: 0 K: 2 S: 13	H: 1 LOB: 1 BB: 0 P: 18	R: 0 E: 1 K: 1 S: 7	H: 1 LOB: 2 BB: 1 P: 14	1B: 5 2B: 3 3B: 1 HR: 1	SF: 0 SAC: 1 DP: 0 HBP: 1	WP: 1 PB: 0 SB: 1 CS: 0	PA: 38
<b>PITCHER</b>	IP WLS BF H R ER SO BB IBB HBP BLK WP HR S P ERA WHIP																	
49 Jonathon Niese, L (1,1) ERA: 2.67	6.0 L 29 8 5 3 3 1 0 1 0 0 0 1 57 85 4.50 1.500																	
16 Daisuke Matsuzaka, R (7,1) ERA: 2.81	1.0 4 1 0 0 2 0 0 0 0 0 1 0 13 18 0.00 1.000																	
27 Jeury Familia, R (8,1) ERA: 2.52	1.0 5 1 0 0 1 1 0 0 0 0 0 0 7 14 0.00 2.000																	

AB	34
R	5
H	10
RBI	5
BB	2
SO	6
LOB	15





Batter	1	2	3	4	5	6	7	8	9	AB	R	H	RBI	BB	SO	LOB	TOP						
22 Eric Young Jr., S OBP: 0.316, SLG: 0.320										4	1	2	2	0	2	1	<b>New York Mets @ St. Louis Cardinals</b> Busch Stadium, St. Louis, MO Wed Jun 18 2014, 12:47 PM - 3:24 PM CDT Att: 42,221 - Partly Cloudy - 90 F						
28 Daniel Murphy, L OBP: 0.353, SLG: 0.411										4	0	1	0	0	1	2							
5 David Wright, R OBP: 0.326, SLG: 0.367										4	0	1	1	0	0	0							
3 Curtis Granderson, L OBP: 0.349, SLG: 0.397										1	0	0	0	3	0	0							
21 Lucas Duda, L OBP: 0.339, SLG: 0.448										3	0	0	0	1	2	2							
1 Chris Young, R OBP: 0.279, SLG: 0.308										4	0	0	0	0	2	3							
23 Taylor Teagarden, R OBP: 0.273, SLG: 0.350										4	0	2	0	0	0	0							
4 Wilmer Flores, R OBP: 0.263, SLG: 0.301										4	1	1	0	0	0	2							
40 Bartolo Colon, R OBP: 0.037, SLG: 0.074										1	1	1	0	0	0	0							
53 Bobby Abreu, L OBP: 0.364, SLG: 0.424										1	0	0	0	0	0	1							
58 Jenny Mejia, R OBP: 0.293, SLG: 0.329										0	0	0	0	0	0	0							
61 Dana Eveland, L OBP: 0.293, SLG: 0.329										0	0	0	0	0	0	0							
<b>Inning Stats</b>	R: 0 H: 0 E: 0 K: 1 S: 5	H: 0 LOB: 0 BB: 0 P: 6	R: 0 H: 0 E: 0 K: 1 S: 9	H: 0 LOB: 0 BB: 1 P: 15	R: 0 H: 1 E: 0 K: 1 S: 9	H: 1 LOB: 1 BB: 0 P: 12	R: 0 H: 1 E: 0 K: 1 S: 13	H: 1 LOB: 1 BB: 1 P: 19	R: 0 H: 0 E: 0 K: 0 S: 7	H: 0 LOB: 0 BB: 0 P: 10	R: 2 H: 3 E: 0 K: 1 S: 12	H: 3 LOB: 2 BB: 2 P: 26	R: 1 H: 2 E: 0 K: 1 S: 14	H: 2 LOB: 1 BB: 0 P: 20	R: 0 H: 0 E: 0 K: 1 S: 8	H: 0 LOB: 0 BB: 0 P: 10	R: 0 H: 1 E: 0 K: 0 S: 7	H: 1 LOB: 1 BB: 0 P: 11	1B: 5 2B: 3 3B: 0 HR: 0	SF: 0 SAC: 2 DP: 0 HBP: 0	WP: 0 PB: 0 SB: 0 CS: 1	PA: 36	
<b>PITCHER</b>	IP WLS BF H R ER SO BB IBB HBP BLK WP HR S P ERA WHIP	IP WLS BF H R ER SO BB IBB HBP BLK WP HR S P ERA WHIP	IP WLS BF H R ER SO BB IBB HBP BLK WP HR S P ERA WHIP	IP WLS BF H R ER SO BB IBB HBP BLK WP HR S P ERA WHIP	IP WLS BF H R ER SO BB IBB HBP BLK WP HR S P ERA WHIP	IP WLS BF H R ER SO BB IBB HBP BLK WP HR S P ERA WHIP	IP WLS BF H R ER SO BB IBB HBP BLK WP HR S P ERA WHIP	IP WLS BF H R ER SO BB IBB HBP BLK WP HR S P ERA WHIP	IP WLS BF H R ER SO BB IBB HBP BLK WP HR S P ERA WHIP	IP WLS BF H R ER SO BB IBB HBP BLK WP HR S P ERA WHIP	IP WLS BF H R ER SO BB IBB HBP BLK WP HR S P ERA WHIP	IP WLS BF H R ER SO BB IBB HBP BLK WP HR S P ERA WHIP	IP WLS BF H R ER SO BB IBB HBP BLK WP HR S P ERA WHIP	IP WLS BF H R ER SO BB IBB HBP BLK WP HR S P ERA WHIP	IP WLS BF H R ER SO BB IBB HBP BLK WP HR S P ERA WHIP	IP WLS BF H R ER SO BB IBB HBP BLK WP HR S P ERA WHIP	IP WLS BF H R ER SO BB IBB HBP BLK WP HR S P ERA WHIP	IP WLS BF H R ER SO BB IBB HBP BLK WP HR S P ERA WHIP	IP WLS BF H R ER SO BB IBB HBP BLK WP HR S P ERA WHIP	IP WLS BF H R ER SO BB IBB HBP BLK WP HR S P ERA WHIP	IP WLS BF H R ER SO BB IBB HBP BLK WP HR S P ERA WHIP	IP WLS BF H R ER SO BB IBB HBP BLK WP HR S P ERA WHIP	IP WLS BF H R ER SO BB IBB HBP BLK WP HR S P ERA WHIP

AB	30
R	3
H	8
RBI	3
BB	4
SO	7
LOB	11



Batter	1	2	3	4	5	6	7	8	9	AB	R	H	RBI	BB	SO	LOB	BOTTOM						
13 Matt Carpenter, L OBP: 0.375, SLG: 0.386										4	2	2	1	0	0	0	<b>New York Mets @ St. Louis Cardinals</b> Busch Stadium, St. Louis, MO Wed Jun 18 2014, 12:47 PM - 3:24 PM CDT Att: 42,221 - Partly Cloudy - 90 F						
19 Jon Jay, L OBP: 0.371, SLG: 0.410										3	0	1	0	0	0	0							
7 Matt Holliday, R OBP: 0.378, SLG: 0.389										3	0	0	0	0	1	2							
21 Allen Craig, R OBP: 0.311, SLG: 0.383										3	0	0	0	0	1	2							
8 Peter Bourjos, R OBP: 0.293, SLG: 0.329										4	0	1	1	0	0	2							
32 Matt Adams, L OBP: 0.338, SLG: 0.514										4	0	0	0	0	0	2							
4 Yadier Molina, R OBP: 0.332, SLG: 0.407										3	0	1	0	0	0	0							
16 Kolten Wong, L OBP: 0.294, SLG: 0.318										3	0	0	0	0	0	1							
33 Daniel Descalso, L OBP: 0.239, SLG: 0.227										3	0	1	0	0	0	0							
31 Lance Lynn, S OBP: 0.204, SLG: 0.077										1	0	0	0	0	0	0							
3 Marlon Byrd, R OBP: 0.286, SLG: 0.216										1	0	0	0	0	0	0							
43 Seth Maness, R OBP: 0.286, SLG: 0.216										0	0	0	0	0	0	0							
36 Randy Choate, L OBP: 0.286, SLG: 0.216										0	0	0	0	0	0	0							
27 Jhonny Peratta, R OBP: 0.286, SLG: 0.216										0	0	0	0	0	0	0							
30 Jason Motte, R OBP: 0.286, SLG: 0.216										0	0	0	0	0	0	0							
<b>Inning Stats</b>	R: 1 H: 1 E: 0 K: 1 S: 9	H: 1 LOB: 0 BB: 0 P: 12	R: 0 H: 0 E: 0 K: 0 S: 5	H: 1 LOB: 0 BB: 0 P: 6	R: 0 H: 0 E: 0 K: 0 S: 11	H: 0 LOB: 0 BB: 0 P: 17	R: 0 H: 1 E: 0 K: 0 S: 9	H: 1 LOB: 1 BB: 0 P: 13	R: 0 H: 0 E: 0 K: 0 S: 5	H: 0 LOB: 0 BB: 0 P: 7	R: 0 H: 0 E: 0 K: 0 S: 9	H: 0 LOB: 0 BB: 0 P: 14	R: 0 H: 0 E: 0 K: 0 S: 7	H: 0 LOB: 0 BB: 0 P: 7	R: 0 H: 1 E: 0 K: 0 S: 9	H: 1 LOB: 1 BB: 0 P: 10	R: 1 H: 2 E: 0 K: 0 S: 12	H: 2 LOB: 1 BB: 0 P: 21	1B: 3 2B: 2 3B: 0 HR: 1	SF: 0 SAC: 0 DP: 3 HBP: 2	WP: 0 PB: 0 SB: 0 CS: 0	PA: 32	
<b>PITCHER</b>	IP WLS BF H R ER SO BB IBB HBP BLK WP HR S P ERA WHIP	IP WLS BF H R ER SO BB IBB HBP BLK WP HR S P ERA WHIP	IP WLS BF H R ER SO BB IBB HBP BLK WP HR S P ERA WHIP	IP WLS BF H R ER SO BB IBB HBP BLK WP HR S P ERA WHIP	IP WLS BF H R ER SO BB IBB HBP BLK WP HR S P ERA WHIP	IP WLS BF H R ER SO BB IBB HBP BLK WP HR S P ERA WHIP	IP WLS BF H R ER SO BB IBB HBP BLK WP HR S P ERA WHIP	IP WLS BF H R ER SO BB IBB HBP BLK WP HR S P ERA WHIP	IP WLS BF H R ER SO BB IBB HBP BLK WP HR S P ERA WHIP	IP WLS BF H R ER SO BB IBB HBP BLK WP HR S P ERA WHIP	IP WLS BF H R ER SO BB IBB HBP BLK WP HR S P ERA WHIP	IP WLS BF H R ER SO BB IBB HBP BLK WP HR S P ERA WHIP	IP WLS BF H R ER SO BB IBB HBP BLK WP HR S P ERA WHIP	IP WLS BF H R ER SO BB IBB HBP BLK WP HR S P ERA WHIP	IP WLS BF H R ER SO BB IBB HBP BLK WP HR S P ERA WHIP	IP WLS BF H R ER SO BB IBB HBP BLK WP HR S P ERA WHIP	IP WLS BF H R ER SO BB IBB HBP BLK WP HR S P ERA WHIP	IP WLS BF H R ER SO BB IBB HBP BLK WP HR S P ERA WHIP	IP WLS BF H R ER SO BB IBB HBP BLK WP HR S P ERA WHIP	IP WLS BF H R ER SO BB IBB HBP BLK WP HR S P ERA WHIP	IP WLS BF H R ER SO BB IBB HBP BLK WP HR S P ERA WHIP	IP WLS BF H R ER SO BB IBB HBP BLK WP HR S P ERA WHIP	IP WLS BF H R ER SO BB IBB HBP BLK WP HR S P ERA WHIP

AB	30
R	2
H	6
RBI	2
BB	0
SO	1
LOB	8





Batter	1	2	3	4	5	6	7	8	9	AB	R	H	RBI	BB	SO	LOB	TOP							
22 Eric Young Jr., S OBP: 0.320, SLG: 0.321										3	0	1	0	1	0	0	New York Mets @ Miami Marlins Marlins Park, Miami, FL Thu Jun 19 2014, 7:13 PM - 9:46 PM EDT Att: 20,334 - Roof Closed - 75 F							
28 Daniel Murphy, L OBP: 0.355, SLG: 0.412										4	0	2	0	0	0	2								
5 David Wright, R OBP: 0.327, SLG: 0.377										3	1	1	1	1	0	2								
29 Eric Campbell, R OBP: 0.351, SLG: 0.400										4	0	0	0	0	1	1								
3 Curtis Granderson, L OBP: 0.351, SLG: 0.397										3	0	1	0	1	0	0								
1 Chris Young, R OBP: 0.276, SLG: 0.312										4	0	1	0	0	1	1								
23 Taylor Teagarden, R OBP: 0.231, SLG: 0.292										4	0	0	0	0	2	3								
11 Rubén Tejada, R OBP: 0.337, SLG: 0.293										2	0	0	0	1	1	1								
45 Zack Wheeler, L OBP: 0.083, SLG: 0.043										3	0	0	0	0	0	3								
<b>Inning Stats</b>	R: 1 E: 0 K: 0 S: 13	H: 2 LOB: 0 BB: 0 P: 23	R: 0 E: 0 K: 2 S: 11	H: 0 LOB: 1 BB: 1 P: 18	R: 0 E: 0 K: 0 S: 11	H: 1 LOB: 1 BB: 0 P: 19	R: 0 E: 0 K: 0 S: 5	H: 0 LOB: 0 BB: 0 P: 7	R: 0 E: 0 K: 0 S: 9	H: 0 LOB: 0 BB: 0 P: 12	R: 0 E: 0 K: 0 S: 7	H: 1 LOB: 0 BB: 0 P: 12	R: 0 E: 0 K: 0 S: 9	H: 2 LOB: 3 BB: 1 P: 18	R: 0 E: 0 K: 1 S: 13	H: 0 LOB: 1 BB: 2 P: 22		R: 0 E: 0 K: 1 S: 9	H: 0 LOB: 0 BB: 0 P: 13	R: 0 E: 0 K: 1 S: 9	H: 0 LOB: 0 BB: 0 P: 13	1B: 4 2B: 2 3B: 0 HR: 1	SF: 0 SAC: 0 DP: 3 HBP: 0	WP: 0 PB: 0 SB: 0 CS: 0
<b>PITCHER</b>	IP WLS BF H R ER SO BB IBB HBP BLK WP HR S P ERA WHIP																							
25 Andrew Heaney, L ERA: 1.5	(1, 1) 6.0 L 21 4 1 1 3 1 0 0 0 0 0 1 56 91 1.50 0.833																							
57 Bryan Morris, R ERA: 2.57	(7, 1) 2.0 10 2 0 0 1 2 1 0 0 0 0 22 40 0.00 2.000																							
63 Kevin Gregg, R ERA:	(9, 1) 1.0 3 0 0 0 1 0 0 0 0 0 0 9 13 0.00 0.000																							

Batter	1	2	3	4	5	6	7	8	9	AB	R	H	RBI	BB	SO	LOB	BOTTOM							
15 Rafael Furcal, S OBP: 0.226, SLG: 0.172										4	0	0	0	0	0	1	New York Mets @ Miami Marlins Marlins Park, Miami, FL Thu Jun 19 2014, 7:13 PM - 9:46 PM EDT Att: 20,334 - Roof Closed - 75 F							
23 Jake Marisnick, R OBP: 0.333, SLG: 0.294										3	0	0	0	0	2	0								
27 Giancarlo Stanton, R OBP: 0.390, SLG: 0.597										3	0	0	0	0	2	0								
9 Casey McGehee, R OBP: 0.376, SLG: 0.388										2	0	1	0	1	1	0								
46 Garrett Jones, L OBP: 0.326, SLG: 0.442										3	0	0	0	0	1	2								
13 Marcell Ozuna, R OBP: 0.305, SLG: 0.449										3	0	0	0	0	0	1								
39 Jarrod Saltalamacchia, R OBP: 0.335, SLG: 0.403										3	0	1	0	0	2	0								
3 Adeiny Hechavarria, R OBP: 0.300, SLG: 0.330										3	0	0	0	0	0	1								
25 Andrew Heaney, L ERA: 1.5	(1, 1) 9.0 W 28 3 0 0 8 1 0 0 0 0 0 70 111 0.00 0.444																							
48 Justin Bour, L OBP: 0.333, SLG: 0.294	(6, PH) 1.0 5 0 0 0 0 0 0 0 0 0 0 5 10 0.00 0.000																							
57 Bryan Morris, L ERA: 2.57	(7, 1) 2.0 10 2 0 0 1 2 1 0 0 0 0 22 40 0.00 2.000																							
63 Kevin Gregg, R ERA:	(9, 1) 1.0 3 0 0 0 1 0 0 0 0 0 0 9 13 0.00 0.000																							
5 Reed Johnson, R OBP: 0.305, SLG: 0.433	(9, PH) 1.0 5 0 0 0 0 0 0 0 0 0 0 5 10 0.00 0.000																							
<b>Inning Stats</b>	R: 0 E: 0 K: 2 S: 12	H: 0 LOB: 0 BB: 0 P: 18	R: 0 E: 0 K: 0 S: 4	H: 1 LOB: 0 BB: 0 P: 6	R: 0 E: 0 K: 1 S: 9	H: 0 LOB: 0 BB: 0 P: 16	R: 0 E: 0 K: 1 S: 12	H: 0 LOB: 0 BB: 0 P: 19	R: 0 E: 0 K: 1 S: 4	H: 0 LOB: 0 BB: 1 P: 11	R: 0 E: 0 K: 0 S: 4	H: 1 LOB: 0 BB: 0 P: 6	R: 0 E: 0 K: 1 S: 8	H: 0 LOB: 0 BB: 0 P: 9	R: 0 E: 0 K: 1 S: 6	H: 0 LOB: 0 BB: 0 P: 12	R: 0 E: 0 K: 1 S: 11	H: 1 LOB: 1 BB: 0 P: 14	R: 0 E: 0 K: 1 S: 11	H: 0 LOB: 0 BB: 0 P: 14	1B: 3 2B: 1 3B: 0 HR: 0	SF: 0 SAC: 0 DP: 3 HBP: 0	WP: 0 PB: 0 SB: 0 CS: 0	PA: 28
<b>PITCHER</b>	IP WLS BF H R ER SO BB IBB HBP BLK WP HR S P ERA WHIP																							
45 Zack Wheeler, R ERA: 3.93	(1, 1) 9.0 W 28 3 0 0 8 1 0 0 0 0 0 70 111 0.00 0.444																							

AB	30
R	1
H	6
RBI	1
BB	4
SO	5
LOB	13



AB	27
R	0
H	3
RBI	0
BB	1
SO	8
LOB	5

WP	0
PB	0
SB	0
CS	0







Batter	1	2	3	4	5	6	7	8	9	AB	R	H	RBI	BB	SO	LOB	TOP								
3 Curtis Granderson, L (1,9) OBP: 0.351, SLG: 0.391										3	0	0	0	1	2	0	New York Mets @ Miami Marlins Marlins Park, Miami, FL Sat Jun 21 2014, 4:11 PM - 6:48 PM EDT Att: 24,502 - Roof Closed - 75 F								
28 Daniel Murphy, L (1,4) OBP: 0.352, SLG: 0.408										4	0	0	0	0	0	2									
5 David Wright, R (1,5) OBP: 0.335, SLG: 0.390										4	2	3	1	0	0	0									
21 Lucas Duda, L (1,3) OBP: 0.337, SLG: 0.454										3	1	1	2	1	1	2									
1 Chris Young, R (1,8) OBP: 0.285, SLG: 0.315										4	0	2	1	0	0	0									
4 Wilmer Flores, R (1,6) OBP: 0.299, SLG: 0.308										4	0	1	0	0	0	1									
23 Taylor Teagarden, R (1,2) OBP: 0.250, SLG: 0.250										4	0	0	0	0	2	2									
48 Jacob deGrom, L (1,1) OBP: 0.375, SLG: 0.400										3	0	0	0	0	3	1									
27 Jeury Familia, R (8,1) OBP: 1.000, SLG: 1.000										0	0	0	0	0	0	0									
53 Bobby Abreu, L (9,PH) OBP: 0.359, SLG: 0.416										1	0	0	0	0	1	1									
58 Jenny Mejia, R (9,1) OBP: 0.319, SLG: 0.315										0	0	0	0	0	0	0									
22 Eric Young Jr, S (1,7) OBP: 0.319, SLG: 0.315										2	1	0	0	1	0	0									
<b>Inning Stats</b>	R: 0 H: 0 E: 0 K: 1 S: 10	H: 0 LOB: 0 BB: 0 P: 15	R: 0 H: 0 E: 0 K: 1 S: 8	H: 0 LOB: 0 BB: 0 P: 12	R: 0 H: 0 E: 0 K: 1 S: 8	H: 0 LOB: 0 BB: 0 P: 10	R: 1 H: 2 E: 0 K: 1 S: 9	H: 2 LOB: 2 BB: 1 P: 15	R: 0 H: 0 E: 0 K: 2 S: 9	H: 0 LOB: 0 BB: 0 P: 11	R: 1 H: 1 E: 0 K: 0 S: 6	H: 1 LOB: 1 BB: 2 P: 15	R: 0 H: 1 E: 0 K: 2 S: 11	H: 1 LOB: 1 BB: 0 P: 16	R: 0 H: 0 E: 0 K: 0 S: 7	H: 0 LOB: 0 BB: 0 P: 8	R: 2 H: 3 E: 0 K: 1 S: 14	H: 3 LOB: 1 BB: 0 P: 19	1B: 4 2B: 2 3B: 0 HR: 1	SF: 0 SAC: 0 DP: 1 HBP: 0	WP: 0 PB: 0 SB: 1 CS: 0	PA: 35			
<b>PITCHER</b>	IP WLS BF H R ER SO BB IBB HBP BLK WP HR S P ERA WHIP	7.0 L 26 4 2 2 8 3 0 0 0 0 0 1 61 94 2.57 1.000	2.0 H 9 3 2 2 1 0 0 0 0 0 1 21 27 9.00 1.500																						

AB	32
R	4
H	7
RBI	4
BB	3
SO	9
LOB	9



Batter	1	2	3	4	5	6	7	8	9	AB	R	H	RBI	BB	SO	LOB	BOTTOM							
15 Rafael Furcal, S (1,4) OBP: 0.216, SLG: 0.229										2	0	0	0	0	0	1	New York Mets @ Miami Marlins Marlins Park, Miami, FL Sat Jun 21 2014, 4:11 PM - 6:48 PM EDT Att: 24,502 - Roof Closed - 75 F							
10 Jeff Baker, R (4,4) OBP: 0.269, SLG: 0.337										2	0	0	0	0	4									
23 Jake Marisnick, R (1,8) OBP: 0.320, SLG: 0.261										4	0	0	0	0	3	0								
27 Giancarlo Stanton, R (1,9) OBP: 0.389, SLG: 0.594										4	0	2	0	0	0	0								
9 Casey McGehee, R (1,5) OBP: 0.376, SLG: 0.389										3	0	1	0	1	1	2								
39 Jarrod Saltalamacchia, S (1,2) OBP: 0.332, SLG: 0.407										4	0	0	0	0	1	3								
46 Garrett Jones, L (1,3) OBP: 0.319, SLG: 0.431										4	0	0	0	0	2	1								
13 Marcell Ozuna, R (1,7) OBP: 0.312, SLG: 0.444										2	0	1	0	2	0	1								
59 Ed Lucas, R (1,6) OBP: 0.323, SLG: 0.315										4	0	2	0	0	1	2								
34 Tom Koehler, R (1,1) OBP: 0.125, SLG: 0.087										2	0	0	0	0	1	3								
48 Justin Bour, L (7,PH) OBP: 0.400, SLG: 0.294										0	0	0	0	1	0	0								
41 Chris Hatcher, R (8,1) ERA: 4.39										0	0	0	0	0	0	0								
<b>Inning Stats</b>	R: 0 H: 0 E: 0 K: 1 S: 6	H: 0 LOB: 0 BB: 0 P: 10	R: 0 H: 1 E: 0 K: 1 S: 7	H: 1 LOB: 0 BB: 0 P: 9	R: 0 H: 1 E: 1 K: 1 S: 9	H: 1 LOB: 1 BB: 0 P: 12	R: 0 H: 1 E: 0 K: 1 S: 10	H: 1 LOB: 2 BB: 1 P: 18	R: 0 H: 1 E: 0 K: 2 S: 12	H: 1 LOB: 1 BB: 0 P: 15	R: 0 H: 1 E: 0 K: 0 S: 11	H: 1 LOB: 2 BB: 1 P: 19	R: 0 H: 1 E: 0 K: 1 S: 8	H: 1 LOB: 0 BB: 0 P: 13	R: 0 H: 0 E: 0 K: 1 S: 9	H: 0 LOB: 1 BB: 1 P: 15	1B: 4 2B: 2 3B: 0 HR: 0	SF: 0 SAC: 0 DP: 2 HBP: 0	WP: 0 PB: 0 SB: 1 CS: 0	PA: 35				
<b>PITCHER</b>	IP WLS BF H R ER SO BB IBB HBP BLK WP HR S P ERA WHIP	7.0 W 28 5 0 0 1 3 0 0 0 0 0 8 63 0.00 1.143	1.0 H 3 1 0 0 1 0 0 0 0 0 0 8 13 0.00 1.000	1.0 H 4 0 0 0 1 1 0 0 0 0 0 9 15 0.00 1.000																				

AB	31
R	0
H	6
RBI	0
BB	4
SO	9
LOB	17





Batter	1	2	3	4	5	6	7	8	9	AB	R	H	RBI	BB	SO	LOB	TOP						
3 Curtis Granderson, L (1.9) OBP: 0.358, SLG: 0.399										5	2	3	0	1	1	0							
28 Daniel Murphy, L (1.4) OBP: 0.333, SLG: 0.417										5	2	2	3	0	1	3							
5 David Wright, R (1.5) OBP: 0.336, SLG: 0.395										4	1	2	1	0	0	0							
21 Lucas Duda, L (1.3) OBP: 0.346, SLG: 0.459										4	1	3	0	1	0	1							
9 Kirk Nieuwenhuis, L (1.8) OBP: 0.333, SLG: 0.583										5	2	2	1	0	1	5							
11 Rubén Tejada, R (1.6) OBP: 0.294, SLG: 0.298										4	1	2	1	1	0	3							
20 Anthony Recker, R (1.2) OBP: 0.324, SLG: 0.324										4	1	2	2	0	0	4							
49 Jonathon Niese, L (1.1) ERA: 7.56										2	1	0	1	0	1	1							
29 Eric Campbell, R (7. PH) ERA: 6.67										1	0	0	0	0	1	2							
52 Carlos Torres, R (7.1) ERA: 2.45										0	0	0	0	0	0	0							
1 Chris Young, R (9. PH) ERA: 2.36										1	0	0	0	0	0	0							
71 Gonzalez Germen, R (9.1) ERA: 2.36										0	0	0	0	0	0	0							
22 Eric Young Jr., S (1.7) ERA: 2.36										4	0	1	2	0	0	1							
<b>Inning Stats</b>	R: 0 E: 0 K: 1 S: 12	H: 0 LOB: 0 BB: 0 P: 16	R: 2 E: 0 K: 0 S: 18	H: 2 LOB: 1 BB: 1 P: 28	R: 2 E: 0 K: 0 S: 15	H: 3 LOB: 1 BB: 0 P: 25	R: 3 E: 0 K: 0 S: 9	H: 2 LOB: 0 BB: 1 P: 17	R: 0 E: 0 K: 0 S: 4	H: 2 LOB: 1 BB: 0 P: 6	R: 0 E: 0 K: 1 S: 8	H: 1 LOB: 0 BB: 0 P: 15	R: 4 E: 0 K: 2 S: 21	H: 5 LOB: 2 BB: 1 P: 34	R: 0 E: 0 K: 1 S: 13	H: 2 LOB: 0 BB: 0 P: 20	R: 0 E: 0 K: 0 S: 5	H: 0 LOB: 0 BB: 0 P: 8	1B: 11 2B: 5 3B: 0 HR: 1	SF: 2 SAC: 2 DP: 1 HBP: 0	WP: 0 PB: 0 SB: 0 CS: 0	PA: 46	
<b>PITCHER</b>	IP WLS BF H R ER SO BB IBB HBP BLK WP HR S P ERA WHIP	IP WLS BF H R ER SO BB IBB HBP BLK WP HR S P ERA WHIP	IP WLS BF H R ER SO BB IBB HBP BLK WP HR S P ERA WHIP	IP WLS BF H R ER SO BB IBB HBP BLK WP HR S P ERA WHIP	IP WLS BF H R ER SO BB IBB HBP BLK WP HR S P ERA WHIP	IP WLS BF H R ER SO BB IBB HBP BLK WP HR S P ERA WHIP	IP WLS BF H R ER SO BB IBB HBP BLK WP HR S P ERA WHIP	IP WLS BF H R ER SO BB IBB HBP BLK WP HR S P ERA WHIP	IP WLS BF H R ER SO BB IBB HBP BLK WP HR S P ERA WHIP	IP WLS BF H R ER SO BB IBB HBP BLK WP HR S P ERA WHIP	IP WLS BF H R ER SO BB IBB HBP BLK WP HR S P ERA WHIP	IP WLS BF H R ER SO BB IBB HBP BLK WP HR S P ERA WHIP	IP WLS BF H R ER SO BB IBB HBP BLK WP HR S P ERA WHIP	IP WLS BF H R ER SO BB IBB HBP BLK WP HR S P ERA WHIP	IP WLS BF H R ER SO BB IBB HBP BLK WP HR S P ERA WHIP	IP WLS BF H R ER SO BB IBB HBP BLK WP HR S P ERA WHIP	IP WLS BF H R ER SO BB IBB HBP BLK WP HR S P ERA WHIP	IP WLS BF H R ER SO BB IBB HBP BLK WP HR S P ERA WHIP	IP WLS BF H R ER SO BB IBB HBP BLK WP HR S P ERA WHIP	IP WLS BF H R ER SO BB IBB HBP BLK WP HR S P ERA WHIP	IP WLS BF H R ER SO BB IBB HBP BLK WP HR S P ERA WHIP	IP WLS BF H R ER SO BB IBB HBP BLK WP HR S P ERA WHIP	IP WLS BF H R ER SO BB IBB HBP BLK WP HR S P ERA WHIP

New York Mets @ Miami Marlins  
Marlins Park, Miami, FL  
Sun Jun 22 2014, 1:11 PM - 4:19 PM EDT  
Att: 24,613 - Roof Closed - 75 F

AB 39  
R 11  
H 17  
RBI 11  
BB 3  
SO 5  
LOB 20



Batter	1	2	3	4	5	6	7	8	9	AB	R	H	RBI	BB	SO	LOB	BOTTOM							
5 Reed Johnson, R (1.7) OBP: 0.300, SLG: 0.432										5	1	1	1	0	0	1								
59 Ed Lucas, R (1.6) OBP: 0.311, SLG: 0.302										4	0	0	0	0	2	1								
27 Giancarlo Stanton, R (1.9) OBP: 0.362, SLG: 0.585										3	1	2	1	0	0	0								
23 Jake Marisnick, R (8.8) OBP: 0.308, SLG: 0.250										1	0	0	0	0	1	0								
9 Casey McGehee, R (1.5) OBP: 0.374, SLG: 0.385										3	0	0	0	1	0	1								
13 Marcell Ozuna, R (1.8) OBP: 0.315, SLG: 0.445										4	0	2	1	0	1	0								
10 Jeff Baker, R (1.3) OBP: 0.270, SLG: 0.330										2	0	0	0	1	0	1								
57 Bryan Morris, L (7.1) ERA: 3.29										0	0	0	0	0	0	0								
44 AJ Ramos, R (9.1) OBP: 0.322, SLG: 0.431										0	0	0	0	0	0	0								
46 Garrett Jones, L (9. PH) OBP: 0.340, SLG: 0.433										0	1	0	0	2	4									
32 Derek Dietrich, L (1.4) OBP: 0.340, SLG: 0.433										4	1	1	0	0	2	4								
6 Jeff Mathis, R (1.2) OBP: 0.298, SLG: 0.289										4	1	1	0	0	1	2								
28 Anthony DeSclafani, R (1.1) OBP: 0.290, SLG: 0.111										1	0	0	0	0	0	0								
33 Jacob Turner, R (4.1) OBP: 0.333, SLG: 0.375										0	0	0	0	0	0	0								
48 Justin Bour, L (7.3) OBP: 0.409, SLG: 0.368										2	0	1	2	0	1	0								
<b>Inning Stats</b>	R: 0 E: 0 K: 1 S: 6	H: 0 LOB: 0 BB: 0 P: 10	R: 0 E: 0 K: 1 S: 9	H: 1 LOB: 1 BB: 0 P: 15	R: 0 E: 0 K: 0 S: 8	H: 0 LOB: 0 BB: 0 P: 13	R: 0 E: 0 K: 0 S: 5	H: 1 LOB: 0 BB: 0 P: 7	R: 0 E: 0 K: 1 S: 8	H: 0 LOB: 0 BB: 0 P: 11	R: 3 E: 0 K: 1 S: 18	H: 4 LOB: 3 BB: 2 P: 31	R: 0 E: 0 K: 1 S: 7	H: 0 LOB: 0 BB: 0 P: 8	R: 0 E: 0 K: 2 S: 9	H: 0 LOB: 0 BB: 0 P: 14	R: 2 E: 0 K: 1 S: 13	H: 2 LOB: 1 BB: 1 P: 24	1B: 4 2B: 4 3B: 0 HR: 0	SF: 0 SAC: 1 DP: 1 HBP: 0	WP: 0 PB: 0 SB: 0 CS: 0	PA: 37		
<b>PITCHER</b>	IP WLS BF H R ER SO BB IBB HBP BLK WP HR S P ERA WHIP	IP WLS BF H R ER SO BB IBB HBP BLK WP HR S P ERA WHIP	IP WLS BF H R ER SO BB IBB HBP BLK WP HR S P ERA WHIP	IP WLS BF H R ER SO BB IBB HBP BLK WP HR S P ERA WHIP	IP WLS BF H R ER SO BB IBB HBP BLK WP HR S P ERA WHIP	IP WLS BF H R ER SO BB IBB HBP BLK WP HR S P ERA WHIP	IP WLS BF H R ER SO BB IBB HBP BLK WP HR S P ERA WHIP	IP WLS BF H R ER SO BB IBB HBP BLK WP HR S P ERA WHIP	IP WLS BF H R ER SO BB IBB HBP BLK WP HR S P ERA WHIP	IP WLS BF H R ER SO BB IBB HBP BLK WP HR S P ERA WHIP	IP WLS BF H R ER SO BB IBB HBP BLK WP HR S P ERA WHIP	IP WLS BF H R ER SO BB IBB HBP BLK WP HR S P ERA WHIP	IP WLS BF H R ER SO BB IBB HBP BLK WP HR S P ERA WHIP	IP WLS BF H R ER SO BB IBB HBP BLK WP HR S P ERA WHIP	IP WLS BF H R ER SO BB IBB HBP BLK WP HR S P ERA WHIP	IP WLS BF H R ER SO BB IBB HBP BLK WP HR S P ERA WHIP	IP WLS BF H R ER SO BB IBB HBP BLK WP HR S P ERA WHIP	IP WLS BF H R ER SO BB IBB HBP BLK WP HR S P ERA WHIP	IP WLS BF H R ER SO BB IBB HBP BLK WP HR S P ERA WHIP	IP WLS BF H R ER SO BB IBB HBP BLK WP HR S P ERA WHIP	IP WLS BF H R ER SO BB IBB HBP BLK WP HR S P ERA WHIP	IP WLS BF H R ER SO BB IBB HBP BLK WP HR S P ERA WHIP	IP WLS BF H R ER SO BB IBB HBP BLK WP HR S P ERA WHIP	IP WLS BF H R ER SO BB IBB HBP BLK WP HR S P ERA WHIP

New York Mets @ Miami Marlins  
Marlins Park, Miami, FL  
Sun Jun 22 2014, 1:11 PM - 4:19 PM EDT  
Att: 24,613 - Roof Closed - 75 F

AB 33  
R 5  
H 8  
RBI 5  
BB 3  
SO 8  
LOB 10









Batter	1	2	3	4	5	6	7	8	9	AB	R	H	RBI	BB	SO	LOB	TOP					
4 Coco Crisp, S OBP: 0.391, SLG: 0.453										5	2	3	2	0	0	0						
5 John Jaso, L OBP: 0.384, SLG: 0.456 62 Sean Doolittle, L (9, 1)										4	1	2	0	1	1	1						
52 Yoenis Cespedes, R OBP: 0.322, SLG: 0.507										4	1	1	3	1	1	2						
37 Brandon Moss, L OBP: 0.349, SLG: 0.523										5	1	1	2	0	3	3						
20 Josh Donaldson, R OBP: 0.333, SLG: 0.472										3	0	1	0	1	1	2						
8 Jed Lowrie, S OBP: 0.313, SLG: 0.326										4	0	0	0	0	1	3						
16 Josh Reddick, L OBP: 0.284, SLG: 0.335										3	2	1	0	1	0	0						
7 Alberto Callaspo, S OBP: 0.330, SLG: 0.317 28 Eric Sogard, L OBP: 0.289, SLG: 0.229										4	1	2	0	0	1	0						
49 Brad Mills, R 61 Dan Otero, R 3 Craig Gentry, R OBP: 0.347, SLG: 0.328 44 Luke Gregerson, L 36 Derek Norris, R OBP: 0.405, SLG: 0.509										3	0	0	0	0	1	3						
<b>Inning Stats</b>	R: 2 H: 3 E: 0 K: 1 S: 11	H: 3 BB: 0 P: 14	R: 4 H: 3 E: 0 K: 3 S: 21	H: 3 LOB: 1 BB: 2 P: 34	R: 0 H: 0 E: 0 K: 1 S: 5	H: 0 LOB: 0 BB: 0 P: 8	R: 1 H: 1 E: 0 K: 1 S: 9	H: 1 LOB: 0 BB: 1 P: 13	R: 0 H: 0 E: 0 K: 1 S: 9	H: 0 LOB: 0 BB: 1 P: 14	R: 0 H: 3 E: 0 K: 0 S: 10	H: 3 LOB: 1 BB: 0 P: 12	R: 0 H: 0 E: 0 K: 1 S: 7	H: 0 LOB: 0 BB: 1 P: 13	R: 0 H: 0 E: 0 K: 1 S: 8	H: 0 LOB: 0 BB: 0 P: 13	R: 0 H: 1 E: 0 K: 1 S: 8	H: 1 LOB: 1 BB: 0 P: 12	1B: 8 2B: 1 3B: 0 HR: 2	SF: 0 SAC: 0 DP: 2 HBP: 0	WP: 0 PB: 0 SB: 1 CS: 0	PA: 40
<b>PITCHER</b>	IP WLS BF H R ER SO BB IBB HBP BLK WP HR S P ERA WHIP																					
45 Zack Wheeler, R ERA: 4.45	2.0 L 14 6 6 6 4 2 0 0 0 0 0 1 32 48 27.00 4.000																					
61 Dana Eveland, L ERA: 1.59	3.0 10 1 1 1 3 1 0 0 0 0 0 1 23 35 3.00 0.667																					
71 Gonzalez Germen, R ERA: 4.01	2.0 9 3 1 1 1 1 0 0 0 0 0 0 17 25 4.50 2.000																					
66 Josh Edgin, L ERA: 1.69	1.0 3 0 0 0 1 0 0 0 0 0 0 0 8 13 0.00 0.000																					
27 Jeury Familia, R ERA: 2.33	1.0 4 1 0 0 1 0 0 0 0 0 0 0 8 12 0.00 1.000																					

Oakland Athletics @ New York Mets  
Citi Field, Flushing, NY  
Wed Jun 25 2014, 7:12 PM - 10:06 PM EDT  
Att: 23,367 - Partly Cloudy - 79 F

AB	36
R	8
H	11
RBI	7
BB	4
SO	10
LOB	14



Batter	1	2	3	4	5	6	7	8	9	AB	R	H	RBI	BB	SO	LOB	BOTTOM					
22 Eric Young Jr., S OBP: 0.318, SLG: 0.310 66 Josh Edgin, R										3	0	0	0	0	0	0						
27 Jeury Familia, R OBP: 1.000, SLG: 1.000 20 Anthony Recker, R OBP: 0.254, SLG: 0.321										4	0	0	0	0	0	1						
28 Daniel Murphy, L OBP: 0.351, SLG: 0.413										4	0	1	0	0	2	0						
5 David Wright, R OBP: 0.334, SLG: 0.394										4	0	2	0	0	1	0						
29 Eric Campbell, R OBP: 0.333, SLG: 0.415										4	0	2	0	0	1	0						
3 Curtis Granderson, L OBP: 0.361, SLG: 0.418										4	1	3	0	0	0	2						
1 Chris Young, R OBP: 0.292, SLG: 0.366										4	1	1	2	0	0	3						
7 Travis d'Aarnd, R OBP: 0.270, SLG: 0.294										4	1	1	0	0	0	3						
11 Rubén Tejada, R OBP: 0.348, SLG: 0.303										4	1	2	0	0	2	0						
45 Zack Wheeler, L ERA: 4.35 4 Wilmer Flores, R ERA: 2.12 61 Dana Eveland, L 9 Kirk Nieuwenhuis, L 71 Gonzalez Germen, R 21 Lucas Duda, L OBP: 0.348, SLG: 0.473										0	0	0	0	0	0	0						
<b>Inning Stats</b>	R: 0 H: 0 E: 0 K: 1 S: 9	H: 0 LOB: 0 BB: 0 P: 12	R: 0 H: 3 E: 0 K: 0 S: 13	H: 3 LOB: 3 BB: 0 P: 22	R: 0 H: 0 E: 0 K: 1 S: 6	H: 0 LOB: 0 BB: 0 P: 10	R: 0 H: 1 E: 0 K: 0 S: 7	H: 1 LOB: 1 BB: 0 P: 9	R: 0 H: 0 E: 0 K: 2 S: 10	H: 0 LOB: 0 BB: 0 P: 14	R: 0 H: 2 E: 0 K: 0 S: 8	H: 2 LOB: 1 BB: 0 P: 13	R: 3 H: 3 E: 0 K: 0 S: 14	H: 3 LOB: 0 BB: 0 P: 21	R: 2 H: 2 E: 0 K: 1 S: 13	H: 2 LOB: 0 BB: 0 P: 23	R: 0 H: 0 E: 0 K: 3 S: 10	H: 0 LOB: 0 BB: 0 P: 14	1B: 8 2B: 2 3B: 0 HR: 2	SF: 0 SAC: 0 DP: 2 HBP: 1	WP: 0 PB: 0 SB: 0 CS: 0	PA: 37
<b>PITCHER</b>	IP WLS BF H R ER SO BB IBB HBP BLK WP HR S P ERA WHIP																					
49 Brad Mills, L ERA: 4.35	1.1 27 0 0 0 0 0 0 0 0 0 0 0 3 5 0.00 0.000																					
61 Dan Otero, R ERA: 2.12	0.2 2 0 0 0 0 0 0 0 0 0 0 0 3 5 0.00 0.000																					
44 Luke Gregerson, R ERA: 2.43	1.0 5 2 2 2 1 0 0 0 0 0 0 1 13 23 18.00 2.000																					
62 Sean Doolittle, L ERA: 1.95	1.0 S 3 0 0 0 3 0 0 0 0 0 0 0 10 14 0.00 0.000																					

Oakland Athletics @ New York Mets  
Citi Field, Flushing, NY  
Wed Jun 25 2014, 7:12 PM - 10:06 PM EDT  
Att: 23,367 - Partly Cloudy - 79 F

AB	36
R	5
H	11
RBI	5
BB	0
SO	8
LOB	12





Batter	1	2	3	4	5	6	7	8	9	AB	R	H	RBI	BB	SO	LOB	TOP					
3 Curtis Granderson, L OBP: 0.360, SLG: 0.413	G1-3		K				F8			3	0	0	0	1	1	2						
28 Daniel Murphy, L OBP: 0.349, SLG: 0.414	G6-3		F9			FC3-6 BB				4	1	1	0	0	0	2						
5 David Wright, R OBP: 0.333, SLG: 0.396	G5-3		F7			G4-6-3				4	0	1	1	0	0	2						
21 Lucas Duda, L OBP: 0.346, SLG: 0.482		P5				G3-1				4	1	1	1	0	1	1						
53 Bobby Abreu, L OBP: 0.368, SLG: 0.418		12 1B				G4-3				2	0	1	0	1	0	0						
1 Chris Young, R OBP: 0.290, SLG: 0.364		11 1B				BB				1	0	0	0	0	0	1						
12 Juan Lagares, R OBP: 0.335, SLG: 0.425		11 1B				K				4	0	1	0	0	2	2						
38 Vic Black, R		12 1B				K				0	0	0	0	0	0	0						
7 Travis d'Arnaud, R OBP: 0.269, SLG: 0.293		K				F7				4	0	1	0	0	1	3						
11 Rubén Tejada, R OBP: 0.351, SLG: 0.304		12 1B				HBP				3	0	1	0	0	0	1						
16 Daisuke Matsuzaka, R OBP: 0.375, SLG: 0.286						L7				2	0	1	0	0	0	2						
9 Kirk Nieuwenhuis, L OBP: 0.345, SLG: 0.571										1	0	1	0	0	0	0						
52 Carlos Torres, R										0	0	0	0	0	0	0						
66 Josh Edgin, R										0	0	0	0	0	0	0						
29 Eric Campbell, R OBP: 0.329, SLG: 0.409										1	0	0	0	0	0	0						
<b>Inning Stats</b>	R: 0 E: 0 K: 0 S: 7	H: 0 LOB: 0 BB: 0 P: 9	R: 0 E: 0 K: 1 S: 12	H: 3 LOB: 2 BB: 0 P: 18	R: 0 E: 0 K: 1 S: 11	H: 1 LOB: 1 BB: 0 P: 14	R: 1 E: 0 K: 1 S: 13	H: 1 LOB: 2 BB: 1 P: 19	R: 0 E: 0 K: 0 S: 7	H: 0 LOB: 0 BB: 0 P: 13	R: 0 E: 0 K: 0 S: 11	H: 0 LOB: 0 BB: 0 P: 16	R: 0 E: 0 K: 0 S: 9	H: 2 LOB: 1 BB: 0 P: 11	R: 1 E: 0 K: 2 S: 15	H: 2 LOB: 1 BB: 0 P: 22	R: 0 E: 0 K: 0 S: 5	H: 0 LOB: 0 BB: 0 P: 7	1B: 6 2B: 2 3B: 0 HR: 1	SF: 0 SAC: 0 DP: 2 HBP: 1	WP: 0 PB: 0 SB: 0 CS: 0	PA: 36
<b>PITCHER</b>	IP WLS BF H R ER SO BB IBB HBP BLK WP HR S P ERA WHIP																					
46 Vance Worley, R ERA: 1.74	7.0 W 28 7 1 1 3 2 0 1 0 0 0 1 70 100 1.29 1.286																					
44 Tony Watson, L ERA: 0.98	1.0 S 5 2 1 1 2 0 0 0 0 0 0 0 15 22 9.00 2.000																					
35 Mark Melancon, R ERA: 2.41	1.0 S 3 0 0 0 0 0 0 0 0 0 0 0 5 7 0.00 0.000																					

**New York Mets @ Pittsburgh Pirates**  
PNC Park, Pittsburgh, PA  
Thu Jun 26 2014, 7:07 PM - 10:00 PM EDT  
Att: 36,647 - Partly Cloudy - 81 F

AB 33  
R 2  
H 9  
RBI 2  
BB 2  
SO 5  
LOB 16



Batter	1	2	3	4	5	6	7	8	9	AB	R	H	RBI	BB	SO	LOB	BOTTOM			
25 Gregory Polanco, L OBP: 0.416, SLG: 0.441	BB		G4-3							3	1	2	4	1	0	0				
5 Josh Harrison, R OBP: 0.340, SLG: 0.456	F7		L8							3	0	0	0	0	0	1				
22 Andrew McCutchen, R OBP: 0.420, SLG: 0.529	K									3	1	1	0	1	1	1				
18 Neil Walker, S OBP: 0.343, SLG: 0.438	P6									4	0	0	0	0	2	5				
55 Russell Martin, R OBP: 0.408, SLG: 0.384										3	0	0	0	0	0	1				
15 Ike Davis, L OBP: 0.363, SLG: 0.372	G4-3									2	0	0	0	2	0	1				
24 Pedro Alvarez, L OBP: 0.323, SLG: 0.403										4	0	3	0	0	1	0				
35 Mark Melancon, R										0	0	0	0	0	0	0				
10 Jordy Mercer, R OBP: 0.264, SLG: 0.347										3	2	0	0	1	0	4				
46 Vance Worley, R OBP: 0.143, SLG: 0.143										1	1	1	0	0	0	0				
23 Travis Snider, L OBP: 0.323, SLG: 0.355										1	0	1	0	0	0	0				
44 Tony Watson, L OBP: 1.000, SLG: 1.000										0	0	0	0	0	0	0				
12 Clint Barmes, R OBP: 0.316, SLG: 0.287										0	0	0	0	0	0	0				
<b>Inning Stats</b>	R: 0 E: 0 K: 1 S: 9	H: 0 LOB: 1 BB: 1 P: 18	R: 0 E: 0 K: 1 S: 8	H: 0 LOB: 0 BB: 0 P: 13	R: 1 E: 0 K: 0 S: 5	H: 0 LOB: 0 BB: 1 P: 13	R: 1 E: 0 K: 1 S: 9	H: 1 LOB: 0 BB: 1 P: 15	R: 3 E: 0 K: 0 S: 16	H: 3 LOB: 0 BB: 0 P: 24	R: 0 E: 0 K: 1 S: 8	H: 1 LOB: 2 BB: 1 P: 13	R: 0 E: 0 K: 0 S: 7	H: 2 LOB: 2 BB: 1 P: 13	R: 0 E: 0 K: 0 S: 10	H: 1 LOB: 1 BB: 0 P: 15	1B: 6 2B: 1 3B: 0 HR: 1	SF: 0 SAC: 2 DP: 2 HBP: 1	WP: 1 PB: 1 SB: 0 CS: 2	PA: 36
<b>PITCHER</b>	IP WLS BF H R ER SO BB IBB HBP BLK WP HR S P ERA WHIP																			
16 Daisuke Matsuzaka, R ERA: 3.21	6.0 L 26 5 5 5 4 4 0 1 0 0 0 0 7 13 0.00 2.000																			
52 Carlos Torres, R ERA: 3.21	1.0 S 5 2 0 0 0 0 0 0 0 0 0 0 7 13 0.00 2.000																			
66 Josh Edgin, L ERA: 1.56	0.2 S 3 1 0 0 0 0 0 0 0 0 0 0 6 10 0.00 1.500																			
38 Vic Black, R ERA: 1.23	0.1 S 1 0 0 0 0 0 0 0 0 0 0 0 4 5 0.00 0.000																			

**New York Mets @ Pittsburgh Pirates**  
PNC Park, Pittsburgh, PA  
Thu Jun 26 2014, 7:07 PM - 10:00 PM EDT  
Att: 36,647 - Partly Cloudy - 81 F

AB 27  
R 5  
H 8  
RBI 4  
BB 5  
SO 4  
LOB 13





Batter	1	2	3	4	5	6	7	8	9	10	11	AB	R	H	RBI	BB	SO	LOB	TOP							
3 Curtis Granderson, L OBP: 0.354, SLG: 0.405	(1,9) B SI 92 3-2 B SI 93 B SI 94 C SI 92 C SI 93 X SI 93		(1,9) B SI 93 2-1 B SI 94 C CH 95 X SI 93		(1,9) B SI 92 1-2 B SI 93 C CH 95 X SI 92			(1,9) C SI 95 0-2 B SI 94 X SI 95		(1,9) C SI 91 0-3 B SI 92 C CH 95 X SI 94			5	0	0	0	0	1	3							
11 Rubén Tejeda, R OBP: 0.352, SLG: 0.303	(1,6) X SI 94 0-0			(1,6) C SI 92 0-1 X SI 92	(1,6) B SI 93 1-0 X SI 92					(1,6) B SI 94 3-1 B SI 93 B SI 92 B SI 91 X SI 92		4	1	1	0	1	0	2								
28 Daniel Murphy, L OBP: 0.350, SLG: 0.417	(1,4) F SI 93 0-1 X CH 96										(1,4) B SI 94 2-1 B SI 93 C SI 92 X SI 92		5	1	2	0	0	1	1							
21 Lucas Duda, L OBP: 0.347, SLG: 0.478		(1,3) B SL 84 4-1 F SI 93 B SL 84 B CH 85 D CH 85									(1,3) B SI 91 2-3 C SI 92 B SI 93 C CH 95 X SI 94		4	0	1	2	1	2	1							
1 Chris Young, R OBP: 0.284, SLG: 0.354	(1,7) X SI 93 0-0										(1,7) F SI 92 1-1 B SI 93 X SI 94		5	0	0	0	0	1	2							
29 Eric Campbell, R OBP: 0.351, SLG: 0.394	(1,5) C SI 93 0-1 X SI 93										(1,5) F SI 92 0-3 F SI 93 S SI 94		5	0	1	0	0	2	3							
12 Juan Lagares, R OBP: 0.333, SLG: 0.421			(1,8) L SL 82 0-1 X SI 93								(1,8) C SI 91 1-1 C SI 92 X FC 92		4	0	1	0	0	1	1							
7 Travis d'Aruad, R OBP: 0.281, SLG: 0.306			(1,2) C SI 93 0-1 X SI 96								(1,2) F FC 91 2-2 D KC 91 D KC 92 1 SAFE X FF 92		4	0	3	0	0	0	0							
48 Jacob deGrom, L OBP: 0.343, SLG: 0.425			(1,1) B SI 92 1-0 1 SAFE X SI 92								(1,1) B FC 92 1-0 X FC 93		2	0	0	0	0	0	2							
66 Josh Edgin, L OBP: 0.309, SLG: 0.300												0	0	0	0	0	0	0	0							
27 Jeunys Familia, R OBP: 0.309, SLG: 1.000												0	0	0	0	0	0	0	0							
53 Robby Storen, L OBP: 0.304, SLG: 0.243												0	0	0	0	0	0	0	0							
58 Jenny Mejia, R OBP: 0.281, SLG: 0.306												0	0	0	0	0	0	0	0							
38 Vic Black, R OBP: 0.281, SLG: 0.306												0	0	0	0	0	0	0	0							
<b>Inning Stats</b>	R: 0 E: 0 K: 0 S: 7	H: 0 LOB: 0 BB: 0 P: 10	R: 0 E: 0 K: 0 S: 4	H: 0 LOB: 1 BB: 1 P: 8	R: 0 E: 0 K: 0 S: 7	H: 1 LOB: 0 BB: 0 P: 10	R: 2 E: 0 K: 0 S: 17	H: 3 LOB: 0 BB: 0 P: 22	R: 0 E: 0 K: 0 S: 11	H: 2 LOB: 2 BB: 0 P: 15	R: 0 E: 0 K: 3 S: 13	H: 0 LOB: 1 BB: 1 P: 17	R: 0 E: 0 K: 1 S: 6	H: 0 LOB: 0 BB: 0 P: 10	R: 0 E: 0 K: 1 S: 10	H: 0 LOB: 1 BB: 1 P: 17	R: 0 E: 0 K: 0 S: 10	H: 2 LOB: 2 BB: 0 P: 16	R: 0 E: 0 K: 1 S: 8	H: 1 LOB: 0 BB: 0 P: 13	R: 0 E: 0 K: 2 S: 9	H: 0 LOB: 0 BB: 0 P: 12	1B: 8 2B: 1 3B: 0 HR: 0	SF: 0 SAC: 1 DP: 1 HBP: 0	WP: 1 PB: 0 SB: 0 CS: 2	PA: 43
<b>PITCHER</b>	IP ERA WLS BF H R ER SO BB IBB HBP BLK WP HR S P ERA WHIP	58 Brandon Cumpston, R ERA: 4.61	37 Justin Wilson, L ERA: 4.85	35 Mark Melancon, R ERA: 2.25	48 Jared Hughes, R ERA: 1.8	<b>PITCHER</b>										IP ERA WLS BF H R ER SO BB IBB HBP BLK WP HR S P ERA WHIP	58 Brandon Cumpston, R ERA: 4.61	37 Justin Wilson, L ERA: 4.85	35 Mark Melancon, R ERA: 2.25	48 Jared Hughes, R ERA: 1.8						

New York Mets @ Pittsburgh Pirates  
PNC Park, Pittsburgh, PA  
Fri Jun 27 2014, 7:09 PM - 10:51 PM EDT  
Att: 37,952 - Party Cloudy - 82 F

AB 39  
R 2  
H 9  
RBI 2  
BB 2  
SO 8  
LOB 17



Batter	1	2	3	4	5	6	7	8	9	10	11	AB	R	H	RBI	BB	SO	LOB	BOTTOM							
25 Gregory Polanco, L OBP: 0.402, SLG: 0.417	(1,9) C FF 95 4-1 B FF 96 B CH 85 B SI 96		(1,9) B FF 96 1-0 X SI 94		(1,9) B FF 93 1-1 X SI 93						(1,9) S FC 94 0-1 X FC 92		4	0	0	0	1	0	2							
23 Travis Snider, L OBP: 0.313, SLG: 0.343	(1,7) 1 SAFE F FC 94 S FC 95 F FC 96 X SL 88		(1,7) C CU 80 1-2 F CU 81 B CH 84 X SI 95		(1,7) X FF 95 0-0						(1,7) B FC 91 2-3 F CU 79 C SI 85 B CU 80 C CU 79		5	0	0	0	0	2	3							
22 Andrew McCutchen, R OBP: 0.420, SLG: 0.525	(1,8) B FF 94 2-1 B SI 94 S FF 95 X SI 94			(1,8) C SL 87 0-1 X SL 87		(1,8) B FF 94 2-1 C SI 93 X SI 94					(1,8) B SI 96 2-1 B FF 95 C SI 96 X SI 96		4	1	1	0	1	0	0							
18 Neil Walker, S OBP: 0.340, SLG: 0.433	(1,4) C FF 94 0-1 X FF 94			(1,4) B CH 83 2-3 1 SAFE F CH 85 F CH 86 F SI 94 1 SAFE F CH 82 1 SAFE B FF 95							(1,4) B SI 95 0-2 C SI 81 C CH 84 X SI 93		5	0	1	0	0	2	4							
55 Russell Martin, R OBP: 0.407, SLG: 0.384		(1,2) L FF 94 0-1 X SI 94									(1,2) B SI 95 2-0 B SI 83 X FF 93		5	0	2	0	0	1	4							
15 Ike Davis, L OBP: 0.360, SLG: 0.365	(1,3) C CU 80 4-2 C SI 94 B SI 94 B CH 86 B CU 81										(1,3) X FF 92 0-0		4	1	0	0	1	0	3							
24 Pedro Alvarez, L OBP: 0.320, SLG: 0.426												0	1	0	1	0	0	0								
66 Josh Edgin, L OBP: 0.309, SLG: 0.300												0	0	0	0	0	0	0								
37 Justin Wilson, L OBP: 0.313, SLG: 0.343												0	0	0	0	0	0	0								
35 Mark Melancon, R OBP: 0.309, SLG: 1.000												0	0	0	0	0	0	0								
17 Gaby Sanchez, R OBP: 0.304, SLG: 0.243												0	0	0	0	0	0	0								
48 Jared Hughes, R OBP: 0.281, SLG: 0.306												0	0	0	0	0	0	0								
12 Clint Barmes, R OBP: 0.303, SLG: 0.287												0	0	0	0	0	0	0								
10 Jordy Mercer, R OBP: 0.264, SLG: 0.346	(1,6) C SI 94 0-2 X SL 89										(1,6) C CU 81 1-1 B CU 83 X FF 96		4	0	1	2	0	2	4							
58 Brandon Cumpston, R OBP: 0.143, SLG: 0.077												0	0	0	0	0	0	0								
5 Josh Harrison, R OBP: 0.344, SLG: 0.465	(7,PH) C FF 94 0-3 C SI 94										(7,PH) B FF 94 1-0 X FC 93		3	0	2	1	0	1	1							
<b>Inning Stats</b>	R: 0 E: 0 K: 0 S: 7	H: 0 LOB: 0 BB: 1 P: 13	R: 0 E: 0 K: 0 S: 11	H: 1 LOB: 2 BB: 1 P: 16	R: 0 E: 0 K: 1 S: 7	H: 0 LOB: 0 BB: 0 P: 9	R: 2 E: 0 K: 1 S: 19	H: 3 LOB: 2 BB: 1 P: 28	R: 0 E: 0 K: 0 S: 5	H: 0 LOB: 0 BB: 0 P: 8	R: 0 E: 0 K: 1 S: 9	H: 1 LOB: 1 BB: 0 P: 10	R: 0 E: 0 K: 1 S: 7	H: 0 LOB: 0 BB: 0 P: 10	R: 0 E: 0 K: 1 S: 11	H: 0 LOB: 0 BB: 0 P: 14	R: 0 E: 0 K: 2 S: 11	H: 1 LOB: 1 BB: 0 P: 13	R: 0 E: 0 K: 2 S: 10	H: 1 LOB: 3 BB: 1 P: 21	R: 1 E: 0 K: 1 S: 6	H: 1 LOB: 1 BB: 1 P: 12	1B: 7 2B: 1 3B: 0 HR: 0	SF: 0 SAC: 1 DP: 2 HBP: 1	WP: 0 PB: 0 SB: 1 CS: 0	PA: 45
<b>PITCHER</b>	IP ERA WLS BF H R ER SO BB IBB HBP BLK WP HR S P ERA WHIP	48 Jacob deGrom, R ERA: 3.62	66 Josh Edgin, L ERA: 1.5	27 Jeunys Familia, R ERA: 2.25	58 Jenny Mejia, R ERA: 4.24	38 Vic Black, R ERA: 1.76	<b>PITCHER</b>										IP ERA WLS BF H R ER SO BB IBB HBP BLK WP HR S P ERA WHIP	48 Jacob deGrom, R ERA: 3.62	66 Josh Edgin, L ERA: 1.5	27 Jeunys Familia, R ERA: 2.25	58 Jenny Mejia, R ERA: 4.24	38 Vic Black, R ERA: 1.76				

New York Mets @ Pittsburgh Pirates  
PNC Park, Pittsburgh, PA  
Fri Jun 27 2014, 7:09 PM - 10:51 PM EDT  
Att: 37,952 - Party Cloudy - 82 F

AB 38  
R 3  
H 8  
RBI 3  
BB 5  
SO 10  
LOB 24









Batter	1	2	3	4	5	6	7	8	9	AB	R	H	RBI	BB	SO	LOB	TOP			
22 Eric Young Jr., S OBP: 0.325, SLG: 0.320										4	0	2	0	0	1	0	<b>New York Mets @ Pittsburgh Pirates</b> PNC Park, Pittsburgh, PA Sun Jun 29 2014, 1:39 PM - 4:36 PM EDT Att: 37,290 - Cloudy - 81 F			
71 Gonzalez Germen, R OBP: 0.361, SLG: 0.409										0	0	0	0	0	0	0				
61 Dana Eveland, L OBP: 0.354, SLG: 0.304										5	0	2	1	0	3	1				
11 Rubén Tejeda, R OBP: 0.351, SLG: 0.417										5	0	3	0	0	1	3				
28 Daniel Murphy, L OBP: 0.351, SLG: 0.417										5	0	3	0	0	1	3				
3 Curtis Granderson, L OBP: 0.347, SLG: 0.392										5	0	0	0	0	1	6				
21 Lucas Duda, L OBP: 0.347, SLG: 0.477										4	0	2	0	0	0	0				
29 Eric Campbell, R OBP: 0.348, SLG: 0.443										4	0	2	0	0	0	1				
12 Juan Lagares, R OBP: 0.330, SLG: 0.414										4	1	1	0	0	1	4				
7 Travis d'Arnaud, R OBP: 0.287, SLG: 0.313										3	1	1	0	1	0	3				
40 Bartolo Colon, R OBP: 0.065, SLG: 0.097										2	0	0	0	0	2	2				
1 Chris Young, R OBP: 0.281, SLG: 0.351										2	0	0	1	0	0	1				
<b>Inning Stats</b>	R: 0 E: 1 K: 2 S: 13	H: 1 LOB: 1 BB: 0 P: 17	R: 0 E: 0 K: 0 S: 12	H: 1 LOB: 1 BB: 0 P: 18	R: 0 E: 0 K: 2 S: 14	H: 2 LOB: 2 BB: 0 P: 19	R: 0 E: 0 K: 2 S: 11	H: 1 LOB: 1 BB: 0 P: 17	R: 0 E: 0 K: 1 S: 9	H: 2 LOB: 1 BB: 0 P: 16	R: 0 E: 0 K: 1 S: 11	H: 1 LOB: 1 BB: 0 P: 15	R: 0 E: 0 K: 1 S: 11	H: 0 LOB: 0 BB: 0 P: 15	R: 2 E: 0 K: 0 S: 21	H: 4 LOB: 2 BB: 0 P: 31	1B: 10 2B: 3 HR: 0	SF: 0 SAC: 0 DP: 1 HBP: 0	WP: 0 PB: 0 SB: 0 CS: 0	PA: 40
<b>PITCHER</b>	IP WLS BF H R ER SO BB IBB HBP BLK WP HR S P ERA WHIP																			
36 Edinson Volquez, R ERA: 4.07	6.0 W 26 8 0 0 7 0 1 0 0 0 0 0 0 70 98 0.00 1.333																			
37 Justin Wilson, L ERA: 4.7	1.0 4 1 0 0 1 0 0 0 0 0 0 0 9 15 0.00 1.000																			
44 Tony Watson, L ERA: 0.96	1.0 3 0 0 0 1 0 0 0 0 0 0 0 11 15 0.00 0.000																			
48 Jared Hughes, R ERA: 2.35	0.2 5 3 2 2 0 0 0 0 0 0 0 12 20 27.00 4.500																			
35 Mark Melancon, R ERA: 2.33	0.1 S 2 1 0 0 0 0 0 0 0 0 0 9 11 0.00 3.000																			

Batter	1	2	3	4	5	6	7	8	9	AB	R	H	RBI	BB	SO	LOB	BOTTOM			
25 Gregory Polanco, L OBP: 0.374, SLG: 0.375										3	0	0	0	1	1	0	<b>New York Mets @ Pittsburgh Pirates</b> PNC Park, Pittsburgh, PA Sun Jun 29 2014, 1:39 PM - 4:36 PM EDT Att: 37,290 - Cloudy - 81 F			
6 Starling Marte, R OBP: 0.327, SLG: 0.385										4	1	1	0	0	1	2				
18 Neil Walker, S OBP: 0.341, SLG: 0.433										4	1	1	0	0	0	0				
15 Ike Davis, L OBP: 0.360, SLG: 0.365										4	0	2	2	0	1	0				
5 Josh Harrison, R OBP: 0.345, SLG: 0.466										4	2	1	0	0	1	2				
24 Pedro Alvarez, L OBP: 0.330, SLG: 0.416										4	1	2	3	0	1	1				
10 Jordy Mercer, R OBP: 0.281, SLG: 0.340										3	0	0	0	0	0	1				
37 Justin Wilson, L OBP: 1.000, SLG: 1.000										0	0	0	0	0	0	0				
44 Tony Watson, L OBP: 1.000, SLG: 1.000										0	0	0	0	0	0	0				
35 Mark Melancon, R ERA: 2.33										0	0	0	0	0	0	0				
19 Chris Stewart, R OBP: 0.330, SLG: 0.253										3	0	1	0	0	0	0				
36 Edinson Volquez, R ERA: 3.88	6.0 L 26 7 5 5 2 1 0 0 0 0 0 0 9 82 7.50 1.333																			
71 Gonzalez Germen, R ERA: 3.85	1.0 3 0 0 0 2 0 0 0 0 0 0 9 13 0.00 0.000																			
61 Dana Eveland, L ERA: 1.46	1.0 4 1 0 0 1 0 0 0 0 0 0 12 19 0.00 1.000																			
<b>Inning Stats</b>	R: 3 E: 0 K: 0 S: 14	H: 4 LOB: 1 BB: 0 P: 20	R: 0 E: 0 K: 0 S: 7	H: 0 LOB: 0 BB: 0 P: 12	R: 0 E: 0 K: 1 S: 8	H: 0 LOB: 0 BB: 0 P: 12	R: 2 E: 0 K: 0 S: 16	H: 3 LOB: 2 BB: 1 P: 24	R: 0 E: 0 K: 1 S: 7	H: 0 LOB: 0 BB: 0 P: 9	R: 0 E: 0 K: 0 S: 5	H: 0 LOB: 0 BB: 0 P: 5	R: 0 E: 0 K: 2 S: 9	H: 0 LOB: 0 BB: 0 P: 13	R: 0 E: 0 K: 1 S: 12	H: 1 LOB: 1 BB: 0 P: 19	1B: 4 2B: 3 HR: 1	SF: 0 SAC: 1 DP: 0 HBP: 0	WP: 0 PB: 0 SB: 0 CS: 0	PA: 33
<b>PITCHER</b>	IP WLS BF H R ER SO BB IBB HBP BLK WP HR S P ERA WHIP																			
40 Bartolo Colon, R ERA: 3.88	6.0 L 26 7 5 5 2 1 0 0 0 0 0 0 9 82 7.50 1.333																			





Batter	1	2	3	4	5	6	7	8	9	AB	R	H	RBI	BB	SO	LOB	TOP			
3 Curtis Granderson, L (1.9) OBP: 0.349, SLG: 0.404										4	1	2	1	0	0	1	New York Mets @ Atlanta Braves Turner Field, Atlanta, GA Mon Jun 30 2014, 7:11 PM - 10:35 PM EDT Att: 28,075 - Partly Cloudy - 81 F			
11 Rubén Tejada, R (1.6) OBP: 0.352, SLG: 0.303										4	0	1	0	0	0	1				
28 Daniel Murphy, L (1.4) OBP: 0.353, SLG: 0.418										4	1	2	0	0	1	1				
29 Eric Campbell, R (1.5) OBP: 0.344, SLG: 0.434										4	0	1	0	0	3	2				
21 Lucas Duda, L (1.3) OBP: 0.345, SLG: 0.471										3	0	0	0	1	1	2				
1 Chris Young, R (1.7) OBP: 0.281, SLG: 0.350										3	1	1	1	0	0	0				
12 Juan Lagares, R (1.8) OBP: 0.324, SLG: 0.407										3	0	0	0	0	1	3				
53 Bobby Abreu, L (0. PH) OBP: 0.358, SLG: 0.404										1	0	0	0	0	0	0				
7 Travis d'Arnaud, R (1.2) OBP: 0.286, SLG: 0.318										4	0	1	1	0	1	0				
45 Zack Wheeler, L (1.1) OBP: 0.074, SLG: 0.038										3	0	0	0	0	3	1				
38 Vic Black, R (7.1)										0	0	0	0	0	0	0				
66 Josh Edgin, R (7.1)										0	0	0	0	0	0	0				
27 Jeury Familia, R (8.1)										0	0	0	0	0	0	0				
61 Dana Eveland, L (8.1)										0	0	0	0	0	0	0				
<b>Inning Stats</b>	R: 1 E: 0 K: 1 S: 10	H: 2 LOB: 1 BB: 0 P: 17	R: 1 E: 0 K: 1 S: 15	H: 2 LOB: 1 BB: 0 P: 19	R: 1 E: 0 K: 0 S: 20	H: 2 LOB: 2 BB: 1 P: 32	R: 0 E: 0 K: 1 S: 9	H: 0 LOB: 0 BB: 0 P: 14	R: 0 E: 0 K: 2 S: 7	H: 0 LOB: 0 BB: 0 P: 10	R: 0 E: 0 K: 1 S: 10	H: 1 LOB: 1 BB: 0 P: 14	R: 0 E: 0 K: 1 S: 9	H: 1 LOB: 0 BB: 0 P: 13	R: 0 E: 0 K: 1 S: 8	H: 0 LOB: 0 BB: 0 P: 13	1B: 6 2B: 1 3B: 0 HR: 1	SF: 1 SAC: 0 DP: 1 HBP: 0	WP: 0 PB: 0 SB: 0 CS: 0	PA: 35
<b>PITCHER</b>	IP WLS BF H R ER SO	IP WLS BF H R ER SO	IP WLS BF H R ER SO	IP WLS BF H R ER SO	IP WLS BF H R ER SO	IP WLS BF H R ER SO	IP WLS BF H R ER SO	IP WLS BF H R ER SO	IP WLS BF H R ER SO	IP WLS BF H R ER SO	IP WLS BF H R ER SO	IP WLS BF H R ER SO	IP WLS BF H R ER SO	IP WLS BF H R ER SO	IP WLS BF H R ER SO	IP WLS BF H R ER SO	ERA WHIP	ERA WHIP	ERA WHIP	
40 Alex Wood, L (1.1) ERA: 3.19	6.0	25	6	3	3	7	1	0	0	0	0	0	0	0	0	0	4.50	1.167		
43 Luis Avilán, L (7.1) ERA: 4.29	1.0	4	1	0	0	1	0	0	0	0	0	0	0	0	0	0	0.00	1.000		
38 Anthony Varvaro, R (8.1) ERA: 2.25	1.0	W	3	1	0	1	0	0	0	0	0	0	0	0	0	0	0.00	1.000		
46 Craig Kimbrel, R (9.1) ERA: 2.16	1.0	S	3	0	0	1	0	0	0	0	0	0	0	0	0	0	0.00	0.000		

Batter	1	2	3	4	5	6	7	8	9	AB	R	H	RBI	BB	SO	LOB	BOTTOM			
2 B.J. Upton, R (1.8) OBP: 0.273, SLG: 0.338										4	1	1	0	1	1	4	New York Mets @ Atlanta Braves Turner Field, Atlanta, GA Mon Jun 30 2014, 7:11 PM - 10:35 PM EDT Att: 28,075 - Partly Cloudy - 81 F			
19 Andrelton Simmons, R (1.6) OBP: 0.297, SLG: 0.351										5	0	1	0	0	0	5				
5 Freddie Freeman, L (1.3) OBP: 0.385, SLG: 0.498										1	0	0	2	3	0	2				
8 Justin Upton, R (1.7) OBP: 0.344, SLG: 0.503										5	1	1	0	0	1	6				
22 Jason Heyward, L (1.9) OBP: 0.344, SLG: 0.378										4	1	2	0	0	0	0				
23 Chris Johnson, R (1.5) OBP: 0.299, SLG: 0.361										4	1	0	0	0	1	3				
7 Tommy La Stella, L (1.4) OBP: 0.380, SLG: 0.355										2	0	1	1	2	1	0				
25 Christian Bethancourt, R (1.2) OBP: 0.299, SLG: 0.286										3	1	1	0	0	0	4				
40 Alex Wood, R (1.1) ERA: 4.25	6.1	27	4	1	1	4	5	0	0	0	0	0	0	0	0	1.421				
38 Vic Black, R (7.1) ERA: 1.72	0.1	H	2	0	0	0	0	0	0	0	0	2	3	0	0	0.00		0.000		
66 Josh Edgin, L (7.1) ERA: 1.46	0.1	H	1	0	0	0	0	0	0	0	0	3	4	0	0	0.00	0.000			
27 Jeury Familia, R (8.1) ERA: 2.36	0.2	L	8	3	4	1	1	0	0	0	0	18	29	13.50	6.000					
61 Dana Eveland, L (8.1) ERA: 1.42	0.1	2	0	0	0	0	1	0	0	0	0	4	9	0.00	3.000					
<b>Inning Stats</b>	R: 0 E: 0 K: 0 S: 12	H: 0 LOB: 1 BB: 1 P: 25	R: 0 E: 0 K: 0 S: 8	H: 0 LOB: 2 BB: 1 P: 15	R: 0 E: 0 K: 1 S: 12	H: 1 LOB: 2 BB: 1 P: 24	R: 0 E: 0 K: 1 S: 13	H: 1 LOB: 1 BB: 1 P: 19	R: 1 E: 0 K: 0 S: 7	H: 2 LOB: 0 BB: 0 P: 9	R: 0 E: 0 K: 2 S: 10	H: 0 LOB: 0 BB: 0 P: 12	R: 0 E: 1 K: 0 S: 10	H: 1 LOB: 2 BB: 0 P: 16	R: 4 E: 3 K: 1 S: 22	H: 3 LOB: 3 BB: 2 P: 38	1B: 6 2B: 1 3B: 0 HR: 0	SF: 1 SAC: 0 DP: 1 HBP: 1	WP: 0 PB: 0 SB: 0 CS: 1	PA: 40
<b>PITCHER</b>	IP WLS BF H R ER SO	IP WLS BF H R ER SO	IP WLS BF H R ER SO	IP WLS BF H R ER SO	IP WLS BF H R ER SO	IP WLS BF H R ER SO	IP WLS BF H R ER SO	IP WLS BF H R ER SO	IP WLS BF H R ER SO	IP WLS BF H R ER SO	IP WLS BF H R ER SO	IP WLS BF H R ER SO	IP WLS BF H R ER SO	IP WLS BF H R ER SO	IP WLS BF H R ER SO	IP WLS BF H R ER SO	ERA WHIP	ERA WHIP	ERA WHIP	
45 Zack Wheeler, R (1.1) ERA: 4.25	6.1	27	4	1	1	4	5	0	0	0	0	0	0	0	0	0	1.421			
38 Vic Black, R (7.1) ERA: 1.72	0.1	H	2	0	0	0	0	0	0	0	0	2	3	0	0	0	0.00	0.000		
66 Josh Edgin, L (7.1) ERA: 1.46	0.1	H	1	0	0	0	0	0	0	0	0	3	4	0	0	0	0.00	0.000		
27 Jeury Familia, R (8.1) ERA: 2.36	0.2	L	8	3	4	1	1	0	0	0	0	18	29	13.50	6.000					
61 Dana Eveland, L (8.1) ERA: 1.42	0.1	2	0	0	0	0	1	0	0	0	0	4	9	0.00	3.000					







Batter	1	2	3	4	5	6	7	8	9	AB	R	H	RBI	BB	SO	LOB	TOP			
22 Eric Young Jr., S OBP: 0.327, SLG: 0.323	G3			SF7 1B		CS 1B		F8		4	1	2	0	0	0	0	<b>New York Mets @ Atlanta Braves</b> Turner Field, Atlanta, GA Wed Jul 02 2014, 7:14 PM - 10:23 PM EDT Att: 23,601 - Partly Cloudy - 91 F			
12 Juan Lagares, R OBP: 0.332, SLG: 0.411	F7			B1		SAFE BB 1B		FC4-6 1B		4	0	2	0	0	0	1				
28 Daniel Murphy, L OBP: 0.351, SLG: 0.421	K			BB WP		K		FC4-6 1B		3	0	0	0	1	2	2				
3 Curtis Granderson, L 58 Jenny Mejia, R	F7		SF7	BB		BB		K		2	0	0	1	1	1	1				
29 Eric Campbell, R OBP: 0.347, SLG: 0.429	L9		1-2H	1B		BB		K		0	0	0	0	0	0	0				
21 Lucas Duda, L OBP: 0.339, SLG: 0.460	P5		F9			BB		K		4	0	1	0	0	2	2				
7 Travis d'Arnaud, R OBP: 0.284, SLG: 0.310	P3		L7			F9		L7		4	0	0	0	0	0	2				
11 Rubén Tejeda, R OBP: 0.351, SLG: 0.299	P6		K			FC6-4 BB		K		3	0	0	0	1	1	0				
48 Jacob deGrom, L 38 Vic Black, R 9 Kirk Nieuwenhuis, L 27 Jeury's Familia, R 66 Josh Edgin, R 1 Chris Young, R	G3		F7			K		K		3	0	0	0	0	1	0				
<b>Inning Stats</b>	R: 0 E: 0 K: 1 S: 10	H: 0 LOB: 0 BB: 0 P: 15	R: 0 E: 0 K: 0 S: 8	H: 0 LOB: 0 BB: 0 P: 12	R: 0 E: 0 K: 0 S: 5	H: 0 LOB: 0 BB: 0 P: 7	R: 1 E: 0 K: 0 S: 15	H: 2 LOB: 2 BB: 1 P: 23	R: 0 E: 0 K: 2 S: 16	H: 2 LOB: 2 BB: 1 P: 27	R: 0 E: 0 K: 1 S: 9	H: 0 LOB: 1 BB: 1 P: 15	R: 0 E: 0 K: 2 S: 9	H: 1 LOB: 1 BB: 0 P: 13	R: 0 E: 0 K: 2 S: 9	H: 0 LOB: 0 BB: 0 P: 13		1B: 5 2B: 0 3B: 0 HR: 0	SF: 1 SAC: 0 DP: 0 HBP: 0	WP: 1 PB: 0 SB: 1 CS: 1
<b>PITCHER</b>	IP WLS BF H R ER SO BB IBB HBP BLK WP HR S P ERA WHIP																			
49 Julio Teheran, R ERA: 2.29	7.0 W 27 4 1 1 5 3 0 0 0 0 1 0 70 110 1.29 1.000																			
38 Anthony Varvaro, R ERA: 2.18	1.0 H 4 1 0 0 1 0 0 0 0 0 0 0 9 15 0.00 1.000																			
52 Jordan Walden, R ERA: 2.7	1.0 S 3 0 0 0 2 0 0 0 0 0 0 0 9 13 0.00 0.000																			
<b>Batter</b>	1	2	3	4	5	6	7	8	9	AB	R	H	RBI	BB	SO	LOB	BOTTOM			
2 B.J. Upton, R OBP: 0.274, SLG: 0.337	SH1-3 1B			K				K		3	1	1	0	0	2	0	<b>New York Mets @ Atlanta Braves</b> Turner Field, Atlanta, GA Wed Jul 02 2014, 7:14 PM - 10:23 PM EDT Att: 23,601 - Partly Cloudy - 91 F			
19 Andrelton Simmons, R OBP: 0.290, SLG: 0.359	G4-3 BB			L8 1B				L8 1B		3	1	2	0	1	0	1				
5 Freddie Freeman, L OBP: 0.385, SLG: 0.497	BB		K		L8 1B			L8 1B		3	1	1	0	1	1	1				
8 Justin Upton, R OBP: 0.341, SLG: 0.493	K		K		K			L8 1B		4	0	0	0	0	3	6				
22 Jason Heyward, L OBP: 0.340, SLG: 0.372	F9 1B			K				K		4	0	1	0	0	2	4				
23 Chris Johnson, R OBP: 0.304, SLG: 0.366	2B		K		K			G6-3 1B		4	0	2	3	0	0	0				
7 Tommy La Stella, L OBP: 0.356, SLG: 0.339	K		F9 1B		K			K		3	0	0	0	1	2	3				
25 Christian Bethancourt, R OBP: 0.250, SLG: 0.200	G6-3 1B		K		K			K2-3 1B		4	0	0	0	0	2	1				
49 Julio Teheran, R OBP: 0.122, SLG: 0.146	G3		G6-3 1B		G3			B1-3		2	0	1	0	0	0	0				
17 Jordan Schafer, L 38 Anthony Varvaro, R 52 Jordan Walden, R	SH1-3 1B									1	0	0	0	0	0	0				
<b>Inning Stats</b>	R: 3 E: 0 K: 2 S: 22	H: 2 LOB: 1 BB: 2 P: 37	R: 0 E: 0 K: 0 S: 6	H: 1 LOB: 1 BB: 0 P: 9	R: 0 E: 0 K: 2 S: 16	H: 2 LOB: 2 BB: 0 P: 25	R: 0 E: 0 K: 2 S: 8	H: 0 LOB: 0 BB: 0 P: 14	R: 0 E: 0 K: 2 S: 17	H: 1 LOB: 1 BB: 0 P: 25	R: 0 E: 0 K: 2 S: 12	H: 0 LOB: 0 BB: 0 P: 16	R: 0 E: 0 K: 1 S: 9	H: 2 LOB: 2 BB: 0 P: 12	R: 0 E: 0 K: 1 S: 10	H: 0 LOB: 1 BB: 1 P: 15	1B: 7 2B: 1 3B: 0 HR: 0	SF: 0 SAC: 1 DP: 0 HBP: 0	WP: 0 PB: 0 SB: 1 CS: 0	PA: 35
<b>PITCHER</b>	IP WLS BF H R ER SO BB IBB HBP BLK WP HR S P ERA WHIP																			
48 Jacob deGrom, R ERA: 3.77	5.0 L 23 6 3 3 8 2 0 0 0 0 0 0 69 110 5.40 1.600																			
38 Vic Black, R ERA: 1.02	1.0 3 0 0 0 2 0 0 0 0 0 0 0 12 16 0.00 0.000																			
27 Jeury's Familia, R ERA: 2.3	1.0 5 2 0 0 1 0 0 0 0 0 0 0 9 12 0.00 2.000																			
66 Josh Edgin, L ERA: 1.38	0.2 3 0 0 0 1 1 0 0 0 0 0 0 8 13 0.00 1.500																			
58 Jenny Mejia, R ERA: 4.14	0.1 1 0 0 0 0 0 0 0 0 0 0 0 2 2 0.00 0.000																			







Batter	1	2	3	4	5	6	7	8	9	AB	R	H	RBI	BB	SO	LOB	TOP		
17 Shin-Soo Choo, L OBP: 0.372, SLG: 0.394 28 Joakim Soria, R	G3-1	G4-3		F7			G3		G4-6-3	5	0	0	0	0	0	3			
1 Elvis Andrus, R OBP: 0.319, SLG: 0.348	2B			F9		L8		G6-3	K	5	1	1	0	0	1	0			
Alex Rios, R OBP: 0.335, SLG: 0.432	61 HR			L8		29 G5-3		29 S		4	1	3	1	0	0	0			
29 Adrian Beltré, R OBP: 0.382, SLG: 0.522	K			HR		G5-3		K		4	1	1	1	0	2	3			
2 Leonys Martin, L OBP: 0.329, SLG: 0.360	61 HR			F8		F8		G4-3		3	1	0	0	1	0	1			
61 Robinson Chirinos, R OBP: 0.294, SLG: 0.444	1-H 2-H			L6		12 G4-3		K		4	1	2	3	0	1	0			
21 Carlos Peña, L OBP: 0.179, SLG: 0.222	G4-3			48 1B		F7		12 1B		3	0	1	0	1	0	1			
12 Rougned Odor, L OBP: 0.295, SLG: 0.390	G4-3			P3		G4-3		G4-3		4	0	1	0	0	0	2			
48 Colby Lewis, R OBP: 0.400, SLG: 0.400 56 Neal Cotts, L	K			1B		F9				3	0	1	0	0	1	1			
37 Shawn Tolleson, R 19 Daniel Robertson, R								17 G4-6-3		0	0	0	0	0	0	0			
										1	0	1	0	0	0	0			
<b>Inning Stats</b>	R: 4 E: 0 K: 1 S: 16	H: 3 LOB: 0 BB: 1 P: 26	R: 0 E: 0 K: 1 S: 5	H: 0 LOB: 0 BB: 0 P: 7	R: 1 E: 0 K: 0 S: 9	H: 1 LOB: 0 BB: 0 P: 13	R: 0 E: 0 K: 0 S: 14	H: 1 LOB: 1 BB: 1 P: 22	R: 0 E: 0 K: 0 S: 6	H: 1 LOB: 1 BB: 0 P: 8	R: 0 E: 0 K: 1 S: 20	H: 2 LOB: 2 BB: 0 P: 26	R: 0 E: 0 K: 1 S: 13	H: 1 LOB: 0 BB: 0 P: 18	R: 0 E: 0 K: 1 S: 7	H: 1 LOB: 0 BB: 0 P: 7	1B: 6 2B: 3 3B: 0 HR: 2	SF: 0 SAC: 0 DP: 1 HBP: 0	WP: 0 PA: 38 ERA: 6.43 WHIP: 1.429
<b>PITCHER</b>	IP WLS BF H R ER SO BB IBB HBP BLK WP HR S P ERA WHIP	IP WLS BF H R ER SO BB IBB HBP BLK WP HR S P ERA WHIP	IP WLS BF H R ER SO BB IBB HBP BLK WP HR S P ERA WHIP	IP WLS BF H R ER SO BB IBB HBP BLK WP HR S P ERA WHIP	IP WLS BF H R ER SO BB IBB HBP BLK WP HR S P ERA WHIP	IP WLS BF H R ER SO BB IBB HBP BLK WP HR S P ERA WHIP	IP WLS BF H R ER SO BB IBB HBP BLK WP HR S P ERA WHIP	IP WLS BF H R ER SO BB IBB HBP BLK WP HR S P ERA WHIP	IP WLS BF H R ER SO BB IBB HBP BLK WP HR S P ERA WHIP	IP WLS BF H R ER SO BB IBB HBP BLK WP HR S P ERA WHIP	IP WLS BF H R ER SO BB IBB HBP BLK WP HR S P ERA WHIP	IP WLS BF H R ER SO BB IBB HBP BLK WP HR S P ERA WHIP	IP WLS BF H R ER SO BB IBB HBP BLK WP HR S P ERA WHIP	IP WLS BF H R ER SO BB IBB HBP BLK WP HR S P ERA WHIP	IP WLS BF H R ER SO BB IBB HBP BLK WP HR S P ERA WHIP	IP WLS BF H R ER SO BB IBB HBP BLK WP HR S P ERA WHIP	IP WLS BF H R ER SO BB IBB HBP BLK WP HR S P ERA WHIP	IP WLS BF H R ER SO BB IBB HBP BLK WP HR S P ERA WHIP	

Texas Rangers @ New York Mets  
Citi Field, Flushing, NY  
Sat Jul 05 2014, 7:17 PM - 10:25 PM EDT  
Att: 24,418 - Clear - 83 F

AB	36
R	5
H	11
RBI	5
BB	2
SO	5
LOB	11



Batter	1	2	3	4	5	6	7	8	9	AB	R	H	RBI	BB	SO	LOB	BOTTOM				
3 Curtis Granderson, L OBP: 0.349, SLG: 0.416	P5			53 1B			K		P5	5	0	2	1	0	1	1					
28 Daniel Murphy, L OBP: 0.345, SLG: 0.413	P6			53 1B		G4-3		K		5	0	1	0	0	2	2					
5 David Wright, R OBP: 0.332, SLG: 0.397	P6			F8			G3-1			4	0	1	0	0	0	3					
53 Bobby Abreu, L OBP: 0.359, SLG: 0.396 1 Chris Young, R	F7			12 FC4-6		FC1-6-5		12 G4-6-3	29 BB	3	0	1	1	0	0	1					
21 Lucas Duda, L OBP: 0.345, SLG: 0.471 29 Eric Campbell, R	1B			K		L9		12 G4-6-3		3	0	1	0	0	1	4					
12 Juan Lagares, R OBP: 0.325, SLG: 0.402	K			FC4-6		K		G4-6-3		4	0	0	0	0	2	7					
7 Travis d'Aruad, R OBP: 0.288, SLG: 0.333	K			HR		K		F7		4	1	1	1	0	2	2					
11 Rubén Tejada, R OBP: 0.344, SLG: 0.293				40 E		K		G6-3		4	1	1	0	0	2	0					
40 Bartolo Colon, R OBP: 0.599, SLG: 0.088 66 Josh Edgin, R	FC5			G5-3		G2-3				3	1	0	0	0	0	1					
71 Gonzalez Germen, R 9 Kirk Nieuwenhuis, L	53 1B									0	0	0	0	0	0	0					
										1	0	1	0	0	0	0					
<b>Inning Stats</b>	R: 0 E: 0 K: 0 S: 7	H: 0 LOB: 0 BB: 0 P: 8	R: 0 E: 0 K: 2 S: 15	H: 1 LOB: 1 BB: 0 P: 20	R: 2 E: 1 K: 1 S: 23	H: 4 LOB: 3 BB: 0 P: 33	R: 1 E: 0 K: 1 S: 11	H: 2 LOB: 1 BB: 0 P: 15	R: 0 E: 0 K: 2 S: 11	H: 0 LOB: 0 BB: 0 P: 15	R: 0 E: 0 K: 2 S: 9	H: 0 LOB: 0 BB: 0 P: 11	R: 0 E: 0 K: 0 S: 8	H: 0 LOB: 0 BB: 0 P: 10	R: 0 E: 0 K: 0 S: 12	H: 0 LOB: 1 BB: 2 P: 21	R: 0 E: 0 K: 1 S: 14	H: 1 LOB: 0 BB: 0 P: 18	1B: 5 2B: 3 3B: 0 HR: 1	SF: 0 SAC: 0 DP: 1 HBP: 0	WP: 0 PA: 38 ERA: 3.00 WHIP: 1.333
<b>PITCHER</b>	IP WLS BF H R ER SO BB IBB HBP BLK WP HR S P ERA WHIP	IP WLS BF H R ER SO BB IBB HBP BLK WP HR S P ERA WHIP	IP WLS BF H R ER SO BB IBB HBP BLK WP HR S P ERA WHIP	IP WLS BF H R ER SO BB IBB HBP BLK WP HR S P ERA WHIP	IP WLS BF H R ER SO BB IBB HBP BLK WP HR S P ERA WHIP	IP WLS BF H R ER SO BB IBB HBP BLK WP HR S P ERA WHIP	IP WLS BF H R ER SO BB IBB HBP BLK WP HR S P ERA WHIP	IP WLS BF H R ER SO BB IBB HBP BLK WP HR S P ERA WHIP	IP WLS BF H R ER SO BB IBB HBP BLK WP HR S P ERA WHIP	IP WLS BF H R ER SO BB IBB HBP BLK WP HR S P ERA WHIP	IP WLS BF H R ER SO BB IBB HBP BLK WP HR S P ERA WHIP	IP WLS BF H R ER SO BB IBB HBP BLK WP HR S P ERA WHIP	IP WLS BF H R ER SO BB IBB HBP BLK WP HR S P ERA WHIP	IP WLS BF H R ER SO BB IBB HBP BLK WP HR S P ERA WHIP	IP WLS BF H R ER SO BB IBB HBP BLK WP HR S P ERA WHIP	IP WLS BF H R ER SO BB IBB HBP BLK WP HR S P ERA WHIP	IP WLS BF H R ER SO BB IBB HBP BLK WP HR S P ERA WHIP	IP WLS BF H R ER SO BB IBB HBP BLK WP HR S P ERA WHIP			

Texas Rangers @ New York Mets  
Citi Field, Flushing, NY  
Sat Jul 05 2014, 7:17 PM - 10:25 PM EDT  
Att: 24,418 - Clear - 83 F

AB	36
R	3
H	9
RBI	3
BB	2
SO	10
LOB	21









Batter	1	2	3	4	5	6	7	8	9	AB	R	H	RBI	BB	SO	LOB	TOP				
2 B.J. Upton, R (1.8)										5	1	3	0	0	1	0					
19 Andrelton Simmons, R (1.6)										4	1	0	0	1	1	5					
5 Freddie Freeman, L (1.3)										5	0	2	2	0	2	2					
8 Justin Upton, R (1.7)										5	0	2	0	0	2	3					
22 Jason Heyward, L (1.9)										4	0	3	1	0	0	2					
23 Chris Johnson, R (1.5)										4	0	1	0	0	2	4					
7 Tommy La Stella, L (1.4)										4	0	1	0	0	2	2					
25 Christian Bethancourt, R (1.2)										4	1	1	0	0	2	2					
49 Julio Teheran, R (1.1)										1	0	0	0	0	0	0					
57 David Hale, R (4.1)										1	0	0	0	0	1	0					
26 Dan Uggla, R (7. PH)										1	0	0	0	0	1	1					
48 David Carpenter, R (7.1)										1	0	0	0	0	0	0					
4 Ryan Doumit, S (9. PH)										1	0	0	0	0	2	2					
<b>Inning Stats</b>	R: 0 E: 0 K: 2 S: 10	H: 1 LOB: 1 BB: 0 P: 14	R: 0 E: 0 K: 3 S: 13	H: 1 LOB: 1 BB: 0 P: 20	R: 0 E: 0 K: 0 S: 4	H: 1 LOB: 0 BB: 0 P: 5	R: 0 E: 0 K: 2 S: 11	H: 0 LOB: 0 BB: 0 P: 16	R: 0 E: 0 K: 3 S: 11	H: 2 LOB: 2 BB: 0 P: 26	R: 0 E: 0 K: 1 S: 7	H: 1 LOB: 1 BB: 0 P: 12	R: 1 E: 0 K: 2 S: 16	H: 2 LOB: 2 BB: 1 P: 28	R: 2 E: 0 K: 1 S: 19	H: 4 LOB: 2 BB: 0 P: 30	1B: 13 2B: 5 3B: 0 HR: 0	SF: 0 SAC: 0 DP: 1 HBP: 0	WP: 0 PB: 0 SB: 3 CS: 0	PA: 40	
<b>PITCHER</b>	IP	WLS	BF	H	R	ER	SO	BB	IBB	HBP	BLK	WP	HR	S	P	ERA	WHIP				
48 Jacob deGrom, R (1.1)	7.0	W	27	7	0	0	11	0	0	0	0	0	0	73	108	0.00	1.000				
44 Buddy Carlyle, R (8.1)	0.2		4	1	1	1	2	1	0	0	0	0	0	12	20	13.50	3.000				
61 Dana Eveland, L (8.1)	0.2		6	4	2	2	0	0	0	0	0	0	0	15	25	27.00	6.000				
27 Jeury Familia, R (9.1)	0.2		3	1	0	0	1	0	0	0	0	0	0	8	13	0.00	1.500				

Atlanta Braves @ New York Mets  
Citi Field, Flushing, NY  
Tue Jul 08 2014, 7:11 PM - 10:30 PM EDT  
Att: 20,671 - Partly Cloudy - 85 F

AB 39  
R 3  
H 13  
RBI 3  
BB 1  
SO 14  
LOB 23



Batter	1	2	3	4	5	6	7	8	9	AB	R	H	RBI	BB	SO	LOB	BOTTOM				
3 Curtis Granderson, L (1.9)										5	2	2	1	0	1	2					
28 Daniel Murphy, L (1.4)										5	2	2	2	0	1	0					
5 David Wright, R (1.5)										5	0	2	1	0	0	1					
21 Lucas Duda, L (1.3)										3	1	3	1	2	0	0					
12 Juan Lagares, R (1.8)										5	0	2	1	0	1	5					
7 Travis d'Arnaud, R (1.2)										5	2	2	0	0	0	5					
11 Rubén Tejada, R (1.6)										4	0	2	0	0	0	0					
48 Jacob deGrom, L (1.1)										3	1	1	0	0	0	2					
9 Kirk Nieuwenhuis, L (7. PH)										1	0	1	1	0	0	0					
44 Buddy Carlyle, L (8.1)										0	0	0	0	0	0	0					
61 Dana Eveland, L (8.1)										0	0	0	0	0	0	0					
27 Jeury Familia, R (9.1)										4	0	1	1	0	0	2					
22 Eric Young Jr., S (1.7)										4	0	1	1	0	0	2					
<b>Inning Stats</b>	R: 1 E: 0 K: 1 S: 14	H: 2 LOB: 2 BB: 1 P: 23	R: 3 E: 0 K: 1 S: 19	H: 5 LOB: 2 BB: 0 P: 29	R: 1 E: 0 K: 0 S: 9	H: 3 LOB: 1 BB: 0 P: 11	R: 0 E: 0 K: 0 S: 10	H: 1 LOB: 2 BB: 1 P: 19	R: 0 E: 0 K: 0 S: 6	H: 0 LOB: 0 BB: 0 P: 11	R: 1 E: 0 K: 0 S: 9	H: 2 LOB: 1 BB: 0 P: 13	R: 1 E: 0 K: 1 S: 15	H: 3 LOB: 1 BB: 0 P: 23	R: 1 E: 0 K: 0 S: 12	H: 2 LOB: 1 BB: 0 P: 14	1B: 12 2B: 5 3B: 0 HR: 1	SF: 0 SAC: 0 DP: 1 HBP: 0	WP: 0 PB: 1 SB: 0 CS: 0	PA: 42	
<b>PITCHER</b>	IP	WLS	BF	H	R	ER	SO	BB	IBB	HBP	BLK	WP	HR	S	P	ERA	WHIP				
49 Julio Teheran, R (1.1)	3.1	L	22	11	5	5	2	2	0	0	0	0	0	48	77	13.50	3.900				
57 David Hale, R (4.1)	2.2		10	2	1	1	0	0	0	0	0	0	0	19	29	3.38	0.750				
48 David Carpenter, R (7.1)	2.0		10	5	2	2	1	0	0	0	0	0	0	27	37	9.00	2.500				

Atlanta Braves @ New York Mets  
Citi Field, Flushing, NY  
Tue Jul 08 2014, 7:11 PM - 10:30 PM EDT  
Att: 20,671 - Partly Cloudy - 85 F

AB 40  
R 8  
H 18  
RBI 8  
BB 2  
SO 3  
LOB 17





Batter	1	2	3	4	5	6	7	8	9	AB	R	H	RBI	BB	SO	LOB	TOP					
2 B.J. Upton, R OBP: 0.280, SLG: 0.345										3	0	1	1	1	1	2	Atlanta Braves @ New York Mets Citi Field, Flushing, NY Wed Jul 09 2014, 7:14 PM - 9:36 PM EDT Att: 21,327 - Cloudy - 79 F					
19 Andreton Simmons, R OBP: 0.299, SLG: 0.399										4	0	0	0	0	0	3						
5 Freddie Freeman, L OBP: 0.386, SLG: 0.500										4	0	0	0	0	1	1						
8 Justin Upton, R OBP: 0.352, SLG: 0.503										4	0	2	0	0	0	0						
22 Jason Heyward, L OBP: 0.338, SLG: 0.365										4	0	1	0	0	1	2						
23 Chris Johnson, R OBP: 0.296, SLG: 0.352										4	0	0	0	0	1	4						
7 Tommy La Stella, L OBP: 0.380, SLG: 0.362										4	0	2	0	0	1	2						
11 Gerald Laird, R OBP: 0.315, SLG: 0.299										3	0	1	0	0	1	1						
30 Ervin Santana, R OBP: 0.128, SLG: 0.105										2	1	1	0	0	1	0						
4 Ryan Doumit, S OBP: 0.237, SLG: 0.326										1	0	0	0	0	0	2						
38 Anthony Varvaro, R OBP: 0.296, SLG: 0.352										0	0	0	0	0	0	0						
<b>Inning Stats</b>	R: 0 E: 0 K: 0 S: 12	H: 0 LOB: 0 BB: 1 P: 17	R: 0 E: 0 K: 1 S: 8	H: 0 LOB: 0 BB: 0 P: 10	R: 0 E: 0 K: 1 S: 5	H: 1 LOB: 0 BB: 0 P: 7	R: 0 E: 0 K: 0 S: 4	H: 0 LOB: 0 BB: 0 P: 5	R: 0 E: 0 K: 0 S: 8	H: 0 LOB: 0 BB: 0 P: 10	R: 1 E: 0 K: 1 S: 10	H: 2 LOB: 1 BB: 0 P: 12	R: 0 E: 0 K: 1 S: 10	H: 1 LOB: 2 BB: 0 P: 18	R: 0 E: 0 K: 1 S: 11	H: 2 LOB: 2 BB: 0 P: 18	R: 0 E: 0 K: 2 S: 14	H: 2 LOB: 2 BB: 0 P: 19	1B: 7 2B: 1 3B: 0 HR: 0	SF: 0 SAC: 0 DP: 1 HBP: 0	WP: 1 PB: 0 SB: 0 CS: 1	PA: 34
<b>PITCHER</b>	IP	WLS	BF	H	R	ER	SO	BB	IBB	HBP	BLK	WP	HR	S	P	ERA	WHIP					
35 Dillon Gee, R ERA: 2.56	7.0	W	26	6	1	1	4	1	0	0	0	0	0	61	85	1.29	1.000					
38 Vic Black, R ERA: 1.53	1.0	H	3	0	0	0	1	0	0	0	0	0	0	7	12	0.00	0.000					
58 Jenny Mejia, R ERA: 3.98	1.0	S	5	2	0	0	2	0	0	0	0	1	0	14	19	0.00	2.000					

AB 33  
R 1  
H 8  
RBI 1  
BB 1  
SO 7  
LOB 17



Batter	1	2	3	4	5	6	7	8	9	AB	R	H	RBI	BB	SO	LOB	BOTTOM					
3 Curtis Granderson, L OBP: 0.350, SLG: 0.429										4	0	1	0	0	1	0	Atlanta Braves @ New York Mets Citi Field, Flushing, NY Wed Jul 09 2014, 7:14 PM - 9:36 PM EDT Att: 21,327 - Cloudy - 79 F					
28 Daniel Murphy, L OBP: 0.345, SLG: 0.420										4	1	2	0	0	0	1						
5 David Wright, R OBP: 0.331, SLG: 0.402										2	1	1	0	1	0	1						
21 Lucas Duda, L OBP: 0.358, SLG: 0.483										3	0	1	1	0	0	2						
53 Bobby Abreu, L OBP: 0.355, SLG: 0.385										2	0	0	0	1	0	2						
12 Juan Lagares, R OBP: 0.322, SLG: 0.399										0	1	0	0	0	0	0						
9 Kirk Nieuwenhuis, L OBP: 0.378, SLG: 0.632										2	0	0	1	0	1	0						
7 Travis d'Arnaud, R OBP: 0.289, SLG: 0.354										3	1	1	2	0	1	0						
11 Rubén Tejada, R OBP: 0.353, SLG: 0.302										3	0	0	0	0	0	1						
35 Dillon Gee, R ERA: 4.01	7.0	L	26	6	4	4	4	2	0	0	0	0	0	55	88	5.14		1.143				
38 Anthony Varvaro, R ERA: 2.5	1.0	L	3	0	0	0	0	0	0	0	0	0	0	9	13	0.00	0.000					
<b>Inning Stats</b>	R: 1 E: 0 K: 0 S: 9	H: 2 LOB: 1 BB: 0 P: 12	R: 0 E: 0 K: 0 S: 6	H: 0 LOB: 0 BB: 0 P: 12	R: 0 E: 0 K: 1 S: 8	H: 1 LOB: 0 BB: 0 P: 12	R: 0 E: 0 K: 0 S: 5	H: 0 LOB: 0 BB: 1 P: 9	R: 0 E: 0 K: 2 S: 8	H: 0 LOB: 0 BB: 0 P: 11	R: 0 E: 0 K: 1 S: 9	H: 1 LOB: 0 BB: 0 P: 12	R: 3 E: 0 K: 0 S: 10	H: 2 LOB: 1 BB: 1 P: 20	R: 0 E: 0 K: 0 S: 9	H: 0 LOB: 0 BB: 0 P: 13	R: 0 E: 0 K: 2 S: 14	H: 0 LOB: 0 BB: 0 P: 19	1B: 3 2B: 2 3B: 0 HR: 1	SF: 1 SAC: 0 DP: 2 HBP: 0	WP: 0 PB: 0 SB: 0 CS: 0	PA: 30
<b>PITCHER</b>	IP	WLS	BF	H	R	ER	SO	BB	IBB	HBP	BLK	WP	HR	S	P	ERA	WHIP					
30 Ervin Santana, R	7.0	L	26	6	4	4	4	2	0	0	0	0	0	55	88	5.14	1.143					
38 Anthony Varvaro, R	1.0	L	3	0	0	0	0	0	0	0	0	0	0	9	13	0.00	0.000					

AB 26  
R 4  
H 6  
RBI 4  
BB 2  
SO 4  
LOB 7

























Batter	1	2	3	4	5	6	7	8	9	AB	R	H	RBI	BB	SO	LOB	TOP										
3 Curtis Granderson, L (1,9) OBP: 0.349, SLG: 0.420	G6-3		L9			1B		K		4	0	1	0	0	1	1											
28 Daniel Murphy, L (1,4) OBP: 0.337, SLG: 0.409	G3-1		G4-3			G1-3		2B		4	0	1	0	0	0	1											
5 David Wright, R (1,5) OBP: 0.339, SLG: 0.412	L5		K			K		F9		4	0	0	0	0	2	1											
21 Lucas Duda, L (1,3) OBP: 0.354, SLG: 0.479		G4-3		K		1B		G4-3		4	0	1	0	0	1	0											
7 Travis d'Arnaud, R (1,2) OBP: 0.298, SLG: 0.359	G3-1					1B		K		4	0	1	0	0	1	1											
9 Kirk Nieuwenhuis, L (1,7) OBP: 0.339, SLG: 0.547	F8		L9			BB		K		3	0	0	0	1	1	2											
12 Juan Lagares, R (1,8) OBP: 0.322, SLG: 0.404			G6-3			1B		K		4	0	1	0	0	2	2											
11 Rubén Tejada, R (1,6) OBP: 0.355, SLG: 0.296			F9			G6-3		K		3	0	0	0	0	1	3											
35 Dillon Gee, R (1,1) ERA: 2.7						BB		K		0	0	0	0	1	0	0											
22 Eric Young Jr., S (6,PH) ERA: 1.93										0	0	0	0	1	0	0											
52 Carlos Torres, R (8,PH) ERA: 2.5										0	0	0	0	0	0	0											
44 Buddy Carlyle, L (7,PH) ERA: 1.29										0	0	0	0	0	0	0											
1 Chris Young, R (8,PH) ERA: 1.69										1	0	0	0	0	1	0											
66 Josh Edgin, R (8,PH) ERA: 1.66										0	0	0	0	0	0	0											
38 Vic Black, R (8,PH) ERA: 1.66										0	0	0	0	0	0	0											
<b>Inning Stats</b>	R: 0 E: 0 K: 0 S: 7	H: 0 LOB: 0 BB: 0 P: 12	R: 0 E: 0 K: 0 S: 6	H: 0 LOB: 0 BB: 0 P: 8	R: 0 E: 0 K: 1 S: 12	H: 0 LOB: 1 BB: 1 P: 19	R: 0 E: 0 K: 2 S: 9	H: 0 LOB: 0 BB: 0 P: 15	R: 0 E: 0 K: 0 S: 10	H: 1 LOB: 0 BB: 0 P: 17	R: 0 E: 0 K: 0 S: 6	H: 1 LOB: 1 BB: 1 P: 13	R: 0 E: 0 K: 3 S: 13	H: 2 LOB: 3 BB: 1 P: 19	R: 0 E: 0 K: 2 S: 10	H: 1 LOB: 1 BB: 0 P: 18	R: 0 E: 1 K: 2 S: 12	H: 0 LOB: 1 BB: 0 P: 17	1B: 4 2B: 1 3B: 0 HR: 0	SF: 0 SAC: 0 DP: 1 HBP: 0	WP: 0 PB: 0 SB: 0 CS: 1	PA: 34					
<b>PITCHER</b>	IP	WLS	BF	H	R	ER	SO	BB	IBB	HBP	BLK	WP	HR	S	P	ERA	WHIP										
38 Tyson Ross, R (1,1) ERA: 2.7	7.0	W	26	4	0	0	6	3	0	0	0	0	0	63	103	0.00	1.000										
54 Alex Torres, L (8,PH) ERA: 1.93	0.2		3	1	0	0	2	0	0	0	0	0	0	9	17	0.00	1.500										
59 Kevin Quackenbush, R (8,PH) ERA: 2.5	0.1		1	0	0	0	0	0	0	0	0	0	0	1	1	0.00	0.000										
58 Blaine Boyer, R (9,PH) ERA: 1.17	1.0		4	0	0	0	2	0	0	0	0	0	0	12	17	0.00	0.000										

New York Mets @ San Diego Padres  
Petco Park, San Diego, CA  
Sat Jul 19 2014, 5:43 PM - 8:24 PM PDT  
Att: 42,702 - Cloudy - 73 F

AB 31  
R 0  
H 5  
RBI 0  
BB 3  
SO 10  
LOB 11



Batter	1	2	3	4	5	6	7	8	9	AB	R	H	RBI	BB	SO	LOB	BOTTOM										
5 Alex Amarista, L (1,6) OBP: 0.293, SLG: 0.333	K		7B 7E		G4-3		G6-3			4	1	1	0	0	1	0											
7 Chase Headley, S (1,5) OBP: 0.298, SLG: 0.354	K		E7		K		2B			4	1	2	1	0	2	0											
12 Seth Smith, L (1,7) OBP: 0.380, SLG: 0.508	G3		F7			HR		F8		4	1	1	1	0	0	2											
8 Yasmani Grandal, S (1,3) OBP: 0.301, SLG: 0.376		HR	G6-3			1B		K		4	1	2	1	0	1	1											
25 Will Venable, L (1,9) OBP: 0.259, SLG: 0.289	P6				HR			F8		3	1	1	1	0	0	1											
13 Chris Denorfia, R (8,PH) OBP: 0.293, SLG: 0.327					HR			F8		1	0	0	0	0	0	0											
1 Chris Nelson, R (1,4) OBP: 0.286, SLG: 0.286	K				K		FC6-4 24PB			3	0	0	0	0	2	1											
24 Cameron Maybin, R (1,8) OBP: 0.286, SLG: 0.368	G6-3				K		K			3	0	0	0	0	2	1											
44 René Rivera, R (1,2) OBP: 0.278, SLG: 0.421			38 FC5-8		K		F8			3	0	1	0	0	1	0											
38 Tyson Ross, R (1,1) OBP: 0.135, SLG: 0.139			FC5-6 7B		K					2	1	0	0	0	1	1											
4 Jake Goebbert, L (7,PH) OBP: 0.310, SLG: 0.368										1	0	0	0	0	1	0											
54 Alex Torres, L (8,PH) ERA: 1.29										0	0	0	0	0	0	0											
59 Kevin Quackenbush, R (8,PH) ERA: 2.5										0	0	0	0	0	0	0											
58 Blaine Boyer, R (9,PH) ERA: 1.17										0	0	0	0	0	0	0											
<b>Inning Stats</b>	R: 0 E: 0 K: 2 S: 8	H: 1 LOB: 0 BB: 0 P: 12	R: 1 E: 0 K: 1 S: 9	H: 1 LOB: 0 BB: 0 P: 13	R: 2 E: 1 K: 0 S: 17	H: 3 LOB: 1 BB: 0 P: 25	R: 1 E: 0 K: 3 S: 12	H: 1 LOB: 0 BB: 0 P: 18	R: 0 E: 0 K: 2 S: 10	H: 0 LOB: 0 BB: 0 P: 12	R: 1 E: 0 K: 1 S: 14	H: 2 LOB: 1 BB: 0 P: 26	R: 0 E: 0 K: 1 S: 11	H: 0 LOB: 0 BB: 0 P: 15	R: 1 E: 0 K: 1 S: 8	H: 1 LOB: 0 BB: 0 P: 14	1B: 4 2B: 1 3B: 0 HR: 3	SF: 0 SAC: 0 DP: 0 HBP: 0	WP: 0 PB: 2 SB: 0 CS: 0	PA: 32							
<b>PITCHER</b>	IP	WLS	BF	H	R	ER	SO	BB	IBB	HBP	BLK	WP	HR	S	P	ERA	WHIP										
35 Dillon Gee, R (1,1) ERA: 2.92	5.0	L	20	5	4	4	8	0	0	0	0	0	0	56	80	7.20	1.000										
52 Carlos Torres, R (6,PH) ERA: 2.98	1.0		5	2	1	1	1	0	0	0	0	0	1	14	26	9.00	2.000										
44 Buddy Carlyle, R (7,PH) ERA: 1.29	1.0		3	0	0	0	1	0	0	0	0	0	0	11	15	0.00	0.000										
66 Josh Edgin, L (8,PH) ERA: 1.69	0.2		3	1	1	0	1	0	0	0	0	0	0	5	10	0.00	1.500										
38 Vic Black, R (8,PH) ERA: 1.66	0.1		1	0	0	0	0	0	0	0	0	0	0	3	4	0.00	0.000										

New York Mets @ San Diego Padres  
Petco Park, San Diego, CA  
Sat Jul 19 2014, 5:43 PM - 8:24 PM PDT  
Att: 42,702 - Cloudy - 73 F

AB 32  
R 6  
H 8  
RBI 4  
BB 0  
SO 11  
LOB 7





Batter	1	2	3	4	5	6	7	8	9	AB	R	H	RBI	BB	SO	LOB	TOP								
3 Curtis Granderson, L OBP: 0.349, SLG: 0.417										3	0	0	0	1	2	1	<b>New York Mets @ San Diego Padres</b> Petco Park, San Diego, CA Sun Jul 20 2014, 1:13 PM - 4:19 PM PDT Att: 31,513 - Partly Cloudy - 75 F								
28 Daniel Murphy, L OBP: 0.336, SLG: 0.410										4	1	1	0	0	1	1									
5 David Wright, R OBP: 0.338, SLG: 0.410										4	0	1	1	0	1	0									
21 Lucas Duda, L OBP: 0.356, SLG: 0.478										3	0	1	0	0	0	0									
7 Travis d'Araud, R OBP: 0.293, SLG: 0.351										4	0	0	0	0	1	3									
53 Bobby Abreu, L OBP: 0.348, SLG: 0.370										2	0	0	0	1	0	0									
27 Jeury Familia, R OBP: 1.000, SLG: 1.000										0	0	0	0	0	0	0									
22 Eric Young Jr., S OBP: 0.317, SLG: 0.309										1	0	0	0	0	1	0									
38 Vic Black, R										0	0	0	0	0	0	0									
66 Josh Edgin, R										0	0	0	0	0	0	0									
12 Juan Lagares, R OBP: 0.321, SLG: 0.398										3	0	0	0	1	0	0									
11 Rubén Tejeda, R OBP: 0.353, SLG: 0.292										3	0	0	0	0	0	3									
45 Zack Wheeler, L OBP: 0.097, SLG: 0.100										1	0	0	0	0	0	0									
61 Dana Eveland, L										0	0	0	0	0	0	0									
9 Kirk Nieuwenhuis, L OBP: 0.333, SLG: 0.537										1	0	0	0	0	1	0									
<b>Inning Stats</b>	R: 0 E: 0 K: 1 S: 7	H: 0 LOB: 0 BB: 0 P: 11	R: 0 E: 0 K: 0 S: 8	H: 0 LOB: 0 BB: 0 P: 13	R: 0 E: 0 K: 1 S: 5	H: 0 LOB: 1 BB: 0 P: 8	R: 0 E: 0 K: 0 S: 11	H: 0 LOB: 0 BB: 0 P: 16	R: 0 E: 0 K: 0 S: 9	H: 0 LOB: 0 BB: 0 P: 12	R: 0 E: 0 K: 1 S: 8	H: 0 LOB: 1 BB: 1 P: 14	R: 0 E: 0 K: 0 S: 13	H: 0 LOB: 2 BB: 2 P: 26	R: 1 E: 0 K: 3 S: 20	H: 3 LOB: 2 BB: 0 P: 30	R: 0 E: 0 K: 1 S: 5	H: 0 LOB: 0 BB: 0 P: 8	1B: 2 2B: 1 3B: 0 HR: 0	SF: 0 SAC: 1 DP: 0 HBP: 2	WP: 0 PB: 0 SB: 0 CS: 0	PA: 35			
<b>PITCHER</b>	IP: 7.2 ERA: 1.31	WLS: 30 ERA: 1.93	BF: 2 ERA: 2.57	H: 1 ERA: 1.99	R: 1 ERA: 1.99	ER: 1 ERA: 1.99	SO: 5	BB: 3	IBB: 0	HBP: 2	BLK: 0	WP: 0	HR: 0	S: 75	P: 123	ERA: 1.17	WHIP: 0.652								

Batter	1	2	3	4	5	6	7	8	9	AB	R	H	RBI	BB	SO	LOB	BOTTOM							
5 Alex Amarista, L OBP: 0.288, SLG: 0.327										4	0	0	0	0	0	0	<b>New York Mets @ San Diego Padres</b> Petco Park, San Diego, CA Sun Jul 20 2014, 1:13 PM - 4:19 PM PDT Att: 31,513 - Partly Cloudy - 75 F							
7 Chase Headley, S OBP: 0.296, SLG: 0.355										5	0	1	0	0	1	2								
12 Seth Smith, L OBP: 0.384, SLG: 0.509										5	0	3	1	0	2	1								
8 Yasmani Grandal, S OBP: 0.300, SLG: 0.388										4	1	1	1	0	1	3								
25 Will Venable, L OBP: 0.262, SLG: 0.300										4	0	2	0	0	2	0								
13 Chris Denorfia, R OBP: 0.289, SLG: 0.322										4	0	0	0	0	2	2								
4 Jake Coebert, L OBP: 0.348, SLG: 0.390										3	0	2	0	1	0	1								
1 Chris Nelson, R OBP: 0.455, SLG: 0.400										3	0	2	0	1	0	2								
40 Odrisamer Despaigne, R										3	0	0	0	0	1	6								
54 Alex Torres, L										0	0	0	0	0	0	0								
59 Kevin Quackenbush, R										0	0	0	0	0	0	0								
56 Joaquin Benoit, R										0	0	0	0	0	0	0								
18 Carlos Quentin, R										0	0	0	0	0	1	0								
24 Cameron Maybin, R										0	1	0	0	0	0	0								
<b>Inning Stats</b>	R: 0 E: 0 K: 1 S: 12	H: 1 LOB: 1 BB: 0 P: 16	R: 0 E: 0 K: 2 S: 14	H: 2 LOB: 2 BB: 0 P: 23	R: 0 E: 0 K: 1 S: 9	H: 0 LOB: 0 BB: 0 P: 14	R: 1 E: 0 K: 1 S: 15	H: 3 LOB: 2 BB: 0 P: 24	R: 0 E: 0 K: 1 S: 9	H: 1 LOB: 1 BB: 0 P: 11	R: 0 E: 0 K: 1 S: 11	H: 1 LOB: 1 BB: 0 P: 17	R: 0 E: 0 K: 1 S: 6	H: 1 LOB: 1 BB: 1 P: 12	R: 1 E: 0 K: 0 S: 8	H: 1 LOB: 1 BB: 1 P: 17	1B: 8 2B: 1 3B: 1 HR: 1	SF: 0 SAC: 1 DP: 2 HBP: 0	WP: 0 PB: 1 SB: 1 CS: 0	PA: 39				
<b>PITCHER</b>	IP: 6.0 ERA: 3.78	WLS: 4 ERA: 2.16	BF: 1 ERA: 1.98	H: 1 ERA: 2.01	R: 0 ERA: 1.69	ER: 1 ERA: 1.69	SO: 27	BB: 0	IBB: 1	HBP: 0	BLK: 0	WP: 0	HR: 0	S: 68	P: 106	ERA: 1.50	WHIP: 1.333							







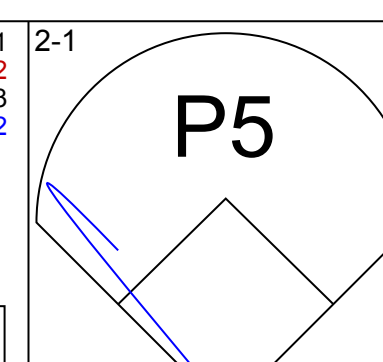
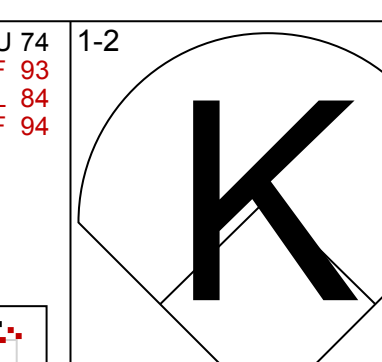
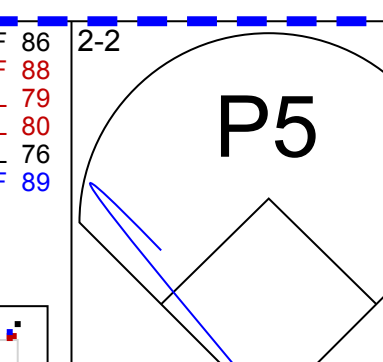
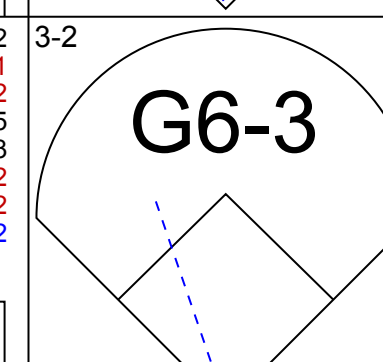
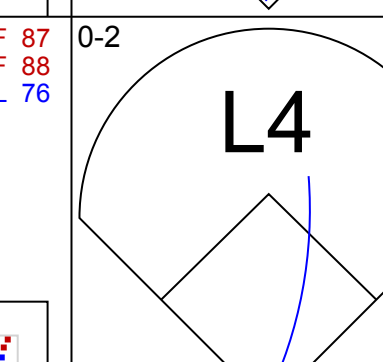
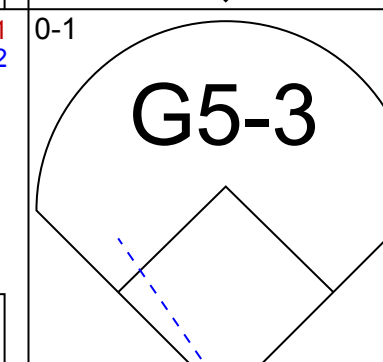
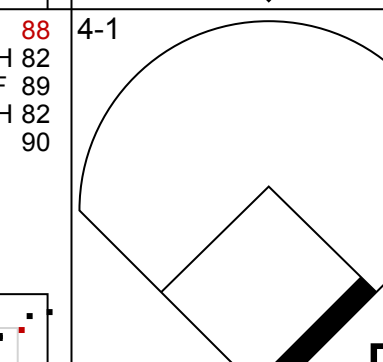
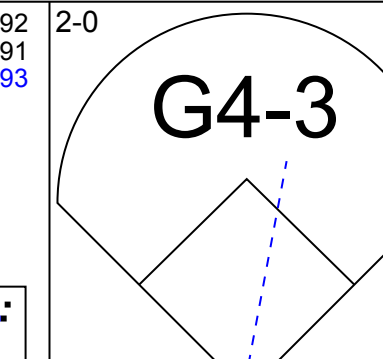
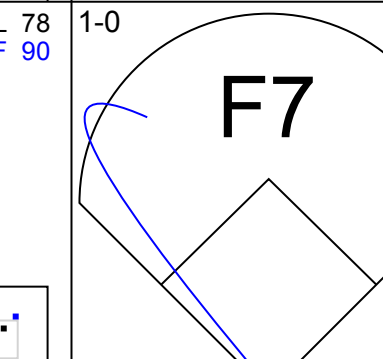
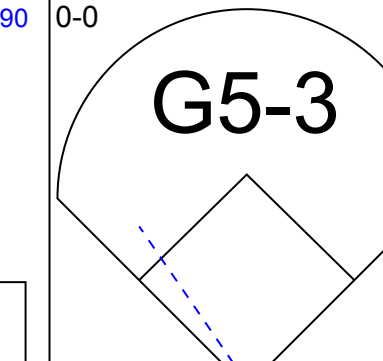





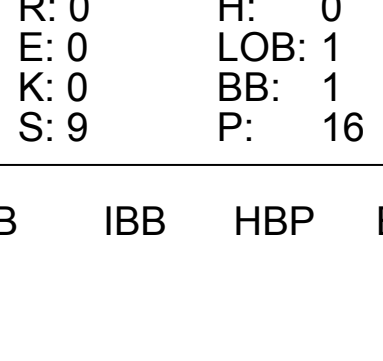
Batter	1	2	3	4	5	6	7	8	9	AB	R	H	RBI	BB	SO	LOB	TOP			
22 Eric Young Jr. S OBP: 0.312, SLG: 0.303	G4-3	G1-3			G4-6-3		K			4	0	0	0	0	1	3	<b>New York Mets @ Seattle Mariners</b> Safeco Field, Seattle, WA Tue Jul 22 2014, 7:11 PM - 9:59 PM PDT Att: 18,681 - Cloudy - 65 F			
28 Daniel Murphy L OBP: 0.336, SLG: 0.408	F7	F7					G5-3			4	0	1	0	0	0	2				
5 David Wright R OBP: 0.357, SLG: 0.406	BB				G1-3			G6-3		3	0	0	0	1	0	1				
21 Lucas Duda L OBP: 0.357, SLG: 0.485	K				F8					4	1	2	1	0	1	1				
53 Bobby Abreu L OBP: 0.346, SLG: 0.366					K					4	1	1	0	0	1	1				
7 Travis d'Arnaud R OBP: 0.300, SLG: 0.364										3	1	1	1	0	1	0				
9 Kirk Nieuwenhuis L OBP: 0.323, SLG: 0.599					K					3	0	0	0	1	3	3				
12 Juan Lagares R OBP: 0.319, SLG: 0.391					K					3	0	0	0	1	2	3				
11 Rubén Tejada R OBP: 0.357, SLG: 0.293										3	0	1	1	0	2	0				
<b>Inning Stats</b>	R: 0 E: 0 K: 1 S: 10	H: 0 LOB: 1 BB: 1 P: 16	R: 2 E: 0 K: 1 S: 17	H: 3 LOB: 2 BB: 1 P: 25	R: 0 E: 0 K: 1 S: 7	H: 0 LOB: 0 BB: 0 P: 12	R: 0 E: 0 K: 3 S: 10	H: 0 LOB: 0 BB: 0 P: 15	R: 0 E: 0 K: 2 S: 12	H: 1 LOB: 1 BB: 0 P: 20	R: 0 E: 0 K: 2 S: 10	H: 0 LOB: 0 BB: 0 P: 12	R: 1 E: 0 K: 0 S: 12	H: 1 LOB: 0 BB: 0 P: 18	R: 0 E: 0 K: 1 S: 8	H: 0 LOB: 0 BB: 1 P: 14	1B: 4 2B: 0 3B: 1 HR: 1	SF: 0 SAC: 0 DP: 2 HBP: 2	WP: 0 PB: 0 SB: 1 CS: 0	PA: 36
<b>PITCHER</b>	IP WLS BF H R ER SO BB IBB HBP BLK WP HR S P ERA WHIP																			
50 Erasmo Ramírez R ERA: 4.35	7.0 L 29 5 2 2 10 2 0 2 0 0 0 75 114 2.57 1.000																			
54 Tom Wilhelmsen R ERA: 2.43	2.0 7 1 1 1 1 1 0 0 0 0 1 20 32 4.50 1.000																			

Batter	1	2	3	4	5	6	7	8	9	AB	R	H	RBI	BB	SO	LOB	BOTTOM					
9 Endy Chavez L OBP: 0.288, SLG: 0.352			G6-3		G4-3			F8		4	0	1	0	0	0	1	<b>New York Mets @ Seattle Mariners</b> Safeco Field, Seattle, WA Tue Jul 22 2014, 7:11 PM - 9:59 PM PDT Att: 18,681 - Cloudy - 65 F					
99 James Jones L OBP: 0.306, SLG: 0.340	FC4-6				K			K		4	0	0	0	0	2	1						
22 Robinson Canó L OBP: 0.388, SLG: 0.454	K				K			K		4	0	0	0	0	2	1						
15 Kyle Seager L OBP: 0.349, SLG: 0.492	K									3	0	1	0	1	1	1						
27 Corey Hart R OBP: 0.291, SLG: 0.331										3	0	0	0	1	2	2						
7 Stefan Romero R OBP: 0.240, SLG: 0.317										0	0	0	0	0	0	0						
20 Logan Morrison L OBP: 0.273, SLG: 0.358										4	0	0	0	0	0	1						
8 Willie Bloomquist R OBP: 0.299, SLG: 0.346										3	1	1	0	0	0	0						
13 Dustin Ackley L OBP: 0.295, SLG: 0.358										3	0	2	1	0	0	0						
3 Mike Zunino R OBP: 0.255, SLG: 0.411										3	0	0	0	0	1	2						
<b>Inning Stats</b>	R: 0 E: 0 K: 2 S: 14	H: 1 LOB: 1 BB: 0 P: 20	R: 0 E: 0 K: 0 S: 6	H: 0 LOB: 0 BB: 0 P: 8	R: 0 E: 0 K: 0 S: 9	H: 0 LOB: 0 BB: 0 P: 10	R: 0 E: 0 K: 3 S: 12	H: 0 LOB: 1 BB: 1 P: 18	R: 1 E: 1 K: 0 S: 14	H: 2 LOB: 1 BB: 0 P: 18	R: 0 E: 0 K: 1 S: 15	H: 1 LOB: 1 BB: 0 P: 20	R: 0 E: 0 K: 1 S: 8	H: 1 LOB: 0 BB: 0 P: 13	R: 0 E: 0 K: 1 S: 11	H: 0 LOB: 0 BB: 0 P: 14	R: 0 E: 0 K: 0 S: 6	H: 0 LOB: 1 BB: 1 P: 11	1B: 4 2B: 1 3B: 0 HR: 0	SF: 0 SAC: 0 DP: 1 HBP: 0	WP: 0 PB: 0 SB: 1 CS: 0	PA: 33
<b>PITCHER</b>	IP WLS BF H R ER SO BB IBB HBP BLK WP HR S P ERA WHIP																					
48 Jacob deGrom R ERA: 3.01	7.0 W 27 5 1 1 7 1 0 0 0 0 0 0 11 107 1.29 0.857																					
27 Jeury's Familia R ERA: 1.94	1.0 H 3 0 0 0 1 0 0 0 0 0 0 0 11 14 0.00 0.000																					
58 Jenny Mejia R ERA: 3.8	1.0 S 3 0 0 0 0 1 0 0 0 0 0 0 6 11 0.00 1.000																					








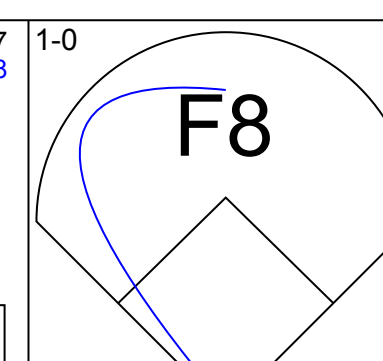
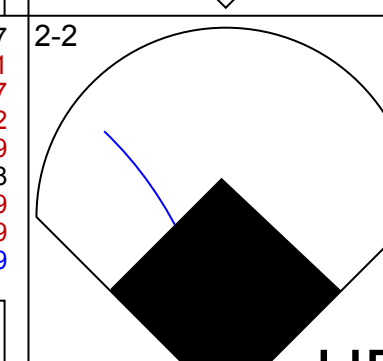
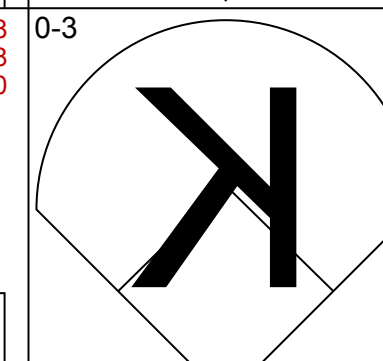
Batter	1	2	3	4	5	6	7	8	9	AB	R	H	RBI	BB	SO	LOB	TOP					
3 Curtis Granderson, L (1.9) OBP: 0.340, SLG: 0.408										4	0	0	0	0	1	1						
28 Daniel Murphy, L (1.4) OBP: 0.334, SLG: 0.405										4	0	0	0	0	1	0						
5 David Wright, R (1.5) OBP: 0.339, SLG: 0.404										3	0	0	0	1	1	0						
21 Lucas Duda, L (1.3) OBP: 0.360, SLG: 0.490										3	1	1	1	1	0	1						
7 Travis d'Arnaud, R (1.2) OBP: 0.296, SLG: 0.358										3	0	0	0	0	0	1						
1 Chris Young, R (1.7) OBP: 0.284, SLG: 0.345										3	0	0	0	0	0	0						
4 Wilmer Flores, R (1.6) OBP: 0.256, SLG: 0.301										3	0	1	0	0	0	0						
12 Juan Lagares, R (1.8) OBP: 0.310, SLG: 0.381										3	0	0	0	0	1	1						
35 Dillon Gee, R (1.1) OBP: 0.333, SLG: 0.302										0	0	0	0	0	0	0						
22 Eric Young Jr., S (6. PH) OBP: 0.377, SLG: 0.302										1	0	0	0	0	0	0						
16 Daisuke Matsuzaka, R (6.1) OBP: 0.250, SLG: 0.162										0	0	0	0	0	0	0						
29 Eric Campbell, R (8. PH) OBP: 0.364, SLG: 0.418										1	0	0	0	0	0	0						
61 Dana Eveland, L (8.1) OBP: 0.291, SLG: 0.333										0	0	0	0	0	0	0						
<b>Inning Stats</b>	R: 0 E: 0 K: 0 S: 9	H: 0 LOB: 0 BB: 0 P: 14	R: 0 E: 0 K: 0 S: 7	H: 0 LOB: 0 BB: 0 P: 12	R: 0 E: 0 K: 1 S: 9	H: 1 LOB: 1 BB: 0 P: 14	R: 0 E: 0 K: 1 S: 12	H: 0 LOB: 0 BB: 1 P: 19	R: 0 E: 0 K: 0 S: 5	H: 0 LOB: 0 BB: 0 P: 7	R: 0 E: 0 K: 1 S: 7	H: 0 LOB: 0 BB: 0 P: 11	R: 1 E: 0 K: 0 S: 10	H: 1 LOB: 0 BB: 0 P: 16	R: 0 E: 0 K: 1 S: 8	H: 0 LOB: 0 BB: 0 P: 14	R: 0 E: 0 K: 0 S: 9	H: 0 LOB: 1 BB: 1 P: 16	1B: 1 2B: 0 3B: 0 HR: 1	SF: 0 SAC: 1 DP: 0 HBP: 0	WP: 0 PB: 0 SB: 0 CS: 0	PA: 31
<b>PITCHER</b>	IP: 8.0 WLS: W BF: 27	H: 2 R: 1 ER: 1 SO: 4	BB: 1 IBB: 0 HBP: 0 BLK: 0	WP: 0 HR: 1 S: 67 P: 107	ERA: 1.12 WHIP: 0.375	<b>PITCHER</b>	IP: 1.0 WLS: 4 BF: 0	H: 0 R: 0 ER: 0 SO: 0	BB: 1 IBB: 0 HBP: 0 BLK: 0	WP: 0 HR: 0 S: 9 P: 16	ERA: 0.00 WHIP: 1.000											

**New York Mets @ Milwaukee Brewers**  
Miller Park, Milwaukee, WI  
Thu Jul 24 2014, 7:13 PM - 9:51 PM CDT  
Att: 29,755 - Clear - 73 F

livebaseballscorecards.com

**AB 28**  
**R 1**  
**H 2**  
**RBI 1**  
**BB 2**  
**SO 4**  
**LOB 4**




Batter	1	2	3	4	5	6	7	8	9	AB	R	H	RBI	BB	SO	LOB	BOTTOM					
27 Carlos Gómez, R (1.8) OBP: 0.370, SLG: 0.505										4	2	2	1	0	0	0						
1 Logan Schafer, L (9.8) OBP: 0.277, SLG: 0.300										0	0	0	0	0	0	0						
20 Jonathan Lucroy, R (1.2) OBP: 0.383, SLG: 0.505										4	1	2	2	0	1	1						
8 Ryan Braun, R (1.9) OBP: 0.353, SLG: 0.536										4	1	1	2	0	1	1						
32 Tom Gorzelanny, R (9.1) ERA										0	0	0	0	0	0	0						
16 Aramis Ramirez, R (1.5) OBP: 0.328, SLG: 0.445										4	0	0	0	0	1	0						
3 Elian Herrera, S (8.5) OBP: 0.291, SLG: 0.333										0	0	0	0	0	0	0						
Rickie Weeks Jr., R (1.4) OBP: 0.322, SLG: 0.395										4	1	1	0	0	2	0						
18 Khris Davis, R (1.7) OBP: 0.302, SLG: 0.480										3	2	2	2	1	0	0						
7 Mark Reynolds, R (1.3) OBP: 0.302, SLG: 0.405										3	1	1	0	1	1	1						
9 Jean Segura, R (1.6) OBP: 0.269, SLG: 0.330										4	1	1	2	0	0	2						
22 Matt Garza, R (1.1) OBP: 0.071, SLG: 0.095										3	0	0	0	0	2	1						
24 Lyle Overbay, L (8. PH) OBP: 0.314, SLG: 0.342										1	0	0	0	0	1	1						
<b>Inning Stats</b>	R: 1 E: 0 K: 1 S: 13	H: 1 LOB: 0 BB: 0 P: 18	R: 4 E: 0 K: 1 S: 19	H: 3 LOB: 1 BB: 2 P: 32	R: 1 E: 0 K: 1 S: 12	H: 2 LOB: 1 BB: 0 P: 17	R: 0 E: 0 K: 2 S: 9	H: 0 LOB: 0 BB: 0 P: 14	R: 0 E: 0 K: 1 S: 7	H: 0 LOB: 0 BB: 0 P: 10	R: 1 E: 0 K: 1 S: 7	H: 1 LOB: 0 BB: 0 P: 12	R: 2 E: 0 K: 1 S: 8	H: 2 LOB: 0 BB: 0 P: 14	R: 0 E: 0 K: 1 S: 10	H: 1 LOB: 1 BB: 0 P: 19	R: 0 E: 0 K: 1 S: 9	H: 0 LOB: 1 BB: 0 P: 16	1B: 3 2B: 3 3B: 1 HR: 3	SF: 0 SAC: 0 DP: 0 HBP: 0	WP: 0 PB: 0 SB: 1 CS: 0	PA: 36
<b>PITCHER</b>	IP: 5.0 WLS: L BF: 23	H: 6 R: 6 ER: 6 SO: 6	BB: 2 IBB: 0 HBP: 0 BLK: 0	WP: 0 HR: 1 S: 60 P: 91	ERA: 13.50 WHIP: 1.600	<b>PITCHER</b>	IP: 1.0 WLS: 4 BF: 0	H: 0 R: 0 ER: 0 SO: 0	BB: 1 IBB: 0 HBP: 0 BLK: 0	WP: 0 HR: 0 S: 9 P: 16	ERA: 0.00 WHIP: 1.000											

**New York Mets @ Milwaukee Brewers**  
Miller Park, Milwaukee, WI  
Thu Jul 24 2014, 7:13 PM - 9:51 PM CDT  
Att: 29,755 - Clear - 73 F

livebaseballscorecards.com

**AB 34**  
**R 9**  
**H 10**  
**RBI 9**  
**BB 2**  
**SO 9**  
**LOB 7**





Batter	1	2	3	4	5	6	7	8	9	AB	R	H	RBI	BB	SO	LOB	TOP								
3 Curtis Granderson, L OBP: 0.337, SLG: 0.401										4	0	0	0	0	0	3	1								
28 Daniel Murphy, L OBP: 0.338, SLG: 0.411										4	1	3	0	0	0	0	0								
5 David Wright, R OBP: 0.340, SLG: 0.405										4	1	2	1	0	0	0	1								
21 Lucas Duda, L OBP: 0.359, SLG: 0.497										4	1	1	2	0	0	0	3								
7 Travis d'Arnaud, R OBP: 0.295, SLG: 0.356										4	0	1	0	0	0	0	2								
53 Bobby Abreu, L OBP: 0.341, SLG: 0.347										4	0	0	0	0	0	4	3								
58 Jenny Mejia, R (9.1)										0	0	0	0	0	0	0	0								
12 Juan Lagares, R OBP: 0.305, SLG: 0.374										4	0	0	0	0	0	1	1								
11 Rubén Tejada, R OBP: 0.354, SLG: 0.288										4	0	0	0	0	0	2	1								
45 Zack Wheeler, L OBP: 0.091, SLG: 0.094										2	0	0	0	0	0	1	0								
38 Vic Black, R (7.1)										0	0	0	0	0	0	0	0								
29 Eric Campbell, R OBP: 0.369, SLG: 0.423										1	0	1	0	0	0	0	0								
52 Carlos Torres, R (8.1)										0	0	0	0	0	0	0	0								
22 Eric Young Jr., S OBP: 0.317, SLG: 0.302										0	0	0	0	0	0	0	0								
<b>Inning Stats</b>	R: 0 E: 0 K: 0 S: 6	H: 1 LOB: 1 BB: 0 P: 9	R: 0 E: 0 K: 1 S: 8	H: 0 LOB: 0 BB: 0 P: 12	R: 0 E: 0 K: 3 S: 9	H: 0 LOB: 0 BB: 0 P: 13	R: 0 E: 0 K: 1 S: 13	H: 2 LOB: 2 BB: 0 P: 18	R: 0 E: 0 K: 1 S: 10	H: 0 LOB: 0 BB: 0 P: 15	R: 0 E: 0 K: 1 S: 10	H: 0 LOB: 0 BB: 0 P: 12	R: 0 E: 0 K: 2 S: 11	H: 1 LOB: 1 BB: 0 P: 14	R: 3 E: 0 K: 2 S: 17	H: 4 LOB: 1 BB: 0 P: 23	1B: 6 2B: 1 3B: 0 HR: 1	SF: 0 SAC: 0 DP: 0 HBP: 0	WP: 0 PB: 0 SB: 0 CS: 0	PA: 35					
<b>PITCHER</b>	IP: 7.2 ERA: 3.57 ERA+: 3.06	WLS: 1 BF: 27	H: 4 R: 0 ER: 0 SO: 8	R: 0 LOB: 0 BB: 0 P: 1	BB: 0 IBB: 0 HBP: 0 BLK: 0	WP: 0 HR: 0 S: 3 P: 4	ERA: 0.00 WHIP: 0.000	IP: 1.0 ERA: 3.1	WLS: 1 BF: 7	H: 4 R: 3 ER: 3 SO: 2	BB: 0 IBB: 0 HBP: 0 BLK: 0	WP: 0 HR: 1 S: 17 P: 23	ERA: 27.00 WHIP: 4.000	IP: 1.0 ERA: 3.1	WLS: 1 BF: 7	H: 4 R: 3 ER: 3 SO: 2	BB: 0 IBB: 0 HBP: 0 BLK: 0	WP: 0 HR: 1 S: 17 P: 23	ERA: 27.00 WHIP: 4.000	IP: 1.0 ERA: 3.1	WLS: 1 BF: 7	H: 4 R: 3 ER: 3 SO: 2	BB: 0 IBB: 0 HBP: 0 BLK: 0	WP: 0 HR: 1 S: 17 P: 23	ERA: 27.00 WHIP: 4.000

**New York Mets @ Milwaukee Brewers**  
Miller Park, Milwaukee, WI  
Fri Jul 25 2014, 7:10 PM - 10:12 PM CDT  
Att: 33,097 - Partly Cloudy - 74 F

AB 35  
R 3  
H 8  
RBI 3  
BB 0  
SO 11  
LOB 12



Batter	1	2	3	4	5	6	7	8	9	AB	R	H	RBI	BB	SO	LOB	BOTTOM								
27 Carlos Gómez, R OBP: 0.371, SLG: 0.512										5	1	2	1	0	1	2									
Rickie Weeks Jr., R OBP: 0.330, SLG: 0.400										3	1	1	0	1	2	1									
8 Ryan Braun, R OBP: 0.349, SLG: 0.529										4	0	0	0	0	1	4									
16 Aramis Ramirez, R OBP: 0.324, SLG: 0.439										4	0	0	1	0	1	3									
18 Khris Davis, R OBP: 0.301, SLG: 0.476										3	0	0	0	0	2	3									
24 Lyle Overbay, L OBP: 0.318, SLG: 0.342										3	0	1	0	1	2	1									
9 Jean Segura, R OBP: 0.286, SLG: 0.326										4	0	0	0	0	0	3									
12 Martin Maldonado, R OBP: 0.162, SLG: 0.167										3	0	0	0	0	0	0									
20 Jonathan Lucroy, R OBP: 0.384, SLG: 0.508										0	0	0	0	1	0	0									
49 Yovani Gallardo, R OBP: 0.162, SLG: 0.167										3	0	0	0	0	3	1									
13 Will Smith, R ERA: 1.99										0	0	0	0	0	0	0									
57 Francisco Rodríguez, R (9.1)										0	0	0	0	0	0	0									
1 Logan Schafer, L OBP: 0.274, SLG: 0.297										1	0	0	0	0	1	1									
<b>Inning Stats</b>	R: 0 E: 0 K: 1 S: 9	H: 1 LOB: 2 BB: 0 P: 14	R: 0 E: 0 K: 1 S: 7	H: 0 LOB: 0 BB: 0 P: 11	R: 0 E: 0 K: 2 S: 11	H: 0 LOB: 0 BB: 0 P: 15	R: 0 E: 0 K: 2 S: 11	H: 0 LOB: 1 BB: 0 P: 19	R: 0 E: 0 K: 1 S: 8	H: 0 LOB: 1 BB: 0 P: 10	R: 1 E: 1 K: 1 S: 19	H: 0 LOB: 2 BB: 2 P: 31	R: 1 E: 0 K: 1 S: 9	H: 2 LOB: 1 BB: 0 P: 11	R: 0 E: 0 K: 1 S: 11	H: 1 LOB: 1 BB: 0 P: 16	R: 0 E: 0 K: 3 S: 14	H: 0 LOB: 1 BB: 1 P: 20	1B: 2 2B: 1 3B: 0 HR: 1	SF: 0 SAC: 0 DP: 0 HBP: 2	WP: 0 PB: 0 SB: 0 CS: 0	PA: 38			
<b>PITCHER</b>	IP: 6.2 ERA: 3.64 ERA+: 1.99	WLS: 1 BF: 29	H: 3 R: 2 ER: 1 SO: 9	R: 0 LOB: 0 BB: 0 P: 1	BB: 2 IBB: 0 HBP: 0 BLK: 0	WP: 0 HR: 1 S: 2 P: 10	ERA: 1.35 WHIP: 0.750	IP: 1.0 ERA: 3.1	WLS: 1 BF: 7	H: 4 R: 3 ER: 3 SO: 2	BB: 0 IBB: 0 HBP: 0 BLK: 0	WP: 0 HR: 1 S: 17 P: 23	ERA: 27.00 WHIP: 4.000	IP: 1.0 ERA: 3.1	WLS: 1 BF: 7	H: 4 R: 3 ER: 3 SO: 2	BB: 0 IBB: 0 HBP: 0 BLK: 0	WP: 0 HR: 1 S: 17 P: 23	ERA: 27.00 WHIP: 4.000	IP: 1.0 ERA: 3.1	WLS: 1 BF: 7	H: 4 R: 3 ER: 3 SO: 2	BB: 0 IBB: 0 HBP: 0 BLK: 0	WP: 0 HR: 1 S: 17 P: 23	ERA: 27.00 WHIP: 4.000

**New York Mets @ Milwaukee Brewers**  
Miller Park, Milwaukee, WI  
Fri Jul 25 2014, 7:10 PM - 10:12 PM CDT  
Att: 33,097 - Partly Cloudy - 74 F

AB 33  
R 2  
H 4  
RBI 2  
BB 3  
SO 13  
LOB 19

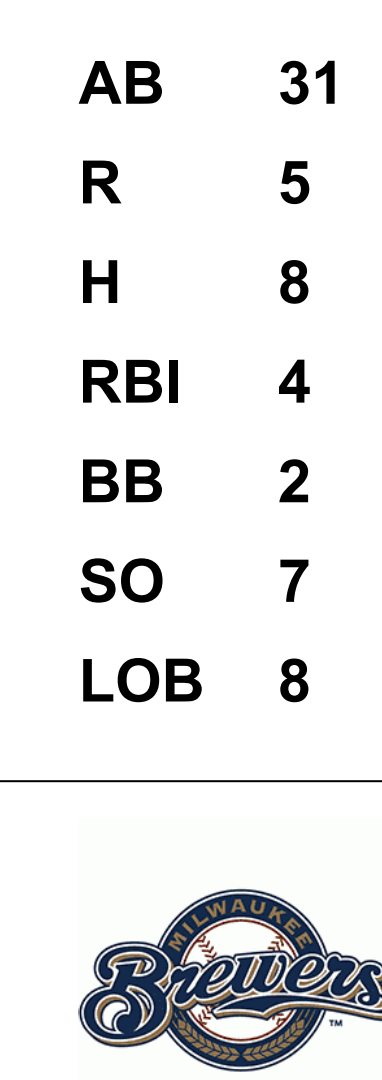




Batter	1	2	3	4	5	6	7	8	9	AB	R	H	RBI	BB	SO	LOB	TOP										
3 Curtis Granderson, L OBP: 0.337, SLG: 0.412										5	2	2	1	0	2	1	<b>New York Mets @ Milwaukee Brewers</b> Miller Park, Milwaukee, WI Sat Jul 26 2014, 6:12 PM - 9:13 PM CDT Att: 39,292 - Cloudy - 80 F										
28 Daniel Murphy, L OBP: 0.341, SLG: 0.411										4	0	2	0	1	0	2											
5 David Wright, R OBP: 0.340, SLG: 0.402										3	0	0	0	1	0	3											
21 Lucas Duda, L OBP: 0.291, SLG: 0.494										4	0	1	1	0	1	1											
7 Travis d'Arnaud, R OBP: 0.290, SLG: 0.350										4	0	0	0	0	1	2											
1 Chris Young, R OBP: 0.291, SLG: 0.359										3	0	2	0	1	0	2											
4 Wilmer Flores, R OBP: 0.244, SLG: 0.287										4	0	0	0	0	1	3											
49 Jonathon Niese, L OBP: 0.176, SLG: 0.069										1	0	0	0	1	1	0											
53 Bobby Abreu, L OBP: 0.341, SLG: 0.347										0	0	0	0	0	0	0											
29 Eric Campbell, R OBP: 0.366, SLG: 0.420										1	0	0	0	0	1	1											
52 Carlos Torres, R OBP: 0.304, SLG: 0.373										0	0	0	0	0	0	0											
12 Juan Lagares, R OBP: 0.304, SLG: 0.373										1	0	0	0	0	1	0											
22 Eric Young Jr., S OBP: 0.316, SLG: 0.306										4	0	1	0	0	2	2											
<b>Inning Stats</b>	R: 0 E: 0 K: 0 S: 9	H: 1 LOB: 1 BB: 0 P: 13	R: 0 E: 0 K: 1 S: 13	H: 0 LOB: 2 BB: 2 P: 25	R: 1 E: 0 K: 0 S: 12	H: 2 LOB: 1 BB: 1 P: 24	R: 0 E: 0 K: 1 S: 10	H: 0 LOB: 0 BB: 0 P: 14	R: 1 E: 0 K: 0 S: 9	H: 2 LOB: 1 BB: 0 P: 14	R: 0 E: 0 K: 1 S: 12	H: 1 LOB: 1 BB: 0 P: 18	R: 0 E: 0 K: 2 S: 11	H: 0 LOB: 1 BB: 1 P: 20	R: 0 E: 0 K: 3 S: 14	H: 1 LOB: 1 BB: 0 P: 24	R: 0 E: 0 K: 2 S: 10	H: 1 LOB: 1 BB: 0 P: 15	1B: 3 2B: 4 3B: 0 HR: 1	SF: 0 SAC: 0 DP: 1 HBP: 0	WP: 1 PB: 0 SB: 1 CS: 0	PA: 38					
<b>PITCHER</b>	IP	WLS	BF	H	R	ER	SO	BB	IBB	HBP	BLK	WP	HR	S	P	ERA	WHIP										
38 Wily Peralta, R ERA: 3.56	5.2	W	25	6	2	2	2	3	0	0	0	1	1	62	103	3.18	1.588										
59 Zach Duke, L ERA: 1.07	1.0	H	4	0	0	0	3	1	0	0	0	0	0	12	22	0.00	1.000										
21 Jeremy Jeffress, R ERA: 7.71	0.1	H	1	0	0	0	0	0	0	0	0	0	0	2	3	0.00	0.000										
13 Will Smith, L ERA: 3.0	1.0	H	4	1	0	0	3	0	0	0	0	0	0	14	24	0.00	1.000										
57 Francisco Rodríguez, R ERA: 3.04	1.0	S	4	1	0	0	2	0	0	0	0	0	0	10	15	0.00	1.000										

Batter	1	2	3	4	5	6	7	8	9	AB	R	H	RBI	BB	SO	LOB	BOTTOM										
27 Carlos Gómez, R OBP: 0.369, SLG: 0.509										4	1	1	0	0	2	1	<b>New York Mets @ Milwaukee Brewers</b> Miller Park, Milwaukee, WI Sat Jul 26 2014, 6:12 PM - 9:13 PM CDT Att: 39,292 - Cloudy - 80 F										
20 Jonathan Lucroy, R OBP: 0.383, SLG: 0.505										4	1	1	1	0	0	1											
8 Ryan Braun, R OBP: 0.351, SLG: 0.529										4	0	2	1	0	2	0											
16 Aramis Ramirez, R OBP: 0.320, SLG: 0.433										4	0	0	0	0	0	2											
Rickie Weeks Jr., R OBP: 0.333, SLG: 0.399										3	1	1	0	1	1	0											
18 Khris Davis, R OBP: 0.301, SLG: 0.476										4	0	1	1	0	0	1											
7 Mark Reynolds, R OBP: 0.305, SLG: 0.417										4	1	2	1	0	1	1											
9 Jean Segura, R OBP: 0.267, SLG: 0.324										2	1	0	0	1	0	1											
38 Wily Peralta, R ERA: 3.23	5.0	L	22	5	3	3	4	2	0	0	0	0	0	0	0	1											
21 Jeremy Jeffress, R ERA: 7.71	3.0	L	12	3	2	2	3	0	0	0	0	0	0	0	0	0											
24 Lyle Overbay, L OBP: 0.340, SLG: 0.340										1	0	0	0	0	0	0											
13 Will Smith, R ERA: 3.0										0	0	0	0	0	0	0											
57 Francisco Rodríguez, R ERA: 3.04										0	0	0	0	0	0	0											
<b>Inning Stats</b>	R: 0 E: 0 K: 1 S: 11	H: 1 LOB: 1 BB: 0 P: 19	R: 0 E: 0 K: 1 S: 9	H: 0 LOB: 0 BB: 0 P: 9	R: 0 E: 0 K: 1 S: 7	H: 0 LOB: 1 BB: 1 P: 12	R: 0 E: 0 K: 1 S: 12	H: 0 LOB: 1 BB: 1 P: 18	R: 3 E: 0 K: 0 S: 20	H: 4 LOB: 1 BB: 0 P: 31	R: 1 E: 0 K: 1 S: 11	H: 1 LOB: 0 BB: 0 P: 15	R: 0 E: 0 K: 1 S: 10	H: 0 LOB: 0 BB: 0 P: 11	R: 1 E: 0 K: 1 S: 14	H: 2 LOB: 1 BB: 0 P: 20	R: 0 E: 0 K: 1 S: 10	H: 1 LOB: 1 BB: 0 P: 15	1B: 5 2B: 2 3B: 0 HR: 1	SF: 0 SAC: 1 DP: 0 HBP: 0	WP: 1 PB: 0 SB: 1 CS: 0	PA: 34					
<b>PITCHER</b>	IP	WLS	BF	H	R	ER	SO	BB	IBB	HBP	BLK	WP	HR	S	P	ERA	WHIP										
49 Jonathon Niese, L ERA: 3.23	5.0	L	22	5	3	3	4	2	0	0	0	0	1	59	89	5.40	1.400										
52 Carlos Torres, R ERA: 3.05	3.0	L	12	3	2	2	3	0	0	0	0	0	1	35	46	6.00	1.000										

AB 34  
R 2  
H 8  
RBI 2  
BB 4  
SO 10  
LOB 17





Batter	1	2	3	4	5	6	7	8	9	AB	R	H	RBI	BB	SO	LOB	TOP					
3 Curtis Granderson, L OBP: 0.339, SLG: 0.415										3	0	1	0	0	0	0	<b>New York Mets @ Milwaukee Brewers</b> Miller Park, Milwaukee, WI Sun Jul 27 2014, 1:11 PM - 4:21 PM CDT Att: 39,040 - Partly Cloudy - 85 F					
28 Daniel Murphy, L OBP: 0.342, SLG: 0.415										4	1	2	0	0	1	2						
5 David Wright, R OBP: 0.339, SLG: 0.401										4	0	1	0	0	0	3						
21 Lucas Duda, L OBP: 0.276, SLG: 0.500										4	1	1	2	0	1	2						
1 Chris Young, R OBP: 0.295, SLG: 0.370										4	0	2	0	0	1	2						
12 Juan Lagares, R OBP: 0.303, SLG: 0.368										3	0	0	0	1	1	4						
20 Anthony Recker, R OBP: 0.237, SLG: 0.323										4	0	0	0	0	1	4						
11 Rubén Tejada, R OBP: 0.352, SLG: 0.285										3	0	0	0	1	0	3						
48 Jacob deGrom, L OBP: 0.276, SLG: 0.286											3	0	0	0	0	2		1				
38 Vic Black, R										0	0	0	0	0	0	0						
27 Jeury's Familia, R OBP: 1.000, SLG: 1.000										0	0	0	0	0	0	0						
53 Bobby Abreu, L OBP: 0.338, SLG: 0.345										1	0	0	0	0	0	0						
56 Jenny Mejia, R										0	0	0	0	0	0	0						
<b>Inning Stats</b>	R: 0 E: 0 K: 0 S: 4	H: 0 LOB: 0 BB: 0 P: 8	R: 0 E: 1 K: 0 S: 7	H: 1 LOB: 2 BB: 1 P: 15	R: 0 E: 0 K: 2 S: 12	H: 1 LOB: 1 BB: 0 P: 20	R: 0 E: 0 K: 2 S: 11	H: 1 LOB: 1 BB: 0 P: 15	R: 0 E: 0 K: 1 S: 8	H: 0 LOB: 0 BB: 0 P: 12	R: 2 E: 1 K: 1 S: 15	H: 2 LOB: 1 BB: 0 P: 19	R: 0 E: 0 K: 0 S: 5	H: 0 LOB: 0 BB: 1 P: 11	R: 0 E: 0 K: 1 S: 9	H: 2 LOB: 2 BB: 0 P: 13	R: 0 E: 0 K: 0 S: 6	H: 0 LOB: 0 BB: 0 P: 8	1B: 2 2B: 4 3B: 0 HR: 1	SF: 0 SAC: 0 DP: 3 HBP: 1	WP: 0 PB: 0 SB: 0 CS: 0	PA: 36
<b>PITCHER</b>	IP ERA WHIP	WLS LOB BF	H R ER SO	B BB IBB HBP BLK	WP HR S P	ERA WHIP	<b>PITCHER</b>	IP ERA WHIP	WLS LOB BF	H R ER SO	B BB IBB HBP BLK	WP HR S P	ERA WHIP									
52 Jimmy Nelson, R ERA: 4.3	7.0	L 28	5 2 2 6	2 0 1 0	0 1 62 100	2.57 1.000	32 Tom Gorzelanny, L ERA:	0.1	3	2 0 0 0	0 0 0 0	0 0 3 3	0.00 6.000									
53 Brandon Kintzler, R ERA: 3.44	1.2	5	0 0 0 1	0 0 0 0	0 0 12 18	0.00 0.000																

AB	33
R	2
H	7
RBI	2
BB	2
SO	7
LOB	21



Batter	1	2	3	4	5	6	7	8	9	AB	R	H	RBI	BB	SO	LOB	BOTTOM			
27 Carlos Gómez, R OBP: 0.366, SLG: 0.504										4	0	0	0	0	1	1	<b>New York Mets @ Milwaukee Brewers</b> Miller Park, Milwaukee, WI Sun Jul 27 2014, 1:11 PM - 4:21 PM CDT Att: 39,040 - Partly Cloudy - 85 F			
Rickie Weeks Jr., R OBP: 0.337, SLG: 0.398										3	0	1	0	1	1	1				
8 Ryan Braun, R OBP: 0.347, SLG: 0.523										4	0	0	0	0	0	2				
20 Jonathan Lucroy, R OBP: 0.379, SLG: 0.503										4	0	0	0	0	0	2				
18 Khris Davis, R OBP: 0.305, SLG: 0.478										3	0	2	0	1	1	0				
7 Mark Reynolds, R OBP: 0.301, SLG: 0.411										4	0	0	0	0	2	3				
9 Jean Segura, R OBP: 0.289, SLG: 0.326										4	0	2	0	0	0	0				
3 Elian Herrera, S OBP: 0.275, SLG: 0.326										2	0	0	0	0	1	0				
2 Scooter Gennett, L OBP: 0.342, SLG: 0.480										1	0	0	0	0	0	2				
24 Lyle Overbay, L OBP: 0.315, SLG: 0.339										1	0	0	0	0	0	2				
52 Jimmy Nelson, R OBP: 0.143, SLG: 0.143										2	0	1	0	0	0	0				
16 Aramis Ramirez, R OBP: 0.319, SLG: 0.452										1	0	0	0	0	0	2				
32 Tom Gorzelanny, R										0	0	0	0	0	0	0				
53 Brandon Kintzler, R										0	0	0	0	0	0	0				
<b>Inning Stats</b>	R: 0 E: 0 K: 0 S: 11	H: 0 LOB: 0 BB: 1 P: 19	R: 0 E: 0 K: 1 S: 13	H: 0 LOB: 0 BB: 0 P: 19	R: 0 E: 0 K: 1 S: 14	H: 0 LOB: 1 BB: 1 P: 23	R: 0 E: 0 K: 0 S: 12	H: 0 LOB: 0 BB: 0 P: 16	R: 0 E: 0 K: 1 S: 8	H: 1 LOB: 1 BB: 0 P: 16	R: 0 E: 0 K: 0 S: 5	H: 2 LOB: 2 BB: 0 P: 13	R: 0 E: 0 K: 1 S: 8	H: 0 LOB: 0 BB: 0 P: 13	R: 0 E: 0 K: 1 S: 12	H: 2 LOB: 2 BB: 0 P: 18	1B: 6 2B: 0 3B: 0 HR: 0	SF: 0 SAC: 0 DP: 0 HBP: 0	WP: 0 PB: 0 SB: 0 CS: 0	PA: 35
<b>PITCHER</b>	IP ERA WHIP	WLS LOB BF	H R ER SO	B BB IBB HBP BLK	WP HR S P	ERA WHIP	<b>PITCHER</b>	IP ERA WHIP	WLS LOB BF	H R ER SO	B BB IBB HBP BLK	WP HR S P	ERA WHIP							
48 Jacob deGrom, R ERA: 2.79	6.1	W 25	4 0 0 4	2 0 0 0	0 0 76 114	0.00 0.947	38 Vic Black, R ERA: 1.93	0.2	H 2	0 0 0 0	0 0 0 0	0 0 5 8	0.00 0.000							
27 Jeury's Familia, R ERA: 1.88	1.0	H 3	0 0 0 1	0 0 0 0	0 0 8 13	0.00 0.000	58 Jenny Mejia, R ERA: 3.63	1.0	S 5	2 0 0 1	0 0 0 0	0 0 12 18	0.00 2.000							

AB	33
R	0
H	6
RBI	0
BB	2
SO	6
LOB	15





Batter	1	2	3	4	5	6	7	8	9	AB	R	H	RBI	BB	SO	LOB	TOP	
2 Ben Revere, L OBP: 0.316, SLG: 0.353										5	0	2	0	0	1	1		
11 Jimmy Rollins, S OBP: 0.320, SLG: 0.392											4	0	0	0	1	0	4	
3 Marlon Byrd, R OBP: 0.321, SLG: 0.482											5	0	4	0	0	0	0	
6 Ryan Howard, L OBP: 0.306, SLG: 0.380											5	0	0	0	0	1	8	
9 Dornic Brown, L OBP: 0.280, SLG: 0.341										4	1	1	0	0	1	2		
51 Carlos Ruiz, R OBP: 0.375, SLG: 0.382											4	0	4	1	0	0	0	
25 Cody Asche, L OBP: 0.299, SLG: 0.390										3	0	0	0	0	1	5		
43 Mario Hollands, L OBP: 0.302, SLG: 0.341										0	0	0	0	0	0	0		
18 Darin Ruf, R OBP: 0.299, SLG: 0.318										1	0	0	0	0	0	1		
48 Philippe Aumont, L OBP: 0.318, SLG: 0.318										0	0	0	0	0	0	0		
17 Reid Brignac, L OBP: 0.329, SLG: 0.394										4	0	0	0	0	2	1		
34 A.J. Burnett, R OBP: 0.188, SLG: 0.196			<															











Batter	1	2	3	4	5	6	7	8	9	AB	R	H	RBI	BB	SO	LOB	TOP					
8 Hunter Pence, R OBP: 0.345, SLG: 0.463										4	1	1	3	1	1	1						
50 Matt Duffy, R OBP: 0.333, SLG: 0.200										4	0	1	1	0	0	2						
28 Buster Posey, R OBP: 0.343, SLG: 0.433										4	0	1	0	0	1	2						
48 Pablo Sandoval, S OBP: 0.324, SLG: 0.421										4	0	1	0	0	0	1						
38 Michael Morse, R OBP: 0.327, SLG: 0.477										4	0	1	0	0	1	2						
45 Travis Ishikawa, L OBP: 0.275, SLG: 0.389										0	0	0	0	0	0	0						
2 Juan Carlos Perez, R OBP: 0.269, SLG: 0.250										4	1	1	0	0	0	1						
7 Gregor Blanco, L OBP: 0.316, SLG: 0.310										4	1	0	0	0	0	1						
35 Brandon Crawford, L OBP: 0.327, SLG: 0.405										4	1	3	1	0	0	0						
32 Ryan Vogelsong, R OBP: 0.175, SLG: 0.184										2	1	0	0	0	1	1						
<b>Inning Stats</b>	R: 0 E: 0 K: 1 S: 10	H: 2 LOB: 2 BB: 0 P: 12	R: 2 E: 1 K: 0 S: 9	H: 2 LOB: 1 BB: 0 P: 10	R: 0 E: 0 K: 1 S: 6	H: 1 LOB: 1 BB: 0 P: 6	R: 0 E: 0 K: 1 S: 8	H: 0 LOB: 0 BB: 0 P: 12	R: 0 E: 0 K: 1 S: 4	H: 0 LOB: 0 BB: 0 P: 7	R: 0 E: 0 K: 1 S: 8	H: 0 LOB: 0 BB: 0 P: 11	R: 3 E: 0 K: 0 S: 15	H: 3 LOB: 1 BB: 0 P: 18	R: 0 E: 0 K: 0 S: 6	H: 0 LOB: 0 BB: 0 P: 8	R: 0 E: 0 K: 0 S: 8	H: 1 LOB: 1 BB: 0 P: 14	1B: 6 2B: 1 3B: 2 HR: 0	SF: 0 SAC: 1 DP: 2 HBP: 2	WP: 0 PB: 0 SB: 0 CS: 0	PA: 38
<b>PITCHER</b>	IP WLS BF H R ER SO BB IBB HBP BLK WP HR S P ERA WHIP																					
49 Jonathon Niese, L ERA: 3.24	(1, 1) 8.0 L 35 9 5 3 4 0 0 2 0 0 0 0 68 87 3.38 1.125																					
38 Vic Black, R ERA: 1.8	(9, 1) 1.0 3 0 0 0 0 1 0 0 0 0 0 6 11 0.00 1.000																					

San Francisco Giants @ New York Mets  
Citi Field, Flushing, NY  
Fri Aug 01 2014, 7:11 PM - 9:18 PM EDT  
Att: 28,905 - Cloudy - 77 F

livebaseballscorecards.com

AB 34  
R 5  
H 9  
RBI 5  
BB 1  
SO 4  
LOB 11

Batter	1	2	3	4	5	6	7	8	9	AB	R	H	RBI	BB	SO	LOB	BOTTOM			
3 Curtis Granderson, L OBP: 0.339, SLG: 0.410										3	0	0	0	1	1	0				
28 Daniel Murphy, L OBP: 0.341, SLG: 0.422										3	0	0	0	0	0	1				
5 David Wright, R OBP: 0.331, SLG: 0.391										3	0	0	0	0	1	0				
21 Lucas Duda, L OBP: 0.358, SLG: 0.514										3	1	1	1	0	0	0				
1 Chris Young, R OBP: 0.286, SLG: 0.355										3	0	0	0	0	1	0				
7 Travis d'Arnaud, R OBP: 0.292, SLG: 0.370										3	0	0	0	0	0	0				
12 Juan Lagares, R OBP: 0.312, SLG: 0.378										3	0	1	0	0	0	0				
11 Rubén Tejada, R OBP: 0.355, SLG: 0.285										3	0	0	0	0	1	1				
49 Jonathon Niese, L OBP: 0.167, SLG: 0.065										2	0	0	0	0	1	1				
38 Vic Black, R ERA: 1.8										0	0	0	0	0	0	0				
53 Bobby Abreu, L OBP: 0.331, SLG: 0.336										1	0	0	0	0	0	0				
<b>Inning Stats</b>	R: 0 E: 0 K: 1 S: 7	H: 0 LOB: 0 BB: 0 P: 10	R: 0 E: 0 K: 0 S: 12	H: 0 LOB: 0 BB: 0 P: 17	R: 0 E: 0 K: 2 S: 8	H: 0 LOB: 0 BB: 0 P: 13	R: 0 E: 0 K: 0 S: 6	H: 0 LOB: 0 BB: 1 P: 12	R: 0 E: 0 K: 0 S: 6	H: 0 LOB: 0 BB: 0 P: 9	R: 0 E: 0 K: 1 S: 6	H: 0 LOB: 0 BB: 0 P: 8	R: 1 E: 0 K: 0 S: 9	H: 1 LOB: 0 BB: 0 P: 11	R: 0 E: 0 K: 0 S: 7	H: 0 LOB: 0 BB: 0 P: 9	1B: 1 2B: 1 3B: 0 HR: 1	SF: 0 SAC: 0 DP: 2 HBP: 0	WP: 0 PB: 0 SB: 0 CS: 0	PA: 28
<b>PITCHER</b>	IP WLS BF H R ER SO BB IBB HBP BLK WP HR S P ERA WHIP																			
32 Ryan Vogelsong, R ERA: 3.88	(1, 1) 9.0 W 28 2 1 1 5 1 0 0 0 0 1 69 102 1.00 0.333																			

San Francisco Giants @ New York Mets  
Citi Field, Flushing, NY  
Fri Aug 01 2014, 7:11 PM - 9:18 PM EDT  
Att: 28,905 - Cloudy - 77 F

livebaseballscorecards.com

AB 27  
R 1  
H 2  
RBI 1  
BB 1  
SO 5  
LOB 3



Batter	1	2	3	4	5	6	7	8	9	AB	R	H	RBI	BB	SO	LOB	TOP										
8 Hunter Pence, R (1,9) OBP: 0.342, SLG: 0.459	G5-3			K		P3		K		4	0	0	0	0	2	1	<b>San Francisco Giants @ New York Mets</b> Citi Field, Flushing, NY Sat Aug 02 2014, 7:10 PM - 9:35 PM EDT Att: 33,687 - Partly Cloudy - 70 F										
35 Brandon Crawford, L (1,6) OBP: 0.323, SLG: 0.461	K			L3			F8	F8		4	0	0	0	0	1	1											
28 Buster Posey, R (1,2) OBP: 0.342, SLG: 0.431	G1-3			G6-3			G5-3			4	0	1	0	0	0	0											
48 Pablo Sandoval, S (1,5) OBP: 0.323, SLG: 0.422		G3-1			L7				FC1-6 1B	4	0	1	0	0	0	1											
38 Michael Morse, R (1,7) OBP: 0.324, SLG: 0.471		G5-3			K		G5-3			4	0	0	0	0	2	2											
9 Brandon Belt, L (1,3) OBP: 0.314, SLG: 0.458			L8							3	1	2	0	1	0	0											
12 Joe Panik, L (1,4) OBP: 0.265, SLG: 0.227			G3-1		G3					4	0	0	0	0	1	4											
2 Juan Carlos Perez, R (1,8) OBP: 0.214, SLG: 0.302						F8				3	1	1	0	0	1	0											
22 Jake Peavy, R (1,1)										2	0	0	0	0	2	0											
45 Travis Ishikawa, L (8,PH) OBP: 0.293, SLG: 0.405										1	0	1	2	0	0	0											
49 Javier López, L (8,1)										0	0	0	0	0	0	0											
<b>Inning Stats</b>	R: 0 E: 0 K: 1 S: 9	H: 0 LOB: 0 BB: 0 P: 11	R: 0 E: 0 K: 0 S: 7	H: 0 LOB: 0 BB: 0 P: 11	R: 0 E: 0 K: 2 S: 10	H: 0 LOB: 0 BB: 0 P: 12	R: 0 E: 0 K: 1 S: 12	H: 0 LOB: 1 BB: 1 P: 16	R: 0 E: 0 K: 1 S: 11	H: 0 LOB: 0 BB: 0 P: 19	R: 0 E: 0 K: 1 S: 5	H: 0 LOB: 0 BB: 0 P: 5	R: 0 E: 0 K: 0 S: 8	H: 1 LOB: 0 BB: 0 P: 11	R: 2 E: 0 K: 2 S: 16	H: 3 LOB: 1 BB: 0 P: 23	R: 0 E: 0 K: 1 S: 10	H: 2 LOB: 2 BB: 0 P: 13	1B: 4 2B: 2 HR: 0	SF: 0 SAC: 0 DP: 0 HBP: 0	WP: 0 PB: 0 SB: 0 CS: 0	PA: 34					
<b>PITCHER</b>	IP	WLS	BF	H	R	ER	SO	BB	IBB	HBP	BLK	WP	HR	S	P	ERA	WHIP										
48 Jacob deGrom, R (1,1) ERA: 2.77	7.1	W	27	4	2	2	7	1	0	0	0	0	0	73	101	2.46	0.682										
27 Jeury's Familia, R (8,1) ERA: 1.91	0.2	H	2	0	0	0	1	0	0	0	0	0	0	5	7	0.00	0.000										
58 Jenny Mejia, R (9,1) ERA: 3.58	1.0	S	5	2	0	0	1	0	0	0	0	0	0	10	13	0.00	2.000										

Batter	1	2	3	4	5	6	7	8	9	AB	R	H	RBI	BB	SO	LOB	BOTTOM										
3 Curtis Granderson, L (1,9) OBP: 0.336, SLG: 0.405	G5-3			G4-3			F9	K		4	0	0	0	0	1	0	<b>San Francisco Giants @ New York Mets</b> Citi Field, Flushing, NY Sat Aug 02 2014, 7:10 PM - 9:35 PM EDT Att: 33,687 - Partly Cloudy - 70 F										
28 Daniel Murphy, L (1,4) OBP: 0.340, SLG: 0.423	L3			G4-3			5 1B	G4-3		4	1	1	0	0	0	0											
5 David Wright, R (1,5) OBP: 0.331, SLG: 0.390	K			G1-3			7 SF9	12 1B		3	1	1	0	0	1	0											
21 Lucas Duda, L (1,3) OBP: 0.358, SLG: 0.511		F7			K		2-3 1B	12 1B		2	1	0	0	0	1	0											
7 Travis d'Arnaud, R (1,2) OBP: 0.288, SLG: 0.367		G6-3			G6-3		4 2B	HBP		2	0	0	1	0	0	0											
12 Juan Lagares, R (1,8) OBP: 0.312, SLG: 0.377		G5-3			G5-3		SF9	4 2B		3	1	1	1	0	0	0											
4 Wilmer Flores, R (1,6) OBP: 0.250, SLG: 0.301				P2		F9				3	0	1	2	0	0	0											
48 Jacob deGrom, L (1,1) OBP: 0.250, SLG: 0.258				G6-3			G4-3			3	0	0	0	0	1	1											
27 Jeury's Familia, R (8,1) OBP: 1.000, SLG: 1.000							K			0	0	0	0	0	0	0											
58 Jenny Mejia, R (9,1)										0	0	0	0	0	0	0											
22 Eric Young Jr., S (1,7) OBP: 0.310, SLG: 0.300				F7			K	G1-3		3	0	0	0	0	1	0											
<b>Inning Stats</b>	R: 0 E: 0 K: 1 S: 8	H: 0 LOB: 0 BB: 0 P: 14	R: 0 E: 0 K: 0 S: 6	H: 0 LOB: 0 BB: 0 P: 7	R: 0 E: 0 K: 0 S: 5	H: 0 LOB: 0 BB: 0 P: 6	R: 0 E: 0 K: 0 S: 9	H: 0 LOB: 0 BB: 0 P: 13	R: 0 E: 0 K: 1 S: 9	H: 0 LOB: 0 BB: 0 P: 13	R: 0 E: 0 K: 1 S: 10	H: 0 LOB: 0 BB: 0 P: 14	R: 4 E: 0 K: 1 S: 16	H: 4 LOB: 1 BB: 0 P: 22	R: 0 E: 0 K: 1 S: 9	H: 0 LOB: 0 BB: 0 P: 12	1B: 2 2B: 2 HR: 0	SF: 1 SAC: 0 DP: 0 HBP: 1	WP: 0 PB: 0 SB: 0 CS: 0	PA: 29							
<b>PITCHER</b>	IP	WLS	BF	H	R	ER	SO	BB	IBB	HBP	BLK	WP	HR	S	P	ERA	WHIP										
22 Jake Peavy, R (1,1) ERA: 4.73	7.0	L	26	4	4	4	4	1	0	1	0	0	0	63	89	5.14	0.571										
49 Javier López, L (8,1) ERA: 2.22	1.0		3	0	0	0	1	0	0	0	0	0	0	9	12	0.00	0.000										



Batter	1	2	3	4	5	6	7	8	9	AB	R	H	RBI	BB	SO	LOB	TOP									
8 Hunter Pence, R OBP: 0.345, SLG: 0.476	P3		2-1 HR		2-1 G4-3 2B		3-2 F9		3-1 HR	5	3	3	4	0	0	1	<b>San Francisco Giants @ New York Mets</b> Citi Field, Flushing, NY Sun Aug 03 2014, 1:11 PM - 3:51 PM EDT Att: 32,408 - Cloudy - 72 F									
50 Matt Duffy, R OBP: 0.182, SLG: 0.100	K		1-0 F8		2-1 G4-3		1-2 K		2-2 P4	5	0	0	0	0	2	2										
28 Buster Posey, R OBP: 0.323, SLG: 0.447 34 Andrew Susac, R OBP: 0.273, SLG: 0.200	1B		3-3 K		2-2 48 1B 2B		0-1 HR		1-2 1B	5	2	4	3	0	1	0										
48 Pablo Sandoval, S OBP: 0.323, SLG: 0.420 13 Joaquin Arias, R OBP: 0.217, SLG: 0.295	F7			L9	0-1 2B		1-0 G4-3		1-0 G6-3	4	0	1	1	0	0	1										
9 Brandon Belt, L OBP: 0.312, SLG: 0.471 45 Travis Ishikawa, L OBP: 0.293, SLG: 0.405	K			1-2 HR	0-0 F9				0-1 G4-3	4	1	1	1	0	1	1										
38 Michael Morse, R OBP: 0.322, SLG: 0.468 2 Juan Carlos Perez, R OBP: 0.229, SLG: 0.302	F9			0-1 G4-3			3-2 F9		1-0 HBP	3	0	0	0	0	0	0										
7 Gregor Blanco, L OBP: 0.312, SLG: 0.305	F8			2-3 K			0-0 L9		2-1 F8	4	0	0	0	0	1	1										
35 Brandon Crawford, L OBP: 0.323, SLG: 0.399			3-2 40 SH1-4 8 HR 1B		1-3 K		2-1 F7		1-3 K	4	1	1	0	0	2	1										
40 Madison Bumgarner, R OBP: 0.302, SLG: 0.490	SH1-4			0-1 8 2B 1B			4-1 28 HR BB		2-3 K	2	2	1	0	1	1	0										
<b>Inning Stats</b>	R: 0 H: 1 E: 0 K: 1 S: 10	H: 1 LOB: 1 BB: 0 P: 14	R: 0 H: 0 E: 0 K: 1 S: 9	H: 0 LOB: 0 BB: 0 P: 14	R: 2 H: 2 E: 0 K: 1 S: 13	H: 2 LOB: 0 BB: 0 P: 22	R: 1 H: 1 E: 0 K: 1 S: 11	H: 1 LOB: 0 BB: 0 P: 14	R: 3 H: 4 E: 0 K: 1 S: 17	H: 4 LOB: 1 BB: 0 P: 24	R: 0 H: 0 E: 0 K: 0 S: 9	H: 0 LOB: 0 BB: 0 P: 14	R: 2 H: 1 E: 0 K: 1 S: 12	H: 1 LOB: 1 BB: 1 P: 21	R: 0 H: 0 E: 0 K: 1 S: 8	H: 0 LOB: 1 BB: 0 P: 12		R: 1 H: 2 E: 0 K: 1 S: 13	H: 2 LOB: 1 BB: 0 P: 22	1B: 5 2B: 2 3B: 0 HR: 4	SF: 0 SAC: 1 DP: 0 HBP: 1	WP: 0 PB: 1 CS: 0	PA: 40			
<b>PITCHER</b>	IP WLS BF H R ER SO BB IBB HBP BLK WP HR S P ERA WHIP	IP WLS BF H R ER SO BB IBB HBP BLK WP HR S P ERA WHIP	IP WLS BF H R ER SO BB IBB HBP BLK WP HR S P ERA WHIP	IP WLS BF H R ER SO BB IBB HBP BLK WP HR S P ERA WHIP	IP WLS BF H R ER SO BB IBB HBP BLK WP HR S P ERA WHIP	IP WLS BF H R ER SO BB IBB HBP BLK WP HR S P ERA WHIP	IP WLS BF H R ER SO BB IBB HBP BLK WP HR S P ERA WHIP	IP WLS BF H R ER SO BB IBB HBP BLK WP HR S P ERA WHIP	IP WLS BF H R ER SO BB IBB HBP BLK WP HR S P ERA WHIP	IP WLS BF H R ER SO BB IBB HBP BLK WP HR S P ERA WHIP	IP WLS BF H R ER SO BB IBB HBP BLK WP HR S P ERA WHIP	IP WLS BF H R ER SO BB IBB HBP BLK WP HR S P ERA WHIP	IP WLS BF H R ER SO BB IBB HBP BLK WP HR S P ERA WHIP	IP WLS BF H R ER SO BB IBB HBP BLK WP HR S P ERA WHIP	IP WLS BF H R ER SO BB IBB HBP BLK WP HR S P ERA WHIP	IP WLS BF H R ER SO BB IBB HBP BLK WP HR S P ERA WHIP	IP WLS BF H R ER SO BB IBB HBP BLK WP HR S P ERA WHIP	IP WLS BF H R ER SO BB IBB HBP BLK WP HR S P ERA WHIP	IP WLS BF H R ER SO BB IBB HBP BLK WP HR S P ERA WHIP	IP WLS BF H R ER SO BB IBB HBP BLK WP HR S P ERA WHIP	IP WLS BF H R ER SO BB IBB HBP BLK WP HR S P ERA WHIP	IP WLS BF H R ER SO BB IBB HBP BLK WP HR S P ERA WHIP	IP WLS BF H R ER SO BB IBB HBP BLK WP HR S P ERA WHIP	IP WLS BF H R ER SO BB IBB HBP BLK WP HR S P ERA WHIP	IP WLS BF H R ER SO BB IBB HBP BLK WP HR S P ERA WHIP	IP WLS BF H R ER SO BB IBB HBP BLK WP HR S P ERA WHIP
3 Curtis Granderson, L OBP: 0.336, SLG: 0.402	5 G5-4-3 BB		1-2 L4				1-3 K		1-1 F9	3	0	0	0	1	1	1	<b>San Francisco Giants @ New York Mets</b> Citi Field, Flushing, NY Sun Aug 03 2014, 1:11 PM - 3:51 PM EDT Att: 32,408 - Cloudy - 72 F									
11 Rubén Tejada, R OBP: 0.350, SLG: 0.281	K		0-3 G5-3				1-2 F9		0-0 P3	4	0	0	0	0	1	1										
5 David Wright, R OBP: 0.337, SLG: 0.390 61 Dana Eveland, L OBP: 0.229 66 Josh Edgin, R OBP: 0.287, SLG: 0.366	G5-4-3		0-2 K2-3				1-0 29 FC6-4 1B		1-3 K	3	0	1	0	0	1	1										
29 Eric Campbell, R OBP: 0.362, SLG: 0.412			0-3 K				0-0 FC6-4		0-0 K	3	0	0	0	0	2	1										
1 Chris Young, R OBP: 0.283, SLG: 0.351	L7		0-0 L7				0-1 F9		0-3 K	3	0	0	0	0	1	1										
12 Juan Lagares, R OBP: 0.305, SLG: 0.373	P3		1-2 P3				0-3 K		0-1 L8	3	0	0	0	0	1	0										
4 Wilmer Flores, R OBP: 0.253, SLG: 0.313			0-1 2B				0-1 F8		1-1 E3	3	0	1	0	0	0	0										
20 Anthony Recker, R OBP: 0.232, SLG: 0.315	L6		1-1 L6				1-1 F8		0-0 P5	3	0	0	0	0	0	2										
40 Bartolo Colon, R OBP: 0.048, SLG: 0.071 44 Buddy Carlyle, L OBP: 0.309, SLG: 0.299 52 Carlos Torres, R OBP: 0.287, SLG: 0.366 21 Lucas Duda, L OBP: 0.357, SLG: 0.509	K		0-3 K				2-3 K		0-0 F8	1	0	0	0	0	1	1										
<b>Inning Stats</b>	R: 0 H: 0 E: 0 K: 1 S: 10	H: 0 LOB: 0 BB: 0 P: 14	R: 0 H: 0 E: 0 K: 1 S: 7	H: 0 LOB: 0 BB: 0 P: 8	R: 0 H: 1 E: 0 K: 1 S: 11	H: 1 LOB: 1 BB: 0 P: 13	R: 0 H: 0 E: 0 K: 2 S: 8	H: 0 LOB: 0 BB: 0 P: 11	R: 0 H: 0 E: 0 K: 1 S: 7	H: 0 LOB: 0 BB: 0 P: 7	R: 0 H: 0 E: 0 K: 2 S: 8	H: 0 LOB: 0 BB: 0 P: 12	R: 0 H: 1 E: 0 K: 1 S: 10	H: 1 LOB: 1 BB: 0 P: 12	R: 0 H: 0 E: 1 K: 0 S: 6	H: 0 LOB: 1 BB: 0 P: 7		R: 0 H: 0 E: 0 K: 1 S: 8	H: 0 LOB: 0 BB: 0 P: 10	1B: 1 2B: 1 3B: 0 HR: 0	SF: 0 SAC: 0 DP: 1 HBP: 0	WP: 0 PB: 0 CS: 0	PA: 30			
<b>PITCHER</b>	IP WLS BF H R ER SO BB IBB HBP BLK WP HR S P ERA WHIP	IP WLS BF H R ER SO BB IBB HBP BLK WP HR S P ERA WHIP	IP WLS BF H R ER SO BB IBB HBP BLK WP HR S P ERA WHIP	IP WLS BF H R ER SO BB IBB HBP BLK WP HR S P ERA WHIP	IP WLS BF H R ER SO BB IBB HBP BLK WP HR S P ERA WHIP	IP WLS BF H R ER SO BB IBB HBP BLK WP HR S P ERA WHIP	IP WLS BF H R ER SO BB IBB HBP BLK WP HR S P ERA WHIP	IP WLS BF H R ER SO BB IBB HBP BLK WP HR S P ERA WHIP	IP WLS BF H R ER SO BB IBB HBP BLK WP HR S P ERA WHIP	IP WLS BF H R ER SO BB IBB HBP BLK WP HR S P ERA WHIP	IP WLS BF H R ER SO BB IBB HBP BLK WP HR S P ERA WHIP	IP WLS BF H R ER SO BB IBB HBP BLK WP HR S P ERA WHIP	IP WLS BF H R ER SO BB IBB HBP BLK WP HR S P ERA WHIP	IP WLS BF H R ER SO BB IBB HBP BLK WP HR S P ERA WHIP	IP WLS BF H R ER SO BB IBB HBP BLK WP HR S P ERA WHIP	IP WLS BF H R ER SO BB IBB HBP BLK WP HR S P ERA WHIP	IP WLS BF H R ER SO BB IBB HBP BLK WP HR S P ERA WHIP	IP WLS BF H R ER SO BB IBB HBP BLK WP HR S P ERA WHIP	IP WLS BF H R ER SO BB IBB HBP BLK WP HR S P ERA WHIP	IP WLS BF H R ER SO BB IBB HBP BLK WP HR S P ERA WHIP	IP WLS BF H R ER SO BB IBB HBP BLK WP HR S P ERA WHIP	IP WLS BF H R ER SO BB IBB HBP BLK WP HR S P ERA WHIP	IP WLS BF H R ER SO BB IBB HBP BLK WP HR S P ERA WHIP	IP WLS BF H R ER SO BB IBB HBP BLK WP HR S P ERA WHIP	IP WLS BF H R ER SO BB IBB HBP BLK WP HR S P ERA WHIP	IP WLS BF H R ER SO BB IBB HBP BLK WP HR S P ERA WHIP

livebaseballscores.com





















Batter	1	2	3	4	5	6	7	8	9	AB	R	H	RBI	BB	SO	LOB	TOP						
3 Curtis Granderson, L OBP: 0.333, SLG: 0.395										4	0	2	1	1	0	0	<b>New York Mets @ Philadelphia Phillies</b> Citizens Bank Park, Philadelphia, PA Fri Aug 08 2014, 7:09 PM - 9:58 PM EDT Att: 32,307 - Partly Cloudy - 81 F						
28 Daniel Murphy, L OBP: 0.351, SLG: 0.440										4	0	2	1	1	1	2							
5 David Wright, R OBP: 0.327, SLG: 0.384										5	0	2	0	0	0	5							
21 Lucas Duda, L OBP: 0.354, SLG: 0.493										4	0	0	0	0	1	4							
7 Travis d'Arnaud, R OBP: 0.289, SLG: 0.375										4	2	2	1	0	1	0							
9 Kirk Nieuwenhuis, L OBP: 0.333, SLG: 0.476										4	1	1	0	0	2	0							
12 Juan Lagares, R OBP: 0.310, SLG: 0.375										4	1	1	1	0	1	0							
4 Wilmer Flores, R OBP: 0.266, SLG: 0.314										4	1	2	1	0	0	0							
40 Bartolo Colon, R OBP: 0.043, SLG: 0.065										4	0	0	0	0	4	3							
61 Dana Eveland, L ERA: 2.56										0	0	0	0	0	0	0							
58 Jenny Mejia, R ERA: 2.56										0	0	0	0	0	0	0							
<b>Inning Stats</b>	R: 0 H: 1 E: 0 K: 0 S: 10	H: 1 LOB: 1 BB: 0 P: 16	R: 0 H: 0 E: 0 K: 1 S: 10	H: 0 LOB: 0 BB: 0 P: 15	R: 0 H: 2 E: 0 K: 1 S: 12	H: 2 LOB: 3 BB: 1 P: 22	R: 4 H: 6 E: 0 K: 1 S: 14	H: 6 LOB: 1 BB: 0 P: 21	R: 1 H: 1 E: 0 K: 3 S: 12	H: 1 LOB: 0 BB: 0 P: 18	R: 0 H: 1 E: 0 K: 2 S: 13	H: 1 LOB: 2 BB: 1 P: 21	R: 0 H: 0 E: 0 K: 1 S: 6	H: 0 LOB: 0 BB: 0 P: 11	R: 0 H: 0 E: 0 K: 1 S: 8	H: 0 LOB: 0 BB: 0 P: 10	R: 0 H: 1 E: 0 K: 0 S: 7	H: 1 LOB: 0 BB: 0 P: 13	1B: 9 2B: 2 3B: 0 HR: 1	SF: 0 SAC: 0 DP: 1 HBP: 0	WP: 0 PB: 0 SB: 0 CS: 1	PA: 40	
<b>PITCHER</b>	IP WLS BF H R ER SO BB IBB HBP BLK WP HR S P ERA WHIP	IP WLS BF H R ER SO BB IBB HBP BLK WP HR S P ERA WHIP	IP WLS BF H R ER SO BB IBB HBP BLK WP HR S P ERA WHIP	IP WLS BF H R ER SO BB IBB HBP BLK WP HR S P ERA WHIP	IP WLS BF H R ER SO BB IBB HBP BLK WP HR S P ERA WHIP	IP WLS BF H R ER SO BB IBB HBP BLK WP HR S P ERA WHIP	IP WLS BF H R ER SO BB IBB HBP BLK WP HR S P ERA WHIP	IP WLS BF H R ER SO BB IBB HBP BLK WP HR S P ERA WHIP	IP WLS BF H R ER SO BB IBB HBP BLK WP HR S P ERA WHIP	IP WLS BF H R ER SO BB IBB HBP BLK WP HR S P ERA WHIP	IP WLS BF H R ER SO BB IBB HBP BLK WP HR S P ERA WHIP	IP WLS BF H R ER SO BB IBB HBP BLK WP HR S P ERA WHIP	IP WLS BF H R ER SO BB IBB HBP BLK WP HR S P ERA WHIP	IP WLS BF H R ER SO BB IBB HBP BLK WP HR S P ERA WHIP	IP WLS BF H R ER SO BB IBB HBP BLK WP HR S P ERA WHIP	IP WLS BF H R ER SO BB IBB HBP BLK WP HR S P ERA WHIP	IP WLS BF H R ER SO BB IBB HBP BLK WP HR S P ERA WHIP	IP WLS BF H R ER SO BB IBB HBP BLK WP HR S P ERA WHIP	IP WLS BF H R ER SO BB IBB HBP BLK WP HR S P ERA WHIP	IP WLS BF H R ER SO BB IBB HBP BLK WP HR S P ERA WHIP	IP WLS BF H R ER SO BB IBB HBP BLK WP HR S P ERA WHIP	IP WLS BF H R ER SO BB IBB HBP BLK WP HR S P ERA WHIP	IP WLS BF H R ER SO BB IBB HBP BLK WP HR S P ERA WHIP

AB	37
R	5
H	12
RBI	5
BB	2
SO	10
LOB	14



Batter	1	2	3	4	5	6	7	8	9	AB	R	H	RBI	BB	SO	LOB	BOTTOM						
2 Ben Revere, L OBP: 0.331, SLG: 0.372										4	0	2	0	0	1	0	<b>New York Mets @ Philadelphia Phillies</b> Citizens Bank Park, Philadelphia, PA Fri Aug 08 2014, 7:09 PM - 9:58 PM EDT Att: 32,307 - Partly Cloudy - 81 F						
11 Jimmy Rollins, S OBP: 0.315, SLG: 0.394										4	0	0	0	0	0	2							
26 Chase Utley, L OBP: 0.352, SLG: 0.432										4	1	3	0	0	0	1							
6 Ryan Howard, L OBP: 0.300, SLG: 0.380										3	1	0	0	1	1	3							
3 Marlon Byrd, R OBP: 0.323, SLG: 0.480										4	2	3	1	0	0	1							
24 Grady Sizemore, L OBP: 0.312, SLG: 0.363										4	0	1	2	0	1	2							
51 Carlos Ruiz, R OBP: 0.358, SLG: 0.364										4	0	0	0	0	1	2							
25 Cody Asche, L OBP: 0.300, SLG: 0.379										4	0	0	1	0	1	1							
34 A.J. Burnett, R ERA: 4.29										2	0	0	0	0	0	0							
59 Antonio Bastardo, R ERA: 3.81										0	0	0	0	0	0	0							
30 Justin De Fratus, S ERA: 2.56										0	0	0	0	0	0	0							
9 Dominic Brown, L OBP: 0.278, SLG: 0.373										1	0	0	0	0	0	0							
56 Cesar Jimenez, L OBP: 0.207, SLG: 0.295										1	0	0	0	0	0	1							
<b>Inning Stats</b>	R: 0 H: 1 E: 0 K: 1 S: 9	H: 1 LOB: 1 BB: 0 P: 13	R: 0 H: 1 E: 0 K: 1 S: 7	H: 1 LOB: 0 BB: 0 P: 10	R: 0 H: 1 E: 0 K: 0 S: 12	H: 1 LOB: 1 BB: 0 P: 17	R: 0 H: 1 E: 0 K: 0 S: 11	H: 1 LOB: 1 BB: 0 P: 17	R: 0 H: 0 E: 0 K: 0 S: 4	H: 0 LOB: 0 BB: 0 P: 7	R: 0 H: 1 E: 0 K: 0 S: 9	H: 1 LOB: 0 BB: 0 P: 14	R: 1 H: 1 E: 0 K: 1 S: 8	H: 1 LOB: 0 BB: 0 P: 11	R: 0 H: 0 E: 0 K: 2 S: 16	H: 0 LOB: 0 BB: 0 P: 18	R: 3 H: 3 E: 0 K: 1 S: 11	H: 3 LOB: 1 BB: 1 P: 19	1B: 6 2B: 3 3B: 0 HR: 1	SF: 0 SAC: 0 DP: 1 HBP: 0	WP: 0 PB: 0 SB: 0 CS: 0	PA: 36	
<b>PITCHER</b>	IP WLS BF H R ER SO BB IBB HBP BLK WP HR S P ERA WHIP	IP WLS BF H R ER SO BB IBB HBP BLK WP HR S P ERA WHIP	IP WLS BF H R ER SO BB IBB HBP BLK WP HR S P ERA WHIP	IP WLS BF H R ER SO BB IBB HBP BLK WP HR S P ERA WHIP	IP WLS BF H R ER SO BB IBB HBP BLK WP HR S P ERA WHIP	IP WLS BF H R ER SO BB IBB HBP BLK WP HR S P ERA WHIP	IP WLS BF H R ER SO BB IBB HBP BLK WP HR S P ERA WHIP	IP WLS BF H R ER SO BB IBB HBP BLK WP HR S P ERA WHIP	IP WLS BF H R ER SO BB IBB HBP BLK WP HR S P ERA WHIP	IP WLS BF H R ER SO BB IBB HBP BLK WP HR S P ERA WHIP	IP WLS BF H R ER SO BB IBB HBP BLK WP HR S P ERA WHIP	IP WLS BF H R ER SO BB IBB HBP BLK WP HR S P ERA WHIP	IP WLS BF H R ER SO BB IBB HBP BLK WP HR S P ERA WHIP	IP WLS BF H R ER SO BB IBB HBP BLK WP HR S P ERA WHIP	IP WLS BF H R ER SO BB IBB HBP BLK WP HR S P ERA WHIP	IP WLS BF H R ER SO BB IBB HBP BLK WP HR S P ERA WHIP	IP WLS BF H R ER SO BB IBB HBP BLK WP HR S P ERA WHIP	IP WLS BF H R ER SO BB IBB HBP BLK WP HR S P ERA WHIP	IP WLS BF H R ER SO BB IBB HBP BLK WP HR S P ERA WHIP	IP WLS BF H R ER SO BB IBB HBP BLK WP HR S P ERA WHIP	IP WLS BF H R ER SO BB IBB HBP BLK WP HR S P ERA WHIP	IP WLS BF H R ER SO BB IBB HBP BLK WP HR S P ERA WHIP	IP WLS BF H R ER SO BB IBB HBP BLK WP HR S P ERA WHIP





Batter	1	2	3	4	5	6	7	8	9	10	11	AB	R	H	RBI	BB	SO	LOB	TOP			
3 Curtis Granderson, L OBP: 0.334, SLG: 0.396	G4-3			F7	F7			G4-3			G4-3	5	1	2	0	0	0	2				
28 Daniel Murphy, L OBP: 0.348, SLG: 0.436	G5-3			FC6-4	FC6-4			L7			F7	5	0	0	0	0	0	2				
5 David Wright, R OBP: 0.330, SLG: 0.384	G5-3			BB	BB			L9			L9	3	0	1	0	2	0	0				
29 Eric Campbell, R OBP: 0.348, SLG: 0.388	K			L9	L9			L9			L9	4	0	1	0	1	1	2				
21 Lucas Duda, L OBP: 0.355, SLG: 0.492	K			BB	BB			G4-6-3			G5-3	5	1	2	1	0	1	2				
7 Travis d'Arnaud, R OBP: 0.267, SLG: 0.370	K			BB	BB			G6-3			G5-3	4	0	0	0	1	1	3				
12 Juan Lagares, R OBP: 0.315, SLG: 0.380				HBP	HBP			K			K	4	0	2	0	0	2	3				
4 Wilmer Flores, R OBP: 0.257, SLG: 0.303	G5-4-3			FC5-4	FC5-4			F8			P5	4	0	0	1	0	0	4				
35 Dillon Gee, R 66 Josh Edgin, R 38 Vic Black, R 9 Kirk Nieuwenhuis, L 61 Dana Eveland, L 27 Jeunys Familia, R	K			B2	B2			K			K	3	0	0	0	0	2	3				
<b>Inning Stats</b>	R: 0 E: 0 K: 0 S: 9	H: 0 LOB: 0 BB: 0 P: 15	R: 0 E: 0 K: 3 S: 10	H: 0 LOB: 0 BB: 0 P: 15	R: 0 E: 0 K: 1 S: 8	H: 0 LOB: 0 BB: 0 P: 11	R: 0 E: 0 K: 0 S: 8	H: 1 LOB: 1 BB: 1 P: 14	R: 1 E: 0 K: 0 S: 13	H: 2 LOB: 2 BB: 1 P: 21	R: 0 E: 0 K: 0 S: 8	H: 0 LOB: 0 BB: 0 P: 12	R: 0 E: 0 K: 2 S: 15	H: 0 LOB: 0 BB: 0 P: 22	R: 0 E: 0 K: 2 S: 8	H: 0 LOB: 0 BB: 0 P: 14	R: 1 E: 0 K: 1 S: 17	H: 3 LOB: 3 BB: 1 P: 28	1B: 7 2B: 1 3B: 0 HR: 0	SF: 0 SAC: 0 DP: 2 HBP: 1	WP: 1 PB: 1 SB: 0 CS: 2	PA: 43
<b>PITCHER</b>	IP WLS BF H R ER SO BB IBB HBP BLK WP HR S P ERA WHIP	35 Cole Hamels, L ERA: 2.37	63 Jake Diekmann, L ERA: 4.18	58 Jonathan Papelbon, R ERA: 1.64	53 Ken Giles, R ERA: 1.57	59 Antonio Bastardo, L ERA: 3.98	<b>PITCHER</b>	IP WLS BF H R ER SO BB IBB HBP BLK WP HR S P ERA WHIP	30 Justin De Fratus, R ERA: 2.52													

New York Mets @ Philadelphia Phillies  
Citizens Bank Park, Philadelphia, PA  
Sat Aug 09 2014, 7:51 PM - 11:31 PM EDT  
Att. 39,163 - Party Cloudy - 82 F

livebaseballscorecards.com

AB 38  
R 2  
H 8  
RBI 2  
BB 4  
SO 8  
LOB 21



Batter	1	2	3	4	5	6	7	8	9	10	11	AB	R	H	RBI	BB	SO	LOB	BOTTOM			
2 Ben Revere, L OBP: 0.327, SLG: 0.368	G4-3			F8	G2-3			G3			K	5	0	0	0	0	1	0				
11 Jimmy Rollins, S OBP: 0.316, SLG: 0.394	L4			BB	BB			K			F9	5	0	2	0	0	1	0				
26 Chase Utley, L OBP: 0.350, SLG: 0.428	BB			FC3-6	FC3-6			L9			G2-3	4	0	0	0	1	0	2				
6 Ryan Howard, L OBP: 0.299, SLG: 0.378	G6-3			F7	F7			K			K	5	0	1	0	0	1	3				
4 Andrés Blanco, S OBP: 0.381, SLG: 0.450	G6-3			BB	BB			L8			BB	0	0	0	0	0	0	0				
3 Marlon Byrd, R OBP: 0.322, SLG: 0.476	F8			K	K			P3			L8	4	0	0	0	1	1	0				
9 Dornic Brown, L OBP: 0.277, SLG: 0.331	BB			G1-3	G1-3			P3			G4-3	4	0	0	0	1	0	2				
51 Carlos Ruiz, R OBP: 0.360, SLG: 0.376	BB			G5-3	G5-3			HR			F8	4	1	2	1	0	0	0				
25 Cody Asche, L OBP: 0.299, SLG: 0.375	F7			F7	F7			BB			G4-3	3	0	0	0	1	0	2				
35 Cole Hamels, L 24 Chris Coghlan, L 63 Jake Diekmann, R 58 Jonathan Papelbon, R 53 Ken Giles, R 18 Darin Ruf, R 59 Antonio Bastardo, R 30 Justin De Fratus, S	K			G4-3	G4-3			G6-3			G6-3	2	0	0	0	0	1	2				
<b>Inning Stats</b>	R: 0 E: 0 K: 0 S: 8	H: 0 LOB: 1 BB: 1 P: 18	R: 0 E: 0 K: 1 S: 9	H: 1 LOB: 2 BB: 1 P: 18	R: 0 E: 0 K: 0 S: 9	H: 1 LOB: 1 BB: 0 P: 12	R: 0 E: 0 K: 1 S: 8	H: 0 LOB: 0 BB: 0 P: 13	R: 0 E: 0 K: 0 S: 7	H: 0 LOB: 0 BB: 0 P: 9	R: 0 E: 0 K: 2 S: 11	H: 0 LOB: 1 BB: 0 P: 16	R: 0 E: 0 K: 0 S: 11	H: 0 LOB: 0 BB: 0 P: 7	R: 0 E: 0 K: 1 S: 7	H: 0 LOB: 0 BB: 0 P: 11	R: 0 E: 0 K: 1 S: 14	H: 1 LOB: 2 BB: 1 P: 23	1B: 4 2B: 0 3B: 0 HR: 1	SF: 0 SAC: 0 DP: 0 HBP: 0	WP: 0 PB: 0 SB: 0 CS: 0	PA: 42
<b>PITCHER</b>	IP WLS BF H R ER SO BB IBB HBP BLK WP HR S P ERA WHIP	35 Dillon Gee, R ERA: 3.54	66 Josh Edgin, L ERA: 1.74	38 Vic Black, R ERA: 1.63	61 Dana Eveland, L ERA: 2.86	27 Jeunys Familia, R ERA: 4.86	<b>PITCHER</b>	IP WLS BF H R ER SO BB IBB HBP BLK WP HR S P ERA WHIP	35 Cole Hamels, L ERA: 2.37													

New York Mets @ Philadelphia Phillies  
Citizens Bank Park, Philadelphia, PA  
Sat Aug 09 2014, 7:51 PM - 11:31 PM EDT  
Att. 39,163 - Party Cloudy - 82 F

livebaseballscorecards.com

AB 38  
R 1  
H 5  
RBI 1  
BB 4  
SO 5  
LOB 12





Batter	1	2	3	4	5	6	7	8	9	AB	R	H	RBI	BB	SO	LOB	TOP						
3 Curtis Granderson, L OBP: 0.337, SLG: 0.397	E3 28 G3 5 1B																4	1	2	0	1	1	0
28 Daniel Murphy, L OBP: 0.346, SLG: 0.434	G3	SF8-3-5															4	0	1	1	0	0	2
5 David Wright, R OBP: 0.331, SLG: 0.384																	5	1	2	1	0	1	3
21 Lucas Duda, L OBP: 0.355, SLG: 0.497	F7																4	1	1	1	1	1	2
7 Travis d'Arnaud, R OBP: 0.293, SLG: 0.383																	4	2	2	1	1	0	2
6 Matthew don Dekker, L OBP: 0.241, SLG: 0.223	G3-1																5	0	2	0	0	0	4
12 Juan Lagares, R OBP: 0.321, SLG: 0.390																	3	1	2	2	1	0	1
4 Wilmer Flores, R OBP: 0.256, SLG: 0.301																	4	0	1	0	0	0	3
45 Zack Wheeler, L OBP: 0.103, SLG: 0.105																	2	0	0	0	0	1	1
29 Eric Campbell, R OBP: 0.345, SLG: 0.385																	1	0	0	0	0	1	1
38 Vic Black, R OBP: 0.269, SLG: 0.387																	0	0	0	0	0	0	0
66 Josh Edgin, R OBP: 0.269, SLG: 0.387																	0	0	0	0	0	0	0
58 Jenny Mejia, R OBP: 0.269, SLG: 0.387																	0	0	0	0	0	0	0
<b>Inning Stats</b>	R: 1 E: 1 K: 0 S: 12	H: 1 LOB: 2 BB: 1 P: 20	R: 1 E: 0 K: 0 S: 9	H: 1 LOB: 1 BB: 2 P: 19	R: 2 E: 0 K: 0 S: 7	H: 3 LOB: 1 BB: 0 P: 12	R: 0 E: 0 K: 1 S: 9	H: 2 LOB: 1 BB: 0 P: 13	R: 2 E: 0 K: 0 S: 12	H: 3 LOB: 1 BB: 0 P: 17	R: 0 E: 0 K: 0 S: 10	H: 1 LOB: 2 BB: 1 P: 16	R: 0 E: 0 K: 2 S: 8	H: 0 LOB: 0 BB: 0 P: 11	R: 0 E: 0 K: 1 S: 13	H: 1 LOB: 0 BB: 0 P: 15	1B: 10 2B: 1 3B: 1 HR: 2	SF: 1 SAC: 1 DP: 2 HBP: 0	WP: 0 PB: 0 SB: 0 CS: 1	PA: 43			
<b>PITCHER</b>	IP WLS BF H R ER SO BB IBB HBP BLK WP HR S P ERA WHIP	IP WLS BF H R ER SO BB IBB HBP BLK WP HR S P ERA WHIP	IP WLS BF H R ER SO BB IBB HBP BLK WP HR S P ERA WHIP	IP WLS BF H R ER SO BB IBB HBP BLK WP HR S P ERA WHIP	IP WLS BF H R ER SO BB IBB HBP BLK WP HR S P ERA WHIP	IP WLS BF H R ER SO BB IBB HBP BLK WP HR S P ERA WHIP	IP WLS BF H R ER SO BB IBB HBP BLK WP HR S P ERA WHIP	IP WLS BF H R ER SO BB IBB HBP BLK WP HR S P ERA WHIP	IP WLS BF H R ER SO BB IBB HBP BLK WP HR S P ERA WHIP	IP WLS BF H R ER SO BB IBB HBP BLK WP HR S P ERA WHIP	IP WLS BF H R ER SO BB IBB HBP BLK WP HR S P ERA WHIP	IP WLS BF H R ER SO BB IBB HBP BLK WP HR S P ERA WHIP	IP WLS BF H R ER SO BB IBB HBP BLK WP HR S P ERA WHIP	IP WLS BF H R ER SO BB IBB HBP BLK WP HR S P ERA WHIP	IP WLS BF H R ER SO BB IBB HBP BLK WP HR S P ERA WHIP	IP WLS BF H R ER SO BB IBB HBP BLK WP HR S P ERA WHIP	IP WLS BF H R ER SO BB IBB HBP BLK WP HR S P ERA WHIP	IP WLS BF H R ER SO BB IBB HBP BLK WP HR S P ERA WHIP	IP WLS BF H R ER SO BB IBB HBP BLK WP HR S P ERA WHIP	IP WLS BF H R ER SO BB IBB HBP BLK WP HR S P ERA WHIP	IP WLS BF H R ER SO BB IBB HBP BLK WP HR S P ERA WHIP	IP WLS BF H R ER SO BB IBB HBP BLK WP HR S P ERA WHIP	IP WLS BF H R ER SO BB IBB HBP BLK WP HR S P ERA WHIP
38 Kyle Kendrick, R ERA: 4.88	5.0	27	10	6	5	1	3	0	0	0	0	0	0	0	0	0	2	49	81	9.00	2.600		
43 Mario Hollands, L ERA: 4.12	2.0	9	2	0	0	1	1	0	0	0	0	0	0	0	0	0	0	18	29	0.00	1.500		
63 Jake Diekman, L ERA: 4.1	1.0	3	0	0	0	2	0	0	0	0	0	0	0	0	0	0	8	11	0.00	0.000			
53 Ken Giles, R ERA: 1.5	1.0	W 3	1	0	0	1	0	0	0	0	0	0	0	0	0	0	13	15	0.00	1.000			
<b>Batter</b>	<b>1</b>	<b>2</b>	<b>3</b>	<b>4</b>	<b>5</b>	<b>6</b>	<b>7</b>	<b>8</b>	<b>9</b>	<b>AB</b>	<b>R</b>	<b>H</b>	<b>RBI</b>	<b>BB</b>	<b>SO</b>	<b>LOB</b>	<b>BOTTOM</b>						
2 Ben Revere, L OBP: 0.325, SLG: 0.366	G5-3																5	1	1	0	0	1	3
11 Jimmy Rollins, S OBP: 0.315, SLG: 0.392	F8																5	1	1	0	0	0	2
26 Chase Utley, L OBP: 0.355, SLG: 0.442																	4	2	3	3	1	0	0
6 Ryan Howard, L OBP: 0.298, SLG: 0.376																	5	0	1	1	0	1	2
24 Grady Sizemore, L OBP: 0.310, SLG: 0.358																	3	1	0	0	1	1	0
9 Dominic Brown, L OBP: 0.279, SLG: 0.334																	3	0	1	2	1	2	0
21 Wil Nieves, R OBP: 0.269, SLG: 0.387																	3	0	0	0	1	2	1
25 Cody Asche, L OBP: 0.298, SLG: 0.377																	4	1	1	0	0	1	2
38 Kyle Kendrick, R ERA: 3.53	6.0	25	3	3	2	0	3	0	0	0	0	0	0	0	0	0	1	70	112	4.50	1.000		
38 Vic Black, R ERA: 2.22	0.2	H 5	3	2	2	0	0	0	0	0	0	0	0	0	0	0	9	14	27.00	4.500			
66 Josh Edgin, L ERA: 1.64	1.1	H 4	0	0	0	4	0	0	0	0	0	0	0	0	0	0	12	18	0.00	0.000			
58 Jenny Mejia, R ERA: 3.89	0.2	L 6	3	2	2	1	0	1	0	0	0	0	0	0	0	0	16	26	27.00	4.500			
<b>PITCHER</b>	IP WLS BF H R ER SO BB IBB HBP BLK WP HR S P ERA WHIP	IP WLS BF H R ER SO BB IBB HBP BLK WP HR S P ERA WHIP	IP WLS BF H R ER SO BB IBB HBP BLK WP HR S P ERA WHIP	IP WLS BF H R ER SO BB IBB HBP BLK WP HR S P ERA WHIP	IP WLS BF H R ER SO BB IBB HBP BLK WP HR S P ERA WHIP	IP WLS BF H R ER SO BB IBB HBP BLK WP HR S P ERA WHIP	IP WLS BF H R ER SO BB IBB HBP BLK WP HR S P ERA WHIP	IP WLS BF H R ER SO BB IBB HBP BLK WP HR S P ERA WHIP	IP WLS BF H R ER SO BB IBB HBP BLK WP HR S P ERA WHIP	IP WLS BF H R ER SO BB IBB HBP BLK WP HR S P ERA WHIP	IP WLS BF H R ER SO BB IBB HBP BLK WP HR S P ERA WHIP	IP WLS BF H R ER SO BB IBB HBP BLK WP HR S P ERA WHIP	IP WLS BF H R ER SO BB IBB HBP BLK WP HR S P ERA WHIP	IP WLS BF H R ER SO BB IBB HBP BLK WP HR S P ERA WHIP	IP WLS BF H R ER SO BB IBB HBP BLK WP HR S P ERA WHIP	IP WLS BF H R ER SO BB IBB HBP BLK WP HR S P ERA WHIP	IP WLS BF H R ER SO BB IBB HBP BLK WP HR S P ERA WHIP	IP WLS BF H R ER SO BB IBB HBP BLK WP HR S P ERA WHIP	IP WLS BF H R ER SO BB IBB HBP BLK WP HR S P ERA WHIP	IP WLS BF H R ER SO BB IBB HBP BLK WP HR S P ERA WHIP	IP WLS BF H R ER SO BB IBB HBP BLK WP HR S P ERA WHIP	IP WLS BF H R ER SO BB IBB HBP BLK WP HR S P ERA WHIP	IP WLS BF H R ER SO BB IBB HBP BLK WP HR S P ERA WHIP
45 Zack Wheeler, R ERA: 3.53	6.0	25	3	3	2	0	3	0	0	0	0	0	0	0	0	0	1	70	112	4.50	1.000		
38 Vic Black, R ERA: 2.22	0.2	H 5	3	2	2	0	0	0	0	0	0	0	0	0	0	0	9	14	27.00	4.500			
66 Josh Edgin, L ERA: 1.64	1.1	H 4	0	0	0	4	0	0	0	0	0	0	0	0	0	0	12	18	0.00	0.000			
58 Jenny Mejia, R ERA: 3.89	0.2	L 6	3	2	2	1	0	1	0	0	0	0	0	0	0	0	16	26	27.00	4.500			
<b>PITCHER</b>	IP WLS BF H R ER SO BB IBB HBP BLK WP HR S P ERA WHIP	IP WLS BF H R ER SO BB IBB HBP BLK WP HR S P ERA WHIP	IP WLS BF H R ER SO BB IBB HBP BLK WP HR S P ERA WHIP	IP WLS BF H R ER SO BB IBB HBP BLK WP HR S P ERA WHIP	IP WLS BF H R ER SO BB IBB HBP BLK WP HR S P ERA WHIP	IP WLS BF H R ER SO BB IBB HBP BLK WP HR S P ERA WHIP	IP WLS BF H R ER SO BB IBB HBP BLK WP HR S P ERA WHIP	IP WLS BF H R ER SO BB IBB HBP BLK WP HR S P ERA WHIP	IP WLS BF H R ER SO BB IBB HBP BLK WP HR S P ERA WHIP	IP WLS BF H R ER SO BB IBB HBP BLK WP HR S P ERA WHIP	IP WLS BF H R ER SO BB IBB HBP BLK WP HR S P ERA WHIP	IP WLS BF H R ER SO BB IBB HBP BLK WP HR S P ERA WHIP	IP WLS BF H R ER SO BB IBB HBP BLK WP HR S P ERA WHIP	IP WLS BF H R ER SO BB IBB HBP BLK WP HR S P ERA WHIP	IP WLS BF H R ER SO BB IBB HBP BLK WP HR S P ERA WHIP	IP WLS BF H R ER SO BB IBB HBP BLK WP HR S P ERA WHIP	IP WLS BF H R ER SO BB IBB HBP BLK WP HR S P ERA WHIP	IP WLS BF H R ER SO BB IBB HBP BLK WP HR S P ERA WHIP	IP WLS BF H R ER SO BB IBB HBP BLK WP HR S P ERA WHIP	IP WLS BF H R ER SO BB IBB HBP BLK WP HR S P ERA WHIP	IP WLS BF H R ER SO BB IBB HBP BLK WP HR S P ERA WHIP	IP WLS BF H R ER SO BB IBB HBP BLK WP HR S P ERA WHIP	IP WLS BF H R ER SO BB IBB HBP BLK WP HR S P ERA WHIP


**New York Mets @ Philadelphia Phillies**  
Citizens Bank Park, Philadelphia, PA  
Sun Aug 10 2014, 1:42 PM - 4:57 PM EDT  
Att: 31,061 - Partly Cloudy - 85 F

AB 36  
R 6  
H 13  
RBI 6  
BB 4  
SO 5  
LOB 19



**New York Mets @ Philadelphia Phillies**  
Citizens Bank Park, Philadelphia, PA  
Sun Aug 10 2014, 1:42 PM - 4:57 PM EDT  
Att: 31,061 - Partly Cloudy - 85 F

AB 36  
R 7  
H 9  
RBI 7  
SO 10  
LOB 12






Batter	1	2	3	4	5	6	7	8	9	AB	R	H	RBI	BB	SO	LOB	TOP							
3 Curtis Granderson, L (1.9)										5	0	0	0	0	1	1								
28 Daniel Murphy, L (1.4)										4	1	2	0	0	0	0								
5 David Wright, R (1.5)										4	0	1	1	0	1	1								
21 Lucas Duda, L (1.3)										4	0	0	0	0	3	1								
12 Juan Lagares, R (1.8)										2	1	0	0	1	2	1								
6 Matthew den Dekker, L (1.7)										3	1	1	1	1	0	2								
4 Wilmer Flores, R (1.6)										4	1	1	0	0	0	2								
44 Buddy Carlyle, L (8.1)										0	0	0	0	0	0	0								
27 Jeury Familia, R (8.1)										0	0	0	0	0	0	0								
20 Anthony Recker, R (1.2)										4	1	1	3	0	1	0								
49 Jonathon Niese, L (1.1)										3	0	1	0	0	0	0								
11 Rubén Tejada, R (8.6)										1	0	0	0	0	0	0								
<b>Inning Stats</b>	R: 0 E: 0 K: 1 S: 8	H: 0 LOB: 0 BB: 0 P: 12	R: 0 E: 0 K: 1 S: 12	H: 0 LOB: 1 BB: 0 P: 18	R: 0 E: 0 K: 1 S: 6	H: 0 LOB: 0 BB: 0 P: 10	R: 1 E: 0 K: 2 S: 13	H: 2 LOB: 1 BB: 0 P: 20	R: 0 E: 0 K: 0 S: 11	H: 1 LOB: 1 BB: 0 P: 14	R: 0 E: 0 K: 0 S: 5	H: 0 LOB: 0 BB: 0 P: 8	R: 4 E: 0 K: 0 S: 18	H: 4 LOB: 1 BB: 1 P: 30	R: 0 E: 0 K: 2 S: 10	H: 0 LOB: 1 BB: 1 P: 18	R: 0 E: 0 K: 1 S: 12	H: 0 LOB: 0 BB: 0 P: 16	1B: 4 2B: 2 3B: 0 HR: 1	SF: 0 SAC: 0 DP: 0 HBP: 1	WP: 0 PB: 0 SB: 1 CS: 0	PA: 37		
<b>PITCHER</b>	IP WLS BF H R ER SO BB IBB HBP BLK WP HR S P ERA WHIP	IP WLS BF H R ER SO BB IBB HBP BLK WP HR S P ERA WHIP	IP WLS BF H R ER SO BB IBB HBP BLK WP HR S P ERA WHIP	IP WLS BF H R ER SO BB IBB HBP BLK WP HR S P ERA WHIP	IP WLS BF H R ER SO BB IBB HBP BLK WP HR S P ERA WHIP	IP WLS BF H R ER SO BB IBB HBP BLK WP HR S P ERA WHIP	IP WLS BF H R ER SO BB IBB HBP BLK WP HR S P ERA WHIP	IP WLS BF H R ER SO BB IBB HBP BLK WP HR S P ERA WHIP	IP WLS BF H R ER SO BB IBB HBP BLK WP HR S P ERA WHIP	IP WLS BF H R ER SO BB IBB HBP BLK WP HR S P ERA WHIP	IP WLS BF H R ER SO BB IBB HBP BLK WP HR S P ERA WHIP	IP WLS BF H R ER SO BB IBB HBP BLK WP HR S P ERA WHIP	IP WLS BF H R ER SO BB IBB HBP BLK WP HR S P ERA WHIP	IP WLS BF H R ER SO BB IBB HBP BLK WP HR S P ERA WHIP	IP WLS BF H R ER SO BB IBB HBP BLK WP HR S P ERA WHIP	IP WLS BF H R ER SO BB IBB HBP BLK WP HR S P ERA WHIP	IP WLS BF H R ER SO BB IBB HBP BLK WP HR S P ERA WHIP	IP WLS BF H R ER SO BB IBB HBP BLK WP HR S P ERA WHIP	IP WLS BF H R ER SO BB IBB HBP BLK WP HR S P ERA WHIP	IP WLS BF H R ER SO BB IBB HBP BLK WP HR S P ERA WHIP	IP WLS BF H R ER SO BB IBB HBP BLK WP HR S P ERA WHIP	IP WLS BF H R ER SO BB IBB HBP BLK WP HR S P ERA WHIP	IP WLS BF H R ER SO BB IBB HBP BLK WP HR S P ERA WHIP	IP WLS BF H R ER SO BB IBB HBP BLK WP HR S P ERA WHIP

**New York Mets @ Philadelphia Phillies**  
Citizens Bank Park, Philadelphia, PA  
Mon Aug 11 2014, 1:08 PM - 3:54 PM EDT  
Att: 26,076 - Partly Cloudy - 83 F


**AB 34**  
**R 5**  
**H 7**  
**RBI 5**  
**BB 2**  
**SO 8**  
**LOB 8**



Batter	1	2	3	4	5	6	7	8	9	AB	R	H	RBI	BB	SO	LOB	BOTTOM							
2 Ben Revere, L (1.8)										5	0	2	0	0	2									
11 Jimmy Rollins, S (1.6)										4	0	0	0	0	1	1								
3 Marlon Byrd, R (1.9)										4	0	0	0	0	1	1								
6 Ryan Howard, L (1.3)										3	0	1	0	0	1	0								
51 Carlos Ruiz, R (1.2)										3	1	0	0	1	2	2								
18 Darin Ruf, R (1.7)										2	1	1	2	1	1	1								
24 Grady Sizemore, L (8. PH)										1	0	0	0	0	1	0								
4 Andrés Blanco, S (1.4)										4	0	1	0	0	0	0								
25 Cody Asche, L (1.5)										3	1	0	0	1	1	2								
55 David Buchanan, R (1.1)										1	0	0	0	1	0	0								
9 Dominic Brown, L (7. PH)										0	0	0	0	0	0	0								
56 Cesar Jimenez, L (8.1)										0	0	0	0	0	0	0								
26 Chase Utley, L (8. PH)										1	0	1	1	0	0	0								
<b>Inning Stats</b>	R: 0 E: 0 K: 1 S: 8	H: 1 LOB: 2 BB: 1 P: 10	R: 0 E: 0 K: 1 S: 10	H: 1 LOB: 1 BB: 0 P: 20	R: 2 E: 0 K: 1 S: 8	H: 1 LOB: 1 BB: 1 P: 15	R: 0 E: 0 K: 0 S: 8	H: 0 LOB: 0 BB: 1 P: 16	R: 0 E: 0 K: 2 S: 11	H: 0 LOB: 1 BB: 0 P: 20	R: 0 E: 0 K: 0 S: 6	H: 2 LOB: 2 BB: 0 P: 10	R: 0 E: 0 K: 1 S: 9	H: 1 LOB: 1 BB: 0 P: 12	R: 1 E: 0 K: 1 S: 12	H: 1 LOB: 1 BB: 1 P: 19	1B: 3 2B: 3 3B: 0 HR: 1	SF: 0 SAC: 0 DP: 1 HBP: 1	WP: 0 PB: 0 SB: 1 CS: 0	PA: 37				
<b>PITCHER</b>	IP WLS BF H R ER SO BB IBB HBP BLK WP HR S P ERA WHIP	IP WLS BF H R ER SO BB IBB HBP BLK WP HR S P ERA WHIP	IP WLS BF H R ER SO BB IBB HBP BLK WP HR S P ERA WHIP	IP WLS BF H R ER SO BB IBB HBP BLK WP HR S P ERA WHIP	IP WLS BF H R ER SO BB IBB HBP BLK WP HR S P ERA WHIP	IP WLS BF H R ER SO BB IBB HBP BLK WP HR S P ERA WHIP	IP WLS BF H R ER SO BB IBB HBP BLK WP HR S P ERA WHIP	IP WLS BF H R ER SO BB IBB HBP BLK WP HR S P ERA WHIP	IP WLS BF H R ER SO BB IBB HBP BLK WP HR S P ERA WHIP	IP WLS BF H R ER SO BB IBB HBP BLK WP HR S P ERA WHIP	IP WLS BF H R ER SO BB IBB HBP BLK WP HR S P ERA WHIP	IP WLS BF H R ER SO BB IBB HBP BLK WP HR S P ERA WHIP	IP WLS BF H R ER SO BB IBB HBP BLK WP HR S P ERA WHIP	IP WLS BF H R ER SO BB IBB HBP BLK WP HR S P ERA WHIP	IP WLS BF H R ER SO BB IBB HBP BLK WP HR S P ERA WHIP	IP WLS BF H R ER SO BB IBB HBP BLK WP HR S P ERA WHIP	IP WLS BF H R ER SO BB IBB HBP BLK WP HR S P ERA WHIP	IP WLS BF H R ER SO BB IBB HBP BLK WP HR S P ERA WHIP	IP WLS BF H R ER SO BB IBB HBP BLK WP HR S P ERA WHIP	IP WLS BF H R ER SO BB IBB HBP BLK WP HR S P ERA WHIP	IP WLS BF H R ER SO BB IBB HBP BLK WP HR S P ERA WHIP	IP WLS BF H R ER SO BB IBB HBP BLK WP HR S P ERA WHIP	IP WLS BF H R ER SO BB IBB HBP BLK WP HR S P ERA WHIP	IP WLS BF H R ER SO BB IBB HBP BLK WP HR S P ERA WHIP

**New York Mets @ Philadelphia Phillies**  
Citizens Bank Park, Philadelphia, PA  
Mon Aug 11 2014, 1:08 PM - 3:54 PM EDT  
Att: 26,076 - Partly Cloudy - 83 F

**AB 32**  
**R 3**  
**H 7**  
**RBI 3**  
**BB 4**  
**SO 8**  
**LOB 9**





Batter	1	2	3	4	5	6	7	8	9	AB	R	H	RBI	BB	SO	LOB	TOP					
2 Denard Span, L (1.8) OBP: 0.356, SLG: 0.407										5	0	0	0	0	1	2						
3 Asdrubal Cabrera, S (1.4) OBP: 0.309, SLG: 0.387										5	0	3	0	0	0	0						
6 Anthony Rendon, R (1.5) OBP: 0.331, SLG: 0.469										5	1	1	1	0	0	3						
25 Adam LaRoche, L (1.3) OBP: 0.370, SLG: 0.453										3	1	0	0	1	1	3						
20 Ian Desmond, R (1.6) OBP: 0.298, SLG: 0.428										3	2	1	2	1	1	2						
34 Bryce Harper, L (1.7) OBP: 0.338, SLG: 0.380										4	1	2	2	0	0	0						
40 Wilson Ramos, R (1.2) OBP: 0.335, SLG: 0.401										4	1	2	0	0	2	0						
18 Michael Taylor, R (1.9) OBP: 0.500, SLG: 1.250										4	1	2	2	0	0	2						
58 Doug Fister, L (1.1) OBP: 0.063, SLG: 0.063										3	0	1	0	0	1	1						
7 Scott Hairston, R (8, PH) OBP: 0.274, SLG: 0.339										1	0	0	0	0	1	1						
48 Ross Detwiler, R (8.1)										0	0	0	0	0	0	0						
<b>Inning Stats</b>	R: 0 E: 0 K: 2 S: 11	H: 1 LOB: 1 BB: 0 P: 19	R: 2 E: 0 K: 1 S: 15	H: 2 LOB: 1 BB: 1 P: 25	R: 0 E: 0 K: 0 S: 8	H: 1 LOB: 1 BB: 0 P: 12	R: 0 E: 0 K: 1 S: 14	H: 0 LOB: 0 BB: 0 P: 18	R: 0 E: 0 K: 0 S: 7	H: 1 LOB: 0 BB: 0 P: 12	R: 5 E: 0 K: 1 S: 16	H: 4 LOB: 0 BB: 1 P: 31	R: 0 E: 0 K: 1 S: 13	H: 1 LOB: 1 BB: 0 P: 18	R: 0 E: 0 K: 1 S: 7	H: 2 LOB: 1 BB: 0 P: 10	R: 0 E: 0 K: 0 S: 7	H: 0 LOB: 0 BB: 0 P: 11	1B: 6 2B: 2 3B: 0 HR: 4	SF: 0 SAC: 0 DP: 2 HBP: 0	WP: 0 PB: 0 CS: 0	PA: 39
<b>PITCHER</b>	IP WLS BF H R ER SO BB IBB HBP BLK WP HR S P ERA WHIP	5.0 L 23 7 5 5 4 2 0 0 0 0 3 61 101 9.00 1.800	2.0 9 3 2 2 2 0 0 0 0 0 1 23 34 9.00 1.500	1.0 4 2 0 0 1 0 0 0 0 0 7 10 0.00 2.000	1.0 3 0 0 0 0 0 0 0 0 0 7 11 0.00 0.000											IP WLS BF H R ER SO BB IBB HBP BLK WP HR S P ERA WHIP	5.0 L 23 7 5 5 4 2 0 0 0 0 3 61 101 9.00 1.800					

Washington Nationals @ New York Mets  
Citi Field, Flushing, NY  
Tue Aug 12 2014, 7:12 PM - 10:21 PM EDT  
Att: 21,200 - Cloudy - 75 F

livebaseballscorecards.com

AB 37  
R 7  
H 12  
RBI 7  
BB 2  
SO 7  
LOB 14

Batter	1	2	3	4	5	6	7	8	9	AB	R	H	RBI	BB	SO	LOB	BOTTOM					
3 Curtis Granderson, L (1.9) OBP: 0.330, SLG: 0.387										5	0	0	0	0	1	2						
28 Daniel Murphy, L (1.4) OBP: 0.349, SLG: 0.437										4	1	2	0	0	1	0						
5 David Wright, R (1.5) OBP: 0.331, SLG: 0.384										4	0	2	0	0	0	0						
21 Lucas Duda, L (1.3) OBP: 0.353, SLG: 0.490										3	0	1	0	0	1	2						
7 Travis d'Arnaud, R (1.2) OBP: 0.292, SLG: 0.385										4	0	1	0	0	0	6						
6 Matthew den Dekker, L (1.7) OBP: 0.246, SLG: 0.232										3	0	0	0	0	0	1						
29 Eric Campbell, R (8, PH) OBP: 0.343, SLG: 0.385										0	0	0	1	0	0	0						
12 Juan Lagares, R (1.8) OBP: 0.322, SLG: 0.385										4	0	1	0	0	0	3						
4 Wilmer Flores, R (1.6) OBP: 0.264, SLG: 0.306										4	0	2	0	0	0	0						
50 Rafael Montero, R (1.1) ERA: 2.34										2	0	0	0	0	0	1						
52 Carlos Torres, R (8.1) ERA: 3.75										0	0	0	0	0	0	0						
9 Kirk Nieuwenhuis, L (7, PH) OBP: 0.335, SLG: 0.464										1	0	0	0	0	0	2						
44 Buddy Carlyle, L (8.1) ERA: 0.59										0	0	0	0	0	0	0						
61 Dana Eveland, L (9.1) ERA: 2.74										0	0	0	0	0	0	0						
22 Eric Young Jr., S (8, PH) OBP: 0.306, SLG: 0.326										1	0	0	0	0	0	0						
<b>Inning Stats</b>	R: 0 E: 0 K: 2 S: 10	H: 0 LOB: 0 BB: 0 P: 14	R: 0 E: 0 K: 1 S: 9	H: 1 LOB: 1 BB: 0 P: 17	R: 0 E: 0 K: 0 S: 6	H: 0 LOB: 0 BB: 0 P: 9	R: 0 E: 0 K: 0 S: 11	H: 1 LOB: 1 BB: 0 P: 18	R: 0 E: 0 K: 0 S: 12	H: 1 LOB: 1 BB: 0 P: 14	R: 0 E: 0 K: 0 S: 11	H: 2 LOB: 2 BB: 0 P: 17	R: 0 E: 0 K: 0 S: 12	H: 2 LOB: 2 BB: 0 P: 18	R: 1 E: 0 K: 0 S: 8	H: 2 LOB: 0 BB: 0 P: 14	R: 0 E: 0 K: 0 S: 9	H: 0 LOB: 0 BB: 0 P: 15	1B: 8 2B: 1 3B: 0 HR: 0	SF: 1 SAC: 0 DP: 0 HBP: 1	WP: 0 PB: 0 CS: 0	PA: 37
<b>PITCHER</b>	IP WLS BF H R ER SO BB IBB HBP BLK WP HR S P ERA WHIP	7.0 W 28 7 0 0 3 0 0 0 0 0 7 71 107 0.00 1.000	2.0 9 2 1 1 0 0 0 0 1 0 0 0 17 29 4.50 1.000											IP WLS BF H R ER SO BB IBB HBP BLK WP HR S P ERA WHIP	7.0 W 28 7 0 0 3 0 0 0 0 0 7 71 107 0.00 1.000							

Washington Nationals @ New York Mets  
Citi Field, Flushing, NY  
Tue Aug 12 2014, 7:12 PM - 10:21 PM EDT  
Att: 21,200 - Cloudy - 75 F

livebaseballscorecards.com

AB 35  
R 1  
H 9  
RBI 1  
BB 0  
SO 3  
LOB 17



Batter	1	2	3	4	5	6	7	8	9	AB	R	H	RBI	BB	SO	LOB	TOP					
18 Michael Taylor, R OBP: 0.250, SLG: 0.625										4	0	0	0	0	3	2	Washington Nationals @ New York Mets Citi Field, Flushing, NY Wed Aug 13, 2014, 7:10 PM - 9:57 PM EDT Att: 21,364 - Overcast - 77 F					
3 Asdrubal Cabrera, S OBP: 0.309, SLG: 0.393										4	1	1	1	0	0	2						
6 Anthony Rendon, R OBP: 0.331, SLG: 0.467										4	0	1	0	0	1	0						
25 Adam LaRoche, L OBP: 0.374, SLG: 0.456										2	1	1	0	2	0	0						
20 Ian Desmond, R OBP: 0.298, SLG: 0.427										4	1	1	0	0	0	3						
34 Bryce Harper, L OBP: 0.336, SLG: 0.380										3	0	1	1	0	2	1						
40 Wilson Ramos, R OBP: 0.338, SLG: 0.408										4	0	2	0	0	1	1						
19 Kevin Frandsen, R OBP: 0.282, SLG: 0.296										2	0	1	1	0	1	0						
2 Denard Span, L OBP: 0.356, SLG: 0.406										0	0	0	0	0	0	0						
27 Jordan Zimmermann, R OBP: 0.214, SLG: 0.179										3	0	0	0	0	1	3						
22 Drew Storen, S ERA: 2.09										0	0	0	0	0	0	0						
36 Tyler Clippard, R ERA: 2.15										0	0	0	0	0	0	0						
7 Scott Hairston, R OBP: 0.270, SLG: 0.333										1	0	0	0	0	1	1						
29 Rafael Soriano, R ERA: 2.15										0	0	0	0	0	0	0						
<b>Inning Stats</b>	R: 0 E: 0 K: 2 S: 7	H: 0 LOB: 0 BB: 0 P: 7	R: 0 E: 0 K: 1 S: 6	H: 0 LOB: 0 BB: 0 P: 7	R: 0 E: 0 K: 2 S: 10	H: 2 LOB: 2 BB: 0 P: 11	R: 0 E: 0 K: 1 S: 15	H: 1 LOB: 1 BB: 0 P: 27	R: 0 E: 0 K: 1 S: 7	H: 0 LOB: 0 BB: 0 P: 8	R: 0 E: 0 K: 1 S: 6	H: 0 LOB: 0 BB: 0 P: 12	R: 2 E: 1 K: 0 S: 14	H: 3 LOB: 1 BB: 0 P: 17	R: 1 E: 0 K: 0 S: 14	H: 1 LOB: 1 BB: 0 P: 23	R: 0 E: 0 K: 2 S: 11	H: 1 LOB: 1 BB: 0 P: 16	1B: 5 2B: 2 3B: 0 HR: 1	SF: 2 SAC: 0 DP: 1 HBP: 0	WP: 0 PB: 0 SB: 1 CS: 0	PA: 36
<b>PITCHER</b>	IP WLS BF H R ER SO BB IBB HBP BLK WP HR S P ERA WHIP																					
40 Bartolo Colon, R ERA: 3.85	7.0 L 27 6 2 1 8 1 0 0 0 0 0 0 65 89 1.29 1.000																					
27 Jeury Familia, R ERA: 2.09	1.0 5 1 1 1 0 1 0 0 0 0 0 1 14 23 9.00 2.000																					
38 Vic Black, R ERA: 2.15	1.0 4 1 0 0 2 0 0 0 0 0 0 0 11 16 0.00 1.000																					

Batter	1	2	3	4	5	6	7	8	9	AB	R	H	RBI	BB	SO	LOB	BOTTOM			
3 Curtis Granderson, L OBP: 0.329, SLG: 0.385										5	0	1	0	0	2	2	Washington Nationals @ New York Mets Citi Field, Flushing, NY Wed Aug 13, 2014, 7:10 PM - 9:57 PM EDT Att: 21,364 - Overcast - 77 F			
28 Daniel Murphy, L OBP: 0.346, SLG: 0.434										4	0	0	0	0	1	1				
5 David Wright, R OBP: 0.333, SLG: 0.385										4	0	2	0	0	0	0				
21 Lucas Duda, L OBP: 0.352, SLG: 0.488										4	1	1	0	0	0	1				
7 Travis d'Arnaud, R OBP: 0.295, SLG: 0.398										4	1	2	1	0	0	1				
6 Matthew den Dekker, L OBP: 0.262, SLG: 0.250										4	0	2	0	0	0	2				
12 Juan Lagares, R OBP: 0.321, SLG: 0.382										3	0	0	0	0	1	2				
4 Wilmer Flores, R OBP: 0.264, SLG: 0.304										4	0	1	0	0	0	3				
22 Eric Young Jr., S OBP: 0.304, SLG: 0.295										0	0	0	0	0	0	0				
40 Bartolo Colon, R OBP: 0.042, SLG: 0.063										2	0	0	0	0	1	0				
9 Kirk Nieuwenhuis, L OBP: 0.321, SLG: 0.457										1	0	0	0	0	1	3				
27 Jeury Familia, R OBP: 1.000, SLG: 1.000										0	0	0	0	0	0	0				
38 Vic Black, R ERA: 1.56										0	0	0	0	0	0	0				
29 Eric Campbell, R OBP: 0.340, SLG: 0.382										1	0	0	0	0	0	2				
<b>Inning Stats</b>	R: 0 E: 0 K: 0 S: 10	H: 2 LOB: 1 BB: 0 P: 13	R: 0 E: 0 K: 1 S: 12	H: 1 LOB: 1 BB: 0 P: 19	R: 0 E: 0 K: 1 S: 10	H: 0 LOB: 0 BB: 0 P: 12	R: 1 E: 1 K: 0 S: 10	H: 1 LOB: 1 BB: 0 P: 12	R: 0 E: 0 K: 1 S: 7	H: 0 LOB: 0 BB: 0 P: 9	R: 0 E: 0 K: 1 S: 12	H: 1 LOB: 3 BB: 0 P: 17	R: 0 E: 0 K: 1 S: 8	H: 1 LOB: 1 BB: 0 P: 11	R: 0 E: 0 K: 0 S: 11	H: 3 LOB: 2 BB: 0 P: 15	1B: 8 2B: 0 3B: 0 HR: 1	SF: 0 SAC: 0 DP: 1 HBP: 1	WP: 0 PB: 0 SB: 1 CS: 0	PA: 37
<b>PITCHER</b>	IP WLS BF H R ER SO BB IBB HBP BLK WP HR S P ERA WHIP																			
27 Jordan Zimmermann, R ERA: 1.64	6.1 W 25 5 1 0 4 0 0 0 0 0 0 6 8 0.00 0.000																			
22 Drew Storen, R ERA: 1.64	0.2 H 2 0 0 0 1 0 0 0 0 0 0 0 6 8 0.00 0.000																			
36 Tyler Clippard, R ERA: 1.56	1.0 H 4 1 0 0 1 0 0 0 0 0 0 8 11 0.00 1.000																			
29 Rafael Soriano, R ERA: 1.94	1.0 S 6 3 1 1 0 0 0 0 0 0 0 1 11 15 9.00 3.000																			





Batter	1	2	3	4	5	6	7	8	9	AB	R	H	RBI	BB	SO	LOB	TOP				
2 Denard Span, L (1,8) OBP: 0.352, SLG: 0.402	P2	G3-1		G1-3			K2-3		G4-3	5	0	0	0	0	1	2					
3 Asdrúbal Cabrera, S (1,4) OBP: 0.310, SLG: 0.390	25 HR		K		F9		25 BB		K	3	1	0	0	2	2	0					
6 Anthony Rendon, R (1,5) OBP: 0.329, SLG: 0.464	L7		F7		F9		25 BB		G6-3	5	0	1	0	0	0	1					
25 Adam LaRoche, L (1,3) OBP: 0.375, SLG: 0.463	1-H		G3		G3					3	1	1	2	1	0	0					
20 Ian Desmond, R (1,6) OBP: 0.301, SLG: 0.428				34 HR			59 G5-3		K	3	1	2	0	1	1	3					
34 Bryce Harper, L (1,7) OBP: 0.335, SLG: 0.392	F9									4	1	1	2	0	2	2					
59 Jose Lobaton, S (1,2)			G3		F7					3	0	0	0	1	0	1					
18 Michael Taylor, R (1,9) OBP: 0.333, SLG: 0.500										2	0	0	0	2	1	2					
37 Stephen Strasburg, R (1,1) OBP: 0.192, SLG: 0.109										1	0	0	0	0	0	0					
19 Kevin Frandsen, R (8,PH) ERA: 1.59										1	0	0	0	0	0	1					
36 Tyler Clippard, R (8,1) ERA: 3.69										0	0	0	0	0	0	0					
29 Rafael Soriano, R (9,1) ERA: 3.84										0	0	0	0	0	0	0					
<b>Inning Stats</b>	R: 2 E: 0 K: 0 S: 14	H: 2 LOB: 1 BB: 1 P: 19	R: 0 E: 0 K: 0 S: 9	H: 0 LOB: 1 BB: 1 P: 17	R: 0 E: 0 K: 1 S: 8	H: 0 LOB: 0 BB: 0 P: 13	R: 2 E: 0 K: 0 S: 11	H: 1 LOB: 1 BB: 2 P: 24	R: 0 E: 0 K: 2 S: 9	H: 1 LOB: 3 BB: 2 P: 11	R: 0 E: 0 K: 1 S: 13	H: 0 LOB: 1 BB: 1 P: 26	R: 0 E: 0 K: 1 S: 10	H: 0 LOB: 1 BB: 1 P: 16	R: 0 E: 0 K: 1 S: 8	H: 0 LOB: 0 BB: 0 P: 9	1B: 3 2B: 0 3B: 0 HR: 2	SF: 0 SAC: 2 DP: 0 HBP: 0	WP: 0 PB: 0 SB: 1 CS: 0	PA: 39	
<b>PITCHER</b>	IP WLS BF H R ER SO BB IBB HBP BLK WP HR S P ERA WHIP	IP WLS BF H R ER SO BB IBB HBP BLK WP HR S P ERA WHIP	IP WLS BF H R ER SO BB IBB HBP BLK WP HR S P ERA WHIP	IP WLS BF H R ER SO BB IBB HBP BLK WP HR S P ERA WHIP	IP WLS BF H R ER SO BB IBB HBP BLK WP HR S P ERA WHIP	IP WLS BF H R ER SO BB IBB HBP BLK WP HR S P ERA WHIP	IP WLS BF H R ER SO BB IBB HBP BLK WP HR S P ERA WHIP	IP WLS BF H R ER SO BB IBB HBP BLK WP HR S P ERA WHIP	IP WLS BF H R ER SO BB IBB HBP BLK WP HR S P ERA WHIP	IP WLS BF H R ER SO BB IBB HBP BLK WP HR S P ERA WHIP	IP WLS BF H R ER SO BB IBB HBP BLK WP HR S P ERA WHIP	IP WLS BF H R ER SO BB IBB HBP BLK WP HR S P ERA WHIP	IP WLS BF H R ER SO BB IBB HBP BLK WP HR S P ERA WHIP	IP WLS BF H R ER SO BB IBB HBP BLK WP HR S P ERA WHIP	IP WLS BF H R ER SO BB IBB HBP BLK WP HR S P ERA WHIP	IP WLS BF H R ER SO BB IBB HBP BLK WP HR S P ERA WHIP	IP WLS BF H R ER SO BB IBB HBP BLK WP HR S P ERA WHIP	IP WLS BF H R ER SO BB IBB HBP BLK WP HR S P ERA WHIP	IP WLS BF H R ER SO BB IBB HBP BLK WP HR S P ERA WHIP	IP WLS BF H R ER SO BB IBB HBP BLK WP HR S P ERA WHIP	IP WLS BF H R ER SO BB IBB HBP BLK WP HR S P ERA WHIP

Washington Nationals @ New York Mets  
Citi Field, Flushing, NY  
Thu Aug 14 2014, 7:11 PM - 10:03 PM EDT  
Att: 22,782 - Partly Cloudy - 77 F

AB	30
R	4
H	5
RBI	4
BB	7
SO	7
LOB	12



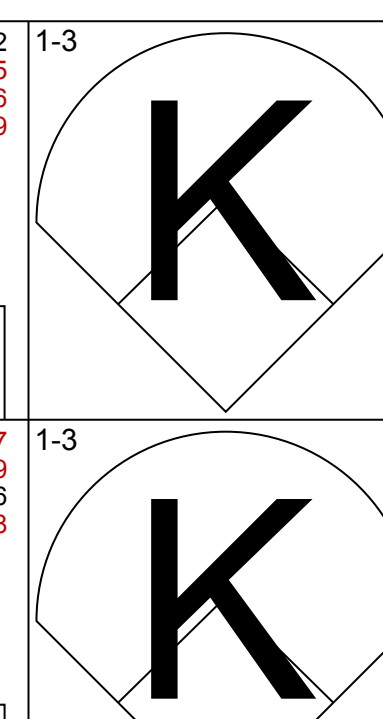
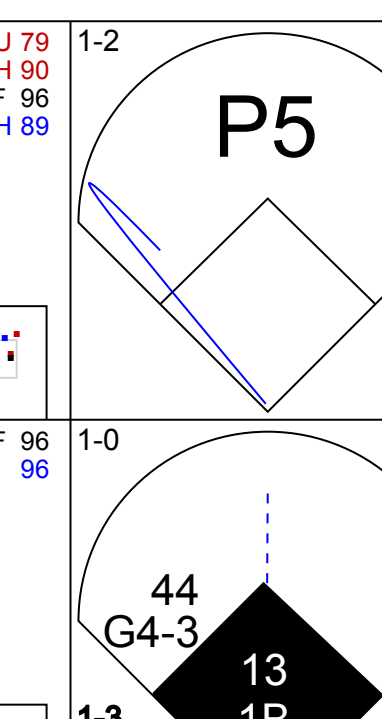
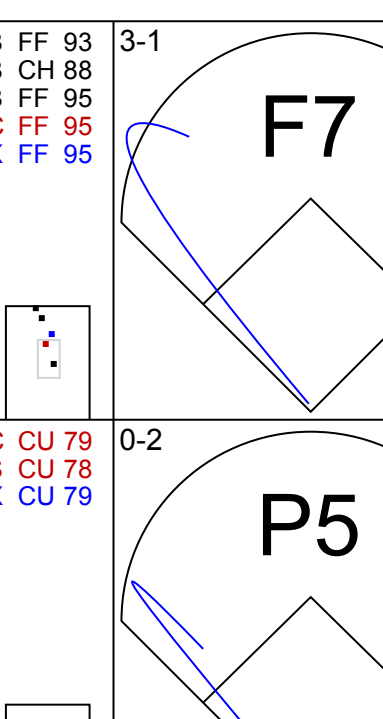
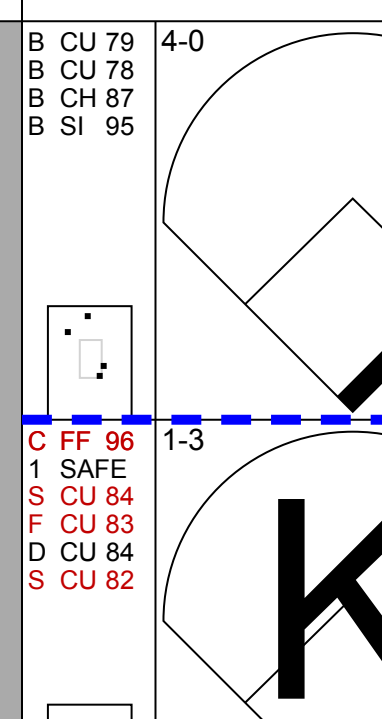
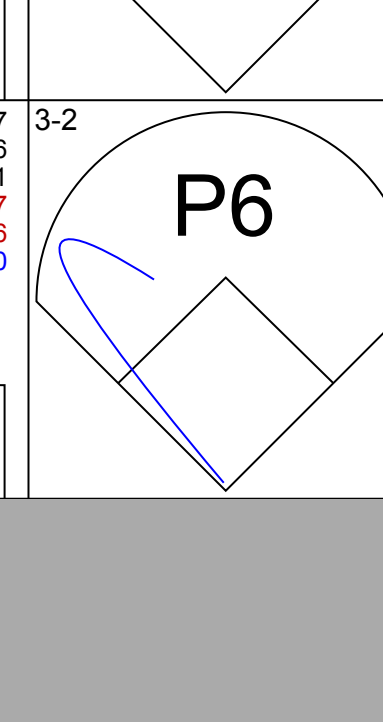
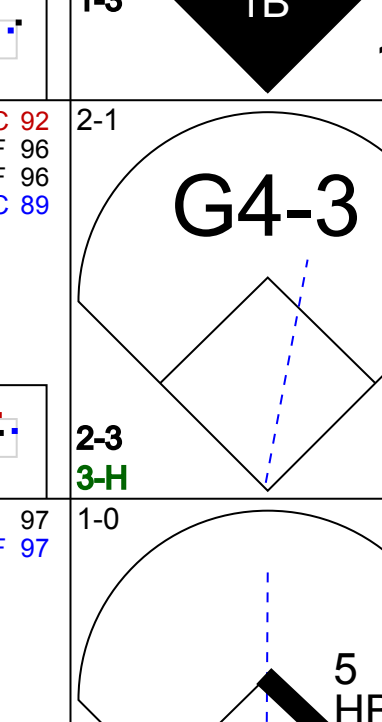
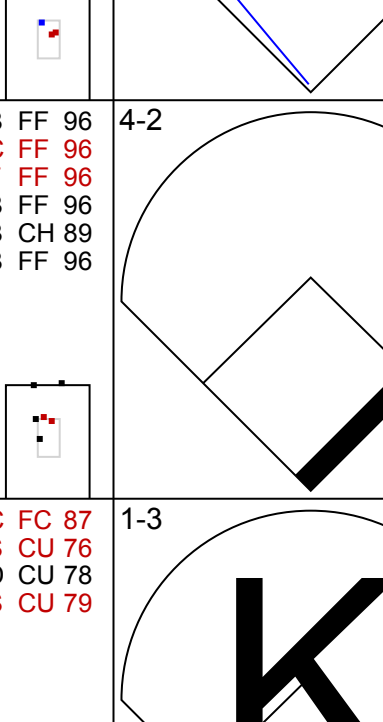


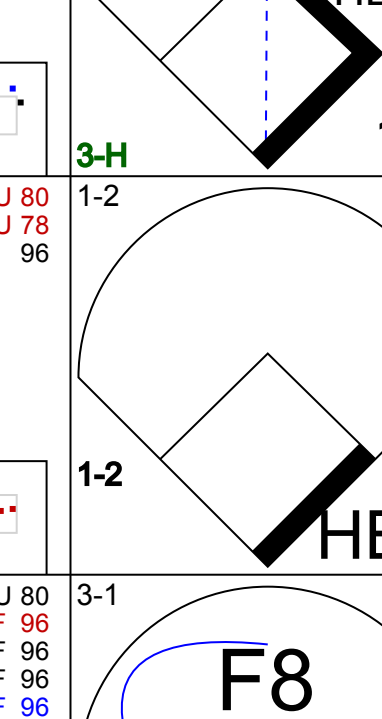


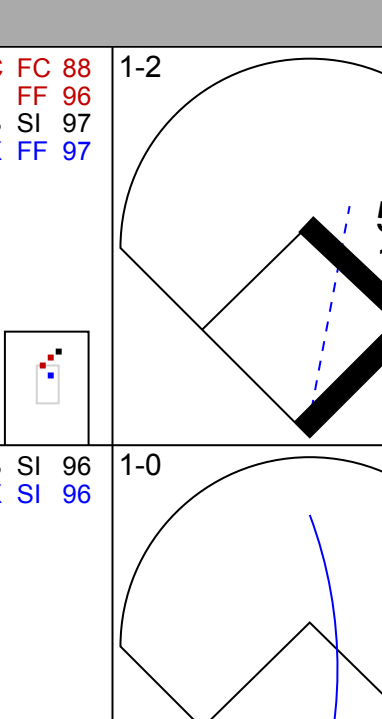
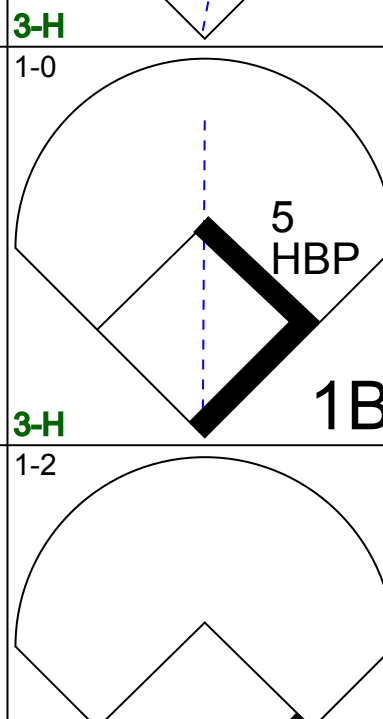
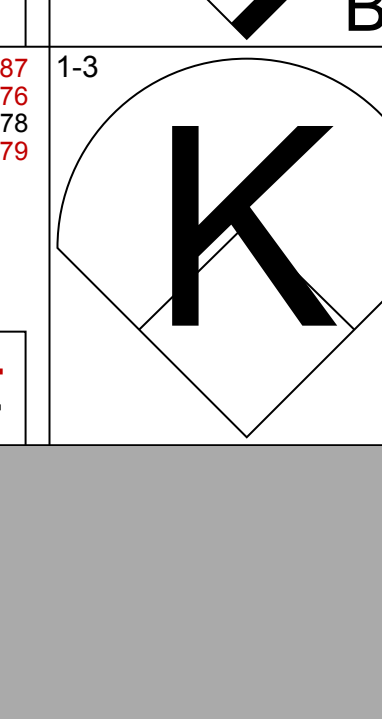

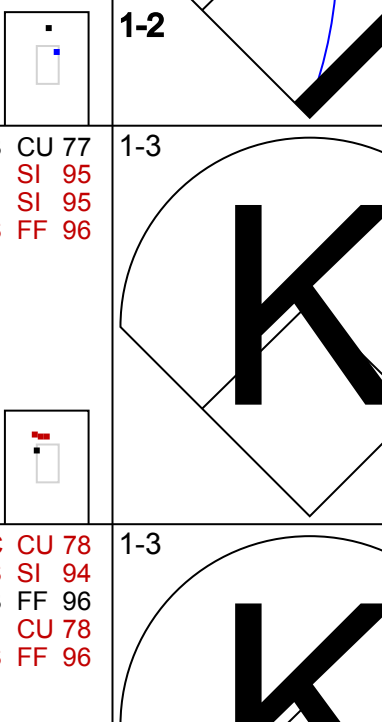
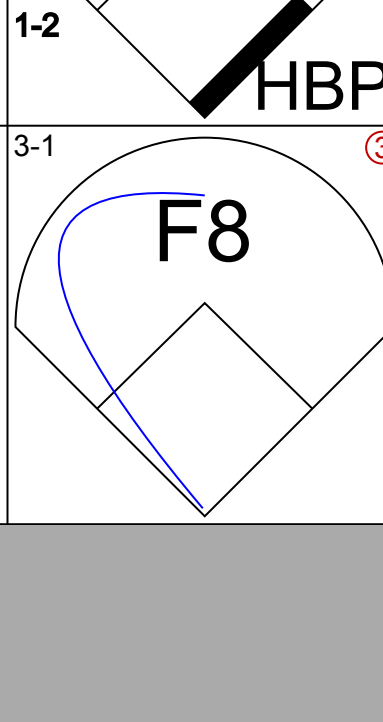


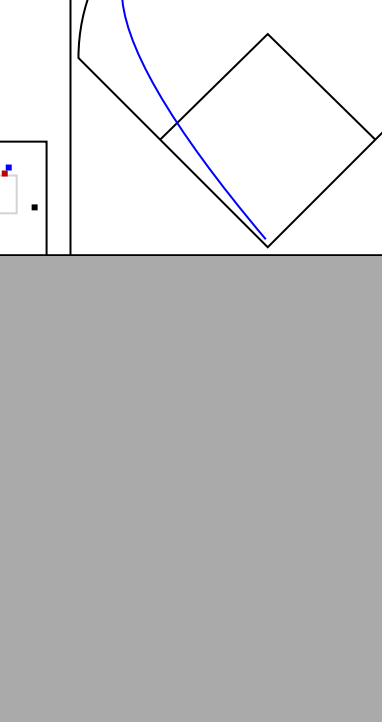


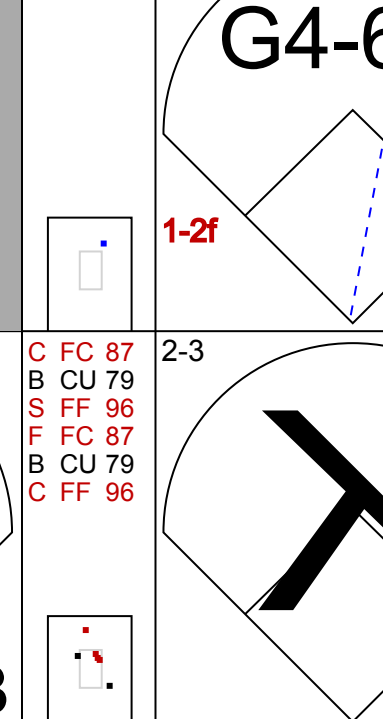

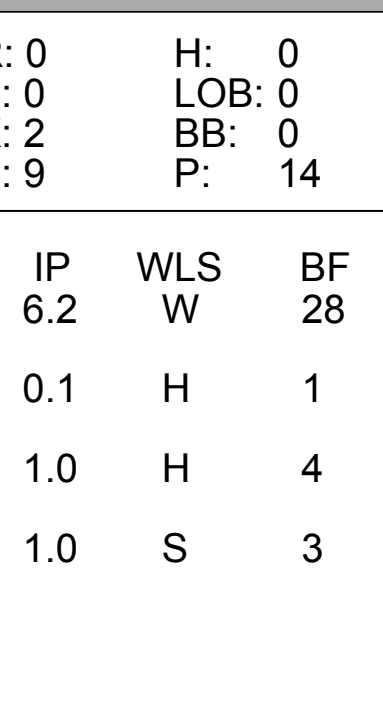
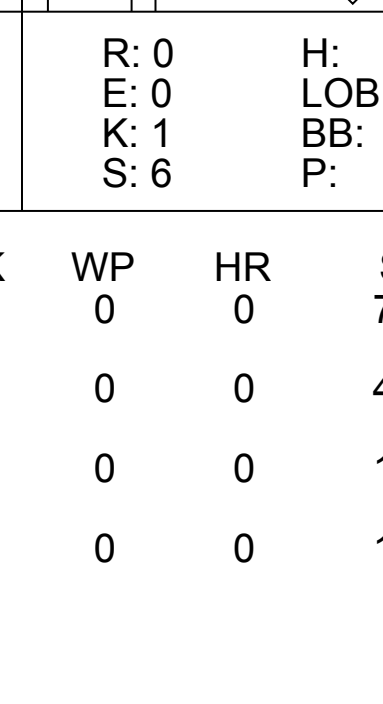
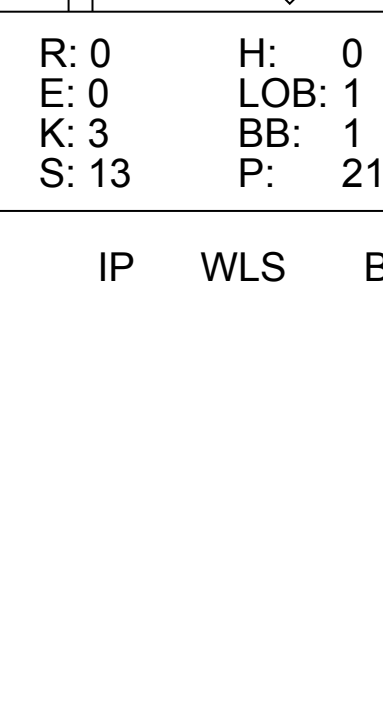
Batter	1	2	3	4	5	6	7	8	9	AB	R	H	RBI	BB	SO	LOB	BOTTOM					
3 Curtis Granderson, L (1,9) OBP: 0.328, SLG: 0.382	G4-3		G3							3	0	0	0	1	0	0						
28 Daniel Murphy, L (1,4) OBP: 0.345, SLG: 0.432	K			E6						4	1	1	0	0	1	2						
5 David Wright, R (1,5) OBP: 0.332, SLG: 0.384										4	0	1	0	0	2	2						
21 Lucas Duda, L (1,3) OBP: 0.349, SLG: 0.484										3	0	0	1	0	0	1						
7 Travis d'Arnaud, R (1,2) OBP: 0.295, SLG: 0.395										2	0	0	0	1	0	0						
6 Matthew den Dekker, L (1,7) OBP: 0.250, SLG: 0.229										3	0	0	0	0	2	1						
12 Juan Lagares, R (1,8) OBP: 0.318, SLG: 0.378										3	0	0	0	0	2	1						
4 Wilmer Flores, R (1,6) OBP: 0.258, SLG: 0.297										3	0	0	0	0	1	0						
35 Dillon Gee, R (1,1) ERA: 3.52										1	0	0	0	0	1	0						
22 Eric Young Jr., S (6,PH) ERA: 2.07, SLG: 0.302										1	0	0	0	0	0	0						
66 Josh Edgin, R (7,1) ERA: 1.59										0	0	0	0	0	0	0						
52 Carlos Torres, R (7,1) ERA: 3.69										0	0	0	0	0	0	0						
9 Kirk Nieuwenhuis, L (8,PH) OBP: 0.177, SLG: 0.169										1	0	0	0	0	0	1						
58 Jenny Mejia, R (9,1) ERA: 3.84										0	0	0	0	0	0	0						
<b>Inning Stats</b>	R: 0 E: 0 K: 1 S: 11	H: 1 LOB: 1 BB: 0 P: 15	R: 0 E: 0 K: 1 S: 6	H: 0 LOB: 0 BB: 0 P: 10	R: 0 E: 0 K: 1 S: 8	H: 0 LOB: 0 BB: 0 P: 11	R: 1 E: 1 K: 1 S: 10	H: 1 LOB: 0 BB: 0 P: 17	R: 0 E: 0 K: 1 S: 7	H: 0 LOB: 0 BB: 0 P: 10	R: 0 E: 0 K: 1 S: 13	H: 1 LOB: 1 BB: 1 P: 21	R: 0 E: 0 K: 2 S: 11	H: 0 LOB: 1 BB: 1 P: 17	R: 0 E: 0 K: 2 S: 8	H: 0 LOB: 0 BB: 0 P: 10	R: 0 E: 0 K: 0 S: 14	H: 0 LOB: 0 BB: 0 P: 22	1B: 2 2B: 1 3B: 0 HR: 0	SF: 1 SAC: 0 DP: 1 HBP: 0	WP: 0 PB: 0 SB: 1 CS: 0	PA: 31
<b>PITCHER</b>	IP WLS BF H R ER SO BB IBB HBP BLK WP HR S P ERA WHIP	IP WLS BF H R ER SO BB IBB HBP BLK WP HR S P ERA WHIP	IP WLS BF H R ER SO BB IBB HBP BLK WP HR S P ERA WHIP	IP WLS BF H R ER SO BB IBB HBP BLK WP HR S P ERA WHIP	IP WLS BF H R ER SO BB IBB HBP BLK WP HR S P ERA WHIP	IP WLS BF H R ER SO BB IBB HBP BLK WP HR S P ERA WHIP	IP WLS BF H R ER SO BB IBB HBP BLK WP HR S P ERA WHIP	IP WLS BF H R ER SO BB IBB HBP BLK WP HR S P ERA WHIP	IP WLS BF H R ER SO BB IBB HBP BLK WP HR S P ERA WHIP	IP WLS BF H R ER SO BB IBB HBP BLK WP HR S P ERA WHIP	IP WLS BF H R ER SO BB IBB HBP BLK WP HR S P ERA WHIP	IP WLS BF H R ER SO BB IBB HBP BLK WP HR S P ERA WHIP	IP WLS BF H R ER SO BB IBB HBP BLK WP HR S P ERA WHIP	IP WLS BF H R ER SO BB IBB HBP BLK WP HR S P ERA WHIP	IP WLS BF H R ER SO BB IBB HBP BLK WP HR S P ERA WHIP	IP WLS BF H R ER SO BB IBB HBP BLK WP HR S P ERA WHIP	IP WLS BF H R ER SO BB IBB HBP BLK WP HR S P ERA WHIP	IP WLS BF H R ER SO BB IBB HBP BLK WP HR S P ERA WHIP	IP WLS BF H R ER SO BB IBB HBP BLK WP HR S P ERA WHIP	IP WLS BF H R ER SO BB IBB HBP BLK WP HR S P ERA WHIP	IP WLS BF H R ER SO BB IBB HBP BLK WP HR S P ERA WHIP	IP WLS BF H R ER SO BB IBB HBP BLK WP HR S P ERA WHIP

Washington Nationals @ New York Mets  
Citi Field, Flushing, NY  
Thu Aug 14 2014, 7:11 PM - 10:03 PM EDT  
Att: 22,782 - Partly Cloudy - 77 F

AB	28
R	1
H	3
RBI	1
BB	2
SO	10
LOB	7



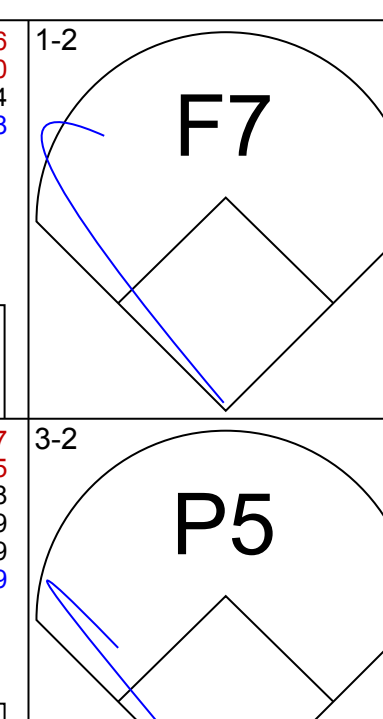
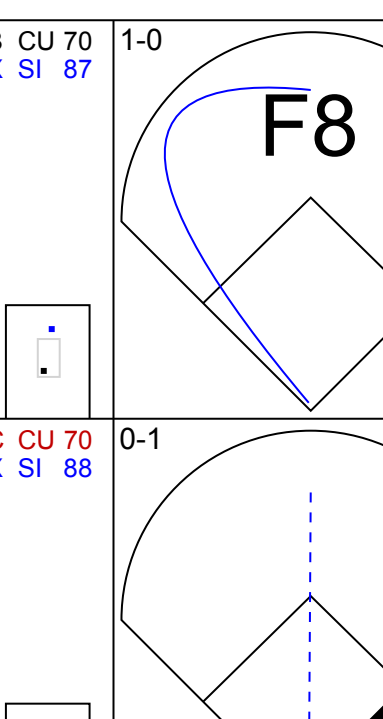
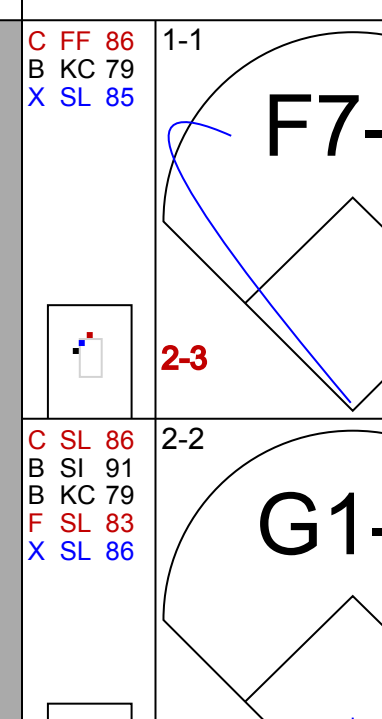
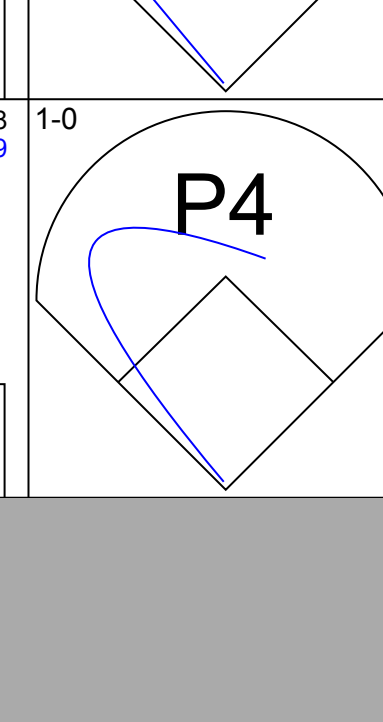

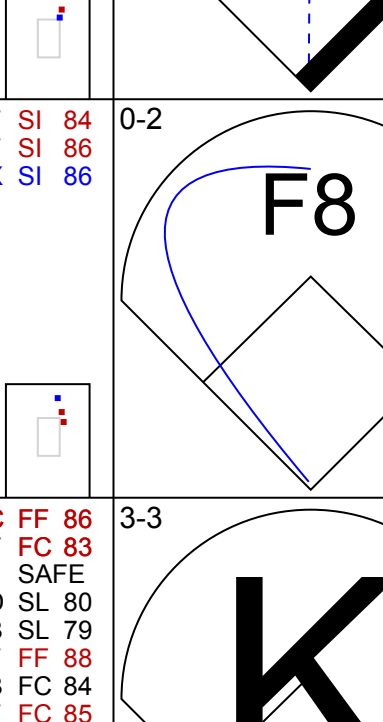


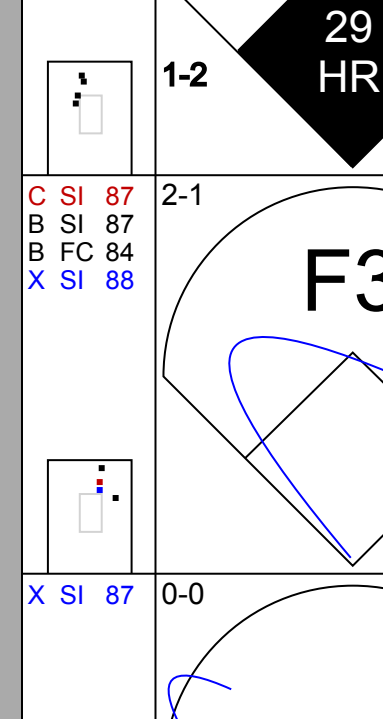

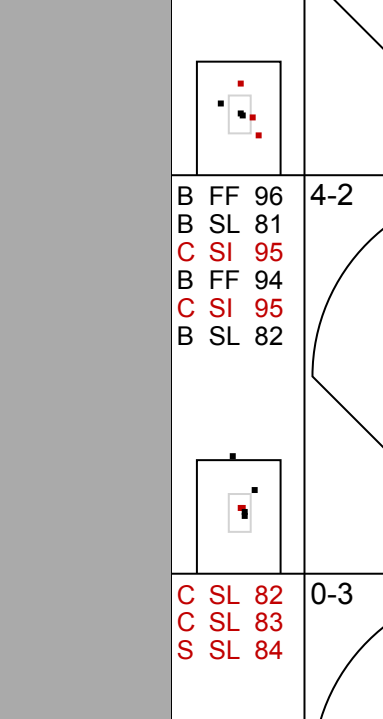
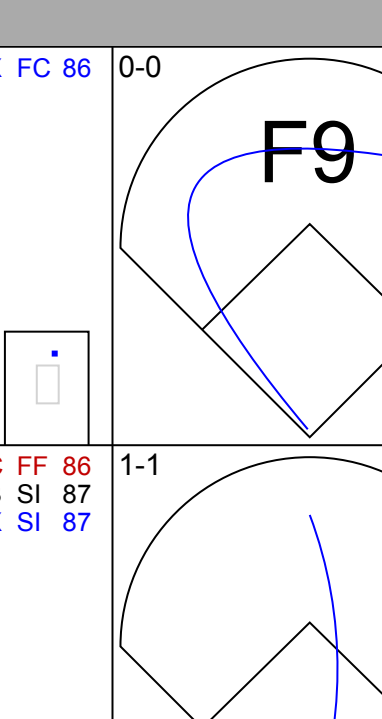
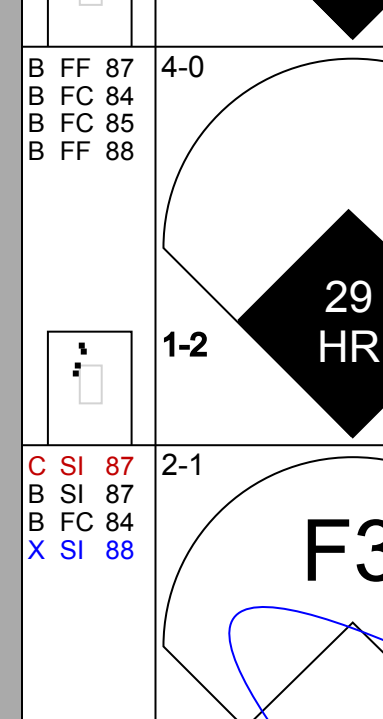
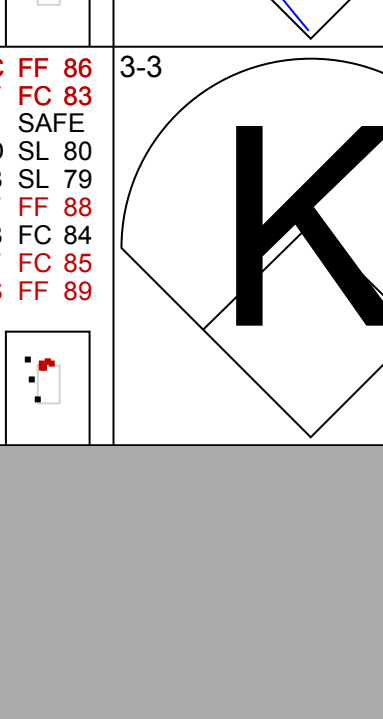
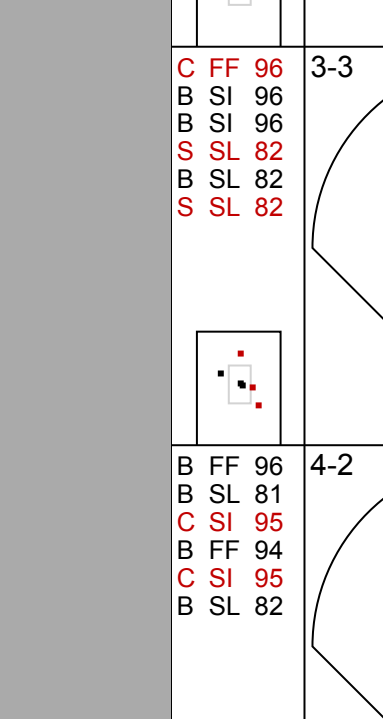
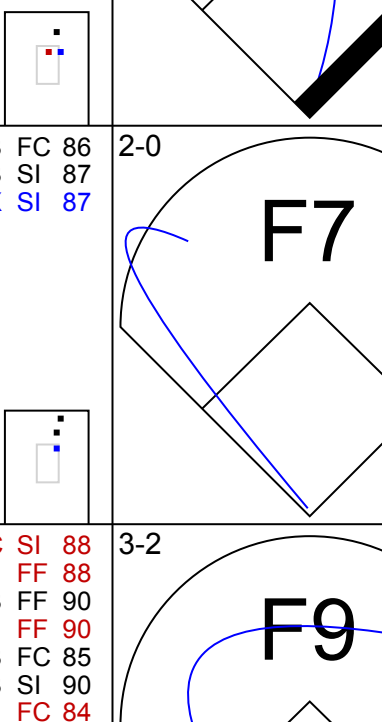
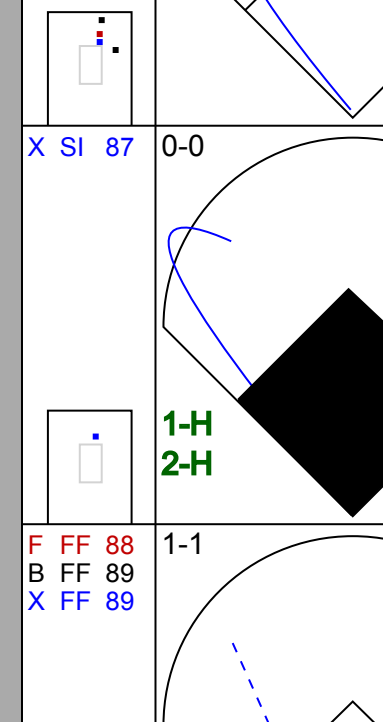

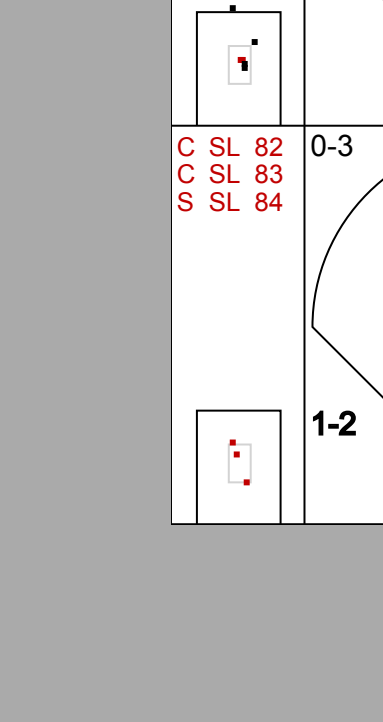

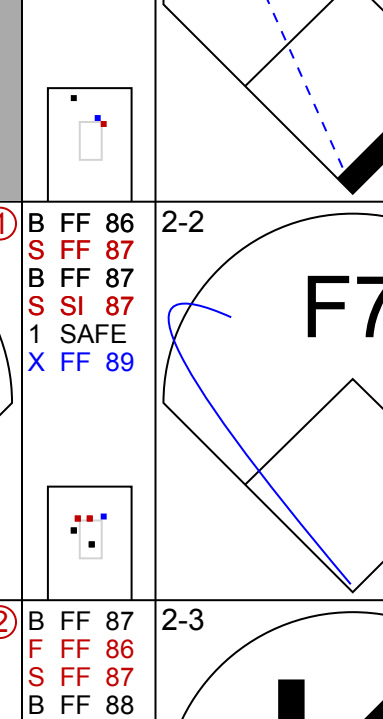

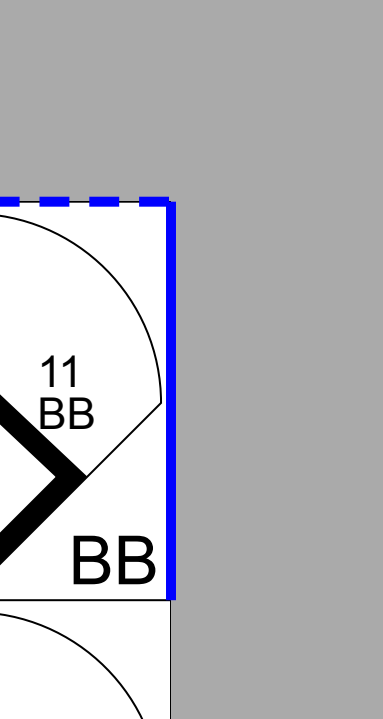
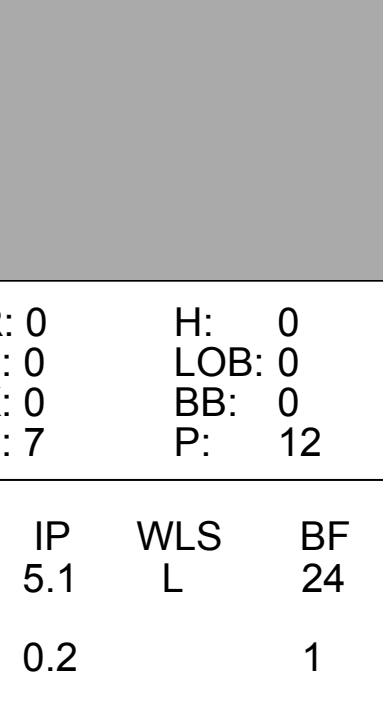
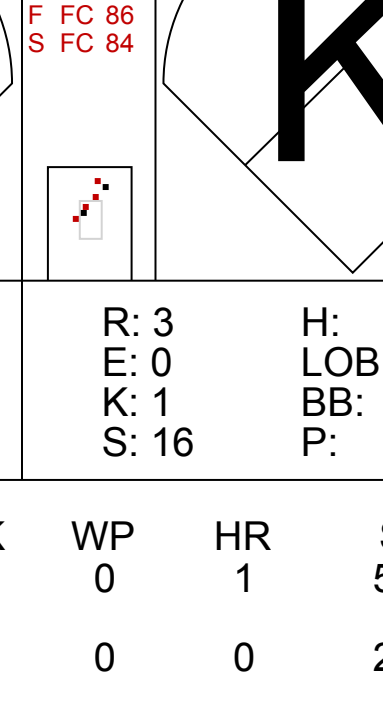
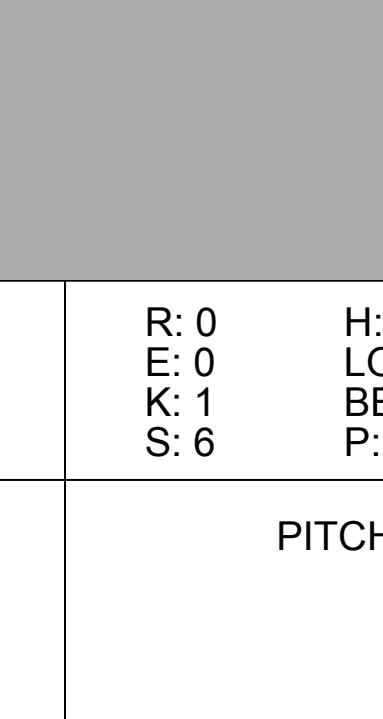
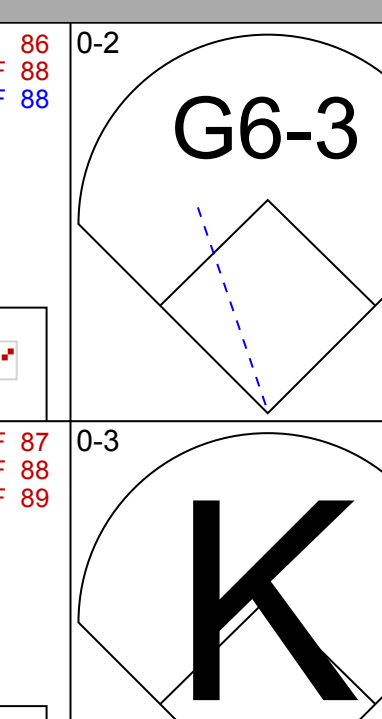

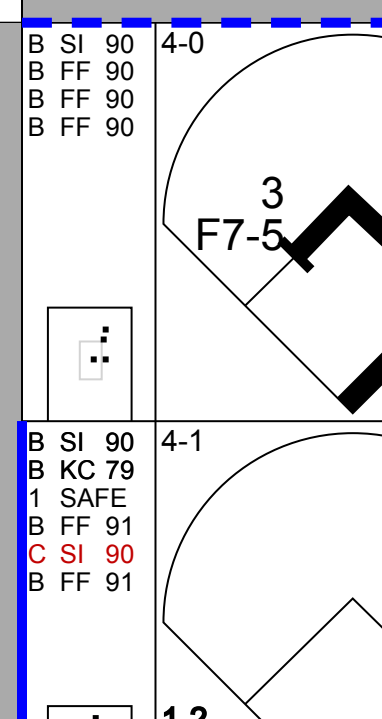
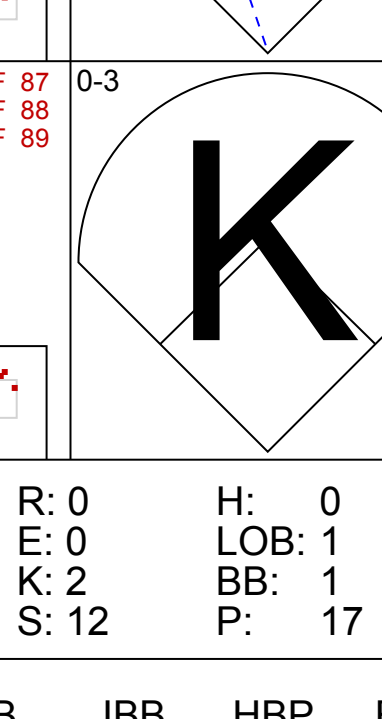
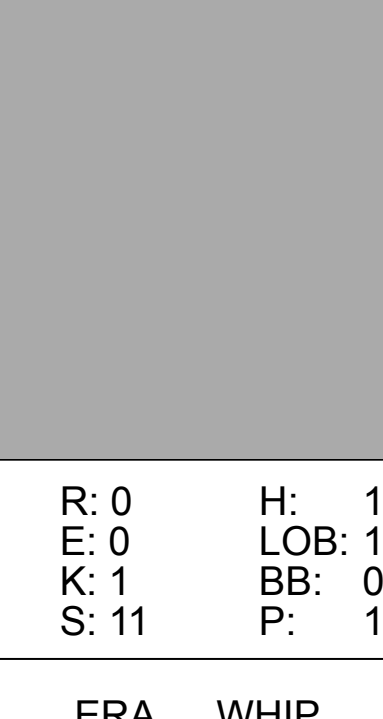
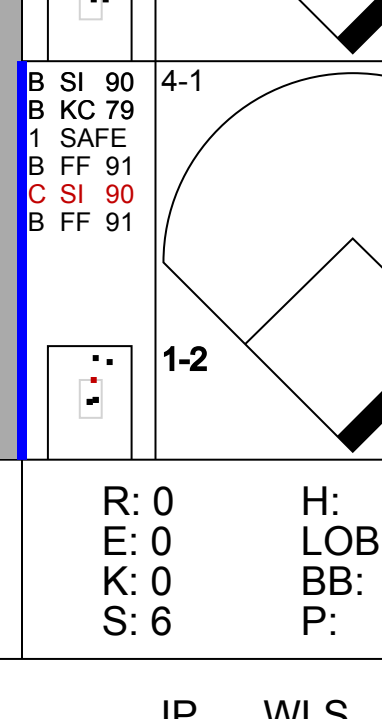


Batter	1	2	3	4	5	6	7	8	9	AB	R	H	RBI	BB	SO	LOB	TOP										
8 Chris Coghlan, L (1.7) OBP: 0.358, SLG: 0.469										3	0	0	0	1	1	1											
9 Javier Báez, R (1.4) OBP: 0.245, SLG: 0.531			 44 G4-3 13 1B							4	1	1	0	0	2	1											
44 Anthony Rizzo, L (1.3) OBP: 0.378, SLG: 0.506										3	0	0	1	1	1	1											
13 Starlin Castro, R (1.6) OBP: 0.335, SLG: 0.429										4	0	2	1	0	2	1											
5 Wellington Castillo, R (1.2) OBP: 0.303, SLG: 0.376										2	0	1	0	1	1	0											
7 Arismendy Alcántara, S (1.8) OBP: 0.281, SLG: 0.349										4	0	0	0	0	1	5											
6 Ryan Sweeney, L (1.9) OBP: 0.299, SLG: 0.339										3	0	0	0	1	1	2											
4 Chris Valaika, R (1.5) OBP: 0.214, SLG: 0.160										4	0	0	0	0	3	3											
37 Travis Wood, R (1.1) OBP: 0.236, SLG: 0.320										1	1	0	0	1	1	0											
52 Justin Grimm, R (6.1)										0	0	0	0	0	0	0											
20 Justin Ruggiano, R (7.7)										0	0	0	0	0	1	0											
53 Wesley Wright, R (7.1)										0	0	0	0	0	0	0											
46 Pedro Strop, R (8.1)										0	0	0	0	0	0	0											
24 Luis Valbuena, L (8.7)										1	0	0	0	0	0	0											
<b>Inning Stats</b>	R: 0 E: 0 K: 2 S: 9	H: 0 LOB: 0 BB: 0 P: 14	R: 0 E: 0 K: 3 S: 15	H: 2 LOB: 2 BB: 0 P: 20	R: 2 E: 0 K: 0 S: 12	H: 2 LOB: 2 BB: 1 P: 25	R: 0 E: 0 K: 1 S: 6	H: 0 LOB: 0 BB: 1 P: 12	R: 0 E: 0 K: 1 S: 10	H: 0 LOB: 1 BB: 1 P: 18	R: 0 E: 0 K: 1 S: 9	H: 0 LOB: 0 BB: 0 P: 15	R: 0 E: 0 K: 3 S: 13	H: 0 LOB: 1 BB: 1 P: 21	R: 0 E: 0 K: 2 S: 10	H: 0 LOB: 1 BB: 1 P: 17	R: 0 E: 0 K: 1 S: 14	H: 0 LOB: 0 BB: 0 P: 20	1B: 4 2B: 0 3B: 0 HR: 0	SF: 0 SAC: 0 DP: 1 HBP: 1	WP: 0 PB: 0 SB: 0 CS: 0	PA: 36					
<b>PITCHER</b>	IP	WLS	BF	H	R	ER	SO	BB	IBB	HBP	BLK	WP	HR	S	P	ERA	WHIP										
45 Zack Wheeler, R (1.1) ERA: 3.49	6.2	W	28	4	2	2	10	4	0	1	0	0	0	70	120	2.70	1.200										
38 Vic Black, R (7.1) ERA: 2.12	0.1	H	1	0	0	0	1	0	0	0	0	0	0	4	5	0.00	0.000										
27 Jeury Familia, R (8.1) ERA: 2.05	1.0	H	4	0	0	0	2	1	0	0	0	0	0	10	17	0.00	1.000										
58 Jenny Mejia, R (9.1) ERA: 3.79	1.0	S	3	0	0	0	1	0	0	0	0	0	0	14	20	0.00	0.000										

Chicago Cubs @ New York Mets  
Citi Field, Flushing, NY  
Fri Aug 15 2014, 7:13 PM - 10:16 PM EDT  
Att: 25,016 - Cloudy - 71 F

AB 30  
R 2  
H 4  
RBI 2  
BB 5  
SO 14  
LOB 14



Batter	1	2	3	4	5	6	7	8	9	AB	R	H	RBI	BB	SO	LOB	BOTTOM										
3 Curtis Granderson, L (1.9) OBP: 0.327, SLG: 0.379										3	0	0	0	1	0	2											
28 Daniel Murphy, L (1.4) OBP: 0.345, SLG: 0.431										4	0	1	0	0	1	2											
5 David Wright, R (1.5) OBP: 0.331, SLG: 0.381										3	1	0	0	1	0	1											
21 Lucas Duda, L (1.3) OBP: 0.348, SLG: 0.480										3	1	0	0	1	2	1											
7 Travis d'Arnaud, R (1.2) OBP: 0.298, SLG: 0.394										3	0	1	0	1	1	2											
29 Eric Campbell, R (1.7) OBP: 0.345, SLG: 0.403										3	1	1	3	1	1	2											
12 Juan Lagares, R (1.8) OBP: 0.318, SLG: 0.377										3	0	1	0	0	0	2											
4 Wilmer Flores, R (1.6) OBP: 0.259, SLG: 0.292										2	0	0	0	1	0	1											
27 Jeury Familia, R (8.1) OBP: 1.000, SLG: 1.000										0	0	0	0	0	0	0											
58 Jenny Mejia, R (9.1)										0	0	0	0	0	0	0											
45 Zack Wheeler, L (1.1) OBP: 0.098, SLG: 0.100										2	0	0	0	0	2	1											
38 Vic Black, R (7.1)										0	0	0	0	0	0	0											
11 Rubén Tejada, R (7.7) OBP: 0.345, SLG: 0.276										0	0	0	0	1	0	0											
<b>Inning Stats</b>	R: 0 E: 0 K: 0 S: 7	H: 1 LOB: 1 BB: 0 P: 12	R: 0 E: 0 K: 0 S: 9	H: 1 LOB: 1 BB: 0 P: 15	R: 0 E: 0 K: 2 S: 12	H: 0 LOB: 1 BB: 1 P: 17	R: 3 E: 0 K: 1 S: 16	H: 2 LOB: 1 BB: 2 P: 31	R: 0 E: 0 K: 1 S: 11	H: 1 LOB: 1 BB: 0 P: 15	R: 0 E: 0 K: 1 S: 6	H: 0 LOB: 0 BB: 1 P: 14	R: 0 E: 0 K: 0 S: 6	H: 0 LOB: 1 BB: 2 P: 17	R: 0 E: 0 K: 2 S: 10	H: 0 LOB: 1 BB: 1 P: 18	1B: 3 2B: 2 3B: 0 HR: 1	SF: 0 SAC: 0 DP: 2 HBP: 0	WP: 0 PB: 0 SB: 0 CS: 0	PA: 33							
<b>PITCHER</b>	IP	WLS	BF	H	R	ER	SO	BB	IBB	HBP	BLK	WP	HR	S	P	ERA	WHIP										
37 Travis Wood, L (1.1) ERA: 4.86	5.1	L	24	4	3	3	5	4	0	0	0	0	0	2	3	0.00	0.000										
52 Justin Grimm, R (6.1) ERA: 4.22	0.2		1	0	0	0	0	0	0	0	0	0	0	2	3	0.00	0.000										
53 Wesley Wright, L (7.1) ERA: 2.7	1.0		4	0	0	0	0	2	0	0	0	0	0	6	17	0.00	2.000										
46 Pedro Strop, R (8.1) ERA: 2.56	1.0		4	0	0	0	2	1	0	0	1	0	0	10	18	0.00	1.000										

Chicago Cubs @ New York Mets  
Citi Field, Flushing, NY  
Fri Aug 15 2014, 7:13 PM - 10:16 PM EDT  
Att: 25,016 - Cloudy - 71 F

AB 26  
R 3  
H 4  
RBI 3  
BB 7  
SO 7  
LOB 14





Batter	1	2	3	4	5	6	7	8	9	AB	R	H	RBI	BB	SO	LOB	TOP										
8 Chris Coghlan, L (1.7)										4	0	0	0	0	0	4											
9 Javier Báez, R (1.4)										4	0	1	0	0	1	4											
44 Anthony Rizzo, L (1.3)										3	0	0	0	1	0	5											
13 Starlin Castro, R (1.6)										4	0	0	0	0	1	4											
20 Justin Ruggiano, R (1.9)										4	1	1	1	0	2	2											
7 Arismendy Alcántara, S (1.8)										4	1	1	0	0	2	2											
5 Welington Castillo, R (1.2)										4	1	2	1	0	0	0											
4 Chris Valaika, R (1.5)										4	0	1	0	0	2	0											
19 Dan Straily, R (1.1)										1	0	0	0	1	1	0											
11 Kyuji Fukukawa, L (6.1)										0	0	0	0	0	0	0											
53 Wesley Wright, R (6.1)										0	0	0	0	0	0	0											
6 Ryan Sweeney, L (7. PH)										1	0	1	1	0	0	0											
33 Carlos Villanueva, R (7.1)										0	0	0	0	0	0	0											
24 Luis Valbuena, L (6. PH)										1	0	0	0	0	1	0											
<b>Inning Stats</b>	R: 0 E: 2 K: 0 S: 12	H: 0 LOB: 1 BB: 0 P: 18	R: 0 E: 0 K: 1 S: 6	H: 0 LOB: 0 BB: 0 P: 8	R: 0 E: 0 K: 1 S: 5	H: 0 LOB: 1 BB: 1 P: 10	R: 0 E: 0 K: 1 S: 14	H: 1 LOB: 2 BB: 1 P: 23	R: 1 E: 0 K: 2 S: 10	H: 1 LOB: 0 BB: 0 P: 12	R: 0 E: 0 K: 2 S: 9	H: 0 LOB: 0 BB: 0 P: 13	R: 2 E: 0 K: 0 S: 16	H: 5 LOB: 3 BB: 0 P: 20	R: 0 E: 0 K: 2 S: 7	H: 0 LOB: 0 BB: 0 P: 9	R: 0 E: 0 K: 2 S: 8	H: 0 LOB: 0 BB: 0 P: 12	1B: 5 2B: 0 3B: 0 HR: 2	SF: 0 SAC: 0 DP: 2 HBP: 0	WP: 0 PB: 0 SB: 0 CS: 0	PA: 36					
<b>PITCHER</b>	IP	WLS	BF	H	R	ER	SO	BB	IBB	HBP	BLK	WP	HR	S	P	ERA	WHIP										
49 Jonathon Niese, L (1.1)	6.0	W	27	7	3	3	6	2	0	0	0	0	2	65	96	4.50	1.500										
38 Vic Black, R (7.1)	1.0	H	3	0	0	0	0	0	0	0	0	0	0	7	8	0.00	0.000										
27 Jeury Familia, R (8.1)	1.0		3	0	0	0	2	0	0	0	0	0	0	7	9	0.00	0.000										
44 Buddy Carlyle, R (9.1)	1.0		3	0	0	0	2	0	0	0	0	0	0	8	12	0.00	0.000										

Chicago Cubs @ New York Mets  
Citi Field, Flushing, NY  
Sat Aug 16 2014, 7:12 PM - 9:49 PM EDT  
Att: 30,744 - Partly Cloudy - 77 F

AB	34
R	3
H	7
RBI	3
BB	2
SO	10
LOB	21



Batter	1	2	3	4	5	6	7	8	9	AB	R	H	RBI	BB	SO	LOB	BOTTOM										
3 Curtis Granderson, L (1.9)										4	0	0	0	0	2	3											
28 Daniel Murphy, L (1.4)										4	0	0	0	0	1	0											
5 David Wright, R (1.5)										2	1	0	0	0	0	0											
29 Eric Campbell, R (7.5)										1	1	0	0	3	0	0											
21 Lucas Duda, L (1.3)										4	2	1	0	0	0	2											
7 Travis d'Arnaud, R (1.2)										4	2	1	0	0	0	2											
6 Matthew den Dekker, L (1.7)										3	2	1	1	1	1	0											
12 Juan Lagares, R (1.8)										3	1	1	2	0	0	0											
4 Wilmer Flores, R (1.6)										3	0	1	2	1	0	0											
49 Jonathon Niese, L (1.1)										3	0	0	1	0	0	3											
38 Vic Black, R (7.1)										0	0	0	0	0	0	0											
27 Jeury Familia, R (8.1)										0	0	0	0	0	0	0											
44 Buddy Carlyle, L (9.1)										0	0	0	0	0	0	0											
<b>Inning Stats</b>	R: 0 E: 0 K: 2 S: 8	H: 3 LOB: 1 BB: 1 P: 24	R: 0 E: 0 K: 0 S: 11	H: 3 LOB: 1 BB: 1 P: 24	R: 0 E: 0 K: 1 S: 5	H: 0 LOB: 0 BB: 0 P: 7	R: 0 E: 0 K: 1 S: 5	H: 0 LOB: 0 BB: 0 P: 8	R: 0 E: 0 K: 1 S: 11	H: 0 LOB: 0 BB: 0 P: 17	R: 4 E: 1 K: 0 S: 13	H: 1 LOB: 2 BB: 3 P: 30	R: 0 E: 0 K: 0 S: 11	H: 0 LOB: 1 BB: 1 P: 17	R: 0 E: 0 K: 0 S: 8	H: 0 LOB: 0 BB: 0 P: 13	1B: 3 2B: 1 3B: 0 HR: 0	SF: 1 SAC: 0 DP: 0 HBP: 1	WP: 0 PB: 0 SB: 0 CS: 0	PA: 35							
<b>PITCHER</b>	IP	WLS	BF	H	R	ER	SO	BB	IBB	HBP	BLK	WP	HR	S	P	ERA	WHIP										
19 Dan Straily, R (1.1)	5.1	L	24	4	7	5	4	3	0	1	0	0	0	3	8	0.00	0.000										
11 Kyuji Fukukawa, R (6.1)	0.1		3	0	0	0	0	0	1	0	0	0	0	3	8	0.00	0.000										
53 Wesley Wright, L (6.1)	0.1		1	0	0	0	0	0	0	0	0	0	0	1	1	0.00	0.000										
33 Carlos Villanueva, R (7.1)	2.0		7	0	0	0	0	1	0	0	0	0	0	19	30	0.00	0.500										

Chicago Cubs @ New York Mets  
Citi Field, Flushing, NY  
Sat Aug 16 2014, 7:12 PM - 9:49 PM EDT  
Att: 30,744 - Partly Cloudy - 77 F

AB	28
R	7
H	4
RBI	6
BB	5
SO	4
LOB	8






Batter	1	2	3	4	5	6	7	8	9	AB	R	H	RBI	BB	SO	LOB	TOP										
8 Chris Coghlan, L (1,7) OBP: 0.351, SLG: 0.458	F7		F7			13 CS 1B		K		4	0	1	0	0	1	3											
9 Javier Báez, R (1,4) OBP: 0.253, SLG: 0.491	K			13 G2-3 24 1B BB		K		BB		2	1	0	0	2	2	1											
44 Anthony Rizzo, L (1,3) OBP: 0.374, SLG: 0.498	P3		F8			F7		K		4	0	0	0	0	1	5											
13 Starlin Castro, R (1,6) OBP: 0.333, SLG: 0.433		24 G3-6 1B		G2-3		CS		HR		4	1	2	1	0	1	1											
24 Luis Valbuena, L (1,5) OBP: 0.317, SLG: 0.404	G3-6							G3		4	0	1	1	0	1	1											
7 Arismendy Alcántara, S (1,8) OBP: 0.275, SLG: 0.353	K									4	0	1	0	0	1	1											
6 Ryan Sweeney, L (1,9) OBP: 0.307, SLG: 0.347			49 FC1-6 1B			F9		9 WP 12 G6-3 1B		3	0	2	0	0	0	0											
41 Matt Szczur, R (8,PR) (8,9)			K			L9		1 SAFE FC4 1-2		1	0	0	0	0	0	1											
12 John Baker, L (1,2) OBP: 0.275, SLG: 0.235								G6-3		4	0	0	0	0	2	3											
49 Jake Arrieta, R (1,1) OBP: 0.167, SLG: 0.172										2	0	0	0	0	0	1											
20 Justin Ruggiano, R (8,PH) OBP: 0.338, SLG: 0.419			FC1-6			F9		9 WP BB		0	0	0	0	1	0	0											
46 Pedro Strop, R (8,1) OBP: 0.293, SLG: 0.293										0	0	0	0	0	0	0											
56 Héctor Rondón, R (9,1) OBP: 0.293, SLG: 0.293										0	0	0	0	0	0	0											
<b>Inning Stats</b>	R: 0 E: 0 K: 1 S: 7	H: 0 LOB: 0 BB: 0 P: 12	R: 0 E: 0 K: 1 S: 7	H: 1 LOB: 0 BB: 0 P: 11	R: 0 E: 0 K: 1 S: 11	H: 1 LOB: 1 BB: 0 P: 15	R: 1 E: 0 K: 0 S: 11	H: 1 LOB: 1 BB: 1 P: 20	R: 0 E: 0 K: 1 S: 8	H: 0 LOB: 0 BB: 0 P: 9	R: 0 E: 0 K: 1 S: 8	H: 1 LOB: 0 BB: 0 P: 13	R: 0 E: 0 K: 2 S: 14	H: 0 LOB: 0 BB: 0 P: 14	R: 0 E: 0 K: 2 S: 14	H: 1 LOB: 1 BB: 2 P: 24	R: 1 E: 0 K: 1 S: 9	H: 2 LOB: 1 BB: 0 P: 11	1B: 6 2B: 0 3B: 0 HR: 1	SF: 0 SAC: 0 DP: 1 HBP: 0	WP: 1 PB: 0 SB: 0 CS: 1	PA: 36					
<b>PITCHER</b>	IP	WLS	BF	H	R	ER	SO	BB	IBB	HBP	BLK	WP	HR	S	P	ERA	WHIP										
50 Rafael Montero, R (1,1) ERA: 5.01	7.1		27	5	1	1	6	2	0	0	0	0	0	65	105	1.23	0.955										
66 Josh Edgin, L (8,1) ERA: 1.57	0.1		1	0	0	0	1	0	0	0	0	0	0	3	4	0.00	0.000										
52 Carlos Torres, R (8,1) ERA: 3.68	0.1		2	0	0	0	1	1	0	0	0	1	0	5	9	0.00	3.000										
58 Jenny Mejia, R (9,1) ERA: 3.86	1.0	L	5	2	1	1	1	0	0	0	0	0	1	9	11	9.00	2.000										
<b>Batter</b>	<b>1</b>	<b>2</b>	<b>3</b>	<b>4</b>	<b>5</b>	<b>6</b>	<b>7</b>	<b>8</b>	<b>9</b>	<b>AB</b>	<b>R</b>	<b>H</b>	<b>RBI</b>	<b>BB</b>	<b>SO</b>	<b>LOB</b>	<b>BOTTOM</b>										
3 Curtis Granderson, L (1,9) OBP: 0.324, SLG: 0.375	F7		E3			P6				4	0	1	1	0	0	1											
12 Juan Lagares, R (1,8) OBP: 0.314, SLG: 0.375	G3-1		G6-4-3			L7		G6-3		4	0	0	0	0	0	4											
28 Daniel Murphy, L (1,4) OBP: 0.339, SLG: 0.424	G4-3									4	0	0	0	0	2	0											
21 Lucas Duda, L (1,3) OBP: 0.353, SLG: 0.478										3	0	1	0	1	1	0											
29 Eric Campbell, R (1,5) OBP: 0.333, SLG: 0.388										4	0	0	0	0	3	2											
6 Matthew den Dekker, L (1,7) OBP: 0.287, SLG: 0.235										2	0	0	0	1	1	1											
52 Carlos Torres, R (8,1) OBP: 0.293, SLG: 0.293										0	0	0	0	0	0	0											
4 Wilmer Flores, R (9,6) OBP: 0.266, SLG: 0.293										0	0	0	0	0	0	0											
20 Anthony Recker, R (1,2) OBP: 0.220, SLG: 0.317										3	0	0	0	0	3	2											
11 Rubén Tejada, R (1,6) OBP: 0.348, SLG: 0.279										3	0	2	0	0	0	1											
22 Eric Young Jr., S (8,PR) OBP: 0.307, SLG: 0.392										0	1	0	0	0	0	0											
58 Jenny Mejia, R (9,1) OBP: 0.293, SLG: 0.293										0	0	0	0	0	0	0											
50 Rafael Montero, R (1,1) ERA: 2.61										2	0	0	0	1	1	1											
66 Josh Edgin, L (8,1) ERA: 2.51										0	0	0	0	0	0	0											
9 Kirk Nieuwenhuis, L (8,7) OBP: 0.313, SLG: 0.444										1	0	0	0	0	0	1											
<b>Inning Stats</b>	R: 0 E: 0 K: 0 S: 6	H: 0 LOB: 0 BB: 0 P: 8	R: 0 E: 0 K: 3 S: 13	H: 1 LOB: 1 BB: 0 P: 19	R: 0 E: 1 K: 0 S: 8	H: 1 LOB: 1 BB: 0 P: 11	R: 0 E: 0 K: 3 S: 12	H: 0 LOB: 0 BB: 0 P: 19	R: 0 E: 0 K: 2 S: 10	H: 0 LOB: 0 BB: 1 P: 19	R: 0 E: 0 K: 1 S: 7	H: 0 LOB: 0 BB: 0 P: 12	R: 0 E: 0 K: 0 S: 5	H: 0 LOB: 0 BB: 1 P: 10	R: 1 E: 0 K: 1 S: 11	H: 2 LOB: 2 BB: 0 P: 19	R: 0 E: 0 K: 1 S: 9	H: 0 LOB: 0 BB: 0 P: 14	1B: 4 2B: 0 3B: 0 HR: 0	SF: 0 SAC: 0 DP: 2 HBP: 0	WP: 1 PB: 1 SB: 1 CS: 0	PA: 32					
<b>PITCHER</b>	IP	WLS	BF	H	R	ER	SO	BB	IBB	HBP	BLK	WP	HR	S	P	ERA	WHIP										
49 Jake Arrieta, R (1,1) ERA: 2.61	7.0		24	2	0	0	9	2	0	0	0	1	0	61	98	0.00	0.571										
46 Pedro Strop, R (8,1) ERA: 2.51	1.0	W	5	2	1	0	1	0	0	0	0	0	0	11	19	0.00	2.000										
56 Héctor Rondón, R (9,1) ERA: 3.04	1.0	S	3	0	0	0	1	0	0	0	0	0	0	9	14	0.00	0.000										

Chicago Cubs @ New York Mets  
Citi Field, Flushing, NY  
Sun Aug 17 2014, 1:13 PM - 4:07 PM EDT  
Att: 27,938 - Partly Cloudy - 77 F

livebaseballscorecards.com


AB 32  
R 2  
H 7  
RBI 2  
BB 3  
SO 9  
LOB 17



Chicago Cubs @ New York Mets  
Citi Field, Flushing, NY  
Sun Aug 17 2014, 1:13 PM - 4:07 PM EDT  
Att: 27,938 - Partly Cloudy - 77 F

livebaseballscorecards.com

AB 30  
R 1  
H 4  
RBI 1  
BB 2  
SO 11  
LOB 14





Batter	1	2	3	4	5	6	7	8	9	AB	R	H	RBI	BB	SO	LOB	TOP										
7 Arismendy Alcántara, S OBP: 0.277, SLG: 0.333										4	0	0	0	1	2	1											
9 Javier Báez, R OBP: 0.258, SLG: 0.517										5	1	1	2	0	2	1											
44 Anthony Rizzo, L OBP: 0.376, SLG: 0.507										4	2	2	1	1	1	0											
13 Starlin Castro, R OBP: 0.334, SLG: 0.431										4	0	1	0	1	1	2											
24 Luis Valbuena, L OBP: 0.322, SLG: 0.408										4	0	3	1	0	0	1											
20 Justin Ruggiano, R OBP: 0.336, SLG: 0.416										4	0	1	0	0	2	4											
5 Welington Castillo, R OBP: 0.305, SLG: 0.385										3	0	0	0	1	1	5											
41 Matt Szczur, R (1, 7)										3	0	0	0	0	0	0											
8 Chris Coghlan, L OBP: 0.350, SLG: 0.456 (8, PH) (8, 7)										1	0	0	0	0	0	3											
28 Kyle Hendricks, R OBP: 0.294, SLG: 0.143 (1, 1)										3	0	0	0	0	2	0											
54 Neil Ramírez, R (8, 1)										0	0	0	0	0	0	0											
6 Ryan Sweeney, L OBP: 0.311, SLG: 0.351 (9, PH)										1	1	1	0	0	0	0											
56 Héctor Rondón, R (9, 1)										0	0	0	0	0	0	0											
<b>Inning Stats</b>	R: 0 E: 0 K: 3 S: 9	H: 0 LOB: 0 BB: 0 P: 14	R: 0 E: 0 K: 0 S: 13	H: 1 LOB: 1 BB: 0 P: 21	R: 0 E: 0 K: 2 S: 8	H: 0 LOB: 0 BB: 0 P: 14	R: 0 E: 0 K: 1 S: 12	H: 2 LOB: 3 BB: 1 P: 23	R: 0 E: 0 K: 0 S: 6	H: 0 LOB: 1 BB: 1 P: 14	R: 1 E: 0 K: 2 S: 13	H: 2 LOB: 1 BB: 0 P: 22	R: 0 E: 0 K: 1 S: 6	H: 0 LOB: 0 BB: 0 P: 9	R: 1 E: 0 K: 2 S: 17	H: 2 LOB: 3 BB: 2 P: 32	R: 2 E: 0 K: 0 S: 13	H: 2 LOB: 0 BB: 0 P: 18	1B: 6 2B: 1 3B: 0 HR: 2	SF: 0 SAC: 0 DP: 0 HBP: 0	WP: 0 PB: 1 SB: 0 CS: 0	PA: 40					
<b>PITCHER</b>	IP	WLS	BF	H	R	ER	SO	BB	IBB	HBP	BLK	WP	HR	S	P	ERA	WHIP										
52 Carlos Torres, R ERA: 3.43	(1, 1)	5.0		20	3	0	6	2	0	0	0	0	0	48	86	0.00	1.000										
61 Dana Eveland, L ERA: 3.09	(6, 1)	0.1	B	3	2	1	1	1	0	0	0	0	0	7	13	27.00	6.000										
44 Buddy Carlyle, R ERA: 0.98	(6, 1)	2.0	L	9	2	1	3	1	0	0	0	0	1	22	36	4.50	1.500										
38 Vic Black, R ERA: 2.01	(8, 1)	0.2		3	0	0	1	1	0	0	0	0	0	7	14	0.00	1.500										
58 Jenny Mejia, R ERA: 4.04	(9, 1)	1.0		5	2	2	0	0	0	0	0	0	1	13	18	18.00	2.000										

Chicago Cubs @ New York Mets  
Citi Field, Flushing, NY  
Mon Aug 18 2014, 12:11 PM - 3:04 PM EDT  
Att: 23,271 - Sunny - 76 F

AB	36
R	4
H	9
RBI	4
BB	4
SO	11
LOB	17



Batter	1	2	3	4	5	6	7	8	9	AB	R	H	RBI	BB	SO	LOB	BOTTOM										
3 Curtis Granderson, L OBP: 0.324, SLG: 0.374										4	0	1	0	0	1	0											
28 Daniel Murphy, L OBP: 0.339, SLG: 0.425										4	0	1	0	0	1	1											
5 David Wright, R OBP: 0.329, SLG: 0.377										4	0	0	0	0	1	1											
21 Lucas Duda, L OBP: 0.354, SLG: 0.484										3	1	1	1	1	0	1											
7 Travis d'Arnaud, R OBP: 0.294, SLG: 0.387										4	0	0	0	0	1	2											
6 Matthew den Dekker, L OBP: 0.282, SLG: 0.243 38 Vic Black, R 58 Jenny Mejia, R										2	0	1	0	1	1	1											
12 Juan Lagares, R OBP: 0.311, SLG: 0.372										3	0	0	0	0	2	2											
4 Wilmer Flores, R OBP: 0.261, SLG: 0.287										3	0	0	0	0	0	0											
52 Carlos Torres, R 49 Jonathon Niess, L 61 Dana Eveland, L 44 Buddy Carlyle, L 9 Kirk Nieuwenhuis, L										1	0	0	0	0	1	0											
<b>Inning Stats</b>	R: 0 E: 0 K: 1 S: 5	H: 0 LOB: 0 BB: 0 P: 8	R: 0 E: 0 K: 0 S: 10	H: 1 LOB: 1 BB: 0 P: 16	R: 0 E: 0 K: 1 S: 11	H: 1 LOB: 1 BB: 0 P: 16	R: 1 E: 0 K: 0 S: 8	H: 1 LOB: 0 BB: 1 P: 16	R: 0 E: 0 K: 0 S: 10	H: 0 LOB: 0 BB: 0 P: 15	R: 0 E: 0 K: 0 S: 7	H: 0 LOB: 0 BB: 0 P: 8	R: 0 E: 0 K: 1 S: 8	H: 0 LOB: 1 BB: 1 P: 15	R: 0 E: 0 K: 2 S: 8	H: 0 LOB: 0 BB: 0 P: 12	R: 0 E: 0 K: 2 S: 14	H: 1 LOB: 1 BB: 0 P: 22	1B: 2 2B: 1 3B: 0 HR: 1	SF: 0 SAC: 0 DP: 0 HBP: 0	WP: 0 PB: 0 SB: 0 CS: 1	PA: 33					
<b>PITCHER</b>	IP	WLS	BF	H	R	ER	SO	BB	IBB	HBP	BLK	WP	HR	S	P	ERA	WHIP										
28 Kyle Hendricks, R ERA: 1.48	(1, 1)	7.0		25	3	1	3	2	0	0	0	0	0	59	94	1.29	0.714										
54 Neil Ramírez, R ERA: 1.17	(8, 1)	1.0	H	3	0	0	2	0	0	0	0	0	0	8	12	0.00	0.000										
56 Héctor Rondón, R ERA: 2.98	(9, 1)	1.0	S	4	1	0	2	0	0	0	0	0	0	14	22	0.00	1.000										

Chicago Cubs @ New York Mets  
Citi Field, Flushing, NY  
Mon Aug 18 2014, 12:11 PM - 3:04 PM EDT  
Att: 23,271 - Sunny - 76 F

AB	30
R	1
H	4
RBI	1
BB	2
SO	7
LOB	8





Batter	1	2	3	4	5	6	7	8	9	AB	R	H	RBI	BB	SO	LOB	TOP										
12 Juan Lagares, R OBP: 0.310, SLG: 0.368										3	0	0	0	1	1	1	<b>New York Mets @ Oakland Athletics</b> O.co Coliseum, Oakland, CA Tue Aug 19 2014, 10:08 PM - 1:09 AM EDT Att: 23,498 - Partly Cloudy - 65 F										
3 Curtis Granderson, L OBP: 0.325, SLG: 0.372										2	0	0	0	2	1	2											
5 David Wright, R OBP: 0.326, SLG: 0.376										4	0	1	0	0	0	2											
21 Lucas Duda, L OBP: 0.351, SLG: 0.479										4	0	0	0	0	1	3											
7 Travis d'Arnaud, R OBP: 0.293, SLG: 0.395										4	1	1	1	0	1	2											
29 Eric Campbell, R OBP: 0.338, SLG: 0.392										4	0	2	0	0	2	0											
4 Wilmer Flores, R OBP: 0.260, SLG: 0.293										4	1	1	0	0	3	2											
11 Rubén Tejada, R OBP: 0.346, SLG: 0.279										4	0	1	0	0	1	2											
20 Anthony Recker, R OBP: 0.221, SLG: 0.322										4	0	1	1	0	2	3											
<b>Inning Stats</b>	R: 0 E: 0 K: 0 S: 18	H: 1 LOB: 2 BB: 1 P: 25	R: 0 E: 0 K: 1 S: 7	H: 2 LOB: 1 BB: 0 P: 7	R: 0 E: 0 K: 1 S: 12	H: 0 LOB: 1 BB: 1 P: 19	R: 1 E: 0 K: 2 S: 13	H: 1 LOB: 0 BB: 2 P: 21	R: 0 E: 0 K: 1 S: 11	H: 0 LOB: 1 BB: 1 P: 18	R: 0 E: 0 K: 1 S: 8	H: 0 LOB: 0 BB: 1 P: 15	R: 1 E: 0 K: 2 S: 13	H: 2 LOB: 1 BB: 0 P: 22	R: 0 E: 0 K: 1 S: 6	H: 0 LOB: 0 BB: 0 P: 7		R: 0 E: 0 K: 3 S: 12	H: 1 LOB: 1 BB: 0 P: 18	1B: 4 2B: 2 3B: 0 HR: 1	SF: 0 SAC: 0 DP: 1 HBP: 0	WP: 1 PB: 0 SB: 0 CS: 0	PA: 36				
<b>PITCHER</b>	IP	WLS	BF	H	R	ER	SO	BB	IBB	HBP	BLK	WP	HR	S	P	ERA	WHIP										
26 Scott Kazmir, L ERA: 2.73	6.0	W	24	4	1	1	6	3	0	0	0	0	1	69	105	1.50	1.167										
48 Ryan Cook, R ERA: 3.02	0.2	H	4	2	1	1	1	0	0	0	0	0	0	10	16	13.50	3.000										
39 Eric O'Flaherty, L ERA: 1.35	0.1	H	1	0	0	0	1	0	0	0	0	0	0	3	6	0.00	0.000										
44 Luke Gregerson, R ERA: 2.21	1.0	H	3	0	0	0	1	0	0	0	0	0	0	6	7	0.00	0.000										
62 Sean Doolittle, L ERA: 2.35	1.0		4	1	0	0	3	0	0	0	0	0	0	12	18	0.00	1.000										

Batter	1	2	3	4	5	6	7	8	9	AB	R	H	RBI	BB	SO	LOB	BOTTOM										
4 Coco Crisp, S OBP: 0.353, SLG: 0.392										5	0	2	3	0	0	1	<b>New York Mets @ Oakland Athletics</b> O.co Coliseum, Oakland, CA Tue Aug 19 2014, 10:08 PM - 1:09 AM EDT Att: 23,498 - Partly Cloudy - 65 F										
5 John Jaso, L OBP: 0.338, SLG: 0.429										3	0	1	0	0	1	1											
15 Jonny Gomes, R OBP: 0.330, SLG: 0.342										0	0	0	0	1	0	0											
20 Josh Donaldson, R OBP: 0.337, SLG: 0.462										4	0	0	0	0	3	4											
37 Brandon Moss, L OBP: 0.341, SLG: 0.471										4	0	0	0	0	1	1											
23 Sam Fuld, L OBP: 0.344, SLG: 0.351										0	0	0	0	0	0	0											
21 Stephen Vogt, L OBP: 0.355, SLG: 0.502										4	1	2	0	0	1	0											
36 Derek Norris, R OBP: 0.376, SLG: 0.455										3	2	2	0	1	0	1											
16 Josh Reddick, L OBP: 0.310, SLG: 0.432										3	2	1	2	1	0	1											
7 Alberto Callaspo, S OBP: 0.302, SLG: 0.300										3	0	2	1	0	0	1											
28 Eric Sogard, L OBP: 0.297, SLG: 0.266										3	1	0	0	1	0	3											
<b>Inning Stats</b>	R: 0 E: 0 K: 2 S: 9	H: 0 LOB: 0 BB: 0 P: 12	R: 0 E: 0 K: 0 S: 9	H: 1 LOB: 0 BB: 0 P: 15	R: 0 E: 0 K: 1 S: 15	H: 3 LOB: 3 BB: 0 P: 24	R: 4 E: 0 K: 0 S: 14	H: 3 LOB: 1 BB: 2 P: 31	R: 0 E: 0 K: 1 S: 8	H: 0 LOB: 0 BB: 0 P: 12	R: 0 E: 0 K: 0 S: 12	H: 1 LOB: 1 BB: 0 P: 19	R: 0 E: 0 K: 2 S: 12	H: 0 LOB: 1 BB: 1 P: 22	R: 2 E: 0 K: 0 S: 16	H: 2 LOB: 1 BB: 1 P: 28	1B: 7 2B: 1 3B: 1 HR: 1	SF: 1 SAC: 0 DP: 1 HBP: 0	WP: 0 PB: 0 SB: 0 CS: 0	PA: 37							
<b>PITCHER</b>	IP	WLS	BF	H	R	ER	SO	BB	IBB	HBP	BLK	WP	HR	S	P	ERA	WHIP										
35 Dillon Gee, R ERA: 3.84	5.2	L	26	8	4	4	4	2	0	0	0	0	0	65	110	6.35	1.765										
66 Josh Edgin, L ERA: 1.49	1.1		5	0	0	0	2	1	0	0	0	0	0	14	25	0.00	0.750										
71 Gonzalez Germen, R ERA: 5.27	1.0		6	2	2	2	0	1	0	0	0	0	1	16	28	18.00	3.000										

**AB 33**  
**R 2**  
**H 7**  
**RBI 2**  
**BB 3**  
**SO 12**  
**LOB 17**

**AB 32**  
**R 6**  
**H 10**  
**RBI 6**  
**BB 4**  
**SO 6**  
**LOB 13**







Batter	1	2	3	4	5	6	7	8	9	AB R H RBI BB SO LOB	TOP									
3 Curtis Granderson, L OBP: 0.325, SLG: 0.378										4 1 1 1 0 2 2	<b>New York Mets @ Los Angeles Dodgers</b> Dodger Stadium, Los Angeles, CA Fri Aug 22 2014, 7:11 PM - 9:50 PM PDT Att. 44,374 - Clear - 73 F									
28 Daniel Murphy, L OBP: 0.341, SLG: 0.424										4 1 1 0 0 1 0										
5 David Wright, R OBP: 0.326, SLG: 0.371										4 0 1 0 0 0 0										
21 Lucas Duda, L OBP: 0.351, SLG: 0.484										3 0 0 1 0 0 1										
7 Travis d'Arnaud, R OBP: 0.291, SLG: 0.388										4 0 1 0 0 0 1										
6 Matthew Don Decker, L OBP: 0.256, SLG: 0.219										3 0 0 0 0 1 1										
12 Juan Lagares, R OBP: 0.313, SLG: 0.371										3 0 2 0 0 0 0										
4 Wilmer Flores, R OBP: 0.255, SLG: 0.286										3 0 0 0 0 1 2										
49 Jonathon Niese, L OBP: 0.146, SLG: 0.071										2 0 0 0 0 0 2										
52 Carlos Torres, R OBP: 0.274, SLG: 0.320										0 0 0 0 0 0 0										
9 Kirk Nieuwenhuis, L OBP: 0.340, SLG: 0.458										0 0 0 0 0 1 0										
29 Eric Campbell, R OBP: 0.102, SLG: 0.050										0 0 0 0 0 0 0										
50 Rafael Montero, R OBP: 0.102, SLG: 0.050										0 0 0 0 0 0 0										
61 Dana Eveland, L ERA: 3.0										0 0 0 0 0 0 0										
<b>Inning Stats</b>	R: 1 E: 0 K: 0 S: 5	H: 1 LOB: 0 BB: 0 P: 11	R: 0 E: 0 K: 0 S: 6	H: 1 LOB: 0 BB: 0 P: 11	R: 0 E: 0 K: 3 S: 10	H: 0 LOB: 0 BB: 0 P: 16	R: 0 E: 1 K: 1 S: 12	H: 0 LOB: 0 BB: 0 P: 18	R: 0 E: 0 K: 1 S: 10	H: 0 LOB: 1 BB: 0 P: 14	R: 0 E: 0 K: 1 S: 7	H: 0 LOB: 0 BB: 0 P: 12	R: 0 E: 0 K: 0 S: 5	H: 1 LOB: 2 BB: 0 P: 19	R: 1 E: 0 K: 0 S: 8	H: 2 LOB: 0 BB: 0 P: 13	1B: 5 2B: 1 3B: 0 HR: 1	SF: 1 SAC: 0 DP: 3 HBP: 0	WP: 0 PB: 1 SB: 0 CS: 0	PA: 32
<b>PITCHER</b>	IP WLS BF H R ER SO BB IBB HBP BLK WP HR S P ERA WHIP											IP WLS BF H R ER SO BB IBB HBP BLK WP HR S P ERA WHIP								
14 Dan Haren, R ERA: 4.44	7.0 W 23 3 1 1 6 0 0 0 0 0 0 1 55 89 1.29 0.429																			
43 Brandon League, R ERA: 2.44	0.2 3 1 0 0 0 0 0 0 0 0 0 0 6 9 0.00 1.500																			
56 J.P. Howell, L ERA: 1.31	0.1 2 0 0 0 1 1 0 0 0 0 0 0 3 10 0.00 3.000																			
28 Jamey Wright, R ERA: 3.81	1.0 4 2 1 1 0 0 0 0 0 0 0 0 8 13 9.00 2.000																			

AB	30
R	2
H	6
RBI	2
BB	1
SO	7
LOB	7




Batter	1	2	3	4	5	6	7	8	9	AB R H RBI BB SO LOB	BOTTOM									
9 Dee Strange-Gordon, L OBP: 0.334, SLG: 0.383										5 1 3 1 0 0 2	<b>New York Mets @ Los Angeles Dodgers</b> Dodger Stadium, Los Angeles, CA Fri Aug 22 2014, 7:11 PM - 9:50 PM PDT Att. 44,374 - Clear - 73 F									
66 Yasiel Puig, R OBP: 0.389, SLG: 0.504										4 1 0 0 1 0 5										
23 Adrián González, L OBP: 0.328, SLG: 0.446										4 1 0 0 0 1 4										
27 Matt Kemp, R OBP: 0.339, SLG: 0.461										4 0 1 2 0 0 0										
33 Scott Van Slyke, R OBP: 0.372, SLG: 0.497										4 0 1 0 0 2 1										
10 Justin Turner, R OBP: 0.391, SLG: 0.448										3 1 2 0 1 0 0										
17 A.J. Ellis, R OBP: 0.319, SLG: 0.241										3 0 1 1 1 0 3										
11 Erisbel Arzuavearena, R OBP: 0.357, SLG: 0.320										3 2 1 0 1 2 1										
14 Dan Haren, R ERA: 3.47										2 0 1 1 0 0 2										
30 Darwin Barney, R OBP: 0.274, SLG: 0.320										1 0 0 0 0 0 1										
43 Brandon League, R ERA: 3.42										0 0 0 0 0 0 0										
56 J.P. Howell, L ERA: 1.31										0 0 0 0 0 0 0										
16 Andre Ethier, L OBP: 0.302, SLG: 0.366										1 0 1 0 0 0 0										
28 Jamey Wright, R ERA: 3.81										0 0 0 0 0 0 0										
<b>Inning Stats</b>	R: 0 E: 0 K: 1 S: 10	H: 0 LOB: 0 BB: 0 P: 14	R: 0 E: 0 K: 0 S: 7	H: 0 LOB: 0 BB: 0 P: 11	R: 1 E: 0 K: 0 S: 8	H: 2 LOB: 1 BB: 1 P: 13	R: 0 E: 0 K: 1 S: 6	H: 0 LOB: 0 BB: 0 P: 8	R: 1 E: 1 K: 0 S: 14	H: 3 LOB: 3 BB: 1 P: 25	R: 0 E: 0 K: 0 S: 5	H: 2 LOB: 1 BB: 0 P: 8	R: 3 E: 1 K: 3 S: 19	H: 2 LOB: 1 BB: 1 P: 28	R: 1 E: 0 K: 1 S: 20	H: 2 LOB: 2 BB: 1 P: 33	1B: 6 2B: 4 3B: 1 HR: 0	SF: 0 SAC: 0 DP: 2 HBP: 0	WP: 0 PB: 0 SB: 1 CS: 2	PA: 38
<b>PITCHER</b>	IP WLS BF H R ER SO BB IBB HBP BLK WP HR S P ERA WHIP											IP WLS BF H R ER SO BB IBB HBP BLK WP HR S P ERA WHIP								
49 Jonathon Niese, L ERA: 3.47	6.2 L 30 8 5 2 4 3 0 0 0 0 0 0 4 65 2.70 1.650																			
52 Carlos Torres, R ERA: 3.42	0.1 2 1 0 0 1 0 0 0 0 0 0 0 4 5 0.00 3.000																			
50 Rafael Montero, R ERA: 5.23	0.1 3 1 1 1 1 1 0 0 0 0 0 0 9 19 27.00 6.000																			
61 Dana Eveland, L ERA: 3.0	0.2 3 1 0 0 0 0 0 0 0 0 0 0 11 14 0.00 1.500																			

AB	34
R	6
H	11
RBI	5
BB	4
SO	6
LOB	18





Batter	1	2	3	4	5	6	7	8	9	AB	R	H	RBI	BB	SO	LOB	TOP					
3 Curtis Granderson, L OBP: 0.322, SLG: 0.374	F9		F9		G4-3		K		F8	5	0	0	0	0	1	4	<b>New York Mets @ Los Angeles Dodgers</b> Dodger Stadium, Los Angeles, CA Sat Aug 23 2014, 6:11 PM - 9:01 PM PDT Att: 51,215 - Clear - 75 F					
28 Daniel Murphy, L OBP: 0.343, SLG: 0.424	G6-3		K		K		IBB		K	4	0	2	0	1	2	2						
5 David Wright, R OBP: 0.323, SLG: 0.368	G6-3				G6-3		K		K	5	0	0	0	0	2	6						
21 Lucas Duda, L OBP: 0.352, SLG: 0.491		G3-1			12 HR		HR		F8	4	2	2	1	0	0	0						
7 Travis d'Arnaud, R OBP: 0.291, SLG: 0.386		12 G4-3			E5		G1-3		G5-3	4	1	1	0	0	0	1						
12 Juan Lagares, R OBP: 0.315, SLG: 0.382		G4-3			HR		L9		2B	4	1	2	3	0	0	1						
6 Matthew den Dekker, L OBP: 0.255, SLG: 0.232		G4-3			K		G4-3		2B	4	0	1	0	0	1	1						
4 Wilmer Flores, R OBP: 0.255, SLG: 0.285			G5-3		P3		FC2-6		G5-3	4	0	1	0	0	0	2						
48 Jacob deGrom, L 22 Eric Young Jr, S 38 Vic Black, R 66 Josh Edgin, R 58 Jenny Mejia, R 9 Kirk Nieuwenhuis, L										3	0	2	0	0	0	1						
										0	0	0	0	0	0	0						
<b>Inning Stats</b>	R: 0 E: 0 K: 0 S: 5	H: 1 LOB: 0 BB: 0 P: 12	R: 0 E: 0 K: 0 S: 7	H: 1 LOB: 1 BB: 0 P: 10	R: 0 E: 0 K: 1 S: 9	H: 1 LOB: 1 BB: 0 P: 16	R: 3 E: 1 K: 1 S: 15	H: 2 LOB: 0 BB: 0 P: 19	R: 0 E: 0 K: 0 S: 8	H: 2 LOB: 1 BB: 0 P: 13	R: 1 E: 0 K: 0 S: 11	H: 1 LOB: 0 BB: 0 P: 14	R: 0 E: 0 K: 2 S: 11	H: 1 LOB: 2 BB: 1 P: 21	R: 0 E: 0 K: 0 S: 10	H: 2 LOB: 2 BB: 0 P: 18	R: 0 E: 0 K: 2 S: 15	H: 1 LOB: 1 BB: 0 P: 19	1B: 7 2B: 3 3B: 0 HR: 2	SF: 0 SAC: 0 DP: 2 HBP: 0	WP: 1 PB: 0 SB: 1 CS: 0	PA: 39
<b>PITCHER</b>	IP WLS BF H R ER SO BB IBB HBP BLK WP HR S P ERA WHIP																					
21 Zack Greinke, R ERA: 2.79	(1, 1) 7.0 W 30 9 4 3 4 0 1 0 0 0 1 2 66 105 3.86 1.286																					
56 J.P. Howell, L ERA: 1.3	(8, 1) 0.1 H 1 0 0 0 0 0 0 0 0 0 0 2 3 0.00 0.000																					
0 Brian Wilson, R ERA: 5.05	(8, 1) 0.2 H 4 2 0 0 0 0 0 0 0 0 0 8 15 0.00 3.000																					
74 Kenley Jansen, R ERA: 2.87	(9, 1) 1.0 S 4 1 0 0 2 0 0 0 0 0 0 0 15 19 0.00 1.000																					

Batter	1	2	3	4	5	6	7	8	9	AB	R	H	RBI	BB	SO	LOB	BOTTOM			
9 Dee Strange-Gordon, L OBP: 0.333, SLG: 0.382	K		G4-3		K		33 HR			4	1	1	0	0	2	1	<b>New York Mets @ Los Angeles Dodgers</b> Dodger Stadium, Los Angeles, CA Sat Aug 23 2014, 6:11 PM - 9:01 PM PDT Att: 51,215 - Clear - 75 F			
3 Carl Crawford, L OBP: 0.307, SLG: 0.367	F7				23 S		E1			1	2	0	0	2	0	0				
33 Scott Van Slyke, R OBP: 0.375, SLG: 0.500					23 HR		1B			1	0	1	1	0	0	0				
23 Adrián González, L OBP: 0.330, SLG: 0.454	K				16 G4-3		SF9			3	2	2	5	0	1	0				
27 Matt Kemp, R OBP: 0.338, SLG: 0.459		G5-3			11 SF8		K			4	0	1	0	0	2	1				
16 Andre Ethier, L OBP: 0.311, SLG: 0.371		3B			G4-3		F8		G4-3	4	0	1	0	0	0	2				
11 Eriq La Salle, R OBP: 0.313, SLG: 0.286					SF8		K		G4-3	3	0	0	1	0	2	1				
31 Drew Butera, R OBP: 0.260, SLG: 0.303		G6-3			F7		K		P6	4	0	0	0	0	1	2				
72 Miguel Rojas, R OBP: 0.267, SLG: 0.256			G3		B1-3		9 HR			3	1	1	0	0	0	0				
21 Zack Greinke, R OBP: 0.235, SLG: 0.255	(1, 1) 6.0 L 25 5 5 5 7 2 0 0 0 0 0 0 5 9 7.50 3.000																			
56 J.P. Howell, L ERA: 2.2	(8, 1) 0.1 2 1 1 1 0 0 0 0 0 0 0 5 9 27.00 3.000																			
0 Brian Wilson, R ERA: 1.4	(8, 1) 0.2 4 2 1 0 1 0 0 0 0 0 0 7 8 0.00 3.000																			
74 Kenley Jansen, S ERA: 3.99	(9, 1) 1.0 3 0 0 0 0 0 0 0 0 0 0 10 14 0.00 0.000																			
<b>Inning Stats</b>	R: 0 E: 0 K: 2 S: 11	H: 0 LOB: 0 BB: 0 P: 13	R: 0 E: 0 K: 1 S: 12	H: 1 LOB: 1 BB: 0 P: 14	R: 0 E: 0 K: 0 S: 5	H: 0 LOB: 0 BB: 0 P: 9	R: 2 E: 0 K: 0 S: 13	H: 2 LOB: 1 BB: 1 P: 20	R: 3 E: 0 K: 2 S: 14	H: 2 LOB: 0 BB: 1 P: 21	R: 0 E: 0 K: 2 S: 8	H: 0 LOB: 0 BB: 0 P: 9	R: 2 E: 1 K: 1 S: 12	H: 3 LOB: 1 BB: 0 P: 17	R: 0 E: 0 K: 0 S: 10	H: 0 LOB: 0 BB: 0 P: 14	1B: 6 2B: 0 3B: 1 HR: 1	SF: 2 SAC: 1 DP: 0 HBP: 0	WP: 0 PB: 0 SB: 1 CS: 0	PA: 34
<b>PITCHER</b>	IP WLS BF H R ER SO BB IBB HBP BLK WP HR S P ERA WHIP																			
48 Jacob deGrom, R ERA: 3.13	(1, 1) 6.0 L 25 5 5 5 7 2 0 0 0 0 0 0 5 9 7.50 3.000																			
38 Vic Black, R ERA: 2.2	(7, 1) 0.1 2 1 1 1 0 0 0 0 0 0 0 5 9 27.00 3.000																			
66 Josh Edgin, L ERA: 1.4	(7, 1) 0.2 4 2 1 0 1 0 0 0 0 0 0 7 8 0.00 3.000																			
58 Jenny Mejia, R ERA: 3.99	(8, 1) 1.0 3 0 0 0 0 0 0 0 0 0 0 10 14 0.00 0.000																			





Batter	1	2	3	4	5	6	7	8	9	AB	R	H	RBI	BB	SO	LOB	TOP					
3 Curtis Granderson, L OBP: 0.321, SLG: 0.372										5	1	1	0	0	0	1						
28 Daniel Murphy, L OBP: 0.343, SLG: 0.424 52 Carlos Torres, R										5	2	2	1	0	0	1						
5 David Wright, R OBP: 0.324, SLG: 0.368 29 Eric Campbell, R OBP: 0.345, SLG: 0.409										2	1	1	0	0	0	0						
21 Lucas Duda, L OBP: 0.355, SLG: 0.507										5	2	3	5	0	1	0						
7 Travis d'Arnaud, R OBP: 0.292, SLG: 0.396										5	1	2	1	0	0	0						
12 Juan Lagares, R OBP: 0.314, SLG: 0.380										4	2	1	1	0	0	0						
11 Rubén Tejada, R OBP: 0.345, SLG: 0.289										4	1	1	2	0	0	3						
22 Eric Young Jr., S OBP: 0.305, SLG: 0.309										4	0	1	1	0	0	0						
40 Bartolo Colon, R OBP: 0.040, SLG: 0.060 6 Matthew den Dekker, L OBP: 0.250, SLG: 0.241 44 Buddy Carlyle, L OBP: 1.000, SLG: 1.000 4 Wilmer Flores, R OBP: 0.255, SLG: 0.285										2	0	0	0	0	1	1						
<b>Inning Stats</b>	R: 0 E: 0 K: 0 S: 5	H: 0 LOB: 0 BB: 0 P: 9	R: 2 E: 0 K: 1 S: 14	H: 3 LOB: 1 BB: 0 P: 19	R: 5 E: 1 K: 0 S: 13	H: 4 LOB: 0 BB: 0 P: 20	R: 0 E: 0 K: 1 S: 6	H: 0 LOB: 0 BB: 0 P: 7	R: 0 E: 0 K: 0 S: 6	H: 0 LOB: 0 BB: 0 P: 9	R: 0 E: 0 K: 0 S: 10	H: 0 LOB: 0 BB: 0 P: 13	R: 3 E: 0 K: 0 S: 19	H: 5 LOB: 2 BB: 0 P: 25	R: 0 E: 0 K: 0 S: 10	H: 1 LOB: 0 BB: 0 P: 18	R: 1 E: 0 K: 0 S: 10	H: 1 LOB: 0 BB: 0 P: 14	1B: 9 2B: 0 3B: 1 HR: 4	SF: 1 SAC: 0 DP: 0 HBP: 0	WP: 0 PB: 0 SB: 0 CS: 0	PA: 42
<b>PITCHER</b>	IP	WLS	BF	H	R	ER	SO	BB	IBB	HBP	BLK	WP	HR	S	P	ERA	WHIP					
35 Kevin Correia, R ERA: 5.09	3.0	L	17	7	7	5	1	0	0	0	0	0	3	32	48	15.00	2.333					
77 Carlos Frias, R ERA: 5.09	3.1		15	5	3	3	1	0	0	0	0	0	0	35	47	8.10	1.500					
52 Pedro Báez, R ERA: 1.69	1.2		6	1	0	0	0	0	0	0	0	0	0	16	25	0.00	0.600					
28 Jamey Wright, R ERA: 3.9	1.0		4	1	1	1	0	0	0	0	0	0	1	10	14	9.00	1.000					

New York Mets @ Los Angeles Dodgers  
Dodger Stadium, Los Angeles, CA  
Sun Aug 24 2014, 1:10 PM - 4:12 PM PDT  
Att: 47,290 - Sunny - 79 F

AB 41  
R 11  
H 14  
RBI 11  
BB 0  
SO 2  
LOB 8



Batter	1	2	3	4	5	6	7	8	9	AB	R	H	RBI	BB	SO	LOB	BOTTOM					
9 Dee Strange-Gordon, L OBP: 0.335, SLG: 0.387										4	1	2	1	0	0	0						
66 Yasiel Puig, R OBP: 0.388, SLG: 0.501										3	0	0	0	1	1	1						
23 Adrián González, L OBP: 0.333, SLG: 0.461 72 Miguel Rojas, R OBP: 0.265, SLG: 0.254										3	1	3	1	0	0	0						
27 Matt Kemp, R OBP: 0.338, SLG: 0.458 52 Pedro Báez, R OBP: 0.273, SLG: 0.327 31 Drew Butera, R OBP: 0.259, SLG: 0.301 28 Jamey Wright, R										3	0	1	1	0	1	3						
13 Hanley Ramirez, R OBP: 0.363, SLG: 0.450										4	0	0	0	0	2	2						
16 Andre Ethier, L OBP: 0.313, SLG: 0.373										4	0	2	0	0	0	1						
10 Justin Turner, R OBP: 0.385, SLG: 0.441										4	0	0	0	0	2	2						
17 A.J. Ellis, R OBP: 0.317, SLG: 0.238										3	0	0	0	1	1	1						
35 Kevin Correia, R OBP: 0.333, SLG: 0.444 30 Darwin Barney, R OBP: 0.273, SLG: 0.327 77 Carlos Frias, R OBP: 0.376, SLG: 0.500										0	0	0	0	0	0	0						
<b>Inning Stats</b>	R: 1 E: 0 K: 0 S: 11	H: 2 LOB: 1 BB: 0 P: 16	R: 0 E: 0 K: 1 S: 11	H: 0 LOB: 0 BB: 0 P: 15	R: 0 E: 0 K: 2 S: 8	H: 0 LOB: 0 BB: 0 P: 11	R: 0 E: 0 K: 2 S: 12	H: 1 LOB: 1 BB: 0 P: 17	R: 1 E: 0 K: 0 S: 7	H: 2 LOB: 0 BB: 1 P: 15	R: 0 E: 0 K: 1 S: 13	H: 1 LOB: 0 BB: 0 P: 20	R: 1 E: 0 K: 2 S: 14	H: 2 LOB: 1 BB: 0 P: 22	R: 0 E: 0 K: 1 S: 11	H: 1 LOB: 2 BB: 1 P: 18	1B: 6 2B: 2 3B: 2 HR: 0	SF: 0 SAC: 0 DP: 0 HBP: 0	WP: 0 PB: 0 SB: 0 CS: 0	PA: 36		
<b>PITCHER</b>	IP	WLS	BF	H	R	ER	SO	BB	IBB	HBP	BLK	WP	HR	S	P	ERA	WHIP					
40 Bartolo Colon, R ERA: 3.82	6.0	W	22	5	2	2	5	1	0	0	0	0	0	63	92	3.00	1.000					
44 Buddy Carlyle, R ERA: 1.33	2.0		9	3	1	1	3	0	0	0	0	0	0	27	42	4.50	1.500					
52 Carlos Torres, R ERA: 3.38	1.0		5	1	0	0	1	1	0	0	0	0	0	11	18	0.00	2.000					

New York Mets @ Los Angeles Dodgers  
Dodger Stadium, Los Angeles, CA  
Sun Aug 24 2014, 1:10 PM - 4:12 PM PDT  
Att: 47,290 - Sunny - 79 F

AB 34  
R 3  
H 9  
RBI 3  
BB 2  
SO 9  
LOB 14





Batter	1	2	3	4	5	6	7	8	9	AB	R	H	RBI	BB	SO	LOB	TOP										
22 Jason Heyward, L (1,9) OBP: 0.352, SLG: 0.386	F8			G4-3		F8		G4-3		4	0	0	0	0	0	0	Atlanta Braves @ New York Mets Citi Field, Flushing, NY Tue Aug 26 2014, 7:12 PM - 9:38 PM EDT Att: 22,406 - Partly Cloudy - 78 F										
1 Emilio Bonifacio, S (1,8) OBP: 0.314, SLG: 0.356	F8			G6-3		F8		1B		4	0	1	0	0	0												
5 Freddie Freeman, L (1,3) OBP: 0.386, SLG: 0.480	P5			2B		F8		F7		4	1	1	0	0	0												
8 Justin Upton, R (1,7) OBP: 0.366, SLG: 0.527				2B				1B		3	1	3	1	1	0												
23 Chris Johnson, R (1,5) OBP: 0.296, SLG: 0.375				2B				1B		3	0	0	0	1	0												
24 Evan Gattis, R (1,2) OBP: 0.331, SLG: 0.517				F7				G5-4-3		3	0	0	0	1	0												
7 Tommy La Stella, L (1,4) OBP: 0.344, SLG: 0.338				1B				BB		4	0	1	0	0	2												
19 Andrelton Simmons, R (1,6) OBP: 0.296, SLG: 0.352				1B				K		3	0	1	1	0	0												
40 Alex Wood, R (1,1) OBP: 0.125, SLG: 0.067				1B				L3		3	0	1	1	0	0												
4 Ryan Doumit, S (8,PH) OBP: 0.233, SLG: 0.280				1B				1B		3	0	1	0	0	0												
52 Jordan Walden, R (8,1)				1B				1B		3	0	1	0	0	0												
<b>Inning Stats</b>	R: 0 E: 0 K: 0 S: 7	H: 0 LOB: 0 BB: 0 P: 11	R: 0 E: 0 K: 1 S: 9	H: 0 LOB: 0 BB: 1 P: 14	R: 0 E: 0 K: 0 S: 9	H: 0 LOB: 0 BB: 0 P: 12	R: 1 E: 0 K: 0 S: 15	H: 2 LOB: 1 BB: 0 P: 23	R: 0 E: 0 K: 0 S: 10	H: 2 LOB: 1 BB: 0 P: 15	R: 0 E: 0 K: 0 S: 7	H: 0 LOB: 0 BB: 0 P: 13	R: 1 E: 0 K: 0 S: 9	H: 2 LOB: 1 BB: 1 P: 16	R: 0 E: 0 K: 0 S: 7	H: 1 LOB: 1 BB: 0 P: 10	R: 0 E: 0 K: 1 S: 7	H: 1 LOB: 0 BB: 0 P: 10	1B: 6 2B: 3 3B: 0 HR: 0	SF: 0 SAC: 0 DP: 4 HBP: 0	WP: 1 PB: 0 SB: 1 CS: 0	PA: 33					
<b>PITCHER</b>	IP	WLS	BF	H	R	ER	SO	BB	IBB	HBP	BLK	WP	HR	S	P	ERA	WHIP										
35 Dillon Gee, R (1,1) ERA: 3.77	6.2	W	25	6	2	2	1	2	0	0	0	1	0	63	101	2.70	1.200										
27 Jeury Familia, R (7,1) ERA: 1.93	1.1	H	5	1	0	0	0	0	0	0	0	0	0	10	14	0.00	0.750										
58 Jenny Mejia, R (9,1) ERA: 3.94	1.0	S	3	1	0	0	1	0	0	0	0	0	0	7	10	0.00	1.000										

AB 31  
R 2  
H 8  
RBI 2  
BB 2  
SO 2  
LOB 9



Batter	1	2	3	4	5	6	7	8	9	AB	R	H	RBI	BB	SO	LOB	BOTTOM										
22 Eric Young Jr., S (1,7) OBP: 0.301, SLG: 0.304	G6-3				G5-3			L8		4	0	0	0	0	0	2	Atlanta Braves @ New York Mets Citi Field, Flushing, NY Tue Aug 26 2014, 7:12 PM - 9:38 PM EDT Att: 22,406 - Partly Cloudy - 78 F										
3 Curtis Granderson, L (1,9) OBP: 0.322, SLG: 0.370					G3			F7		2	0	0	0	1	0												
29 Eric Campbell, R (1,5) OBP: 0.337, SLG: 0.399					K			G6-3		4	0	0	0	0	1												
21 Lucas Duda, L (1,3) OBP: 0.352, SLG: 0.504					1B			K		3	0	0	0	0	1												
7 Travis d'Arnaud, R (1,2) OBP: 0.296, SLG: 0.402					2B			G5-3		3	2	2	0	0	0												
12 Juan Lagares, R (1,8) OBP: 0.317, SLG: 0.392					HR			F7		3	1	2	2	0	0												
4 Wilmer Flores, R (1,4) OBP: 0.250, SLG: 0.279					1B			K		3	0	0	0	0	1												
11 Rubén Tejada, R (1,6) OBP: 0.345, SLG: 0.289					1B			K		3	0	1	1	0	1												
35 Dillon Gee, R (1,1) ERA: 3.09					1B			G5-3		2	0	0	0	0	2												
27 Jeury Familia, R (7,1) ERA: 1.93					K			K		1	0	0	0	0	0												
58 Jenny Mejia, R (9,1) ERA: 3.94					K			G5-3		0	0	0	0	0	0												
<b>Inning Stats</b>	R: 0 E: 0 K: 0 S: 12	H: 0 LOB: 1 BB: 0 P: 17	R: 1 E: 0 K: 1 S: 15	H: 3 LOB: 2 BB: 0 P: 21	R: 0 E: 0 K: 0 S: 7	H: 0 LOB: 0 BB: 1 P: 15	R: 2 E: 0 K: 1 S: 14	H: 2 LOB: 0 BB: 0 P: 18	R: 0 E: 0 K: 1 S: 7	H: 0 LOB: 0 BB: 0 P: 13	R: 0 E: 0 K: 1 S: 10	H: 0 LOB: 0 BB: 0 P: 13	R: 0 E: 0 K: 2 S: 13	H: 0 LOB: 0 BB: 0 P: 17	R: 0 E: 0 K: 0 S: 4	H: 0 LOB: 0 BB: 0 P: 6	R: 0 E: 0 K: 0 S: 7	H: 0 LOB: 0 BB: 0 P: 10	1B: 3 2B: 1 3B: 0 HR: 1	SF: 0 SAC: 0 DP: 1 HBP: 1	WP: 0 PB: 0 SB: 0 CS: 0	PA: 30					
<b>PITCHER</b>	IP	WLS	BF	H	R	ER	SO	BB	IBB	HBP	BLK	WP	HR	S	P	ERA	WHIP										
40 Alex Wood, L (1,1) ERA: 3.09	7.0	L	27	5	3	3	0	1	0	1	0	1	0	78	114	3.86	0.857										
52 Jordan Walden, R (8,1) ERA: 2.16	1.0		3	0	0	0	0	0	0	0	0	0	0	4	6	0.00	0.000										

AB 28  
R 3  
H 5  
RBI 3  
BB 1  
SO 6  
LOB 9





Batter	1	2	3	4	5	6	7	8	9	AB	R	H	RBI	BB	SO	LOB	TOP								
22 Jason Heyward, L (1.9) OBP: 0.391, SLG: 0.391										4	1	1	1	0	0	0									
15 Phil Gosselin, R (1.5) OBP: 0.327, SLG: 0.380										4	1	1	0	0	2	0									
5 Freddie Freeman, L (1.3) OBP: 0.387, SLG: 0.481										3	1	1	0	1	1	0									
8 Justin Upton, R (1.7) OBP: 0.363, SLG: 0.522										4	0	0	1	0	1	2									
24 Evan Gattis, R (1.2) OBP: 0.330, SLG: 0.514										4	0	1	0	0	2	0									
1 Emilio Bonifacio, S (0. PR) OBP: 0.314, SLG: 0.396										0	0	0	0	0	0	0									
11 Gerald Laird, R (0.2) OBP: 0.296, SLG: 0.277										0	0	0	0	0	0	0									
7 Tommy La Stella, L (1.4) OBP: 0.346, SLG: 0.342										3	0	1	0	1	0	1									
19 Andrelton Simmons, R (1.6) OBP: 0.294, SLG: 0.348										4	0	0	0	0	0	4									
2 B.J. Upton, R (1.8) OBP: 0.281, SLG: 0.323										2	0	0	0	1	1	0									
49 Julio Teheran, R (1.1) OBP: 0.117, SLG: 0.103										3	0	0	0	0	1	2									
48 David Carpenter, R (7.1)										0	0	0	0	0	0	0									
52 Jordan Walden, R (8.1)										0	0	0	0	0	0	0									
46 Craig Kimbrel, R (9.1)										0	0	0	0	0	0	0									
<b>Inning Stats</b>	R: 1 E: 0 K: 2 S: 12	H: 1 LOB: 0 BB: 0 P: 17	R: 0 E: 0 K: 1 S: 11	H: 1 LOB: 2 BB: 1 P: 21	R: 2 E: 1 K: 0 S: 13	H: 2 LOB: 2 BB: 1 P: 23	R: 0 E: 0 K: 1 S: 9	H: 0 LOB: 0 BB: 0 P: 11	R: 0 E: 0 K: 1 S: 9	H: 0 LOB: 0 BB: 1 P: 17	R: 0 E: 0 K: 1 S: 7	H: 0 LOB: 0 BB: 0 P: 12	R: 0 E: 0 K: 1 S: 8	H: 0 LOB: 0 BB: 0 P: 11	R: 0 E: 0 K: 1 S: 7	H: 0 LOB: 0 BB: 0 P: 13	R: 0 E: 0 K: 0 S: 4	H: 1 LOB: 1 BB: 0 P: 5	1B: 2 2B: 2 3B: 0 HR: 1	SF: 0 SAC: 0 DP: 2 HBP: 0	WP: 0 PB: 0 SB: 0 CS: 0	PA: 34			
<b>PITCHER</b>	IP	WLS	BF	H	R	ER	SO	BB	IBB	HBP	BLK	WP	HR	S	P	ERA	WHIP								
45 Zack Wheeler, R (1.1) ERA: 3.44	7.0	L	28	4	3	2	7	2	1	0	0	0	1	69	112	2.57	0.857								
44 Buddy Carlyle, R (8.1) ERA: 1.27	1.0		3	0	0	0	1	0	0	0	0	0	0	7	13	0.00	0.000								
52 Carlos Torres, R (9.1) ERA: 3.33	1.0		3	1	0	0	0	0	0	0	0	0	0	4	5	0.00	1.000								

Atlanta Braves @ New York Mets  
Citi Field, Flushing, NY  
Wed Aug 27 2014, 7:12 PM - 9:59 PM EDT  
Att: 22,014 - Clear - 83 F

AB 31  
R 3  
H 5  
RBI 2  
BB 3  
SO 8  
LOB 9



Batter	1	2	3	4	5	6	7	8	9	AB	R	H	RBI	BB	SO	LOB	BOTTOM								
3 Curtis Granderson, L (1.9) OBP: 0.322, SLG: 0.368										3	0	0	0	1	1	0									
12 Juan Lagares, R (1.8) OBP: 0.318, SLG: 0.393										4	0	2	1	0	0	0									
21 Lucas Duda, L (1.3) OBP: 0.349, SLG: 0.499										4	0	0	0	0	1	3									
7 Travis d'Arnaud, R (1.2) OBP: 0.292, SLG: 0.397										4	0	0	0	0	0	2									
29 Eric Campbell, R (1.5) OBP: 0.341, SLG: 0.401										4	0	2	0	0	0	0									
6 Matthew den Dekker, L (1.7) OBP: 0.274, SLG: 0.225										2	0	0	0	2	1	0									
4 Wilmer Flores, R (1.4) OBP: 0.258, SLG: 0.301										2	1	1	1	1	0	2									
11 Rubén Tejada, R (1.6) OBP: 0.342, SLG: 0.285										4	0	0	0	0	1	5									
45 Zack Wheeler, L (1.1) OBP: 0.093, SLG: 0.095										2	0	0	0	0	0	1									
44 Buddy Carlyle, L (8.1) OBP: 1.000, SLG: 1.000										0	0	0	0	0	0	0									
22 Eric Young Jr., S (8. PH) OBP: 0.303, SLG: 0.307										1	1	1	0	0	0	0									
52 Carlos Torres, R (9.1) OBP: 0.314, SLG: 0.453										1	0	0	0	0	0	2									
9 Kirk Nieuwenhuis, L (9. PH) OBP: 0.314, SLG: 0.453										1	0	0	0	0	0	2									
<b>Inning Stats</b>	R: 0 E: 0 K: 1 S: 13	H: 1 LOB: 1 BB: 0 P: 17	R: 1 E: 0 K: 1 S: 8	H: 1 LOB: 0 BB: 0 P: 15	R: 0 E: 0 K: 0 S: 6	H: 0 LOB: 0 BB: 0 P: 11	R: 0 E: 0 K: 1 S: 8	H: 0 LOB: 0 BB: 0 P: 10	R: 0 E: 0 K: 1 S: 8	H: 0 LOB: 0 BB: 1 P: 17	R: 0 E: 0 K: 0 S: 11	H: 0 LOB: 0 BB: 0 P: 19	R: 0 E: 0 K: 0 S: 13	H: 1 LOB: 2 BB: 1 P: 22	R: 1 E: 0 K: 0 S: 7	H: 2 LOB: 1 BB: 1 P: 12	R: 0 E: 0 K: 0 S: 11	H: 1 LOB: 2 BB: 1 P: 21	1B: 5 2B: 0 3B: 0 HR: 1	SF: 0 SAC: 1 DP: 1 HBP: 0	WP: 1 PB: 0 SB: 0 CS: 0	PA: 36			
<b>PITCHER</b>	IP	WLS	BF	H	R	ER	SO	BB	IBB	HBP	BLK	WP	HR	S	P	ERA	WHIP								
49 Julio Teheran, R (1.1) ERA: 2.9	0.2	H	2	0	0	0	0	0	0	0	0	0	0	7	10	0.00	0.000								
48 David Carpenter, R (7.1) ERA: 3.51	1.0	H	5	2	1	1	0	1	0	0	0	1	0	7	12	9.00	3.000								
52 Jordan Walden, R (8.1) ERA: 2.32	1.0	S	5	1	0	0	0	1	0	0	0	0	0	11	21	0.00	2.000								
46 Craig Kimbrel, R (9.1) ERA: 1.73																									

Atlanta Braves @ New York Mets  
Citi Field, Flushing, NY  
Wed Aug 27 2014, 7:12 PM - 9:59 PM EDT  
Att: 22,014 - Clear - 83 F

AB 31  
R 2  
H 6  
RBI 2  
BB 4  
SO 4  
LOB 15











Batter	1	2	3	4	5	6	7	8	9	AB	R	H	RBI	BB	SO	LOB	TOP					
2 Ben Revere, L (1,8)	G1-3		G4-3			G4-3		L7		4	0	0	0	0	0	1	Philadelphia Phillies @ New York Mets Citi Field, Flushing, NY Fri Aug 29 2014, 7:12 PM - 9:41 PM EDT Att: 25,250 - Partly Cloudy - 71 F					
11 Jimmy Rollins, S (1,6)	K		G1-3			L8		G3		4	0	0	0	0	1	0						
26 Chase Utley, L (1,4)	F8		L8			L8		1B		4	0	2	0	0	0	0						
6 Ryan Howard, L (1,3)		G4-3				F9		L7		4	0	0	0	0	1	2						
3 Marlon Byrd, R (1,9)	K					55 FC5 24 1B		24 E 25 1B		3	1	1	0	1	2	0						
24 Grady Sizemore, L (1,7)	G4-3					55 FC5 1B		FC3 25 1B		4	0	1	0	0	0	1						
51 Carlos Ruiz, R (1,2)			G5-3			K		B2		4	0	0	0	0	2	5						
25 Cody Asche, L (1,5)			55 SH1-4 BB			K		9 G1-6-3 1B		3	0	1	1	1	2	3						
55 David Buchanan, R (1,1)																						
9 Domonic Brown, L (7,PH)			SH1-4																			
63 Jake Diekman, R (7,1)						FC5		G1-6-3														
30 Justin De Fratus, S (7,1)																						
43 Mario Hollands, L (8,1)																						
<b>Inning Stats</b>	R: 0 E: 0 K: 1 S: 11	H: 0 LOB: 0 BB: 0 P: 16	R: 0 E: 0 K: 1 S: 8	H: 0 LOB: 0 BB: 0 P: 13	R: 0 E: 0 K: 0 S: 11	H: 0 LOB: 1 BB: 1 P: 16	R: 0 E: 0 K: 0 S: 9	H: 0 LOB: 0 BB: 0 P: 12	R: 0 E: 0 K: 2 S: 10	H: 1 LOB: 2 BB: 1 P: 18	R: 0 E: 0 K: 1 S: 9	H: 1 LOB: 1 BB: 0 P: 12	R: 1 E: 1 K: 0 S: 12	H: 2 LOB: 1 BB: 0 P: 16	R: 0 E: 0 K: 0 S: 11	H: 1 LOB: 1 BB: 0 P: 14	R: 0 E: 1 K: 3 S: 13	H: 0 LOB: 1 BB: 0 P: 21	1B: 5 2B: 0 3B: 0 HR: 0	SF: 0 SAC: 1 DP: 1 HBP: 0	WP: 0 PB: 0 SB: 0 CS: 0	PA: 35
<b>PITCHER</b>	IP WLS BF H R ER SO BB IBB HBP BLK WP HR S P ERA WHIP																					
48 Jacob deGrom, R (1,1)	7.0 W 27 4 1 0 5 2 0 0 0 0 0 0 70 103 0.00 0.857																					
27 Jeury's Familia, R (8,1)	1.0 H 4 1 0 0 0 0 0 0 0 0 0 0 11 14 0.00 1.000																					
58 Jenny Mejia, R (9,1)	1.0 S 4 0 0 0 3 0 0 0 0 0 0 0 13 21 0.00 0.000																					

Batter	1	2	3	4	5	6	7	8	9	AB	R	H	RBI	BB	SO	LOB	BOTTOM			
12 Juan Lagares, R (1,8)	FC3-6 1B		G5-3			G6-3		E7 3 S		4	0	1	0	0	0	2	Philadelphia Phillies @ New York Mets Citi Field, Flushing, NY Fri Aug 29 2014, 7:12 PM - 9:41 PM EDT Att: 25,250 - Partly Cloudy - 71 F			
3 Curtis Granderson, L (1,9)	FC3-6 1-2					K		G4-3		4	0	0	0	0	1	2				
5 David Wright, R (1,5)	K					21 G1-3 7 1B		G5-3		4	1	1	0	0	2	1				
21 Lucas Duda, L (1,3)	F7					G1-3		G6-3		4	0	0	0	0	0	2				
7 Travis d'Arnaud, R (1,2)	L6							F9		4	0	1	1	0	0	0				
6 Matthew Don Dekker, L (1,7)	G6-3 BB					F7				1	1	0	0	2	0	1				
2 Dilson Herrera, R (1,4)	G6-3 1-2									3	0	0	0	0	1	2				
4 Wilmer Flores, R (1,6)			L9							2	1	1	0	0	0	0				
4B Jacob deGrom, L (1,1)																				
29 Eric Campbell, R (7,PH)																				
27 Jeury's Familia, R (8,1)																				
58 Jenny Mejia, R (9,1)																				
<b>Inning Stats</b>	R: 0 E: 0 K: 1 S: 8	H: 1 LOB: 1 BB: 0 P: 9	R: 0 E: 0 K: 0 S: 2	H: 0 LOB: 0 BB: 1 P: 7	R: 0 E: 0 K: 0 S: 7	H: 0 LOB: 0 BB: 0 P: 12	R: 1 E: 0 K: 1 S: 9	H: 2 LOB: 1 BB: 0 P: 11	R: 0 E: 0 K: 1 S: 12	H: 1 LOB: 1 BB: 0 P: 19	R: 0 E: 0 K: 0 S: 4	H: 0 LOB: 0 BB: 0 P: 6	R: 3 E: 1 K: 0 S: 15	H: 0 LOB: 1 BB: 2 P: 32	R: 0 E: 0 K: 1 S: 6	H: 0 LOB: 0 BB: 0 P: 8	1B: 3 2B: 1 3B: 0 HR: 0	SF: 0 SAC: 0 DP: 1 HBP: 1	WP: 0 PB: 0 SB: 3 CS: 0	PA: 32
<b>PITCHER</b>	IP WLS BF H R ER SO BB IBB HBP BLK WP HR S P ERA WHIP																			
55 David Buchanan, R (1,1)	6.0 22 4 1 1 3 1 0 0 0 0 0 0 42 64 1.50 0.833																			
63 Jake Diekman, L (7,1)	0.2 L 5 0 3 0 0 2 0 0 1 0 0 0 11 24 0.00 3.000																			
30 Justin De Fratus, R (7,1)	0.2 3 0 0 0 1 0 0 0 0 0 0 0 7 11 0.00 0.000																			
43 Mario Hollands, L (8,1)	0.2 2 0 0 0 0 0 0 0 0 0 0 0 3 5 0.00 0.000																			



Batter	1	2	3	4	5	6	7	8	9	AB	R	H	RBI	BB	SO	LOB	TOP										
2 Ben Revere, L OBP: 0.326, SLG: 0.358	G6-3		G1-3					G4-6-3		5	1	1	0	0	0	5	Philadelphia Phillies @ New York Mets Citi Field, Flushing, NY Sat Aug 30 2014, 7:11 PM - 10:08 PM EDT Att: 28,053 - Cloudy - 74 F										
11 Jimmy Rollins, S OBP: 0.324, SLG: 0.392	P4			F9						4	2	2	0	1	0	0											
26 Chase Utley, L OBP: 0.348, SLG: 0.423	F8			F9						5	1	1	0	0	0	2											
6 Ryan Howard, L OBP: 0.309, SLG: 0.377		G6-3		F7						4	1	1	3	0	1	1											
3 Marlon Byrd, R OBP: 0.319, SLG: 0.472		G6-3								4	1	1	1	1	2	2											
9 Dornic Brown, L OBP: 0.276, SLG: 0.335		P5								4	1	1	1	0	2	2											
51 Carlos Ruiz, R OBP: 0.357, SLG: 0.373			F9							4	0	2	1	0	0	0											
25 Cody Asche, L OBP: 0.307, SLG: 0.386			G3							4	0	3	1	0	1	1											
31 Jerome Williams, R 30 Justin De Fratus, S 59 Antonio Bastardo, R 24 Grady Sizemore, L 53 Ken Giles, R 58 Jonathan Papelbon, R			G3							2	0	0	0	0	0	0											
<b>Inning Stats</b>	R: 0 E: 0 K: 0 S: 6	H: 0 LOB: 0 BB: 0 P: 10	R: 0 E: 0 K: 0 S: 5	H: 0 LOB: 0 BB: 0 P: 7	R: 0 E: 0 K: 0 S: 9	H: 1 LOB: 1 BB: 0 P: 13	R: 0 E: 0 K: 0 S: 8	H: 0 LOB: 0 BB: 0 P: 10	R: 1 E: 0 K: 1 S: 13	H: 2 LOB: 1 BB: 0 P: 20	R: 5 E: 0 K: 1 S: 22	H: 7 LOB: 2 BB: 0 P: 29	R: 0 E: 0 K: 2 S: 8	H: 1 LOB: 1 BB: 1 P: 15	R: 0 E: 0 K: 1 S: 11	H: 1 LOB: 1 BB: 1 P: 18			R: 1 E: 0 K: 1 S: 13	H: 0 LOB: 0 BB: 1 P: 21	1B: 8 2B: 3 3B: 0 HR: 1	SF: 1 SAC: 1 DP: 1 HBP: 0	WP: 0 PB: 0 SB: 1 CS: 0	PA: 41			
<b>PITCHER</b>	IP	WLS	BF	H	R	ER	SO	BB	IBB	HBP	BLK	WP	HR	S	P	ERA	WHIP										
40 Bartolo Colon, R ERA: 4.01	5.1	L	25	9	6	6	2	0	0	0	0	0	1	57	81	10.12	1.688										
44 Buddy Carlyle, R ERA: 1.23	0.2		3	1	0	0	0	0	0	0	0	0	0	6	8	0.00	1.500										
61 Dana Eveland, L ERA: 2.94	1.0		5	1	0	0	2	0	1	0	0	0	0	8	15	0.00	1.000										
16 Daisuke Matsuzaka, R ERA: 4.21	2.0		8	1	1	1	2	2	0	0	0	0	0	24	39	4.50	1.500										

Batter	1	2	3	4	5	6	7	8	9	AB	R	H	RBI	BB	SO	LOB	BOTTOM										
12 Juan Lagares, R OBP: 0.314, SLG: 0.384	G4-3		K							3	0	0	1	1	1	0	Philadelphia Phillies @ New York Mets Citi Field, Flushing, NY Sat Aug 30 2014, 7:11 PM - 10:08 PM EDT Att: 28,053 - Cloudy - 74 F										
3 Curtis Granderson, L OBP: 0.317, SLG: 0.361	L4		G3							4	0	0	0	0	1	3											
16 Daisuke Matsuzaka, R OBP: 0.250, SLG: 0.182										0	0	0	0	0	0	0											
5 David Wright, R OBP: 0.322, SLG: 0.363										2	0	0	0	2	2	0											
21 Lucas Duda, L OBP: 0.345, SLG: 0.489										4	1	1	0	0	0	2											
7 Travis d'Arnaud, R OBP: 0.289, SLG: 0.393										4	0	0	0	0	0	1											
6 Matthew den Dekker, L OBP: 0.294, SLG: 0.244										4	1	2	0	0	0	0											
2 Dilson Herrera, R OBP: 0.286, SLG: 0.167										3	0	1	0	1	1	1											
4 Wilmer Flores, R OBP: 0.260, SLG: 0.303										4	0	1	1	0	0	2											
40 Bartolo Colon, R OBP: 0.038, SLG: 0.058										2	0	0	0	0	1	1											
<b>Inning Stats</b>	R: 0 E: 0 K: 0 S: 9	H: 0 LOB: 1 BB: 1 P: 18	R: 0 E: 0 K: 0 S: 10	H: 1 LOB: 1 BB: 0 P: 14	R: 0 E: 0 K: 2 S: 7	H: 0 LOB: 0 BB: 0 P: 9	R: 0 E: 0 K: 0 S: 10	H: 0 LOB: 0 BB: 1 P: 14	R: 0 E: 0 K: 1 S: 8	H: 0 LOB: 0 BB: 0 P: 11	R: 2 E: 0 K: 2 S: 20	H: 4 LOB: 3 BB: 1 P: 33	R: 0 E: 0 K: 1 S: 6	H: 0 LOB: 0 BB: 0 P: 8	R: 0 E: 0 K: 1 S: 11	H: 0 LOB: 0 BB: 0 P: 16	1B: 5 2B: 0 3B: 0 HR: 0		SF: 0 SAC: 0 DP: 1 HBP: 0	WP: 0 PB: 0 SB: 0 CS: 0	PA: 35						
<b>PITCHER</b>	IP	WLS	BF	H	R	ER	SO	BB	IBB	HBP	BLK	WP	HR	S	P	ERA	WHIP										
31 Jerome Williams, R ERA: 5.23	6.1	W	25	4	2	2	3	3	0	0	0	0	0	63	98	2.84	1.105										
30 Justin De Fratus, R ERA: 2.68	0.1		3	1	0	0	1	1	0	0	0	0	0	6	13	0.00	6.000										
59 Antonio Bastardo, L ERA: 4.37	0.1	H	1	0	0	0	1	0	0	0	0	0	0	5	5	0.00	0.000										
53 Ken Giles, R ERA: 1.3	1.0		3	0	0	0	1	0	0	0	0	0	0	6	8	0.00	0.000										
58 Jonathan Papelbon, R ERA: 1.57	1.0		3	0	0	0	1	0	0	0	0	0	0	11	16	0.00	0.000										



Batter	1	2	3	4	5	6	7	8	9	AB	R	H	RBI	BB	SO	LOB	TOP					
2 Ben Revere, L OBP: 0.327, SLG: 0.358 30 Justin De Fratus, S	G3		G6-3					FC6-4		5	0	2	0	0	0	1						
11 Jimmy Rollins, S OBP: 0.326, SLG: 0.394	P5									5	2	3	1	0	1	1						
26 Chase Utley, L OBP: 0.347, SLG: 0.420	K									4	0	0	0	0	1	3						
6 Ryan Howard, L OBP: 0.309, SLG: 0.386										5	1	2	2	0	2	4						
24 Grady Sizemore, L OBP: 0.313, SLG: 0.379	K									3	0	1	1	2	2	2						
9 Dominic Brown, L OBP: 0.285, SLG: 0.350										5	1	4	1	0	0	1						
21 Wil Nieves, R OBP: 0.154, SLG: 0.149 3 Marlon Byrd, R OBP: 0.319, SLG: 0.471	K									3	0	0	0	0	2	6						
25 Cody Asche, L OBP: 0.304, SLG: 0.382										4	0	0	0	0	0	2						
34 A.J. Burnett, R OBP: 0.161, SLG: 0.167 13 Freddy Galvis, S OBP: 0.154, SLG: 0.149 59 Antonio Bastardo, R OBP: 0.359, SLG: 0.373	K									2	0	0	0	0	1	0						
Inning Stats	R: 0 E: 0 K: 1 S: 8	H: 0 LOB: 0 BB: 0 P: 11	R: 0 E: 0 K: 3 S: 13	H: 1 LOB: 1 BB: 0 P: 18	R: 0 E: 0 K: 1 S: 8	H: 0 LOB: 0 BB: 0 P: 13	R: 1 E: 0 K: 0 S: 8	H: 3 LOB: 2 BB: 1 P: 18	R: 0 E: 0 K: 1 S: 9	H: 1 LOB: 1 BB: 0 P: 11	R: 1 E: 0 K: 1 S: 14	H: 2 LOB: 2 BB: 1 P: 20	R: 1 E: 0 K: 2 S: 17	H: 2 LOB: 1 BB: 1 P: 29	R: 1 E: 0 K: 1 S: 9	H: 1 LOB: 1 BB: 0 P: 16	R: 1 E: 0 K: 0 S: 10	H: 2 LOB: 1 BB: 0 P: 16	1B: 8 2B: 2 3B: 0 HR: 2	SF: 0 SAC: 0 DP: 2 HBP: 1	WP: 0 PB: 0 SB: 1 CS: 0	PA: 42
PITCHER	IP	WLS	BF	H	R	ER	SO	BB	IBB	HBP	BLK	WP	HR	S	P	ERA	WHIP					
35 Dillon Gee, R ERA: 3.81 61 Dana Eveland, L ERA: 2.73 27 Jeury Familia, R ERA: 2.0 58 Jenny Mejia, R ERA: 3.95	6.0	W	27	7	3	3	7	3	0	0	0	0	1	60	95	4.50	1.667					

Philadelphia Phillies @ New York Mets  
Citi Field, Flushing, NY  
Sun Aug 31 2014, 1:12 PM - 4:25 PM EDT  
Att: 27,159 - Partly Cloudy - 87 F

AB	37
R	5
H	12
RBI	5
BB	4
SO	10
LOB	20



Batter	1	2	3	4	5	6	7	8	9	AB	R	H	RBI	BB	SO	LOB	BOTTOM					
12 Juan Lagares, R OBP: 0.313, SLG: 0.382	K									4	1	1	0	0	3	0						
6 Matthew den Dekker, L OBP: 0.292, SLG: 0.255	G6-3									4	1	1	1	0	1	0						
5 David Wright, R OBP: 0.324, SLG: 0.364	1B									4	0	2	1	0	0	0						
21 Lucas Duda, L OBP: 0.342, SLG: 0.485	G4-3									4	0	0	0	0	1	2						
4 Wilmer Flores, R OBP: 0.271, SLG: 0.314										4	1	3	0	0	0	0						
9 Kirk Nieuwenhuis, L OBP: 0.328, SLG: 0.463										4	1	2	0	0	0	2						
2 Dilson Herrera, R OBP: 0.364, SLG: 0.222	K									3	1	1	1	1	1	3						
20 Anthony Recker, R OBP: 0.222, SLG: 0.340	K									4	1	1	3	0	2	3						
35 Dillon Gee, R 61 Dana Eveland, L 27 Jeury Familia, R 29 Eric Campbell, R 58 Jenny Mejia, R	G4-3									3	0	0	0	0	1	2						
Inning Stats	R: 0 E: 0 K: 1 S: 11	H: 1 LOB: 1 BB: 0 P: 16	R: 0 E: 0 K: 2 S: 12	H: 2 LOB: 2 BB: 0 P: 18	R: 0 E: 0 K: 2 S: 9	H: 0 LOB: 0 BB: 0 P: 12	R: 0 E: 0 K: 0 S: 11	H: 1 LOB: 1 BB: 0 P: 17	R: 2 E: 0 K: 1 S: 11	H: 3 LOB: 1 BB: 0 P: 15	R: 3 E: 0 K: 2 S: 13	H: 2 LOB: 0 BB: 1 P: 22	R: 0 E: 0 K: 1 S: 11	H: 0 LOB: 0 BB: 0 P: 16	R: 1 E: 0 K: 0 S: 17	H: 2 LOB: 1 BB: 0 P: 24	R: 1 E: 0 K: 0 S: 17	H: 2 LOB: 1 BB: 0 P: 24	1B: 8 2B: 2 3B: 0 HR: 1	SF: 0 SAC: 0 DP: 0 HBP: 0	WP: 0 PB: 0 SB: 4 CS: 0	PA: 36
PITCHER	IP	WLS	BF	H	R	ER	SO	BB	IBB	HBP	BLK	WP	HR	S	P	ERA	WHIP					
34 A.J. Burnett, R 59 Antonio Bastardo, L 30 Justin De Fratus, R	6.0	L	28	9	5	5	8	1	0	0	0	0	0	11	16	0.00	0.000					

Philadelphia Phillies @ New York Mets  
Citi Field, Flushing, NY  
Sun Aug 31 2014, 1:12 PM - 4:25 PM EDT  
Att: 27,159 - Partly Cloudy - 87 F

AB	35
R	6
H	11
RBI	6
BB	1
SO	9
LOB	13






Batter	1	2	3	4	5	6	7	8	9	AB	R	H	RBI	BB	SO	LOB	TOP					
12 Juan Lagares, R OBP: 0.312, SLG: 0.380	G6-3		FC6-4 3 BB 5 1B			K			L8	5	1	1	0	0	1	4	<b>New York Mets @ Miami Marlins</b> Marlins Park, Miami, FL Mon Sep 01 2014, 1:12 PM - 4:43 PM EDT Att: 23,090 - Roof Closed - 77 F					
3 Curtis Granderson, L OBP: 0.316, SLG: 0.356	G4-3		5 1B BB		K		K		K	4	1	0	0	1	3	1						
5 David Wright, R OBP: 0.323, SLG: 0.362	G6-3		E8 21 S 1B		G3-1		K		K	5	0	1	2	0	2	1						
21 Lucas Duda, L OBP: 0.341, SLG: 0.483	G1-3		K		G3					4	0	1	0	0	1	1						
7 Travis d'Arnaud, R OBP: 0.291, SLG: 0.394	F9		G1-3							4	1	2	0	0	0	1						
6 Matthew Don Dekker, L OBP: 0.303, SLG: 0.250	K									2	1	1	0	1	1	0						
29 Eric Campbell, R OBP: 0.341, SLG: 0.395	K									1	0	0	0	0	0	2						
2 Dilson Herrera, R OBP: 0.400, SLG: 0.692										4	1	2	3	0	0	1						
4 Wilmer Flores, R OBP: 0.271, SLG: 0.312										4	1	1	0	0	0	1						
45 Zack Wheeler, L OBP: 0.291, SLG: 0.299										1	0	0	0	0	1	0						
44 Buddy Carlyle, R OBP: 0.224, SLG: 0.213										0	0	0	0	0	0	0						
9 Kirk Nieuwenhuis, L OBP: 0.333, SLG: 0.243										0	0	0	0	0	0	0						
52 Carlos Torres, R OBP: 0.296, SLG: 0.329										0	0	0	0	0	0	0						
22 Eric Young Jr., S OBP: 0.296, SLG: 0.329										0	0	0	0	0	0	0						
27 Jeury's Familia, R OBP: 0.296, SLG: 0.329										0	0	0	0	0	0	0						
62 Erik Goeddel, R ERA										0	0	0	0	0	0	0						
<b>Inning Stats</b>	R: 0 E: 0 K: 0 S: 6	H: 0 LOB: 0 BB: 0 P: 7	R: 0 E: 0 K: 1 S: 12	H: 0 LOB: 0 BB: 0 P: 16	R: 4 E: 1 K: 1 S: 15	H: 3 LOB: 1 BB: 1 P: 28	R: 0 E: 0 K: 0 S: 8	H: 1 LOB: 0 BB: 0 P: 14	R: 0 E: 0 K: 2 S: 10	H: 1 LOB: 1 BB: 0 P: 16	R: 2 E: 0 K: 1 S: 16	H: 2 LOB: 2 BB: 2 P: 33	R: 0 E: 0 K: 2 S: 14	H: 2 LOB: 2 BB: 0 P: 18	R: 0 E: 0 K: 0 S: 7	H: 0 LOB: 0 BB: 0 P: 8	R: 0 E: 0 K: 2 S: 11	H: 0 LOB: 0 BB: 0 P: 15	1B: 7 2B: 0 3B: 1 HR: 1	SF: 0 SAC: 1 DP: 1 HBP: 0	WP: 0 PB: 0 SB: 3 CS: 0	PA: 39
<b>PITCHER</b>	IP WLS BF H R ER SO BB IBB HBP BLK WP HR S P ERA WHIP	IP WLS BF H R ER SO BB IBB HBP BLK WP HR S P ERA WHIP	IP WLS BF H R ER SO BB IBB HBP BLK WP HR S P ERA WHIP	IP WLS BF H R ER SO BB IBB HBP BLK WP HR S P ERA WHIP	IP WLS BF H R ER SO BB IBB HBP BLK WP HR S P ERA WHIP	IP WLS BF H R ER SO BB IBB HBP BLK WP HR S P ERA WHIP	IP WLS BF H R ER SO BB IBB HBP BLK WP HR S P ERA WHIP	IP WLS BF H R ER SO BB IBB HBP BLK WP HR S P ERA WHIP	IP WLS BF H R ER SO BB IBB HBP BLK WP HR S P ERA WHIP	37 Henderson Alvarez III, R ERA: 2.88	52 Brad Hand, L ERA: 4.76	36 Sam Dyson, R ERA: 2.3	40 Mike Dunn, L ERA: 3.2	44 AJ Ramos, R ERA: 1.89	31 Steve Cishek, R ERA: 3.61							

Batter	1	2	3	4	5	6	7	8	9	AB	R	H	RBI	BB	SO	LOB	BOTTOM			
21 Christian Yelich, L OBP: 0.370, SLG: 0.421	G3		K		K					4	1	1	1	1	2	0	<b>New York Mets @ Miami Marlins</b> Marlins Park, Miami, FL Mon Sep 01 2014, 1:12 PM - 4:43 PM EDT Att: 23,090 - Roof Closed - 77 F			
17 Donovan Solano, R OBP: 0.301, SLG: 0.330	K		46 E 9 1B HBP		E5 9 2B					3	1	0	1	0	1	2				
27 Giancarlo Stanton, R OBP: 0.401, SLG: 0.954	HR		F8		F7					4	1	1	1	1	0	2				
9 Casey McGehee, R OBP: 0.366, SLG: 0.371	G4-3		46 E 1B		46 1B 2B					3	1	2	2	2	0	0				
46 Garrett Jones, L OBP: 0.313, SLG: 0.400	13 3B BB		E4		13 1B 1B					4	2	1	1	1	1	6				
13 Marcell Ozuna, R OBP: 0.313, SLG: 0.441	3B		K		39 CS 1B					4	0	2	2	0	1	4				
39 Jarrod Saltalamacchia, R OBP: 0.340, SLG: 0.392	K				CS					3	1	1	0	1	2	1				
3 Adeiny Hechavarria, R OBP: 0.303, SLG: 0.358	K		G6-4-3		G6-4-3					3	2	1	0	0	1	2				
37 Henderson Alvarez III, R ERA: 2.88										1	0	0	0	0	1	1				
52 Brad Hand, L ERA: 4.76										1	0	0	0	0	1	0				
36 Sam Dyson, R ERA: 2.3										0	0	0	0	0	0	0				
40 Mike Dunn, L ERA: 3.2										0	0	0	0	0	0	0				
44 AJ Ramos, R ERA: 1.89										0	0	0	0	0	0	0				
<b>Inning Stats</b>	R: 1 E: 0 K: 1 S: 14	H: 1 LOB: 0 BB: 0 P: 19	R: 1 E: 0 K: 3 S: 20	H: 1 LOB: 1 BB: 1 P: 27	R: 0 E: 1 K: 2 S: 17	H: 1 LOB: 3 BB: 0 P: 31	R: 0 E: 0 K: 1 S: 6	H: 0 LOB: 0 BB: 1 P: 12	R: 3 E: 1 K: 1 S: 21	H: 3 LOB: 0 BB: 0 P: 31	R: 1 E: 1 K: 1 S: 8	H: 2 LOB: 1 BB: 1 P: 16	R: 0 E: 0 K: 1 S: 6	H: 0 LOB: 1 BB: 1 P: 15	R: 3 E: 2 K: 0 S: 10	H: 1 LOB: 2 BB: 3 P: 25	1B: 5 2B: 2 3B: 1 HR: 1	SF: 0 SAC: 2 DP: 3 HBP: 1	WP: 1 PB: 0 SB: 0 CS: 1	PA: 42
<b>PITCHER</b>	IP WLS BF H R ER SO BB IBB HBP BLK WP HR S P ERA WHIP	IP WLS BF H R ER SO BB IBB HBP BLK WP HR S P ERA WHIP	IP WLS BF H R ER SO BB IBB HBP BLK WP HR S P ERA WHIP	IP WLS BF H R ER SO BB IBB HBP BLK WP HR S P ERA WHIP	IP WLS BF H R ER SO BB IBB HBP BLK WP HR S P ERA WHIP	IP WLS BF H R ER SO BB IBB HBP BLK WP HR S P ERA WHIP	IP WLS BF H R ER SO BB IBB HBP BLK WP HR S P ERA WHIP	IP WLS BF H R ER SO BB IBB HBP BLK WP HR S P ERA WHIP	IP WLS BF H R ER SO BB IBB HBP BLK WP HR S P ERA WHIP	45 Zack Wheeler, R ERA: 3.45	44 Buddy Carlyle, R ERA: 1.21	52 Carlos Torres, R ERA: 3.33	27 Jeury's Familia, R ERA: 2.13	62 Erik Goeddel, R ERA						

**AB 35**  
**R 6**  
**H 9**  
**RBI 5**  
**BB 3**  
**SO 9**  
**LOB 12**



**AB 31**  
**R 9**  
**H 9**  
**RBI 8**  
**BB 7**  
**SO 10**  
**LOB 19**





Batter	1	2	3	4	5	6	7	8	9	AB	R	H	RBI	BB	SO	LOB	TOP						
12 Juan Lagares, R OBP: 0.321, SLG: 0.389										4	3	4	2	1	0	0	<b>New York Mets @ Miami Marlins</b> Marlins Park, Miami, FL Tue Sep 02 2014, 7:11 PM - 10:20 PM EDT Att: 17,745 - Roof Closed - 77 F						
3 Curtis Granderson, L OBP: 0.313, SLG: 0.354										5	0	0	0	0	1	6							
5 David Wright, R OBP: 0.325, SLG: 0.369										4	2	3	3	0	1	1							
21 Lucas Duda, L OBP: 0.342, SLG: 0.480										4	0	1	1	1	3	3							
7 Travis d'Arnaud, R OBP: 0.298, SLG: 0.398										4	0	3	0	1	0	1							
6 Matthew Don't Dekker, L OBP: 0.307, SLG: 0.257										5	0	2	1	0	1	3							
2 Dilson Herrera, R OBP: 0.300, SLG: 0.500										5	0	0	0	0	1	6							
4 Wilmer Flores, R OBP: 0.274, SLG: 0.315										5	2	2	0	0	0	3							
49 Jonathon Niese, L OBP: 0.160, SLG: 0.089										1	1	1	0	0	0	0							
52 Carlos Torres, R ERA: 3.29										0	0	0	0	0	0	0							
22 Eric Young Jr., S OBP: 0.301, SLG: 0.304										1	0	0	0	0	1	0							
27 Jeury Familia, R OBP: 0.667, SLG: 0.667										0	0	0	0	0	0	0							
58 Jenny Mejia, R ERA: 2.2										0	0	0	0	0	0	0							
<b>Inning Stats</b>	R: 2 E: 0 K: 1 S: 20	H: 4 LOB: 2 BB: 0 P: 26	R: 2 E: 0 K: 1 S: 13	H: 3 LOB: 1 BB: 0 P: 20	R: 0 E: 0 K: 0 S: 4	H: 0 LOB: 0 BB: 1 P: 11	R: 3 E: 0 K: 1 S: 21	H: 4 LOB: 0 BB: 0 P: 32	R: 0 E: 0 K: 2 S: 9	H: 0 LOB: 0 BB: 0 P: 10	R: 1 E: 0 K: 1 S: 14	H: 2 LOB: 1 BB: 0 P: 26	R: 0 E: 0 K: 0 S: 4	H: 2 LOB: 0 BB: 0 P: 8	R: 0 E: 0 K: 2 S: 10	H: 0 LOB: 1 BB: 1 P: 16	R: 0 E: 0 K: 0 S: 9	H: 1 LOB: 2 BB: 1 P: 14	1B: 13 2B: 3 3B: 0 HR: 0	SF: 1 SAC: 2 DP: 2 HBP: 0	WP: 2 PB: 0 SB: 3 CS: 0	PA: 44	
<b>PITCHER</b>	IP WLS BF H R ER SO BB IBB HBP BLK WP HR S P ERA WHIP	IP WLS BF H R ER SO BB IBB HBP BLK WP HR S P ERA WHIP	IP WLS BF H R ER SO BB IBB HBP BLK WP HR S P ERA WHIP	IP WLS BF H R ER SO BB IBB HBP BLK WP HR S P ERA WHIP	IP WLS BF H R ER SO BB IBB HBP BLK WP HR S P ERA WHIP	IP WLS BF H R ER SO BB IBB HBP BLK WP HR S P ERA WHIP	IP WLS BF H R ER SO BB IBB HBP BLK WP HR S P ERA WHIP	IP WLS BF H R ER SO BB IBB HBP BLK WP HR S P ERA WHIP	IP WLS BF H R ER SO BB IBB HBP BLK WP HR S P ERA WHIP	IP WLS BF H R ER SO BB IBB HBP BLK WP HR S P ERA WHIP	IP WLS BF H R ER SO BB IBB HBP BLK WP HR S P ERA WHIP	IP WLS BF H R ER SO BB IBB HBP BLK WP HR S P ERA WHIP	IP WLS BF H R ER SO BB IBB HBP BLK WP HR S P ERA WHIP	IP WLS BF H R ER SO BB IBB HBP BLK WP HR S P ERA WHIP	IP WLS BF H R ER SO BB IBB HBP BLK WP HR S P ERA WHIP	IP WLS BF H R ER SO BB IBB HBP BLK WP HR S P ERA WHIP	IP WLS BF H R ER SO BB IBB HBP BLK WP HR S P ERA WHIP	IP WLS BF H R ER SO BB IBB HBP BLK WP HR S P ERA WHIP	IP WLS BF H R ER SO BB IBB HBP BLK WP HR S P ERA WHIP	IP WLS BF H R ER SO BB IBB HBP BLK WP HR S P ERA WHIP	IP WLS BF H R ER SO BB IBB HBP BLK WP HR S P ERA WHIP	IP WLS BF H R ER SO BB IBB HBP BLK WP HR S P ERA WHIP	IP WLS BF H R ER SO BB IBB HBP BLK WP HR S P ERA WHIP
21 Christian Yelich, L OBP: 0.372, SLG: 0.425										5	1	3	1	0	1	0	<b>New York Mets @ Miami Marlins</b> Marlins Park, Miami, FL Tue Sep 02 2014, 7:11 PM - 10:20 PM EDT Att: 17,745 - Roof Closed - 77 F						
17 Donovan Solano, R OBP: 0.305, SLG: 0.333										4	1	2	0	0	2								
36 Sam Dyson, R ERA: 3.29										0	0	0	0	0	0								
27 Giancarlo Stanton, R OBP: 0.401, SLG: 0.951										4	1	2	2	0	2								
9 Casey McGehee, R OBP: 0.365, SLG: 0.370										4	0	1	0	0	3								
13 Marcell Ozuna, R OBP: 0.311, SLG: 0.437										4	0	0	0	0	2								
10 Jeff Baker, R OBP: 0.305, SLG: 0.401										3	1	1	0	0	1								
43 Dan Jennings, L ERA: 3.29										0	0	0	0	0	0								
1 Jordany Valdespin, L OBP: 0.287, SLG: 0.388										1	0	0	0	0	0								
39 Jarrod Saltalamacchia, R OBP: 0.340, SLG: 0.390										4	1	1	0	0	1								
3 Adeiny Hechavarria, R OBP: 0.303, SLG: 0.361										4	1	1	0	0	1								
33 Brad Penny, R OBP: 0.266, SLG: 0.500										0	0	0	0	0	0								
59 Ed Lincecum, R OBP: 0.299, SLG: 0.391										1	0	0	0	0	0								
28 Anthony DeSclafani, R ERA: 3.29										0	0	0	0	0	0								
5 Reed Johnson, R OBP: 0.285, SLG: 0.329										0	0	0	1	0	0								
22 Carter Capps, R ERA: 3.29										0	0	0	0	0	0								
46 Garrett Jones, L OBP: 0.332, SLG: 0.399										2	0	0	1	0	1								
<b>Inning Stats</b>	R: 0 E: 0 K: 0 S: 9	H: 1 LOB: 1 BB: 0 P: 16	R: 0 E: 0 K: 2 S: 10	H: 0 LOB: 0 BB: 0 P: 14	R: 3 E: 1 K: 1 S: 15	H: 4 LOB: 1 BB: 0 P: 20	R: 2 E: 0 K: 0 S: 16	H: 3 LOB: 1 BB: 0 P: 20	R: 0 E: 0 K: 0 S: 11	H: 1 LOB: 0 BB: 0 P: 18	R: 1 E: 0 K: 1 S: 8	H: 1 LOB: 0 BB: 0 P: 12	R: 0 E: 0 K: 0 S: 4	H: 1 LOB: 0 BB: 0 P: 4	R: 0 E: 0 K: 1 S: 9	H: 0 LOB: 0 BB: 0 P: 15	R: 0 E: 0 K: 2 S: 9	H: 0 LOB: 0 BB: 0 P: 14	1B: 7 2B: 2 3B: 1 HR: 1	SF: 1 SAC: 0 DP: 1 HBP: 0	WP: 0 PB: 0 SB: 0 CS: 0	PA: 37	
<b>PITCHER</b>	IP WLS BF H R ER SO BB IBB HBP BLK WP HR S P ERA WHIP	IP WLS BF H R ER SO BB IBB HBP BLK WP HR S P ERA WHIP	IP WLS BF H R ER SO BB IBB HBP BLK WP HR S P ERA WHIP	IP WLS BF H R ER SO BB IBB HBP BLK WP HR S P ERA WHIP	IP WLS BF H R ER SO BB IBB HBP BLK WP HR S P ERA WHIP	IP WLS BF H R ER SO BB IBB HBP BLK WP HR S P ERA WHIP	IP WLS BF H R ER SO BB IBB HBP BLK WP HR S P ERA WHIP	IP WLS BF H R ER SO BB IBB HBP BLK WP HR S P ERA WHIP	IP WLS BF H R ER SO BB IBB HBP BLK WP HR S P ERA WHIP	IP WLS BF H R ER SO BB IBB HBP BLK WP HR S P ERA WHIP	IP WLS BF H R ER SO BB IBB HBP BLK WP HR S P ERA WHIP	IP WLS BF H R ER SO BB IBB HBP BLK WP HR S P ERA WHIP	IP WLS BF H R ER SO BB IBB HBP BLK WP HR S P ERA WHIP	IP WLS BF H R ER SO BB IBB HBP BLK WP HR S P ERA WHIP	IP WLS BF H R ER SO BB IBB HBP BLK WP HR S P ERA WHIP	IP WLS BF H R ER SO BB IBB HBP BLK WP HR S P ERA WHIP	IP WLS BF H R ER SO BB IBB HBP BLK WP HR S P ERA WHIP	IP WLS BF H R ER SO BB IBB HBP BLK WP HR S P ERA WHIP	IP WLS BF H R ER SO BB IBB HBP BLK WP HR S P ERA WHIP	IP WLS BF H R ER SO BB IBB HBP BLK WP HR S P ERA WHIP	IP WLS BF H R ER SO BB IBB HBP BLK WP HR S P ERA WHIP	IP WLS BF H R ER SO BB IBB HBP BLK WP HR S P ERA WHIP	IP WLS BF H R ER SO BB IBB HBP BLK WP HR S P ERA WHIP

AB	38
R	8
H	16
RBI	7
BB	3
SO	8
LOB	23



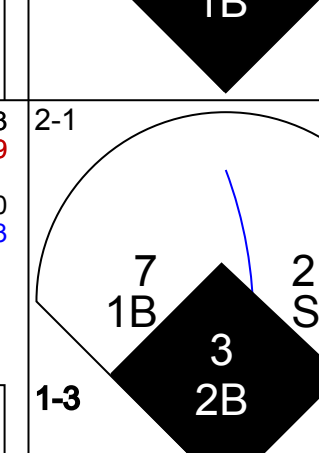
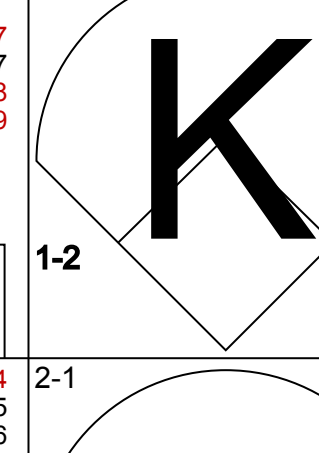
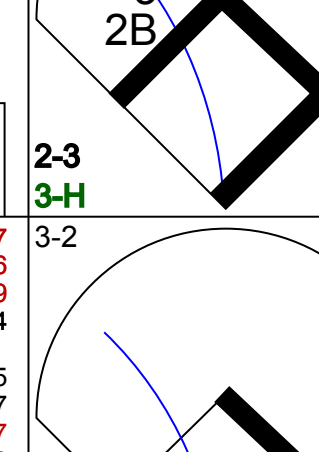
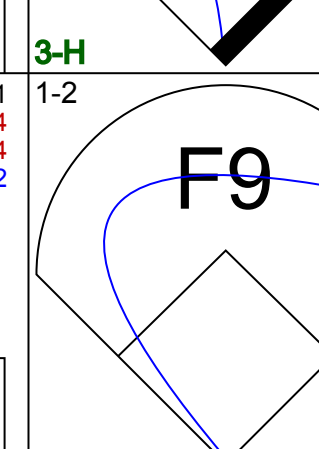

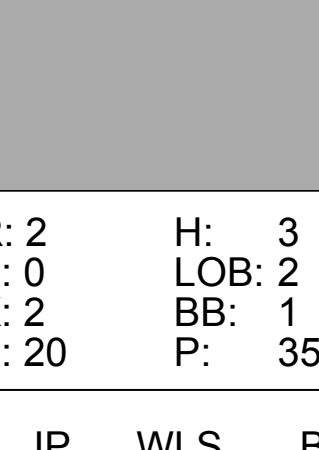
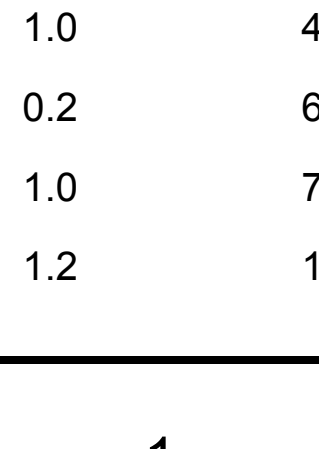
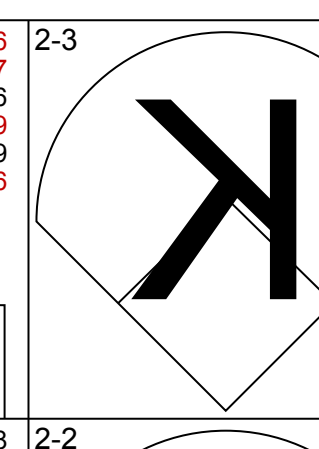
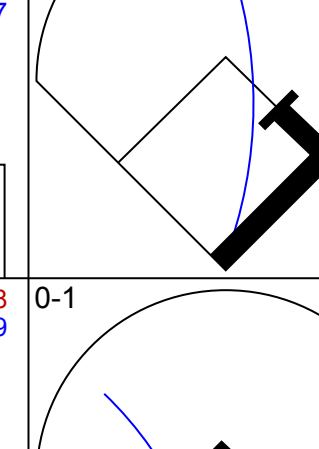
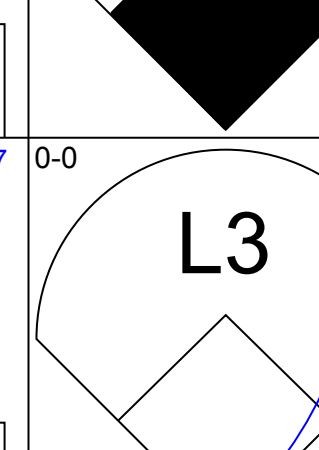




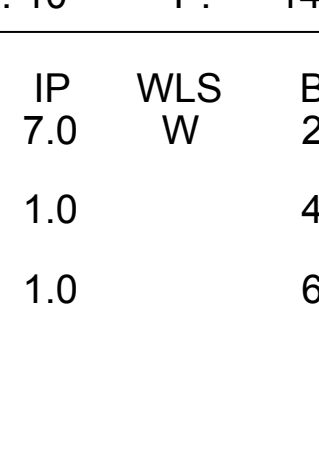
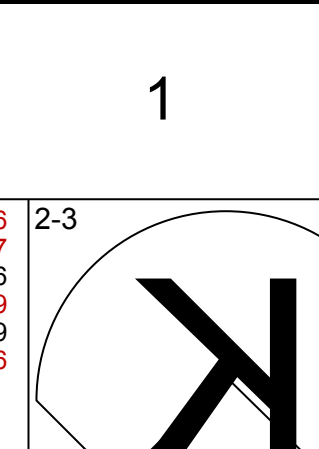
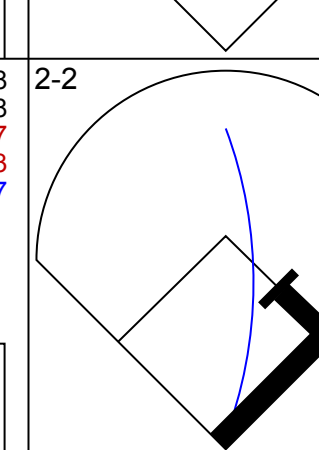
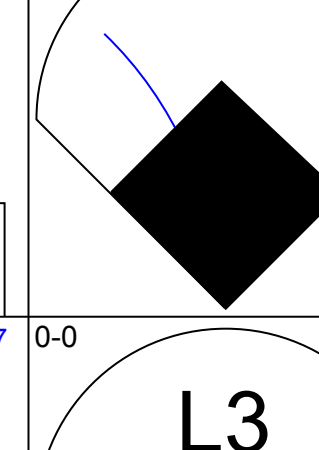
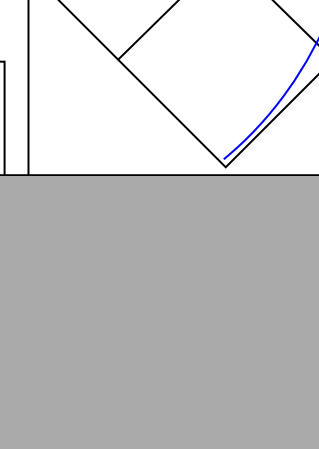



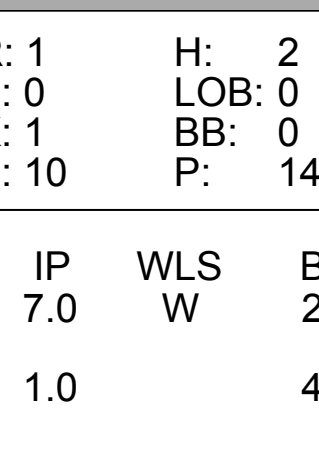

AB	36
R	6
H	11
RBI	5
BB	0
SO	7
LOB	12









Batter	1	2	3	4	5	6	7	8	9	AB	R	H	RBI	BB	SO	LOB	TOP									
12 Juan Lagares, R OBP: 0.318, SLG: 0.386		FC5-2 21 BB 5 1B			G5-3 6 G1-3 7 HR 1B		G5-3	F8		6	1	1	0	0	1	3										
6 Matthew den Dekker, L OBP: 0.359, SLG: 0.284					G1-3		B1-3	G1		4	2	0	0	2	1	4										
5 David Wright, R OBP: 0.326, SLG: 0.372										5	2	4	1	0	1	1										
44 Buddy Carlyle, L OBP: 1.000, SLG: 1.000										0	0	0	0	0	0	0										
13 Josh Satin, R OBP: 0.278, SLG: 0.172										0	1	0	0	0	0	0										
21 Lucas Duda, L OBP: 0.346, SLG: 0.484										3	2	1	3	3	1	3										
9 Kirk Nieuwenhuis, L OBP: 0.361, SLG: 0.506										0	0	0	0	0	0	0										
7 Travis d'Arnaud, R OBP: 0.306, SLG: 0.412										4	2	3	4	1	0	3										
36 Juan Centeno, L OBP: 0.333, SLG: 0.273										1	0	1	0	0	0	0										
3 Curtis Granderson, L OBP: 0.313, SLG: 0.362										6	1	2	4	0	2	4										
62 Erik Goeddel, R										0	0	0	0	0	0	0										
2 Dilson Herrera, R OBP: 0.333, SLG: 0.556										5	1	3	1	1	1	2										
4 Wilmer Flores, R OBP: 0.276, SLG: 0.337										6	1	2	1	0	0	4										
40 Bartolo Colon, R OBP: 0.036, SLG: 0.054										4	1	0	0	0	1	2										
29 Eric Campbell, R OBP: 0.343, SLG: 0.396										2	0	1	0	0	1	2										
<b>Inning Stats</b>	R: 2 E: 0 K: 2 S: 20	H: 3 LOB: 2 BB: 1 P: 35	R: 1 E: 0 K: 1 S: 16	H: 2 LOB: 3 BB: 1 P: 27	R: 0 E: 1 K: 1 S: 10	H: 1 LOB: 0 BB: 0 P: 11	R: 3 E: 0 K: 1 S: 14	H: 2 LOB: 0 BB: 1 P: 23	R: 1 E: 0 K: 1 S: 13	H: 1 LOB: 3 BB: 0 P: 19	R: 3 E: 0 K: 0 S: 12	H: 4 LOB: 1 BB: 0 P: 21	R: 1 E: 0 K: 1 S: 16	H: 1 LOB: 3 BB: 3 P: 34	R: 1 E: 0 K: 0 S: 11	H: 2 LOB: 1 BB: 0 P: 19	R: 2 E: 0 K: 2 S: 16	H: 2 LOB: 2 BB: 1 P: 29	1B: 10 2B: 3 3B: 0 HR: 5	SF: 0 SAC: 0 DP: 0 HBP: 1	WP: 1 PB: 0 SB: 1 CS: 0	PA: 54				
<b>PITCHER</b>	IP: 4.0 WLS: L BF: 24 ERA: 3.52	H: 8 R: 6 ER: 6 SO: 5	BB: 2 IBB: 1 HBP: 0 BLK: 0	WP: 0 HR: 1 S: 60 P: 96	ERA: 13.50 WHIP: 2.500	IP: 0.2 WLS: L BF: 2 ERA: 6.75	H: 0 R: 0 ER: 0 SO: 1	BB: 0 IBB: 0 HBP: 0 BLK: 0	WP: 0 HR: 0 S: 13 P: 19	ERA: 9.00 WHIP: 1.000	IP: 1.0 WLS: L BF: 4 ERA: 5.27	H: 1 R: 1 ER: 3 SO: 3	BB: 0 IBB: 0 HBP: 0 BLK: 0	WP: 0 HR: 1 S: 11 P: 19	ERA: 40.50 WHIP: 6.000	IP: 1.0 WLS: L BF: 7 ERA: 4.42	H: 1 R: 1 ER: 1 SO: 1	BB: 3 IBB: 0 HBP: 0 BLK: 0	WP: 0 HR: 0 S: 13 P: 30	ERA: 9.00 WHIP: 4.000	IP: 1.2 WLS: L BF: 11 ERA: 10.13	H: 4 R: 3 ER: 3 SO: 1	BB: 1 IBB: 0 HBP: 1 BLK: 0	WP: 1 HR: 2 S: 27 P: 47	ERA: 16.20 WHIP: 3.000	
<b>Batter</b>	1	2	3	4	5	6	7	8	9	AB	R	H	RBI	BB	SO	LOB	BOTTOM									
6 Billy Hamilton, S OBP: 0.303, SLG: 0.378		G5-3					L7			5	0	1	0	0	2	3										
21 Todd Frazier, R OBP: 0.339, SLG: 0.456										5	1	3	1	0	0	2										
39 Devin Mesoraco, R OBP: 0.364, SLG: 0.548										4	1	1	1	0	0	2										
32 Jay Bruce, L OBP: 0.291, SLG: 0.373										4	0	0	0	0	0	2										
4 Brandon Phillips, R OBP: 0.296, SLG: 0.364										4	1	1	1	0	0	0										
29 Brayan Peña, S OBP: 0.289, SLG: 0.365										3	0	2	0	0	0	0										
64 Daniel Corcino, R OBP: 0.343, SLG: 0.396										0	0	0	0	0	0	0										
53 Carlos Contreras, R OBP: 0.272, SLG: 0.389										1	1	1	0	0	0	0										
30 Jason Bourgeois, R OBP: 0.300, SLG: 0.300										4	0	0	0	0	0	3										
7 Ramon Santiago, S OBP: 0.358, SLG: 0.314										3	1	1	0	1	0	2										
31 Alfredo Simon, R OBP: 0.115, SLG: 0.115										0	0	0	0	0	0	0										
23 Donald Lutz, L OBP: 0.208, SLG: 0.316										1	0	0	0	0	1	2										
60 J.J. Hoover, R OBP: 0.289, SLG: 0.365										0	0	0	0	0	0	0										
41 Ryan Dennick, L OBP: 0.272, SLG: 0.389										0	0	0	0	0	0	0										
66 Logan Ondrusek, R OBP: 0.206, SLG: 0.254										2	0	1	2	0	0	0										
9 Jack Hannahan, L OBP: 0.206, SLG: 0.254										0	0	0	0	0	0	0										
<b>Inning Stats</b>	R: 1 E: 0 K: 1 S: 10	H: 2 LOB: 0 BB: 0 P: 14	R: 1 E: 0 K: 0 S: 9	H: 2 LOB: 0 BB: 0 P: 17	R: 0 E: 0 K: 0 S: 6	H: 1 LOB: 0 BB: 0 P: 10	R: 0 E: 0 K: 1 S: 12	H: 1 LOB: 2 BB: 1 P: 22	R: 0 E: 0 K: 0 S: 6	H: 0 LOB: 0 BB: 0 P: 7	R: 0 E: 0 K: 0 S: 5	H: 0 LOB: 0 BB: 0 P: 6	R: 0 E: 0 K: 0 S: 7	H: 0 LOB: 0 BB: 0 P: 9	R: 1 E: 0 K: 0 S: 9	H: 1 LOB: 0 BB: 0 P: 14	R: 2 E: 0 K: 1 S: 13	H: 3 LOB: 1 BB: 0 P: 20	1B: 9 2B: 0 3B: 0 HR: 2	SF: 0 SAC: 1 DP: 0 HBP: 0	WP: 1 PB: 0 SB: 0 CS: 1	PA: 39				
<b>PITCHER</b>	IP: 7.0 WLS: W BF: 28 ERA: 3.96	H: 2 R: 2 ER: 2 SO: 2	BB: 1 IBB: 0 HBP: 0 BLK: 0	WP: 0 HR: 1 S: 55 P: 85	ERA: 2.57 WHIP: 1.143	IP: 1.0 WLS: L BF: 4 ERA: 1.88	H: 1 R: 1 ER: 1 SO: 2	BB: 0 IBB: 0 HBP: 0 BLK: 0	WP: 0 HR: 9 S: 14 P: 14	ERA: 9.00 WHIP: 1.000	IP: 1.0 WLS: L BF: 6 ERA: 10.8	H: 3 R: 2 ER: 2 SO: 1	BB: 0 IBB: 0 HBP: 0 BLK: 0	WP: 1 HR: 0 S: 13 P: 20	ERA: 18.00 WHIP: 3.000											

New York Mets @ Cincinnati Reds  
Great American Ball Park, Cincinnati, OH  
Fri Sep 05 2014, 7:11 PM - 10:45 PM EDT  
Att: 29,089 - Partly Cloudy - 90 F

AB 46  
R 14  
H 18  
RBI 14  
BB 7  
SO 9  
LOB 28



New York Mets @ Cincinnati Reds  
Great American Ball Park, Cincinnati, OH  
Fri Sep 05 2014, 7:11 PM - 10:45 PM EDT  
Att: 29,089 - Partly Cloudy - 90 F

AB 36  
R 5  
H 11  
RBI 4  
BB 1  
SO 3  
LOB 16





Batter	1	2	3	4	5	6	7	8	9	AB	R	H	RBI	BB	SO	LOB	TOP					
12 Juan Lagares, R (1,8) OBP: 0.318, SLG: 0.384										4	0	1	0	0	1	2						
6 Matthew den Dekker, L (1,7) OBP: 0.316, SLG: 0.274										4	0	0	0	0	2	1						
5 David Wright, R (1,5) OBP: 0.346, SLG: 0.371										4	0	1	0	0	2	0						
21 Lucas Duda, L (1,3) OBP: 0.346, SLG: 0.481										3	0	0	0	1	3	1						
7 Travis d'Arnaud, R (1,2) OBP: 0.308, SLG: 0.419										4	1	2	0	0	1	0						
3 Curtis Granderson, L (1,9) OBP: 0.314, SLG: 0.362										3	0	1	0	1	0	1						
22 Eric Young Jr., S (9, PR) OBP: 0.301, SLG: 0.304										3	0	1	1	1	1	3						
2 Dilson Herrera, R (1,4) OBP: 0.353, SLG: 0.533										3	0	1	0	1	0	0						
4 Wilmer Flores, R (1,6) OBP: 0.281, SLG: 0.342										3	0	0	0	0	1	2						
35 Dillon Gee, R (1,1)										3	0	0	0	0	1	2						
61 Dana Eveland, L (8,1)										0	0	0	0	0	0	0						
29 Eric Campbell, R (9, PH) OBP: 0.341, SLG: 0.394										1	0	0	0	0	1	2						
<b>Inning Stats</b>	R: 0 E: 0 K: 2 S: 17	H: 2 LOB: 1 BB: 0 P: 26	R: 1 E: 0 K: 1 S: 10	H: 3 LOB: 2 BB: 0 P: 15	R: 0 E: 0 K: 2 S: 8	H: 0 LOB: 0 BB: 0 P: 12	R: 0 E: 0 K: 1 S: 8	H: 0 LOB: 0 BB: 0 P: 12	R: 0 E: 0 K: 0 S: 7	H: 0 LOB: 0 BB: 0 P: 9	R: 0 E: 0 K: 1 S: 14	H: 1 LOB: 3 BB: 2 P: 27	R: 0 E: 0 K: 1 S: 9	H: 0 LOB: 0 BB: 0 P: 15	R: 0 E: 0 K: 3 S: 9	H: 0 LOB: 2 BB: 2 P: 14	R: 0 E: 0 K: 1 S: 11	H: 1 LOB: 2 BB: 2 P: 23	1B: 4 2B: 4 3B: 0 HR: 0	SF: 0 SAC: 0 DP: 1 HBP: 0	WP: 0 PB: 0 SB: 1 CS: 3	PA: 36
<b>PITCHER</b>	IP WLS BF H R ER SO BB IBB HBP BLK WP HR S P ERA WHIP																					
47 Johnny Cueto, R (1,1) ERA: 2.23	7.0 W 28 6 1 1 8 2 0 0 0 0 0 0 73 116 1.29 1.143																					
70 Jumbo Diaz, R (8,1) ERA: 3.0	0.2 H 2 0 0 0 2 0 0 0 0 0 0 0 6 9 0.00 0.000																					
54 Aroldis Chapman, L (8,1) ERA: 2.36	1.1 S 6 1 0 0 2 2 0 0 0 0 0 0 0 14 28 0.00 2.250																					

New York Mets @ Cincinnati Reds  
Great American Ball Park, Cincinnati, OH  
Sat Sep 06 2014, 4:12 PM - 6:58 PM EDT  
Att: 33,762 - Overcast - 70 F

AB 32  
R 1  
H 7  
RBI 1  
BB 4  
SO 12  
LOB 12




Batter	1	2	3	4	5	6	7	8	9	AB	R	H	RBI	BB	SO	LOB	BOTTOM			
6 Billy Hamilton, S (1,8) OBP: 0.300, SLG: 0.375										4	0	0	0	0	1	0				
29 Brayan Peña, S (1,2) OBP: 0.291, SLG: 0.367										4	0	2	0	0	0	0				
21 Todd Frazier, R (1,3) OBP: 0.342, SLG: 0.462										3	1	2	1	1	1	0				
32 Jay Bruce, L (1,9) OBP: 0.289, SLG: 0.369										4	0	0	0	0	2	3				
4 Brandon Phillips, R (1,4) OBP: 0.296, SLG: 0.363										3	0	1	0	0	0	0				
17 Kristopher Negron, R (1,5) OBP: 0.296, SLG: 0.421										3	0	1	0	0	2	1				
23 Donald Lutz, L (1,7) OBP: 0.250, SLG: 0.293										3	0	0	0	0	1	1				
30 Jason Bourgeois, R (9,7) OBP: 0.300, SLG: 0.300										3	0	0	0	0	0	1				
2 Zack Cozart, R (1,6) OBP: 0.273, SLG: 0.302										2	0	0	0	0	0	0				
47 Johnny Cueto, R (1,1) OBP: 0.143, SLG: 0.129										1	1	1	1	0	0	0				
28 Chris Heisey, R (7, PH) OBP: 0.275, SLG: 0.404										0	0	0	0	0	0	0				
70 Jumbo Diaz, R (8,1) ERA: 2.63										0	0	0	0	0	0	0				
54 Aroldis Chapman, L (8,1) ERA: 2.36										0	0	0	0	0	0	0				
<b>Inning Stats</b>	R: 0 E: 0 K: 1 S: 10	H: 2 LOB: 1 BB: 0 P: 16	R: 0 E: 0 K: 0 S: 12	H: 1 LOB: 1 BB: 0 P: 14	R: 0 E: 0 K: 1 S: 18	H: 1 LOB: 2 BB: 1 P: 28	R: 0 E: 0 K: 1 S: 8	H: 0 LOB: 0 BB: 0 P: 14	R: 0 E: 0 K: 0 S: 4	H: 0 LOB: 0 BB: 0 P: 5	R: 1 E: 0 K: 1 S: 9	H: 2 LOB: 1 BB: 0 P: 13	R: 1 E: 0 K: 2 S: 10	H: 1 LOB: 0 BB: 0 P: 14	R: 0 E: 0 K: 1 S: 13	H: 0 LOB: 0 BB: 0 P: 18	1B: 5 2B: 0 3B: 0 HR: 2	SF: 0 SAC: 0 DP: 0 HBP: 0	WP: 0 PB: 0 SB: 1 CS: 0	PA: 31
<b>PITCHER</b>	IP WLS BF H R ER SO BB IBB HBP BLK WP HR S P ERA WHIP																			
35 Dillon Gee, R (1,1) ERA: 3.74	7.0 L 28 7 2 2 6 1 0 0 0 0 0 0 71 104 2.57 1.143																			
61 Dana Eveland, L (8,1) ERA: 2.63	1.0 3 0 0 0 1 0 0 0 0 0 0 0 13 18 0.00 0.000																			


New York Mets @ Cincinnati Reds  
Great American Ball Park, Cincinnati, OH  
Sat Sep 06 2014, 4:12 PM - 6:58 PM EDT  
Att: 33,762 - Overcast - 70 F

AB 30  
R 2  
H 7  
RBI 2  
BB 1  
SO 7  
LOB 6





Batter	1	2	3	4	5	6	7	8	9	AB R H RBI BB SO LOB	TOP											
12 Juan Lagares, R OBP: 0.322, SLG: 0.384	K2-3		F9				21 PB, 21 S, BB		5 F8, 9 S, BB	3 0 1 0 2 1 1	<b>New York Mets @ Cincinnati Reds</b> Great American Ball Park, Cincinnati, OH Sun Sep 07 2014, 1:13 PM - 4:45 PM EDT Att: 31,444 - Sunny - 69 F  <b>AB 35</b> <b>R 4</b> <b>H 8</b> <b>RBI 4</b> <b>BB 6</b> <b>SO 7</b> <b>LOB 22</b>  											
9 Kirk Nieuwenhuis, L OBP: 0.373, SLG: 0.518		2B			L4		F8		5 F8, BB	4 0 2 0 1 0 2												
5 David Wright, R OBP: 0.322, SLG: 0.367		F9		F9		F8		K	F8	5 0 0 0 0 1 7												
21 Lucas Duda, L OBP: 0.346, SLG: 0.478			K			L9			4 G6-4-3, BB	3 0 0 0 2 2 3												
4 Wilmer Flores, R OBP: 0.274, SLG: 0.333		F9		F9		E8		G5-3	G6-4-3	5 1 0 0 0 0 5												
58 Jenny Mejia, R						3 1B			1-2	0 0 0 0 0 0 0												
3 Curtis Granderson, L OBP: 0.317, SLG: 0.369				P5		20 HR, 1B		HR		3 2 2 2 1 0 0												
2 Dilson Herrera, R OBP: 0.342, SLG: 0.500		F9				P3		P6		4 0 1 0 0 0 2												
20 Anthony Recker, R OBP: 0.222, SLG: 0.357			K		FC6-4			K		4 1 1 2 0 2 2												
45 Zack Wheeler, L OBP: 0.106, SLG: 0.109						B5-3		P3		3 0 1 0 0 0 1 0												
52 Carlos Torres, R										0 0 0 0 0 0 0 0												
6 Matthew den Dekker, L OBP: 0.315, SLG: 0.272										1 0 0 0 0 0 0 0												
27 Jeury Familia, R OBP: 0.687, SLG: 0.687										0 0 0 0 0 0 0 0												
11 Ruben Tejada, R OBP: 0.340, SLG: 0.266										0 0 0 0 0 0 0 0												
<b>Inning Stats</b>	R: 0 E: 0 K: 2 S: 12	H: 1 LOB: 1 BB: 0 P: 18	R: 0 E: 0 K: 1 S: 6	H: 0 LOB: 1 BB: 1 P: 13	R: 0 E: 0 K: 1 S: 13	H: 2 LOB: 2 BB: 0 P: 19	R: 0 E: 0 K: 0 S: 10	H: 1 LOB: 1 BB: 0 P: 13	R: 0 E: 0 K: 0 S: 9	H: 1 LOB: 1 BB: 0 P: 16	R: 3 E: 1 K: 1 S: 13	H: 2 LOB: 0 BB: 2 P: 22	R: 0 E: 0 K: 1 S: 12	H: 0 LOB: 2 BB: 2 P: 24	R: 1 E: 0 K: 1 S: 11	H: 1 LOB: 0 BB: 0 P: 19	R: 0 E: 0 K: 0 S: 8	H: 0 LOB: 2 BB: 3 P: 23	1B: 5 2B: 1 3B: 0 HR: 2	SF: 0 SAC: 0 DP: 1 HBP: 0	WP: 0 PB: 1 SB: 3 CS: 0	PA: 41
<b>PITCHER</b>	IP WLS BF H R ER SO BB IBB HBP BLK WP HR S P ERA WHIP											IP WLS BF H R ER SO BB IBB HBP BLK WP HR S P ERA WHIP										
55 Mat Latos, R ERA: 3.25	6.0 L 27 7 3 0 5 1 0 0 0 0 0 1 63 101 0.00 1.333																					
63 Sam LeCure, R ERA: 3.78	1.0 5 0 0 0 1 2 0 0 0 0 0 0 12 24 0.00 2.000																					
60 J.J. Hoover, R ERA: 5.18	1.0 4 1 1 0 1 0 0 0 0 0 0 1 11 19 0.00 1.000																					
53 Carlos Contreras, R ERA: 6.63	0.1 3 0 0 0 0 2 0 0 0 0 0 0 7 16 0.00 6.000																					
41 Ryan Denick, L ERA: 11.87	0.2 2 0 0 0 0 1 0 0 0 0 0 0 1 7 0.00 1.500																					

Batter	1	2	3	4	5	6	7	8	9	AB R H RBI BB SO LOB	BOTTOM											
6 Billy Hamilton, S OBP: 0.301, SLG: 0.375	B5-3		G1-3						21 1B, BB	4 0 1 0 1 1 1	<b>New York Mets @ Cincinnati Reds</b> Great American Ball Park, Cincinnati, OH Sun Sep 07 2014, 1:13 PM - 4:45 PM EDT Att: 31,444 - Sunny - 69 F  <b>AB 34</b> <b>R 3</b> <b>H 9</b> <b>RBI 3</b> <b>BB 4</b> <b>SO 12</b> <b>LOB 21</b>  											
25 Skip Schumaker, L OBP: 0.288, SLG: 0.309	K				E8		K		P4	5 0 2 1 0 2 3												
21 Todd Frazier, R OBP: 0.342, SLG: 0.461	P6									4 0 1 0 0 2 2												
39 Devin Mesoraco, R OBP: 0.364, SLG: 0.543						G5-3		K	K	3 0 0 0 2 2 3												
4 Brandon Phillips, R OBP: 0.298, SLG: 0.366										3 0 1 0 0 1 3												
32 Jay Bruce, L OBP: 0.288, SLG: 0.375										4 1 1 1 0 0 5												
9 Jack Hannahan, L OBP: 0.211, SLG: 0.270										4 1 1 0 0 2 3												
2 Zack Cozart, R OBP: 0.271, SLG: 0.300										3 0 0 0 0 1 0												
28 Chris Heisey, R OBP: 0.274, SLG: 0.402										1 0 0 0 0 0 1												
55 Mat Latos, R ERA: 3.25	6.0 W 25 5 1 1 6 2 0 2 0 0 0 0 58 99 1.50 1.167																					
52 Carlos Torres, R ERA: 3.11	1.0 H 4 0 0 0 2 1 0 0 0 0 0 0 10 15 0.00 1.000																					
27 Jeury Familia, R ERA: 2.07	1.0 H 3 0 0 0 3 0 0 0 0 0 0 0 9 14 0.00 0.000																					
58 Jenny Mejia, R ERA: 4.02	1.0 S 8 4 2 2 1 1 0 0 0 0 0 1 17 25 18.00 5.000																					
<b>Inning Stats</b>	R: 0 E: 0 K: 1 S: 7	H: 0 LOB: 0 BB: 0 P: 10	R: 0 E: 0 K: 0 S: 7	H: 0 LOB: 1 BB: 1 P: 15	R: 0 E: 0 K: 1 S: 12	H: 0 LOB: 0 BB: 0 P: 18	R: 0 E: 0 K: 0 S: 8	H: 1 LOB: 2 BB: 1 P: 18	R: 1 E: 1 K: 3 S: 17	H: 3 LOB: 2 BB: 0 P: 26	R: 0 E: 0 K: 1 S: 7	H: 1 LOB: 1 BB: 0 P: 12	R: 0 E: 0 K: 2 S: 10	H: 0 LOB: 1 BB: 1 P: 15	R: 0 E: 0 K: 3 S: 9	H: 0 LOB: 0 BB: 0 P: 14	R: 2 E: 0 K: 1 S: 17	H: 4 LOB: 3 BB: 1 P: 25	1B: 6 2B: 2 3B: 0 HR: 1	SF: 0 SAC: 0 DP: 2 HBP: 2	WP: 0 PB: 0 SB: 0 CS: 0	PA: 40
<b>PITCHER</b>	IP WLS BF H R ER SO BB IBB HBP BLK WP HR S P ERA WHIP											IP WLS BF H R ER SO BB IBB HBP BLK WP HR S P ERA WHIP										








Batter	1	2	3	4	5	6	7	8	9	AB	R	H	RBI	BB	SO	LOB	TOP										
19 Charlie Blackmon, L (1.8) OBP: 0.334, SLG: 0.434	G5-3		G3-1			F7			F7	4	0	1	0	0	0	0											
3 Michael Cuddyer, R (1.9) OBP: 0.397, SLG: 0.543	K		L8			P4			K	4	0	0	0	0	2	1											
33 Justin Morneau, L (1.3) OBP: 0.358, SLG: 0.498	P5					F8			F8	4	0	1	0	0	0	0											
13 Drew Stubbs, R (9. PR) OBP: 0.328, SLG: 0.475										0	0	0	0	0	0	0											
28 Nolan Arenado, R (1.5) OBP: 0.334, SLG: 0.511		G6-3								3	0	1	0	1	1	0											
6 Corey Dickerson, L (1.7) OBP: 0.365, SLG: 0.569		G3								4	0	0	0	0	3	4											
20 Wilin Rosario, R (1.2) OBP: 0.288, SLG: 0.402										4	0	1	0	0	0	4											
14 Josh Rutledge, R (1.6) OBP: 0.319, SLG: 0.411										3	0	1	0	0	1	0											
9 DJ LeMahieu, R (1.4) OBP: 0.320, SLG: 0.353										3	0	0	0	0	2	2											
36 Christian Bergman, R (1.1) OBP: 0.077, SLG: 0.077										2	0	0	0	0	1	0											
58 Yohan Flande, L (7.1) OBP: 0.152, SLG: 0.100										0	0	0	0	0	0	0											
4 Ben Paulsen, L (8. PH) OBP: 0.404, SLG: 0.591										1	0	0	0	0	1	0											
49 Rex Brothers, L (8.1)										0	0	0	0	0	0	0											
<b>Inning Stats</b>	R: 0 E: 0 K: 1 S: 10	H: 0 LOB: 0 BB: 0 P: 13	R: 0 E: 0 K: 1 S: 20	H: 2 LOB: 2 BB: 0 P: 27	R: 0 E: 0 K: 0 S: 7	H: 0 LOB: 0 BB: 0 P: 8	R: 0 E: 0 K: 1 S: 8	H: 1 LOB: 1 BB: 0 P: 12	R: 0 E: 0 K: 2 S: 8	H: 0 LOB: 0 BB: 0 P: 11	R: 0 E: 0 K: 0 S: 3	H: 0 LOB: 0 BB: 0 P: 5	R: 0 E: 0 K: 2 S: 12	H: 0 LOB: 0 BB: 0 P: 16	R: 0 E: 0 K: 2 S: 15	H: 2 LOB: 3 BB: 1 P: 25	1B: 3 2B: 2 3B: 0 HR: 0	SF: 0 SAC: 0 DP: 0 HBP: 0	WP: 1 PB: 0 SB: 0 CS: 0	PA: 33							
<b>PITCHER</b>	IP	WLS	BF	H	R	ER	SO	BB	IBB	HBP	BLK	WP	HR	S	P	ERA	WHIP										
48 Jacob deGrom, R (1.1) ERA: 2.69	8.0	W	27	3	0	0	9	0	0	0	0	0	0	75	100	0.00	0.375										
58 Jenny Mejia, R (9.1) ERA: 4.01	0.1	H	4	2	0	0	1	1	0	0	0	1	0	10	18	0.00	9.000										
66 Josh Edgin, L (9.1) ERA: 1.38	0.1	H	1	0	0	0	1	0	0	0	0	0	0	3	3	0.00	0.000										
27 Jeury Familia, R (9.1) ERA: 2.06	0.1	S	1	0	0	0	0	0	0	0	0	0	0	2	4	0.00	0.000										

Colorado Rockies @ New York Mets  
Citi Field, Flushing, NY  
Tue Sep 09 2014, 7:12 PM - 9:52 PM EDT  
Att: 21,035 - Cloudy - 72 F

livebaseballscorecards.com

AB 32  
R 0  
H 5  
RBI 0  
BB 1  
SO 11  
LOB 11




Batter	1	2	3	4	5	6	7	8	9	AB	R	H	RBI	BB	SO	LOB	BOTTOM										
12 Juan Lagares, R (1.8) OBP: 0.321, SLG: 0.384	F9		G5-3						G5-3	4	0	1	1	0	0	1											
28 Daniel Murphy, L (1.4) OBP: 0.344, SLG: 0.424	F9									3	0	1	0	1	0	1											
29 Eric Campbell, R (1.5) OBP: 0.333, SLG: 0.385	E6		G3							4	0	0	0	0	1	3											
21 Lucas Duda, L (1.3) OBP: 0.347, SLG: 0.477	F9									4	0	1	0	0	0	1											
7 Travis d'Arnaud, R (1.2) OBP: 0.307, SLG: 0.418										4	1	1	0	0	0	1											
3 Curtis Granderson, L (1.9) OBP: 0.320, SLG: 0.376										4	0	2	1	0	2	0											
4 Wilmer Flores, R (1.6) OBP: 0.284, SLG: 0.323										3	0	0	0	0	0	2											
6 Matthew den Dekker, L (1.7) OBP: 0.321, SLG: 0.282										2	1	1	0	0	0	1											
22 Eric Young Jr., S (8.7) OBP: 0.301, SLG: 0.304										0	0	0	0	0	0	0											
4B Jacob deGrom, L (1.1) OBP: 0.256, SLG: 0.286										2	0	0	0	0	0	1											
58 Jenny Mejia, R (9.1)										0	0	0	0	0	0	0											
66 Josh Edgin, R (9.1)										0	0	0	0	0	0	0											
27 Jeury Familia, R (9.1) OBP: 0.667, SLG: 0.667										0	0	0	0	0	0	0											
<b>Inning Stats</b>	R: 0 E: 1 K: 0 S: 17	H: 0 LOB: 1 BB: 0 P: 23	R: 0 E: 0 K: 0 S: 8	H: 1 LOB: 1 BB: 0 P: 12	R: 0 E: 0 K: 1 S: 9	H: 0 LOB: 0 BB: 0 P: 14	R: 1 E: 0 K: 0 S: 13	H: 2 LOB: 1 BB: 0 P: 20	R: 1 E: 1 K: 0 S: 12	H: 2 LOB: 1 BB: 0 P: 19	R: 0 E: 0 K: 1 S: 9	H: 0 LOB: 2 BB: 1 P: 15	R: 0 E: 0 K: 1 S: 9	H: 1 LOB: 0 BB: 0 P: 12	1B: 5 2B: 3 3B: 0 HR: 0	SF: 0 SAC: 1 DP: 1 HBP: 1	WP: 0 PB: 0 SB: 0 CS: 0	PA: 33									
<b>PITCHER</b>	IP	WLS	BF	H	R	ER	SO	BB	IBB	HBP	BLK	WP	HR	S	P	ERA	WHIP										
36 Christian Bergman, R (1.1) ERA: 4.88	6.0	L	25	6	2	2	1	0	0	0	0	0	0	98	1000	3.00	1.000										
58 Yohan Flande, L (7.1) ERA: 5.18	1.0		5	0	0	0	1	1	0	1	0	0	0	9	15	0.00	1.000										
49 Rex Brothers, L (8.1) ERA: 5.71	1.0		3	1	0	0	1	0	0	0	0	0	0	9	12	0.00	1.000										

Colorado Rockies @ New York Mets  
Citi Field, Flushing, NY  
Tue Sep 09 2014, 7:12 PM - 9:52 PM EDT  
Att: 21,035 - Cloudy - 72 F

livebaseballscorecards.com

AB 30  
R 2  
H 7  
RBI 2  
BB 1  
SO 3  
LOB 11






Batter	1	2	3	4	5	6	7	8	9	AB	R	H	RBI	BB	SO	LOB	TOP			
19 Charlie Blackmon, L OBP: 0.329, SLG: 0.430										4	0	0	0	0	1	2				
13 Drew Stubbs, R OBP: 0.330, SLG: 0.477										3	0	1	0	1	2	0				
33 Justin Morneau, L OBP: 0.361, SLG: 0.488										2	0	1	0	2	0	1				
28 Nolan Arenado, R OBP: 0.333, SLG: 0.507											3	0	0	0	1	2	4			
6 Corey Dickerson, L OBP: 0.362, SLG: 0.563											4	0	0	0	0	5				
8 Michael McKenry, R OBP: 0.399, SLG: 0.503											4	0	0	0	0	2				
14 Josh Rutledge, R OBP: 0.314, SLG: 0.405											4	0	0	0	0	2				
9 DJ LeMahieu, R OBP: 0.322, SLG: 0.353											2	0	1	0	1	0				
46 Tyler Matzek, L OBP: 0.222, SLG: 0.206											3	0	1	0	0	1				
34 Matt Belisle, R ERA: 2.03											0	0	0	0	0	0				
58 Yohan Flande, L OBP: 0.182, SLG: 0.100											0	0	0	0	0	0				
<b>Inning Stats</b>	R: 0 H: 0 K: 2 S: 12	H: 0 LOB: 2 BB: 2 P: 23	R: 0 H: 0 K: 1 S: 12	H: 0 LOB: 0 BB: 1 P: 16	R: 0 H: 0 K: 2 S: 14	H: 0 LOB: 0 BB: 0 P: 22	R: 0 H: 1 K: 1 S: 8	H: 2 LOB: 2 BB: 0 P: 15	R: 0 H: 0 K: 1 S: 15	H: 1 LOB: 1 BB: 1 P: 22	R: 0 H: 0 K: 1 S: 9	H: 0 LOB: 1 BB: 0 P: 19	R: 0 H: 0 K: 1 S: 10	H: 0 LOB: 0 BB: 0 P: 13	1B: 2 2B: 2 3B: 0 HR: 0	SF: 0 SAC: 0 DP: 2 HBP: 0	WP: 0 PA: 34 PB: 0 SB: 1 CS: 0			
<b>PITCHER</b>	IP: 5.1 WLS: W BF: 22 ERA: 4.5	H: 3 R: 0 ER: 0 SO: 7	BB: 4 IBB: 0 HBP: 0 BLK: 0	WP: 0 HR: 0 S: 64 P: 106	ERA: 0.00 WHIP: 1.312	IP: 6.1 WLS: H BF: 1 ERA: 6.1	H: 1 R: 0 ER: 0 SO: 1	BB: 0 IBB: 0 HBP: 0 BLK: 0	WP: 0 HR: 4 S: 6 P: 13	ERA: 0.00 WHIP: 0.000	IP: 6.1 WLS: H BF: 4 ERA: 3.22	H: 1 R: 0 ER: 0 SO: 1	BB: 1 IBB: 0 HBP: 0 BLK: 0	WP: 0 HR: 9 S: 19 P: 19	ERA: 0.00 WHIP: 1.000	IP: 9.1 WLS: S BF: 3 ERA: 3.99	H: 0 R: 0 ER: 0 SO: 1	BB: 0 IBB: 0 HBP: 0 BLK: 0	WP: 0 HR: 10 S: 13 P: 13	ERA: 0.00 WHIP: 0.000

Colorado Rockies @ New York Mets  
Citi Field, Flushing, NY  
Wed Sep 10 2014, 7:13 PM - 10:06 PM EDT  
Att: 21,260 - Cloudy - 71 F


AB 29  
R 0  
H 4  
RBI 0  
BB 5  
SO 10  
LOB 15



Batter	1	2	3	4	5	6	7	8	9	AB	R	H	RBI	BB	SO	LOB	BOTTOM		
12 Juan Lagares, R OBP: 0.318, SLG: 0.381										3	0	0	1	0	1	2			
4 Wilmer Flores, R OBP: 0.294, SLG: 0.318										3	0	0	0	1	0	4			
28 Daniel Murphy, L OBP: 0.344, SLG: 0.422											4	0	1	0	0	1			
7 Travis d'Arnaud, R OBP: 0.304, SLG: 0.414											4	0	0	0	0	1			
29 Eric Campbell, R OBP: 0.332, SLG: 0.387											4	0	1	0	0	1			
3 Curtis Granderson, L OBP: 0.318, SLG: 0.374											3	0	0	0	0	2	1		
2 Dilson Herrera, R OBP: 0.341, SLG: 0.447											1	2	0	0	2	1			
22 Eric Young Jr., S OBP: 0.309, SLG: 0.321											3	0	3	1	0	0			
50 Rafael Montero, R 68 Darío Alvarez, L 52 Carlos Torres, R 13 Josh Satin, R 27 Jeury's Familia, R 58 Yohan Flande, L											1	0	0	0	0	1			
<b>Inning Stats</b>	R: 1 H: 1 K: 0 S: 7	H: 1 LOB: 1 BB: 1 P: 14	R: 1 H: 1 K: 3 S: 13	H: 1 LOB: 1 BB: 1 P: 18	R: 0 H: 0 K: 0 S: 8	H: 0 LOB: 0 BB: 0 P: 12	R: 0 H: 1 K: 3 S: 13	H: 1 LOB: 1 BB: 0 P: 16	R: 0 H: 1 K: 1 S: 8	H: 1 LOB: 1 BB: 0 P: 11	R: 0 H: 0 K: 0 S: 4	H: 0 LOB: 0 BB: 0 P: 9	R: 1 H: 1 K: 0 S: 14	H: 1 LOB: 2 BB: 2 P: 26	R: 0 H: 1 K: 0 S: 4	H: 1 LOB: 0 BB: 0 P: 7	1B: 3 2B: 1 3B: 1 HR: 0	SF: 1 SAC: 1 DP: 1 HBP: 0	WP: 0 PA: 32 PB: 0 SB: 0 CS: 2
<b>PITCHER</b>	IP: 6.1 WLS: L BF: 27 ERA: 4.23	H: 4 R: 2 ER: 2 SO: 7	BB: 4 IBB: 0 HBP: 0 BLK: 0	WP: 0 HR: 0 S: 61 P: 97	ERA: 2.84 WHIP: 1.263	IP: 6.1 WLS: 2 BF: 2 ERA: 5.31	H: 0 R: 0 ER: 0 SO: 0	BB: 0 IBB: 0 HBP: 0 BLK: 0	WP: 0 HR: 6 S: 9 P: 9	ERA: 0.00 WHIP: 0.000	IP: 8.1 WLS: 3 BF: 1 ERA: 5.31	H: 1 R: 0 ER: 0 SO: 0	BB: 0 IBB: 0 HBP: 0 BLK: 0	WP: 0 HR: 4 S: 7 P: 7	ERA: 0.00 WHIP: 1.000	IP: 1.0 WLS: 1 BF: 2 ERA: 5.07	H: 0 R: 0 ER: 0 SO: 0	BB: 0 IBB: 0 HBP: 0 BLK: 0	WP: 0 PA: 32 PB: 0 SB: 0 CS: 2

Colorado Rockies @ New York Mets  
Citi Field, Flushing, NY  
Wed Sep 10 2014, 7:13 PM - 10:06 PM EDT  
Att: 21,260 - Cloudy - 71 F

AB 26  
R 2  
H 5  
RBI 2  
BB 4  
SO 7  
LOB 12





Batter	1	2	3	4	5	6	7	8	9	AB	R	H	RBI	BB	SO	LOB	TOP					
2 Denard Span, L (1.8) OBP: 0.351, SLG: 0.411	F8	F7		6 HR	F8			L8		5	1	1	0	0	0	2	<b>Washington Nationals @ New York Mets</b> Citi Field, Flushing, NY Thu Sep 11 2014, 7:13 PM - 10:21 PM EDT Att: 21,111 - Cloudy - 82 F					
6 Anthony Rendon, R (1.5) OBP: 0.344, SLG: 0.468	25 HR		K	HR				G6-3		5	2	3	2	0	1	0						
28 Jayson Werth, R (1.9) OBP: 0.383, SLG: 0.448	P4		25 1B	34 WP 20 BB	G5-3			BB		3	1	1	0	1	0	3						
25 Adam LaRoche, L (1.3) OBP: 0.367, SLG: 0.468	HR		34 1B 40 E L1-4-3	F7				F8		5	2	2	3	0	0	2						
20 Ian Desmond, R (1.6) OBP: 0.304, SLG: 0.413	HBP		FC1 40 L1-4-3 34 1B					K		3	0	0	0	1	2	1						
34 Bryce Harper, L (1.7) OBP: 0.338, SLG: 0.422	L9		40 L1-4-3					G3		4	0	1	0	1	0	1						
40 Wilson Ramos, R (1.2) OBP: 0.307, SLG: 0.401			G5-3	L1-4-3	G6-3			P4		5	0	0	1	0	0	5						
3 Asdrúbal Cabrera, S (1.4) OBP: 0.313, SLG: 0.396			57 SH2-4					G4-3		2	0	0	0	2	0	0						
57 Tanner Roark, R (1.1) OBP: 0.127, SLG: 0.111			SH2-4					K		2	0	0	0	1	2	3						
35 Craig Stammen, R (7.1) OBP: 0.286, SLG: 0.429								K		0	0	0	0	0	0	0						
46 Matt Thornton, L (8.1) OBP: 0.286, SLG: 0.429								K		0	0	0	0	0	0	0						
36 Tyler Clippard, R (8.1) OBP: 0.286, SLG: 0.429								K		0	0	0	0	0	0	0						
48 Ross Detwiler, R (9.1) OBP: 0.286, SLG: 0.429								K		0	0	0	0	0	0	0						
<b>Inning Stats</b>	R: 2 H: 2 E: 0 K: 0 S: 15	H: 2 R: 0 ER: 0 LOB: 1 BB: 0 P: 23	R: 0 H: 0 E: 0 K: 0 S: 9	H: 0 R: 0 ER: 0 LOB: 1 BB: 1 P: 16	R: 2 H: 3 E: 1 K: 2 S: 21	H: 3 R: 0 ER: 0 LOB: 3 BB: 1 P: 34	R: 2 H: 2 E: 0 K: 0 S: 8	H: 2 R: 0 ER: 0 LOB: 2 BB: 1 P: 17	R: 0 H: 1 E: 0 K: 0 S: 13	H: 1 R: 0 ER: 0 LOB: 2 BB: 1 P: 19	R: 0 H: 0 E: 0 K: 1 S: 8	H: 0 R: 0 ER: 0 LOB: 0 BB: 0 P: 12	R: 0 H: 0 E: 0 K: 1 S: 7	H: 0 R: 0 ER: 0 LOB: 0 BB: 0 P: 12	R: 0 H: 0 E: 0 K: 0 S: 9	H: 0 R: 0 ER: 0 LOB: 1 BB: 1 P: 15	R: 0 H: 0 E: 0 K: 1 S: 7	H: 0 R: 0 ER: 0 LOB: 0 BB: 0 P: 11	1B: 5 2B: 1 3B: 0 HR: 2	SF: 0 SAC: 1 DP: 1 HBP: 2	WP: 1 PB: 0 CS: 0	PA: 43
<b>PITCHER</b>	IP WLS BF H R ER SO BB IBB HBP BLK WP HR S P ERA WHIP																					
40 Bartolo Colon, R (1.1) ERA: 4.14	3.0 L 21 7 6 5 2 1 1 1 2 0 0 2 48 77 15.00 2.667																					
16 Daisuke Matsuzaka, R (4.1) ERA: 4.05	3.0 0 12 1 0 0 1 3 0 0 0 1 0 26 44 0.00 1.333																					
62 Erik Goeddel, R (7.1) ERA: 5.4	1.2 6 0 0 0 1 1 0 0 0 0 0 0 13 23 0.00 0.600																					
68 Dario Alvarez, L (8.1) ERA: 5.4	0.1 1 0 0 0 0 0 0 0 0 0 0 0 3 4 0.00 0.000																					
71 Gonzalez Germen, R (9.1) ERA: 5.98	1.0 3 0 0 0 1 0 0 0 0 0 0 0 7 11 0.00 0.000																					

Batter	1	2	3	4	5	6	7	8	9	AB	R	H	RBI	BB	SO	LOB	BOTTOM					
22 Eric Young Jr., S (1.7) OBP: 0.312, SLG: 0.324	G4-3		G4-3							4	0	2	0	0	0	0	<b>Washington Nationals @ New York Mets</b> Citi Field, Flushing, NY Thu Sep 11 2014, 7:13 PM - 10:21 PM EDT Att: 21,111 - Cloudy - 82 F					
12 Juan Lagares, R (1.8) OBP: 0.315, SLG: 0.377	F9			F8				G4-3		4	0	0	0	0	0	3						
28 Daniel Murphy, L (1.5) OBP: 0.323, SLG: 0.420	F7			G6-3				L5		3	0	0	0	0	0	0						
6 Matthew den Dekker, L (8. PR) OBP: 0.321, SLG: 0.282				G6-3				L5		0	0	0	0	0	0	0						
71 Gonzalez Germen, R (9.1) OBP: 0.321, SLG: 0.282				G6-3				L5		0	0	0	0	0	0	0						
21 Lucas Duda, L (1.3) OBP: 0.348, SLG: 0.479				F9				L6		4	1	2	0	0	0	3						
7 Travis d'Arnaud, R (1.2) OBP: 0.306, SLG: 0.415								L6		1	0	1	0	0	0	0						
20 Anthony Recker, R (5.2) OBP: 0.230, SLG: 0.382								L6		3	1	2	1	0	1	3						
3 Curtis Granderson, L (1.9) OBP: 0.318, SLG: 0.372								L6		3	0	0	0	1	0	2						
2 Dilson Herrera, R (1.4) OBP: 0.333, SLG: 0.429								L6		4	0	1	1	0	1	2						
4 Wilmer Flores, R (1.6) OBP: 0.259, SLG: 0.312								L6		4	0	0	0	0	0	3						
40 Bartolo Colon, R (1.1) ERA: 4.14								L6		1	0	0	0	0	0	0						
16 Daisuke Matsuzaka, R (4.1) ERA: 4.05								L6		0	0	0	0	0	0	0						
9 Kirk Nieuwenhuis, L (6. PR) OBP: 0.296, SLG: 0.192								L6		1	0	0	0	0	0	0						
62 Erik Goeddel, R (7.1) ERA: 5.4								L6		0	0	0	0	0	0	0						
68 Dario Alvarez, L (8.1) ERA: 5.4								L6		0	0	0	0	0	0	0						
53 Bobby Abreu, L (8. PR) OBP: 0.306, SLG: 0.391								L6		1	0	1	0	0	0	0						
29 Eric Campbell, R (9.5) OBP: 0.286, SLG: 0.429								L6		0	0	0	0	0	0	0						
<b>Inning Stats</b>	R: 0 H: 0 E: 0 K: 0 S: 7	H: 0 R: 0 ER: 0 LOB: 0 BB: 0 P: 9	R: 0 H: 2 E: 0 K: 0 S: 11	H: 2 R: 0 ER: 0 LOB: 1 BB: 0 P: 15	R: 0 H: 0 E: 0 K: 0 S: 7	H: 0 R: 0 ER: 0 LOB: 0 BB: 0 P: 10	R: 0 H: 0 E: 0 K: 0 S: 6	H: 0 R: 0 ER: 0 LOB: 0 BB: 0 P: 7	R: 1 H: 1 E: 0 K: 1 S: 10	H: 1 R: 0 ER: 0 LOB: 0 BB: 0 P: 15	R: 0 H: 1 E: 1 K: 0 S: 8	H: 1 R: 0 ER: 0 LOB: 1 BB: 0 P: 12	R: 1 H: 3 E: 0 K: 0 S: 16	H: 3 R: 0 ER: 0 LOB: 2 BB: 1 P: 25	R: 0 H: 2 E: 0 K: 1 S: 13	H: 2 R: 0 ER: 0 LOB: 3 BB: 0 P: 20	R: 0 H: 0 E: 0 K: 0 S: 5	H: 0 R: 0 ER: 0 LOB: 0 BB: 0 P: 8	1B: 7 2B: 2 3B: 0 HR: 1	SF: 0 SAC: 0 DP: 2 HBP: 1	WP: 0 PB: 0 CS: 0	PA: 35
<b>PITCHER</b>	IP WLS BF H R ER SO BB IBB HBP BLK WP HR S P ERA WHIP																					
57 Tanner Roark, R (1.1) ERA: 2.96	1.0 H 4 2 0 0 0 1 0 0 0 0 0 0 11 16 0.00 2.000																					
35 Craig Stammen, R (7.1) ERA: 3.39	1.0 H 2 0 0 0 0 0 0 0 1 0 0 0 4 6 0.00 0.000																					
46 Matt Thornton, L (8.1) ERA: 1.83	0.1 H 1 0 0 0 1 0 0 0 0 0 0 0 3 4 0.00 0.000																					
36 Tyler Clippard, R (8.1) ERA: 2.12	0.1 H 1 0 0 0 1 0 0 0 0 0 0 0 3 4 0.00 0.000																					
48 Ross Detwiler, L (9.1) ERA: 3.79	1.0 3 0 0 0 0 0 0 0 0 0 0 0 5 8 0.00 0.000																					





Batter	1	2	3	4	5	6	7	8	9	AB	R	H	RBI	BB	SO	LOB	TOP								
2 Denard Span, L OBP: 0.353, SLG: 0.411	L4	HBP		G3-1		G4-6-3			1B	4	0	2	0	0	0	0	Washington Nationals @ New York Mets Citi Field, Flushing, NY Fri Sep 12 2014, 7:13 PM - 10:21 PM EDT Att: 25,792 - Partly Cloudy - 73 F								
3 Adrián Cabrera, S OBP: 0.310, SLG: 0.392	F7	L4		K		G4-6-3			F7	5	0	0	0	0	1	6									
6 Anthony Rendon, R OBP: 0.346, SLG: 0.476	25 BB								K	5	2	3	1	0	2	1									
25 Adam LaRoche, L OBP: 0.373, SLG: 0.469	20 FC5-4			34 40 1B		20 FC4-6				1	1	1	1	4	0	0									
20 Ian Desmond, R OBP: 0.303, SLG: 0.411	FC5-4			34 G4-6-3		FC4-6			IBB	5	0	1	0	0	1	6									
34 Bryce Harper, L OBP: 0.337, SLG: 0.420		E8 SH1-4		G4-6-3		F7			K	4	0	1	0	0	1	3									
40 Wilson Ramos, R OBP: 0.306, SLG: 0.399		G1-3				G6-3			K	4	0	1	1	0	1	2									
17 Nate Schierholtz, L OBP: 0.235, SLG: 0.300		E2 SH1-4		K					FC6-4	4	0	2	0	0	1	2									
47 Gio González, R OBP: 0.098, SLG: 0.195		SH1-4		K					FC6-4	2	0	0	0	0	2	1									
30 Aaron Barrett, R OBP: 0.306, SLG: 0.321										0	0	0	0	0	0	0									
19 Kevin Frandsen, R OBP: 0.306, SLG: 0.321										1	0	0	0	0	0	1									
13 Jerry Blevins, L OBP: 0.306, SLG: 0.321										0	0	0	0	0	0	0									
<b>Inning Stats</b>	R: 0 E: 0 K: 0 S: 13	H: 1 LOB: 2 BB: 1 P: 23	R: 0 E: 2 K: 0 S: 9	H: 1 LOB: 3 BB: 0 P: 14	R: 2 E: 0 K: 1 S: 14	H: 4 LOB: 1 BB: 0 P: 20	R: 0 E: 0 K: 2 S: 12	H: 0 LOB: 0 BB: 0 P: 13	R: 1 E: 0 K: 0 S: 15	H: 1 LOB: 1 BB: 0 P: 25	R: 0 E: 0 K: 1 S: 9	H: 2 LOB: 1 BB: 0 P: 16	R: 0 E: 0 K: 1 S: 7	H: 0 LOB: 1 BB: 1 P: 14	R: 0 E: 0 K: 2 S: 10	H: 1 LOB: 1 BB: 0 P: 13	R: 0 E: 0 K: 2 S: 14	H: 1 LOB: 2 BB: 1 P: 24	1B: 9 2B: 1 3B: 0 HR: 1	SF: 0 SAC: 1 DP: 3 HBP: 1	WP: 0 PB: 0 CS: 0	PA: 41			
<b>PITCHER</b>	IP WLS BF H R ER SO BB IBB HBP BLK WP HR S P ERA WHIP	IP WLS BF H R ER SO BB IBB HBP BLK WP HR S P ERA WHIP	IP WLS BF H R ER SO BB IBB HBP BLK WP HR S P ERA WHIP	IP WLS BF H R ER SO BB IBB HBP BLK WP HR S P ERA WHIP	IP WLS BF H R ER SO BB IBB HBP BLK WP HR S P ERA WHIP	IP WLS BF H R ER SO BB IBB HBP BLK WP HR S P ERA WHIP	IP WLS BF H R ER SO BB IBB HBP BLK WP HR S P ERA WHIP	IP WLS BF H R ER SO BB IBB HBP BLK WP HR S P ERA WHIP	IP WLS BF H R ER SO BB IBB HBP BLK WP HR S P ERA WHIP	IP WLS BF H R ER SO BB IBB HBP BLK WP HR S P ERA WHIP	IP WLS BF H R ER SO BB IBB HBP BLK WP HR S P ERA WHIP	IP WLS BF H R ER SO BB IBB HBP BLK WP HR S P ERA WHIP	IP WLS BF H R ER SO BB IBB HBP BLK WP HR S P ERA WHIP	IP WLS BF H R ER SO BB IBB HBP BLK WP HR S P ERA WHIP	IP WLS BF H R ER SO BB IBB HBP BLK WP HR S P ERA WHIP	IP WLS BF H R ER SO BB IBB HBP BLK WP HR S P ERA WHIP	IP WLS BF H R ER SO BB IBB HBP BLK WP HR S P ERA WHIP	IP WLS BF H R ER SO BB IBB HBP BLK WP HR S P ERA WHIP	IP WLS BF H R ER SO BB IBB HBP BLK WP HR S P ERA WHIP	IP WLS BF H R ER SO BB IBB HBP BLK WP HR S P ERA WHIP	IP WLS BF H R ER SO BB IBB HBP BLK WP HR S P ERA WHIP	IP WLS BF H R ER SO BB IBB HBP BLK WP HR S P ERA WHIP	IP WLS BF H R ER SO BB IBB HBP BLK WP HR S P ERA WHIP	IP WLS BF H R ER SO BB IBB HBP BLK WP HR S P ERA WHIP	IP WLS BF H R ER SO BB IBB HBP BLK WP HR S P ERA WHIP

Washington Nationals @ New York Mets  
Citi Field, Flushing, NY  
Fri Sep 12 2014, 7:13 PM - 10:21 PM EDT  
Att: 25,792 - Partly Cloudy - 73 F

AB	35
R	3
H	11
RBI	3
BB	4
SO	9
LOB	22



Batter	1	2	3	4	5	6	7	8	9	AB	R	H	RBI	BB	SO	LOB	BOTTOM								
22 Eric Young Jr., S OBP: 0.314, SLG: 0.327	21 BB 7 HBP 2B			K		12 2B			P6	4	2	2	0	0	1	0	Washington Nationals @ New York Mets Citi Field, Flushing, NY Fri Sep 12 2014, 7:13 PM - 10:21 PM EDT Att: 25,792 - Partly Cloudy - 73 F								
12 Juan Lagares, R OBP: 0.318, SLG: 0.382	21 BB 7 HBP			F8		29 L8 2B			29 S	3	1	2	1	0	0	0									
29 Eric Campbell, R OBP: 0.325, SLG: 0.379	F8			K		L8			K	4	0	0	0	0	2	4									
21 Lucas Duda, L OBP: 0.349, SLG: 0.478	7 BB 7 E			F7		G3-4			K	3	1	1	0	1	1	1									
7 Travis d'Arnaud, R OBP: 0.305, SLG: 0.416	E2			F7		K			K	4	0	1	2	0	2	2									
3 Curtis Granderson, L OBP: 0.317, SLG: 0.373	F9					G4-3			K	4	0	1	0	0	1	1									
2 Dilson Herrera, R OBP: 0.314, SLG: 0.490	K			K		G4-3			G4-3	3	0	0	0	0	2	2									
11 Rubén Tejada, R OBP: 0.338, SLG: 0.283				F8		G5-3			K	3	0	0	0	0	1	1									
35 Dillon Gee, R OBP: 0.289, SLG: 0.167				K		G4-3			G1-3	2	0	0	0	0	1	1									
52 Carlos Torres, R OBP: 0.289, SLG: 0.167										0	0	0	0	0	0	0									
13 Josh Satin, R OBP: 0.289, SLG: 0.167										1	0	0	0	0	0	0									
27 Jeury Familia, R OBP: 0.289, SLG: 0.167										0	0	0	0	0	0	0									
58 Jenny Mejia, R OBP: 0.289, SLG: 0.167										0	0	0	0	0	0	0									
<b>Inning Stats</b>	R: 3 E: 1 K: 1 S: 17	H: 2 LOB: 1 BB: 1 P: 25	R: 0 E: 0 K: 2 S: 9	H: 0 LOB: 0 BB: 0 P: 12	R: 0 E: 0 K: 1 S: 12	H: 1 LOB: 1 BB: 0 P: 16	R: 0 E: 0 K: 1 S: 8	H: 1 LOB: 1 BB: 0 P: 11	R: 1 E: 0 K: 1 S: 16	H: 2 LOB: 1 BB: 0 P: 24	R: 0 E: 0 K: 1 S: 6	H: 0 LOB: 0 BB: 0 P: 9	R: 0 E: 0 K: 1 S: 13	H: 1 LOB: 1 BB: 0 P: 21	R: 0 E: 0 K: 3 S: 9	H: 0 LOB: 0 BB: 0 P: 13	R: 0 E: 0 K: 3 S: 9	H: 0 LOB: 0 BB: 0 P: 13	1B: 4 2B: 3 3B: 0 HR: 0	SF: 0 SAC: 0 DP: 0 HBP: 1	WP: 0 PB: 0 CS: 0	PA: 33			
<b>PITCHER</b>	IP WLS BF H R ER SO BB IBB HBP BLK WP HR S P ERA WHIP	IP WLS BF H R ER SO BB IBB HBP BLK WP HR S P ERA WHIP	IP WLS BF H R ER SO BB IBB HBP BLK WP HR S P ERA WHIP	IP WLS BF H R ER SO BB IBB HBP BLK WP HR S P ERA WHIP	IP WLS BF H R ER SO BB IBB HBP BLK WP HR S P ERA WHIP	IP WLS BF H R ER SO BB IBB HBP BLK WP HR S P ERA WHIP	IP WLS BF H R ER SO BB IBB HBP BLK WP HR S P ERA WHIP	IP WLS BF H R ER SO BB IBB HBP BLK WP HR S P ERA WHIP	IP WLS BF H R ER SO BB IBB HBP BLK WP HR S P ERA WHIP	IP WLS BF H R ER SO BB IBB HBP BLK WP HR S P ERA WHIP	IP WLS BF H R ER SO BB IBB HBP BLK WP HR S P ERA WHIP	IP WLS BF H R ER SO BB IBB HBP BLK WP HR S P ERA WHIP	IP WLS BF H R ER SO BB IBB HBP BLK WP HR S P ERA WHIP	IP WLS BF H R ER SO BB IBB HBP BLK WP HR S P ERA WHIP	IP WLS BF H R ER SO BB IBB HBP BLK WP HR S P ERA WHIP	IP WLS BF H R ER SO BB IBB HBP BLK WP HR S P ERA WHIP	IP WLS BF H R ER SO BB IBB HBP BLK WP HR S P ERA WHIP	IP WLS BF H R ER SO BB IBB HBP BLK WP HR S P ERA WHIP	IP WLS BF H R ER SO BB IBB HBP BLK WP HR S P ERA WHIP	IP WLS BF H R ER SO BB IBB HBP BLK WP HR S P ERA WHIP	IP WLS BF H R ER SO BB IBB HBP BLK WP HR S P ERA WHIP	IP WLS BF H R ER SO BB IBB HBP BLK WP HR S P ERA WHIP	IP WLS BF H R ER SO BB IBB HBP BLK WP HR S P ERA WHIP	IP WLS BF H R ER SO BB IBB HBP BLK WP HR S P ERA WHIP	IP WLS BF H R ER SO BB IBB HBP BLK WP HR S P ERA WHIP

Washington Nationals @ New York Mets  
Citi Field, Flushing, NY  
Fri Sep 12 2014, 7:13 PM - 10:21 PM EDT  
Att: 25,792 - Partly Cloudy - 73 F

AB	31
R	4
H	7
RBI	3
BB	1
SO	11
LOB	12



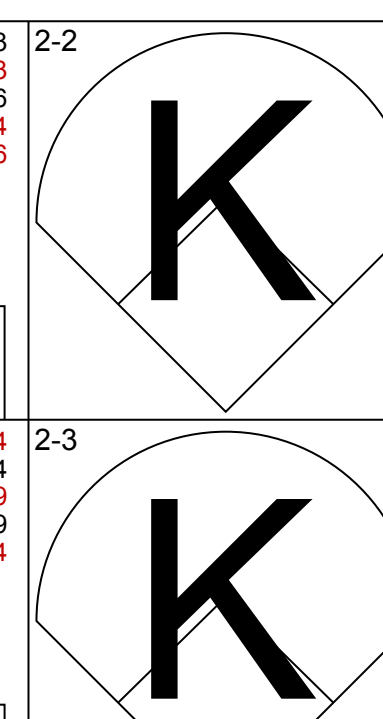
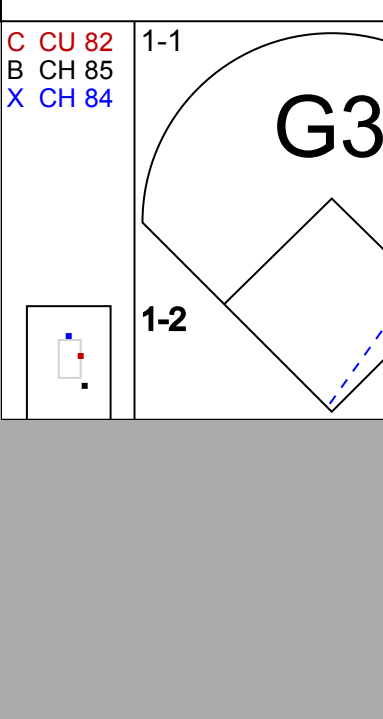
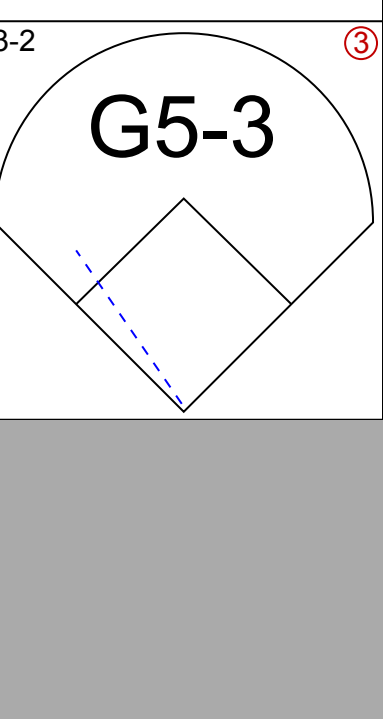
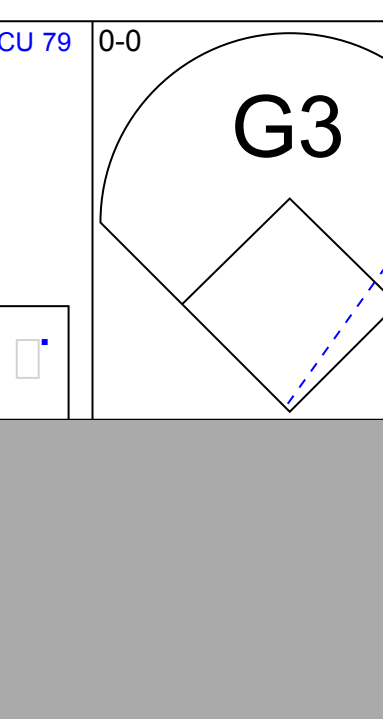
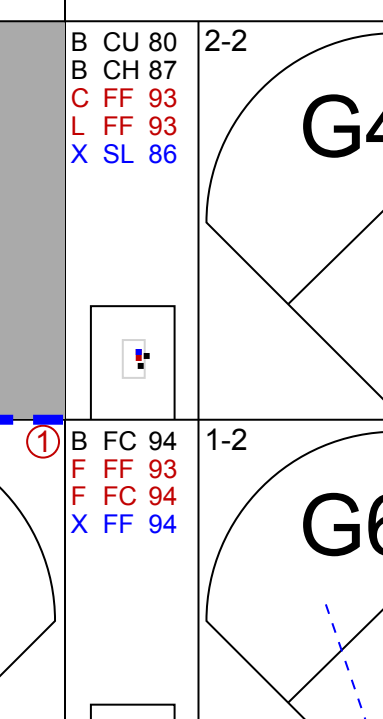

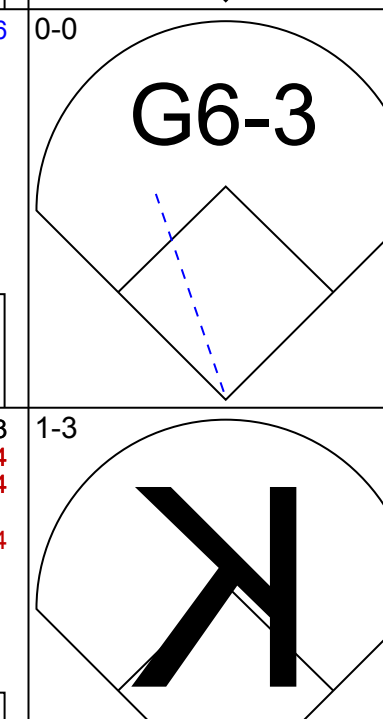
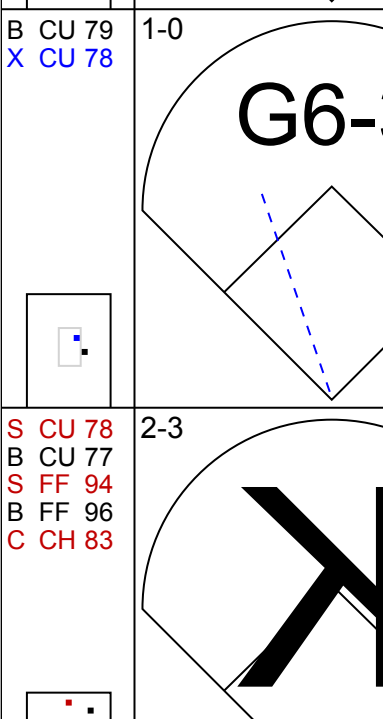
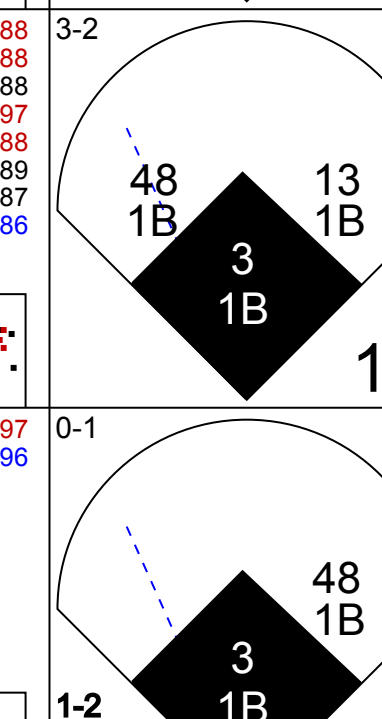


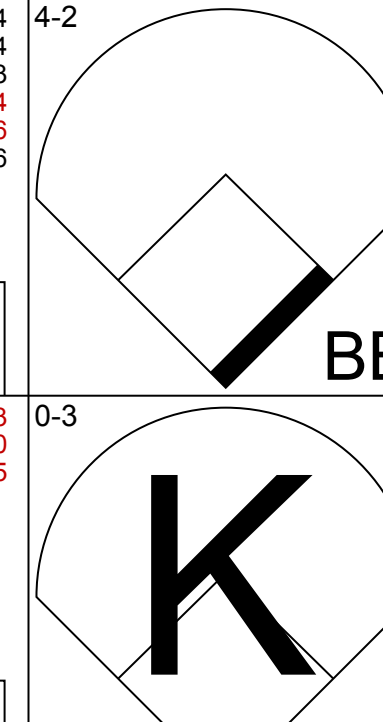

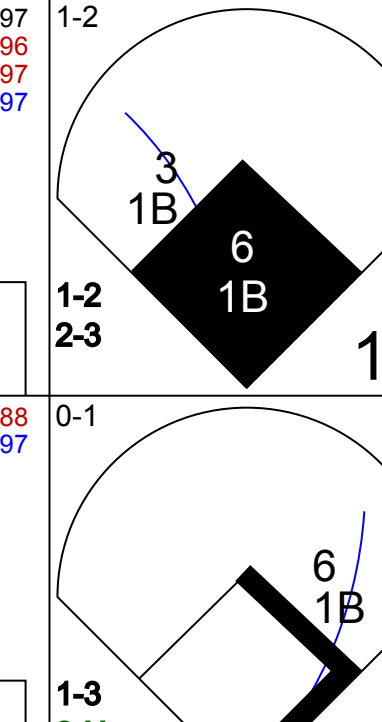




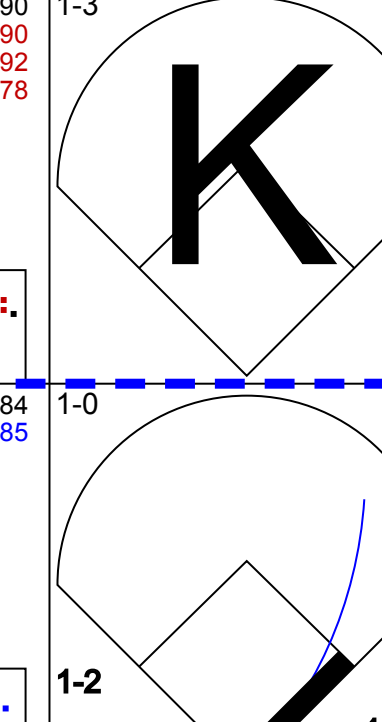


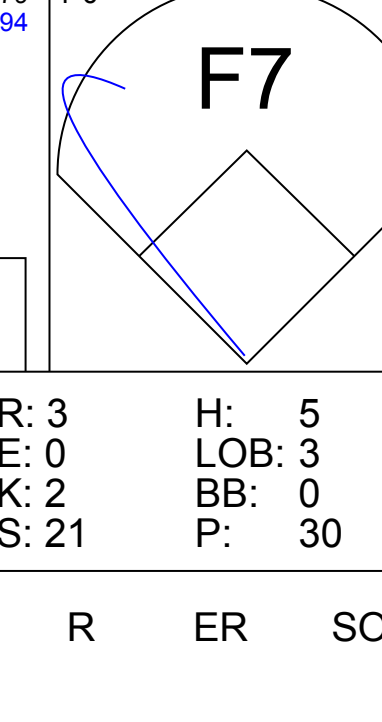
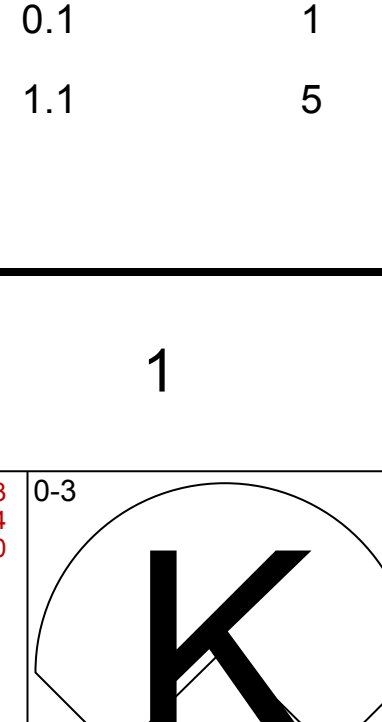
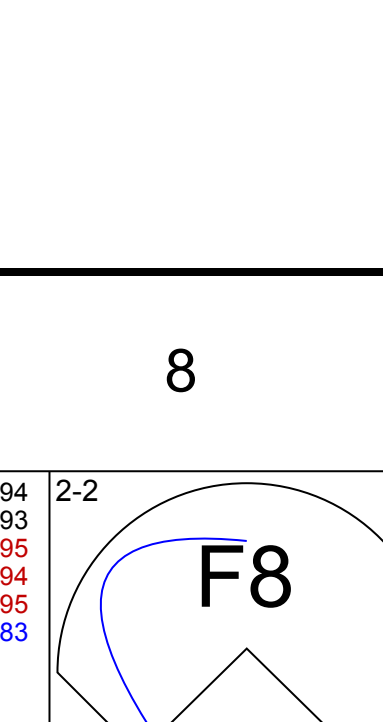
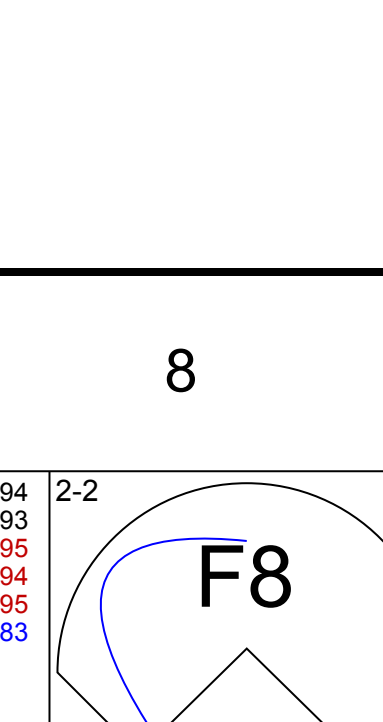
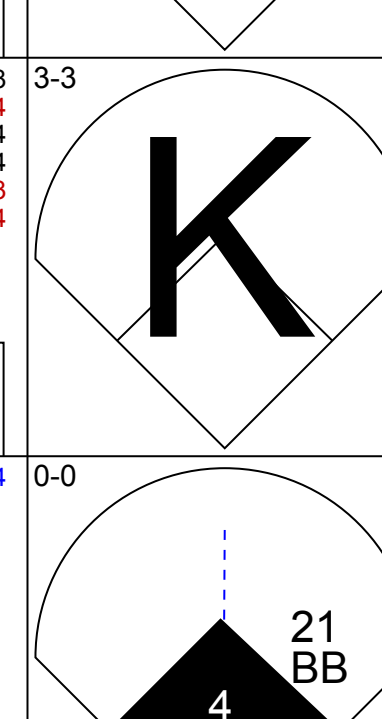





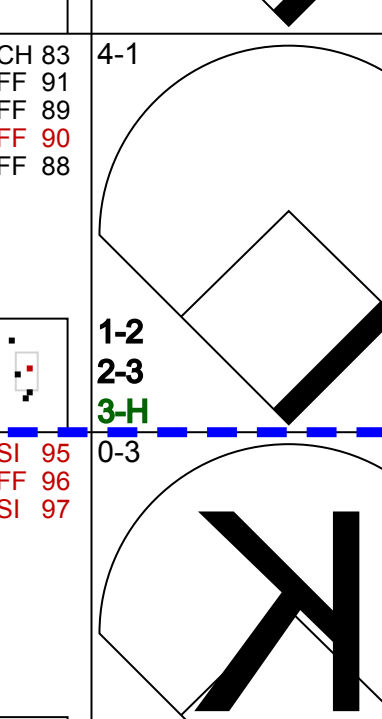


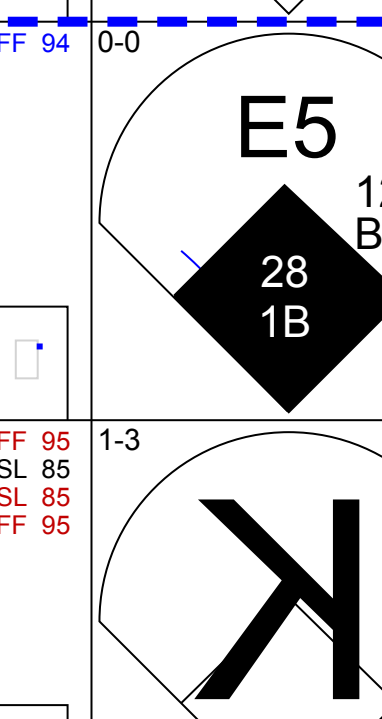
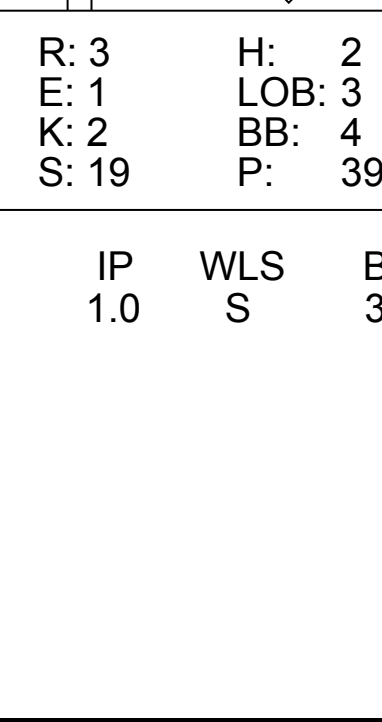
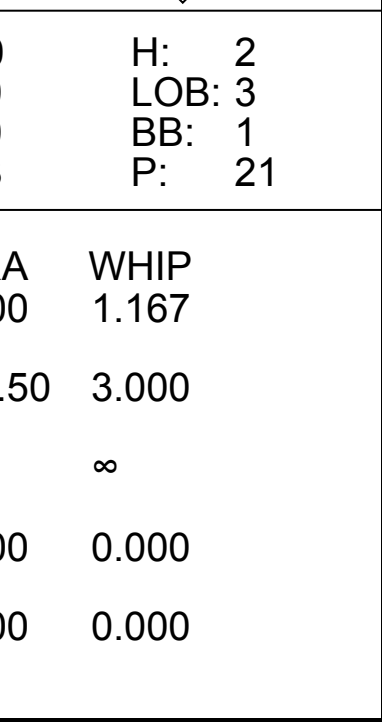
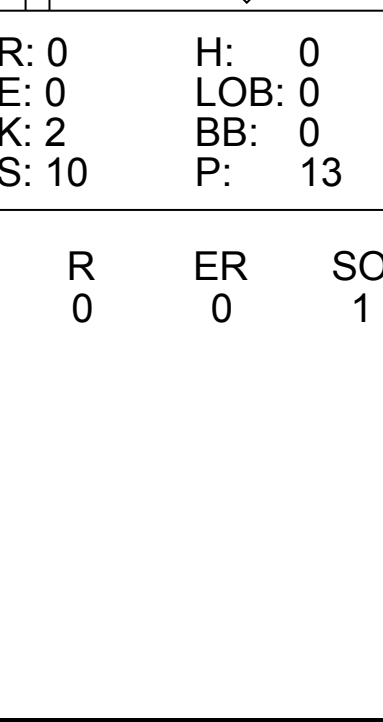
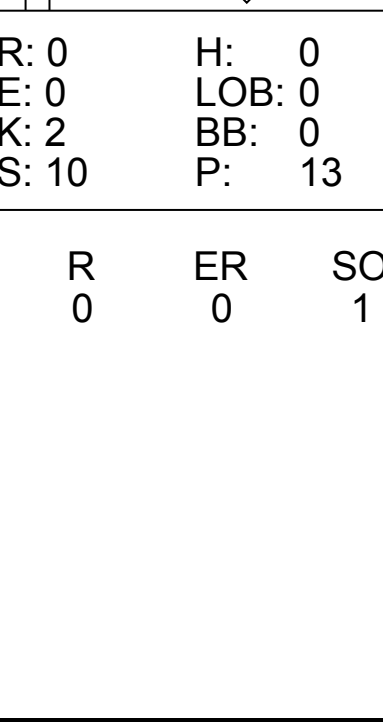
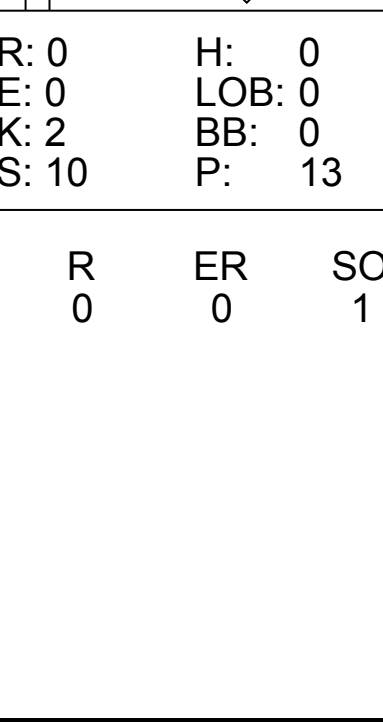
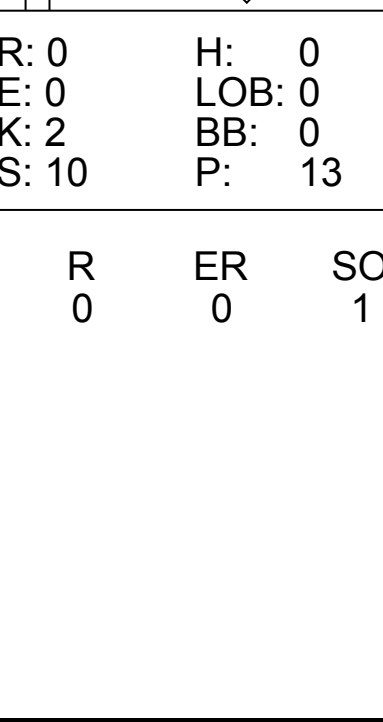
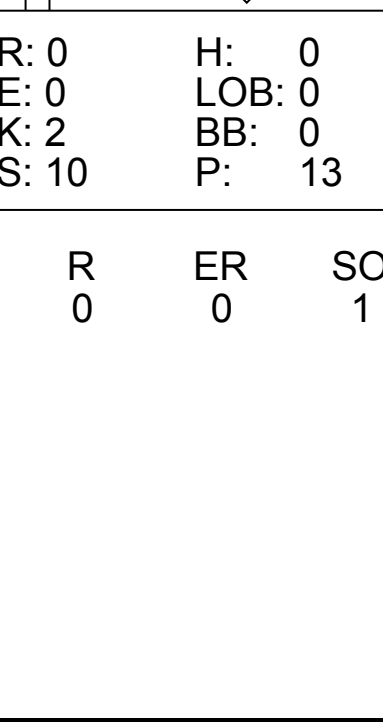
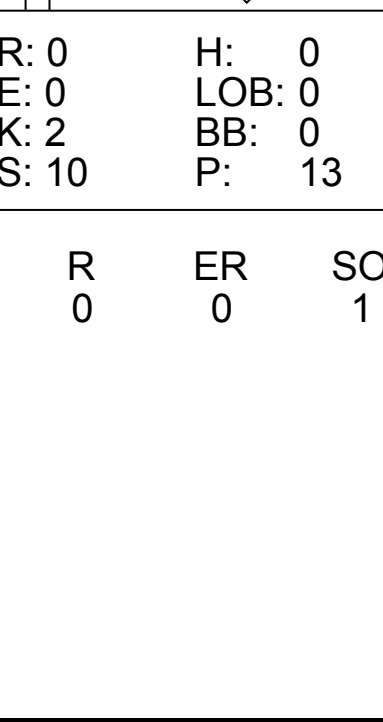
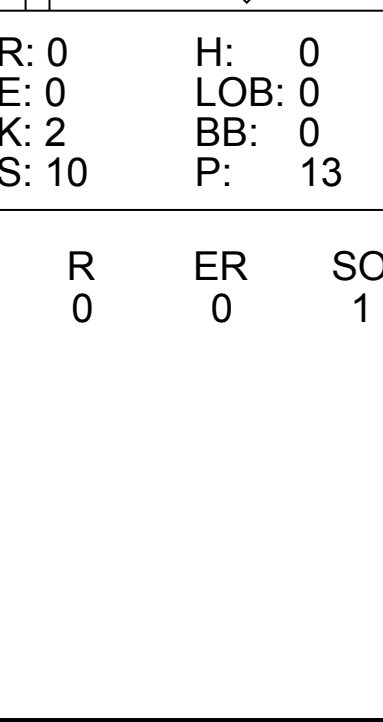
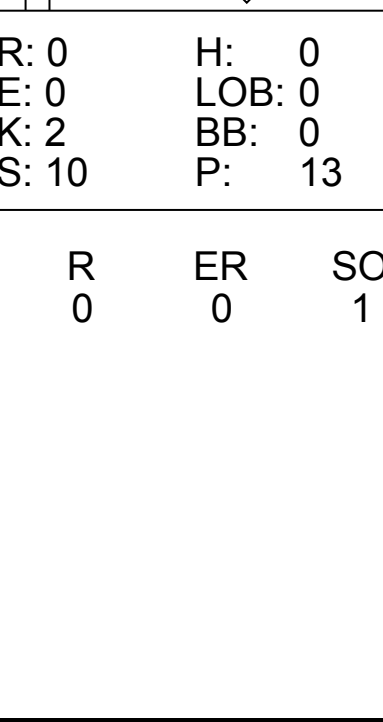








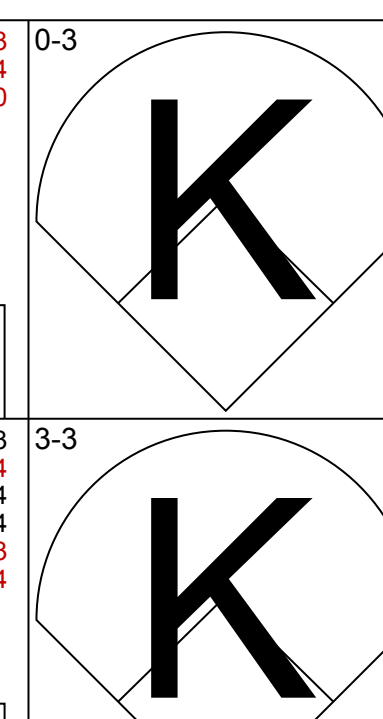
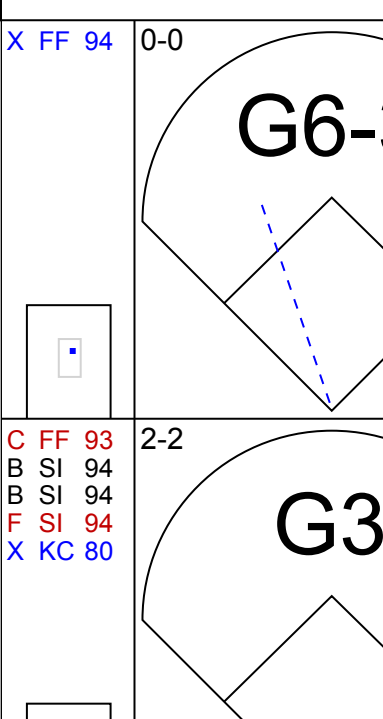
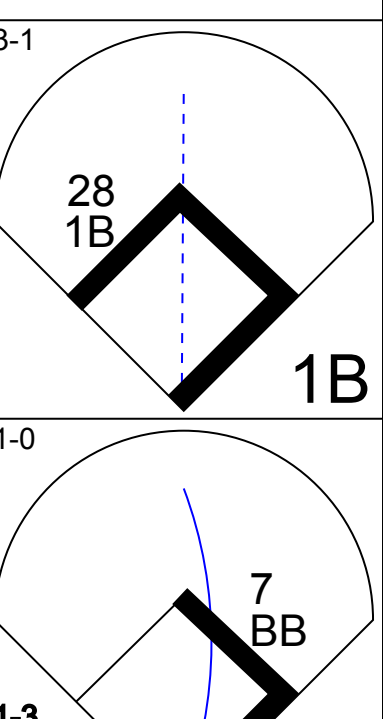
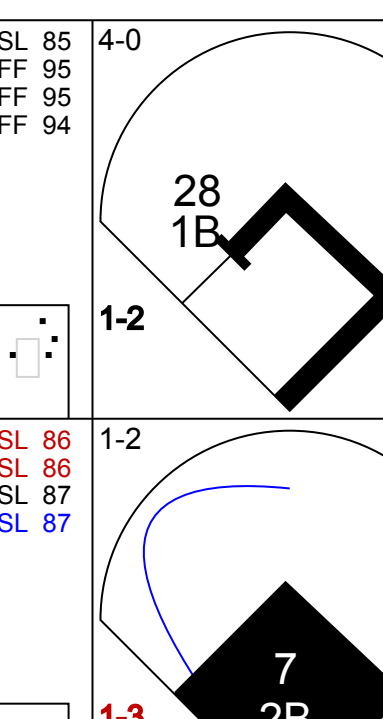
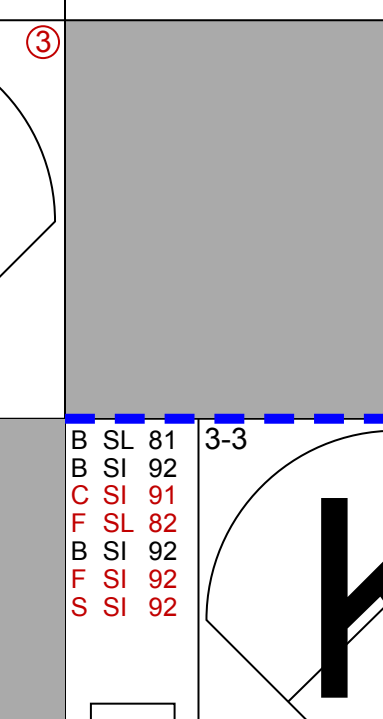
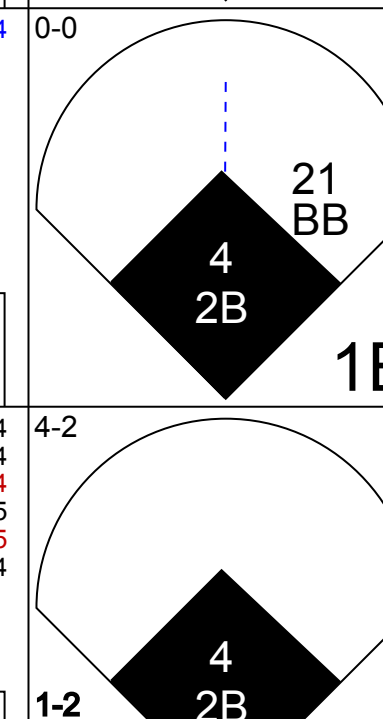
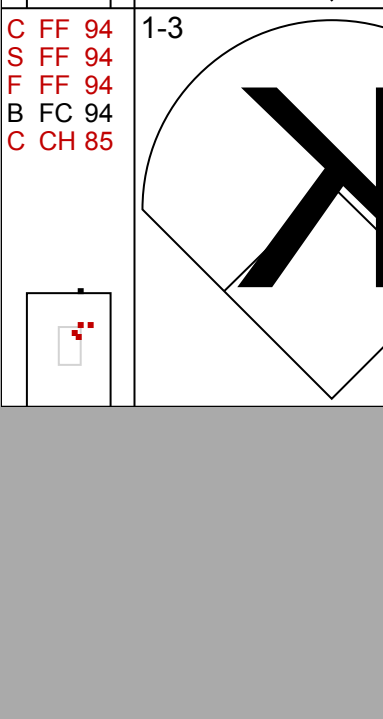
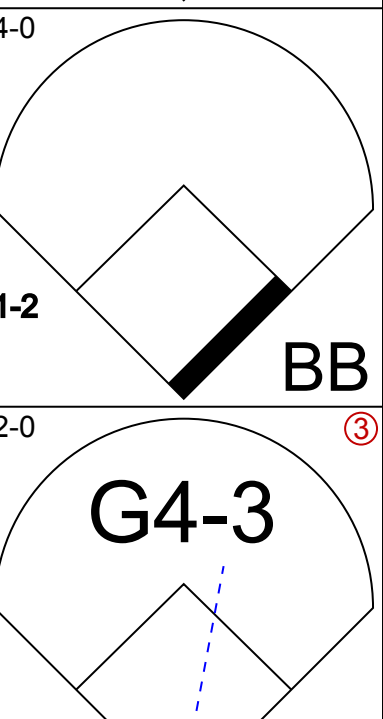
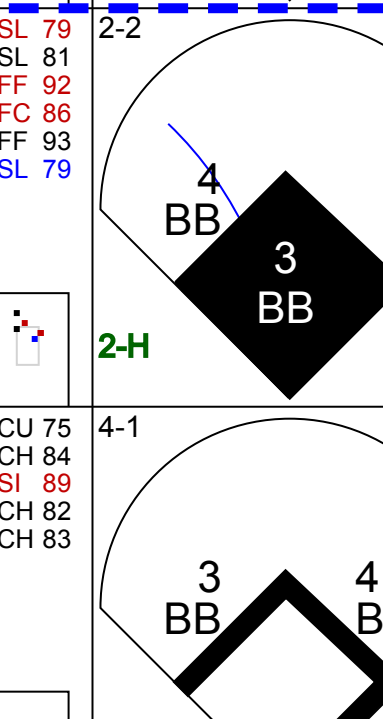
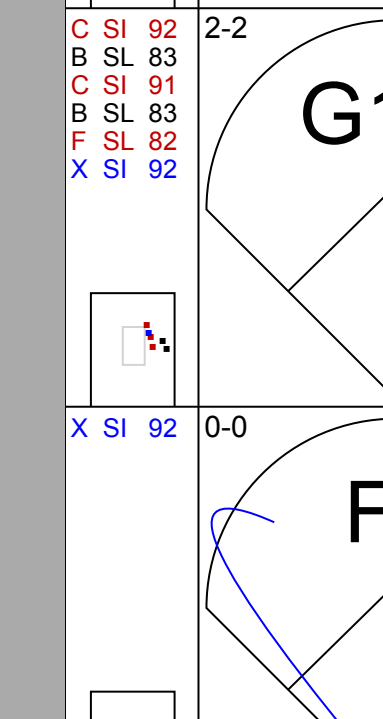
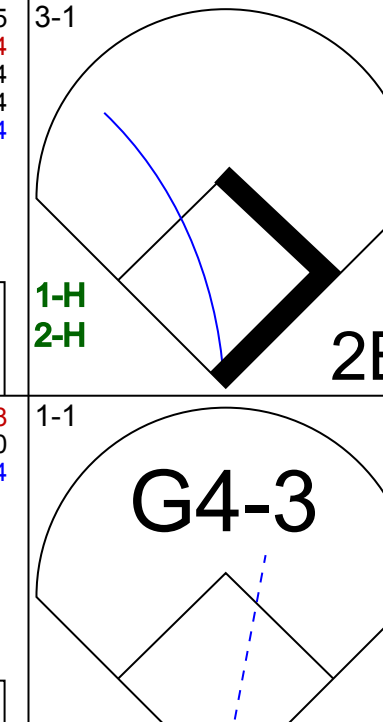

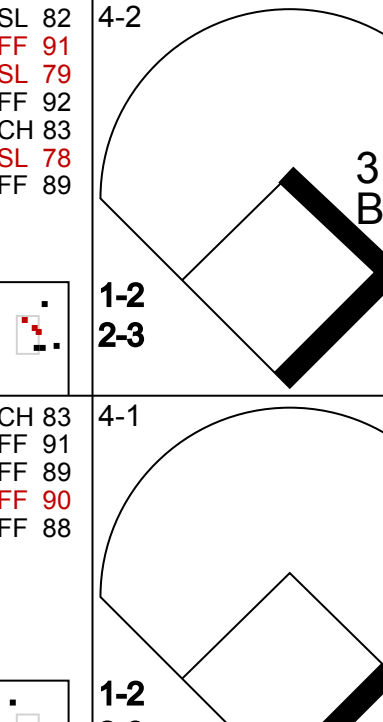



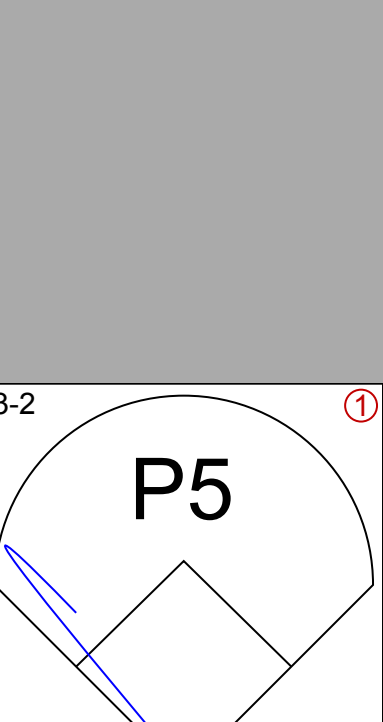
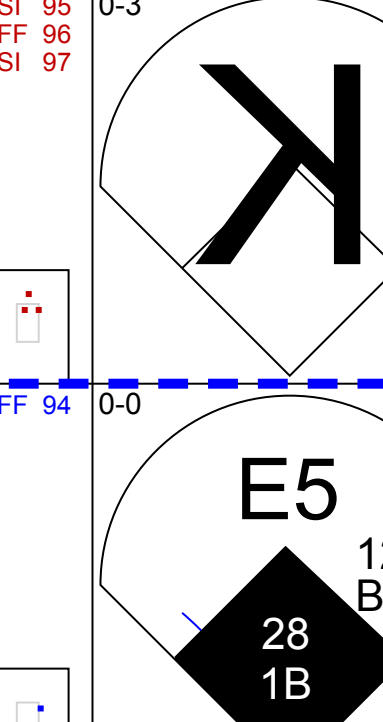
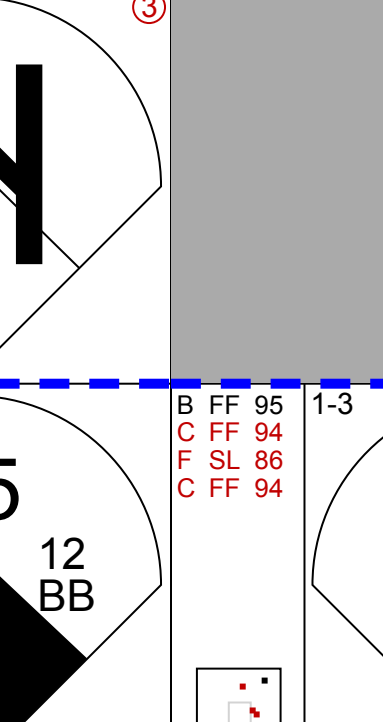
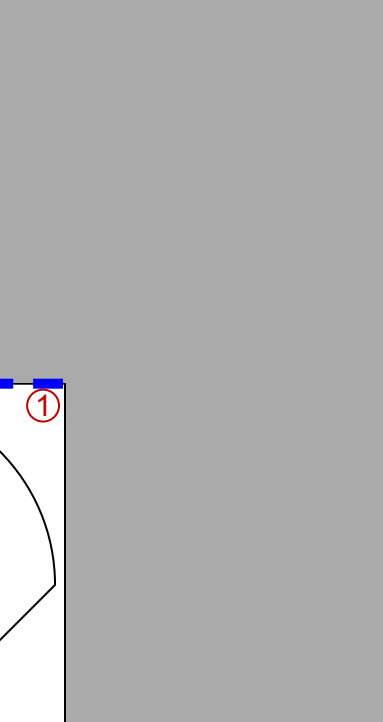
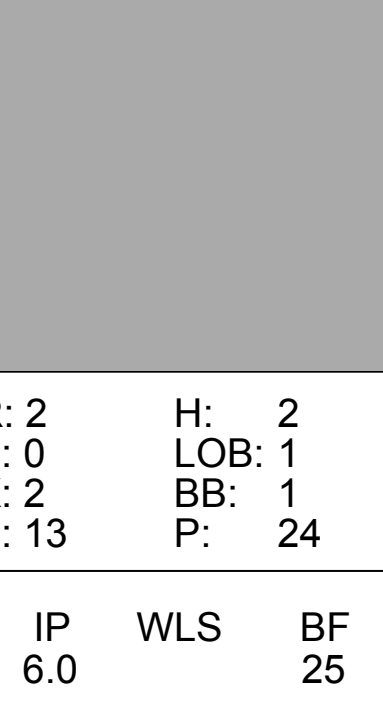
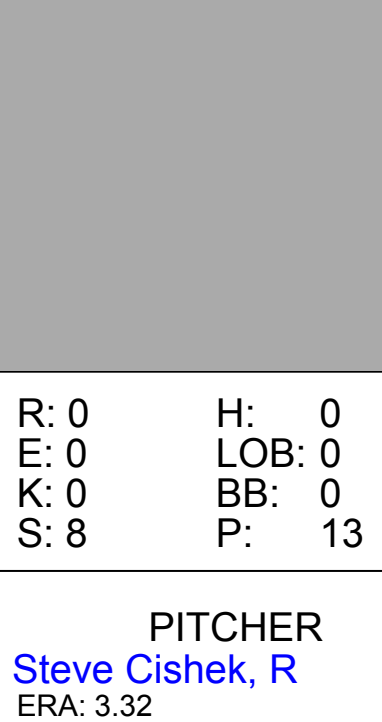
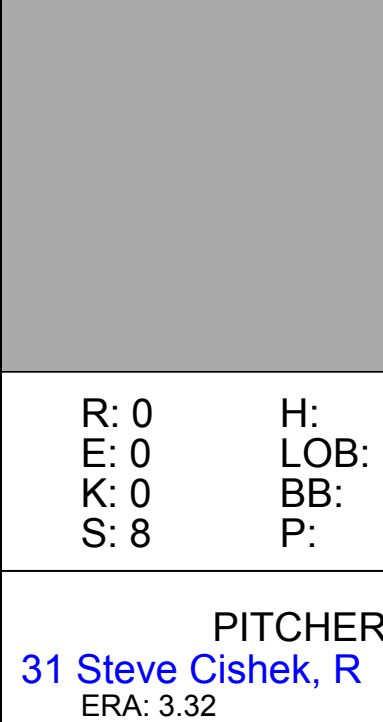
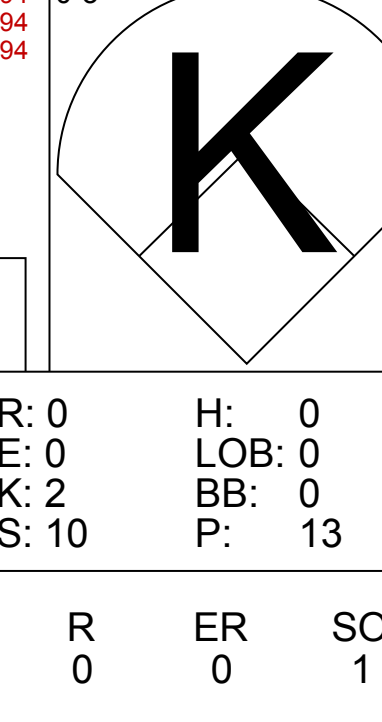
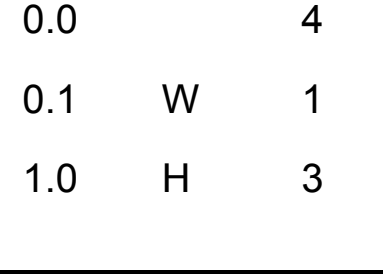








Batter	1	2	3	4	5	6	7	8	9	AB	R	H	RBI	BB	SO	LOB	TOP			
21 Christian Yelich, L OBP: 0.370, SLG: 0.413										5	0	0	0	0	1	2				
17 Donovan Solano, R OBP: 0.300, SLG: 0.317										5	0	1	0	0	2	0				
9 Casey McGehee, R OBP: 0.363, SLG: 0.367										5	1	1	0	0	2	1				
13 Marcell Ozuna, R OBP: 0.318, SLG: 0.458										4	1	1	0	0	3	1				
48 Justin Bour, L OBP: 0.375, SLG: 0.333										3	1	2	0	1	1	0				
59 Ed Lucas, R OBP: 0.280, SLG: 0.287										0	1	0	0	0	0	0				
3 Adonis Hecchavarria, R OBP: 0.312, SLG: 0.369										4	1	2	2	0	2	2				
1 Jordany Valdespin, L OBP: 0.267, SLG: 0.267										3	1	1	2	0	2	0				
12 Enrique Hernández, R OBP: 0.327, SLG: 0.413										1	0	0	0	0	1	2				
6 Jeff Mathis, R OBP: 0.270, SLG: 0.280										3	0	2	1	0	1	0				
23 Jarrod Cosart, R OBP: 0.267, SLG: 0.267										2	0	1	0	0	1	1				
5 Reggie Johnson, R OBP: 0.247, SLG: 0.313										0	0	0	0	0	0	0				
40 Mike Dunn, L OBP: 0.247, SLG: 0.313										0	0	0	0	0	0	0				
44 AJ Ramos, R OBP: 0.247, SLG: 0.313										0	0	0	0	0	0	0				
36 Sam Dyson, R OBP: 0.247, SLG: 0.313										0	0	0	0	0	0	0				
46 Garrett Jones, L OBP: 0.247, SLG: 0.313										1	0	0	0	0	0	3				
41 Chris Hatcher, R OBP: 0.247, SLG: 0.313										0	0	0	0	0	0	0				
31 Steve Cishek, R OBP: 0.247, SLG: 0.313										0	0	0	0	0	0	0				
<b>Inning Stats</b>	R: 0 E: 0 K: 3 S: 10	H: 0 LOB: 0 BB: 0 P: 17	R: 0 E: 0 K: 3 S: 9	H: 0 LOB: 0 BB: 0 P: 11	R: 0 E: 0 K: 2 S: 10	H: 1 LOB: 1 BB: 0 P: 14	R: 0 E: 0 K: 2 S: 10	H: 1 LOB: 2 BB: 0 P: 16	R: 0 E: 0 K: 1 S: 9	H: 0 LOB: 0 BB: 0 P: 14	R: 3 E: 0 K: 0 S: 9	H: 3 LOB: 0 BB: 0 P: 10	R: 3 E: 0 K: 2 S: 21	H: 5 LOB: 3 BB: 0 P: 30	R: 0 E: 0 K: 1 S: 10	H: 0 LOB: 0 BB: 0 P: 14	1B: 9 2B: 2 3B: 0 HR: 0	SF: 1 SAC: 1 DP: 0 HBP: 0	WP: 1 PB: 0 SB: 0 CS: 0	PA: 39
<b>PITCHER</b>	IP WLS BF H R ER SO BB IBB HBP BLK WP HR S P ERA WHIP	7.0 L 5 4 3 3 13 1 0 0 0 0 0 16 22 3.86 1.000	2.75 L 1 0 0 0 0 0 0 0 0 0 0 4 0 0.00 0.000	1.35 L 1 0 0 0 1 0 0 0 0 0 0 12 18 0.00 0.750		<b>PITCHER</b>	IP WLS BF H R ER SO BB IBB HBP BLK WP HR S P ERA WHIP	1.0 S 4 2 1 1 1 1 0 0 0 0 0 0 7 13 13.50 3.000	3.32 S 3 3 0 0 1 0 0 0 0 0 0 9 23 ∞ ∞	1.0 S 3 3 0 0 1 0 0 0 0 0 3 3 0.00 0.000	1.0 S 3 3 0 0 1 0 0 0 0 0 10 13 0.00 0.000		1.0 S 3 3 0 0 1 0 0 0 0 0 9 14 0.00 0.000							

Miami Marlins @ New York Mets  
Citi Field, Flushing, NY  
Mon Sep 15 2014, 7:12 PM - 10:21 PM EDT  
Att: 23,027 - Cloudy - 68 F

AB 36  
R 6  
H 11  
RBI 6  
BB 1  
SO 16  
LOB 12



Batter	1	2	3	4	5	6	7	8	9	AB	R	H	RBI	BB	SO	LOB	BOTTOM					
12 Juan Lagares, R OBP: 0.322, SLG: 0.384										4	0	1	0	1	1	0						
28 Daniel Murphy, L OBP: 0.339, SLG: 0.414										5	1	2	1	0	2	0						
7 Travis d'Arnaud, R OBP: 0.306, SLG: 0.415										4	2	2	1	1	1	0						
21 Lucas Duda, L OBP: 0.348, SLG: 0.469										3	1	0	0	2	0	3						
4 Wilmer Flores, R OBP: 0.272, SLG: 0.347										3	0	2	2	1	0	0						
3 Curtis Granderson, L OBP: 0.320, SLG: 0.374										3	0	0	1	1	0	2						
58 Jenny Mejia, R OBP: 0.271, SLG: 0.340										4	0	0	0	0	2	4						
6 Matthew den Dekker, L OBP: 0.321, SLG: 0.283										2	0	0	0	0	0	0						
29 Eric Campbell, R OBP: 0.321, SLG: 0.374										2	1	0	0	0	1	0						
48 Jacob deGrom, L OBP: 0.244, SLG: 0.273										2	0	0	0	0	1	0						
13 Josh Satin, R OBP: 0.156, SLG: 0.156										1	0	0	0	0	1	1						
27 Jeurys Familia, R OBP: 0.687, SLG: 0.887										0	0	0	0	0	0	0						
66 Josh Edgin, R OBP: 0.358, SLG: 0.478										1	0	0	0	0	1	0						
9 Kirk Nieuwenhuis, L OBP: 0.358, SLG: 0.478										1	0	0	0	0	1	0						
<b>Inning Stats</b>	R: 2 E: 0 K: 2 S: 13	H: 2 LOB: 1 BB: 1 P: 24	R: 0 E: 0 K: 1 S: 7	H: 0 LOB: 0 BB: 0 P: 11	R: 0 E: 0 K: 1 S: 8	H: 0 LOB: 0 BB: 0 P: 11	R: 0 E: 0 K: 1 S: 11	H: 1 LOB: 1 BB: 0 P: 14	R: 0 E: 0 K: 0 S: 8	H: 2 LOB: 3 BB: 1 P: 21	R: 0 E: 0 K: 0 S: 8	H: 0 LOB: 0 BB: 0 P: 13	R: 3 E: 1 K: 2 S: 19	H: 2 LOB: 4 BB: 4 P: 39	R: 0 E: 0 K: 2 S: 10	H: 0 LOB: 0 BB: 0 P: 13	R: 0 E: 0 K: 1 S: 9	H: 0 LOB: 0 BB: 0 P: 14	1B: 5 2B: 2 3B: 0 HR: 0	SF: 0 SAC: 0 DP: 0 HBP: 0	WP: 0 PB: 0 SB: 0 CS: 0	PA: 40
<b>PITCHER</b>	IP WLS BF H R ER SO BB IBB HBP BLK WP HR S P ERA WHIP	6.0 B 4 1 2 1 1 1 0 0 0 0 0 7 13 13.50 3.000	3.67 L 1 0 0 0 3 0 0 0 0 0 0 9 23 ∞ ∞	2.25 L 1 0 0 0 1 0 0 0 0 0 0 3 3 0.00 0.000	2.11 L 1 0 0 0 2 0 0 0 0 0 0 10 13 0.00 0.000		<b>PITCHER</b>	IP WLS BF H R ER SO BB IBB HBP BLK WP HR S P ERA WHIP	1.0 S 3 3 0 0 1 0 0 0 0 0 0 9 14 0.00 0.000	3.32 S 3 3 0 0 1 0 0 0 0 0 0 9 23 ∞ ∞	1.0 S 3 3 0 0 1 0 0 0 0 0 3 3 0.00 0.000		1.0 S 3 3 0 0 1 0 0 0 0 0 9 14 0.00 0.000									

Miami Marlins @ New York Mets  
Citi Field, Flushing, NY  
Mon Sep 15 2014, 7:12 PM - 10:21 PM EDT  
Att: 23,027 - Cloudy - 68 F

AB 34  
R 5  
H 7  
RBI 5  
BB 6  
SO 10  
LOB 10









Batter	1	2	3	4	5	6	7	8	9	AB	R	H	RBI	BB	SO	LOB	TOP					
21 Christian Yelich, L OBP: 0.372, SLG: 0.414	F7	17 1B			17 1B		2H 2B		G1-3	3	1	1	1	2	0	0	<b>Miami Marlins @ New York Mets</b> Citi Field, Flushing, NY Wed Sep 17 2014, 7:13 PM - 10:18 PM EDT Att: 23,892 - Clear - 70 F					
17 Donovan Solano, R OBP: 0.311, SLG: 0.227	13 1B	46 1B			G1-6-3		K		9 1B	5	1	3	1	0	1	2						
9 Casey McGehee, R OBP: 0.364, SLG: 0.367	46 1B				G4-3				3 1B	4	1	2	0	1	0	1						
13 Marcell Ozuna, R OBP: 0.318, SLG: 0.456	46 1B				46 1B				3 1B	5	0	3	0	0	0	2						
46 Garrett Jones, L OBP: 0.307, SLG: 0.403	5 1B				G4-6-3		L7		K	4	0	1	1	0	1	3						
5 Regal Johnson, R 40 Mike Dunn, L 44 AJ Ramos, R 46 Justin Bour, L 41 Chris Hatcher, R 31 Steve Cishek, R	3 1B				P4		G5-3		F7	2	0	0	0	0	0	0						
3 Adeiny Hechavarria, R OBP: 0.313, SLG: 0.365	G6-4-3						6 1B		2-3 BB	3	1	1	0	1	0	3						
6 Jeff Mathis, R OBP: 0.265, SLG: 0.275		K			P2		SH5-3		G5-3	3	0	0	0	0	1	3						
37 Henderson Alvarez III, R OBP: 0.222, SLG: 0.212							K		G6-3	2	0	0	0	0	2	0						
12 Enrique Hernández, R OBP: 0.327, SLG: 0.411										2	0	0	0	0	1	1						
<b>Inning Stats</b>	R: 2 E: 0 K: 0 S: 17	H: 4 LOB: 2 BB: 0 P: 27	R: 1 E: 0 K: 2 S: 10	H: 1 LOB: 1 BB: 1 P: 16	R: 0 E: 0 K: 1 S: 7	H: 1 LOB: 0 BB: 0 P: 12	R: 0 E: 0 K: 1 S: 8	H: 0 LOB: 0 BB: 1 P: 12	R: 0 E: 0 K: 0 S: 5	H: 0 LOB: 0 BB: 1 P: 11	R: 1 E: 0 K: 2 S: 10	H: 2 LOB: 1 BB: 0 P: 13	R: 0 E: 0 K: 1 S: 10	H: 2 LOB: 3 BB: 1 P: 20	R: 0 E: 0 K: 0 S: 15	H: 1 LOB: 2 BB: 1 P: 23	1B: 10 2B: 1 3B: 0 HR: 0	SF: 0 SAC: 1 DP: 3 HBP: 1	WP: 2 PB: 2 SB: 0 CS: 0	PA: 40		
<b>PITCHER</b>	IP WLS BF H R ER SO BB IBB HBP BLK WP HR S P ERA WHIP	IP WLS BF H R ER SO BB IBB HBP BLK WP HR S P ERA WHIP	IP WLS BF H R ER SO BB IBB HBP BLK WP HR S P ERA WHIP	IP WLS BF H R ER SO BB IBB HBP BLK WP HR S P ERA WHIP	IP WLS BF H R ER SO BB IBB HBP BLK WP HR S P ERA WHIP	IP WLS BF H R ER SO BB IBB HBP BLK WP HR S P ERA WHIP	IP WLS BF H R ER SO BB IBB HBP BLK WP HR S P ERA WHIP	IP WLS BF H R ER SO BB IBB HBP BLK WP HR S P ERA WHIP	IP WLS BF H R ER SO BB IBB HBP BLK WP HR S P ERA WHIP	IP WLS BF H R ER SO BB IBB HBP BLK WP HR S P ERA WHIP	IP WLS BF H R ER SO BB IBB HBP BLK WP HR S P ERA WHIP	IP WLS BF H R ER SO BB IBB HBP BLK WP HR S P ERA WHIP	IP WLS BF H R ER SO BB IBB HBP BLK WP HR S P ERA WHIP	IP WLS BF H R ER SO BB IBB HBP BLK WP HR S P ERA WHIP	IP WLS BF H R ER SO BB IBB HBP BLK WP HR S P ERA WHIP	IP WLS BF H R ER SO BB IBB HBP BLK WP HR S P ERA WHIP	IP WLS BF H R ER SO BB IBB HBP BLK WP HR S P ERA WHIP					
35 Dillon Gee, R ERA: 3.88	6.2	L	27	7	4	4	4	2	0	0	1	0	0	0	0	1	59	93	5.40	1.350		
66 Josh Edgin, L ERA: 1.35	0.0	1	1	0	0	0	0	0	0	0	0	0	0	0	0	0	1	2	∞	∞		
52 Carlos Torres, R ERA: 3.08	0.1	1	0	0	0	1	0	0	0	0	0	0	0	0	0	0	3	4	0.00	0.000		
27 Jeury Familia, R ERA: 2.33	1.0	6	2	0	0	1	1	0	0	0	1	0	10	20	0.00	3.000						
58 Jenny Mejia, R ERA: 3.51	1.0	5	1	0	0	0	1	0	0	0	0	0	15	23	0.00	2.000						
<b>Batter</b>	<b>1</b>	<b>2</b>	<b>3</b>	<b>4</b>	<b>5</b>	<b>6</b>	<b>7</b>	<b>8</b>	<b>9</b>	<b>AB</b>	<b>R</b>	<b>H</b>	<b>RBI</b>	<b>BB</b>	<b>SO</b>	<b>LOB</b>	<b>BOTTOM</b>					
6 Matthew den Dekker, L OBP: 0.322, SLG: 0.281	K				28 1B		L8		G6-3	5	1	2	0	0	1	1	<b>Miami Marlins @ New York Mets</b> Citi Field, Flushing, NY Wed Sep 17 2014, 7:13 PM - 10:18 PM EDT Att: 23,892 - Clear - 70 F					
28 Daniel Murphy, L OBP: 0.337, SLG: 0.411	7 1B				G3		P6			4	0	1	0	0	1	4						
7 Travis d'Arnaud, R OBP: 0.307, SLG: 0.414	G6-3				K		K			3	0	0	0	1	2	3						
21 Lucas Duda, L OBP: 0.354, SLG: 0.474		4 1B			G4-6-3		3 1B		3 1B	2	1	2	2	2	0	0						
4 Wilmer Flores, R OBP: 0.280, SLG: 0.384	FC6-4				3 1B		F8		G6-3	4	0	1	0	0	0	4						
3 Curtis Granderson, L OBP: 0.320, SLG: 0.374	FC9-6				G4-6-3		L7		G4-3	4	0	0	1	0	0	3						
9 Kirk Nieuwenhuis, L OBP: 0.342, SLG: 0.455	11 1B				K		G1-3		G4-3	4	0	1	0	0	1	1						
11 Rubén Tejada, R OBP: 0.336, SLG: 0.286	FC5				P6		L8		K	4	0	0	0	0	1	2						
35 Dillon Gee, R ERA: 2.82	6.0	W	26	8	2	2	4	2	0	0	0	0	0	0	0	0		14	98	3.00	1.667	
66 Josh Edgin, L ERA: 3.25	0.2	H	3	0	0	0	0	1	0	0	0	0	0	0	0	0		9	14	0.00	1.500	
44 AJ Ramos, R ERA: 2.24	0.1	H	1	0	0	0	1	0	0	0	0	0	0	0	0	0	3	3	0.00	0.000		
41 Chris Hatcher, R ERA: 3.27	1.0	H	4	0	1	1	1	0	0	0	1	0	11	23	9.00	1.000						
31 Steve Cishek, R ERA: 3.27	1.0	S	3	0	0	0	1	0	0	0	0	0	7	12	0.00	0.000						
<b>Inning Stats</b>	R: 0 E: 0 K: 1 S: 8	H: 1 LOB: 0 BB: 0 P: 9	R: 0 E: 0 K: 0 S: 11	H: 2 LOB: 2 BB: 0 P: 15	R: 0 E: 0 K: 2 S: 14	H: 1 LOB: 1 BB: 0 P: 23	R: 0 E: 0 K: 1 S: 9	H: 1 LOB: 1 BB: 1 P: 17	R: 2 E: 0 K: 0 S: 15	H: 3 LOB: 2 BB: 1 P: 24	R: 0 E: 0 K: 0 S: 7	H: 0 LOB: 0 BB: 0 P: 10	R: 0 E: 0 K: 1 S: 12	H: 0 LOB: 1 BB: 1 P: 17	R: 1 E: 0 K: 0 S: 11	H: 0 LOB: 0 BB: 1 P: 23	R: 0 E: 0 K: 1 S: 7	H: 0 LOB: 0 BB: 0 P: 12	1B: 8 2B: 0 3B: 0 HR: 0	SF: 0 SAC: 0 DP: 2 HBP: 0	WP: 1 PB: 1 SB: 0 CS: 0	PA: 37
<b>PITCHER</b>	IP WLS BF H R ER SO BB IBB HBP BLK WP HR S P ERA WHIP	IP WLS BF H R ER SO BB IBB HBP BLK WP HR S P ERA WHIP	IP WLS BF H R ER SO BB IBB HBP BLK WP HR S P ERA WHIP	IP WLS BF H R ER SO BB IBB HBP BLK WP HR S P ERA WHIP	IP WLS BF H R ER SO BB IBB HBP BLK WP HR S P ERA WHIP	IP WLS BF H R ER SO BB IBB HBP BLK WP HR S P ERA WHIP	IP WLS BF H R ER SO BB IBB HBP BLK WP HR S P ERA WHIP	IP WLS BF H R ER SO BB IBB HBP BLK WP HR S P ERA WHIP	IP WLS BF H R ER SO BB IBB HBP BLK WP HR S P ERA WHIP	IP WLS BF H R ER SO BB IBB HBP BLK WP HR S P ERA WHIP	IP WLS BF H R ER SO BB IBB HBP BLK WP HR S P ERA WHIP	IP WLS BF H R ER SO BB IBB HBP BLK WP HR S P ERA WHIP	IP WLS BF H R ER SO BB IBB HBP BLK WP HR S P ERA WHIP	IP WLS BF H R ER SO BB IBB HBP BLK WP HR S P ERA WHIP	IP WLS BF H R ER SO BB IBB HBP BLK WP HR S P ERA WHIP	IP WLS BF H R ER SO BB IBB HBP BLK WP HR S P ERA WHIP	IP WLS BF H R ER SO BB IBB HBP BLK WP HR S P ERA WHIP					
37 Henderson Alvarez III, R ERA: 2.82	6.0	W	26	8	2	2	4	2	0	0	0	0	0	0	0	0	14	98	3.00	1.667		
40 Mike Dunn, L ERA: 3.25	0.2	H	3	0	0	0	0	1	0	0	0	0	0	0	0	0	9	14	0.00	1.500		
44 AJ Ramos, R ERA: 2.24	0.1	H	1	0	0	0	1	0	0	0	0	0	0	0	0	0	3	3	0.00	0.000		
41 Chris Hatcher, R ERA: 3.27	1.0	H	4	0	1	1	1	0	0	0	1	0	11	23	9.00	1.000						
31 Steve Cishek, R ERA: 3.27	1.0	S	3	0	0	0	1	0	0	0	0	0	7	12	0.00	0.000						



Batter	1	2	3	4	5	6	7	8	9	AB	R	H	RBI	BB	SO	LOB	TOP								
22 Eric Young Jr., S OBP: 0.307, SLG: 0.316										5	0	1	2	0	0	1									
28 Daniel Murphy, L OBP: 0.341, SLG: 0.416										5	1	4	0	0	0	2									
7 Travis d'Arnaud, R OBP: 0.304, SLG: 0.410										4	0	0	0	0	0	4									
21 Lucas Duda, L OBP: 0.353, SLG: 0.478										4	1	1	2	0	3	0									
4 Wilmer Flores, R OBP: 0.279, SLG: 0.382										4	1	1	0	0	0	0									
3 Curtis Granderson, L OBP: 0.322, SLG: 0.376										3	1	1	0	1	1	0									
6 Matthew den Dekker, L OBP: 0.327, SLG: 0.282										3	1	1	0	1	1	0									
2 Dilson Herrera, R OBP: 0.286, SLG: 0.339										3	0	1	1	1	0	2									
45 Zack Wheeler, L OBP: 0.180, SLG: 0.200										2	0	0	0	0	0	2									
52 Carlos Torres, R OBP: 0.307, SLG: 0.350										0	0	0	0	0	0	0									
29 Eric Campbell, R OBP: 0.292, SLG: 0.379										0	0	0	0	0	0	0									
27 Jeury's Familia, R OBP: 0.285, SLG: 0.361										0	0	0	0	0	0	0									
53 Bobby Abreu, L OBP: 0.292, SLG: 0.341										0	0	0	0	0	0	0									
20 Anthony Recker, R OBP: 0.266, SLG: 0.299										1	0	0	0	0	0	1									
44 Buddy Carlyle, L OBP: 0.100, SLG: 0.100										0	0	0	0	0	0	0									
<b>Inning Stats</b>	R: 0 E: 0 K: 0 S: 6	H: 1 LOB: 0 BB: 0 P: 9	R: 0 E: 0 K: 1 S: 6	H: 0 LOB: 0 BB: 0 P: 11	R: 0 E: 0 K: 2 S: 8	H: 1 LOB: 1 BB: 0 P: 12	R: 0 E: 0 K: 1 S: 7	H: 1 LOB: 0 BB: 0 P: 8	R: 0 E: 0 K: 1 S: 12	H: 2 LOB: 2 BB: 0 P: 16	R: 2 E: 0 K: 0 S: 12	H: 2 LOB: 0 BB: 0 P: 18	R: 0 E: 0 K: 1 S: 9	H: 0 LOB: 0 BB: 0 P: 16	R: 0 E: 0 K: 0 S: 13	H: 1 LOB: 1 BB: 0 P: 19	R: 3 E: 0 K: 2 S: 18	H: 2 LOB: 2 BB: 3 P: 35	1B: 7 2B: 2 3B: 0 HR: 1	SF: 0 SAC: 0 DP: 2 HBP: 0	WP: 0 PB: 0 SB: 0 CS: 0	PA: 38			
<b>PITCHER</b>	IP	WLS	BF	H	R	ER	SO	BB	IBB	HBP	BLK	WP	HR	S	P	ERA	WHIP								
49 Julio Teheran, R ERA: 2.88	7.0	L	26	7	2	2	6	0	0	0	0	0	1	60	90	2.57	1.000								
61 Chasen Shreve, L ERA: 0.96	1.0		4	1	0	0	0	0	0	0	0	0	0	13	19	0.00	1.000								
52 Jordan Walden, R ERA: 2.83	0.1		5	1	3	3	1	3	0	0	0	0	0	12	25	81.00	12.000								
43 Luis Avila, L ERA: 4.23	0.2		3	1	0	0	1	0	0	0	0	0	0	6	10	0.00	1.500								

New York Mets @ Atlanta Braves  
Turner Field, Atlanta, GA  
Fri Sep 19 2014, 7:39 PM - 10:40 PM EDT  
Att: 35,693 - Partly Cloudy - 77 F

AB	35
R	5
H	10
RBI	5
BB	3
SO	8
LOB	15



Batter	1	2	3	4	5	6	7	8	9	AB	R	H	RBI	BB	SO	LOB	BOTTOM								
15 Phil Gosselin, R OBP: 0.330, SLG: 0.366										4	0	0	0	0	1	0									
19 Andrelton Simmons, R OBP: 0.289, SLG: 0.339										4	0	3	0	0	0	0									
5 Freddie Freeman, L OBP: 0.387, SLG: 0.469										2	0	0	0	2	2	1									
8 Justin Upton, R OBP: 0.347, SLG: 0.493										4	0	1	0	0	3	4									
25 Christian Bethancourt, R OBP: 0.272, SLG: 0.258										4	0	0	0	0	0	4									
4 Ryan Doumit, S OBP: 0.236, SLG: 0.327										4	0	0	0	0	2	0									
7 Tommy La Stella, L OBP: 0.330, SLG: 0.319										4	0	0	0	0	0	0									
2 B.J. Upton, R OBP: 0.282, SLG: 0.329										3	0	1	0	0	0	0									
49 Julio Teheran, R OBP: 0.106, SLG: 0.094										2	0	0	0	0	1	1									
1 Emilio Bonifacio, S OBP: 0.307, SLG: 0.350										1	0	0	0	0	0	0									
61 Chasen Shreve, L ERA: 2.3										0	0	0	0	0	0	0									
52 Jordan Walden, R ERA: 2.3										0	0	0	0	0	0	0									
43 Luis Avila, L ERA: 1.65										0	0	0	0	0	0	0									
<b>Inning Stats</b>	R: 0 E: 0 K: 1 S: 11	H: 1 LOB: 2 BB: 1 P: 22	R: 0 E: 0 K: 1 S: 13	H: 1 LOB: 1 BB: 0 P: 18	R: 0 E: 0 K: 2 S: 16	H: 2 LOB: 2 BB: 0 P: 23	R: 0 E: 0 K: 1 S: 8	H: 0 LOB: 0 BB: 0 P: 12	R: 0 E: 0 K: 2 S: 9	H: 1 LOB: 2 BB: 1 P: 17	R: 0 E: 0 K: 0 S: 8	H: 0 LOB: 0 BB: 0 P: 13	R: 0 E: 0 K: 0 S: 6	H: 0 LOB: 0 BB: 0 P: 9	R: 0 E: 0 K: 2 S: 11	H: 0 LOB: 0 BB: 0 P: 14	R: 0 E: 0 K: 0 S: 6	H: 0 LOB: 0 BB: 0 P: 11	1B: 4 2B: 1 3B: 0 HR: 0	SF: 0 SAC: 0 DP: 0 HBP: 0	WP: 0 PB: 0 SB: 0 CS: 0	PA: 34			
<b>PITCHER</b>	IP	WLS	BF	H	R	ER	SO	BB	IBB	HBP	BLK	WP	HR	S	P	ERA	WHIP								
45 Zack Wheeler, R ERA: 3.49	6.0	W	25	5	0	0	7	2	0	0	0	0	0	65	105	0.00	1.167								
52 Carlos Torres, R ERA: 3.04	1.0	H	3	0	0	0	0	0	0	0	0	0	0	6	9	0.00	0.000								
27 Jeury's Familia, R ERA: 2.3	1.0	H	3	0	0	0	2	0	0	0	0	0	0	11	14	0.00	0.000								
44 Buddy Carlyle, R ERA: 1.65	1.0		3	0	0	0	0	0	0	0	0	0	0	6	11	0.00	0.000								

New York Mets @ Atlanta Braves  
Turner Field, Atlanta, GA  
Fri Sep 19 2014, 7:39 PM - 10:40 PM EDT  
Att: 35,693 - Partly Cloudy - 77 F

AB	32
R	0
H	5
RBI	0
BB	2
SO	9
LOB	10













Batter	1	2	3	4	5	6	7	8	9	AB	R	H	RBI	BB	SO	LOB	TOP
6 Matthew den Dekker, L OBP: 0.329, SLG: 0.297 20 Anthony Recker, R OBP: 0.250, SLG: 0.294 52 Carlos Torres, R (7, PH) 66 Josh Edgin, R (8, 1) 16 Daisuke Matsuzaka, R OBP: 0.250, SLG: 0.182	X SI 88 0-0 2B		C SI 90 2-1 B SI 91 91 X SI 91			C SI 88 2-2 C CH 80 81 B SI 91 91 X SI 91	C SI 91 1-1 P3			3	0	1	0	0	0	0	
28 Daniel Murphy, L OBP: 0.337, SLG: 0.407	X SI 90 0-0 F7			B SI 90 1-1 C CH 81 82 X SI 91		F SI 90 0-2 B SI 91 91 X SI 91	L8	C SI 90 1-2 F SI 92 92 X SI 93	G4-3	4	0	0	0	0	0	1	
7 Travis d'Arnaud, R OBP: 0.302, SLG: 0.416	C SI 91 1-3 F SI 92 92 B SI 93 93 X SI 94			X SI 91 0-0 G6-3		C SI 91 3-2 B SI 92 92 X SI 93	G6-3	S CH 90 3-2 B SI 91 91 C CH 92 92 B SI 93 93 F SI 94 94 X SI 95	3B	4	0	1	0	0	1	1	
21 Lucas Duda, L OBP: 0.351, SLG: 0.475	B SI 91 1-1 X SI 91 91			C SI 91 1-2 B SI 92 92 X SI 93		B SI 90 2-1 C CH 80 81 B SI 91 91 X SI 91	F8	C SI 90 0-2 F SI 92 92 X SI 93	L7	4	0	0	0	0	0	2	
4 Wilmer Flores, R OBP: 0.276, SLG: 0.376	C SI 87 0-1 X SI 88			C SI 89 0-2 B SI 90 90 X SI 91		B SI 90 2-0 X SI 90 90	2B	F SI 90 0-3 S SI 94 94	K	4	2	2	0	0	1	1	
3 Curtis Granderson, L OBP: 0.326, SLG: 0.386	C SI 88 1-2 B SI 89 89 S SI 90 90 X SI 90			C SI 89 3-2 B SI 90 90 S SI 91 91 X SI 91		C SI 89 0-1 X SI 89	P6	S SI 91 3-3 B SI 92 92 F SI 93 93 C SI 94 94	K	4	0	1	0	0	1	1	
9 Kirk Nieuwenhuis, L OBP: 0.268, SLG: 0.152 29 Eric Campbell, R OBP: 0.328, SLG: 0.370	B SI 89 3-2 S SI 90 90 C CH 91 91 X SI 91			D CU 74 2-1 B SI 81 81 S CH 80 80 X SI 81		F SI 93 4-2 B SI 94 94 F SI 95 95 S SI 96 96	2B	C SI 91 1-3 F SI 92 92 B SI 93 93 S SI 94 94 F SI 95 95 X SI 96	K	2	0	1	1	0	0	0	
11 Rubén Tejeda, R OBP: 0.335, SLG: 0.297				B SI 88 2-2 F SI 89 89 T SI 90 90 X SI 90		S SI 84 2-2 B SI 85 85 X SI 84	F9	D SI 92 3-2 C SI 93 93 B SI 94 94 X SI 92	SF9	3	0	1	1	0	0	1	
40 Bartolo Colon, R OBP: 0.033, SLG: 0.049 13 Josh Satin, R OBP: 0.268, SLG: 0.152 53 Bobby Abreu, L OBP: 0.342, SLG: 0.344	C SI 90 0-1 X SI 90			C SI 90 0-2 X SI 90		C SI 90 4-0 B SI 91 91 S SI 92 92 X SI 94	P6	B SI 94 4-0 S SI 93 93 X SI 94	BB	2	0	0	0	0	0	1	
	R: 0 H: 1 E: 0 LOB: 1 K: 1 BB: 0 S: 7 P: 9	R: 0 H: 0 E: 0 LOB: 0 K: 0 BB: 0 S: 8 P: 12	R: 0 H: 0 E: 0 LOB: 0 K: 0 BB: 0 S: 8 P: 12	R: 0 H: 0 E: 0 LOB: 0 K: 0 BB: 0 S: 6 P: 8	R: 1 H: 2 E: 0 LOB: 1 K: 0 BB: 0 S: 15 P: 22	R: 0 H: 0 E: 0 LOB: 0 K: 0 BB: 0 S: 9 P: 14	R: 1 H: 2 E: 0 LOB: 2 K: 0 BB: 2 S: 15 P: 31	R: 0 H: 1 E: 0 LOB: 1 K: 1 BB: 0 S: 12 P: 16	R: 0 H: 1 E: 0 LOB: 1 K: 2 BB: 0 S: 17 P: 25	1B: 2 SF: 1 2B: 4 SAC: 0 3B: 1 DP: 0 HR: 0 HBP: 0	WP: 0 PA: 36 PB: 0 SB: 0 CS: 0						
	PITCHER 57 Tanner Roark, R ERA: 2.85 48 Ross Detwiler, L ERA: 4.09 30 Aaron Barrett, R ERA: 2.72 13 Jerry Blevins, L ERA: 5.13 36 Tyler Clippard, R ERA: 1.97	IP WLS BF H R ER SO BB IBB HBP BLK WP HR S P ERA WHIP 6.1 W 24 5 2 2 1 0 0 0 0 0 0 8 15 2.84 0.789				PITCHER 22 Drew Storen, R ERA: 1.16	IP WLS BF H R ER SO BB IBB HBP BLK WP HR S P ERA WHIP 1.0 S 4 1 0 0 2 0 0 0 0 0 0 0 17 25 0.00 1.000										

**New York Mets @ Washington Nationals**  
 Nationals Park, Washington, DC  
 Tue Sep 23 2014, 7:06 PM - 10:03 PM EDT  
 Att: 30,714 - Partly Cloudy - 72 F

AB	33
R	2
H	7
RBI	2
BB	2
SO	4
LOB	12



Batter	1	2	3	4	5	6	7	8	9	AB	R	H	RBI	BB	SO	LOB	BOTTOM
2 Denard Span, L OBP: 0.353, SLG: 0.414 18 Michael Taylor, R OBP: 0.300, SLG: 0.385	B SI 89 2-0 F SI 89 89 X SI 87		X SI 87 0-0 L9		C SI 88 0-1 X SI 88		X FC 89 0-0 G5-3			1	0	1	0	0	0	0	
3 Asdrubal Cabrera, S OBP: 0.308, SLG: 0.300	1 SAFE X SI 86		X SI 90 0-0 B5-3		B SI 80 2-2 C SI 89 89 B SI 90 90 T SI 91 91 X SI 88		B SI 92 4-0 B SI 93 93 B SI 94 94			3	0	0	0	1	1	2	
28 Jayson Werth, R OBP: 0.388, SLG: 0.447	C SI 87 0-3 1 SAFE C SI 86 86 C SI 87			B SI 82 2-3 C SI 83 83 C SI 84 84 C SI 85 85 C SI 86 86 C SI 87 87		B SI 89 4-1 T CH 82 82 B SI 89 89 B SI 90 90 X SI 88	25 HR			3	1	0	0	1	2	2	
25 Adam LaRoche, L OBP: 0.362, SLG: 0.459	B SI 86 4-2 B SI 87 87 C SI 88 88 B SI 89 89 S SI 90 90 X SI 82			B SI 88 2-2 C SI 89 89 C SI 90 90 X SI 89		B SI 90 1-0 X SI 91	20 BB			3	1	2	3	1	0	0	
20 Ian Desmond, R OBP: 0.310, SLG: 0.424	S SI 90 3-2 F SI 91 91 B SI 92 92 D SI 93 93 X SI 84			B SI 87 4-2 F SI 88 88 B SI 89 89 B SI 90 90 X SI 87		B SI 84 1-1 X SI 90	G6-3			3	0	0	0	1	0	2	
34 Bryce Harper, L OBP: 0.334, SLG: 0.419				B CH 82 1-1 F SI 89 89 X SI 89		X SI 87 0-0 G3-1				4	0	0	0	0	1	3	
40 Wilson Ramos, R OBP: 0.301, SLG: 0.496	X SI 89 0-0 G1-3			C SI 89 1-3 C SI 90 90 X SI 89		X SI 88 0-0 G6-3				4	0	0	0	0	2	3	
19 Kevin Frandsen, R OBP: 0.297, SLG: 0.311				C SI 87 1-1 B SI 88 88 X SI 82		C SI 87 1-1 X SI 88	G6-3			3	1	1	0	0	0	0	
57 Tanner Roark, R OBP: 0.338, SLG: 0.424 48 Ross Detwiler, R ERA: 4.08 30 Aaron Barrett, R ERA: 2.72 13 Jerry Blevins, L ERA: 5.13 11 Ryan Zimmerman, R OBP: 0.344, SLG: 0.424 36 Tyler Clippard, R ERA: 1.97 22 Drew Storen, S				B SI 85 2-2 Y SI 86 86 X SI 85		D SI 85 2-0 X SI 83	SH3-4			1	0	0	0	0	0	0	
	R: 0 H: 1 E: 0 LOB: 2 K: 1 BB: 1 S: 10 P: 19	R: 0 H: 0 E: 0 LOB: 0 K: 0 BB: 0 S: 7 P: 9	R: 0 H: 0 E: 0 LOB: 0 K: 0 BB: 0 S: 5 P: 7	R: 0 H: 1 E: 0 LOB: 2 K: 2 BB: 1 S: 14 P: 24	R: 4 H: 3 E: 0 LOB: 0 K: 1 BB: 1 S: 12 P: 23	R: 0 H: 0 E: 0 LOB: 0 K: 0 BB: 0 S: 5 P: 6	R: 0 H: 0 E: 0 LOB: 1 K: 2 BB: 1 S: 12 P: 10	R: 0 H: 0 E: 1 LOB: 1 K: 2 BB: 0 S: 12 P: 21	R: 0 H: 1 E: 0 LOB: 1 K: 2 BB: 0 S: 17 P: 25	1B: 3 SF: 0 2B: 1 SAC: 1 3B: 0 DP: 0 HR: 1 HBP: 0	WP: 1 PA: 34 PB: 0 SB: 1 CS: 0						
	PITCHER 40 Bartolo Colon, R ERA: 4.08 52 Carlos Torres, R ERA: 2.99 66 Josh Edgin, L ERA: 1.32 16 Daisuke Matsuzaka, R ERA: 3.98	IP WLS BF H R ER SO BB IBB HBP BLK WP HR S P ERA WHIP 6.0 L 26 5 4 4 4 3 0 0 0 0 0 0 9 17 0.00 0.000			PITCHER	IP WLS BF H R ER SO BB IBB HBP BLK WP HR S P ERA WHIP 1.0 S 4 1 0 0 2 0 0 0 0 0 0 0 17 25 0.00 1.000											

**New York Mets @ Washington Nationals**  
 Nationals Park, Washington, DC  
 Tue Sep 23 2014, 7:06 PM - 10:03 PM EDT  
 Att: 30,714 - Partly Cloudy - 72 F

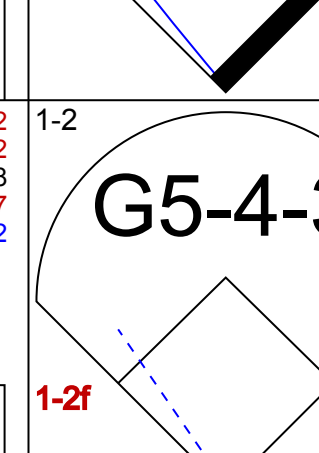
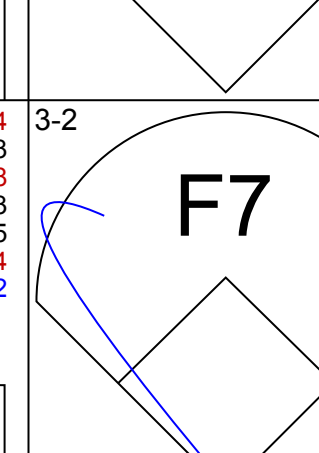




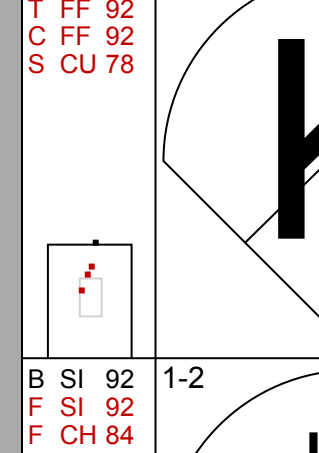
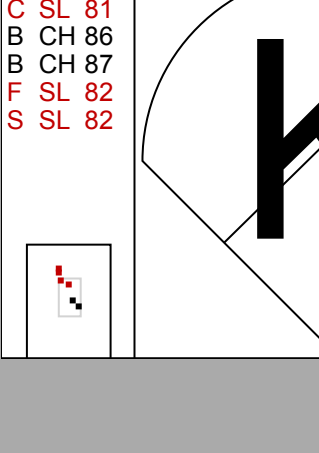


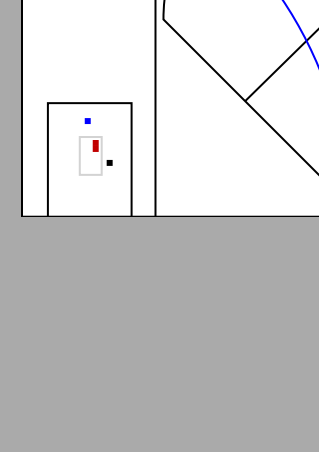








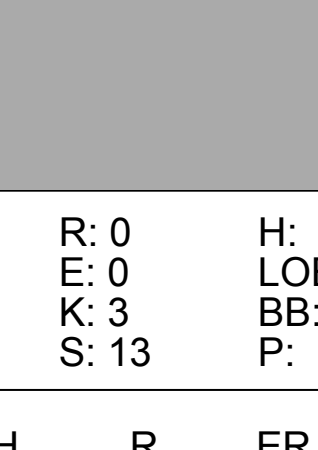
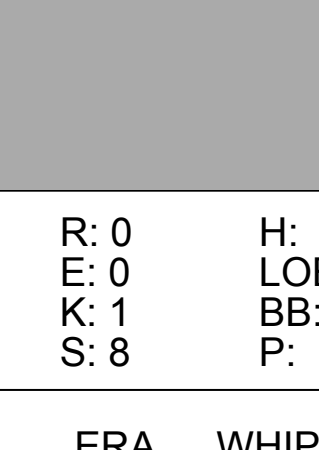
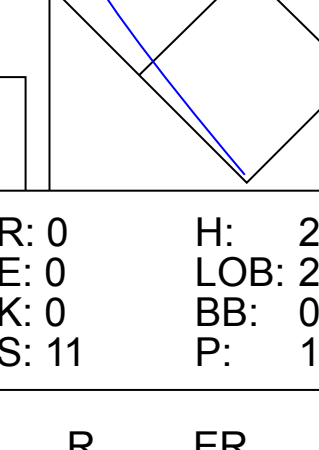
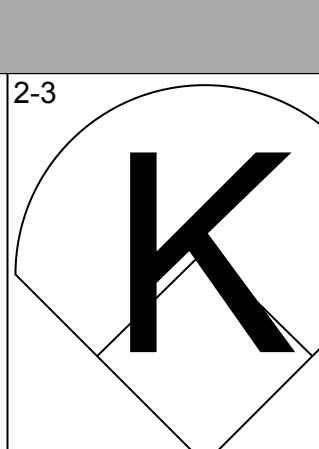
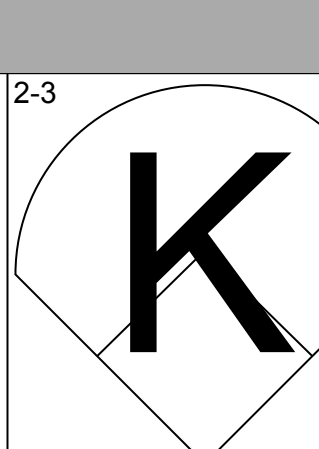
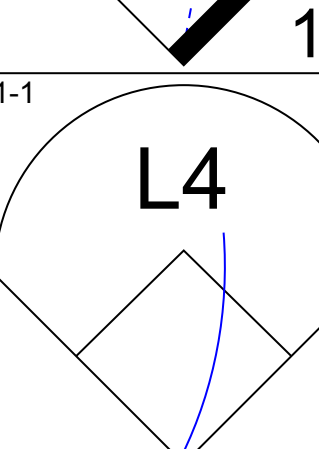
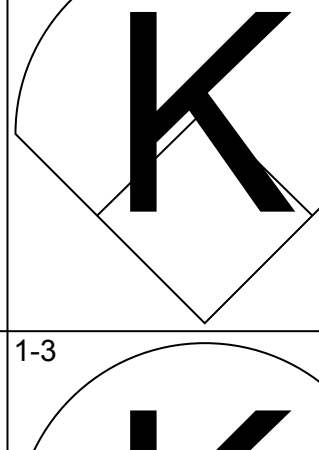
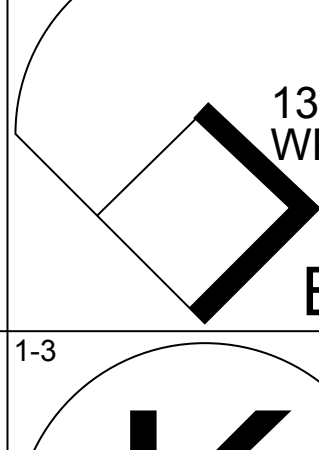
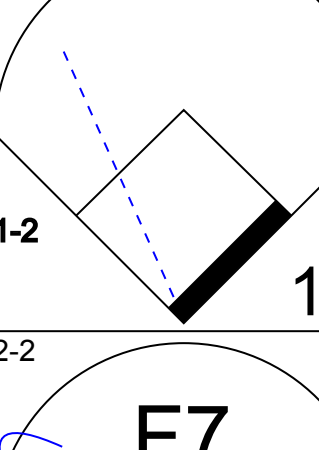
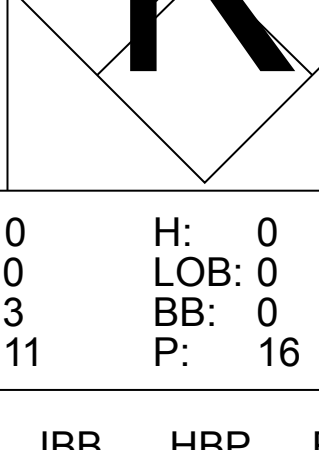
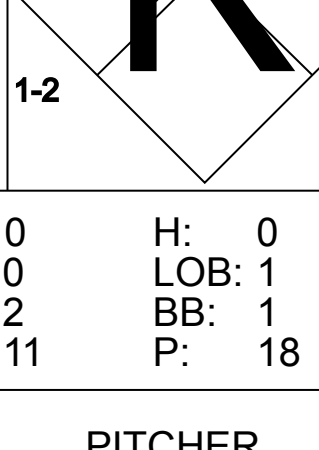
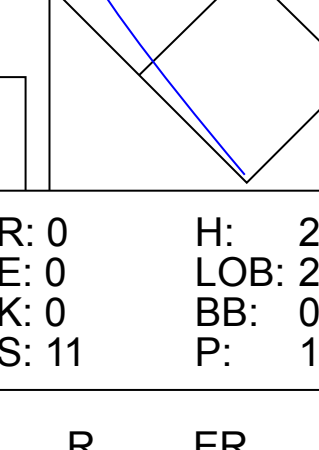
AB	29
R	4
H	5
RBI	4
BB	4
SO	6
LOB	12







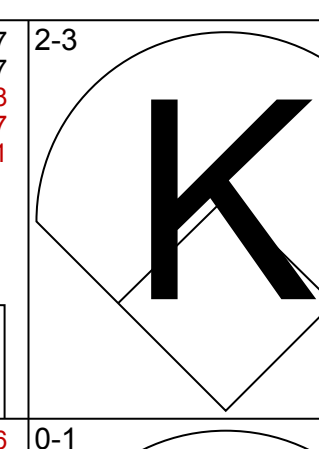
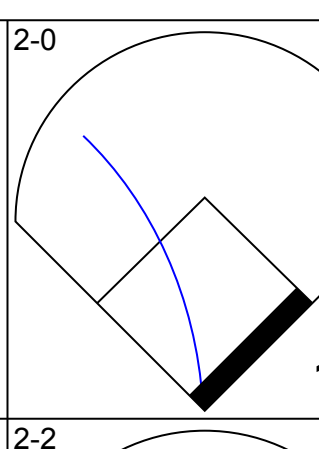
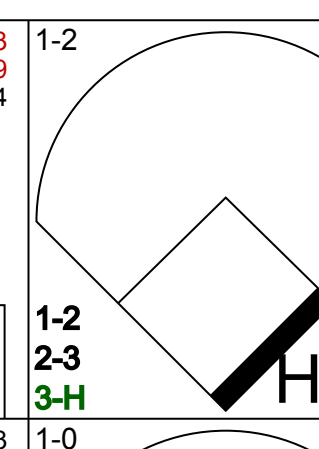
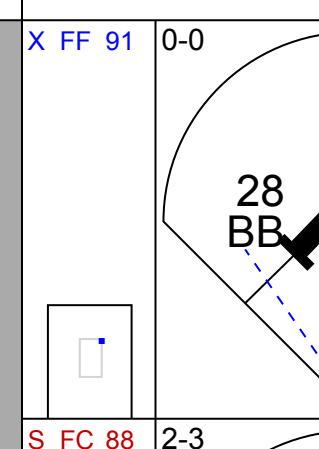
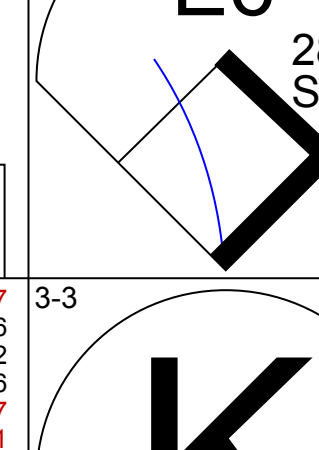
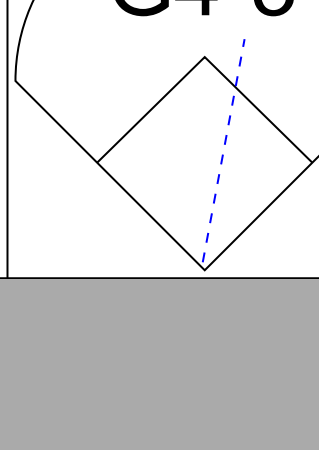
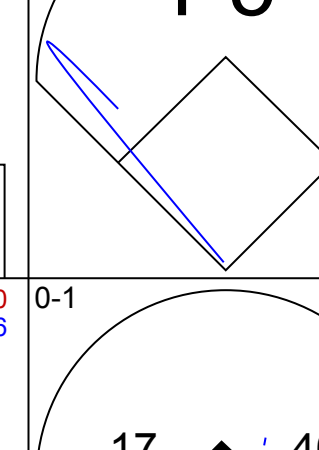
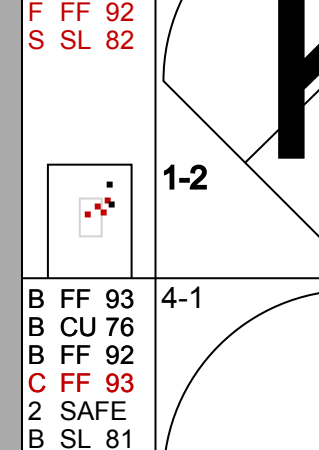
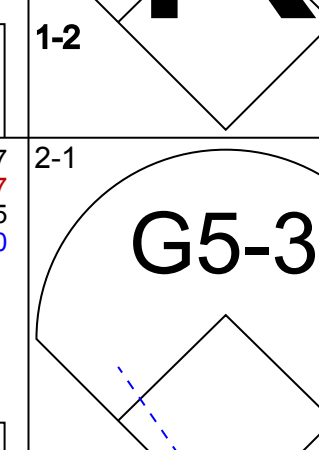
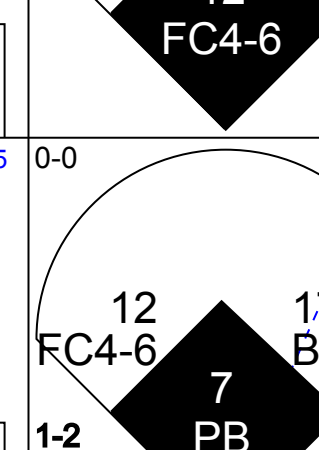
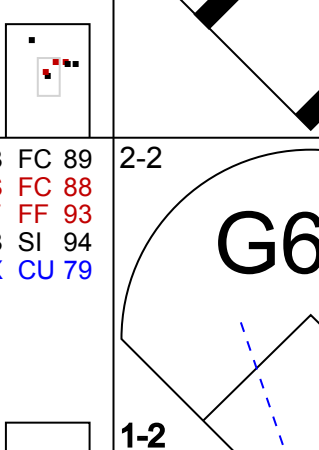

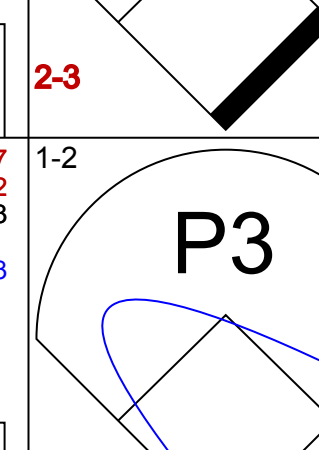


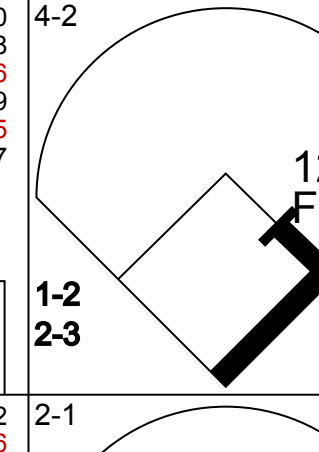
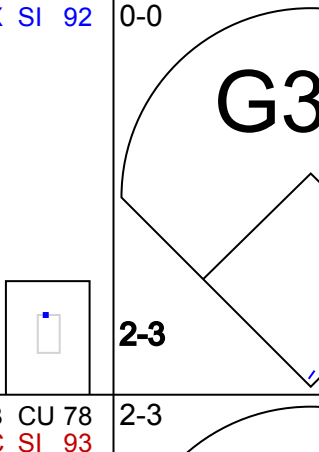


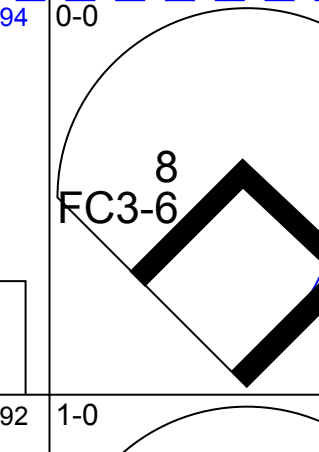
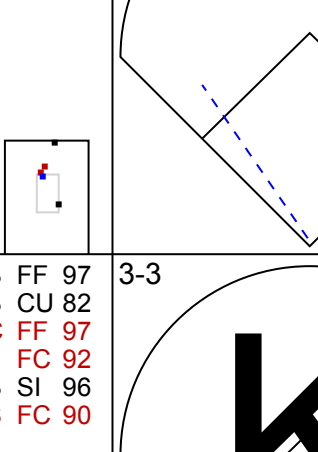
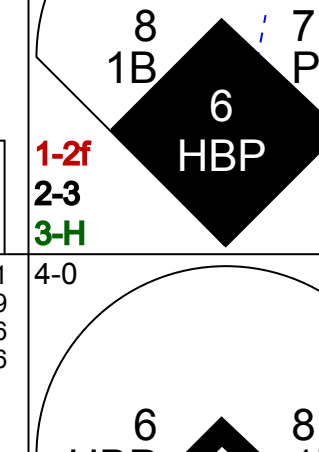
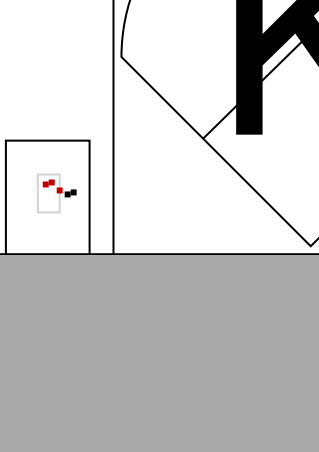
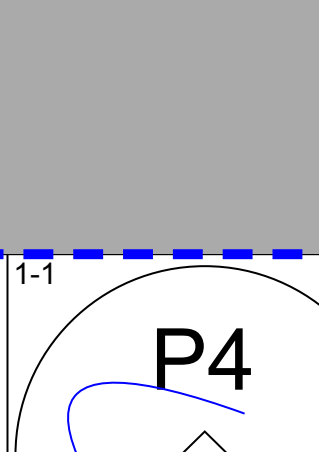
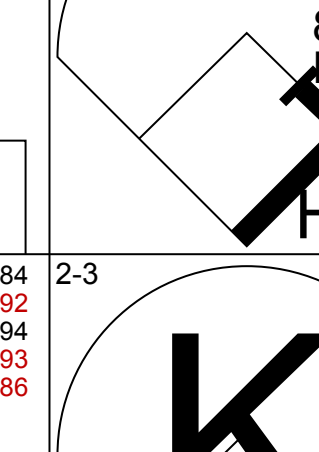
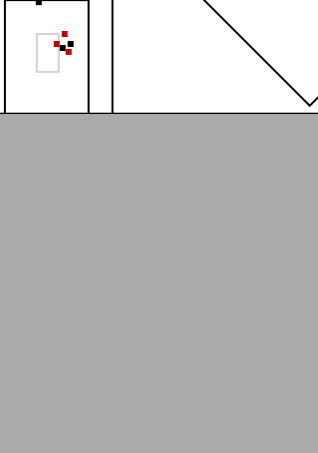
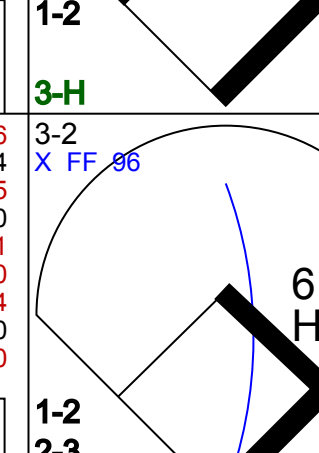

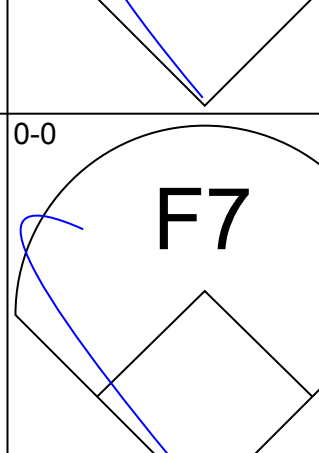
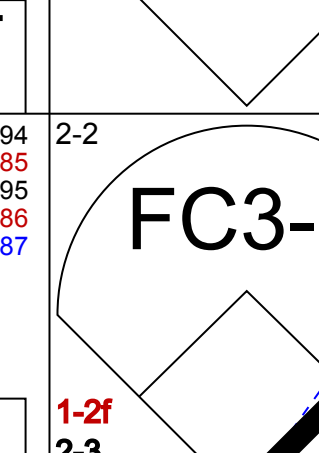

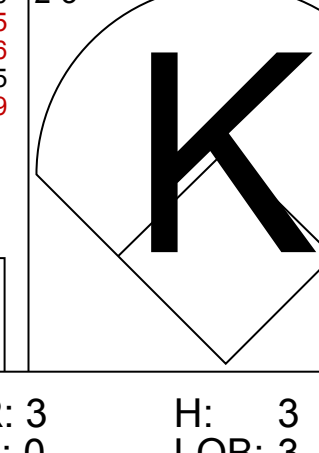

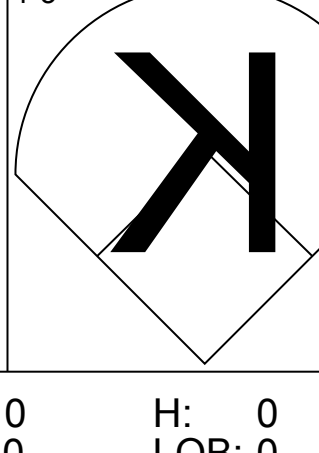
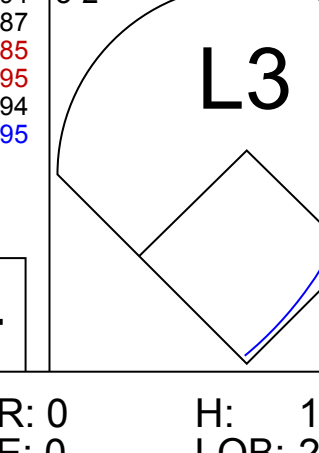
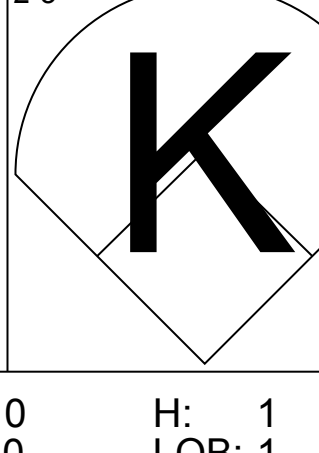
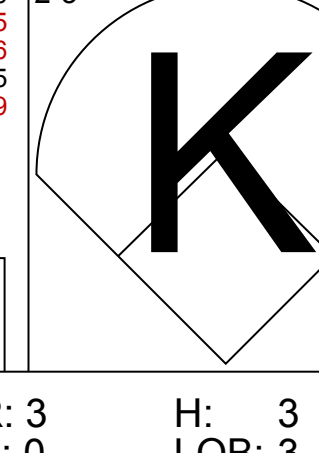

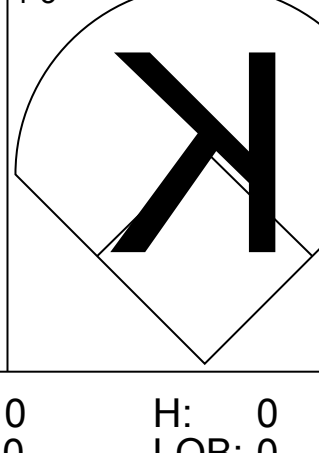
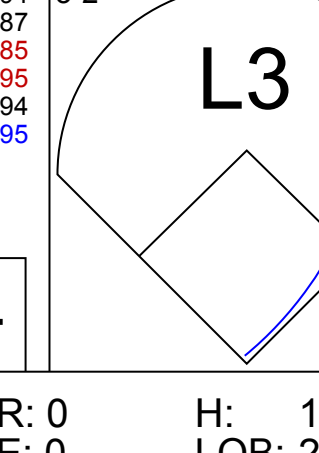
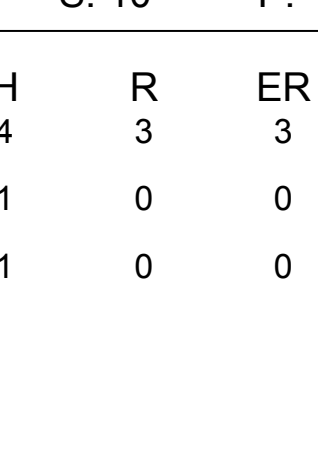
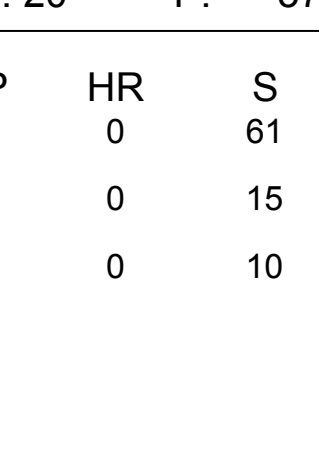


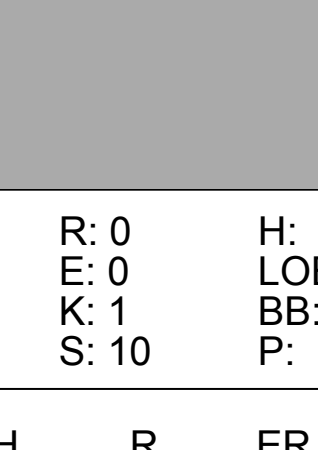
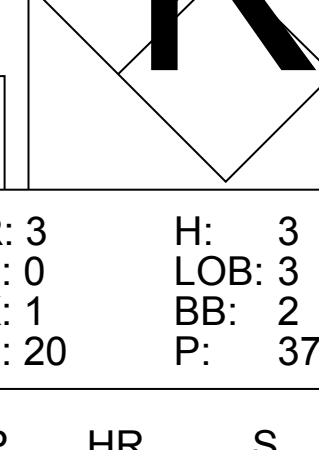
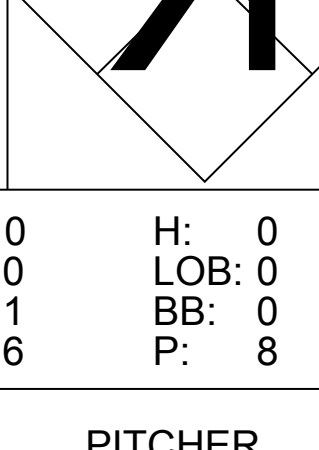


Batter	1	2	3	4	5	6	7	8	9	AB	R	H	RBI	BB	SO	LOB	TOP			
22 Eric Young Jr., S OBP: 0.301, SLG: 0.306										4	0	0	0	0	1	3				
28 Daniel Murphy, L OBP: 0.335, SLG: 0.406										4	0	1	0	0	2	0				
29 Eric Campbell, R OBP: 0.327, SLG: 0.384 9 Kirk Nieuwenhuis, L OBP: 0.346, SLG: 0.482										2	0	0	0	1	0	1				
21 Lucas Duda, L OBP: 0.349, SLG: 0.470										4	0	0	0	0	4	1				
4 Wilmer Flores, R OBP: 0.282, SLG: 0.378										3	0	0	0	0	1	1				
3 Curtis Granderson, L OBP: 0.330, SLG: 0.389										3	0	1	0	0	1	0				
20 Anthony Recker, R OBP: 0.250, SLG: 0.387										3	0	0	0	0	2	1				
11 Rubén Tejada, R OBP: 0.341, SLG: 0.301										2	0	1	0	1	1	0				
45 Zack Wheeler, L OBP: 0.098, SLG: 0.100 13 Josh Salin, R OBP: 0.259, SLG: 0.143 16 Daisuke Matsuzaka, R OBP: 0.250, SLG: 0.162 53 Bobby Abreu, L OBP: 0.338, SLG: 0.338 71 Gonzalez Germen, R OBP: 0.341, SLG: 0.301										1	0	0	0	0	1	0				
										1	0	0	0	0	1	1				
										0	0	0	0	0	0	0				
										1	0	0	0	0	0	2				
										0	0	0	0	0	0	0				
<b>Inning Stats</b>	R: 0 E: 0 K: 1 S: 10	H: 1 LOB: 0 BB: 0 P: 11	R: 0 E: 0 K: 3 S: 13	H: 0 LOB: 0 BB: 0 P: 18	R: 0 E: 0 K: 3 S: 11	H: 0 LOB: 0 BB: 0 P: 16	R: 0 E: 0 K: 1 S: 9	H: 0 LOB: 0 BB: 0 P: 14	R: 0 E: 0 K: 2 S: 11	H: 0 LOB: 1 BB: 1 P: 18	R: 0 E: 0 K: 1 S: 8	H: 0 LOB: 1 BB: 1 P: 15	R: 0 E: 0 K: 0 S: 11	H: 2 LOB: 2 BB: 0 P: 17	R: 0 E: 0 K: 2 S: 9	H: 0 LOB: 0 BB: 0 P: 13	1B: 3 2B: 0 3B: 0 HR: 0	SF: 0 SAC: 0 DP: 1 HBP: 0	WP: 1 PB: 0 CS: 0	PA: 31
<b>PITCHER</b>	IP	WLS	BF	H	R	ER	SO	BB	IBB	HBP	BLK	WP	HR	S	P	ERA	WHIP			
47 Gio González, L ERA: 3.57	7.0	W	23	1	0	0	12	2	0	0	0	1	0	70	103	0.00	0.429			
46 Matt Thornton, L ERA: 1.75	1.0	H	5	2	0	0	0	0	0	0	0	0	0	11	17	0.00	2.000			
22 Drew Storen, R ERA: 1.14	1.0	S	3	0	0	0	2	0	0	0	0	0	0	9	13	0.00	0.000			

**New York Mets @ Washington Nationals**  
 Nationals Park, Washington, DC  
 Thu Sep 25 2014, 7:09 PM - 10:07 PM EDT  
 Att: 26,439 - Cloudy - 69 F

AB	29
R	0
H	3
RBI	0
BB	2
SO	14
LOB	10



Batter	1	2	3	4	5	6	7	8	9	AB	R	H	RBI	BB	SO	LOB	BOTTOM			
6 Anthony Rendon, R OBP: 0.350, SLG: 0.472										3	0	2	1	0	1	0				
3 Asdrúbal Cabrera, S OBP: 0.300, SLG: 0.387										4	0	0	0	0	1	5				
28 Jayson Werth, R OBP: 0.390, SLG: 0.447										2	1	1	0	2	1	1				
40 Wilson Ramos, R OBP: 0.301, SLG: 0.404										4	1	1	0	0	0	3				
17 Nate Schierholtz, L OBP: 0.242, SLG: 0.309										3	0	1	0	1	0	1				
12 Tyler Moore, R OBP: 0.290, SLG: 0.345										3	1	0	1	0	1	3				
7 Scott Hairston, R OBP: 0.247, SLG: 0.293 18 Michael Taylor, R OBP: 0.278, SLG: 0.344										2	0	0	0	1	1	0				
8 Danny Espinosa, S OBP: 0.285, SLG: 0.357										4	0	1	0	0	1	2				
47 Gio González, R OBP: 0.087, SLG: 0.174 46 Matt Thornton, L										3	0	0	0	0	3	3				
11 Ryan Zimmerman, R OBP: 0.345, SLG: 0.461 22 Drew Storen, S										0	0	0	0	0	0	0				
										1	0	0	0	0	0	2				
										0	0	0	0	0	0	0				
<b>Inning Stats</b>	R: 0 E: 1 K: 2 S: 10	H: 0 LOB: 1 BB: 0 P: 17	R: 0 E: 0 K: 1 S: 10	H: 0 LOB: 0 BB: 0 P: 17	R: 0 E: 0 K: 2 S: 11	H: 1 LOB: 1 BB: 0 P: 18	R: 3 E: 0 K: 1 S: 20	H: 3 LOB: 3 BB: 2 P: 37	R: 0 E: 0 K: 1 S: 10	H: 0 LOB: 1 BB: 1 P: 18	R: 0 E: 0 K: 1 S: 6	H: 0 LOB: 0 BB: 0 P: 8	R: 0 E: 0 K: 1 S: 9	H: 1 LOB: 1 BB: 1 P: 16	R: 0 E: 0 K: 1 S: 10	H: 1 LOB: 2 BB: 0 P: 18	1B: 5 2B: 1 3B: 0 HR: 0	SF: 0 SAC: 0 DP: 0 HBP: 2	WP: 0 PB: 1 SB: 2 CS: 0	PA: 36
<b>PITCHER</b>	IP	WLS	BF	H	R	ER	SO	BB	IBB	HBP	BLK	WP	HR	S	P	ERA	WHIP			
45 Zack Wheeler, R ERA: 3.54	5.0	L	24	4	3	3	3	3	0	1	0	0	0	61	107	5.40	1.400			
16 Daisuke Matsuzaka, R ERA: 3.89	2.0		7	1	0	0	2	1	0	0	0	0	0	15	24	0.00	1.000			
71 Gonzalez Germen, R ERA: 4.75	1.0		5	1	0	0	1	0	0	1	0	0	0	10	18	0.00	1.000			

**New York Mets @ Washington Nationals**  
 Nationals Park, Washington, DC  
 Thu Sep 25 2014, 7:09 PM - 10:07 PM EDT  
 Att: 26,439 - Cloudy - 69 F

AB	30
R	3
H	6
RBI	2
BB	4
SO	10
LOB	22





Batter	1	2	3	4	5	6	7	8	9	AB	R	H	RBI	BB	SO	LOB	TOP								
19 Robbie Grossman, S (1.7) OBP: 0.338, SLG: 0.335										4	1	1	0	0	2	1									
27 Jose Altuve, R (1.4) OBP: 0.378, SLG: 0.454										4	1	1	1	0	0	0									
23 Chris Carter, R (1.3) OBP: 0.310, SLG: 0.495										4	1	1	0	0	1	0									
21 Dexter Fowler, S (1.8) OBP: 0.374, SLG: 0.398										2	0	1	0	1	0	0									
30 Matt Dominguez, R (1.5) OBP: 0.256, SLG: 0.332										4	0	1	1	0	0	2									
6 Jake Marisnick, R (1.9) OBP: 0.286, SLG: 0.329										4	0	1	0	0	3	2									
2 Jonathan Villar, S (1.0) 66 Kevin Chapman, L (8.1) 67 Jorge De Leon, R (8.1) 21 Jon Singleton, L (7.7) 29 Tony Sipp, L (7.1) 8 Alex Presley, L (8.7) 50 Chad Qualls, R (8.1)										2	0	0	0	0	0	2									
22 Carlos Corporan, S (1.2) OBP: 0.302, SLG: 0.376										3	0	0	0	1	1										
41 Brad Peacock, R (1.1)										1	0	0	0	0	1	0									
3 Gregorio Petit, R (5.6)										2	0	1	0	0	0	1									
<b>Inning Stats</b>	R: 0 E: 0 K: 1 S: 10	H: 0 LOB: 0 BB: 0 P: 15	R: 0 E: 0 K: 1 S: 10	H: 1 LOB: 1 BB: 0 P: 15	R: 0 E: 0 K: 2 S: 11	H: 0 LOB: 0 BB: 0 P: 15	R: 0 E: 0 K: 0 S: 4	H: 0 LOB: 0 BB: 0 P: 6	R: 0 E: 0 K: 0 S: 6	H: 1 LOB: 1 BB: 0 P: 10	R: 3 E: 1 K: 1 S: 18	H: 5 LOB: 1 BB: 0 P: 30	R: 0 E: 0 K: 1 S: 10	H: 0 LOB: 1 BB: 1 P: 20	R: 0 E: 0 K: 1 S: 10	H: 0 LOB: 1 BB: 1 P: 16	R: 0 E: 0 K: 2 S: 8	H: 0 LOB: 0 BB: 0 P: 13	1B: 5 2B: 2 HR: 0	SF: 0 SAC: 0 DP: 0 HBP: 1	WP: 0 PB: 0 SB: 1 CS: 1	PA: 35			
<b>PITCHER</b>	IP	WLS	BF	H	R	ER	SO	BB	IBB	HBP	BLK	WP	HR	S	P	ERA	WHIP								
49 Jonathon Niese, L (1.1) ERA: 3.4	5.0		18	3	1	1	4	0	0	0	0	0	0	43	65	1.80	0.600								
52 Carlos Torres, R (6.1) ERA: 3.09	2.0	L	10	4	2	1	2	1	0	1	0	0	0	26	46	4.50	2.500								
62 Erik Goeddel, R (8.1) ERA: 2.7	2.0		7	0	0	0	3	1	0	0	0	0	0	18	29	0.00	0.500								

Houston Astros @ New York Mets  
Citi Field, Flushing, NY  
Fri Sep 26 2014, 7:13 PM - 10:21 PM EDT  
Att: 27,729 - Clear - 74 F

AB	32
R	3
H	7
RBI	2
BB	2
SO	9
LOB	9



Batter	1	2	3	4	5	6	7	8	9	AB	R	H	RBI	BB	SO	LOB	BOTTOM								
22 Eric Young Jr., S (1.7) OBP: 0.301, SLG: 0.305										4	0	1	0	0	1	1									
4 Wilmer Flores, R (1.4) OBP: 0.282, SLG: 0.373										3	0	0	0	1	3	2									
28 Daniel Murphy, L (1.5) OBP: 0.333, SLG: 0.403										4	0	0	0	0	1	4									
21 Lucas Duda, L (1.3) OBP: 0.349, SLG: 0.468										4	0	1	0	0	0	0									
3 Curtis Granderson, L (1.9) OBP: 0.329, SLG: 0.393										4	1	1	1	0	1	1									
6 Matthew den Dekker, L (1.8) OBP: 0.341, SLG: 0.353										3	0	1	0	1	1	0									
20 Anthony Recker, R (1.2) OBP: 0.245, SLG: 0.378										4	0	0	0	0	3	3									
11 Ruben Tejada, R (1.6) OBP: 0.340, SLG: 0.298										3	0	0	0	1	0	2									
49 Jonathon Niese, L (1.1) OBP: 0.180, SLG: 0.109										2	0	1	0	0	0	1									
52 Carlos Torres, R (6.1) ERA: 4.87										0	0	0	0	0	0	0									
29 Eric Campbell, R (7.7) ERA: 3.06										1	0	0	0	0	0	0									
62 Erik Goeddel, R (8.1)										0	0	0	0	0	0	0									
<b>Inning Stats</b>	R: 0 E: 0 K: 1 S: 9	H: 0 LOB: 0 BB: 0 P: 13	R: 0 E: 0 K: 1 S: 10	H: 1 LOB: 1 BB: 0 P: 19	R: 0 E: 0 K: 2 S: 19	H: 0 LOB: 2 BB: 2 P: 30	R: 1 E: 0 K: 2 S: 10	H: 1 LOB: 0 BB: 0 P: 19	R: 0 E: 0 K: 1 S: 14	H: 2 LOB: 2 BB: 0 P: 20	R: 0 E: 0 K: 0 S: 7	H: 1 LOB: 2 BB: 1 P: 15	R: 0 E: 0 K: 1 S: 11	H: 0 LOB: 0 BB: 0 P: 12	R: 0 E: 0 K: 1 S: 8	H: 0 LOB: 0 BB: 0 P: 11	R: 0 E: 0 K: 1 S: 6	H: 0 LOB: 0 BB: 0 P: 9	1B: 4 2B: 0 HR: 1	SF: 0 SAC: 0 DP: 0 HBP: 0	WP: 0 PB: 0 SB: 1 CS: 0	PA: 35			
<b>PITCHER</b>	IP	WLS	BF	H	R	ER	SO	BB	IBB	HBP	BLK	WP	HR	S	P	ERA	WHIP								
41 Brad Peacock, R (1.1) ERA: 4.72	4.2		20	4	1	1	7	2	0	0	0	0	0	59	96	1.93	1.286								
66 Kevin Chapman, L (5.1) ERA: 4.87	0.2	W	4	1	0	0	0	1	0	0	0	0	0	7	15	0.00	3.000								
67 Jorge De Leon, R (6.1) ERA: 4.05	0.2	H	2	0	0	0	0	0	0	0	0	0	0	3	5	0.00	0.000								
29 Tony Sipp, L (7.1) ERA: 3.06	2.0	H	6	0	0	0	2	0	0	0	0	0	0	19	23	0.00	0.000								
50 Chad Qualls, R (9.1) ERA: 3.33	1.0	S	3	0	0	0	1	0	0	0	0	0	0	6	9	0.00	0.000								

Houston Astros @ New York Mets  
Citi Field, Flushing, NY  
Fri Sep 26 2014, 7:13 PM - 10:21 PM EDT  
Att: 27,729 - Clear - 74 F

AB	32
R	1
H	5
RBI	1
BB	3
SO	10
LOB	14





Batter	1	2	3	4	5	6	7	8	9	AB	R	H	RBI	BB	SO	LOB	TOP					
19 Robbie Grossman, S (1.7) OBP: 0.337, SLG: 0.334	G6-3		K		G5-4-3 1B		L7			4	0	1	0	0	1	1	Houston Astros @ New York Mets Citi Field, Flushing, NY Sat Sep 27 2014, 7:12 PM - 10:11 PM EDT Att: 34,886 - Clear - 78 F					
27 Jose Altuve, R (1.4) OBP: 0.376, SLG: 0.451	P3		G6-3		G5-4-3 1-2		F9			4	0	0	0	0	0	2						
23 Chris Carter, R (1.3) OBP: 0.308, SLG: 0.491	K				G6-3		K		G5-3	4	0	0	0	0	2	0						
21 Dexter Fowler, S (1.8) OBP: 0.375, SLG: 0.399		G1-3			G6-3 30 PB 9 S		F9		F9	4	1	2	0	0	0	0						
15 Jason Castro, L (1.2) OBP: 0.286, SLG: 0.366		P6			P5				K	4	0	1	1	0	1	1						
9 Marwin Gonzalez, S (1.6) OBP: 0.327, SLG: 0.400					G6-3 30 PB				G6-3	3	0	2	0	1	0	0						
30 Matt Dominguez, R (1.5) OBP: 0.257, SLG: 0.330									F8	2	0	0	0	1	1	3						
66 Kevin Chapman, L (6.1) OBP: 0.285, SLG: 0.333										0	0	0	0	0	0	0						
55 Jose Veras, R (7.1) OBP: 0.286, SLG: 0.352										1	0	0	0	0	0	0						
8 Alex Presley, L (9. PH) OBP: 0.286, SLG: 0.352										0	0	0	0	0	0	0						
29 Tony Sipp, L (9.1) OBP: 0.281, SLG: 0.323										4	0	0	0	0	3	5						
44 Samuel Deduno, R (1.1) OBP: 0.200, SLG: 0.400										1	0	1	0	0	0	0						
21 Jon Singleton, L (5. PH) OBP: 0.285, SLG: 0.333										1	0	0	0	0	1	0						
58 Jake Buchanan, R (5.1) OBP: 0.302, SLG: 0.419										0	0	0	0	0	0	0						
3 Gregorio Petit, R (6.5) OBP: 0.302, SLG: 0.419										1	0	0	0	0	0	0						
<b>Inning Stats</b>	R: 0 E: 0 K: 1 S: 9	H: 0 LOB: 0 BB: 0 P: 13	R: 0 E: 0 K: 1 S: 8	H: 1 LOB: 1 BB: 0 P: 13	R: 0 E: 0 K: 1 S: 9	H: 1 LOB: 0 BB: 0 P: 13	R: 0 E: 0 K: 1 S: 11	H: 1 LOB: 3 BB: 2 P: 23	R: 0 E: 0 K: 1 S: 8	H: 1 LOB: 0 BB: 0 P: 12	R: 1 E: 0 K: 2 S: 20	H: 3 LOB: 2 BB: 0 P: 28	R: 0 E: 0 K: 0 S: 6	H: 0 LOB: 0 BB: 0 P: 10	R: 0 E: 0 K: 1 S: 10	H: 0 LOB: 0 BB: 0 P: 12	R: 0 E: 0 K: 1 S: 7	H: 0 LOB: 0 BB: 0 P: 11	1B: 4 2B: 3 3B: 0 HR: 0	SF: 0 SAC: 0 DP: 1 HBP: 0	WP: 0 PB: 1 SB: 1 CS: 0	PA: 35
<b>PITCHER</b>	IP WLS BF H R ER SO BB IBB HBP BLK WP HR S P ERA WHIP																					
50 Rafael Montero, R (1.1) ERA: 4.06	5.1		23	6	1	1	6	2	0	0	0	0	0	0	0	15	91	1.69	1.500			
44 Buddy Carlyle, R (6.1) ERA: 1.45	1.2		6	1	0	0	1	0	0	0	0	0	0	0	0	15	21	0.00	0.600			
27 Jeury Familia, R (8.1) ERA: 2.24	1.0		3	0	0	0	1	0	0	0	0	0	0	0	0	12	0.00	0.000				
58 Jenny Mejia, R (9.1) ERA: 3.69	1.0	W	3	0	0	0	1	0	0	0	0	0	0	0	7	11	0.00	0.000				

Batter	1	2	3	4	5	6	7	8	9	AB	R	H	RBI	BB	SO	LOB	BOTTOM			
6 Matthew den Dekker, L (1.8) OBP: 0.341, SLG: 0.311	G3		G4-3						F8	3	0	1	0	0	0	0	Houston Astros @ New York Mets Citi Field, Flushing, NY Sat Sep 27 2014, 7:12 PM - 10:11 PM EDT Att: 34,886 - Clear - 78 F			
29 Eric Campbell, R (9. PH) OBP: 0.324, SLG: 0.360			G4-3						F8	1	0	0	0	0	0	0				
22 Eric Young Jr., S (1.7) OBP: 0.300, SLG: 0.312	K2-3		G6-3						21 HR 3B	4	1	1	0	0	1	1				
28 Daniel Murphy, L (1.5) OBP: 0.331, SLG: 0.401	K				G1-3				F7	4	0	0	0	0	1	2				
21 Lucas Duda, L (1.3) OBP: 0.348, SLG: 0.473		F8			L8					4	1	1	2	0	0	0				
3 Curtis Granderson, L (1.9) OBP: 0.328, SLG: 0.391		G3			K					3	0	0	0	0	1	0				
4 Wilmer Flores, R (1.4) OBP: 0.283, SLG: 0.373					F9				P6	3	0	1	0	0	0	0				
20 Anthony Recker, R (1.2) OBP: 0.246, SLG: 0.374					G5-3				F7	2	0	0	0	1	0	0				
11 Rubén Tejada, R (1.6) OBP: 0.341, SLG: 0.299									F7	2	0	1	0	0	1	0				
44 Buddy Carlyle, L (6.1) OBP: 1.000, SLG: 1.000										0	0	0	0	0	0	0				
27 Jeury Familia, R (8.1) OBP: 0.667, SLG: 0.667										0	0	0	0	0	0	0				
53 Bobby Abreu, L (6. PH) OBP: 0.336, SLG: 0.336										1	0	0	0	0	0	0				
58 Jenny Mejia, R (9.1) OBP: 0.302, SLG: 0.419										0	0	0	0	0	0	0				
50 Rafael Montero, R (1.1) OBP: 0.200, SLG: 0.400										1	0	0	0	0	1	0				
70 Wilfredo Tovar, R (6.6) OBP: 0.302, SLG: 0.419										2	0	0	0	0	0	0				
<b>Inning Stats</b>	R: 0 E: 0 K: 2 S: 11	H: 0 LOB: 0 BB: 0 P: 15	R: 0 E: 0 K: 0 S: 10	H: 2 LOB: 2 BB: 1 P: 22	R: 0 E: 0 K: 1 S: 9	H: 0 LOB: 0 BB: 0 P: 13	R: 0 E: 0 K: 1 S: 7	H: 0 LOB: 0 BB: 0 P: 15	R: 0 E: 0 K: 0 S: 9	H: 1 LOB: 1 BB: 0 P: 13	R: 0 E: 0 K: 0 S: 8	H: 0 LOB: 0 BB: 0 P: 10	R: 0 E: 0 K: 0 S: 8	H: 0 LOB: 0 BB: 0 P: 14	R: 2 E: 0 K: 0 S: 6	H: 2 LOB: 0 BB: 0 P: 9	1B: 2 2B: 1 3B: 1 HR: 1	SF: 0 SAC: 0 DP: 0 HBP: 0	WP: 0 PB: 0 SB: 0 CS: 0	PA: 31
<b>PITCHER</b>	IP WLS BF H R ER SO BB IBB HBP BLK WP HR S P ERA WHIP																			
44 Samuel Deduno, R (1.1) ERA: 4.47	4.0		14	2	0	0	4	1	0	0	0	0	0	0	0	37	6.50	0.750		
58 Jake Buchanan, R (5.1) ERA: 4.58	1.2		6	1	0	0	1	0	0	0	0	0	0	0	6	8	0.00	0.000		
66 Kevin Chapman, L (6.1) ERA: 4.64	1.0	H	3	0	0	0	0	0	0	0	0	0	0	0	11	17	0.00	0.000		
55 Jose Veras, R (7.1) ERA: 4.5	1.1	H	4	0	0	0	0	0	0	0	0	0	0	0	6	9	27.00	3.000		
29 Tony Sipp, L (9.1) ERA: 3.38	0.2	L	4	2	2	2	0	0	0	0	0	0	0	0	1	6	9	27.00	3.000	



Batter	1	2	3	4	5	6	7	8	9	AB	R	H	RBI	BB	SO	LOB	TOP							
19 Robbie Grossman, S (1.7) OBP: 0.337, SLG: 0.333										4	0	1	0	0	0	2								
27 Jose Altuve, R (1.4) OBP: 0.377, SLG: 0.453										4	0	2	1	0	0	1								
8 Alex Presley, L (1.9) OBP: 0.281, SLG: 0.346										4	0	0	0	0	0	3								
21 Jon Singleton, L (1.3) OBP: 0.285, SLG: 0.335										4	1	1	0	0	0	0								
6 Jake Marisnick, R (1.8) OBP: 0.281, SLG: 0.326										4	1	1	0	0	3	1								
12 Max Stassi, R (1.2) OBP: 0.350, SLG: 0.450										4	0	2	2	0	1	0								
3 Gregorio Petit, R (1.5) (6.6)										4	1	1	0	0	1	2								
2 Jonathan Villar, S (1.6) OBP: 0.267, SLG: 0.354										2	0	0	0	1	1	2								
48 Mike Follynewicz, R (6.1) OBP: 0.299, SLG: 0.311										0	0	0	0	0	0	0								
67 Jorge De Leon, R (8.1) OBP: 0.299, SLG: 0.311										0	0	0	0	0	0	0								
0 L.J. Hoest, R (9. PH) OBP: 0.230, SLG: 0.287										1	0	0	0	0	0	0								
63 Nick Tropeano, R (1.1) OBP: 0.256, SLG: 0.330										1	0	0	0	1	0	2								
30 Matt Dominguez, R (6.5) OBP: 0.256, SLG: 0.330										1	0	0	0	0	0	0								
<b>Inning Stats</b>	R: 0 E: 0 K: 0 S: 8	H: 1 LOB: 0 BB: 0 P: 10	R: 1 E: 0 K: 1 S: 15	H: 2 LOB: 2 BB: 1 P: 22	R: 0 E: 0 K: 1 S: 6	H: 1 LOB: 1 BB: 0 P: 10	R: 0 E: 0 K: 1 S: 7	H: 0 LOB: 0 BB: 0 P: 11	R: 1 E: 0 K: 1 S: 15	H: 2 LOB: 2 BB: 1 P: 24	R: 1 E: 0 K: 1 S: 9	H: 2 LOB: 1 BB: 0 P: 13	R: 0 E: 0 K: 0 S: 6	H: 0 LOB: 0 BB: 0 P: 8	R: 0 E: 0 K: 1 S: 6	H: 0 LOB: 0 BB: 0 P: 10	R: 0 E: 0 K: 1 S: 7	H: 0 LOB: 0 BB: 0 P: 11	1B: 3 2B: 5 HR: 0	SF: 0 SAC: 0 DP: 1 HBP: 0	WP: 0 PB: 0 SB: 0 CS: 0	PA: 35		
<b>PITCHER</b>	IP WLS BF H R ER SO BB IBB HBP BLK WP HR S P ERA WHIP	IP WLS BF H R ER SO BB IBB HBP BLK WP HR S P ERA WHIP	IP WLS BF H R ER SO BB IBB HBP BLK WP HR S P ERA WHIP	IP WLS BF H R ER SO BB IBB HBP BLK WP HR S P ERA WHIP	IP WLS BF H R ER SO BB IBB HBP BLK WP HR S P ERA WHIP	IP WLS BF H R ER SO BB IBB HBP BLK WP HR S P ERA WHIP	IP WLS BF H R ER SO BB IBB HBP BLK WP HR S P ERA WHIP	IP WLS BF H R ER SO BB IBB HBP BLK WP HR S P ERA WHIP	IP WLS BF H R ER SO BB IBB HBP BLK WP HR S P ERA WHIP	IP WLS BF H R ER SO BB IBB HBP BLK WP HR S P ERA WHIP	IP WLS BF H R ER SO BB IBB HBP BLK WP HR S P ERA WHIP	IP WLS BF H R ER SO BB IBB HBP BLK WP HR S P ERA WHIP	IP WLS BF H R ER SO BB IBB HBP BLK WP HR S P ERA WHIP	IP WLS BF H R ER SO BB IBB HBP BLK WP HR S P ERA WHIP	IP WLS BF H R ER SO BB IBB HBP BLK WP HR S P ERA WHIP	IP WLS BF H R ER SO BB IBB HBP BLK WP HR S P ERA WHIP	IP WLS BF H R ER SO BB IBB HBP BLK WP HR S P ERA WHIP	IP WLS BF H R ER SO BB IBB HBP BLK WP HR S P ERA WHIP	IP WLS BF H R ER SO BB IBB HBP BLK WP HR S P ERA WHIP	IP WLS BF H R ER SO BB IBB HBP BLK WP HR S P ERA WHIP	IP WLS BF H R ER SO BB IBB HBP BLK WP HR S P ERA WHIP	IP WLS BF H R ER SO BB IBB HBP BLK WP HR S P ERA WHIP	IP WLS BF H R ER SO BB IBB HBP BLK WP HR S P ERA WHIP	IP WLS BF H R ER SO BB IBB HBP BLK WP HR S P ERA WHIP

Houston Astros @ New York Mets  
Citi Field, Flushing, NY  
Sun Sep 28 2014, 1:12 PM - 3:53 PM EDT  
Att: 34,897 - Partly Cloudy - 81 F

AB	33
R	3
H	8
RBI	3
BB	2
SO	6
LOB	13



Batter	1	2	3	4	5	6	7	8	9	AB	R	H	RBI	BB	SO	LOB	BOTTOM							
6 Matthew den Dekker, L (1.7) OBP: 0.345, SLG: 0.322										4	1	2	1	0	0	0								
53 Bobby Abreu, L (1.9) OBP: 0.342, SLG: 0.338										2	0	1	0	1	0	1								
22 Eric Young Jr., S (5. FR) OBP: 0.299, SLG: 0.311										1	1	0	0	0	0	0								
28 Daniel Murphy, L (1.5) OBP: 0.332, SLG: 0.403										2	2	1	1	1	0	2								
21 Lucas Duda, L (1.3) OBP: 0.349, SLG: 0.481										4	1	2	4	0	1	2								
3 Curtis Granderson, L (1.8) OBP: 0.326, SLG: 0.388										4	0	0	0	0	0	2								
4 Wilmer Flores, R (1.4) OBP: 0.286, SLG: 0.378										4	1	2	0	0	0	0								
11 Rubén Tejada, R (1.6) OBP: 0.342, SLG: 0.310										4	1	2	2	0	0	1								
36 Juan Centeno, L (1.2) OBP: 0.273, SLG: 0.200										3	1	0	0	1	0	1								
40 Bartolo Colon, R (1.1) OBP: 0.292, SLG: 0.346										1	0	0	0	0	0	0								
52 Carlos Torres, R (7. PH) OBP: 0.292, SLG: 0.346										0	0	0	0	0	0	0								
70 Wilfredo Tovar, R (7. PH) OBP: 0.292, SLG: 0.346										0	0	0	0	0	0	0								
27 Jeury Familia, R (8.1) OBP: 0.292, SLG: 0.346										0	0	0	0	0	0	0								
29 Eric Campbell, R (8. PH) OBP: 0.292, SLG: 0.346										0	0	0	0	0	0	0								
58 Jenny Mejia, R (9.1) OBP: 0.292, SLG: 0.346										0	0	0	0	0	0	0								
<b>Inning Stats</b>	R: 1 E: 0 K: 1 S: 10	H: 1 LOB: 0 BB: 0 P: 17	R: 0 E: 0 K: 0 S: 11	H: 1 LOB: 0 BB: 0 P: 16	R: 1 E: 0 K: 0 S: 10	H: 1 LOB: 1 BB: 2 P: 20	R: 0 E: 0 K: 0 S: 8	H: 1 LOB: 0 BB: 0 P: 13	R: 2 E: 0 K: 0 S: 12	H: 2 LOB: 2 BB: 1 P: 19	R: 0 E: 0 K: 0 S: 5	H: 0 LOB: 0 BB: 0 P: 8	R: 0 E: 0 K: 0 S: 8	H: 0 LOB: 0 BB: 0 P: 14	R: 4 E: 0 K: 0 S: 20	H: 4 LOB: 0 BB: 0 P: 30	R: 4 E: 0 K: 0 S: 20	H: 4 LOB: 0 BB: 0 P: 30	1B: 4 2B: 4 HR: 2	SF: 1 SAC: 1 DP: 0 HBP: 0	WP: 0 PB: 0 SB: 1 CS: 1	PA: 37		
<b>PITCHER</b>	IP WLS BF H R ER SO BB IBB HBP BLK WP HR S P ERA WHIP	IP WLS BF H R ER SO BB IBB HBP BLK WP HR S P ERA WHIP	IP WLS BF H R ER SO BB IBB HBP BLK WP HR S P ERA WHIP	IP WLS BF H R ER SO BB IBB HBP BLK WP HR S P ERA WHIP	IP WLS BF H R ER SO BB IBB HBP BLK WP HR S P ERA WHIP	IP WLS BF H R ER SO BB IBB HBP BLK WP HR S P ERA WHIP	IP WLS BF H R ER SO BB IBB HBP BLK WP HR S P ERA WHIP	IP WLS BF H R ER SO BB IBB HBP BLK WP HR S P ERA WHIP	IP WLS BF H R ER SO BB IBB HBP BLK WP HR S P ERA WHIP	IP WLS BF H R ER SO BB IBB HBP BLK WP HR S P ERA WHIP	IP WLS BF H R ER SO BB IBB HBP BLK WP HR S P ERA WHIP	IP WLS BF H R ER SO BB IBB HBP BLK WP HR S P ERA WHIP	IP WLS BF H R ER SO BB IBB HBP BLK WP HR S P ERA WHIP	IP WLS BF H R ER SO BB IBB HBP BLK WP HR S P ERA WHIP	IP WLS BF H R ER SO BB IBB HBP BLK WP HR S P ERA WHIP	IP WLS BF H R ER SO BB IBB HBP BLK WP HR S P ERA WHIP	IP WLS BF H R ER SO BB IBB HBP BLK WP HR S P ERA WHIP	IP WLS BF H R ER SO BB IBB HBP BLK WP HR S P ERA WHIP	IP WLS BF H R ER SO BB IBB HBP BLK WP HR S P ERA WHIP	IP WLS BF H R ER SO BB IBB HBP BLK WP HR S P ERA WHIP	IP WLS BF H R ER SO BB IBB HBP BLK WP HR S P ERA WHIP	IP WLS BF H R ER SO BB IBB HBP BLK WP HR S P ERA WHIP	IP WLS BF H R ER SO BB IBB HBP BLK WP HR S P ERA WHIP	IP WLS BF H R ER SO BB IBB HBP BLK WP HR S P ERA WHIP

Houston Astros @ New York Mets  
Citi Field, Flushing, NY  
Sun Sep 28 2014, 1:12 PM - 3:53 PM EDT  
Att: 34,897 - Partly Cloudy - 81 F

AB	31
R	8
H	10
RBI	8
BB	3
SO	1
LOB	9

