

# New York Mets - 2015





Batter	1	2	3	4	5	6	7	8	9	AB	R	H	RBI	BB	SO	LOB	TOP				
6 Matthew den Dekker, L OBP: 0.333, SLG: 0.200 77 Brandon Nimmo, L (6, PH)	F9		FC5-4 BB	K		G4-3			F8	2	0	0	0	1	1	0					
11 Rubén Tejada, R OBP: 0.400, SLG: 0.400	P3		FC5-4 29 HR			K		G5-3	G1-3	3	1	0	0	0	1	1					
29 Eric Campbell, R OBP: 0.714, SLG: 1.500 74 Danny Muno, S OBP: 0.333, SLG: 0.333	G6-3		HR			44 BB BB		G1-3	G4-3	3	1	1	2	1	0	0					
9 Kirk Nieuwenhuis, L OBP: 0.714, SLG: 0.714 19 Johnny Monell, L OBP: 0.500, SLG: 1.250		K	44 1B 1B			K		1B		3	1	1	0	0	2	1					
44 John Mayberry Jr., R OBP: 1.000, SLG: 2.500 30 Brandon Allen, L	HR		20 1B 1B			1B				2	1	2	1	1	0	0					
20 Anthony Recker, R OBP: 0.333, SLG: 0.333 22 Kevin Plawecki, R OBP: 0.200, SLG: 0.200	G5-3		1B			K			G1-3	3	0	1	1	0	1	2					
16 Alex Castellanos, R OBP: 0.200, SLG: 0.200	1B		F9			F8			K	4	0	1	0	0	1	2					
65 César Puello, R OBP: 0.429, SLG: 0.200	K		F9			2 G1-3 HBP			2E 1B	3	0	1	0	0	1	1					
70 Wilfredo Tovar, R OBP: 0.400, SLG: 0.250 2 Dilson Herrera, R (6, PH)	G4-3		P6			G1-3			L1	2	0	0	0	0	0	0					
										2	0	0	0	0	0	2					
<b>Inning Stats</b>	R: 0 E: 0 K: 0 S: 4	H: 0 LOB: 0 BB: 0 P: 4	R: 1 E: 0 K: 2 S: 10	H: 2 LOB: 1 BB: 0 P: 11	R: 3 E: 0 K: 0 S: 7	H: 4 LOB: 2 BB: 1 P: 13	R: 0 E: 0 K: 1 S: 5	H: 0 LOB: 0 BB: 0 P: 5	R: 0 E: 0 K: 3 S: 9	H: 0 LOB: 2 BB: 2 P: 17	R: 0 E: 0 K: 1 S: 6	H: 1 LOB: 1 BB: 0 P: 6	R: 0 E: 1 K: 1 S: 6	H: 1 LOB: 1 BB: 0 P: 6	R: 0 E: 0 K: 0 S: 3	H: 0 LOB: 0 BB: 0 P: 3	1B: 6 2B: 0 3B: 0 HR: 2	SF: 0 SAC: 0 DP: 0 HBP: 1	WP: 0 PB: 0 SB: 0 CS: 0	PA: 39	
<b>PITCHER</b>	IP WLS BF H R ER SO BB IBB HBP BLK WP HR S P ERA WHIP	2.0 8 2 1 1 2 0 0 0 0 0 1 14 15 4.50 1.000	1.0 8 4 3 3 0 1 0 0 0 0 1 7 13 27.00 5.000	1.0 3 0 0 0 1 0 0 0 0 0 0 5 5 0.00 0.000	1.0 5 0 0 0 3 2 0 0 0 0 0 9 17 0.00 2.000	1.0 4 0 0 0 0 0 0 1 0 0 0 3 4 0.00 0.000	1.0 W 4 1 0 0 1 0 0 0 0 0 0 6 6 0.00 1.000	1.0 H 4 1 0 0 1 0 0 0 0 0 0 6 6 0.00 1.000	1.0 S 3 0 0 0 0 0 0 0 0 0 0 3 3 0.00 0.000												

**New York Mets @ Washington Nationals**  
**Space Coast Stadium, Viera, FL**  
 Thu Mar 05 2015, 8:17 PM - 8:17 PM EST  
 Att: 5,346 - Partly Cloudy - 80 F

AB	35
R	4
H	8
RBI	4
BB	3
SO	8
LOB	11



Batter	1	2	3	4	5	6	7	8	9	AB	R	H	RBI	BB	SO	LOB	BOTTOM			
2 Denard Span, L OBP: 0.333, SLG: 0.333	G4-3		E4 11 G6-3	1B		F8	G3			2	0	0	1	0	0	1				
6 Anthony Rendon, R 63 Matt Skole, L	G4-3		L7	F8		K			K	3	0	0	0	0	5					
34 Bryce Harper, L 25 Clint Robinson, L OBP: 0.667, SLG: 0.667	G4-3		K			F8			18 HR 1B	2	0	0	0	0	1	2				
11 Ryan Zimmerman, R 18 Kila Ka'aihue, L OBP: 1.000, SLG: 2.000	L4		G6-3			F8			G3-6 1B	2	0	0	0	0	2					
40 Wilson Ramos, R 48 Dan Butler, R 70 Pedro Severino, R	K			K		F8			HR	2	0	0	0	0	2					
20 Ian Desmond, R 16 Emmanuel Burriss, S	K			K		P6			K2-3	2	0	0	0	0	2					
33 Mike Carp, L 10 Ian Stewart, L OBP: 1.000, SLG: 1.000			12 2B HBP	12 2B 17 1B		1B			1 BB 23 1B	1	2	1	0	0	0	0				
12 Tyler Moore, R 23 Jeff Kobrnus, R OBP: 0.500, SLG: 0.500			19 1B 2E	17 1B		K			17 G3 1 BB	2	1	2	1	0	0	0				
19 Kevin Frandsen, R 1 Wilmer Difo, S			11 G6-3 2E	17 1B		1B			17 G3	1	0	1	0	1	0	0				
<b>Inning Stats</b>	R: 0 E: 0 K: 0 S: 3	H: 0 LOB: 0 BB: 0 P: 3	R: 0 E: 0 K: 2 S: 7	H: 0 LOB: 0 BB: 0 P: 7	R: 2 E: 1 K: 1 S: 8	H: 2 LOB: 2 BB: 0 P: 9	R: 1 E: 0 K: 2 S: 10	H: 3 LOB: 3 BB: 1 P: 14	R: 0 E: 0 K: 0 S: 3	H: 0 LOB: 1 BB: 1 P: 7	R: 0 E: 0 K: 2 S: 8	H: 1 LOB: 2 BB: 1 P: 12	R: 2 E: 0 K: 2 S: 13	H: 4 LOB: 3 BB: 1 P: 20	R: 0 E: 0 K: 1 S: 5	H: 1 LOB: 0 BB: 0 P: 5	1B: 8 2B: 2 3B: 0 HR: 1	SF: 0 SAC: 0 DP: 1 HBP: 1	WP: 0 PB: 0 SB: 0 CS: 0	PA: 40
<b>PITCHER</b>	IP WLS BF H R ER SO BB IBB HBP BLK WP HR S P ERA WHIP	2.0 6 2 2 2 1 0 0 0 0 0 0 8 9 18.00 2.000	1.0 7 2 2 2 1 0 0 0 0 0 0 8 9 18.00 2.000	0.2 H 5 2 1 1 2 1 0 0 0 0 0 8 12 13.50 4.500	1.1 H 6 1 0 0 0 1 0 0 0 0 0 5 9 0.00 1.500	1.0 H 5 1 0 0 2 1 0 0 0 0 0 8 12 0.00 2.000	1.0 L 8 4 2 2 2 1 0 0 0 0 0 13 20 18.00 5.000	1.0 3 1 0 0 1 0 0 0 0 0 0 5 5 0.00 1.000												

**New York Mets @ Washington Nationals**  
**Space Coast Stadium, Viera, FL**  
 Thu Mar 05 2015, 8:17 PM - 8:17 PM EST  
 Att: 5,346 - Partly Cloudy - 80 F

AB	35
R	5
H	11
RBI	5
BB	4
SO	10
LOB	21





Batter	1	2	3	4	5	6	7	8	9	AB	R	H	RBI	BB	SO	LOB	TOP								
12 Anthony Gose, L (1, 8) OBP: 0.667, SLG: 0.857 63 Wynnton Bernard, R (6, 8)										2	1	1	0	1	1	0	<p><b>Detroit Tigers @ New York Mets</b> Tradition Field, Port St. Lucie, FL Fri Mar 06 2015, 4:56 PM - 4:58 PM EST Att: 7,444 - Cloudy - 75 F</p> <p>livebaseballscores.com</p> <p>AB 33 R 4 H 6 RBI 4 BB 4 SO 7 LOB 18</p>								
1 Jose Iglesias, R (1, 6) OBP: 0.250, SLG: 0.250 26 Hernán Pérez, R (4, 6) OBP: 0.222, SLG: 0.125										2	1	1	1	0	0	0									
20 Rajai Davis, R (1, 7) OBP: 0.333, SLG: 0.250 18 Tyler Collins, L (6, 7)										2	0	1	1	1	0	0									
9 Nick Castellanos, R (1, 5) OBP: 0.286, SLG: 0.667 76 Jeffrey Marte, R (6, 5)										3	0	0	0	0	0	4									
74 Jordan Lennerton, L (1, 3) OBP: 0.333, SLG: 0.286 80 Aaron Westlake, L (6, 3) OBP: 0.500, SLG: 0.633										2	0	1	0	1	1	0									
50 Bryan Holaday, R (1, 2) OBP: 0.333, SLG: 0.400 70 Miguel Gonzalez, R (6, 2) OBP: 0.250, SLG: 0.250										2	0	0	1	0	1	1									
29 Daniel Fields, L (1, 10) OBP: 0.400, SLG: 0.556										4	0	0	0	0	1	4									
17 Andrew Romine, S (1, 4) 49 Dixon Machado, R (6, 6) OBP: 0.697, SLG: 0.890										3	1	0	0	0	2	1									
64 Xavier Avery, L (1, 9) OBP: 0.429, SLG: 0.333 19 Connor Harrell, R (7, 9)										3	0	1	0	0	0	0									
<b>Inning Stats</b>	R: 0 E: 0 K: 1 S: 5	H: 0 LOB: 0 BB: 0 P: 5	R: 0 E: 0 K: 2 S: 7	H: 0 LOB: 0 BB: 0 P: 7	R: 0 E: 0 K: 1 S: 5	H: 0 LOB: 0 BB: 0 P: 5	R: 2 E: 1 K: 1 S: 8	H: 2 LOB: 2 BB: 2 P: 16	R: 1 E: 1 K: 1 S: 7	H: 2 LOB: 2 BB: 1 P: 11	R: 0 E: 0 K: 1 S: 6	H: 1 LOB: 1 BB: 0 P: 6	R: 0 E: 0 K: 0 S: 3	H: 0 LOB: 0 BB: 0 P: 3	R: 1 E: 0 K: 0 S: 4	H: 1 LOB: 1 BB: 1 P: 10		R: 0 E: 0 K: 0 S: 4	H: 0 LOB: 2 BB: 0 P: 5	1B: 6 2B: 0 3B: 0 HR: 0	SF: 1 SAC: 0 DP: 0 HBP: 1	WP: 2 PB: 1 SB: 1 CS: 0	PA: 39		
<b>PITCHER</b>	IP	WLS	BF	H	R	ER	SO	BB	IBB	HBP	BLK	WP	HR	S	P	ERA	WHIP								
33 Matt Harvey, R (1, 1) ERA: 9.0	2.0		6	0	0	0	3	0	0	0	0	0	0	12	21	0.00	0.000								
34 Noah Syndergaard, R (3, 1) ERA: 9.0	2.0		10	2	2	2	2	2	0	0	0	0	0	13	21	9.00	3.000								
27 Jeury Familia, R (5, 1) ERA:	1.0		6	2	1	0	1	1	0	0	0	0	0	7	11	0.00	2.000								
58 Jenny Mejia, R (6, 1) ERA:	1.0		4	1	0	0	1	0	0	0	0	0	0	6	6	0.00	1.000								
56 Scott Rice, L (7, 1) ERA:	1.0		3	0	0	0	0	0	0	0	0	0	0	3	3	0.00	0.000								
38 Vic Black, R (8, 1) ERA: 9.0	1.0	B	5	1	1	1	0	1	0	0	0	0	0	4	5	9.00	2.000								
52 Carlos Torres, R (9, 1) ERA:	1.0	W	5	0	0	0	0	0	0	1	0	0	0	4	5	0.00	0.000								

Batter	1	2	3	4	5	6	7	8	9	AB	R	H	RBI	BB	SO	LOB	BOTTOM									
12 Juan Lagares, R (1, 8) OBP: 0.667, SLG: 0.750 16 Alex Castellanos, R (5, PR) OBP: 0.333, SLG: 0.200										2	1	1	0	1	0	0	<p><b>Detroit Tigers @ New York Mets</b> Tradition Field, Port St. Lucie, FL Fri Mar 06 2015, 4:56 PM - 4:58 PM EST Att: 7,444 - Cloudy - 75 F</p> <p>livebaseballscores.com</p> <p>AB 28 R 5 H 9 RBI 4 BB 4 SO 4 LOB 15</p>									
30 Brandon Allen, L (7, PR) OBP: 0.375, SLG: 0.429										2	0	1	1	0	1	0										
3 Curtis Granderson, L (1, 9) OBP: 0.500, SLG: 0.500 6 Matthew den Dekker, L (5, 9)										2	0	0	0	0	1	1										
5 David Wright, R (1, 5) 74 Danny Muno, S (5, 5) OBP: 0.600, SLG: 0.500										1	0	0	0	1	0	0										
23 Michael Cuddyer, R (1, 3) 29 Eric Campbell, R (5, 3) OBP: 0.697, SLG: 1.200										1	0	0	0	1	0	0										
28 Daniel Murphy, L (1, 4) 11 Rubén Tejada, R (3, 4)										0	0	0	0	0	0	0										
7 Travis d'Amaud, R (1, 2) 71 Xorge Carrillo, R (7, PH) OBP: 0.500, SLG: 0.500										2	0	0	0	0	0	2										
44 John Mayberry Jr., R (1, 7) OBP: 0.333, SLG: 0.500 65 César Puello, R (7, PR) OBP: 0.375, SLG: 0.167										2	0	1	0	1	0	2										
4 Wilmer Flores, R (1, 6) OBP: 0.667, SLG: 0.800 55 Matt Reynolds, R (8, 6) OBP: 0.500, SLG: 1.000										3	0	2	0	0	0	2										
20 Anthony Recker, R (1, 10) OBP: 0.167, SLG: 0.167										3	0	0	0	0	4	4										
<b>Inning Stats</b>	R: 0 E: 0 K: 2 S: 7	H: 0 LOB: 0 BB: 0 P: 7	R: 0 E: 0 K: 0 S: 3	H: 0 LOB: 1 BB: 1 P: 8	R: 1 E: 0 K: 0 S: 4	H: 2 LOB: 0 BB: 0 P: 5	R: 0 E: 0 K: 0 S: 3	H: 0 LOB: 0 BB: 0 P: 3	R: 0 E: 0 K: 0 S: 3	H: 2 LOB: 2 BB: 1 P: 8	R: 0 E: 0 K: 1 S: 5	H: 1 LOB: 1 BB: 0 P: 6	R: 3 E: 0 K: 0 S: 5	H: 3 LOB: 2 BB: 2 P: 14	R: 0 E: 0 K: 1 S: 5	H: 0 LOB: 0 BB: 0 P: 5	R: 1 E: 0 K: 0 S: 3	H: 1 LOB: 0 BB: 0 P: 5	1B: 7 2B: 1 3B: 0 HR: 1	SF: 0 SAC: 0 DP: 4 HBP: 3	WP: 1 PB: 0 SB: 0 CS: 0	PA: 36				
<b>PITCHER</b>	IP	WLS	BF	H	R	ER	SO	BB	IBB	HBP	BLK	WP	HR	S	P	ERA	WHIP									
14 David Price, L (1, 1) ERA:	2.0		7	2	1	1	0	1	0	0	0	1	0	7	8	4.50	1.000									
77 Tim Lincecum, R (3, 1) ERA:	2.0		7	2	1	1	0	1	0	0	0	1	0	7	8	4.50	1.000									
40 Josh Zeid, R (5, 1) ERA:	1.0	H	4	2	0	0	0	1	0	0	0	0	0	3	8	0.00	3.000									
68 Omar Duran, L (6, 1) ERA:	1.0	H	4	1	0	0	1	0	0	1	0	0	0	5	6	0.00	1.000									
39 Luke Putkonen, R (7, 1) ERA: 16.2	0.2	B	7	3	3	3	0	2	0	1	0	0	0	4	13	40.50	7.500									
56 Kyle Ryan, L (7, 1) ERA:	1.1		1	1	1	1	0	0	0	0	0	0	0	1	3	5	0.00	0.000								
75 Joe Mantiply, L (9, 1) ERA: 27.0	0.0	L	1	1	1	1	0	0	0	0	0	0	0	1	3	5	*	*								







Batter	1	2	3	4	5	6	7	8	9	AB	R	H	RBI	BB	SO	LOB	TOP								
12 Juan Lagares, R OBP: 0.500, SLG: 0.500 3 Jared King, S (5, PH) (5, 8)											2	0	0	0	0	2	1	<p><b>New York Mets @ Miami Marlins</b> Roger Dean Stadium, Jupiter, FL Sat Mar 07 2015, 4:22 PM - 4:26 PM EST Att. 4,191 - Overcast - 71 F</p>							
3 Curtis Granderson, L OBP: 0.500, SLG: 0.333 40 Aderlin Rodriguez, R OBP: 0.333, SLG: 0.333										1	0	0	0	1	0	0									
23 Michael Cuddeyer, R (1, 7) 74 Danny Muno, S OBP: 0.625, SLG: 0.571 (5, 5)										2	0	0	0	0	0	2									
30 Brandon Allen, L OBP: 0.364, SLG: 0.500 (5, 9)										4	2	1	3	1	1	0									
29 Eric Campbell, R OBP: 0.615, SLG: 0.889 (5, 7)										4	1	2	1	0	0	0									
9 Kirk Nieuwenhuis, L OBP: 0.343, SLG: 0.836 (1, 10)										4	0	1	0	0	1	3									
11 Rubén Tejada, R (1, 4) 72 Gavin Cecchini, R (6, 6)										3	0	0	0	0	0	2									
19 Johnny Monell, L OBP: 0.429, SLG: 0.857 71 Xorge Carrillo, R OBP: 0.687, SLG: 0.667 (7, 2)										3	0	1	0	0	0	0									
55 Matt Reynolds, R OBP: 0.500, SLG: 0.778 (6, 4)										1	0	1	0	1	0	1									
<b>Inning Stats</b>	R: 0 E: 0 K: 1 S: 5	H: 0 LOB: 0 BB: 0 P: 5	R: 0 E: 0 K: 0 S: 4	H: 1 LOB: 1 BB: 0 P: 4	R: 0 E: 0 K: 1 S: 6	H: 1 LOB: 2 BB: 1 P: 11	R: 0 E: 0 K: 1 S: 6	H: 1 LOB: 1 BB: 0 P: 6	R: 0 E: 0 K: 1 S: 5	H: 0 LOB: 0 BB: 0 P: 5	R: 3 E: 0 K: 0 S: 8	H: 3 LOB: 0 BB: 0 P: 10	R: 0 E: 0 K: 1 S: 5	H: 1 LOB: 0 BB: 0 P: 5	R: 4 E: 0 K: 1 S: 8	H: 3 LOB: 2 BB: 3 P: 20	R: 0 E: 0 K: 0 S: 3		H: 0 LOB: 0 BB: 0 P: 3	1B: 8 2B: 1 3B: 0 HR: 1	SF: 0 SAC: 0 DP: 1 HBP: 0	WP: 1 PB: 2 SB: 0 CS: 0	PA: 40		
<b>PITCHER</b>	IP	WLS	BF	H	R	ER	SO	BB	IBB	HBP	BLK	WP	HR	S	P	ERA	WHIP								
37 Henderson Alvarez III, R ERA: 4.05 45 Chris Naverson, L ERA: 27.0 56 Vin Mazzaro, R ERA: 27.0 22 Carter Capps, R ERA: 27.0 36 Sam Dyson, R ERA: 1.000	2.0		7	1	0	0	1	0	0	0	0	0	0	9	9	0.00	0.500								
66 Grant Dayton, L ERA: 40.5 70 Ryan Chaffee, R ERA:	0.2		7	3	4	3	1	2	0	0	0	0	0	7	15	40.50	7.500								
8.1	1.1	S	5	0	0	0	0	1	0	0	0	0	0	4	8	0.00	0.750								

Batter	1	2	3	4	5	6	7	8	9	AB	R	H	RBI	BB	SO	LOB	BOTTOM								
9 Dee Strange-Gordon, L OBP: 0.500, SLG: 0.333 32 Derek Dietrich, L (4, PH) (5, 4) (9, 3)										1	0	0	0	0	1	1	<p><b>New York Mets @ Miami Marlins</b> Roger Dean Stadium, Jupiter, FL Sat Mar 07 2015, 4:22 PM - 4:26 PM EST Att. 4,191 - Overcast - 71 F</p>								
21 Christian Yelich, L (1, 7) 28 Cole Gillespie, R OBP: 0.333, SLG: 0.500 (5, 7)										1	1	0	0	1	1	1									
27 Giancarlo Stanton, R OBP: 0.250, SLG: 0.250 26 Tyler Colvin, L OBP: 0.650, SLG: 0.750 78 Austin Wates, R (8, PH) (9, 9)										2	0	1	1	0	0	1									
14 Martin Prado, R OBP: 0.500, SLG: 0.333 12 Reid Brignac, L OBP: 0.500, SLG: 0.333 (8, 6) 80 Justin Bohn, R (8, PH) (9, 6)										2	0	1	1	0	0	1									
10 Jeff Baker, R OBP: 0.200, SLG: 0.200 48 Justin Bour, L OBP: 0.500, SLG: 0.400 84 Avery Romero, R (8, PH) (9, 4)										2	0	0	0	0	0	2									
51 Ichiro Suzuki, L OBP: 0.200, SLG: 0.200 71 Kenny Wilson, R OBP: 0.500, SLG: 0.667 (4, FR) (5, 8)										2	0	1	0	0	0	0									
39 Jarrod Saltalamacchia, R (1, 2) 20 J.T. Realmuto, R OBP: 0.250, SLG: 0.250 (5, 2)										2	0	0	0	0	2	1									
5 Reed Johnson, R OBP: 0.429, SLG: 0.333 81 Viosergy Rosa, L (7, PH) (8, 10)										2	1	1	0	1	1	1									
19 Miguel Rojas, R (1, 6) 29 Scott Sizemore, R OBP: 1.000, SLG: 1.000 (8, 6) (8, 5)										1	0	1	0	0	0	0									
<b>Inning Stats</b>	R: 0 E: 0 K: 1 S: 5	H: 0 LOB: 1 BB: 0 P: 6	R: 0 E: 0 K: 1 S: 5	H: 0 LOB: 0 BB: 0 P: 5	R: 2 E: 0 K: 1 S: 7	H: 2 LOB: 2 BB: 2 P: 15	R: 0 E: 0 K: 1 S: 7	H: 2 LOB: 2 BB: 0 P: 7	R: 0 E: 0 K: 0 S: 3	H: 0 LOB: 0 BB: 0 P: 3	R: 0 E: 0 K: 1 S: 6	H: 1 LOB: 1 BB: 0 P: 6	R: 6 E: 0 K: 1 S: 10	H: 4 LOB: 2 BB: 3 P: 24	R: 0 E: 0 K: 2 S: 8	H: 1 LOB: 1 BB: 0 P: 8		1B: 8 2B: 2 3B: 0 HR: 0	SF: 0 SAC: 0 DP: 0 HBP: 1	WP: 2 PB: 0 SB: 4 CS: 0	PA: 41				
<b>PITCHER</b>	IP	WLS	BF	H	R	ER	SO	BB	IBB	HBP	BLK	WP	HR	S	P	ERA	WHIP								
32 Steven Matz, L ERA: 13.5 35 Dillon Gee, R ERA: 3.96 51 Jack Leathersich, L ERA: 33.75 73 Jon Velasquez, R ERA: 3.38	2.0		7	0	0	0	2	0	0	0	0	0	0	12	20	13.50	4.500								
68 Dario Alvarez, L ERA:	1.0		4	1	0	0	2	0	0	0	0	0	0	3	15	135.00	15.000								
8.1	1.0	L	6	2	5	5	0	3	0	0	0	2	0	7	9	13.50	3.000								

AB 36  
R 7  
H 10  
RBI 6  
BB 4  
SO 6  
LOB 11



AB 35  
R 8  
H 10  
RBI 7  
BB 5  
SO 8  
LOB 21






Batter	1	2	3	4	5	6	7	8	9	AB	R	H	RBI	BB	SO	LOB	TOP																		
26 Brock Holt, L OBP: 0.714, SLG: 0.500 66 Reed Gragnani, S (7.4) (8.5)	K		2 1B 73 BB 1B		2 HR BB		73 G4-3 61 WP BB	L7		2	3	1	0	2	1	0	2 3 1 0 2 1 0 1 0 0 0 0 0 2																		
2 Xander Bogaerts, R OBP: 0.500, SLG: 1.125 64 Deven Marrero, R (1.6) (6.6)	L6		73 BB 29 BB 1B		3-2 1-2 HR		K			3	1	2	4	0	0	0	3 1 2 4 0 0 0 1 0 0 0 1 1 1																		
29 Daniel Nava, S OBP: 0.500, SLG: 0.429 76 Blake Tekotte, L (7, PR) (7.9) (8.8)	G5-3		73 BB 1-2 BB		0-0 F8		61 WP 73 G4-3 BB	K		2	0	0	0	2	0	0	2 0 0 0 2 0 0 1 0 0 0 0 1 3																		
73 Bryce Brentz, R OBP: 0.400, SLG: 0.571 75 Shannon Wickerson, R OBP: 1.000, SLG: 1.000 (1.7) (8.7)		G4-3	61 FC4 BB		0-0 G6-3		G4-3			3	0	0	1	1	0	2	3 0 0 1 1 0 2 1 0 1 0 0 0 0																		
61 Bryan LaHair, L OBP: 0.231, SLG: 0.091 87 David Chester, R (1.3) (9.3)	L9		1-2 2-3 3-H BB		0-0 G3-1					4	0	0	0	1	1	4	4 0 0 0 1 1 4 0 0 0 0 0 0 0																		
72 Luke Montz, R (1.10)	F7		1-2 BB		0-3 K		F8			4	0	0	0	1	1	3	4 0 0 0 1 1 3																		
25 Jackie Bradley Jr., L OBP: 0.500, SLG: 0.500 75 Kevin Heller, R (1.8) (8.9)			G6-3		0-0 F9		F7			3	0	0	0	1	0	1	3 0 0 0 1 0 1 1 0 0 0 0 0 1																		
7 Christian Vázquez, R OBP: 0.167, SLG: 0.167 71 Blake Swihart, S OBP: 0.500, SLG: 1.000 (1.2) (6.2)	G6-3		G6-3		0-0 G5-3		F8			3	0	0	0	0	0	1	3 0 0 0 0 0 1 1 0 0 0 0 0 1																		
30 Jemile Weeks, S OBP: 0.400, SLG: 0.500 Wendell Rijo, R (1.5) (8.4)			26 1B 2 1B 1B		4-0 2 S HR BB		F9			2	2	1	0	1	0	1	2 2 1 0 1 0 1 0 0 0 0 0 0 0																		
<b>Inning Stats</b>	R: 0 E: 0 K: 1 S: 5	H: 0 LOB: 0 BB: 0 P: 5	R: 0 E: 0 K: 0 S: 3	H: 0 LOB: 0 BB: 0 P: 3	R: 2 E: 0 K: 0 S: 6	H: 3 LOB: 3 BB: 2 P: 14	R: 0 E: 0 K: 1 S: 5	H: 0 LOB: 0 BB: 0 P: 5	R: 3 E: 0 K: 0 S: 6	H: 1 LOB: 1 BB: 2 P: 17	R: 0 E: 0 K: 0 S: 3	H: 0 LOB: 1 BB: 1 P: 7	R: 1 E: 0 K: 1 S: 5	H: 0 LOB: 2 BB: 3 P: 17	R: 0 E: 0 K: 1 S: 5	H: 0 LOB: 3 BB: 2 P: 15	R: 0 E: 0 K: 1 S: 6	H: 1 LOB: 1 BB: 0 P: 6	1B: 4 2B: 0 3B: 0 HR: 1	SF: 0 SAC: 0 DP: 0 HBP: 1	WP: 2 PB: 0 SB: 4 CS: 0	PA: 43													
<b>PITCHER</b>	IP	WLS	BF	H	R	ER	SO	BB	IBB	HBP	BLK	WP	HR	S	P	ERA	WHIP	<b>PITCHER</b>	IP	WLS	BF	H	R	ER	SO	BB	IBB	HBP	BLK	WP	HR	S	P	ERA	WHIP
49 Jonathon Niese, L ERA: 6.75 75 Tyler Pill, R ERA: 22.5 67 Hansel Robles, R ERA: 22.5 47 Cory Mazzoni, R ERA: 9.0 64 Alkeel Morris, R ERA: 4.5	2.2		12	3	2	2	1	1	0	0	0	0	0	13	17	6.75	1.500	80 Cody Satterwhite, R ERA: 5.4 63 Gabriel Ynoa, R ERA: 5.4	1.0		6	0	0	0	1	2	0	1	0	1	0	5	15	0.00	2.000

**Boston Red Sox @ New York Mets**  
Tradition Field, Port St. Lucie, FL  
Sun Mar 08 2015, 4:23 PM - 4:27 PM EDT  
Att: 7,733 - Sunny - 73 F


AB 32  
R 6  
H 5  
RBI 5  
BB 10  
SO 5  
LOB 20



Batter	1	2	3	4	5	6	7	8	9	AB	R	H	RBI	BB	SO	LOB	BOTTOM																				
12 Juan Lagares, R OBP: 0.500, SLG: 0.500 (1.8)	5 1B 1B		F8		G5-3		65 G5-4-3 1B			4	0	2	1	0	0	0	4 0 2 1 0 0 0																				
3 Curtis Granderson, L OBP: 0.429, SLG: 0.500 65 César Puello, R OBP: 0.385, SLG: 0.273 (1.9) (6.9)	K		F9		2B		G5-4-3			3	0	1	0	0	1	1	3 0 1 0 0 1 1 1 0 0 0 0 0 2																				
5 David Wright, R OBP: 0.250, SLG: 0.375 74 Danny Muno, S OBP: 0.667, SLG: 0.625 (1.5) (6.5)	23 G5-4-3 1B		G4-3		L5		30 G6-3 1B			3	0	1	0	0	0	1	3 0 1 0 0 0 1 1 0 1 0 0 0 0																				
23 Michael Cuddyer, R (1.3)	G5-4-3		K2-3		F9		G6-3			3	0	0	0	0	1	2	3 0 0 0 0 1 2 1 0 0 0 0 0 1																				
30 Brandon Allen, L OBP: 0.333, SLG: 0.444 (7.3)			4 WP 4 FC5-4 1B		G3-1		K			4	2	3	0	0	0	0	4 2 3 0 0 0 0																				
9 Kirk Nieuwenhuis, L OBP: 0.600, SLG: 0.733 (1.7)		4 E 2B			7 1B FC5-4 1B		G6-3			2	0	1	0	0	1	1	2 0 1 0 0 1 1 2 0 0 0 0 2 1																				
7 Travis d'Arnaud, R OBP: 0.091, SLG: 0.091 20 Anthony Recker, R OBP: 0.100, SLG: 0.100 (1.2) (5.2)	K2-3		4 FC5-4 1B		K		K			2	0	1	0	0	1	1	2 0 1 0 0 1 1 2 0 0 0 0 2 1																				
4 Wilmer Flores, R OBP: 0.500, SLG: 0.545 72 Gavin Cecchini, R (1.6) (8.6)	E4 1B		FC5-4 1B		F7		G6-3			3	0	1	1	0	0	1	3 0 1 1 0 0 1 1 0 0 0 0 0 0																				
19 Johnny Monell, L OBP: 0.364, SLG: 0.636 (1.10)	G5-3		G3		G3		P5			4	1	1	0	0	2	2	4 1 1 0 0 0 2																				
70 Wilfredo Tovar, R OBP: 0.300, SLG: 0.222 (1.4)	F9		K		K		K			4	0	1	0	0	2	1	4 0 1 0 0 2 1																				
<b>Inning Stats</b>	R: 0 E: 0 K: 1 S: 6	H: 2 LOB: 1 BB: 0 P: 6	R: 1 E: 1 K: 1 S: 7	H: 2 LOB: 1 BB: 0 P: 7	R: 0 E: 0 K: 0 S: 3	H: 0 LOB: 0 BB: 0 P: 3	R: 1 E: 0 K: 1 S: 7	H: 2 LOB: 1 BB: 0 P: 8	R: 0 E: 0 K: 1 S: 6	H: 1 LOB: 1 BB: 0 P: 6	R: 0 E: 0 K: 1 S: 5	H: 0 LOB: 0 BB: 0 P: 5	R: 1 E: 0 K: 0 S: 5	H: 3 LOB: 1 BB: 0 P: 5	R: 0 E: 0 K: 1 S: 6	H: 2 LOB: 1 BB: 0 P: 6	R: 0 E: 0 K: 1 S: 5	H: 0 LOB: 0 BB: 0 P: 5	1B: 10 2B: 2 3B: 0 HR: 0	SF: 0 SAC: 0 DP: 3 HBP: 0	WP: 1 PB: 0 SB: 0 CS: 0	PA: 36															
<b>PITCHER</b>	IP	WLS	BF	H	R	ER	SO	BB	IBB	HBP	BLK	WP	HR	S	P	ERA	WHIP	<b>PITCHER</b>	IP	WLS	BF	H	R	ER	SO	BB	IBB	HBP	BLK	WP	HR	S	P	ERA	WHIP		
22 Rick Porcello, R ERA: 3.0 78 Brian Johnson, L ERA: 3.0 59 Tommy Layne, L ERA: 3.0 28 Robbie Ross Jr., L ERA: 9.0 74 Keith Couch, R ERA: 3.0	3.0		12	4	1	0	2	0	0	0	0	0	1	0	13	14	4.50	1.500	22 Rick Porcello, R ERA: 3.0 78 Brian Johnson, L ERA: 3.0 59 Tommy Layne, L ERA: 3.0 28 Robbie Ross Jr., L ERA: 9.0 74 Keith Couch, R ERA: 3.0	3.0	W	9	3	1	1	2	0	0	0	0	0	1	0	13	14	4.50	1.500

**Boston Red Sox @ New York Mets**  
Tradition Field, Port St. Lucie, FL  
Sun Mar 08 2015, 4:23 PM - 4:27 PM EDT  
Att: 7,733 - Sunny - 73 F

AB 36  
R 3  
H 12  
RBI 2  
BB 0  
SO 7  
LOB 13









Batter	1	2	3	4	5	6	7	8	9	AB	R	H	RBI	BB	SO	LOB	TOP					
12 Juan Lagares, R OBP: 0.400, SLG: 0.385 74 Danny Muno, S OBP: 0.700, SLG: 0.625										3	0	0	0	0	2	2	<b>New York Mets @ Atlanta Braves</b> Champion Stadium, Lake Buena Vista, FL Tue Mar 10 2015, 1:09 PM - 3:35 PM EDT Att: 6,336 - Partly Cloudy - 82 F					
9 Kirk Nieuwenhuis, L OBP: 0.579, SLG: 0.647										2	1	0	0	2	0	2						
4 Wilmer Flores, R OBP: 0.467, SLG: 0.571 55 Matt Reynolds, R OBP: 0.538, SLG: 0.750										3	0	1	0	0	0	2						
44 John Mayberry Jr., R OBP: 0.647, SLG: 0.769										4	0	2	1	0	0	2						
7 Travis d'Arnaud, R OBP: 0.143, SLG: 0.143 20 Anthony Recker, R OBP: 0.091, SLG: 0.091										3	0	1	1	0	0	2						
29 Eric Campbell, R OBP: 0.526, SLG: 0.615										3	0	0	0	1	1	5						
16 Alex Castellanos, R OBP: 0.300, SLG: 0.333 6 Matthew den Dekker, L OBP: 0.412, SLG: 0.571										3	0	0	0	0	0	3						
65 César Puello, R OBP: 0.389, SLG: 0.313 30 Brandon Allen, L OBP: 0.286, SLG: 0.364										3	0	2	0	0	1	0						
2 Dilson Herrera, R OBP: 0.167, SLG: 0.091										4	0	1	0	0	2	1						
<b>Inning Stats</b>	R: 1 E: 1 K: 1 S: 7	H: 1 LOB: 2 BB: 1 P: 12	R: 0 E: 0 K: 2 S: 7	H: 0 LOB: 0 BB: 0 P: 7	R: 0 E: 0 K: 1 S: 5	H: 0 LOB: 0 BB: 1 P: 9	R: 0 E: 0 K: 0 S: 2	H: 0 LOB: 0 BB: 1 P: 6	R: 0 E: 0 K: 0 S: 4	H: 2 LOB: 1 BB: 0 P: 4	R: 1 E: 0 K: 1 S: 7	H: 2 LOB: 2 BB: 0 P: 7	R: 0 E: 0 K: 0 S: 4	H: 1 LOB: 1 BB: 1 P: 9	R: 0 E: 0 K: 0 S: 4	H: 2 LOB: 1 BB: 0 P: 4		R: 0 E: 0 K: 1 S: 5	H: 0 LOB: 0 BB: 0 P: 5	1B: 7 2B: 1 3B: 0 HR: 0	SF: 0 SAC: 0 DP: 3 HBP: 0	WP: 0 PB: 0 SB: 0 CS: 0
<b>PITCHER</b>	IP WLS BF H R ER SO BB IBB HBP BLK WP HR S P ERA WHIP																					
49 Julio Teheran, R ERA: 1.8 37 Eric Stults, L ERA: 1.8 46 Craig Kimbrel, R ERA: 1.8 57 Jose Veras, R ERA: 16.88 38 Aroldys Vizcaino, R ERA: 9.0	3.0 W 13 1 1 0 4 2 0 0 0 0 0 0 19 28 0.00 1.000	3.0 H 12 4 1 1 1 1 0 0 0 0 0 0 13 17 3.00 1.667	1.0 H 4 1 0 0 0 1 0 0 0 0 0 0 4 9 0.00 2.000	1.0 H 4 2 0 0 0 0 0 0 0 0 0 0 4 4 0.00 2.000	1.0 S 3 0 0 0 1 0 0 0 0 0 0 0 5 5 0.00 0.000																	
<b>Batter</b>	<b>1</b>	<b>2</b>	<b>3</b>	<b>4</b>	<b>5</b>	<b>6</b>	<b>7</b>	<b>8</b>	<b>9</b>	<b>AB</b>	<b>R</b>	<b>H</b>	<b>RBI</b>	<b>BB</b>	<b>SO</b>	<b>LOB</b>	<b>BOTTOM</b>					
83 Mallex Smith, L OBP: 0.400, SLG: 0.600										4	1	3	0	0	0	1	<b>New York Mets @ Atlanta Braves</b> Champion Stadium, Lake Buena Vista, FL Tue Mar 10 2015, 1:09 PM - 3:35 PM EDT Att: 6,336 - Partly Cloudy - 82 F					
11 Phil Gosselin, R OBP: 0.250, SLG: 0.200 81 Rio Ruiz, L										3	1	1	0	0	1	2						
5 Freddie Freeman, L OBP: 0.538, SLG: 1.182 14 Zoilo Almonte, S OBP: 0.313, SLG: 0.214										3	1	1	3	0	0	0						
15 A.J. Pierzynski, L OBP: 0.545, SLG: 0.375 71 José Yépez, R										2	0	0	0	1	0	0						
7 Jonny Gomes, R OBP: 0.214, SLG: 0.167										3	0	0	0	0	1	1						
1 Alberto Callaspo, S OBP: 0.133, SLG: 0.133 8 Jace Peterson, L OBP: 0.333, SLG: 0.500										3	0	1	0	0	0	1						
54 Joey Terdoslavich, S OBP: 0.438, SLG: 0.643										3	0	0	0	0	1	2						
8 Eury Pérez, R OBP: 0.400, SLG: 0.308										2	0	1	0	1	0	0						
61 Pedro Ciriaco, R OBP: 0.333, SLG: 0.600										3	0	1	0	0	1	1						
<b>Inning Stats</b>	R: 0 E: 0 K: 1 S: 5	H: 1 LOB: 0 BB: 0 P: 6	R: 0 E: 0 K: 0 S: 3	H: 0 LOB: 1 BB: 1 P: 7	R: 3 E: 0 K: 0 S: 7	H: 4 LOB: 0 BB: 0 P: 8	R: 0 E: 0 K: 0 S: 3	H: 1 LOB: 0 BB: 0 P: 3	R: 0 E: 0 K: 0 S: 4	H: 1 LOB: 1 BB: 0 P: 4	R: 0 E: 0 K: 1 S: 5	H: 0 LOB: 0 BB: 0 P: 5	R: 0 E: 0 K: 1 S: 4	H: 0 LOB: 0 BB: 1 P: 10	R: 0 E: 0 K: 1 S: 5	H: 1 LOB: 1 BB: 1 P: 9		1B: 7 2B: 0 3B: 0 HR: 1	SF: 0 SAC: 0 DP: 2 HBP: 0	WP: 0 PB: 0 SB: 1 CS: 2	PA: 31	
<b>PITCHER</b>	IP WLS BF H R ER SO BB IBB HBP BLK WP HR S P ERA WHIP																					
40 Bartolo Colon, R ERA: 5.4 43 Buddy Carlyle, R ERA: 68 Dario Alvarez, L ERA: 46 Zack Thornton, R ERA: 62 Erik Goeddel, R ERA:	3.0 L 13 5 3 3 0 0 0 0 0 0 0 0 7 7 9.00 2.000	2.0 7 2 0 0 0 0 0 0 0 0 0 0 7 7 0.00 1.000	1.0 3 0 0 0 1 0 0 0 0 0 0 0 5 5 0.00 0.000	1.0 3 0 0 0 1 1 0 0 0 0 0 0 4 10 0.00 1.000	1.0 4 1 0 0 1 1 0 0 0 0 0 0 5 9 0.00 2.000																	







Batter	1	2	3	4	5	6	7	8	9	AB	R	H	RBI	BB	SO	LOB	TOP			
15 Nate McLouth, L (1.10) OBP: 0.400, SLG: 0.400	0-3 K		0-0 3 BB 2B 1B		0-0 P6			0-0 17 G3 1 G3-4-3 1B	0-0 1 FC3-6 1B	3	1	1	0	0	1	0	<b>Washington Nationals @ New York Mets</b> Tradition Field, Port St. Lucie, FL Thu Mar 12 2015, 1:12 PM - 4:19 PM EDT Att: 5,680 - Partly Cloudy - 84 F			
41 Sandy León, S (8.10) OBP: 0.222, SLG: 0.222										2	0	2	0	0	0	0				
8 Danny Espinosa, S (1.6) OBP: 0.364, SLG: 0.667	0-0 G4-3		4-0 3 BB 1-2 2B BB			0-1 HR		0-0 G3-4-3	0-0 FC3-6	2	2	1	1	1	0	0				
1 Wilmer Difo, S (6.6) OBP: 0.467, SLG: 0.643								1-2	1-2	2	0	0	0	0	0	2				
3 Michael Taylor, R (1.8) OBP: 0.394, SLG: 0.727	0-3 K		0-0 1-H 2-H 2B					0-0 G3	0-3 K	3	0	1	2	0	2	0				
17 Derrick Robinson, S (6.8) OBP: 0.200, SLG: 0.143								2-3		2	0	0	0	0	1	2				
12 Tyler Moore, R (1.7) OBP: 0.471, SLG: 1.063		0-0 1B		0-0 59 G6-4-3 1B				0-0 F8	0-3 K	3	0	2	0	0	0	0				
23 Jeff Koburns, R (6.7) OBP: 0.200, SLG: 0.154										2	0	0	0	0	1	2				
33 Mike Carp, L (1.3) OBP: 0.462, SLG: 0.125	0-3 K		0-0 1B					4-0	4-0	2	0	0	0	1	1	2				
18 Kila Ka'aihue, L (6.3) OBP: 0.273, SLG: 0.500										0	1	0	0	1	0	0				
59 Jose Lobaton, S (1.2) OBP: 0.100, SLG: 0.200	0-3 K		0-0 63 BB 71 BB 66 BB 1B					0-0	0-0	3	0	0	0	0	1	3				
71 Steven Lerud, L (7.2) OBP: 0.800, SLG: 1.000				0-0 G6-4-3				0-0 F9	1-2	1	1	1	0	0	0	0				
10 Ian Stewart, L (1.5) OBP: 0.500, SLG: 0.300	0-3 K									3	1	1	0	0	1	1				
63 Matt Skole, L (7.5) OBP: 0.500, SLG: 0.800								0-0 7 PB 16 SH3-4 7 G6-3 1B	4-0	0	1	0	0	1	0	0				
16 Emmanuel Burriss, S (1.4) OBP: 0.091, SLG: 0.091										2	0	0	0	0	0	0				
66 Cutter Dykstra, R (7.4) OBP: 0.667, SLG: 0.833				0-0 G6-3				0-0 SH3-4	4-0	0	1	0	1	1	0	0				
7 Tony Gwynn Jr., L (1.9) OBP: 0.500, SLG: 0.455										1-2	2	0	0	0	0	0				
25 Clint Robinson, L (7.9) OBP: 0.500, SLG: 0.846				0-0 G4-3				1-0 G6-3	0-0	3	0	0	1	0	0	0				
										1-2	2	0	0	0	0	0				
										0-0	1	1	4	0	0	0				
<b>Inning Stats</b>	R: 0 E: 0 K: 2 S: 7	H: 0 LOB: 0 BB: 0 P: 7	R: 0 E: 0 K: 3 S: 10	H: 1 LOB: 1 BB: 0 P: 10	R: 2 E: 0 K: 0 S: 4	H: 2 LOB: 1 BB: 1 P: 8	R: 0 E: 0 K: 0 S: 3	H: 1 LOB: 0 BB: 0 P: 3	R: 1 E: 0 K: 1 S: 4	H: 1 LOB: 0 BB: 0 P: 5	R: 0 E: 0 K: 0 S: 3	H: 0 LOB: 0 BB: 0 P: 3	R: 0 E: 0 K: 0 S: 4	H: 1 LOB: 1 BB: 3 P: 4	R: 5 E: 0 K: 2 S: 10	H: 3 LOB: 1 BB: 3 P: 22	1B: 7 2B: 1 3B: 0 HR: 2	SF: 0 SAC: 1 DP: 1 HBP: 0	WP: 0 PB: 1 SB: 0 CS: 0	PA: 40
<b>PITCHER</b>	IP WLS BF H R ER SO BB IBB HBP BLK WP HR S P ERA WHIP																			
48 Jacob deGrom, R (1.1) ERA: 4.5	3.0	12	3	2	2	5	1	0	0	0	0	0	0	0	1	14	19	6.00	1.333	
32 Steven Matz, L (4.1) ERA: 1.8	3.0	12	3	2	1	1	1	0	0	0	0	0	0	0	1	7	7	3.00	1.333	
79 Matt Bowman, R (7.1) ERA: 12.0	2.0	W 7	1	0	0	0	0	0	0	0	0	0	0	0	0	1	13	∞	∞	
68 Dario Álvarez, L (9.1) ERA: 3.0	1.0	5	2	1	1	2	0	0	0	0	0	0	0	1	9	9	9.00	2.000		

Batter	1	2	3	4	5	6	7	8	9	AB	R	H	RBI	BB	SO	LOB	BOTTOM			
12 Juan Lagares, R (1.8) OBP: 0.474, SLG: 0.529	0-0 P3									4	0	3	0	0	0	0	<b>Washington Nationals @ New York Mets</b> Tradition Field, Port St. Lucie, FL Thu Mar 12 2015, 1:12 PM - 4:19 PM EDT Att: 5,680 - Partly Cloudy - 84 F			
6 Matthew den Dekker, L (8.8) OBP: 0.429, SLG: 0.647		1-2 3 BB 1B								1	1	1	1	0	0	0				
3 Curtis Granderson, L (1.9) OBP: 0.417, SLG: 0.778	3-2	4-0								2	1	1	1	1	0	1				
16 Alex Castellanos, R (7.7) OBP: 0.289, SLG: 0.538	HR	1-2 2-3 5 FC6-4 BB								2	1	1	2	0	0	2				
5 David Wright, R (1.5) OBP: 0.303, SLG: 0.308	0-0	0-0 FC6-4								3	0	1	0	0	0	3				
74 Danny Muno, S (7.5) OBP: 0.615, SLG: 0.545	2B BB 23 1B 1B	1-2								2	0	0	0	0	0	3				
23 Michael Cuddyer, R (1.7) OBP: 0.250, SLG: 0.455	0-0									3	1	2	1	0	0	0				
65 César Puello, R (7.9) OBP: 0.400, SLG: 0.294	1-2 28 BB 1B									1	1	0	0	1	0	2				
28 Daniel Murphy, L (1.4) OBP: 0.333, SLG: 0.143	4-0									2	0	0	0	1	0	0				
70 Wilfredo Tovar, R (7.4) OBP: 0.429, SLG: 0.364	1-2 2-3 44 G6-4-3 BB									1	2	1	0	1	0	0				
44 John Mayberry Jr., R (1.10) OBP: 0.556, SLG: 0.625	0-0									3	0	0	0	0	1	3				
30 Brandon Allen, L (8.10) OBP: 0.250, SLG: 0.353	1-2									2	1	1	2	0	0	1				
4 Wilmer Flores, R (1.6) OBP: 0.421, SLG: 0.500		0-0 G5-3								4	0	1	1	0	0	0				
55 Matt Reynolds, R (6.1) OBP: 0.526, SLG: 0.667										1	1	1	1	0	0	0				
20 Anthony Recker, R (1.2) OBP: 0.143, SLG: 0.077										2	0	0	0	1	1	0				
19 Johnny Monell, L (7.2) OBP: 0.412, SLG: 0.625										2	1	1	1	0	0	1				
29 Eric Campbell, R (1.3) OBP: 0.478, SLG: 0.588										4	1	1	1	0	0	1				
										1B: 6 2B: 5 3B: 1 HR: 3	SF: 0 SAC: 0 DP: 1 HBP: 0	WP: 0 PB: 0 SB: 0 CS: 0	PA: 44							
<b>Inning Stats</b>	R: 1 E: 0 K: 0 S: 7	H: 3 LOB: 2 BB: 1 P: 14	R: 0 E: 0 K: 0 S: 4	H: 1 LOB: 2 BB: 2 P: 12	R: 1 E: 0 K: 0 S: 4	H: 1 LOB: 0 BB: 0 P: 4	R: 0 E: 0 K: 1 S: 6	H: 1 LOB: 1 BB: 0 P: 6	R: 0 E: 0 K: 0 S: 3	H: 0 LOB: 0 BB: 0 P: 3	R: 0 E: 1 K: 1 S: 5	H: 0 LOB: 2 BB: 0 P: 5	R: 0 E: 0 K: 0 S: 5	H: 1 LOB: 2 BB: 0 P: 5	R: 9 E: 0 K: 0 S: 11	H: 8 LOB: 1 BB: 2 P: 20	1B: 6 2B: 5 3B: 1 HR: 3	SF: 0 SAC: 0 DP: 1 HBP: 0	WP: 0 PB: 0 SB: 0 CS: 0	PA: 44
<b>PITCHER</b>	IP WLS BF H R ER SO BB IBB HBP BLK WP HR S P ERA WHIP																			
69 A.J. Cole, R (1.1) ERA: 4.5	1.2	10	4	1	1	0	2	0	0	0	0	0	0	0	1	5	9	6.75	1.500	
43 Evan Meek, R (2.1) ERA: 2.3	1.1	6	1	1	1	0	1	0	0	0	0	0	0	0	0	4	4	108.00	9.000	
44 Casey Janssen, R (4.1) ERA: 2.3	1.0	4	1	0	0	1	0	0	0	0	0	0	0	0	1	5	14	108.00	18.000	
29 Xavier Cedeño, L (5.1) ERA: 2.3	1.0	H 3	0	0	0	0	0	0	0	0	0	0	0	0	0	2	2	27.00	3.000	
30 Aaron Barrett, R (6.1) ERA: 2.3	1.0	H 3	0	0	0	1	0	0	0	0	0	0	0	0	0	5	5	0.00	0.000	
60 Matt Grace, L (7.1) ERA: 2.3	0.1	L 4	3	4	4	0	0	0	0	0	0	0	0	0	0	4	4	108.00	9.000	
45 Mitch Lively, R (8.1) ERA: 27.0	0.1	7	4	4	4	0	2	0	0	0	0	0	0	0	1	5	14	108.00	18.000	
62 Eric Fornataro, R (8.1) ERA: 23.14	0.1	2	1	1	1	0	0	0	0	0	0	0	0	0	0	2	2	27.00	3.000	
24 Brian Rauh, R (8.1) ERA: 23.14	0.1	2	1	1	1	0	0	0	0	0	0	0	0	0	2	2	27.00	3.000		





Batter	1	2	3	4	5	6	7	8	9	AB	R	H	RBI	BB	SO	LOB	TOP			
4 Eric Young Jr. S (1.8) OBP: 0.375, SLG: 0.421 83 Mallex Smith, L (6.8) OBP: 0.364, SLG: 0.545										4	0	1	0	0	0	1	<p><b>Atlanta Braves @ New York Mets</b> Tradition Field, Port St. Lucie, FL Fri Mar 13 2015, 1:12 PM - 4:25 PM EDT Att: 5,331 - Partly Cloudy - 80 F</p>			
11 Phil Gosselin, R (1.6) OBP: 0.304, SLG: 0.238 77 Daniel Castro, R (6.6) OBP: 0.429, SLG: 0.364										3	0	2	1	0	1	0				
8 Jace Peterson, L (1.4) OBP: 0.476, SLG: 0.444 70 José Peraza, R (6.4) OBP: 0.071, SLG: 0.071										3	0	1	0	0	1	2				
24 Kelly Johnson, L (1.3) OBP: 0.200, SLG: 0.286 85 Seth Loman, L (6.3) OBP: 0.400, SLG: 0.400										2	0	1	0	1	0	2				
26 Todd Cunningham, S (1.9) OBP: 0.304, SLG: 0.211 98 Joe Benson, R (6.9) OBP: 1.000, SLG: 1.000										3	0	0	0	0	1	4				
81 Rio Ruiz, L (1.5)										3	1	0	0	1	1	2				
34 John Buck, R (1.2) OBP: 0.536, SLG: 0.556 85 Chris O'Dowd, L (6.2) OBP: 0.333, SLG: 0.200										2	0	1	0	1	1	2				
8 Eury Pérez, R (1.7) OBP: 0.389, SLG: 0.313 95 Keith Curcio, L (6.7)										3	0	1	0	0	0	1				
79 Matt Kennelly, R (1.10) OBP: 0.250, SLG: 0.250 71 José Yépez, R (9, PH)										3	1	1	0	0	0	2				
<b>Inning Stats</b>	R: 0 E: 0 K: 0 S: 4	H: 2 LOB: 1 BB: 0 P: 4	R: 0 E: 0 K: 1 S: 5	H: 0 LOB: 1 BB: 1 P: 9	R: 0 E: 0 K: 1 S: 5	H: 0 LOB: 0 BB: 0 P: 5	R: 0 E: 1 K: 2 S: 9	H: 1 LOB: 2 BB: 0 P: 9	R: 1 E: 0 K: 1 S: 8	H: 3 LOB: 3 BB: 1 P: 13	R: 0 E: 0 K: 0 S: 3	H: 1 LOB: 0 BB: 0 P: 3	R: 0 E: 0 K: 1 S: 6	H: 1 LOB: 1 BB: 0 P: 6	R: 0 E: 0 K: 0 S: 4	H: 1 LOB: 1 BB: 0 P: 4		1B: 11 2B: 0 3B: 0 HR: 0	SF: 0 SAC: 0 DP: 3 HBP: 0	WP: 0 PB: 0 SB: 0 CS: 0
<b>PITCHER</b>	IP WLS BF H R ER SO	IP WLS BF H R ER SO	IP WLS BF H R ER SO	IP WLS BF H R ER SO	IP WLS BF H R ER SO	IP WLS BF H R ER SO	IP WLS BF H R ER SO	IP WLS BF H R ER SO	IP WLS BF H R ER SO	IP WLS BF H R ER SO	IP WLS BF H R ER SO	IP WLS BF H R ER SO	IP WLS BF H R ER SO	IP WLS BF H R ER SO	IP WLS BF H R ER SO	IP WLS BF H R ER SO	ERA WHIP	ERA WHIP		

Batter	1	2	3	4	5	6	7	8	9	AB	R	H	RBI	BB	SO	LOB	BOTTOM			
3 Curtis Granderson, L (1.10) OBP: 0.500, SLG: 0.750 2 Dilson Herrera, R (6.10) OBP: 0.133, SLG: 0.071										3	2	2	1	1	0	2	<p><b>Atlanta Braves @ New York Mets</b> Tradition Field, Port St. Lucie, FL Fri Mar 13 2015, 1:12 PM - 4:25 PM EDT Att: 5,331 - Partly Cloudy - 80 F</p>			
4 Wilmer Flores, R (1.6) OBP: 0.476, SLG: 0.727 72 Gavin Cecchini, R (7.6) OBP: 0.429, SLG: 0.400										4	3	3	3	0	0	1				
5 David Wright, R (1.5) OBP: 0.315, SLG: 0.333 74 Danny Muno, S (5.5) OBP: 0.533, SLG: 0.462										2	2	1	1	1	0	0				
9 Kirk Nieuwenhuis, L (1.9) OBP: 0.517, SLG: 0.660										4	0	1	2	1	0	2				
44 John Maberry Jr., R (1.7) OBP: 0.522, SLG: 0.632 65 César Puello, R (5.9) OBP: 0.429, SLG: 0.294 16 Alex Castellanos, R (7, PH) OBP: 0.287, SLG: 0.500										3	1	1	1	0	1	0				
7 Travis d'Arnaud, R (1.2) OBP: 0.150, SLG: 0.200 19 Johnny Monell, L (5.2) OBP: 0.421, SLG: 0.611 71 Xorge Carrillo, R (9.2) OBP: 0.697, SLG: 0.667										3	1	1	2	0	0	0				
29 Eric Campbell, R (1.3) OBP: 0.462, SLG: 0.690 30 Brandon Allen, L (5.3) OBP: 0.227, SLG: 0.316										3	0	1	0	0	2	1				
6 Matthew den Dekker, L (1.8) OBP: 0.462, SLG: 0.579										2	1	0	0	3	1	1				
11 Rubén Tejada, R (1.4) OBP: 0.333, SLG: 0.421 70 Wilfredo Tovar, R (7.4) OBP: 0.400, SLG: 0.333										3	1	2	2	1	0	0				
<b>Inning Stats</b>	R: 5 E: 0 K: 1 S: 10	H: 4 LOB: 2 BB: 3 P: 23	R: 2 E: 1 K: 0 S: 5	H: 2 LOB: 0 BB: 0 P: 5	R: 4 E: 0 K: 1 S: 9	H: 3 LOB: 0 BB: 1 P: 14	R: 0 E: 0 K: 1 S: 6	H: 1 LOB: 1 BB: 0 P: 6	R: 0 E: 0 K: 1 S: 5	H: 1 LOB: 3 BB: 4 P: 21	R: 1 E: 0 K: 2 S: 9	H: 1 LOB: 1 BB: 1 P: 13	R: 0 E: 0 K: 1 S: 5	H: 0 LOB: 0 BB: 0 P: 5	R: 0 E: 0 K: 1 S: 5	R: 0 E: 0 K: 1 S: 5		1B: 6 2B: 7 3B: 0 HR: 1	SF: 0 SAC: 0 DP: 1 HBP: 0	WP: 3 PB: 0 SB: 0 CS: 0
<b>PITCHER</b>	IP WLS BF H R ER SO	IP WLS BF H R ER SO	IP WLS BF H R ER SO	IP WLS BF H R ER SO	IP WLS BF H R ER SO	IP WLS BF H R ER SO	IP WLS BF H R ER SO	IP WLS BF H R ER SO	IP WLS BF H R ER SO	IP WLS BF H R ER SO	IP WLS BF H R ER SO	IP WLS BF H R ER SO	IP WLS BF H R ER SO	IP WLS BF H R ER SO	IP WLS BF H R ER SO	IP WLS BF H R ER SO	ERA WHIP	ERA WHIP		

AB 36  
R 2  
H 11  
RBI 1  
BB 3  
SO 6  
LOB 20



AB 36  
R 13  
H 13  
RBI 12  
BB 9  
SO 8  
LOB 17









Batter	1	2	3	4	5	6	7	8	9	AB	R	H	RBI	BB	SO	LOB	TOP										
28 Daniel Murphy, L OBP: 0.235, SLG: 0.200 70 Wilfredo Tovar, R OBP: 0.375, SLG: 0.308										4	0	0	0	0	0	3	<b>New York Mets @ Tampa Bay Rays</b> Charlotte Sports Park, Port Charlotte, FL Sun Mar 15 2015, 1:07 PM - 3:56 PM EDT Att: 6,363 - Sunny - 84 F										
4 Wilmer Flores, R OBP: 0.481, SLG: 0.731 55 Matt Reynolds, R OBP: 0.550, SLG: 0.684										4	0	2	0	0	0	0											
21 Lucas Duda, L OBP: 0.125, SLG: 0.125 29 Eric Campbell, R OBP: 0.462, SLG: 0.600										4	0	0	0	0	3	2											
7 Travis d'Arnaud, R OBP: 0.182, SLG: 0.227 22 Kevin Plawecki, R OBP: 0.400, SLG: 0.482										2	1	1	0	0	0	1											
9 Kirk Nieuwenhuis, L OBP: 0.545, SLG: 0.607										3	0	2	1	1	0	1											
16 Alex Castellanos, R OBP: 0.227, SLG: 0.429										4	1	0	1	0	0	4											
19 Johnny Monell, L OBP: 0.340, SLG: 0.708										4	1	2	1	0	2	1											
6 Matthew den Dekker, L OBP: 0.452, SLG: 0.522										3	0	1	1	1	1	2											
74 Danny Muno, S OBP: 0.524, SLG: 0.474										4	0	2	0	0	0	1											
<b>Inning Stats</b>	R: 0 E: 0 K: 0 S: 4	H: 1 LOB: 1 BB: 0 P: 4	R: 0 E: 0 K: 0 S: 3	H: 1 LOB: 1 BB: 1 P: 7	R: 0 E: 0 K: 1 S: 6	H: 2 LOB: 1 BB: 0 P: 6	R: 2 E: 0 K: 1 S: 8	H: 3 LOB: 1 BB: 0 P: 10	R: 0 E: 0 K: 1 S: 5	H: 0 LOB: 0 BB: 1 P: 6	R: 0 E: 0 K: 1 S: 5	H: 1 LOB: 1 BB: 1 P: 9	R: 1 E: 0 K: 1 S: 7	H: 2 LOB: 1 BB: 0 P: 8	R: 1 E: 0 K: 2 S: 10	H: 1 LOB: 0 BB: 0 P: 10		1B: 8 2B: 4 3B: 0 HR: 1	SF: 0 SAC: 0 DP: 3 HBP: 0	WP: 2 PB: 0 SB: 1 CS: 0	PA: 37						
<b>PITCHER</b>	IP	WLS	BF	H	R	ER	SO	BB	IBB	HBP	BLK	WP	HR	S	P	ERA	WHIP										
35 Matt Andriese, R ERA: 1.17	3.0	W	12	4	0	0	1	1	0	0	0	0	0	13	17	0.00	1.667										
56 Burch Smith, R ERA: 3.86	3.0	H	12	3	2	2	2	1	0	0	0	1	0	15	21	6.00	1.333										
84 Jim Miller, R ERA: 2.25	1.0		4	1	0	0	1	1	0	0	0	0	0	5	9	0.00	2.000										
71 Jordan Norberto, L ERA: 7.39	1.0		5	2	1	1	1	0	0	0	0	1	0	7	8	9.00	2.000										
49 Kirby Yates, R ERA: 7.39	1.0		4	1	1	1	2	0	0	0	0	0	1	10	10	9.00	1.000										

Batter	1	2	3	4	5	6	7	8	9	AB	R	H	RBI	BB	SO	LOB	BOTTOM											
7 David DeJesus, L OBP: 0.263, SLG: 0.235 65 Joey Butler, R OBP: 0.235, SLG: 0.471										2	2	1	0	1	0	2	<b>New York Mets @ Tampa Bay Rays</b> Charlotte Sports Park, Port Charlotte, FL Sun Mar 15 2015, 1:07 PM - 3:56 PM EDT Att: 6,363 - Sunny - 84 F											
2 Nick Franklin, S OBP: 0.304, SLG: 0.348 1 Tim Beckham, R OBP: 0.158, SLG: 0.111										3	2	2	1	0	0	1												
28 John Jaso, L OBP: 0.333, SLG: 0.471 68 Allan Dykstra, L OBP: 0.300, SLG: 0.700										2	0	1	2	0	1	2												
3 Evan Longoria, R OBP: 0.389, SLG: 0.438 61 Juan Francisco, L OBP: 0.333, SLG: 0.545										2	0	2	2	0	0	0												
21 James Loney, L OBP: 0.222, SLG: 0.278 27 Mikie Mahtook, R ERA: 10.39										3	0	1	1	0	1	3												
20 Steven Souza Jr., R OBP: 0.182, SLG: 0.333 30 Vince Belnome, L OBP: 0.500, SLG: 0.400										4	0	0	0	0	2	1												
83 Jake Elmore, R OBP: 0.250, SLG: 0.077 10 Alexi Casilla, S OBP: 0.286, SLG: 0.462										2	0	0	0	1	0	0												
64 Corey Brown, L OBP: 0.588, SLG: 1.000 69 Taylor Motter, R OBP: 0.154, SLG: 0.154										1	1	0	0	2	0	0												
60 Bobby Wilson, R OBP: 0.357, SLG: 0.182 19 Curt Casali, R OBP: 0.300, SLG: 0.222										1	0	0	0	1	0	0												
<b>Inning Stats</b>	R: 2 E: 0 K: 2 S: 10	H: 3 LOB: 1 BB: 0 P: 11	R: 3 E: 0 K: 1 S: 9	H: 4 LOB: 2 BB: 1 P: 13	R: 0 E: 0 K: 0 S: 2	H: 0 LOB: 1 BB: 2 P: 10	R: 1 E: 0 K: 1 S: 6	H: 1 LOB: 1 BB: 1 P: 11	R: 0 E: 0 K: 0 S: 3	H: 0 LOB: 0 BB: 0 P: 5	R: 2 E: 0 K: 3 S: 14	H: 2 LOB: 0 BB: 0 P: 14	R: 0 E: 0 K: 1 S: 5	H: 0 LOB: 1 BB: 1 P: 9	1B: 6 2B: 2 3B: 0 HR: 2	SF: 1 SAC: 0 DP: 1 HBP: 0		WP: 1 PB: 0 SB: 1 CS: 0	PA: 38									
<b>PITCHER</b>	IP	WLS	BF	H	R	ER	SO	BB	IBB	HBP	BLK	WP	HR	S	P	ERA	WHIP											
40 Bartolo Colon, R ERA: 4.15	2.0	L	14	7	5	5	3	1	0	0	0	0	0	19	24	22.50	4.000											
76 Chasen Bradford, R ERA: 4.15	1.0		4	0	0	0	0	2	0	0	0	0	0	2	10	0.00	2.000											
67 Hansel Robles, R ERA: 18.0	1.0		5	1	1	1	1	1	0	0	0	1	0	6	11	9.00	2.000											
73 Jon Velasquez, R ERA: 2.45	1.0		3	0	0	0	0	0	0	0	0	0	0	3	3	0.00	0.000											
51 Jack Leathersich, L ERA: 12.27	1.0		3	0	0	0	1	0	0	0	0	0	0	5	5	0.00	0.000											
<b>PITCHER</b>	IP	WLS	BF	H	R	ER	SO	BB	IBB	HBP	BLK	WP	HR	S	P	ERA	WHIP											
79 Matt Bowman, R ERA: 3.6	1.0		5	2	2	2	3	0	0	0	0	0	0	2	14	14	18.00	2.000										
52 Carlos Torres, R ERA: 2.25	1.0		4	0	0	0	1	1	0	0	0	0	0	5	9	0.00	1.000											

AB 34  
R 4  
H 11  
RBI 4  
BB 3  
SO 7  
LOB 15



AB 32  
R 8  
H 10  
RBI 8  
BB 5  
SO 9  
LOB 14





Batter	1	2	3	4	5	6	7	8	9	AB	R	H	RBI	BB	SO	LOB	TOP										
12 Juan Lagares, R OBP: 0.481, SLG: 0.640 6 Matthew den Dekker, L OBP: 0.436, SLG: 0.590	G6-3		11 1B 3 1B	K			11 FC9-6 1B		F8	4	1	2	0	0	1	0											
11 Rubén Tejeda, R OBP: 0.321, SLG: 0.400 74 Danny Muno, S OBP: 0.500, SLG: 0.450	L6		23 1B 44 FC5-2 3 1B		G3-1		FC9-6 9 BB 1-2		G4-3	4	0	1	0	0	0	1											
3 Curtis Granderson, L OBP: 0.463, SLG: 0.939 9 Kirk Nieuwenhuis, L OBP: 0.559, SLG: 0.607	K		44 FC5-2 23 1B 1-2 3-H		F8		1-2 BB			3	0	1	1	0	1	0											
23 Michael Cuddyer, R OBP: 0.368, SLG: 0.778 39 Michael Conforto, L OBP: 0.444, SLG: 0.556		44 1B 2B	44 FC5-2 1B		K				L4	4	1	2	0	0	1	2											
44 John Mayberry Jr., R OBP: 0.552, SLG: 0.760		20 2B 29 G5-3 2-H	FC5-2 1B			20 G5-3 1B			G6-3	4	1	2	1	0	0	3											
29 Eric Campbell, R OBP: 0.400, SLG: 0.500	G5-3		L4			F8			F7	4	0	0	0	0	0	5											
20 Anthony Recker, R OBP: 0.158, SLG: 0.059 22 Kevin Plawewski, R OBP: 0.375, SLG: 0.429		2-H 2B	P6			G5-3			G6-3	3	0	1	1	0	0	4											
55 Matt Reynolds, R OBP: 0.458, SLG: 0.565	K			P4		F9			K	4	0	0	0	0	2	2											
2 Dilson Herrera, R OBP: 0.158, SLG: 0.059 5 T.J. Rivera, R	F8			K			G5-3		E5	3	0	0	0	0	1	1											
<b>Inning Stats</b>	R: 0 E: 0 K: 1 S: 5	H: 0 LOB: 0 BB: 0 P: 5	R: 2 E: 0 K: 1 S: 8	H: 3 LOB: 1 BB: 0 P: 8	R: 1 E: 0 K: 0 S: 7	H: 4 LOB: 3 BB: 0 P: 7	R: 0 E: 0 K: 2 S: 7	H: 0 LOB: 0 BB: 0 P: 7	R: 0 E: 0 K: 1 S: 5	H: 0 LOB: 0 BB: 0 P: 5	R: 0 E: 0 K: 0 S: 4	H: 1 LOB: 1 BB: 0 P: 4	R: 0 E: 0 K: 0 S: 4	H: 1 LOB: 2 BB: 1 P: 8	R: 0 E: 0 K: 0 S: 3	H: 0 LOB: 0 BB: 0 P: 3	R: 0 E: 1 K: 1 S: 6	H: 0 LOB: 1 BB: 0 P: 6	1B: 7 2B: 2 3B: 0 HR: 0	SF: 0 SAC: 0 DP: 0 HBP: 0	WP: 0 PB: 0 SB: 0 CS: 0	PA: 38					
<b>PITCHER</b>	IP	WLS	BF	H	R	ER	SO	BB	IBB	HBP	BLK	WP	HR	S	P	ERA	WHIP										
56 Joe Kelly, R ERA: 11.05	2.2		15	7	3	3	2	0	0	0	0	0	0	19	19	10.12	2.625										
94 Daiter Hinojosa, R ERA: 15.0	0.1		1	0	0	0	0	0	0	0	0	0	0	1	1	0.00	0.000										
41 Alexi Ogando, R ERA: 4.5	1.0		3	0	0	0	2	0	0	0	0	0	0	7	7	0.00	0.000										
36 Junichi Tazawa, R ERA: 2.25	1.0		3	0	0	0	1	0	0	0	0	0	0	5	5	0.00	0.000										
35 Steven Wright, R ERA: 3.0	3.0		12	2	0	0	0	1	0	0	0	0	0	11	15	0.00	1.000										
<b>PITCHER</b>	IP	WLS	BF	H	R	ER	SO	BB	IBB	HBP	BLK	WP	HR	S	P	ERA	WHIP										
54 Edward Mujica, R ERA: 6.75	1.0		4	0	0	0	1	0	0	0	0	0	0	6	6	0.00	0.000										

**New York Mets @ Boston Red Sox**  
 JetBlue Park, Ft. Myers, FL  
 Mon Mar 16 2015, 1:08 PM - 4:00 PM EDT  
 Att: 10,024 - Partly Cloudy - 83 F

**AB 37**  
**R 3**  
**H 9**  
**RBI 3**  
**BB 1**  
**SO 6**  
**LOB 20**



Batter	1	2	3	4	5	6	7	8	9	AB	R	H	RBI	BB	SO	LOB	BOTTOM										
50 Mookie Betts, R OBP: 0.435, SLG: 0.739 76 Blake Tekotte, L OBP: 0.444, SLG: 0.429	G2-3					15 WP 3B		72 1B 2B		3	1	2	0	0	0	0											
15 Dustin Pedroia, R OBP: 0.350, SLG: 0.550 26 Brock Holt, L OBP: 0.421, SLG: 0.214				K		P6		L4	PB	3	0	1	0	0	1	1											
34 David Ortiz, L OBP: 0.353, SLG: 0.467 72 Luke Montz, R OBP: 0.313, SLG: 0.533					F9		13 G6-4-3 BB			2	0	0	0	1	0	1											
13 Hanley Ramirez, R OBP: 0.200, SLG: 0.300 61 Bryan LaHair, L OBP: 0.158, SLG: 0.059		G4-3			G5-3		G6-4-3		K	3	0	0	0	0	0	1											
48 Pablo Sandoval, S OBP: 0.250, SLG: 0.421 80 Sean Coyle, R OBP: 0.500, SLG: 0.429		12 G6-3 2B			K			G6-3		3	0	1	0	0	1	0											
12 Mike Napoli, R OBP: 0.444, SLG: 0.765 77 Travis Shaw, L OBP: 0.368, SLG: 0.632		G6-3			K				F7	2	0	0	0	0	1	1											
18 Shane Victorino, S OBP: 0.286, SLG: 0.182 73 Bryce Brentz, R OBP: 0.280, SLG: 0.318					F8				F8	2	0	0	0	0	1	1											
2 Xander Bogaerts, R OBP: 0.318, SLG: 0.500 70 Garin Cecchini, L OBP: 0.261, SLG: 0.348			K2-3			F8				2	0	0	0	0	1	0											
10 Ryan Hanigan, R OBP: 0.222, SLG: 0.222 81 Matt Spring, R OBP: 0.600, SLG: 1.600					F9					1	0	0	0	0	0	0											
<b>Inning Stats</b>	R: 0 E: 0 K: 0 S: 3	H: 1 LOB: 0 BB: 0 P: 3	R: 0 E: 0 K: 0 S: 4	H: 1 LOB: 1 BB: 0 P: 4	R: 0 E: 0 K: 2 S: 8	H: 1 LOB: 1 BB: 0 P: 8	R: 0 E: 0 K: 1 S: 5	H: 0 LOB: 0 BB: 0 P: 5	R: 0 E: 0 K: 1 S: 5	H: 0 LOB: 0 BB: 0 P: 5	R: 2 E: 0 K: 0 S: 5	H: 2 LOB: 1 BB: 1 P: 10	R: 0 E: 0 K: 2 S: 8	H: 1 LOB: 1 BB: 0 P: 8	R: 1 E: 0 K: 1 S: 8	H: 3 LOB: 3 BB: 1 P: 12	R: 1 E: 0 K: 0 S: 3	H: 2 LOB: 2 BB: 1 P: 8	1B: 4 2B: 6 3B: 1 HR: 1	SF: 0 SAC: 0 DP: 2 HBP: 0	WP: 1 PB: 1 SB: 0 CS: 0	PA: 38					
<b>PITCHER</b>	IP	WLS	BF	H	R	ER	SO	BB	IBB	HBP	BLK	WP	HR	S	P	ERA	WHIP										
33 Matt Harvey, R ERA: 4.91	2.2		11	3	2	2	2	1	0	0	0	0	1	15	20	6.75	1.500										
68 Dario Álvarez, L ERA: 10.8	0.1		1	0	0	0	1	0	0	0	0	0	0	3	3	0.00	0.000										
36 Sean Gilmartin, L ERA: 10.38	0.2		5	3	1	1	1	0	0	0	0	0	0	7	7	13.50	4.500										
43 Buddy Carlyle, R ERA:	0.1		2	0	0	0	0	1	0	0	0	0	0	1	5	0.00	3.000										
<b>PITCHER</b>	IP	WLS	BF	H	R	ER	SO	BB	IBB	HBP	BLK	WP	HR	S	P	ERA	WHIP										
47 Cory Mazzoni, R ERA: 7.71	0.1		5	2	1	0	0	0	0	0	0	0	0	3	8	0.00	6.000										

**New York Mets @ Boston Red Sox**  
 JetBlue Park, Ft. Myers, FL  
 Mon Mar 16 2015, 1:08 PM - 4:00 PM EDT  
 Att: 10,024 - Partly Cloudy - 83 F

**AB 35**  
**R 4**  
**H 11**  
**RBI 2**  
**BB 3**  
**SO 7**  
**LOB 15**









Batter	1	2	3	4	5	6	7	8	9	AB	R	H	RBI	BB	SO	LOB	TOP										
27 Jose Altuve, R OBP: 0.440, SLG: 0.583 0 L.J. Hoest, R OBP: 0.389, SLG: 0.375 79 Andrew Aplin, L OBP: 0.333, SLG: 0.077	0-0 B1-6 2B		4-0 BB			0-0 F8		0-0 G1-4-3		2	0	1	0	1	0	0											
9 Marvin Gonzalez, S OBP: 0.222, SLG: 0.280	0-0 B1-6 2-2f		1-0 G4-3			0-0 G4-3		0-0 E5		4	0	0	0	0	0	2											
28 Colby Rasmus, L OBP: 0.450, SLG: 0.462 78 Nolan Fontana, L OBP: 0.273, SLG: 0.111	4-0 BB			0-0 F9		0-3 K		0-3 K		2	0	0	0	1	1	0											
18 Luis Valbuena, L OBP: 0.444, SLG: 0.720 76 Carlos Correa, R OBP: 0.400, SLG: 0.478	0-0 F8			0-0 P4			0-0 2B 8 G3 2 2B		0-0 F7	3	0	1	0	0	0	1											
8 Jed Lowrie, S OBP: 0.333, SLG: 0.500 77 Colin Moran, L OBP: 0.500, SLG: 0.444		0-0 G3-1		0-0 1B		0-0 G3		0-3 K		3	0	1	0	0	1	0											
2 Jonathan Villar, S OBP: 0.400, SLG: 0.524 75 Preston Tucker, L		0-0 P2		0-3 K		0-0 2B		0-0 G5-3		3	0	1	1	0	1	1											
26 Dan Johnson, L OBP: 0.283, SLG: 0.087 30 Matt Dominguez, R OBP: 0.292, SLG: 0.227		0-0 F9			0-0 F9		0-0 L7			2	0	0	0	0	0	0											
16 Hank Conger, L OBP: 0.136, SLG: 0.095 12 Max Stassi, R OBP: 0.500, SLG: 0.636			0-0 G3-1		0-0 F8		0-3 K			3	0	0	0	0	1	1											
20 Alex Presley, L OBP: 0.346, SLG: 0.273			0-0 G3		0-0 G3			0-0 G3		3	0	0	0	0	0	0											
<b>Inning Stats</b>	R: 0 E: 0 K: 0 S: 3	H: 1 LOB: 1 BB: 1 P: 7	R: 0 E: 0 K: 0 S: 3	H: 0 LOB: 0 BB: 0 P: 3	R: 0 E: 0 K: 0 S: 3	H: 0 LOB: 1 BB: 1 P: 8	R: 0 E: 0 K: 1 S: 6	H: 1 LOB: 1 BB: 0 P: 6	R: 0 E: 0 K: 0 S: 3	H: 0 LOB: 0 BB: 0 P: 3	R: 1 E: 0 K: 1 S: 7	H: 2 LOB: 1 BB: 0 P: 7	R: 0 E: 1 K: 1 S: 6	H: 0 LOB: 1 BB: 0 P: 6	R: 0 E: 0 K: 1 S: 5	H: 0 LOB: 0 BB: 0 P: 5	1B: 1 2B: 4 3B: 0 HR: 0	SF: 0 SAC: 0 DP: 1 HBP: 0	WP: 0 PB: 0 SB: 1 CS: 0	PA: 33							
<b>PITCHER</b>	IP	WLS	BF	H	R	ER	SO	BB	IBB	HBP	BLK	WP	HR	S	P	ERA	WHIP										
35 Dillon Gee, R ERA: 3.38	(1, 1)	3.2	W 14	2	0	0	0	2	0	0	0	0	0	12	21	0.00	1.091										
51 Jack Leathersich, L ERA: 11.25	(4, 1)	0.1	H 1	0	0	0	1	0	0	0	0	0	0	3	3	0.00	0.000										
50 Rafael Montero, R ERA: 5.4	(5, 1)	3.2	H 13	2	1	1	2	0	0	0	0	0	0	17	17	2.46	0.545										
36 Sean Gilmartin, L ERA: 9.64	(8, 1)	0.1	H 2	0	0	0	1	0	0	0	0	0	0	4	4	0.00	0.000										
52 Carlos Torres, R ERA: 1.8	(9, 1)	1.0	S 3	0	0	0	1	0	0	0	0	0	0	5	5	0.00	0.000										

Houston Astros @ New York Mets  
Tradition Field, Port St. Lucie, FL  
Thu Mar 19 2015, 1:12 PM - 3:42 PM EDT  
Att: 4,044 - Partly Cloudy - 86 F

AB 31  
R 1  
H 4  
RBI 1  
BB 2  
SO 5  
LOB 8



Batter	1	2	3	4	5	6	7	8	9	AB	R	H	RBI	BB	SO	LOB	BOTTOM										
12 Juan Lagares, R OBP: 0.424, SLG: 0.533 Brandon Nimmo, L	0-0 G4-3		0-2 K		0-0 F7		1-0 L6			3	0	0	0	0	1	0											
3 Curtis Granderson, L OBP: 0.500, SLG: 0.714 65 César Puello, R OBP: 0.455, SLG: 0.294	0-0 F7			0-0 HR		4-0 2B 7 S 2B		4-0 2B 22 WP 39 G6-3		2	1	1	1	1	0	0											
23 Michael Cuddyer, R OBP: 0.333, SLG: 0.760 39 Michael Conforto, L OBP: 0.400, SLG: 0.500	0-0 HR			0-0 F9		0-0 L4		0-0 G6-3		3	1	1	1	0	0	1											
7 Travis d'Arnaud, R OBP: 0.179, SLG: 0.250 22 Kevin Plawecki, R OBP: 0.333, SLG: 0.526	0-0 G1-3			0-0 L5		1-0 2B		1-0 G6-3		3	0	1	1	0	0	0											
9 Kirk Nieuwenhuis, L OBP: 0.553, SLG: 0.625 Cory Vaughn, R		0-3 K		0-0 1B 30 1B		0-0 L7		4-0 BB 30 S		3	0	1	0	0	1	2											
30 Brandon Allen, L OBP: 0.219, SLG: 0.259		0-0 G3		0-0 1B 11 FC5-4		0-3 K		1-3 K		4	0	1	0	0	2	4											
11 Rubén Tejada, R OBP: 0.313, SLG: 0.357		0-0 F9		0-0 1B 1-2f		0-0 FC5-4		0-0 F7		3	0	0	0	0	0	2											
55 Matt Reynolds, R OBP: 0.444, SLG: 0.538			0-3 K		0-3 K		0-0 1B 74 FC4-6			3	0	1	0	0	2	0											
74 Danny Muno, S OBP: 0.440, SLG: 0.391		0-0 G4-3		0-0 F7		0-0 FC4-6				3	0	0	0	0	0	1											
<b>Inning Stats</b>	R: 1 E: 0 K: 0 S: 4	H: 1 LOB: 0 BB: 0 P: 4	R: 0 E: 0 K: 1 S: 5	H: 0 LOB: 0 BB: 0 P: 5	R: 0 E: 0 K: 2 S: 7	H: 0 LOB: 0 BB: 0 P: 7	R: 1 E: 0 K: 0 S: 6	H: 3 LOB: 2 BB: 0 P: 6	R: 0 E: 0 K: 1 S: 5	H: 0 LOB: 0 BB: 0 P: 5	R: 1 E: 0 K: 1 S: 6	H: 1 LOB: 1 BB: 1 P: 11	R: 0 E: 0 K: 0 S: 4	H: 1 LOB: 1 BB: 0 P: 5	R: 0 E: 0 K: 1 S: 5	H: 0 LOB: 2 BB: 2 P: 15	1B: 3 2B: 1 3B: 0 HR: 2	SF: 0 SAC: 0 DP: 0 HBP: 0	WP: 1 PB: 0 SB: 3 CS: 0	PA: 33							
<b>PITCHER</b>	IP	WLS	BF	H	R	ER	SO	BB	IBB	HBP	BLK	WP	HR	S	P	ERA	WHIP										
31 Collin McHugh, R ERA: 5.56	(1, 1)	4.0	L 16	4	2	2	3	4	2	2	2	2	2	22	22	4.50	1.000										
37 Pat Neshek, R ERA: 2.25	(5, 1)	1.0	3	0	0	0	1	0	0	0	0	0	0	5	5	0.00	0.000										
54 Joe Thatcher, L ERA: 1.93	(6, 1)	0.1	2	0	1	1	0	1	0	0	0	0	0	1	5	27.00	3.000										
35 Josh Fields, R ERA: 3.86	(6, 1)	1.0	4	1	0	0	1	0	0	0	0	0	0	6	7	0.00	1.000										
36 Will Harris, R ERA: 1.42	(7, 1)	0.2	3	1	0	0	0	0	0	0	0	0	0	3	4	0.00	1.500										
<b>PITCHER</b>	IP	WLS	BF	H	R	ER	SO	BB	IBB	HBP	BLK	WP	HR	S	P	ERA	WHIP										
63 Jason Stoffel, R ERA: 2.7	(8, 1)	1.0	5	0	0	0	1	2	0	0	0	1	0	5	15	0.00	2.000										

Houston Astros @ New York Mets  
Tradition Field, Port St. Lucie, FL  
Thu Mar 19 2015, 1:12 PM - 3:42 PM EDT  
Att: 4,044 - Partly Cloudy - 86 F

AB 30  
R 3  
H 6  
RBI 3  
BB 3  
SO 6  
LOB 13









Batter	1	2	3	4	5	6	7	8	9	AB	R	H	RBI	BB	SO	LOB	TOP														
13 Matt Carpenter, L (1.5) OBP: 0.423, SLG: 0.300 59 Xavier Scruggs, R (4.3) OBP: 0.250, SLG: 0.227										1 0 1 0 1 0 0 3 0 0 0 0 1 6																					
19 Jon Jay, L (1.8) OBP: 0.333, SLG: 0.333 87 Jacob Wilson, R (6.5) OBP: 0.333, SLG: 0.552										3 0 1 0 0 0 2 1 0 0 0 0 1 0																					
15 Randal Grichuk, R (1.7) OBP: 0.333, SLG: 0.615 98 Charles Tilson, L (7.7)										4 0 0 0 0 1 2 0 0 0 0 0 0 0																					
12 Mark Reynolds, R (1.3) OBP: 0.280, SLG: 0.455 72 Ed Easley, R (6.2) OBP: 0.111, SLG: 0.111										3 1 1 0 0 1 0 1 0 0 0 0 0 0																					
55 Scott Moore, L (1.10) OBP: 0.296, SLG: 0.462 48 Tony Cruz, R (1.2) OBP: 0.596, SLG: 0.625 67 Rafael Ortega, L (6. PR) OBP: 0.105, SLG: 0.158										4 2 3 2 0 1 0 3 0 1 0 0 1 1 1 1 0 0 0 0 0																					
91 Stephen Piscotty, R (1.9) OBP: 0.323, SLG: 0.321 68 Ty Kelly, S (1.4) OBP: 0.382, SLG: 0.333 65 Dean Anna, L (6.4) OBP: 0.278, SLG: 0.286 98 C.J. McElroy, R (9. PR)										4 0 1 1 0 2 1 3 0 0 0 0 0 2 1 0 1 0 0 0 0 0 0 0 0 0 0 0																					
38 Pete Kozma, R (1.6) OBP: 0.464, SLG: 0.462										3 0 2 1 0 0 0																					
<b>Inning Stats</b>	R: 0 E: 0 K: 1 S: 5	H: 1 LOB: 0 BB: 0 P: 6	R: 0 E: 1 K: 1 S: 6	H: 1 LOB: 1 BB: 0 P: 6	R: 0 E: 0 K: 0 S: 3	H: 0 LOB: 1 BB: 1 P: 7	R: 2 E: 0 K: 2 S: 11	H: 2 LOB: 0 BB: 0 P: 13	R: 0 E: 0 K: 1 S: 7	H: 2 LOB: 2 BB: 0 P: 7	R: 2 E: 0 K: 1 S: 9	H: 4 LOB: 3 BB: 0 P: 9	R: 0 E: 0 K: 1 S: 5	H: 0 LOB: 0 BB: 0 P: 5	R: 0 E: 0 K: 1 S: 5	H: 0 LOB: 0 BB: 0 P: 5	R: 0 E: 0 K: 0 S: 3	H: 1 LOB: 1 BB: 0 P: 3	1B: 8 2B: 3 3B: 0 HR: 1	SF: 0 SAC: 1 DP: 2 HBP: 0	WP: 1 PB: 0 SB: 0 CS: 0	PA: 37									
<b>PITCHER</b>	IP WLS BF H R ER SO BB IBB HBP BLK WP HR S P ERA WHIP											<b>PITCHER</b>	IP WLS BF H R ER SO BB IBB HBP BLK WP HR S P ERA WHIP																		
40 Bartolo Colon, R (1.1) ERA: 7.71 52 Carlos Torres, R (5.1) ERA: 4.75 62 Erik Goeddel, R (7.1) ERA: 6.35 43 Buddy Carlye, R (8.1) ERA: 9.64 56 Scott Rice, L (8.1) ERA: 9.64	4.2 0.2 0.2 1.0 0.2	WLS 5 W H H	BF 20 5 3 2	H 6 3 0 0	R 2 1 0 0	ER 2 0 0 0	SO 5 1 0 1	BB 1 0 0 0	IBB 0 0 0 0	HBP 0 0 0 0	BLK 0 0 0 0	WP 1 0 0 0	HR 1 0 0 0	S 31 7 3 5	P 38 7 3 5	ERA 3.86 27.00 0.00 0.00	WHIP 1.500 4.500 1.500 0.000	27 Jeury Familia, R (8.1) ERA: 2.25 58 Jerry Mejia, R (9.1) ERA: 1.8	0.1 1.0	H S	1 3	0 1	0 0	0 0	0 0	0 0	0 0	0 3	1 3	0.00 0.00	1.000

St. Louis Cardinals @ New York Mets  
Tradition Field, Port St. Lucie, FL  
Fri Mar 20 2015, 1:12 PM - 3:50 PM EDT  
Att: 7,096 - Sunny - 86 F

AB 35  
R 4  
H 11  
RBI 4  
BB 1  
SO 8  
LOB 14



**BOTTOM**

St. Louis Cardinals @ New York Mets  
Tradition Field, Port St. Lucie, FL  
Fri Mar 20 2015, 1:12 PM - 3:50 PM EDT  
Att: 7,096 - Sunny - 86 F

AB 31  
R 5  
H 9  
RBI 5  
BB 1  
SO 7  
LOB 10

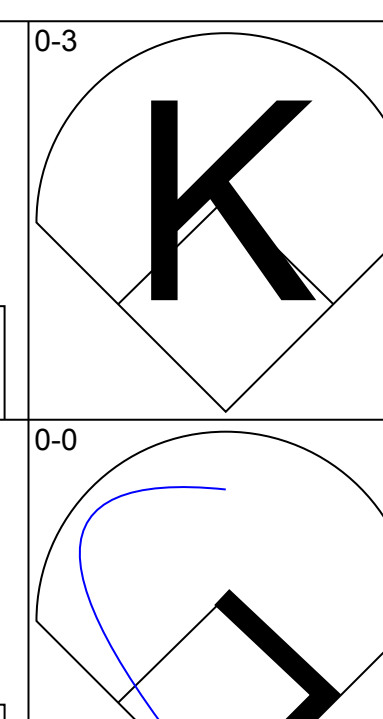
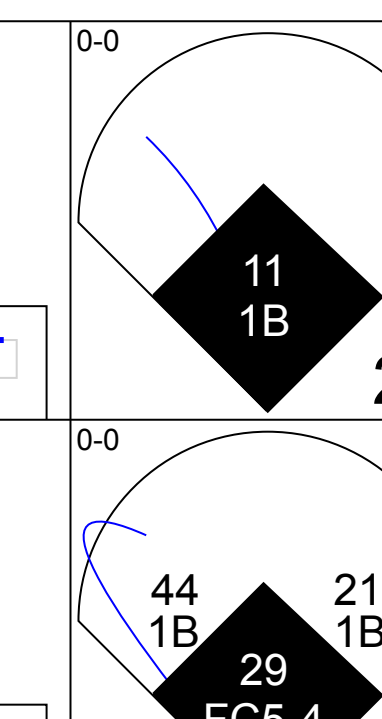
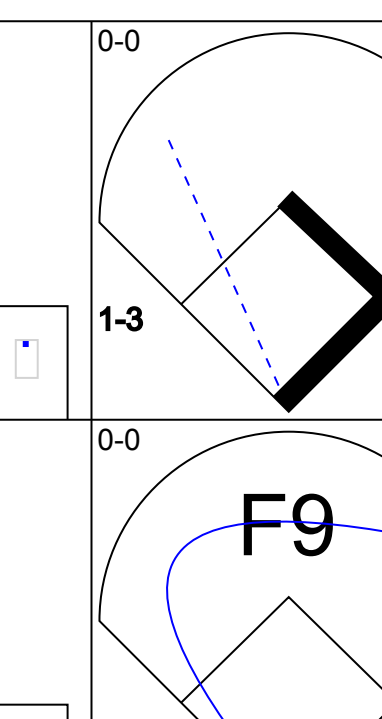

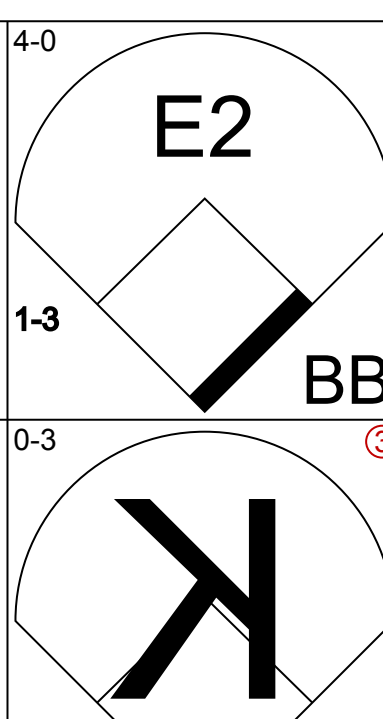
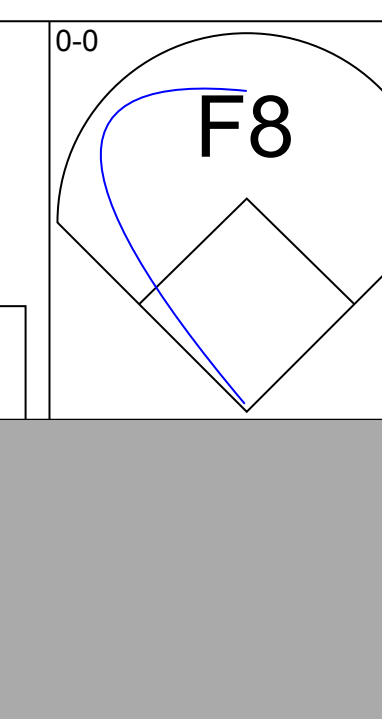
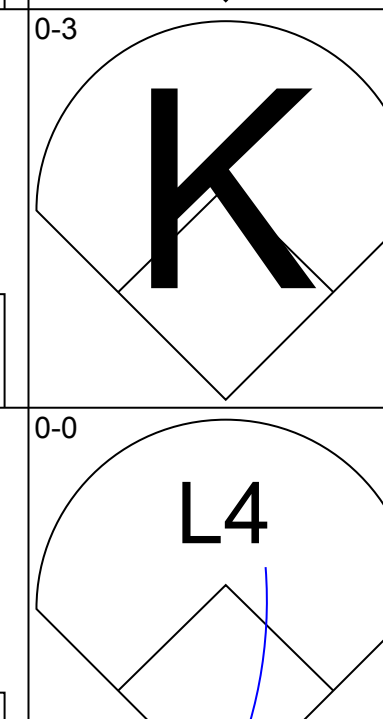
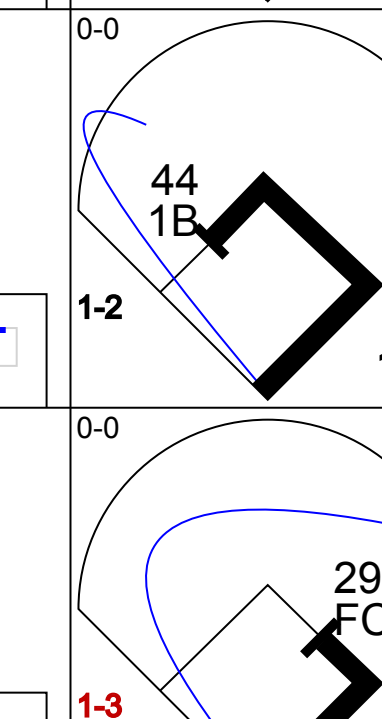

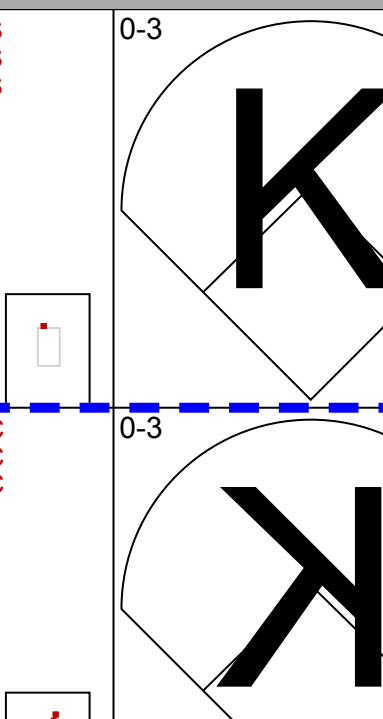



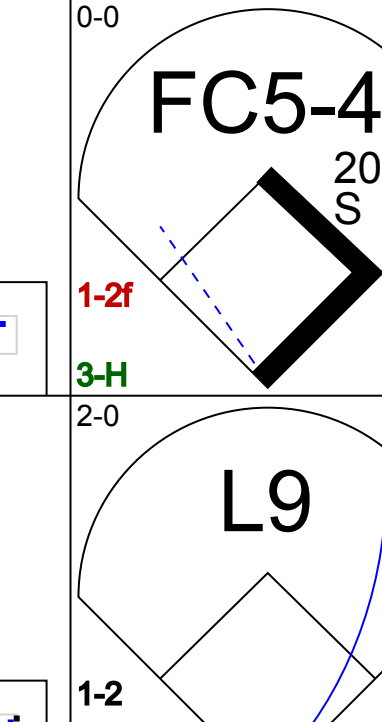

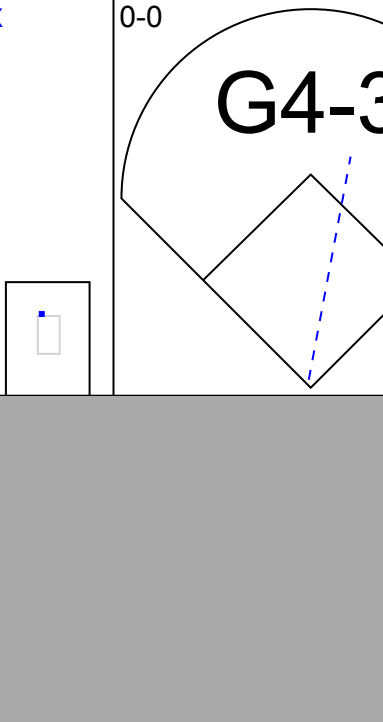
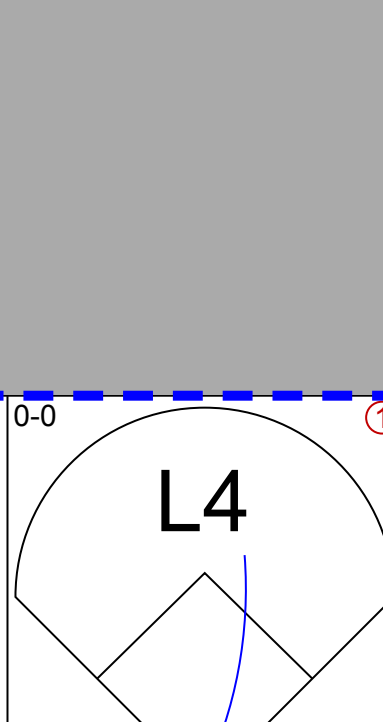



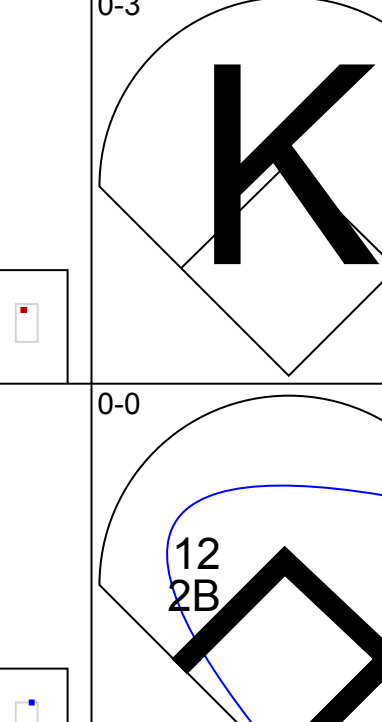

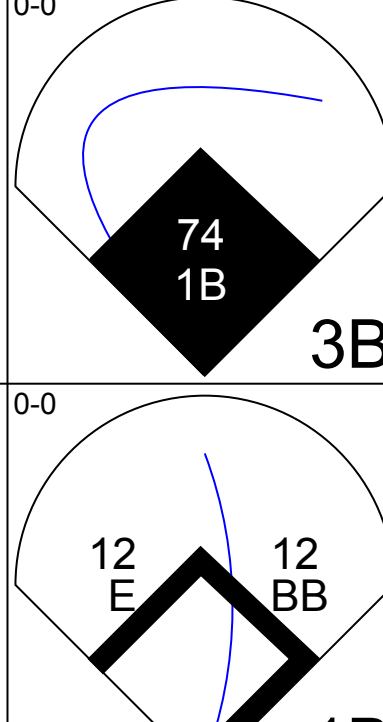
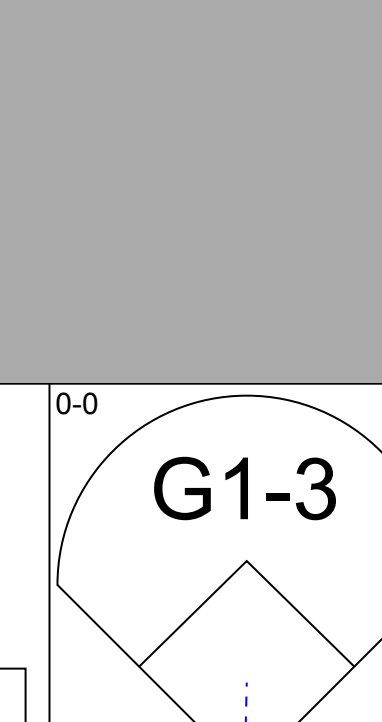
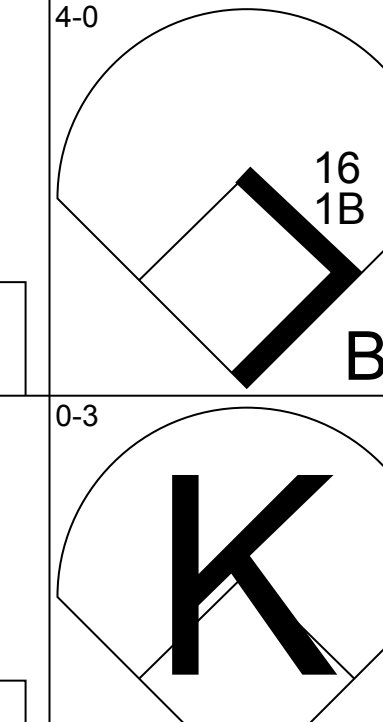
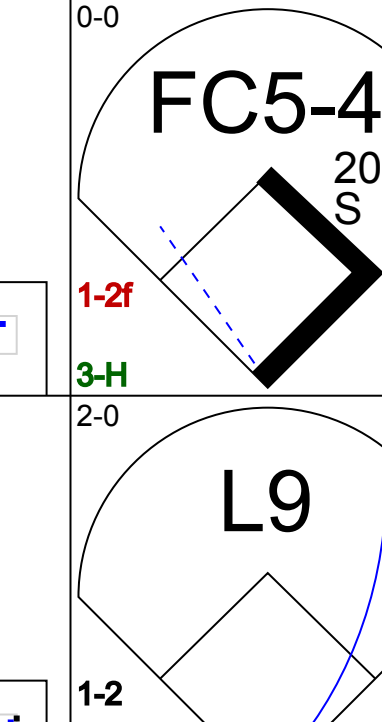
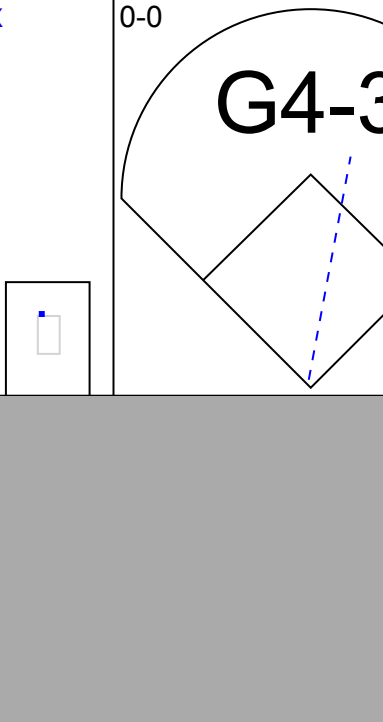
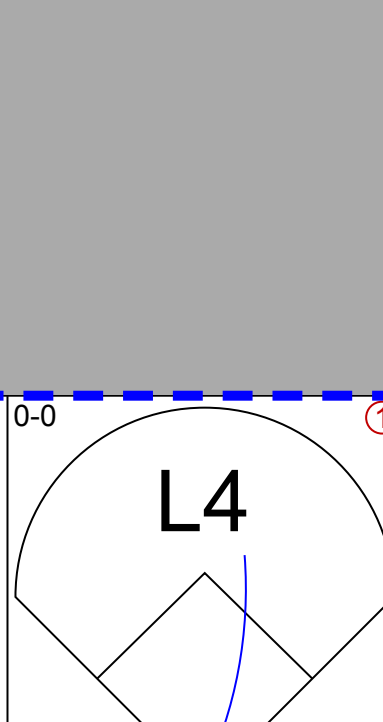

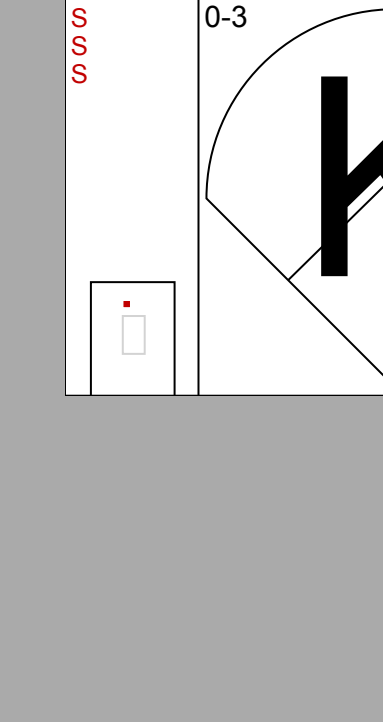
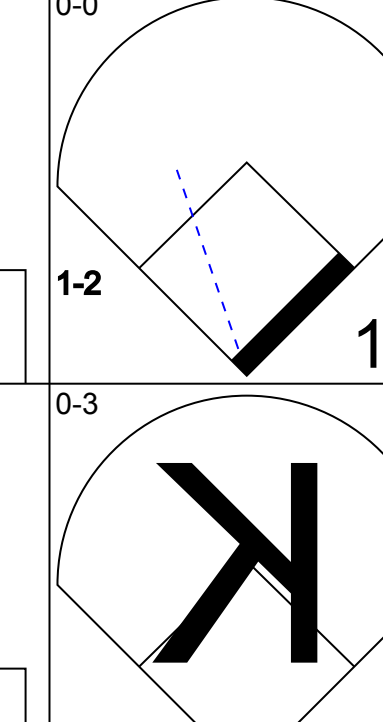


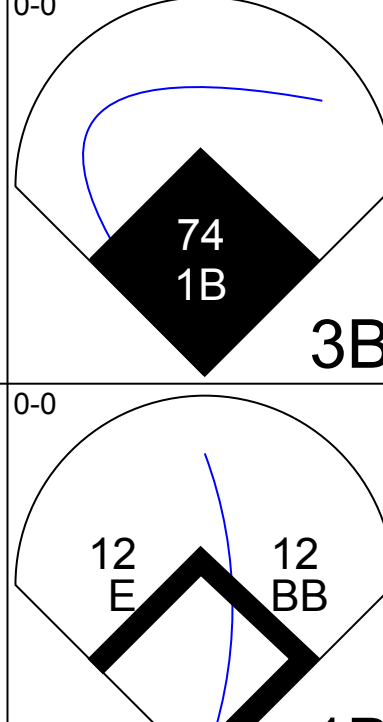
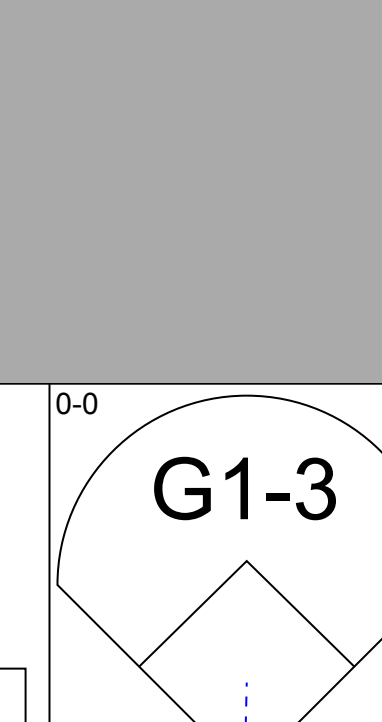
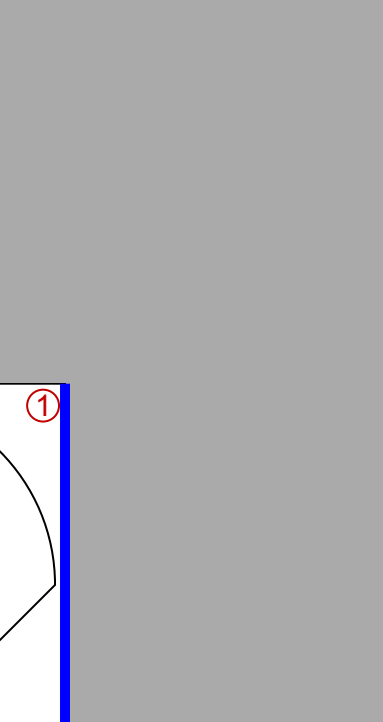
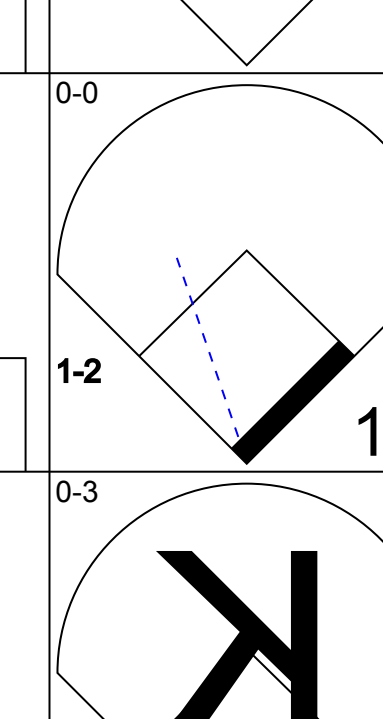
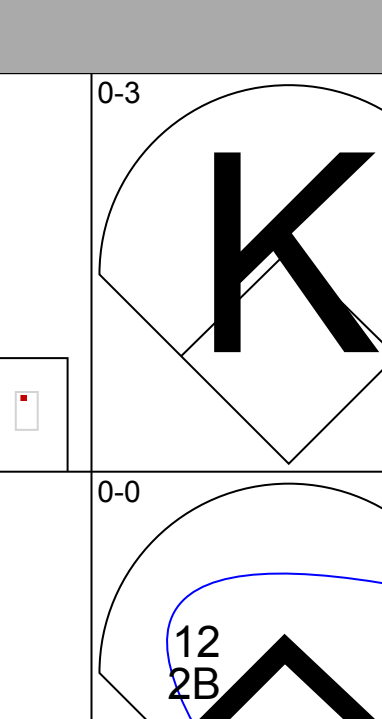

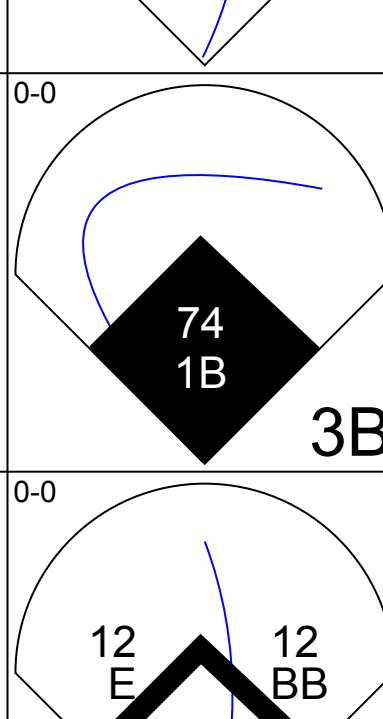

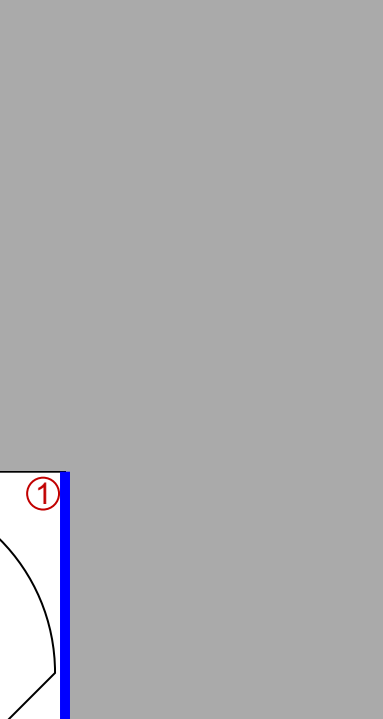
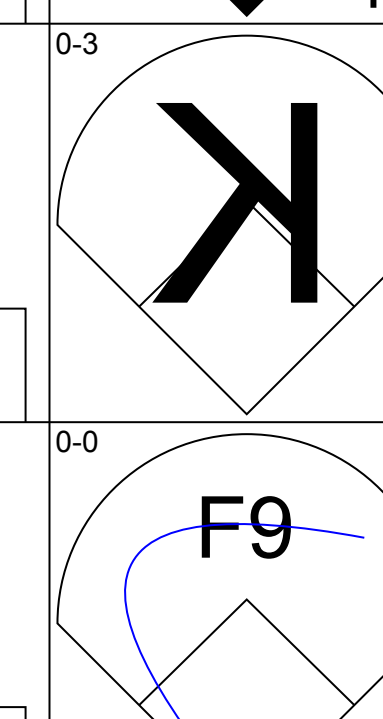
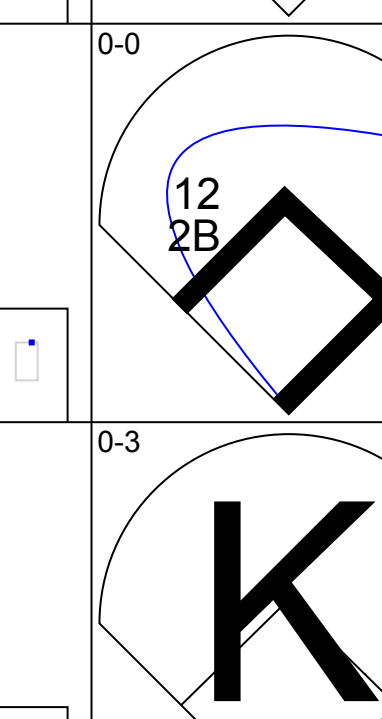

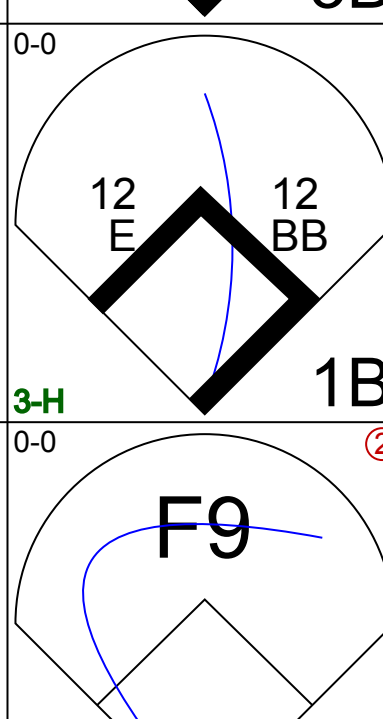
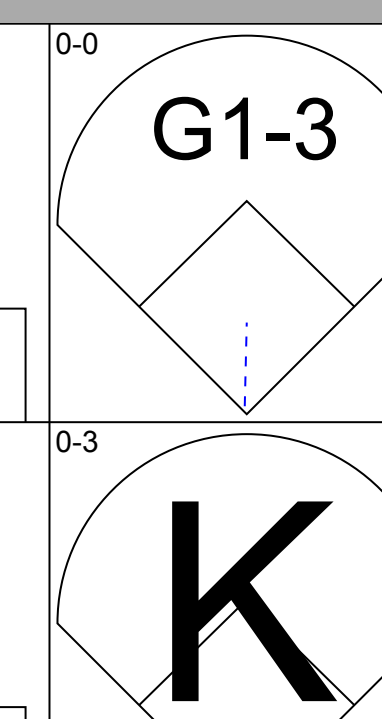
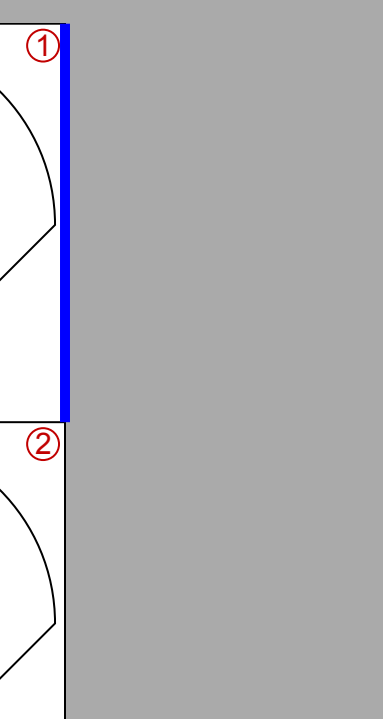
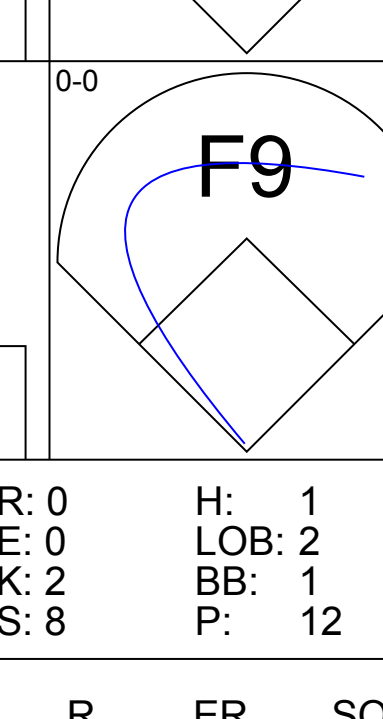
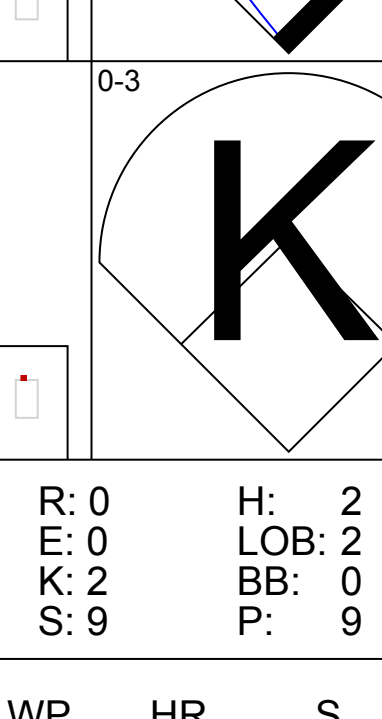
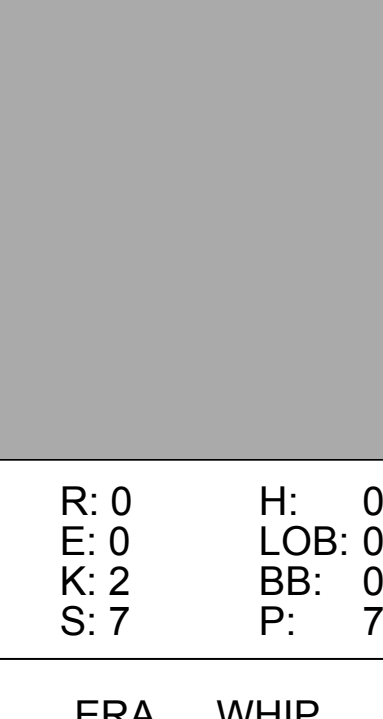
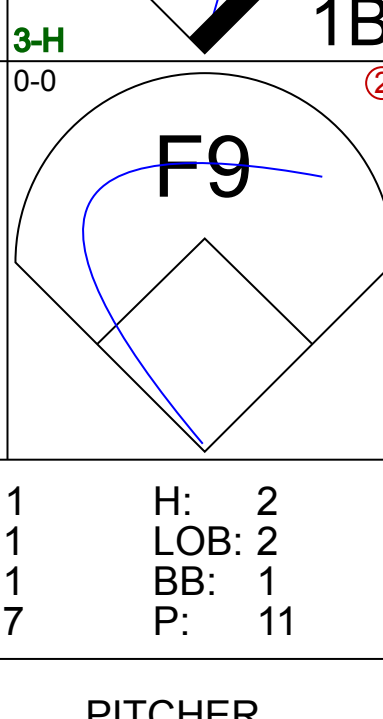
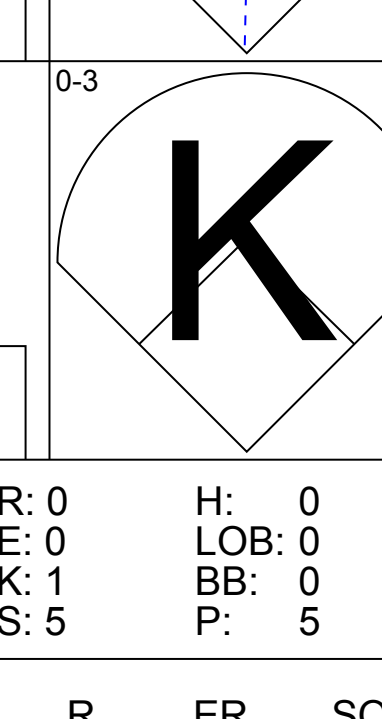
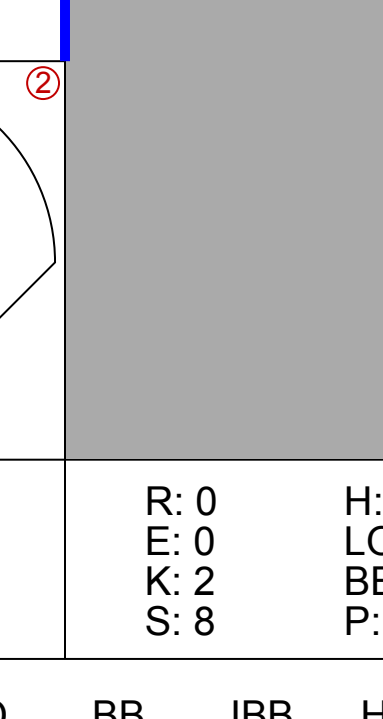


WP: 0  
PB: 0  
SB: 2  
CS: 1  
PA: 32

**PITCHER**

IP	WLS	BF	H	R	ER	SO	BB	IBB	HBP	BLK	WP	HR	S	P	ERA	WHIP
52 Michael Wacha, R (1.1) ERA: 2.75	4.2	18	6	3	3	3	0	0	0	0	0	0	24	24	5.79	1.286
43 Seth Maness, R (5.1) ERA: 4.75	0.1	2	1	0	0	0	0	0	0	0	0	0	2	2	0.00	3.000
64 Sam Tuivailala, R (6.1) ERA: 9.75	1.0	L 5	2	2	2	1	0	0	0	0	0	1	9	10	18.00	2.000
53 Jordan Walden, R (7.1) ERA: 1.8	1.0	4	0	0	0	1	1	0	0	0	0	0	5	10	0.00	1.000
44 Trevor Rosenthal, R (8.1) ERA: 5.4	1.0	3	0	0	0	2	0	0	0	0	0	0	7	7	0.00	0.000

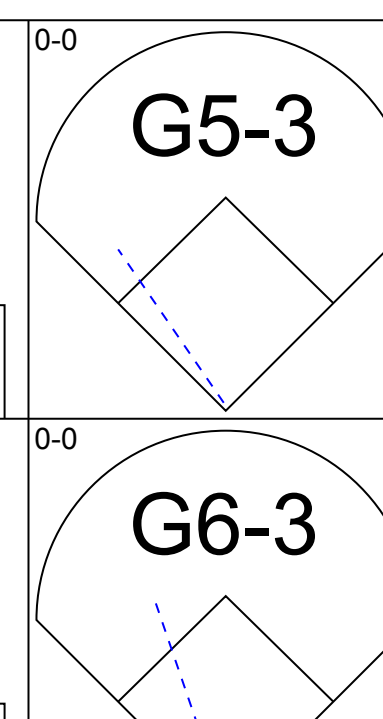
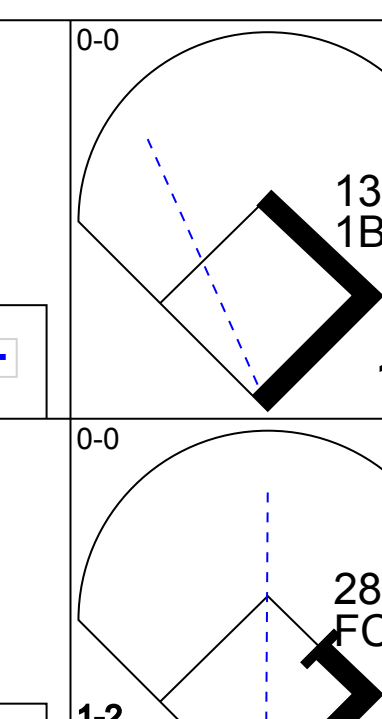

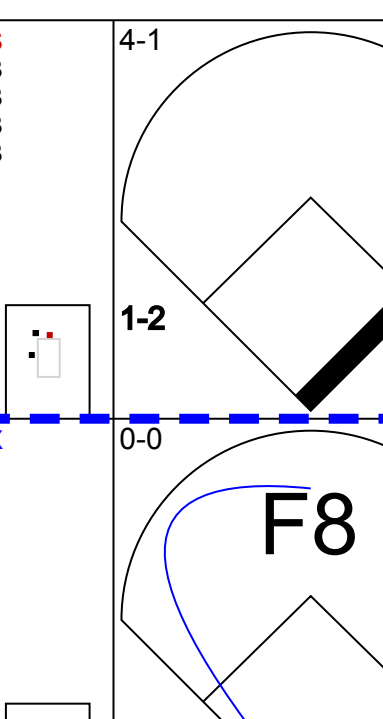

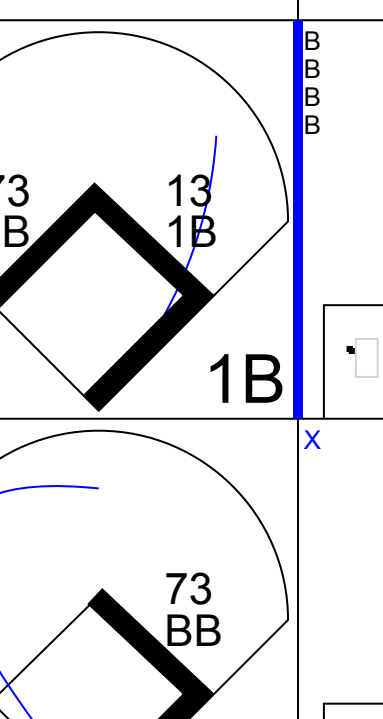
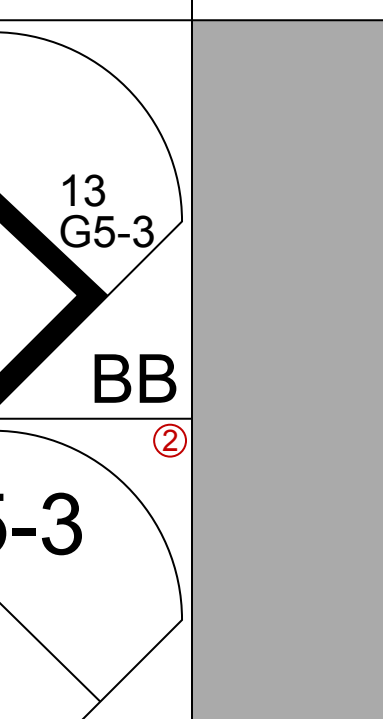
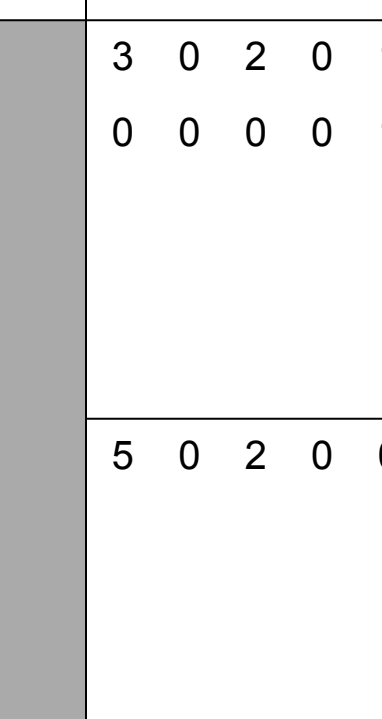
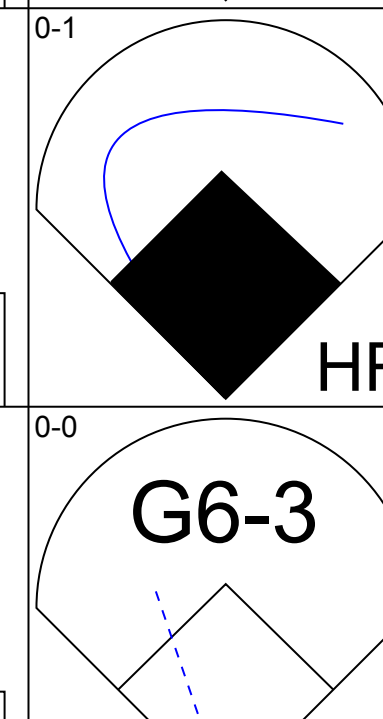
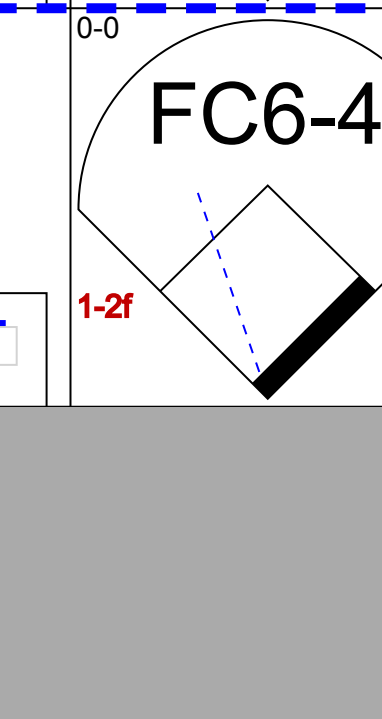
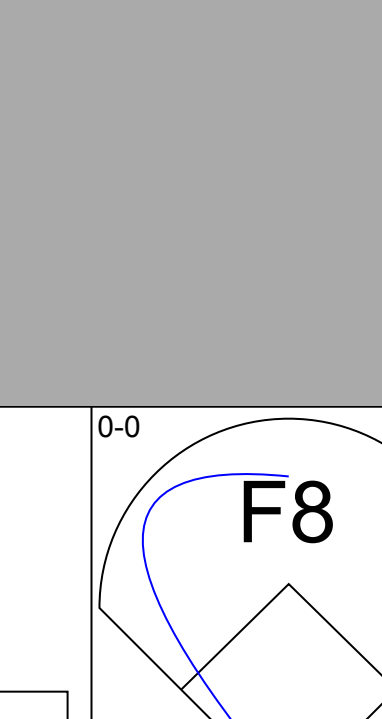

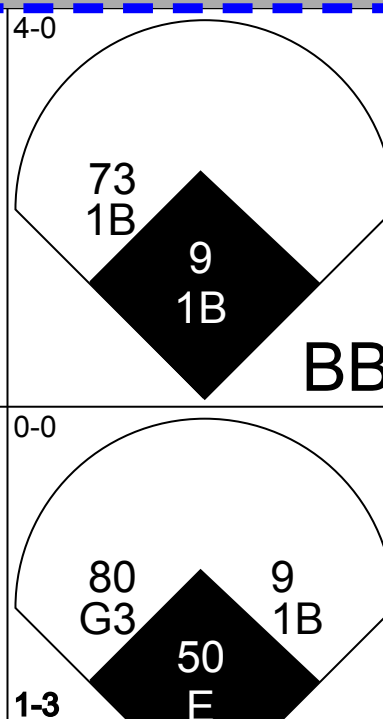
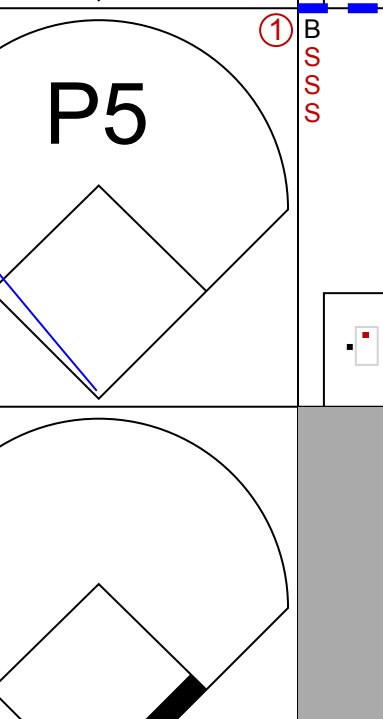




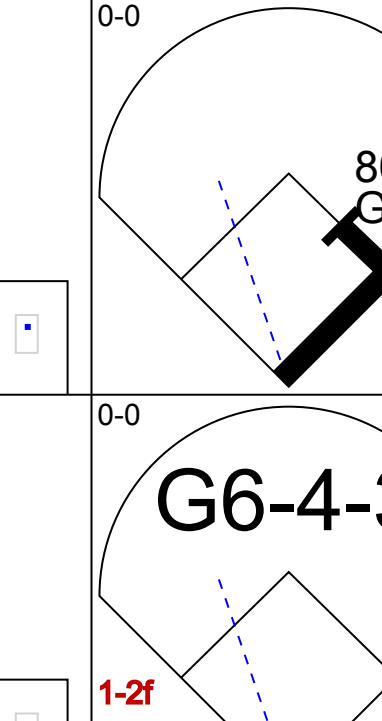

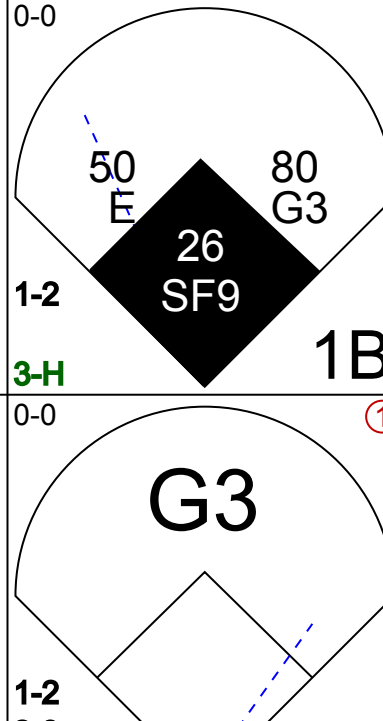
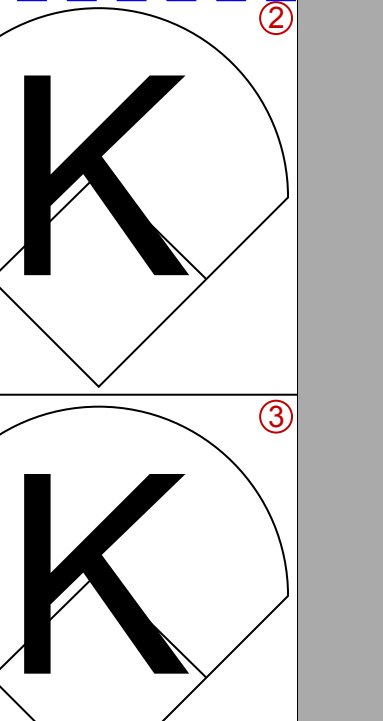



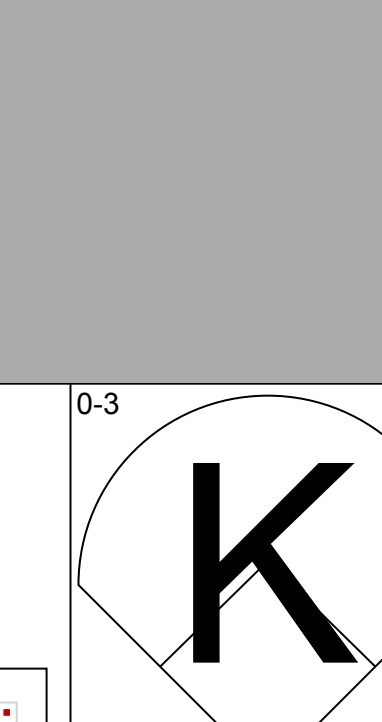
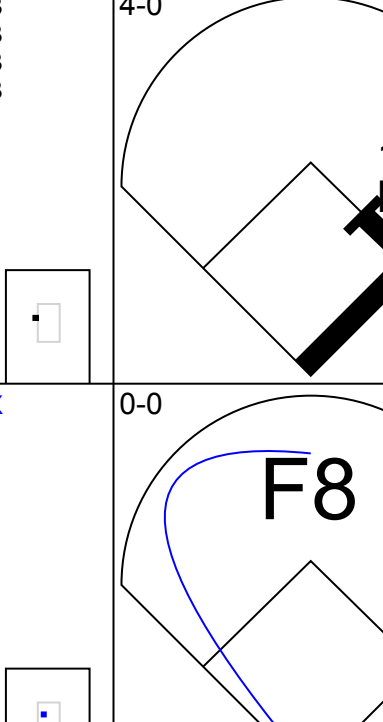
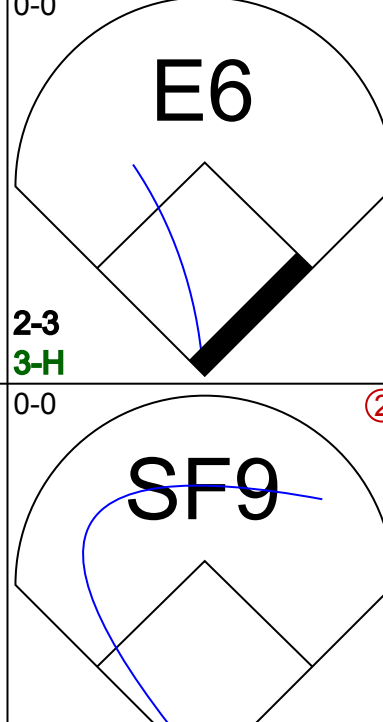
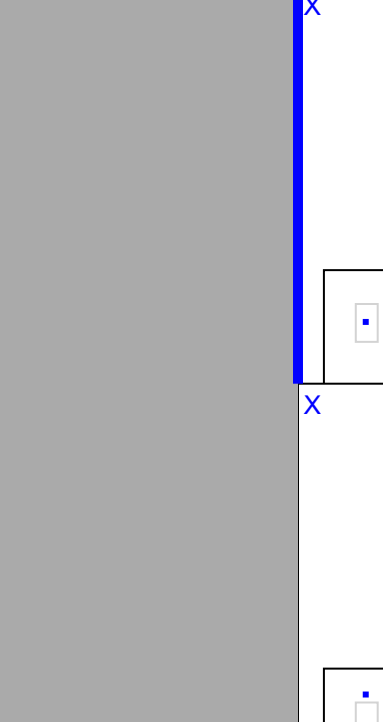
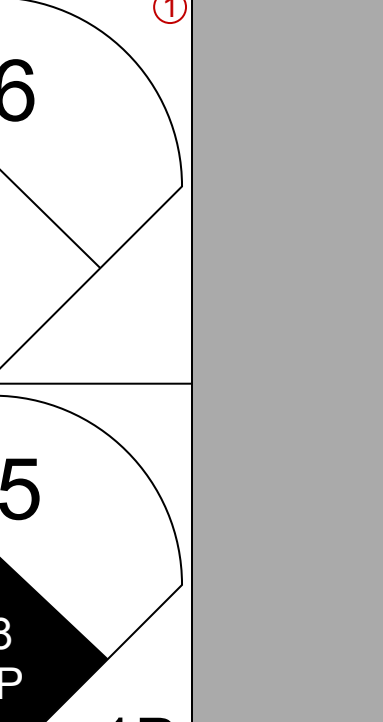

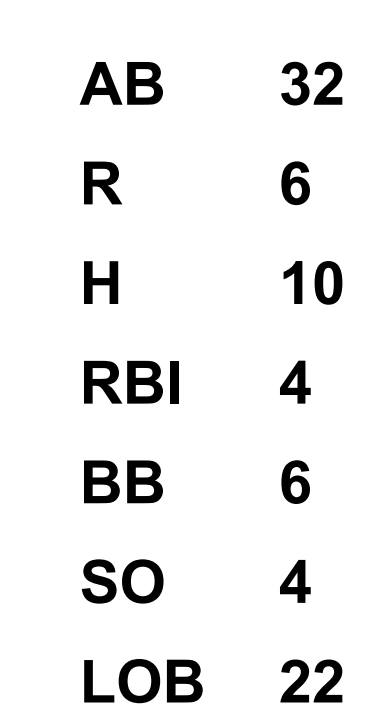
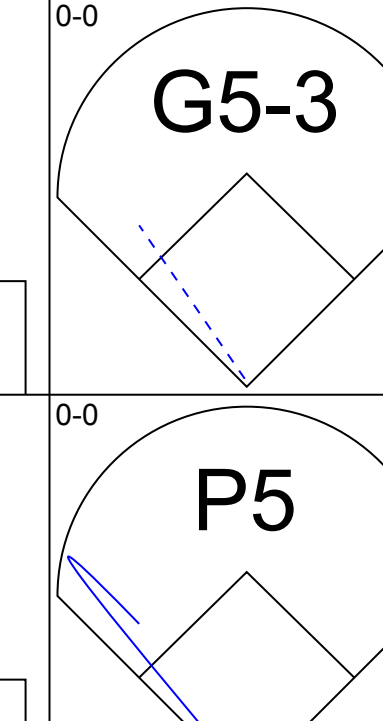
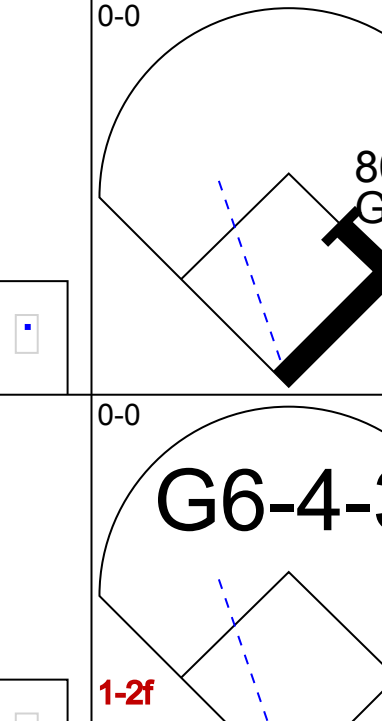

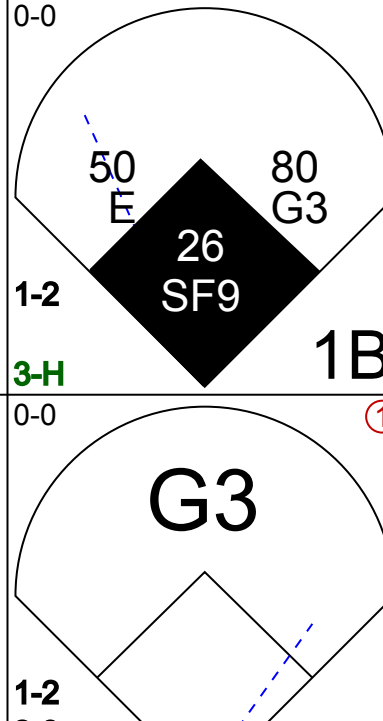
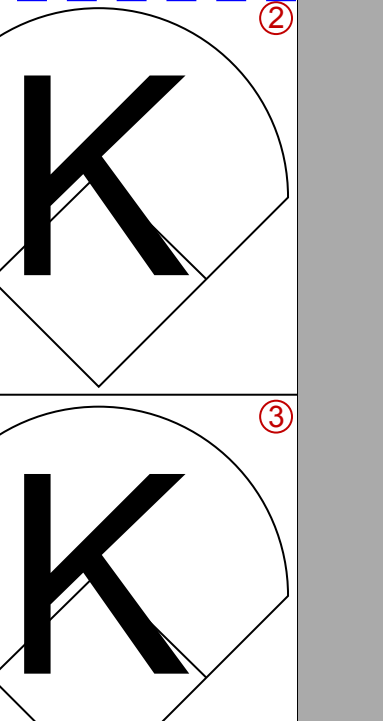



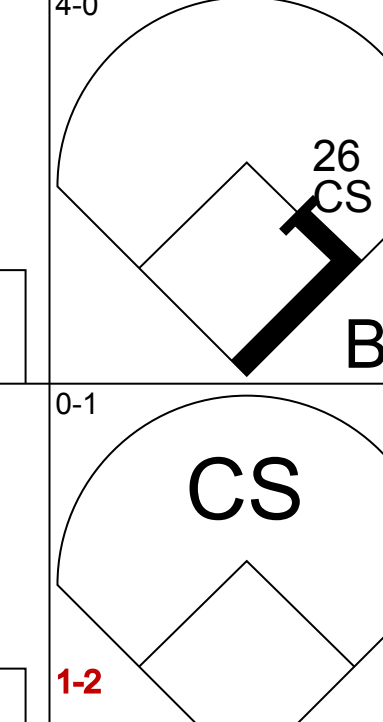

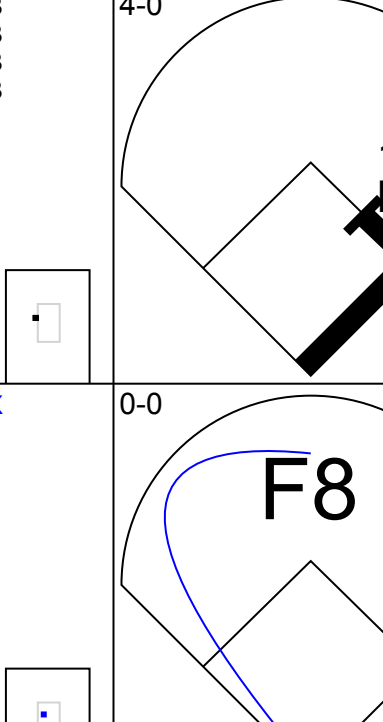
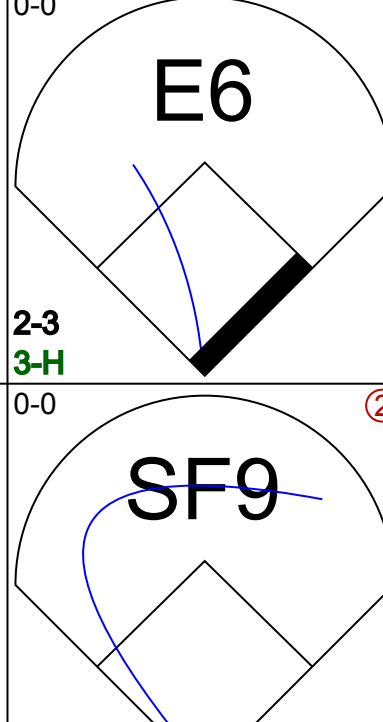
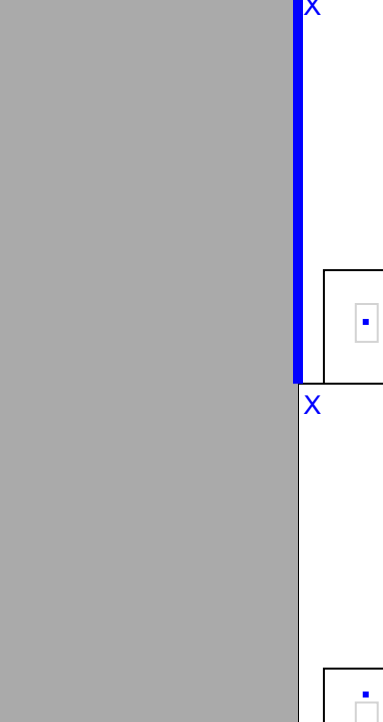
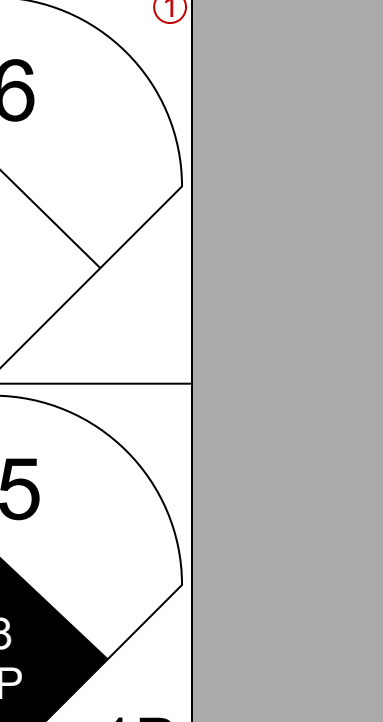

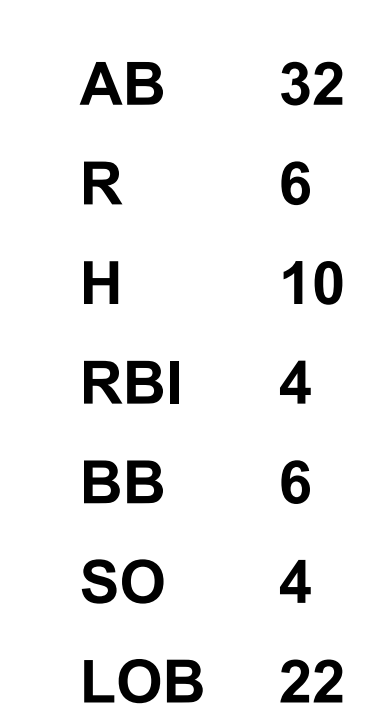
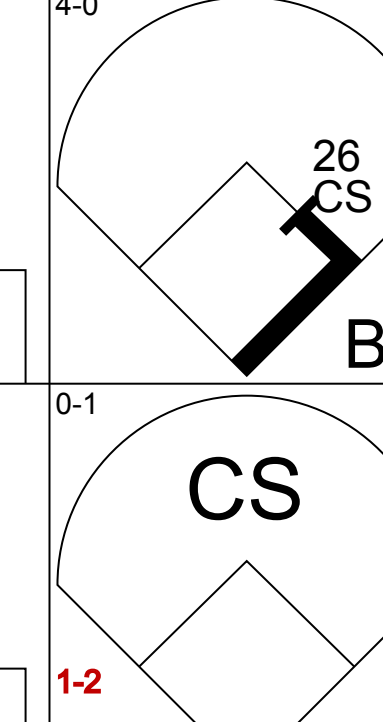
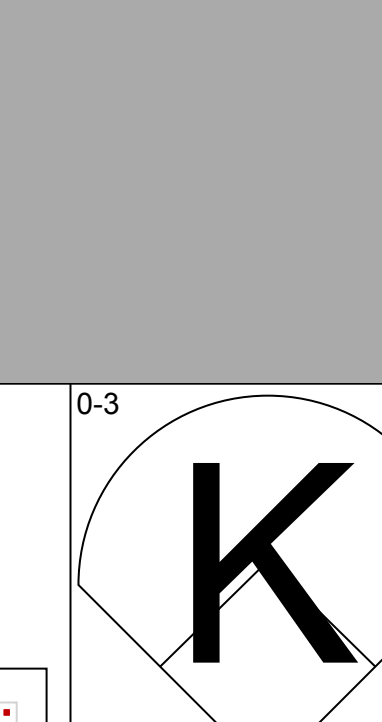

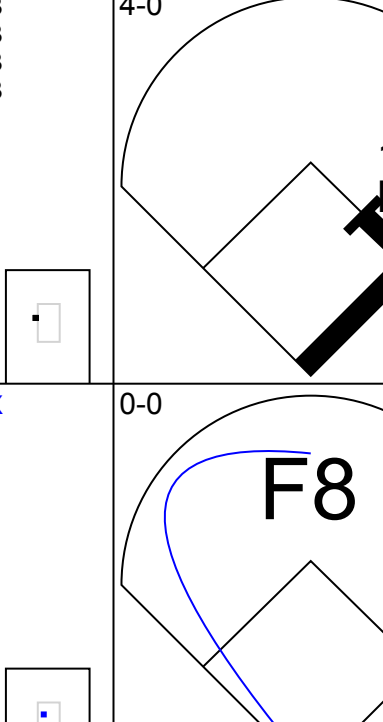
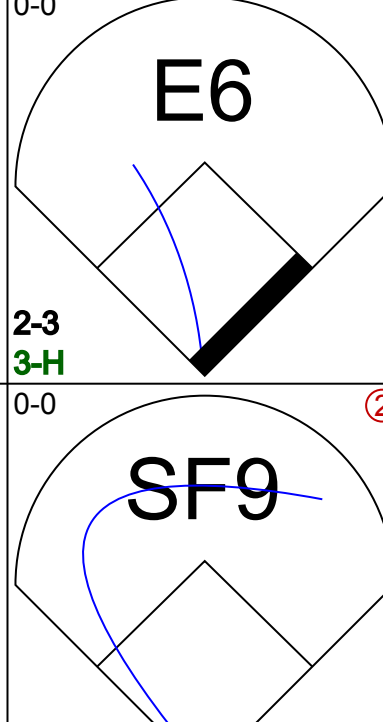
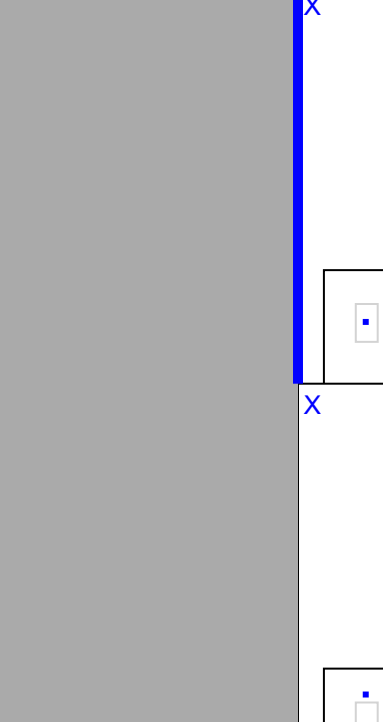
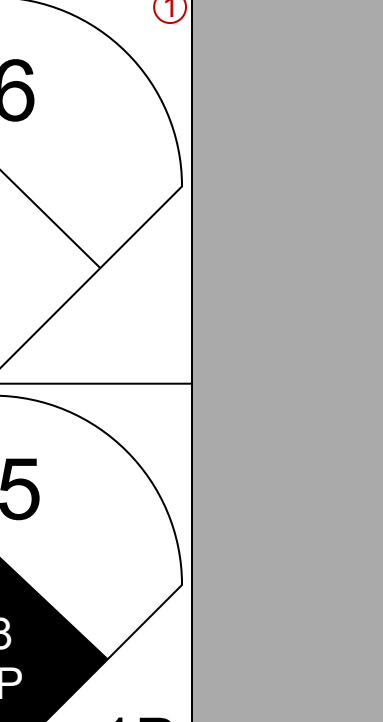

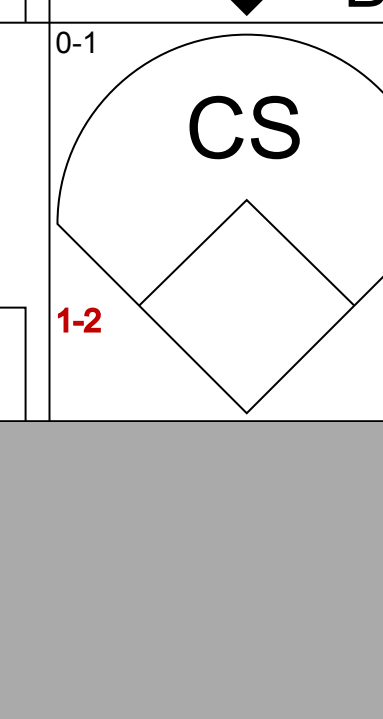
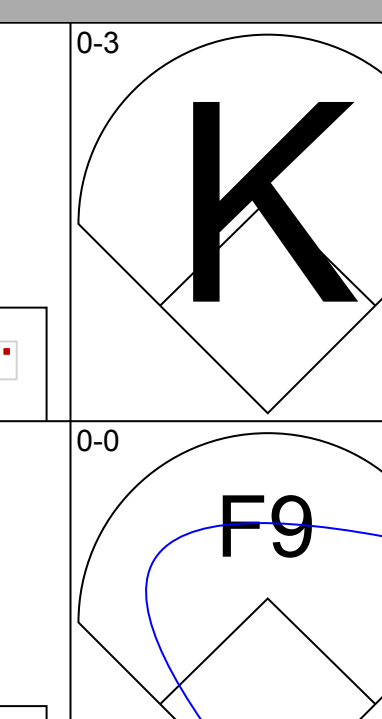
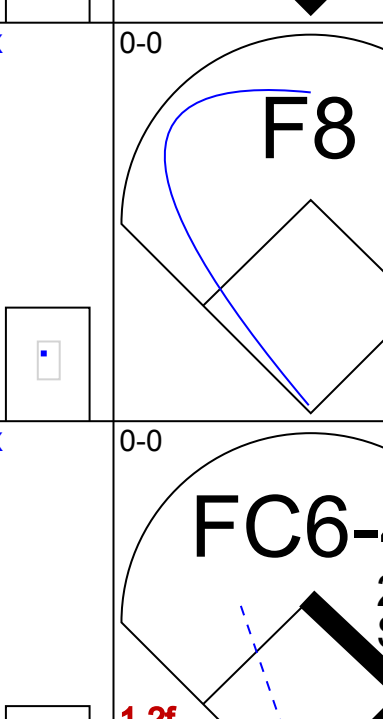
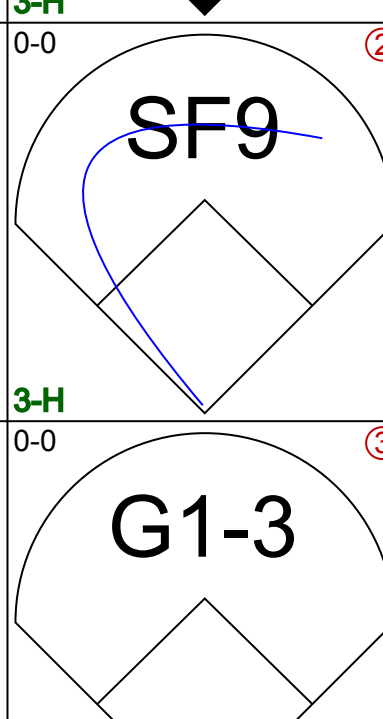
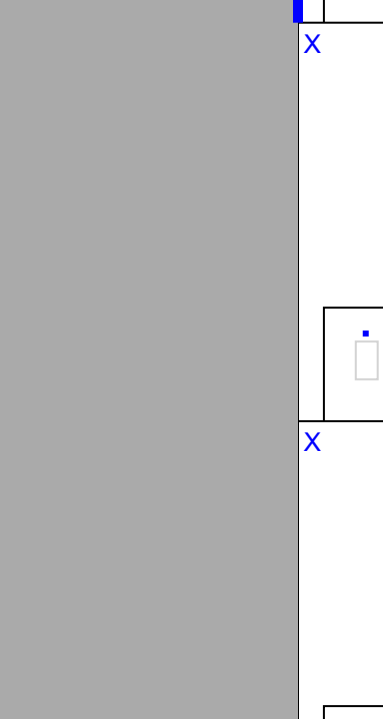
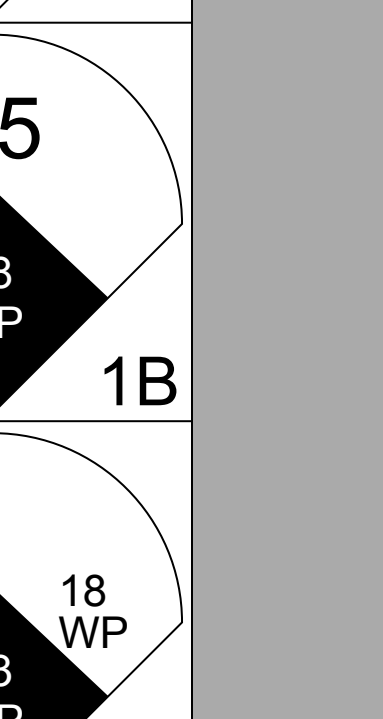


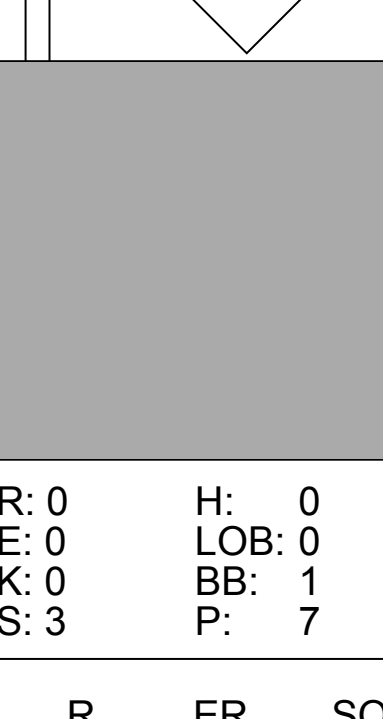
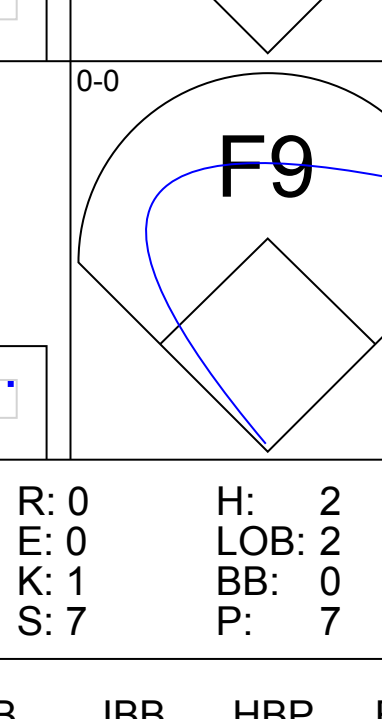
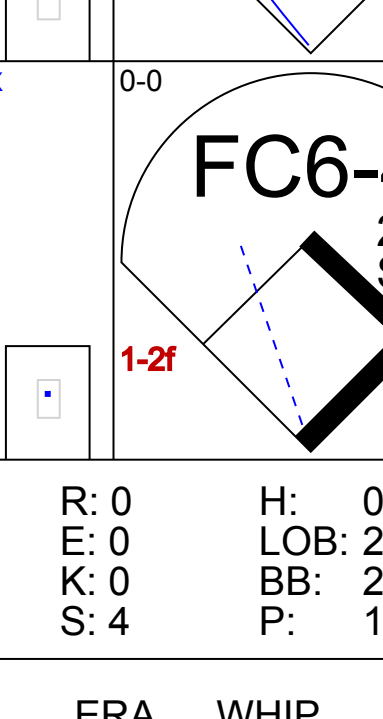
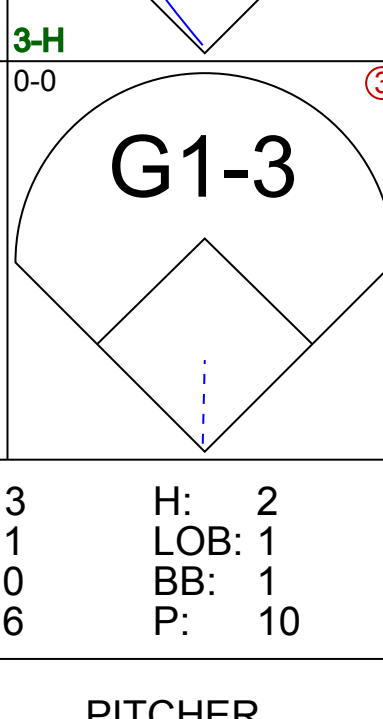
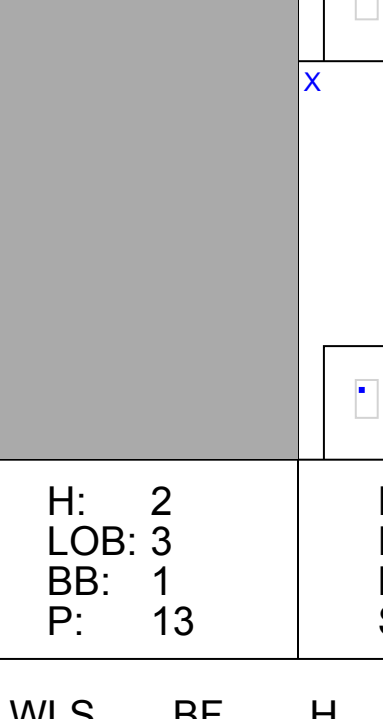
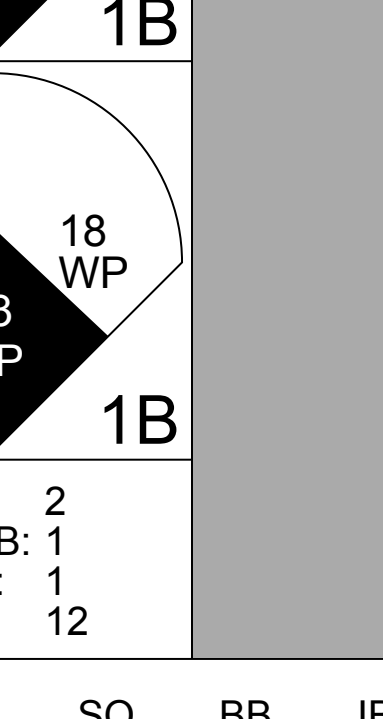
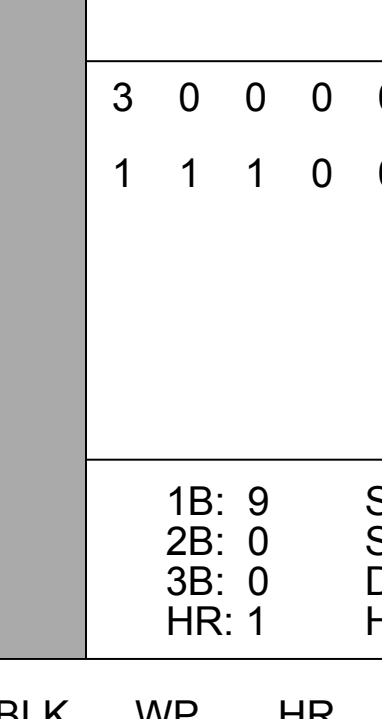



Batter	1	2	3	4	5	6	7	8	9	AB	R	H	RBI	BB	SO	LOB	TOP					
12 Juan Lagares, R OBP: 0.459, SLG: 0.606 93 Darrell Ceciliani, L (6, PR)										3	1	2	0	1	1	0						
11 Rubén Tejada, R OBP: 0.333, SLG: 0.406 Amed Rosario, R (6, 6)										4	1	2	1	0	1	4						
21 Lucas Duda, L OBP: 0.227, SLG: 0.150 3 Jared King, S (7, PR)										3	0	1	0	1	2	1						
44 John Mayberry Jr., R OBP: 0.514, SLG: 0.710 Cory Vaughn, R OBP: 1.000, SLG: 1.000 (7, PR)										4	0	2	1	0	1	1						
29 Eric Campbell, R OBP: 0.368, SLG: 0.452 78 Dustin Lawley, R OBP: 0.333, SLG: 0.667 (1, 5)										3	0	0	1	1	1	3						
20 Anthony Recker, R OBP: 0.192, SLG: 0.167 19 Johnny Monell, L OBP: 0.433, SLG: 0.750 (1, 2)										3	0	0	0	0	1	2						
16 Alex Castellanos, R OBP: 0.290, SLG: 0.552 40 Aderlin Rodríguez, R OBP: 0.250, SLG: 0.250 (1, 3)										3	1	2	0	0	1	0						
74 Danny Muno, S OBP: 0.438, SLG: 0.433 5 T.J. Rivera, R OBP: 0.500, SLG: 0.500 (8, 4)										4	0	2	1	0	1	2						
65 César Puello, R OBP: 0.407, SLG: 0.238 (1, 9)										4	0	0	0	0	2	4						
<b>Inning Stats</b>	R: 0 E: 0 K: 2 S: 8	H: 1 LOB: 1 BB: 0 P: 8	R: 0 E: 0 K: 2 S: 8	H: 1 LOB: 2 BB: 1 P: 12	R: 2 E: 0 K: 0 S: 6	H: 4 LOB: 1 BB: 0 P: 8	R: 0 E: 0 K: 2 S: 9	H: 2 LOB: 2 BB: 0 P: 9	R: 0 E: 0 K: 2 S: 7	H: 0 LOB: 0 BB: 0 P: 7	R: 1 E: 1 K: 1 S: 7	H: 2 LOB: 2 BB: 1 P: 11	R: 1 E: 0 K: 1 S: 6	H: 1 LOB: 0 BB: 1 P: 10	R: 0 E: 0 K: 1 S: 5	H: 0 LOB: 1 BB: 0 P: 5	R: 0 E: 0 K: 2 S: 8	H: 1 LOB: 1 BB: 0 P: 8	1B: 7 2B: 4 3B: 1 HR: 0	SF: 0 SAC: 0 DP: 0 HBP: 0	WP: 0 PB: 0 SB: 1 CS: 0	PA: 41
<b>PITCHER</b>	IP	WLS	BF	H	R	ER	SO	BB	IBB	HBP	BLK	WP	HR	S	P	ERA	WHIP					
14 David Price, L ERA: 4.38 (1, 1)	4.1		21	8	2	2	7	1	0	0	0	0	0	34	40	4.15	2.077					
67 Rafael Dolis, R ERA: 3.52 (5, 1)	0.2		2	0	0	0	1	0	0	0	0	0	0	4	4	0.00	0.000					
60 Angel Nesbitt, R ERA: 3.68 (6, 1)	1.1		9	3	2	2	2	2	0	0	0	0	0	11	19	13.50	3.750					
56 Kyle Ryan, L ERA: 3.12 (7, 1)	1.2	W	5	0	0	0	1	0	0	0	0	0	0	7	7	0.00	0.000					
46 Ian Krol, L ERA: 4.5 (9, 1)	1.0	S	4	1	0	0	2	0	0	0	0	0	0	8	8	0.00	1.000					

New York Mets @ Detroit Tigers  
Joker Marchant Stadium, Lakeland, FL  
Sat Mar 21 2015, 4:38 PM - 4:42 PM EDT  
Att: 9,237 - Partly Cloudy - 81 F

AB 38  
R 4  
H 12  
RBI 4  
BB 3  
SO 13  
LOB 23



Batter	1	2	3	4	5	6	7	8	9	AB	R	H	RBI	BB	SO	LOB	BOTTOM					
20 Rajai Davis, R OBP: 0.366, SLG: 0.429 18 Tyler Collins, L OBP: 0.395, SLG: 0.438 (8, 8)										3	0	2	0	1	0	0						
13 Alex Avila, L OBP: 0.391, SLG: 0.278 (1, 10)										5	0	2	0	0	0	4						
28 J.D. Martinez, R ERA: 2.08 33 Steven Moya, L OBP: 0.133, SLG: 0.267 (1, 9)										2	2	1	1	1	0	2						
52 Yoanis Céspedes, R OBP: 0.300, SLG: 0.552 73 Jason Krizan, L OBP: 0.273, SLG: 0.500 (1, 7)										2	0	0	0	0	0	0						
9 Nick Castellanos, R OBP: 0.389, SLG: 0.469 76 Jeffrey Marte, R OBP: 0.281, SLG: 0.345 (1, 5)										3	1	2	1	0	0	0						
80 Aaron Westlake, L OBP: 0.306, SLG: 0.344 74 Jordan Lennerton, L OBP: 0.310, SLG: 0.258 (1, 3)										3	0	0	0	0	0	3						
50 Bryan Holaday, R OBP: 0.200, SLG: 0.136 34 James McCann, R OBP: 0.481, SLG: 0.538 (8, 2)										1	0	0	1	2	0	1						
26 Hernán Pérez, R OBP: 0.357, SLG: 0.378 33 Javier Betancourt, R OBP: 0.286, SLG: 0.286 (1, 4)										2	0	0	1	0	1	1						
17 Andrew Romine, S OBP: 0.250, SLG: 0.156 81 Josh Wilson, R OBP: 0.314, SLG: 0.250 (7, 6)										3	0	0	0	0	0	2						
<b>Inning Stats</b>	R: 1 E: 0 K: 0 S: 5	H: 1 LOB: 0 BB: 0 P: 5	R: 0 E: 0 K: 0 S: 3	H: 0 LOB: 0 BB: 1 P: 7	R: 0 E: 0 K: 1 S: 7	H: 2 LOB: 0 BB: 0 P: 7	R: 0 E: 0 K: 0 S: 3	H: 1 LOB: 0 BB: 0 P: 3	R: 0 E: 0 K: 0 S: 4	H: 0 LOB: 2 BB: 2 P: 12	R: 3 E: 1 K: 0 S: 6	H: 2 LOB: 1 BB: 1 P: 10	R: 0 E: 0 K: 2 S: 9	H: 2 LOB: 3 BB: 1 P: 13	R: 2 E: 1 K: 1 S: 7	H: 2 LOB: 1 BB: 1 P: 12	R: 2 E: 0 K: 2 S: 8	H: 1 LOB: 1 BB: 0 P: 8	1B: 9 2B: 0 3B: 0 HR: 1	SF: 1 SAC: 0 DP: 1 HBP: 0	WP: 2 PB: 0 SB: 1 CS: 1	PA: 40
<b>PITCHER</b>	IP	WLS	BF	H	R	ER	SO	BB	IBB	HBP	BLK	WP	HR	S	P	ERA	WHIP					
32 Steven Matz, L ERA: 1.29 (1, 1)	2.2		11	3	1	1	1	1	0	0	0	0	0	14	18	3.38	1.500					
46 Zack Thornton, R ERA: 1.29 (3, 1)	2.0	H	8	1	0	0	0	2	0	0	0	0	0	7	15	0.00	1.500					
51 Jack Leathersich, L ERA: 10.39 (5, 1)	0.1	H	1	0	0	0	0	0	0	0	0	0	0	1	1	0.00	0.000					
76 Chasen Bradford, R ERA: 5.4 (6, 1)	1.1	B	11	4	3	2	0	2	0	0	0	0	0	9	17	13.50	4.500					
27 Jeury Familia, R ERA: 3.98 (7, 1)	1.1	L	7	2	2	1	2	1	0	0	0	1	0	10	14	6.75	2.250					
<b>PITCHER</b>	IP	WLS	BF	H	R	ER	SO	BB	IBB	HBP	BLK	WP	HR	S	P	ERA	WHIP					
68 Dario Alvarez, L ERA: 7.2 (8, 1)	0.1		1	0	0	0	1	0	0	0	0	0	0	3	4	0.00	0.000					

New York Mets @ Detroit Tigers  
Joker Marchant Stadium, Lakeland, FL  
Sat Mar 21 2015, 4:38 PM - 4:42 PM EDT  
Att: 9,237 - Partly Cloudy - 81 F

AB 32  
R 6  
H 10  
RBI 4  
BB 6  
SO 4  
LOB 22





Batter	1	2	3	4	5	6	7	8	9	AB	R	H	RBI	BB	SO	LOB	TOP										
18 Didi Gregorius, L (1,6) 60 Nick Noonan, L (7,6) OBP: 0.324, SLG: 0.433 OBP: 0.304, SLG: 0.400	F8		K			G4-3			G6-4-3 1B	3	0	0	0	0	1	0	<b>New York Yankees @ New York Mets</b> Tradition Field, Port St. Lucie, FL Sun Mar 22 2015, 1:12 PM - 3:36 PM EDT Att: 8,205 - Sunny - 86 F										
14 Stephen Drew, L (1,4) 98 Rob Refsnyder, R (7,4) OBP: 0.297, SLG: 0.290 OBP: 0.370, SLG: 0.458	P4			K			K		G6-4-3 1-2	3	0	0	0	0	2	0											
12 Chase Headley, S (1,5) 62 Cole Figueroa, L (7,5) OBP: 0.371, SLG: 0.593 OBP: 0.300, SLG: 0.316	G4-3			G4-3			G5-4-3 BB			2	0	0	0	1	0	0											
25 Mark Teixeira, S (1,3) 83 Francisco Arcia, L (7,3) OBP: 0.270, SLG: 0.371 OBP: 0.400, SLG: 0.590		F7					G5-4-3 1-2			3	0	1	0	0	0	1											
33 Garrett Jones, L (1,9) Aaron Judge, R (8,9) OBP: 0.265, SLG: 0.267 OBP: 0.444, SLG: 0.571		K				G3-1			P2	3	0	0	0	0	1	1											
66 John Ryan Murphy, R (1,2) 55 Austin Romine, R (7,2) OBP: 0.125, SLG: 0.137 OBP: 0.261, SLG: 0.238		F8					G4-6-3 1B		P3	2	0	1	0	0	0	1											
17 Brendan Ryan, R (1,10)		G3					G4-6-3 1-2		K	3	0	0	0	0	1	2											
63 José Pirela, R (1,8) 74 Slade Heathcott, L (1,8) OBP: 0.433, SLG: 0.630 OBP: 0.458, SLG: 0.650			F9				F7		K	0	0	0	0	0	0	0											
77 Ramón Flores, L (1,7) 97 Jonathan Galvez, R (7,7) OBP: 0.214, SLG: 0.269 OBP: 0.391, SLG: 0.474			K				L3		E6 1B	2	0	0	0	0	1	0											
<b>Inning Stats</b>	R: 0 E: 0 K: 0 S: 3	H: 0 LOB: 0 BB: 0 P: 3	R: 0 E: 0 K: 1 S: 6	H: 1 LOB: 1 BB: 0 P: 6	R: 0 E: 0 K: 2 S: 7	H: 0 LOB: 0 BB: 0 P: 7	R: 0 E: 0 K: 1 S: 5	H: 0 LOB: 0 BB: 0 P: 5	R: 0 E: 0 K: 0 S: 3	H: 1 LOB: 0 BB: 0 P: 3	R: 0 E: 0 K: 0 S: 4	H: 0 LOB: 0 BB: 1 P: 8	R: 0 E: 1 K: 1 S: 5	H: 0 LOB: 1 BB: 0 P: 5	R: 0 E: 1 K: 1 S: 6	H: 1 LOB: 1 BB: 0 P: 6		1B: 3 2B: 0 3B: 0 HR: 0	SF: 0 SAC: 0 DP: 3 HBP: 0	WP: 0 PB: 0 SB: 1 CS: 0	PA: 29						
<b>PITCHER</b>	IP	WLS	BF	H	R	ER	SO	BB	IBB	HBP	BLK	WP	HR	S	P	ERA	WHIP										
33 Matt Harvey, R (1,1) ERA: 1.26	5.2	W	18	2	0	0	4	0	0	0	0	0	0	26	26	0.00	0.353										
36 Sean Gilmartin, L (6,1) ERA: 7.11	1.2	H	5	0	0	0	1	1	0	0	0	0	0	6	10	0.00	0.600										
62 Erik Goeddel, R (8,1) ERA: 5.68	0.2		2	0	0	0	1	0	0	0	0	0	0	4	4	0.00	0.000										
64 Duane Below, L (9,1) ERA:	1.0		4	1	0	0	1	0	0	0	0	0	0	6	6	0.00	1.000										

Batter	1	2	3	4	5	6	7	8	9	AB	R	H	RBI	BB	SO	LOB	BOTTOM											
12 Juan Lagares, R (1,8) 6 Matthew den Dekker, L (7,PH) OBP: 0.475, SLG: 0.694 OBP: 0.375, SLG: 0.466	IHR		5 HR			F9			G4-3	3	2	2	1	0	0	0	<b>New York Yankees @ New York Mets</b> Tradition Field, Port St. Lucie, FL Sun Mar 22 2015, 1:12 PM - 3:36 PM EDT Att: 8,205 - Sunny - 86 F											
3 Curtis Granderson, L (1,9) 65 César Puello, R (8,9) OBP: 0.500, SLG: 0.704 OBP: 0.393, SLG: 0.227	G3		F7			F8			L6	3	0	0	0	0	0	1												
5 David Wright, R (1,5) 74 Danny Muno, S (8,5) OBP: 0.376, SLG: 0.615 OBP: 0.424, SLG: 0.419		K				G4-3			K	3	1	1	2	0	1	0												
21 Lucas Duda, L (1,3) 29 Eric Campbell, R (8,3) OBP: 0.240, SLG: 0.304 OBP: 0.395, SLG: 0.583							P4			3	1	1	1	0	1	0												
23 Michael Cuddyer, R (1,7) 9 Kirk Nieuwenhuis, L (8,7) OBP: 0.355, SLG: 0.833 OBP: 0.512, SLG: 0.958										3	0	1	0	0	1	0												
4 Wilmer Flores, R (1,6) 11 Rubén Tejada, R (8,4) OBP: 0.350, SLG: 0.605 OBP: 0.351, SLG: 0.455										3	0	0	0	0	1	1												
7 Travis d'Arnaud, R (1,2) 19 Johnny Monell, L (8,2) OBP: 0.194, SLG: 0.258 OBP: 0.419, SLG: 0.724										3	0	1	0	0	1	0												
20 Anthony Recker, R (1,10) OBP: 0.207, SLG: 0.185										3	0	1	0	0	1	1												
55 Matt Reynolds, R (1,4) OBP: 0.400, SLG: 0.483										3	0	0	0	0	2	0												
<b>Inning Stats</b>	R: 2 E: 0 K: 2 S: 10	H: 2 LOB: 0 BB: 0 P: 13	R: 0 E: 0 K: 2 S: 8	H: 1 LOB: 1 BB: 0 P: 8	R: 2 E: 0 K: 0 S: 7	H: 3 LOB: 1 BB: 0 P: 9	R: 0 E: 0 K: 0 S: 3	H: 0 LOB: 0 BB: 0 P: 3	R: 0 E: 0 K: 1 S: 5	H: 0 LOB: 0 BB: 0 P: 5	R: 0 E: 0 K: 1 S: 6	H: 1 LOB: 1 BB: 0 P: 6	R: 2 E: 0 K: 1 S: 8	H: 3 LOB: 1 BB: 0 P: 10	R: 2 E: 0 K: 1 S: 8	H: 3 LOB: 1 BB: 0 P: 10		1B: 4 2B: 2 3B: 0 HR: 4	SF: 0 SAC: 0 DP: 0 HBP: 0	WP: 0 PB: 0 SB: 0 CS: 0	PA: 34							
<b>PITCHER</b>	IP	WLS	BF	H	R	ER	SO	BB	IBB	HBP	BLK	WP	HR	S	P	ERA	WHIP											
52 CC Sabathia, L (1,1) ERA: 11.57	2.2	L	13	5	4	4	4	0	0	0	0	0	0	2	23	28	13.50	1.875										
57 Chris Martin, R (3,1) ERA: 4.29	0.1		2	1	0	0	0	0	0	0	0	0	0	2	2	0.00	3.000											
27 Scott Baker, R (4,1) ERA: 4.32	4.1		14	1	0	0	2	0	0	0	0	0	0	18	18	0.00	0.231											
45 Chasen Shreve, L (8,1) ERA: 5.87	0.2		5	3	2	2	1	0	0	0	0	0	1	7	9	27.00	4.500											

AB	28
R	0
H	3
RBI	0
BB	1
SO	7
LOB	7

AB	34
R	6
H	10
RBI	6
BB	0
SO	7
LOB	7





Batter	1	2	3	4	5	6	7	8	9	AB	R	H	RBI	BB	SO	LOB	TOP						
12 Juan Lagares, R OBP: 0.432, SLG: 0.625 44 John Mayberry Jr., R OBP: 0.526, SLG: 0.710	F9	FC5 3 1B 5 G4-6-3	F9		K					4	1	0	1	0	1	3	New York Mets @ Miami Marlins Roger Dean Stadium, Jupiter, FL Mon Mar 23 2015, 1:09 PM - 3:55 PM EDT Att. 4,498 - Partly Cloudy - 82 F						
3 Curtis Granderson, L OBP: 0.500, SLG: 0.710 9 Kirk Nieuwenhuis, L OBP: 0.500, SLG: 0.553	G4-3	G4-6-3 5 1B		1B						4	0	3	1	0	0	0							
5 David Wright, R OBP: 0.371, SLG: 0.882 16 Alex Castellanos, R OBP: 0.313, SLG: 0.567	G5-3	G4-6-3 1-2 3-H		F9		K				4	0	0	0	0	1	3							
23 Michael Cuddyer, R OBP: 0.371, SLG: 0.882 6 Matthew den Dekker, L OBP: 0.366, SLG: 0.394				F7		K				4	2	2	1	0	1	2							
74 Danny Muno, S OBP: 0.447, SLG: 0.571				G1-3						4	2	3	1	0	1								
29 Eric Campbell, R OBP: 0.409, SLG: 0.600 62 Erik Goeddel, R						E4 20 2B 11 WP				3	3	1	0	2	0	2							
20 Anthony Recker, R OBP: 0.273, SLG: 0.355 19 Johnny Monell, L OBP: 0.406, SLG: 0.700										4	1	3	2	0	1	2							
11 Rubén Tejada, R OBP: 0.341, SLG: 0.459 5 T.J. Rivera, R OBP: 0.333, SLG: 0.333										4	1	1	2	0	1	2							
48 Jacob deGrom, L ERA: 3.86 82 Carlos Torres, R ERA: 4.05 83 Buddy Carlyle, R ERA: 1.42 85 Daniel Cozzani, L ERA: 1.11 87 Cody Satterwhite, R ERA: 1.42 91 Jack Leathersich, L ERA: 9.84 95 Chase Huchingson, L ERA: 4.91										2	1	1	0	0	0	1							
<b>Inning Stats</b>	R: 0 E: 0 K: 0 S: 3	H: 0 LOB: 0 BB: 0 P: 3	R: 8 E: 0 K: 0 S: 10	H: 7 LOB: 0 BB: 1 P: 14	R: 1 E: 0 K: 1 S: 6	H: 1 LOB: 1 BB: 1 P: 10	R: 0 E: 0 K: 0 S: 4	H: 1 LOB: 1 BB: 0 P: 4	R: 1 E: 1 K: 2 S: 9	H: 1 LOB: 1 BB: 0 P: 10	R: 2 E: 0 K: 3 S: 12	H: 3 LOB: 2 BB: 0 P: 13	R: 0 E: 0 K: 1 S: 5	H: 1 LOB: 1 BB: 1 P: 9	R: 0 E: 0 K: 1 S: 5	H: 0 LOB: 0 BB: 0 P: 5	1B: 6 2B: 4 3B: 2 HR: 2	SF: 0 SAC: 0 DP: 2 HBP: 0	WP: 1 PB: 0 SB: 0 CS: 0	PA: 45			
<b>PITCHER</b>	IP WLS BF H R ER SO BB IBB HBP BLK WP HR S P ERA WHIP	3.0 L 19 8 1 0 2 2 0 0 0 0 1 19 27 27.00 3.333	2.0 9 2 1 0 2 0 0 0 0 1 0 13 14 9.00 1.000	2.0 10 3 2 2 4 1 0 0 0 0 1 17 22 9.00 2.000	2.0 7 1 0 0 2 1 0 0 0 0 0 10 14 0.00 1.000																		
9 Dee Strange-Gordon, L OBP: 0.400, SLG: 0.474 12 Reid Brignac, L OBP: 0.410, SLG: 0.407	P4									3	0	0	0	0	1	0	New York Mets @ Miami Marlins Roger Dean Stadium, Jupiter, FL Mon Mar 23 2015, 1:09 PM - 3:55 PM EDT Att. 4,498 - Partly Cloudy - 82 F						
14 Martín Prado, R OBP: 0.378, SLG: 0.382 17 Donovan Solano, R (5, PR) OBP: 0.310, SLG: 0.308	G6-3	38 HR 1B		G6-3						2	1	1	0	1	0	0							
27 Giancarlo Stanton, R OBP: 0.333, SLG: 0.517 1 Jordany Valdespin, L OBP: 0.400, SLG: 0.500										3	0	0	0	0	2	2							
38 Michael Morse, R OBP: 0.471, SLG: 0.828 30 Don Kelly, L OBP: 0.355, SLG: 0.269										3	2	3	3	0	0	0							
13 Marcell Ozuna, R OBP: 0.234, SLG: 0.318 28 Cole Gillespie, R OBP: 0.346, SLG: 0.409										3	0	1	0	0	1	1							
51 Ichiro Suzuki, L OBP: 0.297, SLG: 0.343 26 Tyler Colvin, L OBP: 0.222, SLG: 0.188										3	0	0	0	0	0	2							
39 Jarrod Saltalamacchia, R OBP: 0.356, SLG: 0.398 33 Vinny Rottino, R OBP: 0.167, SLG: 0.167										2	0	0	0	1	0	0							
3 Adeiny Hechavarria, R OBP: 0.214, SLG: 0.250 73 Austin Nola, R OBP: 0.500, SLG: 0.600										3	0	0	0	0	0	2							
35 Mat Latos, R 47 Pat Misch, L 10 Jeff Baker, R 56 Vin Mazzaro, R 5 Reed Johnson, R 50 Andrew McKirahan, R 29 Scott Sizemore, R										1	0	0	0	0	1	0							
<b>Inning Stats</b>	R: 2 E: 0 K: 1 S: 8	H: 3 LOB: 1 BB: 0 P: 9	R: 0 E: 0 K: 1 S: 5	H: 0 LOB: 0 BB: 0 P: 5	R: 0 E: 0 K: 2 S: 7	H: 0 LOB: 0 BB: 0 P: 7	R: 0 E: 0 K: 1 S: 6	H: 1 LOB: 2 BB: 1 P: 10	R: 0 E: 0 K: 1 S: 5	H: 0 LOB: 1 BB: 1 P: 9	R: 1 E: 0 K: 0 S: 5	H: 1 LOB: 0 BB: 0 P: 8	R: 0 E: 0 K: 1 S: 5	H: 0 LOB: 1 BB: 0 P: 6	R: 0 E: 0 K: 1 S: 6	H: 1 LOB: 1 BB: 0 P: 6	R: 0 E: 0 K: 2 S: 8	H: 1 LOB: 1 BB: 0 P: 8	1B: 3 2B: 2 3B: 0 HR: 2	SF: 0 SAC: 0 DP: 0 HBP: 1	WP: 0 PB: 0 SB: 0 CS: 0	PA: 37	
<b>PITCHER</b>	IP WLS BF H R ER SO BB IBB HBP BLK WP HR S P ERA WHIP	4.0 W 17 4 2 2 5 1 0 0 0 0 0 0 5 9 4.50 1.250	1.0 4 0 0 0 1 1 0 0 0 0 0 1 5 8 9.00 1.000	0.2 2 0 0 0 0 0 0 0 0 0 0 2 2 0.00 0.000	0.1 2 0 0 0 1 0 0 0 1 0 0 0 3 4 0.00 0.000																		

AB 41  
R 12  
H 14  
RBI 10  
BB 4  
SO 9  
LOB 19

AB 34  
R 3  
H 7  
RBI 3  
BB 2  
SO 10  
LOB 11



MIAMI

livebaseballscores.com

livebaseballscores.com



Batter	1	2	3	4	5	6	7	8	9	AB	R	H	RBI	BB	SO	LOB	TOP								
27 Jose Altuve, R OBP: 0.351, SLG: 0.444	G6-3	G4-3			F9		F9	P1		5	0	0	0	0	0	6	<b>Houston Astros @ New York Mets</b> Tradition Field, Port St. Lucie, FL Tue Mar 24 2015, 1:12 PM - 4:06 PM EDT Att: 5,723 - Cloudy - 78 F  <b>AB 37</b> <b>R 4</b> <b>H 12</b> <b>RBI 4</b> <b>BB 2</b> <b>SO 4</b> <b>LOB 18</b>								
4 George Springer, R OBP: 0.432, SLG: 0.595	G6-3		G5-4-3 23 18 S		FC5-4 18 2B		K		G4-3	4	1	1	0	0	1	1									
20 Alex Presley, L OBP: 0.324, SLG: 0.310	G6-3						K			1	0	0	0	0	0	0									
18 Luis Valbuena, L OBP: 0.462, SLG: 0.743										2	0	2	1	1	0	0									
30 Matt Dominguez, R (7, PH) OBP: 0.294, SLG: 0.258	FC6-4 23 FC6-4		G5-4-3 23 G5-4-3				K		G6-3	2	0	0	0	0	1	0									
23 Chris Carter, R OBP: 0.394, SLG: 0.643										2	0	0	0	0	1	0									
26 Dan Johnson, L OBP: 0.360, SLG: 0.158	FC6-4		G5-4-3		P3					3	0	0	0	0	0	4									
92 Jio Mier, R OBP: 0.345, SLG: 0.464										1	0	1	0	0	0	0									
92 Jio Mier, R OBP: 0.345, SLG: 0.464										1	0	0	0	0	0	0									
15 Jason Castro, L OBP: 0.353, SLG: 0.581										4	0	1	0	0	0	2									
70 Tyler Heineman, S OBP: 0.200, SLG: 0.400		G3								0	0	0	0	0	0	0									
8 Jed Lowrie, S OBP: 0.345, SLG: 0.464										3	0	1	0	0	0	1									
76 Carlos Correa, R OBP: 0.314, SLG: 0.364										1	1	1	0	0	0	0									
28 Colby Rasmus, L OBP: 0.452, SLG: 0.528										3	0	1	0	0	1	1									
19 Robbie Grossman, S (6, 7) OBP: 0.452, SLG: 0.528										0	1	0	0	1	0	0									
2 Jonathan Villar, S OBP: 0.395, SLG: 0.500										3	0	0	0	0	1	3									
3 Gregorio Petit, R OBP: 0.440, SLG: 0.455										1	0	1	1	0	0	0									
6 Jake Marisnick, R OBP: 0.417, SLG: 0.517										2	1	2	1	0	0	0									
0 L.J. Hoes, R OBP: 0.375, SLG: 0.333										1	0	1	1	0	0	0									
<b>Inning Stats</b>	R: 0 E: 0 K: 0 S: 3	H: 0 LOB: 1 BB: 1 P: 7	R: 0 E: 0 K: 0 S: 5	H: 2 LOB: 3 BB: 0 P: 6	R: 0 E: 0 K: 0 S: 4	H: 2 LOB: 1 BB: 0 P: 5	R: 0 E: 0 K: 1 S: 5	H: 0 LOB: 0 BB: 0 P: 5	R: 1 E: 0 K: 0 S: 5	H: 2 LOB: 1 BB: 0 P: 5	R: 0 E: 0 K: 1 S: 6	H: 1 LOB: 1 BB: 0 P: 6	R: 1 E: 0 K: 2 S: 10	H: 1 LOB: 0 BB: 0 P: 12	R: 2 E: 0 K: 0 S: 6	H: 4 LOB: 2 BB: 1 P: 10	R: 0 E: 0 K: 0 S: 3	H: 0 LOB: 0 BB: 0 P: 3	1B: 10 2B: 1 3B: 0 HR: 1	SF: 0 SAC: 0 DP: 2 HBP: 1	WP: 0 PB: 0 SB: 1 CS: 0	PA: 40			
<b>PITCHER</b>	IP	WLS	BF	H	R	ER	SO	BB	IBB	HBP	BLK	WP	HR	S	P	ERA	WHIP								
35 Dillon Gee, R ERA: 2.45	4.0		17	4	0	0	1	1	0	1	0	0	0	17	23	0.00	1.250								
43 Buddy Carlyle, R ERA: 2.45	1.0	H	5	2	1	1	0	0	0	0	0	0	0	5	5	9.00	2.000								
68 Dario Alvarez, L ERA: 6.0	1.0	H	4	1	0	0	1	0	0	0	0	0	0	6	6	0.00	1.000								
46 Zack Thornton, R ERA: 2.25	1.0	H	4	1	1	1	2	0	0	0	0	0	1	10	12	9.00	1.000								
52 Carlos Torres, R ERA: 5.87	1.0	L	7	4	2	2	0	1	0	0	1	0	0	6	10	18.00	5.000								

Batter	1	2	3	4	5	6	7	8	9	AB	R	H	RBI	BB	SO	LOB	BOTTOM								
3 Curtis Granderson, L OBP: 0.512, SLG: 0.667	F7									2	1	0	0	1	0	0	<b>Houston Astros @ New York Mets</b> Tradition Field, Port St. Lucie, FL Tue Mar 24 2015, 1:12 PM - 4:06 PM EDT Att: 5,723 - Cloudy - 78 F  <b>AB 30</b> <b>R 3</b> <b>H 2</b> <b>RBI 2</b> <b>BB 3</b> <b>SO 11</b> <b>LOB 7</b>								
65 César Puello, R OBP: 0.379, SLG: 0.217										1	0	0	0	0	0	0									
5 David Wright, R OBP: 0.324, SLG: 0.606	K									3	1	1	2	0	1	0									
16 Alex Castellanos, R OBP: 0.303, SLG: 0.548										1	0	0	0	0	0	0									
21 Lucas Duda, L OBP: 0.207, SLG: 0.259	G4-3									4	0	0	0	0	3	0									
23 Michael Cuddyer, R OBP: 0.368, SLG: 0.865										3	1	1	0	0	0	0									
44 John Mayberry Jr., R OBP: 0.513, SLG: 0.688										1	0	0	0	0	1	0									
9 Kirk Nieuwenhuis, L OBP: 0.479, SLG: 0.512										3	0	0	0	1	3	1									
74 Danny Muno, S OBP: 0.452, SLG: 0.541										2	0	0	0	1	0	1									
19 Johnny Monell, L OBP: 0.371, SLG: 0.636										3	0	0	0	0	1	1									
20 Anthony Recker, R OBP: 0.285, SLG: 0.344										1	0	0	0	0	2	2									
55 Matt Reynolds, R OBP: 0.364, SLG: 0.438										3	0	0	0	0	1	2									
6 Matthew den Dekker, L OBP: 0.341, SLG: 0.361										3	0	0	0	0	1	0									
<b>Inning Stats</b>	R: 0 E: 0 K: 1 S: 5	H: 1 LOB: 1 BB: 0 P: 10	R: 1 E: 1 K: 2 S: 9	H: 1 LOB: 0 BB: 0 P: 10	R: 2 E: 0 K: 2 S: 10	H: 1 LOB: 0 BB: 1 P: 14	R: 0 E: 0 K: 2 S: 7	H: 0 LOB: 1 BB: 0 P: 8	R: 0 E: 0 K: 0 S: 3	H: 0 LOB: 0 BB: 0 P: 3	R: 0 E: 0 K: 2 S: 7	H: 0 LOB: 0 BB: 0 P: 7	R: 0 E: 0 K: 0 S: 3	H: 0 LOB: 0 BB: 0 P: 3	R: 0 E: 0 K: 0 S: 3	H: 0 LOB: 2 BB: 0 P: 15	R: 0 E: 0 K: 2 S: 7	H: 0 LOB: 2 BB: 2 P: 15	1B: 0 2B: 1 3B: 0 HR: 1	SF: 0 SAC: 0 DP: 0 HBP: 1	WP: 1 PB: 0 SB: 0 CS: 0	PA: 34			
<b>PITCHER</b>	IP	WLS	BF	H	R	ER	SO	BB	IBB	HBP	BLK	WP	HR	S	P	ERA	WHIP								
31 Collin McHugh, R ERA: 4.96	5.0		20	2	3	2	7	1	0	1	0	0	0	34	40	3.60	0.600								
66 Kevin Chapman, L ERA: 2.84	0.1		1	0	0	0	1	0	0	0	0	0	0	3	3	0.00	0.000								
44 Luke Gregerson, R ERA: 1.59	0.2		2	0	0	0	1	0	0	0	0	0	0	4	4	0.00	0.000								
37 Pat Neshek, R ERA: 1.8	1.0	W	3	0	0	0	0	0	0	0	0	0	0	3	3	0.00	0.000								
36 Will Harris, R ERA: 3.38	1.0	H	3	0	0	0	0	0	0	0	0	0	0	3	3	0.00	0.000								



Batter	1	2	3	4	5	6	7	8	9	AB	R	H	RBI	BB	SO	LOB	TOP					
12 Juan Lagares, R (1, 8) 6 Matthew den Dekker, L (7, 8) OBP: 0.447, SLG: 0.721 OBP: 0.346, SLG: 0.392	0-0 21 E 2B		0-0 F8		1-2 HR		1-3 K		1-0 2B	3	2	2	2	0	0	0						
11 Rubén Tejada, R (1, 6) 5 T.J. Rivera, R (8, 6) OBP: 0.311, SLG: 0.415 OBP: 0.250, SLG: 0.250	0-0 L9		0-0 F8		0-0 P6		0-0 G5-3		0-0 P4	4	0	0	0	0	0	2						
21 Lucas Duda, L (1, 3) 29 Eric Campbell, R (6, 3) OBP: 0.250, SLG: 0.250 OBP: 0.391, SLG: 0.568	4-0 2H BB			0-3 K		1-0 9 F9 7 1B HBP		0-3 K	0-3 K	1	1	0	0	1	1	0						
44 John Mayberry Jr., R (1, 7) 93 Darrell Ceciliani, L (7, 7) OBP: 0.524, SLG: 0.771 OBP: 0.250, SLG: 0.250	0-3 K			1-0 HR		0-0 7 1B 1B		0-0 F7		3	1	2	1	0	1	1						
9 Kirk Nieuwenhuis, L (1, 9) 65 César Puello, R (7, 9) OBP: 0.451, SLG: 0.477 OBP: 0.400, SLG: 0.250	0-3 K			0-3 K		0-0 F9		0-0 20 2B 1B		3	0	0	0	0	2	3						
7 Travis d'Arnaud, R (1, 2) 20 Anthony Recker, R (8, PH) OBP: 0.235, SLG: 0.294 OBP: 0.286, SLG: 0.394		0-0 19 G3-6-3 1B		0-3 K		0-0 19 L5-3 1B		0-0 1B		3	0	2	1	0	1	0						
19 Johnny Monell, L (1, 10) OBP: 0.333, SLG: 0.568		0-0 G3-6-3				0-0 L5-3		0-0 G1-3		4	0	0	0	0	0	4						
16 Alex Castellanos, R (1, 5) 78 Dustin Lawley, R (8, 5) OBP: 0.278, SLG: 0.500 OBP: 0.500, SLG: 1.000				0-3 K					0-0 6 WP 6 2B 2B	3	0	0	0	0	3	0						
55 Matt Reynolds, R (1, 4) OBP: 0.378, SLG: 0.457					0-0 F9				0-0 G5-3	3	1	1	0	1	0	1						
					12 HR 2B																	
<b>Inning Stats</b>	R: 1 E: 0 K: 2 S: 8	H: 1 LOB: 1 BB: 1 P: 12	R: 0 E: 0 K: 1 S: 5	H: 1 LOB: 0 BB: 0 P: 5	R: 0 E: 0 K: 0 S: 3	H: 0 LOB: 0 BB: 0 P: 3	R: 1 E: 0 K: 3 S: 10	H: 1 LOB: 0 BB: 0 P: 11	R: 2 E: 0 K: 1 S: 9	H: 2 LOB: 0 BB: 0 P: 10	R: 1 E: 0 K: 0 S: 4	H: 2 LOB: 1 BB: 0 P: 5	R: 0 E: 0 K: 2 S: 7	H: 0 LOB: 1 BB: 1 P: 12	R: 1 E: 0 K: 1 S: 7	H: 2 LOB: 1 BB: 0 P: 7	R: 1 E: 0 K: 1 S: 7	H: 2 LOB: 1 BB: 0 P: 8	1B: 4 2B: 6 3B: 0 HR: 2	SF: 0 SAC: 0 DP: 2 HBP: 1	WP: 1 PB: 0 SB: 0 CS: 0	PA: 39
<b>PITCHER</b>	IP WLS BF H R ER SO BB IBB HBP BLK WP HR S P ERA WHIP	4.2 L 18 4 3 2 7 1 0 0 0 0 1 31 36 3.86 1.071	19 Masahiro Tanaka, R (1, 1) ERA: 1.74	68 Dellin Betances, R (5, 1) ERA: 6.75	48 Andrew Miller, L (6, 1) ERA: 2.84	41 Justin Wilson, L (6, 1) ERA:	40 Andrew Bailey, R (7, 1) ERA:	39 Chase Whitley, R (8, 1) ERA: 0.82	29 David Carpenter, R (9, 1) ERA: 5.4	1.0 5 2 1 1 1 0 0 0 0 0 1 4 5 27.00 3.000	1.0 5 2 1 1 1 0 0 0 0 0 1 3 4 27.00 6.000	0.0 0 0 0 0 0 1 1 0.00 0.000	0.0 0 0 0 0 0 7 12 0.00 1.000	9.00 2.000	9.00 2.000							

New York Mets @ New York Yankees  
George M. Steinbrenner Field, Tampa, FL  
Wed Mar 25 2015, 1:07 PM - 4:06 PM EDT  
Att: 10,787 - Partly Cloudy - 77 F

AB 36  
R 7  
H 11  
RBI 6  
BB 2  
SO 11  
LOB 14



Batter	1	2	3	4	5	6	7	8	9	AB	R	H	RBI	BB	SO	LOB	BOTTOM					
11 Brett Gardner, L (1, 8) 74 Slade Heathcott, L (7, 8) OBP: 0.260, SLG: 0.186 OBP: 0.429, SLG: 0.565	0-0 G1-3		0-3 K			0-3 K		0-0 G4-3		3	0	0	0	0	2	1						
12 Chase Headley, S (1, 5) 62 Cole Figueroa, L (6, FR) OBP: 0.366, SLG: 0.553 OBP: 0.333, SLG: 0.316	0-0 G3		0-0 2H 2B			0-0 36 G3 1B			1-0 FC3-6 77 BB HBP	3	0	2	1	0	0	0						
36 Carlos Beltrán, S (1, 9) 77 Ramón Flores, L (7, 9) OBP: 0.242, SLG: 0.287 OBP: 0.250, SLG: 0.379	0-0 G3		0-3 K			0-0 G3			4-0 FC3-6 BB	3	0	0	0	0	1	2						
25 Mark Teixeira, S (1, 3) Greg Bird, L (7, 3) OBP: 0.326, SLG: 0.425 OBP: 0.412, SLG: 0.733		0-0 1B		0-0 P5		0-0 G4-3			0-0 FC3-6 60 1B	3	0	1	0	0	0	2						
13 Alex Rodriguez, R (1, 10) 60 Nick Noonan, L (7, FR) OBP: 0.389, SLG: 0.516 OBP: 0.286, SLG: 0.360		0-3 K		0-0 P4					0-0 33 G4-6-3 1B	3	0	1	0	0	1	1						
33 Garrett Jones, L (1, 7) 83 Ben Gamel, L (8, 7) OBP: 0.244, SLG: 0.243 OBP: 0.286, SLG: 0.360		0-3 K		0-0 G4-3					1-2 3H 1B	1	0	1	1	0	0	0						
14 Stephen Drew, L (1, 4) 98 Rob Refsnyder, R (7, 4) OBP: 0.250, SLG: 0.278 OBP: 0.406, SLG: 0.500		0-0 F9				0-3 K			0-0 P3	2	0	0	0	0	1	1						
18 Didi Gregorius, L (1, 6) 17 Brendan Ryan, R (7, 6) OBP: 0.333, SLG: 0.486 OBP: 0.182, SLG: 0.200			0-0 12 2B 2B			0-0 F8			0-0 E3 74 G4-3	2	1	1	0	0	0	0						
66 John Ryan Murphy, R (1, 2) 67 Eddy Rodríguez, R (7, 2) OBP: 0.228, SLG: 0.233 OBP: 0.364, SLG: 0.444			0-0 F8			0-0 L7			0-3 K	2	0	0	0	0	0	1						
<b>Inning Stats</b>	R: 0 E: 0 K: 0 S: 3	H: 0 LOB: 0 BB: 0 P: 3	R: 0 E: 0 K: 2 S: 8	H: 1 LOB: 1 BB: 0 P: 8	R: 1 E: 0 K: 2 S: 9	H: 2 LOB: 1 BB: 0 P: 9	R: 0 E: 0 K: 0 S: 3	H: 0 LOB: 0 BB: 0 P: 3	R: 0 E: 0 K: 1 S: 5	H: 0 LOB: 0 BB: 0 P: 5	R: 0 E: 0 K: 1 S: 6	H: 1 LOB: 2 BB: 0 P: 6	R: 0 E: 0 K: 0 S: 3	H: 1 LOB: 1 BB: 0 P: 3	R: 0 E: 1 K: 1 S: 5	H: 0 LOB: 0 BB: 0 P: 5	R: 1 E: 0 K: 1 S: 6	H: 1 LOB: 2 BB: 1 P: 11	1B: 4 2B: 2 3B: 0 HR: 0	SF: 0 SAC: 0 DP: 2 HBP: 1	WP: 0 PB: 0 SB: 0 CS: 0	PA: 34
<b>PITCHER</b>	IP WLS BF H R ER SO BB IBB HBP BLK WP HR S P ERA WHIP	4.0 W 15 3 1 1 4 0 0 0 0 0 0 8 8 0.00 0.000	50 Rafael Montero, R (1, 1) ERA: 5.87	36 Sean Gilmartin, L (5, 1) ERA: 5.87	76 Chasen Bradford, R (6, 1) ERA: 4.32	46 Zack Thornton, R (8, 1) ERA: 2.16	55 Chase Hutchingson, L (8, 1) ERA: 3.86	Jon Velasquez, R (9, 1) ERA: 3.6	0.1 1 0 0 0 0 0 0 0 0 0 0 0 8 8 0.00 0.000	0.0 0 0 0 0 0 0 0 0 0 0 0 0 4 4 0.00 0.000	0.0 0 0 0 0 0 6 11 6.75 1.500	0.0 0 0 0 0 0 6 11 6.75 1.500	0.00 0.000	0.00 0.000								

New York Mets @ New York Yankees  
George M. Steinbrenner Field, Tampa, FL  
Wed Mar 25 2015, 1:07 PM - 4:06 PM EDT  
Att: 10,787 - Partly Cloudy - 77 F

AB 32  
R 2  
H 6  
RBI 2  
BB 1  
SO 8  
LOB 19









Batter	1	2	3	4	5	6	7	8	9	AB	R	H	RBI	BB	SO	LOB	TOP										
3 Curtis Granderson, L (1.9) OBP: 0.523, SLG: 0.667 65 César Puello, R (8.9) OBP: 0.361, SLG: 0.233										3	0	2	0	0	0	1											
5 David Wright, R (1.5) OBP: 0.257, SLG: 0.556 16 Alex Castellanos, R (6.5) OBP: 0.263, SLG: 0.472										3	0	0	0	0	0	2											
9 Kirk Nieuwenhuis, L (1.8) OBP: 0.464, SLG: 0.488										3	1	1	0	1	0	1											
23 Michael Cuddyer, R (1.7) OBP: 0.366, SLG: 0.850 6 Matthew den Dekker, L (8.7) OBP: 0.367, SLG: 0.488										3	0	1	0	0	0	1											
4 Wilmer Flores, R (1.6) OBP: 0.354, SLG: 0.556										4	1	1	1	0	0	1											
7 Travis d'Arnaud, R (1.2) OBP: 0.216, SLG: 0.270 58 Jenny Mejia, R (8.1) 76 Chasen Bradford, R (8.1) 19 Johnny Monell, L (8.7) OBP: 0.366, SLG: 0.615										3	0	0	0	0	0	1											
29 Eric Campbell, R (1.3) OBP: 0.400, SLG: 0.578										4	1	2	0	0	1	1											
33 Matt Harvey, R (1.1) 52 Carlos Torres, R (5.1) 36 Sean Gilmartin, L (7.1) 20 Anthony Recker, R (8.7) OBP: 0.293, SLG: 0.376 74 Danny Muno, S (1.4) OBP: 0.457, SLG: 0.537										2	0	0	0	0	0	1											
										4	0	2	1	0	0	2											
<b>Inning Stats</b>	R: 0 E: 0 K: 0 S: 4	H: 1 LOB: 1 BB: 0 P: 4	R: 0 E: 0 K: 0 S: 3	H: 0 LOB: 0 BB: 0 P: 3	R: 0 E: 0 K: 0 S: 3	H: 1 LOB: 0 BB: 0 P: 3	R: 0 E: 0 K: 0 S: 3	H: 0 LOB: 0 BB: 0 P: 3	R: 0 E: 0 K: 0 S: 4	H: 1 LOB: 1 BB: 0 P: 4	R: 1 E: 0 K: 1 S: 7	H: 2 LOB: 1 BB: 0 P: 7	R: 0 E: 0 K: 2 S: 9	H: 2 LOB: 1 BB: 1 P: 13	R: 3 E: 0 K: 0 S: 6	H: 3 LOB: 1 BB: 1 P: 10	1B: 9 2B: 3 3B: 0 HR: 0	SF: 0 SAC: 1 DP: 1 HBP: 0	WP: 0 PB: 0 SB: 0 CS: 1	PA: 39							
<b>PITCHER</b>	IP	WLS	BF	H	R	ER	SO	BB	IBB	HBP	BLK	WP	HR	S	P	ERA	WHIP										
41 John Lackey, R (1.1) ERA: 3.77	7.0	W	25	6	1	1	1	0	0	0	0	0	0	27	28	1.29	0.857										
36 Randy Choate, L (8.1) ERA:	0.1	H	3	2	0	0	0	0	0	0	0	0	0	3	3	0.00	6.000										
37 Matt Belisle, R (8.1) ERA:	0.2	H	3	0	0	0	2	0	1	0	0	0	0	6	10	0.00	0.000										
53 Jordan Walden, R (9.1) ERA: 5.14	1.0		7	3	3	3	0	1	0	0	0	0	0	6	10	27.00	4.000										

New York Mets @ St. Louis Cardinals  
Roger Dean Stadium, Jupiter, FL  
Fri Mar 27 2015, 1:32 PM - 4:21 PM EDT  
Att: 5,861 - Cloudy - 85 F

AB 35  
R 4  
H 11  
RBI 4  
BB 2  
SO 3  
LOB 18



Batter	1	2	3	4	5	6	7	8	9	AB	R	H	RBI	BB	SO	LOB	BOTTOM											
8 Peter Bourjos, R (1.8) OBP: 0.250, SLG: 0.257										4	2	2	0	0	1	0												
22 Jason Heyward, L (1.9) OBP: 0.394, SLG: 0.400 65 Dean Anna, L (7.6) OBP: 0.308, SLG: 0.250										3	0	0	0	0	1	1												
7 Matt Holliday, R (1.7) OBP: 0.438, SLG: 0.444 Rafael Ortega, L (6.7) OBP: 0.167, SLG: 0.458										1	0	0	1	0	0	0												
27 Jhonny Peralta, R (1.6) OBP: 0.382, SLG: 0.400 98 C.J. McElroy, R (7.7) 53 Jordan Walden, R (9.1)										3	0	1	0	0	0	0												
4 Yadier Molina, R (1.2) OBP: 0.286, SLG: 0.265 72 Ed Easley, R (8.2) OBP: 0.214, SLG: 0.214										3	0	0	0	0	1	1												
12 Mark Reynolds, R (1.3) OBP: 0.226, SLG: 0.357										4	0	0	0	0	2	2												
55 Scott Moore, L (1.5) OBP: 0.250, SLG: 0.400										3	0	1	0	0	2	0												
68 Ty Kelly, S (1.4) OBP: 0.341, SLG: 0.303										3	0	0	0	0	1	1												
41 John Lackey, R (1.1) 36 Randy Choate, L (8.1) 37 Matt Belisle, R (8.1) 97 Blake Drake, R (8.7) OBP: 0.293, SLG: 0.376										2	0	0	0	0	1	1												
<b>Inning Stats</b>	R: 1 E: 0 K: 0 S: 4	H: 1 LOB: 0 BB: 0 P: 4	R: 0 E: 0 K: 1 S: 5	H: 0 LOB: 0 BB: 0 P: 5	R: 0 E: 0 K: 2 S: 8	H: 0 LOB: 0 BB: 0 P: 8	R: 0 E: 0 K: 2 S: 8	H: 1 LOB: 1 BB: 0 P: 8	R: 0 E: 0 K: 0 S: 4	H: 1 LOB: 1 BB: 0 P: 4	R: 1 E: 0 K: 0 S: 4	H: 1 LOB: 0 BB: 0 P: 4	R: 0 E: 0 K: 2 S: 7	H: 0 LOB: 0 BB: 0 P: 7	R: 3 E: 0 K: 2 S: 12	H: 3 LOB: 2 BB: 2 P: 21	1B: 3 2B: 2 3B: 0 HR: 2	SF: 1 SAC: 0 DP: 0 HBP: 0	WP: 1 PB: 0 SB: 1 CS: 1	PA: 34								
<b>PITCHER</b>	IP	WLS	BF	H	R	ER	SO	BB	IBB	HBP	BLK	WP	HR	S	P	ERA	WHIP											
33 Matt Harvey, R (1.1) ERA: 1.45	4.1	L	16	3	1	1	5	0	0	0	0	0	0	10	10	3.86	0.692											
52 Carlos Torres, R (5.1) ERA: 5.4	2.1		8	1	1	1	1	0	0	0	0	0	0	1	10	10	3.86	0.429										
36 Sean Gilmartin, L (7.1) ERA: 5.63	0.1		1	0	0	0	1	0	0	0	0	0	0	3	3	0.00	0.000											
58 Jenny Mejia, R (8.1) ERA: 5.4	0.2		6	2	3	3	1	2	0	0	0	0	0	1	8	17	40.50	6.000										
76 Chasen Bradford, R (8.1) ERA: 4.15	0.1		2	1	0	0	1	0	0	0	0	0	0	4	4	0.00	3.000											

New York Mets @ St. Louis Cardinals  
Roger Dean Stadium, Jupiter, FL  
Fri Mar 27 2015, 1:32 PM - 4:21 PM EDT  
Att: 5,861 - Cloudy - 85 F

AB 30  
R 5  
H 7  
RBI 5  
BB 2  
SO 9  
LOB 6





Batter	1	2	3	4	5	6	7	8	9	AB	R	H	RBI	BB	SO	LOB	TOP										
5 Yuliel Escobar, R OBP: 0.273, SLG: 0.273 30 Aaron Barrett, R (5.1)	G4-3		FC6-4 1B		G5-4-3			40 BB 34 BB BB	FC5-4	3	0	1	0	0	0	1	<b>Washington Nationals @ New York Mets</b> Tradition Field, Port St. Lucie, FL Sat Mar 28 2015, 1:13 PM - 4:17 PM EDT Att: 7,075 - Partly Cloudy - 63 F										
13 Jerry Blevins, L 19 Kevin Frandsen, R (6.5)										0	0	0	0	0	0	0											
34 Bryce Harper, L OBP: 0.432, SLG: 0.455 14 Randolph Oduber, R, FR (8.9)	G3		K			HR		40 BB BB		3	1	1	1	1	1	1											
40 Wilson Ramos, R OBP: 0.324, SLG: 0.286 41 Sandy León, S (8.2)			FC6-4		G4-3			12 G6-4-3 BB		2	0	0	0	2	0	1											
10 Ian Stewart, L OBP: 0.341, SLG: 0.541 57 Tanner Roark, R (6.1)	G3				G4-3		L7		G6-4-3	3	0	0	0	0	0	1											
52 Rafael Martin, R (7.1)										0	0	0	0	0	0	0											
12 Mark Miniccozzi, R (8, PH) 29 Xavier Cedeño, L (8.1)										1	0	0	0	0	0	3											
12 Tyler Moore, R OBP: 0.333, SLG: 0.609 (1.7)		K			F9					4	1	1	0	0	1	0											
25 Clint Robinson, L OBP: 0.417, SLG: 0.651 (1.3)		L7								4	0	2	1	0	0	0											
8 Danny Espinosa, S OBP: 0.250, SLG: 0.300 5 Jose Lozada, S (7.6)										3	0	1	0	0	1	1											
7 Tony Gwynn Jr., L OBP: 0.444, SLG: 0.550 D.K. Carey, R OBP: 1.000, SLG: 1.000 (7.8)										2	0	0	0	1	0	1											
37 Stephen Strasburg, R (1.1) 26 Dan Uggla, R OBP: 0.422, SLG: 0.500 (5.4)										1	0	0	0	0	1	0											
										3	0	0	0	0	0	3											
<b>Inning Stats</b>	R: 0 E: 0 K: 0 S: 3	H: 0 LOB: 1 BB: 1 P: 7	R: 0 E: 0 K: 1 S: 6	H: 1 LOB: 1 BB: 0 P: 6	R: 0 E: 0 K: 2 S: 8	H: 1 LOB: 1 BB: 0 P: 8	R: 0 E: 0 K: 1 S: 6	H: 1 LOB: 1 BB: 0 P: 6	R: 0 E: 0 K: 0 S: 2	H: 0 LOB: 0 BB: 0 P: 6	R: 1 E: 0 K: 0 S: 4	H: 1 LOB: 0 BB: 0 P: 6	R: 0 E: 0 K: 0 S: 3	H: 0 LOB: 3 BB: 3 P: 3	R: 0 E: 0 K: 0 S: 2	H: 0 LOB: 2 BB: 3 P: 14	R: 1 E: 0 K: 0 S: 6	H: 3 LOB: 2 BB: 0 P: 7	1B: 4 2B: 2 3B: 0 HR: 1	SF: 0 SAC: 0 DP: 2 HBP: 0	WP: 1 PB: 0 SB: 0 CS: 0	PA: 37					
<b>PITCHER</b>	IP	WLS	BF	H	R	ER	SO	BB	IBB	HBP	BLK	WP	HR	S	P	ERA	WHIP										
48 Jacob deGrom, R ERA: 2.45 (1.1)	7.0	W	26	4	1	1	4	2	0	0	0	0	1	32	42	1.29	0.857										
46 Zack Thornton, R ERA: 2.09 (8.1)	0.1		2	0	0	0	0	1	0	0	0	0	0	1	5	0.00	3.000										
36 Sean Gilmartin, L ERA: 5.63 (8.1)	0.0		1	0	0	0	0	1	0	0	0	0	0	0	4	∞	∞										
43 Buddy Carlyle, R ERA: 2.16 (8.1)	0.2		2	0	0	0	0	1	0	0	0	0	0	1	5	0.00	1.500										
27 Jeury's Familia, R ERA: 6.75 (9.1)	1.0		6	3	1	1	0	0	0	0	0	1	0	6	7	9.00	3.000										

Batter	1	2	3	4	5	6	7	8	9	AB	R	H	RBI	BB	SO	LOB	BOTTOM										
12 Juan Lagares, R OBP: 0.426, SLG: 0.714 6 Matthew den Dekker, L OBP: 0.373, SLG: 0.512 (7.8)	G4-3		3 HR BB							2	1	0	0	1	1	0	<b>Washington Nationals @ New York Mets</b> Tradition Field, Port St. Lucie, FL Sat Mar 28 2015, 1:13 PM - 4:17 PM EDT Att: 7,075 - Partly Cloudy - 63 F										
3 Curtis Granderson, L OBP: 0.532, SLG: 0.737 44 John Mayberry Jr., R OBP: 0.479, SLG: 0.683 (8.3)										2	1	1	3	1	1	0											
5 David Wright, R OBP: 0.366, SLG: 0.615 74 Danny Muno, S OBP: 0.447, SLG: 0.524 (9.4)										3	1	1	1	0	0	1											
21 Lucas Duda, L OBP: 0.275, SLG: 0.400 46 Zack Thornton, R (8.1)		G6-3								4	2	2	2	0	0	0											
36 Sean Gilmartin, L (8.1)										0	0	0	0	0	0	0											
43 Buddy Carlyle, L (8.1)										0	0	0	0	0	0	0											
27 Jeury's Familia, R (9.1)										0	0	0	0	0	0	0											
23 Michael Cuddyer, R OBP: 0.364, SLG: 0.814 65 César Puello, R OBP: 0.378, SLG: 0.258 (7.9)										3	0	1	1	0	0	0											
4 Wilmer Flores, R OBP: 0.353, SLG: 0.563 55 Matt Reynolds, R OBP: 0.415, SLG: 0.632 (7.6)										3	0	1	1	0	0	0											
7 Travis d'Arnaud, R OBP: 0.229, SLG: 0.355 93 Darrell Ceciliani, L (7, PH) (8.7)										3	0	1	0	0	0	2											
11 Rubén Tejada, R OBP: 0.327, SLG: 0.426 78 Dustin Lawley, R OBP: 0.500, SLG: 1.000 (9.5)										1	0	0	0	0	0	1											
48 Jacob deGrom, L OBP: 0.250, SLG: 0.250 19 Johnny Monell, L (7, PH) (8.2)										4	1	1	0	0	1	4											
										0	0	0	0	0	0	0											
<b>Inning Stats</b>	R: 0 E: 0 K: 0 S: 2	H: 0 LOB: 0 BB: 1 P: 6	R: 0 E: 0 K: 0 S: 3	H: 0 LOB: 0 BB: 0 P: 3	R: 4 E: 0 K: 1 S: 11	H: 3 LOB: 0 BB: 1 P: 18	R: 0 E: 0 K: 1 S: 6	H: 1 LOB: 1 BB: 0 P: 6	R: 0 E: 0 K: 2 S: 7	H: 0 LOB: 0 BB: 0 P: 7	R: 2 E: 0 K: 0 S: 6	H: 3 LOB: 3 BB: 0 P: 6	R: 4 E: 1 K: 1 S: 12	H: 4 LOB: 1 BB: 0 P: 16	R: 0 E: 0 K: 1 S: 6	H: 1 LOB: 1 BB: 0 P: 6	1B: 2 2B: 4 3B: 2 HR: 4	SF: 0 SAC: 0 DP: 1 HBP: 0	WP: 0 PB: 0 SB: 0 CS: 0	PA: 38							
<b>PITCHER</b>	IP	WLS	BF	H	R	ER	SO	BB	IBB	HBP	BLK	WP	HR	S	P	ERA	WHIP										
37 Stephen Strasburg, R (1.1)	4.0	L	17	4	4	4	2	2	0	0	0	0	0	4	4	0.00	0.000										
30 Aaron Barrett, R ERA: 1.13 (5.1)	0.2		2	0	0	0	1	0	0	0	0	0	0	5	5	13.50	1.500										
13 Jerry Blevins, L ERA: 9.0 (5.1)	0.2		3	1	1	1	1	0	0	0	0	0	0	5	5	13.50	1.500										
57 Tanner Roark, R ERA: 9.53 (6.1)	1.1		10	5	5	2	1	0	0	0	0	0	2	14	18	13.50	3.750										
52 Rafael Martin, R ERA: 1.98 (7.1)	0.1		2	1	0	0	0	0	0	0	0	0	0	2	2	0.00	3.000										
29 Xavier Cedeño, L (8.1)	1.0		6	3	1	1	0	0	0	0	0	1	0	6	7	9.00	3.000										

AB	32
R	2
H	7
RBI	2
BB	5
SO	4
LOB	15



livebaseballscores.com



Batter	1	2	3	4	5	6	7	8	9	AB	R	H	RBI	BB	SO	LOB	TOP																				
12 Juan Lagares, R OBP: 0.464, SLG: 0.673 9 Kirk Nieuwenhuis, L OBP: 0.466, SLG: 0.669	F9		G4-3		F7	G3-1				3	0	0	0	0	0	0																					
3 Curtis Granderson, L OBP: 0.560, SLG: 0.860 65 César Puello, R OBP: 0.359, SLG: 0.242	G6-4-3 BB		21 1B		21 1B		G6-3		1-2 1B	2	2	2	0	1	0	0																					
5 David Wright, R OBP: 0.302, SLG: 0.585 29 Eric Campbell, R OBP: 0.386, SLG: 0.553	G6-4-3		K		21 1B		F9		G1-3	2	0	0	0	1	1	2																					
21 Lucas Duda, L OBP: 0.318, SLG: 0.436 68 Darío Álvarez, L										4	0	3	2	0	1	0																					
46 Zack Thornton, R 36 Sean Gilmartin, L 62 Erik Goeddel, R		11 BB			1-2 2H					0	0	0	0	0	0	0																					
23 Michael Cuddyer, R OBP: 0.340, SLG: 0.761 44 John Mayberry Jr., R OBP: 0.469, SLG: 0.667	G3		P4							3	0	0	0	0	1	4																					
55 Matt Reynolds, R OBP: 0.400, SLG: 0.595	L8									4	1	1	0	0	0	2																					
20 Anthony Recker, R OBP: 0.311, SLG: 0.400										3	0	1	0	1	2	0																					
11 Rubén Tejada, R OBP: 0.321, SLG: 0.400										3	0	0	1	1	0	1																					
35 Dillon Gee, R 19 Johnny Monell, L OBP: 0.386, SLG: 0.690	FC6-4									2	0	0	0	0	0	3																					
Inning Stats	R: 0 E: 0 K: 0 S: 2	H: 0 LOB: 0 BB: 1 P: 6	R: 0 E: 0 K: 0 S: 4	H: 1 LOB: 3 BB: 2 P: 12	R: 1 E: 0 K: 1 S: 7	H: 2 LOB: 1 BB: 0 P: 7	R: 0 E: 0 K: 1 S: 5	H: 0 LOB: 0 BB: 0 P: 5	R: 1 E: 0 K: 1 S: 7	H: 2 LOB: 2 BB: 1 P: 11	R: 1 E: 0 K: 0 S: 5	H: 2 LOB: 1 BB: 0 P: 5	R: 0 E: 0 K: 1 S: 5	H: 0 LOB: 0 BB: 0 P: 5	R: 0 E: 1 K: 1 S: 5	H: 0 LOB: 0 BB: 0 P: 5	R: 0 E: 0 K: 1 S: 7	H: 2 LOB: 2 BB: 0 P: 7	1B: 6 2B: 3 3B: 0 HR: 0	SF: 0 SAC: 1 DP: 2 HBP: 0	WP: 0 PB: 0 SB: 0 CS: 0	PA: 39															
PITCHER	IP	WLS	BF	H	R	ER	SO	BB	IBB	HBP	BLK	WP	HR	S	P	ERA	WHIP	PITCHER	IP	WLS	BF	H	R	ER	SO	BB	IBB	HBP	BLK	WP	HR	S	P	ERA	WHIP		
56 Marco Gonzales, L ERA: 1.04	4.2		19	3	1	1	2	3	0	0	0	0	0	20	32	1.93	1.286	37 Matt Belisle, R ERA:	1.0		5	2	0	0	1	0	0	0	0	0	7	7	0.00	2.000			
36 Randy Choate, L ERA: 1.59	0.0	B	3	2	1	1	0	0	1	0	0	0	0	2	6	∞	∞																				
43 Seth Maness, R ERA: 1.04	1.1	L	6	2	1	1	1	0	0	0	0	0	0	8	8	6.75	1.500																				
53 Jordan Walden, R ERA: 4.5	1.0		3	0	0	0	1	0	0	0	0	0	0	5	5	0.00	0.000																				
46 Kevin Siegrist, L ERA: 1.29	1.0		3	0	0	0	1	0	0	0	0	0	0	5	5	0.00	0.000																				

New York Mets @ St. Louis Cardinals  
Roger Dean Stadium, Jupiter, FL  
Sun Mar 29 2015, 1:08 PM - 3:44 PM EDT  
Att: 7,007 - Sunny - 71 F

AB 34  
R 3  
H 9  
RBI 3  
BB 4  
SO 6  
LOB 17



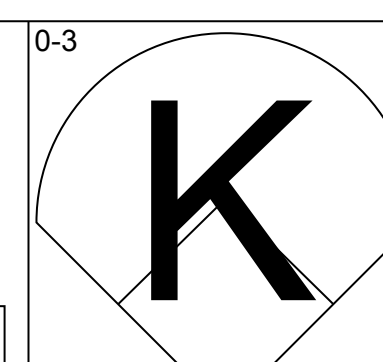
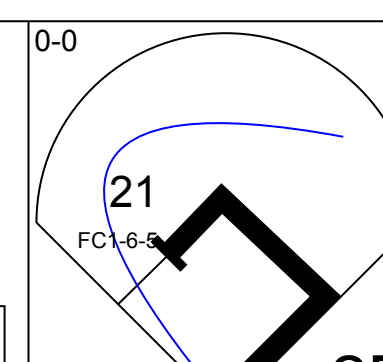
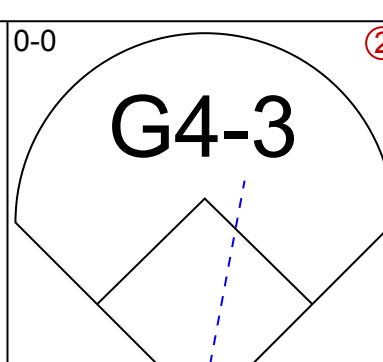
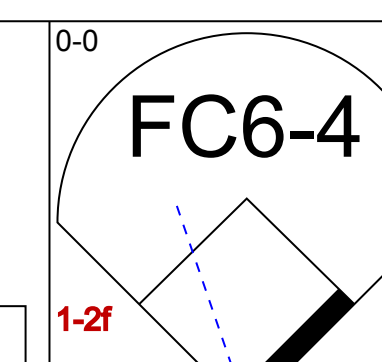
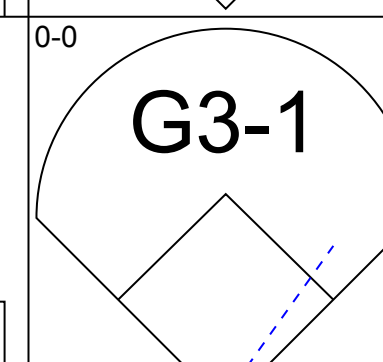
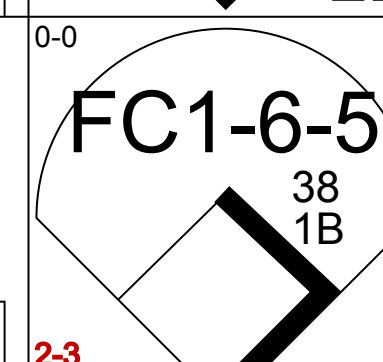
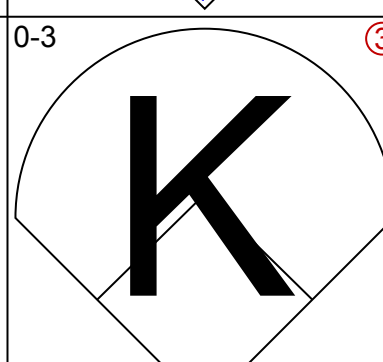
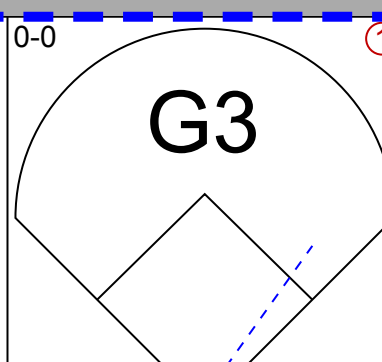
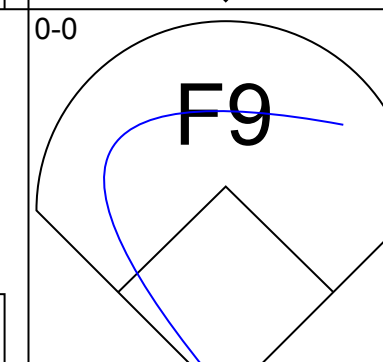
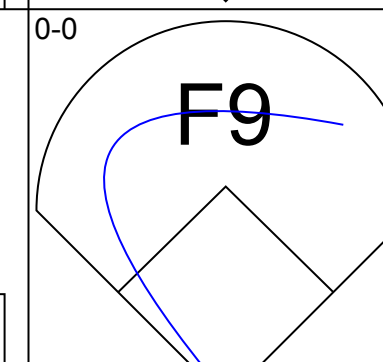
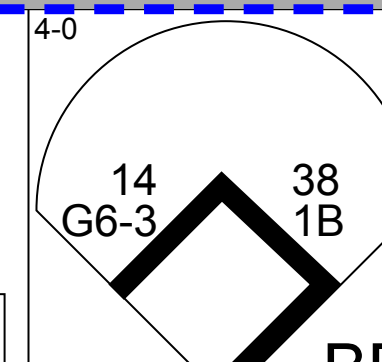
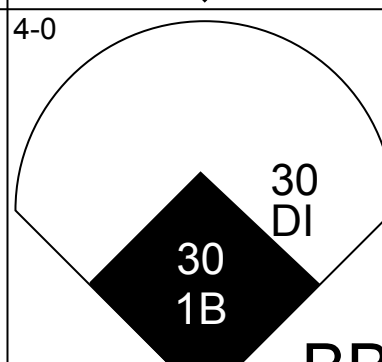
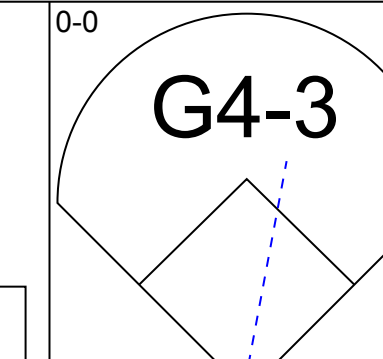
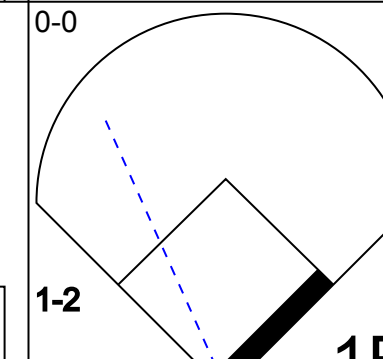
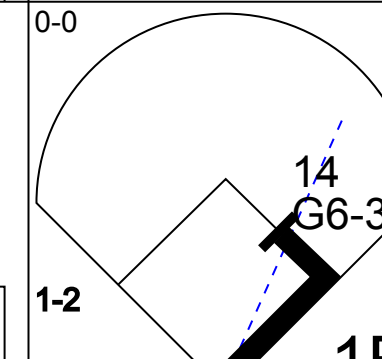
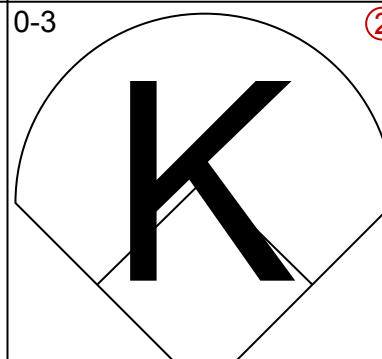
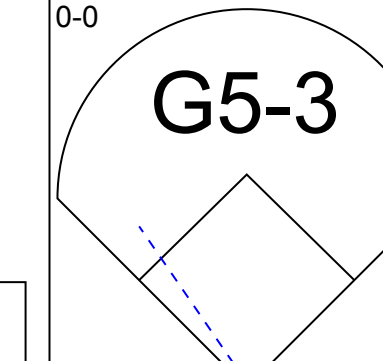
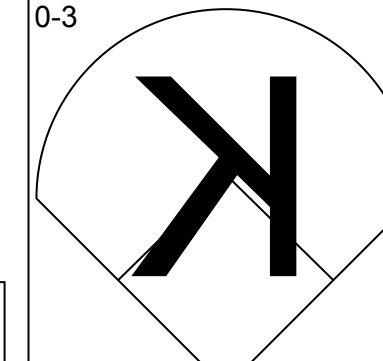
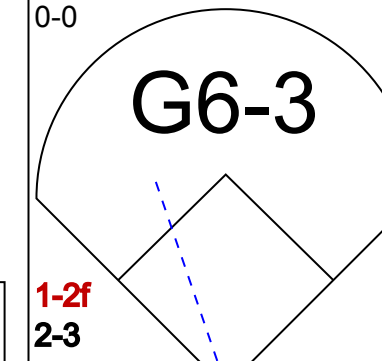
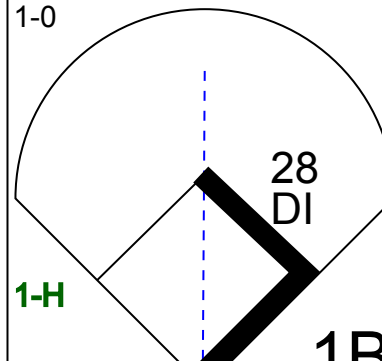
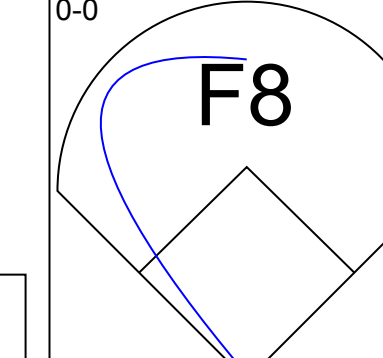
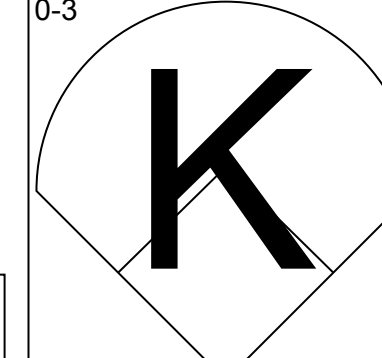
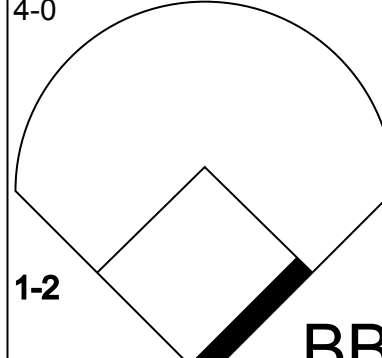
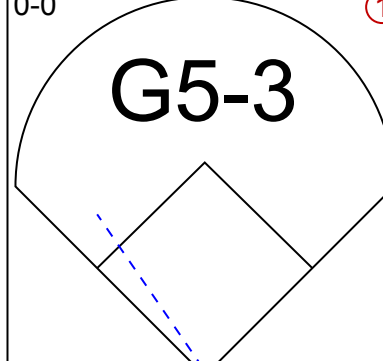
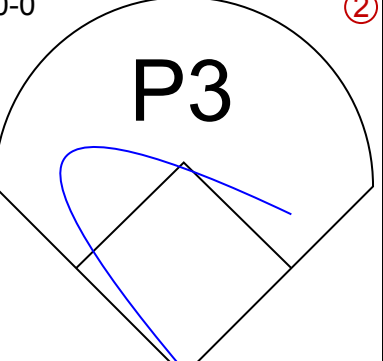
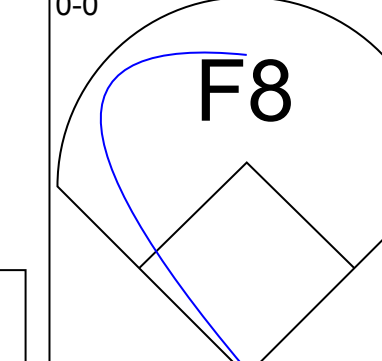
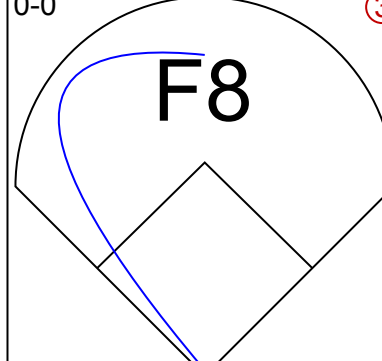
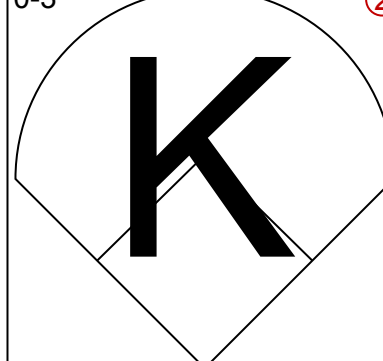
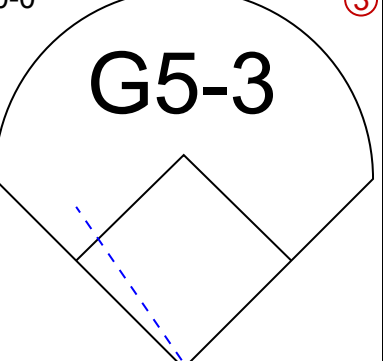
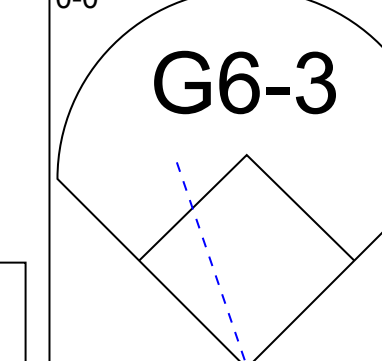

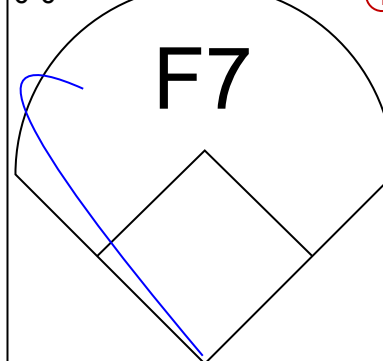
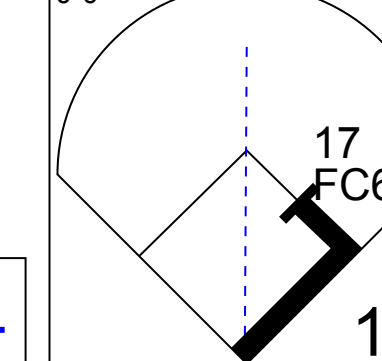
Batter	1	2	3	4	5	6	7	8	9	AB	R	H	RBI	BB	SO	LOB	BOTTOM																			
13 Matt Carpenter, L OBP: 0.500, SLG: 0.429 55 Scott Moore, L OBP: 0.225, SLG: 0.359	22 1B		P5		L7					3	0	1	0	0	0	1																				
22 Jason Heyward, L OBP: 0.385, SLG: 0.485 Xavier Scruggs, R OBP: 0.333, SLG: 0.222	32 S		7 SF8							3	1	2	1	0	1	0																				
7 Matt Holliday, R OBP: 0.457, SLG: 0.464 8 Peter Bourjos, R OBP: 0.227, SLG: 0.231	32 L6		SF8							1	0	1	1	1	0	0																				
32 Matt Adams, L OBP: 0.277, SLG: 0.372 Dean Anna, L OBP: 0.308, SLG: 0.250 87 Jacob Wilson, R OBP: 0.343, SLG: 0.515	L6		G4-3							3	0	0	0	0	0	3																				
27 Jhonny Peralta, R OBP: 0.400, SLG: 0.417 53 Jordan Walden, R										0	0	0	0	0	0	0																				
46 Kevin Siegrist, L 37 Matt Belisle, R 68 Ty Kelly, S OBP: 0.326, SLG: 0.286										3	0	1	0	0	2	1																				
4 Yadier Molina, R OBP: 0.289, SLG: 0.297 48 Tony Cruz, R OBP: 0.385, SLG: 0.417	G1-6-3									3	0	1	0	0	0	2																				
15 Randal Grichuk, R OBP: 0.380, SLG: 0.571										1	0	0	0	2	0	0																				
38 Pete Kozma, R OBP: 0.429, SLG: 0.425	G4-3									3	0	0	0	0	0	3																				
56 Marco Gonzales, L OBP: 0.667, SLG: 0.667 36 Randy Choate, L 43 Seth Maness, R 91 Stephen Piscotty, R OBP: 0.283, SLG: 0.302										1	1	1	0	0	0	0																				
Inning Stats	R: 0 E: 0 K: 0 S: 5	H: 3 LOB: 1 BB: 0 P: 5	R: 0 E: 0 K: 0 S: 3	H: 1 LOB: 1 BB: 1 P: 7	R: 2 E: 0 K: 0 S: 5	H: 2 LOB: 0 BB: 0 P: 5	R: 0 E: 0 K: 1 S: 5	H: 1 LOB: 1 BB: 1 P: 9	R: 0 E: 0 K: 1 S: 5	H: 0 LOB: 0 BB: 0 P: 5	R: 0 E: 0 K: 1 S: 3	H: 0 LOB: 0 BB: 0 P: 3	R: 0 E: 0 K: 1 S: 5	H: 0 LOB: 0 BB: 0 P: 5	R: 0 E: 0 K: 2 S: 7	H: 0 LOB: 0 BB: 0 P: 7	1B: 5 2B: 3 3B: 1 HR: 0	SF: 1 SAC: 0 DP: 3 HBP: 0	WP: 0 PB: 0 SB: 0 CS: 0	PA: 33																
PITCHER	IP	WLS	BF	H	R	ER	SO	BB	IBB	HBP	BLK	WP	HR	S	P	ERA	WHIP	PITCHER	IP	WLS	BF	H	R	ER	SO	BB	IBB	HBP	BLK	WP	HR	S	P	ERA	WHIP	
35 Dillon Gee, R ERA: 2.49	7.0		27	7	2	2	3	3	0	0	0	0	0	31	43	2.57	1.429																			
68 Darío Álvarez, L ERA: 4.91	0.1	H	1	0	0	0	1	0	0	0	0	0	0	3	3	0.00	0.000																			
46 Zack Thornton, R ERA: 1.93	0.2	H	2	0	0	0	0	0	0	0	0	0	0	2	2	0.00	0.000																			
36 Sean Gilmartin, L ERA: 5.19	0.2	H	2	0	0	0	2	0	0	0	0	0	0	6	6	0.00	0.000																			
62 Erik Goeddel, R ERA: 4.15	0.1	S	1	0	0	0	0	0	0	0	0	0	0	1	1	0.00	0.000																			

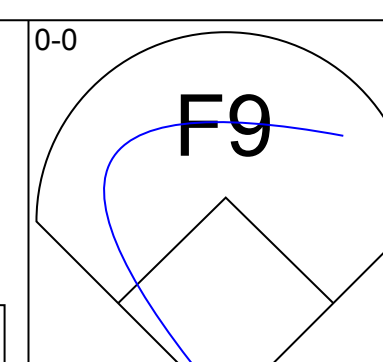
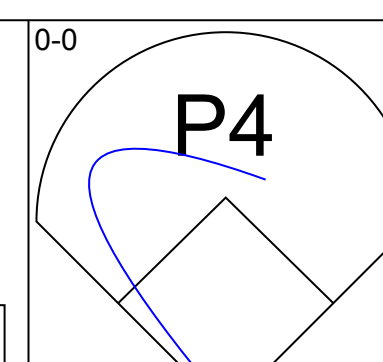
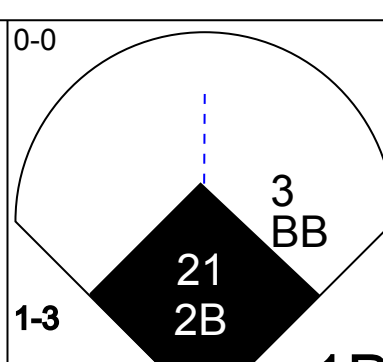
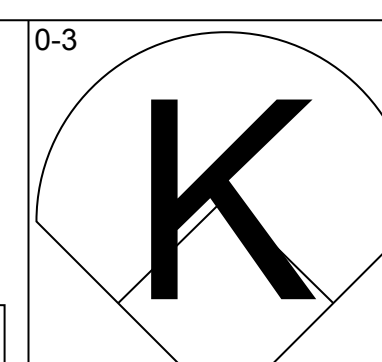
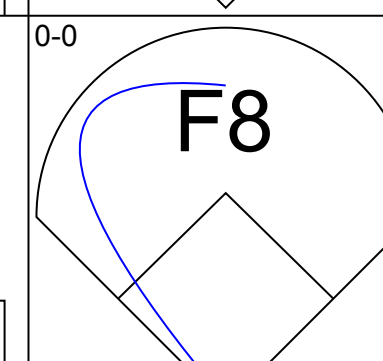
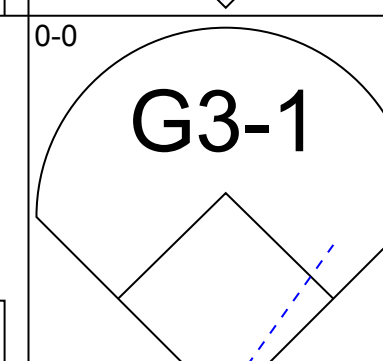
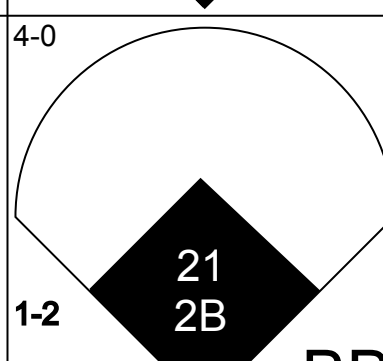
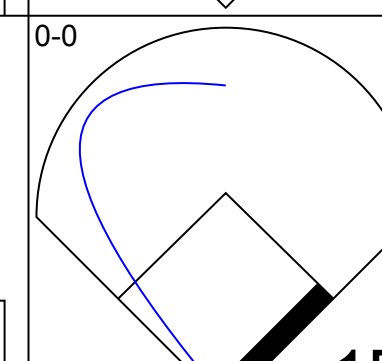
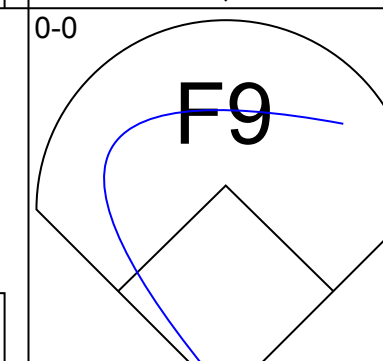
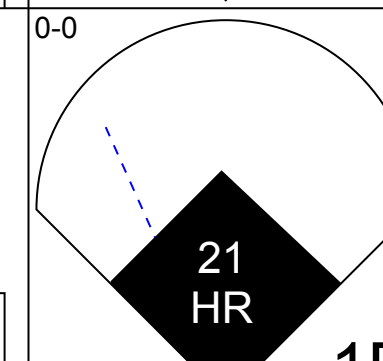
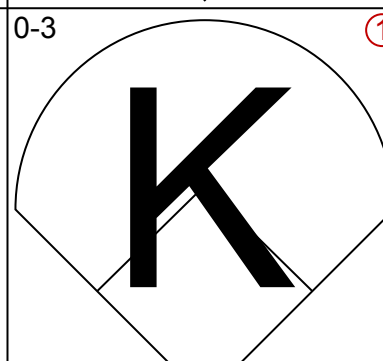
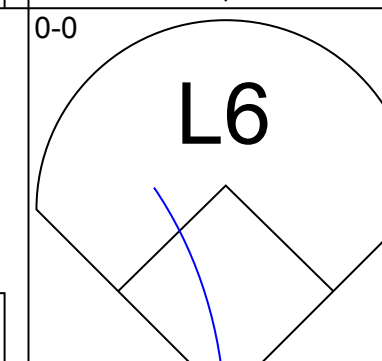
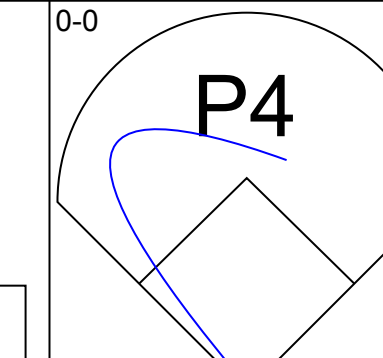
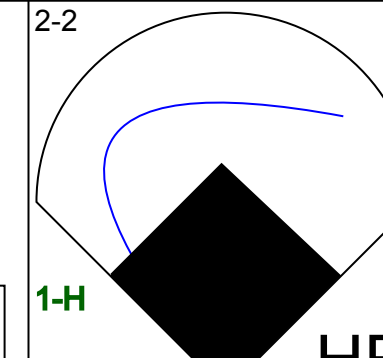
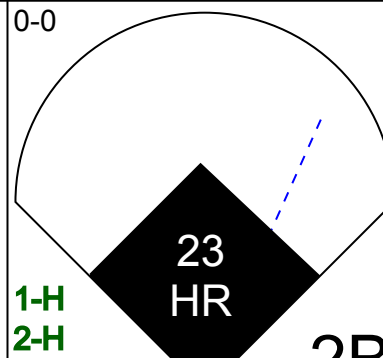
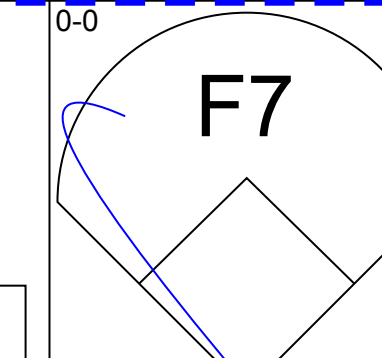
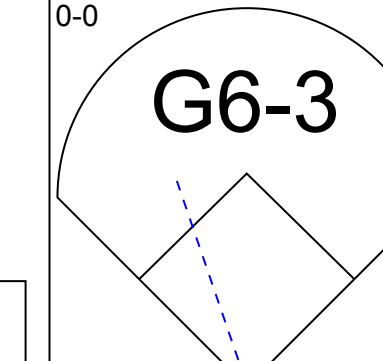
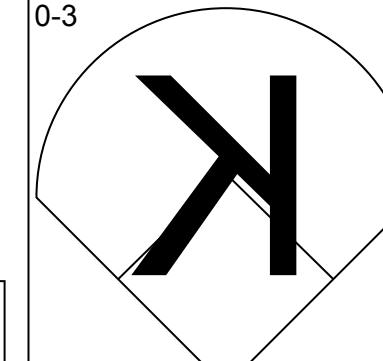
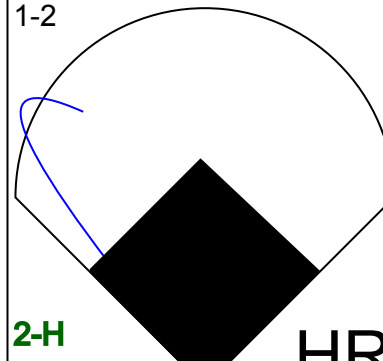
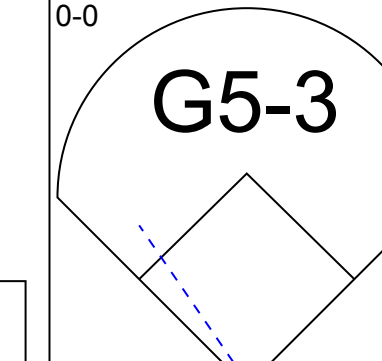
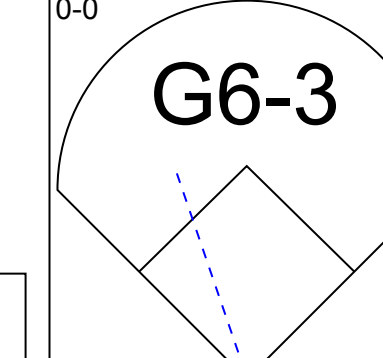
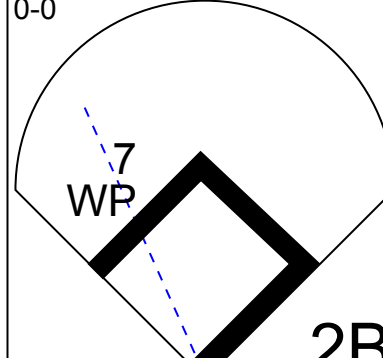
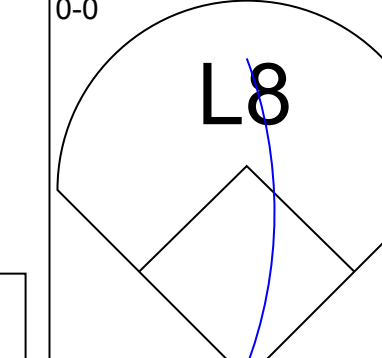
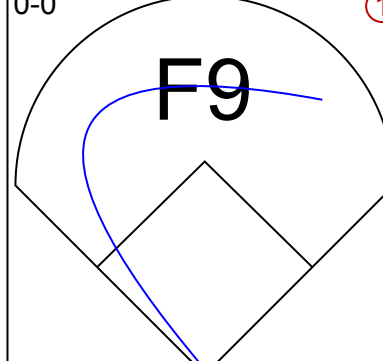
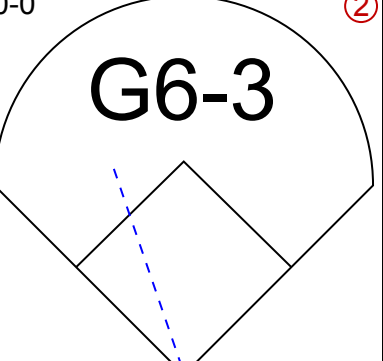
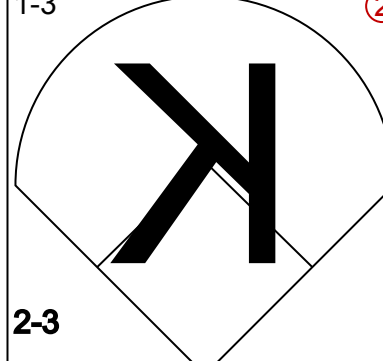
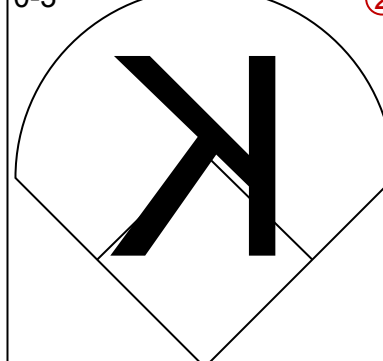
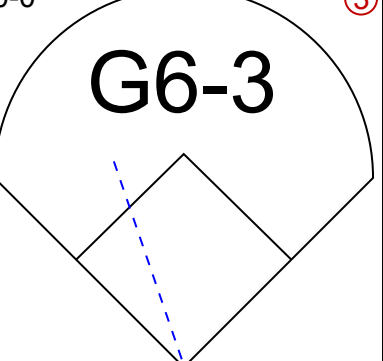
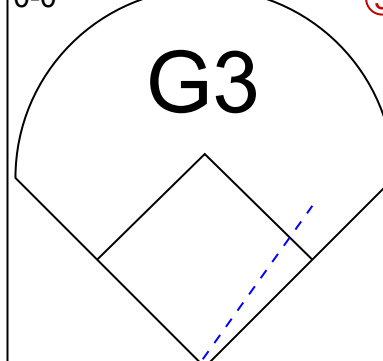
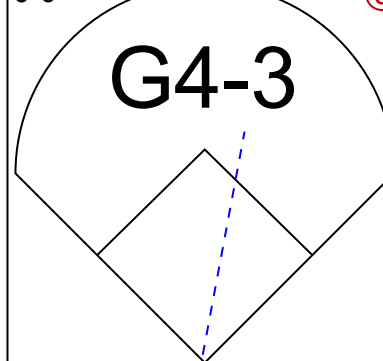
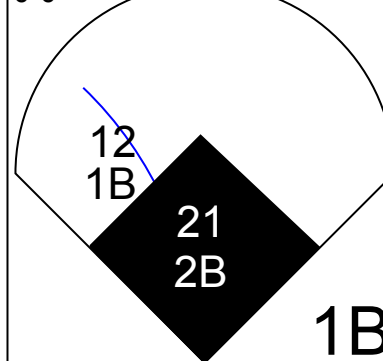
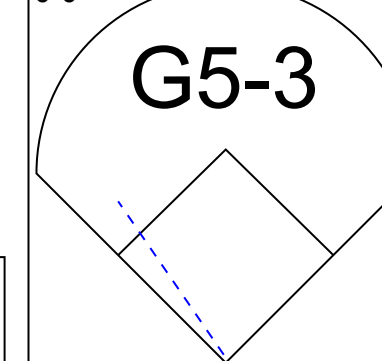
New York Mets @ St. Louis Cardinals  
Roger Dean Stadium, Jupiter, FL  
Sun Mar 29 2015, 1:08 PM - 3:44 PM EDT  
Att: 7,007 - Sunny - 71 F

AB 29  
R 2  
H 7  
RBI 2  
BB 3  
SO 6  
LOB 10





Batter	1	2	3	4	5	6	7	8	9	AB	R	H	RBI	BB	SO	LOB	TOP			
9 Dee Strange-Gordon, L OBP: 0.351, SLG: 0.473 17 Donovan Solano, R OBP: 0.381, SLG: 0.414										3	0	1	0	0	1	0	<b>Miami Marlins @ New York Mets</b> Tradition Field, Port St. Lucie, FL Mon Mar 30 2015, 1:12 PM - 3:35 PM EDT Att: 5,404 - Sunny - 75 F			
21 Christian Yelich, L OBP: 0.380, SLG: 0.356 52 Brad Hand, L OBP: 0.188, SLG: 0.188 82 Fabian Williamson, R OBP: 0.217, SLG: 0.190 26 Tyler Colvin, L OBP: 0.217, SLG: 0.190										3	0	0	0	0	1	1				
27 Giancarlo Stanton, R OBP: 0.387, SLG: 0.619 1 Jordany Valdespin, L OBP: 0.439, SLG: 0.595										2	0	0	0	1	0	1				
38 Michael Morse, R OBP: 0.469, SLG: 0.690 66 Travis Brewster, L OBP: 0.216, SLG: 0.188 10 Jeff Baker, R OBP: 0.216, SLG: 0.188										3	0	2	0	0	0	0				
14 Martin Prado, R OBP: 0.288, SLG: 0.286 30 Don Kelly, L OBP: 0.357, SLG: 0.324										3	0	0	0	0	1	4				
13 Marcell Ozuna, R OBP: 0.297, SLG: 0.375 28 Cole Gillespie, R OBP: 0.333, SLG: 0.357										3	0	0	0	0	2	2				
3 Adeiny Hechavarria, R OBP: 0.185, SLG: 0.230 12 Reid Brignac, L OBP: 0.357, SLG: 0.342										2	0	0	0	0	0	0				
6 Jeff Mathis, R OBP: 0.269, SLG: 0.400 8 Jhonatan Solano, R OBP: 0.529, SLG: 0.643										3	0	0	0	0	1	0				
15 Dan Haren, R OBP: 0.275, SLG: 0.333										2	0	0	0	0	1	0				
<b>Inning Stats</b>	R: 0 E: 0 K: 1 S: 5	H: 0 LOB: 0 BB: 0 P: 5	R: 0 E: 0 K: 0 S: 3	H: 0 LOB: 0 BB: 0 P: 3	R: 0 E: 0 K: 2 S: 7	H: 0 LOB: 0 BB: 0 P: 7	R: 0 E: 0 K: 1 S: 7	H: 2 LOB: 2 BB: 0 P: 7	R: 0 E: 0 K: 1 S: 5	H: 0 LOB: 0 BB: 0 P: 5	R: 0 E: 0 K: 1 S: 5	H: 1 LOB: 2 BB: 1 P: 9	R: 0 E: 0 K: 0 S: 4	H: 1 LOB: 1 BB: 0 P: 4	R: 1 E: 0 K: 1 S: 6	H: 1 LOB: 2 BB: 2 P: 15		1B: 4 2B: 1 3B: 0 HR: 0	SF: 0 SAC: 0 DP: 1 HBP: 0	WP: 0 PB: 0 SB: 0 CS: 0
<b>PITCHER</b>	IP WLS BF H R ER SO BB IBB HBP BLK WP HR S P ERA WHIP																			
50 Rafael Montero, R ERA: 2.4	6.0 W 20 2 0 0 6 0 0 0 0 0 0 0 0 0 0 0 0.00 0.333																			
52 Carlos Torres, R ERA: 4.91	1.0 4 1 0 0 1 1 0 0 0 0 0 0 0 0 0 0 0.00 2.000																			
27 Jeury Familia, R ERA: 6.23	0.2 2 0 0 0 0 0 0 0 0 0 0 0 0 0 0 0 0.00 0.000																			
Scott Rice, L ERA: 9.0	0.1 2 1 0 0 0 0 0 0 0 0 0 0 0 0 0 0 0.00 3.000																			
58 Jenny Mejia, R ERA: 5.87	1.0 6 1 1 1 1 2 0 0 0 0 0 0 0 0 0 0 9.00 3.000																			

Batter	1	2	3	4	5	6	7	8	9	AB	R	H	RBI	BB	SO	LOB	BOTTOM			
12 Juan Lagares, R OBP: 0.400, SLG: 0.655 9 Kirk Nieuwenhuis, L OBP: 0.459, SLG: 0.460										3	0	1	0	0	0	0	<b>Miami Marlins @ New York Mets</b> Tradition Field, Port St. Lucie, FL Mon Mar 30 2015, 1:12 PM - 3:35 PM EDT Att: 5,404 - Sunny - 75 F			
3 Curtis Granderson, L OBP: 0.547, SLG: 0.762 65 César Puello, R OBP: 0.375, SLG: 0.285										2	0	0	0	1	0	0				
5 David Wright, R OBP: 0.394, SLG: 0.568 29 Eric Campbell, R OBP: 0.379, SLG: 0.542										3	1	1	0	0	1	3				
21 Lucas Duda, L OBP: 0.340, SLG: 0.548 20 Anthony Recker, R OBP: 0.304, SLG: 0.390										3	1	2	5	0	0	0				
23 Michael Cuddyer, R OBP: 0.340, SLG: 0.796 19 Johnny Monell, L OBP: 0.378, SLG: 0.674										3	1	1	2	0	1	0				
4 Wilmer Flores, R OBP: 0.345, SLG: 0.558										4	0	1	0	0	1	0				
7 Travis d'Arnaud, R OBP: 0.209, SLG: 0.302 52 Carlos Torres, R OBP: 0.188, SLG: 0.188 27 Jeury Familia, R OBP: 0.217, SLG: 0.190 Scott Rice, L OBP: 0.217, SLG: 0.190 58 Jenny Mejia, R OBP: 0.217, SLG: 0.190										3	0	0	0	0	1	2				
74 Danny Muno, S OBP: 0.420, SLG: 0.489										3	0	0	0	0	1	3				
50 Rafael Montero, R ERA: 4.88 11 Rubén Tejada, R OBP: 0.333, SLG: 0.412 44 John Mayberry Jr., R OBP: 0.480, SLG: 0.651										1	0	0	0	0	0	0				
<b>Inning Stats</b>	R: 0 E: 0 K: 0 S: 3	H: 0 LOB: 0 BB: 0 P: 3	R: 0 E: 0 K: 0 S: 3	H: 0 LOB: 0 BB: 0 P: 3	R: 0 E: 0 K: 1 S: 5	H: 0 LOB: 0 BB: 0 P: 5	R: 2 E: 0 K: 1 S: 9	H: 2 LOB: 0 BB: 0 P: 11	R: 0 E: 0 K: 1 S: 5	H: 0 LOB: 0 BB: 0 P: 5	R: 5 E: 0 K: 2 S: 14	H: 5 LOB: 3 BB: 1 P: 20	R: 0 E: 0 K: 1 S: 6	H: 1 LOB: 1 BB: 0 P: 6	R: 0 E: 0 K: 0 S: 3	H: 0 LOB: 0 BB: 0 P: 3		1B: 4 2B: 2 3B: 0 HR: 2	SF: 0 SAC: 0 DP: 0 HBP: 0	WP: 1 PB: 0 SB: 0 CS: 0
<b>PITCHER</b>	IP WLS BF H R ER SO BB IBB HBP BLK WP HR S P ERA WHIP																			
15 Dan Haren, R ERA: 1.54	1.2 L 7 2 0 0 2 0 0 0 0 0 1 0 0 0 0 0 0.00 1.200																			
82 Fabian Williamson, L ERA:	1.0 3 0 0 0 0 0 0 0 0 0 0 0 0 0 0 0 0.00 0.000																			

AB	31
R	1
H	5
RBI	1
BB	3
SO	8
LOB	12

AB	32
R	7
H	8
RBI	7
BB	1
SO	6
LOB	9





Batter	1	2	3	4	5	6	7	8	9	AB	R	H	RBI	BB	SO	LOB	TOP					
11 Rubén Tejada, R OBP: 0.328, SLG: 0.400										4	0	1	1	0	1	0	<b>New York Mets @ Washington Nationals</b> Space Coast Stadium, Viera, FL Tue Mar 31 2015, 1:07 PM - 3:45 PM EDT Att: 5,697 - Sunny - 80 F					
4 Wilmer Flores, R OBP: 0.328, SLG: 0.527										3	0	0	0	0	0	1						
55 Matt Reynolds, R OBP: 0.391, SLG: 0.581										1	0	0	0	0	0	0						
44 John Mayberry Jr., R OBP: 0.491, SLG: 0.723										4	1	3	1	0	1	0						
21 Lucas Duda, L OBP: 0.347, SLG: 0.545										2	0	1	0	0	0	1						
65 César Puello, R OBP: 0.357, SLG: 0.250										2	0	0	0	0	0	1						
7 Travis d'Arnaud, R OBP: 0.239, SLG: 0.326										3	0	2	0	0	0	1						
13 Jerry Blevins, L										0	0	0	0	0	0	0						
46 Zack Thornton, R										0	0	0	0	0	0	0						
5 T.J. Rivera, R OBP: 0.167, SLG: 0.167										1	0	0	0	0	0	1						
36 Sean Gilmartin, L										0	0	0	0	0	0	0						
29 Eric Campbell, R OBP: 0.371, SLG: 0.519										4	0	1	0	0	2	2						
9 Kirk Nieuwenhuis, L OBP: 0.429, SLG: 0.426										4	0	0	0	0	3	3						
74 Danny Muno, S OBP: 0.407, SLG: 0.458										3	1	0	0	1	1	4						
49 Jonathon Niese, L										1	0	0	0	0	1	0						
20 Anthony Recker, R OBP: 0.296, SLG: 0.381										1	0	0	0	0	0	0						
<b>Inning Stats</b>	R: 0 E: 0 K: 2 S: 7	H: 0 LOB: 0 BB: 0 P: 7	R: 0 E: 1 K: 1 S: 7	H: 1 LOB: 2 BB: 0 P: 7	R: 0 E: 0 K: 1 S: 5	H: 0 LOB: 0 BB: 0 P: 5	R: 0 E: 0 K: 0 S: 4	H: 2 LOB: 1 BB: 0 P: 4	R: 1 E: 0 K: 1 S: 6	H: 1 LOB: 1 BB: 0 P: 10	R: 1 E: 0 K: 2 S: 11	H: 3 LOB: 2 BB: 0 P: 11	R: 0 E: 0 K: 0 S: 3	H: 0 LOB: 0 BB: 0 P: 3	R: 0 E: 1 K: 2 S: 5	H: 0 LOB: 1 BB: 0 P: 5	R: 0 E: 1 K: 2 S: 7	H: 0 LOB: 1 BB: 0 P: 7	1B: 7 2B: 0 3B: 0 HR: 1	SF: 0 SAC: 1 DP: 2 HBP: 0	WP: 0 PB: 0 SB: 0 CS: 0	PA: 35
<b>PITCHER</b>	IP WLS BF H R ER SO BB IBB HBP BLK WP HR S P ERA WHIP																					
47 Gio González, L ERA: 2.79	5.2 L 25 7 2 2 6 1 0 0 0 0 0 1 37 41 3.18 1.412																					
46 Matt Thornton, L ERA: 1.5	0.1 1 0 0 0 1 0 0 0 0 0 0 0 3 3 0.00 0.000																					
30 Aaron Barrett, R ERA: 1.8	1.0 3 0 0 0 0 0 0 0 0 0 0 0 3 3 0.00 0.000																					
Felipe Vázquez, L ERA: 2.45	1.0 3 0 0 0 2 0 0 0 0 0 0 0 7 7 0.00 0.000																					

Batter	1	2	3	4	5	6	7	8	9	AB	R	H	RBI	BB	SO	LOB	BOTTOM			
3 Michael Taylor, R OBP: 0.356, SLG: 0.702										3	0	1	0	0	0	1	<b>New York Mets @ Washington Nationals</b> Space Coast Stadium, Viera, FL Tue Mar 31 2015, 1:07 PM - 3:45 PM EDT Att: 5,697 - Sunny - 80 F			
21 Matthew den Dekker, L OBP: 0.356, SLG: 0.523										1	0	1	0	0	0	0				
5 Yuliel Escobar, R OBP: 0.294, SLG: 0.294										3	0	0	0	0	0	2				
10 Ian Stewart, L OBP: 0.340, SLG: 0.535										1	0	0	0	0	1	1				
34 Bryce Harper, L OBP: 0.451, SLG: 0.584										3	0	1	0	0	1	0				
5 Drew Vetteson, L OBP: 0.833, SLG: 1.667										0	0	0	0	1	0	0				
11 Ryan Zimmerman, R OBP: 0.283, SLG: 0.318										3	0	0	0	0	1	1				
25 Clint Robinson, L OBP: 0.396, SLG: 0.604										0	0	0	0	0	0	0				
20 Ian Desmond, R OBP: 0.308, SLG: 0.348										2	0	0	0	1	1	0				
13 Stephen Perez, S OBP: 0.396, SLG: 0.604										1	0	0	0	0	0	1				
12 Tyler Moore, R OBP: 0.345, SLG: 0.585										3	0	2	0	0	0	0				
Brian Jeroloman, L										1	0	0	0	0	0	1				
59 Jose Lobaton, S OBP: 0.300, SLG: 0.490										3	0	0	0	0	1	3				
Felipe Vázquez, L OBP: 0.214, SLG: 0.086										0	0	0	0	0	0	0				
8 Danny Espinosa, S OBP: 0.200, SLG: 0.235										3	0	0	0	0	0	0				
72 Rich Hill, L										0	0	0	0	0	0	0				
47 Gio González, R										1	0	0	0	0	1	0				
46 Matt Thornton, L										0	0	0	0	0	0	0				
26 Dan Uggla, R OBP: 0.462, SLG: 0.525										1	0	1	0	0	0	0				
30 Aaron Barrett, R										0	0	0	0	0	0	0				
4 Reed Johnson, R OBP: 0.220, SLG: 0.225										1	0	0	0	0	0	0				
<b>Inning Stats</b>	R: 0 E: 0 K: 0 S: 3	H: 0 LOB: 0 BB: 0 P: 3	R: 0 E: 0 K: 0 S: 4	H: 1 LOB: 1 BB: 0 P: 4	R: 0 E: 0 K: 1 S: 6	H: 1 LOB: 1 BB: 0 P: 6	R: 0 E: 0 K: 1 S: 5	H: 1 LOB: 0 BB: 0 P: 5	R: 0 E: 0 K: 0 S: 3	H: 1 LOB: 2 BB: 0 P: 3	R: 0 E: 0 K: 2 S: 8	H: 1 LOB: 2 BB: 1 P: 12	R: 0 E: 0 K: 1 S: 6	H: 1 LOB: 1 BB: 0 P: 6	R: 0 E: 0 K: 0 S: 3	H: 0 LOB: 1 BB: 1 P: 7	1B: 6 2B: 0 3B: 0 HR: 0	SF: 0 SAC: 1 DP: 2 HBP: 0	WP: 0 PB: 0 SB: 0 CS: 0	PA: 33
<b>PITCHER</b>	IP WLS BF H R ER SO BB IBB HBP BLK WP HR S P ERA WHIP																			
49 Jonathon Niese, L ERA: 1.65	6.0 W 20 4 0 0 3 1 0 0 0 0 0 0 26 26 0.00 0.667																			
13 Jerry Blevins, L ERA: 8.64	0.1 H 1 0 0 0 1 0 0 0 0 0 0 0 3 3 0.00 0.000																			
46 Zack Thornton, R ERA: 1.8	0.2 H 4 1 0 0 1 1 0 0 0 0 0 0 5 9 0.00 3.000																			
36 Sean Gilmartin, L ERA: 4.22	2.0 S 8 1 0 0 1 1 0 0 0 0 0 0 9 13 0.00 1.000																			

AB	33
R	2
H	8
RBI	2
BB	1
SO	10
LOB	14



WP	0
PB	0
SB	0
CS	0

AB	30
R	0
H	6
RBI	0
BB	2
SO	6
LOB	10



WP	0
PB	0
SB	0
CS	0











Batter	1	2	3	4	5	6	7	8	9	AB	R	H	RBI	BB	SO	LOB	TOP
12 Juan Lagares, R OBP: 0.406, SLG: 0.641 93 Darrell Ceciliani, L	(1, 8) G3		(2, 3) K		(2, 3) K			(3, 3) K	(4, 2) BB	2	0	0	0	0	1	0	
3 Curtis Granderson, L OBP: 0.531, SLG: 0.712 Alex Castellanos, R	(1, 9) F7			(1, 1) 1B		(0, 0) 1B		(3, 1) P3	(3, 2) F7	2	0	1	0	0	0	0	
5 David Wright, R OBP: 0.326, SLG: 0.545 Eric Campbell, R	(1, 5) 1B			(0, 3) K		(0, 2) G4-6-3		(0, 0) F9		2	0	1	0	0	1	1	
21 Lucas Duda, L OBP: 0.311, SLG: 0.455 Brandon Allen, L	(1, 3) K			(2, 3) K		(3, 3) K			(1, 1) G4-3	2	0	0	0	0	2	2	
23 Michael Cuddyer, R OBP: 0.295, SLG: 0.667 19 Johnny Monell, L	(1, 10) K			(0, 3) K				(1, 1) 1B	(4, 0) 44 1B 20 HR	2	0	0	0	0	2	1	
44 John Mabery Jr., R OBP: 0.475, SLG: 0.879	(1, 7) L6					(3, 2) FC1-4 HBP		(1, 0) F7	(1, 2) 55 BB 20 HR	3	1	1	0	0	0	1	
4 Wilmer Flores, R OBP: 0.404, SLG: 0.583 55 Matt Reynolds, R	(1, 6) G6-3					(1, 0) FC1-4 74 BB		(0, 3) K	(4, 1) 20 HR	2	0	0	0	0	0	1	
20 Anthony Recker, R OBP: 0.304, SLG: 0.408						(2, 0) L7		(0, 1) G4-3	(1, 1) HR	4	1	1	4	0	1	2	
74 Danny Muno, S OBP: 0.426, SLG: 0.442	(1, 4) G6-3					(1, 1) 1B			(4, 1) F9	2	0	0	0	2	0	0	
<b>Inning Stats</b>	R: 0 H: 1 E: 0 K: 1 S: 12	H: 1 LOB: 0 BB: 0 P: 18	R: 0 H: 0 E: 0 K: 1 S: 10	H: 0 LOB: 0 BB: 0 P: 14	R: 0 H: 0 E: 0 K: 2 S: 9	H: 0 LOB: 0 BB: 0 P: 14	R: 0 H: 1 E: 0 K: 3 S: 11	H: 1 LOB: 1 BB: 1 P: 10	R: 0 H: 0 E: 0 K: 1 S: 10	H: 1 LOB: 0 BB: 0 P: 13	R: 0 H: 0 E: 0 K: 1 S: 7	H: 0 LOB: 0 BB: 0 P: 13	R: 4 H: 2 E: 0 K: 0 S: 15	H: 2 LOB: 2 BB: 4 P: 37	1B: 5 2B: 0 3B: 0 HR: 1	SF: 0 SAC: 0 DP: 1 HBP: 1	WP: 1 PA: 38
<b>PITCHER</b>	IP WLS BF H R ER SO BB IBB HBP BLK WP HR S P ERA WHIP																
47 Ross Detwiler, L ERA: 3.72	(1, 1) 1.0 4 1 0 0 1 0 0 0 0 0 0 12 18 0.00 1.000																
22 Nick Martinez, R ERA: 3.94	(2, 1) 1.0 3 0 0 0 1 0 0 0 0 0 0 10 14 0.00 0.000																
Chi Chi Gonzalez, R ERA: 2.89	(3, 1) 5.0 19 3 0 0 8 1 0 1 0 0 0 47 72 0.00 0.800																
51 Andrew Faulkner, L ERA: 16.2	(8, 1) 1.2 8 1 3 3 1 2 0 0 0 0 0 14 30 16.20 1.800																
20 Jesus Pireta, R ERA: 6.75	(9, 1) 0.1 5 1 1 1 0 2 0 0 0 0 1 1 8 20 27.00 9.000																

New York Mets @ Texas Rangers  
Globe Life Park in Arlington, Arlington, TX  
Sat Apr 04 2015, 2:10 PM - 5:13 PM EDT  
Att. 12,080 - Sunny - 58 F

AB 32  
R 4  
H 6  
RBI 4  
BB 5  
SO 11  
LOB 14



Batter	1	2	3	4	5	6	7	8	9	AB	R	H	RBI	BB	SO	LOB	BOTTOM				
2 Leonys Martin, L OBP: 0.339, SLG: 0.456 7 Delino DeShields, R OBP: 0.319, SLG: 0.465 41 Chris Garia, S	(1, 8) G4-3		(1, 2) G6-3		(4, 2) 39 SH1-3 1 BB	(1, 1) FC6-4 20 BB		(1, 2) F7		2	0	0	0	0	0	0					
1 Elvis Andrus, R OBP: 0.370, SLG: 0.548 39 Tommy Field, R OBP: 0.311, SLG: 0.446	(1, 6) G5-3		(4, 2) 17 BB		(3, 1) SH1-3	(4, 1) 20 BB			(2, 3) K	1	0	0	0	1	0	0					
17 Shin-Soo Choo, L OBP: 0.271, SLG: 0.295 20 Jake Smolinski, R OBP: 0.441, SLG: 0.635	(1, 9) 18 HBP		(0, 1) 1B		(1, 1) 1B	(2, 1) FC5-4 1 BB			(2, 1) F8	2	0	2	0	0	0	0					
Jared Hoying, L OBP: 0.314, SLG: 0.394	(6, PR) 1B		(1, 2) 1B		(0, 1) HBP	(1, 3) FC5-4 1 BB			(1, 2) 1B	1	0	0	0	0	0	0					
18 Mitch Moreland, L OBP: 0.306, SLG: 0.489 1 Trevor Adams, R OBP: 0.412, SLG: 0.429 76 Drew Robinson, L OBP: 0.333, SLG: 0.333	(1, 3) 1B		(1, 0) G5-3		(0, 1) 1B	(0, 1) FC5-4 1 BB			(1, 2) 1B	1	0	0	0	0	2	2					
16 Ryan Rua, R OBP: 0.338, SLG: 0.547 50 Nick Williams, L OBP: 0.333, SLG: 0.444	(1, 7) K				(1, 2) 9 BB	(1, 3) K			(1, 2) K	2	0	1	0	0	1	2					
43 Nomar Mazara, L OBP: 0.276, SLG: 0.375																					
3 Carlos Corporan, S OBP: 0.400, SLG: 0.633 38 Chris Gimenez, R OBP: 0.222, SLG: 0.314	(1, 2) P5																				
9 Adam Rosales, R OBP: 0.370, SLG: 0.500 79 Tyler Pastornicky, R	(1, 5) P6																				
12 Rougned Odor, L OBP: 0.348, SLG: 0.477 86 Guilder Rodriguez, S OBP: 0.250, SLG: 0.250	(1, 4) G4-3																				
<b>Inning Stats</b>	R: 0 H: 1 E: 0 K: 1 S: 14	H: 0 LOB: 0 BB: 0 P: 21	R: 0 H: 0 E: 0 K: 1 S: 9	H: 0 LOB: 0 BB: 0 P: 9	R: 0 H: 1 E: 0 K: 0 S: 14	H: 1 LOB: 2 BB: 1 P: 22	R: 1 H: 2 E: 0 K: 1 S: 9	H: 2 LOB: 0 BB: 0 P: 12	R: 1 H: 1 E: 0 K: 1 S: 14	H: 1 LOB: 2 BB: 1 P: 26	R: 2 H: 1 E: 0 K: 0 S: 12	H: 1 LOB: 2 BB: 2 P: 27	R: 0 H: 1 E: 0 K: 0 S: 4	H: 1 LOB: 0 BB: 0 P: 6	R: 0 H: 0 E: 0 K: 0 S: 6	H: 0 LOB: 0 BB: 0 P: 9	R: 0 H: 1 E: 0 K: 2 S: 13	H: 1 LOB: 1 BB: 0 P: 19	1B: 7 2B: 1 3B: 0 HR: 0	SF: 0 SAC: 1 DP: 0 HBP: 2	WP: 1 PA: 41
<b>PITCHER</b>	IP WLS BF H R ER SO BB IBB HBP BLK WP HR S P ERA WHIP																				
35 Dillon Gee, R ERA: 2.73	(1, 1) 4.2 23 5 2 2 4 2 0 0 0 0 1 0 11 27 0.00 2.000																				
54 Alex Torres, L ERA: 1.5	(5, 1) 1.0 6 0 2 0 0 2 0 0 0 0 1 0 11 27 0.00 2.000																				
36 Sean Gilmartin, L ERA: 3.75	(6, 1) 1.1 5 2 0 0 0 0 0 0 0 0 0 8 12 0.00 1.500																				
46 Zack Thornton, R ERA: 1.38	(8, 1) 2.0 7 1 0 0 2 0 0 0 0 0 0 19 28 0.00 0.500																				

New York Mets @ Texas Rangers  
Globe Life Park in Arlington, Arlington, TX  
Sat Apr 04 2015, 2:10 PM - 5:13 PM EDT  
Att. 12,080 - Sunny - 58 F

AB 34  
R 4  
H 8  
RBI 3  
BB 4  
SO 6  
LOB 19





Batter	1	2	3	4	5	6	7	8	9	AB	R	H	RBI	BB	SO	LOB	TOP			
3 Curtis Granderson, L (1.9)										3	1	0	0	2	0	2				
5 David Wright, R (1.5)										4	1	0	0	0	0	2				
21 Lucas Duda, L (1.3)										4	0	2	2	0	1	1				
23 Michael Cuddyer, R (1.7)										4	0	1	0	0	1	2				
28 Daniel Murphy, L (1.4)										4	0	0	0	0	0	2				
12 Juan Lagares, R (1.8)										4	1	0	0	0	2	0				
7 Travis d'Arnaud, R (1.2)										4	0	2	1	0	1	0				
4 Wilmer Flores, R (1.6)										4	0	0	0	0	2	2				
40 Bartolo Colon, R (1.1)										2	0	0	0	0	1	0				
9 Kirk Nieuwenhuis, L (7. PH)										1	0	0	0	0	1	1				
52 Carlos Torres, R (7.1)										0	0	0	0	0	0	0				
27 Jeury's Familia, R (8.1)										0	0	0	0	0	0	0				
44 John Mayberry Jr., R (9. PH)										0	0	0	0	0	1	0				
13 Jerry Blevins, L (9.1)										0	0	0	0	0	0	0				
43 Buddy Carlyle, L (9.1)										0	0	0	0	0	0	0				
<b>Inning Stats</b>	R: 0 H: 0 E: 0 K: 1 S: 13	H: 0 LOB: 1 BB: 1 P: 20	R: 0 H: 0 E: 0 K: 1 S: 7	H: 0 LOB: 0 BB: 0 P: 8	R: 0 H: 0 E: 0 K: 1 S: 7	H: 0 LOB: 0 BB: 0 P: 7	R: 0 H: 0 E: 0 K: 0 S: 8	H: 0 LOB: 0 BB: 0 P: 11	R: 0 H: 0 E: 0 K: 2 S: 12	H: 1 LOB: 1 BB: 1 P: 20	R: 1 H: 1 E: 1 K: 1 S: 9	H: 1 LOB: 1 BB: 0 P: 13	R: 0 H: 2 E: 0 K: 0 S: 10	H: 2 LOB: 2 BB: 0 P: 14	R: 0 H: 1 E: 0 K: 1 S: 14	H: 1 LOB: 2 BB: 1 P: 20	1B: 4 2B: 0 3B: 1 HR: 0	SF: 0 SAC: 0 DP: 0 HBP: 0	WP: 0 PB: 0 CS: 0	PA: 37
<b>PITCHER</b>	IP WLS BF H R ER SO BB IBB HBP BLK WP HR S P ERA WHIP																			
31 Max Scherzer, R (1.1)	7.2 L 31 4 3 0 8 2 0 0 0 0 0 0 71 97 0.00 0.783																			
29 Xavier Cedeño, L (8.1)	0.1 1 0 0 0 0 0 0 0 0 0 0 3 6 0.00 0.000																			
30 Aaron Barrett, R (9.1)	0.2 4 1 0 0 1 1 0 0 0 0 0 12 16 0.00 3.000																			
46 Matt Thornton, L (9.1)	0.1 1 0 0 0 0 0 0 0 0 0 0 2 4 0.00 0.000																			

New York Mets @ Washington Nationals  
Nationals Park, Washington, DC  
Mon Apr 06 2015, 4:10 PM - 6:44 PM EDT  
Att: 42,295 - Sunny - 76 F

AB 34  
R 3  
H 5  
RBI 3  
BB 3  
SO 9  
LOB 12



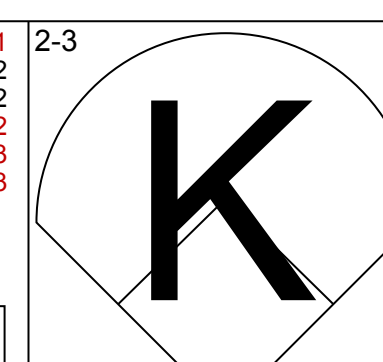
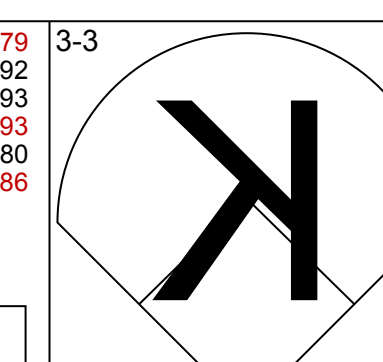
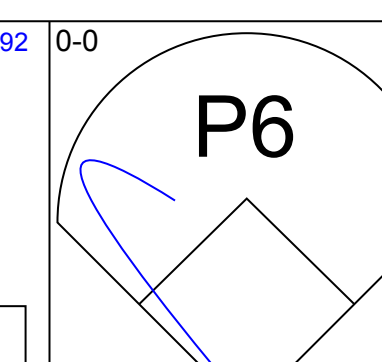
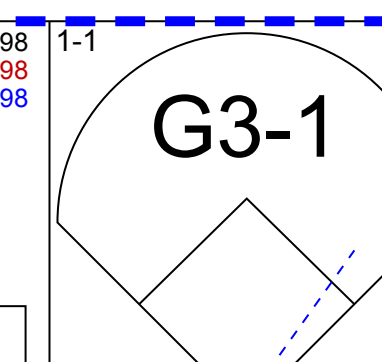
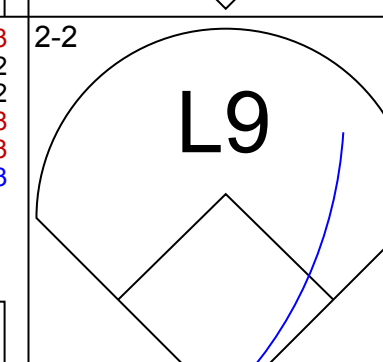
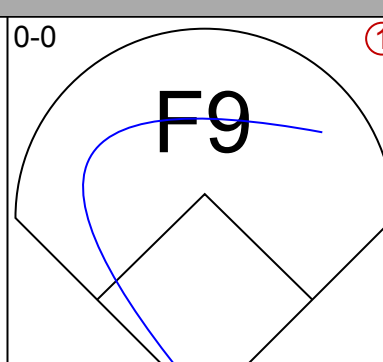
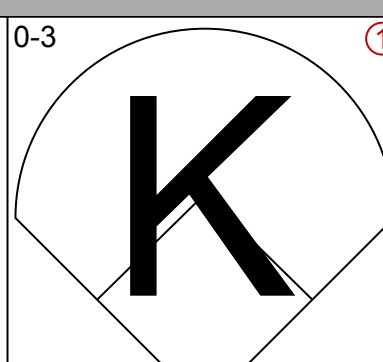
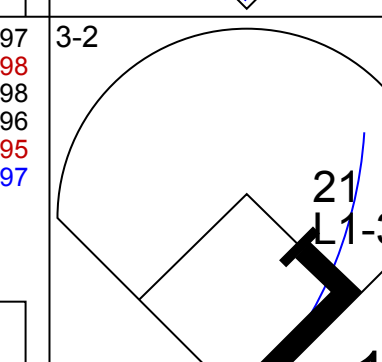
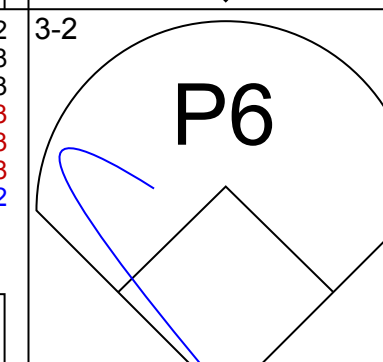
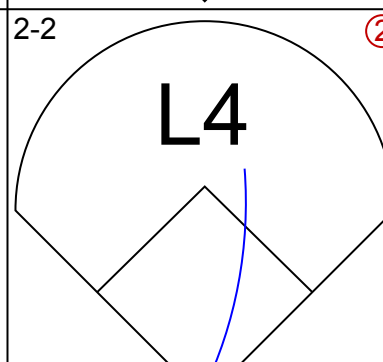
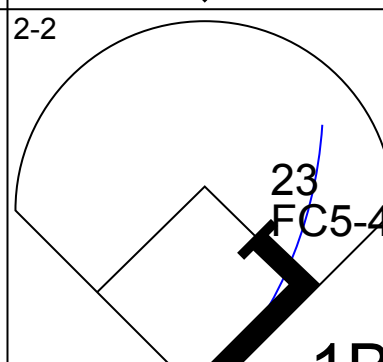
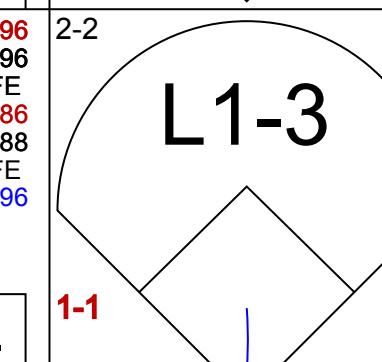
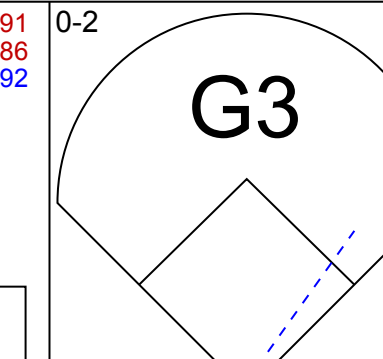
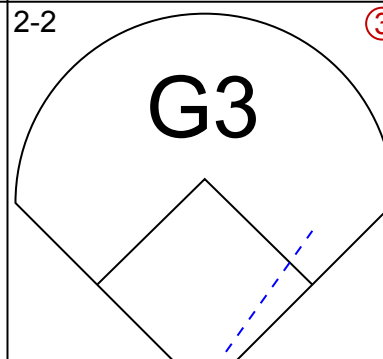
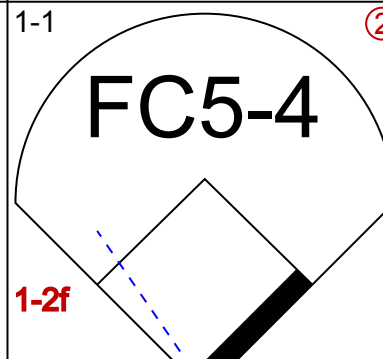

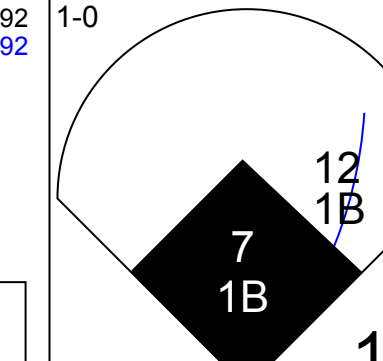
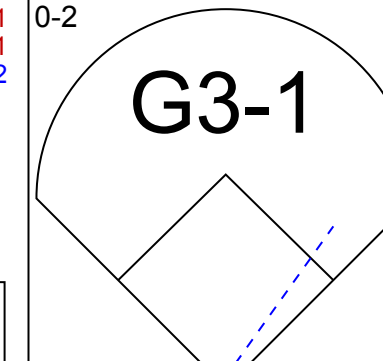
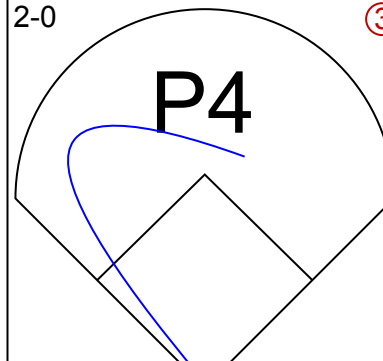


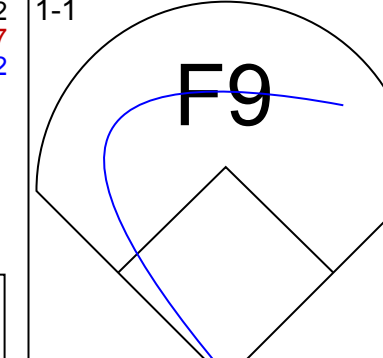
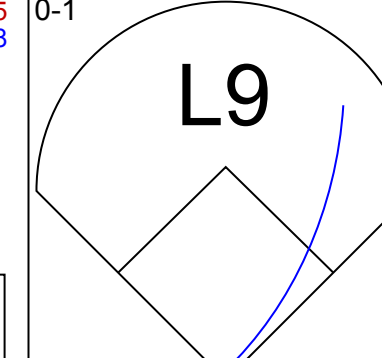

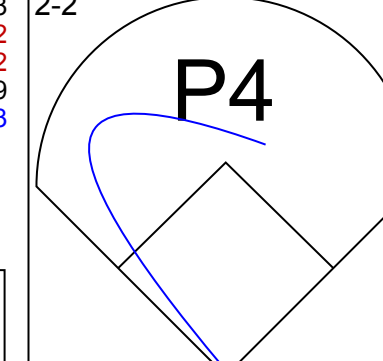
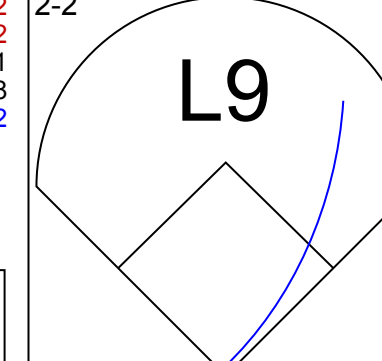
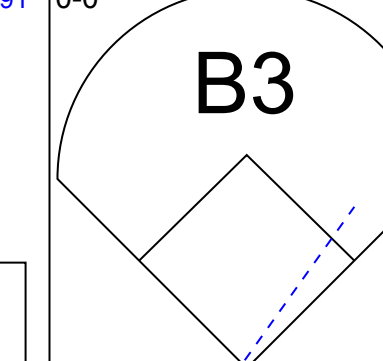
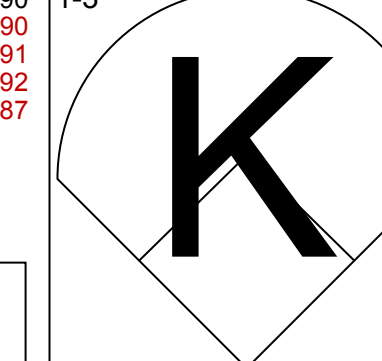
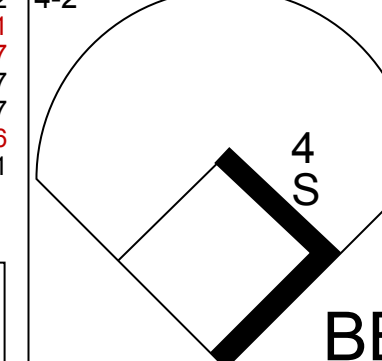
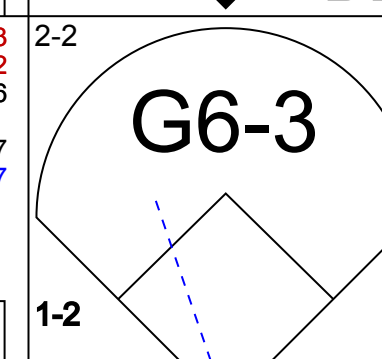

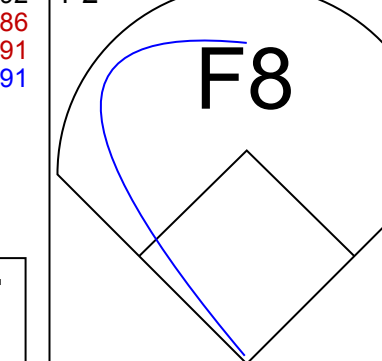
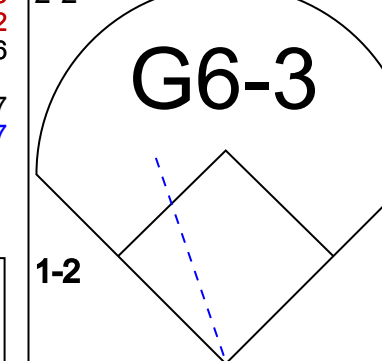
Batter	1	2	3	4	5	6	7	8	9	AB	R	H	RBI	BB	SO	LOB	BOTTOM					
3 Michael Taylor, R (1.8)										4	0	1	0	0	1	0						
5 Yunel Escobar, R (1.5)										4	0	0	0	0	0	1						
34 Bryce Harper, L (1.9)										4	1	2	1	0	1	2						
11 Ryan Zimmerman, R (1.3)										3	0	0	0	1	2	2						
40 Wilson Ramos, R (1.2)										4	0	0	0	0	1	4						
20 Ian Desmond, R (1.6)										3	0	0	0	0	0	0						
26 Dan Uggla, R (1.4)										3	0	0	0	0	1	0						
12 Tyler Moore, R (1.7)										3	0	0	0	0	1	0						
31 Max Scherzer, R (1.1)										2	0	0	0	0	2	0						
29 Xavier Cedeño, L (8.1)										0	0	0	0	0	0	0						
21 Matthew den Dekker, L (8. PH)										1	0	0	0	0	1	0						
30 Aaron Barrett, R (9.1)										0	0	0	0	0	0	0						
46 Matt Thornton, L (9.1)										0	0	0	0	0	0	0						
<b>Inning Stats</b>	R: 0 H: 1 E: 1 K: 2 S: 14	H: 0 LOB: 2 BB: 0 P: 21	R: 0 H: 0 E: 0 K: 0 S: 5	H: 0 LOB: 0 BB: 0 P: 8	R: 0 H: 0 E: 0 K: 1 S: 8	H: 0 LOB: 0 BB: 0 P: 11	R: 1 H: 1 E: 0 K: 1 S: 11	H: 1 LOB: 0 BB: 0 P: 14	R: 0 H: 0 E: 0 K: 3 S: 9	H: 0 LOB: 0 BB: 0 P: 11	R: 0 H: 1 E: 0 K: 1 S: 12	H: 1 LOB: 2 BB: 1 P: 21	R: 0 H: 0 E: 0 K: 0 S: 7	H: 0 LOB: 0 BB: 0 P: 10	R: 0 H: 0 E: 0 K: 2 S: 9	H: 0 LOB: 0 BB: 0 P: 14	R: 0 H: 0 E: 0 K: 0 S: 8	H: 0 LOB: 0 BB: 0 P: 12	1B: 2 2B: 0 3B: 0 HR: 1	SF: 0 SAC: 0 DP: 0 HBP: 0	WP: 0 PB: 0 CS: 0	PA: 32
<b>PITCHER</b>	IP WLS BF H R ER SO BB IBB HBP BLK WP HR S P ERA WHIP																					
40 Bartolo Colon, R (1.1)	6.0 W 23 3 1 1 8 1 0 0 0 0 0 59 86 1.50 0.667																					
52 Carlos Torres, R (7.1)	1.0 H 3 0 0 0 0 0 0 0 0 0 0 7 10 0.00 0.000																					
27 Jeury's Familia, R (8.1)	1.0 H 3 0 0 0 2 0 0 0 0 0 0 9 14 0.00 0.000																					
13 Jerry Blevins, L (9.1)	0.1 H 1 0 0 0 0 0 0 0 0 0 0 2 3 0.00 0.000																					
43 Buddy Carlyle, R (9.1)	0.2 S 2 0 0 0 0 0 0 0 0 0 0 6 9 0.00 0.000																					

New York Mets @ Washington Nationals  
Nationals Park, Washington, DC  
Mon Apr 06 2015, 4:10 PM - 6:44 PM EDT  
Att: 42,295 - Sunny - 76 F

AB 31  
R 1  
H 3  
RBI 1  
BB 1  
SO 10  
LOB 9



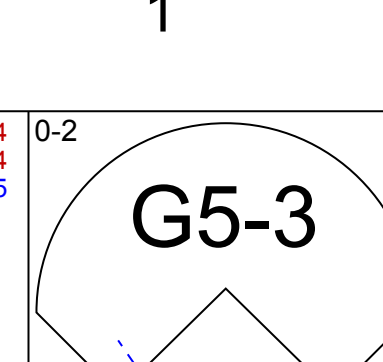
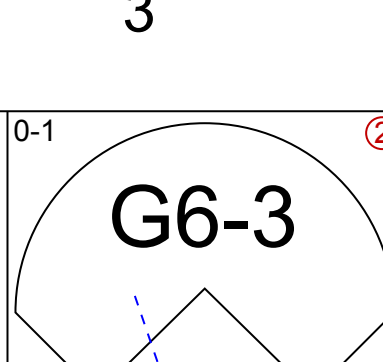
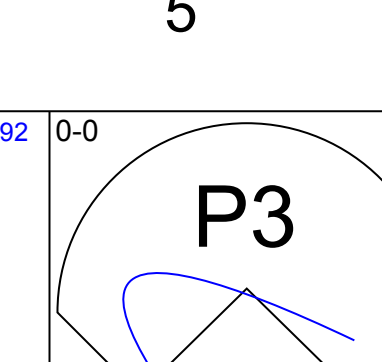
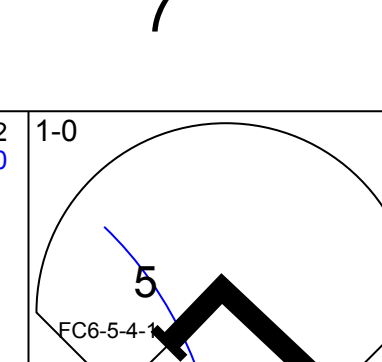
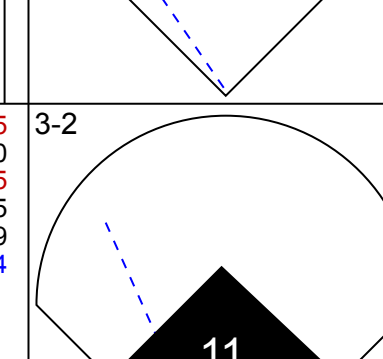
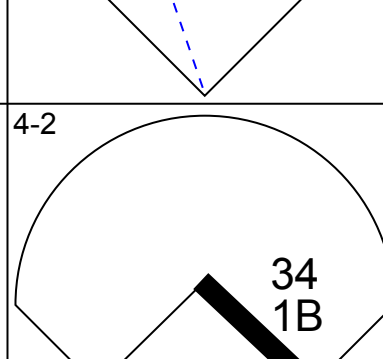
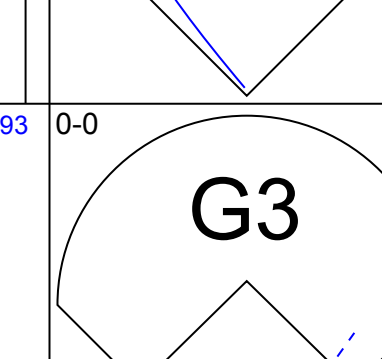
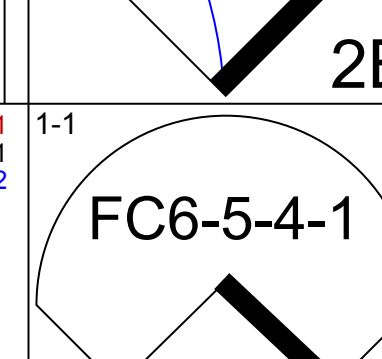
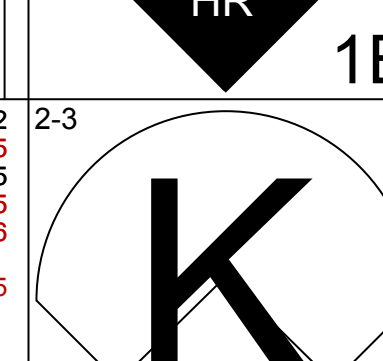
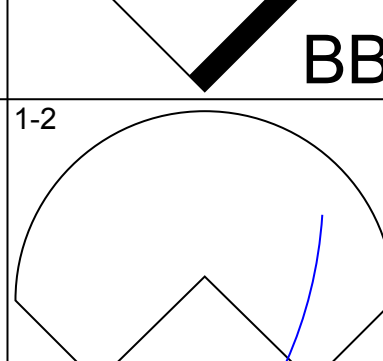
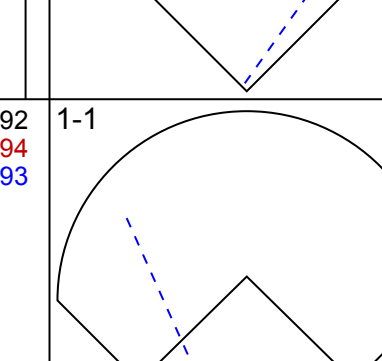
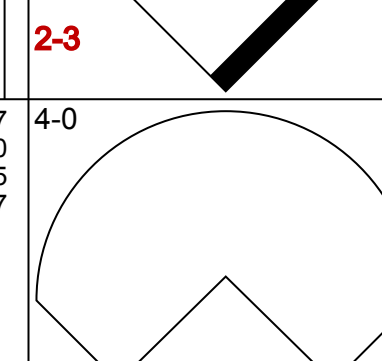
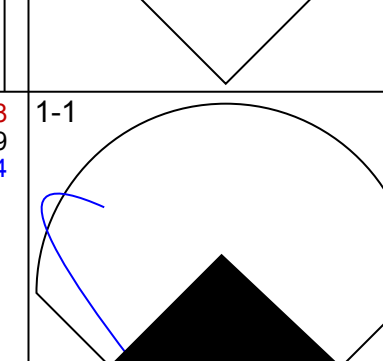

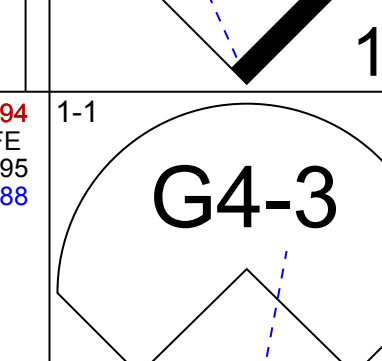
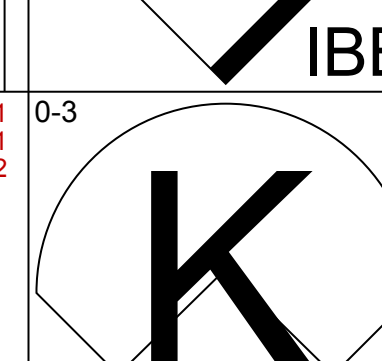
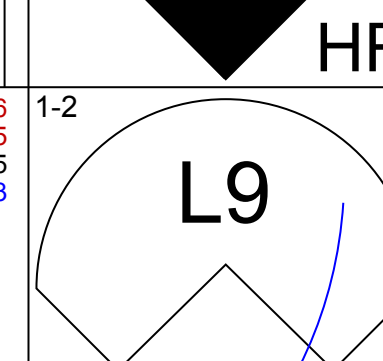
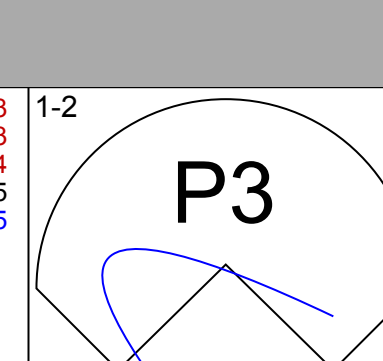
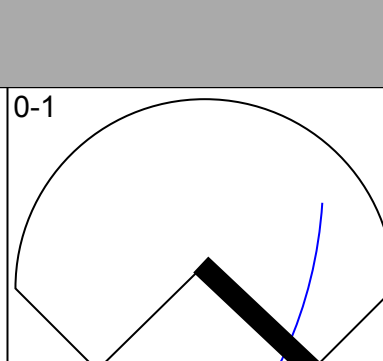
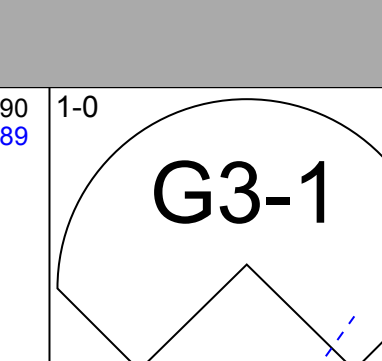
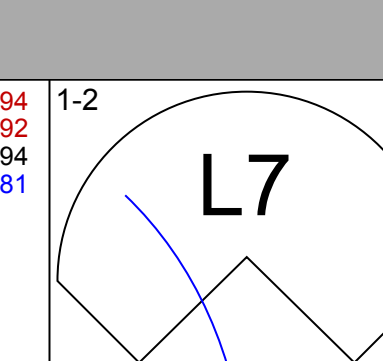
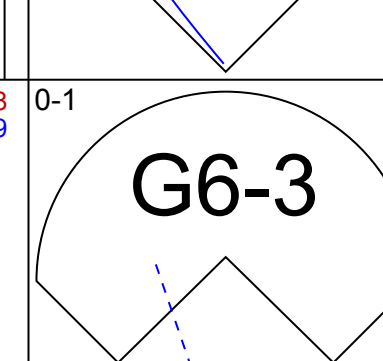
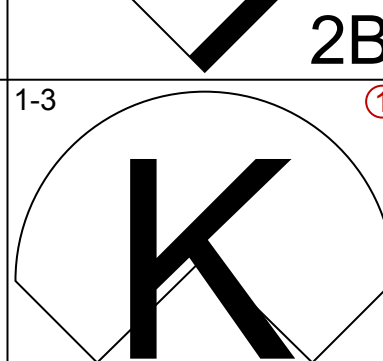
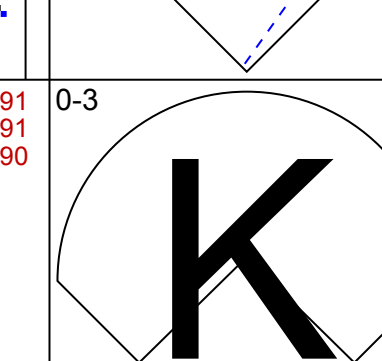
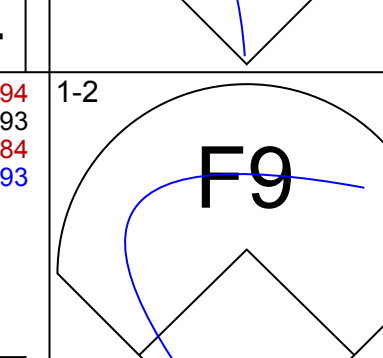
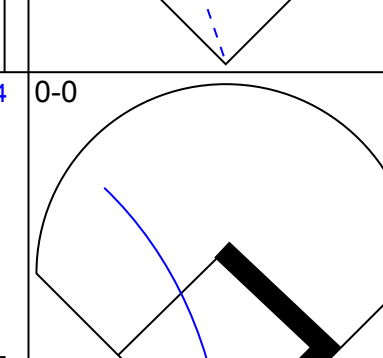
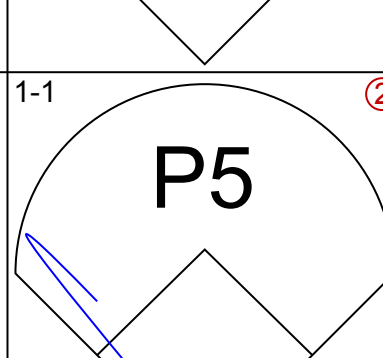
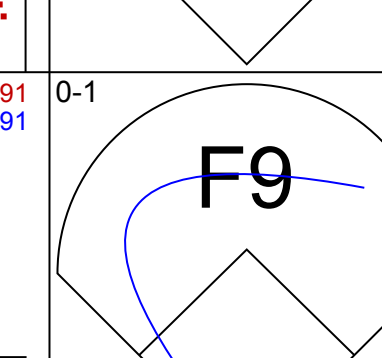
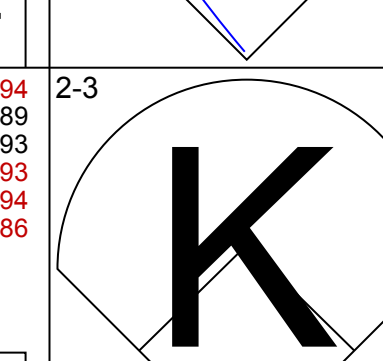
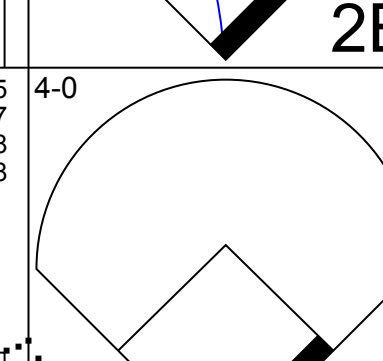
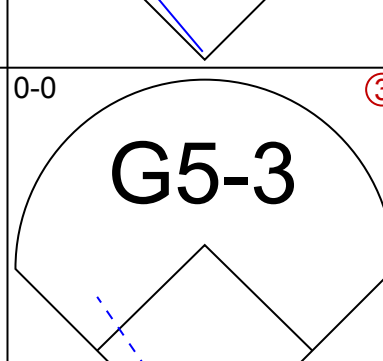
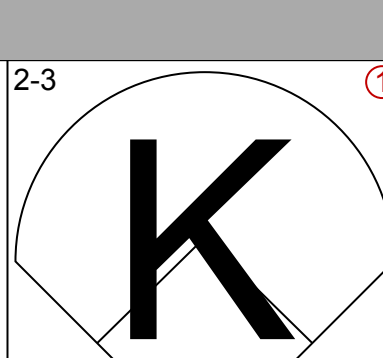

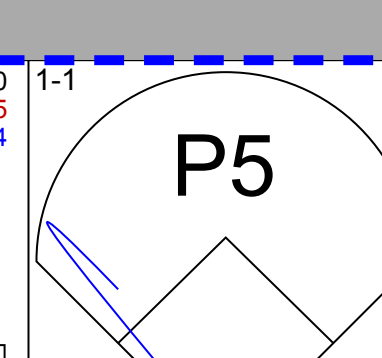


Batter	1	2	3	4	5	6	7	8	9	AB	R	H	RBI	BB	SO	LOB	TOP				
3 Curtis Granderson, L (1.9)										4	0	0	0	0	2	3					
5 David Wright, R (1.5) OBP: 0.125, SLG: 0.125										4	0	1	0	0	1	0					
21 Lucas Duda, L (1.3) OBP: 0.125, SLG: 0.375									4	0	1	0	0	0	0	1					
23 Michael Cuddyer, R (1.7) OBP: 0.125, SLG: 0.125										4	0	0	0	0	1	1					
28 Daniel Murphy, L (1.4) OBP: 0.125, SLG: 0.125										4	1	1	0	0	0	1					
12 Juan Lagares, R (1.8) OBP: 0.125, SLG: 0.125									4	0	1	0	0	1	0						
7 Travis d'Arnaud, R (1.2) OBP: 0.429, SLG: 0.714									3	0	1	1	0	0	0	0					
48 Jacob deGrom, L (1.1)									2	0	0	0	0	0	1	2					
9 Kirk Nieuwenhuis, L (7.7PH)									0	0	0	0	0	1	0	0					
50 Rafael Montero, R (7.1)									0	0	0	0	0	0	0	0					
4 Wilmer Flores, R (1.6) OBP: 0.143, SLG: 0.143									3	0	1	0	0	0	1						
<b>Inning Stats</b>	R: 0 E: 0 K: 1 S: 12	H: 0 LOB: 0 BB: 0 P: 19	R: 1 E: 0 K: 1 S: 16	H: 4 LOB: 3 BB: 0 P: 23	R: 0 E: 0 K: 0 S: 9	H: 0 LOB: 0 BB: 0 P: 13	R: 0 E: 0 K: 0 S: 8	H: 0 LOB: 0 BB: 0 P: 11	R: 0 E: 0 K: 1 S: 10	H: 1 LOB: 1 BB: 0 P: 15	R: 0 E: 0 K: 0 S: 11	H: 0 LOB: 1 BB: 1 P: 19	R: 0 E: 0 K: 0 S: 8	H: 1 LOB: 0 BB: 0 P: 14	R: 0 E: 0 K: 2 S: 9	H: 0 LOB: 0 BB: 0 P: 12	1B: 6 2B: 1 3B: 0 HR: 0	SF: 0 SAC: 0 DP: 1 HBP: 0	WP: 0 PB: 0 SB: 1 CS: 0	PA: 33	
<b>PITCHER</b>	IP WLS BF H R ER SO BB IBB HBP BLK WP HR S P ERA WHIP	IP WLS BF H R ER SO BB IBB HBP BLK WP HR S P ERA WHIP	IP WLS BF H R ER SO BB IBB HBP BLK WP HR S P ERA WHIP	IP WLS BF H R ER SO BB IBB HBP BLK WP HR S P ERA WHIP	IP WLS BF H R ER SO BB IBB HBP BLK WP HR S P ERA WHIP	IP WLS BF H R ER SO BB IBB HBP BLK WP HR S P ERA WHIP	IP WLS BF H R ER SO BB IBB HBP BLK WP HR S P ERA WHIP	IP WLS BF H R ER SO BB IBB HBP BLK WP HR S P ERA WHIP	IP WLS BF H R ER SO BB IBB HBP BLK WP HR S P ERA WHIP	IP WLS BF H R ER SO BB IBB HBP BLK WP HR S P ERA WHIP	IP WLS BF H R ER SO BB IBB HBP BLK WP HR S P ERA WHIP	IP WLS BF H R ER SO BB IBB HBP BLK WP HR S P ERA WHIP	IP WLS BF H R ER SO BB IBB HBP BLK WP HR S P ERA WHIP	IP WLS BF H R ER SO BB IBB HBP BLK WP HR S P ERA WHIP	IP WLS BF H R ER SO BB IBB HBP BLK WP HR S P ERA WHIP	IP WLS BF H R ER SO BB IBB HBP BLK WP HR S P ERA WHIP	IP WLS BF H R ER SO BB IBB HBP BLK WP HR S P ERA WHIP	IP WLS BF H R ER SO BB IBB HBP BLK WP HR S P ERA WHIP	IP WLS BF H R ER SO BB IBB HBP BLK WP HR S P ERA WHIP	IP WLS BF H R ER SO BB IBB HBP BLK WP HR S P ERA WHIP	IP WLS BF H R ER SO BB IBB HBP BLK WP HR S P ERA WHIP

New York Mets @ Washington Nationals  
Nationals Park, Washington, DC  
Wed Apr 08 2015, 8:02 PM - 10:22 PM EDT  
Att: 25,999 - Cloudy - 46 F

AB 32  
R 1  
H 6  
RBI 1  
BB 1  
SO 6  
LOB 9



Batter	1	2	3	4	5	6	7	8	9	AB	R	H	RBI	BB	SO	LOB	BOTTOM				
3 Michael Taylor, R (1.8) OBP: 0.250, SLG: 0.375										4	0	1	0	0	0	0					
5 Yunel Escobar, R (1.5) OBP: 0.250, SLG: 0.143										3	1	1	0	1	0	1					
34 Bryce Harper, L (1.9) OBP: 0.625, SLG: 1.000										3	0	2	0	1	1	1					
11 Ryan Zimmerman, R (1.3) OBP: 0.250, SLG: 0.571										4	1	1	2	0	2	5					
40 Wilson Ramos, R (1.2) OBP: 0.125, SLG: 0.250										4	0	1	0	0	0	0					
20 Ian Desmond, R (1.6)										4	0	0	0	0	2	1					
26 Dan Uggla, R (1.4) OBP: 0.143, SLG: 0.286										4	0	1	0	0	0	1					
12 Tyler Moore, R (1.7)										2	0	0	0	1	1	1					
27 Jordan Zimmermann, R (1.1)										2	0	0	0	0	2	2					
35 Craig Stammen, R (7.1)										0	0	0	0	0	0	0					
25 Clint Robinson, L (7.7PH)										1	0	0	0	0	0	0					
64 Blake Treinen, R (8.1)										0	0	0	0	0	0	0					
22 Drew Storen, S (9.1)										0	0	0	0	0	0	0					
<b>Inning Stats</b>	R: 2 E: 0 K: 1 S: 15	H: 2 LOB: 0 BB: 0 P: 22	R: 0 E: 0 K: 1 S: 10	H: 0 LOB: 0 BB: 0 P: 14	R: 0 E: 0 K: 2 S: 14	H: 1 LOB: 2 BB: 1 P: 21	R: 0 E: 0 K: 1 S: 11	H: 1 LOB: 2 BB: 1 P: 17	R: 0 E: 0 K: 0 S: 6	H: 1 LOB: 1 BB: 0 P: 8	R: 0 E: 0 K: 1 S: 8	H: 1 LOB: 1 BB: 0 P: 10	R: 0 E: 0 K: 1 S: 8	H: 1 LOB: 2 BB: 1 P: 15	R: 0 E: 0 K: 1 S: 6	H: 0 LOB: 0 BB: 0 P: 7	1B: 3 2B: 3 3B: 0 HR: 1	SF: 0 SAC: 0 DP: 0 HBP: 0	WP: 0 PB: 0 SB: 0 CS: 0	PA: 34	
<b>PITCHER</b>	IP WLS BF H R ER SO BB IBB HBP BLK WP HR S P ERA WHIP	IP WLS BF H R ER SO BB IBB HBP BLK WP HR S P ERA WHIP	IP WLS BF H R ER SO BB IBB HBP BLK WP HR S P ERA WHIP	IP WLS BF H R ER SO BB IBB HBP BLK WP HR S P ERA WHIP	IP WLS BF H R ER SO BB IBB HBP BLK WP HR S P ERA WHIP	IP WLS BF H R ER SO BB IBB HBP BLK WP HR S P ERA WHIP	IP WLS BF H R ER SO BB IBB HBP BLK WP HR S P ERA WHIP	IP WLS BF H R ER SO BB IBB HBP BLK WP HR S P ERA WHIP	IP WLS BF H R ER SO BB IBB HBP BLK WP HR S P ERA WHIP	IP WLS BF H R ER SO BB IBB HBP BLK WP HR S P ERA WHIP	IP WLS BF H R ER SO BB IBB HBP BLK WP HR S P ERA WHIP	IP WLS BF H R ER SO BB IBB HBP BLK WP HR S P ERA WHIP	IP WLS BF H R ER SO BB IBB HBP BLK WP HR S P ERA WHIP	IP WLS BF H R ER SO BB IBB HBP BLK WP HR S P ERA WHIP	IP WLS BF H R ER SO BB IBB HBP BLK WP HR S P ERA WHIP	IP WLS BF H R ER SO BB IBB HBP BLK WP HR S P ERA WHIP	IP WLS BF H R ER SO BB IBB HBP BLK WP HR S P ERA WHIP	IP WLS BF H R ER SO BB IBB HBP BLK WP HR S P ERA WHIP	IP WLS BF H R ER SO BB IBB HBP BLK WP HR S P ERA WHIP	IP WLS BF H R ER SO BB IBB HBP BLK WP HR S P ERA WHIP	IP WLS BF H R ER SO BB IBB HBP BLK WP HR S P ERA WHIP

New York Mets @ Washington Nationals  
Nationals Park, Washington, DC  
Wed Apr 08 2015, 8:02 PM - 10:22 PM EDT  
Att: 25,999 - Cloudy - 46 F

AB 31  
R 2  
H 7  
RBI 2  
BB 3  
SO 8  
LOB 12











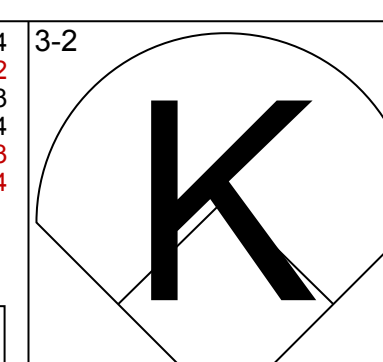
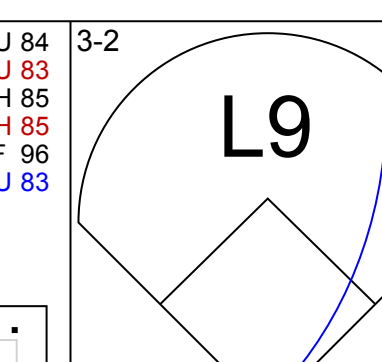
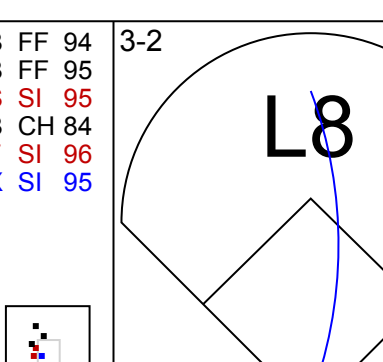
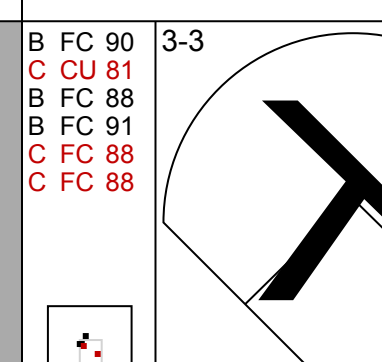
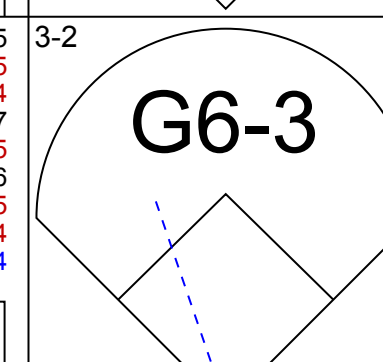
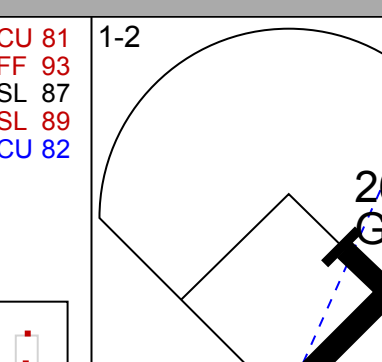
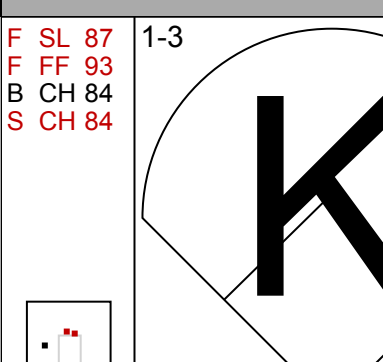
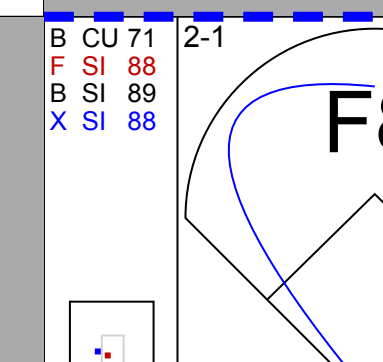
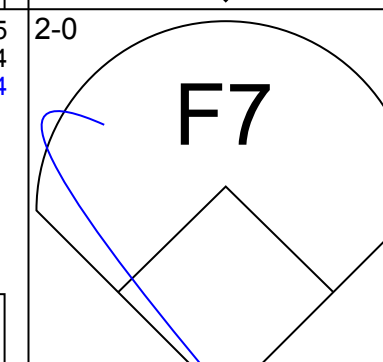
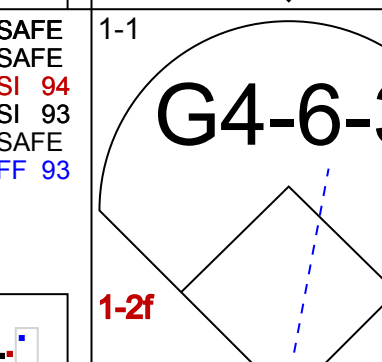
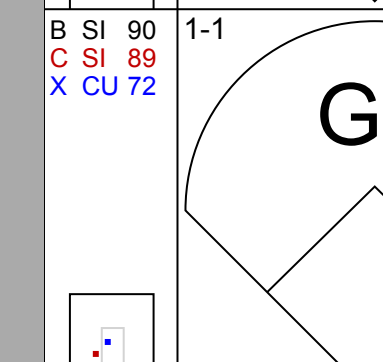
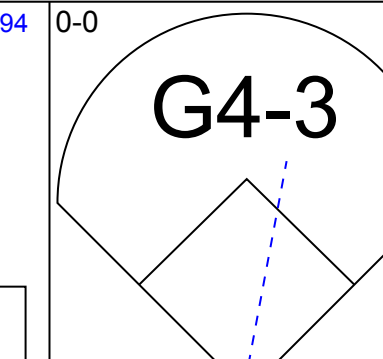
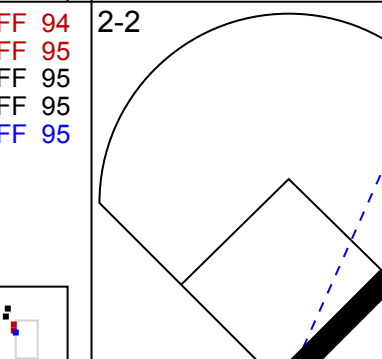
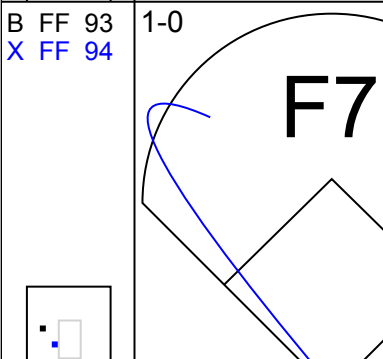
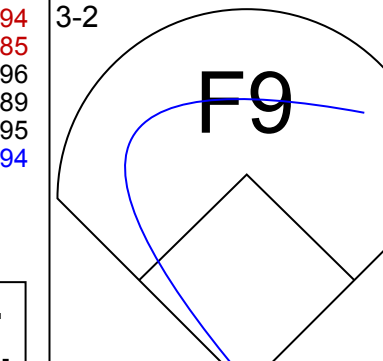
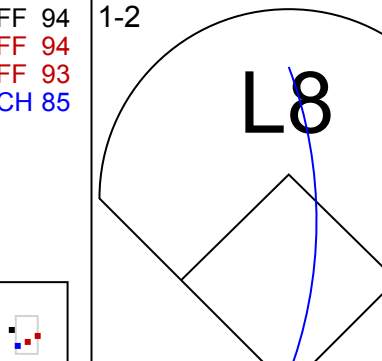
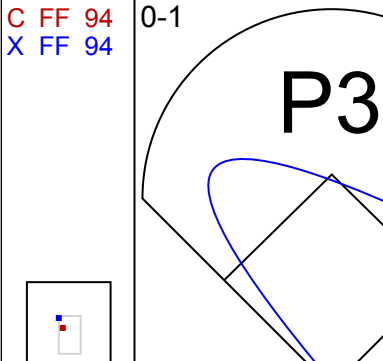
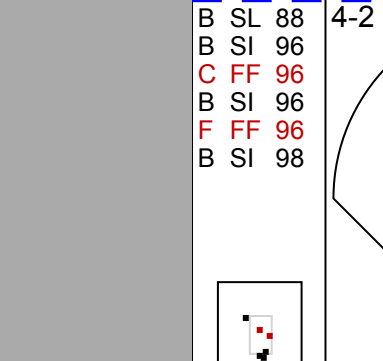

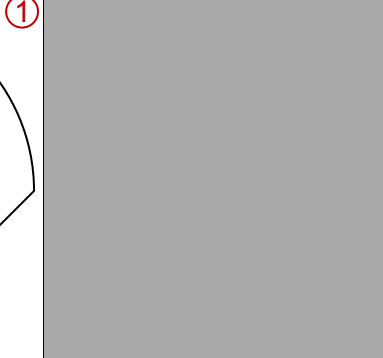
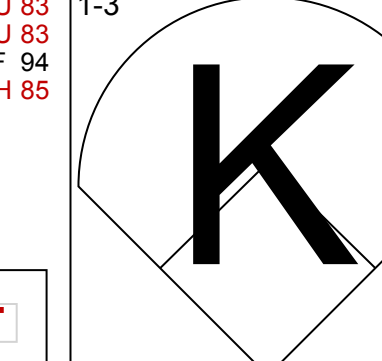
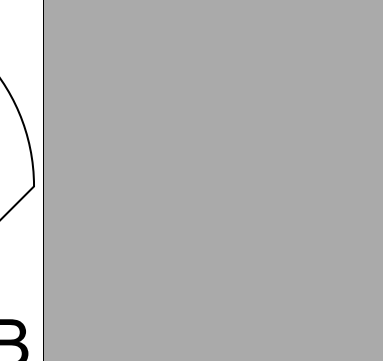
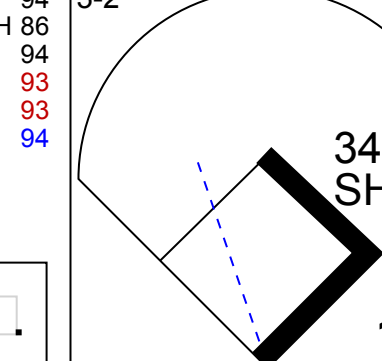
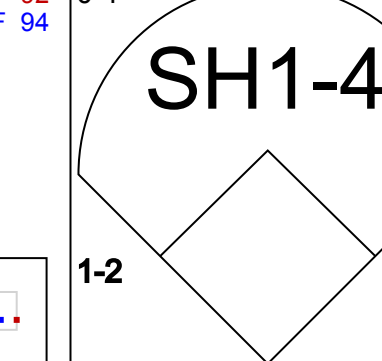
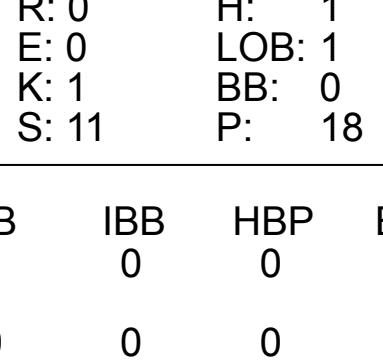


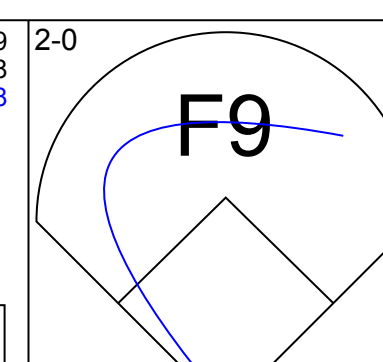
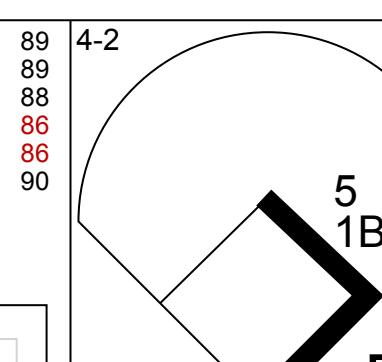
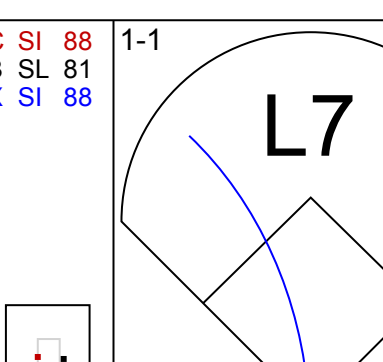
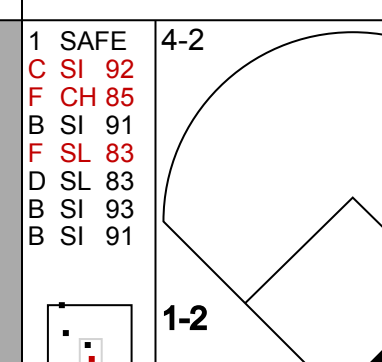
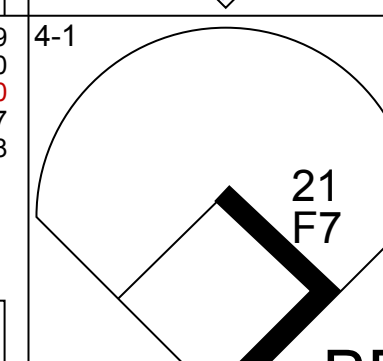
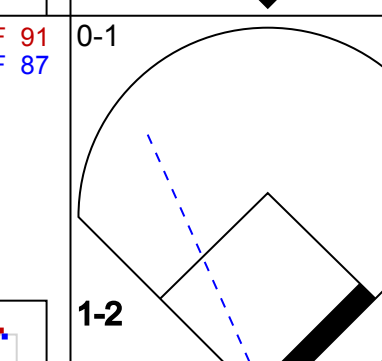
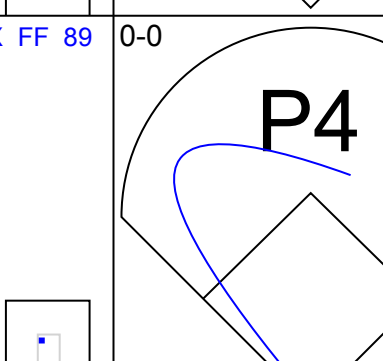
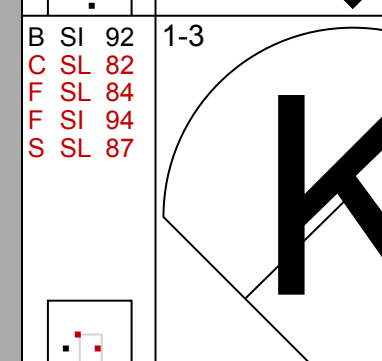
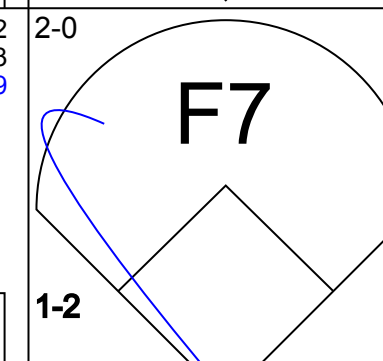
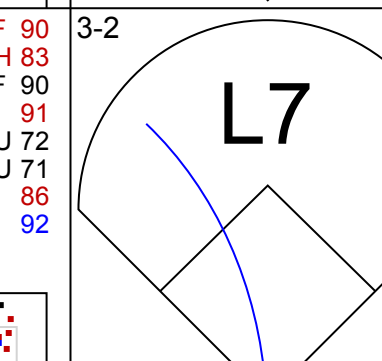

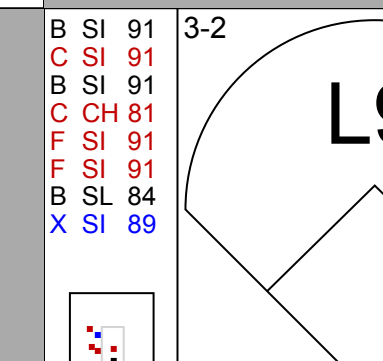
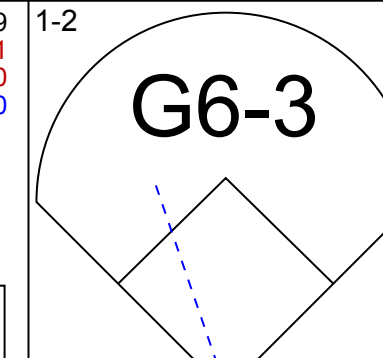
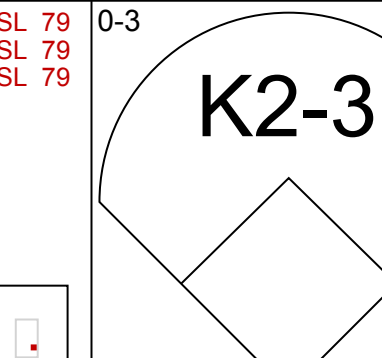
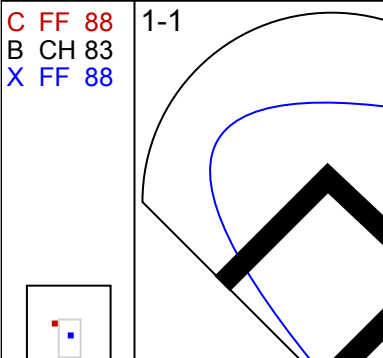
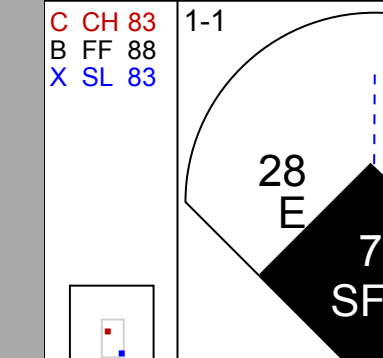












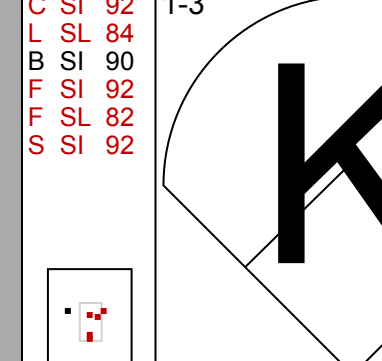

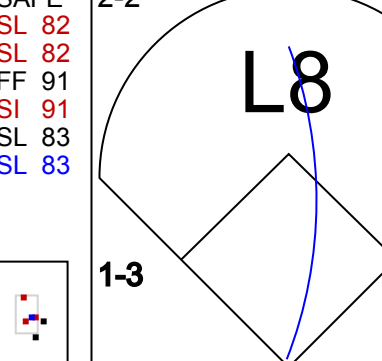

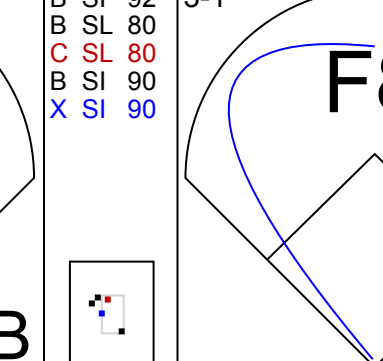
Batter	1	2	3	4	5	6	7	8	9	AB	R	H	RBI	BB	SO	LOB	TOP										
3 Curtis Granderson, L OBP: 0.319, SLG: 0.063										3	0	0	0	1	0	1	<b>New York Mets @ Atlanta Braves</b> Turner Field, Atlanta, GA Sat Apr 11 2015, 7:17 PM - 9:39 PM EDT Att: 36,056 - Partly Cloudy - 76 F										
5 David Wright, R OBP: 0.286, SLG: 0.429										4	0	0	0	0	1	1											
21 Lucas Duda, L OBP: 0.389, SLG: 0.375										4	1	2	0	0	0	0											
23 Michael Cuddyer, R OBP: 0.238, SLG: 0.200										3	1	0	0	1	2	1											
28 Daniel Murphy, L OBP: 0.200, SLG: 0.111										3	1	0	0	1	1	0											
12 Juan Lagares, R OBP: 0.200, SLG: 0.200										4	0	1	1	0	0	2											
7 Travis d'Arnaud, R OBP: 0.368, SLG: 0.444										3	0	0	1	0	0	1											
4 Wilmer Flores, R OBP: 0.176, SLG: 0.125										2	0	0	0	1	1	2											
35 Dillon Gee, R 44 John Mayberry Jr., R 54 Alex Torres, L 9 Kirk Nieuwenhuis, L 11 Rubén Tejada, R 36 Sean Gilmartin, L 62 Erik Goeddel, R										0	0	0	0	0	0	0											
<b>Inning Stats</b>	R: 0 E: 0 K: 1 S: 7	H: 1 LOB: 1 BB: 0 P: 9	R: 0 E: 0 K: 0 S: 7	H: 0 LOB: 0 BB: 0 P: 12	R: 0 E: 0 K: 0 S: 6	H: 0 LOB: 0 BB: 1 P: 10	R: 0 E: 0 K: 2 S: 9	H: 0 LOB: 0 BB: 0 P: 13	R: 0 E: 0 K: 1 S: 8	H: 0 LOB: 1 BB: 1 P: 14	R: 0 E: 0 K: 0 S: 13	H: 0 LOB: 0 BB: 2 P: 25	R: 0 E: 0 K: 0 S: 6	H: 0 LOB: 0 BB: 0 P: 10	R: 0 E: 0 K: 0 S: 11	H: 1 LOB: 1 BB: 0 P: 16		1B: 2 2B: 2 3B: 0 HR: 0	SF: 0 SAC: 1 DP: 2 HBP: 1	WP: 0 PB: 0 CS: 0	PA: 34						
<b>PITCHER</b>	IP	WLS	BF	H	R	ER	SO	BB	IBB	HBP	BLK	WP	HR	S	P	ERA	WHIP										
49 Julio Teheran, R ERA: 1.5	6.0	W	25	2	3	1	5	4	0	1	0	0	0	56	90	1.50	1.000										
50 Brandon Cunniff, R ERA:	0.2	H	1	0	0	0	0	0	0	0	0	0	0	1	1	0.00	0.000										
43 Luis Avilán, L ERA:	1.1	H	4	0	0	0	0	0	0	0	0	0	7	12	0.00	0.000											
53 Jim Johnson, R ERA:	1.0	S	4	1	0	0	0	0	0	0	0	0	11	16	0.00	1.000											
Batter	1	2	3	4	5	6	7	8	9	AB	R	H	RBI	BB	SO	LOB	BOTTOM										
4 Eric Young Jr., S OBP: 0.250, SLG: 0.400										4	1	1	1	0	0	0	<b>New York Mets @ Atlanta Braves</b> Turner Field, Atlanta, GA Sat Apr 11 2015, 7:17 PM - 9:39 PM EDT Att: 36,056 - Partly Cloudy - 76 F										
8 Jace Peterson, L OBP: 0.250, SLG: 0.143										4	0	0	0	0	2	1											
22 Nick Markakis, L OBP: 0.318, SLG: 0.250										4	0	2	1	0	0	0											
5 Freddie Freeman, L OBP: 0.333, SLG: 0.571										4	1	1	1	0	1	2											
24 Kelly Johnson, L OBP: 0.400, SLG: 0.250										3	0	2	0	0	1	1											
23 Chris Johnson, R OBP: 0.500, SLG: 0.800										1	0	0	0	0	0	0											
1 Alberto Callaspo, S OBP: 0.583, SLG: 0.600										3	1	1	0	0	0	2											
43 Luis Avilán, L 53 Jim Johnson, R										0	0	0	0	0	0	0											
27 Christian Bethancourt, R OBP: 0.250, SLG: 0.333										3	1	1	1	0	0	1											
19 Andrelton Simmons, R OBP: 0.250, SLG: 0.350										3	1	1	1	0	0	1											
49 Julio Teheran, R OBP: 0.250, SLG: 0.250	5.0	L	22	8	5	2	2	5	5	56	75	9.00	1.600														
50 Brandon Cunniff, R ERA:	1.0	L	4	1	0	0	0	0	0	0	8	11	0.00	1.000													
25 Cameron Maybin, R OBP: 0.167, SLG: 0.417	1.2	S	5	0	0	0	2	0	0	0	16	26	0.00	0.000													
62 Erik Goeddel, R ERA:	0.1	L	1	0	0	0	0	0	0	0	1	3	0.00	0.000													
<b>Inning Stats</b>	R: 0 E: 0 K: 0 S: 6	H: 0 LOB: 0 BB: 0 P: 9	R: 1 E: 0 K: 0 S: 8	H: 2 LOB: 0 BB: 0 P: 13	R: 0 E: 0 K: 0 S: 5	H: 0 LOB: 0 BB: 0 P: 7	R: 0 E: 0 K: 2 S: 10	H: 1 LOB: 1 BB: 0 P: 16	R: 4 E: 0 K: 0 S: 27	H: 5 LOB: 1 BB: 0 P: 30	R: 0 E: 0 K: 0 S: 8	H: 1 LOB: 1 BB: 0 P: 11	R: 0 E: 0 K: 1 S: 10	H: 0 LOB: 0 BB: 0 P: 16	R: 0 E: 0 K: 1 S: 7	H: 0 LOB: 0 BB: 0 P: 13	1B: 4 2B: 3 3B: 1 HR: 1	SF: 0 SAC: 1 DP: 1 HBP: 0	WP: 0 PB: 0 CS: 0	PA: 32							
<b>PITCHER</b>	IP	WLS	BF	H	R	ER	SO	BB	IBB	HBP	BLK	WP	HR	S	P	ERA	WHIP										
35 Dillon Gee, R ERA: 9.0	5.0	L	22	8	5	2	2	5	5	56	75	9.00	1.600														
54 Alex Torres, L ERA: 13.5	1.0	L	4	1	0	0	0	0	0	0	8	11	0.00	1.000													
36 Sean Gilmartin, L ERA:	1.2	S	5	0	0	0	2	0	0	0	16	26	0.00	0.000													
62 Erik Goeddel, R ERA:	0.1	L	1	0	0	0	0	0	0	0	1	3	0.00	0.000													








Batter	1	2	3	4	5	6	7	8	9	AB	R	H	RBI	BB	SO	LOB	TOP		
2 Ben Revere, L (1, 7) OBP: 0.200, SLG: 0.143										4	0	0	0	0	2	5	Philadelphia Phillies @ New York Mets Citi Field, Flushing, NY Mon Apr 13 2015, 1:15 PM - 4:07 PM EDT Att: 43,947 - Sunny - 63 F		
37 Odibel Herrera, L (1, 8) OBP: 0.300, SLG: 0.278										4	0	1	0	0	1	0			
26 Chase Utley, L (1, 4) OBP: 0.154, SLG: 0.091										3	0	0	0	1	0	1			
6 Ryan Howard, L (1, 3) OBP: 0.167, SLG: 0.292										4	0	1	0	0	1	1			
51 Carlos Ruiz, R (1, 2) OBP: 0.476, SLG: 0.313										3	0	0	0	1	0	2			
24 Grady Sizemore, L (1, 9) OBP: 0.188, SLG: 0.200										4	0	0	0	0	0	1			
25 Cody Asche, L (1, 5) OBP: 0.500, SLG: 0.444										4	0	2	0	0	1	0			
13 Freddy Galvis, S (1, 6) OBP: 0.444, SLG: 0.440										3	0	3	0	0	0	0			
34 Aaron Harang, R (1, 1) OBP: 0.200, SLG: 0.200										1	0	0	0	0	0	2			
46 Jeanmar Gómez, R (7, 1) OBP: 0.444, SLG: 0.440										1	0	0	0	0	0	2			
Inning Stats	R: 0 E: 0 K: 1 S: 10	H: 0 LOB: 0 BB: 0 P: 18	R: 0 E: 0 K: 0 S: 5	H: 0 LOB: 0 BB: 0 P: 9	R: 0 E: 0 K: 1 S: 11	H: 1 LOB: 1 BB: 0 P: 18	R: 0 E: 0 K: 0 S: 12	H: 2 LOB: 1 BB: 0 P: 17	R: 0 E: 0 K: 1 S: 9	H: 0 LOB: 1 BB: 1 P: 13	R: 0 E: 0 K: 1 S: 14	H: 2 LOB: 2 BB: 0 P: 19	R: 0 E: 0 K: 1 S: 7	H: 0 LOB: 0 BB: 1 P: 15	1B: 7 2B: 0 3B: 0 HR: 0	SF: 0 SAC: 1 DP: 2 HBP: 0	WP: 0 PB: 0 SB: 0 CS: 0	PA: 34	
PITCHER	IP	WLS	BF	H	R	ER	SO	BB	IBB	HBP	BLK	WP	HR	S	P	ERA	WHIP		
48 Jacob deGrom, R (1, 1) ERA: 1.46	6.1	W	26	7	0	0	3	1	0	0	0	0	0	64	99	0.00	1.263		
52 Carlos Torres, R (7, 1) ERA:	0.2	H	2	0	0	0	1	0	0	0	0	0	0	4	7	0.00	0.000		
13 Jerry Blevins, L (8, 1) ERA:	1.0	H	3	0	0	0	1	0	0	0	0	0	0	7	12	0.00	0.000		
27 Jeury Familia, R (9, 1) ERA: 2.45	1.0	S	3	0	0	0	0	1	0	0	0	0	0	6	15	0.00	1.000		

Batter	1	2	3	4	5	6	7	8	9	AB	R	H	RBI	BB	SO	LOB	BOTTOM			
3 Curtis Granderson, L (1, 9) OBP: 0.370, SLG: 0.056										2	0	0	0	2	0	0	Philadelphia Phillies @ New York Mets Citi Field, Flushing, NY Mon Apr 13 2015, 1:15 PM - 4:07 PM EDT Att: 43,947 - Sunny - 63 F			
5 David Wright, R (1, 5) OBP: 0.367, SLG: 0.429										3	0	1	0	1	1	2				
21 Lucas Duda, L (1, 3) OBP: 0.370, SLG: 0.360										4	0	0	0	0	3					
23 Michael Cuddyer, R (1, 7) OBP: 0.300, SLG: 0.429										4	1	2	0	0	1	1				
28 Daniel Murphy, L (1, 4) OBP: 0.200, SLG: 0.182										4	1	1	0	0	0	2				
7 Travis d'Arnaud, R (1, 2) OBP: 0.304, SLG: 0.381										3	0	0	1	0	0	2				
12 Juan Lagares, R (1, 8) OBP: 0.207, SLG: 0.179										3	0	1	1	1	1	0				
4 Wilmer Flores, R (1, 6) OBP: 0.208, SLG: 0.217										4	0	1	0	0	0	3				
48 Jacob deGrom, L (1, 1) ERA: 1.46	6.0	L	24	4	1	1	1	2	0	0	0	0	0	0	0	0				
52 Carlos Torres, R (7, 1) ERA:	2.0	L	11	2	1	0	2	1	1	0	0	0	0	0	0	0				
9 Kirk Nieuwenhuis, L (7, PH) ERA:																				
13 Jerry Blevins, L (8, 1) ERA:																				
27 Jeury Familia, R (9, 1) ERA: 2.45																				
Inning Stats	R: 0 E: 0 K: 0 S: 6	H: 0 LOB: 1 BB: 1 P: 15	R: 0 E: 0 K: 0 S: 5	H: 0 LOB: 0 BB: 0 P: 7	R: 0 E: 0 K: 0 S: 17	H: 1 LOB: 2 BB: 1 P: 26	R: 1 E: 0 K: 1 S: 22	H: 2 LOB: 1 BB: 0 P: 29	R: 0 E: 0 K: 0 S: 5	H: 0 LOB: 0 BB: 0 P: 7	R: 0 E: 0 K: 0 S: 8	H: 1 LOB: 1 BB: 0 P: 13	R: 0 E: 0 K: 2 S: 16	H: 1 LOB: 2 BB: 1 P: 27	R: 1 E: 1 K: 0 S: 13	H: 1 LOB: 2 BB: 1 P: 26	1B: 4 2B: 1 3B: 1 HR: 0	SF: 1 SAC: 0 DP: 0 HBP: 0	WP: 0 PB: 0 SB: 1 CS: 0	PA: 35
PITCHER	IP	WLS	BF	H	R	ER	SO	BB	IBB	HBP	BLK	WP	HR	S	P	ERA	WHIP			
34 Aaron Harang, R (1, 1) ERA: 0.73	6.0	L	24	4	1	1	1	2	0	0	0	0	0	63	97	1.50	1.000			
46 Jeanmar Gómez, R (7, 1) ERA: 2.25	2.0	L	11	2	1	0	2	1	1	0	0	0	0	29	53	0.00	1.500			

livebaseballscores.com



AB 31  
R 0  
H 7  
RBI 0  
BB 2  
SO 5  
LOB 14

livebaseballscores.com



AB 30  
R 2  
H 6  
RBI 2  
BB 4  
SO 3  
LOB 14



Batter	1	2	3	4	5	6	7	8	9	AB	R	H	RBI	BB	SO	LOB	TOP			
37 Odúbel Herrera, L (1.8) OBP: 0.240, SLG: 0.217			F7		F8		K		K	5	0	0	0	0	3	2	Philadelphia Phillies @ New York Mets Citi Field, Flushing, NY Tue Apr 14 2015, 7:12 PM - 10:17 PM EDT Att: 39,489 - Cloudy - 65 F			
13 Freddy Galvis, S (1.6) OBP: 0.406, SLG: 0.379			HBP		B2		G4-3		K	4	0	0	0	0	2	1				
26 Chase Utley, L (1.4) OBP: 0.267, SLG: 0.440			HBP		HBP				HR	3	2	3	3	0	0	0				
6 Ryan Howard, L (1.3) OBP: 0.148, SLG: 0.259			K		CI				G1-3	3	0	0	0	0	2	2				
51 Carlos Ruiz, R (1.2) OBP: 0.400, SLG: 0.250		G4-3		G6-3		P5			G5-3	4	0	0	0	0	0	3				
25 Cody Asche, L (1.5) OBP: 0.500, SLG: 0.571			HR							3	1	1	1	1	2	0				
24 Grady Sizemore, L (1.9) 63 Jake Diekman, R (6.1) 40 Dustin McGowan, R (7.1) 18 Darin Ruf, R (8.1) 30 Justin De Fratus, S (8.1)			K		K		F7		K	3	0	0	0	0	0	0				
2 Ben Revere, L (1.7) OBP: 0.206, SLG: 0.156			G4-3		L9				G3	4	1	1	0	0	0	0				
55 David Buchanan, R (1.1) 3 Jeff Francoeur, R (6.9) OBP: 0.250, SLG: 0.600			SH3-4		F7				HR	1	0	1	0	0	0	0				
										2	1	1	1	0	0	0				
<b>Inning Stats</b>	R: 1 E: 0 K: 3 S: 12	H: 1 LOB: 0 BB: 0 P: 15	R: 0 E: 0 K: 2 S: 8	H: 0 LOB: 0 BB: 0 P: 12	R: 1 E: 0 K: 1 S: 12	H: 2 LOB: 2 BB: 0 P: 15	R: 1 E: 0 K: 1 S: 10	H: 1 LOB: 3 BB: 0 P: 20	R: 0 E: 0 K: 1 S: 15	H: 0 LOB: 0 BB: 0 P: 12	R: 0 E: 0 K: 1 S: 12	H: 0 LOB: 0 BB: 0 P: 14	R: 1 E: 0 K: 1 S: 12	H: 1 LOB: 1 BB: 1 P: 20	R: 1 E: 0 K: 2 S: 8	H: 1 LOB: 0 BB: 0 P: 10	1B: 2 2B: 1 3B: 0 HR: 4	SF: 0 SAC: 1 DP: 0 HBP: 2	WP: 0 PB: 0 SB: 1 CS: 0	PA: 38
<b>PITCHER</b>	IP WLS BF H R ER SO BB IBB HBP BLK WP HR S P ERA WHIP																			
33 Matt Harvey, R (1.1) ERA: 2.25	6.0 W 26 5 3 3 8 0 0 2 0 0 2 64 95 4.50 0.833																			
43 Buddy Carlyle, R (7.1) ERA: 3.38	1.0 H 3 0 0 0 1 0 0 0 0 0 0 12 14 0.00 0.000																			
36 Sean Gilmartin, L (8.1) ERA: 4.91	0.1 H 2 1 1 1 0 0 0 0 0 0 1 3 4 27.00 3.000																			
50 Rafael Montero, R (8.1) ERA: 3.86	0.2 H 3 0 0 0 1 1 0 0 0 0 0 9 16 9.00 1.000																			
27 Jeury's Familia, R (9.1)	1.0 S 4 1 1 1 2 0 0 0 0 0 1 8 10 9.00 1.000																			

Batter	1	2	3	4	5	6	7	8	9	AB	R	H	RBI	BB	SO	LOB	BOTTOM			
3 Curtis Granderson, L (1.9) OBP: 0.406, SLG: 0.136					G4-3		L9			4	2	2	0	1	0	2	Philadelphia Phillies @ New York Mets Citi Field, Flushing, NY Tue Apr 14 2015, 7:12 PM - 10:17 PM EDT Att: 39,489 - Cloudy - 65 F			
5 David Wright, R (1.5) 20 Anthony Recker, R (8.1)			F4		F9		L8			5	0	2	0	0	0	5				
21 Lucas Duda, L (1.3) OBP: 0.406, SLG: 0.448										4	1	2	3	1	2	3				
23 Michael Cuddyer, R (1.7) 9 Kirk Nieuwenhuis, L (3.7)										1	0	1	1	0	0	0				
28 Daniel Murphy, L (1.4) OBP: 0.267, SLG: 0.320										3	1	1	1	2	0	4				
7 Travis d'Arnaud, R (1.2) OBP: 0.321, SLG: 0.423										5	0	2	1	0	1	4				
12 Juan Lagares, R (1.8) OBP: 0.212, SLG: 0.188										4	1	1	0	0	1	3				
4 Wilmer Flores, R (1.6) OBP: 0.250, SLG: 0.200										2	1	0	0	1	1	0				
33 Matt Harvey, R (1.1) 11 Rubén Tejada, R (6.1) 43 Buddy Carlyle, L (7.1) 44 John Mayberry Jr., R (7.1) 36 Sean Gilmartin, L (8.1) 50 Rafael Montero, R (8.1) 27 Jeury's Familia, R (9.1)										2	0	0	0	0	1	2				
<b>Inning Stats</b>	R: 1 E: 0 K: 1 S: 12	H: 3 LOB: 2 BB: 0 P: 17	R: 3 E: 0 K: 0 S: 20	H: 3 LOB: 2 BB: 0 P: 31	R: 0 E: 0 K: 0 S: 7	H: 0 LOB: 0 BB: 0 P: 10	R: 0 E: 0 K: 1 S: 7	H: 0 LOB: 0 BB: 0 P: 7	R: 1 E: 0 K: 0 S: 10	H: 2 LOB: 1 BB: 1 P: 18	R: 0 E: 0 K: 2 S: 13	H: 1 LOB: 3 BB: 2 P: 25	R: 1 E: 0 K: 1 S: 13	H: 2 LOB: 2 BB: 1 P: 20	R: 0 E: 0 K: 2 S: 14	H: 1 LOB: 2 BB: 1 P: 28		1B: 7 2B: 4 3B: 0 HR: 1	SF: 0 SAC: 0 DP: 1 HBP: 2	WP: 0 PB: 0 SB: 1 CS: 0
<b>PITCHER</b>	IP WLS BF H R ER SO BB IBB HBP BLK WP HR S P ERA WHIP																			
55 David Buchanan, R (1.1) ERA: 11.42	5.2 L 29 9 5 5 3 2 0 2 2 0 0 65 98 7.94 1.941																			
63 Jake Diekman, L (6.1) ERA: 12.27	0.1 2 0 0 0 1 1 0 0 0 0 0 4 10 0.00 3.000																			
40 Dustin McGowan, R (7.1) ERA: 1.93	1.0 6 2 1 1 1 1 0 0 0 0 1 13 20 9.00 3.000																			
30 Justin De Fratus, R (8.1)	1.0 5 1 0 0 2 0 0 1 0 0 0 14 28 0.00 1.000																			

AB 33  
R 5  
H 7  
RBI 5  
BB 1  
SO 12  
LOB 9



AB 35  
R 6  
H 12  
RBI 6  
BB 5  
SO 7  
LOB 30



livebaseballscorecards.com

livebaseballscorecards.com



Batter	1	2	3	4	5	6	7	8	9	AB	R	H	RBI	BB	SO	LOB	TOP				
37 Odúbel Herrera, L (1.8) OBP: 0.300, SLG: 0.429										5	1	3	0	0	1	0	<b>Philadelphia Phillies @ New York Mets</b> Citi Field, Flushing, NY Wed Apr 15 2015, 7:11 PM - 9:46 PM EDT Att: 21,052 - Partly Cloudy - 66 F				
16 César Hernández, S (1.6) OBP: 0.297, SLG: 0.214										4	0	1	0	1	2	1					
26 Chase Utley, L (1.4) OBP: 0.229, SLG: 0.367										5	0	0	1	0	1	4					
3 Jeff Francoeur, R (1.9) OBP: 0.250, SLG: 0.522										3	0	0	0	1	0	2					
40 Dustin McGowan, R (7.1)										0	0	0	0	0	0	0					
18 Darin Ruf, R (1.3) OBP: 0.200, SLG: 0.235										3	0	0	0	1	0	3					
25 Cody Asche, L (1.5) OBP: 0.571, SLG: 0.667										3	0	3	0	1	0	0					
29 Cameron Rupp, R (1.2) OBP: 0.250, SLG: 0.182										4	0	2	0	0	0	3					
2 Ben Revere, L (1.7) OBP: 0.184, SLG: 0.139										4	0	0	0	0	1	8					
31 Jerome Williams, R (1.1)										2	0	0	0	0	0	2					
4 Andrés Blanco, S (6. PH) ERA: 0.400, SLG: 0.444										1	0	0	0	0	0	0					
30 Justin De Fratus, S (6.1) ERA: 5.4										0	0	0	0	0	0	0					
24 Grady Sizemore, L (7.9) OBP: 0.150, SLG: 0.158										1	0	0	0	0	0	2					
<b>Inning Stats</b>	R: 1 E: 0 K: 1 S: 10	H: 1 LOB: 0 BB: 0 P: 13	R: 0 E: 0 K: 1 S: 11	H: 2 LOB: 2 BB: 0 P: 19	R: 0 E: 0 K: 1 S: 6	H: 0 LOB: 0 BB: 0 P: 9	R: 0 E: 0 K: 0 S: 10	H: 2 LOB: 2 BB: 0 P: 13	R: 0 E: 0 K: 0 S: 6	H: 1 LOB: 3 BB: 2 P: 16	R: 0 E: 0 K: 1 S: 10	H: 2 LOB: 1 BB: 0 P: 12	R: 0 E: 0 K: 0 S: 10	H: 0 LOB: 2 BB: 2 P: 18	R: 0 E: 0 K: 1 S: 9	H: 0 LOB: 0 BB: 0 P: 11	1B: 5 2B: 3 3B: 1 HR: 0	SF: 0 SAC: 0 DP: 2 HBP: 0	WP: 0 PB: 0 SB: 0 CS: 0	PA: 39	
<b>PITCHER</b>	IP WLS BF H R ER SO BB IBB HBP BLK WP HR S P ERA WHIP	IP WLS BF H R ER SO BB IBB HBP BLK WP HR S P ERA WHIP	IP WLS BF H R ER SO BB IBB HBP BLK WP HR S P ERA WHIP	IP WLS BF H R ER SO BB IBB HBP BLK WP HR S P ERA WHIP	IP WLS BF H R ER SO BB IBB HBP BLK WP HR S P ERA WHIP	IP WLS BF H R ER SO BB IBB HBP BLK WP HR S P ERA WHIP	IP WLS BF H R ER SO BB IBB HBP BLK WP HR S P ERA WHIP	IP WLS BF H R ER SO BB IBB HBP BLK WP HR S P ERA WHIP	IP WLS BF H R ER SO BB IBB HBP BLK WP HR S P ERA WHIP	IP WLS BF H R ER SO BB IBB HBP BLK WP HR S P ERA WHIP	IP WLS BF H R ER SO BB IBB HBP BLK WP HR S P ERA WHIP	IP WLS BF H R ER SO BB IBB HBP BLK WP HR S P ERA WHIP	IP WLS BF H R ER SO BB IBB HBP BLK WP HR S P ERA WHIP	IP WLS BF H R ER SO BB IBB HBP BLK WP HR S P ERA WHIP	IP WLS BF H R ER SO BB IBB HBP BLK WP HR S P ERA WHIP	IP WLS BF H R ER SO BB IBB HBP BLK WP HR S P ERA WHIP	IP WLS BF H R ER SO BB IBB HBP BLK WP HR S P ERA WHIP	IP WLS BF H R ER SO BB IBB HBP BLK WP HR S P ERA WHIP	IP WLS BF H R ER SO BB IBB HBP BLK WP HR S P ERA WHIP	IP WLS BF H R ER SO BB IBB HBP BLK WP HR S P ERA WHIP	IP WLS BF H R ER SO BB IBB HBP BLK WP HR S P ERA WHIP

AB	35
R	1
H	9
RBI	1
BB	4
SO	5
LOB	27



Batter	1	2	3	4	5	6	7	8	9	AB	R	H	RBI	BB	SO	LOB	BOTTOM				
3 Curtis Granderson, L (1.9) OBP: 0.405, SLG: 0.185										5	0	2	0	0	1	2	<b>Philadelphia Phillies @ New York Mets</b> Citi Field, Flushing, NY Wed Apr 15 2015, 7:11 PM - 9:46 PM EDT Att: 21,052 - Partly Cloudy - 66 F				
7 Travis d'Arnaud, R (1.2) OBP: 0.394, SLG: 0.533										4	2	2	1	1	0	4					
21 Lucas Duda, L (1.3) OBP: 0.405, SLG: 0.559										5	1	2	2	0	0	1					
23 Michael Cuddyer, R (1.7) OBP: 0.351, SLG: 0.455										4	1	1	0	1	1	2					
28 Daniel Murphy, L (1.4) OBP: 0.257, SLG: 0.276										4	0	0	0	1	0	2					
29 Eric Campbell, R (1.5) OBP: 0.200, SLG: 0.200										5	1	1	0	0	0	3					
12 Juan Lagares, R (1.8) OBP: 0.243, SLG: 0.222										4	1	2	1	0	0	1					
11 Rubén Tejada, R (1.6) OBP: 0.500, SLG: 0.429										2	0	1	0	2	0	1					
49 Jonathon Niese, L (1.1) OBP: 0.400, SLG: 0.400										3	0	1	1	0	0	4					
52 Carlos Torres, R (7.1) ERA: 4.08										0	0	0	0	0	0	0					
9 Kirk Nieuwenhuis, L (7. PH) ERA: 3.18										1	0	0	0	0	0	1					
54 Alex Torres, L (8.1) ERA: 1.5										0	0	0	0	0	0	0					
<b>Inning Stats</b>	R: 0 E: 0 K: 1 S: 12	H: 1 LOB: 1 BB: 0 P: 17	R: 1 E: 0 K: 0 S: 12	H: 3 LOB: 2 BB: 0 P: 19	R: 1 E: 0 K: 0 S: 7	H: 1 LOB: 0 BB: 0 P: 11	R: 1 E: 0 K: 0 S: 10	H: 3 LOB: 2 BB: 0 P: 12	R: 2 E: 0 K: 1 S: 15	H: 2 LOB: 2 BB: 1 P: 23	R: 1 E: 0 K: 1 S: 13	H: 1 LOB: 2 BB: 2 P: 29	R: 0 E: 0 K: 0 S: 8	H: 0 LOB: 1 BB: 1 P: 17	R: 0 E: 0 K: 0 S: 6	H: 0 LOB: 1 BB: 1 P: 13	1B: 8 2B: 2 3B: 0 HR: 2	SF: 0 SAC: 0 DP: 0 HBP: 0	WP: 1 PB: 0 SB: 0 CS: 0	PA: 42	
<b>PITCHER</b>	IP WLS BF H R ER SO BB IBB HBP BLK WP HR S P ERA WHIP	IP WLS BF H R ER SO BB IBB HBP BLK WP HR S P ERA WHIP	IP WLS BF H R ER SO BB IBB HBP BLK WP HR S P ERA WHIP	IP WLS BF H R ER SO BB IBB HBP BLK WP HR S P ERA WHIP	IP WLS BF H R ER SO BB IBB HBP BLK WP HR S P ERA WHIP	IP WLS BF H R ER SO BB IBB HBP BLK WP HR S P ERA WHIP	IP WLS BF H R ER SO BB IBB HBP BLK WP HR S P ERA WHIP	IP WLS BF H R ER SO BB IBB HBP BLK WP HR S P ERA WHIP	IP WLS BF H R ER SO BB IBB HBP BLK WP HR S P ERA WHIP	IP WLS BF H R ER SO BB IBB HBP BLK WP HR S P ERA WHIP	IP WLS BF H R ER SO BB IBB HBP BLK WP HR S P ERA WHIP	IP WLS BF H R ER SO BB IBB HBP BLK WP HR S P ERA WHIP	IP WLS BF H R ER SO BB IBB HBP BLK WP HR S P ERA WHIP	IP WLS BF H R ER SO BB IBB HBP BLK WP HR S P ERA WHIP	IP WLS BF H R ER SO BB IBB HBP BLK WP HR S P ERA WHIP	IP WLS BF H R ER SO BB IBB HBP BLK WP HR S P ERA WHIP	IP WLS BF H R ER SO BB IBB HBP BLK WP HR S P ERA WHIP	IP WLS BF H R ER SO BB IBB HBP BLK WP HR S P ERA WHIP	IP WLS BF H R ER SO BB IBB HBP BLK WP HR S P ERA WHIP	IP WLS BF H R ER SO BB IBB HBP BLK WP HR S P ERA WHIP	IP WLS BF H R ER SO BB IBB HBP BLK WP HR S P ERA WHIP

AB	37
R	6
H	12
RBI	5
BB	5
SO	2
LOB	21





Batter	1	2	3	4	5	6	7	8	9	AB	R	H	RBI	BB	SO	LOB	TOP								
9 Dee Strange-Gordon, L OBP: 0.383, SLG: 0.488	G1-3		G4-3				FC4			4	0	1	0	0	0	0	<b>Miami Marlins @ New York Mets</b> Citi Field, Flushing, NY Thu Apr 16 2015, 7:13 PM - 10:13 PM EDT Att: 20,556 - Clear - 59 F								
21 Christian Yelich, L OBP: 0.343, SLG: 0.290	27 HR		G3-1			G4-3	G6-4-3			4	1	1	0	0	0	2									
27 Giancarlo Stanton, R OBP: 0.405, SLG: 0.424	1 HR					14 BB				3	2	2	2	1	1	0									
14 Martin Prado, R OBP: 0.289, SLG: 0.371						13 BB				4	1	2	1	0	1	1									
38 Michael Morse, R OBP: 0.317, SLG: 0.378						13 BB				3	0	0	0	1	2	1									
13 Marcell Ozuna, R OBP: 0.306, SLG: 0.226										3	0	0	1	1	3	1									
20 J.T. Realmuto, R OBP: 0.375, SLG: 0.429	G5-3					G4-3	F9			4	0	0	0	0	1	3									
3 Adeiny Hechavarria, R OBP: 0.250, SLG: 0.351	P4					B3-1				4	0	0	0	0	1	0									
23 Jarrod Cosart, R										2	0	0	0	0	2	0									
44 AJ Ramos, R										0	0	0	0	0	0	0									
51 Ichiro Suzuki, L										1	1	1	0	0	0	0									
40 Mike Dunn, L										0	0	0	0	0	0	0									
36 Sam Dyson, R										0	0	0	0	0	0	0									
12 Reid Brignac, L										1	0	0	0	0	0	0									
<b>Inning Stats</b>	R: 2 H: 2 E: 0 K: 2 S: 20	H: 2 LOB: 0 BB: 0 P: 29	R: 0 H: 0 E: 0 K: 1 S: 11	H: 0 LOB: 0 BB: 0 P: 14	R: 0 H: 0 E: 0 K: 1 S: 8	H: 0 LOB: 0 BB: 0 P: 9	R: 1 H: 1 E: 0 K: 2 S: 13	H: 1 LOB: 3 BB: 3 P: 15	R: 0 H: 0 E: 0 K: 1 S: 6	H: 0 LOB: 0 BB: 0 P: 8	R: 1 H: 2 E: 1 K: 0 S: 21	H: 2 LOB: 3 BB: 3 P: 38	R: 1 H: 1 E: 1 K: 1 S: 12	H: 1 LOB: 0 BB: 0 P: 18	R: 0 H: 1 E: 0 K: 2 S: 13	H: 1 LOB: 1 BB: 0 P: 16	R: 0 H: 0 E: 0 K: 1 S: 11	H: 0 LOB: 0 BB: 0 P: 17	1B: 3 2B: 1 3B: 1 HR: 2	SF: 0 SAC: 0 DP: 1 HBP: 0	WP: 0 PB: 0 SB: 1 CS: 1	PA: 36			
<b>PITCHER</b>	IP WLS BF H R ER SO BB IBB HBP BLK WP HR S P ERA WHIP	IP WLS BF H R ER SO BB IBB HBP BLK WP HR S P ERA WHIP	IP WLS BF H R ER SO BB IBB HBP BLK WP HR S P ERA WHIP	IP WLS BF H R ER SO BB IBB HBP BLK WP HR S P ERA WHIP	IP WLS BF H R ER SO BB IBB HBP BLK WP HR S P ERA WHIP	IP WLS BF H R ER SO BB IBB HBP BLK WP HR S P ERA WHIP	IP WLS BF H R ER SO BB IBB HBP BLK WP HR S P ERA WHIP	IP WLS BF H R ER SO BB IBB HBP BLK WP HR S P ERA WHIP	IP WLS BF H R ER SO BB IBB HBP BLK WP HR S P ERA WHIP	IP WLS BF H R ER SO BB IBB HBP BLK WP HR S P ERA WHIP	IP WLS BF H R ER SO BB IBB HBP BLK WP HR S P ERA WHIP	IP WLS BF H R ER SO BB IBB HBP BLK WP HR S P ERA WHIP	IP WLS BF H R ER SO BB IBB HBP BLK WP HR S P ERA WHIP	IP WLS BF H R ER SO BB IBB HBP BLK WP HR S P ERA WHIP	IP WLS BF H R ER SO BB IBB HBP BLK WP HR S P ERA WHIP	IP WLS BF H R ER SO BB IBB HBP BLK WP HR S P ERA WHIP	IP WLS BF H R ER SO BB IBB HBP BLK WP HR S P ERA WHIP	IP WLS BF H R ER SO BB IBB HBP BLK WP HR S P ERA WHIP	IP WLS BF H R ER SO BB IBB HBP BLK WP HR S P ERA WHIP	IP WLS BF H R ER SO BB IBB HBP BLK WP HR S P ERA WHIP	IP WLS BF H R ER SO BB IBB HBP BLK WP HR S P ERA WHIP	IP WLS BF H R ER SO BB IBB HBP BLK WP HR S P ERA WHIP	IP WLS BF H R ER SO BB IBB HBP BLK WP HR S P ERA WHIP	IP WLS BF H R ER SO BB IBB HBP BLK WP HR S P ERA WHIP	IP WLS BF H R ER SO BB IBB HBP BLK WP HR S P ERA WHIP
35 Dillon Gee, R ERA: 7.59	5.2									0	2	70	98	6.35	1.235										
50 Rafael Montero, R ERA: 4.15	0.2									0	0	19	29	0.00	3.000										
13 Jerry Blevins, L ERA:	0.2	W								0	0	2	4	0.00	0.000										
52 Carlos Torres, R ERA:	1.0	H								0	0	13	16	0.00	1.000										
27 Jeury's Familia, R ERA: 3.18	1.0	S								0	0	11	17	0.00	0.000										
3 Curtis Granderson, L OBP: 0.390, SLG: 0.167			G4-3			F8				3	1	0	0	1	1	1	<b>Miami Marlins @ New York Mets</b> Citi Field, Flushing, NY Thu Apr 16 2015, 7:13 PM - 10:13 PM EDT Att: 20,556 - Clear - 59 F								
7 Travis d'Arnaud, R OBP: 0.324, SLG: 0.471						P2	G4-3			4	0	0	0	0	1	2									
21 Lucas Duda, L OBP: 0.439, SLG: 0.632										4	1	3	1	0	0	0									
23 Michael Cuddyer, R OBP: 0.366, SLG: 0.459										4	1	2	2	0	1	1									
52 Carlos Torres, R										0	0	0	0	0	0	0									
27 Jeury's Familia, R										0	0	0	0	0	0	0									
28 Daniel Murphy, L OBP: 0.256, SLG: 0.273										4	0	1	0	0	0	4									
29 Eric Campbell, R OBP: 0.222, SLG: 0.250										3	1	1	1	0	0	1									
12 Juan Lagares, R OBP: 0.268, SLG: 0.231										3	1	1	0	1	1	0									
4 Wilmer Flores, R OBP: 0.250, SLG: 0.310										4	1	1	3	0	1	1									
35 Dillon Gee, R										1	0	0	0	0	1	0									
50 Rafael Montero, R										0	0	0	0	0	0	0									
13 Jerry Blevins, L										0	0	0	0	0	0	0									
44 John Mayberry Jr., R OBP: 0.364, SLG: 0.556										0	1	0	0	1	0	0									
<b>Inning Stats</b>	R: 0 H: 0 E: 0 K: 2 S: 9	H: 1 LOB: 0 BB: 0 P: 12	R: 0 H: 1 E: 0 K: 0 S: 9	H: 1 LOB: 0 BB: 0 P: 13	R: 0 H: 0 E: 0 K: 1 S: 11	H: 0 LOB: 1 BB: 1 P: 18	R: 0 H: 1 E: 0 K: 1 S: 10	H: 1 LOB: 1 BB: 0 P: 15	R: 3 H: 3 E: 0 K: 1 S: 12	H: 3 LOB: 0 BB: 0 P: 19	R: 2 H: 2 E: 0 K: 0 S: 12	H: 2 LOB: 0 BB: 0 P: 19	R: 2 H: 2 E: 0 K: 0 S: 18	H: 2 LOB: 2 BB: 2 P: 34	R: 0 H: 0 E: 0 K: 1 S: 6	H: 0 LOB: 0 BB: 0 P: 10	1B: 6 2B: 2 3B: 0 HR: 1	SF: 1 SAC: 1 DP: 1 HBP: 0	WP: 0 PB: 0 SB: 1 CS: 0	PA: 35					
<b>PITCHER</b>	IP WLS BF H R ER SO BB IBB HBP BLK WP HR S P ERA WHIP	IP WLS BF H R ER SO BB IBB HBP BLK WP HR S P ERA WHIP	IP WLS BF H R ER SO BB IBB HBP BLK WP HR S P ERA WHIP	IP WLS BF H R ER SO BB IBB HBP BLK WP HR S P ERA WHIP	IP WLS BF H R ER SO BB IBB HBP BLK WP HR S P ERA WHIP	IP WLS BF H R ER SO BB IBB HBP BLK WP HR S P ERA WHIP	IP WLS BF H R ER SO BB IBB HBP BLK WP HR S P ERA WHIP	IP WLS BF H R ER SO BB IBB HBP BLK WP HR S P ERA WHIP	IP WLS BF H R ER SO BB IBB HBP BLK WP HR S P ERA WHIP	IP WLS BF H R ER SO BB IBB HBP BLK WP HR S P ERA WHIP	IP WLS BF H R ER SO BB IBB HBP BLK WP HR S P ERA WHIP	IP WLS BF H R ER SO BB IBB HBP BLK WP HR S P ERA WHIP	IP WLS BF H R ER SO BB IBB HBP BLK WP HR S P ERA WHIP	IP WLS BF H R ER SO BB IBB HBP BLK WP HR S P ERA WHIP	IP WLS BF H R ER SO BB IBB HBP BLK WP HR S P ERA WHIP	IP WLS BF H R ER SO BB IBB HBP BLK WP HR S P ERA WHIP	IP WLS BF H R ER SO BB IBB HBP BLK WP HR S P ERA WHIP	IP WLS BF H R ER SO BB IBB HBP BLK WP HR S P ERA WHIP	IP WLS BF H R ER SO BB IBB HBP BLK WP HR S P ERA WHIP	IP WLS BF H R ER SO BB IBB HBP BLK WP HR S P ERA WHIP	IP WLS BF H R ER SO BB IBB HBP BLK WP HR S P ERA WHIP	IP WLS BF H R ER SO BB IBB HBP BLK WP HR S P ERA WHIP	IP WLS BF H R ER SO BB IBB HBP BLK WP HR S P ERA WHIP	IP WLS BF H R ER SO BB IBB HBP BLK WP HR S P ERA WHIP	IP WLS BF H R ER SO BB IBB HBP BLK WP HR S P ERA WHIP
23 Jarrod Cosart, R ERA: 4.76	1.1									0	0	7	11	0.00	0.000										
44 AJ Ramos, R ERA: 1.35	0.2									0	0	13	27	27.00	4.500										
40 Mike Dunn, L ERA: 5.4	0.2	L								0	0	11	17	0.00	0.750										
36 Sam Dyson, R ERA: 3.68	1.1									0	0	11	17	0.00	0.750										



Batter	1	2	3	4	5	6	7	8	9	AB	R	H	RBI	BB	SO	LOB	TOP			
9 Dee Strange-Gordon, L OBP: 0.354, SLG: 0.444										4	0	0	0	0	1	0				
21 Christian Yelich, L OBP: 0.308, SLG: 0.257										4	0	0	0	0	1	0				
27 Giancarlo Stanton, R OBP: 0.391, SLG: 0.486										4	1	1	1	0	2	0				
14 Martin Prado, R OBP: 0.310, SLG: 0.385										4	0	2	0	0	1	0				
38 Michael Morse, R OBP: 0.311, SLG: 0.366										4	0	1	0	0	0	2				
12 Reid Brignac, L (9, PR)										0	0	0	0	0	0	0				
51 Ichiro Suzuki, L OBP: 0.292, SLG: 0.333										4	0	1	0	0	0	1				
20 J.T. Realmuto, R OBP: 0.364, SLG: 0.500										3	0	1	0	0	0	2				
3 Adeiny Hechavarria, R OBP: 0.256, SLG: 0.375										3	0	1	0	0	0	3				
41 David Phelps, R (1, 1)										2	0	0	0	0	2	1				
52 Brad Hand, L (5, 1)										0	0	0	0	0	0	0				
36 Sam Dyson, R (6, 1)										0	0	0	0	0	0	0				
10 Jeff Baker, R (8, PH)										1	0	0	0	0	0	0				
57 Bryan Morris, L (8, 1)										0	0	0	0	0	0	0				
<b>Inning Stats</b>	R: 1 E: 0 K: 1 S: 9	H: 1 LOB: 0 BB: 0 P: 12	R: 0 E: 0 K: 0 S: 9	H: 1 LOB: 1 BB: 0 P: 14	R: 0 E: 0 K: 1 S: 8	H: 0 LOB: 0 BB: 0 P: 9	R: 0 E: 0 K: 0 S: 9	H: 1 LOB: 1 BB: 0 P: 12	R: 0 E: 0 K: 1 S: 9	H: 0 LOB: 0 BB: 0 P: 13	R: 0 E: 0 K: 0 S: 13	H: 2 LOB: 2 BB: 0 P: 17	R: 0 E: 0 K: 0 S: 8	H: 0 LOB: 0 BB: 0 P: 12	R: 0 E: 0 K: 2 S: 10	H: 1 LOB: 1 BB: 0 P: 14	1B: 4 2B: 2 3B: 0 HR: 1	SF: 0 SAC: 0 DP: 1 HBP: 0	WP: 0 PB: 0 SB: 0 CS: 0	PA: 33
<b>PITCHER</b>	IP WLS BF H R ER SO BB IBB HBP BLK WP HR S P ERA WHIP																			
40 Bartolo Colon, R ERA: 2.25	(1, 1) 7.0 W 26 6 1 1 5 0 0 0 0 0 0 1 66 91 1.29 0.857																			
13 Jerry Blevins, L ERA:	(8, 1) 1.0 H 3 0 0 0 0 0 0 0 0 0 0 8 12 0.00 0.000																			
27 Jeury Familia, R ERA: 2.7	(9, 1) 1.0 S 4 1 0 0 2 0 0 0 0 0 0 0 10 14 0.00 1.000																			

Miami Marlins @ New York Mets  
Citi Field, Flushing, NY  
Fri Apr 17 2015, 7:11 PM - 9:48 PM EDT  
Att: 38,753 - Partly Cloudy - 68 F

AB	33
R	1
H	7
RBI	1
BB	0
SO	7
LOB	9



Batter	1	2	3	4	5	6	7	8	9	AB	R	H	RBI	BB	SO	LOB	BOTTOM			
3 Curtis Granderson, L OBP: 0.356, SLG: 0.147										4	0	0	0	0	2	4				
12 Juan Lagares, R OBP: 0.231, SLG: 0.233										4	1	1	0	0	0	1				
21 Lucas Duda, L OBP: 0.422, SLG: 0.595										4	1	1	0	0	1	0				
23 Michael Cuddyer, R OBP: 0.378, SLG: 0.488										4	1	2	1	0	1	0				
27 Jeury Familia, R (9, 1)										0	0	0	0	0	0	0				
28 Daniel Murphy, L OBP: 0.256, SLG: 0.297										4	0	1	1	0	0	2				
29 Eric Campbell, R OBP: 0.231, SLG: 0.200										2	1	0	1	1	0	1				
4 Wilmer Flores, R OBP: 0.250, SLG: 0.303										4	0	1	0	0	0	2				
20 Anthony Recker, R (1, 2)										1	0	0	0	2	1	0				
40 Bartolo Colon, R OBP: 0.143, SLG: 0.167	(1, 1) 4.2 L 5 3 2 2 1 0 0 0 0 0 0 0 11 19 27.00 4.500																			
16 Danny Muno, S OBP: 1.000, SLG: 1.000	(7, PH) 1.2 6 1 0 0 2 0 0 0 0 0 0 0 17 24 0.00 0.600																			
13 Jerry Blevins, L (8, 1)	(8, 1) 1.0 5 2 1 1 0 0 0 0 0 0 0 0 12 16 9.00 2.000																			
9 Kirk Nieuwenhuis, L (9, 7)										1	0	0	1	0	0	1				
<b>Inning Stats</b>	R: 0 E: 0 K: 1 S: 9	H: 0 LOB: 0 BB: 0 P: 17	R: 0 E: 0 K: 1 S: 6	H: 0 LOB: 0 BB: 0 P: 8	R: 0 E: 0 K: 0 S: 8	H: 0 LOB: 1 BB: 1 P: 15	R: 0 E: 0 K: 0 S: 10	H: 0 LOB: 0 BB: 0 P: 15	R: 1 E: 0 K: 1 S: 12	H: 1 LOB: 2 BB: 2 P: 25	R: 2 E: 0 K: 0 S: 12	H: 3 LOB: 1 BB: 0 P: 19	R: 0 E: 0 K: 2 S: 13	H: 1 LOB: 1 BB: 0 P: 19	R: 1 E: 0 K: 0 S: 12	H: 2 LOB: 1 BB: 0 P: 16	1B: 5 2B: 2 3B: 0 HR: 0	SF: 2 SAC: 0 DP: 0 HBP: 0	WP: 0 PB: 0 SB: 1 CS: 0	PA: 34
<b>PITCHER</b>	IP WLS BF H R ER SO BB IBB HBP BLK WP HR S P ERA WHIP																			
41 David Phelps, R ERA: 7.94	(1, 1) 0.2 L 5 3 2 2 1 0 0 0 0 0 0 0 11 19 27.00 4.500																			
52 Brad Hand, L ERA: 5.63	(6, 1) 1.2 6 1 0 0 2 0 0 0 0 0 0 0 17 24 0.00 0.600																			
36 Sam Dyson, R ERA: 3.0	(8, 1) 1.0 5 2 1 1 0 0 0 0 0 0 0 0 12 16 9.00 2.000																			

Miami Marlins @ New York Mets  
Citi Field, Flushing, NY  
Fri Apr 17 2015, 7:11 PM - 9:48 PM EDT  
Att: 38,753 - Partly Cloudy - 68 F

AB	29
R	4
H	7
RBI	4
BB	3
SO	5
LOB	11





Batter	1	2	3	4	5	6	7	8	9	AB	R	H	RBI	BB	SO	LOB	TOP			
9 Dee Strange-Gordon, L OBP: 0.415, SLG: 0.520										5	0	5	3	0	0	0				
21 Christian Yelich, L OBP: 0.265, SLG: 0.250										5	0	1	0	0	4	5				
27 Giancarlo Stanton, R OBP: 0.360, SLG: 0.439										4	0	0	0	0	3	3				
14 Martin Prado, R OBP: 0.283, SLG: 0.349										4	0	0	0	0	1	3				
38 Michael Morse, R OBP: 0.306, SLG: 0.422										4	1	1	1	0	1	0				
13 Marcell Ozuna, R OBP: 0.325, SLG: 0.257										4	1	2	0	0	1	0				
39 Jarrod Saltalamacchia, R OBP: 0.179, SLG: 0.240										3	0	0	0	0	1	1				
51 Ichiro Suzuki, L OBP: 0.280, SLG: 0.318										1	0	0	0	0	1	1				
3 Adeiny Hechavarria, R OBP: 0.277, SLG: 0.386										4	1	2	0	0	0	1				
35 Mat Latos, R OBP: 0.333, SLG: 0.435										0	0	0	0	0	0	0				
Inning Stats	R: 0 E: 0 K: 2 S: 8	H: 1 LOB: 0 BB: 0 P: 12	R: 0 E: 0 K: 1 S: 6	H: 0 LOB: 0 BB: 0 P: 9	R: 0 E: 0 K: 2 S: 16	H: 2 LOB: 0 BB: 0 P: 24	R: 0 E: 0 K: 1 S: 8	H: 0 LOB: 0 BB: 0 P: 10	R: 0 E: 0 K: 1 S: 13	H: 2 LOB: 2 BB: 0 P: 21	R: 0 E: 0 K: 0 S: 10	H: 1 LOB: 1 BB: 0 P: 13	R: 1 E: 0 K: 2 S: 12	H: 1 LOB: 1 BB: 0 P: 22	R: 3 E: 0 K: 3 S: 17	H: 4 LOB: 1 BB: 0 P: 26	1B: 9 2B: 2 3B: 0 HR: 1	SF: 0 SAC: 1 DP: 1 HBP: 0	WP: 1 PB: 0 CS: 1	PA: 38
PITCHER	IP	WLS	BF	H	R	ER	SO	BB	IBB	HBP	BLK	WP	HR	S	P	ERA	WHIP			
48 Jacob deGrom, R ERA: 0.93	7.0	W	26	6	0	0	8	0	0	0	0	0	0	69	101	0.00	0.857			
36 Sean Gilmartin, L ERA: 5.0	0.1		3	1	1	1	1	1	0	0	0	0	0	6	14	27.00	6.000			
43 Buddy Carlyle, R ERA: 5.06	0.2	S	2	0	0	0	1	0	0	0	0	0	0	6	8	0.00	0.000			
52 Carlos Torres, R ERA: 5.06	0.2		6	4	3	3	2	0	0	0	0	1	1	14	23	40.50	6.000			
54 Alex Torres, L ERA: 4.91	0.1		1	0	0	0	1	0	0	0	0	0	0	3	3	0.00	0.000			

Miami Marlins @ New York Mets  
Citi Field, Flushing, NY  
Sat Apr 18 2015, 7:11 PM - 10:01 PM EDT  
Att: 41,844 - Partly Cloudy - 73 F

AB	36
R	4
H	11
RBI	4
BB	1
SO	13
LOB	16



Batter	1	2	3	4	5	6	7	8	9	AB	R	H	RBI	BB	SO	LOB	BOTTOM			
3 Curtis Granderson, L OBP: 0.327, SLG: 0.132										4	0	0	0	0	0	0				
7 Travis d'Arnaud, R OBP: 0.317, SLG: 0.526										4	1	1	1	0	0	0				
21 Lucas Duda, L OBP: 0.408, SLG: 0.587										4	0	1	0	0	2	0				
23 Michael Cuddyer, R OBP: 0.388, SLG: 0.511										4	1	2	0	0	2	1				
52 Carlos Torres, R ERA: 5.06										0	0	0	0	0	0	0				
54 Alex Torres, L ERA: 4.91										0	0	0	0	0	0	0				
28 Daniel Murphy, L OBP: 0.234, SLG: 0.268										4	0	0	0	0	0	2				
29 Eric Campbell, R OBP: 0.353, SLG: 0.308										3	2	2	1	1	0	1				
12 Juan Lagares, R OBP: 0.286, SLG: 0.255										4	0	2	1	0	0	2				
4 Wilmer Flores, R OBP: 0.282, SLG: 0.417										3	1	2	2	0	1	1				
48 Jacob deGrom, L ERA: 0.93										3	0	0	0	0	0	4				
36 Sean Gilmartin, L ERA: 5.0										0	0	0	0	0	0	0				
43 Buddy Carlyle, L ERA: 5.06										0	0	0	0	0	0	0				
9 Kirk Nieuwenhuis, L ERA: 5.0										0	0	0	0	0	0	0				
Inning Stats	R: 0 E: 0 K: 1 S: 8	H: 1 LOB: 1 BB: 0 P: 10	R: 1 E: 0 K: 1 S: 11	H: 2 LOB: 1 BB: 0 P: 14	R: 1 E: 0 K: 2 S: 11	H: 1 LOB: 0 BB: 0 P: 17	R: 0 E: 0 K: 0 S: 10	H: 2 LOB: 2 BB: 1 P: 19	R: 0 E: 0 K: 1 S: 9	H: 0 LOB: 0 BB: 0 P: 15	R: 3 E: 0 K: 0 S: 9	H: 3 LOB: 0 BB: 0 P: 12	R: 0 E: 0 K: 0 S: 8	H: 0 LOB: 0 BB: 0 P: 13	R: 0 E: 0 K: 0 S: 7	H: 1 LOB: 1 BB: 0 P: 12	1B: 6 2B: 2 3B: 0 HR: 2	SF: 0 SAC: 0 DP: 1 HBP: 0	WP: 1 PB: 1 CS: 0	PA: 34
PITCHER	IP	WLS	BF	H	R	ER	SO	BB	IBB	HBP	BLK	WP	HR	S	P	ERA	WHIP			
35 Mat Latos, R ERA: 10.24	5.0	L	21	6	2	2	5	1	0	0	0	0	1	17	25	3.60	1.400			
62 José Ureña, R ERA: 9.0	2.0		9	3	3	3	0	0	0	0	0	0	1	17	25	13.50	1.500			
52 Brad Hand, L ERA: 5.0	1.0		4	1	0	0	0	0	0	0	0	1	0	7	12	0.00	1.000			

Miami Marlins @ New York Mets  
Citi Field, Flushing, NY  
Sat Apr 18 2015, 7:11 PM - 10:01 PM EDT  
Att: 41,844 - Partly Cloudy - 73 F

AB	33
R	5
H	10
RBI	5
BB	1
SO	5
LOB	11










Batter	1	2	3	4	5	6	7	8	9	AB	R	H	RBI	BB	SO	LOB	TOP					
25 Cameron Maybin, R (1.8) OBP: 0.216, SLG: 0.412										5	1	1	1	0	2	1	<b>Atlanta Braves @ New York Mets</b> Citi Field, Flushing, NY Tue Apr 21 2015, 7:11 PM - 9:51 PM EDT Att: 21,033 - Clear - 63 F					
22 Nick Markakis, L (1.9) OBP: 0.491, SLG: 0.395										3	0	1	0	1	0	1						
7 Jonny Gomes, R (1.7) OBP: 0.387, SLG: 0.542										1	0	0	0	2	0	2						
5 Freddie Freeman, L (1.3) OBP: 0.327, SLG: 0.560										4	0	0	0	0	3	5						
23 Chris Johnson, R (1.5) OBP: 0.382, SLG: 0.448										4	0	1	0	0	1	0						
19 Andrelton Simmons, R (1.6) OBP: 0.314, SLG: 0.399										3	0	1	0	1	0	0						
27 Christian Bethancourt, R (1.2) OBP: 0.189, SLG: 0.290										4	0	0	0	0	0	3						
11 Phil Gosselin, R (1.4) OBP: 0.214, SLG: 0.154										3	0	1	0	1	0	2						
34 Trevor Cahill, R (1.1) 60 Ian Thomas, R (5.1) 50 Brandon Cunniff, R (6.1) 4 Eric Young Jr., S (7.9H) 54 Sugar Ray Marimon, R (7.1) 1 Alberto Callaspo, S (8.9H) OBP: 0.333, SLG: 0.338										2	0	0	0	0	0	1						
<b>Inning Stats</b>	R: 0 K: 2 S: 9	H: 0 LOB: 1 BB: 0 P: 12	R: 0 K: 0 S: 6	H: 0 LOB: 0 BB: 0 P: 9	R: 0 K: 2 S: 14	H: 0 LOB: 2 BB: 1 P: 21	R: 0 K: 1 S: 12	H: 2 LOB: 1 BB: 0 P: 17	R: 0 K: 0 S: 9	H: 1 LOB: 2 BB: 1 P: 17	R: 0 K: 0 S: 8	H: 0 LOB: 1 BB: 1 P: 15	R: 1 K: 1 S: 12	H: 1 LOB: 2 BB: 2 P: 24	R: 0 K: 1 S: 9	H: 0 LOB: 0 BB: 0 P: 13		R: 0 K: 0 S: 8	H: 1 LOB: 0 BB: 0 P: 12	1B: 4 2B: 0 3B: 0 HR: 1	SF: 0 SAC: 0 DP: 1 HBP: 1	WP: 0 PB: 0 SB: 0 CS: 0
<b>PITCHER</b>	IP WLS BF H R ER SO BB IBB HBP BLK WP HR S P ERA WHIP																					
49 Jonathon Niese, L (1.1) ERA: 1.5	6.2 W 30 4 1 1 5 4 0 1 0 0 0 1 67 106 1.35 1.200																					
62 Erik Goeddel, R (7.1) ERA:	0.0 1 0 0 0 0 1 0 0 0 0 0 0 0 4 ∞ ∞																					
54 Alex Torres, L (7.1) ERA: 4.15	0.1 H 1 0 0 0 1 0 0 0 0 0 0 0 3 5 0.00 0.000																					
52 Carlos Torres, R (8.1) ERA: 4.26	1.0 3 0 0 0 1 0 0 0 0 0 0 0 9 13 0.00 0.000																					
36 Sean Gilmartin, L (9.1) ERA: 4.5	1.0 3 1 0 0 0 0 0 0 0 0 0 0 8 12 0.00 1.000																					

Batter	1	2	3	4	5	6	7	8	9	AB	R	H	RBI	BB	SO	LOB	BOTTOM			
3 Curtis Granderson, L (1.9) OBP: 0.362, SLG: 0.217										5	0	3	4	0	0	0	<b>Atlanta Braves @ New York Mets</b> Citi Field, Flushing, NY Tue Apr 21 2015, 7:11 PM - 9:51 PM EDT Att: 21,033 - Clear - 63 F			
12 Juan Lagares, R (1.8) OBP: 0.293, SLG: 0.291										4	0	1	2	0	1	2				
21 Lucas Duda, L (1.3) OBP: 0.397, SLG: 0.519										3	0	0	0	2	0	2				
23 Michael Cuddyer, R (1.7) OBP: 0.370, SLG: 0.469										4	0	0	0	1	0	3				
36 Sean Gilmartin, L (9.1) ERA:										0	0	0	0	0	0	0				
28 Daniel Murphy, L (1.4) OBP: 0.218, SLG: 0.245										4	0	0	0	0	0	4				
29 Eric Campbell, R (1.5) OBP: 0.400, SLG: 0.278										2	2	1	0	2	0	1				
22 Kevin Plawewski, R (1.2) OBP: 0.500, SLG: 0.500										4	2	2	0	0	2					
4 Wilmer Flores, R (1.6) OBP: 0.302, SLG: 0.425										4	2	2	0	0	1					
49 Jonathon Niese, L (1.1) ERA: 1.5 62 Erik Goeddel, R (7.1) 54 Alex Torres, L (7.1) 52 Carlos Torres, R (8.1) 16 Danny Muno, S (8.9H) 9 Kirk Nieuwenhuis, L (9.7)										2	1	0	1	1	0	2				
<b>Inning Stats</b>	R: 0 K: 0 S: 4	H: 0 LOB: 0 BB: 0 P: 8	R: 0 K: 0 S: 9	H: 1 LOB: 1 BB: 0 P: 17	R: 0 K: 0 S: 6	H: 0 LOB: 0 BB: 0 P: 7	R: 0 K: 1 S: 10	H: 0 LOB: 1 BB: 0 P: 17	R: 4 K: 0 S: 17	H: 4 LOB: 2 BB: 2 P: 36	R: 1 K: 0 S: 11	H: 1 LOB: 2 BB: 2 P: 23	R: 0 K: 0 S: 8	H: 0 LOB: 1 BB: 1 P: 15	R: 2 K: 0 S: 16	H: 3 LOB: 2 BB: 1 P: 26	1B: 8 2B: 1 3B: 0 HR: 0	SF: 1 SAC: 0 DP: 1 HBP: 0	WP: 0 PB: 0 SB: 0 CS: 0	PA: 40
<b>PITCHER</b>	IP WLS BF H R ER SO BB IBB HBP BLK WP HR S P ERA WHIP																			
34 Trevor Cahill, R (1.1) ERA: 9.95	4.0 L 20 5 4 3 1 1 0 0 0 0 0 0 11 75 6.75 1.500																			
60 Ian Thomas, L (5.1) ERA:	1.0 3 0 0 0 0 1 0 0 0 0 0 0 5 10 0.00 1.000																			
50 Brandon Cunniff, R (6.1) ERA: 2.91	1.0 6 1 1 1 0 2 0 0 0 0 0 0 11 23 9.00 3.000																			
54 Sugar Ray Marimon, R (7.1) ERA: 7.5	2.0 11 3 2 2 0 2 0 0 0 0 0 0 24 41 9.00 2.500																			





Batter	1	2	3	4	5	6	7	8	9	AB	R	H	RBI	BB	SO	LOB	TOP					
4 Eric Young Jr., S OBP: 0.225, SLG: 0.368	L7		G3-1		SF8		G6-3			4	1	1	0	0	0	0						
1 Alberto Callaspo, S OBP: 0.309, SLG: 0.308	G6-3				SF8			P3		3	0	1	1	0	0	0						
22 Nick Markakis, L OBP: 0.464, SLG: 0.383	F7		L4					F7		4	0	1	0	0	0	1						
5 Freddie Freeman, L OBP: 0.322, SLG: 0.528		L7			L7				15 BB	3	0	0	0	1	1	2						
15 A.J. Pierzynski, L OBP: 0.462, SLG: 0.826										3	1	3	0	1	0	0						
24 Kelly Johnson, L OBP: 0.299, SLG: 0.440										3	0	1	0	0	0	2						
7 Jonny Gomes, R OBP: 0.375, SLG: 0.520										1	0	0	0	0	0	2						
19 Andrelton Simmons, R OBP: 0.309, SLG: 0.385										4	0	1	1	0	0	3						
8 Jace Peterson, L OBP: 0.275, SLG: 0.250										3	0	0	0	1	0	2						
37 Eric Stults, L 11 Phil Gosselin, R 57 Cody Martin, R 53 Jim Johnson, R 50 Brandon Cunniff, R 23 Chris Johnson, R										2	0	0	0	0	2	2						
<b>Inning Stats</b>	R: 0 E: 0 K: 0 S: 11	H: 0 LOB: 0 BB: 0 P: 17	R: 1 E: 0 K: 1 S: 11	H: 2 LOB: 2 BB: 1 P: 17	R: 0 E: 0 K: 1 S: 12	H: 1 LOB: 1 BB: 0 P: 18	R: 0 E: 0 K: 0 S: 8	H: 2 LOB: 1 BB: 0 P: 12	R: 1 E: 0 K: 1 S: 18	H: 2 LOB: 1 BB: 0 P: 23	R: 0 E: 0 K: 0 S: 7	H: 1 LOB: 0 BB: 0 P: 8	R: 0 E: 0 K: 0 S: 6	H: 0 LOB: 0 BB: 0 P: 7	R: 0 E: 0 K: 0 S: 10	H: 0 LOB: 2 BB: 2 P: 20	R: 0 E: 0 K: 1 S: 7	H: 0 LOB: 0 BB: 0 P: 9	1B: 6 2B: 1 3B: 1 HR: 0	SF: 1 DP: 2 HBP: 0	WP: 0 PB: 0 SB: 0 CS: 0	PA: 36
<b>PITCHER</b>	IP	WLS	BF	H	R	ER	SO	BB	IBB	HBP	BLK	WP	HR	S	P	ERA	WHIP					
35 Dillon Gee, R ERA: 5.6	7.0		28	8	2	2	3	0	1	0	0	0	0	73	102	2.57	1.143					
36 Sean Gilmartin, L ERA: 3.95	0.2	4	0	0	0	0	0	2	0	0	0	0	0	6	16	0.00	3.000					
43 Buddy Carlyle, R ERA: 4.15	0.1	W	1	0	0	0	0	0	0	0	0	0	0	4	4	0.00	0.000					
27 Jeury's Familia, R ERA: 2.08	1.0	S	3	0	0	0	1	0	0	0	0	0	0	7	9	0.00	0.000					

Atlanta Braves @ New York Mets  
Citi Field, Flushing, NY  
Wed Apr 22 2015, 7:42 PM - 10:15 PM EDT  
Att: 20,971 - Overcast - 55 F

AB 32  
R 2  
H 8  
RBI 2  
BB 3  
SO 4  
LOB 14



Batter	1	2	3	4	5	6	7	8	9	AB	R	H	RBI	BB	SO	LOB	BOTTOM					
44 John Mayberry Jr., R OBP: 0.357, SLG: 0.667										3	0	1	0	0	2	2						
3 Curtis Granderson, L OBP: 0.373, SLG: 0.217										0	1	0	0	1	0	0						
12 Juan Lagares, R OBP: 0.403, SLG: 0.288										4	0	1	0	0	2	1						
21 Lucas Duda, L OBP: 0.403, SLG: 0.518										4	0	2	1	0	0	1						
23 Michael Cuddyer, R OBP: 0.345, SLG: 0.434										4	0	0	0	0	0	4						
27 Jeury's Familia, R ERA: 2.08										0	0	0	0	0	0	0						
29 Eric Campbell, R OBP: 0.414, SLG: 0.333										3	1	1	0	1	0	1						
22 Kevin Plawecki, R OBP: 0.375, SLG: 0.286										3	0	0	0	1	0	1						
4 Wilmer Flores, R OBP: 0.319, SLG: 0.500										4	1	2	2	0	0	3						
11 Rubén Tejada, R OBP: 0.353, SLG: 0.357										3	0	0	0	0	0	1						
35 Dillon Gee, R ERA: 5.6	6.0		23	4	1	1	5	0	0	0	0	0	0	67	103	1.50	0.667					
57 Cody Martin, R ERA: 1.8	1.0	B	4	1	1	1	1	0	0	0	0	1	10	13	9.00	1.000						
53 Jim Johnson, R ERA: 5.63	0.2	L	6	2	1	1	0	3	0	0	0	1	0	10	24	13.50	7.500					
50 Brandon Cunniff, R ERA: 2.45	0.1		1	0	0	0	0	0	0	0	0	0	0	1	3	0.00	0.000					
<b>Inning Stats</b>	R: 0 E: 0 K: 1 S: 12	H: 1 LOB: 1 BB: 0 P: 17	R: 1 E: 1 K: 1 S: 18	H: 2 LOB: 2 BB: 0 P: 29	R: 0 E: 0 K: 1 S: 11	H: 0 LOB: 0 BB: 0 P: 18	R: 0 E: 0 K: 0 S: 5	H: 0 LOB: 0 BB: 0 P: 8	R: 0 E: 0 K: 2 S: 8	H: 0 LOB: 0 BB: 0 P: 10	R: 0 E: 0 K: 0 S: 13	H: 1 LOB: 1 BB: 0 P: 21	R: 1 E: 0 K: 1 S: 10	H: 1 LOB: 0 BB: 0 P: 13	R: 1 E: 0 K: 0 S: 11	H: 2 LOB: 3 BB: 3 P: 27	1B: 4 2B: 1 3B: 1 HR: 1	SF: 0 DP: 1 HBP: 0	WP: 1 PB: 0 SB: 0 CS: 0	PA: 34		
<b>PITCHER</b>	IP	WLS	BF	H	R	ER	SO	BB	IBB	HBP	BLK	WP	HR	S	P	ERA	WHIP					
37 Eric Stults, L ERA: 4.5	6.0		23	4	1	1	5	0	0	0	0	0	1	10	13	9.00	1.000					
57 Cody Martin, R ERA: 1.8	1.0	B	4	1	1	1	1	0	0	0	0	1	10	13	9.00	1.000						
53 Jim Johnson, R ERA: 5.63	0.2	L	6	2	1	1	0	3	0	0	0	1	0	10	24	13.50	7.500					
50 Brandon Cunniff, R ERA: 2.45	0.1		1	0	0	0	0	0	0	0	0	0	0	1	3	0.00	0.000					

Atlanta Braves @ New York Mets  
Citi Field, Flushing, NY  
Wed Apr 22 2015, 7:42 PM - 10:15 PM EDT  
Att: 20,971 - Overcast - 55 F

AB 31  
R 3  
H 7  
RBI 3  
BB 3  
SO 6  
LOB 16






Batter	1	2	3	4	5	6	7	8	9	AB	R	H	RBI	BB	SO	LOB	TOP			
4 Eric Young Jr. S OBP: 0.227, SLG: 0.357										4	0	1	0	0	1	0	<b>Atlanta Braves @ New York Mets</b> Citi Field, Flushing, NY Thu Apr 23 2015, 1:12 PM - 4:28 PM EDT Att: 23,980 - Cloudy - 49 F			
1 Alberto Callaspo S OBP: 0.288, SLG: 0.279										4	0	0	0	0	1	1				
22 Nick Markakis L OBP: 0.467, SLG: 0.412										4	1	2	0	0	0	0				
5 Freddie Freeman L OBP: 0.317, SLG: 0.509										4	1	1	0	0	1	1				
15 A.J. Pierzynski L OBP: 0.467, SLG: 0.778										4	1	2	0	0	0	2				
7 Jonny Gomes R OBP: 0.333, SLG: 0.448										4	0	0	0	0	2	5				
19 Andrelton Simmons R OBP: 0.339, SLG: 0.418										4	0	2	2	1	1	1				
8 Jace Peterson L OBP: 0.250, SLG: 0.231										3	0	0	1	0	2	2				
49 Julio Teheran R OBP: 0.187, SLG: 0.187										2	0	0	0	0	1	2				
60 Ian Thomas R										0	0	0	0	0	0	0				
54 Sugar Ray Marimon R OBP: 0.266, SLG: 0.490										0	0	0	0	0	0	0				
24 Kelly Johnson L OBP: 0.229, SLG: 0.429										0	0	0	0	0	0	0				
43 Luis Avilan L										0	0	0	0	0	0	0				
50 Brandon Cunniff R										0	0	0	0	0	0	0				
<b>Inning Stats</b>	R: 0 E: 0 K: 0 S: 5	H: 1 LOB: 0 BB: 0 P: 9	R: 1 E: 0 K: 3 S: 14	H: 2 LOB: 1 BB: 0 P: 23	R: 0 E: 0 K: 1 S: 8	H: 0 LOB: 0 BB: 0 P: 10	R: 2 E: 0 K: 0 S: 15	H: 3 LOB: 2 BB: 0 P: 20	R: 0 E: 0 K: 1 S: 8	H: 0 LOB: 0 BB: 0 P: 12	R: 0 E: 0 K: 0 S: 9	H: 1 LOB: 0 BB: 0 P: 17	R: 0 E: 0 K: 1 S: 11	H: 0 LOB: 1 BB: 1 P: 18	R: 0 E: 0 K: 2 S: 11	H: 0 LOB: 1 BB: 1 P: 18	1B: 6 2B: 2 3B: 0 HR: 0	SF: 1 SAC: 0 DP: 1 HBP: 0	WP: 0 PB: 0 CS: 1	PA: 36
<b>PITCHER</b>	IP WLS BF H R ER SO BB IBB HBP BLK WP HR S P ERA WHIP																			
40 Bartolo Colon R ERA: 2.77	6.0 W 25 7 3 3 5 0 0 0 0 0 0 0 59 91 4.50 1.167																			
43 Buddy Carlyle R ERA: 3.39	1.0 H 3 0 0 0 1 0 0 0 0 0 0 0 5 8 0.00 0.000																			
54 Alex Torres L ERA: 3.38	1.0 H 4 1 0 0 1 0 0 0 0 0 0 0 11 15 0.00 1.000																			
27 Jeury Familia R ERA: 1.86	1.0 S 4 0 0 0 2 1 0 0 0 0 0 0 11 18 0.00 1.000																			

Batter	1	2	3	4	5	6	7	8	9	AB	R	H	RBI	BB	SO	LOB	BOTTOM			
3 Curtis Granderson L OBP: 0.375, SLG: 0.220										4	2	1	0	1	1	0	<b>Atlanta Braves @ New York Mets</b> Citi Field, Flushing, NY Thu Apr 23 2015, 1:12 PM - 4:28 PM EDT Att: 23,980 - Cloudy - 49 F			
12 Juan Lagares R OBP: 0.288, SLG: 0.286										4	1	1	0	0	2	2				
21 Lucas Duda L OBP: 0.439, SLG: 0.526										1	1	1	0	3	0	0				
23 Michael Cuddyer R OBP: 0.355, SLG: 0.418										2	2	0	1	2	0	2				
28 Daniel Murphy L OBP: 0.250, SLG: 0.283										3	0	2	4	1	1	3				
29 Eric Campbell R OBP: 0.394, SLG: 0.292										3	0	0	1	1	1	4				
4 Wilmer Flores R OBP: 0.314, SLG: 0.479										4	0	1	0	0	1	5				
20 Anthony Recker R										4	0	0	0	0	3	1				
40 Bartolo Colon R ERA: 4.84										1	0	0	0	0	1	0				
9 Kirk Newenhouse L										1	0	0	0	0	1	0				
43 Buddy Carlyle L										0	0	0	0	0	0	0				
54 Alex Torres L										0	0	0	0	0	0	0				
16 Danny Muno S OBP: 0.239, SLG: 0.393										0	0	0	0	0	0	0				
27 Jeury Familia R										0	0	0	0	0	0	0				
<b>Inning Stats</b>	R: 3 E: 0 K: 1 S: 15	H: 1 LOB: 3 BB: 3 P: 32	R: 0 E: 0 K: 1 S: 11	H: 0 LOB: 0 BB: 0 P: 13	R: 0 E: 0 K: 1 S: 19	H: 0 LOB: 2 BB: 2 P: 32	R: 0 E: 0 K: 1 S: 9	H: 1 LOB: 0 BB: 0 P: 14	R: 1 E: 0 K: 2 S: 16	H: 1 LOB: 3 BB: 3 P: 35	R: 0 E: 0 K: 2 S: 8	H: 0 LOB: 0 BB: 0 P: 12	R: 2 E: 0 K: 1 S: 17	H: 3 LOB: 1 BB: 0 P: 28	R: 0 E: 0 K: 3 S: 9	H: 0 LOB: 0 BB: 0 P: 13	1B: 5 2B: 1 3B: 0 HR: 0	SF: 0 SAC: 1 DP: 0 HBP: 0	WP: 1 PB: 0 SB: 1 CS: 0	PA: 38
<b>PITCHER</b>	IP WLS BF H R ER SO BB IBB HBP BLK WP HR S P ERA WHIP																			
49 Julio Teheran R	4.1 L 20 3 4 4 4 5 0 0 0 0 1 0 60 102 8.31 1.846																			
60 Ian Thomas L ERA: 4.84	0.1 3 0 0 0 1 2 0 0 0 0 1 0 6 16 0.00 6.000																			
54 Sugar Ray Marimon R	1.1 5 0 0 0 2 1 0 0 0 0 0 0 12 20 0.00 0.750																			
43 Luis Avilan L ERA: 1.4	0.1 4 3 2 2 0 0 0 0 0 1 0 0 12 18 54.00 9.000																			
27 Jeury Familia R ERA: 2.7	1.2 5 0 0 0 4 0 0 0 0 0 0 0 14 23 0.00 0.000																			
50 Brandon Cunniff R ERA: 2.0	1.2 5 0 0 0 4 0 0 0 0 0 0 0 14 23 0.00 0.000																			

AB	34
R	3
H	8
RBI	3
BB	1
SO	9
LOB	14

AB	28
R	6
H	6
RBI	6
BB	8
SO	12
LOB	17









Batter	1	2	3	4	5	6	7	8	9	AB	R	H	RBI	BB	SO	LOB	TOP					
3 Curtis Granderson, L OBP: 0.370, SLG: 0.254			L3			G3		G3		5	0	1	0	0	1	2						
44 John Mayberry Jr., R OBP: 0.263, SLG: 0.471	F7		L6	L7			K		K	5	0	0	0	0	2	1						
21 Lucas Duda, L OBP: 0.400, SLG: 0.523	HR		K		F9		K		F7	5	1	1	1	0	2	0						
23 Michael Cuddyer, R OBP: 0.324, SLG: 0.375	F7			28 FC4-6 1B	G5-3		K		E6 28 FC6	5	0	1	0	0	1	0						
28 Daniel Murphy, L OBP: 0.217, SLG: 0.242	F9	F9		FC4-6 12 3B	F8			G1-3	FC6	5	1	0	0	0	0	2						
29 Eric Campbell, R OBP: 0.400, SLG: 0.433	G5-3 4 12 1B HBP		F8			HR		F7		3	1	1	1	0	0	1						
12 Juan Lagares, R OBP: 0.311, SLG: 0.338	G5-3 1B			4 1B 3B		4 P4 22 WP 1B		4 1B 22 1B		4	3	4	1	0	0	0						
4 Wilmer Flores, R OBP: 0.328, SLG: 0.473	G5-3			22 HR 1B		P4		22 1B		4	1	2	1	0	0	3						
22 Kevin Plawecki, R OBP: 0.333, SLG: 0.500	G5-3			HR		F9				4	1	2	3	0	0	2						
<b>Inning Stats</b>	R: 1 E: 0 K: 1 S: 8	H: 1 LOB: 0 BB: 0 P: 11	R: 0 E: 0 K: 0 S: 10	H: 1 LOB: 2 BB: 0 P: 17	R: 0 E: 0 K: 1 S: 10	H: 0 LOB: 0 BB: 0 P: 13	R: 4 E: 0 K: 0 S: 22	H: 5 LOB: 1 BB: 0 P: 27	R: 0 E: 0 K: 0 S: 9	H: 0 LOB: 0 BB: 0 P: 14	R: 2 E: 0 K: 0 S: 10	H: 2 LOB: 0 BB: 0 P: 15	R: 0 E: 0 K: 3 S: 9	H: 0 LOB: 0 BB: 0 P: 13	R: 1 E: 0 K: 0 S: 16	H: 3 LOB: 2 BB: 0 P: 22	R: 0 E: 1 K: 1 S: 12	H: 0 LOB: 1 BB: 0 P: 20	1B: 8 2B: 0 3B: 1 HR: 3	SF: 0 SAC: 0 DP: 0 HBP: 1	WP: 2 PB: 0 CS: 0	PA: 41
<b>PITCHER</b>	IP WLS BF H R ER SO BB IBB HBP BLK WP HR S P ERA WHIP																					
52 CC Sabathia, L ERA: 5.96	(1, 1) 5.0 L 25 9 7 7 2 0 0 0 1 0 0 3 63 87 12.60 1.800																					
53 Esmil Rogers, R ERA: 2.84	(6, 1) 3.0 12 3 1 1 3 0 0 0 0 2 0 31 45 3.00 1.000																					
57 Chris Martin, R ERA: 3.68	(9, 1) 1.0 4 0 0 0 1 0 0 0 0 0 0 12 20 0.00 0.000																					

New York Mets @ New York Yankees  
Yankee Stadium, Bronx, NY  
Sat Apr 25 2015, 4:09 PM - 6:51 PM EDT  
Att: 47,909 - Sunny - 57 F

AB	40
R	8
H	12
RBI	7
BB	0
SO	6
LOB	11



Batter	1	2	3	4	5	6	7	8	9	AB	R	H	RBI	BB	SO	LOB	BOTTOM					
22 Jacoby Ellsbury, L OBP: 0.370, SLG: 0.352	L8		G4-6-3			K		F7		3	0	0	0	0	1	1						
33 Garrett Jones, L OBP: 0.250, SLG: 0.348										1	0	0	0	0	0	0						
11 Brett Gardner, L OBP: 0.386, SLG: 0.367	G4-3					K			F7	3	0	0	0	1	1	0						
13 Alex Rodriguez, R OBP: 0.400, SLG: 0.518	K		G1-3			G6-3			K	4	0	0	0	0	2	1						
25 Mark Teixeira, S OBP: 0.356, SLG: 0.729		G6-3 24 G1-3 34 1B		G4-3		HR			34 BB 1B	4	1	3	1	0	0	0						
34 Brian McCann, L OBP: 0.286, SLG: 0.357	G1-3			F8		F8			24 FC6-4 BB	3	0	0	0	1	0	1						
24 Chris Young, R OBP: 0.392, SLG: 0.696	G6-3			F7		K			FC6-4	4	0	0	0	0	1	3						
12 Chase Headley, S OBP: 0.293, SLG: 0.362	G4-3				F7					3	0	0	0	0	1	1						
14 Stephen Drew, L OBP: 0.267, SLG: 0.451						K		L6		3	1	1	0	0	1	0						
18 Didi Gregorius, L OBP: 0.263, SLG: 0.250						F9		L7		3	0	1	0	0	0	0						
<b>Inning Stats</b>	R: 0 E: 0 K: 1 S: 7	H: 0 LOB: 0 BB: 0 P: 11	R: 0 E: 0 K: 0 S: 8	H: 1 LOB: 1 BB: 0 P: 12	R: 1 E: 0 K: 0 S: 7	H: 2 LOB: 1 BB: 1 P: 12	R: 0 E: 0 K: 0 S: 5	H: 0 LOB: 0 BB: 0 P: 10	R: 0 E: 0 K: 1 S: 8	H: 0 LOB: 0 BB: 0 P: 11	R: 0 E: 0 K: 2 S: 7	H: 0 LOB: 0 BB: 0 P: 11	R: 1 E: 0 K: 2 S: 10	H: 1 LOB: 0 BB: 0 P: 14	R: 0 E: 0 K: 0 S: 7	H: 0 LOB: 0 BB: 0 P: 10	R: 0 E: 0 K: 1 S: 11	H: 1 LOB: 2 BB: 1 P: 19	1B: 3 2B: 1 3B: 0 HR: 1	SF: 0 SAC: 0 DP: 1 HBP: 0	WP: 0 PB: 0 CS: 0	PA: 33
<b>PITCHER</b>	IP WLS BF H R ER SO BB IBB HBP BLK WP HR S P ERA WHIP																					
33 Matt Harvey, R ERA: 3.04	(1, 1) 8.2 W 32 5 2 2 7 2 0 0 0 0 1 67 107 2.08 0.808																					
52 Carlos Torres, R ERA: 4.05	(9, 1) 0.1 1 0 0 0 0 0 0 0 0 0 0 3 3 0.00 0.000																					

New York Mets @ New York Yankees  
Yankee Stadium, Bronx, NY  
Sat Apr 25 2015, 4:09 PM - 6:51 PM EDT  
Att: 47,909 - Sunny - 57 F

AB	31
R	2
H	5
RBI	1
BB	2
SO	7
LOB	7










Batter	1	2	3	4	5	6	7	8	9	AB	R	H	RBI	BB	SO	LOB	TOP							
3 Curtis Granderson, L OBP: 0.358, SLG: 0.288	G1-3		G5-3			B2-3		L8		3	0	0	0	1	0	0								
12 Juan Lagares, R OBP: 0.329, SLG: 0.367	F9		1B			1-1		2B		4	1	2	0	0	0	1								
21 Lucas Duda, L OBP: 0.422, SLG: 0.507			G1-3							1	1	0	0	3	0	1								
23 Michael Cuddyer, R OBP: 0.304, SLG: 0.361	F9					F9				4	0	0	0	0	1	4								
28 Daniel Murphy, L OBP: 0.247, SLG: 0.333	P6		G4-3			G4-3				4	1	1	3	0	0	0								
29 Eric Campbell, R OBP: 0.354, SLG: 0.395	F9		L9			G4-3				4	0	1	0	0	0	0								
4 Wilmer Flores, R OBP: 0.318, SLG: 0.435						G1-3				4	0	1	0	0	1	1								
22 Kevin Plawecki, R OBP: 0.217, SLG: 0.318	G4-3					G5-3				4	0	0	0	0	1	2								
35 Dillon Gee, R 52 Carlos Torres, R 27 Jeury Familia, R			F8			K		F8		3	0	0	0	0	1	0								
<b>Inning Stats</b>	R: 0 E: 0 K: 0 S: 7	H: 0 LOB: 1 BB: 1 P: 12	R: 0 E: 0 K: 0 S: 5	H: 1 LOB: 1 BB: 0 P: 11	R: 0 E: 0 K: 0 S: 9	H: 1 LOB: 1 BB: 0 P: 15	R: 0 E: 0 K: 1 S: 11	H: 0 LOB: 0 BB: 0 P: 16	R: 0 E: 0 K: 1 S: 8	H: 0 LOB: 0 BB: 0 P: 10	R: 0 E: 0 K: 0 S: 6	H: 0 LOB: 1 BB: 2 P: 14	R: 0 E: 0 K: 0 S: 4	H: 0 LOB: 0 BB: 0 P: 7	R: 0 E: 0 K: 0 S: 5	H: 0 LOB: 0 BB: 0 P: 8	R: 3 E: 0 K: 2 S: 18	H: 3 LOB: 1 BB: 1 P: 27	1B: 2 2B: 3 HR: 1	SF: 0 SAC: 0 DP: 1 HBP: 0	WP: 0 PB: 0 SB: 1 CS: 0	PA: 35		
<b>PITCHER</b>	IP WLS BF H R ER SO BB IBB HBP BLK WP HR S P ERA WHIP																							
23 Jarrod Cosart, R ERA: 2.49	8.0		28	2	0	0	2	3	0	0	0	0	0	0	55	93	0.00	0.625						
31 Steve Cishek, R ERA: 11.37	1.0	L	7	3	3	3	2	1	0	0	0	0	0	1	18	27	27.00	4.000						

New York Mets @ Miami Marlins  
Marlins Park, Miami, FL  
Mon Apr 27 2015, 7:10 PM - 9:09 PM EDT  
Att. 18,547 - Roof Closed - 78 F


AB	31
R	3
H	5
RBI	3
BB	4
SO	4
LOB	9



Batter	1	2	3	4	5	6	7	8	9	AB	R	H	RBI	BB	SO	LOB	BOTTOM							
9 Dee Strange-Gordon, L OBP: 0.411, SLG: 0.465	G4-3		1B			F7		14 1B		4	0	2	0	0	0	0								
14 Martin Prado, R OBP: 0.309, SLG: 0.377	G4-3		G5-3			G6-3		1B		4	0	1	1	0	0	1								
27 Giancarlo Stanton, R OBP: 0.376, SLG: 0.575	G6-3					P4		P3		4	0	1	0	0	0	2								
13 Marcell Ozuna, R OBP: 0.342, SLG: 0.317		G6-3				G1-3				4	0	0	0	0	1	1								
38 Michael Morse, R OBP: 0.291, SLG: 0.333		1B				G6-3		G4-3		4	0	1	0	0	0	1								
20 J.T. Realmuto, R OBP: 0.250, SLG: 0.342		F8				G1-3		G6-3		4	0	0	0	0	0	2								
51 Ichiro Suzuki, L OBP: 0.333, SLG: 0.327		G3				G1-3		G3-1		3	0	0	0	0	0	1								
3 Adeiny Hechavarria, R OBP: 0.342, SLG: 0.480			G6-3			K		K		3	0	0	0	0	2	0								
23 Jarrod Cosart, R 48 Justin Bour, L 12 Reid Brignac, L 31 Steve Cishek, R						K		14 1B		2	0	0	0	0	1	0								
<b>Inning Stats</b>	R: 0 E: 0 K: 0 S: 6	H: 0 LOB: 0 BB: 0 P: 8	R: 0 E: 0 K: 0 S: 7	H: 1 LOB: 0 BB: 0 P: 8	R: 0 E: 0 K: 0 S: 10	H: 1 LOB: 1 BB: 0 P: 15	R: 0 E: 0 K: 0 S: 5	H: 1 LOB: 1 BB: 0 P: 6	R: 0 E: 0 K: 2 S: 8	H: 0 LOB: 0 BB: 0 P: 10	R: 0 E: 0 K: 0 S: 4	H: 0 LOB: 0 BB: 0 P: 5	R: 0 E: 0 K: 0 S: 6	H: 0 LOB: 0 BB: 0 P: 7	R: 1 E: 0 K: 1 S: 12	H: 3 LOB: 2 BB: 0 P: 12	R: 0 E: 0 K: 1 S: 10	H: 0 LOB: 0 BB: 0 P: 15	1B: 6 2B: 0 3B: 0 HR: 0	SF: 0 SAC: 0 DP: 0 HBP: 0	WP: 0 PB: 0 SB: 0 CS: 0	PA: 33		
<b>PITCHER</b>	IP WLS BF H R ER SO BB IBB HBP BLK WP HR S P ERA WHIP																							
35 Dillon Gee, R ERA: 4.26	7.2		29	6	1	1	3	0	0	0	0	0	0	0	57	70	1.17	0.783						
52 Carlos Torres, R ERA: 3.99	0.1	W	1	0	0	0	0	0	0	0	0	1	1	0.00	0.000									
27 Jeury Familia, R ERA: 1.69	1.0	S	3	0	0	0	1	0	0	0	0	10	15	0.00	0.000									

New York Mets @ Miami Marlins  
Marlins Park, Miami, FL  
Mon Apr 27 2015, 7:10 PM - 9:09 PM EDT  
Att. 18,547 - Roof Closed - 78 F

AB	33
R	1
H	6
RBI	1
BB	0
SO	4
LOB	8





Batter	1	2	3	4	5	6	7	8	9	AB	R	H	RBI	BB	SO	LOB	TOP										
3 Curtis Granderson, L OBP: 0.372, SLG: 0.314										4	1	2	0	1	1	0	<b>New York Mets @ Miami Marlins</b> Marlins Park, Miami, FL Tue Apr 28 2015, 7:12 PM - 9:57 PM EDT Att: 17,255 - Roof Closed - 74 F										
12 Juan Lagares, R OBP: 0.322, SLG: 0.369										5	0	1	3	0	0	2											
21 Lucas Duda, L OBP: 0.409, SLG: 0.486										5	0	1	0	0	2	2											
29 Eric Campbell, R OBP: 0.340, SLG: 0.372										5	0	1	0	0	1	3											
28 Daniel Murphy, L OBP: 0.272, SLG: 0.370										4	0	3	0	0	0	0											
11 Rubén Tejada, R OBP: 0.286, SLG: 0.278										4	0	0	0	0	1	4											
9 Kirk Nieuwenhuis, L OBP: 0.190, SLG: 0.156										4	1	1	0	0	1	3											
20 Anthony Recker, R OBP: 0.400, SLG: 0.100										3	1	1	0	1	0	0											
50 Rafael Montero, R 43 Buddy Carlyle, L 4 Wilmer Flores, R 54 Alex Torres, L 23 Michael Cuddyer, R 52 Carlos Torres, R										2	0	0	0	0	1	0											
<b>Inning Stats</b>	R: 0 E: 0 K: 1 S: 8	H: 1 LOB: 1 BB: 0 P: 11	R: 0 E: 0 K: 0 S: 6	H: 0 LOB: 0 BB: 0 P: 6	R: 0 E: 0 K: 0 S: 12	H: 1 LOB: 1 BB: 0 P: 18	R: 0 E: 1 K: 1 S: 12	H: 1 LOB: 2 BB: 0 P: 20	R: 0 E: 0 K: 1 S: 6	H: 0 LOB: 0 BB: 0 P: 10	R: 0 E: 0 K: 1 S: 11	H: 2 LOB: 1 BB: 0 P: 19	R: 3 E: 0 K: 1 S: 18	H: 4 LOB: 1 BB: 0 P: 22	R: 0 E: 0 K: 1 S: 9	H: 1 LOB: 2 BB: 1 P: 17		R: 0 E: 0 K: 1 S: 9	H: 0 LOB: 1 BB: 1 P: 15	1B: 7 2B: 3 3B: 0 HR: 0	SF: 0 SAC: 0 DP: 0 HBP: 0	WP: 0 PB: 0 SB: 0 CS: 0	PA: 40				
<b>PITCHER</b>	IP	WLS	BF	H	R	ER	SO	BB	IBB	HBP	BLK	WP	HR	S	P	ERA	WHIP										
41 David Phelps, R ERA: 3.38	6.0		26	7	2	2	4	0	0	0	0	0	0	60	91	3.00	1.167										
44 AJ Ramos, R ERA: 1.42	0.1	B	3	2	1	1	0	0	0	0	0	0	0	6	7	27.00	6.000										
40 Mike Dunn, L ERA: 7.04	0.2		2	0	0	0	1	0	0	0	0	0	0	7	8	0.00	0.000										
57 Bryan Morris, R ERA: 1.86	1.0	W	5	1	0	0	1	1	0	0	0	0	0	9	17	0.00	2.000										
31 Steve Cishek, R ERA: 9.82	1.0	S	4	0	0	0	1	1	0	0	0	0	0	9	15	0.00	1.000										

**New York Mets @ Miami Marlins**  
Marlins Park, Miami, FL  
Tue Apr 28 2015, 7:12 PM - 9:57 PM EDT  
Att: 17,255 - Roof Closed - 74 F

AB	38
R	3
H	10
RBI	3
BB	2
SO	7
LOB	18



Batter	1	2	3	4	5	6	7	8	9	AB	R	H	RBI	BB	SO	LOB	BOTTOM										
9 Dee Strange-Gordon, L OBP: 0.415, SLG: 0.478										4	1	2	0	0	2	0	<b>New York Mets @ Miami Marlins</b> Marlins Park, Miami, FL Tue Apr 28 2015, 7:12 PM - 9:57 PM EDT Att: 17,255 - Roof Closed - 74 F										
14 Martín Prado, R OBP: 0.310, SLG: 0.367										2	1	0	0	1	0	1											
27 Giancarlo Stanton, R OBP: 0.371, SLG: 0.556										4	1	1	1	0	1	2											
13 Marcell Ozuna, R OBP: 0.351, SLG: 0.318										3	1	1	0	1	0	1											
38 Michael Morse, R OBP: 0.289, SLG: 0.329										4	0	1	1	0	1	2											
20 J.T. Realmuto, R OBP: 0.250, SLG: 0.333										4	0	1	1	0	1	3											
51 Ichiro Suzuki, L OBP: 0.310, SLG: 0.302										4	0	0	0	0	0	4											
3 Adeiny Hechavarria, R OBP: 0.341, SLG: 0.468										2	0	0	0	1	2	0											
41 David Phelps, R 44 AJ Ramos, R 40 Mike Dunn, L 10 Jeff Baker, R 57 Bryan Morris, L 31 Steve Cishek, R										2	0	0	0	0	1	2											
<b>Inning Stats</b>	R: 0 E: 0 K: 2 S: 9	H: 0 LOB: 0 BB: 0 P: 13	R: 0 E: 0 K: 2 S: 9	H: 0 LOB: 0 BB: 0 P: 18	R: 0 E: 0 K: 1 S: 10	H: 0 LOB: 0 BB: 0 P: 14	R: 0 E: 0 K: 0 S: 5	H: 1 LOB: 1 BB: 0 P: 9	R: 0 E: 1 K: 1 S: 10	H: 0 LOB: 2 BB: 1 P: 15	R: 3 E: 0 K: 0 S: 13	H: 4 LOB: 1 BB: 0 P: 21	R: 0 E: 0 K: 3 S: 9	H: 0 LOB: 0 BB: 0 P: 12	R: 1 E: 0 K: 0 S: 12	H: 1 LOB: 2 BB: 2 P: 23		R: 0 E: 0 K: 0 S: 12	H: 0 LOB: 0 BB: 0 P: 15	1B: 5 2B: 1 3B: 0 HR: 0	SF: 0 SAC: 1 DP: 0 HBP: 0	WP: 1 PB: 0 SB: 0 CS: 0	PA: 34				
<b>PITCHER</b>	IP	WLS	BF	H	R	ER	SO	BB	IBB	HBP	BLK	WP	HR	S	P	ERA	WHIP										
50 Rafael Montero, R ERA: 4.5	5.2		24	5	3	3	6	0	1	0	0	0	0	54	85	4.76	0.882										
43 Buddy Carlyle, R ERA: 3.18	0.1		1	0	0	0	0	0	0	0	0	1	0	2	5	0.00	0.000										
54 Alex Torres, L ERA: 2.45	1.0		3	0	0	0	3	0	0	0	0	0	0	9	12	0.00	0.000										
52 Carlos Torres, R ERA: 4.5	1.0	L	6	1	1	1	0	2	0	0	0	0	0	12	23	9.00	3.000										

**New York Mets @ Miami Marlins**  
Marlins Park, Miami, FL  
Tue Apr 28 2015, 7:12 PM - 9:57 PM EDT  
Att: 17,255 - Roof Closed - 74 F

AB	30
R	4
H	6
RBI	3
BB	3
SO	9
LOB	15













Batter	1	2	3	4	5	6	7	8	9	AB	R	H	RBI	BB	SO	LOB	TOP					
3 Michael Taylor, R (1, 8) OBP: 0.316, SLG: 0.500										4	0	2	0	0	0	2						
5 Yunel Escobar, R (1, 5) OBP: 0.349, SLG: 0.408										4	0	0	0	0	1	3						
28 Jayson Werth, R (1, 7) OBP: 0.239, SLG: 0.197										4	0	0	0	0	1	0						
34 Bryce Harper, L (1, 9) OBP: 0.433, SLG: 0.525										3	0	0	0	1	2	0						
11 Ryan Zimmerman, R (1, 3) OBP: 0.276, SLG: 0.385										4	0	1	0	0	0	0						
40 Wilson Ramos, R (1, 2) OBP: 0.304, SLG: 0.355										3	0	2	0	0	0	1						
20 Ian Desmond, R (1, 6) OBP: 0.279, SLG: 0.316										3	0	0	0	0	0	2						
26 Dan Uggla, R (1, 4) OBP: 0.264, SLG: 0.388										3	0	1	0	0	0	0						
31 Max Scherzer, R (1, 1) OBP: 0.100, SLG: 0.100										1	0	0	0	0	1	0						
12 Tyler Moore, R (8, PH) OBP: 0.250, SLG: 0.364										1	0	0	0	0	0	1						
46 Matt Thornton, L (8, 1) OBP: 0.250, SLG: 0.364										0	0	0	0	0	0	0						
64 Blake Treinen, R (8, 1) OBP: 0.250, SLG: 0.364										0	0	0	0	0	0	0						
<b>Inning Stats</b>	R: 0 E: 0 K: 0 S: 9	H: 1 LOB: 0 BB: 0 P: 13	R: 0 E: 0 K: 1 S: 10	H: 1 LOB: 1 BB: 0 P: 16	R: 0 E: 0 K: 1 S: 9	H: 1 LOB: 1 BB: 0 P: 13	R: 0 E: 0 K: 1 S: 11	H: 1 LOB: 1 BB: 0 P: 16	R: 0 E: 1 K: 0 S: 8	H: 0 LOB: 1 BB: 0 P: 10	R: 0 E: 0 K: 0 S: 9	H: 0 LOB: 0 BB: 1 P: 18	R: 0 E: 0 K: 0 S: 5	H: 1 LOB: 0 BB: 0 P: 7	R: 0 E: 0 K: 1 S: 12	H: 1 LOB: 1 BB: 0 P: 16	R: 0 E: 0 K: 1 S: 10	H: 0 LOB: 0 BB: 0 P: 13	1B: 4 2B: 2 3B: 0 HR: 0	SF: 0 SAC: 1 DP: 2 HBP: 0	WP: 0 PB: 0 CS: 1	PA: 33
<b>PITCHER</b>	IP	WLS	BF	H	R	ER	SO	BB	IBB	HBP	BLK	WP	HR	S	P	ERA	WHIP					
33 Matt Harvey, R (1, 1) ERA: 2.41	7.0	W	25	5	0	0	3	1	0	0	0	0	0	61	93	0.00	0.857					
54 Alex Torres, L (8, 1) ERA: 3.52	0.1	H	2	1	0	0	0	0	0	0	0	0	0	6	10	0.00	3.000					
27 Jeury Familia, R (8, 1) ERA: 1.46	1.2	S	5	0	0	0	2	0	0	0	0	0	0	16	19	0.00	0.000					

Washington Nationals @ New York Mets  
Citi Field, Flushing, NY  
Fri May 01 2015, 7:13 PM - 9:40 PM EDT  
Att: 33,178 - Cloudy - 53 F

AB	30
R	0
H	6
RBI	0
BB	1
SO	5
LOB	9



Batter	1	2	3	4	5	6	7	8	9	AB	R	H	RBI	BB	SO	LOB	BOTTOM					
3 Curtis Granderson, L (1, 9) OBP: 0.367, SLG: 0.333										3	0	1	0	1	1	0						
12 Juan Lagares, R (1, 8) OBP: 0.323, SLG: 0.358										4	1	2	0	0	1	2						
21 Lucas Duda, L (1, 3) OBP: 0.420, SLG: 0.476										4	1	1	0	0	2	0						
23 Michael Cuddyer, R (1, 7) OBP: 0.315, SLG: 0.429										3	2	1	1	1	0	0						
28 Daniel Murphy, L (1, 5) OBP: 0.269, SLG: 0.365										4	0	2	3	0	1	0						
4 Wilmer Flores, R (1, 6) OBP: 0.276, SLG: 0.387										4	0	0	0	0	4	2						
2 Dilson Herrera, R (1, 4) OBP: 0.265, SLG: 0.364										3	0	0	0	0	2	2						
22 Kevin Plawecki, R (1, 2) OBP: 0.265, SLG: 0.364										3	0	1	0	0	0	1						
33 Matt Harvey, R (1, 1) OBP: 0.111, SLG: 0.111										1	0	0	0	0	0	0						
9 Kirk Nieuwenhuis, L (7, PH) OBP: 0.174, SLG: 0.143										1	0	0	0	0	1	1						
54 Alex Torres, L (8, 1) OBP: 0.250, SLG: 0.364										0	0	0	0	0	0	0						
27 Jeury Familia, R (8, 1) OBP: 0.250, SLG: 0.364										0	0	0	0	0	0	0						
<b>Inning Stats</b>	R: 0 E: 0 K: 0 S: 7	H: 0 LOB: 0 BB: 0 P: 10	R: 0 E: 0 K: 2 S: 7	H: 0 LOB: 0 BB: 0 P: 11	R: 0 E: 0 K: 1 S: 11	H: 0 LOB: 2 BB: 1 P: 19	R: 1 E: 0 K: 3 S: 12	H: 2 LOB: 1 BB: 0 P: 16	R: 0 E: 0 K: 1 S: 7	H: 0 LOB: 0 BB: 0 P: 9	R: 0 E: 0 K: 3 S: 11	H: 1 LOB: 1 BB: 0 P: 15	R: 3 E: 0 K: 2 S: 14	H: 3 LOB: 1 BB: 1 P: 24	1B: 5 2B: 2 3B: 0 HR: 1	SF: 0 SAC: 1 DP: 0 HBP: 1	WP: 0 PB: 0 CS: 0	PA: 34				
<b>PITCHER</b>	IP	WLS	BF	H	R	ER	SO	BB	IBB	HBP	BLK	WP	HR	S	P	ERA	WHIP					
31 Max Scherzer, R (1, 1) ERA: 1.26	7.0	L	27	5	1	1	10	1	0	1	0	0	0	65	96	1.29	0.857					
46 Matt Thornton, L (8, 1) ERA: 4.29	0.1		3	2	2	2	1	0	0	0	0	0	0	6	10	54.00	6.000					
64 Blake Treinen, R (8, 1) ERA: 4.76	0.2		4	1	1	1	1	1	0	0	0	0	0	8	14	13.50	3.000					

Washington Nationals @ New York Mets  
Citi Field, Flushing, NY  
Fri May 01 2015, 7:13 PM - 9:40 PM EDT  
Att: 33,178 - Cloudy - 53 F

AB	30
R	4
H	8
RBI	4
BB	2
SO	12
LOB	8

















Batter	1	2	3	4	5	6	7	8	9	AB	R	H	RBI	BB	SO	LOB	TOP					
12 Alejandro De Aza, L 35 Brad Brach, R 43 Rey Navarro, S 39 Kevin Gausman, L 61 Jason Garcia, R 27 Delmon Young, R										3	0	1	0	0	1	2	<b>Baltimore Orioles @ New York Mets</b> Citi Field, Flushing, NY Wed May 06 2015, 7:12 PM - 10:02 PM EDT Att: 21,667 - Partly Cloudy - 63 F					
38 Jimmy Paredes, S OBP: 0.344, SLG: 0.600										5	0	1	1	0	2	5						
10 Adam Jones, R OBP: 0.423, SLG: 0.628										3	0	0	0	1	1	0						
19 Chris Davis, L OBP: 0.340, SLG: 0.534										4	0	1	0	0	3	3						
13 Manny Machado, R OBP: 0.333, SLG: 0.477										4	0	2	0	0	0	1						
9 David Lough, L OBP: 0.263, SLG: 0.389										4	0	0	0	0	2	3						
36 Caleb Joseph, R OBP: 0.385, SLG: 0.433										4	0	1	0	0	2	1						
1 Everth Cabrera, S OBP: 0.227, SLG: 0.229										3	0	0	0	0	0	1						
31 Ubaldo Jiménez, R 23 Travis Snider, L 28 Steve Pearce, R										1	0	0	0	0	0	0						
<b>Inning Stats</b>	R: 0 E: 0 K: 2 S: 9	H: 0 LOB: 0 BB: 0 P: 13	R: 0 E: 0 K: 2 S: 13	H: 1 LOB: 1 BB: 0 P: 16	R: 0 E: 0 K: 1 S: 13	H: 1 LOB: 1 BB: 0 P: 18	R: 0 E: 0 K: 1 S: 9	H: 1 LOB: 1 BB: 0 P: 16	R: 1 E: 0 K: 2 S: 11	H: 2 LOB: 3 BB: 1 P: 20	R: 0 E: 0 K: 1 S: 7	H: 0 LOB: 0 BB: 0 P: 9	R: 0 E: 0 K: 0 S: 10	H: 1 LOB: 1 BB: 0 P: 13	R: 0 E: 0 K: 1 S: 11	H: 1 LOB: 1 BB: 0 P: 15	1B: 9 2B: 0 3B: 0 HR: 0	SF: 0 SAC: 0 DP: 1 HBP: 1	WP: 1 PB: 0 SB: 2 CS: 0	PA: 38		
<b>PITCHER</b>	IP WLS BF H R ER SO BB IBB HBP BLK WP HR S P ERA WHIP	7.0 W 29 6 1 1 9 1 0 1 0 1 0 72 105 1.29 1.000	1.0 4 1 0 0 1 0 0 0 0 0 0 6 11 0.00 1.000	0.1 2 1 0 0 0 0 0 0 0 0 0 10 0.00 3.000	0.2 3 1 0 0 2 0 0 0 0 0 0 7 9 0.00 1.500																	

AB 36  
R 1  
H 9  
RBI 1  
BB 1  
SO 12  
LOB 17



Batter	1	2	3	4	5	6	7	8	9	AB	R	H	RBI	BB	SO	LOB	BOTTOM				
3 Curtis Granderson, L OBP: 0.360, SLG: 0.359										3	1	1	2	0	1	0	<b>Baltimore Orioles @ New York Mets</b> Citi Field, Flushing, NY Wed May 06 2015, 7:12 PM - 10:02 PM EDT Att: 21,667 - Partly Cloudy - 63 F				
12 Juan Lagares, R OBP: 0.322, SLG: 0.345										4	0	0	0	0	0	2					
21 Lucas Duda, L OBP: 0.379, SLG: 0.440										4	0	0	0	0	1	0					
23 Michael Cuddyer, R OBP: 0.308, SLG: 0.392										3	1	1	0	1	2	0					
28 Daniel Murphy, L OBP: 0.259, SLG: 0.340										4	0	0	0	0	0	2					
4 Wilmer Flores, R OBP: 0.279, SLG: 0.383										3	1	0	0	1	2	1					
22 Kevin Plawewski, R OBP: 0.289, SLG: 0.395										3	1	1	0	1	0	1					
2 Dilson Herrera, R OBP: 0.294, SLG: 0.438										3	1	3	3	0	0	0					
4B Jacob deGrom, L 52 Carlos Torres, R 54 Alex Torres, L 27 Jeury Familia, R										3	0	1	0	0	1	2					
<b>Inning Stats</b>	R: 0 E: 0 K: 0 S: 10	H: 0 LOB: 0 BB: 0 P: 17	R: 1 E: 0 K: 1 S: 16	H: 1 LOB: 2 BB: 2 P: 28	R: 1 E: 0 K: 0 S: 9	H: 2 LOB: 1 BB: 0 P: 15	R: 1 E: 0 K: 0 S: 14	H: 3 LOB: 2 BB: 0 P: 25	R: 0 E: 0 K: 1 S: 8	H: 0 LOB: 0 BB: 0 P: 11	R: 2 E: 0 K: 2 S: 13	H: 1 LOB: 0 BB: 1 P: 21	R: 0 E: 0 K: 2 S: 13	H: 0 LOB: 0 BB: 0 P: 21	R: 0 E: 0 K: 1 S: 8	H: 0 LOB: 0 BB: 0 P: 11	1B: 5 2B: 0 3B: 0 HR: 2	SF: 1 SAC: 0 DP: 0 HBP: 0	WP: 0 PB: 0 SB: 0 CS: 0	PA: 34	
<b>PITCHER</b>	IP WLS BF H R ER SO BB IBB HBP BLK WP HR S P ERA WHIP	4.0 L 20 8 1 2 2 3 1 0 0 0 0 1 49 85 6.75 2.000	2.0 8 1 2 2 3 1 0 0 0 0 0 1 21 32 9.00 1.000	1.0 3 0 0 0 2 0 0 0 0 0 0 13 21 0.00 0.000	1.0 3 0 0 0 1 0 0 0 0 0 0 8 11 0.00 0.000																

AB 30  
R 5  
H 7  
RBI 5  
BB 3  
SO 7  
LOB 8









Batter	1	2	3	4	5	6	7	8	9	AB	R	H	RBI	BB	SO	LOB	TOP							
3 Curtis Granderson, L OBP: 0.350, SLG: 0.340										4	0	1	0	1	0	1	<b>New York Mets @ Philadelphia Phillies</b> Citizens Bank Park, Philadelphia, PA Sat May 09 2015, 7:08 PM - 9:50 PM EDT Att: 29,373 - Cloudy - 77 F							
12 Juan Lagares, R OBP: 0.306, SLG: 0.353										5	1	1	2	0	0	3								
21 Lucas Duda, L OBP: 0.361, SLG: 0.415										5	0	0	0	0	1	2								
23 Michael Cuddyer, R OBP: 0.313, SLG: 0.390										4	0	2	0	0	0	0								
28 Daniel Murphy, L OBP: 0.267, SLG: 0.336										4	0	1	0	0	1	5								
22 Kevin Plawecki, R OBP: 0.320, SLG: 0.360										3	0	0	0	1	1	1								
2 Dilson Herrera, R OBP: 0.320, SLG: 0.435										4	0	1	0	0	0	1								
11 Rubén Tejeda, R OBP: 0.323, SLG: 0.333										3	1	2	0	1	0	0								
49 Jonathon Niese, L OBP: 0.333, SLG: 0.273										2	1	1	0	0	1	1								
15 Johnny Monson, L OBP: 0.276, SLG: 0.337										1	0	0	0	0	3									
52 Carlos Torres, R OBP: 0.290, SLG: 0.245										0	0	0	0	0	0	0								
54 Alex Torres, L OBP: 0.290, SLG: 0.245										0	0	0	0	0	0	0								
43 Buddy Carlyle, L OBP: 0.299, SLG: 0.357										0	0	0	0	0	0	0								
27 Jeury's Familia, R OBP: 0.291, SLG: 0.495										0	0	0	0	0	0	0								
<b>Inning Stats</b>	R: 0 E: 0 K: 0 S: 12	H: 2 LOB: 2 BB: 0 P: 16	R: 0 E: 0 K: 1 S: 13	H: 1 LOB: 1 BB: 0 P: 19	R: 0 E: 0 K: 1 S: 6	H: 0 LOB: 0 BB: 0 P: 11	R: 0 E: 0 K: 1 S: 8	H: 1 LOB: 1 BB: 0 P: 12	R: 1 E: 1 K: 0 S: 14	H: 2 LOB: 3 BB: 1 P: 22	R: 0 E: 0 K: 0 S: 4	H: 0 LOB: 0 BB: 0 P: 8	R: 2 E: 0 K: 0 S: 10	H: 2 LOB: 0 BB: 0 P: 13	R: 0 E: 0 K: 1 S: 14	H: 1 LOB: 2 BB: 2 P: 29	R: 0 E: 0 K: 1 S: 10	H: 0 LOB: 0 BB: 0 P: 14	1B: 7 2B: 1 3B: 0 HR: 1	SF: 0 SAC: 1 DP: 1 HBP: 0	WP: 0 PB: 0 CS: 0	PA: 39		
<b>PITCHER</b>	IP WLS BF H R ER SO BB IBB HBP BLK WP HR S P ERA WHIP	7.0 L 31 8 3 2 2 1 0 0 0 0 1 67 101 2.57 1.286	0.1 1 0 0 0 1 0 0 0 0 0 0 4 5 0.00 0.000	1.2 7 1 0 0 1 2 0 0 0 0 0 20 38 0.00 1.800																				

Batter	1	2	3	4	5	6	7	8	9	AB	R	H	RBI	BB	SO	LOB	BOTTOM						
2 Ben Revere, L OBP: 0.298, SLG: 0.351										4	1	0	0	1	0	1	<b>New York Mets @ Philadelphia Phillies</b> Citizens Bank Park, Philadelphia, PA Sat May 09 2015, 7:08 PM - 9:50 PM EDT Att: 29,373 - Cloudy - 77 F						
13 Freddy Galvis, S OBP: 0.389, SLG: 0.416										4	0	1	0	0	0	3							
18 Darin Ruf, R OBP: 0.257, SLG: 0.359										4	1	1	0	0	0	1							
3 Jeff Francoeur, R OBP: 0.266, SLG: 0.384										2	0	0	1	0	1	0							
24 Grady Sizemore, L OBP: 0.276, SLG: 0.337										3	0	1	0	1	0	0							
16 César Hernández, S OBP: 0.368, SLG: 0.244										4	0	1	1	0	1	3							
51 Carlos Ruiz, R OBP: 0.318, SLG: 0.263										4	0	1	1	0	1	3							
37 Odúbel Herrera, L OBP: 0.299, SLG: 0.357										4	0	0	0	0	3	2							
4 Andrés Blanco, S OBP: 0.280, SLG: 0.333										3	0	2	0	0	0	0							
26 Chase Utley, L OBP: 0.163, SLG: 0.207										1	0	1	0	0	0	0							
34 Aaron Harang, R OBP: 0.154, SLG: 0.083										2	0	0	0	0	2	2							
25 Cody Asche, L OBP: 0.276, SLG: 0.337										1	0	0	0	0	0	0							
63 Jake Diekmann, R OBP: 0.276, SLG: 0.337										0	0	0	0	0	0	0							
57 Luis García, R OBP: 0.276, SLG: 0.337										0	0	0	0	0	0	0							
6 Ryan Howard, L OBP: 0.291, SLG: 0.495										1	0	0	0	0	0	1							
<b>Inning Stats</b>	R: 0 E: 0 K: 0 S: 6	H: 0 LOB: 0 BB: 0 P: 11	R: 0 E: 0 K: 1 S: 8	H: 0 LOB: 0 BB: 0 P: 10	R: 0 E: 0 K: 1 S: 9	H: 1 LOB: 2 BB: 1 P: 19	R: 0 E: 0 K: 1 S: 6	H: 0 LOB: 0 BB: 0 P: 8	R: 0 E: 0 K: 2 S: 10	H: 1 LOB: 1 BB: 0 P: 11	R: 2 E: 1 K: 1 S: 17	H: 3 LOB: 2 BB: 0 P: 25	R: 0 E: 0 K: 0 S: 6	H: 0 LOB: 0 BB: 0 P: 6	R: 0 E: 0 K: 0 S: 6	H: 1 LOB: 2 BB: 2 P: 15	R: 0 E: 0 K: 1 S: 9	H: 1 LOB: 1 BB: 0 P: 15	1B: 5 2B: 2 3B: 0 HR: 0	SF: 1 SAC: 0 DP: 1 HBP: 0	WP: 0 PB: 0 CS: 0	PA: 37	
<b>PITCHER</b>	IP WLS BF H R ER SO BB IBB HBP BLK WP HR S P ERA WHIP	1.95 H 2 1 0 0 0 1 0 0 0 0 3 3 0.00 3.000	3.09 0 2 0 0 0 0 2 0 0 0 0 1 9 ∞ ∞	2.7 H 1 0 0 0 0 0 0 0 0 0 2 3 0.00 0.000	5.87 S 4 1 0 0 1 0 0 0 0 0 9 15 0.00 1.000																		

AB 35  
R 3  
H 9  
RBI 2  
BB 3  
SO 4  
LOB 17



AB 33  
R 2  
H 7  
RBI 2  
BB 3  
SO 7  
LOB 13





Batter	1	2	3	4	5	6	7	8	9	AB	R	H	RBI	BB	SO	LOB	TOP				
3 Curtis Granderson, L OBP: 0.352, SLG: 0.371										5	1	2	2	0	2	1	<b>New York Mets @ Philadelphia Phillies</b> Citizens Bank Park, Philadelphia, PA Sun May 10 2015, 1:38 PM - 4:35 PM EDT Att: 27,935 - Cloudy - 78 F				
12 Juan Lagares, R OBP: 0.302, SLG: 0.347										5	0	1	0	0	0	1					
28 Daniel Murphy, L OBP: 0.281, SLG: 0.348										5	0	3	0	0	0	0					
21 Lucas Duda, L OBP: 0.362, SLG: 0.423										5	1	2	0	0	1	4					
4 Wilmer Flores, R OBP: 0.287, SLG: 0.386										5	1	2	1	0	0	3					
9 Kirk Nieuwenhuis, L OBP: 0.172, SLG: 0.185										4	1	1	1	0	1	1					
20 Anthony Recker, R OBP: 0.391, SLG: 0.176										4	1	1	0	0	0	1					
11 Rubén Tejada, R OBP: 0.343, SLG: 0.333										3	2	1	0	1	1	0					
40 Bartolo Colon, R OBP: 0.088, SLG: 0.080										3	0	0	0	0	0	1					
19 Johnny Monell, L OBP: 0.099, SLG: 0.099										1	0	1	2	0	0	0					
52 Carlos Torres, R ERA: 2.84										0	0	0	0	0	0	0					
27 Jeury's Familia, R ERA: 1.59										0	0	0	0	0	0	0					
<b>Inning Stats</b>	R: 0 E: 0 K: 1 S: 8	H: 1 LOB: 1 BB: 0 P: 8	R: 0 E: 0 K: 1 S: 8	H: 0 LOB: 0 BB: 0 P: 12	R: 0 E: 0 K: 0 S: 6	H: 1 LOB: 1 BB: 0 P: 8	R: 1 E: 0 K: 0 S: 10	H: 2 LOB: 1 BB: 0 P: 14	R: 2 E: 0 K: 1 S: 19	H: 2 LOB: 0 BB: 1 P: 33	R: 2 E: 0 K: 1 S: 11	H: 2 LOB: 2 BB: 0 P: 15	R: 2 E: 0 K: 0 S: 10	H: 3 LOB: 0 BB: 0 P: 16	R: 0 E: 0 K: 0 S: 6	H: 1 LOB: 1 BB: 0 P: 9	1B: 9 2B: 5 3B: 0 HR: 1	SF: 0 SAC: 0 DP: 1 HBP: 0	WP: 0 PB: 0 SB: 1 CS: 0	PA: 41	
<b>PITCHER</b>	IP WLS BF H R ER SO BB IBB HBP BLK WP HR S P ERA WHIP	IP WLS BF H R ER SO BB IBB HBP BLK WP HR S P ERA WHIP	IP WLS BF H R ER SO BB IBB HBP BLK WP HR S P ERA WHIP	IP WLS BF H R ER SO BB IBB HBP BLK WP HR S P ERA WHIP	IP WLS BF H R ER SO BB IBB HBP BLK WP HR S P ERA WHIP	IP WLS BF H R ER SO BB IBB HBP BLK WP HR S P ERA WHIP	IP WLS BF H R ER SO BB IBB HBP BLK WP HR S P ERA WHIP	IP WLS BF H R ER SO BB IBB HBP BLK WP HR S P ERA WHIP	IP WLS BF H R ER SO BB IBB HBP BLK WP HR S P ERA WHIP	IP WLS BF H R ER SO BB IBB HBP BLK WP HR S P ERA WHIP	IP WLS BF H R ER SO BB IBB HBP BLK WP HR S P ERA WHIP	IP WLS BF H R ER SO BB IBB HBP BLK WP HR S P ERA WHIP	IP WLS BF H R ER SO BB IBB HBP BLK WP HR S P ERA WHIP	IP WLS BF H R ER SO BB IBB HBP BLK WP HR S P ERA WHIP	IP WLS BF H R ER SO BB IBB HBP BLK WP HR S P ERA WHIP	IP WLS BF H R ER SO BB IBB HBP BLK WP HR S P ERA WHIP	IP WLS BF H R ER SO BB IBB HBP BLK WP HR S P ERA WHIP	IP WLS BF H R ER SO BB IBB HBP BLK WP HR S P ERA WHIP	IP WLS BF H R ER SO BB IBB HBP BLK WP HR S P ERA WHIP	IP WLS BF H R ER SO BB IBB HBP BLK WP HR S P ERA WHIP	IP WLS BF H R ER SO BB IBB HBP BLK WP HR S P ERA WHIP

AB	40
R	7
H	14
RBI	6
BB	1
SO	5
LOB	12



Batter	1	2	3	4	5	6	7	8	9	AB	R	H	RBI	BB	SO	LOB	BOTTOM					
2 Ben Revere, L OBP: 0.302, SLG: 0.356										4	0	1	0	1	0	1	<b>New York Mets @ Philadelphia Phillies</b> Citizens Bank Park, Philadelphia, PA Sun May 10 2015, 1:38 PM - 4:35 PM EDT Att: 27,935 - Cloudy - 78 F					
13 Freddy Galvis, S OBP: 0.381, SLG: 0.406										5	0	1	0	0	1	4						
26 Chase Utley, L OBP: 0.194, SLG: 0.221										3	1	1	0	0	1	1						
6 Ryan Howard, L OBP: 0.280, SLG: 0.475										4	0	0	0	0	0	5						
46 Jeanmar Gómez, R ERA: 4.15										0	0	0	0	0	0	0						
18 Darin Ruf, R OBP: 0.243, SLG: 0.338										4	0	0	0	0	0	1						
24 Grady Sizemore, L OBP: 0.288, SLG: 0.264										4	1	2	1	0	1	0						
25 Cody Asche, L OBP: 0.275, SLG: 0.343										4	1	1	0	0	3	1						
29 Cameron Rupp, R OBP: 0.211, SLG: 0.200										2	0	0	0	0	1	0						
16 César Hernández, R OBP: 0.390, SLG: 0.277										2	0	2	1	0	0	0						
38 Chad Billingsley, R OBP: 0.333, SLG: 1.333										2	1	1	1	0	0	0						
30 Justin De Fratus, S ERA: 2.76										0	0	0	0	0	0	0						
59 Elvis Araujo, L ERA: 2.84										0	0	0	1	0	0	0						
51 Carlos Ruiz, R OBP: 0.314, SLG: 0.260										1	0	0	0	0	0	1						
<b>Inning Stats</b>	R: 0 E: 0 K: 1 S: 9	H: 1 LOB: 1 BB: 0 P: 14	R: 0 E: 0 K: 2 S: 11	H: 0 LOB: 0 BB: 0 P: 14	R: 1 E: 0 K: 2 S: 13	H: 1 LOB: 0 BB: 0 P: 17	R: 1 E: 0 K: 1 S: 8	H: 2 LOB: 1 BB: 0 P: 10	R: 0 E: 0 K: 0 S: 11	H: 0 LOB: 0 BB: 0 P: 11	R: 0 E: 0 K: 0 S: 7	H: 0 LOB: 0 BB: 0 P: 14	R: 2 E: 0 K: 0 S: 19	H: 3 LOB: 3 BB: 1 P: 29	R: 0 E: 0 K: 1 S: 6	H: 0 LOB: 0 BB: 0 P: 7	R: 0 E: 0 K: 0 S: 11	H: 1 LOB: 1 BB: 0 P: 14	1B: 5 2B: 3 3B: 0 HR: 1	SF: 1 SAC: 0 DP: 0 HBP: 1	WP: 0 PB: 0 SB: 0 CS: 0	PA: 38
<b>PITCHER</b>	IP WLS BF H R ER SO BB IBB HBP BLK WP HR S P ERA WHIP	IP WLS BF H R ER SO BB IBB HBP BLK WP HR S P ERA WHIP	IP WLS BF H R ER SO BB IBB HBP BLK WP HR S P ERA WHIP	IP WLS BF H R ER SO BB IBB HBP BLK WP HR S P ERA WHIP	IP WLS BF H R ER SO BB IBB HBP BLK WP HR S P ERA WHIP	IP WLS BF H R ER SO BB IBB HBP BLK WP HR S P ERA WHIP	IP WLS BF H R ER SO BB IBB HBP BLK WP HR S P ERA WHIP	IP WLS BF H R ER SO BB IBB HBP BLK WP HR S P ERA WHIP	IP WLS BF H R ER SO BB IBB HBP BLK WP HR S P ERA WHIP	IP WLS BF H R ER SO BB IBB HBP BLK WP HR S P ERA WHIP	IP WLS BF H R ER SO BB IBB HBP BLK WP HR S P ERA WHIP	IP WLS BF H R ER SO BB IBB HBP BLK WP HR S P ERA WHIP	IP WLS BF H R ER SO BB IBB HBP BLK WP HR S P ERA WHIP	IP WLS BF H R ER SO BB IBB HBP BLK WP HR S P ERA WHIP	IP WLS BF H R ER SO BB IBB HBP BLK WP HR S P ERA WHIP	IP WLS BF H R ER SO BB IBB HBP BLK WP HR S P ERA WHIP	IP WLS BF H R ER SO BB IBB HBP BLK WP HR S P ERA WHIP	IP WLS BF H R ER SO BB IBB HBP BLK WP HR S P ERA WHIP	IP WLS BF H R ER SO BB IBB HBP BLK WP HR S P ERA WHIP	IP WLS BF H R ER SO BB IBB HBP BLK WP HR S P ERA WHIP	IP WLS BF H R ER SO BB IBB HBP BLK WP HR S P ERA WHIP	

AB	35
R	4
H	9
RBI	4
BB	1
SO	7
LOB	14





Batter	1	2	3	4	5	6	7	8	9	AB	R	H	RBI	BB	SO	LOB	TOP					
12 Juan Lagares, R OBP: 0.391, SLG: 0.339	K2-3		BB		FC6-4		K			3	0	0	0	1	2	1	<b>New York Mets @ Chicago Cubs</b> Wrigley Field, Chicago, IL Mon May 11 2015, 7:09 PM - 10:05 PM CDT Att: 32,980 - Partly Cloudy - 65 F					
44 John Mayberry Jr., R OBP: 0.189, SLG: 0.276	G4-3		F7		K		G6-3			4	0	0	0	0	1	2						
28 Daniel Murphy, L OBP: 0.272, SLG: 0.336	G6-3			G3-1	L4		G4-3			4	0	0	0	0	0	1						
23 Michael Cuddyer, R OBP: 0.319, SLG: 0.389		K		FC4	21 1B		G6-3		21 1B	3	1	1	0	1	1	0						
21 Lucas Duda, L OBP: 0.366, SLG: 0.452	K		FC4	1B			L3			4	1	2	1	0	1	1						
4 Wilmer Flores, R OBP: 0.296, SLG: 0.418			FC4	22 1B			F8			3	1	1	1	1	0	2						
22 Kevin Plawecki, R OBP: 0.289, SLG: 0.359			P3				F8			3	0	1	1	0	0	1						
3 Curtis Granderson, L OBP: 0.357, SLG: 0.371							F8		19 G4-6-3	0	0	0	0	1	0	0						
2 Dilson Herrera, R OBP: 0.310, SLG: 0.385			K		F8		L6			3	0	0	0	1	1	3						
48 Jacob deGrom, L OBP: 0.143, SLG: 0.143			G6-3				G4-6-3			2	0	1	0	0	0	0						
11 Rubén Tejada, R OBP: 0.278, SLG: 0.392										1	0	0	0	0	0	1						
47 Hansel Robles, R ERA: 4.5										0	0	0	0	0	0	0						
36 Sean Gilmartin, L ERA: 2.45										0	0	0	0	0	0	0						
43 Buddy Carlyle, R ERA: 5.63										0	0	0	0	0	0	0						
62 Erik Goeddel, R ERA: 4.5										1	0	0	0	0	0	1						
19 Johnny Monell, L OBP: 0.233, SLG: 0.267										1	0	0	0	0	0	1						
<b>Inning Stats</b>	R: 0 E: 0 K: 1 S: 8	H: 0 LOB: 0 BB: 0 P: 11	R: 0 E: 0 K: 2 S: 12	H: 0 LOB: 1 BB: 1 P: 21	R: 0 E: 0 K: 1 S: 9	H: 0 LOB: 1 BB: 1 P: 15	R: 1 E: 0 K: 0 S: 11	H: 2 LOB: 2 BB: 2 P: 22	R: 0 E: 0 K: 1 S: 12	H: 1 LOB: 1 BB: 0 P: 19	R: 2 E: 0 K: 1 S: 13	H: 2 LOB: 1 BB: 1 P: 22	R: 0 E: 0 K: 1 S: 13	H: 0 LOB: 0 BB: 0 P: 18	R: 0 E: 0 K: 0 S: 11	H: 1 LOB: 0 BB: 0 P: 16	R: 0 E: 0 K: 0 S: 6	H: 0 LOB: 0 BB: 1 P: 12	1B: 4 2B: 1 3B: 0 HR: 2	SF: 0 SAC: 0 DP: 2 HBP: 0	WP: 1 PB: 0 SB: 1 CS: 0	PA: 36
<b>PITCHER</b>	IP WLS BF H R ER SO BB IBB HBP BLK WP HR S P ERA WHIP																					
34 Jon Lester, L ERA: 4.1	6.0 W 27 5 3 3 6 4 0 0 0 0 1 2 65 110 4.50 1.500																					
52 Justin Grimm, R ERA: 3.38	7.1 1.0 H 4 1 0 0 1 0 0 0 0 0 0 0 18 26 0.00 1.000																					
59 Zac Rosscup, L ERA: 3.38	8.1 1.0 H 2 0 0 0 0 0 0 0 0 0 0 0 6 8 0.00 0.000																					
56 Héctor Rondón, R ERA: 3.21	9.1 1.0 S 3 0 0 0 0 1 0 0 0 0 0 0 6 12 0.00 1.000																					
<b>Batter</b>	<b>1</b>	<b>2</b>	<b>3</b>	<b>4</b>	<b>5</b>	<b>6</b>	<b>7</b>	<b>8</b>	<b>9</b>	<b>AB</b>	<b>R</b>	<b>H</b>	<b>RBI</b>	<b>BB</b>	<b>SO</b>	<b>LOB</b>	<b>BOTTOM</b>					
24 Dexter Fowler, S OBP: 0.353, SLG: 0.415	17 HR			17 BB			F8			2	1	1	0	1	0	0	<b>New York Mets @ Chicago Cubs</b> Wrigley Field, Chicago, IL Mon May 11 2015, 7:09 PM - 10:05 PM CDT Att: 32,980 - Partly Cloudy - 65 F					
17 Kris Bryant, R OBP: 0.398, SLG: 0.386			K				68 BB			2	1	1	2	2	1	1						
44 Anthony Rizzo, L OBP: 0.442, SLG: 0.593			G3		G1-3		F8			4	1	1	1	0	0	4						
68 Jorge Soler, R OBP: 0.336, SLG: 0.425	13 FC6-4		F9		K					2	0	0	0	2	1	0						
13 Starlin Castro, R OBP: 0.298, SLG: 0.354	FC6-4		G6-3		K					4	0	0	0	0	1	3						
8 Chris Coghlan, L OBP: 0.265, SLG: 0.372	L5									4	1	2	0	0	1	1						
56 Héctor Rondón, R ERA: 3.21										0	0	0	0	0	0	0						
3 David Ross, R OBP: 0.400, SLG: 0.391										2	0	0	0	1	2	1						
34 Jon Lester, L ERA: 4.1	G3-1									2	0	0	0	0	1	3						
5 Wellington Castillo, R OBP: 0.235, SLG: 0.292										1	0	0	0	0	0	0						
52 Justin Grimm, R ERA: 3.38										0	0	0	0	0	0	0						
59 Zac Rosscup, R ERA: 3.38										0	0	0	0	0	0	0						
41 Matt Szczur, R OBP: 0.227, SLG: 0.287										1	0	0	0	0	0	1						
22 Addison Russell, R OBP: 0.282, SLG: 0.426	F8									4	0	1	1	0	1	1						
<b>Inning Stats</b>	R: 3 E: 1 K: 0 S: 14	H: 2 LOB: 2 BB: 2 P: 29	R: 0 E: 0 K: 1 S: 10	H: 0 LOB: 0 BB: 1 P: 20	R: 0 E: 0 K: 0 S: 7	H: 0 LOB: 0 BB: 0 P: 11	R: 1 E: 0 K: 1 S: 17	H: 3 LOB: 3 BB: 1 P: 25	R: 0 E: 0 K: 3 S: 9	H: 0 LOB: 0 BB: 0 P: 12	R: 0 E: 0 K: 2 S: 10	H: 0 LOB: 0 BB: 0 P: 13	R: 0 E: 0 K: 0 S: 13	H: 0 LOB: 2 BB: 2 P: 23	R: 0 E: 0 K: 1 S: 8	H: 1 LOB: 1 BB: 0 P: 12	1B: 4 2B: 0 3B: 0 HR: 2	SF: 0 SAC: 1 DP: 0 HBP: 1	WP: 0 PB: 0 SB: 1 CS: 1	PA: 36		
<b>PITCHER</b>	IP WLS BF H R ER SO BB IBB HBP BLK WP HR S P ERA WHIP																					
48 Jacob deGrom, R ERA: 3.46	5.0 L 24 5 4 4 4 3 1 0 0 0 0 0 0 14 21 0.00 0.750																					
47 Hansel Robles, R ERA: 4.5	6.1 1.1 5 0 0 0 2 1 0 0 0 0 0 0 3 5 0.00 0.000																					
36 Sean Gilmartin, L ERA: 2.45	7.1 0.1 1 0 0 0 0 0 0 0 0 0 0 0 3 5 0.00 0.000																					
43 Buddy Carlyle, R ERA: 5.63	7.1 0.1 2 0 0 0 0 1 0 0 0 0 0 0 6 10 0.00 3.000																					
62 Erik Goeddel, R ERA: 4.5	8.1 1.0 4 1 0 0 1 0 0 0 0 0 0 0 8 12 0.00 1.000																					



Batter	1	2	3	4	5	6	7	8	9	AB	R	H	RBI	BB	SO	LOB	TOP					
3 Curtis Granderson, L (1.9)										2	0	0	0	2	1	1	<b>New York Mets @ Chicago Cubs</b> Wrigley Field, Chicago, IL Tue May 12 2015, 7:08 PM - 10:02 PM CDT Att: 31,542 - Cloudy - 54 F					
28 Daniel Murphy, L (1.5)										4	0	2	0	0	0	1						
23 Michael Cuddyer, R (1.7)										4	0	0	0	0	2	3						
21 Lucas Duda, L (1.3)										4	1	1	0	0	3	2						
4 Wilmer Flores, R (1.6)										3	0	1	0	0	0	0						
9 Kirk Nieuwenhuis, L (1.8)										3	0	0	0	0	2	2						
22 Kevin Plawewski, R (1.2)										2	0	0	1	0	1	0						
34 Noah Syndergaard, L (1.1)										2	0	0	0	0	0	2						
54 Alex Torres, L (6.1)										0	0	0	0	0	0	0						
36 Sean Gilmartin, L (7.1)										0	0	0	0	0	0	0						
19 Johnny Monell, L (8. PH)										1	0	0	0	0	1	1						
47 Hansel Robles, R (8.1)										0	0	0	0	0	0	0						
11 Rubén Tejada, R (1.4)										3	0	1	0	0	0	0						
<b>Inning Stats</b>	R: 0 E: 0 K: 1 S: 7	H: 0 LOB: 0 BB: 1 P: 14	R: 0 E: 0 K: 1 S: 9	H: 0 LOB: 0 BB: 0 P: 16	R: 0 E: 0 K: 1 S: 11	H: 0 LOB: 0 BB: 0 P: 17	R: 0 E: 0 K: 0 S: 5	H: 1 LOB: 0 BB: 1 P: 13	R: 0 E: 0 K: 2 S: 8	H: 0 LOB: 0 BB: 0 P: 14	R: 0 E: 0 K: 2 S: 8	H: 0 LOB: 0 BB: 0 P: 13	R: 0 E: 0 K: 1 S: 6	H: 0 LOB: 0 BB: 0 P: 10	R: 1 E: 0 K: 2 S: 16	H: 2 LOB: 1 BB: 0 P: 19	R: 0 E: 0 K: 2 S: 10	H: 2 LOB: 2 BB: 0 P: 17	1B: 5 2B: 0 3B: 0 HR: 0	SF: 1 SAC: 0 DP: 2 HBP: 0	WP: 0 PB: 0 SB: 0 CS: 0	PA: 31
<b>PITCHER</b>	IP WLS BF H R ER SO BB IBB HBP BLK WP HR S P ERA WHIP																					
49 Jake Arrieta, R (1.1)	8.0 W 26 3 1 1 10 2 0 0 0 0 0 0 70 116 1.12 0.625																					
40 James Russell, L (9.1)	1.0 5 2 0 0 2 0 0 0 0 0 0 0 10 17 0.00 2.000																					

Batter	1	2	3	4	5	6	7	8	9	AB	R	H	RBI	BB	SO	LOB	BOTTOM			
24 Dexter Fowler, S (1.8)										4	1	0	0	1	1	1	<b>New York Mets @ Chicago Cubs</b> Wrigley Field, Chicago, IL Tue May 12 2015, 7:08 PM - 10:02 PM CDT Att: 31,542 - Cloudy - 54 F			
17 Kris Bryant, R (1.5)										4	1	3	1	1	0	0				
44 Anthony Rizzo, L (1.3)										2	0	1	0	3	0	0				
47 Miguel Montero, L (1.2)										4	0	1	1	1	1	3				
68 Jorge Soler, R (1.9)										5	1	2	0	0	1	7				
13 Starlin Castro, R (1.6)										5	2	2	1	0	1	2				
8 Chris Coghlan, L (1.7)										2	1	1	2	1	0	0				
41 Matt Szczur, R (7. PH)										1	0	0	0	0	0	1				
49 Jake Arrieta, R (1.1)										4	0	0	0	0	4	3				
40 James Russell, L (9.1)										0	0	0	0	0	0	0				
22 Addison Russell, R (1.4)										4	0	1	1	0	1	0				
<b>Inning Stats</b>	R: 0 E: 0 K: 1 S: 5	H: 0 LOB: 0 BB: 0 P: 7	R: 0 E: 0 K: 2 S: 10	H: 1 LOB: 2 BB: 1 P: 17	R: 0 E: 0 K: 0 S: 15	H: 1 LOB: 3 BB: 2 P: 30	R: 0 E: 0 K: 1 S: 7	H: 0 LOB: 0 BB: 0 P: 11	R: 0 E: 0 K: 1 S: 9	H: 1 LOB: 2 BB: 1 P: 19	R: 4 E: 0 K: 3 S: 26	H: 4 LOB: 3 BB: 3 P: 53	R: 1 E: 0 K: 1 S: 11	H: 2 LOB: 1 BB: 0 P: 16	R: 1 E: 0 K: 0 S: 11	H: 2 LOB: 1 BB: 0 P: 17	1B: 4 2B: 4 3B: 1 HR: 2	SF: 0 SAC: 0 DP: 0 HBP: 0	WP: 1 PB: 0 SB: 0 CS: 0	PA: 42
<b>PITCHER</b>	IP WLS BF H R ER SO BB IBB HBP BLK WP HR S P ERA WHIP																			
34 Noah Syndergaard, R (1.1)	5.1 L 26 6 3 3 3 3 1 0 0 0 0 0 16 34 13.50 6.000																			
54 Alex Torres, L (6.1)	0.2 6 1 1 1 2 3 0 0 0 0 0 0 11 16 9.00 2.000																			
36 Sean Gilmartin, L (7.1)	1.0 5 2 1 1 1 0 0 0 0 0 0 1 11 17 9.00 2.000																			
47 Hansel Robles, R (8.1)	1.0 5 2 1 1 0 0 0 0 0 0 0 1 11 17 9.00 2.000																			



Batter	1	2	3	4	5	6	7	8	9	AB	R	H	RBI	BB	SO	LOB	TOP										
3 Curtis Granderson, L OBP: 0.358, SLG: 0.360										4	1	1	0	0	1	0	<b>New York Mets @ Chicago Cubs</b> Wrigley Field, Chicago, IL Wed May 13 2015, 7:11 PM - 9:48 PM CDT Att: 33,709 - Partly Cloudy - 43 F										
28 Daniel Murphy, L OBP: 0.293, SLG: 0.358										3	0	2	0	1	0	0											
23 Michael Cuddyer, R OBP: 0.307, SLG: 0.371										4	0	1	1	0	0	2											
21 Lucas Duda, L OBP: 0.374, SLG: 0.446										2	0	1	0	0	0	0											
4 Wilmer Flores, R OBP: 0.288, SLG: 0.402										3	0	0	0	0	0	5											
22 Kevin Plawewski, R OBP: 0.294, SLG: 0.322										4	0	0	0	0	1	6											
9 Kirk Nieuwenhuis, L OBP: 0.139, SLG: 0.147											4	0	0	0	0	2		1									
2 Dilson Herrera, R OBP: 0.313, SLG: 0.379										3	0	1	0	0	1	0											
33 Matt Harvey, R OBP: 0.071, SLG: 0.071										3	0	0	0	0	2	1											
52 Carlos Torres, R ERA: 3.39										0	0	0	0	0	0	0											
27 Jeury Familia, R OBP: 0.250, SLG: 0.500										0	0	0	0	0	0	0											
19 Johnny Monell, L										0	0	0	0	0	0	0											
<b>Inning Stats</b>	R: 0 E: 0 K: 1 S: 12	H: 1 LOB: 3 BB: 1 P: 21	R: 0 E: 0 K: 2 S: 9	H: 0 LOB: 0 BB: 0 P: 11	R: 0 E: 0 K: 0 S: 6	H: 1 LOB: 0 BB: 0 P: 7	R: 0 E: 0 K: 0 S: 6	H: 0 LOB: 0 BB: 0 P: 7	R: 0 E: 0 K: 2 S: 8	H: 2 LOB: 2 BB: 0 P: 11	R: 0 E: 0 K: 0 S: 7	H: 1 LOB: 0 BB: 0 P: 8	R: 0 E: 0 K: 1 S: 7	H: 0 LOB: 1 BB: 0 P: 10	R: 0 E: 0 K: 1 S: 9	H: 1 LOB: 0 BB: 0 P: 10	1B: 5 2B: 1 3B: 0 HR: 0	SF: 0 SAC: 1 DP: 2 HBP: 2	WP: 0 PB: 0 SB: 1 CS: 0	PA: 34							
<b>PITCHER</b>	IP	WLS	BF	H	R	ER	SO	BB	IBB	HBP	BLK	WP	HR	S	P	ERA	WHIP										
39 Jason Hammel, R ERA: 3.11	8.0		30	5	1	1	6	1	0	2	0	0	0	68	97	1.12	0.750										
59 Zac Rosscup, L	0.0		1	1	0	0	0	0	0	0	0	0	0	3	3	∞	∞										
56 Héctor Rondón, R ERA: 3.0	1.0	W	3	0	0	0	1	0	0	0	0	0	0	6	7	0.00	0.000										

AB	30
R	1
H	6
RBI	1
BB	1
SO	7
LOB	15



Batter	1	2	3	4	5	6	7	8	9	AB	R	H	RBI	BB	SO	LOB	BOTTOM										
24 Dexter Fowler, S OBP: 0.345, SLG: 0.397										4	0	1	1	0	2	1	<b>New York Mets @ Chicago Cubs</b> Wrigley Field, Chicago, IL Wed May 13 2015, 7:11 PM - 9:48 PM CDT Att: 33,709 - Partly Cloudy - 43 F										
17 Kris Bryant, R OBP: 0.411, SLG: 0.451										4	0	1	0	0	2	1											
44 Anthony Rizzo, L OBP: 0.483, SLG: 0.598										2	0	1	0	1	0	0											
41 Matt Szczur, R OBP: 0.217, SLG: 0.158										0	1	0	0	0	0	0											
13 Starlin Castro, R OBP: 0.300, SLG: 0.368										4	0	1	0	0	1	4											
47 Miguel Montero, L OBP: 0.418, SLG: 0.507										2	0	1	0	2	0	2											
68 Jorge Soler, R OBP: 0.329, SLG: 0.411										4	0	0	0	0	2	5											
8 Chris Coghlan, L OBP: 0.275, SLG: 0.394										3	0	0	1	1	0	0											
39 Jason Hammel, R ERA: 2.31										2	0	0	0	0	2	0											
5 Wellington Castillo, R OBP: 0.256, SLG: 0.417										1	0	0	0	0	0	0											
59 Zac Rosscup, R										0	0	0	0	0	0	0											
56 Héctor Rondón, R										0	0	0	0	0	0	0											
22 Addison Russell, R OBP: 0.295, SLG: 0.453										3	1	2	0	0	1	0											
<b>Inning Stats</b>	R: 0 E: 0 K: 2 S: 9	H: 0 LOB: 0 BB: 0 P: 11	R: 0 E: 0 K: 1 S: 9	H: 1 LOB: 0 BB: 0 P: 14	R: 0 E: 0 K: 2 S: 10	H: 0 LOB: 0 BB: 0 P: 10	R: 0 E: 0 K: 0 S: 13	H: 1 LOB: 2 BB: 0 P: 21	R: 0 E: 0 K: 2 S: 7	H: 0 LOB: 0 BB: 0 P: 8	R: 0 E: 0 K: 2 S: 10	H: 1 LOB: 2 BB: 1 P: 17	R: 0 E: 0 K: 0 S: 12	H: 0 LOB: 0 BB: 1 P: 19	R: 1 E: 0 K: 0 S: 11	H: 2 LOB: 0 BB: 0 P: 19	R: 1 E: 0 K: 1 S: 8	H: 2 LOB: 3 BB: 2 P: 22	1B: 6 2B: 1 3B: 0 HR: 0	SF: 0 SAC: 0 DP: 2 HBP: 1	WP: 1 PB: 0 SB: 0 CS: 0	PA: 34					
<b>PITCHER</b>	IP	WLS	BF	H	R	ER	SO	BB	IBB	HBP	BLK	WP	HR	S	P	ERA	WHIP										
33 Matt Harvey, R	7.0		25	3	0	0	9	1	1	1	0	0	0	70	100	0.00	0.571										
52 Carlos Torres, R	1.0	L	7	4	2	2	0	0	1	0	0	1	0	15	31	18.00	4.000										
27 Jeury Familia, R ERA: 1.56	0.1		2	0	0	0	1	1	0	0	0	0	0	4	10	0.00	3.000										









Batter	1	2	3	4	5	6	7	8	9	AB	R	H	RBI	BB	SO	LOB	TOP					
27 Carlos Gómez, R OBP: 0.260, SLG: 0.474	G5-3		1 SAFE X SI 85	G5-3			K			4	1	1	1	0	1	0	<b>Milwaukee Brewers @ New York Mets</b> Citi Field, Flushing, NY Fri May 15 2015, 7:10 PM - 9:29 PM EDT Att: 27,554 - Cloudy - 64 F					
28 Gerardo Parra, L OBP: 0.337, SLG: 0.547	F7		1-H 2B	8 HR			1B			4	2	3	2	0	0							
8 Ryan Braun, R OBP: 0.328, SLG: 0.471	K		2-H HR	2B			G6-3			4	2	2	3	0	1							
24 Adam Lind, L OBP: 0.387, SLG: 0.542		16 2B	G4-3	G4-3			K			4	1	1	0	0	1							
16 Aramis Ramirez, R OBP: 0.292, SLG: 0.429										4	0	3	1	0	0							
3 Elian Herrera, S OBP: 0.288, SLG: 0.475										0	0	0	0	0	0							
2 Scooter Gennett, L OBP: 0.222, SLG: 0.220	K		F9				G1-6-3			4	0	0	0	0	1							
12 Martín Maldonado, R OBP: 0.219, SLG: 0.236	F9		F7				G5-3			4	0	0	0	0	2							
26 Kyle Lohse, R OBP: 0.133, SLG: 0.133	G4-3									3	0	0	0	0	1							
15 Jason Rogers, R OBP: 0.250, SLG: 0.406							K			1	0	0	0	0	0							
54 Michael Blazek, R										0	0	0	0	0	0							
5 Héctor Gómez, R OBP: 0.250, SLG: 0.419			E6 27 2B	G6-3			L6			4	1	0	0	0	0							
<b>Inning Stats</b>	R: 0 E: 0 K: 1 S: 7	H: 0 LOB: 0 BB: 0 P: 7	R: 1 E: 0 K: 1 S: 14	H: 2 LOB: 1 BB: 0 P: 19	R: 4 E: 0 K: 0 S: 17	H: 4 LOB: 1 BB: 0 P: 21	R: 0 E: 0 K: 0 S: 7	H: 0 LOB: 0 BB: 0 P: 8	R: 1 E: 0 K: 1 S: 7	H: 1 LOB: 0 BB: 0 P: 7	R: 0 E: 0 K: 1 S: 8	H: 0 LOB: 0 BB: 0 P: 12	R: 0 E: 0 K: 1 S: 9	H: 1 LOB: 1 BB: 0 P: 13	R: 1 E: 0 K: 1 S: 12	H: 2 LOB: 1 BB: 0 P: 15	R: 0 E: 0 K: 0 S: 6	H: 0 LOB: 0 BB: 0 P: 9	1B: 3 2B: 4 3B: 0 HR: 3	SF: 0 SAC: 0 DP: 1 HBP: 0	WP: 0 PB: 0 SB: 0 CS: 0	PA: 36
<b>PITCHER</b>	IP WLS BF H R ER SO BB IBB HBP BLK WP HR S P ERA WHIP																					
40 Bartolo Colon, R ERA: 3.86	5.0 L 23 7 6 5 2 0 0 0 0 0 0 2 52 62 9.00 1.400																					
54 Alex Torres, L ERA: 2.7	2.0 6 1 0 0 2 0 0 0 0 0 0 17 25 0.00 0.500																					
52 Carlos Torres, R ERA: 4.3	1.0 4 2 1 1 1 0 0 0 0 0 0 1 12 15 9.00 2.000																					
36 Sean Gilmartin, L ERA: 2.89	1.0 3 0 0 0 0 0 0 0 0 0 0 0 6 9 0.00 0.000																					

Batter	1	2	3	4	5	6	7	8	9	AB	R	H	RBI	BB	SO	LOB	BOTTOM					
3 Curtis Granderson, L OBP: 0.357, SLG: 0.353	K		12 FC5 BB				P2			3	0	0	0	1	2	0	<b>Milwaukee Brewers @ New York Mets</b> Citi Field, Flushing, NY Fri May 15 2015, 7:10 PM - 9:29 PM EDT Att: 27,554 - Cloudy - 64 F					
12 Juan Lagares, R OBP: 0.292, SLG: 0.328	K		FC5				G6-3			4	0	0	0	0	2							
21 Lucas Duda, L OBP: 0.367, SLG: 0.442	F8						P5			4	0	0	0	0	0							
23 Michael Cuddyer, R OBP: 0.296, SLG: 0.355	L8		G6-3				G6-3			4	0	1	0	0	0							
28 Daniel Murphy, L OBP: 0.297, SLG: 0.367	F8		L6				2B			4	0	1	0	0	1							
4 Wilmer Flores, R OBP: 0.286, SLG: 0.423	F9						F8			3	0	1	0	0	1							
19 Johnny Monell, L OBP: 0.125, SLG: 0.250			K				G3			3	0	0	0	0	2							
11 Rubén Tejada, R OBP: 0.311, SLG: 0.282			E6 12 FC5 40 SH1-3				K			3	0	0	0	0	2							
40 Bartolo Colon, R OBP: 0.260, SLG: 0.474			SH1-3				F9			0	0	0	0	0	0							
44 John Mayberry Jr., R OBP: 0.196, SLG: 0.235										1	0	0	0	0	0							
54 Alex Torres, L ERA: 2.7										0	0	0	0	0	0							
52 Carlos Torres, R ERA: 4.3										0	0	0	0	0	0							
9 Kirk Nieuwenhuis, L OBP: 0.139, SLG: 0.143										1	0	0	0	0	0							
36 Sean Gilmartin, L ERA: 2.89										0	0	0	0	0	0							
<b>Inning Stats</b>	R: 0 E: 0 K: 2 S: 8	H: 0 LOB: 0 BB: 0 P: 12	R: 0 E: 0 K: 0 S: 9	H: 0 LOB: 0 BB: 0 P: 12	R: 0 E: 1 K: 1 S: 12	H: 0 LOB: 2 BB: 1 P: 17	R: 0 E: 0 K: 0 S: 10	H: 0 LOB: 0 BB: 0 P: 13	R: 0 E: 0 K: 1 S: 9	H: 1 LOB: 1 BB: 0 P: 12	R: 0 E: 0 K: 0 S: 5	H: 0 LOB: 0 BB: 0 P: 9	R: 0 E: 0 K: 1 S: 13	H: 1 LOB: 0 BB: 0 P: 18	R: 0 E: 0 K: 3 S: 10	H: 0 LOB: 0 BB: 0 P: 14	R: 0 E: 0 K: 1 S: 14	H: 1 LOB: 0 BB: 0 P: 19	1B: 2 2B: 1 3B: 0 HR: 0	SF: 0 SAC: 1 DP: 0 HBP: 0	WP: 0 PB: 0 SB: 0 CS: 0	PA: 32
<b>PITCHER</b>	IP WLS BF H R ER SO BB IBB HBP BLK WP HR S P ERA WHIP																					
26 Kyle Lohse, R ERA: 5.85	8.0 W 28 2 0 0 8 1 0 0 0 0 0 76 107 0.00 0.375																					
54 Michael Blazek, R ERA: 1.45	1.0 4 1 0 0 1 0 0 0 0 0 0 0 14 19 0.00 1.000																					



Batter	1	2	3	4	5	6	7	8	9	AB	R	H	RBI	BB	SO	LOB	TOP					
27 Carlos Gómez, R OBP: 0.275, SLG: 0.481 18 Kris Davis, R OBP: 0.341, SLG: 0.411										3	0	2	0	0	1	0						
28 Gerardo Parra, L OBP: 0.333, SLG: 0.533										4	0	1	0	0	1	4						
8 Ryan Braun, R OBP: 0.463, SLG: 0.463 5 Héctor Gómez, R OBP: 0.246, SLG: 0.413										2	0	0	1	0	1	0						
24 Adam Lind, L OBP: 0.386, SLG: 0.533 3 Elián Herrera, S OBP: 0.294, SLG: 0.468										2	0	0	0	1	1	0						
16 Aramis Ramirez, R OBP: 0.293, SLG: 0.426 48 Neal Cotts, L										3	0	1	0	0	0	2						
21 Jeremy Jeffress, R OBP: 0.273, SLG: 0.424										1	0	1	0	0	0	0						
2 Scooter Gennett, L OBP: 0.209, SLG: 0.206										4	0	0	0	0	1	2						
12 Martín Maldonado, R OBP: 0.211, SLG: 0.229										3	0	0	0	0	0	1						
22 Matt Garza, R OBP: 0.154, SLG: 0.083 53 Brandon Kintzler, R OBP: 0.191, SLG: 0.139 25 Juan Centeno, L										1	0	0	0	0	1	0						
10 Luis Sardinas, S OBP: 0.667, SLG: 0.667										3	1	2	0	0	1	0						
<b>Inning Stats</b>	R: 0 H: 0 E: 0 K: 1 S: 11	H: 0 LOB: 0 BB: 0 P: 17	R: 0 H: 1 E: 0 K: 2 S: 12	H: 1 LOB: 1 BB: 0 P: 19	R: 0 H: 2 E: 0 K: 1 S: 12	H: 2 LOB: 1 BB: 0 P: 17	R: 0 H: 0 E: 0 K: 0 S: 8	H: 0 LOB: 0 BB: 0 P: 11	R: 0 H: 0 E: 0 K: 0 S: 7	H: 0 LOB: 0 BB: 0 P: 12	R: 1 H: 2 E: 0 K: 1 S: 15	H: 2 LOB: 2 BB: 1 P: 24	R: 0 H: 0 E: 0 K: 1 S: 8	H: 0 LOB: 0 BB: 0 P: 12	R: 0 H: 1 E: 0 K: 2 S: 11	H: 1 LOB: 1 BB: 0 P: 17	R: 0 H: 1 E: 0 K: 1 S: 10	H: 1 LOB: 0 BB: 0 P: 15	1B: 7 2B: 1 3B: 0 HR: 0	SF: 1 SAC: 0 DP: 2 HBP: 0	WP: 0 PB: 0 SB: 0 CS: 0	PA: 33
<b>PITCHER</b>	IP WLS BF H R ER SO BB IBB HBP BLK WP HR S P ERA WHIP																					
48 Jacob deGrom, R ERA: 3.21	(1, 1) 6.0 W 23 5 1 1 6 1 0 0 0 0 0 0 65 100 1.50 1.000																					
62 Erik Coeddel, R ERA:	(7, 1) 2.0 7 1 0 0 3 0 0 0 0 0 0 0 19 29 0.00 0.500																					
51 Jack Leathersich, L ERA:	(9, 1) 1.0 3 1 0 0 1 0 0 0 0 0 0 0 10 15 0.00 1.000																					

Milwaukee Brewers @ New York Mets  
Citi Field, Flushing, NY  
Sat May 16 2015, 7:12 PM - 10:06 PM EDT  
Att: 30,208 - Cloudy - 71 F

AB 31  
R 1  
H 7  
RBI 1  
BB 1  
SO 10  
LOB 10



Batter	1	2	3	4	5	6	7	8	9	AB	R	H	RBI	BB	SO	LOB	BOTTOM			
3 Curtis Granderson, L OBP: 0.365, SLG: 0.387 51 Jack Leathersich, R										5	2	3	2	0	0	0				
12 Juan Lagares, R OBP: 0.289, SLG: 0.324										5	1	1	0	0	1	1				
21 Lucas Duda, L OBP: 0.368, SLG: 0.444										4	1	1	0	1	2	0				
23 Michael Cuddyer, R OBP: 0.362, SLG: 0.367 62 Erik Coeddel, R										4	2	2	2	0	2	1				
44 John Mayberry Jr., R OBP: 0.194, SLG: 0.257										1	0	0	0	0	1	0				
28 Daniel Murphy, L OBP: 0.303, SLG: 0.374 11 Rubén Tejada, R OBP: 0.304, SLG: 0.275										3	2	1	2	1	0	0				
29 Eric Campbell, R OBP: 0.328, SLG: 0.345										5	1	2	1	0	1	2				
22 Kevin Plawewski, R OBP: 0.269, SLG: 0.371										3	2	1	2	1	1	2				
48 Jacob deGrom, L OBP: 0.294, SLG: 0.294 9 Kirk Nieuwenhuis, L OBP: 0.132, SLG: 0.139										3	1	3	1	0	0	0				
4 Wilmer Flores, R OBP: 0.296, SLG: 0.454										4	2	2	4	0	0	4				
<b>Inning Stats</b>	R: 0 H: 1 E: 0 K: 1 S: 9	H: 2 LOB: 1 BB: 1 P: 13	R: 0 H: 1 E: 0 K: 1 S: 9	H: 1 LOB: 0 BB: 0 P: 13	R: 10 H: 9 E: 0 K: 1 S: 33	H: 9 LOB: 2 BB: 2 P: 52	R: 0 H: 0 E: 0 K: 1 S: 10	H: 0 LOB: 0 BB: 0 P: 16	R: 0 H: 0 E: 0 K: 1 S: 12	H: 0 LOB: 0 BB: 0 P: 17	R: 3 H: 3 E: 0 K: 2 S: 19	H: 3 LOB: 0 BB: 0 P: 29	R: 0 H: 0 E: 0 K: 2 S: 7	H: 0 LOB: 0 BB: 0 P: 11	1B: 9 2B: 4 3B: 0 HR: 3	SF: 0 SAC: 0 DP: 2 HBP: 0	WP: 0 PB: 0 SB: 0 CS: 0	PA: 42		
<b>PITCHER</b>	IP WLS BF H R ER SO BB IBB HBP BLK WP HR S P ERA WHIP																			
22 Matt Garza, R ERA: 9.72	(1, 1) 3.1 L 22 8 3 1 1 2 3 0 0 0 0 0 0 23 37 5.40 1.800																			
53 Brandon Kintzler, R ERA: 4.15	(4, 1) 1.2 8 3 1 1 2 0 0 0 0 0 0 0 23 37 5.40 1.800																			
48 Neal Cotts, L ERA: 4.15	(6, 1) 2.0 9 3 3 3 3 0 0 0 0 0 0 2 31 46 13.50 1.500																			
21 Jeremy Jeffress, R ERA: 3.0	(8, 1) 1.0 3 0 0 0 2 0 0 0 0 0 0 0 7 11 0.00 0.000																			

Milwaukee Brewers @ New York Mets  
Citi Field, Flushing, NY  
Sat May 16 2015, 7:12 PM - 10:06 PM EDT  
Att: 30,208 - Cloudy - 71 F

AB 39  
R 14  
H 16  
RBI 14  
BB 3  
SO 9  
LOB 10





Batter	1	2	3	4	5	6	7	8	9	AB	R	H	RBI	BB	SO	LOB	TOP	
27 Carlos Gómez, R (1.8) OBP: 0.277, SLG: 0.469 28 Gerardo Parra, L (6, PR) OBP: 0.330, SLG: 0.527	P4		F7			HBP	G1-3			2	0	0	0	0	0	1		
18 Khris Davis, R (1.7) OBP: 0.331, SLG: 0.397	K			L7		K		L8		4	0	0	0	0	2	2		
8 Ryan Braun, R (1.9) OBP: 0.319, SLG: 0.457	K			G3				G4-3		4	0	1	1	0	1	0		
24 Adam Lind, L (1.3) OBP: 0.382, SLG: 0.524	K			1B		F7		K		4	0	1	0	0	2	2		
16 Aramis Ramirez, R (1.5) OBP: 0.282, SLG: 0.408	L8			P3		L8		G1-3		4	0	0	0	0	0	3		
2 Scooter Gennett, L (1.4) OBP: 0.203, SLG: 0.200 5 Héctor Gómez, R (7, PH) OBP: 0.239, SLG: 0.400	P5					G3		G6-3		2	0	0	0	0	0	0		
25 Juan Centeno, L (1.2) OBP: 0.143, SLG: 0.154				L7		L7		G1-3		3	0	1	0	1	0	0		
38 Wily Peralta, R (1.1) 13 Will Smith, R (6.1) 15 Jason Rogers, R (7, PH) 51 Jonathan Broxton, R (7.1) 57 Francisco Rodríguez, R (8.1)				SH3-4		K				1	0	0	0	0	0	0		
10 Luis Sardinas, S (1.6) OBP: 0.500, SLG: 0.500	F9					FC3-6		FC3-6		3	1	1	0	0	0	3		
<b>Inning Stats</b>	R: 0 H: 0 E: 0 K: 2 S: 11	WLS: 0 BF: 0 P: 14	R: 0 H: 0 E: 0 K: 1 S: 9	R: 0 H: 0 E: 0 K: 1 S: 9	R: 0 H: 0 E: 0 K: 0 S: 6	R: 0 H: 1 E: 0 K: 0 S: 11	R: 0 H: 0 E: 0 K: 1 S: 10	R: 1 H: 2 E: 0 K: 1 S: 20	R: 0 H: 1 E: 0 K: 1 S: 14	R: 0 H: 0 E: 0 K: 1 S: 10	R: 0 H: 0 E: 0 K: 0 S: 7	1B: 3 2B: 1 3B: 0 HR: 0	SF: 0 SAC: 1 DP: 0 HBP: 1	WP: 0 PB: 0 SB: 0 CS: 0	PA: 34			
<b>PITCHER</b>	IP: 6.0 WLS: 0 BF: 23 H: 3 R: 1 ER: 1 SO: 5 BB: 1 IBB: 0 HBP: 1 BLK: 0 WP: 0 HR: 0 S: 67 P: 95 ERA: 1.50 WHIP: 0.667	IP: 0.1 WLS: 0 BF: 2 H: 1 R: 0 ER: 0 SO: 1 BB: 0 IBB: 0 HBP: 0 BLK: 0 WP: 0 HR: 0 S: 7 P: 11 ERA: 0.00 WHIP: 3.000	IP: 0.2 WLS: 0 BF: 3 H: 0 R: 0 ER: 0 SO: 0 BB: 1 IBB: 0 HBP: 0 BLK: 0 WP: 0 HR: 0 S: 7 P: 11 ERA: 0.00 WHIP: 1.500	IP: 1.0 WLS: 0 BF: 3 H: 0 R: 0 ER: 0 SO: 1 BB: 0 IBB: 0 HBP: 0 BLK: 0 WP: 0 HR: 0 S: 10 P: 16 ERA: 0.00 WHIP: 0.000	IP: 1.0 WLS: 0 BF: 3 H: 0 R: 0 ER: 0 SO: 0 BB: 0 IBB: 0 HBP: 0 BLK: 0 WP: 0 HR: 0 S: 7 P: 10 ERA: 0.00 WHIP: 0.000	IP: 2.2 WLS: 0 BF: 10 H: 1 R: 0 ER: 0 SO: 2 BB: 0 IBB: 0 HBP: 0 BLK: 0 WP: 0 HR: 0 S: 11 P: 16 ERA: 0.00 WHIP: 0.667	IP: 2.2 WLS: 0 BF: 10 H: 2 R: 1 ER: 2 SO: 2 BB: 0 IBB: 0 HBP: 0 BLK: 0 WP: 0 HR: 0 S: 11 P: 16 ERA: 0.00 WHIP: 0.667	IP: 3.3 WLS: 0 BF: 13 H: 1 R: 0 ER: 0 SO: 3 BB: 0 IBB: 0 HBP: 0 BLK: 0 WP: 0 HR: 0 S: 13 P: 22 ERA: 0.00 WHIP: 0.769	IP: 3.2 WLS: 0 BF: 13 H: 0 R: 0 ER: 0 SO: 3 BB: 0 IBB: 0 HBP: 0 BLK: 0 WP: 0 HR: 0 S: 13 P: 22 ERA: 0.00 WHIP: 0.769	IP: 0.2 WLS: 0 BF: 1 H: 0 R: 0 ER: 0 SO: 0 BB: 0 IBB: 0 HBP: 0 BLK: 0 WP: 0 HR: 0 S: 1 P: 1 ERA: 0.00 WHIP: 0.000	IP: 2.2 WLS: 0 BF: 10 H: 0 R: 0 ER: 0 SO: 2 BB: 0 IBB: 0 HBP: 0 BLK: 0 WP: 0 HR: 0 S: 11 P: 16 ERA: 0.00 WHIP: 0.667	IP: 2.2 WLS: 0 BF: 10 H: 0 R: 0 ER: 0 SO: 2 BB: 0 IBB: 0 HBP: 0 BLK: 0 WP: 0 HR: 0 S: 11 P: 16 ERA: 0.00 WHIP: 0.667	IP: 1.0 WLS: 0 BF: 4 H: 0 R: 0 ER: 0 SO: 0 BB: 0 IBB: 0 HBP: 0 BLK: 0 WP: 0 HR: 0 S: 4 P: 6 ERA: 0.00 WHIP: 0.000	IP: 1.0 WLS: 0 BF: 4 H: 0 R: 0 ER: 0 SO: 0 BB: 0 IBB: 0 HBP: 0 BLK: 0 WP: 0 HR: 0 S: 4 P: 6 ERA: 0.00 WHIP: 0.000	IP: 1.0 WLS: 0 BF: 4 H: 0 R: 0 ER: 0 SO: 0 BB: 0 IBB: 0 HBP: 0 BLK: 0 WP: 0 HR: 0 S: 4 P: 6 ERA: 0.00 WHIP: 0.000	IP: 1.0 WLS: 0 BF: 4 H: 0 R: 0 ER: 0 SO: 0 BB: 0 IBB: 0 HBP: 0 BLK: 0 WP: 0 HR: 0 S: 4 P: 6 ERA: 0.00 WHIP: 0.000	IP: 1.0 WLS: 0 BF: 4 H: 0 R: 0 ER: 0 SO: 0 BB: 0 IBB: 0 HBP: 0 BLK: 0 WP: 0 HR: 0 S: 4 P: 6 ERA: 0.00 WHIP: 0.000	AB: 30 R: 1 H: 4 RBI: 1 BB: 2 SO: 7 LOB: 13

Milwaukee Brewers @ New York Mets  
Citi Field, Flushing, NY  
Sun May 17 2015, 1:12 PM - 4:00 PM EDT  
Att: 32,422 - Partly Cloudy - 79 F

AB 30  
R 1  
H 4  
RBI 1  
BB 2  
SO 7  
LOB 13



Batter	1	2	3	4	5	6	7	8	9	AB	R	H	RBI	BB	SO	LOB	BOTTOM
3 Curtis Granderson, L (1.9) OBP: 0.359, SLG: 0.403	HR		G4-3	K		F7		G4-3		5	1	1	1	0	1	3	
29 Eric Campbell, R (1.5) OBP: 0.352, SLG: 0.379	K		2B	2B		1B				3	2	2	1	1	1	0	
21 Lucas Duda, L (1.3) OBP: 0.378, SLG: 0.463	2B		2B	BB		BB				3	0	2	1	1	1	2	
23 Michael Cuddyer, R (1.7) OBP: 0.301, SLG: 0.364	E5		G6-3	1B		K		K		4	0	1	2	0	1	4	
28 Daniel Murphy, L (1.4) OBP: 0.301, SLG: 0.366	L7		IBB	G3-1		F9				3	0	0	0	1	0	4	
4 Wilmer Flores, R (1.6) OBP: 0.294, SLG: 0.446	FC6-4		P6			G4-3		G4-3		4	0	1	0	0	0	4	
19 Johnny Monell, L (1.2) OBP: 0.167, SLG: 0.182	K2-3			BB		G3-6-3		G4-3		3	1	0	0	1	1	1	
34 Noah Syndergaard, L (1.1) 36 Sean Gilmartin, L (7.1) 52 Carlos Torres, R (7.1) 47 Hansel Robles, R (8.1) 9 Kirk Nieuwenhuis, L (8, PH) 27 Jeury Familia, R (8.1)	L8			K		K		G4-3		3	0	0	0	0	2	1	
12 Juan Lagares, R (1.8) OBP: 0.295, SLG: 0.329	G6-3			1B		1B		F9		4	1	2	0	0	0	0	
<b>Inning Stats</b>	R: 1 H: 2 E: 1 K: 1 S: 11	WLS: 2 BF: 0 P: 19	R: 0 H: 0 E: 0 K: 1 S: 8	R: 1 H: 2 E: 0 K: 0 S: 10	R: 3 H: 3 E: 0 K: 2 S: 22	R: 0 H: 1 E: 0 K: 1 S: 6	R: 0 H: 1 E: 0 K: 2 S: 14	R: 0 H: 0 E: 0 K: 0 S: 4	R: 0 H: 0 E: 0 K: 0 S: 6	R: 0 H: 0 E: 0 K: 0 S: 7	R: 0 H: 0 E: 0 K: 0 S: 10	1B: 5 2B: 3 3B: 0 HR: 1	SF: 0 SAC: 0 DP: 1 HBP: 0	WP: 0 PB: 0 SB: 1 CS: 0	PA: 37		
<b>PITCHER</b>	IP: 5.0 WLS: 0 BF: 27 H: 5 R: 5 ER: 5 SO: 5 BB: 2 IBB: 1 HBP: 0 BLK: 0 WP: 0 HR: 1 S: 59 P: 98 ERA: 9.00 WHIP: 2.200	IP: 1.0 WLS: 0 BF: 4 H: 0 R: 0 ER: 0 SO: 0 BB: 0 IBB: 0 HBP: 0 BLK: 0 WP: 0 HR: 0 S: 4 P: 6 ERA: 0.00 WHIP: 1.000	IP: 1.0 WLS: 0 BF: 3 H: 0 R: 0 ER: 0 SO: 0 BB: 0 IBB: 0 HBP: 0 BLK: 0 WP: 0 HR: 0 S: 4 P: 6 ERA: 0.00 WHIP: 1.000	IP: 1.0 WLS: 0 BF: 3 H: 0 R: 0 ER: 0 SO: 0 BB: 0 IBB: 0 HBP: 0 BLK: 0 WP: 0 HR: 0 S: 6 P: 9 ERA: 0.00 WHIP: 0.000	IP: 4.4 WLS: 0 BF: 18 H: 12 R: 12 ER: 12 SO: 12 BB: 4 IBB: 0 HBP: 0 BLK: 0 WP: 0 HR: 0 S: 54 P: 98 ERA: 2.73 WHIP: 1.273	IP: 2.2 WLS: 0 BF: 10 H: 1 R: 0 ER: 0 SO: 2 BB: 0 IBB: 0 HBP: 0 BLK: 0 WP: 0 HR: 0 S: 11 P: 16 ERA: 0.00 WHIP: 0.667	IP: 2.2 WLS: 0 BF: 10 H: 2 R: 1 ER: 2 SO: 2 BB: 0 IBB: 0 HBP: 0 BLK: 0 WP: 0 HR: 0 S: 11 P: 16 ERA: 0.00 WHIP: 0.667	IP: 3.3 WLS: 0 BF: 13 H: 1 R: 0 ER: 0 SO: 3 BB: 0 IBB: 0 HBP: 0 BLK: 0 WP: 0 HR: 0 S: 13 P: 22 ERA: 0.00 WHIP: 0.769	IP: 3.2 WLS: 0 BF: 13 H: 0 R: 0 ER: 0 SO: 3 BB: 0 IBB: 0 HBP: 0 BLK: 0 WP: 0 HR: 0 S: 13 P: 22 ERA: 0.00 WHIP: 0.769	IP: 0.2 WLS: 0 BF: 1 H: 0 R: 0 ER: 0 SO: 0 BB: 0 IBB: 0 HBP: 0 BLK: 0 WP: 0 HR: 0 S: 1 P: 1 ERA: 0.00 WHIP: 0.000	IP: 2.2 WLS: 0 BF: 10 H: 0 R: 0 ER: 0 SO: 2 BB: 0 IBB: 0 HBP: 0 BLK: 0 WP: 0 HR: 0 S: 11 P: 16 ERA: 0.00 WHIP: 0.667	IP: 2.2 WLS: 0 BF: 10 H: 0 R: 0 ER: 0 SO: 2 BB: 0 IBB: 0 HBP: 0 BLK: 0 WP: 0 HR: 0 S: 11 P: 16 ERA: 0.00 WHIP: 0.667	IP: 1.0 WLS: 0 BF: 4 H: 0 R: 0 ER: 0 SO: 0 BB: 0 IBB: 0 HBP: 0 BLK: 0 WP: 0 HR: 0 S: 4 P: 6 ERA: 0.00 WHIP: 0.000	IP: 1.0 WLS: 0 BF: 4 H: 0 R: 0 ER: 0 SO: 0 BB: 0 IBB: 0 HBP: 0 BLK: 0 WP: 0 HR: 0 S: 4 P: 6 ERA: 0.00 WHIP: 0.000	IP: 1.0 WLS: 0 BF: 4 H: 0 R: 0 ER: 0 SO: 0 BB: 0 IBB: 0 HBP: 0 BLK: 0 WP: 0 HR: 0 S: 4 P: 6 ERA: 0.00 WHIP: 0.000	IP: 1.0 WLS: 0 BF: 4 H: 0 R: 0 ER: 0 SO: 0 BB: 0 IBB: 0 HBP: 0 BLK: 0 WP: 0 HR: 0 S: 4 P: 6 ERA: 0.00 WHIP: 0.000	AB: 33 R: 5 H: 9 RBI: 5 BB: 4 SO: 7 LOB: 19

Milwaukee Brewers @ New York Mets  
Citi Field, Flushing, NY  
Sun May 17 2015, 1:12 PM - 4:00 PM EDT  
Att: 32,422 - Partly Cloudy - 79 F

AB 33  
R 5  
H 9  
RBI 5  
BB 4  
SO 7  
LOB 19









Batter	1	2	3	4	5	6	7	8	9	AB	R	H	RBI	BB	SO	LOB	TOP							
8 Peter Bourjos, R OBP: 0.391, SLG: 0.462										5	2	2	1	0	0	2								
15 Randal Grichuk, R OBP: 0.296, SLG: 0.615										5	1	3	3	0	0	1								
7 Matt Holliday, R OBP: 0.435, SLG: 0.454										2	0	0	1	1	0	1								
32 Matt Adams, L OBP: 0.272, SLG: 0.353										1	0	0	0	0	0	0								
27 Jhonny Peralta, R OBP: 0.372, SLG: 0.497										4	1	2	1	0	0	3								
4 Yadier Molina, R OBP: 0.347, SLG: 0.361										4	1	1	0	0	0	3								
36 Randy Choate, L										0	0	0	0	1	0	0								
64 Sam Tuivailala, R										0	0	0	0	0	0	0								
12 Mark Reynolds, R OBP: 0.337, SLG: 0.442										5	2	3	1	0	1	2								
16 Kolten Wong, L OBP: 0.350, SLG: 0.469										5	2	1	2	0	0	3								
38 Pete Kozma, R OBP: 0.184, SLG: 0.139										4	0	1	0	0	1	2								
52 Michael Wacha, R OBP: 0.250, SLG: 0.267										2	1	1	1	0	1	0								
48 Tony Cruz, R OBP: 0.296, SLG: 0.320										1	0	1	0	0	0	0								
<b>Inning Stats</b>	R: 1 E: 0 K: 0 S: 17	H: 2 LOB: 1 BB: 1 P: 25	R: 1 E: 0 K: 0 S: 14	H: 2 LOB: 1 BB: 0 P: 19	R: 1 E: 0 K: 0 S: 6	H: 2 LOB: 0 BB: 0 P: 10	R: 1 E: 0 K: 1 S: 8	H: 1 LOB: 0 BB: 0 P: 14	R: 0 E: 0 K: 0 S: 5	H: 0 LOB: 0 BB: 0 P: 5	R: 6 E: 0 K: 1 S: 25	H: 7 LOB: 1 BB: 0 P: 38	R: 0 E: 0 K: 1 S: 6	H: 0 LOB: 0 BB: 0 P: 9	R: 0 E: 0 K: 0 S: 9	H: 1 LOB: 1 BB: 0 P: 12	R: 0 E: 0 K: 0 S: 7	H: 0 LOB: 2 BB: 1 P: 16	1B: 10 2B: 3 HR: 1	SF: 1 SAC: 1 HBP: 1	WP: 0 PB: 0 SB: 0 CS: 0	PA: 43		
<b>PITCHER</b>	IP WLS BF H R ER SO BB IBB HBP BLK WP HR S P ERA WHIP	IP WLS BF H R ER SO BB IBB HBP BLK WP HR S P ERA WHIP	IP WLS BF H R ER SO BB IBB HBP BLK WP HR S P ERA WHIP	IP WLS BF H R ER SO BB IBB HBP BLK WP HR S P ERA WHIP	IP WLS BF H R ER SO BB IBB HBP BLK WP HR S P ERA WHIP	IP WLS BF H R ER SO BB IBB HBP BLK WP HR S P ERA WHIP	IP WLS BF H R ER SO BB IBB HBP BLK WP HR S P ERA WHIP	IP WLS BF H R ER SO BB IBB HBP BLK WP HR S P ERA WHIP	IP WLS BF H R ER SO BB IBB HBP BLK WP HR S P ERA WHIP	IP WLS BF H R ER SO BB IBB HBP BLK WP HR S P ERA WHIP	IP WLS BF H R ER SO BB IBB HBP BLK WP HR S P ERA WHIP	IP WLS BF H R ER SO BB IBB HBP BLK WP HR S P ERA WHIP	IP WLS BF H R ER SO BB IBB HBP BLK WP HR S P ERA WHIP	IP WLS BF H R ER SO BB IBB HBP BLK WP HR S P ERA WHIP	IP WLS BF H R ER SO BB IBB HBP BLK WP HR S P ERA WHIP	IP WLS BF H R ER SO BB IBB HBP BLK WP HR S P ERA WHIP	IP WLS BF H R ER SO BB IBB HBP BLK WP HR S P ERA WHIP	IP WLS BF H R ER SO BB IBB HBP BLK WP HR S P ERA WHIP	IP WLS BF H R ER SO BB IBB HBP BLK WP HR S P ERA WHIP	IP WLS BF H R ER SO BB IBB HBP BLK WP HR S P ERA WHIP	IP WLS BF H R ER SO BB IBB HBP BLK WP HR S P ERA WHIP	IP WLS BF H R ER SO BB IBB HBP BLK WP HR S P ERA WHIP	IP WLS BF H R ER SO BB IBB HBP BLK WP HR S P ERA WHIP	IP WLS BF H R ER SO BB IBB HBP BLK WP HR S P ERA WHIP

St. Louis Cardinals @ New York Mets  
Citi Field, Flushing, NY  
Tue May 19 2015, 7:11 PM - 9:54 PM EDT  
Att: 21,157 - Partly Cloudy - 72 F

AB 38  
R 10  
H 15  
RBI 10  
BB 2  
SO 3  
LOB 17



Batter	1	2	3	4	5	6	7	8	9	AB	R	H	RBI	BB	SO	LOB	BOTTOM							
3 Curtis Granderson, L OBP: 0.350, SLG: 0.403										4	0	0	0	0	1	1								
29 Eric Campbell, R OBP: 0.333, SLG: 0.343										4	0	0	0	0	0	1								
21 Lucas Duda, L OBP: 0.386, SLG: 0.451										2	0	0	0	1	1									
23 Michael Cuddyer, R OBP: 0.301, SLG: 0.355										3	1	1	0	1	0	1								
28 Daniel Murphy, L OBP: 0.301, SLG: 0.378										4	1	1	2	0	0	2								
4 Wilmer Flores, R OBP: 0.289, SLG: 0.438										4	0	1	0	0	0	0								
20 Anthony Recker, R OBP: 0.355, SLG: 0.440										4	0	0	0	0	0	1								
49 Jonathon Niese, L OBP: 0.230, SLG: 0.188										2	0	0	0	0	1	0								
62 Erik Coeddel, R ERA: 3.12										0	0	0	0	0	0	0								
1 Darrell Ceciliani, L OBP: 0.500, SLG: 0.500										2	0	1	0	0	1	1								
12 Juan Lagares, R OBP: 0.292, SLG: 0.324										3	0	1	0	0	2	1								
36 Sean Gilmartin, L										0	0	0	0	0	0	0								
51 Jack Leathersich, R										0	0	0	0	0	0	0								
<b>Inning Stats</b>	R: 0 E: 0 K: 0 S: 15	H: 1 LOB: 2 BB: 1 P: 23	R: 0 E: 0 K: 1 S: 8	H: 0 LOB: 0 BB: 0 P: 15	R: 0 E: 0 K: 0 S: 9	H: 1 LOB: 1 BB: 0 P: 12	R: 2 E: 0 K: 0 S: 12	H: 1 LOB: 0 BB: 1 P: 20	R: 0 E: 0 K: 2 S: 7	H: 0 LOB: 0 BB: 0 P: 7	R: 0 E: 0 K: 1 S: 11	H: 0 LOB: 0 BB: 0 P: 13	R: 0 E: 0 K: 1 S: 9	H: 1 LOB: 1 BB: 0 P: 14	R: 0 E: 0 K: 0 S: 8	H: 0 LOB: 1 BB: 0 P: 14	R: 0 E: 0 K: 1 S: 10	H: 1 LOB: 1 BB: 0 P: 14	1B: 3 2B: 1 3B: 0 HR: 1	SF: 0 SAC: 0 DP: 0 HBP: 1	WP: 0 PB: 0 SB: 0 CS: 0	PA: 35		
<b>PITCHER</b>	IP WLS BF H R ER SO BB IBB HBP BLK WP HR S P ERA WHIP	IP WLS BF H R ER SO BB IBB HBP BLK WP HR S P ERA WHIP	IP WLS BF H R ER SO BB IBB HBP BLK WP HR S P ERA WHIP	IP WLS BF H R ER SO BB IBB HBP BLK WP HR S P ERA WHIP	IP WLS BF H R ER SO BB IBB HBP BLK WP HR S P ERA WHIP	IP WLS BF H R ER SO BB IBB HBP BLK WP HR S P ERA WHIP	IP WLS BF H R ER SO BB IBB HBP BLK WP HR S P ERA WHIP	IP WLS BF H R ER SO BB IBB HBP BLK WP HR S P ERA WHIP	IP WLS BF H R ER SO BB IBB HBP BLK WP HR S P ERA WHIP	IP WLS BF H R ER SO BB IBB HBP BLK WP HR S P ERA WHIP	IP WLS BF H R ER SO BB IBB HBP BLK WP HR S P ERA WHIP	IP WLS BF H R ER SO BB IBB HBP BLK WP HR S P ERA WHIP	IP WLS BF H R ER SO BB IBB HBP BLK WP HR S P ERA WHIP	IP WLS BF H R ER SO BB IBB HBP BLK WP HR S P ERA WHIP	IP WLS BF H R ER SO BB IBB HBP BLK WP HR S P ERA WHIP	IP WLS BF H R ER SO BB IBB HBP BLK WP HR S P ERA WHIP	IP WLS BF H R ER SO BB IBB HBP BLK WP HR S P ERA WHIP	IP WLS BF H R ER SO BB IBB HBP BLK WP HR S P ERA WHIP	IP WLS BF H R ER SO BB IBB HBP BLK WP HR S P ERA WHIP	IP WLS BF H R ER SO BB IBB HBP BLK WP HR S P ERA WHIP	IP WLS BF H R ER SO BB IBB HBP BLK WP HR S P ERA WHIP	IP WLS BF H R ER SO BB IBB HBP BLK WP HR S P ERA WHIP	IP WLS BF H R ER SO BB IBB HBP BLK WP HR S P ERA WHIP	IP WLS BF H R ER SO BB IBB HBP BLK WP HR S P ERA WHIP

St. Louis Cardinals @ New York Mets  
Citi Field, Flushing, NY  
Tue May 19 2015, 7:11 PM - 9:54 PM EDT  
Att: 21,157 - Partly Cloudy - 72 F

AB 32  
R 2  
H 5  
RBI 2  
BB 2  
SO 6  
LOB 9





Batter	1	2	3	4	5	6	7	8	9	AB	R	H	RBI	BB	SO	LOB	TOP						
16 Kolten Wong, L OBP: 0.358, SLG: 0.473										5	2	3	2	0	1	1							
13 Matt Carpenter, L OBP: 0.377, SLG: 0.583										4	1	1	0	1	1	2							
7 Matt Holiday, R OBP: 0.369, SLG: 0.463										4	1	3	1	0	0	1							
8 Peter Bourjos, R OBP: 0.347, SLG: 0.455										1	0	0	0	0	0	0							
32 Matt Adams, L OBP: 0.277, SLG: 0.379										5	1	2	3	0	2	4							
27 Jhonny Peralta, R OBP: 0.369, SLG: 0.497										4	0	1	1	0	1	2							
38 Pete Kozma, R OBP: 0.179, SLG: 0.135										1	0	0	0	0	0	1							
4 Yadier Molina, R OBP: 0.345, SLG: 0.353										3	0	0	0	1	0	4							
48 Tony Cruz, R OBP: 0.286, SLG: 0.308										1	0	0	0	0	0	0							
22 Jason Heyward, L OBP: 0.306, SLG: 0.396										4	2	2	1	1	1	1							
15 Randal Grichuk, R OBP: 0.313, SLG: 0.677										5	2	2	1	0	0	1							
18 Carlos Martinez, R OBP: 0.063, SLG: 0.063										3	0	0	0	0	3	2							
36 Randy Choate, L ERA: 2.13										0	0	0	0	0	0	0							
63 Miguel Socolovich, R ERA: 3.44										1	0	0	0	0	0	1							
<b>Inning Stats</b>	R: 1 H: 3 E: 0 K: 1 S: 13	H: 3 LOB: 2 BB: 0 P: 17	R: 0 H: 1 E: 0 K: 1 S: 11	H: 1 LOB: 1 BB: 0 P: 14	R: 0 H: 2 E: 0 K: 0 S: 10	H: 2 LOB: 0 BB: 0 P: 15	R: 6 H: 4 E: 1 K: 1 S: 19	H: 4 LOB: 0 BB: 1 P: 31	R: 2 H: 2 E: 0 K: 2 S: 12	H: 2 LOB: 1 BB: 1 P: 16	R: 0 H: 0 E: 0 K: 2 S: 13	H: 0 LOB: 1 BB: 1 P: 23	R: 0 H: 0 E: 0 K: 2 S: 10	H: 0 LOB: 0 BB: 0 P: 12	R: 0 H: 1 E: 0 K: 0 S: 10	H: 1 LOB: 1 BB: 0 P: 8	R: 0 H: 1 E: 0 K: 0 S: 6	H: 1 LOB: 1 BB: 0 P: 8	1B: 9 2B: 2 3B: 1 HR: 2	SF: 0 SAC: 1 DP: 0 HBP: 0	WP: 0 PB: 0 SB: 0 CS: 0	PA: 45	
<b>PITCHER</b>	IP WLS BF H R ER SO BB IBB HBP BLK WP HR S P ERA WHIP	4.1 L 27 11 9 8 4 2 0 0 0 0 2 58 86 16.61 3.000	1.2 7 1 0 0 3 1 0 0 0 0 0 20 30 0.00 1.200	2.0 7 1 0 0 2 0 0 0 0 0 0 20 27 0.00 0.500	1.0 4 1 0 0 0 0 0 0 0 0 0 6 8 0.00 1.000																		
40 Bartolo Colon, R ERA: 4.85																							
51 Jack Leathersich, L ERA: 2.13																							
36 Sean Gilmartin, L ERA: 2.13																							
52 Carlos Torres, R ERA: 3.44																							
<b>Batter</b>	<b>1</b>	<b>2</b>	<b>3</b>	<b>4</b>	<b>5</b>	<b>6</b>	<b>7</b>	<b>8</b>	<b>9</b>	<b>AB</b>	<b>R</b>	<b>H</b>	<b>RBI</b>	<b>BB</b>	<b>SO</b>	<b>LOB</b>	<b>BOTTOM</b>						
3 Curtis Granderson, L OBP: 0.347, SLG: 0.399										4	0	1	0	0	1	0							
29 Eric Campbell, R OBP: 0.318, SLG: 0.324										4	0	0	0	0	2	2							
21 Lucas Duda, L OBP: 0.388, SLG: 0.452																							



Batter	1	2	3	4	5	6	7	8	9	AB	R	H	RBI	BB	SO	LOB	TOP										
16 Kolten Wong, L (1,4) OBP: 0.355, SLG: 0.467										4	0	1	0	0	2	0											
13 Matt Carpenter, L (1,5) OBP: 0.373, SLG: 0.574										4	0	1	0	0	2	1											
27 Jhonny Peralta, R (1,6) OBP: 0.363, SLG: 0.487										3	0	0	0	0	2	1											
32 Matt Adams, L (1,3) OBP: 0.271, SLG: 0.370										3	0	0	0	0	2	1											
15 Randal Grichuk, R (1,8) OBP: 0.286, SLG: 0.618										3	0	0	0	0	2	0											
22 Jason Heyward, L (1,9) OBP: 0.300, SLG: 0.388										3	0	0	0	0	1	0											
12 Mark Reynolds, R (1,7) OBP: 0.327, SLG: 0.427										3	0	0	0	0	0	0											
48 Tony Cruz, R (1,2) OBP: 0.258, SLG: 0.276										3	0	0	0	0	0	0											
54 Jaime Garcia, L (1,1)										2	0	0	0	0	1	0											
40 Mitch Harris, R (8,1)										0	0	0	0	0	0	0											
36 Randy Choate, L (8,1)										0	0	0	0	0	0	0											
43 Seth Maness, R (8,1)										0	0	0	0	0	0	0											
8 Peter Bourjos, R (9,PH)										1	0	0	0	0	1	0											
<b>Inning Stats</b>	R: 0 E: 0 K: 3 S: 14	H: 1 LOB: 1 BB: 0 P: 20	R: 0 E: 0 K: 2 S: 15	H: 0 LOB: 0 BB: 0 P: 20	R: 0 E: 0 K: 1 S: 8	H: 0 LOB: 0 BB: 0 P: 9	R: 0 E: 0 K: 1 S: 14	H: 0 LOB: 0 BB: 0 P: 18	R: 0 E: 0 K: 1 S: 8	H: 0 LOB: 0 BB: 0 P: 11	R: 0 E: 0 K: 1 S: 6	H: 0 LOB: 0 BB: 0 P: 9	R: 0 E: 0 K: 2 S: 10	H: 0 LOB: 0 BB: 0 P: 12	R: 0 E: 0 K: 0 S: 4	H: 0 LOB: 0 BB: 0 P: 5	R: 0 E: 0 K: 2 S: 11	H: 1 LOB: 1 BB: 0 P: 17	1B: 2 2B: 0 3B: 0 HR: 0	SF: 0 SAC: 0 DP: 0 HBP: 0	WP: 0 PB: 0 SB: 0 CS: 0	PA: 29					
<b>PITCHER</b>	IP	WLS	BF	H	R	ER	SO	BB	IBB	HBP	BLK	WP	HR	S	P	ERA	WHIP										
48 Jacob deGrom, R (1,1) ERA: 2.75	8.0	W	25	1	0	0	11	0	0	0	0	0	0	79	104	0.00	0.125										
27 Jeury Familia, R (9,1) ERA: 1.77	1.0		4	1	0	0	2	0	0	0	0	0	0	11	17	0.00	1.000										

St. Louis Cardinals @ New York Mets  
Citi Field, Flushing, NY  
Thu May 21 2015, 1:11 PM - 3:36 PM EDT  
Att: 32,783 - Cloudy - 63 F

AB 29  
R 0  
H 2  
RBI 0  
BB 0  
SO 13  
LOB 3



Batter	1	2	3	4	5	6	7	8	9	AB	R	H	RBI	BB	SO	LOB	BOTTOM										
12 Juan Lagares, R (1,8) OBP: 0.304, SLG: 0.322										2	1	0	0	2	0	2											
4 Wilmer Flores, R (1,6) OBP: 0.279, SLG: 0.419										4	1	1	0	0	0	1											
21 Lucas Duda, L (1,3) OBP: 0.397, SLG: 0.497										3	3	2	4	1	1	0											
23 Michael Cuddyer, R (1,7) OBP: 0.319, SLG: 0.363										3	0	3	0	1	0	0											
27 Jeury Familia, R (9,1) ERA: 1.77										0	0	0	0	0	0	0											
28 Daniel Murphy, L (1,4) OBP: 0.299, SLG: 0.371										4	0	2	0	0	1	2											
44 John Mayberry Jr., R (1,9) OBP: 0.227, SLG: 0.275										3	0	1	1	1	1	1											
29 Eric Campbell, R (1,5) OBP: 0.315, SLG: 0.311										3	0	0	0	1	1	6											
22 Kevin Plawecki, R (1,2) OBP: 0.244, SLG: 0.329										4	0	0	0	0	1	4											
48 Jacob deGrom, L (1,1) OBP: 0.278, SLG: 0.278										1	0	0	0	0	0	0											
3 Curtis Granderson, L (8,PH) OBP: 0.351, SLG: 0.359										0	0	0	0	1	0	0											
<b>Inning Stats</b>	R: 0 E: 0 K: 1 S: 10	H: 0 LOB: 0 BB: 1 P: 19	R: 0 E: 0 K: 1 S: 7	H: 0 LOB: 0 BB: 1 P: 13	R: 0 E: 0 K: 0 S: 8	H: 0 LOB: 1 BB: 1 P: 15	R: 1 E: 0 K: 0 S: 14	H: 3 LOB: 2 BB: 1 P: 22	R: 0 E: 0 K: 0 S: 6	H: 0 LOB: 0 BB: 1 P: 10	R: 1 E: 0 K: 0 S: 6	H: 2 LOB: 0 BB: 0 P: 9	R: 0 E: 0 K: 1 S: 9	H: 0 LOB: 0 BB: 0 P: 14	R: 3 E: 0 K: 2 S: 19	H: 4 LOB: 3 BB: 2 P: 36	1B: 7 2B: 1 3B: 0 HR: 2	SF: 0 SAC: 1 DP: 4 HBP: 0	WP: 0 PB: 0 SB: 0 CS: 1	PA: 36							
<b>PITCHER</b>	IP	WLS	BF	H	R	ER	SO	BB	IBB	HBP	BLK	WP	HR	S	P	ERA	WHIP										
54 Jaime Garcia, L (1,1) ERA: 2.57	7.0	L	26	5	2	2	3	5	0	0	0	0	0	1	60	2.57	1.429										
40 Mitch Harris, R (8,1) ERA: 5.09	0.1		3	1	2	2	0	1	0	0	0	0	0	5	12	54.00	6.000										
36 Randy Choate, L (8,1) ERA: 3.86	0.0		1	1	1	1	0	0	0	0	0	0	1	1	1	∞	∞										
43 Seth Maness, R (8,1) ERA: 4.5	0.2		5	2	0	0	2	1	0	0	0	0	0	13	23	0.00	4.500										

St. Louis Cardinals @ New York Mets  
Citi Field, Flushing, NY  
Thu May 21 2015, 1:11 PM - 3:36 PM EDT  
Att: 32,783 - Cloudy - 63 F

AB 27  
R 5  
H 9  
RBI 5  
BB 7  
SO 5  
LOB 16





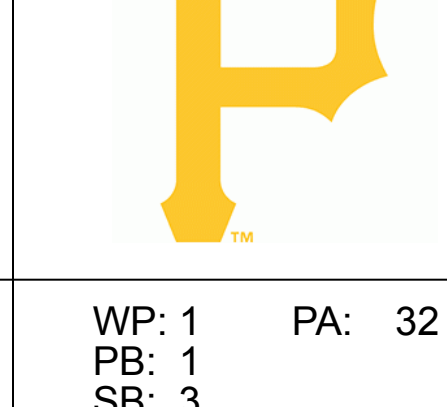
Batter	1	2	3	4	5	6	7	8	9	AB	R	H	RBI	BB	SO	LOB	TOP				
3 Curtis Granderson, L OBP: 0.349, SLG: 0.395										4	0	1	0	0	2	2	<b>New York Mets @ Pittsburgh Pirates</b> PNC Park, Pittsburgh, PA Fri May 22 2015, 7:08 PM - 9:30 PM EDT Att: 33,337 - Clear - 64 F				
29 Eric Campbell, R OBP: 0.323, SLG: 0.303										2	0	0	0	1	1						
21 Lucas Duda, L OBP: 0.388, SLG: 0.484										4	0	0	0	0	3						
23 Michael Cuddyer, R OBP: 0.311, SLG: 0.353										4	0	0	0	0	1	2					
28 Daniel Murphy, L OBP: 0.299, SLG: 0.370										3	0	1	0	0	1	0					
4 Wilmer Flores, R OBP: 0.281, SLG: 0.417										3	0	1	0	0	0	1					
12 Juan Lagares, R OBP: 0.305, SLG: 0.323										3	1	1	0	0	0	1					
22 Kevin Plawecki, R OBP: 0.247, SLG: 0.329										3	0	1	0	0	1	1					
34 Noah Syndergaard, L OBP: 0.167, SLG: 0.167										1	0	1	0	0	0	0					
62 Erik Goeddel, R OBP: 0.500, SLG: 0.333										0	0	0	0	0	0	0					
1 Darrell Ceciliani, L OBP: 0.500, SLG: 0.333										1	0	0	0	0	0	0					
<b>Inning Stats</b>	R: 0 H: 0 E: 0 K: 2 S: 10	H: 0 LOB: 1 BB: 0 P: 12	R: 0 H: 1 E: 0 K: 0 S: 5	H: 1 LOB: 0 BB: 0 P: 9	R: 1 H: 1 E: 1 K: 1 S: 13	H: 1 LOB: 1 BB: 0 P: 16	R: 0 H: 0 E: 0 K: 1 S: 8	H: 0 LOB: 0 BB: 0 P: 10	R: 0 H: 1 E: 0 K: 1 S: 6	H: 1 LOB: 0 BB: 0 P: 11	R: 0 H: 0 E: 0 K: 3 S: 10	H: 0 LOB: 0 BB: 0 P: 14	R: 0 H: 1 E: 0 K: 1 S: 7	H: 1 LOB: 2 BB: 0 P: 9	R: 0 H: 1 E: 0 K: 1 S: 10	H: 1 LOB: 2 BB: 0 P: 19	1B: 6 2B: 1 3B: 0 HR: 0	SF: 0 SAC: 1 DP: 4 HBP: 1	WP: 1 PB: 0 SB: 0 CS: 2	PA: 32	
<b>PITCHER</b>	IP WLS BF H R ER SO BB IBB HBP BLK WP HR S P ERA WHIP	8.1 W 29 6 1 0 10 1 0 1 0 1 0 75 111 0.00 0.840	0.2 S 2 0 0 0 0 0 0 0 0 0 0 2 3 0.00 0.000																		

AB	28
R	1
H	6
RBI	0
BB	1
SO	10
LOB	11



Batter	1	2	3	4	5	6	7	8	9	AB	R	H	RBI	BB	SO	LOB	BOTTOM				
5 Josh Harrison, R OBP: 0.288, SLG: 0.403										4	0	1	0	0	2	0	<b>New York Mets @ Pittsburgh Pirates</b> PNC Park, Pittsburgh, PA Fri May 22 2015, 7:08 PM - 9:30 PM EDT Att: 33,337 - Clear - 64 F				
18 Neil Walker, S OBP: 0.325, SLG: 0.380										4	0	0	0	0	1	2					
22 Andrew McCutchen, R OBP: 0.337, SLG: 0.404										3	1	1	0	0	1	0					
6 Starling Marte, R OBP: 0.337, SLG: 0.517										4	0	0	0	0	1	2					
27 Jung Ho Kang, R OBP: 0.372, SLG: 0.440										4	1	1	1	0	1	1					
24 Pedro Alvarez, L OBP: 0.317, SLG: 0.440										2	1	1	1	0	0	0					
3 Sean Rodriguez, R OBP: 0.306, SLG: 0.438										0	0	0	0	0	0	0					
25 Gregory Polanco, L OBP: 0.291, SLG: 0.319										3	1	0	0	0	0	0					
19 Chris Stewart, R OBP: 0.277, SLG: 0.333										3	0	2	1	0	0	0					
45 Gerrit Cole, R OBP: 0.238, SLG: 0.200										3	0	0	0	0	1	2					
35 Mark Melancon, R ERA: 1.13										0	0	0	0	0	0	0					
<b>Inning Stats</b>	R: 0 H: 0 E: 0 K: 3 S: 9	H: 0 LOB: 0 BB: 0 P: 14	R: 2 H: 2 E: 1 K: 1 S: 16	H: 2 LOB: 1 BB: 0 P: 25	R: 0 H: 0 E: 0 K: 0 S: 7	H: 0 LOB: 0 BB: 0 P: 9	R: 0 H: 0 E: 0 K: 0 S: 9	H: 0 LOB: 0 BB: 0 P: 13	R: 0 H: 2 E: 0 K: 1 S: 14	H: 2 LOB: 2 BB: 0 P: 21	R: 2 H: 2 E: 1 K: 0 S: 12	H: 2 LOB: 0 BB: 0 P: 17	R: 0 H: 0 E: 0 K: 1 S: 8	H: 0 LOB: 0 BB: 0 P: 10	R: 0 H: 0 E: 0 K: 1 S: 11	H: 0 LOB: 1 BB: 0 P: 19	1B: 3 2B: 3 3B: 0 HR: 0	SF: 1 SAC: 0 DP: 0 HBP: 1	WP: 1 PB: 1 SB: 3 CS: 0	PA: 32	
<b>PITCHER</b>	IP WLS BF H R ER SO BB IBB HBP BLK WP HR S P ERA WHIP	6.0 L 25 4 0 0 2 0 0 0 0 0 0 19 29 0.00 1.000	2.0 7 0 0 0 2 0 0 0 1 0 0 0 19 29 0.00 0.000																		

AB	30
R	4
H	6
RBI	3
BB	0
SO	7
LOB	7





Batter	1	2	3	4	5	6	7	8	9	AB	R	H	RBI	BB	SO	LOB	TOP					
3 Curtis Granderson, L OBP: 0.347, SLG: 0.387	K2-3		K			HBP		K		3	0	0	0	0	3	0	<b>New York Mets @ Pittsburgh Pirates</b> PNC Park, Pittsburgh, PA Sat May 23 2015, 4:09 PM - 6:47 PM EDT Att: 39,385 - Sunny - 73 F					
12 Juan Lagares, R OBP: 0.304, SLG: 0.321	G5-3			1B		L9		G3		4	1	1	0	0	0	1						
21 Lucas Duda, L OBP: 0.385, SLG: 0.478	K			1B		K		P6		4	0	1	0	0	2	1						
28 Daniel Murphy, L OBP: 0.310, SLG: 0.380		1B		FC3-6		1B		1B		4	0	3	1	0	0	1						
4 Wilmer Flores, R OBP: 0.282, SLG: 0.415	G5-3			1B		G1-3				3	0	1	0	0	0	3						
51 Jack Leathersich, R										0	0	0	0	0	0	0						
47 Hansel Robles, R										0	0	0	0	0	0	0						
54 Alex Torres, L										0	0	0	0	0	0	0						
19 Johnny Monell, L OBP: 0.153, SLG: 0.133										1	0	0	0	0	0	1						
29 Eric Campbell, R OBP: 0.309, SLG: 0.288	G5-3			G4-6-3		K		F8		4	0	0	0	0	1	4						
1 Darrell Ceciliani, L OBP: 0.250, SLG: 0.143	K					F8		K		4	0	0	0	0	3	2						
22 Kevin Plawecki, R OBP: 0.238, SLG: 0.316			K			K		G6-3		3	0	0	0	0	2	0						
33 Matt Harvey, R OBP: 0.059, SLG: 0.059										1	0	0	0	0	0	0						
44 John Mayberry Jr., R OBP: 0.222, SLG: 0.289			G6-3			K				1	0	0	0	0	1	0						
52 Carlos Torres, R										0	0	0	0	0	0	0						
11 Rubén Tejada, R OBP: 0.313, SLG: 0.357								HR		1	1	1	1	0	0	0						
<b>Inning Stats</b>	R: 0 H: 0 E: 0 K: 2 S: 8	H: 0 LOB: 0 BB: 0 P: 11	R: 0 H: 1 E: 0 K: 1 S: 8	H: 1 LOB: 1 BB: 0 P: 11	R: 0 H: 0 E: 0 K: 2 S: 10	H: 0 LOB: 0 BB: 0 P: 16	R: 1 H: 3 E: 0 K: 0 S: 9	H: 3 LOB: 1 BB: 0 P: 18	R: 0 H: 0 E: 0 K: 1 S: 7	H: 0 LOB: 0 BB: 0 P: 11	R: 0 H: 1 E: 0 K: 1 S: 10	H: 1 LOB: 2 BB: 0 P: 17	R: 0 H: 0 E: 0 K: 2 S: 8	H: 0 LOB: 0 BB: 0 P: 12	R: 1 H: 1 E: 0 K: 1 S: 10	H: 1 LOB: 0 BB: 0 P: 15	R: 0 H: 1 E: 0 K: 1 S: 10	H: 1 LOB: 1 BB: 0 P: 20	1B: 6 2B: 0 3B: 0 HR: 1	SF: 0 SAC: 0 DP: 1 HBP: 1	WP: 0 PB: 0 SB: 0 CS: 0	PA: 34
<b>PITCHER</b>	IP WLS BF H R ER SO BB IBB HBP BLK WP HR S P ERA WHIP																					
34 A.J. Burnett, R ERA: 1.37	7.0 W 26 5 1 1 10 0 0 1 0 0 0 60 96 1.29 0.714																					
59 Antonio Bastardo, L ERA: 5.56	1.0 4 1 1 1 1 0 0 0 0 0 0 1 10 15 9.00 1.000																					
58 Radhames Liz, R ERA: 3.63	1.0 4 1 0 0 1 0 0 0 0 0 0 0 10 20 0.00 1.000																					

Batter	1	2	3	4	5	6	7	8	9	AB	R	H	RBI	BB	SO	LOB	BOTTOM			
5 Josh Harrison, R OBP: 0.294, SLG: 0.412	1B		G5-3	2B		FC4				4	1	2	2	0	2		<b>New York Mets @ Pittsburgh Pirates</b> PNC Park, Pittsburgh, PA Sat May 23 2015, 4:09 PM - 6:47 PM EDT Att: 39,385 - Sunny - 73 F			
18 Neil Walker, S OBP: 0.318, SLG: 0.370	K		F8	K2-3		F7				4	0	0	0	0	2	2				
10 Jordy Mercer, R OBP: 0.225, SLG: 0.198										0	0	0	0	0	0	0				
22 Andrew McCutchen, R OBP: 0.347, SLG: 0.440	HR		F9			2B				4	1	3	2	0	0	0				
3 Sean Rodriguez, R OBP: 0.306, SLG: 0.438										0	1	0	0	0	0	0				
6 Starling Marte, R OBP: 0.329, SLG: 0.503	F8			B2-3		E5				4	0	0	0	0	0	1				
27 Jung Ho Kang, R OBP: 0.367, SLG: 0.432	G5-3					P3				4	1	1	0	0	0	1				
24 Pedro Alvarez, L OBP: 0.322, SLG: 0.473	HR			2B		G6-3		P5		4	2	2	2	0	0	1				
25 Gregory Polanco, L OBP: 0.290, SLG: 0.313	K			2B		K		G4-3		3	1	0	0	1	2	0				
29 Francisco Cervelli, R OBP: 0.353, SLG: 0.352	G5-3			BB				G6-3		3	1	1	0	1	0	0				
34 A.J. Burnett, R ERA: 2.91				BB				G4-3		2	0	1	1	0	1	0				
59 Antonio Bastardo, R				BB						0	0	0	0	0	0	0				
31 Jose Tabata, R OBP: 0.687, SLG: 0.687				BB						1	0	0	0	0	0	0				
58 Radhames Liz, R				BB						0	0	0	0	0	0	0				
<b>Inning Stats</b>	R: 2 H: 2 E: 0 K: 1 S: 11	H: 2 LOB: 0 BB: 0 P: 16	R: 1 H: 1 E: 0 K: 2 S: 9	H: 1 LOB: 0 BB: 0 P: 9	R: 0 H: 0 E: 0 K: 0 S: 6	H: 0 LOB: 0 BB: 0 P: 7	R: 4 H: 3 E: 0 K: 1 S: 20	H: 3 LOB: 1 BB: 2 P: 33	R: 0 H: 1 E: 0 K: 0 S: 7	H: 1 LOB: 0 BB: 0 P: 11	R: 0 H: 2 E: 0 K: 1 S: 16	H: 2 LOB: 2 BB: 0 P: 21	R: 1 H: 1 E: 1 K: 0 S: 15	H: 1 LOB: 1 BB: 0 P: 22	R: 0 H: 0 E: 0 K: 0 S: 7	H: 0 LOB: 0 BB: 0 P: 10	1B: 5 2B: 3 3B: 0 HR: 2	SF: 1 SAC: 0 DP: 0 HBP: 0	WP: 2 PB: 0 SB: 1 CS: 0	PA: 36
<b>PITCHER</b>	IP WLS BF H R ER SO BB IBB HBP BLK WP HR S P ERA WHIP																			
33 Matt Harvey, R	4.0 L 20 6 7 7 4 2 0 0 0 0 0 0 7 11 0.00 1.000																			
52 Carlos Torres, R ERA: 3.26	1.0 3 1 0 0 0 0 0 0 0 0 0 0 7 11 0.00 1.000																			
51 Jack Leathersich, L	1.0 5 2 0 0 1 0 0 0 0 0 0 0 16 21 0.00 2.000																			
47 Hansel Robles, R	1.0 5 1 1 0 0 0 0 0 0 0 0 0 15 22 0.00 1.000																			
54 Alex Torres, L ERA: 3.12	1.0 3 0 0 0 0 0 0 0 0 0 0 0 7 10 0.00 0.000																			

AB 33  
R 2  
H 7  
RBI 2  
BB 0  
SO 12  
LOB 13



AB 33  
R 8  
H 10  
RBI 7  
BB 2  
SO 5  
LOB 7





Batter	1	2	3	4	5	6	7	8	9	AB	R	H	RBI	BB	SO	LOB	TOP				
3 Curtis Granderson, L (1.9) OBP: 0.339, SLG: 0.377										4	0	0	0	0	2	2	<b>New York Mets @ Pittsburgh Pirates</b> PNC Park, Pittsburgh, PA Sun May 24 2015, 1:38 PM - 4:23 PM EDT Att: 37,784 - Sunny - 77 F				
4 Wilmer Flores, R (1.6) OBP: 0.286, SLG: 0.417										4	0	2	1	0	0	0					
23 Michael Cuddyer, R (1.3) OBP: 0.310, SLG: 0.351										4	0	1	0	0	2	2					
28 Daniel Murphy, L (1.4) OBP: 0.316, SLG: 0.381										2	0	1	0	1	1	2					
29 Eric Campbell, R (8.5) OBP: 0.306, SLG: 0.294										1	0	0	0	0	1	0					
44 John Mayberry Jr., R (1.7) OBP: 0.224, SLG: 0.289										4	0	1	0	0	1	3					
20 Anthony Recker, R (1.2) OBP: 0.314, SLG: 0.379										4	0	0	0	0	3	2					
1 Darrell Ceciliani, L (1.8) OBP: 0.250, SLG: 0.162										4	0	1	0	0	2	2					
11 Rubén Tejada, R (1.5) OBP: 0.308, SLG: 0.333										3	1	0	0	1	1	3					
49 Jonathon Niese, L (1.1) OBP: 0.263, SLG: 0.222										2	0	1	0	0	0	1					
62 Erik Goeddel, R (5.1)										0	0	0	0	0	0	0					
19 Johnny Monell, L (7.7) OBP: 0.118, SLG: 0.125										1	0	0	0	0	0	0					
36 Sean Gilmartin, L (7.1)										0	0	0	0	0	0	0					
22 Kevin Plawewski, R (9.7) OBP: 0.235, SLG: 0.313										1	0	0	0	0	1	1					
<b>Inning Stats</b>	R: 0 E: 0 K: 2 S: 11	H: 0 LOB: 0 BB: 0 P: 17	R: 0 E: 0 K: 3 S: 16	H: 2 LOB: 2 BB: 0 P: 23	R: 0 E: 0 K: 2 S: 12	H: 2 LOB: 2 BB: 0 P: 18	R: 0 E: 0 K: 2 S: 8	H: 0 LOB: 0 BB: 0 P: 11	R: 1 E: 0 K: 2 S: 14	H: 2 LOB: 3 BB: 2 P: 25	R: 0 E: 0 K: 1 S: 11	H: 0 LOB: 0 BB: 0 P: 18	R: 0 E: 0 K: 0 S: 5	H: 0 LOB: 0 BB: 0 P: 8	R: 0 E: 0 K: 1 S: 8	H: 1 LOB: 1 BB: 0 P: 13	1B: 6 2B: 1 3B: 0 HR: 0	SF: 0 SAC: 0 DP: 0 HBP: 0	WP: 0 PB: 0 SB: 0 CS: 0	PA: 36	
<b>PITCHER</b>	IP WLS BF H R ER SO BB IBB HBP BLK WP HR S P ERA WHIP	IP WLS BF H R ER SO BB IBB HBP BLK WP HR S P ERA WHIP	IP WLS BF H R ER SO BB IBB HBP BLK WP HR S P ERA WHIP	IP WLS BF H R ER SO BB IBB HBP BLK WP HR S P ERA WHIP	IP WLS BF H R ER SO BB IBB HBP BLK WP HR S P ERA WHIP	IP WLS BF H R ER SO BB IBB HBP BLK WP HR S P ERA WHIP	IP WLS BF H R ER SO BB IBB HBP BLK WP HR S P ERA WHIP	IP WLS BF H R ER SO BB IBB HBP BLK WP HR S P ERA WHIP	IP WLS BF H R ER SO BB IBB HBP BLK WP HR S P ERA WHIP	IP WLS BF H R ER SO BB IBB HBP BLK WP HR S P ERA WHIP	IP WLS BF H R ER SO BB IBB HBP BLK WP HR S P ERA WHIP	IP WLS BF H R ER SO BB IBB HBP BLK WP HR S P ERA WHIP	IP WLS BF H R ER SO BB IBB HBP BLK WP HR S P ERA WHIP	IP WLS BF H R ER SO BB IBB HBP BLK WP HR S P ERA WHIP	IP WLS BF H R ER SO BB IBB HBP BLK WP HR S P ERA WHIP	IP WLS BF H R ER SO BB IBB HBP BLK WP HR S P ERA WHIP	IP WLS BF H R ER SO BB IBB HBP BLK WP HR S P ERA WHIP	IP WLS BF H R ER SO BB IBB HBP BLK WP HR S P ERA WHIP	IP WLS BF H R ER SO BB IBB HBP BLK WP HR S P ERA WHIP	IP WLS BF H R ER SO BB IBB HBP BLK WP HR S P ERA WHIP	IP WLS BF H R ER SO BB IBB HBP BLK WP HR S P ERA WHIP

AB	34
R	1
H	7
RBI	1
BB	2
SO	14
LOB	18



Batter	1	2	3	4	5	6	7	8	9	AB	R	H	RBI	BB	SO	LOB	BOTTOM				
5 Josh Harrison, R (1.4) OBP: 0.291, SLG: 0.408										4	0	1	1	0	0	2	<b>New York Mets @ Pittsburgh Pirates</b> PNC Park, Pittsburgh, PA Sun May 24 2015, 1:38 PM - 4:23 PM EDT Att: 37,784 - Sunny - 77 F				
31 Jose Tabata, R (1.9) OBP: 0.429, SLG: 0.333										3	1	0	0	1	2	2					
48 Jared Hughes, R (7.1) ERA: 2.95										0	0	0	0	0	0	0					
12 Corey Hart, R (7.7) OBP: 0.231, SLG: 0.324										0	0	0	0	0	0	0					
44 Tony Watson, L (8.1) ERA: 1.5										3	2	2	2	2	0	2					
37 Arquimedes Caminero, R (9.1) ERA: 4.12										5	1	1	3	0	2	3					
27 Jung Ho Kang, R (1.5) OBP: 0.369, SLG: 0.435										4	1	1	0	1	1	2					
3 Sean Rodriguez, R (1.3) OBP: 0.276, SLG: 0.396										5	0	0	0	0	1	2					
29 Francisco Cervelli, R (1.2) OBP: 0.366, SLG: 0.366										4	2	3	1	0	1	1					
10 Jordy Mercer, R (1.6) OBP: 0.242, SLG: 0.212										2	1	1	1	2	0	1					
47 Francisco Liriano, L (1.1) OBP: 0.063, SLG: 0.063										2	0	0	0	0	3	3					
25 Gregory Polanco, L (6.7) OBP: 0.259, SLG: 0.352										2	1	2	0	0	0	0					
<b>Inning Stats</b>	R: 0 E: 0 K: 2 S: 10	H: 1 LOB: 1 BB: 1 P: 17	R: 0 E: 0 K: 1 S: 12	H: 1 LOB: 2 BB: 1 P: 24	R: 0 E: 0 K: 2 S: 13	H: 2 LOB: 2 BB: 0 P: 19	R: 1 E: 0 K: 1 S: 13	H: 2 LOB: 1 BB: 0 P: 21	R: 3 E: 0 K: 0 S: 13	H: 2 LOB: 1 BB: 2 P: 25	R: 3 E: 0 K: 0 S: 7	H: 2 LOB: 0 BB: 1 P: 15	R: 2 E: 0 K: 0 S: 13	H: 3 LOB: 2 BB: 1 P: 22	R: 0 E: 0 K: 1 S: 5	H: 0 LOB: 0 BB: 0 P: 7	1B: 8 2B: 2 3B: 0 HR: 2	SF: 1 SAC: 0 DP: 0 HBP: 0	WP: 0 PB: 0 SB: 1 CS: 0	PA: 42	
<b>PITCHER</b>	IP WLS BF H R ER SO BB IBB HBP BLK WP HR S P ERA WHIP	IP WLS BF H R ER SO BB IBB HBP BLK WP HR S P ERA WHIP	IP WLS BF H R ER SO BB IBB HBP BLK WP HR S P ERA WHIP	IP WLS BF H R ER SO BB IBB HBP BLK WP HR S P ERA WHIP	IP WLS BF H R ER SO BB IBB HBP BLK WP HR S P ERA WHIP	IP WLS BF H R ER SO BB IBB HBP BLK WP HR S P ERA WHIP	IP WLS BF H R ER SO BB IBB HBP BLK WP HR S P ERA WHIP	IP WLS BF H R ER SO BB IBB HBP BLK WP HR S P ERA WHIP	IP WLS BF H R ER SO BB IBB HBP BLK WP HR S P ERA WHIP	IP WLS BF H R ER SO BB IBB HBP BLK WP HR S P ERA WHIP	IP WLS BF H R ER SO BB IBB HBP BLK WP HR S P ERA WHIP	IP WLS BF H R ER SO BB IBB HBP BLK WP HR S P ERA WHIP	IP WLS BF H R ER SO BB IBB HBP BLK WP HR S P ERA WHIP	IP WLS BF H R ER SO BB IBB HBP BLK WP HR S P ERA WHIP	IP WLS BF H R ER SO BB IBB HBP BLK WP HR S P ERA WHIP	IP WLS BF H R ER SO BB IBB HBP BLK WP HR S P ERA WHIP	IP WLS BF H R ER SO BB IBB HBP BLK WP HR S P ERA WHIP	IP WLS BF H R ER SO BB IBB HBP BLK WP HR S P ERA WHIP	IP WLS BF H R ER SO BB IBB HBP BLK WP HR S P ERA WHIP	IP WLS BF H R ER SO BB IBB HBP BLK WP HR S P ERA WHIP	IP WLS BF H R ER SO BB IBB HBP BLK WP HR S P ERA WHIP

AB	35
R	9
H	12
RBI	9
BB	6
SO	7
LOB	18





Batter	1	2	3	4	5	6	7	8	9	AB	R	H	RBI	BB	SO	LOB	TOP					
2 Ben Revere, L OBP: 0.303, SLG: 0.333										5	1	1	0	0	2	2	Philadelphia Phillies @ New York Mets Citi Field, Flushing, NY Mon May 25 2015, 1:11 PM - 4:17 PM EDT Att: 30,946 - Partly Cloudy - 81 F					
13 Freddy Galvis, S OBP: 0.371, SLG: 0.365										4	1	2	0	0	1	0						
26 Chase Utley, L OBP: 0.267, SLG: 0.310										3	0	2	2	1	1	0						
6 Ryan Howard, L OBP: 0.313, SLG: 0.546										3	0	1	1	0	1	1						
7 Maikel Franco, R OBP: 0.283, SLG: 0.442										4	0	0	0	0	0	5						
24 Grady Sizemore, L OBP: 0.281, SLG: 0.289										2	0	0	0	1	1	0						
46 Jeanmar Gómez, R										0	0	0	0	0	0	0						
16 César Hernández, S, PH OBP: 0.352, SLG: 0.303										1	0	0	0	0	1	1						
63 Jake Diekman, R										0	0	0	0	0	0	0						
37 Odúbel Herrera, L OBP: 0.291, SLG: 0.366										4	0	0	0	0	0	1						
51 Carlos Ruiz, R OBP: 0.315, SLG: 0.296										4	0	0	0	0	2	0						
52 Severino González, R										1	1	0	0	1	0	0						
59 Elvis Araujo, L										0	0	0	0	0	0	0						
30 Justin De Fratus, S										0	0	0	0	0	0	0						
3 Jeff Francoeur, R OBP: 0.275, SLG: 0.396										2	0	0	0	0	1	0						
<b>Inning Stats</b>	R: 0 E: 0 K: 3 S: 11	H: 0 LOB: 0 BB: 0 P: 17	R: 0 E: 0 K: 0 S: 12	H: 0 LOB: 1 BB: 1 P: 20	R: 2 E: 0 K: 0 S: 15	H: 4 LOB: 2 BB: 0 P: 19	R: 0 E: 0 K: 0 S: 6	H: 0 LOB: 0 BB: 0 P: 9	R: 1 E: 0 K: 1 S: 11	H: 2 LOB: 2 BB: 1 P: 16	R: 0 E: 0 K: 2 S: 12	H: 0 LOB: 0 BB: 0 P: 13	R: 0 E: 0 K: 0 S: 8	H: 0 LOB: 0 BB: 0 P: 13	R: 0 E: 0 K: 2 S: 11	H: 0 LOB: 1 BB: 1 P: 19	R: 0 E: 1 K: 2 S: 14	H: 0 LOB: 1 BB: 0 P: 22	1B: 5 2B: 1 3B: 0 HR: 0	SF: 1 DP: 0 HBP: 0	WP: 1 PB: 0 SB: 0 CS: 0	PA: 37
<b>PITCHER</b>	IP WLS BF H R ER SO BB IBB HBP BLK WP HR S P ERA WHIP																					
40 Bartolo Colon, R ERA: 4.82	6.0 W 26 6 3 3 6 2 0 0 0 0 0 0 67 94 4.50 1.333																					
54 Alex Torres, L ERA: 2.12	1.1 H 5 0 0 0 1 1 0 0 0 0 0 0 15 26 0.00 0.750																					
47 Hansel Robles, R ERA: 2.89	0.2 H 2 0 0 0 1 0 0 0 0 0 1 0 4 6 0.00 0.000																					
27 Jeury Familia, R ERA: 1.69	1.0 S 4 0 0 0 2 0 0 0 0 0 0 0 14 22 0.00 0.000																					

Batter	1	2	3	4	5	6	7	8	9	AB	R	H	RBI	BB	SO	LOB	BOTTOM			
3 Curtis Granderson, L OBP: 0.342, SLG: 0.380										4	1	2	0	0	1	1	Philadelphia Phillies @ New York Mets Citi Field, Flushing, NY Mon May 25 2015, 1:11 PM - 4:17 PM EDT Att: 30,946 - Partly Cloudy - 81 F			
12 Juan Lagares, R OBP: 0.297, SLG: 0.313										4	0	0	0	0	1	3				
21 Lucas Duda, L OBP: 0.387, SLG: 0.494										3	1	1	1	0	0	2				
28 Daniel Murphy, L OBP: 0.320, SLG: 0.384										4	1	2	1	0	0	0				
23 Michael Cuddyer, R OBP: 0.320, SLG: 0.372										2	2	1	1	2	1	2				
4 Wilmer Flores, R OBP: 0.287, SLG: 0.434										4	1	1	3	0	2	3				
16 Danny Muno, S OBP: 0.100, SLG: 0.100										4	0	0	0	0	1	0				
20 Anthony Recker, R OBP: 0.316, SLG: 0.355										2	0	0	0	1	2	0				
40 Bartolo Colon, R ERA: 4.82										2	0	1	0	0	1	0				
44 John Mayberry Jr., R OBP: 0.220, SLG: 0.253										1	0	0	0	0	0	1				
54 Alex Torres, L										0	0	0	0	0	0	0				
47 Hansel Robles, R										0	0	0	0	0	0	0				
27 Jeury Familia, R										0	0	0	0	0	0	0				
<b>Inning Stats</b>	R: 1 E: 0 K: 3 S: 17	H: 2 LOB: 2 BB: 0 P: 20	R: 0 E: 0 K: 3 S: 10	H: 0 LOB: 0 BB: 0 P: 14	R: 1 E: 0 K: 1 S: 9	H: 1 LOB: 0 BB: 0 P: 12	R: 1 E: 0 K: 1 S: 10	H: 1 LOB: 0 BB: 0 P: 15	R: 0 E: 0 K: 0 S: 7	H: 2 LOB: 1 BB: 0 P: 12	R: 3 E: 0 K: 0 S: 15	H: 2 LOB: 1 BB: 2 P: 32	R: 0 E: 0 K: 0 S: 6	H: 0 LOB: 0 BB: 0 P: 10	R: 0 E: 0 K: 1 S: 8	H: 0 LOB: 0 BB: 1 P: 17	1B: 5 2B: 1 3B: 0 HR: 3	SF: 0 DP: 2 HBP: 1	WP: 0 PB: 0 SB: 1 CS: 0	PA: 34
<b>PITCHER</b>	IP WLS BF H R ER SO BB IBB HBP BLK WP HR S P ERA WHIP																			
52 Severino González, R	4.1 20 6 3 3 8 0 0 0 0 0 0 0 4 6 6.23 1.385																			
59 Elvis Araujo, L ERA: 2.84	0.2 L 2 1 1 1 0 0 0 0 0 0 0 0 4 6 13.50 1.500																			
30 Justin De Fratus, R ERA: 4.3	0.1 4 1 2 2 0 2 0 0 0 0 0 1 5 18 54.00 9.000																			
46 Jeanmar Gómez, R	1.2 5 0 0 0 0 0 0 0 0 0 0 0 14 22 0.00 0.000																			
27 Jeury Familia, R ERA: 2.79	1.0 3 0 0 0 1 1 0 0 0 0 0 0 8 17 0.00 1.000																			







Batter	1	2	3	4	5	6	7	8	9	AB	R	H	RBI	BB	SO	LOB	TOP										
2 Ben Revere, L OBP: 0.310, SLG: 0.349	F9		1B		FC5-4			G4-6-3		4	0	2	0	0	0	1											
13 Freddy Galvis, S OBP: 0.358, SLG: 0.352	F8		F8			L7		G4-6-3		4	0	0	0	0	0	3											
26 Chase Utley, L OBP: 0.272, SLG: 0.309	P5		F8			G3-1		G4-3		3	0	0	0	0	0	2											
16 César Hernández, S OBP: 0.355, SLG: 0.308										1	0	0	0	0	0	0											
6 Ryan Howard, L OBP: 0.298, SLG: 0.519		K			G1-3			L5-3		3	0	0	0	0	1	0											
63 Jake Diekman, R OBP: 0.289, SLG: 0.389										0	0	0	0	0	0	0											
58 Jonathan Papelbon, R OBP: 0.289, SLG: 0.389										0	0	0	0	0	0	0											
4 Andrés Blanco, S OBP: 0.289, SLG: 0.389										1	0	1	0	0	0	0											
7 Maikel Franco, R OBP: 0.278, SLG: 0.412	G6-3									4	0	1	0	0	2	1											
24 Grady Sizemore, L OBP: 0.288, SLG: 0.296										4	0	2	0	0	2	1											
37 Odúbel Herrera, L OBP: 0.285, SLG: 0.353										3	0	0	0	0	0	3											
29 Cameron Rupp, R OBP: 0.273, SLG: 0.286										3	0	1	0	0	2	1											
47 Sean O'Sullivan, R OBP: 0.182, SLG: 0.100										2	0	1	0	0	1	1											
18 Darin Ruf, R OBP: 0.274, SLG: 0.395										1	0	0	0	0	0	0											
<b>Inning Stats</b>	R: 0 H: 0 E: 0 K: 0 S: 8	H: 0 LOB: 0 BB: 0 P: 12	R: 0 H: 1 E: 0 K: 1 S: 7	H: 1 LOB: 1 BB: 0 P: 10	R: 0 H: 2 E: 0 K: 1 S: 11	H: 2 LOB: 2 BB: 0 P: 16	R: 0 H: 0 E: 0 K: 2 S: 7	H: 0 LOB: 0 BB: 0 P: 9	R: 0 H: 1 E: 0 K: 1 S: 11	H: 1 LOB: 1 BB: 0 P: 17	R: 0 H: 0 E: 0 K: 0 S: 7	H: 0 LOB: 0 BB: 0 P: 13	R: 0 H: 2 E: 0 K: 1 S: 11	H: 1 LOB: 1 BB: 0 P: 19	R: 0 H: 1 E: 0 K: 0 S: 9	H: 1 LOB: 1 BB: 0 P: 15	R: 0 H: 1 E: 0 K: 2 S: 11	H: 1 LOB: 1 BB: 0 P: 17	1B: 7 2B: 1 3B: 0 HR: 0	SF: 0 SAC: 0 DP: 2 HBP: 0	WP: 0 PB: 0 SB: 0 CS: 0	PA: 33					
<b>PITCHER</b>	IP	WLS	BF	H	R	ER	SO	BB	IBB	HBP	BLK	WP	HR	S	P	ERA	WHIP										
34 Noah Syndergaard, R ERA: 1.82	7.1	W	27	6	0	0	6	0	0	0	0	0	0	66	101	0.00	0.818										
36 Sean Gilmartin, L ERA: 2.93	0.2		2	1	0	0	0	0	0	0	0	0	0	5	10	0.00	1.500										
62 Erik Goeddel, R ERA: 2.45	1.0		4	1	0	0	2	0	0	0	0	0	0	11	17	0.00	1.000										

Philadelphia Phillies @ New York Mets  
Citi Field, Flushing, NY  
Wed May 27 2015, 1:10 PM - 3:50 PM EDT  
Att: 24,406 - Partly Cloudy - 77 F

AB 33  
R 0  
H 8  
RBI 0  
BB 0  
SO 8  
LOB 13



Batter	1	2	3	4	5	6	7	8	9	AB	R	H	RBI	BB	SO	LOB	BOTTOM										
3 Curtis Granderson, L OBP: 0.340, SLG: 0.370	F7	G4-3		F7		SF8		G6-4-3		3	0	0	1	1	0	2											
12 Juan Lagares, R OBP: 0.291, SLG: 0.302	L9		G6-3	F8		F9		G6-4-3		5	0	0	0	0	0	3											
21 Lucas Duda, L OBP: 0.400, SLG: 0.539	HR		2B	HR		G4-3				4	3	3	2	0	0	2											
28 Daniel Murphy, L OBP: 0.332, SLG: 0.395	1B		1B	HR		G3				4	1	3	1	0	0	0											
23 Michael Cuddyer, R OBP: 0.331, SLG: 0.396	K		HR			G6-4-3				4	1	2	2	0	1	2											
4 Wilmer Flores, R OBP: 0.277, SLG: 0.417	F8	F8	G3-1	F9		FC1				4	0	0	0	0	0	1											
16 Danny Muno, S OBP: 0.133, SLG: 0.071	G3		K			K				3	1	0	0	1	2	2											
22 Kevin Plawewski, R OBP: 0.258, SLG: 0.322	G5-3					K2-3				3	0	1	0	0	1	2											
34 Noah Syndergaard, L ERA: 4.81										3	1	3	1	0	0	0											
36 Sean Gilmartin, L ERA: 7.0										0	0	0	0	0	0	0											
1 Darrell Ceciliani, L OBP: 0.214, SLG: 0.154										1	0	0	0	0	0	0											
62 Erik Goeddel, R ERA: 1.42										0	0	0	0	0	0	0											
<b>Inning Stats</b>	R: 1 H: 2 E: 0 K: 1 S: 10	H: 2 LOB: 1 BB: 0 P: 14	R: 0 H: 2 E: 0 K: 0 S: 10	H: 2 LOB: 2 BB: 0 P: 14	R: 3 H: 3 E: 0 K: 1 S: 19	H: 3 LOB: 0 BB: 0 P: 26	R: 1 H: 1 E: 0 K: 0 S: 10	H: 1 LOB: 0 BB: 0 P: 16	R: 1 H: 2 E: 0 K: 0 S: 7	H: 2 LOB: 0 BB: 0 P: 10	R: 1 H: 1 E: 0 K: 0 S: 12	H: 1 LOB: 2 BB: 1 P: 22	R: 0 H: 1 E: 1 K: 2 S: 14	H: 1 LOB: 2 BB: 0 P: 21	R: 0 H: 0 E: 0 K: 0 S: 9	H: 0 LOB: 0 BB: 1 P: 17	R: 0 H: 0 E: 0 K: 0 S: 9	H: 0 LOB: 0 BB: 1 P: 17	1B: 7 2B: 1 3B: 0 HR: 4	SF: 1 SAC: 0 DP: 2 HBP: 1	WP: 0 PB: 0 SB: 0 CS: 0	PA: 38					
<b>PITCHER</b>	IP	WLS	BF	H	R	ER	SO	BB	IBB	HBP	BLK	WP	HR	S	P	ERA	WHIP										
47 Sean O'Sullivan, R ERA: 4.81	5.2	L	29	11	7	7	2	1	0	1	0	0	0	66	99	11.12	2.118										
63 Jake Diekman, L ERA: 7.0	1.1		6	1	0	0	2	0	0	0	0	0	0	16	24	0.00	0.750										
58 Jonathan Papelbon, R ERA: 1.42	1.0		3	0	0	0	0	1	0	0	0	0	0	9	17	0.00	1.000										

Philadelphia Phillies @ New York Mets  
Citi Field, Flushing, NY  
Wed May 27 2015, 1:10 PM - 3:50 PM EDT  
Att: 24,406 - Partly Cloudy - 77 F

AB 34  
R 7  
H 12  
RBI 7  
BB 2  
SO 4  
LOB 14





Batter	1	2	3	4	5	6	7	8	9	AB	R	H	RBI	BB	SO	LOB	TOP						
9 Dee Strange-Gordon, L OBP: 0.403, SLG: 0.444										4	1	1	0	0	2	2							
14 Martín Prado, R OBP: 0.309, SLG: 0.354										3	1	1	1	1	1	0							
27 Giancarlo Stanton, R OBP: 0.319, SLG: 0.492										4	0	0	0	0	3	3							
48 Justin Bour, L OBP: 0.409, SLG: 0.607										4	1	1	3	0	0	0							
13 Marcell Ozuna, R OBP: 0.328, SLG: 0.364										4	0	0	0	0	1	0							
21 Christian Yelich, L OBP: 0.290, SLG: 0.261										4	0	1	0	0	2	0							
20 J.T. Realmuto, R OBP: 0.237, SLG: 0.313										4	0	0	0	0	1	1							
3 Adeiny Hechavarria, R OBP: 0.330, SLG: 0.394										3	1	1	0	0	1	0							
15 Dan Haren, R OBP: 0.167, SLG: 0.222										2	0	1	0	0	1	0							
36 Sam Dyson, R OBP: 0.270, SLG: 0.406										0	0	0	0	0	0	0							
44 AJ Ramos, R OBP: 0.270, SLG: 0.406										0	0	0	0	0	0	0							
<b>Inning Stats</b>	R: 0 H: 0 E: 0 K: 3 S: 9	H: 0 LOB: 0 BB: 0 P: 10	R: 0 H: 0 E: 0 K: 2 S: 10	H: 0 LOB: 0 BB: 0 P: 14	R: 0 H: 0 E: 0 K: 1 S: 8	H: 0 LOB: 0 BB: 0 P: 10	R: 3 H: 3 E: 0 K: 0 S: 13	H: 3 LOB: 1 BB: 1 P: 24	R: 1 H: 2 E: 0 K: 2 S: 11	H: 2 LOB: 1 BB: 0 P: 13	R: 0 H: 0 E: 0 K: 1 S: 6	H: 0 LOB: 0 BB: 0 P: 9	R: 0 H: 1 E: 0 K: 1 S: 10	H: 1 LOB: 1 BB: 0 P: 15	R: 0 H: 0 E: 0 K: 1 S: 5	H: 0 LOB: 0 BB: 0 P: 10	R: 0 H: 0 E: 0 K: 1 S: 8	H: 0 LOB: 0 BB: 0 P: 10	1B: 5 2B: 0 3B: 0 HR: 1	SF: 0 SAC: 1 DP: 0 HBP: 0	WP: 0 PB: 0 SB: 1 CS: 0	PA: 34	
<b>PITCHER</b>	IP WLS BF H R ER SO BB IBB HBP BLK WP HR S P ERA WHIP	IP WLS BF H R ER SO BB IBB HBP BLK WP HR S P ERA WHIP	IP WLS BF H R ER SO BB IBB HBP BLK WP HR S P ERA WHIP	IP WLS BF H R ER SO BB IBB HBP BLK WP HR S P ERA WHIP	IP WLS BF H R ER SO BB IBB HBP BLK WP HR S P ERA WHIP	IP WLS BF H R ER SO BB IBB HBP BLK WP HR S P ERA WHIP	IP WLS BF H R ER SO BB IBB HBP BLK WP HR S P ERA WHIP	IP WLS BF H R ER SO BB IBB HBP BLK WP HR S P ERA WHIP	IP WLS BF H R ER SO BB IBB HBP BLK WP HR S P ERA WHIP	IP WLS BF H R ER SO BB IBB HBP BLK WP HR S P ERA WHIP	IP WLS BF H R ER SO BB IBB HBP BLK WP HR S P ERA WHIP	IP WLS BF H R ER SO BB IBB HBP BLK WP HR S P ERA WHIP	IP WLS BF H R ER SO BB IBB HBP BLK WP HR S P ERA WHIP	IP WLS BF H R ER SO BB IBB HBP BLK WP HR S P ERA WHIP	IP WLS BF H R ER SO BB IBB HBP BLK WP HR S P ERA WHIP	IP WLS BF H R ER SO BB IBB HBP BLK WP HR S P ERA WHIP	IP WLS BF H R ER SO BB IBB HBP BLK WP HR S P ERA WHIP	IP WLS BF H R ER SO BB IBB HBP BLK WP HR S P ERA WHIP	IP WLS BF H R ER SO BB IBB HBP BLK WP HR S P ERA WHIP	IP WLS BF H R ER SO BB IBB HBP BLK WP HR S P ERA WHIP	IP WLS BF H R ER SO BB IBB HBP BLK WP HR S P ERA WHIP	IP WLS BF H R ER SO BB IBB HBP BLK WP HR S P ERA WHIP	IP WLS BF H R ER SO BB IBB HBP BLK WP HR S P ERA WHIP
33 Matt Harvey, R ERA: 3.11	8.0	L	31	6	4	4	11	1	0	0	0	0	0	0	0	0	0	0	0	4.50	0.875		
52 Carlos Torres, R ERA: 3.05	1.0	S	3	0	0	0	1	0	0	0	0	0	0	0	0	0	0	0	0	0.00	0.000		

Miami Marlins @ New York Mets  
Citi Field, Flushing, NY  
Fri May 29 2015, 7:12 PM - 9:19 PM EDT  
Att: 33,880 - Partly Cloudy - 72 F

AB	32
R	4
H	6
RBI	4
BB	1
SO	12
LOB	6



Batter	1	2	3	4	5	6	7	8	9	AB	R	H	RBI	BB	SO	LOB	BOTTOM					
3 Curtis Granderson, L OBP: 0.338, SLG: 0.385										4	1	1	1	0	1	0						
11 Rubén Tejada, R OBP: 0.321, SLG: 0.347										4	1	2	0	0	0	0						
21 Lucas Duda, L OBP: 0.397, SLG: 0.550										4	1	1	1	1	0	2						
28 Daniel Murphy, L OBP: 0.330, SLG: 0.398										4	0	1	1	0	0	1						
23 Michael Cuddyer, R OBP: 0.330, SLG: 0.399										4	0	1	0	0	1	1						
4 Wilmer Flores, R OBP: 0.270, SLG: 0.406										4	0	0	0	0	0	2						
12 Juan Lagares, R OBP: 0.292, SLG: 0.299										2	0	0	0	1	0	0						
22 Kevin Plawecki, R OBP: 0.250, SLG: 0.311										3	0	0	0	0	1	2						
33 Matt Harvey, R OBP: 0.053, SLG: 0.053										2	0	0	0	0	1	0						
1 Darrel Cecciani, L OBP: 0.230, SLG: 0.143										1	0	0	0	0	1	0						
52 Carlos Torres, R ERA: 1.13	1.0	S	5	2	1	1	2	0	0	0	0	0	0	0	0	0						
<b>Inning Stats</b>	R: 0 H: 0 E: 0 K: 0 S: 6	H: 1 LOB: 2 BB: 1 P: 14	R: 0 H: 0 E: 0 K: 1 S: 7	H: 0 LOB: 0 BB: 0 P: 11	R: 1 H: 1 E: 0 K: 0 S: 9	H: 1 LOB: 0 BB: 0 P: 11	R: 0 H: 0 E: 0 K: 2 S: 9	H: 0 LOB: 0 BB: 0 P: 11	R: 1 H: 2 E: 0 K: 1 S: 9	H: 2 LOB: 0 BB: 0 P: 13	R: 0 H: 0 E: 0 K: 0 S: 11	H: 0 LOB: 0 BB: 0 P: 18	R: 0 H: 0 E: 0 K: 1 S: 7	H: 0 LOB: 0 BB: 0 P: 12	R: 1 H: 2 E: 0 K: 2 S: 13	H: 2 LOB: 1 BB: 0 P: 19	1B: 2 2B: 2 3B: 0 HR: 2	SF: 0 SAC: 0 DP: 1 HBP: 0	WP: 1 PB: 0 SB: 0 CS: 0	PA: 33		
<b>PITCHER</b>	IP WLS BF H R ER SO BB IBB HBP BLK WP HR S P ERA WHIP	IP WLS BF H R ER SO BB IBB HBP BLK WP HR S P ERA WHIP	IP WLS BF H R ER SO BB IBB HBP BLK WP HR S P ERA WHIP	IP WLS BF H R ER SO BB IBB HBP BLK WP HR S P ERA WHIP	IP WLS BF H R ER SO BB IBB HBP BLK WP HR S P ERA WHIP	IP WLS BF H R ER SO BB IBB HBP BLK WP HR S P ERA WHIP	IP WLS BF H R ER SO BB IBB HBP BLK WP HR S P ERA WHIP	IP WLS BF H R ER SO BB IBB HBP BLK WP HR S P ERA WHIP	IP WLS BF H R ER SO BB IBB HBP BLK WP HR S P ERA WHIP	IP WLS BF H R ER SO BB IBB HBP BLK WP HR S P ERA WHIP	IP WLS BF H R ER SO BB IBB HBP BLK WP HR S P ERA WHIP	IP WLS BF H R ER SO BB IBB HBP BLK WP HR S P ERA WHIP	IP WLS BF H R ER SO BB IBB HBP BLK WP HR S P ERA WHIP	IP WLS BF H R ER SO BB IBB HBP BLK WP HR S P ERA WHIP	IP WLS BF H R ER SO BB IBB HBP BLK WP HR S P ERA WHIP	IP WLS BF H R ER SO BB IBB HBP BLK WP HR S P ERA WHIP	IP WLS BF H R ER SO BB IBB HBP BLK WP HR S P ERA WHIP	IP WLS BF H R ER SO BB IBB HBP BLK WP HR S P ERA WHIP	IP WLS BF H R ER SO BB IBB HBP BLK WP HR S P ERA WHIP	IP WLS BF H R ER SO BB IBB HBP BLK WP HR S P ERA WHIP	IP WLS BF H R ER SO BB IBB HBP BLK WP HR S P ERA WHIP	IP WLS BF H R ER SO BB IBB HBP BLK WP HR S P ERA WHIP
15 Dan Haren, R ERA: 3.03	7.0	W	25	4	2	2	4	1	0	0	0	0	0	0	0	0	0	0	0	2.57	0.714	
36 Sam Dyson, R ERA: 3.29	1.0	H	3	0	0	0	1	0	0	0	0	0	0	0	0	0	0	0	0	0.00	0.000	
44 AJ Ramos, R ERA: 1.13	1.0	S	5	2	1	1	2	0	0	0	0	0	0	0	0	0	0	0	0	9.00	2.000	

Miami Marlins @ New York Mets  
Citi Field, Flushing, NY  
Fri May 29 2015, 7:12 PM - 9:19 PM EDT  
Att: 33,880 - Partly Cloudy - 72 F

AB	32
R	3
H	6
RBI	3
BB	1
SO	7
LOB	8





Batter	1	2	3	4	5	6	7	8	9	AB	R	H	RBI	BB	SO	LOB	TOP				
9 Dee Strange-Gordon, L (1.4) OBP: 0.403, SLG: 0.443	L8	G4-3		1B			1B	G4-3		5	1	2	0	0	0	1					
14 Martín Prado, R (1.5) OBP: 0.316, SLG: 0.365	1B		G3				2B		1B	5	1	3	0	0	1	1					
27 Giancarlo Stanton, R (1.9) OBP: 0.326, SLG: 0.524	K			HR		L5	2B		HR	4	2	2	2	1	1	1					
10 Jeff Baker, R (1.3) OBP: 0.412, SLG: 0.464	L9			F9		G4-3		HR		5	1	1	1	0	1	4					
13 Marcell Ozuna, R (1.8) OBP: 0.325, SLG: 0.365		2B	G4-3			G6-3			HR	5	1	1	0	0	0	3					
21 Christian Yelich, L (1.7) OBP: 0.285, SLG: 0.286	E6			1B			1B		F8	5	1	2	2	0	1	1					
20 J.T. Realmuto, R (1.2) OBP: 0.245, SLG: 0.348	FC6-4			HR			2B			4	2	2	2	0	1	4					
17 Donovan Solano, R (1.6) OBP: 0.235, SLG: 0.313				G6-3		K2-3		G6-3		4	0	1	2	0	1	1					
34 Tom Koehler, R 56 Vin Mazzaro, R 81 Bryan Morris, L 87 Mike Dunn, L 40 Mike Dunn, L 22 Carter Capps, R 15 Dan Lugo, R 36 Sam Dyson, R 44 AJ Ramos, R	K			F8				K		2	0	0	0	0	0	1					
<b>Inning Stats</b>	R: 0 H: 1 E: 0 K: 1 S: 9	L: 1 LOB: 1 BB: 0 P: 15	R: 2 H: 2 E: 1 K: 1 S: 17	L: 2 LOB: 1 BB: 0 P: 25	R: 1 H: 1 E: 0 K: 0 S: 12	L: 1 LOB: 0 BB: 1 P: 19	R: 2 H: 3 E: 0 K: 1 S: 16	L: 3 LOB: 1 BB: 0 P: 23	R: 0 H: 0 E: 0 K: 3 S: 11	L: 1 LOB: 0 BB: 0 P: 16	R: 2 H: 3 E: 1 K: 2 S: 15	L: 3 LOB: 2 BB: 1 P: 21	R: 0 H: 0 E: 0 K: 1 S: 8	L: 0 LOB: 0 BB: 0 P: 12	R: 2 H: 3 E: 0 K: 0 S: 9	L: 3 LOB: 0 BB: 0 P: 13	1B: 6 2B: 4 3B: 0 HR: 4	SF: 0 SAC: 0 DP: 0 HBP: 0	WP: 0 PB: 0 SB: 1 CS: 0	PA: 42	
<b>PITCHER</b>	IP	WLS	BF	H	R	ER	SO	BB	IBB	HBP	BLK	WP	HR	S	P	ERA	WHIP				
49 Jonathon Niese, L (1.1) ERA: 4.42	4.0		20	7	5	4	3	0	0	0	0	0	2	54	82	9.00	1.750				
62 Erik Goeddel, R (5.1) ERA: 2.25	1.2		6	1	0	0	2	0	0	0	0	0	0	15	24	0.00	0.600				
51 Jack Leathersich, L (6.1) ERA:	0.1		1	0	0	0	1	0	0	0	0	0	0	3	5	0.00	0.000				
47 Hansel Robles, R (7.1) ERA: 6.1	1.0	L	7	3	2	2	2	1	0	0	0	0	0	15	21	18.00	4.000				
54 Alex Torres, L (8.1) ERA: 2.75	2.0		8	3	2	2	1	0	0	0	0	0	2	17	25	9.00	1.500				

Miami Marlins @ New York Mets  
Citi Field, Flushing, NY  
Sat May 30 2015, 4:10 PM - 7:17 PM EDT  
Att: 39,095 - Sunny - 82 F

AB	41
R	9
H	14
RBI	9
BB	1
SO	9
LOB	18



Batter	1	2	3	4	5	6	7	8	9	AB	R	H	RBI	BB	SO	LOB	BOTTOM					
3 Curtis Granderson, L (1.9) OBP: 0.345, SLG: 0.384	1B	G4-3		1B				G1-3		3	2	1	1	1	0	2						
11 Rubén Tejada, R (1.5) OBP: 0.241, SLG: 0.377	1B			2B		FC5-4		G4-3		4	0	2	3	1	0	3						
21 Lucas Duda, L (1.3) OBP: 0.397, SLG: 0.549	2B			F8		K		L8		4	0	1	1	1	1	4						
28 Daniel Murphy, L (1.4) OBP: 0.327, SLG: 0.389	BB			F8		F8		K		4	0	0	0	1	1	5						
23 Michael Cuddyer, R (1.7) OBP: 0.326, SLG: 0.393	F4			G4-3		L9		P3		5	0	1	0	0	0	6						
4 Wilmer Flores, R (1.6) OBP: 0.274, SLG: 0.406	G6-4-3			1B		G3		FC6-4		5	1	2	0	0	0	4						
12 Juan Lagares, R (1.8) OBP: 0.291, SLG: 0.298	G1-4-3			1B		L8		K		4	1	1	0	0	1	1						
54 Alex Torres, L (8.1) OBP: 0.304, SLG: 0.274				1B				K		0	0	0	0	0	0	0						
29 Eric Campbell, R (9, PH) ERA: 0.304, SLG: 0.274				1B				K		1	0	0	0	0	1	1						
22 Kevin Plawewski, R (1.2) OBP: 0.250, SLG: 0.309				K		P5		K		4	0	1	0	0	2	3						
49 Jonathon Niese, L (1.1) OBP: 0.299, SLG: 0.311				BB				E5		1	0	0	0	0	0	1						
16 Danny Mingo, S (4, PH) ERA: 0.299, SLG: 0.311				BB						0	1	0	0	0	0	0						
62 Erik Goeddel, R (5.1) ERA:				BB						0	0	0	0	0	0	0						
51 Jack Leathersich, R (6.1) ERA: 4.07				BB						0	0	0	0	0	0	0						
40 Mike Dunn, L (6.1) ERA: 5.4				BB						0	0	0	0	0	0	0						
44 John Mayberry Jr., R (6, PH) ERA: 5.4				BB						0	0	0	0	0	0	0						
47 Hansel Robles, R (7.1) ERA: 1.08				BB						0	0	0	0	0	0	0						
1 Danell Cevallos, L (8.8) OBP: 0.186, SLG: 0.135				BB						1	0	0	0	0	0	0						
<b>Inning Stats</b>	R: 1 H: 2 E: 0 K: 0 S: 11	L: 2 LOB: 2 BB: 1 P: 18	R: 0 H: 1 E: 0 K: 0 S: 9	L: 1 LOB: 1 BB: 0 P: 12	R: 0 H: 0 E: 0 K: 0 S: 8	L: 1 LOB: 1 BB: 1 P: 14	R: 4 H: 4 E: 0 K: 1 S: 17	L: 4 LOB: 2 BB: 2 P: 29	R: 0 H: 0 E: 0 K: 1 S: 9	L: 0 LOB: 0 BB: 0 P: 13	R: 0 H: 0 E: 0 K: 1 S: 12	L: 0 LOB: 2 BB: 2 P: 25	R: 0 H: 1 E: 0 K: 2 S: 9	L: 1 LOB: 0 BB: 0 P: 12	R: 0 H: 0 E: 1 K: 0 S: 14	L: 0 LOB: 1 BB: 0 P: 20	R: 0 H: 1 E: 0 K: 2 S: 11	L: 1 LOB: 0 BB: 0 P: 16	1B: 7 2B: 2 3B: 0 HR: 0	SF: 0 SAC: 0 DP: 1 HBP: 1	WP: 0 PB: 0 SB: 0 CS: 0	PA: 43
<b>PITCHER</b>	IP	WLS	BF	H	R	ER	SO	BB	IBB	HBP	BLK	WP	HR	S	P	ERA	WHIP					
34 Tom Koehler, R (1.1) ERA: 4.01	3.1		21	7	5	5	1	4	0	0	0	0	0	39	66	13.50	3.300					
56 Vin Mazzaro, R (4.1) ERA:	1.2		5	0	0	0	0	0	0	0	0	0	0	15	20	0.00	0.000					
57 Bryan Morris, R (6.1) ERA: 4.07	0.1		3	0	0	0	0	2	0	0	0	0	0	8	18	0.00	6.000					
40 Mike Dunn, L (6.1) ERA: 5.4	0.2	W	2	0	0	0	1	0	0	0	0	0	0	4	7	0.00	0.000					
22 Carter Capps, R (7.1) ERA: 1.08	1.0	H	4	1	0	0	2	0	0	0	0	0	0	9	12	0.00	1.000					
36 Sam Dyson, R (8.1) ERA: 1.07	1.1	S	5	1	0	0	2	0	0	0	0	0	0	15	22	0.00	0.750					

Miami Marlins @ New York Mets  
Citi Field, Flushing, NY  
Sat May 30 2015, 4:10 PM - 7:17 PM EDT  
Att: 39,095 - Sunny - 82 F

AB	36
R	5
H	9
RBI	5
BB	6
SO	6
LOB	30

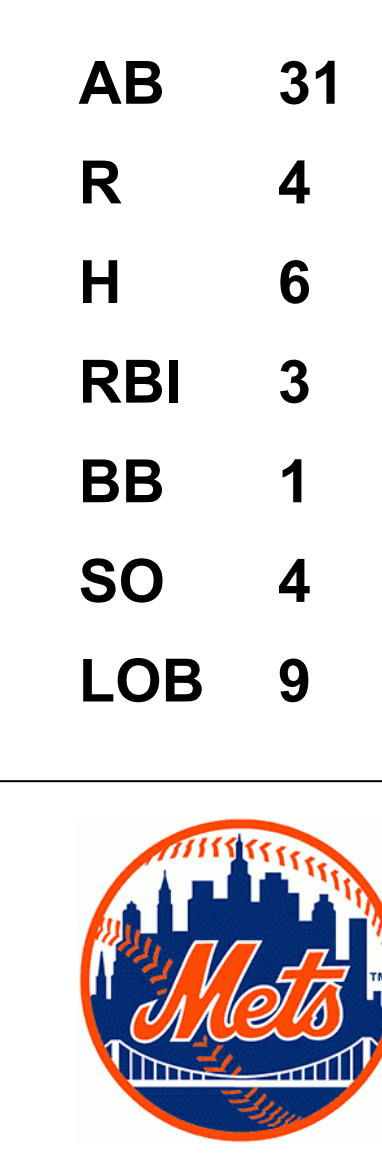




Batter	1	2	3	4	5	6	7	8	9	AB	R	H	RBI	BB	SO	LOB	TOP					
9 Dee Strange-Gordon, L (1,4) OBP: 0.405, SLG: 0.444										4	0	2	0	0	1	0	<b>Miami Marlins @ New York Mets</b> Citi Field, Flushing, NY Sun May 31 2015, 1:11 PM - 3:58 PM EDT Att: 28,711 - Partly Cloudy - 83 F					
14 Martín Prado, R (1,5) OBP: 0.315, SLG: 0.363										4	0	1	0	0	0	2						
27 Giancarlo Stanton, R (1,9) OBP: 0.320, SLG: 0.513										4	0	0	0	0	1	2						
48 Justin Bour, L (1,3) OBP: 0.414, SLG: 0.646										4	1	2	1	0	1	1						
51 Ichiro Suzuki, L (1,8) OBP: 0.341, SLG: 0.330										3	1	1	0	0	0	0						
31 Steve Cishek, R (7,1)										0	0	0	0	0	0	0						
40 Mike Dunn, L (7,1)										0	0	0	0	0	0	0						
10 Jeff Baker, R (8,PH) OBP: 0.400, SLG: 0.448										1	0	0	0	0	0	2						
22 Carter Capps, R (8,1)										0	0	0	0	0	0	0						
17 Donovan Solano, R (1,6) OBP: 0.237, SLG: 0.306										4	0	1	0	0	1	0						
21 Christian Yelich, L (1,7) OBP: 0.284, SLG: 0.293										4	1	1	1	0	1	1						
41 David Phelps, R (1,1) OBP: 0.125, SLG: 0.067										1	0	0	0	0	0	1						
13 Marcell Ozuna, R (7,PH) OBP: 0.327, SLG: 0.366										2	0	1	0	0	0	0						
8 Jhonatan Solano, R (1,2) OBP: 0.095, SLG: 0.100										3	0	0	1	0	0	1						
20 J.T. Realmuto, R (9,PH) OBP: 0.243, SLG: 0.346										1	0	0	0	0	0	1						
<b>Inning Stats</b>	R: 0 H: 1 E: 0 K: 1 S: 11	H: 1 LOB: 0 BB: 0 P: 16	R: 1 H: 2 E: 0 K: 0 S: 7	H: 2 LOB: 1 BB: 0 P: 10	R: 0 H: 0 E: 0 K: 0 S: 4	H: 0 LOB: 0 BB: 0 P: 5	R: 0 H: 0 E: 0 K: 1 S: 5	H: 0 LOB: 0 BB: 0 P: 8	R: 1 H: 2 E: 0 K: 0 S: 11	H: 2 LOB: 1 BB: 0 P: 17	R: 1 H: 1 E: 0 K: 0 S: 10	H: 1 LOB: 0 BB: 0 P: 15	R: 0 H: 0 E: 0 K: 0 S: 7	H: 0 LOB: 0 BB: 0 P: 8	R: 0 H: 2 E: 0 K: 2 S: 13	H: 2 LOB: 2 BB: 0 P: 19	R: 0 H: 1 E: 0 K: 1 S: 11	H: 1 LOB: 1 BB: 0 P: 16	1B: 7 2B: 1 3B: 0 HR: 1	SF: 0 SAC: 1 DP: 0 HBP: 0	WP: 0 PB: 0 SB: 0 CS: 0	PA: 36
<b>PITCHER</b>	IP WLS BF H R ER SO BB IBB HBP BLK WP HR S P ERA WHIP																					
40 Bartolo Colon, R (1,1) ERA: 4.72	7.0 W 27 6 3 3 2 0 0 0 0 0 1 55 79 3.86 0.857																					
52 Carlos Torres, R (8,1) ERA: 3.0	0.1 H 2 1 0 0 1 0 0 0 0 0 0 6 9 0.00 3.000																					
27 Jeury Familia, R (8,1) ERA: 1.44	1.2 S 7 2 0 0 2 0 0 0 0 0 0 0 18 26 0.00 1.200																					

Batter	1	2	3	4	5	6	7	8	9	AB	R	H	RBI	BB	SO	LOB	BOTTOM			
3 Curtis Granderson, L (1,9) OBP: 0.343, SLG: 0.377										3	0	0	0	1	0	1	<b>Miami Marlins @ New York Mets</b> Citi Field, Flushing, NY Sun May 31 2015, 1:11 PM - 3:58 PM EDT Att: 28,711 - Partly Cloudy - 83 F			
11 Rubén Tejada, R (1,5) OBP: 0.336, SLG: 0.386										4	0	1	1	0	0	1				
21 Lucas Duda, L (1,3) OBP: 0.394, SLG: 0.539										3	1	0	0	0	1	2				
28 Daniel Murphy, L (1,4) OBP: 0.325, SLG: 0.386										4	0	1	0	0	0	0				
4 Wilmer Flores, R (1,6) OBP: 0.273, SLG: 0.421										4	1	1	1	0	1	1				
44 John Mayberry Jr., R (1,7) OBP: 0.216, SLG: 0.260										4	0	0	0	0	1	2				
12 Juan Lagares, R (1,8) OBP: 0.292, SLG: 0.298										3	1	1	0	0	0	0				
20 Anthony Recker, R (1,2) OBP: 0.317, SLG: 0.353										3	1	1	0	0	1	1				
40 Bartolo Colon, R (1,1) OBP: 0.136, SLG: 0.190										2	0	1	1	0	0	0				
1 Darrell Cecciani, L (7,PH) ERA: 6.98										1	0	0	0	0	0	1				
52 Carlos Torres, R (8,1)										0	0	0	0	0	0	0				
27 Jeury Familia, R (8,1)										0	0	0	0	0	0	0				
<b>Inning Stats</b>	R: 1 E: 1 K: 1 S: 16	H: 1 LOB: 2 BB: 0 P: 24	R: 1 H: 2 E: 0 K: 0 S: 16	H: 2 LOB: 1 BB: 0 P: 24	R: 1 H: 1 E: 0 K: 1 S: 14	H: 1 LOB: 0 BB: 0 P: 21	R: 0 H: 0 E: 0 K: 0 S: 11	H: 0 LOB: 0 BB: 0 P: 16	R: 0 H: 0 E: 0 K: 0 S: 6	H: 0 LOB: 0 BB: 0 P: 9	R: 0 H: 0 E: 0 K: 0 S: 7	H: 0 LOB: 0 BB: 0 P: 10	R: 1 H: 2 E: 0 K: 1 S: 12	H: 2 LOB: 2 BB: 1 P: 21	R: 0 H: 0 E: 0 K: 1 S: 9	H: 0 LOB: 0 BB: 0 P: 13	1B: 3 2B: 2 3B: 0 HR: 1	SF: 0 SAC: 0 DP: 0 HBP: 1	WP: 1 PB: 0 SB: 1 CS: 0	PA: 33
<b>PITCHER</b>	IP WLS BF H R ER SO BB IBB HBP BLK WP HR S P ERA WHIP																			
41 David Phelps, R (1,1) ERA: 3.5	6.0 L 5 2 1 1 1 0 1 0 0 0 0 10 19 13.50 3.000																			
31 Steve Cishek, R (7,1) ERA: 6.98	0.2 L 5 2 1 1 1 0 1 0 0 0 0 10 19 13.50 3.000																			
40 Mike Dunn, L (7,1) ERA: 5.3	0.1 1 0 0 0 0 0 0 0 0 0 0 2 2 0.00 0.000																			
22 Carter Capps, R (8,1) ERA: 0.96	1.0 3 0 0 0 1 0 0 0 0 0 0 0 9 13 0.00 0.000																			

AB 35  
R 3  
H 9  
RBI 3  
BB 0  
SO 5  
LOB 11





Batter	1	2	3	4	5	6	7	8	9	AB	R	H	RBI	BB	SO	LOB	TOP							
3 Curtis Granderson, L OBP: 0.357, SLG: 0.367										5	0	0	0	0	3	0	<b>New York Mets @ San Diego Padres</b> Petco Park, San Diego, CA Mon Jun 01 2015, 7:11 PM - 9:31 PM PDT Att: 21,893 - Clear - 67 F							
11 Rubén Tejada, R OBP: 0.357, SLG: 0.419										5	2	3	0	0	1	0								
28 Daniel Murphy, L OBP: 0.337, SLG: 0.418										5	3	4	3	0	0	0								
23 Michael Cuddyer, R OBP: 0.325, SLG: 0.395										4	1	1	0	0	3	4								
4 Wilmer Flores, R OBP: 0.278, SLG: 0.423										4	0	2	1	0	2	3								
1 Darrel Ceciliani, L OBP: 0.190, SLG: 0.150										4	1	1	1	0	1	2								
12 Juan Lagares, R OBP: 0.296, SLG: 0.314										4	0	2	1	0	1	2								
22 Kevin Plawecki, R OBP: 0.250, SLG: 0.299										3	0	0	0	1	2	2								
48 Jacob deGrom, L OBP: 0.200, SLG: 0.200										4	0	0	0	0	3	2								
36 Sean Gilmartin, L										0	0	0	0	0	0	0								
<b>Inning Stats</b>	R: 2 H: 3 E: 1 K: 2 S: 15	H: 3 LOB: 2 BB: 0 P: 24	R: 0 H: 0 E: 0 K: 3 S: 12	H: 0 LOB: 0 BB: 0 P: 21	R: 0 H: 2 E: 0 K: 2 S: 11	H: 2 LOB: 2 BB: 0 P: 16	R: 0 H: 1 E: 0 K: 3 S: 12	H: 1 LOB: 1 BB: 0 P: 13	R: 4 H: 5 E: 0 K: 2 S: 24	H: 5 LOB: 1 BB: 0 P: 33	R: 0 H: 0 E: 0 K: 2 S: 9	H: 0 LOB: 0 BB: 0 P: 10	R: 1 H: 2 E: 0 K: 1 S: 12	H: 2 LOB: 0 BB: 0 P: 17	R: 0 H: 0 E: 0 K: 0 S: 4	H: 0 LOB: 0 BB: 1 P: 10	R: 0 H: 0 E: 0 K: 1 S: 7	H: 0 LOB: 0 BB: 0 P: 8	1B: 8 2B: 5 3B: 1 HR: 1	SF: 0 SAC: 0 DP: 3 HBP: 0	WP: 0 PB: 0 SB: 1 CS: 1	PA: 39		
<b>PITCHER</b>	IP WLS BF H R ER SO BB IBB HBP BLK WP HR S P ERA WHIP	IP WLS BF H R ER SO BB IBB HBP BLK WP HR S P ERA WHIP	IP WLS BF H R ER SO BB IBB HBP BLK WP HR S P ERA WHIP	IP WLS BF H R ER SO BB IBB HBP BLK WP HR S P ERA WHIP	IP WLS BF H R ER SO BB IBB HBP BLK WP HR S P ERA WHIP	IP WLS BF H R ER SO BB IBB HBP BLK WP HR S P ERA WHIP	IP WLS BF H R ER SO BB IBB HBP BLK WP HR S P ERA WHIP	IP WLS BF H R ER SO BB IBB HBP BLK WP HR S P ERA WHIP	IP WLS BF H R ER SO BB IBB HBP BLK WP HR S P ERA WHIP	IP WLS BF H R ER SO BB IBB HBP BLK WP HR S P ERA WHIP	IP WLS BF H R ER SO BB IBB HBP BLK WP HR S P ERA WHIP	IP WLS BF H R ER SO BB IBB HBP BLK WP HR S P ERA WHIP	IP WLS BF H R ER SO BB IBB HBP BLK WP HR S P ERA WHIP	IP WLS BF H R ER SO BB IBB HBP BLK WP HR S P ERA WHIP	IP WLS BF H R ER SO BB IBB HBP BLK WP HR S P ERA WHIP	IP WLS BF H R ER SO BB IBB HBP BLK WP HR S P ERA WHIP	IP WLS BF H R ER SO BB IBB HBP BLK WP HR S P ERA WHIP	IP WLS BF H R ER SO BB IBB HBP BLK WP HR S P ERA WHIP	IP WLS BF H R ER SO BB IBB HBP BLK WP HR S P ERA WHIP	IP WLS BF H R ER SO BB IBB HBP BLK WP HR S P ERA WHIP	IP WLS BF H R ER SO BB IBB HBP BLK WP HR S P ERA WHIP	IP WLS BF H R ER SO BB IBB HBP BLK WP HR S P ERA WHIP	IP WLS BF H R ER SO BB IBB HBP BLK WP HR S P ERA WHIP	IP WLS BF H R ER SO BB IBB HBP BLK WP HR S P ERA WHIP

AB	38
R	7
H	13
RBI	6
BB	1
SO	16
LOB	15



Batter	1	2	3	4	5	6	7	8	9	AB	R	H	RBI	BB	SO	LOB	BOTTOM							
25 Will Venable, L OBP: 0.327, SLG: 0.384										4	0	0	0	0	1	0	<b>New York Mets @ San Diego Padres</b> Petco Park, San Diego, CA Mon Jun 01 2015, 7:11 PM - 9:31 PM PDT Att: 21,893 - Clear - 67 F							
15 Cory Spangenberg, L OBP: 0.275, SLG: 0.327										3	0	0	0	0	1	0								
10 Justin Upton, R OBP: 0.363, SLG: 0.536										3	0	0	0	0	1	0								
27 Matt Kemp, R OBP: 0.282, SLG: 0.329										2	0	0	0	0	1	0								
5 Alexi Amarista, L OBP: 0.275, SLG: 0.248										1	0	0	0	0	0	0								
26 Yangervis Solarte, S OBP: 0.311, SLG: 0.365										3	0	0	0	0	0	0								
11 Will Middlebrooks, R OBP: 0.272, SLG: 0.417										3	0	1	0	0	1	0								
12 Clint Barmes, R OBP: 0.304, SLG: 0.338										3	0	1	0	0	1	1								
18 Austin Hedges, R OBP: 0.091, SLG: 0.095										3	0	0	0	0	1	1								
34 Andrew Cashner, R OBP: 0.196, SLG: 0.196										1	0	0	0	0	1	0								
16 Abraham Almonte, S OBP: 0.266, SLG: 0.299										0	0	0	0	0	0	0								
59 Kevin Quackenbush, R OBP: 0.266, SLG: 0.299										0	0	0	0	0	0	0								
43 Cory Mazzoni, R OBP: 0.266, SLG: 0.299										0	0	0	0	0	0	0								
37 Brandon Maurer, R OBP: 0.266, SLG: 0.299										0	0	0	0	0	0	0								
9 Jedid Gyorko, R OBP: 0.266, SLG: 0.299										1	0	0	0	0	1	0								
<b>Inning Stats</b>	R: 0 H: 0 E: 0 K: 3 S: 9	H: 0 LOB: 0 BB: 0 P: 13	R: 0 H: 0 E: 0 K: 1 S: 11	H: 0 LOB: 0 BB: 0 P: 14	R: 0 H: 0 E: 0 K: 2 S: 8	H: 0 LOB: 0 BB: 0 P: 11	R: 0 H: 0 E: 0 K: 0 S: 9	H: 0 LOB: 0 BB: 0 P: 13	R: 0 H: 0 E: 0 K: 1 S: 12	H: 0 LOB: 0 BB: 0 P: 16	R: 0 H: 1 E: 0 K: 1 S: 7	H: 1 LOB: 0 BB: 0 P: 10	R: 0 H: 0 E: 0 K: 0 S: 3	H: 0 LOB: 0 BB: 0 P: 5	R: 0 H: 1 E: 0 K: 0 S: 13	H: 1 LOB: 1 BB: 0 P: 23	R: 0 H: 0 E: 0 K: 1 S: 8	H: 0 LOB: 0 BB: 0 P: 9	1B: 2 2B: 0 3B: 0 HR: 0	SF: 0 SAC: 0 DP: 1 HBP: 0	WP: 0 PB: 0 SB: 0 CS: 0	PA: 28		
<b>PITCHER</b>	IP WLS BF H R ER SO BB IBB HBP BLK WP HR S P ERA WHIP	IP WLS BF H R ER SO BB IBB HBP BLK WP HR S P ERA WHIP	IP WLS BF H R ER SO BB IBB HBP BLK WP HR S P ERA WHIP	IP WLS BF H R ER SO BB IBB HBP BLK WP HR S P ERA WHIP	IP WLS BF H R ER SO BB IBB HBP BLK WP HR S P ERA WHIP	IP WLS BF H R ER SO BB IBB HBP BLK WP HR S P ERA WHIP	IP WLS BF H R ER SO BB IBB HBP BLK WP HR S P ERA WHIP	IP WLS BF H R ER SO BB IBB HBP BLK WP HR S P ERA WHIP	IP WLS BF H R ER SO BB IBB HBP BLK WP HR S P ERA WHIP	IP WLS BF H R ER SO BB IBB HBP BLK WP HR S P ERA WHIP	IP WLS BF H R ER SO BB IBB HBP BLK WP HR S P ERA WHIP	IP WLS BF H R ER SO BB IBB HBP BLK WP HR S P ERA WHIP	IP WLS BF H R ER SO BB IBB HBP BLK WP HR S P ERA WHIP	IP WLS BF H R ER SO BB IBB HBP BLK WP HR S P ERA WHIP	IP WLS BF H R ER SO BB IBB HBP BLK WP HR S P ERA WHIP	IP WLS BF H R ER SO BB IBB HBP BLK WP HR S P ERA WHIP	IP WLS BF H R ER SO BB IBB HBP BLK WP HR S P ERA WHIP	IP WLS BF H R ER SO BB IBB HBP BLK WP HR S P ERA WHIP	IP WLS BF H R ER SO BB IBB HBP BLK WP HR S P ERA WHIP	IP WLS BF H R ER SO BB IBB HBP BLK WP HR S P ERA WHIP	IP WLS BF H R ER SO BB IBB HBP BLK WP HR S P ERA WHIP	IP WLS BF H R ER SO BB IBB HBP BLK WP HR S P ERA WHIP	IP WLS BF H R ER SO BB IBB HBP BLK WP HR S P ERA WHIP	IP WLS BF H R ER SO BB IBB HBP BLK WP HR S P ERA WHIP

AB	28
R	0
H	2
RBI	0
BB	0
SO	9
LOB	3





Batter	1	2	3	4	5	6	7	8	9	AB	R	H	RBI	BB	SO	LOB	TOP					
3 Curtis Granderson, L OBP: 0.333, SLG: 0.364										4	0	1	0	0	2	0	<b>New York Mets @ San Diego Padres</b> Petco Park, San Diego, CA Tue Jun 02 2015, 7:11 PM - 10:10 PM PDT Att: 22,264 - Clear - 65 F					
11 Rubén Tejada, R OBP: 0.365, SLG: 0.424										4	1	2	0	0	1	0						
21 Lucas Duda, L OBP: 0.392, SLG: 0.530										3	0	0	0	1	1	3						
28 Daniel Murphy, L OBP: 0.335, SLG: 0.411										3	0	0	0	1	1	1						
23 Michael Cuddyer, R OBP: 0.333, SLG: 0.409										4	1	3	1	0	0	0						
4 Wilmer Flores, R OBP: 0.276, SLG: 0.419										4	0	1	1	0	0	3						
12 Juan Lagares, R OBP: 0.295, SLG: 0.312										4	0	1	0	0	1	2						
22 Kevin Plawecki, R OBP: 0.241, SLG: 0.287										4	0	0	0	0	3	2						
34 Noah Syndergaard, L OBP: 0.406, SLG: 0.700										1	0	0	0	0	1	1						
16 Didi Gregorius, S OBP: 0.176, SLG: 0.081										1	0	0	0	0	0	0						
51 Jack Leathersich, R ERA: 2.78										0	0	0	0	0	0	0						
47 Hansel Robles, R ERA: 4.02										0	0	0	0	0	0	0						
44 John Mayberry Jr., R OBP: 0.234, SLG: 0.255										0	0	0	0	0	1	0						
54 Alex Torres, L ERA: 2.66										0	0	0	0	0	0	0						
52 Carlos Torres, R ERA: 2.86										0	0	0	0	0	0	0						
1 Danell Cevallos, L OBP: 0.162, SLG: 0.143										1	0	0	0	0	0	0						
<b>Inning Stats</b>	R: 1 E: 0 K: 0 S: 17	H: 2 LOB: 2 BB: 1 P: 26	R: 0 E: 0 K: 2 S: 7	H: 1 LOB: 0 BB: 0 P: 11	R: 0 E: 0 K: 1 S: 10	H: 0 LOB: 1 BB: 1 P: 17	R: 0 E: 0 K: 3 S: 9	H: 1 LOB: 0 BB: 0 P: 10	R: 0 E: 0 K: 3 S: 9	H: 0 LOB: 0 BB: 0 P: 13	R: 1 E: 0 K: 1 S: 19	H: 2 LOB: 1 BB: 0 P: 27	R: 0 E: 0 K: 3 S: 16	H: 2 LOB: 2 BB: 0 P: 21	R: 0 E: 0 K: 0 S: 5	H: 0 LOB: 0 BB: 0 P: 6	R: 0 E: 0 K: 1 S: 7	H: 0 LOB: 0 BB: 0 P: 9	1B: 7 2B: 1 3B: 0 HR: 0	SF: 0 SAC: 0 DP: 0 HBP: 0	WP: 0 PB: 0 SB: 0 CS: 1	PA: 36
<b>PITCHER</b>	IP WLS BF H R ER SO BB IBB HBP BLK WP HR S P ERA WHIP																					
22 Ian Kennedy, R ERA: 6.6	6.0 W 25 6 2 2 8 2 0 0 0 0 0 0 13 18 3.00 1.333																					
44 Dale Thayer, R ERA: 2.78	0.2 4 2 0 0 2 0 0 0 0 0 0 0 3 3 0.00 0.000																					
60 Frank Garces, L ERA: 4.02	0.1 1 0 0 0 1 0 0 0 0 0 0 0 5 6 0.00 0.000																					
53 Joaquin Benoit, R ERA: 2.45	1.0 3 0 0 0 0 0 0 0 0 0 0 0 7 9 0.00 0.000																					
56 Shawn Kelley, R ERA: 5.06	1.0 3 0 0 0 1 0 0 0 0 0 0 0 7 9 0.00 0.000																					

AB	34
R	2
H	8
RBI	2
BB	2
SO	12
LOB	12



Batter	1	2	3	4	5	6	7	8	9	AB	R	H	RBI	BB	SO	LOB	BOTTOM			
25 Will Venable, L OBP: 0.330, SLG: 0.404										5	1	2	2	0	1	1	<b>New York Mets @ San Diego Padres</b> Petco Park, San Diego, CA Tue Jun 02 2015, 7:11 PM - 10:10 PM PDT Att: 22,264 - Clear - 65 F			
3 Derek Norris, R OBP: 0.327, SLG: 0.468										4	1	2	2	1	2	1				
10 Justin Upton, R OBP: 0.355, SLG: 0.523										5	0	0	0	0	3	4				
27 Matt Kemp, R OBP: 0.277, SLG: 0.322										4	0	0	0	0	3	3				
23 Yonder Alonso, L OBP: 0.439, SLG: 0.451										4	2	3	0	0	0	0				
11 Will Middlebrooks, R OBP: 0.271, SLG: 0.473										4	1	1	0	0	1	2				
15 Cory Spangenberg, L OBP: 0.298, SLG: 0.363										3	1	3	1	1	0	0				
5 Alex Arista, L OBP: 0.282, SLG: 0.264										4	1	2	2	0	2	2				
22 Ian Kennedy, R ERA: 3.77										1	0	0	0	0	1	0				
9 Jedrick Goode, R ERA: 3.77										1	0	0	0	0	0	0				
44 Dale Thayer, R ERA: 2.78										0	0	0	0	0	0	0				
60 Frank Garces, L ERA: 4.02										0	0	0	0	0	0	0				
16 Abraham Almonte, S OBP: 0.296, SLG: 0.295										0	0	0	0	0	0	2				
53 Joaquin Benoit, R ERA: 2.45										0	0	0	0	0	0	0				
56 Shawn Kelley, R ERA: 5.06										0	0	0	0	0	0	0				
<b>Inning Stats</b>	R: 0 E: 0 K: 2 S: 11	H: 1 LOB: 1 BB: 0 P: 18	R: 4 E: 0 K: 2 S: 19	H: 5 LOB: 1 BB: 0 P: 27	R: 1 E: 0 K: 3 S: 13	H: 2 LOB: 1 BB: 0 P: 16	R: 2 E: 0 K: 3 S: 14	H: 2 LOB: 0 BB: 0 P: 23	R: 0 E: 0 K: 1 S: 11	H: 1 LOB: 1 BB: 1 P: 21	R: 0 E: 0 K: 1 S: 9	H: 1 LOB: 2 BB: 1 P: 17	R: 0 E: 0 K: 0 S: 9	H: 2 LOB: 2 BB: 0 P: 17	R: 0 E: 0 K: 1 S: 8	H: 0 LOB: 0 BB: 0 P: 12	1B: 10 2B: 1 3B: 2 HR: 1	SF: 0 SAC: 1 DP: 0 HBP: 0	WP: 0 PB: 0 SB: 0 CS: 1	PA: 39
<b>PITCHER</b>	IP WLS BF H R ER SO BB IBB HBP BLK WP HR S P ERA WHIP																			
34 Noah Syndergaard, R ERA: 3.77	4.0 L 22 10 7 7 10 1 0 0 0 0 0 0 15 27 0.00 2.250																			
51 Jack Leathersich, L ERA: 4.02	1.1 6 2 0 0 1 1 0 0 0 0 0 0 5 11 0.00 1.500																			
47 Hansel Robles, R ERA: 5.73	0.2 3 0 0 0 1 1 0 0 0 0 0 0 5 11 0.00 1.500																			
54 Alex Torres, L ERA: 2.66	1.0 5 2 0 0 0 0 0 0 0 0 0 0 9 17 0.00 2.000																			
52 Carlos Torres, R ERA: 2.86	1.0 3 0 0 0 1 0 0 0 0 0 0 0 8 12 0.00 0.000																			

AB	36
R	7
H	14
RBI	7
BB	2
SO	13
LOB	15









Batter	1	2	3	4	5	6	7	8	9	AB	R	H	RBI	BB	SO	LOB	TOP							
11 Rubén Tejada, R OBP: 0.381, SLG: 0.446										3	0	1	1	1	1	4								
28 Daniel Murphy, L OBP: 0.335, SLG: 0.414										2	0	1	0	0	0	0								
29 Eric Campbell, R OBP: 0.292, SLG: 0.261										5	0	1	0	0	2	2								
23 Michael Cuddyer, R OBP: 0.330, SLG: 0.403										5	0	1	0	0	3	4								
21 Lucas Duda, L OBP: 0.387, SLG: 0.521										5	0	1	0	0	3	4								
4 Wilmer Flores, R OBP: 0.275, SLG: 0.409									5	2	1	0	0	0	3									
44 John Mayberry Jr., R OBP: 0.274, SLG: 0.393									5	2	4	2	0	0	0	0								
12 Juan Lagares, R OBP: 0.292, SLG: 0.308									5	1	2	0	0	1	2									
22 Kevin Plawecki, R OBP: 0.248, SLG: 0.311									4	1	1	2	0	1	4									
33 Matt Harvey, R OBP: 0.091, SLG: 0.091									3	0	1	0	0	0	2									
3 Curtis Granderson, L OBP: 0.338, SLG: 0.362									1	0	1	1	0	0	0									
36 Sean Gilmartin, L OBP: 0.292, SLG: 0.308									0	0	0	0	0	0	0									
47 Hansel Robles, R OBP: 0.292, SLG: 0.308									0	0	0	0	0	0	0									
27 Jeury Familia, R OBP: 0.292, SLG: 0.308									0	0	0	0	0	0	0									
<b>Inning Stats</b>	R: 0 E: 0 K: 2 S: 17	H: 2 LOB: 2 BB: 0 P: 25	R: 0 E: 0 K: 1 S: 15	H: 2 LOB: 2 BB: 0 P: 20	R: 0 E: 0 K: 1 S: 12	H: 1 LOB: 1 BB: 1 P: 18	R: 0 E: 0 K: 0 S: 14	H: 0 LOB: 0 BB: 0 P: 19	R: 0 E: 0 K: 0 S: 18	H: 1 LOB: 2 BB: 1 P: 28	R: 3 E: 0 K: 0 S: 13	H: 4 LOB: 1 BB: 0 P: 21	R: 0 E: 0 K: 1 S: 11	H: 0 LOB: 0 BB: 0 P: 15	R: 1 E: 0 K: 2 S: 19	H: 3 LOB: 2 BB: 0 P: 31	R: 2 E: 1 K: 2 S: 11	H: 1 LOB: 0 BB: 0 P: 16	1B: 8 2B: 5 3B: 0 HR: 1	SF: 1 SAC: 0 DP: 0 HBP: 0	WP: 0 PB: 0 SB: 0 CS: 0	PA: 43		
<b>PITCHER</b>	IP: 5.0 ERA: 0.82	WLS: 0 L: 1	BF: 22 L: 7	H: 6 R: 4	R: 0 ER: 3	SO: 4 3: 3	BB: 0 IBB: 0	HBP: 0 BLK: 0	WP: 0 HR: 0	S: 76 P: 110	P: 0.00 ERA: 0.00	WHIP: 1.400 4.000												
54 Dominic Leone, R ERA: 8.03	IP: 1.0	WLS: 0	BF: 7	H: 4	R: 3	ER: 3	SO: 0	BB: 0	IBB: 0	HBP: 0	BLK: 0	WP: 0	HR: 0	S: 13	P: 21	ERA: 27.00	WHIP: 4.000							
59 Oliver Pérez, L ERA: 5.74	IP: 1.0	WLS: 0	BF: 3	H: 0	R: 0	ER: 0	SO: 1	BB: 0	IBB: 0	HBP: 0	BLK: 0	WP: 0	HR: 0	S: 11	P: 15	ERA: 0.00	WHIP: 0.000							
43 Addison Reed, R ERA: 4.71	IP: 1.0	WLS: 0	BF: 6	H: 3	R: 1	ER: 1	SO: 2	BB: 0	IBB: 0	HBP: 0	BLK: 0	WP: 0	HR: 0	S: 19	P: 31	ERA: 9.00	WHIP: 3.000							
41 Daniel Hudson, R ERA: 3.65	IP: 1.0	WLS: 0	BF: 5	H: 1	R: 2	ER: 0	SO: 2	BB: 0	IBB: 0	HBP: 0	BLK: 0	WP: 0	HR: 1	S: 11	P: 16	ERA: 0.00	WHIP: 1.000							

**New York Mets @ Arizona Diamondbacks**  
Chase Field, Phoenix, AZ  
Thu Jun 04 2015, 6:43 PM - 10:02 PM MST  
Att: 18,954 - Cloudy - 91 F

livebaseballscorecards.com

AB	41
R	6
H	14
RBI	6
BB	1
SO	9
LOB	25

Batter	1	2	3	4	5	6	7	8	9	AB	R	H	RBI	BB	SO	LOB	BOTTOM							
5 Ender Inciarte, L OBP: 0.319, SLG: 0.372										4	0	2	0	0	0	0								
11 AJ Pollock, R OBP: 0.373, SLG: 0.495										4	0	2	0	0	0	1								
44 Paul Goldschmidt, R OBP: 0.470, SLG: 0.677										3	1	1	1	1	2	3								
24 Yasmany Tomás, R OBP: 0.368, SLG: 0.412										3	0	1	0	1	1	4								
6 David Peralta, L OBP: 0.322, SLG: 0.473										4	0	0	0	0	1	3								
16 Chris Owings, R OBP: 0.267, SLG: 0.341										4	0	1	0	0	2	1								
8 Jarrod Saltalamacchia, S OBP: 0.250, SLG: 0.333										4	1	1	1	0	3	1								
13 Nick Ahmed, R OBP: 0.280, SLG: 0.319										4	0	0	0	0	1	1								
38 Robbie Ray, L ERA: 3.05	IP: 7.0	WLS: 2 W: 27	BF: 27 R: 2	H: 6 R: 2	R: 2 ER: 2	SO: 9 3: 2	BB: 1 IBB: 0	HBP: 0 BLK: 0	WP: 0 HR: 2	S: 75 P: 106	P: 2.57 ERA: 2.57	WHIP: 1.000 1.000												
36 Sean Gilmartin, L ERA: 2.45	IP: 0.0	WLS: 0	BF: 1	H: 1	R: 0	ER: 0	SO: 0	BB: 0	IBB: 0	HBP: 0	BLK: 0	WP: 0	HR: 0	S: 2	P: 4	ERA: ∞	WHIP: ∞							
47 Hansel Robles, R ERA: 5.56	IP: 0.1	WLS: 0	BF: 1	H: 1	R: 0	ER: 0	SO: 0	BB: 0	IBB: 0	HBP: 0	BLK: 0	WP: 0	HR: 0	S: 2	P: 2	ERA: 0.00	WHIP: 0.000							
27 Jeury Familia, R ERA: 1.35	IP: 1.2	WLS: 0	BF: 7	H: 1	R: 0	ER: 0	SO: 2	BB: 1	IBB: 0	HBP: 0	BLK: 0	WP: 2	HR: 0	S: 18 33	P: 18 33	ERA: 0.00	WHIP: 1.200							
<b>Inning Stats</b>	R: 0 E: 0 K: 0 S: 8	H: 1 LOB: 1 BB: 1 P: 15	R: 1 E: 0 K: 0 S: 11	H: 1 LOB: 0 BB: 0 P: 18	R: 0 E: 0 K: 3 S: 17	H: 2 LOB: 2 BB: 0 P: 21	R: 0 E: 0 K: 3 S: 10	H: 0 LOB: 0 BB: 0 P: 14	R: 0 E: 0 K: 0 S: 7	H: 0 LOB: 0 BB: 0 P: 7	R: 1 E: 0 K: 1 S: 12	H: 2 LOB: 1 BB: 0 P: 17	R: 0 E: 0 K: 2 S: 10	H: 0 LOB: 0 BB: 0 P: 14	R: 0 E: 0 K: 1 S: 11	H: 1 LOB: 2 BB: 1 P: 22	R: 0 E: 0 K: 1 S: 11	H: 1 LOB: 1 BB: 0 P: 17	1B: 6 2B: 0 3B: 0 HR: 2	SF: 0 SAC: 0 DP: 1 HBP: 0	WP: 3 PB: 0 SB: 0 CS: 0	PA: 36		
<b>PITCHER</b>	IP: 7.0 ERA: 3.05	WLS: 2 L: 1	BF: 27 L: 7	H: 6 R: 4	R: 2 ER: 2	SO: 9 3: 2	BB: 1 IBB: 0	HBP: 0 BLK: 0	WP: 0 HR: 2	S: 75 P: 106	P: 2.57 ERA: 2.57	WHIP: 1.000 1.000												
33 Matt Harvey, R ERA: 3.05	IP: 7.0	WLS: 2	BF: 27	H: 6	R: 2	ER: 2	SO: 9	BB: 1	IBB: 0	HBP: 0	BLK: 0	WP: 0	HR: 2	S: 75	P: 106	ERA: 2.57	WHIP: 1.000							
36 Sean Gilmartin, L ERA: 2.45	IP: 0.0	WLS: 0	BF: 1	H: 1	R: 0	ER: 0	SO: 0	BB: 0	IBB: 0	HBP: 0	BLK: 0	WP: 0	HR: 0	S: 2	P: 4	ERA: ∞	WHIP: ∞							
47 Hansel Robles, R ERA: 5.56	IP: 0.1	WLS: 0	BF: 1	H: 1	R: 0	ER: 0	SO: 0	BB: 0	IBB: 0	HBP: 0	BLK: 0	WP: 0	HR: 0	S: 2	P: 2	ERA: 0.00	WHIP: 0.000							
27 Jeury Familia, R ERA: 1.35	IP: 1.2	WLS: 0	BF: 7	H: 1	R: 0	ER: 0	SO: 2	BB: 1	IBB: 0	HBP: 0	BLK: 0	WP: 2	HR: 0	S: 18 33	P: 18 33	ERA: 0.00	WHIP: 1.200							

**New York Mets @ Arizona Diamondbacks**  
Chase Field, Phoenix, AZ  
Thu Jun 04 2015, 6:43 PM - 10:02 PM MST  
Att: 18,954 - Cloudy - 91 F

livebaseballscorecards.com

AB	34
R	2
H	8
RBI	2
BB	2
SO	11
LOB	15



Batter	1	2	3	4	5	6	7	8	9	AB	R	H	RBI	BB	SO	LOB	TOP					
3 Curtis Granderson, L OBP: 0.341, SLG: 0.361										3	0	1	0	1	1	3						
11 Rubén Tejada, R OBP: 0.375, SLG: 0.436										4	0	1	0	0	0	1						
21 Lucas Duda, L OBP: 0.385, SLG: 0.513										3	0	0	0	0	1	3						
23 Michael Cuddyer, R OBP: 0.329, SLG: 0.416										4	1	1	1	0	2	1						
4 Wilmer Flores, R OBP: 0.275, SLG: 0.411										4	1	1	0	0	0	1						
12 Juan Lagares, R OBP: 0.291, SLG: 0.307										4	0	1	0	0	2	0						
29 Eric Campbell, R OBP: 0.291, SLG: 0.261										4	0	1	1	0	0	0						
20 Anthony Recker, R OBP: 0.286, SLG: 0.310										4	0	0	0	0	2	2						
49 Jonathon Niese, L OBP: 0.273, SLG: 0.200										1	0	0	0	1	1	0						
44 John Mayberry Jr., R OBP: 0.270, SLG: 0.366										1	0	0	0	0	0	0						
52 Carlos Torres, R ERA: 3.51										0	0	0	0	0	0	0						
51 Jack Leathersich, R ERA: 1.08										0	0	0	0	0	0	0						
62 Erik Goeddel, R ERA: 2.05										0	0	0	0	0	0	0						
<b>Inning Stats</b>	R: 0 E: 0 K: 0 S: 4	H: 1 LOB: 0 BB: 0 P: 6	R: 1 E: 0 K: 0 S: 13	H: 1 LOB: 0 BB: 0 P: 17	R: 0 E: 0 K: 2 S: 16	H: 1 LOB: 2 BB: 1 P: 23	R: 1 E: 0 K: 1 S: 17	H: 3 LOB: 3 BB: 1 P: 29	R: 0 E: 0 K: 2 S: 12	H: 0 LOB: 1 BB: 1 P: 21	R: 0 E: 0 K: 1 S: 5	H: 0 LOB: 0 BB: 0 P: 8	R: 0 E: 0 K: 2 S: 9	H: 0 LOB: 0 BB: 0 P: 16	R: 0 E: 0 K: 2 S: 10	H: 0 LOB: 0 BB: 0 P: 14	1B: 4 2B: 1 3B: 0 HR: 1	SF: 0 SAC: 0 DP: 1 HBP: 0	WP: 0 PB: 0 SB: 0 CS: 0	PA: 35		
<b>PITCHER</b>	IP WLS BF H R ER SO BB IBB HBP BLK WP HR S P ERA WHIP	6.0 W 26 6 2 2 6 3 0 0 0 0 1 67 104 3.00 1.500	1.0 H 3 0 0 0 0 0 0 0 0 0 0 11 17 0.00 0.000	1.0 H 3 0 0 0 2 0 0 0 0 0 0 9 16 0.00 0.000	1.0 3 0 0 0 2 0 0 0 0 0 0 10 14 0.00 0.000																	

New York Mets @ Arizona Diamondbacks  
Chase Field, Phoenix, AZ  
Fri Jun 05 2015, 6:41 PM - 9:29 PM MST  
Att: 24,332 - Roof Closed - 74 F

AB 32  
R 2  
H 6  
RBI 2  
BB 3  
SO 10  
LOB 11



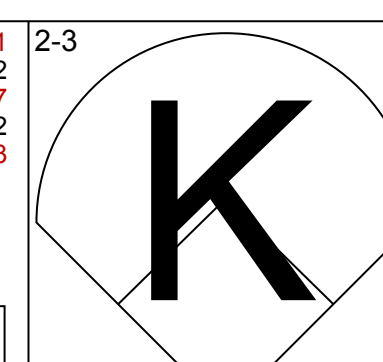
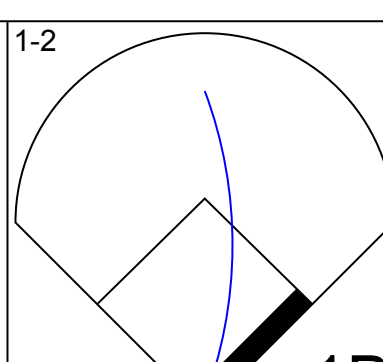
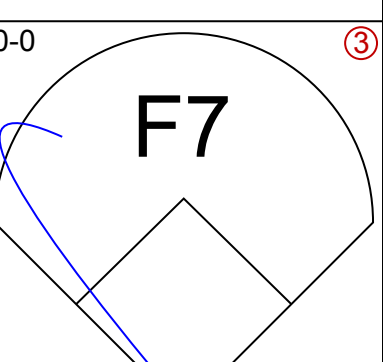
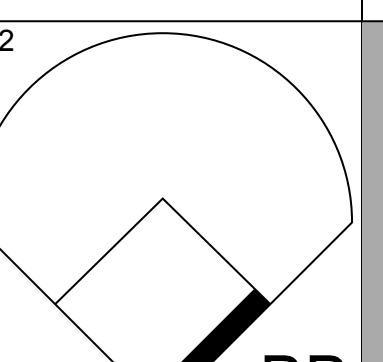
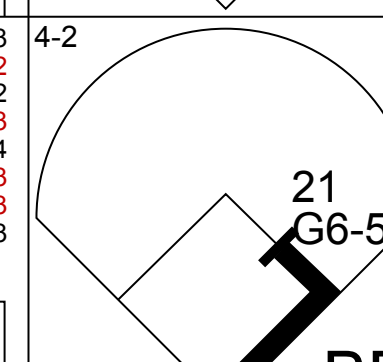
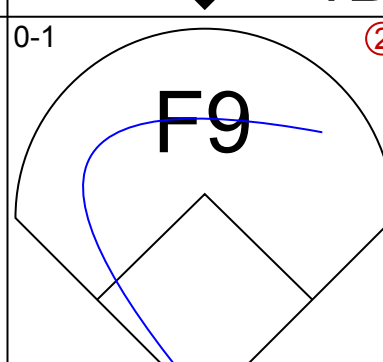

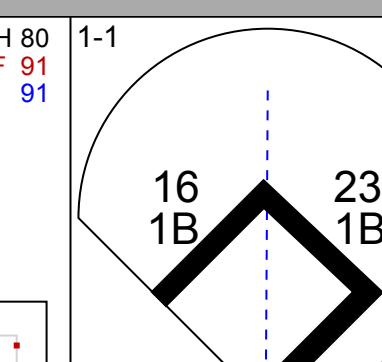
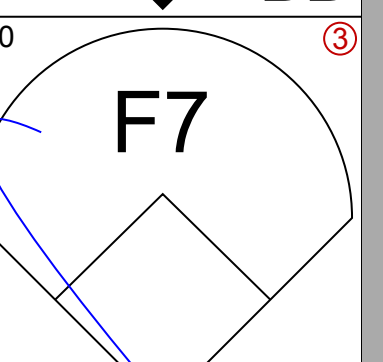
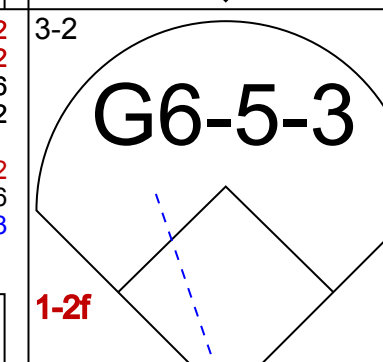
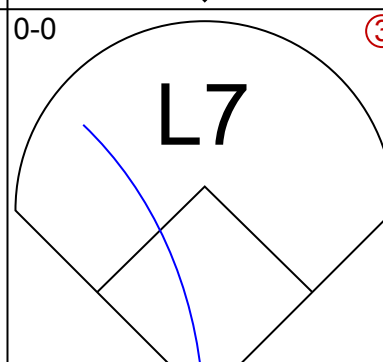


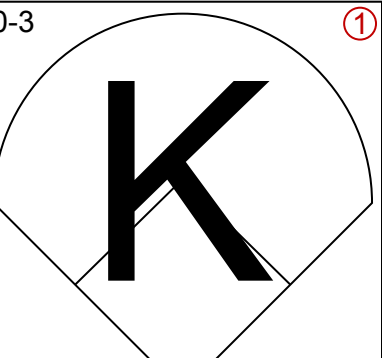

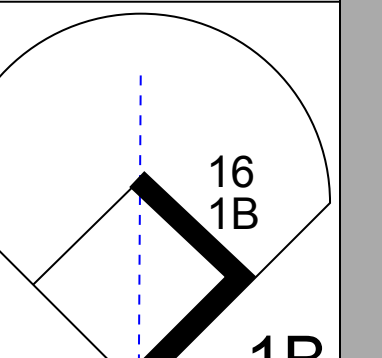
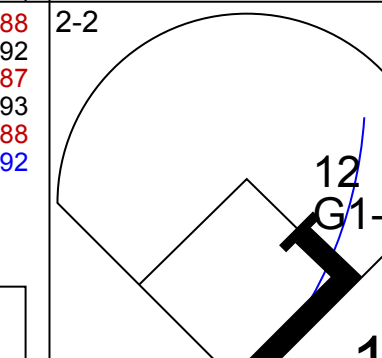
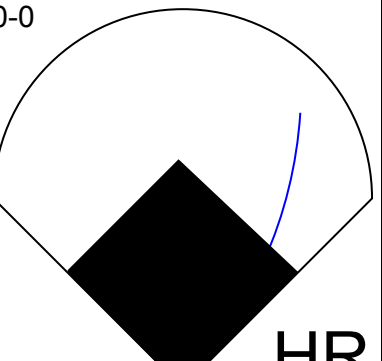
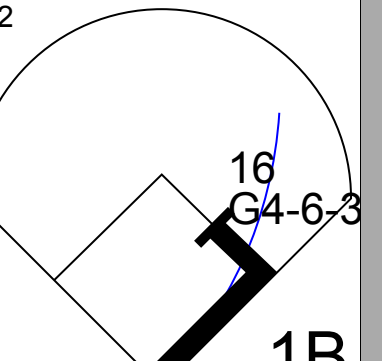
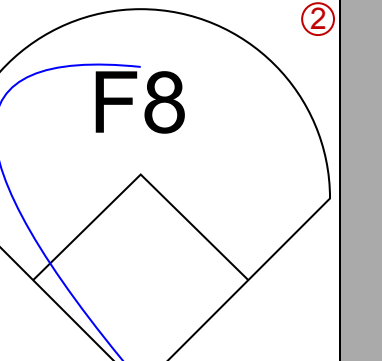
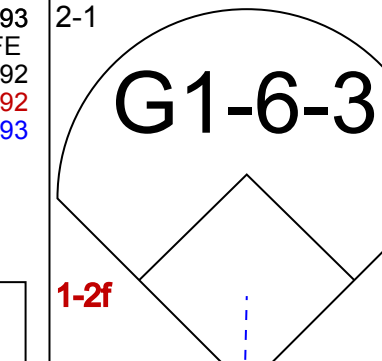




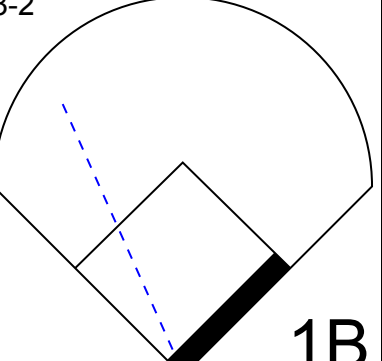

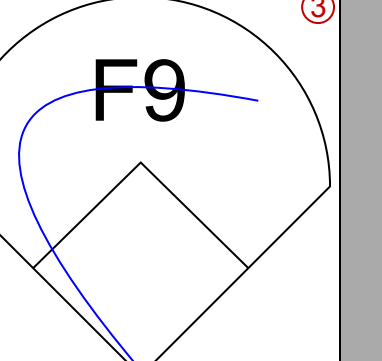

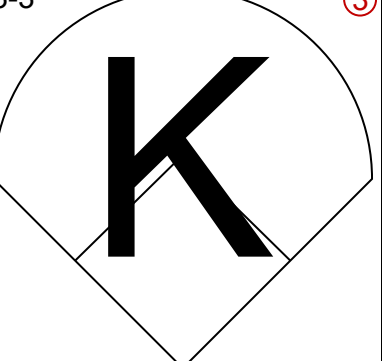


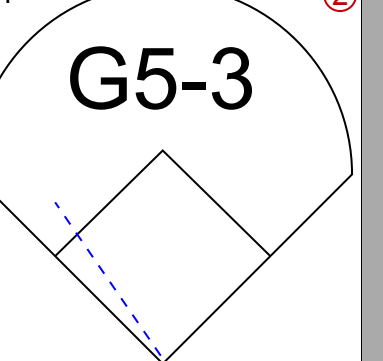
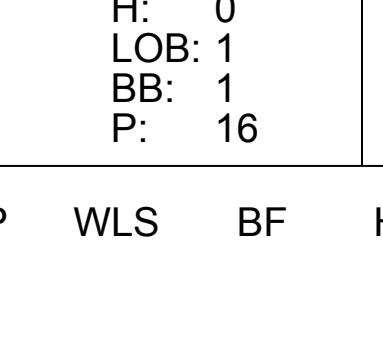

Batter	1	2	3	4	5	6	7	8	9	AB	R	H	RBI	BB	SO	LOB	BOTTOM					
5 Ender Inciarte, L OBP: 0.318, SLG: 0.379										4	1	1	0	0	2	1						
11 AJ Pollock, R OBP: 0.379, SLG: 0.510										4	2	3	2	0	0	0						
44 Paul Goldschmidt, R OBP: 0.471, SLG: 0.672										3	2	1	1	1	1	1						
24 Yasmany Tomás, R OBP: 0.374, SLG: 0.424										3	0	2	1	0	0	0						
6 David Peralta, L OBP: 0.327, SLG: 0.473										0	1	0	0	1	0	0						
2 Aaron Hill, R OBP: 0.281, SLG: 0.349										4	0	1	1	0	1	2						
16 Chris Owings, R OBP: 0.267, SLG: 0.341										3	0	1	1	0	1	1						
7 Wellington Castillo, R OBP: 0.203, SLG: 0.264										4	0	0	0	0	4	3						
13 Nick Ahmed, R OBP: 0.286, SLG: 0.315										2	1	0	0	2	0	0						
56 Jeremy Hellickson, R OBP: 0.256, SLG: 0.262										1	0	0	0	0	1	0						
40 Andrew Chafin, R ERA: 3.41										0	0	0	0	0	0	0						
8 Jarrod Saltalamacchia, S ERA: 3.91										1	0	0	0	0	0	0						
41 Daniel Hudson, R ERA: 1.08										0	0	0	0	0	0	0						
4 Cliff Pennington, S ERA: 2.05										0	0	0	0	0	2	0						
48 Randall Delgado, R ERA: 3.29										0	0	0	0	0	0	0						
<b>Inning Stats</b>	R: 0 E: 0 K: 1 S: 6	H: 2 LOB: 1 BB: 0 P: 8	R: 0 E: 0 K: 1 S: 9	H: 2 LOB: 1 BB: 0 P: 13	R: 1 E: 1 K: 1 S: 8	H: 1 LOB: 1 BB: 1 P: 17	R: 0 E: 0 K: 1 S: 9	H: 0 LOB: 0 BB: 0 P: 12	R: 0 E: 0 K: 2 S: 8	H: 0 LOB: 0 BB: 0 P: 12	R: 2 E: 0 K: 2 S: 14	H: 3 LOB: 1 BB: 0 P: 19	R: 0 E: 0 K: 1 S: 8	H: 0 LOB: 0 BB: 0 P: 11	R: 4 E: 0 K: 1 S: 13	H: 3 LOB: 2 BB: 3 P: 30	1B: 5 2B: 3 3B: 1 HR: 0	SF: 1 SAC: 1 DP: 1 HBP: 0	WP: 1 PB: 0 SB: 3 CS: 0	PA: 36		
<b>PITCHER</b>	IP WLS BF H R ER SO BB IBB HBP BLK WP HR S P ERA WHIP	6.0 L 24 6 3 3 3 1 0 1 0 0 0 0 0 54 81 4.50 1.167	1.0 6 2 3 3 1 0 1 0 0 0 0 0 11 20 27.00 2.000	1.0 1 1 1 1 1 1 0 0 0 0 1 0 8 15 9.00 2.000																		

New York Mets @ Arizona Diamondbacks  
Chase Field, Phoenix, AZ  
Fri Jun 05 2015, 6:41 PM - 9:29 PM MST  
Att: 24,332 - Roof Closed - 74 F

AB 30  
R 7  
H 9  
RBI 6  
BB 4  
SO 10  
LOB 10



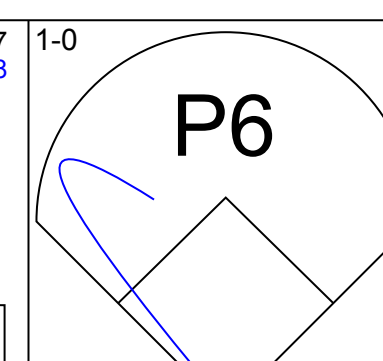
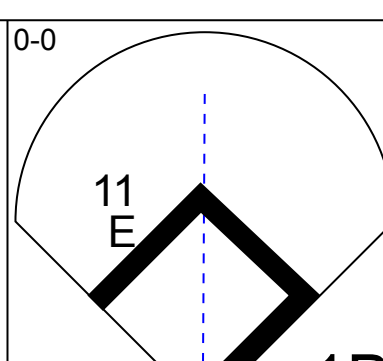


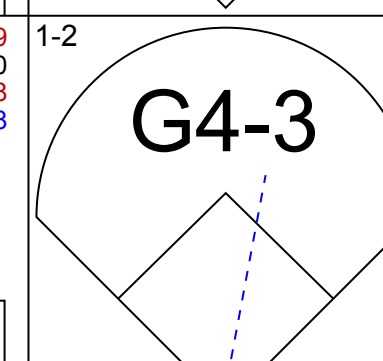
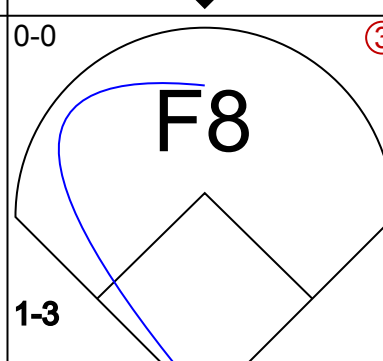


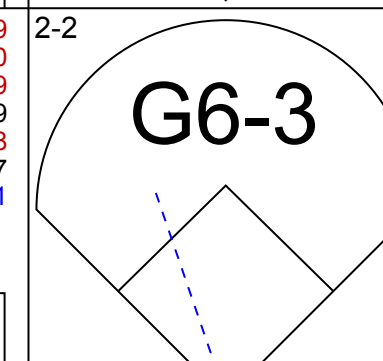



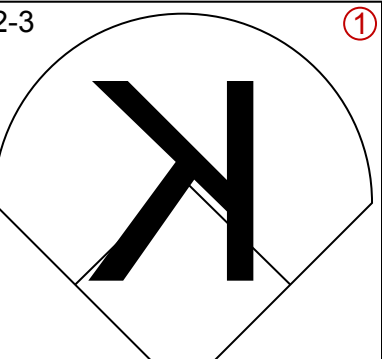
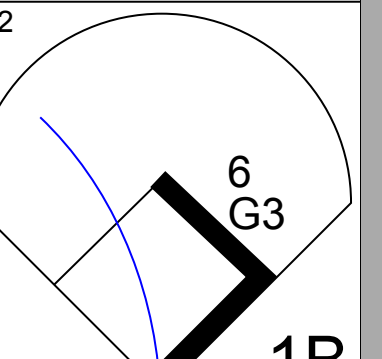

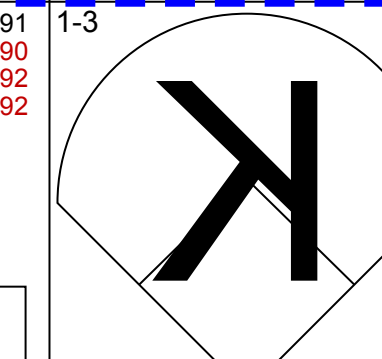
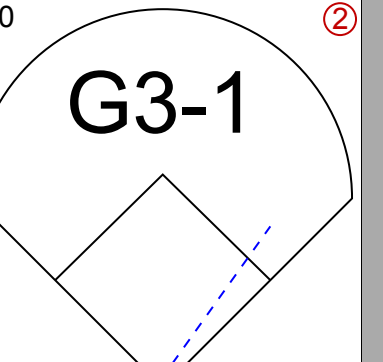
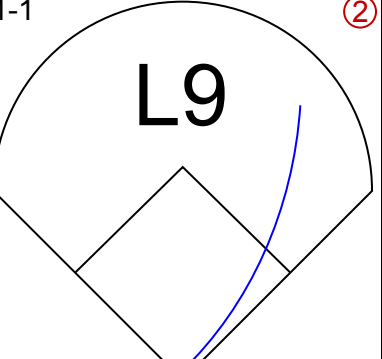
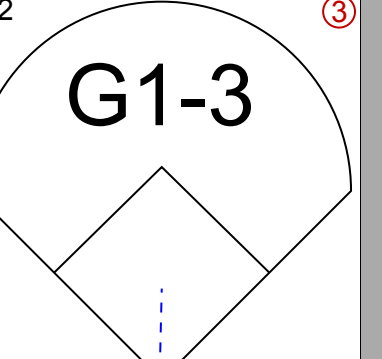

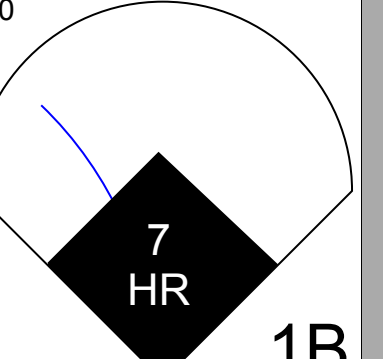
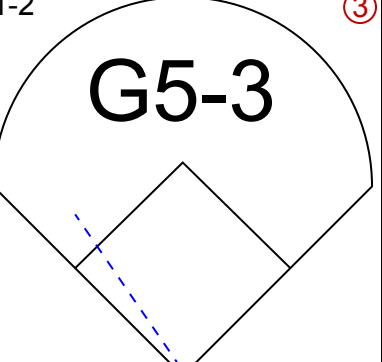


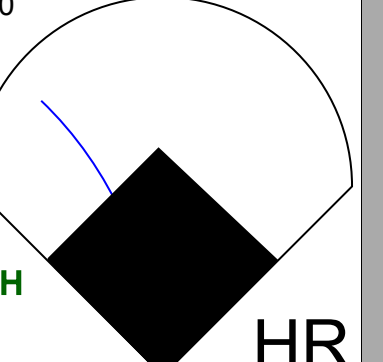



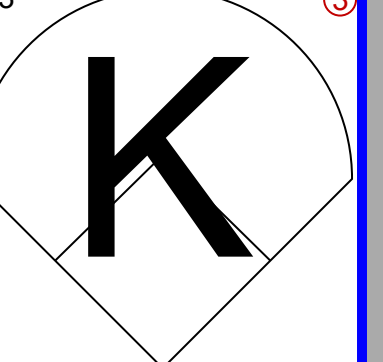


Batter	1	2	3	4	5	6	7	8	9	AB	R	H	RBI	BB	SO	LOB	TOP					
3 Curtis Granderson, L (1,9)										3	0	1	0	1	1	1						
11 Rubén Tejada, R (1,6)										3	0	1	0	1	0	2						
21 Lucas Duda, L (1,3)										4	0	0	0	0	1	3						
23 Michael Cuddyer, R (1,7)										4	0	2	0	0	2	0						
12 Juan Lagares, R (1,8)										4	1	2	1	0	0	3						
16 Danny Muno, S (1,4)										4	0	1	0	0	0	1						
29 Eric Campbell, R (1,5)										4	0	2	0	0	0	3						
20 Anthony Recker, R (1,2)										3	0	0	0	0	3	1						
1 Danrell Ceciliani, L (9,PH)										0	0	0	0	0	0	0						
40 Bartolo Colon, R (1,1)										3	0	1	0	0	1	0						
54 Alex Torres, L (8,1)										0	0	0	0	0	0	0						
47 Hansel Robles, R (8,1)										0	0	0	0	0	0	0						
51 Jack Leathersich, R (8,1)										0	0	0	0	0	0	0						
44 John Mayberry Jr., R (9,PH)										1	0	0	0	0	0	2						
<b>Inning Stats</b>	R: 0 E: 0 K: 1 S: 11	H: 0 LOB: 0 BB: 1 P: 20	R: 1 E: 0 K: 2 S: 14	H: 2 LOB: 1 BB: 0 P: 22	R: 0 E: 0 K: 1 S: 9	H: 1 LOB: 1 BB: 0 P: 11	R: 0 E: 0 K: 1 S: 13	H: 1 LOB: 0 BB: 0 P: 18	R: 0 E: 0 K: 1 S: 12	H: 1 LOB: 1 BB: 0 P: 16	R: 0 E: 0 K: 0 S: 18	H: 3 LOB: 3 BB: 0 P: 26	R: 0 E: 0 K: 1 S: 9	H: 0 LOB: 1 BB: 1 P: 16	R: 0 E: 0 K: 1 S: 9	H: 1 LOB: 0 BB: 0 P: 9	R: 0 E: 1 K: 0 S: 6	H: 1 LOB: 1 BB: 0 P: 9	1B: 9 2B: 0 3B: 0 HR: 1	SF: 0 SAC: 0 DP: 4 HBP: 0	WP: 0 PB: 0 CS: 0	PA: 36
<b>PITCHER</b>	IP WLS BF H R ER SO BB IBB HBP BLK WP HR S P ERA WHIP																					
57 Chase Anderson, R (1,1)	5.2	W 24	8	1	1	6	1	0	0	0	0	0	1	73	107	1.59	1.588					
48 Randall Delgado, R (6,1)	1.1	W 5	0	0	0	1	1	0	0	0	0	0	0	13	22	0.00	0.750					
43 Addison Reed, R (8,1)	1.0	H 3	1	0	0	1	0	0	0	0	0	0	0	9	15	0.00	1.000					
29 Brad Ziegler, R (9,1)	1.0	S 4	1	0	0	0	0	0	0	0	0	0	0	6	9	0.00	1.000					

New York Mets @ Arizona Diamondbacks  
Chase Field, Phoenix, AZ  
Sat Jun 06 2015, 7:11 PM - 9:51 PM MST  
Att: 30,265 - Partly Cloudy - 97 F

AB 33  
R 1  
H 10  
RBI 1  
BB 2  
SO 8  
LOB 16



Batter	1	2	3	4	5	6	7	8	9	AB	R	H	RBI	BB	SO	LOB	BOTTOM				
5 Ender Inciarte, L (1,9)										4	0	1	0	0	0	1					
11 AJ Pollock, R (1,8)										4	0	0	0	0	0	2					
44 Paul Goldschmidt, R (1,3)										3	0	0	0	1	2	0					
24 Yasmany Tomás, R (1,5)										3	0	1	0	0	2	0					
19 Jake Lamb, L (8,5)										1	0	0	0	0	1	2					
6 David Peralta, L (1,7)										3	0	1	0	0	0	1					
16 Chris Owings, R (1,4)										3	1	1	0	0	0	2					
7 Wellington Castillo, R (1,2)										2	1	1	2	1	0	1					
4 Cliff Pennington, S (1,6)										3	0	0	0	0	2	1					
43 Addison Reed, L (8,1)										0	0	0	0	0	0	0					
29 Brad Ziegler, R (9,1)										0	0	0	0	0	0	0					
57 Chase Anderson, R (1,1)										2	0	0	0	0	1	0					
48 Randall Delgado, R (6,1)										0	0	0	0	0	0	0					
13 Nick Ahmed, R (8,6)										1	0	1	0	0	0	0					
<b>Inning Stats</b>	R: 0 E: 0 K: 0 S: 9	H: 0 LOB: 0 BB: 0 P: 13	R: 0 E: 0 K: 1 S: 10	H: 1 LOB: 1 BB: 0 P: 14	R: 0 E: 1 K: 2 S: 8	H: 1 LOB: 1 BB: 0 P: 10	R: 0 E: 0 K: 1 S: 14	H: 1 LOB: 1 BB: 0 P: 18	R: 0 E: 0 K: 0 S: 7	H: 0 LOB: 0 BB: 1 P: 14	R: 0 E: 0 K: 1 S: 7	H: 0 LOB: 0 BB: 0 P: 12	R: 2 E: 0 K: 2 S: 9	H: 2 LOB: 0 BB: 0 P: 12	R: 0 E: 0 K: 1 S: 9	H: 1 LOB: 2 BB: 1 P: 16	1B: 5 2B: 0 3B: 0 HR: 1	SF: 0 SAC: 0 DP: 1 HBP: 0	WP: 0 PB: 0 CS: 0	PA: 31	
<b>PITCHER</b>	IP WLS BF H R ER SO BB IBB HBP BLK WP HR S P ERA WHIP																				
40 Bartolo Colon, R (1,1)	7.0	L 26	5	2	2	7	1	0	0	0	0	0	0	5	7	0.00	3.000				
54 Alex Torres, L (8,1)	0.1		2	1	0	0	0	0	0	0	0	0	0	1	5	0.00	0.000				
47 Hansel Robles, R (8,1)	0.1		2	0	0	0	0	1	0	0	0	0	0	1	5	0.00	0.000				
51 Jack Leathersich, L (8,1)	0.1		1	0	0	1	0	0	0	0	0	0	0	3	4	0.00	0.000				

New York Mets @ Arizona Diamondbacks  
Chase Field, Phoenix, AZ  
Sat Jun 06 2015, 7:11 PM - 9:51 PM MST  
Att: 30,265 - Partly Cloudy - 97 F

AB 29  
R 2  
H 6  
RBI 2  
BB 2  
SO 8  
LOB 10





Batter	1	2	3	4	5	6	7	8	9	AB	R	H	RBI	BB	SO	LOB	TOP		
3 Curtis Granderson, L OBP: 0.345, SLG: 0.392										5	2	2	2	0	0	1	<b>New York Mets @ Arizona Diamondbacks</b> Chase Field, Phoenix, AZ Sun Jun 07 2015, 1:11 PM - 3:54 PM MST Att: 31,575 - Roof Closed - 75 F		
11 Rubén Tejada, R OBP: 0.371, SLG: 0.412										4	0	0	0	1	0	0			
21 Lucas Duda, L OBP: 0.379, SLG: 0.495										3	0	0	0	2	0	0			
23 Michael Cuddyer, R OBP: 0.329, SLG: 0.412										5	0	1	0	0	1	4			
27 Jeury Familia, R OBP: 0.371, SLG: 0.412										0	0	0	0	0	0	0			
4 Wilmer Flores, R OBP: 0.274, SLG: 0.423										4	1	1	1	0	0	2			
12 Juan Lagares, R OBP: 0.303, SLG: 0.343										4	1	3	0	0	1	1			
29 Eric Campbell, R OBP: 0.305, SLG: 0.310										4	2	2	2	0	0	3			
22 Kevin Plawecki, R OBP: 0.256, SLG: 0.312										3	0	1	0	1	1	1			
48 Jacob deGrom, L OBP: 0.179, SLG: 0.179										3	0	0	0	0	0	4			
47 Hansel Robles, R OBP: 0.299, SLG: 0.240										0	0	0	0	0	0	0			
1 Darrell Ceciliani, L OBP: 0.259, SLG: 0.240										1	0	1	1	0	0	0			
<b>Inning Stats</b>	R: 1 H: 1 E: 0 K: 0 S: 10	H: 1 R: 0 ER: 0 LOB: 0 BB: 0 P: 15	R: 2 H: 3 E: 0 K: 0 S: 11	H: 3 R: 0 ER: 0 LOB: 0 BB: 0 P: 16	R: 0 H: 0 E: 0 K: 0 S: 11	H: 0 R: 0 ER: 0 LOB: 0 BB: 0 P: 16	R: 0 H: 2 E: 0 K: 0 S: 16	H: 2 R: 0 ER: 0 LOB: 3 BB: 1 P: 30	R: 1 H: 1 E: 0 K: 1 S: 12	H: 1 R: 0 ER: 0 LOB: 0 BB: 0 P: 16	R: 1 H: 2 E: 0 K: 0 S: 8	H: 2 R: 0 ER: 0 LOB: 0 BB: 0 P: 11	R: 0 H: 0 E: 0 K: 0 S: 8	H: 0 R: 0 ER: 0 LOB: 1 BB: 1 P: 16	R: 0 H: 0 E: 0 K: 1 S: 9	H: 0 R: 0 ER: 0 LOB: 3 BB: 2 P: 33	1B: 5 R: 6 H: 11 RBI: 6 BB: 4 SO: 3 LOB: 16	WP: 0 PA: 40 PB: 0 CS: 4	
<b>PITCHER</b>	IP: 6.0 WLS: L BF: 26 H: 9 R: 5 ER: 5 SO: 1 BB: 0 IBB: 1 HBP: 0 BLK: 0 WP: 0 HR: 4 S: 68 P: 104 ERA: 7.50 WHIP: 1.500	IP: 7.1 WLS: 3 BF: 0 H: 0 R: 0 ER: 0 SO: 0 BB: 0 IBB: 0 HBP: 0 BLK: 0 WP: 0 HR: 8 S: 16 P: 15 ERA: 0.00 WHIP: 0.000	IP: 8.1 WLS: 4 BF: 0 H: 0 R: 0 ER: 0 SO: 1 BB: 1 IBB: 0 HBP: 0 BLK: 0 WP: 0 HR: 9 S: 15 P: 16 ERA: 0.00 WHIP: 1.000	IP: 9.1 WLS: 7 BF: 2 H: 1 R: 1 ER: 1 SO: 1 BB: 1 IBB: 1 HBP: 0 BLK: 0 WP: 0 HR: 16 S: 33 P: 33 ERA: 9.00 WHIP: 3.000	<b>PITCHER</b>	IP: 6.0 WLS: L BF: 26 H: 9 R: 5 ER: 5 SO: 1 BB: 0 IBB: 1 HBP: 0 BLK: 0 WP: 0 HR: 4 S: 68 P: 104 ERA: 7.50 WHIP: 1.500	IP: 7.1 WLS: 3 BF: 0 H: 0 R: 0 ER: 0 SO: 0 BB: 0 IBB: 0 HBP: 0 BLK: 0 WP: 0 HR: 8 S: 16 P: 15 ERA: 0.00 WHIP: 0.000	IP: 8.1 WLS: 4 BF: 0 H: 0 R: 0 ER: 0 SO: 1 BB: 1 IBB: 0 HBP: 0 BLK: 0 WP: 0 HR: 9 S: 15 P: 16 ERA: 0.00 WHIP: 1.000	IP: 9.1 WLS: 7 BF: 2 H: 1 R: 1 ER: 1 SO: 1 BB: 1 IBB: 1 HBP: 0 BLK: 0 WP: 0 HR: 16 S: 33 P: 33 ERA: 9.00 WHIP: 3.000	IP: 6.0 WLS: L BF: 26 H: 9 R: 5 ER: 5 SO: 1 BB: 0 IBB: 1 HBP: 0 BLK: 0 WP: 0 HR: 4 S: 68 P: 104 ERA: 7.50 WHIP: 1.500	IP: 7.1 WLS: 3 BF: 0 H: 0 R: 0 ER: 0 SO: 0 BB: 0 IBB: 0 HBP: 0 BLK: 0 WP: 0 HR: 8 S: 16 P: 15 ERA: 0.00 WHIP: 0.000	IP: 8.1 WLS: 4 BF: 0 H: 0 R: 0 ER: 0 SO: 1 BB: 1 IBB: 0 HBP: 0 BLK: 0 WP: 0 HR: 9 S: 15 P: 16 ERA: 0.00 WHIP: 1.000	IP: 9.1 WLS: 7 BF: 2 H: 1 R: 1 ER: 1 SO: 1 BB: 1 IBB: 1 HBP: 0 BLK: 0 WP: 0 HR: 16 S: 33 P: 33 ERA: 9.00 WHIP: 3.000	IP: 6.0 WLS: L BF: 26 H: 9 R: 5 ER: 5 SO: 1 BB: 0 IBB: 1 HBP: 0 BLK: 0 WP: 0 HR: 4 S: 68 P: 104 ERA: 7.50 WHIP: 1.500	IP: 7.1 WLS: 3 BF: 0 H: 0 R: 0 ER: 0 SO: 0 BB: 0 IBB: 0 HBP: 0 BLK: 0 WP: 0 HR: 8 S: 16 P: 15 ERA: 0.00 WHIP: 0.000	IP: 8.1 WLS: 4 BF: 0 H: 0 R: 0 ER: 0 SO: 1 BB: 1 IBB: 0 HBP: 0 BLK: 0 WP: 0 HR: 9 S: 15 P: 16 ERA: 0.00 WHIP: 1.000	IP: 9.1 WLS: 7 BF: 2 H: 1 R: 1 ER: 1 SO: 1 BB: 1 IBB: 1 HBP: 0 BLK: 0 WP: 0 HR: 16 S: 33 P: 33 ERA: 9.00 WHIP: 3.000	1B: 5 R: 6 H: 11 RBI: 6 BB: 4 SO: 3 LOB: 16	WP: 0 PA: 40 PB: 0 CS: 4
5 Ender Inciarte, L OBP: 0.315, SLG: 0.379										4	1	1	0	0	1	2	<b>New York Mets @ Arizona Diamondbacks</b> Chase Field, Phoenix, AZ Sun Jun 07 2015, 1:11 PM - 3:54 PM MST Att: 31,575 - Roof Closed - 75 F		
11 AJ Pollock, R OBP: 0.371, SLG: 0.495										4	1	1	0	0	2	1			
44 Paul Goldschmidt, R OBP: 0.469, SLG: 0.657										3	1	1	1	1	0	1			
6 David Peralta, L OBP: 0.325, SLG: 0.467										3	0	1	1	0	0	1			
19 Jake Lamb, L OBP: 0.450, SLG: 0.588										4	0	0	0	0	1	3			
16 Chris Owings, R OBP: 0.266, SLG: 0.339										4	0	1	1	0	2	1			
8 Jarrod Saltalamacchia, S OBP: 0.230, SLG: 0.302										4	0	0	0	0	2	2			
13 Nick Ahmed, R OBP: 0.283, SLG: 0.311										4	0	0	0	0	1	0			
55 Josh Collmenter, R OBP: 0.269, SLG: 0.208										1	0	0	0	1	1	0			
59 Oliver Pérez, L										0	0	0	0	0	0	0			
2 Aaron Hill, R OBP: 0.287, SLG: 0.349										0	0	0	0	1	0	0			
30 David Hernandez, R OBP: 0.287, SLG: 0.349										0	0	0	0	0	0	0			
56 JC Ramirez, R										0	0	0	0	0	0	0			
<b>Inning Stats</b>	R: 2 H: 2 E: 1 K: 2 S: 13	H: 2 R: 0 ER: 0 LOB: 0 BB: 0 P: 17	R: 0 H: 0 E: 0 K: 3 S: 10	H: 0 R: 0 ER: 0 LOB: 0 BB: 0 P: 14	R: 0 H: 0 E: 0 K: 1 S: 8	H: 0 R: 0 ER: 0 LOB: 1 BB: 1 P: 16	R: 0 H: 0 E: 0 K: 2 S: 9	H: 0 R: 0 ER: 0 LOB: 0 BB: 0 P: 14	R: 0 H: 0 E: 0 K: 0 S: 6	H: 0 R: 0 ER: 0 LOB: 2 BB: 0 P: 11	R: 1 H: 3 E: 0 K: 1 S: 10	H: 3 R: 0 ER: 0 LOB: 0 BB: 0 P: 16	R: 0 H: 0 E: 0 K: 1 S: 11	H: 0 R: 0 ER: 0 LOB: 1 BB: 1 P: 21	R: 0 H: 0 E: 0 K: 0 S: 9	H: 0 R: 0 ER: 0 LOB: 0 BB: 0 P: 14	1B: 4 R: 3 H: 5 RBI: 3 BB: 3 SO: 10 LOB: 11	WP: 0 PA: 35 PB: 0 CS: 0	
<b>PITCHER</b>	IP: 7.0 WLS: W BF: 29 H: 5 R: 3 ER: 3 SO: 3 BB: 3 IBB: 0 HBP: 0 BLK: 0 WP: 0 HR: 3 S: 67 P: 109 ERA: 2.57 WHIP: 1.143	IP: 7.1 WLS: H BF: 3 H: 0 R: 0 ER: 0 SO: 0 BB: 0 IBB: 0 HBP: 0 BLK: 0 WP: 0 HR: 9 S: 14 P: 14 ERA: 0.00 WHIP: 0.000	IP: 8.1 WLS: S BF: 3 H: 0 R: 0 ER: 0 SO: 0 BB: 0 IBB: 0 HBP: 0 BLK: 0 WP: 0 HR: 6 S: 9 P: 9 ERA: 0.00 WHIP: 0.000	IP: 9.1 WLS: 7 BF: 2 H: 1 R: 1 ER: 1 SO: 1 BB: 1 IBB: 1 HBP: 0 BLK: 0 WP: 0 HR: 16 S: 33 P: 33 ERA: 9.00 WHIP: 3.000	IP: 6.0 WLS: L BF: 26 H: 9 R: 5 ER: 5 SO: 1 BB: 0 IBB: 1 HBP: 0 BLK: 0 WP: 0 HR: 4 S: 68 P: 104 ERA: 7.50 WHIP: 1.500	IP: 7.1 WLS: 3 BF: 0 H: 0 R: 0 ER: 0 SO: 0 BB: 0 IBB: 0 HBP: 0 BLK: 0 WP: 0 HR: 8 S: 16 P: 15 ERA: 0.00 WHIP: 0.000	IP: 8.1 WLS: 4 BF: 0 H: 0 R: 0 ER: 0 SO: 1 BB: 1 IBB: 0 HBP: 0 BLK: 0 WP: 0 HR: 9 S: 15 P: 16 ERA: 0.00 WHIP: 1.000	IP: 9.1 WLS: 7 BF: 2 H: 1 R: 1 ER: 1 SO: 1 BB: 1 IBB: 1 HBP: 0 BLK: 0 WP: 0 HR: 16 S: 33 P: 33 ERA: 9.00 WHIP: 3.000	IP: 6.0 WLS: L BF: 26 H: 9 R: 5 ER: 5 SO: 1 BB: 0 IBB: 1 HBP: 0 BLK: 0 WP: 0 HR: 4 S: 68 P: 104 ERA: 7.50 WHIP: 1.500	IP: 7.1 WLS: 3 BF: 0 H: 0 R: 0 ER: 0 SO: 0 BB: 0 IBB: 0 HBP: 0 BLK: 0 WP: 0 HR: 8 S: 16 P: 15 ERA: 0.00 WHIP: 0.000	IP: 8.1 WLS: 4 BF: 0 H: 0 R: 0 ER: 0 SO: 1 BB: 1 IBB: 0 HBP: 0 BLK: 0 WP: 0 HR: 9 S: 15 P: 16 ERA: 0.00 WHIP: 1.000	IP: 9.1 WLS: 7 BF: 2 H: 1 R: 1 ER: 1 SO: 1 BB: 1 IBB: 1 HBP: 0 BLK: 0 WP: 0 HR: 16 S: 33 P: 33 ERA: 9.00 WHIP: 3.000	IP: 6.0 WLS: L BF: 26 H: 9 R: 5 ER: 5 SO: 1 BB: 0 IBB: 1 HBP: 0 BLK: 0 WP: 0 HR: 4 S: 68 P: 104 ERA: 7.50 WHIP: 1.500	IP: 7.1 WLS: 3 BF: 0 H: 0 R: 0 ER: 0 SO: 0 BB: 0 IBB: 0 HBP: 0 BLK: 0 WP: 0 HR: 8 S: 16 P: 15 ERA: 0.00 WHIP: 0.000	IP: 8.1 WLS: 4 BF: 0 H: 0 R: 0 ER: 0 SO: 1 BB: 1 IBB: 0 HBP: 0 BLK: 0 WP: 0 HR: 9 S: 15 P: 16 ERA: 0.00 WHIP: 1.000	IP: 9.1 WLS: 7 BF: 2 H: 1 R: 1 ER: 1 SO: 1 BB: 1 IBB: 1 HBP: 0 BLK: 0 WP: 0 HR: 16 S: 33 P: 33 ERA: 9.00 WHIP: 3.000	1B: 4 R: 3 H: 5 RBI: 3 BB: 3 SO: 10 LOB: 11	WP: 0 PA: 35 PB: 0 CS: 0	
48 Jacob deGrom, R ERA: 2.42	IP: 7.0 WLS: W BF: 29 H: 5 R: 3 ER: 3 SO: 3 BB: 3 IBB: 0 HBP: 0 BLK: 0 WP: 0 HR: 3 S: 67 P: 109 ERA: 2.57 WHIP: 1.143	IP: 7.1 WLS: H BF: 3 H: 0 R: 0 ER: 0 SO: 0 BB: 0 IBB: 0 HBP: 0 BLK: 0 WP: 0 HR: 9 S: 14 P: 14 ERA: 0.00 WHIP: 0.000	IP: 8.1 WLS: S BF: 3 H: 0 R: 0 ER: 0 SO: 0 BB: 0 IBB: 0 HBP: 0 BLK: 0 WP: 0 HR: 6 S: 9 P: 9 ERA: 0.00 WHIP: 0.000	IP: 9.1 WLS: 7 BF: 2 H: 1 R: 1 ER: 1 SO: 1 BB: 1 IBB: 1 HBP: 0 BLK: 0 WP: 0 HR: 16 S: 33 P: 33 ERA: 9.00 WHIP: 3.000	IP: 6.0 WLS: L BF: 26 H: 9 R: 5 ER: 5 SO: 1 BB: 0 IBB: 1 HBP: 0 BLK: 0 WP: 0 HR: 4 S: 68 P: 104 ERA: 7.50 WHIP: 1.500	IP: 7.1 WLS: 3 BF: 0 H: 0 R: 0 ER: 0 SO: 0 BB: 0 IBB: 0 HBP: 0 BLK: 0 WP: 0 HR: 8 S: 16 P: 15 ERA: 0.00 WHIP: 0.000	IP: 8.1 WLS: 4 BF: 0 H: 0 R: 0 ER: 0 SO: 1 BB: 1 IBB: 0 HBP: 0 BLK: 0 WP: 0 HR: 9 S: 15 P: 16 ERA: 0.00 WHIP: 1.000	IP: 9.1 WLS: 7 BF: 2 H: 1 R: 1 ER: 1 SO: 1 BB: 1 IBB: 1 HBP: 0 BLK: 0 WP: 0 HR: 16 S: 33 P: 33 ERA: 9.00 WHIP: 3.000	IP: 6.0 WLS: L BF: 26 H: 9 R: 5 ER: 5 SO: 1 BB: 0 IBB: 1 HBP: 0 BLK: 0 WP: 0 HR: 4 S: 68 P: 104 ERA: 7.50 WHIP: 1.500	IP: 7.1 WLS: 3 BF: 0 H: 0 R: 0 ER: 0 SO: 0 BB: 0 IBB: 0 HBP: 0 BLK: 0 WP: 0 HR: 8 S: 16 P: 15 ERA: 0.00 WHIP: 0.000	IP: 8.1 WLS: 4 BF: 0 H: 0 R: 0 ER: 0 SO: 1 BB: 1 IBB: 0 HBP: 0 BLK: 0 WP: 0 HR: 9 S: 15 P: 16 ERA: 0.00 WHIP: 1.000	IP: 9.1 WLS: 7 BF: 2 H: 1 R: 1 ER: 1 SO: 1 BB: 1 IBB: 1 HBP: 0 BLK: 0 WP: 0 HR: 16 S: 33 P: 33 ERA: 9.00 WHIP: 3.000	IP: 6.0 WLS: L BF: 26 H: 9 R: 5 ER: 5 SO: 1 BB: 0 IBB: 1 HBP: 0 BLK: 0 WP: 0 HR: 4 S: 68 P: 104 ERA: 7.50 WHIP: 1.500	IP: 7.1 WLS: 3 BF: 0 H: 0 R: 0 ER: 0 SO: 0 BB: 0 IBB: 0 HBP: 0 BLK: 0 WP: 0 HR: 8 S: 16 P: 15 ERA: 0.00 WHIP: 0.000	IP: 8.1 WLS: 4 BF: 0 H: 0 R: 0 ER: 0 SO: 1 BB: 1 IBB: 0 HBP: 0 BLK: 0 WP: 0 HR: 9 S: 15 P: 16 ERA: 0.00 WHIP: 1.000	IP: 9.1 WLS: 7 BF: 2 H: 1 R: 1 ER: 1 SO: 1 BB:			











Batter	1	2	3	4	5	6	7	8	9	AB	R	H	RBI	BB	SO	LOB	TOP						
23 Norchika Aoki, L (1.7) OBP: 0.404, SLG: 0.415										4	1	2	0	0	0	0	<b>San Francisco Giants @ New York Mets</b> Citi Field, Flushing, NY Thu Jun 11 2015, 7:12 PM - 10:14 PM EDT Att: 25,143 - Partly Cloudy - 91 F						
12 Joe Panik, L (1.4) OBP: 0.386, SLG: 0.482										4	1	1	0	0	0	2							
16 Angel Pagan, S (1.8) OBP: 0.315, SLG: 0.345										2	0	0	0	2	1	0							
28 Buster Posey, R (1.3) OBP: 0.368, SLG: 0.465										3	0	1	1	0	0	0							
43 Justin Maxwell, R (1.9) OBP: 0.290, SLG: 0.391										4	1	0	0	0	1	4							
35 Brandon Crawford, L (1.6) OBP: 0.358, SLG: 0.458										4	1	1	2	0	0	1							
5 Matt Duffy, R (1.5) OBP: 0.331, SLG: 0.428										3	0	0	0	1	0	0							
34 Andrew Susac, R (1.2) OBP: 0.313, SLG: 0.304										4	0	1	0	0	2	1							
55 Tim Lincecum, L (1.1) OBP: 0.238, SLG: 0.291										1	0	0	0	0	0	0							
52 Yusmeiro Petit, R (5.1) ERA: 3.74										1	0	0	0	0	0	0							
13 Joaquin Arias, R (7.0) OBP: 0.175, SLG: 0.252										0	0	0	0	0	0	0							
60 Hunter Strickland, R (7.1) ERA: 2.61										0	0	0	0	0	0	0							
49 Javier López, L (7.1) ERA: 1.15										0	0	0	0	0	0	0							
70 George Kontos, R (9.0) OBP: 0.265, SLG: 0.558										1	0	0	0	0	0	1							
54 Sergio Romo, R (9.1) ERA: 1.68										0	0	0	0	0	0	0							
<b>Inning Stats</b>	R: 2 E: 0 K: 0 S: 15	H: 3 LOB: 1 BB: 1 P: 25	R: 0 E: 0 K: 1 S: 11	H: 1 LOB: 2 BB: 1 P: 18	R: 0 E: 0 K: 2 S: 9	H: 0 LOB: 0 BB: 0 P: 12	R: 0 E: 0 K: 1 S: 7	H: 0 LOB: 0 BB: 0 P: 13	R: 0 E: 0 K: 0 S: 7	H: 0 LOB: 0 BB: 0 P: 9	R: 2 E: 1 K: 0 S: 10	H: 1 LOB: 0 BB: 0 P: 15	R: 0 E: 0 K: 0 S: 4	H: 0 LOB: 0 BB: 0 P: 5	R: 0 E: 0 K: 0 S: 6	H: 0 LOB: 1 BB: 1 P: 14	R: 0 E: 0 K: 0 S: 8	H: 1 LOB: 1 BB: 0 P: 14	1B: 5 2B: 0 3B: 0 HR: 1	SF: 0 SAC: 1 DP: 2 HBP: 1	WP: 0 PB: 0 SB: 0 CS: 0	PA: 36	
<b>PITCHER</b>	IP 7.0	WLS 0	BF 28	H 5	R 4	ER 2	SO 4	BB 2	IBB 0	HBP 0	BLK 0	WP 0	HR 1	S 63	P 97	ERA 2.57	WHIP 1.000						
49 Jonathon Niese, L (1.1) ERA: 4.24																							
62 Erik Goeddel, R (8.1) ERA: 1.95	1.0	4	0	0	0	0	0	1	0	1	0	0	0	6	14	0.00	1.000						
27 Jeury Familia, R (9.1) ERA: 1.26	1.0	W	4	1	0	0	0	0	0	0	0	0	0	8	14	0.00	1.000						

Batter	1	2	3	4	5	6	7	8	9	AB	R	H	RBI	BB	SO	LOB	BOTTOM						
3 Curtis Granderson, L (1.9) OBP: 0.349, SLG: 0.393										4	2	2	1	0	2	0	<b>San Francisco Giants @ New York Mets</b> Citi Field, Flushing, NY Thu Jun 11 2015, 7:12 PM - 10:14 PM EDT Att: 25,143 - Partly Cloudy - 91 F						
12 Juan Lagares, R (1.8) OBP: 0.300, SLG: 0.347										5	0	1	0	0	2	3							
21 Lucas Duda, L (1.3) OBP: 0.381, SLG: 0.483										2	1	0	1	2	0	2							
23 Michael Cuddyer, R (1.7) OBP: 0.325, SLG: 0.408											5	0	2	2	0	2							
4 Wilmer Flores, R (1.6) OBP: 0.279, SLG: 0.419										3	0	0	0	1	0	3							
7 Travis d'Arnaud, R (1.2) OBP: 0.358, SLG: 0.551										4	0	2	1	0	1	1							
2 Dilson Herrera, R (1.4) OBP: 0.293, SLG: 0.324										3	0	0	0	1	0	2							
29 Eric Campbell, R (1.5) OBP: 0.287, SLG: 0.288										4	0	0	0	0	1	4							
49 Jonathon Niese, L (1.1) ERA: 3.35										2	1	1	0	0	0	0							
1 Darrel Ceciliani, L (7.0) ERA: 2.61										1	1	1	0	0	0	0							
62 Erik Goeddel, R (8.1) ERA: 1.95										0	0	0	0	0	0	0							
27 Jeury Familia, R (9.1) ERA: 1.26										0	0	0	0	0	0	0							
44 John Mabrey Jr., R (9.0) OBP: 0.273, SLG: 0.383										1	0	0	0	0	1	0							
<b>Inning Stats</b>	R: 0 E: 0 K: 2 S: 10	H: 0 LOB: 0 BB: 0 P: 16	R: 0 E: 0 K: 0 S: 9	H: 0 LOB: 1 BB: 1 P: 16	R: 0 E: 0 K: 2 S: 9	H: 0 LOB: 0 BB: 0 P: 15	R: 1 E: 1 K: 1 S: 17	H: 1 LOB: 3 BB: 2 P: 31	R: 2 E: 0 K: 0 S: 16	H: 3 LOB: 1 BB: 0 P: 27	R: 0 E: 0 K: 1 S: 7	H: 0 LOB: 0 BB: 0 P: 11	R: 1 E: 0 K: 0 S: 12	H: 3 LOB: 1 BB: 0 P: 16	R: 0 E: 0 K: 0 S: 7	H: 1 LOB: 1 BB: 0 P: 12	R: 1 E: 0 K: 1 S: 9	H: 1 LOB: 2 BB: 1 P: 17	1B: 5 2B: 4 3B: 0 HR: 0	SF: 1 SAC: 0 DP: 1 HBP: 1	WP: 0 PB: 1 SB: 0 CS: 0	PA: 40	
<b>PITCHER</b>	IP 4.2	WLS 0	BF 22	H 4	R 3	ER 2	SO 5	BB 3	IBB 0	HBP 0	BLK 0	WP 0	HR 0	S 58	P 102	ERA 3.86	WHIP 1.500						
55 Tim Lincecum, R (1.1) ERA: 3.35																							
52 Yusmeiro Petit, R (5.1) ERA: 3.74	1.1	4	0	0	0	1	0	0	0	0	0	0	0	10	14	0.00	0.000						
60 Hunter Strickland, R (7.1) ERA: 2.61	0.0	B	3	3	1	1	0	0	0	0	0	0	0	6	8	∞	∞						
49 Javier López, L (7.1) ERA: 1.15	0.2	1	0	0	0	0	0	0	0	0	0	0	0	3	4	0.00	0.000						
70 George Kontos, R (9.0) ERA: 1.68	1.1	5	1	0	0	0	0	0	0	0	0	0	0	10	16	0.00	0.750						
54 Sergio Romo, R (9.1) ERA: 4.5	0.2	L	5	1	1	1	0	0	0	1	1	0	0	9	17	0.00	1.500						





Batter	1	2	3	4	5	6	7	8	9	AB	R	H	RBI	BB	SO	LOB	TOP					
8 Jace Peterson, L (1.4) OBP: 0.354, SLG: 0.355	P5		K																			
25 Cameron Maybin, R (1.8) OBP: 0.371, SLG: 0.413	G6-3			P3																		
5 Freddie Freeman, L (1.3) OBP: 0.377, SLG: 0.530	G3																					
22 Nick Markakis, L (1.9) OBP: 0.392, SLG: 0.364		L7			F7																	
2 Juan Uribe, R (1.5) OBP: 0.308, SLG: 0.353		F9																				
15 A.J. Pierzynski, L (1.2) OBP: 0.316, SLG: 0.420		F8																				
7 Jonny Gomes, R (1.7) 24 Kelly Johnson, L (8. PH) OBP: 0.316, SLG: 0.506																						
19 Andrelton Simmons, R (1.6) OBP: 0.322, SLG: 0.374																						
40 Alex Wood, R (1.1) 32 David Aardsma, R (7.1) 51 Nick Masset, R (8.1) 26 Todd Cunningham, R (8. PH) OBP: 0.307, SLG: 0.304																						
<b>Inning Stats</b>	R: 0 E: 0 K: 0 S: 9	H: 0 LOB: 0 BB: 0 P: 12	R: 0 E: 0 K: 0 S: 7	H: 0 LOB: 0 BB: 0 P: 9	R: 0 E: 0 K: 1 S: 10	H: 0 LOB: 0 BB: 0 P: 13	R: 0 E: 0 K: 0 S: 8	H: 1 LOB: 1 BB: 0 P: 15	R: 2 E: 0 K: 1 S: 18	H: 4 LOB: 3 BB: 1 P: 30	R: 0 E: 0 K: 1 S: 13	H: 1 LOB: 2 BB: 1 P: 21	R: 1 E: 0 K: 0 S: 10	H: 1 LOB: 1 BB: 2 P: 24	R: 0 E: 0 K: 0 S: 9	H: 1 LOB: 0 BB: 0 P: 14	R: 0 E: 0 K: 0 S: 14	H: 1 LOB: 2 BB: 2 P: 25	1B: 7 2B: 2 3B: 0 HR: 0	SF: 0 DP: 3 HBP: 1	WP: 0 PB: 0 SB: 0 CS: 0	PA: 40
<b>PITCHER</b>	IP WLS BF H R ER SO BB IBB HBP BLK WP HR S P ERA WHIP																					
40 Bartolo Colon, R (1.1) ERA: 4.41	6.0 W 27 6 2 2 3 0 2 1 0 0 0 65 100 3.00 1.000																					
54 Alex Torres, L (7.1) ERA: 2.92	0.2 H 4 1 1 1 0 2 0 0 0 0 0 6 18 13.50 4.500																					
52 Carlos Torres, R (7.1) ERA: 3.55	1.1 H 4 1 0 0 0 0 0 0 0 0 0 13 20 0.00 0.750																					
27 Jeury Familia, R (9.1) ERA: 1.21	1.0 S 5 1 0 0 0 2 0 0 0 0 0 0 14 25 0.00 3.000																					

Atlanta Braves @ New York Mets  
Citi Field, Flushing, NY  
Fri Jun 12, 2015, 7:12 PM - 10:20 PM EDT  
Att: 32,554 - Cloudy - 81 F

AB 32  
R 3  
H 9  
RBI 2  
BB 6  
SO 3  
LOB 22



Batter	1	2	3	4	5	6	7	8	9	AB	R	H	RBI	BB	SO	LOB	BOTTOM			
3 Curtis Granderson, L (1.9) OBP: 0.344, SLG: 0.386	K		K																	
12 Juan Lagares, R (1.8) OBP: 0.300, SLG: 0.345	K		K2-3																	
23 Michael Cuddyer, R (1.3) OBP: 0.323, SLG: 0.409	P3																			
4 Wilmer Flores, R (1.6) OBP: 0.283, SLG: 0.433																				
44 John Mayberry Jr., R (1.7) OBP: 0.304, SLG: 0.452																				
54 Alex Torres, L (7.1) 52 Carlos Torres, R (7.1) 16 Danny Muno, S (8. PH) 27 Jeury Familia, R (9.1)																				
2 Dilson Herrera, R (1.4) OBP: 0.333, SLG: 0.359																				
29 Eric Campbell, R (1.5) OBP: 0.278, SLG: 0.278																				
20 Anthony Recker, R (1.2) OBP: 0.276, SLG: 0.265																				
40 Bartolo Colon, R (1.1) OBP: 0.148, SLG: 0.192																				
1 Darrell Ceciliani, L (7.7) OBP: 0.290, SLG: 0.310																				
<b>Inning Stats</b>	R: 0 E: 0 K: 2 S: 8	H: 0 LOB: 0 BB: 0 P: 10	R: 1 E: 0 K: 0 S: 14	H: 1 LOB: 1 BB: 1 P: 21	R: 0 E: 0 K: 2 S: 7	H: 0 LOB: 0 BB: 0 P: 10	R: 2 E: 0 K: 0 S: 9	H: 2 LOB: 2 BB: 2 P: 21	R: 0 E: 0 K: 0 S: 9	H: 1 LOB: 0 BB: 0 P: 12	R: 1 E: 1 K: 1 S: 16	H: 1 LOB: 1 BB: 1 P: 27	R: 1 E: 0 K: 1 S: 11	H: 2 LOB: 1 BB: 0 P: 15	R: 0 E: 0 K: 1 S: 6	H: 0 LOB: 0 BB: 0 P: 9	1B: 3 2B: 2 3B: 0 HR: 2	SF: 0 DP: 2 HBP: 1	WP: 0 PB: 0 SB: 1 CS: 0	PA: 34
<b>PITCHER</b>	IP WLS BF H R ER SO BB IBB HBP BLK WP HR S P ERA WHIP																			
40 Alex Wood, L (1.1) ERA: 3.56	6.1 L 28 6 5 4 0 3 1 0 0 0 0 2 68 107 5.68 1.421																			
32 David Aardsma, R (7.1) ERA: 3.38	0.2 3 1 0 0 0 0 0 0 0 0 0 6 9 0.00 1.500																			
51 Nick Masset, R (8.1) ERA: 3.38	1.0 3 0 0 0 1 0 0 0 1 0 0 6 9 0.00 0.000																			

Atlanta Braves @ New York Mets  
Citi Field, Flushing, NY  
Fri Jun 12, 2015, 7:12 PM - 10:20 PM EDT  
Att: 32,554 - Cloudy - 81 F

AB 29  
R 5  
H 7  
RBI 5  
BB 4  
SO 7  
LOB 13










Batter	1	2	3	4	5	6	7	8	9	AB	R	H	RBI	BB	SO	LOB	TOP							
8 Jace Peterson, L (1,4) OBP: 0.356, SLG: 0.382										5	3	3	3	0	0	0	<b>Atlanta Braves @ New York Mets</b> Citi Field, Flushing, NY Sun Jun 14 2015, 1:13 PM - 4:12 PM EDT Att: 36,340 - Partly Cloudy - 84 F							
25 Cameron Maybin, R (1,8) OBP: 0.371, SLG: 0.415										5	0	1	0	0	3	2								
5 Freddie Freeman, L (1,3) OBP: 0.376, SLG: 0.533										4	1	1	1	1	0	1								
22 Nick Markakis, L (1,9) OBP: 0.394, SLG: 0.367										4	2	2	1	1	0	1								
2 Juan Uribe, R (1,5) OBP: 0.320, SLG: 0.364										5	0	3	1	0	1	2								
24 Kelly Johnson, L (1,7) OBP: 0.330, SLG: 0.510										4	1	3	2	1	0	1								
19 Andrelton Simmons, R (1,6) OBP: 0.329, SLG: 0.377										5	0	0	0	0	0	7								
27 Christian Bethancourt, R (1,2) OBP: 0.221, SLG: 0.287										4	1	1	0	0	1	3								
48 Mike Foltyniewicz, R (1,1) OBP: 0.266, SLG: 0.190										3	0	0	0	0	2	2								
50 Brandon Cunniff, R (5,1) ERA: 2.74										0	0	0	0	0	0	0								
43 Luis Avilan, L (6,1) ERA: 3.91										0	0	0	0	0	0	0								
32 David Aardsma, R (7,1) ERA: 2.01										0	0	0	0	0	0	0								
26 Todd Cunningham, S (8,Ph) OBP: 0.299, SLG: 0.295										1	0	0	0	0	0	0								
56 Dana Eveland, L (8,1) ERA: 5.79										0	0	0	0	0	0	0								
<b>Inning Stats</b>	R: 1 E: 0 K: 1 S: 11	H: 2 LOB: 1 BB: 0 P: 14	R: 3 E: 0 K: 1 S: 12	H: 3 LOB: 0 BB: 0 P: 17	R: 1 E: 0 K: 0 S: 13	H: 3 LOB: 2 BB: 0 P: 21	R: 3 E: 0 K: 2 S: 16	H: 4 LOB: 1 BB: 1 P: 26	R: 0 E: 0 K: 1 S: 7	H: 0 LOB: 0 BB: 0 P: 7	R: 0 E: 0 K: 2 S: 14	H: 0 LOB: 0 BB: 1 P: 21	R: 0 E: 0 K: 0 S: 5	H: 1 LOB: 1 BB: 0 P: 9	R: 0 E: 0 K: 0 S: 8	H: 1 LOB: 1 BB: 0 P: 11	R: 0 E: 0 K: 0 S: 10	H: 1 LOB: 1 BB: 0 P: 18	1B: 10 2B: 3 3B: 0 HR: 1	SF: 0 SAC: 0 DP: 1 HBP: 0	WP: 0 PB: 0 SB: 1 CS: 0	PA: 43		
<b>PITCHER</b>	IP WLS BF H R ER SO BB IBB HBP BLK WP HR S P ERA WHIP	3.2 0 23 11 8 8 4 0 1 0 0 0 1 49 72 19.64 3.000	5.9 0 21 10 7 0 3 1 0 0 0 0 0 21 28 0.00 0.500	2.0 0 7 0 0 0 3 1 0 0 0 0 0 5 9 0.00 1.000	1.0 0 3 0 0 0 0 0 0 0 0 0 0 7 10 0.00 1.500	1.1 0 5 1 0 0 0 0 0 0 0 0 0 0 0 0.00 0.000	1.1 0 5 1 0 0 0 0 0 0 0 0 0 0 0 0.00 0.750	1.1 0 5 1 0 0 0 0 0 0 0 0 0 0 0 0.00 0.750	1.1 0 5 1 0 0 0 0 0 0 0 0 0 0 0 0.00 0.750	1.1 0 5 1 0 0 0 0 0 0 0 0 0 0 0 0.00 0.750	1.1 0 5 1 0 0 0 0 0 0 0 0 0 0 0 0.00 0.750	1.1 0 5 1 0 0 0 0 0 0 0 0 0 0 0 0.00 0.750	1.1 0 5 1 0 0 0 0 0 0 0 0 0 0 0 0.00 0.750	1.1 0 5 1 0 0 0 0 0 0 0 0 0 0 0 0.00 0.750	1.1 0 5 1 0 0 0 0 0 0 0 0 0 0 0 0.00 0.750	1.1 0 5 1 0 0 0 0 0 0 0 0 0 0 0 0.00 0.750	1.1 0 5 1 0 0 0 0 0 0 0 0 0 0 0 0.00 0.750	1.1 0 5 1 0 0 0 0 0 0 0 0 0 0 0 0.00 0.750	1.1 0 5 1 0 0 0 0 0 0 0 0 0 0 0 0.00 0.750	1.1 0 5 1 0 0 0 0 0 0 0 0 0 0 0 0.00 0.750	1.1 0 5 1 0 0 0 0 0 0 0 0 0 0 0 0.00 0.750	1.1 0 5 1 0 0 0 0 0 0 0 0 0 0 0 0.00 0.750	1.1 0 5 1 0 0 0 0 0 0 0 0 0 0 0 0.00 0.750	1.1 0 5 1 0 0 0 0 0 0 0 0 0 0 0 0.00 0.750

**Atlanta Braves @ New York Mets**  
Citi Field, Flushing, NY  
Sun Jun 14 2015, 1:13 PM - 4:12 PM EDT  
Att: 36,340 - Partly Cloudy - 84 F

livebaseballscores.com

AB 40  
R 8  
H 14  
RBI 8  
BB 3  
SO 7  
LOB 19



Batter	1	2	3	4	5	6	7	8	9	AB	R	H	RBI	BB	SO	LOB	BOTTOM
3 Curtis Granderson, L (1,9) OBP: 0.350, SLG: 0.396										5	2	3	0	0	2	0	<b>Atlanta Braves @ New York Mets</b> Citi Field, Flushing, NY Sun Jun 14 2015, 1:13 PM - 4:12 PM EDT Att: 36,340 - Partly Cloudy - 84 F
12 Juan Lagares, R (1,8) OBP: 0.305, SLG: 0.368										5	1	3	3	0	0	1	
21 Lucas Duda, L (1,3) OBP: 0.385, SLG: 0.491										5	2	2	0	0	2	3	
7 Travis d'Arnaud, R (1,2) OBP: 0.349, SLG: 0.552										4	2	1	2	1	1	2	
4 Wilmer Flores, R (1,6) OBP: 0.285, SLG: 0.431										3	0	1	2	1	1	1	
1 Darrell Ceciliani, L (1,7) OBP: 0.325, SLG: 0.405										3	1	1	1	1	0	0	
11 Rubén Tejada, R (1,5) OBP: 0.345, SLG: 0.381										4	0	1	0	0	1	2	
2 Dilson Herrera, R (1,4) OBP: 0.352, SLG: 0.426										3	1	1	1	1	1	3	
35 Dillon Gee, R (1,1) ERA: 5.19										1	0	0	0	0	0	1	
44 John Mahoney, R (1,1) ERA: 4.68										0	0	0	0	0	0	0	
23 Michael Cuddyer, R (1,1) ERA: 3.91										0	0	0	0	0	0	0	
29 Eric Campbell, R (1,1) ERA: 2.01																	



Batter	1	2	3	4	5	6	7	8	9	10	11	AB R H RBI BB SO LOB	TOP									
7 José Reyes, S OBP: 0.318, SLG: 0.393	(1, 6) K		(1) L8		(3) K			(2) FC5-4		(2) G5-3		5 0 0 0 0 2 1	<b>Toronto Blue Jays @ New York Mets</b> Citi Field, Flushing, NY Mon Jun 15 2015, 7:13 PM - 10:37 PM EDT Att: 22,172 - Cloudy - 63 F									
20 Josh Donaldson, R OBP: 0.362, SLG: 0.564	(1, 5) F9		(2) F9		(1) K		(3) K	(3) K		(3) G6-3		5 0 0 0 0 2 1										
19 José Bautista, R OBP: 0.383, SLG: 0.523	(1, 9) HR		(4-0) BB		(2) G6-3						(1) G6-3	4 2 2 2 1 0 0										
10 Edwin Encarnación, R OBP: 0.321, SLG: 0.454	(1, 3) BB		(3) K		(3) K			(3) K			(4-2) BB	3 0 1 0 1 2 1										
3 Ezequiel Carrera, R OBP: 0.337, SLG: 0.347	(9, PR) 15 1B		(9, 7) K		(3) K			(11) FC4-6			(15) BB	0 1 0 0 1 0 0										
15 Chris Colabello, R OBP: 0.362, SLG: 0.496	(1, 7) 1B		(9, 3) K		(1) K		(1-3) K				(3-2) BB	5 0 2 0 0 2 1										
30 Dioner Navarro, S OBP: 0.273, SLG: 0.271	(1, 2) K		(3) K		(2) K		(2) G5-3				(11) BB	3 0 0 1 1 2 2										
11 Kevin Pillar, R OBP: 0.282, SLG: 0.354			(1-1) F9		(3) K		(1-1) G6-3				(0-1) FC4-6	5 0 0 0 0 1 3										
17 Ryan Goins, L	(1, 4) G4-3		(3-1) G6-3		(1-1) G6-3		(0-1) F8				(0-3) K	2 0 0 0 0 0 0										
23 Danny Valencia, R OBP: 0.340, SLG: 0.511	(8, PH) K		(8, 4) K		(1-1) K		(0-1) F8				(0-3) K	2 0 0 0 0 1 3										
56 Mark Buehrle, L ERA: 3.76	(1, 1) K		(2-2) K		(1-3) K		(4-2) BB				(1-0) P3	2 0 0 0 0 2 0										
14 Justin Smolenski, R ERA: 3.01	(8, PH) K		(8, 1) K		(8, 1) K		(8, 1) K				(8, 1) K	0 0 0 0 0 1 0 0										
54 Roberto Osuna, R ERA: 1.74	(8, 1) K		(8, 1) K		(8, 1) K		(8, 1) K				(8, 1) K	0 0 0 0 0 0 0 0										
27 Jeury Familia, R ERA: 1.39	(8, 1) K		(8, 1) K		(8, 1) K		(8, 1) K				(8, 1) K	0 0 0 0 0 0 0 0										
47 Hansel Robles, R ERA: 5.53	(10, 1) K		(10, 1) K		(10, 1) K		(10, 1) K				(10, 1) K	0 0 0 0 0 0 0 0										
27 Brett Cecil, R ERA: 3.91	(11, 1) K		(11, 1) K		(11, 1) K		(11, 1) K				(11, 1) K	0 0 0 0 0 0 0 0										
31 Liam Hendriks, R ERA: 3.86	(11, 1) K		(11, 1) K		(11, 1) K		(11, 1) K				(11, 1) K	0 0 0 0 0 0 0 0										
<b>Inning Stats</b>	R: 1 E: 0 K: 2 S: 9	H: 2 LOB: 2 BB: 1 P: 32	R: 0 E: 0 K: 1 S: 7	H: 0 LOB: 0 BB: 0 P: 13	R: 0 E: 0 K: 1 S: 10	H: 0 LOB: 1 BB: 1 P: 17	R: 0 E: 0 K: 3 S: 11	H: 0 LOB: 0 BB: 0 P: 17	R: 0 E: 0 K: 2 S: 8	H: 0 LOB: 0 BB: 0 P: 13	R: 0 E: 0 K: 1 S: 10	H: 0 LOB: 1 BB: 1 P: 16	R: 1 E: 0 K: 1 S: 16	H: 2 LOB: 3 BB: 1 P: 26	R: 0 E: 0 K: 0 S: 5	H: 0 LOB: 0 BB: 0 P: 8	R: 1 E: 0 K: 0 S: 14	H: 1 LOB: 1 BB: 1 P: 23	1B: 2 2B: 1 3B: 0 HR: 2	SF: 1 SAC: 0 DP: 0 HBP: 0	WP: 0 PB: 0 SB: 0 CS: 0	PA: 43
<b>PITCHER</b>	IP WLS BF H R ER SO BB IBB HBP BLK WP HR S P ERA WHIP																					
34 Noah Syndergaard, R ERA: 3.76	(1, 1) 6.0 0 0 0 0 1 0 0 0 0 0 0 0 7 11 0.00 0.000																					
52 Carlos Torres, R ERA: 3.01	(7, 1) 1.0 H 3 0 0 0 0 1 0 0 0 0 0 0 7 11 0.00 1.500																					
51 Jack Leathersich, L ERA: 1.74	(8, 1) 0.2 H 3 0 0 0 0 1 0 0 0 0 0 0 7 13 0.00 1.500																					
27 Jeury Familia, R ERA: 1.39	(8, 1) 1.1 B 7 2 1 1 2 1 0 0 0 0 0 1 19 29 6.75 2.250																					
47 Hansel Robles, R ERA: 5.53	(10, 1) 2.0 W 8 1 1 1 0 1 0 0 0 0 0 0 19 31 4.50 1.000																					

Batter	1	2	3	4	5	6	7	8	9	10	11	AB R H RBI BB SO LOB	BOTTOM											
12 Juan Lagares, R OBP: 0.304, SLG: 0.368	(1, 8) F9			(1) G3		(2-0) BB		(1) K			(1) G3	5 1 1 1 0 1 0	<b>Toronto Blue Jays @ New York Mets</b> Citi Field, Flushing, NY Mon Jun 15 2015, 7:13 PM - 10:37 PM EDT Att: 22,172 - Cloudy - 63 F											
11 Rubén Tejada, R OBP: 0.349, SLG: 0.596	(1, 5) L8			(2) F8		(0-0) BB		(2) P3			(4-1) BB	4 0 1 1 1 0 0												
23 Michael Cuddyer, R OBP: 0.314, SLG: 0.396	(1, 7) F9			(3-1) G1-4-3		(2-2) G5-3		(3) L9			(2-2) FC4	5 1 0 0 0 0 2												
21 Lucas Duda, L OBP: 0.385, SLG: 0.493	(1, 3) K			(2-3) BB		(0-0) G3					(3-2) BB	5 1 2 1 0 1 1												
4 Wilmer Flores, R OBP: 0.283, SLG: 0.425	(1, 6) G1-3			(0-1) K		(1-3) K		(2-1) G1-3			(0-0) F8	5 0 1 1 0 1 1												
44 John Mayberry Jr., R OBP: 0.264, SLG: 0.418	(1, 9) K			(1-3) K		(1-1) F8		(0-1) F8			(2-3) K	3 0 0 0 0 1 1												
51 Jack Leathersich, R ERA: 1.74	(8, 1) K			(8, 1) K		(8, 1) K		(8, 1) K			(8, 1) K	0 0 0 0 0 0 0 0												
27 Jeury Familia, R ERA: 1.39	(8, 1) K			(8, 1) K		(8, 1) K		(8, 1) K			(8, 1) K	0 0 0 0 0 0 0 0												
1 Darrell Ceciliani, L OBP: 0.317, SLG: 0.395	(8, PH) K			(8, 1) K		(8, 1) K		(8, 1) K			(8, 1) K	0 0 0 0 0 1 0												
47 Hansel Robles, R ERA: 5.53	(10, 1) K			(10, 1) K		(10, 1) K		(10, 1) K			(10, 1) K	0 0 0 0 0 0 0 0												
2 Dilson Herrera, R OBP: 0.345, SLG: 0.412	(1, 4) G6-3			(0-0) G5-3		(1-1) G5-3		(0-1) BB			(1-3) K	4 0 1 0 0 1 1												
22 Kevin Plawecki, R OBP: 0.296, SLG: 0.304	(1, 2) G6-3			(1-2) G6-3		(2-2) E6		(4-0) BB			(1-1) G6-3	3 1 0 0 1 0 0												
34 Noah Syndergaard, L ERA: 3.76	(1, 1) K			(0-3) SH1-4		(0-1) SH1-4		(0-2) K			(3-2) G6-3	1 0 0 0 0 1 0												
52 Carlos Torres, R ERA: 3.01	(7, 1) K			(7, 1) K		(7, 1) K		(7, 1) K			(7, 1) K	0 0 0 0 0 0 0 0												
3 Curtis Granderson, L OBP: 0.347, SLG: 0.392	(8, 9) K			(8, 9) K		(8, 9) K		(8, 9) K			(8, 9) K	2 0 0 0 0 1 2												
<b>Inning Stats</b>	R: 0 E: 0 K: 0 S: 9	H: 0 LOB: 0 BB: 0 P: 13	R: 0 E: 0 K: 2 S: 8	H: 0 LOB: 0 BB: 0 P: 11	R: 0 E: 0 K: 1 S: 8	H: 0 LOB: 0 BB: 0 P: 9	R: 0 E: 0 K: 0 S: 5	H: 0 LOB: 0 BB: 0 P: 9	R: 0 E: 0 K: 1 S: 9	H: 1 LOB: 2 BB: 1 P: 14	R: 2 E: 1 K: 0 S: 11	H: 2 LOB: 1 BB: 0 P: 17	R: 0 E: 0 K: 1 S: 8	H: 0 LOB: 0 BB: 0 P: 10	R: 0 E: 0 K: 1 S: 9	H: 0 LOB: 0 BB: 0 P: 14	R: 0 E: 0 K: 1 S: 8	H: 0 LOB: 0 BB: 0 P: 13	R: 2 E: 0 K: 0 S: 10	H: 2 LOB: 1 BB: 1 P: 21	1B: 3 2B: 3 3B: 0 HR: 0	SF: 0 SAC: 1 DP: 0 HBP: 0	WP: 0 PB: 0 SB: 0 CS: 0	PA: 41
<b>PITCHER</b>	IP WLS BF H R ER SO BB IBB HBP BLK WP HR S P ERA WHIP																							
56 Mark Buehrle, L ERA: 4.01	(1, 1) 7.0 0 0 0 0 1 0 0 0 0 0 0 0 8 10 0.00 0.714																							
50 Steve Delabar, R ERA: 1.32	(8, 1) 1.0 3 0 0 0 1 0 0 0 0 0 0 0 9 14 0.00 0.000																							
54 Roberto Osuna, R ERA: 2.12	(9, 1) 1.0 3 0 0 0 1 0 0 0 0 0 0 0 8 13 0.00 0.000																							
62 Aaron Loup, L ERA: 3.91	(10, 1) 1.0 3 0 0 0 1 0 0 0 0 0 0 0 8 13 0.00 0.000																							
27 Brett Cecil, L ERA: 3.86	(11, 1) 0.2 L 4 1 2 2 0 1 0 0 0 0 0 0 9 20 27.00 3.000																							
31 Liam Hendriks, R ERA: 3.07	(11, 1) 0.0 0 0 0 0 0 0 0 0 0 0 0 0 9 20 27.00 3.000																							

AB	37
R	3
H	5
RBI	3
BB	5
SO	14
LOB	12



AB	38
R	4
H	6
RBI	4
BB	2
SO	8
LOB	8






Batter	1	2	3	4	5	6	7	8	9	AB	R	H	RBI	BB	SO	LOB	TOP				
7 José Reyes, S OBP: 0.316, SLG: 0.389										4	1	1	0	0	0	0					
20 Josh Donaldson, R OBP: 0.361, SLG: 0.557										3	0	0	0	1	0	0					
19 José Bautista, R OBP: 0.381, SLG: 0.530										3	0	1	1	0	0	0					
10 Edwin Encarnación, R OBP: 0.324, SLG: 0.459										4	0	2	1	0	0	1					
15 Chris Colabello, R OBP: 0.379, SLG: 0.480										4	0	1	0	0	2	3					
55 Russell Martin, R OBP: 0.361, SLG: 0.510										4	0	0	0	0	3	2					
3 Ezequiel Carrera, L 52 Ryan Tepera, R 54 Roberto Osuna, R 30 Dioner Navarro, S										3	0	1	0	0	0	1	AB 32 R 2 H 7 RBI 2 BB 2 SO 8 LOB 11				
17 Ryan Goins, L OBP: 0.266, SLG: 0.342										3	1	0	0	1	1	2					
28 Scott Copeland, R 14 Justin Smoak, S 47 Bo Schultz, R 11 Kevin Pillar, R										1	0	0	0	0	1	0	WP: 0 PA: 35 PB: 0 SB: 0 CS: 0				
<b>Inning Stats</b>	R: 0 E: 0 K: 0 S: 8	H: 0 LOB: 0 BB: 0 P: 15	R: 0 E: 0 K: 1 S: 12	H: 1 LOB: 1 BB: 0 P: 15	R: 0 E: 0 K: 1 S: 14	H: 0 LOB: 0 BB: 0 P: 20	R: 0 E: 0 K: 0 S: 8	H: 0 LOB: 0 BB: 0 P: 12	R: 0 E: 0 K: 2 S: 12	H: 2 LOB: 2 BB: 0 P: 17	R: 0 E: 0 K: 0 S: 12	H: 1 LOB: 1 BB: 0 P: 17	R: 0 E: 0 K: 2 S: 9	H: 0 LOB: 0 BB: 0 P: 11	R: 2 E: 0 K: 1 S: 14	H: 3 LOB: 2 BB: 2 P: 27	R: 0 E: 0 K: 1 S: 10	H: 0 LOB: 0 BB: 0 P: 14	1B: 5 2B: 1 3B: 1 HR: 0	SF: 1 SAC: 0 DP: 0 HBP: 0	
<b>PITCHER</b>	IP WLS BF ERA WHIP	IP WLS BF ERA WHIP	IP WLS BF ERA WHIP	IP WLS BF ERA WHIP	IP WLS BF ERA WHIP	IP WLS BF ERA WHIP	IP WLS BF ERA WHIP	IP WLS BF ERA WHIP	IP WLS BF ERA WHIP	IP WLS BF ERA WHIP	IP WLS BF ERA WHIP	IP WLS BF ERA WHIP	IP WLS BF ERA WHIP	IP WLS BF ERA WHIP	IP WLS BF ERA WHIP	IP WLS BF ERA WHIP	IP WLS BF ERA WHIP	IP WLS BF ERA WHIP	IP WLS BF ERA WHIP	IP WLS BF ERA WHIP	
33 Matt Harvey, R ERA: 3.32	7.0 W 25	4 R 0	0 ER 0	6 SO 6	0 BB 0	0 IBB 0	0 HBP 0	0 BLK 0	0 WP 0	0 HR 0	75 S 107	0.00 P 107	0.00 ERA	0.571 WHIP							
52 Carlos Torres, R ERA: 4.4	0.1 H 4	2 R 2	2 ER 2	0 SO 0	2 BB 0	0 IBB 0	0 HBP 0	0 BLK 0	0 WP 0	0 HR 0	7 S 16	54.00 P 16	54.00 ERA	12.000 WHIP							
39 Bobby Parnell, R ERA:	1.2 S 6	1 R 0	0 ER 0	2 SO 2	0 BB 0	0 IBB 0	0 HBP 0	0 BLK 0	0 WP 0	0 HR 0	17 S 25	0.00 P 25	0.00 ERA	0.600 WHIP							

Toronto Blue Jays @ New York Mets  
Citi Field, Flushing, NY  
Tue Jun 16 2015, 7:13 PM - 9:47 PM EDT  
Att: 24,522 - Overcast - 74 F


AB 32  
R 2  
H 7  
RBI 2  
BB 2  
SO 8  
LOB 11



Batter	1	2	3	4	5	6	7	8	9	AB	R	H	RBI	BB	SO	LOB	BOTTOM				
3 Curtis Granderson, L OBP: 0.342, SLG: 0.385										4	0	0	0	0	0	1					
12 Juan Lagares, R OBP: 0.307, SLG: 0.370										4	1	2	0	0	0	0					
21 Lucas Duda, L OBP: 0.383, SLG: 0.489										4	0	1	0	0	0	2					
7 Travis d'Arnaud, R OBP: 0.343, SLG: 0.532										4	0	1	0	0	1	2					
4 Wilmer Flores, R OBP: 0.283, SLG: 0.429										3	1	1	1	0	1	1					
1 Darrell Ceciliani, L OBP: 0.341, SLG: 0.415										3	0	2	0	0	0	0					
11 Rubén Tejada, R OBP: 0.347, SLG: 0.385										3	1	1	1	0	1	2	AB 31 R 3 H 9 RBI 3 BB 0 SO 4 LOB 10				
2 Dilson Herrera, R OBP: 0.328, SLG: 0.389										3	0	0	0	0	0	2					
33 Matt Harvey, R 44 John Mayberry Jr., R 52 Carlos Torres, R 39 Bobby Parnell, R										2	0	1	1	0	0	0	WP: 0 PA: 32 PB: 0 SB: 1 CS: 0				
<b>Inning Stats</b>	R: 0 E: 0 K: 0 S: 9	H: 1 LOB: 1 BB: 0 P: 11	R: 2 E: 0 K: 0 S: 11	H: 4 LOB: 1 BB: 0 P: 19	R: 1 E: 0 K: 1 S: 23	H: 3 LOB: 2 BB: 0 P: 34	R: 0 E: 0 K: 0 S: 8	H: 0 LOB: 0 BB: 0 P: 13	R: 0 E: 0 K: 1 S: 9	H: 1 LOB: 1 BB: 0 P: 15	R: 0 E: 0 K: 0 S: 9	H: 0 LOB: 0 BB: 0 P: 12	R: 0 E: 0 K: 1 S: 6	H: 0 LOB: 0 BB: 0 P: 9	R: 0 E: 0 K: 1 S: 6	H: 0 LOB: 0 BB: 0 P: 7	1B: 7 2B: 2 3B: 0 HR: 0	SF: 1 SAC: 0 DP: 1 HBP: 0			
<b>PITCHER</b>	IP WLS BF ERA WHIP	IP WLS BF ERA WHIP	IP WLS BF ERA WHIP	IP WLS BF ERA WHIP	IP WLS BF ERA WHIP	IP WLS BF ERA WHIP	IP WLS BF ERA WHIP	IP WLS BF ERA WHIP	IP WLS BF ERA WHIP	IP WLS BF ERA WHIP	IP WLS BF ERA WHIP	IP WLS BF ERA WHIP	IP WLS BF ERA WHIP	IP WLS BF ERA WHIP	IP WLS BF ERA WHIP	IP WLS BF ERA WHIP	IP WLS BF ERA WHIP	IP WLS BF ERA WHIP	IP WLS BF ERA WHIP	IP WLS BF ERA WHIP	
28 Scott Copeland, R ERA: 2.57	4.0 L 19	8 R 3	3 ER 3	1 SO 1	0 BB 0	0 IBB 0	0 HBP 0	0 BLK 0	0 WP 0	0 HR 0	51 S 77	6.75 P 77	6.75 ERA	2.000 WHIP							
47 Bo Schultz, R ERA: 2.35	2.0 7 1	0 R 0	0 ER 0	1 SO 1	0 BB 0	0 IBB 0	0 HBP 0	0 BLK 0	0 WP 0	0 HR 0	18 S 27	0.00 P 27	0.00 ERA	0.500 WHIP							
52 Ryan Tepera, R ERA: 3.18	1.0 3 0	0 R 0	0 ER 0	1 SO 1	0 BB 0	0 IBB 0	0 HBP 0	0 BLK 0	0 WP 0	0 HR 0	6 S 9	0.00 P 9	0.00 ERA	0.000 WHIP							
54 Roberto Osuna, R ERA: 2.05	1.0 3 0	0 R 0	0 ER 0	1 SO 1	0 BB 0	0 IBB 0	0 HBP 0	0 BLK 0	0 WP 0	0 HR 0	6 S 7	0.00 P 7	0.00 ERA	0.000 WHIP							

Toronto Blue Jays @ New York Mets  
Citi Field, Flushing, NY  
Tue Jun 16 2015, 7:13 PM - 9:47 PM EDT  
Att: 24,522 - Overcast - 74 F

AB 31  
R 3  
H 9  
RBI 3  
BB 0  
SO 4  
LOB 10





Batter	1	2	3	4	5	6	7	8	9	AB	R	H	RBI	BB	SO	LOB	TOP										
3 Curtis Granderson, L OBP: 0.341, SLG: 0.387										4	0	1	0	0	1	2	<b>New York Mets @ Toronto Blue Jays</b> Rogers Centre, Toronto, ON Wed Jun 17 2015, 7:08 PM - 9:41 PM EDT Att: 28,906 - Partly Cloudy - 63 F										
12 Juan Lagares, R OBP: 0.310, SLG: 0.370										3	0	1	0	1	0	1											
21 Lucas Duda, L OBP: 0.378, SLG: 0.480										4	0	0	0	0	1	4											
23 Michael Cuddyer, R OBP: 0.314, SLG: 0.399										3	0	1	0	0	0	1											
44 John Mayberry Jr., R OBP: 0.276, SLG: 0.406										1	0	0	0	0	0	0											
7 Travis d'Arnaud, R OBP: 0.329, SLG: 0.508										3	0	0	0	0	0	1											
22 Kevin Plawewski, R OBP: 0.262, SLG: 0.310										1	0	1	0	0	0	0											
4 Wilmer Flores, R OBP: 0.279, SLG: 0.423										3	0	0	0	0	1	0											
29 Eric Campbell, R OBP: 0.272, SLG: 0.271										1	0	0	0	0	1	0											
1 Darrell Ceciliani, L OBP: 0.319, SLG: 0.386										3	0	0	0	0	3	0											
11 Rubén Tejada, R OBP: 0.347, SLG: 0.393										3	0	1	0	0	0	0											
2 Dilson Herrera, R OBP: 0.328, SLG: 0.386										3	0	1	0	0	2	1											
<b>Inning Stats</b>	R: 0 E: 0 K: 0 S: 9	H: 1 LOB: 1 BB: 0 P: 14	R: 0 E: 0 K: 1 S: 7	H: 0 LOB: 0 BB: 0 P: 13	R: 0 E: 0 K: 2 S: 15	H: 1 LOB: 2 BB: 1 P: 26	R: 0 E: 0 K: 0 S: 10	H: 0 LOB: 0 BB: 0 P: 19	R: 0 E: 0 K: 2 S: 13	H: 1 LOB: 1 BB: 0 P: 22	R: 0 E: 0 K: 0 S: 12	H: 1 LOB: 0 BB: 0 P: 15	R: 0 E: 0 K: 2 S: 8	H: 0 LOB: 0 BB: 0 P: 12	R: 0 E: 0 K: 1 S: 10	H: 1 LOB: 0 BB: 0 P: 15	R: 0 E: 0 K: 0 S: 7	H: 1 LOB: 0 BB: 0 P: 9	1B: 3 2B: 3 3B: 0 HR: 0	SF: 0 SAC: 0 DP: 1 HBP: 0	WP: 0 PB: 0 SB: 1 CS: 0	PA: 33					
<b>PITCHER</b>	IP	WLS	BF	H	R	ER	SO	BB	IBB	HBP	BLK	WP	HR	S	P	ERA	WHIP										
36 Drew Hutchison, R ERA: 5.33	5.2	W	22	4	0	0	5	1	0	0	0	0	0	63	105	0.00	0.882										
50 Steve Delabar, R ERA: 1.2	1.1	H	4	0	0	0	2	0	0	0	0	0	0	11	16	0.00	0.000										
31 Liam Hendriks, R ERA: 3.0	0.2	H	3	1	0	0	1	0	0	0	0	0	0	9	12	0.00	1.500										
62 Aaron Loup, L ERA: 3.86	0.1	H	1	0	0	0	0	0	0	0	0	0	0	1	3	0.00	0.000										
52 Ryan Tepera, R ERA: 2.92	1.0		3	1	0	0	0	0	0	0	0	0	0	7	9	0.00	1.000										

Batter	1	2	3	4	5	6	7	8	9	AB	R	H	RBI	BB	SO	LOB	BOTTOM										
7 José Reyes, S OBP: 0.313, SLG: 0.379										4	0	0	0	1	0	3	<b>New York Mets @ Toronto Blue Jays</b> Rogers Centre, Toronto, ON Wed Jun 17 2015, 7:08 PM - 9:41 PM EDT Att: 28,906 - Partly Cloudy - 63 F										
20 Josh Donaldson, R OBP: 0.381, SLG: 0.556										4	2	1	0	1	3	3											
19 José Bautista, R OBP: 0.383, SLG: 0.525										2	0	0	0	2	1	1											
10 Edwin Encarnación, R OBP: 0.319, SLG: 0.451										4	0	0	0	0	1	4											
14 Justin Smoak, S OBP: 0.358, SLG: 0.500										0	1	0	0	0	0	0											
15 Chris Colabello, R OBP: 0.384, SLG: 0.481										2	1	1	1	1	1	0											
3 Ezequiel Carrera, L OBP: 0.346, SLG: 0.354										1	1	1	1	0	0	0											
55 Russell Martin, R OBP: 0.359, SLG: 0.505										4	1	1	1	0	0	3											
23 Danny Valencia, R OBP: 0.347, SLG: 0.538										3	1	1	3	1	1	0											
11 Kevin Pillar, R OBP: 0.292, SLG: 0.376										4	1	3	2	0	0	1											
17 Ryan Goins, L OBP: 0.283, SLG: 0.350										2	0	2	0	2	0	0											
<b>Inning Stats</b>	R: 0 E: 0 K: 1 S: 8	H: 0 LOB: 0 BB: 0 P: 13	R: 1 E: 0 K: 0 S: 12	H: 1 LOB: 2 BB: 2 P: 24	R: 0 E: 0 K: 2 S: 13	H: 1 LOB: 1 BB: 0 P: 18	R: 0 E: 0 K: 1 S: 6	H: 0 LOB: 0 BB: 0 P: 11	R: 0 E: 0 K: 1 S: 10	H: 2 LOB: 1 BB: 0 P: 12	R: 1 E: 0 K: 0 S: 9	H: 2 LOB: 1 BB: 1 P: 13	R: 1 E: 0 K: 0 S: 6	H: 1 LOB: 0 BB: 1 P: 13	R: 5 E: 0 K: 1 S: 18	H: 3 LOB: 2 BB: 4 P: 36	R: 0 E: 0 K: 1 S: 7	H: 0 LOB: 0 BB: 0 P: 9	1B: 7 2B: 1 3B: 0 HR: 2	SF: 0 SAC: 0 DP: 2 HBP: 0	WP: 0 PB: 0 SB: 0 CS: 1	PA: 39					
<b>PITCHER</b>	IP	WLS	BF	H	R	ER	SO	BB	IBB	HBP	BLK	WP	HR	S	P	ERA	WHIP										
49 Jonathon Niese, L ERA: 4.21	7.0	L	28	7	3	3	6	4	0	0	0	0	0	64	104	3.86	1.571										
64 Akeel Morris, R ERA: 67.5	0.2		8	3	5	5	0	3	0	0	0	0	1	12	25	67.50	9.000										
51 Jack Leathersich, L ERA: 1.68	0.1		2	0	0	0	1	1	0	0	0	0	0	6	11	0.00	3.000										

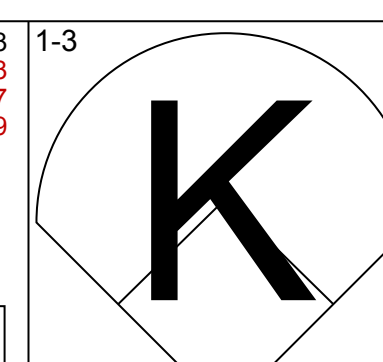
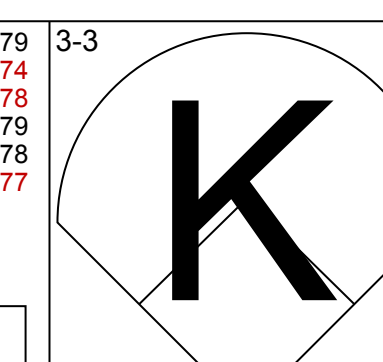
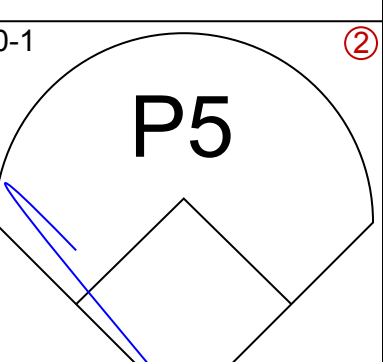
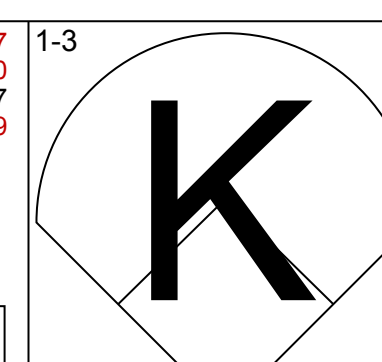
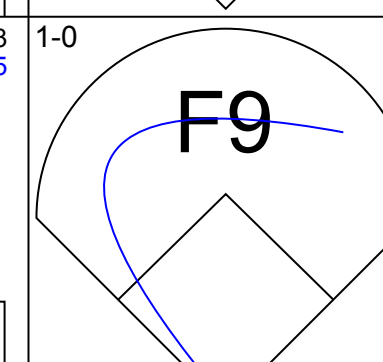
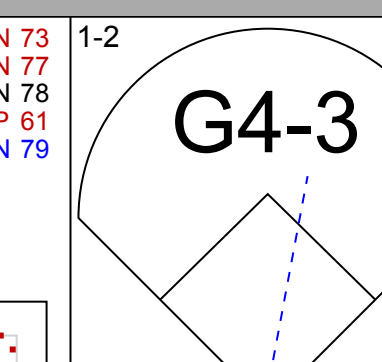
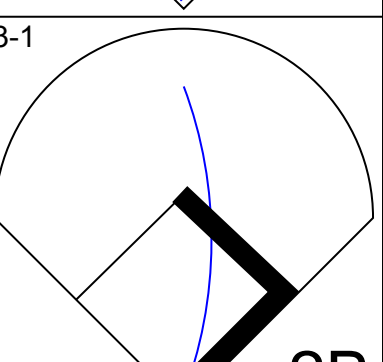
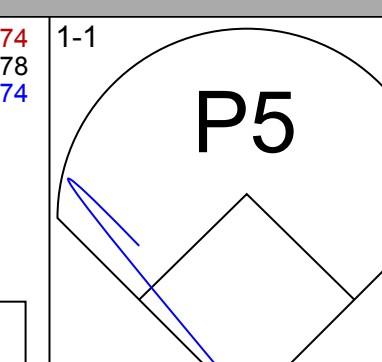
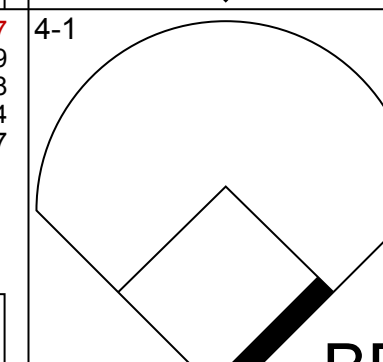
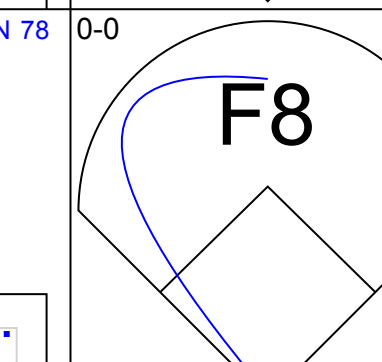
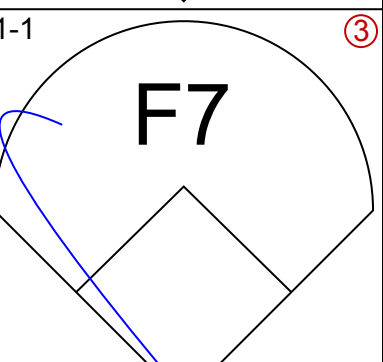
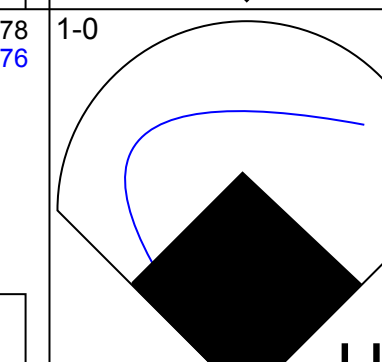
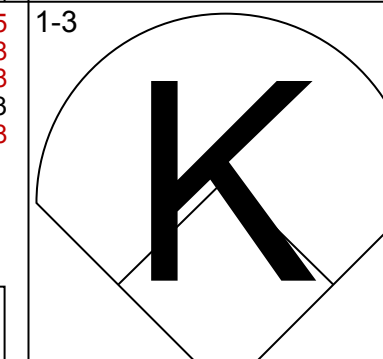
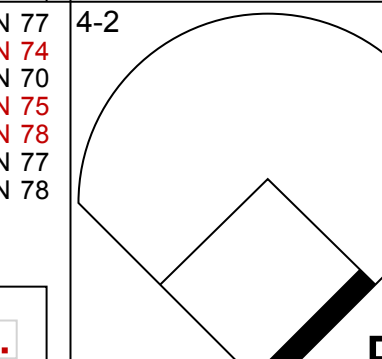
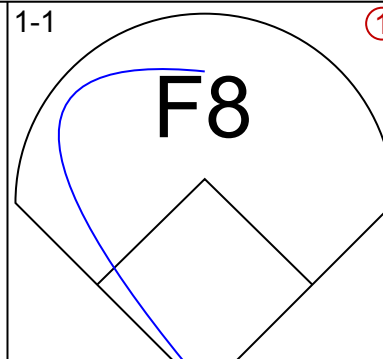
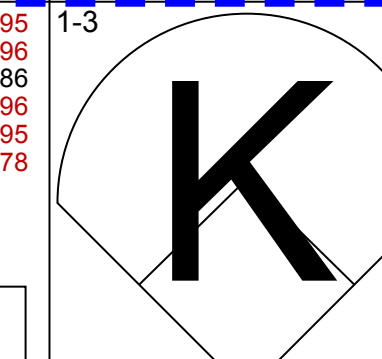
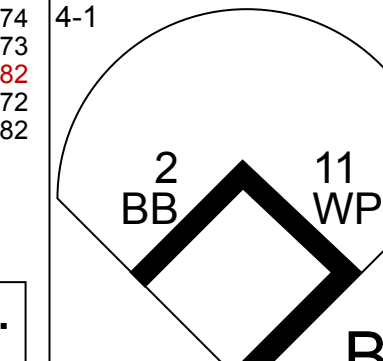
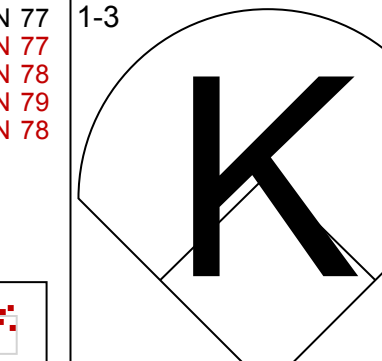
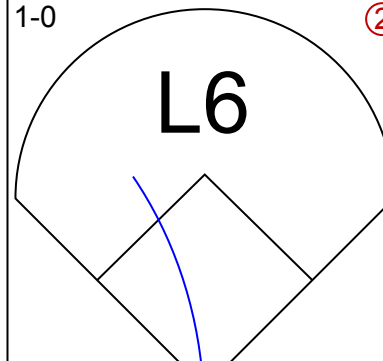
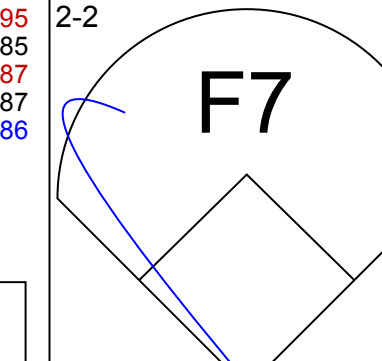

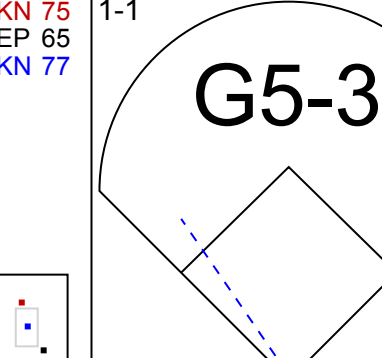
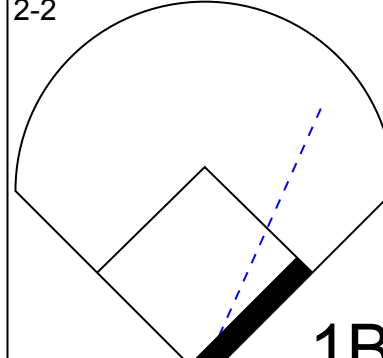
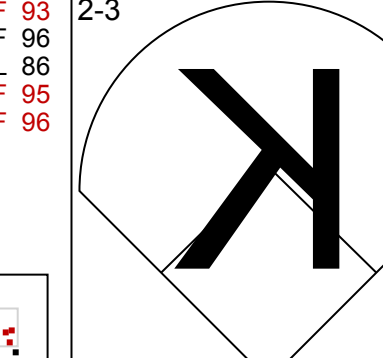

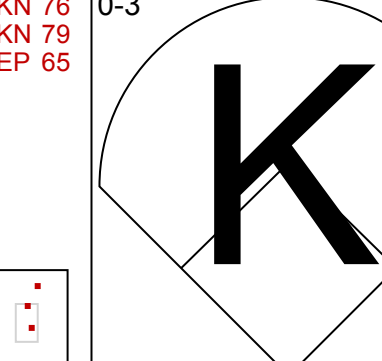
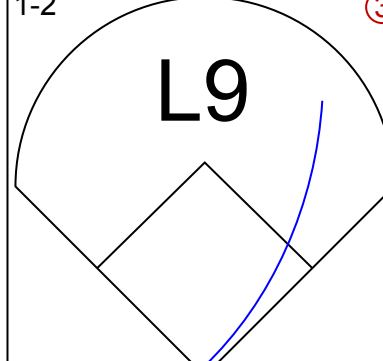
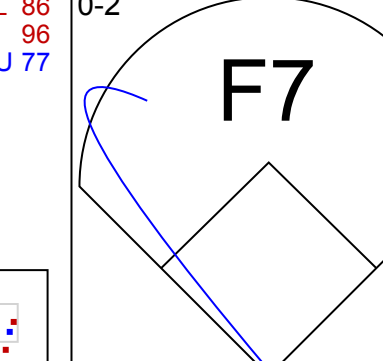
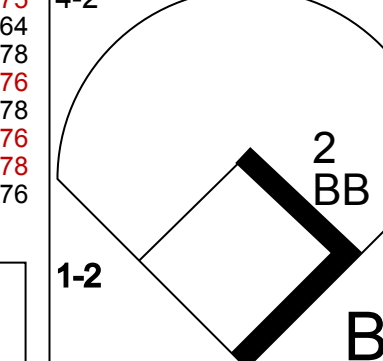
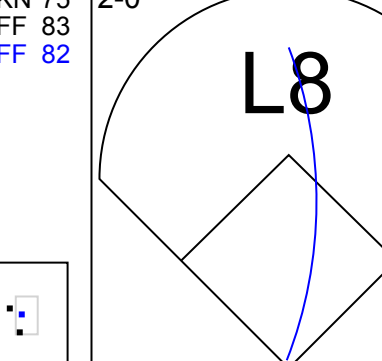
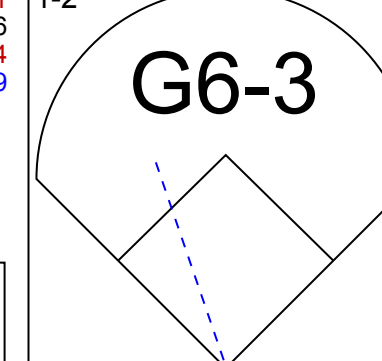
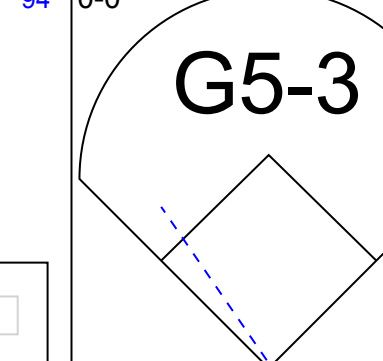
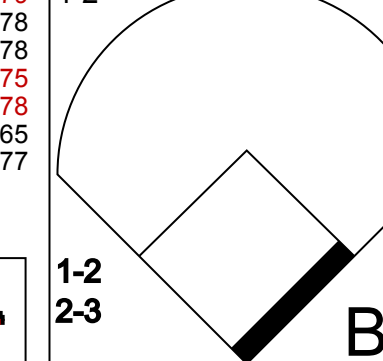

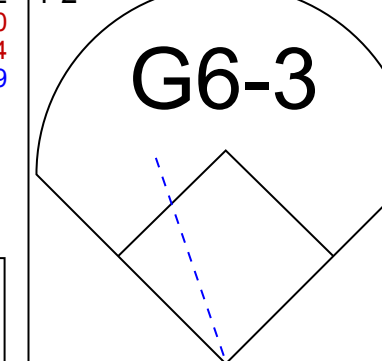
AB	32
R	0
H	6
RBI	0
BB	1
SO	8
LOB	11



AB	30
R	8
H	10
RBI	8
BB	8
SO	7
LOB	15



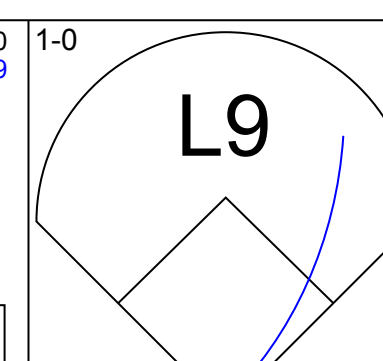
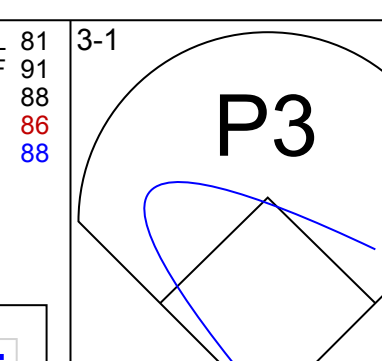
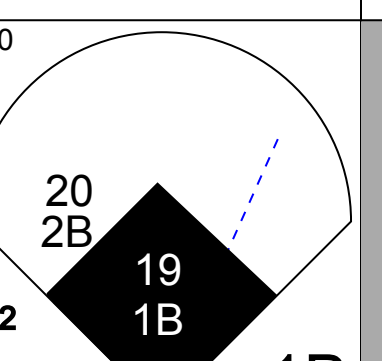
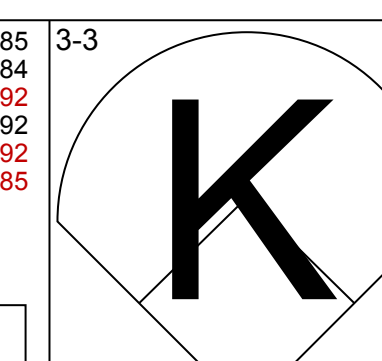
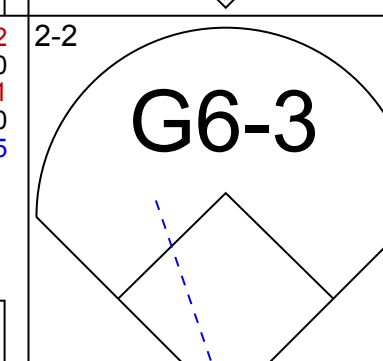
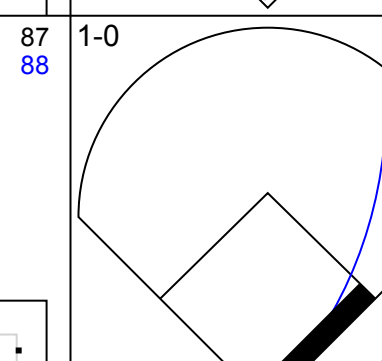
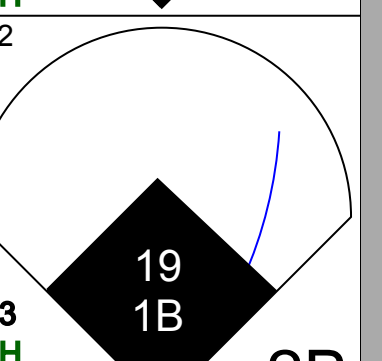
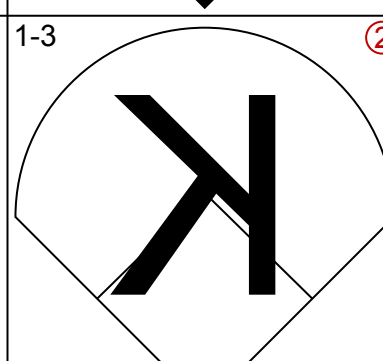
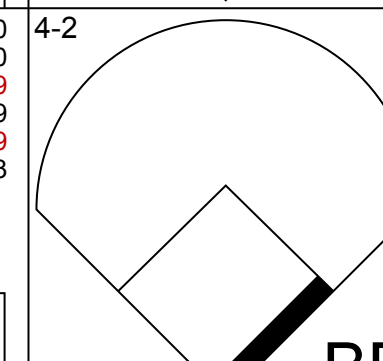
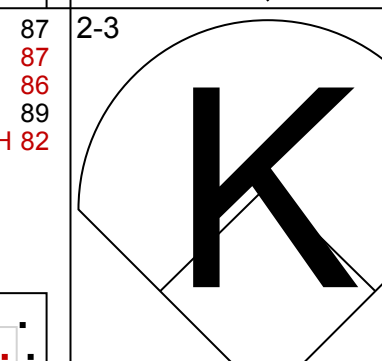
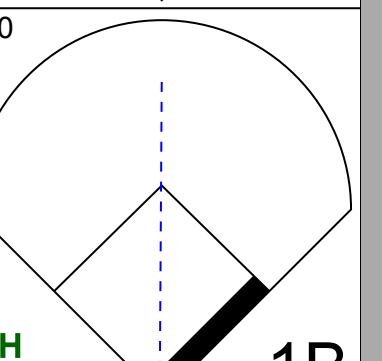
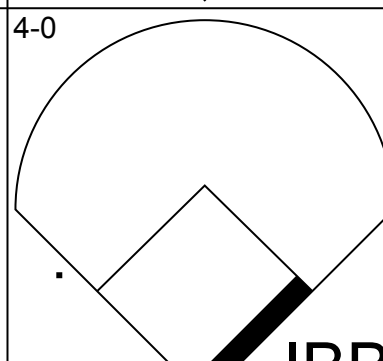
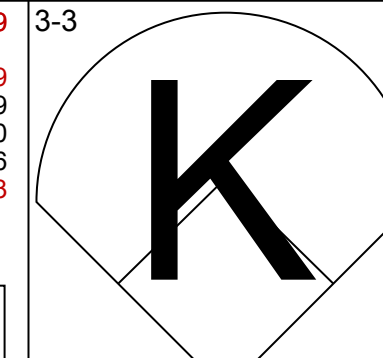
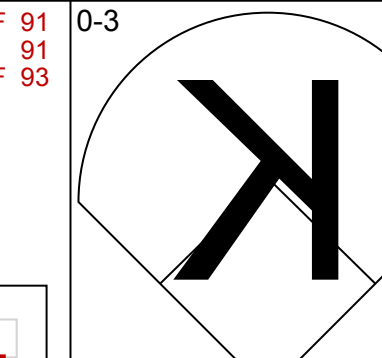
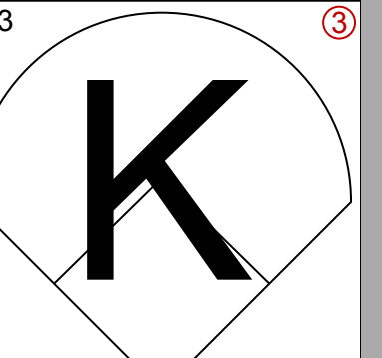
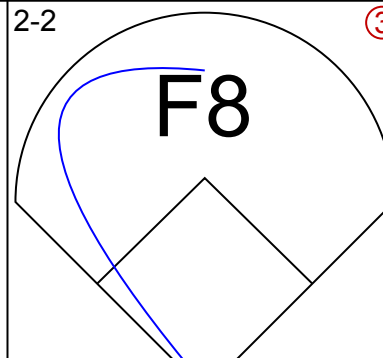
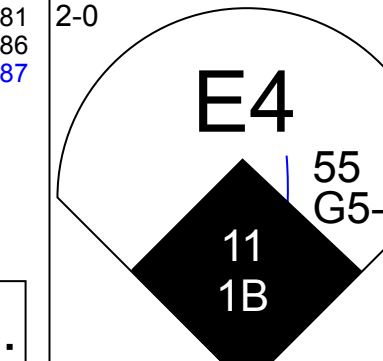
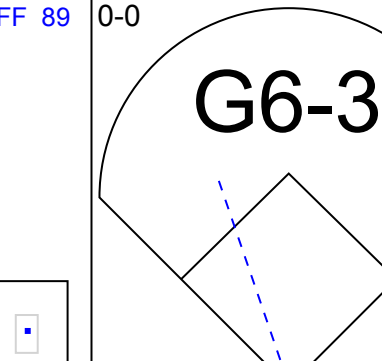
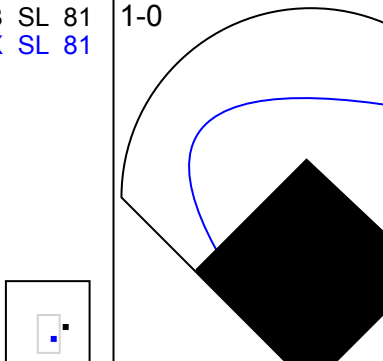
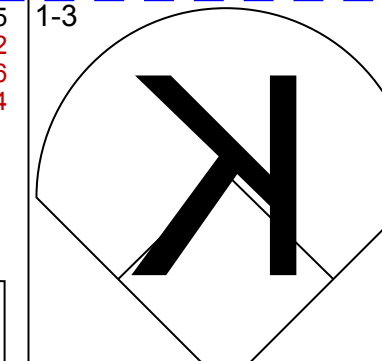
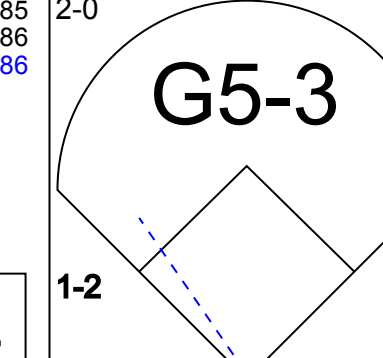
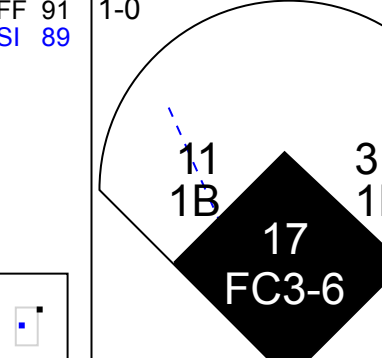
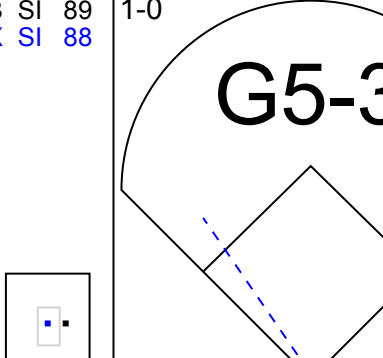
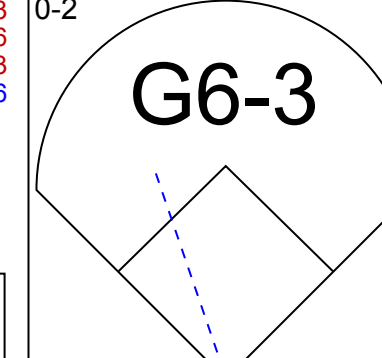
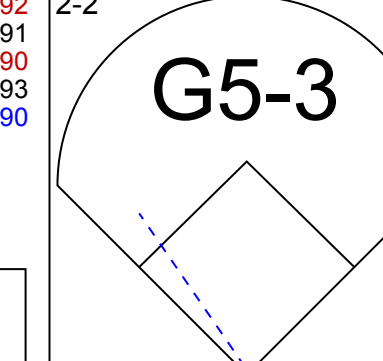
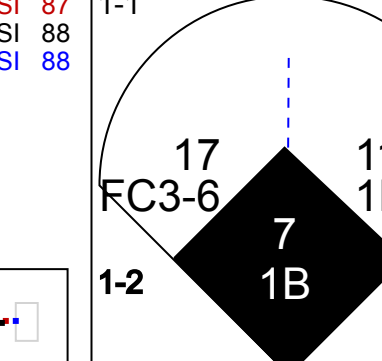
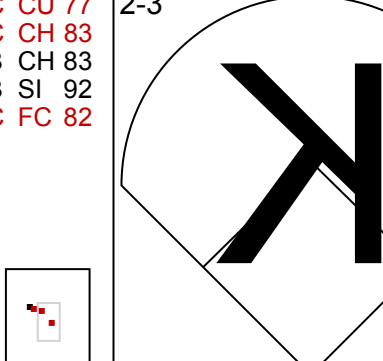
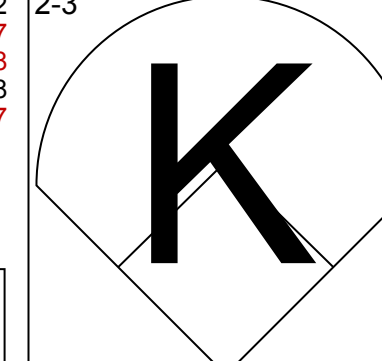
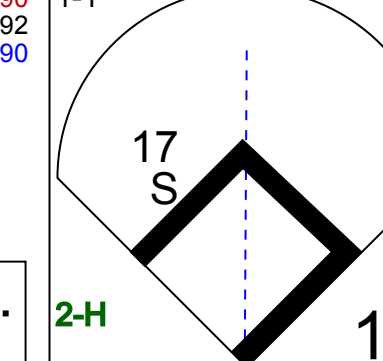
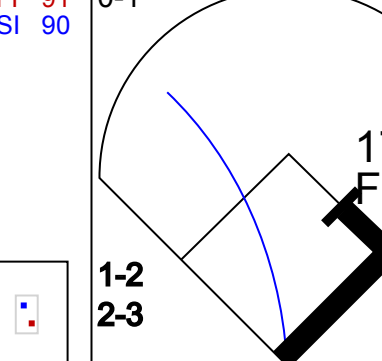
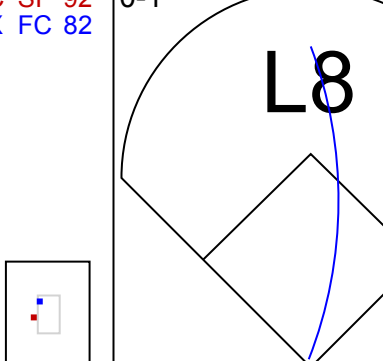

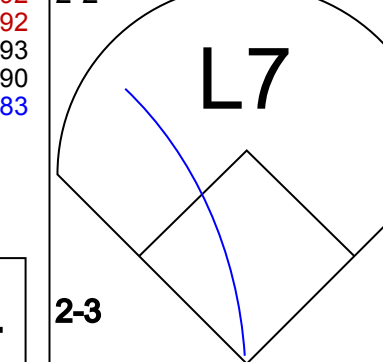
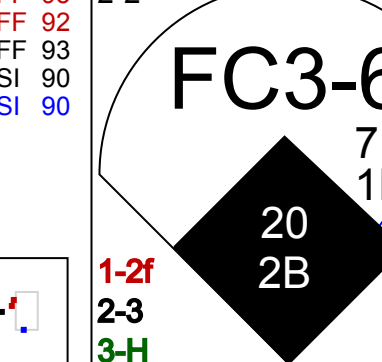

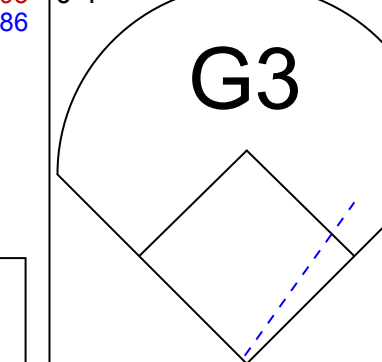
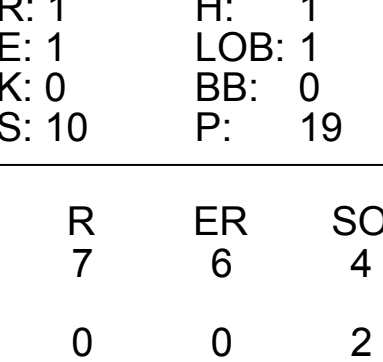
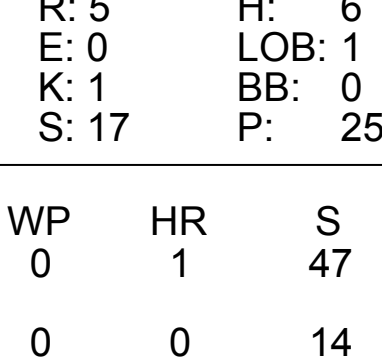
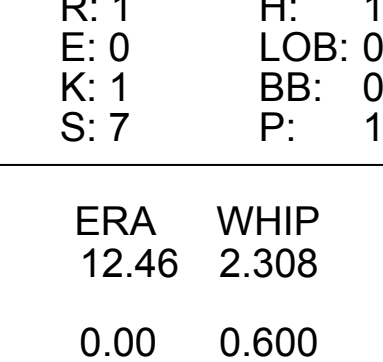
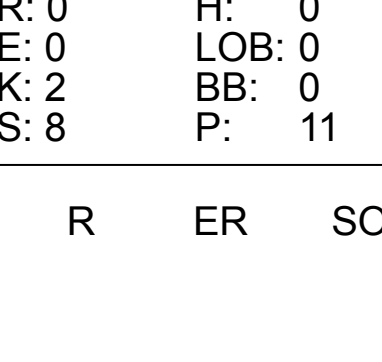


Batter	1	2	3	4	5	6	7	8	9	AB	R	H	RBI	BB	SO	LOB	TOP			
3 Curtis Granderson, L OBP: 0.336, SLG: 0.381										4	0	0	0	0	3	3				
12 Juan Lagares, R OBP: 0.309, SLG: 0.372										4	0	1	0	0	0	0				
21 Lucas Duda, L OBP: 0.380, SLG: 0.491										3	1	1	1	1	0	1				
23 Michael Cuddyer, R (1, 10) OBP: 0.313, SLG: 0.394										3	0	0	0	1	2	1				
7 Travis d'Arnaud, R OBP: 0.324, SLG: 0.485										3	0	0	0	1	1	1				
4 Wilmer Flores, R OBP: 0.276, SLG: 0.420										4	0	1	0	0	1	1				
44 John Mayberry Jr., R OBP: 0.263, SLG: 0.364										4	0	0	0	0	1	2				
11 Rubén Tejada, R OBP: 0.344, SLG: 0.382										3	0	0	0	1	0	0				
2 Dilson Herrera, R OBP: 0.328, SLG: 0.373										2	0	0	0	1	1	0				
<b>Inning Stats</b>	R: 0 E: 0 K: 2 S: 9	H: 0 LOB: 1 BB: 1 P: 16	R: 0 E: 0 K: 1 S: 14	H: 0 LOB: 3 BB: 3 P: 31	R: 0 E: 0 K: 1 S: 12	H: 0 LOB: 1 BB: 1 P: 18	R: 0 E: 0 K: 1 S: 6	H: 0 LOB: 1 BB: 0 P: 9	R: 0 E: 0 K: 1 S: 9	H: 1 LOB: 1 BB: 0 P: 13	R: 0 E: 0 K: 1 S: 11	H: 1 LOB: 1 BB: 0 P: 16	R: 0 E: 0 K: 1 S: 11	H: 1 LOB: 0 BB: 0 P: 12	R: 0 E: 0 K: 1 S: 7	H: 0 LOB: 0 BB: 0 P: 9	1B: 1 2B: 1 3B: 0 HR: 1	SF: 0 SAC: 0 DP: 0 HBP: 0	WP: 1 PB: 0 SB: 0 CS: 0	PA: 35
<b>PITCHER</b>	IP WLS BF H R ER SO BB IBB HBP BLK WP HR S P ERA WHIP																			
43 R.A. Dickey, R ERA: 4.96	7.1 W 30 3 1 1 7 5 0 0 0 0 1 1 73 120 1.23 1.091																			
31 Liam Hendriks, R ERA: 2.84	1.2 5 0 0 0 2 0 0 0 0 0 0 0 15 20 0.00 0.000																			

New York Mets @ Toronto Blue Jays  
Rogers Centre, Toronto, ON  
Thu Jun 18 2015, 7:09 PM - 9:42 PM EDT  
Att: 27,588 - Roof Closed - 68 F

AB 30  
R 1  
H 3  
RBI 1  
BB 5  
SO 9  
LOB 9



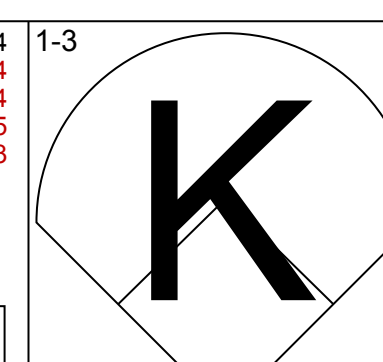
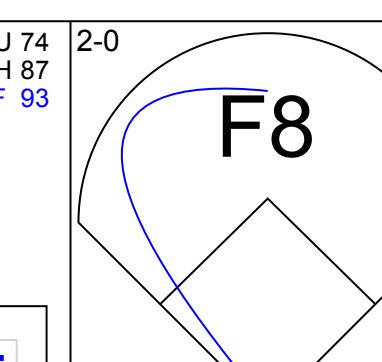
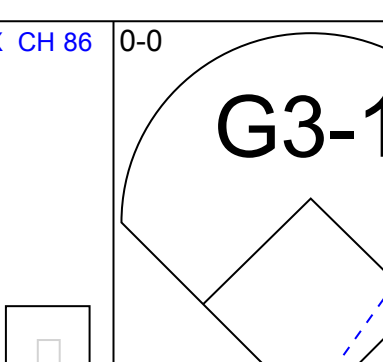
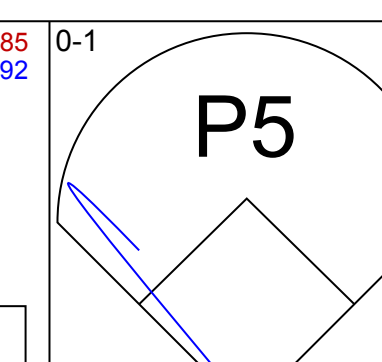
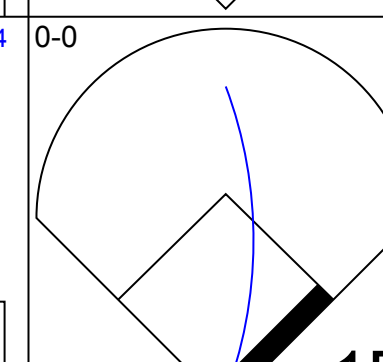
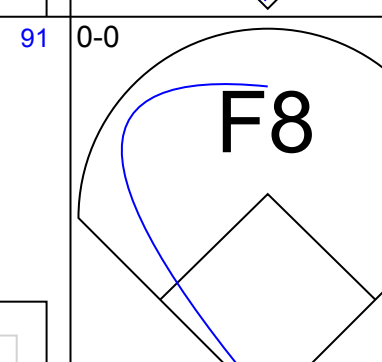
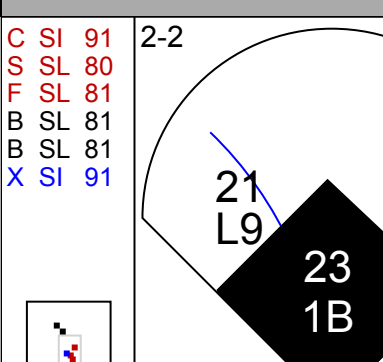
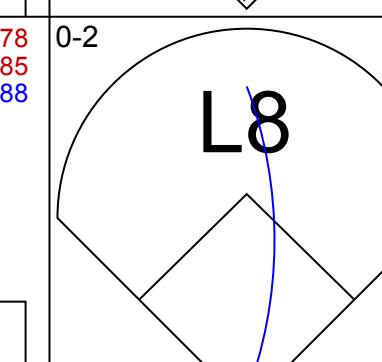
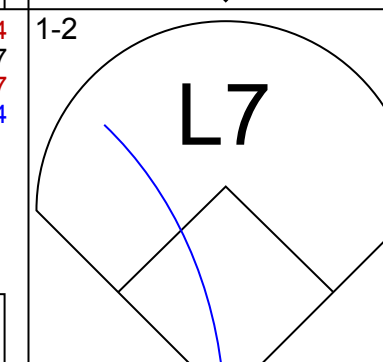
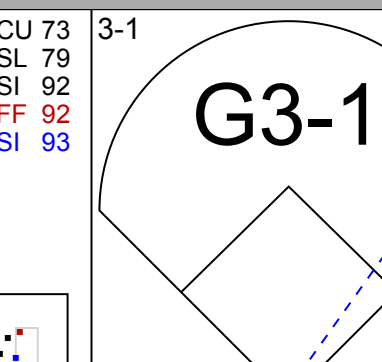
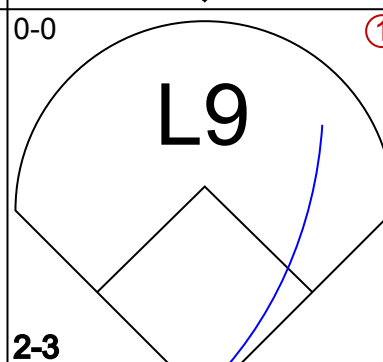
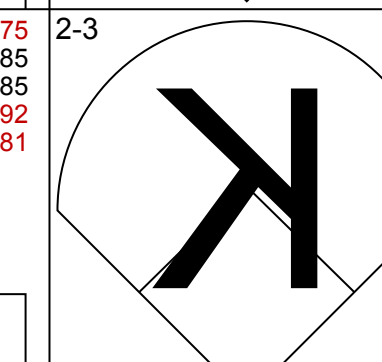
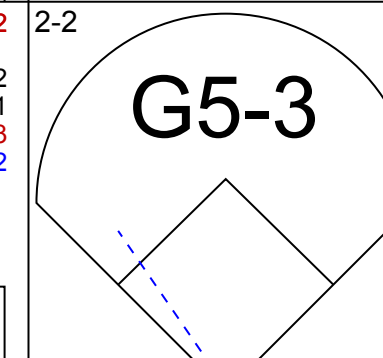
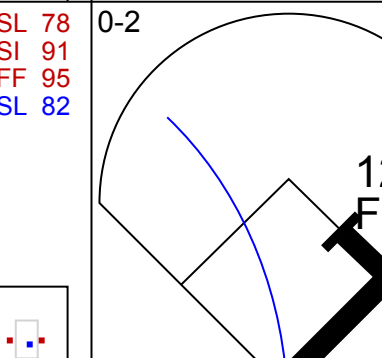
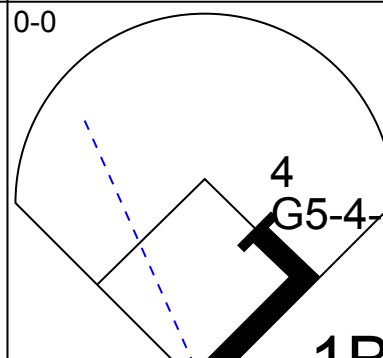
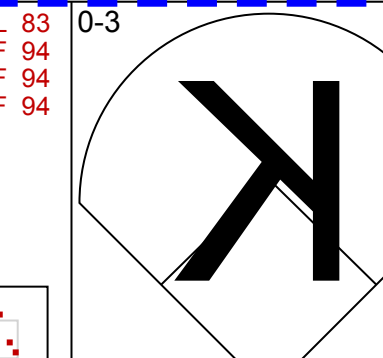
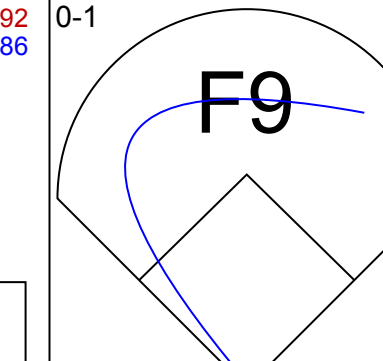
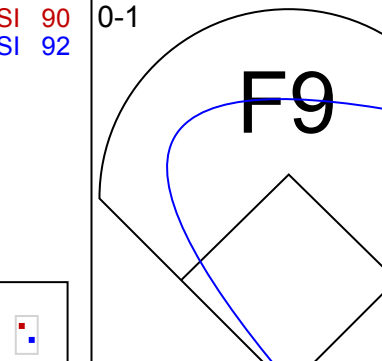
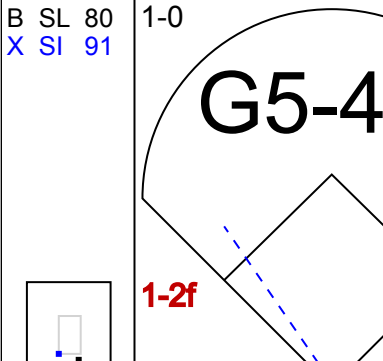
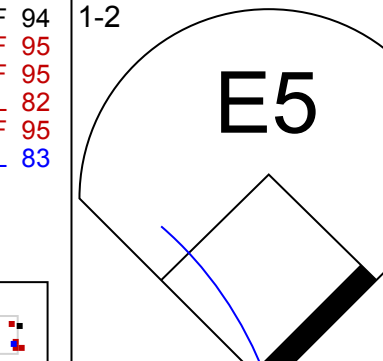
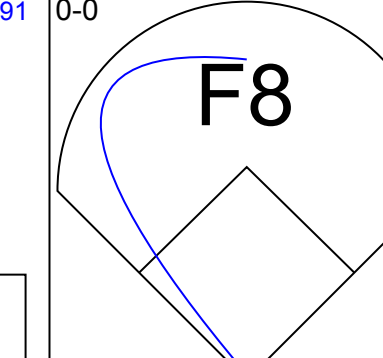
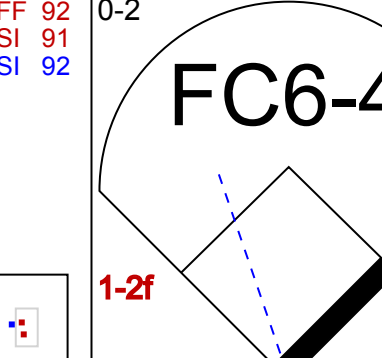
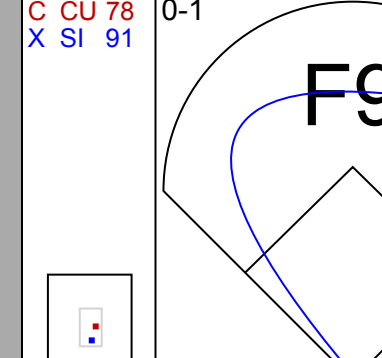
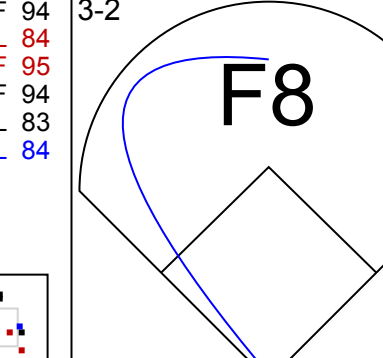
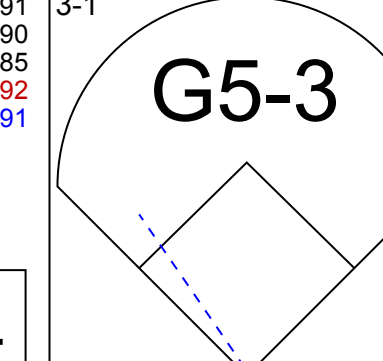
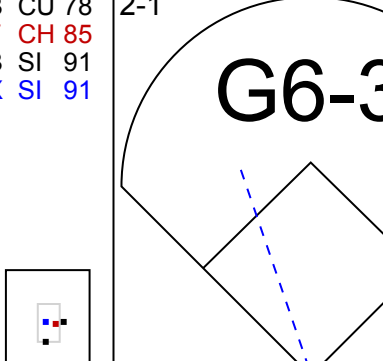
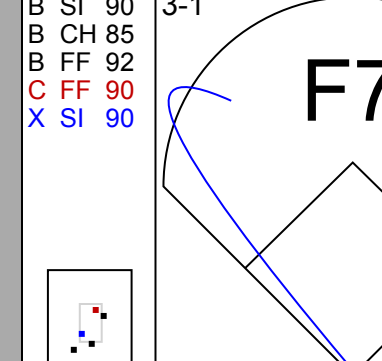
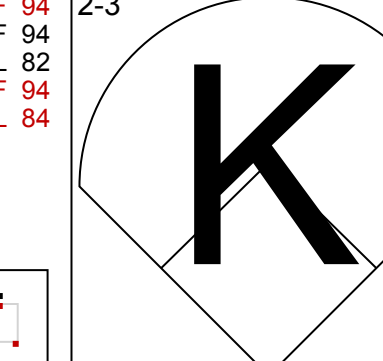
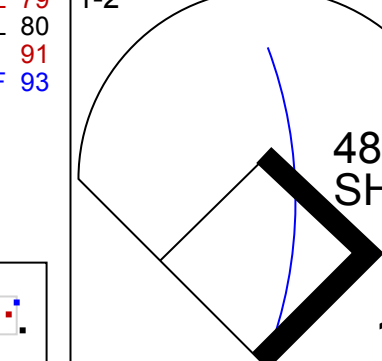
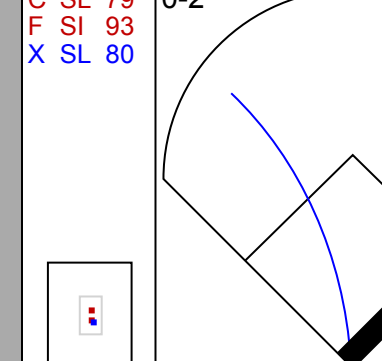
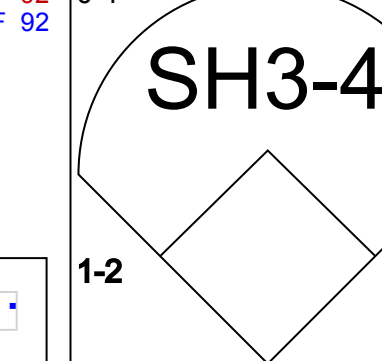
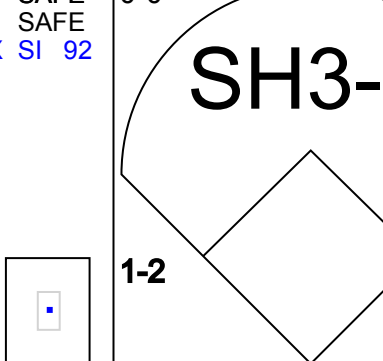
Batter	1	2	3	4	5	6	7	8	9	AB	R	H	RBI	BB	SO	LOB	BOTTOM			
7 José Reyes, S OBP: 0.315, SLG: 0.386										5	1	2	1	0	1	0				
20 Josh Donaldson, R OBP: 0.383, SLG: 0.559										4	1	2	1	0	1	1				
19 José Bautista, R OBP: 0.388, SLG: 0.524										2	0	1	2	2	1	1				
14 Justin Smoak, S OBP: 0.345, SLG: 0.480										4	0	0	0	0	3	5				
15 Chris Colabello, R OBP: 0.381, SLG: 0.494										4	2	1	1	0	1	0				
23 Danny Valencia, R OBP: 0.347, SLG: 0.538										0	0	0	0	0	0	0				
55 Russell Martin, R OBP: 0.357, SLG: 0.500										4	1	1	0	0	0	1				
3 Ezequiel Carrera, L OBP: 0.341, SLG: 0.349										4	1	1	0	0	2	1				
11 Kevin Pillar, R OBP: 0.295, SLG: 0.378										4	0	2	1	0	1	0				
17 Ryan Goins, L OBP: 0.277, SLG: 0.341										4	1	0	1	0	0	3				
<b>Inning Stats</b>	R: 0 E: 0 K: 1 S: 9	H: 0 LOB: 1 BB: 1 P: 19	R: 1 E: 1 K: 0 S: 10	H: 1 LOB: 1 BB: 0 P: 19	R: 0 E: 0 K: 2 S: 9	H: 1 LOB: 1 BB: 0 P: 15	R: 5 E: 0 K: 1 S: 17	H: 6 LOB: 1 BB: 0 P: 25	R: 1 E: 0 K: 1 S: 7	H: 1 LOB: 0 BB: 0 P: 11	R: 0 E: 0 K: 1 S: 9	H: 1 LOB: 2 BB: 1 P: 17	R: 0 E: 0 K: 2 S: 10	H: 0 LOB: 0 BB: 0 P: 13	R: 0 E: 0 K: 2 S: 8	H: 0 LOB: 0 BB: 0 P: 11	1B: 7 2B: 2 3B: 0 HR: 1	SF: 0 SAC: 0 DP: 0 HBP: 0	WP: 0 PB: 0 SB: 1 CS: 0	PA: 37
<b>PITCHER</b>	IP WLS BF H R ER SO BB IBB HBP BLK WP HR S P ERA WHIP																			
40 Bartolo Colon, R ERA: 4.81	4.1 L 24 9 7 6 4 1 0 0 0 0 0 0 14 24 12.46 2.308																			
54 Alex Torres, L ERA: 2.55	1.2 7 1 0 0 2 0 1 0 0 0 0 0 14 24 0.00 0.600																			
35 Logan Verrett, R ERA: 4.91	2.0 6 0 0 0 4 0 0 0 0 0 0 0 18 24 0.00 0.000																			

New York Mets @ Toronto Blue Jays  
Rogers Centre, Toronto, ON  
Thu Jun 18 2015, 7:09 PM - 9:42 PM EDT  
Att: 27,588 - Roof Closed - 68 F

AB 35  
R 7  
H 10  
RBI 7  
BB 2  
SO 10  
LOB 12



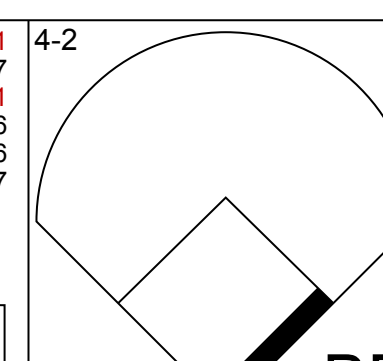
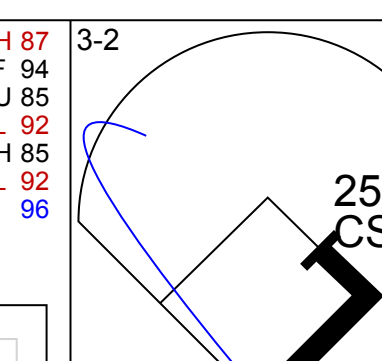
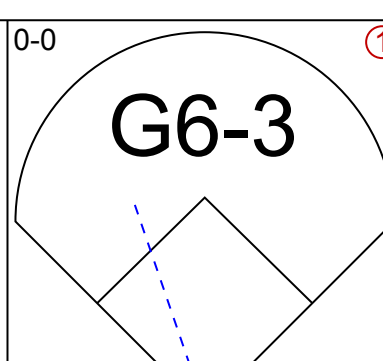
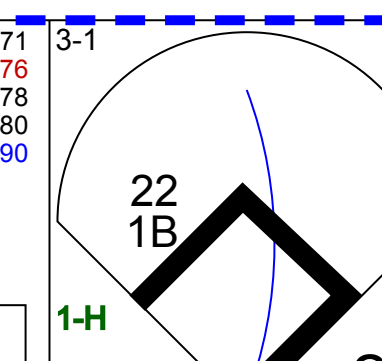
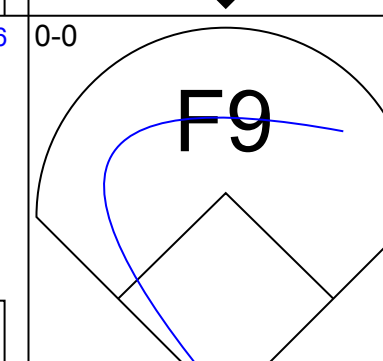
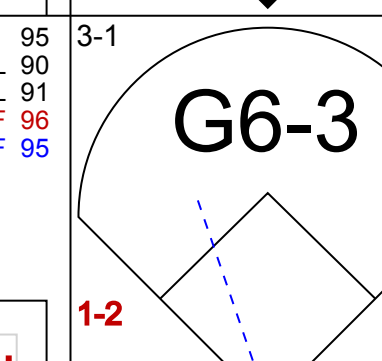
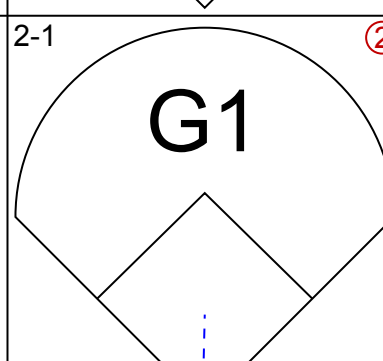
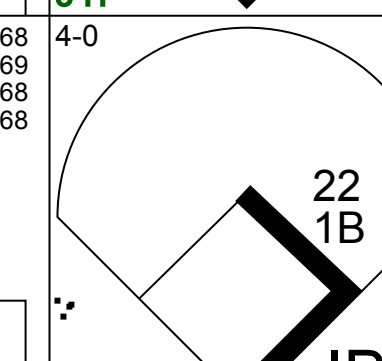
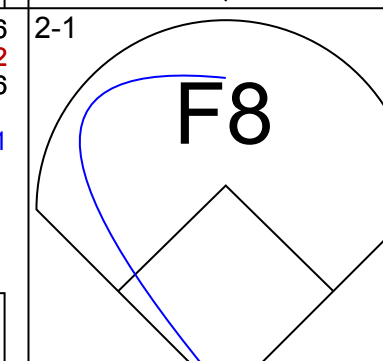
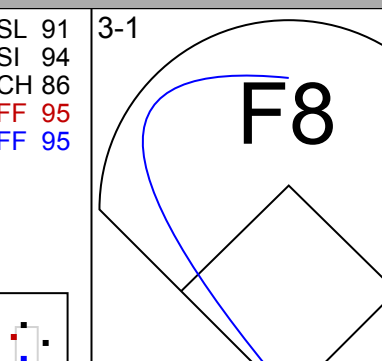
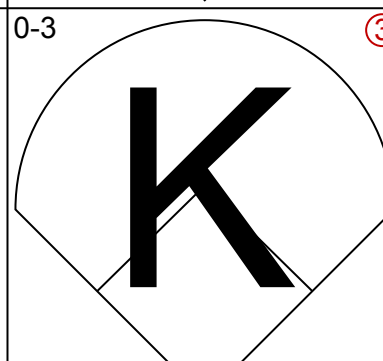
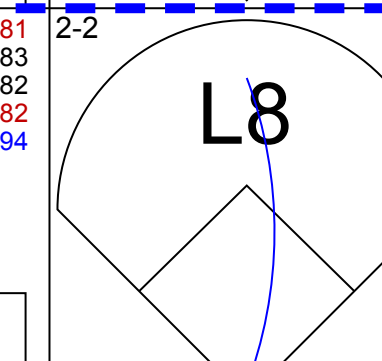
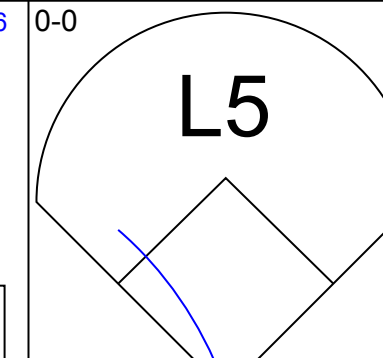
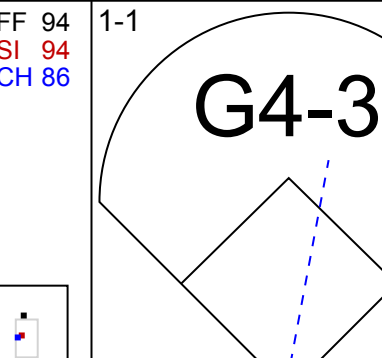
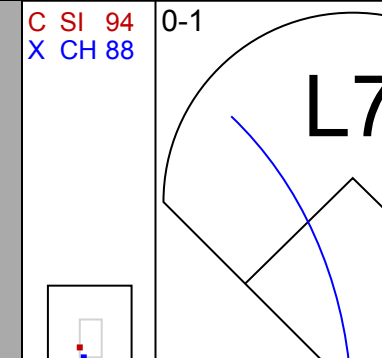
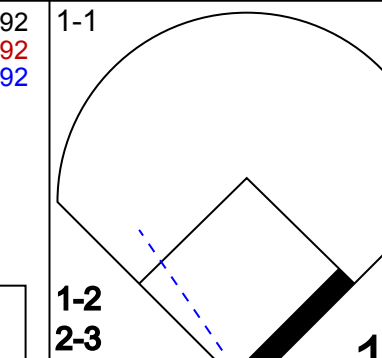
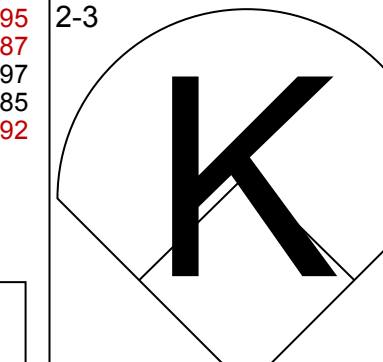
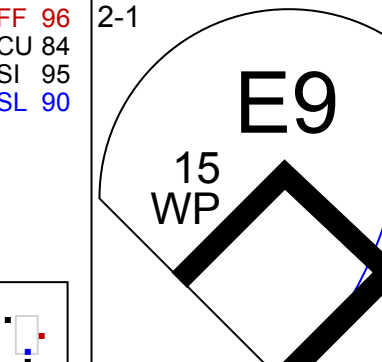
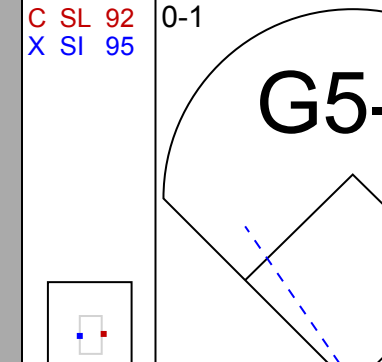
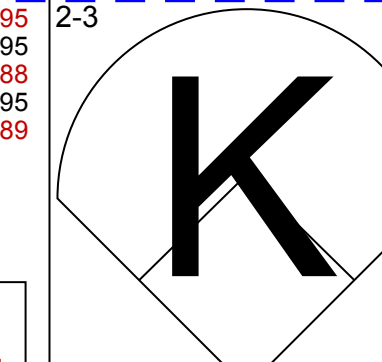
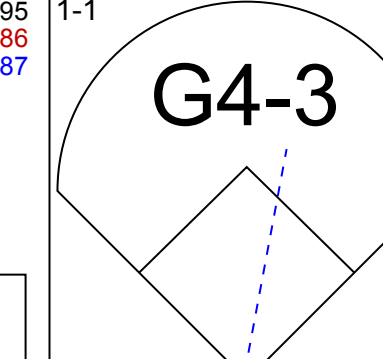
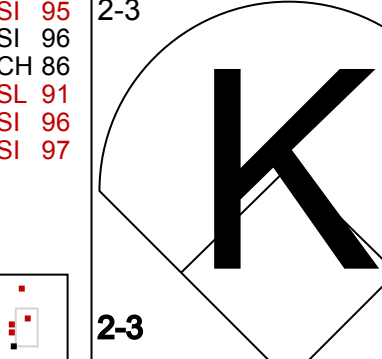
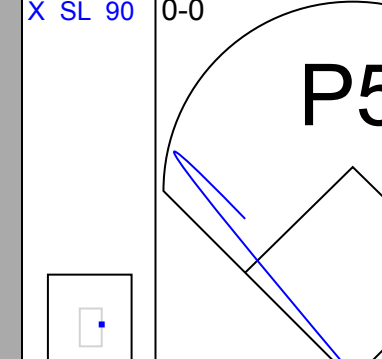
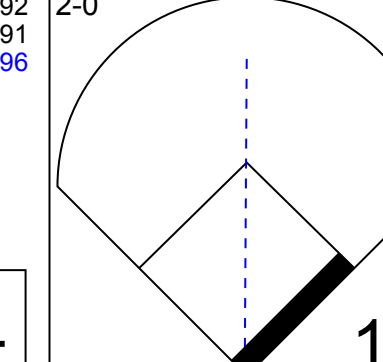
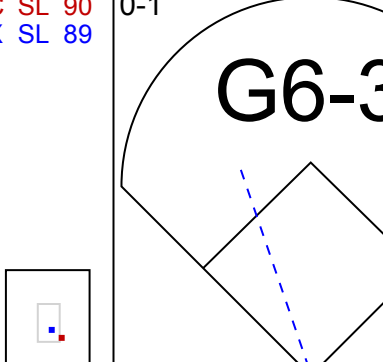
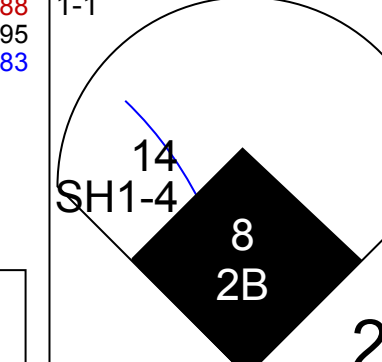
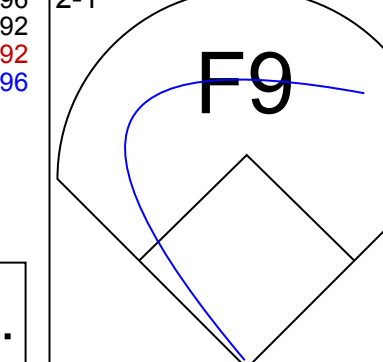
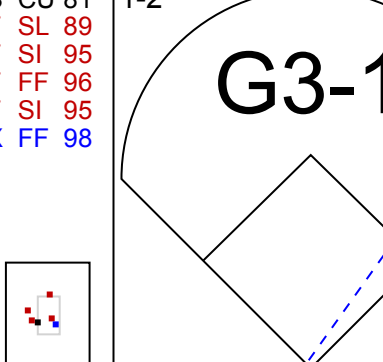
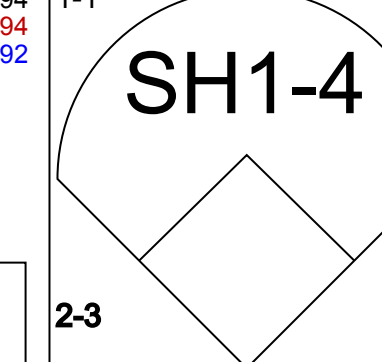
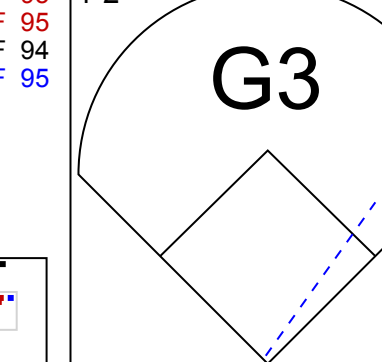
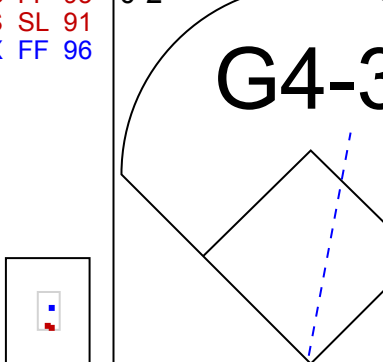
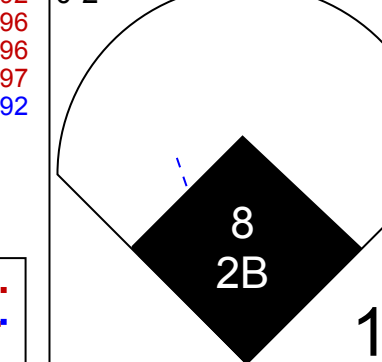


Batter	1	2	3	4	5	6	7	8	9	AB	R	H	RBI	BB	SO	LOB	TOP			
3 Curtis Granderson, L (1,9) OBP: 0.331, SLG: 0.374										4	0	0	0	0	1	2				
11 Rubén Tejada, R (1,5) OBP: 0.349, SLG: 0.395										4	1	2	0	0	0	1				
21 Lucas Duda, L (1,3) OBP: 0.374, SLG: 0.483										4	0	0	0	0	1	2				
23 Michael Cuddyer, R (1,7) OBP: 0.316, SLG: 0.396										4	0	2	1	0	1	1				
4 Wilmer Flores, R (1,6) OBP: 0.274, SLG: 0.412										4	0	0	0	0	0	2				
12 Juan Lagares, R (1,8) OBP: 0.305, SLG: 0.366										4	0	0	0	0	0	2				
2 Dilson Herrera, R (1,4) 1 Darrel Ceciliani, L (9,PH) OBP: 0.313, SLG: 0.378										3	0	0	0	0	0	0				
22 Kevin Plawecki, R (1,2) OBP: 0.280, SLG: 0.322										2	0	2	0	0	0	0				
4B Jacob deGrom, L (1,1) 36 Sean Gilmartin, L (8,1) 39 Bobby Parnell, R (8,1) 27 Jeury Familia, R (8,1)										1	0	0	0	0	0	1				
<b>Inning Stats</b>	R: 0 E: 0 K: 1 S: 11	H: 1 LOB: 1 BB: 0 P: 15	R: 0 E: 0 K: 0 S: 5	H: 0 LOB: 0 BB: 0 P: 8	R: 0 E: 0 K: 0 S: 7	H: 1 LOB: 1 BB: 0 P: 10	R: 0 E: 0 K: 0 S: 11	H: 0 LOB: 1 BB: 0 P: 14	R: 0 E: 0 K: 0 S: 6	H: 2 LOB: 0 BB: 0 P: 10	R: 0 E: 0 K: 1 S: 8	H: 1 LOB: 1 BB: 0 P: 12	R: 0 E: 0 K: 2 S: 8	H: 0 LOB: 0 BB: 0 P: 10	R: 0 E: 1 K: 2 S: 15	H: 0 LOB: 1 BB: 0 P: 21	1B: 5 2B: 1 3B: 0 HR: 0	SF: 0 SAC: 2 DP: 1 HBP: 1	WP: 0 PB: 0 CS: 0	PA: 34
<b>PITCHER</b>	IP WLS BF H R ER SO BB IBB HBP BLK WP HR S P ERA WHIP																			
37 Matt Wisler, R (1,1) ERA: 1.13	8.0 W 30 6 1 1 2 0 0 1 0 0 0 63 88 1.12 0.750																			
39 Jason Grilli, R (9,1) ERA: 2.94	1.0 S 4 0 0 0 2 0 0 0 0 0 0 15 21 0.00 0.000																			

New York Mets @ Atlanta Braves  
Turner Field, Atlanta, GA  
Fri Jun 19 2015, 7:37 PM - 10:04 PM EDT  
Att: 28,863 - Partly Cloudy - 89 F

AB 31  
R 1  
H 6  
RBI 1  
BB 0  
SO 4  
LOB 12



Batter	1	2	3	4	5	6	7	8	9	AB	R	H	RBI	BB	SO	LOB	BOTTOM	
8 Jace Peterson, L (1,4) OBP: 0.358, SLG: 0.387										3	0	2	2	1	0	0		
25 Cameron Maybin, R (1,8) OBP: 0.396, SLG: 0.399										3	0	0	0	1	0	2		
24 Kelly Johnson, L (1,3) 2 Juan Uribe, R (6,PH) OBP: 0.341, SLG: 0.385										3	0	0	0	0	1	1		
22 Nick Markakis, L (1,9) OBP: 0.393, SLG: 0.361										4	0	1	0	0	0	1		
23 Chris Johnson, R (1,5) OBP: 0.274, SLG: 0.312										4	0	0	0	0	2	3		
15 A.J. Pierzynski, L (1,2) OBP: 0.306, SLG: 0.392										3	0	0	0	0	1	1		
19 Andrelton Simmons, R (1,6) OBP: 0.329, SLG: 0.374										3	1	2	0	0	0	0		
14 Eury Pérez, R (1,7) OBP: 0.167, SLG: 0.167										2	0	0	0	0	0	1		
37 Matt Wisler, R (1,1) 13 Pedro Ciriaco, R (8,PH) 39 Jason Grilli, R (9,1)										2	0	0	0	0	0	0		
<b>Inning Stats</b>	R: 0 E: 0 K: 0 S: 6	H: 0 LOB: 1 BB: 1 P: 12	R: 0 E: 0 K: 1 S: 8	H: 1 LOB: 0 BB: 0 P: 15	R: 0 E: 0 K: 0 S: 9	H: 1 LOB: 0 BB: 0 P: 16	R: 0 E: 1 K: 1 S: 10	H: 0 LOB: 1 BB: 0 P: 18	R: 0 E: 0 K: 1 S: 7	H: 0 LOB: 0 BB: 0 P: 9	R: 0 E: 0 K: 0 S: 5	H: 0 LOB: 0 BB: 0 P: 5	R: 2 E: 0 K: 1 S: 19	H: 4 LOB: 3 BB: 1 P: 33	1B: 4 2B: 2 3B: 0 HR: 0	SF: 0 SAC: 1 DP: 0 HBP: 0	WP: 1 PB: 0 CS: 1	PA: 32
<b>PITCHER</b>	IP WLS BF H R ER SO BB IBB HBP BLK WP HR S P ERA WHIP																	
48 Jacob deGrom, R (1,1) ERA: 2.34	7.1 L 27 4 0 2 2 3 1 0 0 0 0 64 97 2.46 0.682																	
36 Sean Gilmartin, L (8,1) ERA: 2.01	0.0 B 2 1 0 0 0 0 0 1 0 0 0 0 2 9 -- --																	
39 Bobby Parnell, R (8,1) ERA: 2.01	0.1 2 1 0 0 0 0 0 0 0 0 0 0 5 8 0.00 3.000																	
27 Jeury Familia, R (8,1) ERA: 1.38	0.1 1 0 0 0 1 0 0 0 0 0 0 0 3 5 0.00 0.000																	

New York Mets @ Atlanta Braves  
Turner Field, Atlanta, GA  
Fri Jun 19 2015, 7:37 PM - 10:04 PM EDT  
Att: 28,863 - Partly Cloudy - 89 F

AB 29  
R 2  
H 6  
RBI 2  
BB 2  
SO 4  
LOB 11





Batter	1	2	3	4	5	6	7	8	9	AB	R	H	RBI	BB	SO	LOB	TOP			
3 Curtis Granderson, L OBP: 0.332, SLG: 0.387										5	2	2	1	0	0	1				
11 Rubén Tejada, R OBP: 0.346, SLG: 0.390										4	1	1	0	0	0	1				
21 Lucas Duda, L OBP: 0.379, SLG: 0.483										2	0	1	0	1	1	2				
23 Michael Cuddyer, R OBP: 0.315, SLG: 0.391										3	0	0	0	0	0	3				
7 Travis d'Arnaud, R OBP: 0.338, SLG: 0.535										3	1	2	3	0	0	1				
22 Kevin Plawecki, R OBP: 0.286, SLG: 0.328										1	0	1	0	0	0	0				
12 Juan Lagares, R OBP: 0.300, SLG: 0.360										4	0	0	0	0	2	3				
2 Dilson Herrera, R OBP: 0.311, SLG: 0.338										3	0	0	0	1	2	2				
29 Eric Campbell, R OBP: 0.260, SLG: 0.264										0	0	0	0	0	0	1				
36 Sean Gilmartin, L										0	0	0	0	0	0	0				
47 Hansel Robles, R										0	0	0	0	0	0	0				
1 Darrell Ceciliani, L OBP: 0.306, SLG: 0.370										1	0	0	0	0	1	0				
34 Noah Syndergaard, L OBP: 0.308, SLG: 0.538										1	0	0	0	0	0	0				
44 John Mayberry Jr., R OBP: 0.259, SLG: 0.375										0	0	0	0	0	0	0				
51 Jack Leathersich, R										0	0	0	0	0	0	0				
35 Logan Verrett, R										0	0	0	0	0	0	0				
4 Wilmer Flores, R OBP: 0.276, SLG: 0.413										2	0	1	0	0	0	0				
<b>Inning Stats</b>	R: 2 E: 0 K: 3 S: 19	H: 3 LOB: 2 BB: 0 P: 30	R: 0 E: 0 K: 1 S: 9	H: 0 LOB: 0 BB: 0 P: 14	R: 0 E: 0 K: 0 S: 7	H: 0 LOB: 1 BB: 0 P: 10	R: 0 E: 0 K: 1 S: 8	H: 0 LOB: 0 BB: 0 P: 11	R: 1 E: 0 K: 0 S: 11	H: 1 LOB: 1 BB: 0 P: 21	R: 0 E: 0 K: 1 S: 8	H: 0 LOB: 0 BB: 0 P: 10	R: 0 E: 0 K: 1 S: 10	H: 2 LOB: 1 BB: 0 P: 13	R: 0 E: 0 K: 1 S: 12	H: 1 LOB: 1 BB: 0 P: 17	1B: 6 2B: 0 3B: 0 HR: 2	SF: 0 SAC: 0 DP: 2 HBP: 2	WP: 0 PB: 0 SB: 0 CS: 0	PA: 37
<b>PITCHER</b>	IP WLS BF H R ER SO BB IBB HBP BLK WP HR S P ERA WHIP																			
61 Williams Pérez, R ERA: 2.78	6.0 W 26 5 4 4 5 2 0 2 0 0 2 62 100 6.00 1.167																			
43 Luis Avilán, L ERA: 3.54	1.0 H 3 0 0 0 1 0 0 0 0 0 0 8 10 0.00 0.000																			
53 Jim Johnson, R ERA: 2.78	1.0 H 4 2 0 0 1 0 0 0 0 0 0 10 13 0.00 2.000																			
39 Jason Grilli, R ERA: 2.73	1.0 S 4 1 0 0 1 0 0 0 0 0 0 12 17 0.00 1.000																			

New York Mets @ Atlanta Braves  
Turner Field, Atlanta, GA  
Sat Jun 20 2015, 7:13 PM - 10:22 PM EDT  
Att: 40,733 - Partly Cloudy - 79 F


AB 33  
R 4  
H 8  
RBI 4  
BB 2  
SO 8  
LOB 13



Batter	1	2	3	4	5	6	7	8	9	AB	R	H	RBI	BB	SO	LOB	BOTTOM			
8 Jace Peterson, L OBP: 0.360, SLG: 0.385										1	1	0	1	2	0	0				
25 Cameron Maybin, R OBP: 0.394, SLG: 0.393										3	0	0	2	1	0	3				
24 Kelly Johnson, L OBP: 0.295, SLG: 0.443										4	0	0	0	0	3	1				
22 Nick Markakis, L OBP: 0.391, SLG: 0.359										4	0	1	0	0	1	1				
2 Juan Uribe, R OBP: 0.339, SLG: 0.377										3	0	0	0	1	2	1				
15 A.J. Pierzynski, L OBP: 0.316, SLG: 0.420										4	3	3	0	0	0	1				
19 Andrelton Simmons, R OBP: 0.336, SLG: 0.364										4	2	4	1	0	0	0				
14 Eury Pérez, R OBP: 0.300, SLG: 0.300										4	0	2	1	0	0	2				
61 Williams Pérez, R ERA: 2.78										2	0	0	0	0	1	3				
13 Pedro Ciriaco, R OBP: 0.285, SLG: 0.422										0	0	0	0	0	0	0				
43 Luis Avilán, L ERA: 3.54										0	0	0	0	0	0	0				
53 Jim Johnson, R ERA: 2.78										0	0	0	0	0	0	0				
7 Jonny Gomes, R OBP: 0.296, SLG: 0.322										1	0	0	0	0	0	1				
39 Jason Grilli, R ERA: 2.73										0	0	0	0	0	0	0				
<b>Inning Stats</b>	R: 0 E: 0 K: 0 S: 9	H: 0 LOB: 1 BB: 1 P: 17	R: 1 E: 0 K: 1 S: 16	H: 2 LOB: 1 BB: 0 P: 28	R: 1 E: 0 K: 2 S: 14	H: 1 LOB: 1 BB: 1 P: 25	R: 2 E: 1 K: 0 S: 13	H: 3 LOB: 1 BB: 0 P: 18	R: 0 E: 0 K: 3 S: 10	H: 0 LOB: 0 BB: 0 P: 16	R: 2 E: 0 K: 0 S: 14	H: 3 LOB: 1 BB: 1 P: 25	R: 0 E: 0 K: 1 S: 6	H: 0 LOB: 1 BB: 1 P: 11	R: 0 E: 0 K: 0 S: 7	H: 1 LOB: 0 BB: 0 P: 10	1B: 8 2B: 1 3B: 1 HR: 0	SF: 2 SAC: 0 DP: 1 HBP: 0	WP: 0 PB: 0 SB: 1 CS: 1	PA: 37
<b>PITCHER</b>	IP WLS BF H R ER SO BB IBB HBP BLK WP HR S P ERA WHIP																			
34 Noah Syndergaard, R ERA: 4.03	4.0 20 6 4 3 3 2 0 0 0 0 0 15 24 9.00 1.000																			
51 Jack Leathersich, L ERA: 2.31	1.0 L 4 1 1 1 3 0 0 0 0 0 0 0 7 15 13.50 3.000																			
35 Logan Verrett, R ERA: 5.4	0.2 5 2 1 1 0 0 0 1 0 0 0 0 8 13 0.00 0.750																			
36 Sean Gilmartin, L ERA: 1.9	1.1 4 0 0 0 0 1 1 0 0 0 0 0 7 10 0.00 1.000																			
47 Hansel Robles, R ERA: 5.28	1.0 3 1 0 0 0 0 0 0 0 0 0 0 7 10 0.00 1.000																			

New York Mets @ Atlanta Braves  
Turner Field, Atlanta, GA  
Sat Jun 20 2015, 7:13 PM - 10:22 PM EDT  
Att: 40,733 - Partly Cloudy - 79 F

AB 30  
R 6  
H 10  
RBI 6  
BB 4  
SO 7  
LOB 13





Batter	1	2	3	4	5	6	7	8	9	AB	R	H	RBI	BB	SO	LOB	TOP										
3 Curtis Granderson, L (1.9) OBP: 0.338, SLG: 0.388	1-2 21 G4-3 BB		2-0 F7			4-0 BB			3-2 12 1B 1B	2	0	1	0	2	0	0	<b>New York Mets @ Atlanta Braves</b> Turner Field, Atlanta, GA Sun Jun 21 2015, 5:09 PM - 7:35 PM EDT Att: 30,268 - Partly Cloudy - 93 F										
12 Juan Lagares, R (1.8) OBP: 0.299, SLG: 0.359	0-3 K			2-2 G6-3		0-3 K		0-0 1B	1-2 23 G5-4-3 1B	4	0	1	0	0	2	2											
21 Lucas Duda, L (1.3) OBP: 0.374, SLG: 0.475	0-0 G4-3			1-0 F9			1-2 F8		1-0 F7	4	0	0	0	0	0	3											
23 Michael Cuddyer, R (1.7) OBP: 0.310, SLG: 0.384	1-2 G6-3			0-3 K			3-2 G6-3		1-0 G5-4-3	4	0	0	0	0	1	3											
4 Wilmer Flores, R (1.6) OBP: 0.276, SLG: 0.412		1-2 L3			1-2 2 G6-4-3 1B			1-0 G6-3		3	0	1	0	0	0	0											
22 Kevin Plawecki, R (1.2) OBP: 0.279, SLG: 0.319		1-0 L8			1-0 F9			1-1 F7		3	0	0	0	0	0	1											
2 Dilson Herrera, R (1.4) OBP: 0.299, SLG: 0.324		0-3 K			0-0 G6-4-3			3-2 F8		3	0	0	0	0	1	1											
29 Eric Campbell, R (1.5) OBP: 0.268, SLG: 0.274			3-2 P4			1-0 F8			0-0 2B	3	0	1	0	0	0	0											
33 Matt Harvey, R (1.1) OBP: 0.107, SLG: 0.143						0-3 K		1-3 K		2	0	0	0	0	1	0											
54 Alex Torres, L (7.1)										0	0	0	0	0	0	0											
1 Darrell Ceciliani, L (8. PH) OBP: 0.396, SLG: 0.370										0	0	0	0	0	0	0											
44 John Mayberry Jr., R (8. PH) OBP: 0.256, SLG: 0.373										1	0	0	0	0	1	1											
52 Carlos Torres, R (8.1)										0	0	0	0	0	0	0											
<b>Inning Stats</b>	R: 0 H: 0 E: 0 K: 1 S: 9	H: 0 LOB: 1 BB: 1 P: 14	R: 0 H: 0 E: 0 K: 1 S: 7	H: 0 LOB: 0 BB: 0 P: 9	R: 0 H: 0 E: 0 K: 0 S: 6	H: 0 LOB: 0 BB: 0 P: 12	R: 0 H: 0 E: 0 K: 1 S: 9	H: 0 LOB: 0 BB: 0 P: 12	R: 0 H: 1 E: 0 K: 0 S: 5	H: 0 LOB: 1 BB: 1 P: 7	R: 0 H: 0 E: 0 K: 2 S: 7	H: 0 LOB: 0 BB: 0 P: 12	R: 0 H: 0 E: 0 K: 1 S: 7	H: 0 LOB: 0 BB: 0 P: 12	R: 0 H: 1 E: 0 K: 1 S: 9	H: 1 LOB: 1 BB: 0 P: 14	R: 0 H: 2 E: 0 K: 0 S: 6	H: 2 LOB: 1 BB: 1 P: 11	1B: 3 2B: 1 3B: 0 HR: 0	SF: 0 SAC: 0 DP: 2 HBP: 0	WP: 0 PB: 0 SB: 0 CS: 0	PA: 31					
<b>PITCHER</b>	IP	WLS	BF	H	R	ER	SO	BB	IBB	HBP	BLK	WP	HR	S	P	ERA	WHIP										
49 Julio Teheran, R (1.1) ERA: 4.67	7.0	W	23	1	0	0	5	2	0	0	0	0	0	50	78	0.00	0.429										
51 Nick Masset, R (8.1)	0.2	H	3	1	0	0	0	0	0	0	0	0	0	6	10	0.00	1.500										
56 Dana Eveland, L (8.1)	0.1	H	1	0	0	0	1	0	0	0	0	0	0	3	4	0.00	0.000										
53 Jim Johnson, R (9.1) ERA: 2.7	1.0	S	4	2	0	0	0	0	0	0	0	0	0	6	11	0.00	2.000										


Batter	1	2	3	4	5	6	7	8	9	AB	R	H	RBI	BB	SO	LOB	BOTTOM										
8 Jace Peterson, L (1.4) OBP: 0.363, SLG: 0.389	1-3 K		1-2 F9		0-1 2B		4-2 25 BB BB			3	0	1	0	1	1	0	<b>New York Mets @ Atlanta Braves</b> Turner Field, Atlanta, GA Sun Jun 21 2015, 5:09 PM - 7:35 PM EDT Att: 30,268 - Partly Cloudy - 93 F										
25 Cameron Maybin, R (1.8) OBP: 0.396, SLG: 0.389	4-2 24 S BB		2-2 F8		2-2 G1-3		4-1 BB		1-2 2-3 BB	2	0	0	0	2	0	1											
24 Kelly Johnson, L (1.3) OBP: 0.294, SLG: 0.437	3-3 K		0-0 1B			3-3 K			1-0 L8	4	0	1	0	0	2	4											
22 Nick Markakis, L (1.9) OBP: 0.386, SLG: 0.354	1-2 L8		1-1 F7			0-0 G4-3		2-3 K		4	0	0	0	0	1	2											
2 Juan Uribe, R (1.5) OBP: 0.331, SLG: 0.368		3-2 G5-3		0-1 L6		1-3 K		1-3 K		4	0	0	0	0	2	0											
19 Andrelton Simmons, R (1.6) OBP: 0.335, SLG: 0.382		3-2 30 FC4-6 14 1B 1B		0-0 G4-3			1-2 F7		2-2 G1-3	4	0	1	0	0	0	0											
14 Eury Pérez, R (1.7) OBP: 0.308, SLG: 0.308		0-0 30 FC4-6 1B		2-2 G4-3						3	0	1	0	0	1	0											
30 Ryan Lavamway, R (1.2) OBP: 0.216, SLG: 0.182		0-1 FC4-6 49 FC6 1-2 2-3			2-1 G6-3				2-1 13 1B 2B	3	1	1	0	0	0	2											
49 Julio Teheran, R (1.1) ERA: 3.18		2-2 FC6			3-2 F8				2-0 25 BB 1B	2	0	0	0	0	0	2											
13 Pedro Ciriaco, R (7. PH) OBP: 0.306, SLG: 0.435										1	0	1	1	0	0	0											
51 Nick Masset, R (8.1)										0	0	0	0	0	0	0											
56 Dana Eveland, L (8.1)										0	0	0	0	0	0	0											
53 Jim Johnson, R (9.1)										0	0	0	0	0	0	0											
<b>Inning Stats</b>	R: 0 H: 0 E: 0 K: 2 S: 15	H: 2 LOB: 2 BB: 0 P: 24	R: 0 H: 1 E: 0 K: 0 S: 10	H: 1 LOB: 1 BB: 0 P: 14	R: 0 H: 0 E: 0 K: 0 S: 6	H: 0 LOB: 0 BB: 0 P: 8	R: 0 H: 0 E: 0 K: 2 S: 7	H: 0 LOB: 0 BB: 0 P: 11	R: 1 H: 2 E: 0 K: 1 S: 14	H: 2 LOB: 3 BB: 2 P: 31	R: 0 H: 0 E: 0 K: 2 S: 10	H: 0 LOB: 0 BB: 0 P: 15	R: 0 H: 0 E: 0 K: 1 S: 10	H: 0 LOB: 0 BB: 0 P: 15	R: 0 H: 0 E: 0 K: 2 S: 10	H: 0 LOB: 0 BB: 0 P: 15	1B: 4 2B: 2 3B: 0 HR: 0	SF: 0 SAC: 0 DP: 0 HBP: 0	WP: 0 PB: 0 SB: 1 CS: 0	PA: 33							
<b>PITCHER</b>	IP	WLS	BF	H	R	ER	SO	BB	IBB	HBP	BLK	WP	HR	S	P	ERA	WHIP										
33 Matt Harvey, R (1.1)	6.2	L	27	6	1	1	5	1	0	0	0	0	0	73	115	0.00	1.050										
54 Alex Torres, L (7.1)	0.1		3	0	0	0	0	2	0	0	0	0	0	4	13	0.00	6.000										
52 Carlos Torres, R (8.1)	1.0		3	0	0	0	2	0	0	0	0	0	0	10	15	0.00	0.000										



Batter	1	2	3	4	5	6	7	8	9	AB	R	H	RBI	BB	SO	LOB	TOP				
3 Curtis Granderson, L (1.9) OBP: 0.340, SLG: 0.399										3	1	1	1	1	2	1					
11 Rubén Tejada, R (1.5) OBP: 0.336, SLG: 0.377										4	0	0	0	0	2	1					
21 Lucas Duda, L (1.3) OBP: 0.372, SLG: 0.472										4	0	1	0	0	2	1					
23 Michael Cuddyer, R (1.7) OBP: 0.306, SLG: 0.378										4	0	0	0	0	2	1					
4 Wilmer Flores, R (1.6) OBP: 0.280, SLG: 0.411										3	1	1	0	1	2	0					
12 Juan Lagares, R (1.8) OBP: 0.295, SLG: 0.353										4	0	0	0	0	1	2					
22 Kevin Plawecki, R (1.2) OBP: 0.280, SLG: 0.322										2	0	1	1	0	0	0					
19 Johnny Monell, L (0. PH) OBP: 0.111, SLG: 0.118										1	0	0	0	0	0	0					
2 Dilson Herrera, R (1.4) OBP: 0.288, SLG: 0.310										3	0	0	0	0	1	2					
49 Jonathon Niese, L (1.1) OBP: 0.289, SLG: 0.250										2	0	0	0	0	0	0					
1 Darrel Ceciliani, L (7. PH) OBP: 0.320, SLG: 0.370										0	0	0	0	0	0	0					
47 Hansel Robles, R (7.1) OBP: 0.111, SLG: 0.118										0	0	0	0	0	0	0					
36 Sean Gilmartin, L (7.1) OBP: 0.111, SLG: 0.118										0	0	0	0	0	0	0					
39 Bobby Parnell, R (7.1) OBP: 0.111, SLG: 0.118										0	0	0	0	0	0	0					
<b>Inning Stats</b>	R: 0 E: 0 K: 1 S: 8	H: 0 LOB: 0 BB: 0 P: 13	R: 0 E: 0 K: 2 S: 15	H: 2 LOB: 2 BB: 0 P: 20	R: 1 E: 0 K: 1 S: 13	H: 2 LOB: 1 BB: 0 P: 19	R: 1 E: 0 K: 0 S: 5	H: 0 LOB: 0 BB: 1 P: 13	R: 0 E: 1 K: 2 S: 13	H: 0 LOB: 1 BB: 1 P: 19	R: 0 E: 0 K: 1 S: 11	H: 0 LOB: 1 BB: 0 P: 20	R: 0 E: 0 K: 2 S: 7	H: 0 LOB: 0 BB: 0 P: 11	R: 0 E: 0 K: 2 S: 9	H: 0 LOB: 0 BB: 0 P: 15	1B: 3 2B: 0 3B: 0 HR: 1	SF: 1 SAC: 0 DP: 0 HBP: 1	WP: 1 PB: 0 SB: 1 CS: 0	PA: 34	
<b>PITCHER</b>	IP WLS BF H R ER SO BB IBB HBP BLK WP HR S P ERA WHIP	IP WLS BF H R ER SO BB IBB HBP BLK WP HR S P ERA WHIP	IP WLS BF H R ER SO BB IBB HBP BLK WP HR S P ERA WHIP	IP WLS BF H R ER SO BB IBB HBP BLK WP HR S P ERA WHIP	IP WLS BF H R ER SO BB IBB HBP BLK WP HR S P ERA WHIP	IP WLS BF H R ER SO BB IBB HBP BLK WP HR S P ERA WHIP	IP WLS BF H R ER SO BB IBB HBP BLK WP HR S P ERA WHIP	IP WLS BF H R ER SO BB IBB HBP BLK WP HR S P ERA WHIP	IP WLS BF H R ER SO BB IBB HBP BLK WP HR S P ERA WHIP	IP WLS BF H R ER SO BB IBB HBP BLK WP HR S P ERA WHIP	IP WLS BF H R ER SO BB IBB HBP BLK WP HR S P ERA WHIP	IP WLS BF H R ER SO BB IBB HBP BLK WP HR S P ERA WHIP	IP WLS BF H R ER SO BB IBB HBP BLK WP HR S P ERA WHIP	IP WLS BF H R ER SO BB IBB HBP BLK WP HR S P ERA WHIP	IP WLS BF H R ER SO BB IBB HBP BLK WP HR S P ERA WHIP	IP WLS BF H R ER SO BB IBB HBP BLK WP HR S P ERA WHIP	IP WLS BF H R ER SO BB IBB HBP BLK WP HR S P ERA WHIP	IP WLS BF H R ER SO BB IBB HBP BLK WP HR S P ERA WHIP	IP WLS BF H R ER SO BB IBB HBP BLK WP HR S P ERA WHIP	IP WLS BF H R ER SO BB IBB HBP BLK WP HR S P ERA WHIP	IP WLS BF H R ER SO BB IBB HBP BLK WP HR S P ERA WHIP

**New York Mets @ Milwaukee Brewers**  
Miller Park, Milwaukee, WI  
Tue Jun 23 2015, 7:12 PM - 10:04 PM CDT  
Att: 25,055 - Clear - 77 F


**AB 30**  
**R 2**  
**H 4**  
**RBI 2**  
**BB 2**  
**SO 12**  
**LOB 8**



Batter	1	2	3	4	5	6	7	8	9	AB	R	H	RBI	BB	SO	LOB	BOTTOM				
9 Jean Segura, R (1.6) OBP: 0.299, SLG: 0.367										4	0	1	1	0	0	1					
20 Jonathan Lucroy, R (1.2) OBP: 0.295, SLG: 0.294										5	0	0	0	0	1	4					
8 Ryan Braun, R (1.9) OBP: 0.320, SLG: 0.475										3	1	1	0	1	2	0					
27 Carlos Gómez, R (1.8) OBP: 0.321, SLG: 0.440										2	1	1	0	1	0	1					
24 Adam Lind, L (1.3) OBP: 0.354, SLG: 0.480										4	0	2	1	0	1	2					
16 Aramis Ramirez, R (1.5) OBP: 0.257, SLG: 0.395										2	0	0	0	2	1	2					
28 Gerardo Parra, L (1.7) OBP: 0.322, SLG: 0.441										4	1	1	0	0	0	5					
14 Hernán Pérez, R (1.4) OBP: 0.222, SLG: 0.246										2	0	1	0	1	0	0					
35 Shane Peterson, L (7. PH) OBP: 0.243, SLG: 0.360										1	0	0	0	0	1	2					
2 Scooter Gennett, L (8.4) OBP: 0.229, SLG: 0.300										0	0	0	0	0	0	0					
50 Mike Fiers, R (1.1) OBP: 0.290, SLG: 0.290										1	0	1	0	0	0	0					
5 Hector Sánchez, R (0. PH) OBP: 0.243, SLG: 0.370										1	0	0	0	0	0	0					
21 Jeremy Jeffress, R (7.1) OBP: 0.111, SLG: 0.118										0	0	0	0	0	0	0					
13 Will Smith, R (7.1) OBP: 0.111, SLG: 0.118										0	0	0	0	0	0	0					
15 Jason Rogers, R (0. PH) OBP: 0.111, SLG: 0.118										0	0	0	0	0	0	0					
57 Francisco Rodríguez, R (9.1) ERA: 1.04										0	0	0	0	0	0	0					
<b>Inning Stats</b>	R: 1 E: 0 K: 0 S: 15	H: 3 LOB: 3 BB: 1 P: 25	R: 0 E: 0 K: 0 S: 7	H: 1 LOB: 1 BB: 0 P: 9	R: 0 E: 0 K: 0 S: 5	H: 0 LOB: 1 BB: 1 P: 12	R: 0 E: 0 K: 0 S: 11	H: 2 LOB: 2 BB: 0 P: 19	R: 0 E: 0 K: 3 S: 10	H: 0 LOB: 1 BB: 0 P: 16	R: 1 E: 0 K: 0 S: 11	H: 2 LOB: 1 BB: 1 P: 18	R: 1 E: 1 K: 2 S: 14	H: 1 LOB: 2 BB: 2 P: 24	R: 0 E: 0 K: 1 S: 7	H: 0 LOB: 0 BB: 0 P: 13	1B: 7 2B: 3 3B: 0 HR: 0	SF: 1 SAC: 1 DP: 1 HBP: 1	WP: 1 PB: 0 SB: 1 CS: 0	PA: 38	
<b>PITCHER</b>	IP WLS BF H R ER SO BB IBB HBP BLK WP HR S P ERA WHIP	IP WLS BF H R ER SO BB IBB HBP BLK WP HR S P ERA WHIP	IP WLS BF H R ER SO BB IBB HBP BLK WP HR S P ERA WHIP	IP WLS BF H R ER SO BB IBB HBP BLK WP HR S P ERA WHIP	IP WLS BF H R ER SO BB IBB HBP BLK WP HR S P ERA WHIP	IP WLS BF H R ER SO BB IBB HBP BLK WP HR S P ERA WHIP	IP WLS BF H R ER SO BB IBB HBP BLK WP HR S P ERA WHIP	IP WLS BF H R ER SO BB IBB HBP BLK WP HR S P ERA WHIP	IP WLS BF H R ER SO BB IBB HBP BLK WP HR S P ERA WHIP	IP WLS BF H R ER SO BB IBB HBP BLK WP HR S P ERA WHIP	IP WLS BF H R ER SO BB IBB HBP BLK WP HR S P ERA WHIP	IP WLS BF H R ER SO BB IBB HBP BLK WP HR S P ERA WHIP	IP WLS BF H R ER SO BB IBB HBP BLK WP HR S P ERA WHIP	IP WLS BF H R ER SO BB IBB HBP BLK WP HR S P ERA WHIP	IP WLS BF H R ER SO BB IBB HBP BLK WP HR S P ERA WHIP	IP WLS BF H R ER SO BB IBB HBP BLK WP HR S P ERA WHIP	IP WLS BF H R ER SO BB IBB HBP BLK WP HR S P ERA WHIP	IP WLS BF H R ER SO BB IBB HBP BLK WP HR S P ERA WHIP	IP WLS BF H R ER SO BB IBB HBP BLK WP HR S P ERA WHIP	IP WLS BF H R ER SO BB IBB HBP BLK WP HR S P ERA WHIP	IP WLS BF H R ER SO BB IBB HBP BLK WP HR S P ERA WHIP

**New York Mets @ Milwaukee Brewers**  
Miller Park, Milwaukee, WI  
Tue Jun 23 2015, 7:12 PM - 10:04 PM CDT  
Att: 25,055 - Clear - 77 F

**AB 30**  
**R 3**  
**H 9**  
**RBI 2**  
**BB 5**  
**SO 6**  
**LOB 17**





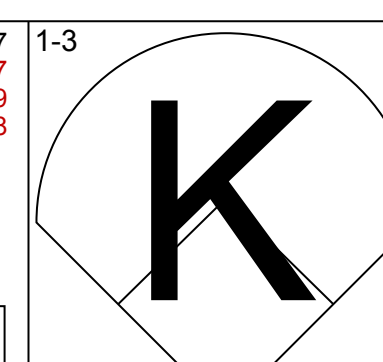
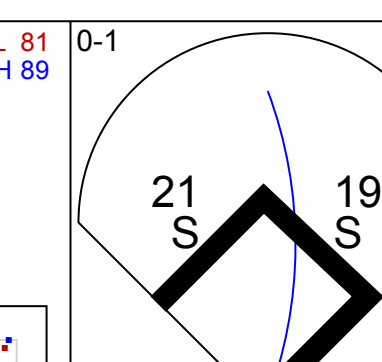
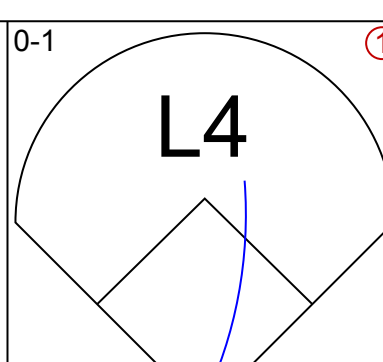
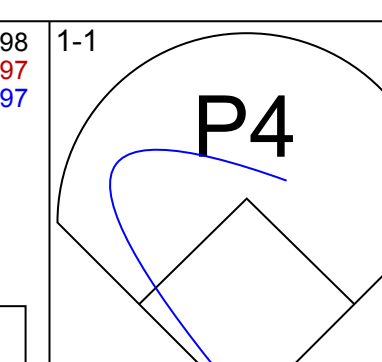
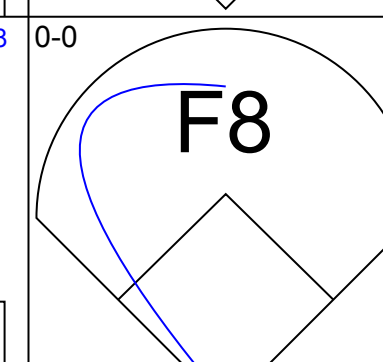
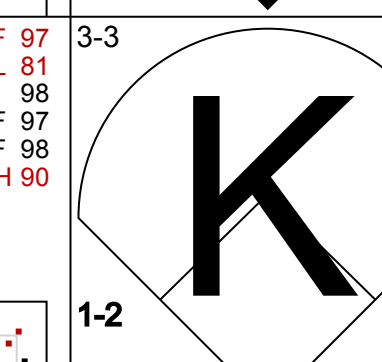
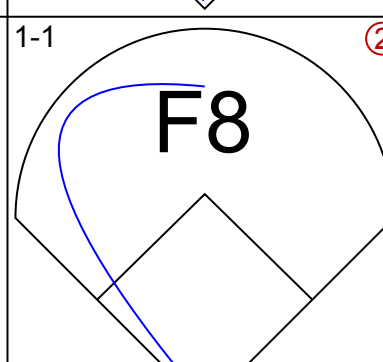
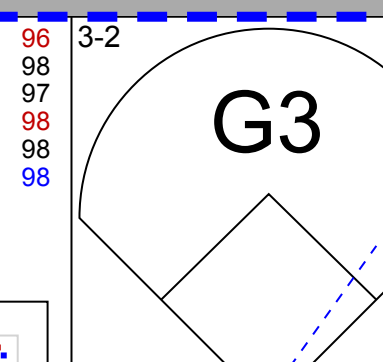
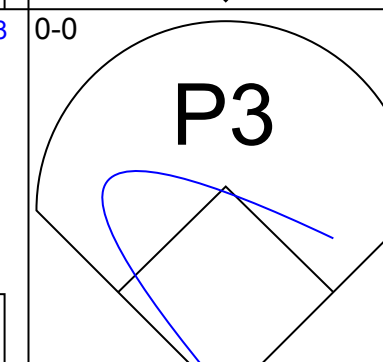
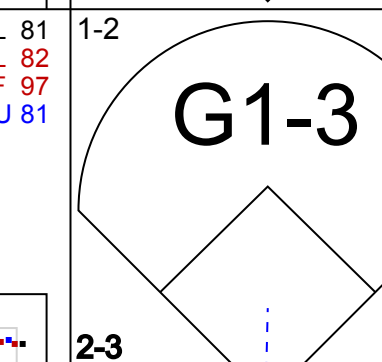
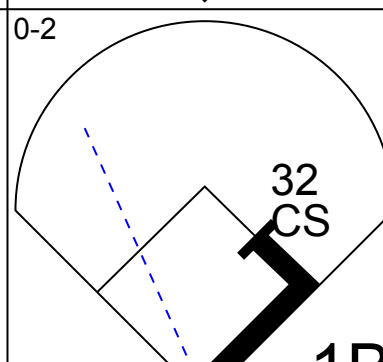
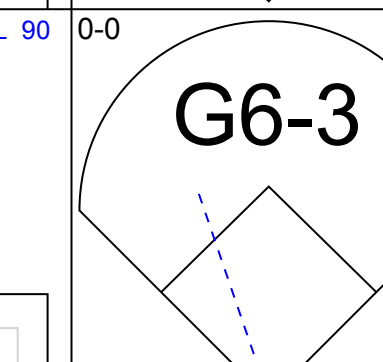
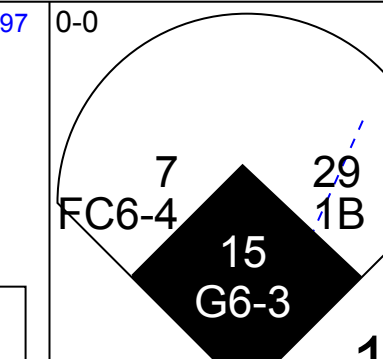
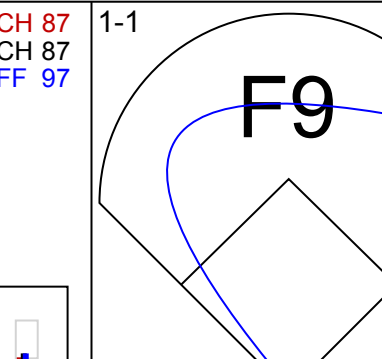
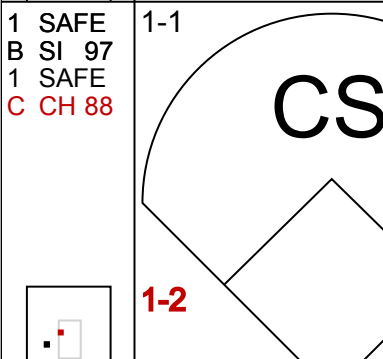
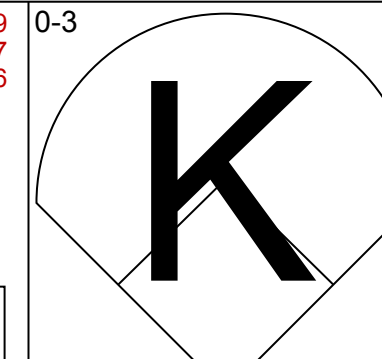
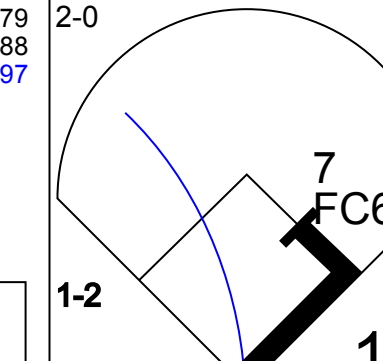
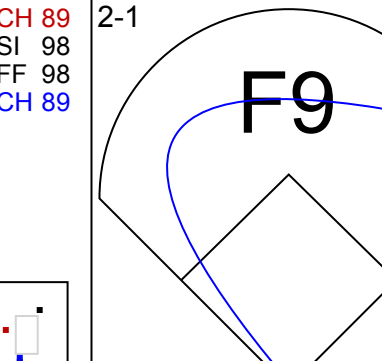

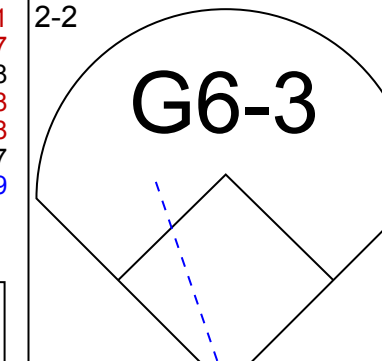
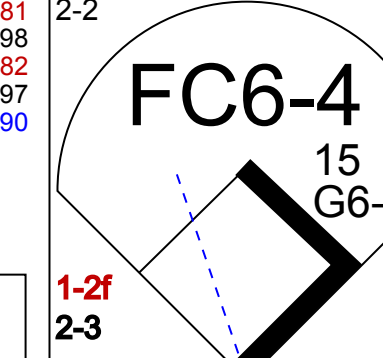
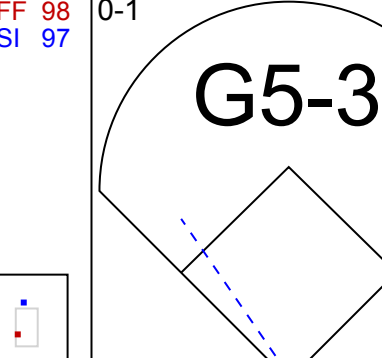

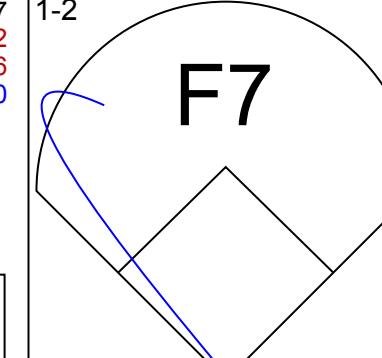
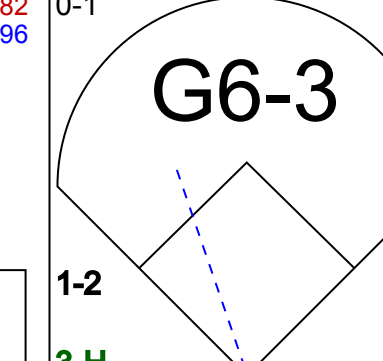


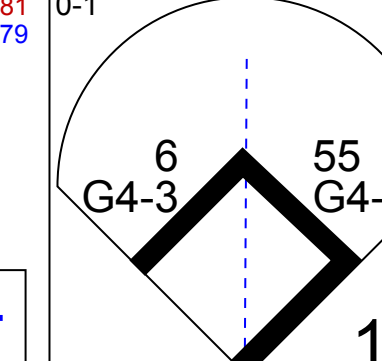
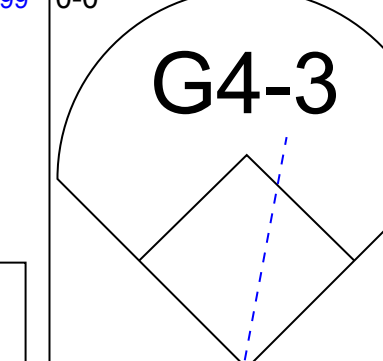


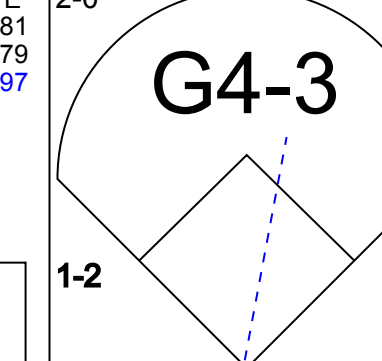



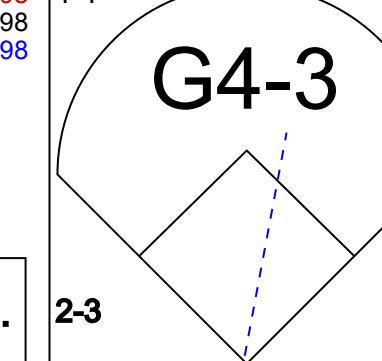
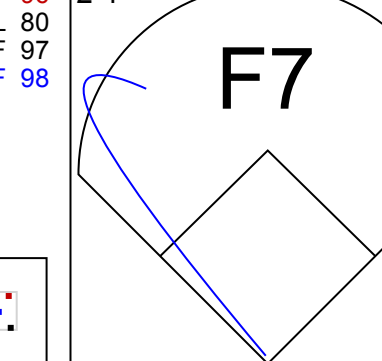
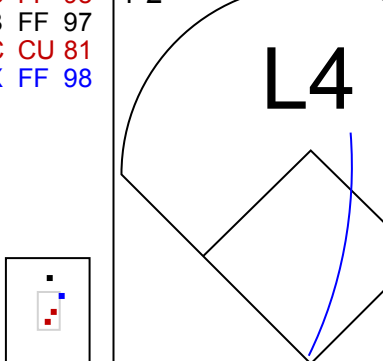
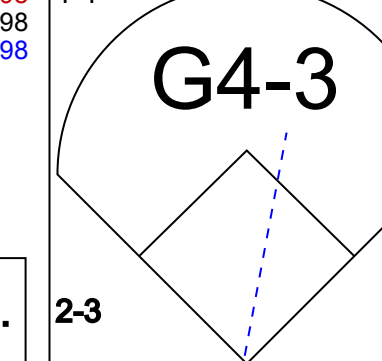
Batter	1	2	3	4	5	6	7	8	9	AB	R	H	RBI	BB	SO	LOB	TOP			
3 Curtis Granderson, L (1,9) OBP: 0.342, SLG: 0.410	G6-3			HR		BB			G1-4-3	3	1	1	1	1	0	0	<b>New York Mets @ Milwaukee Brewers</b> Miller Park, Milwaukee, WI Wed Jun 24 2015, 7:12 PM - 9:24 PM CDT Att: 22,017 - Overcast - 76 F			
11 Rubén Tejada, R (1,4) OBP: 0.333, SLG: 0.381	G5-3			L9		K			2B	4	0	1	0	0	1	1				
21 Lucas Duda, L (1,3) OBP: 0.367, SLG: 0.464	K			G4-3					K2-3	4	0	0	0	0	2	1				
4 Wilmer Flores, R (1,6) OBP: 0.277, SLG: 0.406		K		G5-3						3	0	0	0	0	1	0				
1 Darrell Ceciliani, L (1,7) OBP: 0.302, SLG: 0.347		G1-3								3	0	0	0	0	0	0				
12 Juan Lagares, R (1,8) OBP: 0.292, SLG: 0.349		G4-3								3	0	0	0	0	0	0				
19 Johnny Monell, L (1,2) OBP: 0.143, SLG: 0.150										3	0	1	0	0	0	0				
29 Eric Campbell, R (1,5) OBP: 0.262, SLG: 0.268										3	0	0	0	0	1	1				
40 Bartolo Colon, R (1,1) OBP: 0.138, SLG: 0.179										2	0	0	0	0	1	0				
35 Logan Verrett, R (7,1)										0	0	0	0	0	0	0				
23 Michael Cuddyer, R (9, PH) OBP: 0.305, SLG: 0.377										1	0	0	0	0	0	0				
<b>Inning Stats</b>	R: 0 H: 0 E: 0 K: 1 S: 9	H: 0 LOB: 0 BB: 0 P: 12	R: 0 H: 0 E: 0 K: 1 S: 9	H: 0 LOB: 0 BB: 0 P: 13	R: 0 H: 1 E: 0 K: 1 S: 5	H: 1 LOB: 0 BB: 0 P: 7	R: 1 H: 1 E: 0 K: 0 S: 13	H: 1 LOB: 0 BB: 0 P: 18	R: 0 H: 0 E: 0 K: 2 S: 8	H: 0 LOB: 1 BB: 1 P: 15	R: 0 H: 0 E: 0 K: 0 S: 6	H: 0 LOB: 0 BB: 0 P: 11	R: 0 H: 0 E: 0 K: 0 S: 14	H: 0 LOB: 0 BB: 0 P: 16	R: 0 H: 1 E: 0 K: 1 S: 10	H: 1 LOB: 0 BB: 0 P: 14	1B: 1 2B: 1 3B: 0 HR: 1	SF: 0 SAC: 0 DP: 1 HBP: 0	WP: 0 PB: 0 SB: 0 CS: 0	PA: 30
<b>PITCHER</b>	IP WLS BF H R ER SO BB IBB HBP BLK WP HR S P ERA WHIP																			
52 Jimmy Nelson, R (1,1) ERA: 4.34	8.0 W 26 2 1 1 5 1 0 0 0 0 1 70 102 1.12 0.375																			
57 Francisco Rodríguez, R (9,1) ERA: 1.0	1.0 S 4 1 0 0 1 0 0 0 0 0 0 10 14 0.00 1.000																			

Batter	1	2	3	4	5	6	7	8	9	AB	R	H	RBI	BB	SO	LOB	BOTTOM			
28 Gerardo Parra, L (1,7) OBP: 0.320, SLG: 0.442	2B					G4-3			F7	4	1	1	0	0	0	0	<b>New York Mets @ Milwaukee Brewers</b> Miller Park, Milwaukee, WI Wed Jun 24 2015, 7:12 PM - 9:24 PM CDT Att: 22,017 - Overcast - 76 F			
20 Jonathan Lucroy, R (1,2) OBP: 0.271, SLG: 0.300	2B					L8				4	1	2	0	0	1	0				
8 Ryan Braun, R (1,9) OBP: 0.322, SLG: 0.476	1B					G6-4-3				4	1	2	1	0	0	1				
24 Adam Lind, L (1,3) OBP: 0.360, SLG: 0.487	1B					F7				3	0	2	1	1	0	0				
27 Carlos Gómez, R (1,8) OBP: 0.320, SLG: 0.436	K					F7				4	0	1	1	0	1	3				
16 Aramis Ramírez, R (1,5) OBP: 0.257, SLG: 0.397	F9									4	0	1	0	0	0	4				
14 Hernán Pérez, R (9,5) OBP: 0.222, SLG: 0.246										0	0	0	0	0	0	0				
9 Jean Segura, R (1,6) OBP: 0.294, SLG: 0.360	P4					G3				4	0	0	0	0	0	3				
2 Scooter Gennett, L (1,4) OBP: 0.239, SLG: 0.330		G4-3								3	1	1	1	1	0	0				
52 Jimmy Nelson, R (1,1) OBP: 0.160, SLG: 0.167										3	0	0	0	0	2	2				
57 Francisco Rodríguez, R (9,1) ERA: 4.61										0	0	0	0	0	0	0				
<b>Inning Stats</b>	R: 2 H: 4 E: 0 K: 1 S: 12	H: 4 LOB: 2 BB: 0 P: 20	R: 0 H: 0 E: 0 K: 1 S: 8	H: 0 LOB: 0 BB: 0 P: 11	R: 0 H: 1 E: 0 K: 0 S: 7	H: 1 LOB: 0 BB: 0 P: 11	R: 0 H: 1 E: 0 K: 0 S: 7	H: 1 LOB: 2 BB: 1 P: 14	R: 1 H: 3 E: 0 K: 0 S: 11	H: 3 LOB: 2 BB: 0 P: 13	R: 1 H: 1 E: 0 K: 1 S: 13	H: 1 LOB: 0 BB: 0 P: 13	R: 0 H: 0 E: 0 K: 1 S: 11	H: 0 LOB: 1 BB: 1 P: 17	R: 0 H: 0 E: 0 K: 0 S: 6	H: 0 LOB: 0 BB: 0 P: 7	1B: 6 2B: 3 3B: 0 HR: 1	SF: 0 SAC: 0 DP: 1 HBP: 0	WP: 0 PB: 0 SB: 0 CS: 0	PA: 35
<b>PITCHER</b>	IP WLS BF H R ER SO BB IBB HBP BLK WP HR S P ERA WHIP																			
40 Bartolo Colon, R (1,1) ERA: 4.89	6.0 L 28 10 4 4 3 0 0 0 0 0 0 58 82 6.00 1.667																			
35 Logan Verrett, R (7,1) ERA: 4.61	2.0 7 0 0 0 1 1 0 0 0 0 0 17 24 0.00 0.500																			




Batter	1	2	3	4	5	6	7	8	9	AB	R	H	RBI	BB	SO	LOB	TOP					
3 Curtis Granderson, L OBP: 0.347, SLG: 0.414										5	0	3	0	0	1	0	<b>New York Mets @ Milwaukee Brewers</b> Miller Park, Milwaukee, WI Thu Jun 25 2015, 1:12 PM - 3:57 PM CDT Att: 33,354 - Cloudy - 69 F					
11 Rubén Tejada, R OBP: 0.331, SLG: 0.372										3	0	0	0	0	3	4						
21 Lucas Duda, L OBP: 0.366, SLG: 0.461										4	0	1	1	0	2	3						
23 Michael Cuddyer, R OBP: 0.307, SLG: 0.376										3	1	1	0	1	0	5						
12 Juan Lagares, R OBP: 0.292, SLG: 0.349										4	0	1	1	0	0	1						
4 Wilmer Flores, R OBP: 0.276, SLG: 0.407										3	0	1	0	1	2	1						
1 Darrell Ceciliani, L OBP: 0.315, SLG: 0.346										3	0	1	0	1	2	1						
22 Kevin Plawecki, R OBP: 0.279, SLG: 0.320										4	0	1	0	0	0	1						
48 Jacob deGrom, L OBP: 0.176, SLG: 0.176										3	1	1	0	0	2	2						
44 John Mayberry Jr., R OBP: 0.253, SLG: 0.368										1	0	0	0	0	0	0						
27 Jeury Familia, R OBP: 0.253, SLG: 0.368										0	0	0	0	0	0	0						
2 Dilson Herrera, R OBP: 0.286, SLG: 0.307										4	0	1	0	0	0	0						
<b>Inning Stats</b>	R: 0 E: 0 K: 1 S: 9	H: 1 LOB: 0 BB: 0 P: 14	R: 0 E: 0 K: 1 S: 12	H: 2 LOB: 2 BB: 1 P: 25	R: 0 E: 0 K: 1 S: 14	H: 1 LOB: 2 BB: 0 P: 23	R: 0 E: 0 K: 0 S: 8	H: 0 LOB: 0 BB: 1 P: 15	R: 0 E: 0 K: 2 S: 11	H: 0 LOB: 0 BB: 0 P: 14	R: 1 E: 1 K: 3 S: 16	H: 2 LOB: 1 BB: 0 P: 22	R: 1 E: 0 K: 1 S: 14	H: 4 LOB: 3 BB: 0 P: 19	R: 0 E: 0 K: 1 S: 10	H: 0 LOB: 0 BB: 0 P: 15	R: 0 E: 0 K: 0 S: 6	H: 0 LOB: 0 BB: 0 P: 11	1B: 9 2B: 1 3B: 0 HR: 0	SF: 0 SAC: 0 DP: 0 HBP: 1	WP: 0 PB: 0 SB: 0 CS: 2	PA: 37
<b>PITCHER</b>	IP WLS BF H R ER SO BB IBB HBP BLK WP HR S P ERA WHIP																					
26 Taylor Jungmann, R ERA: 2.74	5.0	19	4	0	0	5	2	0	1	0	0	0	0	54	91	0.00	1.200					
54 Michael Blazek, R ERA: 1.88	1.0	L	5	2	1	1	3	0	0	0	0	0	0	16	22	9.00	2.000					
51 Jonathan Broxton, R ERA: 7.16	0.2		5	3	1	1	3	0	0	0	0	0	0	10	14	13.50	4.500					
13 Will Smith, L ERA: 1.33	0.1		2	1	0	0	0	0	0	0	0	0	0	4	5	0.00	3.000					
46 Corey Knebel, R ERA: 2.41	2.0		6	0	0	0	1	0	0	0	0	0	0	16	26	0.00	0.000					
<b>Batter</b>	<b>1</b>	<b>2</b>	<b>3</b>	<b>4</b>	<b>5</b>	<b>6</b>	<b>7</b>	<b>8</b>	<b>9</b>	<b>AB</b>	<b>R</b>	<b>H</b>	<b>RBI</b>	<b>BB</b>	<b>SO</b>	<b>LOB</b>	<b>BOTTOM</b>					
28 Gerardo Parra, L OBP: 0.315, SLG: 0.434										4	0	0	0	0	1	1	<b>New York Mets @ Milwaukee Brewers</b> Miller Park, Milwaukee, WI Thu Jun 25 2015, 1:12 PM - 3:57 PM CDT Att: 33,354 - Cloudy - 69 F					
20 Jonathan Lucroy, R OBP: 0.294, SLG: 0.291										4	0	0	0	0	1	0						
8 Ryan Braun, R OBP: 0.318, SLG: 0.468										4	0	0	0	0	2	0						
24 Adam Lind, L OBP: 0.360, SLG: 0.485										3	0	1	0	0	0	0						
35 Shane Peterson, L OBP: 0.351, SLG: 0.358										3	0	1	0	0	2	0						
46 Corey Knebel, R										0	0	0	0	0	0	0						
9 Jean Segura, R OBP: 0.280, SLG: 0.355										3	0	0	0	0	1	2						
2 Scooter Gennett, L OBP: 0.241, SLG: 0.330										3	0	1	0	0	1	0						
14 Hernán Pérez, R OBP: 0.227, SLG: 0.264										3	0	1	0	0	0	1						
26 Taylor Jungmann, R OBP: 0.286, SLG: 0.195										1	0	0	0	0	0	1						
54 Michael Blazek, R OBP: 0.320, SLG: 0.087										0	0	0	0	0	0	0						
15 Jason Rogers, R OBP: 0.303, SLG: 0.386										0	0	0	0	0	0	0						
51 Jonathan Broxton, R										0	0	0	0	0	0	0						
13 Will Smith, R										0	0	0	0	0	0	0						
27 Carlos Gómez, R OBP: 0.318, SLG: 0.346										1	0	0	0	0	0	0						
<b>Inning Stats</b>	R: 0 E: 0 K: 1 S: 8	H: 0 LOB: 0 BB: 0 P: 11	R: 0 E: 0 K: 2 S: 9	H: 0 LOB: 0 BB: 0 P: 13	R: 0 E: 0 K: 1 S: 13	H: 1 LOB: 1 BB: 0 P: 16	R: 0 E: 0 K: 1 S: 8	H: 0 LOB: 0 BB: 0 P: 8	R: 0 E: 0 K: 2 S: 11	H: 0 LOB: 0 BB: 0 P: 15	R: 0 E: 0 K: 0 S: 10	H: 0 LOB: 0 BB: 0 P: 12	R: 0 E: 0 K: 0 S: 14	H: 2 LOB: 2 BB: 0 P: 18	R: 0 E: 0 K: 0 S: 4	H: 1 LOB: 0 BB: 0 P: 7	R: 0 E: 0 K: 1 S: 8	H: 0 LOB: 0 BB: 0 P: 12	1B: 3 2B: 1 3B: 0 HR: 0	SF: 0 SAC: 0 DP: 1 HBP: 0	WP: 0 PB: 0 SB: 0 CS: 0	PA: 30
<b>PITCHER</b>	IP WLS BF H R ER SO BB IBB HBP BLK WP HR S P ERA WHIP																					
48 Jacob deGrom, R ERA: 2.15	8.0	W	27	4	0	0	7	0	0	0	0	0	0	77	100	0.00	0.500					
27 Jeury Familia, R ERA: 1.34	1.0	S	3	0	0	0	1	0	0	0	0	0	0	8	12	0.00	0.000					

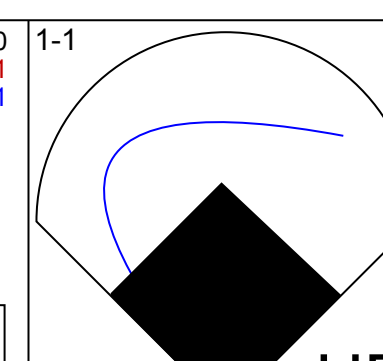
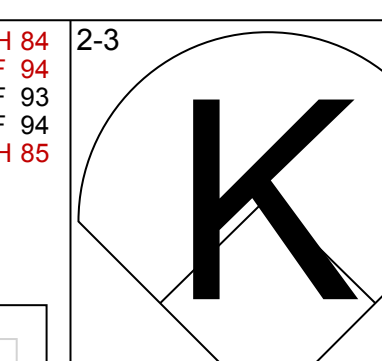
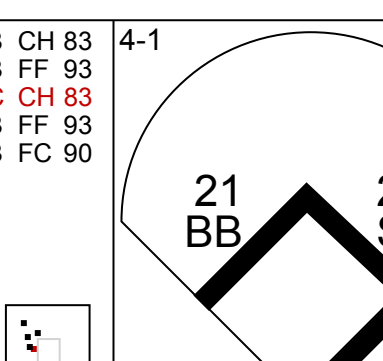
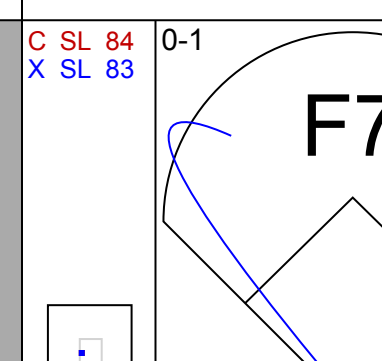
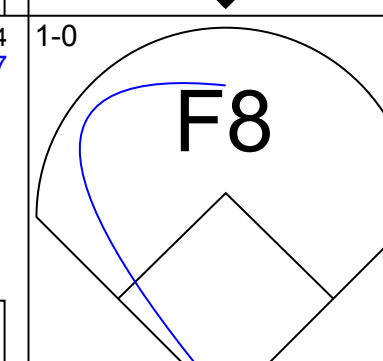
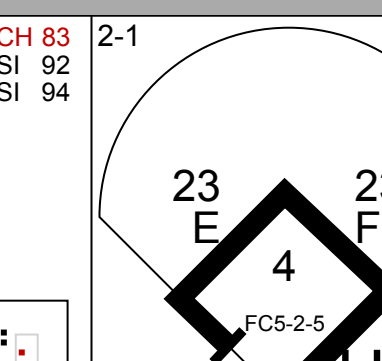

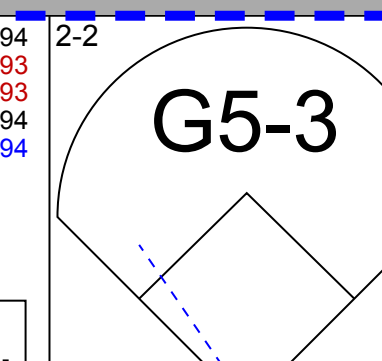
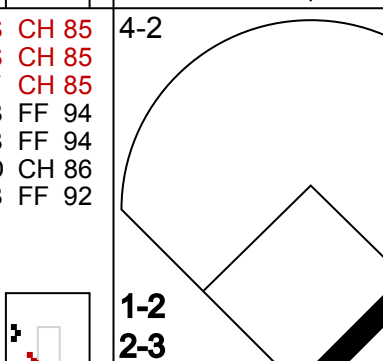
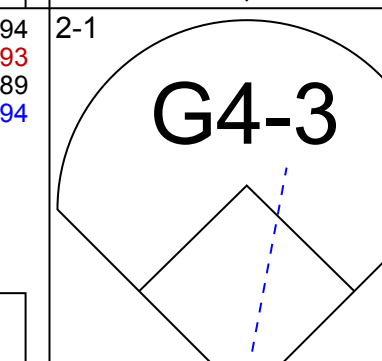
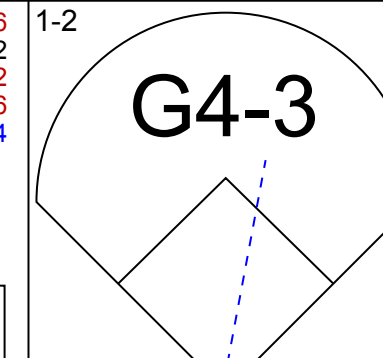
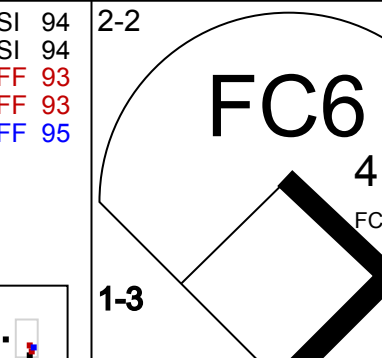

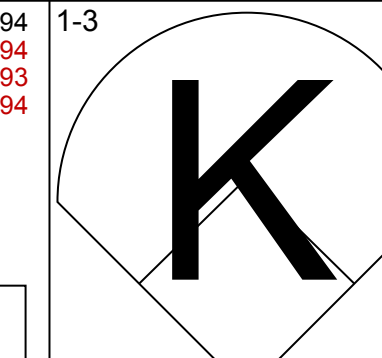

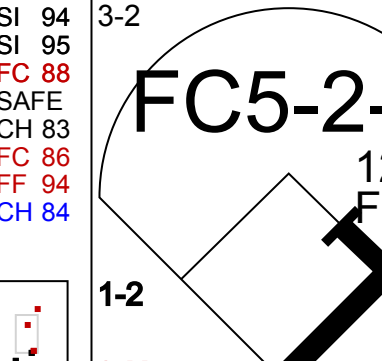
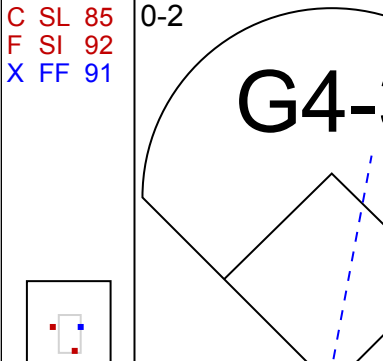

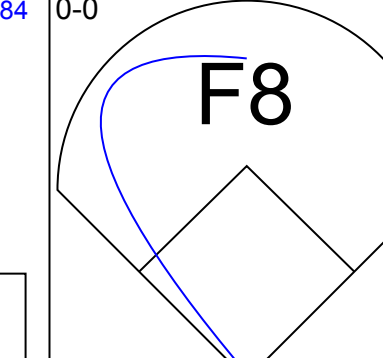
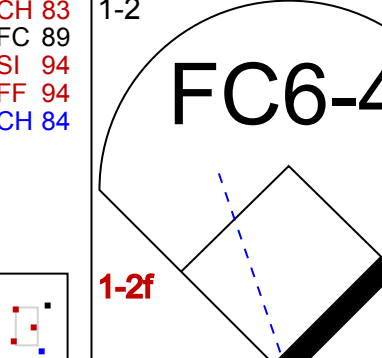
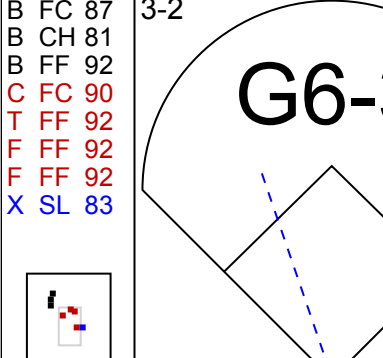
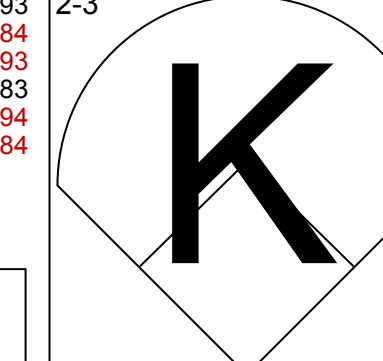

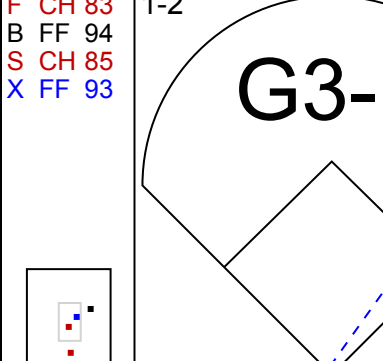

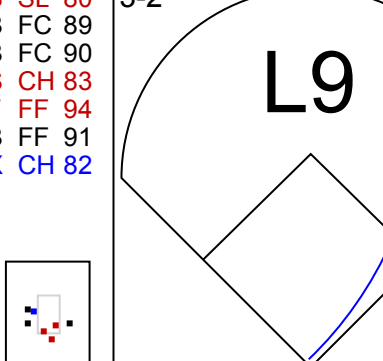
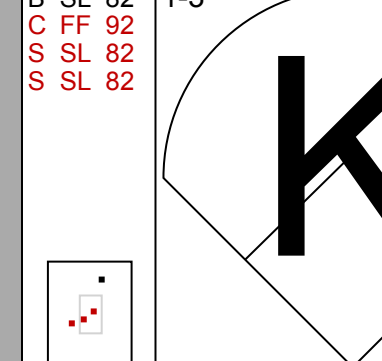
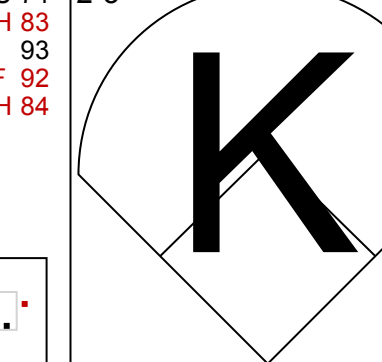
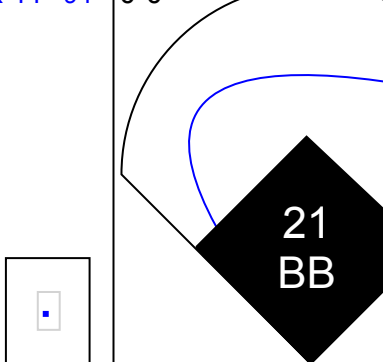
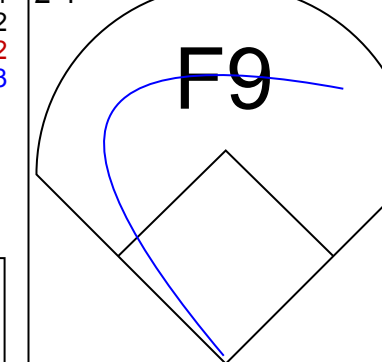
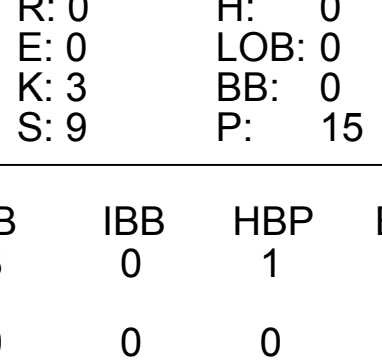
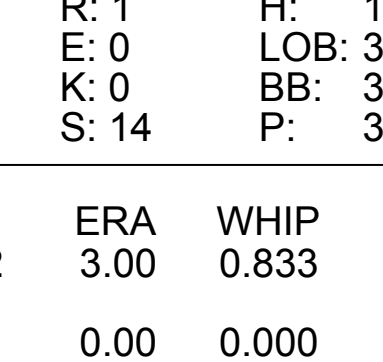
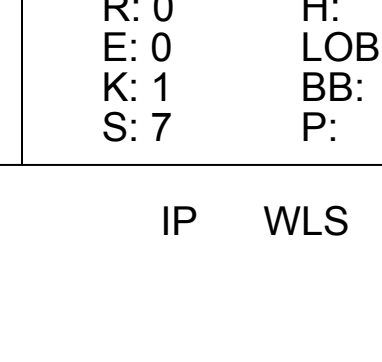


Batter	1	2	3	4	5	6	7	8	9	AB	R	H	RBI	BB	SO	LOB	TOP						
4 Brandon Phillips, R OBP: 0.338, SLG: 0.371										4	0	1	0	0	1	1							
19 Joey Votto, L OBP: 0.397, SLG: 0.517										4	0	0	0	0	1	1							
21 Todd Frazier, R OBP: 0.358, SLG: 0.629										4	0	1	0	0	0	1							
32 Jay Bruce, L OBP: 0.338, SLG: 0.447										4	1	1	0	0	1	0							
29 Brayan Peña, S OBP: 0.369, SLG: 0.341										3	0	1	0	0	0	0							
7 Eugenio Suárez, R OBP: 0.346, SLG: 0.396										3	0	0	0	0	0	2							
15 Chris Dominguez, R OBP: 0.273, SLG: 0.545										3	0	1	1	0	1	1							
47 Johnny Cueto, R OBP: 0.231, SLG: 0.200										2	0	0	0	0	1	1							
43 Manny Parra, L										0	0	0	0	0	0	0							
55 Skip Schumaker, L (8, PH)										1	0	0	0	0	0	1							
58 Nate Adcock, R										0	0	0	0	0	0	0							
6 Billy Hamilton, S OBP: 0.267, SLG: 0.296										3	0	0	0	0	0	1							
<b>Inning Stats</b>	R: 0 E: 0 K: 1 S: 5	H: 0 LOB: 0 BB: 0 P: 6	R: 1 E: 0 K: 0 S: 8	H: 2 LOB: 1 BB: 0 P: 12	R: 0 E: 0 K: 1 S: 10	H: 1 LOB: 1 BB: 0 P: 16	R: 0 E: 0 K: 0 S: 6	H: 0 LOB: 0 BB: 0 P: 9	R: 0 E: 0 K: 2 S: 10	H: 1 LOB: 0 BB: 0 P: 11	R: 0 E: 0 K: 0 S: 8	H: 0 LOB: 0 BB: 0 P: 10	R: 0 E: 0 K: 1 S: 11	H: 0 LOB: 0 BB: 0 P: 14	R: 0 E: 0 K: 0 S: 7	H: 1 LOB: 1 BB: 0 P: 11	R: 0 E: 0 K: 0 S: 6	H: 0 LOB: 0 BB: 0 P: 9	1B: 5 2B: 0 3B: 0 HR: 0	SF: 0 SAC: 0 DP: 0 HBP: 0	WP: 0 PB: 0 SB: 2 CS: 1	PA: 32	
<b>PITCHER</b>	IP WLS BF H R ER SO BB IBB HBP BLK WP HR S P ERA WHIP	IP WLS BF H R ER SO BB IBB HBP BLK WP HR S P ERA WHIP	IP WLS BF H R ER SO BB IBB HBP BLK WP HR S P ERA WHIP	IP WLS BF H R ER SO BB IBB HBP BLK WP HR S P ERA WHIP	IP WLS BF H R ER SO BB IBB HBP BLK WP HR S P ERA WHIP	IP WLS BF H R ER SO BB IBB HBP BLK WP HR S P ERA WHIP	IP WLS BF H R ER SO BB IBB HBP BLK WP HR S P ERA WHIP	IP WLS BF H R ER SO BB IBB HBP BLK WP HR S P ERA WHIP	IP WLS BF H R ER SO BB IBB HBP BLK WP HR S P ERA WHIP	IP WLS BF H R ER SO BB IBB HBP BLK WP HR S P ERA WHIP	IP WLS BF H R ER SO BB IBB HBP BLK WP HR S P ERA WHIP	IP WLS BF H R ER SO BB IBB HBP BLK WP HR S P ERA WHIP	IP WLS BF H R ER SO BB IBB HBP BLK WP HR S P ERA WHIP	IP WLS BF H R ER SO BB IBB HBP BLK WP HR S P ERA WHIP	IP WLS BF H R ER SO BB IBB HBP BLK WP HR S P ERA WHIP	IP WLS BF H R ER SO BB IBB HBP BLK WP HR S P ERA WHIP	IP WLS BF H R ER SO BB IBB HBP BLK WP HR S P ERA WHIP	IP WLS BF H R ER SO BB IBB HBP BLK WP HR S P ERA WHIP	IP WLS BF H R ER SO BB IBB HBP BLK WP HR S P ERA WHIP	IP WLS BF H R ER SO BB IBB HBP BLK WP HR S P ERA WHIP	IP WLS BF H R ER SO BB IBB HBP BLK WP HR S P ERA WHIP	IP WLS BF H R ER SO BB IBB HBP BLK WP HR S P ERA WHIP	IP WLS BF H R ER SO BB IBB HBP BLK WP HR S P ERA WHIP

Cincinnati Reds @ New York Mets  
Citi Field, Flushing, NY  
Fri Jun 26 2015, 7:12 PM - 9:36 PM EDT  
Att: 28,109 - Partly Cloudy - 77 F


AB	31
R	1
H	5
RBI	1
BB	0
SO	5
LOB	9



Batter	1	2	3	4	5	6	7	8	9	AB	R	H	RBI	BB	SO	LOB	BOTTOM						
3 Curtis Granderson, L OBP: 0.349, SLG: 0.424										3	1	1	1	1	1	0							
11 Rubén Tejada, R OBP: 0.333, SLG: 0.369										1	0	0	0	0	0	0							
29 Eric Campbell, R OBP: 0.265, SLG: 0.266										1	0	0	0	1	0	0							
21 Lucas Duda, L OBP: 0.364, SLG: 0.455										3	0	0	1	1	2	1							
23 Michael Cuddyer, R OBP: 0.303, SLG: 0.370										4	0	0	0	0	1	4							
27 Jeury Familia, R										0	0	0	0	0	0	0							
4 Wilmer Flores, R OBP: 0.273, SLG: 0.402										3	0	0	0	0	0	2							
12 Juan Lagares, R OBP: 0.285, SLG: 0.346										3	0	0	0	0	0	2							
22 Kevin Plawecki, R OBP: 0.273, SLG: 0.313										3	0	0	0	0	1	0							
34 Noah Syndergaard, L OBP: 0.250, SLG: 0.438										3	0	0	0	0	2	0							
1 Darrell Ceciliani, L										0	0	0	0	0	0	0							
2 Dilson Herrera, R OBP: 0.287, SLG: 0.333										3	1	1	0	0	1	0							
<b>Inning Stats</b>	R: 1 E: 0 K: 1 S: 11	H: 1 LOB: 0 BB: 0 P: 16	R: 0 E: 0 K: 1 S: 7	H: 0 LOB: 0 BB: 0 P: 11	R: 0 E: 0 K: 3 S: 9	H: 0 LOB: 0 BB: 0 P: 15	R: 0 E: 1 K: 1 S: 15	H: 0 LOB: 2 BB: 0 P: 25	R: 1 E: 0 K: 0 S: 14	H: 1 LOB: 3 BB: 3 P: 30	R: 0 E: 0 K: 0 S: 11	H: 0 LOB: 0 BB: 0 P: 15	R: 0 E: 0 K: 1 S: 7	H: 0 LOB: 0 BB: 0 P: 10	R: 0 E: 0 K: 1 S: 8	H: 0 LOB: 0 BB: 0 P: 13	1B: 0 2B: 0 3B: 1 HR: 1	SF: 0 SAC: 0 DP: 0 HBP: 1	WP: 0 PB: 0 SB: 1 CS: 0	PA: 31			
<b>PITCHER</b>	IP WLS BF H R ER SO BB IBB HBP BLK WP HR S P ERA WHIP	IP WLS BF H R ER SO BB IBB HBP BLK WP HR S P ERA WHIP	IP WLS BF H R ER SO BB IBB HBP BLK WP HR S P ERA WHIP	IP WLS BF H R ER SO BB IBB HBP BLK WP HR S P ERA WHIP	IP WLS BF H R ER SO BB IBB HBP BLK WP HR S P ERA WHIP	IP WLS BF H R ER SO BB IBB HBP BLK WP HR S P ERA WHIP	IP WLS BF H R ER SO BB IBB HBP BLK WP HR S P ERA WHIP	IP WLS BF H R ER SO BB IBB HBP BLK WP HR S P ERA WHIP	IP WLS BF H R ER SO BB IBB HBP BLK WP HR S P ERA WHIP	IP WLS BF H R ER SO BB IBB HBP BLK WP HR S P ERA WHIP	IP WLS BF H R ER SO BB IBB HBP BLK WP HR S P ERA WHIP	IP WLS BF H R ER SO BB IBB HBP BLK WP HR S P ERA WHIP	IP WLS BF H R ER SO BB IBB HBP BLK WP HR S P ERA WHIP	IP WLS BF H R ER SO BB IBB HBP BLK WP HR S P ERA WHIP	IP WLS BF H R ER SO BB IBB HBP BLK WP HR S P ERA WHIP	IP WLS BF H R ER SO BB IBB HBP BLK WP HR S P ERA WHIP	IP WLS BF H R ER SO BB IBB HBP BLK WP HR S P ERA WHIP	IP WLS BF H R ER SO BB IBB HBP BLK WP HR S P ERA WHIP	IP WLS BF H R ER SO BB IBB HBP BLK WP HR S P ERA WHIP	IP WLS BF H R ER SO BB IBB HBP BLK WP HR S P ERA WHIP	IP WLS BF H R ER SO BB IBB HBP BLK WP HR S P ERA WHIP	IP WLS BF H R ER SO BB IBB HBP BLK WP HR S P ERA WHIP	IP WLS BF H R ER SO BB IBB HBP BLK WP HR S P ERA WHIP

Cincinnati Reds @ New York Mets  
Citi Field, Flushing, NY  
Fri Jun 26 2015, 7:12 PM - 9:36 PM EDT  
Att: 28,109 - Partly Cloudy - 77 F

AB	27
R	2
H	2
RBI	2
BB	3
SO	8
LOB	9





Batter	1	2	3	4	5	6	7	8	9	10	11	12	13	AB	R	H	RBI	BB	SO	LOB	TOP			
4 Brandon Phillips, R OBP: 0.321, SLG: 0.371			G6-3				L1-4-3		G5-3			F8		6	0	1	1	0	0	3				
19 Joey Votto, L OBP: 0.396, SLG: 0.509	L9		K		K						FC4-6 BB	L9		4	0	0	0	2	2	1				
21 Todd Frazier, R OBP: 0.394, SLG: 0.619	F7		G4-3		K		P2				K	1B		6	0	1	0	0	2	5				
32 Jay Bruce, L OBP: 0.334, SLG: 0.440		F7		G4-3				F8		FC4-6 1B		G6-3		6	0	1	0	0	0	2				
9 Marlon Byrd, R OBP: 0.294, SLG: 0.452			L8			L8		F9			1B		K	6	0	2	0	0	1	1				
55 Skip Schumaker, L OBP: 0.300, SLG: 0.306		1B				L7		G1-3			L5		L7	5	0	1	0	1	0	2				
3 Ivan De Jesus Jr., R OBP: 0.290, SLG: 0.413			L9			F9			G6-3		K		L9	6	0	1	0	0	1	3				
58 Nate Adcock, R														0	0	0	0	0	0	0				
10 Trevor Bauer, L OBP: 0.333, SLG: 0.413														2	1	1	0	0	0	0				
50 Michael Lorenzen, R OBP: 0.250, SLG: 0.350														1	0	0	0	0	0	3				
43 Manny Pina, L														0	0	0	0	0	0	0				
29 Brayan Peña, S OBP: 0.373, SLG: 0.346														3	0	2	0	0	0	0				
<b>Inning Stats</b>	R: 0 E: 0 K: 0 S: 6	H: 0 LOB: 0 BB: 0 P: 10	R: 0 E: 0 K: 0 S: 12	H: 2 LOB: 3 BB: 1 P: 27	R: 0 E: 0 K: 1 S: 8	H: 0 LOB: 0 BB: 0 P: 12	R: 0 E: 0 K: 0 S: 13	H: 0 LOB: 1 BB: 1 P: 20	R: 0 E: 0 K: 2 S: 10	H: 1 LOB: 1 BB: 0 P: 16	R: 0 E: 0 K: 0 S: 3	H: 1 LOB: 3 BB: 0 P: 5	R: 0 E: 0 K: 0 S: 7	H: 0 LOB: 0 BB: 0 P: 10	R: 0 E: 0 K: 1 S: 13	H: 1 LOB: 1 BB: 1 P: 16	R: 0 E: 0 K: 0 S: 12	H: 1 LOB: 1 BB: 0 P: 17	R: 0 E: 0 K: 1 S: 8	H: 1 LOB: 0 BB: 0 P: 13	1B: 8 2B: 2 3B: 0 HR: 0	SF: 0 SAC: 1 DP: 1 HBP: 0	WP: 0 PB: 0 SB: 0 CS: 1	PA: 53
<b>PITCHER</b>	IP ERA WLS BF H R ER SO BB IBB HBP BLK WP HR S P ERA WHIP	33 Matt Harvey, R ERA: 2.99	52 Carlos Torres, R ERA: 4.15	54 Alex Torres, L ERA: 2.52	47 Hanzel Robles, R ERA: 5.3	27 Jeury Familia, R ERA: 1.23	<b>PITCHER</b>	IP ERA WLS BF H R ER SO BB IBB HBP BLK WP HR S P ERA WHIP	35 Logan Verrett, R ERA: 4.02	39 Bobby Parnell, R ERA:														

Cincinnati Reds @ New York Mets  
Citi Field, Flushing, NY  
Sat Jun 27 2015, 4:13 PM - 4:07 PM EDT  
Att. 32,531 - Drizzle - 68 F

AB 47  
R 1  
H 10  
RBI 1  
BB 4  
SO 7  
LOB 20



Batter	1	2	3	4	5	6	7	8	9	10	11	12	13	AB	R	H	RBI	BB	SO	LOB	BOTTOM	
3 Curtis Granderson, L OBP: 0.307, SLG: 0.462						F7						E3		5	1	3	1	2	0	3		
11 Rubén Tejada, R OBP: 0.338, SLG: 0.370	G5-3						L7						1B	5	0	1	0	2	0	4		
21 Lucas Duda, L OBP: 0.362, SLG: 0.451	K		F8											7	0	2	1	0	2	8		
23 Michael Cuddyer, R OBP: 0.300, SLG: 0.369	L9													6	0	1	0	0	2	7		
4 Wilmer Flores, R OBP: 0.274, SLG: 0.401		P4												6	0	2	0	0	1	1		
12 Juan Lagares, R OBP: 0.286, SLG: 0.342		G6-3												6	0	1	0	0	0	3		
22 Kevin Plawecki, R OBP: 0.276, SLG: 0.306		F8												5	0	1	0	1	0	3		
33 Matt Harvey, R ERA: 2.99														2	0	0	0	0	1	2		
50 Michael Lorenzen, R ERA: 3.38														0	0	0	0	0	0	0		
43 Manny Pina, L ERA: 2.19														1	0	0	0	0	0	1		
41 Ryan Mattheus, R ERA: 2.61														0	0	0	0	0	0	0		
60 J.J. Hoover, R ERA: 1.31														0	0	0	0	0	0	0		
25 Burke Badenhop, R ERA: 5.4														0	0	0	0	0	0	0		
<b>Inning Stats</b>	R: 0 E: 1 K: 0 S: 8	H: 1 LOB: 1 BB: 0 P: 14	R: 0 E: 0 K: 0 S: 9	H: 0 LOB: 0 BB: 0 P: 13	R: 1 E: 0 K: 0 S: 11	H: 2 LOB: 1 BB: 0 P: 14	R: 0 E: 0 K: 0 S: 13	H: 1 LOB: 2 BB: 1 P: 20	R: 0 E: 0 K: 1 S: 11	H: 1 LOB: 0 BB: 0 P: 15	R: 0 E: 0 K: 0 S: 8	H: 1 LOB: 1 BB: 0 P: 15	R: 0 E: 1 K: 2 S: 18	H: 0 LOB: 2 BB: 1 P: 29	R: 0 E: 0 K: 0 S: 9	H: 1 LOB: 1 BB: 0 P: 16	R: 1 E: 1 K: 0 S: 8	H: 1 LOB: 3 BB: 1 P: 16	1B: 7 2B: 3 3B: 0 HR: 1	SF: 0 SAC: 0 DP: 0 HBP: 0	WP: 1 PB: 0 SB: 0 CS: 0	PA: 57
<b>PITCHER</b>	IP ERA WLS BF H R ER SO BB IBB HBP BLK WP HR S P ERA WHIP	50 Michael Lorenzen, R ERA: 3.38	43 Manny Pina, L ERA: 2.19	41 Ryan Mattheus, R ERA: 2.61	60 J.J. Hoover, R ERA: 1.31	25 Burke Badenhop, R ERA: 5.4	<b>PITCHER</b>	IP ERA WLS BF H R ER SO BB IBB HBP BLK WP HR S P ERA WHIP	53 Carlos Contreras, R ERA: 6.96	58 Nate Adcock, R ERA: 5.4												

Cincinnati Reds @ New York Mets  
Citi Field, Flushing, NY  
Sat Jun 27 2015, 4:13 PM - 4:07 PM EDT  
Att. 32,531 - Drizzle - 68 F

AB 49  
R 2  
H 11  
RBI 2  
BB 8  
SO 8  
LOB 34









Batter	1	2	3	4	5	6	7	8	9	AB	R	H	RBI	BB	SO	LOB	TOP							
24 Dexter Fowler, S OBP: 0.312, SLG: 0.387										4	0	1	0	0	2	0	Chicago Cubs @ New York Mets Citi Field, Flushing, NY Tue Jun 30 2015, 7:12 PM - 9:33 PM EDT Att: 27,084 - Cloudy - 76 F							
44 Anthony Rizzo, L OBP: 0.408, SLG: 0.560										4	0	0	0	0	0	1								
17 Kris Bryant, R OBP: 0.361, SLG: 0.466										2	1	1	0	2	0									
13 Starlin Castro, R OBP: 0.294, SLG: 0.336										2	0	0	0	2	0									
15 Chris Denorfia, R OBP: 0.352, SLG: 0.415										4	0	0	0	0	2	5								
41 Matt Szczur, R OBP: 0.250, SLG: 0.321										4	0	2	1	0	1	0								
3 David Ross, R OBP: 0.298, SLG: 0.288										3	0	0	0	1	1	2								
28 Kyle Hendricks, R OBP: 0.097, SLG: 0.100										3	0	0	0	0	2	4								
56 Héctor Rondón, R ERA: 2.2										3	0	0	0	0	0	0								
30 Jason Motte, R ERA: 1.8										3	0	0	0	0	0	0								
<b>Inning Stats</b>	R: 0 H: 0 E: 0 K: 1 S: 7	H: 0 LOB: 0 BB: 0 P: 11	R: 0 H: 1 E: 0 K: 2 S: 12	H: 1 LOB: 2 BB: 1 P: 19	R: 0 H: 2 E: 0 K: 0 S: 15	H: 2 LOB: 3 BB: 1 P: 26	R: 0 H: 0 E: 0 K: 0 S: 6	H: 0 LOB: 0 BB: 0 P: 10	R: 0 H: 0 E: 0 K: 1 S: 7	H: 0 LOB: 0 BB: 0 P: 11	R: 1 H: 1 E: 0 K: 1 S: 11	H: 1 LOB: 2 BB: 2 P: 20	R: 0 H: 0 E: 0 K: 1 S: 6	H: 0 LOB: 0 BB: 0 P: 10	R: 0 H: 0 E: 0 K: 1 S: 8	H: 0 LOB: 0 BB: 0 P: 14	R: 0 H: 0 E: 0 K: 2 S: 13	H: 0 LOB: 0 BB: 0 P: 17	1B: 3 2B: 1 3B: 0 HR: 0	SF: 0 SAC: 0 DP: 1 HBP: 0	WP: 0 PB: 0 SB: 0 CS: 0	PA: 35		
<b>PITCHER</b>	IP WLS BF H R ER SO BB IBB HBP BLK WP HR S P ERA WHIP	7.0 L 29 4 1 1 5 3 1 0 0 0 0 64 107 1.29 1.000	1.0 3 0 0 0 1 1 0 0 0 0 0 8 14 0.00 1.000	1.0 3 0 0 0 2 0 0 0 0 0 0 13 17 0.00 0.000																				

AB	30
R	1
H	4
RBI	1
BB	5
SO	8
LOB	14



Batter	1	2	3	4	5	6	7	8	9	AB	R	H	RBI	BB	SO	LOB	BOTTOM						
3 Curtis Granderson, L OBP: 0.353, SLG: 0.439										4	0	0	0	0	2	0	Chicago Cubs @ New York Mets Citi Field, Flushing, NY Tue Jun 30 2015, 7:12 PM - 9:33 PM EDT Att: 27,084 - Cloudy - 76 F						
11 Rubén Tejada, R OBP: 0.319, SLG: 0.347										4	0	0	0	0	3	0							
21 Lucas Duda, L OBP: 0.366, SLG: 0.446										3	0	1	0	1	0	0							
28 Daniel Murphy, L OBP: 0.333, SLG: 0.416										4	0	1	0	0	0	2							
23 Michael Cuddyer, R OBP: 0.297, SLG: 0.365										2	0	0	0	0	1	1							
1 Darrel Ceciliani, L OBP: 0.302, SLG: 0.316										1	0	0	0	0	1	0							
4 Wilmer Flores, R OBP: 0.267, SLG: 0.390										3	0	0	0	0	0	1							
22 Kevin Plawewski, R OBP: 0.277, SLG: 0.309										3	0	1	0	0	1	0							
49 Jonathon Niese, L OBP: 0.250, SLG: 0.231										2	0	0	0	0	1	1							
39 Bobby Parnell, R ERA: 2.2										0	0	0	0	0	0	0							
19 Johnny Monell, L OBP: 0.185, SLG: 0.192										1	0	0	0	0	0	0							
36 Sean Gilmartin, L ERA: 3.03										0	0	0	0	0	0	0							
<b>Inning Stats</b>	R: 0 H: 1 E: 0 K: 2 S: 10	H: 1 LOB: 1 BB: 0 P: 17	R: 0 H: 1 E: 0 K: 0 S: 9	H: 1 LOB: 0 BB: 0 P: 16	R: 0 H: 0 E: 0 K: 1 S: 9	H: 0 LOB: 0 BB: 0 P: 13	R: 0 H: 1 E: 0 K: 1 S: 7	H: 1 LOB: 0 BB: 0 P: 12	R: 0 H: 0 E: 0 K: 1 S: 9	H: 0 LOB: 1 BB: 1 P: 14	R: 0 H: 0 E: 0 K: 1 S: 8	H: 0 LOB: 0 BB: 0 P: 18	R: 0 H: 0 E: 0 K: 1 S: 7	H: 0 LOB: 0 BB: 0 P: 14	R: 0 H: 0 E: 0 K: 1 S: 8	H: 0 LOB: 0 BB: 0 P: 12	R: 0 H: 0 E: 0 K: 1 S: 9	H: 0 LOB: 0 BB: 0 P: 12	1B: 2 2B: 1 3B: 0 HR: 0	SF: 0 SAC: 0 DP: 0 HBP: 0	WP: 0 PB: 0 SB: 0 CS: 0	PA: 31	
<b>PITCHER</b>	IP WLS BF H R ER SO BB IBB HBP BLK WP HR S P ERA WHIP	6.0 W 22 3 0 0 6 1 0 0 0 0 7 14 0.00 0.667	1.0 H 3 0 0 0 1 0 0 0 0 0 8 12 0.00 0.000	1.0 H 3 0 0 0 1 0 0 0 0 0 9 12 0.00 0.000																			

AB	30
R	0
H	3
RBI	0
BB	1
SO	9
LOB	5









Batter	1	2	3	4	5	6	7	8	9	AB	R	H	RBI	BB	SO	LOB	TOP								
13 Starlin Castro, R OBP: 0.298, SLG: 0.341	P3		47 1B		E5 44 1B		F8		G4-3	5	1	2	0	0	0	0									
44 Anthony Rizzo, L OBP: 0.405, SLG: 0.552	G4-3		L8			2H	K		47 HR	4	1	1	1	1	1	1									
47 Miguel Montero, L OBP: 0.352, SLG: 0.422	K				F8		G4-3		HR	5	1	2	2	0	1	1									
8 Chris Coghlan, L OBP: 0.355, SLG: 0.436		15 1B 19 SH1-3			F9				G4-3	2	1	0	0	3	0	1									
29 Mike Baxter, L OBP: 0.350, SLG: 0.283	P5		P5			19 HR				4	1	1	0	0	0	5									
15 Chris Denorfia, R OBP: 0.355, SLG: 0.414		19 SH1-3 1B		P4		F9		L8		4	0	1	0	0	0	2									
19 Jonathan Herrera, S OBP: 0.290, SLG: 0.314		SH1-3		G1-3		HR				2	1	1	3	1	0	0									
49 Jake Arrieta, R OBP: 0.030, SLG: 0.030				G5-3			G4-3			4	0	0	0	0	2	3									
37 Travis Wood, R OBP: 0.154, SLG: 0.120	K							K		0	0	0	0	0	0	0									
22 Addison Russell, R OBP: 0.298, SLG: 0.372			F9		F7		K		L9	4	0	0	0	0	1	0									
<b>Inning Stats</b>	R: 0 E: 0 K: 1 S: 10	H: 0 LOB: 0 BB: 0 P: 13	R: 1 E: 0 K: 1 S: 10	H: 1 LOB: 1 BB: 1 P: 18	R: 0 E: 0 K: 0 S: 12	H: 2 LOB: 3 BB: 1 P: 20	R: 0 E: 0 K: 0 S: 10	H: 0 LOB: 0 BB: 0 P: 18	R: 1 E: 1 K: 0 S: 20	H: 2 LOB: 1 BB: 0 P: 26	R: 2 E: 0 K: 1 S: 18	H: 2 LOB: 0 BB: 0 P: 28	R: 0 E: 0 K: 1 S: 8	H: 0 LOB: 0 BB: 0 P: 12	R: 0 E: 0 K: 1 S: 7	H: 0 LOB: 2 BB: 2 P: 19	R: 2 E: 0 K: 0 S: 9	H: 1 LOB: 0 BB: 1 P: 19	1B: 6 2B: 0 3B: 0 HR: 2	SF: 0 SAC: 1 DP: 0 HBP: 0	WP: 0 PB: 0 SB: 1 CS: 0	PA: 40			
<b>PITCHER</b>	IP	WLS	BF	H	R	ER	SO	BB	IBB	HBP	BLK	WP	HR	S	P	ERA	WHIP								
48 Jacob deGrom, R ERA: 2.3	5.1	L	25	7	4	3	2	2	0	0	0	0	1	75	115	5.06	1.688								
35 Logan Verrett, R ERA: 3.44	2.2		10	0	0	0	3	1	1	0	0	0	0	20	39	0.00	0.375								
54 Alex Torres, L ERA: 3.12	1.0		5	1	2	2	0	1	0	0	0	0	1	9	19	18.00	2.000								

Chicago Cubs @ New York Mets  
Citi Field, Flushing, NY  
Thu Jul 02 2015, 1:11 PM - 3:51 PM EDT  
Att: 27,207 - Cloudy - 78 F

AB 34  
R 6  
H 8  
RBI 6  
BB 5  
SO 5  
LOB 13



Batter	1	2	3	4	5	6	7	8	9	AB	R	H	RBI	BB	SO	LOB	BOTTOM								
3 Curtis Granderson, L OBP: 0.349, SLG: 0.436	K		2B			L4		G3		4	0	1	1	0	1	0									
1 Darrell Ceciliani, L OBP: 0.290, SLG: 0.302	K		G6-3			G4-3			G1-3	4	0	0	0	0	1	1									
28 Daniel Murphy, L OBP: 0.333, SLG: 0.417					G5-3		G4-3		F7	4	0	1	0	0	0	0									
21 Lucas Duda, L OBP: 0.359, SLG: 0.433	PO		G3-1						K	3	0	0	0	0	2	0									
4 Wilmer Flores, R OBP: 0.267, SLG: 0.387		K				L4				3	0	1	0	0	1	1									
29 Eric Campbell, R OBP: 0.282, SLG: 0.258									K	3	0	0	0	0	1	2									
19 Johnny Monell, L OBP: 0.194, SLG: 0.200			K						K	3	0	1	0	0	2	1									
48 Jacob deGrom, L OBP: 0.194, SLG: 0.222						L1-6				2	1	1	0	0	0	1									
35 Logan Verrett, R ERA: 3.44									G6-3	0	0	0	0	0	0	0									
44 John Mayberry Jr., R OBP: 0.257, SLG: 0.355			3 2B							1	0	0	0	0	0	0									
54 Alex Torres, L										0	0	0	0	0	0	0									
11 Rubén Tejada, R OBP: 0.304, SLG: 0.329			G6-3			L4			F9	3	0	0	0	0	0	1									
<b>Inning Stats</b>	R: 0 E: 0 K: 2 S: 11	H: 1 LOB: 0 BB: 0 P: 14	R: 0 E: 0 K: 2 S: 10	H: 0 LOB: 0 BB: 0 P: 15	R: 1 E: 0 K: 1 S: 11	H: 2 LOB: 1 BB: 0 P: 17	R: 0 E: 0 K: 0 S: 9	H: 0 LOB: 1 BB: 0 P: 13	R: 0 E: 0 K: 0 S: 3	H: 1 LOB: 0 BB: 0 P: 6	R: 0 E: 0 K: 0 S: 7	H: 0 LOB: 0 BB: 0 P: 11	R: 0 E: 0 K: 2 S: 9	H: 1 LOB: 0 BB: 0 P: 11	R: 0 E: 0 K: 0 S: 7	H: 0 LOB: 0 BB: 0 P: 11	R: 0 E: 0 K: 1 S: 6	H: 0 LOB: 0 BB: 0 P: 7	1B: 2 2B: 4 3B: 0 HR: 0	SF: 0 SAC: 0 DP: 1 HBP: 1	WP: 1 PB: 0 SB: 0 CS: 0	PA: 32			
<b>PITCHER</b>	IP	WLS	BF	H	R	ER	SO	BB	IBB	HBP	BLK	WP	HR	S	P	ERA	WHIP								
49 Jake Arrieta, R ERA: 2.8	8.0	W	28	5	1	1	7	0	0	0	0	0	0	67	98	1.12	0.625								
37 Travis Wood, L ERA: 4.74	1.0		3	0	0	0	1	0	0	0	0	0	0	6	7	0.00	0.000								

Chicago Cubs @ New York Mets  
Citi Field, Flushing, NY  
Thu Jul 02 2015, 1:11 PM - 3:51 PM EDT  
Att: 27,207 - Cloudy - 78 F

AB 30  
R 1  
H 5  
RBI 1  
BB 0  
SO 8  
LOB 7









Batter	1	2	3	4	5	6	7	8	9	AB	R	H	RBI	BB	SO	LOB	TOP										
3 Curtis Granderson, L OBP: 0.346, SLG: 0.427										5	0	1	0	0	1	3	<b>New York Mets @ Los Angeles Dodgers</b> Dodger Stadium, Los Angeles, CA Sat Jul 04 2015, 4:17 PM - 7:40 PM PDT Att: 51,252 - Sunny - 77 F										
28 Daniel Murphy, L OBP: 0.326, SLG: 0.406										4	1	1	0	0	0	1											
21 Lucas Duda, L OBP: 0.356, SLG: 0.435										4	0	1	1	0	1	1											
4 Wilmer Flores, R OBP: 0.277, SLG: 0.394										4	0	3	1	0	0	0											
1 Darrell Ceciliani, L OBP: 0.274, SLG: 0.284										3	0	0	0	0	0	3											
52 Carlos Torres, R OBP: 0.326, SLG: 0.406										0	0	0	0	0	0	0											
44 John Mayberry Jr., R OBP: 0.254, SLG: 0.371										1	0	0	0	0	0	2											
36 Sean Gilmartin, L OBP: 0.294, SLG: 0.361										0	0	0	0	0	0	0											
11 Rubén Tejada, R OBP: 0.307, SLG: 0.327										3	1	0	0	0	1	1											
22 Kevin Plawecki, R OBP: 0.273, SLG: 0.311										4	0	2	0	0	0	1											
33 Matt Harvey, R OBP: 0.094, SLG: 0.125										2	0	0	0	0	1	1											
54 Alex Torres, L OBP: 0.294, SLG: 0.361										0	0	0	0	0	0	0											
23 Michael Cuddyer, R OBP: 0.294, SLG: 0.361										2	0	0	0	0	1	2											
12 Juan Lagares, R OBP: 0.282, SLG: 0.337										3	1	1	1	0	1	1											
<b>Inning Stats</b>	R: 0 E: 0 K: 0 S: 15	H: 2 LOB: 0 BB: 23	R: 0 E: 0 K: 2 S: 8	H: 1 LOB: 1 BB: 14	R: 0 E: 0 K: 0 S: 7	H: 0 LOB: 0 BB: 13	R: 0 E: 0 K: 0 S: 12	H: 1 LOB: 1 BB: 17	R: 0 E: 0 K: 1 S: 9	H: 0 LOB: 0 BB: 0	R: 0 E: 0 K: 1 S: 7	H: 0 LOB: 0 BB: 12	R: 0 E: 0 K: 0 S: 5	H: 0 LOB: 0 BB: 6	R: 2 E: 0 K: 1 S: 13	H: 4 LOB: 2 BB: 19	R: 1 E: 0 K: 1 S: 11	H: 1 LOB: 1 BB: 0 P: 18	1B: 7 2B: 2 3B: 0 HR: 0	SF: 1 SAC: 0 DP: 0 HBP: 1	WP: 1 PB: 0 SB: 1 CS: 1	PA: 38					
<b>PITCHER</b>	IP WLS BF H R ER SO BB IBB HBP BLK WP HR S P ERA WHIP	7.0 W 25 4 0 0 4 0 0 0 0 1 0 63 100 0.00 0.571	0.1 2 1 1 1 1 0 0 0 0 0 0 5 5 27.00 3.000	0.1 3 2 0 0 0 0 0 0 0 0 0 4 9 0.00 6.000	1.0 H 6 2 2 2 0 0 0 1 0 0 0 12 19 18.00 2.000	0.1 S 1 0 0 0 1 0 0 0 0 0 0 0 3 4 0.00 0.000											IP WLS BF H R ER SO BB IBB HBP BLK WP HR S P ERA WHIP										
21 Zack Greinke, R ERA: 1.48											7.0	W	25	4	0	0	4	0	0	0	1	0	63	100	0.00	0.571	
63 Yimi García, R ERA: 3.82											0.1		2	1	1	1	0	0	0	0	0	0	5	5	27.00	3.000	
36 Adam Liberatore, L ERA: 3.09											0.1		3	2	0	0	0	0	0	0	0	0	4	9	0.00	6.000	
52 Pedro Báez, R ERA: 2.86											1.0	H	6	2	2	2	0	0	0	1	0	0	12	19	18.00	2.000	
56 J.P. Howell, L ERA: 0.39											0.1	S	1	0	0	0	1	0	0	0	0	0	3	4	0.00	0.000	
<b>Batter</b>	1	2	3	4	5	6	7	8	9	AB <td>R <td>H <td>RBI <td>BB <td>SO <td>LOB <td>BOTTOM</td> </td></td></td></td></td></td>	R <td>H <td>RBI <td>BB <td>SO <td>LOB <td>BOTTOM</td> </td></td></td></td></td>	H <td>RBI <td>BB <td>SO <td>LOB <td>BOTTOM</td> </td></td></td></td>	RBI <td>BB <td>SO <td>LOB <td>BOTTOM</td> </td></td></td>	BB <td>SO <td>LOB <td>BOTTOM</td> </td></td>	SO <td>LOB <td>BOTTOM</td> </td>	LOB <td>BOTTOM</td>	BOTTOM										
31 Joc Pederson, L OBP: 0.375, SLG: 0.509										4	0	0	0	1	1	1	<b>New York Mets @ Los Angeles Dodgers</b> Dodger Stadium, Los Angeles, CA Sat Jul 04 2015, 4:17 PM - 7:40 PM PDT Att: 51,252 - Sunny - 77 F										
47 Howie Kendrick, R OBP: 0.347, SLG: 0.422									5	0	2	0	0	0	0	0											
23 Adrián González, L OBP: 0.364, SLG: 0.518									5	1	1	1	0	1	3												
9 Yasmani Grandal, S OBP: 0.386, SLG: 0.500								3	2	2	0	1	1	2													
66 Yasiel Puig, R OBP: 0.378, SLG: 0.457								3	1	1	0	1	1	2													
16 Andre Ethier, L OBP: 0.355, SLG: 0.475								2	0	1	0	2	0	3													
5 Alberto Callaspo, S OBP: 0.321, SLG: 0.293								4	0	2	2	0	0	3													
11 Jimmy Rollins, S OBP: 0.263, SLG: 0.322								3	0	0	1	1	0	4													
21 Zack Greinke, R ERA: 1.48											7.0	W	25	4	0	4		0	0	1	0	63	100	0.00	0.571		
63 Yimi García, R ERA: 3.82											0.1		2	1	1	1		0	0	0	0	0	0	5	5	27.00	3.000
36 Adam Liberatore, L ERA: 3.09											0.1		3	2	0	0		0	0	0	0	0	0	4	9	0.00	6.000
52 Pedro Báez, R ERA: 2.86											1.0	H	6	2	2	2		0	0	0	1	0	0	12	19	18.00	2.000
56 J.P. Howell, L ERA: 0.39											0.1	S	1	0	0	0	1	0	0	0	0	0	3	4	0.00	0.000	
<b>Inning Stats</b>	R: 0 E: 0 K: 1 S: 10	H: 0 LOB: 0 BB: 0 P: 15	R: 1 E: 0 K: 1 S: 10	H: 1 LOB: 2 BB: 2 P: 19	R: 0 E: 0 K: 1 S: 14	H: 1 LOB: 3 BB: 2 P: 27	R: 0 E: 0 K: 0 S: 7	H: 1 LOB: 1 BB: 0 P: 8	R: 2 E: 0 K: 1 S: 19	H: 4 LOB: 3 BB: 1 P: 31	R: 0 E: 0 K: 0 S: 7	H: 0 LOB: 0 BB: 11	R: 1 E: 0 K: 1 S: 16	H: 2 LOB: 2 BB: 1 P: 27	R: 0 E: 0 K: 1 S: 6	H: 1 LOB: 0 BB: 0 P: 11	1B: 7 2B: 2 3B: 0 HR: 1	SF: 0 SAC: 0 DP: 1 HBP: 0	WP: 0 PB: 0 SB: 1 CS: 0	PA: 39							
<b>PITCHER</b>	IP WLS BF H R ER SO BB IBB HBP BLK WP HR S P ERA WHIP	5.0 L 27 7 3 3 4 1 0 0 0 0 0 17 29 6.75 2.250	0.2 2 0 0 0 1 0 0 0 0 0 0 6 9 0.00 0.000	1.0 3 1 0 0 1 0 0 0 0 0 0 6 11 0.00 1.000											IP WLS BF H R ER SO BB IBB HBP BLK WP HR S P ERA WHIP												
33 Matt Harvey, R ERA: 3.11											5.0	L	27	7	3	3	4	1	0	0	0	0	17	29	6.75	2.250	
54 Alex Torres, L ERA: 3.29											0.2		2	0	0	0	1	0	0	0	0	0	6	9	0.00	0.000	
52 Carlos Torres, R ERA: 4.5											1.0		3	1	0	0	1	0	0	0	0	6	11	0.00	1.000		
36 Sean Gilmartin, L ERA: 1.71											0.1		1	0	0	0	1	0	0	0	0	0	3	4	0.00	0.000	
10 Justin Turner, R OBP: 0.338, SLG: 0.504											1	0	0	0	0	1	2										
63 Yimi García, R ERA: 3.29											0	0	0	0	0	0	0										
36 Adam Liberatore, L ERA: 3.09											0	0	0	0	0	0	0										
52 Pedro Báez, R ERA: 2.86											0	0	0	0	0	0	0										
56 J.P. Howell, L ERA: 0.39											0	0	0	0	0	0	0										
<b>Dodgers</b>											1B: 7 2B: 2 3B: 0 HR: 1	SF: 0 SAC: 0 DP: 1 HBP: 0	WP: 0 PB: 0 SB: 1 CS: 0	PA: 39													







Batter	1	2	3	4	5	6	7	8	9	AB	R	H	RBI	BB	SO	LOB	TOP					
3 Curtis Granderson, L OBP: 0.317, SLG: 0.424										4	0	0	0	1	2	2	<b>New York Mets @ San Francisco Giants</b> AT&T Park, San Francisco, CA Mon Jul 06 2015, 7:15 PM - 9:35 PM PDT Att: 42,247 - Partly Cloudy - 66 F					
11 Rubén Tejada, R OBP: 0.317, SLG: 0.333										4	0	1	0	1	0	2						
28 Daniel Murphy, L OBP: 0.333, SLG: 0.495										4	0	0	0	0	0	3						
4 Wilmer Flores, R OBP: 0.285, SLG: 0.406										4	0	1	0	0	0	3						
23 Michael Cuddyer, R OBP: 0.292, SLG: 0.356										4	1	2	0	0	0	1						
27 Jeury Familia, R										0	0	0	0	0	0	0						
9 Kirk Nieuwenhuis, L OBP: 0.191, SLG: 0.194										2	1	1	0	2	0	1						
19 Johnny Monell, L OBP: 0.250, SLG: 0.243										4	1	1	2	0	1	3						
49 Jonathon Niese, L OBP: 0.226, SLG: 0.207										3	0	0	0	0	0	2						
21 Lucas Duda, L OBP: 0.350, SLG: 0.426										1	0	0	0	0	1	1						
12 Juan Lagares, R OBP: 0.287, SLG: 0.344										3	0	1	1	0	0	0						
<b>Inning Stats</b>	R: 0 H: 1 E: 1 K: 1 S: 9	H: 1 LOB: 1 BB: 0 P: 12	R: 0 H: 0 E: 0 K: 0 S: 2	H: 0 LOB: 0 BB: 1 P: 7	R: 0 H: 0 E: 1 K: 0 S: 9	H: 0 LOB: 1 BB: 1 P: 18	R: 0 H: 1 E: 1 K: 0 S: 8	H: 1 LOB: 1 BB: 0 P: 12	R: 0 H: 0 E: 0 K: 0 S: 6	H: 0 LOB: 0 BB: 0 P: 8	R: 0 H: 0 E: 0 K: 0 S: 7	H: 0 LOB: 0 BB: 0 P: 11	R: 0 H: 1 E: 0 K: 1 S: 8	H: 1 LOB: 2 BB: 1 P: 18	R: 0 H: 0 E: 0 K: 0 S: 8	H: 0 LOB: 2 BB: 1 P: 15	R: 3 H: 4 E: 0 K: 2 S: 24	H: 4 LOB: 1 BB: 0 P: 33	1B: 5 2B: 2 3B: 0 HR: 0	SF: 0 SAC: 0 DP: 1 HBP: 1	WP: 0 PB: 0 SB: 0 CS: 0	PA: 38
<b>PITCHER</b>	IP WLS BF H R ER SO BB IBB HBP BLK WP HR S P ERA WHIP																					
53 Chris Heston, R ERA: 3.51	(1, 1) 7.1 29 3 0 0 2 4 0 1 0 0 0 0 53 94 0.00 0.955																					
49 Javier López, L ERA: 1.96	(8, 1) 0.1 1 0 0 0 0 0 0 0 0 0 0 0 0 2 5 0.00 0.000																					
54 Sergio Romo, R ERA: 4.97	(8, 1) 0.1 L 3 2 2 2 0 0 0 0 0 0 0 0 8 11 54.00 6.000																					
46 Santiago Casilla, R ERA: 3.3	(9, 1) 0.1 3 2 1 1 1 0 0 0 0 0 0 0 12 17 27.00 6.000																					
63 Jean Machi, R ERA: 6.88	(9, 1) 0.2 2 0 0 0 1 0 0 0 0 0 0 0 6 7 0.00 0.000																					

Batter	1	2	3	4	5	6	7	8	9	AB	R	H	RBI	BB	SO	LOB	BOTTOM					
7 Gregor Blanco, L OBP: 0.370, SLG: 0.433										4	0	0	0	0	2	3	<b>New York Mets @ San Francisco Giants</b> AT&T Park, San Francisco, CA Mon Jul 06 2015, 7:15 PM - 9:35 PM PDT Att: 42,247 - Partly Cloudy - 66 F					
1 Ehire Adrianza, S OBP: 0.222, SLG: 0.250										3	0	0	0	1	0	1						
5 Matt Duffy, R OBP: 0.333, SLG: 0.461										3	0	0	0	1	0	0						
28 Buster Posey, R OBP: 0.372, SLG: 0.493										4	0	0	0	0	0	3						
16 Ángel Pagán, S OBP: 0.300, SLG: 0.318										4	0	0	0	0	1	0						
9 Brandon Belt, L OBP: 0.339, SLG: 0.470										3	0	0	0	0	1	0						
43 Justin Maxwell, R OBP: 0.259, SLG: 0.337										3	0	0	0	0	1	0						
54 Sergio Romo, R										0	0	0	0	0	0	0						
46 Santiago Casilla, R										0	0	0	0	0	0	0						
63 Jean Machi, R										0	0	0	0	0	0	0						
13 Joaquín Arias, R OBP: 0.200, SLG: 0.273										3	0	2	0	0	0	0						
53 Chris Heston, R OBP: 0.273, SLG: 0.333	(1, 1) 8.0 W 29 3 0 0 0 4 0 0 0 0 0 0 57 81 0.00 0.625																					
49 Javier López, L ERA: 1.13	(8, 1) 1.0 S 3 0 0 0 1 0 0 0 0 0 0 0 10 12 0.00 0.000																					
50 Ryan Lolis, L ERA: 1.13	(8, 7) 1.0 S 3 0 0 0 0 1 0 0 0 0 0 0 10 12 0.00 0.000																					
<b>Inning Stats</b>	R: 0 H: 0 E: 0 K: 1 S: 7	H: 0 LOB: 0 BB: 0 P: 9	R: 0 H: 0 E: 0 K: 0 S: 6	H: 0 LOB: 0 BB: 0 P: 6	R: 0 H: 1 E: 0 K: 0 S: 11	H: 1 LOB: 1 BB: 0 P: 15	R: 0 H: 0 E: 0 K: 0 S: 6	H: 0 LOB: 0 BB: 0 P: 8	R: 0 H: 0 E: 0 K: 1 S: 6	H: 0 LOB: 0 BB: 0 P: 10	R: 0 H: 1 E: 0 K: 1 S: 9	H: 1 LOB: 3 BB: 2 P: 18	R: 0 H: 0 E: 0 K: 1 S: 7	H: 0 LOB: 0 BB: 0 P: 7	R: 0 H: 1 E: 0 K: 0 S: 5	H: 1 LOB: 1 BB: 0 P: 8	R: 0 H: 0 E: 0 K: 1 S: 10	H: 0 LOB: 0 BB: 0 P: 12	1B: 3 2B: 0 3B: 0 HR: 0	SF: 0 SAC: 1 DP: 0 HBP: 0	WP: 0 PB: 0 SB: 0 CS: 0	PA: 32
<b>PITCHER</b>	IP WLS BF H R ER SO BB IBB HBP BLK WP HR S P ERA WHIP																					



Batter	1	2	3	4	5	6	7	8	9	AB	R	H	RBI	BB	SO	LOB	TOP					
3 Curtis Granderson, L OBP: 0.349, SLG: 0.430										3	0	1	0	1	1	1	<b>New York Mets @ San Francisco Giants</b> AT&T Park, San Francisco, CA Tue Jul 07 2015, 7:15 PM - 10:03 PM PDT Att. 42,164 - Clear - 64 F					
11 Rubén Tejada, R OBP: 0.321, SLG: 0.329										2	0	0	0	2	1	1						
28 Daniel Murphy, L OBP: 0.328, SLG: 0.398										4	0	0	0	0	1	5						
4 Wilmer Flores, R OBP: 0.285, SLG: 0.402										3	0	0	0	1	1	0						
21 Lucas Duda, L OBP: 0.346, SLG: 0.420										4	0	0	0	0	1	1						
44 John Mayberry Jr., R OBP: 0.297, SLG: 0.376										4	0	1	0	0	1	1						
9 Kirk Nieuwenhuis, L OBP: 0.183, SLG: 0.185										3	0	0	0	0	1	1						
22 Kevin Plawecki, R OBP: 0.280, SLG: 0.331										3	0	2	0	0	0	0						
40 Bartolo Colon, R OBP: 0.121, SLG: 0.156										2	0	0	0	0	1	1						
52 Carlos Torres, R ERA: 4.39										0	0	0	0	0	0	0						
12 Juan Lagares, R OBP: 0.286, SLG: 0.343										1	0	0	0	0	1	1						
54 Alex Torres, L ERA: 3.18										0	0	0	0	0	0	0						
<b>Inning Stats</b>	R: 0 E: 0 K: 1 S: 5	H: 0 LOB: 0 BB: 0 P: 6	R: 0 E: 0 K: 2 S: 12	H: 0 LOB: 0 BB: 0 P: 16	R: 0 E: 0 K: 2 S: 14	H: 1 LOB: 3 BB: 2 P: 27	R: 0 E: 0 K: 1 S: 12	H: 0 LOB: 0 BB: 0 P: 17	R: 0 E: 0 K: 1 S: 15	H: 0 LOB: 0 BB: 0 P: 18	R: 0 E: 0 K: 0 S: 8	H: 1 LOB: 1 BB: 0 P: 11	R: 0 E: 0 K: 0 S: 14	H: 1 LOB: 2 BB: 1 P: 19	R: 0 E: 0 K: 2 S: 16	H: 0 LOB: 0 BB: 1 P: 24	R: 0 E: 0 K: 0 S: 7	H: 0 LOB: 0 BB: 1 P: 13	1B: 0 2B: 4 3B: 1 HR: 0	SF: 0 SAC: 0 DP: 2 HBP: 0	WP: 0 PB: 0 SB: 0 CS: 0	PA: 33
<b>PITCHER</b>	IP WLS BF H R ER SO BB IBB HBP BLK WP HR S P ERA WHIP																					
18 Matt Cain, R ERA: 4.09	6.0 W 21 2 0 0 7 2 0 0 0 0 0 0 66 19 0.00 0.667																					
70 George Kontos, R ERA: 1.7	1.0 H 4 1 0 0 0 0 0 0 0 0 0 0 14 19 0.00 1.000																					
60 Hunter Strickland, R ERA: 2.25	0.2 H 4 1 0 0 2 1 0 0 0 0 0 0 15 23 0.00 3.000																					
61 Josh Osich, L ERA:	0.1 H 1 0 0 0 0 0 0 0 0 0 0 0 1 1 0.00 0.000																					
46 Santiago Casilla, R ERA: 3.19	1.0 S 3 0 0 0 0 1 0 0 0 0 0 0 7 13 0.00 1.000																					
<b>Batter</b>	<b>1</b>	<b>2</b>	<b>3</b>	<b>4</b>	<b>5</b>	<b>6</b>	<b>7</b>	<b>8</b>	<b>9</b>	<b>AB</b>	<b>R</b>	<b>H</b>	<b>RBI</b>	<b>BB</b>	<b>SO</b>	<b>LOB</b>	<b>BOTTOM</b>					
7 Grégor Blanco, L OBP: 0.378, SLG: 0.440										4	1	3	0	0	0	0	<b>New York Mets @ San Francisco Giants</b> AT&T Park, San Francisco, CA Tue Jul 07 2015, 7:15 PM - 10:03 PM PDT Att. 42,164 - Clear - 64 F					
12 Joe Panik, L OBP: 0.372, SLG: 0.445										4	2	2	0	0	0	4						
5 Matt Duffy, R OBP: 0.332, SLG: 0.457										4	0	1	0	0	1	3						
8 Hunter Pence, R OBP: 0.325, SLG: 0.440										4	0	1	2	0	2	3						
35 Brandon Crawford, L OBP: 0.334, SLG: 0.469										3	0	0	1	0	1	2						
9 Brandon Belt, L OBP: 0.341, SLG: 0.468										3	0	1	0	1	1	0						
16 Ángel Pagán, S OBP: 0.297, SLG: 0.314										4	0	0	0	0	0	2						
34 Andrew Susac, R OBP: 0.324, SLG: 0.390										4	0	1	0	0	1	2						
18 Matt Cain, R ERA: 4.09										2	0	0	0	0	2	2						
13 Joaquin Arias, R OBP: 0.219, SLG: 0.299										1	0	0	0	0	0	0						
70 George Kontos, R ERA: 1.7										0	0	0	0	0	0	0						
60 Hunter Strickland, R ERA: 2.25										0	0	0	0	0	0	0						
61 Josh Osich, L ERA:										0	0	0	0	0	0	0						
46 Santiago Casilla, R ERA: 3.18										0	0	0	0	0	0	0						
<b>Inning Stats</b>	R: 0 E: 0 K: 1 S: 9	H: 1 LOB: 1 BB: 0 P: 14	R: 0 E: 1 K: 1 S: 13	H: 1 LOB: 2 BB: 0 P: 21	R: 2 E: 1 K: 0 S: 10	H: 2 LOB: 0 BB: 0 P: 12	R: 0 E: 0 K: 0 S: 5	H: 0 LOB: 0 BB: 0 P: 6	R: 1 E: 0 K: 1 S: 14	H: 3 LOB: 2 BB: 0 P: 16	R: 0 E: 0 K: 1 S: 13	H: 3 LOB: 3 BB: 0 P: 19	R: 0 E: 0 K: 3 S: 10	H: 0 LOB: 0 BB: 0 P: 16	R: 0 E: 0 K: 1 S: 7	H: 0 LOB: 0 BB: 1 P: 13	1B: 10 2B: 1 3B: 0 HR: 0	SF: 1 SAC: 0 DP: 2 HBP: 0	WP: 0 PB: 0 SB: 0 CS: 0	PA: 35		
<b>PITCHER</b>	IP WLS BF H R ER SO BB IBB HBP BLK WP HR S P ERA WHIP																					
40 Bartolo Colon, R ERA: 4.46	6.0 L 29 10 3 2 4 0 0 0 0 0 0 0 10 16 0.00 0.000																					
52 Carlos Torres, R ERA: 4.39	1.0 3 0 0 0 3 0 0 0 0 0 0 0 10 16 0.00 0.000																					
54 Alex Torres, L ERA: 3.18	1.0 3 0 0 0 1 1 0 0 0 0 0 0 7 13 0.00 1.000																					







Batter	1	2	3	4	5	6	7	8	9	AB	R	H	RBI	BB	SO	LOB	TOP										
11 AJ Pollock, R OBP: 0.349, SLG: 0.471			L5		K			BB		3	1	1	0	1	1	1	<b>Arizona Diamondbacks @ New York Mets</b> Citi Field, Flushing, NY Fri Jul 10 2015, 7:11 PM - 10:13 PM EDT Att: 28,243 - Clear - 83 F										
6 David Peraltá, L OBP: 0.341, SLG: 0.462	F8				G3			K		4	0	1	0	0	1	3											
44 Paul Goldschmidt, R OBP: 0.462, SLG: 0.612	SF8				K			P2		3	0	0	1	0	2	2											
24 Yasmany Tomás, R OBP: 0.354, SLG: 0.451					L8			K		4	1	2	0	0	1	0											
19 Jake Lamb, L OBP: 0.361, SLG: 0.425	K				G6-3			K		4	0	0	0	0	3	2											
7 Wellington Castillo, R OBP: 0.296, SLG: 0.428	K				BB			P3		3	0	1	1	1	1	0											
16 Chris Owings, R OBP: 0.255, SLG: 0.316	F9				K			K2-3		4	0	0	0	0	2	2											
13 Nick Ahmed, R OBP: 0.310, SLG: 0.359	G6-3				K			K		4	0	0	0	0	2	1											
57 Chase Anderson, R OBP: 0.165, SLG: 0.132					K			G4-3		2	0	1	0	0	1	0											
40 Andrew Chafin, R ERA: 3.15										0	0	0	0	0	0	0											
30 David Hernandez, R ERA: 5.4										0	0	0	0	0	0	0											
59 Oliver Pérez, L ERA: 3.51										0	0	0	0	0	0	0											
4 Cliff Pennington, S ERA: 4.33										1	0	0	0	0	0	0											
55 Josh Collmenter, R ERA: 4.33										0	0	0	0	0	0	0											
<b>Inning Stats</b>	R: 1 E: 0 K: 1 S: 11	H: 2 LOB: 1 BB: 0 P: 19	R: 0 E: 0 K: 1 S: 5	H: 0 LOB: 0 BB: 0 P: 8	R: 0 E: 0 K: 2 S: 10	H: 1 LOB: 1 BB: 0 P: 16	R: 0 E: 0 K: 1 S: 9	H: 0 LOB: 1 BB: 0 P: 17	R: 0 E: 0 K: 2 S: 11	H: 1 LOB: 1 BB: 0 P: 13	R: 0 E: 0 K: 3 S: 9	H: 0 LOB: 0 BB: 0 P: 13	R: 0 E: 0 K: 2 S: 11	H: 0 LOB: 0 BB: 0 P: 14	R: 0 E: 0 K: 1 S: 8	H: 0 LOB: 1 BB: 1 P: 16	R: 1 E: 0 K: 1 S: 14	H: 2 LOB: 1 BB: 0 P: 21	1B: 3 2B: 2 3B: 1 HR: 0	SF: 1 SAC: 0 DP: 0 HBP: 0	WP: 0 PB: 0 SB: 1 CS: 1	PA: 35					
<b>PITCHER</b>	IP	WLS	BF	H	R	ER	SO	BB	IBB	HBP	BLK	WP	HR	S	P	ERA	WHIP										
34 Noah Syndergaard, R ERA: 3.11	8.0	W	30	4	1	1	13	2	0	0	0	0	0	74	116	1.12	0.750										
27 Jeury Familia, R ERA: 1.31	1.0	S	5	2	1	1	1	0	0	0	0	0	0	14	21	9.00	2.000										

Batter	1	2	3	4	5	6	7	8	9	AB	R	H	RBI	BB	SO	LOB	BOTTOM										
3 Curtis Granderson, L OBP: 0.342, SLG: 0.419	F8				K			P6		3	0	0	0	1	1	3	<b>Arizona Diamondbacks @ New York Mets</b> Citi Field, Flushing, NY Fri Jul 10 2015, 7:11 PM - 10:13 PM EDT Att: 28,243 - Clear - 83 F										
11 Rubén Tejada, R OBP: 0.318, SLG: 0.326					G5-3			G6-3		4	1	1	0	0	1	2											
28 Daniel Murphy, L OBP: 0.326, SLG: 0.393	F8				G1-3			F7		4	0	1	0	0	0	2											
4 Wilmer Flores, R OBP: 0.290, SLG: 0.403					G5-3					3	1	2	0	1	0	0											
21 Lucas Duda, L OBP: 0.344, SLG: 0.424					K			K		4	1	1	3	0	2	3											
23 Michael Cuddyer, R OBP: 0.294, SLG: 0.359										4	1	2	1	0	1	1											
27 Jeury Familia, R ERA: 1.31								F8		0	0	0	0	0	0	0											
22 Kevin Plawecki, R OBP: 0.285, SLG: 0.325					L3					3	0	0	0	1	0	1											
34 Noah Syndergaard, L OBP: 0.238, SLG: 0.381					K					3	0	1	0	0	2	0											
9 Kirk Nieuwenhuis, L OBP: 0.192, SLG: 0.182										0	0	0	0	1	0	0											
12 Juan Lagares, R OBP: 0.288, SLG: 0.344					G4-3			L7		4	0	2	0	0	0	3											
<b>Inning Stats</b>	R: 4 E: 0 K: 0 S: 15	H: 3 LOB: 0 BB: 1 P: 31	R: 0 E: 0 K: 1 S: 12	H: 0 LOB: 1 BB: 1 P: 20	R: 0 E: 0 K: 1 S: 8	H: 0 LOB: 0 BB: 0 P: 12	R: 0 E: 0 K: 1 S: 14	H: 3 LOB: 2 BB: 0 P: 24	R: 0 E: 0 K: 1 S: 10	H: 2 LOB: 1 BB: 0 P: 16	R: 0 E: 0 K: 2 S: 9	H: 0 LOB: 0 BB: 0 P: 13	R: 0 E: 0 K: 0 S: 19	H: 1 LOB: 1 BB: 0 P: 27	R: 0 E: 0 K: 1 S: 15	H: 1 LOB: 3 BB: 2 P: 26	1B: 8 2B: 1 3B: 0 HR: 2	SF: 0 SAC: 0 DP: 2 HBP: 0	WP: 0 PB: 0 SB: 1 CS: 0	PA: 36							
<b>PITCHER</b>	IP	WLS	BF	H	R	ER	SO	BB	IBB	HBP	BLK	WP	HR	S	P	ERA	WHIP										
57 Chase Anderson, R ERA: 3.91	4.1	L	22	4	0	4	4	4	0	0	0	0	0	11	15	0.00	0.000										
40 Andrew Chafin, L ERA: 3.15	1.2		4	0	0	0	2	0	0	0	0	0	0	16	21	0.00	1.500										
30 David Hernandez, R ERA: 5.4	0.2		3	1	0	0	0	0	0	0	0	0	0	3	6	0.00	0.000										
59 Oliver Pérez, L ERA: 3.51	0.1		1	0	0	0	0	0	0	0	0	0	0	3	6	0.00	0.000										
55 Josh Collmenter, R ERA: 4.33	1.0		6	1	0	0	1	2	0	0	0	0	0	15	26	0.00	3.000										

AB	32
R	2
H	6
RBI	2
BB	2
SO	14
LOB	11

AB	32
R	4
H	10
RBI	4
BB	4
SO	7
LOB	15





Batter	1	2	3	4	5	6	7	8	9	AB	R	H	RBI	BB	SO	LOB	TOP			
11 AJ Pollock, R OBP: 0.351, SLG: 0.468										2	1	0	0	2	0	3	Arizona Diamondbacks @ New York Mets Citi Field, Flushing, NY Sat Jul 11 2015, 4:12 PM - 6:35 PM EDT Att: 36,038 - Sunny - 85 F			
6 David Peralta, L OBP: 0.347, SLG: 0.475										2	1	1	2	2	0					
44 Paul Goldschmidt, R OBP: 0.497, SLG: 0.695										4	0	0	0	0	2	2				
24 Yasmany Tomás, R OBP: 0.352, SLG: 0.448										4	0	1	0	0	1	1				
19 Jake Lamb, L OBP: 0.352, SLG: 0.411										4	0	0	0	0	2	1				
7 Wellington Castillo, R OBP: 0.295, SLG: 0.423										4	0	1	0	0	1	0				
16 Chris Owings, R OBP: 0.253, SLG: 0.313										3	0	0	0	0	1	1				
59 Oliver Pérez, L ERA: 3.07										3	0	2	0	0	1	1				
36 Enrique Burgos, R ERA: 3.86										1	0	0	0	1	1					
8 Jarrod Saltalamacchia, 3B, PH OBP: 0.276, SLG: 0.300										0	0	0	0	0	0	0				
4 Cliff Pennington, S OBP: 0.325, SLG: 0.265										1	0	0	0	0	0	1				
46 Patrick Corbin, L ERA: 5.4										1	0	0	0	1	1					
48 Randall Delgado, R ERA: 3.07										0	0	0	0	0	0	0				
2 Aaron Hill, R OBP: 0.283, SLG: 0.322										1	0	0	0	0	0	1				
<b>Inning Stats</b>	R: 2 E: 0 K: 2 S: 10	H: 1 LOB: 0 BB: 1 P: 16	R: 0 E: 0 K: 1 S: 15	H: 1 LOB: 2 BB: 1 P: 26	R: 0 E: 0 K: 2 S: 10	H: 1 LOB: 1 BB: 0 P: 14	R: 0 E: 0 K: 1 S: 9	H: 0 LOB: 1 BB: 2 P: 18	R: 0 E: 0 K: 1 S: 8	H: 1 LOB: 0 BB: 0 P: 14	R: 0 E: 0 K: 0 S: 5	H: 0 LOB: 0 BB: 1 P: 11	R: 0 E: 0 K: 1 S: 6	H: 0 LOB: 0 BB: 0 P: 10	1B: 4 2B: 0 3B: 0 HR: 1	SF: 0 SAC: 0 DP: 2 HBP: 0	WP: 0 PB: 0 SB: 1 CS: 1	PA: 34		
<b>PITCHER</b>	IP	WLS	BF	H	R	ER	SO	BB	IBB	HBP	BLK	WP	HR	S	P	ERA	WHIP			
33 Matt Harvey, R ERA: 3.07	7.0	W	28	5	2	2	9	4	0	0	0	0	1	71	109	2.57	1.286			
39 Bobby Parnell, R ERA: 1.0	1.0	H	3	0	0	0	0	1	0	0	0	0	0	5	11	0.00	1.000			
27 Jeury Familia, R ERA: 1.28	1.0	S	3	0	0	0	1	0	0	0	0	0	0	6	10	0.00	0.000			
<b>Batter</b>	<b>1</b>	<b>2</b>	<b>3</b>	<b>4</b>	<b>5</b>	<b>6</b>	<b>7</b>	<b>8</b>	<b>9</b>	<b>AB</b>	<b>R</b>	<b>H</b>	<b>RBI</b>	<b>BB</b>	<b>SO</b>	<b>LOB</b>	<b>BOTTOM</b>			
12 Juan Lagares, R OBP: 0.284, SLG: 0.340										4	0	0	0	0	1	0	Arizona Diamondbacks @ New York Mets Citi Field, Flushing, NY Sat Jul 11 2015, 4:12 PM - 6:35 PM EDT Att: 36,038 - Sunny - 85 F			
11 Rubén Tejada, R OBP: 0.317, SLG: 0.341									4	1	1	1	0	1	0					
23 Michael Cuddyer, R OBP: 0.294, SLG: 0.367									4	0	1	0	0	0	0					
27 Jeury Familia, R ERA: 1.0									0	0	0	0	0	0	0					
4 Wilmer Flores, R OBP: 0.288, SLG: 0.399									3	0	0	0	0	0	1					
21 Lucas Duda, L OBP: 0.346, SLG: 0.434									2	1	1	1	1	1	0					
44 John Mayberry Jr., R OBP: 0.250, SLG: 0.365									3	0	0	0	0	2	1					
22 Kevin Plawecki, R OBP: 0.280, SLG: 0.319									3	0	0	0	0	1	0					
29 Eric Campbell, R OBP: 0.283, SLG: 0.283									2	1	0	0	1	2	0					
33 Matt Harvey, R OBP: 0.118, SLG: 0.235									2	1	1	2	0	0	0					
3 Curtis Granderson, L OBP: 0.342, SLG: 0.416									1	0	0	0	1	0						
39 Bobby Parnell, R ERA: 3.07									0	0	0	0	0	0	0					
9 Kirk Nieuwenhuis, L OBP: 0.192, SLG: 0.182									0	0	0	0	0	0	0					
<b>Inning Stats</b>	R: 0 E: 0 K: 0 S: 7	H: 1 LOB: 1 BB: 0 P: 10	R: 0 E: 0 K: 3 S: 9	H: 0 LOB: 0 BB: 0 P: 12	R: 0 E: 0 K: 1 S: 5	H: 0 LOB: 0 BB: 0 P: 8	R: 0 E: 0 K: 1 S: 9	H: 0 LOB: 0 BB: 0 P: 15	R: 3 E: 0 K: 0 S: 11	H: 2 LOB: 0 BB: 1 P: 20	R: 1 E: 0 K: 1 S: 7	H: 1 LOB: 1 BB: 1 P: 15	R: 0 E: 0 K: 2 S: 8	H: 0 LOB: 0 BB: 0 P: 15	R: 0 E: 0 K: 1 S: 9	H: 0 LOB: 0 BB: 0 P: 14	1B: 1 2B: 0 3B: 0 HR: 3	SF: 0 SAC: 0 DP: 0 HBP: 0	WP: 0 PB: 0 SB: 0 CS: 0	PA: 30
<b>PITCHER</b>	IP	WLS	BF	H	R	ER	SO	BB	IBB	HBP	BLK	WP	HR	S	P	ERA	WHIP			
46 Patrick Corbin, L ERA: 5.4	5.0	L	20	4	4	4	5	1	0	0	0	0	3	43	67	7.20	1.000			
48 Randall Delgado, R ERA: 3.07	1.2		6	0	0	0	2	1	0	0	0	0	0	10	23	0.00	0.600			
59 Oliver Pérez, L ERA: 3.86	0.1		1	0	0	0	1	0	0	0	0	0	0	3	5	0.00	0.000			
36 Enrique Burgos, R ERA: 3.6	1.0		3	0	0	0	1	0	0	0	0	0	0	9	14	0.00	0.000			
<b>PITCHER</b>	IP	WLS	BF	H	R	ER	SO	BB	IBB	HBP	BLK	WP	HR	S	P	ERA	WHIP			
46 Patrick Corbin, L ERA: 5.4	5.0	L	20	4	4	4	5	1	0	0	0	0	3	43	67	7.20	1.000			
48 Randall Delgado, R ERA: 3.07	1.2		6	0	0	0	2	1	0	0	0	0	0	10	23	0.00	0.600			
59 Oliver Pérez, L ERA: 3.86	0.1		1	0	0	0	1	0	0	0	0	0	0	3	5	0.00	0.000			
36 Enrique Burgos, R ERA: 3.6	1.0		3	0	0	0	1	0	0	0	0	0	0	9	14	0.00	0.000			



Batter	1	2	3	4	5	6	7	8	9	AB	R	H	RBI	BB	SO	LOB	TOP			
13 Nick Ahmed, R OBP: 0.305, SLG: 0.353	F7		G6-3			G5-3		L1		4	0	0	1	0	0	0	Arizona Diamondbacks @ New York Mets Citi Field, Flushing, NY Sun Jul 12 2015, 1:11 PM - 3:55 PM EDT Att: 28,259 - Partly Cloudy - 87 F			
11 AJ Pollock, R OBP: 0.350, SLG: 0.464	G4-3		L7			F9		BB		3	0	0	0	1	0					
44 Paul Goldschmidt, R OBP: 0.453, SLG: 0.610	G4-3					G5-3		P3		4	1	1	1	0	0					
24 Yasmany Tomás, R OBP: 0.351, SLG: 0.448	K		F8			6 1B		L9		4	1	1	0	0	1					
7 Wellington Castillo, R OBP: 0.300, SLG: 0.421			P6			K				3	0	1	0	1	1					
23 Oscar Hernández, R (9, PH)			1B					BB		0	0	0	0	0	0					
2 Aaron Hill, R OBP: 0.275, SLG: 0.317			K			L9		F8		3	0	0	0	0	1					
19 Jake Lamb, L (9, PH)								F9		1	0	0	0	0	0					
6 David Peralta, L OBP: 0.345, SLG: 0.471			F8			G3		F7		4	0	1	1	0	0					
16 Chris Owings, R OBP: 0.253, SLG: 0.317						G6-3		F9		3	1	1	0	0	0					
12 Rubby De La Rosa, R OBP: 0.203, SLG: 0.103			SH1-4			G4-3		G3		0	0	0	0	0	0					
59 Oliver Pérez, L (4, 1)										0	0	0	0	0	0					
58 Jeremy Hellickson, R OBP: 0.255, SLG: 0.148										1	0	0	0	0	0					
48 Randall Delgado, R (5, 1)										0	0	0	0	0	0					
40 Andrew Chafin, R (8, 1)										0	0	0	0	0	0					
4 Cliff Pennington, S OBP: 0.192, SLG: 0.092										1	0	0	0	0	0					
41 Daniel Hudson, R (8, 1)										0	0	0	0	0	0					
<b>Inning Stats</b>	R: 0 E: 0 K: 0 S: 9	H: 0 LOB: 0 BB: 0 P: 14	R: 0 E: 0 K: 2 S: 11	H: 1 LOB: 1 BB: 0 P: 17	R: 1 E: 0 K: 0 S: 7	H: 1 LOB: 0 BB: 0 P: 11	R: 1 E: 0 K: 0 S: 8	H: 1 LOB: 0 BB: 0 P: 14	R: 0 E: 0 K: 0 S: 6	H: 0 LOB: 0 BB: 0 P: 10	R: 1 E: 0 K: 1 S: 12	H: 2 LOB: 1 BB: 0 P: 19	R: 0 E: 0 K: 0 S: 8	H: 0 LOB: 1 BB: 1 P: 15	R: 0 E: 0 K: 0 S: 4	H: 0 LOB: 1 BB: 1 P: 10	1B: 2 2B: 2 3B: 0 HR: 1	SF: 0 SAC: 1 DP: 0 HBP: 0	WP: 0 PB: 0 SB: 0 CS: 0	PA: 34
<b>PITCHER</b>	IP WLS BF H R ER SO BB IBB HBP BLK WP HR S P ERA WHIP																			
49 Jonathon Niese, L ERA: 3.61	(1, 1) 6.2 W 25 5 3 3 3 0 0 0 0 0 0 1 59 90 4.05 0.750																			
56 Jenny Mejia, R ERA:	(7, 1) 0.1 H 1 0 0 0 0 0 0 0 0 0 0 3 6 0.00 0.000																			
39 Bobby Parnell, R ERA: 0.9	(8, 1) 1.0 H 4 0 0 0 0 1 0 0 0 0 0 0 8 15 0.00 1.000																			
27 Jeury Familia, R ERA: 1.25	(9, 1) 1.0 S 4 0 0 0 0 1 0 0 0 0 0 0 4 10 0.00 1.000																			
<b>Batter</b>	<b>1</b>	<b>2</b>	<b>3</b>	<b>4</b>	<b>5</b>	<b>6</b>	<b>7</b>	<b>8</b>	<b>9</b>	<b>AB</b>	<b>R</b>	<b>H</b>	<b>RBI</b>	<b>BB</b>	<b>SO</b>	<b>LOB</b>	<b>BOTTOM</b>			
3 Curtis Granderson, L OBP: 0.340, SLG: 0.417	G6-3		P6			P4		K		5	0	1	0	0	1	3	Arizona Diamondbacks @ New York Mets Citi Field, Flushing, NY Sun Jul 12 2015, 1:11 PM - 3:55 PM EDT Att: 28,259 - Partly Cloudy - 87 F			
28 Daniel Murphy, L OBP: 0.331, SLG: 0.405	G3-1		HR			G4-3		IBB		3	1	1	1	2	0					
4 Wilmer Flores, R OBP: 0.286, SLG: 0.395			F8			F8		L7		5	0	1	0	0	0	4				
21 Lucas Duda, L OBP: 0.345, SLG: 0.430	F7		9 HR			G6-3				3	1	0	0	1	1	3				
9 Kirk Nieuwenhuis, L OBP: 0.221, SLG: 0.343			HR			HR		K		4	3	3	4	0	1	0				
19 Johnny Monell, L OBP: 0.250, SLG: 0.244			K			K		G3		4	0	1	0	0	2	0				
11 Rubén Tejada, R OBP: 0.316, SLG: 0.339			L9			F8		G6-3		4	0	1	0	0	0	0				
49 Jonathon Niese, L OBP: 0.265, SLG: 0.226	(1, 1)									2	0	1	0	1	1	2				
58 Jenny Mejia, R ERA: 3.8	(7, 1)									0	0	0	0	0	0	0				
39 Bobby Parnell, R ERA: 0.9	(8, 1)									0	0	0	0	0	0	0				
16 Danny Muno, S OBP: 0.214, SLG: 0.160	(8, PH)									1	0	1	0	0	0	0				
44 John Mayberry Jr., R OBP: 0.250, SLG: 0.365	(9, 7)									0	0	0	0	0	0	0				
12 Juan Lagares, R OBP: 0.284, SLG: 0.339	(1, 8)									4	0	1	0	0	1	2				
27 Jeury Familia, R ERA: 3.68	(9, 1)									0	0	0	0	0	0	0				
<b>Inning Stats</b>	R: 0 E: 0 K: 0 S: 13	H: 1 LOB: 1 BB: 0 P: 17	R: 1 E: 0 K: 1 S: 15	H: 2 LOB: 1 BB: 0 P: 23	R: 3 E: 0 K: 1 S: 15	H: 4 LOB: 2 BB: 1 P: 28	R: 0 E: 0 K: 1 S: 10	H: 1 LOB: 2 BB: 1 P: 18	R: 1 E: 0 K: 1 S: 16	H: 2 LOB: 2 BB: 1 P: 25	R: 0 E: 0 K: 0 S: 6	H: 0 LOB: 0 BB: 0 P: 11	R: 0 E: 0 K: 1 S: 9	H: 0 LOB: 0 BB: 0 P: 13	R: 0 E: 0 K: 2 S: 14	H: 1 LOB: 2 BB: 1 P: 24	1B: 5 2B: 2 3B: 0 HR: 4	SF: 0 SAC: 0 DP: 0 HBP: 0	WP: 0 PB: 0 SB: 0 CS: 0	PA: 39
<b>PITCHER</b>	IP WLS BF H R ER SO BB IBB HBP BLK WP HR S P ERA WHIP																			
12 Rubby De La Rosa, R ERA: 3.08	(1, 1) 3.2 L 21 8 4 4 2 2 0 0 0 0 0 0 3 4 0.00 0.000																			
48 Randall Delgado, R ERA: 3.21	(5, 1) 1.0 6 2 1 1 1 1 1 0 0 0 0 1 16 25 9.00 3.000																			
40 Andrew Chafin, L ERA: 3.02	(6, 1) 2.0 6 0 0 0 1 0 0 0 0 0 0 0 15 24 0.00 0.000																			
41 Daniel Hudson, R ERA: 3.68	(8, 1) 1.0 5 1 0 0 2 0 1 0 0 0 0 0 14 24 0.00 1.000																			



Batter	1	2	3	4	5	6	7	8	9	AB	R	H	RBI	BB	SO	LOB	TOP							
3 Curtis Granderson, L OBP: 0.344, SLG: 0.429										3	1	2	1	1	1	0	<b>New York Mets @ St. Louis Cardinals</b> Busch Stadium, St. Louis, MO Fri Jul 17 2015, 7:17 PM - 10:17 PM CDT Att: 44,540 - Clear - 92 F							
4 Wilmer Flores, R OBP: 0.283, SLG: 0.390										4	0	0	0	0	1	2								
28 Daniel Murphy, L OBP: 0.326, SLG: 0.398										4	0	0	0	0	1	1								
21 Lucas Duda, L OBP: 0.344, SLG: 0.428										4	1	1	0	0	1	0								
22 Kevin Plawecki, R OBP: 0.285, SLG: 0.323										4	0	2	0	0	1	0								
29 Eric Campbell, R OBP: 0.288, SLG: 0.283										0	0	0	0	0	0	0								
9 Kirk Nieuwenhuis, L OBP: 0.219, SLG: 0.324										4	0	0	0	0	3	3								
11 Rubén Tejada, R OBP: 0.319, SLG: 0.342										4	0	2	1	0	1	1								
34 Noah Syndergaard, L OBP: 0.214, SLG: 0.286										2	0	0	0	0	2	1								
23 Michael Cudoyer, R OBP: 0.275, SLG: 0.389										1	0	0	0	0	0	0								
36 Sean Gilmartin, L OBP: 0.203, SLG: 0.286										0	0	0	0	0	0	0								
47 Hansel Robles, R OBP: 0.275, SLG: 0.389										0	0	0	0	0	0	0								
54 Alex Torres, L OBP: 0.214, SLG: 0.286										0	0	0	0	0	0	0								
44 John Mayberry Jr., R OBP: 0.281, SLG: 0.335										3	0	0	0	0	0	0								
<b>Inning Stats</b>	R: 1 H: 1 E: 0 K: 0 S: 7	L: 1 LOB: 0 BB: 0 P: 13	R: 0 H: 1 E: 0 K: 3 S: 13	L: 1 LOB: 1 BB: 0 P: 18	R: 0 H: 0 E: 0 K: 0 S: 13	L: 0 LOB: 0 BB: 1 P: 22	R: 0 H: 0 E: 0 K: 2 S: 8	L: 0 LOB: 0 BB: 0 P: 12	R: 0 H: 0 E: 0 K: 1 S: 6	L: 0 LOB: 0 BB: 0 P: 8	R: 0 H: 0 E: 0 K: 2 S: 10	L: 0 LOB: 0 BB: 0 P: 14	R: 0 H: 1 E: 0 K: 1 S: 13	L: 1 LOB: 1 BB: 0 P: 20	R: 0 H: 1 E: 0 K: 1 S: 14	L: 1 LOB: 1 BB: 0 P: 21	R: 1 H: 3 E: 0 K: 2 S: 24	L: 3 LOB: 2 BB: 0 P: 33	1B: 6 2B: 0 3B: 0 HR: 1	SF: 0 SAC: 0 DP: 0 HBP: 0	WP: 1 PB: 0 SB: 0 CS: 0	PA: 35		
<b>PITCHER</b>	IP WLS BF H R ER SO BB IBB HBP BLK WP HR S P ERA WHIP	IP WLS BF H R ER SO BB IBB HBP BLK WP HR S P ERA WHIP	IP WLS BF H R ER SO BB IBB HBP BLK WP HR S P ERA WHIP	IP WLS BF H R ER SO BB IBB HBP BLK WP HR S P ERA WHIP	IP WLS BF H R ER SO BB IBB HBP BLK WP HR S P ERA WHIP	IP WLS BF H R ER SO BB IBB HBP BLK WP HR S P ERA WHIP	IP WLS BF H R ER SO BB IBB HBP BLK WP HR S P ERA WHIP	IP WLS BF H R ER SO BB IBB HBP BLK WP HR S P ERA WHIP	IP WLS BF H R ER SO BB IBB HBP BLK WP HR S P ERA WHIP	IP WLS BF H R ER SO BB IBB HBP BLK WP HR S P ERA WHIP	IP WLS BF H R ER SO BB IBB HBP BLK WP HR S P ERA WHIP	IP WLS BF H R ER SO BB IBB HBP BLK WP HR S P ERA WHIP	IP WLS BF H R ER SO BB IBB HBP BLK WP HR S P ERA WHIP	IP WLS BF H R ER SO BB IBB HBP BLK WP HR S P ERA WHIP	IP WLS BF H R ER SO BB IBB HBP BLK WP HR S P ERA WHIP	IP WLS BF H R ER SO BB IBB HBP BLK WP HR S P ERA WHIP	IP WLS BF H R ER SO BB IBB HBP BLK WP HR S P ERA WHIP	IP WLS BF H R ER SO BB IBB HBP BLK WP HR S P ERA WHIP	IP WLS BF H R ER SO BB IBB HBP BLK WP HR S P ERA WHIP	IP WLS BF H R ER SO BB IBB HBP BLK WP HR S P ERA WHIP	IP WLS BF H R ER SO BB IBB HBP BLK WP HR S P ERA WHIP	IP WLS BF H R ER SO BB IBB HBP BLK WP HR S P ERA WHIP	IP WLS BF H R ER SO BB IBB HBP BLK WP HR S P ERA WHIP	IP WLS BF H R ER SO BB IBB HBP BLK WP HR S P ERA WHIP

AB	34
R	2
H	7
RBI	2
BB	1
SO	12
LOB	10



Batter	1	2	3	4	5	6	7	8	9	AB	R	H	RBI	BB	SO	LOB	BOTTOM							
16 Koltan Wong, L OBP: 0.345, SLG: 0.435										4	2	2	0	0	0	2	<b>New York Mets @ St. Louis Cardinals</b> Busch Stadium, St. Louis, MO Fri Jul 17 2015, 7:17 PM - 10:17 PM CDT Att: 44,540 - Clear - 92 F							
13 Matt Carpenter, L OBP: 0.387, SLG: 0.424										4	0	0	1	0	1	3								
7 Matt Holliday, R OBP: 0.412, SLG: 0.414										3	0	0	0	0	0	0								
8 Peter Bourjos, R OBP: 0.324, SLG: 0.373										1	0	1	1	0	0	0								
27 Jhonny Peralta, R OBP: 0.354, SLG: 0.479										4	1	1	1	0	1	1								
22 Jason Heyward, L OBP: 0.332, SLG: 0.424										3	0	2	0	1	0	0								
4 Yadier Molina, R OBP: 0.319, SLG: 0.353										4	0	0	0	0	1	4								
12 Mark Reynolds, R OBP: 0.293, SLG: 0.388										3	0	1	0	0	0	0								
15 Randal Grichuk, R OBP: 0.319, SLG: 0.528										2	0	0	0	1	2	0								
31 Lance Lynn, S OBP: 0.214, SLG: 0.286										1	0	0	0	0	1	0								
60 Tommy Pham, R OBP: 0.275, SLG: 0.389										1	0	0	0	0	0	0								
46 Kevin Siegrist, L OBP: 0.275, SLG: 0.389										0	0	0	0	0	0	0								
44 Trevor Rosenthal, R OBP: 0.281, SLG: 0.335										0	0	0	0	0	0	0								
<b>Inning Stats</b>	R: 0 H: 0 E: 0 K: 0 S: 10	L: 0 LOB: 0 BB: 0 P: 12	R: 0 H: 0 E: 0 K: 1 S: 11	L: 0 LOB: 0 BB: 0 P: 13	R: 0 H: 1 E: 0 K: 1 S: 12	L: 1 LOB: 2 BB: 1 P: 18	R: 0 H: 1 E: 0 K: 0 S: 8	L: 0 LOB: 1 BB: 0 P: 13	R: 2 H: 3 E: 0 K: 1 S: 12	L: 3 LOB: 1 BB: 0 P: 15	R: 0 H: 0 E: 0 K: 1 S: 8	L: 0 LOB: 0 BB: 0 P: 12	R: 1 H: 2 E: 0 K: 0 S: 17	L: 2 LOB: 2 BB: 1 P: 29	1B: 4 2B: 1 3B: 1 HR: 1	SF: 0 SAC: 1 DP: 0 HBP: 0	WP: 0 PB: 0 SB: 2 CS: 0	PA: 33						
<b>PITCHER</b>	IP WLS BF H R ER SO BB IBB HBP BLK WP HR S P ERA WHIP	IP WLS BF H R ER SO BB IBB HBP BLK WP HR S P ERA WHIP	IP WLS BF H R ER SO BB IBB HBP BLK WP HR S P ERA WHIP	IP WLS BF H R ER SO BB IBB HBP BLK WP HR S P ERA WHIP	IP WLS BF H R ER SO BB IBB HBP BLK WP HR S P ERA WHIP	IP WLS BF H R ER SO BB IBB HBP BLK WP HR S P ERA WHIP	IP WLS BF H R ER SO BB IBB HBP BLK WP HR S P ERA WHIP	IP WLS BF H R ER SO BB IBB HBP BLK WP HR S P ERA WHIP	IP WLS BF H R ER SO BB IBB HBP BLK WP HR S P ERA WHIP	IP WLS BF H R ER SO BB IBB HBP BLK WP HR S P ERA WHIP	IP WLS BF H R ER SO BB IBB HBP BLK WP HR S P ERA WHIP	IP WLS BF H R ER SO BB IBB HBP BLK WP HR S P ERA WHIP	IP WLS BF H R ER SO BB IBB HBP BLK WP HR S P ERA WHIP	IP WLS BF H R ER SO BB IBB HBP BLK WP HR S P ERA WHIP	IP WLS BF H R ER SO BB IBB HBP BLK WP HR S P ERA WHIP	IP WLS BF H R ER SO BB IBB HBP BLK WP HR S P ERA WHIP	IP WLS BF H R ER SO BB IBB HBP BLK WP HR S P ERA WHIP	IP WLS BF H R ER SO BB IBB HBP BLK WP HR S P ERA WHIP	IP WLS BF H R ER SO BB IBB HBP BLK WP HR S P ERA WHIP	IP WLS BF H R ER SO BB IBB HBP BLK WP HR S P ERA WHIP	IP WLS BF H R ER SO BB IBB HBP BLK WP HR S P ERA WHIP	IP WLS BF H R ER SO BB IBB HBP BLK WP HR S P ERA WHIP	IP WLS BF H R ER SO BB IBB HBP BLK WP HR S P ERA WHIP	IP WLS BF H R ER SO BB IBB HBP BLK WP HR S P ERA WHIP

AB	30
R	3
H	7
RBI	3
BB	2
SO	6
LOB	10





Batter	1	2	3	4	5	6	7	8	9	AB	R	H	RBI	BB	SO	LOB	TOP								
3 Curtis Granderson, L (1.9) OBP: 0.298, SLG: 0.428										5	0	1	0	0	2	4	<b>New York Mets @ St. Louis Cardinals</b> Busch Stadium, St. Louis, MO Sat Jul 18 2015, 6:17 PM - 9:18 PM CDT Att: 45,852 - Clear - 93 F <a href="http://livebaseballscorecards.com">livebaseballscorecards.com</a>								
28 Daniel Murphy, L (1.5) OBP: 0.325, SLG: 0.396										4	0	1	0	0	0	2									
58 Jenny Mejia, R (7.1)										0	0	0	0	0	0	0									
54 Alex Torres, L (8.1)										0	0	0	0	0	0	0									
29 Eric Campbell, R (9. PH) OBP: 0.293, SLG: 0.283										5	1	3	1	0	0	3									
23 Michael Cuddyer, R (1.7) OBP: 0.298, SLG: 0.381																									
21 Lucas Duda, L (1.3) OBP: 0.342, SLG: 0.424											5	0	1	0	0	5									
4 Wilmer Flores, R (1.4) OBP: 0.279, SLG: 0.385											4	0	0	0	0	1		2							
9 Kirk Nieuwenhuis, L (1.8) OBP: 0.224, SLG: 0.333											4	1	2	0	0	1		0							
11 Rubén Tejeda, R (1.6) OBP: 0.323, SLG: 0.351											4	0	2	1	0	0		0							
19 Johnny Monell, L (1.2) OBP: 0.250, SLG: 0.227											3	0	0	0	1	0	3								
40 Bartolo Colon, R (1.1) OBP: 0.143, SLG: 0.176											2	0	1	0	0	0	1								
52 Carlos Torres, R (5.1)										0	0	0	0	0	0	0									
16 Danny Muno, S (7. PH) OBP: 0.267, SLG: 0.192											1	0	1	0	1	0	0								
<b>Inning Stats</b>	R: 0 E: 0 K: 1 S: 11	H: 2 LOB: 2 BB: 0 P: 14	R: 0 E: 0 K: 1 S: 10	H: 0 LOB: 0 BB: 0 P: 16	R: 0 E: 0 K: 0 S: 12	H: 2 LOB: 2 BB: 0 P: 17	R: 0 E: 0 K: 0 S: 7	H: 0 LOB: 0 BB: 0 P: 13	R: 0 E: 0 K: 0 S: 7	H: 1 LOB: 1 BB: 1 P: 13	R: 1 E: 0 K: 1 S: 12	H: 3 LOB: 2 BB: 0 P: 13	R: 0 E: 0 K: 0 S: 10	H: 2 LOB: 2 BB: 0 P: 14	R: 1 E: 0 K: 1 S: 12	H: 2 LOB: 2 BB: 1 P: 23	R: 0 E: 0 K: 0 S: 3	H: 0 LOB: 0 BB: 0 P: 7	1B: 10 2B: 1 3B: 0 HR: 1	SF: 0 SAC: 0 DP: 2 HBP: 0	WP: 0 PB: 0 SB: 0 CS: 0	PA: 40			
<b>PITCHER</b>	IP	WLS	BF	H	R	ER	SO	BB	IBB	HBP	BLK	WP	HR	S	P	ERA	WHIP								
41 John Lackey, R (1.1) ERA: 2.9	7.0	W	31	10	1	1	3	1	0	0	0	0	1	69	100	1.29	1.571								
63 Miguel Socolovich, R (8.1) ERA: 1.93	0.2		5	2	1	1	0	1	0	0	0	0	0	9	19	13.50	4.500								
36 Randy Choate, L (8.1) ERA: 3.93	0.1		1	0	0	0	1	0	0	0	0	0	0	3	4	0.00	0.000								
64 Sam Tuivailala, R (9.1) ERA: 2.57	1.0		3	0	0	0	0	1	0	0	0	0	0	3	7	0.00	1.000								

Batter	1	2	3	4	5	6	7	8	9	AB	R	H	RBI	BB	SO	LOB	BOTTOM									
16 Koltan Wong, L (1.4) OBP: 0.343, SLG: 0.429											4	0	0	0	1	5	<b>New York Mets @ St. Louis Cardinals</b> Busch Stadium, St. Louis, MO Sat Jul 18 2015, 6:17 PM - 9:18 PM CDT Att: 45,852 - Clear - 93 F <a href="http://livebaseballscorecards.com">livebaseballscorecards.com</a>									
13 Matt Carpenter, L (1.5) OBP: 0.382, SLG: 0.417											5	1	0	0	1	3										
7 Matt Holliday, R (1.7) OBP: 0.411, SLG: 0.418											3	1	1	0	0	1		0								
8 Peter Bourjos, R (6.8) OBP: 0.320, SLG: 0.368											2	0	0	0	0	0		0								
27 Jhonny Peralta, R (1.6) OBP: 0.356, SLG: 0.484											3	2	2	1	0	0		0								
38 Pete Kozma, R (6. PH) OBP: 0.247, SLG: 0.167											1	1	1	0	1	0		0								
22 Jason Heyward, L (1.9) OBP: 0.342, SLG: 0.437											5	2	5	2	0	0		0								
30 Dan Johnson, L (8. PR) OBP: 0.273, SLG: 0.200											0	1	0	0	0	0		0								
4 Yadier Molina, R (1.2) OBP: 0.318, SLG: 0.355											4	0	1	1	0	0		4								
63 Miguel Socolovich, R (8.1)											0	0	0	0	0	0		0								
36 Randy Choate, L (8.1)											0	0	0	0	0	0	0									
60 Tommy Pham, R (8. PH) OBP: 0.268, SLG: 0.378											1	1	0	0	0	1	0									
12 Mark Reynolds, L (1.3) OBP: 0.295, SLG: 0.386											4	1	1	1	1	1	5									
64 Sam Tuivailala, R (9.1)											0	0	0	0	0	0	0									
15 Randal Grichuk, R (1.8) OBP: 0.335, SLG: 0.566											3	2	3	6	1	0	0									
41 John Lackey, R (1.1) OBP: 0.162, SLG: 0.147											3	0	1	0	0	1	5									
48 Tony Cruz, R (7. PH) OBP: 0.238, SLG: 0.233											2	0	0	0	0	1	2									
<b>Inning Stats</b>	R: 4 E: 0 K: 2 S: 18	H: 4 LOB: 3 BB: 2 P: 32	R: 0 E: 0 K: 0 S: 9	H: 0 LOB: 0 BB: 0 P: 16	R: 0 E: 1 K: 1 S: 6	H: 1 LOB: 1 BB: 1 P: 13	R: 0 E: 0 K: 2 S: 10	H: 0 LOB: 0 BB: 0 P: 15	R: 4 E: 0 K: 0 S: 18	H: 5 LOB: 1 BB: 0 P: 28	R: 0 E: 0 K: 0 S: 13	H: 2 LOB: 2 BB: 0 P: 20	R: 0 E: 0 K: 0 S: 4	H: 1 LOB: 1 BB: 0 P: 7	R: 4 E: 1 K: 1 S: 19	H: 2 LOB: 1 BB: 1 P: 33	1B: 9 2B: 4 3B: 0 HR: 2	SF: 0 SAC: 0 DP: 0 HBP: 1	WP: 1 PB: 0 SB: 1 CS: 0	PA: 45						
<b>PITCHER</b>	IP	WLS	BF	H	R	ER	SO	BB	IBB	HBP	BLK	WP	HR	S	P	ERA	WHIP									
40 Bartolo Colon, R (1.1) ERA: 4.86	4.1	L	25	8	7	7	5	2	1	1	0	0	1	1	24	35	5.40	2.308								
52 Carlos Torres, R (5.1) ERA: 4.41	1.2		9	4	1	1	0	0	0	0	0	0	0	4	7	0.00	1.000									
58 Jenny Mejia, R (7.1) ERA: 3.03	1.0		4	1	0	0	0	0	0	0	0	0	0	4	7	0.00	1.000									
54 Alex Torres, L (8.1)	1.0		7	2	4	0	1	1	0	0	0	0	1	19	33	0.00	3.000									

**New York Mets @ St. Louis Cardinals**  
 Busch Stadium, St. Louis, MO  
 Sat Jul 18 2015, 6:17 PM - 9:18 PM CDT  
 Att: 45,852 - Clear - 93 F

AB	37
R	2
H	12
RBI	2
BB	3
SO	4
LOB	20



**New York Mets @ St. Louis Cardinals**  
 Busch Stadium, St. Louis, MO  
 Sat Jul 18 2015, 6:17 PM - 9:18 PM CDT  
 Att: 45,852 - Clear - 93 F

AB	40
R	12
H	15
RBI	11
BB	4
SO	6
LOB	25





Batter	1	2	3	4	5	6	7	8	9	10	11	12	13	14	15	16	17	18	AB	R	H	RBI	BB	SO	LOB	TOP										
12 Juan Lagares, R OBP: 0.279, SLG: 0.331	F9	G5-3	K2-3					F8		G3		P4					P4	P4	10	0	2	0	0	1	9											
28 Daniel Murphy, L OBP: 0.325, SLG: 0.389	K	F8				G4-3	K	CS		G3-1		G3-1			G4-6-3				7	0	1	0	2	2	4											
21 Lucas Duda, L OBP: 0.283, SLG: 0.415	F7						K			SH3		P5																								
4 Wilmer Flores, R OBP: 0.281, SLG: 0.387		2B					K	G4-3		G3		F8			G4-3																					
44 John Mayberry Jr., R OBP: 0.256, SLG: 0.274																																				
3 Curtis Granderson, L OBP: 0.347, SLG: 0.429	F8						K																													
22 Kevin Plawecki, R OBP: 0.283, SLG: 0.320		G6-3					L7			G5-3																										
11 Rubén Tejeda, R OBP: 0.332, SLG: 0.380								F9		F9																										
49 Jonathon Niese, L OBP: 0.256, SLG: 0.274																																				
29 Eric Campbell, R OBP: 0.296, SLG: 0.277	SH5-4							G3																												
<b>Inning Stats</b>	R: 0 E: 0 S: 9	H: 0 LOB: 0 P: 15	R: 0 E: 0 S: 11	H: 1 LOB: 0 P: 15	R: 0 E: 0 S: 14	H: 0 LOB: 1 P: 13	R: 0 E: 0 S: 10	H: 1 LOB: 1 P: 22	R: 0 E: 0 S: 16	H: 1 LOB: 3 P: 27	R: 0 E: 0 S: 10	H: 1 LOB: 2 P: 14	R: 0 E: 0 S: 11	H: 0 LOB: 0 P: 18	R: 0 E: 0 S: 11	H: 1 LOB: 1 P: 17	R: 0 E: 0 S: 11	H: 1 LOB: 2 P: 18	R: 0 E: 0 S: 8	H: 1 LOB: 1 P: 14	R: 0 E: 0 S: 13	H: 1 LOB: 3 P: 25	R: 0 E: 0 S: 12	H: 2 LOB: 1 P: 15	R: 2 E: 1 S: 12	H: 2 LOB: 1 P: 15	1B: 12 2B: 4 3B: 0 HR: 0	SF: 1 SAC: 4 DF: 3 HBP: 0	WP: 1 PB: 0 CS: 1	PA: 83						
<b>PITCHER</b>	IP 5.2	WLS 24	BF 3	H 3	R 0	ER 0	SO 7	BB 4	IBB 0	HBP 0	BLK 0	WP 0	HR 0	S 102	P 15	ERA 0.00	WHIP 1.235																			
66 Tim Cooney, L ERA: 3.33																																				
43 Seth Maness, R ERA: 4.0																																				
36 Randy Choate, L ERA: 3.66																																				
64 Sam Tuvaliala, R ERA: 2.25																																				
46 Kevin Siegrist, L ERA: 1.88																																				

New York Mets @ St. Louis Cardinals  
 Busch Stadium, St. Louis, MO  
 Sun Jul 19 2015, 1:18 PM - 7:11 PM CDT  
 Att: 43,194 - Cloudy - 83 F

AB 64  
 R 3  
 H 16  
 RBI 3  
 BB 13  
 SO 15  
 LOB 48



Batter	1	2	3	4	5	6	7	8	9	10	11	12	13	14	15	16	17	18	AB	R	H	RBI	BB	SO	LOB	BOTTOM											
16 Kolten Wong, L OBP: 0.338, SLG: 0.431	G4-3		F9		L8			K		G3-1																8	1	1	1	0	3	4					
15 Randal Grichuk, R OBP: 0.332, SLG: 0.567	K		FC5-4																								7	0	1	0	0	4	1				
27 Johnny Peralta, R OBP: 0.357, SLG: 0.480	G6-3																										7	0	2	0	1	2	1				
12 Mark Reynolds, R OBP: 0.287, SLG: 0.386																											8	0	3	0	0	1	3				
4 Yadier Molina, R OBP: 0.317, SLG: 0.352																											8	0	2	0	0	0	5				
60 Tommy Pham, R OBP: 0.286, SLG: 0.341																											7	0	1	0	1	3	3				
8 Peter Bourjos, R OBP: 0.330, SLG: 0.365																											4	0	1	0	3	0	2				
38 Pete Kozma, R OBP: 0.228, SLG: 0.153																											6	0	0	0	0	1	4				
<b>Inning Stats</b>	R: 0 E: 0 S: 6	H: 0 LOB: 0 P: 10	R: 0 E: 0 S: 8	H: 1 LOB: 1 P: 17	R: 0 E: 0 S: 7	H: 1 LOB: 1 P: 12	R: 0 E: 0 S: 7	H: 0 LOB: 0 P: 12	R: 0 E: 0 S: 14	H: 0 LOB: 0 P: 12	R: 0 E: 0 S: 10	H: 2 LOB: 1 P: 14	R: 0 E: 0 S: 10	H: 0 LOB: 1 P: 15	R: 0 E: 0 S: 8	H: 0 LOB: 1 P: 14	R: 0 E: 0 S: 9	H: 0 LOB: 2 P: 14	R: 0 E: 0 S: 8	H: 1 LOB: 2 P: 13	R: 0 E: 0 S: 8	H: 1 LOB: 2 P: 13	R: 0 E: 0 S: 8	H: 0 LOB: 0 P: 14	R: 0 E: 0 S: 6	H: 0 LOB: 0 P: 9	1B: 11 2B: 0 3B: 0 HR: 1	SF: 0 SAC: 1 DF: 3 HBP: 1	WP: 1 PB: 0 CS: 0	PA: 70							
<b>PITCHER</b>	IP 7.2	WLS 29	BF 5	H 5	R 0	ER 0	SO 3	BB 1	IBB 0	HBP 0	BLK 0	WP 0	HR 0	S 60	P 10	ERA 0.00	WHIP 0.783																				
49 Jonathon Niese, L ERA: 3.33																																					
39 Bobby Parnell, R ERA: 6.79																																					
58 Jenny Mejia, R ERA: 4.13																																					
47 Hansel Robles, R ERA: 4.13																																					
27 Jeury Familia, R ERA: 1.42																																					

New York Mets @ St. Louis Cardinals  
 Busch Stadium, St. Louis, MO  
 Sun Jul 19 2015, 1:18 PM - 7:11 PM CDT  
 Att: 43,194 - Cloudy - 83 F

AB 62  
 R 1  
 H 13  
 RBI 1  
 BB 5  
 SO 15  
 LOB 27





Batter	1	2	3	4	5	6	7	8	9	AB	R	H	RBI	BB	SO	LOB	TOP					
3 Curtis Granderson, L OBP: 0.345, SLG: 0.428			G4-3	G4-3			P4			5	0	1	0	0	1	2						
11 Rubén Tejada, R OBP: 0.323, SLG: 0.358			G4-3				G3			4	0	1	0	1	1	2						
28 Daniel Murphy, L OBP: 0.281, SLG: 0.389			G1-3				G4-3			5	0	1	0	0	0	3						
4 Wilmer Flores, R OBP: 0.280, SLG: 0.385	G1-3			G5-3				L9		4	0	1	0	0	0	2						
44 John Mayberry Jr., R OBP: 0.241, SLG: 0.340	G5-3			G5-3			F9		P2	4	0	0	0	0	0	4						
29 Eric Campbell, R OBP: 0.301, SLG: 0.278		L5					L8			3	1	1	0	1	0	2						
12 Juan Lagares, R OBP: 0.282, SLG: 0.336							G5-3		FC1-4-6	4	1	2	0	0	0	1						
20 Anthony Recker, R OBP: 0.279, SLG: 0.255							F9			2	0	0	0	1	1	1						
9 Kirk Nieuwenhuis, L OBP: 0.230, SLG: 0.350										1	0	0	0	0	1	0						
33 Matt Harvey, R OBP: 0.135, SLG: 0.243										3	0	1	2	0	2	1						
54 Alex Torres, L										0	0	0	0	0	0	0						
21 Lucas Duda, L OBP: 0.341, SLG: 0.417										1	0	1	0	0	0	0						
<b>Inning Stats</b>	R: 0 E: 0 K: 1 S: 14	H: 1 LOB: 2 BB: 1 P: 23	R: 0 E: 0 K: 2 S: 9	H: 1 LOB: 1 BB: 0 P: 15	R: 0 E: 0 K: 0 S: 8	H: 0 LOB: 0 BB: 0 P: 15	R: 2 E: 0 K: 0 S: 18	H: 2 LOB: 2 BB: 2 P: 31	R: 0 E: 0 K: 0 S: 9	H: 0 LOB: 0 BB: 0 P: 11	R: 0 E: 0 K: 1 S: 8	H: 0 LOB: 0 BB: 0 P: 12	R: 0 E: 0 K: 0 S: 9	H: 0 LOB: 0 BB: 0 P: 14	R: 0 E: 0 K: 0 S: 10	H: 1 LOB: 1 BB: 0 P: 14	R: 0 E: 0 K: 2 S: 11	H: 2 LOB: 2 BB: 0 P: 18	1B: 7 2B: 2 3B: 0 HR: 0	SF: 0 SAC: 0 DP: 0 HBP: 0	WP: 0 PB: 0 SB: 1 CS: 0	PA: 39
<b>PITCHER</b>	IP WLS BF H R ER SO BB IBB HBP BLK WP HR S P ERA WHIP																					
47 Gio González, L ERA: 3.93	(1, 1) 6.0 W 27 6 2 2 4 2 1 0 0 0 0 0 66 107 3.00 1.333																					
46 Matt Thornton, L ERA: 2.01	(7, 1) 1.0 H 3 0 0 0 0 0 0 0 0 0 0 9 14 0.00 0.000																					
44 Casey Janssen, R ERA: 3.26	(8, 1) 1.0 H 4 1 0 0 0 0 0 0 0 0 0 10 14 0.00 1.000																					
22 Drew Storen, R ERA: 1.78	(9, 1) 1.0 5 2 0 0 2 0 0 0 0 0 0 11 18 0.00 2.000																					

**New York Mets @ Washington Nationals**  
Nationals Park, Washington, DC  
Mon Jul 20 2015, 7:09 PM - 9:58 PM EDT  
Att: 31,326 - Partly Cloudy - 94 F


AB 36  
R 2  
H 9  
RBI 2  
BB 3  
SO 6  
LOB 18




Batter	1	2	3	4	5	6	7	8	9	AB	R	H	RBI	BB	SO	LOB	BOTTOM			
3 Michael Taylor, R OBP: 0.283, SLG: 0.356		FC5		B1-3			G4-3			4	0	0	0	0	1	2				
8 Danny Espinosa, S OBP: 0.325, SLG: 0.422				P5			G6-3			4	2	1	0	0	0	0				
34 Bryce Harper, L OBP: 0.465, SLG: 0.697				F9						2	2	0	0	2	1	0				
5 Yunel Escobar, R OBP: 0.368, SLG: 0.420				F9			G5-3		P3	4	0	1	1	0	0	2				
25 Clint Robinson, L OBP: 0.348, SLG: 0.417	P6			L9						4	2	2	2	0	0	1				
20 Ian Desmond, R OBP: 0.251, SLG: 0.335				E			G4-3			4	1	2	2	0	0	0				
59 Jose Lobaton, S OBP: 0.299, SLG: 0.329										3	0	0	0	1	2	0				
21 Matthew den Dekker, L OBP: 0.229, SLG: 0.424				F7			G1-3		P1	3	0	0	0	1	0	2				
47 Gio González, R OBP: 0.130, SLG: 0.095										2	0	0	0	0	0	3				
1 Wilmer Difo, S OBP: 0.125, SLG: 0.125										1	0	0	0	0	0	0				
46 Matt Thornton, L										0	0	0	0	0	0	0				
44 Casey Janssen, R										0	0	0	0	0	0	0				
22 Drew Storen, S										0	0	0	0	0	0	0				
<b>Inning Stats</b>	R: 2 E: 1 K: 1 S: 12	H: 1 LOB: 2 BB: 1 P: 17	R: 0 E: 1 K: 0 S: 15	H: 0 LOB: 2 BB: 1 P: 23	R: 3 E: 1 K: 0 S: 12	H: 3 LOB: 2 BB: 2 P: 24	R: 0 E: 0 K: 0 S: 6	H: 0 LOB: 0 BB: 0 P: 9	R: 0 E: 0 K: 0 S: 4	H: 0 LOB: 0 BB: 0 P: 7	R: 0 E: 0 K: 1 S: 6	H: 0 LOB: 0 BB: 0 P: 9	R: 0 E: 0 K: 1 S: 7	H: 0 LOB: 0 BB: 0 P: 10	R: 2 E: 0 K: 1 S: 11	H: 2 LOB: 0 BB: 0 P: 15	1B: 4 2B: 1 3B: 0 HR: 1	SF: 0 SAC: 0 DP: 0 HBP: 0	WP: 0 PB: 0 SB: 0 CS: 0	PA: 35
<b>PITCHER</b>	IP WLS BF H R ER SO BB IBB HBP BLK WP HR S P ERA WHIP																			
33 Matt Harvey, R ERA: 3.04	(1, 1) 7.0 L 30 4 5 2 3 4 0 0 0 0 0 1 11 15 2.57 1.143																			
54 Alex Torres, L ERA: 3.52	(8, 1) 1.0 5 2 2 2 1 0 0 0 0 0 0 1 11 15 18.00 2.000																			


**New York Mets @ Washington Nationals**  
Nationals Park, Washington, DC  
Mon Jul 20 2015, 7:09 PM - 9:58 PM EDT  
Att: 31,326 - Partly Cloudy - 94 F

AB 31  
R 7  
H 6  
RBI 5  
BB 4  
SO 4  
LOB 10





Batter	1	2	3	4	5	6	7	8	9	AB R H RBI BB SO LOB	TOP												
3 Curtis Granderson, L (1.9) OBP: 0.346, SLG: 0.428	F7			G6-3 11 1B 4 1B 1B	K		K		L9 11 1B 28 1B 1B	5 2 2 1 0 2 2	<p><b>New York Mets @ Washington Nationals</b> Nationals Park, Washington, DC Tue Jul 21 2015, 7:06 PM - 9:59 PM EDT Att: 37,721 - Partly Cloudy - 91 F</p> <p>livebaseballscorecards.com</p> <p>AB 38 R 7 H 10 RBI 7 BB 3 SO 7 LOB 18</p> 												
11 Rubén Tejeda, R (1.6) OBP: 0.331, SLG: 0.354	G1-3			G6-3	L9		P3		L9 21 BB 4 G6-3 1B	5 1 1 1 0 0 1													
28 Daniel Murphy, L (1.5) OBP: 0.321, SLG: 0.386	G6-3			K	G4-3		G6-3		G6-3 4 G6-3 21 BB 1B	5 0 1 1 0 1 1													
21 Lucas Duda, L (1.3) OBP: 0.345, SLG: 0.419				HBP	F8				G6-3 4 G6-3 1B	3 0 1 0 1 0 0													
4 Wilmer Flores, R (1.4) OBP: 0.285, SLG: 0.387	P4			1B					G6-3	4 1 2 2 1 0 2													
9 Kirk Nieuwenhuis, L (1.7) 44 John Mayberry Jr., R (8.7) OBP: 0.237, SLG: 0.333	F8			L6					G6-3 1B	3 1 0 0 0 0 3 2 0 0 0 0 1 4													
22 Kevin Plawewski, R (1.2) OBP: 0.283, SLG: 0.318				K	G6-3		P4		E7 3 1B 1B	4 1 1 0 0 1 2													
48 Jacob deGrom, L (7.1) 29 Eric Campbell, R (7.1) 58 Jeurys Familia, R (7.1) 39 Bobby Parnell, R (8.1) 23 Michael Cuddyer, R (8.7) 27 Jeurys Familia, R (8.1)	F7			K					E7 3 1B BB	2 0 0 0 0 1 0 1 0 1 2 0 0 1 0 0 0 0 0 0 0 0 0 0 0 0 0 0 0 0 0 0 1 0 0 1 0 0 0 0 0 0 0 0 0 0 0													
12 Juan Lagares, R (1.8) OBP: 0.281, SLG: 0.335	G4-3			G6-3			G6-3		K	4 0 1 0 0 1 3													
<b>Inning Stats</b>	R: 0 E: 0 K: 0 S: 5	H: 0 LOB: 0 BB: 0 P: 10	R: 0 E: 0 K: 0 S: 6	H: 0 LOB: 0 BB: 0 P: 10	R: 0 E: 0 K: 1 S: 7	H: 0 LOB: 0 BB: 0 P: 9	R: 1 E: 0 K: 1 S: 17	H: 2 LOB: 2 BB: 0 P: 29	R: 0 E: 0 K: 2 S: 10	H: 0 LOB: 0 BB: 0 P: 11		R: 0 E: 0 K: 0 S: 5	H: 0 LOB: 0 BB: 0 P: 9	R: 2 E: 1 K: 1 S: 17	H: 2 LOB: 1 BB: 0 P: 19	R: 0 E: 0 K: 0 S: 10	H: 1 LOB: 2 BB: 1 P: 19	R: 4 E: 2 K: 2 S: 22	H: 4 LOB: 2 BB: 2 P: 35	1B: 9 2B: 1 3B: 0 HR: 0	SF: 0 SAC: 0 DP: 0 HBP: 1	WP: 0 PB: 0 SB: 1 CS: 0	PA: 42
<b>PITCHER</b>	IP WLS BF H R ER SO BB IBB HBP BLK WP HR S P ERA WHIP											IP WLS BF H R ER SO BB IBB HBP BLK WP HR S P ERA WHIP											
41 Joe Ross, R (1.1) ERA: 2.7	6.1 L 25 4 3 2 4 0 0 0 1 0 0 0 59 88 2.84 0.632																						
30 Aaron Barrett, R (7.1) ERA: 4.5	0.1 B 2 1 0 0 0 0 0 0 0 0 0 0 5 6 0.00 3.000																						
73 Felipe Vázquez, L (7.1) ERA: 2.12	1.1 6 1 0 0 1 0 1 0 0 0 0 0 13 22 0.00 0.750																						
57 Tanner Roark, R (9.1) ERA: 4.97	0.1 6 4 4 4 1 1 0 0 0 0 0 0 15 23 108.00 15.000																						
62 Abel De Los Santos, R (9.1) ERA:	0.2 3 0 0 0 1 1 0 0 0 0 0 0 7 12 0.00 1.500																						

Batter	1	2	3	4	5	6	7	8	9	AB R H RBI BB SO LOB	BOTTOM												
3 Michael Taylor, R (1.8) OBP: 0.279, SLG: 0.351	K			B1-3			K		L9	4 0 0 0 0 2 0	<p><b>New York Mets @ Washington Nationals</b> Nationals Park, Washington, DC Tue Jul 21 2015, 7:06 PM - 9:59 PM EDT Att: 37,721 - Partly Cloudy - 91 F</p> <p>livebaseballscorecards.com</p> <p>AB 31 R 2 H 5 RBI 2 BB 0 SO 11 LOB 7</p> 												
8 Danny Espinosa, S (1.4) OBP: 0.324, SLG: 0.419	K			K			F7		L9 34 HBP 1B	4 0 1 0 0 2 0													
34 Bryce Harper, L (1.9) OBP: 0.463, SLG: 0.690	F9			G6-3			G3		HBP	3 0 0 0 0 0 0													
5 Yunel Escobar, R (1.5) OBP: 0.367, SLG: 0.421				G5-3			G4-3		K	4 1 1 0 0 1 2													
25 Clint Robinson, L (1.3) OBP: 0.346, SLG: 0.413	F9			G3-1			G3-1		G3-1	4 0 1 0 0 0 3													
20 Ian Desmond, R (1.6) OBP: 0.251, SLG: 0.335	CS			K			K		K	3 0 1 0 0 2 2													
40 Wilson Ramos, R (1.2) OBP: 0.277, SLG: 0.390	CS			F9			HR		G6-3	3 1 1 2 0 0 0													
21 Matthew den Dekker, L (1.7) OBP: 0.211, SLG: 0.389	G3			G3			G1-3		G1-3	3 0 0 0 0 1 0													
41 Joe Ross, R (1.1) 30 Aaron Barrett, R (7.1) 73 Felipe Vázquez, L (7.1) 26 Dan Uggla, R (8.1) 57 Tanner Roark, R (9.1) 62 Abel De Los Santos, R (9.1)	K			K			K		K	2 0 0 0 0 2 0 0 0 0 0 0 0 0 0 0 0 0 0 0 0 0 0 1 0 0 0 0 1 0 0 0 0 0 0 0 0 0 0 0 0 0 0 0 0 0 0													
<b>Inning Stats</b>	R: 0 E: 0 K: 2 S: 16	H: 0 LOB: 0 BB: 0 P: 19	R: 0 E: 0 K: 0 S: 9	H: 1 LOB: 0 BB: 0 P: 14	R: 0 E: 0 K: 1 S: 9	H: 0 LOB: 0 BB: 0 P: 13	R: 0 E: 0 K: 1 S: 8	H: 0 LOB: 0 BB: 0 P: 12	R: 2 E: 0 K: 2 S: 12	H: 2 LOB: 0 BB: 0 P: 17		R: 0 E: 0 K: 2 S: 7	H: 0 LOB: 0 BB: 0 P: 7	R: 0 E: 0 K: 1 S: 10	H: 1 LOB: 1 BB: 0 P: 15	R: 0 E: 0 K: 1 S: 6	H: 0 LOB: 0 BB: 0 P: 10	R: 0 E: 0 K: 1 S: 13	H: 1 LOB: 2 BB: 0 P: 20	1B: 3 2B: 1 3B: 0 HR: 1	SF: 0 SAC: 0 DP: 0 HBP: 1	WP: 0 PB: 0 SB: 0 CS: 1	PA: 33
<b>PITCHER</b>	IP WLS BF H R ER SO BB IBB HBP BLK WP HR S P ERA WHIP											IP WLS BF H R ER SO BB IBB HBP BLK WP HR S P ERA WHIP											
48 Jacob deGrom, R (1.1) ERA: 2.18	6.0 W 20 3 2 2 8 0 0 0 0 0 0 0 61 82 3.00 0.500																						
58 Jeurys Familia, R (7.1) ERA:	1.0 H 4 1 0 0 1 0 0 0 0 0 0 0 10 15 0.00 1.000																						
39 Bobby Parnell, R (8.1) ERA: 0.73	1.0 H 3 0 0 0 1 0 0 0 0 0 0 0 6 10 0.00 0.000																						
27 Jeurys Familia, R (9.1) ERA: 1.39	1.0 5 1 0 0 1 0 0 0 1 0 0 0 13 20 0.00 1.000																						



Batter	1	2	3	4	5	6	7	8	9	AB	R	H	RBI	BB	SO	LOB	TOP																				
3 Curtis Granderson, L OBP: 0.345, SLG: 0.424										4	0	1	0	0	0	1	<b>New York Mets @ Washington Nationals</b> Nationals Park, Washington, DC Wed Jul 22 2015, 12:36 PM - 3:37 PM EDT Att: 41,291 - Sunny - 79 F																				
11 Rubén Tejada, R OBP: 0.331, SLG: 0.354										3	1	1	0	0	1																						
28 Daniel Murphy, L OBP: 0.323, SLG: 0.387										4	1	2	0	0	0	1																					
21 Lucas Duda, L OBP: 0.341, SLG: 0.414										4	0	0	0	0	1	5																					
4 Wilmer Flores, R OBP: 0.282, SLG: 0.382										4	0	0	0	0	1	2																					
9 Kirk Nieuwenhuis, L OBP: 0.223, SLG: 0.345										4	1	1	2	0	2	0																					
22 Kevin Plawecki, R OBP: 0.282, SLG: 0.317										4	0	1	1	0	2	0																					
34 Noah Syndergaard, L OBP: 0.200, SLG: 0.320										2	0	0	0	0	1	1																					
47 Hansel Robles, R OBP: 0.235, SLG: 0.330										1	0	0	0	0	0	0																					
58 Jenry Mejia, R OBP: 0.235, SLG: 0.330										0	0	0	0	0	0	0																					
39 Bobby Parnell, R OBP: 0.235, SLG: 0.330										0	0	0	0	0	0	0																					
12 Juan Lagares, R OBP: 0.282, SLG: 0.335										3	0	1	0	0	1	0																					
<b>Inning Stats</b>	R: 0 E: 0 K: 0 S: 5	H: 1 LOB: 1 BB: 0 P: 8	R: 0 E: 0 K: 0 S: 7	H: 0 LOB: 0 BB: 0 P: 10	R: 0 E: 0 K: 2 S: 11	H: 0 LOB: 0 BB: 0 P: 15	R: 3 E: 0 K: 1 S: 19	H: 4 LOB: 1 BB: 0 P: 26	R: 0 E: 0 K: 2 S: 13	H: 0 LOB: 0 BB: 0 P: 14	R: 0 E: 0 K: 0 S: 9	H: 0 LOB: 0 BB: 0 P: 12	R: 0 E: 0 K: 0 S: 8	H: 0 LOB: 0 BB: 0 P: 10	R: 0 E: 0 K: 3 S: 12	H: 0 LOB: 0 BB: 0 P: 20	1B: 6 2B: 1 3B: 0 HR: 0	SF: 0 SAC: 1 DP: 0 HBP: 0	WP: 0 PB: 0 SB: 0 CS: 0	PA: 34																	
<b>PITCHER</b>	IP: 7.0 WLS: 3 BF: 28 ERA: 3.3	WLS: 3 BF: 3 ERA: 1.93	WLS: 3 BF: 0 ERA: 1.73	WLS: 0 BF: 0 ERA: 0.00	WLS: 0 BF: 0 ERA: 0.00	WLS: 0 BF: 0 ERA: 0.00	WLS: 0 BF: 0 ERA: 0.00	WLS: 0 BF: 0 ERA: 0.00	WLS: 0 BF: 0 ERA: 0.00	WLS: 0 BF: 0 ERA: 0.00	WLS: 0 BF: 0 ERA: 0.00	WLS: 0 BF: 0 ERA: 0.00	WLS: 0 BF: 0 ERA: 0.00	WLS: 0 BF: 0 ERA: 0.00	WLS: 0 BF: 0 ERA: 0.00	WLS: 0 BF: 0 ERA: 0.00	IP: 7.0 WLS: 3 BF: 28 ERA: 3.3	WLS: 3 BF: 3 ERA: 1.93	WLS: 3 BF: 0 ERA: 1.73	WLS: 0 BF: 0 ERA: 0.00	WLS: 0 BF: 0 ERA: 0.00	WLS: 0 BF: 0 ERA: 0.00	WLS: 0 BF: 0 ERA: 0.00	WLS: 0 BF: 0 ERA: 0.00	WLS: 0 BF: 0 ERA: 0.00	WLS: 0 BF: 0 ERA: 0.00	WLS: 0 BF: 0 ERA: 0.00	IP: 7.0 WLS: 3 BF: 28 ERA: 3.3	WLS: 3 BF: 3 ERA: 1.93	WLS: 3 BF: 0 ERA: 1.73	WLS: 0 BF: 0 ERA: 0.00	WLS: 0 BF: 0 ERA: 0.00	WLS: 0 BF: 0 ERA: 0.00	WLS: 0 BF: 0 ERA: 0.00	WLS: 0 BF: 0 ERA: 0.00	WLS: 0 BF: 0 ERA: 0.00	IP: 7.0 WLS: 3 BF: 28 ERA: 3.3

Batter	1	2	3	4	5	6	7	8	9	AB	R	H	RBI	BB	SO	LOB	BOTTOM																
3 Michael Taylor, R OBP: 0.281, SLG: 0.352										5	1	2	3	0	2	2	<b>New York Mets @ Washington Nationals</b> Nationals Park, Washington, DC Wed Jul 22 2015, 12:36 PM - 3:37 PM EDT Att: 41,291 - Sunny - 79 F																
8 Danny Espinosa, S OBP: 0.322, SLG: 0.419										5	0	1	1	0	1	4																	
34 Bryce Harper, L OBP: 0.465, SLG: 0.687										4	0	2	0	1	0	0																	
5 Yunel Escobar, R OBP: 0.366, SLG: 0.420										0	0	0	0	0	0	0																	
26 Dan Uggla, R OBP: 0.304, SLG: 0.310										4	0	0	0	1	2	3																	
25 Clint Robinson, L OBP: 0.344, SLG: 0.406										3	0	0	0	1	0	2																	
40 Wilson Ramos, R OBP: 0.277, SLG: 0.388										4	0	1	0	0	1	1																	
20 Ian Desmond, R OBP: 0.260, SLG: 0.339										2	2	2	0	2	0	0																	
21 Matthew den Dekker, L OBP: 0.286, SLG: 0.405										1	1	1	0	3	0	0																	
27 Jordan Zimmermann, R OBP: 0.114, SLG: 0.143										2	0	0	0	0	1	5																	
46 Matt Thornton, L OBP: 0.297, SLG: 0.378										0	0	0	0	0	0	0																	
12 Tyler Moore, R OBP: 0.251, SLG: 0.378										1	0	0	0	0	0	2																	
22 Drew Storen, S OBP: 0.251, SLG: 0.378										0	0	0	0	0	0	0																	
<b>Inning Stats</b>	R: 0 E: 0 K: 0 S: 8	H: 0 LOB: 0 BB: 0 P: 12	R: 0 E: 0 K: 1 S: 11	H: 1 LOB: 2 BB: 2 P: 23	R: 0 E: 0 K: 2 S: 12	H: 1 LOB: 2 BB: 1 P: 22	R: 1 E: 0 K: 1 S: 13	H: 2 LOB: 1 BB: 1 P: 24	R: 0 E: 0 K: 1 S: 9	H: 1 LOB: 2 BB: 1 P: 17	R: 0 E: 0 K: 1 S: 11	H: 1 LOB: 2 BB: 1 P: 20	R: 0 E: 0 K: 1 S: 11	H: 0 LOB: 0 BB: 0 P: 14	R: 3 E: 0 K: 1 S: 13	H: 3 LOB: 2 BB: 2 P: 27	1B: 8 2B: 1 3B: 0 HR: 0	SF: 0 SAC: 1 DP: 1 HBP: 0	WP: 1 PB: 0 SB: 2 CS: 0	PA: 40													
<b>PITCHER</b>	IP: 5.0 WLS: 5 BF: 24 ERA: 2.97	WLS: 5 BF: 24 ERA: 2.97	WLS: 5 BF: 24 ERA: 2.97	WLS: 5 BF: 24 ERA: 2.97	WLS: 5 BF: 24 ERA: 2.97	WLS: 5 BF: 24 ERA: 2.97	WLS: 5 BF: 24 ERA: 2.97	WLS: 5 BF: 24 ERA: 2.97	WLS: 5 BF: 24 ERA: 2.97	WLS: 5 BF: 24 ERA: 2.97	WLS: 5 BF: 24 ERA: 2.97	WLS: 5 BF: 24 ERA: 2.97	WLS: 5 BF: 24 ERA: 2.97	WLS: 5 BF: 24 ERA: 2.97	WLS: 5 BF: 24 ERA: 2.97	WLS: 5 BF: 24 ERA: 2.97	IP: 5.0 WLS: 5 BF: 24 ERA: 2.97	WLS: 5 BF: 24 ERA: 2.97	WLS: 5 BF: 24 ERA: 2.97	WLS: 5 BF: 24 ERA: 2.97	WLS: 5 BF: 24 ERA: 2.97	WLS: 5 BF: 24 ERA: 2.97	WLS: 5 BF: 24 ERA: 2.97	WLS: 5 BF: 24 ERA: 2.97	WLS: 5 BF: 24 ERA: 2.97	WLS: 5 BF: 24 ERA: 2.97	IP: 5.0 WLS: 5 BF: 24 ERA: 2.97	WLS: 5 BF: 24 ERA: 2.97	WLS: 5 BF: 24 ERA: 2.97	WLS: 5 BF: 24 ERA: 2.97	WLS: 5 BF: 24 ERA: 2.97	WLS: 5 BF: 24 ERA: 2.97	IP: 5.0 WLS: 5 BF: 24 ERA: 2.97







Batter	1	2	3	4	5	6	7	8	9	AB	R	H	RBI	BB	SO	LOB	TOP					
31 Joc Pederson, L OBP: 0.356, SLG: 0.461										5	0	1	1	0	1	0	<b>Los Angeles Dodgers @ New York Mets</b> Citi Field, Flushing, NY Fri Jul 24 2015, 7:11 PM - 9:50 PM EDT Att: 36,066 - Partly Cloudy - 84 F					
47 Howie Kendrick, R OBP: 0.336, SLG: 0.406										5	1	1	0	0	1	1						
10 Justin Turner, R OBP: 0.389, SLG: 0.569										5	1	3	2	0	0	0						
33 Scott Van Slyke, R OBP: 0.340, SLG: 0.426										4	1	1	0	0	0	2						
66 Yasiel Puig, R OBP: 0.335, SLG: 0.434										4	1	1	2	0	1	1						
14 Enrique Hernández, R OBP: 0.303, SLG: 0.442										4	1	2	0	0	0	0						
11 Jimmy Rollins, S OBP: 0.265, SLG: 0.345										3	2	2	1	1	0	1						
65 Austin Barnes, R OBP: 0.412, SLG: 0.357										3	0	1	0	0	1	1						
58 Ian Thomas, R 3 Carl Crawford, L 62 Joel Peralta, R 12 Juan Nicasio, R 5 Alberto Callaspo, S 52 Pedro Báez, R 71 Josh Ravin, R										2	0	0	0	0	0	3						
<b>Inning Stats</b>	R: 1 E: 0 K: 1 S: 11	H: 2 LOB: 1 BB: 0 P: 15	R: 2 E: 0 K: 0 S: 14	H: 3 LOB: 1 BB: 0 P: 20	R: 3 E: 0 K: 0 S: 16	H: 3 LOB: 1 BB: 1 P: 26	R: 0 E: 0 K: 0 S: 9	H: 1 LOB: 0 BB: 0 P: 14	R: 0 E: 0 K: 1 S: 9	H: 2 LOB: 2 BB: 0 P: 13	R: 0 E: 0 K: 1 S: 8	H: 0 LOB: 0 BB: 0 P: 10	R: 0 E: 0 K: 0 S: 5	H: 0 LOB: 0 BB: 0 P: 9	R: 1 E: 0 K: 2 S: 10	H: 1 LOB: 0 BB: 0 P: 14		R: 0 E: 0 K: 1 S: 7	H: 0 LOB: 0 BB: 0 P: 11	1B: 5 2B: 4 3B: 0 HR: 3	SF: 0 SAC: 0 DP: 1 HBP: 1	WP: 0 PB: 0 SB: 0 CS: 0
<b>PITCHER</b>	IP WLS BF H R ER SO BB IBB HBP BLK WP HR S P ERA WHIP																					
49 Jonathon Niese, L ERA: 3.75	(1, 1) 3.0 L 18 8 6 6 1 1 0 0 1 0 0 2 41 61 18.00 3.000																					
52 Carlos Torres, R ERA: 3.75	(4, 1) 3.0 11 3 0 0 2 0 0 0 0 0 0 26 37 0.00 1.000																					
47 Hansel Robles, R ERA: 4.0	(7, 1) 2.0 7 1 1 1 2 0 0 0 0 0 1 15 23 4.50 0.500																					
54 Alex Torres, L ERA: 3.41	(9, 1) 1.0 3 0 0 0 1 0 0 0 0 0 0 7 11 0.00 0.000																					

Batter	1	2	3	4	5	6	7	8	9	AB	R	H	RBI	BB	SO	LOB	BOTTOM					
3 Curtis Granderson, L OBP: 0.343, SLG: 0.418										3	0	0	0	1	1	0	<b>Los Angeles Dodgers @ New York Mets</b> Citi Field, Flushing, NY Fri Jul 24 2015, 7:11 PM - 9:50 PM EDT Att: 36,066 - Partly Cloudy - 84 F					
11 Rubén Tejada, R OBP: 0.326, SLG: 0.350										4	1	2	0	0	0	1						
28 Daniel Murphy, L OBP: 0.321, SLG: 0.384										4	0	1	1	0	1	1						
4 Wilmer Flores, R OBP: 0.282, SLG: 0.380										4	0	1	0	0	1	0						
21 Lucas Duda, L OBP: 0.340, SLG: 0.414										4	1	1	0	0	2	2						
12 Juan Lagares, R OBP: 0.280, SLG: 0.332										3	0	1	0	0	0	1						
30 Michael Conforto, L										3	0	0	1	0	0	1						
22 Kevin Plawecki, R OBP: 0.278, SLG: 0.311										3	0	0	0	0	0	0						
49 Jonathon Niese, L 16 Denny Mauro, S 52 Carlos Torres, R 9 Kirk Nieuwenhuis, L 47 Hansel Robles, R 44 John Mayberry Jr., R 54 Alex Torres, L										0	0	0	0	0	0	0						
<b>Inning Stats</b>	R: 0 E: 0 K: 0 S: 7	H: 1 LOB: 0 BB: 0 P: 13	R: 0 E: 0 K: 2 S: 11	H: 1 LOB: 1 BB: 0 P: 18	R: 0 E: 0 K: 2 S: 10	H: 0 LOB: 0 BB: 0 P: 15	R: 0 E: 0 K: 1 S: 10	H: 0 LOB: 0 BB: 0 P: 17	R: 1 E: 0 K: 0 S: 11	H: 3 LOB: 2 BB: 0 P: 18	R: 1 E: 0 K: 1 S: 15	H: 0 LOB: 0 BB: 0 P: 23	R: 0 E: 0 K: 0 S: 11	H: 0 LOB: 0 BB: 0 P: 15	R: 0 E: 0 K: 1 S: 9	H: 0 LOB: 0 BB: 1 P: 17		R: 0 E: 0 K: 0 S: 6	H: 0 LOB: 0 BB: 0 P: 7	1B: 5 2B: 1 3B: 0 HR: 0	SF: 0 SAC: 0 DP: 2 HBP: 0	WP: 0 PB: 0 SB: 1 CS: 0
<b>PITCHER</b>	IP WLS BF H R ER SO BB IBB HBP BLK WP HR S P ERA WHIP																					
58 Ian Thomas, L ERA: 4.11	(1, 1) 5.0 W 17 3 1 1 5 0 0 0 0 0 0 49 81 1.80 0.600																					
62 Joel Peralta, R ERA: 4.11	(6, 1) 0.2 5 3 1 1 0 0 0 0 0 0 0 11 18 13.50 4.500																					
12 Juan Nicasio, R ERA: 3.05	(6, 1) 1.1 H 4 0 0 0 1 0 0 0 0 0 0 15 20 0.00 0.000																					
52 Pedro Báez, R ERA: 3.04	(8, 1) 1.0 3 0 0 0 1 1 0 0 0 0 0 9 17 0.00 1.000																					
71 Josh Ravin, R ERA: 5.63	(9, 1) 1.0 3 0 0 0 0 0 0 0 0 0 0 6 7 0.00 0.000																					

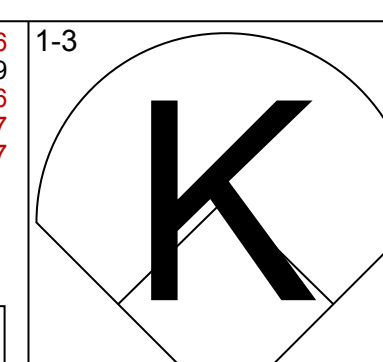
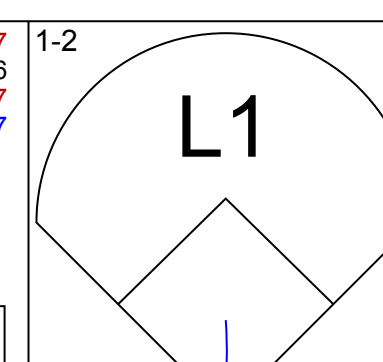
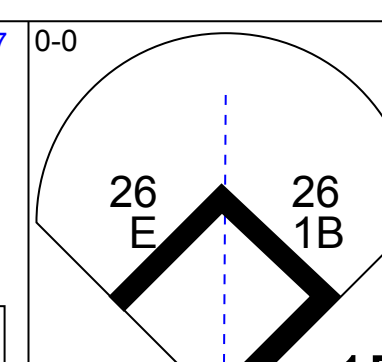
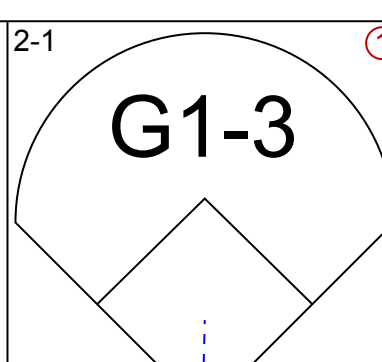
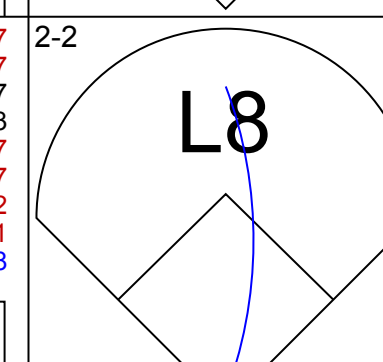
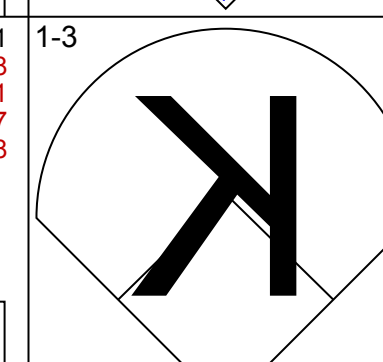
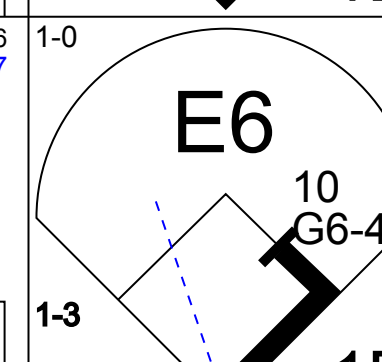
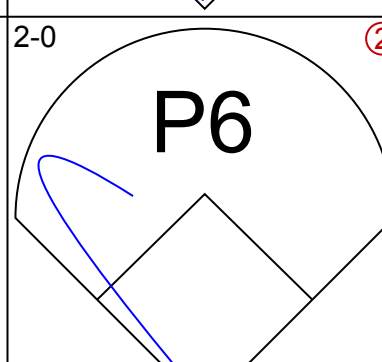
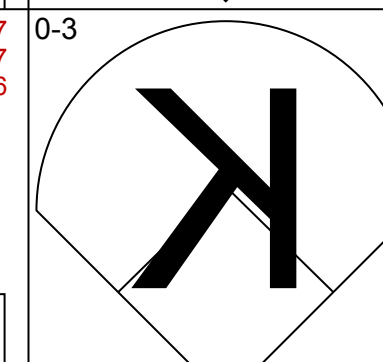
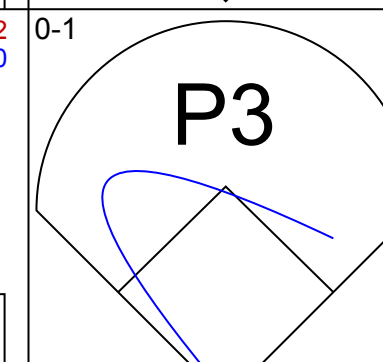
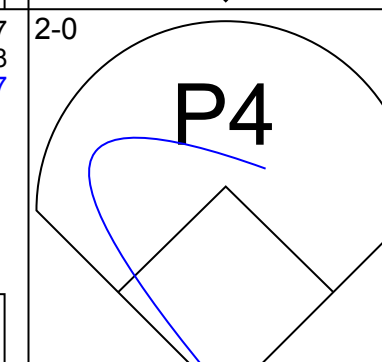
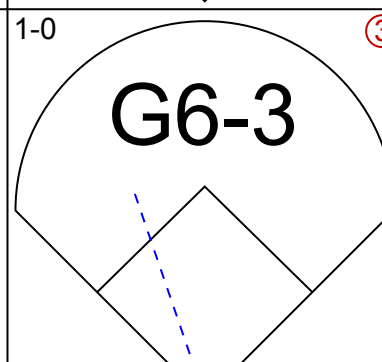
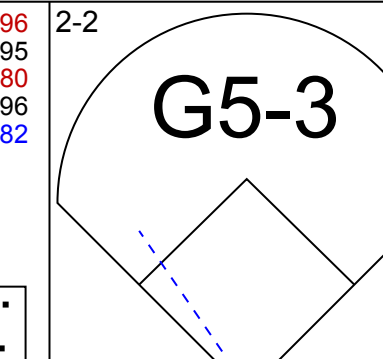
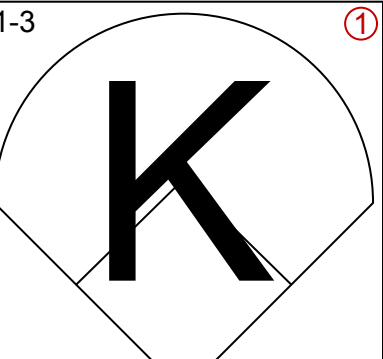
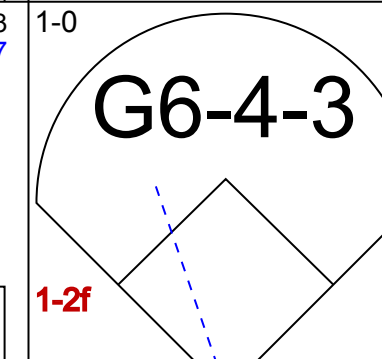
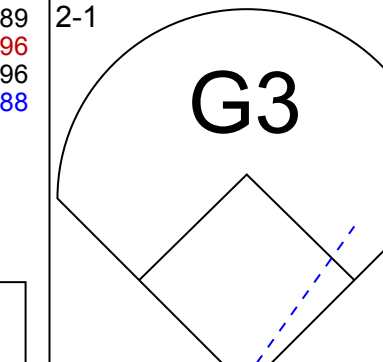
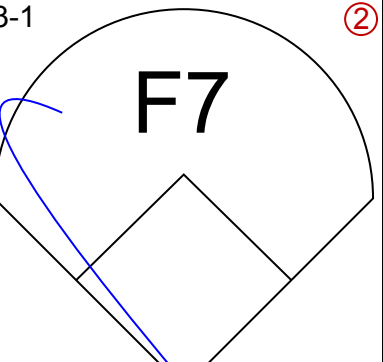
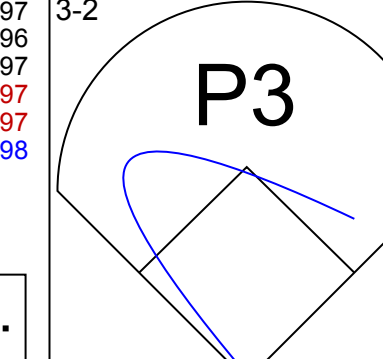
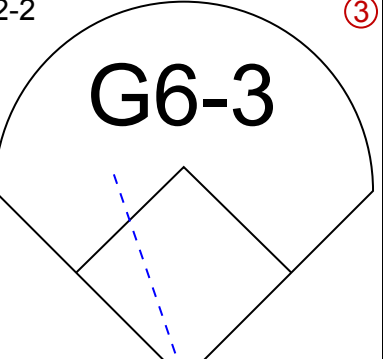
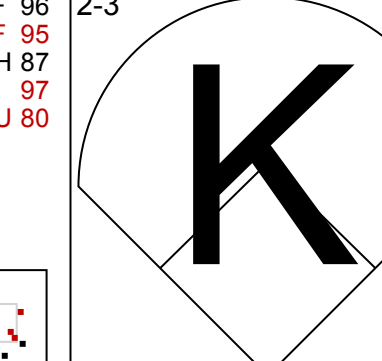
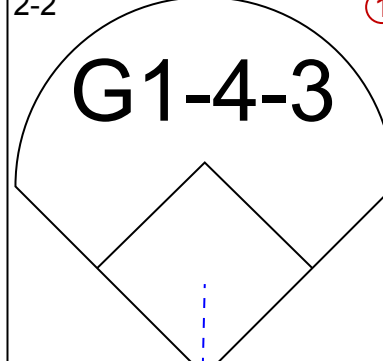
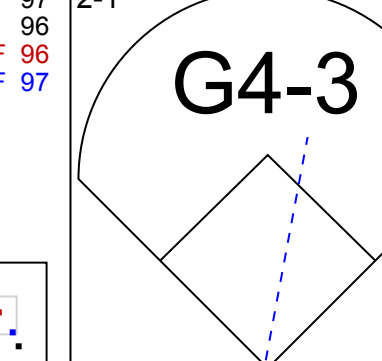
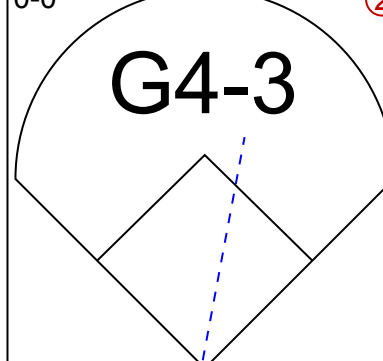
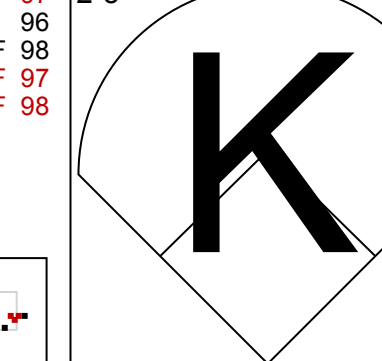

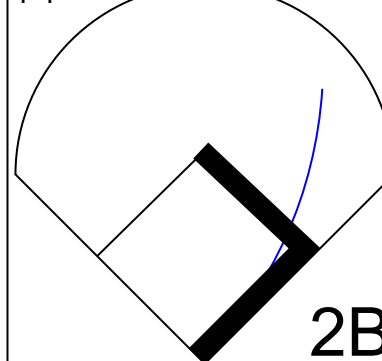






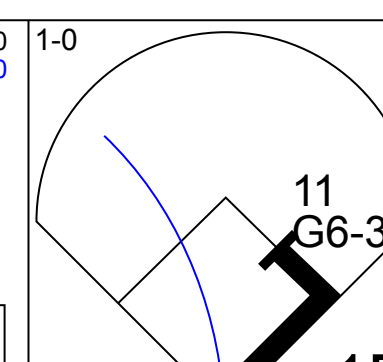
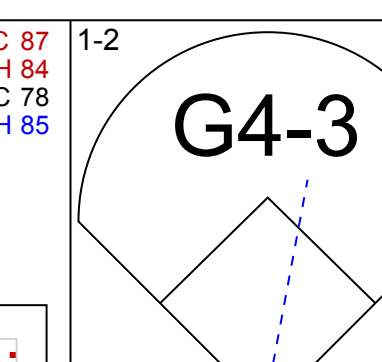
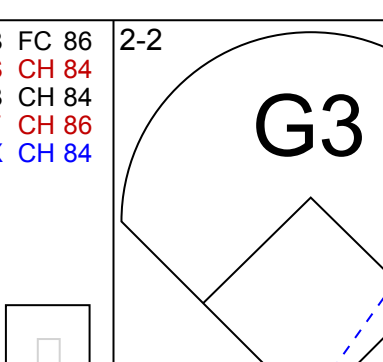
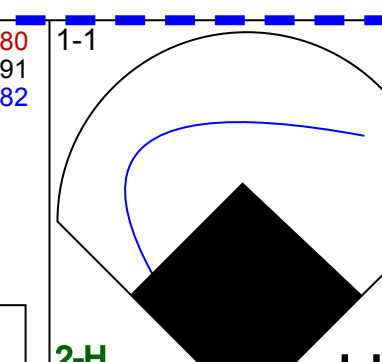
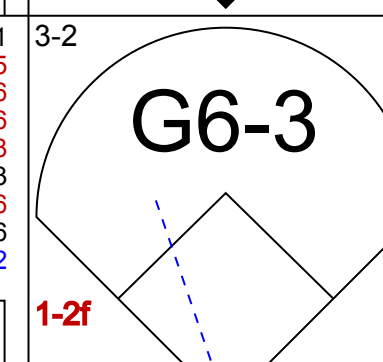
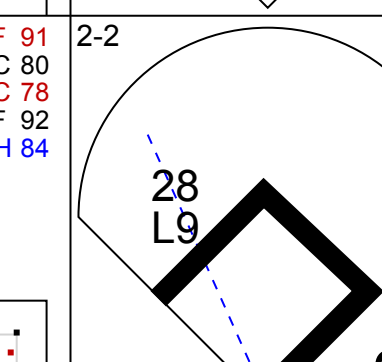
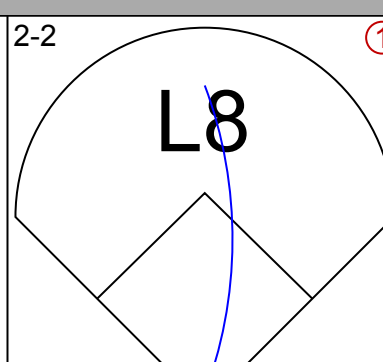
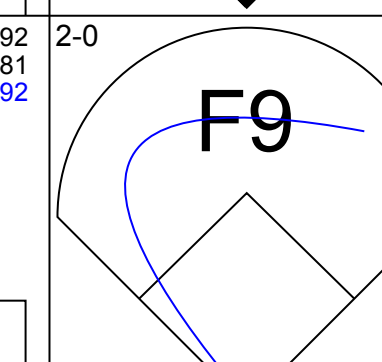
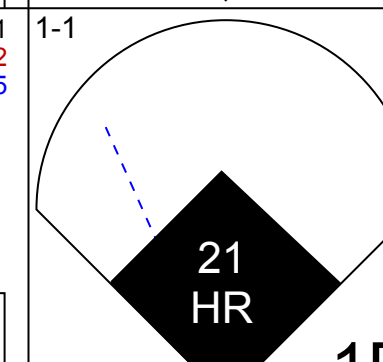
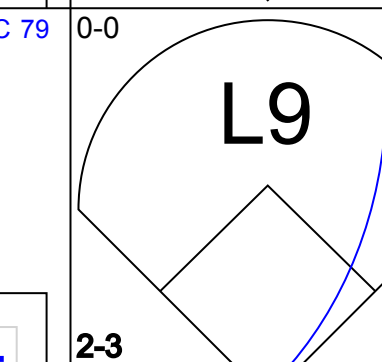
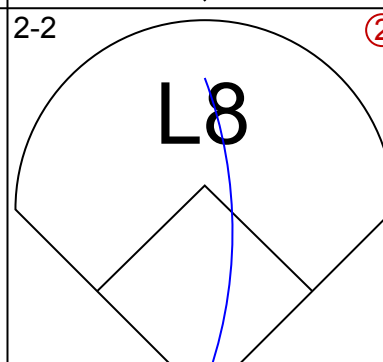
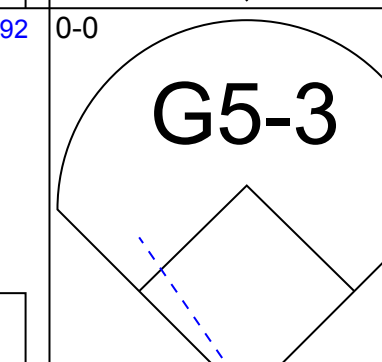
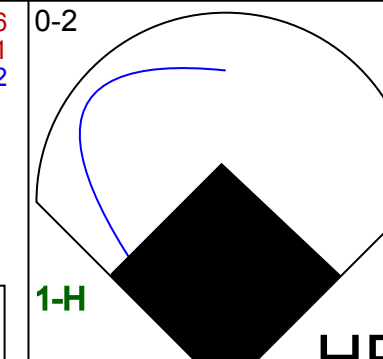
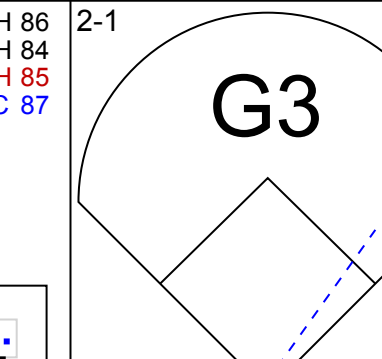
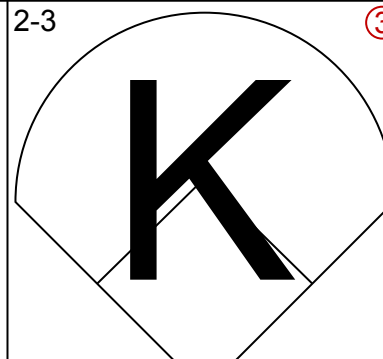
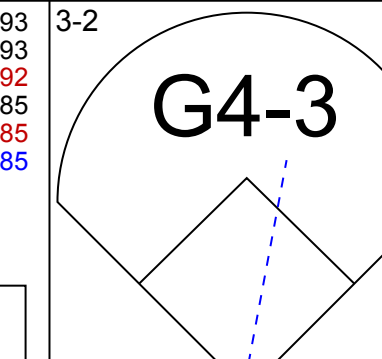
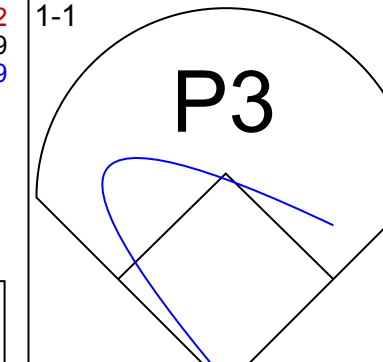
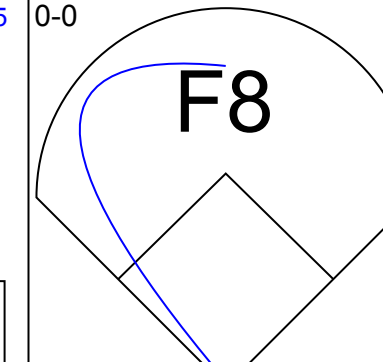
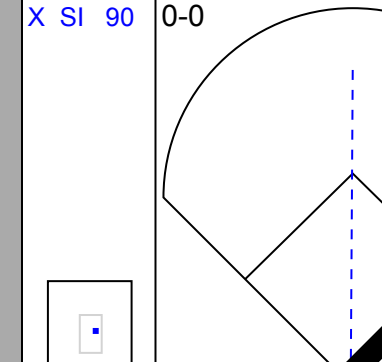
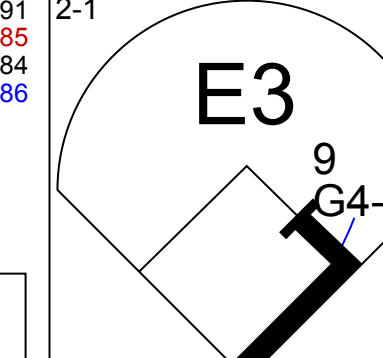
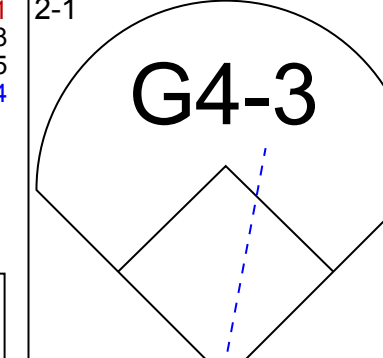
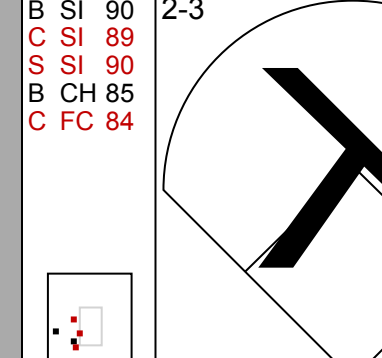
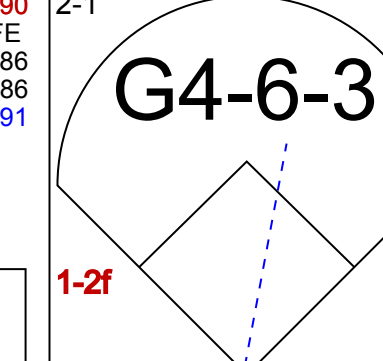
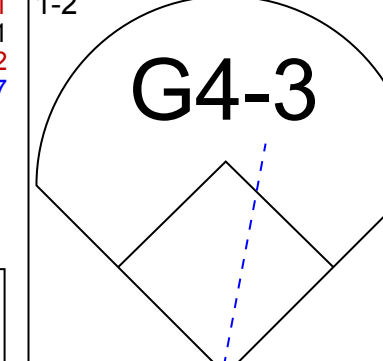
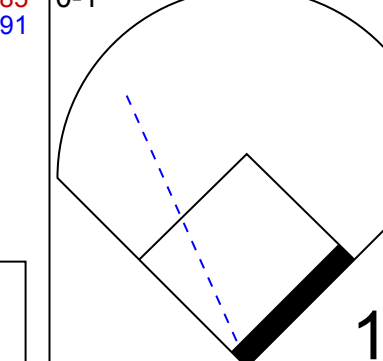

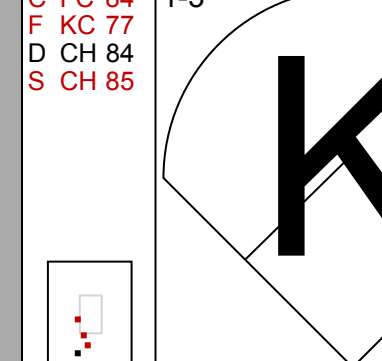
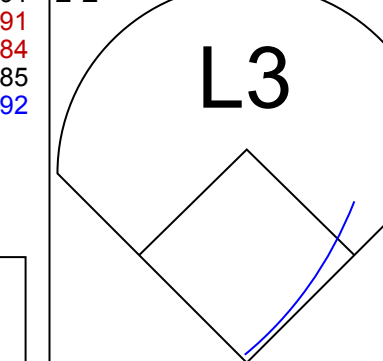
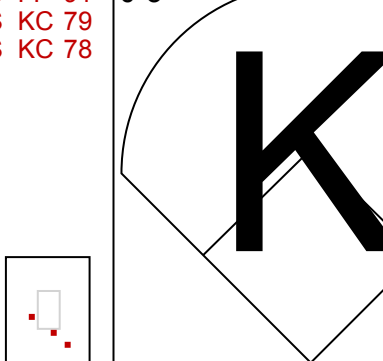

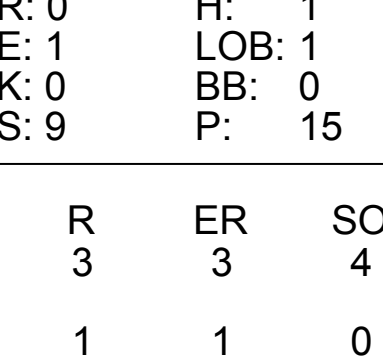
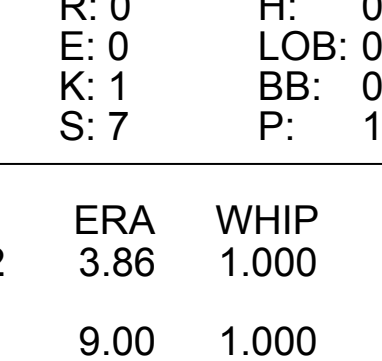
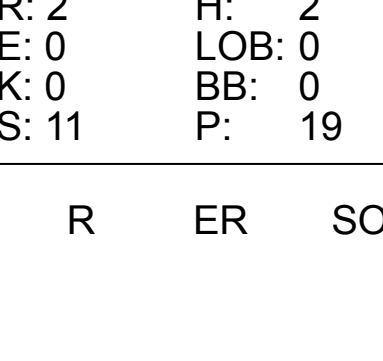




Batter	1	2	3	4	5	6	7	8	9	AB	R	H	RBI	BB	SO	LOB	TOP			
25 Will Venable, L (1,8) OBP: 0.317, SLG: 0.387										4	0	1	0	0	1	1	<p>San Diego Padres @ New York Mets</p> <p>Citi Field, Flushing, NY</p> <p>Tue Jul 28 2015, 7:12 PM - 9:30 PM EDT</p> <p>Att: 26,034 - Partly Cloudy - 86 F</p>			
26 Yanervis Solarte, S (1,5) OBP: 0.301, SLG: 0.315										4	0	1	0	0	1	1				
27 Matt Kemp, R (1,9) OBP: 0.303, SLG: 0.409										4	0	0	0	0	1	3				
10 Justin Upton, R (1,7) OBP: 0.327, SLG: 0.425										3	0	0	0	0	1	2				
23 Yonder Alonso, L (1,3) OBP: 0.369, SLG: 0.368										3	0	1	0	0	0	0				
3 Derek Norris, R (1,2) OBP: 0.273, SLG: 0.390										3	0	0	0	0	0	1				
9 Jedd Gyorko, R (1,4) OBP: 0.274, SLG: 0.330										3	0	0	0	0	2	1				
5 Alexi Amarista, L (1,6) OBP: 0.280, SLG: 0.284										3	0	0	0	0	1	1				
33 James Shields, R (1,1) OBP: 0.159, SLG: 0.182										2	0	0	0	0	2	0				
56 Shawn Kelley, R (8,1)										0	0	0	0	0	0	0				
16 Abraham Almonte, SS, PH OBP: 0.276, SLG: 0.264										1	0	1	0	0	0	0				
<b>Inning Stats</b>	R: 0 E: 0 K: 2 S: 14	H: 0 LOB: 0 BB: 0 P: 17	R: 0 E: 0 K: 0 S: 8	H: 0 LOB: 0 BB: 0 P: 15	R: 0 E: 0 K: 2 S: 8	H: 0 LOB: 0 BB: 0 P: 14	R: 0 E: 0 K: 1 S: 9	H: 0 LOB: 0 BB: 0 P: 11	R: 0 E: 0 K: 1 S: 7	H: 0 LOB: 0 BB: 0 P: 10	R: 0 E: 1 K: 0 S: 4	H: 2 LOB: 1 BB: 0 P: 8	R: 0 E: 0 K: 2 S: 12	H: 1 LOB: 1 BB: 0 P: 18	R: 0 E: 0 K: 0 S: 6	H: 1 LOB: 0 BB: 0 P: 12	1B: 3 2B: 1 3B: 0 HR: 0	SF: 0 SAC: 0 DP: 1 HBP: 0	WP: 0 PB: 0 SB: 0 CS: 0	PA: 30
<b>PITCHER</b>	IP	WLS	BF	H	R	ER	SO	BB	IBB	HBP	BLK	WP	HR	S	P	ERA	WHIP			
34 Noah Syndergaard, R (1,1) ERA: 2.7	8.0	W	26	3	0	0	9	0	0	0	0	0	0	70	107	0.00	0.375			
46 Tyler Clippard, R (9,1) ERA: 2.72	1.0		4	1	0	0	0	0	0	0	0	0	0	6	12	0.00	1.000			

AB	30
R	0
H	4
RBI	0
BB	0
SO	9
LOB	10



Batter	1	2	3	4	5	6	7	8	9	AB	R	H	RBI	BB	SO	LOB	BOTTOM			
3 Curtis Granderson, L (1,9) OBP: 0.346, SLG: 0.431										4	1	2	2	0	0	0	<p>San Diego Padres @ New York Mets</p> <p>Citi Field, Flushing, NY</p> <p>Tue Jul 28 2015, 7:12 PM - 9:30 PM EDT</p> <p>Att: 26,034 - Partly Cloudy - 86 F</p>			
11 Rubén Tejada, R (1,6) OBP: 0.326, SLG: 0.350										4	0	1	0	0	0	1				
28 Daniel Murphy, L (1,4) OBP: 0.327, SLG: 0.394										4	1	1	0	0	0	1				
21 Lucas Duda, L (1,3) OBP: 0.338, SLG: 0.433										4	1	1	2	0	1	1				
2 Juan Uribe, R (1,5) OBP: 0.333, SLG: 0.410										3	0	1	0	0	0	0				
30 Michael Conforto, L (1,7) OBP: 0.487, SLG: 0.500										3	0	0	0	0	1	1				
46 Tyler Clippard, R (9,1) ERA: 2.72										0	0	0	0	0	0	0				
9 Kirk Nieuwenhuis, L (1,8) OBP: 0.262, SLG: 0.367										3	0	0	0	0	0	2				
22 Kevin Plawecki, R (1,2) OBP: 0.281, SLG: 0.306										3	0	1	0	0	1	1				
34 Noah Syndergaard, L (1,1) OBP: 0.185, SLG: 0.296										2	0	0	0	0	1	1				
12 Juan Lagares, R (8, PH) OBP: 0.281, SLG: 0.336										1	1	1	0	0	0	0				
<b>Inning Stats</b>	R: 2 E: 0 K: 0 S: 14	H: 3 LOB: 0 BB: 0 P: 20	R: 0 E: 1 K: 0 S: 9	H: 1 LOB: 1 BB: 0 P: 15	R: 0 E: 0 K: 0 S: 9	H: 1 LOB: 1 BB: 0 P: 14	R: 0 E: 0 K: 0 S: 6	H: 0 LOB: 0 BB: 0 P: 9	R: 0 E: 0 K: 1 S: 7	H: 0 LOB: 0 BB: 0 P: 11	R: 0 E: 0 K: 2 S: 10	H: 1 LOB: 0 BB: 0 P: 16	R: 0 E: 0 K: 0 S: 8	H: 1 LOB: 0 BB: 0 P: 11	R: 2 E: 0 K: 0 S: 11	H: 2 LOB: 0 BB: 0 P: 19	1B: 4 2B: 2 3B: 0 HR: 2	SF: 0 SAC: 0 DP: 2 HBP: 0	WP: 0 PB: 0 SB: 0 CS: 0	PA: 31
<b>PITCHER</b>	IP	WLS	BF	H	R	ER	SO	BB	IBB	HBP	BLK	WP	HR	S	P	ERA	WHIP			
33 James Shields, R (1,1) ERA: 3.77	7.0	L	27	7	3	3	4	0	0	0	0	0	1	67	102	3.86	1.000			
56 Shawn Kelley, R (8,1) ERA: 3.25	1.0		4	1	1	1	0	0	0	0	0	0	1	7	13	9.00	1.000			

AB	31
R	4
H	8
RBI	4
BB	0
SO	4
LOB	8





Batter	1	2	3	4	5	6	7	8	9	AB	R	H	RBI	BB	SO	LOB	TOP					
25 Will Venable, L OBP: 0.318, SLG: 0.388										5	2	2	1	0	2	4	<b>San Diego Padres @ New York Mets</b> Citi Field, Flushing, NY Wed Jul 29 2015, 7:11 PM - 10:22 PM EDT Att: 24,804 - Partly Cloudy - 89 F					
26 Yanervis Solarte, S OBP: 0.309, SLG: 0.389										5	2	4	1	0	0	0						
27 Matt Kemp, R OBP: 0.303, SLG: 0.409										3	0	1	1	1	0	2						
59 Kevin Quackenbush, R OBP: 0.276, SLG: 0.264										0	0	0	0	0	0	0						
39 Brett Wallace, L OBP: 0.355, SLG: 0.463										1	0	0	0	0	1	1						
16 Abraham Almonte, S OBP: 0.276, SLG: 0.264										0	0	0	0	0	0	0						
10 Justin Upton, R OBP: 0.328, SLG: 0.435										4	1	2	3	0	2	2						
44 Dale Thayer, R OBP: 0.287, SLG: 0.354										0	0	0	0	0	0	0						
54 Marcos Mateo, R OBP: 0.287, SLG: 0.354										0	0	0	0	0	0	0						
23 Yonder Alonso, L OBP: 0.370, SLG: 0.384										5	1	2	1	0	0	3						
9 Jedd Gyorko, R OBP: 0.281, SLG: 0.333										4	0	2	0	1	2	2						
5 Alex Amarista, L OBP: 0.274, SLG: 0.278										5	0	0	0	0	1	4						
18 Austin Hedges, R OBP: 0.206, SLG: 0.293										4	1	2	0	1	2	2						
38 Tyson Ross, R OBP: 0.176, SLG: 0.324										1	0	0	0	0	0	2						
2 B.J. Upton, R OBP: 0.287, SLG: 0.354										1	0	0	0	0	1	1						
<b>Inning Stats</b>	R: 2 E: 0 K: 1 S: 12	H: 3 LOB: 1 BB: 0 P: 15	R: 2 E: 0 K: 0 S: 14	H: 3 LOB: 1 BB: 0 P: 19	R: 2 E: 0 K: 0 S: 20	H: 4 LOB: 2 BB: 0 P: 28	R: 0 E: 0 K: 1 S: 8	H: 0 LOB: 1 BB: 1 P: 18	R: 0 E: 0 K: 1 S: 9	H: 0 LOB: 2 BB: 2 P: 22	R: 1 E: 0 K: 0 S: 8	H: 2 LOB: 0 BB: 0 P: 16	R: 0 E: 0 K: 2 S: 10	H: 1 LOB: 1 BB: 0 P: 13	R: 0 E: 0 K: 3 S: 11	H: 1 LOB: 1 BB: 0 P: 17	R: 0 E: 0 K: 3 S: 11	H: 1 LOB: 1 BB: 0 P: 17	1B: 10 2B: 3 3B: 0 HR: 2	SF: 1 SAC: 2 DP: 1 HBP: 0	WP: 0 PB: 0 SB: 3 CS: 0	PA: 44
<b>PITCHER</b>	IP WLS BF H R ER SO BB IBB HBP BLK WP HR S P ERA WHIP																					
40 Bartolo Colon, R ERA: 4.96	2.1 L 17 10 6 6 1 0 0 0 0 0 0 2 40 54 23.14 4.286																					
54 Alex Torres, L ERA: 3.15	3.1 2.2 11 0 0 0 2 3 0 0 0 0 0 23 48 0.00 1.125																					
39 Bobby Parnell, R ERA: 3.14	6.1 1.0 4 2 1 1 0 0 0 0 0 0 0 8 16 9.00 2.000																					
36 Sean Gilmartin, L ERA: 2.27	7.1 2.0 8 2 0 0 5 0 0 0 0 0 0 21 30 0.00 1.000																					
47 Hansel Robles, R ERA: 3.86	9.1 1.0 4 1 0 0 3 0 0 0 0 0 0 0 11 17 0.00 1.000																					
<b>Batter</b>	<b>1</b>	<b>2</b>	<b>3</b>	<b>4</b>	<b>5</b>	<b>6</b>	<b>7</b>	<b>8</b>	<b>9</b>	<b>AB</b>	<b>R</b>	<b>H</b>	<b>RBI</b>	<b>BB</b>	<b>SO</b>	<b>LOB</b>	<b>BOTTOM</b>					
3 Curtis Granderson, L OBP: 0.347, SLG: 0.428										2	0	0	0	2	0	1	<b>San Diego Padres @ New York Mets</b> Citi Field, Flushing, NY Wed Jul 29 2015, 7:11 PM - 10:22 PM EDT Att: 24,804 - Partly Cloudy - 89 F					
28 Daniel Murphy, L OBP: 0.323, SLG: 0.388										4	0	0	0	0	1	2						
47 Hansel Robles, R OBP: 0.368, SLG: 0.375										0	0	0	0	0	0	0						
55 Kelly Johnson, L OBP: 0.316, SLG: 0.448										3	0	0	0	1	2	1						
21 Lucas Duda, L OBP: 0.345, SLG: 0.463										3	3	3	3	1	0	0						
30 Michael Conforto, L OBP: 0.368, SLG: 0.375										4	0	0	0	0	3	2						
9 Kirk Nieuwenhuis, L OBP: 0.291, SLG: 0.356										3	0	0	0	0	1	2						
4 Wilmer Flores, R ERA: 3.38										3	0	1	0	0	1	2						
11 Rubén Tejada, R OBP: 0.324, SLG: 0.349										1	0	0	0	0	0	1						
20 Anthony Recker, R OBP: 0.254, SLG: 0.228										3	0	0	0	0	2	1						
40 Bartolo Colon, R ERA: 3.38										0	0	0	0	0	0	0						
54 Alex Torres, L ERA: 3.15										1	0	0	0	0	0	0						
12 Juan Lagares, R ERA: 3.13										1	0	0	0	0	0	0						
39 Bobby Parnell, R ERA: 3.14										0	0	0	0	0	0	0						
36 Sean Gilmartin, L ERA: 2.27										0	0	0	0	0	0	0						
29 Eric Campbell, R OBP: 0.307, SLG: 0.282										1	0	1	0	0	0	0						
<b>Inning Stats</b>	R: 0 E: 0 K: 1 S: 9	H: 0 LOB: 0 BB: 0 P: 14	R: 1 E: 0 K: 1 S: 12	H: 2 LOB: 1 BB: 0 P: 17	R: 0 E: 0 K: 0 S: 7	H: 0 LOB: 1 BB: 1 P: 13	R: 0 E: 0 K: 2 S: 11	H: 0 LOB: 2 BB: 2 P: 23	R: 0 E: 0 K: 1 S: 8	H: 0 LOB: 0 BB: 1 P: 16	R: 1 E: 0 K: 2 S: 11	H: 1 LOB: 0 BB: 0 P: 18	R: 0 E: 0 K: 2 S: 11	H: 0 LOB: 0 BB: 0 P: 17	R: 0 E: 0 K: 1 S: 8	H: 1 LOB: 1 BB: 0 P: 13	R: 1 E: 0 K: 0 S: 13	H: 1 LOB: 0 BB: 0 P: 22	1B: 2 2B: 1 3B: 0 HR: 3	SF: 0 SAC: 0 DP: 2 HBP: 1	WP: 0 PB: 0 SB: 0 CS: 1	PA: 35
<b>PITCHER</b>	IP WLS BF H R ER SO BB IBB HBP BLK WP HR S P ERA WHIP																					
38 Tyson Ross, R ERA: 3.38	5.0 W 19 2 1 1 1 5 4 0 0 0 0 0 1 47 83 1.80 1.200																					
59 Kevin Quackenbush, R ERA: 3.13	2.0 7 1 1 1 4 0 0 0 0 0 0 1 22 35 4.50 0.500																					
44 Dale Thayer, R ERA: 4.54	1.0 4 1 0 0 1 0 0 0 0 0 0 0 8 13 0.00 1.000																					
54 Marcos Mateo, R ERA: 3.77	1.0 4 1 1 1 1 0 0 0 1 0 0 0 1 13 22 9.00 1.000																					



















Batter	1	2	3	4	5	6	7	8	9	AB	R	H	RBI	BB	SO	LOB	TOP							
3 Curtis Granderson, L (1.9) OBP: 0.351, SLG: 0.445 36 Sean Gilmartin, L (9.1) OBP: 1.000, SLG: 1.000	G4-3	K				28 BB 52 2B	1B		12 1B BB	5	2	3	2	1	1	0								
28 Daniel Murphy, L (1.5) OBP: 0.322, SLG: 0.397 29 Eric Campbell, R (8.5) OBP: 0.299, SLG: 0.273	L8	F7			52 2B BB	F9			F8	4	1	1	0	1	0	2								
52 Yoenis Cespedes, R (1.8) OBP: 0.325, SLG: 0.598 12 Juan Lagares, R (7.8) OBP: 0.282, SLG: 0.332	2B		F9		4 2B 2B	21 WP 2B			1B	5	2	3	4	0	0	3								
21 Lucas Duda, L (1.3) OBP: 0.348, SLG: 0.484	BB		K		K				K	4	0	0	0	2	4	4								
4 Wilmer Flores, R (1.6) OBP: 0.281, SLG: 0.388	K		G1-3		55 WP 55 G3 2B				L8	5	1	1	1	0	2	3								
55 Kelly Johnson, L (1.4) OBP: 0.314, SLG: 0.440		E3 7 2B 30 HR		G3	G3				1B	4	2	1	1	1	0	0								
7 Travis d'Arnaud, R (1.2) OBP: 0.322, SLG: 0.596		30 HR 2B		G6-3					F7	5	1	2	0	0	0	2								
30 Michael Conforto, L (1.7) OBP: 0.393, SLG: 0.478		HR		K		3 1B 52 2B BB			K	4	3	2	3	1	2	1								
40 Bartolo Colon, R (1.1) OBP: 0.146, SLG: 0.175 11 Rubén Tejada, R (9.6) OBP: 0.319, SLG: 0.339	G2-3			K		28 1B 3 1B 1B			12 1B 3 BB HBP	4	0	1	0	0	2	2								
<b>Inning Stats</b>	R: 0 E: 0 K: 1 S: 11	H: 1 LOB: 2 BB: 1 P: 21	R: 3 E: 1 K: 1 S: 11	H: 2 LOB: 0 BB: 0 P: 19	R: 0 E: 0 K: 1 S: 8	H: 0 LOB: 0 BB: 0 P: 15	R: 0 E: 0 K: 2 S: 10	H: 1 LOB: 1 BB: 0 P: 16	R: 4 E: 0 K: 1 S: 13	H: 3 LOB: 0 BB: 1 P: 24	R: 3 E: 0 K: 2 S: 15	H: 2 LOB: 1 BB: 2 P: 32	R: 2 E: 0 K: 0 S: 14	H: 4 LOB: 2 BB: 1 P: 26	R: 0 E: 0 K: 1 S: 7	H: 1 LOB: 1 BB: 0 P: 13	R: 0 E: 0 K: 2 S: 14	H: 1 LOB: 3 BB: 1 P: 27	1B: 8 2B: 6 3B: 0 HR: 1	SF: 0 SAC: 0 DP: 1 HBP: 1	WP: 3 PB: 0 SB: 0 CS: 0	PA: 49		
<b>PITCHER</b>	IP WLS BF H R ER SO BB IBB HBP BLK WP HR S P ERA WHIP	IP WLS BF H R ER SO BB IBB HBP BLK WP HR S P ERA WHIP	IP WLS BF H R ER SO BB IBB HBP BLK WP HR S P ERA WHIP	IP WLS BF H R ER SO BB IBB HBP BLK WP HR S P ERA WHIP	IP WLS BF H R ER SO BB IBB HBP BLK WP HR S P ERA WHIP	IP WLS BF H R ER SO BB IBB HBP BLK WP HR S P ERA WHIP	IP WLS BF H R ER SO BB IBB HBP BLK WP HR S P ERA WHIP	IP WLS BF H R ER SO BB IBB HBP BLK WP HR S P ERA WHIP	IP WLS BF H R ER SO BB IBB HBP BLK WP HR S P ERA WHIP	IP WLS BF H R ER SO BB IBB HBP BLK WP HR S P ERA WHIP	IP WLS BF H R ER SO BB IBB HBP BLK WP HR S P ERA WHIP	IP WLS BF H R ER SO BB IBB HBP BLK WP HR S P ERA WHIP	IP WLS BF H R ER SO BB IBB HBP BLK WP HR S P ERA WHIP	IP WLS BF H R ER SO BB IBB HBP BLK WP HR S P ERA WHIP	IP WLS BF H R ER SO BB IBB HBP BLK WP HR S P ERA WHIP	IP WLS BF H R ER SO BB IBB HBP BLK WP HR S P ERA WHIP	IP WLS BF H R ER SO BB IBB HBP BLK WP HR S P ERA WHIP	IP WLS BF H R ER SO BB IBB HBP BLK WP HR S P ERA WHIP	IP WLS BF H R ER SO BB IBB HBP BLK WP HR S P ERA WHIP	IP WLS BF H R ER SO BB IBB HBP BLK WP HR S P ERA WHIP	IP WLS BF H R ER SO BB IBB HBP BLK WP HR S P ERA WHIP	IP WLS BF H R ER SO BB IBB HBP BLK WP HR S P ERA WHIP	IP WLS BF H R ER SO BB IBB HBP BLK WP HR S P ERA WHIP	IP WLS BF H R ER SO BB IBB HBP BLK WP HR S P ERA WHIP

New York Mets @ Miami Marlins  
Marlins Park, Miami, FL  
Mon Aug 03 2015, 7:13 PM - 10:14 PM EDT  
Att: 23,119 - Roof Closed - 76 F

AB 42  
R 12  
H 15  
RBI 11  
BB 6  
SO 11  
LOB 19



Batter	1	2	3	4	5	6	7	8	9	AB	R	H	RBI	BB	SO	LOB	BOTTOM								
9 Dee Strange-Gordon, L (1.4) OBP: 0.351, SLG: 0.405	B5-3		21 2B 1B		G5-3			L5		4	0	1	0	0	0	0									
51 Ichiro Suzuki, L (1.9) OBP: 0.283, SLG: 0.286	G4-3		P6		G4-3			21 2B 1B		4	1	1	0	0	0	1									
21 Christian Yelich, L (1.8) OBP: 0.344, SLG: 0.373 49 Brian Ellington, R (9.1) OBP: 0.342, SLG: 0.490	32 S 1B		2B		G4-3			1B		4	0	3	1	0	0	0									
32 Derek Dietrich, L (1.7) OBP: 0.342, SLG: 0.490	K		L8		K			G3-1		4	0	0	0	0	2	4									
14 Martín Prado, R (1.5) OBP: 0.315, SLG: 0.361 35 Chris Reed, L (7.1) OBP: 0.305, SLG: 0.421		20 G3 1B		G6-3		P3		F8		3	0	1	0	0	0	0									
5 Casey McGehee, R (1.3) OBP: 0.281, SLG: 0.303 24 André Rienzo, R (5.1) OBP: 0.350, SLG: 0.417	K				20 FC5-4 1B			G4-3		2	0	1	0	0	1	1									
19 Miguel Rojas, R (7.5) OBP: 0.350, SLG: 0.417					20 FC5-4 1B			G4-3		0	0	0	0	0	0	0									
20 J.T. Realmuto, R (1.2) OBP: 0.277, SLG: 0.396 11 Tomás Telis, S (8.2) OBP: 0.231, SLG: 0.167	G3				FC5-4 3 FC5-4 1B			F9		3	0	0	0	0	0	2									
3 Adeiny Hechavarria, R (1.6) OBP: 0.309, SLG: 0.372					FC5-4			F9		3	0	0	0	0	1	2									
34 Tom Koehler, R (1.1) OBP: 0.032, SLG: 0.032 48 Justin Bour, L (5.3) OBP: 0.331, SLG: 0.441	K				G4-3			F7		1	0	0	0	0	1	0									
<b>Inning Stats</b>	R: 0 E: 0 K: 1 S: 8	H: 1 LOB: 0 BB: 0 P: 10	R: 0 E: 0 K: 2 S: 13	H: 1 LOB: 0 BB: 0 P: 17	R: 0 E: 0 K: 1 S: 14	H: 2 LOB: 2 BB: 0 P: 18	R: 0 E: 0 K: 0 S: 5	H: 1 LOB: 1 BB: 0 P: 7	R: 0 E: 0 K: 0 S: 7	H: 0 LOB: 0 BB: 0 P: 11	R: 0 E: 0 K: 1 S: 9	H: 0 LOB: 0 BB: 0 P: 11	R: 0 E: 0 K: 0 S: 13	H: 0 LOB: 0 BB: 0 P: 14	R: 1 E: 0 K: 0 S: 9	H: 2 LOB: 1 BB: 0 P: 13	R: 0 E: 0 K: 0 S: 8	H: 0 LOB: 0 BB: 0 P: 12	1B: 5 2B: 2 3B: 0 HR: 0	SF: 0 SAC: 0 DP: 0 HBP: 0	WP: 0 PB: 0 SB: 1 CS: 0	PA: 34			
<b>PITCHER</b>	IP WLS BF H R ER SO BB IBB HBP BLK WP HR S P ERA WHIP	IP WLS BF H R ER SO BB IBB HBP BLK WP HR S P ERA WHIP	IP WLS BF H R ER SO BB IBB HBP BLK WP HR S P ERA WHIP	IP WLS BF H R ER SO BB IBB HBP BLK WP HR S P ERA WHIP	IP WLS BF H R ER SO BB IBB HBP BLK WP HR S P ERA WHIP	IP WLS BF H R ER SO BB IBB HBP BLK WP HR S P ERA WHIP	IP WLS BF H R ER SO BB IBB HBP BLK WP HR S P ERA WHIP	IP WLS BF H R ER SO BB IBB HBP BLK WP HR S P ERA WHIP	IP WLS BF H R ER SO BB IBB HBP BLK WP HR S P ERA WHIP	IP WLS BF H R ER SO BB IBB HBP BLK WP HR S P ERA WHIP	IP WLS BF H R ER SO BB IBB HBP BLK WP HR S P ERA WHIP	IP WLS BF H R ER SO BB IBB HBP BLK WP HR S P ERA WHIP	IP WLS BF H R ER SO BB IBB HBP BLK WP HR S P ERA WHIP	IP WLS BF H R ER SO BB IBB HBP BLK WP HR S P ERA WHIP	IP WLS BF H R ER SO BB IBB HBP BLK WP HR S P ERA WHIP	IP WLS BF H R ER SO BB IBB HBP BLK WP HR S P ERA WHIP	IP WLS BF H R ER SO BB IBB HBP BLK WP HR S P ERA WHIP	IP WLS BF H R ER SO BB IBB HBP BLK WP HR S P ERA WHIP	IP WLS BF H R ER SO BB IBB HBP BLK WP HR S P ERA WHIP	IP WLS BF H R ER SO BB IBB HBP BLK WP HR S P ERA WHIP	IP WLS BF H R ER SO BB IBB HBP BLK WP HR S P ERA WHIP	IP WLS BF H R ER SO BB IBB HBP BLK WP HR S P ERA WHIP	IP WLS BF H R ER SO BB IBB HBP BLK WP HR S P ERA WHIP	IP WLS BF H R ER SO BB IBB HBP BLK WP HR S P ERA WHIP	IP WLS BF H R ER SO BB IBB HBP BLK WP HR S P ERA WHIP

New York Mets @ Miami Marlins  
Marlins Park, Miami, FL  
Mon Aug 03 2015, 7:13 PM - 10:14 PM EDT  
Att: 23,119 - Roof Closed - 76 F

AB 34  
R 1  
H 7  
RBI 1  
BB 0  
SO 5  
LOB 10





Batter	1	2	3	4	5	6	7	8	9	AB	R	H	RBI	BB	SO	LOB	TOP						
3 Curtis Granderson, L (1.9) OBP: 0.352, SLG: 0.448										4	0	1	1	1	3	1	<b>New York Mets @ Miami Marlins</b> Marlins Park, Miami, FL Tue Aug 04 2015, 7:12 PM - 10:18 PM EDT Att: 23,822 - Roof Closed - 77 F						
52 Yoenis Cespedes, R (1.7) OBP: 0.324, SLG: 0.505										5	0	1	0	0	0	2							
2 Juan Uribe, R (1.5) OBP: 0.330, SLG: 0.406										5	0	1	0	0	2	1							
21 Lucas Duda, L (1.3) OBP: 0.349, SLG: 0.483										5	1	2	0	0	1	2							
7 Travis d'Arnaud, R (1.2) OBP: 0.326, SLG: 0.494										4	1	1	0	1	0	1							
4 Wilmer Flores, R (1.4) OBP: 0.280, SLG: 0.389										4	1	1	0	0	0	5							
11 Rubén Tejada, R (1.6)										4	0	2	1	0	1	2							
49 Jonathon Niese, L (1.1) OBP: 0.244, SLG: 0.211										3	0	1	0	0	1	2							
29 Eric Campbell, R (8,PH) OBP: 0.303, SLG: 0.277										1	1	1	0	0	0	0							
46 Tyler Clippard, R (8.1) OBP: 0.297, SLG: 0.277										0	0	0	0	0	0	0							
27 Jeury Familia, R (9.1) OBP: 0.281, SLG: 0.337										0	0	0	0	0	0	0							
12 Juan Lagares, R (1.8) OBP: 0.281, SLG: 0.337										4	1	1	2	0	0	2							
<b>Inning Stats</b>	R: 0 E: 0 K: 1 S: 15	H: 2 LOB: 3 BB: 1 P: 31	R: 0 E: 0 K: 1 S: 15	H: 1 LOB: 1 BB: 0 P: 22	R: 0 E: 0 K: 0 S: 10	H: 1 LOB: 1 BB: 0 P: 18	R: 0 E: 0 K: 1 S: 9	H: 1 LOB: 1 BB: 0 P: 13	R: 0 E: 0 K: 1 S: 9	H: 0 LOB: 0 BB: 0 P: 14	R: 1 E: 0 K: 1 S: 16	H: 2 LOB: 1 BB: 0 P: 23	R: 0 E: 0 K: 1 S: 10	H: 0 LOB: 1 BB: 1 P: 17	R: 4 E: 0 K: 1 S: 23	H: 5 LOB: 1 BB: 0 P: 34	R: 0 E: 0 K: 1 S: 7	H: 0 LOB: 0 BB: 0 P: 9	1B: 9 2B: 2 3B: 1 HR: 0	SF: 0 SAC: 0 DP: 0 HBP: 0	WP: 1 PB: 0 SB: 0 CS: 0	PA: 41	
<b>PITCHER</b>	IP WLS BF H R ER SO BB IBB HBP BLK WP HR S P ERA WHIP	IP WLS BF H R ER SO BB IBB HBP BLK WP HR S P ERA WHIP	IP WLS BF H R ER SO BB IBB HBP BLK WP HR S P ERA WHIP	IP WLS BF H R ER SO BB IBB HBP BLK WP HR S P ERA WHIP	IP WLS BF H R ER SO BB IBB HBP BLK WP HR S P ERA WHIP	IP WLS BF H R ER SO BB IBB HBP BLK WP HR S P ERA WHIP	IP WLS BF H R ER SO BB IBB HBP BLK WP HR S P ERA WHIP	IP WLS BF H R ER SO BB IBB HBP BLK WP HR S P ERA WHIP	IP WLS BF H R ER SO BB IBB HBP BLK WP HR S P ERA WHIP	IP WLS BF H R ER SO BB IBB HBP BLK WP HR S P ERA WHIP	IP WLS BF H R ER SO BB IBB HBP BLK WP HR S P ERA WHIP	IP WLS BF H R ER SO BB IBB HBP BLK WP HR S P ERA WHIP	IP WLS BF H R ER SO BB IBB HBP BLK WP HR S P ERA WHIP	IP WLS BF H R ER SO BB IBB HBP BLK WP HR S P ERA WHIP	IP WLS BF H R ER SO BB IBB HBP BLK WP HR S P ERA WHIP	IP WLS BF H R ER SO BB IBB HBP BLK WP HR S P ERA WHIP	IP WLS BF H R ER SO BB IBB HBP BLK WP HR S P ERA WHIP	IP WLS BF H R ER SO BB IBB HBP BLK WP HR S P ERA WHIP	IP WLS BF H R ER SO BB IBB HBP BLK WP HR S P ERA WHIP	IP WLS BF H R ER SO BB IBB HBP BLK WP HR S P ERA WHIP	IP WLS BF H R ER SO BB IBB HBP BLK WP HR S P ERA WHIP	IP WLS BF H R ER SO BB IBB HBP BLK WP HR S P ERA WHIP	IP WLS BF H R ER SO BB IBB HBP BLK WP HR S P ERA WHIP

Batter	1	2	3	4	5	6	7	8	9	AB	R	H	RBI	BB	SO	LOB	BOTTOM						
9 Dee Strange-Gordon, L (1.4) OBP: 0.350, SLG: 0.403										4	0	1	1	0	0	1	<b>New York Mets @ Miami Marlins</b> Marlins Park, Miami, FL Tue Aug 04 2015, 7:12 PM - 10:18 PM EDT Att: 23,822 - Roof Closed - 77 F						
28 Cole Gillespie, R (1.9) OBP: 0.302, SLG: 0.413										4	0	1	0	0	1	1							
21 Christian Yelich, L (1.8) OBP: 0.343, SLG: 0.372										4	0	1	0	0	2	2							
5 Casey McGehee, R (1.3) OBP: 0.277, SLG: 0.298										3	0	0	0	0	0	0							
57 Bryan Morris, L (7.1) OBP: 1.000, SLG: 1.000										0	0	0	0	0	0	0							
40 Mike Dunn, L (8.1) OBP: 1.000, SLG: 1.000										0	0	0	0	0	0	0							
51 Ichiro Suzuki, L (8.9) OBP: 0.296, SLG: 0.289										1	0	1	0	0	0	0							
14 Martín Prado, R (1.5) OBP: 0.314, SLG: 0.359										4	0	1	0	0	1	2							
32 Derek Dietrich, L (1.7) OBP: 0.356, SLG: 0.495										3	0	2	0	0	1	1							
20 J.T. Realmuto, R (1.2) OBP: 0.277, SLG: 0.392										3	0	0	0	0	0	3							
3 Adeiny Hechavarria, R (1.6) OBP: 0.308, SLG: 0.369										3	1	0	0	1	0	3							
52 Brad Hand, L (1.1) OBP: 0.167, SLG: 0.167										0	0	0	0	0	0	0							
61 Adam Conley, L (5.1) OBP: 0.329, SLG: 0.439										1	0	0	0	0	1	1							
48 Justin Bour, L (7.3) OBP: 0.329, SLG: 0.439										0	0	0	0	0	0	0							
49 Brian Ellington, R (8.1) OBP: 0.341, SLG: 0.405										1	0	0	0	0	1	1							
19 Miguel Rojas, R (8,PH) OBP: 0.341, SLG: 0.405										0	0	0	0	0	0	0							
<b>Inning Stats</b>	R: 0 E: 0 K: 1 S: 11	H: 0 LOB: 0 BB: 0 P: 18	R: 0 E: 0 K: 1 S: 8	H: 0 LOB: 1 BB: 0 P: 14	R: 1 E: 0 K: 0 S: 11	H: 2 LOB: 1 BB: 1 P: 17	R: 0 E: 0 K: 1 S: 10	H: 1 LOB: 1 BB: 0 P: 17	R: 0 E: 1 K: 1 S: 9	H: 0 LOB: 0 BB: 0 P: 13	R: 0 E: 0 K: 1 S: 8	H: 0 LOB: 0 BB: 0 P: 12	R: 0 E: 0 K: 1 S: 7	H: 1 LOB: 1 BB: 0 P: 9	R: 0 E: 0 K: 0 S: 11	H: 2 LOB: 2 BB: 0 P: 17	R: 0 E: 0 K: 1 S: 9	H: 1 LOB: 1 BB: 0 P: 17	1B: 7 2B: 0 3B: 0 HR: 0	SF: 0 SAC: 2 DP: 2 HBP: 2	WP: 1 PB: 0 SB: 0 CS: 0	PA: 36	
<b>PITCHER</b>	IP WLS BF H R ER SO BB IBB HBP BLK WP HR S P ERA WHIP	IP WLS BF H R ER SO BB IBB HBP BLK WP HR S P ERA WHIP	IP WLS BF H R ER SO BB IBB HBP BLK WP HR S P ERA WHIP	IP WLS BF H R ER SO BB IBB HBP BLK WP HR S P ERA WHIP	IP WLS BF H R ER SO BB IBB HBP BLK WP HR S P ERA WHIP	IP WLS BF H R ER SO BB IBB HBP BLK WP HR S P ERA WHIP	IP WLS BF H R ER SO BB IBB HBP BLK WP HR S P ERA WHIP	IP WLS BF H R ER SO BB IBB HBP BLK WP HR S P ERA WHIP	IP WLS BF H R ER SO BB IBB HBP BLK WP HR S P ERA WHIP	IP WLS BF H R ER SO BB IBB HBP BLK WP HR S P ERA WHIP	IP WLS BF H R ER SO BB IBB HBP BLK WP HR S P ERA WHIP	IP WLS BF H R ER SO BB IBB HBP BLK WP HR S P ERA WHIP	IP WLS BF H R ER SO BB IBB HBP BLK WP HR S P ERA WHIP	IP WLS BF H R ER SO BB IBB HBP BLK WP HR S P ERA WHIP	IP WLS BF H R ER SO BB IBB HBP BLK WP HR S P ERA WHIP	IP WLS BF H R ER SO BB IBB HBP BLK WP HR S P ERA WHIP	IP WLS BF H R ER SO BB IBB HBP BLK WP HR S P ERA WHIP	IP WLS BF H R ER SO BB IBB HBP BLK WP HR S P ERA WHIP	IP WLS BF H R ER SO BB IBB HBP BLK WP HR S P ERA WHIP	IP WLS BF H R ER SO BB IBB HBP BLK WP HR S P ERA WHIP	IP WLS BF H R ER SO BB IBB HBP BLK WP HR S P ERA WHIP	IP WLS BF H R ER SO BB IBB HBP BLK WP HR S P ERA WHIP	IP WLS BF H R ER SO BB IBB HBP BLK WP HR S P ERA WHIP

livebaseballscores.com

livebaseballscores.com



Batter	1	2	3	4	5	6	7	8	9	AB	R	H	RBI	BB	SO	LOB	TOP					
3 Curtis Granderson, L OBP: 0.352, SLG: 0.445										5	2	2	0	0	2	0						
28 Daniel Murphy, L OBP: 0.328, SLG: 0.405										4	2	3	0	1	0	0						
52 Yoenis Cespedes, R OBP: 0.324, SLG: 0.504										5	1	2	1	0	0	4						
21 Lucas Duda, L OBP: 0.351, SLG: 0.485										2	2	1	3	2	0	1						
2 Juan Uribe, R OBP: 0.327, SLG: 0.413										5	1	1	3	0	1	5						
30 Michael Conforto, L OBP: 0.344, SLG: 0.423										3	0	0	1	0	0	0						
22 Kevin Plawecki, R OBP: 0.324, SLG: 0.300										4	0	0	0	0	1	0						
11 Rubén Tejada, R OBP: 0.328, SLG: 0.355										4	0	3	0	0	0	0						
33 Matt Harvey, R OBP: 0.140, SLG: 0.255										3	0	0	0	0	2	2						
29 Eric Campbell, R OBP: 0.301, SLG: 0.270										1	0	0	0	0	1	1						
39 Bobby Parnell, R ERA: 4.41										0	0	0	0	0	0	0						
44 Eric O'Flaherty, L ERA: 7.36										0	0	0	0	0	0	0						
47 Hansel Robles, R ERA: 4.35										0	0	0	0	0	0	0						
27 Jeury's Familia, R ERA: 2.05										0	0	0	0	0	0	0						
<b>Inning Stats</b>	R: 0 E: 0 K: 0 S: 16	H: 1 LOB: 2 BB: 1 P: 27	R: 0 E: 0 K: 1 S: 10	H: 1 LOB: 1 BB: 0 P: 14	R: 4 E: 0 K: 1 S: 18	H: 3 LOB: 0 BB: 1 P: 32	R: 0 E: 0 K: 1 S: 11	H: 1 LOB: 0 BB: 0 P: 14	R: 3 E: 0 K: 0 S: 11	H: 2 LOB: 0 BB: 1 P: 19	R: 0 E: 0 K: 2 S: 10	H: 0 LOB: 0 BB: 0 P: 17	R: 0 E: 0 K: 1 S: 7	H: 1 LOB: 1 BB: 0 P: 12	R: 0 E: 0 K: 1 S: 8	H: 1 LOB: 1 BB: 0 P: 10	R: 1 E: 0 K: 0 S: 13	H: 2 LOB: 1 BB: 0 P: 17	1B: 7 2B: 4 3B: 0 HR: 1	SF: 2 SAC: 0 DP: 1 HBP: 0	WP: 0 PB: 0 SB: 0 CS: 0	PA: 41
<b>PITCHER</b>	IP WLS BF H R ER SO BB IBB HBP BLK WP HR S P ERA WHIP	IP WLS BF H R ER SO BB IBB HBP BLK WP HR S P ERA WHIP															IP WLS BF H R ER SO BB IBB HBP BLK WP HR S P ERA WHIP					
41 David Phelps, R ERA: 4.35	4.1 L 23 8 7 7 3 3 0 0 0 0 1 62 101 14.54 2.538	3.2 13 2 0 0 4 0 0 0 0 0 0 29 44 0.00 0.545	1.0 5 2 1 1 0 0 0 0 0 0 0 13 17 9.00 2.000																			

New York Mets @ Miami Marlins  
Marlins Park, Miami, FL  
Wed Aug 05 2015, 7:11 PM - 10:18 PM EDT  
Att: 25,897 - Roof Closed - 78 F

AB	36
R	8
H	12
RBI	8
BB	3
SO	7
LOB	13



Batter	1	2	3	4	5	6	7	8	9	AB	R	H	RBI	BB	SO	LOB	BOTTOM					
9 Dee Strange-Gordon, L OBP: 0.350, SLG: 0.403										5	0	2	1	0	0	2						
32 Derek Dietrich, L OBP: 0.366, SLG: 0.509										5	1	3	0	0	1	1						
21 Christian Yelich, L OBP: 0.330, SLG: 0.366										5	0	0	0	0	1	4						
48 Justin Bour, L OBP: 0.328, SLG: 0.440										4	1	1	1	0	0	1						
14 Martín Prado, R OBP: 0.313, SLG: 0.358										4	1	1	0	0	2	0						
51 Ichiro Suzuki, L OBP: 0.295, SLG: 0.288										4	1	1	1	0	1	0						
3 Adeiny Hechavarría, R OBP: 0.308, SLG: 0.368										4	0	1	0	0	1	2						
6 Jeff Mathis, R OBP: 0.169, SLG: 0.132										2	1	0	0	2	0	0						
41 David Phelps, R OBP: 0.147, SLG: 0.121										1	0	0	0	0	1	0						
45 Chris Narveson, L ERA: 4.41										1	0	0	0	0	1	0						
5 Casey McGehee, R OBP: 0.276, SLG: 0.296										1	0	0	0	0	0	2						
44 AJ Ramos, R ERA: 2.63										0	0	0	0	0	0	0						
19 Miguel Rojas, R OBP: 0.357, SLG: 0.447										1	1	1	3	0	0	0						
<b>Inning Stats</b>	R: 0 E: 0 K: 0 S: 11	H: 1 LOB: 0 BB: 0 P: 18	R: 0 E: 0 K: 2 S: 9	H: 0 LOB: 0 BB: 0 P: 11	R: 0 E: 0 K: 1 S: 11	H: 1 LOB: 0 BB: 0 P: 14	R: 0 E: 0 K: 0 S: 6	H: 0 LOB: 0 BB: 0 P: 8	R: 0 E: 0 K: 0 S: 5	H: 0 LOB: 0 BB: 0 P: 6	R: 0 E: 0 K: 2 S: 13	H: 0 LOB: 0 BB: 0 P: 18	R: 0 E: 0 K: 1 S: 9	H: 0 LOB: 0 BB: 0 P: 13	R: 0 E: 0 K: 0 S: 11	H: 1 LOB: 2 BB: 1 P: 15	R: 6 E: 0 K: 2 S: 23	H: 7 LOB: 2 BB: 1 P: 34	1B: 7 2B: 3 3B: 0 HR: 0	SF: 0 SAC: 0 DP: 0 HBP: 0	WP: 0 PB: 0 SB: 0 CS: 0	PA: 39
<b>PITCHER</b>	IP WLS BF H R ER SO BB IBB HBP BLK WP HR S P ERA WHIP	IP WLS BF H R ER SO BB IBB HBP BLK WP HR S P ERA WHIP															IP WLS BF H R ER SO BB IBB HBP BLK WP HR S P ERA WHIP					
33 Matt Harvey, R ERA: 2.76	7.0 W 23 2 0 0 0 1 0 0 0 0 0 9 88 0.00 0.286	0.2 4 1 0 0 0 0 1 0 0 0 0 0 9 13 0.00 3.000	0.2 6 4 4 4 1 0 0 0 0 0 0 0 11 14 54.00 6.000	0.1 3 1 1 1 1 1 0 0 0 0 0 0 6 10 27.00 6.000	0.1 S 3 2 1 1 0 0 0 0 0 0 0 8 12 27.00 6.000																	

New York Mets @ Miami Marlins  
Marlins Park, Miami, FL  
Wed Aug 05 2015, 7:11 PM - 10:18 PM EDT  
Att: 25,897 - Roof Closed - 78 F

AB	37
R	6
H	10
RBI	6
BB	2
SO	8
LOB	12





Batter	1	2	3	4	5	6	7	8	9	AB	R	H	RBI	BB	SO	LOB	TOP										
3 Curtis Granderson, L (1.9) OBP: 0.348, SLG: 0.440	G4-3		F7			K		G4-3	K	5	0	0	0	0	2	4											
28 Daniel Murphy, L (1.10) OBP: 0.330, SLG: 0.416	G4-3		F8							4	1	2	1	0	0	2											
52 Yoenis Cespedes, R (1.8) OBP: 0.322, SLG: 0.499	K									4	0	0	0	0	2	1											
21 Lucas Duda, L (1.3) OBP: 0.348, SLG: 0.480		F9								4	1	0	0	0	1	0											
2 Juan Uribe, R (1.5) OBP: 0.326, SLG: 0.422		G6-3								4	1	1	1	0	0	1											
30 Michael Conforto, L (1.7) OBP: 0.333, SLG: 0.433 12 Juan Lagares, R (9.8) OBP: 0.281, SLG: 0.337			K							4	1	1	1	0	1	0											
7 Travis d'Arnaud, R (1.2) OBP: 0.333, SLG: 0.489			L4							3	0	1	0	1	1	0											
55 Kelly Johnson, L (1.4) OBP: 0.313, SLG: 0.436										4	0	1	0	0	1	3											
4 Wilmer Flores, R (1.6) OBP: 0.283, SLG: 0.390										4	0	2	1	0	0	0											
<b>Inning Stats</b>	R: 0 H: 0 E: 0 K: 1 S: 9	H: 0 LOB: 0 BB: 0 P: 12	R: 0 H: 0 E: 0 K: 1 S: 8	H: 0 LOB: 0 BB: 0 P: 10	R: 0 H: 2 E: 0 K: 0 S: 11	H: 2 LOB: 2 BB: 0 P: 21	R: 0 H: 0 E: 0 K: 1 S: 7	H: 0 LOB: 0 BB: 0 P: 9	R: 0 H: 0 E: 0 K: 2 S: 9	H: 0 LOB: 0 BB: 0 P: 14	R: 0 H: 1 E: 0 K: 1 S: 13	H: 1 LOB: 1 BB: 0 P: 20	R: 1 H: 1 E: 0 K: 0 S: 13	H: 1 LOB: 1 BB: 1 P: 22	R: 1 H: 1 E: 0 K: 1 S: 12	H: 1 LOB: 0 BB: 0 P: 16	R: 2 H: 3 E: 1 K: 1 S: 17	H: 3 LOB: 2 BB: 0 P: 24	1B: 5 2B: 1 3B: 0 HR: 2	SF: 0 SAC: 0 DP: 0 HBP: 0	WP: 1 PB: 0 SB: 0 CS: 0	PA: 37					
<b>PITCHER</b>	IP	WLS	BF	H	R	ER	SO	BB	IBB	HBP	BLK	WP	HR	S	P	ERA	WHIP										
23 Jake Odorizzi, R (1.1) ERA: 2.77	6.2		25	4	1	1	6	1	0	0	0	0	1	65	102	1.35	0.750										
54 Steve Geltz, R (7.1) ERA: 3.53	0.1		1	0	0	0	0	0	0	0	0	0	0	5	6	0.00	0.000										
57 Jake McGee, L (8.1) ERA: 2.12	1.0	B	4	1	1	1	1	0	0	0	0	0	1	12	16	9.00	1.000										
26 Brad Boxberger, R (9.1) ERA: 3.02	0.2	L	6	3	2	0	0	0	0	0	0	1	0	14	21	0.00	4.500										
37 Alex Colomé, R (9.1) ERA: 4.35	0.1		1	0	0	0	1	0	0	0	0	0	0	3	3	0.00	0.000										
<b>Batter</b>	<b>1</b>	<b>2</b>	<b>3</b>	<b>4</b>	<b>5</b>	<b>6</b>	<b>7</b>	<b>8</b>	<b>9</b>	<b>AB</b>	<b>R</b>	<b>H</b>	<b>RBI</b>	<b>BB</b>	<b>SO</b>	<b>LOB</b>	<b>BOTTOM</b>										
28 John Jaso, L (1.10) OBP: 0.387, SLG: 0.470	F8		G4-6-3							4	0	0	0	0	0	4											
24 Grady Sizemore, L (1.7) OBP: 0.297, SLG: 0.360										4	1	1	1	0	1	0											
3 Evan Longoria, R (1.5) OBP: 0.349, SLG: 0.443										4	1	2	1	0	0	0											
21 James Loney, L (1.3) OBP: 0.323, SLG: 0.368										4	1	2	1	0	0	1											
11 Logan Forsythe, R (1.4) OBP: 0.363, SLG: 0.443										4	0	0	0	0	3	1											
13 Adrián Cabrera, S (1.6) OBP: 0.303, SLG: 0.484										4	0	2	0	0	2	1											
7 Daniel Nava, S (1.9) OBP: 0.253, SLG: 0.176 5 Brandon Guyer, R (7.7) OBP: 0.359, SLG: 0.380										2	0	0	0	0	1	0											
39 Kevin Kiermaier, L (1.8) OBP: 0.276, SLG: 0.397										4	0	1	0	0	0	3											
19 Curt Casali, R (1.2) OBP: 0.289, SLG: 0.580										3	0	0	0	1	2	2											
<b>Inning Stats</b>	R: 0 H: 1 E: 0 K: 1 S: 15	H: 0 LOB: 1 BB: 0 P: 23	R: 0 H: 0 E: 0 K: 1 S: 11	H: 0 LOB: 0 BB: 0 P: 14	R: 0 H: 1 E: 0 K: 0 S: 7	H: 1 LOB: 0 BB: 0 P: 12	R: 1 H: 2 E: 0 K: 2 S: 17	H: 2 LOB: 1 BB: 0 P: 20	R: 0 H: 0 E: 0 K: 2 S: 7	H: 0 LOB: 0 BB: 0 P: 10	R: 0 H: 0 E: 0 K: 0 S: 8	H: 0 LOB: 0 BB: 0 P: 12	R: 1 H: 2 E: 0 K: 1 S: 17	H: 2 LOB: 3 BB: 1 P: 31	R: 1 H: 1 E: 0 K: 1 S: 9	H: 1 LOB: 0 BB: 0 P: 12	R: 0 H: 1 E: 0 K: 1 S: 11	H: 1 LOB: 1 BB: 0 P: 18	1B: 3 2B: 2 3B: 0 HR: 3	SF: 0 SAC: 0 DP: 1 HBP: 1	WP: 0 PB: 0 SB: 0 CS: 0	PA: 36					
<b>PITCHER</b>	IP	WLS	BF	H	R	ER	SO	BB	IBB	HBP	BLK	WP	HR	S	P	ERA	WHIP										
48 Jacob deGrom, R (1.1) ERA: 2.13	6.1		24	6	2	2	7	0	0	0	0	0	2	77	108	2.84	0.947										
44 Eric O'Flaherty, L (7.1) ERA: 7.25	0.1		2	0	0	0	0	0	0	1	0	0	0	2	7	0.00	0.000										
39 Bobby Parnell, R (7.1) ERA: 4.32	0.1		2	0	0	0	0	1	0	0	0	0	0	3	7	0.00	3.000										
46 Tyler Clippard, R (8.1) ERA: 2.84	1.0	W	4	1	1	1	1	0	0	0	0	0	1	9	12	9.00	1.000										
27 Jeunys Familia, R (9.1) ERA: 2.01	1.0	S	4	1	0	0	1	0	0	0	0	0	0	11	18	0.00	1.000										

**New York Mets @ Tampa Bay Rays**  
Tropicana Field, St. Petersburg, FL  
Fri Aug 07 2015, 7:11 PM - 10:09 PM EDT  
Att: 23,145 - Dome - 72 F

AB	36
R	4
H	8
RBI	4
BB	1
SO	8
LOB	11



**New York Mets @ Tampa Bay Rays**  
Tropicana Field, St. Petersburg, FL  
Fri Aug 07 2015, 7:11 PM - 10:09 PM EDT  
Att: 23,145 - Dome - 72 F

AB	34
R	3
H	8
RBI	3
BB	1
SO	9
LOB	13





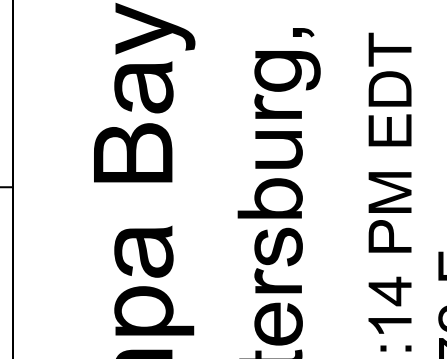
Batter	1	2	3	4	5	6	7	8	9	AB	R	H	RBI	BB	SO	LOB	TOP										
3 Curtis Granderson, L OBP: 0.349, SLG: 0.454										5	2	2	2	0	2	2	<b>New York Mets @ Tampa Bay Rays</b> Tropicana Field, St. Petersburg, FL Sat Aug 08 2015, 6:12 PM - 9:14 PM EDT Att: 31,042 - Dome - 72 F										
28 Daniel Murphy, L OBP: 0.329, SLG: 0.415										5	1	1	0	0	1	2											
52 Yoenis Cespedes, R OBP: 0.323, SLG: 0.499										4	1	2	0	0	1	0											
21 Lucas Duda, L OBP: 0.350, SLG: 0.483										4	0	2	2	0	1	1											
2 Juan Uribe, R OBP: 0.322, SLG: 0.416										4	0	0	0	0	3	3											
30 Michael Conforto, L OBP: 0.359, SLG: 0.438										2	0	1	0	1	1	1											
4 Wilmer Flores, R OBP: 0.282, SLG: 0.389										1	0	0	0	0	1	0											
7 Travis d'Arnaud, R OBP: 0.320, SLG: 0.468										4	0	0	0	0	3	5											
55 Kelly Johnson, L OBP: 0.309, SLG: 0.430										3	0	0	0	0	1	0											
12 Juan Lagares, R OBP: 0.260, SLG: 0.336										1	0	0	0	0	1	0											
11 Rubén Tejada, R OBP: 0.326, SLG: 0.351										3	0	0	0	1	0	1											
<b>Inning Stats</b>	R: 3 E: 0 K: 2 S: 14	H: 4 LOB: 1 BB: 0 P: 17	R: 1 E: 0 K: 0 S: 13	H: 1 LOB: 0 BB: 0 P: 17	R: 0 E: 0 K: 2 S: 15	H: 2 LOB: 2 BB: 0 P: 17	R: 0 E: 0 K: 1 S: 12	H: 0 LOB: 1 BB: 1 P: 17	R: 0 E: 1 K: 3 S: 12	H: 1 LOB: 2 BB: 1 P: 18	R: 0 E: 0 K: 3 S: 12	H: 0 LOB: 0 BB: 0 P: 15	R: 0 E: 0 K: 1 S: 12	H: 0 LOB: 0 BB: 0 P: 15	R: 0 E: 0 K: 3 S: 9	H: 0 LOB: 0 BB: 0 P: 13	R: 0 E: 0 K: 0 S: 10	H: 0 LOB: 0 BB: 0 P: 14	1B: 4 2B: 2 3B: 0 HR: 2	SF: 0 SAC: 0 DP: 0 HBP: 0	WP: 1 PB: 0 SB: 0 CS: 0	PA: 38					
<b>PITCHER</b>	IP	WLS	BF	H	R	ER	SO	BB	IBB	HBP	BLK	WP	HR	S	P	ERA	WHIP										
51 Nate Karns, R ERA: 3.52	5.0	W	25	8	4	4	8	2	0	0	0	0	2	66	86	7.20	2.000										
31 Xavier Cedeño, L ERA: 2.51	1.0	H	4	0	0	0	3	0	0	0	0	1	0	12	15	0.00	0.000										
54 Steve Geltz, R ERA: 3.57	1.0	H	3	0	0	0	1	0	0	0	0	0	0	12	15	0.00	0.000										
57 Jake McGee, L ERA: 2.05	1.0	H	3	0	0	0	3	0	0	0	0	0	0	9	13	0.00	0.000										
26 Brad Boxberger, R ERA: 2.99	1.0	S	3	0	0	0	0	0	0	0	0	0	0	10	14	0.00	0.000										

Batter	1	2	3	4	5	6	7	8	9	AB	R	H	RBI	BB	SO	LOB	BOTTOM										
28 John Jaso, L OBP: 0.388, SLG: 0.471										4	2	1	0	1	1	0	<b>New York Mets @ Tampa Bay Rays</b> Tropicana Field, St. Petersburg, FL Sat Aug 08 2015, 6:12 PM - 9:14 PM EDT Att: 31,042 - Dome - 72 F										
24 Grady Sizemore, L OBP: 0.273, SLG: 0.381										4	1	2	2	0	1	1											
3 Evan Longoria, R OBP: 0.350, SLG: 0.442										3	0	1	1	1	2	1											
21 James Loney, L OBP: 0.322, SLG: 0.365										4	1	1	0	0	2	3											
11 Logan Forsythe, R OBP: 0.362, SLG: 0.441										4	0	1	0	0	1	1											
13 Asdrubal Cabrera, S OBP: 0.308, SLG: 0.406										3	1	2	0	1	0	1											
7 Daniel Nava, S ERA: 3.07										2	0	1	0	0	0	1											
5 Brandon Guyer, R OBP: 0.360, SLG: 0.379										1	0	0	0	0	0	0											
39 Kevin Kiermaier, L OBP: 0.275, SLG: 0.395										4	0	1	2	0	0	3											
19 Curt Casali, R OBP: 0.286, SLG: 0.571										1	0	0	0	0	0	2											
44 René Rivera, R OBP: 0.213, SLG: 0.286										3	0	0	0	0	1	2											
<b>Inning Stats</b>	R: 4 E: 0 K: 1 S: 23	H: 6 LOB: 2 BB: 0 P: 38	R: 0 E: 0 K: 2 S: 11	H: 1 LOB: 1 BB: 0 P: 17	R: 0 E: 0 K: 1 S: 11	H: 0 LOB: 1 BB: 1 P: 18	R: 1 E: 0 K: 2 S: 13	H: 1 LOB: 1 BB: 1 P: 25	R: 0 E: 0 K: 0 S: 10	H: 1 LOB: 2 BB: 0 P: 20	R: 0 E: 0 K: 1 S: 11	H: 0 LOB: 1 BB: 1 P: 17	R: 0 E: 0 K: 0 S: 7	H: 1 LOB: 0 BB: 0 P: 8	R: 0 E: 0 K: 1 S: 7	H: 0 LOB: 0 BB: 0 P: 10	1B: 8 2B: 1 3B: 0 HR: 1	SF: 0 SAC: 0 DP: 1 HBP: 1	WP: 1 PB: 0 SB: 2 CS: 0	PA: 37							
<b>PITCHER</b>	IP	WLS	BF	H	R	ER	SO	BB	IBB	HBP	BLK	WP	HR	S	P	ERA	WHIP										
34 Noah Syndergaard, R ERA: 3.07	4.0	L	22	8	5	5	6	2	0	0	0	0	1	58	98	11.25	2.500										
36 Sean Gilmartin, L ERA: 2.08	2.0		9	1	0	0	1	1	0	1	0	0	0	21	37	0.00	1.000										
72 Carlos Torres, R ERA: 3.5	2.0		6	1	0	0	1	0	0	0	0	0	0	14	18	0.00	0.500										

AB 36  
R 4  
H 8  
RBI 4  
BB 2  
SO 15  
LOB 15



AB 33  
R 5  
H 10  
RBI 5  
BB 3  
SO 8  
LOB 15









Batter	1	2	3	4	5	6	7	8	9	AB	R	H	RBI	BB	SO	LOB	TOP					
7 José Reyes, S OBP: 0.312, SLG: 0.369										4	0	1	0	0	0	0	<b>Colorado Rockies @ New York Mets</b> Citi Field, Flushing, NY Mon Aug 10 2015, 7:12 PM - 9:39 PM EDT Att: 27,194 - Cloudy - 75 F					
9 DJ LeMahieu, R OBP: 0.377, SLG: 0.406										4	1	1	0	0	0	1						
5 Carlos González, L OBP: 0.337, SLG: 0.548										4	1	1	2	0	0	0						
28 Nolan Arenado, R OBP: 0.316, SLG: 0.555										4	0	1	0	0	1	0						
16 Kyle Parker, R OBP: 0.226, SLG: 0.300										3	0	0	0	0	1	1						
10 Ben Paulsen, L OBP: 0.348, SLG: 0.502										1	0	0	0	0	1	0						
4 Nick Hundley, R OBP: 0.342, SLG: 0.470										3	0	2	0	0	0	0						
13 Drew Stubbs, R OBP: 0.286, SLG: 0.431										3	0	0	0	0	2	3						
48 Boone Logan, R OBP: 0.348, SLG: 0.502										0	0	0	0	0	0	0						
45 Scott Oberg, R OBP: 0.348, SLG: 0.502										0	0	0	0	0	0	0						
1 Brandon Barnes, R OBP: 0.335, SLG: 0.341										3	0	0	0	0	1	2						
55 Jon Gray, R OBP: 0.335, SLG: 0.341										2	0	0	0	0	1	0						
60 Justin Miller, R OBP: 0.335, SLG: 0.341										0	0	0	0	0	0	0						
19 Charlie Blackmon, L OBP: 0.356, SLG: 0.468										1	0	0	0	0	0	0						
<b>Inning Stats</b>	R: 0 E: 0 K: 0 S: 5	H: 1 LOB: 0 BB: 0 P: 7	R: 0 E: 0 K: 1 S: 10	H: 1 LOB: 1 BB: 0 P: 12	R: 0 E: 0 K: 1 S: 10	H: 0 LOB: 0 BB: 0 P: 16	R: 2 E: 0 K: 1 S: 17	H: 4 LOB: 2 BB: 0 P: 26	R: 0 E: 0 K: 1 S: 8	H: 0 LOB: 0 BB: 0 P: 11	R: 0 E: 0 K: 0 S: 6	H: 0 LOB: 0 BB: 0 P: 8	R: 0 E: 0 K: 1 S: 10	H: 0 LOB: 0 BB: 0 P: 15	R: 0 E: 0 K: 0 S: 6	H: 0 LOB: 0 BB: 0 P: 10	R: 0 E: 0 K: 2 S: 7	H: 0 LOB: 0 BB: 0 P: 11	1B: 5 2B: 0 3B: 0 HR: 1	SF: 0 SAC: 0 DP: 0 HBP: 0	WP: 0 PB: 0 SB: 0 CS: 1	PA: 32
<b>PITCHER</b>	IP WLS BF H R ER SO BB IBB HBP BLK WP HR S P ERA WHIP																					
49 Jonathon Niese, L ERA: 3.46	(1, 1) 7.0 W 26 6 2 2 5 0 0 0 0 0 1 66 95 2.57 0.857																					
46 Tyler Clippard, R ERA: 2.59	(8, 1) 1.0 H 3 0 0 0 0 0 0 0 0 0 0 6 10 0.00 0.000																					
27 Jeury Familia, R ERA: 1.98	(9, 1) 1.0 S 3 0 0 0 2 0 0 0 0 0 0 7 11 0.00 0.000																					

AB	32
R	2
H	6
RBI	2
BB	0
SO	7
LOB	7



Batter	1	2	3	4	5	6	7	8	9	AB	R	H	RBI	BB	SO	LOB	BOTTOM			
3 Curtis Granderson, L OBP: 0.349, SLG: 0.448										3	0	0	1	0	1	3	<b>Colorado Rockies @ New York Mets</b> Citi Field, Flushing, NY Mon Aug 10 2015, 7:12 PM - 9:39 PM EDT Att: 27,194 - Cloudy - 75 F			
28 Daniel Murphy, L OBP: 0.330, SLG: 0.417										4	0	1	2	0	0	1				
52 Yoanis Céspedes, R OBP: 0.322, SLG: 0.494										4	0	0	0	0	1	2				
21 Lucas Duda, L OBP: 0.346, SLG: 0.476										4	0	1	0	0	1	0				
55 Kelly Johnson, L OBP: 0.301, SLG: 0.418										4	0	0	0	0	0	1				
7 Travis d'Arnaud, R OBP: 0.327, SLG: 0.500										4	2	2	1	0	0	1				
30 Michael Conforto, L OBP: 0.329, SLG: 0.359										3	1	0	0	1	2	1				
27 Jeury Familia, R ERA: 1.98										0	0	0	0	0	0	0				
49 Jonathon Niese, L OBP: 0.256, SLG: 0.205										1	0	0	0	1	1	0				
2 Juan Uribe, R OBP: 0.320, SLG: 0.410										1	0	0	0	0	0	2				
46 Tyler Clippard, R ERA: 2.59										0	0	0	0	0	0	0				
12 Juan Lagares, R OBP: 0.282, SLG: 0.335										0	0	0	0	0	0	0				
11 Rubén Tejada, R OBP: 0.330, SLG: 0.350										1	1	0	0	2	0	1				
<b>Inning Stats</b>	R: 0 E: 0 K: 1 S: 7	H: 0 LOB: 0 BB: 0 P: 9	R: 1 E: 0 K: 1 S: 6	H: 1 LOB: 0 BB: 0 P: 6	R: 0 E: 0 K: 1 S: 7	H: 0 LOB: 1 BB: 1 P: 12	R: 0 E: 0 K: 0 S: 5	H: 0 LOB: 0 BB: 0 P: 8	R: 0 E: 0 K: 1 S: 15	H: 0 LOB: 2 BB: 1 P: 27	R: 0 E: 0 K: 1 S: 8	H: 0 LOB: 0 BB: 0 P: 13	R: 3 E: 0 K: 0 S: 18	H: 2 LOB: 2 BB: 2 P: 37	R: 0 E: 0 K: 1 S: 10	H: 1 LOB: 1 BB: 0 P: 10	1B: 3 2B: 0 3B: 0 HR: 1	SF: 0 SAC: 0 DP: 0 HBP: 1	WP: 2 PB: 0 SB: 0 CS: 0	PA: 34
<b>PITCHER</b>	IP WLS BF H R ER SO BB IBB HBP BLK WP HR S P ERA WHIP																			
55 Jon Gray, R ERA: 2.7	(1, 1) 6.0 L 22 1 1 1 1 2 0 0 0 0 1 1 48 75 1.50 0.500																			
60 Justin Miller, R ERA: 3.0	(7, 1) 0.2 L 5 1 3 3 0 2 0 0 0 0 1 0 13 26 40.50 4.500																			
48 Boone Logan, L ERA: 4.8	(7, 1) 0.1 B 3 1 0 0 0 0 0 0 1 0 0 0 5 11 0.00 3.000																			
45 Scott Oberg, R ERA: 5.54	(8, 1) 1.0 4 1 0 0 1 0 0 0 0 0 0 10 10 0.00 1.000																			

AB	29
R	4
H	4
RBI	4
BB	4
SO	6
LOB	12





Batter	1	2	3	4	5	6	7	8	9	AB	R	H	RBI	BB	SO	LOB	TOP										
19 Charlie Blackmon, L (1,8) OBP: 0.311, SLG: 0.461	F7		G3			G4-3			G4-3	4	0	0	0	0	0	0	<b>Colorado Rockies @ New York Mets</b> Citi Field, Flushing, NY Tue Aug 11 2015, 7:12 PM - 9:58 PM EDT Att: 25,611 - Cloudy - 78 F										
7 José Reyes, S (1,6) OBP: 0.311, SLG: 0.370	G4-3			L8		L9			G4-3 2B	4	0	1	0	0	0	0											
5 Carlos González, L (1,9) OBP: 0.334, SLG: 0.542	G4-3			K		F7			G4-3	4	0	0	0	0	1	1											
28 Nolan Arenado, R (1,5) OBP: 0.316, SLG: 0.552		L7			1B				F7	4	0	1	0	0	0	1											
10 Ben Paulsen, L (1,3) OBP: 0.347, SLG: 0.505		K			L7					3	0	1	0	0	1	1											
9 DJ LeMahieu, R (1,4) OBP: 0.377, SLG: 0.405										3	0	1	0	0	1	1											
4 Nick Hundley, R (1,2) OBP: 0.339, SLG: 0.465										3	0	0	0	0	1	1											
16 Kyle Parker, R (1,7) OBP: 0.235, SLG: 0.303										3	0	1	0	0	0	0											
52 Chris Rusin, L (1,1) OBP: 0.231, SLG: 0.346										2	0	0	0	0	0	1											
63 Rafael Betancourt, R (7,1) OBP: 0.291, SLG: 0.359										0	0	0	0	0	0	0											
3 Daniel Descalso, L (8,PH) OBP: 0.291, SLG: 0.359										0	0	0	0	0	0	0											
66 John Axford, R (8,1)										0	0	0	0	0	0	0											
48 Boone Logan, R (8,1)										0	0	0	0	0	0	0											
<b>Inning Stats</b>	R: 0 E: 0 K: 0 S: 6	H: 0 LOB: 0 BB: 0 P: 10	R: 0 E: 0 K: 1 S: 12	H: 1 LOB: 1 BB: 0 P: 16	R: 0 E: 0 K: 1 S: 8	H: 0 LOB: 0 BB: 0 P: 11	R: 0 E: 0 K: 1 S: 12	H: 1 LOB: 1 BB: 0 P: 19	R: 0 E: 0 K: 2 S: 12	H: 1 LOB: 1 BB: 0 P: 17	R: 0 E: 0 K: 0 S: 4	H: 0 LOB: 0 BB: 0 P: 6	R: 0 E: 0 K: 0 S: 6	H: 1 LOB: 1 BB: 0 P: 8	R: 0 E: 0 K: 0 S: 6	H: 0 LOB: 0 BB: 0 P: 10	R: 0 E: 0 K: 0 S: 8	H: 1 LOB: 1 BB: 0 P: 13	1B: 3 2B: 3 3B: 0 HR: 0	SF: 0 SAC: 0 DP: 1 HBP: 0	WP: 0 PB: 0 SB: 1 CS: 0	PA: 31					
<b>PITCHER</b>	IP	WLS	BF	H	R	ER	SO	BB	IBB	HBP	BLK	WP	HR	S	P	ERA	WHIP										
33 Matt Harvey, R (1,1) ERA: 2.61	8.0	W	27	4	0	0	4	0	0	0	0	0	0	66	97	0.00	0.500										
44 Eric O'Flaherty, L (9,1) ERA: 6.85	1.0		4	1	0	0	0	0	0	0	0	0	0	8	13	0.00	1.000										

AB	31
R	0
H	5
RBI	0
BB	0
SO	4
LOB	6



Batter	1	2	3	4	5	6	7	8	9	AB	R	H	RBI	BB	SO	LOB	BOTTOM										
12 Juan Lagares, R (1,8) OBP: 0.286, SLG: 0.344										5	0	3	2	0	1	0	<b>Colorado Rockies @ New York Mets</b> Citi Field, Flushing, NY Tue Aug 11 2015, 7:12 PM - 9:58 PM EDT Att: 25,611 - Cloudy - 78 F										
28 Daniel Murphy, L (1,3) OBP: 0.331, SLG: 0.417										5	0	2	0	0	0	1											
52 Yoenis Cespedes, R (1,7) OBP: 0.319, SLG: 0.490										4	0	0	0	0	1	3											
2 Juan Uribe, R (1,5) OBP: 0.316, SLG: 0.404										4	0	0	0	0	1	3											
23 Michael Cuddyer, R (1,9) OBP: 0.305, SLG: 0.382										4	2	2	0	0	0	0											
44 Eric O'Flaherty, L (9,1)										0	0	0	0	0	0	0											
4 Wilmer Flores, R (1,4) OBP: 0.286, SLG: 0.392										4	0	2	0	0	0	2											
7 Travis d'Arnaud, R (1,2) OBP: 0.333, SLG: 0.495										3	1	1	0	1	0	2											
11 Rubén Tejada, R (1,6) OBP: 0.336, SLG: 0.351										2	1	1	1	2	0	1											
33 Matt Harvey, R (1,1) ERA: 4.43	6.0	L	27	8	1	1	5	0	1	0	0	0	64	96	1.50	1.333											
3 Curtis Granderson, L (8,PH) OBP: 0.330, SLG: 0.445	0.1		3	2	0	0	0	1	0	0	0	0	0	8	16	0.00	9.000										
<b>Inning Stats</b>	R: 0 E: 0 K: 0 S: 8	H: 1 LOB: 1 BB: 0 P: 13	R: 0 E: 0 K: 0 S: 9	H: 1 LOB: 1 BB: 0 P: 15	R: 0 E: 0 K: 1 S: 12	H: 2 LOB: 2 BB: 0 P: 15	R: 0 E: 0 K: 1 S: 10	H: 1 LOB: 2 BB: 1 P: 18	R: 0 E: 0 K: 1 S: 7	H: 0 LOB: 0 BB: 0 P: 10	R: 1 E: 0 K: 2 S: 18	H: 3 LOB: 2 BB: 0 P: 25	R: 0 E: 0 K: 0 S: 7	H: 0 LOB: 0 BB: 0 P: 9	R: 3 E: 0 K: 0 S: 18	H: 3 LOB: 3 BB: 3 P: 38	1B: 8 2B: 3 3B: 0 HR: 0	SF: 0 SAC: 0 DP: 0 HBP: 0	WP: 0 PB: 0 SB: 1 CS: 0	PA: 38							
<b>PITCHER</b>	IP	WLS	BF	H	R	ER	SO	BB	IBB	HBP	BLK	WP	HR	S	P	ERA	WHIP										
52 Chris Rusin, L (1,1) ERA: 4.43	6.0	L	27	8	1	1	5	0	1	0	0	0	0	64	96	1.50	1.333										
63 Rafael Betancourt, R (7,1) ERA: 5.3	1.0		3	0	0	0	0	0	0	0	0	0	0	7	9	0.00	0.000										
66 John Axford, R (8,1) ERA: 4.91	0.2		5	1	3	3	0	2	0	0	0	0	0	10	22	40.50	4.500										
48 Boone Logan, L (8,1) ERA: 4.75	0.1		3	2	0	0	0	1	0	0	0	0	0	8	16	0.00	9.000										

AB	34
R	4
H	11
RBI	4
BB	4
SO	5
LOB	16





Batter	1	2	3	4	5	6	7	8	9	AB	R	H	RBI	BB	SO	LOB	TOP					
19 Charlie Blackmon, L (1,8) OBP: 0.350, SLG: 0.457	G4-3		G3-1		K			F7		4	0	0	0	0	1	2	<b>Colorado Rockies @ New York Mets</b> Citi Field, Flushing, NY Wed Aug 12 2015, 7:11 PM - 9:45 PM EDT Att: 37,175 - Partly Cloudy - 79 F					
7 José Reyes, S (1,6) OBP: 0.310, SLG: 0.369	1B		G1-3			G4-3		P5		4	0	1	0	0	0	0						
5 Carlos González, L (1,9) OBP: 0.333, SLG: 0.538	K			F8		BB		F9		3	0	0	0	1	1							
28 Nolan Arenado, R (1,5) OBP: 0.313, SLG: 0.547	L6			K		FC5-4		F7		4	0	0	0	0	1	2						
10 Ben Paulsen, L (1,3) OBP: 0.346, SLG: 0.498	P6			K				K		3	0	0	0	1	2	0						
9 DJ LeMahieu, R (1,4) OBP: 0.378, SLG: 0.408	K				2B			K		4	0	2	0	0	2	2						
8 Michael McKenry, R (1,2) OBP: 0.327, SLG: 0.398	BB				BB			1B		2	0	0	0	2	1	1						
1 Brandon Barnes, R (1,7) OBP: 0.330, SLG: 0.335	K				K			B1-3		3	0	0	0	0	2	3						
29 Jorge De La Rosa, L (1,1) OBP: 0.081, SLG: 0.081								K2-3		1	0	0	0	0	1	0						
12 Matt McBride, R (7,PH) 36 Christian Bergman, R (7,1)										1	0	0	0	0	1	0						
										0	0	0	0	0	0	0						
<b>Inning Stats</b>	R: 0 E: 0 K: 1 S: 13	H: 1 LOB: 1 BB: 0 P: 15	R: 0 E: 0 K: 2 S: 8	H: 0 LOB: 1 BB: 1 P: 15	R: 0 E: 0 K: 1 S: 8	H: 0 LOB: 0 BB: 0 P: 9	R: 0 E: 0 K: 2 S: 10	H: 0 LOB: 0 BB: 0 P: 12	R: 0 E: 0 K: 1 S: 9	H: 1 LOB: 2 BB: 1 P: 16	R: 0 E: 0 K: 1 S: 15	H: 0 LOB: 0 BB: 0 P: 27	R: 0 E: 0 K: 1 S: 6	H: 0 LOB: 0 BB: 0 P: 9	R: 0 E: 0 K: 0 S: 5	H: 0 LOB: 1 BB: 0 P: 8	R: 0 E: 0 K: 2 S: 12	H: 1 LOB: 1 BB: 0 P: 17	1B: 2 2B: 1 3B: 0 HR: 0	SF: 0 SAC: 1 DP: 0 HBP: 0	WP: 0 PB: 0 CS: 1	PA: 34
<b>PITCHER</b>	IP	WLS	BF	H	R	ER	SO	BB	IBB	HBP	BLK	WP	HR	S	P	ERA	WHIP					
48 Jacob deGrom, R (1,1) ERA: 2.03	7.0	W	27	2	0	0	10	4	0	0	0	0	0	69	103	0.00	0.857					
46 Tyler Clippard, R (8,1) ERA: 2.53	1.0	H	3	0	0	0	0	0	0	0	0	0	0	5	8	0.00	0.000					
27 Jeury Familia, R (9,1) ERA: 1.94	1.0	S	4	1	0	0	2	0	0	0	0	0	0	12	17	0.00	1.000					

AB	29
R	0
H	3
RBI	0
BB	4
SO	12
LOB	11



Batter	1	2	3	4	5	6	7	8	9	AB	R	H	RBI	BB	SO	LOB	BOTTOM				
12 Juan Lagares, R (1,8) OBP: 0.285, SLG: 0.343	F9			2B	K			F9		4	1	1	0	0	1	0	<b>Colorado Rockies @ New York Mets</b> Citi Field, Flushing, NY Wed Aug 12 2015, 7:11 PM - 9:45 PM EDT Att: 37,175 - Partly Cloudy - 79 F				
3 Curtis Granderson, L (1,9) OBP: 0.347, SLG: 0.444	G6-3			G3		K		K		4	0	0	0	0	2	1					
52 Yoanis Céspedes, R (1,7) OBP: 0.319, SLG: 0.494	K			G5-3		G5-3		HR		4	1	1	1	0	1	1					
2 Juan Uribe, R (1,5) OBP: 0.321, SLG: 0.410	K			2B	2B	1B		BB		3	1	2	1	1	1	0					
23 Michael Cuddyer, R (1,3) OBP: 0.304, SLG: 0.380	G4-3			1B		FC6-4		P6		4	0	1	1	0	0	2					
4 Wilmer Flores, R (1,4) OBP: 0.287, SLG: 0.390	G5-3			1B						2	0	0	0	1	0	0					
7 Travis d'Araud, R (1,2) OBP: 0.342, SLG: 0.495				BB		FC6-4		1B		2	0	1	0	1	0	2					
11 Rubén Tejada, R (1,6) OBP: 0.332, SLG: 0.347	G6-4-3			BB				F8		3	0	0	0	0	1	2					
48 Jacob deGrom, L (1,1) ERA: 4.75										2	0	0	0	0	2	0					
30 Michael Conforto, L (7,PH) 46 Tyler Clippard, R (8,1) 27 Jeury Familia, R (9,1)								P6		1	0	0	0	0	0	1					
										0	0	0	0	0	0	0					
										0	0	0	0	0	0	0					
<b>Inning Stats</b>	R: 0 E: 0 K: 1 S: 8	H: 0 LOB: 0 BB: 0 P: 9	R: 0 E: 0 K: 1 S: 10	H: 0 LOB: 0 BB: 0 P: 15	R: 0 E: 0 K: 1 S: 6	H: 0 LOB: 0 BB: 1 P: 13	R: 2 E: 0 K: 0 S: 15	H: 3 LOB: 2 BB: 1 P: 23	R: 0 E: 0 K: 3 S: 9	H: 0 LOB: 0 BB: 0 P: 13	R: 0 E: 0 K: 1 S: 11	H: 1 LOB: 1 BB: 0 P: 19	R: 0 E: 0 K: 0 S: 12	H: 1 LOB: 0 BB: 0 P: 18	R: 1 E: 0 K: 1 S: 12	H: 1 LOB: 1 BB: 1 P: 21	1B: 4 2B: 1 3B: 0 HR: 1	SF: 0 SAC: 0 DP: 1 HBP: 0	WP: 1 PB: 0 CS: 0	PA: 32	
<b>PITCHER</b>	IP	WLS	BF	H	R	ER	SO	BB	IBB	HBP	BLK	WP	HR	S	P	ERA	WHIP				
29 Jorge De La Rosa, L (1,1) ERA: 4.57	6.0	L	23	4	2	2	7	2	0	0	0	0	0	59	92	3.00	1.000				
36 Christian Bergman, R (7,1) ERA: 4.57	2.0		9	2	1	1	1	1	0	0	0	0	0	24	39	4.50	1.500				

AB	29
R	3
H	6
RBI	3
BB	3
SO	8
LOB	9









Batter	1	2	3	4	5	6	7	8	9	10	AB	R	H	RBI	BB	SO	LOB	TOP							
25 Gregory Polanco, L OBP: 0.334, SLG: 0.382	F7		F7			G3-6		K		G3	5	0	2	1	0	1	2	<b>Pittsburgh Pirates @ New York Mets</b> Citi Field, Flushing, NY Fri Aug 14 2015, 7:12 PM - 10:30 PM EDT Att: 38,495 - Clear - 80 F							
18 Neil Walker, S OBP: 0.326, SLG: 0.437	HR		G1-3			G3-6		F7		G3	5	1	1	1	0	0	5								
22 Andrew McCutchen, R OBP: 0.397, SLG: 0.518	K				BB			K			2	0	0	0	3	2	1								
17 Aramis Ramirez, R OBP: 0.265, SLG: 0.401	G5-3				F7						4	0	0	1	0	0	2								
35 Mark Melancon, R OBP: 0.242, SLG: 0.308					F8					SF9	0	0	0	0	0	0	0								
27 Jung Ho Kang, R OBP: 0.353, SLG: 0.448						G5-3				P4	5	0	1	0	0	2	2								
24 Pedro Alvarez, L OBP: 0.311, SLG: 0.452						G1-6-3					4	0	2	0	0	1	2								
23 Pedro Florimon, S OBP: 0.077, SLG: 0.077						G1-6-3					0	0	0	0	0	0	0								
30 Travis Ishikawa, L OBP: 0.276, SLG: 0.294											3	0	0	0	0	1	1								
3 Sean Rodriguez, R OBP: 0.242, SLG: 0.308	L3									L9	1	0	0	0	0	0	1								
19 Chris Stewart, R OBP: 0.333, SLG: 0.353						G4-3					4	0	2	0	0	1	1								
6 Starling Marte, R OBP: 0.339, SLG: 0.442								K			0	1	0	0	0	0	0								
32 J.A. Happ, L ERA: 4.58											2	0	0	0	0	2	1								
48 Jared Hughes, R ERA: 2.28											0	0	0	0	0	0	0								
59 Antonio Bastardo, L ERA: 3.32											0	0	0	0	1	0	0								
37 Arquemedes Caminero, R ERA: 3.74											0	0	0	0	0	0	0								
29 Francisco Cervelli, R ERA: 1.97											1	1	1	0	0	0	0								
<b>Inning Stats</b>	R: 1 E: 0 K: 1 S: 10	H: 1 LOB: 0 BB: 0 P: 13	R: 0 E: 0 K: 2 S: 7	H: 0 LOB: 0 BB: 0 P: 11	R: 0 E: 0 K: 1 S: 11	H: 1 LOB: 1 BB: 0 P: 14	R: 0 E: 0 K: 2 S: 10	H: 1 LOB: 1 BB: 1 P: 22	R: 0 E: 0 K: 1 S: 9	H: 0 LOB: 0 BB: 0 P: 16	R: 0 E: 0 K: 0 S: 3	H: 1 LOB: 1 BB: 1 P: 7	R: 0 E: 0 K: 1 S: 8	H: 1 LOB: 1 BB: 0 P: 11	R: 0 E: 0 K: 0 S: 7	H: 1 LOB: 1 BB: 0 P: 12	R: 2 E: 0 K: 1 S: 14	H: 3 LOB: 2 BB: 1 P: 23	1B: 8 2B: 0 3B: 0 HR: 1	SF: 1 SAC: 0 DP: 2 HBP: 0	WP: 0 PB: 0 SB: 0 CS: 0	PA: 41			
<b>PITCHER</b>	IP WLS BF H R ER SO BB IBB HBP BLK WP HR S P ERA WHIP	IP WLS BF H R ER SO BB IBB HBP BLK WP HR S P ERA WHIP	IP WLS BF H R ER SO BB IBB HBP BLK WP HR S P ERA WHIP	IP WLS BF H R ER SO BB IBB HBP BLK WP HR S P ERA WHIP	IP WLS BF H R ER SO BB IBB HBP BLK WP HR S P ERA WHIP	IP WLS BF H R ER SO BB IBB HBP BLK WP HR S P ERA WHIP	IP WLS BF H R ER SO BB IBB HBP BLK WP HR S P ERA WHIP	IP WLS BF H R ER SO BB IBB HBP BLK WP HR S P ERA WHIP	IP WLS BF H R ER SO BB IBB HBP BLK WP HR S P ERA WHIP	IP WLS BF H R ER SO BB IBB HBP BLK WP HR S P ERA WHIP	IP WLS BF H R ER SO BB IBB HBP BLK WP HR S P ERA WHIP	IP WLS BF H R ER SO BB IBB HBP BLK WP HR S P ERA WHIP	IP WLS BF H R ER SO BB IBB HBP BLK WP HR S P ERA WHIP	IP WLS BF H R ER SO BB IBB HBP BLK WP HR S P ERA WHIP	IP WLS BF H R ER SO BB IBB HBP BLK WP HR S P ERA WHIP	IP WLS BF H R ER SO BB IBB HBP BLK WP HR S P ERA WHIP	IP WLS BF H R ER SO BB IBB HBP BLK WP HR S P ERA WHIP	IP WLS BF H R ER SO BB IBB HBP BLK WP HR S P ERA WHIP	IP WLS BF H R ER SO BB IBB HBP BLK WP HR S P ERA WHIP	IP WLS BF H R ER SO BB IBB HBP BLK WP HR S P ERA WHIP	IP WLS BF H R ER SO BB IBB HBP BLK WP HR S P ERA WHIP	IP WLS BF H R ER SO BB IBB HBP BLK WP HR S P ERA WHIP	IP WLS BF H R ER SO BB IBB HBP BLK WP HR S P ERA WHIP	IP WLS BF H R ER SO BB IBB HBP BLK WP HR S P ERA WHIP	IP WLS BF H R ER SO BB IBB HBP BLK WP HR S P ERA WHIP
40 Bartolo Colon, R ERA: 4.58	7.0	0	5	1	7	2	0	0	0	0	0	0	10	20	0.00	1.000									
46 Tyler Clippard, R ERA: 2.47	1.0	4	1	0	0	0	0	0	0	0	0	7	12	0.00	1.000										
27 Jeunys Familia, R ERA: 1.91	1.0	4	1	0	0	0	0	0	0	0	0	7	12	0.00	1.000										
39 Bobby Parnell, R ERA: 4.82	0.0	L	3	3	2	0	0	0	0	0	0	6	10	∞	∞										
72 Carlos Torres, R ERA: 3.43	1.0	4	0	0	0	1	0	1	0	0	0	8	13	0.00	0.000										

Batter	1	2	3	4	5	6	7	8	9	10	AB	R	H	RBI	BB	SO	LOB	BOTTOM								
12 Juan Lagares, R OBP: 0.289, SLG: 0.356	G4-3										5	1	2	0	0	1	0	<b>Pittsburgh Pirates @ New York Mets</b> Citi Field, Flushing, NY Fri Aug 14 2015, 7:12 PM - 10:30 PM EDT Att: 38,495 - Clear - 80 F								
3 Curtis Granderson, L OBP: 0.346, SLG: 0.451	K										4	0	1	1	0	1	0									
52 Yoenis Cespedes, R OBP: 0.322, SLG: 0.505	2B										5	1	3	1	0	2	2									
2 Juan Uribe, R OBP: 0.315, SLG: 0.404											5	0	0	0	0	1	4									
28 Daniel Murphy, L OBP: 0.331, SLG: 0.421											4	0	2	0	0	1	3									
23 Michael Cuddyer, R OBP: 0.301, SLG: 0.375											4	0	0	0	0	1	2									
4 Wilmer Flores, R OBP: 0.289, SLG: 0.388											4	0	1	0	0	1	1									
20 Anthony Recker, R OBP: 0.268, SLG: 0.233											3	0	1	0	1	1	0									
40 Bartolo Colon, R ERA: 4.58											2	0	0	0	0	1	2									
55 Kelly Johnson, L ERA: 2.28											1	0	0	0	0	0	0									
46 Tyler Clippard, R ERA: 2.47											0	0	0	0	0	0	0									
27 Jeunys Familia, R ERA: 1.91											0	0	0	0	0	0	0									
30 Michael Conforto, L OBP: 0.289, SLG: 0.388											1	0	0	0	0	0	1									
39 Bobby Parnell, R ERA: 4.82											0	0	0	0	0	0	0									
72 Carlos Torres, R ERA: 3.43											0	0	0	0	0	0	0									
<b>Inning Stats</b>	R: 0 E: 0 K: 2 S: 13	H: 1 LOB: 1 BB: 0 P: 22	R: 0 E: 0 K: 0 S: 12	H: 2 LOB: 2 BB: 1 P: 20	R: 0 E: 0 K: 2 S: 12	H: 2 LOB: 2 BB: 0 P: 15	R: 0 E: 0 K: 1 S: 5	H: 0 LOB: 0 BB: 0 P: 6	R: 0 E: 0 K: 2 S: 9	H: 0 LOB: 0 BB: 0 P: 11	R: 1 E: 0 K: 1 S: 6	H: 1 LOB: 1 BB: 0 P: 9	R: 0 E: 0 K: 0 S: 5	H: 0 LOB: 0 BB: 0 P: 9	R: 0 E: 0 K: 1 S: 11	H: 1 LOB: 1 BB: 0 P: 16	R: 0 E: 0 K: 1 S: 6	H: 1 LOB: 1 BB: 0 P: 11	R: 1 E: 0 K: 1 S: 14	H: 1 LOB: 0 BB: 0 P: 23	1B: 5 2B: 4 3B: 0 HR: 1	SF: 1 SAC: 0 DP: 1 HBP: 0	WP: 1 PB: 0 SB: 0 CS: 0	PA: 40		
<b>PITCHER</b>	IP WLS BF H R ER SO BB IBB HBP BLK WP HR S P ERA WHIP	IP WLS BF H R ER SO BB IBB HBP BLK WP HR S P ERA WHIP	IP WLS BF H R ER SO BB IBB HBP BLK WP HR S P ERA WHIP	IP WLS BF H R ER SO BB IBB HBP BLK WP HR S P ERA WHIP	IP WLS BF H R ER SO BB IBB HBP BLK WP HR S P ERA WHIP	IP WLS BF H R ER SO BB IBB HBP BLK WP HR S P ERA WHIP	IP WLS BF H R ER SO BB IBB HBP BLK WP HR S P ERA WHIP	IP WLS BF H R ER SO BB IBB HBP BLK WP HR S P ERA WHIP	IP WLS BF H R ER SO BB IBB HBP BLK WP HR S P ERA WHIP	IP WLS BF H R ER SO BB IBB HBP BLK WP HR S P ERA WHIP	IP WLS BF H R ER SO BB IBB HBP BLK WP HR S P ERA WHIP	IP WLS BF H R ER SO BB IBB HBP BLK WP HR S P ERA WHIP	IP WLS BF H R ER SO BB IBB HBP BLK WP HR S P ERA WHIP	IP WLS BF H R ER SO BB IBB HBP BLK WP HR S P ERA WHIP	IP WLS BF H R ER SO BB IBB HBP BLK WP HR S P ERA WHIP	IP WLS BF H R ER SO BB IBB HBP BLK WP HR S P ERA WHIP	IP WLS BF H R ER SO BB IBB HBP BLK WP HR S P ERA WHIP	IP WLS BF H R ER SO BB IBB HBP BLK WP HR S P ERA WHIP	IP WLS BF H R ER SO BB IBB HBP BLK WP HR S P ERA WHIP	IP WLS BF H R ER SO BB IBB HBP BLK WP HR S P ERA WHIP	IP WLS BF H R ER SO BB IBB HBP BLK WP HR S P ERA WHIP	IP WLS BF H R ER SO BB IBB HBP BLK WP HR S P ERA WHIP	IP WLS BF H R ER SO BB IBB HBP BLK WP HR S P ERA WHIP	IP WLS BF H R ER SO BB IBB HBP BLK WP HR S P ERA WHIP	IP WLS BF H R ER SO BB IBB HBP BLK WP HR S P ERA WHIP	IP WLS BF H R ER SO BB IBB HBP BLK WP HR S P ERA WHIP
32 J.A. Happ, L ERA: 4.64	5.1	5	0	1	7	1	0	0	0	0	0	11	14	0.00	1.500											
48 Jared Hughes, R ERA: 2.28	1.2	5	0	0	0	1	0	0	0	0	11	16	0.00	1.000												
59 Antonio Bastardo, L ERA: 3.32	1.0	4	1	0	0	1	0	0	0	0	11	11	0.00	1.000												
37 Arquemedes Caminero, R ERA: 3.74	1.0	W	4	1	0	0	1	0	0	0	11	11	0.00	1.000												
35 Mark Melancon, R ERA: 1.97	1.0	S	4	1	1	1	1	0	0	0	14	23	9.00	1.000												













Batter	1	2	3	4	5	6	7	8	9	AB R H RBI BB SO LOB	TOP																														
3 Curtis Granderson, L (1, 9) OBP: 0.344, SLG: 0.458										4 2 2 2 1 2 1	<b>New York Mets @ Baltimore Orioles</b> Oriole Park at Camden Yards, Baltimore, MD Tue Aug 18 2015, 7:51 PM - 10:51 PM EDT Att: 34,068 - Cloudy - 81 F																														
28 Daniel Murphy, L (1, 5) OBP: 0.326, SLG: 0.418										4 0 2 2 0 0 0																															
52 Yoenis Cespedes, R (1, 8) OBP: 0.321, SLG: 0.496										4 0 0 0 1 0 2																															
21 Lucas Duda, L (1, 3) OBP: 0.346, SLG: 0.472										5 0 1 0 0 2 4																															
7 Travis d'Arnaud, R (1, 2) OBP: 0.328, SLG: 0.483										3 0 0 0 1 1 1																															
55 Kelly Johnson, L (1, 4) OBP: 0.302, SLG: 0.434										4 0 0 0 0 2 2																															
23 Michael Cuddyer, R (1, 10) OBP: 0.299, SLG: 0.369										4 0 1 0 0 0 1																															
30 Michael Conforto, L (1, 7) OBP: 0.338, SLG: 0.423										4 0 1 0 0 2 4																															
12 Juan Lagares, R (9, PR) OBP: 0.288, SLG: 0.354										0 1 0 0 0 0 0																															
4 Wilmer Flores, R (1, 6) OBP: 0.286, SLG: 0.384										4 2 1 0 0 0 1																															
<b>Inning Stats</b>	R: 1 S: 13	H: 1 P: 19	E: 0 S: 6	H: 0 P: 10	R: 1 S: 15	H: 2 P: 22	E: 0 S: 19	H: 2 P: 26	R: 1 S: 6	H: 1 P: 12	E: 0 S: 12	H: 0 P: 20	R: 0 S: 12	H: 1 P: 20	E: 0 S: 9	H: 0 P: 11	R: 2 S: 16	H: 1 P: 28	E: 1 S: 16	H: 2 P: 28	1B: 4 HR: 2	SF: 1 HBP: 0	WP: 1 PA: 40																		
<b>PITCHER</b>	IP: 6.0 ERA: 4.48	WLS: L LOB: 0	BF: 26	H: 6 R: 3 ER: 3 SO: 6	BB: 1 IBB: 0 HBP: 0 BLK: 0	WP: 0 HR: 2 S: 71 P: 109	ERA: 4.50 WHIP: 1.167											IP: 7.1 ERA: 2.25	WLS: H LOB: 1	BF: 5	H: 1 R: 0 ER: 0 SO: 1	BB: 0 IBB: 1 HBP: 0 BLK: 0	WP: 0 HR: 0 S: 12 P: 21	ERA: 9.00 WHIP: 1.000											IP: 1.0 ERA: 1.08	WLS: S LOB: 0	BF: 4	H: 0 R: 0 ER: 0 SO: 1	BB: 0 IBB: 0 HBP: 0 BLK: 0	WP: 0 HR: 0 S: 10 P: 18	ERA: 0.00 WHIP: 1.000

Batter	1	2	3	4	5	6	7	8	9	AB R H RBI BB SO LOB	BOTTOM																														
13 Manny Machado, R (1, 5) OBP: 0.365, SLG: 0.517										4 0 1 0 1 0 3	<b>New York Mets @ Baltimore Orioles</b> Oriole Park at Camden Yards, Baltimore, MD Tue Aug 18 2015, 7:51 PM - 10:51 PM EDT Att: 34,068 - Cloudy - 81 F																														
18 Gerardo Parra, L (1, 9) OBP: 0.383, SLG: 0.515										4 1 1 1 0 0 2																															
10 Adam Jones, R (1, 8) OBP: 0.319, SLG: 0.498										4 0 0 0 0 0 1																															
19 Chris Davis, L (1, 3) OBP: 0.341, SLG: 0.545										3 1 0 0 1 3 1																															
32 Matt Wieters, S (1, 2) OBP: 0.310, SLG: 0.451										4 1 2 0 0 0 0																															
6 Jonathan Schoop, R (1, 4) OBP: 0.338, SLG: 0.517										4 0 0 0 0 2 3																															
45 Steve Clevenger, L (1, 10) OBP: 0.357, SLG: 0.536										4 0 0 0 0 1 3																															
2 J.J. Hardy, R (1, 6) OBP: 0.257, SLG: 0.324										3 0 1 1 1 0 1																															
14 Nolan Reimold, R (9, PR) OBP: 0.314, SLG: 0.352										0 0 0 0 0 0 0																															
51 Henry Urrutia, L (1, 7) OBP: 0.250, SLG: 0.200										3 0 1 1 1 1 0																															
3 Ryan Flaherty, L (9, PR) OBP: 0.279, SLG: 0.330										0 0 0 0 0 0 0																															
<b>Inning Stats</b>	R: 0 S: 16	H: 0 P: 22	E: 0 S: 9	H: 1 P: 11	R: 0 S: 6	H: 0 P: 9	R: 0 S: 7	H: 0 P: 11	R: 0 S: 9	H: 2 P: 13	E: 0 S: 11	H: 1 P: 16	R: 0 S: 7	H: 0 P: 9	R: 0 S: 7	H: 1 P: 13	R: 2 S: 17	H: 1 P: 32	E: 0 S: 17	H: 3 P: 32	1B: 4 HR: 1	SF: 0 HBP: 0	WP: 0 PA: 37																		
<b>PITCHER</b>	IP: 7.2 ERA: 1.98	WLS: W LOB: 1	BF: 28	H: 5 R: 1 ER: 1 SO: 6	BB: 1 IBB: 0 HBP: 0 BLK: 0	WP: 0 HR: 1 S: 70 P: 100	ERA: 1.17 WHIP: 0.783											IP: 0.2 ERA: 2.39	WLS: H LOB: 0	BF: 4	H: 1 R: 2 ER: 0 SO: 0	BB: 0 IBB: 0 HBP: 0 BLK: 0	WP: 0 HR: 0 S: 8 P: 15	ERA: 0.00 WHIP: 3.000											IP: 0.2 ERA: 1.85	WLS: S LOB: 0	BF: 5	H: 0 R: 0 ER: 0 SO: 1	BB: 0 IBB: 0 HBP: 0 BLK: 0	WP: 0 HR: 0 S: 11 P: 21	ERA: 0.00 WHIP: 3.000



Batter	1	2	3	4	5	6	7	8	9	AB	R	H	RBI	BB	SO	LOB	TOP										
3 Curtis Granderson, L OBP: 0.342, SLG: 0.455	L3		G5-3		2B		L4		F8	5	1	1	0	0	0	1	<b>New York Mets @ Baltimore Orioles</b> Oriole Park at Camden Yards, Baltimore, MD Wed Aug 19 2015, 7:08 PM - 10:08 PM EDT Att: 36,165 - Partly Cloudy - 85 F										
28 Daniel Murphy, L OBP: 0.327, SLG: 0.427	HR		K		1B		G6-3			4	1	2	2	0	1	0											
52 Yoenis Cespedes, R(1, 10) OBP: 0.320, SLG: 0.494	1B		G6-3		G5-4-3			K		4	0	1	0	0	1	1											
21 Lucas Duda, L OBP: 0.347, SLG: 0.474	K							K		3	0	1	0	1	2	1											
2 Juan Uribe, R OBP: 0.308, SLG: 0.400	BB							G3		3	0	0	0	1	1	2											
7 Travis d'Arnaud, R OBP: 0.282, SLG: 0.471	FC6-4							K		3	1	0	0	1	2	3											
30 Michael Conforto, L OBP: 0.338, SLG: 0.497	K									2	0	0	0	1	1	0											
23 Michael Cuddyer, R OBP: 0.301, SLG: 0.371			BB					G4-3		1	0	1	0	0	0	0											
4 Wilmer Flores, R OBP: 0.288, SLG: 0.393	F9							G4-6-3		4	1	2	2	0	0	1											
12 Juan Lagares, R OBP: 0.287, SLG: 0.353	K						F8		1B	4	0	1	0	0	1	2											
<b>Inning Stats</b>	R: 1 H: 2 E: 0 K: 1 S: 12	H: 2 BB: 1 P: 22	R: 0 H: 0 E: 0 K: 2 S: 9	H: 0 LOB: 0 BB: 0 P: 13	R: 0 H: 0 E: 0 K: 1 S: 8	H: 0 LOB: 0 BB: 0 P: 14	R: 1 H: 1 E: 0 K: 1 S: 16	H: 1 LOB: 2 BB: 3 P: 33	R: 1 H: 2 E: 0 K: 1 S: 7	H: 0 LOB: 0 BB: 0 P: 12	R: 0 H: 0 E: 0 K: 1 S: 6	H: 0 LOB: 0 BB: 0 P: 7	R: 1 H: 1 E: 0 K: 0 S: 14	H: 1 LOB: 0 BB: 0 P: 21	R: 0 H: 1 E: 0 K: 2 S: 13	H: 1 LOB: 1 BB: 0 P: 20	R: 0 H: 2 E: 0 K: 0 S: 11	H: 2 LOB: 1 BB: 0 P: 15	1B: 5 2B: 2 3B: 0 HR: 2	SF: 0 SAC: 0 DP: 2 HBP: 0	WP: 0 PB: 0 SB: 1 CS: 1	PA: 37					
<b>PITCHER</b>	IP	WLS	BF	H	R	ER	SO	BB	IBB	HBP	BLK	WP	HR	S	P	ERA	WHIP	<b>PITCHER</b>									
31 Ubaldo Jimenez, R ERA: 3.97	5.0		22	5	3	3	6	4	0	0	0	0	1	52	94	5.40	1.800										
60 Mychal Givens, R ERA: 1.99	1.1		5	1	1	1	1	0	0	0	0	0	0	16	21	6.75	0.750										
17 Brian Matusz, L ERA: 2.27	1.0		4	1	0	0	1	0	0	0	0	0	0	12	21	0.00	1.000										
56 Darren O'Day, R ERA: 1.15	0.2		2	0	0	0	1	0	0	0	0	0	0	5	6	0.00	0.000										
53 Zack Britton, L ERA: 1.8	1.0	W	4	2	0	0	0	0	0	0	0	0	0	11	15	0.00	2.000										
<b>Batter</b>	<b>1</b>	<b>2</b>	<b>3</b>	<b>4</b>	<b>5</b>	<b>6</b>	<b>7</b>	<b>8</b>	<b>9</b>	<b>AB</b>	<b>R</b>	<b>H</b>	<b>RBI</b>	<b>BB</b>	<b>SO</b>	<b>LOB</b>	<b>BOTTOM</b>										
13 Manny Machado, R OBP: 0.366, SLG: 0.519	2B		K		1B		K			4	0	2	0	0	2	0	<b>New York Mets @ Baltimore Orioles</b> Oriole Park at Camden Yards, Baltimore, MD Wed Aug 19 2015, 7:08 PM - 10:08 PM EDT Att: 36,165 - Partly Cloudy - 85 F										
18 Gerardo Parra, L OBP: 0.382, SLG: 0.513	1B		F7		L7		F8			4	0	1	0	0	0	1											
10 Adam Jones, R OBP: 0.323, SLG: 0.508	BB				G6-3		HR			3	2	2	1	1	0	1											
19 Chris Davis, L OBP: 0.342, SLG: 0.546	K				2B		K			3	1	1	0	1	2	3											
6 Jonathan Schoop, R OBP: 0.335, SLG: 0.529	G4-3				HR					4	1	1	2	0	1	5											
45 Steve Clevenger, L OBP: 0.375, SLG: 0.531	L9				1B		K			4	0	2	1	0	1	0											
2 J.J. Hardy, R OBP: 0.254, SLG: 0.320	K				K		L8			4	0	0	0	0	2	3											
51 Henry Urrutia, L OBP: 0.250, SLG: 0.368	G6-3				L7		F7			4	1	1	1	0	0	3											
36 Caleb Joseph, R OBP: 0.320, SLG: 0.451	F8				K		G2-3			3	0	0	0	0	1	1											
<b>Inning Stats</b>	R: 0 H: 2 E: 0 K: 1 S: 13	H: 0 LOB: 2 BB: 1 P: 23	R: 0 H: 0 E: 0 K: 1 S: 8	H: 0 LOB: 0 BB: 0 P: 10	R: 0 H: 0 E: 0 K: 1 S: 9	H: 0 LOB: 0 BB: 0 P: 13	R: 1 H: 2 E: 0 K: 2 S: 16	H: 2 LOB: 1 BB: 1 P: 28	R: 0 H: 1 E: 0 K: 1 S: 10	H: 1 LOB: 1 BB: 0 P: 15	R: 2 H: 3 E: 0 K: 0 S: 11	H: 3 LOB: 1 BB: 0 P: 13	R: 1 H: 1 E: 0 K: 2 S: 12	H: 1 LOB: 0 BB: 0 P: 20	R: 0 H: 0 E: 0 K: 1 S: 9	H: 0 LOB: 0 BB: 0 P: 13		R: 1 H: 1 E: 0 K: 0 S: 4	H: 1 LOB: 0 BB: 0 P: 5	1B: 4 2B: 3 3B: 0 HR: 3	SF: 0 SAC: 0 DP: 1 HBP: 0	WP: 0 PB: 0 SB: 3 CS: 0	PA: 35				
<b>PITCHER</b>	IP	WLS	BF	H	R	ER	SO	BB	IBB	HBP	BLK	WP	HR	S	P	ERA	WHIP	<b>PITCHER</b>									
34 Noah Syndergaard, R ERA: 3.17	5.0		24	8	3	3	6	2	0	0	0	0	0	5	6	0.00	0.000										
35 Logan Verrett, R ERA: 2.82	1.0		3	0	0	0	0	0	0	0	0	0	0	5	6	0.00	0.000										
47 Hansel Robles, R ERA: 4.0	1.0	B	4	1	1	1	2	0	0	0	0	0	1	12	20	9.00	1.000										
46 Tyler Clippard, R ERA: 2.34	1.0		3	0	0	0	1	0	0	0	0	0	0	9	13	0.00	0.000										
72 Carlos Torres, R ERA: 3.83	0.0	L	1	1	1	1	0	0	0	0	0	0	1	4	5	"	"										











Batter	1	2	3	4	5	6	7	8	9	AB	R	H	RBI	BB	SO	LOB	TOP								
3 Curtis Granderson, L (1,9) OBP: 0.349, SLG: 0.459										4	1	1	0	1	2	1									
52 Yoenis Cespedes, R (1,8) OBP: 0.327, SLG: 0.513										3	0	0	0	1	2	2									
28 Daniel Murphy, L (1,3) OBP: 0.328, SLG: 0.428										5	1	2	1	0	0	3									
2 Juan Uribe, R (1,5) OBP: 0.309, SLG: 0.412										4	0	0	0	0	3	3									
55 Kelly Johnson, L (1,4) OBP: 0.305, SLG: 0.430										4	0	0	0	0	1	2									
4 Wilmer Flores, R (1,6) OBP: 0.295, SLG: 0.400										3	2	1	1	0	0	0									
30 Michael Conforto, L (1,7) OBP: 0.350, SLG: 0.454										4	1	3	0	0	1	0									
12 Juan Lagares, R (9,8) OBP: 0.290, SLG: 0.358										3	0	1	1	1	1	1									
20 Anthony Recker, R (1,2) OBP: 0.273, SLG: 0.246										3	0	1	1	1	1	1									
35 Logan Verrett, R (1,1)										3	0	0	0	0	1	3									
23 Michael Cuddyer, R (9,PH) OBP: 0.289, SLG: 0.371										1	0	0	0	0	0	0									
47 Hansel Robles, R (9,1)										0	0	0	0	0	0	0									
<b>Inning Stats</b>	R: 1 E: 0 K: 3 S: 15	H: 1 LOB: 1 BB: 1 P: 24	R: 2 E: 1 K: 2 S: 14	H: 1 LOB: 1 BB: 1 P: 23	R: 2 E: 0 K: 1 S: 14	H: 4 LOB: 2 BB: 0 P: 24	R: 0 E: 0 K: 1 S: 8	H: 0 LOB: 0 BB: 0 P: 11	R: 0 E: 0 K: 1 S: 7	H: 0 LOB: 0 BB: 0 P: 8	R: 0 E: 0 K: 1 S: 6	H: 0 LOB: 2 BB: 0 P: 7	R: 0 E: 0 K: 0 S: 9	H: 1 LOB: 1 BB: 0 P: 14	R: 0 E: 0 K: 1 S: 10	H: 1 LOB: 1 BB: 0 P: 10	R: 0 E: 0 K: 1 S: 10	H: 0 LOB: 1 BB: 1 P: 16	1B: 5 2B: 3 3B: 0 HR: 0	SF: 0 SAC: 0 DP: 1 HBP: 2	WP: 4 PB: 0 SB: 1 CS: 0	PA: 39			
<b>PITCHER</b>	IP WLS BF H R ER SO BB IBB HBP BLK WP HR S P ERA WHIP	IP WLS BF H R ER SO BB IBB HBP BLK WP HR S P ERA WHIP	IP WLS BF H R ER SO BB IBB HBP BLK WP HR S P ERA WHIP	IP WLS BF H R ER SO BB IBB HBP BLK WP HR S P ERA WHIP	IP WLS BF H R ER SO BB IBB HBP BLK WP HR S P ERA WHIP	IP WLS BF H R ER SO BB IBB HBP BLK WP HR S P ERA WHIP	IP WLS BF H R ER SO BB IBB HBP BLK WP HR S P ERA WHIP	IP WLS BF H R ER SO BB IBB HBP BLK WP HR S P ERA WHIP	IP WLS BF H R ER SO BB IBB HBP BLK WP HR S P ERA WHIP	IP WLS BF H R ER SO BB IBB HBP BLK WP HR S P ERA WHIP	IP WLS BF H R ER SO BB IBB HBP BLK WP HR S P ERA WHIP	IP WLS BF H R ER SO BB IBB HBP BLK WP HR S P ERA WHIP	IP WLS BF H R ER SO BB IBB HBP BLK WP HR S P ERA WHIP	IP WLS BF H R ER SO BB IBB HBP BLK WP HR S P ERA WHIP	IP WLS BF H R ER SO BB IBB HBP BLK WP HR S P ERA WHIP	IP WLS BF H R ER SO BB IBB HBP BLK WP HR S P ERA WHIP	IP WLS BF H R ER SO BB IBB HBP BLK WP HR S P ERA WHIP	IP WLS BF H R ER SO BB IBB HBP BLK WP HR S P ERA WHIP	IP WLS BF H R ER SO BB IBB HBP BLK WP HR S P ERA WHIP	IP WLS BF H R ER SO BB IBB HBP BLK WP HR S P ERA WHIP	IP WLS BF H R ER SO BB IBB HBP BLK WP HR S P ERA WHIP	IP WLS BF H R ER SO BB IBB HBP BLK WP HR S P ERA WHIP	IP WLS BF H R ER SO BB IBB HBP BLK WP HR S P ERA WHIP	IP WLS BF H R ER SO BB IBB HBP BLK WP HR S P ERA WHIP	IP WLS BF H R ER SO BB IBB HBP BLK WP HR S P ERA WHIP

New York Mets @ Colorado Rockies  
Coors Field, Denver, CO  
Sun Aug 23 2015, 2:11 PM - 4:52 PM MDT  
Att: 33,200 - Partly Cloudy - 74 F


AB 34  
R 5  
H 8  
RBI 3  
BB 3  
SO 11  
LOB 15



Batter	1	2	3	4	5	6	7	8	9	AB	R	H	RBI	BB	SO	LOB	BOTTOM								
19 Charlie Blackmon, L (1,8) OBP: 0.355, SLG: 0.462										3	0	1	0	0	0	1									
9 DJ LeMahieu, R (1,4) OBP: 0.372, SLG: 0.406										3	0	1	0	1	0	2									
5 Carlos González, L (1,9) OBP: 0.333, SLG: 0.544										4	1	1	1	0	2	4									
28 Nolan Arenado, R (1,5) OBP: 0.319, SLG: 0.560										4	0	1	0	0	1	2									
10 Ben Paulsen, L (1,3) OBP: 0.325, SLG: 0.468										4	0	0	0	0	3	1									
16 Kyle Parker, R (1,7) OBP: 0.291, SLG: 0.412										3	0	0	0	0	1	0									
3 Daniel Descalso, L (1,6) OBP: 0.279, SLG: 0.336										3	0	0	0	0	2	0									
50 Dustin Garneau, R (1,2) OBP: 0.300, SLG: 0.444										2	0	0	0	1	0	0									
61 David Hale, R (1,1) OBP: 0.111, SLG: 0.111										1	0	0	0	0	1	0									
64 Simon Castro, R (7,1)										0	0	0	0	0	0	0									
12 Matt McBride, R (6,PH) OBP: 0.174, SLG: 0.174										1	0	0	0	0	0	0									
47 Jairo Diaz, R (9,1)										0	0	0	0	0	0	0									
<b>Inning Stats</b>	R: 0 E: 0 K: 0 S: 11	H: 2 LOB: 1 BB: 0 P: 15	R: 0 E: 0 K: 2 S: 8	H: 0 LOB: 0 BB: 0 P: 10	R: 0 E: 0 K: 0 S: 8	H: 0 LOB: 1 BB: 1 P: 15	R: 0 E: 0 K: 1 S: 9	H: 1 LOB: 0 BB: 0 P: 12	R: 0 E: 0 K: 2 S: 7	H: 0 LOB: 0 BB: 0 P: 8	R: 0 E: 0 K: 1 S: 7	H: 1 LOB: 2 BB: 0 P: 11	R: 0 E: 0 K: 2 S: 13	H: 0 LOB: 0 BB: 0 P: 16	R: 0 E: 0 K: 0 S: 4	H: 0 LOB: 0 BB: 0 P: 6	R: 0 E: 0 K: 2 S: 11	H: 0 LOB: 1 BB: 1 P: 20	1B: 3 2B: 0 3B: 0 HR: 1	SF: 0 SAC: 1 DP: 1 HBP: 1	WP: 0 PB: 0 SB: 0 CS: 0	PA: 32			
<b>PITCHER</b>	IP WLS BF H R ER SO BB IBB HBP BLK WP HR S P ERA WHIP	IP WLS BF H R ER SO BB IBB HBP BLK WP HR S P ERA WHIP	IP WLS BF H R ER SO BB IBB HBP BLK WP HR S P ERA WHIP	IP WLS BF H R ER SO BB IBB HBP BLK WP HR S P ERA WHIP	IP WLS BF H R ER SO BB IBB HBP BLK WP HR S P ERA WHIP	IP WLS BF H R ER SO BB IBB HBP BLK WP HR S P ERA WHIP	IP WLS BF H R ER SO BB IBB HBP BLK WP HR S P ERA WHIP	IP WLS BF H R ER SO BB IBB HBP BLK WP HR S P ERA WHIP	IP WLS BF H R ER SO BB IBB HBP BLK WP HR S P ERA WHIP	IP WLS BF H R ER SO BB IBB HBP BLK WP HR S P ERA WHIP	IP WLS BF H R ER SO BB IBB HBP BLK WP HR S P ERA WHIP	IP WLS BF H R ER SO BB IBB HBP BLK WP HR S P ERA WHIP	IP WLS BF H R ER SO BB IBB HBP BLK WP HR S P ERA WHIP	IP WLS BF H R ER SO BB IBB HBP BLK WP HR S P ERA WHIP	IP WLS BF H R ER SO BB IBB HBP BLK WP HR S P ERA WHIP	IP WLS BF H R ER SO BB IBB HBP BLK WP HR S P ERA WHIP	IP WLS BF H R ER SO BB IBB HBP BLK WP HR S P ERA WHIP	IP WLS BF H R ER SO BB IBB HBP BLK WP HR S P ERA WHIP	IP WLS BF H R ER SO BB IBB HBP BLK WP HR S P ERA WHIP	IP WLS BF H R ER SO BB IBB HBP BLK WP HR S P ERA WHIP	IP WLS BF H R ER SO BB IBB HBP BLK WP HR S P ERA WHIP	IP WLS BF H R ER SO BB IBB HBP BLK WP HR S P ERA WHIP	IP WLS BF H R ER SO BB IBB HBP BLK WP HR S P ERA WHIP	IP WLS BF H R ER SO BB IBB HBP BLK WP HR S P ERA WHIP	IP WLS BF H R ER SO BB IBB HBP BLK WP HR S P ERA WHIP

New York Mets @ Colorado Rockies  
Coors Field, Denver, CO  
Sun Aug 23 2015, 2:11 PM - 4:52 PM MDT  
Att: 33,200 - Partly Cloudy - 74 F

AB 28  
R 1  
H 4  
RBI 1  
BB 2  
SO 10  
LOB 10





Batter	1	2	3	4	5	6	7	8	9	AB	R	H	RBI	BB	SO	LOB	TOP					
12 Juan Lagares, R OBP: 0.291, SLG: 0.365	P6		K2-3			L8	52 1B		K	6	1	2	2	0	2	2						
28 Daniel Murphy, L OBP: 0.331, SLG: 0.442	P5		G4-3			4 HR	2B		52 HR	6	3	3	2	0	0	1						
52 Yoenis Cespedes, R OBP: 0.329, SLG: 0.518	L8		K			4 HR	HBP		2 HR	5	2	2	2	0	1	0						
5 David Wright, R OBP: 0.390, SLG: 0.500						4 HR	1B		F9	5	3	2	1	1	2	4						
4 Wilmer Flores, R OBP: 0.298, SLG: 0.418	K					1 HR			G6-3	6	3	3	5	0	1	0						
7 Travis d'Arnaud, R OBP: 0.333, SLG: 0.529	L8					G6-3				5	1	3	3	0	0	0						
23 Michael Cuddyer, R OBP: 0.307, SLG: 0.391										4	1	3	1	1	0	1						
11 Rubén Tejada, R OBP: 0.335, SLG: 0.346	P3					G5-3				5	0	0	0	0	1	4						
48 Jacob deGrom, L ERA: 4.43						F8				1	0	0	0	0	0	0						
36 Sean Gilmartin, L OBP: 0.290, SLG: 0.300										2	1	1	0	0	1	1						
30 Michael Conforto, L OBP: 0.345, SLG: 0.592										0	0	0	0	0	0	0						
47 Hansel Robles, R ERA: 3.92										0	0	0	0	0	0	0						
2 Juan Uribe, R OBP: 0.292, SLG: 0.410										1	0	0	0	0	0	2						
44 Eric O'Flaherty, L ERA: 6.92										0	0	0	0	0	0	0						
72 Carlos Torres, R ERA: 3.83										0	0	0	0	0	0	0						
<b>Inning Stats</b>	R: 0 E: 0 K: 0 S: 7	H: 0 LOB: 0 BB: 0 P: 11	R: 1 E: 0 K: 1 S: 12	H: 2 LOB: 1 BB: 0 P: 22	R: 1 E: 0 K: 1 S: 10	H: 1 LOB: 0 BB: 0 P: 12	R: 3 E: 0 K: 2 S: 17	H: 4 LOB: 1 BB: 0 P: 25	R: 4 E: 0 K: 2 S: 15	H: 3 LOB: 0 BB: 0 P: 21	R: 4 E: 0 K: 0 S: 18	H: 4 LOB: 1 BB: 1 P: 31	R: 1 E: 0 K: 1 S: 13	H: 3 LOB: 2 BB: 0 P: 21	R: 0 E: 0 K: 0 S: 8	H: 1 LOB: 2 BB: 1 P: 16	R: 2 E: 0 K: 1 S: 15	H: 2 LOB: 0 BB: 0 P: 22	1B: 5 2B: 7 3B: 0 HR: 8	SF: 0 SAC: 0 DP: 0 HBP: 1	WP: 0 PB: 0 SB: 0 CS: 0	PA: 50
<b>PITCHER</b>	IP WLS BF H R ER SO BB IBB HBP BLK WP HR S P ERA WHIP																					
39 Adam Morgan, L ERA: 4.43	(1, 1) 3.2 18 7 5 5 3 0 0 0 0 0 4 41 64 12.27 1.909																					
50 Héctor Neris, R ERA: 3.42	(4, 1) 1.1 L 8 3 4 4 3 0 0 0 1 0 0 2 20 27 27.00 2.250																					
30 Justin De Fratus, R ERA: 5.93	(6, 1) 2.0 14 7 5 5 1 1 0 0 0 0 1 31 52 22.50 4.000																					
21 Adam Loewen, L ERA: 7.0	(8, 1) 2.0 10 3 2 2 1 1 0 0 0 0 1 23 38 9.00 2.000																					

**New York Mets @ Philadelphia Phillies**  
Citizens Bank Park, Philadelphia, PA  
Mon Aug 24 2015, 7:10 PM - 10:42 PM EDT  
Att: 23,744 - Cloudy - 84 F

livebaseballscorecards.com

AB 47  
R 16  
H 20  
RBI 16  
BB 2  
SO 8  
LOB 15



Batter	1	2	3	4	5	6	7	8	9	AB	R	H	RBI	BB	SO	LOB	BOTTOM			
16 César Hernández, S OBP: 0.346, SLG: 0.348	13 1B	K	13 FC6-4		G4-3		F7			3	1	0	0	2	1	2				
13 Freddy Galvis, S OBP: 0.312, SLG: 0.358	6 HR	1B	37 1B		FC6-4		3 E		L7	5	1	3	0	0	0	2				
37 Odúbel Herrera, L OBP: 0.328, SLG: 0.424	L6								K	4	0	1	0	0	2	2				
6 Ryan Howard, L OBP: 0.285, SLG: 0.457	1 HR								HBP	5	2	2	3	0	1	2				
4 Andrés Blanco, S OBP: 0.376, SLG: 0.545										4	1	1	0	1	2	3				
25 Cody Asche, L OBP: 0.296, SLG: 0.395										3	0	1	0	0	0	3				
3 Jeff Francoeur, R OBP: 0.296, SLG: 0.470										2	0	0	0	0	0	3				
9 Dominic Brown, L OBP: 0.287, SLG: 0.356										5	1	2	3	0	1	4				
29 Cameron Rupp, R OBP: 0.309, SLG: 0.395										3	1	1	1	1	1	1				
39 Adam Morgan, L ERA: 4.43										2	0	0	0	0	0	1				
50 Héctor Neris, R ERA: 3.42										0	0	0	0	0	0	0				
18 Darin Ruf, R OBP: 0.295, SLG: 0.386										1	0	0	0	0	0	1				
30 Justin De Fratus, S ERA: 5.93										0	0	0	0	0	0	0				
24 Darnell Sweeney, S OBP: 0.292, SLG: 0.495										1	0	0	0	0	0	0				
21 Adam Loewen, L ERA: 7.0										0	0	0	0	0	0	0				
<b>Inning Stats</b>	R: 3 E: 0 K: 2 S: 18	H: 3 LOB: 1 BB: 1 P: 32	R: 1 E: 0 K: 1 S: 13	H: 3 LOB: 2 BB: 0 P: 19	R: 3 E: 1 K: 0 S: 22	H: 2 LOB: 2 BB: 2 P: 37	R: 0 E: 0 K: 2 S: 10	H: 1 LOB: 1 BB: 0 P: 17	R: 0 E: 1 K: 1 S: 9	H: 1 LOB: 3 BB: 0 P: 13	R: 0 E: 0 K: 1 S: 15	H: 0 LOB: 0 BB: 0 P: 23	R: 0 E: 0 K: 1 S: 9	H: 0 LOB: 0 BB: 0 P: 11	R: 0 E: 0 K: 0 S: 8	H: 0 LOB: 0 BB: 1 P: 12	1B: 7 2B: 1 3B: 0 HR: 3	SF: 0 SAC: 0 DP: 2 HBP: 1	WP: 1 PB: 0 SB: 0 CS: 0	PA: 43
<b>PITCHER</b>	IP WLS BF H R ER SO BB IBB HBP BLK WP HR S P ERA WHIP																			
48 Jacob deGrom, R ERA: 2.29	(1, 1) 2.2 19 8 7 6 3 3 0 0 0 0 0 37 58 0.00 0.900																			
36 Sean Gilmartin, L ERA: 2.34	(3, 1) 3.1 W 15 3 0 0 4 0 0 0 1 0 0 0 37 58 0.00 0.900																			
47 Hansel Robles, R ERA: 3.92	(7, 1) 1.0 3 0 0 0 1 0 0 0 0 0 0 0 8 13 0.00 0.000																			
44 Eric O'Flaherty, L ERA: 6.92	(8, 1) 1.0 3 0 0 0 1 0 0 0 0 0 0 0 9 11 0.00 0.000																			
72 Carlos Torres, R ERA: 3.83	(9, 1) 1.0 3 0 0 0 0 1 0 0 0 0 0 0 8 12 0.00 1.000																			

**New York Mets @ Philadelphia Phillies**  
Citizens Bank Park, Philadelphia, PA  
Mon Aug 24 2015, 7:10 PM - 10:42 PM EDT  
Att: 23,744 - Cloudy - 84 F

livebaseballscorecards.com

AB 38  
R 7  
H 11  
RBI 7  
BB 4  
SO 9  
LOB 25





Batter	1	2	3	4	5	6	7	8	9	AB	R	H	RBI	BB	SO	LOB	TOP					
3 Curtis Granderson, L (1.9) OBP: 0.349, SLG: 0.458	E3 52 HR	K				G4-3			FC6-4 52 BB	3	1	0	0	2	1	3	<b>New York Mets @ Philadelphia Phillies</b> Citizens Bank Park, Philadelphia, PA Tue Aug 25 2015, 7:07 PM - 10:37 PM EDT Att: 23,544 - Clear - 85 F					
52 Yoanis Cespedes, R (1.8) OBP: 0.328, SLG: 0.521	HR		G5-3			K			FC6-4 1-2	5	1	1	2	0	2	2						
28 Daniel Murphy, L (1.3) OBP: 0.329, SLG: 0.438	G4-3		G4-3			G4-3			F8	4	1	0	0	1	0	1						
5 David Wright, R (1.5) OBP: 0.370, SLG: 0.452	L8		G4-3			K			K	4	0	0	0	1	2	2						
55 Kelly Johnson, L (1.4) OBP: 0.308, SLG: 0.431	K					BB			K	4	1	2	0	0	2	1						
4 Wilmer Flores, R (1.6) OBP: 0.325, SLG: 0.414		G5-3		G6-4-3		L6			K	4	0	0	0	0	1	3						
30 Michael Conforto, L (1.7) OBP: 0.359, SLG: 0.485		G3		G3-1		BB			G1-3	3	1	0	0	1	0	0						
7 Travis d'Arnaud, R (1.2) OBP: 0.377, SLG: 0.540		BB		BB		G5-3			BB	3	1	2	1	1	0	0						
34 Noah Syndergaard, L (1.1) OBP: 0.145, SLG: 0.302						BB			K	2	0	1	1	0	1	0						
23 Michael Cuddyer, R (6. PH) OBP: 0.396, SLG: 0.570						BB			K	1	0	1	2	0	0	0						
44 Eric O'Flaherty, L (6.1) OBP: 0.336, SLG: 0.370						BB			K	0	0	0	0	0	0	0						
47 Hansel Robles, R (6.1) OBP: 0.307, SLG: 0.400						BB			K	0	0	0	0	0	0	0						
2 Juan Uribe, R (8. PH) OBP: 0.307, SLG: 0.400						BB			K	1	0	0	0	0	1	1						
46 Tyler Clippard, R (8.1) OBP: 0.307, SLG: 0.400						BB			K	0	0	0	0	0	0	0						
27 Jeury Familia, R (8.1) OBP: 0.307, SLG: 0.400						BB			K	0	0	0	0	0	0	0						
<b>Inning Stats</b>	R: 2 E: 1 K: 1 S: 13	H: 1 LOB: 0 BB: 0 P: 21	R: 1 E: 0 K: 1 S: 11	H: 2 LOB: 1 BB: 0 P: 20	R: 0 E: 0 K: 0 S: 5	H: 0 LOB: 0 BB: 0 P: 9	R: 0 E: 0 K: 0 S: 8	H: 1 LOB: 0 BB: 0 P: 15	R: 0 E: 0 K: 2 S: 9	H: 0 LOB: 1 BB: 3 P: 15	R: 0 E: 0 K: 2 S: 8	H: 1 LOB: 1 BB: 1 P: 16	R: 0 E: 0 K: 2 S: 10	H: 1 LOB: 1 BB: 0 P: 13	R: 0 E: 0 K: 1 S: 8	H: 0 LOB: 1 BB: 1 P: 18	1B: 4 2B: 2 3B: 0 HR: 1	SF: 0 SAC: 0 DP: 1 HBP: 0	WP: 0 PB: 0 SB: 0 CS: 0	PA: 40		
<b>PITCHER</b>	IP WLS BF H R ER SO BB IBB HBP BLK WP HR S P ERA WHIP																					
31 Jerome Williams, R (1.1) ERA: 6.13	5.1 L 23 5 5 4 5 2 0 0 0 0 0 1 51 91 6.75 1.312																					
46 Jeanmar Gómez, R (6.1) ERA: 2.98	0.1 B 4 1 1 1 0 2 0 0 0 0 0 0 10 18 27.00 9.000																					
59 Elvis Aráujo, L (6.1) ERA: 3.12	1.1 5 0 0 0 2 1 0 0 0 0 0 0 11 22 0.00 0.750																					
57 Luis García, R (8.1) ERA: 3.29	1.0 4 1 0 0 2 0 0 0 0 0 0 0 10 13 0.00 1.000																					
21 Adam Loewen, L (9.1) ERA: 6.3	1.0 4 0 0 0 1 1 0 0 0 0 0 0 8 18 0.00 1.000																					
<b>Batter</b>	<b>1</b>	<b>2</b>	<b>3</b>	<b>4</b>	<b>5</b>	<b>6</b>	<b>7</b>	<b>8</b>	<b>9</b>	<b>AB</b>	<b>R</b>	<b>H</b>	<b>RBI</b>	<b>BB</b>	<b>SO</b>	<b>LOB</b>	<b>BOTTOM</b>					
16 César Hernández, S (1.4) OBP: 0.341, SLG: 0.343	K		K			P6			F7	5	0	0	0	0	3	3	<b>New York Mets @ Philadelphia Phillies</b> Citizens Bank Park, Philadelphia, PA Tue Aug 25 2015, 7:07 PM - 10:37 PM EDT Att: 23,544 - Clear - 85 F					
13 Freddy Galvis, S (1.6) OBP: 0.311, SLG: 0.364	G3					K			K	5	1	1	2	0	2	0						
37 Odúbel Herrera, L (1.8) OBP: 0.326, SLG: 0.421	G3-1					K			K	3	1	0	0	0	0	0						
59 Elvis Aráujo, L (6.1) ERA: 2.98	G3-1					L9			K	0	0	0	0	0	0	0						
18 Darin Ruf, R (7. PH) OBP: 0.289, SLG: 0.378						K			K	1	0	0	0	0	1	0						
57 Luis García, R (8.1) ERA: 3.29						K			K	0	0	0	0	0	0	0						
21 Adam Loewen, L (9.1) ERA: 6.3						K			K	0	0	0	0	0	0	0						
6 Ryan Howard, L (1.3) OBP: 0.287, SLG: 0.464						K			F8	3	1	1	2	1	1	0						
4 Andrés Blanco, S (1.5) OBP: 0.379, SLG: 0.543	K					BB			BB	4	1	2	0	0	2	1						
25 Cody Asche, L (1.7) OBP: 0.295, SLG: 0.392	K					K			BB	3	0	0	0	1	2	2						
9 Domonic Brown, L (1.9) OBP: 0.292, SLG: 0.360	K					K			K	4	0	2	0	0	2	3						
51 Carlos Ruiz, R (1.2) OBP: 0.299, SLG: 0.299						K			G5-3	3	1	1	1	1	0	3						
31 Jerome Williams, R (1.1) OBP: 0.097, SLG: 0.100						BB			K	1	0	0	0	0	1	1						
46 Jeanmar Gómez, R (6.1) ERA: 2.98						BB			K	0	0	0	0	0	0	0						
40 Aaron Altherr, R (6.8) OBP: 0.286, SLG: 0.667						BB			K	2	0	0	0	0	2	1						
<b>Inning Stats</b>	R: 0 E: 0 K: 1 S: 7	H: 0 LOB: 0 BB: 0 P: 12	R: 0 E: 0 K: 3 S: 10	H: 0 LOB: 1 BB: 1 P: 18	R: 4 E: 1 K: 3 S: 24	H: 3 LOB: 0 BB: 0 P: 37	R: 0 E: 0 K: 0 S: 9	H: 1 LOB: 2 BB: 1 P: 15	R: 0 E: 0 K: 2 S: 10	H: 0 LOB: 0 BB: 0 P: 14	R: 1 E: 0 K: 2 S: 14	H: 2 LOB: 1 BB: 0 P: 23	R: 0 E: 0 K: 2 S: 12	H: 0 LOB: 0 BB: 0 P: 16	R: 0 E: 0 K: 1 S: 20	H: 1 LOB: 2 BB: 1 P: 28	R: 0 E: 0 K: 2 S: 11	H: 0 LOB: 0 BB: 0 P: 12	1B: 4 2B: 1 3B: 0 HR: 2	SF: 0 SAC: 1 DP: 0 HBP: 0	WP: 0 PB: 0 SB: 0 CS: 0	PA: 38
<b>PITCHER</b>	IP WLS BF H R ER SO BB IBB HBP BLK WP HR S P ERA WHIP																					
34 Noah Syndergaard, R (1.1) ERA: 3.18	5.0 W 22 4 4 2 9 2 0 0 0 0 0 2 60 96 3.60 1.200																					
44 Eric O'Flaherty, L (6.1) ERA: 7.18	0.1 H 3 2 1 1 1 0 0 0 0 0 0 0 9 13 27.00 6.000																					
47 Hansel Robles, R (6.1) ERA: 3.76	1.2 H 5 0 0 0 3 0 0 0 0 0 0 0 17 26 0.00 0.000																					
46 Tyler Clippard, R (8.1) ERA: 2.22	0.2 H 4 1 0 0 1 1 0 0 0 0 0 0 15 23 0.00 3.000																					
27 Jeury Familia, R (8.1) ERA: 1.76	1.1 S 4 0 0 0 2 0 0 0 0 0 0 0 16 17 0.00 0.000																					







Batter	1	2	3	4	5	6	7	8	9	10	11	12	13	AB	R	H	RBI	BB	SO	LOB	TOP
3 Curtis Granderson, L OBP: 0.322, SLG: 0.460	F9		P6		62 HR									6	2	4	0	1	0	0	
52 Yoenis Cespedes, R OBP: 0.326, SLG: 0.526	F7		G6-3					G6-3						6	1	1	2	1	0	5	
28 Daniel Murphy, L OBP: 0.332, SLG: 0.439	P4		G3											6	1	3	2	1	0	2	
5 David Wright, R OBP: 0.377, SLG: 0.438														6	2	2	0	1	0	3	
55 Kelly Johnson, L OBP: 0.308, SLG: 0.437														6	1	1	1	1	2	6	
7 Travis d'Arnaud, R OBP: 0.348, SLG: 0.549														5	1	1	2	1	2	3	
30 Michael Conforto, L OBP: 0.360, SLG: 0.494														7	0	2	1	0	1	4	
27 Jeury Familia, R OBP: 0.331, SLG: 0.339														6	0	0	0	1	0	3	
11 Rubén Tejada, R OBP: 0.331, SLG: 0.339														6	0	0	0	1	0	3	
49 Jonathon Niese, L ERA: 3.95														3	0	1	0	0	0	4	
35 Logan Verrett, R ERA: 2.3														1	0	0	0	0	0	0	
23 Michael Cuddey, R ERA: 3.67														0	0	0	0	0	0	0	
47 Hansel Robles, R ERA: 3.67														1	0	0	0	0	1	0	
36 Sean Gilmartin, L ERA: 2.25														1	1	1	0	0	0	0	
72 Carlos Torres, R ERA: 3.66														0	0	0	0	0	0	0	
<b>Inning Stats</b>	R: 0 E: 0 K: 0 S: 9	H: 0 LOB: 0 BB: 0 P: 13	R: 0 E: 0 K: 0 S: 16	H: 1 LOB: 3 BB: 2 P: 29	R: 0 E: 0 K: 0 S: 11	H: 3 LOB: 1 BB: 0 P: 16	R: 3 E: 0 K: 0 S: 13	H: 3 LOB: 0 BB: 1 P: 23	R: 0 E: 0 K: 2 S: 13	H: 1 LOB: 2 BB: 1 P: 20	R: 0 E: 0 K: 1 S: 8	H: 0 LOB: 0 BB: 0 P: 11	R: 0 E: 0 K: 1 S: 8	H: 0 LOB: 2 BB: 3 P: 23	R: 4 E: 2 K: 0 S: 21	H: 4 LOB: 2 BB: 0 P: 35	1B: 10 2B: 3 3B: 0 HR: 3	SF: 0 SAC: 0 DP: 2 HBP: 1	WIP: 1 PB: 0 SB: 0 CS: 0	PA: 62	
<b>PITCHER</b>	IP: 6.0 WLS: 29 BF: 9 H: 5 ER: 5 SO: 0 BB: 3 IBB: 0 HBP: 0 BLK: 0 WP: 0 HR: 3 S: 65 P: 109 ERA: 7.50 WHIP: 2.000	IP: 1.2 WLS: 8 BF: 2 H: 2 ER: 0 SO: 2 BB: 1 IBB: 0 HBP: 0 BLK: 0 WP: 0 HR: 0 S: 17 P: 26 ERA: 0.00 WHIP: 1.800	IP: 2.1 WLS: 8 BF: 1 H: 0 ER: 0 SO: 2 BB: 0 IBB: 0 HBP: 0 BLK: 0 WP: 0 HR: 0 S: 19 P: 30 ERA: 0.00 WHIP: 0.429	IP: 0.0 WLS: 1 BF: 0 H: 0 ER: 0 SO: 0 BB: 1 IBB: 0 HBP: 0 BLK: 0 WP: 0 HR: 0 S: 4 P: ∞ ERA: ∞ WHIP: ∞	IP: 1.0 WLS: 4 BF: 0 H: 0 ER: 0 SO: 0 BB: 0 IBB: 0 HBP: 0 BLK: 0 WP: 0 HR: 7 S: 19 P: 19 ERA: 0.00 WHIP: 2.000	IP: 12.1 WLS: 1.2 BF: 11 H: 4 ER: 2 SO: 1 BB: 0 IBB: 0 HBP: 1 BLK: 0 WP: 0 HR: 0 S: 28 P: 46 ERA: 10.80 WHIP: 2.400	IP: 13.1 WLS: 0.1 BF: 1 H: 0 ER: 0 SO: 0 BB: 0 IBB: 0 HBP: 0 BLK: 0 WP: 0 HR: 0 S: 1 P: 2 ERA: 0.00 WHIP: 0.000														

New York Mets @ Philadelphia Phillies  
Citizens Bank Park, Philadelphia, PA  
Thu Aug 27 2015, 7:07 PM - 11:38 PM EDT  
Att. 22,526 - Cloudy - 79 F

AB 54  
R 9  
H 16  
RBI 8  
BB 7  
SO 6  
LOB 30



Batter	1	2	3	4	5	6	7	8	9	10	11	12	13	AB	R	H	RBI	BB	SO	LOB	BOTTOM
16 César Hernández, S OBP: 0.341, SLG: 0.343	K		K											6	0	2	0	0	3	1	
4 Andrés Blanco, S OBP: 0.374, SLG: 0.527	G5-3													5	1	0	0	1	0	2	
37 Octabel Herrera, L ERA: 4.79														2	1	0	0	0	2	1	
53 Ken Giles, R ERA: 2.86														1	0	0	0	0	1	0	
50 Elvis Aráujo, L ERA: 3.38														5	0	2	2	1	0	1	
57 Luis García, R ERA: 3.38														6	1	2	1	0	1	3	
18 Darin Ruf, R OBP: 0.284, SLG: 0.385														6	1	1	2	0	3	3	
51 Carlos Ruiz, R OBP: 0.297, SLG: 0.294														4	0	0	0	0	1	2	
13 Freddy Galvis, S OBP: 0.306, SLG: 0.356														4	0	0	0	1	0	2	
34 Aaron Harang, R OBP: 0.200, SLG: 0.205														2	1	1	0	0	0	1	
24 Darrell Sweeney, S OBP: 0.420, SLG: 0.650														1	0	0	0	0	1	1	
46 Jeanmar Gómez, R ERA: 3.67														2	0	0	0	0	0	0	
25 Cody Asche, L OBP: 0.296, SLG: 0.387														2	0	0	0	0	1	0	
<b>Inning Stats</b>	R: 0 E: 0 K: 1 S: 8	H: 0 LOB: 1 BB: 0 P: 17	R: 0 E: 0 K: 1 S: 11	H: 1 LOB: 1 BB: 0 P: 16	R: 5 E: 0 K: 2 S: 15	H: 3 LOB: 0 BB: 29 P: 29	R: 0 E: 0 K: 1 S: 4	H: 1 LOB: 1 BB: 1 P: 11	R: 0 E: 0 K: 1 S: 9	H: 0 LOB: 0 BB: 0 P: 12	R: 0 E: 0 K: 1 S: 9	H: 0 LOB: 0 BB: 0 P: 9	R: 0 E: 0 K: 1 S: 10	H: 1 LOB: 1 BB: 0 P: 11	R: 0 E: 0 K: 1 S: 10	H: 1 LOB: 1 BB: 0 P: 17	1B: 5 2B: 2 3B: 0 HR: 1	SF: 0 SAC: 0 DP: 2 HBP: 1	WIP: 0 PB: 0 SB: 1 CS: 0	PA: 51	
<b>PITCHER</b>	IP: 6.0 WLS: 27 BF: 5 H: 5 ER: 5 SO: 5 BB: 5 IBB: 0 HBP: 1 BLK: 0 WP: 0 HR: 1 S: 57 P: 103 ERA: 7.50 WHIP: 1.667	IP: 1.0 WLS: 3 BF: 0 H: 0 ER: 0 SO: 1 BB: 0 IBB: 0 HBP: 0 BLK: 0 WP: 0 HR: 0 S: 9 P: 9 ERA: 0.00 WHIP: 0.000	IP: 1.0 WLS: 4 BF: 1 H: 0 ER: 0 SO: 1 BB: 0 IBB: 0 HBP: 0 BLK: 0 WP: 0 HR: 0 S: 16 P: 16 ERA: 0.00 WHIP: 1.000	IP: 1.2 WLS: 5 BF: 0 H: 0 ER: 0 SO: 0 BB: 0 IBB: 0 HBP: 0 BLK: 0 WP: 0 HR: 0 S: 18 P: 18 ERA: 0.00 WHIP: 0.000	IP: 1.0 WLS: 1 BF: 0 H: 0 ER: 0 SO: 0 BB: 0 IBB: 0 HBP: 0 BLK: 0 WP: 0 HR: 0 S: 5 P: 9 ERA: 0.00 WHIP: 0.000	IP: 12.1 WLS: 1.2 BF: 11 H: 4 ER: 2 SO: 1 BB: 0 IBB: 0 HBP: 1 BLK: 0 WP: 0 HR: 0 S: 28 P: 46 ERA: 10.80 WHIP: 2.400	IP: 13.1 WLS: 0.1 BF: 1 H: 0 ER: 0 SO: 0 BB: 0 IBB: 0 HBP: 0 BLK: 0 WP: 0 HR: 0 S: 1 P: 2 ERA: 0.00 WHIP: 0.000														

New York Mets @ Philadelphia Phillies  
Citizens Bank Park, Philadelphia, PA  
Thu Aug 27 2015, 7:07 PM - 11:38 PM EDT  
Att. 22,526 - Cloudy - 79 F

AB 45  
R 5  
H 8  
RBI 5  
BB 5  
SO 12  
LOB 16






Batter	1	2	3	4	5	6	7	8	9	10	AB	R	H	RBI	BB	SO	LOB	TOP								
50 Mookie Betts, R OBP: 0.319, SLG: 0.439	G4-3		F9			G5-3		P3				5	1	1	0	0	0									
Pablo Sandoval, S OBP: 0.304, SLG: 0.387				G6-3		L7		G2		SF9		3	0	0	0	1	0	0								
30 Josh Rutledge, R OBP: 0.375, SLG: 0.400												0	0	0	1	0	0	0								
2 Xander Bogaerts, R OBP: 0.345, SLG: 0.408				K				L6				5	0	2	1	0	2	0								
34 David Ortiz, L OBP: 0.352, SLG: 0.507												3	1	2	1	0	0	2								
47 Travis Shaw, L OBP: 0.350, SLG: 0.579	G1-6-3									F8		2	0	0	0	0	0	1								
26 Brock Holt, L OBP: 0.356, SLG: 0.391												4	0	0	0	0	2	1								
38 Rusney Castillo, R OBP: 0.329, SLG: 0.438												4	0	0	0	0	2	0								
23 Blake Swihart, S OBP: 0.320, SLG: 0.379												4	2	2	1	0	2	0								
25 Jackie Bradley Jr., L OBP: 0.349, SLG: 0.541												4	2	2	2	0	1	0								
60 Henry Owens, L												2	0	0	0	0	2	1								
37 Heath Hembree, R												1	0	0	0	0	0	0								
28 Robbie Ross Jr., L												0	0	0	0	0	0	0								
41 Alex Ogando, R												0	0	0	0	0	0	0								
64 Jean Machi, R												0	0	0	0	0	0	0								
27 Jeunys Familia, R												0	0	0	0	0	0	0								
72 Carlos Torres, R												0	0	0	0	0	0	0								
Inning Stats	R: 0 E: 0 K: 0 S: 8	H: 1 LOB: 1 BB: 1 P: 17	R: 0 E: 0 K: 2 S: 12	H: 0 LOB: 0 BB: 0 P: 19	R: 0 E: 0 K: 1 S: 10	H: 0 LOB: 0 BB: 0 P: 15	R: 0 E: 0 K: 3 S: 10	H: 1 LOB: 1 BB: 0 P: 12	R: 0 E: 0 K: 1 S: 13	H: 0 LOB: 0 BB: 0 P: 18	R: 3 E: 0 K: 2 S: 14	H: 3 LOB: 0 BB: 0 P: 21	R: 0 E: 0 K: 0 S: 9	H: 0 LOB: 0 BB: 0 P: 13	R: 0 E: 0 K: 2 S: 9	H: 0 LOB: 0 BB: 0 P: 12	R: 3 E: 0 K: 18 S: 26	H: 4 LOB: 1 BB: 0 P: 26	1B: 5 2B: 1 3B: 0 HR: 3	SF: 1 SAC: 0 DP: 1 HBP: 0	WP: 1 PB: 0 SB: 2 CS: 0	PA: 40				
PITCHER	IP	WLS	BF	H	R	ER	SO	BB	IBB	HBP	BLK	WP	HR	S	P	ERA	WHIP									
33 Matt Harvey, R ERA: 2.48	6.0		21	2	0	0	8	1	0	0	0	0	0	66	103	0.00	0.500									
35 Logan Verrett, R ERA: 3.06	7.1	B	6	3	3	3	2	0	0	0	0	0	2	14	21	27.00	3.000									
46 Tyler Clippard, R ERA: 2.13	8.1		3	0	0	0	0	0	0	0	0	0	0	9	13	0.00	0.000									
27 Jeunys Familia, R ERA: 1.7	9.1		3	0	0	0	2	0	0	0	0	0	0	9	12	0.00	0.000									
72 Carlos Torres, R ERA: 4.19	10.1	L	6	4	3	3	0	0	0	0	0	0	0	15	22	40.50	6.000									

**Boston Red Sox @ New York Mets**  
Citi Field, Flushing, NY  
Fri Aug 28 2015, 7:11 PM - 11:09 PM EDT  
Att: 39,401 - Clear - 79 F


AB 38  
R 6  
H 9  
RBI 6  
BB 1  
SO 12  
LOB 6



Batter	1	2	3	4	5	6	7	8	9	10	AB	R	H	RBI	BB	SO	LOB	BOTTOM								
12 Juan Lagares, R OBP: 0.287, SLG: 0.360	K		F9			P6		K				5	0	0	0	3	3									
2 Juan Uribe, R OBP: 0.314, SLG: 0.410												0	0	0	1	0	0									
3 Curtis Granderson, L OBP: 0.354, SLG: 0.457												3	0	0	1	3	0	0								
52 Yoenis Cespedes, R OBP: 0.328, SLG: 0.521												4	1	0	0	2	1	5								
5 David Wright, R OBP: 0.379, SLG: 0.434												5	1	2	0	0	3									
23 Michael Cuddyer, R OBP: 0.313, SLG: 0.405												4	0	1	0	1	1	0								
4 Wilmer Flores, R OBP: 0.298, SLG: 0.416												5	1	2	0	0	4									
7 Travis d'Arnaud, R OBP: 0.355, SLG: 0.544												3	0	1	2	2	0	1								
11 Rubén Tejada, R OBP: 0.338, SLG: 0.342												3	1	2	0	2	0	3								
33 Matt Harvey, R												2	0	0	0	0	2	4								
56 Kelly Johnson, L												1	0	0	0	0	0	1								
28 Logan Verrett, R												0	0	0	0	0	0	0								
46 Tyler Clippard, R												0	0	0	0	0	0	0								
29 Daniel Murphy, L												0	0	0	0	0	0	0								
27 Jeunys Familia, R												0	0	0	0	0	0	0								
72 Carlos Torres, R												0	0	0	0	0	0	0								
44 Eric O'Flaherty, L												0	0	0	0	0	0	0								
30 Michael Cuddyer, L												0	0	0	0	0	0	0								
Inning Stats	R: 0 E: 0 K: 1 S: 9	H: 0 LOB: 1 BB: 1 P: 18	R: 0 E: 0 K: 2 S: 17	H: 1 LOB: 2 BB: 1 P: 27	R: 0 E: 0 K: 0 S: 9	H: 0 LOB: 1 BB: 1 P: 17	R: 1 E: 0 K: 2 S: 17	H: 2 LOB: 2 BB: 1 P: 27	R: 1 E: 1 K: 1 S: 13	H: 2 LOB: 1 BB: 0 P: 19	R: 1 E: 0 K: 0 S: 14	H: 1 LOB: 3 BB: 3 P: 32	R: 0 E: 0 K: 0 S: 10	H: 0 LOB: 0 BB: 0 P: 13	R: 0 E: 0 K: 0 S: 5	H: 0 LOB: 0 BB: 1 P: 10	R: 1 E: 0 K: 0 S: 14	H: 1 LOB: 3 BB: 4 P: 33	1B: 7 2B: 1 3B: 0 HR: 0	SF: 0 SAC: 0 DP: 2 HBP: 0	WP: 0 PB: 0 SB: 0 CS: 0	PA: 48				
PITCHER	IP	WLS	BF	H	R	ER	SO	BB	IBB	HBP	BLK	WP	HR	S	P	ERA	WHIP									
60 Henry Owens, L ERA: 4.03	5.0		24	5	2	1	6	4	0	0	0	0	0	65	108	1.80	1.800									
37 Heath Hembree, R ERA: 3.81	6.1		4	1	0	0	1	0	0	0	0	0	0	9	14	0.00	1.000									
28 Robbie Ross Jr., L ERA: 3.81	7.1	H	1	0	0	0	0	0	0	0	0	0	0	3	6	0.00	0.000									
41 Alex Ogando, R ERA: 3.83	7.1	B	5	1	1	1	0	3	0	0	0	0	0	10	24	27.00	12.000									
64 Jean Machi, R ERA: 5.32	7.1		4	0	0	0	1	0	0	0	0	0	0	11	15	0.00	0.000									
PITCHER	IP	WLS	BF	H	R	ER	SO	BB	IBB	HBP	BLK	WP	HR	S	P	ERA	WHIP									
59 Tommy Layne, L ERA: 4.2	1.0	W	3	0	0	0	0	0	0	0	0	0	0	6	5	0.00	1.000									
36 Junichi Tazawa, R ERA: 3.79	10.1		6	1	1	1	0	4	0	0	0	0	0	11	28	13.50	7.500									
32 Craig Breslow, L ERA: 4.25	10.1	S	1	0	0	0	0	0	0	0	0	0	0	3	5	0.00	0.000									

**Boston Red Sox @ New York Mets**  
Citi Field, Flushing, NY  
Fri Aug 28 2015, 7:11 PM - 11:09 PM EDT  
Att: 39,401 - Clear - 79 F

AB 36  
R 4  
H 8  
RBI 3  
BB 12  
SO 8  
LOB 24













Batter	1	2	3	4	5	6	7	8	9	AB	R	H	RBI	BB	SO	LOB	TOP					
37 Odúbel Herrera, L (1, 8) OBP: 0.330, SLG: 0.415										4	0	0	0	0	1	2						
16 César Hernández, S (1, 4) OBP: 0.340, SLG: 0.345										4	1	2	0	0	2	0						
40 Aaron Altherr, R (1, 7) OBP: 0.302, SLG: 0.564										4	0	1	0	0	0	1						
6 Ryan Howard, L (1, 3) 24 Darnell Sweeney, S (9, PR) OBP: 0.421, SLG: 0.543										2	0	0	0	2	1	0						
3 Jeff Francoeur, R (1, 9) OBP: 0.300, SLG: 0.468											4	0	0	0	1	3						
4 Andrés Blanco, S (1, 5) OBP: 0.377, SLG: 0.529											4	0	1	0	0	3	2					
29 Cameron Rupp, R (1, 2) OBP: 0.315, SLG: 0.420										3	0	0	0	0	1	1						
13 Freddy Galvis, S (1, 6) OBP: 0.305, SLG: 0.354										3	0	1	0	0	0	0						
4B Jerad Eickhoff, R (1, 1) 9 Dominic Brown, L (8, PH) 46 Jeanmar Gómez, R (8, 1) OBP: 0.286, SLG: 0.286										2	0	1	0	0	0	0						
<b>Inning Stats</b>	R: 0 E: 0 K: 2 S: 10	H: 0 LOB: 0 BB: 0 P: 11	R: 0 E: 0 K: 0 S: 10	H: 1 LOB: 1 BB: 0 P: 14	R: 0 E: 0 K: 0 S: 11	H: 0 LOB: 0 BB: 0 P: 14	R: 0 E: 0 K: 0 S: 8	H: 1 LOB: 1 BB: 1 P: 13	R: 0 E: 0 K: 1 S: 10	H: 2 LOB: 2 BB: 0 P: 12	R: 0 E: 0 K: 2 S: 9	H: 0 LOB: 0 BB: 0 P: 15	R: 0 E: 0 K: 3 S: 9	H: 0 LOB: 0 BB: 0 P: 13	R: 0 E: 0 K: 1 S: 6	H: 0 LOB: 0 BB: 0 P: 8	R: 1 E: 0 K: 1 S: 17	H: 2 LOB: 2 BB: 1 P: 25	1B: 6 2B: 0 3B: 0 HR: 0	SF: 0 SAC: 0 DP: 2 HBP: 0	WP: 0 PB: 0 SB: 0 CS: 0	PA: 33
<b>PITCHER</b>	IP WLS BF H R ER SO BB IBB HBP BLK WP HR S P ERA WHIP																					
40 Bartolo Colon, R (1, 1) ERA: 4.42	8.0 W 28 4 0 0 9 1 0 0 0 0 0 73 100 0.00 0.625																					
27 Jeury's Familia, R (9, 1) ERA: 1.78	1.0 S 5 2 1 1 1 1 0 0 0 0 0 0 17 25 9.00 3.000																					

Philadelphia Phillies @ New York Mets  
Citi Field, Flushing, NY  
Mon Aug 31 2015, 7:12 PM - 9:34 PM EDT  
Att: 34,233 - Cloudy - 89 F

AB	31
R	1
H	6
RBI	0
BB	2
SO	10
LOB	9



Batter	1	2	3	4	5	6	7	8	9	AB	R	H	RBI	BB	SO	LOB	BOTTOM					
3 Curtis Granderson, L (1, 9) OBP: 0.355, SLG: 0.463										3	1	1	2	1	0	0						
52 Yoenis Cespedes, R (1, 8) OBP: 0.325, SLG: 0.514										4	0	0	0	0	1	2						
28 Daniel Murphy, L (1, 3) OBP: 0.325, SLG: 0.429										3	0	0	0	0	0	0						
5 David Wright, R (1, 5) OBP: 0.369, SLG: 0.407										3	0	0	0	0	0	0						
55 Kelly Johnson, L (1, 4) OBP: 0.302, SLG: 0.427										3	0	0	0	0	0	0						
7 Travis d'Arnaud, R (1, 2) OBP: 0.347, SLG: 0.523										3	0	0	0	0	1	0						
30 Michael Conforto, L (1, 7) 27 Jeury's Familia, R (9, 1) OBP: 0.302, SLG: 0.537										2	1	2	1	1	0	0						
4 Wilmer Flores, R (1, 6) OBP: 0.294, SLG: 0.411										3	0	0	0	0	1	2						
40 Bartolo Colon, R (1, 1) 12 Juan Lagares, R (8, PH) 46 Jeanmar Gómez, R (8, 1) OBP: 0.160, SLG: 0.167										2	1	1	0	0	1	1						
<b>Inning Stats</b>	R: 0 E: 0 K: 0 S: 8	H: 0 LOB: 0 BB: 0 P: 10	R: 0 E: 0 K: 0 S: 9	H: 0 LOB: 0 BB: 0 P: 12	R: 0 E: 0 K: 0 S: 11	H: 1 LOB: 2 BB: 1 P: 18	R: 0 E: 0 K: 0 S: 10	H: 0 LOB: 0 BB: 0 P: 16	R: 3 E: 0 K: 1 S: 9	H: 3 LOB: 0 BB: 0 P: 12	R: 0 E: 0 K: 0 S: 6	H: 0 LOB: 0 BB: 0 P: 10	R: 0 E: 0 K: 1 S: 6	H: 0 LOB: 0 BB: 1 P: 14	R: 0 E: 0 K: 0 S: 8	H: 0 LOB: 0 BB: 0 P: 12	R: 0 E: 0 K: 0 S: 17	H: 0 LOB: 0 BB: 0 P: 25	1B: 2 2B: 0 3B: 0 HR: 2	SF: 0 SAC: 0 DP: 0 HBP: 0	WP: 0 PB: 0 SB: 0 CS: 1	PA: 29
<b>PITCHER</b>	IP WLS BF H R ER SO BB IBB HBP BLK WP HR S P ERA WHIP																					
48 Jerad Eickhoff, R (1, 1) ERA: 2.84	7.0 L 26 4 3 3 4 2 0 0 0 0 0 2 59 3.86 0.857																					
46 Jeanmar Gómez, R (8, 1) ERA: 2.81	1.0 3 0 0 0 0 0 0 0 0 0 0 0 8 12 0.00 0.000																					

Philadelphia Phillies @ New York Mets  
Citi Field, Flushing, NY  
Mon Aug 31 2015, 7:12 PM - 9:34 PM EDT  
Att: 34,233 - Cloudy - 89 F

AB	27
R	3
H	4
RBI	3
BB	2
SO	4
LOB	5





Batter	1	2	3	4	5	6	7	8	9	AB	R	H	RBI	BB	SO	LOB	TOP								
24 Darnell Sweeney, S (1.8) OBP: 0.417, SLG: 0.632										5	2	3	0	1	1		Philadelphia Phillies @ New York Mets Citi Field, Flushing, NY Tue Sep 01 2015, 7:11 PM - 10:27 PM EDT Att: 30,104 - Partly Cloudy - 81 F								
16 César Hernández, S (1.4) OBP: 0.341, SLG: 0.344										4	0	1	0	1	1	2									
40 Aaron Altherr, R (1.7) OBP: 0.292, SLG: 0.512										4	2	0	0	1	0	5									
3 Jeff Francoeur, R (1.9) OBP: 0.302, SLG: 0.465										4	2	1	1	1	2	3									
18 Darin Ruf, R (1.3) OBP: 0.292, SLG: 0.406										5	2	3	6	0	0	0									
4 Andrés Blanco, S (1.5) OBP: 0.376, SLG: 0.528										4	2	1	2	1	0	0									
51 Carlos Ruiz, R (1.2) OBP: 0.299, SLG: 0.297										4	1	1	0	1	0	0									
13 Freddy Galvis, S (1.6) OBP: 0.304, SLG: 0.355										4	2	1	0	0	0	2									
34 Aaron Harang, R (1.1) OBP: 0.196, SLG: 0.200										1	0	0	0	0	1	1									
50 Héctor Neris, R (5.1) OBP: 0.226, SLG: 0.230										0	0	0	0	0	0	0									
25 Cody Asche, L (6. PH) OBP: 0.226, SLG: 0.230										0	0	0	0	0	0	0									
29 Cameron Rupp, R (6. PH) OBP: 0.226, SLG: 0.230										0	0	0	0	0	0	0									
46 Jeanmar Gómez, R (6.1) OBP: 0.226, SLG: 0.230										0	0	0	0	0	0	0									
57 Luis García, R (6.1) OBP: 0.226, SLG: 0.230										0	0	0	0	0	0	0									
31 Jerome Williams, R (6.1) OBP: 0.226, SLG: 0.230										0	0	0	0	0	0	0									
<b>Inning Stats</b>	R: 0 E: 1 K: 0 S: 5	H: 1 LOB: 1 BB: 0 P: 8	R: 0 E: 0 K: 0 S: 7	H: 0 LOB: 0 BB: 0 P: 9	R: 5 E: 0 K: 0 S: 15	H: 4 LOB: 0 BB: 1 P: 20	R: 0 E: 0 K: 1 S: 8	H: 1 LOB: 1 BB: 0 P: 15	R: 1 E: 0 K: 1 S: 11	H: 1 LOB: 1 BB: 1 P: 17	R: 8 E: 2 K: 0 S: 20	H: 3 LOB: 1 BB: 4 P: 44	R: 0 E: 0 K: 3 S: 12	H: 0 LOB: 0 BB: 0 P: 15	R: 0 E: 0 K: 1 S: 8	H: 0 LOB: 0 BB: 0 P: 11	R: 0 E: 0 K: 0 S: 12	H: 0 LOB: 0 BB: 0 P: 14	1B: 5 2B: 5 3B: 0 HR: 1	SF: 0 SAC: 2 DP: 1 HBP: 0	WP: 0 PB: 0 SB: 1 CS: 0	PA: 44			
<b>PITCHER</b>	IP WLS BF H R ER SO BB IBB HBP BLK WP HR S P ERA WHIP	IP WLS BF H R ER SO BB IBB HBP BLK WP HR S P ERA WHIP	IP WLS BF H R ER SO BB IBB HBP BLK WP HR S P ERA WHIP	IP WLS BF H R ER SO BB IBB HBP BLK WP HR S P ERA WHIP	IP WLS BF H R ER SO BB IBB HBP BLK WP HR S P ERA WHIP	IP WLS BF H R ER SO BB IBB HBP BLK WP HR S P ERA WHIP	IP WLS BF H R ER SO BB IBB HBP BLK WP HR S P ERA WHIP	IP WLS BF H R ER SO BB IBB HBP BLK WP HR S P ERA WHIP	IP WLS BF H R ER SO BB IBB HBP BLK WP HR S P ERA WHIP	IP WLS BF H R ER SO BB IBB HBP BLK WP HR S P ERA WHIP	IP WLS BF H R ER SO BB IBB HBP BLK WP HR S P ERA WHIP	IP WLS BF H R ER SO BB IBB HBP BLK WP HR S P ERA WHIP	IP WLS BF H R ER SO BB IBB HBP BLK WP HR S P ERA WHIP	IP WLS BF H R ER SO BB IBB HBP BLK WP HR S P ERA WHIP	IP WLS BF H R ER SO BB IBB HBP BLK WP HR S P ERA WHIP	IP WLS BF H R ER SO BB IBB HBP BLK WP HR S P ERA WHIP	IP WLS BF H R ER SO BB IBB HBP BLK WP HR S P ERA WHIP	IP WLS BF H R ER SO BB IBB HBP BLK WP HR S P ERA WHIP	IP WLS BF H R ER SO BB IBB HBP BLK WP HR S P ERA WHIP	IP WLS BF H R ER SO BB IBB HBP BLK WP HR S P ERA WHIP	IP WLS BF H R ER SO BB IBB HBP BLK WP HR S P ERA WHIP	IP WLS BF H R ER SO BB IBB HBP BLK WP HR S P ERA WHIP	IP WLS BF H R ER SO BB IBB HBP BLK WP HR S P ERA WHIP	IP WLS BF H R ER SO BB IBB HBP BLK WP HR S P ERA WHIP	
49 Jonathon Niese, L (1.1) ERA: 4.17	5.0 L 23 7 6 6 2 2 0 0 0 0 0 1 46 69 10.80 1.800																								
39 Bobby Parnell, R (6.1) ERA: 6.52	0.0 3 0 3 3 0 2 0 0 0 0 0 0 3 12 ∞ ∞																								
44 Eric O'Flaherty, L (6.1) ERA: 7.94	0.0 1 0 0 0 0 1 0 0 0 0 0 0 2 6 ∞ ∞																								
72 Carlos Torres, R (6.1) ERA: 4.56	1.0 8 3 5 3 0 1 0 0 0 0 0 0 15 26 27.00 4.000																								
36 Sean Gilmartin, L (7.1) ERA: 2.2	1.0 3 0 0 0 3 0 0 0 0 0 0 0 12 15 0.00 0.000																								

AB	36
R	14
H	10
RBI	12
BB	6
SO	6
LOB	14



Batter	1	2	3	4	5	6	7	8	9	AB	R	H	RBI	BB	SO	LOB	BOTTOM							
3 Curtis Granderson, L (1.9) OBP: 0.353, SLG: 0.459										4	0	0	1	0	0	1	Philadelphia Phillies @ New York Mets Citi Field, Flushing, NY Tue Sep 01 2015, 7:11 PM - 10:27 PM EDT Att: 30,104 - Partly Cloudy - 81 F							
1 Eric Young Jr., S (8.9) OBP: 0.229, SLG: 0.229										1	0	0	0	0	1									
52 Yoenis Cespedes, R (1.8) OBP: 0.326, SLG: 0.524										4	2	2	2	0	2									
2 Juan Uribe, R (8.4) OBP: 0.317, SLG: 0.417										1	0	0	0	0	0									
28 Daniel Murphy, L (1.4) OBP: 0.324, SLG: 0.427										4	0	1	1	0	0									
29 Eric Campbell, R (6.5) OBP: 0.305, SLG: 0.287										1	1	1	0	0	0									
5 David Wright, R (1.5) OBP: 0.377, SLG: 0.429										4	1	2	0	0	0									
43 Addison Reed, L (8.1) ERA: 6.52										0	0	0	0	0	0									
62 Erik Goeddel, R (9.1) ERA: 7.94										0	0	0	0	0	0									
12 Juan Lagares, R (6. PH) OBP: 0.284, SLG: 0.356										1	0	1	0	0	0									
30 Michael Conforto, L (1.7) OBP: 0.392, SLG: 0.535										4	0	2	1	0	0	2								
23 Michael Cuddyer, R (1.3) OBP: 0.318, SLG: 0.404										4	1	0	0	1	1	4								
7 Travis d'Arnaud, R (1.2) OBP: 0.352, SLG: 0.523																								
22 Kevin Plawecki, R (6.2) OBP: 0.286, SLG: 0.296										2	1	1	1	1	0	1								
11 Rubén Tejada, R (1.6) OBP: 0.334, SLG: 0.338										0	0	0	0	1	0									
36 Sean Gilmartin, L (7.1) OBP: 0.400, SLG: 0.400										3	1	1	0	0	1	3								
9 Kirk Nieuwenhuis, L (6.8) OBP: 0.259, SLG: 0.353										1	0	0	0	0	0	2								
49 Jonathon Niese, L (1.1) OBP: 0.296, SLG: 0.326										1	0	0	0	0	1	0								
55 Kelly Johnson, R (5. PH) OBP: 0.296, SLG: 0.326										1	1	1	0	0	0	0								
39 Bobby Parnell, R (6.1) ERA: 4.5										0	0	0	0	0	0	0								
44 Eric O'Flaherty, L (6.1) ERA: 7.94										0	0	0	0	0	0	0								
72 Carlos Torres, R (6.1) ERA: 4.56										0	0	0	0	0	0	0								
4 Wilmer Flores, R (7.6) OBP: 0.259, SLG: 0.353										2	0	1	1	0	0	0								
<b>Inning Stats</b>	R: 0 E: 0 K: 1 S: 10	H: 0 LOB: 0 BB: 0 P: 12	R: 0 E: 0 K: 1 S: 13	H: 2 LOB: 0 BB: 0 P: 19	R: 0 E: 0 K: 2 S: 9	H: 0 LOB: 0 BB: 0 P: 13	R: 0 E: 0 K: 0 S: 10	H: 0 LOB: 0 BB: 0 P: 17	R: 4 E: 0 K: 0 S: 17	H: 3 LOB: 0 BB: 1 P: 29	R: 1 E: 0 K: 1 S: 13	H: 2 LOB: 1 BB: 0 P: 19	R: 1 E: 0 K: 0 S: 16	H: 3 LOB: 2 BB: 0 P: 22	R: 1 E: 0 K: 0 S: 12	H: 1 LOB: 1 BB: 2 P: 22	R: 1 E: 0 K: 0 S: 11	H: 2 LOB: 1 BB: 0 P: 12	1B: 9 2B: 2 3B: 1 HR: 1	SF: 1 SAC: 0 DP: 1 HBP: 0	WP: 0 PB: 0 SB: 0 CS: 0	PA: 42		
<b>PITCHER</b>	IP WLS BF H R ER SO BB IBB HBP BLK WP HR S P ERA WHIP	IP WLS BF H R ER SO BB IBB HBP BLK WP HR S P ERA WHIP	IP WLS BF H R ER SO BB IBB HBP BLK WP HR S P ERA WHIP	IP WLS BF H R ER SO BB IBB HBP BLK WP HR S P ERA WHIP	IP WLS BF H R ER SO BB IBB HBP BLK WP HR S P ERA WHIP	IP WLS BF H R ER SO BB IBB HBP BLK WP HR S P ERA WHIP	IP WLS BF H R ER SO BB IBB HBP BLK WP HR S P ERA WHIP	IP WLS BF H R ER SO BB IBB HBP BLK WP HR S P ERA WHIP	IP WLS BF H R ER SO BB IBB HBP BLK WP HR S P ERA WHIP	IP WLS BF H R ER SO BB IBB HBP BLK WP HR S P ERA WHIP	IP WLS BF H R ER SO BB IBB HBP BLK WP HR S P ERA WHIP	IP WLS BF H R ER SO BB IBB HBP BLK WP HR S P ERA WHIP	IP WLS BF H R ER SO BB IBB HBP BLK WP HR S P ERA WHIP	IP WLS BF H R ER SO BB IBB HBP BLK WP HR S P ERA WHIP	IP WLS BF H R ER SO BB IBB HBP BLK WP HR S P ERA WHIP	IP WLS BF H R ER SO BB IBB HBP BLK WP HR S P ERA WHIP	IP WLS BF H R ER SO BB IBB HBP BLK WP HR S P ERA WHIP	IP WLS BF H R ER SO BB IBB HBP BLK WP HR S P ERA WHIP	IP WLS BF H R ER SO BB IBB HBP BLK WP HR S P ERA WHIP	IP WLS BF H R ER SO BB IBB HBP BLK WP HR S P ERA WHIP	IP WLS BF H R ER SO BB IBB HBP BLK WP HR S P ERA WHIP	IP WLS BF H R ER SO BB IBB HBP BLK WP HR S P ERA WHIP	IP WLS BF H R ER SO BB IBB HBP BLK WP HR S P ERA WHIP	IP WLS BF H R ER SO BB IBB HBP BLK WP HR S P ERA WHIP
34 Aaron Harang, R (1.1) ERA: 4.89	4.2 20 5 4 4 4 1 0 0 0 0 0 1 58 87 7.71 1.286																							
50 Héctor Neris, R (5.1) ERA: 4.5	0.1 1 0 0 0 0 0 0 0 0 0 0 0 1 3 0.00 0.000																							
46 Jeanmar Gómez, R (6.1) ERA: 3.0	2.0 W 11 5 2 2 1 0 0 0 0 0 0 0 29 41 9.00 2.500																							
57 Luis García, R (8.1) ERA: 3.39	1.0 5 1 1 1 0 2 0 0 0 0 0 0 12 22 9.00 3.000																							
31 Jerome Williams, R (9.1) ERA: 6.09	1.0 5 2 1 1 0 0 0 0 0 0 0 0 11 12 9.00 2.000																							

AB	38
R	8
H	13
RBI	8
BB	3
SO	5
LOB	14

















Batter	1	2	3	4	5	6	7	8	9	AB	R	H	RBI	BB	SO	LOB	TOP			
3 Curtis Granderson, L (1.9) OBP: 0.353, SLG: 0.453			G1-3		F8					3	0	0	0	1	1	0	<b>New York Mets @ Miami Marlins</b> Marlins Park, Miami, FL Sun Sep 06 2015, 1:11 PM - 4:31 PM EDT Att: 26,780 - Roof Closed - 75 F			
52 Yoenis Cespedes, R (1.8) OBP: 0.330, SLG: 0.540			G6-3							4	2	2	1	0	1	1				
30 Michael Conforto, L (1.7) OBP: 0.379, SLG: 0.550 46 Tyler Clippard, R (8.1)			G4-3							4	0	2	0	0	2	2				
4 Wilmer Flores, R (1.4) OBP: 0.295, SLG: 0.422			G4-3		2-5		G6-3			4	1	1	2	0	0	1				
55 Kelly Johnson, L (1.3) OBP: 0.312, SLG: 0.431 1 Enc Young Jr., S (9, PR) OBP: 0.227, SLG: 0.259 29 Eric Campbell, R (9.3) OBP: 0.309, SLG: 0.288			G4-3							3	0	0	0	1	2	1				
2 Juan Uribe, R (1.5) OBP: 0.317, SLG: 0.409			G4-3							3	0	1	0	1	0	0				
11 Rubén Tejada, R (1.6) OBP: 0.343, SLG: 0.351			G6-3							2	0	1	0	2	0	1				
22 Kevin Plawecki, R (1.2) OBP: 0.286, SLG: 0.295 7 Travis d'Arnaud, R (9, PH) OBP: 0.374, SLG: 0.557 20 Anthony Recker, R (9.2) OBP: 0.259, SLG: 0.233			G6-3							3	0	1	0	0	2	1				
32 Steven Matz, R (1.1) OBP: 0.375, SLG: 0.500 47 Hansel Robles, R (6.1)			G6-4-3							2	0	0	0	0	0	2				
28 Daniel Murphy, L (7, PH) OBP: 0.324, SLG: 0.429 43 Addison Reed, L (7.1)			G5-3							0	0	0	0	0	0	0				
12 Juan Lagares, R (8.8) OBP: 0.297, SLG: 0.365			G5-3							0	0	0	0	0	0	0				
<b>Inning Stats</b>	R: 1 H: 2 E: 0 K: 1 S: 15	H: 2 LOB: 1 BB: 0 P: 21	R: 0 H: 1 E: 0 K: 0 S: 9	H: 1 LOB: 1 BB: 1 P: 20	R: 0 H: 1 E: 0 K: 0 S: 13	H: 1 LOB: 1 BB: 0 P: 17	R: 0 H: 0 E: 0 K: 1 S: 8	H: 0 LOB: 0 BB: 0 P: 13	R: 2 H: 2 E: 0 K: 2 S: 15	H: 2 LOB: 0 BB: 0 P: 25	R: 0 H: 0 E: 0 K: 1 S: 7	H: 0 LOB: 1 BB: 1 P: 14	R: 0 H: 0 E: 0 K: 2 S: 8	H: 0 LOB: 0 BB: 1 P: 13	R: 0 H: 1 E: 0 K: 0 S: 7	H: 3 LOB: 2 BB: 2 P: 17	1B: 3 2B: 3 3B: 0 HR: 2	SF: 0 SAC: 0 DP: 3 HBP: 0	WP: 0 PB: 0 SB: 0 CS: 1	PA: 35
<b>PITCHER</b>	IP WLS BF H R ER SO BB IBB HBP BLK WP HR S P ERA WHIP																			
23 Jarrod Cosart, R (1.1) ERA: 5.04	4.2 19 5 1 1 3 1 0 0 0 0 0 1 54 88 1.93 1.286																			
45 Chris Narveson, L (5.1) ERA: 5.73	1.1 6 2 2 2 2 0 0 0 0 0 0 1 16 26 3.000 1.500																			
46 Kyle Barraclough, R (7.1) ERA: 0.63	0.1 2 0 0 0 0 1 0 0 0 0 0 0 5 12 0.00 0.600																			
40 Mike Dunn, L (7.1) ERA: 4.69	1.2 4 0 0 0 2 1 0 0 0 0 0 0 10 15 0.00 0.600																			
44 AJ Ramos, R (9.1) ERA: 2.72	1.0 W 5 1 0 0 0 2 0 0 0 0 0 0 7 17 0.00 3.000																			

Batter	1	2	3	4	5	6	7	8	9	AB	R	H	RBI	BB	SO	LOB	BOTTOM			
9 Dee Strange-Gordon, L (1.4) OBP: 0.354, SLG: 0.409			G4-6-3							4	1	3	0	1	1	0	<b>New York Mets @ Miami Marlins</b> Marlins Park, Miami, FL Sun Sep 06 2015, 1:11 PM - 4:31 PM EDT Att: 26,780 - Roof Closed - 75 F			
21 Christian Yelich, L (1.7) OBP: 0.333, SLG: 0.393			G4-6-3							4	0	1	0	1	1	2				
14 Martín Prado, R (1.5) OBP: 0.326, SLG: 0.382			L9							4	0	1	1	0	1	3				
13 Marcell Ozuna, R (1.9) OBP: 0.305, SLG: 0.380			FC5-4							3	0	2	1	1	0	0				
5 Casey McGehee, R (1.3) OBP: 0.275, SLG: 0.284			FC5-4							4	0	0	0	0	0	4				
28 Cole Gillespie, R (5.9) OBP: 0.288, SLG: 0.434 45 Chris Narveson, L (5.1) ERA: 5.73 32 Derek Dietrich, L (6.9) OBP: 0.303, SLG: 0.506 46 Kyle Barraclough, R (7.1) ERA: 0.63 40 Mike Dunn, L (7.1) OBP: 0.300, SLG: 1.000 45 Justin Smoak, L (8.9) OBP: 0.324, SLG: 0.457 44 AJ Ramos, R (9.1) ERA: 2.72			K							2	0	0	0	0	2	2				
19 Miguel Rojas, R (1.6) OBP: 0.256, SLG: 0.311			G6-3							4	0	0	0	0	1	4				
6 Jeff Mathis, R (1.2) OBP: 0.186, SLG: 0.195 20 J.T. Realmuto, R (9, PR) OBP: 0.277, SLG: 0.379			G4-3							4	1	1	1	0	1	0				
23 Jarrod Cosart, R (1.1) OBP: 0.071, SLG: 0.071 51 Ichiro Suzuki, L (5.9) OBP: 0.301, SLG: 0.305			K							1	0	0	0	0	1	0				
<b>Inning Stats</b>	R: 1 H: 1 E: 0 K: 1 S: 12	H: 1 LOB: 1 BB: 1 P: 21	R: 0 H: 0 E: 0 K: 1 S: 7	H: 0 LOB: 0 BB: 0 P: 10	R: 0 H: 1 E: 0 K: 1 S: 8	H: 1 LOB: 2 BB: 1 P: 11	R: 0 H: 1 E: 0 K: 2 S: 15	H: 1 LOB: 0 BB: 0 P: 25	R: 1 H: 1 E: 0 K: 1 S: 7	H: 1 LOB: 0 BB: 0 P: 10	R: 0 H: 2 E: 0 K: 1 S: 12	H: 2 LOB: 2 BB: 0 P: 14	R: 1 H: 1 E: 0 K: 0 S: 11	H: 1 LOB: 0 BB: 0 P: 14	R: 1 H: 1 E: 0 K: 2 S: 17	H: 1 LOB: 2 BB: 1 P: 27		1B: 6 2B: 1 3B: 0 HR: 2	SF: 1 SAC: 0 DP: 1 HBP: 1	WP: 1 PB: 0 SB: 1 CS: 0
<b>PITCHER</b>	IP WLS BF H R ER SO BB IBB HBP BLK WP HR S P ERA WHIP																			
32 Steven Matz, L (1.1) ERA: 1.89	5.1 21 4 2 2 2 2 0 0 0 0 0 1 51 81 3.38 1.125																			
47 Hansel Robles, R (6.1) ERA: 3.65	0.2 H 4 1 0 0 0 0 0 0 1 0 0 0 6 13 0.00 1.500																			
43 Addison Reed, R (7.1) ERA: 3.83	1.0 H 5 2 0 0 0 1 0 0 0 0 0 0 12 14 0.00 2.000																			
46 Tyler Clippard, R (8.1) ERA: 2.25	1.2 L 9 2 2 2 2 0 1 0 0 0 1 1 28 41 10.80 1.200																			

AB	30
R	3
H	8
RBI	3
BB	5
SO	8
LOB	13



AB	34
R	4
H	9
RBI	4
BB	3
SO	9
LOB	16













Batter	1	2	3	4	5	6	7	8	9	AB	R	H	RBI	BB	SO	LOB	TOP							
3 Curtis Granderson, L (1,9) OBP: 0.360, SLG: 0.461										3	1	1	0	1	1	0	<b>New York Mets @ Washington Nationals</b> Nationals Park, Washington, DC Wed Sep 09 2015, 7:09 PM - 9:45 PM EDT Att: 27,530 - Cloudy - 89 F							
52 Yoenis Cespedes, R (1,8) OBP: 0.333, SLG: 0.554										4	1	2	2	0	2	1								
28 Daniel Murphy, L (1,4) OBP: 0.317, SLG: 0.416										4	0	0	0	0	0	2								
46 Tyler Clippard, R (8,1)										0	0	0	0	0	0	0								
29 Eric Campbell, R (9,3) OBP: 0.309, SLG: 0.288										0	0	0	0	0	0	0								
5 David Wright, R (1,5) OBP: 0.374, SLG: 0.416										4	0	0	0	0	0	2								
21 Lucas Duda, L (1,3) OBP: 0.344, SLG: 0.468										4	0	1	0	0	0	2								
1 Eric Young Jr., S (9, PR) OBP: 0.227, SLG: 0.259										0	1	0	0	0	0	0								
12 Juan Lagares, R (9,8) OBP: 0.287, SLG: 0.365										0	0	0	0	0	0	0								
7 Travis d'Arnaud, R (1,2) OBP: 0.366, SLG: 0.556										4	1	2	1	0	1	1								
30 Michael Conforto, L (1,7) OBP: 0.307, SLG: 0.541										4	0	1	1	0	2	1								
27 Jeury Familia, R (9,1)										0	0	0	0	0	0	0								
4 Wilmer Flores, R (1,6) OBP: 0.295, SLG: 0.419										2	0	0	0	0	0	0								
55 Kelly Johnson, L (8, PH) OBP: 0.314, SLG: 0.453										2	1	1	1	0	0	2								
48 Jacob deGrom, L (1,1) OBP: 0.214, SLG: 0.189										2	0	0	0	0	0	2								
9 Kirk Nieuwenhuis, L (8, PH) OBP: 0.257, SLG: 0.333										1	0	0	0	0	1	0								
11 Ruben Tejada, R (8,6) OBP: 0.343, SLG: 0.354										0	0	0	0	0	0	0								
<b>Inning Stats</b>	R: 0 E: 0 K: 0 S: 6	H: 1 LOB: 1 BB: 0 P: 10	R: 1 E: 0 K: 0 S: 7	H: 1 LOB: 0 BB: 0 P: 11	R: 0 E: 0 K: 3 S: 10	H: 0 LOB: 0 BB: 0 P: 12	R: 0 E: 0 K: 2 S: 11	H: 0 LOB: 0 BB: 0 P: 17	R: 0 E: 0 K: 2 S: 9	H: 0 LOB: 0 BB: 0 P: 13	R: 0 E: 0 K: 2 S: 7	H: 0 LOB: 1 BB: 1 P: 14	R: 0 E: 0 K: 3 S: 13	H: 1 LOB: 1 BB: 0 P: 14	R: 3 E: 0 K: 1 S: 13	H: 3 LOB: 0 BB: 0 P: 20	R: 1 E: 0 K: 0 S: 4	H: 2 LOB: 1 BB: 0 P: 6	1B: 4 2B: 1 3B: 0 HR: 3	SF: 0 SAC: 0 DP: 1 HBP: 0	WP: 0 PB: 0 SB: 0 CS: 0	PA: 35		
<b>PITCHER</b>	IP WLS BF H R ER SO BB IBB HBP BLK WP HR S P ERA WHIP	7.1 L 28 5 3 3 13 1 0 0 0 0 2 70 103 3.68 0.818	0.2 3 1 1 1 0 0 0 0 0 0 0 1 6 8 13.50 1.500	1.0 4 2 1 1 0 0 0 0 0 0 0 0 4 6 9.00 2.000																				

AB	34
R	5
H	8
RBI	5
BB	1
SO	13
LOB	8



Batter	1	2	3	4	5	6	7	8	9	AB	R	H	RBI	BB	SO	LOB	BOTTOM						
28 Jayson Werth, R (1,9) OBP: 0.302, SLG: 0.373										3	0	0	0	1	0	0	<b>New York Mets @ Washington Nationals</b> Nationals Park, Washington, DC Wed Sep 09 2015, 7:09 PM - 9:45 PM EDT Att: 27,530 - Cloudy - 89 F						
8 Danny Espinosa, S (1,4) OBP: 0.313, SLG: 0.414										4	0	0	0	0	3	1							
34 Bryce Harper, L (1,8) OBP: 0.467, SLG: 0.657										4	3	3	2	0	0	0							
6 Anthony Rendon, R (1,5) OBP: 0.351, SLG: 0.367										3	0	1	0	1	0	1							
25 Clint Robinson, L (1,3) OBP: 0.368, SLG: 0.423										4	0	1	1	0	2	2							
20 Ian Desmond, R (1,6) OBP: 0.292, SLG: 0.396										4	0	1	0	0	2	0							
40 Wilson Ramos, R (1,2) OBP: 0.266, SLG: 0.368										4	0	0	0	0	2	1							
21 Matthew den Dekker, L (1,7) OBP: 0.273, SLG: 0.377										4	0	1	0	0	0	0							
37 Stephen Strasburg, R (1,1) OBP: 0.133, SLG: 0.103										3	0	0	0	0	2	1							
22 Drew Storen, S (8,1) ERA: 2.32										0	0	0	0	0	0	0							
58 Jonathan Papelbon, R (9,1) ERA: 1.87										0	0	0	0	0	0	0							
<b>Inning Stats</b>	R: 1 E: 0 K: 2 S: 14	H: 1 LOB: 1 BB: 1 P: 21	R: 0 E: 0 K: 0 S: 8	H: 0 LOB: 0 BB: 0 P: 14	R: 0 E: 0 K: 2 S: 8	H: 0 LOB: 0 BB: 0 P: 8	R: 1 E: 0 K: 0 S: 11	H: 3 LOB: 1 BB: 0 P: 16	R: 0 E: 0 K: 0 S: 13	H: 0 LOB: 1 BB: 1 P: 22	R: 0 E: 0 K: 1 S: 8	H: 0 LOB: 0 BB: 0 P: 13	R: 0 E: 0 K: 2 S: 8	H: 1 LOB: 1 BB: 0 P: 8	R: 1 E: 0 K: 0 S: 10	H: 2 LOB: 1 BB: 0 P: 16	R: 0 E: 0 K: 2 S: 7	H: 0 LOB: 0 BB: 0 P: 9	1B: 3 2B: 2 3B: 0 HR: 2	SF: 0 SAC: 0 DP: 0 HBP: 0	WP: 0 PB: 0 SB: 0 CS: 0	PA: 35	
<b>PITCHER</b>	IP WLS BF H R ER SO BB IBB HBP BLK WP HR S P ERA WHIP	7.0 W 27 5 2 1 9 2 0 0 0 0 1 70 102 2.57 1.000	1.0 H 5 2 1 1 0 0 0 0 0 0 1 10 16 9.00 2.000	1.0 S 3 0 0 0 2 0 0 0 0 0 0 7 9 0.00 0.000																			

AB	33
R	3
H	7
RBI	3
BB	2
SO	11
LOB	6

















Batter	1	2	3	4	5	6	7	8	9	10	AB	R	H	RBI	BB	SO	LOB	TOP					
3 Curtis Granderson, L OBP: 0.365, SLG: 0.455	F9		F7		HBP		1B		28 HR	BB	3	1	1	3	2	0	0						
28 Daniel Murphy, L OBP: 0.318, SLG: 0.424	F8		G6-3		G6-4-3		P5		HR	BB	5	1	1	4	1	0	3						
21 Lucas Duda, L OBP: 0.349, SLG: 0.461	F8		HBP		L9		K		F8	G4-3	5	0	0	0	0	1	5						
2 Juan Uribe, R OBP: 0.324, SLG: 0.413		L8			L8		K		K	P6	5	1	1	0	0	2	1						
30 Michael Conforto, L OBP: 0.371, SLG: 0.549		HR			G4-3		G3		CS	BB	3	1	1	2	1	0	0						
39 Bobby Parnell, R OBP: 0.282, SLG: 0.199		HR			G3-1		G3		BB	BB	0	0	0	0	0	0	0						
52 Yoenis Cespedes, R OBP: 0.342, SLG: 0.500		HR			G3-1		G3		BB	BB	0	0	0	0	0	0	0						
43 Addison Reed, L OBP: 0.276, SLG: 0.381		HR			G3-1		G3		BB	BB	0	0	0	0	0	0	0						
9 Kirk Nieuwenhuis, L OBP: 0.276, SLG: 0.381		HR			G3-1		G3		BB	BB	0	0	0	0	0	0	0						
11 Rubén Tejada, R OBP: 0.342, SLG: 0.352		HR			G3-1		G3		BB	BB	0	0	0	0	0	0	0						
22 Kevin Plawecki, R OBP: 0.292, SLG: 0.300		HR			G3-1		G3		BB	BB	0	0	0	0	0	0	0						
49 Jonathan Niese, L OBP: 0.208, SLG: 0.196		HR			G3-1		G3		BB	BB	0	0	0	0	0	0	0						
55 Kelly Johnson, L OBP: 0.218, SLG: 0.289		HR			G3-1		G3		BB	BB	0	0	0	0	0	0	0						
23 Michael Cuddyer, R OBP: 0.304, SLG: 0.422		HR			G3-1		G3		BB	BB	0	0	0	0	0	0	0						
54 Tim Stauffer, R OBP: 0.282, SLG: 0.199		HR			G3-1		G3		BB	BB	0	0	0	0	0	0	0						
68 Dario Alvarez, L OBP: 0.208, SLG: 0.196		HR			G3-1		G3		BB	BB	0	0	0	0	0	0	0						
12 Juan Lagares, R OBP: 0.276, SLG: 0.381		HR			G3-1		G3		BB	BB	0	0	0	0	0	0	0						
<b>Inning Stats</b>	R: 0 E: 0 K: 0 S: 7	H: 0 LOB: 0 BB: 1 P: 13	R: 2 E: 0 K: 0 S: 20	H: 3 LOB: 1 BB: 1 P: 30	R: 0 E: 0 K: 0 S: 7	H: 0 LOB: 1 BB: 0 P: 9	R: 0 E: 0 K: 1 S: 6	H: 0 LOB: 0 BB: 0 P: 11	R: 0 E: 0 K: 1 S: 6	H: 0 LOB: 0 BB: 0 P: 9	R: 2 E: 0 K: 1 S: 11	H: 2 LOB: 2 BB: 1 P: 26	R: 0 E: 0 K: 1 S: 9	H: 0 LOB: 1 BB: 1 P: 17	R: 3 E: 0 K: 2 S: 18	H: 2 LOB: 0 BB: 1 P: 25	R: 3 E: 1 K: 14 S: 35	H: 1 LOB: 3 BB: 4 P: 35	1B: 5 2B: 2 3B: 0 HR: 2	SF: 0 SAC: 0 DP: 1 HBP: 3	WP: 0 PB: 0 SB: 0 CS: 2	PA: 48	
<b>PITCHER</b>	IP WLS BF H R ER SO BB IBB HBP BLK WP HR S P ERA WHIP	6.1 0.2 1.0 0.2 0.1	26 B 4 H 3	5 1 0 1 1	4 0 0 1 2	2 0 0 0 1	2 0 0 0 0	0 0 0 0 0	0 0 0 0 0	0 0 0 0 0	0 0 0 0 0	0 0 0 0 0	0 0 0 0 0	0 0 0 0 0	0 0 0 0 0	0 0 0 0 0	0 0 0 0 0	0 0 0 0 0	0 0 0 0 0	0.00 0.00 0.00 0.00 0.00	6.000 1.500 1.000 1.500 6.000		
60 Ryan Weber, R ERA: 4.38	34 Edwin Jackson, R ERA: 3.56	56 Matt Marksberry, L ERA: 5.4	54 Sugar Ray Marimon, R ERA: 5.04	58 Peter Moylan, R ERA: 4.7	64 Ryan Kelly, R ERA: 7.24	61 Danny Burawa, R ERA: 12.15																	

New York Mets @ Atlanta Braves  
Turner Field, Atlanta, GA  
Sun Sep 13 2015, 1:36 PM - 5:13 PM EDT  
Att. 23,786 - Sunny - 71 F

AB 37  
R 10  
H 9  
RBI 9  
BB 8  
SO 7  
LOB 15



Batter	1	2	3	4	5	6	7	8	9	10	AB	R	H	RBI	BB	SO	LOB	BOTTOM						
22 Nick Markakis, L OBP: 0.370, SLG: 0.374	FC6-4		L8		L8		G4-3		F7		6	1	2	0	0	0	4							
14 Daniel Castro, R OBP: 0.327, SLG: 0.396	FC6-4		L8		L8		G4-3		F7		6	3	3	1	0	0	3							
5 Freddie Freeman, L OBP: 0.371, SLG: 0.473	F9		K		K		G4-3		F7		5	0	1	0	1	1	4							
13 Adonis Garcia, R OBP: 0.202, SLG: 0.199	FC6-4		K		K		G4-3		F7		5	0	3	3	0	1	1							
58 Peter Moylan, R ERA: 4.7	FC6-4		K		K		G4-3		F7		0	0	0	0	0	0	0							
64 Ryan Kelly, R ERA: 7.24	FC6-4		K		K		G4-3		F7		0	0	0	0	0	0	0							
34 Edwin Jackson, R ERA: 12.15	FC6-4		K		K		G4-3		F7		0	0	0	0	0	0	0							
61 Danny Burawa, R ERA: 12.15	FC6-4		K		K		G4-3		F7		0	0	0	0	0	0	0							
28 Héctor Olivera, R OBP: 0.311, SLG: 0.325	FC6-4		K		K		G4-3		F7		3	0	0	0	1	1	4							
19 Andrelton Simmons, R OBP: 0.326, SLG: 0.336	G4-3		K		K		G4-3		F7		5	1	2	1	0	0	4							
27 Christian Bethancourt, R OBP: 0.209, SLG: 0.271	G5-3		F7		F7		G5-3		F7		5	1	1	0	0	0	3							
2 Michael Bourn, L OBP: 0.302, SLG: 0.277	F7		F7		F7		F7		F7		3	0	1	1	0	0	0							
60 Ryan Weber, R ERA: 4.31	G3		F7		F7		F7		F7		0	0	0	0	0	0	0							
54 Tim Stauffer, R ERA: 7.31	G3		F7		F7		F7		F7		0	0	0	0	0	0	0							
68 Dario Alvarez, L ERA: 7.71	G3		F7		F7		F7		F7		0	0	0	0	0	0	0							
39 Bobby Parnell, R ERA: 6.1	G3		F7		F7		F7		F7		0	0	0	0	0	0	0							
43 Addison Reed, R ERA: 3.51	G3		F7		F7		F7		F7		1	1	0	0	1	0	0							
<b>Inning Stats</b>	R: 0 E: 0 K: 0 S: 13	H: 2 LOB: 3 BB: 1 P: 20	R: 0 E: 0 K: 0 S: 7	H: 0 LOB: 0 BB: 0 P: 9	R: 2 E: 0 K: 1 S: 15	H: 4 LOB: 2 BB: 0 P: 22	R: 0 E: 0 K: 0 S: 9	H: 1 LOB: 1 BB: 0 P: 11	R: 0 E: 0 K: 1 S: 8	H: 0 LOB: 0 BB: 0 P: 12	R: 1 E: 1 K: 1 S: 16	H: 1 LOB: 1 BB: 0 P: 23	R: 1 E: 0 K: 0 S: 8	H: 2 LOB: 1 BB: 0 P: 11	R: 3 E: 0 K: 1 S: 14	H: 3 LOB: 2 BB: 1 P: 24	R: 0 E: 0 K: 0 S: 5	H: 0 LOB: 0 BB: 0 P: 7	R: 0 E: 1 K: 8 S: 18	H: 0 LOB: 1 BB: 0 P: 11	1B: 13 2B: 0 3B: 0 HR: 0	SF: 1 SAC: 1 DP: 1 HBP: 2	WP: 0 PB: 0 SB: 0 CS: 0	PA: 48
<b>PITCHER</b>	IP WLS BF H R ER SO BB IBB HBP BLK WP HR S P ERA WHIP	6.0 1.0 0.2 0.1 1.0	28 B 3 1 2	3 2 0 0 0	2 2 0 0 0	0 0 0 0 0	0 0 0 0 0	0 0 0 0 0	0 0 0 0 0	0 0 0 0 0	0 0 0 0 0	0 0 0 0 0	0 0 0 0 0	0 0 0 0 0	0 0 0 0 0	0 0 0 0 0	0 0 0 0 0	0 0 0 0 0	0 0 0 0 0	3.000 18.000 0.000 13.500 0.000				
49 Jonathan Niese, L ERA: 4.31	54 Tim Stauffer, R ERA: 7.31	68 Dario Alvarez, L ERA: 7.71	39 Bobby Parnell, R ERA: 6.1	43 Addison Reed, R ERA: 3.51																				

New York Mets @ Atlanta Braves  
Turner Field, Atlanta, GA  
Sun Sep 13 2015, 1:36 PM - 5:13 PM EDT  
Att. 23,786 - Sunny - 71 F

AB 42  
R 7  
H 13  
RBI 6  
BB 2  
SO 5  
LOB 25

























Batter	1	2	3	4	5	6	7	8	9	AB	R	H	RBI	BB	SO	LOB	TOP					
22 Jacoby Ellsbury, L (1,8) OBP: 0.317, SLG: 0.345 24 Chris Young, R (8,9) OBP: 0.309, SLG: 0.450										5	2	3	1	0	1	0	<b>New York Yankees @ New York Mets</b> Citi Field, Flushing, NY Sun Sep 20 2015, 8:11 PM - 12:37 AM EDT Att. 43,571 - Clear - 69 F <a href="http://livebaseballscorecards.com">livebaseballscorecards.com</a>					
11 Brett Gardner, L (1,7) OBP: 0.347, SLG: 0.416										5	2	1	0	0	2	3						
36 Carlos Beltrán, S (1,9) OBP: 0.281, SLG: 0.469 17 Brendan Ryan, R (8,5) OBP: 0.270, SLG: 0.345										4	2	1	2	1	0	3						
34 Brian McCann, L (1,2) OBP: 0.327, SLG: 0.463 66 John Ryan Murphy, R (8,2) OBP: 0.322, SLG: 0.417										4	1	1	1	0	2	1						
33 Greg Bird, L (1,3) OBP: 0.336, SLG: 0.518										3	2	1	3	2	1	0						
12 Chase Headley, S (1,5) OBP: 0.331, SLG: 0.380 26 Chris Capuano, L (8,1) 74 Nick Goody, R (9,1)										2	0	0	1	3	2	2						
29 Dustin Ackley, L (1,4) OBP: 0.271, SLG: 0.381 14 Stephen Drew, L (9,6)										3	1	1	3	0	0	1						
18 Didi Gregorius, L (1,6) OBP: 0.312, SLG: 0.368 64 Rob Refsnyder, R (9,PH) OBP: 0.143, SLG: 0.357										4	0	1	0	0	0	0						
52 CC Sabathia, L (1,1) 50 Nick Rumbelow, R (7,1) 13 Alex Rodriguez, L (8,PH) OBP: 0.359, SLG: 0.501 70 Rico Noel, R (8,FR) 71 Slade Heathcott, L (8,8) OBP: 0.368, SLG: 0.737										3	0	0	0	0	2	1						
<b>Inning Stats</b>	R: 0 E: 0 K: 2 S: 8	H: 0 LOB: 0 BB: 0 P: 11	R: 0 E: 0 K: 1 S: 9	H: 0 LOB: 1 BB: 1 P: 19	R: 0 E: 1 K: 1 S: 17	H: 1 LOB: 2 BB: 0 P: 23	R: 0 E: 0 K: 2 S: 8	H: 0 LOB: 0 BB: 0 P: 11	R: 0 E: 0 K: 1 S: 9	H: 0 LOB: 0 BB: 0 P: 13	R: 5 E: 2 K: 2 S: 18	H: 4 LOB: 1 BB: 1 P: 29	R: 1 E: 0 K: 0 S: 12	H: 1 LOB: 3 BB: 2 P: 23	R: 5 E: 1 K: 1 S: 19	H: 3 LOB: 1 BB: 3 P: 39		R: 0 E: 0 K: 2 S: 10	H: 0 LOB: 0 BB: 0 P: 16	1B: 6 2B: 1 3B: 0 HR: 2	SF: 0 SAC: 0 DP: 0 HBP: 1	WP: 2 PB: 0 SB: 2 CS: 0
<b>PITCHER</b>	IP: 5.0 WLS: 0 BF: 18	H: 1 R: 0 ER: 0 SO: 7	BB: 1 IBB: 0 HBP: 0 BLK: 0	WP: 0 HR: 0 S: 16 P: 25	ERA: 0.00 WHIP: 0.400	IP: 0.2 WLS: 5 BF: 1	H: 1 R: 3 ER: 3 SO: 1	BB: 2 IBB: 0 HBP: 0 BLK: 0	WP: 0 HR: 0 S: 10 P: 22	ERA: 40.50 WHIP: 4.500	IP: 1.1 WLS: 7 BF: 2	H: 2 R: 2 ER: 2 SO: 2	BB: 1 IBB: 0 HBP: 0 BLK: 0	WP: 0 HR: 1 S: 19 P: 33	ERA: 13.50 WHIP: 2.250							
33 Matt Harvey, R (1,1) ERA: 2.8 47 Hansel Robles, L (6,1) ERA: 3.4 36 Sean Gilmartin, L (6,1) ERA: 2.74 44 Eric O'Flaherty, L (7,1) ERA: 7.8 62 Erik Goeddel, R (7,1) ERA: 2.67	33 Carlos Torres, R (8,1) ERA: 4.88 54 Tim Stauffer, R (8,1) ERA: 7.5																					
11 Rubén Tejeda, R (1,6) OBP: 0.344, SLG: 0.359 30 Michael Conforto, L (7,PH) OBP: 0.366, SLG: 0.559 72 Carlos Torres, R (8,1) OBP: 1.000, SLG: 1.000 54 Tim Stauffer, R (8,1)										3	1	1	0	0	0	0	<b>New York Yankees @ New York Mets</b> Citi Field, Flushing, NY Sun Sep 20 2015, 8:11 PM - 12:37 AM EDT Att. 43,571 - Clear - 69 F <a href="http://livebaseballscorecards.com">livebaseballscorecards.com</a>					
5 David Wright, R (1,5) OBP: 0.372, SLG: 0.425 9 Kirk Nieuwenhuis, L (9,9) OBP: 0.274, SLG: 0.384										4	0	1	1	0	1	0						
52 Yoenis Cespedes, R (1,7) OBP: 0.326, SLG: 0.548 29 Eric Campbell, R (9,PH) OBP: 0.306, SLG: 0.291										3	0	1	0	0	1	1						
2 Juan Uribe, R (1,4) OBP: 0.319, SLG: 0.416 28 Daniel Murphy, L (5,4) OBP: 0.318, SLG: 0.431 16 Dilson Herrera, R (9,4) OBP: 0.298, SLG: 0.317										2	0	0	0	0	1	1						
7 Travis d'Arnaud, R (1,2) OBP: 0.352, SLG: 0.532 20 Anthony Recker, R (8,PH) OBP: 0.256, SLG: 0.230										2	0	0	0	1	1	0						
21 Lucas Duda, L (1,3) OBP: 0.345, SLG: 0.460										3	0	0	0	1	1	1						
23 Michael Cuddyer, R (1,9) OBP: 0.320, SLG: 0.493 1 Eric Young Jr., S (9,7) OBP: 0.225, SLG: 0.256										3	0	2	0	0	0	3						
12 Juan Lagares, R (1,8) OBP: 0.289, SLG: 0.362										3	0	0	0	1	0	1						
33 Matt Harvey, R (1,1) ERA: 4.8 47 Hansel Robles, L (7,1) ERA: 3.68 36 Sean Gilmartin, L (6,1) ERA: 2.74 44 Eric O'Flaherty, L (7,1) ERA: 7.8 3 Curtis Granderson, L (7,PH) OBP: 0.296, SLG: 0.444 4 Wilmer Flores, R (8,6)											2	0	0	0	0	2		2				
<b>Inning Stats</b>	R: 1 E: 0 K: 2 S: 21	H: 2 LOB: 3 BB: 2 P: 32	R: 0 E: 0 K: 1 S: 6	H: 0 LOB: 0 BB: 0 P: 10	R: 0 E: 0 K: 0 S: 9	H: 0 LOB: 0 BB: 0 P: 15	R: 0 E: 0 K: 1 S: 10	H: 1 LOB: 2 BB: 1 P: 16	R: 0 E: 0 K: 1 S: 13	H: 1 LOB: 1 BB: 0 P: 19	R: 0 E: 0 K: 2 S: 12	H: 1 LOB: 1 BB: 0 P: 19	R: 0 E: 0 K: 2 S: 11	H: 0 LOB: 0 BB: 0 P: 18	R: 1 E: 0 K: 1 S: 9	H: 2 LOB: 0 BB: 0 P: 13		R: 0 E: 0 K: 0 S: 7	H: 0 LOB: 0 BB: 0 P: 12	1B: 2 2B: 5 3B: 0 HR: 0	SF: 0 SAC: 0 DP: 1 HBP: 0	WP: 0 PB: 0 SB: 0 CS: 0
<b>PITCHER</b>	IP: 6.0 WLS: 3 BF: 26	H: 5 R: 1 ER: 1 SO: 7	BB: 2 IBB: 0 HBP: 0 BLK: 0	WP: 0 HR: 0 S: 11 P: 11	ERA: 1.50 WHIP: 1.167	IP: 1.0 WLS: 3 BF: 4	H: 2 R: 1 ER: 1 SO: 1	BB: 0 IBB: 0 HBP: 0 BLK: 0	WP: 0 HR: 0 S: 13 P: 18	ERA: 9.00 WHIP: 2.000	IP: 1.0 WLS: 3 BF: 4	H: 0 R: 0 ER: 0 SO: 0	BB: 0 IBB: 0 HBP: 0 BLK: 0	WP: 0 HR: 0 S: 10 P: 12	ERA: 0.00 WHIP: 0.000							
52 CC Sabathia, L (1,1) ERA: 4.8 50 Nick Rumbelow, R (7,1) ERA: 3.68 26 Chris Capuano, L (8,1) ERA: 7.94 74 Nick Goody, R (9,1) ERA: 1.93	52 CC Sabathia, L (1,1) ERA: 4.8 50 Nick Rumbelow, R (7,1) ERA: 3.68 26 Chris Capuano, L (8,1) ERA: 7.94 74 Nick Goody, R (9,1) ERA: 1.93																					



Batter	1	2	3	4	5	6	7	8	9	AB	R	H	RBI	BB	SO	LOB	TOP										
2 Michael Bourn, L OBP: 0.297, SLG: 0.273	G6-3		1B		K			F9		4	0	1	0	0	1	1											
14 Daniel Castro, R OBP: 0.286, SLG: 0.338	G4-3		E6		G3-1			K		4	0	0	0	0	1	3											
5 Freddie Freeman, L OBP: 0.369, SLG: 0.463	G6-3		L8		G4-3			K		4	0	0	0	0	1	4											
13 Adonis Garcia, R OBP: 0.289, SLG: 0.476	G4-3		BB		1B			G6-3		3	0	1	0	1	0	0											
15 A.J. Pierzynski, L OBP: 0.332, SLG: 0.411	G4-3		1B		F8			1B		4	0	2	0	0	0	1											
23 Nick Swisher, S OBP: 0.312, SLG: 0.325	G6-3		G1-4-3		G1-4-3			G4-3		4	0	0	0	0	0	3											
25 Cameron Maybin, R OBP: 0.323, SLG: 0.370	G5-3		G6-3		G6-3			K		4	0	0	0	0	1	2											
19 Andrelton Simmons, R OBP: 0.318, SLG: 0.327	G3		F8		L1					3	0	0	0	0	0	0											
17 Shelby Miller, R OBP: 0.253, SLG: 0.296 52 Andrew McKirahan, R 50 Brandon Cunniff, R 13 Pedro Ciraco, R 58 Dan Winkler, R 61 Danny Burawa, R	BB		BB		K			1B		1	0	0	0	0	1	1											
<b>Inning Stats</b>	R: 0 E: 0 K: 0 S: 7	H: 0 LOB: 0 BB: 0 P: 9	R: 0 E: 0 K: 0 S: 10	H: 0 LOB: 0 BB: 0 P: 16	R: 0 E: 1 K: 0 S: 12	H: 1 LOB: 3 BB: 1 P: 19	R: 0 E: 0 K: 0 S: 10	H: 1 LOB: 1 BB: 0 P: 17	R: 0 E: 0 K: 2 S: 7	H: 0 LOB: 0 BB: 0 P: 11	R: 0 E: 0 K: 0 S: 10	H: 1 LOB: 1 BB: 0 P: 16	R: 0 E: 0 K: 0 S: 6	H: 0 LOB: 2 BB: 0 P: 7	R: 0 E: 0 K: 2 S: 12	H: 1 LOB: 1 BB: 0 P: 15	R: 0 E: 0 K: 1 S: 9	H: 1 LOB: 0 BB: 0 P: 15	1B: 5 2B: 0 3B: 0 HR: 0	SF: 0 SAC: 0 DP: 1 HBP: 0	WP: 2 PB: 0 SB: 0 CS: 0	PA: 34					
<b>PITCHER</b>	IP	WLS	BF	H	R	ER	SO	BB	IBB	HBP	BLK	WP	HR	S	P	ERA	WHIP										
49 Jonathon Niese, L ERA: 4.16	6.0	W	23	3	0	0	2	2	0	0	0	0	0	56	88	0.00	0.833										
43 Addison Reed, R ERA: 3.31	1.0	H	3	0	0	0	0	0	0	0	0	0	0	6	7	0.00	0.000										
46 Tyler Clippard, R ERA: 2.73	1.0		4	1	0	0	2	0	0	0	0	2	0	12	15	0.00	1.000										
27 Jeury Familia, R ERA: 1.99	1.0		4	1	0	0	1	0	0	0	0	0	0	9	15	0.00	1.000										

Atlanta Braves @ New York Mets  
Citi Field, Flushing, NY  
Mon Sep 21 2015, 7:11 PM - 10:02 PM EDT  
Att: 26,362 - Partly Cloudy - 69 F

AB 32  
R 0  
H 5  
RBI 0  
BB 2  
SO 5  
LOB 14



Batter	1	2	3	4	5	6	7	8	9	AB	R	H	RBI	BB	SO	LOB	BOTTOM										
3 Curtis Granderson, L OBP: 0.366, SLG: 0.448	BB		BB		K			K		3	2	1	0	2	2	1											
28 Daniel Murphy, L OBP: 0.320, SLG: 0.434	1B		F7		F8			1B		4	0	2	2	0	0	2											
52 Yoanis Cespedes, R OBP: 0.329, SLG: 0.552	1B		2B		2B			G6-3		4	0	3	0	0	0	2											
21 Lucas Duda, L OBP: 0.346, SLG: 0.458	F6		F9		IBB			IBB		2	0	0	0	2	0	4											
7 Travis d'Arnaud, R OBP: 0.346, SLG: 0.522	FC5-4-6		F8		K			K		4	0	0	0	0	2	7											
55 Kelly Johnson, L OBP: 0.321, SLG: 0.452	K		P5		1B			L4		4	0	1	0	0	1	3											
30 Michael Conforto, L OBP: 0.283, SLG: 0.192 12 Juan Lagares, R OBP: 0.289, SLG: 0.362	HR		F7		F7			K		4	1	1	1	0	1	1											
4 Wilmer Flores, R OBP: 0.298, SLG: 0.413 11 Rubén Tejada, R OBP: 0.346, SLG: 0.359	1B		BB		F8			BB		3	0	1	0	0	0	1											
49 Jonathon Niese, L ERA: 4.16 43 Addison Reed, R ERA: 3.31 23 Michael Cuddyer, R ERA: 4.26 1 Eric Young Jr., S 46 Tyler Clippard, R 9 Kirk Nieuwenhuis, L 27 Jeury Familia, R	BB		BB		G6-3			K		1	0	0	0	1	0	0											
<b>Inning Stats</b>	R: 1 E: 0 K: 0 S: 12	H: 2 LOB: 1 BB: 1 P: 20	R: 1 E: 0 K: 1 S: 19	H: 2 LOB: 2 BB: 2 P: 36	R: 0 E: 0 K: 0 S: 8	H: 1 LOB: 0 BB: 0 P: 13	R: 0 E: 0 K: 0 S: 6	H: 0 LOB: 0 BB: 0 P: 9	R: 0 E: 0 K: 2 S: 13	H: 1 LOB: 2 BB: 1 P: 24	R: 0 E: 0 K: 0 S: 8	H: 1 LOB: 0 BB: 0 P: 11	R: 2 E: 1 K: 1 S: 16	H: 3 LOB: 2 BB: 1 P: 28	R: 0 E: 0 K: 3 S: 12	H: 0 LOB: 1 BB: 1 P: 22	1B: 6 2B: 3 3B: 0 HR: 1	SF: 0 SAC: 0 DP: 2 HBP: 0	WP: 0 PB: 0 SB: 0 CS: 1	PA: 37							
<b>PITCHER</b>	IP	WLS	BF	H	R	ER	SO	BB	IBB	HBP	BLK	WP	HR	S	P	ERA	WHIP										
17 Shelby Miller, R ERA: 3.0	6.0	L	26	7	2	2	3	3	1	0	0	0	0	7	11	3.00	1.667										
50 Brandon Cunniff, R ERA: 4.26	1.0		4	0	0	0	1	0	1	0	0	0	0	9	17	0.00	0.000										
58 Dan Winkler, R ERA: 4.26	0.2		3	0	0	0	2	1	0	0	0	0	0	8	16	0.00	1.500										
61 Danny Burawa, R ERA: 9.0	0.1		1	0	0	0	1	0	0	0	0	0	0	4	6	0.00	0.000										

Atlanta Braves @ New York Mets  
Citi Field, Flushing, NY  
Mon Sep 21 2015, 7:11 PM - 10:02 PM EDT  
Att: 26,362 - Partly Cloudy - 69 F

AB 31  
R 4  
H 10  
RBI 3  
BB 6  
SO 7  
LOB 22





Batter	1	2	3	4	5	6	7	8	9	AB	R	H	RBI	BB	SO	LOB	TOP
22 Nick Markakis, L OBP: 0.371, SLG: 0.375	 1B		 2		 IBB		 3		 3	4	1	1	0	1	0	3	
28 Héctor Olivera, R OBP: 0.308, SLG: 0.390	 1-2		 3		 HR		 1			4	1	1	3	0	0	2	
13 Pedro Ciriaco, R OBP: 0.264, SLG: 0.351	 2			 1	 3		 2			4	0	0	0	0	2	1	
5 Freddie Freeman, L OBP: 0.366, SLG: 0.459	 3			 2		 1				4	0	1	0	0	1	1	
15 A.J. Pierzynski, L OBP: 0.331, SLG: 0.410	 1		 2		 1	 3				4	1	1	1	0	1	1	
23 Nick Swisher, S OBP: 0.311, SLG: 0.328		 1		 3		 2				4	0	1	0	0	0	0	
25 Cameron Maybin, R (9, PH) OBP: 0.323, SLG: 0.370			 1		 1	 3				4	1	1	1	0	1	1	
8 Jaco Peterson, L OBP: 0.315, SLG: 0.341		 2			 1					4	0	1	0	0	1	1	
19 Andrelton Simmons, R OBP: 0.319, SLG: 0.329			 1		 1B	 1				3	2	1	0	1	1	1	
2 Michael Bourn, L OBP: 0.299, SLG: 0.274			 2		 2					2	0	1	0	0	1	1	
37 Matt Wisler, R OBP: 0.176, SLG: 0.145			 1		 3					3	1	0	0	1	0	1	
56 Peter Moylan, R			 1		 3					3	1	0	0	1	0	1	
56 Matt Marksberry, L			 1		 3					3	1	0	0	1	0	1	
34 Edwin Jackson, R			 1		 3					3	1	0	0	1	0	1	
13 Adonis Garcia, R OBP: 0.293, SLG: 0.408			 1		 3					3	1	0	0	1	0	1	
38 Aroldys Vizcaino, R			 1		 3					3	1	0	0	1	0	1	
<b>Inning Stats</b>	R: 0 H: 1 E: 0 K: 1 S: 9	WLS: 1 BF: 12	H: 5 R: 4 ER: 4 SO: 3	BB: 0 IBB: 1 HBP: 0 BLK: 0	WP: 0 HR: 2 S: 50 P: 75	ERA: 7.20 WHIP: 1.000		R: 4 H: 3 E: 0 K: 1 S: 16	WLS: 1 BF: 14	H: 1 R: 0 ER: 0 SO: 15	BB: 0 IBB: 0 HBP: 0 BLK: 0	WP: 0 HR: 2 S: 15 P: 23	1B: 4 2B: 3 3B: 0 HR: 2	SF: 0 SAC: 1 DP: 0 HBP: 0	WP: 0 PA: 37 PB: 0 SB: 0 CS: 0		
<b>PITCHER</b>	IP: 5.0 WLS: L BF: 21 H: 5 R: 4 ER: 4 SO: 3	BB: 0 IBB: 1 HBP: 0 BLK: 0	WP: 0 HR: 2 S: 50 P: 75	ERA: 7.20 WHIP: 1.000				IP: 5.0 WLS: L BF: 21 H: 5 R: 4 ER: 4 SO: 3	BB: 0 IBB: 1 HBP: 0 BLK: 0	WP: 0 HR: 2 S: 50 P: 75	ERA: 7.20 WHIP: 1.000						
35 Logan Verrett, R ERA: 3.4																	
36 Sean Gilmartin, L ERA: 2.63																	
47 Hansel Robles, R ERA: 3.33																	
46 Tyler Clippard, R ERA: 2.96																	

Atlanta Braves @ New York Mets  
Citi Field, Flushing, NY  
Tue Sep 22 2015, 7:11 PM - 10:07 PM EDT  
Att: 26,227 - Cloudy - 70 F

AB 34  
R 6  
H 9  
RBI 6  
BB 2  
SO 7  
LOB 11



Batter	1	2	3	4	5	6	7	8	9	AB	R	H	RBI	BB	SO	LOB	BOTTOM
3 Curtis Granderson, L OBP: 0.365, SLG: 0.446	 1		 1		 3			 BB		3	1	0	0	1	0	1	
5 David Wright, R OBP: 0.377, SLG: 0.452	 HR		 2		 1			 1B		4	1	2	1	0	1	0	
28 Daniel Murphy, L OBP: 0.321, SLG: 0.438	 2B		 3		 2B			 1		4	0	2	0	0	0	2	
52 Yoenis Cespedes, R (1, 8) OBP: 0.328, SLG: 0.550	 2			 1		 2			 BB	3	0	0	0	1	2	2	
21 Lucas Duda, L OBP: 0.344, SLG: 0.455	 3			 2		 3			 2	3	0	0	0	0	0	2	
23 Michael Cuddyer, R (8, PH) OBP: 0.321, SLG: 0.404	 3			 2		 3			 2	0	0	0	1	0	0	0	
4 Wilmer Flores, R OBP: 0.297, SLG: 0.412	 1B			 3		 2			 3	4	0	1	0	0	1	2	
30 Michael Conforto, L OBP: 0.360, SLG: 0.532	 1			 1B				 2		4	0	1	0	0	1	1	
22 Kevin Plawecki, R OBP: 0.285, SLG: 0.291	 2			 1				 2		3	0	0	0	0	1	2	
11 Rubén Tejada, R (9, PH) OBP: 0.345, SLG: 0.358	 2			 1				 3		1	0	0	0	0	1	0	
35 Logan Verrett, R																	
55 Kelly Johnson, L OBP: 0.326, SLG: 0.447																	
36 Sean Gilmartin, L																	
9 Kirk Niewenhaus, L OBP: 0.440, SLG: 0.499																	
47 Hansel Robles, R																	
46 Tyler Clippard, R																	
7 Travis d'Arnaud, R OBP: 0.348, SLG: 0.536																	
<b>Inning Stats</b>	R: 1 H: 2 E: 0 K: 1 S: 12	WLS: 2 BF: 16	H: 5 R: 2 ER: 2 SO: 8	BB: 1 IBB: 0 HBP: 0 BLK: 0	WP: 0 HR: 1 S: 66 P: 98	ERA: 2.57 WHIP: 0.857		R: 0 H: 1 E: 0 K: 1 S: 8	WLS: 1 BF: 9	H: 1 R: 0 ER: 0 SO: 20	BB: 0 IBB: 0 HBP: 0 BLK: 0	WP: 0 HR: 1 S: 13 P: 20	1B: 3 2B: 2 3B: 0 HR: 1	SF: 1 SAC: 0 DP: 0 HBP: 0	WP: 0 PA: 36 PB: 0 SB: 0 CS: 0		
<b>PITCHER</b>	IP: 7.0 WLS: W BF: 28 H: 5 R: 2 ER: 2 SO: 8	BB: 1 IBB: 0 HBP: 0 BLK: 0	WP: 0 HR: 1 S: 66 P: 98	ERA: 2.57 WHIP: 0.857				IP: 7.0 WLS: W BF: 28 H: 5 R: 2 ER: 2 SO: 8	BB: 1 IBB: 0 HBP: 0 BLK: 0	WP: 0 HR: 1 S: 66 P: 98	ERA: 2.57 WHIP: 0.857						
37 Matt Wisler, R ERA: 5.4																	
56 Peter Moylan, R ERA: 4.0																	
56 Matt Marksberry, L ERA: 4.98																	
34 Edwin Jackson, R ERA: 3.31																	
38 Aroldys Vizcaino, R ERA: 1.93																	

Atlanta Braves @ New York Mets  
Citi Field, Flushing, NY  
Tue Sep 22 2015, 7:11 PM - 10:07 PM EDT  
Att: 26,227 - Cloudy - 70 F

AB 33  
R 2  
H 6  
RBI 2  
BB 2  
SO 10  
LOB 15





Batter	1	2	3	4	5	6	7	8	9	AB	R	H	RBI	BB	SO	LOB	TOP					
22 Nick Markakis, L (1,9) OBP: 0.371, SLG: 0.375	G6-3			F8		F8			K	4	0	1	0	1	1	0						
28 Héctor Olivera, R (1,5) OBP: 0.290, SLG: 0.365	G5-3			F8		F7			K	4	0	0	0	0	0	5						
34 Edwin Jackson, R (8,1)							G1-2-3			0	0	0	0	0	0	0						
13 Adonis García, R (9,PH) OBP: 0.291, SLG: 0.482										1	0	0	0	0	1	0						
38 Arodys Vizcaino, R (9,1)										0	0	0	0	0	0	0						
23 Nick Swisher, S (1,3) OBP: 0.307, SLG: 0.324	G4-3			G3		G4-3				3	0	0	0	0	2							
56 Matt Marksberry, L (7,1)										0	0	0	0	0	0	0						
50 Brandon Cunniff, R (7,1)										0	0	0	0	0	0	0						
13 Pedro Ciriaco, R (7,5) OBP: 0.270, SLG: 0.351										0	0	0	0	0	0	0						
15 A.J. Pierzynski, L (1,2) OBP: 0.330, SLG: 0.408		F7			L9			L3		4	1	1	0	0	1							
19 Andrelton Simmons, R (1,6) OBP: 0.317, SLG: 0.328		G5-3			G6-3			G4-6-3		4	1	1	0	0	1							
8 Jace Peterson, L (1,4) OBP: 0.315, SLG: 0.340		G4-3								4	0	1	0	0	1	2						
25 Cameron Maybin, R (1,8) OBP: 0.325, SLG: 0.371				G6-3	P4					4	2	2	0	0	1							
2 Michael Bourn, L (1,7) OBP: 0.303, SLG: 0.275		G6-3								2	1	1	1	2	0	0						
57 Williams Pérez, R (1,1) OBP: 0.138, SLG: 0.074										1	0	0	0	0	1	0						
5 Freddie Freeman, L (7,PH) OBP: 0.369, SLG: 0.471				K						2	1	2	5	0	0	0						
<b>Inning Stats</b>	R: 0 E: 0 K: 0 S: 8	H: 0 LOB: 0 BB: 0 P: 9	R: 0 E: 0 K: 0 S: 4	H: 0 LOB: 0 BB: 0 P: 7	R: 0 E: 0 K: 1 S: 9	H: 0 LOB: 0 BB: 0 P: 10	R: 0 E: 0 K: 0 S: 5	H: 0 LOB: 0 BB: 0 P: 6	R: 0 E: 0 K: 0 S: 5	H: 1 LOB: 1 BB: 0 P: 12	R: 0 E: 0 K: 0 S: 12	H: 1 LOB: 2 BB: 1 P: 21	R: 3 E: 0 K: 0 S: 15	H: 5 LOB: 2 BB: 1 P: 24	R: 0 E: 0 K: 0 S: 5	H: 0 LOB: 0 BB: 0 P: 7	R: 3 E: 0 K: 3 S: 15	H: 2 LOB: 0 BB: 1 P: 23	1B: 7 2B: 1 3B: 0 HR: 1	SF: 0 SAC: 1 DP: 2 HBP: 1	WP: 0 PB: 0 SB: 0 CS: 0	PA: 38
<b>PITCHER</b>	IP WLS BF H R ER SO BB IBB HBP BLK WP HR S P ERA WHIP																					
40 Bartolo Colon, R (1,1) ERA: 4.15	6.1	25	5	3	3	1	1	0	0	0	0	0	0	0	54	75	4.26	0.947				
43 Addison Reed, R (7,1) ERA: 3.27	0.2	B	4	2	0	0	0	1	0	0	0	0	0	7	14	0.00	3.000					
46 Tyler Clippard, R (8,1) ERA: 2.91	1.0		3	0	0	0	0	0	1	0	0	0	0	5	7	0.00	0.000					
27 Jeury Familia, R (9,1) ERA: 1.93	1.0	L	6	2	3	3	1	0	0	0	0	1	15	23	27.00	3.000						

Atlanta Braves @ New York Mets  
Citi Field, Flushing, NY  
Wed Sep 23 2015, 7:11 PM - 9:55 PM EDT  
Att: 28,931 - Clear - 70 F

AB 33  
R 6  
H 9  
RBI 6  
BB 3  
SO 4  
LOB 12



Batter	1	2	3	4	5	6	7	8	9	AB	R	H	RBI	BB	SO	LOB	BOTTOM					
3 Curtis Granderson, L (1,9) OBP: 0.363, SLG: 0.442	K	P4			F8		L9		G4-3	5	0	0	0	0	1	3						
5 David Wright, R (1,5) OBP: 0.375, SLG: 0.445	G4-3				G1-3					4	0	1	1	0	1	0						
28 Daniel Murphy, L (1,4) OBP: 0.321, SLG: 0.443	HR			F8	L9		L7			4	1	1	1	0	0	1						
52 Yoenis Cespedes, R (1,8) OBP: 0.328, SLG: 0.551	G1-3									4	0	1	0	0	0	0						
21 Lucas Duda, L (1,3) OBP: 0.347, SLG: 0.457		7 1B	11 1B	F7						2	1	1	0	2	0	1						
7 Travis d'Arnaud, R (1,2) OBP: 0.347, SLG: 0.519		11 1B	40 B2-5-4	11 1B			F8		K	4	0	2	0	0	1	2						
30 Michael Conforto, L (1,7) ERA: 5.04					L8					3	0	0	0	0	0	4						
43 Addison Reed, L (7,1)										0	0	0	0	0	0	0						
46 Tyler Clippard, R (8,1)										0	0	0	0	0	0	0						
55 Kelly Johnson, L (8,PH) OBP: 0.270, SLG: 0.449										1	0	0	0	0	1	1						
27 Jeury Familia, R (9,1)										0	0	0	0	0	0	0						
11 Rubén Tejada, R (1,6) OBP: 0.350, SLG: 0.363										3	0	3	1	0	0	0						
1 Eric Young Jr., S (7,PR) OBP: 0.225, SLG: 0.256										0	1	0	0	0	0	0						
2 Juan Uribe, R (9,PH) OBP: 0.321, SLG: 0.418		40 SH1								1	0	1	0	0	0	0						
40 Bartolo Colon, R (1,1) OBP: 0.155, SLG: 0.161										1	0	0	0	0	0	2						
9 Kirk Nieuwenhuis, L (7,7) OBP: 0.270, SLG: 0.377					B2-5-4					0	0	0	0	0	0	0						
23 Michael Cuddyer, R (7,PH) OBP: 0.320, SLG: 0.403										1	0	0	0	0	1	1						
4 Wilmer Flores, R (8,6) OBP: 0.297, SLG: 0.411										1	0	0	0	0	1	1						
<b>Inning Stats</b>	R: 1 E: 0 K: 1 S: 10	H: 1 LOB: 0 BB: 0 P: 13	R: 1 E: 0 K: 0 S: 12	H: 3 LOB: 2 BB: 0 P: 18	R: 0 E: 0 K: 1 S: 10	H: 1 LOB: 1 BB: 0 P: 17	R: 0 E: 0 K: 0 S: 8	H: 2 LOB: 1 BB: 0 P: 10	R: 0 E: 0 K: 0 S: 5	H: 0 LOB: 0 BB: 0 P: 9	R: 0 E: 0 K: 0 S: 8	H: 0 LOB: 1 BB: 1 P: 17	R: 1 E: 0 K: 1 S: 8	H: 2 LOB: 1 BB: 0 P: 13	R: 0 E: 0 K: 2 S: 13	H: 0 LOB: 1 BB: 1 P: 19	R: 0 E: 0 K: 0 S: 9	H: 1 LOB: 0 BB: 0 P: 13	1B: 7 2B: 1 3B: 1 HR: 1	SF: 0 SAC: 1 DP: 2 HBP: 0	WP: 0 PB: 0 SB: 1 CS: 0	PA: 37
<b>PITCHER</b>	IP WLS BF H R ER SO BB IBB HBP BLK WP HR S P ERA WHIP																					
57 Williams Pérez, R (1,1) ERA: 5.04	6.0	25	7	2	2	2	1	0	0	0	0	0	0	0	53	84	3.00	1.333				
56 Matt Marksberry, L (7,1) ERA: 5.4	0.0		1	1	1	0	0	0	0	0	0	2	3									
50 Brandon Cunniff, R (7,1) ERA: 4.05	1.2	B	7	1	0	0	2	1	0	0	0	0	14	23	0.00	1.200						
34 Edwin Jackson, R (8,1) ERA: 3.29	0.1	W	1	0	0	0	1	0	0	0	0	0	5	6	0.00	0.000						
38 Arodys Vizcaino, R (9,1) ERA: 1.96	1.0	S	3	1	0	0	0	0	0	0	0	9	13	0.00	1.000							

Atlanta Braves @ New York Mets  
Citi Field, Flushing, NY  
Wed Sep 23 2015, 7:11 PM - 9:55 PM EDT  
Att: 28,931 - Clear - 70 F

AB 34  
R 3  
H 10  
RBI 3  
BB 2  
SO 5  
LOB 16






Batter	1	2	3	4	5	6	7	8	9	AB	R	H	RBI	BB	SO	LOB	TOP			
3 Curtis Granderson, L OBP: 0.367, SLG: 0.439	L7		G3		G5-3		2B	P5		5	1	1	0	0	0	2				
5 David Wright, R OBP: 0.367, SLG: 0.444	K		2B		K		F9		K	5	1	1	1	0	3	1				
28 Daniel Murphy, L OBP: 0.324, SLG: 0.449	G3		1B		1B		3B		K	5	2	3	1	0	1	0				
52 Yoenis Cespedes, R OBP: 0.328, SLG: 0.551	F8		SF8		1B		1B		K	4	1	2	2	0	1	0				
21 Lucas Duda, L OBP: 0.350, SLG: 0.463	BB		2B		L9		2B			3	0	2	2	1	0	2				
7 Travis d'Arnaud, R OBP: 0.342, SLG: 0.509	K		P4				F9			4	0	0	0	0	2	3				
30 Michael Conforto, L OBP: 0.351, SLG: 0.514	1B		K							4	0	1	0	0	1	0				
47 Hansel Robles, R										0	0	0	0	0	0	0				
27 Jeury Familia, R										0	0	0	0	0	0	0				
11 Rubén Tejeda, R OBP: 0.349, SLG: 0.362	FC5		K		L3					4	0	1	0	0	1	2				
32 Steven Matz, R ERA: 7.23										2	1	1	0	0	0	0				
62 Erik Coeddel, R										0	0	0	0	0	0	0				
23 Michael Cuddyer, R ERA: 5.5										0	0	0	0	0	0	0				
43 Addison Reed, L ERA: 3.86										0	0	0	0	0	0	0				
55 Kelly Johnson, L ERA: 3.77										0	0	0	0	0	0	0				
12 Juan Lagares, R OBP: 0.298, SLG: 0.332										0	0	0	0	0	1	1				
<b>Inning Stats</b>	R: 0 E: 0 K: 10 S: 10	H: 0 LOB: 0 BB: 0 P: 15	R: 0 E: 0 K: 12 S: 12	H: 1 LOB: 2 BB: 1 P: 21	R: 3 E: 0 K: 10 S: 14	H: 4 LOB: 1 BB: 0 P: 20	R: 0 E: 0 K: 2 S: 9	H: 0 LOB: 0 BB: 0 P: 11	R: 0 E: 0 K: 1 S: 21	H: 2 LOB: 2 BB: 0 P: 27	R: 3 E: 0 K: 10 S: 17	H: 4 LOB: 1 BB: 0 P: 28	R: 0 E: 0 K: 3 S: 12	H: 1 LOB: 1 BB: 0 P: 13	R: 0 E: 0 K: 3 S: 12	H: 0 LOB: 0 BB: 0 P: 17	1B: 8 2B: 3 3B: 1 HR: 0	SF: 1 SAC: 0 DP: 0 HBP: 0	WP: 0 PB: 0 SB: 0 CS: 0	PA: 40
<b>PITCHER</b>	IP: 5.0 WLS: 1.0 BF: 23	H: 7 R: 3 ER: 3 SO: 5	BB: 1 IBB: 0 HBP: 0 BLK: 0	WP: 0 HR: 0 S: 66 P: 94	ERA: 5.40 WHIP: 1.600	IP: 1.0 WLS: 3.0 BF: 3	H: 0 R: 0 ER: 0 SO: 3	BB: 0 IBB: 0 HBP: 0 BLK: 0	WP: 0 HR: 0 S: 12 P: 17	ERA: 0.00 WHIP: 0.000										

**New York Mets @ Cincinnati Reds**  
Great American Ball Park, Cincinnati, OH  
Thu Sep 24 2015, 7:11 PM - 10:15 PM EDT  
Att: 18,881 - Clear - 79 F

livebaseballscorecards.com

**AB 38**  
**R 6**  
**H 12**  
**RBI 6**  
**BB 1**  
**SO 10**  
**LOB 11**



Batter	1	2	3	4	5	6	7	8	9	AB	R	H	RBI	BB	SO	LOB	BOTTOM			
30 Jason Bourgeois, R OBP: 0.299, SLG: 0.337	K		K		L8		K		K	5	0	0	0	0	4	3				
3 Ivan De Jesus Jr, R OBP: 0.327, SLG: 0.388	1B		F8		1B		G6-3		G6-3	5	1	2	0	0	0	0				
19 Joey Votto, L OBP: 0.463, SLG: 0.559	1B		1B		P5		BB			3	0	2	0	1	0	2				
4 Brandon Phillips, R OBP: 0.329, SLG: 0.396	1B		K		1B		G4-6-3			4	0	2	2	0	1	2				
21 Todd Frazier, R OBP: 0.313, SLG: 0.511	K		L5		F7					4	0	0	0	0	1	5				
32 Jay Bruce, L OBP: 0.300, SLG: 0.448	K		L9		G3		HR			4	1	1	1	0	1	2				
7 Eugenio Suárez, R OBP: 0.324, SLG: 0.461	G6-3		K		K		P6			4	1	2	0	0	1	0				
29 Brayan Peña, S OBP: 0.338, SLG: 0.327	G6-3		K		F8		G6-3			4	0	0	0	0	1	2				
64 Josh Smith, R ERA: 2.27										1	0	0	0	0	0	1				
62 Erik Coeddel, R										1	0	1	0	0	0	0				
43 Addison Reed, R ERA: 3.21										0	0	0	0	0	0	0				
47 Hansel Robles, R ERA: 3.44										0	0	0	0	0	0	0				
27 Jeury Familia, R ERA: 1.9										0	0	0	0	0	0	0				
<b>Inning Stats</b>	R: 1 E: 0 K: 3 S: 18	H: 3 LOB: 2 BB: 0 P: 25	R: 0 E: 0 K: 2 S: 16	H: 1 LOB: 1 BB: 0 P: 19	R: 0 E: 0 K: 1 S: 12	H: 1 LOB: 0 BB: 0 P: 17	R: 0 E: 0 K: 2 S: 9	H: 0 LOB: 0 BB: 0 P: 13	R: 1 E: 0 K: 1 S: 8	H: 2 LOB: 1 BB: 0 P: 13	R: 0 E: 0 K: 0 S: 7	H: 0 LOB: 1 BB: 0 P: 13	R: 1 E: 0 K: 0 S: 8	H: 1 LOB: 0 BB: 0 P: 13	R: 0 E: 0 K: 1 S: 7	H: 0 LOB: 0 BB: 0 P: 8	1B: 9 2B: 1 3B: 0 HR: 1	SF: 0 SAC: 0 DP: 1 HBP: 0	WP: 0 PB: 0 SB: 0 CS: 0	PA: 38
<b>PITCHER</b>	IP: 5.2 WLS: 0.1 BF: 27	H: 10 R: 3 ER: 3 SO: 8	BB: 0 IBB: 0 HBP: 0 BLK: 0	WP: 0 HR: 0 S: 68 P: 93	ERA: 4.76 WHIP: 1.765	IP: 1.0 WLS: 0.0 BF: 3	H: 0 R: 0 ER: 0 SO: 5	BB: 0 IBB: 0 HBP: 0 BLK: 0	WP: 0 HR: 0 S: 13 P: 13	ERA: 0.00 WHIP: 0.000										

**New York Mets @ Cincinnati Reds**  
Great American Ball Park, Cincinnati, OH  
Thu Sep 24 2015, 7:11 PM - 10:15 PM EDT  
Att: 18,881 - Clear - 79 F

livebaseballscorecards.com

**AB 37**  
**R 4**  
**H 11**  
**RBI 4**  
**BB 1**  
**SO 10**  
**LOB 17**





Batter	1	2	3	4	5	6	7	8	9	AB	R	H	RBI	BB	SO	LOB	TOP			
3 Curtis Granderson, L OBP: 0.362, SLG: 0.448 9 Kirk Nieuwenhuis, L OBP: 0.270, SLG: 0.377	F7	F7		K			2B 1B	HR		5	2	2	4	0	1	1				
5 David Wright, R OBP: 0.374, SLG: 0.445 2 Juan Uribe, R OBP: 0.320, SLG: 0.417 29 Eric Campbell, R OBP: 0.306, SLG: 0.291	1B		G6-3		P6		1B	K		4	1	2	0	0	0	0				
28 Daniel Murphy, L OBP: 0.325, SLG: 0.452 55 Kelly Johnson, L OBP: 0.317, SLG: 0.446	P5		2B		G3		1B	K		4	2	2	1	0	0	1				
52 Yoenis Cespedes, R OBP: 0.320, SLG: 0.550 12 Juan Lagares, R OBP: 0.290, SLG: 0.382	1B		1B		L7		F9			4	1	2	0	0	0	2				
21 Lucas Duda, L OBP: 0.352, SLG: 0.477 16 Dilson Herrera, R OBP: 0.295, SLG: 0.313	F8		1B				HR			4	2	2	6	0	0	2				
7 Travis d'Arnaud, R OBP: 0.340, SLG: 0.502 20 Anthony Recker, R OBP: 0.253, SLG: 0.227	L8		HR		G4-3		K			3	0	0	0	0	1	0				
30 Michael Conforto, L OBP: 0.355, SLG: 0.530 1 Eric Young Jr., S OBP: 0.222, SLG: 0.253	G4-3		P5		G3-6-3		HR			4	2	2	0	0	0	1				
11 Rubén Tejada, R OBP: 0.345, SLG: 0.358	G4-3		K2-3				F9			4	1	0	0	0	1	2				
34 Noah Syndergaard, L OBP: 0.274, SLG: 0.310 44 Eric O'Flaherty, L OBP: 0.299, SLG: 0.332 39 Bobby Parnell, R OBP: 0.253, SLG: 0.227 54 Tim Stauffer, R OBP: 0.299, SLG: 0.332 47 Hansel Robles, R OBP: 0.299, SLG: 0.332	1B		K		K		SH5-4			3	1	2	1	0	1	0				
<b>Inning Stats</b>	R: 0 E: 0 K: 0 S: 12	H: 2 LOB: 2 BB: 0 P: 17	R: 1 E: 0 K: 0 S: 8	H: 2 LOB: 1 BB: 0 P: 14	R: 3 E: 0 K: 0 S: 9	H: 3 LOB: 0 BB: 0 P: 16	R: 0 E: 0 K: 3 S: 9	H: 0 LOB: 0 BB: 0 P: 11	R: 0 E: 0 K: 0 S: 7	H: 0 LOB: 0 BB: 0 P: 12	R: 5 E: 1 K: 1 S: 17	H: 4 LOB: 0 BB: 0 P: 28	R: 3 E: 0 K: 2 S: 15	H: 3 LOB: 1 BB: 0 P: 25	R: 0 E: 0 K: 1 S: 14	H: 0 LOB: 1 BB: 1 P: 22	1B: 8 2B: 3 3B: 0 HR: 3	SF: 0 SAC: 1 DP: 1 HBP: 1	WP: 0 PB: 0 SB: 0 CS: 0	PA: 43
<b>PITCHER</b>	IP WLS BF H R ER SO BB IBB HBP BLK WP HR S P ERA WHIP																			
28 Anthony DeSclafani, R ERA: 3.91 52 Tony Cingrani, L ERA: 5.17 60 J.J. Hoover, R ERA: 2.94 54 Aroldis Chapman, L ERA: 1.71	6.1 0.2 1.0 1.0	L 29	4 2 6 4	2 2 3 0	7 1 3 0	6 1 3 0	3 1 2 1	0 0 0 1	0 0 0 0	0 0 0 0	0 0 0 0	0 1 15 0	60 10 25 14	94 17 25 22	8.53 13.50 27.00 0.00	1.421 3.000 3.000 1.000				

**New York Mets @ Cincinnati Reds**  
Great American Ball Park, Cincinnati, OH  
Fri Sep 25 2015, 7:12 PM - 10:26 PM EDT  
Att: 26,780 - Cloudy - 70 F

AB 40  
R 12  
H 14  
RBI 12  
BB 1  
SO 7  
LOB 12



Batter	1	2	3	4	5	6	7	8	9	AB	R	H	RBI	BB	SO	LOB	BOTTOM			
30 Jason Bourgeois, R OBP: 0.308, SLG: 0.351	L9		1B				K			5	1	3	0	0	2	1				
19 Joey Votto, L OBP: 0.483, SLG: 0.556	L7		K		G4-3		G4-3			4	1	1	1	1	1	2				
4 Brandon Phillips, R OBP: 0.329, SLG: 0.395	L9		P6				G6-3			5	1	1	0	0	0	4				
32 Jay Bruce, L OBP: 0.299, SLG: 0.445 3 Ivan De Jesus Jr., R OBP: 0.330, SLG: 0.391	F9		K		K		G4-3			3	0	0	0	0	1	1				
21 Todd Frazier, R OBP: 0.311, SLG: 0.508 60 J.J. Hoover, R OBP: 0.299, SLG: 0.332 55 Skip Schumaker, L OBP: 0.308, SLG: 0.332 54 Aroldis Chapman, L OBP: 0.299, SLG: 0.332	K		K		K		K			3	0	0	0	0	3	0				
7 Eugenio Suárez, R OBP: 0.323, SLG: 0.459	G4-3		G4-3				K			4	0	1	0	0	2	2				
23 Adam Duvall, R OBP: 0.354, SLG: 0.561	L5						K			4	1	1	1	0	1	1				
16 Tucker Barnhart, L OBP: 0.315, SLG: 0.319 67 Ramón Cabrera, S OBP: 0.375, SLG: 0.542	K				G4-3		L7			3	0	0	0	0	1	1				
28 Anthony DeSclafani, R OBP: 0.280, SLG: 0.179 52 Tony Cingrani, L OBP: 0.299, SLG: 0.332 27 Brennan Boesch, L OBP: 0.209, SLG: 0.222	K		K		K		K			2	0	0	0	0	2	0				
<b>Inning Stats</b>	R: 0 E: 0 K: 0 S: 8	H: 1 LOB: 1 BB: 0 P: 13	R: 0 E: 0 K: 2 S: 12	H: 1 LOB: 0 BB: 0 P: 15	R: 0 E: 0 K: 2 S: 11	H: 0 LOB: 0 BB: 0 P: 13	R: 0 E: 0 K: 2 S: 11	H: 0 LOB: 0 BB: 0 P: 13	R: 0 E: 0 K: 1 S: 7	H: 0 LOB: 0 BB: 0 P: 12	R: 0 E: 0 K: 1 S: 7	H: 0 LOB: 0 BB: 0 P: 9	R: 4 E: 0 K: 1 S: 22	H: 6 LOB: 2 BB: 0 P: 33	R: 1 E: 0 K: 2 S: 17	H: 2 LOB: 1 BB: 1 P: 27	1B: 8 2B: 1 3B: 0 HR: 2	SF: 0 SAC: 0 DP: 0 HBP: 0	WP: 0 PB: 0 SB: 0 CS: 0	PA: 39
<b>PITCHER</b>	IP WLS BF H R ER SO BB IBB HBP BLK WP HR S P ERA WHIP																			
34 Noah Syndergaard, R ERA: 3.38 44 Eric O'Flaherty, L ERA: 8.1 39 Bobby Parnell, R ERA: 5.97 54 Tim Stauffer, R ERA: 7.71 47 Hansel Robles, R ERA: 3.42	7.2 0.0 0.1 0.2 0.1	W 1	28 1 4 5 1	2 1 3 2 0	2 0 2 1 0	2 0 2 1 0	1 0 1 1 0	0 0 0 0 0	0 0 0 0 0	0 0 0 0 0	0 0 0 0 0	0 1 15 2	74 3 11 25 2	104 5 11 13.50 0.00	2.35 " " 54.00 4.500 0.000					

**New York Mets @ Cincinnati Reds**  
Great American Ball Park, Cincinnati, OH  
Fri Sep 25 2015, 7:12 PM - 10:26 PM EDT  
Att: 26,780 - Cloudy - 70 F

AB 38  
R 5  
H 11  
RBI 5  
BB 1  
SO 14  
LOB 13





Batter	1	2	3	4	5	6	7	8	9	AB	R	H	RBI	BB	SO	LOB	TOP				
3 Curtis Granderson, L (1,9) OBP: 0.376, SLG: 0.452										4	2	2	1	1	2	0	<b>New York Mets @ Cincinnati Reds</b> Great American Ball Park, Cincinnati, OH Sat Sep 26 2015, 4:11 PM - 7:08 PM EDT Att: 32,293 - Overcast - 68 F				
5 David Wright, R (1,5) OBP: 0.376, SLG: 0.464										3	2	1	3	2	1	0					
52 Yoenis Cespedes, R (1,8) OBP: 0.328, SLG: 0.548										5	0	1	0	0	1	3					
28 Daniel Murphy, L (1,4) OBP: 0.354, SLG: 0.454										4	2	2	0	1	0	1					
7 Travis d'Arnaud, R (1,2) OBP: 0.341, SLG: 0.498										4	1	1	0	1	0	2					
21 Lucas Duda, L (1,3) OBP: 0.354, SLG: 0.482										3	2	1	4	2	0	2					
23 Michael Cuddyer, R (1,7) OBP: 0.318, SLG: 0.493										4	0	1	2	0	1	1					
12 Juan Lagares, R (8,8) OBP: 0.290, SLG: 0.362										0	0	0	0	0	0	0					
4 Wilmer Flores, R (1,6) OBP: 0.294, SLG: 0.407										4	0	0	0	0	1	1					
11 Rubén Tejada, R (8,6) OBP: 0.345, SLG: 0.558										0	0	0	0	0	0	0					
33 Matt Harvey, R (1,1) OBP: 0.109, SLG: 0.188										3	0	0	0	0	2	0					
43 Addison Reed, L (7,1)										0	0	0	0	0	0	0					
46 Tyler Clippard, R (8,1)										0	0	0	0	0	0	0					
55 Kelly Johnson, L (9,PH)										1	1	1	0	0	0	0					
27 Jeury Familia, R (9,1)										0	0	0	0	0	0	0					
<b>Inning Stats</b>	R: 4 H: 2 E: 0 K: 2 S: 20	H: 2 LOB: 0 BB: 2 P: 37	R: 1 H: 1 E: 0 K: 2 S: 15	H: 1 LOB: 0 BB: 0 P: 25	R: 2 H: 2 E: 0 K: 1 S: 14	H: 2 LOB: 1 BB: 1 P: 23	R: 0 H: 0 E: 0 K: 1 S: 8	H: 0 LOB: 1 BB: 2 P: 17	R: 0 H: 0 E: 0 K: 1 S: 10	H: 0 LOB: 1 BB: 1 P: 18	R: 0 H: 0 E: 0 K: 1 S: 6	H: 0 LOB: 0 BB: 0 P: 8	R: 0 H: 0 E: 0 K: 0 S: 6	H: 0 LOB: 1 BB: 1 P: 11	R: 0 H: 0 E: 0 K: 0 S: 9	H: 0 LOB: 0 BB: 0 P: 15	R: 3 H: 5 E: 0 K: 0 S: 13	H: 5 LOB: 1 BB: 0 P: 20	1B: 5 2B: 2 3B: 0 HR: 3	SF: 0 SAC: 0 DP: 2 HBP: 0	WP: 0 PA: 42 PB: 0 SB: 0 CS: 0
<b>PITCHER</b>	IP WLS BF H R ER SO BB IBB HBP BLK WP HR S P ERA WHIP	IP WLS BF H R ER SO BB IBB HBP BLK WP HR S P ERA WHIP	IP WLS BF H R ER SO BB IBB HBP BLK WP HR S P ERA WHIP	IP WLS BF H R ER SO BB IBB HBP BLK WP HR S P ERA WHIP	IP WLS BF H R ER SO BB IBB HBP BLK WP HR S P ERA WHIP	IP WLS BF H R ER SO BB IBB HBP BLK WP HR S P ERA WHIP	IP WLS BF H R ER SO BB IBB HBP BLK WP HR S P ERA WHIP	IP WLS BF H R ER SO BB IBB HBP BLK WP HR S P ERA WHIP	IP WLS BF H R ER SO BB IBB HBP BLK WP HR S P ERA WHIP	IP WLS BF H R ER SO BB IBB HBP BLK WP HR S P ERA WHIP	IP WLS BF H R ER SO BB IBB HBP BLK WP HR S P ERA WHIP	IP WLS BF H R ER SO BB IBB HBP BLK WP HR S P ERA WHIP	IP WLS BF H R ER SO BB IBB HBP BLK WP HR S P ERA WHIP	IP WLS BF H R ER SO BB IBB HBP BLK WP HR S P ERA WHIP	IP WLS BF H R ER SO BB IBB HBP BLK WP HR S P ERA WHIP	IP WLS BF H R ER SO BB IBB HBP BLK WP HR S P ERA WHIP	IP WLS BF H R ER SO BB IBB HBP BLK WP HR S P ERA WHIP	IP WLS BF H R ER SO BB IBB HBP BLK WP HR S P ERA WHIP	IP WLS BF H R ER SO BB IBB HBP BLK WP HR S P ERA WHIP	IP WLS BF H R ER SO BB IBB HBP BLK WP HR S P ERA WHIP	

AB	35
R	10
H	10
RBI	10
BB	7
SO	8
LOB	10



Batter	1	2	3	4	5	6	7	8	9	AB	R	H	RBI	BB	SO	LOB	BOTTOM				
30 Jason Bourgeois, R (1,8) OBP: 0.299, SLG: 0.341										5	0	0	0	0	0	3	<b>New York Mets @ Cincinnati Reds</b> Great American Ball Park, Cincinnati, OH Sat Sep 26 2015, 4:11 PM - 7:08 PM EDT Att: 32,293 - Overcast - 68 F				
19 Joey Votto, L (1,3) OBP: 0.494, SLG: 0.557										5	0	3	0	0	2	0					
4 Brandon Phillips, R (1,4) OBP: 0.327, SLG: 0.393										5	0	1	0	0	0	3					
32 Jay Bruce, L (1,9) OBP: 0.299, SLG: 0.445										5	1	2	0	0	1	2					
21 Todd Frazier, R (1,5) OBP: 0.314, SLG: 0.509										3	1	2	0	1	1	0					
3 Ivan De Jesus Jr., R (1,6) OBP: 0.333, SLG: 0.404										4	0	2	2	0	0	3					
23 Adam Duval, R (1,7) OBP: 0.346, SLG: 0.533										4	0	1	0	0	2	2					
16 Tucker Barnhart, L (1,2) OBP: 0.314, SLG: 0.317										4	0	1	0	0	1	2					
47 John Lamb, L (1,1)										0	0	0	0	0	0	0					
27 Brennan Boesch, L (1,1)										0	0	0	0	0	0	0					
53 Carlos Contreras, R (3,1) ERA: 5.25										0	0	0	0	0	0	0					
51 Collin Balester, R (5,1) ERA: 5.08										0	0	0	0	0	0	0					
41 Ryan Mattheus, R (8,1) ERA: 4.3										0	0	0	0	0	0	0					
25 Burke Badenhop, R (9,1) ERA: 4.14										0	0	0	0	0	0	0					
<b>Inning Stats</b>	R: 0 H: 0 E: 0 K: 1 S: 11	H: 0 LOB: 0 BB: 0 P: 12	R: 2 H: 4 E: 0 K: 1 S: 19	H: 4 LOB: 2 BB: 0 P: 23	R: 0 H: 2 E: 0 K: 1 S: 10	H: 2 LOB: 0 BB: 0 P: 16	R: 0 H: 0 E: 0 K: 1 S: 6	H: 0 LOB: 0 BB: 0 P: 6	R: 0 H: 1 E: 0 K: 2 S: 9	H: 1 LOB: 1 BB: 0 P: 13	R: 0 H: 1 E: 0 K: 2 S: 11	H: 1 LOB: 1 BB: 0 P: 16	R: 0 H: 2 E: 0 K: 0 S: 11	H: 2 LOB: 2 BB: 0 P: 15	R: 0 H: 1 E: 0 K: 1 S: 15	H: 1 LOB: 2 BB: 1 P: 23	R: 0 H: 2 E: 1 K: 1 S: 14	H: 2 LOB: 2 BB: 0 P: 14	1B: 11 2B: 2 3B: 0 HR: 0	SF: 0 SAC: 0 DP: 1 HBP: 0	WP: 0 PA: 40 PB: 0 SB: 0 CS: 0
<b>PITCHER</b>	IP WLS BF H R ER SO BB IBB HBP BLK WP HR S P ERA WHIP	IP WLS BF H R ER SO BB IBB HBP BLK WP HR S P ERA WHIP	IP WLS BF H R ER SO BB IBB HBP BLK WP HR S P ERA WHIP	IP WLS BF H R ER SO BB IBB HBP BLK WP HR S P ERA WHIP	IP WLS BF H R ER SO BB IBB HBP BLK WP HR S P ERA WHIP	IP WLS BF H R ER SO BB IBB HBP BLK WP HR S P ERA WHIP	IP WLS BF H R ER SO BB IBB HBP BLK WP HR S P ERA WHIP	IP WLS BF H R ER SO BB IBB HBP BLK WP HR S P ERA WHIP	IP WLS BF H R ER SO BB IBB HBP BLK WP HR S P ERA WHIP	IP WLS BF H R ER SO BB IBB HBP BLK WP HR S P ERA WHIP	IP WLS BF H R ER SO BB IBB HBP BLK WP HR S P ERA WHIP	IP WLS BF H R ER SO BB IBB HBP BLK WP HR S P ERA WHIP	IP WLS BF H R ER SO BB IBB HBP BLK WP HR S P ERA WHIP	IP WLS BF H R ER SO BB IBB HBP BLK WP HR S P ERA WHIP	IP WLS BF H R ER SO BB IBB HBP BLK WP HR S P ERA WHIP	IP WLS BF H R ER SO BB IBB HBP BLK WP HR S P ERA WHIP	IP WLS BF H R ER SO BB IBB HBP BLK WP HR S P ERA WHIP	IP WLS BF H R ER SO BB IBB HBP BLK WP HR S P ERA WHIP	IP WLS BF H R ER SO BB IBB HBP BLK WP HR S P ERA WHIP	IP WLS BF H R ER SO BB IBB HBP BLK WP HR S P ERA WHIP	

AB	39
R	2
H	13
RBI	2
BB	1
SO	8
LOB	17





Batter	1	2	3	4	5	6	7	8	9	AB	R	H	RBI	BB	SO	LOB	TOP				
12 Juan Lagares, R OBP: 0.292, SLG: 0.363										5	0	2	1	0	1	3					
55 Kelly Johnson, L OBP: 0.314, SLG: 0.440										5	1	0	0	0	0	4					
30 Michael Conforto, L OBP: 0.350, SLG: 0.516										5	0	1	1	0	2	2					
22 Kevin Plawecki, R OBP: 0.283, SLG: 0.303										5	1	1	1	0	1	1					
9 Kirk Nieuwenhuis, L OBP: 0.260, SLG: 0.361										5	1	0	0	0	3	1					
29 Eric Campbell, R OBP: 0.318, SLG: 0.302										4	3	3	0	1	0	0					
16 Dilson Herrera, R OBP: 0.320, SLG: 0.379										4	2	3	2	1	0	1					
20 Anthony Recker, R OBP: 0.239, SLG: 0.213										5	0	0	0	0	3	7					
48 Jacob deGrom, L OBP: 0.230, SLG: 0.207										3	0	2	2	0	0	1					
19 Johnny Monell, L OBP: 0.235, SLG: 0.213										1	0	0	0	0	1	1					
62 Erik Goeddel, R OBP: 0.400, SLG: 0.400										0	0	0	0	0	0	0					
36 Sean Gilmartin, L OBP: 0.400, SLG: 0.400										0	0	0	0	0	0	0					
39 Bobby Parnell, R OBP: 0.400, SLG: 0.400										0	0	0	0	0	0	0					
<b>Inning Stats</b>	R: 1 E: 1 K: 1 S: 15	H: 1 LOB: 1 BB: 0 P: 22	R: 2 E: 0 K: 1 S: 13	H: 4 LOB: 2 BB: 0 P: 22	R: 2 E: 1 K: 1 S: 16	H: 3 LOB: 2 BB: 0 P: 24	R: 0 E: 0 K: 1 S: 7	H: 0 LOB: 0 BB: 0 P: 10	R: 2 E: 0 K: 1 S: 11	H: 1 LOB: 2 BB: 2 P: 22	R: 0 E: 0 K: 2 S: 12	H: 1 LOB: 1 BB: 0 P: 17	R: 0 E: 0 K: 2 S: 8	H: 0 LOB: 0 BB: 0 P: 11	R: 0 E: 0 K: 1 S: 11	H: 1 LOB: 1 BB: 0 P: 17	1B: 8 2B: 2 3B: 0 HR: 2	SF: 0 SAC: 0 DP: 0 HBP: 0	WP: 0 PB: 0 SB: 0 CS: 0	PA: 44	
<b>PITCHER</b>	IP WLS BF H R ER SO BB IBB HBP BLK WP HR S P ERA WHIP	2.2 L 18 8 5 2 2 0 0 0 0 0 1 41 63 6.75 3.000	3.1 2.1 11 1 2 0 3 2 0 0 0 0 0 21 37 0.00 1.286	6.1 2.0 8 2 1 1 3 0 0 0 0 0 1 25 36 4.50 1.000	8.1 1.0 3 0 0 0 2 0 0 0 0 0 0 8 11 0.00 0.000	9.1 1.0 4 1 0 0 1 0 0 0 0 0 0 11 17 0.00 1.000															

**New York Mets @ Cincinnati Reds**  
Great American Ball Park, Cincinnati, OH  
Sun Sep 27 2015, 1:19 PM - 3:59 PM EDT  
Att: 24,621 - Partly Cloudy - 73 F

livebaseballscorecards.com

AB 42  
R 8  
H 12  
RBI 7  
BB 2  
SO 11  
LOB 21

Batter	1	2	3	4	5	6	7	8	9	AB	R	H	RBI	BB	SO	LOB	BOTTOM					
55 Skip Schumaker, L OBP: 0.314, SLG: 0.346										4	1	3	0	0	0	0						
3 Ivan De Jesus Jr, R OBP: 0.332, SLG: 0.401										4	0	1	0	0	3	2						
19 Joey Volto, L OBP: 0.464, SLG: 0.556										3	0	1	1	1	2	1						
4 Brandon Phillips, R OBP: 0.324, SLG: 0.390										4	0	0	0	0	0	5						
32 Jay Bruce, L OBP: 0.297, SLG: 0.442										4	0	0	0	0	1	2						
21 Todd Frazier, R OBP: 0.313, SLG: 0.509										4	0	1	0	0	1	0						
7 Eugenio Suárez, R OBP: 0.322, SLG: 0.456										4	0	1	0	0	2	1						
29 Brayan Peña, S OBP: 0.336, SLG: 0.325										4	0	0	0	0	1	3						
48 Keyvius Sampson, R ERA: 2.6										0	0	0	0	0	0	0						
62 Erik Goeddel, R ERA: 2.56										1	0	0	0	0	0	0						
36 Sean Gilmartin, L ERA: 2.58										0	0	0	0	0	0	0						
39 Bobby Parnell, R ERA: 5.63										0	0	0	0	0	0	0						
<b>Inning Stats</b>	R: 0 E: 0 K: 2 S: 12	H: 1 LOB: 1 BB: 0 P: 16	R: 0 E: 0 K: 3 S: 10	H: 0 LOB: 0 BB: 0 P: 16	R: 0 E: 0 K: 1 S: 10	H: 0 LOB: 0 BB: 0 P: 12	R: 0 E: 0 K: 2 S: 8	H: 0 LOB: 0 BB: 0 P: 13	R: 0 E: 0 K: 1 S: 15	H: 1 LOB: 1 BB: 0 P: 18	R: 1 E: 0 K: 1 S: 16	H: 3 LOB: 2 BB: 0 P: 21	R: 0 E: 0 K: 1 S: 8	H: 0 LOB: 0 BB: 0 P: 9	R: 0 E: 0 K: 1 S: 11	H: 1 LOB: 2 BB: 1 P: 20	R: 0 E: 1 K: 0 S: 8	H: 1 LOB: 1 BB: 0 P: 13	1B: 4 2B: 3 3B: 0 HR: 0	SF: 0 SAC: 0 DP: 1 HBP: 0	WP: 0 PB: 1 SB: 0 CS: 0	PA: 35
<b>PITCHER</b>	IP WLS BF H R ER SO BB IBB HBP BLK WP HR S P ERA WHIP	6.0 W 23 5 1 1 1 0 0 0 0 0 0 8 9 1.50 0.833	1.0 3 0 0 0 1 0 0 0 0 0 0 8 9 0.00 0.000	1.0 5 1 0 0 1 1 0 0 0 0 0 11 20 0.00 2.000	1.0 4 1 0 0 0 0 0 0 0 0 0 8 13 0.00 1.000																	

**New York Mets @ Cincinnati Reds**  
Great American Ball Park, Cincinnati, OH  
Sun Sep 27 2015, 1:19 PM - 3:59 PM EDT  
Att: 24,621 - Partly Cloudy - 73 F

livebaseballscorecards.com

AB 34  
R 1  
H 7  
RBI 1  
BB 1  
SO 11  
LOB 14







Batter	1	2	3	4	5	6	7	8	9	AB	R	H	RBI	BB	SO	LOB	TOP																						
3 Curtis Granderson, L OBP: 0.364, SLG: 0.452										5	1	2	0	0	0	2	<b>New York Mets @ Philadelphia Phillies</b> Citizens Bank Park, Philadelphia, PA Wed Sep 30 2015, 7:10 PM - 11:06 PM EDT Att: 15,201 - Overcast - 71 F																						
5 David Wright, R OBP: 0.365, SLG: 0.452										3	1	0	0	2	2																								
28 Daniel Murphy, L OBP: 0.325, SLG: 0.455										5	1	1	3	0	0	4																							
52 Yoenis Cespedes, R OBP: 0.328, SLG: 0.543										0	1	0	0	1	0	0																							
9 Kirk Nieuwenhuis, L OBP: 0.261, SLG: 0.355										4	0	0	0	0	2	3																							
21 Lucas Duda, L OBP: 0.353, SLG: 0.492										3	0	1	0	1	1																								
7 Travis d'Arnaud, R OBP: 0.341, SLG: 0.489										4	1	1	2	0	1	4																							
30 Michael Conforto, L OBP: 0.346, SLG: 0.527										2	0	1	0	0	0	0																							
4 Wilmer Flores, R OBP: 0.295, SLG: 0.408										1	0	0	0	0	0	0																							
11 Rubén Tejada, R OBP: 0.345, SLG: 0.358										1	0	0	0	0	0	0																							
35 Logan Verrett, R ERA: 7.98																																							
42 Erik Goeddel, R ERA: 3.66																																							
49 Jonathon Niese, L ERA: 4.17																																							
47 Hansel Robles, R ERA: 3.57																																							
39 Bobby Parnell, R ERA: 6.38																																							
38 Kelly Johnson, L ERA: 7.11																																							
40 Jason Heyward, R ERA: 3.00																																							
41 Eric Young Jr., B ERA: 3.00																																							
47 Jhonny Peralta, R ERA: 3.00																																							
39 Bobby Parnell, R ERA: 6.38																																							
38 Kelly Johnson, L ERA: 7.11																																							
37 Matt Capps, R ERA: 3.00																																							
36 Jason Motte, R ERA: 3.00																																							
35 Logan Verrett, R ERA: 7.98																																							
34 Justin De Fratus, R ERA: 5.61																																							
33 Adam Loewen, L ERA: 7.98																																							
32 Colton Murray, R ERA: 5.4																																							
31 Ken Roberts, L ERA: 7.11																																							
30 Justin De Fratus, R ERA: 5.61																																							
29 Adam Loewen, L ERA: 7.98																																							
28 Colton Murray, R ERA: 5.4																																							
27 Ken Roberts, L ERA: 7.11																																							
26 Jason Heyward, R ERA: 3.00																																							
25 Eric Young Jr., B ERA: 3.00																																							
24 Jhonny Peralta, R ERA: 3.00																																							
23 Bobby Parnell, R ERA: 6.38																																							
22 Kelly Johnson, L ERA: 7.11																																							
21 Matt Capps, R ERA: 3.00																																							
20 Jason Motte, R ERA: 3.00																																							
19 Logan Verrett, R ERA: 7.98																																							
18 Erik Goeddel, R ERA: 3.66																																							
17 Jonathon Niese, L ERA: 4.17																																							
16 Hansel Robles, R ERA: 3.57																																							
15 Bobby Parnell, R ERA: 6.38																																							
14 Kelly Johnson, L ERA: 7.11																																							
13 Jason Heyward, R ERA: 3.00																																							
12 Eric Young Jr., B ERA: 3.00																																							
11 Jhonny Peralta, R ERA: 3.00																																							
10 Bobby Parnell, R ERA: 6.38																																							
9 Kelly Johnson, L ERA: 7.11																																							
8 Jason Heyward, R ERA: 3.00																																							
7 Eric Young Jr., B ERA: 3.00																																							
6 Jhonny Peralta, R ERA: 3.00																																							
5 Bobby Parnell, R ERA: 6.38																																							
4 Kelly Johnson, L ERA: 7.11																																							
3 Jason Heyward, R ERA: 3.00																																							
2 Eric Young Jr., B ERA: 3.00																																							
1 Jhonny Peralta, R ERA: 3.00																																							
<b>Inning Stats</b>	R: 5 E: 0 K: 0 S: 29	H: 3 LOB: 0 BB: 2 P: 49	R: 0 E: 0 K: 1 S: 8	H: 1 LOB: 1 BB: 0 P: 15	R: 0 E: 0 K: 0 S: 11	H: 1 LOB: 2 BB: 1 P: 21	R: 0 E: 0 K: 0 S: 5	H: 1 LOB: 2 BB: 1 P: 14	R: 0 E: 0 K: 1 S: 10	H: 0 LOB: 0 BB: 1 P: 16	R: 0 E: 1 K: 1 S: 10	H: 0 LOB: 2 BB: 0 P: 18	R: 0 E: 0 K: 2 S: 8	H: 0 LOB: 0 BB: 0 P: 14	R: 0 E: 0 K: 1 S: 7	H: 0 LOB: 0 BB: 0 P: 9	R: 0 E: 0 K: 0 S: 8	H: 0 LOB: 0 BB: 0 P: 16	1B: 3 2B: 2 3B: 0 HR: 2	SF: 0 SAC: 1 DP: 1 HBP: 2	WP: 3 PB: 1 SB: 1 CS: 1	PA: 39																	
<b>PITCHER</b>	IP WLS BF H R ER SO BB IBB HBP BLK WP HR S P ERA WHIP	49 Alec Asher, R (1, 1) 0.2 7 3 5 5 0 2 2 0 0 0 2 2 24 43 67.50 7.500	30 Justin De Fratus, R (1, 1) 3.0 13 3 0 0 1 1 0 1 0 1 0 0 0 28 55 0.00 1.333	21 Adam Loewen, L (4, 1) 1.0 5 0 0 0 1 1 0 1 0 0 0 0 7 16 0.00 1.000	60 Colton Murray, R (5, 1) 1.0 4 0 0 0 1 0 0 0 0 0 0 0 9 17 0.00 0.000	62 Ken Roberts, L (6, 1) 0.1 W 1 0 0 0 0 0 0 0 0 0 0 0 2 2 0.00 0.000	31 Jerome Williams, R (7, 1) ERA: 5.85	94 Daltier Hinojosa, R (8, 1) 1.0 H 3 0 0 0 1 0 0 0 0 0 0 0 7 9 0.00 0.000	53 Ken Giles, R (9, 1) ERA: 1.59	1.0 S 3 0 0 0 0 0 0 0 0 0 0 0 0 8 16 0.00 0.000	IP WLS BF H R ER SO BB IBB HBP BLK WP HR S P ERA WHIP	13 Freddy Galvis, S (1, 6) 4.2 18 4 0 0 1 1 0 1 0 0 2 2 24 43 67.50 7.500	37 Odiel Herrera, L (1, 8) 2.2 13 3 0 0 1 1 0 1 0 0 1 0 0 28 55 0.00 1.333	40 Aaron Altherr, R (1, 7) 1.2 6 1 0 0 0 0 0 0 0 0 0 0 9 17 0.00 0.000	18 Darin Ruf, R (1, 3) 0.3 2 0 0 0 0 0 0 0 0 0 0 0 2 2 0.00 0.000	25 Cody Asche, L (1, 5) 0.1 1 0 0 0 0 0 0 0 0 0 0 0 0 1 1 0.00 0.000	94 Daltier Hinojosa, R (8, 1) 1.0 H 3 0 0 0 1 0 0 0 0 0 0 0 7 9 0.00 0.000	53 Ken Giles, R (9, 1) ERA: 1.59	1.0 S 3 0 0 0 0 0 0 0 0 0 0 0 0 8 16 0.00 0.000	IP WLS BF H R ER SO BB IBB HBP BLK WP HR S P ERA WHIP	24 Darnell Sweney, S (1, 4) 2.2 13 3 0 0 1 1 0 1 0 0 2 2 24 43 67.50 7.500	17 Brian Bogusevic, L (1, 9) 1.3 6 1 0 0 0 0 0 0 0 0 0 0 9 17 0.00 0.000	29 Cameron Rupp, R (1, 2) 1.3 6 1 0 0 0 0 0 0 0 0 0 0 9 17 0.00 0.000	49 Alec Asher, R (1, 1) 0.2 7 3 5 5 0 2 2 0 0 0 2 2 24 43 67.50 7.500	30 Justin De Fratus, R (1, 1) 3.0 13 3 0 0 1 1 0 1 0 0 1 0 0 28 55 0.00 1.333	21 Adam Loewen, L (4, 1) 1.0 5 0 0 0 1 1 0 1 0 0 0 0 7 16 0.00 1.000	60 Colton Murray, R (5, 1) 1.0 4 0 0 0 1 0 0 0 0 0 0 0 9 17 0.00 0.000	62 Ken Roberts, L (6, 1) 0.1 W 1 0 0 0 0 0 0 0 0 0 0 0 2 2 0.00 0.000	31 Jerome Williams, R (7, 1) ERA: 5.85	94 Daltier Hinojosa, R (8, 1) 1.0 H 3 0 0 0 1 0 0 0 0 0 0 0 7 9 0.00 0.000	53 Ken Giles, R (9, 1) ERA: 1.59	1.0 S 3 0 0 0 0 0 0 0 0 0 0 0 0 8 16 0.00 0.000	IP WLS BF H R ER SO BB IBB HBP BLK WP HR S P ERA WHIP	68 Dario Alvarez, L (6, 1) ERA: 12.0	72 Carlos Torres, R (6, 1) 0.1 1 0 1 1 1 0 0 0 0 0 1 0 6 9 27.00 0.000	43 Addison Reed, R (7, 1) ERA: 3.13	46 Tyler Clippard, R (8, 1) ERA: 2.96	1.0 4 1 1 1 0 0 0 0 0 0 1 0 17 19 9.00 1.000	IP WLS BF H R ER SO BB IBB HBP BLK WP HR S P ERA WHIP



Batter	1	2	3	4	5	6	7	8	9	AB	R	H	RBI	BB	SO	LOB	TOP										
55 Kelly Johnson, L (1,4) OBP: 0.317, SLG: 0.440	G6-3		1B			1B		L4		4	0	2	0	0	0	0	<b>New York Mets @ Philadelphia Phillies</b> Citizens Bank Park, Philadelphia, PA Thu Oct 01 2015, 12:07 PM - 2:29 PM EDT Att: 13,238 - Cloudy - 60 F										
11 Rubén Tejada, R (1,6) OBP: 0.344, SLG: 0.357	G5-3		K			K		16 PB 1B		4	0	1	0	0	2	2											
30 Michael Conforto, L (1,7) OBP: 0.349, SLG: 0.516 54 Tim Stauffer, R (6,1) OBP: 0.317, SLG: 0.375	K					K		G6-3		3	0	0	0	0	2	1											
16 Dilson Herrera, R (8,PH) OBP: 0.317, SLG: 0.375 68 Dario Álvarez, L (8,1) OBP: 0.317, SLG: 0.375 27 Jeury Familia, R (8,1)	K					K		G4-3		0	0	0	0	0	0	0											
23 Michael Cuddyer, R (1,3) OBP: 0.314, SLG: 0.398	L7					G1-3		G3-1		4	0	0	0	0	0	0											
9 Kirk Nieuwenhuis, L (1,9) OBP: 0.275, SLG: 0.384						K				4	0	3	0	0	1	0											
29 Eric Campbell, R (1,5) OBP: 0.312, SLG: 0.295	K					K		G1-3		4	0	0	0	0	2	3											
22 Kevin Plawecki, R (1,2) OBP: 0.283, SLG: 0.300	L9					K				2	0	0	0	1	1	1											
12 Juan Lagares, R (1,8) OBP: 0.290, SLG: 0.360			P3			L8		K		3	0	0	0	0	1	2											
36 Sean Gilmartin, L (1,1) OBP: 0.333, SLG: 0.333 1 Eric Young Jr., S (6,PH) OBP: 0.217, SLG: 0.247								G4-3		1	0	0	0	0	1	0											
										2	0	0	0	0	1	0											
<b>Inning Stats</b>	R: 0 E: 0 K: 1 S: 8	H: 0 LOB: 0 BB: 0 P: 11	R: 0 E: 0 K: 1 S: 11	H: 1 LOB: 1 BB: 0 P: 17	R: 0 E: 0 K: 2 S: 10	H: 1 LOB: 1 BB: 0 P: 13	R: 0 E: 0 K: 2 S: 7	H: 0 LOB: 0 BB: 0 P: 8	R: 0 E: 0 K: 2 S: 11	H: 0 LOB: 0 BB: 0 P: 16	R: 0 E: 0 K: 1 S: 13	H: 1 LOB: 1 BB: 0 P: 18	R: 0 E: 0 K: 1 S: 14	H: 1 LOB: 2 BB: 1 P: 27	R: 0 E: 0 K: 1 S: 13	H: 1 LOB: 0 BB: 0 P: 19	R: 0 E: 0 K: 0 S: 7	H: 1 LOB: 0 BB: 0 P: 12	1B: 4 2B: 2 3B: 0 HR: 0	SF: 0 SAC: 0 DP: 1 HBP: 0	WP: 0 PB: 1 SB: 0 CS: 0	PA: 33					
<b>PITCHER</b>	IP	WLS	BF	H	R	ER	SO	BB	IBB	HBP	BLK	WP	HR	S	P	ERA	WHIP										
48 Jerad Eickhoff, R (1,1) ERA: 2.65	7.0	W	26	4	0	0	10	1	0	0	0	0	0	74	110	0.00	0.714										
31 Jerome Williams, R (8,1) ERA: 5.5	1.0	H	4	1	0	0	1	0	0	0	0	0	0	13	19	0.00	1.000										
57 Luis García, R (9,1) ERA: 3.53	1.0	S	3	1	0	0	0	0	0	0	0	0	0	7	12	0.00	1.000										

Batter	1	2	3	4	5	6	7	8	9	AB	R	H	RBI	BB	SO	LOB	BOTTOM										
13 Freddy Galvis, S (1,4) OBP: 0.303, SLG: 0.347	K		G3-1			G6-3		K		4	0	0	0	0	2	1	<b>New York Mets @ Philadelphia Phillies</b> Citizens Bank Park, Philadelphia, PA Thu Oct 01 2015, 12:07 PM - 2:29 PM EDT Att: 13,238 - Cloudy - 60 F										
37 Odúbel Herrera, L (1,8) OBP: 0.336, SLG: 0.409	F8					P4		F8		4	0	1	0	0	0	0											
40 Aaron Altherr, R (1,7) OBP: 0.349, SLG: 0.500						L8		F7		3	0	0	0	1	1	1											
3 Jeff Francoeur, R (1,9) OBP: 0.290, SLG: 0.440	G6-3					18 HR 2B		K		3	1	1	0	0	1	2											
18 Darin Ruf, R (1,3) OBP: 0.296, SLG: 0.425			K			G6-3		G6-3		3	1	1	2	0	1	1											
25 Cody Asche, L (1,5) OBP: 0.293, SLG: 0.393 31 Jerome Williams, R (8,1) OBP: 0.094, SLG: 0.097 57 Luis García, R (9,1)	F9					K2-3		B2-3		3	0	0	0	0	1	0											
51 Carlos Ruiz, R (1,2) OBP: 0.295, SLG: 0.290	F8					13 S 48 SH3-4 1B		K		3	0	1	0	0	1	0											
2 Chase d'Arnaud, R (1,6) OBP: 0.154, SLG: 0.083						F9		G4-3		3	0	0	0	0	0	1											
48 Jerad Eickhoff, R (1,1) OBP: 0.143, SLG: 0.143 4 Andrés Blanco, S (8,5) OBP: 0.361, SLG: 0.502	F9					SH3-4		HR		1	0	0	0	0	0	0											
										1	1	1	1	0	0	0											
<b>Inning Stats</b>	R: 0 E: 0 K: 1 S: 7	H: 0 LOB: 1 BB: 1 P: 14	R: 0 E: 0 K: 1 S: 9	H: 0 LOB: 0 BB: 0 P: 13	R: 0 E: 0 K: 0 S: 6	H: 0 LOB: 0 BB: 0 P: 9	R: 2 E: 0 K: 1 S: 12	H: 2 LOB: 0 BB: 0 P: 18	R: 0 E: 0 K: 1 S: 10	H: 1 LOB: 1 BB: 0 P: 16	R: 0 E: 0 K: 1 S: 12	H: 1 LOB: 1 BB: 0 P: 22	R: 0 E: 0 K: 1 S: 6	H: 0 LOB: 0 BB: 0 P: 7	R: 1 E: 0 K: 2 S: 11	H: 1 LOB: 0 BB: 0 P: 14	R: 1 E: 0 K: 2 S: 7	H: 1 LOB: 0 BB: 0 P: 12	1B: 1 2B: 2 3B: 0 HR: 2	SF: 0 SAC: 1 DP: 0 HBP: 0	WP: 0 PB: 1 SB: 0 CS: 0	PA: 30					
<b>PITCHER</b>	IP	WLS	BF	H	R	ER	SO	BB	IBB	HBP	BLK	WP	HR	S	P	ERA	WHIP										
36 Sean Gilmartin, L (1,1) ERA: 2.67	5.0	L	19	3	2	2	3	1	0	0	0	0	0	44	70	3.60	0.800										
54 Tim Stauffer, R (6,1) ERA: 6.97	2.0		7	1	0	0	2	0	0	0	0	0	0	18	29	0.00	0.500										
68 Dario Álvarez, L (8,1) ERA: 12.27	0.2		3	1	1	1	1	0	0	0	0	0	1	8	11	13.50	1.500										
27 Jeury Familia, R (8,1) ERA: 1.87	0.1		1	0	0	0	1	0	0	0	0	0	0	3	3	0.00	0.000										

AB 32  
R 0  
H 6  
RBI 0  
BB 1  
SO 11  
LOB 10



AB 28  
R 3  
H 5  
RBI 3  
BB 1  
SO 7  
LOB 6









Batter	1	2	3	4	5	6	7	8	9	AB	R	H	RBI	BB	SO	LOB	TOP									
7 Trea Turner, R OBP: 0.325, SLG: 0.361										4	0	1	0	0	3	2	<p>Washington Nationals @ New York Mets Citi Field, Flushing, NY Sat Oct 03 2015, 7:12 PM - 9:25 PM EDT Att: 41,480 - Cloudy - 54 F</p>									
3 Michael Taylor, R OBP: 0.282, SLG: 0.360										4	1	0	0	0	1	2										
5 Yuliel Escobar, R OBP: 0.375, SLG: 0.415										4	0	0	0	0	2	1										
25 Clint Robinson, L OBP: 0.358, SLG: 0.425										4	0	1	0	0	2	0										
40 Wilson Ramos, R OBP: 0.258, SLG: 0.358										3	0	0	1	0	2	0										
21 Matthew den Dekker, L OBP: 0.318, SLG: 0.489										4	0	0	0	0	3	1										
32 Tyler Moore, R OBP: 0.250, SLG: 0.364										4	0	0	0	0	4	0										
1 Wilmer Difo, S OBP: 0.182, SLG: 0.182										1	0	1	0	0	0	0										
26 Dan Uggla, R OBP: 0.236, SLG: 0.300										1	1	1	1	0	0	0										
31 Max Scherzer, R OBP: 0.239, SLG: 0.217										3	0	1	0	0	1	1										
<b>Inning Stats</b>	R: 0 H: 0 E: 0 K: 2 S: 9	H: 0 LOB: 0 BB: 0 P: 16	R: 0 H: 0 E: 0 K: 3 S: 10	H: 0 LOB: 0 BB: 0 P: 16	R: 0 H: 2 E: 0 K: 1 S: 9	H: 2 LOB: 2 BB: 0 P: 9	R: 0 H: 0 E: 0 K: 1 S: 7	H: 0 LOB: 0 BB: 0 P: 8	R: 0 H: 1 E: 0 K: 3 S: 12	H: 1 LOB: 2 BB: 0 P: 22	R: 1 H: 1 E: 1 K: 1 S: 14	H: 1 LOB: 1 BB: 0 P: 20	R: 1 H: 1 E: 0 K: 3 S: 11	H: 1 LOB: 0 BB: 0 P: 15	R: 0 H: 0 E: 0 K: 3 S: 10	H: 0 LOB: 0 BB: 0 P: 16	R: 0 H: 0 E: 0 K: 1 S: 6	H: 0 LOB: 0 BB: 0 P: 8	1B: 4 2B: 0 3B: 0 HR: 1	SF: 1 2B: 0 3B: 0 HBP: 1	WP: 0 PB: 0 CS: 0	PA: 34				
<b>PITCHER</b>	IP WLS BF H R ER SO BB IBB HBP BLK WP HR S P ERA WHIP	IP WLS BF H R ER SO BB IBB HBP BLK WP HR S P ERA WHIP	IP WLS BF H R ER SO BB IBB HBP BLK WP HR S P ERA WHIP	IP WLS BF H R ER SO BB IBB HBP BLK WP HR S P ERA WHIP	IP WLS BF H R ER SO BB IBB HBP BLK WP HR S P ERA WHIP	IP WLS BF H R ER SO BB IBB HBP BLK WP HR S P ERA WHIP	IP WLS BF H R ER SO BB IBB HBP BLK WP HR S P ERA WHIP	IP WLS BF H R ER SO BB IBB HBP BLK WP HR S P ERA WHIP	IP WLS BF H R ER SO BB IBB HBP BLK WP HR S P ERA WHIP	IP WLS BF H R ER SO BB IBB HBP BLK WP HR S P ERA WHIP	IP WLS BF H R ER SO BB IBB HBP BLK WP HR S P ERA WHIP	IP WLS BF H R ER SO BB IBB HBP BLK WP HR S P ERA WHIP	IP WLS BF H R ER SO BB IBB HBP BLK WP HR S P ERA WHIP	IP WLS BF H R ER SO BB IBB HBP BLK WP HR S P ERA WHIP	IP WLS BF H R ER SO BB IBB HBP BLK WP HR S P ERA WHIP	IP WLS BF H R ER SO BB IBB HBP BLK WP HR S P ERA WHIP	IP WLS BF H R ER SO BB IBB HBP BLK WP HR S P ERA WHIP	IP WLS BF H R ER SO BB IBB HBP BLK WP HR S P ERA WHIP	IP WLS BF H R ER SO BB IBB HBP BLK WP HR S P ERA WHIP	IP WLS BF H R ER SO BB IBB HBP BLK WP HR S P ERA WHIP	IP WLS BF H R ER SO BB IBB HBP BLK WP HR S P ERA WHIP	IP WLS BF H R ER SO BB IBB HBP BLK WP HR S P ERA WHIP	IP WLS BF H R ER SO BB IBB HBP BLK WP HR S P ERA WHIP	IP WLS BF H R ER SO BB IBB HBP BLK WP HR S P ERA WHIP	IP WLS BF H R ER SO BB IBB HBP BLK WP HR S P ERA WHIP	IP WLS BF H R ER SO BB IBB HBP BLK WP HR S P ERA WHIP

AB	32
R	2
H	5
RBI	2
BB	0
SO	18
LOB	7



Batter	1	2	3	4	5	6	7	8	9	AB	R	H	RBI	BB	SO	LOB	BOTTOM									
3 Curtis Granderson, L OBP: 0.361, SLG: 0.448										4	0	0	0	0	2	1	<p>Washington Nationals @ New York Mets Citi Field, Flushing, NY Sat Oct 03 2015, 7:12 PM - 9:25 PM EDT Att: 41,480 - Cloudy - 54 F</p>									
11 Rubén Tejada, R OBP: 0.341, SLG: 0.353										3	0	0	0	0	3	0										
30 Michael Conforto, L OBP: 0.335, SLG: 0.599										3	0	0	0	0	1	0										
23 Michael Cuddyer, R OBP: 0.309, SLG: 0.391										3	0	0	0	0	1	0										
55 Kelly Johnson, L OBP: 0.314, SLG: 0.435										3	0	0	0	0	2	0										
9 Kirk Nieuwenhuis, L OBP: 0.270, SLG: 0.375										3	0	0	0	0	3	0										
22 Kevin Plawcki, R OBP: 0.280, SLG: 0.296										3	0	0	0	0	2	0										
16 Dilson Herrera, R OBP: 0.311, SLG: 0.367										2	0	0	0	0	1	1										
52 Yoanis Cespedes, R (PH)										1	0	0	0	0	1	0										
33 Matt Harvey, R OBP: 0.198, SLG: 0.185										1	0	0	0	0	0	0										
28 Daniel Murphy, L OBP: 0.278, SLG: 0.492										1	0	0	0	0	0	0										
47 Hansel Robles, R OBP: 0.289, SLG: 0.492										0	0	0	0	0	0	0										
62 Erik Goeddel, R OBP: 0.289, SLG: 0.492										0	0	0	0	0	0	0										
72 Carlos Torres, R OBP: 0.289, SLG: 0.492										0	0	0	0	0	0	0										
21 Lucas Duda, L OBP: 0.332, SLG: 0.488										1	0	0	0	0	1	0										
<b>Inning Stats</b>	R: 0 H: 0 E: 0 K: 2 S: 8	H: 0 LOB: 0 BB: 0 P: 14	R: 0 H: 0 E: 0 K: 1 S: 6	H: 0 LOB: 0 BB: 0 P: 8	R: 0 H: 0 E: 0 K: 2 S: 10	H: 0 LOB: 0 BB: 0 P: 14	R: 0 H: 0 E: 0 K: 1 S: 8	H: 0 LOB: 0 BB: 0 P: 10	R: 0 H: 0 E: 0 K: 2 S: 8	H: 0 LOB: 0 BB: 0 P: 9	R: 0 H: 0 E: 1 K: 1 S: 10	H: 0 LOB: 1 BB: 0 P: 13	R: 0 H: 0 E: 0 K: 3 S: 10	H: 0 LOB: 0 BB: 0 P: 12	R: 0 H: 0 E: 0 K: 3 S: 9	H: 0 LOB: 0 BB: 0 P: 13	R: 0 H: 0 E: 0 K: 2 S: 11	H: 0 LOB: 0 BB: 0 P: 16	1B: 0 2B: 0 3B: 0 HR: 0	SF: 0 2B: 0 3B: 0 HBP: 0	WP: 0 PB: 0 CS: 0	PA: 28				
<b>PITCHER</b>	IP WLS BF H R ER SO BB IBB HBP BLK WP HR S P ERA WHIP	IP WLS BF H R ER SO BB IBB HBP BLK WP HR S P ERA WHIP	IP WLS BF H R ER SO BB IBB HBP BLK WP HR S P ERA WHIP	IP WLS BF H R ER SO BB IBB HBP BLK WP HR S P ERA WHIP	IP WLS BF H R ER SO BB IBB HBP BLK WP HR S P ERA WHIP	IP WLS BF H R ER SO BB IBB HBP BLK WP HR S P ERA WHIP	IP WLS BF H R ER SO BB IBB HBP BLK WP HR S P ERA WHIP	IP WLS BF H R ER SO BB IBB HBP BLK WP HR S P ERA WHIP	IP WLS BF H R ER SO BB IBB HBP BLK WP HR S P ERA WHIP	IP WLS BF H R ER SO BB IBB HBP BLK WP HR S P ERA WHIP	IP WLS BF H R ER SO BB IBB HBP BLK WP HR S P ERA WHIP	IP WLS BF H R ER SO BB IBB HBP BLK WP HR S P ERA WHIP	IP WLS BF H R ER SO BB IBB HBP BLK WP HR S P ERA WHIP	IP WLS BF H R ER SO BB IBB HBP BLK WP HR S P ERA WHIP	IP WLS BF H R ER SO BB IBB HBP BLK WP HR S P ERA WHIP	IP WLS BF H R ER SO BB IBB HBP BLK WP HR S P ERA WHIP	IP WLS BF H R ER SO BB IBB HBP BLK WP HR S P ERA WHIP	IP WLS BF H R ER SO BB IBB HBP BLK WP HR S P ERA WHIP	IP WLS BF H R ER SO BB IBB HBP BLK WP HR S P ERA WHIP	IP WLS BF H R ER SO BB IBB HBP BLK WP HR S P ERA WHIP	IP WLS BF H R ER SO BB IBB HBP BLK WP HR S P ERA WHIP	IP WLS BF H R ER SO BB IBB HBP BLK WP HR S P ERA WHIP	IP WLS BF H R ER SO BB IBB HBP BLK WP HR S P ERA WHIP	IP WLS BF H R ER SO BB IBB HBP BLK WP HR S P ERA WHIP	IP WLS BF H R ER SO BB IBB HBP BLK WP HR S P ERA WHIP	IP WLS BF H R ER SO BB IBB HBP BLK WP HR S P ERA WHIP

AB	28
R	0
H	0
RBI	0
BB	0
SO	17
LOB	3









Batter	1	2	3	4	5	6	7	8	9	AB	R	H	RBI	BB	SO	LOB	TOP			
3 Curtis Granderson, L OBP: 0.750, SLG: 0.667	L9		1B		1B		BB			3	0	2	0	1	0	0	<b>New York Mets @ Los Angeles Dodgers</b> Dodger Stadium, Los Angeles, CA Fri Oct 09 2015, 6:48 PM - 10:02 PM PDT Att: 54,428 - Clear - 92 F			
5 David Wright, R OBP: 0.500, SLG: 0.333	BB									3	0	1	2	1	2	2				
52 Yoenis Cespedes, R (1.8) (7.7)	K		K							4	0	0	0	0	3	4				
28 Daniel Murphy, L OBP: 0.250, SLG: 1.000	K									4	1	1	1	0	1	1				
7 Travis d'Arnaud, R (1.2)		G5-3		HR						4	0	0	0	0	1	0				
21 Lucas Duda, L OBP: 0.500, SLG: 0.333										3	1	1	0	1	2	0				
27 Jeury Familia, R (8.1)										0	0	0	0	0	0	0				
23 Michael Cuddyer, R (1.7)										3	0	0	0	0	1	2				
12 Juan Lagares, R (7.8)										1	0	0	0	0	0	0				
11 Rubén Tejada, R (1.6)										3	1	0	0	1	3	1				
48 Jacob deGrom, L (1.1)										2	0	0	0	0	1	0				
46 Tyler Clippard, R (8.1)										0	0	0	0	0	0	0				
55 Kelly Johnson, L (8.4)										1	0	0	0	0	0	0				
<b>Inning Stats</b>	R: 0 E: 0 K: 2 S: 18	H: 0 LOB: 1 BB: 1 P: 22	R: 0 E: 0 K: 2 S: 8	H: 1 LOB: 1 BB: 0 P: 11	R: 0 E: 0 K: 2 S: 12	H: 1 LOB: 0 BB: 0 P: 18	R: 1 E: 0 K: 2 S: 9	H: 1 LOB: 0 BB: 0 P: 14	R: 0 E: 0 K: 0 S: 4	H: 0 LOB: 0 BB: 0 P: 5	R: 2 E: 0 K: 1 S: 17	H: 1 LOB: 2 BB: 3 P: 34	R: 0 E: 0 K: 1 S: 6	H: 0 LOB: 0 BB: 0 P: 10	R: 0 E: 0 K: 1 S: 6	H: 0 LOB: 0 BB: 0 P: 8	1B: 4 2B: 0 3B: 0 HR: 1	SF: 0 SAC: 1 DP: 0 HBP: 0	WP: 0 PB: 0 SB: 0 CS: 0	PA: 36
<b>PITCHER</b>	IP WLS BF H R ER SO BB IBB HBP BLK WP HR S P ERA WHIP	IP WLS BF H R ER SO BB IBB HBP BLK WP HR S P ERA WHIP	IP WLS BF H R ER SO BB IBB HBP BLK WP HR S P ERA WHIP	IP WLS BF H R ER SO BB IBB HBP BLK WP HR S P ERA WHIP	IP WLS BF H R ER SO BB IBB HBP BLK WP HR S P ERA WHIP	IP WLS BF H R ER SO BB IBB HBP BLK WP HR S P ERA WHIP	IP WLS BF H R ER SO BB IBB HBP BLK WP HR S P ERA WHIP	IP WLS BF H R ER SO BB IBB HBP BLK WP HR S P ERA WHIP	IP WLS BF H R ER SO BB IBB HBP BLK WP HR S P ERA WHIP	IP WLS BF H R ER SO BB IBB HBP BLK WP HR S P ERA WHIP	IP WLS BF H R ER SO BB IBB HBP BLK WP HR S P ERA WHIP	IP WLS BF H R ER SO BB IBB HBP BLK WP HR S P ERA WHIP	IP WLS BF H R ER SO BB IBB HBP BLK WP HR S P ERA WHIP	IP WLS BF H R ER SO BB IBB HBP BLK WP HR S P ERA WHIP	IP WLS BF H R ER SO BB IBB HBP BLK WP HR S P ERA WHIP	IP WLS BF H R ER SO BB IBB HBP BLK WP HR S P ERA WHIP	IP WLS BF H R ER SO BB IBB HBP BLK WP HR S P ERA WHIP			
22 Clayton Kershaw, L ERA: 4.05	6.2	L	28	4	3	3	11	4	0	0	0	0	0	0	0	0	4.05	1.200		
52 Pedro Báez, R ERA:	0.1		2	1	0	0	1	0	0	0	0	0	0	0	0	0	6	9	0.00	3.000
62 Joel Peralta, R ERA:	1.0		3	0	0	0	1	0	0	0	0	0	0	0	0	0	6	10	0.00	0.000
41 Chris Hatcher, R ERA:	1.0		3	0	0	0	1	0	0	0	0	0	0	0	0	0	6	8	0.00	0.000

AB	31
R	3
H	5
RBI	3
BB	4
SO	14
LOB	10



Batter	1	2	3	4	5	6	7	8	9	AB	R	H	RBI	BB	SO	LOB	BOTTOM					
3 Carl Crawford, L (1.7)	K		P6		K			L9		4	0	0	0	0	2	0	<b>New York Mets @ Los Angeles Dodgers</b> Dodger Stadium, Los Angeles, CA Fri Oct 09 2015, 6:48 PM - 10:02 PM PDT Att: 54,428 - Clear - 92 F					
47 Howie Kendrick, R OBP: 0.500, SLG: 0.750			G6-3		G1-3			2B		4	1	2	0	0	0	0						
5 Corey Seager, L OBP: 0.250, SLG: 0.500								P4		4	0	1	0	0	2	2						
23 Adrián González, L OBP: 0.250, SLG: 0.250										4	0	1	1	0	3	2						
10 Justin Turner, R OBP: 0.500, SLG: 0.750								L3		4	0	2	0	0	0	1						
16 Andre Ethier, L (1.9)										4	0	0	0	0	2	2						
17 A.J. Ellis, R OBP: 0.333, SLG: 0.333										3	0	1	0	0	1	1						
11 Jimmy Rollins, S (9. PH)										1	0	0	0	0	0	0						
31 Joc Pederson, L (1.8)										3	0	0	0	1	1	2						
22 Clayton Kershaw, L (1.1)										2	0	0	0	0	1	4						
52 Pedro Báez, R (7.1)										0	0	0	0	0	0	0						
26 Chase Utley, L (7. PH)										1	0	0	0	0	1	0						
62 Joel Peralta, R (8.1)										0	0	0	0	0	0	0						
41 Chris Hatcher, R (9.1)										0	0	0	0	0	0	0						
<b>Inning Stats</b>	R: 0 E: 0 K: 3 S: 14	H: 1 LOB: 1 BB: 0 P: 20	R: 0 E: 0 K: 3 S: 13	H: 1 LOB: 2 BB: 1 P: 25	R: 0 E: 0 K: 1 S: 9	H: 1 LOB: 1 BB: 0 P: 14	R: 0 E: 0 K: 1 S: 15	H: 2 LOB: 2 BB: 0 P: 21	R: 0 E: 0 K: 2 S: 8	H: 0 LOB: 0 BB: 0 P: 11	R: 0 E: 0 K: 1 S: 7	H: 0 LOB: 0 BB: 0 P: 10	R: 0 E: 0 K: 2 S: 13	H: 0 LOB: 0 BB: 0 P: 20	R: 1 E: 0 K: 0 S: 8	H: 2 LOB: 1 BB: 0 P: 12	R: 0 E: 0 K: 0 S: 10	H: 0 LOB: 0 BB: 0 P: 14	1B: 4 2B: 3 3B: 0 HR: 0	SF: 0 SAC: 0 DP: 0 HBP: 0	WP: 0 PB: 0 SB: 0 CS: 0	PA: 35
<b>PITCHER</b>	IP WLS BF H R ER SO BB IBB HBP BLK WP HR S P ERA WHIP	IP WLS BF H R ER SO BB IBB HBP BLK WP HR S P ERA WHIP	IP WLS BF H R ER SO BB IBB HBP BLK WP HR S P ERA WHIP	IP WLS BF H R ER SO BB IBB HBP BLK WP HR S P ERA WHIP	IP WLS BF H R ER SO BB IBB HBP BLK WP HR S P ERA WHIP	IP WLS BF H R ER SO BB IBB HBP BLK WP HR S P ERA WHIP	IP WLS BF H R ER SO BB IBB HBP BLK WP HR S P ERA WHIP	IP WLS BF H R ER SO BB IBB HBP BLK WP HR S P ERA WHIP	IP WLS BF H R ER SO BB IBB HBP BLK WP HR S P ERA WHIP	IP WLS BF H R ER SO BB IBB HBP BLK WP HR S P ERA WHIP	IP WLS BF H R ER SO BB IBB HBP BLK WP HR S P ERA WHIP	IP WLS BF H R ER SO BB IBB HBP BLK WP HR S P ERA WHIP	IP WLS BF H R ER SO BB IBB HBP BLK WP HR S P ERA WHIP	IP WLS BF H R ER SO BB IBB HBP BLK WP HR S P ERA WHIP	IP WLS BF H R ER SO BB IBB HBP BLK WP HR S P ERA WHIP	IP WLS BF H R ER SO BB IBB HBP BLK WP HR S P ERA WHIP	IP WLS BF H R ER SO BB IBB HBP BLK WP HR S P ERA WHIP					
48 Jacob deGrom, R ERA:	7.0	W	27	5	0	0	13	0	0	0	0	0	0	0	0	0	0.00	0.714				
46 Tyler Clippard, R ERA: 13.5	0.2	H	4	2	1	1	0	0	0	0	0	6	9	13.50	3.000							
27 Jeury Familia, R ERA:	1.1	S	4	0	0	0	0	0	0	0	0	12	17	0.00	0.000							

AB	34
R	1
H	7
RBI	1
BB	1
SO	13
LOB	14





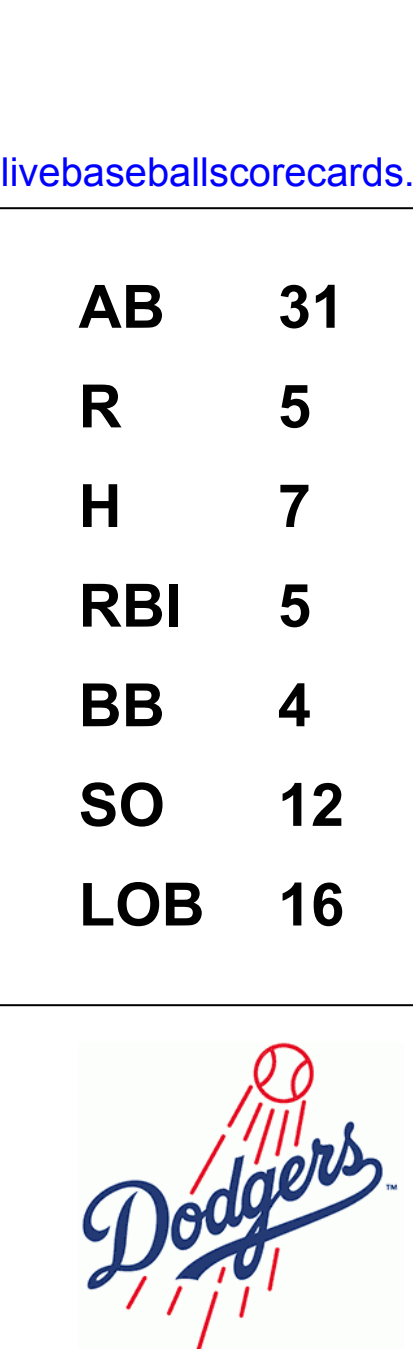
Batter	1	2	3	4	5	6	7	8	9	AB	R	H	RBI	BB	SO	LOB	TOP							
3 Curtis Granderson, L (1.9) OBP: 0.750, SLG: 0.667										3	0	2	0	1	0	0	<b>New York Mets @ Los Angeles Dodgers</b> Dodger Stadium, Los Angeles, CA Sat Oct 10 2015, 6:10 PM - 9:31 PM PDT Att. : 54,455 - Clear - 90 F							
5 David Wright, R (1.5) OBP: 0.250, SLG: 0.143										4	0	0	0	0	1	3								
28 Daniel Murphy, L (1.4) OBP: 0.250, SLG: 0.625										4	0	1	0	0	1	1								
52 Yoenis Cespedes, R (1.8) OBP: 0.143, SLG: 0.571										3	1	1	1	0	0	1								
21 Lucas Duda, L (1.3) OBP: 0.286, SLG: 0.167										3	0	0	0	0	1	1								
7 Travis d'Aruad, R (1.2)										3	0	0	0	0	3	0								
30 Michael Conforto, L (1.7) OBP: 0.333, SLG: 1.333										3	1	1	1	0	1	0								
11 Rubén Tejada, R (1.6)										2	0	0	0	0	2	0								
4 Wilmer Flores, R (7.6)										1	0	0	0	0	0	0								
34 Noah Syndergaard, L (1.1) 40 Bartolo Colon, R (7.1) 43 Addison Reed, L (7.1) 49 Jonathon Niese, L (7.1) 47 Hansel Robles, R (8.1) 55 Kelly Johnson, L (8.1)										2	0	0	0	0	1	0								
<b>Inning Stats</b>	R: 0 E: 0 K: 1 S: 11	H: 1 LOB: 0 BB: 0 P: 16	R: 2 E: 0 K: 2 S: 16	H: 2 LOB: 0 BB: 0 P: 25	R: 0 E: 0 K: 1 S: 11	H: 0 LOB: 0 BB: 0 P: 15	R: 0 E: 0 K: 1 S: 8	H: 1 LOB: 1 BB: 0 P: 13	R: 0 E: 0 K: 2 S: 10	H: 0 LOB: 0 BB: 0 P: 17	R: 0 E: 0 K: 1 S: 9	H: 1 LOB: 0 BB: 0 P: 15	R: 0 E: 0 K: 0 S: 5	H: 0 LOB: 0 BB: 0 P: 9	R: 0 E: 0 K: 2 S: 8	H: 0 LOB: 0 BB: 0 P: 12	R: 0 E: 0 K: 1 S: 10	H: 0 LOB: 1 BB: 1 P: 17	1B: 3 2B: 1 3B: 0 HR: 2	SF: 0 SAC: 0 DP: 3 HBP: 0	WP: 0 PB: 0 SB: 0 CS: 1	PA: 30		
<b>PITCHER</b>	IP WLS BF H R ER SO BB IBB HBP BLK WP HR S P ERA WHIP	7.0 W 23 5 2 2 8 0 0 0 0 0 2 70 110 2.57 0.714	1.0 H 3 0 0 0 2 0 0 0 0 0 0 8 12 0.00 0.000	1.0 S 4 0 0 0 1 1 0 0 0 0 0 10 17 0.00 1.000																				

Batter	1	2	3	4	5	6	7	8	9	AB	R	H	RBI	BB	SO	LOB	BOTTOM							
47 Howie Kendrick, R (1.4) OBP: 0.375, SLG: 0.500										4	1	1	1	0	0	1	<b>New York Mets @ Los Angeles Dodgers</b> Dodger Stadium, Los Angeles, CA Sat Oct 10 2015, 6:10 PM - 9:31 PM PDT Att. : 54,455 - Clear - 90 F							
5 Corey Seager, L (1.6) OBP: 0.125, SLG: 0.250										4	0	0	0	0	2	4								
23 Adrián González, L (1.3) OBP: 0.250, SLG: 0.375										4	1	1	2	0	3	2								
10 Justin Turner, R (1.5) OBP: 0.500, SLG: 0.875										4	1	2	1	0	1	0								
16 Andre Ethier, L (1.9) 27 Justin Ruggiano, R (7.1) 74 Kenley Jansen, S (9.1)										1	0	1	1	2	0	0								
3 Carl Crawford, L (1.7) 66 Yasiel Puig, R (8.9)										3	0	0	0	0	0	3								
9 Yasmani Grandal, S (1.2)										4	0	0	0	0	2	2								
14 Enrique Hernández, R (1.8) OBP: 0.750, SLG: 0.500										2	1	1	0	2	1	0								
21 Zack Greinke, R (1.1) 26 Chase Utley, L (7.1) 41 Chris Hatcher, R (8.1) 31 Joc Pederson, L (9.8)										2	0	0	0	0	1	3								
<b>Inning Stats</b>	R: 0 E: 0 K: 2 S: 10	H: 0 LOB: 0 BB: 0 P: 13	R: 0 E: 0 K: 1 S: 15	H: 0 LOB: 1 BB: 1 P: 23	R: 0 E: 0 K: 3 S: 15	H: 2 LOB: 2 BB: 0 P: 22	R: 1 E: 0 K: 1 S: 13	H: 2 LOB: 1 BB: 1 P: 19	R: 0 E: 0 K: 1 S: 6	H: 0 LOB: 0 BB: 0 P: 10	R: 0 E: 0 K: 0 S: 9	H: 0 LOB: 0 BB: 1 P: 14	R: 4 E: 0 K: 2 S: 22	H: 3 LOB: 1 BB: 1 P: 32	R: 0 E: 0 K: 2 S: 10	H: 0 LOB: 0 BB: 0 P: 12		R: 0 E: 0 K: 2 S: 10	H: 0 LOB: 0 BB: 0 P: 12	1B: 3 2B: 4 3B: 0 HR: 0	SF: 0 SAC: 0 DP: 1 HBP: 0	WP: 0 PB: 0 SB: 2 CS: 0	PA: 35	
<b>PITCHER</b>	IP WLS BF H R ER SO BB IBB HBP BLK WP HR S P ERA WHIP	6.1 L 27 5 3 3 9 3 1 0 0 0 0 4 5 4.26 1.263	0.0 B 1 0 0 0 0 0 0 0 0 0 0 0 0 -	0.1 3 2 2 2 0 0 0 0 0 0 0 0 8 9 54.00 6.000	0.1 1 0 0 0 1 0 0 0 0 0 0 0 3 4 0.00 0.000	1.0 3 0 0 0 2 0 0 0 0 0 0 0 10 12 0.00 0.000																		

AB 29  
R 2  
H 5  
RBI 2  
BB 1  
SO 11  
LOB 6



AB 31  
R 5  
H 7  
RBI 5  
BB 4  
SO 12  
LOB 16





Batter	1	2	3	4	5	6	7	8	9	AB	R	H	RBI	BB	SO	LOB	TOP					
47 Howie Kendrick, R OBP: 0.385, SLG: 0.692	G6-3	L5		K			G1-6-3		HR	5	1	2	3	0	1	2	<b>Los Angeles Dodgers @ New York Mets</b> Citi Field, Flushing, NY Mon Oct 12 2015, 8:43 PM - 12:24 AM EDT Att: 44,276 - Clear - 65 F					
11 Jimmy Rollins, S OBP: 0.167, SLG: 0.167	K		K		P4		G1-6-3		1B	5	0	1	0	0	2	1						
23 Adrián González, L OBP: 0.385, SLG: 0.667	G3								K	4	1	2	1	1	1	1						
10 Justin Turner, R 43 Luis Avilán, L 27 Justin Ruggiano, R (9, PH)																						
16 Andre Ethier, L OBP: 0.417, SLG: 0.400																						
3 Carl Crawford, L OBP: 0.091, SLG: 0.091																						
9 Yasmani Grandal, S OBP: 0.125, SLG: 0.125																						
14 Enrique Hernández, R OBP: 0.500, SLG: 0.333																						
35 Brett Anderson, L 31 Joc Pederson, L 57 Alex Wood, R 66 Yasiel Puig, R 63 Yimi García, R 52 Pedro Báez, R 56 J.P. Howell, L 5 Corey Seager, L OBP: 0.225, SLG: 0.333																						
<b>Inning Stats</b>	R: 0 E: 0 K: 1 S: 10	H: 0 LOB: 0 BB: 0 P: 14	R: 3 E: 1 K: 1 S: 16	H: 4 LOB: 1 BB: 0 P: 19	R: 0 E: 0 K: 3 S: 15	H: 1 LOB: 2 BB: 1 P: 28	R: 0 E: 0 K: 1 S: 8	H: 0 LOB: 1 BB: 0 P: 17	R: 0 E: 0 K: 3 S: 11	H: 2 LOB: 2 BB: 0 P: 19	R: 0 E: 0 K: 3 S: 9	H: 0 LOB: 0 BB: 0 P: 14	R: 1 E: 0 K: 0 S: 10	H: 2 LOB: 0 BB: 0 P: 12	R: 0 E: 0 K: 1 S: 11	H: 0 LOB: 0 BB: 0 P: 16		R: 3 E: 0 K: 1 S: 20	H: 4 LOB: 1 BB: 0 P: 26	1B: 11 2B: 0 3B: 0 HR: 2	SF: 0 SAC: 0 DP: 1 HBP: 0	WP: 0 PB: 0 SB: 0 CS: 0
<b>PITCHER</b>	IP WLS BF H R ER SO BB IBB HBP BLK WP HR S P ERA WHIP	<b>PITCHER</b> IP WLS BF H R ER SO BB IBB HBP BLK WP HR S P ERA WHIP																				
33 Matt Harvey, R ERA: 3.6	5.0 W 24 7 3 2 7 2 0 0 0 0 0 0 60 97 3.60 1.800																					
40 Bartolo Colon, R ERA: 9.0	2.0 7 2 1 1 3 0 0 0 0 0 0 1 19 26 4.50 1.000																					
43 Addison Reed, R ERA: 6.75	1.0 3 0 0 0 1 0 0 0 0 0 0 0 11 16 0.00 0.000																					
62 Erik Goeddel, R ERA:	0.0 4 4 3 3 0 0 0 0 0 0 0 1 10 15 ∞ ∞																					
27 Jeury Familia, R ERA:	1.0 3 0 0 0 1 0 0 0 0 0 0 0 10 11 0.00 0.000																					
<b>Batter</b>	<b>1</b>	<b>2</b>	<b>3</b>	<b>4</b>	<b>5</b>	<b>6</b>	<b>7</b>	<b>8</b>	<b>9</b>	<b>AB</b>	<b>R</b>	<b>H</b>	<b>RBI</b>	<b>BB</b>	<b>SO</b>	<b>LOB</b>	<b>BOTTOM</b>					
3 Curtis Granderson, L OBP: 0.615, SLG: 0.727	G1-3									5	0	2	5	0	0	3	<b>Los Angeles Dodgers @ New York Mets</b> Citi Field, Flushing, NY Mon Oct 12 2015, 8:43 PM - 12:24 AM EDT Att: 44,276 - Clear - 65 F					
5 David Wright, R OBP: 0.305, SLG: 0.100	K									3	1	0	0	2	1	2						
28 Daniel Murphy, L OBP: 0.231, SLG: 0.462	F8									5	1	1	1	0	1	2						
52 Yoenis Cespedes, R OBP: 0.333, SLG: 0.833										5	3	3	3	0	1	1						
21 Lucas Duda, L OBP: 0.250, SLG: 0.182										5	0	1	0	0	4	2						
7 Travis d'Arnaud, R OBP: 0.250, SLG: 0.500										5	3	3	3	0	1	0						
4 Wilmer Flores, R OBP: 0.600, SLG: 0.750										3	2	2	0	1	0	0						
12 Juan Lagares, R OBP: 0.400, SLG: 0.500										3	3	1	0	1	0	4						
33 Matt Harvey, R 23 Michael Cuddyer, R 40 Bartolo Colon, R 30 Michael Conforto, L 43 Addison Reed, L 62 Erik Goeddel, R 27 Jeury Familia, R										2	0	0	0	0	2	4						
<b>Inning Stats</b>	R: 0 E: 0 K: 1 S: 14	H: 0 LOB: 0 BB: 0 P: 17	R: 4 E: 0 K: 1 S: 17	H: 5 LOB: 1 BB: 0 P: 22	R: 2 E: 0 K: 1 S: 12	H: 2 LOB: 0 BB: 0 P: 18	R: 4 E: 0 K: 2 S: 16	H: 3 LOB: 0 BB: 1 P: 32	R: 0 E: 0 K: 0 S: 12	H: 1 LOB: 2 BB: 1 P: 22	R: 0 E: 0 K: 3 S: 15	H: 0 LOB: 1 BB: 1 P: 24	R: 3 E: 0 K: 0 S: 17	H: 2 LOB: 1 BB: 2 P: 28	R: 0 E: 0 K: 2 S: 10	H: 0 LOB: 0 BB: 0 P: 16		1B: 7 2B: 4 3B: 0 HR: 2	SF: 1 SAC: 0 DP: 0 HBP: 0	WP: 0 PB: 0 SB: 0 CS: 0	PA: 42	
<b>PITCHER</b>	IP WLS BF H R ER SO BB IBB HBP BLK WP HR S P ERA WHIP	<b>PITCHER</b> IP WLS BF H R ER SO BB IBB HBP BLK WP HR S P ERA WHIP																				
35 Brett Anderson, L ERA: 18.0	3.0 L 16 7 4 4 6 3 0 0 0 0 0 0 1 43 57 18.00 2.333																					
57 Alex Wood, L ERA: 18.0	2.0 12 4 4 4 2 1 1 0 0 0 0 1 28 54 18.00 2.500																					
63 Yimi García, R ERA:	1.0 4 0 0 0 3 1 0 0 0 0 0 0 15 24 0.00 1.000																					
52 Pedro Báez, R ERA: 81.0	0.0 3 1 3 3 0 2 0 0 0 0 0 0 7 17 ∞ ∞																					
56 J.P. Howell, L ERA:	1.0 4 1 0 0 0 0 0 0 0 0 0 0 10 11 0.00 1.000																					



Batter	1	2	3	4	5	6	7	8	9	AB	R	H	RBI	BB	SO	LOB	TOP										
14 Enrique Hernández, R OBP: 0.500, SLG: 0.400 31 Joc Pederson, L (9, 8)			FC4-6 47 1B 23 1B 1-2							4	1	2	0	0	1	1	<b>Los Angeles Dodgers @ New York Mets</b> Citi Field, Flushing, NY Tue Oct 13 2015, 8:09 PM - 10:58 PM EDT Att: 44,183 - Overcast - 70 F										
47 Howie Kendrick, R OBP: 0.355, SLG: 0.588			10 2B 23 1B 1-3		L9		G4-3			4	1	1	0	0	2												
23 Adrián González, L OBP: 0.353, SLG: 0.563			10 2B 23 1B 1-2		G6-3			P5		4	1	1	1	0	1												
10 Justin Turner, R OBP: 0.500, SLG: 0.733 41 Chris Hatcher, R 74 Kenley Jansen, S (8, 1)			10 2B 23 1B 1-2					L8		3	0	1	2	1	0												
5 Corey Seager, L OBP: 0.231, SLG: 0.250			G4-3		IBB			P5		3	0	0	0	1	3												
66 Yasiel Puig, R (1, 9)			G4-3							4	0	0	0	0	1												
17 A.J. Ellis, R OBP: 0.286, SLG: 0.286										4	0	1	0	0	1												
27 Justin Ruggiano, R (1, 7)										2	0	0	0	0	2												
16 Andre Ethier, L OBP: 0.333, SLG: 0.333 (6, PH)										2	0	0	0	0	1												
22 Clayton Kershaw, L OBP: 0.200, SLG: 0.200 11 Jimmy Rollins, S OBP: 0.167, SLG: 0.167 (8, 6)										3	0	1	0	0	1												
<b>Inning Stats</b>	R: 0 E: 0 K: 1 S: 7	H: 0 LOB: 0 BB: 0 P: 10	R: 0 E: 0 K: 0 S: 10	H: 0 LOB: 1 BB: 1 P: 18	R: 3 E: 0 K: 1 S: 17	H: 4 LOB: 1 BB: 0 P: 26	R: 0 E: 0 K: 1 S: 7	H: 1 LOB: 1 BB: 0 P: 11	R: 0 E: 0 K: 2 S: 9	H: 0 LOB: 0 BB: 0 P: 17	R: 0 E: 0 K: 0 S: 6	H: 1 LOB: 0 BB: 0 P: 9	R: 0 E: 0 K: 0 S: 5	H: 0 LOB: 0 BB: 0 P: 8	R: 0 E: 0 K: 0 S: 7	H: 0 LOB: 0 BB: 0 P: 8	1B: 6 2B: 1 3B: 0 HR: 0	SF: 0 SAC: 0 DP: 1 HBP: 0	WP: 0 PB: 0 SB: 0 CS: 0	PA: 35							
<b>PITCHER</b>	IP	WLS	BF	H	R	ER	SO	BB	IBB	HBP	BLK	WP	HR	S	P	ERA	WHIP										
32 Steven Matz, L ERA: 5.4	5.0	L	23	6	3	3	4	1	1	0	0	0	0	50	85	5.40	1.400										
40 Bartolo Colon, R ERA: 4.5	2.0		6	1	0	0	2	0	0	0	0	0	0	17	26	0.00	0.500										
46 Tyler Clippard, R ERA: 5.4	1.0		3	0	0	0	0	0	0	0	0	0	0	5	8	0.00	0.000										
27 Jeury Familia, R ERA:	1.0		3	0	0	0	0	0	0	0	0	0	0	7	8	0.00	0.000										
<b>Batter</b>	<b>1</b>	<b>2</b>	<b>3</b>	<b>4</b>	<b>5</b>	<b>6</b>	<b>7</b>	<b>8</b>	<b>9</b>	<b>AB</b>	<b>R</b>	<b>H</b>	<b>RBI</b>	<b>BB</b>	<b>SO</b>	<b>LOB</b>	<b>BOTTOM</b>										
3 Curtis Granderson, L OBP: 0.529, SLG: 0.571 (1, 9)			G4-3							3	0	0	0	1	1	0	<b>Los Angeles Dodgers @ New York Mets</b> Citi Field, Flushing, NY Tue Oct 13 2015, 8:09 PM - 10:58 PM EDT Att: 44,183 - Overcast - 70 F										
5 David Wright, R OBP: 0.355, SLG: 0.083										2	0	0	0	2	1	0											
28 Daniel Murphy, L OBP: 0.235, SLG: 0.588										4	1	1	1	0	3												
52 Yoenis Cespedes, R OBP: 0.313, SLG: 0.688 (9, 8)										4	0	1	0	0	1	1											
7 Travis d'Arnaud, R OBP: 0.188, SLG: 0.375										4	0	0	0	0	2	1											
21 Lucas Duda, L OBP: 0.188, SLG: 0.133										4	0	0	0	0	2	1											
4 Wilmer Flores, R OBP: 0.375, SLG: 0.429										3	0	0	0	0	2	1											
12 Juan Lagares, R OBP: 0.429, SLG: 0.800 30 Michael Conforto, L OBP: 0.200, SLG: 1.000 (8, PH)										2	0	1	0	0	0	0											
32 Steven Matz, R 23 Michael Cuddyer, R 40 Bartolo Colon, R 46 Tyler Clippard, R 55 Kelly Johnson, L 27 Jeury Familia, R (8, PH)										1	0	0	0	0	0	0											
<b>Inning Stats</b>	R: 0 E: 0 K: 0 S: 8	H: 0 LOB: 1 BB: 1 P: 18	R: 0 E: 0 K: 2 S: 10	H: 0 LOB: 0 BB: 0 P: 13	R: 0 E: 0 K: 0 S: 6	H: 0 LOB: 0 BB: 0 P: 10	R: 1 E: 0 K: 1 S: 11	H: 1 LOB: 0 BB: 0 P: 14	R: 0 E: 0 K: 3 S: 12	H: 1 LOB: 1 BB: 0 P: 16	R: 0 E: 0 K: 2 S: 9	H: 0 LOB: 0 BB: 0 P: 15	R: 0 E: 0 K: 0 S: 6	H: 1 LOB: 1 BB: 0 P: 8	R: 0 E: 0 K: 1 S: 14	H: 0 LOB: 2 BB: 2 P: 28	R: 0 E: 0 K: 2 S: 8	H: 0 LOB: 0 BB: 0 P: 10	1B: 2 2B: 0 3B: 0 HR: 1	SF: 0 SAC: 0 DP: 0 HBP: 0	WP: 0 PB: 0 SB: 1 CS: 0	PA: 33					
<b>PITCHER</b>	IP	WLS	BF	H	R	ER	SO	BB	IBB	HBP	BLK	WP	HR	S	P	ERA	WHIP										
22 Clayton Kershaw, L ERA: 2.83	7.0	W	25	3	1	1	8	1	0	0	0	0	0	62	94	1.29	0.571										
41 Chris Hatcher, R ERA:	0.2	H	3	0	0	0	1	1	0	0	0	0	0	7	14	0.00	1.500										
74 Kenley Jansen, R ERA:	1.1	S	5	0	0	0	2	1	0	0	0	0	0	15	24	0.00	0.750										



Batter	1	2	3	4	5	6	7	8	9	AB R H RBI BB SO LOB	TOP											
3 Curtis Granderson, L OBP: 0.476, SLG: 0.500										4 1 1 0 0 0 2	<b>New York Mets @ Los Angeles Dodgers</b> Dodger Stadium, Los Angeles, CA Thu Oct 15 2015, 5:09 PM - 8:20 PM PDT Att: 54,602 - Partly Cloudy - 78 F											
5 David Wright, R OBP: 0.286, SLG: 0.063										4 0 0 0 0 2 1												
28 Daniel Murphy, L OBP: 0.333, SLG: 0.810										4 2 3 2 0 0 0												
52 Yoenis Cespedes, R OBP: 0.250, SLG: 0.550										4 0 0 0 0 3 2												
21 Lucas Duda, L OBP: 0.200, SLG: 0.111										3 0 0 0 1 2 1												
7 Travis d'Arnaud, R OBP: 0.150, SLG: 0.316										3 0 0 1 0 1 0												
30 Michael Conforto, L OBP: 0.125, SLG: 0.571										3 0 0 0 0 0 1												
12 Juan Lagares, R OBP: 0.500, SLG: 0.714										1 0 1 0 0 0 0												
4 Wilmer Flores, R OBP: 0.417, SLG: 0.400										3 0 1 0 1 2 0												
48 Jacob deGrom, L										2 0 0 0 0 0 0												
55 Kelly Johnson, L OBP: 0.250, SLG: 0.250										1 0 1 0 0 0 0												
34 Noah Syndergaard, L										0 0 0 0 0 0 0												
27 Jeury Familia, R										1 0 0 0 0 1 2												
<b>Inning Stats</b>	R: 1 E: 1 K: 3 S: 13	H: 2 LOB: 1 BB: 0 P: 19	R: 0 E: 0 K: 2 S: 9	H: 0 LOB: 0 BB: 0 P: 13	R: 0 E: 0 K: 1 S: 9	H: 0 LOB: 0 BB: 0 P: 16	R: 1 E: 0 K: 0 S: 9	H: 1 LOB: 1 BB: 1 P: 16	R: 0 E: 0 K: 1 S: 9	H: 0 LOB: 0 BB: 0 P: 11	R: 1 E: 0 K: 2 S: 12	H: 1 LOB: 0 BB: 0 P: 18	R: 0 E: 0 K: 0 S: 10	H: 2 LOB: 2 BB: 0 P: 15	R: 0 E: 0 K: 1 S: 6	H: 0 LOB: 0 BB: 0 P: 9	R: 0 E: 0 K: 1 S: 11	H: 1 LOB: 2 BB: 1 P: 20	1B: 4 2B: 2 3B: 0 HR: 1	SF: 1 SAC: 0 DP: 0 HBP: 0	WP: 0 PB: 0 SB: 1 CS: 0	PA: 36
<b>PITCHER</b>	IP WLS BF H R ER SO BB IBB HBP BLK WP HR S P ERA WHIP											IP WLS BF H R ER SO BB IBB HBP BLK WP HR S P ERA WHIP										
21 Zack Greinke, R ERA: 3.29	6.2 L 27 6 3 3 9 1 0 0 0 0 0 1 68 103 4.05 1.050																					
43 Luis Avilan, L	7.1 0.1 1 0 0 0 0 0 0 0 0 0 0 3 5 0.00 0.000																					
41 Chris Hatcher, R	8.1 1.0 3 0 0 0 1 0 0 0 0 0 0 6 9 0.00 0.000																					
74 Kenley Jansen, R	9.1 1.0 5 1 0 0 1 0 1 0 0 0 0 0 11 20 0.00 1.000																					

AB	33
R	3
H	7
RBI	3
BB	2
SO	11
LOB	9

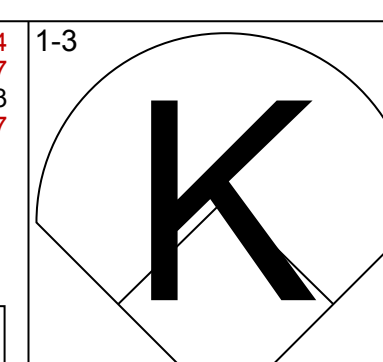
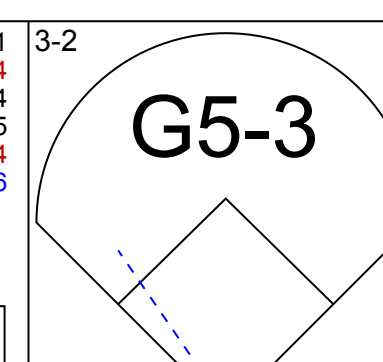
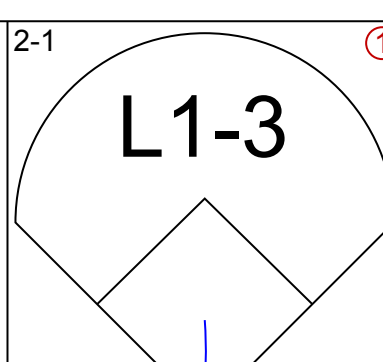
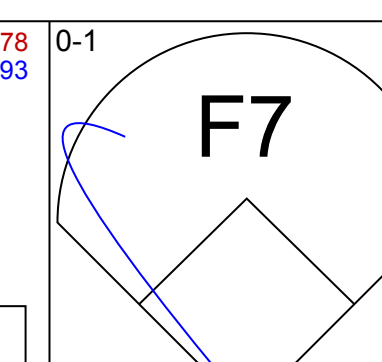
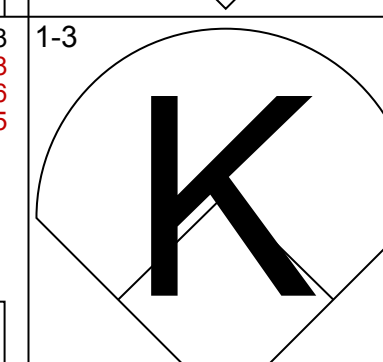
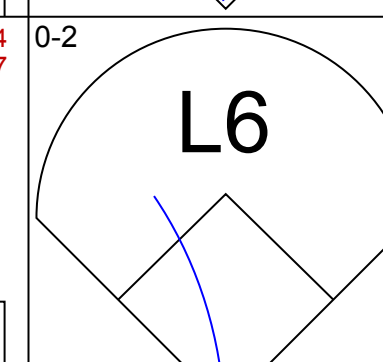
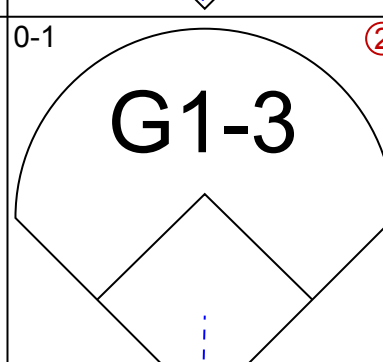
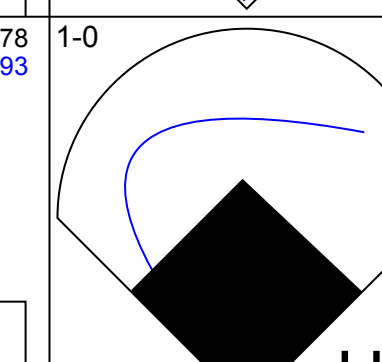
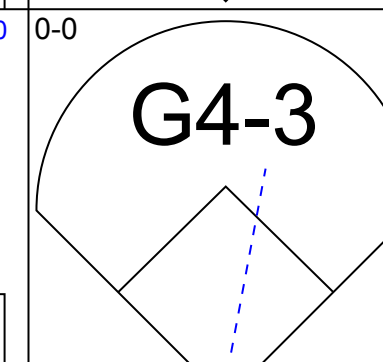
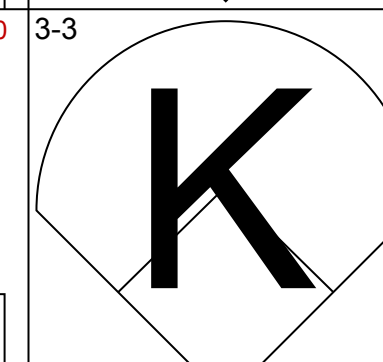
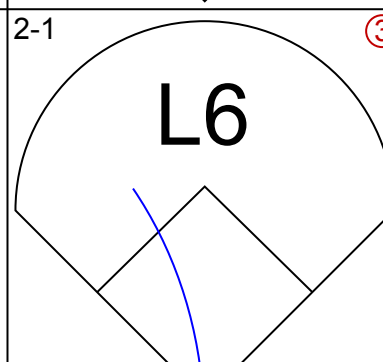
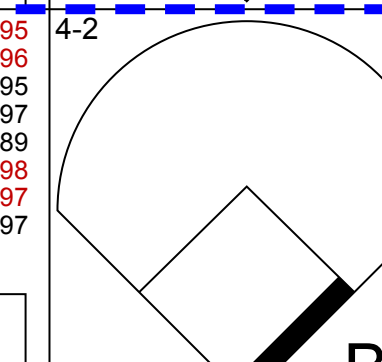
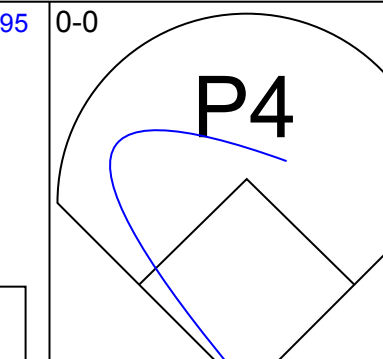
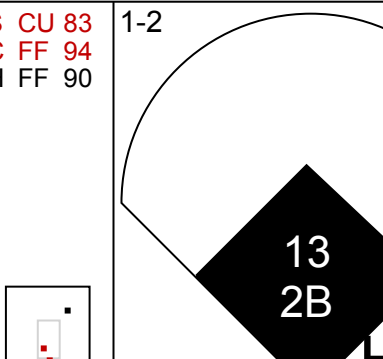
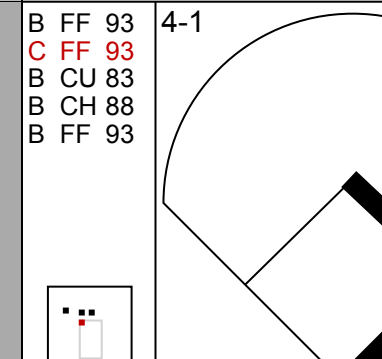
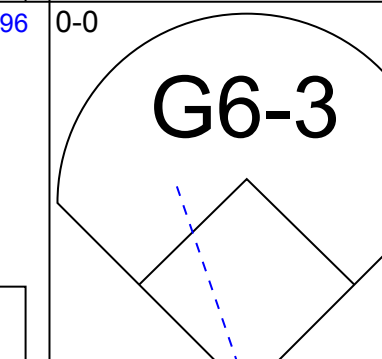
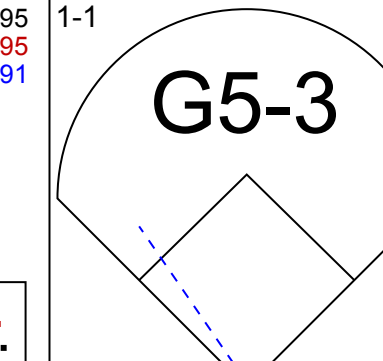
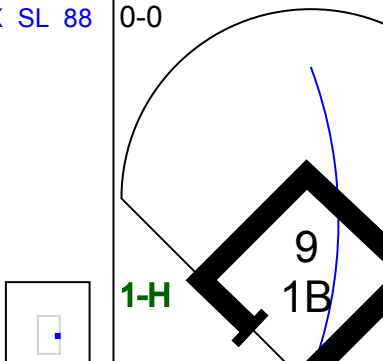
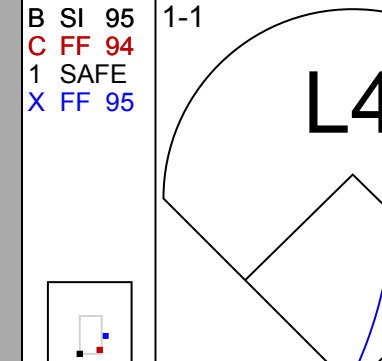
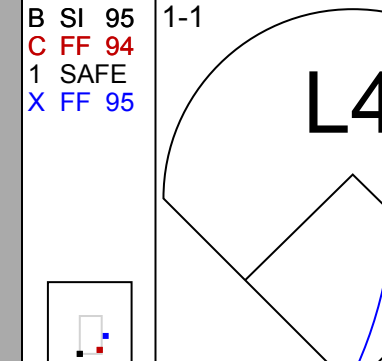

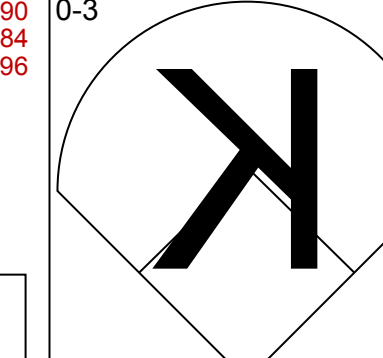
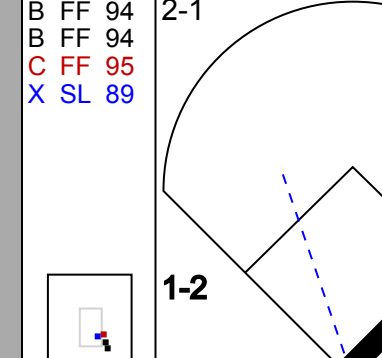
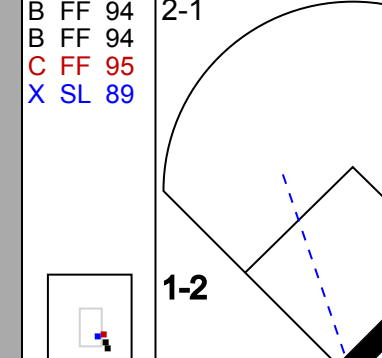

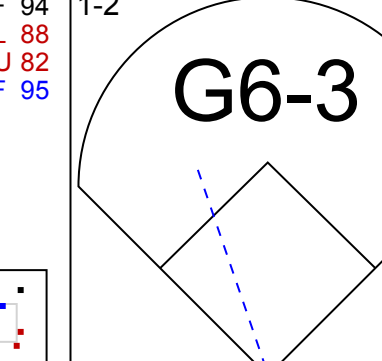
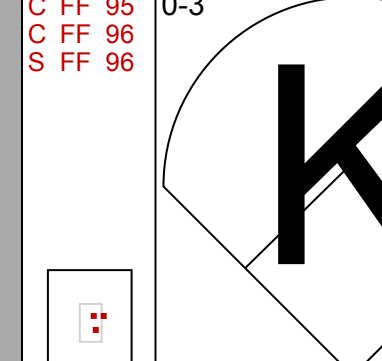
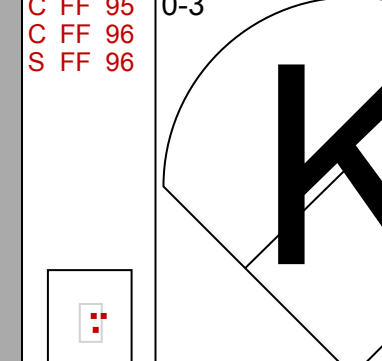

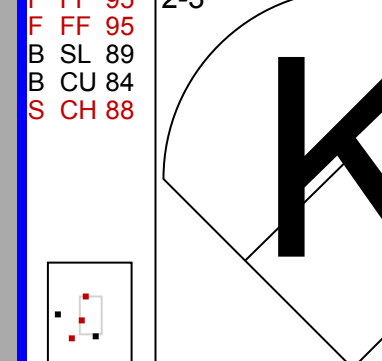
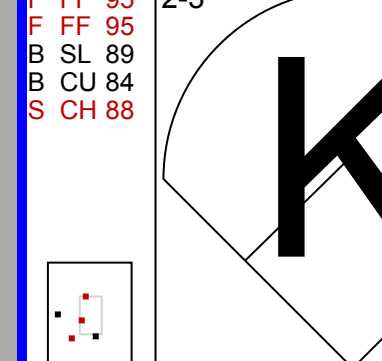


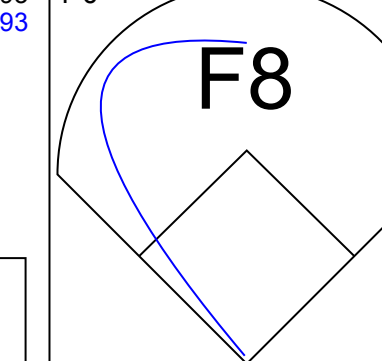

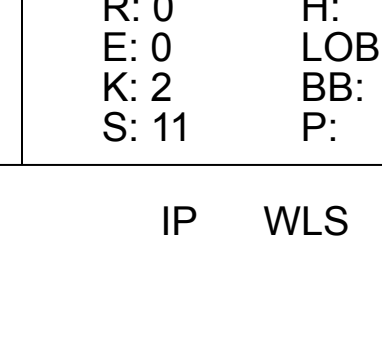
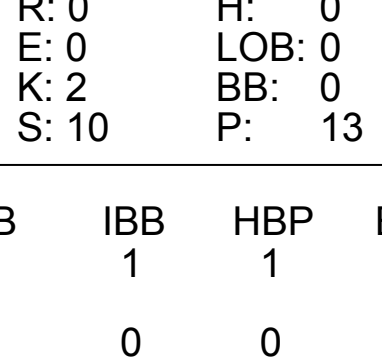

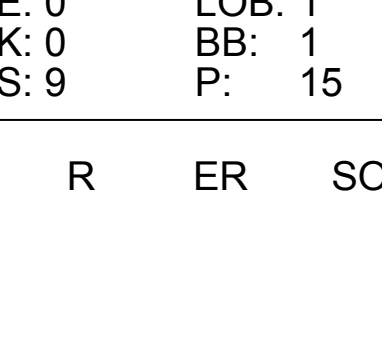


Batter	1	2	3	4	5	6	7	8	9	AB R H RBI BB SO LOB	BOTTOM											
47 Howie Kendrick, R OBP: 0.273, SLG: 0.455										5 0 0 0 0 1 2	<b>New York Mets @ Los Angeles Dodgers</b> Dodger Stadium, Los Angeles, CA Thu Oct 15 2015, 5:09 PM - 8:20 PM PDT Att: 54,602 - Partly Cloudy - 78 F											
5 Corey Seager, L OBP: 0.235, SLG: 0.250										4 1 1 0 0 3 3												
23 Adrián González, L OBP: 0.381, SLG: 0.526										3 1 1 0 1 2 2												
10 Justin Turner, R OBP: 0.550, SLG: 0.842										4 0 3 1 0 1 1												
16 Andre Ethier, L OBP: 0.333, SLG: 0.313										4 0 1 1 0 0 2												
9 Yasmani Grandal, S OBP: 0.400, SLG: 0.308										2 0 0 0 1 2 3												
3 Carl Crawford, L OBP: 0.083, SLG: 0.083										1 0 0 0 0 0 0												
14 Enrique Hernández, R OBP: 0.182, SLG: 0.100										3 0 0 0 0 1 4												
11 Jimmy Rollins, S										1 0 0 0 0 0 0												
74 Kenley Jansen, S										0 0 0 0 0 0 0												
31 Joc Pederson, L										1 0 0 0 2 0 0												
26 Chase Utley, L OBP: 0.333, SLG: 0.333										1 0 0 0 0 0 0												
21 Zack Greinke, R										1 0 0 0 0 0 0												
43 Luis Avilan, L										0 0 0 0 0 0 0												
41 Chris Hatcher, R										0 0 0 0 0 0 0												
17 A.J. Ellis, R OBP: 0.250, SLG: 0.250										1 0 0 0 0 1 0												
<b>Inning Stats</b>	R: 2 E: 0 K: 2 S: 18	H: 4 LOB: 2 BB: 0 P: 27	R: 0 E: 1 K: 2 S: 11	H: 0 LOB: 2 BB: 1 P: 18	R: 0 E: 0 K: 0 S: 8	H: 1 LOB: 1 BB: 1 P: 14	R: 0 E: 0 K: 1 S: 10	H: 0 LOB: 1 BB: 1 P: 17	R: 0 E: 0 K: 2 S: 12	H: 0 LOB: 1 BB: 0 P: 16	R: 0 E: 0 K: 0 S: 8	H: 0 LOB: 0 BB: 0 P: 13	R: 0 E: 0 K: 2 S: 12	H: 0 LOB: 1 BB: 1 P: 17	R: 0 E: 0 K: 0 S: 5	H: 0 LOB: 0 BB: 0 P: 9	R: 0 E: 0 K: 2 S: 9	H: 0 LOB: 0 BB: 0 P: 12	1B: 4 2B: 2 3B: 0 HR: 0	SF: 0 SAC: 2 DP: 1 HBP: 0	WP: 0 PB: 0 SB: 1 CS: 0	PA: 37
<b>PITCHER</b>	IP WLS BF H R ER SO BB IBB HBP BLK WP HR S P ERA WHIP											IP WLS BF H R ER SO BB IBB HBP BLK WP HR S P ERA WHIP										
48 Jacob deGrom, R	6.0 W 27 6 2 2 7 3 0 0 0 0 0 0 67 105 3.00 1.500																					
34 Noah Syndergaard, R	7.1 1.0 H 4 0 0 0 2 1 0 0 0 0 0 0 12 17 0.00 1.000																					
27 Jeury Familia, R	8.1 2.0 S 6 0 0 0 2 0 0 0 0 0 0 0 14 21 0.00 0.000																					

AB	31
R	2
H	6
RBI	2
BB	4
SO	11
LOB	17



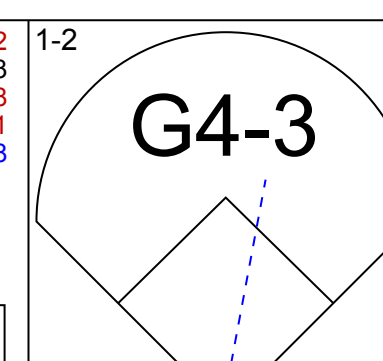
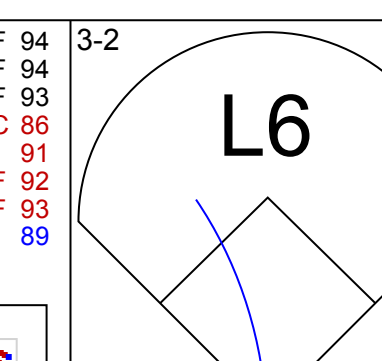
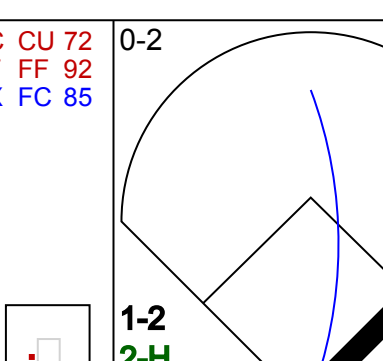
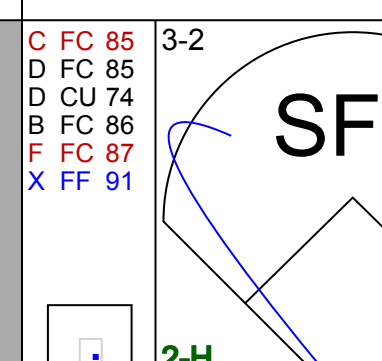
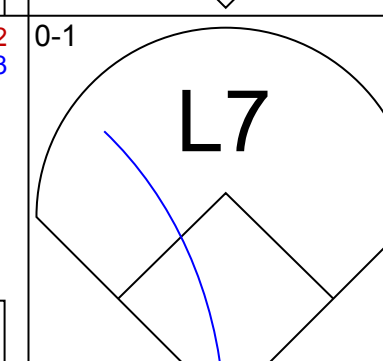
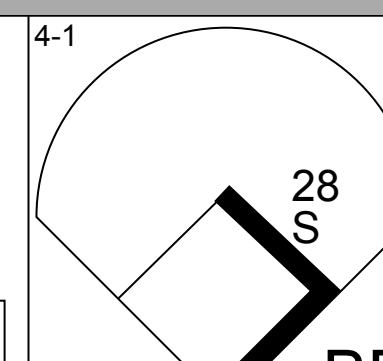
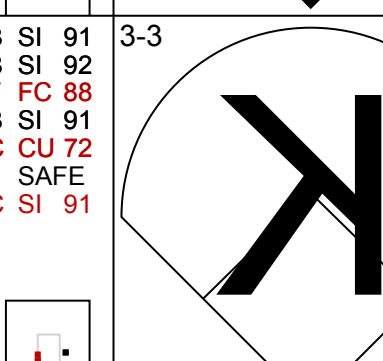
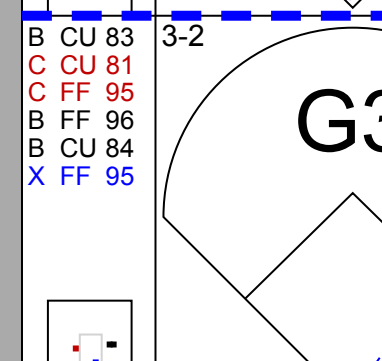
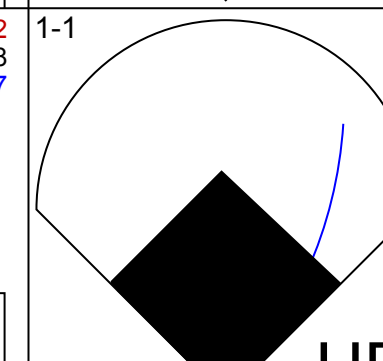
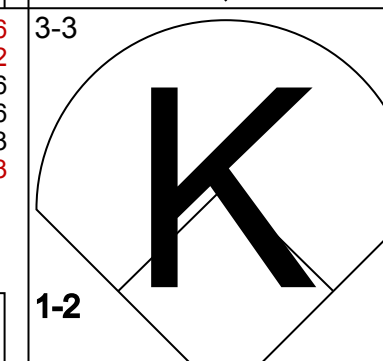
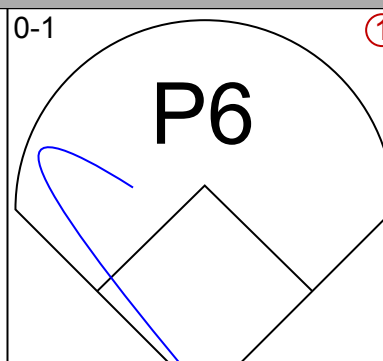
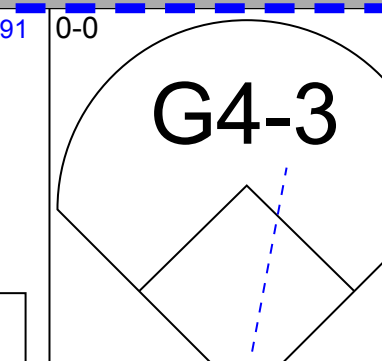
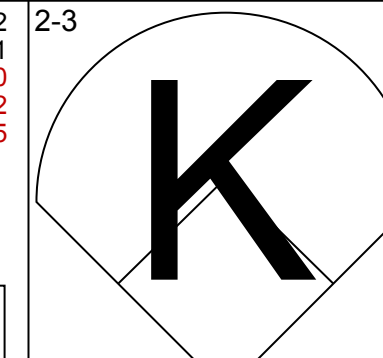
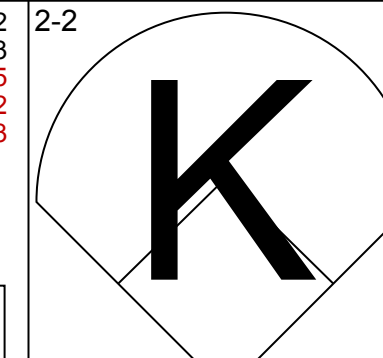
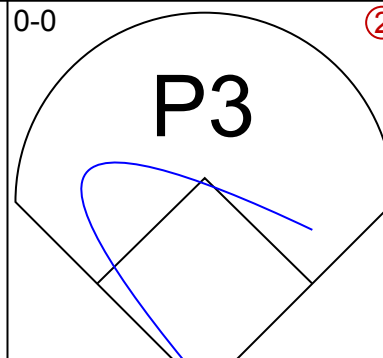
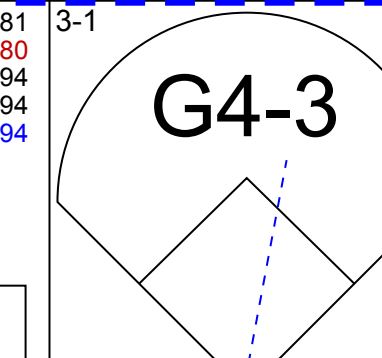
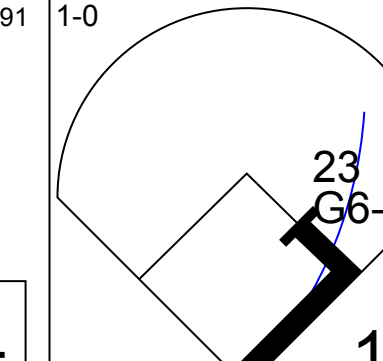
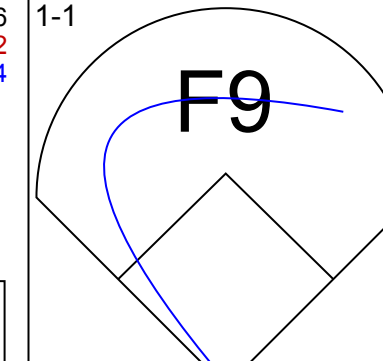
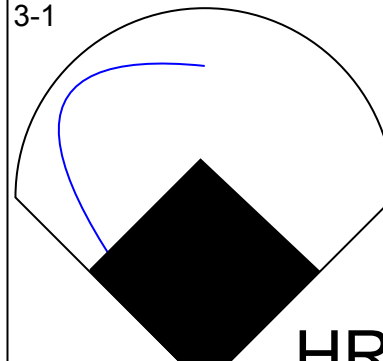
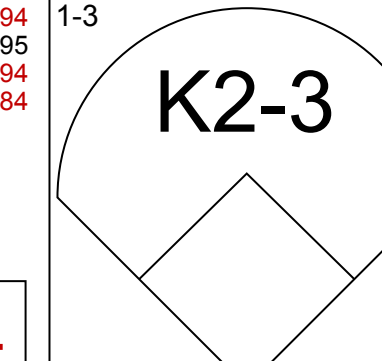
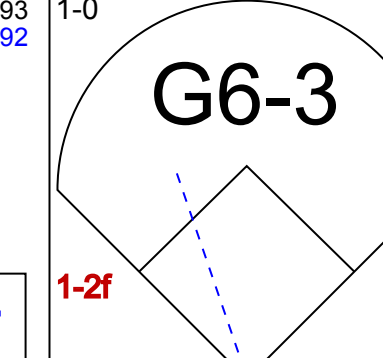
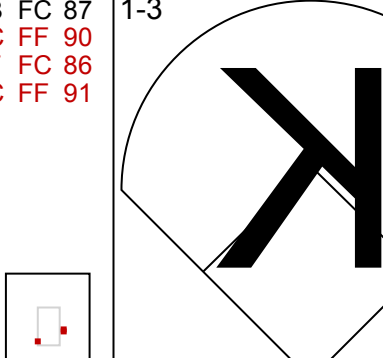
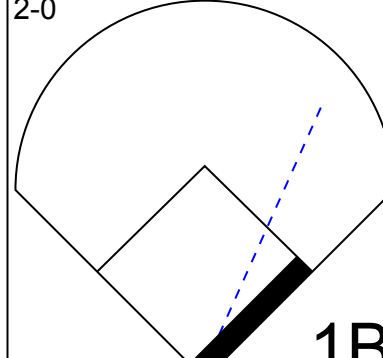
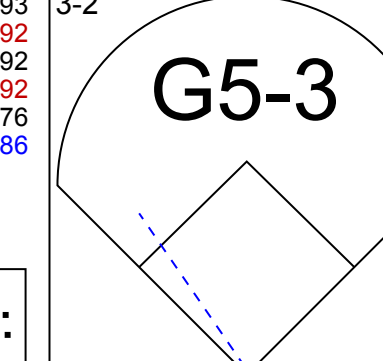


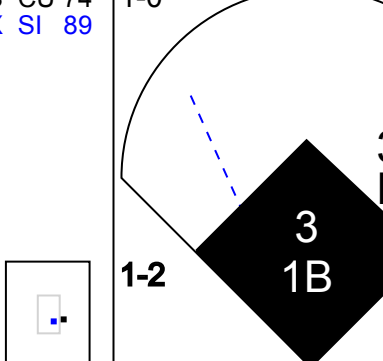

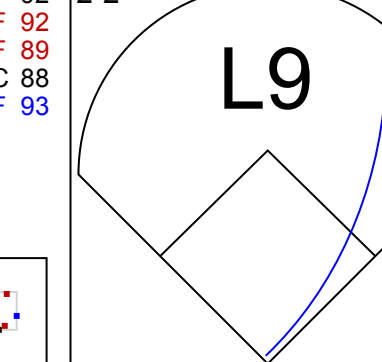
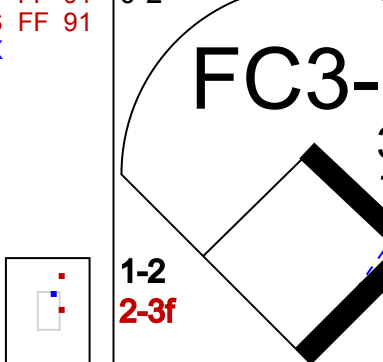


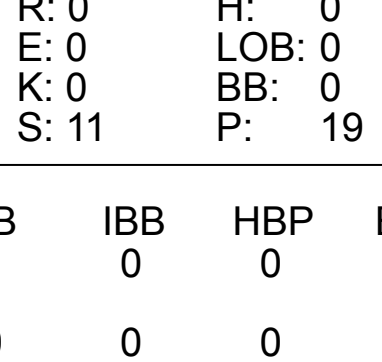
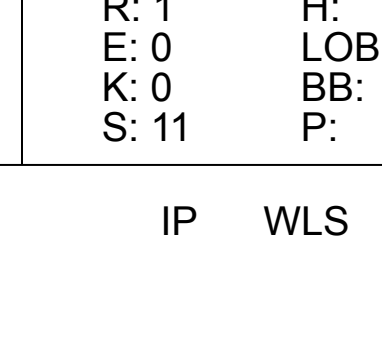
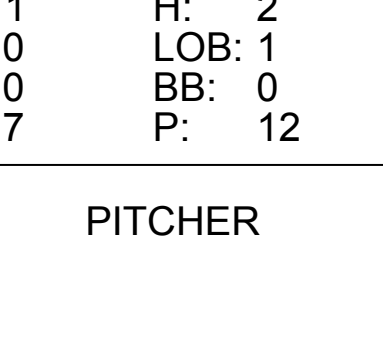
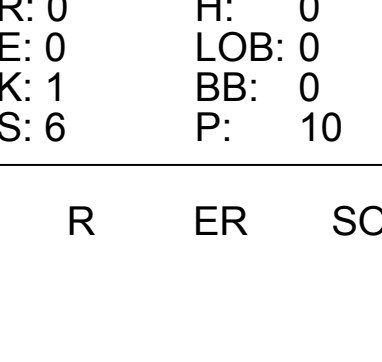




Batter	1	2	3	4	5	6	7	8	9	AB	R	H	RBI	BB	SO	LOB	TOP																		
24 Dexter Fowler, S (1, 8) OBP: 0.280, SLG: 0.542										4	0	0	0	0	1	0	Chicago Cubs @ New York Mets Citi Field, Flushing, NY Sat Oct 17 2015, 8:09 PM - 11:03 PM EDT Att: 44,287 - Partly Cloudy - 48 F																		
12 Kyle Schwarber, L (1, 7) OBP: 0.526, SLG: 1.176										4	1	1	1	0	1	0																			
17 Kris Bryant, R (1, 5) OBP: 0.200, SLG: 0.348										3	0	0	0	1	1	0																			
44 Anthony Rizzo, L (1, 3) OBP: 0.261, SLG: 0.450										2	1	0	0	1	0	1																			
13 Starlin Castro, R (1, 4) OBP: 0.261, SLG: 0.409 (7, 6)										4	0	1	1	0	0	1																			
68 Jorge Soler, R (1, 9) OBP: 0.547, SLG: 1.091										4	0	1	0	0	2	1																			
9 Javier Báez, R (1, 6) OBP: 0.625, SLG: 1.000										3	0	1	0	0	1	2																			
47 Miguel Montero, L (7, 2) OBP: 0.294, SLG: 0.143										1	0	1	0	0	0	0																			
3 David Ross, R (1, 2)										1	0	0	0	1	1	0																			
11 Tommy La Stella, L (7, PH) (7, 4)										2	0	0	0	0	1	3																			
34 Jon Lester, L (1, 1)										2	0	0	0	0	2	2																			
52 Justin Grimm, R (7, 1)										0	0	0	0	0	0	0																			
8 Chris Coghlan, L (8, PH)										1	0	0	0	0	0	0																			
33 Clayton Richard, L (8, 1)										0	0	0	0	0	0	0																			
53 Trevor Cahill, R (8, 1)										0	0	0	0	0	0	0																			
<b>Inning Stats</b>	R: 0 K: 2 S: 7	H: 0 BB: 0 P: 9	R: 0 K: 1 S: 6	H: 0 BB: 0 P: 7	R: 0 K: 2 S: 10	H: 0 BB: 0 P: 13	R: 0 K: 1 S: 9	H: 0 BB: 0 P: 15	R: 1 K: 1 S: 11	H: 2 BB: 1 P: 17	R: 0 K: 0 S: 6	H: 0 BB: 0 P: 10	R: 0 K: 2 S: 11	H: 1 BB: 1 P: 20	R: 1 K: 0 S: 9	H: 1 BB: 1 P: 15	R: 0 K: 1 S: 9	H: 1 BB: 0 P: 12	1B: 3 2B: 1 3B: 0 HR: 1	SF: 0 SAC: 0 DP: 0 HBP: 1	WP: 0 PB: 0 SB: 1 CS: 0	PA: 35													
<b>PITCHER</b>	IP WLS BF	H R ER	SO BB IBB HBP BLK	WP HR S P	ERA WHIP	<b>PITCHER</b>														IP WLS BF	H R ER	SO BB IBB HBP BLK	WP HR S P	ERA WHIP											
33 Matt Harvey, R (1, 1) ERA: 2.84	7.2	W	29	4	2	2	9	1	1	1	0	0	0	0	0	0	1	64	97	2.35	0.652														
27 Jeury Familia, R (8, 1) ERA:	1.1	S	6	1	0	0	1	1	0	0	0	0	0	0	0	0	0	14	21	0.00	1.500														

Chicago Cubs @ New York Mets  
Citi Field, Flushing, NY  
Sat Oct 17 2015, 8:09 PM - 11:03 PM EDT  
Att: 44,287 - Partly Cloudy - 48 F

AB 31  
R 2  
H 5  
RBI 2  
BB 3  
SO 10  
LOB 10



Batter	1	2	3	4	5	6	7	8	9	AB	R	H	RBI	BB	SO	LOB	BOTTOM																			
3 Curtis Granderson, L (1, 9) OBP: 0.440, SLG: 0.476										3	0	1	2	0	0	0	Chicago Cubs @ New York Mets Citi Field, Flushing, NY Sat Oct 17 2015, 8:09 PM - 11:03 PM EDT Att: 44,287 - Partly Cloudy - 48 F																			
5 David Wright, R (1, 5) OBP: 0.280, SLG: 0.053										3	0	0	0	1	1	2																				
28 Daniel Murphy, L (1, 4) OBP: 0.320, SLG: 0.840										4	1	1	1	0	1	1																				
52 Yoenis Cespedes, R (1, 7) OBP: 0.208, SLG: 0.458										4	0	0	0	0	2	1																				
7 Travis d'Arnaud, R (1, 2) OBP: 0.208, SLG: 0.478										4	1	2	1	0	1	1																				
23 Michael Cuddyer, R (1, 3) OBP: 0.250, SLG: 0.143										3	0	1	0	0	1	1																				
21 Lucas Duda, L (7, 3) OBP: 0.200, SLG: 0.111										0	0	0	0	0	0	0																				
4 Wilmer Flores, R (1, 6) OBP: 0.400, SLG: 0.385										3	0	1	0	0	0	1																				
12 Juan Lagares, R (1, 8) OBP: 0.545, SLG: 0.700										3	2	2	0	0	0	0																				
33 Matt Harvey, R (1, 1)										2	0	0	0	0	0	2																				
27 Jeury Familia, R (8, 1) ERA: 2.7										0	0	0	0	0	0	0																				
<b>Inning Stats</b>	R: 1 K: 1 S: 11	H: 1 LOB: 0 BB: 0 P: 15	R: 0 K: 0 S: 5	H: 1 LOB: 0 BB: 0 P: 10	R: 0 K: 0 S: 11	H: 0 LOB: 0 BB: 0 P: 19	R: 0 K: 2 S: 9	H: 0 LOB: 1 BB: 1 P: 19	R: 1 K: 2 S: 14	H: 3 LOB: 2 BB: 0 P: 19	R: 1 K: 0 S: 7	H: 2 LOB: 1 BB: 0 P: 12	R: 1 K: 0 S: 11	H: 1 LOB: 0 BB: 0 P: 19	R: 0 K: 1 S: 6	H: 0 LOB: 0 BB: 0 P: 10	1B: 6 2B: 0 3B: 0 HR: 2	SF: 1 SAC: 1 DP: 1 HBP: 0	WP: 0 PB: 0 SB: 2 CS: 0	PA: 32																
<b>PITCHER</b>	IP WLS BF	H R ER	SO BB IBB HBP BLK	WP HR S P	ERA WHIP	<b>PITCHER</b>														IP WLS BF	H R ER	SO BB IBB HBP BLK	WP HR S P	ERA WHIP												
34 Jon Lester, L (1, 1) ERA: 4.5	6.2	L	28	8	4	4	5	1	0	0	0	0	0	0	0	0	0	3	6	0.00	0.000															
52 Justin Grimm, R (7, 1) ERA:	0.1		1	0	0	0	0	0	0	0	0	0	0	0	0	0	0	1	1	0.00	0.000															
33 Clayton Richard, L (8, 1) ERA:	0.1		1	0	0	0	0	0	0	0	0	0	0	0	0	0	0	0	1	1	0.00	0.000														
53 Trevor Cahill, R (8, 1) ERA: 2.7	0.2		2	0	0	0	1	0	0	0	0	0	0	0	0	0	0	5	9	0.00	0.000															

Chicago Cubs @ New York Mets  
Citi Field, Flushing, NY  
Sat Oct 17 2015, 8:09 PM - 11:03 PM EDT  
Att: 44,287 - Partly Cloudy - 48 F

AB 29  
R 4  
H 8  
RBI 4  
BB 1  
SO 6  
LOB 9





Batter	1	2	3	4	5	6	7	8	9	AB	R	H	RBI	BB	SO	LOB	TOP										
24 Dexter Fowler, S OBP: 0.345, SLG: 0.556	G4-3		BB			1B		1B		3	1	2	0	1	0	0											
12 Kyle Schwarber, L OBP: 0.435, SLG: 0.852	K					K		F7		4	0	0	0	0	3	3											
17 Kris Bryant, R OBP: 0.241, SLG: 0.407	1B				F8			F9		4	0	2	1	0	0	0											
44 Anthony Rizzo, L OBP: 0.259, SLG: 0.417	K				P5			13 G6-3		4	0	1	0	0	2	2											
13 Starlin Castro, R OBP: 0.222, SLG: 0.346	G5-3				G3			G6-3		4	0	0	0	0	0	1											
8 Chris Coghlan, L OBP: 0.100, SLG: 0.100	F9				G5-3			G3-1		4	0	0	0	0	0	1											
47 Miguel Montero, L OBP: 0.250, SLG: 0.118	K				K			P2		3	0	0	0	0	2	0											
9 Javier Báez, R OBP: 0.500, SLG: 0.800					K			P4		2	0	0	0	0	2	0											
37 Travis Wood, R					K					0	0	0	0	0	0	0											
15 Chris Denorfia, R					K					1	0	0	0	0	0	0											
33 Clayton Richard, L										0	0	0	0	0	0	0											
46 Pedro Strop, R										0	0	0	0	0	0	0											
49 Jake Arrieta, R										1	0	0	0	0	1	0											
11 Tommy La Stella, L								G3-1		2	0	0	0	0	0	0											
<b>Inning Stats</b>	R: 0 H: 1 E: 0 K: 2 S: 14	H: 1 LOB: 0 BB: 0 P: 20	R: 0 H: 0 E: 0 K: 1 S: 10	H: 0 LOB: 0 BB: 0 P: 14	R: 0 H: 0 E: 0 K: 3 S: 12	H: 0 LOB: 1 BB: 1 P: 20	R: 0 H: 0 E: 0 K: 0 S: 9	H: 0 LOB: 0 BB: 0 P: 13	R: 0 H: 0 E: 0 K: 2 S: 8	H: 0 LOB: 0 BB: 0 P: 13	R: 1 H: 2 E: 0 K: 2 S: 15	H: 2 LOB: 1 BB: 0 P: 28	R: 0 H: 0 E: 0 K: 0 S: 9	H: 0 LOB: 0 BB: 0 P: 15	R: 0 H: 1 E: 0 K: 0 S: 10	H: 1 LOB: 1 BB: 0 P: 16	R: 0 H: 1 E: 0 K: 0 S: 12	H: 1 LOB: 0 BB: 0 P: 17	1B: 4 2B: 1 3B: 0 HR: 0	SF: 0 SAC: 0 DP: 0 HBP: 0	WP: 1 PB: 0 SB: 0 CS: 0	PA: 33					
<b>PITCHER</b>	IP	WLS	BF	H	R	ER	SO	BB	IBB	HBP	BLK	WP	HR	S	P	ERA	WHIP										
34 Noah Syndergaard, R ERA: 2.77	5.2	W	21	3	1	1	9	1	0	0	0	1	0	64	101	1.59	0.706										
49 Jonathon Niese, L ERA: 3.86	0.1	H	1	0	0	0	1	0	0	0	0	0	0	4	7	0.00	0.000										
43 Addison Reed, R ERA: 3.86	1.0	H	3	0	0	0	0	0	0	0	0	0	0	9	15	0.00	0.000										
46 Tyler Clippard, R ERA: 3.38	1.0	H	4	1	0	0	0	0	0	0	0	0	0	10	16	0.00	1.000										
27 Jeury Familia, R ERA: 3.38	1.0	S	4	1	0	0	0	0	0	0	0	0	0	12	17	0.00	1.000										

Chicago Cubs @ New York Mets  
Citi Field, Flushing, NY  
Sun Oct 18 2015, 8:11 PM - 11:16 PM EDT  
Att: 44,502 - Partly Cloudy - 45 F

AB	32
R	1
H	5
RBI	1
BB	1
SO	10
LOB	7



Batter	1	2	3	4	5	6	7	8	9	AB	R	H	RBI	BB	SO	LOB	BOTTOM										
3 Curtis Granderson, L OBP: 0.448, SLG: 0.458	5 2B		52 1B		G4-3			G3-1		3	2	1	0	1	0	0											
5 David Wright, R OBP: 0.276, SLG: 0.130	28 HR		K		K			L5		4	1	1	1	0	2	1											
28 Daniel Murphy, L OBP: 0.379, SLG: 0.929	2H		52 1B		K			1B		3	1	2	2	1	1	0											
52 Yoenis Cespedes, R OBP: 0.214, SLG: 0.429	P3		1B		1B			F9		4	0	1	1	0	0	1											
21 Lucas Duda, L OBP: 0.174, SLG: 0.095	K		P6		K			K		3	0	0	0	0	2	2											
7 Travis d'Arnaud, R OBP: 0.185, SLG: 0.423	K		G4-3		P3			P3		3	0	0	0	0	1	2											
30 Michael Conforto, L OBP: 0.091, SLG: 0.490			K		G5-3			K		3	0	0	0	0	2	0											
46 Tyler Clippard, R										0	0	0	0	0	0	0											
27 Jeury Familia, R										0	0	0	0	0	0	0											
4 Wilmer Flores, R OBP: 0.333, SLG: 0.313	L4		K		K			K		3	0	0	0	0	2	0											
34 Noah Syndergaard, L										2	0	0	0	0	1	0											
49 Jonathon Niese, L										0	0	0	0	0	0	0											
43 Addison Reed, L										0	0	0	0	0	0	0											
12 Juan Lagares, R OBP: 0.500, SLG: 0.636										1	0	0	0	0	1	0											
<b>Inning Stats</b>	R: 3 H: 3 E: 0 K: 2 S: 17	H: 3 LOB: 0 BB: 0 P: 30	R: 0 H: 0 E: 0 K: 2 S: 8	H: 0 LOB: 0 BB: 0 P: 13	R: 1 H: 1 E: 0 K: 1 S: 9	H: 1 LOB: 2 BB: 2 P: 22	R: 0 H: 0 E: 0 K: 1 S: 7	H: 0 LOB: 0 BB: 0 P: 13	R: 0 H: 0 E: 0 K: 2 S: 11	H: 0 LOB: 0 BB: 0 P: 16	R: 0 H: 0 E: 0 K: 1 S: 10	H: 0 LOB: 0 BB: 0 P: 15	R: 0 H: 0 E: 0 K: 3 S: 9	H: 0 LOB: 0 BB: 0 P: 12	R: 0 H: 1 E: 0 K: 0 S: 13	H: 1 LOB: 1 BB: 0 P: 19	R: 0 H: 1 E: 0 K: 0 S: 13	H: 1 LOB: 0 BB: 0 P: 19	1B: 3 2B: 1 3B: 0 HR: 1	SF: 0 SAC: 0 DP: 0 HBP: 0	WP: 0 PB: 0 SB: 2 CS: 0	PA: 31					
<b>PITCHER</b>	IP	WLS	BF	H	R	ER	SO	BB	IBB	HBP	BLK	WP	HR	S	P	ERA	WHIP										
49 Jake Arrieta, R ERA: 3.66	5.0	L	21	4	4	4	8	1	1	0	0	0	0	19	27	0.00	0.000										
37 Travis Wood, L ERA: 1.59	2.0		6	0	0	0	4	0	0	0	0	0	0	9	13	0.00	1.500										
33 Clayton Richard, L ERA: 3.00	0.2		3	1	0	0	0	0	0	0	0	0	0	9	13	0.00	1.500										
46 Pedro Strop, R ERA: 3.00	0.1		1	0	0	0	0	0	0	0	0	0	0	4	6	0.00	0.000										

Chicago Cubs @ New York Mets  
Citi Field, Flushing, NY  
Sun Oct 18 2015, 8:11 PM - 11:16 PM EDT  
Att: 44,502 - Partly Cloudy - 45 F

AB	29
R	4
H	5
RBI	4
BB	2
SO	12
LOB	6















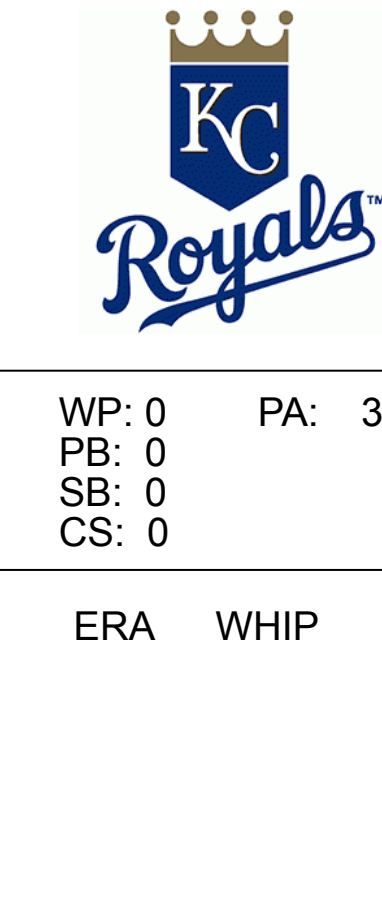


Batter	1	2	3	4	5	6	7	8	9	AB	R	H	RBI	BB	SO	LOB	TOP		
3 Curtis Granderson, L OBP: 0.380, SLG: 0.390	G3-1			52 FC5 28 BB		G4-3			G4-3	3	0	0	0	1	0	0	<b>New York Mets @ Kansas City Royals</b> Kauffman Stadium, Kansas City, MO Wed Oct 28 2015, 7:09 PM - 10:03 PM CDT Att: 40,410 - Clear - 52 F		
5 David Wright, R OBP: 0.320, SLG: 0.220	G4-3			P3		F8			G5-3	4	0	0	0	0	0	1			
28 Daniel Murphy, L OBP: 0.420, SLG: 0.872	K			52 FC5 21 1B		K			K	2	1	0	0	2	2	0			
52 Yoenis Cespedes, R (1, 7) OBP: 0.244, SLG: 0.386		L6		21 1B FC5		K			F9	4	0	0	0	0	1	3			
21 Lucas Duda, L OBP: 0.325, SLG: 0.405		7 G5-4-3 1B		1-3 2H 1B		F7				3	0	2	1	0	0	0			
7 Travis d'Arnaud, R OBP: 0.200, SLG: 0.395		G5-4-3		F9		L8				3	0	0	0	0	0	3			
30 Michael Conforto, L OBP: 0.125, SLG: 0.290				K		P5			F8	3	0	0	0	0	1	0			
4 Wilmer Flores, R OBP: 0.314, SLG: 0.355		G1-3		G1-3		G1-3			L5	3	0	0	0	0	0	0			
12 Juan Lagares, R OBP: 0.400, SLG: 0.474		F8		F8		F8			G1-6-3	3	0	0	0	0	0	0			
<b>Inning Stats</b>	R: 0 H: 0 K: 1 S: 8	H: 0 LOB: 0 BB: 0 P: 10	R: 0 H: 1 K: 0 S: 8	H: 0 LOB: 0 BB: 0 P: 11	R: 0 H: 0 K: 1 S: 8	H: 0 LOB: 0 BB: 0 P: 13	R: 1 H: 1 K: 0 S: 11	H: 1 LOB: 2 BB: 2 P: 26	R: 0 H: 0 K: 1 S: 7	H: 0 LOB: 0 BB: 0 P: 10	R: 0 H: 0 K: 1 S: 12	H: 0 LOB: 0 BB: 0 P: 16	R: 0 H: 0 K: 0 S: 5	H: 0 LOB: 1 BB: 0 P: 9	R: 0 H: 0 K: 0 S: 6	H: 0 LOB: 1 BB: 1 P: 15	1B: 2 2B: 0 3B: 0 HR: 0	SF: 0 SAC: 0 DP: 1 HBP: 0	WP: 0 PA: 31 PB: 0 SB: 0 CS: 0
<b>PITCHER</b> 47 Johnny Cueto, R ERA: 5.4	IP: 9.0 WLS: W BF: 31	H: 2 R: 1 ER: 1 SO: 4	BB: 3 IBB: 0 HBP: 0 BLK: 0	WP: 0 HR: 0 S: 70 P: 122	ERA: 1.00 WHIP: 0.556	<b>PITCHER</b>													

Batter	1	2	3	4	5	6	7	8	9	AB	R	H	RBI	BB	SO	LOB	BOTTOM		
2 Alcides Escobar, R OBP: 0.383, SLG: 0.582	F9		FC6-4		18 G3 35 1B	G5-3			F9	5	1	2	2	0	0	1	<b>New York Mets @ Kansas City Royals</b> Kauffman Stadium, Kansas City, MO Wed Oct 28 2015, 7:09 PM - 10:03 PM CDT Att: 40,410 - Clear - 52 F		
18 Ben Zobrist, S OBP: 0.397, SLG: 0.537	F9		E3 25 G3 35 1B		G3			G6-3	G6-3	5	0	0	0	0	0	3			
6 Lorenzo Cain, R OBP: 0.350, SLG: 0.320	F9		L3		L8			P4		4	0	0	0	1	0	4			
35 Eric Hosmer, L OBP: 0.259, SLG: 0.308	K		25 G3 8 1B		25 1B 8 1B			F7		4	1	2	2	0	1	1			
25 Kendrys Morales, S (1, 10) OBP: 0.302, SLG: 0.500	F7		G3		8 1B			K		4	0	1	0	0	1	3			
8 Mike Moustakas, L OBP: 0.286, SLG: 0.294	G1-3		BB		BB			13 2B 4 2B	16 SF7 2 2B	3	1	2	1	1	0	0			
13 Salvador Perez, R OBP: 0.294, SLG: 0.522	F7		G6-3		G5-3			16 SF7 2 3B	SF7	4	1	1	0	0	0	5			
4 Alex Gordon, L OBP: 0.360, SLG: 0.488					15 1B 2 1B			F8		2	2	1	1	2	0	0			
15 Alex Rios, R OBP: 0.357, SLG: 0.436					18 G3 2 1B			F7		3	1	1	0	0	1	1			
16 Paulo Orlando, R OBP: 0.429, SLG: 0.500	K				35 1B 2 1B					0	0	0	1	0	0	0			
<b>Inning Stats</b>	R: 0 H: 0 K: 0 S: 5	H: 0 LOB: 0 BB: 0 P: 9	R: 0 H: 0 K: 1 S: 8	H: 0 LOB: 1 BB: 1 P: 11	R: 0 H: 0 K: 1 S: 11	H: 0 LOB: 1 BB: 1 P: 18	R: 0 H: 1 K: 0 S: 13	H: 1 LOB: 3 BB: 1 P: 21	R: 4 H: 5 K: 0 S: 26	H: 5 LOB: 2 BB: 1 P: 35	R: 0 H: 0 K: 0 S: 8	H: 0 LOB: 0 BB: 0 P: 11	R: 0 H: 0 K: 1 S: 7	H: 0 LOB: 1 BB: 1 P: 12	R: 3 H: 4 K: 0 S: 15	H: 4 LOB: 1 BB: 0 P: 25	1B: 7 2B: 2 3B: 1 HR: 0	SF: 1 SAC: 0 DP: 0 HBP: 0	WP: 0 PA: 39 PB: 0 SB: 0 CS: 0
<b>PITCHER</b> 48 Jacob deGrom, R ERA: 2.88	IP: 5.0 WLS: L BF: 25	H: 4 R: 4 ER: 4 SO: 2	BB: 3 IBB: 0 HBP: 0 BLK: 0	WP: 0 HR: 0 S: 63 P: 94	ERA: 7.20 WHIP: 1.800	<b>PITCHER</b>													
47 Hansel Robles, R ERA: 7.36	IP: 1.0 WLS: 0 BF: 3	H: 0 R: 0 ER: 0 SO: 0	BB: 0 IBB: 0 HBP: 0 BLK: 0	WP: 0 HR: 0 S: 8 P: 11	ERA: 0.00 WHIP: 0.000	<b>PITCHER</b>													
49 Jonathon Niese, L ERA: 1.93	IP: 1.0 WLS: 0 BF: 7	H: 3 R: 3 ER: 3 SO: 1	BB: 1 IBB: 0 HBP: 0 BLK: 0	WP: 0 HR: 0 S: 16 P: 27	ERA: 27.00 WHIP: 4.000	<b>PITCHER</b>													
43 Addison Reed, R ERA: 1.93	IP: 0.1 WLS: 0 BF: 2	H: 1 R: 0 ER: 0 SO: 0	BB: 0 IBB: 0 HBP: 0 BLK: 0	WP: 0 HR: 0 S: 4 P: 6	ERA: 0.00 WHIP: 3.000	<b>PITCHER</b>													
36 Sean Gilmartin, L ERA: 0.2	IP: 0.2 WLS: 0 BF: 2	H: 0 R: 0 ER: 0 SO: 0	BB: 0 IBB: 0 HBP: 0 BLK: 0	WP: 0 HR: 0 S: 2 P: 4	ERA: 0.00 WHIP: 0.000	<b>PITCHER</b>													

AB	28
R	1
H	2
RBI	1
BB	3
SO	4
LOB	7

AB	34
R	7
H	10
RBI	7
BB	4
SO	3
LOB	18





Batter	1	2	3	4	5	6	7	8	9	AB	R	H	RBI	BB	SO	LOB	TOP	
2 Alcides Escobar, R (1.6) OBP: 0.375, SLG: 0.559										4	0	1	0	0	2	0		
18 Ben Zobrist, S (1.4) OBP: 0.399, SLG: 0.534										4	1	1	0	0	0	1		
6 Lorenzo Cain, R (1.8) OBP: 0.344, SLG: 0.315										4	0	1	0	0	1	0		
35 Eric Hosmer, L (1.3) OBP: 0.242, SLG: 0.286										4	0	0	1	0	1	1		
8 Mike Moustakas, L (1.5) OBP: 0.267, SLG: 0.291										4	0	1	0	0	0	1		
13 Salvador Perez, R (1.2) OBP: 0.370, SLG: 0.510										3	1	1	0	1	0	0		
4 Alex Gordon, L (1.7) OBP: 0.370, SLG: 0.478										3	0	1	0	1	2	0		
15 Alex Rios, R (1.9) OBP: 0.356, SLG: 0.429										3	1	1	1	0	0	3		
40 Kelvin Herrera, R (6.1)										0	0	0	0	0	0	0		
46 Ryan Madson, L (7.1)										0	0	0	0	0	0	0		
39 Kris Medlen, S (8.1)										0	0	0	0	0	0	0		
25 Kendrys Morales, S (9. PH) OBP: 0.296, SLG: 0.490										1	0	0	0	0	0	0		
30 Yordano Ventura, R (11.1)										0	0	0	0	0	0	0		
41 Danny Duffy, L (4.1)										0	0	0	0	0	0	0		
27 Adalberto Mondesi, S (5. PH)										1	0	0	0	0	0	0		
44 Luke Hochevar, R (5.1)										0	0	0	0	0	0	0		
45 Franklin Morales, L (6.1)										0	0	0	0	0	0	0		
16 Paulo Orlando, R (6.9)										1	0	0	0	0	0	0		
<b>Inning Stats</b>	R: 1 H: 2 E: 0 K: 1 S: 14	H: 2 BB: 0 P: 20	R: 2 H: 4 E: 0 K: 0 S: 15	H: 4 LOB: 1 BB: 0 P: 19	R: 0 H: 0 E: 0 K: 0 S: 8	H: 0 LOB: 0 BB: 0 P: 14	R: 0 H: 0 E: 0 K: 1 S: 8	H: 0 LOB: 0 BB: 0 P: 11	R: 0 H: 0 E: 0 K: 2 S: 16	H: 1 LOB: 2 BB: 0 P: 29	R: 0 H: 0 E: 0 K: 0 S: 9	H: 0 LOB: 0 BB: 0 P: 13	R: 0 H: 0 E: 0 K: 1 S: 8	H: 0 LOB: 0 BB: 0 P: 11	1B: 6 2B: 1 3B: 0 HR: 0	SF: 0 SAC: 1 DP: 0 HBP: 0	WP: 0 PB: 1 SB: 1 CS: 0	PA: 35
<b>PITCHER</b>	IP WLS BF H R ER SO BB IBB HBP BLK WP HR S P ERA WHIP	IP WLS BF H R ER SO BB IBB HBP BLK WP HR S P ERA WHIP	IP WLS BF H R ER SO BB IBB HBP BLK WP HR S P ERA WHIP	IP WLS BF H R ER SO BB IBB HBP BLK WP HR S P ERA WHIP	IP WLS BF H R ER SO BB IBB HBP BLK WP HR S P ERA WHIP	IP WLS BF H R ER SO BB IBB HBP BLK WP HR S P ERA WHIP	IP WLS BF H R ER SO BB IBB HBP BLK WP HR S P ERA WHIP	IP WLS BF H R ER SO BB IBB HBP BLK WP HR S P ERA WHIP	IP WLS BF H R ER SO BB IBB HBP BLK WP HR S P ERA WHIP	IP WLS BF H R ER SO BB IBB HBP BLK WP HR S P ERA WHIP	IP WLS BF H R ER SO BB IBB HBP BLK WP HR S P ERA WHIP	IP WLS BF H R ER SO BB IBB HBP BLK WP HR S P ERA WHIP	IP WLS BF H R ER SO BB IBB HBP BLK WP HR S P ERA WHIP	IP WLS BF H R ER SO BB IBB HBP BLK WP HR S P ERA WHIP	IP WLS BF H R ER SO BB IBB HBP BLK WP HR S P ERA WHIP	IP WLS BF H R ER SO BB IBB HBP BLK WP HR S P ERA WHIP	IP WLS BF H R ER SO BB IBB HBP BLK WP HR S P ERA WHIP	IP WLS BF H R ER SO BB IBB HBP BLK WP HR S P ERA WHIP

**Kansas City Royals @ New York Mets**  
Citi Field, Flushing, NY  
Fri Oct 30 2015, 8:10 PM - 11:30 PM EDT  
Att: 44,781 - Clear - 52 F

AB	32
R	3
H	7
RBI	2
BB	2
SO	7
LOB	6



Batter	1	2	3	4	5	6	7	8	9	AB	R	H	RBI	BB	SO	LOB	BOTTOM			
3 Curtis Granderson, L (1.9) OBP: 0.382, SLG: 0.457										5	3	2	2	0	0	4				
5 David Wright, R (1.5) OBP: 0.327, SLG: 0.304										5	1	2	4	0	2	0				
28 Daniel Murphy, L (1.4) OBP: 0.400, SLG: 0.804										4	0	0	0	1	1	0				
52 Yoenis Cespedes, R (1.8) OBP: 0.245, SLG: 0.383										3	0	1	1	0	1	0				
21 Lucas Duda, L (1.3) OBP: 0.318, SLG: 0.390										4	1	1	0	0	2	3				
7 Travis d'Arnaud, R (1.2) OBP: 0.224, SLG: 0.426										4	0	2	0	0	0	0				
30 Michael Conforto, L (1.7) OBP: 0.194, SLG: 0.227										2	0	1	1	0	0	0				
12 Juan Lagares, R (6. PH) OBP: 0.409, SLG: 0.476										2	1	1	0	0	0	1				
4 Wilmer Flores, R (1.6) OBP: 0.308, SLG: 0.324										3	1	0	0	0	0	3				
34 Noah Syndergaard, L (11.1) OBP: 0.167, SLG: 0.167										2	1	1	0	0	1	2				
2 Justin Upton, R (5. PH) OBP: 1.000, SLG: 1.000										1	1	1	0	0	0	0				
43 Addison Reed, L (7.1)										0	0	0	0	0	0	0				
9 Kirk Nieuwenhuis, L (7. PH)										1	0	0	0	0	1	1				
46 Tyler Clippard, R (8.1)										0	0	0	0	0	0	0				
27 Jeury Familia, R (9.1)										0	0	0	0	0	0	0				
<b>Inning Stats</b>	R: 2 H: 2 E: 0 K: 1 S: 12	H: 2 LOB: 0 BB: 0 P: 15	R: 0 H: 0 E: 0 K: 0 S: 9	H: 0 LOB: 0 BB: 0 P: 13	R: 2 H: 2 E: 0 K: 0 S: 10	H: 2 LOB: 0 BB: 0 P: 14	R: 1 H: 3 E: 0 K: 1 S: 12	H: 3 LOB: 2 BB: 0 P: 21	R: 0 H: 1 E: 0 K: 2 S: 11	H: 1 LOB: 1 BB: 0 P: 15	R: 4 H: 3 E: 0 K: 1 S: 24	H: 3 LOB: 2 BB: 1 P: 38	R: 0 H: 1 E: 0 K: 1 S: 9	H: 1 LOB: 1 BB: 0 P: 15	R: 0 H: 0 E: 0 K: 2 S: 10	H: 0 LOB: 0 BB: 0 P: 15	1B: 9 2B: 1 3B: 0 HR: 2	SF: 1 SAC: 0 DP: 0 HBP: 1	WP: 0 PB: 0 SB: 0 CS: 0	PA: 39
<b>PITCHER</b>	IP WLS BF H R ER SO BB IBB HBP BLK WP HR S P ERA WHIP	IP WLS BF H R ER SO BB IBB HBP BLK WP HR S P ERA WHIP	IP WLS BF H R ER SO BB IBB HBP BLK WP HR S P ERA WHIP	IP WLS BF H R ER SO BB IBB HBP BLK WP HR S P ERA WHIP	IP WLS BF H R ER SO BB IBB HBP BLK WP HR S P ERA WHIP	IP WLS BF H R ER SO BB IBB HBP BLK WP HR S P ERA WHIP	IP WLS BF H R ER SO BB IBB HBP BLK WP HR S P ERA WHIP	IP WLS BF H R ER SO BB IBB HBP BLK WP HR S P ERA WHIP	IP WLS BF H R ER SO BB IBB HBP BLK WP HR S P ERA WHIP	IP WLS BF H R ER SO BB IBB HBP BLK WP HR S P ERA WHIP	IP WLS BF H R ER SO BB IBB HBP BLK WP HR S P ERA WHIP	IP WLS BF H R ER SO BB IBB HBP BLK WP HR S P ERA WHIP	IP WLS BF H R ER SO BB IBB HBP BLK WP HR S P ERA WHIP	IP WLS BF H R ER SO BB IBB HBP BLK WP HR S P ERA WHIP	IP WLS BF H R ER SO BB IBB HBP BLK WP HR S P ERA WHIP	IP WLS BF H R ER SO BB IBB HBP BLK WP HR S P ERA WHIP	IP WLS BF H R ER SO BB IBB HBP BLK WP HR S P ERA WHIP	IP WLS BF H R ER SO BB IBB HBP BLK WP HR S P ERA WHIP		

**Kansas City Royals @ New York Mets**  
Citi Field, Flushing, NY  
Fri Oct 30 2015, 8:10 PM - 11:30 PM EDT  
Att: 44,781 - Clear - 52 F

AB	36
R	9
H	12
RBI	9
BB	1
SO	8
LOB	14





Batter	1	2	3	4	5	6	7	8	9	AB	R	H	RBI	BB	SO	LOB	TOP								
2 Alcides Escobar, R OBP: 0.362, SLG: 0.531			G5-3		F9			G1-3	F8	5	0	1	0	0	0	2	<b>Kansas City Royals @ New York Mets</b> Citi Field, Flushing, NY Sat Oct 31 2015, 8:10 PM - 11:37 PM EDT Att: 44,815 - Cloudy - 51 F								
18 Ben Zobrist, S OBP: 0.388, SLG: 0.541	K2									3	2	1	0	1	2	1									
6 Lorenzo Cain, R OBP: 0.353, SLG: 0.316	F9									3	1	1	1	1	1	0									
35 Eric Hosmer, L OBP: 0.227, SLG: 0.267										4	1	0	0	0	1	2									
8 Mike Moustakas, L OBP: 0.266, SLG: 0.288	G5-3									4	0	1	1	0	0	1									
13 Salvador Perez, R OBP: 0.338, SLG: 0.547										4	1	3	1	0	1	1									
4 Alex Gordon, L OBP: 0.362, SLG: 0.460	G3									4	0	1	1	0	0	3									
15 Alex Rios, R OBP: 0.333, SLG: 0.400										3	0	0	0	0	0	1									
16 Paulo Orlando, R OBP: 0.333, SLG: 0.375										1	0	0	0	0	1	0									
32 Chris Young, R 25 Kendrys Morales, S 41 Danny Duffy, L 44 Luke Hochevar, R 1 Jarrod Dyson, L 46 Ryan Madson, L 17 Wade Davis, R										1	0	0	0	0	1	0									
<b>Inning Stats</b>	R: 0 H: 1 E: 0 K: 1 S: 9	H: 1 LOB: 0 BB: 0 P: 13	R: 0 H: 0 E: 0 K: 1 S: 16	H: 1 LOB: 1 BB: 0 P: 20	R: 0 H: 0 E: 0 K: 1 S: 9	H: 0 LOB: 0 BB: 0 P: 14	R: 0 H: 0 E: 0 K: 2 S: 10	H: 0 LOB: 0 BB: 0 P: 13	R: 1 H: 3 E: 0 K: 0 S: 12	H: 3 LOB: 2 BB: 0 P: 19	R: 1 H: 2 E: 0 K: 1 S: 19	H: 2 LOB: 1 BB: 0 P: 26	R: 0 H: 0 E: 0 K: 1 S: 15	H: 0 LOB: 0 BB: 0 P: 20	R: 3 H: 2 E: 1 K: 0 S: 15	H: 2 LOB: 1 BB: 2 P: 26	R: 0 H: 0 E: 0 K: 2 S: 9	H: 0 LOB: 0 BB: 0 P: 15	1B: 7 2B: 3 3B: 0 HR: 0	SF: 0 SAC: 0 DP: 2 HBP: 0	WP: 0 PB: 0 SB: 1 CS: 0	PA: 37			
<b>PITCHER</b>	IP WLS BF H R ER SO BB IBB HBP BLK WP HR S P ERA WHIP	IP WLS BF H R ER SO BB IBB HBP BLK WP HR S P ERA WHIP	IP WLS BF H R ER SO BB IBB HBP BLK WP HR S P ERA WHIP	IP WLS BF H R ER SO BB IBB HBP BLK WP HR S P ERA WHIP	IP WLS BF H R ER SO BB IBB HBP BLK WP HR S P ERA WHIP	IP WLS BF H R ER SO BB IBB HBP BLK WP HR S P ERA WHIP	IP WLS BF H R ER SO BB IBB HBP BLK WP HR S P ERA WHIP	IP WLS BF H R ER SO BB IBB HBP BLK WP HR S P ERA WHIP	IP WLS BF H R ER SO BB IBB HBP BLK WP HR S P ERA WHIP	IP WLS BF H R ER SO BB IBB HBP BLK WP HR S P ERA WHIP	IP WLS BF H R ER SO BB IBB HBP BLK WP HR S P ERA WHIP	IP WLS BF H R ER SO BB IBB HBP BLK WP HR S P ERA WHIP	IP WLS BF H R ER SO BB IBB HBP BLK WP HR S P ERA WHIP	IP WLS BF H R ER SO BB IBB HBP BLK WP HR S P ERA WHIP	IP WLS BF H R ER SO BB IBB HBP BLK WP HR S P ERA WHIP	IP WLS BF H R ER SO BB IBB HBP BLK WP HR S P ERA WHIP	IP WLS BF H R ER SO BB IBB HBP BLK WP HR S P ERA WHIP	IP WLS BF H R ER SO BB IBB HBP BLK WP HR S P ERA WHIP	IP WLS BF H R ER SO BB IBB HBP BLK WP HR S P ERA WHIP	IP WLS BF H R ER SO BB IBB HBP BLK WP HR S P ERA WHIP	IP WLS BF H R ER SO BB IBB HBP BLK WP HR S P ERA WHIP	IP WLS BF H R ER SO BB IBB HBP BLK WP HR S P ERA WHIP	IP WLS BF H R ER SO BB IBB HBP BLK WP HR S P ERA WHIP	IP WLS BF H R ER SO BB IBB HBP BLK WP HR S P ERA WHIP	IP WLS BF H R ER SO BB IBB HBP BLK WP HR S P ERA WHIP
32 Steven Matz, L ERA: 3.68	5.0	2.0	0.1	0.1	1.0	0.1	0.1	0.2	0.2	3.60	1.400	0.00	0.000	0.00	0.000	0.00	3.000								
49 Jonathon Niese, L ERA: 6.23	0.2	0.1	0.1	0.1	0.1	0.1	0.1	0.1	0.1	0.00	0.000	0.00	0.000	0.00	0.000	0.00	0.000								
40 Bartolo Colon, R ERA: 2.25	0.1	0.1	0.1	0.1	0.1	0.1	0.1	0.1	0.1	0.00	0.000	0.00	0.000	0.00	0.000	0.00	0.000								
43 Addison Reed, R ERA: 1.35	1.0	0.1	0.1	0.1	0.1	0.1	0.1	0.1	0.1	0.00	0.000	0.00	0.000	0.00	0.000	0.00	0.000								
46 Tyler Clippard, R ERA: 6.75	0.1	0.1	0.1	0.1	0.1	0.1	0.1	0.1	0.1	0.00	0.000	0.00	0.000	0.00	0.000	0.00	0.000								
27 Jeury Familia, R ERA: 0.71	0.2	1.0	0.1	0.1	0.1	0.1	0.1	0.1	0.1	0.00	0.000	0.00	0.000	0.00	0.000	0.00	0.000								
47 Hansel Robles, R ERA:	1.0	3	0	0	0	2	0	0	0	0.00	0.000	0.00	0.000	0.00	0.000	0.00	0.000								
<b>Batter</b>	<b>1</b>	<b>2</b>	<b>3</b>	<b>4</b>	<b>5</b>	<b>6</b>	<b>7</b>	<b>8</b>	<b>9</b>	<b>AB</b>	<b>R</b>	<b>H</b>	<b>RBI</b>	<b>BB</b>	<b>SO</b>	<b>LOB</b>	<b>BOTTOM</b>								
3 Curtis Granderson, L OBP: 0.373, SLG: 0.449	G4-3		SF9					G4-3		3	0	1	1	0	0	0	<b>Kansas City Royals @ New York Mets</b> Citi Field, Flushing, NY Sat Oct 31 2015, 8:10 PM - 11:37 PM EDT Att: 44,815 - Cloudy - 51 F								
5 David Wright, R OBP: 0.322, SLG: 0.286	F7									3	0	0	0	1	1	0									
28 Daniel Murphy, L OBP: 0.390, SLG: 0.764	L9									4	0	1	0	0	0	1									
52 Yoanis Cespedes, R OBP: 0.245, SLG: 0.373										4	0	1	0	0	2	0									
21 Lucas Duda, L OBP: 0.292, SLG: 0.356	G3									4	0	0	0	0	1	2									
7 Travis d'Arnaud, R OBP: 0.212, SLG: 0.400	G5-3									3	0	0	0	0	1	0									
30 Michael Conforto, L OBP: 0.207, SLG: 0.530										3	2	2	2	0	1	0									
46 Tyler Clippard, R 27 Jeury Familia, R 9 Kirk Nieuwenhuis, L										0	0	0	0	0	0	0									
4 Wilmer Flores, R OBP: 0.310, SLG: 0.324										3	1	1	0	0	2	0									
32 Steven Matz, R 49 Jonathon Niese, L 40 Bartolo Colon, R 43 Addison Reed, L 12 Juan Lagares, R 55 Kelly Johnson, L 47 Hansel Robles, R										1	0	0	0	0	0	0									
<b>Inning Stats</b>	R: 0 H: 0 E: 0 K: 0 S: 5	H: 0 LOB: 0 BB: 0 P: 10	R: 0 H: 0 E: 0 K: 1 S: 9	H: 0 LOB: 0 BB: 0 P: 13	R: 2 H: 2 E: 0 K: 0 S: 13	H: 2 LOB: 1 BB: 1 P: 21	R: 0 H: 0 E: 0 K: 2 S: 9	H: 0 LOB: 0 BB: 0 P: 14	R: 1 H: 2 E: 0 K: 1 S: 11	H: 2 LOB: 0 BB: 0 P: 18	R: 0 H: 0 E: 0 K: 0 S: 8	H: 0 LOB: 0 BB: 0 P: 11	R: 0 H: 0 E: 0 K: 2 S: 10	H: 0 LOB: 0 BB: 0 P: 16	R: 0 H: 0 E: 0 K: 1 S: 10	H: 0 LOB: 0 BB: 0 P: 12	R: 0 H: 2 E: 0 K: 1 S: 10	H: 2 LOB: 1 BB: 0 P: 15	1B: 4 2B: 1 3B: 0 HR: 2	SF: 1 SAC: 1 DP: 1 HBP: 0	WP: 1 PB: 0 SB: 0 CS: 1	PA: 33			
<b>PITCHER</b>	IP WLS BF H R ER SO BB IBB HBP BLK WP HR S P ERA WHIP	IP WLS BF H R ER SO BB IBB HBP BLK WP HR S P ERA WHIP	IP WLS BF H R ER SO BB IBB HBP BLK WP HR S P ERA WHIP	IP WLS BF H R ER SO BB IBB HBP BLK WP HR S P ERA WHIP	IP WLS BF H R ER SO BB IBB HBP BLK WP HR S P ERA WHIP	IP WLS BF H R ER SO BB IBB HBP BLK WP HR S P ERA WHIP	IP WLS BF H R ER SO BB IBB HBP BLK WP HR S P ERA WHIP	IP WLS BF H R ER SO BB IBB HBP BLK WP HR S P ERA WHIP	IP WLS BF H R ER SO BB IBB HBP BLK WP HR S P ERA WHIP	IP WLS BF H R ER SO BB IBB HBP BLK WP HR S P ERA WHIP	IP WLS BF H R ER SO BB IBB HBP BLK WP HR S P ERA WHIP	IP WLS BF H R ER SO BB IBB HBP BLK WP HR S P ERA WHIP	IP WLS BF H R ER SO BB IBB HBP BLK WP HR S P ERA WHIP	IP WLS BF H R ER SO BB IBB HBP BLK WP HR S P ERA WHIP	IP WLS BF H R ER SO BB IBB HBP BLK WP HR S P ERA WHIP	IP WLS BF H R ER SO BB IBB HBP BLK WP HR S P ERA WHIP	IP WLS BF H R ER SO BB IBB HBP BLK WP HR S P ERA WHIP	IP WLS BF H R ER SO BB IBB HBP BLK WP HR S P ERA WHIP	IP WLS BF H R ER SO BB IBB HBP BLK WP HR S P ERA WHIP	IP WLS BF H R ER SO BB IBB HBP BLK WP HR S P ERA WHIP	IP WLS BF H R ER SO BB IBB HBP BLK WP HR S P ERA WHIP	IP WLS BF H R ER SO BB IBB HBP BLK WP HR S P ERA WHIP	IP WLS BF H R ER SO BB IBB HBP BLK WP HR S P ERA WHIP	IP WLS BF H R ER SO BB IBB HBP BLK WP HR S P ERA WHIP	IP WLS BF H R ER SO BB IBB HBP BLK WP HR S P ERA WHIP
32 Chris Young, R ERA: 2.87	4.0	1.0	1.0	1.0	1.0	1.0	1.0	1.0	1.0	4.50	0.750	9.00	2.000	0.00	0.000	0.00	0.000								
41 Danny Duffy, L ERA: 6.0	1.0	1.0	1.0	1.0	1.0	1.0	1.0	1.0	1.0	0.00	0.000	0.00	0.000	0.00	0.000	0.00	0.000								
44 Luke Hochevar, R ERA:	1.0	1.0	1.0	1.0	1.0	1.0	1.0	1.0	1.0	0.00	0.000	0.00	0.000	0.00	0.000	0.00	0.000								
46 Ryan Madson, R ERA: 5.4	1.0	1.0	1.0	1.0	1.0	1.0	1.0	1.0	1.0	0.00	0.000	0.00	0.000	0.00	0.000	0.00	0.000								
17 Wade Davis, R ERA:	2.0	2.0	2.0	2.0	2.0	2.0	2.0	2.0	2.0	0.00	1.000	0.00	0.000	0.00	0.000	0.00	0.000								



Batter	1	2	3	4	5	6	7	8	9	10	11	12	AB	R	H	RBI	BB	SO	LOB	TOP						
2 Alcides Escobar, R OBP: 0.347, SLG: 0.514														6	1	1	1	0	2	1						
18 Ben Zobrist, S OBP: 0.365, SLG: 0.515														5	1	1	0	1	0	0						
6 Lorenzo Cain, R OBP: 0.365, SLG: 0.339														5	1	2	3	1	2	1						
35 Eric Hosmer, L OBP: 0.236, SLG: 0.288														6	1	2	1	0	2	4						
8 Mike Moustakas, L OBP: 0.257, SLG: 0.277														6	0	1	0	0	1	4						
13 Salvador Perez, R OBP: 0.328, SLG: 0.517														5	0	1	1	0	1	2						
1 Jarrod Dyson, L (12, FR)														4	0	0	0	1	0	3						
9 Drew Butera, R (12, 2)														3	0	0	0	0	1	3						
4 Alex Gordon, L (1, 7)														2	0	1	0	0	1	1						
15 Alex Rios, R (1, 9)														3	0	0	0	0	1	3						
40 Kelvin Herrera, R (10, 9)														1	0	0	0	0	0	0						
25 Kendrya Morales, S (10, 9)														1	0	0	0	0	0	0						
44 Luke Hochevar, R (12, 9)														1	1	1	1	0	0	0						
24 Christian Colon, R (12, 1)														0	0	0	0	0	0	0						
17 Wade Davis, R (12, 1)														0	0	0	0	0	0	0						
36 Edinson Volquez, R (1, 1)														3	1	0	0	0	0	1						
16 Paulo Orlando, R (7, 9)														3	1	0	0	0	0	1						
<b>Inning Stats</b>	R: 0 E: 0 K: 2 S: 10	H: 1 LOB: 1 BB: 0 P: 13	R: 0 E: 1 K: 0 S: 7	H: 0 LOB: 1 BB: 0 P: 10	R: 0 E: 0 K: 0 S: 6	H: 1 LOB: 0 BB: 0 P: 10	R: 0 E: 0 K: 3 S: 10	H: 0 LOB: 0 BB: 1 P: 15	R: 0 E: 0 K: 3 S: 13	H: 0 LOB: 1 BB: 0 P: 19	R: 0 E: 0 K: 1 S: 13	H: 1 LOB: 1 BB: 0 P: 17	R: 0 E: 0 K: 0 S: 5	H: 0 LOB: 0 BB: 0 P: 9	R: 2 E: 0 K: 0 S: 11	H: 1 LOB: 0 BB: 1 P: 21	R: 0 E: 0 K: 2 S: 10	H: 0 LOB: 0 BB: 0 P: 12	R: 0 E: 0 K: 0 S: 8	H: 1 LOB: 1 BB: 0 P: 13	R: 5 E: 1 K: 0 S: 25	H: 4 LOB: 2 BB: 1 P: 38	1B: 7 2B: 3 3B: 0 HR: 0	SF: 0 SAC: 0 DP: 1 HBP: 0	WP: 0 PB: 0 SB: 0 CS: 0	PA: 50
<b>PITCHER</b>	IP WLS BF H R ER SO BB IBB HBP BLK WP HR S P ERA WHIP																									
33 Matt Harvey, R (1, 1)	6.0	3	31	2	2	2	9	2	0	0	0	0	0	0	0	16	24	0.00	0.000							
27 Jeury Familia, R (9, 1)	2.0	B	6	0	0	0	2	0	0	0	0	0	0	0	0	8	13	0.00	1.000							
49 Jonathon Niese, L (11, 1)	1.0	4	1	0	0	0	0	0	0	0	0	0	0	0	0	17	28	108.00	9.000							
43 Addison Reed, R (12, 1)	0.1	L	6	3	5	4	0	0	1	0	0	0	0	0	0	8	10	0.00	1.500							
40 Bartolo Colon, R (12, 1)	0.2	3	1	0	0	0	0	0	0	0	0	0	0	0	0	8	10	0.00	1.500							

Kansas City Royals @ New York Mets  
Citi Field, Flushing, NY  
Sun Nov 01 2015, 8:19 PM - 12:33 AM EST  
Alt. 44-869 - Cloudy - 61 F

AB 47  
R 7  
H 10  
RBI 7  
BB 3  
SO 11  
LOB 20



Batter	1	2	3	4	5	6	7	8	9	10	11	12	AB	R	H	RBI	BB	SO	LOB	BOTTOM				
3 Curtis Granderson, L (1, 9)														4	2	1	1	1	2	0				
5 David Wright, R (1, 5)														5	0	1	0	0	3	0				
28 Daniel Murphy, L (1, 4)														3	0	0	0	2	2	2				
52 Yoenis Cespedes, R (1, 8)														3	0	0	0	0	4					
12 Juan Lagares, R (7, 8)														2	0	0	0	0	1					
21 Lucas Duda, L (1, 3)														2	0	0	1	2	1					
7 Travis d'Arnaud, R (1, 2)														5	0	0	0	1	4					
30 Michael Conforto, L (1, 7)														5	0	2	0	0	1					
4 Wilmer Flores, R (1, 6)														4	0	0	0	1	2					
33 Matt Harvey, R (1, 1)														3	0	0	0	0	2					
27 Jeury Familia, R (9, 1)														1	0	0	0	0	0					
55 Kelly Johnson, L (10, 9)														0	0	0	0	0	0					
49 Jonathon Niese, L (11, 1)														0	0	0	0	0	0					
43 Addison Reed, L (12, 1)														0	0	0	0	0	0					
40 Bartolo Colon, R (12, 1)														0	0	0	0	0	0					
<b>Inning Stats</b>	R: 1 E: 0 K: 2 S: 10	H: 1 LOB: 0 BB: 0 P: 14	R: 0 E: 0 K: 1 S: 7	H: 0 LOB: 0 BB: 1 P: 13	R: 0 E: 0 K: 1 S: 6	H: 0 LOB: 0 BB: 0 P: 10	R: 0 E: 0 K: 1 S: 5	H: 0 LOB: 0 BB: 1 P: 11	R: 0 E: 0 K: 0 S: 5	H: 0 LOB: 0 BB: 2 P: 21	R: 0 E: 0 K: 0 S: 6	H: 1 LOB: 2 BB: 1 P: 14	R: 0 E: 0 K: 0 S: 7	H: 0 LOB: 0 BB: 0 P: 11	R: 0 E: 0 K: 0 S: 8	H: 0 LOB: 0 BB: 0 P: 12	R: 0 E: 0 K: 0 S: 8	H: 0 LOB: 1 BB: 1 P: 14	R: 0 E: 0 K: 3 S: 15	H: 1 LOB: 0 BB: 0 P: 20	1B: 3 2B: 0 3B: 0 HR: 1	SF: 1 SAC: 0 DP: 3 HBP: 0	WP: 0 PB: 0 SB: 0 CS: 0	PA: 44
<b>PITCHER</b>	IP WLS BF H R ER SO BB IBB HBP BLK WP HR S P ERA WHIP																							
36 Edinson Volquez, R (1, 1)	6.0	24	2	2	1	5	4	1	0	0	0	0	0	1	48	30	1.50	1.000						
40 Kelvin Herrera, R (7, 1)	3.0	9	1	0	0	3	0	0	0	0	0	0	0	23	33	0.00	0.333							
44 Luke Hochevar, R (10, 1)	2.0	W	7	0	0	0	1	0	0	0	0	0	0	16	26	0.00	0.500							
17 Wade Davis, R (12, 1)	1.0	4	1	0	0	3	0	0	0	0	0	0	0	15	20	0.00	1.000							

Kansas City Royals @ New York Mets  
Citi Field, Flushing, NY  
Sun Nov 01 2015, 8:19 PM - 12:33 AM EST  
Alt. 44-869 - Cloudy - 61 F

AB 37  
R 2  
H 4  
RBI 2  
BB 6  
SO 11  
LOB 16

