New York Mets - 2017

Batter	1	2	3	4	5	6	7	8	9	AB	R	H	RBI	BB	SO	LOB
12 Juan Lagares, R (1, 8)	BBBB 4-0 30 1B 4 FC5-4 BB	SSC 0-3 ③ K			CSC 0-3 ① K		SLC 0-3 ① K		CCC 0-3 ③ K	2	1	0	0	1	2	0
75 Champ Stuart, R (5, 8)										2	0	0	0	0	2	3
54 T.J. Rivera, R (1, 5)	SSS 0-3 ① K		SSS 0-3 ① K		SCC 0-3 ② K		SCC 0-3 ② K			3	0	0	0	0	3	1
72 Phillip Evans, R (5, 5)										1	0	0	0	0	1	3
30 Michael Conforto, L (1, 9) OBP: 0.667, SLG: 1.667	X 0-0 4 FC5-4 1-3 1B		BBSX 2-1 HR		X 0-0 ③ G4-3		X 0-0 ③ G4-3			3	1	2	1	0	0	0
73 Travis Taijeron, R (5, 9)										1	0	0	0	0	0	3
4 Wilmer Flores, R (1, 3)	X 0-0 ② FC5-4 18 1B 1-2f 3-H		SSS 0-3 ② K			SSS 0-3 ① K		SSS 0-3 ① K		3	0	0	1	0	2	1
74 Dominic Smith, L (6, 3)										1	0	0	0	0	1	0
18 Travis d'Arnaud, R (1, 2) OBP: 1.000, SLG: 1.000	X 0-0 1-2 1B		X 0-0 1B			CCC 0-3 ② K		H 1-0 56 1B HBP		2	0	2	0	0	0	0
70 Tomás Nido, R (5, 2)										1	0	0	0	0	1	0
9 Brandon Nimmo, L (1, 7)	CSC 0-3 ③ K		SCC 0-3 ③ K			X 0-0 ③ G3-1		X 0-0 26 G1-4-3 1-3 1B		2	0	0	0	0	2	3
56 Ty Kelly, S (5, 7) OBP: 0.500, SLG: 0.500										2	0	1	0	0	0	0
26 Kevin Plawecki, R (1, 10) OBP: 0.250, SLG: 0.250		X 0-0 ① F9		X 0-0 ① G6-3			X 0-0 61 E 77 1B 1B	X 0-0 ②③ G1-4-3 1-2f		4	0	1	0	0	0	2
2 Gavin Cecchini, R (1, 4) OBP: 0.500, SLG: 2.000		CBBSX 2-2 HR		X 0-0 ② G3			X 0-0 61 E 1-2 1B		SSS 0-3 ① K	2	1	1	1	0	0	0
77 Luis Guillorme, L (5, 4) OBP: 0.500, SLG: 0.500										2	0	1	0	0	1	0
15 Matt Reynolds, R (1, 6)		SSS 0-3 ② K		X 0-0 ③ F8			X 0-0 E4 1-2 2-3		X 0-0 ② F7	2	0	0	0	0	1	0
61 Amed Rosario, R (5, 6)										2	0	0	0	0	0	2
Inning Stats	R: 1 E: 0 K: 2 S: 9 H: 2 LOB: 2 BB: 1 P: 13	R: 1 E: 0 K: 2 S: 10 H: 1 LOB: 0 BB: 0 P: 12	R: 1 E: 0 K: 3 S: 12 H: 2 LOB: 1 BB: 0 P: 14	R: 0 E: 0 K: 0 S: 3 H: 0 LOB: 0 BB: 0 P: 3	R: 0 E: 0 K: 2 S: 7 H: 0 LOB: 0 BB: 0 P: 7	R: 0 E: 0 K: 2 S: 7 H: 0 LOB: 0 BB: 0 P: 7	R: 0 E: 1 K: 2 S: 10 H: 2 LOB: 3 BB: 0 P: 10	R: 0 E: 0 K: 1 S: 5 H: 1 LOB: 1 BB: 0 P: 6	R: 0 E: 0 K: 2 S: 7 H: 0 LOB: 0 BB: 0 P: 7	1B: 6 2B: 0 3B: 0 HR: 2		SF: 0 SAC: 0 DP: 1 HBP: 1		WP: 0 PB: 0 SB: 0 CS: 0	PA: 37	

PITCHER		IP	WLS	BF	H	R	ER	SO	BB	IBB	HBP	BLK	WP	HR	S	P	ERA	WHIP
60 Henry Owens, L	(1, 1)	2.0	L	10	3	2	2	4	1	0	0	0	0	1	19	25	9.00	2.000
ERA: 9.0																		
25 Kyle Kendrick, R	(3, 1)	2.0		8	2	1	1	3	0	0	0	0	0	1	15	17	4.50	1.000
ERA: 4.5																		
Fernando Abad, L	(5, 1)	1.0		3	0	0	0	2	0	0	0	0	0	0	7	7	0.00	0.000
ERA:																		
66 Noé Ramirez, R	(6, 1)	1.0		3	0	0	0	2	0	0	0	0	0	0	7	7	0.00	0.000
ERA:																		
63 Robby Scott, L	(7, 1)	1.0		6	2	0	0	2	0	0	0	0	0	0	10	10	0.00	2.000
ERA:																		

PITCHER		IP	WLS	BF	H	R	ER	SO	BB	IBB	HBP	BLK	WP	HR	S	P	ERA	WHIP
67 Brandon Workman, R	(8, 1)	1.0		4	1	0	0	1	0	0	1	0	0	0	5	6	0.00	1.000
ERA:																		
72 Kyle Martin, R	(9, 1)	1.0		3	0	0	0	2	0	0	0	0	0	0	7	7	0.00	0.000
ERA:																		

New York Mets @ Boston Red Sox

JetBlue Park, Ft. Myers, FL

Fri Feb 24 2017, 1:10 PM - 3:53 PM EST

Att. 9,877 - Cloudy - 78 F

TOP

livebaseballscorecards.com

AB	35
R	3
H	8
RBI	3
BB	1
SO	16
LOB	18

New York Mets @ Boston Red Sox

JetBlue Park, Ft. Myers, FL

Fri Feb 24 2017, 1:10 PM - 3:53 PM EST

Att. 9,877 - Cloudy - 78 F

BOTTOM

Batter	1	2	3	4	5	6	7	8	9	AB	R	H	RBI	BB	SO	LOB
12 Brock Holt, L (1, 6) 65 Matt Dominguez, R (6, 3)	S S C 0-3 ① K		x 0-0 ③ G6-3			x 0-0 ② G5-3		S S 0-3 ③ K		2 0 0 0 0 1 0 2 0 0 0 0 1 0						
16 Andrew Benintendi, L (1, 7) 51 Junior Lake, R (7, 9)	B B B B 4-0 BB			x 0-0 ① P2		x 0-0 ③ G6-3			x 0-0 ① G5-3	2 0 0 0 1 0 0 1 0 0 0 0 0 0						
13 Hanley Ramirez, R (1, 10) OBP: 0.333, SLG: 0.667 23 Blake Swihart, S (7, PR) (8, 10)	S C S 0-3 ② K			x 0-0 ② G4-3			x 0-0 36 HR 2B		S S S 0-3 ② K	3 0 1 0 0 1 1 1 1 0 0 0 1 0						
19 Jackie Bradley Jr., L (1, 8) 62 Steve Selsky, R (7, 8)	S S S 0-3 ③ K			x 0-0 ③ F8			x 0-0 ① G5-3		x 0-0 ③ F8	2 0 0 0 0 1 1 2 0 0 0 0 0 1						
64 Bryce Brentz, R (1, 9) 36 Brian Bogusevic, L (7, 7) OBP: 1.000, SLG: 4.000		x 0-0 ① G4-3			x 0-0 ① G6-3		B x 1-0 2-H HR			2 0 0 0 0 0 0 1 1 1 2 0 0 0						
40 Marco Hernández, L (1, 4) 74 Rafael Devers, L (7, 5)		B B B B 4-0 3 G6-4-3 BB			x 0-0 ② P5		x 0-0 ② G3			1 0 0 0 1 0 0 1 0 0 0 0 0 1						
3 Sandy León, S (1, 2) 77 Jake DePew, R (5, 2) 80 Jordan Procyshen, L (8, 2)		x 0-0 ② ③ G6-4-3 1-2f			B B B B 4-0 BB		x 0-0 ③ F8			1 0 0 0 0 0 1 1 0 0 0 1 0 1 0 0 0 0 0 0 0						
5 Allen Craig, R (1, 3) 17 Deven Marrero, R (6, 6)			x 0-0 ① L3		S S S 0-3 ③ K			x 0-0 ① P4		2 0 0 0 0 1 1 1 0 0 0 0 0 0						
32 Josh Rutledge, R (1, 5) 17 Tzu-Wei Lin, L (7, 4)			x 0-0 ② F9			S S S 0-3 ① K		x 0-0 ② G4-3		2 0 0 0 0 1 0 1 0 0 0 0 0 0						

livebaseballscorecards.com

AB	28
R	2
H	2
RBI	2
BB	3
SO	7
LOB	7

Inning Stats	1	2	3	4	5	6	7	8	9
	R: 0 H: 0 E: 0 LOB: 1 K: 3 BB: 1 S: 9 P: 13	R: 0 H: 0 E: 0 LOB: 0 K: 0 BB: 1 S: 2 P: 6	R: 0 H: 0 E: 0 LOB: 0 K: 0 BB: 0 S: 3 P: 3	R: 0 H: 0 E: 0 LOB: 0 K: 0 BB: 0 S: 3 P: 3	R: 0 H: 0 E: 0 LOB: 1 K: 1 BB: 1 S: 5 P: 9	R: 0 H: 0 E: 0 LOB: 0 K: 1 BB: 0 S: 5 P: 5	R: 2 H: 2 E: 0 LOB: 1 K: 0 BB: 0 S: 5 P: 6	R: 0 H: 0 E: 0 LOB: 0 K: 1 BB: 0 S: 5 P: 5	R: 0 H: 0 E: 0 LOB: 0 K: 1 BB: 0 S: 5 P: 5

1B: 0	SF: 0
2B: 1	SAC: 0
3B: 0	DP: 1
HR: 1	HBP: 0

WP: 0 PA: 31
PB: 0
SB: 0
CS: 0

PITCHER		IP	WLS	BF	H	R	ER	SO	BB	IBB	HBP	BLK	WP	HR	S	P	ERA	WHIP
67 Seth Lugo, R	(1, 1)	2.0	W	7	0	0	0	3	2	0	0	0	0	0	11	19	0.00	1.000
ERA:																		
68 Marcos Molina, R	(3, 1)	2.0	H	6	0	0	0	0	0	0	0	0	0	0	6	6	0.00	0.000
ERA:																		
50 Rafael Montero, R	(5, 1)	2.0	H	7	0	0	0	2	1	0	0	0	0	0	10	14	0.00	0.500
ERA:																		
66 Josh Edgin, L	(7, 1)	1.0	H	5	2	2	2	0	0	0	0	0	0	1	5	6	18.00	2.000
ERA: 18.0																		
81 Corey Taylor, R	(8, 1)	1.0	H	3	0	0	0	1	0	0	0	0	0	0	5	5	0.00	0.000
ERA:																		

PITCHER		IP	WLS	BF	H	R	ER	SO	BB	IBB	HBP	BLK	WP	HR	S	P	ERA	WHIP
47 Hansel Robles, R	(9, 1)	1.0	S	3	0	0	0	1	0	0	0	0	0	0	5	5	0.00	0.000
ERA:																		

Batter	1	2	3	4	5	6	7	8	9	AB	R	H	RBI	BB	SO	LOB
7 Trea Turner, R (1, 6)	G6-3		K		G5-3		2B		BB	2	0	0	0	0	1	0
16 Emmanuel Burriss, S (5, PH) (5, 6) OBP: 0.500, SLG: 1.000										2	0	1	0	0	0	0
43 Corban Joseph, L (8, 4)										0	1	0	0	1	0	0
2 Adam Eaton, L (1, 8)	G4-3			G4-3		E9 8 WP 8 G3 1B	L9 2-3		1-H 2B	2	0	0	0	0	0	0
9 Rafael Bautista, R (5, 8) OBP: 0.500, SLG: 0.500										2	1	1	0	0	0	1
19 Brandon Snyder, R (7, 7) OBP: 1.000, SLG: 2.000										1	0	1	1	0	0	0
20 Daniel Murphy, L (1, 4)	K			F7		8 G3 8 WP 68 HR BB	G4		G6-3	2	0	0	0	0	1	0
1 Wilmer Difo, S (5, 4) (8, 6)										2	1	0	0	1	0	2
34 Bryce Harper, L (1, 9) OBP: 1.000, SLG: 2.500		HR		1B		G3 1-3 2-H	P3			2	1	2	1	0	0	0
8 Brian Goodwin, L (5, 9)										2	0	0	0	0	0	2
3 Michael Taylor, R (1, 7)		F9		G5-3		HR 3-H		K		2	0	0	0	0	0	1
68 Andrew Stevenson, L (5, 7) OBP: 0.500, SLG: 2.000 (7, 8)										2	1	1	2	0	1	0
26 Adam Lind, L (1, 3)		F9			K	HR		BB		2	0	0	0	0	1	0
21 Matt Skole, L (5, 3) OBP: 1.000, SLG: 4.000										1	1	1	1	1	0	0
23 Derek Norris, R (1, 2) OBP: 0.500, SLG: 0.500		F8			18 HR 1B	2B		G6-4-3 1-2f		2	1	1	0	0	0	0
4 Jhonatan Solano, R (5, 2) OBP: 0.500, SLG: 1.000										2	0	1	0	0	0	1
18 Neftali Soto, R (1, 5) OBP: 0.500, SLG: 2.000			L3-1		HR 1-H	F7			BB	2	1	1	2	0	0	0
63 Drew Ward, L (5, 5)										1	0	0	0	1	0	1
25 Clint Robinson, L (1, 10)			G5-3		K	K			G5-4-3 1-2f	3	0	0	0	0	2	1
65 Raudy Read, R (9, PH) (9, 10)										1	0	0	0	0	0	1
Inning Stats	R: 0 E: 0 K: 1 S: 5 H: 0 LOB: 0 BB: 0 P: 5	R: 1 E: 0 K: 0 S: 4 H: 1 LOB: 0 BB: 0 P: 4	R: 0 E: 0 K: 1 S: 5 H: 0 LOB: 0 BB: 0 P: 5	R: 0 E: 0 K: 0 S: 4 H: 1 LOB: 1 BB: 0 P: 4	R: 2 E: 0 K: 2 S: 10 H: 2 LOB: 0 BB: 0 P: 13	R: 4 E: 1 K: 1 S: 10 H: 4 LOB: 1 BB: 1 P: 18	R: 0 E: 0 K: 0 S: 4 H: 1 LOB: 1 BB: 0 P: 4	R: 0 E: 0 K: 1 S: 4 H: 0 LOB: 0 BB: 1 P: 8	R: 1 E: 0 K: 0 S: 3 H: 1 LOB: 1 BB: 2 P: 11	1B: 3 2B: 3 3B: 0 HR: 4	SF: 0 SAC: 0 DP: 2 HBP: 0						

TOP

Washington Nationals @ New York Mets

First Data Field, Port St. Lucie, FL

Sat Feb 25 2017, 1:06 PM - 4:21 PM EST

Att. 5,793 - Partly Cloudy - 86 F

livebaseballscorecards.com

AB	35
R	8
H	10
RBI	7
BB	4
SO	6
LOB	10

WP: 1 PB: 0 SB: 0 CS: 0 PA: 39

PITCHER		IP	WLS	BF	H	R	ER	SO	BB	IBB	HBP	BLK	WP	HR	S	P	ERA	WHIP
36 Sean Gilmartin, L ERA: 4.5	(1, 1)	2.0	L	7	1	1	1	1	0	0	0	0	0	1	9	9	4.50	0.500
82 Logan Taylor, R ERA:	(3, 1)	2.0		7	1	0	0	1	0	0	0	0	0	0	9	9	0.00	0.500
39 Jerry Blevins, L ERA: 18.0	(5, 1)	1.0		5	2	2	2	2	0	0	0	0	0	1	10	13	18.00	2.000
83 Kevin McGowan, R ERA: 108.0	(6, 1)	0.1		6	4	4	4	0	1	0	0	0	1	2	6	14	108.00	15.000
85 Adam Wilk, L ERA:	(6, 1)	1.2		6	1	0	0	1	0	0	0	0	0	0	8	8	0.00	0.600
49 Josh Smoker, L ERA:	(8, 1)	1.0		3	0	0	0	1	1	0	0	0	0	0	4	8	0.00	1.000
88 Kyle Regnault, L ERA: 9.0	(9, 1)	1.0		5	1	1	1	0	2	0	0	0	0	0	3	11	9.00	3.000

BOTTOM

Batter	1	2	3	4	5	6	7	8	9	AB	R	H	RBI	BB	SO	LOB
7 José Reyes, S (1, 5)	E6 52 G1-3		G4-6-3 1-2f		G6-3			K	2 BB 15 HBP 9 G3 1B	2	0	0	0	0	0	1
54 T.J. Rivera, R (5, 5) OBP: 0.167, SLG: 0.167 (8, 7)										3	1	1	0	0	1	3
3 Curtis Granderson, L (1, 8)	K			G4-3		K		77 BB 2 BB 74 BB BB	9 G3 2 BB 61 1B HBP 1-2	2	0	0	0	0	1	1
75 Champ Stuart, R (5, 8)										1	0	0	0	0	1	0
15 Matt Reynolds, R (8, 5)										0	2	0	0	1	0	0
52 Yoenis Cespedes, R (1, 7) OBP: 0.500, SLG: 1.000	G1-3 1-2			2B		30 1B 2B		74 BB 77 BB 73 BB 1-2 BB	61 1B 9 G3 1-2 2-3 BB	2	0	1	0	0	0	1
2 Gavin Cecchini, R (4, PR) OBP: 0.800, SLG: 2.000 (5, 4)										1	2	1	0	2	0	0
5 David Wright, R (1, 10)	F8			L5-3		1B 2-H		73 BB 74 BB 56 BB 1-2 2-3 BB	G3 1-2 2-3 3-H	2	0	0	0	0	0	2
30 Michael Conforto, L (6, PH) OBP: 0.750, SLG: 1.500 (7, 10)										1	0	1	1	0	0	0
77 Luis Guillorme, L (8, PH) OBP: 0.667, SLG: 0.500 (9, 10)										0	1	0	0	1	0	0
9 Brandon Nimmo, L (9, PH)										1	0	0	1	0	0	2
13 Asdrúbal Cabrera, S (1, 6)		F7		L7		L8		K	74 G3 2-3 3-H 1B	2	0	0	0	0	0	1
61 Amed Rosario, R (5, 6) OBP: 0.200, SLG: 0.200										3	0	1	1	0	1	3
4 Wilmer Flores, R (1, 3) OBP: 0.200, SLG: 0.200		F9			19 1B 44 G1-2-3 1B	BB	4-0	56 BB 73 BB 1-2 2-3 3-H BB	G3 1-2	2	0	1	0	0	0	0
74 Dominic Smith, L (5, PR) (6, 3)										1	0	0	1	2	0	2
19 Jay Bruce, L (1, 9) OBP: 0.500, SLG: 0.500		G3-1			44 G1-2-3 56 BB 1-3 1B		K	56 BB 1-2 2-3 3-H BB	K	2	0	1	0	0	0	0
73 Travis Taijeron, R (5, PR) (6, 9)										2	0	0	1	1	2	3
56 Ty Kelly, S (1, 4) OBP: 0.500, SLG: 0.250			F9		44 G1-2-3 1-2 BB		F9	1-2 2-3 3-H BB		2	0	0	1	2	0	1
(5, 7)																
(8, 8)																
44 René Rivera, R (1, 2) OBP: 0.500, SLG: 0.500			7 G4-6-3 1B		G1-2-3 1-2 2-3 3-Hf		F9	G4-3		2	0	1	0	0	0	3
26 Kevin Plawecki, R (6, 2) OBP: 0.250, SLG: 0.250										0	0	0	0	0	0	0
71 Xorge Carrillo, R (6, 2)										2	0	0	0	0	0	4
Inning Stats	R: 0 E: 1 K: 1 S: 6 H: 0 LOB: 1 BB: 0 P: 6	R: 0 E: 0 K: 0 S: 3 H: 0 LOB: 0 BB: 0 P: 3	R: 0 E: 0 K: 0 S: 3 H: 1 LOB: 0 BB: 0 P: 3	R: 0 E: 0 K: 0 S: 4 H: 1 LOB: 1 BB: 0 P: 4	R: 0 E: 0 K: 0 S: 4 H: 2 LOB: 3 BB: 1 P: 8	R: 1 E: 0 K: 1 S: 6 H: 2 LOB: 0 BB: 0 P: 6	R: 0 E: 0 K: 1 S: 5 H: 0 LOB: 1 BB: 1 P: 9	R: 3 E: 0 K: 2 S: 7 H: 0 LOB: 3 BB: 6 P: 31	R: 2 E: 0 K: 1 S: 7 H: 2 LOB: 2 BB: 1 P: 12	1B: 6 2B: 2 3B: 0 HR: 0	SF: 0 SAC: 0 DP: 2 HBP: 1						

PITCHER		IP	WLS	BF	H	R	ER	SO	BB	IBB	HBP	BLK	WP	HR	S	P	ERA	WHIP
47 Gio González, L (1, 1) ERA:		1.0		4	0	0	0	1	0	0	0	0	0	0	6	6	0.00	0.000
26 Trevor Gott, R (2, 1) ERA:		1.0	H	3	0	0	0	0	0	0	0	0	0	0	3	3	0.00	0.000
74 Joe Nathan, R (3, 1) ERA:		1.0	H	3	1	0	0	0	0	0	0	0	0	0	3	3	0.00	1.000
46 Oliver Pérez, L (4, 1) ERA:		1.0	H	4	1	0	0	0	0	0	0	0	0	0	4	4	0.00	1.000
71 Matt Albers, R (5, 1) ERA:		1.0	W	5	2	0	0	0	1	0	0	0	0	0	4	8	0.00	3.000

PITCHER		IP	WLS	BF	H	R	ER	SO	BB	IBB	HBP	BLK	WP	HR	S	P	ERA	WHIP
80 Jeremy Guthrie, R (6, 1) ERA: 9.0		1.0		4	2	1	1	1	0	0	0	0	0	0	6	6	9.00	2.000
72 Enny Romero, L (7, 1) ERA:		1.0		4	0	0	0	1	1	0	0	0	0	0	5	9	0.00	1.000
70 Austin Adams, R (8, 1) ERA: 40.5		0.2		6	0	3	3	2	4	0	0	0	0	0	6	22	40.50	6.000
67 Derek Eitel, R (8, 1) ERA:		0.1	H	3	0	0	0	0	2	0	0	0	0	0	1	9	0.00	6.000
40 Mike Broadway, R (9, 1) ERA: 18.0		1.0		7	2	2	2	1	1	0	1	0	0	0	7	12	18.00	3.000

Washington Nationals @ New York Mets

First Data Field, Port St. Lucie, FL

Sat Feb 25 2017, 1:06 PM - 4:21 PM EST

Att. 5,793 - Partly Cloudy - 86 F

livebaseballscorecards.com

AB	33
R	6
H	8
RBI	6
BB	9
SO	6
LOB	27

1B: 6 2B: 2 3B: 0 HR: 0 SF: 0 SAC: 0 DP: 2 HBP: 1

WP: 0 PB: 0 SB: 0 CS: 0 PA: 43

Batter	1	2	3	4	5	6	7	8	9	AB	R	H	RBI	BB	SO	LOB
1 Jose Iglesias, R (1, 6) OBP: 0.400, SLG: 0.250 95 Gustavo Nunez, S (6, 6)	H 1-0 41 G4-6-3 HBP		x 0-0 ②③ G4-6-3 1-2f			x 0-0 ② F8		x 0-0 ② G1-3 1-2 2-3		2 0 0 0 0 0 1 1 0 0 0 0 0 2						
41 Victor Martinez, S (1, 10) OBP: 0.250, SLG: 0.625 18 Tyler Collins, L (6, PR) OBP: 0.667, SLG: 0.667 (6, 10)	x 0-0 ①② G4-6-3 1-2f			SSS 0-3 ① K		x 0-0 1B		x 0-0 2-H 3-H 1B		3 0 1 0 0 1 1 1 0 1 2 0 0 0						
33 Steven Moya, L (1, 9) OBP: 0.400, SLG: 0.400 14 Alex Presley, L (6, 9) OBP: 0.500, SLG: 0.500	x 0-0 ③ G4-3			x 0-0 40 S 1B		x 0-0 ③ F7		x 0-0 ③ G4-3		3 0 1 0 0 0 1 1 0 0 0 0 0 1						
40 JaCoby Jones, R (1, 8) OBP: 0.400, SLG: 0.400 76 Juan Carlos Perez, R (7, 8) OBP: 0.500, SLG: 0.250		x 0-0 ① P3		x 0-0 ② P6 1-2			x 0-0 ① G5-3		x 0-0 ① G1-3	3 0 0 0 0 0 1 1 0 0 0 0 0 0						
74 Efren Navarro, L (1, 3) 84 Brett Pill, R (7, 3)		BBBB 4-0 75 WP BB		x 0-0 ③ G1-3			x 0-0 ② G5-3		x 0-0 ② G6-3	2 0 0 0 1 0 1 1 0 0 0 0 0 0						
75 Mike Gerber, L (1, 7) 73 Jason Krizan, L (7, 7) OBP: 0.667, SLG: 2.333	B x 1-0 ② F8 1-2				CCC 0-3 ① K		x 0-0 ③ G4-3		x 0-0 3B	3 0 0 0 0 1 1 1 0 1 0 0 0 0						
55 John Hicks, R (1, 2) 71 Austin Green, R (7, 2) OBP: 0.500, SLG: 1.000		x 0-0 ③ L9			x 0-0 ② G4-3			x 0-0 95 G1-3 18 1B 2B	x 0-0 ③ L3	2 0 0 0 0 0 1 2 1 1 0 0 0 1						
49 Dixon Machado, R (1, 5) 84 Dominic Ficociello, S (7, 5) OBP: 0.667, SLG: 0.500			x 0-0 ① G6-3		x 0-0 ③ G6-3			BBBB 4-0 95 G1-3 18 1B BB		2 0 0 0 0 0 0 0 1 0 0 1 0 0						
26 Brendan Ryan, R (1, 4) OBP: 0.333, SLG: 0.333 97 Logan Watkins, L (7, 4)			x 0-0 1 G4-6-3 1B			x 0-0 ① L4		SSS 0-3 ① K		2 0 1 0 0 0 0 1 0 0 0 0 1 2						
Inning Stats	R: 0 H: 0 E: 0 LOB: 0 K: 0 BB: 0 S: 2 P: 3	R: 0 H: 0 E: 0 LOB: 1 K: 0 BB: 1 S: 3 P: 8	R: 0 H: 1 E: 0 LOB: 0 K: 0 BB: 0 S: 3 P: 3	R: 0 H: 1 E: 0 LOB: 1 K: 1 BB: 0 S: 6 P: 6	R: 0 H: 0 E: 0 LOB: 0 K: 1 BB: 0 S: 5 P: 5	R: 0 H: 1 E: 0 LOB: 1 K: 0 BB: 0 S: 4 P: 4	R: 0 H: 0 E: 0 LOB: 0 K: 0 BB: 0 S: 3 P: 3	R: 2 H: 2 E: 0 LOB: 1 K: 1 BB: 1 S: 7 P: 11	R: 0 H: 1 E: 0 LOB: 1 K: 0 BB: 0 S: 4 P: 4	1B: 4 SF: 0 2B: 1 SAC: 0 3B: 1 DP: 2 HR: 0 HBP: 1						

TOP

Detroit Tigers @ New York Mets

First Data Field, Port St. Lucie, FL

Sun Feb 26 2017, 1:10 PM - 3:48 PM EST

Att. 5,518 - Sunny - 75 F

livebaseballscorecards.com

AB	31
R	2
H	6
RBI	2
BB	2
SO	3
LOB	13

PITCHER		IP	WLS	BF	H	R	ER	SO	BB	IBB	HBP	BLK	WP	HR	S	P	ERA	WHIP
79 Paul Sewald, R	(1, 1)	2.0		7	0	0	0	0	1	0	1	0	1	0	5	11	0.00	0.500
ERA:																		
43 Addison Reed, R	(3, 1)	1.0	W	3	1	0	0	0	0	0	0	0	0	0	3	3	0.00	1.000
ERA:																		
84 David Roseboom, L	(4, 1)	2.0	H	7	1	0	0	2	0	0	0	0	0	0	11	11	0.00	0.500
ERA:																		
46 Ben Rowen, R	(6, 1)	1.0	H	4	1	0	0	0	0	0	0	0	0	0	4	4	0.00	1.000
ERA:																		
76 Chasen Bradford, R	(7, 1)	2.0	H	9	2	2	2	1	1	0	0	0	0	0	10	14	9.00	1.500
ERA: 9.0																		

PITCHER		IP	WLS	BF	H	R	ER	SO	BB	IBB	HBP	BLK	WP	HR	S	P	ERA	WHIP
81 Corey Taylor, R	(9, 1)	1.0	S	4	1	0	0	0	0	0	0	0	0	0	4	4	0.00	1.000
ERA:																		

WP: 1 PA: 34
PB: 0
SB: 1
CS: 0

Batter	1	2	3	4	5	6	7	8	9	AB	R	H	RBI	BB	SO	LOB
7 José Reyes, S (1, 6) OBP: 0.200, SLG: 0.200	0-0 12 L5-3 1B		0-0 ① FC6-4 12 G5-4-3 1-2f 3-H		0-0 ③ G4-3		0-0 75 BB 1-2 3-H 1B			3	0	1	1	0	0	1
61 Amed Rosario, R (6, 6) OBP: 0.333, SLG: 0.333										1	0	1	1	0	0	0
12 Juan Lagares, R (1, 8)	0-0 ①② L5-3 1-1		0-0 ②③ G5-4-3 1-2f			0-0 ① F9 BBBB	4-0 1-2 2-3 BB			3	0	0	0	0	0	2
75 Champ Stuart, R (7, 8)										0	0	0	0	1	0	0
30 Michael Conforto, L (1, 9) OBP: 0.714, SLG: 1.571	0-3 ③ K SSS			0-0 18 E 20 G3 18 1B 1B		0-2 CCX HR	0-0 ③ G4-3			3	2	2	1	0	1	0
73 Travis Taijeron, R (7, 9)										1	0	0	0	0	0	3
20 Neil Walker, S (1, 4)		0-3 ① K SSS		0-0 ① G3 1-2		0-0 ② G3		0-0 70 1B 3B		2	0	0	0	0	1	1
77 Luis Guillorme, L (6, 4) OBP: 0.600, SLG: 1.000										2	1	1	0	0	0	0
18 Travis d'Arnaud, R (1, 2) OBP: 0.600, SLG: 0.600		0-0 ② L7		2 SAFE 0-0 2-H 1B		0-0 ③ F8		0-0 72 G6-3 3-H 1B		3	0	1	1	0	0	0
70 Tomás Nido, R (7, 2) OBP: 0.667, SLG: 0.500										1	0	1	1	0	0	0
9 Brandon Nimmo, L (1, 7) OBP: 0.167, SLG: 0.167		0-0 1B		0-0 ② L9			0-0 ① G6-3	0-0 ①② G6-3 1-2f		3	0	1	0	0	0	1
72 Phillip Evans, R (8, 5)										1	0	0	0	0	0	1
56 Ty Kelly, S (1, 10) OBP: 0.500, SLG: 0.167		0-0 ③ P3		0-3 ③ K SSS			4-0 15 1B 61 1B BB BBBB	4-0 BB BBBB		2	1	0	0	2	1	2
74 Dominic Smith, L (1, 3) OBP: 0.375, SLG: 0.333			0-0 15 1B 7 FC6-4 2B		0-0 ① G4-3		0-3 ② K SSS	0-0 ③ G1-3		4	1	1	0	0	1	2
15 Matt Reynolds, R (1, 5) OBP: 0.571, SLG: 0.400			0-0 7 FC6-4 2-3 1B		0-3 ② K CCC		0-0 75 BB 61 1B 1-3 1B			3	0	2	0	0	1	0
(8, 7)																
Inning Stats	R: 0 E: 0 K: 1 S: 5 H: 1 LOB: 0 BB: 0 P: 5	R: 0 E: 0 K: 1 S: 6 H: 1 LOB: 1 BB: 0 P: 6	R: 1 E: 0 K: 0 S: 4 H: 2 LOB: 0 BB: 0 P: 4	R: 1 E: 1 K: 1 S: 7 H: 2 LOB: 1 BB: 0 P: 7	R: 0 E: 0 K: 1 S: 5 H: 0 LOB: 0 BB: 0 P: 5	R: 1 E: 0 K: 0 S: 6 H: 1 LOB: 0 BB: 0 P: 6	R: 1 E: 0 K: 1 S: 7 H: 2 LOB: 3 BB: 2 P: 15	R: 1 E: 0 K: 0 S: 4 H: 2 LOB: 1 BB: 1 P: 8		1B: 8 2B: 2 3B: 1 HR: 1	SF: 0 SAC: 0 DP: 3 HBP: 0						

BOTTOM

Detroit Tigers @ New York Mets

First Data Field, Port St. Lucie, FL

Sun Feb 26 2017, 1:10 PM - 3:48 PM EST

Att. 5,518 - Sunny - 75 F

livebaseballscorecards.com

AB	32
R	5
H	11
RBI	5
BB	3
SO	5
LOB	13

WP: 0 PB: 0 SB: 0 CS: 0 PA: 35

PITCHER	IP	WLS	BF	H	R	ER	SO	BB	IBB	HBP	BLK	WP	HR	S	P	ERA	WHIP
48 Matthew Boyd, L (1, 1) ERA:	2.0		7	2	0	0	2	0	0	0	0	0	0	11	11	0.00	1.000
45 Buck Farmer, R (3, 1) ERA: 9.0	2.0	L	9	4	2	2	1	0	0	0	0	0	0	11	11	9.00	2.000
64 Chad Bell, L (5, 1) ERA:	1.0		3	0	0	0	1	0	0	0	0	0	0	5	5	0.00	0.000
68 Daniel Stumpf, L (6, 1) ERA: 9.0	1.0		4	1	1	1	0	0	0	0	0	0	1	6	6	9.00	1.000
60 Angel Nesbitt, R (7, 1) ERA: 9.0	1.0		7	2	1	1	1	2	0	0	0	0	0	7	15	9.00	4.000

PITCHER	IP	WLS	BF	H	R	ER	SO	BB	IBB	HBP	BLK	WP	HR	S	P	ERA	WHIP
56 Kyle Ryan, L (8, 1) ERA: 9.0	1.0		5	2	1	1	0	1	0	0	0	0	0	4	8	9.00	3.000

Houston Astros @ New York Mets

First Data Field, Port St. Lucie, FL

Mon Feb 27 2017, 1:12 PM - 4:00 PM EST

Att. 3,789 - Partly Cloudy - 85 F

livebaseballscorecards.com

Batter	1	2	3	4	5	6	7	8	9	AB	R	H	RBI	BB	SO	LOB
4 George Springer, R (1, 8) 78 Ramón Laureano, R (6, 8) OBP: 0.600, SLG: 0.333	P3		FC3-6 2 G6-3 2 S 27 1B 1-2f		K			G5-3 1-2	K	3 2	1 0	0 0	0 0	0 0	1 1	1 4
2 Alex Bregman, R (1, 5) OBP: 0.143, SLG: 0.286 (5, 6) 91 Anibal Sierra, R (8, 6)	2B		G6-3 1-3		K			G5-3	18 1B 18 1B 1-2 2-3 3-H BB	4 0	0 0	1 0	0 1	0 1	1 0	3 0
27 Jose Altuve, R (1, 4) OBP: 0.667, SLG: 0.500 18 Tony Kemp, L (6, 4) OBP: 0.429, SLG: 0.333	BB		22 S 3-H 1B			F9		BB	1-H 2-H 3-H 1B	2 1	0 0	1 1	1 2	1 1	0 0	0 0
22 Josh Reddick, L (1, 9) OBP: 0.333, SLG: 0.333 35 Teoscar Hernández, R (6, 9)	F8		1-2 1B			P5		L8		3 1	0 0	1 0	0 0	0 0	0 0	2 2
10 Yuli Gurriel, R (1, 3) 21 Jon Singleton, L (6, 3) OBP: 0.667, SLG: 0.500 83 Jack Mayfield, R (9, PR) 95 Framber Valdez, R (9, 1)	P6		F8			G5-3			30 1B 23 1B BB	3 0 0 0	0 0 1 0	0 0 0 0	0 1 0 0	0 0 0 0	0 1 0 0	4 0 0 0
16 Brian McCann, L (1, 2) 30 Juan Centeno, L (7, 2) OBP: 0.667, SLG: 0.667		13 G5-4-3 HBP		K			F8		23 1B 1-2 1B	2 1	0 0	0 1	0 0	0 0	1 0	0 0
13 Tyler White, R (1, 10) OBP: 0.125, SLG: 0.125 23 AJ Reed, L (7, PH) OBP: 0.429, SLG: 0.333 (7, 10) (9, 3)		G5-4-3 1-2f		F8			K		19 BB 76 1B 91 BB 1-3 2-H 1B	2 2	0 1	0 1	0 1	0 0	0 1	1 0
6 Jake Marisnick, R (1, 7) 80 Andrew Aplin, L (7, 7) 76 Alejandro Garcia, R (9, PH) OBP: 0.250, SLG: 0.250 (9, 7)		G5-3		K			K		91 BB 19 BB 18 1B 1-2 1B	3 0 1	0 0 1	0 0 1	0 0 0	0 0 0	2 0 0	0 0 0
28 Reid Brignac, L (1, 6) OBP: 0.286, SLG: 0.429 73 J.D. Davis, R (5, 5) OBP: 0.600, SLG: 0.750 77 Derek Fisher, L (8, PR) OBP: 0.250, SLG: 0.500 19 Colin Moran, L (8, 5) OBP: 0.500, SLG: 0.400			4 FC3-6 1B		G1-3			78 G5-3 BB	91 BB 18 1B 1-2 2-3 BB	2 0 0 0	0 0 0 1	1 0 0 0	0 1 0 0	0 0 0 1	0 0 0 0	0 0 0 0

Inning Stats	R: 0 E: 0 K: 0 S: 4	H: 1 LOB: 2 BB: 1 P: 8	R: 0 E: 0 K: 0 S: 2	H: 0 LOB: 0 BB: 0 P: 3	R: 1 E: 0 K: 0 S: 6	H: 3 LOB: 2 BB: 0 P: 8	R: 0 E: 0 K: 2 S: 7	H: 0 LOB: 0 BB: 0 P: 7	R: 0 E: 0 K: 2 S: 7	H: 0 LOB: 0 BB: 0 P: 7	R: 0 E: 0 K: 0 S: 3	H: 0 LOB: 0 BB: 0 P: 3	R: 0 E: 0 K: 2 S: 7	H: 0 LOB: 0 BB: 0 P: 7	R: 0 E: 0 K: 0 S: 3	H: 0 LOB: 2 BB: 2 P: 11	R: 4 E: 0 K: 1 S: 7	H: 4 LOB: 2 BB: 3 P: 19	1B: 7 2B: 1 3B: 0 HR: 0	SF: 0 SAC: 0 DP: 1 HBP: 1	WP: 0 PB: 0 SB: 2 CS: 0	PA: 39

PITCHER		IP	WLS	BF	H	R	ER	SO	BB	IBB	HBP	BLK	WP	HR	S	P	ERA	WHIP
80 P.J. Conlon, L ERA:	(1, 1)	2.0		8	1	0	0	0	1	0	1	0	0	0	6	11	0.00	1.000
27 Jeurys Familia, R ERA: 9.0	(3, 1)	1.0	B	6	3	1	1	0	0	0	0	0	0	0	6	8	9.00	3.000
50 Rafael Montero, R ERA:	(4, 1)	2.0		6	0	0	0	4	0	0	0	0	0	0	14	14	0.00	0.000
47 Hansel Robles, R ERA:	(6, 1)	2.0		6	0	0	0	2	0	0	0	0	0	0	10	10	0.00	0.000
66 Josh Edgin, L ERA: 9.0	(8, 1)	1.0	H	5	0	0	0	0	2	0	0	0	0	0	3	11	0.00	2.000

PITCHER		IP	WLS	BF	H	R	ER	SO	BB	IBB	HBP	BLK	WP	HR	S	P	ERA	WHIP
40 Tom Gorzelanny, L ERA: 36.0	(9, 1)	1.0	L	8	4	4	4	1	3	0	0	0	0	0	7	19	36.00	7.000

TOP

AB	32
R	5
H	8
RBI	5
BB	6
SO	7
LOB	17

Batter	1	2	3	4	5	6	7	8	9	AB	R	H	RBI	BB	SO	LOB
13 Asdrúbal Cabrera, S (1, 6) OBP: 0.200, SLG: 0.800 61 Amed Rosario, R (7, 6) OBP: 0.286, SLG: 0.286	B B X 2-0 HR		X 0-0 ② G6-3			X 0-0 ① G6-3		X 0-0 ③ G6-3		3 1 1 1 0 0 0 1 0 0 0 0 0 0						
3 Curtis Granderson, L (1, 8) 9 Brandon Nimmo, L (7, 8) OBP: 0.143, SLG: 0.143 (8, 7)	X 0-0 ① G3		X 0-0 ③ G4-3			X 0-0 ② G4-3			X 0-0 ① G4-3	3 0 0 0 0 0 0 1 0 0 0 0 0 0						
52 Yoenis Cespedes, R (1, 7) OBP: 0.400, SLG: 0.600 77 Luis Guillorme, L (7, 4) OBP: 0.500, SLG: 0.800	X 0-0 5 1B 1B			X 0-0 ① F8		X 0-0 ③ G6-3			X 0-0 ② G5-3	3 0 1 0 0 0 0 1 0 0 0 0 0 0						
5 David Wright, R (1, 10) OBP: 0.250, SLG: 0.250 60 Wuilmer Becerra, R (7, PH) (8, 10)	X 0-0 19 G6-3 1-2 1B			X 0-0 ② F8			S S S 0-3 ① K		C C C 0-3 ③ K	2 0 1 0 0 0 0 2 0 0 0 0 2 0						
19 Jay Bruce, L (1, 9) OBP: 0.500, SLG: 0.333 73 Travis Taijeron, R (7, 9)	X 0-0 ② ③ G6-3 1-2f			B B B B 4-0 BB			S S S 0-3 ② K			1 0 0 0 1 0 2 1 0 0 0 0 1 0						
4 Wilmer Flores, R (1, 3) OBP: 0.250, SLG: 0.625 75 Champ Stuart, R (8, 8)		X 0-0 ① F7		X 0-0 ③ P4			S B X 1-1 HR			3 1 1 1 0 0 1 0 0 0 0 0 0 0						
54 T.J. Rivera, R (1, 4) OBP: 0.111, SLG: 0.111 (7, 7) (8, 3)		X 0-0 ② G3-1			X 0-0 ① G1-3		S S S 0-3 ③ K2-3			3 0 0 0 0 1 0						
44 René Rivera, R (1, 2) OBP: 0.250, SLG: 0.250 71 Xorge Carrillo, R (7, 2)	S S T 0-2 ③ K				X 0-0 ② F9			X 0-0 ① F8		2 0 0 0 0 1 0 1 0 0 0 0 0 0						
72 Phillip Evans, R (1, 5)			S S S 0-3 ① K		X 0-0 ③ G1-4-3			X 0-0 ② F8		3 0 0 0 0 1 0						
Inning Stats	R: 1 H: 3 E: 0 LOB: 1 K: 0 BB: 0 S: 5 P: 7	R: 0 H: 0 E: 0 LOB: 0 K: 1 BB: 0 S: 5 P: 5	R: 0 H: 0 E: 0 LOB: 0 K: 1 BB: 0 S: 5 P: 5	R: 0 H: 0 E: 0 LOB: 1 K: 0 BB: 1 S: 3 P: 7	R: 0 H: 0 E: 0 LOB: 0 K: 0 BB: 0 S: 3 P: 3	R: 0 H: 0 E: 0 LOB: 0 K: 0 BB: 0 S: 3 P: 3	R: 1 H: 1 E: 0 LOB: 0 K: 3 BB: 0 S: 11 P: 12	R: 0 H: 0 E: 0 LOB: 0 K: 0 BB: 0 S: 3 P: 3	R: 0 H: 0 E: 0 LOB: 0 K: 1 BB: 0 S: 5 P: 5	1B: 2 SF: 0 2B: 0 SAC: 0 3B: 0 DP: 1 HR: 2 HBP: 0						

PITCHER		IP	WLS	BF	H	R	ER	SO	BB	IBB	HBP	BLK	WP	HR	S	P	ERA	WHIP
59 Joe Musgrove, R ERA: 4.5	(1, 1)	2.0		8	3	1	1	1	0	0	0	0	0	1	10	12	4.50	1.500
29 Tony Sipp, L ERA:	(3, 1)	1.0		3	0	0	0	1	0	0	0	0	0	0	5	5	0.00	0.000
63 David Paulino, R ERA:	(4, 1)	2.0		7	0	0	0	0	1	0	0	0	0	0	6	10	0.00	0.500
45 Michael Feliz, R ERA: 4.5	(6, 1)	2.0		7	1	1	1	3	0	0	0	0	0	1	14	15	4.50	0.500
99 Keegan Yuhl, R ERA: 4.5	(8, 1)	1.0	W	3	0	0	0	0	0	0	0	0	0	0	3	3	0.00	0.000

PITCHER		IP	WLS	BF	H	R	ER	SO	BB	IBB	HBP	BLK	WP	HR	S	P	ERA	WHIP
95 Framber Valdez, L ERA:	(9, 1)	1.0	S	3	0	0	0	1	0	0	0	0	0	0	5	5	0.00	0.000

Houston Astros @ New York Mets

First Data Field, Port St. Lucie, FL

Mon Feb 27 2017, 1:12 PM - 4:00 PM EST

Att. 3,789 - Partly Cloudy - 85 F

BOTTOM

livebaseballscorecards.com

AB	30
R	2
H	4
RBI	2
BB	1
SO	6
LOB	3

WP: 0 PA: 31
PB: 0
SB: 0
CS: 0

Batter	1	2	3	4	5	6	7	8	9	AB	R	H	RBI	BB	SO	LOB
7 José Reyes, S (1, 6) OBP: 0.250, SLG: 0.250	B X 1-0 12 L5-3 1B		X 0-0 G5-3 1-2		X 0-0 L5			X 0-0 F8		3	0	1	0	0	0	1
61 Amed Rosario, R (5, 6) OBP: 0.250, SLG: 0.250										1	0	0	0	0	0	1
12 Juan Lagares, R (1, 8)	X 0-0 L5-3 1-1		X 0-0 L7			S S S 0-3 K		D X 1-0 77 FC6-4 73 BB 1-2 1B		3	0	0	0	0	1	2
75 Champ Stuart, R (7, 8) OBP: 0.400, SLG: 0.250										1	0	1	0	0	0	0
30 Michael Conforto, L (1, 9) OBP: 0.500, SLG: 1.100	S S C 0-3 K		S S S 0-3 K			S C S 0-3 K		B B B B 4-0 77 FC6-4 1-2 2-3 BB		3	0	0	0	0	3	1
73 Travis Taijeron, R (7, 9)										0	0	0	0	1	0	0
20 Neil Walker, S (1, 4)		S S S 0-3 K		X 0-0 G4-3		X 0-0 G3		X 0-0 FC6-4 1-2f 2-3 3-H		3	0	0	0	0	1	0
77 Luis Guillorme, L (6, 5) OBP: 0.429, SLG: 0.667										1	0	0	1	0	0	2
18 Travis d'Arnaud, R (1, 2) OBP: 0.500, SLG: 0.875		S B B C X 3-2 HR		X 0-0 F9			X 0-0 G4-3	X 0-0 G5-3		3	1	1	1	0	0	0
70 Tomás Nido, R (7, 2) OBP: 0.500, SLG: 0.333										1	0	0	0	0	0	2
9 Brandon Nimmo, L (1, 7) OBP: 0.300, SLG: 0.300		X 0-0 G4-3		X 0-0 54 FC5-4 1B			X 0-0 54 FC6-4 1B		X 0-0 G5-3	3	0	2	0	0	0	0
83 Patrick Biondi, L (7, 7)										1	0	0	0	0	0	0
54 T.J. Rivera, R (1, 10) OBP: 0.167, SLG: 0.417	B X 1-0 HR		X 0-0 FC5-4 1-2f			X 0-0 FC6-4 1-2f		X 0-0 G5-3		3	1	1	1	0	0	2
60 Wuilmer Becerra, R (9, PH) (9, 10)										1	0	0	0	0	0	0
74 Dominic Smith, L (1, 3) OBP: 0.250, SLG: 0.200	X 0-0 F9				S C S 0-3 K	X 0-0 G4-3			S S S 0-3 K	4	0	0	0	0	2	1
2 Gavin Cecchini, R (1, 5) OBP: 0.750, SLG: 1.333			X 0-0 7 G5-3 1B		S S C 0-3			X 0-0 73 BB 75 S 77 FC6-4 1B		3	1	2	0	0	1	0
(6, 4)																
Inning Stats	R: 0 E: 0 K: 1 S: 5 H: 1 LOB: 0 BB: 0 P: 6	R: 2 E: 0 K: 1 S: 9 H: 2 LOB: 0 BB: 0 P: 13	R: 0 E: 0 K: 1 S: 6 H: 1 LOB: 1 BB: 0 P: 6	R: 0 E: 0 K: 0 S: 4 H: 1 LOB: 1 BB: 0 P: 4	R: 0 E: 0 K: 2 S: 7 H: 0 LOB: 0 BB: 0 P: 7	R: 0 E: 0 K: 2 S: 7 H: 0 LOB: 0 BB: 0 P: 7	R: 0 E: 1 K: 0 S: 4 H: 1 LOB: 1 BB: 0 P: 4	R: 1 E: 0 K: 0 S: 5 H: 2 LOB: 2 BB: 1 P: 10	R: 0 E: 0 K: 1 S: 5 H: 0 LOB: 0 BB: 0 P: 5	1B: 6 2B: 1 3B: 0 HR: 2 SF: 0 SAC: 0 DP: 1 HBP: 0						

PITCHER		IP	WLS	BF	H	R	ER	SO	BB	IBB	HBP	BLK	WP	HR	S	P	ERA	WHIP
54 Wei-Yin Chen, L ERA:	(1, 1)	1.0		3	1	0	0	1	0	0	0	0	0	0	5	6	0.00	1.000
44 AJ Ramos, R ERA: 18.0	(2, 1)	1.0	L	5	2	2	2	1	0	0	0	0	0	2	9	13	18.00	2.000
46 Kyle Barraclough, R ERA:	(3, 1)	1.0		4	1	0	0	1	0	0	0	0	0	0	6	6	0.00	1.000
35 David Phelps, R ERA:	(4, 1)	1.0		4	1	0	0	0	0	0	0	0	0	0	4	4	0.00	1.000
30 Hunter Cervenka, L ERA:	(5, 1)	1.0		3	0	0	0	2	0	0	0	0	0	0	7	7	0.00	0.000

PITCHER		IP	WLS	BF	H	R	ER	SO	BB	IBB	HBP	BLK	WP	HR	S	P	ERA	WHIP
48 Severino González, R ERA:	(6, 1)	1.0		3	0	0	0	2	0	0	0	0	0	0	7	7	0.00	0.000
65 Kelvin Marte, L ERA:	(7, 1)	1.0		4	1	0	0	0	0	0	0	0	0	0	4	4	0.00	1.000
67 Jake Esch, R ERA: 9.0	(8, 1)	1.0		6	2	1	1	0	1	0	0	0	0	0	5	10	9.00	3.000
81 Tyler Higgins, R ERA:	(9, 1)	1.0		3	0	0	0	1	0	0	0	0	0	0	5	5	0.00	0.000

TOP

New York Mets @ Miami Marlins

Roger Dean Stadium, Jupiter, FL

Tue Feb 28 2017, 1:09 PM - 3:36 PM EST

Att. 2,743 - Partly Cloudy - 81 F

livebaseballscorecards.com

AB	34
R	3
H	8
RBI	3
BB	1
SO	8
LOB	12

WP: 0 PA: 35
PB: 0
SB: 1
CS: 0

BOTTOM

Batter	1	2	3	4	5	6	7	8	9	AB	R	H	RBI	BB	SO	LOB
9 Dee Strange-Gordon, L (1, 4) 77 Yefri Pérez, S (5, 4)	x 0-0 ① G4-3		C S C 0-3 ③ K			x 0-0 ① L6		x 0-0 ② P6		2 0 0 0 0 1 0 2 0 0 0 0 0 1						
14 Martín Prado, R (1, 5) OBP: 0.625, SLG: 0.857 88 Matt Juengel, R (6, PR) OBP: 0.333, SLG: 0.200 (7, 5)	x 0-0 ② G6-3			x 0-0 ① G6-3		x 0-0 21 G4-3 1-3 2B		x 0-0 ③ F7		3 0 1 0 0 0 0 1 0 0 0 0 0 0						
21 Christian Yelich, L (1, 8) OBP: 0.500, SLG: 1.000 50 Matthew den Dekker, L (7, 8) OBP: 0.429, SLG: 0.333	x 0-0 ③ F7			x 0-0 ② G4-3		x 0-0 ② G4-3 2-3 3-H			S S S 0-3 ① K	3 0 0 1 0 0 2 1 0 0 0 0 1 0						
27 Giancarlo Stanton, R (1, 9) OBP: 0.250, SLG: 0.286 52 Moisés Sierra, R (7, 9) OBP: 0.400, SLG: 0.400		x 0-0 ① G5-3		B B B B 4-0 BB		S C S 0-3 ③ K			x 0-0 ② G6-3	2 0 0 0 1 1 3 1 0 0 0 0 0 0						
41 Justin Bour, L (1, 3) OBP: 0.286, SLG: 0.714 28 Tyler Moore, R (5, 3) OBP: 0.667, SLG: 1.667		x 0-0 13 1B 11 F9-2 1B		x 0-0 ③ G4-3			x 0-0 1B		x 0-0 ③ P3	2 0 1 0 0 0 1 2 0 1 0 0 0 0						
13 Marcell Ozuna, R (1, 7) OBP: 0.250, SLG: 0.250 68 Destin Hood, R (6, 7) OBP: 0.400, SLG: 0.600		x 0-0 1-3 1B			x 0-0 ① F9		C B S S 1-3 ① K			2 0 1 0 0 0 0 1 0 0 0 0 1 1						
11 J.T. Realmuto, R (1, 2) OBP: 0.286, SLG: 0.286 37 Ramón Cabrera, S (6, 2)		x 0-0 ②③ F9-2 3-3			x 0-0 ② F7		S S S 0-3 ② K			2 0 0 0 0 0 2 1 0 0 0 0 1 1						
18 Tomás Telis, S (1, 10)			x 0-0 ① G5-3		x 0-0 ③ G1-3		x 0-0 ③ G6-3			3 0 0 0 0 0 1						
3 Adeiny Hechavarría, R (1, 6) OBP: 0.143, SLG: 0.143 55 Ryan Jackson, R (6, PR) OBP: 0.143, SLG: 0.286 (7, 6)			S S C 0-3 ② K			x 0-0 14 2B 21 G4-3 E6		S S S 0-3 ① K		2 0 0 0 0 1 0 1 1 0 0 0 1 0						
Inning Stats	R: 0 E: 0 K: 0 S: 3 H: 0 LOB: 0 BB: 0 P: 3	R: 0 E: 0 K: 0 S: 4 H: 2 LOB: 1 BB: 0 P: 4	R: 0 E: 0 K: 2 S: 7 H: 0 LOB: 0 BB: 0 P: 7	R: 0 E: 0 K: 0 S: 3 H: 0 LOB: 1 BB: 1 P: 7	R: 0 E: 0 K: 0 S: 3 H: 0 LOB: 0 BB: 0 P: 3	R: 1 E: 1 K: 1 S: 7 H: 1 LOB: 3 BB: 0 P: 7	R: 0 E: 0 K: 2 S: 8 H: 1 LOB: 1 BB: 0 P: 9	R: 0 E: 0 K: 1 S: 5 H: 0 LOB: 0 BB: 0 P: 5	R: 0 E: 0 K: 1 S: 5 H: 0 LOB: 0 BB: 0 P: 5	1B: 3 2B: 2 3B: 0 HR: 0 SF: 0 SAC: 0 DP: 1 HBP: 0							

PITCHER		IP	WLS	BF	H	R	ER	SO	BB	IBB	HBP	BLK	WP	HR	S	P	ERA	WHIP
67 Seth Lugo, R ERA:	(1, 1)	3.0	W	10	2	0	0	2	0	0	0	0	0	0	14	14	0.00	0.667
82 Logan Taylor, R ERA:	(4, 1)	1.0	H	4	0	0	0	0	1	0	0	0	0	0	3	7	0.00	1.000
94 Ricky Knapp, R ERA:	(5, 1)	1.0	H	3	0	0	0	0	0	0	0	0	0	0	3	3	0.00	0.000
83 Kevin McGowan, R ERA: 27.0	(6, 1)	1.0	H	5	1	1	0	1	0	0	0	0	0	0	7	7	0.00	1.000
85 Adam Wilk, L ERA:	(7, 1)	2.0	H	7	1	0	0	3	0	0	0	0	0	0	13	14	0.00	0.500

PITCHER		IP	WLS	BF	H	R	ER	SO	BB	IBB	HBP	BLK	WP	HR	S	P	ERA	WHIP
49 Josh Smoker, L ERA:	(9, 1)	1.0	S	3	0	0	0	1	0	0	0	0	0	0	5	5	0.00	0.000

New York Mets @ Miami Marlins

Roger Dean Stadium, Jupiter, FL

Tue Feb 28 2017, 1:09 PM - 3:36 PM EST

Att. 2,743 - Partly Cloudy - 81 F

livebaseballscorecards.com

AB	31
R	1
H	4
RBI	1
BB	1
SO	7
LOB	12

MIAMI

WP: 0 PB: 0 SB: 0 CS: 0 PA: 32

New York Mets @ St. Louis Cardinals

Roger Dean Stadium, Jupiter, FL

Wed Mar 01 2017, 1:06 PM - 3:34 PM EST

Att. 4,688 - Partly Cloudy - 81 F

TOP

livebaseballscorecards.com

Batter	1	2	3	4	5	6	7	8	9	AB	R	H	RBI	BB	SO	LOB
3 Curtis Granderson, L (1, 10) 60 Wuilmer Becerra, R (8, PH) (8, 10)	S X 0-1 G5-3			S S C 0-3 K		X 0-0 G6-3		X 0-0 G4-3		3 0 0 0 0 1 0 1 0 0 0 0 0 0						
12 Juan Lagares, R (1, 8) OBP: 0.167, SLG: 0.091 75 Champ Stuart, R (6, 8) OBP: 0.333, SLG: 0.200	X 0-0 L7			X 0-0 F8		X 0-0 30 1B 1B		B S S C 1-3 K		3 0 1 0 0 0 0 1 0 0 0 0 1 0						
30 Michael Conforto, L (1, 9) OBP: 0.538, SLG: 1.000 72 Phillip Evans, R (6, 5) OBP: 0.167, SLG: 0.667	X 0-0 G3			X 0-0 4 FC6-4 1B		X 0-0 9 FC4-6 1-2 1B			B X 1-0 HR	3 0 2 0 0 0 0 1 1 1 1 0 0 0						
4 Wilmer Flores, R (1, 3) OBP: 0.273, SLG: 0.500 74 Dominic Smith, L (6, 3) OBP: 0.308, SLG: 0.200		B B B B 4-0 9 CS BB		X 0-0 FC6-4 1-2f		X 0-0 F8			H 1-0 83 FC1-6 HBP	2 0 0 0 1 0 3 0 0 0 0 0 0 0						
9 Brandon Nimmo, L (1, 7) OBP: 0.308, SLG: 0.250 83 Patrick Biondi, L (6, 9)	S S S 0-3 K 1-2				B B B B 4-0 2 G6-4-3 BB	X 0-0 FC4-6 1-2f			X 0-0 FC1-6 82 G4-3 1-2f	2 0 0 0 1 1 3 1 0 0 0 0 0 1						
2 Gavin Cecchini, R (1, 4) OBP: 0.636, SLG: 1.000 82 Luis Carpio, R (7, 4)	X 0-0 F9				X 0-0 G6-4-3 1-2f		X 0-0 61 CS 1B		X 0-0 G4-3 1-2	3 0 1 0 0 0 1 1 0 0 0 0 0 1						
61 Amed Rosario, R (1, 6) OBP: 0.364, SLG: 0.364 77 Luis Guillorme, L (7, 6) OBP: 0.375, SLG: 0.571		X 0-0 54 G6-4-3 1B			X 0-0 54 1B 1B		S S F C 0-3 K 1-2		X 0-0 G4-3	3 0 2 0 0 1 1 1 0 0 0 0 0 1						
54 T.J. Rivera, R (1, 5) OBP: 0.200, SLG: 0.400 (6, 7)		X 0-0 G6-4-3 1-2f			X 0-0 1-2 1B		X 0-0 P4			3 0 1 0 0 0 1						
44 René Rivera, R (1, 2) OBP: 0.167, SLG: 0.167 71 Xorge Carrillo, R (7, 2)		X 0-0 G5-3			X 0-0 G4-3			X 0-0 G6-3		2 0 0 0 0 0 2 1 0 0 0 0 0 0						

| Inning Stats | | | | | |

BOTTOM

New York Mets @ St. Louis Cardinals

Roger Dean Stadium, Jupiter, FL

Wed Mar 01 2017, 1:06 PM - 3:34 PM EST

Att. 4,688 - Partly Cloudy - 81 F

livebaseballscorecards.com

Batter	1	2	3	4	5	6	7	8	9	AB	R	H	RBI	BB	SO	LOB
25 Dexter Fowler, S (1, 8) OBP: 0.714, SLG: 0.333 87 Paul DeJong, R (5, 6) OBP: 0.375, SLG: 0.375	G1-3		BBBB 4-0 27 BB, 36 1B, 4 E, BB	BBBB 4-0 BB			0-0 P4			1 1	1 0	0 0	0 0	2 0	0 0	0 0
36 Aledmys Díaz, R (1, 6) OBP: 0.444, SLG: 0.500 97 Jeremy Martinez, R (5, 3)	G1-3		0-0 27 BB, 4 E, 1-2, 1B	0-0 P3			BBBB 4-0 BB			3 0	1 0	1 0	0 0	0 0	0 0	1 0
13 Matt Carpenter, L (1, 3) OBP: 0.167, SLG: 0.800 79 Magneuris Sierra, L (5, 8) OBP: 0.545, SLG: 0.600	G4-3		STC 0-3 K		SSS 0-3 K		0-0 L6			2 2	0 0	0 0	0 0	0 0	1 1	2 1
27 Jhonny Peralta, R (1, 5) OBP: 0.286, SLG: 0.200 86 Patrick Wisdom, R (6, 5) OBP: 0.400, SLG: 0.500		0-0 4 FC5-4, 1B	BBBB 4-0 4 E, 15 HR, 1-2, 2-3, BB		0-0 G1-3			0-0 F8		2 1	1 0	1 0	0 0	1 0	0 0	0 0
4 Yadier Molina, R (1, 2) OBP: 0.400, SLG: 0.375 68 Alberto Rosario, R (6, 2) OBP: 0.400, SLG: 0.600		0-0 FC5-4, 15 2B, 1-2f	0-0 E5, 15 HR, 1-3, 2-H, 3-H		SSS 0-3 K			0-0 G1-3		3 1	2 0	0 0	0 0	0 0	1 0	2 0
15 Randal Grichuk, R (1, 7) OBP: 0.571, SLG: 1.333 48 Todd Cunningham, S (6, 7) OBP: 0.300, SLG: 0.125 (8, 9)		0-0 28 1B, 1-H, 2B	0-0 1-H, 3-H, HR		SSS 0-3 K			0-0 G3-1		2 2	1 0	2 0	4 0	0 0	0 1	0 0
28 Tommy Pham, R (1, 10) OBP: 0.273, SLG: 0.200		0-0 2-H, 1B	0-0 G4-3			0-0 F9				3	0	1	0	0	0	0
88 Harrison Bader, R (1, 9) OBP: 0.200, SLG: 0.600 81 Anthony García, R (8, 7) OBP: 0.167, SLG: 0.167		0-0 F8		0-0 L8		SSS 0-3 K				3 0	0 0	0 0	0 0	0 0	1 0	1 0
66 Wilfredo Tovar, R (1, 4) OBP: 0.273, SLG: 0.200 73 Breyvic Valera, S (7, 4) OBP: 0.111, SLG: 0.111			0-0 G6-3	0-0 F8			0-0 F7			2 1	0 0	0 0	0 0	0 0	0 0	0 0
Inning Stats	R: 0 E: 0 K: 0 S: 3 H: 0 LOB: 0 BB: 0 P: 3	R: 1 E: 0 K: 0 S: 5 H: 3 LOB: 1 BB: 0 P: 5	R: 5 E: 1 K: 1 S: 8 H: 2 LOB: 0 BB: 2 P: 16	R: 0 E: 0 K: 0 S: 3 H: 0 LOB: 1 BB: 1 P: 7	R: 0 E: 0 K: 2 S: 7 H: 0 LOB: 0 BB: 0 P: 7	R: 0 E: 0 K: 2 S: 7 H: 0 LOB: 0 BB: 0 P: 7	R: 0 E: 0 K: 0 S: 3 H: 0 LOB: 1 BB: 1 P: 7	R: 0 E: 0 K: 0 S: 3 H: 0 LOB: 0 BB: 0 P: 3		1B: 3 2B: 1 3B: 0 HR: 1	SF: 0 SAC: 0 DP: 0 HBP: 0				WP: 0 PB: 0 SB: 0 CS: 0	PA: 33	

	AB	29
	R	6
	H	5
	RBI	4
	BB	3
	SO	5
	LOB	7

PITCHER		IP	WLS	BF	H	R	ER	SO	BB	IBB	HBP	BLK	WP	HR	S	P	ERA	WHIP
68 Marcos Molina, R ERA: 2.08	(1, 1)	2.1	L	11	4	3	1	0	1	0	0	0	0	0	10	14	3.86	2.143
36 Sean Gilmartin, L ERA: 2.45	(3, 1)	1.2		9	1	3	0	1	2	0	0	0	0	1	9	17	0.00	1.800
46 Ben Rowen, R ERA:	(5, 1)	1.0		3	0	0	0	2	0	0	0	0	0	0	7	7	0.00	0.000
76 Chasen Bradford, R ERA: 6.0	(6, 1)	1.0		3	0	0	0	2	0	0	0	0	0	0	7	7	0.00	0.000
79 Paul Sewald, R ERA:	(7, 1)	1.0		4	0	0	0	0	1	0	0	0	0	0	3	7	0.00	1.000

PITCHER		IP	WLS	BF	H	R	ER	SO	BB	IBB	HBP	BLK	WP	HR	S	P	ERA	WHIP
81 Corey Taylor, R ERA:	(8, 1)	1.0		3	0	0	0	0	0	0	0	0	0	0	3	3	0.00	0.000

Miami Marlins @ New York Mets

First Data Field, Port St. Lucie, FL

Thu Mar 02 2017, 1:12 PM - 4:20 PM EST

Att. 3,953 - Partly Cloudy - 87 F

TOP

livebaseballscorecards.com

Batter	1	2	3	4	5	6	7	8	9	AB	R	H	RBI	BB	SO	LOB
32 Derek Dietrich, L (1, 4) OBP: 0.500, SLG: 0.286	B C C C 1-3 K ①		X 0-0 P6 ②		X 0-0 2-H 1B ③		X 0-0 2-H 2B	X 0-0 F8 ③		3	0	1	1	0	1	0
77 Yefri Pérez, S (5, 4) OBP: 0.154, SLG: 0.167										2	0	1	1	0	0	2
14 Martín Prado, R (1, 10) OBP: 0.357, SLG: 0.462	S S S 0-3 K ②		X 0-0 G4-3 ③			S S S 0-3 K ①	X 0-0 G5-3 ③		H 1-0 37 1B HBP	3	0	0	0	0	2	0
83 Chris Hoo, R (7, PH) (7, 10)										1	0	0	0	0	0	1
21 Christian Yelich, L (1, 8) OBP: 0.571, SLG: 1.273	B B B B 4-0 11 FC6-4 BB			X 0-0 11 FC6-4 1B		X 0-0 11 F8 2B		X 0-0 52 1B 37 1B 78 FC6-4 1B	S S S 0-3 K ①	2	0	2	0	1	0	0
50 Matthew den Dekker, L (6, PR) OBP: 0.444, SLG: 0.375										2	1	1	0	0	1	1
11 J.T. Realmuto, R (1, 2) OBP: 0.200, SLG: 0.200	X 0-0 FC6-4 ③ 1-2f			X 0-0 FC6-4 ① 1-2f		X 0-0 F8 ② 2-3		X 0-0 78 FC6-4 52 1B 79 1B 1-2 1B	X 0-0 1-2 1B	3	0	0	0	0	0	3
37 Ramón Cabrera, S (6, 2) OBP: 0.600, SLG: 0.500										2	1	2	0	0	0	0
2 Brandon Barnes, R (1, 9)		X 0-0 L6 ①		S S S 0-3 K ②		C C C 0-3 K ③		X 0-0 78 FC6-4 1-2 2-3 1B	C C C 0-3 K ②	3	0	0	0	0	2	3
52 Moisés Sierra, R (6, 9) OBP: 0.333, SLG: 0.333										2	0	1	0	0	1	2
3 Adeiny Hechavarría, R (1, 6) OBP: 0.222, SLG: 0.222		X 0-0 68 G1-3 1B		S S S 0-3 K ③			X 0-0 79 F9 18 1B 2B	X 0-0 FC6-4 ① 1-2f 2-3 3-H 79 1B 18 1B	X 0-0 P5 ③	2	0	1	0	0	1	1
78 JT Riddle, L (6, 6) OBP: 0.364, SLG: 0.500										3	2	1	1	0	0	4
68 Destin Hood, R (1, 7) OBP: 0.333, SLG: 0.444		X 0-0 G1-3 ② 1-2			X 0-0 G6-3 ①		X 0-0 F9 ① 2-3	X 0-0 18 1B 1-2 3-H 1B		2	0	0	0	0	0	1
79 Isaac Galloway, R (6, 7) OBP: 0.429, SLG: 0.857										2	0	1	1	0	0	1
19 Miguel Rojas, R (1, 3) OBP: 0.375, SLG: 1.143		X 0-0 L8 ③			X 0-0 32 1B 2B		X 0-0 87 G6-3 77 2B 1B 3-H	X 0-0 1-2 2-H 1B		2	1	1	0	0	0	1
18 Tomás Telis, S (6, 3) OBP: 0.333, SLG: 0.333										2	1	2	2	0	0	0
88 Matt Juengel, R (1, 5) OBP: 0.250, SLG: 0.143			X 0-0 G4-3 ①		X 0-0 G6-3 ②		X 0-0 G6-3 ② 1-2	C C C 0-3 K ②		2	0	0	0	0	0	1
87 Brian Anderson, R (6, 5) OBP: 0.375, SLG: 0.625										2	0	0	0	0	1	3
Inning Stats	R: 0 E: 0 K: 2 S: 7 H: 0 LOB: 1 BB: 1 P: 12	R: 0 E: 0 K: 0 S: 4 H: 1 LOB: 1 BB: 0 P: 4	R: 0 E: 0 K: 0 S: 3 H: 0 LOB: 0 BB: 0 P: 3	R: 0 E: 0 K: 2 S: 8 H: 1 LOB: 1 BB: 0 P: 8	R: 1 E: 0 K: 0 S: 4 H: 2 LOB: 1 BB: 0 P: 4	R: 0 E: 0 K: 2 S: 8 H: 1 LOB: 2 BB: 0 P: 8	R: 2 E: 0 K: 0 S: 6 H: 3 LOB: 1 BB: 0 P: 6	R: 3 E: 0 K: 1 S: 10 H: 5 LOB: 2 BB: 0 P: 10	R: 0 E: 0 K: 2 S: 8 H: 1 LOB: 2 BB: 0 P: 9	1B: 10 2B: 4 3B: 0 HR: 0	SF: 0 SAC: 0 DP: 0 HBP: 1						

	AB	40
	R	6
	H	14
	RBI	6
	BB	1
	SO	9
	LOB	24

PITCHER		IP	WLS	BF	H	R	ER	SO	BB	IBB	HBP	BLK	WP	HR	S	P	ERA	WHIP
65 Robert Gsellman, R	(1, 1)	2.0		8	1	0	0	2	1	0	0	0	0	0	11	16	0.00	1.000
ERA:																		
43 Addison Reed, R	(3, 1)	1.0		3	0	0	0	0	0	0	0	0	0	0	3	3	0.00	0.000
ERA:																		
27 Jeurys Familia, R	(4, 1)	1.0	W	4	1	0	0	2	0	0	0	0	0	0	8	8	0.00	1.000
ERA: 4.5																		
40 Tom Gorzelanny, L	(5, 1)	1.0		4	2	1	1	0	0	0	0	0	0	0	4	4	9.00	2.000
ERA: 22.5																		
62 Erik Goeddel, R	(6, 1)	1.0		4	1	0	0	2	0	0	0	0	0	0	8	8	0.00	1.000
ERA:																		

PITCHER		IP	WLS	BF	H	R	ER	SO	BB	IBB	HBP	BLK	WP	HR	S	P	ERA	WHIP
84 David Roseboom, L	(7, 1)	1.1		10	6	5	5	0	0	0	0	0	0	0	10	10	33.75	4.500
ERA: 13.5																		
47 Hansel Robles, R	(8, 1)	1.2		9	3	0	0	3	0	0	1	0	0	0	14	15	0.00	1.800
ERA:																		

Batter	1	2	3	4	5	6	7	8	9	AB	R	H	RBI	BB	SO	LOB
7 José Reyes, S (1, 5) OBP: 0.273, SLG: 0.200 72 Phillip Evans, R (5, PH) OBP: 0.375, SLG: 0.125 (6, 5)	G5-3		K	13 WP 1-2 2-3 HBP	1-H 2-H 3-H HR		77 L5-3 2-3 3-H 1B			2 2	0 1	0 2	0 5	0 0	1 0	1 0
13 Asdrúbal Cabrera, S (1, 6) OBP: 0.250, SLG: 0.571 77 Luis Guillorme, L (5, PH) OBP: 0.300, SLG: 0.444 (6, 6)	G5-3		F9	1-2 2-3 3-H BB	G4-3		L5-3 1-1			2 2	0 0	0 0	0 0	1 0	0 0	1 3
52 Yoenis Cespedes, R (1, 7) OBP: 0.375, SLG: 0.875 75 Champ Stuart, R (6, 7) OBP: 0.250, SLG: 0.143	G5-3			HR G6-3		K		K		3 2	1 0	1 0	1 0	0 0	0 2	3 0
3 Curtis Granderson, L (1, 8) OBP: 0.100, SLG: 0.100 9 Brandon Nimmo, L (4, PR) OBP: 0.438, SLG: 0.400 (5, 8)		F9		20 HR 1B	20 FC5-4 1B	1B		74 BB 2 1B 1B		2 3	0 1	1 3	0 0	0 0	0 0	0 0
20 Neil Walker, S (1, 4) OBP: 0.250, SLG: 0.625 2 Gavin Cecchini, R (5, PR) OBP: 0.615, SLG: 0.909 (6, 4)	1B			1-H HR	FC5-4 19 BB 4 1B 1-2f	G5-3		74 BB 1-2 1B		3 2	1 1	2 1	2 0	0 0	0 0	1 0
19 Jay Bruce, L (1, 9) OBP: 0.429, SLG: 0.200 73 Travis Taijeron, R (5, PR) OBP: 0.333, SLG: 0.143 (6, 9)	L9		K	15 BB 4 1B 72 HR 1-2 BB		70 1B 15 2B 1B	K			2 2	0 2	0 1	0 0	1 0	1 1	2 2
4 Wilmer Flores, R (1, 3) OBP: 0.357, SLG: 0.500 74 Dominic Smith, L (5, PR) OBP: 0.333, SLG: 0.182 (6, 3)	G5-3			7 HBP 18 1B 13 WP BB	15 BB 72 HR 1-2 2-H 1B		K	1-2 2-3 BB		2 1	1 1	1 0	1 0	1 1	0 1	1 1
18 Travis d'Arnaud, R (1, 2) OBP: 0.545, SLG: 0.818 70 Tomás Nido, R (7, 2) OBP: 0.500, SLG: 0.400			1B	13 WP 7 HBP 1-2 1B	F8		15 2B 72 1B 1-2 1B	G6-3		3 2	0 1	2 1	0 0	0 0	0 0	2 3
15 Matt Reynolds, R (1, 10) OBP: 0.545, SLG: 0.500			F8	K	72 HR 1-2 2-3 BB		72 1B 1-3 2-H 2B			3	1	1	1	1	1	3
Inning Stats	R: 0 E: 0 K: 0 S: 3 H: 0 LOB: 0 BB: 0 P: 3	R: 0 E: 0 K: 0 S: 4 H: 1 LOB: 1 BB: 0 P: 4	R: 0 E: 0 K: 1 S: 6 H: 1 LOB: 1 BB: 0 P: 6	R: 4 E: 0 K: 2 S: 14 H: 4 LOB: 3 BB: 2 P: 26	R: 5 E: 0 K: 0 S: 7 H: 3 LOB: 1 BB: 2 P: 15	R: 0 E: 0 K: 1 S: 5 H: 1 LOB: 0 BB: 0 P: 5	R: 2 E: 0 K: 1 S: 8 H: 4 LOB: 1 BB: 0 P: 9	R: 0 E: 0 K: 2 S: 9 H: 2 LOB: 3 BB: 1 P: 13		1B: 12 2B: 2 3B: 0 HR: 3 SF: 0 SAC: 0 DP: 1 HBP: 1				WP: 1 PB: 0 SB: 0 CS: 0 PA: 44	

PITCHER		IP	WLS	BF	H	R	ER	SO	BB	IBB	HBP	BLK	WP	HR	S	P	ERA	WHIP
61 Adam Conley, L ERA: 12.0	(1, 1)	2.0		7	1	0	0	0	0	0	0	0	0	0	7	7	0.00	0.500
58 Dan Straily, R ERA: 13.5	(3, 1)	1.2	L	11	5	4	4	3	1	0	0	0	0	2	19	26	21.60	3.600
63 Nick Maronde, L ERA:	(4, 1)	0.1		3	0	0	0	0	1	0	1	0	1	0	1	6	0.00	3.000
82 Matt Tomshaw, L ERA: 22.5	(5, 1)	1.0		8	3	5	5	0	2	0	0	0	0	1	7	15	45.00	5.000
43 Odrisamer Despaigne, R ERA: 3.86	(6, 1)	1.1		5	2	1	1	2	0	0	0	0	0	0	9	9	6.75	1.500

PITCHER		IP	WLS	BF	H	R	ER	SO	BB	IBB	HBP	BLK	WP	HR	S	P	ERA	WHIP
56 Caleb Thielbar, L ERA: 6.75	(7, 1)	0.2		4	3	1	1	0	0	0	0	0	0	0	4	5	13.50	4.500
90 Ben Holmes, L ERA:	(8, 1)	1.0		6	2	0	0	2	1	0	0	0	0	0	9	13	0.00	3.000

BOTTOM

Miami Marlins @ New York Mets

First Data Field, Port St. Lucie, FL

Thu Mar 02 2017, 1:12 PM - 4:20 PM EST

Att. 3,953 - Partly Cloudy - 87 F

livebaseballscorecards.com

AB	38
R	11
H	16
RBI	10
BB	5
SO	7
LOB	23

Batter	1	2	3	4	5	6	7	8	9	AB	R	H	RBI	BB	SO	LOB
2 Alex Bregman, R (1, 5) OBP: 0.294, SLG: 0.353 80 Andrew Aplin, L (7, PR) (7, 8)	F9		F8		F8		18 2B 1 SF9 1B		19 G4-6-3 18 1B BB	4 0	0 1	1 0	0 0	0 1	0 0	1 0
9 Marwin Gonzalez, S (1, 4) OBP: 0.125, SLG: 0.125 18 Tony Kemp, L (6, 4) OBP: 0.545, SLG: 0.600	K		F7		K		1 SF9 2B 1-3		19 G4-6-3 1B 1-2	3 2	0 0	0 2	0 0	0 0	2 0	1 0
1 Carlos Correa, R (1, 6) OBP: 0.500, SLG: 0.375 19 Colin Moran, L (7, 5) OBP: 0.400, SLG: 0.250	11 FC5-4 BB		1 SAFE 1-2 BB		G6-3		SF9 2-3 3-H		G4-6-3 1-2f 2-3	1 1	0 0	0 0	1 0	0 0	0 0	0 2
11 Evan Gattis, R (1, 10) OBP: 0.273, SLG: 0.200 73 J.D. Davis, R (6, PR) OBP: 0.455, SLG: 0.444 (6, 10)	FC5-4 1-2f		F9			35 WP 13 1B 35 SF9 BB	K		G6-3	2 2	0 1	0 0	0 0	1 0	0 1	3 3
23 AJ Reed, L (1, 3) OBP: 0.429, SLG: 0.545 13 Tyler White, R (6, PH) OBP: 0.231, SLG: 0.462 (6, 3)		F9		77 BB 6 1B BB		12 WP 1-2 1B	G6-3			1 2	0 0	0 1	0 0	1 0	0 0	0 2
35 Teoscar Hernández, R (1, 9) 21 Jon Singleton, L (8, PH) OBP: 0.500, SLG: 0.250 75 Jon Kemmer, L (8, 9) OBP: 0.625, SLG: 0.600		P6		F8		SF9 2-H		78 FC6-4 BB		2 0 0	0 0 0	0 0 0	1 0 0	0 1 0	0 0 0	1 0 0
77 Derek Fisher, L (1, 7) OBP: 0.364, SLG: 0.444 78 Ramón Laureano, R (6, PH) OBP: 0.444, SLG: 0.167 (6, 7)		12 1B 12 S BB		6 1B 1-2 BB		K		FC6-4 1-2f		0 2	0 0	0 0	0 0	2 0	0 1	0 2
12 Max Stassi, R (1, 2) OBP: 0.182, SLG: 0.455 71 Tyler Heineman, S (7, 2)	0-1 1-3 1B			0-3 1-2 2-H 1B		1-3 1-2		0-3		3 1	0 0	1 0	0 0	0 0	2 1	3 1
6 Jake Marisnick, R (1, 8) OBP: 0.333, SLG: 0.500 28 Reid Brignac, L (7, 6) OBP: 0.364, SLG: 0.455			0-0 1 S 1B	0-0			1-0 HR	0-3		3 1	1 0	3 0	1 0	0 0	0 1	0 1
Inning Stats	R: 0 E: 0 K: 1 S: 5 H: 0 LOB: 1 BB: 1 P: 10	R: 0 E: 0 K: 0 S: 4 H: 1 LOB: 2 BB: 1 P: 8	R: 0 E: 0 K: 0 S: 4 H: 1 LOB: 2 BB: 1 P: 8	R: 0 E: 0 K: 1 S: 5 H: 1 LOB: 2 BB: 2 P: 13	R: 0 E: 0 K: 1 S: 5 H: 0 LOB: 0 BB: 0 P: 5	R: 1 E: 0 K: 2 S: 8 H: 1 LOB: 2 BB: 1 P: 14	R: 2 E: 0 K: 1 S: 8 H: 3 LOB: 2 BB: 0 P: 9	R: 0 E: 0 K: 2 S: 7 H: 0 LOB: 1 BB: 1 P: 11	R: 0 E: 0 K: 0 S: 3 H: 1 LOB: 1 BB: 1 P: 7	1B: 6 2B: 1 3B: 0 HR: 1 SF: 2 SAC: 0 DP: 1 HBP: 0						

PITCHER		IP	WLS	BF	H	R	ER	SO	BB	IBB	HBP	BLK	WP	HR	S	P	ERA	WHIP
34 Noah Syndergaard, R ERA:	(1, 1)	2.0		8	1	0	0	1	2	0	0	0	0	0	9	18	0.00	1.500
39 Jerry Blevins, L ERA: 9.0	(3, 1)	1.0	W	5	1	0	0	0	1	0	0	0	0	0	4	8	0.00	2.000
50 Rafael Montero, R ERA:	(4, 1)	2.0		8	1	0	0	2	2	0	0	0	0	0	10	18	0.00	1.500
66 Josh Edgin, L ERA: 9.0	(6, 1)	1.0		5	1	1	1	2	1	0	0	0	2	0	8	14	9.00	2.000
83 Kevin McGowan, R ERA: 18.0	(7, 1)	1.2		9	3	2	2	2	1	0	0	0	0	1	12	17	10.80	2.400

PITCHER		IP	WLS	BF	H	R	ER	SO	BB	IBB	HBP	BLK	WP	HR	S	P	ERA	WHIP
49 Josh Smoker, L ERA:	(8, 1)	1.1		5	1	0	0	1	1	0	0	0	0	0	6	10	0.00	1.500

TOP

Houston Astros @ New York Mets

First Data Field, Port St. Lucie, FL

Fri Mar 03 2017, 1:12 PM - 4:29 PM EST

Att. 4,391 - Cloudy - 73 F

livebaseballscorecards.com

AB	30
R	3
H	8
RBI	3
BB	8
SO	8
LOB	20

PA: 40

WP: 2
PB: 0
SB: 2
CS: 0

Batter	1	2	3	4	5	6	7	8	9	AB	R	H	RBI	BB	SO	LOB
7 José Reyes, S (1, 5) OBP: 0.214, SLG: 0.154 74 Dominic Smith, L (5, 3) OBP: 0.353, SLG: 0.231	G6-3		FC5-4 13 1B 1-2f	K	61 2B 1-3 2-H 3-H 1B		G4-3 2-3			3 1 0 0 0 1 2 2 0 1 1 0 0 1						
13 Asdrúbal Cabrera, S (1, 6) OBP: 0.273, SLG: 0.500 61 Amed Rosario, R (5, 6) OBP: 0.385, SLG: 0.462	F8		20 1B 19 1B 2-H 1B	F9	1-3 3-H 2B		G6-3			3 1 1 1 0 0 1 2 0 1 1 0 0 1						
52 Yoenis Cespedes, R (1, 7) OBP: 0.455, SLG: 0.818 83 Patrick Biondi, L (5, PR) OBP: 0.250, SLG: 0.250 (6, 7)	1B		F8	E5 20 HR 1B G4-3				54 WP 9 1B 54 SF9 1B		3 0 2 0 0 0 1 2 2 1 0 0 0 2						
20 Neil Walker, S (1, 4) OBP: 0.364, SLG: 0.909 72 Phillip Evans, R (6, 4) OBP: 0.300, SLG: 0.900	P5		19 1B 21 2B 1-2 1B		2-H HR	G6-3		F9		3 2 2 2 0 0 1 2 0 0 0 0 0 1						
19 Jay Bruce, L (1, 9) OBP: 0.444, SLG: 0.286 9 Brandon Nimmo, L (5, 9) OBP: 0.474, SLG: 0.444		G3	21 2B 1-2 2-H 1B		54 2B 74 PB 1B	G5-3		54 WP 1-2 1B		2 1 1 1 0 0 0 3 1 2 0 0 0 0						
21 Lucas Duda, L (1, 3) OBP: 0.500, SLG: 1.000 54 T.J. Rivera, R (5, 5) OBP: 0.222, SLG: 0.471		K	1-H 2-H 2B		74 PB 74 1B 1-3 2B	F9		SF9 1-2 2-H		2 0 1 2 0 1 0 2 1 1 1 0 0 0						
30 Michael Conforto, L (1, 10) OBP: 0.529, SLG: 0.938 60 Wuilmer Becerra, R (8, PH) (9, 10)	BB		F9		G4-3		75 2B 2B	BB		3 1 1 0 1 0 3 0 0 0 0 1 0 0						
12 Juan Lagares, R (1, 8) OBP: 0.133, SLG: 0.071 75 Champ Stuart, R (6, 8) OBP: 0.300, SLG: 0.333	P3			G6-3	F8		74 G4-3 2-H 2B	K		3 0 0 0 0 0 3 2 0 1 1 0 1 2						
44 René Rivera, R (1, 2) OBP: 0.444, SLG: 0.375 71 Xorge Carrillo, R (7, 2)			7 FC5-4 1B	1B	74 1B 74 PB 61 2B HBP		K			2 1 2 0 0 0 0 1 0 0 0 0 1 1						
Inning Stats	R: 0 H: 1 E: 0 LOB: 1 K: 0 BB: 0 S: 4 P: 4	R: 0 H: 0 E: 0 LOB: 1 K: 1 BB: 1 S: 5 P: 9	R: 4 H: 5 E: 1 LOB: 1 K: 0 BB: 0 S: 8 P: 8	R: 0 H: 1 E: 0 LOB: 1 K: 1 BB: 0 S: 6 P: 6	R: 5 H: 6 E: 1 LOB: 2 K: 0 BB: 0 S: 9 P: 12	R: 0 H: 0 E: 0 LOB: 0 K: 0 BB: 0 S: 3 P: 3	R: 1 H: 2 E: 0 LOB: 1 K: 1 BB: 0 S: 7 P: 7	R: 1 H: 2 E: 0 LOB: 2 K: 1 BB: 1 S: 7 P: 12		1B: 11 SF: 1 2B: 5 SAC: 0 3B: 0 DP: 0 HR: 1 HBP: 1						

BOTTOM

Houston Astros @ New York Mets

First Data Field, Port St. Lucie, FL

Fri Mar 03 2017, 1:12 PM - 4:29 PM EST

Att. 4,391 - Cloudy - 73 F

livebaseballscorecards.com

AB	40
R	11
H	17
RBI	10
BB	2
SO	4
LOB	19

PITCHER		IP	WLS	BF	H	R	ER	SO	BB	IBB	HBP	BLK	WP	HR	S	P	ERA	WHIP
50 Charlie Morton, R ERA:	(1, 1)	2.0		8	1	0	0	1	1	0	0	0	0	0	9	13	0.00	1.000
62 Brady Rodgers, R ERA: 15.75	(3, 1)	2.0	L	14	8	7	7	1	0	0	0	0	0	1	16	17	31.50	4.000
46 Ashur Tolliver, L ERA: 15.43	(5, 1)	0.2		7	4	2	2	0	0	0	1	0	0	0	6	8	27.00	6.000
45 Michael Feliz, R ERA: 2.7	(5, 1)	1.1		4	0	0	0	0	0	0	0	0	0	0	4	4	0.00	0.000
83 Rogelio Armenteros, R ERA: 27.0	(7, 1)	0.1		3	2	1	1	1	0	0	0	0	0	0	5	5	27.00	6.000

PITCHER		IP	WLS	BF	H	R	ER	SO	BB	IBB	HBP	BLK	WP	HR	S	P	ERA	WHIP
82 Albert Minnis, L ERA:	(7, 1)	0.2		2	0	0	0	0	0	0	0	0	0	0	2	2	0.00	0.000
58 C.J. Riefenhauser, L ERA: 6.0	(8, 1)	1.0		6	2	1	1	1	1	0	0	0	1	0	7	12	9.00	3.000

Batter	1	2	3	4	5	6	7	8	9	AB	R	H	RBI	BB	SO	LOB
9 Brandon Nimmo, L (1, 7) OBP: 0.500, SLG: 0.524	G4-3		1-3 1B			21 2B	G3 2-3			3	1	2	0	0	0	0
83 Patrick Biondi, L (6, 7) OBP: 0.200, SLG: 0.200						2B				1	0	0	0	0	0	1
12 Juan Lagares, R (1, 8) OBP: 0.111, SLG: 0.059	K		F7			K	B2-3			3	0	0	0	0	2	3
75 Champ Stuart, R (6, 8) OBP: 0.273, SLG: 0.300										1	0	0	0	0	0	1
30 Michael Conforto, L (1, 9) OBP: 0.450, SLG: 0.789	F7			G4-1		K		K		3	0	0	0	0	1	1
73 Travis Taijeron, R (6, 9) OBP: 0.300, SLG: 0.125										1	0	0	0	0	1	0
21 Lucas Duda, L (1, 10) OBP: 0.600, SLG: 1.200		G5-3		G4-1		4 WP 2-H 2B		G6-3		3	0	2	1	0	0	0
60 Wuilmer Becerra, R (6, PR) (6, 10)				2B						1	0	0	0	0	0	0
4 Wilmer Flores, R (1, 3) OBP: 0.294, SLG: 0.400		K		K		P6 2-3		K		3	0	0	0	0	2	2
74 Dominic Smith, L (6, 3) OBP: 0.333, SLG: 0.214										1	0	0	0	0	1	0
18 Travis d'Arnaud, R (1, 2) OBP: 0.500, SLG: 0.714		F7		K			54 2B 2 2B 1B		G5-3	3	1	1	0	0	1	1
70 Tomás Nido, R (7, 2) OBP: 0.429, SLG: 0.333										1	0	0	0	0	0	0
54 T.J. Rivera, R (1, 5) OBP: 0.286, SLG: 0.600			2 CS 2B		K		2 1-3 2B		F8	3	1	2	0	0	1	0
72 Phillip Evans, R (7, 5) OBP: 0.273, SLG: 0.818										1	0	0	0	0	0	0
2 Gavin Cecchini, R (1, 4) OBP: 0.563, SLG: 0.857			F8 2-3		F7		83 G3 2-H 2B 3-H		G3-1	3	0	1	2	0	0	1
77 Luis Guillorme, L (7, 4) OBP: 0.273, SLG: 0.400										1	0	0	0	0	0	0
15 Matt Reynolds, R (1, 6) OBP: 0.500, SLG: 0.400			9 1B BB		K		F8			2	0	0	0	1	1	1
61 Amed Rosario, R (7, 6) OBP: 0.385, SLG: 0.462										0	0	0	0	0	0	0
Inning Stats	R: 0 E: 0 K: 1 S: 5 H: 0 LOB: 0 BB: 0 P: 5	R: 0 E: 0 K: 1 S: 5 H: 0 LOB: 0 BB: 0 P: 5	R: 0 E: 0 K: 0 S: 4 H: 2 LOB: 2 BB: 1 P: 9	R: 0 E: 0 K: 2 S: 8 H: 1 LOB: 1 BB: 0 P: 8	R: 0 E: 0 K: 2 S: 7 H: 0 LOB: 0 BB: 0 P: 7	R: 1 E: 0 K: 2 S: 9 H: 2 LOB: 2 BB: 0 P: 10	R: 2 E: 0 K: 0 S: 6 H: 3 LOB: 1 BB: 0 P: 6	R: 0 E: 0 K: 2 S: 7 H: 0 LOB: 0 BB: 0 P: 7	R: 0 E: 0 K: 0 S: 3 H: 0 LOB: 0 BB: 0 P: 3	1B: 2 2B: 6 3B: 0 HR: 0 SF: 0 SAC: 0 DP: 0 HBP: 0						

PITCHER		IP	WLS	BF	H	R	ER	SO	BB	IBB	HBP	BLK	WP	HR	S	P	ERA	WHIP
59 Joe Musgrove, R ERA: 1.8	(1, 1)	3.0		11	2	0	0	2	1	0	0	0	0	0	14	19	0.00	1.000
44 Luke Gregerson, R ERA:	(4, 1)	1.0		4	1	0	0	2	0	0	0	0	0	0	8	8	0.00	1.000
53 Ken Giles, R ERA: 4.5	(5, 1)	1.0		3	0	0	0	2	0	0	0	0	0	0	7	7	0.00	0.000
63 David Paulino, R ERA: 6.75	(6, 1)	2.0	L	11	5	3	3	2	0	0	0	0	1	0	15	16	13.50	2.500
51 James Hoyt, R ERA:	(8, 1)	1.0		3	0	0	0	2	0	0	0	0	0	0	7	7	0.00	0.000

PITCHER		IP	WLS	BF	H	R	ER	SO	BB	IBB	HBP	BLK	WP	HR	S	P	ERA	WHIP
69 Kevin Chapman, L ERA: 9.0	(9, 1)	1.0		3	0	0	0	0	0	0	0	0	0	0	3	3	0.00	0.000

TOP

New York Mets @ Houston Astros

Ballpark of the Palm Beaches, West Palm Beach, FL

Sat Mar 04 2017, 1:08 PM - 3:41 PM EST
Att. 4,718 - Partly Cloudy - 74 F

The Baseball Scorecards

livebaseballscorecards.com

AB	34
R	3
H	8
RBI	3
BB	1
SO	10
LOB	11

WP: 1 PB: 0 SB: 0 CS: 1 PA: 35

Batter	1	2	3	4	5	6	7	8	9	AB	R	H	RBI	BB	SO	LOB
4 George Springer, R (1, 8) OBP: 0.250, SLG: 0.333	G3		P4		F7			G3-1		3	0	0	0	0	0	3
77 Derek Fisher, L (6, 8) OBP: 0.333, SLG: 0.400										1	0	0	0	0	0	0
(8, 7)																
22 Josh Reddick, L (1, 7) OBP: 0.182, SLG: 0.100	K			G5-3		G4-3		G5-3		3	0	0	0	0	1	0
76 Alejandro Garcia, R (7, 7) OBP: 0.375, SLG: 0.286										1	0	0	0	0	0	0
(8, 9)																
27 Jose Altuve, R (1, 4) OBP: 0.250, SLG: 0.100	P4			G5-3		P3			F8	3	0	0	0	0	0	0
18 Tony Kemp, L (7, 4) OBP: 0.500, SLG: 0.545										1	0	0	0	0	0	0
(8, 8)																
1 Carlos Correa, R (1, 6) OBP: 0.471, SLG: 0.300		K		BB		K			L5	2	0	0	0	1	2	0
28 Reid Brignac, L (7, 6) OBP: 0.333, SLG: 0.417										1	0	0	0	0	0	0
15 Carlos Beltrán, S (1, 10) OBP: 0.444, SLG: 1.125		F9		F7			HR		K	3	1	1	1	0	0	1
75 Jon Kemmer, L (9, PH) OBP: 0.556, SLG: 0.500										1	0	0	0	0	1	0
10 Yuli Gurriel, R (1, 3) OBP: 0.200, SLG: 0.200		K			F7		G5-3			3	0	0	0	0	1	0
21 Jon Singleton, L (8, 3) OBP: 0.500, SLG: 0.250										0	0	0	0	0	0	0
16 Brian McCann, L (1, 2)			F9		G5-3		F7			2	0	0	0	0	0	0
30 Juan Centeno, L (6, 2) OBP: 0.222, SLG: 0.222										1	0	0	0	0	0	0
9 Marwin Gonzalez, S (1, 5) OBP: 0.300, SLG: 0.222			BB		1B		P6			1	0	1	0	1	0	0
73 J.D. Davis, R (6, 5) OBP: 0.417, SLG: 0.400										1	0	0	0	0	0	0
78 Ramón Laureano, R (1, 9) OBP: 0.455, SLG: 0.250			FC6-4		1B			L1-3		2	0	1	0	0	0	1
13 Tyler White, R (8, 4) OBP: 0.214, SLG: 0.429										1	0	0	0	0	0	0
Inning Stats	R: 0 E: 0 K: 1 S: 5 H: 0 LOB: 0 BB: 0 P: 5	R: 0 E: 0 K: 2 S: 7 H: 0 LOB: 0 BB: 0 P: 7	R: 0 E: 0 K: 0 S: 3 H: 0 LOB: 1 BB: 1 P: 7	R: 0 E: 0 K: 0 S: 3 H: 0 LOB: 1 BB: 1 P: 7	R: 0 E: 0 K: 0 S: 5 H: 2 LOB: 2 BB: 0 P: 5	R: 0 E: 0 K: 1 S: 5 H: 0 LOB: 0 BB: 0 P: 5	R: 1 E: 0 K: 0 S: 5 H: 1 LOB: 0 BB: 0 P: 6	R: 0 E: 0 K: 0 S: 3 H: 0 LOB: 0 BB: 0 P: 3	R: 0 E: 0 K: 1 S: 5 H: 0 LOB: 0 BB: 0 P: 5	1B: 2 2B: 0 3B: 0 HR: 1	SF: 0 SAC: 0 DP: 0 HBP: 0						

BOTTOM

New York Mets @ Houston Astros

The Ballpark of the Palm Beaches, West Palm Beach, FL

Sat Mar 04 2017, 1:08 PM - 3:41 PM EST

Att. 4,718 - Partly Cloudy - 74 F

livebaseballscorecards.com

AB	30
R	1
H	3
RBI	1
BB	2
SO	5
LOB	5

PITCHER		IP	WLS	BF	H	R	ER	SO	BB	IBB	HBP	BLK	WP	HR	S	P	ERA	WHIP
48 Jacob deGrom, R ERA:	(1, 1)	2.0		6	0	0	0	3	0	0	0	0	0	0	12	12	0.00	0.000
80 P.J. Conlon, L ERA:	(3, 1)	2.0		8	0	0	0	0	2	0	0	0	0	0	6	14	0.00	1.000
81 Corey Taylor, R ERA:	(5, 1)	1.0	W	5	2	0	0	0	0	0	0	0	0	0	5	5	0.00	2.000
46 Ben Rowen, R ERA:	(6, 1)	1.0	H	3	0	0	0	1	0	0	0	0	0	0	5	5	0.00	0.000
36 Sean Gilmartin, L ERA: 3.86	(7, 1)	1.0	H	4	1	1	1	0	0	0	0	0	0	1	5	6	9.00	1.000

PITCHER		IP	WLS	BF	H	R	ER	SO	BB	IBB	HBP	BLK	WP	HR	S	P	ERA	WHIP
76 Chasen Bradford, R ERA: 4.5	(8, 1)	1.0	H	3	0	0	0	0	0	0	0	0	0	0	3	3	0.00	0.000
79 Paul Sewald, R ERA:	(9, 1)	1.0	S	3	0	0	0	1	0	0	0	0	0	0	5	5	0.00	0.000

WP: 0 PB: 0 SB: 0 CS: 0 PA: 32

Batter	1	2	3	4	5	6	7	8	9	AB	R	H	RBI	BB	SO	LOB
25 Dexter Fowler, S (1, 8) OBP: 0.500, SLG: 0.333	C C C 0-3 K	X 0-0 FC4-6 36 1B 1-2f 2-3	X 0-0 G6-3		X 0-0 1-H 3-H 2B		X 0-0 71 F9 2B	X 0-0 F8		4	0	1	2	0	1	3
79 Magneuris Sierra, L (5, PR) OBP: 0.444, SLG: 0.588 (5, 8)										2	0	1	0	0	0	2
36 Aledmys Díaz, R (1, 6) OBP: 0.400, SLG: 0.429	C C C 0-3 K	X 0-0 1-2 3-H 1B		X 0-0 27 G6-4-3 1B	S S S 0-3 K		X 0-0 G5-3		S S S 0-3 K2-3	3	0	2	1	0	1	0
87 Paul DeJong, R (5, PH) OBP: 0.263, SLG: 0.526 (5, 6)										3	0	0	0	0	2	2
4 Yadier Molina, R (1, 2) OBP: 0.300, SLG: 0.235	X 0-0 G5-3	X 0-0 F7		X 0-0 L5	X 0-0 F9		X 0-0 F9 2-3		B B B B 4-0 81 BB	4	0	0	0	0	0	4
71 Carson Kelly, R (5, 2) OBP: 0.538, SLG: 0.375										1	0	0	0	1	0	1
27 Jhonny Peralta, R (1, 5) OBP: 0.308, SLG: 0.364		X 0-0 58 HR 2B	X 0-0 F8	X 0-0 G6-4-3 1-2f		B B C X 2-1 HR	X 0-0 P6		X 0-0 P4	3	1	1	0	0	0	1
86 Patrick Wisdom, R (5, 5) OBP: 0.364, SLG: 1.000										3	1	1	1	0	0	2
32 Matt Adams, L (1, 10) OBP: 0.211, SLG: 0.294	H 1-0 58 HR HBP	S S S 0-3 K			X 0-0 58 E 58 S 35 1B 1B	S S S 0-3 K2-3		B B X 2-0 HR	B B B B 4-0 1-2 BB	1	1	0	0	0	1	0
74 Eliezer Álvarez, L (5, PH) OBP: 0.250, SLG: 0.250 (5, 10)										2	1	1	0	0	1	0
81 Anthony García, R (8, PH) OBP: 0.400, SLG: 1.000 (8, 10)										1	1	1	1	1	0	0
58 José Martínez, R (1, 3) OBP: 0.500, SLG: 1.000	B B B X 3-0 1-H 2-H HR	X 0-0 28 1B 88 3B 1B			B X 1-0 E5 35 1B 1-3 88 1B	X 0-0 35 2B 2B		X 0-0 F9	X 0-0 F8	4	4	3	3	0	0	1
65 Chad Huffman, R (6, 3) OBP: 0.400, SLG: 0.308										2	0	0	0	0	0	2
28 Tommy Pham, R (1, 7) OBP: 0.300, SLG: 0.222	S S S 0-3 K	X 0-0 35 HBP 1-3 88 3B 1B			S S S 0-3 K	X 0-0 F8		X 0-0 F9		4	1	1	0	0	2	3
48 Todd Cunningham, S (6, 7) OBP: 0.286, SLG: 0.091										1	0	0	0	0	0	0
35 Greg Garcia, L (1, 4) OBP: 0.267, SLG: 0.286	X 0-0 25 FC4-6 88 1B 36 1B 1B	H 1-0 88 3B 1-2 HBP			X 0-0 88 1B 88 S 25 2B 2-3 3-H 1B	X 0-0 2-H 2B		X 0-0 E5 88 BB		3	3	3	2	0	0	0
73 Breyvic Valera, S (6, PR) OBP: 0.091, SLG: 0.091 (6, 4)										1	0	0	0	0	0	0
88 Harrison Bader, R (1, 9) OBP: 0.353, SLG: 0.688	X 0-0 25 FC4-6 1-2 1B	X 0-0 1-H 2-H 3-H 3B			C X 0-1 25 2B 1-3 3-H 1B	S S S 0-3 K		B B B B 4-0 1-2 BB		4	1	3	4	1	1	1
Inning Stats	R: 0 H: 0 E: 0 LOB: 0 K: 2 BB: 0 S: 7 P: 7	R: 4 H: 5 E: 0 LOB: 2 K: 1 BB: 0 S: 10 P: 14	R: 3 H: 3 E: 0 LOB: 1 K: 1 BB: 0 S: 8 P: 9	R: 0 H: 1 E: 0 LOB: 0 K: 0 BB: 0 S: 3 P: 3	R: 4 H: 4 E: 1 LOB: 1 K: 2 BB: 0 S: 13 P: 14	R: 2 H: 3 E: 0 LOB: 1 K: 2 BB: 0 S: 11 P: 13	R: 0 H: 1 E: 0 LOB: 1 K: 0 BB: 0 S: 4 P: 4	R: 1 H: 1 E: 1 LOB: 2 K: 0 BB: 1 S: 5 P: 11	R: 0 H: 0 E: 0 LOB: 2 K: 1 BB: 2 S: 5 P: 13	1B: 9 SF: 0 2B: 5 SAC: 0 3B: 1 DP: 1 HR: 3 HBP: 2						

TOP

St. Louis Cardinals @ New York Mets

First Data Field, Port St. Lucie, FL

Sun Mar 05 2017, 1:11 PM - 4:36 PM EST

Att. 6,594 - Partly Cloudy - 73 F

livebaseballscorecards.com

AB	46
R	14
H	18
RBI	14
BB	3
SO	9
LOB	22

WP: 0 PA: 51
PB: 0
SB: 2
CS: 0

PITCHER		IP	WLS	BF	H	R	ER	SO	BB	IBB	HBP	BLK	WP	HR	S	P	ERA	WHIP
33 Matt Harvey, R ERA: 21.6	(1, 1)	1.2	L	10	4	4	4	3	0	0	1	0	0	1	15	19	21.60	2.400
43 Addison Reed, R ERA: 8.1	(2, 1)	1.1		9	4	3	3	1	0	0	1	0	0	0	10	11	20.25	3.000
67 Seth Lugo, R ERA: 3.86	(4, 1)	2.0		11	5	4	3	2	0	0	0	0	0	0	16	17	13.50	2.500
85 Adam Wilk, L ERA: 3.18	(6, 1)	2.0		10	4	2	2	2	0	0	0	0	0	1	15	17	9.00	2.000
40 Tom Gorzelanny, L ERA: 18.0	(8, 1)	1.0		6	1	1	1	0	1	0	0	0	0	1	5	11	9.00	2.000

PITCHER		IP	WLS	BF	H	R	ER	SO	BB	IBB	HBP	BLK	WP	HR	S	P	ERA	WHIP
82 Logan Taylor, R ERA:	(9, 1)	1.0		5	0	0	0	1	2	0	0	0	0	0	5	13	0.00	2.000

BOTTOM

Batter	1	2	3	4	5	6	7	8	9	AB	R	H	RBI	BB	SO	LOB
3 Curtis Granderson, L (1, 8) OBP: 0.077, SLG: 0.077	G3-1		F7		L8	BB 1-2	K		FC5-4 73 73 1B 1-2f	3	0	0	0	0	0	2
75 Champ Stuart, R (6, 8) OBP: 0.286, SLG: 0.250										2	1	0	0	1	1	1
13 Asdrúbal Cabrera, S (1, 6) OBP: 0.214, SLG: 0.385	F7		G4-6-3 1-2f		L5	K2-3	K		L7	3	0	0	0	0	0	2
61 Amed Rosario, R (6, 6) OBP: 0.313, SLG: 0.375										3	0	0	0	0	2	3
52 Yoenis Cespedes, R (1, 7) OBP: 0.538, SLG: 1.077	HR			20 1B 54 SF7 1B	20 BB 19 PB 1-2 1B		15 BB 54 1B 2B	83 2B 1B	E7 1-H 1B	2	2	2	1	0	0	0
73 Travis Taijeron, R (5, 7) OBP: 0.500, SLG: 0.500										4	1	4	0	0	0	0
(6, 9)																
19 Jay Bruce, L (1, 9) OBP: 0.500, SLG: 0.333	20 CS 1B			F9	20 BB 1-2 2-3 BB		15 BB 54 1B BB	1-3 2B	G5-3	2	0	1	0	1	0	1
83 Patrick Biondi, L (5, PR) OBP: 0.375, SLG: 0.429										2	1	1	0	1	0	1
(6, 7)																
20 Neil Walker, S (1, 4) OBP: 0.429, SLG: 0.846	CS 1-2	K		18 1-3 2B 1B	1-2 2-3 3-H BB		54 1B 60 1-2 2-3 1B BB	BB		2	1	1	1	1	1	0
15 Matt Reynolds, R (5, PR) OBP: 0.563, SLG: 0.400										0	1	0	0	2	0	0
(6, 4)																
(7, 5)																
54 T.J. Rivera, R (1, 3) OBP: 0.280, SLG: 0.565		G6-3	SF7 3-H	F8		60 1B 77 HR 1-2 2-H 3-H 1B	K			3	1	1	3	0	0	3
74 Dominic Smith, L (8, 3) OBP: 0.316, SLG: 0.200										1	0	0	0	0	1	3
18 Travis d'Arnaud, R (1, 10) OBP: 0.471, SLG: 0.706		E6	1-H 2B		G6-3	77 HR 1-2 2-H 1B	K			3	0	1	1	0	0	0
60 Wuilmer Becerra, R (7, PH) OBP: 0.250, SLG: 0.143										2	1	1	1	0	1	3
(8, 10)																
72 Phillip Evans, R (1, 5) OBP: 0.286, SLG: 0.714	G1-3			G6-3	75 WP 1B	1-H 2-H HR	K			3	0	1	0	0	0	2
77 Luis Guillorme, L (7, 4) OBP: 0.308, SLG: 0.667										2	1	1	3	0	1	3
44 René Rivera, R (1, 2) OBP: 0.500, SLG: 0.400			13 G4-6-3 1B		19 PB 73 1B 20 BB BB	K	K		75 FC5-4 1B	2	1	1	0	1	1	1
70 Tomás Nido, R (7, 2) OBP: 0.444, SLG: 0.375										2	0	1	0	0	1	0
Inning Stats	R: 1 E: 0 K: 0 S: 5 H: 2 LOB: 0 BB: 0 P: 6	R: 0 E: 1 K: 1 S: 6 H: 0 LOB: 1 BB: 0 P: 6	R: 0 E: 0 K: 0 S: 3 H: 1 LOB: 0 BB: 0 P: 3	R: 2 E: 0 K: 0 S: 6 H: 3 LOB: 1 BB: 0 P: 6	R: 1 E: 0 K: 0 S: 4 H: 1 LOB: 3 BB: 3 P: 16	R: 0 E: 0 K: 2 S: 8 H: 1 LOB: 2 BB: 1 P: 12	R: 6 E: 0 K: 3 S: 13 H: 4 LOB: 0 BB: 2 P: 21	R: 0 E: 0 K: 3 S: 11 H: 2 LOB: 3 BB: 1 P: 15	R: 1 E: 1 K: 0 S: 5 H: 2 LOB: 1 BB: 0 P: 5	1B: 11 2B: 3 3B: 0 HR: 2 SF: 1 SAC: 0 DP: 1 HBP: 0						

PITCHER		IP	WLS	BF	H	R	ER	SO	BB	IBB	HBP	BLK	WP	HR	S	P	ERA	WHIP
8 Mike Leake, R ERA: 3.86	(1, 1)	4.0	W	17	6	3	3	1	0	0	0	0	0	1	20	21	6.75	1.500
54 Zach Phillips, L ERA: 6.0	(5, 1)	1.0		7	1	1	1	0	3	0	0	0	0	0	4	16	9.00	4.000
94 Austin Gomber, L ERA: 8.31	(6, 1)	1.0		5	1	0	0	2	1	0	0	0	1	0	8	12	0.00	2.000
21 Brett Cecil, L ERA: 27.0	(7, 1)	0.0		6	4	6	6	0	2	0	0	0	0	1	4	12	∞	∞
64 Sam Tuivailala, R ERA:	(7, 1)	2.0	H	9	2	0	0	6	1	0	0	0	0	0	20	24	0.00	1.500

PITCHER		IP	WLS	BF	H	R	ER	SO	BB	IBB	HBP	BLK	WP	HR	S	P	ERA	WHIP
67 Matt Bowman, R ERA:	(9, 1)	1.0		5	2	1	0	0	0	0	0	0	0	0	5	5	0.00	2.000

St. Louis Cardinals @ New York Mets

First Data Field, Port St. Lucie, FL

Sun Mar 05 2017, 1:11 PM - 4:36 PM EST

Att. 6,594 - Partly Cloudy - 73 F

livebaseballscorecards.com

AB	41
R	11
H	16
RBI	10
BB	7
SO	9
LOB	25

WP: 1 PA: 50
PB: 1
SB: 0
CS: 1

Batter	1	2	3	4	5	6	7	8	9	AB	R	H	RBI	BB	SO	LOB
12 Juan Lagares, R (1, 8) OBP: 0.190, SLG: 0.105 75 Champ Stuart, R (7, PH) OBP: 0.294, SLG: 0.267 (7, 8)	H 1-0 18 G5-3 HBP		X 0-0 ② P3		X 0-0 30 S 30 1B 1B		S C B X 1-2 ③ P3 1-2	X 0-0 73 PB 1-2 2-3 3-H 1B	B C X 1-1 FC5-4 ③ 1-2f	2 3	0 0	1 1	0 1	0 0	0 0	1 4
30 Michael Conforto, L (1, 9) OBP: 0.435, SLG: 0.727 73 Travis Taijeron, R (7, 9) OBP: 0.500, SLG: 0.571	S T S 0-3 ① K		B X 1-0 ③ P6 2-3		P X 1-0 ② 18 S 1-H 1B			70 F9 72 2B 2B 1-0 ② F8 1-2 2-3 3-H		3 2	0 1	1 1	0 0	0 0	1 0	2 2
18 Travis d'Arnaud, R (1, 2) OBP: 0.450, SLG: 0.800 70 Tomás Nido, R (7, 2) OBP: 0.364, SLG: 0.300	1 SAFE X 0-0 ② G5-3 1-2			B X 1-0 HR	C X 0-1 ③ G4-3 1-2			0-0 F9 2-3 0-0 G3		3 2	1 0	1 0	1 0	0 0	0 0	2 3
4 Wilmer Flores, R (1, 5) OBP: 0.250, SLG: 0.333 72 Phillip Evans, R (7, 5) OBP: 0.375, SLG: 0.813	X 0-0 ③ F7			X 0-0 ① L5		X 0-0 ① F9		X 0-0 74 1B 3-H 2B	X 0-0 77 BB 85 E 83 FC3-2 1B	3 2	0 1	0 2	0 1	0 0	0 0	1 0
74 Dominic Smith, L (1, 3) OBP: 0.333, SLG: 0.211		S S S 0-3 ① K2-3		B B B B 4-0 77 1B 61 1B BB		X 0-0 ② G4-3		X 0-0 85 HR 2-H 1B	S S S 0-3 ① K	4	1	1	1	1	2	1
61 Amed Rosario, R (1, 6) OBP: 0.316, SLG: 0.368 85 L.J. Mazzilli, R (7, 4) OBP: 0.500, SLG: 2.000		X 0-0 ② G5-3		X 0-0 77 1B 1-2 1B		X 0-0 ③ G5-3		B X 1-0 1-H HR	X 0-0 E6 83 FC3-2 77 BB 86 BB 1-2	3 2	0 2	1 1	0 2	0 0	0 0	0 1
77 Luis Guillorme, L (1, 4) OBP: 0.389, SLG: 0.625 (7, 6)		X 0-0 ③ G4-3		X 0-0 15 G5-4-3 1-2 2-3 1B			X 0-0 ① G1	X 0-0 86 BB 83 BB 75 1B 1B	B B S B S B 4-2 86 BB 83 FC3-2 1-2 2-3 BB	4	1	2	0	1	0	0
15 Matt Reynolds, R (1, 7) OBP: 0.474, SLG: 0.308 83 Patrick Biondi, L (7, 7) OBP: 0.400, SLG: 0.375		X 0-0 ① G5-3	X 0-0 ② ③ G5-4-3 1-2f				S S S 0-3 ② K	B B B 4-0 75 1B 86 BB 73 PB 1-2 BB	X 0-0 ② FC3-2 86 BB 1-2 2-3 3-Hf	3 1	0 1	0 0	0 0	1 1	0 0	3 3
60 Wuilmer Becerra, R (1, 10) OBP: 0.364, SLG: 0.333 86 Gene Cone, L (8, PH) (8, 10)		X 0-0 30 WP 2B	S S S 0-3 ① K				B B B B 4-0 75 S BB	B B B 4-0 73 PB 75 1B 1-2 2-3 BB	F B F B B B 4-2 75 FC5-4 1-2 2-3 3-H BB	2 0	0 0	1 0	0 0	1 1	1 2	0 0
Inning Stats	R: 0 H: 0 E: 0 LOB: 1 K: 1 BB: 0 S: 5 P: 6	R: 0 H: 0 E: 0 LOB: 0 K: 1 BB: 0 S: 5 P: 5	R: 0 H: 1 E: 0 LOB: 1 K: 0 BB: 0 S: 4 P: 5	R: 1 H: 3 E: 0 LOB: 2 K: 0 BB: 1 S: 5 P: 10	R: 0 H: 2 E: 0 LOB: 1 K: 1 BB: 0 S: 8 P: 8	R: 0 H: 0 E: 0 LOB: 0 K: 0 BB: 0 S: 3 P: 3	R: 0 H: 0 E: 0 LOB: 1 K: 1 BB: 1 S: 7 P: 12	R: 6 H: 6 E: 0 LOB: 2 K: 0 BB: 2 S: 9 P: 19	R: 1 H: 1 E: 1 LOB: 3 K: 1 BB: 2 S: 12 P: 21	1B: 8 SF: 0 2B: 3 SAC: 0 3B: 0 DP: 1 HR: 2 HBP: 1						WP: 1 PA: 46 PB: 1 SB: 3 CS: 0

PITCHER		IP	WLS	BF	H	R	ER	SO	BB	IBB	HBP	BLK	WP	HR	S	P	ERA	WHIP
36 Edinson Volquez, R ERA: 2.84	(1, 1)	3.1		14	2	1	1	2	1	0	1	0	1	1	16	23	2.70	0.900
91 Tyler Bremer, R ERA:	(4, 1)	0.2		3	2	0	0	0	0	0	0	0	0	0	3	3	0.00	3.000
72 Tayron Guerrero, R ERA:	(5, 1)	1.0		4	2	0	0	1	0	0	0	0	0	0	8	8	0.00	2.000
65 Kelvin Marte, L ERA: 4.5	(6, 1)	2.0		7	0	0	0	1	1	0	0	0	0	0	10	15	0.00	0.500
63 Nick Maronde, L ERA: 33.75	(8, 1)	0.1	L	7	5	6	5	0	1	0	0	0	0	1	6	11	135.00	18.000

PITCHER		IP	WLS	BF	H	R	ER	SO	BB	IBB	HBP	BLK	WP	HR	S	P	ERA	WHIP
92 Ryan Beckman, R ERA:	(8, 1)	0.2		4	1	0	0	0	1	0	0	0	0	0	3	8	0.00	3.000
71 Drew Steckenrider, R ERA: 18.0	(9, 1)	0.2		6	1	1	0	1	2	0	0	0	0	0	10	18	0.00	4.500
96 Victor Payano, L ERA:	(9, 1)	0.1		1	0	0	0	0	0	0	0	0	0	0	2	3	0.00	0.000

TOP

New York Mets @ Miami Marlins

Roger Dean Stadium, Jupiter, FL

Mon Mar 06 2017, 1:07 PM - 4:21 PM EST

Att. 3,399 - Partly Cloudy - 74 F

livebaseballscorecards.com

AB	39
R	8
H	13
RBI	7
BB	6
SO	5
LOB	23

New York Mets @ Miami Marlins

Roger Dean Stadium, Jupiter, FL

Mon Mar 06 2017, 1:07 PM - 4:21 PM EST

Att. 3,399 - Partly Cloudy - 74 F

BOTTOM

Batter	1	2	3	4	5	6	7	8	9	AB	R	H	RBI	BB	SO	LOB
11 J.T. Realmuto, R (1, 2) OBP: 0.267, SLG: 0.214	S S C 0-3 ① K		X 0-0 ① G6-3		X 0-0 ③ FC5-4 1-2f			X 0-0 79 E, 79 1B, 52 1B 1B	S S S 0-3 ② K	3	0	0	0	0	1	1
37 Ramón Cabrera, S (6, 2) OBP: 0.444, SLG: 0.375										2	1	1	0	0	1	1
28 Tyler Moore, R (1, 7) OBP: 0.412, SLG: 0.938	X 0-0 ② F8		X 0-0 ② G6-3			S S C 0-3 ① K		X 0-0 E3 77 BB, 52 1B, 50 FC1-2 1-3 1B	B B C B F X 3-2 ③ F9	3	0	0	0	0	1	0
79 Isaac Galloway, R (7, 7) OBP: 0.500, SLG: 0.778										2	0	1	0	0	0	1
27 Giancarlo Stanton, R (1, 10) OBP: 0.300, SLG: 0.412	X 0-0 1B		X 0-0 ③ G5-3			S B B B X 3-1 HR		X 0-0 50 FC1-2, 77 BB 1-2 3-H 1B		3	1	2	1	0	0	0
52 Moisés Sierra, R (8, PH) (9, 10) OBP: 0.333, SLG: 0.333										1	0	1	1	0	0	0
13 Marcell Ozuna, R (1, 8) OBP: 0.200, SLG: 0.400	X 0-0 ③ F8			S B B F B X 3-2 ① F9		C S S 0-3 ② K		B B B B 4-0 50 FC1-2 1-2 2-3 BB		2	0	0	0	0	0	1
77 Yefri Pérez, S (6, 8) OBP: 0.235, SLG: 0.143										1	0	0	0	1	1	0
41 Justin Bour, L (1, 3) OBP: 0.222, SLG: 0.389		X 0-0 ① G6-3		S S S 0-3 ② K		X 0-0 ③ G6-3		S C C 0-3 ① K		2	0	0	0	0	1	0
2 Brandon Barnes, R (6, 3) OBP: 0.125, SLG: 0.188										2	0	0	0	0	1	3
68 Destin Hood, R (1, 9) OBP: 0.333, SLG: 0.529		X 0-0 32 FC1-6 1B		S S S 0-3 ③ K			X 0-0 ① G4-3	X 0-0 ② FC1-2 1-2 2-3 3-Hf		2	0	1	0	0	1	0
50 Matthew den Dekker, L (7, 9) OBP: 0.389, SLG: 0.375										2	0	0	0	0	0	3
32 Derek Dietrich, L (1, 4) OBP: 0.333, SLG: 0.167		X 0-0 ② FC1-6 87 E, 87 1B 1-2f			S S S 0-3 ① K		X 0-0 ② G5-3	X 0-0 ③ F9		2	0	0	0	0	1	1
55 Ryan Jackson, R (6, 4) OBP: 0.214, SLG: 0.286										2	0	0	0	0	0	3
87 Brian Anderson, R (1, 5) OBP: 0.400, SLG: 0.600		1 SAFE X 0-0 E4 1-3 1B			X 0-0 ② F8		B B B B 4-0 78 WP BB		X 0-0 2B	2	0	1	0	0	0	0
88 Matt Juengel, R (6, 5) OBP: 0.400, SLG: 0.385										1	0	1	0	1	0	0
3 Adeiny Hechavarría, R (1, 6) OBP: 0.294, SLG: 0.471		X 0-0 ③ G4-3			X 0-0 11 FC5-4 1B		B X 1-0 ③ L4 1-2		S F X 0-2 ① L6	2	0	1	0	0	0	2
78 JT Riddle, L (5, PR) (6, 6) OBP: 0.250, SLG: 0.333										2	0	0	0	0	0	2
Inning Stats	R: 0 E: 0 K: 1 S: 6 H: 1 LOB: 1 BB: 0 P: 6	R: 0 E: 1 K: 0 S: 5 H: 2 LOB: 2 BB: 0 P: 5	R: 0 E: 0 K: 0 S: 3 H: 0 LOB: 0 BB: 0 P: 3	R: 0 E: 0 K: 2 S: 9 H: 0 LOB: 0 BB: 0 P: 12	R: 0 E: 0 K: 1 S: 6 H: 1 LOB: 1 BB: 0 P: 6	R: 1 E: 0 K: 2 S: 9 H: 1 LOB: 0 BB: 0 P: 12	R: 0 E: 0 K: 0 S: 3 H: 0 LOB: 1 BB: 1 P: 8	R: 1 E: 1 K: 1 S: 8 H: 3 LOB: 3 BB: 1 P: 12	R: 0 E: 0 K: 1 S: 10 H: 1 LOB: 1 BB: 0 P: 13	1B: 7 2B: 1 3B: 0 HR: 1	SF: 0 SAC: 0 DP: 0 HBP: 0						

livebaseballscorecards.com

AB	36
R	2
H	9
RBI	2
BB	2
SO	8
LOB	18

WP: 1 PB: 0 SB: 0 CS: 0 PA: 38

MIAMI

PITCHER		IP	WLS	BF	H	R	ER	SO	BB	IBB	HBP	BLK	WP	HR	S	P	ERA	WHIP
32 Steven Matz, L ERA:	(1, 1)	2.0		9	3	0	0	1	0	0	0	0	0	0	11	11	0.00	1.500
68 Marcos Molina, R ERA: 1.69	(3, 1)	1.0		3	0	0	0	0	0	0	0	0	0	0	3	3	0.00	0.000
84 David Roseboom, L ERA: 10.38	(4, 1)	1.0	H	3	0	0	0	2	0	0	0	0	0	0	9	12	0.00	0.000
62 Erik Goeddel, R ERA:	(5, 1)	1.0	H	4	1	0	0	1	0	0	0	0	0	0	6	6	0.00	1.000
50 Rafael Montero, R ERA: 1.29	(6, 1)	1.0	B	4	1	1	1	2	0	0	0	0	0	1	9	12	9.00	1.000

PITCHER		IP	WLS	BF	H	R	ER	SO	BB	IBB	HBP	BLK	WP	HR	S	P	ERA	WHIP
76 Chasen Bradford, R ERA: 3.6	(7, 1)	1.0	W	4	0	0	0	0	1	0	0	0	1	0	3	8	0.00	1.000
49 Josh Smoker, L ERA: 2.08	(8, 1)	1.0		7	3	1	1	1	1	0	0	0	0	0	8	12	9.00	4.000
46 Ben Rowen, R ERA:	(9, 1)	1.0		4	1	0	0	1	0	0	0	0	0	0	10	13	0.00	1.000

Boston Red Sox @ New York Mets

First Data Field, Port St. Lucie, FL

Wed Mar 08 2017, 1:14 PM - 4:20 PM EST

Att. 6,538 - Cloudy - 78 F

livebaseballscorecards.com

TOP

Batter	1	2	3	4	5	6	7	8	9	AB	R	H	RBI	BB	SO	LOB
40 Marco Hernández, L (1, 6) OBP: 0.462, SLG: 0.545	F7		F7	3-H 2B		S S S 0-3 K			0-0 G3-1	4	0	1	1	0	1	1
5 Mike Miller, R (7, 6) OBP: 0.182, SLG: 0.273										1	0	0	0	0	0	0
32 Josh Rutledge, R (1, 5) OBP: 0.400, SLG: 0.250	B B B B 4-0 16 1B BB		0-0 16 G4-6-3 1B	0-0 F9			S S S 0-3 K		0-0 65 WP 51 BB 65 1B 1B	2	0	1	0	1	0	1
74 Rafael Devers, L (5, 5) OBP: 0.267, SLG: 0.154										2	1	1	0	0	1	0
16 Andrew Benintendi, L (1, 7) OBP: 0.435, SLG: 0.864	0-0 5 FC6-4 1-2 1B		0-0 G4-6-3 1-2f		0-0 F9		S S S 0-3 K		B B B B 4-0 65 1B 1-2 BB	4	0	1	0	0	1	1
51 Junior Lake, R (7, 7) OBP: 0.412, SLG: 0.231										0	0	0	0	1	0	0
59 Sam Travis, R (1, 3) OBP: 0.435, SLG: 0.778	0-0 F9			B B B B 4-0 5 2B 38 1B BB	0-0 G6-3		0-0 5 HR 1B		B X 1-0 1-2 2-H 1B	2	1	0	0	1	0	2
65 Matt Dominguez, R (6, 3) OBP: 0.350, SLG: 0.389										2	1	2	1	0	0	0
5 Allen Craig, R (1, 10) OBP: 0.455, SLG: 0.588	0-0 FC6-4 1-2f			0-0 38 1B 64 G4-3 1-3 2B	B B B B 4-0 BB		B B C C X 2-2 1-H HR		S S S 0-3 K	3	2	2	2	1	0	2
77 Jake DePew, R (9, PH) OBP: 0.250, SLG: 0.143										1	0	0	0	0	1	2
38 Rusney Castillo, R (1, 8) OBP: 0.500, SLG: 0.667		X 0-0 G6-3		0-0 64 G4-3 17 E 2-3 3-H 1B	0-0 G1-3		0-0 G5-3		S S S 0-3 K	3	1	1	1	0	0	1
62 Steve Selsky, R (7, PH) OBP: 0.318, SLG: 0.526										2	0	0	0	0	1	2
(7, 8)																
64 Bryce Brentz, R (1, 9) OBP: 0.286, SLG: 0.474		X 0-0 7 FC1-5 2B		0-0 G4-3 1-2 3-H		X 0-0 2B		S S S 0-3 K		3	0	2	1	0	0	1
36 Brian Bogusevic, L (7, 9) OBP: 0.176, SLG: 0.353										1	0	0	0	0	1	0
7 Christian Vázquez, R (1, 2) OBP: 0.286, SLG: 0.250		X 0-0 FC1-5 2-3		B B B B 4-0 17 G6-3 17 S 40 2B BB		X 0-0 F9		C C C 0-3 K		2	1	0	0	1	0	2
70 Dan Butler, R (6, 2) OBP: 0.286, SLG: 0.167										1	0	0	0	0	1	0
17 Deven Marrero, R (1, 4) OBP: 0.400, SLG: 0.500	C C C 0-3 K		B X 1-0 G6-3 1-3 2-H			X 0-0 L9		X 0-0 G1-5-3		3	0	0	0	0	1	3
19 Heiker Meneses, R (7, 4) OBP: 0.125, SLG: 0.125										1	0	0	0	0	0	0
Inning Stats	R: 0 E: 0 K: 0 S: 4 H: 1 LOB: 2 BB: 1 P: 8	R: 0 E: 0 K: 1 S: 6 H: 1 LOB: 1 BB: 0 P: 6	R: 0 E: 0 K: 0 S: 3 H: 1 LOB: 0 BB: 0 P: 3	R: 4 E: 0 K: 0 S: 6 H: 3 LOB: 1 BB: 2 P: 15	R: 0 E: 0 K: 0 S: 3 H: 0 LOB: 1 BB: 1 P: 7	R: 0 E: 0 K: 1 S: 6 H: 1 LOB: 1 BB: 0 P: 6	R: 2 E: 0 K: 2 S: 11 H: 2 LOB: 0 BB: 0 P: 13	R: 0 E: 0 K: 2 S: 7 H: 0 LOB: 0 BB: 0 P: 7	R: 1 E: 0 K: 2 S: 9 H: 2 LOB: 2 BB: 1 P: 14	1B: 6 2B: 4 3B: 0 HR: 1 SF: 0 SAC: 0 DP: 1 HBP: 0							

	AB	37
	R	7
	H	11
	RBI	6
	BB	5
	SO	8
	LOB	18

WP: 1 PB: 0 SB: 1 CS: 0 PA: 42

PITCHER		IP	WLS	BF	H	R	ER	SO	BB	IBB	HBP	BLK	WP	HR	S	P	ERA	WHIP
34 Noah Syndergaard, R ERA:	(1, 1)	2.1		11	3	0	0	1	1	0	0	0	0	0	12	16	0.00	1.714
80 P.J. Conlon, L ERA: 6.35	(3, 1)	1.2	B	9	3	4	4	0	2	0	0	0	0	0	7	16	21.60	3.000
85 Adam Wilk, L ERA: 2.7	(5, 1)	1.0	W	4	0	0	0	0	1	0	0	0	0	0	3	7	0.00	1.000
43 Addison Reed, R ERA: 6.23	(6, 1)	1.0	H	4	1	0	0	1	0	0	0	0	0	0	6	6	0.00	1.000
39 Jerry Blevins, L ERA: 12.0	(7, 1)	1.0		5	2	2	2	2	0	0	0	0	0	1	11	13	18.00	2.000

PITCHER		IP	WLS	BF	H	R	ER	SO	BB	IBB	HBP	BLK	WP	HR	S	P	ERA	WHIP
40 Tom Gorzelanny, L ERA: 13.5	(8, 1)	1.0	H	3	0	0	0	2	0	0	0	0	0	0	7	7	0.00	0.000
81 Corey Taylor, R ERA: 1.8	(9, 1)	1.0	S	6	2	1	1	2	1	0	0	0	1	0	9	14	9.00	3.000

Boston Red Sox @ New York Mets

First Data Field, Port St. Lucie, FL

Wed Mar 08 2017, 1:14 PM - 4:20 PM EST

Att. 6,538 - Cloudy - 78 F

BOTTOM

Batter	1	2	3	4	5	6	7	8	9	AB	R	H	RBI	BB	SO	LOB
3 Curtis Granderson, L (1, 8) OBP: 0.188, SLG: 0.250 96 Ricardo Cespedes, L (6, PH) (7, 8)	0-0: 52 F7 / 19 CS / 20 BB / 1B		0-3 K		0-0: 19 2B / 2B	4-0: 20 2B / BB		4-0: 82 1B / 1-2 / BB		3 0	2 1	2 0	0 0	0 2	1 0	1 0
20 Neil Walker, S (1, 4) OBP: 0.444, SLG: 0.813 82 Luis Carpio, R (6, PR) OBP: 0.500, SLG: 0.500 (7, 4)	4-0: 19 CS / 1-2 / BB		0-0: G3		0-0: P4	0-0: 95 1B / 1-H 2-H 3-H / 2B		0-0: 1-2 2-3 / 1B		3 1	0 0	1 1	3 0	1 0	0 0	2 0
52 Yoenis Cespedes, R (1, 7) OBP: 0.500, SLG: 0.938 95 Kevin Kaczmarski, L (6, PH) OBP: 0.500, SLG: 0.500 (7, 7)	0-0: F7 / 2-3			0-0: 19 HR / 1B	0-0: P3	0-0: 2-H / 1B		0-0: F8		3 2	1 0	1 1	0 0	0 0	0 0	3 3
19 Jay Bruce, L (1, 9) OBP: 0.533, SLG: 0.750 81 Arnaldo Berrios, S (7, 9)	0-3 K / 1-2 3-H			2-0: 1-H / HR	0-0: 2-H / 2B		0-3 K			3 1	1 0	2 0	3 0	0 0	1 1	1 0
21 Lucas Duda, L (1, 3) OBP: 0.500, SLG: 1.000 93 Matt Oberste, R (7, 3)		0-0: F7		0-0: 61 1B / 97 G4-6-3 / 2B	0-0: G4-3		0-0: G4-3			3 1	1 0	1 0	0 0	0 0	0 0	1 0
18 Travis d'Arnaud, R (1, 2) OBP: 0.478, SLG: 0.818 87 Ali Sánchez, R (7, 2)		0-0: G5-3		4-0: 97 G4-6-3 / 61 1B / BB		0-0: 61 E / 20 2B / 2B	0-0: G6-3			2 1	1 0	1 0	0 0	1 0	0 0	0 0
61 Amed Rosario, R (1, 6) OBP: 0.318, SLG: 0.364 77 Luis Guillorme, L (7, 6) OBP: 0.368, SLG: 0.588		0-3 K2-3		0-0: 97 G4-6-3 / 1-2 2-3 / 1B		0-0: E4 / 97 HBP / 20 2B / 2-3		0-0: L8		3 1	1 0	1 0	0 0	0 0	1 0	1 0
97 Tim Tebow, L (1, 10)			0-3 K	0-0: G4-6-3 / 1-2f 2-3 3-H		1-0: 85 L4-3 / 1-2 / HBP		0-3 K		3	0	0	0	0	2	2
85 L.J. Mazzilli, R (1, 5) OBP: 0.400, SLG: 1.200 92 David Thompson, R (7, 5) OBP: 1.000, SLG: 1.000			0-0: 2B	0-0: F8		0-0: L4-3 / 1-1		0-0: 82 1B / 96 BB / 1B		3 1	0 0	1 1	0 0	0 0	0 0	4 0
Inning Stats	R: 1 E: 0 K: 1 S: 5 / H: 1 LOB: 2 BB: 1 P: 9	R: 0 E: 0 K: 1 S: 5 / H: 0 LOB: 0 BB: 0 P: 5	R: 0 E: 0 K: 2 S: 8 / H: 1 LOB: 1 BB: 0 P: 8	R: 3 E: 0 K: 0 S: 6 / H: 4 LOB: 1 BB: 1 P: 12	R: 1 E: 0 K: 0 S: 5 / H: 2 LOB: 1 BB: 0 P: 5	R: 3 E: 1 K: 0 S: 5 / H: 3 LOB: 2 BB: 1 P: 10	R: 0 E: 0 K: 1 S: 5 / H: 0 LOB: 0 BB: 0 P: 5	R: 0 E: 0 K: 1 S: 7 / H: 2 LOB: 3 BB: 1 P: 11		1B: 6 2B: 8 3B: 0 HR: 1	SF: 0 SAC: 0 DP: 3 HBP: 1			WP: 0 PB: 0 SB: 0 CS: 2	PA: 39		

livebaseballscorecards.com

AB	34
R	8
H	13
RBI	6
BB	4
SO	6
LOB	18

PITCHER		IP	WLS	BF	H	R	ER	SO	BB	IBB	HBP	BLK	WP	HR	S	P	ERA	WHIP
22 Rick Porcello, R ERA: 6.0	(1, 1)	3.0		14	5	4	4	4	1	0	0	0	0	1	21	27	12.00	2.000
66 Noé Ramirez, R ERA: 1.8	(4, 1)	1.0	B	4	1	0	0	0	1	0	0	0	0	0	3	7	0.00	2.000
61 Brian Johnson, L ERA: 5.4	(5, 1)	2.0	L	12	5	4	1	0	1	0	1	0	0	0	10	15	4.50	3.000
67 Brandon Workman, R ERA:	(7, 1)	2.0		9	2	0	0	2	1	0	0	0	0	0	12	16	0.00	1.500

PITCHER	IP	WLS	BF	H	R	ER	SO	BB	IBB	HBP	BLK	WP	HR	S	P	ERA	WHIP

Batter	1	2	3	4	5	6	7	8	9	AB	R	H	RBI	BB	SO	LOB
12 Juan Lagares, R (1, 8) OBP: 0.167, SLG: 0.095	x 0-0 ① G6-3		x 0-0 ③ G6-3		x 0-0 ② SF7 3-H			C C C 0-3 ① K		2	0	0	1	0	0	0
75 Champ Stuart, R (6, 8) OBP: 0.278, SLG: 0.250										1	0	0	0	0	1	0
13 Asdrúbal Cabrera, S (1, 6) OBP: 0.294, SLG: 0.600	B B B B 4-0 BB			C C B B X 2-2 HR	x 0-0 ③ F8			C C C 0-3 ② K		2	1	1	1	1	0	2
98 Colby Woodmansee, R (7, 6)										1	0	0	0	0	1	0
30 Michael Conforto, L (1, 7) OBP: 0.385, SLG: 0.640	S S S 0-3 ② K			x 0-0 ① G3		x 0-0 ① F9		x 0-0 ③ G3		3	0	0	0	0	1	1
83 Patrick Biondi, L (7, 7) OBP: 0.364, SLG: 0.333										1	0	0	0	0	0	0
4 Wilmer Flores, R (1, 3) OBP: 0.261, SLG: 0.333	C C C 0-3 ③ K			x 0-0 15 F8-3 1B		x 0-0 ② F8			x 0-0 ① L4	3	0	1	0	0	1	1
74 Dominic Smith, L (7, 3) OBP: 0.320, SLG: 0.200										1	0	0	0	0	0	0
15 Matt Reynolds, R (1, 4) OBP: 0.409, SLG: 0.250		S S S 0-3 ① K2-3		x 0-0 ② ③ F8-3 1-1		x 0-0 ③ G6-3			x 0-0 2B	3	0	0	0	0	1	1
86 Blake Tiberi, L (6, 5) OBP: 1.000, SLG: 2.000										1	0	1	0	0	0	0
72 Phillip Evans, R (1, 5) OBP: 0.368, SLG: 0.737		x 0-0 ② G6-3			x 0-0 70 1B 73 1B 12 SF7 1B		C C C 0-3 ① K		x 0-0 ② F8	3	1	1	0	0	1	0
(6, 4)										1	0	0	0	0	0	1
83 John Mora, L (9, PH)																
73 Travis Taijeron, R (1, 9) OBP: 0.526, SLG: 0.563		x 0-0 ③ F9			x 0-0 70 1B 1-2 1B		B B B B 4-0 BB		x 0-0 ③ F8	2	0	1	0	1	0	0
86 Gene Cone, L (7, 9)										1	0	0	0	0	0	1
70 Tomás Nido, R (1, 2) OBP: 0.357, SLG: 0.308			S S S 0-3 ① K2-3		x 0-0 1-2 2-3 1B		S S T 0-2 ② K			3	0	1	0	0	2	1
91 Colton Plaia, R (7, 2)										0	0	0	0	0	0	0
60 Wuilmer Becerra, R (1, 10) OBP: 0.308, SLG: 0.273			x 0-0 ② G4-3		S S S 0-3 ① K		S S S 0-3 ③ K			2	0	0	0	0	1	3
96 Pete Alonso, R (7, PH)										1	0	0	0	0	1	1
(7, 10)																
Inning Stats	R: 0 H: 0 E: 0 LOB: 1 K: 2 BB: 1 S: 7 P: 11	R: 0 H: 0 E: 0 LOB: 0 K: 1 BB: 0 S: 5 P: 5	R: 0 H: 0 E: 0 LOB: 0 K: 1 BB: 0 S: 5 P: 5	R: 1 H: 2 E: 0 LOB: 0 K: 0 BB: 0 S: 6 P: 8	R: 1 H: 3 E: 0 LOB: 2 K: 1 BB: 0 S: 8 P: 8	R: 0 H: 0 E: 0 LOB: 0 K: 0 BB: 0 S: 3 P: 3	R: 0 H: 0 E: 0 LOB: 1 K: 3 BB: 1 S: 9 P: 13	R: 0 H: 0 E: 0 LOB: 0 K: 2 BB: 0 S: 7 P: 7	R: 0 H: 1 E: 0 LOB: 1 K: 0 BB: 0 S: 4 P: 4	1B: 4 SF: 1 2B: 2 SAC: 0 3B: 0 DP: 1 HR: 1 HBP: 0						

PITCHER		IP	WLS	BF	H	R	ER	SO	BB	IBB	HBP	BLK	WP	HR	S	P	ERA	WHIP
50 Charlie Morton, R ERA:	(1, 1)	3.0	W	10	0	0	0	4	1	0	0	0	0	0	17	21	0.00	0.333
29 Tony Sipp, L ERA: 6.0	(4, 1)	1.1	H	8	5	2	2	1	0	0	0	0	0	1	12	14	13.50	3.750
67 Edison Frias, R ERA: 27.0	(5, 1)	0.2		2	0	0	0	0	0	0	0	0	0	0	2	2	0.00	0.000
36 Will Harris, R ERA:	(6, 1)	1.0		3	0	0	0	0	0	0	0	0	0	0	3	3	0.00	0.000
53 Ken Giles, R ERA: 3.0	(7, 1)	1.0		4	0	0	0	3	1	0	0	0	0	0	9	13	0.00	1.000

PITCHER		IP	WLS	BF	H	R	ER	SO	BB	IBB	HBP	BLK	WP	HR	S	P	ERA	WHIP
41 Brad Peacock, R ERA: 6.43	(8, 1)	2.0		7	1	0	0	2	0	0	0	0	0	0	11	11	0.00	0.500

TOP

New York Mets @ Houston Astros

The Ballpark of the Palm Beaches, West Palm Beach, FL

Wed Mar 08 2017, 1:05 PM - 4:04 PM EST
Att. 2,790 - Drizzle - 74 F

livebaseballscorecards.com

AB	31
R	2
H	6
RBI	2
BB	2
SO	10
LOB	12

WP: 0 PA: 34
PB: 0
SB: 0
CS: 0

BOTTOM

Batter	1	2	3	4	5	6	7	8	9	AB	R	H	RBI	BB	SO	LOB
4 George Springer, R (1, 9) OBP: 0.278, SLG: 0.353	G5-3			SF7 3-H			HR	K		2	0	1	1	0	0	0
35 Teoscar Hernández, R (5, 9) OBP: 0.118, SLG: 0.313			11 CS 1B							2	1	1	1	0	1	0
9 Marwin Gonzalez, S (1, 4) OBP: 0.294, SLG: 0.313	B1-3		P4	F8			K	23 HR 1B		3	0	0	0	0	0	1
18 Tony Kemp, L (5, 4) OBP: 0.421, SLG: 0.444										2	1	1	0	0	1	0
22 Josh Reddick, L (1, 7) OBP: 0.294, SLG: 0.200	11 1B 10 2B 1B		K		G6-3		75 FC4-6 1B	1-H HR		3	1	1	0	0	1	1
23 AJ Reed, L (6, 3) OBP: 0.450, SLG: 0.765										2	1	2	2	0	0	0
11 Evan Gattis, R (1, 10) OBP: 0.375, SLG: 0.250	10 2B 1-3 1B		CS 1-2	16 1B 10 1B 73 BB BB	P4		FC4-6 76 BB 19 1B 1-2f	K		2	2	1	0	1	0	0
75 Jon Kemmer, L (7, PH) OBP: 0.462, SLG: 0.400 (8, 10)										2	1	0	0	0	1	1
10 Yuli Gurriel, R (1, 3) OBP: 0.375, SLG: 0.438	1-H 3-H 2B			73 BB 16 1B 28 PB 1-2 1B	G6-3		19 1B 13 1B 1-2 BB			3	1	2	2	0	0	0
76 Alejandro Garcia, R (6, 7) OBP: 0.571, SLG: 0.500										0	1	0	0	1	0	0
16 Brian McCann, L (1, 2) OBP: 0.231, SLG: 0.167	G3			28 PB 73 BB 6 1B 1-2 2-3 1B		1B	13 1B 1-3 2-H 1B			3	1	2	0	0	0	1
19 Colin Moran, L (6, PR) OBP: 0.429, SLG: 0.583 (7, 6) (8, 5)										1	0	1	1	0	0	0
73 J.D. Davis, R (1, 5) OBP: 0.533, SLG: 0.500				28 PB 6 E 1-2 2-3 3-H BB		F8	1-2 3-H 1B			1	1	1	1	1	0	0
13 Tyler White, R (6, 5) OBP: 0.300, SLG: 0.421										2	0	1	1	0	0	1
83 Jack Mayfield, R (8, 6) OBP: 0.500, SLG: 0.500			1B							0	0	0	0	0	0	0
28 Reid Brignac, L (1, 6) OBP: 0.235, SLG: 0.294			K	K 1-2 2-3 3-H		F8	P5			3	0	0	0	0	2	3
71 Tyler Heineman, S (7, 2) OBP: 0.333, SLG: 0.143										1	0	0	0	0	0	2
6 Jake Marisnick, R (1, 8) OBP: 0.360, SLG: 0.409			L9	E5 4 SF7 2-H 3-H 1B		K		P5		3	1	1	1	0	1	1
80 Andrew Aplin, L (7, 8)										1	0	0	0	0	0	0
Inning Stats	R: 2 E: 0 K: 0 S: 6 H: 3 LOB: 1 BB: 0 P: 6		R: 0 E: 0 K: 1 S: 5 H: 1 LOB: 0 BB: 0 P: 5	R: 0 E: 0 K: 1 S: 5 H: 1 LOB: 0 BB: 0 P: 5	R: 5 E: 1 K: 1 S: 8 H: 3 LOB: 0 BB: 2 P: 17	R: 0 E: 0 K: 0 S: 3 H: 0 LOB: 0 BB: 0 P: 3	R: 0 E: 0 K: 1 S: 6 H: 1 LOB: 1 BB: 0 P: 6	R: 3 E: 0 K: 1 S: 9 H: 4 LOB: 2 BB: 1 P: 13	R: 2 E: 0 K: 2 S: 10 H: 2 LOB: 0 BB: 0 P: 12	1B: 12 2B: 1 3B: 0 HR: 2	SF: 1 SAC: 0 DP: 0 HBP: 0						

PITCHER	IP	WLS	BF	H	R	ER	SO	BB	IBB	HBP	BLK	WP	HR	S	P	ERA	WHIP
65 Robert Gsellman, R (1, 1) ERA: 4.5	2.0	L	10	5	2	2	1	0	0	0	0	0	0	12	12	9.00	2.500
66 Josh Edgin, L (3, 1) ERA: 6.75	1.0		2	0	0	0	1	0	0	0	0	0	0	4	4	0.00	0.000
82 Logan Taylor, R (4, 1) ERA: 5.4	1.0		8	3	5	3	1	2	0	0	0	0	0	8	17	27.00	5.000
83 Kevin McGowan, R (5, 1) ERA: 13.5	1.0		3	0	0	0	0	0	0	0	0	0	0	3	3	0.00	0.000
36 Sean Gilmartin, L (6, 1) ERA: 6.75	2.0		12	5	3	3	2	1	0	0	0	0	1	15	19	13.50	3.000

PITCHER	IP	WLS	BF	H	R	ER	SO	BB	IBB	HBP	BLK	WP	HR	S	P	ERA	WHIP
84 David Roseboom, L (8, 1) ERA: 11.81	1.0		5	2	2	2	2	0	0	0	0	0	1	10	12	18.00	2.000

New York Mets @ Houston Astros

The Ballpark of the Palm Beaches, West Palm Beach, FL

Wed Mar 08 2017, 1:05 PM - 4:04 PM EST

Att. 2,790 - Drizzle - 74 F

livebaseballscorecards.com

AB	36
R	12
H	15
RBI	10
BB	3
SO	7
LOB	11

1B: 12 SF: 1
2B: 1 SAC: 0
3B: 0 DP: 0
HR: 2 HBP: 0

WP: 0 PA: 41
PB: 1
SB: 0
CS: 1

Detroit Tigers @ New York Mets

First Data Field, Port St. Lucie, FL

Thu Mar 09 2017, 1:11 PM - 3:36 PM EST

Att. 6,311 - Partly Cloudy - 82 F

TOP

livebaseballscorecards.com

Batter	1	2	3	4	5	6	7	8	9	AB	R	H	RBI	BB	SO	LOB
12 Anthony Gose, L (1, 7) OBP: 0.222, SLG: 0.278	FSS 0-3 ① K		x 0-0 ③ B1-3			CCC 0-3 ① K	x 0-0 83 PO 83 WP 1-3 1B		x 0-0 ② L4	3	0	0	0	0	2	0
76 Juan Carlos Perez, R (6, 7) OBP: 0.333, SLG: 0.231										2	0	1	0	0	0	0
17 Andrew Romine, S (1, 6) OBP: 0.400, SLG: 0.583	SSS 0-3 ② K			x 0-0 28 G5-4-3 1B		x 0-0 9 2B 1B	BB 2 SAFE 2-0 ③ PO 1-3 3-H	x 0-0 ① G6-3	SST 0-2 ③ K	3	1	2	0	0	1	0
83 A.J. Simcox, R (6, 6) OBP: 0.200, SLG: 0.400										2	0	0	0	0	1	0
9 Nick Castellanos, R (1, 5) OBP: 0.381, SLG: 0.526	x 0-0 ③ G6-3			SSS 0-3 ① K		x 0-0 1-H 2B		x 0-0 84 1B 82 2B 1B		3	0	1	1	0	1	1
96 Zack Cox, L (6, PR) (6, 5) OBP: 0.750, SLG: 0.667										1	1	1	0	0	0	0
28 J.D. Martinez, R (1, 9) OBP: 0.182, SLG: 0.150		x 0-0 ① G5-3		x 0-0 ②③ G5-4-3 1-2f		SSS 0-3 ② K		CCC 0-3 ② K		3	0	0	0	0	1	2
75 Mike Gerber, L (6, 9) OBP: 0.067, SLG: 0.067										1	0	0	0	0	1	1
18 Tyler Collins, L (1, 10) OBP: 0.222, SLG: 0.235		x 0-0 34 F9 2B			CCC 0-3 ① K	x 0-0 ③ G3-1		x 0-0 82 2B 1-2 1B		3	0	1	0	0	1	1
84 Brett Pill, R (8, PH) (8, 10) OBP: 0.188, SLG: 0.438										1	0	1	0	0	0	0
34 James McCann, R (1, 2) OBP: 0.316, SLG: 0.389		x 0-0 ② F9 2-3			x 0-0 E5 15 1B		x 0-0 ① F8	x 0-0 1-3 2-H 2B		3	0	0	0	0	0	1
82 Grayson Greiner, R (7, 2) OBP: 0.500, SLG: 0.667										1	0	1	1	0	0	0
84 Dominic Ficociello, S (1, 3) OBP: 0.409, SLG: 0.850		x 0-0 ③ G1-3			x 0-0 ② P4		x 0-0 HR	CCC 0-3 ③ K		4	1	1	1	0	1	4
15 Mikie Mahtook, R (1, 8) OBP: 0.174, SLG: 0.095			CCC 0-3 ① K		x 0-0 49 FC6-4 1-2 1B		SSS 0-3 ② K		BFX 1-1 HR	3	0	1	0	0	2	0
40 JaCoby Jones, R (7, 8) OBP: 0.412, SLG: 0.563										1	1	1	1	0	0	0
49 Dixon Machado, R (1, 4) OBP: 0.346, SLG: 0.348			x 0-0 ② G6-3		x 0-0 ③ FC6-4 1-2f		x 0-0 76 1B 83 WP 1B		x 0-0 ① G1-3	3	1	1	0	0	0	2
97 Logan Watkins, L (7, 4)										1	0	0	0	0	0	0
Inning Stats	R: 0 E: 0 K: 2 S: 7 H: 0 LOB: 0 BB: 0 P: 7	R: 0 E: 0 K: 0 S: 4 H: 1 LOB: 1 BB: 0 P: 4	R: 0 E: 0 K: 1 S: 5 H: 0 LOB: 0 BB: 0 P: 5	R: 0 E: 0 K: 1 S: 5 H: 1 LOB: 0 BB: 0 P: 5	R: 0 E: 1 K: 1 S: 7 H: 1 LOB: 2 BB: 0 P: 7	R: 1 E: 0 K: 2 S: 9 H: 2 LOB: 0 BB: 0 P: 9	R: 2 E: 0 K: 1 S: 7 H: 3 LOB: 0 BB: 0 P: 9	R: 1 E: 0 K: 2 S: 10 H: 3 LOB: 2 BB: 0 P: 10	R: 1 E: 0 K: 1 S: 7 H: 1 LOB: 0 BB: 0 P: 8	1B: 7 2B: 3 3B: 0 HR: 2		SF: 0 SAC: 0 DP: 1 HBP: 0				

	AB	38
	R	5
	H	12
	RBI	4
	BB	0
	SO	11
	LOB	12

WP: 1 PB: 0 SB: 0 CS: 0 PA: 39

PITCHER		IP	WLS	BF	H	R	ER	SO	BB	IBB	HBP	BLK	WP	HR	S	P	ERA	WHIP
48 Jacob deGrom, R ERA:	(1, 1)	4.0		13	2	0	0	4	0	0	0	0	0	0	21	21	0.00	0.500
66 Josh Edgin, L ERA: 5.79	(5, 1)	0.2		3	0	0	0	1	0	0	0	0	0	0	5	5	0.00	0.000
46 Ben Rowen, R ERA:	(5, 1)	0.1		2	1	0	0	0	0	0	0	0	0	0	2	2	0.00	3.000
50 Rafael Montero, R ERA: 2.25	(6, 1)	1.0		5	2	1	1	2	0	0	0	0	0	0	9	9	9.00	2.000
62 Erik Goeddel, R ERA: 6.0	(7, 1)	1.0	H	5	3	2	2	1	0	0	0	0	1	1	7	9	18.00	3.000
76 Chasen Bradford, R ERA: 4.5	(8, 1)	1.0	B	6	3	1	1	2	0	0	0	0	0	0	10	10	9.00	3.000
79 Paul Sewald, R ERA: 1.8	(9, 1)	1.0		4	1	1	1	1	0	0	0	0	0	1	7	8	9.00	1.000

BOTTOM

Batter	1	2	3	4	5	6	7	8	9	AB	R	H	RBI	BB	SO	LOB
77 Luis Guillorme, L (1, 5) (6, 6) OBP: 0.333, SLG: 0.500	G3		G4-3		G6-3		82 FC4-6 1B		B3	5	0	1	0	0	0	1
13 Asdrúbal Cabrera, S (1, 6) OBP: 0.350, SLG: 0.611	52 CS 1B		52 HR 1B		K		FC4-6 1-2f			3	1	2	0	0	1	0
82 Luis Carpio, R (6, 4) OBP: 0.333, SLG: 0.333										1	0	0	0	0	0	1
52 Yoenis Cespedes, R (1, 7) OBP: 0.526, SLG: 1.053	1 SAFE 1-2 1B		F X 1-H HR		G6-3			S S S K		3	1	2	2	0	0	0
83 Patrick Biondi, L (6, 7) OBP: 0.333, SLG: 0.300										1	0	0	0	0	1	0
20 Neil Walker, S (1, 4) OBP: 0.400, SLG: 0.722	G4-3		F8			G4-3		G5-3		2	0	0	0	0	0	1
85 L.J. Mazzilli, R (6, 5) OBP: 0.286, SLG: 0.857										2	0	0	0	0	0	0
74 Dominic Smith, L (1, 3) OBP: 0.276, SLG: 0.167		L7	S S S K			G3		F7		4	0	0	0	0	1	0
73 Travis Taijeron, R (1, 9) OBP: 0.455, SLG: 0.474	C C C K		G4-3			E5 60 FC6-4			87 G4-3 83 3B 1B	3	0	0	0	0	1	0
95 Kevin Kaczmarski, L (7, 9) OBP: 0.667, SLG: 0.667										1	1	1	0	0	0	0
60 Wuilmer Becerra, R (1, 10) OBP: 0.294, SLG: 0.333		P3	2B			FC6-4 1-2f			S S S K	4	0	1	0	0	1	2
70 Tomás Nido, R (1, 2) OBP: 0.353, SLG: 0.313			75 HR 1B		G5-3		S S S K		G4-3 1-2	3	1	1	0	0	1	1
87 Ali Sánchez, R (8, 2)										1	0	0	0	0	0	1
75 Champ Stuart, R (1, 8) OBP: 0.286, SLG: 0.421			B F X 1-1 1-H HR		F7		S S S K		2-H 3B	3	1	1	2	0	1	1
83 John Mora, L (8, 8) OBP: 0.500, SLG: 1.500										1	0	1	1	0	0	0
Inning Stats	R: 0 E: 0 K: 0 S: 4 H: 2 LOB: 1 BB: 0 P: 4	R: 0 E: 0 K: 1 S: 5 H: 0 LOB: 0 BB: 0 P: 5	R: 4 E: 0 K: 1 S: 12 H: 4 LOB: 0 BB: 0 P: 13	R: 0 E: 0 K: 0 S: 4 H: 1 LOB: 1 BB: 0 P: 4	R: 0 E: 0 K: 1 S: 5 H: 0 LOB: 0 BB: 0 P: 5	R: 0 E: 1 K: 0 S: 4 H: 0 LOB: 1 BB: 0 P: 4	R: 0 E: 0 K: 2 S: 8 H: 1 LOB: 1 BB: 0 P: 8	R: 0 E: 0 K: 1 S: 5 H: 0 LOB: 0 BB: 0 P: 5	R: 1 E: 0 K: 1 S: 7 H: 2 LOB: 1 BB: 0 P: 7	1B: 6 2B: 1 3B: 1 HR: 2	SF: 0 SAC: 0 DP: 0 HBP: 0						

PITCHER	IP	WLS	BF	H	R	ER	SO	BB	IBB	HBP	BLK	WP	HR	S	P	ERA	WHIP
19 Aníbal Sánchez, R (1, 1) ERA: 17.47	3.0		14	6	4	4	2	0	0	0	0	0	2	21	22	12.00	2.000
21 Mark Lowe, R (4, 1) ERA: 7.36	1.0		4	1	0	0	0	0	0	0	0	0	0	4	4	0.00	1.000
30 Alex Wilson, R (5, 1) ERA: 4.5	1.0		3	0	0	0	1	0	0	0	0	0	0	5	5	0.00	0.000
61 Shane Greene, R (6, 1) ERA: 11.25	1.0		4	0	0	0	0	0	0	0	0	0	0	4	4	0.00	0.000
48 Matthew Boyd, L (7, 1) ERA: 6.75	3.0		12	3	1	1	4	0	0	0	0	0	0	20	20	3.00	1.000

PITCHER	IP	WLS	BF	H	R	ER	SO	BB	IBB	HBP	BLK	WP	HR	S	P	ERA	WHIP

Detroit Tigers @ New York Mets

First Data Field, Port St. Lucie, FL

Thu Mar 09 2017, 1:11 PM - 3:36 PM EST

Att. 6,311 - Partly Cloudy - 82 F

livebaseballscorecards.com

AB	37
R	5
H	10
RBI	5
BB	0
SO	7
LOB	8

WP: 0 PB: 0 SB: 0 CS: 1 PA: 37

Batter	1	2	3	4	5	6	7	8	9	AB	R	H	RBI	BB	SO	LOB
6 Jake Marisnick, R (1, 8) OBP: 0.290, SLG: 0.333	G3		F9 1-2	SF8 1-2 3-H			K			3	0	0	1	0	1	1
75 Jon Kemmer, L (7, 9) OBP: 0.467, SLG: 0.364										0	0	0	0	0	0	0
19 Colin Moran, L (1, 5) OBP: 0.526, SLG: 0.875	11 FC6-4 1B		G3-1 2-3	2-1 2-H HR			G6-3			3	1	2	2	0	0	1
73 J.D. Davis, R (6, 5) OBP: 0.529, SLG: 0.462										1	0	0	0	0	0	0
22 Josh Reddick, L (1, 9) OBP: 0.250, SLG: 0.167	L6		P4	L7			K2-3			3	0	0	0	0	0	2
80 Andrew Aplin, L (4, 9) (7, 8)										1	0	0	0	0	1	0
11 Evan Gattis, R (1, 2) OBP: 0.316, SLG: 0.200	FC6-4 1-2f			K	K			G4-3		3	0	0	0	0	2	1
18 Tony Kemp, L (5, 4) OBP: 0.364, SLG: 0.381										1	0	0	0	0	0	0
23 AJ Reed, L (1, 3) OBP: 0.400, SLG: 0.773		K		HR	K			G6-3		3	1	1	1	0	2	0
71 Tyler Heineman, S (5, 2) OBP: 0.300, SLG: 0.125										1	0	0	0	0	0	0
13 Tyler White, R (1, 4) OBP: 0.269, SLG: 0.360		G5-3		28 1B 21 1B 77 1B 1B	G4-3			K		4	1	1	0	0	1	0
(5, 3)																
21 Jon Singleton, L (1, 10) OBP: 0.333, SLG: 0.167		K		28 1B 77 1B 1-2 1B		F7			P2	4	1	1	0	0	1	0
28 Reid Brignac, L (1, 6) OBP: 0.333, SLG: 0.500			HR	77 1B 6 SF8 1-2 2-3 1B		G4-3			K	3	2	2	1	0	0	0
91 Anibal Sierra, R (6, 6)										1	0	0	0	0	1	0
77 Derek Fisher, L (1, 7) OBP: 0.529, SLG: 0.500			19 G3-1 6 S BB	6 S 19 HR 1-3 2-H 3-H 1B		K			G4-3	1	1	1	2	1	0	0
76 Alejandro Garcia, R (6, PH) OBP: 0.500, SLG: 0.429										2	0	0	0	0	1	0
(6, 7)																

TOP

Houston Astros @ New York Mets

First Data Field, Port St. Lucie, FL

Fri Mar 10 2017, 1:11 PM - 4:04 PM EST

Att. 4,916 - Partly Cloudy - 86 F

livebaseballscorecards.com

AB	34
R	7
H	8
RBI	7
BB	1
SO	10
LOB	5

Inning Stats	1	2	3	4	5	6	7	8	9	1B: 5 SF: 1 2B: 0 SAC: 0 3B: 0 DP: 0 HR: 3 HBP: 0	WP: 0 PA: 36 PB: 0 SB: 2 CS: 0
	R: 0 E: 0 K: 0 S: 4 H: 1 LOB: 1 BB: 0 P: 4	R: 0 E: 0 K: 2 S: 7 H: 0 LOB: 0 BB: 0 P: 7	R: 1 E: 0 K: 0 S: 6 H: 1 LOB: 1 BB: 1 P: 14	R: 6 E: 0 K: 1 S: 13 H: 6 LOB: 0 BB: 0 P: 17	R: 0 E: 0 K: 2 S: 7 H: 0 LOB: 0 BB: 0 P: 7	R: 0 E: 0 K: 1 S: 5 H: 0 LOB: 0 BB: 0 P: 5	R: 0 E: 0 K: 2 S: 7 H: 0 LOB: 0 BB: 0 P: 7	R: 0 E: 0 K: 1 S: 5 H: 0 LOB: 0 BB: 0 P: 5	R: 0 E: 0 K: 1 S: 5 H: 0 LOB: 0 BB: 0 P: 5		

PITCHER	IP	WLS	BF	H	R	ER	SO	BB	IBB	HBP	BLK	WP	HR	S	P	ERA	WHIP
33 Matt Harvey, R (1, 1) ERA: 9.64	3.0	L	12	2	1	1	2	1	0	0	0	0	1	17	25	3.00	1.000
43 Addison Reed, R (4, 1) ERA: 16.2	0.2		8	6	6	6	1	0	0	0	0	0	2	12	16	81.00	9.000
39 Jerry Blevins, L (4, 1) ERA: 8.31	1.1		4	0	0	0	2	0	0	0	0	0	0	8	8	0.00	0.000
49 Josh Smoker, L (6, 1) ERA: 1.69	1.0		3	0	0	0	1	0	0	0	0	0	0	5	5	0.00	0.000
40 Tom Gorzelanny, L (7, 1) ERA: 10.8	1.0		3	0	0	0	2	0	0	0	0	0	0	7	7	0.00	0.000

PITCHER	IP	WLS	BF	H	R	ER	SO	BB	IBB	HBP	BLK	WP	HR	S	P	ERA	WHIP
46 Ben Rowen, R (8, 1) ERA:	1.0		3	0	0	0	1	0	0	0	0	0	0	5	5	0.00	0.000
81 Corey Taylor, R (9, 1) ERA: 1.5	1.0		3	0	0	0	1	0	0	0	0	0	0	5	5	0.00	0.000

BOTTOM

Houston Astros @ New York Mets

First Data Field, Port St. Lucie, FL

Fri Mar 10 2017, 1:11 PM - 4:04 PM EST

Att. 4,916 - Partly Cloudy - 86 F

Batter	1	2	3	4	5	6	7	8	9	AB	R	H	RBI	BB	SO	LOB
3 Curtis Granderson, L (1, 8) OBP: 0.211, SLG: 0.263	G1-3		1B		F8		G6-4-3 1-2f		F8	3	0	1	0	0	0	1
96 Ricardo Cespedes, L (7, 8)										2	0	0	0	0	0	2
13 Asdrúbal Cabrera, S (1, 6) OBP: 0.318, SLG: 0.550	K		F9		F7			G5-3	P5	2	0	0	0	0	1	1
77 Luis Guillorme, L (5, 6) OBP: 0.296, SLG: 0.440										3	0	0	0	0	0	2
52 Yoenis Cespedes, R (1, 7) OBP: 0.500, SLG: 1.091	G4-3			HR		P4		87 2B	1B	3	1	1	1	0	0	0
95 Kevin Kaczmarski, L (7, 9) OBP: 0.800, SLG: 1.000								2B		2	1	2	1	0	0	0
19 Jay Bruce, L (1, 10) OBP: 0.500, SLG: 0.643		G3-1		K		21 HR		82 2B	G5-3	2	0	0	0	1	1	0
87 Jayce Boyd, R (6, PR) OBP: 0.500, SLG: 1.000 (7, 10)						BB		2B		2	2	1	1	0	0	1
21 Lucas Duda, L (1, 3) OBP: 0.545, SLG: 1.200		BB		K		HR		K		2	1	1	2	1	1	0
93 Matt Oberste, R (7, 3)										1	0	0	0	0	1	1
4 Wilmer Flores, R (1, 4) OBP: 0.269, SLG: 0.304		K		18 WP BB		G5-3		2B		2	0	0	0	1	1	2
82 Luis Carpio, R (7, 4) OBP: 0.500, SLG: 0.750										1	0	1	1	0	0	0
18 Travis d'Arnaud, R (1, 2) OBP: 0.423, SLG: 0.720		K		1-2 K		G3-1		BB		3	0	0	0	0	2	3
88 Brandon Brosher, R (7, 2)										0	0	0	0	1	0	0
97 Tim Tebow, L (1, 9)			G3-1		G5-3		G6-3	K		4	0	0	0	0	1	2
(7, 7)																
85 L.J. Mazzilli, R (1, 5) OBP: 0.333, SLG: 0.778			K		1B		96 G6-4-3 1B		95 1B 2B	2	0	1	0	0	1	0
92 David Thompson, R (6, 5) OBP: 1.000, SLG: 1.333										2	1	2	0	0	0	0
Inning Stats	R: 0 E: 0 K: 1 S: 5 H: 0 LOB: 0 BB: 0 P: 5	R: 0 E: 0 K: 2 S: 7 H: 0 LOB: 1 BB: 1 P: 11	R: 0 E: 0 K: 1 S: 6 H: 1 LOB: 1 BB: 0 P: 6	R: 1 E: 0 K: 3 S: 12 H: 1 LOB: 1 BB: 1 P: 19	R: 0 E: 0 K: 0 S: 4 H: 1 LOB: 1 BB: 0 P: 4	R: 2 E: 0 K: 0 S: 5 H: 1 LOB: 1 BB: 1 P: 10	R: 0 E: 0 K: 0 S: 3 H: 1 LOB: 0 BB: 0 P: 3	R: 2 E: 0 K: 2 S: 10 H: 3 LOB: 2 BB: 1 P: 14	R: 1 E: 0 K: 0 S: 5 H: 2 LOB: 1 BB: 0 P: 5	1B: 4 2B: 4 3B: 0 HR: 2 SF: 0 SAC: 0 DP: 1 HBP: 0						

livebaseballscorecards.com

AB	36
R	6
H	10
RBI	6
BB	4
SO	9
LOB	15

WP: 1 PB: 0 SB: 0 CS: 0 PA: 40

PITCHER		IP	WLS	BF	H	R	ER	SO	BB	IBB	HBP	BLK	WP	HR	S	P	ERA	WHIP
59 Joe Musgrove, R ERA: 1.13	(1, 1)	3.0	W	11	1	0	0	4	1	0	0	0	0	0	18	22	0.00	0.667
46 Ashur Tolliver, L ERA: 10.38	(4, 1)	1.0		5	1	1	1	3	1	0	0	0	1	1	12	19	9.00	2.000
64 Reymin Guduan, L ERA: 2.25	(5, 1)	1.0		4	1	0	0	0	0	0	0	0	0	0	4	4	0.00	1.000
62 Brady Rodgers, R ERA: 13.5	(6, 1)	2.0		8	2	2	2	0	1	0	0	0	0	1	8	13	9.00	1.500
74 Cy Sneed, R ERA: 20.25	(8, 1)	0.2		6	3	2	2	1	1	0	0	0	0	0	7	11	27.00	6.000
70 Brian Holmes, L ERA: 5.79	(8, 1)	1.1	S	6	2	1	1	1	0	0	0	0	0	0	8	8	6.75	1.500

New York Mets @ Atlanta Braves

Champion Stadium, Lake Buena Vista, FL

Fri Mar 10 2017, 1:08 PM - 3:45 PM EST

Att. 7,220 - Sunny - 79 F

TOP

livebaseballscorecards.com

Batter	1	2	3	4	5	6	7	8	9	AB	R	H	RBI	BB	SO	LOB
12 Juan Lagares, R (1, 8) OBP: 0.222, SLG: 0.167	C X 0-1 30 S 30 2B 1B		X 0-0 ① P6		X 0-0 1B		B S S S 1-3 ③ K 1-2 2-3			3	1	2	0	0	0	0
75 Champ Stuart, R (6, 8) OBP: 0.273, SLG: 0.400										1	0	0	0	0	1	2
15 Matt Reynolds, R (1, 4) OBP: 0.360, SLG: 0.211	X 0-0 ① F9		X 0-0 ② L9		X 0-0 ③ G1-3			S S S 0-3 ① K		3	0	0	0	0	0	2
83 Patrick Biondi, L (6, 7) OBP: 0.308, SLG: 0.273										1	0	0	0	0	1	0
30 Michael Conforto, L (1, 7) OBP: 0.379, SLG: 0.643	B X 1-0 74 1B 1-H 2B		X 0-0 ③ F9			X 0-0 ① G3		S S S 0-3 ② K		3	1	1	1	0	0	0
80 Michael Paez, R (6, 4)										1	0	0	0	0	1	0
73 Travis Taijeron, R (1, 9) OBP: 0.400, SLG: 0.409	S S S 0-3 ② K			X 0-0 ① F9		X 0-0 ② G5-3		B B B B 4-0 96 CS BB		3	0	0	0	0	1	1
83 John Mora, L (6, 9) OBP: 0.667, SLG: 1.500										0	0	0	0	1	0	0
74 Dominic Smith, L (1, 3) OBP: 0.313, SLG: 0.222	X 0-0 2-H 1B			X 0-0 1B		X 0-0 ③ F9		1 SAFE 0-0 ③ CS 1-2	X 0-0 ① G4-3	3	0	2	1	0	0	0
96 Pete Alonso, R (6, 3)										1	0	0	0	0	0	0
61 Amed Rosario, R (1, 6) OBP: 0.280, SLG: 0.320	S S S 0-3 ③ K			X 0-0 ② F9			X 0-0 ① L8		B B B B 4-0 BB	3	0	0	0	0	1	2
98 Colby Woodmansee, R (7, 6)										0	0	0	0	1	0	0
72 Phillip Evans, R (1, 5) OBP: 0.364, SLG: 0.682		X 0-0 ① F7		X 0-0 ③ L9			X 0-0 75 WP 94 BB 1B		X 0-0 ② F7	3	0	1	0	0	0	1
86 Blake Tiberi, L (7, PR) OBP: 0.500, SLG: 1.000 (7, 5)										1	0	0	0	0	0	1
60 Wuilmer Becerra, R (1, 10) OBP: 0.316, SLG: 0.353		X 0-0 70 G4-3 1B			X 0-0 ① F9		B B B B 4-0 75 WP 1-2 BB		S S S 0-3 ③ K	2	0	1	0	0	0	0
94 Kevin Taylor, L (7, PH) (7, 10)										1	0	0	0	1	1	1
70 Tomás Nido, R (1, 2) OBP: 0.316, SLG: 0.278		X 0-0 ② ③ G4-3 1-2f			X 0-0 ② G1-3		C C C 0-3 ② K			2	0	0	0	0	0	1
91 Colton Plaia, R (6, 2)										1	0	0	0	0	1	2

	AB	32
	R	2
	H	7
	RBI	2
	BB	3
	SO	7
	LOB	13

Inning Stats	1	2	3	4	5	6	7	8	9
	R: 2 E: 0 K: 2 S: 11	R: 0 E: 0 K: 0 S: 3	R: 0 E: 0 K: 0 S: 3	R: 0 E: 0 K: 0 S: 4	R: 0 E: 0 K: 0 S: 4	R: 0 E: 0 K: 0 S: 3	R: 0 E: 0 K: 2 S: 8	R: 0 E: 0 K: 2 S: 6	R: 0 E: 0 K: 1 S: 5
	H: 3 LOB: 1 BB: 0 P: 12	H: 1 LOB: 0 BB: 0 P: 3	H: 0 LOB: 0 BB: 0 P: 3	H: 1 LOB: 1 BB: 0 P: 4	H: 1 LOB: 1 BB: 0 P: 4	H: 0 LOB: 0 BB: 0 P: 3	H: 1 LOB: 3 BB: 1 P: 13	H: 0 LOB: 0 BB: 1 P: 10	H: 0 LOB: 1 BB: 1 P: 9

	1B: 6	SF: 0	WP: 1	PA: 36
	2B: 1	SAC: 0	PB: 0	
	3B: 0	DP: 1	SB: 1	
	HR: 0	HBP: 0	CS: 1	

PITCHER		IP	WLS	BF	H	R	ER	SO	BB	IBB	HBP	BLK	WP	HR	S	P	ERA	WHIP
65 Lucas Sims, R ERA: 5.14	(1, 1)	3.0		12	4	2	2	2	0	0	0	0	0	0	17	18	6.00	1.333
55 Josh Collmenter, R ERA:	(4, 1)	2.0	W	8	2	0	0	0	0	0	0	0	0	0	8	8	0.00	1.000
53 Jim Johnson, R ERA:	(6, 1)	1.0	H	3	0	0	0	0	0	0	0	0	0	0	3	3	0.00	0.000
38 Arodys Vizcaíno, R ERA: 2.25	(7, 1)	1.0	H	5	1	0	0	2	1	0	0	0	1	0	8	13	0.00	2.000
66 Max Fried, L ERA:	(8, 1)	1.0	H	3	0	0	0	2	1	0	0	0	0	0	6	10	0.00	1.000

PITCHER		IP	WLS	BF	H	R	ER	SO	BB	IBB	HBP	BLK	WP	HR	S	P	ERA	WHIP
70 Luke Jackson, R ERA:	(9, 1)	1.0	S	4	0	0	0	1	1	0	0	0	0	0	5	9	0.00	1.000

BOTTOM

New York Mets @ Atlanta Braves

Champion Stadium, Lake Buena Vista, FL

Fri Mar 10 2017, 1:08 PM - 3:45 PM EST

Att. 7,220 - Sunny - 79 F

livebaseballscorecards.com

Batter	1	2	3	4	5	6	7	8	9	AB	R	H	RBI	BB	SO	LOB
8 Jace Peterson, L (1, 8) OBP: 0.200, SLG: 0.143 98 Braxton Davidson, L (7, 7) OBP: 0.429, SLG: 0.200	C C C 0-3 ① K 1B		S S S 0-3 ① K X 0-0 ③ G3		X 0-0 ③ F7			X 0-0 ① P4		4 0 0 0 0 2 4 1 0 0 0 0 0 0						
4 Brandon Phillips, R (1, 4) OBP: 0.522, SLG: 0.611 81 Travis Demeritte, R (5, PR) OBP: 0.176, SLG: 0.188 (6, 4)	X 0-0 22 FC5-4 1B		B B X 2-0 HR		B B B B 4-0 22 G6-3 22 S 27 FC6 BB	X 0-0 ① P6		S S S 0-3 ② K		2 1 2 1 1 0 0 2 1 0 0 0 1 0						
22 Nick Markakis, L (1, 9) OBP: 0.318, SLG: 0.350 89 Ronald Acuña Jr., R (6, 9) OBP: 0.421, SLG: 0.471	1 SAFE X 0-0 ② FC5-4 1-2f		X 0-0 27 FC5-4 1B		B X 1-0 ① G6-3 1-3	X 0-0 ② L9		X 0-0 ③ P4		3 0 1 0 0 0 2 2 0 0 0 0 0 0						
27 Matt Kemp, R (1, 7) OBP: 0.320, SLG: 0.158 2 Micah Johnson, L (6, 7) OBP: 0.321, SLG: 0.462 (7, 8)	X 0-0 ③ F8		X 0-0 ② FC5-4 13 BB 1-2f		X 0-0 FC6 13 HR 3-H	X 0-0 E4 1B				3 1 0 1 0 0 3 1 0 1 0 0 0 0						
13 Adonis García, R (1, 5) OBP: 0.375, SLG: 0.522 85 Sean Kazmar Jr., R (6, 5)	X 0-0 ① G6-3		B B B B 4-0 1-2 BB		B C X 1-1 1-H HR	X 0-0 ③ F8				2 1 1 2 1 0 0 1 0 0 0 0 0 1						
14 Rio Ruiz, L (1, 10) OBP: 0.357, SLG: 0.417	X 0-0 ② F8	X 0-0 ③ G4-3			X 0-0 16 FC5 2B		X 0-0 67 G4-6-3 16 BB 1B			4 0 2 0 0 0 2						
16 Matt Tuiasosopo, R (1, 3) OBP: 0.333, SLG: 0.667	X 0-0 HR		C C C 0-3 ① K		X 0-0 ② FC5 72 E 67 1B 2-3		1 SAFE B B B B 4-0 67 G4-6-3 1-2 BB			3 1 1 1 1 1 2						
67 Johan Camargo, S (1, 6) OBP: 0.370, SLG: 0.609	B B B B 4-0 72 FC5-4 BB		X 0-0 3B		X 0-0 72 E 1-2 1B		X 0-0 ① ② G4-6-3 1-2f 2-3			3 0 2 0 1 0 2						
72 David Freitas, R (1, 2) OBP: 0.300, SLG: 0.333 18 Blake Lalli, L (7, 2)	X 0-0 ③ FC5-4 1-2f		S S S 0-3 ② K		X 0-0 E5 1-2 2-3		X 0-0 ③ P4			3 0 0 0 0 1 4 1 0 0 0 0 0 1						
Inning Stats	R: 0 H: 1 E: 0 LOB: 1 K: 1 BB: 0 S: 6 P: 6	R: 1 H: 1 E: 0 LOB: 1 K: 0 BB: 1 S: 4 P: 8	R: 1 H: 2 E: 0 LOB: 2 K: 1 BB: 1 S: 7 P: 13	R: 0 H: 1 E: 0 LOB: 1 K: 2 BB: 0 S: 8 P: 8	R: 3 H: 3 E: 1 LOB: 3 K: 0 BB: 1 S: 9 P: 15	R: 0 H: 1 E: 1 LOB: 1 K: 0 BB: 0 S: 4 P: 4	R: 0 H: 1 E: 0 LOB: 1 K: 0 BB: 1 S: 3 P: 7	R: 0 H: 0 E: 0 LOB: 0 K: 1 BB: 0 S: 5 P: 5		1B: 5 SF: 0 2B: 1 SAC: 0 3B: 1 DP: 1 HR: 3 HBP: 0				WP: 0 PA: 39 PB: 0 SB: 1 CS: 0		

PITCHER	IP	WLS	BF	H	R	ER	SO	BB	IBB	HBP	BLK	WP	HR	S	P	ERA	WHIP
45 Zack Wheeler, R (1, 1) ERA: 4.5	2.0		9	2	1	1	1	1	0	0	0	0	1	10	14	4.50	1.500
68 Marcos Molina, R (3, 1) ERA: 5.87	2.1	L	14	4	4	4	3	2	0	0	0	0	2	19	31	15.43	2.571
76 Chasen Bradford, R (5, 1) ERA: 4.05	0.2		5	2	0	0	0	0	0	0	0	0	0	5	5	0.00	3.000
80 P.J. Conlon, L (6, 1) ERA: 4.7	2.0		8	2	0	0	0	1	0	0	0	0	0	7	11	0.00	1.500
83 Kevin McGowan, R (8, 1) ERA: 10.8	1.0		3	0	0	0	1	0	0	0	0	0	0	5	5	0.00	0.000

PITCHER	IP	WLS	BF	H	R	ER	SO	BB	IBB	HBP	BLK	WP	HR	S	P	ERA	WHIP

AB	35
R	5
H	10
RBI	5
BB	4
SO	5
LOB	21

Batter	1	2	3	4	5	6	7	8	9	AB	R	H	RBI	BB	SO	LOB
3 Michael Taylor, R (1, 8) OBP: 0.423, SLG: 0.731	E7 8 SF7 2B		G5-3			14 WP 14 S 14 1B 1B	92 E 68 S 1B 3-H		G6-4-3 1-2f	3	2	2	0	0	0	0
9 Rafael Bautista, R (7, PH) OBP: 0.333, SLG: 0.375 (7, 8)										2	1	1	1	0	0	1
14 Chris Heisey, R (1, 7) OBP: 0.333, SLG: 0.286	K		G1-3			8 1B 25 1B 1B 1-H	L8 1-2			3	1	1	1	0	1	1
68 Andrew Stevenson, L (7, PH) OBP: 0.318, SLG: 0.524 (7, 7)										1	0	0	0	0	0	1
8 Brian Goodwin, L (1, 9) OBP: 0.280, SLG: 0.105	SF7 3-H		G4-3			25 1B 59 SF7 1B 1-2	E6 25 WP 2-H			2	1	1	1	0	0	0
92 Blake Perkins, S (7, PH) OBP: 0.333, SLG: 0.333 (7, 9)										1	0	0	0	0	0	0
26 Adam Lind, L (1, 3) OBP: 0.273, SLG: 0.200	K			F7		1-3 2-H 1B	G3 1-2			2	0	0	0	0	1	0
25 Clint Robinson, L (5, 3) OBP: 0.292, SLG: 0.190										2	0	1	1	0	0	1
18 Neftali Soto, R (1, 10) OBP: 0.273, SLG: 0.500		23 1B 1B		G6-3		1 SAFE K 1-3		G6-3		2	0	1	0	0	0	0
65 Raudy Read, R (6, PH) OBP: 0.273, SLG: 0.444 (6, 10)										2	0	0	0	0	1	2
23 Derek Norris, R (1, 2) OBP: 0.400, SLG: 0.800		1-2 1B		G5-3		SF7 3-H		P5		2	0	1	0	0	0	0
59 Jose Lobaton, S (5, 2) OBP: 0.158, SLG: 0.118										1	0	0	1	0	0	0
1 Wilmer Difo, S (1, 6) OBP: 0.444, SLG: 0.560		L6			B3	1 SAFE K 1-3		G3		2	0	0	0	0	0	2
5 Grant Green, R (6, PH) OBP: 0.269, SLG: 0.261 (6, 6)										1	0	0	0	0	1	1
91 Bryan Mejia, S (8, PH) (8, 6)										1	0	0	0	0	0	0
21 Matt Skole, L (1, 5) OBP: 0.353, SLG: 0.385		F6			K	2-3	K 0-3		9 G6-4-3 BB 4-2	2	0	0	0	0	1	2
63 Drew Ward, L (5, 5) OBP: 0.313, SLG: 0.385										1	0	0	0	1	1	0
43 Corban Joseph, L (1, 4) OBP: 0.235, SLG: 0.214		F7			F8		9 1B 3B		F8	2	0	0	0	0	0	2
19 Brandon Snyder, R (5, 4) OBP: 0.455, SLG: 0.588										2	1	1	0	0	0	1
Inning Stats	R: 1 H: 1 E: 1 LOB: 0 K: 2 BB: 0 S: 9 P: 9	R: 0 H: 2 E: 0 LOB: 2 K: 0 BB: 0 S: 5 P: 5	R: 0 H: 0 E: 0 LOB: 0 K: 0 BB: 0 S: 3 P: 3	R: 0 H: 0 E: 0 LOB: 0 K: 0 BB: 0 S: 3 P: 3	R: 0 H: 0 E: 0 LOB: 0 K: 1 BB: 0 S: 5 P: 7	R: 3 H: 4 E: 0 LOB: 1 K: 2 BB: 0 S: 11 P: 15	R: 2 H: 2 E: 1 LOB: 1 K: 1 BB: 0 S: 8 P: 10	R: 0 H: 0 E: 0 LOB: 0 K: 0 BB: 0 S: 3 P: 3	R: 0 H: 0 E: 0 LOB: 0 K: 0 BB: 1 S: 4 P: 8	1B: 7 SF: 2 2B: 1 SAC: 0 3B: 1 DP: 1 HR: 0 HBP: 0						

TOP

Washington Nationals @ New York Mets

First Data Field, Port St. Lucie, FL

Sat Mar 11 2017, 1:12 PM - 3:39 PM EST

Att. 7,387 - Sunny - 80 F

livebaseballscorecards.com

AB	34
R	6
H	9
RBI	5
BB	1
SO	6
LOB	14

| | | | | | | | | | |

BOTTOM

Washington Nationals @ New York Mets

First Data Field, Port St. Lucie, FL

Sat Mar 11 2017, 1:12 PM - 3:39 PM EST

Att. 7,387 - Sunny - 80 F

livebaseballscorecards.com

Batter	1	2	3	4	5	6	7	8	9	AB	R	H	RBI	BB	SO	LOB
3 Curtis Granderson, L (1, 8) OBP: 0.273, SLG: 0.318 83 John Mora, L (6, PR) OBP: 0.500, SLG: 1.000 (7, 8)	G4-3		1 SAFE 20 G1-6-3 1-3 1B			83 1B 1B		SBST K		3 0 2 0 0 0 0 1 0 0 0 0 1 0						
20 Neil Walker, S (1, 4) OBP: 0.348, SLG: 0.619 85 L.J. Mazzilli, R (7, 5) OBP: 0.300, SLG: 0.700	F9		G1-6-3 1-2f			B 1 SAFE P5		SCC K		3 0 0 0 0 0 3 1 0 0 0 0 1 0						
52 Yoenis Cespedes, R (1, 7) OBP: 0.458, SLG: 1.000 83 Patrick Biondi, L (5, 7) OBP: 0.333, SLG: 0.308	G4-3			G4-3		1-2 1B			L8	2 0 0 0 0 0 0 2 0 1 0 0 0 0						
19 Jay Bruce, L (1, 9) OBP: 0.429, SLG: 0.529 82 Kyle Johnson, R (7, 9) OBP: 1.000, SLG: 1.000		G6-3		F7		BSBFC 2-3 K			87 DI 1B	3 0 0 0 0 1 2 1 0 1 0 0 0 0						
21 Lucas Duda, L (1, 3) OBP: 0.429, SLG: 0.923 93 Matt Oberste, R (7, 3)		E4 18 G6-3		F8		BBFSS 2-3 K			BFSS 1-3 K	3 0 0 0 0 1 2 1 0 0 0 0 1 1						
18 Travis d'Arnaud, R (1, 2) OBP: 0.407, SLG: 0.692 87 Ali Sánchez, R (5, 2)		G6-3 1-2			SCBSS 1-3 K		BSSS 1-3 K		CX F8 1-2	1 0 0 0 0 0 1 3 0 0 0 0 2 1						
61 Amed Rosario, R (1, 6) OBP: 0.296, SLG: 0.333 98 Colby Woodmansee, R (7, PH) (8, 6)		L9			60 FC4 1B		F7			2 0 1 0 0 0 1 1 0 0 0 0 0 0						
60 Wuilmer Becerra, R (1, 10) OBP: 0.286, SLG: 0.316 95 Kevin Kaczmarski, L (7, PH) (8, 10) OBP: 0.667, SLG: 0.833			SFBC 1-3 K		1 SAFE FC4 1-2f		SSS 0-3 K			2 0 0 0 0 1 1 1 0 0 0 0 1 0						
15 Matt Reynolds, R (1, 5) OBP: 0.370, SLG: 0.200 (7, 4) 88 J.C. Rodriguez, S (8, 4)			FBBBSBB 4-2 3 1B BB		G3			X F7		1 0 0 0 1 0 1 1 0 0 0 0 0 0						
Inning Stats	R: 0 H: 0 E: 0 LOB: 0 K: 0 BB: 0 S: 3 P: 3	R: 0 H: 0 E: 1 LOB: 1 K: 0 BB: 0 S: 4 P: 4	R: 0 H: 1 E: 0 LOB: 1 K: 1 BB: 1 S: 7 P: 12	R: 0 H: 0 E: 0 LOB: 0 K: 0 BB: 0 S: 3 P: 3	R: 0 H: 1 E: 0 LOB: 1 K: 1 BB: 0 S: 6 P: 7	R: 0 H: 2 E: 0 LOB: 2 K: 2 BB: 0 S: 9 P: 14	R: 0 H: 0 E: 0 LOB: 0 K: 2 BB: 0 S: 7 P: 8	R: 0 H: 0 E: 0 LOB: 0 K: 2 BB: 0 S: 7 P: 8	R: 0 H: 1 E: 0 LOB: 1 K: 1 BB: 0 S: 7 P: 8	1B: 5 SF: 0 2B: 0 SAC: 0 3B: 0 DP: 1 HR: 0 HBP: 0						

	AB	32
	R	0
	H	5
	RBI	0
	BB	1
	SO	9
	LOB	13

WP: 0 PA: 33
PB: 0
SB: 0
CS: 0

PITCHER		IP	WLS	BF	H	R	ER	SO	BB	IBB	HBP	BLK	WP	HR	S	P	ERA	WHIP
62 Erick Fedde, R ERA:	(1, 1)	3.0	W	11	1	0	0	1	1	0	0	0	0	0	14	19	0.00	0.667
50 Vance Worley, R ERA: 5.63	(4, 1)	2.0		7	1	0	0	1	0	0	0	0	0	0	9	10	0.00	0.500
44 Austin Voth, R ERA:	(6, 1)	1.2		7	2	0	0	3	0	0	0	0	0	0	13	19	0.00	1.200
80 Jeremy Guthrie, R ERA: 1.69	(7, 1)	1.1		4	0	0	0	3	0	0	0	0	0	0	10	11	0.00	0.000
53 Rafael Martín, R ERA: 2.25	(9, 1)	1.0		4	1	0	0	1	0	0	0	0	0	0	7	8	0.00	1.000

PITCHER	IP	WLS	BF	H	R	ER	SO	BB	IBB	HBP	BLK	WP	HR	S	P	ERA	WHIP

Batter	1	2	3	4	5	6	7	8	9	AB	R	H	RBI	BB	SO	LOB
83 Patrick Biondi, L (1, 7) OBP: 0.316, SLG: 0.353	C F T 0-2 ① K		X 0-0 2-H 2B		X 0-0 ① G3			X 0-0 ① P4		4	0	1	1	0	1	0
61 Amed Rosario, R (1, 6) 77 Luis Guillorme, L (6, 4) OBP: 0.321, SLG: 0.462	S S S 0-3 ② K		X 0-0 ② F8		X 0-0 ② G6-3			X 0-0 83 G6-3 1B		3 1	0 0	0 1	0 0	0 0	1 0	1 0
30 Michael Conforto, L (1, 8) OBP: 0.344, SLG: 0.581 83 John Mora, L (6, 8) OBP: 0.400, SLG: 0.750	S S S 0-3 ③ K		2 SAFE S F S 0-3 ③ K		S F C 0-3 ③ K			X 0-0 ② G6-3 1-2		3 1	0 0	0 0	0 0	0 0	3 0	1 1
4 Wilmer Flores, R (1, 3) OBP: 0.241, SLG: 0.269 74 Dominic Smith, L (6, 3) OBP: 0.303, SLG: 0.214		X 0-0 ① P4		X 0-0 ① G4-3		X 0-0 ① F8		X 0-0 ③ G1-3		3 1	0 0	0 0	0 0	0 0	0 0	0 1
26 Kevin Plawecki, R (1, 10) OBP: 0.286, SLG: 0.286 60 Wuilmer Becerra, R (9, PH) OBP: 0.273, SLG: 0.300		X 0-0 ② F8		X 0-0 72 1B 73 1B 85 SF8 1B		X 0-0 ② G4-3			F F S 0-3 ① K	3 1	1 0	1 0	0 0	0 0	0 1	0 0
73 Travis Taijeron, R (1, 9) OBP: 0.393, SLG: 0.400 95 Kevin Kaczmarski, L (6, 9) OBP: 0.571, SLG: 0.714		X 0-0 ③ P4		X 0-0 85 SF8 72 1B 1-2 1B		F F C 0-3 ③ K			X 0-0 ② G4-3	3 1	0 0	1 0	0 0	0 0	1 0	0 0
72 Phillip Evans, R (1, 4) OBP: 0.417, SLG: 0.708 1 Andrés Giménez, L (6, 6)			X 0-0 85 2B 1B	X 0-0 1-2 2-3 1B			X 0-0 ① G6-3		X 0-0 ③ G3	2 2	1 0	2 0	0 0	0 0	0 0	0 0
85 L.J. Mazzilli, R (1, 5) OBP: 0.308, SLG: 0.750			X 0-0 83 2B 1-H 2B	X 0-0 ② SF8 2-3 3-H			X 0-0 ② B2-3			2	1	1	2	0	0	0
70 Tomás Nido, R (1, 2) OBP: 0.286, SLG: 0.250 91 Colton Plaia, R (6, 2)			S F S 0-3 ① K	X 0-0 ③ P4			X 0-0 ③ F9			2 1	0 0	0 0	0 0	0 0	1 0	3 0
Inning Stats	R: 0 H: 0 E: 0 LOB: 0 K: 3 BB: 0 S: 9 P: 9	R: 0 H: 0 E: 0 LOB: 0 K: 0 BB: 0 S: 3 P: 3	R: 2 H: 3 E: 0 LOB: 1 K: 2 BB: 0 S: 10 P: 10	R: 1 H: 3 E: 0 LOB: 2 K: 0 BB: 0 S: 6 P: 6	R: 0 H: 0 E: 0 LOB: 0 K: 1 BB: 0 S: 5 P: 5	R: 0 H: 0 E: 0 LOB: 0 K: 1 BB: 0 S: 5 P: 5	R: 0 H: 0 E: 0 LOB: 0 K: 0 BB: 0 S: 3 P: 3	R: 0 H: 1 E: 0 LOB: 1 K: 0 BB: 0 S: 4 P: 4	R: 0 H: 0 E: 0 LOB: 0 K: 1 BB: 0 S: 5 P: 5	1B: 5 SF: 1 2B: 2 SAC: 0 3B: 0 DP: 0 HR: 0 HBP: 0						

TOP

New York Mets @ Detroit Tigers

Publix Field at Joker Marchant Stadium, Lakeland, FL

Sun Mar 12 2017, 1:09 PM - 3:44 PM EDT

Att. 8,867 - Overcast - 76 F

livebaseballscorecards.com

AB	33
R	3
H	7
RBI	3
BB	0
SO	8
LOB	7

WP: 0 PA: 34
PB: 0
SB: 0
CS: 0

PITCHER		IP	WLS	BF	H	R	ER	SO	BB	IBB	HBP	BLK	WP	HR	S	P	ERA	WHIP
32 Michael Fulmer, R ERA: 3.38	(1, 1)	2.1		10	3	2	2	4	0	0	0	0	0	0	18	18	7.71	1.286
80 R.J. Alaniz, R ERA:	(3, 1)	0.2		2	0	0	0	1	0	0	0	0	0	0	4	4	0.00	0.000
30 Alex Wilson, R ERA: 5.4	(4, 1)	1.0		6	3	1	1	0	0	0	0	0	0	0	6	6	9.00	3.000
37 Mike Pelfrey, R ERA: 8.0	(5, 1)	3.0	W	9	0	0	0	2	0	0	0	0	0	0	13	13	0.00	0.000
21 Mark Lowe, R ERA: 5.79	(8, 1)	1.0	H	4	1	0	0	0	0	0	0	0	0	0	4	4	0.00	1.000
62 Sandy Báez, R ERA: 1.8	(9, 1)	1.0	S	3	0	0	0	1	0	0	0	0	0	0	5	5	0.00	0.000

BOTTOM

New York Mets @ Detroit Tigers

Publix Field at Joker Marchant Stadium, Lakeland, FL

Sun Mar 12 2017, 1:09 PM - 3:44 PM EDT

Att. 8,867 - Overcast - 76 F

livebaseballscorecards.com

Batter	1	2	3	4	5	6	7	8	9	AB	R	H	RBI	BB	SO	LOB
1 Jose Iglesias, R (1, 6) OBP: 0.286, SLG: 0.278	X 0-0 84 BB 8 1B 1B		X 0-0 ① G5-3		X 0-0 ① SF8 3-H		FCS 0-3 ① K			2	0	1	1	0	0	0
49 Dixon Machado, R (6, 6) OBP: 0.355, SLG: 0.333										1	0	0	0	0	1	0
40 JaCoby Jones, R (1, 10) OBP: 0.348, SLG: 0.500	1 SAFE X 0-0 ① F9		X 0-0 ② G4-1		1 SFC 0-3 ②③ K 1-2		X 0-0 ② G5-3			4	0	0	0	0	1	2
28 J.D. Martinez, R (1, 9) OBP: 0.250, SLG: 0.385	CFS 0-3 ② K		X 0-0 2B			CBBBX 3-1 HR	X 0-0 2B			3	1	2	1	0	1	1
76 Juan Carlos Perez, R (7, 9) OBP: 0.375, SLG: 0.357										1	0	1	0	0	0	0
8 Justin Upton, R (1, 7) OBP: 0.265, SLG: 0.576	X 0-0 84 BB 1-2 1B		X 0-0 ③ F8			X 0-0 4 2B 2B	X 0-0 ③ G4-3			3	0	2	0	0	0	1
75 Mike Gerber, L (6, PR) OBP: 0.059, SLG: 0.059 (7, 7)										1	1	0	0	0	0	1
84 Dominic Ficociello, S (1, 3) OBP: 0.407, SLG: 0.739	BBBB 4-0 1-2 2-3 BB			X 0-0 ① G3		BBBB 4-0 4 2B BB		CFS 0-3 ① K		1	1	0	0	2	0	0
84 Brett Pill, R (8, 3) OBP: 0.190, SLG: 0.381										1	0	0	0	0	1	0
31 Alex Avila, L (1, 2) OBP: 0.360, SLG: 0.200	X 0-0 ③ F8			X 0-0 ② F8		CFS 0-3 ① K		X 0-0 ② F8		3	0	0	0	0	1	5
71 Austin Green, R (8, 2) OBP: 0.333, SLG: 0.500										1	0	0	0	0	0	0
15 Mikie Mahtook, R (1, 8) OBP: 0.138, SLG: 0.074		X 0-0 ① F8		X 0-0 ③ F8		CSC 0-3 ② K		X 0-0 ③ P3		3	0	0	0	0	1	2
14 Alex Presley, L (8, 8) OBP: 0.438, SLG: 0.643										1	0	0	0	0	0	0
4 Omar Infante, R (1, 4) OBP: 0.429, SLG: 0.600		X 0-0 ② G6-3			X 0-0 17 1B 1 SF8 2B	X 0-0 17 FC5 1-H 2-H 2B				3	1	2	2	0	0	0
26 Brendan Ryan, R (7, 4) OBP: 0.167, SLG: 0.118										0	0	0	0	0	0	0
17 Andrew Romine, S (1, 5) OBP: 0.355, SLG: 0.500		X 0-0 ③ F7			X 0-0 40 CS 2-3 1B	X 0-0 ③ FC5 2-3				3	0	1	0	0	0	1
72 Michael Almanzar, R (7, 5)										0	0	0	0	0	0	0

	AB	31
	R	4
	H	9
	RBI	4
	BB	2
	SO	6
	LOB	13

Inning Stats	1	2	3	4	5	6	7	8	9
	R: 0 E: 0 K: 1 S: 7 H: 2 LOB: 3 BB: 1 P: 11	R: 0 E: 0 K: 0 S: 3 H: 0 LOB: 0 BB: 0 P: 3	R: 0 E: 0 K: 0 S: 4 H: 1 LOB: 1 BB: 0 P: 4	R: 0 E: 0 K: 0 S: 3 H: 0 LOB: 0 BB: 0 P: 3	R: 1 E: 0 K: 1 S: 6 H: 2 LOB: 0 BB: 0 P: 6	R: 3 E: 0 K: 2 S: 11 H: 3 LOB: 1 BB: 1 P: 18	R: 0 E: 0 K: 1 S: 6 H: 1 LOB: 1 BB: 0 P: 6	R: 0 E: 0 K: 1 S: 5 H: 0 LOB: 0 BB: 0 P: 5	

	1B	3	SF	1	WP	0	PA	34
	2B	5	SAC	0	PB	0		
	3B	0	DP	0	SB	0		
	HR	1	HBP	0	CS	1		

PITCHER		IP	WLS	BF	H	R	ER	SO	BB	IBB	HBP	BLK	WP	HR	S	P	ERA	WHIP
85 Adam Wilk, L ERA: 1.93	(1, 1)	2.2		12	3	0	0	1	1	0	0	0	0	0	13	17	0.00	1.500
96 Donovan Hand, R ERA:	(3, 1)	1.1	H	4	0	0	0	0	0	0	0	0	0	0	4	4	0.00	0.000
88 Kyle Regnault, L ERA: 19.29	(5, 1)	1.1	L	8	4	4	4	2	1	0	0	0	0	1	12	19	27.00	3.750
50 Rafael Montero, R ERA: 1.86	(6, 1)	1.2	B	7	2	0	0	2	0	0	0	0	0	0	11	11	0.00	1.200
66 Josh Edgin, L ERA: 4.76	(8, 1)	1.0		3	0	0	0	1	0	0	0	0	0	0	5	5	0.00	0.000

PITCHER		IP	WLS	BF	H	R	ER	SO	BB	IBB	HBP	BLK	WP	HR	S	P	ERA	WHIP

Miami Marlins @ New York Mets

First Data Field, Port St. Lucie, FL

Mon Mar 13 2017, 1:14 PM - 4:03 PM EDT

Att. 6,031 - Sunny - 84 F

TOP

livebaseballscorecards.com

Batter	1	2	3	4	5	6	7	8	9	AB	R	H	RBI	BB	SO	LOB
9 Dee Strange-Gordon, L (1, 4) OBP: 0.214, SLG: 0.346 77 Yefri Pérez, S (6, 4) OBP: 0.200, SLG: 0.136	C S C 0-3 ① K		H 1-0 HBP		S S S 0-3 ② K			X 0-0 ① G4-3		2 0 0 0 0 2 0 1 0 0 0 0 0 0						
3 Adeiny Hechavarría, R (1, 6) OBP: 0.296, SLG: 0.444 78 JT Riddle, L (6, 6) OBP: 0.320, SLG: 0.435	X 0-0 ② F9		X 0-0 ③ G4-3		X 0-0 ③ G5-3			X 0-0 ② F7		3 0 0 0 0 0 1 1 0 0 0 0 0 0						
32 Derek Dietrich, L (1, 5) OBP: 0.385, SLG: 0.476 87 Brian Anderson, R (6, 5) OBP: 0.360, SLG: 0.680	X 0-0 2B			B B B B 4-0 13 2B BB		X 0-0 ① F7		X 0-0 ③ G5-3		2 1 1 0 1 0 0 1 0 0 0 0 0 0						
13 Marcell Ozuna, R (1, 7) OBP: 0.276, SLG: 0.571 68 Destin Hood, R (6, PR) OBP: 0.345, SLG: 0.520 (6, 7)	X 0-0 ③ F8			X 0-0 41 HR 1-H 2B		X 0-0 41 G3 2B			X 0-0 73 F9 37 G3 2B	3 1 2 1 0 0 1 1 1 1 0 0 0 0						
41 Justin Bour, L (1, 10) OBP: 0.281, SLG: 0.414 73 Austin Nola, R (9, PH) OBP: 0.353, SLG: 0.214		X 0-0 ① L7		C X 0-1 2-H HR		X 0-0 ② G3 2-3			X 0-0 ① F9 2-3	3 1 1 2 0 0 1 1 0 0 0 0 0 1						
11 J.T. Realmuto, R (1, 2) OBP: 0.370, SLG: 0.273 37 Ramón Cabrera, S (6, 2) OBP: 0.375, SLG: 0.333		X 0-0 ② G6-3		S S S 0-3 ① K		X 0-0 ③ G5-3			X 0-0 ② G3 3-H	3 0 0 0 0 1 2 1 0 0 1 0 0 0						
51 Ichiro Suzuki, L (1, 9) OBP: 0.176, SLG: 0.125 52 Moisés Sierra, R (7, 9) OBP: 0.417, SLG: 0.435		X 0-0 ③ G4-3		S S S 0-3 ② K			X 0-0 ① G3-1		X 0-0 1B	3 0 0 0 0 1 0 1 0 1 0 0 0 0						
28 Tyler Moore, R (1, 3) OBP: 0.370, SLG: 0.720 88 Matt Juengel, R (7, 3) OBP: 0.440, SLG: 0.429			S S S 0-3 ① K	S S S 0-3 ③ K			X 0-0 ② F9		S S S 0-3 ③ K	3 0 0 0 0 2 0 1 0 0 0 0 1 1						
50 Matthew den Dekker, L (1, 8) OBP: 0.290, SLG: 0.357 79 Isaac Galloway, R (7, 8) OBP: 0.389, SLG: 0.500			C C C 0-3 ② K		X 0-0 ① G1-3		X 0-0 ③ F7			3 0 0 0 0 1 0 0 0 0 0 0 0 0						
Inning Stats	R: 0 H: 1 E: 0 LOB: 1 K: 1 BB: 0 S: 6 P: 6	R: 0 H: 0 E: 0 LOB: 0 K: 0 BB: 0 S: 3 P: 3	R: 0 H: 0 E: 0 LOB: 1 K: 2 BB: 0 S: 7 P: 8	R: 3 H: 2 E: 0 LOB: 0 K: 3 BB: 1 S: 12 P: 16	R: 0 H: 0 E: 0 LOB: 0 K: 1 BB: 0 S: 5 P: 5	R: 0 H: 1 E: 0 LOB: 2 K: 0 BB: 0 S: 4 P: 4	R: 0 H: 0 E: 0 LOB: 0 K: 0 BB: 0 S: 3 P: 3	R: 0 H: 0 E: 0 LOB: 0 K: 0 BB: 0 S: 3 P: 3	R: 1 H: 2 E: 0 LOB: 1 K: 1 BB: 0 S: 7 P: 7	1B: 1 SF: 0 2B: 4 SAC: 0 3B: 0 DP: 0 HR: 1 HBP: 1						

	AB	33
	R	4
	H	6
	RBI	4
	BB	1
	SO	8
	LOB	7

PITCHER		IP	WLS	BF	H	R	ER	SO	BB	IBB	HBP	BLK	WP	HR	S	P	ERA	WHIP
34 Noah Syndergaard, R ERA: 3.52	(1, 1)	3.1		15	3	3	3	4	1	0	1	0	0	1	22	27	8.10	1.200
66 Josh Edgin, L ERA: 4.26	(4, 1)	0.2		2	0	0	0	2	0	0	0	0	0	0	6	6	0.00	0.000
65 Robert Gsellman, R ERA: 2.57	(5, 1)	3.0	W	10	1	0	0	1	0	0	0	0	0	0	12	12	0.00	0.333
46 Ben Rowen, R ERA:	(8, 1)	1.0	H	3	0	0	0	0	0	0	0	0	0	0	3	3	0.00	0.000
76 Chasen Bradford, R ERA: 4.7	(9, 1)	1.0	S	5	2	1	1	1	0	0	0	0	0	0	7	7	9.00	2.000

PITCHER	IP	WLS	BF	H	R	ER	SO	BB	IBB	HBP	BLK	WP	HR	S	P	ERA	WHIP

Miami Marlins @ New York Mets

First Data Field, Port St. Lucie, FL

Mon Mar 13 2017, 1:14 PM - 4:03 PM EDT

Att. 6,031 - Sunny - 84 F

BOTTOM

Batter	1	2	3	4	5	6	7	8	9	AB	R	H	RBI	BB	SO	LOB
3 Curtis Granderson, L (1, 8) OBP: 0.280, SLG: 0.440	L7		HR		G1-3		77 FC4-6 1B 1-2 2-3			3	1	1	1	0	0	0
83 John Mora, L (7, 8) OBP: 0.500, SLG: 0.800										1	0	1	0	0	0	0
13 Asdrúbal Cabrera, S (1, 6) OBP: 0.360, SLG: 0.739	HR		L4			19 G4-3 20 HR 2B	FC4-6 1-2f 2-3 3-H			3	1	2	1	0	0	0
77 Luis Guillorme, L (6, PR) OBP: 0.310, SLG: 0.444										1	1	0	1	0	0	2
(7, 6)																
19 Jay Bruce, L (1, 9) OBP: 0.375, SLG: 0.450	G3		G4-3			G4-3 2-3	L8			3	0	0	0	0	0	1
73 Travis Taijeron, R (7, 9) OBP: 0.379, SLG: 0.385										1	0	0	0	0	0	2
20 Neil Walker, S (1, 4) OBP: 0.385, SLG: 0.792	G3			21 G4-3 2B		HR 3-H		G6-3		3	1	2	2	0	0	0
15 Matt Reynolds, R (7, 4) OBP: 0.357, SLG: 0.190										1	0	0	0	0	0	0
21 Lucas Duda, L (1, 3) OBP: 0.412, SLG: 1.000		HR		G4-3 2-3		F8		K		3	1	1	1	0	0	2
74 Dominic Smith, L (7, 3) OBP: 0.294, SLG: 0.207										1	0	0	0	0	1	0
18 Travis d'Arnaud, R (1, 2) OBP: 0.367, SLG: 0.621		F9		P4		F8		K		3	0	0	0	0	0	2
70 Tomás Nido, R (7, 2) OBP: 0.273, SLG: 0.238										1	0	0	0	0	1	0
26 Kevin Plawecki, R (1, 10) OBP: 0.300, SLG: 0.300		K		K			83 1B 72 1B 77 FC4-6 1B			3	1	1	0	0	2	1
97 Tim Tebow, L (1, 7) OBP: 0.182, SLG: 0.100		G4-3			72 G4-3 1B		K			3	0	1	0	0	1	1
95 Kevin Kaczmarski, L (8, 7) OBP: 0.571, SLG: 0.714										0	0	0	0	0	0	0
72 Phillip Evans, R (1, 5) OBP: 0.407, SLG: 0.667			G6-3		G4-3 1-2f		77 FC4-6 83 1B 1B 1-2			3	0	1	0	0	0	1
85 L.J. Mazzilli, R (8, 5) OBP: 0.308, SLG: 0.750										0	0	0	0	0	0	0
Inning Stats	R: 1 H: 1 E: 0 LOB: 0 K: 0 BB: 0 S: 6 P: 7	R: 1 H: 1 E: 0 LOB: 0 K: 1 BB: 0 S: 8 P: 11	R: 1 H: 1 E: 0 LOB: 0 K: 0 BB: 0 S: 4 P: 5	R: 0 H: 1 E: 0 LOB: 1 K: 1 BB: 0 S: 6 P: 6	R: 0 H: 1 E: 0 LOB: 0 K: 0 BB: 0 S: 3 P: 3	R: 2 H: 2 E: 0 LOB: 1 K: 0 BB: 0 S: 7 P: 10	R: 1 H: 3 E: 0 LOB: 2 K: 1 BB: 0 S: 8 P: 8	R: 0 H: 0 E: 0 LOB: 0 K: 2 BB: 0 S: 7 P: 7		1B: 4 SF: 0 2B: 2 SAC: 0 3B: 0 DP: 1 HR: 4 HBP: 0						

PITCHER	IP	WLS	BF	H	R	ER	SO	BB	IBB	HBP	BLK	WP	HR	S	P	ERA	WHIP
48 Severino González, R (1, 1) ERA: 3.0	4.0		16	4	3	3	2	0	0	0	0	0	3	24	29	6.75	1.000
53 Kyle Lobstein, L (5, 1) ERA: 9.95	2.1	L	12	6	3	3	1	0	0	0	0	0	1	16	19	11.57	2.571
30 Hunter Cervenka, L (7, 1) ERA:	0.2		2	0	0	0	0	0	0	0	0	0	0	2	2	0.00	0.000
64 Nick Wittgren, R (8, 1) ERA: 7.2	1.0		3	0	0	0	2	0	0	0	0	0	0	7	7	0.00	0.000

PITCHER	IP	WLS	BF	H	R	ER	SO	BB	IBB	HBP	BLK	WP	HR	S	P	ERA	WHIP

AB	33
R	6
H	10
RBI	6
BB	0
SO	5
LOB	12

WP: 0 PA: 33
PB: 0
SB: 0
CS: 0

livebaseballscorecards.com

New York Mets @ Houston Astros

The Ballpark of the Palm Beaches, West Palm Beach, FL

Tue Mar 14 2017, 1:07 PM - 3:51 PM EDT

Att. 4,240 - Partly Cloudy - 71 F

livebaseballscorecards.com

TOP

Batter	1	2	3	4	5	6	7	8	9	AB	R	H	RBI	BB	SO	LOB
3 Curtis Granderson, L (1, 9) OBP: 0.321, SLG: 0.500 30 Michael Conforto, L (5, PR) OBP: 0.353, SLG: 0.576 (5, 9)	0-0 52 F7 13 1B 1B		0-3 ① K 1-2		0-0 20 1B 2B		0-0 1B		0-0 ③ L5	3 0 2 0 0 1 1 2 0 1 0 0 0 1						
13 Asdrúbal Cabrera, S (1, 6) OBP: 0.357, SLG: 0.692 77 Luis Guillorme, L (5, 6) OBP: 0.300, SLG: 0.429	0-0 1-2 1B		0-3 ② K		0-3 ① K2-3		0-3 ② K			3 0 1 0 0 2 2 1 0 0 0 0 1 1						
52 Yoenis Cespedes, R (1, 7) OBP: 0.444, SLG: 1.037 97 Tim Tebow, L (5, 7) OBP: 0.167, SLG: 0.091	0-0 ① F7 2-3		3-1 2-H HR		0-3 ② K		0-0 ③ F7			3 1 1 2 0 1 3 1 0 0 0 0 0 1						
20 Neil Walker, S (1, 4) OBP: 0.379, SLG: 0.741 15 Matt Reynolds, R (5, PR) OBP: 0.345, SLG: 0.182 (5, 4)	0-3 ② K		0-3 ③ K		0-0 2-3 1B			0-3 ① K		3 0 1 0 0 2 2 1 0 0 0 0 1 0						
19 Jay Bruce, L (1, 3) OBP: 0.333, SLG: 0.391 74 Dominic Smith, L (5, 3) OBP: 0.314, SLG: 0.233	0-3 ③ K			0-0 ① L6	0-0 ③ G3			0-0 85 G4-6-3 1B		3 0 0 0 0 1 5 1 0 1 0 0 0 0						
21 Lucas Duda, L (1, 10) OBP: 0.350, SLG: 0.842 85 L.J. Mazzilli, R (8, PH) OBP: 0.286, SLG: 0.692 (8, 10)		0-0 ① F8		0-3 ② K		0-0 ① F8		0-0 ②③ G4-6-3 1-2f		3 0 0 0 0 1 0 1 0 0 0 0 0 1						
4 Wilmer Flores, R (1, 5) OBP: 0.250, SLG: 0.276 72 Phillip Evans, R (6, 5) OBP: 0.393, SLG: 0.643		0-0 ② F7		0-0 26 BB 1B		0-0 ② F9			0-0 ① F8	3 0 1 0 0 0 0 1 0 0 0 0 0 0						
26 Kevin Plawecki, R (1, 2) OBP: 0.333, SLG: 0.273 70 Tomás Nido, R (5, 2) OBP: 0.250, SLG: 0.217		0-3 ③ K		4-0 1-2 BB		0-0 ③ G6-3			0-3 ② K	1 0 0 0 1 1 0 2 0 0 0 0 1 0						
12 Juan Lagares, R (1, 8) OBP: 0.233, SLG: 0.185 83 Patrick Biondi, L (7, 8) OBP: 0.350, SLG: 0.353			0-0 3 WP 52 HR 1B	0-0 ③ G5-3			0-0 ① G6-3		4-0 BB	3 1 1 0 0 0 2 0 0 0 0 1 0 0						

	AB	35
	R	2
	H	9
	RBI	2
	BB	2
	SO	12
	LOB	19

Inning Stats										
	R: 0	H: 2	R: 0	H: 0	R: 2	H: 2	R: 0	H: 1	R: 0	H: 2
	E: 0	LOB: 2	E: 0	LOB: 0	E: 0	LOB: 0	E: 0	LOB: 2	E: 0	LOB: 3
	K: 2	BB: 0	K: 1	BB: 0	K: 3	BB: 0	K: 1	BB: 1	K: 2	BB: 0
	S: 9	P: 9	S: 5	P: 5	S: 12	P: 15	S: 6	P: 10	S: 9	P: 9

	R: 0	H: 0	R: 0	H: 1	R: 0	H: 1	R: 0	H: 0	1B: 7	SF: 0	WP: 1	PA: 37
	E: 0	LOB: 0	E: 0	LOB: 1	E: 0	LOB: 0	E: 0	LOB: 1	2B: 1	SAC: 0	PB: 0	
	K: 3	BB: 0	K: 1	BB: 0	K: 1	BB: 0	K: 1	BB: 1	3B: 0	DP: 1	SB: 0	
	S: 3	P: 3	S: 6	P: 6	S: 1	P: 5	S: 5	P: 9	HR: 1	HBP: 0	CS: 0	

PITCHER		IP	WLS	BF	H	R	ER	SO	BB	IBB	HBP	BLK	WP	HR	S	P	ERA	WHIP
43 Lance McCullers Jr., R ERA: 3.6	(1, 1)	3.0	L	13	4	2	2	6	0	0	0	0	1	1	26	29	6.00	1.333
95 Framber Valdez, L ERA:	(4, 1)	1.0		5	1	0	0	1	1	0	0	0	0	0	6	10	0.00	2.000
36 Will Harris, R ERA: 4.91	(5, 1)	1.0		5	2	0	0	2	0	0	0	0	0	0	9	9	0.00	2.000
45 Michael Feliz, R ERA: 2.35	(6, 1)	2.0		7	1	0	0	1	0	0	0	0	0	0	9	9	0.00	0.500
62 Brady Rodgers, R ERA: 10.13	(8, 1)	2.0		7	1	0	0	2	1	0	0	0	0	0	10	14	0.00	1.000

PITCHER	IP	WLS	BF	H	R	ER	SO	BB	IBB	HBP	BLK	WP	HR	S	P	ERA	WHIP

BOTTOM

Batter	1	2	3	4	5	6	7	8	9	AB	R	H	RBI	BB	SO	LOB
9 Marwin Gonzalez, S (1, 6) OBP: 0.276, SLG: 0.259	BBB 4-0 22 1B BB		X 0-0 1B		SSS 0-3 ③ K			SSS 0-3 ② K		2	0	1	0	1	1	0
80 Andrew Aplin, L (6, 7) OBP: 0.273, SLG: 0.111										1	0	0	0	0	1	0
19 Colin Moran, L (1, 5) OBP: 0.444, SLG: 0.708	SSS 0-3 ① K		X 0-0 ② P4			SSS 0-3 ① K		BBBB 4-0 12 WP BB		2	0	0	0	0	1	2
73 J.D. Davis, R (6, 5) OBP: 0.440, SLG: 0.350										1	0	0	0	1	1	0
22 Josh Reddick, L (1, 10) OBP: 0.250, SLG: 0.192	X 0-0 1-2 1B		SSS 0-3 ③ K			X 0-0 10 G6-3 1B		DCCC 1-3 ③ K 1-2		3	0	2	0	0	1	1
12 Max Stassi, R (6, PR) OBP: 0.111, SLG: 0.278 (7, 10)										1	0	0	0	0	1	1
10 Yuli Gurriel, R (1, 3) OBP: 0.259, SLG: 0.296	CCC 0-3 ② K			X 0-0 ① F8		DX 1-0 ②③ G6-3 1-2			X 0-0 ① G6-3	3	0	0	0	0	1	3
83 Jack Mayfield, R (7, 4) OBP: 0.429, SLG: 0.333										1	0	0	0	0	0	0
16 Brian McCann, L (1, 2) OBP: 0.238, SLG: 0.316	SSS 0-3 ③ K			SBBBX 3-1 HR			X 0-0 ① F8		X 0-0 ② 23 G5-3 1B	2	1	1	1	0	1	2
11 Evan Gattis, R (6, 2) OBP: 0.296, SLG: 0.217										2	0	1	0	0	0	0
71 Tyler Heineman, S (9, PR) OBP: 0.250, SLG: 0.100										0	0	0	0	0	0	0
13 Tyler White, R (1, 4) OBP: 0.281, SLG: 0.355		X 0-0 ① G1-3		X 0-0 ② F7			X 0-0 76 FC5-4 1B		X 0-0 ②③ G5-3 1-2f	2	0	0	0	0	0	0
23 AJ Reed, L (7, 3) OBP: 0.424, SLG: 0.793										2	0	1	0	0	0	1
77 Derek Fisher, L (1, 7) OBP: 0.429, SLG: 0.375		CCC 0-3 ② K		X 0-0 ③ G3-1			X 0-0 ② F9			2	0	0	0	0	1	0
28 Reid Brignac, L (6, 6) OBP: 0.346, SLG: 0.560										1	0	0	0	0	0	1
35 Teoscar Hernández, R (1, 9) OBP: 0.115, SLG: 0.280		X 0-0 ③ G5-3			X 0-0 ① F8		X 0-0 ③ FC5-4 1-2f			2	0	0	0	0	0	0
76 Alejandro Garcia, R (6, 9) OBP: 0.450, SLG: 0.353										1	0	0	0	0	0	1
6 Jake Marisnick, R (1, 8) OBP: 0.256, SLG: 0.286		CCC 0-3 ① K			SSS 0-3 ② K			X 0-0 ① F9		2	0	0	0	0	2	0
78 Ramón Laureano, R (6, 8) OBP: 0.400, SLG: 0.250										1	0	0	0	0	0	0
Inning Stats	R: 0 H: 1 E: 0 LOB: 2 K: 3 BB: 1 S: 10 P: 14	R: 0 H: 0 E: 0 LOB: 0 K: 1 BB: 0 S: 5 P: 5	R: 0 H: 1 E: 0 LOB: 1 K: 2 BB: 0 S: 8 P: 8	R: 1 H: 1 E: 0 LOB: 0 K: 0 BB: 0 S: 5 P: 8	R: 0 H: 0 E: 0 LOB: 0 K: 2 BB: 0 S: 7 P: 7	R: 0 H: 1 E: 0 LOB: 1 K: 1 BB: 0 S: 5 P: 6	R: 0 H: 1 E: 0 LOB: 1 K: 0 BB: 0 S: 4 P: 4	R: 0 H: 0 E: 0 LOB: 1 K: 2 BB: 1 S: 7 P: 12	R: 0 H: 1 E: 0 LOB: 1 K: 0 BB: 0 S: 3 P: 3	1B: 5 SF: 0 2B: 0 SAC: 0 3B: 0 DP: 1 HR: 1 HBP: 0						

PITCHER		IP	WLS	BF	H	R	ER	SO	BB	IBB	HBP	BLK	WP	HR	S	P	ERA	WHIP
48 Jacob deGrom, R ERA: 0.9	(1, 1)	4.0	W	16	3	1	1	6	1	0	0	0	0	1	28	35	2.25	1.000
43 Addison Reed, R ERA: 13.5	(5, 1)	1.0	H	3	0	0	0	2	0	0	0	0	0	0	7	7	0.00	0.000
91 Cory Burns, R ERA:	(6, 1)	1.0	H	3	1	0	0	1	0	0	0	0	0	0	5	6	0.00	1.000
39 Jerry Blevins, L ERA: 6.75	(7, 1)	1.0	H	4	1	0	0	0	0	0	0	0	0	0	4	4	0.00	1.000
49 Josh Smoker, L ERA: 1.23	(8, 1)	1.0	H	4	0	0	0	2	1	0	0	0	1	0	7	12	0.00	1.000

PITCHER		IP	WLS	BF	H	R	ER	SO	BB	IBB	HBP	BLK	WP	HR	S	P	ERA	WHIP
81 Corey Taylor, R ERA: 1.29	(9, 1)	1.0	S	3	1	0	0	0	0	0	0	0	0	0	3	3	0.00	1.000

New York Mets @ Houston Astros

The Ballpark of the Palm Beaches, West Palm Beach, FL

Tue Mar 14 2017, 1:07 PM - 3:51 PM EDT

Att. 4,240 - Partly Cloudy - 71 F

livebaseballscorecards.com

AB	31
R	1
H	6
RBI	1
BB	2
SO	11
LOB	12

1B: 5 SF: 0 PA: 33
2B: 0 SAC: 0
3B: 0 DP: 1
HR: 1 HBP: 0

WP: 1
PB: 0
SB: 0
CS: 0

New York Mets @ Miami Marlins

Roger Dean Stadium, Jupiter, FL

Wed Mar 15 2017, 1:11 PM - 4:19 PM EDT

Att. 4,413 - Sunny - 62 F

TOP

livebaseballscorecards.com

Batter	1	2	3	4	5	6	7	8	9	AB	R	H	RBI	BB	SO	LOB
15 Matt Reynolds, R (1, 6) OBP: 0.313, SLG: 0.160	F9		L3		L3 1-1		K			3	0	0	0	0	0	2
98 Colby Woodmansee, R (6, 6)										1	0	0	0	0	1	2
30 Michael Conforto, L (1, 8) OBP: 0.351, SLG: 0.583	F7		2B			P6		73 G4-3 72 G5-3 2B		3	0	1	0	0	0	0
83 John Mora, L (6, 8) OBP: 0.571, SLG: 1.000										1	1	1	0	0	0	0
52 Yoenis Cespedes, R (1, 7) OBP: 0.400, SLG: 0.933	F7		K			F7		G4-3 2-3		3	0	0	0	0	1	1
73 Travis Taijeron, R (6, 9) OBP: 0.367, SLG: 0.370										1	0	0	0	0	0	1
19 Jay Bruce, L (1, 10) OBP: 0.300, SLG: 0.346		G5-3		G4-3		K		G5-3 3-H		3	0	0	0	0	1	0
72 Phillip Evans, R (8, PH) OBP: 0.379, SLG: 0.621 (8, 10)										1	0	0	1	0	0	0
4 Wilmer Flores, R (1, 3) OBP: 0.265, SLG: 0.290		97 1B 18 G3 1B		F9			BB BB BB BB 97 G3-1 18 BB 77 1B BB	G3		2	0	1	0	0	0	0
74 Dominic Smith, L (6, 3) OBP: 0.324, SLG: 0.226										1	1	0	0	1	0	0
18 Travis d'Arnaud, R (1, 2) OBP: 0.364, SLG: 0.581		G3 1-2		G6-3			BB BB BB BB 77 1B 97 G3-1 1-2 BB		2B	2	0	0	0	1	0	1
91 Colton Plaia, R (7, 2) OBP: 0.333, SLG: 0.667										1	0	1	0	0	0	0
97 Tim Tebow, L (1, 9) OBP: 0.267, SLG: 0.214 (6, 7)		85 FC4 2-3 1B			85 FC5-4 1B		G3-1 1-2 2-3		SFC K	3	0	2	0	0	0	2
95 Kevin Kaczmarski, L (7, 7) OBP: 0.500, SLG: 0.625										1	0	0	0	0	1	1
85 L.J. Mazzilli, R (1, 5) OBP: 0.222, SLG: 0.529		FC4 1-2f			FC5-4 77 1B 1-2f		G1-3		G6-3	4	0	0	0	0	0	6
77 Luis Guillorme, L (1, 4) OBP: 0.333, SLG: 0.452			F7		15 L3 1-2 1B		2-3 3-H 1B		F7	3	0	2	1	0	0	0
92 David Thompson, R (9, PH) OBP: 0.750, SLG: 1.000										1	0	0	0	0	0	1

	AB	34
	R	2
	H	8
	RBI	2
	BB	2
	SO	4
	LOB	17

Inning Stats	1	2	3	4	5	6	7	8	9
	R: 0 E: 0 K: 0 S: 3	H: 0 LOB: 0 BB: 0 P: 3	R: 0 E: 0 K: 0 S: 5	H: 2 LOB: 2 BB: 0 P: 5	R: 0 E: 0 K: 1 S: 6	H: 1 LOB: 1 BB: 0 P: 6	R: 0 E: 0 K: 0 S: 3	H: 0 LOB: 0 BB: 0 P: 3	R: 0 E: 0 K: 0 S: 4	H: 2 LOB: 1 BB: 0 P: 4	R: 0 E: 0 K: 1 S: 5	H: 0 LOB: 0 BB: 0 P: 5	R: 1 E: 0 K: 1 S: 6	H: 1 LOB: 2 BB: 2 P: 14	R: 1 E: 0 K: 0 S: 4	H: 1 LOB: 0 BB: 0 P: 4	R: 0 E: 0 K: 1 S: 6	H: 1 LOB: 1 BB: 0 P: 6

	1B: 5	SF: 0	WP: 0	PA: 36
	2B: 4	SAC: 0	PB: 0	
	3B: 0	DP: 1	SB: 0	
	HR: 0	HBP: 0	CS: 0	

PITCHER		IP	WLS	BF	H	R	ER	SO	BB	IBB	HBP	BLK	WP	HR	S	P	ERA	WHIP
20 Justin Nicolino, L ERA: 7.36	(1, 1)	3.0	W	12	3	0	0	1	0	0	0	0	0	0	14	14	0.00	1.000
57 Stephen Fife, R ERA: 2.25	(4, 1)	3.0	H	10	2	0	0	1	0	0	0	0	0	0	12	12	0.00	0.667
76 Dillon Peters, L ERA: 2.0	(7, 1)	3.0	S	14	3	2	2	2	2	0	0	0	0	0	16	24	6.00	1.667

PITCHER		IP	WLS	BF	H	R	ER	SO	BB	IBB	HBP	BLK	WP	HR	S	P	ERA	WHIP

BOTTOM

New York Mets @ Miami Marlins

Roger Dean Stadium, Jupiter, FL

Wed Mar 15 2017, 1:11 PM - 4:19 PM EDT

Att. 4,413 - Sunny - 62 F

Batter	1	2	3	4	5	6	7	8	9	AB	R	H	RBI	BB	SO	LOB
9 Dee Strange-Gordon, L (1, 4) OBP: 0.226, SLG: 0.379 55 Ryan Jackson, R (6, 4) OBP: 0.300, SLG: 0.368	51 G4-3 11 SF8 2B	F8		G3-1		68 BB 19 1B BB		2B		3 1	1 1	1 1	0 0	0 1	0 0	1 0
51 Ichiro Suzuki, L (1, 9) OBP: 0.200, SLG: 0.158 68 Destin Hood, R (6, 9) OBP: 0.343, SLG: 0.500	G4-3 2-3		K		32 BB 41 BB 1B	19 1B 1-2 BB		L8		3 1	0 0	1 0	0 0	0 1	1 0	1 1
11 J.T. Realmuto, R (1, 10) OBP: 0.364, SLG: 0.296 2 Brandon Barnes, R (6, PH) OBP: 0.172, SLG: 0.185 (7, 10)	SF8 3-H		1B		L9	K		L5		2 2	0 0	1 0	1 0	0 0	0 1	1 4
41 Justin Bour, L (1, 3) OBP: 0.289, SLG: 0.382 19 Miguel Rojas, R (5, PR) OBP: 0.375, SLG: 0.696 (6, 3)	1B	P5			32 BB 1-2 BB	1-3 2-H 3-H 1B				2 1	0 0	1 1	0 2	1 0	0 0	1 0
13 Marcell Ozuna, R (1, 7) OBP: 0.250, SLG: 0.516 52 Moisés Sierra, R (6, 7) OBP: 0.440, SLG: 0.458	K	K			F8		78 FC4-6 1B			3 1	0 0	0 1	0 0	0 0	2 0	4 0
32 Derek Dietrich, L (1, 5) OBP: 0.438, SLG: 0.520 87 Brian Anderson, R (5, PR) OBP: 0.333, SLG: 0.630 (6, 5)		3 E 50 SF9 BB		3 E 50 2B 2B	1-2 2-3 BB		K			1 1	2 0	1 0	0 0	2 0	0 1	0 1
3 Adeiny Hechavarría, R (1, 6) OBP: 0.267, SLG: 0.400 78 JT Riddle, L (6, 6) OBP: 0.345, SLG: 0.462		E1 1-3		E6 50 2B 2-3	K		FC4-6 1-2f			3 1	1 0	0 0	0 0	0 0	1 0	5 1
50 Matthew den Dekker, L (1, 8) OBP: 0.314, SLG: 0.516 77 Yefri Pérez, S (7, 8) OBP: 0.185, SLG: 0.125		SF9 3-H		1-H 3-H 2B		K	F9			2 1	0 0	1 0	3 0	0 0	1 0	0 1
18 Tomás Telis, S (1, 2) OBP: 0.348, SLG: 0.400 80 Carlos Paulino, R (7, 2) OBP: 0.222, SLG: 0.222		F7		K		19 1B 3B		G4-3		3 1	1 0	1 0	0 0	0 0	1 0	1 0
Inning Stats	R: 1 E: 0 K: 1 S: 7 H: 2 LOB: 1 BB: 0 P: 7	R: 1 E: 1 K: 0 S: 4 H: 0 LOB: 1 BB: 1 P: 8	R: 0 E: 0 K: 2 S: 8 H: 1 LOB: 1 BB: 0 P: 8	R: 2 E: 1 K: 1 S: 7 H: 2 LOB: 0 BB: 0 P: 7	R: 0 E: 0 K: 1 S: 6 H: 1 LOB: 3 BB: 2 P: 14	R: 2 E: 0 K: 2 S: 8 H: 2 LOB: 2 BB: 2 P: 16	R: 0 E: 0 K: 1 S: 6 H: 1 LOB: 1 BB: 0 P: 6	R: 0 E: 0 K: 0 S: 4 H: 1 LOB: 1 BB: 0 P: 4		1B: 5 2B: 4 3B: 1 HR: 0 SF: 2 SAC: 0 DP: 0 HBP: 0				WP: 0 PB: 0 SB: 0 CS: 0 PA: 39	

livebaseballscorecards.com

AB	32
R	6
H	10
RBI	6
BB	5
SO	8
LOB	22

PITCHER		IP	WLS	BF	H	R	ER	SO	BB	IBB	HBP	BLK	WP	HR	S	P	ERA	WHIP
33 Matt Harvey, R ERA: 7.88	(1, 1)	3.1	L	17	5	4	2	3	1	0	0	0	0	0	22	26	5.40	1.800
62 Erik Goeddel, R ERA: 9.64	(4, 1)	0.2		2	0	0	0	1	0	0	0	0	0	0	4	4	0.00	0.000
50 Rafael Montero, R ERA: 3.18	(5, 1)	1.2		11	2	2	2	3	4	0	0	0	0	0	13	29	10.80	3.600
93 Tim Peterson, R ERA:	(6, 1)	1.1		5	2	0	0	1	0	0	0	0	0	0	7	7	0.00	1.500
79 Paul Sewald, R ERA: 1.13	(8, 1)	1.0		4	1	0	0	0	0	0	0	0	0	0	4	4	0.00	1.000

PITCHER	IP	WLS	BF	H	R	ER	SO	BB	IBB	HBP	BLK	WP	HR	S	P	ERA	WHIP

New York Mets @ Washington Nationals

The Ballpark of the Palm Beaches, West Palm Beach, FL

Thu Mar 16 2017, 1:06 PM - 3:23 PM EDT

Att. 6,213 - Sunny - 67 F

livebaseballscorecards.com

TOP

Batter	1	2	3	4	5	6	7	8	9	AB	R	H	RBI	BB	SO	LOB
3 Curtis Granderson, L (1, 9) OBP: 0.323, SLG: 0.467 85 Jacob Zanon, R (7, 7)	F9			BBBB 4-0 20 G6-4-3 BB			F8		CCC 0-3 K	2 1	0 0	0 0	0 0	1 0	0 1	0 0
13 Asdrúbal Cabrera, S (1, 6) OBP: 0.355, SLG: 0.690 1 Andrés Giménez, L (7, PR) (7, 6)	F8			F7			21 E 2B		G4-3	3 1	0 1	1 0	0 0	0 0	0 0	1 0
20 Neil Walker, S (1, 4) OBP: 0.344, SLG: 0.667 82 Luis Carpio, R (7, 4) OBP: 0.500, SLG: 0.750	F9			G6-4-3 1-2f			L6			3 0	0 0	0 0	0 0	0 0	0 0	2 0
21 Lucas Duda, L (1, 3) OBP: 0.304, SLG: 0.727 96 Pete Alonso, R (7, PR) (7, 3)		F8			G6-3		E8 2-H			3 0	0 0	0 0	0 0	0 0	0 0	0 0
12 Juan Lagares, R (1, 8) OBP: 0.212, SLG: 0.167 83 John Mora, L (7, 8) OBP: 0.571, SLG: 1.000		G6-3			F9		F8			3 0	0 0	0 0	0 0	0 0	0 0	1 0
26 Kevin Plawecki, R (1, 2) OBP: 0.286, SLG: 0.231 71 Xorge Carrillo, R (6, 2)		CCC 0-3 K			SSS 0-3 K			G6-3		2 1	0 0	0 0	0 0	0 0	2 0	0 0
73 Travis Taijeron, R (1, 7) OBP: 0.333, SLG: 0.333 (7, 9) 86 Gene Cone, L (8, 9)			G5-3			L8		G6-3		3 0	0 0	0 0	0 0	0 0	0 0	0 0
72 Phillip Evans, R (1, 5) OBP: 0.344, SLG: 0.563 92 David Thompson, R (8, 5) OBP: 0.750, SLG: 1.000		F7				F8		SSS 0-3 K		3 0	0 0	0 0	0 0	0 0	1 0	0 0
2 Gavin Cecchini, R (1, 10) OBP: 0.500, SLG: 0.750 96 Ricardo Cespedes, L (9, PH)			F7			G6-3			CCC 0-3 K	2 1	0 0	0 0	0 0	0 0	0 1	0 0
Inning Stats	R: 0 E: 0 K: 0 S: 3 H: 0 LOB: 0 BB: 0 P: 3	R: 0 E: 0 K: 1 S: 5 H: 0 LOB: 0 BB: 0 P: 5	R: 0 E: 0 K: 0 S: 3 H: 0 LOB: 0 BB: 0 P: 3	R: 0 E: 0 K: 0 S: 2 H: 0 LOB: 0 BB: 1 P: 6	R: 0 E: 0 K: 1 S: 5 H: 0 LOB: 0 BB: 0 P: 5	R: 0 E: 0 K: 0 S: 3 H: 0 LOB: 0 BB: 0 P: 3	R: 1 E: 1 K: 0 S: 5 H: 1 LOB: 1 BB: 0 P: 5	R: 0 E: 0 K: 1 S: 5 H: 0 LOB: 0 BB: 0 P: 5	R: 0 E: 0 K: 2 S: 7 H: 0 LOB: 0 BB: 0 P: 7	1B: 0 2B: 1 3B: 0 HR: 0 SF: 0 SAC: 0 DP: 1 HBP: 0						

	AB	28
	R	1
	H	1
	RBI	0
	BB	1
	SO	5
	LOB	4

WP: 0 PB: 0 SB: 0 CS: 0 PA: 29

PITCHER	IP	WLS	BF	H	R	ER	SO	BB	IBB	HBP	BLK	WP	HR	S	P	ERA	WHIP
47 Gio González, L (1, 1) ERA: 0.75	5.0	W	15	0	0	0	2	1	0	0	0	0	0	18	22	0.00	0.200
50 Vance Worley, R (6, 1) ERA: 5.0	1.0	H	3	0	0	0	0	0	0	0	0	0	0	3	3	0.00	0.000
38 Jacob Turner, R (7, 1) ERA: 5.59	1.0	H	5	1	1	0	0	0	0	0	0	0	0	5	5	0.00	1.000
53 Rafael Martín, R (8, 1) ERA: 1.8	1.0	H	3	0	0	0	1	0	0	0	0	0	0	5	5	0.00	0.000
30 Koda Glover, R (9, 1) ERA:	1.0	S	3	0	0	0	2	0	0	0	0	0	0	7	7	0.00	0.000

PITCHER	IP	WLS	BF	H	R	ER	SO	BB	IBB	HBP	BLK	WP	HR	S	P	ERA	WHIP

Batter	1	2	3	4	5	6	7	8	9	AB	R	H	RBI	BB	SO	LOB
7 Trea Turner, R (1, 6) OBP: 0.250, SLG: 0.303 16 Emmanuel Burriss, S (7, 6) OBP: 0.250, SLG: 0.278	G3-1		K		F9			G5-3		3 1	0 0	0 0	0 0	0 0	1 0	0 0
28 Jayson Werth, R (1, 7) OBP: 0.231, SLG: 0.304 14 Chris Heisey, R (7, 7) OBP: 0.389, SLG: 0.375	F7		BB 34 G3-6-1		F9			P3		2 1	0 0	0 0	0 0	1 0	0 0	0 0
34 Bryce Harper, L (1, 9) OBP: 0.429, SLG: 0.966 8 Brian Goodwin, L (7, 9) OBP: 0.276, SLG: 0.174	HR		G3-6-1 1-2f			K				3 0	1 0	1 0	1 0	0 0	1 0	1 0
6 Anthony Rendon, R (1, 5) OBP: 0.367, SLG: 0.556 1 Wilmer Difo, S (7, 5) OBP: 0.438, SLG: 0.517	F7			BB 29 S 11 1B		P3				2 0	1 0	0 0	0 0	1 0	0 0	0 0
29 Pedro Severino, R (1, 2) OBP: 0.400, SLG: 0.400 4 Jhonatan Solano, R (7, 2) OBP: 0.846, SLG: 1.250		1B 2 FC5-4		G6-3 1-2		P6				3 0	0 0	1 0	0 0	0 0	0 0	1 0
11 Ryan Zimmerman, R (1, 3) OBP: 0.240, SLG: 0.182 25 Clint Robinson, L (7, 3) OBP: 0.258, SLG: 0.179		L9		1B 10 S 2-H			P6			2 1	0 0	1 0	1 0	0 0	0 0	1 0
2 Adam Eaton, L (1, 8) OBP: 0.219, SLG: 0.387 9 Rafael Bautista, R (5, 8) OBP: 0.333, SLG: 0.407		FC5-4 10 2B 1-2f		F9			2B 19 CS			2 1	1 0	0 1	0 0	0 0	0 0	2 0
10 Stephen Drew, L (1, 4) OBP: 0.357, SLG: 0.348 19 Brandon Snyder, R (7, 4) OBP: 0.423, SLG: 0.524		2B 1-H		K 1-2			K 2-3			2 1	0 0	1 0	1 0	0 0	1 1	1 1
3 Michael Taylor, R (1, 10) OBP: 0.424, SLG: 0.727 26 Adam Lind, L (8, PH) OBP: 0.250, SLG: 0.231 (9, 10)		K	G4-3					G1-3		2 1	0 0	0 0	0 0	0 0	1 0	1 0
Inning Stats	R: 1 E: 0 K: 0 S: 5 H: 1 LOB: 0 BB: 0 P: 6	R: 1 E: 0 K: 1 S: 7 H: 2 LOB: 1 BB: 0 P: 7	R: 0 E: 0 K: 1 S: 4 H: 0 LOB: 0 BB: 1 P: 8	R: 1 E: 0 K: 1 S: 6 H: 1 LOB: 1 BB: 1 P: 11	R: 0 E: 0 K: 0 S: 3 H: 0 LOB: 0 BB: 0 P: 3	R: 0 E: 0 K: 1 S: 5 H: 0 LOB: 0 BB: 0 P: 5	R: 0 E: 0 K: 1 S: 5 H: 1 LOB: 0 BB: 0 P: 5	R: 0 E: 0 K: 0 S: 3 H: 0 LOB: 0 BB: 0 P: 3		1B: 2 2B: 2 3B: 0 HR: 1 SF: 0 SAC: 0 DP: 1 HBP: 0						

PITCHER		IP	WLS	BF	H	R	ER	SO	BB	IBB	HBP	BLK	WP	HR	S	P	ERA	WHIP
45 Zack Wheeler, R ERA: 6.23	(1, 1)	2.1	L	11	3	2	2	2	1	0	0	0	0	1	15	20	7.71	1.714
40 Tom Gorzelanny, L ERA: 9.45	(3, 1)	0.2		1	0	0	0	0	0	0	0	0	0	0	1	1	0.00	0.000
46 Ben Rowen, R ERA: 1.08	(4, 1)	2.0		8	1	1	1	1	1	0	0	0	0	0	9	14	4.50	1.000
49 Josh Smoker, L ERA: 1.08	(6, 1)	1.0		3	0	0	0	1	0	0	0	0	0	0	5	5	0.00	0.000
66 Josh Edgin, L ERA: 3.68	(7, 1)	1.0		3	1	0	0	1	0	0	0	0	0	0	5	5	0.00	1.000

PITCHER		IP	WLS	BF	H	R	ER	SO	BB	IBB	HBP	BLK	WP	HR	S	P	ERA	WHIP
93 Beck Wheeler, R ERA:	(8, 1)	1.0		3	0	0	0	0	0	0	0	0	0	0	3	3	0.00	0.000

BOTTOM

New York Mets @ Washington Nationals

The Ballpark of the Palm Beaches, West Palm Beach, FL

Thu Mar 16 2017, 1:06 PM - 3:23 PM EDT

Att. 6,213 - Sunny - 67 F

livebaseballscorecards.com

AB	27
R	3
H	5
RBI	3
BB	2
SO	5
LOB	8

WP: 0 PA: 29
PB: 0
SB: 2
CS: 1

Batter	1	2	3	4	5	6	7	8	9	AB	R	H	RBI	BB	SO	LOB
56 Ty Kelly, S (1, 5) OBP: 0.400, SLG: 0.182	B S S S 1-3 K ①		X 0-0 G3 ①		S S C 0-3 K ①		X 0-0 G5-4-3 1-2f ②③		C X 0-1 G5-3 ③	3	0	0	0	0	2	0
85 L.J. Mazzilli, R (6, 5) OBP: 0.200, SLG: 0.474										2	0	0	0	0	0	3
12 Juan Lagares, R (1, 8) OBP: 0.243, SLG: 0.294	S S S 0-3 K ②		B S S X 1-2 HR		X 0-0 G5-3 ②			X 0-0 F7 ①		3	1	1	1	0	1	0
83 John Mora, L (6, 8) OBP: 0.500, SLG: 0.857										1	0	0	0	0	0	0
30 Michael Conforto, L (1, 9) OBP: 0.372, SLG: 0.643	X 0-0 G1-3 ③		X 0-0 4 SF9 3B		X 0-0 G4-3 ③			X 0-0 G4-3 ②		3	1	1	0	0	0	0
86 Gene Cone, L (6, 9)										1	0	0	0	0	0	0
4 Wilmer Flores, R (1, 3) OBP: 0.325, SLG: 0.441		B B B B 4-0 97 1B 2 1B 15 SF7 BB	X 0-0 SF9 ② 3-H			X 0-0 G6-3 ①		X 0-0 G6-3 ③		1	1	0	1	1	0	0
96 Pete Alonso, R (6, 3)										1	0	0	0	0	0	0
2 Gavin Cecchini, R (1, 4) OBP: 0.458, SLG: 0.636		1 SAFE X 0-0 97 1B 1-2 1B	X 0-0 G3 ③			X 0-0 G6-3 ②			X 0-0 71 2B 2B	3	0	1	0	0	0	0
82 Luis Carpio, R (6, 4) OBP: 0.600, SLG: 1.000										1	1	1	0	0	0	0
26 Kevin Plawecki, R (1, 2) OBP: 0.333, SLG: 0.471		X 0-0 P3 ①		X 0-0 E6 15 F8 1B		B S F X 1-2 HR			X 0-0 1 1B 2-H 2B	3	1	2	1	0	0	2
71 Xorge Carrillo, R (6, 2) OBP: 0.222, SLG: 0.444										1	0	1	1	0	0	0
97 Tim Tebow, L (1, 7) OBP: 0.278, SLG: 0.235		X 0-0 1-2 2-3 1B		S F C 0-3 K ①		X 0-0 G1-3 ③			X 0-0 F9 ①	3	0	1	0	0	1	1
96 Ricardo Cespedes, L (6, 7)										1	0	0	0	0	0	1
15 Matt Reynolds, R (1, 6) OBP: 0.263, SLG: 0.133		X 0-0 SF7 ② 3-H		X 0-0 F8 ② 2-3			X 0-0 G5-3 ①		X 0-0 2-3 1B	2	0	0	1	0	0	1
1 Andrés Giménez, L (7, 6) OBP: 0.250, SLG: 0.250										1	0	1	0	0	0	0
65 Robert Gsellman, R (1, 1)		X 0-0 B1-3 ③		L T L 0-3 K ③			X 0-0 85 G5-4-3 1B		S S S 0-3 K ②	2	0	0	0	0	1	3
39 Jerry Blevins, L (6, 1)										0	0	0	0	0	0	0
43 Addison Reed, L (6, 1)										0	0	0	0	0	0	0
73 Travis Taijeron, R (7, PH) OBP: 0.361, SLG: 0.364										1	0	1	0	0	0	0
66 Josh Edgin, R (7, 1)										0	0	0	0	0	0	0
46 Ben Rowen, R (8, 1)										0	0	0	0	0	0	0
94 Kevin Taylor, L (9, PH)										1	0	0	0	0	1	2
81 Corey Taylor, R (9, 1)										0	0	0	0	0	0	0
Inning Stats	R: 0 E: 0 K: 2 S: 7 H: 0 LOB: 0 BB: 0 P: 8	R: 1 E: 0 K: 0 S: 5 H: 2 LOB: 2 BB: 1 P: 9	R: 2 E: 0 K: 0 S: 7 H: 2 LOB: 0 BB: 0 P: 8	R: 0 E: 1 K: 2 S: 8 H: 1 LOB: 1 BB: 0 P: 8	R: 0 E: 0 K: 1 S: 5 H: 0 LOB: 0 BB: 0 P: 5	R: 1 E: 0 K: 0 S: 6 H: 1 LOB: 0 BB: 0 P: 7	R: 0 E: 0 K: 0 S: 3 H: 1 LOB: 0 BB: 0 P: 3	R: 0 E: 0 K: 0 S: 3 H: 0 LOB: 0 BB: 0 P: 3	R: 1 E: 0 K: 1 S: 9 H: 3 LOB: 2 BB: 0 P: 9	1B: 5 2B: 2 3B: 1 HR: 2 SF: 2 SAC: 0 DP: 1 HBP: 0						

TOP

New York Mets @ St. Louis Cardinals

Roger Dean Stadium, Jupiter, FL

Sat Mar 18 2017, 1:09 PM - 3:51 PM EDT

Att. 7,372 - Partly Cloudy - 74 F

livebaseballscorecards.com

AB	34
R	5
H	10
RBI	5
BB	1
SO	6
LOB	13

WP: 0 PB: 0 SB: 0 CS: 0 PA: 37

PITCHER		IP	WLS	BF	H	R	ER	SO	BB	IBB	HBP	BLK	WP	HR	S	P	ERA	WHIP
52 Michael Wacha, R ERA: 2.65	(1, 1)	4.0		18	5	3	3	4	1	0	0	0	0	1	27	33	6.75	1.500
30 Jonathan Broxton, R ERA: 2.25	(5, 1)	1.0		3	0	0	0	1	0	0	0	0	0	0	5	5	0.00	0.000
89 Arturo Reyes, R ERA: 4.82	(6, 1)	2.0		7	2	1	1	0	0	0	0	0	0	1	9	10	4.50	1.000
59 Mike Mayers, R ERA: 1.0	(8, 1)	2.0	L	9	3	1	1	1	0	0	0	0	0	0	12	12	4.50	1.500

PITCHER	IP	WLS	BF	H	R	ER	SO	BB	IBB	HBP	BLK	WP	HR	S	P	ERA	WHIP

Batter	1	2	3	4	5	6	7	8	9	AB	R	H	RBI	BB	SO	LOB
25 Dexter Fowler, S (1, 8) OBP: 0.514, SLG: 0.520	K		BB		F7		K		G5-3	2	0	0	0	1	1	0
89 Arturo Reyes, R (6, 1)										0	0	0	0	0	0	0
28 Tommy Pham, R (7, PH) OBP: 0.317, SLG: 0.200										1	0	0	0	0	1	0
59 Mike Mayers, R (8, 1)										0	0	0	0	0	0	0
65 Chad Huffman, R (9, PH) OBP: 0.333, SLG: 0.214										1	0	0	0	0	0	1
35 Greg Garcia, L (1, 6) OBP: 0.333, SLG: 0.345	2B		F8		G3			1B		3	1	1	0	0	0	1
73 Breyvic Valera, S (8, PH) OBP: 0.333, SLG: 0.391										1	1	1	0	0	0	0
(9, 4)																
13 Matt Carpenter, L (1, 3) OBP: 0.333, SLG: 0.600	1B		F8			BB		1B		2	0	1	0	1	0	1
48 Todd Cunningham, R (6, PR) OBP: 0.308, SLG: 0.227										1	2	1	0	0	0	0
(7, 7)																
15 Randal Grichuk, R (1, 7) OBP: 0.297, SLG: 0.471	1B		G6-3			F8		1B		3	0	1	1	0	0	2
97 Jeremy Martinez, R (7, 3)										0	0	0	0	0	0	0
27 Jhonny Peralta, R (1, 5) OBP: 0.278, SLG: 0.469	F7			2B		F8		SF9		3	0	1	0	0	0	3
86 Patrick Wisdom, R (7, 5) OBP: 0.355, SLG: 0.640										0	0	0	1	0	0	0
88 Harrison Bader, R (1, 9) OBP: 0.385, SLG: 0.595	FC5			K		E7		F7		4	0	1	0	0	1	3
16 Kolten Wong, L (1, 4) OBP: 0.278, SLG: 0.188			F8		G4-3		K		K	3	0	0	0	0	1	3
87 Paul DeJong, R (7, 4) OBP: 0.286, SLG: 0.475										1	0	0	0	0	1	0
(9, 6)																
71 Carson Kelly, R (1, 2) OBP: 0.281, SLG: 0.154			G6-3		G6-3		G5-3		P3	4	0	0	0	0	0	1
52 Michael Wacha, R (1, 1)			G6-3		K		F9		E5	1	0	0	0	0	0	0
30 Jonathan Broxton, R (5, 1)										0	0	0	0	0	0	0
32 Matt Adams, L (5, PH) OBP: 0.333, SLG: 0.581										1	0	0	0	1	0	0
75 Adolis García, R (6, 8)										2	0	0	0	0	0	0
Inning Stats	R: 1 E: 0 K: 1 S: 8	H: 3 LOB: 2 BB: 0 P: 8	R: 0 E: 0 K: 0 S: 3	H: 0 LOB: 0 BB: 0 P: 3	R: 0 E: 0 K: 0 S: 3	H: 0 LOB: 1 BB: 1 P: 8	R: 0 E: 0 K: 1 S: 6	H: 1 LOB: 1 BB: 0 P: 6	R: 0 E: 0 K: 1 S: 5	H: 0 LOB: 0 BB: 0 P: 5	R: 1 E: 1 K: 1 S: 6	H: 1 LOB: 2 BB: 1 P: 10	R: 0 E: 0 K: 1 S: 5	H: 0 LOB: 0 BB: 0 P: 5	R: 2 E: 0 K: 0 S: 5	H: 2 LOB: 0 BB: 0 P: 6	R: 0 E: 1 K: 1 S: 7	H: 0 LOB: 1 BB: 0 P: 7	1B: 5 2B: 2 3B: 0 HR: 0	SF: 1 SAC: 0 DP: 0 HBP: 0	WP: 1 PB: 1 SB: 0 CS: 0	PA: 37

BOTTOM

New York Mets @ St. Louis Cardinals

Roger Dean Stadium, Jupiter, FL

Sat Mar 18 2017, 1:09 PM - 3:51 PM EDT

Att. 7,372 - Partly Cloudy - 74 F

livebaseballscorecards.com

AB	33
R	4
H	7
RBI	2
BB	2
SO	6
LOB	15

PITCHER		IP	WLS	BF	H	R	ER	SO	BB	IBB	HBP	BLK	WP	HR	S	P	ERA	WHIP
65 Robert Gsellman, R ERA: 2.25	(1, 1)	5.0		20	4	1	1	3	1	0	0	0	0	0	25	30	1.80	1.000
39 Jerry Blevins, L ERA: 5.68	(6, 1)	0.0		1	0	1	0	0	1	0	0	0	0	0	0	4	∞	∞
43 Addison Reed, R ERA: 10.13	(6, 1)	1.0	H	4	1	0	0	1	0	0	0	0	0	0	6	6	0.00	1.000
66 Josh Edgin, L ERA: 4.32	(7, 1)	1.0	H	4	1	1	1	1	0	0	0	0	0	0	6	6	9.00	1.000
46 Ben Rowen, R ERA: 1.93	(8, 1)	1.0	W	4	1	1	1	0	0	0	0	0	1	0	4	5	9.00	1.000

PITCHER		IP	WLS	BF	H	R	ER	SO	BB	IBB	HBP	BLK	WP	HR	S	P	ERA	WHIP
81 Corey Taylor, R ERA: 1.13	(9, 1)	1.0	S	4	0	0	0	1	0	0	0	0	0	0	7	7	0.00	0.000

Miami Marlins @ New York Mets

First Data Field, Port St. Lucie, FL

Sun Mar 19 2017, 1:10 PM - 4:33 PM EDT

Att. 6,530 - Partly Cloudy - 77 F

livebaseballscorecards.com

TOP

Batter	1	2	3	4	5	6	7	8	9	AB	R	H	RBI	BB	SO	LOB
51 Ichiro Suzuki, L (1, 7) OBP: 0.214, SLG: 0.192	G6-3		3 G6-3 1B			3 3B 1B	G3		K	4	1	2	0	0	0	0
90 Austin Dean, R (7, 7)										1	0	0	0	0	1	0
3 Adeiny Hechavarría, R (1, 6) OBP: 0.297, SLG: 0.459	F9		G6-3 1-2			9 1B 1-H 3B	28 WP 9 E 1B		F9	4	1	2	1	0	0	1
91 Peter Mooney, L (7, 6) OBP: 0.500, SLG: 0.500										1	0	0	0	0	0	0
9 Dee Strange-Gordon, L (1, 4) OBP: 0.308, SLG: 0.400	28 S BB		G4-3			50 PB 50 E 1B 3-H	1 SAFE K 1-2		96 FC6-4 1B	3	1	1	1	1	1	2
67 Ty Washington, R (7, 4) OBP: 1.000, SLG: 1.000										1	0	1	0	0	0	0
28 Tyler Moore, R (1, 3) OBP: 0.324, SLG: 0.559	F9 1-2			G5-3		P4	K 2-3		FC6-4 1-2f	4	0	0	0	0	1	3
95 Greg Nappo, L (7, 1)										0	0	0	0	0	0	0
96 Giovanny Alfonzo, R (9, PH)										1	0	0	0	0	0	1
74 Tyler Kinley, R (9, 1)										0	0	0	0	0	0	0
87 Brandon Cunniff, R (9, 1)										0	0	0	0	0	0	0
50 Matthew den Dekker, L (1, 8) OBP: 0.317, SLG: 0.649		HR		K		3-1 1-H HR		G4-1		3	2	2	2	0	1	0
89 Dexter Kjerstad, R (7, 8)										1	0	0	0	0	0	0
87 Brian Anderson, R (1, 5) OBP: 0.400, SLG: 0.636		2 G6-4-3 1B		1B		4-0 2 HR BB		85 E 1B		2	1	2	0	1	0	0
88 Matt Juengel, R (7, 5) OBP: 0.433, SLG: 0.423										1	0	1	0	0	0	0
2 Brandon Barnes, R (1, 9) OBP: 0.200, SLG: 0.303	G6-4-3 1-2f				G6-3	1-1 1-H HR		K		3	1	1	2	0	0	1
71 Alex Glenn, L (7, 9)										1	0	0	0	0	1	1
80 Carlos Paulino, R (1, 2) OBP: 0.154, SLG: 0.154	K				F9	G4-3		E4 1-2		3	0	0	0	0	1	0
85 Rodrigo Vigil, R (7, 2)										1	0	0	0	0	0	1
62 José Ureña, R (1, 1)			K		K	G6-3		F9		2	0	0	0	0	2	0
99 Hunter Adkins, R (5, 1)										1	0	0	0	0	0	0
98 Taylor Ard, R (7, 3)										1	0	0	0	0	0	2
Inning Stats	R: 0 E: 0 K: 0 S: 3 H: 0 LOB: 1 BB: 1 P: 8	R: 1 E: 0 K: 1 S: 6 H: 2 LOB: 0 BB: 0 P: 6	R: 0 E: 0 K: 1 S: 6 H: 1 LOB: 1 BB: 0 P: 6	R: 0 E: 0 K: 1 S: 5 H: 1 LOB: 1 BB: 0 P: 5	R: 0 E: 0 K: 1 S: 5 H: 0 LOB: 0 BB: 0 P: 5	R: 6 E: 0 K: 0 S: 10 H: 5 LOB: 0 BB: 1 P: 18	R: 0 E: 1 K: 2 S: 8 H: 1 LOB: 1 BB: 0 P: 9	R: 0 E: 1 K: 1 S: 7 H: 1 LOB: 2 BB: 0 P: 7	R: 0 E: 0 K: 1 S: 6 H: 1 LOB: 1 BB: 0 P: 6	1B: 8 2B: 0 3B: 1 HR: 3	SF: 0 SAC: 0 DP: 1 HBP: 0						

	AB	38
	R	7
	H	12
	RBI	6
	BB	2
	SO	8
	LOB	12

WP: 1 PB: 1 SB: 1 CS: 0 PA: 40

PITCHER		IP	WLS	BF	H	R	ER	SO	BB	IBB	HBP	BLK	WP	HR	S	P	ERA	WHIP
48 Jacob deGrom, R ERA: 2.93	(1, 1)	5.1	L	22	7	4	4	4	1	0	0	0	0	1	29	34	6.75	1.500
84 David Roseboom, L ERA: 15.19	(6, 1)	0.0		2	1	1	1	0	1	0	0	0	0	1	2	9	∞	∞
62 Erik Goeddel, R ERA: 9.95	(6, 1)	0.2		3	1	2	2	0	0	0	0	0	0	1	4	5	27.00	1.500
50 Rafael Montero, R ERA: 2.7	(7, 1)	2.0		9	2	0	0	3	0	0	0	0	1	0	15	16	0.00	1.000
91 Cory Burns, R ERA:	(9, 1)	1.0		4	1	0	0	1	0	0	0	0	0	0	6	6	0.00	1.000

PITCHER	IP	WLS	BF	H	R	ER	SO	BB	IBB	HBP	BLK	WP	HR	S	P	ERA	WHIP

Miami Marlins @ New York Mets

First Data Field, Port St. Lucie, FL

Sun Mar 19 2017, 1:10 PM - 4:33 PM EDT

Att. 6,530 - Partly Cloudy - 77 F

BOTTOM

Batter	1	2	3	4	5	6	7	8	9	AB	R	H	RBI	BB	SO	LOB
3 Curtis Granderson, L (1, 8) OBP: 0.351, SLG: 0.471	L7		F7	F8			P5	FC5-4 1-2f	1-2 3-H 1B	3	0	0	0	0	0	3
75 Champ Stuart, R (7, 8) OBP: 0.280, SLG: 0.391										3	0	1	1	0	0	3
13 Asdrúbal Cabrera, S (1, 6) OBP: 0.432, SLG: 0.735	F8		52 1B 1B		20 PB 2B		K		95 2B 93 1B HBP K	3	0	2	0	0	0	0
98 Colby Woodmansee, R (7, 6)										2	1	0	0	0	2	2
52 Yoenis Cespedes, R (1, 7) OBP: 0.444, SLG: 0.909	BB		1-3 1B		K		HBP		93 1B 1-3 71 FC4 2B	2	0	1	0	1	1	1
95 Kevin Kaczmarski, L (7, 7) OBP: 0.600, SLG: 0.778										1	1	1	0	0	0	0
20 Neil Walker, S (1, 4) OBP: 0.368, SLG: 0.618	F8		G3		21 G4-6-3 2-3 BB		F9		71 FC4 93 1B 71 E BB	2	0	0	0	1	0	3
88 J.C. Rodriguez, S (7, 4)										1	1	0	0	1	0	1
21 Lucas Duda, L (1, 3) OBP: 0.345, SLG: 0.704		73 WP 18 G5-3 1B		G4-3	G4-6-3 1-2f			G4-3	71 E 56 1B 1-2 2-3 3-H 1B	3	0	1	0	0	0	2
93 Matt Oberste, R (7, 3) OBP: 0.200, SLG: 0.200										2	1	1	1	0	0	0
18 Travis d'Arnaud, R (1, 2) OBP: 0.410, SLG: 0.559		G5-3 1-2		56 E 73 BB BB		2 FC6-4 BB		F8	FC4 86 FC5-4 56 1B 75 1B 1-3 2-H 3-H	1	0	0	0	2	0	1
71 Xorge Carrillo, R (7, 2) OBP: 0.182, SLG: 0.364										2	1	0	1	0	0	1
73 Travis Taijeron, R (1, 9) OBP: 0.366, SLG: 0.405		K 2-3		56 E 1-2 BB			F9	3B	K	4	0	1	0	1	2	4
56 Ty Kelly, S (1, 5) OBP: 0.400, SLG: 0.200		F7		FC1 1-2 2-3			P6	85 BB BB	86 FC5-4 1-2 3-H 1B	4	0	1	1	1	0	4
48 Jacob deGrom, L (1, 1)			K				FC6-4 1-2f	75 FC5-4 1-2 BB	FC5-4 75 1B 1-2f 2-3	2	0	0	0	0	2	3
84 David Roseboom, L (6, 1)										0	0	0	0	0	0	0
62 Erik Goeddel, R (6, 1)										0	0	0	0	0	0	0
2 Gavin Cecchini, R (6, PH) OBP: 0.440, SLG: 0.609										1	0	0	0	0	0	1
50 Rafael Montero, R (7, 1)										0	0	0	0	0	0	0
85 Enmanuel Zabala, R (8, PH)										0	0	0	0	1	0	0
91 Cory Burns, R (9, 1)										0	0	0	0	0	0	0
86 Blake Tiberi, L (9, PH) OBP: 0.333, SLG: 0.667										1	0	0	0	0	0	2
Inning Stats	R: 0 E: 0 K: 0 S: 3 H: 0 LOB: 1 BB: 1 P: 7	R: 0 E: 0 K: 1 S: 6 H: 1 LOB: 1 BB: 0 P: 7	R: 0 E: 0 K: 1 S: 7 H: 2 LOB: 2 BB: 0 P: 7	R: 0 E: 1 K: 1 S: 6 H: 0 LOB: 3 BB: 2 P: 14	R: 0 E: 0 K: 1 S: 5 H: 1 LOB: 1 BB: 1 P: 9	R: 0 E: 0 K: 0 S: 3 H: 0 LOB: 1 BB: 1 P: 7	R: 0 E: 0 K: 1 S: 5 H: 0 LOB: 1 BB: 0 P: 6	R: 0 E: 0 K: 0 S: 4 H: 1 LOB: 3 BB: 2 P: 12	R: 5 E: 1 K: 2 S: 12 H: 4 LOB: 2 BB: 1 P: 17	1B: 6 2B: 2 3B: 1 HR: 0 SF: 0 SAC: 0 DP: 1 HBP: 2							

livebaseballscorecards.com

AB	37
R	5
H	9
RBI	4
BB	8
SO	7
LOB	31

WP: 1 PA: 47
PB: 1
SB: 0
CS: 0

PITCHER		IP	WLS	BF	H	R	ER	SO	BB	IBB	HBP	BLK	WP	HR	S	P	ERA	WHIP
62 José Ureña, R ERA: 7.2	(1, 1)	4.1	W	22	4	0	0	4	4	0	0	0	1	0	26	43	0.00	1.846
99 Hunter Adkins, R ERA:	(5, 1)	1.2	H	5	0	0	0	0	1	0	0	0	0	0	4	8	0.00	0.600
95 Greg Nappo, L ERA:	(7, 1)	2.0		10	1	0	0	1	2	0	1	0	0	0	9	18	0.00	1.500
74 Tyler Kinley, R ERA: 27.0	(9, 1)	0.1		6	2	5	3	1	1	0	1	0	0	0	6	11	81.00	9.000
87 Brandon Cunniff, R ERA:	(9, 1)	0.2	S	4	2	0	0	1	0	0	0	0	0	0	6	6	0.00	3.000

PITCHER	IP	WLS	BF	H	R	ER	SO	BB	IBB	HBP	BLK	WP	HR	S	P	ERA	WHIP

New York Mets @ Detroit Tigers

Publix Field at Joker Marchant Stadium, Lakeland, FL

Mon Mar 20 2017, 1:07 PM - 3:44 PM EDT

Att. 8,757 - Sunny - 75 F

TOP

livebaseballscorecards.com

Batter	1	2	3	4	5	6	7	8	9	AB	R	H	RBI	BB	SO	LOB
12 Juan Lagares, R (1, 8) OBP: 0.225, SLG: 0.270	G6-3		P1			G6-3			95 DI 95 3B 1B	3	0	0	0	0	0	0
83 John Mora, L (7, 8) OBP: 0.556, SLG: 0.875										1	1	1	0	0	0	0
2 Gavin Cecchini, R (1, 4) OBP: 0.379, SLG: 0.519	K			G6-3		K			F8	4	0	0	0	0	2	1
30 Michael Conforto, L (1, 9) OBP: 0.370, SLG: 0.622	1B			F8			F8		1-H 3B	3	0	1	0	0	0	0
95 Kevin Kaczmarski, L (7, 9) OBP: 0.636, SLG: 1.000										1	0	1	1	0	0	0
4 Wilmer Flores, R (1, 6) OBP: 0.349, SLG: 0.459	G6-3			1B			74 G4-3 1B		L9	3	0	2	0	0	0	1
72 Phillip Evans, R (7, PR) OBP: 0.333, SLG: 0.545 (7, 5)										1	0	0	0	0	0	1
74 Dominic Smith, L (1, 3) OBP: 0.300, SLG: 0.206		K		K			G4-3 1-2f			3	0	0	0	0	2	2
26 Kevin Plawecki, R (1, 2) OBP: 0.300, SLG: 0.421		K			G5-3			G5-3		2	0	0	0	0	1	0
71 Xorge Carrillo, R (7, 2) OBP: 0.167, SLG: 0.333										1	0	0	0	0	0	0
97 Tim Tebow, L (1, 7) OBP: 0.238, SLG: 0.200		G6-3			L5			G4-3		3	0	0	0	0	0	0
86 Gene Cone, L (8, 7)										0	0	0	0	0	0	0
15 Matt Reynolds, R (1, 5) OBP: 0.250, SLG: 0.125			K		K			G6-3		2	0	0	0	0	2	0
1 Andrés Giménez, L (7, 6) OBP: 0.200, SLG: 0.200										1	0	0	0	0	0	0
85 L.J. Mazzilli, R (1, 10) OBP: 0.174, SLG: 0.409			L8			L9			P3	3	0	0	0	0	0	0
Inning Stats	R: 0 E: 0 K: 1 S: 6 H: 1 LOB: 1 BB: 0 P: 6	R: 0 E: 0 K: 2 S: 7 H: 0 LOB: 0 BB: 0 P: 7	R: 0 E: 0 K: 1 S: 5 H: 0 LOB: 0 BB: 0 P: 5	R: 0 E: 0 K: 1 S: 6 H: 1 LOB: 1 BB: 0 P: 6	R: 0 E: 0 K: 1 S: 5 H: 0 LOB: 0 BB: 0 P: 5	R: 0 E: 0 K: 1 S: 5 H: 0 LOB: 0 BB: 0 P: 5	R: 0 E: 0 K: 0 S: 3 H: 1 LOB: 1 BB: 0 P: 3	R: 0 E: 0 K: 0 S: 3 H: 0 LOB: 0 BB: 0 P: 3	R: 1 E: 0 K: 0 S: 5 H: 2 LOB: 1 BB: 0 P: 6	1B: 4 2B: 0 3B: 1 HR: 0 SF: 0 SAC: 0 DP: 1 HBP: 0	WP: 0 PB: 0 SB: 0 CS: 0 PA: 31					

	AB	31
	R	1
	H	5
	RBI	1
	BB	0
	SO	7
	LOB	5

PITCHER		IP	WLS	BF	H	R	ER	SO	BB	IBB	HBP	BLK	WP	HR	S	P	ERA	WHIP
19 Aníbal Sánchez, R ERA: 7.24	(1, 1)	4.0	W	14	2	0	0	5	0	0	0	0	0	0	24	24	0.00	0.500
36 Blaine Hardy, L ERA: 5.19	(5, 1)	2.0	H	6	0	0	0	2	0	0	0	0	0	0	10	10	0.00	0.000
85 Arcenio Leon, R ERA:	(7, 1)	1.0		3	1	0	0	0	0	0	0	0	0	0	3	3	0.00	1.000
30 Alex Wilson, R ERA: 8.22	(8, 1)	1.0		3	0	0	0	0	0	0	0	0	0	0	3	3	0.00	0.000
80 R.J. Alaniz, R ERA: 1.35	(9, 1)	1.0		5	2	1	1	0	0	0	0	0	0	0	5	6	9.00	2.000

PITCHER	IP	WLS	BF	H	R	ER	SO	BB	IBB	HBP	BLK	WP	HR	S	P	ERA	WHIP

BOTTOM

New York Mets @ Detroit Tigers

Publix Field at Joker Marchant Stadium, Lakeland, FL

Mon Mar 20 2017, 1:07 PM - 3:44 PM EDT

Att. 8,757 - Sunny - 75 F

livebaseballscorecards.com

Batter	1	2	3	4	5	6	7	8	9	AB	R	H	RBI	BB	SO	LOB
26 Brendan Ryan, R (1, 4) OBP: 0.212, SLG: 0.219 95 Kody Eaves, L (8, 4) OBP: 0.400, SLG: 0.250	G6-3		F8		9 WP 1 1B 1B 2-H 3-H		F9	K		4 1	0 0	1 0	2 0	0 0	0 1	0 2
1 Jose Iglesias, R (1, 6) OBP: 0.378, SLG: 0.424 49 Dixon Machado, R (7, PH) OBP: 0.300, SLG: 0.304 (8, 6)	8 1B 1B		G5-3		1-2 1B		K			3 1	0 0	2 0	0 0	0 0	0 1	0 0
9 Nick Castellanos, R (1, 5) OBP: 0.381, SLG: 0.605 72 Michael Almanzar, R (8, 5) OBP: 0.250, SLG: 0.250	K		F8		K 2-3		HR			4 0	1 0	1 0	1 0	0 0	2 0	3 0
8 Justin Upon, R (1, 7) OBP: 0.320, SLG: 0.625 76 Juan Carlos Perez, R (7, PR) OBP: 0.423, SLG: 0.409 (8, 7)	33 2-6 1-3 1B		G5-3		P3		2B			4 0	0 0	2 0	0 0	0 0	0 0	2 0
33 Steven Moya, L (1, 9) OBP: 0.205, SLG: 0.233 14 Alex Presley, L (8, 9) OBP: 0.458, SLG: 0.762	2-6 1-2	F9	F8			P1	F8			4 0	0 0	0 0	0 0	0 0	0 0	1 0
34 James McCann, R (1, 2) OBP: 0.359, SLG: 0.412 70 Miguel Gonzalez, R (5, 2) OBP: 0.500, SLG: 0.615		HR	K			40 E 2B		P4		2 2	1 1	1 1	1 0	0 0	1 0	0 0
84 Dominic Ficociello, S (1, 3) OBP: 0.289, SLG: 0.463		K			12 SH2-3 17 1B 26 1B 1B	G6-3		F9		4	1	1	0	0	1	1
17 Andrew Romine, S (1, 8) OBP: 0.353, SLG: 0.592 40 JaCoby Jones, R (6, 8) OBP: 0.394, SLG: 0.567		2B			12 SH2-3 26 1B 1-2 1B	E8 2-H 1B		96 S BB		2 1	1 0	2 1	0 1	0 1	0 0	0 0
12 Anthony Gose, L (1, 10) OBP: 0.294, SLG: 0.313 96 Tim Remes, R (8, PH) (9, 10)		K			SH2-3 1-2 2-3	K		1-2 BB		2 0	0 0	0 0	0 0	0 1	2 0	2 0
Inning Stats	R: 0 E: 0 K: 1 S: 6 H: 2 LOB: 2 P: 7	R: 1 E: 0 K: 2 S: 10 H: 2 LOB: 1 BB: 0 P: 11	R: 0 E: 0 K: 0 S: 3 H: 0 LOB: 0 BB: 0 P: 3	R: 0 E: 0 K: 1 S: 5 H: 0 LOB: 0 BB: 0 P: 5	R: 2 E: 0 K: 1 S: 9 H: 4 LOB: 2 BB: 0 P: 10	R: 1 E: 1 K: 1 S: 7 H: 2 LOB: 1 BB: 0 P: 7	R: 1 E: 0 K: 1 S: 7 H: 2 LOB: 1 BB: 0 P: 7	R: 0 E: 0 K: 1 S: 5 H: 0 LOB: 2 BB: 2 P: 13		1B: 7 2B: 3 3B: 0 HR: 2	SF: 0 SAC: 1 DP: 0 HBP: 0						

	AB	34
	R	5
	H	12
	RBI	5
	BB	2
	SO	8
	LOB	11

WP: 1 PB: 0 SB: 1 CS: 0 PA: 37

PITCHER		IP	WLS	BF	H	R	ER	SO	BB	IBB	HBP	BLK	WP	HR	S	P	ERA	WHIP
33 Matt Harvey, R ERA: 7.3	(1, 1)	4.1	L	20	7	3	3	4	0	0	0	0	0	1	28	30	6.23	1.615
59 Fernando Salas, R ERA:	(5, 1)	0.2		3	1	0	0	1	0	0	0	0	1	0	5	6	0.00	1.500
49 Josh Smoker, L ERA: 1.74	(6, 1)	1.0		5	2	1	1	1	0	0	0	0	0	0	7	7	9.00	2.000
79 Paul Sewald, R ERA: 1.74	(7, 1)	1.0		5	2	1	1	1	0	0	0	0	0	1	7	7	9.00	2.000
85 Alberto Baldonado, L ERA:	(8, 1)	1.0		5	0	0	0	1	2	0	0	0	0	0	5	13	0.00	2.000

PITCHER	IP	WLS	BF	H	R	ER	SO	BB	IBB	HBP	BLK	WP	HR	S	P	ERA	WHIP

Miami Marlins @ New York Mets

First Data Field, Port St. Lucie, FL

Wed Mar 22 2017, 1:10 PM - 4:37 PM EDT

Att. 5,597 - Sunny - 78 F

TOP

livebaseballscorecards.com

Batter	1	2	3	4	5	6	7	8	9	AB	R	H	RBI	BB	SO	LOB
3 Adeiny Hechavarría, R (1, 6) OBP: 0.295, SLG: 0.455	0-0 11 1B 41 G6-3 2B	0-0 ② G4-3 2-3		0-0 1-2 1B		0-0 ① B2-3	0-0 ③ FC6-4 1-2f		0-0 ② G4-3	4	1	2	0	0	0	1
80 Carlos Paulino, R (6, 2) OBP: 0.222, SLG: 0.235										2	0	0	0	0	0	1
11 J.T. Realmuto, R (1, 2) OBP: 0.426, SLG: 0.410	0-0 41 G6-3 2-3 1B	0-0 3-H 2B		B X 1-0 ③ G3 2-3		0-0 13 WP 41 BB 13 SF8 1B		0-0 ① F8	0-0 2 1B 28 HR 1B	4	1	3	1	0	0	2
85 Justin Bohn, R (6, 6) OBP: 0.250, SLG: 0.250										2	1	1	0	0	0	0
41 Justin Bour, L (1, 3) OBP: 0.308, SLG: 0.370	0-0 ①② G6-3 1-2f 3-H	0-0 ③ G3			0-0 ① L3	B B B B 4-0 13 WP 1-2 BB		0-0 ② F9	0-0 28 HR 1-2 1B	3	0	0	0	1	0	2
2 Brandon Barnes, R (6, 3) OBP: 0.225, SLG: 0.297										2	1	1	0	0	0	0
13 Marcell Ozuna, R (1, 7) OBP: 0.348, SLG: 0.650	C C C 0-3 ③ K		0-0 ① G5-3		B B D 4-0 32 2B 68 E BB	B X 1-0 SF8 1-2 2-H		C B B X 2-1 HR	B B X 2-0 1-H 2-H HR	2	1	0	1	1	1	0
28 Tyler Moore, R (6, 7) OBP: 0.333, SLG: 0.692										2	2	2	4	0	0	0
32 Derek Dietrich, L (1, 5) OBP: 0.447, SLG: 0.471		B B B B 4-0 68 1B 50 2B BB	0-0 ② G3-1		0-0 68 E 50 SF 1-3 2B	H 1-0 68 FC5-4 HBP		B B B B 4-0 37 HR BB	0-0 ③ G4-3	2	2	1	0	1	0	0
87 Brian Anderson, R (6, 5) OBP: 0.415, SLG: 0.658										1	1	0	0	1	0	0
68 Destin Hood, R (1, 9) OBP: 0.346, SLG: 0.478	0-0 50 2B 1-2 1B	0-0 ③ G5-3			0-0 E6 50 SF 55 G6-3 2-3 3-H	0-0 ③ FC5-4 1-2f		B X 1-0 1-H HR		4	2	1	1	0	0	3
40 Javy Guerra, R (6, 1)										0	0	0	0	0	0	0
74 Rony Cabrera, R (8, PH)										0	0	0	0	0	0	0
64 Nick Wittgren, R (8, 1)										0	0	0	0	0	0	0
50 Matthew den Dekker, L (1, 8) OBP: 0.313, SLG: 0.628	0-0 55 1B 60 SH1-4 1-H 2-H 2B	0-0 11 S 3 1B 1B		0-0 SF 55 G6-3 1-3 3-H	S S S 0-3 ① K	0-0 95 PB 1B		0-0 G3	3	1	2	3	0	1	0
79 Isaac Galloway, R (7, 8) OBP: 0.276, SLG: 0.333										1	0	1	0	0	0	0
55 Ryan Jackson, R (1, 4) OBP: 0.333, SLG: 0.394	0-0 3 G4-3 60 SH1-4 11 2B 2-3 1B	0-0 ① F8		0-0 ② G6-3 2-3 3-H	0-0 ② P4	S X 0-1 ③ G1-3 1-2			3	1	1	1	0	0	2
95 David Vidal, R (6, 4)										2	0	0	0	0	0	1
60 Scott Copeland, R (1, 1)	0-0 ① SH1-4 1-2 3-H	0-0 ② F9	S S S 0-3 ③ K		B B B B 4-0 80 FC6-4 BB		0-0 ① G3		0	0	0	1	0	0	0
95 Andy Beltre, R (3, 1)										0	0	0	0	0	0	0
88 Matt Juengel, R (4, PH) OBP: 0.412, SLG: 0.379										1	0	0	0	0	0	1
48 Severino González, R (4, 1)										1	0	0	0	0	1	1
52 Moisés Sierra, R (6, 9) OBP: 0.447, SLG: 0.543										1	0	0	0	1	0	0
Inning Stats	R: 1 E: 0 K: 1 S: 6 H: 2 LOB: 0 BB: 0 P: 6	R: 4 E: 0 K: 0 S: 7 H: 4 LOB: 1 BB: 1 P: 11	R: 0 E: 0 K: 0 S: 3 H: 0 LOB: 0 BB: 0 P: 3	R: 0 E: 0 K: 0 S: 5 H: 2 LOB: 2 BB: 0 P: 6	R: 3 E: 2 K: 1 S: 8 H: 1 LOB: 1 BB: 1 P: 12	R: 1 E: 0 K: 0 S: 4 H: 1 LOB: 2 BB: 1 P: 10	R: 0 E: 0 K: 1 S: 5 H: 0 LOB: 1 BB: 1 P: 9	R: 3 E: 0 K: 0 S: 8 H: 3 LOB: 1 BB: 1 P: 15	R: 3 E: 0 K: 0 S: 6 H: 3 LOB: 0 BB: 0 P: 8	1B: 9 2B: 4 3B: 0 HR: 3 SF: 2 SAC: 1 DP: 1 HBP: 1						

	AB	40
	R	14
	H	15
	RBI	12
	BB	5
	SO	3
	LOB	14

WP: 1 PB: 1 SB: 1 CS: 0 PA: 50

PITCHER		IP	WLS	BF	H	R	ER	SO	BB	IBB	HBP	BLK	WP	HR	S	P	ERA	WHIP
32 Steven Matz, L ERA: 4.26	(1, 1)	4.0		20	8	5	5	1	1	0	0	0	0	0	21	26	11.25	2.250
39 Jerry Blevins, L ERA: 5.4	(5, 1)	0.1	H	1	0	0	0	0	0	0	0	0	0	0	1	1	0.00	0.000
27 Jeurys Familia, R ERA: 6.75	(5, 1)	0.2	B	6	1	3	1	1	1	0	0	0	0	0	7	11	13.50	3.000
45 Zack Wheeler, R ERA: 8.59	(6, 1)	3.0	L	17	4	4	4	1	3	0	1	0	1	2	17	34	12.00	2.333
59 Fernando Salas, R ERA: 16.2	(9, 1)	1.0		6	3	3	3	0	0	0	0	0	0	1	6	8	27.00	3.000

PITCHER	IP	WLS	BF	H	R	ER	SO	BB	IBB	HBP	BLK	WP	HR	S	P	ERA	WHIP

Miami Marlins @ New York Mets

First Data Field, Port St. Lucie, FL

Wed Mar 22 2017, 1:10 PM - 4:37 PM EDT

Att. 5,597 - Sunny - 78 F

BOTTOM

Batter	1	2	3	4	5	6	7	8	9	AB	R	H	RBI	BB	SO	LOB
7 José Reyes, S (1, 5) OBP: 0.278, SLG: 0.188 72 Phillip Evans, R (8, 5) OBP: 0.324, SLG: 0.529	0-0 13 2B 52 G4-3 1B	4-0 52 1B 13 1B 3 G3 BB	0-0 ③ G6-3			0-0 ① G4-3		0-3 ① K		3 2 1 0 1 0 1 1 0 0 0 0 1 0						
13 Asdrúbal Cabrera, S (1, 6) OBP: 0.439, SLG: 0.737 77 Luis Guillorme, L (8, 6) OBP: 0.324, SLG: 0.438	0-0 52 G4-3 3 HR 1-3 2B	0-0 3 G3 52 1B 20 2B 1-2 1B		0-0 ① F7		0-0 ② G3		0-0 ② G3-1		4 2 2 0 0 0 0 1 0 0 0 0 0 0						
52 Yoenis Cespedes, R (1, 7) OBP: 0.475, SLG: 0.886 56 Ty Kelly, S (8, 7) OBP: 0.381, SLG: 0.188	0-0 ① G4-3 2-3 3-H	0-0 3 G3 20 2B 1-2 2-3 1B		4-0 3 F7-4-6-2 BB		4-0 3 HR BB		0-3 ③ K		2 2 1 1 2 0 1 1 0 0 0 0 1 0						
3 Curtis Granderson, L (1, 8) OBP: 0.366, SLG: 0.632 81 Desmond Lindsay, R (8, 8) OBP: 1.000, SLG: 1.000	3-2 3-H HR	0-0 ② G3 1-2 2-3 3-H		0-0 ② ③ F7-4-6-2 1-1		0-2 1-H HR			0-0 86 FC6-4 1B	4 2 2 5 0 0 3 1 0 1 0 0 0 0						
20 Neil Walker, S (1, 4) OBP: 0.381, SLG: 0.632 82 Luis Carpio, R (8, 4) OBP: 0.500, SLG: 0.833	0-0 ② G3	0-0 2-H 3-H 2B			0-0 ① F8	0-0 1B			0-0 ① F8	4 0 2 2 0 0 0 1 0 0 0 0 0 1						
19 Jay Bruce, L (1, 9) OBP: 0.324, SLG: 0.452 86 Gene Cone, L (8, 9)	4-0 21 S BB	0-0 ③ F9			2-2 HR	0-0 ③ F8			0-0 ② FC6-4 94 DI 1-2f	3 1 1 1 1 0 2 1 0 0 0 0 0 1						
21 Lucas Duda, L (1, 3) OBP: 0.333, SLG: 0.633 94 Kevin Taylor, L (8, 3)	2-0 1-2 HBP		0-0 ① G1-3		0-0 ② F8		0-0 ① F7	1-3 ③ K 1-2		3 0 0 0 0 0 0 1 0 0 0 0 1 1						
18 Travis d'Arnaud, R (1, 2) OBP: 0.419, SLG: 0.579 71 Xorge Carrillo, R (8, 2) OBP: 0.167, SLG: 0.333	0-0 ③ G1-6-3		0-0 32 FC6-4 1B		0-0 2B		0-0 ② F8			4 0 2 0 0 0 2 0 0 0 0 0 0 0						
32 Steven Matz, R (1, 1) 39 Jerry Blevins, L (5, 1) 27 Jeurys Familia, R (5, 1) 30 Michael Conforto, L (5, PH) OBP: 0.362, SLG: 0.609 45 Zack Wheeler, L (6, 1) 59 Fernando Salas, R (9, 1)		0-0 ① G4-3	0-0 ② FC6-4 1-2f		0-0 ③ G3-1		0-3 ③ K			2 0 0 0 0 0 1 0 0 0 0 0 0 0 0 0 0 0 0 0 0 1 0 0 0 0 0 1 1 0 0 0 0 1 0 0 0 0 0 0 0 0						
Inning Stats	R: 3 E: 0 K: 0 S: 8 H: 3 LOB: 2 BB: 1 P: 17	R: 3 E: 0 K: 0 S: 6 H: 3 LOB: 1 BB: 1 P: 10	R: 0 E: 0 K: 0 S: 4 H: 1 LOB: 1 BB: 0 P: 4	R: 0 E: 0 K: 0 S: 2 H: 0 LOB: 0 BB: 1 P: 6	R: 1 E: 0 K: 0 S: 7 H: 2 LOB: 1 BB: 0 P: 9	R: 2 E: 0 K: 0 S: 7 H: 2 LOB: 1 BB: 1 P: 11	R: 0 E: 0 K: 1 S: 5 H: 0 LOB: 0 BB: 0 P: 5	R: 0 E: 0 K: 2 S: 7 H: 0 LOB: 0 BB: 0 P: 7	R: 0 E: 0 K: 1 S: 6 H: 1 LOB: 1 BB: 0 P: 7	1B: 6 2B: 4 3B: 0 HR: 3	SF: 0 SAC: 0 DP: 1 HBP: 1						

	AB	38
	R	9
	H	12
	RBI	9
	BB	4
	SO	4
	LOB	14

WP: 0 PB: 0 SB: 1 CS: 0 PA: 43

livebaseballscorecards.com

PITCHER		IP	WLS	BF	H	R	ER	SO	BB	IBB	HBP	BLK	WP	HR	S	P	ERA	WHIP
60 Scott Copeland, R ERA: 9.0	(1, 1)	2.0		15	6	6	6	0	2	0	1	0	0	1	14	27	27.00	4.000
95 Andy Beltre, R ERA:	(3, 1)	1.0		4	1	0	0	0	0	0	0	0	0	0	4	4	0.00	1.000
48 Severino González, R ERA: 3.55	(4, 1)	2.0		8	2	1	1	0	1	0	0	0	0	1	9	15	4.50	1.500
40 Javy Guerra, R ERA: 9.0	(6, 1)	2.0	W	9	2	2	2	1	1	0	0	0	0	1	12	16	9.00	1.500
64 Nick Wittgren, R ERA: 4.32	(8, 1)	2.0	S	7	1	0	0	3	0	0	0	0	0	0	13	14	0.00	0.500

PITCHER		IP	WLS	BF	H	R	ER	SO	BB	IBB	HBP	BLK	WP	HR	S	P	ERA	WHIP

New York Mets @ Washington Nationals

The Ballpark of the Palm Beaches, West Palm Beach, FL

Thu Mar 23 2017, 1:47 PM - 4:14 PM EDT

Att. 6,086 - Cloudy - 73 F

livebaseballscorecards.com

TOP

Batter	1	2	3	4	5	6	7	8	9	AB	R	H	RBI	BB	SO	LOB
7 José Reyes, S (1, 5)	G6-3			F8		P3			K	3	0	0	0	0	0	0
OBP: 0.238, SLG: 0.158 (4, 6)																
1 Andrés Giménez, L (7, 6)										1	0	0	0	0	1	0
OBP: 0.167, SLG: 0.167																
13 Asdrúbal Cabrera, S (1, 6)	G1-3			52 1B / 1B		P3			30 G3-1 / 30 WP / 1B	2	0	1	0	0	0	0
OBP: 0.442, SLG: 0.725 (4, PR)																
56 Ty Kelly, S (4, 5)										2	0	1	0	0	0	0
OBP: 0.391, SLG: 0.222 (7, 4)																
52 Yoenis Cespedes, R (1, 7)	K			1-2 / 1B			K		G3-1	3	0	1	0	0	2	0
OBP: 0.465, SLG: 0.842																
30 Michael Conforto, L (7, 7)										1	0	0	0	0	0	1
OBP: 0.354, SLG: 0.596																
3 Curtis Granderson, L (1, 8)		G1-3		K			F8		K	3	0	0	0	0	1	2
OBP: 0.341, SLG: 0.585																
12 Juan Lagares, R (7, 8)										1	0	0	0	0	1	1
OBP: 0.220, SLG: 0.263																
20 Neil Walker, S (1, 4)		G6-3		G6-3			L6			3	0	0	0	0	0	2
OBP: 0.356, SLG: 0.585																
85 L.J. Mazzilli, R (7, 5)										0	0	0	0	0	0	0
OBP: 0.174, SLG: 0.409																
19 Jay Bruce, L (1, 9)		G6-3			F7			K		2	0	0	0	0	0	0
OBP: 0.308, SLG: 0.424																
95 Kevin Kaczmarski, L (7, 9)										1	0	0	0	0	1	0
OBP: 0.583, SLG: 0.909																
21 Lucas Duda, L (1, 3)			G3		G3			P5		2	0	0	0	0	0	0
OBP: 0.314, SLG: 0.594																
4 Wilmer Flores, R (7, 3)										1	0	0	0	0	0	0
OBP: 0.341, SLG: 0.447																
26 Kevin Plawecki, R (1, 2)			G3-1		F7			1B		2	0	0	0	0	0	0
OBP: 0.273, SLG: 0.381																
71 Xorge Carrillo, R (7, 2)										1	0	1	0	0	0	0
OBP: 0.231, SLG: 0.385																
65 Robert Gsellman, R (1, 1)			K			G1			F9	2	0	0	0	0	1	0
49 Josh Smoker, L (6, 1)										0	0	0	0	0	0	0
47 Hansel Robles, R (7, 1)										0	0	0	0	0	0	0
18 Travis d'Arnaud, R (8, PH)										1	0	0	0	0	0	1
OBP: 0.409, SLG: 0.564																
79 Paul Sewald, R (8, 1)										0	0	0	0	0	0	0

	AB	31
	R	0
	H	4
	RBI	0
	BB	0
	SO	7
	LOB	7

Inning Stats	1	2	3	4	5	6	7	8	9
R:	0	0	0	0	0	0	0	0	0
E:	0	0	0	0	0	0	0	0	0
K:	1	0	1	1	0	0	1	1	2
S:	5	3	5	7	3	3	5	6	8
H:	0	0	0	2	0	0	0	1	1
LOB:	0	0	0	2	0	0	0	1	1
BB:	0	0	0	0	0	0	0	0	0
P:	5	3	5	7	3	3	5	6	9

| | | | | | | | | | | | | | | | |

BOTTOM

New York Mets @ Washington Nationals

The Ballpark of the Palm Beaches, West Palm Beach, FL

Thu Mar 23 2017, 1:47 PM - 4:14 PM EDT

Att. 6,086 - Cloudy - 73 F

livebaseballscorecards.com

Batter	1	2	3	4	5	6	7	8	9	AB	R	H	RBI	BB	SO	LOB
7 Trea Turner, R (1, 6) OBP: 0.275, SLG: 0.298	G5-3		E6 34 G4-3 6 2B		F8		K			3	1	0	0	0	0	0
16 Emmanuel Burriss, S (6, 6) OBP: 0.290, SLG: 0.321										1	0	0	0	0	1	0
28 Jayson Werth, R (1, 7) OBP: 0.231, SLG: 0.257	34 1B 1B		P4		G4-3			K		3	0	1	0	0	0	1
14 Chris Heisey, R (7, 7) OBP: 0.333, SLG: 0.250										1	0	0	0	0	1	0
34 Bryce Harper, L (1, 9) OBP: 0.408, SLG: 0.810	6 F7 1-3 1B		G4-3 1-2			8 FC3-6 2B		2B		3	0	2	0	0	0	1
68 Andrew Stevenson, L (6, PR) OBP: 0.360, SLG: 0.583 (7, 9)										1	0	1	0	0	0	0
6 Anthony Rendon, R (1, 5) OBP: 0.378, SLG: 0.487	F7 1-2		2B 2-H			8 FC3-6 BB		BB		2	0	1	1	0	0	2
19 Brandon Snyder, R (6, 5) OBP: 0.429, SLG: 0.481										0	0	0	0	2	0	0
11 Ryan Zimmerman, R (1, 3) OBP: 0.405, SLG: 0.429	BB		K			F8		F8		2	0	0	0	1	1	3
25 Clint Robinson, L (7, 3) OBP: 0.279, SLG: 0.211										1	0	0	0	0	0	2
8 Brian Goodwin, L (1, 8) OBP: 0.217, SLG: 0.128	K			G3-1		FC3-6 1-2f 2-3		L8		4	0	0	0	0	1	7
10 Stephen Drew, L (1, 4) OBP: 0.275, SLG: 0.286		G4-3		F7		G6-3				3	0	0	0	0	0	3
1 Wilmer Difo, S (7, 4) OBP: 0.364, SLG: 0.475										0	0	0	0	0	0	0
32 Matt Wieters, S (1, 2) OBP: 0.118, SLG: 0.176		G6-3		F7			K			3	0	0	0	0	1	0
29 Pedro Severino, R (8, 2) OBP: 0.348, SLG: 0.364										0	0	0	0	0	0	0
62 Erick Fedde, R (1, 1)		G1-3			L7		F9			1	0	0	0	0	0	0
26 Adam Lind, L (5, PH) OBP: 0.237, SLG: 0.250										1	0	0	0	0	0	0
72 Enny Romero, R (6, 1)										0	0	0	0	0	0	0
74 Joe Nathan, R (7, 1)										0	0	0	0	0	0	0
33 Matt Grace, L (7, 1)										0	0	0	0	0	0	0
59 Jose Lobaton, S (7, PH) OBP: 0.240, SLG: 0.227										1	0	0	0	0	0	0
36 Sammy Solis, R (8, 1)										0	0	0	0	0	0	0
45 Blake Treinen, R (9, 1)										0	0	0	0	0	0	0
Inning Stats	R: 0 E: 0 K: 1 S: 7 H: 2 LOB: 3 BB: 1 P: 11		R: 1 E: 1 K: 1 S: 7 H: 1 LOB: 1 BB: 0 P: 7	R: 0 E: 0 K: 0 S: 3 H: 0 LOB: 0 BB: 0 P: 3	R: 0 E: 0 K: 0 S: 3 H: 0 LOB: 0 BB: 0 P: 3	R: 0 E: 0 K: 0 S: 4 H: 1 LOB: 3 BB: 1 P: 8	R: 0 E: 0 K: 2 S: 7 H: 0 LOB: 0 BB: 0 P: 7	R: 0 E: 0 K: 1 S: 6 H: 1 LOB: 2 BB: 1 P: 10		1B: 2 2B: 3 3B: 0 HR: 0	SF: 0 SAC: 0 DP: 0 HBP: 0			WP: 0 PB: 0 SB: 0 CS: 0	PA: 33		

	AB	30
	R	1
	H	5
	RBI	1
	BB	3
	SO	5
	LOB	19

PITCHER	IP	WLS	BF	H	R	ER	SO	BB	IBB	HBP	BLK	WP	HR	S	P	ERA	WHIP
65 Robert Gsellman, R (1, 1) ERA: 1.56	5.1	L	23	4	1	0	2	2	0	0	0	0	0	25	33	0.00	1.125
49 Josh Smoker, L (6, 1) ERA: 1.64	0.2		2	0	0	0	0	0	0	0	0	0	0	2	2	0.00	0.000
47 Hansel Robles, R (7, 1) ERA:	1.0		3	0	0	0	2	0	0	0	0	0	0	7	7	0.00	0.000
79 Paul Sewald, R (8, 1) ERA: 1.59	1.0		5	1	0	0	1	1	0	0	0	0	0	6	10	0.00	2.000

PITCHER	IP	WLS	BF	H	R	ER	SO	BB	IBB	HBP	BLK	WP	HR	S	P	ERA	WHIP

Houston Astros @ New York Mets

First Data Field, Port St. Lucie, FL

Fri Mar 24 2017, 1:10 PM - 3:54 PM EDT

Att. 5,775 - Cloudy - 75 F

livebaseballscorecards.com

Batter	1	2	3	4	5	6	7	8	9	AB	R	H	RBI	BB	SO	LOB
4 George Springer, R (1, 10) OBP: 0.268, SLG: 0.370 75 Jon Kemmer, L (8, PH) OBP: 0.471, SLG: 0.462 (8, 10)	0-0 27 FC6-4 1B		0-0 G5-3		P X 1-0 F9 1-2			X 0-0 F7		3 0 1 0 0 0 1 1 0 0 0 0 0 0						
2 Alex Bregman, R (1, 5) OBP: 0.296, SLG: 0.346 73 J.D. Davis, R (8, PH) OBP: 0.422, SLG: 0.487 (8, 5)	0-0 F8		C C C 0-3 K			0-0 F9		S S X 0-2 HR		3 0 0 0 0 1 1 1 1 1 1 0 0 0						
27 Jose Altuve, R (1, 4) OBP: 0.276, SLG: 0.200 83 Jack Mayfield, R (6, 4) OBP: 0.313, SLG: 0.214 (8, 6)	0-0 FC6-4 1-2f			C C C 0-3 K		0-0 G6-3		0-0 F7		3 0 0 0 0 1 1 1 0 0 0 0 0 0						
22 Josh Reddick, L (1, 9) OBP: 0.227, SLG: 0.190 76 Alejandro Garcia, R (6, 9) OBP: 0.406, SLG: 0.357	S S S 0-3 K			0-0 F8		0-0 G4-3			0-0 G1-3	3 0 0 0 0 1 1 1 0 0 0 0 0 0						
11 Evan Gattis, R (1, 2) OBP: 0.319, SLG: 0.250 86 Conrad Gregor, L (7, PR) OBP: 0.333, SLG: 0.333 (7, 3)		0-0 G5-3		0-0 G5-3			0-0 E4 9 1B 1B		0-0 G4-3	3 0 1 0 0 0 0 1 0 0 0 0 0 0						
9 Marwin Gonzalez, S (1, 3) OBP: 0.269, SLG: 0.250 84 Drew Ferguson, R (7, PR) OBP: 0.500, SLG: 0.500 (7, 7)		C C C 0-3 K			0-0 L9		0-0 77 G4-3 2-H 1B		0-0 E6 77 S	3 0 1 0 0 1 0 1 0 0 0 0 0 0						
77 Derek Fisher, L (1, 8) OBP: 0.415, SLG: 0.485		X 0-0 28 S 1B			X 0-0 28 WP 28 S 28 1B 1B		X 0-0 G4-3 2-3		B X 1-0 G6-3 1-2	4 1 2 0 0 0 2						
28 Reid Brignac, L (1, 6) OBP: 0.370, SLG: 0.512 82 Mott Hyde, R (8, 4) OBP: 0.500, SLG: 0.333		C C S 0-3 K 1-3			C B X 1-1 6 FC5-4 1-H 1B		X 0-0 F8			3 0 1 1 0 1 3 0 0 0 0 0 0 0						
6 Jake Marisnick, R (1, 7) OBP: 0.302, SLG: 0.326 30 Juan Centeno, L (7, 2) OBP: 0.154, SLG: 0.154			X 0-0 L9		X 0-0 FC5-4 4 S 1-2f			S S S 0-3 K		2 0 0 0 0 0 1 1 0 0 0 0 1 0						
Inning Stats	R: 0 H: 1 E: 0 LOB: 1 K: 1 BB: 0 S: 6 P: 6	R: 0 H: 1 E: 0 LOB: 1 K: 2 BB: 0 S: 8 P: 8	R: 0 H: 0 E: 0 LOB: 0 K: 1 BB: 0 S: 5 P: 5	R: 0 H: 0 E: 0 LOB: 0 K: 1 BB: 0 S: 5 P: 5	R: 1 H: 2 E: 0 LOB: 1 K: 0 BB: 0 S: 7 P: 8	R: 0 H: 0 E: 0 LOB: 0 K: 0 BB: 0 S: 3 P: 3	R: 0 H: 2 E: 1 LOB: 2 K: 0 BB: 0 S: 4 P: 4	R: 1 H: 1 E: 0 LOB: 0 K: 1 BB: 0 S: 8 P: 8	R: 0 H: 0 E: 1 LOB: 1 K: 0 BB: 0 S: 4 P: 5	1B: 6 SF: 0 2B: 0 SAC: 0 3B: 0 DP: 0 HR: 1 HBP: 0						

TOP

AB	34
R	2
H	7
RBI	2
BB	0
SO	6
LOB	10

WP: 1 PA: 34
PB: 0
SB: 5
CS: 0

PITCHER		IP	WLS	BF	H	R	ER	SO	BB	IBB	HBP	BLK	WP	HR	S	P	ERA	WHIP
34 Noah Syndergaard, R ERA: 2.63	(1, 1)	6.0	L	22	4	1	1	5	0	0	0	0	1	0	34	35	1.50	0.667
59 Fernando Salas, R ERA: 13.5	(7, 1)	0.1		2	2	0	0	0	0	0	0	0	0	0	2	2	0.00	6.000
39 Jerry Blevins, L ERA: 4.91	(7, 1)	0.2		2	0	0	0	0	0	0	0	0	0	0	2	2	0.00	0.000
43 Addison Reed, R ERA: 10.0	(8, 1)	1.0		4	1	1	1	1	0	0	0	0	0	1	8	8	9.00	1.000
27 Jeurys Familia, R ERA: 4.91	(9, 1)	1.0		4	0	0	0	0	0	0	0	0	0	0	4	5	0.00	0.000

PITCHER	IP	WLS	BF	H	R	ER	SO	BB	IBB	HBP	BLK	WP	HR	S	P	ERA	WHIP

Houston Astros @ New York Mets

First Data Field, Port St. Lucie, FL

Fri Mar 24 2017, 1:10 PM - 3:54 PM EDT

Att. 5,775 - Cloudy - 75 F

livebaseballscorecards.com

BOTTOM

Batter	1	2	3	4	5	6	7	8	9	AB	R	H	RBI	BB	SO	LOB
7 José Reyes, S (1, 5) OBP: 0.292, SLG: 0.227	x 0-0 52 G5-4-3 1B		x 0-0 13 G6-3 1B 1-2 2-3			x 0-0 ② F7		x 0-0 ② L9		3	0	2	0	0	0	0
56 Ty Kelly, S (7, 5) OBP: 0.375, SLG: 0.211										1	0	0	0	0	0	3
13 Asdrúbal Cabrera, S (1, 6) OBP: 0.413, SLG: 0.674	C S S S 0-3 ① K		x 0-0 ②③ G6-3 1-2f			x 0-0 ③ G5-3		x 0-0 ③ G1-3		3	0	0	0	0	1	4
77 Luis Guillorme, L (7, 6) OBP: 0.324, SLG: 0.438										0	0	0	0	0	0	0
26 Kevin Plawecki, R (8, PH) OBP: 0.261, SLG: 0.364										1	0	0	0	0	0	3
27 Jeurys Familia, R (9, 1)										0	0	0	0	0	0	0
52 Yoenis Cespedes, R (1, 7) OBP: 0.444, SLG: 0.800	x 0-0 ②③ G5-4-3 1-2f			x 0-0 ① G4-3			C C C 0-3 ① K		x 0-0 ① F9	2	0	0	0	0	0	1
30 Michael Conforto, L (7, 7) OBP: 0.340, SLG: 0.571										2	0	0	0	0	1	0
3 Curtis Granderson, L (1, 8) OBP: 0.348, SLG: 0.581		x 0-0 20 CS 1B		C C C 0-3 ② K			x 0-0 ② G4		x 0-0 ② F9	2	0	1	0	0	1	0
12 Juan Lagares, R (7, 8) OBP: 0.209, SLG: 0.250										2	0	0	0	0	0	0
20 Neil Walker, S (1, 4) OBP: 0.340, SLG: 0.558		C C C 0-3 ①② K 1-2		x 0-0 ③ G6-3			x 0-0 ③ F9		x 0-0 ③ G6-3	2	0	0	0	0	1	1
54 T.J. Rivera, R (7, 4) OBP: 0.259, SLG: 0.520										2	0	0	0	0	0	0
19 Jay Bruce, L (1, 9) OBP: 0.293, SLG: 0.400		S S S 0-3 ③ K		x 0-0 ① G1-3				x 0-0 4 1B 1B		2	0	0	0	0	1	0
83 John Mora, L (7, 9) OBP: 0.600, SLG: 0.889										1	0	1	0	0	0	0
21 Lucas Duda, L (1, 3) OBP: 0.324, SLG: 0.576			x 0-0 ① F7	B B B B 4-0 18 G4-6-3 BB				x 0-0 44 BB 1-3 1B		1	0	0	0	1	0	0
4 Wilmer Flores, R (7, 3) OBP: 0.356, SLG: 0.462										1	0	1	0	0	0	0
(9, 6)																
18 Travis d'Arnaud, R (1, 2) OBP: 0.413, SLG: 0.550			B B B B 4-0 7 1B 34 E BB	x 0-0 ②③ G4-6-3 1-2f				B B B B 4-0 1-2 BB		1	0	0	0	1	0	1
44 René Rivera, R (7, 2) OBP: 0.538, SLG: 0.400										0	0	0	0	1	0	0
34 Noah Syndergaard, L (1, 1)			x 0-0 FC5 7 1B 1-2			S S S 0-3 ① K		S S S 0-3 ① K		1	0	0	0	0	0	1
82 Luis Carpio, R (6, PH) OBP: 0.429, SLG: 0.714										1	0	0	0	0	1	0
59 Fernando Salas, R (7, 1)										0	0	0	0	0	0	0
39 Jerry Blevins, L (7, 1)										0	0	0	0	0	0	0
43 Addison Reed, L (8, 1)										0	0	0	0	0	0	0
81 Desmond Lindsay, R (8, PH) OBP: 0.500, SLG: 0.500										1	0	0	0	0	1	3
93 Matt Oberste, R (9, 3) OBP: 0.200, SLG: 0.200										0	0	0	0	0	0	0

Inning Stats	1	2	3	4	5	6	7	8	9
	R: 0 E: 0 K: 1 S: 5	R: 0 E: 0 K: 2 S: 7	R: 0 E: 1 K: 0 S: 4	R: 0 E: 0 K: 1 S: 5	R: 0 E: 0 K: 0 S: 2	R: 0 E: 0 K: 1 S: 5	R: 0 E: 0 K: 1 S: 5	R: 0 E: 0 K: 1 S: 7	R: 0 E: 0 K: 0 S: 3
	H: 1 LOB: 0 BB: 0 P: 5	H: 1 LOB: 0 BB: 0 P: 7	H: 1 LOB: 2 BB: 1 P: 8	H: 0 LOB: 0 BB: 0 P: 5	H: 0 LOB: 0 BB: 0 P: 6	H: 0 LOB: 0 BB: 0 P: 5	H: 0 LOB: 0 BB: 0 P: 5	H: 2 LOB: 3 BB: 1 P: 11	H: 0 LOB: 0 BB: 0 P: 3

1B: 5	SF: 0
2B: 1	SAC: 0
3B: 0	DP: 4
HR: 0	HBP: 0
WP: 0	PA: 32
PB: 0	
SB: 0	
CS: 1	

AB	29
R	0
H	5
RBI	0
BB	3
SO	7
LOB	17

PITCHER		IP	WLS	BF	H	R	ER	SO	BB	IBB	HBP	BLK	WP	HR	S	P	ERA	WHIP
50 Charlie Morton, R ERA: 1.04	(1, 1)	4.1	W	16	3	0	0	4	2	0	0	0	0	0	22	30	0.00	1.154
65 Jordan Jankowski, R ERA: 4.91	(5, 1)	0.2	H	1	0	0	0	0	0	0	0	0	0	0	1	1	0.00	0.000
61 Jandel Gustave, R ERA: 2.35	(6, 1)	1.0	H	3	0	0	0	1	0	0	0	0	0	0	5	5	0.00	0.000
38 Dayan Díaz, R ERA:	(7, 1)	1.0	H	3	0	0	0	1	0	0	0	0	0	0	5	5	0.00	0.000
66 Tyson Perez, R ERA: 9.0	(8, 1)	0.0		3	2	0	0	0	1	0	0	0	0	0	2	6	∞	∞

PITCHER		IP	WLS	BF	H	R	ER	SO	BB	IBB	HBP	BLK	WP	HR	S	P	ERA	WHIP
92 Michael Freeman, L ERA:	(8, 1)	1.0	H	3	0	0	0	1	0	0	0	0	0	0	5	5	0.00	0.000
58 C.J. Riefenhauser, L ERA: 2.35	(9, 1)	1.0	S	3	0	0	0	0	0	0	0	0	0	0	3	3	0.00	0.000

New York Mets @ Atlanta Braves

Champion Stadium, Lake Buena Vista, FL

Sat Mar 25 2017, 1:07 PM - 3:17 PM EDT

Att. 8,124 - Partly Cloudy - 77 F

TOP

livebaseballscorecards.com

Batter	1	2	3	4	5	6	7	8	9	AB	R	H	RBI	BB	SO	LOB
12 Juan Lagares, R (1, 8) OBP: 0.222, SLG: 0.310	B X 1-0 56 PB 3B		X 0-0 ② G5-3		X 0-0 1-2 1B		X 0-0 ③ F8			2	1	1	0	0	0	0
83 John Mora, L (3, 8) OBP: 0.583, SLG: 0.818										2	0	1	0	0	0	0
(8, 7)																
56 Ty Kelly, S (1, 4) OBP: 0.393, SLG: 0.261	B S S S 1-3 ① K 3-H		X 0-0 1B		X 0-0 ③ G1-3			X 0-0 4 FC5-4 30 BB 1B		4	0	2	0	0	1	2
30 Michael Conforto, L (1, 9) OBP: 0.370, SLG: 0.635	B B X 2-0 HR		1 SAFE S S S 0-3 ③ K			X 0-0 54 G6-3 4 1B 1B		B B B B 4-0 4 FC5-4 1-2 BB		3	1	2	1	1	1	1
66 Josh Edgin, R (8, 1)										0	0	0	0	0	0	0
79 Paul Sewald, R (9, 1)										0	0	0	0	0	0	0
4 Wilmer Flores, R (1, 3) OBP: 0.347, SLG: 0.442	X 0-0 ② G1-3			S S S 0-3 ① K		X 0-0 54 G6-3 1-2 1B		X 0-0 ① ② FC5-4 1-2 2-3		4	0	1	0	0	1	2
54 T.J. Rivera, R (1, 7) OBP: 0.226, SLG: 0.448	X 0-0 ③ L1			X 0-0 ② F9		X 0-0 ① ② G6-3 1-2f 2-3		X 0-0 ③ F8		4	0	0	0	0	0	3
75 Champ Stuart, R (8, 8) OBP: 0.280, SLG: 0.391										0	0	0	0	0	0	0
72 Phillip Evans, R (1, 5) OBP: 0.297, SLG: 0.486		X 0-0 ① G5-3		X 0-0 ③ G6-3		X 0-0 ③ F8			S S S 0-3 ① K	3	0	0	0	0	0	1
47 Hansel Robles, R (6, 1)										0	0	0	0	0	0	0
83 Patrick Biondi, L (8, 9) OBP: 0.333, SLG: 0.333										1	0	0	0	0	1	0
44 René Rivera, R (1, 2) OBP: 0.500, SLG: 0.333		X 0-0 ② L7			X 0-0 ① G5-3		B B B B 4-0 77 G4-3 77 WP 85 SF8 BB		C C C 0-3 ② K	2	1	0	0	1	0	0
26 Kevin Plawecki, R (7, 2) OBP: 0.250, SLG: 0.348										1	0	0	0	0	1	0
77 Luis Guillorme, L (1, 6) OBP: 0.316, SLG: 0.400		X 0-0 ③ F8			B B B B 4-0 50 1B BB		B X 1-0 ① G4-3 1-3		X 0-0 ③ G6-3	3	0	0	0	1	0	1
50 Rafael Montero, R (1, 1) OBP: 0.500, SLG: 0.500			X 0-0 ① G3-1		1 SAFE X 0-0 ② 83 1B 1-2 1B		X 0-0 ② SF8 3-H			2	0	1	0	0	0	0
85 L.J. Mazzilli, R (6, 5) OBP: 0.167, SLG: 0.409										0	0	0	1	0	0	0

Inning Stats										
	R: 2 E: 0 K: 1 S: 7	H: 2 LOB: 0 BB: 0 P: 11	R: 0 E: 0 K: 0 S: 3	H: 0 LOB: 0 BB: 0 P: 3	R: 0 E: 0 K: 1 S: 6	H: 1 LOB: 1 BB: 0 P: 6	R: 0 E: 0 K: 1 S: 5	H: 0 LOB: 0 BB: 0 P: 5	R: 0 E: 0 K: 0 S: 4	H: 2 LOB: 2 BB: 1 P: 8
	R: 0 E: 0 K: 0 S: 4	H: 2 LOB: 1 BB: 0 P: 4	R: 1 E: 0 K: 0 S: 3	H: 0 LOB: 0 BB: 1 P: 8	R: 0 E: 0 K: 0 S: 3	H: 1 LOB: 1 BB: 1 P: 7	R: 0 E: 0 K: 2 S: 7	H: 0 LOB: 0 BB: 0 P: 7	1B: 6 2B: 0 3B: 1 HR: 1	SF: 1 SAC: 0 DP: 2 HBP: 0

	AB	31
	R	3
	H	8
	RBI	2
	BB	3
	SO	5
	LOB	10

WP: 1 PB: 1 SB: 0 CS: 0 PA: 35

PITCHER		IP	WLS	BF	H	R	ER	SO	BB	IBB	HBP	BLK	WP	HR	S	P	ERA	WHIP
19 R.A. Dickey, R ERA: 6.0	(1, 1)	6.0	L	24	7	2	2	3	1	0	0	0	0	1	29	37	3.00	1.333
57 Kevin Chapman, L ERA: 6.75	(7, 1)	1.0		4	0	1	1	0	1	0	0	0	1	0	3	8	9.00	1.000
34 Eric O'Flaherty, L ERA: 1.69	(8, 1)	1.0		4	1	0	0	0	1	0	0	0	0	0	3	7	0.00	2.000
50 Chaz Roe, R ERA: 12.15	(9, 1)	1.0		3	0	0	0	2	0	0	0	0	0	0	7	7	0.00	0.000

PITCHER	IP	WLS	BF	H	R	ER	SO	BB	IBB	HBP	BLK	WP	HR	S	P	ERA	WHIP

New York Mets @ Atlanta Braves

Champion Stadium, Lake Buena Vista, FL

Sat Mar 25 2017, 1:07 PM - 3:17 PM EDT

Att. 8,124 - Partly Cloudy - 77 F

BOTTOM

Batter	1	2	3	4	5	6	7	8	9	AB	R	H	RBI	BB	SO	LOB
11 Ender Inciarte, L (1, 8) OBP: 0.200, SLG: 0.208	G4-3		L8			F8		G1-3		3	0	0	0	0	0	0
93 Connor Lien, R (7, 8)										1	0	0	0	0	0	0
4 Brandon Phillips, R (1, 4) OBP: 0.396, SLG: 0.422	P3			27 G5-4-3 5 BB 1B					F8	3	0	2	0	0	0	0
23 Chase d'Arnaud, R (6, PR) OBP: 0.103, SLG: 0.103						1B				1	0	0	0	0	0	0
(7, 4)																
5 Freddie Freeman, L (1, 3) OBP: 0.537, SLG: 0.583	1B			B B B 4-0 27 G5-4-3 1-2 BB		F7			F7	2	0	1	0	1	0	1
16 Matt Tuiasosopo, R (7, 3) OBP: 0.333, SLG: 0.447										1	0	0	0	0	0	0
27 Matt Kemp, R (1, 7) OBP: 0.291, SLG: 0.250	B 1 SAFE S S S			G5-4-3 1-2f 2-3		S S S K			S S S K	3	0	0	0	0	2	4
57 Kevin Chapman, L (7, 1)	K									0	0	0	0	0	0	0
34 Eric O'Flaherty, L (8, 1)										0	0	0	0	0	0	0
50 Chaz Roe, R (9, 1)										0	0	0	0	0	0	0
84 Balbino Fuenmayor, R (9, PH) OBP: 0.292, SLG: 0.429										1	0	0	0	0	1	0
22 Nick Markakis, L (1, 9) OBP: 0.347, SLG: 0.372		24 G6-4-3 1B		G4-3			G3			3	0	1	0	0	0	1
94 Mel Rojas Jr., S (8, 9) OBP: 0.600, SLG: 0.800										0	0	0	0	0	0	0
24 Kurt Suzuki, R (1, 2) OBP: 0.419, SLG: 0.621		G6-4-3 1-2f			8 FC4-6 1B		F8			3	0	1	0	0	0	1
14 Rio Ruiz, L (1, 5) OBP: 0.328, SLG: 0.358		F9			F7		G6-3			3	0	0	0	0	0	1
8 Jace Peterson, L (1, 6) OBP: 0.238, SLG: 0.220			F9		FC4-6 1-2f			P6		3	0	0	0	0	0	1
85 Sean Kazmar Jr., R (9, 6) OBP: 0.241, SLG: 0.160										0	0	0	0	0	0	0
19 R.A. Dickey, R (1, 1) OBP: 0.333, SLG: 0.333			G1-3		G1-3			G5-3		2	0	0	0	0	0	1
17 Adam Brett Walker, R (7, 7) OBP: 0.345, SLG: 0.615										1	0	0	0	0	0	0
Inning Stats	R: 0 H: 1 E: 0 LOB: 1 K: 1 BB: 0 S: 6 P: 7	R: 0 H: 1 E: 0 LOB: 0 K: 0 BB: 0 S: 3 P: 3	R: 0 H: 0 E: 0 LOB: 0 K: 0 BB: 0 S: 3 P: 3	R: 0 H: 1 E: 0 LOB: 1 K: 0 BB: 1 S: 3 P: 7	R: 0 H: 1 E: 0 LOB: 1 K: 0 BB: 0 S: 4 P: 4	R: 0 H: 1 E: 0 LOB: 1 K: 1 BB: 0 S: 6 P: 6	R: 0 H: 0 E: 0 LOB: 0 K: 0 BB: 0 S: 3 P: 3	R: 0 H: 0 E: 0 LOB: 0 K: 0 BB: 0 S: 3 P: 3	R: 0 H: 0 E: 0 LOB: 0 K: 1 BB: 0 S: 5 P: 5	1B: 5 SF: 0 2B: 0 SAC: 0 3B: 0 DP: 2 HR: 0 HBP: 0						

livebaseballscorecards.com

AB	30
R	0
H	5
RBI	0
BB	1
SO	3
LOB	10

WP: 0 PA: 31
PB: 0
SB: 0
CS: 0

PITCHER		IP	WLS	BF	H	R	ER	SO	BB	IBB	HBP	BLK	WP	HR	S	P	ERA	WHIP
50 Rafael Montero, R ERA: 1.96	(1, 1)	5.0	W	18	4	0	0	1	1	0	0	0	0	0	19	24	0.00	1.000
47 Hansel Robles, R ERA:	(6, 1)	2.0	H	7	1	0	0	1	0	0	0	0	0	0	9	9	0.00	0.500
66 Josh Edgin, L ERA: 3.86	(8, 1)	1.0	H	3	0	0	0	0	0	0	0	0	0	0	3	3	0.00	0.000
79 Paul Sewald, R ERA: 1.46	(9, 1)	1.0	S	3	0	0	0	1	0	0	0	0	0	0	5	5	0.00	0.000

PITCHER		IP	WLS	BF	H	R	ER	SO	BB	IBB	HBP	BLK	WP	HR	S	P	ERA	WHIP

Batter	1	2	3	4	5	6	7	8	9	AB	R	H	RBI	BB	SO	LOB
11 Ender Inciarte, L (1, 8) OBP: 0.207, SLG: 0.222	F7		1B (2-H)		SF8 (3-H)		K			3	0	1	2	0	1	1
60 Joel De La Cruz, R (7, 1)										0	0	0	0	0	0	0
96 Evan Phillips, R (8, 1)										0	0	0	0	0	0	0
7 Dansby Swanson, R (1, 6) OBP: 0.353, SLG: 0.379	BB (25 S)		K		G4-3			F8		3	0	0	0	1	1	1
18 Blake Lalli, L (8, 2) OBP: 0.091, SLG: 0.048										0	0	0	0	0	0	0
13 Adonis García, R (1, 5) OBP: 0.333, SLG: 0.412	F8		F9			1B (8 S)		1B (25 1B)		4	0	2	0	0	0	2
85 Sean Kazmar Jr., R (8, PR) OBP: 0.241, SLG: 0.160										0	0	0	0	0	0	0
(8, 4)																
25 Tyler Flowers, R (1, 2) OBP: 0.278, SLG: 0.333	P2			2B		F9		1B (1-3)		4	0	2	0	0	0	2
91 Xavier Avery, L (8, PR)										0	0	0	0	0	0	0
(8, 9)																
8 Jace Peterson, L (1, 4) OBP: 0.227, SLG: 0.210		G4-3		L9		K		K		3	0	0	0	0	1	2
14 Rio Ruiz, L (8, PH) OBP: 0.322, SLG: 0.352										1	0	0	0	0	1	2
(8, 5)																
94 Mel Rojas Jr., S (1, 9) OBP: 0.375, SLG: 0.500		G6-3		K		F7		F7		3	0	0	0	0	1	2
23 Chase d'Arnaud, R (8, PH) OBP: 0.100, SLG: 0.100										1	0	0	0	0	0	2
(8, 6)																
16 Matt Tuiasosopo, R (1, 3) OBP: 0.313, SLG: 0.415		F9		K			E6 (86 FC4-6)		K	3	0	0	0	0	1	1
90 Lane Adams, R (9, PH) OBP: 0.280, SLG: 0.304										1	0	0	0	0	1	0
64 Emilio Bonifácio, S (1, 7) OBP: 0.315, SLG: 0.360			1B (45 SH2-4; 11 1B)		2B (45 SH1-4; 11 SF8)		P5		F8	3	2	2	0	0	0	1
(7, 8)										1	0	0	0	0	0	0
Reed Harper, R (9, PH)																
45 Matt Wisler, R (1, 1)			SH2-4 (1-2)		SH1-4 (2-3)		FC4-6 (1-2f)		K	0	0	0	0	0	0	0
57 Kevin Chapman, L (6, 1)										0	0	0	0	0	0	0
86 Kyle Kubitza, L (7, PH)										1	0	0	0	0	0	1
17 Adam Brett Walker, R (7, 7) OBP: 0.333, SLG: 0.593										1	0	0	0	0	1	0
Inning Stats	R: 0 E: 0 K: 0 S: 3 H: 0 LOB: 1 BB: 1 P: 8	R: 0 E: 0 K: 0 S: 3 H: 0 LOB: 0 BB: 0 P: 3	R: 1 E: 0 K: 1 S: 7 H: 2 LOB: 1 BB: 0 P: 7	R: 0 E: 0 K: 2 S: 8 H: 1 LOB: 1 BB: 0 P: 8	R: 1 E: 0 K: 0 S: 4 H: 1 LOB: 0 BB: 0 P: 4	R: 0 E: 0 K: 1 S: 6 H: 1 LOB: 1 BB: 0 P: 6	R: 0 E: 1 K: 1 S: 6 H: 0 LOB: 1 BB: 0 P: 6	R: 0 E: 0 K: 1 S: 7 H: 2 LOB: 2 BB: 0 P: 7	R: 0 E: 0 K: 2 S: 7 H: 0 LOB: 0 BB: 0 P: 7	1B: 5 2B: 2 3B: 0 HR: 0	SF: 1 SAC: 2 DP: 0 HBP: 0						

PITCHER	IP	WLS	BF	H	R	ER	SO	BB	IBB	HBP	BLK	WP	HR	S	P	ERA	WHIP
33 Matt Harvey, R (1, 1) ERA: 5.89	6.0		24	5	2	2	4	1	0	0	0	0	0	31	36	3.00	1.000
59 Fernando Salas, R (7, 1) ERA: 10.13	0.2		3	0	0	0	0	0	0	0	0	0	0	3	3	0.00	0.000
39 Jerry Blevins, L (7, 1) ERA: 4.7	0.1	W	1	0	0	0	1	0	0	0	0	0	0	3	3	0.00	0.000
43 Addison Reed, R (8, 1) ERA: 9.0	1.0	H	5	2	0	0	1	0	0	0	0	0	0	7	7	0.00	2.000
49 Josh Smoker, L (9, 1) ERA: 1.5	1.0		3	0	0	0	2	0	0	0	0	0	0	7	7	0.00	0.000

PITCHER	IP	WLS	BF	H	R	ER	SO	BB	IBB	HBP	BLK	WP	HR	S	P	ERA	WHIP

Atlanta Braves @ New York Mets

First Data Field, Port St. Lucie, FL

Sun Mar 26 2017, 1:11 PM - 4:08 PM EDT

Att. 6,773 - Partly Cloudy - 82 F

TOP

livebaseballscorecards.com

AB	32
R	2
H	7
RBI	2
BB	1
SO	8
LOB	17

1B: 5	SF: 1
2B: 2	SAC: 2
3B: 0	DP: 0
HR: 0	HBP: 0

WP: 0	PA: 36
PB: 0	
SB: 2	
CS: 0	

BOTTOM

Atlanta Braves @ New York Mets

First Data Field, Port St. Lucie, FL

Sun Mar 26 2017, 1:11 PM - 4:08 PM EDT

Att. 6,773 - Partly Cloudy - 82 F

Batter	1	2	3	4	5	6	7	8	9	AB	R	H	RBI	BB	SO	LOB
7 José Reyes, S (1, 5) OBP: 0.357, SLG: 0.423 54 T.J. Rivera, R (7, PR) OBP: 0.250, SLG: 0.500 (8, 5)	F8		52 G4-6-3 1B		13 1B 3B 2-H		3 1B 2B 3-H	91 1B 2B 2-H		4 1	1 2	3 1	1 1	0 0	0 0	0 0
13 Asdrúbal Cabrera, S (1, 6) OBP: 0.420, SLG: 0.660 77 Luis Guillorme, L (8, 6) OBP: 0.333, SLG: 0.400	52 1B 1B		F8		3-H 1B		F7	91 1B BB		4 0	0 0	2 0	1 0	0 1	0 0	2 0
52 Yoenis Cespedes, R (1, 7) OBP: 0.449, SLG: 0.767 91 Ian Strom, R (7, PR) OBP: 0.500, SLG: 0.333 (8, 8)	3 G4-6-3 1B 1-2		G4-6-3 1-2f		L5		3 1B BB	1-3 2-H 1B		3 1	0 0	1 1	0 1	1 0	0 0	2 0
3 Curtis Granderson, L (1, 8) OBP: 0.360, SLG: 0.565 83 Patrick Biondi, L (7, PR) OBP: 0.318, SLG: 0.316 (8, 7)	G4-6-3 1-2f			F8		21 WP BB	1-3 2-H 1B	K		3 1	0 0	1 0	1 0	1 0	0 1	2 2
20 Neil Walker, S (1, 4) OBP: 0.314, SLG: 0.511 43 Addison Reed, L (8, 1) 86 Blake Tiberi, L (8, PH) OBP: 0.250, SLG: 0.500 49 Josh Smoker, L (9, 1)		F7		G3		P4	P6	K		4 0 1 0	0 0 0 0	0 0 0 0	0 0 0 0	0 0 0 0	0 0 1 0	4 0 2 0
19 Jay Bruce, L (1, 9) OBP: 0.295, SLG: 0.395 86 Gene Cone, L (8, 9)		21 1B 1B		G4-3		F7		E6 88 WP 93 BB 56 2B		3 1	0 1	1 0	0 0	0 0	0 0	1 0
21 Lucas Duda, L (1, 3) OBP: 0.325, SLG: 0.556 93 Matt Oberste, R (8, 3) OBP: 0.333, SLG: 0.200	1-2 1B				G3-1	P5 1-2		88 WP 56 2B 1-2 BB		3 0	0 1	1 0	0 0	0 1	0 0	1 0
26 Kevin Plawecki, R (1, 2) OBP: 0.296, SLG: 0.423 82 Dale Burdick, R (7, PR) 88 Jeff Glenn, R (8, 2)	F8				33 SH3 7 3B 1B		30 F9 7 WP 2B	P2 1-2 2-3		3 0 1	1 1 0	2 0 0	0 0 0	0 0 0	0 0 0	2 0 2
33 Matt Harvey, R (1, 1) 59 Fernando Salas, R (7, 1) 39 Jerry Blevins, L (7, 1) 30 Michael Conforto, L (7, PH) OBP: 0.364, SLG: 0.623 56 Ty Kelly, S (8, 4) OBP: 0.414, SLG: 0.333		F8			SH3 1-2		F9 2-3	54 2B 2B 2-H 3-H		1 0 0 1 1	0 0 0 0 1	0 0 0 0 1	0 0 0 0 2	0 0 0 0 0	0 0 0 1 0	2 0 0 1 0
Inning Stats	R: 0 E: 0 K: 0 S: 4 H: 2 LOB: 1 BB: 0 P: 4	R: 0 E: 0 K: 0 S: 5 H: 2 LOB: 2 BB: 0 P: 5	R: 0 E: 0 K: 0 S: 3 H: 1 LOB: 0 BB: 0 P: 3	R: 0 E: 0 K: 0 S: 3 H: 0 LOB: 0 BB: 0 P: 3	R: 2 E: 0 K: 0 S: 6 H: 3 LOB: 1 BB: 0 P: 6	R: 0 E: 0 K: 0 S: 3 H: 0 LOB: 1 BB: 1 P: 8	R: 2 E: 0 K: 0 S: 7 H: 3 LOB: 3 BB: 1 P: 12	R: 4 E: 1 K: 2 S: 11 H: 3 LOB: 2 BB: 2 P: 20		1B: 9 2B: 4 3B: 1 HR: 0 SF: 0 SAC: 1 DP: 2 HBP: 0						

livebaseballscorecards.com

AB	36
R	8
H	14
RBI	7
BB	4
SO	2
LOB	23

PITCHER		IP	WLS	BF	H	R	ER	SO	BB	IBB	HBP	BLK	WP	HR	S	P	ERA	WHIP
45 Matt Wisler, R ERA: 5.19	(1, 1)	5.0		21	8	2	2	0	0	0	0	0	0	0	21	21	3.60	1.600
57 Kevin Chapman, L ERA: 5.68	(6, 1)	1.0		4	0	0	0	0	1	0	0	0	1	0	3	8	0.00	1.000
60 Joel De La Cruz, R ERA: 4.66	(7, 1)	1.1	L	11	4	5	4	0	2	0	0	0	2	0	10	20	27.00	4.500
96 Evan Phillips, R ERA: 5.4	(8, 1)	0.2		5	2	1	1	2	1	0	0	0	0	0	8	12	13.50	4.500

PITCHER	IP	WLS	BF	H	R	ER	SO	BB	IBB	HBP	BLK	WP	HR	S	P	ERA	WHIP

WP: 3 PB: 0 SB: 0 CS: 0 PA: 41

Batter	1	2	3	4	5	6	7	8	9	AB	R	H	RBI	BB	SO	LOB
3 Curtis Granderson, L (1, 8) OBP: 0.358, SLG: 0.542 77 Luis Guillorme, L (6, PR) OBP: 0.341, SLG: 0.432 (6, 6)	B X 1-0 G4-3		S S S 0-3 K			B B B B 4-0 13 E 19 1B BB	X 0-0 G5-3		S S B B B X 3-2 95 BB 2B	2 2	0 1	0 1	0 0	1 0	1 0	0 0
13 Asdrúbal Cabrera, S (1, 6) OBP: 0.396, SLG: 0.620 83 Patrick Biondi, L (6, PR) OBP: 0.375, SLG: 0.350 (6, 7)	X 0-0 F7			S S C 0-3 K		X 0-0 E5 19 1B 4 2B 1-3	X 0-0 1B		B B B B 4-0 95 BB BB	3 1	0 1	0 1	0 0	0 1	1 0	1 0
52 Yoenis Cespedes, R (1, 7) OBP: 0.442, SLG: 0.733 95 Kevin Kaczmarski, L (6, 9) OBP: 0.571, SLG: 0.833	S S T 0-2 K			B B B B 4-0 BB		X 0-0 L6	X 0-0 F8		B B B B 4-0 85 FC6-4 1-2 2-3 BB	2 1	0 0	0 0	0 0	1 1	1 0	2 1
19 Jay Bruce, L (1, 9) OBP: 0.298, SLG: 0.390 93 Matt Oberste, R (6, PR) OBP: 0.250, SLG: 0.143 (6, 3)		S S S 0-3 K		X 0-0 F7		X 0-0 4 2B 54 HR 1-3 3-H 1B		S S S 0-3 K	S S S 0-3 K	3 2	0 1	1 0	1 0	0 0	1 2	1 3
4 Wilmer Flores, R (1, 3) OBP: 0.346, SLG: 0.457 85 L.J. Mazzilli, R (6, PR) OBP: 0.192, SLG: 0.391 (6, 5)		X 0-0 G6-3		S F C 0-3 K		X 0-0 54 HR 1-3 3-H 2B		B B B B 4-0 44 1B BB	X 0-0 FC6-4 1-2f	3 1	0 1	1 1	1 0	0 0	1 1	1 3
54 T.J. Rivera, R (1, 5) OBP: 0.286, SLG: 0.606 89 Vinny Siena, R (6, 4)		X 0-0 44 FC5-4 1B			X 0-0 G6-3	S X 0-1 2-H 3-H HR		S S C 0-3		3 1	1 0	2 0	3 0	0 0	0 1	0 1
44 René Rivera, R (1, 2) OBP: 0.500, SLG: 0.438 91 Colton Plaia, R (8, 2) OBP: 0.333, SLG: 0.667		X 0-0 FC5-4 1-2f			X 0-0 G6-3	X 0-0 2B		X 0-0 1-3 1B		4 0	0 0	2 0	0 0	0 0	0 0	1 0
56 Ty Kelly, S (1, 4) OBP: 0.375, SLG: 0.296 76 Chasen Bradford, R (6, 1) 83 Kevin McGowan, R (7, 1) 94 Kevin Taylor, L (8, PH) 82 Logan Taylor, R (8, 1) 91 Cory Burns, R (9, 1)			X 0-0 P4		S S S 0-3 K	S S S 0-3 K		X 0-0 P5		3 0 0 1 0 0	0 0 0 0 0 0	0 0 0 0 0 0	0 0 0 0 0 0	0 0 0 0 0 0	2 0 0 0 0 0	2 0 0 2 0 0
45 Zack Wheeler, L (1, 1) 96 Ricardo Cespedes, L (6, PH) (6, 8)			S S S 0-3 K			X 0-0 G4-3	X 0-0 F8		S S S 0-3 K	1 3	0 0	0 0	0 0	0 0	1 1	0 0
Inning Stats	R: 0 E: 0 K: 1 S: 5 H: 0 LOB: 0 BB: 0 P: 6	R: 0 E: 0 K: 1 S: 6 H: 1 LOB: 1 BB: 0 P: 6	R: 0 E: 0 K: 2 S: 7 H: 0 LOB: 0 BB: 0 P: 7	R: 0 E: 0 K: 2 S: 7 H: 0 LOB: 1 BB: 1 P: 11	R: 0 E: 0 K: 1 S: 5 H: 0 LOB: 0 BB: 0 P: 5	R: 5 E: 1 K: 1 S: 11 H: 4 LOB: 2 BB: 1 P: 15	R: 0 E: 0 K: 0 S: 4 H: 1 LOB: 1 BB: 0 P: 4	R: 0 E: 0 K: 2 S: 8 H: 1 LOB: 2 BB: 1 P: 12	R: 0 E: 0 K: 2 S: 10 H: 1 LOB: 3 BB: 2 P: 21	1B: 4 2B: 3 3B: 0 HR: 1	SF: 0 SAC: 0 DP: 0 HBP: 0					

TOP

New York Mets @ Miami Marlins

Roger Dean Stadium, Jupiter, FL

Mon Mar 27 2017, 1:13 PM - 4:01 PM EDT

Att. 3,207 - Partly Cloudy - 80 F

livebaseballscorecards.com

AB	36
R	5
H	8
RBI	5
BB	5
SO	12
LOB	18

WP: 0 PB: 0 SB: 0 CS: 0 PA: 41

PITCHER		IP	WLS	BF	H	R	ER	SO	BB	IBB	HBP	BLK	WP	HR	S	P	ERA	WHIP
34 Tom Koehler, R ERA: 5.02	(1, 1)	5.2	L	23	3	5	1	7	2	0	0	0	0	0	35	44	1.59	0.882
30 Hunter Cervenka, L ERA: 4.66	(6, 1)	1.1		7	3	0	0	1	0	0	0	0	0	1	10	10	0.00	2.250
49 Brian Ellington, R ERA: 4.35	(8, 1)	1.1		9	2	0	0	3	3	0	0	0	0	0	14	29	0.00	3.750
74 Tyler Kinley, R ERA: 16.2	(9, 1)	0.2		2	0	0	0	1	0	0	0	0	0	0	4	4	0.00	0.000

PITCHER	IP	WLS	BF	H	R	ER	SO	BB	IBB	HBP	BLK	WP	HR	S	P	ERA	WHIP

New York Mets @ Miami Marlins

Roger Dean Stadium, Jupiter, FL

Mon Mar 27 2017, 1:13 PM - 4:01 PM EDT

Att. 3,207 - Partly Cloudy - 80 F

BOTTOM

Batter	1	2	3	4	5	6	7	8	9	AB	R	H	RBI	BB	SO	LOB
3 Adeiny Hechavarría, R (1, 6) OBP: 0.283, SLG: 0.415	G6-3		G6-3 1-2		G4-3			1B		3	0	0	0	0	0	3
50 Matthew den Dekker, L (7, 8) OBP: 0.315, SLG: 0.592										1	0	1	0	0	0	0
11 J.T. Realmuto, R (1, 2) OBP: 0.375, SLG: 0.375	K		K			2B		K		3	0	1	0	0	2	1
2 Brandon Barnes, R (7, 3) OBP: 0.204, SLG: 0.261										1	0	0	0	0	1	1
21 Christian Yelich, L (1, 8) OBP: 0.423, SLG: 0.783	G4-3			F7		K		G5-3		3	0	0	0	0	1	1
28 Tyler Moore, R (7, 9) OBP: 0.347, SLG: 0.644										1	0	0	0	0	0	1
27 Giancarlo Stanton, R (1, 9) OBP: 0.345, SLG: 0.417		BB		P6		G1-3			P6	2	0	0	0	1	0	1
80 Carlos Paulino, R (7, 2) OBP: 0.167, SLG: 0.174										1	0	0	0	0	0	0
41 Justin Bour, L (1, 3) OBP: 0.313, SLG: 0.345		F8		G3		K			G5-3	3	0	0	0	0	1	2
55 Ryan Jackson, R (7, 6) OBP: 0.302, SLG: 0.350										1	0	0	0	0	0	0
13 Marcell Ozuna, R (1, 7) OBP: 0.310, SLG: 0.558		F9			34 SH1-4		F8		G6-3	3	0	1	0	0	0	1
95 David Vidal, R (8, 4)					2B					1	0	0	0	0	0	0
32 Derek Dietrich, L (1, 5) OBP: 0.441, SLG: 0.477		F7					F7			2	0	0	0	1	0	1
49 Brian Ellington, R (8, 1)										0	0	0	0	0	0	0
74 Tyler Kinley, R (9, 1)					34 SH1-4					0	0	0	0	0	0	0
					BB											
19 Miguel Rojas, R (1, 4) OBP: 0.375, SLG: 0.579			L7		K		F7			3	0	0	0	0	1	2
67 Ty Washington, R (8, 5) OBP: 0.333, SLG: 0.333										0	0	0	0	0	0	0
34 Tom Koehler, R (1, 1) OBP: 1.000, SLG: 1.000			3 G6-3		SH1-4			G6-3		1	0	1	0	0	0	0
30 Hunter Cervenka, L (6, 1)										0	0	0	0	0	0	0
75 Kyle Barrett, L (8, 7)			1B		1-2 2-3					1	0	0	0	0	0	0
Inning Stats	R: 0 E: 0 K: 1 S: 5 H: 0 LOB: 0 BB: 0 P: 5	R: 0 E: 0 K: 0 S: 3 H: 0 LOB: 1 BB: 1 P: 7	R: 0 E: 0 K: 1 S: 6 H: 1 LOB: 1 BB: 0 P: 6	R: 0 E: 0 K: 0 S: 3 H: 0 LOB: 0 BB: 0 P: 3	R: 0 E: 0 K: 1 S: 6 H: 1 LOB: 2 BB: 1 P: 10	R: 0 E: 0 K: 2 S: 8 H: 1 LOB: 1 BB: 0 P: 8	R: 0 E: 0 K: 0 S: 3 H: 0 LOB: 0 BB: 0 P: 3	R: 0 E: 0 K: 1 S: 6 H: 1 LOB: 1 BB: 0 P: 6	R: 0 E: 0 K: 0 S: 3 H: 0 LOB: 0 BB: 0 P: 3	1B: 2 2B: 2 3B: 0 HR: 0	SF: 0 SAC: 1 DP: 0 HBP: 0					

livebaseballscorecards.com

AB	30
R	0
H	4
RBI	0
BB	2
SO	6
LOB	14

MIAMI

WP: 0 PB: 0 SB: 0 CS: 0 PA: 33

PITCHER		IP	WLS	BF	H	R	ER	SO	BB	IBB	HBP	BLK	WP	HR	S	P	ERA	WHIP
45 Zack Wheeler, R ERA: 5.11	(1, 1)	5.0	W	19	2	0	0	3	2	0	0	0	0	0	23	31	0.00	0.800
76 Chasen Bradford, R ERA: 4.15	(6, 1)	1.0		4	1	0	0	2	0	0	0	0	0	0	8	8	0.00	1.000
83 Kevin McGowan, R ERA: 9.0	(7, 1)	1.0		3	0	0	0	0	0	0	0	0	0	0	3	3	0.00	0.000
82 Logan Taylor, R ERA: 4.5	(8, 1)	1.0		4	1	0	0	1	0	0	0	0	0	0	6	6	0.00	1.000
91 Cory Burns, R ERA:	(9, 1)	1.0		3	0	0	0	0	0	0	0	0	0	0	3	3	0.00	0.000

PITCHER	IP	WLS	BF	H	R	ER	SO	BB	IBB	HBP	BLK	WP	HR	S	P	ERA	WHIP

Batter	1	2	3	4	5	6	7	8	9	AB	R	H	RBI	BB	SO	LOB
7 Trea Turner, R (1, 6) OBP: 0.323, SLG: 0.459	0-0 28 FC3-1-6 1B		0-0 HR		1-1 HR		0-3 ③ K			4	2	3	2	0	1	0
28 Jayson Werth, R (1, 7) OBP: 0.264, SLG: 0.261	0-0 ① FC3-1-6 34 G4-6-3 1-2f		0-3 ③ K		0-3 ① K			4-0 34 HR BB		3	1	0	0	1	2	1
34 Bryce Harper, L (1, 9) OBP: 0.403, SLG: 0.827	0-0 ②③ G4-6-3 1-2f			2-1 HR	0-0 ② G3			1-2 1-H HR		4	2	2	3	0	0	1
6 Anthony Rendon, R (1, 5) OBP: 0.368, SLG: 0.417		0-0 ① P4		0-0 ① P4	0-3 ③ K			0-3 ① K		3	0	0	0	0	1	0
72 Enny Romero, R (6, 1)										0	0	0	0	0	0	0
26 Adam Lind, L (8, PH) OBP: 0.222, SLG: 0.256										1	0	0	0	0	1	0
50 Vance Worley, R (8, 1)										0	0	0	0	0	0	0
30 Koda Glover, R (8, 1)										0	0	0	0	0	0	0
10 Stephen Drew, L (1, 4) OBP: 0.280, SLG: 0.311		0-0 1B		0-0 11 2B 2B		0-0 ① G4-3		0-3 ② K		4	1	2	0	0	1	0
11 Ryan Zimmerman, R (1, 3) OBP: 0.389, SLG: 0.435		0-3 ② K		0-0 2 1B 2-H 2B		0-3 ② K		0-3 ③ K		4	0	1	1	0	3	1
2 Adam Eaton, L (1, 8) OBP: 0.232, SLG: 0.345		0-0 ③ P5		0-0 32 G4-3 2-3 1B		0-0 ③ G4-3			0-3 ① K	3	0	1	0	0	0	1
14 Chris Heisey, R (9, PH) OBP: 0.300, SLG: 0.229										1	0	0	0	0	1	0
(9, 8)																
32 Matt Wieters, S (1, 2) OBP: 0.143, SLG: 0.179			0-0 ① G6-3	0-0 ② G4-3 1-2			0-0 ① F7		0-3 ② K	4	0	0	0	0	1	2
4 Jhonatan Solano, R (9, 2) OBP: 0.619, SLG: 0.842										0	0	0	0	0	0	0
31 Max Scherzer, R (1, 1)										2	0	0	0	0	0	2
1 Wilmer Difo, S (6, 5) OBP: 0.321, SLG: 0.408			0-0 ② G3-1	0-0 ③ G1-3			0-0 ② G4-3		0-3 ③ K	2	0	0	0	0	1	0
Inning Stats	R: 0 E: 0 K: 0 S: 3 H: 1 LOB: 0 BB: 0 P: 3	R: 0 E: 0 K: 1 S: 6 H: 1 LOB: 1 BB: 0 P: 6	R: 1 E: 0 K: 1 S: 6 H: 1 LOB: 0 BB: 0 P: 6	R: 2 E: 0 K: 0 S: 8 H: 4 LOB: 2 BB: 0 P: 10	R: 1 E: 0 K: 2 S: 9 H: 1 LOB: 0 BB: 0 P: 10	R: 0 E: 0 K: 1 S: 5 H: 0 LOB: 0 BB: 0 P: 5	R: 0 E: 0 K: 1 S: 5 H: 0 LOB: 0 BB: 0 P: 5	R: 2 E: 0 K: 3 S: 12 H: 1 LOB: 0 BB: 1 P: 17	R: 0 E: 0 K: 3 S: 9 H: 0 LOB: 0 BB: 0 P: 9	1B: 3 2B: 2 3B: 0 HR: 4 SF: 0 SAC: 0 DP: 1 HBP: 0						

PITCHER	IP	WLS	BF	H	R	ER	SO	BB	IBB	HBP	BLK	WP	HR	S	P	ERA	WHIP
67 Seth Lugo, R (1, 1) ERA: 5.56	4.1	L	20	8	4	4	3	0	0	0	0	0	3	28	31	8.31	1.846
66 Josh Edgin, L (5, 1) ERA: 3.6	0.2		2	0	0	0	1	0	0	0	0	0	0	4	4	0.00	0.000
59 Fernando Salas, R (6, 1) ERA: 7.36	1.0		3	0	0	0	1	0	0	0	0	0	0	5	5	0.00	0.000
79 Paul Sewald, R (7, 1) ERA: 2.51	2.0		8	1	2	2	4	1	0	0	0	0	1	17	22	9.00	1.000
84 David Roseboom, L (9, 1) ERA: 12.79	1.0		3	0	0	0	3	0	0	0	0	0	0	9	9	0.00	0.000

PITCHER IP WLS BF H R ER SO BB IBB HBP BLK WP HR S P ERA WHIP

Washington Nationals @ New York Mets

First Data Field, Port St. Lucie, FL

Mon Mar 27 2017, 1:09 PM - 3:52 PM EDT

Att. 4,510 - Partly Cloudy - 78 F

TOP

livebaseballscorecards.com

AB	35
R	6
H	9
RBI	6
BB	1
SO	12
LOB	8

WP: 0 PB: 0 SB: 0 CS: 0 PA: 36

Washington Nationals @ New York Mets

First Data Field, Port St. Lucie, FL

Mon Mar 27 2017, 1:09 PM - 3:52 PM EDT

Att. 4,510 - Partly Cloudy - 78 F

livebaseballscorecards.com

BOTTOM

Batter	1	2	3	4	5	6	7	8	9	AB	R	H	RBI	BB	SO	LOB
7 José Reyes, S (1, 6) OBP: 0.355, SLG: 0.414	S S S 0-3 ① K		x 0-0 ② L3		x 0-0 30 WP 1-2 1B		x 0-0 ③ G6-3			3	0	1	0	0	1	1
1 Andrés Giménez, L (7, 6) OBP: 0.143, SLG: 0.143										1	0	0	0	0	0	1
30 Michael Conforto, L (1, 8) OBP: 0.345, SLG: 0.589	C C C 0-3 ② K		x 0-0 ③ F7		S S S 0-3 ③ K 1-2 2-3			x 0-0 ① G4-3		3	0	0	0	0	2	3
81 Desmond Lindsay, R (7, 8) OBP: 0.333, SLG: 0.333										1	0	0	0	0	0	0
20 Neil Walker, S (1, 4) OBP: 0.315, SLG: 0.490	B B B B 4-0 BB			x 0-0 ① G3		x 0-0 ① L6		x 0-0 ② G5-3		2	0	0	0	1	0	0
82 Luis Carpio, R (7, 4) OBP: 0.375, SLG: 0.625										1	0	0	0	0	0	0
21 Lucas Duda, L (1, 3) OBP: 0.326, SLG: 0.526	x 0-0 ③ P3			B B B B 4-0 BB		x 0-0 ② G3-1		x 0-0 ③ G4-3		2	0	0	0	1	0	1
74 Dominic Smith, L (7, 3) OBP: 0.293, SLG: 0.200										1	0	0	0	0	0	0
18 Travis d'Arnaud, R (1, 2) OBP: 0.408, SLG: 0.535		x 0-0 ① G5-3		S S S 0-3 ② K		x 0-0 72 FC5-4 1B			x 0-0 ① G4-3	3	0	1	0	0	1	1
79 Paul Sewald, R (7, 1)										0	0	0	0	0	0	0
84 David Roseboom, L (9, 1)										0	0	0	0	0	0	0
83 John Mora, L (9, PH) OBP: 0.538, SLG: 0.750										1	0	0	0	0	0	0
72 Phillip Evans, R (1, 5) OBP: 0.268, SLG: 0.439		C C C 0-3 ② K		x 0-0 ③ F9		x 0-0 ③ FC5-4 1-2f			x 0-0 ② F9	4	0	0	0	0	1	2
97 Tim Tebow, L (1, 7) OBP: 0.200, SLG: 0.167	S S S 0-3 ③ K			S S S 0-3 ① K			x 0-0 ① G1-3		S S S 0-3 ③ K	4	0	0	0	0	3	0
73 Travis Taijeron, R (1, 9) OBP: 0.409, SLG: 0.421			B B B B 4-0 67 SH3-4 BB		x 0-0 30 WP 7 1B 1B		B B B B 4-0 BB			1	0	1	0	2	0	0
67 Seth Lugo, R (1, 1)			x 0-0 ① SH3-4 1-2		x 0-0 ② F9		x 0-0 ② F9			0	0	0	0	0	0	0
66 Josh Edgin, R (5, 1)										0	0	0	0	0	0	0
86 Gene Cone, L (5, PH)										1	0	0	0	0	0	1
59 Fernando Salas, R (6, 1)										0	0	0	0	0	0	0
71 Xorge Carrillo, R (7, 2) OBP: 0.214, SLG: 0.357										1	0	0	0	0	0	1
Inning Stats	R: 0 E: 0 K: 2 S: 7 H: 0 LOB: 1 BB: 1 P: 11	R: 0 E: 0 K: 2 S: 7 H: 0 LOB: 0 BB: 0 P: 7	R: 0 E: 0 K: 0 S: 3 H: 0 LOB: 1 BB: 1 P: 7	R: 0 E: 0 K: 1 S: 5 H: 0 LOB: 1 BB: 1 P: 9	R: 0 E: 0 K: 2 S: 9 H: 2 LOB: 2 BB: 0 P: 9	R: 0 E: 0 K: 0 S: 4 H: 1 LOB: 1 BB: 0 P: 4	R: 0 E: 0 K: 0 S: 3 H: 0 LOB: 1 BB: 1 P: 7	R: 0 E: 0 K: 0 S: 3 H: 0 LOB: 0 BB: 0 P: 3	R: 0 E: 0 K: 1 S: 5 H: 0 LOB: 0 BB: 0 P: 5	1B: 3 2B: 0 3B: 0 HR: 0	SF: 0 SAC: 1 DP: 0 HBP: 0						

AB	29
R	0
H	3
RBI	0
BB	4
SO	8
LOB	11

WP: 1 PB: 0 SB: 0 CS: 0 PA: 34

PITCHER		IP	WLS	BF	H	R	ER	SO	BB	IBB	HBP	BLK	WP	HR	S	P	ERA	WHIP
31 Max Scherzer, R ERA: 1.86	(1, 1)	5.0	W	20	2	0	0	7	3	0	0	0	1	0	31	43	0.00	1.000
72 Enny Romero, L ERA:	(6, 1)	2.0		8	1	0	0	0	1	0	0	0	0	0	7	11	0.00	1.000
50 Vance Worley, R ERA: 4.8	(8, 1)	0.2		2	0	0	0	0	0	0	0	0	0	0	2	2	0.00	0.000
30 Koda Glover, R ERA: 3.27	(8, 1)	1.1		4	0	0	0	1	0	0	0	0	0	0	6	6	0.00	0.000

PITCHER	IP	WLS	BF	H	R	ER	SO	BB	IBB	HBP	BLK	WP	HR	S	P	ERA	WHIP

Batter	1	2	3	4	5	6	7	8	9	AB	R	H	RBI	BB	SO	LOB
35 Greg Garcia, L (1, 6) OBP: 0.345, SLG: 0.480	C C C 0-3 ① K		x 0-0 ③ F8		x 0-0 ② F7		x 0-0 ③ F8			3	0	0	0	0	1	0
66 Wilfredo Tovar, R (5, 6) OBP: 0.211, SLG: 0.243										1	0	0	0	0	0	2
3 Jedd Gyorko, R (1, 4) OBP: 0.255, SLG: 0.404	S S S 0-3 ② K2-3			x 0-0 ① G6-3	S S S 0-3 ③ K			x 0-0 ① G4-3		3	0	0	0	0	2	0
94 Dylan Carlson, S (7, 9)										1	0	0	0	0	0	0
13 Matt Carpenter, L (1, 3) OBP: 0.250, SLG: 0.385	S S S 0-3 ③ K			B B B B 4-0 27 1B 32 HR BB		x 0-0 ① F7		B B B B 4-0 BB		2	1	0	0	1	1	0
63 Miguel Socolovich, R (6, 1)										0	0	0	0	0	0	0
97 Jeremy Martinez, R (8, PH)										0	0	0	0	0	0	0
90 Thomas Spitz, R (8, PR)										0	0	0	0	0	0	0
(8, 7)																
27 Jhonny Peralta, R (1, 5) OBP: 0.265, SLG: 0.432		x 0-0 15 G5-3 32 1B 1B		x 0-0 32 HR 1-2 1B		x 0-0 ② G1-3		x 0-0 ② P5		2	0	2	0	0	0	0
87 Paul DeJong, R (4, PR) OBP: 0.278, SLG: 0.408										2	1	0	0	0	0	1
(4, 5)																
32 Matt Adams, L (1, 7) OBP: 0.396, SLG: 0.681		x 0-0 1-2 1B		B C X 1-1 1-H 2-H HR		S S S 0-3 ③ K		x 0-0 1-3 1B		4	1	3	3	0	1	0
26 Seunghwan Oh, R (8, 1)										0	0	0	0	0	0	0
55 Stephen Piscotty, R (1, 9) OBP: 0.271, SLG: 0.196		x 0-0 ① F9		x 0-0 1B			B B B B 4-0 15 G5-4-3 BB	S S S 0-3 ③ K		2	0	1	0	1	0	2
88 Harrison Bader, R (7, PR) OBP: 0.400, SLG: 0.540										1	0	0	0	0	1	2
(7, 8)																
15 Randal Grichuk, R (1, 8) OBP: 0.286, SLG: 0.453		x 0-0 ② ③ G5-3 2-3f		C C C 0-3 ② K			x 0-0 ① ② G5-4-3 1-2f		x 0-0 ① F8	3	0	0	0	0	1	4
93 Alex Mejia, R (7, 4) OBP: 0.667, SLG: 0.667										1	0	0	0	0	0	0
41 Eric Fryer, R (1, 2) OBP: 0.270, SLG: 0.306			x 0-0 ① G1-3	x 0-0 ③ G4-3			x 0-0 65 1B 1B		C C C 0-3 ② K	4	0	1	0	0	1	1
50 Adam Wainwright, R (1, 1) OBP: 0.250, SLG: 0.250			x 0-0 ② F9		x 0-0 ① G5-3		x 0-0 1-2 1B		x 0-0 ③ G6-3	2	0	0	0	0	0	0
65 Chad Huffman, R (6, 3) OBP: 0.333, SLG: 0.200										2	0	1	0	0	0	0
Inning Stats	R: 0 E: 0 K: 3 S: 9 H: 0 LOB: 0 BB: 0 P: 9	R: 0 E: 0 K: 0 S: 4 H: 2 LOB: 1 BB: 0 P: 4	R: 0 E: 0 K: 0 S: 3 H: 0 LOB: 0 BB: 0 P: 3	R: 3 E: 0 K: 1 S: 9 H: 3 LOB: 1 BB: 1 P: 14	R: 0 E: 0 K: 1 S: 5 H: 0 LOB: 0 BB: 0 P: 5	R: 0 E: 0 K: 1 S: 5 H: 0 LOB: 0 BB: 0 P: 5	R: 0 E: 0 K: 0 S: 4 H: 2 LOB: 2 BB: 1 P: 8	R: 0 E: 0 K: 1 S: 6 H: 1 LOB: 2 BB: 1 P: 10	R: 0 E: 0 K: 1 S: 5 H: 0 LOB: 0 BB: 0 P: 5	1B: 7 2B: 0 3B: 0 HR: 1 SF: 0 SAC: 0 DP: 2 HBP: 0						

TOP

St. Louis Cardinals @ New York Mets

First Data Field, Port St. Lucie, FL

Tue Mar 28 2017, 1:10 PM - 3:38 PM EDT

Att. 5,483 - Partly Cloudy - 82 F

livebaseballscorecards.com

AB	33
R	3
H	8
RBI	3
BB	2
SO	8
LOB	12

PITCHER		IP	WLS	BF	H	R	ER	SO	BB	IBB	HBP	BLK	WP	HR	S	P	ERA	WHIP
65 Robert Gsellman, R ERA: 2.31	(1, 1)	6.0		23	5	3	3	6	1	0	0	0	0	1	35	40	4.50	1.000
39 Jerry Blevins, L ERA: 4.15	(7, 1)	1.0		5	2	0	0	0	1	0	0	0	0	0	4	8	0.00	3.000
43 Addison Reed, R ERA: 8.18	(8, 1)	1.0		5	1	0	0	1	1	0	0	0	0	0	6	10	0.00	2.000
27 Jeurys Familia, R ERA: 3.86	(9, 1)	1.0		3	0	0	0	1	0	0	0	0	0	0	5	5	0.00	0.000

PITCHER	IP	WLS	BF	H	R	ER	SO	BB	IBB	HBP	BLK	WP	HR	S	P	ERA	WHIP

WP: 0 PA: 36
PB: 0
SB: 0
CS: 0

Batter	1	2	3	4	5	6	7	8	9	AB	R	H	RBI	BB	SO	LOB
7 José Reyes, S (1, 5) OBP: 0.324, SLG: 0.375	G4-3		K		F8			P5		3	0	0	0	0	1	0
56 Ty Kelly, S (7, 5) OBP: 0.364, SLG: 0.286										1	0	0	0	0	0	0
13 Asdrúbal Cabrera, S (1, 6) OBP: 0.375, SLG: 0.585	L6		K		G3			G3		3	0	0	0	0	1	0
88 J.C. Rodriguez, S (7, 6)										1	0	0	0	0	0	0
52 Yoenis Cespedes, R (1, 7) OBP: 0.455, SLG: 0.771	3B			20 1B 21 HR 1B		P2			L3	3	1	2	0	0	0	0
30 Michael Conforto, L (7, 8) OBP: 0.339, SLG: 0.579										1	0	0	0	0	0	0
3 Curtis Granderson, L (1, 8) OBP: 0.339, SLG: 0.510	G3			F8		F7			K	3	0	0	0	0	0	2
83 Patrick Biondi, L (7, 7) OBP: 0.360, SLG: 0.333										1	0	0	0	0	1	0
20 Neil Walker, S (1, 4) OBP: 0.333, SLG: 0.519		21 G4-3 2B		21 HR 1-2 1B		K			F8	3	1	2	0	0	1	0
54 T.J. Rivera, R (7, 4) OBP: 0.278, SLG: 0.588										1	0	0	0	0	0	0
19 Jay Bruce, L (1, 9) OBP: 0.280, SLG: 0.364		L3	K				L3			3	0	0	0	0	1	3
86 Gene Cone, L (8, 9)										0	0	0	0	0	0	0
21 Lucas Duda, L (1, 3) OBP: 0.326, SLG: 0.585		G4-3 2-3		1-2 1-H 2-H HR			F7			3	1	1	3	0	0	1
93 Matt Oberste, R (8, 3) OBP: 0.250, SLG: 0.143										0	0	0	0	0	0	0
Kevin Plawecki, R (1, 2) OBP: 0.267, SLG: 0.379		L8		G4-3			G2-3			3	0	0	0	0	0	1
88 Jeff Glenn, R (8, 2)										0	0	0	0	0	0	0
65 Robert Gsellman, R (1, 1)			G2-3		G4-3			K		2	0	0	0	0	0	0
39 Jerry Blevins, L (7, 1)										0	0	0	0	0	0	0
43 Addison Reed, L (8, 1)										0	0	0	0	0	0	0
4 Wilmer Flores, R (8, PH) OBP: 0.340, SLG: 0.447										1	0	0	0	0	1	0
27 Jeurys Familia, R (9, 1)										0	0	0	0	0	0	0
Inning Stats	R: 0 E: 0 K: 0 S: 4 H: 1 LOB: 1 BB: 0 P: 4	R: 0 E: 0 K: 0 S: 4 H: 1 LOB: 1 BB: 0 P: 4	R: 0 E: 0 K: 2 S: 7 H: 0 LOB: 0 BB: 0 P: 7	R: 3 E: 0 K: 1 S: 10 H: 3 LOB: 0 BB: 0 P: 11	R: 0 E: 0 K: 0 S: 3 H: 0 LOB: 0 BB: 0 P: 3	R: 0 E: 0 K: 1 S: 5 H: 0 LOB: 0 BB: 0 P: 5	R: 0 E: 0 K: 0 S: 3 H: 0 LOB: 0 BB: 0 P: 3	R: 0 E: 0 K: 1 S: 5 H: 0 LOB: 0 BB: 0 P: 5	R: 0 E: 0 K: 1 S: 5 H: 0 LOB: 0 BB: 0 P: 5	1B: 2 2B: 1 3B: 1 HR: 1	SF: 0 SAC: 0 DP: 0 HBP: 0						

PITCHER		IP	WLS	BF	H	R	ER	SO	BB	IBB	HBP	BLK	WP	HR	S	P	ERA	WHIP
50 Adam Wainwright, R ERA: 7.78	(1, 1)	5.0		20	5	3	3	3	0	0	0	0	0	1	28	29	5.40	1.000
63 Miguel Socolovich, R ERA: 2.77	(6, 1)	2.0		6	0	0	0	1	0	0	0	0	0	0	8	8	0.00	0.000
26 Seunghwan Oh, R ERA: 4.5	(8, 1)	2.0		6	0	0	0	2	0	0	0	0	0	0	10	10	0.00	0.000

PITCHER	IP	WLS	BF	H	R	ER	SO	BB	IBB	HBP	BLK	WP	HR	S	P	ERA	WHIP

BOTTOM

St. Louis Cardinals @ New York Mets

First Data Field, Port St. Lucie, FL

Tue Mar 28 2017, 1:10 PM - 3:38 PM EDT

Att. 5,483 - Partly Cloudy - 82 F

livebaseballscorecards.com

AB	32
R	3
H	5
RBI	3
BB	0
SO	6
LOB	7

New York Mets @ Atlanta Braves

Champion Stadium, Lake Buena Vista, FL

Wed Mar 29 2017, 1:07 PM - 3:49 PM EDT

Att. 5,665 - Sunny - 82 F

TOP

livebaseballscorecards.com

Batter	1	2	3	4	5	6	7	8	9	AB	R	H	RBI	BB	SO	LOB
54 T.J. Rivera, R (1, 3) OBP: 0.282, SLG: 0.568	L8		2-H 1B		K			G6-3		3	0	1	1	0	1	1
74 Dominic Smith, L (7, 3) OBP: 0.286, SLG: 0.194										1	0	0	0	0	0	0
56 Ty Kelly, S (1, 5) OBP: 0.361, SLG: 0.267	K		F9			30 CS HBP		G6-3		2	0	0	0	0	1	1
72 Phillip Evans, R (7, 5) OBP: 0.262, SLG: 0.429										1	0	0	0	0	0	0
30 Michael Conforto, L (1, 8) OBP: 0.323, SLG: 0.550	G5-3			G3-1		K 1-2		G3-1		3	0	0	0	0	1	1
83 John Mora, L (7, 8) OBP: 0.500, SLG: 0.692										1	0	0	0	0	0	0
4 Wilmer Flores, R (1, 4) OBP: 0.339, SLG: 0.429		K		F8		18 BB			F9	2	0	0	0	1	1	0
82 Luis Carpio, R (7, 4) OBP: 0.333, SLG: 0.556						BB				1	0	0	0	0	0	0
18 Travis d'Arnaud, R (1, 2) OBP: 0.423, SLG: 0.533		K		73 FC5-4 1B		1-2 BB			77 BB 97 BB 71 PB BB	2	0	1	0	1	1	0
93 Beck Wheeler, R (7, 1)										0	0	0	0	0	0	0
76 Chasen Bradford, R (8, 1)										0	0	0	0	0	0	0
95 Kevin Kaczmarski, L (9, PH) OBP: 0.600, SLG: 0.833										0	1	0	0	1	0	0
(9, 7)																
73 Travis Taijeron, R (1, 9) OBP: 0.375, SLG: 0.381		G6-3		FC5-4 1-2f		K			K	4	0	0	0	0	2	4
97 Tim Tebow, L (1, 7) OBP: 0.207, SLG: 0.148			F8		G3-1		G4-3		71 PB 77 BB 1-2 BB	3	0	0	0	1	0	0
91 Cory Burns, R (9, 1)										0	0	0	0	0	0	0
77 Luis Guillorme, L (1, 6) OBP: 0.378, SLG: 0.450			36 SH3-4 54 1B 1B		1B		F8		71 PB 1-2 2-3 BB	3	1	2	0	1	0	0
36 Sean Gilmartin, L (1, 1)			SH3-4 1-2		K		G4-3		F9 1-2 2-3 3-H	0	0	0	0	0	0	0
50 Rafael Montero, R (3, 1) OBP: 0.333, SLG: 0.333										1	0	0	0	0	1	1
47 Hansel Robles, R (5, 1)										0	0	0	0	0	0	0
71 Xorge Carrillo, R (7, PH) OBP: 0.188, SLG: 0.313										2	0	0	0	0	0	2
(7, 2)																
Inning Stats	R: 0 E: 0 K: 1 S: 5 H: 0 LOB: 0 BB: 0 P: 5	R: 0 E: 0 K: 2 S: 7 H: 0 LOB: 0 BB: 0 P: 7	R: 1 E: 0 K: 0 S: 5 H: 2 LOB: 0 BB: 0 P: 5	R: 0 E: 0 K: 0 S: 4 H: 1 LOB: 1 BB: 0 P: 4	R: 0 E: 0 K: 2 S: 8 H: 1 LOB: 1 BB: 0 P: 8	R: 0 E: 0 K: 2 S: 6 H: 0 LOB: 2 BB: 2 P: 15	R: 0 E: 0 K: 0 S: 3 H: 0 LOB: 0 BB: 0 P: 3	R: 0 E: 0 K: 0 S: 3 H: 0 LOB: 0 BB: 0 P: 3	R: 1 E: 0 K: 1 S: 5 H: 0 LOB: 2 BB: 3 P: 18	1B: 4 2B: 0 3B: 0 HR: 0 SF: 0 SAC: 1 DP: 0 HBP: 1							

AB	29
R	2
H	4
RBI	1
BB	5
SO	8
LOB	10

WP: 0 PB: 1 SB: 0 CS: 1 PA: 36

PITCHER		IP	WLS	BF	H	R	ER	SO	BB	IBB	HBP	BLK	WP	HR	S	P	ERA	WHIP
55 Josh Collmenter, R ERA: 2.81	(1, 1)	5.0		19	4	1	1	5	0	0	0	0	0	0	29	29	1.80	0.800
50 Chaz Roe, R ERA: 9.35	(6, 1)	2.0		8	0	0	0	2	2	0	1	0	0	0	9	18	0.00	1.000
97 Wes Parsons, R ERA:	(8, 1)	1.0	H	3	0	0	0	0	0	0	0	0	0	0	3	3	0.00	0.000
97 Chad Sobotka, R ERA:	(9, 1)	0.2	H	5	0	1	0	1	3	0	0	0	0	0	4	16	0.00	4.500
76 Caleb Dirks, R ERA:	(9, 1)	0.1	B	1	0	0	0	0	0	0	0	0	0	0	1	2	0.00	0.000

PITCHER	IP	WLS	BF	H	R	ER	SO	BB	IBB	HBP	BLK	WP	HR	S	P	ERA	WHIP

Batter	1	2	3	4	5	6	7	8	9	AB	R	H	RBI	BB	SO	LOB
11 Ender Inciarte, L (1, 8) OBP: 0.222, SLG: 0.235	G1-6-3 5 7 BB 1B	L4			G6-3			F7		3	0	1	0	0	0	2
93 Connor Lien, R (6, 8)										1	0	0	0	0	0	0
7 Dansby Swanson, R (1, 6) OBP: 0.409, SLG: 0.459	BBBB 1-2 5 G1-6-3 BB		K		K			G4-3		2	0	0	0	1	2	0
50 Chaz Roe, R (6, 1)										0	0	0	0	0	0	0
97 Wes Parsons, R (8, 1)										0	0	0	0	0	0	0
14 Rio Ruiz, L (8, PH) OBP: 0.339, SLG: 0.357										1	0	0	0	0	0	0
97 Chad Sobotka, R (9, 1)										0	0	0	0	0	0	0
76 Caleb Dirks, R (9, 1)										0	0	0	0	0	0	0
5 Freddie Freeman, L (1, 3) OBP: 0.540, SLG: 0.591	G1-6-3 1-2f 2-3		G6-3			G5-3		G5-3		2	0	0	0	0	0	2
16 Matt Tuiasosopo, R (6, 3) OBP: 0.314, SLG: 0.432										2	0	0	0	0	0	0
27 Matt Kemp, R (1, 7) OBP: 0.297, SLG: 0.316	G1-3		K			K			G1-3	2	0	0	0	0	1	1
17 Adam Brett Walker, R (6, 7) OBP: 0.294, SLG: 0.516										2	0	0	0	0	1	0
22 Nick Markakis, L (1, 9) OBP: 0.379, SLG: 0.380		13 2B 1B		G6-3		F9			K	2	1	1	0	0	0	0
90 Lane Adams, R (6, 9) OBP: 0.241, SLG: 0.259										2	0	0	0	0	1	0
4 Brandon Phillips, R (1, 4) OBP: 0.356, SLG: 0.373		K		F7			F9		23 CS 1B	2	0	0	0	0	1	1
64 Emilio Bonifácio, S (6, 4) OBP: 0.350, SLG: 0.370										2	0	1	0	0	0	0
13 Adonis García, R (1, 5) OBP: 0.356, SLG: 0.465	55 FC1-5 1-H 2B			25 FC5-4 1B			F8		CS 1-2	2	0	2	1	0	0	0
23 Chase d'Arnaud, R (6, 5) OBP: 0.139, SLG: 0.139										1	0	0	0	0	0	0
25 Tyler Flowers, R (1, 2) OBP: 0.333, SLG: 0.395		55 FC1-5 BB		FC5-4 1-2f			HR			1	0	0	0	1	0	1
18 Blake Lalli, L (7, PH) OBP: 0.160, SLG: 0.250										1	1	1	1	0	0	0
(8, 2)																
55 Josh Collmenter, R (1, 1)		FC1-5 1-2 2-3f			F9		K			1	0	0	0	0	0	2
8 Jace Peterson, L (5, PH) OBP: 0.211, SLG: 0.194										2	0	0	0	0	1	0
(6, 6)																
Inning Stats	R: 0 E: 0 K: 0 S: 3 H: 1 LOB: 1 BB: 1 P: 7	R: 1 E: 0 K: 1 S: 7 H: 2 LOB: 2 BB: 1 P: 11	R: 0 E: 0 K: 2 S: 7 H: 0 LOB: 0 BB: 0 P: 7	R: 0 E: 0 K: 0 S: 4 H: 1 LOB: 1 BB: 0 P: 4	R: 0 E: 0 K: 1 S: 5 H: 0 LOB: 0 BB: 0 P: 5	R: 0 E: 0 K: 1 S: 5 H: 0 LOB: 0 BB: 0 P: 5	R: 1 E: 0 K: 1 S: 7 H: 1 LOB: 0 BB: 0 P: 9	R: 0 E: 0 K: 0 S: 3 H: 0 LOB: 0 BB: 0 P: 3	R: 0 E: 0 K: 1 S: 5 H: 1 LOB: 0 BB: 0 P: 6	1B: 4 2B: 1 3B: 0 HR: 1 SF: 0 SAC: 0 DP: 1 HBP: 0						

BOTTOM

New York Mets @ Atlanta Braves

Champion Stadium, Lake Buena Vista, FL

Wed Mar 29 2017, 1:07 PM - 3:49 PM EDT

Att. 5,665 - Sunny - 82 F

livebaseballscorecards.com

AB	31
R	2
H	6
RBI	2
BB	2
SO	7
LOB	9

PITCHER		IP	WLS	BF	H	R	ER	SO	BB	IBB	HBP	BLK	WP	HR	S	P	ERA	WHIP
36 Sean Gilmartin, L ERA: 6.23	(1, 1)	2.0		10	3	1	1	1	2	0	0	0	0	0	10	18	4.50	2.500
50 Rafael Montero, R ERA: 1.77	(3, 1)	2.0		7	1	0	0	2	0	0	0	0	0	0	11	11	0.00	0.500
47 Hansel Robles, R ERA:	(5, 1)	2.0		6	0	0	0	2	0	0	0	0	0	0	10	10	0.00	0.000
93 Beck Wheeler, R ERA: 4.5	(7, 1)	1.0		4	1	1	1	1	0	0	0	0	0	1	7	9	9.00	1.000
76 Chasen Bradford, R ERA: 3.72	(8, 1)	1.0		3	0	0	0	0	0	0	0	0	0	0	3	3	0.00	0.000

PITCHER		IP	WLS	BF	H	R	ER	SO	BB	IBB	HBP	BLK	WP	HR	S	P	ERA	WHIP
91 Cory Burns, R ERA:	(9, 1)	1.0		3	1	0	0	1	0	0	0	0	0	0	5	6	0.00	1.000

WP: 0 PB: 0 SB: 0 CS: 1 PA: 34

Batter	1	2	3	4	5	6	7	8	9	AB	R	H	RBI	BB	SO	LOB
Inning Stats																

Army Black Knights @ New York Mets

Citi Field, Flushing, NY

Fri Mar 31 2017, 1:10 PM EDT

livebaseballscorecards.com

TOP

AB	0
R	0
H	0
RBI	0
BB	0
SO	0
LOB	0



| | | | | | | | | | | | | | | | |

Batter	1	2	3	4	5	6	7	8	9	AB	R	H	RBI	BB	SO	LOB
Inning Stats										1B: 0 2B: 0 3B: 0 HR: 0		SF: 0 SAC: 0 DP: 0 HBP: 0					

PITCHER	IP	WLS	BF	H	R	ER	SO	BB	IBB	HBP	BLK	WP	HR	S	P	ERA	WHIP

PITCHER	IP	WLS	BF	H	R	ER	SO	BB	IBB	HBP	BLK	WP	HR	S	P	ERA	WHIP

BOTTOM

Army Black Knights @ New York Mets

Citi Field, Flushing, NY

Fri Mar 31 2017, 1:10 PM EDT

livebaseballscorecards.com

AB	**0**
R	**0**
H	**0**
RBI	**0**
BB	**0**
SO	**0**
LOB	**0**

WP: 0 PA: 0
PB: 0
SB: 0
CS: 0

Batter	1	2	3	4	5	6	7	8	9	AB	R	H	RBI	BB	SO	LOB
11 Ender Inciarte, L (1, 8)	F SI 98 F SI 98 S SL 92 0-3 K		B SI 98 S CH 89 X CH 90 1-1 G6-3			B SL 89 B SI 96 C SI 96 X SI 96 2-1 G4-3		F CH 86 F CH 85 F FF 92 F FF 91 F FF 92 B F CH 86 B KC 83 B KC 84 3-3 S FF 91 K		4	0	0	0	0	2	0
7 Dansby Swanson, R (1, 6) OBP: 0.250, SLG: 0.250	B SI 99 X SI 98 1-0 G1-3			C CU 83 B SL 91 S SI 96 B SL 92 B SI 98 C SL 92 3-3 K		C SL 90 F SI 96 X SI 98 0-2 5 1B		S FF 92 X FF 89 0-1 L9		4	0	1	0	0	1	0
5 Freddie Freeman, L (1, 3) OBP: 0.750, SLG: 1.250	B CH 89 X SI 99 1-0 F7			B SL 92 B CH 89 F SL 92 X SI 98 2-1 3B		1 SAFE 1 SAFE B SL 89 X CH 87 1-0 1-3 1B			S SI 94 X FF 91 0-1 27 2B 1B	4	0	3	0	0	0	0
27 Matt Kemp, R (1, 7) OBP: 0.250, SLG: 0.500		B SI 97 S SL 92 S SI 98 B FF 99 X SL 92 2-2 G4-3		S SI 98 B SI 98 S CH 90 S CH 90 1-3 K		F SI 95 1 SAFE F SI 97 B SL 94 S CH 88 1-3 K			S FF 95 F SI 95 X SI 95 0-2 4 G1-3-6 1-3 2B	4	0	1	0	0	2	3
22 Nick Markakis, L (1, 9)		B SI 97 C CH 90 B SI 97 S CH 89 B SL 92 F FF 98 S SI 99 3-3 K		B SL 92 B SL 92 C SL 90 D CH 89 C SI 98 F SI 99 S SL 94 3-3 K		1 SAFE B SI 96 B SI 97 B SL 92 F SL 91 T SL 91 F SL 92 X SI 98 3-2 L7			B SI 95 F SI 96 C SI 96 D SI 93 B SI 96 C SI 95 3-3 K	4	0	0	0	0	3	5
4 Brandon Phillips, R (1, 4) OBP: 0.250, SLG: 0.250		X SI 99 0-0 13 FC5-4 1B			X CU 83 0-0 F8		C SL 84 B FF 95 X SL 85 1-1 G5-3		S SL 91 B FF 93 B SI 96 F SL 93 X SI 96 2-2 G1-3-6 2-3f	4	0	1	0	0	0	2
13 Adonis García, R (1, 5)		B SI 96 1 SAFE X SI 94 1-0 FC5-4 1-2f			B CU 83 C FF 96 B SI 95 T SL 91 X SL 90 2-2 G1-3		C SI 97 X SL 86 0-1 G5-3			3	0	0	0	0	0	1
52 José Ramirez, R (7, 1)										0	0	0	0	0	0	0
25 Tyler Flowers, R (1, 2) OBP: 0.333, SLG: 0.333			F SI 96 X SI 96 0-1 F8		C SL 92 B SI 96 B FF 96 F SL 91 B CH 89 X SI 98 3-2 49 FC6-4 1B		B SL 86 B SL 83 C FF 95 B FF 95 C FF 95 F SI 97 F FF 96 C SI 96 3-3 K			3	0	1	0	0	1	0
49 Julio Teheran, R (1, 1)			C SI 97 C SI 97 S SL 90 0-3 K		B SL 91 X SI 97 1-0 FC6-4 1-2f			C FF 91 B FF 90 F KC 83 B CH 87 F FF 92 S CH 86 2-3 K		2	0	0	0	0	1	1
46 Ian Krol, L (7, 1)										0	0	0	0	0	0	0
50 Chaz Roe, R (7, 1)										0	0	0	0	0	0	0
34 Eric O'Flaherty, L (7, 1)										0	0	0	0	0	0	0
8 Jace Peterson, L (7, 5)										1	0	0	0	0	1	0
Inning Stats	R: 0 E: 0 K: 1 S: 5 H: 0 LOB: 0 BB: 0 P: 7	R: 0 E: 0 K: 1 S: 9 H: 1 LOB: 1 BB: 0 P: 15	R: 0 E: 0 K: 1 S: 7 H: 0 LOB: 0 BB: 0 P: 8	R: 0 E: 0 K: 3 S: 13 H: 1 LOB: 1 BB: 0 P: 22	R: 0 E: 0 K: 0 S: 8 H: 1 LOB: 1 BB: 0 P: 14	R: 0 E: 0 K: 1 S: 13 H: 2 LOB: 2 BB: 0 P: 20	R: 0 E: 0 K: 1 S: 9 H: 0 LOB: 0 BB: 0 P: 13	R: 0 E: 0 K: 2 S: 13 H: 0 LOB: 0 BB: 0 P: 18	R: 0 E: 0 K: 1 S: 11 H: 2 LOB: 1 BB: 0 P: 16	1B: 5 2B: 2 3B: 1 HR: 0 SF: 0 SAC: 0 DP: 1 HBP: 0						

PITCHER		IP	WLS	BF	H	R	ER	SO	BB	IBB	HBP	BLK	WP	HR	S	P	ERA	WHIP
34 Noah Syndergaard, R ERA:	(1, 1)	6.0		23	5	0	0	7	0	0	0	0	0	0	55	86	0.00	0.833
47 Hansel Robles, R ERA:	(7, 1)	1.0	W	3	0	0	0	1	0	0	0	0	0	0	9	13	0.00	0.000
59 Fernando Salas, R ERA:	(8, 1)	1.0		3	0	0	0	2	0	0	0	0	0	0	13	18	0.00	0.000
65 Robert Gsellman, R ERA:	(9, 1)	1.0		4	2	0	0	1	0	0	0	0	0	0	11	16	0.00	2.000

PITCHER		IP	WLS	BF	H	R	ER	SO	BB	IBB	HBP	BLK	WP	HR	S	P	ERA	WHIP

TOP

Atlanta Braves @ New York Mets

Citi Field, Flushing, NY

Mon Apr 03 2017, 1:14 PM - 4:26 PM EDT

Att. 44,384 - Partly Cloudy - 62 F

livebaseballscorecards.com

AB	33
R	0
H	7
RBI	0
BB	0
SO	11
LOB	12

WP: 0 PB: 0 SB: 0 CS: 0 PA: 33

Atlanta Braves @ New York Mets

Citi Field, Flushing, NY

Mon Apr 03 2017, 1:14 PM - 4:26 PM EDT

Att. 44,384 - Partly Cloudy - 62 F

BOTTOM

livebaseballscorecards.com

Batter	1	2	3	4	5	6	7	8	9	AB	R	H	RBI	BB	SO	LOB
7 José Reyes, S (1, 5)	C FF 89 F SI 87 B SL 80 F FF 91 F FF 91 C FF 92 1-3 ① K		C CH 79 B CU 70 F FF 91 F CH 79 B SL 81 X FF 92 2-2 ② F9		C SI 90 F SI 89 F FF 92 C FF 92 0-3 ① K		D FF 94 T SI 94 1 SAFE S SL 88 D CU 79 B FF 94 F SL 87 F SL 88 B SI 94 4-2 52 BB 13 1B 3 SF8 1-2 BB	C FF 97 B SL 91 X SL 90 1-1 ① G3-1		4	1	0	0	1	2	1
13 Asdrúbal Cabrera, S (1, 6) OBP: 0.600, SLG: 0.600	X SI 89 0-0 3 S 1B		F CU 69 B FF 90 B FF 91 X SL 78 2-1 1B		X SI 91 0-0 ② F7		C SI 94 X FF 94 0-1 20 WP 52 BB 19 BB 1B 1-2 2-H	B SL 89 C FF 97 B FF 96 S SL 89 F FF 96 X FF 98 2-2 ② P5		5	1	3	1	0	0	1
52 Yoenis Cespedes, R (1, 7)	C FF 91 S FF 91 B FF 91 1 SAFE F FF 92 B FF 92 1 SAFE B FF 91 S SL 81 3-3 ② K		F FF 92 1 SAFE S FF 91 X FF 92 0-2 ③ F9		X SL 79 0-0 ③ F8		B SI 94 B FF 94 B ST 83 F FF 94 B SI 94 4-1 19 BB 20 BB 21 2B 1-2 2-3 BB	X FF 98 0-0 ③ F8		4	1	0	0	1	1	3
3 Curtis Granderson, L (1, 8) OBP: 0.250, SLG: 0.333	C CU 71 C CH 82 B FF 91 B SL 80 S FF 92 2-3 ③ K 1-2			B CU 68 C CH 78 S FF 89 B FF 89 F CH 79 X FF 92 2-2 44 FC5 19 WP 1B		X CH 77 0-0 ① G1-3	D SL 85 B SI 90 C SI 91 S SI 91 B FF 92 X FF 91 3-2 ② SF8 3-H			3	0	1	1	0	1	1
20 Neil Walker, S (1, 4)		B SI 89 B SL 78 X SI 88 2-0 ① F8		1 SAFE F SI 90 1 SAFE X FF 91 0-1 ① L6		C FF 87 B FF 86 X FF 87 1-1 ② F9	C SI 90 B SL 85 B SI 90 D SL 84 B SI 91 4-1 19 BB 21 2B 1-2 2-3 BB			3	1	0	0	1	0	1
19 Jay Bruce, L (1, 9)		B SI 88 S CH 78 F FF 90 B FF 91 B SL 80 X FF 92 3-2 ② G4-3		B CH 77 S CU 70 B FF 90 B FF 91 B FF 91 4-1 44 FC5 1-2 BB		B FF 89 F CH 79 B FF 89 B SL 77 B SL 79 4-1 BB	D SL 83 C SI 90 B SI 91 B FF 91 B FF 90 4-1 21 2B 1-2 2-3 3-H BB			1	1	0	1	3	0	0
21 Lucas Duda, L (1, 3) OBP: 0.500, SLG: 0.667		C CU 70 B CH 78 B CH 79 C SL 77 B FF 91 B FF 92 4-2 BB		C FF 90 B FF 90 C SL 80 S FF 91 1-3 ② K		B SI 89 X SI 89 1-0 ③ F7	F FF 91 X SI 91 0-1 4 PB 2B 1-H 2-H 3-H			3	0	1	3	1	1	3
44 René Rivera, R (1, 2) OBP: 0.333, SLG: 0.333 18 Travis d'Arnaud, R (7, PR) (8, 2)	C SL 79 S FF 91 F FF 92 B FF 92 X SL 77 1-2 ③ F7			S SL 80 D SL 82 X SL 83 1-1 ③ FC5 1-2 2-3f			X SI 87 X SI 87 1-1 4 FC5-4 1B B SL 82 B SI 90 B FF 89 B SI 89 4-0 4 PB BB			3 0	0 0	1 0	0 0	0 1	0 0	3 0
34 Noah Syndergaard, L (1, 1) OBP: 0.500, SLG: 0.500 47 Hansel Robles, R (7, 1) 4 Wilmer Flores, R (7, PH) 59 Fernando Salas, R (8, 1) 65 Robert Gsellman, R (9, 1)			C SI 89 B CU 68 C CU 77 C FF 91 1-3 ① K		B CU 68 B FF 89 X FF 90 2-0 1B		X SI 87 X SI 87 2-2 ③ FC5-4 1-2f 13 1B B SL 87 X FF 87 4-0 G6-3 1-2 2-3			2 0 2 0 0	0 0 1 0 0	1 0 0 0 0	0 0 0 0 0	0 0 0 0 0	1 0 0 0 0	0 0 3 0 0
Inning Stats	R: 0 E: 0 K: 3 S: 13 H: 1 LOB: 1 BB: 0 P: 19	R: 0 E: 0 K: 0 S: 10 H: 0 LOB: 1 BB: 1 P: 20	R: 0 E: 0 K: 1 S: 12 H: 1 LOB: 1 BB: 0 P: 17	R: 0 E: 0 K: 1 S: 12 H: 1 LOB: 2 BB: 1 P: 20	R: 0 E: 0 K: 1 S: 7 H: 1 LOB: 1 BB: 0 P: 9	R: 0 E: 0 K: 0 S: 5 H: 0 LOB: 1 BB: 1 P: 11	R: 6 E: 0 K: 0 S: 21 H: 3 LOB: 3 BB: 5 P: 49	R: 0 E: 0 K: 0 S: 7 H: 0 LOB: 0 BB: 0 P: 10		1B: 6 2B: 1 3B: 0 HR: 0	SF: 1 SAC: 0 DP: 0 HBP: 0		WP: 2 PB: 1 SB: 2 CS: 0	PA: 39		

PITCHER		IP	WLS	BF	H	R	ER	SO	BB	IBB	HBP	BLK	WP	HR	S	P	ERA	WHIP
49 Julio Teheran, R	(1, 1)	6.0		25	4	0	0	6	3	0	0	0	1	0	59	96	0.00	1.167
ERA:																		
46 Ian Krol, L	(7, 1)	0.1	L	4	2	3	3	0	1	0	0	0	0	0	11	18	81.00	9.000
ERA: 81.0																		
50 Chaz Roe, R	(7, 1)	0.0		1	0	0	0	0	1	0	0	0	0	0	1	5	∞	∞
ERA:																		
34 Eric O'Flaherty, L	(7, 1)	0.1		5	1	3	3	0	3	0	0	0	1	0	7	22	81.00	12.000
ERA: 54.0																		
52 José Ramirez, R	(7, 1)	1.1		4	0	0	0	0	0	0	0	0	0	0	9	14	0.00	0.000
ERA:																		

PITCHER	IP	WLS	BF	H	R	ER	SO	BB	IBB	HBP	BLK	WP	HR	S	P	ERA	WHIP

Batter	1	2	3	4	5	6	7	8	9	10	11	12	AB	R	H	RBI	BB	SO	LOB
11 Ender Inciarte, L (1, 8)	C SI 95 B SI 96 F SI 96 F SL 93 F SI 96 T FF 96 1-2 K ①		C CH 88 B SL 90 B SL 90 F FF 95 C SL 88 2-3 K ③			F CH 86 B CH 85 X SI 93 1-1 F7 ②	C FF 88 D CU 71 X FF 88 1-1 G3 ③			C SL 84 B SL 85 S CU 77 X CU 77 1-2 G3 ①		B SI 92 1 SAFE B CH 86 B SI 91 C FF 93 B FF 93 4-1 7 G3 27 2B BB 1-2	5	1	0	0	1	2	4
7 Dansby Swanson, R (1, 6) OBP: 0.200, SLG: 0.200	B FF 96 B SL 89 C SI 95 C SI 95 B SL 90 C SI 96 3-3 K ②			B SL 88 C SI 92 B CH 87 X SI 92 2-1 F9 ①		B SL 87 C SI 92 S SL 87 B SL 89 F SL 87 X SI 94 2-2 1B		C FF 90 C FF 90 F FF 90 B FF 89 X CH 86 1-2 E5 5 G4-6-3		B FF 90 B SL 86 F FF 89 X FF 90 2-1 F9 ②		B FF 93 B FF 93 S FF 93 C SL 83 X FF 94 2-2 G3 ② 1-2 2-3	6	0	1	0	0	1	2
5 Freddie Freeman, L (1, 3) OBP: 0.400, SLG: 0.556	F SI 96 F SI 95 B CU 83 B SL 91 X FF 97 2-2 G4-3 ③			S SI 94 B SL 89 S SL 90 X FF 96 1-2 G4-3 ②		B SI 94 B SL 88 F SL 88 B SL 88 X SL 91 3-2 G4-3 ③		D FF 90 S CH 87 S CH 87 1 SAFE B FF 91 X FF 89 2-2 G4-6-3 ①② 1-2f		S SL 86 B SL 85 B SL 87 F CU 78 S FF 91 2-3 K ③		0-0 27 2B IBB	5	0	0	0	1	1	2
27 Matt Kemp, R (1, 7) OBP: 0.500, SLG: 0.889		X SI 93 0-0 G5-3 ①		B SI 94 F CH 86 X SI 93 1-1 2B		F FF 94 C SL 88 B FF 94 B SL 90 C SL 90 2-3 K ③	C FF 95 X CH 85 0-1 G2 ①	S CH 85 B FF 90 B CH 85 X CH 84 2-1 2B			B FF 91 B SI 92 C FF 94 B FF 94 S FF 94 F FF 95 B SL 86 4-2 4 1B BB	X SI 92 0-0 1-3 2-H 3-H 2B	5	0	3	2	1	0	0
22 Nick Markakis, L (1, 9) OBP: 0.200, SLG: 0.333		C SI 94 C SI 94 C SL 90 0-3 K ②					S SI 95 B FF 95 X CH 86 1-1 13 2B 3B				X SL 85 0-0 F7 ①	B FF 95 F FF 95 F FF 97 B FF 97 S SL 80 2-3 K ③	5	1	1	0	1	3	5
4 Brandon Phillips, R (1, 4) OBP: 0.333, SLG: 0.250		B SI 94 F FF 95 X FF 94 1-1 G4-3 ③			C SL 87 B SL 87 C SL 87 B SI 93 F SL 88 F FF 92 B CH 87 X SL 88 3-2 G4-3 ①		B SL 85 B SL 86 B SI 96 D SL 85 4-0 13 2B BB	C FF 92 B FF 91 C FF 92 S FF 91 1-3 K ③			X SL 84 0-0 13 G4-6-3 1-3 1B		4	0	1	0	1	1	2
13 Adonis García, R (1, 5) OBP: 0.250, SLG: 0.286 53 Jim Johnson, R (11, 1)			C FF 94 B SL 89 B SI 95 B SL 90 B SI 94 4-1 24 G6-3 BB			B SI 93 S SL 87 B SI 92 S SI 93 F FF 93 B SI 93 X CH 87 3-2 G5-3 ②	D SI 95 X SI 96 1-0 1-3 3-H 2B		F FF 92 B FF 93 F FF 92 F FF 93 X SL 86 1-2 G5-3 ①		C FF 93 F FF 93 F FF 93 D SL 83 X FF 93 1-2 G4-6-3 ②③ 1-2f		4 0	0 0	1 0	1 0	1 0	0 0	2 0
24 Kurt Suzuki, R (1, 2) OBP: 0.400, SLG: 0.250 23 Chase d'Arnaud, R (12, PR) 20 Anthony Recker, R (12, 2)			1 SAFE B SI 93 B CH 85 C SI 94 F SI 94 F SL 89 X SI 94 2-2 G6-3 ① 1-2			X SL 86 0-0 F8 ③	B SI 96 B FF 95 S SL 84 H SL 83 3-1 HBP		F FF 92 F FF 93 B SL 87 F SL 87 X FF 94 1-2 G6-3 ②			B FF 93 B FF 94 X FF 92 2-0 7 G3 27 2B 11 BB 1B	4 0 0	0 1 0	1 0 0	0 0 0	0 0 0	1 0 0	1 0 0
40 Bartolo Colon, R (1, 1) 64 Emilio Bonifácio, S (7, PH) 46 Ian Krol, L (7, 1) 38 Arodys Vizcaino, R (8, 1) 25 Tyler Flowers, R (9, PH) OBP: 0.250, SLG: 0.250 52 José Ramírez, R (9, 1) 8 Jace Peterson, L (11, 5)			S SL 87 B SL 88 C SI 94 F SL 88 C SI 95 1-3 K ②			S CH 90 S SI 91 X SI 92 0-2 G6-3 ①	C FF 88 B FF 88 B FF 88 F FF 89 B CU 69 S FF 88 3-3 K ②		C FF 94 C FF 93 F FF 93 B FF 93 F FF 93 F SL 86 S FF 91 1-3 K ③			1 SAFE C FF 93 L SI 92 C FF 92 0-3 K ①	2 1 0 0 1 0 1	0 0 0 0 0 0 0	0 0 0 0 0 0 0	0 0 0 0 1 0 1	1 1 0 0 0 0 1	1 3 0 0 0 0 1	4 0 0 0 0 0 1
Inning Stats	R: 0 H: 0 E: 0 LOB: 0 K: 2 BB: 0 S: 11 P: 17	R: 0 H: 0 E: 0 LOB: 0 K: 1 BB: 0 S: 6 P: 7	R: 0 H: 0 E: 0 LOB: 1 K: 2 BB: 1 S: 12 P: 21	R: 0 H: 1 E: 0 LOB: 1 K: 1 BB: 0 S: 10 P: 16	R: 0 H: 0 E: 0 LOB: 0 K: 0 BB: 0 S: 10 P: 16	R: 0 H: 1 E: 0 LOB: 1 K: 0 BB: 0 S: 12 P: 18	R: 1 H: 2 E: 0 LOB: 3 K: 1 BB: 1 S: 11 P: 24	R: 0 H: 1 E: 1 LOB: 2 K: 1 BB: 1 S: 12 P: 18	R: 0 H: 1 E: 0 LOB: 0 K: 1 BB: 0 S: 14 P: 17	R: 0 H: 0 E: 0 LOB: 0 K: 1 BB: 0 S: 8 P: 13	R: 0 H: 1 E: 0 LOB: 1 K: 0 BB: 1 S: 9 P: 14	R: 2 H: 2 E: 0 LOB: 3 K: 2 BB: 2 S: 12 P: 22	1B: 3 SF: 0 2B: 4 SAC: 0 3B: 1 DP: 2 HR: 0 HBP: 1	WP: 0 PA: 50 PB: 0 SB: 0 CS: 0					

PITCHER	IP	WLS	BF	H	R	ER	SO	BB	IBB	HBP	BLK	WP	HR	S	P	ERA	WHIP
48 Jacob deGrom, R (1, 1) ERA:	6.0		21	2	0	0	6	1	0	0	0	0	0	61	95	0.00	0.500
47 Hansel Robles, R (7, 1) ERA: 6.75	0.1	B	5	2	1	1	0	1	0	1	0	0	0	6	15	27.00	9.000
39 Jerry Blevins, L (7, 1) ERA:	0.2		2	0	0	0	1	0	0	0	0	0	0	5	9	0.00	0.000
59 Fernando Salas, R (8, 1) ERA:	1.0		5	1	0	0	1	0	1	0	0	0	0	12	18	0.00	1.000
43 Addison Reed, R (9, 1) ERA:	1.0		3	0	0	0	1	0	0	0	0	0	0	14	17	0.00	0.000

PITCHER	IP	WLS	BF	H	R	ER	SO	BB	IBB	HBP	BLK	WP	HR	S	P	ERA	WHIP
66 Josh Edgin, L (10, 1) ERA:	1.0		3	0	0	0	1	0	0	0	0	0	0	8	13	0.00	0.000
50 Rafael Montero, R (11, 1) ERA: 10.8	1.2	L	10	3	2	2	1	2	1	0	0	0	0	18	31	10.80	3.000
49 Josh Smoker, L (12, 1) ERA:	0.1		1	0	0	0	1	0	0	0	0	0	0	3	5	0.00	0.000

Atlanta Braves @ New York Mets

Citi Field, Flushing, NY

Wed Apr 05 2017, 7:12 PM - 11:01 PM EDT

Att. 28,113 - Partly Cloudy - 55 F

TOP

livebaseballscorecards.com

AB	43
R	3
H	8
RBI	3
BB	6
SO	12
LOB	23

Batter	1	2	3	4	5	6	7	8	9	10	11	12	AB	R	H	RBI	BB	SO	LOB
7 José Reyes, S (1, 5) (12, 6)	C SI 88 C FF 90 B FF 92 F FF 92 B SI 89 B SI 89 X SI 90 3-2 P5 ①		B SI 88 S SI 90 F FF 93 T FF 93 1-2 K ③			X SI 85 0-0 F8 ①		X SI 98 0-0 G2-3 ③			C SI 92 S CH 86 B SI 92 C SI 94 1-3 K ①		5	0	0	0	0	2	1
13 Asdrúbal Cabrera, S (1, 6) OBP: 0.400, SLG: 0.333 49 Josh Smoker, L (12, 1)	X SI 89 0-0 L8 ②			B SI 87 F SI 86 F SI 88 X FF 92 1-2 P2 ①		C SI 88 B SI 88 X SI 89 1-1 L4 ②			F FF 96 B FF 96 B SL 88 C FF 98 B FF 97 B FF 98 4-2 52 G4-3 BB		C SI 92 F CU 79 B SI 94 S CH 88 1-3 K ②		4 0	0 0	0 0	0 0	1 0	1 0	0 0
52 Yoenis Cespedes, R (1, 7) OBP: 0.300, SLG: 0.125	B SI 89 C SI 89 F FF 93 B FF 94 B SI 91 B SI 91 4-2 BB			B SL 82 C SI 90 X SI 90 1-1 1B		C CH 82 B FF 92 B FF 92 X SI 88 2-1 L4 ③			C FF 97 B FF 97 X SL 89 1-1 G4-3 ① ② 1-2f		S FF 92 B FF 92 B SI 94 B SI 93 X SI 93 3-1 G6-3 ③		4	0	1	0	1	0	1
3 Curtis Granderson, L (1, 8) OBP: 0.111, SLG: 0.125	1 SAFE 1 SAFE B SI 87 C SI 87 C SI 86 F SI 89 B CH 82 S CH 82 2-3 K ③			1 SAFE B SI 86 B SI 87 B SI 87 C SI 86 F SI 86 F SI 86 F SI 86 X SI 87 3-2 P3 ②			B FF 94 B SL 85 B FF 95 C FF 94 X FF 95 3-1 F8 ①		B SL 87 X FF 96 1-0 F7 ③			C SI 90 B SI 92 X SI 91 1-1 G4-3 ①	5	0	0	0	0	1	2
20 Neil Walker, S (1, 4)		X SI 87 0-0 F7 ①		X CH 81 0-0 L9 ③			C SI 94 B SI 94 F SL 86 F SI 95 B SI 95 X SL 86 2-2 L8 ②			C SL 89 B FF 96 S CH 87 X CH 87 1-2 L6 ①		C SI 92 F CU 77 X SI 94 0-2 L5 ②	5	0	0	0	0	0	1
19 Jay Bruce, L (1, 9) OBP: 0.667, SLG: 1.167		C SI 88 X FF 91 0-1 L8 ②			F SI 87 F FF 91 B SI 88 B SI 88 X SI 90 2-2 HR		C SL 86 S SL 86 C FF 94 0-3 K ③			B SL 90 X FF 97 1-0 2B		B SI 92 B CH 87 C SI 92 F SI 92 X CH 87 2-2 1B	5	1	3	1	0	1	0
21 Lucas Duda, L (1, 3) OBP: 0.333, SLG: 0.286		F SI 88 C SI 88 S FF 93 0-3 K ③			C CH 82 B CH 82 F CH 82 S SI 88 1-3 K ①			B SI 98 S SI 98 B SI 98 S SI 98 B SI 99 X SI 98 3-2 G1-3 ①		0-0 IBB		C CU 78 S CU 77 D CU 79 S SI 92 1-3 K ③	4	0	0	0	1	3	1
18 Travis d'Arnaud, R (1, 2) OBP: 0.400, SLG: 0.250			C SI 88 B SI 89 F FF 92 B SI 90 B SI 91 X SI 90 3-2 F8 ①		B SI 88 B SI 91 X SI 88 2-0 F7 ②			C SL 89 X SL 88 0-1 1B		C FF 98 T FF 96 C FF 98 0-3 K ②			4	0	1	0	0	1	2
48 Jacob deGrom, L (1, 1) 47 Hansel Robles, R (1, 1) 39 Jerry Blevins, L (1, 1) 59 Fernando Salas, R (6, 1) 30 Michael Conforto, L (6, PH) 43 Addison Reed, L (8, 1) 66 Josh Edgin, R (10, 1) 56 Ty Kelly, S (10, PH) 50 Rafael Montero, R (11, 1) 4 Wilmer Flores, R (10, 3)			F SI 91 B SI 91 F SI 90 F FF 93 S FF 93 1-3 K ②		C SI 87 S SI 92 S FF 93 0-3 K ③			C SI 98 B CH 91 B SI 98 F CH 89 X CH 91 2-2 F8 ②		C FF 96 C FF 97 F FF 97 D CH 89 S FF 98 1-3 K ③			2 0 0 0 0 1 0 0 0 0	0 0 0 0 0 0 0 0 0 0	0 0 0 0 0 0 0 0 0 0	0 0 0 0 0 0 0 0 0 0	2 0 0 0 0 0 0 0 0 0	0 0 0 0 1 0 0 1 0 0
Inning Stats	R: 0 E: 0 K: 1 S: 11 H: 0 LOB: 1 BB: 1 P: 20	R: 0 E: 0 K: 1 S: 6 H: 0 LOB: 0 BB: 0 P: 6	R: 0 E: 0 K: 2 S: 10 H: 0 LOB: 0 BB: 0 P: 15	R: 0 E: 0 K: 0 S: 11 H: 1 LOB: 1 BB: 0 P: 16	R: 1 E: 0 K: 2 S: 10 H: 1 LOB: 0 BB: 0 P: 15	R: 0 E: 0 K: 0 S: 5 H: 0 LOB: 0 BB: 0 P: 8	R: 0 E: 0 K: 1 S: 9 H: 0 LOB: 0 BB: 0 P: 14	R: 0 E: 0 K: 0 S: 9 H: 1 LOB: 1 BB: 0 P: 14	R: 0 E: 0 K: 0 S: 5 H: 0 LOB: 0 BB: 1 P: 11	R: 0 E: 0 K: 2 S: 11 H: 1 LOB: 2 BB: 1 P: 14	R: 0 E: 0 K: 2 S: 8 H: 0 LOB: 0 BB: 0 P: 13	R: 0 E: 0 K: 1 S: 11 H: 1 LOB: 1 BB: 0 P: 15	1B: 3 2B: 1 3B: 0 HR: 1	SF: 0 SAC: 0 DP: 1 HBP: 0		WP: 0 PB: 0 SB: 0 CS: 0	PA: 43		

PITCHER	IP	WLS	BF	H	R	ER	SO	BB	IBB	HBP	BLK	WP	HR	S	P	ERA	WHIP
40 Bartolo Colon, R (1, 1) ERA: 1.5	6.0		21	2	1	1	6	1	0	0	0	0	1	53	80	1.50	0.500
46 Ian Krol, L (7, 1) ERA: 20.25	1.0		3	0	0	0	1	0	0	0	0	0	0	9	14	0.00	0.000
38 Arodys Vizcaíno, R (8, 1) ERA:	1.0		4	1	0	0	0	0	0	0	0	0	0	9	14	0.00	1.000
52 José Ramirez, R (9, 1) ERA:	2.0		8	1	0	0	2	1	1	0	0	0	0	16	25	0.00	1.000
53 Jim Johnson, R (11, 1) ERA:	2.0	W	7	1	0	0	3	0	0	0	0	0	0	19	28	0.00	0.500

PITCHER	IP	WLS	BF	H	R	ER	SO	BB	IBB	HBP	BLK	WP	HR	S	P	ERA	WHIP

Atlanta Braves @ New York Mets

Citi Field, Flushing, NY

Wed Apr 05 2017, 7:12 PM - 11:01 PM EDT

Att. 28,113 - Partly Cloudy - 55 F

BOTTOM

livebaseballscorecards.com

AB	40
R	1
H	5
RBI	1
BB	3
SO	12
LOB	11

Batter	1	2	3	4	5	6	7	8	9	AB	R	H	RBI	BB	SO	LOB
11 Ender Inciarte, L (1, 8) OBP: 0.143, SLG: 0.077	C SI 94 X CH 86 0-1 F9			F CH 87 F SI 94 X SL 88 0-2 G3		S SL 88 B SL 90 S CH 85 X SL 90 1-2 L7		B FF 91 S CH 84 F FF 91 X FF 92 1-2 1-2 2-3 1B		4	0	1	0	0	0	0
7 Dansby Swanson, R (1, 6) OBP: 0.143, SLG: 0.143	X SI 96 0-0 G6-3			C SI 94 F SL 88 F CH 86 F FF 91 X FF 92 0-2 F9			B SL 88 S SL 86 B SL 88 C SL 87 S SL 86 2-3 K	S FF 91 F FF 90 B FF 92 S FF 92 1-3 K		4	0	0	0	0	2	3
5 Freddie Freeman, L (1, 3) OBP: 0.286, SLG: 0.385	C SI 95 B SI 95 X CH 86 1-1 L4			B SL 91 B CH 88 X CH 88 2-0 F8			B SL 88 S SI 94 F SL 88 T SI 94 1-2 K		X SL 83 0-0 F7	4	0	0	0	0	1	0
27 Matt Kemp, R (1, 7) OBP: 0.500, SLG: 1.231		C SI 95 F SL 88 B SL 88 X CH 86 1-2 F8			B SL 88 B SL 90 X SI 94 2-0 HR		C SI 94 X SI 95 0-1 HR		C FF 91 B SL 84 C SL 85 F SL 85 S SL 84 1-3 K	4	2	2	2	0	1	0
22 Nick Markakis, L (1, 9) OBP: 0.214, SLG: 0.308		X CU 78 0-0 4 G1-6-3 1B			B SI 94 C SI 94 B SL 90 F SL 88 F SI 94 B SI 95 T SI 94 3-2 K		C CU 69 C FF 87 B FF 88 B CU 70 S CU 70 2-3 K		X SL 84 0-0 G3-1	4	0	1	0	0	2	0
4 Brandon Phillips, R (1, 4) OBP: 0.250, SLG: 0.182		F SI 94 1 SAFE B SL 90 X SL 90 1-1 G1-6-3 1-2f			C SI 95 C SI 94 F CU 84 X SI 94 0-2 G6-3			F FF 91 S FF 90 T KC 81 0-2 K		3	0	0	0	0	1	1
13 Adonis García, R (1, 5) OBP: 0.273, SLG: 0.300			C SI 95 B SI 96 X SL 89 1-1 L8		C SI 95 B SI 95 B SI 94 S CH 84 B SI 95 X SI 93 3-2 G3			C FF 90 B FF 89 S FF 92 X FF 91 1-2 11 1B 25 1B 1B		3	0	1	0	0	0	0
25 Tyler Flowers, R (1, 2) OBP: 0.286, SLG: 0.286			C SI 95 F SI 96 T FF 95 0-2 K			B SI 93 B SL 89 X SI 94 2-0 G6-3		F FF 90 F FF 91 X FF 92 0-2 11 1B 1-2 1B		3	0	1	0	0	1	0
54 Jaime García, L (1, 1) 50 Chaz Roe, R (7, 1) 64 Emilio Bonifácio, S (8, PH) 34 Eric O'Flaherty, L (8, 1)			F SI 93 B CH 86 C CH 87 X SI 94 1-2 F7			B CU 79 F CH 86 C SI 94 X SL 90 1-2 G3		C FF 90 C FF 89 F CH 85 F FF 91 B FF 92 X CH 85 1-2 F7		2 0 1 0	0 0 0 0	0 0 0 0	0 0 0 0	0 0 0 0	0 0 2 0	0 0 0 0
Inning Stats	R: 0 E: 0 K: 0 S: 5 H: 0 LOB: 0 BB: 0 P: 6	R: 0 E: 0 K: 0 S: 6 H: 1 LOB: 0 BB: 0 P: 8	R: 0 E: 0 K: 1 S: 8 H: 0 LOB: 0 BB: 0 P: 10	R: 0 E: 0 K: 0 S: 9 H: 0 LOB: 0 BB: 0 P: 11	R: 1 E: 0 K: 1 S: 12 H: 1 LOB: 0 BB: 0 P: 20	R: 0 E: 0 K: 0 S: 7 H: 0 LOB: 0 BB: 0 P: 11	R: 1 E: 0 K: 3 S: 11 H: 1 LOB: 0 BB: 0 P: 16	R: 0 E: 0 K: 2 S: 20 H: 3 LOB: 3 BB: 0 P: 24	R: 0 E: 0 K: 1 S: 6 H: 0 LOB: 0 BB: 0 P: 7	1B: 4 2B: 0 3B: 0 HR: 2	SF: 0 SAC: 0 DP: 1 HBP: 0			WP: 0 PB: 0 SB: 0 CS: 0	PA: 32		

TOP

Atlanta Braves @ New York Mets

Citi Field, Flushing, NY

Thu Apr 06 2017, 7:11 PM - 9:38 PM EDT

Att. 23,100 - Rain - 44 F

livebaseballscorecards.com

AB	32
R	2
H	6
RBI	2
BB	0
SO	8
LOB	6

PITCHER		IP	WLS	BF	H	R	ER	SO	BB	IBB	HBP	BLK	WP	HR	S	P	ERA	WHIP
33 Matt Harvey, R ERA: 2.7	(1, 1)	6.2	W	22	3	2	2	4	0	0	0	0	0	2	55	77	2.70	0.450
39 Jerry Blevins, L ERA:	(7, 1)	0.1	H	1	0	0	0	1	0	0	0	0	0	0	3	5	0.00	0.000
59 Fernando Salas, R ERA:	(8, 1)	1.0		6	3	0	0	2	0	0	0	0	0	0	20	24	0.00	3.000
43 Addison Reed, R ERA:	(9, 1)	1.0		3	0	0	0	1	0	0	0	0	0	0	6	7	0.00	0.000

PITCHER	IP	WLS	BF	H	R	ER	SO	BB	IBB	HBP	BLK	WP	HR	S	P	ERA	WHIP

Atlanta Braves @ New York Mets

Citi Field, Flushing, NY

Thu Apr 06 2017, 7:11 PM - 9:38 PM EDT

Att. 23,100 - Rain - 44 F

livebaseballscorecards.com

BOTTOM

Batter	1	2	3	4	5	6	7	8	9	AB	R	H	RBI	BB	SO	LOB
7 José Reyes, S (1, 5) OBP: 0.143, SLG: 0.077	B FF 91 C FF 90 X SI 92 1-1 L9 ①			C CH 83 B CH 83 B FC 91 S CH 85 X FC 91 2-2 G4-3 ①	X FF 90 0-0 G5-3 ③		X SI 94 0-0 13 1B 52 E 1B 1-2			4	1	1	0	0	0	1
13 Asdrúbal Cabrera, S (1, 6) OBP: 0.357, SLG: 0.308	B FF 92 X FF 92 1-0 P4 ②			T FF 92 B SL 80 B CU 73 B CH 84 X FF 92 3-1 F9 ②		B FF 90 C FF 90 F FF 89 X SL 82 1-2 G6-3 ①	F SI 95 C ST 81 X SI 94 0-2 52 FC3-6 1B 1-2 2-H			4	0	1	1	0	0	0
52 Yoenis Cespedes, R (1, 7) OBP: 0.357, SLG: 0.273	B FF 93 F FF 92 C SI 93 B FF 92 X SL 82 2-2 F8 ③			S FF 93 B CH 85 X CH 84 1-1 4 WP 2B		B FC 90 B CH 81 F FF 91 S FF 91 B FC 90 B CH 83 4-2 4 HR BB	C ST 81 X SI 93 0-1 FC3-6 ② 1-2f 2-H			3	1	1	0	1	0	1
4 Wilmer Flores, R (1, 3) OBP: 0.167, SLG: 0.667		B FF 92 B FF 92 F FF 91 C SI 92 X SI 93 2-2 G5-3 ①		B FC 91 T FF 91 C CU 76 X FC 91 1-2 G3 ③ 2-3		B CH 81 C CH 81 1 SAFE F FC 90 F FC 90 D SL 81 F CH 82 X SL 79 2-2 HR 1-H	B ST 83 1 SAFE C SI 93 D SI 94 F ST 81 S ST 81 2-3 K ③			4	1	1	2	0	1	2
3 Curtis Granderson, L (1, 8) OBP: 0.154, SLG: 0.167		B FF 92 S FF 92 C CU 75 X SL 83 1-2 20 G6-4-3 1B			B CU 72 X FC 90 1-0 F9 ①	X FF 90 0-0 F8 ②		B SL 85 B FF 92 B FF 91 C FF 91 X FF 93 3-1 F8 ①		4	0	1	0	0	0	0
20 Neil Walker, S (1, 4) OBP: 0.231, SLG: 0.250		C SI 91 B CH 84 1 SAFE B FF 90 X CH 84 2-1 G6-4-3 ②③ 1-2f			C FF 91 C CU 74 X SL 81 0-2 19 BB 18 2B 1B	C FF 89 B FC 90 F CH 82 X SI 89 1-2 2B		B SI 92 C SL 84 F SI 92 F FF 92 C SL 82 1-3 K ②		4	1	2	0	0	1	1
19 Jay Bruce, L (1, 9) OBP: 0.538, SLG: 0.778			F FF 91 X SL 81 0-1 F7 ①		B FC 89 C SL 79 B FF 91 F FF 91 B CU 74 B FF 91 4-2 18 2B BB 1-2	C CU 75 X FF 88 0-1 F9 ③		F FF 90 S SL 82 B SL 82 B SL 83 B FF 93 X SI 91 3-2 L3 ③		3	1	0	0	1	0	1
18 Travis d'Arnaud, R (1, 2) OBP: 0.375, SLG: 0.429			C FF 92 F FF 91 B CH 86 X CH 85 1-2 G4-3 ②		F FF 91 X CU 75 0-1 1-H 2-H 2B		X SI 94 0-0 G5-3 ①			3	0	1	2	0	0	0
33 Matt Harvey, R (1, 1) 39 Jerry Blevins, L (7, 1) 30 Michael Conforto, L (7, PH) 59 Fernando Salas, R (8, 1) 43 Addison Reed, L (9, 1)			X FF 92 0-0 G6-3 ③		X FF 91 0-0 F9 ②		H ST 83 1-0 7 1B 13 1B HBP			2 0 0 0 0	0 0 1 0 0	0 0 0 0 0	0 0 0 0 0	0 0 0 0 0	0 0 0 0 0	1 0 0 0 0
Inning Stats	R: 0 E: 0 K: 0 S: 6 H: 0 LOB: 0 BB: 0 P: 10	R: 0 E: 0 K: 0 S: 8 H: 1 LOB: 0 BB: 0 P: 13	R: 0 E: 0 K: 0 S: 6 H: 0 LOB: 0 BB: 0 P: 7	R: 0 E: 0 K: 0 S: 10 H: 1 LOB: 1 BB: 0 P: 17	R: 2 E: 0 K: 0 S: 10 H: 2 LOB: 1 BB: 1 P: 15	R: 2 E: 0 K: 0 S: 16 H: 2 LOB: 1 BB: 1 P: 24	R: 2 E: 1 K: 1 S: 10 H: 2 LOB: 1 BB: 0 P: 13	R: 0 E: 0 K: 1 S: 9 H: 0 LOB: 0 BB: 0 P: 16		1B: 4 2B: 3 3B: 0 HR: 1 SF: 0 SAC: 0 DP: 1 HBP: 1				WP: 1 PB: 0 SB: 0 CS: 0 PA: 34		

	AB	31
	R	6
	H	8
	RBI	5
	BB	2
	SO	2
	LOB	7

PITCHER		IP	WLS	BF	H	R	ER	SO	BB	IBB	HBP	BLK	WP	HR	S	P	ERA	WHIP
54 Jaime García, L ERA: 6.0	(1, 1)	6.0	L	25	6	4	4	0	2	0	0	0	1	1	56	86	6.00	1.333
50 Chaz Roe, R ERA: 18.0	(7, 1)	1.0		6	2	2	1	1	0	0	1	0	0	0	10	13	9.00	2.000
34 Eric O'Flaherty, L ERA: 13.5	(8, 1)	1.0		3	0	0	0	1	0	0	0	0	0	0	9	16	0.00	0.000

PITCHER	IP	WLS	BF	H	R	ER	SO	BB	IBB	HBP	BLK	WP	HR	S	P	ERA	WHIP

Batter	1	2	3	4	5	6	7	8	9	AB	R	H	RBI	BB	SO	LOB
9 Dee Strange-Gordon, L (1, 4) OBP: 0.211, SLG: 0.167	S B SI 95 B SI 95 F SI 96 X SI 96 2-2 ① G1-6-3		F SI 93 F CU 81 F FF 94 X FF 94 0-2 17 G6-3 17 S 21 HR 1B	D CH 88 B FF 93 F SI 92 S FC 87 F CU 78 B SI 94 F CU 77 X FC 85 3-2 ③ G4-3		B CH 90 S SL 84 X FF 92 1-1 ② G6-3		B FF 90 C FF 91 S CH 87 F CU 76 X CU 78 1-2 ② P5		5	1	1	0	0	0	1
17 A.J. Ellis, R (1, 2)	C SI 95 B FC 89 C FF 97 T FC 91 1-2 ② K		1 SAFE B SI 94 B FF 95 1 SAFE 1 SAFE B SI 94 C FF 95 T FF 93 X SI 95 3-2 ① G6-3 1-3		C FF 94 B FF 94 T FF 93 S FF 94 1-3 ① K	S SL 83 B SL 82 B SL 83 B FF 92 C FF 92 B FF 93 4-2 BB		B FF 91 F FF 89 B FF 90 X FF 90 2-1 ③ G5-3		4	0	0	0	1	2	1
21 Christian Yelich, L (1, 8) OBP: 0.368, SLG: 0.500	B SI 96 C CH 90 C FF 97 B FC 91 C FF 96 2-3 ③ K		B FC 89 X FC 88 1-0 3-H HR		B SL 79 X FF 94 1-0 41 BB 27 BB 13 1B 1B	X FF 92 0-0 ③ P6			C FF 88 B CU 78 B FF 91 X FF 90 2-1 ① G6-3	5	2	2	2	0	1	1
27 Giancarlo Stanton, R (1, 9) OBP: 0.278, SLG: 0.294		F FF 94 B FF 96 X FC 89 1-1 ① F7	X SI 94 0-0 13 FC5-4 1B		C SL 81 B FF 94 B FF 94 B SL 80 C SL 80 B FF 96 4-2 13 1B 41 BB 32 1B 1-2 BB		S SI 91 B SI 91 F SI 92 C FF 92 1-3 ① K		C CU 77 B FF 90 S FF 89 B FF 89 X FF 90 2-2 ② P5	4	1	1	0	1	1	0
41 Justin Bour, L (1, 3) OBP: 0.333, SLG: 0.214		B FF 94 B SI 95 B SI 95 C SI 95 C SI 95 F SI 97 F FF 97 D CH 91 4-2 13 1B 32 3B BB	S CH 88 1 SAFE S CH 86 F FF 93 S FC 89 0-3 ② K		B FF 95 B FF 95 B SL 80 B FF 94 4-0 32 1B 13 1B 3 G1-2-3 1-2 2-3 BB		C SI 92 F SI 92 X SL 82 0-2 ② F7		C CU 78 B SL 85 B CU 76 X FF 90 2-1 13 BB 1B	3	1	1	0	2	1	1
13 Marcell Ozuna, R (1, 7) OBP: 0.444, SLG: 0.412		B FF 95 B FC 89 C SI 93 X FF 94 2-1 32 3B 1-3 1B	C FC 88 X SI 94 0-1 ③ FC5-4 1-2f		B FF 94 C FS 83 S FS 83 B FS 85 B FF 94 X FS 84 3-2 32 1B 1-2 2-3 3-H 1B		X SL 83 0-0 32 BB 1B		S CU 78 B CU 77 D CU 78 B CH 84 C FF 89 B FF 90 4-2 1-2 BB	4	1	3	1	1	0	1
32 Derek Dietrich, L (1, 5) OBP: 0.462, SLG: 0.500 64 Nick Wittgren, R (7, 1) 22 Dustin McGowan, R (8, 1)		D FC 91 1 SAFE C FC 90 X SI 94 1-1 3 G6-3 1-H 3-H 3B		B CH 86 B FF 93 B FC 88 C FF 93 F SI 93 F SI 93 X FF 94 3-2 ① F9	S FS 84 B FF 94 B FS 83 B FF 93 X FF 94 3-1 1-2 2-3 3-H 1B		B SI 92 D CH 87 B FF 92 C FF 92 B FF 93 4-1 1-2 BB		C FF 90 C FF 89 C FF 89 0-3 ③ K	3 0 1	1 0 0	2 0 0	3 0 0	1 0 1	0 0 2	0 0 1
3 Adeiny Hechavarría, R (1, 6) OBP: 0.188, SLG: 0.133		X FC 90 0-0 ② G6-3 3-H		C FF 93 B SI 93 F CU 80 X FF 94 1-2 ② G3	C FF 92 X SI 91 0-1 ②③ G1-2-3 3-Hf		F SL 82 B FF 92 C SL 82 B FF 92 F FF 91 S SL 82 2-3 ③ K			4	0	0	1	0	1	5
54 Wei-Yin Chen, R (1, 1) OBP: 0.333, SLG: 0.333 19 Miguel Rojas, R (7, 5) OBP: 0.200, SLG: 0.200		C FF 94 F FF 95 C CU 80 0-3 ③ K		C CH 91 F FC 86 B FC 87 B FF 93 F FF 93 X SI 93 2-2 1B		C FF 91 F FF 92 F SL 81 X FF 92 0-2 ① L9		B FF 90 X FF 90 1-0 ① P4		3 1	0 0	1 0	0 0	0 0	1 0	0 0
Inning Stats	R: 0 E: 0 K: 2 S: 9 H: 0 LOB: 0 BB: 0 P: 14	R: 3 E: 0 K: 1 S: 14 H: 2 LOB: 0 BB: 1 P: 22	R: 2 E: 0 K: 1 S: 15 H: 3 LOB: 1 BB: 0 P: 19	R: 0 E: 0 K: 0 S: 16 H: 1 LOB: 1 BB: 0 P: 25	R: 2 E: 0 K: 1 S: 13 H: 3 LOB: 2 BB: 2 P: 29	R: 0 E: 0 K: 0 S: 9 H: 0 LOB: 1 BB: 1 P: 14	R: 0 E: 0 K: 2 S: 12 H: 1 LOB: 2 BB: 1 P: 19	R: 0 E: 0 K: 0 S: 7 H: 0 LOB: 0 BB: 0 P: 11	R: 0 E: 0 K: 1 S: 12 H: 1 LOB: 2 BB: 1 P: 22	1B: 9 2B: 0 3B: 1 HR: 1 SF: 0 SAC: 0 DP: 1 HBP: 0						

TOP

Miami Marlins @ New York Mets

Citi Field, Flushing, NY

Fri Apr 07 2017, 7:12 PM - 10:17 PM EDT

Att. 27,891 - Cloudy - 47 F

livebaseballscorecards.com

AB	37
R	7
H	11
RBI	7
BB	6
SO	8
LOB	12

WP: 0 PA: 43
PB: 0
SB: 1
CS: 0

PITCHER		IP	WLS	BF	H	R	ER	SO	BB	IBB	HBP	BLK	WP	HR	S	P	ERA	WHIP
45 Zack Wheeler, R ERA: 11.25	(1, 1)	4.0	L	19	6	5	5	4	1	0	0	0	0	1	54	80	11.25	1.750
49 Josh Smoker, L ERA: 27.0	(5, 1)	0.1		6	3	2	2	1	2	0	0	0	0	0	11	27	54.00	15.000
50 Rafael Montero, R ERA: 4.15	(5, 1)	2.2		10	1	0	0	2	2	0	0	0	0	0	23	35	0.00	1.125
66 Josh Edgin, L ERA:	(8, 1)	2.0		8	1	0	0	1	1	0	0	0	0	0	19	33	0.00	1.000

PITCHER	IP	WLS	BF	H	R	ER	SO	BB	IBB	HBP	BLK	WP	HR	S	P	ERA	WHIP

Miami Marlins @ New York Mets

Citi Field, Flushing, NY

Fri Apr 07 2017, 7:12 PM - 10:17 PM EDT

Att. 27,891 - Cloudy - 47 F

livebaseballscorecards.com

BOTTOM

Batter	1	2	3	4	5	6	7	8	9	AB	R	H	RBI	BB	SO	LOB
7 José Reyes, S (1, 5) OBP: 0.105, SLG: 0.056	C FF 91 X FF 91 0-1 ① B1-3	S FF 90 B FF 90 S FF 89 S CU 71 1-3 ③ K			C FF 90 X CH 82 0-1 ① G1-3		C SI 92 B SI 92 S FF 92 F SI 92 X SI 90 1-2 ② L9		X FF 92 0-0 ③ G4-3	5	0	0	0	0	1	3
13 Asdrúbal Cabrera, S (1, 6) OBP: 0.333, SLG: 0.294	C FF 92 B CU 76 S CH 84 X FF 93 1-2 4 BB 3 1B 1B		B FF 91 X FF 90 1-0 ① L1-3		B CH 82 B FF 90 C FF 90 F SL 83 F CU 74 S CH 82 2-3 ② K		F SI 92 X CH 85 0-1 ③ G4-3			4	1	1	0	0	1	1
52 Yoenis Cespedes, R (1, 7) OBP: 0.333, SLG: 0.467	S FF 91 S FF 91 X FF 92 0-2 ② F8		B CU 73 F FF 90 F CU 75 F FF 90 F SL 83 F FF 91 T FF 91 1-2 ② K		B FF 90 X CH 84 1-0 ③ P4			B FF 91 B FF 92 F SI 92 B FF 91 X SI 91 3-1 HR		4	1	1	1	0	1	1
4 Wilmer Flores, R (1, 3) OBP: 0.300, SLG: 0.556	B FF 91 1 SAFE B CH 85 B FF 92 B FF 91 4-0 3 1B 1-2 BB		C CH 83 B SL 84 C FF 91 F FF 92 F FF 93 X CU 75 1-2 1B			B FF 90 C FF 89 X FF 90 1-1 ① F9		T FF 91 C SL 82 X SI 91 0-2 ① P4		3	0	1	0	1	0	0
3 Curtis Granderson, L (1, 8) OBP: 0.235, SLG: 0.313	D CU 73 F FF 91 B FF 91 C FF 91 X FF 92 2-2 1-2 2-H 1B		B FF 90 1 SAFE F FF 90 F SL 84 S FF 90 1-3 ③ K			C FF 90 B CH 83 X FF 90 1-1 20 1B 2B		C SI 92 F CH 87 F CH 86 B CH 89 F FF 92 S SI 91 1-3 ② K		4	0	2	1	0	2	1
20 Neil Walker, S (1, 4) OBP: 0.235, SLG: 0.250	C FF 90 X CH 83 0-1 ③ F8			C CU 70 F FF 91 X SL 82 0-2 ① L7		X CU 73 0-0 19 G6-3 2-3 1B		B SI 92 X SI 92 1-0 ③ G4-3		4	0	1	0	0	0	2
19 Jay Bruce, L (1, 9) OBP: 0.471, SLG: 0.583		X FF 89 0-0 ① F7		C FF 90 B FF 90 F FF 90 B SL 85 B SL 84 X FF 91 3-2 ② G4-3		X FF 90 0-0 ②③ G6-3 1-2f			C SI 92 B SL 82 S SL 81 F SL 81 B FF 92 B CH 90 F SI 91 F FF 91 B SI 91 4-2 18 FC6-4 BB	3	0	0	0	1	0	2
44 René Rivera, R (1, 2) OBP: 0.500, SLG: 0.667 21 Lucas Duda, L (9, PH) OBP: 0.300, SLG: 0.250		C FF 89 F SL 82 B CU 75 B SL 84 F FF 90 F CH 81 X FF 91 2-2 45 FC3-6 1B		B CH 82 F CH 82 X FF 91 1-1 2B			F FF 92 B SL 82 C SI 92 S SI 92 1-3 ① K		C SI 92 F SI 91 F SL 83 S SL 82 0-3 ① K	3 1	0 0	2 0	0 0	0 0	1 1	0 1
45 Zack Wheeler, L (1, 1) 54 T.J. Rivera, R (4, PH) 49 Josh Smoker, L (5, 1) 50 Rafael Montero, R (5, 1) 30 Michael Conforto, L (7, PH) OBP: 0.667, SLG: 0.500 66 Josh Edgin, R (8, 1) 18 Travis d'Arnaud, R (9, PH) OBP: 0.333, SLG: 0.375		X FF 88 0-0 ② FC3-6 1-2f		F FF 89 F CU 72 F FF 92 S FF 91 0-3 ③ K			B SI 92 S SI 92 S SI 92 B SI 92 X CH 85 2-2 1B		X SI 93 0-0 ② FC6-4 1-2f	1 1 0 0 1 0 1	0 0 0 0 0 0 0	0 0 0 0 1 0 0	0 0 0 0 0 0 0	0 1 0 0 0 0 0	0 0 0 0 0 0 0	1 1 0 0 0 0 1
Inning Stats	R: 1 H: 2 E: 0 LOB: 2 K: 0 BB: 1 S: 13 P: 20	R: 0 H: 1 E: 0 LOB: 1 K: 1 BB: 0 S: 10 P: 13	R: 0 H: 1 E: 0 LOB: 1 K: 2 BB: 0 S: 15 P: 19	R: 0 H: 1 E: 0 LOB: 1 K: 1 BB: 0 S: 12 P: 16	R: 0 H: 0 E: 0 LOB: 0 K: 1 BB: 0 S: 7 P: 10	R: 0 H: 2 E: 0 LOB: 1 K: 0 BB: 0 S: 6 P: 8	R: 0 H: 1 E: 0 LOB: 1 K: 1 BB: 0 S: 12 P: 16	R: 1 H: 1 E: 0 LOB: 0 K: 1 BB: 0 S: 11 P: 16	R: 0 H: 0 E: 0 LOB: 1 K: 1 BB: 1 S: 11 P: 15	1B: 6 2B: 2 3B: 0 HR: 1	SF: 0 SAC: 0 DP: 1 HBP: 0			WP: 0 PB: 0 SB: 0 CS: 0	PA: 37		

	AB	35
	R	2
	H	9
	RBI	2
	BB	2
	SO	8
	LOB	14

PITCHER		IP	WLS	BF	H	R	ER	SO	BB	IBB	HBP	BLK	WP	HR	S	P	ERA	WHIP
54 Wei-Yin Chen, L ERA: 1.5	(1, 1)	6.0	W	25	7	1	1	5	1	0	0	0	0	0	63	86	1.50	1.333
64 Nick Wittgren, R ERA: 4.91	(7, 1)	1.2		7	2	1	1	2	0	0	0	0	0	1	22	30	5.40	1.200
22 Dustin McGowan, R ERA:	(8, 1)	1.1		5	0	0	0	1	1	0	0	0	0	0	12	17	0.00	0.750

PITCHER		IP	WLS	BF	H	R	ER	SO	BB	IBB	HBP	BLK	WP	HR	S	P	ERA	WHIP

Miami Marlins @ New York Mets

Citi Field, Flushing, NY

Sat Apr 08 2017, 7:10 PM - 10:35 PM EDT

Att. 33,936 - Clear - 55 F

TOP

livebaseballscorecards.com

Batter	1	2	3	4	5	6	7	8	9	AB	R	H	RBI	BB	SO	LOB
11 J.T. Realmuto, R (1, 2) OBP: 0.600, SLG: 1.056	F9		19 SF8 3B	G4-3		F8		19 SH1-3 1B	1B	6	1	3	2	0	0	2
19 Miguel Rojas, R (1, 4) OBP: 0.400, SLG: 0.429 (7, 5)	21 G4-3 27 1B 2B		SF8 3-H		27 1B BB		21 FC6-4 BB	SH1-3 1-2 3-H	K	2	1	1	2	2	1	2
21 Christian Yelich, L (1, 8) OBP: 0.280, SLG: 0.375	G4-3 2-3		K	K	K		FC6-4 41 S 13 1B 1-2f	F9	F7	6	1	0	0	0	2	6
27 Giancarlo Stanton, R (1, 9) OBP: 0.391, SLG: 0.381 62 José Ureña, R (9, 1)	1B 3-H		41 WP 1B	41 G5-3 1-3 1B			K	IBB		4	0	3	1	1	1	1
										0	0	0	0	0	0	0
41 Justin Bour, L (1, 3) OBP: 0.348, SLG: 0.176	L8		BB 1-2	G5-3 1-2			13 1B BB 1-2			3	0	0	0	2	1	5
13 Marcell Ozuna, R (1, 7) OBP: 0.478, SLG: 0.571		HR	F8		K		1B 1-3 2-H		3 1B 51 1B 9 FC3-6 BB	4	2	2	2	1	1	4
32 Derek Dietrich, L (1, 5) OBP: 0.412, SLG: 0.385 46 Kyle Barraclough, R (7, 1) 35 David Phelps, R (8, 1) 51 Ichiro Suzuki, L (9, PH) OBP: 0.333, SLG: 0.333 (9, 9)	K			K		BB	P6		9 FC3-6 3 1B 11 1B 1-2 1B	3	0	0	0	1	2	2
										0	0	0	0	0	0	0
										0	0	0	0	0	0	0
										1	1	1	0	0	0	0
3 Adeiny Hechavarría, R (1, 6) OBP: 0.238, SLG: 0.200		G5-3		E5		L9		9 1B 11 1B 1B	9 FC3-6 1B 1-2 2-3	5	1	2	0	0	0	1
61 Adam Conley, L (1, 1) 28 Tyler Moore, R (6, PH) OBP: 0.667, SLG: 1.000 29 Brad Ziegler, R (6, 1) 9 Dee Strange-Gordon, L (7, 4) OBP: 0.238, SLG: 0.200		K		K		K		11 1B 19 SH1-3 1B 1-2	FC3-6 11 1B 1-2f 2-3 3-H	2	0	0	0	0	2	1
										1	0	0	0	0	1	1
										0	0	0	0	0	0	0
										2	1	1	1	0	0	2

Inning Stats	1	2	3	4	5	6	7	8	9
	R: 1 H: 2 E: 0 LOB: 1 K: 0 BB: 0 S: 10 P: 16	R: 1 H: 1 E: 0 LOB: 0 K: 2 BB: 0 S: 12 P: 18	R: 1 H: 2 E: 0 LOB: 2 K: 1 BB: 1 S: 13 P: 23	R: 0 H: 0 E: 1 LOB: 1 K: 2 BB: 0 S: 14 P: 16	R: 0 H: 1 E: 0 LOB: 2 K: 2 BB: 1 S: 10 P: 18	R: 0 H: 0 E: 0 LOB: 1 K: 1 BB: 1 S: 11 P: 19	R: 1 H: 1 E: 0 LOB: 2 K: 1 BB: 2 S: 14 P: 28	R: 2 H: 3 E: 0 LOB: 2 K: 1 BB: 1 S: 19 P: 27	R: 2 H: 3 E: 0 LOB: 2 K: 1 BB: 1 S: 16 P: 29

1B: 10 SF: 1
2B: 1 SAC: 1
3B: 1 DP: 0
HR: 1 HBP: 0

WP: 1 PA: 48
PB: 0
SB: 1
CS: 0

	AB	39
	R	8
	H	13
	RBI	8
	BB	7
	SO	11
	LOB	27

PITCHER		IP	WLS	BF	H	R	ER	SO	BB	IBB	HBP	BLK	WP	HR	S	P	ERA	WHIP
65 Robert Gsellman, R ERA: 4.5	(1, 1)	5.0	L	24	6	3	3	7	2	0	0	0	1	1	59	91	5.40	1.600
49 Josh Smoker, L ERA: 10.8	(6, 1)	1.0		4	0	0	0	1	1	0	0	0	0	0	11	19	0.00	1.000
47 Hansel Robles, R ERA: 7.71	(7, 1)	1.0		6	1	1	1	1	2	0	0	0	0	0	14	28	9.00	3.000
51 Paul Sewald, R ERA: 54.0	(8, 1)	0.1		4	3	2	2	0	0	0	0	0	0	0	14	22	54.00	9.000
39 Jerry Blevins, L ERA:	(8, 1)	0.2		3	0	0	0	1	0	1	0	0	0	0	5	5	0.00	0.000

PITCHER		IP	WLS	BF	H	R	ER	SO	BB	IBB	HBP	BLK	WP	HR	S	P	ERA	WHIP
50 Rafael Montero, R ERA: 7.71	(9, 1)	0.1		5	3	2	2	0	1	0	0	0	0	0	8	19	54.00	12.000
59 Fernando Salas, R ERA:	(9, 1)	0.2		2	0	0	0	1	0	0	0	0	0	0	8	10	0.00	0.000

Miami Marlins @ New York Mets

Citi Field, Flushing, NY

Sat Apr 08 2017, 7:10 PM - 10:35 PM EDT

Att. 33,936 - Clear - 55 F

BOTTOM

livebaseballscorecards.com

Batter	1	2	3	4	5	6	7	8	9	AB	R	H	RBI	BB	SO	LOB
3 Curtis Granderson, L (1, 8) OBP: 0.190, SLG: 0.250	B FF 90 F FF 89 B FF 90 X FF 90 2-1 G4-3 ①			C FF 88 B CH 81 F FF 88 B SL 84 B CH 82 X FF 88 3-2 G4-3 ①	X FF 88 0-0 F8 ③			B SI 92 B FC 87 S SI 91 F SI 91 S FF 94 2-3 K ②		4	0	0	0	0	1	2
13 Asdrúbal Cabrera, S (1, 6) OBP: 0.318, SLG: 0.286	B FF 89 F CH 81 B FF 90 B FF 89 X FF 89 3-1 L8 ②			B CH 81 F FF 90 X SL 83 1-1 F8 ②		C SI 81 X CH 75 0-1 G6-3 ①		S SI 92 B FC 89 S SI 93 B FF 93 X SI 93 2-2 1B		4	0	1	0	0	0	0
52 Yoenis Cespedes, R (1, 7) OBP: 0.318, SLG: 0.389	C FF 90 B FF 90 S SL 85 F FF 91 S FF 91 1-3 K ③			B FF 90 B FF 90 B FF 89 S FF 90 S FF 90 B SL 85 4-2 4 FC6-4 BB		C SI 81 B CH 75 S CH 75 F CU 70 B CU 71 B SI 83 S SI 83 3-3 K ②		B FF 93 B FF 93 X SI 93 2-0 F8 ③		3	0	0	0	1	2	1
4 Wilmer Flores, R (1, 5) OBP: 0.231, SLG: 0.417 47 Hansel Robles, R (7, 1) 51 Paul Sewald, R (8, 1) 39 Jerry Blevins, L (8, 1) 50 Rafael Montero, R (9, 1) 59 Fernando Salas, R (9, 1) 30 Michael Conforto, L (9, PH) OBP: 0.500, SLG: 0.333		C FF 88 S FF 89 B SL 83 B FF 91 S FF 90 2-3 K ①		F FF 91 B SL 84 X SL 83 1-1 FC6-4 ③ 1-2f		B SI 83 S SI 84 F SI 81 F CU 72 F CU 72 F CH 76 B CU 71 S CH 76 2-3 K ③			C SI 97 B SI 97 X SI 97 1-1 G6-3 ①	3 0 0 0 0 0 1	0 0 0 0 0 0 0	0 0 0 0 0 0 0	0 0 0 0 0 0 0	2 0 0 0 0 0 0	0 0 0 0 0 0 0	1 0 0 0 0 0 0
20 Neil Walker, S (1, 4) OBP: 0.190, SLG: 0.200		S FF 90 F FF 90 B FF 91 B SL 85 B FF 92 F FF 91 F FF 92 T FF 90 3-2 K ②			C FF 87 S FF 86 S FF 89 0-3 K ①		B FF 94 B FF 95 C FF 95 B FF 95 C FF 96 S FF 96 3-3 K ①		B SI 96 F SI 96 T FF 96 B FF 97 B SL 88 S SI 96 3-3 K 21 DI	4	0	0	0	0	4	0
19 Jay Bruce, L (1, 9) OBP: 0.429, SLG: 0.500		B FF 90 C FF 90 F CH 85 X FF 92 1-2 F7 ③			B FF 87 C FF 88 B SL 82 B SL 83 C FF 88 F FF 90 S FF 91 3-3 K ②		F FF 95 S SL 82 B FF 95 F FF 95 X SL 80 1-2 1B		X FF 96 0-0 F9 ②	4	0	1	0	0	1	1
21 Lucas Duda, L (1, 3) OBP: 0.286, SLG: 0.500			C FF 86 B SL 82 C FF 88 B FF 88 S SL 83 2-3 K ①		F FF 89 B CH 82 X FF 91 1-1 HR		C FF 95 F FF 94 S SL 82 0-3 K ②		B SI 96 F SI 94 F CH 88 D CH 90 X SI 96 2-2 F7 ③ 1-2	4	1	1	1	0	2	2
18 Travis d'Arnaud, R (1, 2) OBP: 0.333, SLG: 0.300			X FF 89 0-0 G4-3 ②		B FF 90 B SL 85 B FF 90 B FF 90 4-0 54 BB BB		F FF 94 F FF 94 D SL 82 F FF 94 D SL 80 X SL 81 2-2 G4-3 ③			2	0	0	0	1	0	1
65 Robert Gsellman, R (1, 1) 54 T.J. Rivera, R (5, PH) 49 Josh Smoker, L (6, 1) 7 José Reyes, S (7, 5) OBP: 0.100, SLG: 0.053			B FF 88 F FF 88 F FF 90 F FF 89 B SL 83 X FF 90 2-2 L8 ③		B FF 89 C FF 89 F FF 90 B SL 84 B FF 91 B FF 91 4-2 1-2 BB			C SI 92 B FF 93 B FC 90 S SI 91 B SI 93 S SI 92 3-3 K ①		1 0 0 1	0 0 0 0	0 0 0 0	0 1 0 0	0 0 0 1	0 0 0 0	0 0 0 0
Inning Stats	R: 0 E: 0 K: 1 S: 8 H: 0 LOB: 0 BB: 0 P: 14	R: 0 E: 0 K: 2 S: 11 H: 0 LOB: 0 BB: 0 P: 17	R: 0 E: 0 K: 1 S: 8 H: 0 LOB: 0 BB: 0 P: 12	R: 0 E: 0 K: 0 S: 9 H: 0 LOB: 1 BB: 1 P: 18	R: 1 E: 0 K: 2 S: 12 H: 1 LOB: 2 BB: 2 P: 24	R: 0 E: 0 K: 2 S: 12 H: 0 LOB: 0 BB: 0 P: 17	R: 0 E: 0 K: 2 S: 14 H: 1 LOB: 1 BB: 0 P: 20	R: 0 E: 0 K: 2 S: 10 H: 1 LOB: 1 BB: 0 P: 19	R: 0 E: 0 K: 1 S: 9 H: 0 LOB: 1 BB: 0 P: 15	1B: 2 2B: 0 3B: 0 HR: 1	SF: 0 SAC: 0 DP: 0 HBP: 0		WP: 1 PB: 0 SB: 0 CS: 0	PA: 34			

	AB	31
	R	1
	H	3
	RBI	1
	BB	3
	SO	13
	LOB	8

PITCHER		IP	WLS	BF	H	R	ER	SO	BB	IBB	HBP	BLK	WP	HR	S	P	ERA	WHIP
61 Adam Conley, L ERA: 1.8	(1, 1)	5.0	W	19	1	1	1	6	3	0	0	0	0	1	48	85	1.80	0.800
29 Brad Ziegler, R ERA:	(6, 1)	1.0	H	3	0	0	0	2	0	0	0	0	0	0	12	17	0.00	0.000
46 Kyle Barraclough, R ERA: 3.0	(7, 1)	1.0	H	4	1	0	0	2	0	0	0	0	0	0	14	20	0.00	1.000
35 David Phelps, R ERA: 6.75	(8, 1)	1.0		4	1	0	0	2	0	0	0	0	0	0	10	19	0.00	1.000
62 José Ureña, R ERA:	(9, 1)	1.0		4	0	0	0	1	0	0	0	0	1	0	9	15	0.00	0.000

PITCHER	IP	WLS	BF	H	R	ER	SO	BB	IBB	HBP	BLK	WP	HR	S	P	ERA	WHIP

Miami Marlins @ New York Mets

Citi Field, Flushing, NY

Sun Apr 09 2017, 8:11 PM - 10:54 PM EDT

Att. 27,420 - Partly Cloudy - 52 F

livebaseballscorecards.com

Batter	1	2	3	4	5	6	7	8	9	AB	R	H	RBI	BB	SO	LOB
9 Dee Strange-Gordon, L (1, 4) OBP: 0.240, SLG: 0.250	C SI 98 F SI 98 F SL 94 F SI 99 S SL 93 0-3 ① K		L SL 92 X SI 98 0-1 ① 11 CS 2-H 3-H 2B		D CH 90 B SL 90 T SL 92 D CU 85 F SI 98 F SI 98 S SL 92 3-3 ③ K			F FF 90 S KC 84 F FF 92 B KC 83 F KC 84 B CH 84 B FF 89 X FF 91 3-2 ③ L8		4	0	1	2	0	2	2
11 J.T. Realmuto, R (1, 2) OBP: 0.542, SLG: 0.909	B SI 101 X SI 99 1-0 ② G6-3		C SI 99 B SL 95 C SI 100 X CH 91 1-2 ② 21 CS 2-3 1B			X SI 96 0-0 ① G6-3			C FF 92 F SL 87 B SL 85 B FF 94 T FF 93 2-2 ① K	4	0	1	0	0	1	0
21 Christian Yelich, L (1, 8) OBP: 0.241, SLG: 0.321	B SI 100 C CU 85 F SI 100 B SI 100 B FF 100 C SL 92 3-3 ③ K		S CU 82 B FF 97 S CU 83 1-2 ③ CS 1-2	B SI 96 C SI 97 B SI 97 B SL 93 F SI 97 F SI 98 F FF 99 X CU 86 3-2 ① G3		C SI 97 C CU 84 B CU 84 S CH 88 1-3 ② K			X FF 92 0-0 ② G4-3	4	0	0	0	0	2	0
27 Giancarlo Stanton, R (1, 9) OBP: 0.333, SLG: 0.320		F SL 92 S SL 93 C SI 98 0-3 ① K		X SI 99 0-0 ② G6-3		B CU 84 B SI 97 S SL 91 F SL 92 X SI 98 2-2 ③ G4-3			F FF 93 S FF 91 B FF 90 S FF 93 1-3 ③ K	4	0	0	0	0	2	0
41 Justin Bour, L (1, 3) OBP: 0.308, SLG: 0.150		B SI 98 S CH 90 S CH 90 B CH 88 S SL 94 2-3 ② K		C SI 98 B SI 97 B CH 92 S CH 90 B SL 91 S SL 93 3-3 ③ K			B SI 95 B FF 96 S CH 89 X CH 89 2-1 ① G4-3			3	0	0	0	0	2	0
13 Marcell Ozuna, R (1, 7) OBP: 0.423, SLG: 0.500		C SL 94 B SI 98 B CH 90 C SI 99 S CH 91 2-3 ③ K			F SL 92 X SI 97 0-1 ① G4-3		B CU 83 X SL 92 1-0 ② G5-3			3	0	0	0	0	1	0
32 Derek Dietrich, L (1, 5) OBP: 0.450, SLG: 0.500			B SI 98 C SI 98 B SI 98 C CH 91 F FF 99 X CH 91 2-2 ② 19 E 9 2B 2B		C CU 83 C SI 97 B SI 97 B SL 92 X SI 98 2-2 ② 36 SH2-4 19 1B 1B		B CU 86 B SI 98 C SL 92 S SL 91 B SL 92 X CH 89 3-2 ③ G3-1			3	1	2	0	0	0	0
19 Miguel Rojas, R (1, 6) OBP: 0.385, SLG: 0.400			B SL 93 X SL 93 1-0 ② E7 9 2B 2-3		X SI 97 0-0 ① 36 SH2-4 1-2 1B			C FF 90 F FF 90 F FF 90 B CH 85 F FF 91 F FF 91 B KC 84 X FF 88 2-2 ① F7		3	1	1	0	0	0	1
36 Edinson Volquez, R (1, 1) OBP: 0.667, SLG: 0.667 25 Junichi Tazawa, R (7, 1) 51 Ichiro Suzuki, L (8, PH) OBP: 0.250, SLG: 0.250 22 Dustin McGowan, R (8, 1)			S SI 99 B SL 93 F SI 99 C CU 84 1-3 ① K		L SI 96 B SL 92 2 SAFE C SL 90 X CU 82 1-2 ② SH2-4 1-2 2-3			B FF 91 X FF 92 1-0 ② F7		1 0 1 0	0 0 0 0	0 0 0 0	0 0 0 0	1 0 0 0	2 0 0 0	2 0 0 0
Inning Stats	R: 0 E: 0 K: 2 S: 9 H: 0 LOB: 0 BB: 0 P: 13	R: 0 E: 0 K: 3 S: 9 H: 0 LOB: 0 BB: 0 P: 13	R: 2 E: 1 K: 1 S: 15 H: 3 LOB: 0 BB: 0 P: 21	R: 0 E: 0 K: 1 S: 9 H: 0 LOB: 0 BB: 0 P: 15	R: 0 E: 0 K: 1 S: 13 H: 2 LOB: 2 BB: 0 P: 19	R: 0 E: 0 K: 1 S: 7 H: 0 LOB: 0 BB: 0 P: 10	R: 0 E: 0 K: 0 S: 6 H: 0 LOB: 0 BB: 0 P: 12	R: 0 E: 0 K: 0 S: 12 H: 0 LOB: 0 BB: 0 P: 18	R: 0 E: 0 K: 2 S: 7 H: 0 LOB: 0 BB: 0 P: 10	1B: 3 2B: 2 3B: 0 HR: 0 SF: 0 SAC: 1 DP: 0 HBP: 0						

TOP	
AB	30
R	2
H	5
RBI	2
BB	0
SO	11
LOB	5

WP: 0 PB: 0 SB: 0 CS: 2 PA: 32

PITCHER		IP	WLS	BF	H	R	ER	SO	BB	IBB	HBP	BLK	WP	HR	S	P	ERA	WHIP
34 Noah Syndergaard, R ERA: 0.69	(1, 1)	7.0	W	25	5	2	1	9	0	0	0	0	0	0	68	103	1.29	0.714
59 Fernando Salas, R ERA:	(8, 1)	1.0	H	3	0	0	0	0	0	0	0	0	0	0	12	18	0.00	0.000
43 Addison Reed, R ERA:	(9, 1)	1.0	S	3	0	0	0	2	0	0	0	0	0	0	7	10	0.00	0.000

PITCHER	IP	WLS	BF	H	R	ER	SO	BB	IBB	HBP	BLK	WP	HR	S	P	ERA	WHIP

Miami Marlins @ New York Mets

Citi Field, Flushing, NY

Sun Apr 09 2017, 8:11 PM - 10:54 PM EDT

Att. 27,420 - Partly Cloudy - 52 F

BOTTOM

livebaseballscorecards.com

Batter	1	2	3	4	5	6	7	8	9	AB	R	H	RBI	BB	SO	LOB
7 José Reyes, S (1, 5) OBP: 0.083, SLG: 0.043	C SI 93 B SI 93 X SI 93 1-1 ① F8	X SI 91 0-0 ① F9		C SI 94 S KC 82 S FF 92 0-3 ③ K			F FF 93 S FO 87 X FF 93 0-2 ① G5-3			4	0	0	0	0	1	1
13 Asdrúbal Cabrera, S (1, 6) OBP: 0.308, SLG: 0.280	C SI 94 X KC 80 0-1 ② 52 1B; 19 E 1B	F SI 92 F KC 81 X KC 83 0-2 ② L6			F CH 82 F CH 83 B SI 93 B FF 93 F SI 93 S KC 83 2-3 ① K2-3		C FF 93 X FF 92 0-1 ② F8			4	1	1	0	0	1	0
52 Yoenis Cespedes, R (1, 7) OBP: 0.308, SLG: 0.364	B SI 94 S SI 93 F CH 82 B FF 91 F SI 94 1 SAFE X SI 95 2-2 19 E; 20 1B; 1-3 1B	C SI 92 B CH 85 F CH 83 S CH 84 1-3 ③ K			B SI 93 X SI 94 1-0 ② G3		B FO 88 S FO 88 F FF 92 B FF 92 F FO 88 B FO 88 F FF 93 X FO 87 3-2 ③ F9			4	1	1	0	0	1	0
19 Jay Bruce, L (1, 9) OBP: 0.400, SLG: 0.600	X SI 92 0-0 FC3 21 1B; 20 1B; 30 BB; 1-3; 3-H		C SI 92 C SI 92 B FF 92 F SI 92 B CH 85 T CH 83 2-2 ① K		B KC 81 X SI 94 1-0 HR			X SI 93 0-0 ① F8		4	2	1	1	0	1	1
20 Neil Walker, S (1, 4) OBP: 0.200, SLG: 0.208	F SI 94 F SI 94 F FF 96 X KC 81 0-2 30 BB; 21 1B; 44 FC2; 1-2; 3-H 1B		B CH 82 X SI 93 1-0 ② G1-3		X SI 93 0-0 ③ L9			C SI 93 F FF 92 B SL 84 S SL 84 1-3 ② K		4	0	1	1	0	1	0
21 Lucas Duda, L (1, 3) OBP: 0.333, SLG: 0.500	B SI 94 X CH 83 1-0 44 FC2; 30 BB; 1-2; 2-3 1B		C CH 84 C KC 82 S FF 93 0-3 ③ K			B CH 82 C SI 91 B CH 82 X SI 93 2-1 ① F7		B SL 84 B FF 94 B SI 93 C SI 92 X SI 92 3-1 30 FC6-5; 1B		4	0	2	0	0	1	0
30 Michael Conforto, L (1, 8) OBP: 0.500, SLG: 0.833	B SI 95 B SI 94 B SI 93 B SI 94 4-0 44 FC2; 1-2; 2-3; 3-H BB			C KC 80 B KC 80 B CH 82 B SI 93 C SI 92 F SI 92 X SI 93 3-2 ① F7		X SI 93 0-0 HR		B SI 93 X SI 92 1-0 ③ FC6-5; 1-2f		3	1	1	2	1	0	1
44 René Rivera, R (1, 2) OBP: 0.333, SLG: 0.444	C SI 94 B SI 94 X KC 81 1-1 ② FC2; 1-2; 2-3; 3-Hf			B SI 94 F CH 82 X SI 92 1-1 ② G6-3		B KC 80 F SI 92 F CH 83 B CH 85 F KC 82 B SI 93 S SI 93 3-3 ② K				3	0	0	0	0	1	3
34 Noah Syndergaard, L (1, 1) OBP: 0.400, SLG: 0.400 59 Fernando Salas, R (8, 1) 43 Addison Reed, L (9, 1)	B SI 94 B SI 94 F SI 93 C SI 94 S CH 83 2-3 ③ K			C SI 93 B KC 79 B SI 92 X SI 92 2-1 1B		B SI 93 B CH 82 X SI 92 2-0 ③ G4-3				3 0 0	0 0 0	1 0 0	0 0 0	0 0 0	1 0 0	3 0 0
Inning Stats	R: 3 E: 1 K: 1 S: 19 H: 4 LOB: 3 BB: 1 P: 30	R: 0 E: 0 K: 1 S: 7 H: 0 LOB: 0 BB: 0 P: 8	R: 0 E: 0 K: 2 S: 8 H: 0 LOB: 0 BB: 0 P: 11	R: 0 E: 0 K: 1 S: 11 H: 1 LOB: 1 BB: 0 P: 17	R: 1 E: 0 K: 1 S: 7 H: 1 LOB: 0 BB: 0 P: 11	R: 1 E: 0 K: 0 S: 8 H: 1 LOB: 0 BB: 0 P: 15	R: 0 E: 0 K: 0 S: 10 H: 0 LOB: 0 BB: 0 P: 13	R: 0 E: 0 K: 1 S: 7 H: 1 LOB: 1 BB: 0 P: 12		1B: 6 2B: 0 3B: 0 HR: 2	SF: 0 SAC: 0 DP: 0 HBP: 0			WP: 0 PB: 0 SB: 0 CS: 0	PA: 34	

	AB	33
	R	5
	H	8
	RBI	4
	BB	1
	SO	8
	LOB	9

PITCHER		IP	WLS	BF	H	R	ER	SO	BB	IBB	HBP	BLK	WP	HR	S	P	ERA	WHIP
36 Edinson Volquez, R ERA: 3.27	(1, 1)	6.0	L	27	7	5	4	7	1	0	0	0	0	2	60	92	6.00	1.333
25 Junichi Tazawa, R ERA: 9.0	(7, 1)	1.0		3	0	0	0	0	0	0	0	0	0	0	10	13	0.00	0.000
22 Dustin McGowan, R ERA:	(8, 1)	1.0		4	1	0	0	1	0	0	0	0	0	0	7	12	0.00	1.000

PITCHER	IP	WLS	BF	H	R	ER	SO	BB	IBB	HBP	BLK	WP	HR	S	P	ERA	WHIP

New York Mets @ Philadelphia Phillies

Citizens Bank Park, Philadelphia, PA

Mon Apr 10 2017, 7:07 PM - 10:05 PM EDT

Att. 33,359 - Partly Cloudy - 77 F

TOP

livebaseballscorecards.com

Batter	1	2	3	4	5	6	7	8	9	AB	R	H	RBI	BB	SO	LOB
7 José Reyes, S (1, 5) OBP: 0.071, SLG: 0.037	C FF 90 F FF 90 C CU 75 0-3 ① K		C FF 89 C CU 77 B FF 91 S CU 77 1-3 ② K			S SL 84 C CU 76 X CU 76 0-2 ① P6		S FF 93 B SL 80 F CU 78 X SL 84 1-2 ① G4-3		4	0	0	0	0	2	0
13 Asdrúbal Cabrera, S (1, 6) OBP: 0.333, SLG: 0.321	S FF 91 B FF 91 B FF 91 F SL 85 F FF 92 B CU 77 F FF 92 X SL 86 3-2 2B		C SL 85 F FF 90 B CU 77 B CU 77 T CU 77 2-2 ③ K			B FF 91 B FF 91 X SL 84 2-0 ② L9		B FF 96 B FF 95 B FF 95 F FF 95 B CU 80 4-1 19 HR BB		3	1	1	0	1	1	0
52 Yoenis Cespedes, R (1, 7) OBP: 0.267, SLG: 0.308	C FF 90 B FF 90 B FF 90 B SL 84 F SI 91 F FF 92 S CU 76 3-3 ② K			B FF 90 C CU 76 B FF 91 X FF 90 2-1 ① P6		B CU 76 X FF 92 1-0 ③ F9		C CU 80 C CU 79 S CU 80 0-3 ② K		4	0	0	0	0	2	2
19 Jay Bruce, L (1, 9) OBP: 0.448, SLG: 0.870	C SL 84 B FF 90 X CU 75 1-1 ③ F9			F FF 90 X CU 75 0-1 HR			B FF 90 S SL 83 B SL 84 F FF 91 F FF 91 B FF 92 D CU 77 4-2 3 E 3 1B 20 SF8 BB	1 SAFE 1 SAFE F SL 85 S SL 86 B SL 88 X SL 87 1-2 1-H HR		3	3	2	3	1	0	1
3 Curtis Granderson, L (1, 8) OBP: 0.200, SLG: 0.250		C FF 89 B FF 90 B FF 90 S FF 90 C CU 77 2-3 ① K		X FF 91 0-0 ② G4-3			B FF 90 B SL 84 B SL 83 F SI 89 F SL 84 X SI 91 3-2 E4 20 E 1-3 1B	B FF 95 B SL 88 C FF 94 S FF 94 B X FF 93 3-2 ③ P5		4	0	1	0	0	1	0
20 Neil Walker, S (1, 4) OBP: 0.207, SLG: 0.192		B FF 91 B FF 91 B FF 91 C FF 90 B FF 90 4-1 21 PB BB		X FF 90 0-0 ③ P6			C CU 74 1 SAFE C CU 76 X FF 90 0-2 ① SF8 1-2 3-H		X FF 92 0-0 ① P3	2	0	0	1	1	0	0
21 Lucas Duda, L (1, 3) OBP: 0.364, SLG: 0.444		B FF 89 B SL 85 B FF 89 B FF 91 4-0 18 G6-4-3 1-2 BB	B FF 90 C SL 83 S SL 84 B CU 77 S FF 92 2-3 ① K				0-0 IBB		X FF 91 0-0 ② L8	2	0	0	0	2	1	0
18 Travis d'Arnaud, R (1, 2) OBP: 0.250, SLG: 0.214		C SL 84 X CU 76 0-1 ② ③ G6-4-3 1-2f	X FF 91 0-0 ② P4				C FF 90 X CU 77 0-1 ② F9		B SI 90 C SI 92 X SL 86 1-1 ③ G4-3	4	0	0	0	0	0	4
48 Jacob deGrom, L (1, 1) 4 Wilmer Flores, R (7, PH) OBP: 0.214, SLG: 0.385 49 Josh Smoker, L (7, 1) 39 Jerry Blevins, L (7, 1) 47 Hansel Robles, R (8, 1) 43 Addison Reed, L (9, 1)			C FF 90 X SL 83 0-1 ① F7		C FF 90 F SI 90 S CU 77 0-3 ③ K		C CU 74 B SL 84 X SL 85 1-1 ③ L8			2 1 0 0 0 0	0 0 0 0 0 0	0 0 0 0 0 0	0 0 0 0 0 0	1 0 0 0 0 0	0 0 0 0 0 0	0 2 0 0 0 0
Inning Stats	R: 0 E: 0 K: 2 S: 14 H: 1 LOB: 1 BB: 0 P: 21	R: 0 E: 0 K: 1 S: 6 H: 0 LOB: 1 BB: 2 P: 16	R: 0 E: 0 K: 2 S: 8 H: 0 LOB: 0 BB: 0 P: 11	R: 1 E: 0 K: 0 S: 6 H: 1 LOB: 0 BB: 0 P: 8	R: 0 E: 0 K: 2 S: 7 H: 0 LOB: 0 BB: 0 P: 9	R: 0 E: 0 K: 0 S: 5 H: 0 LOB: 0 BB: 0 P: 8	R: 1 E: 2 K: 0 S: 13 H: 1 LOB: 2 BB: 2 P: 21	R: 2 E: 0 K: 1 S: 13 H: 1 LOB: 0 BB: 1 P: 22	R: 0 E: 0 K: 0 S: 4 H: 0 LOB: 0 BB: 0 P: 5	1B: 1 2B: 1 3B: 0 HR: 2 SF: 1 SAC: 0 DP: 1 HBP: 0						

	AB	29
	R	4
	H	4
	RBI	4
	BB	5
	SO	8
	LOB	9

WP: 0 PB: 1 SB: 0 CS: 0 PA: 35

PITCHER		IP	WLS	BF	H	R	ER	SO	BB	IBB	HBP	BLK	WP	HR	S	P	ERA	WHIP
48 Jerad Eickhoff, R ERA: 1.98	(1, 1)	7.0		27	3	2	1	7	3	1	0	0	0	1	59	94	1.29	0.857
61 Edubray Ramos, R ERA: 2.08	(8, 1)	0.2	L	3	0	1	1	1	1	0	0	0	0	0	7	12	13.50	1.500
63 Joely Rodríguez, L ERA: 9.82	(8, 1)	1.1		5	1	1	1	0	0	0	0	0	0	1	10	15	6.75	0.750

PITCHER		IP	WLS	BF	H	R	ER	SO	BB	IBB	HBP	BLK	WP	HR	S	P	ERA	WHIP

BOTTOM

New York Mets @ Philadelphia Phillies

Citizens Bank Park, Philadelphia, PA

Mon Apr 10 2017, 7:07 PM - 10:05 PM EDT

Att. 33,359 - Partly Cloudy - 77 F

livebaseballscorecards.com

Batter	1	2	3	4	5	6	7	8	9	AB	R	H	RBI	BB	SO	LOB
16 César Hernández, S (1, 4) OBP: 0.333, SLG: 0.500	C FF 95 B FF 95 B SL 91 B FF 96 C FF 95 F SL 89 B FF 96 4-2 47 FC3-6 BB	L CU 81 B FF 94 B CH 86 C CH 87 B FF 96 F SL 88 X CU 81 3-2 ③ G3		X FF 94 0-0 ③ F7			C FF 96 X FF 95 0-1 47 BB 1B		C FF 91 X FF 92 0-1 ② F8	4	0	1	0	1	0	2
47 Howie Kendrick, R (1, 7) OBP: 0.464, SLG: 0.600	C FF 95 1 SAFE F FF 96 X FF 97 0-2 ① FC3-6 7 1B 37 1B 5 1B 1-2f	B FF 95 B CU 82 C SL 87 X SI 94 2-1 5 G3-1 7 1B 1B	B SI 93 B SL 87 F FF 94 C FF 94 X FF 95 2-2 ① G6-3				S FS 85 D SL 82 1 SAFE B FS 84 B FF 95 B FF 95 4-1 37 2-6-3 1-2 BB		C FF 92 B FF 91 C SL 85 F FF 94 C FF 93 1-3 ③ K	4	1	1	0	1	1	2
37 Odúbel Herrera, L (1, 8) OBP: 0.452, SLG: 0.423	C SL 89 S CU 81 B FF 96 F SL 90 F FF 96 X FF 96 1-2 5 1B 7 1B 29 BB 1-2 1B	X FF 95 0-0 ① F9	C SL 90 B CH 89 S CH 87 X CH 88 1-2 ② G3				B CU 74 1-0 ③ 2-6-3 1-2	B CU 71 B CU 70 S FF 88 F FF 88 S CU 71 2-3 ① K		4	1	1	0	0	1	1
7 Maikel Franco, R (1, 5) OBP: 0.300, SLG: 0.240	X FF 95 0-0 29 BB 5 1B 41 G1-2-3 1-2 2-3 1B	S SL 89 B SL 88 B SL 89 1 SAFE B FF 94 X CH 86 3-1 5 G3-1 1-2 1B	B FF 95 C CU 83 S SL 90 X SL 89 1-2 ③ G5-3					B CU 70 C FF 88 C FF 88 B FF 89 F CU 71 B CU 71 B FF 88 4-2 5 1B BB		3	0	2	0	1	0	0
5 Michael Saunders, L (1, 9) OBP: 0.292, SLG: 0.435	C SL 92 X SL 91 0-1 29 BB 1-2 2-3 3-H 1B	S CU 81 D CU 81 S CH 86 X CU 81 1-2 ② G3-1 1-2 2-3				L FF 95 F CU 82 S CH 88 0-3 ① K		C FF 88 S CU 72 F CU 70 X CU 71 0-2 29 G6-4-3 1-2 1B		4	0	2	1	0	1	2
29 Cameron Rupp, R (1, 2) OBP: 0.250, SLG: 0.333	B FF 96 B CH 86 C FF 95 B SL 89 S FF 96 B FF 96 4-2 1-2 2-3 3-H BB	C CU 82 X CU 82 0-1 ③ P3				B FF 95 S SL 89 B CU 83 X CU 83 2-1 ② F8		C FF 96 B FF 97 X FF 96 1-1 ②③ G6-4-3 1-2f		3	0	0	1	1	0	4
41 Brock Stassi, L (1, 3) OBP: 0.364, SLG: 0.500	S FF 96 F FF 96 B CH 88 F SL 89 B FF 96 X CH 86 2-2 ②③ G1-2-3 3-Hf			B FF 94 C FF 95 X CH 88 1-1 ① G4-3		F SI 95 F SI 96 B FF 96 F CH 88 F CH 86 S FF 95 1-3 ③ K			C FF 90 F SL 86 B SL 84 F SL 83 B SL 85 F FF 91 F FF 91 F FF 92 X FF 92 2-2 HR	4	1	1	1	0	1	3
13 Freddy Galvis, S (1, 6) OBP: 0.296, SLG: 0.600		C FF 94 X CH 88 0-1 ① F8		C SI 94 S FF 96 F FF 96 X CH 87 0-2 1B			C SL 77 F FS 84 X FF 95 0-2 ① G6-3		F FF 92 B FF 92 F SL 85 F SL 84 B FF 92 C FF 91 2-3 ① K	4	0	1	0	0	1	0
48 Jerad Eickhoff, R (1, 1) 23 Aaron Altherr, R (7, PH) OBP: 0.375, SLG: 0.714 61 Edubray Ramos, R (8, 1) 63 Joely Rodríguez, L (8, 1) 25 Daniel Nava, S (9, PH) OBP: 0.714, SLG: 1.800		B FF 94 C CU 82 X SI 94 1-1 ② G6-3		L FF 94 L FF 92 C CU 82 0-3 ② K			C FF 95 S FS 84 B FS 85 X FF 96 1-2 ② G6-3		F SL 87 B SL 86 X SL 85 1-1 1B	2 1 0 0 1	0 0 0 0 0	0 0 0 0 1	0 0 0 0 0	0 0 0 0 0	1 0 0 0 0	1 0 0 0 0
Inning Stats	R: 2 H: 3 E: 0 LOB: 2 K: 0 BB: 2 S: 20 P: 31	R: 0 H: 0 E: 0 LOB: 0 K: 0 BB: 0 S: 8 P: 12	R: 0 H: 2 E: 0 LOB: 2 K: 0 BB: 0 S: 10 P: 16	R: 0 H: 1 E: 0 LOB: 1 K: 1 BB: 0 S: 10 P: 11	R: 0 H: 0 E: 0 LOB: 0 K: 0 BB: 0 S: 9 P: 13	R: 0 H: 0 E: 0 LOB: 0 K: 2 BB: 0 S: 10 P: 13	R: 0 H: 1 E: 0 LOB: 2 K: 0 BB: 1 S: 9 P: 15	R: 0 H: 1 E: 0 LOB: 1 K: 1 BB: 1 S: 12 P: 19	R: 1 H: 2 E: 0 LOB: 1 K: 2 BB: 0 S: 19 P: 25	1B: 9 SF: 0 2B: 0 SAC: 0 3B: 0 DP: 2 HR: 1 HBP: 0						

	AB	34
	R	3
	H	10
	RBI	3
	BB	4
	SO	6
	LOB	15

WP: 0 PA: 38
PB: 0
SB: 0
CS: 0

PITCHER		IP	WLS	BF	H	R	ER	SO	BB	IBB	HBP	BLK	WP	HR	S	P	ERA	WHIP
48 Jacob deGrom, R ERA: 1.5	(1, 1)	6.0		25	6	2	2	3	2	0	0	0	0	0	67	96	3.00	1.333
49 Josh Smoker, L ERA: 7.71	(7, 1)	0.2		4	1	0	0	0	1	0	0	0	0	0	9	14	0.00	3.000
39 Jerry Blevins, L ERA:	(7, 1)	0.2	W	4	1	0	0	1	1	0	0	0	0	0	10	17	0.00	3.000
47 Hansel Robles, R ERA: 6.0	(8, 1)	0.2	H	1	0	0	0	0	0	0	0	0	0	0	2	3	0.00	0.000
43 Addison Reed, R ERA: 2.25	(9, 1)	1.0	S	5	2	1	1	2	0	0	0	0	0	1	19	25	9.00	2.000

PITCHER	IP	WLS	BF	H	R	ER	SO	BB	IBB	HBP	BLK	WP	HR	S	P	ERA	WHIP

New York Mets @ Philadelphia Phillies

Citizens Bank Park, Philadelphia, PA

Tue Apr 11 2017, 7:10 PM - 10:45 PM EDT

Att. 28,659 - Partly Cloudy - 81 F

TOP

livebaseballscorecards.com

Batter	1	2	3	4	5	6	7	8	9	AB	R	H	RBI	BB	SO	LOB
3 Curtis Granderson, L (1, 8) OBP: 0.258, SLG: 0.286	B FF 90 B FF 91 B SI 90 C FF 91 F FF 91 F FC 87 F FC 87 B FF 90 4-2 13 2B 52 HR BB	C SI 91 F FF 91 F CU 78 X FF 91 0-2 13 1B 19 1B 2B	S SL 84 B SL 84 B B FF 95 S SL 84 S SL 86 3-3 ③ K	C CU 73 S SL 83 F FF 92 T SL 83 0-2 ① K	C FF 93 B SL 88 S SL 87 B SL 88 B FF 94 C FF 94 3-3 ① K	B SI 93 B SL 87 C FF 92 B FF 92 B FF 92 4-1 13 1B 1-2 BB			4	2	1	0	2	3	1
13 Asdrúbal Cabrera, S (1, 6) OBP: 0.389, SLG: 0.500 30 Michael Conforto, L (8, 7) OBP: 0.500, SLG: 0.833	F FF 92 1 SAFE S FC 88 1 SAFE D FC 88 F CH 78 D CH 78 F FF 92 D FF 92 3-2 X FC 87 1-3 52 HR 2B	X CH 78 0-0 52 P2 19 1B 2-3 1B	X SL 84 0-0 HR	B CH 82 C CH 81 S SI 94 F CH 83 B SL 83 X SI 94 2-2 ② G5-3	B SI 93 C SI 92 C SI 93 B SL 88 S SI 93 2-3 ② K	X SI 92 0-0 52 FC6-4 1-2 2-H 1B			6	3	4	2	0	1	0
52 Yoenis Cespedes, R (1, 7) OBP: 0.333, SLG: 0.688 66 Josh Edgin, R (8, 1) 51 Paul Sewald, R (9, 1)	F FC 86 F CU 76 X FF 91 0-2 2-H 3-H HR	X FF 91 0-0 ② P2 1-2	B SL 83 B CH 82 C SL 85 F SL 83 X SL 85 2-2 HR	C CH 81 B CH 84 X SI 92 1-1 HR	C SI 92 X SI 94 0-1 2B	D SI 90 B SI 90 C SI 91 D SL 85 X SI 90 3-1 ③ FC6-4 1-2f			6	3	4	5	0	0	4
19 Jay Bruce, L (1, 9) OBP: 0.400, SLG: 0.724	C CU 75 B CH 78 X FF 92 1-1 G4-3 ①	D CH 80 C FF 92 X FF 92 1-1 2-H 3-H 1B	B FF 95 S SL 84 X SL 82 1-1 L8 ①	C SL 84 B CH 81 S SL 84 B SL 83 S SL 84 2-3 ③ K	B FF 94 B SL 88 X FF 94 2-0 F7 ③		B SI 87 X SI 90 1-0 F8 ①		6	0	1	2	0	1	1
20 Neil Walker, S (1, 4) OBP: 0.257, SLG: 0.258	C FF 92 S FC 88 F CU 79 B FF 94 X FC 88 1-2 21 1B 1B	F FC 88 B CH 80 X FC 87 1-1 ③ G3	B SI 94 S CH 80 B CH 83 S B B CH 81 4-2 21 2B BB	F FF 92 X CH 79 0-1 ① P3	B SI 90 F SI 92 B SL 86 B SI 92 X SI 91 3-1 7 G3 18 HR 2B	C SI 89 B SI 90 X CH 84 1-1 ② F8			5	1	2	0	1	0	1
21 Lucas Duda, L (1, 3) OBP: 0.429, SLG: 0.792	C SI 92 B FC 88 B CU 77 X SI 91 2-1 1-2 1B	C CU 74 B CU 74 B FF 90 C CU 74 B CU 74 S FC 84 3-3 ① K	S SL 85 B SL 82 F FF 94 X SL 82 1-2 1-3 2B	B CU 74 S SL 83 B SL 83 S SL 84 X SL 83 2-2 HR	C SL 87 B FF 94 B FF 94 X FF 92 2-1 P5 ①	B SL 83 F SI 88 X SI 90 1-1 HR			6	2	4	2	0	1	1
7 José Reyes, S (1, 5) OBP: 0.088, SLG: 0.091 (8, 6)	X FF 91 0-0 ② F7	C FC 84 F CU 74 X CU 75 0-2 18 1B 2B	S CH 82 X SL 82 0-1 ② L7	C SI 92 C CU 77 B CH 83 B CH 84 F CH 83 B SL 85 F CH 82 F SI 94 X SL 82 3-2 ② F7	C SI 94 F SI 96 D SL 88 F SL 89 X SI 95 1-2 ② G3 2-3	B SI 90 X CH 85 1-0 G4-3 ③			6	1	1	0	0	0	5
18 Travis d'Arnaud, R (1, 2) OBP: 0.381, SLG: 0.556	B FC 87 S FF 91 S FF 92 B CU 79 F FF 92 S FC 87 2-3 K ③	S FC 83 F FF 90 F CU 75 B FF 89 B FC 81 2 SAFE B CH 70 X CH 82 3-2 2-H 1B	0-0 33 FC4 IBB	B SI 94 X CU 77 1-0 2B	B SL 89 F FF 94 F SL 88 B SL 88 X SL 87 2-2 3-H HR				4	1	3	3	1	1	2
33 Matt Harvey, R (1, 1) 47 Hansel Robles, R (6, 1) 54 T.J. Rivera, R (8, PH) (8, 5)	C FF 90 X FF 90 0-1 ① F9	L FF 92 B CU 73 L FF 93 S SL 83 1-3 ② K	S SL 84 S SL 82 X SL 82 0-2 ③ FC4 1-2f	D SL 83 D SI 93 F SI 93 C CH 80 S CH 81 2-3 ③ K	B SL 87 S SI 95 D SI 94 S SI 93 F SL 90 B SL 90 B SI 91 4-2 3 BB 13 1B BB				4	0	0	0	0	2	5
										0	0	0	0	0	0	0
										0	1	0	0	1	0	0
Inning Stats	R: 3 E: 0 K: 1 S: 25 H: 4 LOB: 2 BB: 1 P: 38	R: 2 E: 0 K: 0 S: 12 H: 3 LOB: 1 BB: 0 P: 14	R: 1 E: 0 K: 3 S: 16 H: 2 LOB: 1 BB: 0 P: 26	R: 2 E: 0 K: 0 S: 16 H: 3 LOB: 3 BB: 2 P: 24	R: 1 E: 0 K: 2 S: 13 H: 1 LOB: 0 BB: 0 P: 18	R: 1 E: 0 K: 1 S: 15 H: 2 LOB: 1 BB: 0 P: 23	R: 0 E: 0 K: 2 S: 9 H: 1 LOB: 1 BB: 0 P: 16	R: 3 E: 0 K: 0 S: 18 H: 3 LOB: 2 BB: 2 P: 37	R: 1 E: 0 K: 0 S: 6 H: 1 LOB: 0 BB: 0 P: 10	1B: 6 2B: 7 3B: 0 HR: 7 SF: 0 SAC: 0 DP: 0 HBP: 0						

	AB	47
	R	14
	H	20
	RBI	14
	BB	5
	SO	9
	LOB	20

WP: 0 PA: 52
PB: 0
SB: 0
CS: 0

PITCHER	IP	WLS	BF	H	R	ER	SO	BB	IBB	HBP	BLK	WP	HR	S	P	ERA	WHIP
21 Clay Buchholz, R (1, 1) ERA: 12.27	2.1	L	16	8	6	6	2	1	0	0	0	0	1	43	61	23.14	3.857
39 Adam Morgan, L (3, 1) ERA: 10.5	3.2		20	7	4	4	5	1	1	0	0	0	4	54	82	9.82	2.182
63 Joely Rodríguez, L (7, 1) ERA: 11.81	1.2		11	4	3	3	2	2	0	0	0	0	1	25	48	16.20	3.600
46 Jeanmar Gómez, R (8, 1) ERA: 12.46	1.1		5	1	1	1	0	0	0	0	0	0	1	8	15	6.75	0.750

PITCHER	IP	WLS	BF	H	R	ER	SO	BB	IBB	HBP	BLK	WP	HR	S	P	ERA	WHIP

Batter	1	2	3	4	5	6	7	8	9	AB	R	H	RBI	BB	SO	LOB
16 César Hernández, S (1, 4) OBP: 0.342, SLG: 0.514	B FF 94 C FF 94 C FF 94 S FF 94 1-3 K ①		C CU 80 S CH 87 S FF 92 0-3 K ③		X CH 86 0-0 47 BB 1-2 1B			C CU 78 X SI 90 0-1 25 2B 2B	D SL 83 B SL 81 C FF 91 F FF 91 X SL 81 2-2 L7 ③	5	1	2	0	0	2	2
47 Howie Kendrick, R (1, 7) OBP: 0.484, SLG: 0.593 25 Daniel Nava, S (7, 7) OBP: 0.750, SLG: 1.833	C FF 95 B X SL 89 1-1 G4-3 ②			C FF 94 B FF 95 B FF 94 F SL 87 X CH 84 2-2 7 F8 37 1B 5 FC3-6 1B	B FF 94 B SL 86 F FF 94 B FF 94 F FF 95 B FF 95 4-2 1-2 2-3 BB			D SL 87 C FF 92 X CU 78 1-1 23 G4-3 7 G6-3 2-H 2B		2 1	1 1	1 1	0 1	1 0	0 0	0 0
37 Odúbel Herrera, L (1, 8) OBP: 0.441, SLG: 0.414 23 Aaron Altherr, R (8, PH) OBP: 0.333, SLG: 0.625 (9, 8)	B FF 94 F FF 96 F FF 97 C FF 94 1-3 K ③			C FF 95 D FF 92 C CH 86 F SL 89 X CH 86 1-2 5 FC3-6 1B	S CU 82 S CU 83 B FF 95 B FF 94 S CU 84 2-3 K ③			B FF 92 F SL 86 D SL 85 D FF 89 X FF 92 3-1 G4-3 ① 2-3		3 1	0 0	1 0	0 0	0 0	2 0	3 1
7 Maikel Franco, R (1, 5) OBP: 0.294, SLG: 0.345		B FF 94 C FF 96 X FF 96 1-1 HR		F SL 87 B SL 88 D CU 81 X FF 95 2-1 F8 ① 2-3		B CU 79 F SL 86 X SL 87 1-1 G6-3 ①		C FF 92 X FF 92 0-1 G6-3 ② 3-H		4	1	1	2	0	0	2
5 Michael Saunders, L (1, 9) OBP: 0.250, SLG: 0.370		C FF 95 B CH 87 S CU 83 B CU 82 X CH 87 2-2 G3 ①		C FF 95 B FF 94 X CH 86 1-1 FC3-6 ② 1-2f 3-H		B FF 92 C CH 86 C SL 87 B FF 92 X CH 85 2-2 G3-1 ②		B SL 87 B SL 84 S B FF 92 F FF 90 F CU 78 X FF 92 3-2 F7 ③		4	0	0	1	0	0	1
19 Tommy Joseph, R (1, 3) OBP: 0.120, SLG: 0.087 63 Joely Rodríguez, L (7, 1) 4 Andrés Blanco, S (8, 3) OBP: 0.500, SLG: 1.250		F FF 95 C FF 94 X FF 97 0-2 F8 ②		B FF 95 X FF 95 1-0 G5-3 ③		B FF 95 F FF 92 B FF 94 F SL 84 F FF 96 F SL 86 S SL 83 2-3 K ③			X FF 91 0-0 F8 ①	3 0 1	0 0 0	0 0 0	0 0 0	0 0 0	1 0 0	1 0 0
29 Cameron Rupp, R (1, 2) OBP: 0.250, SLG: 0.286		C SL 89 S CU 83 B SL 89 B SL 88 B FF 96 X SL 88 3-2 G5-3 ③			F FF 93 C FF 95 F FF 95 B CU 81 C FF 95 1-3 K ①		S SL 85 X SL 86 0-1 G5-3 ①		B FF 91 B SL 82 C FF 92 B FF 92 B FF 92 4-1 34 1B BB	3	0	0	0	1	1	0
13 Freddy Galvis, S (1, 6) OBP: 0.258, SLG: 0.517			X FF 94 0-0 L9 ①		S CH 86 F FF 95 B SL 90 X SL 90 1-2 G6-3 ②		C FF 95 F CH 87 X SL 88 0-2 G3-1 ②		B FF 92 B FF 90 B FF 91 C FF 91 X FF 90 3-1 P5 ②	4	0	0	0	0	0	1
21 Clay Buchholz, L (1, 1) 39 Adam Morgan, L (3, 1) OBP: 0.500, SLG: 0.500 41 Brock Stassi, L (7, 3) OBP: 0.333, SLG: 0.444 46 Jeanmar Gómez, R (8, 1) 34 Andrew Knapp, S (9, PH) OBP: 0.556, SLG: 0.500			B FF 94 C FF 93 C FF 95 S FF 94 1-3 K ②		C FF 91 B SL 88 F FF 95 F SL 88 F FF 94 B CU 81 B CH 86 X FF 95 3-2 47 BB 16 1B 1B		B FF 96 C CH 89 B CH 88 C SL 88 S SL 86 2-3 K ③		C FF 91 F FF 91 B FF 90 B SL 82 X FF 92 2-2 1-3 1B	0 2 1 0 1	0 0 0 0 0	0 1 0 0 0	0 0 0 0 0	0 1 1 0 0	0 0 0 0 0	0 0 0 0 0
Inning Stats	R: 0 E: 0 K: 2 S: 8 H: 0 LOB: 0 BB: 0 P: 11	R: 1 E: 0 K: 0 S: 11 H: 1 LOB: 0 BB: 0 P: 17	R: 0 E: 0 K: 2 S: 7 H: 0 LOB: 0 BB: 0 P: 8	R: 1 E: 0 K: 0 S: 12 H: 2 LOB: 1 BB: 0 P: 19	R: 0 E: 0 K: 2 S: 18 H: 2 LOB: 3 BB: 1 P: 29	R: 0 E: 0 K: 1 S: 10 H: 0 LOB: 0 BB: 0 P: 15	R: 0 E: 0 K: 1 S: 8 H: 0 LOB: 0 BB: 0 P: 10	R: 2 E: 0 K: 0 S: 12 H: 2 LOB: 0 BB: 0 P: 19	R: 0 E: 0 K: 0 S: 10 H: 1 LOB: 2 BB: 1 P: 21	1B: 5 2B: 2 3B: 0 HR: 1	SF: 0 SAC: 0 DP: 0 HBP: 0					WP: 0 PB: 0 SB: 0 CS: 0	PA: 37

PITCHER	IP	WLS	BF	H	R	ER	SO	BB	IBB	HBP	BLK	WP	HR	S	P	ERA	WHIP
33 Matt Harvey, R (1, 1) ERA: 2.92	5.2	W	23	5	2	2	6	1	0	0	0	0	1	61	92	3.18	1.059
47 Hansel Robles, R (6, 1) ERA: 4.15	1.1		4	0	0	0	2	0	0	0	0	0	0	13	17	0.00	0.000
66 Josh Edgin, L (8, 1) ERA: 4.5	1.0		5	2	2	2	0	0	0	0	0	0	0	12	19	18.00	2.000
51 Paul Sewald, R (9, 1) ERA: 13.5	1.0		5	1	0	0	0	1	0	0	0	0	0	10	21	0.00	2.000

PITCHER	IP	WLS	BF	H	R	ER	SO	BB	IBB	HBP	BLK	WP	HR	S	P	ERA	WHIP

BOTTOM

New York Mets @ Philadelphia Phillies

Citizens Bank Park, Philadelphia, PA

Tue Apr 11 2017, 7:10 PM - 10:45 PM EDT

Att. 28,659 - Partly Cloudy - 81 F

livebaseballscorecards.com

AB	35
R	4
H	8
RBI	4
BB	2
SO	8
LOB	11

Batter	1	2	3	4	5	6	7	8	9	AB	R	H	RBI	BB	SO	LOB
30 Michael Conforto, L (1, 8) OBP: 0.538, SLG: 1.000	B FF 92 X FF 92 1-0 52 2B 1B		C FF 95 F FF 94 B FF 94 F KC 82 X SI 93 1-2 HR		D KC 80 D FF 93 C FF 94 D CH 86 B FF 93 4-1 13 1B 52 SF7 1-2 2-3 BB		C SI 89 S SL 84 B SI 92 F CH 69 F SI 91 F C SL 85 1-3 ①		C SL 86 S CH 84 F CH 84 1 SAFE F FF 95 B FF 94 C FF 94 1-3 ③	4	3	2	1	1	2	1
13 Asdrúbal Cabrera, S (1, 6) OBP: 0.375, SLG: 0.474	C FF 92 B FF 95 T SI 91 1 SAFE D FF 96 S FF 94 2-3 ① K		S FF 93 F FF 94 S FF 96 0-3 ② K		F FF 93 X CH 87 0-1 20 1B 1-3 2-H 3-H 1B		X SI 91 0-0 ② G4-3			4	0	1	2	0	2	1
52 Yoenis Cespedes, R (1, 7) OBP: 0.350, SLG: 0.706	F FF 95 X SL 83 0-1 19 CS 1-H 2B		C FF 96 B KC 86 B FF 95 B FF 94 F FF 96 F FF 95 F FF 96 F CH 88 D FF 96 4-2 BB		B FF 95 F CH 86 B FF 92 F FF 94 X FF 95 2-2 ① SF7 3-H		C SI 91 C SL 85 S SL 86 0-3 ③ K			2	0	1	2	1	1	0
19 Jay Bruce, L (1, 9) OBP: 0.385, SLG: 0.667	B FF 94 B CH 87 F FF 92 B FF 95 X SI 91 3-1 ② ③ G3-1 2-3		D CH 88 T FF 94 X FF 95 1-1 ③ G4-3		X FF 95 0-0 ② F7			B FS 86 B FS 86 X FF 94 2-0 20 G3-6-3 1B		4	0	1	0	0	0	3
20 Neil Walker, S (1, 4) OBP: 0.282, SLG: 0.265		B FF 92 F SI 91 B CH 87 B FF 92 C FF 92 B FF 94 4-2 BB	C KC 79 C FF 94 B FF 95 X FF 96 1-2 ① G4-3		C CH 89 1 SAFE X CH 88 0-1 1-2 1B			F FS 95 D FS 84 S FS 86 X FS 85 1-2 ① ② G3-6-3 1-2f		3	0	1	0	1	0	1
21 Lucas Duda, L (1, 3) OBP: 0.375, SLG: 0.679		C KC 81 D KC 80 B FF 96 B CH 90 X FF 93 3-1 ① P5	F FF 95 B CH 89 S CH 85 F FF 95 F FF 96 C KC 83 1-3 ② K		C FF 94 F FF 95 X FF 95 0-2 ③ P5			C FF 94 B FF 95 S FS 86 B FS 85 B FS 86 F FS 86 F FS 85 F FS 86 S FS 86 3-3 ③ K		4	0	0	0	0	2	3
7 José Reyes, S (1, 5) OBP: 0.079, SLG: 0.081		D KC 83 1 SAFE B FF 94 C FF 94 C FF 94 C FF 95 2-3 ② K	F FF 95 C FF 96 F FF 96 B KC 82 S KC 84 1-3 ③ K			X FF 97 0-0 ① G4-3			C FF 96 B CH 86 B FF 96 F FF 95 F FF 96 B CH 85 X SL 89 3-2 ① G3	4	0	0	0	0	2	1
18 Travis d'Arnaud, R (1, 2) OBP: 0.360, SLG: 0.476		B FF 93 C SL 85 C FF 96 C FF 96 1-3 ③ K		H FF 91 1-0 30 BB 45 BB 13 1B HBP		C FF 96 F FF 98 S FS 90 0-3 ② K			F SL 88 S SL 88 B FF 96 S FF 96 1-3 ② K	3	1	0	0	0	3	1
45 Zack Wheeler, L (1, 1) 47 Hansel Robles, R (6, 1) 39 Jerry Blevins, L (7, 1) 59 Fernando Salas, R (8, 1) 3 Curtis Granderson, L (9, PH) OBP: 0.281, SLG: 0.286 43 Addison Reed, L (9, 1)			C FF 92 B FF 93 F FF 91 F FF 94 B KC 83 S FF 95 2-3 ① K		L FF 92 B FF 92 B FF 93 B FF 90 L FF 91 B FF 93 4-2 30 BB 13 1B 1-2 BB		C FF 97 F FF 98 B FS 89 X FF 98 1-2 ③ L8		B CH 87 C FF 96 B FF 95 B CH 83 B SI 96 4-1 BB	2 0 0 0 0 0 0	1 0 0 0 0 0 0	0 0 0 0 0 0 0	0 0 0 0 0 0 0	1 0 0 0 1 0 0	1 0 0 0 0 0 0	0 0 0 0 0 0 0
Inning Stats	R: 1 E: 0 K: 1 S: 8 H: 2 LOB: 0 BB: 0 P: 14	R: 0 E: 0 K: 2 S: 10 H: 0 LOB: 1 BB: 1 P: 20	R: 1 E: 0 K: 2 S: 18 H: 1 LOB: 1 BB: 1 P: 26	R: 0 E: 0 K: 2 S: 12 H: 0 LOB: 0 BB: 0 P: 15	R: 3 E: 0 K: 0 S: 14 H: 2 LOB: 2 BB: 2 P: 25	R: 0 E: 0 K: 1 S: 7 H: 0 LOB: 0 BB: 0 P: 8	R: 0 E: 0 K: 2 S: 10 H: 0 LOB: 0 BB: 0 P: 11	R: 0 E: 0 K: 1 S: 10 H: 1 LOB: 0 BB: 0 P: 16	R: 0 E: 0 K: 2 S: 13 H: 0 LOB: 1 BB: 1 P: 22	1B: 4 2B: 1 3B: 0 HR: 1 SF: 1 SAC: 0 DP: 1 HBP: 1						

PITCHER		IP	WLS	BF	H	R	ER	SO	BB	IBB	HBP	BLK	WP	HR	S	P	ERA	WHIP
28 Vince Velasquez, R ERA: 9.0	(1, 1)	5.0	L	24	5	5	5	7	4	0	1	0	0	1	62	100	9.00	1.800
57 Luis García, R ERA:	(6, 1)	1.0		3	0	0	0	1	0	0	0	0	0	0	7	8	0.00	0.000
17 Pat Neshek, R ERA:	(7, 1)	1.0		3	0	0	0	2	0	0	0	0	0	0	10	11	0.00	0.000
50 Héctor Neris, R ERA:	(8, 1)	1.0		3	1	0	0	1	0	0	0	0	0	0	10	16	0.00	1.000
53 Joaquín Benoit, R ERA:	(9, 1)	1.0		4	0	0	0	2	1	0	0	0	0	0	13	22	0.00	1.000

PITCHER	IP	WLS	BF	H	R	ER	SO	BB	IBB	HBP	BLK	WP	HR	S	P	ERA	WHIP

TOP

New York Mets @ Philadelphia Phillies

Citizens Bank Park, Philadelphia, PA

Wed Apr 12 2017, 7:07 PM - 10:19 PM EDT

Att. 28,272 - Clear - 74 F

livebaseballscorecards.com

AB	30
R	5
H	6
RBI	5
BB	5
SO	13
LOB	11

WP: 0 PA: 37
PB: 0
SB: 0
CS: 1

New York Mets @ Philadelphia Phillies

Citizens Bank Park, Philadelphia, PA

Wed Apr 12 2017, 7:07 PM - 10:19 PM EDT

Att. 28,272 - Clear - 74 F

livebaseballscorecards.com

Batter	1	2	3	4	5	6	7	8	9	AB	R	H	RBI	BB	SO	LOB
16 César Hernández, S (1, 4) OBP: 0.357, SLG: 0.513	47 G5-4-3 1B		K			37 BB 7 HR 1B		G4-3		4	1	2	0	0	1	0
47 Howie Kendrick, R (1, 7) OBP: 0.429, SLG: 0.516	G5-4-3 1-2f			G4-3		K		G4-3		4	0	0	0	0	1	3
37 Odúbel Herrera, L (1, 8) OBP: 0.421, SLG: 0.375	L8			G6-3		7 HR 1-2 2-3 BB		K		3	1	0	0	1	1	0
7 Maikel Franco, R (1, 5) OBP: 0.316, SLG: 0.455		G4-3		G6-3		HR 1-H 2-H 3-H			4 FC4-6 1B	4	1	2	4	0	0	0
5 Michael Saunders, L (1, 9) OBP: 0.250, SLG: 0.333		G3-1			G5-3	BB			K	3	0	0	0	1	1	1
19 Tommy Joseph, R (1, 3) OBP: 0.148, SLG: 0.160 57 Luis García, R (6, 1) 25 Daniel Nava, S (6, PH) OBP: 0.667, SLG: 1.571 17 Pat Neshek, S (7, 1) 50 Héctor Neris, R (8, 1) 53 Joaquín Benoit, R (9, 1) 4 Andrés Blanco, S (9, PH) OBP: 0.400, SLG: 1.000		2B			F8	G3			FC4-6 1-2f	2 0 1 0 0 0 0 1	0 0 0 0 0 0 0 0	1 0 0 0 0 0 0 0	0 0 0 0 0 0 0 0	0 0 0 0 0 0 0 0	0 0 1 0 0 0 0 0	0 0 1 0 0 0 0 1
29 Cameron Rupp, R (1, 2) OBP: 0.222, SLG: 0.250 34 Andrew Knapp, S (9, PH) OBP: 0.500, SLG: 0.429		K			F9		G6-3		G4-3	3 1	0 0	0 0	0 0	0 0	1 0	1 1
13 Freddy Galvis, S (1, 6) OBP: 0.235, SLG: 0.469			G5-3			L3	F9			3	0	0	0	0	0	0
28 Vince Velasquez, R (1, 1) 41 Brock Stassi, L (6, 3) OBP: 0.357, SLG: 0.455			K			37 BB 7 HR 16 1B 1B	K			1 2	0 1	0 1	0 0	0 0	1 1	0 0

Inning Stats	1	2	3	4	5	6	7	8	9
	R: 0 H: 1 E: 0 LOB: 0 K: 0 BB: 0 S: 8 P: 13	R: 0 H: 1 E: 0 LOB: 1 K: 1 BB: 0 S: 8 P: 12	R: 0 H: 0 E: 0 LOB: 0 K: 2 BB: 0 S: 11 P: 12	R: 0 H: 0 E: 0 LOB: 0 K: 0 BB: 0 S: 8 P: 12	R: 0 H: 0 E: 0 LOB: 0 K: 0 BB: 0 S: 9 P: 15	R: 4 H: 3 E: 0 LOB: 1 K: 1 BB: 2 S: 18 P: 32	R: 0 H: 0 E: 0 LOB: 0 K: 1 BB: 0 S: 7 P: 13	R: 0 H: 0 E: 0 LOB: 0 K: 1 BB: 0 S: 6 P: 10	R: 0 H: 1 E: 0 LOB: 1 K: 1 BB: 0 S: 12 P: 17

1B: 4 SF: 0
2B: 1 SAC: 0
3B: 0 DP: 1
HR: 1 HBP: 0

WP: 0 PA: 34
PB: 0
SB: 0
CS: 0

BOTTOM	
AB	32
R	4
H	6
RBI	4
BB	2
SO	7
LOB	8

PITCHER		IP	WLS	BF	H	R	ER	SO	BB	IBB	HBP	BLK	WP	HR	S	P	ERA	WHIP
45 Zack Wheeler, R ERA: 7.45	(1, 1)	5.2	W	21	4	3	3	4	1	0	0	0	0	0	56	85	4.76	0.882
47 Hansel Robles, R ERA: 5.4	(6, 1)	0.2	H	4	1	1	1	0	1	0	0	0	0	1	8	16	13.50	3.000
39 Jerry Blevins, L ERA:	(7, 1)	0.2	H	2	0	0	0	1	0	0	0	0	0	0	5	8	0.00	0.000
59 Fernando Salas, R ERA:	(8, 1)	1.0	H	3	0	0	0	1	0	0	0	0	0	0	6	10	0.00	0.000
43 Addison Reed, R ERA: 1.8	(9, 1)	1.0	S	4	1	0	0	1	0	0	0	0	0	0	12	17	0.00	1.000

PITCHER	IP	WLS	BF	H	R	ER	SO	BB	IBB	HBP	BLK	WP	HR	S	P	ERA	WHIP

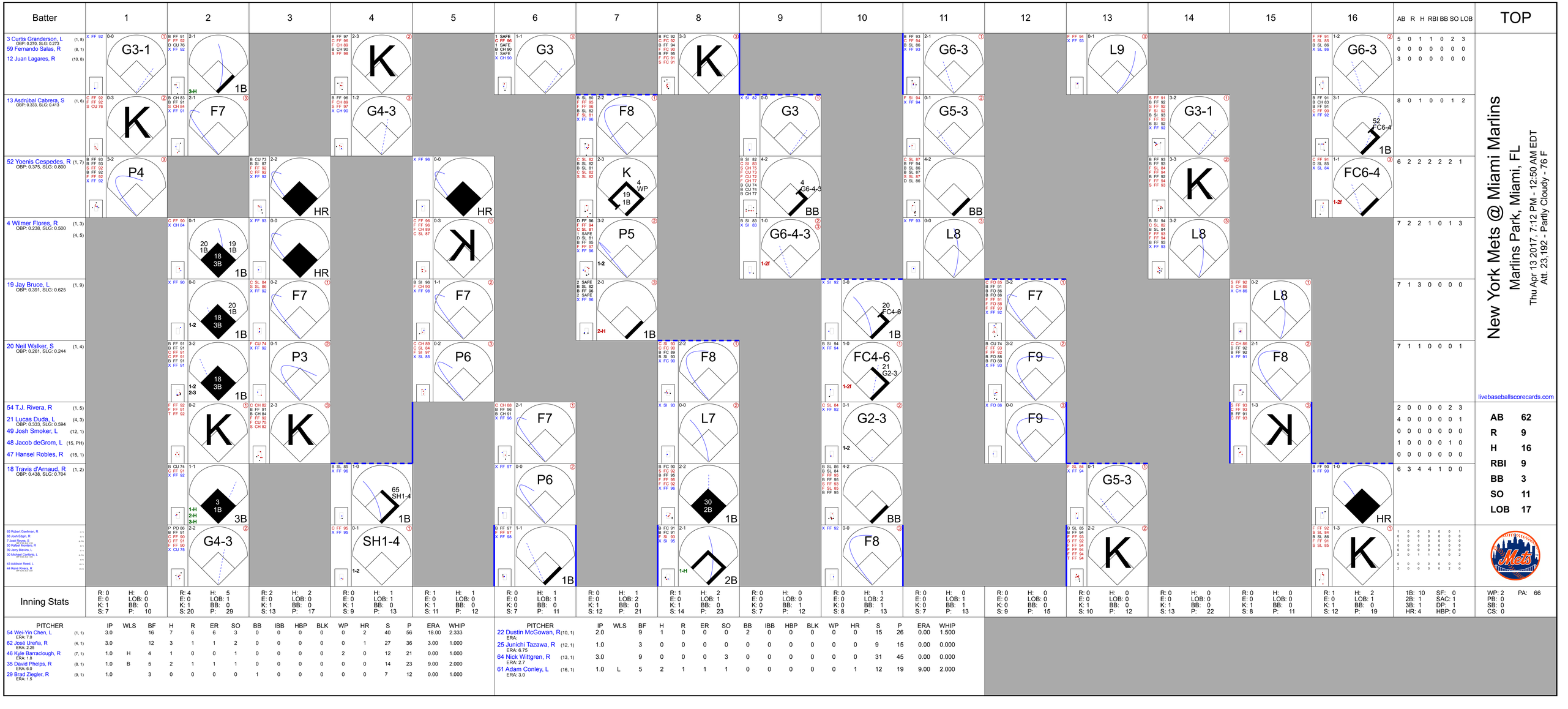
Batter
1
2
3
4
5
6
7
8
9
10
11
12
13
14
15
16
AB R H RBI BB SO LOB
TOP
3 Curtis Granderson, L (1, 8)
OBP: 0.270, SLG: 0.273
59 Fernando Salas, R (8, 1)
12 Juan Lagares, R (10, 8)
13 Asdrúbal Cabrera, S (1, 6)
OBP: 0.333, SLG: 0.413
52 Yoenis Cespedes, R (1, 7)
OBP: 0.375, SLG: 0.800
4 Wilmer Flores, R (1, 3)
OBP: 0.238, SLG: 0.500
(4, 5)
19 Jay Bruce, L (1, 9)
OBP: 0.391, SLG: 0.625
20 Neil Walker, S (1, 4)
OBP: 0.261, SLG: 0.244
54 T.J. Rivera, R (1, 5)
21 Lucas Duda, L (4, 3)
OBP: 0.333, SLG: 0.594
49 Josh Smoker, L (12, 1)
48 Jacob deGrom, L (15, PH)
47 Hansel Robles, R (15, 1)
18 Travis d'Arnaud, R (1, 2)
OBP: 0.438, SLG: 0.704
65 Robert Gsellman, R
66 Josh Edgin, R
7 José Reyes, S
50 Rafael Montero, R
39 Jerry Blevins, L
30 Michael Conforto, L
43 Addison Reed, L
44 René Rivera, R
New York Mets @ Miami Marlins
Marlins Park, Miami, FL
Thu Apr 13 2017, 7:12 PM - 12:50 AM EDT
Att. 23,192 - Partly Cloudy - 76 F
livebaseballscorecards.com
AB 62
R 9
H 16
RBI 9
BB 3
SO 11
LOB 17
Inning Stats
PITCHER IP WLS BF H R ER SO BB IBB HBP BLK WP HR S P ERA WHIP
54 Wei-Yin Chen, L (1, 1) ERA: 7.0 3.0 16 7 6 6 3 0 0 0 0 0 2 40 56 18.00 2.333
62 José Ureña, R (4, 1) ERA: 2.25 3.0 12 3 1 1 2 0 0 0 0 0 1 27 36 3.00 1.000
46 Kyle Barraclough, R (7, 1) ERA: 1.8 1.0 H 4 1 0 0 1 0 0 0 0 2 0 12 21 0.00 1.000
35 David Phelps, R (8, 1) ERA: 6.0 1.0 B 5 2 1 1 1 0 0 0 0 0 0 14 23 9.00 2.000
29 Brad Ziegler, R (9, 1) ERA: 1.5 1.0 3 0 0 0 0 1 0 0 0 0 0 7 12 0.00 1.000
PITCHER IP WLS BF H R ER SO BB IBB HBP BLK WP HR S P ERA WHIP
22 Dustin McGowan, R (10, 1) ERA: 2.0 9 1 0 0 0 0 2 0 0 0 0 0 0 9 15 0.00 1.500
25 Junichi Tazawa, R (12, 1) ERA: 6.75 1.0 3 0 0 0 0 0 0 0 0 0 0 0 9 15 0.00 0.000
64 Nick Wittgren, R (13, 1) ERA: 2.7 3.0 9 0 0 0 3 0 0 0 0 0 0 0 31 45 0.00 0.000
61 Adam Conley, L (16, 1) ERA: 3.0 1.0 L 5 2 1 1 1 0 0 0 0 0 0 1 12 19 9.00 2.000
1B: 10 SF: 0
2B: 1 SAC: 1
3B: 1 DP: 1
HR: 4 HBP: 0
WP: 2 PA: 66
PB: 0
SB: 0
CS: 0

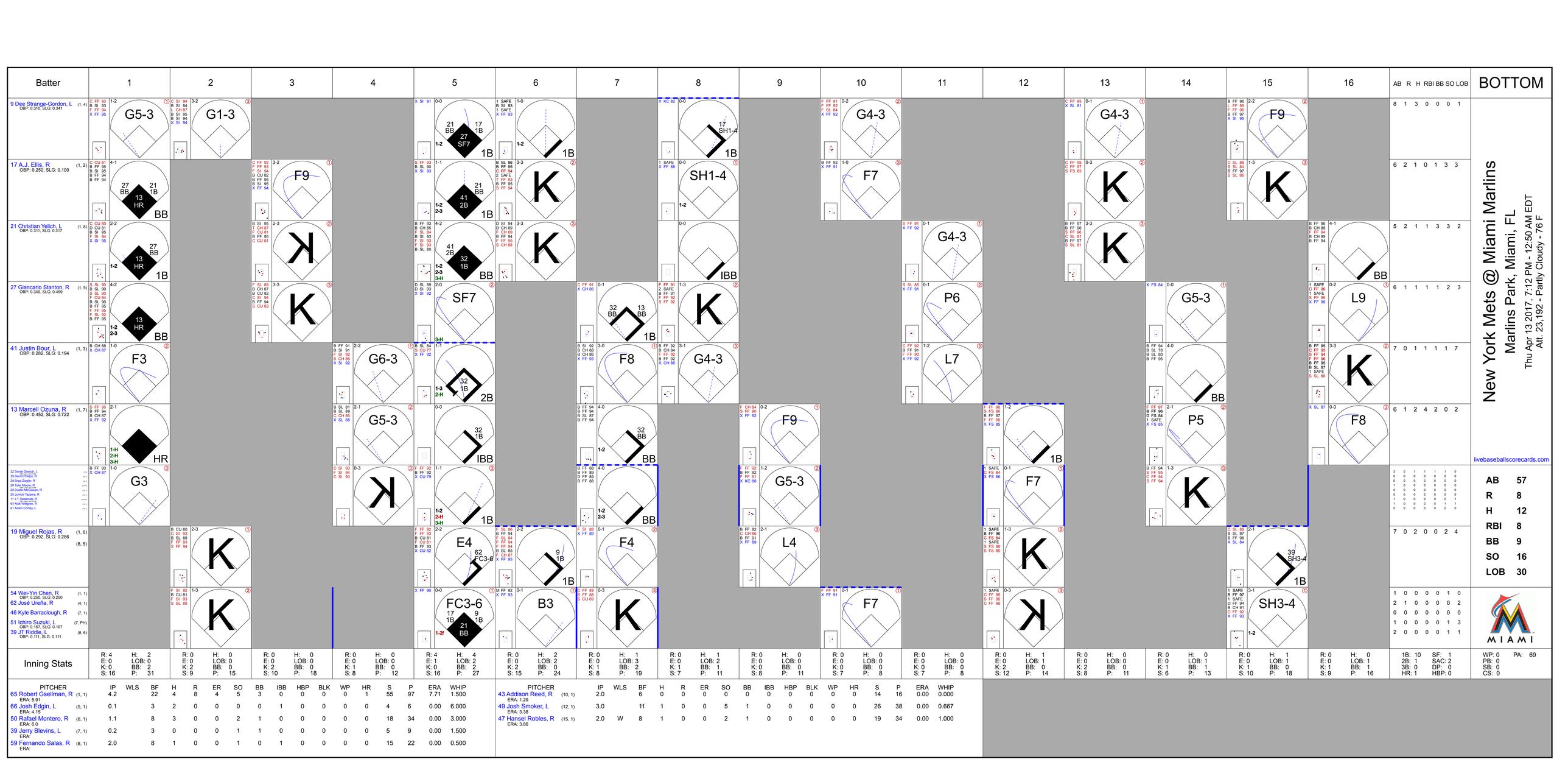
Batter
1
2
3
4
5
6
7
8
9
10
11
12
13
14
15
16
AB R H RBI BB SO LOB
BOTTOM
9 Dee Strange-Gordon, L (1, 4) OBP: 0.310 SLG: 0.341
G5-3
G1-3
8 1 3 0 0 0 1
17 A.J. Ellis, R (1, 2) OBP: 0.250, SLG: 0.100
F9
6 2 1 0 1 3 3
21 Christian Yelich, L (1, 8) OBP: 0.311, SLG: 0.317
6 1 1 1 1 2 3
27 Giancarlo Stanton, R (1, 9) OBP: 0.349, SLG: 0.459
SF7
6 1 1 1 1 2 3
41 Justin Bour, L (1, 3) OBP: 0.282, SLG: 0.194
F3
G6-3
7 0 1 1 1 1 7
13 Marcell Ozuna, R (1, 7) OBP: 0.452, SLG: 0.722
G3
G5-3
6 1 2 4 2 0 2
32 Derek Dietrich, L
38 David Phelps, R
29 Brad Ziegler, R
28 Tyler Moore, R
22 Dustin McGowan, R
25 Junichi Tazawa, R
11 J.T. Realmuto, R
64 Nick Wittgren, R
61 Adam Conley, L
19 Miguel Rojas, R (1, 6) OBP: 0.292, SLG: 0.286
(8, 5)
E4
7 0 2 0 0 2 4
54 Wei-Yin Chen, R (1, 1) OBP: 0.250, SLG: 0.250
62 José Ureña, R (4, 1)
46 Kyle Barraclough, R (7, 1)
51 Ichiro Suzuki, L (7, PH) OBP: 0.167, SLG: 0.167
39 JT Riddle, L (8, 6) OBP: 0.111, SLG: 0.111
FC3-6
B3
SH3-4
1 0 0 0 0 1 0
2 1 0 0 0 0 2
0 0 0 0 0 0 0
1 0 0 0 0 1 3
2 0 0 0 0 1 1
New York Mets @ Miami Marlins
Marlins Park, Miami, FL
Thu Apr 13 2017, 7:12 PM - 12:50 AM EDT
Att. 23,192 - Partly Cloudy - 76 F
livebaseballscorecards.com
AB 57
R 8
H 12
RBI 8
BB 9
SO 16
LOB 30
MIAMI
Inning Stats
R: 4 E: 0 K: 0 S: 16 H: 2 LOB: 0 BB: 2 P: 31
R: 0 E: 0 K: 2 S: 9 H: 0 LOB: 0 BB: 0 P: 15
R: 0 E: 0 K: 2 S: 10 H: 0 LOB: 0 BB: 0 P: 18
R: 0 E: 0 K: 1 S: 8 H: 0 LOB: 0 BB: 0 P: 12
R: 4 E: 1 K: 0 S: 16 H: 4 LOB: 2 BB: 2 P: 27
R: 0 E: 0 K: 2 S: 15 H: 2 LOB: 2 BB: 0 P: 24
R: 0 E: 0 K: 1 S: 8 H: 1 LOB: 3 BB: 2 P: 19
R: 0 E: 0 K: 1 S: 7 H: 1 LOB: 2 BB: 1 P: 11
R: 0 E: 0 K: 0 S: 8 H: 0 LOB: 0 BB: 0 P: 11
R: 0 E: 0 K: 0 S: 7 H: 0 LOB: 0 BB: 0 P: 8
R: 0 E: 0 K: 0 S: 7 H: 0 LOB: 0 BB: 0 P: 8
R: 0 E: 0 K: 2 S: 12 H: 1 LOB: 1 BB: 0 P: 14
R: 0 E: 0 K: 2 S: 8 H: 0 LOB: 0 BB: 0 P: 11
R: 0 E: 0 K: 1 S: 6 H: 0 LOB: 1 BB: 1 P: 13
R: 0 E: 0 K: 1 S: 10 H: 1 LOB: 1 BB: 0 P: 18
R: 0 E: 0 K: 1 S: 9 H: 0 LOB: 1 BB: 1 P: 16
1B: 10 2B: 1 3B: 0 HR: 1
SF: 1 SAC: 2 DP: 0 HBP: 0
WP: 0 PB: 0 SB: 0 CS: 0
PA: 69
PITCHER IP WLS BF H R ER SO BB IBB HBP BLK WP BK HR S P ERA WHIP
65 Robert Gsellman, R (1, 1) ERA: 5.91 4.2 22 4 8 4 5 3 0 0 0 0 1 55 97 7.71 1.500
66 Josh Edgin, L (5, 1) ERA: 4.15 0.1 3 2 0 0 0 0 1 0 0 0 0 4 6 0.00 6.000
50 Rafael Montero, R (6, 1) ERA: 6.0 1.1 8 3 0 0 2 1 0 0 0 0 0 18 34 0.00 3.000
39 Jerry Blevins, L (7, 1) ERA: 0.2 3 0 0 0 1 1 0 0 0 0 0 0 5 9 0.00 1.500
59 Fernando Salas, R (8, 1) ERA: 2.0 8 1 0 0 1 0 1 0 0 0 0 0 15 22 0.00 0.500
PITCHER IP WLS BF H R ER SO BB IBB HBP BLK WP BK HR S P ERA WHIP
43 Addison Reed, R (10, 1) ERA: 1.29 2.0 6 0 0 0 0 0 0 0 0 0 0 0 14 16 0.00 0.000
49 Josh Smoker, L (12, 1) ERA: 3.38 3.0 11 1 0 0 5 1 0 0 0 0 0 0 26 38 0.00 0.667
47 Hansel Robles, R (15, 1) ERA: 3.86 2.0 W 8 1 0 0 2 1 0 0 0 0 0 0 19 34 0.00 1.000

New York Mets @ Miami Marlins

Marlins Park, Miami, FL

Fri Apr 14 2017, 7:11 PM - 10:35 PM EDT

Att. 24,194 - Roof Closed - 74 F

TOP

livebaseballscorecards.com

Batter	1	2	3	4	5	6	7	8	9	AB	R	H	RBI	BB	SO	LOB
3 Curtis Granderson, L (1, 8) OBP: 0.262, SLG: 0.243	C SI 92 X KC 80 0-1 ① B2-3		C KC 80 S CH 85 B FF 93 B KC 84 B FF 94 B FF 94 4-2 19 1B 30 SF8 BB	C D C C 1-3 ③ K		B SL 82 C FF 94 T SL 82 X SL 83 1-2 ③ P5		B FC 90 2 SAFE X 1-0 ③ L9		4	1	0	0	1	1	4
13 Asdrúbal Cabrera, S (1, 6) OBP: 0.302, SLG: 0.373	B SI 95 X SI 93 1-0 ② F7		C SI 94 F FF 95 F CH 84 F FF 96 D CH 85 F KC 83 B FF 95 C SI 94 2-3 ① K		F CH 82 B CH 83 X FF 94 1-1 ① G3		C SL 81 X FF 95 0-1 ① G4-3		F CU 72 S SI 92 B CH 85 X CH 84 1-2 ① F7	5	0	0	0	0	1	1
19 Jay Bruce, L (1, 9) OBP: 0.392, SLG: 0.591	C SI 94 X KC 82 0-1 ③ F7		D CH 85 B CH 84 X FF 95 2-0 21 BB 1-3 1B		S CH 84 C KC 82 S KC 83 0-3 ② K		C FF 94 B CH 88 X FF 95 1-1 ② G4-3		B SI 91 B CH 86 S SL 81 B CH 86 B SL 79 4-1 21 G4-6-3 BB	4	0	1	0	1	1	0
21 Lucas Duda, L (1, 3) OBP: 0.390, SLG: 0.686		F SI 93 C SI 92 X KC 81 0-2 4 FC4-6 1B	F SI 95 B KC 82 B KC 81 S CH 83 B KC 83 B SI 94 4-2 1-2 BB		C CH 84 B KC 83 C CH 83 X KC 82 1-2 HR		B SL 82 S SL 82 B FF 95 B SL 81 B FF 95 4-1 BB		B CH 89 C FF 92 C SL 79 B SL 79 F CH 82 X FF 90 2-2 ②③ G4-6-3 1-2f	3	1	2	1	2	0	1
30 Michael Conforto, L (1, 7) OBP: 0.474, SLG: 0.867		B KC 80 C SI 94 F KC 81 S CH 85 1-3 ① K	B KC 84 D FF 94 B X 3-0 ② SF8 3-H		B SI 93 S KC 80 B FF 94 S X 2-2 1B		C SL 81 F FF 95 F SL 82 F SL 82 1 SAFE S SL 81 0-3 ③ K2-3			3	0	1	1	0	2	2
4 Wilmer Flores, R (1, 4) OBP: 0.200, SLG: 0.417		X SI 95 0-0 ② FC4-6 34 BB 7 BB 1-2f	B FF 94 B SI 94 F SI 94 B FF 95 F SI 92 F SI 96 F X 3-2 ③ G1-3		X FF 93 0-0 ③ F8			F FF 93 B KC 81 X FF 94 1-1 ① F8		4	0	0	0	0	0	4
7 José Reyes, S (1, 5) OBP: 0.163, SLG: 0.125		B SI 95 B CH 84 D SI 95 B SI 92 4-0 34 BB 1-2 BB	B FF 93 C SI 92 X SI 93 2-1 ① P5			C FF 94 B FF 93 B FF 94 B FF 95 B FF 95 C SI 93 F FF 94 B FF 94 4-2 34 SH1-3 BB		C KC 82 X FF 94 0-1 44 1B		2	0	1	0	2	0	0
34 Noah Syndergaard, L (1, 1) OBP: 0.429, SLG: 0.333 50 Rafael Montero, R (7, 1) 39 Jerry Blevins, L (7, 1) 52 Yoenis Cespedes, R (8, PH) OBP: 0.367, SLG: 0.780 66 Josh Edgin, R (8, 1)		B SI 95 B SI 94 F FF 94 B F SI 95 B SI 93 4-2 1-2 2-3 BB	F SI 93 B KC 81 F SI 92 S CH 85 1-3 ② K		1 SAFE C FF 92 1 SAFE B FF 93 1 SAFE X FF 94 1-1 ① SH1-3 1-3		C C FC 91 C FF 94 0-3 ② K		1 0 0 0 1 1 0 0 0 0 0 0 0 0 0 0 0 0 0 0 0 1 0 0 0 0 1 1 0 0 0 0 0 0 0						
44 René Rivera, R (1, 2) OBP: 0.333, SLG: 0.400		B KC 83 B SI 94 X SI 93 2-0 ③ L7	C KC 81 X CH 84 0-1 1B			F FF 93 B CH 86 S CH 86 S SL 82 1-3 ② K		B KC 82 1 SAFE C KC 81 F FC 91 1 SAFE X FC 91 1-2 1B		4	0	2	0	0	1	4
Inning Stats	R: 0 E: 0 K: 0 S: 5 H: 0 LOB: 0 BB: 0 P: 6	R: 0 E: 0 K: 1 S: 10 H: 1 LOB: 3 BB: 2 P: 21	R: 1 E: 0 K: 1 S: 17 H: 1 LOB: 2 BB: 2 P: 35	R: 0 E: 0 K: 2 S: 10 H: 1 LOB: 1 BB: 0 P: 14	R: 1 E: 0 K: 1 S: 12 H: 2 LOB: 1 BB: 0 P: 16	R: 0 E: 0 K: 1 S: 11 H: 0 LOB: 1 BB: 1 P: 18	R: 0 E: 0 K: 1 S: 10 H: 0 LOB: 1 BB: 1 P: 15	R: 0 E: 0 K: 1 S: 11 H: 2 LOB: 2 BB: 0 P: 14	R: 0 E: 0 K: 0 S: 8 H: 0 LOB: 0 BB: 1 P: 15	1B: 6 2B: 0 3B: 0 HR: 1 SF: 1 SAC: 1 DP: 1 HBP: 0						

	AB	31
	R	2
	H	7
	RBI	2
	BB	7
	SO	8
	LOB	17

WP: 0 PB: 0 SB: 0 CS: 0 PA: 40

PITCHER		IP	WLS	BF	H	R	ER	SO	BB	IBB	HBP	BLK	WP	HR	S	P	ERA	WHIP
36 Edinson Volquez, R ERA: 3.45	(1, 1)	4.2		23	5	2	2	5	4	0	0	0	0	0	53	91	3.86	1.929
22 Dustin McGowan, R ERA:	(5, 1)	0.1		1	0	0	0	0	0	0	0	0	0	0	1	1	0.00	0.000
66 Jarlín García, L ERA:	(6, 1)	1.0		4	0	0	0	1	1	0	0	0	0	0	11	18	0.00	1.000
46 Kyle Barraclough, R ERA: 1.5	(7, 1)	1.0		4	0	0	0	1	1	0	0	0	0	0	10	15	0.00	1.000
35 David Phelps, R ERA: 5.14	(8, 1)	1.0		5	2	0	0	1	0	0	0	0	0	0	11	14	0.00	2.000

PITCHER		IP	WLS	BF	H	R	ER	SO	BB	IBB	HBP	BLK	WP	HR	S	P	ERA	WHIP
44 AJ Ramos, R ERA: 1.8	(9, 1)	1.0	W	3	0	0	0	0	1	0	0	0	0	0	8	15	0.00	1.000

BOTTOM

Batter	1	2	3	4	5	6	7	8	9	AB	R	H	RBI	BB	SO	LOB
9 Dee Strange-Gordon, L (1, 4) OBP: 0.340, SLG: 0.370	B SI 96 F FF 97 B CH 88 F FF 97 F FF 98 B SI 98 X FF 99 3-2 11 E 11 FC6 21 SF8 1B		C CU 82 C SI 97 S SI 97 0-3 ① K	B SL 92 X CH 90 1-0 11 G1-3 1-2 2-H 1B	1 SAFE 1 SAFE B FF 94 X SI 94 1-0 11 S 1-3 1B		1 SAFE F FF 90 X FF 92 0-1 ② F7	5	1	3	1	0	1	1
11 J.T. Realmuto, R (1, 2) OBP: 0.447, SLG: 0.676	X FF 98 0-0 FC6 21 SF8 1-3		C FF 98 B CH 89 S SL 92 F FF 98 F FF 99 B CU 85 B FF 98 X SL 92 3-2 ② G5-3		C SL 93 B SL 92 D CH 90 F FF 98 D X SL 94 3-2 ② G1-3 1-2 2-3		1 SAFE 1 SAFE B FF 93 C FF 94 S FF 94 B FF 94 B FF 93 3-2 1-2 IBB		1 SAFE B CH 85 C FF 89 B FF 91 C SL 83 F SL 84 B CU 77 F X CU 78 3-2 1-H 2B	4	0	1	1	1	0	3
21 Christian Yelich, L (1, 8) OBP: 0.286, SLG: 0.295	B CU 83 X FF 98 1-0 ① SF8 2-3 3-H		B CH 90 S SL 93 X FF 98 1-1 ③ F8		C SL 93 D SL 92 D CU 86 F CU 84 S FF 99 2-3 ③ K		C CH 83 B CU 71 F CH 82 B FF 90 X 2-2 ②③ L7-2 3-H			3	0	0	1	0	1	5
13 Marcell Ozuna, R (1, 7) OBP: 0.435, SLG: 0.675	B SI 98 X CU 84 1-0 ② G5-3			B CU 83 F FF 98 B FF 97 F CU 84 X CH 89 2-2 ① G5-3		B FF 96 C FF 97 F FF 96 F CH 89 S CH 90 1-3 ① K		C SL 85 B FF 92 X SL 85 1-1 41 G6-3 1B		4	0	1	0	0	1	1
41 Justin Bour, L (1, 3) OBP: 0.279, SLG: 0.200	S CH 90 S CH 90 S SL 92 0-3 ③ K			F FF 98 B SL 92 C FF 99 X 1-2 ② F7		B CH 90 S CH 89 X SL 91 1-1 32 G4-3 1B		X FF 93 0-0 ①② G6-3 1-2f		4	0	1	0	0	1	2
32 Derek Dietrich, L (1, 5) OBP: 0.394, SLG: 0.346 44 AJ Ramos, R (9, 1)		C CH 88 S SI 97 X CU 83 0-2 ① P4		B CH 91 S CU 83 X CU 83 1-1 ③ F8		C SI 97 B FF 99 B FF 99 C CU 84 X FF 100 2-2 ② G4-3 1-2		B CU 79 F FF 92 F FF 91 H CU 76 2-2 HBP		3 0	0 0	0 0	0 0	0 0	0 0	1 0
51 Ichiro Suzuki, L (1, 9) OBP: 0.100, SLG: 0.100		X FF 98 0-0 ② F8			C FF 96 B CH 89 S CH 89 X FF 98 1-2 ① G1-3	B FF 99 B CH 90 B CH 91 X SI 98 3-0 ③ F8		B FF 93 B SI 90 B FF 91 C FF 90 C FF 89 F FF 90 F FF 92 S CU 79 3-3 ③ K		4	0	0	0	0	1	2
19 Miguel Rojas, R (1, 6) OBP: 0.393, SLG: 0.375 (9, 5)		B CU 84 S FF 98 B FF 98 X SL 92 2-1 1B			X SL 92 0-0 28 1B 9 1B 1B		C FF 92 C CH 87 F SI 91 X SI 91 0-2 9 1B 21 L7-2 1B		B CH 84 F FF 91 B FF 91 F FF 91 B CH 84 B 4-2 11 2B BB	3	2	3	0	1	0	0
36 Edinson Volquez, R (1, 1) OBP: 0.500, SLG: 0.500 22 Dustin McGowan, R (5, 1) 28 Tyler Moore, R (5, PH) OBP: 0.400, SLG: 0.500 66 Jarlin Garcia, L (6, 1) 46 Kyle Barraclough, R (7, 1) 27 Giancarlo Stanton, R (7, PH) OBP: 0.341, SLG: 0.447 35 David Phelps, R (8, 1) 39 JT Riddle, L (9, 6) OBP: 0.100, SLG: 0.100		X SI 98 0-0 ③ G4-3			C FF 99 1 SAFE X SI 97 0-1 11 G1-3 9 1B 1-2 1B		F FF 92 F FF 93 B SI 93 B SL 86 S SL 85 2-3 ① K		L FF 92 L FF 92 1 SAFE B FF 92 X CU 78 1-2 ① P2	1 0 1 0 0 0 1	0 0 0 0 0 0 0	0 0 1 0 0 0 0	0 0 0 0 0 0 0	0 0 0 0 0 0 1	0 0 0 0 0 0 0	1 0 0 0 0 1 0
Inning Stats	R: 1 E: 1 K: 1 S: 10 H: 1 LOB: 1 BB: 0 P: 15	R: 0 E: 0 K: 0 S: 7 H: 1 LOB: 1 BB: 0 P: 9	R: 0 E: 0 K: 1 S: 10 H: 0 LOB: 0 BB: 0 P: 14	R: 0 E: 0 K: 0 S: 8 H: 0 LOB: 0 BB: 0 P: 12	R: 1 E: 0 K: 1 S: 13 H: 3 LOB: 2 BB: 0 P: 20	R: 0 E: 0 K: 1 S: 10 H: 1 LOB: 1 BB: 0 P: 17	R: 0 E: 0 K: 1 S: 13 H: 2 LOB: 2 BB: 1 P: 21	R: 0 E: 0 K: 1 S: 10 H: 1 LOB: 1 BB: 0 P: 16	R: 1 E: 0 K: 0 S: 12 H: 1 LOB: 1 BB: 1 P: 20	1B: 9 2B: 2 3B: 0 HR: 0 SF: 1 SAC: 0 DP: 2 HBP: 1						

PITCHER		IP	WLS	BF	H	R	ER	SO	BB	IBB	HBP	BLK	WP	HR	S	P	ERA	WHIP
34 Noah Syndergaard, R ERA: 0.95	(1, 1)	6.0		25	6	2	1	4	0	0	0	0	0	0	58	87	1.50	1.000
50 Rafael Montero, R ERA: 5.68	(7, 1)	0.1		4	2	0	0	1	0	1	0	0	0	0	10	16	0.00	6.000
39 Jerry Blevins, L ERA:	(7, 1)	0.2		1	0	0	0	0	0	0	0	0	0	0	3	5	0.00	0.000
66 Josh Edgin, L ERA: 4.5	(8, 1)	1.2	L	8	2	1	1	1	1	0	1	0	0	0	22	36	5.40	1.800

PITCHER	IP	WLS	BF	H	R	ER	SO	BB	IBB	HBP	BLK	WP	HR	S	P	ERA	WHIP

New York Mets @ Miami Marlins

Marlins Park, Miami, FL

Fri Apr 14 2017, 7:11 PM - 10:35 PM EDT

Att. 24,194 - Roof Closed - 74 F

livebaseballscorecards.com

AB	34
R	3
H	10
RBI	3
BB	2
SO	6
LOB	18

WP: 0	PA: 38					
PB: 0						
SB: 1						
CS: 0						

New York Mets @ Miami Marlins

Marlins Park, Miami, FL

Sat Apr 15 2017, 7:12 PM - 9:42 PM EDT

Att. 25,137 - Roof Closed - 74 F

TOP

livebaseballscorecards.com

Batter	1	2	3	4	5	6	7	8	9	AB	R	H	RBI	BB	SO	LOB
7 José Reyes, S (1, 5) OBP: 0.170, SLG: 0.116	B FF 90 C FF 91 B FF 90 B FF 90 B FF 91 4-1 13 FC1-4 BB	B CH 81 C SL 84 C SL 84 X FF 91 1-2 ③ F9			L FF 89 C FF 90 F FF 91 S FF 90 0-3 ③ K			C CU 74 B FO 88 B C FF 94 X FF 93 2-2 ① P6		3	0	0	0	1	1	1
13 Asdrúbal Cabrera, S (1, 6) OBP: 0.298, SLG: 0.418	1 SAFE B FF 89 B CH 80 C FF 90 X CH 85 2-1 ① FC1-4 4 1B 20 2B 1-2f		F FF 89 B CH 85 S SL 85 F SL 85 B CH 84 X CH 83 2-2 ① G4-3			X SL 82 0-0 ① P5		C FF 93 B CU 75 B FF 93 C FF 94 X FF 94 2-2 HR		4	2	1	1	0	0	1
52 Yoenis Cespedes, R (1, 7) OBP: 0.340, SLG: 0.711	C FF 88 B FF 90 X SL 86 1-1 ② F9		T FF 90 B FF 92 F FF 91 B CH 84 S FF 91 2-3 ② K			B FF 88 X FF 89 1-0 ② L7		F FO 89 B FF 94 B FF 94 F FO 88 B FO 88 F FF 94 S FF 94 3-3 ② K		4	0	0	0	0	2	1
4 Wilmer Flores, R (1, 3) OBP: 0.207, SLG: 0.393	X 0-0 20 2B 1-2 1B		B FF 91 X FF 91 1-0 ③ L8			B FF 90 B SL 83 F FF 90 F FF 91 X SL 86 2-2 ③ P4		F FF 93 B FO 86 B CU 80 X FO 87 2-1 ③ F7		4	0	1	0	0	0	0
20 Neil Walker, S (1, 4) OBP: 0.280, SLG: 0.289	B FF 91 B FF 89 X FF 90 2-0 1-3 2-H 2B			B CH 82 F FF 89 C FF 91 X FF 90 1-2 ① G6-3			X FF 88 0-0 3 3B 1B		B SL 79 B CH 89 C SL 77 B SL 77 C FF 89 C FF 91 3-3 ① K	4	1	2	1	0	1	0
3 Curtis Granderson, L (1, 9) OBP: 0.261, SLG: 0.293	X FF 90 0-0 ③ L9			C SL 86 F SL 85 F CH 84 B FF 92 B FF 90 F SL 85 B FF 91 X FF 91 3-2 ② P2			B FF 88 C FF 88 B FF 88 S CH 82 F FF 89 X FF 92 2-2 1-H 30 SF8 3B		B SL 79 C FF 92 F CH 84 B FF 93 F CH 84 F CH 83 B FF 92 S SL 78 3-3 ② K	4	1	1	1	0	1	2
12 Juan Lagares, R (1, 8) 30 Michael Conforto, L (7, PH) OBP: 0.429, SLG: 0.813 (7, 8)		B FF 90 B FF 89 B FF 89 C FF 89 B FF 90 4-1 48 SH1-3 BB		B CH 85 F FF 91 S CH 84 X FF 92 1-2 ③ L9			B FF 90 X FF 92 1-0 ① SF8 3-H		S CH 85 B CH 85 C FF 92 X FF 92 1-2 ③ G4-3	1 1	0 0	0 0	0 1	1 0	0 0	0 0
44 René Rivera, R (1, 2) OBP: 0.278, SLG: 0.333		B FF 89 X CH 83 1-0 ① F8			B FF 88 X FF 90 1-0 ① F8		F SL 86 T SL 84 B SL 85 S SL 83 1-3 ② K2-3			3	0	0	0	0	1	1
48 Jacob deGrom, L (1, 1) 59 Fernando Salas, R (8, 1) 39 Jerry Blevins, L (8, 1)		1 SAFE X FF 86 0-0 ② SH1-3 1-2			X FF 88 0-0 ② G4-3		F FF 92 F FF 92 S SL 82 0-3 ③ K			2 0 0	0 0 0	0 0 0	0 0 0	0 0 0	1 0 0	0 0 0
Inning Stats	R: 1 E: 0 K: 0 S: 8 H: 2 LOB: 2 BB: 1 P: 17	R: 0 E: 0 K: 0 S: 6 H: 0 LOB: 1 BB: 1 P: 12	R: 0 E: 0 K: 1 S: 8 H: 0 LOB: 0 BB: 0 P: 13	R: 0 E: 0 K: 0 S: 11 H: 0 LOB: 0 BB: 0 P: 16	R: 0 E: 0 K: 1 S: 6 H: 0 LOB: 0 BB: 0 P: 7	R: 0 E: 0 K: 0 S: 5 H: 0 LOB: 0 BB: 0 P: 8	R: 2 E: 0 K: 2 S: 13 H: 2 LOB: 0 BB: 0 P: 17	R: 1 E: 0 K: 1 S: 12 H: 1 LOB: 0 BB: 0 P: 21	R: 0 E: 0 K: 2 S: 11 H: 0 LOB: 0 BB: 0 P: 18	1B: 2 2B: 1 3B: 1 HR: 1 SF: 1 SAC: 1 DP: 0 HBP: 0						

	AB	30
	R	4
	H	5
	RBI	4
	BB	2
	SO	7
	LOB	6

WP: 0 PA: 34
PB: 0
SB: 0
CS: 0

PITCHER		IP	WLS	BF	H	R	ER	SO	BB	IBB	HBP	BLK	WP	HR	S	P	ERA	WHIP
61 Adam Conley, L ERA: 3.75	(1, 1)	6.0		24	4	3	3	2	2	0	0	0	0	0	50	81	4.50	1.000
22 Dustin McGowan, R ERA:	(7, 1)	1.0		3	0	0	0	2	0	0	0	0	0	0	7	9	0.00	0.000
25 Junichi Tazawa, R ERA: 7.2	(8, 1)	1.0	W	4	1	1	1	1	0	0	0	0	0	1	12	21	9.00	1.000
44 AJ Ramos, R ERA: 1.5	(9, 1)	1.0	S	3	0	0	0	2	0	0	0	0	0	0	11	18	0.00	0.000

PITCHER		IP	WLS	BF	H	R	ER	SO	BB	IBB	HBP	BLK	WP	HR	S	P	ERA	WHIP

Batter	1	2	3	4	5	6	7	8	9	AB	R	H	RBI	BB	SO	LOB
9 Dee Strange-Gordon, L (1, 4) OBP: 0.314, SLG: 0.340	B SL 88 F FF 94 B FF 94 C SL 90 B FF 94 S FF 93 3-3 ① K		X FF 94 0-0 ① G6-3		C SL 89 F FF 94 S SL 88 0-3 ③ K			B FF 93 F FF 92 F FF 89 F FF 93 X CH 87 1-2 ② G4-3		4	0	0	0	0	2	1
19 Miguel Rojas, R (1, 6) (9, 5) OBP: 0.438, SLG: 0.385	C FF 94 F FF 94 X CU 82 0-2 1B		C FF 94 X FF 94 0-1 ② F8			B SL 86 B CH 86 B FF 95 B FF 94 4-0 27 G3-1 21 G1-3 BB		B FF 92 B CH 84 B FF 91 B FF 89 4-0 21 HR BB		2	1	1	0	2	0	0
21 Christian Yelich, L (1, 8) OBP: 0.283, SLG: 0.354	B CU 79 B SI 94 C FF 95 C SL 89 T SL 90 2-2 ② K		B FF 94 X FF 94 1-0 ③ G3			B CU 79 X FF 94 1-0 ① G1-3 1-2		C FF 91 B FF 88 B CH 87 B FF 92 X FF 91 3-1 1-H HR		4	1	1	2	0	1	2
27 Giancarlo Stanton, R (1, 9) OBP: 0.333, SLG: 0.500	C FF 93 S FF 95 B SL 89 S SL 88 1-3 ③ K			S SL 89 X SL 89 0-1 ① L8		F FF 94 X FF 94 0-1 ② G3-1 2-3		B FF 90 B FF 92 F FF 92 B FF 92 F FF 92 X FF 92 3-2 HR		4	1	1	1	0	1	2
41 Justin Bour, L (1, 3) OBP: 0.277, SLG: 0.282		B FF 94 S CH 88 B CH 87 B FF 94 C FF 94 X CH 88 3-2 HR		B FF 95 F FF 96 S SI 96 B SI 95 S FF 96 2-3 ② K		B FF 95 C FF 94 C FF 95 B FF 95 B SL 89 C FF 96 3-3 ③ K		F FF 88 B CU 70 B CU 71 C FF 88 C CU 70 2-3 ③ K		4	1	1	1	0	3	1
13 Marcell Ozuna, R (1, 7) OBP: 0.429, SLG: 0.721		B FF 94 C FF 94 X CU 81 1-1 HR		S FF 94 T FF 94 S SL 88 0-3 ③ K			B FF 93 B FF 94 C SL 88 B SL 88 S FF 94 S 3-3 ① K			3	1	1	1	0	2	0
32 Derek Dietrich, L (1, 5) OBP: 0.361, SLG: 0.310 44 AJ Ramos, R (9, 1)		S FF 95 F FF 94 C FF 95 0-3 ① K			B FF 95 F CU 81 B SI 95 B FF 94 C CU 81 C SL 88 3-3 ① K		F FF 95 S CU 83 S CU 82 0-3 ② K2-3			3 0	0 0	0 0	0 0	0 0	3 0	0 0
17 A.J. Ellis, R (1, 2) OBP: 0.200, SLG: 0.077		S FF 95 B FF 96 S SL 87 X SL 88 1-2 ② G6-3			B FF 95 C FF 94 B FF 95 S SL 89 S FF 96 2-3 ② K		B SL 89 F FF 95 S SL 89 S SL 88 1-3 ③ K			3	0	0	0	0	2	0
61 Adam Conley, L (1, 1) OBP: 0.250, SLG: 0.250 22 Dustin McGowan, R (7, 1) 25 Junichi Tazawa, R (8, 1) 51 Ichiro Suzuki, L (8, PH) OBP: 0.091, SLG: 0.091 39 JT Riddle, L (9, 6) OBP: 0.100, SLG: 0.100		C SI 94 X SI 94 0-1 ③ G1-4-3			S FF 96 B FF 95 F FF 95 B CU 81 X FF 95 2-2 1B			C FF 91 S FF 92 S FF 92 0-3 ① K		2 0 0 1 0	0 0 0 0 0	1 0 0 0 0	0 0 0 0 0	0 0 0 1 0	0 0 0 0 0	0 0 0 0 0
Inning Stats	R: 0 E: 0 K: 3 S: 12 H: 1 LOB: 1 BB: 0 P: 18	R: 2 E: 0 K: 1 S: 13 H: 2 LOB: 0 BB: 0 P: 18	R: 0 E: 0 K: 0 S: 4 H: 0 LOB: 0 BB: 0 P: 5	R: 0 E: 0 K: 2 S: 8 H: 0 LOB: 0 BB: 0 P: 10	R: 0 E: 0 K: 3 S: 12 H: 1 LOB: 1 BB: 0 P: 19	R: 0 E: 0 K: 1 S: 6 H: 0 LOB: 1 BB: 1 P: 14	R: 0 E: 0 K: 3 S: 9 H: 0 LOB: 0 BB: 0 P: 13	R: 3 E: 0 K: 2 S: 15 H: 2 LOB: 0 BB: 1 P: 28		1B: 2 2B: 0 3B: 0 HR: 4 SF: 0 SAC: 0 DP: 0 HBP: 0				WP: 0 PB: 0 SB: 0 CS: 0 PA: 32	

PITCHER	IP	WLS	BF	H	R	ER	SO	BB	IBB	HBP	BLK	WP	HR	S	P	ERA	WHIP
48 Jacob deGrom, R (1, 1) ERA: 1.89	7.0		26	4	2	2	13	1	0	0	0	0	2	64	97	2.57	0.714
59 Fernando Salas, R (8, 1) ERA: 3.24	0.2	L	5	2	3	3	1	1	0	0	0	0	2	12	23	40.50	4.500
39 Jerry Blevins, L (8, 1) ERA:	0.1		1	0	0	0	1	0	0	0	0	0	0	3	5	0.00	0.000

PITCHER	IP	WLS	BF	H	R	ER	SO	BB	IBB	HBP	BLK	WP	HR	S	P	ERA	WHIP

BOTTOM

New York Mets @ Miami Marlins

Marlins Park, Miami, FL

Sat Apr 15 2017, 7:12 PM - 9:42 PM EDT

Att. 25,137 - Roof Closed - 74 F

livebaseballscorecards.com

AB	30
R	5
H	6
RBI	5
BB	2
SO	15
LOB	6

MIAMI

New York Mets @ Miami Marlins

Marlins Park, Miami, FL

Sun Apr 16 2017, 1:10 PM - 4:08 PM EDT

Att. 20,028 - Roof Closed - 74 F

TOP

livebaseballscorecards.com

Batter	1	2	3	4	5	6	7	8	9	AB	R	H	RBI	BB	SO	LOB
3 Curtis Granderson, L (1, 8) OBP: 0.235, SLG: 0.261 43 Addison Reed, L (9, 1)	C FF 89 X CU 76 0-1 ① G6-3		B FF 91 C CH 84 F FF 91 B FF 92 X CH 84 2-2 ② F8			B SL 83 B FF 89 C B CH 84 F X 3-2 ① P2		S SI 82 C CH 76 B CH 75 B CU 74 F CH 77 B CH 77 F CH 76 F SI 84 F CH 76 3-3 ② K S CU 74	C KC 83 1 SAFE B SI 94 F SI 93 B FF 94 F SI 93 B FC 92 F SI 94 F SI 93 3-2 ③ G4-3 X KC 83	5 0	0 0	0 0	0 0	0 0	1 0	2 0
20 Neil Walker, S (1, 4) OBP: 0.333, SLG: 0.304	B FF 91 B FF 90 F FF 91 B FF 91 B FF 91 4-1 BB		B CU 76 B FF 91 S CH 84 B SL 85 B SI 90 4-1 BB			B CU 74 B FF 91 S FF 90 B SL 83 B FF 91 4-1 52 BB BB		B SI 84 B SI 84 X SI 84 2-0 52 1B 1B		1	0	1	0	3	0	0
52 Yoenis Cespedes, R (1, 7) OBP: 0.351, SLG: 0.688	B FF 90 C SL 83 B FF 90 X SL 84 2-1 ② P4		B FF 91 C FF 91 C CH 84 X SL 86 1-2 ③ G5-3			C SL 86 1 SAFE B FF 91 B FF 92 B CH 82 F SL 84 1 SAFE B SL 84 4-2 1-2 BB		X SI 83 0-0 1-2 1B		3	0	1	0	1	0	2
19 Jay Bruce, L (1, 9) OBP: 0.364, SLG: 0.542	F FF 89 B FF 91 B CH 83 F CH 84 S SL 86 2-3 ③ K			B F B FF 90 S FF 90 S SL 84 2-3 ① K		D SL 83 F FF 93 S SL 82 B B FF 95 F FF 95 S SL 83 3-3 ② K		X CH 76 0-0 ③ G4-3		4	0	0	0	0	3	5
21 Lucas Duda, L (1, 3) OBP: 0.356, SLG: 0.615		B FF 89 B CH 83 C FF 91 B SL 84 X FF 91 3-1 ① G5-3		B FF 90 C FF 91 C SL 86 S FF 92 1-3 ② K		B FF 93 C FF 94 X FF 94 2-0 ③ F7			C KC 81 C SI 95 F FF 94 B SI 95 C FC 92 1-3 ① K	4	0	0	0	0	2	2
18 Travis d'Arnaud, R (1, 2) OBP: 0.417, SLG: 0.645		C FF 90 X SL 84 0-1 ② L8		X FF 91 0-0 ③ P6			C SL 81 B SL 81 F FF 95 X SL 82 1-2 ① F9		C KC 82 S FF 96 B SI 95 F FF 96 B KC 81 B FC 92 F FF 95 X KC 83 3-2 4 E 13 1B 1B	4	1	1	0	0	0	0
7 José Reyes, S (1, 6) OBP: 0.176, SLG: 0.109 (9, 5)		B FF 92 F FF 91 C FF 90 B SL 87 F FF 92 B CH 83 B FF 90 4-2 BB			C FF 90 B SL 84 X FF 89 1-1 ① F7		X FF 93 0-0 ② G4-3		C FC 91 B SI 95 1 SAFE F FC 91 B FF 94 C FC 91 2-3 ② K	3	0	0	0	1	1	1
4 Wilmer Flores, R (1, 5) OBP: 0.212, SLG: 0.375 12 Juan Lagares, R (9, PR) (9, 8)	S FF 90 1 SAFE 1 SAFE C SL 84 S SL 84 0-3 ③ K				B CU 73 B SL 84 F FF 90 F SL 84 B SL 86 X SL 84 3-2 ② F7		B FF 94 B SL 82 X FF 94 2-0 ③ F9		X FC 90 0-0 E9 13 1B 1-3 1B	4 0	0 1	1 0	0 0	1 0	1 0	1 0
33 Matt Harvey, R (1, 1) 49 Josh Smoker, L (7, 1) 30 Michael Conforto, L (8, PH) OBP: 0.409, SLG: 0.765 47 Hansel Robles, R (8, 1) 13 Asdrúbal Cabrera, S (9, PH) OBP: 0.310, SLG: 0.429 (9, 6)			B FF 88 C FF 89 B SL 82 F FF 90 X SL 83 2-2 ① G6-3		F FF 91 B FF 90 F FF 91 F FF 92 S SL 84 1-3 ③ K		C SI 82 B CH 76 B CH 76 X SI 83 2-1 ① G6-3		B FC 92 B FC 91 B FC 90 C SI 95 X FC 91 3-1 2-H 3-H 1B	2 0 1 0 1	0 0 0 0 0	0 0 0 0 1	0 0 0 0 2	0 0 0 0 0	1 0 0 0 0	0 0 0 0 0
Inning Stats	R: 0 E: 0 K: 1 S: 8 H: 0 LOB: 1 BB: 1 P: 16	R: 0 E: 0 K: 1 S: 10 H: 0 LOB: 1 BB: 1 P: 17	R: 0 E: 0 K: 0 S: 10 H: 0 LOB: 1 BB: 1 P: 19	R: 0 E: 0 K: 2 S: 7 H: 0 LOB: 0 BB: 0 P: 10	R: 0 E: 0 K: 1 S: 9 H: 0 LOB: 0 BB: 0 P: 14	R: 0 E: 0 K: 1 S: 11 H: 0 LOB: 2 BB: 2 P: 27	R: 0 E: 0 K: 0 S: 5 H: 0 LOB: 0 BB: 0 P: 8	R: 0 E: 0 K: 1 S: 12 H: 2 LOB: 2 BB: 0 P: 19	R: 2 E: 1 K: 2 S: 21 H: 3 LOB: 2 BB: 0 P: 33	1B: 5 2B: 0 3B: 0 HR: 0 SF: 0 SAC: 0 DP: 0 HBP: 0						WP: 0 PB: 0 SB: 0 CS: 0 PA: 37	

	AB	32
	R	2
	H	5
	RBI	2
	BB	5
	SO	9
	LOB	13

PITCHER		IP	WLS	BF	H	R	ER	SO	BB	IBB	HBP	BLK	WP	HR	S	P	ERA	WHIP
58 Dan Straily, R ERA: 4.61	(1, 1)	5.1		21	0	0	0	5	5	0	0	0	0	0	50	93	0.00	0.938
66 Jarlín García, L ERA:	(6, 1)	0.2	H	2	0	0	0	1	0	0	0	0	0	0	5	10	0.00	0.000
46 Kyle Barraclough, R ERA: 1.29	(7, 1)	1.0	H	3	0	0	0	0	0	0	0	0	0	0	5	8	0.00	0.000
29 Brad Ziegler, R ERA: 1.29	(8, 1)	1.0	H	5	2	0	0	1	0	0	0	0	0	0	12	19	0.00	2.000
35 David Phelps, R ERA: 5.63	(9, 1)	1.0	W	6	3	2	1	2	0	0	0	0	0	0	21	33	9.00	3.000

PITCHER	IP	WLS	BF	H	R	ER	SO	BB	IBB	HBP	BLK	WP	HR	S	P	ERA	WHIP

Batter	1	2	3	4	5	6	7	8	9	AB	R	H	RBI	BB	SO	LOB
9 Dee Strange-Gordon, L (1, 4) OBP: 0.345, SLG: 0.370	X FF 94 0-0 11 E 21 G6-3 1B		C SL 91 B CU 80 F SL 90 X FF 93 1-2 11 1B 1B		B FF 96 X FF 95 1-0 11 FC5-4 1B		X FF 95 0-0 ③ G1-3			4	1	3	0	0	0	0
11 J.T. Realmuto, R (1, 2) OBP: 0.452, SLG: 0.658	1 SAFE B SL 88 F FF 94 X FF 96 1-1 ① P4 1-3		C FF 94 C 1 SAFE X SI 94 0-2 1-3 1B		P PO 88 1 SAFE B SL 89 X SL 88 2-0 ③ FC5-4 1-2f			B SL 84 C SL 85 B SL 85 X FF 96 2-1 27 G4-3 21 G6-3 1B		4	0	2	0	0	0	2
21 Christian Yelich, L (1, 8) OBP: 0.281, SLG: 0.346	B FF 96 X FF 95 1-0 ② G6-3 3-H		S CU 84 X FF 95 0-1 ③ G1			B SL 86 B CH 84 C FF 93 C FF 94 X SL 79 2-2 41 BB 13 2B 1B		1 SAFE B FF 96 X SI 95 1-0 ① G6-3 1-2		4	1	1	1	0	0	3
27 Giancarlo Stanton, R (1, 9) OBP: 0.327, SLG: 0.467	C FF 96 B SL 89 F CU 89 X FF 96 1-2 ③ G6-3			C SL 90 B CU 84 B SL 90 B SL 89 B FF 95 4-1 13 1B BB		F C FF 93 C SI 93 0-3 ① K		B FF 96 B SL 82 B FF 96 S FF 96 X FF 97 3-1 ② G4-3 2-3		3	0	0	0	1	1	2
41 Justin Bour, L (1, 3) OBP: 0.275, SLG: 0.262		S FF 94 S FF 95 S FF 95 0-3 ① K		B FF 95 C SL 90 C FF 96 F FF 96 X SI 95 1-2 ① F7		1 SAFE B B FF 93 B B FF 95 4-0 1-2 13 2B BB		B FF 97 F CH 90 B FF 96 X SI 93 2-1 ③ G4-3		3	0	0	0	1	1	2
13 Marcell Ozuna, R (1, 7) OBP: 0.453, SLG: 0.745		C FF 94 B SL 89 C FF 95 B FF 96 S SL 91 2-3 ② K		F SL 89 C FF 95 B SL 83 F FF 95 1 SAFE X FF 94 1-2 ② 1-2 1B		X FF 93 0-0 ② 1-H 2-H 2B			X SL 86 0-0 19 2B 1B	4	0	3	1	0	1	0
32 Derek Dietrich, L (1, 5) OBP: 0.333, SLG: 0.281 35 David Phelps, R (9, 1) 51 Ichiro Suzuki, L (9, PH) OBP: 0.083, SLG: 0.083		C FF 96 B FF 95 X CH 87 1-1 ③ F8		S FF 95 T FF 95 B SL 90 F SL 90 F SI 96 1 SAFE X CU 84 1-2 ③ P5		F FF 93 B SI 93 B SL 89 F FF 94 C FF 92 2-3 ③ K			1 SAFE L FF 91 L FF 90 F SL 85 F FF 91 D SL 87 T FF 92 1-2 ① K	3 0 1	0 0 0	0 0 0	0 0 0	0 0 0	1 0 1	2 0 1
19 Miguel Rojas, R (1, 6) OBP: 0.417, SLG: 0.400 (9, 5)			B FF 94 C FF 94 B FF 94 C FF 95 X FF 93 2-2 ① P3		C FF 94 B FF 96 X FF 95 1-1 ① G6-3		C FS 83 X FF 95 0-1 ① G5-3		X FF 92 0-0 ② 1-H 39 HR 2B	4	1	1	0	0	0	0
58 Dan Straily, R (1, 1) 66 Jarlín García, L (6, 1) 46 Kyle Barraclough, R (7, 1) 28 Tyler Moore, R (7, PH) OBP: 0.364, SLG: 0.455 29 Brad Ziegler, R (8, 1) 39 JT Riddle, L (9, 6) OBP: 0.182, SLG: 0.455			C FF 94 S SL 90 B SL 90 X FF 95 1-2 ② G4-3		B SI 94 B FF 94 C FF 94 F FF 94 F SI 95 T SL 88 2-2 ② K		C FS 84 S FS 84 B FS 83 B FF 95 S FS 83 2-3 ② K		C FF 92 X FF 92 0-1 2-H HR	2 0 0 1 0 1	0 0 0 0 0 1	0 0 0 0 0 0	0 0 0 0 0 1	1 0 0 0 0 0	0 0 0 1 0 0	0 0 0 0 0 0
Inning Stats	R: 1 E: 1 K: 0 S: 7 H: 1 LOB: 0 BB: 0 P: 10	R: 0 E: 0 K: 2 S: 8 H: 0 LOB: 0 BB: 0 P: 11	R: 0 E: 0 K: 0 S: 14 H: 2 LOB: 2 BB: 0 P: 18	R: 0 E: 0 K: 0 S: 14 H: 1 LOB: 1 BB: 1 P: 21	R: 0 E: 0 K: 1 S: 9 H: 1 LOB: 1 BB: 0 P: 14	R: 1 E: 0 K: 2 S: 10 H: 2 LOB: 1 BB: 1 P: 18	R: 0 E: 0 K: 1 S: 6 H: 0 LOB: 0 BB: 0 P: 8	R: 0 E: 0 K: 0 S: 7 H: 1 LOB: 1 BB: 0 P: 15	R: 2 E: 0 K: 1 S: 9 H: 3 LOB: 0 BB: 0 P: 10	1B: 8 2B: 2 3B: 0 HR: 1 SF: 0 SAC: 0 DP: 0 HBP: 0						WP: 0 PB: 0 SB: 0 CS: 0 PA: 36

PITCHER		IP	WLS	BF	H	R	ER	SO	BB	IBB	HBP	BLK	WP	HR	S	P	ERA	WHIP
33 Matt Harvey, R ERA: 2.45	(1, 1)	6.0		25	7	2	1	5	2	0	0	0	0	0	62	92	1.50	1.500
49 Josh Smoker, L ERA: 2.84	(7, 1)	1.0		3	0	0	0	1	0	0	0	0	0	0	6	8	0.00	0.000
47 Hansel Robles, R ERA: 3.38	(8, 1)	1.0		4	1	0	0	0	0	0	0	0	0	0	7	15	0.00	1.000
43 Addison Reed, R ERA: 3.52	(9, 1)	0.2	L	4	3	2	2	1	0	0	0	0	0	1	9	10	27.00	4.500

PITCHER	IP	WLS	BF	H	R	ER	SO	BB	IBB	HBP	BLK	WP	HR	S	P	ERA	WHIP

BOTTOM

New York Mets @ Miami Marlins

Marlins Park, Miami, FL

Sun Apr 16 2017, 1:10 PM - 4:08 PM EDT

Att. 20,028 - Roof Closed - 74 F

livebaseballscorecards.com

AB	34
R	4
H	11
RBI	4
BB	2
SO	7
LOB	12

MIAMI

Batter	1	2	3	4	5	6	7	8	9	10	AB	R	H	RBI	BB	SO	LOB
16 César Hernández, S (1, 4) OBP: 0.387, SLG: 0.586	B FF 92 C FF 93 B FF 95 S FF 94 S FF 96 2-3 K ①		B SI 93 B CH 87 B SI 94 C FF 94 F SI 94 F SI 95 X FF 96 3-2 37 S 1B		B CU 79 B FF 94 C FF 94 C FF 94 X FC 88 2-2 1B		B FS 82 C FS 84 X FS 84 1-1 F8 ①	B CU 70 X CU 70 1-0 G6-3 ③		C CU 70 S CH 77 S CH 77 0-3 K ②	6	0	2	0	0	2	4
25 Daniel Nava, S (1, 7) OBP: 0.500, SLG: 0.813 53 Joaquín Benoit, R (10, 1)	C CU 77 B CU 77 B FF 95 B FF 94 X SI 95 3-1 L7 ②		1 SAFE B FF 93 C SI 93 F SI 93 1 SAFE X CU 78 1-2 F7 ①		C SI 92 X SI 92 0-1 L7 ①		C FF 95 B FS 86 C FF 96 F FF 95 F FS 85 S FS 86 1-3 K ②		B FF 91 F FF 91 C FF 91 F FF 93 S FF 93 1-3 K ①	B CU 70 B CH 77 F CH 76 B FF 89 F CH 77 X FF 88 3-2 2-H 3-H 1B	6 0	0 0	1 0	2 0	0 0	2 0	2 0
37 Odúbel Herrera, L (1, 8) OBP: 0.396, SLG: 0.422	S SI 95 B CU 79 X CU 78 1-1 HR		B SI 93 C SI 93 B SI 93 B CH 87 B SI 92 4-1 1-2 BB		1 SAFE B FF 93 S FF 94 F SI 93 F SI 94 F FC 88 S FF 93 1-3 K ②		B SL 81 C FF 95 B FF 96 X FF 95 2-1 1B		C FF 93 C FF 93 C FF 93 0-3 K ②	B SI 88 D SL 78 F FF 89 X CH 76 2-1 L4 ③	5	1	2	1	1	2	2
7 Maikel Franco, R (1, 5) OBP: 0.232, SLG: 0.300	B FC 87 F FF 95 B FF 97 B FF 96 T FF 95 B FF 97 4-2 5 1B BB		C FC 87 X FC 86 0-1 L7 ②		B FF 93 X SI 93 1-0 F9 ③		1 SAFE B FF 90 C FF 91 1 SAFE B FF 90 X FF 89 2-1 G6-3 ③		C SL 88 B SL 86 X SL 88 1-1 G6-3 ③		4	0	0	0	1	0	4
5 Michael Saunders, L (1, 9) OBP: 0.277, SLG: 0.333	D CU 77 X CH 89 1-0 1-3 1B		B CU 78 2 SAFE C FF 94 C FF 94 B FF 95 F FF 96 F FF 94 F CU 79 T FF 95 2-2 K ③			C SL 85 B SI 91 B SL 87 F FF 96 T SI 96 2-2 K ①		B FF 89 B CH 85 F FF 90 F FF 91 B FF 90 X FF 91 3-2 G6-3 ①		C FF 94 X SI 93 0-1 19 1B 29 SF9 1B	5	1	2	0	0	2	2
19 Tommy Joseph, R (1, 3) OBP: 0.227, SLG: 0.275	B FF 95 S FF 95 S FF 95 X FF 96 1-2 P5 ③			C FC 85 F CU 80 F SI 94 X FC 87 0-2 L9 ①		B FF 96 B SL 86 B SI 94 B FF 94 4-0 29 HBP BB		C FF 92 X FF 92 0-1 F9 ②		F FF 94 S FF 94 X FF 94 0-2 13 1B 23 E 1-3 1B	4	1	1	0	1	0	2
29 Cameron Rupp, R (1, 2) OBP: 0.300, SLG: 0.313		C SI 92 B FF 94 S FC 85 B FF 93 F FF 95 X FC 87 2-2 L9 ①		C SI 94 B FF 94 S FC 88 B SI 95 B SI 95 S FC 87 3-3 K ②		F SI 95 B SL 84 F FF 95 H FF 96 2-2 1-2 HBP		B FF 88 F FF 92 B KC 84 B FF 89 B FF 92 4-1 13 E 4 2B BB		S FF 93 B SL 85 F FF 95 X FF 94 1-2 SF9 ① 3-H	2	1	0	1	1	1	0
13 Freddy Galvis, S (1, 6) OBP: 0.220, SLG: 0.362		S FF 93 B SI 94 S SI 94 F SI 94 S FF 95 1-3 K ②		F SI 93 T FC 89 B FF 94 X SI 96 1-2 E4		B FF 94 B FF 93 C SI 95 F FF 94 F SI 97 X SL 85 2-2 F6 ②		B FF 91 D CH 85 B FF 90 C FF 91 F FF 91 X FF 92 3-2 E5 4 2B 1-3		L FF 93 F SI 94 1 SAFE F FF 94 F CH 88 X FF 93 0-2 23 E 25 1B 1-2 1B	5	1	1	0	0	1	3
56 Zach Eflin, R (1, 1) 41 Brock Stassi, L (8, PH) OBP: 0.455, SLG: 0.636 63 Joely Rodríguez, L (6, 1) 61 Edubray Ramos, R (7, 1) 4 Andrés Blanco, S (9, PH) OBP: 0.429, SLG: 1.000 50 Héctor Neris, R (8, 1) 57 Luis García, R (9, 1) 23 Aaron Altherr, R (10, PH) OBP: 0.357, SLG: 0.679 (10, 1)		C FF 94 C CU 78 B FF 95 S FF 94 1-3 K ③		B FF 93 C SI 93 S FC 87 C FC 86 1-3 K ③		B SL 77 T FF 93 C FF 95 B FF 96 C FF 95 2-3 K ③		B CH 80 B FF 89 S FF 88 F FF 89 B FF 90 X FF 89 3-2 1-3 3-H 2B		C SL 84 D SL 82 X SL 82 1-1 E8 25 1B 1-3 2-H 1B	2 0 0 0 0 2 1 1 0 0 0 0 1 2 0 0 0 0 0 0 0 0 0 0 0 0 0 0 1 0 1 1 0 0 0 0 0 0 0 0 0 0 0 0 0 0 0 0 0 1 1 1 1 0 0 0						
Inning Stats	R: 1 H: 2 E: 0 LOB: 2 K: 1 BB: 1 S: 13 P: 25	R: 0 H: 0 E: 0 LOB: 0 K: 2 BB: 0 S: 11 P: 15	R: 0 H: 1 E: 0 LOB: 2 K: 1 BB: 1 S: 16 P: 26	R: 0 H: 0 E: 1 LOB: 1 K: 2 BB: 0 S: 13 P: 18	R: 0 H: 1 E: 0 LOB: 1 K: 1 BB: 0 S: 11 P: 15	R: 0 H: 0 E: 0 LOB: 2 K: 2 BB: 1 S: 12 P: 24	R: 0 H: 1 E: 0 LOB: 1 K: 1 BB: 0 S: 11 P: 17	R: 1 H: 1 E: 1 LOB: 2 K: 0 BB: 1 S: 14 P: 28	R: 0 H: 0 E: 0 LOB: 0 K: 2 BB: 0 S: 9 P: 11	R: 4 H: 5 E: 1 LOB: 1 K: 1 BB: 0 S: 23 P: 30	1B: 9 SF: 1 2B: 1 SAC: 0 3B: 0 DP: 0 HR: 1 HBP: 1						

PITCHER		IP	WLS	BF	H	R	ER	SO	BB	IBB	HBP	BLK	WP	HR	S	P	ERA	WHIP
45 Zack Wheeler, R ERA: 5.52	(1, 1)	5.0		22	4	1	1	7	2	0	0	0	0	1	64	99	1.80	1.200
47 Hansel Robles, R ERA: 3.12	(6, 1)	0.2	H	4	0	0	0	1	1	0	1	0	0	0	9	19	0.00	1.500
49 Josh Smoker, L ERA: 2.45	(6, 1)	1.0	H	4	1	0	0	2	0	0	0	0	0	0	12	18	0.00	1.000
59 Fernando Salas, R ERA: 2.89	(7, 1)	1.0	H	5	0	1	0	0	1	0	0	0	0	0	11	23	0.00	1.000
39 Jerry Blevins, L ERA:	(8, 1)	0.1	B	2	1	0	0	0	0	0	0	0	0	0	5	9	0.00	3.000

PITCHER		IP	WLS	BF	H	R	ER	SO	BB	IBB	HBP	BLK	WP	HR	S	P	ERA	WHIP
43 Addison Reed, R ERA: 3.12	(9, 1)	1.0		3	0	0	0	2	0	0	0	0	0	0	9	11	0.00	0.000
50 Rafael Montero, R ERA: 9.45	(10, 1)	0.1	L	5	4	4	3	0	0	0	0	0	0	0	15	17	81.00	12.000
36 Sean Gilmartin, L ERA:	(10, 1)	0.2		3	1	0	0	1	0	0	0	0	0	0	8	13	0.00	1.500

TOP

Philadelphia Phillies @ New York Mets

Citi Field, Flushing, NY

Tue Apr 18 2017, 7:11 PM - 11:08 PM EDT

Att. 23,536 - Clear - 54 F

livebaseballscorecards.com

AB	42
R	6
H	11
RBI	6
BB	4
SO	13
LOB	22

WP: 0 PA: 48
PB: 0
SB: 1
CS: 0

Batter	1	2	3	4	5	6	7	8	9	10	AB	R	H	RBI	BB	SO	LOB
30 Michael Conforto, L (1, 8) (7, 9) OBP: 0.370, SLG: 0.619	B FF 93 C FF 93 B CH 88 S FF 95 B FF 94 B FF 94 4-2 52 BB 19 1B BB	F SI 93 S SL 88 F SI 85 B FF 94 X SI 94 1-2 ③ G6-3			B CU 76 C FF 92 B SI 90 C SI 91 F CU 78 S CU 78 2-3 ① K		B FF 95 B FF 94 S FF 94 F SL 80 S SL 83 2-3 ③ K2-3			B SI 95 X FF 94 1-0 ② P6	4	1	0	0	1	2	1
13 Asdrúbal Cabrera, S (1, 6) OBP: 0.302, SLG: 0.400	X FF 93 0-0 ① F8		C FF 92 F SI 91 F SL 84 B FF 95 B CU 79 S FF 94 2-3 ① K		B SI 91 X CH 87 1-0 ② P6			B SI 94 C FS 85 B SI 93 C FS 85 B FS 85 F FS 85 S FS 86 3-3 ① K		C SI 94 B CH 84 B CH 82 B FF 95 F SI 94 B SI 95 4-2 BB	4	0	0	0	1	2	1
52 Yoenis Cespedes, R (1, 7) OBP: 0.355, SLG: 0.654	C FF 94 1 SAFE B FF 92 B CU 78 F FF 95 1 SAFE B SL 86 F FF 95 B SL 84 4-2 19 1B 20 PB 1-2 BB		B FF 94 F FF 93 C CU 79 B CU 79 F FF 94 X CU 78 2-2 1B		C FF 94 B FF 93 S CU 78 F FF 93 X CU 79 1-2 ③ P6			F SI 94 F FS 85 B FS 86 F FS 84 X SI 93 1-2 ② L7		X SL 87 0-0 ③ G4-3	4	1	1	0	1	0	1
19 Jay Bruce, L (1, 9) 59 Fernando Salas, R (7, 1) 39 Jerry Blevins, L (8, 1) 3 Curtis Granderson, L (8, PH) OBP: 0.231, SLG: 0.255 43 Addison Reed, L (9, 1) 4 Wilmer Flores, R (10, 5) OBP: 0.212, SLG: 0.375	B SL 85 B SI 92 X SI 93 2-0 20 PB 1-3 2-H 1B		B SI 92 X SI 91 1-0 ② F7			X FF 93 0-0 ① F8		C FS 84 B FS 87 B FS 86 C SI 92 S FS 86 2-3 ③ K			3	0	1	1	0	0	1
20 Neil Walker, S (1, 4) OBP: 0.310, SLG: 0.280	B FF 93 B SI 90 B FF 94 C FF 91 S SI 92 S SI 92 3-3 ② K 1-2 3-H		F SI 92 X SI 94 0-1 ③ G3			C SI 92 B SI 92 B SI 92 X SI 91 2-1 ② G2-3			B SI 97 B SI 97 C SI 98 B FS 86 X SI 96 3-1 ① L8		4	0	0	0	0	1	2
21 Lucas Duda, L (1, 3) OBP: 0.367, SLG: 0.585	C CU 78 D SI 88 B FF 94 C SI 92 F SI 95 B SL 88 B SI 89 4-2 BB		X SI 91 0-0 ① F8			C FF 93 B FF 94 C SL 86 X SI 94 1-2 ③ G4-3			C FS 87 B FS 87 B SI 96 S SI 98 B FS 89 F SI 98 B FS 88 4-2 7 FC4-6 BB		2	0	0	0	2	0	0
7 José Reyes, S (1, 5) OBP: 0.182, SLG: 0.140 50 Rafael Montero, R (10, 1) 36 Sean Gilmartin, L (10, 1)	X SI 92 0-0 ③ P6		B FF 91 C SI 91 F SI 94 F CU 78 B CU 78 X SI 92 2-2 2B				C FF 95 S SL 82 B SL 83 B SL 83 C FF 94 2-3 ① K		B SI 97 X SI 98 1-0 ② FC4-6 1-2f		4 0 0	0 0 0	1 0 0	0 0 0	0 0 0	1 0 0	3 0 0
18 Travis d'Arnaud, R (1, 2) OBP: 0.375, SLG: 0.571		B SI 92 C FF 92 F SL 85 X FF 95 1-2 ① G4-3			X CU 77 0-0 ② P6		F FF 96 S SL 83 F SL 83 B SL 84 T SL 83 1-2 ② K		1 SAFE D SL 82 1 SAFE X SI 97 1-0 ③ G4-3		4	0	0	0	0	1	2
45 Zack Wheeler, L (1, 1) 47 Hansel Robles, R (6, 1) 49 Josh Smoker, L (6, 1) 12 Juan Lagares, R (7, 8) OBP: 0.286, SLG: 0.167		B FF 92 B FF 92 B SI 93 C FF 92 C SI 92 C FF 93 3-3 ② K			C CU 77 X SI 94 0-1 ③ G6-3		B SL 82 X FF 94 1-0 1B			B SI 93 B SI 94 C SI 93 B SI 95 F SI 94 X FF 94 3-2 ① F9	2 0 0 2	0 0 0 0	0 0 0 1	0 0 0 0	1 0 0 0	1 0 0 0	1 0 0 0
Inning Stats	R: 2 E: 0 K: 1 S: 14 H: 1 LOB: 2 BB: 3 P: 31	R: 0 E: 0 K: 1 S: 10 H: 0 LOB: 0 BB: 0 P: 15	R: 0 E: 0 K: 1 S: 11 H: 1 LOB: 1 BB: 0 P: 16	R: 0 E: 0 K: 0 S: 8 H: 1 LOB: 1 BB: 0 P: 10	R: 0 E: 0 K: 1 S: 9 H: 0 LOB: 0 BB: 0 P: 13	R: 0 E: 0 K: 0 S: 6 H: 0 LOB: 0 BB: 0 P: 9	R: 0 E: 0 K: 3 S: 11 H: 1 LOB: 1 BB: 0 P: 17	R: 0 E: 0 K: 2 S: 11 H: 0 LOB: 0 BB: 0 P: 17	R: 0 E: 0 K: 0 S: 7 H: 0 LOB: 1 BB: 1 P: 16	R: 0 E: 0 K: 0 S: 7 H: 0 LOB: 1 BB: 1 P: 15	1B: 3 2B: 1 3B: 0 HR: 0 SF: 0 SAC: 0 DP: 0 HBP: 0	WP: 0 PB: 1 SB: 0 CS: 0 PA: 39					

PITCHER		IP	WLS	BF	H	R	ER	SO	BB	IBB	HBP	BLK	WP	HR	S	P	ERA	WHIP
56 Zach Eflin, R ERA: 1.8	(1, 1)	5.0		21	3	2	1	4	3	0	0	0	0	0	52	85	1.80	1.200
63 Joely Rodríguez, L ERA: 8.59	(6, 1)	1.0		3	0	0	0	0	0	0	0	0	0	0	6	9	0.00	0.000
61 Edubray Ramos, R ERA: 2.84	(7, 1)	1.0		4	1	0	0	3	0	0	0	0	0	0	11	17	0.00	1.000
50 Héctor Neris, R ERA:	(8, 1)	1.0		3	0	0	0	2	0	0	0	0	0	0	11	17	0.00	0.000
57 Luis García, R ERA:	(9, 1)	1.0	W	4	0	0	0	0	1	0	0	0	0	0	7	16	0.00	1.000

PITCHER		IP	WLS	BF	H	R	ER	SO	BB	IBB	HBP	BLK	WP	HR	S	P	ERA	WHIP
53 Joaquín Benoit, R ERA: 4.05	(10, 1)	1.0		4	0	0	0	0	1	0	0	0	0	0	7	15	0.00	1.000

BOTTOM

Philadelphia Phillies @ New York Mets

Citi Field, Flushing, NY

Tue Apr 18 2017, 7:11 PM - 11:08 PM EDT

Att. 23,536 - Clear - 54 F

livebaseballscorecards.com

AB	34
R	2
H	4
RBI	1
BB	5
SO	9
LOB	12

Philadelphia Phillies @ New York Mets

Citi Field, Flushing, NY

Wed Apr 19 2017, 7:10 PM - 9:46 PM EDT

Att. 22,243 - Cloudy - 49 F

livebaseballscorecards.com

Batter	1	2	3	4	5	6	7	8	9	AB	R	H	RBI	BB	SO	LOB
16 César Hernández, S (1, 4) OBP: 0.358, SLG: 0.540	F SI 93 B SI 94 C SI 93 B SI 94 F SI 94 T SI 94 2-2 ① K		B CU 80 F SI 93 F SI 94 C SI 94 1-3 ③ K		F SI 92 X SI 93 0-1 E1 23 S 1-3		C SI 93 C SI 93 X SI 93 0-2 ③ L7		B SL 86 C FF 92 F FF 92 B SL 85 S FF 91 2-3 ③ K	5	0	0	0	0	3	1
23 Aaron Altherr, R (1, 7) OBP: 0.389, SLG: 0.625	C CU 82 X SI 94 0-1 ② L9			B CU 80 B CU 81 H SI 93 3-0 37 1B 7 G5-3 HBP	1 SAFE B SI 91 B SI 90 S SI 93 B SI 92 F SI 93 1 SAFE F SI 93 F SL 90 3-3 ② K 1-2			X SI 92 0-0 37 G4-3 5 1B 2B		3	2	1	0	0	1	2
37 Odúbel Herrera, L (1, 8) OBP: 0.404, SLG: 0.417	B SI 95 B SI 94 F SI 94 F SI 95 F FF 96 F SI 94 F SL 91 C SI 94 2-3 ③ K			B CU 78 1 SAFE X SI 93 1-0 7 G5-3 1-3 1B	0-0 IBB			B FF 89 B FF 88 F FF 88 C CU 68 F CU 70 B FF 89 X CU 70 3-2 ① G4-3 2-3		3	0	1	0	1	1	1
7 Maikel Franco, R (1, 5) OBP: 0.217, SLG: 0.278		S SI 93 F SI 94 B SI 94 C CU 83 1-3 ① K		X SL 90 0-0 ① G5-3 1-2 3-H	B SI 90 C SI 94 X SI 94 1-1 ③ G5-3			D FF 89 F FF 88 C CU 69 D CU 70 S CU 70 2-3 ② K		4	0	0	1	0	2	5
5 Michael Saunders, L (1, 9) OBP: 0.314, SLG: 0.354		B CU 81 C CU 80 F FF 94 H FF 94 2-2 19 G5-3 HBP		B CU 80 S CU 80 B SI 94 C SI 93 C SI 93 2-3 ② K		B CU 79 X SI 92 1-0 19 G5-4-3 1B		F FF 87 B FF 88 X FF 88 1-1 3-H 1B		3	0	2	1	0	1	1
19 Tommy Joseph, R (1, 3) OBP: 0.208, SLG: 0.250		D SI 92 D SI 92 F SI 93 B SI 94 S SI 93 X SI 94 3-2 ② G5-3 1-2		F SI 94 F SI 94 X SI 95 0-2 ③ G1-3		X SI 92 0-0 ①② G5-4-3 1-2f		F FF 94 F FF 95 B SI 96 S SI 96 1-3 ③ K		4	0	0	0	0	1	4
29 Cameron Rupp, R (1, 2) OBP: 0.295, SLG: 0.333		D CU 82 C SI 94 F SI 94 F SI 94 D CU 83 D CU 83 C SI 95 3-3 ③ K			B SL 88 X SI 92 1-0 13 G4-3 28 1B 2B	C SL 90 C CU 83 X SI 94 0-2 ③ G6-3			C FF 90 F FF 91 B SL 85 F FF 90 F FF 92 B SL 86 C SL 86 2-3 ① K	4	1	1	0	0	2	1
13 Freddy Galvis, S (1, 6) OBP: 0.241, SLG: 0.412			B SI 91 X SI 91 1-0 28 G6-4-3 1B		B SI 93 F SI 93 X SI 92 1-1 ① G4-3 2-3		B SI 90 B SI 91 X SI 92 2-0 ① G3		X FF 90 0-0 25 SF8 3B	4	1	2	0	0	0	1
28 Vince Velasquez, R (1, 1) OBP: 0.250, SLG: 0.250 41 Brock Stassi, L (7, PH) OBP: 0.238, SLG: 0.278 57 Luis García, R (7, 1) 61 Edubray Ramos, R (8, 1) 25 Daniel Nava, S (9, PH) OBP: 0.476, SLG: 0.813			F SI 91 L SI 91 X CU 81 0-2 ①② G6-4-3 1-2f		B SL 89 D SI 88 X SI 92 2-0 16 E 3-H 1B		C SI 94 B CU 81 B CH 85 C SI 92 X SI 93 2-2 ② F8		X FF 92 0-0 ② SF8 3-H	2 1 0 0 0	0 0 0 0 0	1 0 0 0 0	1 0 0 0 1	0 0 0 0 0	0 0 0 0 0	1 0 0 0 0

TOP

AB	33
R	4
H	8
RBI	4
BB	1
SO	11
LOB	17

Inning Stats	1	2	3	4	5	6	7	8	9	1B: 5	SF: 1	WP: 0	PA: 37
	R: 0 E: 0 K: 2 S: 12 H: 0 BB: 0 P: 16	R: 0 E: 0 K: 2 S: 12 H: 0 LOB: 0 BB: 0 P: 21	R: 0 E: 0 K: 1 S: 7 H: 1 LOB: 0 BB: 0 P: 9	R: 1 E: 0 K: 1 S: 8 H: 1 LOB: 1 BB: 0 P: 14	R: 1 E: 1 K: 1 S: 13 H: 2 LOB: 3 BB: 1 P: 21	R: 0 E: 0 K: 0 S: 5 H: 1 LOB: 0 BB: 0 P: 6	R: 0 E: 0 K: 0 S: 7 H: 0 LOB: 0 BB: 0 P: 11	R: 1 E: 0 K: 2 S: 13 H: 2 LOB: 1 BB: 0 P: 20	R: 1 E: 0 K: 2 S: 10 H: 1 LOB: 0 BB: 0 P: 14	2B: 2 3B: 1 HR: 0	SAC: 0 DP: 2 HBP: 2	PB: 0 SB: 1 CS: 0	

PITCHER	IP	WLS	BF	H	R	ER	SO	BB	IBB	HBP	BLK	WP	HR	S	P	ERA	WHIP
65 Robert Gsellman, R (1, 1) ERA: 5.09	7.0		29	6	3	3	7	0	1	2	0	0	0	65	99	3.86	0.857
39 Jerry Blevins, L (8, 1) ERA:	0.2	B	3	1	0	0	1	0	0	0	0	0	0	9	15	0.00	1.500
47 Hansel Robles, R (8, 1) ERA: 3.0	0.1	W	1	0	0	0	1	0	0	0	0	0	0	3	4	0.00	0.000
43 Addison Reed, R (9, 1) ERA: 3.72	1.0	S	4	1	1	1	2	0	0	0	0	0	0	10	14	9.00	1.000

PITCHER	IP	WLS	BF	H	R	ER	SO	BB	IBB	HBP	BLK	WP	HR	S	P	ERA	WHIP

BOTTOM

Philadelphia Phillies @ New York Mets

Citi Field, Flushing, NY

Wed Apr 19 2017, 7:10 PM - 9:46 PM EDT

Att. 22,243 - Cloudy - 49 F

livebaseballscorecards.com

Batter	1	2	3	4	5	6	7	8	9	AB	R	H	RBI	BB	SO	LOB
3 Curtis Granderson, L (1, 8) OBP: 0.214, SLG: 0.235	B FF 92 C FF 91 B FF 92 X FF 91 2-1 P5 ①		C FF 93 X CH 87 0-1 G1-3 ②			X FF 93 0-0 G3-6 ①② 1-2f	B SI 95 B SI 95 X SI 96 2-0 F8 ②			4	0	0	0	0	0	2
13 Asdrúbal Cabrera, S (1, 6) OBP: 0.313, SLG: 0.397	C FF 93 B CH 85 B CH 91 F FF 94 B FF 93 F FF 92 B CH 87 4-2 52 FC5-4 BB		B FF 93 C FF 94 X CH 88 1-1 G5-3 ③			B CH 89 X FF 94 1-0 52 BB 19 HR 1B	C FF 97 D FS 89 D FS 87 C SI 95 X SI 96 2-2 P4 ③			3	1	1	0	1	0	1
52 Yoenis Cespedes, R (1, 7) OBP: 0.364, SLG: 0.636	B FF 92 F FF 93 S FF 90 X KC 79 1-2 FC5-4 ② 19 2B 1-2f			B KC 77 T FF 92 F FF 90 F FF 93 B FF 95 X FF 95 2-2 F8 ①		C KC 82 B KC 79 D KC 82 B FF 94 B FF 94 4-1 19 HR 1-2 BB		B SL 81 B FF 94 B FF 94 X FF 94 3-0 19 HR 1B		3	2	1	0	1	0	1
19 Jay Bruce, L (1, 9) OBP: 0.387, SLG: 0.673	C FF 92 X KC 79 0-1 1-H 2B ③			B CH 88 F FF 94 F CH 88 S FF 95 1-3 K ②		X CH 87 0-0 1-H 2-H HR		B FF 95 X FF 94 1-0 1-H HR		4	2	3	5	0	1	0
20 Neil Walker, S (1, 4) OBP: 0.306, SLG: 0.278		C FF 92 F FF 93 F FF 92 B KC 76 B FF 95 X SI 92 2-2 F8 ①		C CH 88 F CH 84 F FF 95 B CH 90 X CH 88 1-2 G3 ③		B FF 95 C SI 95 X CH 90 1-1 4 E 1B		C FF 97 B SL 82 C SL 82 B FF 96 X SL 83 2-2 L8 ①		4	0	1	0	0	0	0
21 Lucas Duda, L (1, 3) OBP: 0.360, SLG: 0.571 4 Wilmer Flores, R (5, PH) OBP: 0.194, SLG: 0.343 (6, 3)		C KC 80 B KC 82 F FF 93 T FF 94 1-2 K ②			C FF 93 B CH 86 F FF 94 X KC 80 1-2 G6-3 ①	X FF 94 0-0 E5 1-2		B FF 95 X FF 95 1-0 F9 ②		1 3	0 0	0 0	0 0	0 0	1 0	0 1
7 José Reyes, S (1, 5) OBP: 0.186, SLG: 0.132		B FF 93 B FF 94 B FF 93 C FF 92 B CH 90 4-1 18 FC5-4 BB			X CH 90 0-0 G6-3 ②	C SI 95 X KC 82 0-1 G4-3 ③		S FF 95 F FF 95 C SL 84 0-3 K ③		3	0	0	0	1	1	2
18 Travis d'Arnaud, R (1, 2) OBP: 0.357, SLG: 0.541 44 René Rivera, R (7, 2) OBP: 0.316, SLG: 0.368		B FF 92 B FF 93 C FF 91 X KC 80 2-1 FC5-4 ③ 1-2f			C FF 93 X FF 93 0-1 G4-3 ③		C SL 82 X SL 85 0-1 1B			2 1	0 0	0 1	0 0	0 0	0 0	1 0
65 Robert Gsellman, R (1, 1) OBP: 0.200, SLG: 0.200 39 Jerry Blevins, L (8, 1) 47 Hansel Robles, R (8, 1) 43 Addison Reed, L (9, 1)			B FF 91 C FF 90 B FF 94 X FF 91 2-1 L9 ①			C FF 92 X FF 94 0-1 3 G3-6 1B	C SI 94 B SI 94 M SL 84 M FS 87 1-3 K ①			3 0 0 0	0 0 0 0	1 0 0 0	0 0 0 0	0 0 0 0	1 0 0 0	1 0 0 0
Inning Stats	R: 0 E: 0 K: 0 S: 10 H: 1 LOB: 2 BB: 1 P: 17	R: 0 E: 0 K: 1 S: 10 H: 0 LOB: 1 BB: 1 P: 19	R: 0 E: 0 K: 0 S: 6 H: 0 LOB: 0 BB: 0 P: 9	R: 0 E: 0 K: 1 S: 11 H: 0 LOB: 0 BB: 0 P: 15	R: 0 E: 0 K: 0 S: 6 H: 0 LOB: 0 BB: 0 P: 7	R: 3 E: 1 K: 0 S: 11 H: 4 LOB: 2 BB: 1 P: 17	R: 0 E: 0 K: 1 S: 9 H: 1 LOB: 1 BB: 0 P: 14	R: 2 E: 0 K: 1 S: 9 H: 2 LOB: 0 BB: 0 P: 16		1B: 5 2B: 1 3B: 0 HR: 2 SF: 0 SAC: 0 DP: 1 HBP: 0						

AB	31
R	5
H	8
RBI	5
BB	3
SO	4
LOB	9

PITCHER	IP	WLS	BF	H	R	ER	SO	BB	IBB	HBP	BLK	WP	HR	S	P	ERA	WHIP
28 Vince Velasquez, R (1, 1) ERA: 7.2	6.0		25	5	3	3	2	3	0	0	0	0	1	54	84	4.50	1.333
57 Luis García, R (7, 1) ERA:	1.0		4	1	0	0	1	0	0	0	0	0	0	9	14	0.00	1.000
61 Edubray Ramos, R (8, 1) ERA: 4.91	1.0	L	5	2	2	2	1	0	0	0	0	0	1	9	16	18.00	2.000

PITCHER	IP	WLS	BF	H	R	ER	SO	BB	IBB	HBP	BLK	WP	HR	S	P	ERA	WHIP

Philadelphia Phillies @ New York Mets

Citi Field, Flushing, NY

Thu Apr 20 2017, 7:12 PM - 10:26 PM EDT

Att. 24,656 - Cloudy - 62 F

livebaseballscorecards.com

Batter	1	2	3	4	5	6	7	8	9	AB	R	H	RBI	BB	SO	LOB
16 César Hernández, S (1, 4) OBP: 0.347, SLG: 0.507	F SI 98 F SI 99 F SI 100 T SI 99 0-2 ① K	B CH 92 B SI 100 F SI 99 S FF 99 C SI 100 2-3 ③ K		C SI 97 C CU 85 S CH 90 0-3 ③ K			B CU 84 S CH 90 F SI 97 B SL 91 X SI 97 2-2 ① L8		B SI 97 B SI 98 S SI 97 S SI 97 F SI 97 B SI 98 B SI 97 4-2 37 FC3-6 BB	4	0	0	0	1	3	1
25 Daniel Nava, S (1, 7) OBP: 0.462, SLG: 0.700	C FF 99 C SI 100 S CH 91 0-3 ② K		C CU 83 B FF 98 F SI 98 F CU 85 H FF 99 2-2 37 E 37 FC6 7 2B HBP		X SI 97 0-0 7 WP 1B		C CU 84 F SI 99 F SL 92 B CU 86 B CH 91 S CH 91 2-3 ② K		B SI 97 1 SAFE F SI 98 F SI 96 F FF 97 S SI 95 1-3 ① K	4	1	1	0	0	3	1
37 Odúbel Herrera, L (1, 8) OBP: 0.371, SLG: 0.377	C SI 99 C SI 99 F SI 99 F CH 90 B SI 100 F FF 100 C CU 86 1-3 ③ K		B CH 90 X SI 99 1-0 FC6 7 2B 23 G4-3 1-3		X CH 92 0-0 ① F9		B SI 99 F SI 98 C SI 99 F SI 99 F SI 98 X CH 90 1-2 ③ G5-3		B SI 97 D SI 97 1 SAFE F FF 96 X FF 98 2-1 ② FC3-6 7 S 1-2f	5	1	0	0	0	1	3
7 Maikel Franco, R (1, 5) OBP: 0.246, SLG: 0.362		C SI 97 X FF 97 0-1 ① F8	C SI 98 C SI 98 D CH 90 F CH 88 X SI 98 1-2 23 G4-3 1-3 3-H 2B		C SI 99 D SL 93 S CH 91 B CH 92 S CH 92 2-3 ② K 1-2			X FF 92 0-0 HR	B SI 96 B SI 97 D SL 89 C FF 97 S SI 97 D SI 97 4-2 1-2 BB	4	1	2	2	1	1	1
23 Aaron Altherr, R (1, 9) OBP: 0.391, SLG: 0.571		B SI 98 S FF 99 X FF 98 1-1 19 S 19 2B 1B	B SL 93 D CH 91 X SL 92 2-0 ① G4-3 2-3 3-H		D CH 92 C FF 100 B CU 87 D CH 92 X SI 100 3-1 ③ G4-3			C FF 93 X KC 84 0-1 19 E 1B	B SI 97 C SI 96 B SI 97 F SI 96 B SI 97 F SI 97 F SI 97 S SL 89 3-3 ③ K	5	1	2	1	0	1	4
19 Tommy Joseph, R (1, 3) OBP: 0.250, SLG: 0.313		C SI 99 B FF 100 C SI 99 B FF 100 F SL 93 X SI 100 2-2 13 WP 13 E 2B 1-H	S CH 92 F CU 87 B SL 94 S CH 91 1-3 ② K			F SI 97 B CU 84 X CH 90 1-1 34 FC5-4 1B		B FF 92 1 SAFE S CH 86 F SI 92 X FF 92 1-2 E8 1-3 1B		4	1	3	1	0	1	1
13 Freddy Galvis, S (1, 6) OBP: 0.241, SLG: 0.400		B CU 85 S CH 90 X SI 100 1-1 E3 34 2B 1B 2-H	F CH 92 F FF 99 S CH 92 0-3 ③ K			C SI 98 X SI 98 0-1 ① F8		F CU 78 F CU 79 X CU 77 0-2 ① P2		4	1	1	0	0	1	4
34 Andrew Knapp, S (1, 2) OBP: 0.353, SLG: 0.357		X CH 91 0-0 27 G2-3 2B 2-H		C SI 96 F SI 97 S SI 97 0-3 ① K		F CH 91 B FF 98 C FF 98 B FF 98 F CH 92 X SI 99 2-2 ② FC5-4 1-2f		X CU 78 0-0 ② F7		4	0	1	1	0	1	3
27 Aaron Nola, R (1, 1) OBP: 0.286, SLG: 0.167 5 Michael Saunders, L (6, PH) OBP: 0.308, SLG: 0.347 63 Joely Rodríguez, L (6, 1) 4 Andrés Blanco, S (8, PH) OBP: 0.375, SLG: 0.875 53 Joaquín Benoit, R (8, 1) 50 Héctor Neris, R (9, 1)		C SI 100 C SI 100 X SI 100 0-2 ② G2-3 2-3		B SI 98 X SI 98 1-0 ② G5-3		C SI 99 D CU 86 F CU 85 F SI 100 F CH 89 D CH 92 X SI 98 2-2 ③ F7		C CU 78 F FF 90 F FF 92 S CU 79 0-3 ③ K		2 1 0 1 0 0	0 0 0 0 0 0	0 0 0 0 0 0	0 0 0 0 0 0	0 0 0 1 0 0	0 0 0 2 0 0	1 1 0 0 0 0
Inning Stats	R: 0 E: 0 K: 3 S: 13 H: 0 LOB: 0 BB: 0 P: 14	R: 3 E: 1 K: 1 S: 17 H: 4 LOB: 1 BB: 0 P: 23	R: 2 E: 1 K: 2 S: 15 H: 1 LOB: 1 BB: 0 P: 22	R: 0 E: 0 K: 2 S: 7 H: 0 LOB: 0 BB: 0 P: 8	R: 0 E: 0 K: 1 S: 7 H: 1 LOB: 1 BB: 0 P: 12	R: 0 E: 0 K: 0 S: 13 H: 1 LOB: 1 BB: 0 P: 18	R: 0 E: 0 K: 1 S: 12 H: 0 LOB: 0 BB: 0 P: 17	R: 1 E: 1 K: 1 S: 14 H: 3 LOB: 2 BB: 0 P: 15	R: 0 E: 0 K: 2 S: 16 H: 0 LOB: 2 BB: 2 P: 30	1B: 6 2B: 3 3B: 0 HR: 1 SF: 0 SAC: 0 DP: 0 HBP: 1						

TOP	
AB	38
R	6
H	10
RBI	5
BB	2
SO	13
LOB	22

WP: 2 PA: 41
PB: 0
SB: 2
CS: 0

PITCHER		IP	WLS	BF	H	R	ER	SO	BB	IBB	HBP	BLK	WP	HR	S	P	ERA	WHIP
34 Noah Syndergaard, R ERA: 1.73	(1, 1)	7.0	L	30	7	5	3	10	0	0	1	0	2	0	84	114	3.86	1.000
59 Fernando Salas, R ERA: 3.86	(8, 1)	0.0		3	3	1	1	0	0	0	0	0	0	1	6	7	∞	∞
66 Josh Edgin, L ERA: 3.86	(8, 1)	1.0		3	0	0	0	1	0	0	0	0	0	0	8	8	0.00	0.000
27 Jeurys Familia, R ERA:	(9, 1)	1.0		5	0	0	0	2	2	0	0	0	0	0	16	30	0.00	2.000

PITCHER		IP	WLS	BF	H	R	ER	SO	BB	IBB	HBP	BLK	WP	HR	S	P	ERA	WHIP

BOTTOM

Batter	1	2	3	4	5	6	7	8	9	AB	R	H	RBI	BB	SO	LOB
3 Curtis Granderson, L (1, 9) OBP: 0.197, SLG: 0.214	C SI 90 B FF 89 X SI 89 1-1 ① F8	B CH 80 C KC 75 F FF 91 X KC 77 1-2 ③ G6-3		B KC 75 B CH 82 X SI 88 2-0 ② F9			B FF 92 S FF 91 X SL 85 1-1 ① G6-3		B SI 94 C FF 93 X SI 95 1-1 ③ L8	5	0	0	0	0	0	2
13 Asdrúbal Cabrera, S (1, 6) OBP: 0.324, SLG: 0.403	B SI 92 B CH 82 F FF 93 C KC 75 X KC 77 2-2 ② G4-3		C FF 89 F KC 75 B SI 89 X KC 75 1-2 19 BB 20 HR 1B	C SI 89 C FF 91 B FF 91 B CH 83 X SI 92 2-2 ③ 1B			X FF 93 0-0 ② F8			4	1	2	0	0	0	0
52 Yoenis Cespedes, R (1, 7) OBP: 0.377, SLG: 0.632 12 Juan Lagares, R (6, 8) OBP: 0.250, SLG: 0.143	C SI 92 B FF 91 F FF 93 F SI 90 F KC 78 F KC 78 F SI 91 X KC 79 1-2 1B		S KC 75 B FF 92 B KC 77 B FF 92 F FF 91 1 SAFE X KC 76 3-2 ① F7		B FF 87 B FF 90 B SI 91 B FF 90 4-0 19 G3-5-1 BB		C FF 92 B SL 84 F SI 92 B SL 87 S SL 86 2-3 ③ K			2 1	0 0	1 0	0 0	1 0	0 1	1 0
19 Jay Bruce, L (1, 3) OBP: 0.379, SLG: 0.638	C SI 92 F FF 91 1 SAFE B CH 84 S CH 82 1-3 ③ K		B SI 89 B SI 90 S CH 82 B SI 91 1 SAFE B SI 89 4-1 20 HR 1-2 BB		X SI 89 0-0 ① ② G3-5-1 1-2f			F SI 95 B CH 84 X CH 84 1-1 ① F7		3	1	0	0	1	1	2
20 Neil Walker, S (1, 4) OBP: 0.318, SLG: 0.333		B SI 90 C CH 83 X CH 81 1-1 ① G1-3	C SI 92 F KC 76 X KC 77 0-2 1-H 2-H HR		B SI 89 C SI 89 B KC 76 C SI 89 B SI 91 B FF 91 4-2 BB			C FF 95 B SI 96 S FF 94 S CH 85 1-3 ② K		3	1	1	3	1	1	0
30 Michael Conforto, L (1, 8) OBP: 0.387, SLG: 0.600 (6, 7)		B KC 75 C SI 90 X SI 89 1-1 ② G4-3	B SI 89 C CH 82 S CH 82 X SI 90 1-2 1B		C KC 76 B SI 91 S CH 82 X CH 82 1-2 ③ F7			S CH 85 X CH 84 0-1 1B		4	0	2	0	0	0	1
7 José Reyes, S (1, 5) OBP: 0.190, SLG: 0.140		B FF 92 C SI 91 F CH 82 X SI 90 1-2 34 S 44 1B 1B	C KC 77 X CH 83 0-1 ② F7				C FF 92 X SL 85 0-1 ① F7	S CH 84 X CH 83 0-1 ③ P6		4	1	1	0	0	0	2
34 Noah Syndergaard, L (1, 1) OBP: 0.400, SLG: 0.250 59 Fernando Salas, R (8, 1) 66 Josh Edgin, R (8, 1) 27 Jeurys Familia, R (9, 1) 18 Travis d'Arnaud, R (9, PH) OBP: 0.349, SLG: 0.526		1 SAFE S FF 92 S CH 81 D CH 81 B B CH 82 B CH 81 4-2 44 1B 1-2 BB	S SI 91 X FF 90 0-1 ③ F8				C SL 86 S SI 94 S SL 87 0-3 ② K		B FF 94 S FF 92 F FF 94 B FS 86 X FS 86 2-2 ① G5-3	2 0 0 0 1	0 0 0 0 0	0 0 0 0 0	0 0 0 0 0	1 0 0 0 0	1 0 0 0 0	1 0 0 0 0
44 René Rivera, R (1, 2) OBP: 0.304, SLG: 0.348		S FF 89 F SI 90 F KC 76 X KC 77 0-2 1-2 2-H 1B		F FF 90 C SI 91 S KC 77 0-3 ① K			F SL 83 C SL 85 S SL 85 0-3 ③ K		F SI 95 B FS 87 S FS 86 F FS 85 B FF 94 B FS 87 F FF 94 F FS 86 X SI 95 3-2 ② P4	4	0	1	1	0	2	0
Inning Stats	R: 0 E: 0 K: 1 S: 15 H: 1 LOB: 1 BB: 0 P: 20	R: 1 E: 0 K: 0 S: 16 H: 2 LOB: 2 BB: 1 P: 24	R: 3 E: 0 K: 0 S: 17 H: 3 LOB: 1 BB: 1 P: 26	R: 0 E: 0 K: 1 S: 7 H: 1 LOB: 1 BB: 0 P: 11	R: 0 E: 0 K: 0 S: 6 H: 0 LOB: 1 BB: 2 P: 15	R: 0 E: 0 K: 2 S: 8 H: 0 LOB: 0 BB: 0 P: 8	R: 0 E: 0 K: 1 S: 6 H: 0 LOB: 0 BB: 0 P: 9	R: 0 E: 0 K: 1 S: 9 H: 1 LOB: 1 BB: 0 P: 11	R: 0 E: 0 K: 0 S: 11 H: 0 LOB: 0 BB: 0 P: 17	1B: 7 2B: 0 3B: 0 HR: 1	SF: 0 SAC: 0 DP: 1 HBP: 0					

PITCHER		IP	WLS	BF	H	R	ER	SO	BB	IBB	HBP	BLK	WP	HR	S	P	ERA	WHIP
27 Aaron Nola, R ERA: 4.5	(1, 1)	5.0	W	24	7	4	4	2	4	0	0	0	0	1	61	96	7.20	2.200
63 Joely Rodríguez, L ERA: 6.75	(6, 1)	2.0	H	6	0	0	0	3	0	0	0	0	0	0	14	17	0.00	0.000
53 Joaquín Benoit, R ERA: 3.52	(8, 1)	1.0	H	4	1	0	0	1	0	0	0	0	0	0	9	11	0.00	1.000
50 Héctor Neris, R ERA:	(9, 1)	1.0	S	3	0	0	0	0	0	0	0	0	0	0	11	17	0.00	0.000

PITCHER	IP	WLS	BF	H	R	ER	SO	BB	IBB	HBP	BLK	WP	HR	S	P	ERA	WHIP

Philadelphia Phillies @ New York Mets

Citi Field, Flushing, NY

Thu Apr 20 2017, 7:12 PM - 10:26 PM EDT

Att. 24,656 - Cloudy - 62 F

livebaseballscorecards.com

AB	33
R	4
H	8
RBI	4
BB	4
SO	6
LOB	9

WP: 0 PA: 37
PB: 0
SB: 1
CS: 0

Batter	1	2	3	4	5	6	7	8	9	10	11	AB	R	H	RBI	BB	SO	LOB
2 Adam Eaton, L (1, 8) OBP: 0.375, SLG: 0.410	C SI 95 B SI 94 S SI 93 F SI 96 B SI 96 X CH 88 2-2 G5-3 ①	S SI 95 B FF 95 C CH 87 X SI 95 1-2 F8 ③			S CU 81 B CH 86 F SI 94 F SI 95 B CU 80 X CH 86 2-2 G4-3 ②			C FF 88 L CU 69 S CU 69 0-3 K ①		C FF 95 B SL 81 F SL 80 F FF 96 F FF 96 F SL 80 C SL 80 1-3 K ③		5	0	0	0	0	2	1
1 Wilmer Difo, S (1, 6) OBP: 0.302, SLG: 0.237	H FF 94 1-0 34 HR HBP	B FF 93 S CH 88 B SI 92 B CH 86 B SI 93 4-1 20 CS BB			X CH 85 0-0 G4-3 ③			X FF 88 0-0 B5-3 ②			C FF 92 T FF 94 B FF 95 X FS 82 1-2 G4-3 ①	3	1	0	0	1	0	0
34 Bryce Harper, L (1, 9) OBP: 0.521, SLG: 0.864	B SI 92 B SI 95 C SI 95 F SI 96 X SI 96 2-2 1-H HR	F CH 86 F SI 95 B SI 94 X CH 87 1-2 F8 ①		X SI 92 0-0 F7 ①			B FF 89 S CU 68 B CU 72 B FF 89 C FF 89 B CU 70 4-2 BB			B B FF 95 S FS 83 B FF 95 F FS 84 F FS 84 X FF 95 3-2 6 WP 7 BB 2B	4	2	2	2	1	0	1
20 Daniel Murphy, L (1, 4) OBP: 0.362, SLG: 0.523	B SI 95 X CH 87 1-0 L7 ②	B SI 94 F SI 93 1 SAFE F SI 94 F SI 94 1 SAFE B SI 92 S SL 88 2-3 K ②③ 1-2		C SL 87 B SI 93 X SI 94 1-1 F7 ②			B FF 88 B FF 88 F FF 88 B CH 82 X FF 88 3-1 G6-3 ③				0-0 7 BB 6 BB IBB	4	0	0	0	1	1	2
6 Anthony Rendon, R (1, 5) OBP: 0.308, SLG: 0.271	C SI 96 B SL 88 B SI 90 C SI 95 B CU 82 X SL 87 3-2 1B	T FF 93 B FF 95 C FF 95 B FF 94 B FF 93 F FF 94 X SL 88 3-2 G6-3 ①		B SI 94 B SI 94 B CH 85 B SI 93 4-0 BB					B FF 89 F FF 89 B FF 91 C FF 91 F FF 91 F FF 91 B SL 86 X FF 90 3-2 F8 ①		B SI 96 F SI 96 B SI 97 S SI 96 D SI 97 D SI 96 4-2 7 BB 1-2 2-3 BB	3	0	1	0	2	0	0
26 Adam Lind, L (1, 3) OBP: 0.381, SLG: 0.579 56 Joe Blanton, R (9, 1) 72 Enny Romero, R (10, 1) 7 Trea Turner, R (11, PH) OBP: 0.200, SLG: 0.211 27 Shawn Kelley, R (11, 1)	B SL 89 B SL 88 X CH 86 2-0 F7 ③			B SI 94 B CU 82 C SI 95 F SI 95 F SL 90 X SL 91 2-2 G3-1 ②		B SL 87 X CH 84 1-0 G5-3 ③			B SL 84 X SL 85 X SL 83 1-1 F7 ②		B SI 97 B SI 97 B SI 96 B FF 96 4-0 1-2 2-3 3-H BB	4 0 0 0 0	0 0 0 0 0	0 0 0 0 0	0 0 0 1 0	0 0 0 1 0	0 0 0 0 0	2 0 0 0 0
14 Chris Heisey, R (1, 7) OBP: 0.333, SLG: 0.500	C SI 93 C SI 94 F SI 93 B SI 95 X SL 89 1-2 57 SH3 1B			B SI 94 B SI 94 B FF 94 C FF 94 X FF 93 3-1 F7 ③	C SI 92 B SI 93 F CH 89 B SI 94 X SI 93 2-2 F9 ①				C FF 92 F FF 91 F FF 92 F FF 91 F FF 91 X SL 85 0-2 L6 ③		B SI 97 C SL 86 F SI 96 B SL 87 S SI 97 2-3 K ②	5	0	1	0	0	1	3
59 Jose Lobaton, S (1, 2) OBP: 0.182, SLG: 0.400	B SI 93 B CH 87 C CH 87 S SI 95 1 SAFE X CH 87 2-2 L9 ①				F FF 93 B CH 87 F CU 81 X SI 94 1-2 HR		F SI 93 X CH 86 0-1 G3 ②			X FF 94 0-0 F9 ①	S FF 96 S FF 97 S FF 97 0-3 K ③	5	1	1	1	0	1	4
57 Tanner Roark, R (1, 1) OBP: 0.333, SLG: 0.500 46 Oliver Pérez, L (7, 1) 11 Ryan Zimmerman, R (9, 3) OBP: 0.424, SLG: 0.764	X FF 93 0-0 SH3 ② 1-2				C SI 93 B CU 82 B FF 93 F FF 92 F CH 84 C SI 94 2-3 K ①		B SI 93 S CH 85 X CH 86 1-1 G6-3 ③			F FS 84 B FS 85 X FS 84 1-1 P3 ②		2 0 1	0 0 0	0 0 0	0 0 0	0 0 0	1 0 0	0 0 0
Inning Stats	R: 2 E: 0 K: 0 S: 12 H: 2 LOB: 1 BB: 0 P: 23	R: 0 E: 0 K: 0 S: 11 H: 1 LOB: 1 BB: 0 P: 15	R: 0 E: 0 K: 1 S: 8 H: 0 LOB: 0 BB: 1 P: 15	R: 0 E: 0 K: 0 S: 10 H: 0 LOB: 0 BB: 0 P: 18	R: 1 E: 0 K: 1 S: 12 H: 1 LOB: 0 BB: 0 P: 17	R: 0 E: 0 K: 0 S: 4 H: 0 LOB: 1 BB: 1 P: 10	R: 0 E: 0 K: 0 S: 7 H: 0 LOB: 0 BB: 0 P: 10	R: 0 E: 0 K: 0 S: 8 H: 0 LOB: 1 BB: 0 P: 15	R: 0 E: 0 K: 0 S: 13 H: 0 LOB: 0 BB: 0 P: 17	R: 0 E: 0 K: 1 S: 9 H: 0 LOB: 0 BB: 0 P: 11	R: 1 E: 0 K: 2 S: 15 H: 1 LOB: 3 BB: 3 P: 29	1B: 2 2B: 1 3B: 0 HR: 2	SF: 0 SAC: 1 DP: 0 HBP: 1	WP: 1 PB: 0 SB: 0 CS: 1	PA: 44			

PITCHER		IP	WLS	BF	H	R	ER	SO	BB	IBB	HBP	BLK	WP	HR	S	P	ERA	WHIP
33 Matt Harvey, R ERA: 2.84	(1, 1)	7.0		27	4	3	3	2	2	0	1	0	0	2	64	108	3.86	0.857
39 Jerry Blevins, L ERA:	(8, 1)	1.0		4	0	0	0	1	1	0	0	0	0	0	8	15	0.00	1.000
43 Addison Reed, R ERA: 3.38	(9, 1)	1.0		3	0	0	0	0	0	0	0	0	0	0	13	17	0.00	0.000
49 Josh Smoker, L ERA: 3.12	(10, 1)	1.1	L	6	1	1	1	1	0	1	0	0	0	0	16	22	6.75	0.750
27 Jeurys Familia, R ERA:	(11, 1)	0.2		4	0	0	0	2	2	0	0	0	1	0	8	18	0.00	3.000

PITCHER	IP	WLS	BF	H	R	ER	SO	BB	IBB	HBP	BLK	WP	HR	S	P	ERA	WHIP

TOP

Washington Nationals @ New York Mets

Citi Field, Flushing, NY

Fri Apr 21 2017, 7:13 PM - 10:55 PM EDT

Att. 34,773 - Cloudy - 50 F

livebaseballscorecards.com

AB	36
R	4
H	5
RBI	4
BB	6
SO	6
LOB	13

Washington Nationals @ New York Mets

Citi Field, Flushing, NY

Fri Apr 21 2017, 7:13 PM - 10:55 PM EDT

Att. 34,773 - Cloudy - 50 F

livebaseballscorecards.com

BOTTOM

Batter	1	2	3	4	5	6	7	8	9	10	11	AB	R	H	RBI	BB	SO	LOB
30 Michael Conforto, L (1, 7) OBP: 0.417, SLG: 0.690	X SI 92 0-0 HR		C SI 92 B SI 90 B CU 78 C CH 82 B SI 93 X SI 92 3-2 ③ G3-1		D CU 77 B CH 82 X CH 82 2-0 12 FC6-4 1-2 1B		B SI 91 B SI 92 2-0 12 BB IBB		X CU 80 0-0 ② G4-3 1-2 2-3			4	1	2	1	1	0	2
12 Juan Lagares, R (1, 8) OBP: 0.231, SLG: 0.091	C FF 92 F SL 86 B SI 89 C SI 94 1-3 ① K			C CU 75 B SL 87 F SL 86 B SI 92 X SI 92 2-2 ① G6-3	B SI 91 X SI 91 1-0 ③ FC6-4 1-2f		C SL 86 B SI 92 B SI 92 B SL 86 B SL 85 4-1 1-2 2-3 BB		D SL 86 B SL 85 C SL 86 F SI 91 X SI 92 2-2 ③ F7			4	0	0	0	1	1	5
19 Jay Bruce, L (1, 3) OBP: 0.366, SLG: 0.603	F SI 92 B SI 91 B CU 77 F CH 82 T SI 93 2-2 ② K			X CU 77 0-0 20 G4-3 3 E 1B		C SI 92 X CH 84 0-1 ① L9	B SL 78 B SI 91 F SI 90 X SI 91 2-1 ③ L9			B SL 86 X FF 97 1-0 ① F9		5	1	1	0	0	1	3
20 Neil Walker, S (1, 4) OBP: 0.296, SLG: 0.306	F SI 92 B SI 90 B SI 93 X CH 82 2-1 ③ L5			B CH 84 X CH 82 1-0 ② G4-3 1-2	B SI 93 C FF 92 B SI 91 B CU 79 C SI 91 C SI 92 3-3 ② K		B SL 77 C FF 91 B FF 91 C SL 78 S SI 90 2-3 ① K			X FF 98 0-0 ② F9		5	0	0	0	0	2	1
3 Curtis Granderson, L (1, 9) OBP: 0.227, SLG: 0.283		B SI 92 B FF 91 C FF 92 B CH 83 B SI 92 4-1 44 G4-6-3 BB		B SI 92 C SI 92 B SI 92 C SI 92 X SI 92 2-2 E2 2-H 1B		B CU 78 B CU 76 X SI 93 2-0 HR		C SL 78 B SL 79 F SI 92 F SL 79 B SL 79 B SL 80 S SL 80 3-3 ② K		B SL 86 B SL 91 F FF 98 T FF 98 B FF 99 F FF 99 F FF 99 F FF 98 F FF 98 3-2 ③ F FF 100 X FF 98 P2		4	1	2	2	1	1	0
7 José Reyes, S (1, 6) OBP: 0.176, SLG: 0.129		C SI 92 F CU 76 B SI 91 C SI 92 1-3 ① K		X CH 84 0-0 ③ L9		X CU 78 0-0 ③ P2		B SL 79 B FF 93 B SL 81 C FF 92 C SI 92 X SI 92 3-2 ③ P3			B FF 89 X FF 90 1-0 ① G3	5	0	0	0	0	1	2
44 René Rivera, R (1, 2) OBP: 0.296, SLG: 0.308 65 Robert Gsellman, R (9, PR) OBP: 0.200, SLG: 0.200 49 Josh Smoker, L (10, 1) 27 Jeurys Familia, R (11, 1) 18 Travis d'Arnaud, R (11, PH) OBP: 0.341, SLG: 0.513		C SI 92 B SI 93 F SL 86 X SI 91 1-2 ②③ G4-6-3 1-2f		X SL 86 0-0 ① L6		B SI 92 B SL 86 T SI 93 F SI 92 F SI 94 X SL 88 2-2 ① F8		F SL 86 B SL 87 S SI 90 B SL 87 F SL 86 B SL 87 B SL 86 4-2 30 G4-3 54 SH1-4 BB		C FF 91 B FF 91 C FF 92 B SL 81 X FF 91 2-2 ② F9	3 0 0 0 1	0 0 0 0 0	0 0 0 0 0	0 0 0 0 0	1 0 0 0 0	0 0 0 0 0	1 0 0 0 0
54 T.J. Rivera, R (1, 5) OBP: 0.333, SLG: 0.143			C SL 84 B SI 92 X SI 92 2-1 ① P3	C SI 92 F SI 93 X SI 93 0-2 30 1B 1B		B CH 88 S SL 86 F SL 86 B FF 91 F CH 84 F SL 87 X SL 88 2-2 ② G1-3		1 SAFE B SI 90 1 SAFE X SI 89 1-0 ① SH1-4 1-2		C SL 82 F SL 81 B SL 82 B SL 82 F SL 81 B SL 83 T FF 91 3-2 ③ K	4	0	1	0	0	1	0
33 Matt Harvey, R (1, 1) 45 Zack Wheeler, L (7, PH) OBP: 0.286, SLG: 0.333 39 Jerry Blevins, L (8, 1) 43 Addison Reed, L (9, 1) 13 Asdrúbal Cabrera, S (9, PH) OBP: 0.333, SLG: 0.400 26 Kevin Plawecki, R (9, PR) (10, 2)			X SI 91 0-0 ② L8		B CU 73 T SI 90 F SI 91 D CU 76 M SL 85 2-3 ② K		C CU 77 B CU 78 X CU 77 1-1 12 BB 2B		B CU 80 D CH 86 B CH 86 C CH 86 B CH 86 4-1 30 G4-3 BB			2 1 0 0 0	0 0 0 0 0	0 1 0 0 0	0 0 0 0 1	1 0 0 0 0	0 0 0 0 0	1 0 0 0 0
Inning Stats	R: 1 E: 0 K: 2 S: 9 H: 1 LOB: 0 BB: 0 P: 14	R: 0 E: 0 K: 1 S: 7 H: 0 LOB: 0 BB: 1 P: 13	R: 0 E: 0 K: 0 S: 6 H: 0 LOB: 0 BB: 0 P: 11	R: 1 E: 1 K: 0 S: 9 H: 2 LOB: 1 BB: 0 P: 14	R: 0 E: 0 K: 1 S: 9 H: 2 LOB: 2 BB: 0 P: 14	R: 1 E: 0 K: 1 S: 7 H: 1 LOB: 0 BB: 0 P: 12	R: 0 E: 0 K: 0 S: 15 H: 1 LOB: 3 BB: 2 P: 28	R: 0 E: 0 K: 2 S: 10 H: 0 LOB: 0 BB: 0 P: 18	R: 0 E: 0 K: 0 S: 9 H: 0 LOB: 3 BB: 2 P: 20	R: 0 E: 0 K: 0 S: 10 H: 0 LOB: 0 BB: 0 P: 14	R: 0 E: 0 K: 1 S: 8 H: 0 LOB: 0 BB: 0 P: 14	1B: 4 2B: 1 3B: 0 HR: 2	SF: 0 SAC: 1 DP: 1 HBP: 0		WP: 0 PB: 0 SB: 0 CS: 0		PA: 44	

	AB	38
	R	3
	H	7
	RBI	3
	BB	5
	SO	8
	LOB	15

PITCHER		IP	WLS	BF	H	R	ER	SO	BB	IBB	HBP	BLK	WP	HR	S	P	ERA	WHIP
57 Tanner Roark, R ERA: 3.65	(1, 1)	6.2		29	7	3	3	5	2	1	0	0	0	2	60	102	4.05	1.350
46 Oliver Pérez, L ERA: 6.75	(7, 1)	1.1		4	0	0	0	2	0	0	0	0	0	0	12	22	0.00	0.000
56 Joe Blanton, R ERA: 5.63	(9, 1)	1.0		5	0	0	0	0	2	0	0	0	0	0	9	20	0.00	2.000
72 Enny Romero, L ERA: 6.75	(10, 1)	1.0	W	3	0	0	0	0	0	0	0	0	0	0	10	14	0.00	0.000
27 Shawn Kelley, R ERA: 4.5	(11, 1)	1.0	S	3	0	0	0	1	0	0	0	0	0	0	8	14	0.00	0.000

PITCHER	IP	WLS	BF	H	R	ER	SO	BB	IBB	HBP	BLK	WP	HR	S	P	ERA	WHIP

Washington Nationals @ New York Mets

Citi Field, Flushing, NY

Sat Apr 22 2017, 4:06 PM - 7:06 PM EDT

Att. 42,145 - Drizzle - 55 F

livebaseballscorecards.com

TOP

Batter	1	2	3	4	5	6	7	8	9	AB	R	H	RBI	BB	SO	LOB
2 Adam Eaton, L (1, 7) OBP: 0.390, SLG: 0.431	C FF 97 S FF 97 B FF 97 S FF 96 1-3 ① K		S FF 96 X CH 90 0-1 1B		X SI 94 0-0 7 2B 2B	C CU 79 C SL 89 B FF 94 B FF 94 B CH 88 B CU 79 4-2 7 1B BB			B FF 87 B FF 88 F FF 88 B FF 88 C FF 88 F FF 88 X FF 88 3-2 ① P5	4	1	2	0	1	1	0
7 Trea Turner, R (1, 6) OBP: 0.240, SLG: 0.292	F SI 97 S SI 97 S SI 97 0-3 ② K2-3		C FF 95 1 SAFE C FF 96 C SI 96 0-3 ③ K		X SI 92 0-0 11 1B 2B 2-H	X FF 93 0-0 1-2 1B			C FF 88 C FF 87 X FF 89 0-2 E1 11 BB	5	1	2	1	0	2	1
34 Bryce Harper, L (1, 9) OBP: 0.526, SLG: 0.836	B SI 98 S SI 98 B SL 93 B SI 98 F SI 97 B SL 91 4-2 BB			B SL 90 B SL 90 B SI 96 B SI 96 4-0 20 1B 32 1B BB	0-0 6 BB 11 1B IBB	C SL 84 S SL 85 D SL 83 S SL 84 1-3 ③ K			C FF 89 S CU 71 S CU 72 0-3 ② K	2	1	0	0	3	2	3
11 Ryan Zimmerman, R (1, 3) OBP: 0.422, SLG: 0.729	B FF 96 C FF 96 S FF 96 F FF 97 S FF 97 1-3 ③ K			C FF 96 C FF 95 S FF 95 0-3 ① K	X SL 90 0-0 6 BB 1-2 2-H 1B		S SI 96 C SI 95 C SI 97 0-3 ① K		B FF 89 B CU 70 C SI 87 B SI 89 S CU 73 B CU 71 4-2 1-2 BB	4	0	1	1	1	3	2
20 Daniel Murphy, L (1, 4) OBP: 0.365, SLG: 0.514		B SI 95 X CH 89 1-0 6 G5-4-3 1B		S SI 96 X SI 96 0-1 6 BB 32 1B 1B 1-3	B SL 89 F SL 90 X FF 95 1-1 ② F7		B FF 97 X SI 97 1-0 ② P6		C CU 71 B FF 89 D CU 71 S CU 71 S CU 71 2-3 ③ K	5	0	2	0	0	1	4
6 Anthony Rendon, R (1, 5) OBP: 0.319, SLG: 0.262		B FF 94 S FF 96 S FF 96 F FF 96 B FF 96 F SL 90 B SL 89 F FF 96 X SL 89 3-2 ① ② G5-4-3 1-2f		S SI 96 B FF 96 B FF 94 C SL 90 B SI 96 B FF 96 4-2 32 1B 1-2 BB	B FF 94 B SI 93 S SL 89 B SL 89 S FF 94 B SL 91 4-2 1-2 2-3 BB		B SI 97 B SI 96 B SI 95 C FF 95 F FF 96 X FF 96 3-2 ③ G6-3			2	0	0	0	2	0	1
32 Matt Wieters, S (1, 2) OBP: 0.373, SLG: 0.431		S SI 95 F FF 96 B CH 89 S CH 90 1-3 ③ K		B CH 88 B CH 89 F SI 95 X SI 94 2-1 ② 1-2 2-H 3-H 1B	X SI 94 0-0 ③ P6			F B CH 90 S SI 96 B SI 96 B SL 89 X SI 93 3-2 ① P4	4	0	1	1	0	1	3
3 Michael Taylor, R (1, 8) OBP: 0.071, SLG: 0.077			S FF 95 F FF 96 B SL 90 F FF 96 S CH 88 1-3 ① K	X SL 90 0-0 ③ F8		B FF 94 B FF 94 C CH 88 S CH 85 B FF 94 X FF 93 3-2 ① L9		B SI 98 C SI 92 F SI 92 F SI 96 B CH 90 F CH 91 C SI 96 2-3 ② K	4	0	0	0	0	2	2
47 Gio González, R (1, 1) 45 Blake Treinen, R (7, 1) 14 Chris Heisey, R (8, PH) OBP: 0.316, SLG: 0.471 72 Enny Romero, R (8, 1) 30 Koda Glover, R (9, 1)			B FF 96 C FF 95 S FF 95 S FF 97 1-3 ② K		C FF 94 S FF 94 S FF 95 0-3 ① K	B FF 94 S SL 88 S SL 89 F SL 88 S SL 88 1-3 ② K		T SI 94 X SI 94 0-1 ③ F7	3 0 0 0 0 3 0 0 0 0 0 0 0 0 1 0 0 0 0 0 0 0 0 0 0 0 0 0 0 0 0 0 0 0 0							

Inning Stats	1	2	3	4	5	6	7	8	9
	R: 0 E: 0 K: 3 S: 12	R: 0 E: 0 K: 1 S: 10	R: 0 E: 0 K: 3 S: 12	R: 1 E: 0 K: 1 S: 10	R: 2 E: 0 K: 1 S: 11	R: 0 E: 0 K: 2 S: 13	R: 0 E: 0 K: 1 S: 7	R: 0 E: 0 K: 1 S: 10	R: 0 E: 1 K: 2 S: 15
	H: 0 LOB: 1 BB: 1 P: 18	H: 1 LOB: 0 BB: 0 P: 15	H: 1 LOB: 1 BB: 0 P: 14	H: 2 LOB: 2 BB: 2 P: 20	H: 3 LOB: 3 BB: 2 P: 16	H: 1 LOB: 2 BB: 1 P: 22	H: 0 LOB: 0 BB: 0 P: 11	H: 0 LOB: 0 BB: 0 P: 15	H: 0 LOB: 2 BB: 1 P: 24

	AB	34
	R	3
	H	8
	RBI	3
	BB	7
	SO	15
	LOB	16

1B: 6	SF: 0	WP: 0	PA: 41
2B: 2	SAC: 0	PB: 0	
3B: 0	DP: 1	SB: 0	
HR: 0	HBP: 0	CS: 0	

PITCHER		IP	WLS	BF	H	R	ER	SO	BB	IBB	HBP	BLK	WP	HR	S	P	ERA	WHIP
48 Jacob deGrom, R ERA: 2.55	(1, 1)	5.2	L	29	8	3	3	10	5	1	0	0	0	0	65	101	4.76	2.294
66 Josh Edgin, L ERA: 3.68	(6, 1)	0.1		1	0	0	0	1	0	0	0	0	0	0	3	4	0.00	0.000
47 Hansel Robles, R ERA: 2.45	(7, 1)	2.0		6	0	0	0	2	0	0	0	0	0	0	17	26	0.00	0.000
39 Jerry Blevins, L ERA:	(9, 1)	1.0		5	0	0	0	2	1	0	0	0	0	0	15	24	0.00	1.000

PITCHER		IP	WLS	BF	H	R	ER	SO	BB	IBB	HBP	BLK	WP	HR	S	P	ERA	WHIP

Batter	1	2	3	4	5	6	7	8	9	AB	R	H	RBI	BB	SO	LOB
12 Juan Lagares, R (1, 8) OBP: 0.235, SLG: 0.133	B FF 90 C SI 90 C CU 77 F SI 91 S CU 78 1-3 K2-3 ①		L CH 83 B CH 85 B FF 91 C CU 75 F SI 90 X SI 91 2-2 F8 ②			B FF 90 B SI 89 S FF 90 X CH 83 2-1 13 1B 1-2 1B		X SL 90 0-0 F7 ②		4	0	1	0	0	1	0
30 Michael Conforto, L (1, 7) OBP: 0.400, SLG: 0.625	B CU 76 B FF 92 B SI 91 B FF 91 4-0 19 BB BB		X SI 90 0-0 G1-3 ③			2 SAFE C CU 75 B SI 90 B CU 75 C SI 90 F SI 91 S FF 92 2-3 K ①		B FF 97 F FF 97 C SL 85 S SL 86 1-3 K ③		3	0	0	0	1	2	2
13 Asdrúbal Cabrera, S (1, 6) OBP: 0.329, SLG: 0.394	B FF 90 C SI 90 D CH 83 F CH 84 B FF 91 F SI 90 F SI 90 X SI 90 3-2 L8 ②			B CU 74 C FF 90 C CU 77 X CU 76 1-2 G5-3 ①		X CU 75 0-0 1-2 2-H 1B			C FF 97 S FF 97 S FF 99 0-3 K ①	4	0	1	1	0	1	1
19 Jay Bruce, L (1, 3) OBP: 0.360, SLG: 0.576	B FF 92 B FF 91 B FF 91 C FF 90 S FF 90 F FF 91 F FF 92 D CU 76 4-2 1-2 BB			F SI 90 B FF 91 X SI 91 1-1 L7 ②		F FF 90 F SI 90 S CH 84 0-3 K ②			B SL 87 F FF 98 X FF 99 1-1 F7 ②	3	0	0	0	1	1	2
20 Neil Walker, S (1, 4) OBP: 0.284, SLG: 0.292 47 Hansel Robles, R (7, 1) 39 Jerry Blevins, L (9, 1) 18 Travis d'Arnaud, R (9, PH) OBP: 0.333, SLG: 0.500	F CH 84 B FF 90 F FF 91 B CU 76 X FF 91 2-2 F8 ③			B CH 84 X CH 84 1-0 G5-3 ③		F FF 91 F FF 90 B FF 89 B FF 91 S CH 84 2-3 K ③			C SI 96 B SL 92 B SL 93 X SI 97 2-1 F8 ③	3 0 0 1	0 0 0 0	0 0 0 0	0 0 0 0	0 0 0 0	1 0 0 0	4 0 0 0
3 Curtis Granderson, L (1, 9) OBP: 0.217, SLG: 0.270		C CU 74 L CU 75 B FF 89 B SI 90 X SI 90 2-2 G6-3 ①			C FF 89 C SI 88 B CU 77 B FF 90 S CH 83 2-3 K ①		B CH 83 F SI 88 X FF 90 1-1 F7 ①			3	0	0	0	0	1	0
44 René Rivera, R (1, 2) OBP: 0.267, SLG: 0.276		C CU 76 B CU 77 S SI 90 F SI 90 C SI 92 1-3 K ②			B SI 91 F CH 84 B FF 91 S CH 83 X CH 84 2-2 L7 ②		C SL 88 X SL 88 0-1 G2-3 ②			3	0	0	0	0	1	0
54 T.J. Rivera, R (1, 5) OBP: 0.250, SLG: 0.100 (7, 4)		F FF 92 B FF 91 F CU 78 X CH 85 1-2 G5-3 ③			C CU 76 B CU 78 F FF 90 X CU 77 1-2 F8 ③		X SI 97 0-0 L1 ③			3	0	0	0	0	0	0
48 Jacob deGrom, L (1, 1) 66 Josh Edgin, R (6, 1) 7 José Reyes, S (6, PH) OBP: 0.186, SLG: 0.127 (7, 5)			C FF 90 F CU 74 B CU 76 B CU 76 X SI 90 2-2 G4-3 ①			B CH 83 B FF 91 B CH 84 C FF 90 F FF 90 B FF 90 4-2 12 1B 13 1B BB		C FF 95 B FF 98 B SL 86 X SL 91 2-1 F7 ①		1 0 1	0 0 1	0 0 1	0 0 0	0 0 1	0 0 0	0 0 0
Inning Stats	R: 0 E: 0 K: 1 S: 16 H: 0 LOB: 2 BB: 2 P: 30	R: 0 E: 0 K: 1 S: 10 H: 0 LOB: 0 BB: 0 P: 14	R: 0 E: 0 K: 0 S: 8 H: 0 LOB: 0 BB: 0 P: 12	R: 0 E: 0 K: 0 S: 6 H: 0 LOB: 0 BB: 0 P: 9	R: 0 E: 0 K: 1 S: 9 H: 0 LOB: 0 BB: 0 P: 14	R: 1 E: 0 K: 3 S: 15 H: 2 LOB: 2 BB: 1 P: 25	R: 0 E: 0 K: 0 S: 5 H: 0 LOB: 0 BB: 0 P: 6	R: 0 E: 0 K: 1 S: 6 H: 0 LOB: 0 BB: 0 P: 9	R: 0 E: 0 K: 1 S: 7 H: 0 LOB: 0 BB: 0 P: 10	1B: 2 2B: 0 3B: 0 HR: 0		SF: 0 SAC: 0 DP: 0 HBP: 0		WP: 0 PB: 0 SB: 0 CS: 0		PA: 32

BOTTOM

Washington Nationals @ New York Mets

Citi Field, Flushing, NY

Sat Apr 22 2017, 4:06 PM - 7:06 PM EDT

Att. 42,145 - Drizzle - 55 F

livebaseballscorecards.com

AB	29
R	1
H	2
RBI	1
BB	3
SO	8
LOB	9

PITCHER		IP	WLS	BF	H	R	ER	SO	BB	IBB	HBP	BLK	WP	HR	S	P	ERA	WHIP
47 Gio González, L ERA: 1.35	(1, 1)	6.1	W	24	2	1	1	6	3	0	0	0	0	0	66	107	1.42	0.789
45 Blake Treinen, R ERA: 6.43	(7, 1)	0.2	H	2	0	0	0	0	0	0	0	0	0	0	3	3	0.00	0.000
72 Enny Romero, L ERA: 5.14	(8, 1)	1.2	H	5	0	0	0	2	0	0	0	0	0	0	11	15	0.00	0.000
30 Koda Glover, R ERA: 2.7	(9, 1)	0.1	S	1	0	0	0	0	0	0	0	0	0	0	2	4	0.00	0.000

PITCHER	IP	WLS	BF	H	R	ER	SO	BB	IBB	HBP	BLK	WP	HR	S	P	ERA	WHIP

Washington Nationals @ New York Mets

Citi Field, Flushing, NY

Sun Apr 23 2017, 8:08 PM - 10:51 PM EDT

Att. 27,044 - Partly Cloudy - 53 F

livebaseballscorecards.com

TOP

Batter	1	2	3	4	5	6	7	8	9	AB	R	H	RBI	BB	SO	LOB
2 Adam Eaton, L (1, 8) (8, 7) OBP: 0.395, SLG: 0.418	C SI 94 B FF 95 H FF 94 2-1 34 1B 7 1B 20 HR HBP	C CU 78 T FF 96 B CU 79 B FC 87 X FF 97 2-2 ③ G6-3			B FF 93 C CH 87 B FF 95 B CU 79 B FF 95 4-1 7 G6-4-3 BB			F FF 95 B FF 96 B FF 94 B FF 95 F FF 95 X FF 95 3-2 ① G4-3		2	1	0	0	1	0	0
7 Trea Turner, R (1, 6) OBP: 0.241, SLG: 0.286	B SI 94 C FF 94 C CH 88 B SI 95 D FC 88 F FF 97 X SI 95 3-2 34 1B 20 HR 1-2 1B		B FF 94 C FF 94 X CU 79 1-1 ① F8		B FF 95 S CH 87 X SI 94 1-1 ②③ G6-4-3 1-2f			B FF 96 F FF 96 S FS 85 X FS 86 1-2 ② P4		4	1	1	0	0	0	1
34 Bryce Harper, L (1, 9) OBP: 0.524, SLG: 0.815	B SI 94 B FC 87 S FC 90 X FF 96 2-1 20 HR 1-2 2-3 1B		B CU 78 F SI 96 C SI 96 F FC 88 F FC 87 T SI 97 1-2 ② K			C CU 75 C FC 88 X SI 95 0-2 ① F7		B SL 81 X SL 80 1-0 11 HR 1B		4	2	2	0	0	1	0
11 Ryan Zimmerman, R (1, 3) OBP: 0.441, SLG: 0.774	S FF 95 F FF 95 C FF 96 0-3 ① K		C CU 79 X FC 86 0-1 1B			B FF 94 B FF 96 B CH 90 C FF 96 C FF 95 F FF 97 B FF 96 4-2 BB		C FF 96 F FF 97 B FF 95 X FS 86 1-2 1-H HR		3	1	2	2	1	1	3
20 Daniel Murphy, L (1, 4) OBP: 0.359, SLG: 0.541	B FF 95 X FF 96 1-0 1-H 2-H 3-H HR		F FF 96 D FC 89 F SI 95 S FC 89 1-3 ③ K			X SI 94 0-0 ② F7		B FF 97 X FF 96 1-0 ③ L7		4	1	1	4	0	1	2
6 Anthony Rendon, R (1, 5) OBP: 0.301, SLG: 0.246	B FF 96 X FC 88 1-0 ② G6-3			C CU 78 B FC 87 B FF 94 X CH 88 2-1 ① P4		B FC 87 S FC 88 B FF 95 X SI 93 2-1 ③ F9			F FF 95 B SI 94 C SI 95 B SI 95 C SL 86 2-3 ① K	4	0	0	0	0	1	1
28 Jayson Werth, R (1, 7) OBP: 0.327, SLG: 0.458 3 Michael Taylor, R (8, 8) OBP: 0.067, SLG: 0.071	S FF 95 C CH 89 B FF 96 S FC 89 1-3 ③ K			C FF 94 B CU 78 B FF 96 C FC 86 F FF 97 X FC 86 2-2 ② G5-3			C FF 92 X CU 76 0-1 ① G6-3		B SI 96 C SL 86 C SI 96 B FF 97 S SL 86 2-3 ② K	3 1	0 0	0 0	0 0	0 0	1 1	0 0
32 Matt Wieters, S (1, 2) OBP: 0.349, SLG: 0.400		B SI 93 C CH 88 C SI 94 T CU 79 1-2 ① K		F CU 79 C FF 96 S FF 96 0-3 ③ K			C SI 92 X CH 85 0-1 ② L9		X SI 96 0-0 ③ G1-3	4	0	0	0	0	2	0
31 Max Scherzer, R (1, 1) OBP: 0.111, SLG: 0.111 46 Oliver Pérez, L (9, 1) 30 Koda Glover, R (9, 1)		C FF 95 S FC 87 B FC 86 B FF 96 F FF 96 X FC 89 2-2 ② G5-3			X FF 93 0-0 ① F9		B FF 93 C FC 87 B FC 86 B FF 94 X FF 94 3-1 ③ L9			3 0 0	0 0 0	0 0 0	0 0 0	0 0 0	0 0 0	0 0 0

	AB	32
	R	6
	H	6
	RBI	6
	BB	2
	SO	8
	LOB	7

Inning Stats	1	2	3	4	5	6	7	8	9
	R: 4 E: 0 K: 2 S: 15	R: 0 E: 0 K: 1 S: 10	R: 0 E: 0 K: 2 S: 12	R: 0 E: 0 K: 1 S: 9	R: 0 E: 0 K: 0 S: 4	R: 0 E: 0 K: 0 S: 9	R: 0 E: 0 K: 0 S: 6	R: 2 E: 0 K: 0 S: 11	R: 0 E: 0 K: 2 S: 7
	H: 3 LOB: 0 BB: 0 P: 25	H: 0 LOB: 0 BB: 0 P: 15	H: 1 LOB: 1 BB: 0 P: 15	H: 0 LOB: 0 BB: 0 P: 13	H: 0 LOB: 0 BB: 1 P: 9	H: 0 LOB: 1 BB: 1 P: 15	H: 0 LOB: 0 BB: 0 P: 9	H: 2 LOB: 0 BB: 0 P: 18	H: 0 LOB: 0 BB: 0 P: 11

1B: 4 SF: 0
2B: 0 SAC: 0
3B: 0 DP: 1
HR: 2 HBP: 1

WP: 0 PA: 35
PB: 0
SB: 0
CS: 0

PITCHER		IP	WLS	BF	H	R	ER	SO	BB	IBB	HBP	BLK	WP	HR	S	P	ERA	WHIP
45 Zack Wheeler, R ERA: 5.4	(1, 1)	7.0	L	27	4	4	4	6	2	0	1	0	0	1	65	101	5.14	0.857
49 Josh Smoker, L ERA: 4.66	(8, 1)	1.0		5	2	2	2	0	0	0	0	0	0	1	11	18	18.00	2.000
27 Jeurys Familia, R ERA:	(9, 1)	1.0		3	0	0	0	2	0	0	0	0	0	0	7	11	0.00	0.000

PITCHER	IP	WLS	BF	H	R	ER	SO	BB	IBB	HBP	BLK	WP	HR	S	P	ERA	WHIP

BOTTOM

Washington Nationals @ New York Mets

Citi Field, Flushing, NY

Sun Apr 23 2017, 8:08 PM - 10:51 PM EDT

Att. 27,044 - Partly Cloudy - 53 F

livebaseballscorecards.com

Batter	1	2	3	4	5	6	7	8	9	AB	R	H	RBI	BB	SO	LOB
30 Michael Conforto, L (1, 7) OBP: 0.432, SLG: 0.722	B SI 95 X FF 94 1-0 HR		C FF 94 B CU 77 B CH 86 S CH 87 X SI 94 2-2 20 HR 1B		C CU 77 S CH 85 B CH 86 X CH 86 1-2 13 G3-6 1B			B CH 83 F FF 93 F FF 94 F FF 95 B CU 75 F SL 85 S SL 86 2-3 ② K		4	2	3	1	0	1	0
13 Asdrúbal Cabrera, S (1, 6) OBP: 0.313, SLG: 0.373	S FF 94 B FF 94 F FC 87 B CH 85 F FF 95 S FC 88 2-3 ① K		X FF 94 0-0 ① F8		X FC 87 0-0 ② ③ G3-6 1-2f			C CH 83 F FF 92 F FF 93 B FF 94 X FF 94 1-2 ③ G4-3		4	0	0	0	0	1	2
19 Jay Bruce, L (1, 3) OBP: 0.354, SLG: 0.557	F FC 86 B FF 95 S CH 86 X CH 85 1-2 ② G4-3		F SI 94 S FC 88 X FF 94 0-2 ② F8			B CH 85 F FF 94 C CU 79 B FC 88 F FF 96 B CH 89 F FF 96 F FC 88 S FF 96 3-3 ① K			C SL 79 X SL 78 0-1 3 G3 1B	4	0	1	0	0	1	1
20 Neil Walker, S (1, 4) OBP: 0.295, SLG: 0.338	B FF 95 B FF 95 B FF 95 B FF 94 4-0 BB		C CU 78 B CH 84 X FF 94 1-1 1-H HR			X CU 78 0-0 ② G4-3			B SI 96 F SI 96 B CH 88 F FF 96 F SL 94 F FF 94 C SI 96 2-3 ① K	3	1	1	2	1	1	1
3 Curtis Granderson, L (1, 9) OBP: 0.205, SLG: 0.254	D CH 86 B CH 86 C SI 94 S FF 95 X CU 80 2-2 ③ F8		C CU 77 X 0-1 ③ P2			C FF 95 B CU 77 F FF 95 S FC 88 1-3 ③ K			B SL 94 B SI 96 C SI 95 F SL 93 F SI 97 B SL 94 F SI 97 X SL 92 3-2 ② G3 1-2	4	0	0	0	0	1	2
7 José Reyes, S (1, 5) OBP: 0.189, SLG: 0.134		C SI 94 X FF 94 0-1 1B		B FF 94 C SI 95 C SL 86 F CU 76 X CH 86 1-2 ① P3			C FF 94 F SL 86 B CU 76 B CH 86 X FC 89 2-2 ① L9		C FF 95 X SI 97 0-1 ③ F7	4	0	1	0	0	0	1
26 Kevin Plawecki, R (1, 2)		1 SAFE B SL 85 X FF 94 1-0 ① F9		C SL 84 X SI 95 0-1 ② G4-3			B FF 95 C SL 85 C SL 85 S SL 84 1-3 ② K			3	0	0	0	0	1	1
12 Juan Lagares, R (1, 8) OBP: 0.200, SLG: 0.111		C FF 93 B FF 93 S FF 95 S CH 85 1-3 ② K		C FF 95 F SL 86 B FF 95 S FF 96 1-3 ③ K			S FF 94 B FF 95 B SL 84 B CH 85 S FF 95 X FF 94 3-2 ③ P4			3	0	0	0	0	2	1
45 Zack Wheeler, L (1, 1) OBP: 0.222, SLG: 0.250 49 Josh Smoker, L (8, 1) 18 Travis d'Arnaud, R (8, PH) OBP: 0.326, SLG: 0.488 27 Jeurys Familia, R (9, 1)		C FF 94 C FF 94 S FF 96 0-3 ③ K			B SI 93 X SI 93 1-0 ① P6			B FF 93 S FF 94 F SL 85 S SL 83 1-3 ① K		2 0 1 0	0 0 0 0	0 0 0 0	0 0 0 0	0 0 0 0	1 0 1 0	1 0 0 0
Inning Stats	R: 1 E: 0 K: 1 S: 11 H: 1 LOB: 1 BB: 1 P: 21	R: 0 E: 0 K: 2 S: 9 H: 1 LOB: 1 BB: 0 P: 11	R: 2 E: 0 K: 0 S: 11 H: 2 LOB: 0 BB: 0 P: 14	R: 0 E: 0 K: 1 S: 9 H: 0 LOB: 0 BB: 0 P: 11	R: 0 E: 0 K: 0 S: 5 H: 1 LOB: 0 BB: 0 P: 7	R: 0 E: 0 K: 2 S: 10 H: 0 LOB: 0 BB: 0 P: 14	R: 0 E: 0 K: 1 S: 9 H: 0 LOB: 0 BB: 0 P: 15	R: 0 E: 0 K: 2 S: 13 H: 0 LOB: 0 BB: 0 P: 17	R: 0 E: 0 K: 1 S: 14 H: 1 LOB: 1 BB: 0 P: 19	1B: 4 2B: 0 3B: 0 HR: 2	SF: 0 SAC: 0 DP: 1 HBP: 0			WP: 0 PB: 0 SB: 0 CS: 0	PA: 33		

	AB	R	H	RBI	BB	SO	LOB
	32	3	6	3	1	10	10

PITCHER	IP	WLS	BF	H	R	ER	SO	BB	IBB	HBP	BLK	WP	HR	S	P	ERA	WHIP
31 Max Scherzer, R (1, 1) ERA: 1.95	8.0	W	29	5	3	3	9	1	0	0	0	0	2	77	110	3.38	0.750
46 Oliver Pérez, L (9, 1) ERA: 6.75	0.0		1	1	0	0	0	0	0	0	0	0	0	2	2	∞	∞
30 Koda Glover, R (9, 1) ERA: 2.35	1.0	S	3	0	0	0	1	0	0	0	0	0	0	12	17	0.00	0.000

PITCHER	IP	WLS	BF	H	R	ER	SO	BB	IBB	HBP	BLK	WP	HR	S	P	ERA	WHIP

Atlanta Braves @ New York Mets

Citi Field, Flushing, NY

Wed Apr 26 2017, 7:11 PM - 10:29 PM EDT

Att. 22,819 - Cloudy - 59 F

TOP

livebaseballscorecards.com

Batter	1	2	3	4	5	6	7	8	9	AB	R	H	RBI	BB	SO	LOB
11 Ender Inciarte, L (1, 8) OBP: 0.244, SLG: 0.390	B SI 93 C SI 93 B SI 94 B SI 94 B SI 93 4-1 4 1B 27 1B BB	C CH 84 S SI 93 B SI 92 X SL 87 1-2 ① G6-3		B CU 76 F SI 90 B SI 90 X CH 84 2-1 ① G4-3	X SL 86 0-0 ③ G5-3		B FF 92 D KC 83 X CH 86 2-0 2-H 8 1B 2B		B SL 85 C SL 86 B SI 95 X SL 88 2-1 ② G3	5	2	1	1	1	0	2
4 Brandon Phillips, R (1, 4) OBP: 0.387, SLG: 0.507 8 Jace Peterson, L (2, PH) OBP: 0.302, SLG: 0.316 (2, 4)	F SI 93 B SI 94 F SL 89 B SL 90 B SL 90 1 SAFE F SI 94 X SI 92 3-2 5 CS 1-3 1B	B SI 92 B SI 91 X SI 93 2-0 5 G4-3 2B		C CU 77 B CU 77 B CH 84 F SI 91 B SI 92 S CH 84 3-3 ② K		B FF 90 B SL 84 C FF 90 F SL 86 X SL 83 2-2 ① G3	D KC 84 F FF 89 C FF 91 D CH 86 X KC 84 2-2 2-H 1B		C FF 94 F SI 95 B SL 88 F SL 86 B SI 94 S CH 89 2-3 ③ K	1 5	0 0	1 2	0 1	0 0	0 2	0 0
5 Freddie Freeman, L (1, 3) OBP: 0.500, SLG: 0.791	F SI 94 B SL 89 B SL 90 1 SAFE F SI 93 F SI 94 B SI 94 F SL 91 B SI 94 4-2 ① 27 1B 22 1B 1-2 BB	T SI 93 B SI 93 B CH 88 X SI 92 2-1 ② G4-3 2-3		X CU 78 0-0 27 FC5-4 1B		C FF 91 B FF 92 X CU 76 1-1 22 1B 1B	C FF 88 S CH 81 F FF 90 B FF 89 C CU 71 1-3 ③ K			4	1	2	0	1	1	2
27 Matt Kemp, R (1, 7) OBP: 0.359, SLG: 0.684	C SL 90 X SL 90 0-1 22 1B 25 2B 1-2 3-H 1B	C SL 90 F SI 92 D CH 86 F SI 93 B SI 93 S CH 86 2-3 ③ K		B SI 91 X SI 92 1-0 ③ FC5-4 1-2f		C SL 85 F SL 86 X SL 84 0-2 ② F8		B SI 95 B SI 95 X SI 92 2-0 22 BB 1B		5	1	2	1	0	1	3
22 Nick Markakis, L (1, 9) OBP: 0.370, SLG: 0.417	F SI 94 X SL 90 0-1 25 2B 1-3 2-H 1B		B SI 90 C SI 91 C SI 90 X SI 91 1-2 ① G3-1		C CH 88 B CU 77 B CH 82 C CH 89 B SI 90 X CH 89 3-2 13 1B 25 1B 1B	C FF 92 X SL 84 0-1 1-2 1B		S SI 96 B FF 96 B SI 96 B SL 86 B SI 97 4-1 1-2 BB		4	2	3	1	1	0	0
13 Adonis García, R (1, 5) OBP: 0.240, SLG: 0.306	C SI 93 X SI 94 0-1 E1 25 2B		X SL 89 0-0 E7 7 FC5 1B		F SI 91 B SI 91 S CH 84 F SI 91 B SI 91 F CH 83 B SI 92 X SI 92 3-2 49 FC2-5 25 1B 1-3 1B	B FF 90 S FF 92 F FF 92 F FF 91 X FF 92 1-2 ③ L9		B SI 97 C SL 86 X SL 87 1-1 ① L6		5	1	2	0	0	0	6
25 Tyler Flowers, R (1, 2) OBP: 0.444, SLG: 0.395	X SI 93 0-0 1-H 2-H 3-H 2B		B CH 88 B SL 87 C SI 92 B SI 92 B CH 85 4-1 7 E BB		C SI 90 F SI 92 F SL 88 X CH 84 0-2 49 FC2-5 1-2 3-H 1B		C FF 91 B CH 87 C FF 90 S CH 87 1-3 ① K	C SI 98 S SI 98 S SI 98 0-3 ② K		4	0	2	4	1	2	2
7 Dansby Swanson, R (1, 6) OBP: 0.165, SLG: 0.195	B SL 89 S SL 90 B CU 82 X SI 93 2-1 ② G5-3		C SI 92 X SI 92 0-1 ② FC5 1-3 2-3f		X SL 84 0-0 ① F9		C FF 92 X CH 87 0-1 49 SH1-4 11 2B 1B	B SL 86 B SL 87 F SI 96 S FF 95 B SI 96 C SI 96 3-3 ③ K		5	1	1	0	0	1	7
49 Julio Teheran, R (1, 1) OBP: 0.222, SLG: 0.222 34 Eric O'Flaherty, L (7, 1) 45 Matt Wisler, R (8, 1)	B SL 88 S SI 93 F SI 93 D SL 90 X SI 94 2-2 ③ L4		B SL 87 F SI 91 B SI 91 X SI 92 2-1 ③ G6-3		C FF 90 X FF 90 0-1 ② FC2-5 1-2 2-3f		B CH 87 X FF 88 1-0 ② SH1-4 1-2		B CH 90 C SI 92 C SI 93 X SI 92 1-2 ① G4-1	3 0 1	0 0 0	0 0 0	0 0 0	0 0 0	0 0 0	5 0 0
Inning Stats	R: 5 E: 1 K: 0 S: 21 H: 4 LOB: 1 BB: 2 P: 36	R: 0 E: 0 K: 1 S: 10 H: 1 LOB: 1 BB: 0 P: 17	R: 0 E: 2 K: 0 S: 9 H: 1 LOB: 2 BB: 1 P: 16	R: 0 E: 0 K: 1 S: 7 H: 1 LOB: 1 BB: 0 P: 13	R: 1 E: 0 K: 0 S: 16 H: 3 LOB: 2 BB: 0 P: 22	R: 0 E: 0 K: 0 S: 14 H: 2 LOB: 2 BB: 0 P: 18	R: 2 E: 0 K: 2 S: 14 H: 3 LOB: 1 BB: 0 P: 21	R: 0 E: 0 K: 2 S: 10 H: 1 LOB: 2 BB: 1 P: 20	R: 0 E: 0 K: 1 S: 9 H: 0 LOB: 0 BB: 0 P: 14	1B: 13 2B: 3 3B: 0 HR: 0 SF: 0 SAC: 1 DP: 0 HBP: 0						

	AB	42
	R	8
	H	16
	RBI	8
	BB	4
	SO	7
	LOB	27

	WP: 0	PA: 47
	PB: 0	
	SB: 0	
	CS: 1	

PITCHER		IP	WLS	BF	H	R	ER	SO	BB	IBB	HBP	BLK	WP	HR	S	P	ERA	WHIP
65 Robert Gsellman, R ERA: 6.23	(1, 1)	4.0	L	25	10	6	5	2	3	0	0	0	0	0	59	100	11.25	3.250
66 Josh Edgin, L ERA: 3.0	(5, 1)	1.2		7	2	0	0	0	0	0	0	0	0	0	14	17	0.00	1.200
59 Fernando Salas, R ERA: 5.23	(6, 1)	1.0		6	3	2	2	1	0	0	0	0	0	0	14	21	18.00	3.000
39 Jerry Blevins, L ERA:	(7, 1)	0.1		1	0	0	0	1	0	0	0	0	0	0	4	5	0.00	0.000
47 Hansel Robles, R ERA: 2.08	(8, 1)	2.0		8	1	0	0	3	1	0	0	0	0	0	19	34	0.00	1.000

PITCHER		IP	WLS	BF	H	R	ER	SO	BB	IBB	HBP	BLK	WP	HR	S	P	ERA	WHIP

Atlanta Braves @ New York Mets

Citi Field, Flushing, NY

Wed Apr 26 2017, 7:11 PM - 10:29 PM EDT

Att. 22,819 - Cloudy - 59 F

BOTTOM

livebaseballscorecards.com

Batter	1	2	3	4	5	6	7	8	9	AB	R	H	RBI	BB	SO	LOB
30 Michael Conforto, L (1, 8) OBP: 0.396, SLG: 0.650	C FF 87 F SL 78 X FF 89 0-2 ① G4-3		B SL 80 B SL 80 F CH 80 B FF 90 F FF 91 F FF 91 X FF 92 3-2 ③ F9		1 SAFE F FF 91 X SI 88 0-1 ② L9		F SI 91 X SI 92 0-1 ② F7			4	0	0	0	0	0	2
13 Asdrúbal Cabrera, S (1, 6) OBP: 0.310, SLG: 0.359	C FF 89 C FF 90 F FF 92 B SL 82 X CH 80 1-2 ② G1-3			B FF 89 B SI 88 B SI 89 C FF 90 B SL 79 4-1 19 1B 52 1B 20 SF9 BB	B CU 72 C CH 81 S SL 81 F SI 91 B SL 81 F SL 82 B FF 92 F SI 91 X SI 93 3-2 ③ F9 1-2		C SI 91 F SI 92 B SI 92 S SL 86 1-3 ③ K			3	1	0	0	1	1	2
52 Yoenis Cespedes, R (1, 7) OBP: 0.370, SLG: 0.607	X FF 91 0-0 ③ P5			C FF 92 X FF 91 0-1 20 SF9 19 1B 1-2 1B		C FF 89 X FF 90 0-1 ① P6		B SI 95 F SI 95 C SL 82 X SI 97 1-2 ① P4		4	0	1	0	0	0	0
19 Jay Bruce, L (1, 3) OBP: 0.386, SLG: 0.569		B CU 70 F CH 79 B CH 80 B FF 91 B SI 90 4-1 20 G3-1-3 BB		C CH 81 C SI 91 X SI 91 0-2 1-2 2-3 1B		F FF 88 B CU 68 C FF 88 B SL 78 B SL 81 F SI 90 F FF 90 F FF 92 F 4-2 BB		F SI 96 B SI 89 S CH 88 F SL 85 X SI 95 1-2 1B		2	0	2	0	2	0	0
20 Neil Walker, S (1, 4) OBP: 0.280, SLG: 0.324		C SI 91 F SI 89 B FF 90 X SI 90 1-2 ① G3-1-3 1-2		X CH 83 0-0 ① SF9 2-3 3-H		C FF 89 B FF 89 C FF 89 S SL 79 1-3 ② K		B SI 94 C SI 94 B SI 94 F SI 95 X SI 93 2-2 ② F8		3	0	0	1	0	1	3
3 Curtis Granderson, L (1, 9) OBP: 0.195, SLG: 0.239		B FF 90 C CH 81 X CU 73 1-1 ② P6		C SL 82 B CH 81 D CH 81 B CH 80 C SI 90 X FF 92 3-2 ② P6		B FF 90 F FF 90 F FF 91 B SI 91 B FF 91 F FF 92 S SL 82 3-3 ③ K		B SL 79 B SI 93 X SI 93 2-0 ③ F8		4	0	0	0	0	1	5
18 Travis d'Arnaud, R (1, 2) OBP: 0.313, SLG: 0.465 59 Fernando Salas, R (6, 1) 39 Jerry Blevins, L (7, 1) 12 Juan Lagares, R (7, PH) OBP: 0.238, SLG: 0.158 47 Hansel Robles, R (8, 1) 54 T.J. Rivera, R (9, PH) OBP: 0.231, SLG: 0.091		C FF 90 X FF 91 0-1 ③ F9		B FF 92 C FF 92 S FF 92 X FF 92 1-2 ③ F9			B CU 76 C FF 88 X SL 79 1-1 7 1B 44 SF9 1B		B SL 78 F SI 93 F SI 93 X SL 80 1-2 ① F7	2 0 0 1 0 0 1	0 0 0 1 0 0 0	0 0 0 1 0 0 0	0 0 0 1 0 0 0	0 0 0 0 0 0 0	0 0 0 0 0 0 0	3 0 0 0 0 0 0
7 José Reyes, S (1, 5) OBP: 0.205, SLG: 0.143			C FF 88 B FF 90 X FF 89 1-1 ① G3		B CH 80 B CH 79 B FF 90 C FF 88 B FF 90 4-1 13 S BB		F FF 89 B FF 89 X SL 81 1-1 1-3 1B		B SL 81 F SI 93 X FF 94 1-1 ② G5-3	3	0	1	0	1	0	0
65 Robert Gsellman, R (1, 1) OBP: 0.167, SLG: 0.167 66 Josh Edgin, R (5, 1) 44 René Rivera, R (5, 2) OBP: 0.242, SLG: 0.258			C FF 89 C SL 80 C SL 78 0-3 ② K		F S FF 90 C FF 91 0-3 ① K		X SL 83 0-0 ① SF9 3-H		B FF 94 X SI 93 1-0 ③ G6-3	1 0 2	0 0 0	0 0 1	0 0 0	0 0 1	1 0 0	0 0 1
Inning Stats	R: 0 E: 0 K: 0 S: 8 H: 0 LOB: 0 BB: 0 P: 9	R: 0 E: 0 K: 0 S: 8 H: 0 LOB: 1 BB: 1 P: 14	R: 0 E: 0 K: 1 S: 9 H: 0 LOB: 0 BB: 0 P: 13	R: 1 E: 0 K: 0 S: 13 H: 2 LOB: 2 BB: 1 P: 21	R: 0 E: 0 K: 1 S: 12 H: 0 LOB: 1 BB: 1 P: 19	R: 0 E: 0 K: 2 S: 15 H: 0 LOB: 1 BB: 1 P: 23	R: 1 E: 0 K: 1 S: 10 H: 2 LOB: 1 BB: 0 P: 13	R: 0 E: 0 K: 0 S: 11 H: 1 LOB: 1 BB: 0 P: 17	R: 0 E: 0 K: 0 S: 6 H: 0 LOB: 0 BB: 0 P: 9	1B: 5 2B: 0 3B: 0 HR: 0	SF: 2 SAC: 0 DP: 0 HBP: 0	WP: 0 PB: 0 SB: 1 CS: 0	PA: 36			

	AB	30
	R	2
	H	5
	RBI	2
	BB	4
	SO	5
	LOB	16

PITCHER		IP	WLS	BF	H	R	ER	SO	BB	IBB	HBP	BLK	WP	HR	S	P	ERA	WHIP
49 Julio Teheran, R ERA: 3.38	(1, 1)	6.1	W	27	4	2	2	4	4	0	0	0	0	0	70	106	2.84	1.263
34 Eric O'Flaherty, L ERA: 4.76	(7, 1)	0.2		2	0	0	0	1	0	0	0	0	0	0	5	6	0.00	0.000
45 Matt Wisler, R ERA:	(8, 1)	2.0		7	1	0	0	0	0	0	0	0	0	0	17	26	0.00	0.500

PITCHER		IP	WLS	BF	H	R	ER	SO	BB	IBB	HBP	BLK	WP	HR	S	P	ERA	WHIP

Atlanta Braves @ New York Mets

Citi Field, Flushing, NY

Thu Apr 27 2017, 1:12 PM - 4:06 PM EDT

Att. 23,243 - Cloudy - 67 F

TOP

livebaseballscorecards.com

Batter	1	2	3	4	5	6	7	8	9	AB	R	H	RBI	BB	SO	LOB
11 Ender Inciarte, L (1, 8) OBP: 0.242, SLG: 0.379	B SI 93 C SI 94 C SI 94 F SI 95 F SI 94 X SI 95 1-2 ① L7	C CH 86 B CH 90 F CH 85 S SI 93 1-3 ③ K		B SI 95 S CH 85 F CH 86 B SI 93 F SL 87 X CH 84 2-2 ③ L6		C FF 96 L SL 81 F FF 97 F SL 81 B FF 97 F FF 97 F FF 96 X SL 82 1-2 ② G3-1			B FF 98 B SI 97 X FF 98 2-0 27 S 13 S 22 SF7 1B	5	1	1	0	0	1	5
13 Adonis García, R (1, 5) OBP: 0.238, SLG: 0.299	B FF 94 F FF 94 X SI 95 1-1 ② G4-3		C FF 92 F CH 80 X CH 89 0-2 ① G6-3		X SI 91 0-0 5 2B 1B	B FF 96 B FF 95 X FF 97 2-0 ③ F9			B FF 97 F SI 97 1 SAFE S SI 97 S SI 97 1-3 ① K 1-2	5	1	1	0	0	1	1
5 Freddie Freeman, L (1, 3) OBP: 0.494, SLG: 0.775	S SI 96 X SI 95 0-1 ③ F7		B SI 93 B CH 84 F CH 84 X CH 87 2-1 ② G6-3		X CH 85 0-0 1-H 24 HR 2B		F FF 95 B SL 82 B FS 85 F FF 96 S FF 97 2-3 ① K		0-0 27 S IBB	4	1	1	1	1	1	0
27 Matt Kemp, R (1, 7) OBP: 0.341, SLG: 0.619		B FF 93 C SL 88 X CH 86 1-1 ① G5-3	F CU 83 B CU 83 S FF 92 B SI 93 B SL 87 X SL 86 3-2 ③ G1-3		B CH 90 X SL 88 1-0 ① F8		B FS 86 C FF 95 S FF 96 B FF 97 B FS 86 X FS 86 3-2 ② F8		S SL 88 B SL 88 B SL 87 D SI 99 D SL 89 4-1 1-2 2-3 BB	4	0	0	0	1	0	1
22 Nick Markakis, L (1, 9) OBP: 0.384, SLG: 0.419		B FF 91 B SI 93 B FF 94 C FF 94 B SL 90 4-1 24 BB 8 1B BB		C FF 93 C SI 92 F CH 90 X FF 93 0-2 8 E 24 BB 7 FC5-2 1B	B FF 94 B SI 92 B CH 86 3-0 24 HR IBB		B FF 97 B SL 81 C SL 81 F FF 96 F FF 96 F FF 96 S SL 82 2-3 ③ K		S FF 98 X FF 98 0-1 ② SF7 3-H	2	2	1	1	2	1	0
24 Kurt Suzuki, R (1, 2) OBP: 0.342, SLG: 0.286		B SI 92 D SL 88 B SI 91 C SI 92 B CH 90 4-1 7 BB 8 1B 19 G5-3 1-2 BB		B SL 89 1 SAFE B SI 92 B FF 92 C SI 92 B CH 82 4-1 7 FC5-2 8 E 19 FC5-2 1-2 BB	B SI 92 F CH 89 X SL 89 1-1 1-H 2-H HR			C FF 91 F FF 92 S FF 93 0-3 ① K	B SI 97 F FF 96 B SI 97 F SL 88 X FF 97 2-2 ③ G6-3	3	2	1	3	2	1	2
8 Jace Peterson, L (1, 4) OBP: 0.319, SLG: 0.333		C CH 85 X SI 94 0-1 19 G5-3 7 BB 1-2 2-H 1B		C CU 77 X SL 87 0-1 FC3 19 FC5-2 7 FC5-2 1-2 2-3	C FF 94 F FF 94 X SL 80 0-2 ② G5-3			X FF 93 0-0 1B		4	0	2	1	0	0	2
7 Dansby Swanson, R (1, 6) OBP: 0.169, SLG: 0.188		F SL 88 D SL 90 B SL 88 B CU 84 D SI 93 4-1 19 G5-3 1-2 2-3 BB		C FF 91 B SL 88 S SL 87 B SL 87 F FF 95 B SL 88 X SI 92 3-2 ① FC5-2 19 FC5-2 1-2 2-3 3-Hf	B FF 95 B FF 93 S FF 95 B FS 83 C FF 95 S FF 95 3-3 ③ K			S FF 93 S FF 94 F FF 93 S FF 94 0-3 ② K	3	0	0	0	1	2	4
19 R.A. Dickey, R (1, 1) OBP: 0.200, SLG: 0.200 49 Julio Teheran, R (6, PH) OBP: 0.200, SLG: 0.200 34 Eric O'Flaherty, L (6, 1) 52 José Ramirez, R (7, 1) 18 Lane Adams, R (8, PH) 38 Arodys Vizcaíno, R (8, 1) 53 Jim Johnson, R (9, 1)		B SI 93 C SI 93 X SI 93 1-1 ② G5-3 1-2 2-3 3-H		X SI 92 0-0 ② FC5-2 1-2 2-3 3-Hf		C FF 94 S FF 95 S FF 96 0-3 ① K		C FF 94 S FF 94 S FF 94 0-3 ③ K		2 1 0 0 1 0 0	0 0 0 0 0 0 0	0 0 0 0 0 0 0	1 0 0 0 0 0 0	0 0 0 0 1 0 0	0 1 0 0 0 0 0	5 0 0 0 1 0 0
Inning Stats	R: 0 E: 0 K: 0 S: 9 H: 0 LOB: 0 BB: 0 P: 11	R: 2 E: 0 K: 1 S: 12 H: 1 LOB: 2 BB: 3 P: 27	R: 0 E: 0 K: 0 S: 8 H: 0 LOB: 0 BB: 0 P: 13	R: 0 E: 1 K: 0 S: 16 H: 1 LOB: 3 BB: 1 P: 25	R: 4 E: 0 K: 1 S: 11 H: 3 LOB: 0 BB: 1 P: 19	R: 0 E: 0 K: 1 S: 11 H: 0 LOB: 0 BB: 0 P: 14	R: 0 E: 0 K: 2 S: 11 H: 0 LOB: 0 BB: 0 P: 18	R: 0 E: 0 K: 3 S: 11 H: 1 LOB: 1 BB: 0 P: 11	R: 1 E: 0 K: 1 S: 10 H: 1 LOB: 2 BB: 2 P: 19	1B: 5 2B: 1 3B: 0 HR: 1 SF: 1 SAC: 0 DP: 0 HBP: 0				WP: 0 PB: 0 SB: 3 CS: 0	PA: 42	

	AB	34
	R	7
	H	7
	RBI	7
	BB	7
	SO	9
	LOB	21

PITCHER		IP	WLS	BF	H	R	ER	SO	BB	IBB	HBP	BLK	WP	HR	S	P	ERA	WHIP
33 Matt Harvey, R ERA: 4.25	(1, 1)	4.1	L	24	5	6	6	1	4	1	0	0	0	1	50	86	12.46	2.077
49 Josh Smoker, L ERA: 3.65	(5, 1)	2.2		8	0	0	0	4	0	0	0	0	0	0	28	41	0.00	0.000
43 Addison Reed, R ERA: 3.09	(8, 1)	1.0		4	1	0	0	3	0	0	0	0	0	0	11	11	0.00	1.000
27 Jeurys Familia, R ERA: 2.45	(9, 1)	1.0		6	1	1	1	1	1	1	0	0	0	0	10	19	9.00	2.000

PITCHER	IP	WLS	BF	H	R	ER	SO	BB	IBB	HBP	BLK	WP	HR	S	P	ERA	WHIP

Atlanta Braves @ New York Mets

Citi Field, Flushing, NY

Thu Apr 27 2017, 1:12 PM - 4:06 PM EDT

Att. 23,243 - Cloudy - 67 F

BOTTOM

livebaseballscorecards.com

Batter	1	2	3	4	5	6	7	8	9	AB	R	H	RBI	BB	SO	LOB
30 Michael Conforto, L (1, 8) (5, 7) OBP: 0.385, SLG: 0.605	C KN 73 B KN 77 B KN 76 S KN 73 F KN 76 B KN 75 X KN 75 3-2 F9 ①		B KN 72 B KN 77 B KN 74 B FF 83 4-0 BB		C KN 74 S KN 78 F KN 78 F KN 80 F KN 80 F KN 80 X KN 80 0-2 P5 ②			B SI 98 C SI 98 B SL 87 X SI 98 2-1 F7 ②		3	0	0	0	1	0	0
13 Asdrúbal Cabrera, S (1, 6) OBP: 0.307, SLG: 0.346	F KN 75 B KN 80 F KN 78 B KN 79 F KN 79 B KN 78 F KN 74 C KN 75 3-3 K ②		X KN 78 0-0 G3 ③		C KN 78 B KN 79 B KN 78 X KN 73 2-1 G4-3 ③			C SI 98 B SL 85 B SL 87 B SI 98 B SI 96 4-1 BB		3	0	0	0	1	1	1
52 Yoenis Cespedes, R (1, 7) OBP: 0.373, SLG: 0.619 12 Juan Lagares, R (4, PR) OBP: 0.217, SLG: 0.143 (5, 8) 27 Jeurys Familia, R (9, 1)	C KN 79 F KN 79 F KN 81 C EP 65 0-3 K ③			X KN 76 0-0 20 2B 2B		B SL 83 S SI 91 B SI 90 X SI 91 2-1 G1-3 ①		C SI 97 B SI 96 B SL 86 C SI 97 S SI 97 2-3 K ③		2 2 0	0 1 0	1 0 0	0 0 0	0 1 0	1 1 0	0 1 0
19 Jay Bruce, L (1, 3) OBP: 0.379, SLG: 0.566 (9, 9)		B KN 75 F KN 73 B KN 76 X KN 74 2-1 20 1B 2B		X KN 79 0-0 F8 ①		C SL 85 S SL 85 B SL 84 F SI 91 B SL 84 X FF 92 2-2 L8 ②			X SI 92 0-0 F7 ①	4	0	1	0	0	0	1
20 Neil Walker, S (1, 4) OBP: 0.302, SLG: 0.360		X KN 77 0-0 3 G3-1 2-H 1B ①		X KN 78 0-0 3 G3 18 PB 2-H 2B		X FF 90 0-0 G6-3 ③			C SI 93 X CH 87 0-1 3 2B 18 G5-3 1B	4	2	3	1	0	0	0
3 Curtis Granderson, L (1, 9) OBP: 0.198, SLG: 0.253 (9, 8)		B KN 78 F KN 76 B KN 79 X KN 76 2-1 G3-1 ② 2-3		X KN 78 0-0 G3 ② 2-3			C FF 91 S SL 85 X SL 86 0-2 G4-3 ①		B SI 93 B SI 94 F SI 94 X SI 94 2-1 7 1B 1-3 2B	4	1	1	0	0	0	2
18 Travis d'Arnaud, R (1, 2) OBP: 0.288, SLG: 0.426		F KN 78 C FF 85 F KN 80 S KN 80 0-3 K ③		B KN 78 B KN 78 B KN 78 C FF 83 X FF 83 3-1 G5-3 ③ 3-H			C FF 96 B FF 97 B FF 97 B FF 97 X FF 96 3-1 F8 ②		C SI 94 F SI 93 X CU 80 0-2 G5-3 ② 3-H	4	0	0	1	0	1	3
7 José Reyes, S (1, 5) OBP: 0.232, SLG: 0.205			B KN 76 B KN 72 B FF 81 C KN 79 C FF 80 B FF 82 4-2 33 B3-6-4 BB		X FF 81 0-0 HR		B FF 97 C FF 97 X CH 89 1-1 G1-3 ③		X SI 94 0-0 54 FC6-4 2-H 1B	3	1	2	2	1	0	0
33 Matt Harvey, R (1, 1) 49 Josh Smoker, L (5, 1) 43 Addison Reed, L (8, 1) 54 T.J. Rivera, R (8, PH) OBP: 0.200, SLG: 0.077 (9, 3)			X FF 82 0-0 B3-6-4 ① ② 1-2f		F FF 82 X KN 78 0-1 G6-3 ①			F SI 97 B SL 84 F SL 84 B SL 86 F SI 97 F SI 98 X SL 85 2-2 F7 ①	X CU 80 0-0 FC6-4 ③ 1-2f	1 1 0 2	0 0 0 0	0 0 0 0	0 0 0 0	0 0 0 0	0 0 0 0	1 0 0 1
Inning Stats	R: 0 E: 0 K: 2 S: 13 H: 0 LOB: 0 BB: 0 P: 19	R: 0 E: 0 K: 1 S: 9 H: 2 LOB: 1 BB: 0 P: 13	R: 0 E: 0 K: 0 S: 4 H: 0 LOB: 1 BB: 2 P: 12	R: 2 E: 0 K: 0 S: 6 H: 2 LOB: 1 BB: 0 P: 9	R: 1 E: 0 K: 0 S: 12 H: 1 LOB: 0 BB: 0 P: 14	R: 0 E: 0 K: 0 S: 7 H: 0 LOB: 0 BB: 0 P: 11	R: 0 E: 0 K: 0 S: 7 H: 0 LOB: 0 BB: 0 P: 11	R: 0 E: 0 K: 1 S: 11 H: 0 LOB: 1 BB: 1 P: 21	R: 2 E: 0 K: 0 S: 10 H: 3 LOB: 1 BB: 0 P: 12	1B: 3 2B: 4 3B: 0 HR: 1 SF: 0 SAC: 0 DP: 1 HBP: 0						

	AB	33
	R	5
	H	8
	RBI	4
	BB	3
	SO	4
	LOB	10

WP: 0 PB: 1 SB: 0 CS: 0 PA: 36

PITCHER		IP	WLS	BF	H	R	ER	SO	BB	IBB	HBP	BLK	WP	HR	S	P	ERA	WHIP
19 R.A. Dickey, R ERA: 3.8	(1, 1)	5.0	W	20	5	3	2	3	2	0	0	0	0	1	44	67	3.60	1.400
34 Eric O'Flaherty, L ERA: 3.86	(6, 1)	1.1	H	4	0	0	0	0	0	0	0	0	0	0	10	14	0.00	0.000
52 José Ramirez, R ERA: 1.64	(7, 1)	0.2	H	2	0	0	0	0	0	0	0	0	0	0	4	8	0.00	0.000
38 Arodys Vizcaíno, R ERA: 4.5	(8, 1)	1.0	H	4	0	0	0	1	1	0	0	0	0	0	11	21	0.00	1.000
53 Jim Johnson, R ERA: 5.19	(9, 1)	1.0		6	3	2	2	0	0	0	0	0	0	0	10	12	18.00	3.000

PITCHER	IP	WLS	BF	H	R	ER	SO	BB	IBB	HBP	BLK	WP	HR	S	P	ERA	WHIP

Batter	1	2	3	4	5	6	7	8	9	AB	R	H	RBI	BB	SO	LOB
30 Michael Conforto, L (1, 7) OBP: 0.386, SLG: 0.574	B FF 95 B CU 78 S FF 96 B FF 95 T CH 86 C FF 96 3-3 K ①		B CU 76 B CH 85 F FF 96 F CU 78 X FF 96 2-2 13 G4-6-3 1B	S CH 86 F FF 95 B FC 87 F FF 95 B FC 87 C CU 78 2-3 K ②			C SL 76 F SI 92 F SI 92 F SL 81 B SL 79 F FF 92 F SL 81 S SL 80 1-3 K ①	B CH 89 B SI 95 B CU 80 B SI 96 4-0 13 G3-2-4 1-2 2-3 3-H BB		4	0	1	1	1	3	1
13 Asdrúbal Cabrera, S (1, 6) OBP: 0.312, SLG: 0.349	F CU 79 X FF 96 0-1 20 S 1B		X FF 95 0-0 G4-6-3 ① ② 1-2f	C CH 85 B FC 87 F CU 78 D CH 85 F FF 94 F FF 94 D FC 88 F FC 88 F FF 95 3-2 F8 ③ X CU 78			B SI 93 F FF 93 F FF 94 F SI 92 B FF 94 X SL 80 2-2 3 S 19 G4-3 1B	D SI 96 X FF 97 1-0 G3-2-4 ① ② 1-2 2-3 3-Hf		5	0	2	0	0	0	5
19 Jay Bruce, L (1, 9) OBP: 0.370, SLG: 0.556	B FF 95 C FF 95 F FF 95 S CU 78 1-3 K ②		B CH 86 B CH 85 B CH 86 C FF 95 X FF 95 3-1 2B		S CH 84 F FF 94 S FC 88 0-3 K ①		F SL 79 B SL 80 X SI 92 1-1 G4-3 ② 1-2	B CU 82 C CH 89 X SI 96 1-1 G6-3 ③		5	0	1	0	0	2	4
20 Neil Walker, S (1, 4) OBP: 0.297, SLG: 0.342	F CU 78 B CH 86 F CH 87 X FF 96 1-2 G3-1 ③ 1-2		D CU 79 S FF 96 C CU 78 X FF 95 1-2 L8 ③		X FF 93 0-0 F7 ②		0-0 IBB		C SL 83 B FF 98 F FF 98 B FF 99 F FF 99 S FF 99 2-3 K ①	4	0	0	0	1	1	2
3 Curtis Granderson, L (1, 8) OBP: 0.186, SLG: 0.238 27 Jeurys Familia, R (9, 1) 66 Josh Edgin, R (9, 1)		C FF 93 C CU 78 B FF 94 X FF 95 1-2 F8 ①		C CU 77 C CU 78 S CH 86 0-3 K ① B FF 94 X FF 94	C FF 94 X FF 94 0-1 P5 ③		C SI 92 B FF 93 C SL 80 X FF 93 1-2 F7 ③ 2-3		B FF 98 X FF 100 1-0 F7 ②	5 0 0	0 0 0	0 0 0	0 0 0	0 0 0	1 0 0	2 0 0
7 José Reyes, S (1, 5) OBP: 0.253, SLG: 0.234		C FF 94 F FF 95 B CU 78 F FC 88 X CU 78 1-2 P4 ②		1-0 54 BB 18 HR 1B	X FF 93 0-0 B5-3 ①			X SI 94 0-0 54 E 26 1B 2B	C SL 91 B FF 98 B FF 99 B SL 90 B FF 99 4-1 54 E 54 S BB	4	2	2	0	1	0	0
54 T.J. Rivera, R (1, 3) OBP: 0.300, SLG: 0.235		B FF 94 B SL 85 X FF 95 2-0 18 HR 1B		1 SAFE B SL 85 B FF 93 S SL 85 D SL 85 S SL 86 B FF 93 4-2 18 HR 1-2 BB	B FF 94 X FF 94 1-0 2B			C SI 94 X CU 79 0-1 E3 26 1B 18 S 30 BB 2-3	1 SAFE X FF 98 0-0 F9 ③ 1-3	4	3	2	0	1	0	2
18 Travis d'Arnaud, R (1, 2) OBP: 0.321, SLG: 0.560		B FF 94 X FF 93 1-0 1-H HR		B SL 84 C SL 85 X FF 94 1-1 1-H 2-H HR	S SL 86 C FF 95 B FF 95 B SL 86 F SL 87 B FF 96 C SL 86 3-3 K ②			F CU 78 B CH 87 B CU 80 S CH 88 F CH 89 B FF 98 B FF 97 4-2 30 BB 26 1B 13 G3-2-4 1-2 BB		3	2	2	5	1	1	1
48 Jacob deGrom, L (1, 1) OBP: 0.091, SLG: 0.091 26 Kevin Plawecki, R (8, PH) OBP: 0.250, SLG: 0.250 39 Jerry Blevins, L (8, 1) 43 Addison Reed, L (8, 1) 12 Juan Lagares, R (9, 8) OBP: 0.217, SLG: 0.143		X FF 94 0-0 F7 ③		X FF 95 0-0 1B	C CU 77 C CU 78 F FF 94 S SL 87 0-3 K ③			C CU 79 X SI 97 0-1 13 G3-2-4 30 BB 1-2 2-3 3-H 1B		3 1 0 0 0	0 0 0 0 0	1 1 0 0 0	0 1 0 0 0	0 0 0 0 0	1 0 0 0 0	1 0 0 0 0
Inning Stats	R: 0 E: 0 K: 2 S: 11 H: 1 LOB: 1 BB: 0 P: 16	R: 2 E: 0 K: 0 S: 10 H: 2 LOB: 0 BB: 0 P: 15	R: 0 E: 0 K: 0 S: 9 H: 2 LOB: 1 BB: 0 P: 15	R: 3 E: 0 K: 2 S: 20 H: 3 LOB: 1 BB: 1 P: 31	R: 0 E: 0 K: 1 S: 6 H: 0 LOB: 0 BB: 0 P: 6	R: 0 E: 0 K: 2 S: 10 H: 1 LOB: 1 BB: 0 P: 14	R: 0 E: 0 K: 1 S: 16 H: 1 LOB: 2 BB: 1 P: 21	R: 2 E: 1 K: 0 S: 11 H: 2 LOB: 2 BB: 2 P: 21	R: 0 E: 0 K: 1 S: 7 H: 0 LOB: 1 BB: 1 P: 14	1B: 7 2B: 3 3B: 0 HR: 2 SF: 0 SAC: 0 DP: 2 HBP: 0						

PITCHER		IP	WLS	BF	H	R	ER	SO	BB	IBB	HBP	BLK	WP	HR	S	P	ERA	WHIP
31 Max Scherzer, R ERA: 2.94	(1, 1)	6.0	L	27	9	5	5	7	1	0	0	0	0	2	66	97	7.50	1.667
46 Oliver Pérez, L ERA: 4.5	(7, 1)	1.0		5	1	0	0	1	0	1	0	0	0	0	16	21	0.00	1.000
38 Jacob Turner, R ERA: 5.14	(8, 1)	1.0		7	2	2	1	0	2	0	0	0	0	0	11	21	9.00	4.000
72 Enny Romero, L ERA: 5.4	(9, 1)	1.0		4	0	0	0	1	1	0	0	0	0	0	7	14	0.00	1.000

PITCHER	IP	WLS	BF	H	R	ER	SO	BB	IBB	HBP	BLK	WP	HR	S	P	ERA	WHIP

TOP

New York Mets @ Washington Nationals

Nationals Park, Washington, DC

Fri Apr 28 2017, 7:07 PM - 10:30 PM EDT

Att. 34,562 - Partly Cloudy - 83 F

livebaseballscorecards.com

AB	38
R	7
H	12
RBI	7
BB	5
SO	9
LOB	18

WP: 0 PA: 43
PB: 0
SB: 4
CS: 0

BOTTOM

Batter	1	2	3	4	5	6	7	8	9	AB	R	H	RBI	BB	SO	LOB
2 Adam Eaton, L (1, 8) OBP: 0.393, SLG: 0.462 14 Chris Heisey, R (9, PR) OBP: 0.273, SLG: 0.400	B X FF 96 1-0 ① F7		C FF 93 B CH 88 F CH 87 B FF 94 F FF 95 F SL 90 F CU 82 S SL 90 2-3 ① K		C FF 96 F FF 96 X FF 97 0-2 1B			B FF 90 C FF 88 C FF 89 X FF 90 1-2 ① L5	X FF 98 0-0 1-2 1B	5 0	0 0	2 0	0 0	0 0	1 0	0 0
7 Trea Turner, R (1, 6) OBP: 0.364, SLG: 0.611	B SL 91 C FF 96 C CU 83 B SI 96 F FF 96 X CU 83 2-2 ② F7		B CU 81 B FF 94 C CH 88 X FF 95 2-1 34 1B 1B		C FF 96 C FF 95 F CU 83 C SL 89 0-3 ② K			B FF 90 C FF 90 C CU 71 B FF 91 F CU 72 X CU 72 2-2 11 HR 1B	B FF 97 F SI 97 F SI 98 S FF 99 1-3 ① K	5	1	2	0	0	2	4
34 Bryce Harper, L (1, 9) OBP: 0.519, SLG: 0.786	C FF 98 S FF 97 T SL 91 0-2 ③ K		1 SAFE S FF 94 S FF 95 X FF 96 0-2 11 G6-4-3 1-2 1B		1 SAFE F FF 95 B FF 96 D SL 91 B SL 90 S CH 87 S FF 96 3-3 ③ K			S FF 90 B FF 90 F FF 89 S CU 72 1-3 ② K	B SL 86 F SL 85 X SL 85 1-1 ② ③ G1-2-3 3-Hf	5	0	1	0	0	3	5
11 Ryan Zimmerman, R (1, 3) OBP: 0.442, SLG: 0.861		B FF 96 F FF 96 S FF 96 F FF 97 X FF 97 1-2 HR	B FF 96 B FF 95 C FF 95 X CH 87 2-1 ② ③ G6-4-3 1-2f			C FF 96 S FF 95 B FF 97 B FF 96 S FF 96 2-3 ① K		X FF 93 0-0 1-H HR		4	2	2	3	0	1	2
20 Daniel Murphy, L (1, 4) OBP: 0.373, SLG: 0.602		B FF 97 F FF 97 B CU 83 C FF 98 F FF 98 B SL 89 X SL 91 3-2 ① F9		B FF 94 C FF 95 X CU 82 1-1 1B		B FF 95 F FF 97 B FF 97 F SI 96 X SL 89 2-2 ② F7		C FF 93 C FF 94 X FF 93 0-2 6 1B 1B		4	0	2	0	0	0	0
6 Anthony Rendon, R (1, 5) OBP: 0.319, SLG: 0.259		B SL 93 B FF 97 B SL 90 B FF 96 4-0 32 WP 32 HR BB		C FF 96 S FF 95 S FF 96 0-3 ① K		C SL 90 B FF 97 F FF 97 T FF 97 1-2 ③ K		S SL 87 C FF 93 F FF 93 B SL 88 B SL 89 F FF 93 B FF 93 X SL 87 3-2 1-3 1B		3	1	1	0	1	2	1
28 Jayson Werth, R (1, 7) OBP: 0.356, SLG: 0.422		C FF 94 B CU 80 F FF 95 S CH 88 1-3 ② K		B FF 96 B SL 89 S FF 95 C CH 86 C FF 95 2-3 ② K			B FF 94 C FF 95 F FF 95 B SI 95 B CH 88 X CH 87 3-2 ① F7	C FF 93 S FF 93 S FF 93 0-3 ③ K		4	0	0	0	0	3	4
32 Matt Wieters, S (1, 2) OBP: 0.372, SLG: 0.441 41 Joe Ross, R (9, PR)		F FF 94 B FF 96 X FF 96 1-1 1-H HR		F SL 88 C FF 96 S FF 96 0-3 ③ K			C CU 80 B CH 89 S CU 82 X CU 80 1-2 ② F9		B SI 96 F SI 97 B FF 98 F SI 98 X FF 98 2-2 26 1B 34 G1-2-3 1B	4 0	1 0	2 0	2 0	0 0	1 0	1 0
31 Max Scherzer, R (1, 1) OBP: 0.091, SLG: 0.091 46 Oliver Perez, L (7, 1) 1 Wilmer Difo, S (7, PH) OBP: 0.314, SLG: 0.267 38 Jacob Turner, R (8, 1) 72 Enny Romero, R (9, 1) 26 Adam Lind, L (9, PH) OBP: 0.400, SLG: 0.556 3 Michael Taylor, R (9, PR) OBP: 0.130, SLG: 0.095		S SL 90 S SL 90 C SL 90 0-3 ③ K			S S SL 89 B FF 96 T SL 90 1-2 ① K		X FF 96 0-0 ③ L8		B SL 88 F FF 98 F FF 98 B SL 89 B FF 96 X SL 88 3-2 2 1B 1-3 1B	2 0 1 0 0 1	0 0 0 0 0 0	0 0 0 0 0 0	0 0 0 0 0 0	2 0 0 0 0 0	0 0 0 0 0 0	0 0 0 0 0 0
Inning Stats	R: 0 E: 0 K: 1 S: 8 H: 0 LOB: 0 BB: 0 P: 11	R: 3 E: 0 K: 2 S: 16 H: 2 LOB: 0 BB: 1 P: 26	R: 0 E: 0 K: 1 S: 13 H: 2 LOB: 1 BB: 0 P: 19	R: 0 E: 0 K: 3 S: 11 H: 1 LOB: 1 BB: 0 P: 14	R: 0 E: 0 K: 3 S: 13 H: 1 LOB: 1 BB: 0 P: 17	R: 0 E: 0 K: 2 S: 9 H: 0 LOB: 0 BB: 0 P: 14	R: 0 E: 0 K: 0 S: 7 H: 0 LOB: 0 BB: 0 P: 11	R: 2 E: 0 K: 2 S: 22 H: 4 LOB: 2 BB: 0 P: 29	R: 0 E: 0 K: 1 S: 12 H: 3 LOB: 2 BB: 0 P: 19	1B: 10 2B: 0 3B: 0 HR: 3		SF: 0 SAC: 0 DP: 2 HBP: 0		WP: 1 PB: 0 SB: 0 CS: 0	PA: 39	

PITCHER		IP	WLS	BF	H	R	ER	SO	BB	IBB	HBP	BLK	WP	HR	S	P	ERA	WHIP
48 Jacob deGrom, R ERA: 2.84	(1, 1)	7.0	W	27	6	3	3	12	1	0	0	0	1	2	77	112	3.86	1.000
39 Jerry Blevins, L ERA: 1.04	(8, 1)	0.2		3	1	1	1	1	0	0	0	0	0	0	10	14	13.50	1.500
43 Addison Reed, R ERA: 3.75	(8, 1)	0.1		4	3	1	1	1	0	0	0	0	0	1	12	15	27.00	9.000
27 Jeurys Familia, R ERA: 2.25	(9, 1)	0.1	H	4	3	0	0	1	0	0	0	0	0	0	10	16	0.00	9.000
66 Josh Edgin, L ERA: 2.79	(9, 1)	0.2	S	1	0	0	0	0	0	0	0	0	0	0	2	3	0.00	0.000

PITCHER	IP	WLS	BF	H	R	ER	SO	BB	IBB	HBP	BLK	WP	HR	S	P	ERA	WHIP

New York Mets @ Washington Nationals

Nationals Park, Washington, DC

Fri Apr 28 2017, 7:07 PM - 10:30 PM EDT

Att. 34,562 - Partly Cloudy - 83 F

livebaseballscorecards.com

AB	38
R	5
H	13
RBI	5
BB	1
SO	15
LOB	17

Batter	1	2	3	4	5	6	7	8	9	AB	R	H	RBI	BB	SO	LOB
30 Michael Conforto, L (1, 7) OBP: 0.410, SLG: 0.706	F FF 95 B FF 96 B CU 81 B CH 89 F FF 96 X FF 97 3-2 20 S 1B		X CH 88 0-0 ② G3 1-2		B FF 96 B FF 94 S CH 88 B CH 88 X FF 95 3-1 2-H HR			B FF 98 C SL 88 B SL 86 B FF 100 X FF 99 3-1 HR		4	2	3	3	0	0	1
13 Asdrúbal Cabrera, S (1, 6) OBP: 0.299, SLG: 0.333	C FF 95 C FF 96 F SI 96 S FF 97 0-3 ① K		C CH 90 B FF 97 B CH 87 D CH 90 S FF 96 X CU 82 3-2 ③ F8		F FF 96 M FF 94 X CU 80 0-2 ③ G3			S FF 99 F FF 100 X FF 100 0-2 ② G5-3		4	0	0	0	0	1	2
19 Jay Bruce, L (1, 9) OBP: 0.354, SLG: 0.529	X FF 95 0-0 ② F8			B CH 89 B FF 96 C FF 96 X CH 89 2-1 ① F8		X CU 80 0-0 ① G4-3		F FF 101 X FF 99 0-1 ③ G4-3		4	0	0	0	0	0	1
20 Neil Walker, S (1, 4) OBP: 0.284, SLG: 0.325	B CU 84 B CH 89 B CH 88 C FF 95 T FF 95 X FF 96 3-2 ③ G4-3 1-2			B CU 80 X FF 96 1-0 ② G4-3		B FF 94 X FF 95 1-0 ② G4-3			B SL 79 F FF 92 B FF 92 F SL 81 X SL 81 2-2 ① P5	4	0	0	0	0	0	1
3 Curtis Granderson, L (1, 8) OBP: 0.180, SLG: 0.229 43 Addison Reed, L (8, 1) 44 René Rivera, R (9, PH) OBP: 0.235, SLG: 0.250 (9, 2)		B CU 82 B FF 96 C FF 96 F SL 91 F FF 96 F CH 91 B FF 96 X FF 97 3-2 ① L8		B FF 96 S CH 90 F FF 96 X FF 94 1-2 ③ P2		C CU 81 S FF 93 X FF 96 0-2 ③ L7			C SL 81 S FF 93 F FF 93 F FF 94 S SL 82 0-3 ② K	3 0 1	0 0 0	0 0 0	0 0 0	0 0 1	0 0 0	0 0 0
7 José Reyes, S (1, 5) OBP: 0.264, SLG: 0.284		S CU 83 X FF 95 0-1 ② P5			C FF 95 B CU 80 B FF 94 C CH 88 X FF 94 2-2 54 2B 18 FC4-5 1B		C FF 95 F FF 95 B CU 81 X CU 81 1-2 ① L8		C FF 93 S FF 94 B FF 93 X FF 93 1-2 HR	4	2	2	1	0	0	0
54 T.J. Rivera, R (1, 3) OBP: 0.333, SLG: 0.333		C FF 96 X FF 95 0-1 ③ F8			X SL 89 0-0 18 FC4-5 1-3 2B		B FF 96 B CU 80 C FF 97 F FF 96 F CH 89 X FF 96 2-2 18 G6-4-3 1B		S SL 82 B SL 79 X SL 82 1-1 ③ F7	4	0	2	0	0	0	0
18 Travis d'Arnaud, R (1, 2) OBP: 0.305, SLG: 0.528 27 Jeurys Familia, R (9, 1)			C FF 96 S CU 82 C FF 95 0-3 ① K		B CU 82 C CU 82 B CH 90 C FF 96 D CH 90 X FF 97 3-2 ① FC4-5 45 SH1-4 30 HR 2-3 3-H		1 SAFE C CU 80 X FF 93 0-1 ②③ G6-4-3 1-2f			3 0	1 0	0 0	1 0	0 0	1 0	2 0
45 Zack Wheeler, L (1, 1) OBP: 0.300, SLG: 0.333 66 Josh Edgin, R (5, 1) 47 Hansel Robles, R (6, 1) 39 Jerry Blevins, L (7, 1) 12 Juan Lagares, R (8, PH) OBP: 0.208, SLG: 0.136 (8, 8)			C FF 95 B FF 95 B CU 81 X FF 96 2-1 30 G3 1B		L FF 93 B CU 80 X FF 93 1-1 ② SH1-4 1-2			B SL 84 C FF 96 F FF 98 B FF 98 B FF 98 X FF 100 3-2 ① F8		1 0 0 0 1	0 0 0 0 0	1 0 0 0 0	0 0 0 0 0	0 0 0 0 0	0 0 0 0 0	0 0 0 0 0

Inning Stats	1	2	3	4	5	6	7	8	9
	R: 0 E: 0 K: 1 S: 11	R: 0 E: 0 K: 0 S: 9	R: 0 E: 0 K: 1 S: 9	R: 0 E: 0 K: 0 S: 6	R: 3 E: 0 K: 0 S: 14	R: 0 E: 0 K: 0 S: 5	R: 0 E: 0 K: 0 S: 9	R: 1 E: 0 K: 0 S: 10	R: 1 E: 0 K: 1 S: 13
	H: 1 LOB: 1 BB: 0 P: 17	H: 0 LOB: 0 BB: 0 P: 12	H: 1 LOB: 1 BB: 0 P: 14	H: 0 LOB: 0 BB: 0 P: 10	H: 3 LOB: 0 BB: 0 P: 23	H: 0 LOB: 0 BB: 0 P: 6	H: 1 LOB: 0 BB: 0 P: 12	H: 1 LOB: 0 BB: 0 P: 16	H: 1 LOB: 0 BB: 0 P: 17

1B: 4 SF: 0 WP: 0 PA: 34
2B: 1 SAC: 1 PB: 0
3B: 0 DP: 1 SB: 1
HR: 3 HBP: 0 CS: 0

PITCHER		IP	WLS	BF	H	R	ER	SO	BB	IBB	HBP	BLK	WP	HR	S	P	ERA	WHIP
37 Stephen Strasburg, R ERA: 3.09	(1, 1)	7.0	L	26	6	3	3	2	0	0	0	0	0	1	63	94	3.86	0.857
72 Enny Romero, L ERA: 5.73	(8, 1)	1.0		4	1	1	1	0	0	0	0	0	0	1	10	16	9.00	1.000
27 Shawn Kelley, R ERA: 5.4	(9, 1)	1.0		4	1	1	1	1	0	0	0	0	0	1	13	17	9.00	1.000

PITCHER	IP	WLS	BF	H	R	ER	SO	BB	IBB	HBP	BLK	WP	HR	S	P	ERA	WHIP

TOP

New York Mets @ Washington Nationals

Nationals Park, Washington, DC

Sat Apr 29 2017, 1:08 PM - 4:24 PM EDT

Att. 36,501 - Partly Cloudy - 84 F

livebaseballscorecards.com

AB	33
R	5
H	8
RBI	5
BB	0
SO	3
LOB	7

Batter	1	2	3	4	5	6	7	8	9	AB	R	H	RBI	BB	SO	LOB
7 Trea Turner, R (1, 6) OBP: 0.367, SLG: 0.579	X FF 93 0-0 ① G4-3		C FF 94 B CU 76 B FF 94 B CH 89 B FF 96 4-1 11 G3 3 1B BB		B CU 77 B CH 86 S FC 88 F CH 87 B FF 96 X FF 95 3-2 E5 34 G1-6-3 3 1B 11 1B		B FF 94 B FF 92 B SL 86 B FF 94 4-0 34 S BB		C SL 88 F FF 98 X FF 98 0-2 ② G3	3	1	0	0	2	0	0
3 Michael Taylor, R (1, 8) OBP: 0.214, SLG: 0.231	B FF 93 X FF 93 1-0 11 1B 2B		1 SAFE B FF 96 C CH 89 X FC 88 1-1 11 G3 1-2 1B		C SI 94 1 SAFE X FC 87 0-1 34 G1-6-3 1-2 1B		1 SAFE 1 SAFE L FF 94 S FF 95 S FF 96 0-3 ② K		B SI 98 S SL 87 C SL 88 B SI 97 S SL 88 2-3 ③ K	5	1	3	0	0	2	1
34 Bryce Harper, L (1, 9) OBP: 0.500, SLG: 0.750	B CU 75 C CU 76 B FF 94 F FF 96 B FF 96 S CU 75 3-3 ② K		F FF 94 F FF 94 D FC 88 B FF 95 C FF 95 2-3 ① K		F FF 94 X FF 93 0-1 ① ② G1-6-3 1-2f 2-3		S CU 72 C FF 90 B CU 74 B CU 73 S CU 73 2-3 ③ K 1-2			4	0	0	0	0	3	6
11 Ryan Zimmerman, R (1, 3) OBP: 0.456, SLG: 0.892	B CU 77 B FF 94 X CH 86 2-0 2-H 1B		B FF 94 S FF 94 F FF 93 B FC 87 F FC 88 X FF 96 2-2 ② G3 1-2 2-3		B FF 94 D FC 88 C FF 95 F FF 95 X CH 86 2-2 1B 3-H			B FF 92 C FF 93 X FF 92 1-1 HR		4	1	3	3	0	0	2
20 Daniel Murphy, L (1, 4) OBP: 0.368, SLG: 0.584	F FF 93 F FF 96 D FC 88 S FC 87 1-3 ③ K		0-0 IBB		B SL 85 S SL 87 D SL 87 F SL 87 X CU 79 2-2 ③ L9			X FF 94 0-0 ① G3		3	0	0	0	1	1	2
6 Anthony Rendon, R (1, 5) OBP: 0.316, SLG: 0.250		C FF 93 B CU 78 F CU 77 F FF 96 B FF 96 B FC 88 B FC 88 4-2 28 G5-3 BB	B FF 95 B FF 95 B FC 87 C FF 96 F FF 95 X FC 88 3-2 ③ L8			L FF 96 B FF 94 C FF 96 B FF 98 S SL 86 2-3 ① K		S SL 86 F SL 87 F FF 94 X SL 88 0-2 ② G5-3		3	0	0	0	1	1	3
28 Jayson Werth, R (1, 7) OBP: 0.364, SLG: 0.433		C FF 96 B FF 95 B FF 96 1 SAFE B FC 88 S FF 95 X FC 88 3-2 ① G5-3 1-2		C FF 93 B CU 78 B FF 93 B FC 88 F FF 95 B FF 96 4-2 59 K 59 S BB		C SL 84 B FF 95 B SL 85 B SL 84 X FF 95 3-1 ② L5		F FF 94 B SL 88 S FF 93 F FF 93 F FF 92 X SL 88 1-2 2B		3	0	1	0	1	0	1
59 Jose Lobaton, S (1, 2) OBP: 0.174, SLG: 0.238 32 Matt Wieters, S (8, PH) OBP: 0.367, SLG: 0.435 (9, 2)		X CU 77 0-0 ② L9		C CH 87 B FF 92 B FF 93 F FF 95 B FC 89 S FC 89 3-3 ① ② K 1-3		B CH 91 C CH 90 B CH 90 C SL 84 C SL 85 2-3 ③ K		X SL 86 0-0 ③ F9		3 1	0 0	0 0	0 0	0 0	2 0	2 1
37 Stephen Strasburg, R (1, 1) 14 Chris Heisey, R (7, PH) OBP: 0.261, SLG: 0.381 72 Enny Romero, R (8, 1) 27 Shawn Kelley, R (9, 1) 26 Adam Lind, L (9, PH) OBP: 0.387, SLG: 0.536		C FC 86 S FC 86 B FC 86 B FC 87 F FF 96 B CU 78 F FF 96 F FF 96 F FF 95 3-2 X FC 88 ③ G5-3		C CU 76 F FC 86 B FF 95 X SI 95 1-2 ③ G1-3			C FF 94 B SL 86 C SL 86 C FF 95 1-3 ① K		B FF 97 C SL 88 F SL 89 F FF 98 X SL 89 1-2 ① L7	2 1 0 0 1	0 0 0 0 0	0 0 0 0 0	0 0 0 0 0	0 1 0 0 0	0 0 0 0 0	1 0 0 0 0
Inning Stats	R: 1 H: 2 E: 0 LOB: 1 K: 2 BB: 0 S: 9 P: 16	R: 0 H: 0 E: 0 LOB: 1 K: 0 BB: 1 S: 14 P: 24	R: 0 H: 1 E: 0 LOB: 3 K: 1 BB: 2 S: 13 P: 25	R: 0 H: 0 E: 0 LOB: 0 K: 1 BB: 1 S: 8 P: 16	R: 1 H: 2 E: 1 LOB: 1 K: 0 BB: 0 S: 13 P: 20	R: 0 H: 0 E: 0 LOB: 0 K: 2 BB: 0 S: 8 P: 15	R: 0 H: 0 E: 0 LOB: 1 K: 3 BB: 1 S: 9 P: 16	R: 1 H: 2 E: 0 LOB: 1 K: 0 BB: 0 S: 13 P: 15	R: 0 H: 0 E: 0 LOB: 0 K: 1 BB: 0 S: 10 P: 13	1B: 4 2B: 2 3B: 0 HR: 1	SF: 0 SAC: 0 DP: 1 HBP: 0			WP: 0 PB: 0 SB: 2 CS: 0	PA: 38		

BOTTOM

New York Mets @ Washington Nationals

Nationals Park, Washington, DC

Sat Apr 29 2017, 1:08 PM - 4:24 PM EDT

Att. 36,501 - Partly Cloudy - 84 F

livebaseballscorecards.com

AB	33
R	3
H	7
RBI	3
BB	5
SO	10
LOB	19

PITCHER		IP	WLS	BF	H	R	ER	SO	BB	IBB	HBP	BLK	WP	HR	S	P	ERA	WHIP
45 Zack Wheeler, R ERA: 4.78	(1, 1)	4.2		22	5	2	1	4	3	1	0	0	0	0	54	96	1.93	1.714
66 Josh Edgin, L ERA: 2.7	(5, 1)	0.1		1	0	0	0	0	0	0	0	0	0	0	3	5	0.00	0.000
47 Hansel Robles, R ERA: 1.84	(6, 1)	1.2	W	6	0	0	0	4	1	0	0	0	0	0	14	26	0.00	0.600
39 Jerry Blevins, L ERA: 1.0	(7, 1)	0.1	H	1	0	0	0	1	0	0	0	0	0	0	3	5	0.00	0.000
43 Addison Reed, R ERA: 4.15	(8, 1)	1.0	H	5	2	1	1	0	0	0	0	0	0	1	13	15	9.00	2.000

PITCHER		IP	WLS	BF	H	R	ER	SO	BB	IBB	HBP	BLK	WP	HR	S	P	ERA	WHIP
27 Jeurys Familia, R ERA: 1.8	(9, 1)	1.0	S	3	0	0	0	1	0	0	0	0	0	0	10	13	0.00	0.000

Batter	1	2	3	4	5	6	7	8	9	AB	R	H	RBI	BB	SO	LOB
30 Michael Conforto, L (1, 7) OBP: 0.394, SLG: 0.661	B SI 92 C SL 85 F SI 93 S SL 86 1-3 ① K	C SL 86 F SL 85 B SI 93 B SL 87 F SI 94 X SL 86 2-2 ③ P6		C SL 84 C SI 92 X SI 90 0-2 2-H 1B			C SL 76 S SL 79 S SL 79 0-3 ① K		C SI 97 B CH 88 S CH 88 X SI 98 1-2 ② FC4-6 1-2f	5	0	1	1	0	2	2
7 José Reyes, S (1, 6) OBP: 0.260, SLG: 0.302	B SI 92 B SL 88 C SI 94 X SI 93 2-1 19 1B 3B		C SL 83 B CH 84 B CH 85 F SI 91 X SL 85 2-2 ① L7	1 SAFE 1 SAFE F SL 84 F SI 90 1 SAFE S SL 84 0-3 ③ K			F FF 90 B FF 93 C SL 79 F SI 92 F SL 78 X FF 93 1-2 ② P3		X CH 88 0-0 ③ G6-3	5	1	1	0	0	1	2
19 Jay Bruce, L (1, 9) OBP: 0.370, SLG: 0.584	B SL 87 B SI 92 C SI 92 X SI 87 2-1 20 FC5-6 3-H 1B		B CH 86 F SL 86 X SI 93 1-1 HR		C FF 92 B SI 92 C SL 87 B FF 94 B SL 87 S SL 85 3-3 ① K		X SI 88 0-0 2B			4	1	3	2	0	1	0
20 Neil Walker, S (1, 4) OBP: 0.273, SLG: 0.310	C SI 91 S SL 85 X SI 92 0-2 ② FC5-6 1-2f		C SI 92 B SI 93 F SL 88 X SI 92 1-2 ② G5-3		B FF 93 B SI 92 F FF 93 B SL 88 F FF 93 S SI 94 3-3 ② K		B SL 78 C SL 77 C SL 78 X SI 92 1-2 ③ F8			4	0	0	0	0	1	2
3 Curtis Granderson, L (1, 8) OBP: 0.174, SLG: 0.221 59 Fernando Salas, R (5, 1) 49 Josh Smoker, L (6, 1) 26 Kevin Plawecki, R (7, 1) OBP: 0.200, SLG: 0.200	B SI 92 X SI 92 1-0 ③ G1-3		S SL 86 S SL 86 F SL 86 B FF 92 B SI 92 T SL 84 2-2 ③ K		F SL 87 F CH 82 B FF 94 X FF 95 1-2 ③ F8			B FF 91 B SI 90 S FF 90 F FF 90 S FF 91 2-3 ① K		3 0 0 1	0 0 0 0	0 0 0 0	0 0 0 0	0 0 0 0	1 0 0 1	1 0 0 0
54 T.J. Rivera, R (1, 3) OBP: 0.286, SLG: 0.280		C SI 91 F SL 86 B SL 87 B SL 87 S SL 87 2-3 ① K		C SL 83 B SI 89 F SL 84 F SI 91 S SL 84 1-3 ① K		C SL 86 X FF 93 0-1 ① G5-3		B SL 87 C SL 86 X SL 87 1-1 ② G4-3		4	0	0	0	0	2	0
44 René Rivera, R (1, 2) OBP: 0.263, SLG: 0.361		C SI 93 B SI 92 X SL 86 1-1 HR		F SL 85 B SI 90 X SL 86 1-1 ② F8		C SI 93 B FF 92 F FF 92 X FF 93 1-2 1B		S FF 91 B FF 92 B SL 87 C FF 91 F SL 87 F SL 86 F FF 90 S SL 86 3-3 ③ K		4	1	2	1	0	1	0
15 Matt Reynolds, R (1, 5) OBP: 0.250, SLG: 0.250		B SI 92 C SL 86 S SL 87 X SI 93 1-2 ② L9		B SI 92 B SI 91 C SL 85 X SL 85 2-1 36 2B 1B		B SI 93 C SL 87 B SI 94 F SI 92 F SL 88 C FF 94 2-3 ② K			B SI 97 T SI 97 B SL 90 F FF 96 F FF 98 C FF 98 2-3 ① K	4	1	1	0	0	2	1
34 Noah Syndergaard, L (1, 1) OBP: 0.455, SLG: 0.250 36 Sean Gilmartin, L (2, 1) OBP: 1.000, SLG: 2.000 12 Juan Lagares, R (5, 8) OBP: 0.231, SLG: 0.130		B SI 92 B SI 92 B SI 93 B SI 92 4-0 BB		X SI 90 0-0 1-H 30 1B 2B		B SL 89 S SL 87 X SL 88 1-1 ③ G4-3			B SL 89 B FF 98 B FF 97 B SI 96 4-0 30 FC4-6 BB	0 1 1	0 1 0	0 1 0	0 1 0	1 0 1	0 0 0	0 0 1
Inning Stats	R: 1 E: 0 K: 1 S: 11 H: 2 LOB: 1 BB: 0 P: 17	R: 1 E: 0 K: 1 S: 12 H: 1 LOB: 1 BB: 1 P: 22	R: 1 E: 0 K: 1 S: 12 H: 1 LOB: 0 BB: 0 P: 18	R: 2 E: 0 K: 2 S: 15 H: 3 LOB: 1 BB: 0 P: 19	R: 0 E: 0 K: 2 S: 9 H: 0 LOB: 0 BB: 0 P: 16	R: 0 E: 0 K: 1 S: 11 H: 1 LOB: 1 BB: 0 P: 15	R: 0 E: 0 K: 1 S: 12 H: 1 LOB: 1 BB: 0 P: 14	R: 0 E: 0 K: 2 S: 11 H: 0 LOB: 0 BB: 0 P: 17	R: 0 E: 0 K: 1 S: 8 H: 0 LOB: 1 BB: 1 P: 15	1B: 4 2B: 2 3B: 1 HR: 2 SF: 0 SAC: 0 DP: 0 HBP: 0						

PITCHER		IP	WLS	BF	H	R	ER	SO	BB	IBB	HBP	BLK	WP	HR	S	P	ERA	WHIP
41 Joe Ross, R ERA: 7.47	(1, 1)	4.0		20	7	5	5	5	1	0	0	0	0	2	50	76	11.25	2.000
43 Matt Albers, R ERA:	(5, 1)	2.0	W	7	1	0	0	3	0	0	0	0	0	0	20	31	0.00	0.500
46 Oliver Pérez, L ERA: 3.86	(7, 1)	1.0		4	1	0	0	1	0	0	0	0	0	0	12	14	0.00	1.000
56 Joe Blanton, R ERA: 9.9	(8, 1)	1.0		3	0	0	0	2	0	0	0	0	0	0	11	17	0.00	0.000
45 Blake Treinen, R ERA: 9.0	(9, 1)	1.0		4	0	0	0	1	1	0	0	0	0	0	8	15	0.00	1.000

PITCHER	IP	WLS	BF	H	R	ER	SO	BB	IBB	HBP	BLK	WP	HR	S	P	ERA	WHIP

TOP

New York Mets @ Washington Nationals

Nationals Park, Washington, DC

Sun Apr 30 2017, 1:35 PM - 5:11 PM EDT

Att. 36,806 - Overcast - 84 F

livebaseballscorecards.com

AB	36
R	5
H	9
RBI	5
BB	2
SO	12
LOB	9

WP: 0	PA: 38
PB: 0	
SB: 0	
CS: 0	

Batter	1	2	3	4	5	6	7	8	9	AB	R	H	RBI	BB	SO	LOB
7 Trea Turner, R (1, 6) OBP: 0.348, SLG: 0.556	K FC5-4		C CH 79 B SI 90 B FF 90 F CH 80 B FF 91 S SL 80 3-3 K		S FF 91 C CH 86 B FF 92 B CH 87 F FF 93 B FF 92 X FF 93 3-2 11 G5-3 6 2B 2B	C SL 81 C FF 96 X SL 80 0-2 ② G6-3	B FA 78 C FA 79 X FA 81 1-1 ② F8			6	1	1	0	0	2	4
28 Jayson Werth, R (1, 7) OBP: 0.378, SLG: 0.437 1 Wilmer Difo, S (7, PH) OBP: 0.308, SLG: 0.261 (8, 4)	B FF 99 C SI 98 X FF 100 1-1 34 BB 11 1B 1B	B CH 89 C CH 88 B FF 97 C FF 99 F CH 90 B SL 94 X SL 94 3-2 ① L5		B FF 89 F FF 89 B FF 90 S SI 90 B SL 78 F CH 79 F SL 79 F FF 91 X SI 90 3-2 34 1B 11 SF9 1B	C FF 92 C SI 92 X FF 89 0-2 ① F8	C FF 96 B FF 95 B FS 85 S FF 96 B FF 95 B SL 80 4-2 BB	B FA 81 B FA 80 S FA 80 F FA 83 B FA 84 X FA 81 3-2 ③ F9			4 1	2 0	2 0	0 0	1 0	0 0	1 0
34 Bryce Harper, L (1, 9) OBP: 0.509, SLG: 0.772	B CU 86 B SL 94 B FF 100 B FF 99 4-0 6 WP 11 1B 6 1B 1-2 BB	B FF 99 S CU 86 B FF 98 C CH 91 X 2-2 G6-3 ②		B CU 69 C SI 89 X FF 89 1-1 20 1B 6 HR 1-3 1B	B FF 91 B FF 91 D KC 84 3-0 11 G5-3 6 2B IBB	C SL 81 X FF 97 0-1 ③ F8		B FA 81 X 1-0 HR		4	4	2	1	2	0	1
11 Ryan Zimmerman, R (1, 3) OBP: 0.458, SLG: 0.886 45 Blake Treinen, R (9, 1)	C FF 100 X FF 99 0-1 6 WP 6 1B 1-2 2-H 1B	B FF 89 C CH 79 B FF 90 X CH 79 2-1 G6-3 ③		C FF 90 F SI 89 F SL 80 B FF 90 B SI 90 X FF 90 2-2 SF9 ① 3-H	B CH 88 C CH 85 B FF 90 F CH 86 F FF 91 B FF 90 F FF 90 X CH 87 3-2 G5-3 ② 1-2 2-3		X FF 94 0-0 20 2B 2B	B FA 80 B FA 80 X FA 80 2-0 26 HR 1B		5 0	3 0	3 0	2 0	0 0	0 0	2 0
20 Daniel Murphy, L (1, 4) OBP: 0.378, SLG: 0.590 56 Joe Blanton, R (8, 1) 26 Adam Lind, L (8, PH) OBP: 0.406, SLG: 0.655 (9, 3)	S SL 94 S SL 94 S SL 94 0-3 ② K	B SI 88 B CH 78 C SL 78 C FF 90 B SL 80 C FF 91 3-3 ① K	C FF 91 B FF 89 X FF 90 1-1 6 HR 1-2 1B		0-0 6 2B IBB		C FF 94 B FF 95 B SL 82 X FF 96 2-1 6 1B 3 E 2-H 2B	F FA 78 X FA 74 0-1 1-H HR		4 0 1	3 0 1	2 0 1	1 0 2	1 0 0	2 0 0	2 0 0
6 Anthony Rendon, R (1, 5) OBP: 0.356, SLG: 0.411	B CU 87 B SI 100 X SI 100 2-0 3 E 1-H 2-H 1B	B SI 90 B FF 90 F FF 89 X CH 80 2-1 HR	F FF 89 B SI 90 X SL 78 1-1 1-H 2-H HR	S FF 92 F FF 93 B FF 92 B FF 92 X FF 92 2-2 3 WP 1-H 2-H 3-H 2B		B FF 97 F FF 96 B FF 96 B SL 80 F FF 96 X FS 86 3-2 3 E 32 HR 2-3 1B	B FA 80 B FA 76 C FA 77 F FA 82 F FA 83 F FA 81 X FA 70 2-2 HR			6	5	6	10	0	0	0
3 Michael Taylor, R (1, 8) OBP: 0.235, SLG: 0.250	B SL 95 X SL 94 1-0 E8 41 1B 2-H 1B	B FF 90 B FF 90 X SI 90 2-0 41 SH3-4 32 BB 1B	B CH 81 B SI 89 B FF 90 C SI 88 X SI 89 3-1 ② L9		B KC 81 C FF 91 F FF 88 T CH 86 1-2 ③ K 2-3		C SL 81 F FF 95 F SL 81 X FS 85 0-2 E6 32 HR 1-2 3-H	B FA 80 C FA 77 X FA 80 1-1 ① F8		6	2	2	2	0	1	2
32 Matt Wieters, S (1, 2) OBP: 0.400, SLG: 0.534	0-0 41 1B IBB	B CH 80 B FF 89 D SL 80 B FF 90 4-0 41 SH3-4 1-2 BB	X SI 90 0-0 41 WP 1B			B FF 95 S FF 95 B FF 96 X FF 94 2-1 HR	B SL 81 X FF 96 1-0 1-H 2-H HR	B FA 79 X FA 79 1-0 ② F8		4	2	3	4	2	0	0
41 Joe Ross, R (1, 1) OBP: 0.200, SLG: 0.111 43 Matt Albers, L (5, 1) 14 Chris Heisey, R (6, PH) OBP: 0.250, SLG: 0.364 46 Oliver Perez, L (7, 1) 9 Rafael Bautista, R (7, PH) (8, 7)	F SI 98 B SL 93 X SI 99 1-1 7 FC5-4 1-2 2-H 1B	C SL 77 B FF 88 B SL 76 X FF 89 2-1 ② SH3-4 1-2 2-3	C FF 89 B SI 88 F SL 81 B FF 90 S CH 80 2-3 ③ K 1-2			C SL 80 X SL 80 0-1 ① G6-3	X FA 76 0-0 ① F8	C FA 78 B FA 80 B FA 77 X FA 77 2-1 ③ G6-3		2 0 1 0 2	0 0 0 0 0	1 0 0 0 0	1 0 0 0 0	0 0 0 0 0	1 0 0 0 0	1 0 0 0 0
Inning Stats	R: 5 E: 1 K: 2 S: 17 H: 5 LOB: 2 BB: 2 P: 27	R: 0 E: 0 K: 0 S: 9 H: 0 LOB: 0 BB: 0 P: 16	R: 1 E: 0 K: 2 S: 11 H: 2 LOB: 2 BB: 1 P: 27	R: 4 E: 0 K: 1 S: 22 H: 5 LOB: 1 BB: 0 P: 35	R: 3 E: 0 K: 1 S: 18 H: 2 LOB: 1 BB: 2 P: 30	R: 1 E: 0 K: 0 S: 11 H: 1 LOB: 1 BB: 1 P: 17	R: 5 E: 1 K: 0 S: 17 H: 4 LOB: 0 BB: 0 P: 27	R: 4 E: 0 K: 0 S: 14 H: 4 LOB: 0 BB: 0 P: 23		1B: 12 2B: 4 3B: 0 HR: 7 SF: 1 SAC: 1 DP: 0 HBP: 0					

PITCHER		IP	WLS	BF	H	R	ER	SO	BB	IBB	HBP	BLK	WP	HR	S	P	ERA	WHIP
34 Noah Syndergaard, R ERA: 3.29	(1, 1)	1.1	L	11	5	5	5	2	1	1	0	0	1	0	21	34	33.75	4.500
36 Sean Gilmartin, L ERA: 13.5	(2, 1)	2.2		16	7	5	5	3	1	0	0	0	1	2	38	71	16.88	3.000
59 Fernando Salas, R ERA: 7.15	(5, 1)	1.0		7	2	3	3	1	0	2	0	0	1	0	18	30	27.00	2.000
49 Josh Smoker, L ERA: 6.75	(6, 1)	1.0		10	5	6	5	0	1	0	0	0	0	2	22	34	45.00	6.000
26 Kevin Plawecki, R ERA: 18.0	(7, 1)	2.0		10	4	4	4	0	0	0	0	0	0	3	20	33	18.00	2.000

PITCHER		IP	WLS	BF	H	R	ER	SO	BB	IBB	HBP	BLK	WP	HR	S	P	ERA	WHIP

BOTTOM

New York Mets @ Washington Nationals

Nationals Park, Washington, DC

Sun Apr 30 2017, 1:35 PM - 5:11 PM EDT

Att. 36,806 - Overcast - 84 F

livebaseballscorecards.com

AB	46
R	23
H	23
RBI	23
BB	6
SO	6
LOB	13

WP: 3 PA: 54
PB: 0
SB: 0
CS: 0

Batter	1	2	3	4	5	6	7	8	9	AB	R	H	RBI	BB	SO	LOB
30 Michael Conforto, L (1, 7) OBP: 0.408, SLG: 0.700	C FF 90 C CU 71 B FF 91 F SL 81 X SL 79 1-2 HR	C SL 80 S CU 68 S CH 80 0-3 ③ K	C FF 90 B FF 90 F FF 89 B FF 90 X SL 82 2-2 13 E 1-2 2-H 3-H 1B				C FF 94 B CU 79 X SI 93 1-1 ① G1-3		0-0 13 HBP IBB	4	1	2	3	1	1	0
13 Asdrúbal Cabrera, S (1, 6) OBP: 0.314, SLG: 0.333	F CH 78 X FF 88 0-1 ① G4-3			B CU 68 1-0 X CU 69 19 2B 20 1B 1B			S SL 88 B SI 93 B FF 94 B SL 88 F FF 94 F SI 93 B FF 95 4-2 19 CS BB		B FC 88 B SI 93 S FC 87 F FF 93 H FC 88 3-2 19 G3-6-3 1-2 2-3 HBP	3	1	1	0	1	0	2
19 Jay Bruce, L (1, 9) OBP: 0.362, SLG: 0.574	B FF 89 X FF 88 1-0 ② L4			X SL 80 0-0 20 1B 7 G5-3 1-3 2B	C FF 89 S FF 87 B SL 82 S SL 81 1-3 ① K		C SL 88 B SL 87 S SL 88 1 SAFE S CU 80 1-3 ②③ K 1-2		F FC 88 S FC 87 B SI 93 X FC 90 1-2 ②③ G3-6-3 1-2f	5	1	1	0	0	2	4
20 Neil Walker, S (1, 4) OBP: 0.282, SLG: 0.311	B FF 90 B SL 80 F SI 87 B SL 78 X CH 81 3-1 ③ F8			S SL 79 X SI 89 0-1 7 G5-3 54 1B 3 BB 2-3 3-H 1B	C CU 70 B FF 90 B FF 89 B CH 80 B SI 89 4-1 BB			B FF 94 X SI 93 1-0 ① P4		3	1	1	1	1	0	0
3 Curtis Granderson, L (1, 8) OBP: 0.177, SLG: 0.213 43 Addison Reed, L (8, 1) 27 Jeurys Familia, R (9, 1)		B FF 87 F SI 87 B CU 68 L CH 81 S SL 80 2-3 ① K		C FF 88 D CH 82 B SI 88 D SL 82 B SL 80 4-1 54 1B 7 G5-3 30 1B 1-2 BB	C SL 79 1 SAFE X FF 89 0-1 ② F7			S SL 88 B SI 94 F SI 94 B FF 94 F SL 87 B FF 94 S SL 86 3-3 ② K		3 0 0	1 0 0	0 0 0	0 0 0	1 0 0	2 0 0	1 0 0
7 José Reyes, S (1, 5) OBP: 0.260, SLG: 0.333		B CH 80 C CH 81 X FF 87 1-1 ② L8		B CH 82 C FF 90 B FF 89 X FF 89 2-1 ① G5-3 1-2 2-3 3-H	B CH 82 F CH 82 B FF 89 X FF 89 2-1 ③ L3			F SI 94 S SL 87 F CU 79 B CU 77 F SL 87 X SL 86 1-2 HR		4	1	1	2	0	0	3
18 Travis d'Arnaud, R (1, 2) OBP: 0.302, SLG: 0.500		X FF 90 0-0 ③ F7		0-0 54 1B 30 1B IBB	F FF 89 C SL 79 X FF 89 0-2 ① P3			S FF 98 X SL 84 0-1 ③ G5-3		3	1	0	0	1	0	0
54 T.J. Rivera, R (1, 3) OBP: 0.281, SLG: 0.276			S FF 88 C FF 88 X SL 78 0-2 ① P6	B SL 80 X SL 82 1-0 13 E 30 1B 1-2 2-3 3-H 1B	C CU 67 S SL 80 X FF 89 0-2 ② P4				C FC 88 C FC 87 B FF 93 F FF 93 B FC 88 X SI 92 2-2 ① G5-3	4	0	1	1	0	0	0
65 Robert Gsellman, R (1, 1) OBP: 0.111, SLG: 0.111 66 Josh Edgin, R (6, 1) 47 Hansel Robles, R (6, 1) 39 Jerry Blevins, L (7, 1) 12 Juan Lagares, R (8, 8) OBP: 0.259, SLG: 0.208			C FF 90 C FF 89 C FF 90 0-3 ② K	X SL 80 0-0 ② L4			B FF 90 B CU 76 C FF 89 C FF 89 C FF 89 2-3 ③ K		C FC 86 B FC 90 X FC 86 1-1 13 HBP 2B	3 0 0 0 1	0 0 0 0 0	0 0 0 0 0	0 0 0 0 0	2 0 0 0 0	0 0 0 0 0	3 0 0 0 0

Inning Stats	1	2	3	4	5	6	7	8	9
	R: 1 E: 0 K: 0 S: 9	R: 0 E: 0 K: 1 S: 6	R: 0 E: 0 K: 2 S: 9	R: 5 E: 1 K: 0 S: 14	R: 0 E: 0 K: 1 S: 8	R: 0 E: 0 K: 1 S: 9	R: 0 E: 0 K: 1 S: 8	R: 1 E: 0 K: 1 S: 12	R: 0 E: 0 K: 0 S: 11
	H: 1 LOB: 0 BB: 0 P: 14	H: 0 LOB: 0 BB: 0 P: 9	H: 0 LOB: 0 BB: 0 P: 9	H: 5 LOB: 2 BB: 2 P: 25	H: 0 LOB: 1 BB: 1 P: 15	H: 0 LOB: 0 BB: 0 P: 11	H: 0 LOB: 0 BB: 1 P: 14	H: 1 LOB: 0 BB: 0 P: 17	H: 1 LOB: 2 BB: 1 P: 18

PITCHER		IP	WLS	BF	H	R	ER	SO	BB	IBB	HBP	BLK	WP	HR	S	P	ERA	WHIP
49 Julio Teheran, R ERA: 4.33	(1, 1)	6.0	L	27	6	6	6	5	2	1	0	0	0	1	55	83	9.00	1.333
46 Ian Krol, L ERA: 9.31	(7, 1)	1.2		6	1	1	1	2	1	0	0	0	0	1	18	29	5.40	1.200
38 Arodys Vizcaíno, R ERA: 4.35	(8, 1)	0.1		1	0	0	0	0	0	0	0	0	0	0	2	2	0.00	0.000
30 Jason Motte, R ERA: 9.0	(9, 1)	1.0		5	1	0	0	0	0	1	1	0	0	0	11	18	0.00	1.000

PITCHER	IP	WLS	BF	H	R	ER	SO	BB	IBB	HBP	BLK	WP	HR	S	P	ERA	WHIP

TOP

New York Mets @ Atlanta Braves

SunTrust Park, Atlanta, GA

Mon May 01 2017, 7:39 PM - 10:36 PM EDT

Att. 21,668 - Clear - 74 F

livebaseballscorecards.com

AB	33
R	7
H	8
RBI	7
BB	5
SO	7
LOB	13

1B: 4	SF: 0	WP: 0	PA: 39
2B: 2	SAC: 0	PB: 0	
3B: 0	DP: 1	SB: 0	
HR: 2	HBP: 1	CS: 1	

New York Mets @ Atlanta Braves

SunTrust Park, Atlanta, GA

Mon May 01 2017, 7:39 PM - 10:36 PM EDT

Att. 21,668 - Clear - 74 F

livebaseballscorecards.com

BOTTOM

Batter	1	2	3	4	5	6	7	8	9	AB	R	H	RBI	BB	SO	LOB
11 Ender Inciarte, L (1, 8) OBP: 0.282, SLG: 0.433	B SI 92 F FF 93 F SI 94 F FF 94 F SL 90 X SI 93 1-2 HR		C CH 85 X SI 91 0-1 4 FC5-4 1B		B SL 89 B CH 83 F FF 92 B SI 90 B FF 92 4-1 1-2 BB		C FF 87 S FF 87 F CU 72 F CU 70 F FF 88 F FF 88 S CH 82 0-3 K ①		C SI 96 F SI 97 B FF 97 X FF 98 1-2 ② ③ G4-6-3 1-2f	4	1	2	1	1	1	1
4 Brandon Phillips, R (1, 4) OBP: 0.369, SLG: 0.475	B FF 94 F FF 94 X SL 90 1-1 ① G3-1		X SI 92 0-0 ③ FC5-4 1-2f		C SL 89 X SL 87 0-1 ② L7		B CU 72 F CU 70 X SI 89 1-1 ② F8			4	0	0	0	0	0	3
5 Freddie Freeman, L (1, 3) OBP: 0.486, SLG: 0.793	F SI 93 X SI 94 0-1 ② G1-3			C SI 91 B SL 89 H SL 87 2-1 27 2B 22 G4-3 HBP	B FF 93 B SL 88 B SL 89 3-0 ③ 2-6-5 2-3	B SI 91 B SL 88 X SI 92 2-0 27 2B 22 G4-3 2B	B CH 83 S CU 70 B FF 88 S CU 70 S CU 71 2-3 ③ K			3	2	1	0	0	1	0
27 Matt Kemp, R (1, 7) OBP: 0.371, SLG: 0.767	B FF 90 S SL 89 B SL 94 B FF 93 X SL 88 3-1 ③ G4-3			X SI 91 0-0 22 G4-3 13 1B 1-3 2B		C FF 92 B FF 93 B CH 83 F FF 94 F CH 84 F FF 94 X SL 89 2-2 22 G4-3 13 SF9 2-3 2B		X FF 92 0-0 1B		4	2	3	0	0	0	0
22 Nick Markakis, L (1, 9) OBP: 0.375, SLG: 0.418		B CU 77 B FF 92 C SI 93 S SI 93 B SL 89 X SI 92 3-2 ① G4-3		C FF 92 X SI 92 0-1 ① G4-3 2-3 3-H		C FF 92 X CU 77 0-1 ① G4-3 2-3 3-H		C FF 93 S SL 87 B SL 88 S SL 87 1-3 ① K		4	0	0	2	0	1	3
13 Adonis García, R (1, 5) OBP: 0.255, SLG: 0.312		F FF 93 X SL 89 0-1 ② G6-3		X FF 93 0-0 25 G6-4-3 3-H 1B		F CH 89 X FF 96 0-1 ② SF9 3-H		C FF 92 B SL 88 X FF 93 1-1 ② F9		3	0	1	2	0	0	1
25 Tyler Flowers, R (1, 2) OBP: 0.466, SLG: 0.420		C CU 79 B SI 92 B FF 93 S CH 85 B CH 86 F FF 93 X SI 93 3-2 ③ L9		B SL 88 X SL 88 1-0 ② ③ G6-4-3 1-2f		B SL 87 C SI 91 X CH 90 1-1 7 BB 1B		S FF 94 B FF 93 S FF 92 S FF 93 1-3 ③ K		4	0	1	0	0	1	2
7 Dansby Swanson, R (1, 6) OBP: 0.202, SLG: 0.226			C FF 91 X SL 86 0-1 ① F9		F SL 87 B SL 87 B FF 92 F SI 92 X SI 91 2-2 ① G1-3	S SL 85 D SL 86 B SI 96 C SL 85 D SL 86 B SL 84 4-2 1-2 BB			B FF 96 C SI 97 C SL 88 S FF 97 1-3 ① K	3	0	0	0	1	1	0
49 Julio Teheran, R (1, 1) OBP: 0.167, SLG: 0.167 18 Lane Adams, R (6, PH) OBP: 0.250, SLG: 0.250 46 Ian Krol, L (7, 1) 38 Arodys Vizcaíno, R (8, 1) 30 Jason Motte, R (9, 1) 8 Jace Peterson, L (9, PH) OBP: 0.333, SLG: 0.365			B FF 92 X FF 92 1-0 ② L4		B FF 91 B SL 88 C SI 91 F FF 92 X SL 93 2-2 5 E6 2-6-5 11 BB	X FF 95 0-0 ③ L8			B FF 98 B SI 97 B FF 98 C FF 97 X FF 98 3-1 11 G4-6-3 1B	2 1 0 0 0 0 1	0 0 0 0 0 0 0	0 0 0 0 0 0 1	0 0 0 0 0 0 0	0 0 0 0 0 0 0	0 0 0 0 0 0 0	0 2 0 0 0 0 0

	AB	33
	R	5
	H	9
	RBI	5
	BB	2
	SO	5
	LOB	12

Inning Stats	1	2	3	4	5	6	7	8	9
	R: 1 E: 0 K: 0 S: 11 H: 1 LOB: 0 BB: 0 P: 16	R: 0 E: 0 K: 0 S: 9 H: 0 LOB: 0 BB: 0 P: 15	R: 0 E: 0 K: 0 S: 6 H: 1 LOB: 1 BB: 0 P: 7	R: 2 E: 0 K: 0 S: 6 H: 2 LOB: 0 BB: 0 P: 9	R: 0 E: 1 K: 0 S: 9 H: 0 LOB: 2 BB: 1 P: 20	R: 2 E: 0 K: 2 S: 15 H: 3 LOB: 2 BB: 1 P: 24	R: 0 E: 0 K: 2 S: 12 H: 0 LOB: 0 BB: 0 P: 15	R: 0 E: 0 K: 2 S: 9 H: 1 LOB: 1 BB: 0 P: 12	R: 0 E: 0 K: 1 S: 8 H: 1 LOB: 0 BB: 0 P: 13

1B: 5	SF: 1	WP: 0	PA: 37
2B: 3	SAC: 0	PB: 0	
3B: 0	DP: 2	SB: 0	
HR: 1	HBP: 1	CS: 0	

PITCHER		IP	WLS	BF	H	R	ER	SO	BB	IBB	HBP	BLK	WP	HR	S	P	ERA	WHIP
65 Robert Gsellman, R ERA: 6.75	(1, 1)	5.0	W	23	6	5	5	0	1	0	1	0	0	1	47	77	9.00	1.400
66 Josh Edgin, L ERA: 2.61	(6, 1)	0.1	H	1	0	0	0	0	0	0	0	0	0	0	2	2	0.00	0.000
47 Hansel Robles, R ERA: 1.76	(6, 1)	0.2	H	4	1	0	0	0	1	0	0	0	0	0	7	12	0.00	3.000
39 Jerry Blevins, L ERA: 0.9	(7, 1)	1.0	H	3	0	0	0	2	0	0	0	0	0	0	12	15	0.00	0.000
43 Addison Reed, R ERA: 3.86	(8, 1)	1.0	H	4	1	0	0	2	0	0	0	0	0	0	9	12	0.00	1.000

PITCHER		IP	WLS	BF	H	R	ER	SO	BB	IBB	HBP	BLK	WP	HR	S	P	ERA	WHIP
27 Jeurys Familia, R ERA: 1.5	(9, 1)	1.0	S	3	1	0	0	1	0	0	0	0	0	0	8	13	0.00	1.000

Batter	1	2	3	4	5	6	7	8	9	AB	R	H	RBI	BB	SO	LOB
30 Michael Conforto, L (1, 7) OBP: 0.421, SLG: 0.688	C KN 75 B KN 78 B KN 76 B KN 72 F FF 83 F KN 78 B KN 76 4-2 13 WP 19 HR BB	C KN 80 F KN 80 X KN 81 0-2 ③ G6-3			C KN 75 F KN 79 X KN 78 0-2 20 FC4-6 13 BB 1B		X FF 96 0-0 ② G3		B SI 93 C SI 93 B FF 93 X SI 93 2-1 13 FC1-2 19 HR 1-2 2-3 1B	4	2	2	0	1	0	2
13 Asdrúbal Cabrera, S (1, 6) OBP: 0.318, SLG: 0.361	B KN 77 F KN 77 F KN 77 F KN 79 F KN 79 S KN 79 1-3 ① K 1-2		B KN 75 B KN 77 B KN 71 C FF 82 X FF 82 3-1 HR		B KN 76 B KN 73 B KN 71 B KN 69 4-0 20 FC4-6 1-2 BB		X FF 97 0-0 ③ L8		S SL 79 C SL 79 F SL 81 B SL 80 F SI 93 X SI 94 1-2 ② FC1-2 19 HR 1-2 2-3 3-Hf	4	2	1	1	1	1	4
19 Jay Bruce, L (1, 9) OBP: 0.364, SLG: 0.626	D KN 79 X FF 82 1-0 2-H HR		C KN 79 X KN 79 0-1 ① P6		S KN 77 B KN 77 X KN 78 1-1 ① F8			C FF 91 X SL 85 0-1 ① F8	B SL 80 B SI 94 X SI 93 2-0 1-H 2-H 3-H HR	5	2	2	6	0	0	2
20 Neil Walker, S (1, 4) OBP: 0.287, SLG: 0.326	B KN 78 F KN 76 F KN 79 B KN 80 X KN 80 2-2 ② G1-3		C KN 79 C EP 68 X KN 79 0-2 1B		B KN 79 X KN 71 1-0 ② FC4-6 1-2f 2-3			C SI 92 C SI 91 B FF 91 X SL 87 1-2 2B	B CU 77 C SI 94 T SI 93 F CU 79 F SI 93 S CH 88 1-3 ③ K	5	0	2	0	0	1	2
18 Travis d'Arnaud, R (1, 2) OBP: 0.288, SLG: 0.475 26 Kevin Plawecki, R (6, 2) OBP: 0.167, SLG: 0.167	C KN 71 B KN 78 B KN 79 F KN 78 T KN 80 2-2 ③ K		B KN 77 X KN 76 1-0 ② F7		D KN 80 C KN 79 B KN 79 S KN 77 X KN 79 2-2 ③ L9			B SL 85 F SI 90 F FF 92 F FF 92 F FF 91 D SL 85 X SL 85 2-2 ② G5-3		3 1	0 0	0 0	0 0	0 0	1 0	3 1
7 José Reyes, S (1, 5) OBP: 0.260, SLG: 0.323		C KN 75 B KN 78 B KN 76 B KN 74 B KN 70 4-1 12 FC1-4 54 BB BB	B KN 75 C KN 79 X KN 79 1-1 ③ G1-3			B KN 73 C KN 73 C KN 76 X KN 78 1-2 ① G5-3		C SI 89 X SI 90 0-1 ③ G6-3		3	0	0	0	1	0	2
54 T.J. Rivera, R (1, 3) OBP: 0.333, SLG: 0.290		1 SAFE B KN 76 1 SAFE 1 SAFE B KN 74 1 SAFE B FF 81 B FF 81 4-0 12 FC1-4 1-2 BB		C KN 76 F KN 80 F KN 80 X KN 79 0-2 ① L9		C KN 76 H EP 61 1-1 12 G6-4-3 HBP		X FF 93 0-0 30 1B 12 1B 13 FC1-2 1B	2	0	1	0	1	0	0
12 Juan Lagares, R (1, 8) OBP: 0.258, SLG: 0.214		C FF 83 F KN 76 B KN 80 X KN 79 1-2 ① FC1-4 1-2f 2-3		X KN 78 0-0 ② G4-3		B KN 75 D KN 76 C KN 76 X KN 76 2-1 ②③ G6-4-3 1-2f		C SI 92 F SL 79 X SL 80 0-2 13 FC1-2 30 1B 19 HR 1-2 1B	4	1	1	0	0	0	3
33 Matt Harvey, R (1, 1) 66 Josh Edgin, R (6, 1) 3 Curtis Granderson, L (7, PH) OBP: 0.175, SLG: 0.211 49 Josh Smoker, L (7, 1) 59 Fernando Salas, R (7, 1) 51 Paul Sewald, R (8, 1) 15 Matt Reynolds, R (9, PH) OBP: 0.200, SLG: 0.200		C KN 77 M KN 77 X KN 80 0-2 ② L4		B KN 76 F FF 83 B KN 78 C KN 73 S KN 78 2-3 ③ K			C FF 96 S CH 88 X CH 88 0-2 ① F7		B FF 93 X SI 93 1-0 ① F9	2 0 1 0 0 0 1	0 0 0 0 0 0 0	0 0 0 0 0 0 0	0 0 0 0 0 0 0	0 0 0 0 0 0 0	1 0 0 0 0 0 0	2 0 0 0 0 0 2
Inning Stats	R: 2 E: 0 K: 2 S: 15 H: 1 LOB: 0 BB: 1 P: 25	R: 0 E: 0 K: 0 S: 10 H: 0 LOB: 2 BB: 2 P: 19	R: 1 E: 0 K: 0 S: 10 H: 2 LOB: 1 BB: 0 P: 15	R: 0 E: 0 K: 1 S: 8 H: 0 LOB: 0 BB: 0 P: 10	R: 0 E: 0 K: 0 S: 9 H: 1 LOB: 2 BB: 1 P: 17	R: 0 E: 0 K: 0 S: 6 H: 0 LOB: 0 BB: 0 P: 10	R: 0 E: 0 K: 0 S: 5 H: 0 LOB: 0 BB: 0 P: 5	R: 0 E: 0 K: 0 S: 12 H: 1 LOB: 1 BB: 0 P: 15	R: 4 E: 0 K: 1 S: 18 H: 4 LOB: 0 BB: 0 P: 25	1B: 5 2B: 1 3B: 0 HR: 3	SF: 0 SAC: 0 DP: 1 HBP: 1					

TOP

New York Mets @ Atlanta Braves

SunTrust Park, Atlanta, GA

Tue May 02 2017, 7:39 PM - 10:32 PM EDT

Att. 21,359 - Clear - 76 F

livebaseballscorecards.com

AB	35
R	7
H	9
RBI	7
BB	4
SO	4
LOB	23

PITCHER		IP	WLS	BF	H	R	ER	SO	BB	IBB	HBP	BLK	WP	HR	S	P	ERA	WHIP
19 R.A. Dickey, R ERA: 3.94	(1, 1)	6.0	W	26	4	3	3	3	4	0	1	0	1	2	58	96	4.50	1.333
52 José Ramirez, R ERA: 1.38	(7, 1)	1.0	H	3	0	0	0	0	0	0	0	0	0	0	5	5	0.00	0.000
34 Eric O'Flaherty, L ERA: 4.0	(8, 1)	1.0		4	1	0	0	0	0	0	0	0	0	0	12	15	0.00	1.000
45 Matt Wisler, R ERA: 9.82	(9, 1)	0.2		6	4	4	4	0	0	0	0	0	0	1	13	19	54.00	6.000
53 Jim Johnson, R ERA: 4.5	(9, 1)	0.1	S	1	0	0	0	1	0	0	0	0	0	0	5	6	0.00	0.000

PITCHER	IP	WLS	BF	H	R	ER	SO	BB	IBB	HBP	BLK	WP	HR	S	P	ERA	WHIP

WP: 1 PA: 40
PB: 0
SB: 0
CS: 0

New York Mets @ Atlanta Braves

SunTrust Park, Atlanta, GA

Tue May 02 2017, 7:39 PM - 10:32 PM EDT

Att. 21,359 - Clear - 76 F

BOTTOM

Batter	1	2	3	4	5	6	7	8	9	AB	R	H	RBI	BB	SO	LOB
11 Ender Inciarte, L (1, 8) OBP: 0.296, SLG: 0.450	C FF 95 F FF 92 F SI 97 B SL 91 X SI 97 1-2 G6-3 ①	X CH 88 0-0 2B 2-H		F SI 96 F SI 98 B SI 97 X SL 90 1-2 4 G3/6-3-4 1B 2-H 3-H		X SL 84 0-0 ② 1-2 2-H 1B	S CH 86 S FF 91 X CH 87 0-2 G4-3 ③			5	0	3	3	0	0	2
4 Brandon Phillips, R (1, 4) OBP: 0.360, SLG: 0.459	C FF 96 X SI 97 0-1 5 HR 1B	S SL 91 F SI 95 B SL 90 D SL 90 X CH 88 2-2 G5-3 ③		1 SAFE F SI 96 B FF 92 S SL 91 X SI 96 1-2 G3-6-3-4 ②③ 1-2f		C FF 91 X SL 86 0-1 F9 ③		C FF 91 F FF 92 S SL 85 0-3 K ①		5	1	1	0	0	1	4
5 Freddie Freeman, L (1, 3) OBP: 0.491, SLG: 0.811	B SL 91 F FF 97 F FF 97 1 SAFE B CU 88 1 SAFE F SI 94 B SL 86 X SL 91 3-2 HR 1-H	F SL 85 F B X 1-2 L8 ①	B SI 94 B CH 88 B SI 95 B SI 95 4-0 BB		F FF 96 B FS 83 X FS 82 1-1 G4-3 ①	B SL 81 B FF 93 F FF 92 F FF 94 B SL 84 F FF 94 B SL 84 4-2 27 G5-4-3 BB			3	1	1	2	2	0	0
27 Matt Kemp, R (1, 7) OBP: 0.373, SLG: 0.734	C CU 85 B CU 83 B SL 91 B CH 88 B FF 97 4-1 BB	X 0-0 L8 ②	B CH 88 B SL 90 F CH 86 F FF 95 X FF 96 2-2 L7 ①		X FF 96 0-0 22 2B 13 1B 1B	B SL 82 F SL 83 C FF 93 B FF 93 X SL 83 2-2 G5-4-3 ②③ 1-2f				4	1	1	0	1	0	2
22 Nick Markakis, L (1, 9) OBP: 0.370, SLG: 0.421	C SI 96 C SL 92 S SL 90 0-3 K ②	B FF 96 T FF 96 F SL 87 B SI 94 B SL 90 S CH 89 3-3 K ③	C FF 96 F FF 94 B SI 97 F SI 96 X SL 88 1-2 F9 ②		B SL 80 X FS 83 1-0 13 1B 7 SF9 2B 1-3					4	1	1	0	0	2	2
13 Adonis García, R (1, 5) OBP: 0.265, SLG: 0.320	X CH 94 0-0 G1-3 ③		B SI 91 C SI 95 B SI 96 B CH 87 F CH 86 X FF 96 3-2 7 BB 24 HBP 19 G1-3 1B	F CH 86 C SI 97 B SI 94 F SI 96 X CU 83 1-2 P3 ③		C KC 84 S FF 92 B FF 93 F FF 88 X FF 89 1-2 24 BB 18 1B 1B 2-3 3-H				4	2	2	1	0	0	2
24 Kurt Suzuki, R (1, 2) OBP: 0.362, SLG: 0.286		C CH 85 C SI 95 X SL 90 0-2 7 G5-3 11 2B 1B	F FF 96 B SI 94 H SI 93 2-1 19 G1-3 7 BB 11 1B 1-2 HBP		C FF 95 X SL 90 0-1 G5-3 ①	B FF 91 1 SAFE B KC 84 B FF 91 C FF 90 F FF 90 B CH 86 4-2 18 1B 1-2 BB				2	2	1	0	1	0	0
7 Dansby Swanson, R (1, 6) OBP: 0.214, SLG: 0.232		B FF 96 S SL 89 F FF 96 B SL 90 B SL 90 X SL 89 3-2 G5-3 ① 1-2	B SL 90 S CU 87 C SI 95 D SL 91 D SL 91 B SI 96 4-2 19 G1-3 11 1B BB 1-2 2-3		X FF 92 0-0 64 1B 11 1B 1B	X FF 92 0-0 SF9 ② 3-H			2	1	1	1	1	0	1
19 R.A. Dickey, R (1, 1) OBP: 0.167, SLG: 0.167 64 Emilio Bonifacio, S (6, PH) OBP: 0.190, SLG: 0.200 52 José Ramírez, R (7, 1) 18 Lane Adams, R (7, PH) OBP: 0.400, SLG: 0.400 34 Eric O'Flaherty, L (8, 1) 45 Matt Wisler, R (9, 1) 53 Jim Johnson, R (9, 1)		S SL 90 F SL 91 X CU 84 0-2 G6-3 ②	X SI 95 0-0 G1-3 ① 1-2 2-3 3-H		X SI 95 0-0 11 1B 1B 1-2	B FF 92 X KC 84 1-0 1B 1-2 2-H				2 1 0 1 0 0 0 0	0 0 0 0 0 0 0 0	0 1 0 1 0 0 0 0	1 0 0 1 0 0 0 0	0 0 0 0 0 0 0 0	0 0 0 0 0 0 0 0	3 0 0 0 0 0 0 0
Inning Stats	R: 2 E: 0 K: 1 S: 15 H: 2 LOB: 1 BB: 1 P: 23	R: 1 E: 0 K: 0 S: 13 H: 2 LOB: 1 BB: 0 P: 18	R: 0 E: 0 K: 1 S: 7 H: 0 LOB: 0 BB: 0 P: 11	R: 3 E: 0 K: 0 S: 13 H: 2 LOB: 0 BB: 1 P: 24	R: 0 E: 0 K: 0 S: 11 H: 0 LOB: 1 BB: 1 P: 19	R: 0 E: 0 K: 0 S: 7 H: 3 LOB: 2 BB: 0 P: 7	R: 3 E: 0 K: 0 S: 15 H: 4 LOB: 2 BB: 1 P: 23	R: 0 E: 0 K: 1 S: 9 H: 0 LOB: 0 BB: 1 P: 15		1B: 10 2B: 2 3B: 0 HR: 1 SF: 1 SAC: 0 DP: 2 HBP: 1				WP: 0 PB: 0 SB: 0 CS: 0 PA: 40	

livebaseballscorecards.com

AB	33
R	9
H	13
RBI	9
BB	5
SO	3
LOB	16

PITCHER		IP	WLS	BF	H	R	ER	SO	BB	IBB	HBP	BLK	WP	HR	S	P	ERA	WHIP
33 Matt Harvey, R ERA: 5.14	(1, 1)	5.1	L	27	8	6	6	2	3	0	1	0	0	1	63	99	10.12	2.062
66 Josh Edgin, L ERA: 2.45	(6, 1)	0.2		2	1	0	0	0	0	0	0	0	0	0	3	3	0.00	1.500
49 Josh Smoker, L ERA: 7.9	(7, 1)	0.1		3	2	2	2	0	0	0	0	0	0	0	4	6	54.00	6.000
59 Fernando Salas, R ERA: 7.5	(7, 1)	0.2		5	2	1	1	0	1	0	0	0	0	0	11	17	13.50	4.500
51 Paul Sewald, R ERA: 7.71	(8, 1)	1.0		3	0	0	0	1	1	0	0	0	0	0	9	15	0.00	1.000

PITCHER	IP	WLS	BF	H	R	ER	SO	BB	IBB	HBP	BLK	WP	HR	S	P	ERA	WHIP

New York Mets @ Atlanta Braves

SunTrust Park, Atlanta, GA

Wed May 03 2017, 7:36 PM - 11:09 PM EDT

Att. 22,656 - Cloudy - 82 F

TOP

livebaseballscorecards.com

Batter	1	2	3	4	5	6	7	8	9	AB	R	H	RBI	BB	SO	LOB
30 Michael Conforto, L (1, 7) OBP: 0.427, SLG: 0.700	B FC 89 C FF 89 C SI 87 X FF 92 1-2 13 2B 2B	S CH 81 C SI 86 X SI 88 0-2 ③ G1-3		C FF 89 X SI 89 0-1 ② G1-3	C FC 84 S CH 79 B CH 77 S CH 78 1-3 ③ K			19 1B 13 BB 3 FC3-2 1B 1-H 3-H 2B		6	1	3	2	0	1	2
13 Asdrúbal Cabrera, S (1, 6) OBP: 0.327, SLG: 0.366 59 Fernando Salas, R (8, 1) 49 Josh Smoker, L (9, 1)	C FF 89 B SI 87 F SL 81 X FF 91 1-2 20 2B 2-H 2B		H SI 86 1-0 20 BB 3 2B HBP	B CH 82 X FF 89 1-0 ③ G4-3		B SI 90 B FF 92 F FF 92 B FF 92 F SL 88 X CU 77 3-2 E5		3 FC3-2 19 1B 7 2B BB F8		4 0 0	3 0 0	1 0 0	1 0 0	1 0 0	0 0 0	1 0 0
19 Jay Bruce, L (1, 9) OBP: 0.371, SLG: 0.612	B SI 88 C SI 88 S CH 81 F CH 83 F CH 82 B SL 81 B CH 82 B SI 87 4-2 20 2B BB	S CH 80 B X CH 80 1-1 ① F8			S CH 75 C FC 83 B CH 75 B FC 86 X FC 85 2-2 ① G3	C SL 87 S CU 76 X SL 87 0-2 ① L7		S SI 90 F SI 90 D SL 81 X SI 90 1-2 2-3 7 2B 3 FC3-2 1B	B SI 91 B SL 78 B SI 92 B FF 91 4-0 20 FC3-6 BB	4	1	1	0	2	0	2
20 Neil Walker, S (1, 4) OBP: 0.298, SLG: 0.340	F SI 89 C FF 91 F SI 89 X FF 91 0-2 7 P6-4 1-3 2-H 2B	B SI 86 B SI 86 S CH 80 B SI 86 F SI 86 F SI 88 F SI 86 B SI 86 4-2 3 2B 7 1B 1-2 BB			B FC 85 S CH 76 X CH 76 1-1 3 2B 7 SF8 1B	B SI 92 X SI 91 1-0 ② F8		B FF 89 B SI 89 B SI 87 S FF 89 X SI 90 3-1 ① F8	C FF 93 X 0-1 ① FC3-6 7 BB 1-2f	5	2	2	1	1	0	5
3 Curtis Granderson, L (1, 8) OBP: 0.186, SLG: 0.242 15 Matt Reynolds, R (8, 5) OBP: 0.167, SLG: 0.167	C SI 88 X SI 88 0-1 ① P6	B FF 91 C FF 91 B CH 82 F FF 88 F SI 88 B FF 91 X FF 91 3-2 7 1B 44 1B 1-3 2-H 2B			C FC 84 S CH 75 F CH 73 F FF 83 D CH 76 D CH 76 X FC 85 2-2 7 SF8 44 1B 1-3 2B	B FF 92 C SL 87 F SI 92 D CU 78 1 SAFE 1 SAFE C SL 87 2-3 ③ K		D SL 81 X FF 91 1-0 ② FC3-2 7 2B 1-2 2-3 3-Hf	B SL 80 C SL 79 F SI 92 B SL 80 S SI 92 2-3 ② K	5 1	3 0	2 0	1 0	0 1	1 1	6 1
7 José Reyes, S (1, 5) OBP: 0.273, SLG: 0.340 (8, 6)	F CH 82 X SI 89 0-1 ② ③ P6-4 2-2f	X SI 88 0-0 54 F9-6 44 1B 2-3 3-H 1B	F CH 77 X FC 85 0-1 ② SF8 2-3 3-H	X FC 84 0-0 ① G3	B SI 83 B FF 88 X FF 90 2-0 44 1B 1-H 2-H 3-H 2B	C SI 93 D CH 86 D FF 94 B FF 93 B SI 92 4-1 1-2 BB	4 1	1 0	2 0	5 0	1 0	0 0	2 2
44 René Rivera, R (1, 2) OBP: 0.295, SLG: 0.381		B FF 88 B FF 88 X SI 87 2-0 ① G4-3	1 SAFE 1 SAFE 1 SAFE C SI 86 B SI 86 F SI 86 B SL 83 X SL 81 2-2 1-2 3-H 1B	C FC 85 X FC 85 0-1 54 2B 48 1B 3-H 1B	B SI 93 C FC 86 S FC 89 X SI 91 1-2 ② G4-3	C SL 78 X FF 93 0-1 54 2B 12 1B 2-H 1B	X SI 92 0-0 ③ F8	6	2	3	3	0	0	2
54 T.J. Rivera, R (1, 3) OBP: 0.366, SLG: 0.389		B SI 87 F SL 87 B SI 88 X SI 88 2-1 ② F8	C SI 89 X FF 91 0-1 ② ③ F9-6 2-2	B FC 84 X FC 85 1-0 48 1B 1-3 2B		B FC 88 S FC 88 S FC 88 X SI 92 1-2 1B	C SL 79 D SL 79 C SL 80 D SL 80 X SI 92 2-2 12 1B 30 2B 1-3 2B		5	2	3	0	0	0	2
48 Jacob deGrom, L (1, 1) OBP: 0.214, SLG: 0.214 66 Josh Edgin, R (6, 1) 4 Wilmer Flores, R (7, PH) OBP: 0.189, SLG: 0.333 43 Addison Reed, L (7, 1) 12 Juan Lagares, R (8, PH) OBP: 0.261, SLG: 0.241 (8, 8)		F X SI 89 0-1 1B		B SI 87 X SI 89 1-0 ① L9	S CH 78 X CH 77 0-1 2-H 3-H 1B	1 SAFE C FF 94 B FF 95 F FF 94 1 SAFE B FC 87 X FC 88 2-2 ③ F9	C FF 94 S SL 81 X SL 81 0-2 30 2B 2-3 3-H 1B		3 0 1 0 1	0 0 0 0 1	2 0 0 0 1	2 0 0 0 1	0 0 0 0 0	0 0 1 0 0	0 0 0 0 0

	AB	R	H	RBI	BB	SO	LOB
	45	16	20	16	5	3	24

Inning Stats																														
	R: 2 E: 0 K: 0 S: 18		H: 3 LOB: 1 BB: 1 P: 24		R: 0 E: 0 K: 0 S: 8		H: 1 LOB: 1 BB: 0 P: 12		R: 3 E: 0 K: 0 S: 16		H: 3 LOB: 1 BB: 1 P: 27		R: 0 E: 0 K: 0 S: 4		H: 0 LOB: 0 BB: 0 P: 6		R: 4 E: 0 K: 1 S: 20		H: 5 LOB: 1 BB: 0 P: 27		R: 0 E: 1 K: 1 S: 10		H: 0 LOB: 1 BB: 0 P: 16		R: 0 E: 0 K: 0 S: 10		H: 1 LOB: 1 BB: 0 P: 14		R: 7 E: 0 K: 0 S: 23		H: 7 LOB: 1 BB: 1 P: 38		R: 0 E: 0 K: 1 S: 7		H: 0 LOB: 2 BB: 2 P: 17		1B: 11 2B: 11 3B: 0 HR: 0		SF: 1 SAC: 0 DP: 2 HBP: 1		WP: 0 PB: 0 SB: 0 CS: 0		PA: 52

PITCHER		IP	WLS	BF	H	R	ER	SO	BB	IBB	HBP	BLK	WP	HR	S	P	ERA	WHIP
40 Bartolo Colon, R ERA: 6.27	(1, 1)	4.0	L	20	7	5	5	0	2	0	1	0	0	0	46	69	11.25	2.250
55 Josh Collmenter, R ERA: 5.4	(5, 1)	1.0		8	5	4	4	1	0	0	0	0	0	0	20	27	36.00	5.000
46 Ian Krol, L ERA: 8.44	(6, 1)	1.0		4	0	0	0	1	0	0	0	0	0	0	10	16	0.00	0.000
30 Jason Motte, R ERA: 6.0	(7, 1)	1.0		4	1	0	0	0	0	0	0	0	0	0	10	14	0.00	1.000
34 Eric O'Flaherty, L ERA: 7.45	(8, 1)	0.2		6	3	4	4	0	1	0	0	0	0	0	10	23	54.00	6.000

PITCHER		IP	WLS	BF	H	R	ER	SO	BB	IBB	HBP	BLK	WP	HR	S	P	ERA	WHIP
45 Matt Wisler, R ERA: 12.6	(8, 1)	1.1		10	4	3	3	1	2	0	0	0	0	0	20	32	20.25	4.500

New York Mets @ Atlanta Braves

SunTrust Park, Atlanta, GA

Wed May 03 2017, 7:36 PM - 11:09 PM EDT

Att. 22,656 - Cloudy - 82 F

BOTTOM

livebaseballscorecards.com

Batter	1	2	3	4	5	6	7	8	9	AB	R	H	RBI	BB	SO	LOB
11 Ender Inciarte, L (1, 8) OBP: 0.292, SLG: 0.434	B FF 95 C FF 96 C SL 90 X SL 91 1-2 G6-3 ①		B SL 89 X CH 89 1-0 P3 ② 4-1 BB	B SI 96 B SL 89 B SL 90 C FF 94 B SL 90		B FF 91 S SL 82 S SL 82 X SL 82 1-2 G4-3 ①		F KC 83 D KC 84 F CH 86 F FF 92 X KC 84 1-2 P6 ②		4	0	0	0	1	0	3
13 Adonis García, R (1, 5) OBP: 0.262, SLG: 0.314	C FF 97 F FF 96 C SL 90 0-3 K ②		F FF 96 F FF 96 F FF 95 X SL 88 0-2 5 1B 1-2 1B	X FF 94 0-0 F9 ③		B SL 85 F SL 86 B FF 91 S SL 84 F SL 85 F SL 85 B FF 91 X SL 83 3-2 F9 ②		B KC 89 F KC 84 X FF 91 1-1 F8 ③		5	0	1	0	0	1	4
5 Freddie Freeman, L (1, 3) OBP: 0.478, SLG: 0.779	C SL 92 X FF 98 0-1 G4-3 ③		X SL 90 0-0 1-2 2-H 1B		B SI 94 C SI 93 B SL 89 F SL 88 F B FF 96 X CU 80 3-2 G3 ①	B FF 92 F FF 92 F SL 78 B SL 85 S SL 85 2-3 K ③			B FF 97 S FF 95 F FF 96 B SL 82 S FS 85 2-3 K ①	5	0	1	1	0	2	0
27 Matt Kemp, R (1, 7) OBP: 0.361, SLG: 0.696		C FF 95 B FF 96 F SL 89 F SL 90 S CH 89 1-3 K ①	F FF 96 X SL 89 0-1 L8 ③		B FF 95 F CH 87 X FF 95 1-1 25 BB 8 2B 1B		B SL 86 C SL 86 B FF 93 S SL 85 B FF 92 X FF 93 3-2 F8 ①		F FF 97 C FS 86 F FS 86 S SL 82 0-3 K ②	5	1	1	0	0	2	2
22 Nick Markakis, L (1, 9) OBP: 0.363, SLG: 0.410		X FF 97 0-0 L7 ②		B CU 81 B FF 95 S CH 87 S SL 91 F FF 96 X SL 89 2-2 8 G4-6-3 25 1B 64 3B 1B	C SI 94 B SI 94 C FF 95 F FF 96 X FF 95 1-2 F7 ②		S SL 88 B SL 87 F FF 93 F SL 86 B SL 87 F FF 94 S FF 94 2-3 K ②		C FF 97 B FF 96 F SI 96 B FF 97 B SL 82 X SI 96 3-2 G4-3 ③	5	1	1	0	0	1	1
25 Tyler Flowers, R (1, 2) OBP: 0.484, SLG: 0.434 45 Matt Wisler, R (8, 1)		B B FF 97 F SL 90 S FF 96 F FF 97 X SL 88 2-2 1B		S FF 96 C FF 96 D CH 88 F CH 88 F SL 90 X SL 90 1-2 8 G4-6-3 1-2 1B	D CH 86 B CH 85 B FF 94 B FF 93 4-0 8 2B 1-2 BB		B FF 92 C FF 93 F FF 92 F FF 94 B CH 86 F FF 93 B FF 93 X FF 93 3-2 F9 ③			3 0	1 0	2 0	0 0	1 0	0 0	0 0
8 Jace Peterson, L (1, 4) OBP: 0.328, SLG: 0.375		C SL 90 B SL 90 B CU 81 F FF 97 F CU 82 B FF 97 F FF 98 S SL 91 3-3 K ③		F FF 91 B FF 96 X SL 89 1-1 G4-6-3 ①② 1-2f 2-3	X FF 94 0-0 1-H 2-H 2B			S FF 91 S KC 84 B FF 92 X KC 85 1-2 G3-1 ①		4	0	1	2	0	1	3
7 Dansby Swanson, R (1, 6) OBP: 0.234, SLG: 0.229			B FF 95 B FF 95 B FF 96 C FF 94 F FF 95 B FF 95 4-2 13 1B 5 1B BB	B FF 96 B SL 89 B FF 96 B FF 95 4-0 64 3B BB	C SL 89 B SL 89 C SL 88 B FF 96 B SL 88 F SL 88 B FF 94 4-2 BB			B FF 91 B FF 93 X FF 92 2-0 E3 24 1B		1	2	0	0	3	0	0
40 Bartolo Colon, R (1, 1) 64 Emilio Bonifácio, S (4, PH) OBP: 0.227, SLG: 0.333 55 Josh Collmenter, R (5, 1) 18 Lane Adams, R (5, PH) OBP: 0.333, SLG: 0.333 46 Ian Krol, L (6, 1) 30 Jason Motte, R (7, 1) 34 Eric O'Flaherty, L (8, 1) 24 Kurt Suzuki, R (8, 2) OBP: 0.375, SLG: 0.306			L SL 93 B FF 95 L FF 95 L FF 95 1-3 K ①	B SL 90 C SL 90 F FF 96 B SL 89 X SL 88 2-2 1-H 3-H 3B	B FF 94 S FF 94 C FF 94 C FF 95 1-3 K ③			B FF 91 B FF 88 B FF 92 C FF 91 F FF 91 X FF 92 3-2 1-3 1B		1 1 0 1 0 0 0 1	0 0 0 0 0 0 0 0	0 1 0 0 0 0 0 0	0 2 0 0 0 0 0 0	1 0 0 0 0 0 0 0	1 0 0 1 0 0 0 0	1 0 0 2 0 0 0 0

	AB	36
	R	5
	H	9
	RBI	5
	BB	5
	SO	9
	LOB	16

Inning Stats	1	2	3	4	5	6	7	8	9
	R: 0 E: 0 K: 1 S: 8	H: 0 LOB: 0 BB: 0 P: 9	R: 0 E: 0 K: 2 S: 14	H: 1 LOB: 1 BB: 0 P: 20	R: 1 E: 0 K: 1 S: 13	H: 2 LOB: 2 BB: 1 P: 19	R: 2 E: 0 K: 0 S: 16	H: 3 LOB: 2 BB: 2 P: 30	R: 2 E: 0 K: 1 S: 17	H: 2 LOB: 2 BB: 2 P: 31	R: 0 E: 0 K: 1 S: 11	H: 0 LOB: 0 BB: 0 P: 17	R: 0 E: 0 K: 1 S: 13	H: 0 LOB: 0 BB: 0 P: 21	R: 0 E: 1 K: 0 S: 13	H: 1 LOB: 2 BB: 0 P: 21	R: 0 E: 0 K: 2 S: 10	H: 0 LOB: 0 BB: 0 P: 15

	1B: 7	SF: 0	WP: 0	PA: 41
	2B: 1	SAC: 0	PB: 0	
	3B: 1	DP: 1	SB: 0	
	HR: 0	HBP: 0	CS: 0	

PITCHER		IP	WLS	BF	H	R	ER	SO	BB	IBB	HBP	BLK	WP	HR	S	P	ERA	WHIP
48 Jacob deGrom, R ERA: 3.68	(1, 1)	5.0	W	27	8	5	5	5	5	0	0	0	0	0	68	109	9.00	2.600
66 Josh Edgin, L ERA: 2.25	(6, 1)	1.0		3	0	0	0	1	0	0	0	0	0	0	11	17	0.00	0.000
43 Addison Reed, R ERA: 3.6	(7, 1)	1.0		3	0	0	0	1	0	0	0	0	0	0	13	21	0.00	0.000
59 Fernando Salas, R ERA: 6.92	(8, 1)	1.0		5	1	0	0	0	0	0	0	0	0	0	13	21	0.00	1.000
49 Josh Smoker, L ERA: 7.36	(9, 1)	1.0		3	0	0	0	2	0	0	0	0	0	0	10	15	0.00	0.000

PITCHER	IP	WLS	BF	H	R	ER	SO	BB	IBB	HBP	BLK	WP	HR	S	P	ERA	WHIP

Miami Marlins @ New York Mets

Citi Field, Flushing, NY

Fri May 05 2017, 7:11 PM - 10:24 PM EDT

Att. 25,618 - Cloudy - 59 F

TOP

livebaseballscorecards.com

Batter	1	2	3	4	5	6	7	8	9	AB	R	H	RBI	BB	SO	LOB
9 Dee Strange-Gordon, L (1, 4) OBP: 0.328, SLG: 0.351	P6		K	F7	HBP		G4-3		G6-3	5	0	0	0	0	1	1
14 Martín Prado, R (1, 5) OBP: 0.333, SLG: 0.435	F8		1B	1B	K		G4-6-3			5	2	3	1	0	1	1
21 Christian Yelich, L (1, 8) OBP: 0.323, SLG: 0.386	BB		HBP	1B	G5-3		G4-6-3			3	1	1	0	1	0	2
27 Giancarlo Stanton, R (1, 9) OBP: 0.320, SLG: 0.481	BB		F3	2B	P5			K		4	1	1	1	1	1	3
13 Marcell Ozuna, R (1, 7) OBP: 0.375, SLG: 0.570	F8		1B	IBB		2B		G6-3		4	1	2	1	1	0	2
41 Justin Bour, L (1, 3) OBP: 0.315, SLG: 0.398		F7	BB	2B		K		1B		4	1	2	2	1	1	1
11 J.T. Realmuto, R (1, 2) OBP: 0.359, SLG: 0.438		K	FC6-4	HBP		1B		K		4	0	1	0	0	2	4
19 Miguel Rojas, R (1, 6) OBP: 0.388, SLG: 0.400		1B	1B 2B			P3			G6-3	5	1	3	2	0	0	2
34 Tom Koehler, R (1, 1) OBP: 0.091, SLG: 0.091										3	0	0	0	0	3	4
51 Ichiro Suzuki, L (6, PH) OBP: 0.194, SLG: 0.265										1	0	0	0	0	0	2
66 Jarlin García, L (6, 1)										0	0	0	0	0	0	0
29 Brad Ziegler, R (7, 1)										0	0	0	0	0	0	0
46 Kyle Barraclough, R (7, 1)										0	0	0	0	0	0	0
32 Derek Dietrich, L (9, PH) OBP: 0.306, SLG: 0.245										1	0	0	0	0	0	0
Inning Stats	R: 0 E: 0 K: 0 S: 11 H: 0 LOB: 2 BB: 2 P: 24	R: 0 E: 0 K: 2 S: 17 H: 1 LOB: 1 BB: 0 P: 22	R: 1 E: 0 K: 1 S: 13 H: 2 LOB: 3 BB: 1 P: 21	R: 6 E: 0 K: 2 S: 31 H: 6 LOB: 2 BB: 1 P: 40	R: 0 E: 0 K: 1 S: 9 H: 0 LOB: 1 BB: 0 P: 16	R: 0 E: 0 K: 1 S: 10 H: 2 LOB: 2 BB: 0 P: 18	R: 0 E: 0 K: 0 S: 6 H: 1 LOB: 0 BB: 0 P: 10	R: 0 E: 0 K: 2 S: 11 H: 1 LOB: 1 BB: 0 P: 15	R: 0 E: 0 K: 0 S: 5 H: 0 LOB: 0 BB: 0 P: 7	1B: 9 2B: 4 3B: 0 HR: 0 SF: 0 SAC: 0 DP: 1 HBP: 3						

	AB	39
	R	7
	H	13
	RBI	7
	BB	4
	SO	9
	LOB	22

PITCHER		IP	WLS	BF	H	R	ER	SO	BB	IBB	HBP	BLK	WP	HR	S	P	ERA	WHIP
50 Rafael Montero, R ERA: 10.45	(1, 1)	3.2		22	7	5	5	4	3	0	1	0	0	0	59	90	12.27	2.727
49 Josh Smoker, L ERA: 8.04	(4, 1)	1.0		8	2	2	2	2	0	1	2	0	0	0	21	32	18.00	2.000
59 Fernando Salas, R ERA: 6.75	(5, 1)	0.1		1	0	0	0	0	0	0	0	0	0	0	1	1	0.00	0.000
47 Hansel Robles, R ERA: 1.65	(6, 1)	1.0		5	2	0	0	1	0	0	0	0	0	0	10	18	0.00	2.000
39 Jerry Blevins, L ERA: 0.82	(7, 1)	1.0	W	3	1	0	0	0	0	0	0	0	0	0	6	10	0.00	1.000
43 Addison Reed, R ERA: 3.38	(8, 1)	1.0	H	4	1	0	0	2	0	0	0	0	0	0	11	15	0.00	1.000
27 Jeurys Familia, R ERA: 1.29	(9, 1)	1.0	S	3	0	0	0	0	0	0	0	0	0	0	5	7	0.00	0.000

WP: 0 PB: 0 SB: 2 CS: 0 PA: 46

BOTTOM

Miami Marlins @ New York Mets

Citi Field, Flushing, NY

Fri May 05 2017, 7:11 PM - 10:24 PM EDT

Att. 25,618 - Cloudy - 59 F

livebaseballscorecards.com

Batter	1	2	3	4	5	6	7	8	9	AB	R	H	RBI	BB	SO	LOB
30 Michael Conforto, L (1, 7) OBP: 0.425, SLG: 0.676	F SI 94 B FF 94 F SL 88 B KC 80 S SI 95 2-3 K ①		C CH 88 C KC 79 D KC 82 B SI 94 X SL 86 2-2 F7 ②		B KC 79 B CH 87 B SI 94 B FF 91 4-0 54 G4-6-3 BB		B CH 74 F SI 82 B CH 74 D CH 74 T SI 84 X SI 83 3-2 54 2B 4 BB 1B 1-2 2-3	C SL 81 C FF 94 B SL 82 S SL 81 1-3 K ③		4	1	1	0	1	2	1
54 T.J. Rivera, R (1, 3) OBP: 0.378, SLG: 0.500	X SI 95 0-0 HR		C SL 86 B SI 93 B KC 81 B SL 86 S FF 93 S SL 87 3-3 K ③		B FF 93 B FF 93 C FF 93 F SL 87 X KC 81 2-2 G4-6-3 ②③ 1-2f		X SI 83 0-0 4 BB 2B 1-3 2-H 3-H			4	1	2	3	0	1	2
19 Jay Bruce, L (1, 9) OBP: 0.375, SLG: 0.600	C SI 94 B SI 94 B SL 89 B SI 94 B SI 94 4-1 20 CS BB			T SI 91 H SL 84 1-1 3 HR HBP		B FF 95 F FF 94 X SL 82 1-1 F8 ①	C SL 82 F FF 97 S SL 83 0-3 K ①			2	1	0	0	1	1	2
20 Neil Walker, S (1, 4) OBP: 0.288, SLG: 0.327	B SI 94 B SI 93 C SI 94 F SI 93 F KC 81 B SI 95 S SL 87 3-3 K ②③ 1-2			C SI 92 B SI 93 C KC 78 F SI 93 1 SAFE X SL 84 1-2 F8 ①		B FF 95 X FF 94 1-0 P4 ②	F FF 96 F FF 98 S SL 82 0-3 K ②			4	0	0	0	0	2	4
3 Curtis Granderson, L (1, 8) OBP: 0.198, SLG: 0.276 43 Addison Reed, L (8, 1) 27 Jeurys Familia, R (9, 1)		F FF 93 C KC 79 X SL 86 0-2 G6-3 ①		F SI 94 B FF 94 F CH 86 X SI 93 1-2 1-H HR		B FF 95 F FF 94 B SL 83 C FF 94 F SL 84 X SL 82 2-2 G5-3 ③	D SL 83 D SL 83 B SL 82 3-0 4 BB IBB			3 0 0	1 0 0	1 0 0	2 0 0	1 0 0	0 0 0	0 0 0
4 Wilmer Flores, R (1, 5) OBP: 0.244, SLG: 0.359		C SL 88 X SI 93 0-1 F9 ②		B KC 81 B SL 86 B FF 92 C SI 92 F SI 92 X SI 94 3-2 1B			F CU 74 X CU 73 3-2 7 2B 44 1B 1B D SL 82 B FF 97 B FF 96 4-0 1-2 2-3 3-H BB			3	1	2	1	1	0	0
7 José Reyes, S (1, 6) OBP: 0.272, SLG: 0.347		B SI 94 C SI 94 S KC 80 B SL 87 B SI 94 X SI 94 3-2 G4-3 ③		B KC 79 C KC 79 X SI 92 1-1 F9 ②			X SI 81 B SI 81 B SI 82 C SI 82 S SI 83 X SI 82 3-2 44 1B 13 1B 2B 1-3 K FF 96 0-0 G3 ①			4	1	1	0	0	0	4
44 René Rivera, R (1, 2) OBP: 0.313, SLG: 0.391			B SI 92 B SL 86 X SL 85 2-0 1B	B SL 86 X SI 92 1-0 F8 ③			X SI 83 0-0 30 1B 13 1B 54 2B 1B 2-3 3-H	C SL 81 B FF 95 F FF 96 X SL 83 1-2 G5-3 ①		4	1	2	1	0	0	1
50 Rafael Montero, R (1, 1) 49 Josh Smoker, L (4, 1) 59 Fernando Salas, R (5, 1) 15 Matt Reynolds, R (5, PH) OBP: 0.143, SLG: 0.143 47 Hansel Robles, R (6, 1) 39 Jerry Blevins, L (7, 1) 13 Asdrúbal Cabrera, S (7, PH) OBP: 0.333, SLG: 0.373 12 Juan Lagares, R (8, 8) OBP: 0.273, SLG: 0.233			X FF 91 0-0 B2 ①		C KC 79 B SL 84 X FF 92 1-1 G6-3 ①		F SI 83 X CH 75 0-1 30 1B 54 2B 1B 1-2 3-H	B FF 94 C FF 94 X SL 81 1-1 G5-3 ②		1 0 0 1 0 0 0 1 1	0 0 0 0 0 0 0 1 0	0 0 0 0 0 0 0 1 0	0 0 0 0 0 0 0 1 0	0 0 0 0 0 0 0 0 0	0 0 0 0 0 0 0 0 0	1 0 0 0 0 0 0 0 0
Inning Stats	R: 1 E: 0 K: 2 S: 9 H: 1 LOB: 1 BB: 1 P: 18	R: 0 E: 0 K: 0 S: 8 H: 0 LOB: 0 BB: 0 P: 11	R: 0 E: 0 K: 1 S: 8 H: 1 LOB: 1 BB: 0 P: 15	R: 2 E: 0 K: 0 S: 14 H: 2 LOB: 1 BB: 0 P: 22	R: 0 E: 0 K: 0 S: 5 H: 0 LOB: 0 BB: 1 P: 12	R: 0 E: 0 K: 0 S: 7 H: 0 LOB: 0 BB: 0 P: 11	R: 5 E: 0 K: 2 S: 20 H: 6 LOB: 3 BB: 2 P: 33	R: 0 E: 0 K: 1 S: 8 H: 0 LOB: 0 BB: 0 P: 11		1B: 6 2B: 3 3B: 0 HR: 2	SF: 0 SAC: 0 DP: 2 HBP: 1			WP: 0 PB: 0 SB: 0 CS: 1	PA: 37	

	AB	32
	R	8
	H	10
	RBI	8
	BB	4
	SO	6
	LOB	15

PITCHER		IP	WLS	BF	H	R	ER	SO	BB	IBB	HBP	BLK	WP	HR	S	P	ERA	WHIP
34 Tom Koehler, R ERA: 5.4	(1, 1)	5.0		20	4	3	3	3	2	0	1	0	0	2	44	78	5.40	1.200
66 Jarlín García, L ERA: 1.13	(6, 1)	1.0		3	0	0	0	0	0	0	0	0	0	0	7	11	0.00	0.000
29 Brad Ziegler, R ERA: 4.73	(7, 1)	0.0	L	6	6	5	5	0	0	0	0	0	0	0	13	19	∞	∞
46 Kyle Barraclough, R ERA: 1.23	(7, 1)	2.0		8	0	0	0	3	1	1	0	0	0	0	15	25	0.00	0.500

PITCHER		IP	WLS	BF	H	R	ER	SO	BB	IBB	HBP	BLK	WP	HR	S	P	ERA	WHIP

Miami Marlins @ New York Mets

Citi Field, Flushing, NY

Sat May 06 2017, 7:11 PM - 10:37 PM EDT

Att. 33,339 - Cloudy - 62 F

TOP

livebaseballscorecards.com

Batter	1	2	3	4	5	6	7	8	9	AB	R	H	RBI	BB	SO	LOB
9 Dee Strange-Gordon, L (1, 4) OBP: 0.331, SLG: 0.347	C SI 93 F SI 96 B SI 95 X SI 95 1-2 ① F7		B CU 78 C CU 78 F SI 93 F CU 82 F FF 93 H SI 94 2-2 14 G6-3 HBP		X SI 92 0-0 14 L8 14 S 13 HR 1B	X FF 92 0-0 ③ F8			B FF 92 X FF 92 1-0 ③ L9	4	1	1	0	0	0	2
14 Martín Prado, R (1, 5) OBP: 0.314, SLG: 0.409	C FF 95 C FF 96 B SL 92 B SL 90 X CH 89 2-2 ② F9		B FF 94 1 SAFE C SI 93 X SI 92 1-1 ①② G6-3 1-2f		C SI 92 1 SAFE B SI 92 B SL 90 X SL 90 2-1 ① L8 1-3		B CH 86 S CH 88 C SL 87 X SI 96 1-2 ① G6-3			4	0	0	0	0	0	2
13 Marcell Ozuna, R (1, 7) OBP: 0.379, SLG: 0.595 (7, 9)	T FF 96 B SL 91 T CH 88 B SL 91 X CH 89 2-2 ③ P4		F CU 81 B SL 89 B FF 96 B CH 88 F CH 86 F SL 90 F CH 86 X CH 87 3-2 27 1B 1B		F SI 94 D CH 88 X CH 85 1-1 3-H HR		C SI 97 X SI 97 0-1 ② G6-3			4	1	2	2	0	0	0
27 Giancarlo Stanton, R (1, 9) OBP: 0.325, SLG: 0.509 25 Junichi Tazawa, R (7, 1)		B SI 92 B FF 94 B FF 93 C FF 93 X SI 95 3-1 HR	F SI 94 B SI 95 B SL 89 X SL 89 2-1 1-3 1B		F SI 94 S SI 94 B SL 90 B SL 88 B CH 88 F SI 94 F SL 90 S CU 82 3-3 ② K		X SI 96 0-0 ③ G3-1			4 0	1 0	2 0	1 0	0 0	1 0	0 0
41 Justin Bour, L (1, 3) OBP: 0.307, SLG: 0.386 22 Dustin McGowan, R (5, 1) 3 Adeiny Hechavarría, R (7, 6) OBP: 0.293, SLG: 0.351		B SI 93 F CH 86 B SI 94 B SI 94 F SI 95 S CH 86 3-3 ① K	F SI 95 X SI 95 0-1 ③ G6-3		C SI 94 X SI 94 0-1 ③ G5-3			C FF 91 X SL 85 0-1 ① L8		3 0 1	0 0 0	0 0 0	0 0 0	0 0 0	1 0 0	2 0 0
11 J.T. Realmuto, R (1, 2) OBP: 0.374, SLG: 0.460		X FF 94 0-0 51 FC6 2B		C SI 94 X SI 93 0-1 51 FC6-4 1B		C FF 91 X FF 89 0-1 51 G6-4-3 1B		B FF 92 S SL 84 B FF 91 F FF 92 F CH 86 F FF 92 X FF 91 2-2 ② F8		4	0	3	0	0	0	0
51 Ichiro Suzuki, L (1, 8) OBP: 0.175, SLG: 0.237		F SI 94 X SI 94 0-1 ② FC6 19 1B 2-3	X SI 94 0-0 ① FC6-4 19 G2-3 1-2f		B FF 90 F FF 92 X SI 90 1-1 ①② G6-4-3 1-2f		C FF 92 B SL 83 B FF 92 B FF 93 X FF 92 3-1 ③ F8			4	0	0	0	0	0	3
19 Miguel Rojas, R (1, 6) OBP: 0.394, SLG: 0.406 (7, 3)		S SI 93 B SL 90 X SI 95 1-1 1-2 1B	C SI 94 C SI 94 X CU 83 0-2 ② G2-3 1-2		B FF 92 X CH 86 1-0 32 HBP 1B				C FF 92 X FF 91 0-1 ① F9	4	0	2	0	0	0	1
43 Odrisamer Despaigne, R (1, 1) 32 Derek Dietrich, L (5, 3) OBP: 0.313, SLG: 0.241 (7, 7)		S FF 93 X FF 94 0-1 ③ G4-3	F SI 93 B SI 94 X SI 94 1-1 ③ G4-3		B SL 85 F FF 91 H SL 82 2-1 1-2 HBP				B FF 92 C FF 91 B SL 83 F FF 92 F SL 85 B FF 92 X FF 92 3-2 ② F7	2 1	0 0	0 0	0 0	0 0	0 0	3 0
Inning Stats	R: 0 E: 0 K: 0 S: 9 H: 0 LOB: 0 BB: 0 P: 14	R: 1 E: 0 K: 1 S: 12 H: 3 LOB: 2 BB: 0 P: 19	R: 0 E: 0 K: 0 S: 15 H: 2 LOB: 2 BB: 0 P: 23	R: 0 E: 0 K: 0 S: 8 H: 1 LOB: 1 BB: 0 P: 9	R: 2 E: 0 K: 1 S: 12 H: 2 LOB: 0 BB: 0 P: 18	R: 0 E: 0 K: 0 S: 7 H: 2 LOB: 2 BB: 0 P: 11	R: 0 E: 0 K: 0 S: 6 H: 0 LOB: 0 BB: 0 P: 7	R: 0 E: 0 K: 0 S: 9 H: 0 LOB: 0 BB: 0 P: 14	R: 0 E: 0 K: 0 S: 7 H: 0 LOB: 0 BB: 0 P: 11	1B: 7 2B: 1 3B: 0 HR: 2 SF: 0 SAC: 0 DP: 2 HBP: 2						

	AB	35
	R	3
	H	10
	RBI	3
	BB	0
	SO	2
	LOB	13

WP: 0 PB: 0 SB: 1 CS: 0 PA: 37

PITCHER		IP	WLS	BF	H	R	ER	SO	BB	IBB	HBP	BLK	WP	HR	S	P	ERA	WHIP
65 Robert Gsellman, R ERA: 6.54	(1, 1)	5.0	W	23	8	3	3	2	0	0	1	0	0	0	56	83	5.40	1.600
59 Fernando Salas, R ERA: 6.43	(6, 1)	0.2		3	2	0	0	0	0	0	0	0	0	0	5	7	0.00	3.000
66 Josh Edgin, L ERA: 2.19	(6, 1)	0.1		2	0	0	0	0	0	0	1	0	0	0	2	4	0.00	0.000
47 Hansel Robles, R ERA: 1.56	(7, 1)	1.0		3	0	0	0	0	0	0	0	0	0	0	6	7	0.00	0.000
51 Paul Sewald, R ERA: 4.15	(8, 1)	2.0		6	0	0	0	0	0	0	0	0	0	0	16	25	0.00	0.000

PITCHER	IP	WLS	BF	H	R	ER	SO	BB	IBB	HBP	BLK	WP	HR	S	P	ERA	WHIP

Miami Marlins @ New York Mets

Citi Field, Flushing, NY

Sat May 06 2017, 7:11 PM - 10:37 PM EDT

Att. 33,339 - Cloudy - 62 F

BOTTOM

livebaseballscorecards.com

Batter	1	2	3	4	5	6	7	8	9	AB	R	H	RBI	BB	SO	LOB
30 Michael Conforto, L (1, 7) OBP: 0.435, SLG: 0.658	E3 13 2B	BB		G1-3	BB		IBB			2	1	0	2	3	0	0
13 Asdrúbal Cabrera, S (1, 6) OBP: 0.336, SLG: 0.385	19 2B	L6		K	L8		FC5-4 19 2B			2	1	1	1	0	0	3
4 Wilmer Flores, R (3, 5) OBP: 0.227, SLG: 0.333	2B									3	1	0	1	0	1	5
19 Jay Bruce, L (1, 9) OBP: 0.376, SLG: 0.609	20 G3-1 7 1B 2B	K			G1-3	E7 20 F8	1-H 3-H 2B			5	1	2	3	0	1	0
20 Neil Walker, S (1, 4) OBP: 0.285, SLG: 0.330	G3-1 2-3	F7			3 WP 54 1B 2B	F8 2-3	L9			5	1	1	0	0	0	3
15 Matt Reynolds, R (8, 4) OBP: 0.143, SLG: 0.143										0	0	0	0	0	0	0
3 Curtis Granderson, L (1, 8) OBP: 0.207, SLG: 0.267	7 1B 54 HBP 26 SF8 BB	L8			26 E 54 1B 12 PB 2-3 BB	K	F9			3	2	0	0	2	1	1
54 T.J. Rivera, R (1, 3) OBP: 0.380, SLG: 0.477	65 BB 7 1B 30 BB 1-2 HBP		F8		12 PB 26 E 30 BB 1-2 3-H 1B	F8	G5-3			4	2	1	1	0	0	1
7 José Reyes, S (1, 5) OBP: 0.277, SLG: 0.349 (3, 6)	30 BB 65 BB 1-2 2-3 3-H 1B		F9		F7	47 SH2-4 26 HBP 4 FC5-4 1B	G6-3			5	1	2	1	0	0	2
26 Kevin Plawecki, R (1, 2) OBP: 0.200, SLG: 0.125	SF8 3-H	K			E5 30 BB 12 PB 1-2 2-3	4 FC5-4 47 SH2-4 19 2B 1-2 HBP				2	1	0	1	0	1	2
65 Robert Gsellman, R (1, 1) OBP: 0.182, SLG: 0.100										1	0	0	0	1	1	0
12 Juan Lagares, R (5, PH) OBP: 0.294, SLG: 0.233										0	0	0	0	1	0	0
59 Fernando Salas, R (6, 1)										0	0	0	0	0	0	0
66 Josh Edgin, R (6, 1)										0	0	0	0	0	0	0
47 Hansel Robles, R (7, 1)										0	0	0	0	0	0	0
51 Paul Sewald, R (8, 1)	30 BB 1-2 2-3 BB			K	30 BB 1-2 2-3 3-H BB		SH2-4 1-2 2-3			0	0	0	0	0	0	0
Inning Stats	R: 5 E: 1 K: 0 S: 21 H: 3 LOB: 3 BB: 3 P: 38	R: 0 E: 0 K: 1 S: 11 H: 0 LOB: 0 BB: 0 P: 14	R: 0 E: 0 K: 1 S: 7 H: 0 LOB: 0 BB: 0 P: 8	R: 0 E: 0 K: 2 S: 11 H: 0 LOB: 0 BB: 0 P: 17	R: 3 E: 1 K: 0 S: 20 H: 2 LOB: 3 BB: 3 P: 38	R: 0 E: 1 K: 1 S: 8 H: 0 LOB: 1 BB: 0 P: 12	R: 3 E: 0 K: 0 S: 8 H: 2 LOB: 1 BB: 1 P: 16	R: 0 E: 0 K: 0 S: 6 H: 0 LOB: 0 BB: 0 P: 6		1B: 3 2B: 4 3B: 0 HR: 0 SF: 1 SAC: 1 DP: 0 HBP: 2					

	AB	32
	R	11
	H	7
	RBI	10
	BB	7
	SO	5
	LOB	17

WP: 1 PA: 43
PB: 1
SB: 0
CS: 0

PITCHER		IP	WLS	BF	H	R	ER	SO	BB	IBB	HBP	BLK	WP	HR	S	P	ERA	WHIP
43 Odrisamer Despaigne, R ERA: 5.79	(1, 1)	4.2	L	26	5	8	3	4	4	0	1	0	1	0	63	100	5.79	1.929
22 Dustin McGowan, R ERA: 4.86	(5, 1)	2.0		13	2	3	3	1	2	1	1	0	0	0	22	42	13.50	2.000
25 Junichi Tazawa, R ERA: 4.5	(7, 1)	1.1		4	0	0	0	0	0	0	0	0	0	0	7	7	0.00	0.000

PITCHER	IP	WLS	BF	H	R	ER	SO	BB	IBB	HBP	BLK	WP	HR	S	P	ERA	WHIP

Miami Marlins @ New York Mets

Citi Field, Flushing, NY

Sun May 07 2017, 1:12 PM - 3:50 PM EDT

Att. 39,197 - Cloudy - 54 F

TOP

livebaseballscorecards.com

Batter	1	2	3	4	5	6	7	8	9	AB	R	H	RBI	BB	SO	LOB
9 Dee Strange-Gordon, L (1, 4) OBP: 0.318, SLG: 0.333	C FF 87 B FF 86 B FF 88 F SL 84 X CU 78 2-2 ① L8	S FF 88 X FF 87 0-1 ② G3		B FF 87 C CU 78 S SI 86 F FF 87 B FF 87 F FF 87 X CU 77 2-2 ② G3-1		F FF 92 B FF 93 F FF 92 F FF 92 S SL 85 1-3 ③ K		X FF 91 0-0 ② G6-3 2-3		5	0	0	0	0	1	3
21 Christian Yelich, L (1, 8) OBP: 0.326, SLG: 0.390	B FF 88 C FF 89 B CH 82 B CH 84 F FF 88 F CU 78 B SL 84 4-2 13 2B 27 HR BB	B CH 84 F FF 89 B FF 89 X FF 88 2-1 ③ G3-1		B CH 82 F CH 83 B FF 87 X CU 79 2-1 E8 13 WP 2B			C FF 89 C SL 83 F FF 91 B FF 91 F FF 91 S SL 83 1-3 ① K	C FF 92 B FF 91 X FF 92 1-1 ③ G6-3		4	2	1	0	1	1	3
13 Marcell Ozuna, R (1, 7) OBP: 0.380, SLG: 0.595	B SL 85 1 SAFE X SL 84 1-0 27 HR 1-3 2B		B FF 87 C FF 87 X FF 87 1-1 ① L6	C FF 90 B FF 91 F FF 91 B SL 85 X SL 85 2-2 ③ G5-3 3-H			X FF 92 0-0 14 1B 32 2B 1B		B FF 91 S FF 92 S FF 89 F FF 92 F FF 92 X CH 87 1-2 ① G5-3	5	2	2	0	0	0	0
27 Giancarlo Stanton, R (1, 9) OBP: 0.328, SLG: 0.556	C FF 89 X SL 85 0-1 2-H 3-H HR	B FF 87 B FF 86 S CU 78 F CU 79 B FF 87 X CU 79 3-2 HR	C FF 91 B FF 90 X FF 90 1-1 ① L4				C SL 82 B FF 91 S FF 91 1 SAFE S SL 85 1-3 ② K		X FF 89 0-0 ② G5-3	5	2	2	4	0	1	1
19 Miguel Rojas, R (1, 5) OBP: 0.389, SLG: 0.400 14 Martín Prado, R (2, 5) OBP: 0.315, SLG: 0.406 41 Justin Bour, L (7, PR) OBP: 0.313, SLG: 0.386 (7, 3)	L FF 89 F FF 88 B CU 78 S CU 79 1-3 ② K	C FF 87 C FF 87 B FF 88 B FF 88 F CH 82 X FF 86 2-2 ② P4	C FF 90 B CH 85 S SL 84 X FF 91 1-2 ② G1-3				C FF 91 S FF 91 F FF 91 F FF 92 B SL 83 X FF 90 1-2 32 2B 1-2 1B		F FF 95 F FF 96 B FS 85 B FF 96 B SL 79 B FF 95 4-2 32 BB BB	1 3 0	0 0 0	0 1 0	0 0 0	0 0 1	1 0 0	0 0 0
32 Derek Dietrich, L (1, 3) OBP: 0.348, SLG: 0.293 (7, 5)	C FF 88 B CU 78 C FF 88 B FF 88 X SL 84 2-2 ③ L9	C CU 80 X FF 87 0-1 1B	B FF 92 F FF 91 X SL 85 1-1 1B				S FF 90 X FF 91 0-1 1-3 2-H 2B		C SL 78 F SL 81 B FF 95 B FF 96 B FF 96 F FF 95 D FS 84 4-2 17 FC6-4 1-2 BB	4	0	3	1	1	0	0
17 A.J. Ellis, R (1, 2) OBP: 0.233, SLG: 0.148		C FF 87 C FF 87 B CU 79 X SL 84 1-2 62 SH2-4 3 1B 1B	C FF 88 D CU 79 C FF 88 F CU 78 F FF 87 X FF 88 1-2 ③ L5		C FF 90 B FF 91 S FF 91 F FF 91 F FF 92 X SL 85 1-2 ③ P4		C F FF 90 B FF 90 S SL 83 1-3 ③ K2-3		X FF 97 0-0 ③ FC6-4 1-2f	5	0	1	0	0	1	6
3 Adeiny Hechavarría, R (1, 6) OBP: 0.306, SLG: 0.410		F FF 88 1 SAFE X CH 83 0-1 62 SH2-4 1-2 1B	B FF 86 X FF 86 1-0 HR		S SL 85 C FF 92 B FF 92 B SL 84 F FF 92 S FF 92 2-3 ① K			X FF 91 0-0 ① G6-3		4	1	2	1	0	1	0
62 José Ureña, R (1, 1) 35 David Phelps, R (7, 1) 51 Ichiro Suzuki, L (8, PH) OBP: 0.195, SLG: 0.282 64 Nick Wittgren, R (8, 1) 44 AJ Ramos, R (9, 1)		X FF 87 0-0 ① SH2-4 1-2 2-3		S FF 86 B CH 82 S CH 81 B FF 86 F FF 87 S CU 76 2-3 ① K		C FF 91 S SL 85 B SL 85 C FF 92 1-3 ② K		C FF 91 C FF 92 X FF 92 0-2 9 G6-3 2B		2 0 1 0 0	0 0 0 0 0	0 0 1 0 0	0 0 0 0 0	0 0 0 0 0	2 0 0 0 0	0 0 0 0 0
Inning Stats	R: 3 E: 0 K: 1 S: 15 H: 2 LOB: 0 BB: 1 P: 25	R: 0 E: 0 K: 0 S: 10 H: 2 LOB: 2 BB: 0 P: 13	R: 1 E: 0 K: 0 S: 16 H: 2 LOB: 1 BB: 0 P: 23	R: 2 E: 1 K: 1 S: 15 H: 2 LOB: 0 BB: 0 P: 24	R: 0 E: 0 K: 0 S: 12 H: 1 LOB: 1 BB: 0 P: 16	R: 0 E: 0 K: 3 S: 11 H: 0 LOB: 0 BB: 0 P: 15	R: 1 E: 0 K: 3 S: 19 H: 3 LOB: 2 BB: 0 P: 23	R: 0 E: 0 K: 0 S: 7 H: 1 LOB: 1 BB: 0 P: 8	R: 0 E: 0 K: 0 S: 12 H: 0 LOB: 2 BB: 2 P: 21	1B: 6 2B: 4 3B: 0 HR: 3	SF: 0 SAC: 1 DP: 0 HBP: 0					

	AB	39
	R	7
	H	13
	RBI	6
	BB	3
	SO	8
	LOB	13

WP: 1 PB: 0 SB: 0 CS: 0 PA: 43

PITCHER		IP	WLS	BF	H	R	ER	SO	BB	IBB	HBP	BLK	WP	HR	S	P	ERA	WHIP
35 Adam Wilk, L ERA: 12.27	(1, 1)	3.2	L	20	8	6	5	2	1	0	0	0	0	3	53	80	12.27	2.455
51 Paul Sewald, R ERA: 3.52	(4, 1)	3.1		14	4	1	1	6	0	0	0	0	1	0	45	59	2.70	1.200
66 Josh Edgin, L ERA: 2.03	(8, 1)	1.0		4	1	0	0	0	0	0	0	0	0	0	7	8	0.00	1.000
59 Fernando Salas, R ERA: 6.14	(9, 1)	0.2		2	0	0	0	0	0	0	0	0	0	0	6	7	0.00	0.000
49 Josh Smoker, L ERA: 7.88	(9, 1)	0.1		3	0	0	0	0	2	0	0	0	0	0	6	14	0.00	6.000

PITCHER	IP	WLS	BF	H	R	ER	SO	BB	IBB	HBP	BLK	WP	HR	S	P	ERA	WHIP

Batter	1	2	3	4	5	6	7	8	9	AB	R	H	RBI	BB	SO	LOB
30 Michael Conforto, L (1, 7) OBP: 0.417, SLG: 0.625	F SI 95 X CH 88 0-1 F7 ①		C SL 86 B SI 96 S CH 90 B CH 89 S SI 95 2-3 K ③			B CH 88 X CH 89 1-0 FC4 ② 1-2f			C SL 80 B CH 86 B SI 92 S CH 87 F CH 87 S FF 94 2-3 K ①	4	0	0	0	0	2	1
54 T.J. Rivera, R (1, 3) OBP: 0.389, SLG: 0.457	B SI 96 B SL 85 X SI 95 2-0 F7 ②			C SL 86 B SL 85 X SI 96 1-1 G5-3 ①		B SL 86 B FF 97 F SL 86 B SI 96 F FF 96 D CH 90 4-2 BB			B FF 93 C SI 81 B SL 82 B FF 92 H FF 92 4-1 20 DI HBP	2	0	0	0	1	0	0
19 Jay Bruce, L (1, 9) OBP: 0.364, SLG: 0.588	C SL 85 S CH 88 B CH 88 B SI 96 B CH 89 F CH 91 S CH 91 3-3 K ③			X CH 88 0-0 G3 ②		C SI 93 B CH 89 B CH 90 F CH 90 X SI 94 2-2 L7 ③			C CH 86 B FF 91 C FF 92 X SL 80 1-2 F8 ②	4	0	0	0	0	1	3
20 Neil Walker, S (1, 4) OBP: 0.291, SLG: 0.324		C SI 93 H SL 86 1-1 4 FC5-4 HBP		C SI 95 B FF 96 B CH 88 X CH 89 2-1 F9 ③			B KC 80 S FC 89 B FC 89 B SI 92 F FF 93 S FC 90 3-3 K ①		B FF 93 B CH 86 B FF 91 B FF 92 4-0 1-2 BB	2	0	0	0	1	1	0
3 Curtis Granderson, L (1, 8) OBP: 0.200, SLG: 0.257		F SI 92 F SI 92 D CH 89 X CH 86 1-2 F9 ①			B SL 85 B SI 94 X SI 95 2-0 F8 ①		C KC 80 X KC 80 0-1 G6-3 ②		C SL 82 X CH 88 0-1 G3 ③	4	0	0	0	0	0	3
7 José Reyes, S (1, 6) OBP: 0.270, SLG: 0.339		X CH 86 0-0 P6 ②			C SI 93 X CH 88 0-1 P5 ②		X SI 93 0-0 G6-3 ③			3	0	0	0	0	0	1
4 Wilmer Flores, R (1, 5) OBP: 0.213, SLG: 0.311		B SI 97 B SI 97 X SL 87 2-0 FC5-4 ③ 1-2f			C CH 88 B SI 97 X SI 96 1-1 L6 ③			B SL 81 S SI 91 C SI 93 F SI 90 B SI 92 C SI 92 2-3 K ①		3	0	0	0	0	1	1
44 René Rivera, R (1, 2) OBP: 0.314, SLG: 0.388			F SI 96 F SI 96 X SI 97 0-2 G5-3 ①			X SI 95 0-0 30 FC4 1B		C SL 82 X SI 92 0-1 L4 ②		3	0	1	0	0	0	0
35 Adam Wilk, L (1, 1) 51 Paul Sewald, R (4, 1) 66 Josh Edgin, R (8, 1) 12 Juan Lagares, R (8, PH) OBP: 0.268, SLG: 0.226 59 Fernando Salas, R (9, 1) 49 Josh Smoker, L (9, 1)			X SI 95 0-0 G5-3 ②			L CH 91 X SI 93 0-1 B3 ①		S SL 83 C SL 83 F SI 94 B SI 92 F FF 92 F SL 85 F CH 86 B SI 91 F FF 93 2-3 S SI 93 K ③		1 1 0 1 0 0	0 0 0 0 0 0	0 0 0 0 0 0	0 0 0 0 0 0	0 0 0 1 0 0	0 1 0 0 0 0	0 1 0 0 0 0
Inning Stats	R: 0 E: 0 K: 1 S: 7 H: 0 LOB: 0 BB: 0 P: 12	R: 0 E: 0 K: 0 S: 6 H: 0 LOB: 1 BB: 0 P: 10	R: 0 E: 0 K: 1 S: 7 H: 0 LOB: 0 BB: 0 P: 9	R: 0 E: 0 K: 0 S: 5 H: 0 LOB: 0 BB: 0 P: 8	R: 0 E: 0 K: 0 S: 5 H: 0 LOB: 0 BB: 0 P: 8	R: 0 E: 1 K: 0 S: 9 H: 1 LOB: 2 BB: 1 P: 16	R: 0 E: 0 K: 1 S: 6 H: 0 LOB: 0 BB: 0 P: 9	R: 0 E: 0 K: 2 S: 14 H: 0 LOB: 0 BB: 0 P: 18	R: 0 E: 0 K: 1 S: 10 H: 0 LOB: 2 BB: 1 P: 21	1B: 1 2B: 0 3B: 0 HR: 0 SF: 0 SAC: 0 DP: 0 HBP: 2						

PITCHER		IP	WLS	BF	H	R	ER	SO	BB	IBB	HBP	BLK	WP	HR	S	P	ERA	WHIP
62 José Ureña, R ERA: 1.69	(1, 1)	6.0	W	21	1	0	0	2	1	0	1	0	0	0	39	63	0.00	0.333
35 David Phelps, R ERA: 5.06	(7, 1)	1.0		3	0	0	0	1	0	0	0	0	0	0	6	9	0.00	0.000
64 Nick Wittgren, R ERA: 3.72	(8, 1)	1.0		3	0	0	0	2	0	0	0	0	0	0	14	18	0.00	0.000
44 AJ Ramos, R ERA: 3.27	(9, 1)	1.0		5	0	0	0	1	1	0	1	0	0	0	10	21	0.00	1.000

PITCHER	IP	WLS	BF	H	R	ER	SO	BB	IBB	HBP	BLK	WP	HR	S	P	ERA	WHIP

BOTTOM

Miami Marlins @ New York Mets

Citi Field, Flushing, NY

Sun May 07 2017, 1:12 PM - 3:50 PM EDT

Att. 39,197 - Cloudy - 54 F

livebaseballscorecards.com

AB	28
R	0
H	1
RBI	0
BB	2
SO	6
LOB	10

1B: 1	SF: 0	WP: 0	PA: 32
2B: 0	SAC: 0	PB: 0	
3B: 0	DP: 0	SB: 0	
HR: 0	HBP: 2	CS: 0	

Batter	1	2	3	4	5	6	7	8	9	AB	R	H	RBI	BB	SO	LOB
12 Joe Panik, L (1, 4) OBP: 0.358, SLG: 0.393	C SI 94 S FF 94 S FF 96 0-3 ① K		B SI 92 C CU 81 F FF 94 S SL 87 1-3 ① K		B FF 93 F SL 89 F FF 93 B FF 94 X CH 87 2-2 1B		F FF 89 B FF 89 S CU 70 X CU 71 1-2 1B			4	0	2	0	0	2	0
9 Brandon Belt, L (1, 3) OBP: 0.362, SLG: 0.412	B FF 96 F FF 94 F FF 96 B SL 89 B SL 88 F FF 95 B FF 95 4-2 8 HR BB		C SL 89 B FF 95 C FF 95 B FF 96 S CH 88 2-3 ② K		1 SAFE C SL 87 L SL 87 B FF 95 B FF 94 T FF 94 2-2 ② K		D CU 70 B CH 83 S FF 89 F FF 89 S CU 71 2-3 ③ K			3	1	0	0	1	3	2
8 Hunter Pence, R (1, 9) OBP: 0.304, SLG: 0.361	B SL 88 B FF 95 C FF 95 B SI 94 T FF 94 X FF 94 3-2 1-H HR		F FF 94 S SL 90 T FF 96 0-2 ③ K		C FF 94 B FF 94 F FF 94 1 SAFE F FF 94 B CH 86 S CH 86 2-3 ③ K			B FF 91 X SL 84 1-0 ① G5-3		4	1	1	2	0	2	1
28 Buster Posey, R (1, 2) OBP: 0.437, SLG: 0.505	S FF 96 C FF 95 B SL 90 X SI 95 1-2 ② G3			B FF 92 S FF 92 X SL 90 1-1 10 G4-3 2B		X FF 91 0-0 HR		B SL 86 B SL 85 B FF 91 C FF 92 X SL 85 3-1 ② F9		4	1	2	1	0	0	0
22 Christian Arroyo, R (1, 6) OBP: 0.263, SLG: 0.418	B SL 89 S FF 96 C FF 95 T FF 96 1-2 ③ K			B FF 93 F FF 94 F FF 95 B FF 95 F FF 95 D CH 86 S CH 86 3-3 ① K		C CH 85 F SL 92 F CH 87 B SL 88 S CH 87 1-3 ① K		S SL 86 S SL 85 B SL 85 B SL 84 B FF 92 S SL 85 3-3 ③ K		4	0	0	0	0	4	1
10 Eduardo Núñez, R (1, 7) (6, 5) OBP: 0.288, SLG: 0.325		B FF 94 B SL 88 X FF 93 2-0 ① F7		B SL 88 B SI 92 X SL 88 2-0 ② G4-3 2-3		X FF 92 0-0 ② P3			X SI 96 0-0 ① P6	4	0	0	0	0	0	1
21 Conor Gillaspie, L (1, 5) OBP: 0.239, SLG: 0.175 48 Steven Okert, L (6, 1) 64 Derek Law, R (8, 1) 38 Michael Morse, R (9, PH) OBP: 0.150, SLG: 0.368 61 Josh Osich, L (9, 1) 60 Hunter Strickland, R (9, 1)		C SI 95 B SI 95 B CU 82 X CH 88 2-1 ② L8		S CU 82 B SL 90 D CU 81 F FF 96 B SL 88 F SI 95 B SL 89 4-2 BB		F CU 80 X SI 94 0-1 ③ G5-3			B SI 96 X FF 97 1-0 ② F7	2 0 0 1 0 0	0 0 0 0 0 0	0 0 0 0 0 0	0 0 0 0 0 0	1 0 0 0 0 0	0 0 0 0 0 0	0 0 0 0 0 0
66 Gorkys Hernández, R (1, 8) OBP: 0.264, SLG: 0.253		B FF 94 S FF 95 B FF 95 B FF 95 B FF 93 4-1 BB		B FF 94 B FF 94 F FF 93 S FF 94 F FF 95 S FF 95 2-3 ③ K			B FF 90 C FF 90 C FF 92 B FF 92 F FF 92 B FF 93 S FF 92 3-3 ① K		B SI 96 X SI 97 1-0 ③ G6-3	3	0	0	0	1	2	2
45 Matt Moore, L (1, 1) OBP: 0.091, SLG: 0.091 70 George Kontos, R (6, 1) 39 Justin Ruggiano, R (6, 7)		C FF 95 B SI 95 F SL 88 B FF 95 S FF 94 2-3 ③ K			X SI 92 0-0 ① G6-3		F CH 86 B CH 86 X KC 84 1-1 ② G6-3			2 0 1	0 0 0	0 0 0	0 0 0	0 0 0	1 0 0	1 0 0
Inning Stats	R: 2 E: 0 K: 2 S: 15 H: 1 LOB: 0 BB: 1 P: 24	R: 0 E: 0 K: 1 S: 7 H: 0 LOB: 1 BB: 1 P: 17	R: 0 E: 0 K: 3 S: 9 H: 0 LOB: 0 BB: 0 P: 12	R: 0 E: 0 K: 2 S: 14 H: 1 LOB: 2 BB: 1 P: 26	R: 0 E: 0 K: 2 S: 11 H: 1 LOB: 1 BB: 0 P: 17	R: 1 E: 0 K: 1 S: 8 H: 1 LOB: 0 BB: 0 P: 9	R: 0 E: 0 K: 2 S: 12 H: 1 LOB: 1 BB: 0 P: 19	R: 0 E: 0 K: 1 S: 6 H: 0 LOB: 0 BB: 0 P: 13	R: 0 E: 0 K: 0 S: 3 H: 0 LOB: 0 BB: 0 P: 5	1B: 2 2B: 1 3B: 0 HR: 2 SF: 0 SAC: 0 DP: 0 HBP: 0						

TOP

San Francisco Giants @ New York Mets

Citi Field, Flushing, NY

Mon May 08 2017, 7:11 PM - 10:32 PM EDT

Att. 28,453 - Partly Cloudy - 58 F

livebaseballscorecards.com

AB	32
R	3
H	5
RBI	3
BB	3
SO	14
LOB	8

PITCHER		IP	WLS	BF	H	R	ER	SO	BB	IBB	HBP	BLK	WP	HR	S	P	ERA	WHIP
48 Jacob deGrom, R ERA: 3.8	(1, 1)	6.0		25	4	3	3	11	3	0	0	0	0	2	64	105	4.50	1.167
59 Fernando Salas, R ERA: 5.87	(7, 1)	0.2		2	0	0	0	1	0	0	0	0	0	0	6	10	0.00	0.000
39 Jerry Blevins, L ERA: 0.79	(7, 1)	0.1		2	1	0	0	1	0	0	0	0	0	0	6	9	0.00	3.000
43 Addison Reed, R ERA: 3.18	(8, 1)	1.0		3	0	0	0	1	0	0	0	0	0	0	6	13	0.00	0.000
27 Jeurys Familia, R ERA: 1.13	(9, 1)	1.0	W	3	0	0	0	0	0	0	0	0	0	0	3	5	0.00	0.000

PITCHER		IP	WLS	BF	H	R	ER	SO	BB	IBB	HBP	BLK	WP	HR	S	P	ERA	WHIP

Batter	1	2	3	4	5	6	7	8	9	AB	R	H	RBI	BB	SO	LOB
30 Michael Conforto, L (1, 7) OBP: 0.426, SLG: 0.614	B FF 91 B FF 94 B FF 94 B FF 93 4-0 20 2B 19 1B BB	B KC 81 F KC 81 S FF 93 F FF 94 T FC 90 1-2 ③ K			B KC 80 B KC 81 C FF 92 B FF 93 T FC 90 X FC 90 3-2 54 2B 1-2 1B	C SL 83 C SI 92 S FF 92 0-3 ③ K			S SI 93 B SI 96 B SL 73 B SI 94 B FF 95 4-1 4 1B 20 1B BB	3	2	1	0	2	2	2
54 T.J. Rivera, R (1, 3) OBP: 0.373, SLG: 0.451	B KC 82 C FC 91 B FF 93 F FF 93 B FF 94 T FF 93 3-2 ① K	B CH 85 F CH 85 B FC 92 B FF 92 F FF 94 F FC 90 S FF 94 3-3 ① K			F CH 86 X FF 92 0-1 ① 1-3 2-H 2B	B SI 90 X SI 90 1-0 ① G6-3			B SI 94 B SI 93 F FF 93 X SI 92 2-1 ① P5	5	0	1	1	0	2	2
19 Jay Bruce, L (1, 9) OBP: 0.358, SLG: 0.571	F FF 92 C KC 82 B FC 91 F FC 90 D KC 83 X FC 89 2-2 20 2B 1-2 1B	B KC 82 C KC 82 B FF 93 C KC 80 X FC 90 2-2 ② F7			X KC 82 0-0 ① P5	C SL 83 B FC 89 S SL 83 B SL 84 S SL 84 2-3 ② K			1 SAFE B SL 72 X SI 92 1-0 ② F9	5	0	1	0	0	1	3
4 Wilmer Flores, R (1, 5) OBP: 0.231, SLG: 0.340	F FF 94 C KC 82 D KC 83 F FC 90 X FC 92 1-2 ② F8	X KC 82 0-0 2B			B FF 93 F FF 93 F FC 90 F FF 92 F FC 90 B FF 92 X FF 93 2-2 ② P6	F SI 91 B SI 92 X SI 91 1-1 ③ F9			C FF 96 F FF 98 X FF 96 0-2 20 1B 1-2 1B	5	0	2	0	0	0	4
20 Neil Walker, S (1, 4) OBP: 0.295, SLG: 0.336	S CH 83 B FF 93 B CH 85 B FC 91 F FC 91 X FF 94 3-2 1-3 2-H 2B	C FC 90 F FC 92 X FF 93 0-2 ③ G6-3			C FF 91 F FC 91 B FC 90 F FC 91 D CH 85 B FC 91 S KC 82 3-3 ③ K			B CH 81 C CU 76 B CU 76 X FF 92 2-1 ① F8	B SL 83 C SL 84 F SI 96 F SI 95 F SL 84 X SL 82 1-2 1-2 2-H 1B	5	0	2	2	0	1	3
7 José Reyes, S (1, 6) OBP: 0.270, SLG: 0.330	C FF 94 D CH 84 B CH 84 C KC 84 F FC 91 F FF 94 F FC 91 F KC 82 X FF 94 2-2 ③ F8			C CH 84 X KC 82 0-1 ① L5	C CH 86 X FF 93 0-1 ① F9			B SI 92 B CU 76 B FF 93 B FF 90 4-0 12 BB 44 1B BB	3	0	0	0	1	0	2
44 René Rivera, R (1, 2) OBP: 0.327, SLG: 0.396		B CH 84 F FC 90 S KC 82 X KC 83 1-2 ① L8		X FC 90 0-0 ② P3		B FC 89 F FC 90 C KC 82 1 SAFE B FC 90 F FC 90 B FC 90 F KC 81 X FC 91 3-2 12 FC6-4 1B		C FF 91 C CU 76 B FF 93 1 SAFE X CU 74 1-2 12 BB 1-2 1B		4	0	2	0	0	0	0
12 Juan Lagares, R (1, 8) OBP: 0.308, SLG: 0.212		C FF 92 F FC 91 H FF 93 1-2 48 SH1-4 HBP		F FF 92 C FF 90 T FF 92 0-2 ③ K		C FC 87 S SI 92 B FC 88 F SI 92 D FC 87 F FC 87 F SI 91 F FC 88 2-2 X FC 88 FC6-4 3 2B 1-2f		B FF 92 B FF 92 F FF 93 B FF 92 B FF 92 4-1 13 G6-4-3 1-2 2-3 BB		2	1	0	0	1	1	1
48 Jacob deGrom, L (1, 1) OBP: 0.267, SLG: 0.267 3 Curtis Granderson, L (6, PH) OBP: 0.267, SLG: 0.274 59 Fernando Salas, R (7, 1) 39 Jerry Blevins, L (7, 1) 43 Addison Reed, L (8, 1) 13 Asdrúbal Cabrera, S (8, PH) OBP: 0.333, SLG: 0.381 27 Jeurys Familia, R (9, 1)		X FC 88 0-0 ② SH1-4 1-2			C FF 92 F KC 81 X FC 89 0-2 30 1B 54 2B 1B	X SI 90 0-0 1-H 2B		C FF 92 C CH 81 F FF 94 D CU 75 X FF 95 1-2 ②③ G6-4-3 1-2f		1 1 0 0 0 1 0	1 0 0 0 0 0 0	1 1 0 0 0 0 0	0 1 0 0 0 0 0	0 0 0 0 0 0 0	0 0 0 0 0 0 3	0 0 0 0 0 0 0
Inning Stats	R: 1 H: 2 E: 0 LOB: 2 K: 1 BB: 1 S: 21 P: 36	R: 0 H: 0 E: 0 LOB: 1 K: 1 BB: 0 S: 10 P: 13	R: 0 H: 1 E: 0 LOB: 1 K: 1 BB: 0 S: 11 P: 16	R: 0 H: 0 E: 0 LOB: 0 K: 1 BB: 0 S: 6 P: 6	R: 1 H: 3 E: 0 LOB: 2 K: 1 BB: 0 S: 18 P: 26	R: 1 H: 2 E: 0 LOB: 1 K: 1 BB: 0 S: 20 P: 25	R: 0 H: 0 E: 0 LOB: 0 K: 1 BB: 0 S: 6 P: 10	R: 0 H: 1 E: 0 LOB: 2 K: 0 BB: 2 S: 10 P: 22	R: 1 H: 2 E: 0 LOB: 2 K: 0 BB: 1 S: 12 P: 20	1B: 7 2B: 4 3B: 0 HR: 0	SF: 0 SAC: 1 DP: 1 HBP: 1			WP: 0 PB: 0 SB: 0 CS: 0	PA: 41		

PITCHER		IP	WLS	BF	H	R	ER	SO	BB	IBB	HBP	BLK	WP	HR	S	P	ERA	WHIP
45 Matt Moore, L ERA: 6.52	(1, 1)	5.1		25	7	3	3	5	1	0	1	0	0	0	74	108	5.06	1.500
70 George Kontos, R ERA: 6.08	(6, 1)	0.1	B	2	1	0	0	0	0	0	0	0	0	0	9	11	0.00	3.000
48 Steven Okert, L ERA: 5.06	(6, 1)	1.1		4	0	0	0	2	0	0	0	0	0	0	9	13	0.00	0.000
64 Derek Law, R ERA: 2.4	(8, 1)	1.0		5	1	0	0	0	2	0	0	0	0	0	10	22	0.00	3.000
61 Josh Osich, L ERA: 2.25	(9, 1)	0.2	L	3	0	1	1	0	1	0	0	0	0	0	4	11	13.50	1.500

PITCHER		IP	WLS	BF	H	R	ER	SO	BB	IBB	HBP	BLK	WP	HR	S	P	ERA	WHIP
60 Hunter Strickland, R ERA: 0.82	(9, 1)	0.0		2	2	0	0	0	0	0	0	0	0	0	8	9	∞	∞

BOTTOM

San Francisco Giants @ New York Mets

Citi Field, Flushing, NY

Mon May 08 2017, 7:11 PM - 10:32 PM EDT

Att. 28,453 - Partly Cloudy - 58 F

livebaseballscorecards.com

AB	35
R	4
H	11
RBI	4
BB	4
SO	7
LOB	20

Batter	1	2	3	4	5	6	7	8	9	AB	R	H	RBI	BB	SO	LOB
12 Joe Panik, L (1, 4) OBP: 0.347, SLG: 0.378	B SI 94 F FF 93 X FF 96 1-1 ① L7		B SI 94 S FF 95 F FF 94 F FC 88 X FF 96 1-2 ② F8		C CU 78 C FF 94 B CU 81 B FF 96 S CH 91 2-3 ③ K			C FF 88 X CU 71 0-1 ① F9		4	0	0	0	0	1	2
9 Brandon Belt, L (1, 3) OBP: 0.359, SLG: 0.402	F FF 94 S FF 96 B SI 96 B FF 96 S CH 91 2-3 ② K		D FC 90 S FF 95 F FF 94 B FF 95 C FF 96 2-3 ③ K			F CU 78 F FC 88 B SI 94 B FF 94 B FF 95 F FF 96 F FF 95 B CU 80 4-2 8 G4-6-3 BB		B CU 71 S CU 71 B CU 70 X CU 70 2-1 ② F9		3	0	0	0	1	2	2
8 Hunter Pence, R (1, 9) OBP: 0.295, SLG: 0.349	C FF 95 F FF 95 S SI 96 0-3 ③ K			C FF 94 S FC 89 B FF 96 B FF 96 X FF 95 2-2 ① G2-3		C FF 95 X FF 94 0-1 ①② G4-6-3 1-2f		B FF 90 C FF 90 X FF 91 1-1 ③ G4-3		4	0	0	0	0	1	2
28 Buster Posey, R (1, 2) OBP: 0.439, SLG: 0.532		B FF 93 C SI 95 B FC 88 X FF 95 2-1 ① G1-3		B FC 87 X FC 88 1-0 HR		B FF 94 S FF 94 B SI 93 B FF 94 B FF 94 4-1 BB			B SI 96 C SI 97 B FF 96 X SI 97 2-1 ① G6-3	3	1	1	1	1	0	0
21 Conor Gillaspie, L (1, 5) OBP: 0.220, SLG: 0.159		C SI 93 C FF 94 F FC 90 B CU 80 F CU 79 X FC 88 1-2 ② G4-3		X CU 79 0-0 ② G1-3		X SI 93 0-0 ③ G6-3			C SI 97 X SI 97 0-1 ② G3-1	4	0	0	0	0	0	1
22 Christian Arroyo, R (1, 6) OBP: 0.279, SLG: 0.404		B FF 95 F FF 96 F FF 95 B FC 91 B FC 88 F FF 97 F FF 98 B CH 91 4-2 BB		B FF 94 B CH 90 B CU 78 B FF 96 4-0 BB			C SI 95 X CH 88 0-1 ① G5-3		F SI 97 B SL 87 F SI 97 X FF 98 1-2 ③ F8	2	0	0	0	2	0	0
10 Eduardo Núñez, R (1, 7) OBP: 0.281, SLG: 0.317		C FF 95 B SI 94 X FF 94 1-1 ③ G1-3		C FF 95 X FF 95 0-1 ③ G4-3			B SI 95 C SL 88 S SI 97 B FF 96 F SL 89 S SI 97 2-3 ② K			3	0	0	0	0	1	2
66 Gorkys Hernández, R (1, 8) OBP: 0.256, SLG: 0.244			B FF 94 C FF 94 C FF 95 B FF 95 F FF 96 F FF 96 B FC 89 X FF 96 3-2 ① G3-1		B FF 93 X FF 94 1-0 ① G4-3		F SI 97 X SI 96 0-1 ③ F9			3	0	0	0	0	0	0
29 Jeff Samardzija, R (1, 1) OBP: 0.071, SLG: 0.071 39 Justin Ruggiano, R (8, PH) 62 Cory Gearrin, R (8, 1)			B FF 95 C FF 95 S FC 90 B FC 89 B FF 97 X FF 97 3-2 1B		C FF 93 X CU 78 0-1 ② G5-3			B SL 85 F SL 86 F SI 94 B FF 94 H CH 89 3-2 HBP		2 0 0	0 0 0	1 0 0	0 0 0	0 0 0	0 0 0	0 0 0
Inning Stats	R: 0 E: 0 K: 2 S: 8 H: 0 LOB: 0 BB: 0 P: 11	R: 0 E: 0 K: 0 S: 13 H: 0 LOB: 1 BB: 1 P: 21	R: 0 E: 0 K: 1 S: 15 H: 1 LOB: 1 BB: 0 P: 24	R: 1 E: 0 K: 0 S: 7 H: 1 LOB: 1 BB: 1 P: 14	R: 0 E: 0 K: 1 S: 6 H: 0 LOB: 0 BB: 0 P: 9	R: 0 E: 0 K: 0 S: 8 H: 0 LOB: 1 BB: 2 P: 16	R: 0 E: 0 K: 1 S: 8 H: 0 LOB: 0 BB: 0 P: 10	R: 0 E: 0 K: 0 S: 8 H: 0 LOB: 1 BB: 0 P: 14	R: 0 E: 0 K: 0 S: 7 H: 0 LOB: 0 BB: 0 P: 10	1B: 1 2B: 0 3B: 0 HR: 1	SF: 0 SAC: 0 DP: 1 HBP: 1			WP: 0 PB: 0 SB: 0 CS: 0	PA: 33	

TOP

San Francisco Giants @ New York Mets

Citi Field, Flushing, NY

Tue May 09 2017, 7:10 PM - 9:48 PM EDT

Att. 29,030 - Partly Cloudy - 58 F

livebaseballscorecards.com

AB	28
R	1
H	2
RBI	1
BB	4
SO	5
LOB	9

PITCHER		IP	WLS	BF	H	R	ER	SO	BB	IBB	HBP	BLK	WP	HR	S	P	ERA	WHIP
45 Zack Wheeler, R ERA: 4.18	(1, 1)	6.0	W	23	2	1	1	4	4	0	0	0	0	1	57	95	1.50	1.000
47 Hansel Robles, R ERA: 1.47	(7, 1)	1.0		4	0	0	0	1	0	0	1	0	0	0	10	15	0.00	0.000
39 Jerry Blevins, L ERA: 0.75	(8, 1)	0.2		2	0	0	0	0	0	0	0	0	0	0	4	6	0.00	0.000
43 Addison Reed, R ERA: 3.12	(8, 1)	0.1		1	0	0	0	0	0	0	0	0	0	0	2	3	0.00	0.000
27 Jeurys Familia, R ERA: 1.0	(9, 1)	1.0		3	0	0	0	0	0	0	0	0	0	0	7	10	0.00	0.000

PITCHER		IP	WLS	BF	H	R	ER	SO	BB	IBB	HBP	BLK	WP	HR	S	P	ERA	WHIP

San Francisco Giants @ New York Mets

Citi Field, Flushing, NY

Tue May 09 2017, 7:10 PM - 9:48 PM EDT

Att. 29,030 - Partly Cloudy - 58 F

livebaseballscorecards.com

BOTTOM

Batter	1	2	3	4	5	6	7	8	9	AB	R	H	RBI	BB	SO	LOB
30 Michael Conforto, L (1, 7) OBP: 0.425, SLG: 0.648	C SI 92 C KC 78 B SL 88 B SI 93 X SL 87 2-2 ① F8	C SI 93 F FS 85 F FC 90 B SI 95 B SI 96 F KC 83 B SI 94 F SI 96 F SI 97 3-2 F FS 91 X FC 90 54 2B 2B		B SI 93 C SI 94 C SL 88 S SL 89 1-3 ② K			F SI 93 X SL 89 0-1 HR	S SL 83 F SI 92 B SI 93 F SL 85 B SL 83 F SI 94 F X CH 85 2-2 ③ G4-3		5	2	2	1	0	1	4
54 T.J. Rivera, R (1, 3) OBP: 0.397, SLG: 0.491	C SI 93 X SI 93 0-1 19 2B 20 3B 1B	C SI 95 C KC 82 X SL 89 0-2 2-H 2B		S SI 95 X SI 96 0-1 1-3 1B			B SI 95 S FS 88 F FS 89 C SI 95 1-3 ① K			4	1	3	1	0	1	0
19 Jay Bruce, L (1, 9) OBP: 0.355, SLG: 0.569	F SI 93 S SL 87 F SL 87 D SL 88 F SI 96 X KC 82 1-2 1-3 20 3B 2B	B SI 95 C SI 95 D KC 83 S FS 88 B SI 96 F FS 88 S FC 90 3-3 ② K		X FC 90 0-0 ③ P5			C FS 86 B SI 95 S FS 86 F FS 86 X SL 90 1-2 ② L3			4	1	1	0	0	1	3
20 Neil Walker, S (1, 4) OBP: 0.294, SLG: 0.350	C SI 92 X SI 95 0-1 7 1B 2-H 3-H 3B	B SI 94 B FS 88 F SI 95 S SL 88 S SL 89 2-3 ③ K			X SI 93 0-0 ① G3-1		B SI 95 B KC 80 S SL 88 C SI 95 S FS 87 2-3 ③ K			4	1	1	2	0	2	1
3 Curtis Granderson, L (1, 8) OBP: 0.200, SLG: 0.264	C KC 81 B FS 89 X FF 93 1-1 ② P3		B SI 92 X SI 93 1-0 ① P5		C SI 92 F SI 94 S FS 87 0-3 ② K			X SI 91 0-0 ① F8		4	0	0	0	0	1	1
7 José Reyes, S (1, 6) OBP: 0.269, SLG: 0.328	C SI 95 B SI 95 B FS 88 X FS 89 2-1 44 2B 3-H 1B		C SI 93 B KC 79 X SI 95 1-1 ② G6-3		C SI 94 F FS 86 B SI 95 F SI 94 X FS 88 1-2 ③ L7			B SI 91 C CH 85 C SI 91 F SL 84 B SL 83 X SI 92 2-2 ② G4-3		4	1	1	1	0	0	0
44 René Rivera, R (1, 2) OBP: 0.339, SLG: 0.421	1 SAFE X SL 87 0-0 1-H 2B		B KC 79 X SI 94 1-0 ③ G5-3			C KC 79 S SL 87 B FS 90 S FC 90 1-3 ① K		C SI 91 B SL 84 S SL 84 X SL 84 1-2 13 1B 4 1B 1B		4	0	2	1	0	1	0
4 Wilmer Flores, R (1, 5) OBP: 0.250, SLG: 0.352	C KC 82 F SI 95 X SL 88 0-2 ③ F8			C SI 92 F KC 80 X SI 93 0-2 54 1B 1B		B SL 87 B SL 88 C SI 94 F SI 94 X SL 89 2-2 ② P6		X SI 92 0-0 13 1B 1-2 1B		4	0	2	0	0	0	1
45 Zack Wheeler, L (1, 1) OBP: 0.250, SLG: 0.273 15 Matt Reynolds, R (6, PH) OBP: 0.125, SLG: 0.125 47 Hansel Robles, R (7, 1) 39 Jerry Blevins, L (8, 1) 43 Addison Reed, L (8, 1) 13 Asdrúbal Cabrera, S (8, PH) OBP: 0.339, SLG: 0.387 27 Jeurys Familia, R (9, 1)		C SI 92 C SI 93 X SI 93 0-2 ① G1-3		L FF 93 C SI 93 L SI 94 0-3 ① K		C SL 87 F SL 89 B SL 89 B SI 94 S SL 89 2-3 ③ K		B SI 92 B SI 91 X SI 92 2-0 1-2 2-3 1B		2 1 0 0 0 1 0	0 0 0 0 0 0 0	0 0 0 0 0 1 0	0 0 0 0 0 0 0	1 0 0 0 0 0 0	1 0 0 0 0 0 0	1 0 0 0 0 0 0
Inning Stats	R: 4 E: 0 K: 0 S: 20 H: 5 LOB: 1 BB: 0 P: 26	R: 1 E: 0 K: 2 S: 21 H: 2 LOB: 1 BB: 0 P: 29	R: 0 E: 0 K: 0 S: 4 H: 0 LOB: 0 BB: 0 P: 7	R: 0 E: 0 K: 2 S: 12 H: 2 LOB: 2 BB: 0 P: 13	R: 0 E: 0 K: 1 S: 8 H: 0 LOB: 0 BB: 0 P: 9	R: 0 E: 0 K: 2 S: 9 H: 0 LOB: 0 BB: 0 P: 14	R: 1 E: 0 K: 2 S: 12 H: 1 LOB: 0 BB: 0 P: 16	R: 0 E: 0 K: 0 S: 16 H: 3 LOB: 3 BB: 0 P: 23		1B: 7 2B: 4 3B: 1 HR: 1 SF: 0 SAC: 0 DP: 0 HBP: 0						

	AB	37
	R	6
	H	13
	RBI	6
	BB	0
	SO	9
	LOB	11

PITCHER		IP	WLS	BF	H	R	ER	SO	BB	IBB	HBP	BLK	WP	HR	S	P	ERA	WHIP
29 Jeff Samardzija, R ERA: 5.44	(1, 1)	7.0	L	31	10	6	6	9	0	0	0	0	0	1	86	114	7.71	1.429
62 Cory Gearrin, R ERA: 1.42	(8, 1)	1.0		6	3	0	0	0	0	0	0	0	0	0	16	23	0.00	3.000

PITCHER	IP	WLS	BF	H	R	ER	SO	BB	IBB	HBP	BLK	WP	HR	S	P	ERA	WHIP

Batter	1	2	3	4	5	6	7	8	9	AB	R	H	RBI	BB	SO	LOB
12 Joe Panik, L (1, 4) OBP: 0.341, SLG: 0.365	C FF 88 S CH 81 X FF 89 0-2 G6-3 ①		C CU 74 X FF 88 0-1 G4-3 ①		C FF 87 X CU 73 0-1 F9 ①		C FF 91 X CU 76 0-1 L9 ①		F SI 96 B SL 87 B FF 96 B SI 96 F FF 96 B SI 96 4-2 10 E 8 1B BB	4	1	0	0	1	0	0
10 Eduardo Núñez, R (1, 5) OBP: 0.286, SLG: 0.320	B FF 89 L FF 88 F CH 82 F CH 79 B FF 89 S CH 81 2-3 K ②		C FF 87 X CH 82 0-1 1B		C SI 86 F FF 86 F FF 87 B CU 72 X FF 87 1-2 P6 ②		C SL 87 X CH 88 0-1 1B		B FF 96 B SI 95 C SI 96 1 SAFE 1 SAFE F SI 95 F SI 96 F SI 96 X SI 96 2-2 FC5 28 BB 8 1B 22 2B 1-2	5	1	2	0	0	1	1
8 Hunter Pence, R (1, 9) OBP: 0.292, SLG: 0.344	C FF 89 B FF 90 B CH 82 S CH 82 S CH 82 2-3 K ③		B FF 88 X SI 89 1-0 L9 ②		X CH 80 0-0 G5-3 ③		1 SAFE 1 SAFE C SI 96 S SI 94 S FF 95 0-3 K ②		B SI 95 B SI 95 X SI 96 2-0 28 BB 22 2B 1-2 2-H 1B	5	1	1	1	0	2	2
28 Buster Posey, R (1, 3) OBP: 0.446, SLG: 0.561 (8, 2)		S FF 87 B FC 88 F SI 87 F CH 80 B FF 88 X FF 89 2-2 HR	B SI 89 C FF 87 B SI 88 X CH 82 2-1 L5 ③			B CH 80 C SI 85 B FC 86 X CH 80 2-1 5 1B 22 1B 39 SF9 1B	X CH 89 0-0 L5 ③		B SI 95 D SL 86 D SI 95 F SI 96 F SI 96 D SI 96 4-2 22 2B 1-2 2-3 BB	4	3	2	1	1	0	2
22 Christian Arroyo, R (1, 6) OBP: 0.288, SLG: 0.419		C FF 87 F CH 81 B CU 73 B CH 81 X FF 88 2-2 G6-3 ①		F FF 87 C FF 86 B CH 80 S CH 80 1-3 K ①		D CH 81 T CH 80 B SI 85 B FF 86 C CH 81 F CH 80 F FF 87 F CH 81 X CH 80 3-2 39 SF9 5 1B 66 FC5-2 1-2 1B		B SL 82 B SL 82 C FF 89 F FF 90 X FF 91 2-2 G3-1 ①	B SI 96 X SI 95 1-0 37 G6-3 1-H 2-H 3-H 2B	5	0	2	3	0	1	0
5 Nick Hundley, R (1, 2) OBP: 0.262, SLG: 0.377 37 Kelby Tomlinson, R (8, PR) OBP: 0.300, SLG: 0.263 (8, 7)		C SI 88 B SI 88 B CH 82 B CU 75 B SI 87 4-1 39 1B BB		X SI 88 0-0 F9 ②		B FF 90 F FF 90 B CH 86 S FF 92 F FF 92 X KC 83 2-2 66 FC5-2 1-2 2-3 1B		X FF 92 0-0 39 F8 1B	C FF 93 B SI 92 X SL 82 1-1 G6-3 ② 2-3	3 1	0 0	2 0	0 0	1 0	0 0	0 1
39 Justin Ruggiano, R (1, 7) OBP: 0.364, SLG: 0.250 (8, 8)		S FF 88 D CH 83 B FF 88 X CH 83 2-1 1-2 1B	S SI 88 X FC 86 0-1 66 BB 1B			T CH 87 B FF 92 X FF 90 1-1 SF9 ① 2-3 3-H		C SL 84 D SL 85 1 SAFE B FF 91 X FF 91 2-1 F8 ② 1-2	B SL 83 F SI 93 C SL 83 S CH 88 1-3 K ③	4	0	2	1	0	1	2
66 Gorkys Hernández, R (1, 8) OBP: 0.258, SLG: 0.238 9 Brandon Belt, L (8, PH) OBP: 0.357, SLG: 0.398 (8, 3)		F SI 88 F SI 89 B FF 88 F CH 81 F CU 74 S FF 87 1-3 K ②	B SI 87 B CU 75 B SI 86 B SI 87 4-0 1-2 BB			S FF 92 B FF 92 X FF 93 1-1 FC5-2 ② 1-2 3-H		B CU 70 B FF 88 C FF 87 F CU 71 X CU 69 2-2 F8 ③		2 1	0 0	0 0	0 0	1 0	1 0	4 2
18 Matt Cain, R (1, 1) OBP: 0.111, SLG: 0.222 38 Michael Morse, R (6, PH) OBP: 0.143, SLG: 0.350 70 George Kontos, R (6, 1) 48 Steven Okert, L (7, 1) 57 Bryan Morris, L (7, 1) 21 Conor Gillaspie, L (9, PH) OBP: 0.216, SLG: 0.156 64 Derek Law, R (9, 1)		X CH 81 0-0 G6-3 ③		B CH 81 S SI 86 F CU 74 S CH 81 1-3 K ③		B FF 92 D KC 84 C FF 92 S CH 87 S FF 92 2-3 K ③			B SI 96 X SI 97 1-0 L7 ①	2 1 0 0 0 0 1 0	0 0 0 0 0 0 0 0	0 0 0 0 0 0 0 0	0 0 0 0 0 0 0 0	0 1 0 0 0 0 0 0	1 0 0 0 0 0 0 0	4 2 0 0 0 0 0 0
Inning Stats	R: 0 E: 0 K: 2 S: 10 H: 0 LOB: 0 BB: 0 P: 14	R: 1 E: 0 K: 1 S: 16 H: 2 LOB: 2 BB: 1 P: 27	R: 0 E: 0 K: 0 S: 7 H: 1 LOB: 1 BB: 0 P: 10	R: 0 E: 0 K: 2 S: 9 H: 1 LOB: 2 BB: 1 P: 15	R: 0 E: 0 K: 0 S: 7 H: 0 LOB: 0 BB: 0 P: 8	R: 1 E: 0 K: 1 S: 19 H: 3 LOB: 2 BB: 0 P: 30	R: 0 E: 0 K: 1 S: 8 H: 1 LOB: 1 BB: 0 P: 8	R: 0 E: 0 K: 0 S: 9 H: 1 LOB: 2 BB: 0 P: 15	R: 4 E: 1 K: 1 S: 17 H: 2 LOB: 1 BB: 2 P: 33	1B: 9 2B: 1 3B: 0 HR: 1 SF: 1 SAC: 0 DP: 0 HBP: 0						

PITCHER		IP	WLS	BF	H	R	ER	SO	BB	IBB	HBP	BLK	WP	HR	S	P	ERA	WHIP
29 Tommy Milone, L ERA: 5.88	(1, 1)	5.0		23	6	2	2	5	2	0	0	0	0	1	57	87	3.60	1.600
59 Fernando Salas, R ERA: 5.51	(6, 1)	1.0	H	4	1	0	0	1	0	0	0	0	0	0	11	17	0.00	1.000
66 Josh Edgin, L ERA: 1.98	(7, 1)	0.1	H	1	0	0	0	0	0	0	0	0	0	0	2	2	0.00	0.000
47 Hansel Robles, R ERA: 1.42	(7, 1)	0.2	H	3	1	0	0	1	0	0	0	0	0	0	6	6	0.00	1.500
43 Addison Reed, R ERA: 3.0	(8, 1)	0.2	H	3	1	0	0	0	0	0	0	0	0	0	6	10	0.00	1.500

PITCHER		IP	WLS	BF	H	R	ER	SO	BB	IBB	HBP	BLK	WP	HR	S	P	ERA	WHIP
39 Jerry Blevins, L ERA: 0.73	(8, 1)	0.1	H	1	0	0	0	0	0	0	0	0	0	0	3	5	0.00	0.000
27 Jeurys Familia, R ERA: 3.86	(9, 1)	0.1	L	6	2	4	3	0	2	0	0	0	0	0	12	26	81.00	12.000
50 Rafael Montero, R ERA: 9.82	(9, 1)	0.2		2	0	0	0	1	0	0	0	0	0	0	5	7	0.00	0.000

TOP

San Francisco Giants @ New York Mets

Citi Field, Flushing, NY

Wed May 10 2017, 1:11 PM - 4:43 PM EDT

Att. 31,066 - Partly Cloudy - 60 F

livebaseballscorecards.com

AB	38
R	6
H	11
RBI	6
BB	4
SO	8
LOB	20



BOTTOM

San Francisco Giants @ New York Mets

Citi Field, Flushing, NY

Wed May 10 2017, 1:11 PM - 4:43 PM EDT

Att. 31,066 - Partly Cloudy - 60 F

livebaseballscorecards.com

Batter	1	2	3	4	5	6	7	8	9	AB	R	H	RBI	BB	SO	LOB
7 José Reyes, S (1, 6) OBP: 0.267, SLG: 0.317	C FF 89 B CU 73 F SI 89 B SL 80 B SI 90 B SI 91 4-2 19 S 3 2B BB		X CH 82 0-0 ① G3	X SI 90 0-0 ③ G4-3		C SI 90 C FC 87 S SL 84 0-3 ③ K		X SI 92 0-0 ③ FC6 1-2f		4	1	0	0	1	1	6
54 T.J. Rivera, R (1, 3) OBP: 0.382, SLG: 0.467	X SI 90 0-0 ① F8		B SI 89 X SI 88 1-0 ② G5-3		C SI 88 B CU 73 C CU 74 B CU 74 X SI 90 2-2 ① P4		B FC 86 B FC 86 X SL 85 2-0 ① G5-3		C FF 92 B CU 74 X FF 94 1-1 20 1B 4 2B 1B	5	1	1	0	0	0	1
19 Jay Bruce, L (1, 9) OBP: 0.364, SLG: 0.591	B CH 82 B SI 89 F CH 82 B FF 87 B SI 90 4-1 3 2B 1-2 BB		X CH 82 0-0 HR		B CU 74 C SI 90 C SI 89 B SL 82 F SI 90 C SI 90 2-3 ② K		C SI 91 X SI 90 0-1 4 FC5 20 BB 1B		B FF 93 S CU 72 F FF 94 F CH 85 B CH 83 S CU 74 2-3 ① K	4	1	2	1	1	2	1
20 Neil Walker, S (1, 4) OBP: 0.298, SLG: 0.347	B SI 90 S SI 90 C CU 74 B SI 90 B SI 90 F CU 75 X CU 75 3-2 ② F6		X CH 81 0-0 ③ G3-1		B SI 90 B SI 90 F SI 90 C SI 90 F CU 75 S SI 90 2-3 ③ K		C FC 89 B FF 92 B FF 92 B SL 80 B FC 88 4-1 4 FC5 1-2 BB		C FF 94 B FF 95 X CU 75 1-1 4 2B 1-2 1B	4	1	1	0	1	1	2
3 Curtis Granderson, L (1, 7) OBP: 0.200, SLG: 0.270	C CU 74 F SI 89 F FF 91 B CU 75 B CU 75 X SI 91 2-2 1-3 2-H 2B			C SI 89 B CU 74 B SI 90 B CH 82 X SI 89 3-1 E3 4 1B 29 1B		C SL 83 F FC 88 S SL 84 0-3 ① K	C SL 82 B FF 92 B FF 90 F SL 82 F SL 80 X FF 91 2-2 ② F5		B SL 79 C CU 74 F FF 94 B FF 94 F FF 92 F FF 94 F FF 95 X FF 95 2-2 ② L9	5	1	1	1	0	1	4
4 Wilmer Flores, R (1, 5) OBP: 0.279, SLG: 0.390 15 Matt Reynolds, R (9, PR) OBP: 0.125, SLG: 0.125	C CU 74 C SI 90 X CU 75 0-2 ③ G1-3			1 SAFE B SI 89 1 SAFE C SI 88 B CU 74 1 SAFE 1 SAFE 1 SAFE B SI 89 3-1 X SI 90 29 1B 1-2 1B		S FC 87 B FC 87 F SL 84 F FC 87 X FC 87 1-2 12 1B 26 BB 1B	S FC 88 D SI 94 X SI 92 1-1 ③ FC5 1-2 2-3f		B FF 94 X FF 93 1-0 1-H 2-H 2B	5 0	0 0	3 0	2 0	0 0	0 0	4 0
26 Kevin Plawecki, R (1, 2) OBP: 0.200, SLG: 0.083		C SL 78 B SI 88 X SI 88 1-1 ① L8		B SI 89 B SI 89 C SL 80 X SI 88 2-1 ① P4		B FC 87 B SI 90 1 SAFE F FC 87 B SI 89 B FC 86 4-1 12 1B 1-2 BB		S SI 92 B SI 92 X SI 92 1-1 ① G6-3	C CU 74 C SL 81 B FF 95 B SL 81 X SL 79 2-2 ③ G2-3	4	0	0	0	1	0	3
12 Juan Lagares, R (1, 8) OBP: 0.302, SLG: 0.216		B CU 73 B SI 88 X SI 87 2-0 ② F8		C CU 74 X SI 89 0-1 ② P2		X SI 89 0-0 1-2 2-3 1B		B FC 88 F SI 92 B FC 88 B FC 88 X SI 92 3-1 ② L5		4	0	1	0	0	0	2
29 Tommy Milone, L (1, 1) 59 Fernando Salas, R (8, 1) 13 Asdrúbal Cabrera, S (6, PH) 66 Josh Edgin, R (7, 1) 47 Hansel Robles, R (7, 1) 43 Addison Reed, L (8, 1) 39 Jerry Blevins, L (8, 1) 30 Michael Conforto, L (8, PH) 27 Jeurys Familia, R (9, 1) 50 Rafael Montero, R (9, 1)		C SI 88 F CH 82 C SI 89 0-3 ③ K		S CU 74 X CH 83 0-1 1-2 2-H 1B		B SL 83 C FC 87 S FC 87 F SL 84 S FC 86 1-3 ② K		B SI 92 B FC 90 X FC 89 2-0 7 FC6 1B		2 0 1 0 0 0 0 1 0	0 0 0 0 0 0 0 0 0	1 0 0 0 0 0 0 1 0	1 0 0 0 0 0 0 0 0	0 0 0 0 0 0 0 0 0	1 0 1 0 0 0 0 0 0	0 3 0 0 0 0 0 0 0
Inning Stats	R: 1 E: 0 K: 0 S: 15 H: 1 LOB: 2 BB: 2 P: 28	R: 0 E: 0 K: 1 S: 6 H: 0 LOB: 0 BB: 0 P: 9	R: 1 E: 0 K: 0 S: 4 H: 1 LOB: 0 BB: 0 P: 5	R: 1 E: 1 K: 0 S: 11 H: 2 LOB: 2 BB: 0 P: 19	R: 0 E: 0 K: 2 S: 11 H: 0 LOB: 0 BB: 0 P: 17	R: 0 E: 0 K: 3 S: 16 H: 2 LOB: 3 BB: 1 P: 22	R: 0 E: 0 K: 0 S: 10 H: 1 LOB: 2 BB: 1 P: 19	R: 0 E: 0 K: 0 S: 6 H: 1 LOB: 1 BB: 0 P: 12	R: 2 E: 0 K: 1 S: 18 H: 3 LOB: 1 BB: 0 P: 27	1B: 8 2B: 2 3B: 0 HR: 1 SF: 0 SAC: 0 DP: 0 HBP: 0	WP: 0 PB: 0 SB: 1 CS: 0 PA: 43					

	AB	39
	R	5
	H	11
	RBI	5
	BB	4
	SO	7
	LOB	26

PITCHER		IP	WLS	BF	H	R	ER	SO	BB	IBB	HBP	BLK	WP	HR	S	P	ERA	WHIP
18 Matt Cain, R ERA: 4.54	(1, 1)	5.0		22	4	3	2	3	2	0	0	0	0	1	47	78	3.60	1.200
70 George Kontos, R ERA: 5.52	(6, 1)	1.1		7	2	0	0	3	1	0	0	0	0	0	17	25	0.00	2.250
48 Steven Okert, L ERA: 4.91	(7, 1)	0.1		3	1	0	0	0	1	0	0	0	0	0	7	13	0.00	6.000
57 Bryan Morris, R ERA: 10.38	(7, 1)	1.1	W	5	1	0	0	0	0	0	0	0	0	0	8	15	0.00	0.750
64 Derek Law, R ERA: 3.38	(9, 1)	1.0	S	6	3	2	2	1	0	0	0	0	0	0	18	27	18.00	3.000

PITCHER	IP	WLS	BF	H	R	ER	SO	BB	IBB	HBP	BLK	WP	HR	S	P	ERA	WHIP

New York Mets @ Milwaukee Brewers

Miller Park, Milwaukee, WI

Fri May 12 2017, 7:13 PM - 10:19 PM CDT

Att. 28,306 - Roof Closed - 67 F

TOP

livebaseballscorecards.com

Batter	1	2	3	4	5	6	7	8	9	AB	R	H	RBI	BB	SO	LOB
30 Michael Conforto, L (1, 7) OBP: 0.414, SLG: 0.624	F7		G4-3			F8		K		4	0	0	0	0	1	0
13 Asdrúbal Cabrera, S (1, 6) OBP: 0.341, SLG: 0.391	K			F9		19 WP 20 1B 2B		BB		3	1	1	0	1	1	0
19 Jay Bruce, L (1, 9) OBP: 0.361, SLG: 0.577	G3			G6-3		3 PO 20 1B BB		K		3	0	0	0	1	1	1
20 Neil Walker, S (1, 4) OBP: 0.317, SLG: 0.386		54 1B BB		HR		1B			3 2B 54 G6-3 1B	3	2	3	2	1	0	0
3 Curtis Granderson, L (1, 8) OBP: 0.202, SLG: 0.277		P6		K		PO	L3		54 G6-3 21 WP 2B	4	1	1	0	0	1	1
54 T.J. Rivera, R (1, 5) OBP: 0.389, SLG: 0.460		21 G4-6-3 1B			G5-3		BB		G6-3	3	0	1	1	1	0	1
21 Lucas Duda, L (1, 3) OBP: 0.352, SLG: 0.565		G4-6-3			K		F7		2B	4	0	1	0	0	1	3
44 René Rivera, R (1, 2) OBP: 0.333, SLG: 0.410			33 G4-6-3 1B		K		K		F7	4	0	1	0	0	2	2
33 Matt Harvey, R (1, 1)			G4-6-3			G6-3		G4-3	F9	2	0	0	0	0	0	1
66 Josh Edgin, R (6, 1)										0	0	0	0	0	0	0
50 Rafael Montero, R (7, 1)										0	0	0	0	0	0	0
7 José Reyes, S (8, PH) OBP: 0.265, SLG: 0.314										1	0	0	0	0	0	0
51 Paul Sewald, R (8, 1)										0	0	0	0	0	0	0
4 Wilmer Flores, R (9, PH) OBP: 0.274, SLG: 0.383										1	0	0	0	0	0	1
Inning Stats	R: 0 E: 0 K: 1 S: 12 H: 0 LOB: 0 BB: 0 P: 17	R: 0 E: 0 K: 0 S: 6 H: 1 LOB: 1 BB: 1 P: 13	R: 0 E: 0 K: 0 S: 9 H: 1 LOB: 0 BB: 0 P: 13	R: 1 E: 0 K: 1 S: 8 H: 1 LOB: 0 BB: 0 P: 13	R: 0 E: 0 K: 2 S: 10 H: 0 LOB: 0 BB: 0 P: 15	R: 1 E: 0 K: 0 S: 12 H: 2 LOB: 1 BB: 1 P: 22	R: 0 E: 0 K: 1 S: 9 H: 0 LOB: 1 BB: 1 P: 16	R: 0 E: 0 K: 2 S: 9 H: 0 LOB: 1 BB: 1 P: 18	R: 2 E: 0 K: 0 S: 14 H: 3 LOB: 1 BB: 0 P: 22	1B: 4 2B: 3 3B: 0 HR: 1 SF: 0 SAC: 0 DP: 2 HBP: 0							

AB	32
R	4
H	8
RBI	3
BB	4
SO	7
LOB	10

WP: 2 PB: 0 SB: 0 CS: 0 PA: 37

PITCHER		IP	WLS	BF	H	R	ER	SO	BB	IBB	HBP	BLK	WP	HR	S	P	ERA	WHIP
22 Matt Garza, R ERA: 2.66	(1, 1)	6.0	W	22	5	2	2	4	2	0	0	0	1	1	57	93	3.00	1.167
51 Oliver Drake, R ERA: 3.24	(7, 1)	1.0		4	0	0	0	1	1	0	0	0	0	0	9	16	0.00	1.000
59 Carlos Torres, R ERA: 3.48	(8, 1)	1.0		4	0	0	0	2	1	0	0	0	0	0	9	18	0.00	1.000
50 Jacob Barnes, R ERA: 4.08	(9, 1)	0.1		4	3	2	2	0	0	0	0	0	1	0	8	12	54.00	9.000
48 Jared Hughes, R ERA: 2.63	(9, 1)	0.2	S	2	0	0	0	0	0	0	0	0	0	0	6	10	0.00	0.000

Batter	1	2	3	4	5	6	7	8	9	AB	R	H	RBI	BB	SO	LOB
5 Jonathan Villar, S (1, 4) OBP: 0.274, SLG: 0.333	B FF 96 C FF 96 X FF 95 1-1 ① G1-3	B FF 95 B SL 90 S CH 88 S FF 94 F FF 94 F CU 83 B FF 92 F CH 88 B SL 90 4-2 1-2 2-3 BB		X CU 80 0-0 ② P5		X FF 92 0-0 7 G3 21 CS 2B		X FF 90 0-0 ① G4-3		4	1	1	0	1	0	1
7 Eric Thames, L (1, 3) OBP: 0.428, SLG: 0.713 50 Jacob Barnes, R (9, 1) 48 Jared Hughes, R (9, 1)	C FF 95 X CH 87 0-1 ② F7	D FF 94 S CU 84 F CU 83 B CH 87 F FF 96 S FF 96 2-3 ③ K		B CH 88 B CH 87 B CU 80 3-0 14 FC6-4 IBB		B SL 85 X CU 77 1-0 ① G3 2-3		C FF 91 B FF 90 B FF 90 S CH 83 X CH 82 2-2 ② F9		4 0 0	0 0 0	0 0 0	0 0 0	1 0 0	1 0 0	4 0 0
14 Hernán Pérez, R (1, 7) OBP: 0.333, SLG: 0.542	B FF 95 X SL 91 1-0 1B		B FF 94 C FF 95 B FF 95 B CH 87 X FF 96 3-1 HR	C FF 95 B FF 92 X SL 89 1-1 ③ FC6-4 1-2f		B SL 86 F CU 78 D CH 86 B FF 90 D CU 78 4-1 21 CS BB		C FF 91 X FF 90 0-1 21 1B 1B		4	1	3	1	1	0	2
21 Travis Shaw, L (1, 5) OBP: 0.309, SLG: 0.523	1 SAFE B FF 94 C FF 95 X CH 87 1-1 ③ F7		B FF 93 S FF 95 S FF 95 B FF 95 B CH 88 F CH 87 S FF 95 3-3 ① K		C CH 86 C FF 93 B CU 81 X FF 93 1-2 ① F7	B FF 92 B CU 77 B FF 91 F FF 92 F FF 92 1 SAFE S SL 84 3-3 ②③ K 1-2 3-H		X FF 92 0-0 1-2 1B		5	0	1	0	0	2	2
16 Domingo Santana, R (1, 9) OBP: 0.339, SLG: 0.434		B CU 79 S CH 87 B SI 96 B CU 79 B FF 95 4-1 47 2B BB	F FF 93 X FF 94 0-1 1B		C CU 78 B FF 93 F CU 81 B FF 94 B SL 90 F CH 83 C CH 85 3-3 ② K		F SL 84 F SI 93 B FF 93 B FF 93 B CH 89 X FF 94 3-2 ① G5-3	F SL 84 B SL 84 S SL 84 C FF 90 1-3 ③ K		4	1	1	0	1	2	2
47 Jett Bandy, R (1, 2) OBP: 0.342, SLG: 0.588		X FF 94 0-0 22 FC1-5 1-H 2B	1 SAFE B SL 88 F SL 90 B FF 93 F SL 90 B FF 95 X SL 88 3-2 ② L7		B SL 87 F SL 89 X SL 91 1-1 ③ G6-3		B CH 89 X SL 86 1-0 HR			4	1	2	2	0	0	1
23 Keon Broxton, R (1, 8) OBP: 0.336, SLG: 0.471		C FF 96 F FF 95 B CH 85 C CH 86 1-3 ① K	1 SAFE C CU 81 S CH 86 S CH 85 0-3 ③ K		X CU 81 0-0 18 HR 1B	S FF 95 F SI 94 C CH 89 0-3 ② K				4	1	1	0	0	3	2
18 Eric Sogard, L (1, 6) OBP: 1.000, SLG: 4.000 51 Oliver Drake, R (7, 1) 2 Nick Franklin, S (7, PH) OBP: 0.205, SLG: 0.326 59 Carlos Torres, R (8, 1) 24 Jesús Aguilar, R (9, 3) OBP: 0.278, SLG: 0.412		B FF 95 B SL 91 B FF 95 C FF 95 F SL 89 B SL 91 4-2 5 BB 22 FC1-5 BB		B FF 94 B CH 87 B FF 94 C FF 92 B FF 93 4-1 22 S BB		1 SAFE B SI 92 B FF 93 1 SAFE X FF 92 2-0 1-H HR	C FF 95 B CH 90 B CH 89 X SI 94 2-1 1B		1 0 1 0 0	1 0 0 0 0	2 0 1 0 0	2 0 0 0 0	0 0 0 0 0	0 0 0 0 0	0 0 0 0 0
22 Matt Garza, R (1, 1) OBP: 0.125, SLG: 0.125 3 Orlando Arcia, R (6, PH) OBP: 0.267, SLG: 0.385 (7, 6)		B FF 92 C FF 95 X FF 94 1-1 ② FC1-5 5 BB 1-2 2-3f		C FF 92 B FF 92 C FF 94 L SL 89 1-3 ① K 1-2		B FF 92 S SL 87 B SL 89 B FF 93 X FF 93 3-1 HR	X FF 94 0-0 F9		2 2	0 1	0 1	0 1	0 0	1 1	3 1
Inning Stats	R: 0 E: 0 K: 0 S: 7 H: 1 LOB: 1 BB: 0 P: 10	R: 1 E: 0 K: 2 S: 18 H: 1 LOB: 3 BB: 3 P: 34	R: 1 E: 0 K: 2 S: 14 H: 2 LOB: 1 BB: 0 P: 23	R: 0 E: 0 K: 1 S: 7 H: 0 LOB: 2 BB: 2 P: 16	R: 0 E: 0 K: 1 S: 9 H: 0 LOB: 0 BB: 0 P: 14	R: 4 E: 0 K: 1 S: 10 H: 4 LOB: 2 BB: 1 P: 23	R: 1 E: 0 K: 1 S: 10 H: 2 LOB: 1 BB: 0 P: 16	R: 0 E: 0 K: 1 S: 10 H: 2 LOB: 2 BB: 0 P: 13		1B: 6 2B: 3 3B: 0 HR: 4 SF: 0 SAC: 0 DP: 1 HBP: 0				WP: 0 PB: 0 SB: 1 CS: 2 PA: 41		

PITCHER		IP	WLS	BF	H	R	ER	SO	BB	IBB	HBP	BLK	WP	HR	S	P	ERA	WHIP
33 Matt Harvey, R ERA: 5.63	(1, 1)	5.0	L	27	7	5	5	6	4	1	0	0	0	3	59	106	9.00	2.200
66 Josh Edgin, L ERA: 2.45	(6, 1)	1.0		4	1	1	1	1	1	0	0	0	0	0	6	14	9.00	2.000
50 Rafael Montero, R ERA: 9.75	(7, 1)	1.0		5	2	1	1	1	0	0	0	0	0	1	10	16	9.00	2.000
51 Paul Sewald, R ERA: 3.12	(8, 1)	1.0		5	2	0	0	1	0	0	0	0	0	0	10	13	0.00	2.000

PITCHER	IP	WLS	BF	H	R	ER	SO	BB	IBB	HBP	BLK	WP	HR	S	P	ERA	WHIP

BOTTOM

New York Mets @ Milwaukee Brewers

Miller Park, Milwaukee, WI

Fri May 12 2017, 7:13 PM - 10:19 PM CDT

Att. 28,306 - Roof Closed - 67 F

livebaseballscorecards.com

AB	35
R	7
H	12
RBI	6
BB	6
SO	9
LOB	18

Batter	1	2	3	4	5	6	7	8	9	AB	R	H	RBI	BB	SO	LOB
30 Michael Conforto, L (1, 7) (7, 8) OBP: 0.414, SLG: 0.622	B SI 90 B SI 89 X SI 88 2-0 13 G4-3 2B	C SI 90 S CH 81 F CH 80 B SI 91 X SI 91 1-2 ③ F7		S CH 79 B SI 90 S CH 80 X SI 91 1-2 ② L8		B SI 94 F FF 93 D SI 93 F SI 94 T FF 95 2-2 ③ K		B SI 95 B SI 95 X SI 94 2-0 19 1B 1B	5	0	2	0	0	1	4
13 Asdrúbal Cabrera, S (1, 6) OBP: 0.339, SLG: 0.381 4 Wilmer Flores, R (7, 5) OBP: 0.270, SLG: 0.377	2 SAFE B SI 89 C SI 90 B FC 87 X SI 89 2-1 ① ② G4-3 2-3		C SI 89 C FC 87 H SI 91 1-2 20 1B HBP	D CH 80 B SI 89 2 SAFE F SI 89 F SI 90 F SI 90 F SI 90 B SI 89 X SI 90 3-2 ③ L8			S FF 94 C FF 95 B FC 90 F FC 89 S FC 89 1-3 ① K		C SI 95 D SI 94 C SL 88 D CU 81 F FF 94 X SI 94 2-2 ② F8	3 1	0 0	0 0	0 0	0 0	1 0	3 1
19 Jay Bruce, L (1, 9) OBP: 0.355, SLG: 0.563	B SI 90 B SI 90 B SI 89 C SI 90 C SI 89 F SI 90 X SI 90 3-2 ③ G6-3		F SI 89 1 SAFE F SI 89 F CH 78 X SI 89 0-2 ① F7		C SI 87 F CH 77 B SI 88 T SI 89 1-2 ① K		S FC 91 B FC 89 S FC 89 F FC 89 X FF 95 1-2 ② G4-3		D SL 89 B SI 94 S SI 94 X SI 94 2-1 1-3 1B	5	0	1	0	0	1	1
20 Neil Walker, S (1, 4) OBP: 0.320, SLG: 0.409		C SI 89 F CU 72 B CU 73 B CH 79 C SI 90 2-3 ① K	C FC 86 1 SAFE S CH 78 X CH 78 0-2 1-3 1B		X SI 89 0-0 HR		C FF 96 B FC 92 S FC 89 F FC 89 S FC 89 1-3 ③ K		S SI 95 X SI 95 0-1 ③ L4	5	1	2	1	0	2	2
54 T.J. Rivera, R (1, 5) OBP: 0.382, SLG: 0.448 (7, 7)		C SI 89 C SI 90 F SI 89 B SI 89 F CH 79 B SI 91 X CU 73 2-2 21 BB 3 1B 26 2B 1B	B SI 89 B SI 88 X SI 89 2-0 ② P3		X FC 86 0-0 ② L8			F SI 93 B CU 82 F SI 94 B SI 96 X SI 94 2-2 ① G6-3		4	1	1	0	0	0	2
3 Curtis Granderson, L (1, 8) OBP: 0.205, SLG: 0.279 7 José Reyes, S (6, 8) OBP: 0.263, SLG: 0.311 (7, 6)		C SI 88 B SI 88 B SI 89 B CH 79 X SI 89 3-1 21 BB 26 2B 1-2 1B	B FC 87 C FC 87 S CU 71 F CU 72 X SI 89 1-2 ③ G1-3		F SI 88 C SI 90 B CU 72 X SI 90 1-2 ③ P6			C SI 94 B SI 95 F SI 95 F CU 83 X SL 90 1-2 ② F8	3 1	1 0	1 0	0 0	0 0	0 0	2 0
21 Lucas Duda, L (1, 3) OBP: 0.379, SLG: 0.553		B SI 90 2 SAFE C CH 80 D CH 80 C SI 90 B SI 91 2 SAFE D SI 91 4-2 26 2B 65 G4-3 1-2 2-3 BB	C CU 71 H FC 86 1-1 65 FC2-6 26 1B HBP			C FF 93 F FF 93 B CH 88 F FF 94 T CH 89 1-2 ① K		C SL 89 F SI 95 B CU 83 F SI 95 B CU 84 B SI 95 F SI 94 B SI 95 4-2 26 FC6-4 BB	1	1	0	0	2	1	0
26 Kevin Plawecki, R (1, 2) OBP: 0.263, SLG: 0.250		C SI 90 S FC 87 B SI 89 F SI 90 D CH 80 D CH 80 X SI 91 3-2 1-3 2-H 3-H 2B	C CU 72 B SI 90 B SI 90 X SI 90 2-1 65 FC2-6 1-2 1B			B SI 94 C SI 93 X SI 93 1-1 ② G4-3		B SI 94 S SI 93 F SL 89 X SI 94 1-2 ③ FC6-4 1-2f	4	0	2	2	0	0	1
65 Robert Gsellman, R (1, 1) OBP: 0.154, SLG: 0.083 47 Hansel Robles, R (5, 1) 12 Juan Lagares, R (5, 8) OBP: 0.318, SLG: 0.263 51 Paul Sewald, R (6, 1) 50 Rafael Montero, R (8, 1) 15 Matt Reynolds, R (9, PH) OBP: 0.111, SLG: 0.111		B SI 91 X SI 90 1-0 ② G4-3 3-H	C SI 89 B SI 88 B SI 88 X SI 88 2-1 ① FC2-6 1-2 2-3f		C SI 92 B SI 93 X SI 94 1-1 2B		B SL 89 C SI 93 X SI 94 1-1 ① G1-3		2 0 0 1 0 0 0	0 0 0 0 0 0 0	0 0 1 0 0 0 0	1 0 0 0 0 0 0	0 0 0 0 0 0 0	0 0 0 0 0 0 0	3 0 0 0 0 0 0
Inning Stats	R: 0 E: 0 K: 0 S: 7 H: 1 LOB: 0 BB: 0 P: 14	R: 3 E: 0 K: 1 S: 21 H: 3 LOB: 1 BB: 1 P: 37	R: 0 E: 0 K: 0 S: 14 H: 1 LOB: 2 BB: 0 P: 18	R: 0 E: 0 K: 0 S: 13 H: 1 LOB: 2 BB: 0 P: 22	R: 1 E: 0 K: 1 S: 8 H: 1 LOB: 0 BB: 0 P: 10	R: 0 E: 0 K: 2 S: 11 H: 1 LOB: 1 BB: 0 P: 16	R: 0 E: 0 K: 2 S: 12 H: 0 LOB: 0 BB: 0 P: 15	R: 0 E: 0 K: 0 S: 15 H: 0 LOB: 1 BB: 1 P: 23	R: 0 E: 0 K: 0 S: 11 H: 2 LOB: 2 BB: 0 P: 18	1B: 6 2B: 3 3B: 0 HR: 1	SF: 0 SAC: 0 DP: 0 HBP: 2	WP: 0 PB: 0 SB: 0 CS: 0	PA: 40			

PITCHER		IP	WLS	BF	H	R	ER	SO	BB	IBB	HBP	BLK	WP	HR	S	P	ERA	WHIP
27 Zach Davies, R ERA: 5.8	(1, 1)	5.0	W	24	7	4	4	2	1	0	2	0	0	1	63	101	7.20	1.600
48 Jared Hughes, R ERA: 2.45	(6, 1)	1.0		4	1	0	0	2	0	0	0	0	0	0	11	16	0.00	1.000
50 Jacob Barnes, R ERA: 3.86	(7, 1)	1.0		3	0	0	0	2	0	0	0	0	0	0	12	15	0.00	0.000
58 Rob Scahill, R ERA: 2.84	(8, 1)	2.0		9	2	0	0	0	1	0	0	0	0	0	26	41	0.00	1.500

PITCHER	IP	WLS	BF	H	R	ER	SO	BB	IBB	HBP	BLK	WP	HR	S	P	ERA	WHIP

TOP

New York Mets @ Milwaukee Brewers

Miller Park, Milwaukee, WI

Sat May 13 2017, 6:12 PM - 9:39 PM CDT

Att. 33,849 - Partly Cloudy - 76 F

livebaseballscorecards.com

AB	36
R	4
H	10
RBI	4
BB	2
SO	6
LOB	19

New York Mets @ Milwaukee Brewers

Miller Park, Milwaukee, WI

Sat May 13 2017, 6:12 PM - 9:39 PM CDT

Att. 33,849 - Partly Cloudy - 76 F

livebaseballscorecards.com

Batter	1	2	3	4	5	6	7	8	9	AB	R	H	RBI	BB	SO	LOB
5 Jonathan Villar, S (1, 4) OBP: 0.278, SLG: 0.336	C FF 94 C SI 94 F SI 94 B CU 83 S SI 95 1-3 K ①	X CU 80 0-0 7 S 1B 3-H		B FF 94 B SI 93 B FF 95 C SI 94 X SI 94 3-1 G1-3 ② 1-2 2-3	C FF 96 D FF 96 F CH 89 S SL 88 1-3 K ①		B FF 91 F FF 91 X SL 84 1-1 2 1B 1B 3-H			5	0	2	2	0	2	3
7 Eric Thames, L (1, 3) OBP: 0.430, SLG: 0.702 48 Jared Hughes, R (6, 1) 50 Jacob Barnes, R (7, 1) 2 Nick Franklin, S (7, PH) OBP: 0.222, SLG: 0.341 (8, 7)	X SI 94 0-0 B1-3 ②	1 SAFE F SI 94 1 SAFE B FF 95 B FF 95 B CH 86 F CH 87 F CU 82 S SI 95 3-3 K ③ 1-2		S SI 95 B SI 94 B CU 80 B SI 93 C SI 94 B SI 94 4-2 BB	B FF 96 B CH 87 B CH 88 B SL 87 4-0 21 HR BB		B FF 92 B FF 92 X FF 91 2-0 1B 1-2			2 0 0 1	1 0 0 0	0 0 0 1	0 0 0 0	2 0 0 0	1 0 0 0	1 0 0 0
14 Hernán Pérez, R (1, 7) OBP: 0.327, SLG: 0.535 (8, 9)	B SI 94 B FF 95 X SI 95 2-0 21 1B 2B		C SL 88 X SI 92 0-1 F9 ①	F SL 89 D SL 89 X SI 94 1-1 F8 ③	C SL 86 S FF 94 X FF 94 0-2 F8 ②		C FF 91 X SL 85 0-1 P3 ①			5	1	1	0	0	0	7
21 Travis Shaw, L (1, 5) OBP: 0.319, SLG: 0.548	X SI 93 0-0 47 PB 16 1B 1B 2-H	B FF 94 X CH 86 1-0 F7 ②			1-2 47 1B 16 BB 23 1B 1B B CH 87 X FF 94 1-0 1-H 2-H HR		C SL 82 C FF 93 S SL 83 0-3 K ②			5	2	3	4	0	1	2
16 Domingo Santana, R (1, 9) OBP: 0.357, SLG: 0.445 58 Rob Scahill, L (8, 1)	B SL 90 D SI 94 F FF 94 D X SI 95 3-1 47 PB 1B 1-2	F SL 89 B SL 91 B SL 89 S CH 87 B SI 94 X CH 87 3-2 47 FC6-4 1B			F FF 92 4-2 S SI 85 23 1B 47 1B 3 1B BB 1-2 1-1 47 CS 1B		F SL 85 B FF 90 S FF 92 F FF 93 S SL 86 1-3 K ③			4 0	1 0	3 0	0 0	1 0	1 0	2 0
47 Jett Bandy, R (1, 2) OBP: 0.333, SLG: 0.562	B SI 94 F SL 90 B SI 95 F SL 91 C SI 95 2-3 K ③ 1-2 2-3	B FF 94 X FF 91 1-0 FC6-4 ③ 1-2f			B SL 90 X SL 88 1-0 23 1B 3 1B 1B 1-2 2-3 0-1 CS 1-2	C FF 89 F SL 83 B CH 85 C FF 91 1-3 K ①		B SI 93 B FF 94 F FF 94 F SI 94 B FF 95 F FF 94 X CH 89 3-2 G5-3 ①		5	1	1	0	0	2	3
23 Keon Broxton, R (1, 8) OBP: 0.339, SLG: 0.467		F SI 94 B CH 86 S CH 87 B SL 90 X CH 87 2-2 G4-3 ①		F SL 88 X SI 92 0-1 5 G1-3 27 S 1B D SI 94 S SL 89 B SI 92 X SI 93 2-1 3 1B 24 2B 1B 1-2 2-3 3-H		B SL 84 C SL 84 B FF 90 S SL 84 X SL 84 2-2 F9 ②		C FF 95 B SI 94 B SL 87 F SL 84 S CH 89 2-3 K ②		5	1	2	1	0	1	0
3 Orlando Arcia, R (1, 6) OBP: 0.264, SLG: 0.377		C FF 94 B SL 89 B FF 93 F FF 94 X CH 88 2-2 E6 27 G6-3 5 1B		1 SAFE B FF 93 X SI 92 1-0 L7 ①	X FF 95 0-0 24 2B 1B 1-2 2-H 3-H	C FF 92 X SL 85 0-1 P4 ③		X SI 94 0-0 G6-3 ③		5	2	1	2	0	0	1
27 Zach Davies, R (1, 1) OBP: 0.250, SLG: 0.100 24 Jesús Aguilar, R (5, PH) OBP: 0.304, SLG: 0.491 (6, 3)		B SI 93 X FF 94 1-0 G6-3 ② 2-3		1 SAFE 1 SAFE B FF 92 D SI 92 B FF 93 C FF 93 2 SAFE B 4-1 5 G1-3 BB 1-2	B CH 89 S CH 88 F CH 88 X SI 96 1-2 21 HR 2B 1-H 2-H		C SL 81 X SL 83 0-1 5 1B 3B			1 2	0 2	0 2	0 2	1 0	0 0	1 0
Inning Stats	R: 1 H: 3 E: 0 LOB: 2 K: 2 BB: 0 S: 12 P: 20	R: 1 H: 1 E: 1 LOB: 1 K: 1 BB: 0 S: 12 P: 20	R: 0 H: 1 E: 0 LOB: 1 K: 0 BB: 0 S: 7 P: 12	R: 0 H: 1 E: 0 LOB: 3 K: 0 BB: 2 S: 10 P: 23	R: 8 H: 7 E: 0 LOB: 0 K: 1 BB: 2 S: 25 P: 41	R: 0 H: 0 E: 0 LOB: 0 K: 1 BB: 0 S: 8 P: 11	R: 1 H: 3 E: 0 LOB: 2 K: 2 BB: 0 S: 14 P: 18	R: 0 H: 0 E: 0 LOB: 0 K: 1 BB: 0 S: 8 P: 13		1B: 12 2B: 2 3B: 1 HR: 1	SF: 0 SAC: 0 DP: 0 HBP: 0			WP: 0 PB: 1 SB: 2 CS: 1	PA: 45	

	AB	R	H	RBI	BB	SO	LOB
AB	40						
R		11					
H			16				
RBI				11			
BB					4		
SO						8	
LOB							20

PITCHER		IP	WLS	BF	H	R	ER	SO	BB	IBB	HBP	BLK	WP	HR	S	P	ERA	WHIP
65 Robert Gsellman, R ERA: 7.07	(1, 1)	4.0	L	25	9	6	5	3	3	0	0	0	0	0	52	94	11.25	3.000
47 Hansel Robles, R ERA: 3.15	(5, 1)	1.0		7	4	4	4	1	1	0	0	0	0	1	14	22	36.00	5.000
51 Paul Sewald, R ERA: 3.38	(6, 1)	2.0		9	3	1	1	3	0	0	0	0	0	0	22	29	4.50	1.500
50 Rafael Montero, R ERA: 9.0	(8, 1)	1.0		3	0	0	0	1	0	0	0	0	0	0	8	13	0.00	0.000

PITCHER	IP	WLS	BF	H	R	ER	SO	BB	IBB	HBP	BLK	WP	HR	S	P	ERA	WHIP

Batter	1	2	3	4	5	6	7	8	9	AB	R	H	RBI	BB	SO	LOB
7 José Reyes, S (1, 6) OBP: 0.268, SLG: 0.315	B FF 94 C FF 95 C SL 82 X FF 96 1-2 L8 ①		S SL 84 X SL 86 0-1 F7 ②		C FF 94 F SI 94 B SL 86 X FF 96 1-2 54 1B / 30 2B 1B	X SI 96 0-0 54 FC5-4 1B 2-3		1 SAFE F FF 96 B FF 98 S FF 96 X FF 96 1-2 L5 ②		5	1	2	0	0	0	2
54 T.J. Rivera, R (1, 5) (7, 7) OBP: 0.383, SLG: 0.472	B FF 95 S SL 83 B FF 96 B SL 83 X SI 96 3-1 F8 ②		S SL 84 B FF 97 B FF 96 X FF 96 2-1 F9 ③		C SL 84 B FF 96 B FF 96 S SL 84 X SL 84 2-2 30 2B / 20 2B 1B 1-2 2-3	X SI 95 0-0 FC5-4 ③ 1-2f		S SL 84 1 SAFE 1 SAFE S FF 97 X FF 98 0-2 3B ③ 1-H		5	1	2	1	0	0	3
30 Michael Conforto, L (1, 7) (7, 9) OBP: 0.430, SLG: 0.686	C CU 78 B SL 84 B FF 95 S SL 83 F FF 96 X SL 85 2-2 HR			B SI 95 C SL 82 B FF 96 C SI 95 B FF 97 B FF 96 4-2 20 2B / 44 1B BB	B FF 96 C SL 83 X SI 95 1-1 20 2B 2B 1-3 2-H 3-H		C SL 84 X FF 94 0-1 20 1B 3B	C SL 86 F FF 96 X SL 88 0-2 P6 ③		4	4	3	3	1	0	1
20 Neil Walker, S (1, 4) OBP: 0.329, SLG: 0.431	B FF 96 F FF 96 S CH 87 X SL 87 1-2 F9 ③			C CU 78 B SL 85 X SI 96 1-1 44 1B 2B 1-3	B SI 94 X SI 94 1-0 21 1B 2B 2-H 3-H		B SI 95 X SI 94 1-0 21 G5-6-3 1B 3-H		F FF 98 C KC 80 X FF 98 0-2 P6 ①	5	1	3	3	0	0	0
21 Lucas Duda, L (1, 3) OBP: 0.365, SLG: 0.519		C CU 77 B SI 94 F SL 85 F FF 95 B SL 87 X SI 96 2-2 G5-3 ①		F FF 96 B FF 96 F SL 86 X FF 96 1-2 L4 ①	C CH 93 C SL 84 F SL 85 X FF 96 0-2 3 G3-6 1B 2-3		C SL 84 B SL 86 S SL 84 X SL 84 1-2 G5-6-3 ①② 1-2f		C KC 79 F FF 97 B KC 80 X FF 98 1-2 G3-1 ②	5	0	1	0	0	0	3
3 Curtis Granderson, L (1, 9) OBP: 0.206, SLG: 0.272 66 Josh Edgin, R (8, 1) 43 Addison Reed, L (8, 1) 15 Matt Reynolds, R (8, 7) OBP: 0.100, SLG: 0.100		B SI 95 C CU 79 X CU 79 1-1 G4-3 ②		F FF 96 B SL 87 B FF 96 F FF 97 F FF 96 S SL 87 2-3 K ②	X CH 93 0-0 G3-6 ②③ 1-2f		B SI 95 C SL 84 B SL 84 F SI 94 F SL 85 B SL 85 F SI 93 B FF 96 4-2 44 FC6-4 BB		B FF 97 S FF 98 F FF 98 B FF 98 B KC 80 S FF 98 3-3 K ③	3 0 0 1	0 0 0 0	0 0 0 0	0 0 0 0	1 0 0 0	1 0 0 0	4 0 0 0
44 René Rivera, R (1, 2) OBP: 0.328, SLG: 0.400		B SL 83 S SL 82 S SL 83 B SI 96 B SI 96 X SL 84 3-2 G5-3 ③		B SI 96 C SL 84 F SI 97 X FF 96 1-2 12 CS 1B 2-H 3-H	B SI 94 C SI 94 B SL 86 X SI 94 2-1 P3 ①		B SL 85 F SI 94 X SI 94 1-1 FC6-4 ③ 1-2f			4	0	1	2	0	0	1
12 Juan Lagares, R (1, 8) OBP: 0.313, SLG: 0.262			B SI 95 B SI 95 B FF 96 C FF 93 F SI 95 X FF 96 3-2 G6-3 ①	C SL 82 S SL 85 B SL 87 1-2 CS ③ 1-2	B FF 94 B SL 82 X FF 94 2-0 P3 ①	B SI 94 F SI 95 C SL 85 B SL 84 X SI 95 2-2 G3 ②		C FF 96 B SL 86 B FF 98 C FF 97 X SL 85 2-2 54 3B 1B		4	1	1	0	0	0	0
48 Jacob deGrom, L (1, 1) OBP: 0.333, SLG: 0.389 39 Jerry Blevins, L (7, 1) 59 Fernando Salas, R (7, 1) 4 Wilmer Flores, R (7, 5) OBP: 0.266, SLG: 0.371			X SI 96 0-0 1B		B CU 76 C SL 81 B FF 93 X SL 82 2-1 E3 54 1B 7 1B 30 2B	F SI 95 C CH 91 X CH 92 0-2 7 1B 2B		1 SAFE C FF 97 B FF 97 1 SAFE X FF 97 1-1 L6 ①		3 0 0 1	1 0 0 0	2 0 0 0	0 0 0 0	0 0 0 0	0 0 0 0	0 0 0 1
Inning Stats	R: 1 E: 0 K: 0 S: 12 H: 1 LOB: 0 BB: 0 P: 19	R: 0 E: 0 K: 0 S: 9 H: 0 LOB: 0 BB: 0 P: 15	R: 0 E: 0 K: 0 S: 8 H: 1 LOB: 0 BB: 0 P: 13	R: 2 E: 0 K: 1 S: 16 H: 2 LOB: 0 BB: 1 P: 26	R: 4 E: 1 K: 0 S: 17 H: 5 LOB: 1 BB: 0 P: 26	R: 0 E: 0 K: 0 S: 10 H: 2 LOB: 2 BB: 0 P: 14	R: 1 E: 0 K: 0 S: 12 H: 2 LOB: 1 BB: 1 P: 19	R: 1 E: 0 K: 0 S: 14 H: 2 LOB: 1 BB: 0 P: 18	R: 0 E: 0 K: 1 S: 9 H: 0 LOB: 0 BB: 0 P: 13	1B: 8 2B: 4 3B: 2 HR: 1 SF: 0 SAC: 0 DP: 2 HBP: 0						

TOP

New York Mets @ Milwaukee Brewers

Miller Park, Milwaukee, WI

Sun May 14 2017, 1:12 PM - 4:44 PM CDT

Att. 30,623 - Roof Closed - 67 F

livebaseballscorecards.com

AB	40
R	9
H	15
RBI	9
BB	2
SO	2
LOB	15

WP: 0 PB: 0 SB: 0 CS: 1 PA: 43

PITCHER		IP	WLS	BF	H	R	ER	SO	BB	IBB	HBP	BLK	WP	HR	S	P	ERA	WHIP
38 Wily Peralta, R ERA: 6.08	(1, 1)	4.1		21	7	7	6	1	1	0	0	0	0	1	56	92	12.46	1.846
53 Jhan Mariñez, R ERA: 5.4	(5, 1)	2.2		13	6	1	1	0	1	0	0	0	0	0	28	40	3.38	2.625
37 Neftalí Feliz, R ERA: 6.35	(8, 1)	1.0	W	5	2	1	1	0	0	0	0	0	0	0	14	18	9.00	2.000
46 Corey Knebel, R ERA: 0.95	(9, 1)	1.0	S	3	0	0	0	1	0	0	0	0	0	0	9	13	0.00	0.000

PITCHER	IP	WLS	BF	H	R	ER	SO	BB	IBB	HBP	BLK	WP	HR	S	P	ERA	WHIP

BOTTOM

New York Mets @ Milwaukee Brewers

Miller Park, Milwaukee, WI

Sun May 14 2017, 1:12 PM - 4:44 PM CDT

Att. 30,623 - Roof Closed - 67 F

livebaseballscorecards.com

Batter	1	2	3	4	5	6	7	8	9	AB	R	H	RBI	BB	SO	LOB
5 Jonathan Villar, S (1, 4) OBP: 0.287, SLG: 0.359	B FF 95 S FF 95 F FF 95 B FF 96 C FF 97 2-3 ① K		B CU 82 F FF 96 B FF 96 X SL 89 2-1 ② G1-3		B SL 89 S FF 95 B FF 95 B CH 87 C CU 80 F FF 96 F SL 90 B FF 96 4-2 1-2 2-3 BB		C FF 89 B FF 90 D CU 72 X FF 89 2-1 1-H HR	B FF 91 C KC 86 B FF 92 B FF 92 X FF 91 3-1 7 HBP 14 1B 1-3 1B		4	2	2	2	1	1	0
7 Eric Thames, L (1, 3) OBP: 0.435, SLG: 0.693 (7, 7)	C FF 96 B CU 84 X FF 96 1-1 14 2B 21 G4-3 1B		S CU 84 S CH 90 S FF 98 0-3 ③ K		F CH 87 T CH 87 S FF 96 0-3 ② K		B FF 90 C CU 70 B CU 71 B CU 70 B FF 90 4-1 14 BB 24 2B BB	B CU 77 B SL 84 S FF 93 H FF 93 3-1 14 1B 9 HR 1-2 HBP		3	3	1	0	1	2	3
14 Hernán Pérez, R (1, 9) OBP: 0.339, SLG: 0.543 (5, 7) (7, 5)	X FF 95 0-0 21 G4-3 1-3 2B			B SL 88 F FF 94 X SL 89 1-1 ① G6-3	F SL 90 T SL 90 F SL 90 X SL 89 0-2 ③ L8		B KC 82 B FF 91 B CH 84 B FF 90 4-0 24 2B 1-2 BB	S SL 85 B SL 85 C FF 91 F SL 86 F FF 94 X FF 93 1-2 9 HR 1-2 2-H 3-H 1B		4	1	2	2	1	0	3
21 Travis Shaw, L (1, 5) OBP: 0.320, SLG: 0.543 24 Jesús Aguilar, R (7, 3) OBP: 0.310, SLG: 0.509	C CU 82 S FF 96 X FF 97 0-2 ② G4-3 2-3 3-H			C CH 89 B FF 96 B CU 82 X CH 88 2-1 1B		B FF 93 C CU 80 C FF 95 F FF 96 B SL 89 X SL 90 2-2 ① G1-3	C FF 92 F FF 93 D CH 87 F FF 88 B FF 92 X FF 93 2-2 1-3 2-H 2B	D SL 86 C FF 93 S FF 93 B FF 93 F SL 87 S FF 94 2-3 ② K		3 2	0 0	1 1	1 1	0 0	0 1	1 2
9 Manny Piña, R (1, 2) OBP: 0.355, SLG: 0.500	F SL 89 X FF 95 0-1 ③ F9			C SL 89 F SL 89 F FF 95 B CH 88 S CH 87 1-3 ② K		F FF 95 X SL 88 0-1 53 G3 23 HR 2B	F CH 86 C FF 91 F FF 91 X FF 92 0-2 ① G1-3	D SL 88 B SL 86 B FF 94 C FF 93 F FF 94 F FF 93 X SL 86 3-2 1-H 2-H HR		5	2	2	3	0	1	4
2 Nick Franklin, S (1, 7) OBP: 0.213, SLG: 0.326 53 Jhan Mariñez, R (5, 1) 47 Jett Bandy, R (7, PH) OBP: 0.329, SLG: 0.554 37 Neftalí Feliz, R (8, 1) 18 Eric Sogard, L (8, PH) OBP: 0.750, SLG: 2.000 46 Corey Knebel, R (9, 1)		X SI 93 0-0 ① F7		B SI 94 S CU 82 F CU 83 B SL 89 B FF 96 X CH 88 3-2 ③ G3		C FF 95 S FF 96 X FF 96 0-2 ② G3 2-3	B FF 92 S CH 87 F FF 93 F FF 90 S CH 87 1-3 ② K	B FF 92 C FF 92 X FF 92 1-1 ③ G5-3		2 1 1 0 1 0	0 0 0 0 0 0	0 0 0 0 0 0	0 0 0 0 0 0	0 0 1 0 0 0	0 1 2 0 0 0	1 1 2 0 0 0
23 Keon Broxton, R (1, 8) OBP: 0.336, SLG: 0.486		C FF 94 T CH 86 B CH 88 B CU 82 B CH 88 F CH 87 F CH 89 S FF 96 3-3 ② K			B FF 94 B CU 81 X CH 85 2-0 ① P1	C CU 81 F CU 81 B FF 96 B FF 96 X CH 87 2-2 3-H HR	B FF 94 C FF 94 B FF 93 C CH 87 S FF 93 2-3 ③ K			4	1	1	2	0	2	2
3 Orlando Arcia, R (1, 6) OBP: 0.272, SLG: 0.376		C CU 80 C CU 81 X FF 96 0-2 ③ G4-3			C FF 95 X CH 88 0-1 5 BB 16 1B 1B	F CH 89 B CH 89 F CU 83 F SL 89 C FF 94 1-3 ③ K		F CH 86 B FF 91 B CH 86 F FF 92 B FF 90 B CH 87 4-2 5 1B 14 1B BB		3	1	1	0	1	1	0
38 Wily Peralta, R (1, 1) OBP: 0.308, SLG: 0.250 16 Domingo Santana, R (5, 9) OBP: 0.364, SLG: 0.451			F FF 94 C FF 96 B SL 91 B SL 89 F FF 97 S CU 84 2-3 ① K		T FF 94 S SL 89 X SL 90 0-2 5 BB 1-2 1B		B FF 92 B SL 86 F FF 94 B FF 93 S SL 88 X SL 88 3-2 5 HR 1B	B FF 90 S FF 92 X FF 92 1-1 ① F8		1 3	0 1	0 2	0 0	0 0	1 0	0 1
Inning Stats	R: 1 E: 0 K: 1 S: 11 H: 2 LOB: 1 BB: 0 P: 14	R: 0 E: 0 K: 1 S: 9 H: 0 LOB: 0 BB: 0 P: 12	R: 0 E: 0 K: 2 S: 9 H: 0 LOB: 0 BB: 0 P: 13	R: 0 E: 0 K: 1 S: 11 H: 1 LOB: 1 BB: 0 P: 18	R: 0 E: 0 K: 1 S: 17 H: 2 LOB: 3 BB: 1 P: 23	R: 2 E: 0 K: 1 S: 16 H: 2 LOB: 0 BB: 0 P: 21	R: 3 E: 0 K: 2 S: 21 H: 3 LOB: 2 BB: 2 P: 39	R: 5 E: 0 K: 1 S: 22 H: 3 LOB: 0 BB: 1 P: 40		1B: 7 2B: 3 3B: 0 HR: 3 SF: 0 SAC: 0 DP: 0 HBP: 1					

	AB	37
	R	11
	H	13
	RBI	11
	BB	4
	SO	10
	LOB	20

WP: 0 PA: 42
PB: 0
SB: 0
CS: 0

PITCHER		IP	WLS	BF	H	R	ER	SO	BB	IBB	HBP	BLK	WP	HR	S	P	ERA	WHIP
48 Jacob deGrom, R ERA: 4.07	(1, 1)	6.0		27	8	4	4	7	1	0	0	0	0	1	76	107	6.00	1.500
39 Jerry Blevins, L ERA: 2.19	(7, 1)	0.0		2	1	1	1	0	1	0	0	0	0	1	3	9	∞	∞
59 Fernando Salas, R ERA: 6.11	(7, 1)	1.1	H	8	2	3	3	2	2	0	0	0	0	0	21	38	20.25	3.000
66 Josh Edgin, L ERA: 3.07	(8, 1)	0.0		1	0	0	0	0	0	0	1	0	0	0	1	4	∞	∞
43 Addison Reed, R ERA: 3.86	(8, 1)	0.2	L	4	2	3	3	1	0	0	0	0	0	1	15	22	40.50	3.000

PITCHER	IP	WLS	BF	H	R	ER	SO	BB	IBB	HBP	BLK	WP	HR	S	P	ERA	WHIP

New York Mets @ Arizona Diamondbacks

Chase Field, Phoenix, AZ

Mon May 15 2017, 6:41 PM - 9:42 PM MST

Att. 15,988 - Clear - 83 F

livebaseballscorecards.com

Batter	1	2	3	4	5	6	7	8	9	AB	R	H	RBI	BB	SO	LOB
30 Michael Conforto, L (1, 7) OBP: 0.413, SLG: 0.654	G5-3	L1			K 54 L5-3		K		K	5	0	0	0	0	3	3
54 T.J. Rivera, R (1, 5) OBP: 0.365, SLG: 0.447	G6-3		G6-3		L5-3			F9		4	0	0	0	0	0	1
19 Jay Bruce, L (1, 9) OBP: 0.353, SLG: 0.551	BB		K		K			G6-3		3	0	0	0	1	2	0
20 Neil Walker, S (1, 4) OBP: 0.327, SLG: 0.433	G6-3		G3			K		2B		4	0	1	0	0	1	1
21 Lucas Duda, L (1, 3) OBP: 0.358, SLG: 0.491		G6-3		7 SH2-3 BB		G4-3		K		3	0	0	0	1	1	1
7 José Reyes, S (1, 6) OBP: 0.269, SLG: 0.310		3 BB 44 1B BB		SH2-3		G3			2-3 K	2	1	0	0	1	1	0
3 Curtis Granderson, L (1, 8) OBP: 0.214, SLG: 0.273		44 1B BB		K			K2-3		0-0 4 HR 1B	3	1	1	0	1	2	1
44 René Rivera, R (1, 2) OBP: 0.338, SLG: 0.397		1-2 1-2 2-H 1B		IBB			G5-3		0-3 K	3	0	1	1	1	1	1
45 Zack Wheeler, L (1, 1) OBP: 0.200, SLG: 0.214		K		L7			E1		0-2 1-H HR	3	0	0	0	0	1	4
39 Jerry Blevins, L (7, 1)										0	0	0	0	0	0	0
47 Hansel Robles, R (7, 1)										0	0	0	0	0	0	0
66 Josh Edgin, R (8, 1)										0	0	0	0	0	0	0
4 Wilmer Flores, R (9, PH) OBP: 0.277, SLG: 0.429										1	1	1	2	0	0	0
Inning Stats	R: 0 E: 0 K: 0 S: 6 H: 0 LOB: 1 BB: 1 P: 15	R: 1 E: 0 K: 1 S: 10 H: 1 LOB: 2 BB: 2 P: 22	R: 0 E: 0 K: 1 S: 9 H: 0 LOB: 0 BB: 0 P: 10	R: 0 E: 0 K: 1 S: 7 H: 0 LOB: 2 BB: 2 P: 13	R: 0 E: 0 K: 2 S: 9 H: 0 LOB: 0 BB: 0 P: 13	R: 0 E: 0 K: 1 S: 8 H: 0 LOB: 0 BB: 0 P: 12	R: 0 E: 1 K: 2 S: 12 H: 0 LOB: 1 BB: 0 P: 17	R: 0 E: 0 K: 1 S: 12 H: 1 LOB: 1 BB: 0 P: 15	R: 2 E: 0 K: 3 S: 16 H: 2 LOB: 0 BB: 0 P: 19	1B: 2 2B: 2 3B: 0 HR: 1 SF: 0 SAC: 1 DP: 1 HBP: 0						

TOP

AB	31
R	3
H	4
RBI	3
BB	5
SO	12
LOB	12

WP: 1 PB: 0 SB: 0 CS: 0 PA: 37

PITCHER		IP	WLS	BF	H	R	ER	SO	BB	IBB	HBP	BLK	WP	HR	S	P	ERA	WHIP
52 Zack Godley, R ERA: 1.93	(1, 1)	6.2		27	1	1	1	7	4	1	0	0	1	0	58	98	1.35	0.750
60 J.J. Hoover, R ERA: 2.7	(7, 1)	0.1		1	0	0	0	1	0	0	0	0	0	0	3	4	0.00	0.000
29 Jorge De La Rosa, L ERA: 2.51	(8, 1)	1.0	W	4	1	0	0	1	0	0	0	0	0	0	12	15	0.00	1.000
61 Silvino Bracho, R ERA: 19.29	(9, 1)	1.0		5	2	2	2	3	0	0	0	0	0	1	16	19	18.00	2.000

PITCHER		IP	WLS	BF	H	R	ER	SO	BB	IBB	HBP	BLK	WP	HR	S	P	ERA	WHIP

New York Mets @ Arizona Diamondbacks

Chase Field, Phoenix, AZ

Mon May 15 2017, 6:41 PM - 9:42 PM MST

Att. 15,988 - Clear - 83 F

livebaseballscorecards.com

BOTTOM

Batter	1	2	3	4	5	6	7	8	9	AB	R	H	RBI	BB	SO	LOB
14 Rey Fuentes, L (1, 8) OBP: 0.200, SLG: 0.200	B SI 94 C SI 94 B CU 80 F FF 96 F CU 80 S FC 89 2-3 K ①		B CU 78 B CH 88 B SI 94 C SI 93 F SI 93 X SI 94 3-2 F8 ②		F SI 93 B FC 88 C FC 88 C FF 94 1-3 K ②		S CU 71 F FF 90 1 SAFE X CU 71 0-2 1-3 1B ②	C SL 88 S SL 85 S SL 85 0-3 K ②		5	0	1	0	0	3	1
16 Chris Owings, R (1, 9) OBP: 0.354, SLG: 0.493	C FF 96 B FF 96 F FF 96 F SI 97 X CU 80 1-2 F8 ②		X FC 87 0-0 1B		X FC 88 0-0 1-2 1B		C SI 98 B SI 99 F SI 98 F FF 97 F SI 99 F SI 97 S SL 87 1-3 K ③	F CH 87 S SL 85 B SL 85 B FF 92 B SL 85 F SL 84 B FF 92 4-2 BB		4	0	2	0	1	1	1
44 Paul Goldschmidt, R (1, 3) OBP: 0.449, SLG: 0.592 61 Silvino Bracho, R (9, 1)	F FF 97 B FF 96 B FF 96 B FC 89 X FF 96 3-1 22 WP 2B		D FC 88 1 SAFE B SI 94 F FF 95 1 SAFE C FF 94 X FC 88 2-2 L7 ③		B FF 95 C FF 95 S FF 96 F SI 95 F SI 96 X CU 79 1-2 P4 ③			F SI 96 X FF 95 0-1 24 HR 2B X SL 84 0-0 F9		5	1	2	0	0	0	4
22 Jake Lamb, L (1, 5) OBP: 0.368, SLG: 0.507	C FF 96 F FF 95 B CU 82 F CU 81 B FF 96 F FC 86 X SI 97 2-2 G4-3 ③ 2-3			B CU 76 X FF 94 1-0 1B		B SI 93 B CH 90 X SI 95 2-0 HR		0-0 24 HR IBB		3	2	2	1	1	0	1
24 Yasmany Tomás, R (1, 7) OBP: 0.305, SLG: 0.508		B FC 88 B FC 88 B FF 95 C FF 95 B FF 95 4-1 BB		D FC 87 B FF 94 B SI 94 C FF 94 C FF 94 X FF 96 3-2 F9 ①		C FF 95 X FC 88 0-1 F9 ①		B SI 96 C SI 96 B SI 97 S SL 86 B SI 98 X FF 96 3-2 1-H 2-H HR		3	1	1	3	1	0	1
27 Brandon Drury, R (1, 4) OBP: 0.361, SLG: 0.496		C FF 95 S CU 79 F FF 95 C FF 94 0-3 K ①		X FF 96 0-0 L6 ②		B CU 79 C CU 80 F FF 96 C SI 95 1-3 K ②		X SI 96 0-0 2 HR 2B		4	1	1	0	0	2	2
13 Nick Ahmed, R (1, 6) OBP: 0.306, SLG: 0.443		C SI 95 C SI 94 B SI 95 X SI 94 1-2 L4 ②		C FF 95 X FF 95 0-1 F8 ③		F CU 79 B FF 95 B FF 95 S CU 80 F CU 80 S FC 87 2-3 K ③		C SL 86 X SL 87 0-1 G5-3 ①		4	0	0	0	0	1	3
2 Jeff Mathis, R (1, 2) OBP: 0.197, SLG: 0.348		B F FF 94 B FF 95 F FF 94 D CU 81 X FF 96 3-2 G6-3 ③			B FF 94 C FF 94 X FF 95 1-1 F8 ①		B FF 94 C SI 95 B FF 94 B FF 96 X SI 95 3-1 14 1B 1B	C SL 85 B SL 86 X SL 85 1-1 2-H HR		4	1	2	2	0	0	1
52 Zack Godley, R (1, 1) OBP: 0.286, SLG: 0.167 60 J.J. Hoover, R (7, 1) 6 David Peralta, L (7, PH) OBP: 0.348, SLG: 0.460 29 Jorge De La Rosa, L (8, 1) 3 Daniel Descalso, L (8, PH) OBP: 0.319, SLG: 0.362 (9, 3)			C FF 93 C SI 93 B FC 89 B FF 94 C SI 95 2-3 K ①		B FF 93 C FF 94 B SI 93 X FF 94 2-1 16 1B 1B		C FF 88 S CU 72 D CU 71 X CU 71 1-2 F8 ①	F FF 92 B CU 78 B SL 88 X FF 92 2-1 HR		2 0 1 0 1	0 0 0 0 1	1 0 0 0 1	0 0 0 0 1	1 0 0 0 0	0 0 1 0 0	0 0 1 0 0
Inning Stats	R: 0 E: 0 K: 1 S: 15 H: 1 LOB: 1 BB: 0 P: 23	R: 0 E: 0 K: 1 S: 11 H: 0 LOB: 1 BB: 1 P: 19	R: 0 E: 0 K: 1 S: 10 H: 1 LOB: 1 BB: 0 P: 17	R: 0 E: 0 K: 0 S: 7 H: 1 LOB: 1 BB: 0 P: 11	R: 0 E: 0 K: 1 S: 13 H: 2 LOB: 2 BB: 0 P: 18	R: 1 E: 0 K: 2 S: 10 H: 1 LOB: 0 BB: 0 P: 15	R: 0 E: 0 K: 1 S: 14 H: 2 LOB: 1 BB: 0 P: 19	R: 6 E: 0 K: 1 S: 19 H: 5 LOB: 1 BB: 2 P: 29		1B: 6 2B: 3 3B: 0 HR: 4	SF: 0 SAC: 0 DP: 0 HBP: 0			WP: 1 PB: 0 SB: 0 CS: 0	PA: 39	

PITCHER		IP	WLS	BF	H	R	ER	SO	BB	IBB	HBP	BLK	WP	HR	S	P	ERA	WHIP
45 Zack Wheeler, R ERA: 3.76	(1, 1)	6.0		26	7	1	1	6	1	0	0	0	1	1	68	108	1.50	1.333
39 Jerry Blevins, L ERA: 2.08	(7, 1)	0.2		2	1	0	0	0	0	0	0	0	0	0	6	7	0.00	1.500
47 Hansel Robles, R ERA: 5.23	(7, 1)	0.2	L	7	4	5	5	1	0	1	0	0	0	2	16	21	67.50	6.000
66 Josh Edgin, L ERA: 3.52	(8, 1)	0.2		4	1	1	1	1	1	0	0	0	0	1	9	15	13.50	3.000

PITCHER	IP	WLS	BF	H	R	ER	SO	BB	IBB	HBP	BLK	WP	HR	S	P	ERA	WHIP

AB	36
R	7
H	13
RBI	7
BB	3
SO	8
LOB	15

Batter	1	2	3	4	5	6	7	8	9	AB	R	H	RBI	BB	SO	LOB
30 Michael Conforto, L (1, 7) OBP: 0.400, SLG: 0.631	B FF 90 X CH 85 1-0 ① L9	S CU 74 B CU 75 C FF 92 F SL 83 S SL 85 1-3 ③ K			C CH 87 B FF 91 B FF 92 B CU 74 F CH 86 S SL 83 3-3 ② K		F SI 92 B SI 92 B SL 81 S SL 81 S SL 82 2-3 ③ K			4	0	0	0	0	3	3
7 José Reyes, S (1, 6) OBP: 0.262, SLG: 0.301	C FF 89 X CU 74 0-1 ② G3-1		B CH 87 B CH 89 C FF 89 X CH 86 2-1 ① F8		C CH 86 C FF 91 X CU 74 0-2 ③ G4-3			C FF 96 F FF 96 F FF 97 S KC 83 0-3 ① K2-3		4	0	0	0	0	1	0
19 Jay Bruce, L (1, 9) OBP: 0.344, SLG: 0.535	B FF 89 F FF 90 B FF 91 F CH 86 B FF 92 S CU 76 3-3 ③ K		X FF 90 0-0 ② L8			C CU 72 B SL 82 B FF 90 T CH 86 B CH 86 F CH 86 X FF 90 3-2 ① F7		B KC 84 F FF 97 B KC 81 F FF 97 B KC 84 F KC 85 F FF 97 S FF 97 3-3 ② K		4	0	0	0	0	2	0
20 Neil Walker, S (1, 4) OBP: 0.331, SLG: 0.431		B CH 88 B SI 88 F CH 84 X CH 86 2-1 4 2B 3 BB 1B	C FF 89 X FF 89 0-1 ③ G6-3			X CU 74 0-0 ② F9		B FF 96 S FF 97 B FF 96 F FF 96 F FF 98 B KC 85 B FF 97 4-2 BB		3	1	1	0	1	0	0
4 Wilmer Flores, R (1, 5) OBP: 0.279, SLG: 0.439 51 Paul Sewald, R (6, 1) 12 Juan Lagares, R (8, PH) OBP: 0.306, SLG: 0.256 59 Fernando Salas, R (8, 1) 39 Jerry Blevins, L (8, 1)		C FF 89 B SL 84 B SI 90 C SL 85 X FF 91 2-2 3 BB 1-3 2B		C CH 88 B CH 86 F FF 90 F SL 84 X SL 84 1-2 ① G6-3		C FF 90 F FF 90 B CH 86 X FF 90 1-2 ③ L9		B FF 96 F FF 96 C FF 97 F FF 95 F KC 86 X FF 97 1-2 ③ L7		3 0 1 0 0	0 0 0 0 0	1 0 0 0 0	0 0 0 0 0	0 0 0 0 0	0 0 1 0 0	0 0 1 0 0
21 Lucas Duda, L (1, 3) OBP: 0.352, SLG: 0.475		C FF 91 F FF 90 D SL 84 D SL 84 S FF 91 2-3 ① K		C CU 74 F FF 90 C FF 90 0-3 ② K			C FF 90 X FF 89 0-1 44 HR 1B		S SI 91 C CH 81 B SI 95 X CH 81 1-2 ① P6	4	1	1	0	0	2	2
44 René Rivera, R (1, 2) OBP: 0.347, SLG: 0.437		C SL 84 S SL 82 D SL 84 D CH 88 D SL 84 D SL 85 4-2 3 BB BB		S FF 90 F FF 90 X SL 83 0-2 ③ F9			B FF 90 F SL 83 X SL 82 1-1 1-H HR		B CH 82 B CH 81 S SI 93 X SI 95 2-1 ② L6	3	1	1	2	1	0	0
3 Curtis Granderson, L (1, 8) OBP: 0.222, SLG: 0.298	D CU 75 C CH 87 B FF 91 B CH 88 D CH 88 4-1 1-2 2-3 3-H BB				B FF 90 X SI 90 1-0 HR		C CU 73 S EP 67 C FF 90 0-3 ① K		C CH 84 B CH 83 B CH 84 C SI 96 S CH 84 2-3 ③ K	3	1	1	2	1	2	0
29 Tommy Milone, L (1, 1) OBP: 0.222, SLG: 0.125 54 T.J. Rivera, R (6, 5) OBP: 0.360, SLG: 0.442	C CH 87 B CH 87 C FF 91 F CH 88 S CU 76 1-3 ② K		C FF 89 S EP 68 B CU 75 S CH 87 1-3 ① K			B SL 82 F FF 90 X FF 90 1-1 ② G1-3				2 1	0 0	0 0	0 0	0 0	2 0	3 0
Inning Stats	R: 0 E: 0 K: 1 S: 6 H: 0 LOB: 0 BB: 0 P: 10	R: 1 E: 0 K: 3 S: 19 H: 2 LOB: 3 BB: 2 P: 35	R: 0 E: 0 K: 0 S: 5 H: 0 LOB: 0 BB: 0 P: 7	R: 0 E: 0 K: 1 S: 10 H: 0 LOB: 0 BB: 0 P: 11	R: 1 E: 0 K: 2 S: 10 H: 1 LOB: 0 BB: 0 P: 15	R: 0 E: 0 K: 0 S: 8 H: 0 LOB: 0 BB: 0 P: 12	R: 2 E: 0 K: 2 S: 12 H: 2 LOB: 0 BB: 0 P: 16	R: 0 E: 0 K: 2 S: 17 H: 0 LOB: 1 BB: 1 P: 25	R: 0 E: 0 K: 1 S: 8 H: 0 LOB: 0 BB: 0 P: 13	1B: 2 2B: 1 3B: 0 HR: 2 SF: 0 SAC: 0 DP: 0 HBP: 0						WP: 0 PB: 0 SB: 0 CS: 0 PA: 35

TOP

New York Mets @ Arizona Diamondbacks

Chase Field, Phoenix, AZ

Tue May 16 2017, 6:40 PM - 9:32 PM MST

Att. 17,471 - Clear - 77 F

livebaseballscorecards.com

AB	32
R	4
H	5
RBI	4
BB	3
SO	12
LOB	9

PITCHER		IP	WLS	BF	H	R	ER	SO	BB	IBB	HBP	BLK	WP	HR	S	P	ERA	WHIP
21 Zack Greinke, R ERA: 3.09	(1, 1)	6.2	W	27	5	4	4	8	2	0	0	0	0	2	67	101	5.40	1.050
40 Andrew Chafin, L ERA: 2.13	(7, 1)	0.1	H	1	0	0	0	1	0	0	0	0	0	0	3	5	0.00	0.000
25 Archie Bradley, R ERA: 1.37	(8, 1)	1.0	H	4	0	0	0	2	1	0	0	0	0	0	17	25	0.00	1.000
56 Fernando Rodney, R ERA: 8.59	(9, 1)	1.0	S	3	0	0	0	1	0	0	0	0	0	0	8	13	0.00	0.000

PITCHER	IP	WLS	BF	H	R	ER	SO	BB	IBB	HBP	BLK	WP	HR	S	P	ERA	WHIP

Batter	1	2	3	4	5	6	7	8	9	AB	R	H	RBI	BB	SO	LOB
5 Grégor Blanco, L (1, 8) OBP: 0.350, SLG: 0.278	C SI 87 B SI 88 F SI 88 B CU 74 X CH 81 2-2 ① F8		B CU 76 B FF 88 C CH 82 B FF 88 X FC 86 3-1 13 S; 16 1B; 2-H 3-H 1B	F CU 76 F CU 76 D CH 80 F FF 88 F CU 73 C FF 87 1-3 ③ K			B FF 90 F FF 91 B FF 91 F FF 91 X FF 92 2-2 ① L7			4	1	1	2	0	1	0
13 Nick Ahmed, R (1, 6) OBP: 0.303, SLG: 0.434	C CH 81 B FC 88 B FC 89 B FF 88 C SI 88 T CH 82 3-2 ② K		B CU 77 B FF 89 X CH 81 2-0 ② F8; 1-2		B CU 76 B SI 87 C SI 88 B SI 87 X SI 87 3-1 ① G3-1		B FF 91 B SL 83 F FF 91 F C SL 83 2-3 ② K			4	0	1	0	0	2	1
44 Paul Goldschmidt, R (1, 3) OBP: 0.444, SLG: 0.579	B SI 89 B SI 89 F CH 82 X SI 87 2-1 ③ G5-3		0-0 16 1B; 24 S IBB		S CU 75 B CU 74 B SI 88 X SI 88 2-1 1B		C SL 83 S SL 83 F SL 84 S FF 90 0-3 ③ K			3	1	0	0	1	0	1
16 Chris Owings, R (1, 9) OBP: 0.358, SLG: 0.493		C CU 73 B FF 87 F FF 88 B CU 73 X CU 75 2-2 ① G5-3	D CU 76 X FC 88 1-0 24 S; 24 S; 1-3 2-H 1B		B SI 88 1 SAFE B SI 87 C CH 82 B SI 87 X CH 81 3-1 ② F9			B FF 91 B FF 90 B FF 93 C FF 92 C X 3-2 ① F9		4	0	2	1	0	1	1
24 Yasmany Tomás, R (1, 7) OBP: 0.311, SLG: 0.528 56 Fernando Rodney, R (9, 1)		C CU 75 B FC 87 X FC 88 1-1 ② L9	1 SAFE C FC 87 B FC 87 B FC 87 2-1 ③ S; 1-3 3-H		1 SAFE 1 SAFE 1 SAFE C FC 87 S CU 76 B CH 79 B FF 88 S CH 80 2-3 ③ K			B FF 91 X KC 84 1-0 27 F9; 24 BB 1B		4 0	1 0	1 0	1 0	1 0	0 0	1 0
27 Brandon Drury, R (1, 4) OBP: 0.358, SLG: 0.496		C SI 89 B FF 89 S CH 83 F FF 89 X CU 75 1-2 ③ G6-3		S CU 74 X SI 87 0-1 ① G1-3		B FC 86 S CU 74 X FF 87 1-1 HR		1 SAFE B FF 93 F CH 86 B FF 92 C FF 93 B FF 93 D CH 88 4-2 27 F9; 1-2 BB		4	0	1	0	0	0	2
3 Daniel Descalso, L (1, 5) OBP: 0.315, SLG: 0.344			C SI 88 B SI 88 C FF 88 B FF 88 F FF 89 B FF 90 F SI 89 B CH 82 4-2 2 2B; 5 1B BB	B SI 87 C CU 73 X CU 74 1-1 2B		B FF 88 X CH 82 1-0 ① G5-3		X FF 92 0-0 ② F9; 1-2 2-3		3	1	0	0	1	2	3
2 Jeff Mathis, R (1, 2) OBP: 0.216, SLG: 0.366			C FF 88 X FF 88 0-1 1-3 5 1B 2B	B SI 89 C SI 89 B SI 88 X FF 88 2-1 ② L8		C SI 88 B CU 77 F FF 87 B FC 86 T FC 86 2-2 ② K		C FF 89 C CH 84 D CH 84 B FF 90 F FF 90 S CU 72 2-3 ③ K		2	1	1	0	1	1	0
21 Zack Greinke, R (1, 1) OBP: 0.100, SLG: 0.053 40 Andrew Chafin, R (7, 1) 6 David Peralta, L (7, PH) OBP: 0.346, SLG: 0.456 25 Archie Bradley, R (8, 1) 14 Rey Fuentes, L (9, 7) OBP: 0.200, SLG: 0.200			C CU 75 B FF 88 F CH 82 X FF 88 1-2 ① P2	0-0 IBB		B FF 90 F FF 89 C FF 91 S SL 85 1-3 ③ K				2 0 1 0 0	0 0 0 0 0	0 0 0 0 0	0 0 0 0 0	0 0 0 0 0	1 0 0 0 0	4 0 0 0 0
Inning Stats	R: 0 E: 0 K: 1 S: 8 H: 0 LOB: 0 BB: 0 P: 15	R: 0 E: 0 K: 0 S: 9 H: 0 LOB: 0 BB: 0 P: 13	R: 4 E: 0 K: 0 S: 14 H: 3 LOB: 1 BB: 2 P: 27	R: 0 E: 0 K: 1 S: 11 H: 1 LOB: 2 BB: 1 P: 15	R: 0 E: 0 K: 1 S: 9 H: 1 LOB: 1 BB: 0 P: 19	R: 1 E: 0 K: 2 S: 9 H: 1 LOB: 0 BB: 0 P: 14	R: 0 E: 0 K: 2 S: 10 H: 0 LOB: 0 BB: 0 P: 14	R: 0 E: 0 K: 1 S: 11 H: 1 LOB: 2 BB: 1 P: 21		1B: 4 2B: 2 3B: 0 HR: 1 SF: 0 SAC: 0 DP: 0 HBP: 0					WP: 0 PB: 0 SB: 3 CS: 0 PA: 35	

PITCHER		IP	WLS	BF	H	R	ER	SO	BB	IBB	HBP	BLK	WP	HR	S	P	ERA	WHIP
29 Tommy Milone, L ERA: 6.25	(1, 1)	5.2	L	26	6	5	5	4	1	2	0	0	0	1	57	99	7.94	1.235
51 Paul Sewald, R ERA: 3.0	(6, 1)	1.1		4	0	0	0	3	0	0	0	0	0	0	13	18	0.00	0.000
59 Fernando Salas, R ERA: 5.89	(8, 1)	0.2		4	1	0	0	0	1	0	0	0	0	0	7	15	0.00	3.000
39 Jerry Blevins, L ERA: 2.03	(8, 1)	0.1		1	0	0	0	1	0	0	0	0	0	0	4	6	0.00	0.000

PITCHER	IP	WLS	BF	H	R	ER	SO	BB	IBB	HBP	BLK	WP	HR	S	P	ERA	WHIP

BOTTOM

New York Mets @ Arizona Diamondbacks

Chase Field, Phoenix, AZ

Tue May 16 2017, 6:40 PM - 9:32 PM MST

Att. 17,471 - Clear - 77 F

livebaseballscorecards.com

AB	31
R	5
H	7
RBI	4
BB	4
SO	8
LOB	13

Batter	1	2	3	4	5	6	7	8	9	10	11	AB	R	H	RBI	BB	SO	LOB
7 José Reyes, S (1, 6) OBP: 0.271, SLG: 0.324	B SI 91 B SI 93 C SI 91 X SI 92 2-1 30 HR 2B	1 SAFE 1 SAFE C FF 92 F FF 93 F SL 83 1 SAFE X FF 94 0-2 ③ 1-3 1B		D SL 79 B FF 92 D CH 83 C SI 92 X FF 92 3-1 2-H 2B			X SI 93 0-0 ② G5-3		X FF 95 0-0 ② F7		C FF 96 S CU 78 D CU 79 F CU 80 C FF 97 1-3 ③ K	6	1	3	1	0	1	3
30 Michael Conforto, L (1, 7) OBP: 0.393, SLG: 0.638	F FF 93 B SI 92 B SI 93 D SL 82 X FF 93 3-1 2-H HR		C SL 78 F SI 92 S SL 82 0-3 ① K2-3	C SI 92 X SI 92 0-1 ③ F8			S SL 83 C SL 83 B SL 82 F SL 82 B SL 84 C FF 94 2-3 ③ K		B CH 84 S CH 83 B SI 95 S CH 84 D CH 85 X CH 85 3-2 ③ G4-3 1-2			5	1	1	2	0	2	2
4 Wilmer Flores, R (1, 4) OBP: 0.301, SLG: 0.451	C SL 82 B CH 88 X SI 94 1-1 26 WP 54 G1-3 1B		C SL 80 B SL 83 X CH 86 1-1 1B		C SI 90 B FF 90 F SL 80 B SL 81 X SI 92 2-2 19 G6-5-3 1B			B SI 93 C SI 93 S SL 84 F SL 83 B SL 84 S SI 94 2-3 ① K		S FC 85 F FC 86 B FS 85 X FF 94 1-2 ① G1-3		5	0	3	0	0	1	0
19 Jay Bruce, L (1, 9) OBP: 0.339, SLG: 0.524	B SL 83 S SL 84 F SI 93 B SL 83 D SL 83 F FF 94 F SL 82 X FF 93 3-2 ① F8		C SL 81 S SL 83 B SI 94 D SL 82 S FF 94 2-3 ② K	B SI 92 T FF 92 1 SAFE S SL 82 X SL 82 1-2 ①② G6-5-3 1-2f			S SL 84 C SI 94 B SL 83 B SL 85 X SL 83 2-2 26 BB 1B		F FF 93 X FC 87 0-1 ② F9		5	0	1	0	0	1	3
54 T.J. Rivera, R (1, 3) OBP: 0.341, SLG: 0.415	1 SAFE F SI 92 B CH 85 X CH 85 1-1 ② G1-3 1-2		C SL 80 B FF 93 X FF 92 1-1 ③ F7		X SL 79 0-0 ③ P4			B SL 85 X SL 83 1-0 ② F8		B CU 74 X FS 83 1-0 ③ G6-3		5	0	0	0	0	0	3
26 Kevin Plawecki, R (1, 2) OBP: 0.250, SLG: 0.200	C SI 93 S FF 94 F SI 94 D SL 83 F FF 94 B SL 83 S SI 94 2-3 ③ K 2-3			C SL 77 S SL 82 X SI 93 0-2 ① L3		S SL 77 B CH 83 B SL 80 B SI 92 C SI 91 X SI 91 3-2 ① G4-3		B SL 85 B FF 93 S FF 92 C SL 85 B SI 94 D SL 84 4-2 1-2 BB			B SL 84 B SL 86 S FF 95 X SI 96 2-1 ① G6-3	4	0	0	0	1	1	1
12 Juan Lagares, R (1, 8) OBP: 0.296, SLG: 0.313		C SL 80 B SI 91 S CH 84 S SL 82 1-3 ① K		B FF 93 B SL 78 C CH 83 C SL 80 X SL 81 2-2 HR		B SI 91 X FF 91 1-0 ② G1-3		C SL 85 B FF 93 F SL 84 X SL 84 1-2 ③ G6-3			C SL 85 F FF 95 B CU 79 B FF 96 X FF 96 2-2 ② F9	5	1	1	1	0	1	2
15 Matt Reynolds, R (1, 5) OBP: 0.267, SLG: 0.154		C SL 79 X SI 93 0-1 7 1B 1B		B CH 84 F SI 92 C SI 92 B SL 82 B SL 83 B FF 93 4-2 33 G6-3 7 2B BB		C SI 92 B CH 85 B SI 92 C SL 77 F FF 93 C SI 93 2-3 ③ K			B FF 93 C FF 92 B CH 81 C SI 94 F FF 95 B CH 84 X SI 94 3-2 ① G6-3		B SL 86 F FF 96 B FF 97 B SL 87 B FF 96 4-1 21 BB BB	3	1	1	0	2	1	0
33 Matt Harvey, R (1, 1) 66 Josh Edgin, R (6, 1) 20 Neil Walker, S (7, PH) 65 Robert Gsellman, R (7, 1) 39 Jerry Blevins, L (8, 1) 3 Curtis Granderson, L (8, PH) 43 Addison Reed, L (9, 1) 21 Lucas Duda, L (11, PH) 50 Rafael Montero, R (11, 1)		M SI 91 D SL 81 L SI 92 S SL 82 1-3 ② K		X FF 92 0-0 ② G6-3 1-2			F SI 92 B SL 82 F SI 92 B SI 94 S SL 83 2-3 ① K2-3		X CH 84 0-0 30 S 1B		D CU 78 1 SAFE F SI 95 B SI 96 S SI 95 D CU 77 4-1 1-2 BB	2 0 0 0 0 1 2 0 0 0 0 0 0 0 1 0 0 0 0 1 0 0 0 0 0 0 0 0 0 0 0 0 0 0 0 1 0 1 0 0 0 0 0 0 0 0 0 0 0 0 0 0 1 0 0 0 0 0 0 0 0 0 0							
Inning Stats	R: 2 H: 3 E: 0 LOB: 1 K: 1 BB: 0 S: 18 P: 30	R: 0 H: 2 E: 0 LOB: 2 K: 2 BB: 0 S: 12 P: 14	R: 0 H: 1 E: 0 LOB: 1 K: 2 BB: 0 S: 10 P: 14	R: 2 H: 2 E: 0 LOB: 1 K: 0 BB: 1 S: 13 P: 22	R: 0 H: 1 E: 0 LOB: 0 K: 0 BB: 0 S: 7 P: 10	R: 0 H: 0 E: 0 LOB: 0 K: 1 BB: 0 S: 8 P: 14	R: 0 H: 0 E: 0 LOB: 0 K: 2 BB: 0 S: 8 P: 12	R: 0 H: 1 E: 0 LOB: 2 K: 1 BB: 1 S: 13 P: 23	R: 0 H: 1 E: 0 LOB: 1 K: 0 BB: 0 S: 9 P: 15	R: 0 H: 0 E: 0 LOB: 0 K: 0 BB: 0 S: 6 P: 8	R: 0 H: 0 E: 0 LOB: 2 K: 1 BB: 2 S: 11 P: 24	1B: 7 SF: 0 2B: 2 SAC: 0 3B: 0 DP: 1 HR: 2 HBP: 0						

PITCHER	IP	WLS	BF	H	R	ER	SO	BB	IBB	HBP	BLK	WP	HR	S	P	ERA	WHIP
46 Patrick Corbin, L (1, 1) ERA: 4.38	6.0		26	9	4	4	6	1	0	0	0	1	2	68	104	6.00	1.667
40 Andrew Chafin, L (7, 1) ERA: 1.93	1.1		5	1	0	0	3	0	0	0	0	0	0	15	23	0.00	0.750
60 J.J. Hoover, R (8, 1) ERA: 2.57	0.2		3	0	0	0	0	1	0	0	0	0	0	6	12	0.00	1.500
56 Fernando Rodney, R (9, 1) ERA: 8.04	1.0		4	1	0	0	0	0	0	0	0	0	0	9	15	0.00	1.000
29 Jorge De La Rosa, L (10, 1) ERA: 2.35	1.0		3	0	0	0	0	0	0	0	0	0	0	6	8	0.00	0.000

PITCHER	IP	WLS	BF	H	R	ER	SO	BB	IBB	HBP	BLK	WP	HR	S	P	ERA	WHIP
54 Tom Wilhelmsen, R (11, 1) ERA: 4.26	1.0	W	5	0	0	0	1	2	0	0	0	0	0	11	24	0.00	2.000

New York Mets @ Arizona Diamondbacks

Chase Field, Phoenix, AZ

Wed May 17 2017, 12:41 PM - 4:11 PM MST

Att. 19,842 - Sunny - 77 F

TOP

livebaseballscorecards.com

AB	42
R	4
H	11
RBI	4
BB	4
SO	10
LOB	16

WP: 1 PA: 46
PB: 0
SB: 1
CS: 0

New York Mets @ Arizona Diamondbacks

Chase Field, Phoenix, AZ

Wed May 17 2017, 12:41 PM - 4:11 PM MST

Att. 19,842 - Sunny - 77 F

livebaseballscorecards.com

Batter	1	2	3	4	5	6	7	8	9	10	11	AB	R	H	RBI	BB	SO	LOB
14 Rey Fuentes, L (1, 8) OBP: 0.200, SLG: 0.400	B SI 95 C SI 94 F SI 95 X SI 96 1-2 16 G4-3 3B	X CH 88 0-0 ③ G4-3		C SL 87 F SL 88 D CU 83 S CH 88 1-3 ② K		X FF 92 0-0 ③ B1-3			C FF 92 B FF 91 C SL 85 B SL 85 F SL 85 B FF 92 X FF 92 3-2 ① F8			5	1	1	0	0	1	4
16 Chris Owings, R (1, 9) OBP: 0.353, SLG: 0.483	F FF 94 B SL 90 T SL 90 X SL 92 1-2 ① G4-3 3-H	B CU 81 S SL 90 X SI 95 1-1 22 HR 1B	C SI 96 C FF 96 X SL 90 0-2 ③ G4-3				C FF 95 S SL 90 B SL 90 S SL 90 1-3 ① K		B SL 86 F FF 92 B FF 93 X SL 84 2-1 ② F8			5	1	1	1	0	1	2
44 Paul Goldschmidt, R (1, 3) OBP: 0.443, SLG: 0.577	S SL 92 C SI 96 B SL 91 F CH 88 F CH 87 B SL 91 X SI 96 2-2 2B	1 SAFE C SI 96 S SL 92 S SI 96 0-3 ① K	S SI 95 C CH 87 S SL 90 0-3 ① K				B SL 91 B SL 90 F SI 94 B SL 91 F FF 96 B SI 97 4-2 24 2B BB		B SL 86 C SL 84 S FF 91 S SL 86 1-3 ③ K			4	1	1	0	1	3	1
22 Jake Lamb, L (1, 5) OBP: 0.375, SLG: 0.524	F SI 96 C CH 88 B SL 88 B SI 95 B CH 88 B CH 88 4-2 27 FC5-4 BB	B CH 86 B FF 92 X SI 97 2-0 1-H HR	B SL 89 B CH 86 C SL 91 B SL 90 B CH 86 4-1 27 FC6-4 BB				1 SAFE C SI 95 X CH 87 0-1 ② L8			B FF 92 B FF 92 B FF 91 C FF 92 X FF 91 3-1 ① F8		3	1	1	2	2	0	1
24 Yasmany Tomás, R (1, 7) OBP: 0.309, SLG: 0.528 5 Grégor Blanco, L (7, PR) OBP: 0.333, SLG: 0.263 (8, 7)	C SI 95 B SL 91 F SL 90 B SL 89 B SI 94 S SL 90 3-3 ② K	S SL 90 X SL 90 0-1 ② L9	X FF 91 0-0 ② F9				C SI 96 D SL 90 1 SAFE X FF 96 1-1 1-H 2B			B FF 92 X SL 86 1-0 ② F9		4 1	0 0	1 0	1 0	0 0	1 0	3 0
27 Brandon Drury, R (1, 4) OBP: 0.345, SLG: 0.478	D CU 82 X 1-0 ③ FC5-4 1-2f	X FF 97 0-0 ③ F8	B SL 86 X SI 94 1-0 ③ FC6-4 1-2f				B SI 96 F SL 91 X SL 91 1-1 ③ P2			C FF 93 F SL 84 S SL 86 0-3 ③ K		5	0	0	0	0	1	4
10 Chris Herrmann, L (1, 2) OBP: 0.279, SLG: 0.370		C SI 95 F SI 94 X CU 84 0-2 2B	C SI 94 B SL 89 F SI 95 B FF 98 B FF 95 F SL 92 B CH 86 4-2 13 WP BB		C SI 94 C SI 96 T SI 95 X CH 88 0-2 ① G4-3		C CU 70 S FF 89 B CU 72 S CU 72 1-3 ① K		F FF 94 B SI 93 B FF 94 F SI 94 B CH 88 F FF 95 X FF 95 3-2 HR			4	1	2	1	1	1	0
13 Nick Ahmed, R (1, 6) OBP: 0.301, SLG: 0.425		X FF 95 0-0 ① F7		F FF 95 B SL 92 X SL 91 1-1 ① G6-3 1-2	C SI 95 C CH 86 B SL 89 X CH 85 1-2 6 FC5-4 1B		F FF 89 B FF 90 B CU 72 B CU 72 C FF 89 X FF 88 3-2 ② G5-3					4	0	1	0	0	0	2
46 Patrick Corbin, L (1, 1) OBP: 0.167, SLG: 0.063 6 David Peralta, L (6, PH) OBP: 0.343, SLG: 0.452 40 Andrew Chafin, R (7, 1) 60 J.J. Hoover, R (8, 1) 3 Daniel Descalso, L (8, PH) OBP: 0.311, SLG: 0.339 56 Fernando Rodney, R (9, 1) 29 Jorge De La Rosa, L (10, 1) 54 Tom Wilhelmsen, R (11, 1)		B SI 95 B FF 97 B FF 97 C FF 97 F FF 98 F SI 96 S CH 89 3-3 ② K2-3	C SI 96 B CH 88 B FF 96 C SL 89 B SI 96 B SL 89 4-2 BB			B FF 89 X FF 90 1-0 ② FC5-4 1-2f		X FF 90 0-0 ③ F8				1 1 0 0 1 0 0 0	0 0 0 0 0 0 0 0	0 0 0 0 0 0 0 0	0 0 0 0 0 0 0 0	1 0 0 0 0 0 0 0	1 1 0 0 0 0 0 0	1 1 0 0 0 0 0 0
Inning Stats	R: 1 E: 0 K: 1 S: 17 H: 2 LOB: 2 BB: 1 P: 29	R: 0 E: 0 K: 1 S: 9 H: 1 LOB: 1 BB: 0 P: 12	R: 2 E: 0 K: 1 S: 9 H: 2 LOB: 0 BB: 0 P: 12	R: 0 E: 0 K: 1 S: 13 H: 0 LOB: 2 BB: 2 P: 23	R: 0 E: 0 K: 1 S: 6 H: 0 LOB: 1 BB: 1 P: 11	R: 0 E: 0 K: 0 S: 9 H: 1 LOB: 1 BB: 0 P: 11	R: 1 E: 0 K: 1 S: 11 H: 1 LOB: 1 BB: 1 P: 18	R: 0 E: 0 K: 1 S: 7 H: 0 LOB: 0 BB: 0 P: 11	R: 0 E: 0 K: 1 S: 9 H: 0 LOB: 0 BB: 0 P: 15	R: 0 E: 0 K: 1 S: 6 H: 0 LOB: 0 BB: 0 P: 10	R: 1 E: 0 K: 0 S: 4 H: 1 LOB: 0 BB: 0 P: 7	1B: 2 2B: 3 3B: 1 HR: 2 SF: 0 SAC: 0 DP: 0 HBP: 0						

BOTTOM

AB	38
R	5
H	8
RBI	5
BB	5
SO	9
LOB	19

WP: 1 PA: 43
PB: 0
SB: 0
CS: 0

PITCHER		IP	WLS	BF	H	R	ER	SO	BB	IBB	HBP	BLK	WP	HR	S	P	ERA	WHIP
33 Matt Harvey, R ERA: 5.56	(1, 1)	5.1		26	6	3	3	5	4	0	0	0	1	1	61	95	5.06	1.875
66 Josh Edgin, L ERA: 3.38	(6, 1)	0.2	H	2	0	0	0	0	0	0	0	0	0	0	2	3	0.00	0.000
65 Robert Gsellman, R ERA: 7.12	(7, 1)	1.0	B	5	1	1	1	1	1	0	0	0	0	0	11	18	9.00	2.000
39 Jerry Blevins, L ERA: 1.88	(8, 1)	1.0		3	0	0	0	1	0	0	0	0	0	0	7	11	0.00	0.000
43 Addison Reed, R ERA: 3.48	(9, 1)	2.0		6	0	0	0	2	0	0	0	0	0	0	15	25	0.00	0.000

PITCHER		IP	WLS	BF	H	R	ER	SO	BB	IBB	HBP	BLK	WP	HR	S	P	ERA	WHIP
50 Rafael Montero, R ERA: 9.69	(11, 1)	0.0	L	1	1	1	1	0	0	0	0	0	0	1	4	7	∞	∞

Los Angeles Angels @ New York Mets

Citi Field, Flushing, NY

Fri May 19 2017, 7:11 PM - 10:03 PM EDT

Att. 36,542 - Partly Cloudy - 88 F

livebaseballscorecards.com

TOP

Batter	1	2	3	4	5	6	7	8	9	AB	R	H	RBI	BB	SO	LOB
9 Cameron Maybin, R (1, 7) OBP: 0.342, SLG: 0.306	B FF 96 B FF 96 B FF 95 B FF 94 4-0 56 CS BB		C SL 89 X SL 88 0-1 ② G4-3			B FF 96 X SL 88 1-0 ② G6-3	X SL 88 0-0 ③ F9			3	0	0	0	1	0	3
56 Kole Calhoun, L (1, 9) OBP: 0.289, SLG: 0.341	1 SAFE C SI 94 C SL 90 B CU 82 X CU 83 1-2 ①② G6-3 1-2		B SI 94 X CU 84 1-0 ③ G3-1			B SI 96 B CH 89 X CU 82 2-0 27 WP 1B		C FF 87 B CU 71 C CU 71 S CU 70 1-3 ① K		4	0	1	0	0	1	1
27 Mike Trout, R (1, 8) OBP: 0.458, SLG: 0.741	S FF 95 B SI 94 B SL 90 X SL 90 2-1 1B			F FF 94 B FF 95 B FF 94 C FF 95 S FF 95 2-3 ① K		C SL 90 S FF 95 F SL 89 B FF 96 F FF 96 B SL 89 F FF 95 B CH 88 3-2 1-2 IBB		C FF 89 F FF 88 X FF 89 0-2 2 1B 1B		3	0	2	0	1	1	0
18 Luis Valbuena, L (1, 5) OBP: 0.278, SLG: 0.313	B SI 95 C CH 87 S SI 95 1 SAFE B SI 95 F CH 86 F SI 95 S CU 82 2-3 ③ K			B CU 80 B CH 87 C SI 94 F SL 88 S FF 96 2-3 ② K		X CU 81 0-0 ③ G4-3		B CU 71 C CU 70 C FF 89 D CU 71 B CU 70 F FF 89 S CU 70 3-3 ② K		4	0	0	0	0	3	4
2 Andrelton Simmons, R (1, 6) OBP: 0.310, SLG: 0.335		C SL 86 F FF 94 B FF 95 X SL 89 1-2 ① L7		X FF 95 0-0 ③ L8			C FF 93 B CH 87 C SL 88 F SL 89 X FF 96 1-2 12 HBP 2B	C SL 82 X SL 84 0-1 1-2 1B		4	0	2	0	0	0	0
24 C.J. Cron, R (1, 3) OBP: 0.274, SLG: 0.260		C FF 94 C FF 94 X FF 94 0-2 1B	X SL 89 0-0 ① P5				B CU 82 B FF 96 B FF 95 B FF 96 4-0 12 HBP BB	C FF 91 C FF 91 S SL 84 0-3 ③ K		3	0	1	0	1	1	2
12 Martín Maldonado, R (1, 2) OBP: 0.345, SLG: 0.374		C FF 94 C SI 94 B SL 89 C SI 95 1-3 ② K	B FF 95 C SL 88 X SI 95 1-1 ② L7				B SI 94 D SI 94 C SL 88 B FF 94 H SL 88 4-1 1-2 2-3 HBP		C FF 91 S SL 85 F FF 92 X FF 93 0-2 ① L8	3	0	0	0	0	1	1
3 Danny Espinosa, S (1, 4) OBP: 0.231, SLG: 0.281 7 Cliff Pennington, S (9, PH) OBP: 0.347, SLG: 0.262		B FF 95 B SI 94 C SL 89 S SL 89 F FF 95 S SL 88 2-3 ③ K	S CU 82 S SI 95 F SL 87 S SL 89 0-3 ③ K				T SL 90 S SL 89 D SL 88 D SL 87 C FF 95 2-3 ① K		B FF 93 C FF 92 S FF 93 F SL 86 B SL 87 F FF 93 F FF 93 X SL 86 2-2 ② P6	3 1	0 0	0 0	0 0	0 0	3 0	4 0
47 Ricky Nolasco, R (1, 1) 25 Ben Revere, L (7, PH) OBP: 0.256, SLG: 0.388 48 Jose Alvarez, L (7, 1) 39 Keynan Middleton, R (8, 1) 19 Jefry Marte, R (9, PH) OBP: 0.256, SLG: 0.324			B FF 94 B FF 95 C FF 94 S FF 94 F FF 96 S SL 90 2-3 ① K			C FF 94 S SL 88 B SL 89 F SL 90 S FF 95 1-3 ① K	B CU 80 X FF 94 1-0 ② L6		T FF 92 B FF 93 C FF 92 B FF 93 F SL 87 X FF 93 2-2 ③ F9	2 1 0 0 1	0 0 0 0 0	0 0 0 0 0	0 0 0 0 0	0 0 0 0 0	2 0 0 0 0	0 3 0 0 0
Inning Stats	R: 0 E: 0 K: 1 S: 10 H: 1 LOB: 1 BB: 1 P: 19	R: 0 E: 0 K: 2 S: 13 H: 1 LOB: 1 BB: 0 P: 17	R: 0 E: 0 K: 1 S: 7 H: 0 LOB: 0 BB: 0 P: 10	R: 0 E: 0 K: 2 S: 7 H: 0 LOB: 0 BB: 0 P: 11	R: 0 E: 0 K: 1 S: 7 H: 0 LOB: 0 BB: 0 P: 8	R: 0 E: 0 K: 1 S: 12 H: 1 LOB: 2 BB: 1 P: 19	R: 0 E: 0 K: 1 S: 10 H: 1 LOB: 3 BB: 1 P: 22	R: 0 E: 0 K: 3 S: 15 H: 2 LOB: 2 BB: 0 P: 19	R: 0 E: 0 K: 0 S: 14 H: 0 LOB: 0 BB: 0 P: 18	1B: 5 2B: 1 3B: 0 HR: 0 SF: 0 SAC: 0 DP: 0 HBP: 1						

	AB	32
	R	0
	H	6
	RBI	0
	BB	3
	SO	12
	LOB	18

WP: 1 PA: 36
PB: 0
SB: 0
CS: 1

PITCHER		IP	WLS	BF	H	R	ER	SO	BB	IBB	HBP	BLK	WP	HR	S	P	ERA	WHIP
48 Jacob deGrom, R ERA: 3.56	(1, 1)	7.0	W	28	4	0	0	9	2	1	1	0	1	0	66	106	0.00	0.857
39 Jerry Blevins, L ERA: 1.8	(8, 1)	0.2	H	3	1	0	0	2	0	0	0	0	0	0	10	14	0.00	1.500
51 Paul Sewald, R ERA: 2.92	(8, 1)	0.1	H	2	1	0	0	1	0	0	0	0	0	0	5	5	0.00	3.000
43 Addison Reed, R ERA: 3.32	(9, 1)	1.0	S	3	0	0	0	0	0	0	0	0	0	0	14	18	0.00	0.000

PITCHER		IP	WLS	BF	H	R	ER	SO	BB	IBB	HBP	BLK	WP	HR	S	P	ERA	WHIP

Batter	1	2	3	4	5	6	7	8	9	AB	R	H	RBI	BB	SO	LOB
30 Michael Conforto, L (1, 7) OBP: 0.403, SLG: 0.664	C SI 90 B SI 92 B SI 92 C SL 81 F SL 81 F SI 91 B SI 91 X SI 92 3-2 7 SH 3 2B 1B	B KC 71 C SI 93 B FS 82 S FS 81 C SI 93 2-3 ③ K			B KC 70 S FS 80 F SI 90 B FS 80 B FF 92 B SI 91 4-2 7 FC4-6 BB		X SL 83 0-0 HR			3	2	2	1	1	1	1
7 José Reyes, S (1, 6) OBP: 0.266, SLG: 0.317	C SI 90 1 SAFE B KC 71 X SI 90 1-1 SH 3 2B 1-2		C SI 93 S FS 82 B FF 92 X KC 74 1-2 ① L5		1 SAFE 1 SAFE X SI 90 0-0 ② FC4-6 1-2f		T FF 90 C CH 82 F FF 92 S SL 84 0-3 ① K			3	0	0	0	0	1	1
19 Jay Bruce, L (1, 9) OBP: 0.331, SLG: 0.510	C SI 92 B SI 91 S SI 92 D FS 83 S FS 82 2-3 ① K		B SI 92 B FS 82 X SI 92 2-0 ② G6-3		X SI 91 0-0 ③ G3-4-3		F CU 80 B FF 91 T FF 91 B CU 81 X CU 78 2-2 ② P6			4	0	0	0	0	1	3
20 Neil Walker, S (1, 4) OBP: 0.327, SLG: 0.423	B KC 71 X SI 91 1-0 ② F7		B SI 92 S SI 92 C KC 73 S SI 93 1-3 ③ K			C SI 89 X SL 77 0-1 4 F7 44 1B 1B	X SI 92 0-0 ③ F7			4	1	1	0	0	1	2
3 Curtis Granderson, L (1, 8) OBP: 0.230, SLG: 0.311 39 Jerry Blevins, L (8, 1) 51 Paul Sewald, R (8, 1) 54 T.J. Rivera, R (8, PH) OBP: 0.348, SLG: 0.422 43 Addison Reed, L (9, 1)	C SI 92 X SI 92 0-1 1-3 2-H 2B			C SI 90 B FS 80 B FS 80 X SI 90 2-1 ① G3-1		C SI 89 B FS 80 B SI 90 F SI 91 X SI 91 2-2 ① F9		C FF 96 F SL 88 B FF 96 B SL 87 B FF 97 F FF 96 X FF 96 3-2 21 PB 4 PB 1B		3 0 0 0 1 0	0 0 0 0 0 0	1 0 0 0 1 0	1 0 0 0 0 0	0 0 0 0 0 0	0 0 0 0 0 0	1 0 0 0 0 0
4 Wilmer Flores, R (1, 5) OBP: 0.286, SLG: 0.427	S FS 82 B SL 82 B SI 93 C SL 84 B SL 83 F SL 82 X FF 94 3-2 ③ G5-3			F SI 91 C SL 82 X SL 83 0-2 E6 44 FC5-4		B SL 82 D SL 81 T SI 90 B SI 90 X SI 91 3-1 ② F7 1-2		C SL 82 S SL 86 S SL 87 0-3 ① K 1-2		4	0	0	0	0	1	4
21 Lucas Duda, L (1, 3) OBP: 0.368, SLG: 0.459		B KC 70 B SI 91 B SI 90 B FF 90 4-0 48 SH3-4 BB		1 SAFE C SI 90 B SI 91 C FS 81 X FF 92 1-2 ② P4		B FS 81 D FS 82 2-0 44 1B IBB		C FF 94 S SL 84 S SL 86 0-3 ② K 2-3		2	0	0	0	2	1	2
44 René Rivera, R (1, 2) OBP: 0.342, SLG: 0.427		C SI 92 D SL 83 S SL 82 B SI 92 C SI 94 2-3 ① K		C SI 92 D SL 83 C SL 82 1 SAFE F SL 83 X SL 81 1-2 ③ FC5-4 1-2f		F FS 82 X SL 81 0-1 1-2 2-H 1B		C FF 97 S FF 97 X FF 97 0-2 ③ G4-3		4	0	1	1	0	1	3
48 Jacob deGrom, L (1, 1) OBP: 0.300, SLG: 0.350 12 Juan Lagares, R (8, 8) OBP: 0.296, SLG: 0.313		L SI 90 B FS 81 1 SAFE X SI 91 1-1 ② SH3-4 1-2			C SI 91 B KC 70 B FS 80 X SI 90 2-1 ① F8	B SI 91 F SI 92 B FS 81 X SI 91 2-1 ③ G3				2 0	0 0	0 0	0 0	0 0	0 0	2 0
Inning Stats	R: 1 E: 1 K: 1 S: 17 H: 2 LOB: 2 BB: 0 P: 27	R: 0 E: 0 K: 2 S: 8 H: 0 LOB: 1 BB: 1 P: 17	R: 0 E: 0 K: 1 S: 7 H: 0 LOB: 0 BB: 0 P: 11	R: 0 E: 1 K: 0 S: 12 H: 0 LOB: 1 BB: 0 P: 16	R: 0 E: 0 K: 0 S: 6 H: 0 LOB: 1 BB: 1 P: 12	R: 1 E: 0 K: 0 S: 11 H: 2 LOB: 2 BB: 1 P: 20	R: 1 E: 0 K: 1 S: 9 H: 1 LOB: 0 BB: 0 P: 11	R: 0 E: 0 K: 2 S: 13 H: 1 LOB: 1 BB: 0 P: 16		1B: 4 2B: 1 3B: 0 HR: 1 SF: 0 SAC: 2 DP: 0 HBP: 0						

PITCHER		IP	WLS	BF	H	R	ER	SO	BB	IBB	HBP	BLK	WP	HR	S	P	ERA	WHIP
47 Ricky Nolasco, R ERA: 4.01	(1, 1)	6.0	L	27	4	2	1	4	2	1	0	0	0	0	61	103	1.50	1.000
48 Jose Alvarez, L ERA: 4.11	(7, 1)	1.0		4	1	1	1	1	0	0	0	0	0	1	9	11	9.00	1.000
39 Keynan Middleton, R ERA: 4.5	(8, 1)	1.0		4	1	0	0	2	0	0	0	0	0	0	13	16	0.00	1.000

PITCHER		IP	WLS	BF	H	R	ER	SO	BB	IBB	HBP	BLK	WP	HR	S	P	ERA	WHIP

BOTTOM

Los Angeles Angels @ New York Mets

Citi Field, Flushing, NY

Fri May 19 2017, 7:11 PM - 10:03 PM EDT

Att. 36,542 - Partly Cloudy - 88 F

livebaseballscorecards.com

AB	30
R	3
H	6
RBI	3
BB	3
SO	7
LOB	19

Los Angeles Angels @ New York Mets

Citi Field, Flushing, NY

Sat May 20 2017, 7:17 PM - 10:53 PM EDT

Att. 37,264 - Cloudy - 62 F

TOP

livebaseballscorecards.com

Batter	1	2	3	4	5	6	7	8	9	AB	R	H	RBI	BB	SO	LOB
9 Cameron Maybin, R (1, 7) OBP: 0.351, SLG: 0.307	C SI 95 F SI 94 B FC 90 F FF 96 S SI 95 1-3 K ①		C FF 94 B FC 87 F FC 88 F FF 95 B FF 96 B SI 94 B SI 96 4-2 56 G4-6-3 1-2 BB		B FC 84 C FC 85 X FF 93 1-1 1-2 1B		C SI 94 B SI 94 B SI 95 B FF 94 C FF 95 X FF 95 3-2 G5-3 ①		S SL 83 F SL 84 D SL 84 B FF 92 B FF 91 B SL 84 4-2 2 BB 56 1B 1-2 2-3 3-H BB	3	0	1	1	2	1	0
56 Kole Calhoun, L (1, 9) OBP: 0.286, SLG: 0.337	S SI 95 S SI 95 B SI 96 B FF 96 B SI 95 X SI 96 3-2 F8 ②		S SI 94 S SI 93 F SI 93 F CU 79 X SI 95 0-2 G4-6-3 ② ③ 1-2f		F CU 77 C SI 94 X FF 94 0-2 L8 ③		X SI 94 0-0 F7 ②		T FF 91 F FF 92 B FF 92 X FF 92 1-2 2 BB 1-2 2-3 3-H 1B	5	0	1	1	0	0	4
27 Mike Trout, R (1, 8) OBP: 0.456, SLG: 0.730	B FC 89 B FF 97 F FF 96 B FC 89 S FF 98 F FF 97 F FF 96 S FC 88 3-3 K ③			F FF 92 B FF 94 B SI 95 B FF 94 F FC 89 B SI 95 4-2 2 FC6-4 BB		B CH 87 C FC 86 B SI 91 B SI 93 B SI 94 4-1 2 1B 18 BB 19 HBP BB	C FF 90 B CU 83 B SI 95 F CU 82 F FF 95 B FF 94 C CH 88 3-3 K ③		C FF 92 F FF 92 B FF 92 X SL 86 1-2 SF9 ① 3-H	2	1	0	1	2	2	0
18 Luis Valbuena, L (1, 5) OBP: 0.288, SLG: 0.294		C SI 92 B CU 79 C CH 88 F FF 94 B CU 80 F CU 80 B FC 88 F SI 95 B SI 96 4-2 BB		S FC 88 1 SAFE 1 SAFE F SI 92 C SI 95 0-3 K ①		B FF 93 B CH 88 S SI 93 B SI 93 F SI 93 B FC 86 4-2 19 HBP 2 1B 25 FC6-4 1-2 BB		C SI 93 S SI 94 F SI 93 S CU 82 0-3 K ①	B SL 85 C FF 91 X FF 91 1-1 P2 ②	3	1	0	0	2	2	3
2 Andrelton Simmons, R (1, 6) OBP: 0.318, SLG: 0.340		D FC 87 F SI 94 B FF 95 1 SAFE B FC 86 X SI 95 3-1 L8 ①		1 SAFE X SI 94 0-0 FC6-4 ② 1-2f		C SI 93 X SI 93 0-1 25 FC6-4 19 HBP 1-2 2-3 1B		B SI 94 X SI 94 1-0 19 G1-6-3 1B	B SL 84 B SL 82 F SL 83 B SL 84 F FF 90 B FF 91 4-2 1-2 2-3 BB	4	0	2	0	1	0	2
19 Jefry Marte, R (1, 3) OBP: 0.256, SLG: 0.312 33 David Hernandez, R (8, 1) 3 Danny Espinosa, S (9, PH) OBP: 0.229, SLG: 0.279		X SI 95 0-0 L7 ②		B SI 93 X FC 86 1-0 G5-3 ③		H SI 94 1-0 25 FC6-4 1-2 2-3 3-H HBP		F FF 95 F FF 94 B CU 83 D CU 82 X SL 89 2-2 G1-6-3 ② ③ 1-2f	B SL 84 B FF 90 C FF 90 F FF 90 B FF 92 S FF 91 3-3 K ③	3 0 0	0 0 0	0 0 0	1 0 0	0 0 0	0 0 1	3 0 3
7 Cliff Pennington, S (1, 4) OBP: 0.358, SLG: 0.267		L SI 93 B FF 94 S SI 94 X CU 80 1-2 F7 ③			C CU 77 X FF 93 0-1 9 1B	C KC 82 B FF 91 B FF 91 F FF 90 X KC 83 2-2 F7 ①			C SI 92 C SI 94 B SL 83 B SI 94 B SI 93 F SI 93 B SI 93 4-2 12 1B 24 1B 9 BB BB	3	1	1	0	1	0	4
13 Juan Graterol, R (1, 2) OBP: 0.238, SLG: 0.286 25 Ben Revere, L (6, PH) OBP: 0.253, SLG: 0.384 36 Yusmeiro Petit, R (6, 1) 24 C.J. Cron, R (8, 3) OBP: 0.282, SLG: 0.269			B FF 92 X FF 93 1-0 G4-3 ①		1 SAFE C SI 93 C SI 94 B SI 92 S FC 89 1-3 K ①	C FF 90 C FF 92 F FF 92 X KC 82 0-2 FC6-4 ② 1-2f 2-3 3-H			S SI 94 X SI 94 0-1 9 BB 12 1B 56 1B 1-2 1B	2 1 0 1	0 0 0 1	0 1 0 1	0 0 0 0	1 0 0 0	1 0 0 0	1 2 0 0
23 Alex Meyer, R (1, 1) OBP: 0.500, SLG: 0.500 48 Jose Alvarez, L (5, 1) 53 Blake Parker, R (5, 1) 12 Martín Maldonado, R (6, PH) OBP: 0.347, SLG: 0.376 (6, 2)			C FF 93 C FF 94 X FC 87 0-2 9 BB 1B		B SI 93 L SI 93 M CU 78 B CU 76 F SI 95 1 SAFE M CU 78 2-3 K ②	1 SAFE S FF 91 B FF 92 1 SAFE X FF 90 1-1 F9 ③			S SL 84 F SI 94 B SI 94 F SI 94 X SL 85 1-2 56 1B 9 BB 27 SF9 1-2 2-3 1B	2 0 0 2	0 0 0 1	1 0 0 1	0 0 0 0	0 0 0 0	1 0 0 0	1 0 0 2

Inning Stats	1	2	3	4	5	6	7	8	9	1B: 8	SF: 1	WP: 0	PA: 42
	R: 0 E: 0 K: 2 S: 12 H: 0 LOB: 0 BB: 0 P: 19	R: 0 E: 0 K: 0 S: 11 H: 0 LOB: 1 BB: 1 P: 19	R: 0 E: 0 K: 0 S: 12 H: 1 LOB: 1 BB: 1 P: 17	R: 0 E: 0 K: 1 S: 7 H: 0 LOB: 1 BB: 1 P: 12	R: 0 E: 0 K: 2 S: 14 H: 2 LOB: 2 BB: 0 P: 18	R: 2 E: 0 K: 0 S: 14 H: 1 LOB: 2 BB: 2 P: 26	R: 0 E: 0 K: 1 S: 8 H: 0 LOB: 0 BB: 0 P: 14	R: 0 E: 0 K: 1 S: 8 H: 1 LOB: 0 BB: 0 P: 11	R: 3 E: 0 K: 1 S: 24 H: 3 LOB: 3 BB: 3 P: 43	2B: 0 3B: 0 HR: 0	SAC: 0 DP: 2 HBP: 1	PB: 0 SB: 0 CS: 0	

PITCHER	IP	WLS	BF	H	R	ER	SO	BB	IBB	HBP	BLK	WP	HR	S	P	ERA	WHIP
45 Zack Wheeler, R (1, 1) ERA: 3.74	5.0	W	24	4	2	2	5	5	0	1	0	0	0	61	99	3.60	1.800
59 Fernando Salas, R (6, 1) ERA: 5.59	1.0	H	3	0	0	0	0	0	0	0	0	0	0	9	12	0.00	0.000
65 Robert Gsellman, R (7, 1) ERA: 6.75	2.0	H	6	1	0	0	2	0	0	0	0	0	0	16	25	0.00	0.500
55 Neil Ramírez, R (9, 1) ERA: 11.32	0.0		3	2	3	3	0	1	0	0	0	0	0	9	14	∞	∞
43 Addison Reed, R (9, 1) ERA: 3.18	1.0	S	6	1	0	0	1	2	0	0	0	0	0	15	29	0.00	3.000

PITCHER	IP	WLS	BF	H	R	ER	SO	BB	IBB	HBP	BLK	WP	HR	S	P	ERA	WHIP

AB	32
R	5
H	8
RBI	5
BB	8
SO	8
LOB	25

BOTTOM

Los Angeles Angels @ New York Mets

Citi Field, Flushing, NY

Sat May 20 2017, 7:17 PM - 10:53 PM EDT

Att. 37,264 - Cloudy - 62 F

livebaseballscorecards.com

Batter	1	2	3	4	5	6	7	8	9	AB	R	H	RBI	BB	SO	LOB
30 Michael Conforto, L (1, 7) OBP: 0.417, SLG: 0.669	B C S B F B F B 4-2 19 BB 7 1B 20 FC6-4 BB		B SI 95 B SI 94 B SI 95 C SI 96 F SI 96 B SI 97 4-2 7 1B 19 SF8 BB		B CU 81 F FF 95 B SI 90 B FF 96 F FF 95 X SI 96 3-2 19 E 20 1B 2B	C FF 89 F CH 82 B FF 90 X FC 85 1-2 ③ G6-3		0-0 7 1B IBB		2	3	1	0	3	0	0
7 José Reyes, S (1, 6) OBP: 0.282, SLG: 0.329	F F D B B 1 SAFE X SI 97 3-2 20 FC6-4 19 BB 1-2 1B		X SI 94 0-0 19 SF8 19 S 1-3 1B		F FF 97 B CU 82 B SI 96 B SI 96 B FF 95 4-1 20 1B 19 E 3 FC3-2 BB		B CH 80 B SI 88 C FF 89 B FF 89 C SI 89 X FF 88 3-2 ① F8	C CU 80 B SI 94 X SI 94 1-1 1-3 2-H 3-H 1B		4	0	3	2	1	0	0
19 Jay Bruce, L (1, 9) OBP: 0.328, SLG: 0.500	F SI 97 S CU 86 B CU 85 B CU 84 B SI 97 B CU 87 4-2 20 FC6-4 1-2 2-3 BB		B SI 96 X SI 95 1-0 ① SF8 1-3 3-H		B SI 94 F CU 84 X CU 82 1-1 FC4 3 FC3-2 20 1B 54 SF7 1-2 2-3		X CH 81 0-0 ② P5	B SI 94 C CU 81 F SI 95 X CU 83 1-2 ③ F8		3	1	0	1	1	0	5
20 Neil Walker, S (1, 4) OBP: 0.326, SLG: 0.418	C SI 96 X FF 96 0-1 ① FC6-4 54 FC5-4 1-2f 2-3 3-H		C CU 84 S FF 96 B CU 84 C CU 87 1-3 ② K		X CH 79 0-0 3 FC3-2 1-2 2-3 3-H 1B		C FF 88 X CH 82 0-1 ③ F9			4	0	1	2	0	1	3
3 Curtis Granderson, L (1, 8) OBP: 0.230, SLG: 0.304 55 Neil Ramírez, R (9, 1) 43 Addison Reed, L (9, 1)	C SI 96 F SI 96 S CU 86 0-3 ② K		C CU 83 B SI 97 B FF 96 C CU 82 H CU 85 3-2 HBP		C FC 87 X CU 82 0-1 ① FC3-2 1-2 2-3 3-Hf			C CH 81 B FF 89 S CH 81 F FF 90 B CU 76 B CH 81 S CH 81 3-3 ① K		3 0 0	0 0 0	0 0 0	0 0 0	0 0 0	2 0 0	5 0 0
54 T.J. Rivera, R (1, 5) OBP: 0.333, SLG: 0.407	C FF 96 X SI 96 0-1 ③ FC5-4 1-2f		F SI 96 T FF 96 S FF 98 0-3 ③ K		X CU 78 0-0 ② SF7 3-H			B CU 76 C FF 89 F FF 90 S 1-3 ② K		3	0	0	1	0	2	4
21 Lucas Duda, L (1, 3) OBP: 0.363, SLG: 0.462 12 Juan Lagares, R (8, PR) OBP: 0.296, SLG: 0.313 (9, 8)		B SI 95 B CH 90 B FF 97 C SI 96 X SI 96 3-1 ① F8	B SI 95 B SI 95 F SI 94 X SI 94 2-1 ① F9		C FS 83 B FF 96 F FF 94 D FS 86 B FS 85 T FS 83 3-2 ③ K			C CH 81 B FF 89 B FF 88 B CH 82 X CH 81 3-1 4 2B 2B		4 0	0 1	1 0	0 0	0 0	1 0	2 0
44 René Rivera, R (1, 2) OBP: 0.337, SLG: 0.410		F FF 96 S FF 99 B S 1-3 ② K	C CU 84 F FF 97 C FF 98 0-3 ② K			B FC 84 B FF 90 S FC 84 C FF 90 B FF 91 F FF 90 F CU 76 S FC 84 3-3 ① K		0-0 4 E 7 1B IBB		3	1	0	0	1	3	0
45 Zack Wheeler, L (1, 1) OBP: 0.176, SLG: 0.188 59 Fernando Salas, R (6, 1) 15 Matt Reynolds, R (6, PH) OBP: 0.250, SLG: 0.143 65 Robert Gsellman, R (7, 1) OBP: 0.154, SLG: 0.083 4 Wilmer Flores, R (8, PH) OBP: 0.286, SLG: 0.447 (9, 3)		C SI 96 B SI 96 F FF 97 F CU 86 C CU 84 1-3 ③ K	L SI 94 S SI 97 C FF 98 0-3 ③ K			C FF 90 C CU 76 X CU 77 0-2 ② G6-3		B FF 89 B FF 89 X FF 89 2-0 E6 7 1B 1-3 2-H 2B		2 0 1 0 1	0 0 0 0 1	0 0 0 0 1	0 0 0 0 1	0 0 0 0 0	2 0 0 0 0	0 0 0 0 0
Inning Stats	R: 1 E: 0 K: 1 S: 16 H: 1 LOB: 2 BB: 2 P: 27	R: 0 E: 0 K: 2 S: 9 H: 0 LOB: 0 BB: 0 P: 14	R: 1 E: 0 K: 2 S: 12 H: 1 LOB: 2 BB: 1 P: 21	R: 0 E: 0 K: 2 S: 8 H: 0 LOB: 0 BB: 0 P: 10	R: 2 E: 1 K: 1 S: 13 H: 2 LOB: 2 BB: 1 P: 24	R: 0 E: 0 K: 1 S: 11 H: 0 LOB: 0 BB: 0 P: 15	R: 0 E: 0 K: 0 S: 6 H: 0 LOB: 0 BB: 0 P: 9	R: 3 E: 1 K: 2 S: 15 H: 3 LOB: 3 BB: 2 P: 26		1B: 4 2B: 3 3B: 0 HR: 0		SF: 2 SAC: 0 DP: 0 HBP: 1		WP: 0 PB: 0 SB: 1 CS: 0		PA: 39

PITCHER	IP	WLS	BF	H	R	ER	SO	BB	IBB	HBP	BLK	WP	HR	S	P	ERA	WHIP
23 Alex Meyer, R (1, 1) ERA: 5.79	4.0	L	21	3	4	3	7	4	0	1	0	0	0	51	86	6.75	1.750
48 Jose Alvarez, L (5, 1) ERA: 4.02	0.1		2	1	0	0	0	0	0	0	0	0	0	3	3	0.00	3.000
53 Blake Parker, R (5, 1) ERA: 3.32	0.2		2	0	0	0	1	0	0	0	0	0	0	4	7	0.00	0.000
36 Yusmeiro Petit, R (6, 1) ERA: 2.54	2.2		12	2	3	1	3	0	2	0	0	0	0	27	43	3.38	0.750
33 David Hernandez, R (8, 1) ERA: 3.38	0.1		2	1	0	0	0	0	0	0	0	0	0	5	7	0.00	3.000

PITCHER	IP	WLS	BF	H	R	ER	SO	BB	IBB	HBP	BLK	WP	HR	S	P	ERA	WHIP

AB	30
R	7
H	7
RBI	7
BB	6
SO	11
LOB	19

Los Angeles Angels @ New York Mets

Citi Field, Flushing, NY

Sun May 21 2017, 1:12 PM - 4:28 PM EDT

Att. 39,501 - Sunny - 67 F

TOP

livebaseballscorecards.com

Batter	1	2	3	4	5	6	7	8	9	AB	R	H	RBI	BB	SO	LOB
9 Cameron Maybin, R (1, 7) OBP: 0.357, SLG: 0.318	C FF 85 B SI 86 B CH 80 X CH 80 2-1 2 2B 19 BB 1B	C SI 86 B FF 86 B SI 87 F SI 86 B FF 87 F CH 82 C FF 88 3-3 ① K	B FF 96 B SL 85 C FF 94 C SL 84 B FF 94 B FF 94 4-2 27 2B BB		B FF 94 C FF 93 D SL 85 C FF 94 X SI 94 2-2 ② G3 2-3		B SI 95 X SI 93 1-0 2 HR 1-3 2B		C SL 82 F FF 90 B SL 85 F FF 92 X FF 91 1-2 ① FC6-4 2 G6-4-3 1-2f	5	3	2	0	1	1	2
2 Andrelton Simmons, R (1, 6) OBP: 0.319, SLG: 0.363	X CH 81 0-0 19 BB 24 HR 1-3 2B	X CH 82 0-0 E5 27 HR	B SI 93 C FF 95 F SL 83 F FF 94 F SI 90 X SI 90 1-2 ② F8		X SI 92 0-0 ③ G4-3		B SL 86 C SL 86 X CH 87 1-1 2-H 3-H HR		C FF 92 B SL 84 X FF 91 1-1 ②③ G6-4-3 1-2f	6	3	2	3	0	0	3
27 Mike Trout, R (1, 8) OBP: 0.466, SLG: 0.757	0-0 19 BB 24 HR IBB	F FF 88 1 SAFE B FF 88 S CH 82 D CH 82 D CH 81 1 SAFE 1 SAFE X CH 80 3-2 1-H HR	B CH 90 B FF 95 C SL 84 B CH 89 C SL 84 X SL 84 3-2 1-H 2B			B SI 93 B SL 84 C SI 93 F CH 87 B SL 86 B SL 86 4-2 19 S BB	C SI 96 C SI 96 B FF 94 B SL 85 F SI 95 C SI 95 2-3 ③ K			3	2	2	3	2	1	0
19 Jefry Marte, R (1, 5) OBP: 0.264, SLG: 0.346 (6, 3)	S FF 87 C SI 88 B FF 88 B FF 88 B CH 82 F SI 88 D SI 88 4-2 24 HR 1-2 2-3 3-H BB	B FF 87 S CH 81 B CH 82 X FF 88 2-1 HR	C SL 83 D SL 83 C FF 95 D SL 84 C SL 82 2-3 ③ K			F SI 94 1 SAFE B SI 93 B SI 93 F SI 94 F SL 85 B SI 93 S SL 84 3-3 ① K 1-2		F FF 90 B SL 88 F CH 85 B CH 86 S SL 88 2-3 ① K		4	2	1	2	1	3	2
24 C.J. Cron, R (1, 3) OBP: 0.281, SLG: 0.305 53 Blake Parker, R (6, 1) 25 Ben Revere, L (8, PH) OBP: 0.261, SLG: 0.391 54 Deolis Guerra, R (8, 1) 20 Bud Norris, R (9, 1)	X CU 76 0-0 1-H 2-H 3-H HR	F FF 92 B SL 84 C SL 82 B FF 93 S SL 82 2-3 ② K		B FF 92 C FF 93 X CH 89 1-1 ① P4		F SI 94 D CU 80 C SI 93 D SL 86 X SL 86 2-2 ② G6-3		F FF 91 S CU 80 B CU 79 B FF 91 X CU 80 2-2 56 HBP 1B		4 0 1 0 0	1 0 0 0 0	1 1 0 0 0	4 0 0 0 0	0 0 0 0 0	1 0 0 0 0	1 0 0 0 0
56 Kole Calhoun, L (1, 9) OBP: 0.289, SLG: 0.331	F FF 87 C SI 87 S CU 76 0-3 ① K	B FF 94 B CH 89 B FF 94 B SI 94 4-0 3 BB		F FF 94 F SI 94 B CH 89 F SL 84 X SL 84 1-2 ② L4		B SI 92 F CH 88 C CU 78 X SI 93 1-2 ③ P4		B FF 91 C FF 92 H FF 92 2-1 1-2 HBP		3	0	0	0	1	1	1
3 Danny Espinosa, S (1, 4) OBP: 0.242, SLG: 0.280	B SI 87 X SI 87 1-0 12 S 12 1B 1B	F FF 94 B CH 89 D CH 90 B FF 94 B SL 85 4-1 1-2 BB		X FF 94 0-0 ③ L9			C SI 95 L SI 95 F SL 88 B FF 96 B SI 97 B SL 85 F SI 96 B FF 96 4-2 18 CS BB	X FF 90 0-0 ② F9		3	0	1	0	2	0	2
12 Martín Maldonado, R (1, 2) OBP: 0.349, SLG: 0.377	S SI 87 B CH 82 1 SAFE S CH 81 X CH 82 1-2 ② 1-H 1B	C SL 84 B FF 94 X SL 83 1-1 ③ F8			X FF 94 0-0 9 G3 40 SH1-4 1B		F SI 96 F SI 93 X SL 86 0-2 ① P3	X FF 90 0-0 ③ L9		5	0	2	0	0	0	5
40 Jesse Chavez, R (1, 1) 18 Luis Valbuena, L (6, 5) OBP: 0.311, SLG: 0.294	C FF 87 F FF 88 S CH 80 0-3 ③ K		C FF 94 C SL 84 S FF 94 0-3 ① K		X SI 93 0-0 ① SH1-4 1-2		B SL 85 1 SAFE B SL 85 B SL 83 C SI 95 F SI 94 B SI 94 4-2 ② 9 2B 2 HR 1-2 BB		B FF 91 C SL 82 B SL 83 S FF 91 B SL 82 B FF 92 4-2 9 FC6-4 BB	2 0	0 1	0 0	0 0	2 2	1 0	1 0

	AB	36
	R	12
	H	12
	RBI	12
	BB	9
	SO	9
	LOB	17

Inning Stats									
	R: 5 E: 0 K: 2 S: 17	H: 5 LOB: 1 BB: 2 P: 25	R: 3 E: 1 K: 2 S: 16	H: 2 LOB: 2 BB: 2 P: 35	R: 1 E: 0 K: 2 S: 16	H: 1 LOB: 1 BB: 1 P: 26	R: 0 E: 0 K: 0 S: 7	H: 0 LOB: 0 BB: 0 P: 9	R: 0 E: 0 K: 0 S: 6	H: 1 LOB: 1 BB: 0 P: 8
	R: 0 E: 0 K: 1 S: 12	H: 0 LOB: 1 BB: 1 P: 22	R: 3 E: 0 K: 1 S: 16	H: 2 LOB: 0 BB: 2 P: 28	R: 0 E: 0 K: 1 S: 9	H: 1 LOB: 2 BB: 0 P: 15	R: 0 E: 0 K: 0 S: 8	H: 0 LOB: 0 BB: 1 P: 14	1B: 5 2B: 3 3B: 0 HR: 4	SF: 0 SAC: 1 DP: 1 HBP: 1	WP: 0 PB: 0 SB: 2 CS: 1	PA: 47

PITCHER		IP	WLS	BF	H	R	ER	SO	BB	IBB	HBP	BLK	WP	HR	S	P	ERA	WHIP
29 Tommy Milone, L ERA: 7.91	(1, 1)	1.1	L	13	7	8	7	3	1	1	0	0	0	3	27	43	47.25	6.000
50 Rafael Montero, R ERA: 8.1	(2, 1)	3.2		16	2	1	1	3	3	0	0	0	0	0	35	60	2.46	1.364
55 Neil Ramírez, R ERA: 10.32	(6, 1)	1.0		4	0	0	0	1	1	0	0	0	0	0	12	22	0.00	1.000
47 Hansel Robles, R ERA: 6.23	(7, 1)	1.0		6	2	3	3	1	2	0	0	0	0	1	16	28	27.00	4.000
66 Josh Edgin, L ERA: 3.18	(8, 1)	1.0		5	1	0	0	1	0	0	1	0	0	0	9	15	0.00	1.000

PITCHER		IP	WLS	BF	H	R	ER	SO	BB	IBB	HBP	BLK	WP	HR	S	P	ERA	WHIP
51 Paul Sewald, R ERA: 2.7	(9, 1)	1.0		3	0	0	0	0	1	0	0	0	0	0	8	14	0.00	1.000

BOTTOM

Los Angeles Angels @ New York Mets

Citi Field, Flushing, NY

Sun May 21 2017, 1:12 PM - 4:28 PM EDT

Att. 39,501 - Sunny - 67 F

livebaseballscorecards.com

Batter	1	2	3	4	5	6	7	8	9	AB	R	H	RBI	BB	SO	LOB
30 Michael Conforto, L (1, 7) OBP: 0.412, SLG: 0.664	B SI 92 S SI 92 B CH 85 F SI 92 C FF 90 2-3 ① K		C CU 75 S FF 91 B FF 91 S CH 84 1-3 ③ K			C CH 85 F CH 86 B SI 92 B CU 76 B SI 92 X CH 84 3-2 4 1B 19 HR 2B	F FF 95 B CU 80 C FF 95 S FS 86 1-3 ③ K			4	1	1	0	0	3	0
4 Wilmer Flores, R (1, 5) OBP: 0.305, SLG: 0.450	C SI 92 B FF 90 F FF 92 B SL 83 F SL 83 X CH 85 2-2 19 G3-6-3 1B			C FF 90 X SL 84 0-1 ① F7		X SL 82 0-0 19 HR 2-3 1B		C FF 90 B SL 84 S SL 83 F CH 82 F FF 90 F CH 80 B FF 92 X CH 80 2-2 ① F7		4	1	2	0	0	0	0
19 Jay Bruce, L (1, 9) OBP: 0.331, SLG: 0.516	B SI 92 F SI 92 F CH 84 F SL 82 F FF 90 F CH 84 B FF 90 F FF 92 X FF 90 2-2 ② ③ G3-6-3 1-2f			C CU 75 B FF 91 X FF 93 1-1 ② L6		B CH 84 B CH 85 X SI 92 2-0 1-H 3-H HR		B FF 92 C FF 92 B CH 81 B CH 81 F FF 92 F CH 80 F FF 92 F CH 80 F CH 80 4-2 B FF 92 BB		3	1	1	3	1	0	1
20 Neil Walker, S (1, 4) OBP: 0.318, SLG: 0.408		C FF 91 X SI 89 0-1 ① G6-3		F SI 94 X CH 86 0-1 ③ G3-1		X CU 75 0-0 ② G4-3		C CH 80 X CH 80 0-1 ② F7		4	0	0	0	0	0	1
3 Curtis Granderson, L (1, 8) OBP: 0.237, SLG: 0.338		C SI 91 S CH 85 S FF 90 0-3 ② K			X SI 93 0-0 HR	B CU 76 B CH 86 C FF 92 B CH 86 C FF 91 F FF 91 F CH 85 F CH 85 X FF 92 3-2 2B		B CH 81 X FF 91 1-0 ③ F8		4	1	2	1	0	1	1
21 Lucas Duda, L (1, 3) OBP: 0.357, SLG: 0.441		C SI 93 T FF 91 B FF 92 X FF 91 1-2 ③ F7			C CU 76 S CH 86 B FF 91 B SL 84 F CH 86 X CH 86 2-2 ① G4-3	B CU 78 C FF 96 F CU 81 B FF 94 B FS 83 B FS 83 4-2 BB			C SI 92 B SI 93 F FC 89 S SL 85 1-3 ① K	3	0	0	0	1	1	0
26 Kevin Plawecki, R (1, 2) OBP: 0.214, SLG: 0.167			B FF 91 B SI 92 X FF 90 2-0 ① F9		X FF 91 0-0 ② L8	B FF 96 X FF 95 1-0 ③ F8			B SL 86 C FC 89 F FC 88 X SL 85 1-2 ② G4-3	4	0	0	0	0	0	2
15 Matt Reynolds, R (1, 6) OBP: 0.250, SLG: 0.333			B FF 91 B FF 91 X FF 90 2-0 HR		C CU 76 B CH 86 X CH 86 1-1 ③ G4-3		B FF 95 C FF 94 S FF 94 S FS 84 1-3 ① K		F FC 89 B FF 94 F SL 87 X SL 85 1-2 ③ F9	4	1	1	1	0	1	0
29 Tommy Milone, L (1, 1) OBP: 0.222, SLG: 0.125 50 Rafael Montero, R (2, 1) 55 Neil Ramírez, R (6, 1) 12 Juan Lagares, R (6, PH) OBP: 0.291, SLG: 0.306 47 Hansel Robles, R (7, 1) 54 T.J. Rivera, R (7, PH) OBP: 0.330, SLG: 0.402 66 Josh Edgin, R (8, 1) 51 Paul Sewald, R (9, 1)			C FF 92 X FF 92 0-1 ② G4-3			C FF 91 B CU 77 S CH 85 B SL 84 F SI 93 C SI 91 2-3 ① K	F FF 94 F CU 80 S FS 84 0-3 ② K			0 1 0 1 0 1 0 0	0 0 0 0 0 0 0 0	0 0 0 0 0 0 0 0	0 0 0 0 0 0 0 0	0 0 0 0 0 1 0 0	0 0 0 0 0 0 0 0	0 0 0 0 0 0 0 0
Inning Stats	R: 0 E: 0 K: 1 S: 14 H: 1 LOB: 0 BB: 0 P: 20	R: 0 E: 0 K: 1 S: 8 H: 0 LOB: 0 BB: 0 P: 9	R: 1 E: 0 K: 1 S: 7 H: 1 LOB: 0 BB: 0 P: 12	R: 0 E: 0 K: 0 S: 6 H: 0 LOB: 0 BB: 0 P: 7	R: 1 E: 0 K: 0 S: 8 H: 1 LOB: 0 BB: 0 P: 11	R: 3 E: 0 K: 1 S: 19 H: 4 LOB: 2 BB: 1 P: 34	R: 0 E: 0 K: 3 S: 9 H: 0 LOB: 0 BB: 0 P: 11	R: 0 E: 0 K: 0 S: 15 H: 0 LOB: 1 BB: 1 P: 22	R: 0 E: 0 K: 1 S: 9 H: 0 LOB: 0 BB: 0 P: 12	1B: 2 2B: 2 3B: 0 HR: 3 SF: 0 SAC: 0 DP: 1 HBP: 0						WP: 0 PB: 0 SB: 0 CS: 0 PA: 35	

	AB	33
	R	5
	H	7
	RBI	5
	BB	2
	SO	8
	LOB	5

PITCHER		IP	WLS	BF	H	R	ER	SO	BB	IBB	HBP	BLK	WP	HR	S	P	ERA	WHIP
40 Jesse Chavez, R ERA: 4.61	(1, 1)	5.2	W	23	7	5	5	4	0	0	0	0	0	3	59	85	7.94	1.235
53 Blake Parker, R ERA: 3.1	(6, 1)	1.1		5	0	0	0	3	1	0	0	0	0	0	12	19	0.00	0.750
54 Deolis Guerra, R ERA: 4.5	(8, 1)	1.0		4	0	0	0	0	1	0	0	0	0	0	15	22	0.00	1.000
20 Bud Norris, R ERA: 2.82	(9, 1)	1.0		3	0	0	0	1	0	0	0	0	0	0	9	12	0.00	0.000

PITCHER	IP	WLS	BF	H	R	ER	SO	BB	IBB	HBP	BLK	WP	HR	S	P	ERA	WHIP

Batter	1	2	3	4	5	6	7	8	9	AB	R	H	RBI	BB	SO	LOB
7 Manuel Margot, R (1, 8) OBP: 0.308, SLG: 0.393	B FF 94 B FF 93 B SL 90 C FF 94 C FF 95 S FF 95 3-3 ① **K**		C SL 89 B SL 90 B CH 86 X SI 94 2-1 ① **FC6-4** 26 BB **1-2f**		B SL 86 B SL 88 C SI 92 B SI 92 T SI 92 F SI 93 F FF 93 F FF 91 F FF 93 3-3 ② **K**		B SL 83 X SL 83 1-0 26 1B **1B**		C FF 89 B FF 90 B KC 83 S FF 92 B FF 93 S FF 92 3-3 ③ **K**	5	0	1	0	0	3	1
26 Yangervis Solarte, S (1, 4) OBP: 0.311, SLG: 0.333	C SI 95 F CU 84 B SI 96 B CH 88 X CH 88 2-2 ② **P6**		B CH 87 F SI 94 F SI 94 1 SAFE F FF 93 B CU 81 B CH 83 B CH 86 4-2 **1-2** **BB**		F SL 88 B SI 94 F CH 86 X FF 94 1-2 **1B**		C FF 92 B FF 91 F FF 92 X SL 82 1-2 **1-2** **1B**			3	0	2	0	1	0	0
4 Wil Myers, R (1, 3) OBP: 0.317, SLG: 0.527	C SL 90 F SI 95 B FF 96 F SI 96 X SL 91 1-2 ③ **F7**		B FF 91 B SI 93 C SI 92 B SI 93 F SI 92 F FF 93 F CH 86 T SI 94 3-2 ② **K**		F SI 93 B FF 94 S FF 93 C SI 94 1-3 ③ **K**		C FF 92 S FF 91 B SL 83 T FF 92 1-2 ③ **K**			4	0	0	0	0	3	5
11 Ryan Schimpf, L (1, 5) OBP: 0.308, SLG: 0.438		B SI 92 B SI 94 B SI 93 B SI 94 4-0 10 2B 15 G3 **BB**	C CU 81 B SI 93 B SI 92 F CU 80 X SL 88 2-2 ③ **L9**			X FF 94 0-0 **HR**		C CU 70 F FF 89 S CU 71 0-3 ① **K**		3	2	1	1	1	1	2
10 Hunter Renfroe, R (1, 9) OBP: 0.280, SLG: 0.426		B FF 95 B SL 90 C SI 93 X SL 91 2-1 15 G3 18 G5-3 **1-3** **2B**		C SI 93 C SI 94 C SI 94 0-3 ① **K**		F FF 96 C SL 81 S SL 81 0-3 ① **K**		C CU 71 B CH 84 B CH 82 X FF 88 2-1 **2B**		4	1	2	0	0	2	0
15 Cory Spangenberg, L (1, 7) OBP: 0.260, SLG: 0.293		X SI 94 0-0 ① **G3** **2-3** **3-H**		B CH 87 B FF 94 C SI 93 X SI 93 2-1 ② **P3**		B SL 79 B FF 95 C FF 94 C FF 95 F SL 81 X SL 80 2-2 ② **G4-3**		B CU 69 B FF 88 C FF 88 C CU 70 S CU 70 2-3 ② **K**		4	0	0	1	0	1	2
18 Austin Hedges, R (1, 2) OBP: 0.272, SLG: 0.420		C SL 88 X SI 93 0-1 ② **G5-3** **3-H**		B SI 93 C FF 93 B CH 85 B FF 93 F SI 93 F SI 94 B SI 94 4-2 8 1B **BB**		S FS 85 S FF 95 S FF 95 0-3 ③ **K**		F FF 92 B FF 90 F FF 90 F FF 93 T FF 91 1-2 ③ **K**		3	0	0	1	1	2	1
8 Erick Aybar, S (1, 6) OBP: 0.292, SLG: 0.336		C SI 95 B SI 95 F SI 94 X CH 84 1-2 ③ **L8**		B CH 87 B SI 93 X SI 94 2-0 ③ **1-2** **1B**			F FF 90 B FF 92 C FF 91 F SL 84 B SL 83 F FF 91 X FF 91 2-2 ① **G3**		C FF 90 C FF 90 B FF 90 X FF 91 1-2 ① **F8**	4	0	1	0	0	0	0
46 Jhoulys Chacín, R (1, 1) OBP: 0.250, SLG: 0.250 34 Craig Stammen, R (1, 1) 12 Chase d'Arnaud, R (5, PH) OBP: 0.500, SLG: 0.400 43 Miguel Díaz, R (5, 1) 20 Carlos Asuaje, L (7, PH) 39 Kirby Yates, L (7, 1) 52 Brad Hand, L (8, 1) 17 Allen Córdoba, R (9, PH) OBP: 0.347, SLG: 0.455			C FF 93 B FF 93 B FF 94 B FF 93 C FF 93 F SI 93 B SI 93 4-2 7 FC6-4 **BB**		C SI 92 B CH 85 T SL 88 B SI 93 C SI 93 2-3 ① **K**		B FF 91 S FF 91 F FF 93 X SL 84 1-2 ② **G4-3**		C FF 89 B FF 90 X FF 90 1-1 ② **L6**	0 0 1 0 1 0 0 1	0 0 0 0 0 0 0 0	0 0 0 0 0 0 0 0	0 0 0 0 0 0 0 0	0 0 1 0 0 0 0 0	0 0 0 0 0 0 0 0	0 0 0 0 0 0 0 0
Inning Stats	R: 0 E: 0 K: 1 S: 10 H: 0 LOB: 0 BB: 0 P: 16	R: 2 E: 0 K: 0 S: 8 H: 1 LOB: 0 BB: 1 P: 15	R: 0 E: 0 K: 1 S: 16 H: 0 LOB: 2 BB: 2 P: 31	R: 0 E: 0 K: 1 S: 9 H: 1 LOB: 1 BB: 1 P: 17	R: 0 E: 0 K: 3 S: 17 H: 1 LOB: 1 BB: 0 P: 24	R: 1 E: 0 K: 2 S: 11 H: 1 LOB: 0 BB: 0 P: 13	R: 0 E: 0 K: 1 S: 15 H: 2 LOB: 2 BB: 0 P: 21	R: 0 E: 0 K: 3 S: 12 H: 1 LOB: 1 BB: 0 P: 17	R: 0 E: 0 K: 1 S: 8 H: 0 LOB: 0 BB: 0 P: 13	1B: 4 2B: 2 3B: 0 HR: 1	SF: 0 SAC: 0 DP: 0 HBP: 0	WP: 0 PB: 0 SB: 0 CS: 0	PA: 37			

PITCHER		IP	WLS	BF	H	R	ER	SO	BB	IBB	HBP	BLK	WP	HR	S	P	ERA	WHIP
33 Matt Harvey, R ERA: 5.36	(1, 1)	5.0	W	21	3	2	2	6	4	0	0	0	0	0	60	103	3.60	1.400
49 Josh Smoker, L ERA: 7.94	(6, 1)	1.0		4	1	1	1	2	0	0	0	0	0	1	11	13	9.00	1.000
51 Paul Sewald, R ERA: 2.51	(7, 1)	1.0		5	2	0	0	1	0	0	0	0	0	0	15	21	0.00	2.000
39 Jerry Blevins, L ERA: 1.72	(8, 1)	0.2		3	1	0	0	2	0	0	0	0	0	0	8	12	0.00	1.500
59 Fernando Salas, R ERA: 5.23	(8, 1)	1.1		4	0	0	0	2	0	0	0	0	0	0	12	18	0.00	0.000

PITCHER	IP	WLS	BF	H	R	ER	SO	BB	IBB	HBP	BLK	WP	HR	S	P	ERA	WHIP

TOP

San Diego Padres @ New York Mets

Citi Field, Flushing, NY

Tue May 23 2017, 7:12 PM - 10:06 PM EDT

Att. 24,337 - Cloudy - 68 F

livebaseballscorecards.com

AB	33
R	3
H	7
RBI	3
BB	4
SO	13
LOB	11

Batter	1	2	3	4	5	6	7	8	9	AB	R	H	RBI	BB	SO	LOB
30 Michael Conforto, L (1, 7) OBP: 0.425, SLG: 0.713	HR 1B			HR		G3 ②		HBP		4	2	3	4	0	0	0
7 José Reyes, S (1, 6) OBP: 0.280, SLG: 0.325	3 SF8 1B G5-3			L8 ①		F9 ③		F7 ③		5	1	1	0	0	0	2
19 Jay Bruce, L (1, 9) OBP: 0.331, SLG: 0.513 12 Juan Lagares, R (6, 8) OBP: 0.304, SLG: 0.320	3 SF8 4 1B 1-2 1B	K ①		K ②			4 1B 21 1B 1B			3 1	1 1	1 1	0 0	0 0	2 0	0 0
20 Neil Walker, S (1, 4) OBP: 0.322, SLG: 0.410	4 1B 21 2B 1-2 2-3 1B	G6-3 ②		1B			K ①			4	1	2	0	0	1	1
3 Curtis Granderson, L (1, 8) (6, 9) OBP: 0.231, SLG: 0.331	SF8 ① 2-3 3-H	G3 ③		G3 ③			F9 ②			3	0	0	1	0	0	2
4 Wilmer Flores, R (1, 5) OBP: 0.314, SLG: 0.452	21 2B 1-3 3-H 1B		G6-3 ①		P2 ①		21 1B 1-2 1B			4	1	2	1	0	0	0
21 Lucas Duda, L (1, 3) OBP: 0.375, SLG: 0.472 59 Fernando Salas, R (8, 1)	44 1B 30 1B 1-H 3-H 2B			1B	L9 ②		1-3 2-H 1B			4 0	1 0	3 0	3 0	0 0	0 0	0 0
44 René Rivera, R (1, 2) OBP: 0.333, SLG: 0.402	33 G5-3 30 1B 2-3 1B			F7 ②	G3 ③			K ①		4	1	1	0	0	1	1
33 Matt Harvey, R (1, 1) 49 Josh Smoker, L (6, 1) 15 Matt Reynolds, R (6, PH) OBP: 0.238, SLG: 0.316 51 Paul Sewald, R (7, 1) 39 Jerry Blevins, L (8, 1) 54 T.J. Rivera, R (8, 3) OBP: 0.327, SLG: 0.398	G5-3 ② 1-2			F8 ③		K ①		K ②		2 0 1 0 0 1	0 0 0 0 0 0	0 0 0 0 0 0	0 0 0 0 0 0	0 0 0 0 0 0	0 0 1 0 0 1	3 0 0 0 0 0
Inning Stats	R: 7 E: 0 K: 0 S: 32 H: 8 LOB: 1 BB: 0 P: 43	R: 0 E: 0 K: 1 S: 9 H: 0 LOB: 0 BB: 0 P: 14	R: 0 E: 0 K: 0 S: 8 H: 1 LOB: 1 BB: 0 P: 16	R: 1 E: 0 K: 1 S: 14 H: 2 LOB: 1 BB: 0 P: 17	R: 0 E: 0 K: 0 S: 3 H: 0 LOB: 0 BB: 0 P: 7	R: 0 E: 0 K: 1 S: 8 H: 0 LOB: 0 BB: 0 P: 15	R: 1 E: 0 K: 1 S: 12 H: 3 LOB: 2 BB: 0 P: 15	R: 0 E: 0 K: 2 S: 10 H: 0 LOB: 1 BB: 0 P: 17		1B: 11 2B: 1 3B: 0 HR: 2 SF: 1 SAC: 0 DP: 0 HBP: 1				WP: 0 PB: 0 SB: 0 CS: 0 PA: 38	

PITCHER		IP	WLS	BF	H	R	ER	SO	BB	IBB	HBP	BLK	WP	HR	S	P	ERA	WHIP
46 Jhoulys Chacín, R ERA: 5.74	(1, 1)	0.2	L	10	8	7	7	0	0	0	0	0	0	1	30	40	94.50	12.000
34 Craig Stammen, R ERA: 5.4	(1, 1)	3.1		13	3	1	1	2	0	0	0	0	0	1	33	50	2.70	0.900
43 Miguel Díaz, R ERA: 7.48	(5, 1)	2.0		6	0	0	0	1	0	0	0	0	0	0	11	22	0.00	0.000
39 Kirby Yates, R ERA: 2.61	(7, 1)	1.0		5	3	1	1	1	0	0	0	0	0	0	12	15	9.00	3.000
52 Brad Hand, L ERA: 1.8	(8, 1)	1.0		4	0	0	0	2	0	0	1	0	0	0	10	17	0.00	0.000

PITCHER	IP	WLS	BF	H	R	ER	SO	BB	IBB	HBP	BLK	WP	HR	S	P	ERA	WHIP

BOTTOM

San Diego Padres @ New York Mets

Citi Field, Flushing, NY

Tue May 23 2017, 7:12 PM - 10:06 PM EDT

Att. 24,337 - Cloudy - 68 F

livebaseballscorecards.com

AB	36
R	9
H	14
RBI	9
BB	0
SO	6
LOB	9

San Diego Padres @ New York Mets

Citi Field, Flushing, NY

Wed May 24 2017, 7:11 PM - 10:38 PM EDT

Att. 23,933 - Partly Cloudy - 66 F

livebaseballscorecards.com

TOP

Batter	1	2	3	4	5	6	7	8	9	AB	R	H	RBI	BB	SO	LOB
7 Manuel Margot, R (1, 8) OBP: 0.305, SLG: 0.389	X FF 94 0-0 ① F9		B SI 94 X SI 94 1-0 ② G6-3 2-3		B SL 87 B SL 88 C SI 92 B FF 92 B SL 89 4-1 26 2B BB		S FF 92 F FF 93 1 SAFE B FF 93 F FF 91 F KC 83 B FF 93 F CH 87 F FF 93 4-2 B KC 84 B FF 92 26 BB 4 1B 1-3 BB		C FF 89 X FF 91 0-1 1B	2	0	0	0	0	0	1
23 Matt Szczur, R (3, 8) OBP: 0.327, SLG: 0.362										1	2	1	0	2	0	0
26 Yangervis Solarte, S (1, 4) OBP: 0.319, SLG: 0.343	C SI 94 B SI 94 F SI 94 B FF 93 X SI 94 2-2 ② G6-3		B CU 80 B SI 94 S SI 94 C FF 94 X SI 95 2-2 3-H 1B		F SL 89 B SI 94 X SI 93 1-1 1-H 2-H 2B		B KC 83 B CH 88 C KC 88 1 SAFE B FF 92 C FF 93 B FF 93 4-2 4 1B 1-2 BB		F FF 91 X FF 91 0-1 ① P6	4	0	2	3	1	0	1
4 Wil Myers, R (1, 3) OBP: 0.319, SLG: 0.529	C SI 94 X SI 95 0-1 11 CS 2B		F SI 90 B SI 96 F SI 95 B FF 92 S FF 95 2-3 ③ K		X SI 93 0-0 ③ F9		B SL 85 X SI 94 1-0 1-3 2-H 3-H 1B		1 SAFE S FF 91 S FF 91 F FF 92 X FF 92 0-2 ② F8	5	0	2	2	0	1	3
11 Ryan Schimpf, L (1, 5) OBP: 0.299, SLG: 0.422	B CU 79 D CU 80 B SI 94 3-0 ③ CS 2-3	B SI 93 F SI 93 B SI 94 S SI 94 F CU 81 F FF 91 B SI 94 F SI 94 F SI 94 3-2 X SI 95 ① F8		F SL 85 X SL 88 0-1 ① P3		T CU 75 C CU 78 B SL 89 B CU 79 S SL 87 2-3 ① K	C CU 77 D CU 78 X CU 79 1-1 ③ P5		B SL 85 1 SAFE F SL 84 D SL 86 B FF 91 F SL 84 F FF 91 S SL 85 3-3 ③ K	5	0	0	0	0	2	3
10 Hunter Renfroe, R (1, 9) OBP: 0.280, SLG: 0.439		S SL 90 F FF 94 B SI 94 B FF 93 X SI 94 2-2 ② G5-3		F SI 92 X SI 93 0-1 ② G6-3		X SL 86 0-0 ② P2		B FF 94 B FS 82 B FS 84 C FF 94 X FF 94 3-1 HR		4	1	1	1	0	0	0
17 Allen Córdoba, R (1, 7) OBP: 0.355, SLG: 0.457		B SL 89 B SI 94 B SI 94 C FF 93 X SI 94 3-1 1B		C SI 91 B SL 89 S SL 86 B FF 94 C CU 81 2-3 ③ K		C SL 88 F SL 88 X SI 91 0-2 ③ G4-3		B FF 94 M SL 80 C SL 80 F FF 94 X FF 94 1-2 21 FC4-6 1B		4	0	2	0	0	1	0
8 Erick Aybar, S (1, 6) OBP: 0.285, SLG: 0.326		1 SAFE X SI 93 0-0 ③ L3		C SI 91 X CU 79 0-1 ① G3			F FF 90 B FF 91 B FF 90 F FF 91 S CH 87 2-3 ① K	B SL 80 1 SAFE B FF 94 1 SAFE X FF 94 2-0 ① L8		4	0	0	0	0	1	2
21 Luis Torrens, R (1, 2) OBP: 0.188, SLG: 0.167 37 Brandon Maurer, R (8, 1) 52 Brad Hand, L (9, 1)			C SI 92 B FF 93 X SI 94 1-1 7 G6-3 55 SH2-4 26 1B 1B		B SL 86 X FF 93 1-0 26 2B 2B		C FF 93 C FF 93 X FF 92 0-2 ② G6-3	1 SAFE B FF 93 C SL 79 1 SAFE C SL 81 F SL 80 X FS 84 1-2 ② FC4-6 1-2f		4	2	2	0	0	0	1
										0	0	0	0	0	0	0
										0	0	0	0	0	0	0
55 Jarred Cosart, R (1, 1) 76 José Torres, L (3, 1) 20 Carlos Asuaje, L (5, PH) 59 Kevin Quackenbush, R (5, 1) 12 Chase d'Arnaud, R (7, PH) OBP: 0.538, SLG: 0.455 40 Ryan Buchter, L (7, 1) 18 Austin Hedges, R (8, PH) OBP: 0.270, SLG: 0.417 (8, 2)			C FF 91 C FF 92 X CU 80 0-2 ① SH2-4 1-2		F SI 92 B SI 92 X SI 92 1-1 ② F7		C FF 92 F FF 92 X FF 92 0-2 23 WP 23 S 4 1B 1B	X FF 93 0-0 ③ P2		0	0	0	0	0	0	0
										0	0	0	0	0	0	0
										1	0	0	0	0	0	1
										0	0	0	0	0	0	0
										1	1	1	0	0	0	0
										0	0	0	0	0	0	0
										1	0	0	0	0	0	1
Inning Stats	R: 0 E: 0 K: 0 S: 6 H: 1 LOB: 0 BB: 0 P: 11	R: 0 E: 0 K: 0 S: 13 H: 1 LOB: 1 BB: 0 P: 21	R: 1 E: 0 K: 1 S: 12 H: 2 LOB: 1 BB: 0 P: 18	R: 0 E: 0 K: 1 S: 7 H: 0 LOB: 0 BB: 0 P: 9	R: 2 E: 0 K: 0 S: 9 H: 2 LOB: 1 BB: 1 P: 16	R: 0 E: 0 K: 1 S: 7 H: 0 LOB: 0 BB: 0 P: 9	R: 2 E: 0 K: 1 S: 20 H: 2 LOB: 2 BB: 2 P: 32	R: 1 E: 0 K: 0 S: 12 H: 2 LOB: 1 BB: 0 P: 19	R: 0 E: 0 K: 1 S: 12 H: 1 LOB: 1 BB: 0 P: 15	1B: 7 2B: 3 3B: 0 HR: 1 SF: 0 SAC: 1 DP: 0 HBP: 0						

AB	36
R	6
H	11
RBI	6
BB	3
SO	5
LOB	13

PITCHER		IP	WLS	BF	H	R	ER	SO	BB	IBB	HBP	BLK	WP	HR	S	P	ERA	WHIP
65 Robert Gsellman, R ERA: 6.45	(1, 1)	6.0		24	6	3	3	3	1	0	0	0	0	0	54	84	4.50	1.167
59 Fernando Salas, R ERA: 5.91	(7, 1)	0.2	H	5	1	2	2	1	2	0	0	0	1	0	17	27	27.00	4.500
55 Neil Ramírez, R ERA: 10.32	(7, 1)	0.0	B	1	1	0	0	0	0	0	0	0	0	0	1	2	∞	∞
66 Josh Edgin, L ERA: 3.12	(7, 1)	0.1		1	0	0	0	0	0	0	0	0	0	0	2	3	0.00	0.000
49 Josh Smoker, L ERA: 8.0	(8, 1)	1.0	L	5	2	1	1	0	0	0	0	0	0	1	12	19	9.00	2.000

PITCHER		IP	WLS	BF	H	R	ER	SO	BB	IBB	HBP	BLK	WP	HR	S	P	ERA	WHIP
43 Addison Reed, R ERA: 3.04	(9, 1)	1.0		4	1	0	0	1	0	0	0	0	0	0	12	15	0.00	1.000

WP: 1	PA: 41
PB: 0	
SB: 1	
CS: 1	

BOTTOM

San Diego Padres @ New York Mets

Citi Field, Flushing, NY

Wed May 24 2017, 7:11 PM - 10:38 PM EDT

Att. 23,933 - Partly Cloudy - 66 F

livebaseballscorecards.com

Batter	1	2	3	4	5	6	7	8	9	AB	R	H	RBI	BB	SO	LOB
30 Michael Conforto, L (1, 7) OBP: 0.437, SLG: 0.712	C SI 92 F SI 91 B CH 82 F CH 81 X KC 76 1-2 7 L3-6 7 BLK 1B		B SI 92 C SI 92 F SI 93 F CH 83 B SI 93 B CH 82 F CH 82 B SI 93 4-2 21 BB 7 BB 4 2B BB	B FF 96 C SL 81 B FF 96 S FF 95 X SL 82 2-2 2-H 1B		B CU 78 B FF 91 B FF 90 B FF 90 4-0 7 BB BB		B FF 95 S CH 86 F FF 96 F SL 85 B FF 95 T FF 96 2-2 ② K		3	1	2	1	2	1	1
7 José Reyes, S (1, 6) OBP: 0.283, SLG: 0.318	F SI 92 S SI 92 F SI 93 F SI 92 B CH 84 D KC 77 X SI 93 2-2 ①② L3-6 1-2		B SL 81 S CH 81 B CH 82 B SI 93 B SI 91 4-1 21 BB 4 2B 1-2 BB	S FF 96 F FF 96 X FF 96 0-2 ② P3		C FF 90 1 SAFE B FF 90 D SL 82 1 SAFE C FF 90 D CU 78 B FF 91 4-2 1-2 BB		S CH 86 X CH 84 0-1 ③ P1		3	1	0	0	2	0	3
20 Neil Walker, S (1, 4) OBP: 0.324, SLG: 0.410	B SI 93 C SI 92 B SI 91 F SI 92 B SI 93 X SI 93 3-2 21 BB 1B		C SI 93 B SI 93 B CH 83 F SI 94 X KC 77 2-2 ② F8	X SI 95 0-0 ③ F9		C SL 83 X FF 90 0-1 ③ F7			B SI 92 X SI 92 1-0 4 1B 21 BB 1B	5	0	2	0	0	0	5
21 Lucas Duda, L (1, 3) OBP: 0.387, SLG: 0.459 15 Matt Reynolds, R (9, PR) OBP: 0.238, SLG: 0.316	B SI 93 B SI 92 B SI 91 B SI 92 4-0 1-2 BB		B SL 81 C SL 81 B SI 93 C SI 93 B KC 80 B SL 82 4-2 4 2B 1-2 2-3 BB		F FF 90 B FF 89 B FF 90 X FF 91 2-1 ① P4		C FF 92 C FF 93 B FF 91 B FF 94 B CU 83 F FF 93 F FF 93 X FF 93 3-2 ① F8		D SI 82 C FF 92 B ST 81 C ST 81 F ST 81 B ST 81 B ST 81 4-2 4 1B 1-2 BB	2 0	1 0	0 0	0 0	3 0	0 0	0 0
4 Wilmer Flores, R (1, 5) OBP: 0.330, SLG: 0.466	X SI 94 0-0 ③ G6-3		F SI 93 D KC 74 X KC 76 1-1 3 1B 1-H 2-H 3-H 2B		B FF 91 B FF 90 S FF 91 F FF 91 B CU 80 B FF 91 4-2 BB		B FF 93 B FF 93 X FF 92 2-0 ② F7		S SI 92 B ST 81 X SI 94 1-1 1-2 2-3 1B	4	1	2	3	1	0	2
3 Curtis Granderson, L (1, 9) OBP: 0.236, SLG: 0.329		B SI 88 B SI 89 X SI 90 2-0 ① F9	B SI 91 B SI 89 B SI 90 F SI 90 B SI 90 F SI 90 X SI 91 3-2 2-H 1B		B FF 90 1 SAFE C FF 90 S SL 83 1 SAFE 1 SAFE D CU 78 1 SAFE F CU 78 3-2 B FF 91 1 SAFE F FF 91 X FF 91 ② P6		S FF 93 B FF 92 B FF 93 S FF 93 B FC 86 B FF 92 4-2 BB		C ST 83 C ST 83 D ST 84 S ST 83 1-3 ① K	4	0	1	1	1	1	4
44 René Rivera, R (1, 2) OBP: 0.315, SLG: 0.379		S SI 91 B SI 92 S SI 92 B KC 77 X SI 92 2-2 ② L9	B SI 94 F SI 95 S FF 96 B SL 83 F FF 94 S SL 82 2-3 ③ K		C FF 91 X CU 79 0-1 ③ G1-3		F FF 92 F FF 93 S FF 92 0-3 ③ K		B CU 79 F FF 93 C ST 83 S ST 82 1-3 ② K	5	0	0	0	0	3	6
12 Juan Lagares, R (1, 8) OBP: 0.295, SLG: 0.327		B SI 93 F SI 92 B SI 93 B SI 93 X SI 92 3-1 ③ L7		X SI 95 0-0 30 BLK 30 1B 2B		C FF 90 C CU 78 B CU 78 F FF 91 S SL 82 1-3 ① K		B FF 98 X FF 96 1-0 E9	C ST 82 D ST 83 F ST 83 B ST 84 X FF 94 2-2 ③ F9	5	1	1	0	0	1	3
65 Robert Gsellman, R (1, 1) OBP: 0.133, SLG: 0.071 18 Travis d'Arnaud, R (6, PH) OBP: 0.284, SLG: 0.467 59 Fernando Salas, R (7, 1) 55 Neil Ramírez, R (7, 1) 66 Josh Edgin, R (7, 1) 49 Josh Smoker, L (8, 1) 54 T.J. Rivera, R (8, PH) OBP: 0.323, SLG: 0.393 43 Addison Reed, L (9, 1)			C SI 89 B SI 92 C SI 92 B SI 92 C SI 92 2-3 ① K	X FF 96 0-0 ① B5		C FF 92 X FF 91 0-1 ② F9		C FF 94 X SL 84 0-1 ① F7		2 1 0 0 0 0 0 1 0	0 0 0 0 0 0 0 0 0	0 0 0 0 0 0 0 0 0	0 0 0 0 0 0 0 0 0	0 0 0 0 0 0 0 0 0	1 0 0 0 0 0 0 0 0	1 0 0 0 0 0 0 1 0

Inning Stats	1	2	3	4	5	6	7	8	9
	R: 0 E: 0 K: 0 S: 13 H: 2 LOB: 2 BB: 1 P: 23	R: 0 E: 0 K: 0 S: 6 H: 0 LOB: 0 BB: 0 P: 13	R: 4 E: 0 K: 2 S: 22 H: 2 LOB: 1 BB: 3 P: 44	R: 1 E: 0 K: 0 S: 9 H: 2 LOB: 1 BB: 0 P: 11	R: 0 E: 0 K: 0 S: 11 H: 0 LOB: 1 BB: 1 P: 20	R: 0 E: 0 K: 1 S: 10 H: 0 LOB: 2 BB: 2 P: 19	R: 0 E: 0 K: 1 S: 11 H: 0 LOB: 1 BB: 1 P: 20	R: 0 E: 1 K: 1 S: 9 H: 0 LOB: 1 BB: 0 P: 12	R: 0 E: 0 K: 2 S: 15 H: 2 LOB: 3 BB: 1 P: 25

AB	**35**																								
R	**5**																								
H	**8**																								
RBI	**5**																								
BB	**9**																								
SO	**7**																								
LOB	**26**																								

1B: 6 SF: 0 PA: 44
2B: 3 SAC: 0
3B: 0 DP: 1
HR: 0 HBP: 0

WP: 0
PB: 0
SB: 0
CS: 0

PITCHER		IP	WLS	BF	H	R	ER	SO	BB	IBB	HBP	BLK	WP	HR	S	P	ERA	WHIP
55 Jarred Cosart, R ERA: 4.5	(1, 1)	2.2		15	4	4	4	1	4	0	0	1	0	0	37	74	13.50	3.000
76 José Torres, L ERA: 4.24	(3, 1)	1.1		6	2	1	1	1	0	0	0	1	0	0	13	17	6.75	1.500
59 Kevin Quackenbush, R ERA: 3.75	(5, 1)	2.0		9	0	0	0	1	3	0	0	0	0	0	21	39	0.00	1.500
40 Ryan Buchter, L ERA: 3.44	(7, 1)	1.0	W	4	0	0	0	1	1	0	0	0	0	0	11	20	0.00	1.000
37 Brandon Maurer, R ERA: 6.5	(8, 1)	1.0	H	4	0	0	0	1	0	0	0	0	0	0	9	12	0.00	0.000

PITCHER		IP	WLS	BF	H	R	ER	SO	BB	IBB	HBP	BLK	WP	HR	S	P	ERA	WHIP
52 Brad Hand, L ERA: 1.73	(9, 1)	1.0	S	6	2	0	0	2	1	0	0	0	0	0	15	25	0.00	3.000

San Diego Padres @ New York Mets

Citi Field, Flushing, NY

Thu May 25 2017, 7:12 PM - 10:27 PM EDT

Att. 24,131 - Drizzle - 57 F

TOP

livebaseballscorecards.com

Batter	1	2	3	4	5	6	7	8	9	AB	R	H	RBI	BB	SO	LOB
17 Allen Córdoba, R (1, 7) OBP: 0.358, SLG: 0.467	G1-3	L9		4 FC6-4 2B		G5-3			10 F8 4 BB 15 2B 1B	5	1	2	0	0	0	0
26 Yangervis Solarte, S (1, 4) OBP: 0.326, SLG: 0.349	10 1B 4 BB 15 1B BB	4 WP 2B		4 FC6-4 BB			F9		F9	3	1	1	0	2	0	1
4 Wil Myers, R (1, 3) OBP: 0.321, SLG: 0.521	15 1B 10 1B 23 BB BB	K		FC6-4			K		15 2B BB	3	1	0	0	2	2	3
10 Hunter Renfroe, R (1, 9) OBP: 0.288, SLG: 0.446	23 BB 15 1B 1B		15 SH1-3 23 1B 2B	K			BB		F8	4	1	2	0	1	1	4
15 Cory Spangenberg, L (1, 5) OBP: 0.270, SLG: 0.313	23 BB 1B		SH1-3		G4-3		K		2B	4	0	2	2	0	1	1
18 Austin Hedges, R (1, 2) OBP: 0.268, SLG: 0.410	K		L3		F8			12 G5-3 1B	K	5	0	1	0	0	2	6
23 Matt Szczur, R (1, 8) OBP: 0.339, SLG: 0.360	BB		1B		P3			F8		3	0	1	2	1	0	1
12 Chase d'Arnaud, R (1, 6) OBP: 0.412, SLG: 0.333	K		G5-3			K		G5-3		4	0	0	0	0	2	5
64 Dinelson Lamet, R (1, 1)		K		K		K		L7		2	0	0	0	0	2	0
8 Erick Aybar, S (6, PH) OBP: 0.283, SLG: 0.324										1	0	0	0	0	1	0
76 José Torres, L (6, 1)										0	0	0	0	0	0	0
59 Kevin Quackenbush, R (6, 1)										0	0	0	0	0	0	0
40 Ryan Buchter, L (6, 1)										0	0	0	0	0	0	0
21 Luis Torrens, R (8, PH) OBP: 0.182, SLG: 0.161										1	0	0	0	0	0	1
37 Brandon Maurer, R (8, 1)										0	0	0	0	0	0	0
52 Brad Hand, L (9, 1)										0	0	0	0	0	0	0

	AB	35
	R	4
	H	9
	RBI	4
	BB	6
	SO	11
	LOB	22

Inning Stats	1	2	3	4	5	6	7	8	9
	R: 2 E: 0 K: 2 S: 27	H: 2 LOB: 3 BB: 3 P: 45	R: 0 E: 0 K: 2 S: 13	H: 1 LOB: 1 BB: 0 P: 19	R: 1 E: 0 K: 0 S: 17	H: 2 LOB: 1 BB: 0 P: 23	R: 0 E: 0 K: 2 S: 12	H: 1 LOB: 2 BB: 1 P: 19	R: 0 E: 0 K: 0 S: 7	H: 0 LOB: 0 BB: 0 P: 8
	R: 0 E: 0 K: 2 S: 9	H: 0 LOB: 0 BB: 0 P: 14	R: 0 E: 0 K: 2 S: 11	H: 0 LOB: 1 BB: 1 P: 23	R: 0 E: 0 K: 0 S: 5	H: 1 LOB: 1 BB: 0 P: 8	R: 1 E: 0 K: 1 S: 13	H: 2 LOB: 2 BB: 1 P: 21		

	1B: 5	SF: 0	WP: 1	PA: 42
	2B: 4	SAC: 1	PB: 0	
	3B: 0	DP: 0	SB: 0	
	HR: 0	HBP: 0	CS: 0	

PITCHER		IP	WLS	BF	H	R	ER	SO	BB	IBB	HBP	BLK	WP	HR	S	P	ERA	WHIP
50 Rafael Montero, R ERA: 8.24	(1, 1)	3.0	L	17	5	3	3	4	3	0	0	0	1	0	57	87	9.00	2.667
51 Paul Sewald, R ERA: 2.08	(4, 1)	3.0		11	1	0	0	4	1	0	0	0	0	0	28	41	0.00	0.667
66 Josh Edgin, L ERA: 2.79	(7, 1)	2.0		8	1	0	0	2	1	0	0	0	0	0	16	31	0.00	1.000
43 Addison Reed, R ERA: 3.28	(9, 1)	1.0		6	2	1	1	1	1	0	0	0	0	0	13	21	9.00	3.000

PITCHER		IP	WLS	BF	H	R	ER	SO	BB	IBB	HBP	BLK	WP	HR	S	P	ERA	WHIP

San Diego Padres @ New York Mets

Citi Field, Flushing, NY

Thu May 25 2017, 7:12 PM - 10:27 PM EDT

Att. 24,131 - Drizzle - 57 F

BOTTOM

Batter	1	2	3	4	5	6	7	8	9	AB	R	H	RBI	BB	SO	LOB
30 Michael Conforto, L (1, 7) OBP: 0.429, SLG: 0.693	C SI 95 F FF 95 S SI 98 0-3 ① K		B SI 94 S SI 93 F SI 94 S SL 86 1-3 ① K		C SL 86 S CH 90 D CH 92 F SL 87 B SL 86 B CH 91 S CH 90 3-3 ② K		C CU 77 B FF 92 F FF 91 C FF 92 1-3 ② K		C ST 81 B ST 81 S ST 81 X ST 82 1-2 7 FC6-4 1B 1-3	5	0	1	0	0	4	4
7 José Reyes, S (1, 6) OBP: 0.287, SLG: 0.327	C SI 95 B CH 91 B FF 96 F SI 95 B SI 98 X SI 96 3-2 ② L8		C CH 90 F FF 95 X SI 96 0-2 ② 2B 1-H		C FF 96 X SI 92 0-1 ③ F7		B FF 92 C FF 92 B FF 92 F FF 92 F FF 93 F FF 93 X FF 93 2-2 1B 1-2		B CU 77 F SI 93 X SI 93 1-1 ② FC6-4 1-2f 3-H	5	0	2	1	0	0	3
19 Jay Bruce, L (1, 9) OBP: 0.328, SLG: 0.503	B SI 96 F SI 96 B SI 97 C SI 92 F SL 87 F SL 86 F SI 97 F SL 87 X FF 97 2-2 ③ P6		C SI 95 B SL 87 F SL 85 F SL 84 S SL 85 1-3 ③ K			F FF 95 X SI 95 0-1 21 G3-6-3 20 BB 1B	B FF 92 X FF 93 1-0 ③ G6-3		B ST 81 F FF 93 1 SAFE F ST 82 B FF 94 X ST 81 2-2 ③ P5	5	0	1	0	0	1	4
20 Neil Walker, S (1, 4) OBP: 0.328, SLG: 0.414		C FF 94 C SL 85 B SL 85 F SI 96 X SL 85 1-2 ① G3		S CH 88 B SL 83 F CH 88 B SL 84 X FF 94 2-2 ① G5-3		B FF 95 B SI 94 B FF 93 B SI 94 4-0 21 G3-6-3 1-2 BB		C SL 81 C SL 84 F FF 95 B FF 97 X SL 83 1-2 21 1B 2B		3	1	1	0	1	0	0
21 Lucas Duda, L (1, 3) OBP: 0.392, SLG: 0.500		B SI 95 X SI 96 1-0 HR		B CH 88 C CH 88 F SI 95 C SL 85 1-3 ② K		B SI 95 C FF 94 X SI 95 1-1 ① ② G3-6-3 1-2f 2-3		B FF 98 B CH 84 C CH 87 F FF 96 X FF 98 2-2 13 G4-6-3 1B 2-H		4	1	2	2	0	1	2
4 Wilmer Flores, R (1, 5) OBP: 0.326, SLG: 0.451		F FF 96 F SL 87 B FF 98 B SL 85 S SL 87 2-3 ② K		C FF 95 B SL 84 S FF 95 F FF 96 S SL 88 1-3 ③ K		B CU 77 B FF 91 F FF 91 C CU 76 B CU 79 B CU 76 4-2 BB		X SL 84 0-0 ① L8		3	0	0	0	1	2	1
3 Curtis Granderson, L (1, 8) OBP: 0.246, SLG: 0.340 54 T.J. Rivera, R (6, PH) OBP: 0.320, SLG: 0.389 66 Josh Edgin, R (7, 1) 13 Asdrúbal Cabrera, S (8, PH) OBP: 0.336, SLG: 0.377 43 Addison Reed, L (9, 1)		B CH 91 X FF 95 1-0 2B			B CH 89 B CH 88 B SI 93 C SI 95 F SI 95 F SI 96 B SI 94 4-2 18 E BB	C FF 91 B FF 92 B FC 88 S FF 92 S FF 93 2-3 ③ K		B FF 95 X SI 96 1-0 ② ③ G4-6-3 1-2f		1 1 0 1 0	0 0 0 0 0	1 0 0 0 0	0 0 0 0 0	1 0 0 0 0	0 1 0 0 0	0 2 0 1 0
18 Travis d'Arnaud, R (1, 2) OBP: 0.282, SLG: 0.444		C FF 95 B SI 96 B S SL 86 X 2-2 ③ L9			F SI 95 F SI 96 X FF 96 0-2 FC9 1-2		S FF 91 B FC 88 B FF 91 B FF 92 B FF 92 4-1 7 1B BB		B SI 92 X SI 92 1-0 ① G5-3	3	0	0	0	1	0	2
50 Rafael Montero, R (1, 1) 15 Matt Reynolds, R (3, PH) OBP: 0.273, SLG: 0.316 51 Paul Sewald, R (4, 1) 12 Juan Lagares, R (7, 8) OBP: 0.302, SLG: 0.321			B FF 94 C SI 92 B SI 93 B SL 84 B FF 95 4-1 7 2B BB		C SI 95 B FF 96 F FF 95 M SI 96 1-3 ① K		B FF 91 C FF 91 B FF 91 F FF 91 S FF 91 2-3 ① K		B SI 92 S SI 92 B ST 81 C FF 92 F FF 92 F ST 81 B FF 93 B FF 93 4-2 30 1B 7 FC6-4 BB	0 0 1 1	0 0 0 0	0 0 0 0	0 0 0 1	0 1 1 1	0 0 2 1	0 0 2 1
Inning Stats	R: 0 E: 0 K: 1 S: 13 H: 0 LOB: 0 BB: 0 P: 18	R: 1 E: 0 K: 1 S: 12 H: 2 LOB: 1 BB: 0 P: 19	R: 0 E: 0 K: 2 S: 11 H: 1 LOB: 1 BB: 1 P: 17	R: 0 E: 0 K: 2 S: 10 H: 0 LOB: 0 BB: 0 P: 14	R: 0 E: 1 K: 2 S: 15 H: 0 LOB: 2 BB: 1 P: 23	R: 0 E: 0 K: 1 S: 9 H: 1 LOB: 2 BB: 2 P: 20	R: 0 E: 0 K: 2 S: 14 H: 1 LOB: 2 BB: 1 P: 24	R: 1 E: 0 K: 0 S: 9 H: 2 LOB: 0 BB: 0 P: 13	R: 1 E: 0 K: 0 S: 13 H: 1 LOB: 1 BB: 1 P: 22	1B: 4 2B: 3 3B: 0 HR: 1	SF: 0 SAC: 0 DP: 2 HBP: 0	WP: 0 PB: 0 SB: 0 CS: 0	PA: 39			

livebaseballscorecards.com

	AB	33
	R	3
	H	8
	RBI	3
	BB	6
	SO	11
	LOB	22

PITCHER		IP	WLS	BF	H	R	ER	SO	BB	IBB	HBP	BLK	WP	HR	S	P	ERA	WHIP
64 Dinelson Lamet, R ERA: 1.8	(1, 1)	5.0	W	20	3	1	1	8	2	0	0	0	0	1	61	91	1.80	1.000
76 José Torres, L ERA: 4.13	(6, 1)	0.2	H	3	1	0	0	0	1	0	0	0	0	0	4	9	0.00	3.000
59 Kevin Quackenbush, R ERA: 3.75	(6, 1)	0.0		1	0	0	0	0	1	0	0	0	0	0	2	6	∞	∞
40 Ryan Buchter, L ERA: 3.2	(6, 1)	1.1	H	6	1	0	0	3	1	0	0	0	0	0	17	29	0.00	1.500
37 Brandon Maurer, R ERA: 6.63	(8, 1)	1.0	H	4	2	1	1	0	0	0	0	0	0	0	9	13	9.00	2.000

PITCHER		IP	WLS	BF	H	R	ER	SO	BB	IBB	HBP	BLK	WP	HR	S	P	ERA	WHIP
52 Brad Hand, L ERA: 2.0	(9, 1)	1.0	S	5	1	1	1	0	1	0	0	0	0	0	13	22	9.00	2.000

New York Mets @ Pittsburgh Pirates

PNC Park, Pittsburgh, PA

Fri May 26 2017, 7:06 PM - 10:02 PM EDT

Att. 29,408 - Overcast - 69 F

livebaseballscorecards.com

TOP

Batter	1	2	3	4	5	6	7	8	9	AB	R	H	RBI	BB	SO	LOB
30 Michael Conforto, L (1, 7) OBP: 0.423, SLG: 0.674	F SI 94 F FF 94 S SL 89 0-3 ① K		F CH 90 B FF 94 C SL 91 F SI 96 F CH 91 B F FF 95 B SL 92 X SL 91 3-2 ① F8	B SI 94 S CH 90 X CH 89 1-1 ③ L7		C CU 79 B SL 87 B SI 94 B CU 80 B SI 93 4-1 7 G1-3 20 1B BB	X SI 95 0-0 ② F6			4	1	0	0	1	1	4
7 José Reyes, S (1, 5) OBP: 0.284, SLG: 0.335	C FF 94 F CH 90 F SI 97 F SL 90 B CH 90 F CH 91 B SI 95 X SI 96 2-2 ② P5		C CH 91 F FF 95 B FF 96 S SL 89 1-3 K 20 HR		B SI 93 C SI 93 X CH 88 1-1 19 SF8 3B	B SI 94 F SI 94 X SI 94 1-1 ② G1-3 1-2	X SI 96 0-0 ③ G4-3			5	2	1	0	0	1	3
19 Jay Bruce, L (1, 9) OBP: 0.330, SLG: 0.506	B SI 95 B CH 90 X SI 95 2-0 2B		B FF 96 1 SAFE C FF 94 1 SAFE F FF 95 B SI 97 X CH 91 2-2 ② F8		X SI 94 0-0 ① SF8 3-H	B CU 77 D CU 79 B SI 93 2 SAFE B SI 94 4-0 20 1B 21 2B BB		S FF 95 X SI 94 0-1 ① F9		3	1	1	1	1	0	1
20 Neil Walker, S (1, 4) OBP: 0.335, SLG: 0.454	B FF 95 C FF 94 B SI 94 B CH 90 C SL 91 F SI 95 X SI 92 3-2 ③ F8		F SI 94 1 SAFE C FF 95 B SI 95 X SI 97 1-2 1-H HR		F SI 94 C SL 88 F SL 89 B CH 91 B SI 96 F SL 90 B SL 91 X SI 95 3-2 HR	C SI 95 X CU 78 0-1 1-3 2-H 21 2B 1B		B CH 85 C FF 95 X SI 94 1-1 ② G1-3		5	3	3	4	0	0	1
21 Lucas Duda, L (1, 3) OBP: 0.402, SLG: 0.524		C SI 92 F FF 94 F FF 94 X SL 89 0-2 3 1B 2B	F CH 91 S SL 90 X SI 97 0-2 ③ F7		B SI 95 B CH 91 B CH 93 B SI 94 4-0 13 2B BB	F SI 95 F CU 79 X SI 94 0-2 1-H 3-H 2B		C FF 96 F FF 95 F FF 95 B CH 87 F SI 96 C SL 85 1-3 ③ K		4	1	2	2	1	1	0
13 Asdrúbal Cabrera, S (1, 6) OBP: 0.331, SLG: 0.378		B FF 95 X SI 95 1-0 ① F7		F SI 93 B CH 89 F SI 94 F FF 95 S SL 90 1-3 ① K	X SI 94 0-0 1-3 2B	D CU 80 B SI 95 C CU 78 X SI 95 2-1 ③ L4			X FF 95 0-0 ① G5-3	5	0	1	0	0	1	2
3 Curtis Granderson, L (1, 8) OBP: 0.250, SLG: 0.338		B CH 90 B CH 91 C SI 92 S SL 91 B CH 90 X SL 91 3-2 44 G5-3 2-H 1B	C SI 94 F FF 94 X SL 89 0-2 ② P6	B SL 86 C CH 93 F FF 95 F SL 84 F FF 95 B FF 95 D SL 87 F SI 94 F FF 95 3-2 ② G4-3 X SL 86			B SI 94 B SL 84 B C SI 94 B SI 94 4-1 48 1B BB	C FF 95 F FF 95 S FF 94 0-3 ② K	4	0	1	1	1	1	2
44 René Rivera, R (1, 2) OBP: 0.309, SLG: 0.370		C FF 95 D FF 96 F FF 96 B SL 89 X FF 96 2-2 ② G5-3 1-2	X SI 92 0-0 48 1B 1B	C SL 85 F SI 94 X SL 86 0-2 ③ L5			C CU 78 C SL 85 S FF 95 0-3 ① K	B SL 85 S SL 85 S SL 84 S SL 84 1-3 ③ K	5	0	1	0	0	2	4
48 Jacob deGrom, L (1, 1) OBP: 0.333, SLG: 0.375 59 Fernando Salas, R (9, 1)		D SI 96 S SI 96 S SI 95 F SI 94 B SL 90 F SI 96 X FF 98 2-2 ③ G4-3	X SI 94 0-0 1-2 1B			X SI 95 0-0 ① G4-3	C CU 78 F SI 94 D CU 79 X SI 94 1-2 1-2 1B			4 0	0 0	2 0	0 0	0 0	0 0	1 0
Inning Stats	R: 0 E: 0 K: 1 S: 14 H: 1 LOB: 1 BB: 0 P: 21	R: 1 E: 0 K: 0 S: 16 H: 2 LOB: 1 BB: 0 P: 24	R: 2 E: 0 K: 1 S: 18 H: 1 LOB: 0 BB: 0 P: 25	R: 0 E: 0 K: 1 S: 11 H: 2 LOB: 2 BB: 0 P: 13	R: 2 E: 0 K: 0 S: 20 H: 3 LOB: 2 BB: 1 P: 31	R: 3 E: 0 K: 0 S: 11 H: 2 LOB: 1 BB: 2 P: 22	R: 0 E: 0 K: 1 S: 9 H: 1 LOB: 2 BB: 1 P: 14	R: 0 E: 0 K: 1 S: 9 H: 0 LOB: 0 BB: 0 P: 11	R: 0 E: 0 K: 2 S: 7 H: 0 LOB: 0 BB: 0 P: 8	1B: 5 2B: 4 3B: 1 HR: 2 SF: 1 SAC: 0 DP: 0 HBP: 0						

	AB	39
	R	8
	H	12
	RBI	8
	BB	4
	SO	7
	LOB	18

WP: 1 PB: 0 SB: 0 CS: 0 PA: 44

PITCHER		IP	WLS	BF	H	R	ER	SO	BB	IBB	HBP	BLK	WP	HR	S	P	ERA	WHIP
39 Chad Kuhl, R ERA: 6.29	(1, 1)	4.1	L	22	8	5	5	3	0	0	0	0	1	2	68	96	10.38	1.846
52 Jhan Mariñez, R ERA: 4.35	(5, 1)	0.2		4	1	0	0	0	1	0	0	0	0	0	11	18	0.00	3.000
53 Johnny Barbato, R ERA: 4.41	(6, 1)	2.0		12	3	3	3	1	3	0	0	0	0	0	20	36	13.50	3.000
41 Daniel Hudson, R ERA: 5.75	(8, 1)	2.0		6	0	0	0	3	0	0	0	0	0	0	16	19	0.00	0.000

PITCHER	IP	WLS	BF	H	R	ER	SO	BB	IBB	HBP	BLK	WP	HR	S	P	ERA	WHIP

BOTTOM

Batter	1	2	3	4	5	6	7	8	9	AB	R	H	RBI	BB	SO	LOB
26 Adam Frazier, L (1, 7) OBP: 0.431, SLG: 0.495	C SI 94 C SL 88 X SL 88 0-2 ① G4-3		B CU 79 C SI 94 S FF 94 X SL 87 1-2 ② G4-3		C CH 87 B SL 89 B SL 89 X SI 95 2-1 ③ L5			X CU 80 0-0 ① L9		4	0	0	0	0	0	0
5 Josh Harrison, R (1, 4) OBP: 0.369, SLG: 0.463	B FF 94 S FF 94 B FF 94 S SL 88 X SL 89 2-2 ① 25 G3 55 S 1B		X SL 88 0-0 ① 1B			C SI 94 F SI 91 B FF 96 B FF 96 X SI 95 2-2 ① F9		C FF 95 B FF 94 X CU 81 1-1 ② G6-3		4	0	2	0	0	0	0
55 Josh Bell, S (1, 3) OBP: 0.328, SLG: 0.474	S SI 94 C FF 94 D CH 88 B FF 95 F SL 88 B FF 95 D CU 80 4-2 ③ 25 G3 1-2 BB		1 SAFE B FF 94 B SL 88 B SI 94 X SI 94 3-0 ③ F7			C CU 78 B CU 80 S FF 95 S FF 96 1-3 ② K		C CU 79 C SL 90 B SL 90 B SL 90 B FF 96 X SL 89 3-2 ③ P6		3	0	0	0	1	1	1
25 Gregory Polanco, L (1, 9) OBP: 0.341, SLG: 0.398	F SL 89 B SL 89 X SL 88 1-1 ② G3 1-2 2-3			B CU 78 F FF 95 B SL 88 X SI 95 2-1 HR		F FF 95 S SL 90 B SL 90 X CH 87 1-2 ③ P5			C FF 95 B FF 95 B FF 95 X SL 89 2-1 1B	4	1	2	1	0	0	2
23 David Freese, R (1, 5) OBP: 0.363, SLG: 0.442	C FF 95 F SL 90 S FF 95 0-3 ③ K			S FF 95 C FF 95 S FF 94 0-3 ① K			S FF 94 B SL 89 B SL 89 S FF 95 S FF 97 2-3 ① K		S FF 95 F FF 95 C FF 96 0-3 ① K	4	0	0	0	0	4	3
22 Andrew McCutchen, R (1, 8) OBP: 0.273, SLG: 0.358		B FF 93 X SL 88 1-0 ① G5-3		B SL 89 F SL 89 F FF 95 B FF 94 F FF 95 C FF 95 2-3 ② K			X FF 96 0-0 10 1B 1B		C FF 91 S FF 92 S KC 84 0-3 ② K	4	0	1	0	0	2	1
29 Francisco Cervelli, R (1, 2) OBP: 0.329, SLG: 0.407 19 Chris Stewart, R (9, 2) OBP: 0.293, SLG: 0.297		F FF 94 S FF 95 C FF 95 0-3 ② K		B SL 88 F SI 95 X SI 95 1-1 ③ G5-3			X FF 94 0-0 ② L9		B FF 92 X FF 91 1-0 ③ P3	3 1	0 0	0 0	0 0	0 0	1 0	1 1
10 Jordy Mercer, R (1, 6) OBP: 0.344, SLG: 0.342		B FF 94 C FF 94 B CU 82 B SL 90 C SL 87 F FF 96 X SI 95 3-2 ③ G6-3			C FF 94 S FF 94 C FF 95 0-3 ① K		C SL 90 F SL 90 X FF 95 0-2 1-2 1B			3	0	1	0	0	1	0
39 Chad Kuhl, R (1, 1) 52 Jhan Mariñez, R (5, 1) 37 Alen Hanson, S (5, PH) OBP: 0.222, SLG: 0.269 53 Johnny Barbato, R (6, 1) 28 John Jaso, L (7, PH) OBP: 0.295, SLG: 0.357 41 Daniel Hudson, R (8, 1)			C FF 92 C SL 86 B SL 88 F FF 94 S CU 80 1-3 ① K		C FF 95 B FF 94 X FF 95 1-1 ② B5		F SI 95 B SL 90 F SL 90 D SL 87 S SL 88 2-3 ③ K			1 0 1 0 1 0	0 0 0 0 0 0	0 0 0 0 0 0	0 0 0 0 0 0	1 0 0 0 0 1	0 0 0 0 0 2	0 0 0 0 0 0
Inning Stats	R: 0 E: 0 K: 1 S: 14 H: 1 LOB: 2 BB: 1 P: 21	R: 0 E: 0 K: 1 S: 8 H: 0 LOB: 0 BB: 0 P: 12	R: 0 E: 0 K: 1 S: 9 H: 1 LOB: 1 BB: 0 P: 14	R: 1 E: 0 K: 2 S: 11 H: 1 LOB: 0 BB: 0 P: 16	R: 0 E: 0 K: 1 S: 7 H: 0 LOB: 0 BB: 0 P: 10	R: 0 E: 0 K: 1 S: 9 H: 0 LOB: 0 BB: 0 P: 13	R: 0 E: 0 K: 2 S: 11 H: 2 LOB: 2 BB: 0 P: 15	R: 0 E: 0 K: 0 S: 6 H: 0 LOB: 0 BB: 0 P: 10	R: 0 E: 0 K: 2 S: 9 H: 1 LOB: 1 BB: 0 P: 12	1B: 5 2B: 0 3B: 0 HR: 1	SF: 0 SAC: 0 DP: 0 HBP: 0			WP: 0 PB: 0 SB: 1 CS: 0	PA: 34		

PITCHER		IP	WLS	BF	H	R	ER	SO	BB	IBB	HBP	BLK	WP	HR	S	P	ERA	WHIP
48 Jacob deGrom, R ERA: 3.23	(1, 1)	8.1	W	32	6	1	1	10	1	0	0	0	0	1	80	118	1.08	0.840
59 Fernando Salas, R ERA: 5.73	(9, 1)	0.2		2	0	0	0	1	0	0	0	0	0	0	4	5	0.00	0.000

PITCHER	IP	WLS	BF	H	R	ER	SO	BB	IBB	HBP	BLK	WP	HR	S	P	ERA	WHIP

New York Mets @ Pittsburgh Pirates

PNC Park, Pittsburgh, PA

Fri May 26 2017, 7:06 PM - 10:02 PM EDT

Att. 29,408 - Overcast - 69 F

livebaseballscorecards.com

AB	33
R	1
H	6
RBI	1
BB	1
SO	11
LOB	11

Batter	1	2	3	4	5	6	7	8	9	10	AB	R	H	RBI	BB	SO	LOB
30 Michael Conforto, L (1, 7) OBP: 0.416, SLG: 0.658	B C B S X 2-2 ① G3	C KC 79 X FF 95 0-1 FC3 1-3		B FF 97 B FF 97 X CH 89 2-0 7 2B 1B		C SL 79 B FF 87 B CU 76 C FC 88 B CH 80 X FC 84 3-2 ① F8			C CU 83 S FF 101 F FF 101 X SL 89 0-2 ① G6-3		5	0	1	0	0	0	1
7 José Reyes, S (1, 5) OBP: 0.282, SLG: 0.337	F SI 94 B FF 96 F KC 80 X CH 89 1-2 ② G4-3	F FF 96 F CH 89 F SL 90 C FF 97 0-3 ② K		B FF 95 B FF 96 B FF 97 C SI 97 X FF 97 3-1 1-3 2B		B CH 80 F FC 85 X CH 79 1-1 ② B2-3			X FF 100 0-0 ② G6-3		5	0	1	0	0	1	2
19 Jay Bruce, L (1, 9) OBP: 0.327, SLG: 0.514	B FF 95 S SL 89 S CH 88 B FF 96 F SI 97 F SL 89 B CH 89 X CH 89 3-2 HR	X FF 97 0-0 ③ F7		B SL 91 B SL 90 B SL 90 X FF 97 3-0 ③ F7		C SL 81 F FF 86 C FF 88 0-3 K			B FF 100 S CU 84 B CU 81 F FF 100 S CU 84 2-3 ③ K		5	1	1	1	0	2	4
20 Neil Walker, S (1, 4) OBP: 0.332, SLG: 0.447	X SI 94 0-0 21 2B 1B	C FF 96 F FF 95 B KC 82 C FF 97 1-3 ① K	F FF 96 F SL 89 X FF 97 0-2 ① L6				C SI 88 C FC 86 F FF 88 B CH 80 B FC 84 S CH 79 2-3 ① K			B SI 93 C SI 93 X CH 84 1-1 ① F7	5	0	1	0	0	2	0
21 Lucas Duda, L (1, 3) OBP: 0.406, SLG: 0.570 39 Jerry Blevins, L (7, 1) 12 Juan Lagares, R (8, 8) OBP: 0.313, SLG: 0.333	B FF 96 B FF 94 X SI 95 2-0 1-3 2B	C CH 88 B CH 87 X FF 95 1-1 ② F7	B KC 80 S SL 89 B SL 90 F CH 90 F FF 97 B SL 90 X FF 97 3-2 HR				B FF 86 C SL 82 C CU 74 B FC 85 B CH 79 X FF 87 3-2 ② G4-3			C CH 86 B SI 94 B SI 94 C CH 86 X CH 86 2-2 54 1B 1B	4 0 1	1 0 0	2 0 1	1 0 0	0 0 0	0 0 0	0 0 0
13 Asdrúbal Cabrera, S (1, 6) OBP: 0.319, SLG: 0.363	B KC 80 C FF 96 X CH 89 1-1 ③ F8	F SI 96 X SI 97 0-1 ③ G5-3	C FF 96 B KC 83 C KC 82 F SL 91 X KC 82 1-2 ② L3				F FC 86 X CH 78 0-1 ③ G6-3			F SI 94 B SI 93 C SI 94 X SI 94 1-2 ② L9	5	0	0	0	0	0	3
3 Curtis Granderson, L (1, 8) OBP: 0.256, SLG: 0.350 59 Fernando Salas, R (8, 1) 43 Addison Reed, L (9, 1) 54 T.J. Rivera, R (10, PH) OBP: 0.327, SLG: 0.396 56 Tyler Pill, L (10, 1) 66 Josh Edgin, R (10, 1)		B FF 96 C FF 94 B SI 95 C CH 88 B FF 96 X SI 96 3-2 18 1B 3B	B KC 82 C FF 96 F CH 90 B SL 88 X SI 97 2-2 ① L3	B FF 97 F SI 95 B SL 88 F SL 89 B KC 82 B CH 91 4-2 18 2B BB				C SI 93 F CH 87 F CH 88 B FF 96 B FF 96 S FF 96 2-3 ① K		B SI 93 B SI 93 X SI 92 2-0 1-2 1B	3 0 0 1 0 0	1 0 0 0 0 0	1 0 0 1 0 0	0 0 0 0 0 0	1 0 0 0 0 0	1 0 0 0 0 0	0 0 0 0 0 0
18 Travis d'Arnaud, R (1, 2) OBP: 0.303, SLG: 0.515		B SL 90 S SL 90 X SL 90 1-1 30 E 30 FC3 3-H 1B	X FF 96 0-0 HR	1 SAFE B KC 81 X FF 96 1-0 1-3 2B				C SL 89 F FF 97 S SL 89 0-3 ② K		S CH 85 S SI 94 S CH 87 0-3 ③ K	5	1	3	2	0	2	2
45 Zack Wheeler, L (1, 1) OBP: 0.150, SLG: 0.158 55 Neil Ramírez, R (7, 1) 4 Wilmer Flores, R (7, 3) OBP: 0.323, SLG: 0.446		M FF 94 X SI 94 0-1 ① B5	F FF 97 C FF 97 X KC 82 0-2 ② G2	F FF 96 F SL 90 S FF 97 0-3 ③ K				C SI 95 F SL 89 S FF 95 0-3 ③ K			3 0 1	0 0 0	0 0 0	0 0 0	0 0 0	1 0 1	3 0 0
Inning Stats	R: 1 E: 0 K: 0 S: 15 H: 3 LOB: 2 BB: 0 P: 24	R: 1 E: 1 K: 1 S: 14 H: 2 LOB: 2 BB: 0 P: 18	R: 0 E: 0 K: 1 S: 7 H: 0 LOB: 0 BB: 0 P: 9	R: 1 E: 0 K: 0 S: 11 H: 3 LOB: 2 BB: 0 P: 21	R: 1 E: 0 K: 1 S: 17 H: 2 LOB: 2 BB: 1 P: 26	R: 0 E: 0 K: 1 S: 8 H: 0 LOB: 0 BB: 0 P: 12	R: 0 E: 0 K: 1 S: 9 H: 0 LOB: 0 BB: 0 P: 14	R: 0 E: 0 K: 3 S: 10 H: 0 LOB: 0 BB: 0 P: 12	R: 0 E: 0 K: 1 S: 8 H: 0 LOB: 0 BB: 0 P: 10	R: 0 E: 0 K: 1 S: 12 H: 2 LOB: 2 BB: 0 P: 18	1B: 5 2B: 3 3B: 1 HR: 3 SF: 0 SAC: 0 DP: 0 HBP: 0						

PITCHER		IP	WLS	BF	H	R	ER	SO	BB	IBB	HBP	BLK	WP	HR	S	P	ERA	WHIP
45 Gerrit Cole, R ERA: 3.65	(1, 1)	5.0		27	10	4	4	3	1	0	0	0	0	3	64	98	7.20	2.200
38 Wade LeBlanc, L ERA: 2.7	(6, 1)	2.0		6	0	0	0	2	0	0	0	0	0	0	17	26	0.00	0.000
12 Juan Nicasio, R ERA: 1.66	(8, 1)	1.0		3	0	0	0	3	0	0	0	0	0	0	10	12	0.00	0.000
73 Felipe Vázquez, L ERA: 0.7	(9, 1)	1.0		3	0	0	0	1	0	0	0	0	0	0	8	10	0.00	0.000
44 Tony Watson, L ERA: 2.95	(10, 1)	1.0	W	5	2	0	0	1	0	0	0	0	0	0	12	18	0.00	2.000

PITCHER	IP	WLS	BF	H	R	ER	SO	BB	IBB	HBP	BLK	WP	HR	S	P	ERA	WHIP

TOP

New York Mets @ Pittsburgh Pirates

PNC Park, Pittsburgh, PA

Sat May 27 2017, 7:18 PM - 10:49 PM EDT

Att. 31,658 - Cloudy - 71 F

livebaseballscorecards.com

AB	43
R	4
H	12
RBI	4
BB	1
SO	10
LOB	15

PA: 44

WP: 0 PB: 0 SB: 0 CS: 0

New York Mets @ Pittsburgh Pirates

PNC Park, Pittsburgh, PA

Sat May 27 2017, 7:18 PM - 10:49 PM EDT

Att. 31,658 - Cloudy - 71 F

livebaseballscorecards.com

BOTTOM

Batter	1	2	3	4	5	6	7	8	9	10	AB	R	H	RBI	BB	SO	LOB
26 Adam Frazier, L (1, 7) OBP: 0.421, SLG: 0.481	C SI 93 F SI 95 X FF 96 0-2 ① F8		C FF 94 B FF 95 S FC 90 B FC 89 X FF 95 2-2 ② G6-3		X FF 93 0-0 ② F7		C FF 88 S CU 71 B CU 73 D CU 72 S CU 72 2-3 ② K		C FF 93 B FF 93 F FF 92 X FF 93 1-2 5 G5-3 1B 1-3		5	0	1	0	0	1	1
5 Josh Harrison, R (1, 4) OBP: 0.370, SLG: 0.464	B CU 78 C CU 79 F SI 96 B FF 96 F SI 96 F CU 80 S FC 88 2-3 ② K		B FC 90 X SI 95 1-0 2B		X FC 87 0-0 ③ F9		B CU 70 B CU 70 B FF 90 C FF 89 B CH 83 4-1 55 FC6-4 BB		B SL 87 X SL 85 1-0 ② G5-3 1-2		4	0	1	0	1	1	3
55 Josh Bell, S (1, 3) OBP: 0.324, SLG: 0.466 44 Tony Watson, L (10, 1)	S FF 96 B SI 95 B CH 90 X CH 91 2-1 ③ F7		F FF 94 C SI 95 F FF 96 B FF 96 F FC 88 B FF 95 F FF 96 B FC 87 S FC 89 3-3 ③ K			B FF 91 F CU 78 F FF 94 F FC 87 B FF 93 F FC 88 X CH 88 2-2 22 23 G4-3 2B 1B	B CU 71 C CU 71 X CU 71 1-1 ③ FC6-4 1-2f		B FF 92 C FF 93 X FF 93 1-1 ③ L8		5 0	1 0	1 0	0 0	0 0	1 0	5 0
25 Gregory Polanco, L (1, 9) OBP: 0.336, SLG: 0.391		B CU 81 B FF 95 X FF 96 2-0 ① G3-1		B FC 88 C FF 95 B FC 89 F FC 88 X FF 96 2-2 23 G6-3 1B		B FC 88 D FC 87 T FF 93 B FF 94 F FC 90 S FF 95 3-3 ① K		C FF 89 B FF 89 C FF 89 B CU 71 B CU 72 X CU 71 3-2 ① P5		C CU 72 B SL 83 B FF 89 X SI 88 2-1 ① F8	5	0	1	0	0	1	1
23 David Freese, R (1, 5) OBP: 0.364, SLG: 0.434		B FF 96 B FF 96 B FF 97 C FF 96 B FF 96 4-1 22 HR BB		1 SAFE C FF 95 F FF 95 X FF 96 0-2 ① ② G6-3 1-2f		X FF 93 0-0 ② G4-3 1-2		C FF 90 S FF 92 X FF 92 0-2 ② G4-3		B SI 88 S SL 83 X SL 83 1-1 29 BB 22 HBP 28 1B 1B	4	2	1	0	1	0	2
22 Andrew McCutchen, R (1, 8) OBP: 0.286, SLG: 0.385		B CU 82 B FF 96 X FF 95 2-0 1-H HR		B FF 96 B FC 90 C FF 96 B FC 90 B FC 91 4-1 29 1B BB		B FF 94 X FF 95 1-0 29 1B 2-H 2B		C FF 92 X FF 89 0-1 ③ F8		H SI 88 1-0 28 1B 29 BB 1-2 HBP	3	1	2	3	1	0	0
29 Francisco Cervelli, R (1, 2) OBP: 0.338, SLG: 0.410	C FC 88 S CU 81 F FF 96 B FC 89 C FF 97 1-3 ② K			C FF 95 F FF 95 B SI 95 1 SAFE X CU 78 1-2 1-2 1B		X SI 94 0-0 ③ 2-H 1B			B FF 92 S FF 92 F FF 92 X FF 93 1-2 ① F8	B SI 88 F SL 84 C SI 89 F SI 90 F SI 91 B SI 91 B CU 77 F CU 77 B SI 90 4-2 28 1B 1-2 2-3 BB	4	0	2	0	1	1	0
10 Jordy Mercer, R (1, 6) OBP: 0.348, SLG: 0.358 61 Gift Ngoepe, R (9, PR) OBP: 0.333, SLG: 0.308 (10, 6)		C FF 96 B FF 95 F FC 88 B FF 97 X FC 91 2-2 ③ G5-3		X FC 87 0-0 ③ G5-3			C SL 86 B SL 87 B SL 86 F SI 94 B SI 94 X SI 93 3-2 64 G6-3 2B		B SL 86 F FF 92 B SL 86 X FF 92 2-1 28 WP 28 1B 2B	C SI 90 X SI 90 0-1 ② F9	4 1	0 1	2 0	0 0	0 0	0 0	2 3
45 Gerrit Cole, R (1, 1) OBP: 0.111, SLG: 0.111 37 Alen Hanson, S (5, PH) OBP: 0.218, SLG: 0.264 38 Wade LeBlanc, L (6, 1) OBP: 0.200, SLG: 0.200 64 José Osuna, R (7, PH) OBP: 0.277, SLG: 0.421 12 Juan Nicasio, R (8, 1) 73 Felipe Vázquez, L (9, 1) 28 John Jaso, L (9, PH) OBP: 0.307, SLG: 0.370 (10, 3)			C FF 95 X FC 89 0-1 ① P6		B FF 92 F SI 93 F FF 94 S FF 95 1-3 ① K		F SL 86 X CU 79 0-1 ① G6-3 2-3		F SL 86 B SL 86 D SL 87 S FF 93 B FF 93 X FF 94 3-2 26 1B 2-H 1B	B FF 88 D SL 87 C FF 93 F FF 94 F CU 78 B CU 79 F FF 93 F FF 93 X SL 88 3-2 1-2 2-3 3-H 1B	1 1 0 1 0 0 0 2	0 0 0 0 0 0 0 0	0 0 0 0 0 0 0 2	0 0 0 0 0 0 0 2	0 1 0 0 0 0 0 0	0 0 0 0 0 0 0 0	0 0 0 1 0 0 0 0
Inning Stats	R: 0 E: 0 K: 1 S: 10 H: 0 LOB: 0 BB: 0 P: 14	R: 2 E: 0 K: 1 S: 10 H: 1 LOB: 0 BB: 1 P: 21	R: 0 E: 0 K: 1 S: 12 H: 1 LOB: 1 BB: 0 P: 18	R: 0 E: 0 K: 0 S: 11 H: 2 LOB: 2 BB: 1 P: 18	R: 0 E: 0 K: 1 S: 5 H: 0 LOB: 0 BB: 0 P: 6	R: 1 E: 0 K: 1 S: 11 H: 3 LOB: 2 BB: 0 P: 17	R: 0 E: 0 K: 1 S: 11 H: 1 LOB: 2 BB: 1 P: 21	R: 0 E: 0 K: 0 S: 8 H: 0 LOB: 0 BB: 0 P: 11	R: 1 E: 0 K: 0 S: 14 H: 3 LOB: 2 BB: 0 P: 23	R: 1 E: 0 K: 0 S: 17 H: 2 LOB: 3 BB: 1 P: 28	1B: 8 2B: 4 3B: 0 HR: 1 SF: 0 SAC: 0 DP: 1 HBP: 1						

PITCHER		IP	WLS	BF	H	R	ER	SO	BB	IBB	HBP	BLK	WP	HR	S	P	ERA	WHIP
45 Zack Wheeler, R ERA: 3.83	(1, 1)	6.0		25	7	3	3	5	2	0	0	0	0	1	59	94	4.50	1.500
55 Neil Ramírez, R ERA: 10.03	(7, 1)	0.1	H	2	1	0	0	0	0	0	0	0	0	0	5	8	0.00	3.000
39 Jerry Blevins, L ERA: 1.62	(7, 1)	1.0	H	4	0	0	0	1	1	0	0	0	0	0	9	19	0.00	1.000
59 Fernando Salas, R ERA: 5.56	(8, 1)	0.2	H	2	0	0	0	0	0	0	0	0	0	0	5	5	0.00	0.000
43 Addison Reed, R ERA: 3.51	(9, 1)	1.0	B	6	3	1	1	0	0	0	0	0	1	0	14	23	9.00	3.000

PITCHER		IP	WLS	BF	H	R	ER	SO	BB	IBB	HBP	BLK	WP	HR	S	P	ERA	WHIP
56 Tyler Pill, R ERA: 13.5	(10, 1)	0.2	L	5	1	1	1	0	1	0	1	0	0	0	11	19	13.50	3.000
66 Josh Edgin, L ERA: 2.79	(10, 1)	0.0		1	1	0	0	0	0	0	0	0	0	0	6	9	∞	∞

AB	40
R	5
H	13
RBI	5
BB	4
SO	6
LOB	18

WP: 1 PA: 45
PB: 0
SB: 0
CS: 0

New York Mets @ Pittsburgh Pirates

PNC Park, Pittsburgh, PA

Sun May 28 2017, 8:09 PM - 11:21 PM EDT

Att. 21,828 - Cloudy - 77 F

TOP

livebaseballscorecards.com

Batter	1	2	3	4	5	6	7	8	9	AB	R	H	RBI	BB	SO	LOB
3 Curtis Granderson, L (1, 7) OBP: 0.265, SLG: 0.364	C SI 94 F SI 95 B CU 81 B SI 95 S CU 80 2-3 ① K2-3		X SI 96 0-0 ③ F8		B SI 94 D CH 88 X SI 94 2-0 7 1B 19 2B 1-3 2B	B SI 96 D SI 95 B SI 96 X SI 95 3-0 1-2 2-H 1B		C SI 94 C SI 96 B SI 94 F CU 79 F CU 79 F SI 95 X SL 85 1-2 1-3 1B		5	1	3	1	0	1	0
7 José Reyes, S (1, 5) (7, 6) OBP: 0.280, SLG: 0.333	B SI 94 B SI 95 F FF 94 F SI 94 S CH 90 2-3 ② K		C SI 94 S CU 81 X FF 95 0-2 ① G4-3	X FF 93 0-0 19 S 19 2B 2-3 3-H 1B	X CH 92 0-0 ③ G3-1		B SI 94 C CU 79 B SI 94 X SI 94 2-1 ③ F9		5	1	1	1	0	1	4
19 Jay Bruce, L (1, 9) OBP: 0.333, SLG: 0.528	B SI 95 F SI 94 S CU 80 B CU 82 B CH 90 F SI 96 X SI 96 3-2 2B		C CU 81 X SI 95 0-1 13 WP 20 1B 13 2B 1B	1 SAFE B SI 94 C SI 92 1 SAFE F SI 94 F CU 82 1 SAFE D CU 81 X CU 81 2-2 1-H 3-H 2B		B SI 94 S CH 91 S CH 92 B CH 92 B FF 95 F SI 95 S CH 92 3-3 ① K		X SI 94 0-0 ① L4	5	1	3	2	0	1	0
20 Neil Walker, S (1, 4) OBP: 0.328, SLG: 0.440	C CU 79 B CH 88 X SI 94 1-1 ③ G6-3		X SI 94 0-0 13 WP 13 2B 1-2 1B	C CH 88 X SI 93 0-1 ② G1-3			C SI 96 S SL 86 B F CH 92 X FF 97 1-2 ② P4		B SI 94 B SI 93 B SI 94 C SI 94 F SI 95 X SI 94 3-2 ② L4	5	1	1	0	0	0	2
21 Lucas Duda, L (1, 3) OBP: 0.396, SLG: 0.582		C SI 94 B CH 89 C CH 89 B SI 94 B CH 89 X SI 94 3-2 ① G4-3	F CH 88 B SI 95 X SI 95 1-1 ② F7	C SI 94 F SI 94 D CU 82 C FF 94 1-3 ③ K			B SI 95 C CH 92 X FF 96 1-1 HR		C SI 94 C CU 79 X SI 94 0-2 ③ G1-3	5	1	1	1	0	1	3
13 Asdrúbal Cabrera, S (1, 6) OBP: 0.324, SLG: 0.375 51 Paul Sewald, R (7, 1) 55 Neil Ramírez, R (9, 1)		C CU 80 X FF 95 0-1 ② G5-3	F CH 89 B FF 94 B CU 82 X CH 87 2-1 1-H 2-H 2B		B SI 94 X SI 95 1-0 18 1B 3 1B 1B	B SI 96 F SI 95 C SL 86 S CH 93 1-3 ③ K			4 0 0	1 0 0	2 0 0	2 0 0	0 0 0	1 0 0	0 0 0
18 Travis d'Arnaud, R (1, 2) OBP: 0.300, SLG: 0.500		B SI 96 F FF 96 B CU 80 C CU 80 X CH 90 2-2 ③ G5-3	B CU 79 C SI 93 B SI 93 F SI 93 B CU 81 X CU 80 3-2 ③ F7		B SI 95 X SI 95 1-0 3 1B 1-2 1B			B CU 78 C SI 95 B SL 88 F SI 94 X SI 94 2-2 ① G3-1		4	0	1	0	0	0	1
12 Juan Lagares, R (1, 8) OBP: 0.294, SLG: 0.311		C FF 94 B SI 95 C SI 94 F SI 94 B FF 96 B CU 80 X FF 95 3-2 ① G6-3		X SI 94 0-0 ① G5-3	C SI 94 F SI 95 S SI 96 0-3 ① K			B SI 95 C CU 79 X SI 93 1-1 ② F8		4	0	0	0	0	1	2
33 Matt Harvey, R (1, 1) OBP: 0.045, SLG: 0.045 15 Matt Reynolds, R (7, 5) OBP: 0.304, SLG: 0.350		B FF 93 B SI 94 F SI 93 B SI 96 X SI 92 3-1 ② G6-3		C FF 92 C SI 93 B CU 81 F SI 93 X CU 80 1-2 3 2B 7 1B 1B	M SI 96 F SI 95 L SI 96 0-3 ② K			C SI 95 B CU 79 C CU 78 F SI 94 B CU 78 B CU 77 X SI 94 3-2 3 1B 1B		3 1	1 0	1 1	0 0	0 0	1 0	2 0
Inning Stats	R: 0 E: 0 K: 2 S: 12 H: 1 LOB: 1 BB: 0 P: 20	R: 0 E: 0 K: 0 S: 8 H: 0 LOB: 0 BB: 0 P: 13	R: 0 E: 0 K: 0 S: 7 H: 0 LOB: 0 BB: 0 P: 13	R: 2 E: 0 K: 0 S: 13 H: 3 LOB: 1 BB: 0 P: 19	R: 3 E: 0 K: 1 S: 16 H: 4 LOB: 1 BB: 0 P: 22	R: 1 E: 0 K: 2 S: 10 H: 3 LOB: 2 BB: 0 P: 15	R: 1 E: 0 K: 2 S: 13 H: 1 LOB: 0 BB: 0 P: 19	R: 0 E: 0 K: 0 S: 17 H: 2 LOB: 2 BB: 0 P: 26	R: 0 E: 0 K: 0 S: 7 H: 0 LOB: 0 BB: 0 P: 10	1B: 9 2B: 4 3B: 0 HR: 1	SF: 0 SAC: 0 DP: 0 HBP: 0					

	AB	41
	R	7
	H	14
	RBI	7
	BB	0
	SO	7
	LOB	14

WP: 1 PA: 41
PB: 0
SB: 1
CS: 0

PITCHER		IP	WLS	BF	H	R	ER	SO	BB	IBB	HBP	BLK	WP	HR	S	P	ERA	WHIP
24 Tyler Glasnow, R ERA: 6.95	(1, 1)	5.0	L	23	8	5	5	3	0	0	0	0	1	0	56	87	9.00	1.600
52 Jhan Mariñez, R ERA: 4.76	(6, 1)	2.0		10	4	2	2	4	0	0	0	0	0	1	23	34	9.00	2.000
53 Johnny Barbato, R ERA: 3.93	(8, 1)	2.0		8	2	0	0	0	0	0	0	0	0	0	24	36	0.00	1.000

PITCHER	IP	WLS	BF	H	R	ER	SO	BB	IBB	HBP	BLK	WP	HR	S	P	ERA	WHIP

BOTTOM

Batter	1	2	3	4	5	6	7	8	9	AB	R	H	RBI	BB	SO	LOB
26 Adam Frazier, L (1, 7) OBP: 0.408, SLG: 0.464 53 Johnny Barbato, R (8, 1) 64 José Osuna, R (9, PH) OBP: 0.286, SLG: 0.421	B FF 94 C FF 94 S SI 94 X FF 96 1-2 ① F8		B FF 95 X FF 94 1-0 ② P6		C CU 82 F SI 94 B SL 88 X FF 92 1-2 ② G3-1		C FF 91 F FF 91 F FF 91 X FF 92 0-2 ①② G6-4-3 1-2f		S SL 84 D CU 77 B SL 84 F SL 83 B SI 93 B SL 84 4-2 1-2 BB	4 0 0	0 0 0	0 0 0	0 0 0	0 0 1	0 0 0	1 0 0
5 Josh Harrison, R (1, 4) OBP: 0.371, SLG: 0.462	B FF 93 B SL 89 F FF 94 F SL 89 X CU 82 2-2 ② P3		C SL 88 F CU 82 F FF 96 F SL 88 B FF 95 X CH 86 1-2 1B		C CU 78 B SL 90 F SL 90 X SI 95 1-2 55 1B 1B		C SL 84 F SL 85 S FF 91 0-3 ③ K		B FF 92 C SL 84 F SL 83 X CU 77 1-2 ② F9	5	0	2	0	0	1	2
55 Josh Bell, S (1, 3) OBP: 0.321, SLG: 0.458	C CU 81 C CU 81 F FF 96 F FF 94 X SI 96 0-2 ③ G1-3		F FF 94 X SI 95 0-1 ③ G3		X FF 94 0-0 1-2 1B			C FF 91 C FF 92 X FF 92 0-2 ① F7	F SI 91 B SL 82 F SL 84 S CU 78 1-3 ③ K	5	0	1	0	0	1	3
25 Gregory Polanco, L (1, 9) OBP: 0.340, SLG: 0.417		B SL 86 X SL 87 1-0 HR		C SI 92 B CH 85 X CH 90 1-1 ① F9	S SL 90 B SL 89 C FF 94 B SI 94 S SL 88 2-3 ③ K			X FF 92 0-0 23 BLK 23 2B 1B		4	2	2	1	0	1	2
23 David Freese, R (1, 5) OBP: 0.369, SLG: 0.447		C FF 93 B FF 94 X CU 81 1-1 ① F8		B FF 91 F FF 94 B CU 84 B FF 93 C FF 94 F FF 94 X FF 96 3-2 29 WP 22 1B 1B		B FF 94 X FF 94 1-0 ① G1-4-3		C FF 92 S FF 93 B FF 92 F FF 94 B SL 85 F SL 83 X FF 93 2-2 22 F9 1-H 2B		4	0	2	1	0	0	0
22 Andrew McCutchen, R (1, 8) OBP: 0.286, SLG: 0.383		X FF 94 0-0 ② G1-3		B FF 95 C CH 86 B FF 95 1 SAFE S SL 89 B FF 96 X CH 83 3-2 29 WP 1-2 1B		C FF 94 S CU 82 T FF 95 0-2 ② K		C FF 93 B FF 93 X SL 84 1-1 ② F9 2-3		4	0	1	0	0	1	1
29 Francisco Cervelli, R (1, 2) OBP: 0.342, SLG: 0.404		B FF 93 B FF 94 C FF 94 B SL 89 B FF 94 4-1 BB		F FF 95 B FF 96 B SL 89 S SL 89 F SI 95 S FF 95 2-3 ② K 1-2 2-3		C FF 94 C FF 95 B FF 95 F FF 95 B FF 95 B SL 88 B SL 86 4-2 BB		B FF 93 S SL 84 F FF 92 B FF 92 C FF 92 2-3 ③ K		2	0	0	0	2	2	3
10 Jordy Mercer, R (1, 6) OBP: 0.346, SLG: 0.352		B FF 94 C SL 88 X FF 95 1-1 ③ L7		C SL 86 S SL 90 B SL 88 C FF 96 1-3 ③ K		B CH 84 L SL 89 B FF 95 C FF 94 B CU 77 F FF 94 X FF 95 3-2 ③ L9			C SL 85 C SL 85 B SI 93 B SL 87 F SL 85 B SL 84 F SL 84 B FF 93 4-2 64 BB BB	3	0	0	0	1	1	4
24 Tyler Glasnow, L (1, 1) OBP: 0.529, SLG: 0.385 37 Alen Hanson, S (5, PH) OBP: 0.214, SLG: 0.259 52 Jhan Mariñez, R (6, 1) 28 John Jaso, L (7, PH) OBP: 0.310, SLG: 0.373 (8, 7)			S SI 92 X CU 80 0-1 ① G4-3		B FF 93 F FF 94 X SI 92 1-1 ① F7		C FF 90 B SL 80 B SL 83 C FF 92 F FF 92 X FF 92 2-2 26 G6-4-3 1B		B SI 93 C SL 87 C CU 78 F SL 84 F SI 93 S CU 78 1-3 ① K	1 1 0 2	0 0 0 0	0 0 0 1	0 0 0 0	0 0 0 1	0 0 0 1	0 0 0 1

Inning Stats	1	2	3	4	5	6	7	8	9
	R: 0 E: 0 K: 0 S: 11	H: 0 LOB: 0 BB: 0 P: 14	R: 1 E: 0 K: 0 S: 7	H: 1 LOB: 1 BB: 1 P: 14	R: 0 E: 0 K: 0 S: 10	H: 1 LOB: 1 BB: 0 P: 12	R: 0 E: 0 K: 2 S: 16	H: 2 LOB: 2 BB: 0 P: 26	R: 0 E: 0 K: 1 S: 12	H: 2 LOB: 2 BB: 0 P: 17
	R: 0 E: 0 K: 1 S: 11	H: 0 LOB: 1 BB: 1 P: 19	R: 0 E: 0 K: 1 S: 11	H: 1 LOB: 0 BB: 0 P: 13	R: 1 E: 0 K: 1 S: 14	H: 2 LOB: 1 BB: 0 P: 19	R: 0 E: 0 K: 2 S: 17	H: 0 LOB: 2 BB: 2 P: 28		

1B: 7 2B: 1 3B: 0 HR: 1	SF: 0 SAC: 0 DP: 1 HBP: 0	WP: 1 PB: 0 SB: 0 CS: 0	PA: 39
---	---	---	---

PITCHER	IP	WLS	BF	H	R	ER	SO	BB	IBB	HBP	BLK	WP	HR	S	P	ERA	WHIP
33 Matt Harvey, R (1, 1) ERA: 4.95	6.0	W	26	6	1	1	4	2	0	0	0	1	1	67	102	1.50	1.333
51 Paul Sewald, R (7, 1) ERA: 2.33	2.0		8	3	1	1	2	0	0	0	1	0	0	25	32	4.50	1.500
55 Neil Ramírez, R (9, 1) ERA: 9.24	1.0		5	0	0	0	2	2	0	0	0	0	0	17	28	0.00	2.000

PITCHER	IP	WLS	BF	H	R	ER	SO	BB	IBB	HBP	BLK	WP	HR	S	P	ERA	WHIP

New York Mets @ Pittsburgh Pirates

PNC Park, Pittsburgh, PA

Sun May 28 2017, 8:09 PM - 11:21 PM EDT

Att. 21,828 - Cloudy - 77 F

livebaseballscorecards.com

AB	35
R	2
H	9
RBI	2
BB	4
SO	8
LOB	17

Batter	1	2	3	4	5	6	7	8	9	AB	R	H	RBI	BB	SO	LOB
23 Keon Broxton, R (1, 8) OBP: 0.316, SLG: 0.446	X FF 93 0-0 ① F9		C CU 80 B SI 93 S CU 80 F SI 93 S SI 94 1-3 ① K		X SI 93 0-0 ② G5-3 2-3 3-H			C FF 89 C FF 90 B SL 84 B FF 90 F SL 81 S FF 91 2-3 ① K		4	0	0	1	0	2	2
7 Eric Thames, L (1, 7) OBP: 0.404, SLG: 0.584	C SI 93 B SI 94 B SI 94 C SI 93 S SI 93 2-3 ② K		B SI 93 B CU 78 B SI 93 B SI 93 4-0 24 G4-6-3 1-2 BB		B SI 93 B SI 92 C CH 84 T SI 92 D CU 82 X SI 94 3-2 ③ G5-3			B FF 91 S FF 92 B FF 91 S FF 91 F FF 92 B FF 90 X FF 92 3-2 ② F7		3	0	0	0	1	1	1
24 Jesús Aguilar, R (1, 3) OBP: 0.354, SLG: 0.557	C FF 94 X CU 82 0-1 21 BB 1B		B SI 93 S SI 93 B SI 93 B SI 92 C SI 93 X SI 94 3-2 ② ③ G4-6-3 1-2f			C CU 78 B SI 92 S SI 93 X SI 93 1-2 ① G5-3		S FF 92 B FF 92 S FF 92 B FF 93 F SL 84 F FF 92 C FF 92 2-3 ③ K		4	0	1	0	0	1	2
21 Travis Shaw, L (1, 5) OBP: 0.330, SLG: 0.531	D SI 93 C CU 79 F SI 93 B SL 90 B SL 89 F SI 93 D SL 89 4-2 1-2 BB			B CU 77 F SI 92 B SL 86 C CU 78 B SI 92 X SI 92 3-2 ① G6-3		B SL 87 X CH 85 1-0 ② F7			C FF 90 X FF 91 0-1 16 1B 1B	3	0	1	0	1	0	0
16 Domingo Santana, R (1, 9) OBP: 0.374, SLG: 0.481	B SI 94 C SI 94 S SI 93 F SI 94 F SI 94 C CH 87 1-3 ③ K			F SI 92 C CH 86 F CH 86 X SI 92 0-2 ② G6-3		F CU 78 S CU 80 X CU 81 0-2 HR			C FF 91 B FF 90 C FF 91 X FF 91 1-2 1B	4	1	2	1	0	1	2
9 Manny Piña, R (1, 2) OBP: 0.343, SLG: 0.462		C SI 92 F SI 94 B SI 93 X CH 86 1-2 ① P6		B CU 79 X FF 93 1-0 ③ F8		F SI 92 S SI 92 B SL 88 B SI 92 B SI 92 C SI 92 3-3 ③ K			S FF 91 F FF 91 S FF 91 0-3 ① K	4	0	0	0	0	2	2
5 Jonathan Villar, S (1, 4) OBP: 0.284, SLG: 0.327		X SI 92 0-0 ② G4-3			B SI 92 F SI 91 C SI 92 X SL 87 1-2 E6 22 SH5-4 3 1B 23 G5-3		B SI 91 B CU 78 C SI 90 B SI 92 F SI 92 S SI 92 3-3 ① K		C FF 91 S FF 91 B FF 92 S FF 92 1-3 ② K	4	1	0	0	0	2	2
3 Orlando Arcia, R (1, 6) OBP: 0.288, SLG: 0.363		B SI 93 C CU 80 X SI 93 1-1 ③ G5-3			1 SAFE X SI 91 0-0 23 G5-3 22 SH5-4 1-2 1B		F SI 92 F SI 93 F CH 87 B CU 80 X CH 85 1-2 ② G1		F SL 84 X SL 85 0-1 ③ L7	4	0	1	0	0	0	2
22 Matt Garza, R (1, 1) OBP: 0.154, SLG: 0.083 58 Rob Scahill, L (6, 1) 2 Nick Franklin, S (7, PH) OBP: 0.217, SLG: 0.281 51 Oliver Drake, R (7, 1) 37 Neftalí Feliz, R (8, 1)			C SI 91 B SI 92 B SI 92 F SI 92 H SI 91 3-2 7 BB HBP		X SI 90 0-0 ① SH5-4 1-2 2-3		C SI 93 B SI 94 B CH 86 S SI 92 X SI 92 2-2 ③ G3-1			0 0 1 0 0	0 0 0 0 0	0 0 0 0 0	0 0 0 0 0	0 0 0 0 0	0 0 0 0 0	0 0 0 0 0

Inning Stats										
	R: 0 E: 0 K: 2 S: 14	H: 1 LOB: 2 BB: 1 P: 21	R: 0 E: 0 K: 0 S: 6	H: 0 LOB: 0 BB: 0 P: 8	R: 0 E: 0 K: 1 S: 9	H: 0 LOB: 1 BB: 1 P: 20	R: 0 E: 0 K: 0 S: 8	H: 0 LOB: 0 BB: 0 P: 12	R: 1 E: 1 K: 0 S: 9	H: 1 LOB: 1 BB: 0 P: 13
	R: 1 E: 0 K: 1 S: 10	H: 1 LOB: 0 BB: 0 P: 15	R: 0 E: 0 K: 1 S: 10	H: 0 LOB: 0 BB: 0 P: 16	R: 0 E: 0 K: 2 S: 13	H: 0 LOB: 0 BB: 0 P: 20	R: 0 E: 0 K: 2 S: 13	H: 2 LOB: 2 BB: 0 P: 15	1B: 4 2B: 0 3B: 0 HR: 1	SF: 0 SAC: 1 DP: 1 HBP: 1	WP: 0 PB: 0 SB: 0 CS: 0	PA: 35

PITCHER		IP	WLS	BF	H	R	ER	SO	BB	IBB	HBP	BLK	WP	HR	S	P	ERA	WHIP
65 Robert Gsellman, R ERA: 5.75	(1, 1)	7.0	W	27	3	2	1	5	2	0	1	0	0	1	66	105	1.29	0.714
51 Paul Sewald, R ERA: 2.21	(8, 1)	1.0	H	3	0	0	0	2	0	0	0	0	0	0	13	20	0.00	0.000
43 Addison Reed, R ERA: 3.38	(9, 1)	1.0	S	5	2	0	0	2	0	0	0	0	0	0	13	15	0.00	2.000

PITCHER	IP	WLS	BF	H	R	ER	SO	BB	IBB	HBP	BLK	WP	HR	S	P	ERA	WHIP

TOP

Milwaukee Brewers @ New York Mets

Citi Field, Flushing, NY

Mon May 29 2017, 4:11 PM - 7:00 PM EDT

Att. 34,830 - Cloudy - 58 F

livebaseballscorecards.com

AB	31
R	2
H	5
RBI	2
BB	2
SO	9
LOB	13

Batter	1	2	3	4	5	6	7	8	9	AB	R	H	RBI	BB	SO	LOB
30 Michael Conforto, L (1, 7) OBP: 0.412, SLG: 0.653	F SI 90 F SI 90 B SL 82 F CH 85 F SI 92 T FF 93 1-2 ① K	B SI 91 F SI 90 B SL 84 S SI 92 F CU 76 B SI 92 C CH 84 3-3 ② K	F FF 91 C FF 91 X FF 91 0-2 7 F9 2B 3-H	B SI 93 X SL 89 1-0 ③ P6					4	0	1	1	0	2	3
7 José Reyes, S (1, 5) OBP: 0.274, SLG: 0.326	C FF 90 B CU 74 B CU 72 F FF 92 X SI 92 2-2 ② F9	B CU 75 B SI 91 B SI 91 C FF 91 X SI 91 3-1 ③ F8	D CU 75 F CU 73 B FF 92 C FF 91 X FF 92 2-2 ② F9 2-3			C FS 83 B FF 92 B FS 84 S FS 84 X FF 92 2-2 ① G1-3			4	0	0	0	0	0	1
19 Jay Bruce, L (1, 9) OBP: 0.332, SLG: 0.519 51 Paul Sewald, R (8, 1) 43 Addison Reed, L (9, 1)	C CU 74 B SI 92 B CH 84 B CH 84 B SI 92 4-1 BB	X FF 91 0-0 ① P5	D CU 76 X SL 81 1-0 ③ F9			C FS 82 B FF 92 F FF 92 B FF 92 S FS 84 2-3 ② K			3 0 0	0 0 0	0 0 0	0 0 0	1 0 0	1 0 0	1 0 0
21 Lucas Duda, L (1, 3) OBP: 0.391, SLG: 0.568	B SI 92 B SI 92 C CH 85 X FF 92 2-1 ③ F7			B CH 83 B SI 90 X FF 92 2-0 3 G3-6-3 1B		C CU 73 F SL 82 B CU 74 F FF 92 X CU 74 1-2 ① G4-3	C FS 83 S FS 83 F FF 92 B FS 83 F FS 83 X FS 84 1-2 ③ G6-3		4	0	1	0	0	0	1
3 Curtis Granderson, L (1, 8) OBP: 0.259, SLG: 0.355 (8, 9)		X FF 90 0-0 ① P6		B FF 90 C CU 73 X SI 89 1-1 ②③ G3-6-3 1-2f		C FF 90 B CU 73 C CU 74 B CU 75 B FF 92 F SI 92 F FF 91 F SI 92 S SL 82 3-3 ② K		C FF 95 B FF 96 B FF 96 F FF 96 F FF 96 B FF 96 F FF 98 X FF 96 3-2 ① F8	4	0	0	0	0	1	1
13 Asdrúbal Cabrera, S (1, 6) OBP: 0.329, SLG: 0.374		M FF 90 S SL 82 B SI 91 X SI 93 1-2 ② G5-3			B CH 82 B SI 87 X SI 90 2-0 4 1B 44 2B 1B	F CH 84 B SI 91 B CH 85 B CH 84 B SI 92 4-1 44 HBP 4 1B 65 BB BB		B CH 88 B CH 86 C FF 96 X FF 94 2-1 ② G6-3	3	2	1	0	1	0	0
4 Wilmer Flores, R (1, 4) OBP: 0.340, SLG: 0.458		C SI 91 F SI 90 B SL 83 X SL 83 1-2 1B			X SI 90 0-0 44 2B 65 SF9 1B 1-2	X SL 82 0-0 65 BB 44 HBP 1B 1-2		F FF 96 F FF 96 F FF 96 F FF 95 B FF 96 F FF 97 B SL 87 F SL 84 F FF 96 2-2 ③ X SL 86 P3	4	1	3	0	0	0	0
44 René Rivera, R (1, 2) OBP: 0.320, SLG: 0.383		X FF 91 0-0 ③ F9			F SL 82 D SL 81 D SI 91 F SI 92 B SI 92 X SI 92 3-2 65 SF9 30 2B 2B 1-3 2-H	B SL 89 C SL 87 2 SAFE H SI 92 2-1 65 BB HBP 1-2 2-3			2	1	1	1	0	0	1
65 Robert Gsellman, R (1, 1) OBP: 0.167, SLG: 0.067 12 Juan Lagares, R (8, 8) OBP: 0.294, SLG: 0.311			B SI 91 F FF 91 B FF 93 F SI 90 C SI 92 2-3 ① K		X FF 90 0-0 ① SF9 2-3 3-H	B SI 92 F SI 93 S SI 92 F SI 93 B SL 88 B SI 93 B SI 92 4-2 1-2 2-3 3-H BB			1 0	0 0	0 0	2 0	1 0	1 0	0 0
Inning Stats	R: 0 E: 0 K: 1 S: 11 H: 0 LOB: 1 BB: 1 P: 20	R: 0 E: 0 K: 0 S: 8 H: 1 LOB: 1 BB: 0 P: 10	R: 0 E: 0 K: 2 S: 9 H: 0 LOB: 0 BB: 0 P: 17	R: 0 E: 0 K: 0 S: 4 H: 1 LOB: 0 BB: 0 P: 7	R: 3 E: 0 K: 0 S: 13 H: 4 LOB: 1 BB: 0 P: 21	R: 1 E: 0 K: 1 S: 17 H: 1 LOB: 3 BB: 2 P: 32	R: 0 E: 0 K: 1 S: 11 H: 0 LOB: 0 BB: 0 P: 16	R: 0 E: 0 K: 0 S: 15 H: 0 LOB: 0 BB: 0 P: 22		1B: 5 2B: 2 3B: 0 HR: 0 SF: 1 SAC: 0 DP: 1 HBP: 1			WP: 0 PB: 0 SB: 0 CS: 0 PA: 34	

PITCHER		IP	WLS	BF	H	R	ER	SO	BB	IBB	HBP	BLK	WP	HR	S	P	ERA	WHIP
22 Matt Garza, R ERA: 3.98	(1, 1)	5.2	L	25	7	4	4	4	2	0	0	0	0	0	57	95	6.35	1.588
58 Rob Scahill, R ERA: 2.03	(6, 1)	0.1		3	0	0	0	0	1	0	1	0	0	0	5	12	0.00	3.000
51 Oliver Drake, R ERA: 5.82	(7, 1)	1.0		3	0	0	0	1	0	0	0	0	0	0	11	16	0.00	0.000
37 Neftalí Feliz, R ERA: 5.32	(8, 1)	1.0		3	0	0	0	0	0	0	0	0	0	0	15	22	0.00	0.000

PITCHER	IP	WLS	BF	H	R	ER	SO	BB	IBB	HBP	BLK	WP	HR	S	P	ERA	WHIP

BOTTOM

Milwaukee Brewers @ New York Mets

Citi Field, Flushing, NY

Mon May 29 2017, 4:11 PM - 7:00 PM EDT

Att. 34,830 - Cloudy - 58 F

livebaseballscorecards.com

AB	29
R	4
H	7
RBI	4
BB	3
SO	5
LOB	8

Batter	1	2	3	4	5	6	7	8	9	10	11	12	AB	R	H	RBI	BB	SO	LOB
23 Keon Broxton, R (1, 8) OBP: 0.316, SLG: 0.435	C SI 86 H SI 88 1-1 14 G6-4-3 7 1B 21 2B HBP		X CU 72 0-0 ① L8	B CU 77 C CU 77 C SI 90 B FF 90 X CU 77 2-2 ③ G3-1			C FF 91 S FF 93 F KC 82 B FF 93 S FF 93 1-3 ① K	B SL 88 B FF 92 F SL 86 B SL 87 B CU 78 4-1 BB		B SL 79 C FS 85 F FF 95 F FS 86 D SL 82 B SL 80 F FS 85 C FF 95 3-3 ② K			4	1	0	0	1	2	5
7 Eric Thames, L (1, 3) OBP: 0.412, SLG: 0.595	1 SAFE C SI 88 C SI 90 B SI 91 1 SAFE X CH 83 1-2 14 G6-4-3 1-2 1B		B SI 87 C CU 74 B CH 79 F SI 88 B SI 89 F SI 90 B SI 90 4-2 21 G4-3 14 1B BB		F SI 86 B SI 88 C SI 87 B FF 90 B SI 88 X CH 80 3-2 3B		C FF 92 B FF 91 B CH 87 B FF 92 S FF 92 B FF 93 4-2 16 BB 14 1B 47 E 1-2 BB	1 SAFE B SL 85 X SL 88 1-0 ③ G6-3		B FF 95 C FF 96 C FF 96 S FF 95 1-3 ③ K			4	1	2	0	2	1	3
14 Hernán Pérez, R (1, 7) OBP: 0.305, SLG: 0.459 (11, 9)	C SL 84 X SL 84 0-1 ① ② G6-4-3 1-2f 2-3		F SI 89 B SI 90 X SL 84 1-1 21 G4-3 1-2 1B	F SL 84 F SI 88 X SI 90 0-2 ① P5			F FF 92 F FF 93 B FF 93 D KC 84 X FF 93 2-2 16 BB 47 E 1-2 2-3 1B		C FF 90 B SL 85 S FF 91 F FF 91 S FF 91 1-3 ① K		L FS 83 S FS 85 B SL 79 B SL 80 S FS 83 2-3 ① K		6	1	2	0	0	2	3
21 Travis Shaw, L (1, 5) OBP: 0.330, SLG: 0.530	C SI 90 B SI 90 F SL 84 B FF 91 B SI 90 X CU 76 3-2 3-H 2B		B SL 83 F SL 83 B SL 81 F SI 89 X SI 91 2-2 ② G4-3 1-2 2-3	B SL 84 B FF 90 T SL 84 D SL 84 S SL 82 C SI 88 3-3 ② K			C CU 70 F CU 71 C CU 71 0-3 ② K		S SL 86 X SL 86 0-1 1B		C SL 81 X SL 81 0-1 ② L8		6	0	2	1	0	2	6
16 Domingo Santana, R (1, 9) OBP: 0.367, SLG: 0.466 38 Wily Peralta, R (11, 1) OBP: 0.308, SLG: 0.250	F SI 90 B SI 91 C CH 81 B SI 91 B CH 82 C CH 80 3-3 ③ K		D CU 77 B CH 82 C CH 82 X SI 90 2-1 ③ G3-1	F CU 76 B SI 90 X CH 80 1-1 ③ G5-3			B CU 72 B CU 71 C FF 91 B FF 91 B FF 90 4-1 47 E 1-2 2-3 3-H BB		B FF 92 S FF 91 B FF 92 F FF 91 F FF 92 F FF 92 S SL 86 2-3 ② K		C FF 94 S FF 94 B SI 93 X FF 93 1-2 ③ G6-3		5	0	0	1	1	2	5
47 Jett Bandy, R (1, 2) OBP: 0.339, SLG: 0.500 46 Corey Knebel, R (9, 1) 2 Nick Franklin, S (11, 7) OBP: 0.213, SLG: 0.276		B SI 87 C SI 89 B SL 84 C SL 82 X SI 90 2-2 ① F9	F SL 81 C SL 82 B CU 77 B SI 89 S SL 83 2-3 ① K	C SL 80 B CU 75 S SL 82 B SL 83 F SL 82 B SI 89 F SL 82 B CU 75 4-2 5 FC6 BB			B FF 89 X FF 89 1-0 E6 1-3 2-H 3-H		B FF 92 F SL 85 B FF 92 T FF 90 F FF 92 F FF 92 D SL 87 F SL 83 X FF 92 3-2 ③ F8		X FF 92 0-0 ① F7		4	0	0	0	1	1	2
													0	0	0	0	0	0	0
													1	0	0	0	0	0	0
5 Jonathan Villar, S (1, 4) OBP: 0.284, SLG: 0.323 59 Carlos Torres, R (6, 1) 24 Jesús Aguilar, R (7, PH) OBP: 0.357, SLG: 0.551 37 Neftalí Feliz, R (7, 1) 50 Jacob Barnes, R (8, 1) 9 Manny Piña, R (9, 2) OBP: 0.347, SLG: 0.463		C SI 90 B SI 90 B SI 90 C SI 90 X SI 91 2-2 ② G4-3	B SI 89 B CU 76 C SI 88 B SI 89 L SI 88 B SI 89 4-2 27 SH2-4 3 1B BB	F SI 86 F SI 87 X SI 87 0-2 ① FC6 3 CS 1-2f	B FF 91 C FF 89 C FF 89 B FF 89 S CU 72 2-3 ③ K			S FS 84 F FS 85 B FF 96 F FS 83 F FS 84 S FF 96 1-3 ① K		B FS 84 C FS 82 S FF 93 F FF 93 B FF 93 X FS 83 2-2 3 FC6-4 1B		2	0	0	0	1	0	1
													0	0	0	0	0	0	0
													1	0	0	0	0	1	2
													0	0	0	0	0	0	0
													0	0	0	0	0	0	0
													2	0	1	0	0	1	0
3 Orlando Arcia, R (1, 6) OBP: 0.295, SLG: 0.367		X SI 91 0-0 1B	B CH 82 1 SAFE F SL 82 1 SAFE X SI 89 1-1 27 SH2-4 1-2 1B	1 SAFE B CH 86 1 SAFE C FF 90 B FF 92 X CH 88 2-1 ② ③ P6 1-2				F SL 86 B FF 92 X SL 85 1-1 F8		X FS 84 0-0 18 BB 1B		B FF 93 X SL 79 1-0 ② FC6-4 1-2f	6	0	3	0	0	2	
27 Zach Davies, R (1, 1) OBP: 0.200, SLG: 0.077 18 Eric Sogard, L (6, 4) OBP: 0.545, SLG: 0.697		C SI 90 F SI 91 C SL 83 0-3 ③ K	2 SAFE X SI 86 0-0 ② SH2-4 1-2 2-3				B FF 91 C FF 92 C KC 84 B FF 93 F CH 86 F FF 93 B CH 88 B FF 92 4-2 14 1B 7 BB 16 BB BB	B FF 93 X SL 86 1-0 ② G4-3		B FF 95 B FF 96 C FF 94 F FF 95 B FF 96 1 SAFE B FF 95 4-2 1-2 BB		1 SAFE C FF 92 F FF 93 X FF 93 0-2 ③ G4-3	1	0	0	0	0	1	1
													2	1	0	0	2	0	1

Inning Stats	1	2	3	4	5	6	7	8	9	10	11	12
	R: 1 H: 2 E: 0 LOB: 1 K: 1 BB: 0 S: 12 P: 20	R: 0 H: 1 E: 0 LOB: 1 K: 1 BB: 0 S: 10 P: 14	R: 0 H: 1 E: 0 LOB: 2 K: 0 BB: 1 S: 11 P: 20	R: 0 H: 1 E: 0 LOB: 2 K: 1 BB: 1 S: 11 P: 20	R: 0 H: 1 E: 0 LOB: 1 K: 1 BB: 0 S: 11 P: 18	R: 0 H: 0 E: 0 LOB: 0 K: 0 BB: 1 S: 9 P: 15	R: 3 H: 1 E: 1 LOB: 2 K: 3 BB: 3 S: 21 P: 39	R: 0 H: 0 E: 0 LOB: 1 K: 0 BB: 1 S: 5 P: 12	R: 0 H: 1 E: 0 LOB: 1 K: 2 BB: 0 S: 17 P: 23	R: 0 H: 1 E: 0 LOB: 2 K: 3 BB: 1 S: 16 P: 25	R: 0 H: 0 E: 0 LOB: 0 K: 1 BB: 0 S: 8 P: 11	R: 0 H: 1 E: 0 LOB: 1 K: 0 BB: 0 S: 9 P: 12

PITCHER		IP	WLS	BF	H	R	ER	SO	BB	IBB	HBP	BLK	WP	HR	S	P	ERA	WHIP
56 Tyler Pill, R ERA: 3.0	(1, 1)	5.1		25	6	1	1	4	3	0	1	0	0	0	62	103	1.69	1.688
59 Fernando Salas, R ERA: 5.7	(6, 1)	1.0	H	5	1	3	1	1	2	0	0	0	0	0	15	28	9.00	3.000
39 Jerry Blevins, L ERA: 1.56	(7, 1)	0.2	B	4	0	0	0	2	1	0	0	0	0	0	8	15	0.00	1.500
66 Josh Edgin, L ERA: 2.66	(8, 1)	1.0		4	0	0	0	0	1	0	0	0	0	0	5	12	0.00	1.000
43 Addison Reed, R ERA: 3.25	(9, 1)	1.0		4	1	0	0	2	0	0	0	0	0	0	17	23	0.00	1.000

PITCHER		IP	WLS	BF	H	R	ER	SO	BB	IBB	HBP	BLK	WP	HR	S	P	ERA	WHIP
49 Josh Smoker, L ERA: 6.86	(10, 1)	3.0	W	12	2	0	0	4	1	0	0	0	0	0	33	48	0.00	1.000

Milwaukee Brewers @ New York Mets

Citi Field, Flushing, NY

Tue May 30 2017, 7:10 PM - 11:34 PM EDT

Att. 24,457 - Cloudy - 59 F

TOP

livebaseballscorecards.com

AB	44
R	4
H	10
RBI	2
BB	8
SO	13
LOB	31

1B: 8	SF: 0	WP: 0	PA: 54
2B: 1	SAC: 1	PB: 0	
3B: 1	DP: 1	SB: 0	
HR: 0	HBP: 1	CS: 1	

Batter	1	2	3	4	5	6	7	8	9	10	11	12	AB	R	H	RBI	BB	SO	LOB
30 Michael Conforto, L (1, 7) OBP: 0.415, SLG: 0.643	G5-3		K		BB	FC5			1B			BB	4	0	1	0	2	1	2
7 José Reyes, S (1, 5) OBP: 0.271, SLG: 0.317	G6-3		P6		BB		L8		P2			FC3-6	5	0	0	1	1	0	3
19 Jay Bruce, L (1, 9) OBP: 0.327, SLG: 0.508	G3-1			F7	G6-3		G3-1			K		1B	6	0	1	1	0	1	3
20 Neil Walker, S (1, 4) OBP: 0.330, SLG: 0.444		FC3-6		G3		HR	F8			K			5	1	2	0	0	1	0
21 Lucas Duda, L (1, 3) OBP: 0.383, SLG: 0.580		FC3-6		F7		HR		P6		K			5	1	1	2	0	1	1
3 Curtis Granderson, L (1, 8) OBP: 0.263, SLG: 0.363					2B	K		L9			P5		5	1	2	0	0	1	0
13 Asdrúbal Cabrera, S (1, 6) OBP: 0.338, SLG: 0.390		1B			2B	1B		G6-3			G4-3		5	1	3	1	0	0	0
18 Travis d'Arnaud, R (1, 2) OBP: 0.294, SLG: 0.481		FC6-4			1B	K			K		K		5	0	1	0	0	3	3
56 Tyler Pill, L (1, 1)			G4-3		F7	1B			L8			1B	2	0	0	0	0	0	2
59 Fernando Salas, R (6, 1) OBP: 1.000, SLG: 1.000													1	0	1	0	0	0	0
39 Jerry Blevins, L (7, 1)													0	0	0	0	0	0	0
66 Josh Edgin, R (8, 1)													0	0	0	0	0	0	0
43 Addison Reed, L (9, 1)													0	0	0	0	0	0	0
4 Wilmer Flores, R (9, PH) OBP: 0.337, SLG: 0.454													1	0	0	0	0	0	0
49 Josh Smoker, L (10, 1)													0	0	0	0	0	0	0
54 T.J. Rivera, R (12, PH) OBP: 0.333, SLG: 0.402												1B	1	1	1	0	0	0	0

Inning Stats	1	2	3	4	5	6	7	8	9	10	11	12
R:	0	0	0	0	2	2	0	0	0	0	0	1
H:	0	3	0	0	3	4	0	0	1	0	0	2
E:	0	0	0	0	0	0	0	0	0	0	0	0
LOB:	0	2	0	0	2	2	0	0	1	0	1	2
K:	0	0	1	0	0	2	0	0	1	3	1	0
BB:	0	0	0	0	2	0	0	0	0	0	0	1
S:	5	10	8	8	14	23	8	11	11	10	6	7
P:	9	18	12	16	25	33	12	15	15	14	10	14

PITCHER		IP	WLS	BF	H	R	ER	SO	BB	IBB	HBP	BLK	WP	HR	S	P	ERA	WHIP
27 Zach Davies, R ERA: 5.18	(1, 1)	5.0		21	6	2	2	1	2	0	0	0	0	0	45	80	3.60	1.600
59 Carlos Torres, R ERA: 3.21	(6, 1)	1.0		7	4	2	2	2	0	0	0	0	0	1	23	33	18.00	4.000
37 Neftalí Feliz, R ERA: 5.09	(7, 1)	1.0		3	0	0	0	0	0	0	0	0	0	0	8	12	0.00	0.000
50 Jacob Barnes, R ERA: 2.77	(8, 1)	1.2		6	1	0	0	1	0	0	0	0	0	0	21	27	0.00	0.600
46 Corey Knebel, R ERA: 1.08	(9, 1)	1.1		4	0	0	0	3	0	0	0	0	0	0	11	17	0.00	0.000

PITCHER		IP	WLS	BF	H	R	ER	SO	BB	IBB	HBP	BLK	WP	HR	S	P	ERA	WHIP
38 Wily Peralta, R ERA: 5.83	(11, 1)	1.1	L	7	2	1	1	1	1	0	0	0	0	0	13	24	6.75	2.250

BOTTOM

Milwaukee Brewers @ New York Mets

Citi Field, Flushing, NY

Tue May 30 2017, 7:10 PM - 11:34 PM EDT

Att. 24,457 - Cloudy - 59 F

livebaseballscorecards.com

AB	45
R	5
H	13
RBI	5
BB	3
SO	8
LOB	14

1B: 9	SF: 0	WP: 0	PA: 48
2B: 3	SAC: 0	PB: 0	
3B: 0	DP: 1	SB: 0	
HR: 1	HBP: 0	CS: 0	

Batter	1	2	3	4	5	6	7	8	9	AB	R	H	RBI	BB	SO	LOB
18 Eric Sogard, L (1, 4) OBP: 0.571, SLG: 0.686	B FF 94 C FF 95 F FF 96 B CU 82 F FF 97 B FF 96 F FF 95 B SL 90 4-2 7 HR BB	C CU 82 B SL 90 F SL 89 B FF 96 B FF 94 B CU 81 4-2 7 BB BB		B FF 94 C SL 89 F SL 90 B FF 95 B FF 94 B SI 94 4-2 7 2B 24 2B BB	B SL 87 C CU 77 X CU 77 1-1 1B			B SI 92 C SI 92 C CU 78 X CU 77 1-2 ① L7		2	2	1	0	3	0	0
7 Eric Thames, L (1, 7) OBP: 0.422, SLG: 0.621	S SI 95 B FF 94 F FF 94 X CH 88 1-2 1-H HR	1 SAFE S FF 94 C FF 94 B FF 95 F SL 90 1 SAFE B FF 96 B FF 95 F SI 96 4-2 D CU 83 1-2 BB		F FF 95 B FF 94 S SL 90 F FF 96 B SL 90 X FF 95 2-2 24 2B 14 1B 1-3 2B	C FF 91 S FF 94 X FF 93 0-2 ③ F8			B CU 77 C CU 78 B SI 93 B CU 77 B SI 94 4-1 BB		3	2	2	2	2	0	1
24 Jesús Aguilar, R (1, 3) OBP: 0.343, SLG: 0.543	C FF 96 S FF 95 X SI 96 0-2 ① G3	C FF 94 S FF 94 F FF 94 B SL 90 C FF 94 1-3 ③ K		B FF 95 F CH 88 X CH 89 1-1 14 1B 2-3 3-H 2B		C FF 91 F FF 91 F FF 92 S SL 88 0-3 ① K		B SI 93 B SI 94 S SI 94 S SI 94 T SI 94 2-2 ② K		5	1	1	1	0	3	3
21 Travis Shaw, L (1, 5) OBP: 0.337, SLG: 0.534	X CU 82 0-0 14 S 2B		C SI 92 X SI 94 0-1 14 FC6-4 1B	0-0 9 WP 14 1B 9 G6-3 IBB		F FF 92 S FF 92 C FF 92 0-3 ② K		C CU 77 X SI 94 0-1 ③ F9		4	1	2	0	1	1	1
14 Hernán Pérez, R (1, 9) OBP: 0.302, SLG: 0.451	B SL 90 F SL 92 F FF 95 T FF 94 1-2 ② K 2-3		F SL 89 B SI 94 F SI 94 F FF 93 B SL 90 X SL 90 2-2 ① FC6-4 9 1B 1-2f	C SL 88 X SL 89 0-1 9 WP 1-2 2-H 3-H 1B		X SL 86 0-0 ③ L7			C CU 78 S SI 92 X SI 93 0-2 ① F9	5	0	1	2	0	1	2
9 Manny Piña, R (1, 2) OBP: 0.349, SLG: 0.455	B SL 89 C SL 90 S FF 96 X FF 95 1-2 ③ P4		F FF 95 B CH 87 F FF 94 B FF 95 X SL 92 2-2 1-2 1B	B FF 94 C CH 86 B CH 88 S FF 94 F FF 95 F CH 86 B FF 94 X FF 95 3-2 ② G6-3 1-2 2-H			B CU 76 B FF 89 B FF 91 C FF 90 S SL 84 F SL 84 X FF 91 3-2 ① G6-3		B CU 79 B CU 77 B SI 94 B SI 92 4-0 23 BB	4	0	1	1	1	0	2
23 Keon Broxton, R (1, 8) OBP: 0.319, SLG: 0.448		C FF 93 B FF 93 B FF 94 S FF 94 B FF 95 X FF 94 3-2 HR	B FF 95 S CU 82 D CU 83 S FF 94 S FF 95 2-3 ② K	B CU 83 F CU 82 S CU 81 C FF 95 1-3 ③ K			F FF 92 F CU 78 F CU 79 B FF 92 T FF 92 1-2 ② K		B SI 94 S SI 94 B SI 94 S SI 93 F SI 94 B SI 93 F SI 94 B CU 78 4-2 1-2 BB	4	1	1	1	1	3	3
3 Orlando Arcia, R (1, 6) OBP: 0.293, SLG: 0.368		C CU 81 S CU 83 S FF 95 0-3 ① K	X CU 82 0-0 ③ G6-3		X SL 85 0-0 ① G6-3		B FF 92 S SL 86 B FF 91 B FF 91 X SL 84 3-1 2B		S SI 94 B SI 93 C CU 76 C CU 78 1-3 ② K	5	0	1	0	0	2	4
41 Junior Guerra, R (1, 1) 2 Nick Franklin, S (7, PH) OBP: 0.210, SLG: 0.271 48 Jared Hughes, R (7, 1) 51 Oliver Drake, R (8, 1) 5 Jonathan Villar, S (9, PH) OBP: 0.283, SLG: 0.322 58 Rob Scahill, L (9, 1)		F FF 94 C FF 94 F FF 95 S SL 90 0-3 ② K		X FF 93 0-0 ① G6-3	C FF 90 B FF 90 F SL 86 B FF 92 B FF 91 X FF 91 3-2 ② F9		B SL 85 F SL 85 S SL 87 F SL 85 B FF 93 X SL 85 2-2 ③ G6-3		C SI 93 S SI 94 F SI 93 B SI 94 B CU 79 C CU 77 2-3 ③ K	3 1 0 0 1 0	0 0 0 0 0 0	0 0 0 0 0 0	0 0 0 0 0 0	1 0 0 0 0 0	0 1 0 0 1 0	0 1 0 0 2 0

Inning Stats																		
	R: 2	H: 2	R: 1	H: 1	R: 0	H: 2	R: 4	H: 3	R: 0	H: 1	R: 0	H: 0	R: 0	H: 1	R: 0	H: 0	1B: 4	SF: 0
	E: 0	LOB: 1	E: 0	LOB: 2	E: 0	LOB: 2	E: 0	LOB: 1	E: 0	LOB: 1	E: 0	LOB: 0	E: 0	LOB: 1	E: 0	LOB: 2	2B: 4	SAC: 0
	K: 1	BB: 1	K: 3	BB: 2	K: 1	BB: 0	K: 1	BB: 2	K: 0	BB: 0	K: 2	BB: 0	K: 1	BB: 0	K: 1	BB: 1	3B: 0	DP: 0
	S: 17	P: 24	S: 20	P: 32	S: 13	P: 19	S: 19	P: 30	S: 9	P: 13	S: 8	P: 8	S: 14	P: 23	S: 9	P: 16	HR: 2	HBP: 0

PITCHER		IP	WLS	BF	H	R	ER	SO	BB	IBB	HBP	BLK	WP	HR	S	P	ERA	WHIP
48 Jacob deGrom, R ERA: 3.97	(1, 1)	4.0	L	25	8	7	7	6	4	1	0	0	1	2	69	105	15.75	3.000
66 Josh Edgin, L ERA: 2.31	(5, 1)	3.0		11	2	0	0	3	0	0	0	0	0	0	31	44	0.00	0.667
55 Neil Ramírez, R ERA: 7.98	(8, 1)	2.0		9	0	0	0	3	3	0	0	0	0	0	23	41	0.00	1.500

PITCHER	IP	WLS	BF	H	R	ER	SO	BB	IBB	HBP	BLK	WP	HR	S	P	ERA	WHIP

TOP

Milwaukee Brewers @ New York Mets

Citi Field, Flushing, NY

Wed May 31 2017, 7:13 PM - 10:27 PM EDT

Att. 26,517 - Clear - 73 F

livebaseballscorecards.com

AB	37
R	7
H	10
RBI	7
BB	8
SO	12
LOB	19

WP: 1	PA: 45
PB: 0	
SB: 1	
CS: 0	

Batter	1	2	3	4	5	6	7	8	9	AB	R	H	RBI	BB	SO	LOB
30 Michael Conforto, L (1, 7) OBP: 0.415, SLG: 0.639	X SI 91 0-0 ① F7		C SL 78 B SL 80 F FS 84 X FS 84 1-2 ① G1-3		B SI 91 F SL 79 X FF 92 1-1 ① P5		B SI 94 H SL 88 2-0 13 BB HBP		X SI 94 0-0 1-H 2B	4	0	1	1	0	0	0
13 Asdrúbal Cabrera, S (1, 6) OBP: 0.340, SLG: 0.386	C SI 92 B SI 93 X SI 92 1-1 19 BB 1B		B SL 80 S SL 79 X FF 92 1-1 ② F8		X FF 92 0-0 ② F9		B SI 92 B SI 94 B SI 94 B SI 94 4-0 19 G4-6-3 1-2 2-3 BB		B SL 89 X SI 93 1-0 ③ G6-3	4	0	1	0	1	0	1
19 Jay Bruce, L (1, 9) OBP: 0.330, SLG: 0.503 55 Neil Ramírez, R (8, 1)	C SI 92 B FF 91 B FF 92 B SI 92 S SI 92 B FF 94 4-2 1-2 BB		B SL 80 S FS 83 B SL 80 B FF 92 B FS 82 4-1 BB		B SL 80 F SL 79 B FF 92 B FF 92 C SL 80 F FS 84 X FS 83 3-2 ③ L3		B SI 94 C SI 94 B CH 89 F SI 94 X SI 96 2-2 ②③ G4-6-3 1-2f			2	0	0	0	2	0	3
20 Neil Walker, S (1, 4) OBP: 0.324, SLG: 0.435	B SI 92 C SL 80 S FS 84 F FS 84 F FF 92 S FS 85 1-3 ② K		D FS 84 F SL 80 D FS 84 C SI 93 X FS 84 2-2 ③ G4-3			B SL 79 X SL 79 1-0 ① G6-3		X FF 92 0-0 ① L4		0	0	0	0	0	1	3
21 Lucas Duda, L (1, 3) OBP: 0.371, SLG: 0.558	C FF 92 S FS 84 S FS 85 0-3 ③ K			B SI 92 B FF 91 C SI 90 X SI 91 2-1 ① G3		B FF 91 B SL 76 F SI 90 C FF 91 X FS 84 2-2 ② G3		B FF 93 F FS 85 X FS 85 1-1 ② G3-1		4	0	0	0	0	1	2
3 Curtis Granderson, L (1, 8) OBP: 0.273, SLG: 0.368 (8, 9)		C SI 90 X SI 91 0-1 4 G4-3 1B		B SL 80 B SI 92 F FF 93 F SI 93 B FS 86 F SI 93 X SI 92 3-2 4 1B 1B		C SL 78 B SL 80 B FF 91 B SL 80 B FF 91 4-1 BB		B FS 84 F FF 92 T FS 84 C FF 93 1-3 ③ K		3	0	2	0	1	1	0
4 Wilmer Flores, R (1, 5) OBP: 0.333, SLG: 0.446		X FF 92 0-0 ① G4-3 1-2		B SI 92 X SI 92 1-0 1-2 1B		B SI 93 B FS 82 X SI 93 2-0 ③ L6			B SI 94 F SI 93 S SL 89 B SL 89 X SI 93 2-2 ① P3	4	0	1	0	0	0	2
44 René Rivera, R (1, 2) OBP: 0.317, SLG: 0.388		S SI 92 B SI 92 F SI 91 X FS 84 1-2 ② F7		F SI 93 S SL 81 D FS 86 F FS 85 C FS 83 1-3 ② K			X SI 92 0-0 13 BB 2B		B SI 94 F SI 93 S SL 88 S SL 89 1-3 ② K	4	0	1	0	0	2	3
48 Jacob deGrom, L (1, 1) OBP: 0.320, SLG: 0.360 54 T.J. Rivera, R (4, PH) OBP: 0.330, SLG: 0.398 66 Josh Edgin, R (5, 1) 15 Matt Reynolds, R (7, PH) OBP: 0.292, SLG: 0.333 12 Juan Lagares, R (8, 8) OBP: 0.304, SLG: 0.323		C SI 92 F SL 80 F FS 84 B FF 91 F FS 83 F FF 93 S FS 84 1-3 ③ K		S FS 83 X FS 83 0-1 ③ F7			C SI 93 S SL 86 B SL 86 F SI 94 S SI 94 1-3 ① K		S SL 89 B SL 89 S SI 93 F SL 90 X SI 93 1-2 30 2B 1B	1 1 0 1 1	0 0 0 0 1	0 0 0 0 1	0 0 0 0 1	1 0 0 0 0	1 2 0 1 0	1 0 0 1 0
Inning Stats	R: 0 H: 1 E: 0 LOB: 2 K: 2 BB: 1 S: 13 P: 19	R: 0 H: 1 E: 0 LOB: 1 K: 1 BB: 0 S: 12 P: 14	R: 0 H: 0 E: 0 LOB: 1 K: 0 BB: 1 S: 9 P: 17	R: 0 H: 2 E: 0 LOB: 2 K: 1 BB: 0 S: 13 P: 20	R: 0 H: 0 E: 0 LOB: 0 K: 0 BB: 0 S: 7 P: 11	R: 0 H: 0 E: 0 LOB: 1 K: 0 BB: 1 S: 6 P: 15	R: 0 H: 1 E: 0 LOB: 2 K: 1 BB: 1 S: 8 P: 17	R: 0 H: 0 E: 0 LOB: 0 K: 1 BB: 0 S: 6 P: 8	R: 1 H: 2 E: 0 LOB: 1 K: 1 BB: 0 S: 12 P: 17	1B: 5 2B: 2 3B: 0 HR: 0	SF: 0 SAC: 0 DP: 1 HBP: 1			WP: 0 PB: 0 SB: 0 CS: 0	PA: 38		

PITCHER		IP	WLS	BF	H	R	ER	SO	BB	IBB	HBP	BLK	WP	HR	S	P	ERA	WHIP
41 Junior Guerra, R ERA: 1.84	(1, 1)	6.0	W	25	4	0	0	4	3	0	0	0	0	0	60	96	0.00	1.167
48 Jared Hughes, R ERA: 4.05	(7, 1)	1.0		5	1	0	0	1	1	0	1	0	0	0	8	17	0.00	2.000
51 Oliver Drake, R ERA: 5.56	(8, 1)	1.0		3	0	0	0	1	0	0	0	0	0	0	6	8	0.00	0.000
58 Rob Scahill, R ERA: 2.51	(9, 1)	1.0		5	2	1	1	1	0	0	0	0	0	0	12	17	9.00	2.000

PITCHER	IP	WLS	BF	H	R	ER	SO	BB	IBB	HBP	BLK	WP	HR	S	P	ERA	WHIP

BOTTOM

Milwaukee Brewers @ New York Mets

Citi Field, Flushing, NY

Wed May 31 2017, 7:13 PM - 10:27 PM EDT

Att. 26,517 - Clear - 73 F

livebaseballscorecards.com

AB	33
R	1
H	7
RBI	1
BB	4
SO	7
LOB	18

Batter	1	2	3	4	5	6	7	8	9	AB	R	H	RBI	BB	SO	LOB
18 Eric Sogard, L (1, 6) OBP: 0.566, SLG: 0.667	C SI 95 C SI 95 F SI 96 F FF 97 F CU 82 B SI 97 B SI 96 B SI 96 F FF 96 3-2 X FF 86 1B		B FC 89 B CH 88 X SI 94 2-0 14 2B 1-2 1B	C CU 79 F CU 79 B SI 94 F CU 80 F FC 88 F SI 95 X FC 88 1-2 G6-4-3 1-2f			C FF 88 B FF 89 C FF 90 X CU 71 1-2 G6-3 2-3		C CH 86 F FF 91 B FF 92 S KC 83 1-3 K2-3	4	0	2	0	0	0	4
3 Orlando Arcia, R (7, 6) OBP: 0.291, SLG: 0.366										1	0	0	0	0	1	0
7 Eric Thames, L (1, 3) OBP: 0.412, SLG: 0.602	1 SAFE B SI 96 S SI 94 B CU 80 C SI 95 B SI 96 X SI 96 3-2 P6		B CU 78 S SI 96 B SI 95 S CU 79 B CU 79 F CU 80 X FF 95 3-2 F7		C SI 92 B SI 92 F FF 94 S SI 94 1-3 K		B FF 89 C FF 89 D CU 73 S CU 70 S CU 70 2-3 K		B FF 93 C KC 82 C FF 93 B FF 88 T FF 92 2-2 K	5	0	0	0	0	3	5
46 Corey Knebel, R (9, 1)										0	0	0	0	0	0	0
14 Hernán Pérez, R (1, 8) OBP: 0.313, SLG: 0.464	D FC 88 C FC 89 1 SAFE X FF 94 1-1 L9		B FF 94 T FF 95 B FC 89 X SI 96 2-1 1-3 2-H 2B		F FC 89 F SI 95 X FC 87 0-2 21 G5-4-3 1B			C CU 69 X FF 87 0-1 47 WP 21 BB 1B		4	0	3	1	0	0	1
21 Travis Shaw, L (1, 5) OBP: 0.335, SLG: 0.526	B SI 94 S CU 79 F CU 79 T SI 95 1-2 K		C CU 80 F SI 94 C CU 79 0-3 K		1 SAFE 1 SAFE X SI 93 0-0 G5-4-3 1-2f			B FF 89 B FF 89 F FF 88 D CU 70 B FF 89 4-1 47 WP 1-2 BB		3	0	0	0	1	2	4
16 Domingo Santana, R (1, 9) OBP: 0.370, SLG: 0.467		B CU 80 X SI 95 1-0 G6-3		X FF 93 0-0 5 1B 2 1B 1B		B SI 93 B SI 94 C CU 78 X SI 96 2-1 47 G5-4-3 1B		C KC 81 B FF 92 S KC 83 T KC 83 1-2 K		4	1	2	0	0	1	2
47 Jett Bandy, R (1, 2) OBP: 0.328, SLG: 0.481		C FF 95 C FF 95 B FC 88 S SI 96 1-3 K		1 SAFE X FC 89 0-0 L7		C SI 93 X SI 93 0-1 G5-4-3 1-2f		B KC 84 D KC 84 F FF 90 F FF 91 F KC 84 B CH 87 F FF 91 F FF 91 F FF 92 3-3 S KC 84 K 1-2 2-3		4	0	0	0	0	2	4
5 Jonathan Villar, S (1, 4) OBP: 0.287, SLG: 0.322		F FF 96 C FF 94 B FF 96 X CU 80 1-2 G1-3		X SI 93 0-0 57 1B 2 1B 1-3 1B		F CU 80 B CU 79 B FF 95 F FC 89 B FC 88 F CU 79 F FF 96 C FF 97 3-3 K		C FF 93 B FF 92 D KC 85 B FF 93 3-1 IBB		3	0	1	0	1	1	0
2 Nick Franklin, S (1, 7) OBP: 0.246, SLG: 0.295			C SI 92 B SI 93 B CU 81 B SI 94 B SI 95 4-1 18 1B 14 2B BB	X SI 94 0-0 57 1B 1-2 3-H 1B			B CU 77 C CH 86 F FF 93 X CU 77 1-2 18 G6-3 57 E 1B	D KC 83 S FF 91 S FF 92 S FF 92 1-3 K		2	1	2	1	1	0	0
23 Keon Broxton, R (7, PR) OBP: 0.317, SLG: 0.446										1	0	0	0	0	1	3
(7, 8)																
57 Chase Anderson, R (1, 1) OBP: 0.130, SLG: 0.130			L SI 95 B FC 86 C FF 95 S FF 96 1-3 K	M SI 94 B SI 95 X FC 86 1-1 18 G6-4-3 1-2 2-3 1B			L FF 92 B SI 92 1 SAFE X FC 86 1-1 B1 1-2		C FF 91 F KC 84 F FF 92 X FF 92 0-2 P2	3	0	1	0	0	1	2
50 Jacob Barnes, R (8, 1)										0	0	0	0	0	0	0
24 Jesús Aguilar, R (9, PH) OBP: 0.340, SLG: 0.537										1	0	0	0	0	0	0
(9, 3)																

Inning Stats	1	2	3	4	5	6	7	8	9	1B: 10	SF: 0	WP: 1	PA: 38
	R: 0 E: 0 K: 1 S: 15 H: 1 LOB: 1 BB: 0 P: 23	R: 0 E: 0 K: 1 S: 7 H: 0 LOB: 0 BB: 0 P: 10	R: 1 E: 0 K: 2 S: 14 H: 2 LOB: 2 BB: 1 P: 26	R: 1 E: 0 K: 0 S: 12 H: 4 LOB: 2 BB: 0 P: 14	R: 0 E: 0 K: 1 S: 7 H: 1 LOB: 0 BB: 0 P: 8	R: 0 E: 0 K: 1 S: 9 H: 1 LOB: 0 BB: 0 P: 14	R: 0 E: 1 K: 1 S: 11 H: 1 LOB: 2 BB: 0 P: 16	R: 0 E: 0 K: 3 S: 17 H: 1 LOB: 3 BB: 2 P: 29	R: 0 E: 0 K: 2 S: 10 H: 0 LOB: 0 BB: 0 P: 13	2B: 1 3B: 0 HR: 0	SAC: 0 DP: 3 HBP: 0	PB: 0 SB: 0 CS: 0	

PITCHER		IP	WLS	BF	H	R	ER	SO	BB	IBB	HBP	BLK	WP	HR	S	P	ERA	WHIP
45 Zack Wheeler, R ERA: 3.72	(1, 1)	6.1	L	27	10	2	2	6	1	0	0	0	0	0	69	102	2.84	1.737
39 Jerry Blevins, L ERA: 1.5	(7, 1)	0.2		4	1	0	0	1	1	0	0	0	0	0	9	16	0.00	3.000
59 Fernando Salas, R ERA: 5.26	(8, 1)	2.0		7	0	0	0	5	0	1	0	0	1	0	24	35	0.00	0.000

PITCHER	IP	WLS	BF	H	R	ER	SO	BB	IBB	HBP	BLK	WP	HR	S	P	ERA	WHIP

TOP

Milwaukee Brewers @ New York Mets

Citi Field, Flushing, NY

Thu Jun 01 2017, 1:13 PM - 4:12 PM EDT

Att. 35,123 - Partly Cloudy - 78 F

livebaseballscorecards.com

AB	35
R	2
H	11
RBI	2
BB	3
SO	12
LOB	25

Batter	1	2	3	4	5	6	7	8	9	AB	R	H	RBI	BB	SO	LOB
30 Michael Conforto, L (1, 7) OBP: 0.406, SLG: 0.623	B SI 91 F SI 92 C CU 77 F FF 94 X CU 79 1-2 L8 ①		B CU 78 F CH 83 B FF 94 C CH 83 S CH 84 2-3 K ②			C CH 82 F SI 93 B CH 82 X CH 84 1-2 G3-1 ①		B FC 92 F FC 92 S FC 90 X FC 90 1-2 P6 ③		4	0	0	0	0	1	0
7 José Reyes, S (1, 6) OBP: 0.266, SLG: 0.310	C SI 94 X CU 78 0-1 G6-3 ②		B CU 78 B CH 83 F SI 94 C FC 90 B CH 84 X FF 95 3-2 G4-3 ③			B CH 82 F FC 89 B SI 93 S SI 93 F CH 84 X FF 95 2-2 P6 ②			B FF 98 B FF 97 B FF 97 C FF 98 C FF 98 C FF 99 3-3 K ①	4	0	0	0	0	1	0
19 Jay Bruce, L (1, 9) OBP: 0.324, SLG: 0.492	F SI 94 B FF 94 B CH 84 F CH 84 C FF 95 2-3 K ③			C SI 90 B FF 92 S FC 88 X FF 94 1-2 G3-1 ①		X FC 90 0-0 F7 ③			B KC 81 C FF 98 F FF 98 C FF 99 1-3 K ②	4	0	0	0	0	2	0
20 Neil Walker, S (1, 4) OBP: 0.323, SLG: 0.429		X SI 93 0-0 F8 ①		C CU 78 X CH 84 0-1 F9 ②			B CU 76 F CU 75 B FC 89 B FF 93 X CH 84 3-1 L4 ①		B FF 98 B KC 80 B KC 80 B FF 99 4-0 BB	3	0	0	0	1	0	0
21 Lucas Duda, L (1, 3) OBP: 0.375, SLG: 0.556		X SI 93 0-0 3 BB 18 1B 1B		C SI 94 B FC 90 B CH 85 S CH 83 B CH 84 X FF 95 3-2 1B			C FC 89 C SI 93 B SI 92 F FF 93 C CH 84 1-3 K ②		B KC 80 F FF 98 C FF 98 X FF 97 1-2 P4 ③	4	0	2	0	0	1	1
3 Curtis Granderson, L (1, 8) OBP: 0.274, SLG: 0.364		C SI 93 B FF 93 B CU 77 B CH 84 F SI 94 B FF 95 4-2 18 1B 1-2 BB		C FF 93 B FC 90 C FF 94 B FF 94 X CH 85 2-2 G4-3 ③			C CH 83 B SI 92 C CU 76 B CH 83 S CH 83 2-3 K ③			2	0	0	0	1	1	1
4 Wilmer Flores, R (1, 5) OBP: 0.333, SLG: 0.471		T CU 78 C FC 90 B FF 94 C FF 95 1-3 K ②			C SI 92 F FF 93 B SI 93 B CU 78 C CU 78 2-3 K ①			X FC 89 0-0 HR		3	1	1	1	0	2	2
18 Travis d'Arnaud, R (1, 2) OBP: 0.295, SLG: 0.475		S FC 88 B FC 90 F CU 78 F CH 83 B SI 95 F FC 88 X CH 85 2-2 1-2 2-H 1B ③			B SI 93 C CU 77 F SI 93 B FF 94 B FC 88 F FC 90 F FF 94 X FF 94 3-2 F9 ②			B FC 91 F FC 90 X FF 97 1-1 F8 ①		3	0	1	0	0	0	0
45 Zack Wheeler, L (1, 1) OBP: 0.136, SLG: 0.143 39 Jerry Blevins, L (7, 1) 59 Fernando Salas, R (8, 1) OBP: 1.000, SLG: 1.000 12 Juan Lagares, R (8, 8) OBP: 0.300, SLG: 0.317			C SI 91 F SI 91 F SI 93 B CH 84 C CH 84 1-3 K ①		X SI 92 0-0 G4-1 ③			B FF 97 B FC 91 F FF 97 F FF 97 T FF 97 B FF 97 F FF 98 F FC 90 F FF 98 X FF 98 3-2 G5-3 ②		2 0 0 1	0 0 0 0	0 0 0 0	0 0 0 0	0 0 0 0	1 0 0 0	0 0 0 0
Inning Stats	R: 0 E: 0 K: 1 S: 9 H: 0 LOB: 0 BB: 0 P: 12	R: 0 E: 0 K: 1 S: 12 H: 2 LOB: 2 BB: 1 P: 19	R: 0 E: 0 K: 2 S: 10 H: 0 LOB: 0 BB: 0 P: 16	R: 0 E: 0 K: 0 S: 11 H: 1 LOB: 1 BB: 0 P: 17	R: 0 E: 0 K: 1 S: 9 H: 0 LOB: 0 BB: 0 P: 14	R: 0 E: 0 K: 0 S: 8 H: 0 LOB: 0 BB: 0 P: 11	R: 0 E: 0 K: 2 S: 9 H: 0 LOB: 0 BB: 0 P: 15	R: 1 E: 0 K: 0 S: 12 H: 1 LOB: 0 BB: 0 P: 17	R: 0 E: 0 K: 2 S: 9 H: 0 LOB: 1 BB: 1 P: 18	1B: 3 2B: 0 3B: 0 HR: 1	SF: 0 SAC: 0 DP: 0 HBP: 0			WP: 0 PB: 0 SB: 0 CS: 0	PA: 32		

PITCHER	IP	WLS	BF	H	R	ER	SO	BB	IBB	HBP	BLK	WP	HR	S	P	ERA	WHIP
57 Chase Anderson, R (1, 1) ERA: 3.3	7.0	W	24	3	0	0	7	1	0	0	0	0	0	68	104	0.00	0.571
50 Jacob Barnes, R (8, 1) ERA: 3.0	1.0	H	4	1	1	1	0	0	0	0	0	0	1	12	17	9.00	1.000
46 Corey Knebel, R (9, 1) ERA: 1.04	1.0	S	4	0	0	0	2	1	0	0	0	0	0	9	18	0.00	1.000

PITCHER	IP	WLS	BF	H	R	ER	SO	BB	IBB	HBP	BLK	WP	HR	S	P	ERA	WHIP

BOTTOM

Milwaukee Brewers @ New York Mets

Citi Field, Flushing, NY

Thu Jun 01 2017, 1:13 PM - 4:12 PM EDT

Att. 35,123 - Partly Cloudy - 78 F

livebaseballscorecards.com

AB	30
R	1
H	4
RBI	1
BB	2
SO	9
LOB	4

Batter	1	2	3	4	5	6	7	8	9	AB	R	H	RBI	BB	SO	LOB
26 Adam Frazier, L (1, 7) OBP: 0.386, SLG: 0.427	B SI 94 F SI 92 F SI 94 F SI 95 F SL 88 B SL 88 B SI 96 B SI 93 4-2 5 1B 23 FC6-4 BB		F FF 92 F SI 94 C SI 92 0-3 ① K	B SI 91 F SI 93 T SI 93 X FF 94 1-2 ③ F7		B FF 90 C FF 90 B FF 90 X FF 90 2-1 5 2B 1B	B SI 92 C CU 78 X CU 78 1-1 ③ F9		C SL 79 S SL 82 X SL 80 0-2 ③ F7	5	2	1	0	1	1	3
5 Josh Harrison, R (1, 4) OBP: 0.366, SLG: 0.468	X SL 90 0-0 23 FC6-4 25 BB 1-3 1B		C CU 80 X CU 80 0-1 ② G5-3	F SL 86 B SL 87 H CU 79 2-1 23 G3-6 HBP	1 SAFE C SL 81 X SL 80 0-1 25 1B 55 BB 1-H 2B			C SL 85 C SI 92 F SI 92 X CU 79 0-2 HR		4	2	3	2	0	0	0
25 Gregory Polanco, L (1, 9) OBP: 0.348, SLG: 0.417	B SL 88 C FF 95 1 SAFE C SI 92 B SL 87 B SL 89 1 SAFE F FF 95 F SI 95 4-2 1 SAFE F SI 93 F SL 89 D CU 81 23 FC6-4 1-2 BB		F SI 95 B SL 88 X CU 79 1-1 ③ F9		C FF 92 F FF 91 X SI 92 0-2 ① F9	F FF 90 F FF 90 F FF 91 D SL 82 F SL 81 X FF 90 1-2 55 BB 23 HBP 22 SF9 2-3 1B		B SI 92 X SL 86 1-0 ① G3-1		4	1	1	0	1	0	1
23 David Freese, R (1, 5) OBP: 0.358, SLG: 0.409	B SI 93 X CH 86 1-0 ① FC6-4 1-2f 2-3 3-H			S SI 92 B CU 79 C FF 93 B FF 95 B CH 85 B FF 94 4-2 22 1B 55 1B 32 2B BB	1 SAFE C CH 83 X SI 94 0-1 ②③ G3-6 1-2f	F FF 89 B CH 80 D SL 84 B SL 81 H FF 90 4-1 22 SF9 55 BB 1-2 HBP		X SL 85 0-0 ② G5-3		3	1	0	1	1	0	3
55 Josh Bell, S (1, 3) OBP: 0.310, SLG: 0.450	T SL 89 S FF 95 B SI 96 F SI 96 D CU 83 F SI 96 S SI 96 2-3 ② K			F FF 93 S SL 88 B CH 85 F SI 95 B SL 88 B FF 95 X SI 94 3-2 22 1B 32 2B 1-2 1B				B SI 92 B SL 86 F SI 92 S SI 92 B CU 79 C CU 77 3-3 ③ K		4	2	2	2	1	2	2
22 Andrew McCutchen, R (1, 8) OBP: 0.303, SLG: 0.403	F SI 96 B FF 97 B SL 89 F SI 93 C FF 96 2-3 ③ K			B SL 90 X CU 81 1-0 32 2B 1-2 2-3 1B		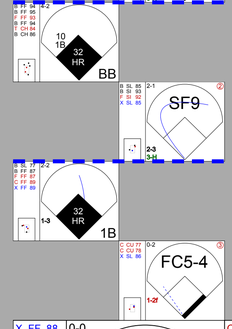			C FS 83 X FS 85 0-1 ① P4	3	2	1	1	1	1	2
10 Jordy Mercer, R (1, 6) OBP: 0.348, SLG: 0.380		C CU 78 C CU 79 F SI 94 B CU 80 B SL 88 F FF 92 B SL 89 C FF 91 3-3 ① K		B CU 81 F FF 94 F FF 94 X CU 81 1-2 ① P5					F FF 95 X FF 95 0-1 64 1B 1B	5	1	2	0	0	1	5
32 Elias Díaz, R (1, 2) OBP: 0.316, SLG: 0.529		C SL 87 X CU 79 0-1 ② G5-3		B SL 88 X SL 88 1-0 1-H 2-H 3-H 2B		X FF 88 0-0 1-H 3-H HR C SI 91 X CU 77 0-1 ① F8			B FF 95 F FS 86 F FF 95 S FS 84 1-3 ② K	5	1	2	6	0	1	1
45 Gerrit Cole, R (1, 1) OBP: 0.095, SLG: 0.095 62 Max Moroff, S (6, PH) OBP: 0.100, SLG: 0.100 38 Wade LeBlanc, L (6, 1) OBP: 0.200, SLG: 0.200 17 Phil Gosselin, R (7, PH) OBP: 0.161, SLG: 0.167 12 Juan Nicasio, R (7, 1) 41 Daniel Hudson, R (8, 1) 64 José Osuna, R (9, PH) OBP: 0.391, SLG: 0.447 73 Felipe Vázquez, L (9, 1)		B SL 88 F SI 92 C FF 93 S SI 94 1-3 ③ K	B FF 93 C SI 93 F SI 94 F FF 94 X CU 80 1-2 ② G5-3		S SL 81 B SL 79 C SL 79 S FF 90 1-3 ① K	B CU 78 C SL 86 F CU 78 B SI 92 C SI 93 2-3 ② K		F FF 95 B FS 86 D FS 85 X FF 95 2-1 1-2 1B	2 0 0 0 0 1 1 1 0 0 0 0 1 0 0 0 0 0 0 0 0 1 0 0 0 0 1 0 0 0 0 0 0 0 0 0 0 0 0 0 0 0 1 0 1 0 0 0 0 0 0 0 0 0 0 0						
Inning Stats	R: 1 H: 1 E: 0 LOB: 2 K: 2 BB: 2 S: 20 P: 33	R: 0 H: 0 E: 0 LOB: 0 K: 2 BB: 0 S: 10 P: 14	R: 0 H: 0 E: 0 LOB: 0 K: 1 BB: 0 S: 7 P: 8	R: 3 H: 3 E: 0 LOB: 1 K: 0 BB: 1 S: 18 P: 30	R: 0 H: 0 E: 0 LOB: 0 K: 0 BB: 0 S: 6 P: 8	R: 7 H: 6 E: 0 LOB: 2 K: 1 BB: 2 S: 27 P: 48	R: 0 H: 0 E: 0 LOB: 0 K: 1 BB: 0 S: 7 P: 10	R: 1 H: 1 E: 0 LOB: 0 K: 1 BB: 0 S: 9 P: 13	R: 0 H: 2 E: 0 LOB: 2 K: 1 BB: 0 S: 12 P: 15	1B: 8 SF: 1 2B: 2 SAC: 0 3B: 0 DP: 1 HR: 3 HBP: 2						

PITCHER		IP	WLS	BF	H	R	ER	SO	BB	IBB	HBP	BLK	WP	HR	S	P	ERA	WHIP
33 Matt Harvey, R ERA: 5.43	(1, 1)	5.0		24	5	6	6	5	4	0	1	0	0	1	65	102	10.80	1.800
51 Paul Sewald, R ERA: 4.35	(6, 1)	0.1	L	8	5	4	4	1	1	0	1	0	0	1	18	32	108.00	18.000
55 Neil Ramírez, R ERA: 7.27	(6, 1)	2.2		9	1	2	2	2	0	0	0	0	0	1	21	30	6.75	0.375
49 Josh Smoker, L ERA: 6.55	(9, 1)	1.0		5	2	0	0	1	0	0	0	0	0	0	12	15	0.00	2.000

PITCHER	IP	WLS	BF	H	R	ER	SO	BB	IBB	HBP	BLK	WP	HR	S	P	ERA	WHIP

TOP

Pittsburgh Pirates @ New York Mets

Citi Field, Flushing, NY

Fri Jun 02 2017, 7:13 PM - 10:28 PM EDT

Att. 33,047 - Clear - 74 F

livebaseballscorecards.com

AB	38
R	12
H	13
RBI	12
BB	5
SO	9
LOB	18

WP: 0 PA: 46
PB: 0
SB: 0
CS: 0

Pittsburgh Pirates @ New York Mets

Citi Field, Flushing, NY

Fri Jun 02 2017, 7:13 PM - 10:28 PM EDT

Att. 33,047 - Clear - 74 F

BOTTOM

livebaseballscorecards.com

Batter	1	2	3	4	5	6	7	8	9	AB	R	H	RBI	BB	SO	LOB
30 Michael Conforto, L (1, 7) OBP: 0.401, SLG: 0.629	C FF 92 B FF 94 C KC 78 B KC 78 S SI 94 2-3 **K** ①		B FF 95 X CH 89 1-0 **G3-1** ①		B FF 95 B FF 95 S SL 89 X SL 90 2-1 1-H **HR**	C FF 88 B FF 87 B CU 74 F FF 87 X CH 77 2-2 **P4** ③			S FF 98 C FF 101 B FF 102 B FF 101 F FF 101 B SL 87 X FF 100 3-2 **L1** ①	5	1	1	2	0	1	1
13 Asdrúbal Cabrera, S (1, 6) OBP: 0.329, SLG: 0.372	X FF 94 0-0 **F8** ②		B KC 81 X CH 87 1-0 **B1-3** ②		C KC 80 X KC 78 0-1 **G3** ②		F FF 93 B SI 93 X FF 93 1-1 **G4-3** ①		C FF 100 S CH 92 T FF 101 0-2 **K** ②	5	0	0	0	0	1	0
19 Jay Bruce, L (1, 9) OBP: 0.321, SLG: 0.485	F KC 79 F SI 94 B SL 87 S FF 96 2-3 **K** ③		F FF 95 B FF 95 B CH 86 F FF 95 B SL 89 F SL 90 S SI 98 3-3 **K** ③		F CH 90 B FF 96 X KC 81 1-1 20 3B **1B**		F SI 94 B FF 94 F SI 96 B CH 89 S SL 90 2-3 **K** ②		C CU 82 B SL 82 S FF 101 X FF 101 1-2 **G3** ③	5	1	1	0	0	3	0
20 Neil Walker, S (1, 4) OBP: 0.326, SLG: 0.437		B CH 87 B CH 88 B SI 95 B FF 94 4-0 21 HR **BB**		F FF 94 B SI 93 B CH 88 B FF 96 C FF 96 X FF 97 3-2 **F9** ①	C SL 87 B FF 95 X CH 88 1-1 1-H 21 WP **3B**		C SI 95 B SI 94 B FF 94 X FF 94 2-1 **P6** ③			3	2	1	1	1	0	0
21 Lucas Duda, L (1, 3) OBP: 0.386, SLG: 0.613		B KC 80 B FF 94 X FF 95 2-0 1-H **HR**		B SI 94 B CH 90 B CH 90 C SL 89 S SL 86 C SI 97 3-3 **K** ②	B FF 95 C SL 89 X FF 94 1-1 3-H **HR**			C SI 95 B SI 95 B SI 94 B CH 86 B SI 94 4-1 3 BB **BB**		3	2	2	3	1	1	0
4 Wilmer Flores, R (1, 5) OBP: 0.333, SLG: 0.467 55 Neil Ramírez, R (6, 1) 7 José Reyes, S (8, PH) OBP: 0.264, SLG: 0.309 (9, 5)		B SL 88 X SL 88 1-0 **G5-3** ①		B KC 80 B SI 95 F SL 88 X FF 96 2-1 **1B**	C SL 86 C SL 88 F FF 95 F KC 78 B FF 95 B CH 90 T SL 88 2-2 **K** ③			B CH 85 C SI 95 X SI 95 1-1 **F8** ①	3 0 1	0 0 0	1 0 0	0 0 0	0 0 0	1 0 1	0 0 1
3 Curtis Granderson, L (1, 8) OBP: 0.279, SLG: 0.363		B SI 94 C CH 88 C FF 93 X KC 78 1-2 33 B2-5-4 18 BB **1B**		C SL 87 F SL 95 B SI 97 B FF 99 F SL 89 F SI 97 B CH 90 F FF 98 S SL 88 3-3 **K** ③		C FC 87 F SL 78 B CU 73 B FC 84 X FF 87 2-2 **F7** ①		B SI 95 C SI 94 F SI 95 D SL 85 B FF 95 B FF 95 1-2 **BB**	3	0	1	0	1	1	1
18 Travis d'Arnaud, R (1, 2) OBP: 0.315, SLG: 0.482		S FF 95 B SL 86 B SI 94 S KC 80 B FF 96 D SI 95 4-2 1-2 **BB**			X FF 95 0-0 33 FC1-6 **1B**	B SI 88 F FC 84 B CH 80 X CH 80 2-1 **1B**		C SL 83 F SL 83 B SL 83 X SL 84 1-2 **F3** ②	3	0	2	0	1	0	2
33 Matt Harvey, R (1, 1) OBP: 0.042, SLG: 0.042 51 Paul Sewald, R (6, 1) 54 T.J. Rivera, R (6, 5) OBP: 0.324, SLG: 0.389 49 Josh Smoker, L (9, 1)		C SI 94 B SI 95 2 SAFE X FF 95 1-1 B2-5-4 ② ③ 2-3f			X FF 95 0-0 FC1-6 30 HR ① 1-2f	C CH 77 F FC 85 C SI 88 0-3 **K** ②		F SL 84 X FF 94 0-1 **L3** ③	2 0 2	1 0 0	0 0 0	0 0 0	0 0 1	0 0 3	3 0 0
Inning Stats	R: 0 E: 0 K: 2 S: 7 H: 0 LOB: 0 BB: 0 P: 11	R: 2 E: 0 K: 0 S: 9 H: 2 LOB: 1 BB: 2 P: 22	R: 0 E: 0 K: 1 S: 6 H: 0 LOB: 0 BB: 0 P: 11	R: 0 E: 0 K: 2 S: 14 H: 1 LOB: 1 BB: 0 P: 25	R: 5 E: 0 K: 1 S: 17 H: 5 LOB: 0 BB: 0 P: 24	R: 0 E: 0 K: 1 S: 11 H: 1 LOB: 1 BB: 0 P: 17	R: 0 E: 0 K: 1 S: 7 H: 0 LOB: 0 BB: 0 P: 12	R: 0 E: 0 K: 0 S: 10 H: 0 LOB: 2 BB: 2 P: 20	R: 0 E: 0 K: 1 S: 10 H: 0 LOB: 0 BB: 0 P: 14	1B: 5 2B: 0 3B: 1 HR: 3 SF: 0 SAC: 0 DP: 1 HBP: 0						

	AB	35
	R	7
	H	9
	RBI	6
	BB	4
	SO	9
	LOB	11

WP: 1 PB: 0 SB: 0 CS: 0 PA: 39

PITCHER		IP	WLS	BF	H	R	ER	SO	BB	IBB	HBP	BLK	WP	HR	S	P	ERA	WHIP
45 Gerrit Cole, R ERA: 4.27	(1, 1)	5.0	W	24	8	7	7	6	2	0	0	0	1	3	53	93	12.60	2.000
38 Wade LeBlanc, L ERA: 2.48	(6, 1)	1.0		4	1	0	0	1	0	0	0	0	0	0	11	17	0.00	1.000
12 Juan Nicasio, R ERA: 1.44	(7, 1)	1.0		3	0	0	0	1	0	0	0	0	0	0	7	12	0.00	0.000
41 Daniel Hudson, R ERA: 5.79	(8, 1)	1.0		5	0	0	0	0	2	0	0	0	0	0	10	20	0.00	2.000
73 Felipe Vázquez, L ERA: 0.63	(9, 1)	1.0		3	0	0	0	1	0	0	0	0	0	0	10	14	0.00	0.000

PITCHER	IP	WLS	BF	H	R	ER	SO	BB	IBB	HBP	BLK	WP	HR	S	P	ERA	WHIP

Batter	1	2	3	4	5	6	7	8	9	AB	R	H	RBI	BB	SO	LOB
26 Adam Frazier, L (1, 7) OBP: 0.379, SLG: 0.419	C SI 92 F FF 92 X SI 91 0-2 ① G4-3		B CU 76 X SI 92 1-0 5 1B 25 G1-3 1B	B SL 89 F FF 92 X SI 92 1-1 ③ G1-3			X FF 87 0-0 ① B3	S FF 92 F FF 92 D SL 87 X SL 85 1-2 ③ G4-3		5	1	1	0	0	0	4
5 Josh Harrison, R (1, 4) OBP: 0.367, SLG: 0.466	C SI 94 B SI 94 B SI 93 X FF 90 2-1 ② G6-3		B SI 90 B SL 87 B SI 93 F SI 92 C FF 93 F FF 93 F FF 93 F SL 89 1 SAFE 3-2 X FF 93 25 G1-3 1-3 1B		C SL 86 S SI 91 X SI 91 0-2 ① G6-3		C FF 88 F CU 70 F CU 71 B CU 71 C FF 89 1-3 ② K		C FF 90 X FF 90 0-1 1B	5	0	2	0	0	1	0
25 Gregory Polanco, L (1, 9) OBP: 0.338, SLG: 0.403	F FF 93 F FF 92 C CH 87 0-3 ③ K		B FF 92 B FF 92 C CH 84 B CH 85 F SI 92 F FF 92 F CH 86 X SI 92 3-2 ① G1-3 1-2 3-H		B SI 92 S SL 88 F SI 92 F FF 93 X CH 86 1-2 ② P5		S CU 69 S CU 71 B FF 90 X FF 88 1-2 E6 23 1B		F FF 91 B FF 91 F FF 91 F FF 91 X FF 91 1-2 ① F7	5	0	0	1	0	1	2
23 David Freese, R (1, 5) OBP: 0.352, SLG: 0.400		B SI 91 F SI 91 B SI 92 F FF 93 B CU 79 F SI 93 X SI 93 3-2 ① G1-3	S FF 93 F SI 93 F SI 93 B SI 93 X SI 94 1-2 ② L6		C FF 92 F FF 93 C CU 81 0-3 ③ K		B FF 89 B CU 71 X FF 89 2-0 1-2 1B		1 SAFE B FF 91 X FF 90 1-0 ② F9	5	0	1	0	0	1	2
55 Josh Bell, S (1, 3) OBP: 0.308, SLG: 0.459		F SI 93 B SL 89 X CU 79 1-1 HR	F SI 93 F SI 93 S SI 92 0-3 ③ K			B SL 86 F SI 91 B FF 91 X CH 84 2-1 ① F7	F CU 70 S CU 70 S CU 71 0-3 ③ K		B FF 92 F FF 90 X FF 91 1-1 ③ G6-3	5	1	1	1	0	2	4
22 Andrew McCutchen, R (1, 8) OBP: 0.307, SLG: 0.399		C SI 92 C FF 94 B FF 94 B SI 92 B FF 95 B FF 94 4-2 32 1B BB		B CU 78 F FF 92 B FF 92 S CU 78 X FF 93 2-2 ① F8		B FF 91 F FF 92 S SI 92 B SI 92 F FF 92 B CU 80 B CU 78 4-2 10 1B BB		C FF 91 C FF 91 X FF 92 0-2 ① P3		2	0	0	0	2	0	0
10 Jordy Mercer, R (1, 6) OBP: 0.355, SLG: 0.399		C FF 92 C SL 87 C SL 86 0-3 ② K		B FF 92 S FF 92 B CU 79 X SL 87 2-1 32 1B 2B		C SI 90 X SI 91 0-1 1-3 1B		F FF 91 C SL 85 X FF 92 0-2 2B		4	0	3	0	0	1	1
32 Elias Díaz, R (1, 2) OBP: 0.391, SLG: 0.550		1 SAFE C FF 93 X SI 93 0-1 1-2 1B		S CU 79 D CU 79 B CU 78 X SL 89 2-1 2-3 1B		C KC 80 B KC 81 S FF 91 B FF 92 S FF 89 2-3 ② K		S SL 85 D SL 85 F SL 84 F FF 93 F FF 91 D SL 86 B SL 86 B SL 86 4-2 BB		3	0	2	0	1	1	2
24 Tyler Glasnow, L (1, 1) OBP: 0.474, SLG: 0.333		C SI 92 B SI 93 S SI 93 F SI 92 B SI 93 C SI 93 2-3 ③ K		D SI 91 S SI 91 S SI 92 F SI 93 C CU 78 1-3 ② K		F FF 92 X FF 92 0-1 ③ F9		B SL 85 B FF 92 B FF 92 F FF 91 X FF 92 3-1 ② F6		2	0	0	0	0	2	4
64 José Osuna, R (6, PH) OBP: 0.298, SLG: 0.442										1	0	0	0	0	0	2
53 Johnny Barbato, R (6, 1)										0	0	0	0	0	0	0
28 John Jaso, L (8, PH) OBP: 0.307, SLG: 0.372										1	0	0	0	0	0	2
38 Wade LeBlanc, L (8, 1) OBP: 0.200, SLG: 0.200										0	0	0	0	0	0	0
Inning Stats	R: 0 E: 0 K: 1 S: 8 H: 0 LOB: 0 BB: 0 P: 10	R: 1 E: 0 K: 2 S: 17 H: 2 LOB: 2 BB: 1 P: 27	R: 1 E: 0 K: 1 S: 19 H: 2 LOB: 1 BB: 0 P: 27	R: 0 E: 0 K: 1 S: 13 H: 2 LOB: 2 BB: 0 P: 21	R: 0 E: 0 K: 1 S: 10 H: 0 LOB: 0 BB: 0 P: 11	R: 0 E: 0 K: 1 S: 12 H: 1 LOB: 2 BB: 1 P: 20	R: 0 E: 1 K: 2 S: 12 H: 1 LOB: 2 BB: 0 P: 16	R: 0 E: 0 K: 0 S: 16 H: 1 LOB: 2 BB: 1 P: 24	R: 0 E: 0 K: 0 S: 9 H: 1 LOB: 1 BB: 0 P: 12	1B: 7 2B: 2 3B: 0 HR: 1 SF: 0 SAC: 0 DP: 0 HBP: 0				WP: 0 PB: 0 SB: 0 CS: 0		PA: 41

PITCHER		IP	WLS	BF	H	R	ER	SO	BB	IBB	HBP	BLK	WP	HR	S	P	ERA	WHIP
65 Robert Gsellman, R ERA: 5.53	(1, 1)	5.1	W	25	7	2	2	6	2	0	0	0	0	1	74	109	3.38	1.688
59 Fernando Salas, R ERA: 5.13	(6, 1)	0.2	H	2	0	0	0	1	0	0	0	0	0	0	5	7	0.00	0.000
39 Jerry Blevins, L ERA: 1.42	(7, 1)	1.0	H	5	1	0	0	2	0	0	0	0	0	0	12	16	0.00	1.000
43 Addison Reed, R ERA: 3.03	(8, 1)	2.0	S	9	2	0	0	0	1	0	0	0	0	0	25	36	0.00	1.500

PITCHER	IP	WLS	BF	H	R	ER	SO	BB	IBB	HBP	BLK	WP	HR	S	P	ERA	WHIP

Pittsburgh Pirates @ New York Mets

Citi Field, Flushing, NY

Sat Jun 03 2017, 7:16 PM - 10:21 PM EDT

Att. 34,035 - Partly Cloudy - 73 F

TOP

livebaseballscorecards.com

AB	38
R	2
H	10
RBI	2
BB	3
SO	9
LOB	23

BOTTOM

Pittsburgh Pirates @ New York Mets

Citi Field, Flushing, NY

Sat Jun 03 2017, 7:16 PM - 10:21 PM EDT

Att. 34,035 - Partly Cloudy - 73 F

livebaseballscorecards.com

Batter	1	2	3	4	5	6	7	8	9	AB	R	H	RBI	BB	SO	LOB
30 Michael Conforto, L (1, 7) OBP: 0.403, SLG: 0.621	C FF 94 B SI 95 B SI 96 B SI 94 D SI 93 4-1 20 WP 19 G4-1 20 HR BB	C SI 95 D CU 81 S CU 80 F SI 95 S CU 81 1-3 ③ K			B SI 94 B CH 87 C CH 87 B SI 94 B SI 95 4-1 19 G4-6-3 BB		C SI 94 S CU 78 X CU 79 0-2 ② L7			2	1	0	0	2	1	1
13 Asdrúbal Cabrera, S (1, 6) OBP: 0.327, SLG: 0.365 43 Addison Reed, L (8, 1)	C SI 93 B SI 96 S CH 88 D CU 80 F SI 95 B CH 89 X SI 94 3-2 ① L7		C SI 94 X CU 80 0-1 ① G6-3		F FF 92 X SI 93 0-1 ① P5		B CU 78 B SI 94 F SI 94 B SL 87 B SI 94 4-1 19 PB BB			3 0	0 0	0 0	0 0	1 0	0 0	2 0
19 Jay Bruce, L (1, 9) OBP: 0.320, SLG: 0.495	1 SAFE B FF 95 B CH 88 S CH 88 1 SAFE X SI 94 2-1 ② G4-1 1-2		B SI 95 B CH 89 S CH 90 X SI 95 2-1 HR		X SI 92 0-0 ②③ G4-6-3 1-2f		C SL 86 F SI 93 B CU 79 1 SAFE B CH 85 B SL 85 X CU 79 3-2 ③ G4-3 1-2			4	1	1	1	0	0	3
20 Neil Walker, S (1, 4) OBP: 0.333, SLG: 0.455	B CU 79 C CH 87 B FF 95 B CH 87 X SI 95 3-1 2-H HR		B CU 80 B CH 89 B FF 95 B FF 93 4-0 21 CS BB			C SI 95 S SL 89 X SL 88 0-2 21 1B 1B		F FF 86 B FC 83 B FC 85 C FF 87 X FC 85 2-2 ① G4-3		3	1	2	2	1	0	0
21 Lucas Duda, L (1, 3) OBP: 0.390, SLG: 0.617	C SI 95 B CU 80 X CH 89 1-1 2B		D FF 94 1 SAFE B SI 94 C CH 87 C SI 93 D CU 80 S CU 80 3-3 ②③ K 1-2			C CU 79 C CU 79 X SI 94 0-2 1-3 1B		C CU 72 C SL 78 B SI 88 B CH 79 B CH 80 X SI 87 3-2 ② G4-3		4	0	2	0	0	1	1
4 Wilmer Flores, R (1, 5) OBP: 0.330, SLG: 0.486	F SI 91 X CU 78 0-1 ③ F9			C FF 92 B SI 94 F SI 94 B CU 81 X CU 80 2-2 HR	F SL 89 D SI 96 C SI 94 F SI 95 T SL 88 1-2 ① K			B FC 85 X CH 77 1-0 ③ L7		4	1	1	1	0	1	3
3 Curtis Granderson, L (1, 8) OBP: 0.275, SLG: 0.357 39 Jerry Blevins, L (7, 1) 7 José Reyes, S (8, 6) OBP: 0.264, SLG: 0.309		C FF 94 B SI 95 F FF 95 B CU 82 X FF 94 2-2 ① P4		C FF 95 F FF 94 B SI 96 B CU 81 C CU 81 2-3 ① K		C SL 87 X SI 94 0-1 ② P3				3 0 0	0 0 0	0 0 0	0 0 0	0 0 0	1 0 0	2 0 0
44 René Rivera, R (1, 2) OBP: 0.308, SLG: 0.376		B FF 95 B FF 94 B SI 96 C SI 94 C SI 95 F SI 94 X SI 94 3-2 ② F7		C CU 78 C FF 94 B CU 81 C SI 96 1-3 ② K		S CU 79 C CU 79 B CU 80 S CU 79 1-3 ③ K				3	0	0	0	0	2	2
65 Robert Gsellman, R (1, 1) OBP: 0.200, SLG: 0.118 59 Fernando Salas, R (6, 1) OBP: 1.000, SLG: 1.000 12 Juan Lagares, R (7, 8) OBP: 0.296, SLG: 0.313		C SI 94 B SI 95 X SI 94 1-1 1B		B SI 94 B SI 91 C SI 94 C SI 91 S SI 94 2-3 ③ K			C CU 79 X SI 94 0-1 ① F9			2 0 1	0 0 0	1 0 0	0 0 0	0 0 0	1 0 0	0 0 0
Inning Stats	R: 2 E: 0 K: 0 S: 13 H: 2 LOB: 1 BB: 1 P: 26	R: 0 E: 0 K: 1 S: 13 H: 1 LOB: 1 BB: 0 P: 20	R: 1 E: 0 K: 1 S: 7 H: 1 LOB: 1 BB: 1 P: 16	R: 1 E: 0 K: 3 S: 12 H: 1 LOB: 0 BB: 0 P: 19	R: 0 E: 0 K: 0 S: 4 H: 0 LOB: 0 BB: 1 P: 8	R: 0 E: 0 K: 2 S: 15 H: 2 LOB: 2 BB: 0 P: 17	R: 0 E: 0 K: 0 S: 9 H: 0 LOB: 1 BB: 1 P: 16	R: 0 E: 0 K: 0 S: 7 H: 0 LOB: 0 BB: 0 P: 13		1B: 3 2B: 2 3B: 0 HR: 3	SF: 0 SAC: 0 DP: 2 HBP: 0				WP: 1 PB: 1 SB: 0 CS: 1	PA: 33	

	AB	29
	R	4
	H	7
	RBI	4
	BB	4
	SO	7
	LOB	14

PITCHER		IP	WLS	BF	H	R	ER	SO	BB	IBB	HBP	BLK	WP	HR	S	P	ERA	WHIP
24 Tyler Glasnow, R ERA: 6.97	(1, 1)	5.0	L	21	5	4	4	5	3	0	0	0	1	3	49	89	7.20	1.600
53 Johnny Barbato, R ERA: 3.8	(6, 1)	2.0		9	2	0	0	2	1	0	0	0	0	0	24	33	0.00	1.500
38 Wade LeBlanc, L ERA: 2.41	(8, 1)	1.0		3	0	0	0	0	0	0	0	0	0	0	7	13	0.00	0.000

PITCHER	IP	WLS	BF	H	R	ER	SO	BB	IBB	HBP	BLK	WP	HR	S	P	ERA	WHIP

Pittsburgh Pirates @ New York Mets

Citi Field, Flushing, NY

Sun Jun 04 2017, 1:11 PM - 4:04 PM EDT

Att. 35,323 - Cloudy - 68 F

TOP

livebaseballscorecards.com

Batter	1	2	3	4	5	6	7	8	9	AB	R	H	RBI	BB	SO	LOB
26 Adam Frazier, L (1, 7) OBP: 0.380, SLG: 0.429	C SL 80 S SI 87 F FF 88 B SI 88 S SI 88 1-3 ① K		B SI 86 X SI 86 1-0 5 SH3 28 E 2B	C SL 83 B SI 88 F SI 88 F SL 85 D CH 79 F FF 90 F SI 89 X CU 77 2-2 2-3 3-H 1B			X SL 85 0-0 ① P6	C SI 91 B SI 92 X SL 84 1-1 ② SF7 3-H		4	1	2	2	0	1	0
5 Josh Harrison, R (1, 4) OBP: 0.371, SLG: 0.466 62 Max Moroff, S (7, PR) OBP: 0.091, SLG: 0.091 (7, 4)	F SI 87 C SL 83 B FF 90 B SI 89 B SI 89 X SI 89 3-2 23 1B 28 1B 1B		X SI 88 0-0 ① SH3 2-3	B SI 88 C SI 88 B SI 88 S CU 76 S SI 89 2-3 ③ K			C FF 91 H SL 86 1-1 23 1B 28 G5-4-3 HBP	C CU 78 D CU 77 X SI 92 1-1 ③ F8		2 1	1 1	1 0	0 0	0 0	1 0	2 1
28 John Jaso, L (1, 9) OBP: 0.318, SLG: 0.385	1 SAFE X SI 89 0-0 23 E 55 G4-3 23 1B 1-2 1B		D SL 82 B CH 80 S CH 79 X FF 89 2-1 E7 23 SF9 3-H 2B		F CH 78 B CH 78 C CU 72 F CH 78 F FF 87 S CH 78 1-3 ① K		B SL 87 C FF 91 B FF 92 B FF 91 S FF 90 X FF 91 3-2 ② G5-4-3 1-2		B FF 93 C SL 78 B SL 79 B FF 93 S FF 93 F FF 93 F FF 93 B SL 79 4-2 23 1B 22 HR BB	4	3	2	1	1	1	1
23 David Freese, R (1, 5) OBP: 0.361, SLG: 0.411	C CH 79 X CH 80 0-1 E7 55 G4-3 1-3 2-H 1B		B SI 88 F SI 88 F SI 88 X SI 88 1-2 ② SF9 3-H		C CU 73 C CH 79 X SI 88 0-2 ② P3		C CU 77 X CU 76 0-1 2-H 1B		C SL 79 F FF 95 B FS 85 X FS 85 1-2 22 HR 1B	4	1	3	3	0	0	0
55 Josh Bell, S (1, 3) OBP: 0.300, SLG: 0.447	B SI 88 B SI 88 S CH 79 B SL 83 X CH 80 3-1 ② G4-3 2-3 3-H		B SL 84 B CH 80 X CH 79 2-0 ③ G1-3		B SI 85 C CH 79 S FF 88 B CH 79 X CH 79 2-2 ③ G4-3		B FF 91 X FF 90 1-1 ③ G6-3		S FF 96 C FF 96 S FS 85 0-3 ① K	5	0	0	1	0	1	5
22 Andrew McCutchen, R (1, 8) OBP: 0.313, SLG: 0.419	F CU 74 X SI 89 0-1 ③ F8			C SI 86 B SI 88 B CU 75 X CU 73 2-1 29 1B 10 G6-3 26 1B 1B		B FF 90 F SL 83 S FF 91 X FF 90 2-2 ① F7		C SL 84 X CU 78 0-1 29 BB 10 1B 17 FC5-4 1B	B FF 95 D FS 84 C FF 84 C FS 84 X FS 85 2-2 1-H 2-H HR	5	3	3	3	0	0	1
10 Jordy Mercer, R (1, 6) OBP: 0.352, SLG: 0.394		C SL 79 S SL 81 B SL 81 F SL 84 F CU 76 F SI 88 F SL 82 B CU 75 C SL 83 2-3 ① K		X SL 82 0-0 ① G6-3 1-2		B FF 92 F SL 83 F SL 82 X FF 92 1-2 ② F8		C SL 85 X SL 85 0-1 17 FC5-4 29 BB 26 SF7 1-2 1B	C FF 96 X FS 85 0-1 ② G6-3	5	1	1	0	0	1	1
29 Francisco Cervelli, R (1, 2) OBP: 0.351, SLG: 0.404		C SI 87 B SI 88 C SI 88 B SI 88 F SI 90 B CH 80 X SI 88 3-2 ② L5		X SI 87 0-0 26 1B 57 SH1-4 2-3 1B		B SL 84 B FF 92 S FF 91 B FF 92 X FF 91 3-1 2B		B CU 78 B CU 78 D SI 92 B SI 92 4-0 17 FC5-4 1-2 2-3 BB	X SI 94 0-0 1B	4	0	3	0	1	0	0
57 Trevor Williams, R (1, 1) 17 Phil Gosselin, R (8, PH) OBP: 0.156, SLG: 0.161 52 Jhan Mariñez, R (8, 1) 64 José Osuna, R (9, PH) OBP: 0.295, SLG: 0.437 44 Tony Watson, L (9, 1)		C SI 87 X SI 88 0-1 ③ G4-3		C FF 86 X SL 81 0-1 ② SH1-4 1-2		C SL 81 F FF 92 F FF 92 B SL 82 C SL 82 1-3 ③ K		C SI 92 B CU 78 X SL 86 1-1 ① FC5-4 1-2f 2-3 3-H	C FF 94 C FF 93 F FF 93 X FS 84 0-2 ③ F9	2 1 0 1 0	0 0 0 0 0	0 1 0 0 0	0 0 0 0 0	1 0 0 1 0	1 0 0 0 0	1 2 0 1 0
Inning Stats	R: 2 E: 1 K: 1 S: 14 H: 3 LOB: 1 BB: 0 P: 21	R: 0 E: 0 K: 1 S: 13 H: 0 LOB: 0 BB: 0 P: 18	R: 2 E: 1 K: 0 S: 8 H: 2 LOB: 0 BB: 0 P: 14	R: 1 E: 0 K: 1 S: 15 H: 3 LOB: 2 BB: 0 P: 21	R: 0 E: 0 K: 1 S: 11 H: 0 LOB: 0 BB: 0 P: 14	R: 0 E: 0 K: 1 S: 12 H: 1 LOB: 1 BB: 0 P: 19	R: 1 E: 0 K: 0 S: 9 H: 1 LOB: 2 BB: 0 P: 14	R: 2 E: 0 K: 0 S: 10 H: 2 LOB: 1 BB: 1 P: 17	R: 3 E: 0 K: 1 S: 20 H: 3 LOB: 1 BB: 1 P: 27	1B: 11 2B: 3 3B: 0 HR: 1 SF: 2 SAC: 2 DP: 0 HBP: 1	WP: 0 PB: 0 SB: 0 CS: 0 PA: 45					

	AB	38
	R	11
	H	15
	RBI	11
	BB	2
	SO	6
	LOB	15

PITCHER		IP	WLS	BF	H	R	ER	SO	BB	IBB	HBP	BLK	WP	HR	S	P	ERA	WHIP
56 Tyler Pill, R ERA: 4.09	(1, 1)	5.0	L	23	8	5	3	4	0	0	0	0	0	0	61	88	5.40	1.600
51 Paul Sewald, R ERA: 4.15	(6, 1)	1.0		4	1	0	0	1	0	0	0	0	0	0	12	19	0.00	1.000
66 Josh Edgin, L ERA: 2.59	(7, 1)	1.0		5	1	1	1	0	0	0	1	0	0	0	9	14	9.00	1.000
55 Neil Ramírez, R ERA: 7.85	(8, 1)	1.0		6	2	2	2	0	1	0	0	0	0	0	10	17	18.00	3.000
49 Josh Smoker, L ERA: 7.43	(9, 1)	1.0		7	3	3	3	1	1	0	0	0	0	1	20	27	27.00	4.000

PITCHER	IP	WLS	BF	H	R	ER	SO	BB	IBB	HBP	BLK	WP	HR	S	P	ERA	WHIP

BOTTOM

Pittsburgh Pirates @ New York Mets

Citi Field, Flushing, NY

Sun Jun 04 2017, 1:11 PM - 4:04 PM EDT

Att. 35,323 - Cloudy - 68 F

livebaseballscorecards.com

Batter	1	2	3	4	5	6	7	8	9	AB	R	H	RBI	BB	SO	LOB
30 Michael Conforto, L (1, 7) OBP: 0.410, SLG: 0.628	C FF 92 X FF 91 0-1 13 G1-3 2B		B SI 93 S CH 84 B CH 85 F FF 92 B FF 94 X FF 93 3-2 19 1B 1B		C FF 92 X CU 78 0-1 ② F8			B SI 94 B SI 94 F SI 95 B FF 96 B SI 94 4-1 13 G3-6-1 BB		3	0	2	0	1	0	0
13 Asdrúbal Cabrera, S (1, 6) OBP: 0.320, SLG: 0.355	S FF 91 B CH 85 B SI 92 X CH 85 2-1 ① G1-3 2-3		X SI 90 0-0 ① L9		B FF 93 C SI 89 B SL 85 B FF 92 S SI 91 F SI 92 F SI 93 C SI 92 3-3 ③ K			C SI 94 C CH 92 B FF 95 D CH 92 X SI 95 2-2 ①② G3-6-1 1-2f		4	0	0	0	0	1	3
19 Jay Bruce, L (1, 9) OBP: 0.323, SLG: 0.495 49 Josh Smoker, L (9, 1)	C SL 86 F SI 92 B SL 86 S FF 94 1-3 ② K		1 SAFE X CH 85 0-0 20 G4-6-3 1-2 1B			X SI 90 0-0 21 G4-6-3 1B		S CH 92 B CH 91 B SL 87 F SI 95 X SI 94 2-2 ③ F8		4 0	0 0	2 0	0 0	0 0	1 0	1 0
20 Neil Walker, S (1, 4) OBP: 0.332, SLG: 0.449	D CU 79 B CH 86 B CH 85 D SI 92 4-0 BB		X SI 91 0-0 ②③ G4-6-3 1-2f			C SI 89 B FF 91 C SI 89 X SL 84 1-2 ① P5			C SI 92 B SI 93 X CH 85 1-1 ① P3	3	0	0	0	1	0	3
21 Lucas Duda, L (1, 3) OBP: 0.379, SLG: 0.597	C FF 95 C FF 94 D SL 85 X FF 95 1-2 ③ L7			B CU 77 B FF 92 B SI 90 C FF 93 C FF 93 X SI 93 3-2 ① F7		B SI 91 X FF 92 1-0 ②③ G4-6-3 1-2f			B SL 84 S SI 93 C CH 86 X SI 93 1-2 ② F7	4	0	0	0	0	0	3
4 Wilmer Flores, R (1, 5) OBP: 0.336, SLG: 0.496		B FF 92 C FF 93 B SI 90 B SL 85 C FF 92 X FF 93 3-2 3 1B 18 G6-4-3 2B		F FF 93 B CH 84 F SI 91 F FF 93 X CH 85 1-2 1B			F SI 89 B SI 90 B SL 84 F SI 89 S FF 94 2-3 ① K		F SI 93 B CH 86 F SI 94 X SL 85 1-2 ③ G5-3	4	1	2	0	0	1	0
3 Curtis Granderson, L (1, 8) (9, 9) OBP: 0.280, SLG: 0.359		C FF 93 F FF 92 B SL 84 F FF 92 X FF 94 1-2 18 G6-4-3 2-3 1B		B SI 91 F SI 90 X SI 90 1-1 ② F8			B SI 91 B CH 85 B FF 92 C FF 92 F FF 92 B FF 92 4-2 BB			2	0	1	0	1	0	1
18 Travis d'Arnaud, R (1, 2) OBP: 0.305, SLG: 0.465		C SI 91 B SL 86 X SI 90 1-1 ①② G6-4-3 1-2f 3-H		D SL 85 B FF 92 F FF 92 S SI 90 D SI 92 X FF 94 3-2 ③ G5-3			F FF 92 F SI 88 X SL 83 0-2 ② L6			3	0	0	0	0	0	3
56 Tyler Pill, L (1, 1) 54 T.J. Rivera, R (5, PH) OBP: 0.321, SLG: 0.385 51 Paul Sewald, R (6, 1) 66 Josh Edgin, R (7, 1) 7 José Reyes, S (7, PH) OBP: 0.263, SLG: 0.307 55 Neil Ramírez, R (8, 1) 12 Juan Lagares, R (9, 8) OBP: 0.296, SLG: 0.313		X FF 94 0-0 ③ F7			X FF 92 0-0 ① F7		X SI 91 0-0 ③ G3			1 1 0 0 1 0 0	0 0 0 0 0 0 0	0 0 0 0 0 0 0	0 0 0 0 0 0 0	0 0 0 0 0 0 0	0 0 0 0 0 0 0	0 0 0 0 1 0 0
Inning Stats	R: 0 E: 0 K: 1 S: 10 H: 1 LOB: 2 BB: 1 P: 18	R: 1 E: 0 K: 0 S: 10 H: 2 LOB: 0 BB: 0 P: 15	R: 0 E: 0 K: 0 S: 6 H: 2 LOB: 1 BB: 0 P: 9	R: 0 E: 0 K: 0 S: 12 H: 1 LOB: 1 BB: 0 P: 20	R: 0 E: 0 K: 1 S: 8 H: 0 LOB: 0 BB: 0 P: 11	R: 0 E: 0 K: 0 S: 5 H: 1 LOB: 0 BB: 0 P: 7	R: 0 E: 0 K: 1 S: 9 H: 0 LOB: 1 BB: 1 P: 15	R: 0 E: 0 K: 0 S: 7 H: 0 LOB: 0 BB: 1 P: 15	R: 0 E: 0 K: 0 S: 8 H: 0 LOB: 0 BB: 0 P: 11	1B: 5 2B: 2 3B: 0 HR: 0 SF: 0 SAC: 0 DP: 4 HBP: 0						

	AB	30
	R	1
	H	7
	RBI	0
	BB	3
	SO	3
	LOB	15

PITCHER	IP	WLS	BF	H	R	ER	SO	BB	IBB	HBP	BLK	WP	HR	S	P	ERA	WHIP
57 Trevor Williams, R (1, 1) ERA: 4.57	7.0	W	27	7	1	1	3	2	0	0	0	0	0	60	95	1.29	1.286
52 Jhan Mariñez, R (8, 1) ERA: 4.39	1.0		3	0	0	0	0	1	0	0	0	0	0	7	15	0.00	1.000
44 Tony Watson, L (9, 1) ERA: 3.33	1.0		3	0	0	0	0	0	0	0	0	0	0	8	11	0.00	0.000

PITCHER	IP	WLS	BF	H	R	ER	SO	BB	IBB	HBP	BLK	WP	HR	S	P	ERA	WHIP

Batter	1	2	3	4	5	6	7	8	9	AB	R	H	RBI	BB	SO	LOB
30 Michael Conforto, L (1, 7) OBP: 0.412, SLG: 0.625	C SI 90 X FC 87 0-1 21 1B 2B	C SI 91 F CH 84 B FC 81 X FF 92 1-2 ③ F7		C SI 89 C FC 86 B FF 91 S FC 87 1-3 ① K	C CU 81 S SL 87 D SL 86 B CH 86 B SL 87 X SL 88 3-2 ③ G3			S SI 87 B SI 86 B SL 78 F SI 85 B SI 86 F SI 85 B CH 70 4-2 19 G3 13 1B 1-2 BB	B CU 78 C CU 78 B FF 98 1 SAFE B FF 97 S FC 92 B FC 92 4-2 19 G3-6-1 1-2 BB	4	1	1	0	2	1	2
13 Asdrúbal Cabrera, S (1, 6) OBP: 0.331, SLG: 0.382	B FF 91 S CH 84 C CH 84 T SI 91 1-2 ① K		C KC 74 F SI 90 B KC 77 B KC 74 F FF 91 F CH 83 X FF 91 2-2 HR	B SI 90 B CH 84 B FC 86 B FF 90 4-0 19 1B BB		B SI 85 X SI 85 1-0 1B		X SI 86 0-0 19 G3 1-2 2-3 1B	B FC 92 C CU 79 F FF 97 S FC 91 1-3 ① K	5	1	3	1	1	2	3
19 Jay Bruce, L (1, 9) OBP: 0.319, SLG: 0.486	B CH 84 F FC 88 S CH 84 2 SAFE X FF 92 1-2 ② P5		B FC 87 X CH 84 1-0 ① F8	F FC 85 B CH 84 X FC 85 1-1 1-3 1B		B SI 85 B SL 78 X SI 86 2-0 ① F7		X SI 86 0-0 ① G3 1-2 2-3 3-H	X FC 90 0-0 ② ③ G3-6-1 1-2f	6	0	1	1	0	0	6
20 Neil Walker, S (1, 4) OBP: 0.333, SLG: 0.459	F CH 84 F FF 90 B SI 92 B FF 92 B FC 88 B FC 87 4-2 21 1B BB		B SI 91 C SI 91 B CH 83 F SI 90 F FF 91 X SI 92 3-2 HR	C CU 79 B CH 85 B SI 91 F CH 85 B CU 80 F FF 91 X SL 86 3-2 ② P5		C SI 85 B SL 78 S CH 68 S CH 71 1-3 ② K		B CH 72 X CH 70 1-0 ② G1-3		4	1	1	1	1	1	5
21 Lucas Duda, L (1, 3) OBP: 0.379, SLG: 0.589	C FF 91 C FC 87 X SI 92 0-2 1-3 2-H 1B		C KC 75 X SI 91 0-1 3 BB 4 1B 1B	B CU 80 B CH 86 C CU 80 X SI 91 2-1 ③ L5		C SI 86 F SI 86 C CH 67 0-3 ③ K		B SL 76 F SI 86 S SI 86 X SI 87 1-2 ③ G3		5	0	2	1	0	1	5
4 Wilmer Flores, R (1, 5) OBP: 0.347, SLG: 0.500	B SI 91 S FC 86 X FC 86 1-1 ③ G6-3		C FC 85 X SI 91 0-1 3 BB 1-2 1B		C SL 84 F SI 90 B CU 78 B FF 91 X CU 80 2-2 12 1B 1B		X SI 86 0-0 ① G4-3		C FF 97 X FF 98 0-1 3 HR 1B	5	1	3	0	0	0	2
3 Curtis Granderson, L (1, 10) OBP: 0.288, SLG: 0.374		C FF 90 B FC 85 B SI 91 C CH 84 B CH 84 F FF 91 B CH 83 4-2 18 G6-4-3 BB	B CH 84 F CH 84 B SI 90 B CH 83 F CH 84 B SI 91 4-2 1-2 2-3 BB		B FF 91 B CH 84 C CH 85 C FF 90 X SL 88 2-2 ① L7		C SI 85 C SI 86 X SL 77 0-2 ② F9		B FF 98 B FF 97 B FF 98 C FF 98 X SI 98 3-1 1-H HR	3	1	1	2	2	0	1
18 Travis d'Arnaud, R (1, 2) OBP: 0.300, SLG: 0.484		C SI 91 B SI 90 S FC 86 1 SAFE B FC 86 F SI 91 X SI 91 2-2 ① ② G6-4-3 1-2f	B FC 85 X FC 85 1-0 ② F6		F SI 91 B SL 89 X FF 92 1-1 ② P4		X SI 86 0-0 ③ F8		X FF 98 0-0 HR	5	1	1	1	0	0	5
12 Juan Lagares, R (1, 8) OBP: 0.329, SLG: 0.391		X FF 93 0-0 HR	C FC 86 S FC 86 B FF 91 X FF 91 1-2 ③ P4		C SL 87 D SL 88 X FF 92 1-1 1-2 1B			C SI 86 X SI 85 0-1 13 1B 30 BB 19 G3 1B	B CU 79 S FC 92 F FC 94 X FF 97 1-2 30 S 1B	5	2	4	1	0	0	3
Inning Stats	R: 1 E: 0 K: 1 S: 15 H: 2 LOB: 2 BB: 1 P: 22	R: 1 E: 0 K: 0 S: 11 H: 1 LOB: 0 BB: 1 P: 18	R: 2 E: 0 K: 0 S: 20 H: 4 LOB: 3 BB: 1 P: 32	R: 0 E: 0 K: 1 S: 11 H: 1 LOB: 2 BB: 1 P: 22	R: 0 E: 0 K: 0 S: 13 H: 2 LOB: 2 BB: 0 P: 22	R: 0 E: 0 K: 2 S: 8 H: 1 LOB: 1 BB: 0 P: 12	R: 0 E: 0 K: 0 S: 5 H: 0 LOB: 0 BB: 0 P: 5	R: 1 E: 0 K: 0 S: 11 H: 2 LOB: 2 BB: 1 P: 17	R: 3 E: 0 K: 1 S: 14 H: 4 LOB: 1 BB: 1 P: 23	1B: 11 2B: 1 3B: 0 HR: 5 SF: 0 SAC: 0 DP: 2 HBP: 0						

PITCHER		IP	WLS	BF	H	R	ER	SO	BB	IBB	HBP	BLK	WP	HR	S	P	ERA	WHIP
36 Dillon Gee, R ERA: 3.6	(1, 1)	3.1		21	8	4	4	2	4	0	0	0	0	3	51	83	10.80	3.600
56 Austin Bibens-Dirkx, R ERA: 4.08	(4, 1)	1.2	W	7	2	0	0	0	0	0	0	0	0	0	19	33	0.00	1.200
58 Alex Claudio, L ERA: 2.86	(6, 1)	3.0	H	13	3	1	1	2	1	0	0	0	0	0	24	34	3.00	1.333
51 Matt Bush, R ERA: 2.61	(9, 1)	1.0		7	4	3	3	1	1	0	0	0	0	2	14	23	27.00	5.000

PITCHER	IP	WLS	BF	H	R	ER	SO	BB	IBB	HBP	BLK	WP	HR	S	P	ERA	WHIP

TOP

New York Mets @ Texas Rangers

Globe Life Park in Arlington, Arlington, TX

Tue Jun 06 2017, 8:09 PM - 11:27 PM EDT

Att. 32,617 - Partly Cloudy - 90 F

livebaseballscorecards.com

AB	42
R	8
H	17
RBI	8
BB	6
SO	5
LOB	32

WP: 0	PA: 48		
PB: 0			
SB: 1			
CS: 0			

Batter	1	2	3	4	5	6	7	8	9	AB	R	H	RBI	BB	SO	LOB
17 Shin-Soo Choo, L (1, 10) OBP: 0.364, SLG: 0.402	C FF 95 C FF 95 X SI 96 0-2 30 1B 29 FC3-6 1B	S SL 91 B CH 90 B SL 90 X CH 90 2-1 1 FC6-4 1B		S CU 81 1 SAFE D CU 79 B SL 89 S CU 80 B FF 94 B CU 80 4-2 1 G6-4-3 1-3 3-H BB		B SL 81 1 SAFE X FF 93 1-0 ① G3 1-2 3-H		B SL 87 F SL 87 B CU 77 C FF 92 B CU 79 F FF 92 F FF 92 F FF 94 B FF 89 4-2 30 1B 1 1B BB		3	1	2	1	2	0	1
1 Elvis Andrus, R (1, 6) OBP: 0.347, SLG: 0.469	C FF 95 F FF 96 F SL 89 X SL 88 0-2 ① F9	B FF 95 X SI 95 1-0 ③ FC6-4 1-2f		X SI 94 0-0 ①② G6-4-3 1-2f 3-H		B FF 94 F FS 85 C FF 94 F FF 94 B FS 86 F SL 81 S FF 96 2-3 ② K 2-3		C FF 93 C FF 92 B FF 93 F CU 77 X FF 94 1-2 30 1B 1-2 1B		5	0	1	0	0	1	4
30 Nomar Mazara, L (1, 9) OBP: 0.354, SLG: 0.466	C SI 94 X CH 88 0-1 29 FC3-6 1-3 1B		B SI 93 C SL 87 B FF 94 C SL 88 S SL 90 2-3 ① K	X SL 89 0-0 HR		B FF 96 B FF 96 X FF 96 2-0 29 BB 3-H 1B		T SL 88 B SL 86 S CU 79 X CU 75 1-2 1-2 2-3 1B		5	1	4	2	0	1	0
29 Adrián Beltré, R (1, 5) OBP: 0.452, SLG: 0.615 38 Pete Kozma, R (6, PR) OBP: 0.250, SLG: 0.250 (7, 5)	C SL 91 B SL 90 F SI 95 F FF 97 X SI 96 1-2 ② FC3-6 1-2f 3-H	B SI 92 X SI 93 1-0 13 HR 1B	B SI 93 X SI 95 1-0 ③ F9			B FS 86 B FS 86 B FF 95 4-0 1-2 BB		C FF 92 B FF 93 C FF 89 F SL 86 F CH 84 S CU 80 1-3 ① K		3 1	1 0	1 0	1 0	1 0	0 1	1 3
13 Joey Gallo, L (1, 3) OBP: 0.305, SLG: 0.527	C FF 96 B FF 96 B FF 96 B SI 90 S FF 96 F FF 96 S CH 89 3-3 ③ K		F FF 94 B FF 94 X FF 94 1-1 1-H HR		C FF 95 S FF 96 B FF 96 S SL 81 1-3 ① K	F FF 95 C FF 95 X FF 95 0-2 ③ F7		S CU 78 D CU 78 F SL 86 B CU 77 D CU 79 C FF 94 3-3 ② K		5	1	1	2	0	3	6
25 Jonathan Lucroy, R (1, 2) OBP: 0.297, SLG: 0.372		B FF 93 C SI 94 X SI 95 1-1 12 2B 31 G4-3 1B	X SL 90 0-0 ② L9		C FS 85 F FF 96 B FF 96 B SL 81 S FS 84 2-3 ② K2-3		B SI 92 C SI 93 F SL 85 F SI 92 B SI 93 X SL 86 2-2 ① G1-3	C FF 89 X SL 87 0-1 ③ G4-3		5	1	1	0	0	1	3
12 Rougned Odor, L (1, 4) OBP: 0.249, SLG: 0.352		B SL 89 C CH 88 F FF 95 X SL 89 1-2 31 G4-3 3 SF9 1-3 2B	C FF 95 B SL 91 B CU 83 X FF 95 2-1 ③ P4		C FF 96 X SL 81 0-1 ③ G3		C CU 79 F CH 87 S SI 93 0-3 ② K			4	1	1	0	0	1	0
31 Jared Hoying, L (1, 8) OBP: 0.278, SLG: 0.340		B SI 95 X SI 96 1-0 ① G4-3 2-3 3-H		B FF 93 C SL 88 X SI 94 1-1 3 1B 17 WP 1B		C SI 93 X SL 79 0-1 3 1B 17 G3 2B	C CU 78 B CU 79 F SI 92 B SL 84 B SL 85 X CU 78 3-2 3 FC5-4 1B			4	2	3	1	0	0	1
3 Delino DeShields, R (1, 7) OBP: 0.340, SLG: 0.344		C FF 95 X FF 96 0-1 ② SF9 3-H		B SL 87 B SL 89 1 SAFE X SI 92 2-0 17 WP 17 S 1 G6-4-3 1-3 1B		X FF 94 0-0 1 S 17 G3 30 1B 2-3 1B	B SI 92 C SL 85 1 SAFE D SL 85 F SI 93 X SL 87 2-2 ③ FC5-4 1-2f			3	2	2	1	0	0	1
Inning Stats	R: 1 E: 0 K: 1 S: 17 H: 2 LOB: 1 BB: 0 P: 21	R: 2 E: 0 K: 0 S: 11 H: 3 LOB: 1 BB: 0 P: 17	R: 2 E: 0 K: 1 S: 9 H: 2 LOB: 0 BB: 0 P: 15	R: 3 E: 0 K: 0 S: 8 H: 3 LOB: 0 BB: 1 P: 16	R: 0 E: 0 K: 2 S: 8 H: 0 LOB: 0 BB: 0 P: 11	R: 2 E: 0 K: 1 S: 13 H: 3 LOB: 2 BB: 1 P: 22	R: 0 E: 0 K: 1 S: 13 H: 1 LOB: 1 BB: 0 P: 20	R: 0 E: 0 K: 2 S: 22 H: 2 LOB: 3 BB: 1 P: 32		1B: 12 2B: 2 3B: 0 HR: 2 SF: 1 SAC: 0 DP: 1 HBP: 0						

PITCHER		IP	WLS	BF	H	R	ER	SO	BB	IBB	HBP	BLK	WP	HR	S	P	ERA	WHIP
48 Jacob deGrom, R ERA: 4.75	(1, 1)	4.0	L	22	10	8	8	2	1	0	0	0	1	2	45	69	18.00	2.750
49 Josh Smoker, L ERA: 7.56	(5, 1)	2.0		10	3	2	2	3	1	0	0	0	0	0	21	33	9.00	2.000
55 Neil Ramírez, R ERA: 7.45	(7, 1)	1.0		4	1	0	0	1	0	0	0	0	0	0	13	20	0.00	1.000
66 Josh Edgin, L ERA: 2.49	(8, 1)	1.0		6	2	0	0	2	1	0	0	0	0	0	22	32	0.00	3.000

PITCHER	IP	WLS	BF	H	R	ER	SO	BB	IBB	HBP	BLK	WP	HR	S	P	ERA	WHIP

BOTTOM

New York Mets @ Texas Rangers

Globe Life Park in Arlington, Arlington, TX

Tue Jun 06 2017, 8:09 PM - 11:27 PM EDT

Att. 32,617 - Partly Cloudy - 90 F

livebaseballscorecards.com

AB	38
R	10
H	16
RBI	8
BB	3
SO	8
LOB	20

WP: 1 PA: 42
PB: 0
SB: 2
CS: 0

Batter	1	2	3	4	5	6	7	8	9	AB	R	H	RBI	BB	SO	LOB
30 Michael Conforto, L (1, 7) OBP: 0.414, SLG: 0.618	B SI 93 B SI 94 C SI 92 B SI 94 X SI 94 3-1 ① G4-3			B ST 78 H ST 81 2-0 19 HR HBP		C SI 92 B CH 86 S FC 91 B CU 72 C FF 95 2-3 ① K		B FF 92 C FF 89 1 SAFE B SL 80 B FF 91 B FF 94 4-1 1-2 BB		2	1	0	0	1	1	0
13 Asdrúbal Cabrera, S (1, 6) OBP: 0.324, SLG: 0.373	F FF 94 B FF 93 B CH 88 F FC 90 S ST 84 2-3 ② K			B SI 92 B FC 88 F SI 93 F FC 88 S FF 95 2-3 ① K		B SI 95 S SI 94 B SI 95 F FC 90 B FF 95 F ST 82 C ST 82 3-3 ② K		C SL 82 B SL 82 X FF 92 1-1 ②③ G5-3 2-3f		4	0	0	0	0	3	3
19 Jay Bruce, L (1, 10) OBP: 0.322, SLG: 0.514	B CU 76 S ST 81 S CH 87 F FF 95 B ST 84 S CU 74 2-3 ③ K			S FF 94 1 SAFE X CU 74 0-1 1-H HR		C FF 95 B FF 96 X FC 90 1-1 HR			B FC 91 B FC 93 S SI 98 X SI 98 2-1 ① L8	4	2	2	3	0	1	0
21 Lucas Duda, L (1, 3) OBP: 0.376, SLG: 0.586 15 Matt Reynolds, R (9, PR) OBP: 0.292, SLG: 0.333 (9, 4)		B FF 92 X FF 93 1-0 ① G3		C FF 93 B ST 80 B FF 93 F FC 89 F FF 95 F CU 73 X ST 82 2-2 ② G4-3		C FF 94 B ST 82 C ST 82 F FF 94 S CU 70 1-3 ③ K			B FC 93 C CU 80 X CU 80 1-1 7 FC4 7 E 2B	4 0	0 1	1 0	0 0	0 0	1 0	0 0
4 Wilmer Flores, R (1, 4) OBP: 0.344, SLG: 0.488 (9, 3)		C FF 94 X FF 94 0-1 ② G4-3		B ST 82 B FF 94 B FF 93 B FF 93 4-0 BB			B FF 92 F FF 92 B FF 93 F FF 93 X ST 82 2-2 ① P4		F FC 92 F FF 98 F FF 99 B FC 93 S CU 82 1-3 ② K	3	0	0	0	1	1	1
3 Curtis Granderson, L (1, 9) OBP: 0.287, SLG: 0.368		C FF 93 B CH 88 B CH 87 C FC 90 S CU 73 2-3 ③ K		D FF 92 C FF 93 B FC 90 B FC 89 X FF 94 3-1 ③ G3			B FF 93 S FF 92 C FF 94 B SI 66 B ST 82 X ST 81 3-2 ② F7		C CU 80 F FC 91 B FF 97 F CU 81 B FF 99 B FC 92 B FC 92 4-2 18 S 7 E BB	3	0	0	0	1	1	1
7 José Reyes, S (1, 5) OBP: 0.258, SLG: 0.301			C SI 92 B CH 85 F FC 89 B FF 94 X ST 82 2-2 ① F8		C FC 87 B FF 92 S ST 78 S CU 73 1-3 ① K		F FF 93 X FF 94 0-1 ③ G6-3		B CU 80 B SI 98 X FC 91 2-0 FC4 18 S 1-2 2-H	4	0	0	0	0	1	1
18 Travis d'Arnaud, R (1, 2) OBP: 0.298, SLG: 0.468		B FF 94 S ST 81 B FF 93 S FF 94 B FF 96 X ST 81 3-2 ② F9		C FF 93 B FF 95 X ST 82 1-1 ② G6-3			C FF 90 F FF 92 B FC 88 B FF 94 X ST 82 2-2 ① L4		B FC 93 B FC 93 B FF 97 C FF 97 B FF 99 4-1 1-2 2-3 BB	3	0	0	0	1	0	0
12 Juan Lagares, R (1, 8) OBP: 0.325, SLG: 0.384		C ST 82 F FF 95 S FF 96 0-3 ③ K		B FF 95 B FF 94 X FF 94 2-0 ③ P4			F FF 94 B ST 82 B FF 94 F FF 94 X ST 83 2-2 13 G5-3 30 BB 1B		C FF 97 C FC 93 S SI 98 0-3 ③ K	4	0	1	0	0	2	3
Inning Stats	R: 0 E: 0 K: 2 S: 9 H: 0 LOB: 0 BB: 0 P: 16	R: 0 E: 0 K: 1 S: 6 H: 0 LOB: 0 BB: 0 P: 9	R: 0 E: 0 K: 1 S: 9 H: 0 LOB: 0 BB: 0 P: 14	R: 2 E: 0 K: 1 S: 12 H: 1 LOB: 1 BB: 1 P: 25	R: 0 E: 0 K: 1 S: 6 H: 0 LOB: 0 BB: 0 P: 10	R: 1 E: 0 K: 3 S: 13 H: 1 LOB: 0 BB: 0 P: 20	R: 0 E: 0 K: 0 S: 8 H: 0 LOB: 0 BB: 0 P: 13	R: 0 E: 0 K: 0 S: 9 H: 1 LOB: 1 BB: 1 P: 18	R: 1 E: 1 K: 2 S: 16 H: 1 LOB: 3 BB: 2 P: 30	1B: 1 2B: 1 3B: 0 HR: 2 SF: 0 SAC: 0 DP: 1 HBP: 1						

TOP

New York Mets @ Texas Rangers

Globe Life Park in Arlington, Arlington, TX

Wed Jun 07 2017, 8:10 PM - 11:19 PM EDT
Att. 32,477 - Partly Cloudy - 86 F

livebaseballscorecards.com

AB	31
R	4
H	4
RBI	3
BB	4
SO	11
LOB	9

PITCHER		IP	WLS	BF	H	R	ER	SO	BB	IBB	HBP	BLK	WP	HR	S	P	ERA	WHIP
11 Yu Darvish, R ERA: 3.18	(1, 1)	7.1		27	3	3	3	9	1	0	1	0	0	2	69	117	3.68	0.545
39 Dario Álvarez, L ERA: 3.27	(8, 1)	0.2		2	0	0	0	0	1	0	0	0	0	0	3	8	0.00	1.500
51 Matt Bush, R ERA: 2.49	(9, 1)	1.0	L	7	1	1	0	2	2	0	0	0	0	0	16	30	0.00	3.000

PITCHER	IP	WLS	BF	H	R	ER	SO	BB	IBB	HBP	BLK	WP	HR	S	P	ERA	WHIP

Batter	1	2	3	4	5	6	7	8	9	AB	R	H	RBI	BB	SO	LOB
3 Delino DeShields, R (1, 7) OBP: 0.352, SLG: 0.352	C FF 95 B FF 93 F FC 88 X FC 88 1-2 1 1B 17 BB 30 FC6-4 1B		X SI 94 0-0 1-2 1B		C FF 95 B FF 96 B FC 89 B CU 81 B SI 96 4-1 17 G4-6-3 BB		C FF 96 B FF 94 F FF 94 B FF 94 F FC 87 F SI 95 X FC 89 2-2 ③ F9			3	1	2	0	1	0	2
17 Shin-Soo Choo, L (1, 10) OBP: 0.362, SLG: 0.396	B SI 94 1 SAFE D CU 80 F SI 95 B FF 95 F FF 97 D FC 91 4-2 30 FC6-4 1 1B 1-2 BB		S CU 79 F CU 80 F FF 95 X FF 97 0-2 ① L9		C CH 89 B FF 95 F FC 89 X CU 80 1-2 ② ③ G4-6-3 1-2f			X FF 88 0-0 ① G3		3	0	0	0	1	0	3
1 Elvis Andrus, R (1, 6) OBP: 0.345, SLG: 0.466	X SI 96 0-0 30 FC6-4 1-2 2-3 1B		X FC 89 0-0 ② P3			C FF 93 X FC 87 0-1 ① F9		C FF 89 F FF 90 S CU 71 0-3 ② K		4	0	1	0	0	1	2
30 Nomar Mazara, L (1, 9) OBP: 0.352, SLG: 0.462	B FC 90 F SI 96 F SI 96 D FC 88 F FF 96 X FF 96 2-2 ① FC6-4 61 G4-3 1-2f 2-3 3-H		X SI 94 0-0 ③ F7			B FF 95 B CH 88 F FF 95 X FC 89 2-1 ② G3-1		C FF 90 S CU 71 B CU 72 B CU 72 X CU 72 2-2 61 HR 1B		4	1	1	1	0	0	4
61 Robinson Chirinos, R (1, 2) OBP: 0.325, SLG: 0.507	X SI 94 0-0 ② ③ G4-3 1-2f			C SI 93 F CH 88 S FF 94 0-3 ① K		B FC 87 S SI 96 B FC 87 B CU 80 X SI 94 3-1 ③ P4		C FF 90 X FF 90 0-1 1-H HR		4	1	1	2	0	1	2
12 Rougned Odor, L (1, 4) OBP: 0.249, SLG: 0.355		C CU 78 X FF 94 0-1 ① L9		X FF 94 0-0 2B			C CU 78 B CH 88 S FC 89 S FF 95 1-3 ① K	C CU 71 C FF 90 B CU 71 S CU 72 1-3 ③ K		4	0	1	0	0	2	0
16 Ryan Rua, R (1, 3) OBP: 0.286, SLG: 0.358		B FF 95 C SI 94 F SI 93 B FC 88 B FF 95 T CU 79 3-2 ② K		C SI 94 F SI 94 D CU 80 F SI 96 2 SAFE B FF 96 X FF 96 2-2 ② P4			C SI 94 F SI 95 B SI 96 X SI 95 1-2 31 1B 1B		S FF 93 B FF 92 B FF 93 S FF 93 S FF 94 2-3 ① K	4	0	1	0	0	2	1
13 Joey Gallo, L (1, 5) OBP: 0.300, SLG: 0.516		F SI 94 S FF 94 B FF 94 B CU 79 B CU 81 X FF 96 3-2 ③ F7		B CH 87 C FF 95 B FF 95 S CH 88 S FF 96 2-3 ③ K			S FF 94 F CH 87 F FF 95 B SI 96 F FC 90 F FF 96 F FC 89 S CU 78 1-3 ② K		X FF 93 0-0 ② G4-3	4	0	0	0	0	2	2
31 Jared Hoying, L (1, 8) OBP: 0.293, SLG: 0.340			C FF 93 B FF 94 F FF 95 F SI 95 B FC 88 F CU 80 B SI 97 B FF 97 4-2 3 1B BB		X CU 80 0-0 ① G3-1		C CH 88 X FF 95 0-1 1-2 1B		B FF 94 C FF 93 X FF 93 1-1 ③ F8	3	0	1	0	1	0	0
Inning Stats	R: 1 H: 2 E: 0 LOB: 1 K: 0 BB: 1 S: 11 P: 18	R: 0 H: 0 E: 0 LOB: 0 K: 1 BB: 0 S: 8 P: 14	R: 0 H: 1 E: 0 LOB: 2 K: 0 BB: 1 S: 11 P: 15	R: 0 H: 1 E: 0 LOB: 1 K: 2 BB: 0 S: 11 P: 15	R: 0 H: 0 E: 0 LOB: 0 K: 0 BB: 1 S: 5 P: 10	R: 0 H: 0 E: 0 LOB: 0 K: 0 BB: 0 S: 6 P: 11	R: 0 H: 2 E: 0 LOB: 2 K: 2 BB: 0 S: 20 P: 25	R: 2 H: 2 E: 0 LOB: 0 K: 2 BB: 0 S: 12 P: 15	R: 0 H: 0 E: 0 LOB: 0 K: 1 BB: 0 S: 6 P: 9	1B: 6 SF: 0 2B: 1 SAC: 0 3B: 0 DP: 2 HR: 1 HBP: 0						

PITCHER		IP	WLS	BF	H	R	ER	SO	BB	IBB	HBP	BLK	WP	HR	S	P	ERA	WHIP
45 Zack Wheeler, R ERA: 3.45	(1, 1)	7.0		28	6	1	1	5	3	0	0	0	0	0	72	108	1.29	1.286
39 Jerry Blevins, L ERA: 2.25	(8, 1)	1.0	W	5	2	2	2	2	0	0	0	0	0	1	12	15	18.00	2.000
43 Addison Reed, R ERA: 2.93	(9, 1)	1.0	S	3	0	0	0	1	0	0	0	0	0	0	6	9	0.00	0.000

PITCHER	IP	WLS	BF	H	R	ER	SO	BB	IBB	HBP	BLK	WP	HR	S	P	ERA	WHIP

BOTTOM

New York Mets @ Texas Rangers

Globe Life Park in Arlington, Arlington, TX

Wed Jun 07 2017, 8:10 PM - 11:19 PM EDT

Att. 32,477 - Partly Cloudy - 86 F

livebaseballscorecards.com

AB	33
R	3
H	8
RBI	3
BB	3
SO	8
LOB	16

WP: 0	PA: 36		
PB: 0			
SB: 0			
CS: 0			

New York Mets @ Atlanta Braves

SunTrust Park, Atlanta, GA

Fri Jun 09 2017, 7:38 PM - 10:47 PM EDT

Att. 36,791 - Partly Cloudy - 81 F

TOP

livebaseballscorecards.com

Batter	1	2	3	4	5	6	7	8	9	AB	R	H	RBI	BB	SO	LOB
30 Michael Conforto, L (1, 7) OBP: 0.406, SLG: 0.604	B FF 92 C FF 92 B FF 92 S FF 92 X SI 93 2-2 G6-3		B CU 75 S FF 92 B SI 92 B FF 91 F SI 92 F SL 85 X SI 93 3-2 L6-3-1 1-1		B SI 91 X FF 92 1-0 F9		C FF 93 B FF 93 F SL 88 S SL 89 1-3 K			4	0	0	0	0	1	2
13 Asdrúbal Cabrera, S (1, 6) OBP: 0.317, SLG: 0.364	B SI 92 B SI 91 X SI 91 2-0 G3			B CU 71 F FF 90 X SL 82 1-1 G3-1		B FF 89 B FF 89 B SI 89 C FF 91 F FF 90 C FF 91 3-3 K		C SI 92 X CU 78 0-1 F8		4	0	0	0	0	1	0
19 Jay Bruce, L (1, 9) OBP: 0.325, SLG: 0.518	B FF 90 F FF 91 F SI 91 F SL 84 F SL 84 S FF 92 1-3 K			X FF 89 0-0 2B		B CU 74 X FF 90 1-0 4 BB 1B		C SL 88 B SL 87 S SL 88 B SL 93 B SL 89 F SL 89 F SL 90 C FF 94 3-3 K		4	0	2	0	0	2	0
4 Wilmer Flores, R (1, 5) OBP: 0.341, SLG: 0.476 (6, 4) 59 Fernando Salas, R (8, 1) OBP: 1.000, SLG: 1.000 66 Josh Edgin, R (9, 1)		C FF 90 B SI 90 B SL 84 X FF 92 2-1 G4-3		F SL 84 B SI 91 S SL 83 B SI 93 S SI 92 2-3 K		F SI 90 D SL 84 D SL 84 S SI 91 B SI 92 F SI 92 F SI 92 F FF 92 F SI 92 4-2 D SL 84 1-2 BB		B FF 96 X FF 96 1-0 G6-3		3	0	0	0	1	1	1
										0	0	0	0	0	0	0
										0	0	0	0	0	0	0
21 Lucas Duda, L (1, 3) OBP: 0.373, SLG: 0.573		C FF 91 B FF 91 X CH 83 1-1 L8		C SI 91 F FF 92 B FF 91 B SL 84 B FF 93 B SL 85 4-2 54 FC6-4 BB		B SI 91 C FF 92 C CU 76 X FF 92 1-2 F9			B SI 94 C CU 79 F FF 94 B SI 96 S CU 81 2-3 K	3	0	0	0	1	1	2
54 T.J. Rivera, R (1, 4) OBP: 0.312, SLG: 0.374 51 Paul Sewald, R (6, 1) 39 Jerry Blevins, L (7, 1) 15 Matt Reynolds, R (8, 4) OBP: 0.280, SLG: 0.318		C SI 92 S SL 84 B SL 83 B SL 84 X SI 92 2-2 G1-3		S SL 84 X SL 84 0-1 FC6-4 1-2f		F SI 91 C SI 91 B SI 92 X SI 91 1-2 L7			B CU 80 B SI 94 X SI 94 2-0 G1-3	3	0	0	0	0	0	4
										0	0	0	0	0	0	0
										0	0	0	0	0	0	0
										1	0	0	0	0	0	0
3 Curtis Granderson, L (1, 8) OBP: 0.295, SLG: 0.385			B FF 89 B FF 89 X FF 91 2-0 HR		B FF 89 B CU 71 B SI 89 C FF 91 B FF 91 4-1 33 S BB		B FF 91 C SL 85 B SL 85 C SI 89 F SI 92 F SL 86 S SL 86 2-3 K		B SI 94 F CU 81 B SI 94 B CH 89 B SI 95 4-1 BB	2	1	1	1	2	1	0
18 Travis d'Arnaud, R (1, 2) OBP: 0.296, SLG: 0.490			X FF 91 0-0 G6-3		1 SAFE C SI 91 S FF 91 B SI 90 1 SAFE X FF 92 1-2 L8		F FC 87 B FC 88 X SI 92 1-1 HR		X SI 93 0-0 P2	4	1	1	1	0	0	2
33 Matt Harvey, R (1, 1) OBP: 0.077, SLG: 0.077 7 José Reyes, S (6, 5) OBP: 0.257, SLG: 0.299			C FF 91 X SL 83 0-1 30 L6-3-1 1B		S SI 90 F SI 91 F SL 82 X SL 84 0-2 F9 1-2		C FF 93 B FC 89 X FC 87 1-1 L3			2	0	1	0	0	0	1
										1	0	0	0	0	0	0

	AB	31
	R	2
	H	5
	RBI	2
	BB	4
	SO	7
	LOB	12

Inning Stats																																		
	R: 0 E: 0 K: 1 S: 9	H: 0 LOB: 0 BB: 0 P: 14	R: 0 E: 0 K: 0 S: 7	H: 0 LOB: 0 BB: 0 P: 12	R: 1 E: 0 K: 0 S: 8	H: 2 LOB: 0 BB: 0 P: 13	R: 0 E: 0 K: 1 S: 10	H: 1 LOB: 2 BB: 1 P: 17	R: 0 E: 0 K: 0 S: 9	H: 0 LOB: 1 BB: 1 P: 15	R: 0 E: 0 K: 1 S: 16	H: 1 LOB: 2 BB: 1 P: 26	R: 1 E: 0 K: 2 S: 12	H: 1 LOB: 0 BB: 0 P: 17	R: 0 E: 0 K: 1 S: 8	H: 0 LOB: 0 BB: 0 P: 12	R: 0 E: 0 K: 1 S: 6	H: 0 LOB: 1 BB: 1 P: 14	1B: 2 2B: 2 3B: 0 HR: 2	SF: 0 SAC: 0 DP: 1 HBP: 0	WP: 0 PB: 0 SB: 1 CS: 0	PA: 35

PITCHER		IP	WLS	BF	H	R	ER	SO	BB	IBB	HBP	BLK	WP	HR	S	P	ERA	WHIP
49 Julio Teheran, R ERA: 5.08	(1, 1)	6.0		24	4	1	1	3	3	0	0	0	0	1	59	97	1.50	1.167
34 Eric O'Flaherty, L ERA: 6.48	(7, 1)	0.1	H	1	0	0	0	1	0	0	0	0	0	0	5	7	0.00	0.000
30 Jason Motte, R ERA: 2.35	(7, 1)	0.1	B	2	1	1	1	0	0	0	0	0	0	1	4	6	27.00	3.000
46 Ian Krol, L ERA: 5.18	(7, 1)	1.0		3	0	0	0	2	0	0	0	0	0	0	10	14	0.00	0.000
52 José Ramirez, R ERA: 2.16	(8, 1)	0.1		1	0	0	0	0	0	0	0	0	0	0	1	2	0.00	0.000

PITCHER		IP	WLS	BF	H	R	ER	SO	BB	IBB	HBP	BLK	WP	HR	S	P	ERA	WHIP
53 Jim Johnson, R ERA: 3.38	(9, 1)	1.0	W	4	0	0	0	1	1	0	0	0	0	0	6	14	0.00	1.000

BOTTOM

New York Mets @ Atlanta Braves

SunTrust Park, Atlanta, GA

Fri Jun 09 2017, 7:38 PM - 10:47 PM EDT

Att. 36,791 - Partly Cloudy - 81 F

livebaseballscorecards.com

Batter	1	2	3	4	5	6	7	8	9	AB	R	H	RBI	BB	SO	LOB
11 Ender Inciarte, L (1, 8) OBP: 0.356, SLG: 0.421	C SI 92 F SI 94 F SI 96 X CU 85 0-2 ① G4-3	B SL 87 F SI 94 F SI 95 F SI 96 F FF 96 B SL 87 B SL 86 F SI 93 X CH 84 3-2 ③ L8			F CU 78 B FF 93 B FF 94 F SL 88 X SI 94 2-2 ① L7		C FF 88 X CU 70 0-1 ① P5			4	0	0	0	0	0	3
4 Brandon Phillips, R (1, 4) OBP: 0.343, SLG: 0.405	C CU 78 S SL 88 B SL 88 B FF 95 B FF 95 X SL 86 3-2 ② G5-3		B FF 93 C FF 92 S SL 86 X SI 94 1-2 ① G6-3		C SL 88 S CU 78 B SL 87 F SL 86 F FF 95 F FF 94 B SL 89 X CU 82 2-2 ② G1-3		B CH 84 B CH 83 B FF 90 C FF 89 X CU 72 3-1 ② G6-3			4	0	0	0	0	0	0
22 Nick Markakis, L (1, 9) OBP: 0.362, SLG: 0.376	B CU 79 B SI 95 F FF 92 B FF 92 X FF 94 3-1 1B		C SI 93 B SL 86 F FF 95 B CU 79 F SL 89 X SI 94 2-2 ② G1-3		C SI 94 B SI 94 F SL 87 F CU 80 B FF 92 S SL 88 2-3 ③ K		X CU 70 0-0 ③ F8			4	0	1	0	0	1	0
27 Matt Kemp, R (1, 7) OBP: 0.367, SLG: 0.565	S SL 87 S CU 79 D CU 79 S SL 87 1-3 ③ K		B FF 95 F CH 84 F CU 79 X FF 94 1-2 1B			C SL 79 B SL 81 X CH 81 1-1 7 2B 2B		B KC 80 B KC 82 S CH 88 X CH 87 2-1 18 CS 1B		4	1	3	0	0	1	1
18 Matt Adams, L (1, 3) OBP: 0.326, SLG: 0.516		B SI 93 B CH 84 C SI 93 B CH 84 B SI 93 4-1 7 WP 23 1B 49 FC5-2 BB	B CU 80 S CH 85 D CH 85 B CH 85 X SL 88 3-1 ③ L9			C CH 80 S FF 90 B FF 89 F CH 81 B FF 90 S FF 90 2-3 ① K		B FF 90 D CH 86 C KC 82 S FF 90 B FF 91 F FF 92 S CH 87 3-3 ①② K 1-2		3	0	0	0	1	2	3
24 Kurt Suzuki, R (1, 2) OBP: 0.346, SLG: 0.388		C CH 91 F SL 86 X SI 94 0-2 ① P4		B FF 91 B CH 82 F FF 92 B FF 92 F FF 91 F CH 91 X FF 93 3-2 ① F8		F SI 90 D SL 81 F FF 92 B FF 90 X FF 91 2-2 ② P2		B FF 91 S FF 90 F FF 90 X FF 92 1-2 ③ G6-3		4	0	0	0	0	0	2
23 Danny Santana, S (1, 5) OBP: 0.257, SLG: 0.437		C FF 94 X CH 85 0-1 49 FC5-2 7 WP 1-2 1B		X SI 91 0-0 7 G6-3 1B		B SL 80 B SL 81 B SL 81 3-0 7 2B IBB		C FF 89 S FF 90 X 0-2 ① P6		3	1	2	0	1	0	0
7 Dansby Swanson, R (1, 6) OBP: 0.297, SLG: 0.341		B SL 87 B SL 87 B FF 94 C SI 93 B FF 94 4-1 49 FC5-2 1-2 2-3 BB		1 SAFE F SI 92 F SL 87 1 SAFE F SL 86 B SI 93 F SI 93 F SL 84 X SL 87 1-2 ② G6-3 1-2		B SL 82 B SL 81 F FF 91 T FF 91 B FF 91 X FF 91 3-2 1-H 2-H 2B		F FF 90 F CH 87 X 0-2 14 1B 2B		3	1	2	2	1	0	1
49 Julio Teheran, R (1, 1) OBP: 0.091, SLG: 0.095 17 Johan Camargo, S (6, PH) OBP: 0.273, SLG: 0.429 34 Eric O'Flaherty, L (7, 1) 30 Jason Motte, R (7, 1) 46 Ian Krol, L (7, 1) 52 José Ramirez, R (8, 1) 53 Jim Johnson, R (9, 1) 14 Rio Ruiz, L (9, PH) OBP: 0.313, SLG: 0.304		F CU 77 S CU 78 X CU 78 0-2 ② FC5-2 1-2 2-3 3-Hf		C FF 93 S CU 77 F CU 78 B SI 91 C FF 95 1-3 ③ K		B FF 91 F FF 91 D CH 81 F CH 81 F FF 91 X SI 90 2-2 ③ G1-3		X SL 88 0-0 2-H 1B		2 1 0 0 0 0 0 1	0 0 0 0 0 0 0 0	0 0 0 0 0 0 0 1	0 0 0 0 0 0 0 1	1 0 0 0 0 0 0 1	4 1 0 0 0 0 0 0	
Inning Stats	R: 0 E: 0 K: 1 S: 12 H: 1 LOB: 1 BB: 0 P: 19	R: 0 E: 0 K: 0 S: 16 H: 1 LOB: 3 BB: 2 P: 27	R: 0 E: 0 K: 0 S: 12 H: 1 LOB: 1 BB: 0 P: 19	R: 0 E: 0 K: 1 S: 15 H: 1 LOB: 1 BB: 0 P: 20	R: 0 E: 0 K: 1 S: 13 H: 0 LOB: 0 BB: 0 P: 19	R: 2 E: 0 K: 0 S: 16 H: 2 LOB: 1 BB: 1 P: 29	R: 0 E: 0 K: 0 S: 5 H: 0 LOB: 0 BB: 0 P: 8	R: 0 E: 0 K: 1 S: 9 H: 1 LOB: 0 BB: 0 P: 15	R: 1 E: 0 K: 0 S: 7 H: 2 LOB: 1 BB: 0 P: 7	1B: 6 2B: 4 3B: 0 HR: 0 SF: 0 SAC: 0 DP: 1 HBP: 0	WP: 1 PB: 0 SB: 0 CS: 1 PA: 36					

	AB	33
	R	3
	H	9
	RBI	3
	BB	3
	SO	5
	LOB	15

PITCHER		IP	WLS	BF	H	R	ER	SO	BB	IBB	HBP	BLK	WP	HR	S	P	ERA	WHIP
33 Matt Harvey, R ERA: 5.02	(1, 1)	5.0		21	4	0	0	3	2	0	0	0	1	0	68	104	0.00	1.200
51 Paul Sewald, R ERA: 4.76	(6, 1)	1.0	B	6	2	2	2	1	0	1	0	0	0	0	16	29	18.00	2.000
39 Jerry Blevins, L ERA: 2.14	(7, 1)	1.0		3	0	0	0	0	0	0	0	0	0	0	5	8	0.00	0.000
59 Fernando Salas, R ERA: 5.2	(8, 1)	1.1	L	5	2	1	1	1	0	0	0	0	0	0	15	21	6.75	1.500
66 Josh Edgin, L ERA: 2.49	(9, 1)	0.0		1	1	0	0	0	0	0	0	0	0	0	1	1	∞	∞

PITCHER	IP	WLS	BF	H	R	ER	SO	BB	IBB	HBP	BLK	WP	HR	S	P	ERA	WHIP

Batter	1	2	3	4	5	6	7	8	9	AB	R	H	RBI	BB	SO	LOB
12 Juan Lagares, R (1, 8) OBP: 0.318, SLG: 0.385	C FF 92 S FF 95 F FF 94 C CU 79 0-3 ① K		B CU 76 X FF 92 1-0 G5-3		C FF 91 F FF 93 X FF 93 0-2 ② P4		C FC 86 B FC 86 F FC 84 X SI 93 1-2 ②③ L1-3 1-1		X FF 94 0-0 1-3 52 HR 2B	5	1	1	0	0	1	2
30 Michael Conforto, L (1, 9) OBP: 0.411, SLG: 0.598	C FF 94 F FF 93 F FF 95 C SL 83 0-3 ② K		F FF 92 B SL 80 B SL 82 B FF 92 F FF 93 F FF 94 B FF 95 4-2 4 1B BB		B SL 80 C CU 76 C FF 94 S CU 80 1-3 ③ K			C SL 85 H FF 95 1-1 4 WP 4 SF8 52 1B HBP	0-0 52 HR IBB	2	2	0	0	2	2	0
52 Yoenis Cespedes, R (1, 7) OBP: 0.375, SLG: 0.647	C FF 95 B FF 93 F FF 96 F FF 96 X FF 95 1-2 ③ G4-3		C FF 93 B FF 94 X FF 94 1-1 ② P3			B CU 76 B FF 92 F FF 93 S FF 94 X FF 95 2-2 ① F7		F FF 95 X FF 95 0-1 1-2 4 WP 1B	B SL 85 F FF 94 X FF 95 1-1 1-H 2-H 3-H HR	5	1	2	4	0	0	1
4 Wilmer Flores, R (1, 3) OBP: 0.343, SLG: 0.477		C FF 92 B FF 91 S CU 78 X FF 93 1-2 13 E 13 FC1 54 SF8 1B	1 SAFE C CU 77 X CU 77 0-1 1-2 13 FC6-4 1B			S FF 93 B FF 92 F FF 92 B FF 95 F FF 94 F FF 94 F CU 78 S FF 94 2-3 ② K		B SL 87 C SL 86 X FF 95 1-1 ① SF8 1-2 2-H	F SL 86 X SL 86 0-1 ② G5-3	4	1	2	1	0	1	0
13 Asdrúbal Cabrera, S (1, 6) OBP: 0.319, SLG: 0.361		C FF 91 X FF 93 0-1 FC1 54 SF8 1-3	B FF 93 C FF 94 S FF 93 X FF 94 1-2 ③ FC6-4 1-2f			B CU 77 B CU 76 F FF 92 X FF 94 2-1 1B		0-0 IBB	F CU 82 S SL 86 F SL 85 X CU 81 0-2 E3	4	0	1	0	1	0	3
54 T.J. Rivera, R (1, 4) OBP: 0.304, SLG: 0.366 21 Lucas Duda, L (8, PH) OBP: 0.370, SLG: 0.568 15 Matt Reynolds, R (8, 4) OBP: 0.269, SLG: 0.304 (8, 5)		X FF 93 0-0 ① SF8 1-2 3-H		B FF 90 F FF 90 F CH 85 B FF 92 S CU 78 2-3 ① K		F FF 92 B FF 94 1 SAFE B FF 92 B FF 91 S CU 77 X CU 79 2-2 ③ G1-3		C CU 82 S FF 95 F FF 97 F SL 86 S CU 82 0-3 ② K	C FF 94 B SL 85 B SL 85 X FF 94 2-1 ③ F9	2 1 1	0 0 0	0 0 0	1 0 0	0 0 0	1 1 1	1 2 1
7 José Reyes, S (1, 5) OBP: 0.252, SLG: 0.293		X FF 93 0-0 ② G5-3	B CH 85 B FF 94 C FF 93 X FF 93 2-1 ② G6-3				B CU 76 B FF 92 F FF 92 B FF 92 F FF 91 X FF 92 3-2 ① F8	S SL 86 S SL 85 D SL 86 X SL 86 1-2 ③ L8		4	0	0	0	0	0	3
44 René Rivera, R (1, 2) OBP: 0.315, SLG: 0.375		0-0 IBB	C CU 77 C SL 79 B CU 77 F CU 78 S FF 94 1-3 K				S FF 92 S FF 92 X FF 92 0-2 65 BB 1B		F SL 83 B SL 85 B FF 95 F FF 94 S FF 95 2-3 ① K	3	0	1	0	1	2	0
65 Robert Gsellman, R (1, 1) OBP: 0.217, SLG: 0.105 39 Jerry Blevins, L (7, 1) 59 Fernando Salas, R (8, 1) OBP: 1.000, SLG: 1.000 66 Josh Edgin, R (8, 1) 20 Neil Walker, S (8, 4) OBP: 0.336, SLG: 0.459 43 Addison Reed, L (8, 1)		C FF 92 X 0-1 ③ G1-3			L FF 91 F FF 91 C CU 76 0-3 ① K		B FC 85 1 SAFE B CH 88 F CH 90 B SI 91 1 SAFE B CH 89 4-1 1-2 12 L1-3 BB		C CU 82 H FF 93 1-1 12 2B 52 HR HBP	2 0 0 0 0 0 0	0 0 0 0 1 0 0	0 0 0 0 0 0 0	0 0 0 0 1 0 0	1 0 0 0 0 0 0	1 0 0 0 0 0 0	2 0 0 0 0 0 0
Inning Stats	R: 0 E: 0 K: 2 S: 12 H: 0 LOB: 0 BB: 0 P: 13	R: 1 E: 1 K: 0 S: 9 H: 1 LOB: 2 BB: 1 P: 10	R: 0 E: 0 K: 0 S: 11 H: 1 LOB: 2 BB: 1 P: 18	R: 0 E: 0 K: 2 S: 9 H: 0 LOB: 0 BB: 0 P: 14	R: 0 E: 0 K: 2 S: 9 H: 0 LOB: 0 BB: 0 P: 10	R: 0 E: 0 K: 1 S: 14 H: 1 LOB: 1 BB: 0 P: 22	R: 0 E: 0 K: 0 S: 10 H: 1 LOB: 1 BB: 1 P: 18	R: 1 E: 0 K: 1 S: 13 H: 1 LOB: 2 BB: 1 P: 16	R: 4 E: 1 K: 1 S: 15 H: 2 LOB: 1 BB: 1 P: 21	1B: 5 2B: 2 3B: 0 HR: 1 SF: 2 SAC: 0 DP: 1 HBP: 2						WP: 1 PB: 0 SB: 0 CS: 0 PA: 42

PITCHER		IP	WLS	BF	H	R	ER	SO	BB	IBB	HBP	BLK	WP	HR	S	P	ERA	WHIP
51 Sean Newcomb, L ERA:	(1, 1)	6.1	L	26	4	1	0	7	1	1	0	0	0	0	70	96	0.00	0.789
30 Jason Motte, R ERA: 2.25	(7, 1)	0.2		2	0	0	0	0	1	0	0	0	0	0	4	9	0.00	1.500
58 Luke Jackson, R ERA: 4.91	(8, 1)	2.0		14	3	5	5	2	0	2	2	0	1	1	28	37	22.50	1.500

PITCHER	IP	WLS	BF	H	R	ER	SO	BB	IBB	HBP	BLK	WP	HR	S	P	ERA	WHIP

TOP

New York Mets @ Atlanta Braves

SunTrust Park, Atlanta, GA

Sat Jun 10 2017, 1:08 PM - 4:12 PM EDT

Att. 27,684 - Partly Cloudy - 83 F

livebaseballscorecards.com

AB	33
R	6
H	7
RBI	6
BB	5
SO	9
LOB	15

Batter	1	2	3	4	5	6	7	8	9	AB	R	H	RBI	BB	SO	LOB
11 Ender Inciarte, L (1, 8) OBP: 0.354, SLG: 0.416	S SI 92 F SI 93 S FF 93 0-3 ① **K**		C CU 77 B SI 92 C SI 93 X SI 92 1-2 ① **P5**		B SI 91 X SI 92 1-0 ① **F8**		B CU 69 1 SAFE C CU 69 F FF 88 F CU 71 F FF 88 F FF 90 F CH 80 S CU 72 1-3 ③ **K2-3**		B FF 92 X FF 92 1-0 **4 DI 1B**	5	0	1	0	0	2	1
4 Brandon Phillips, R (1, 4) OBP: 0.344, SLG: 0.426	C FF 94 B SL 91 B FF 94 F FF 94 X SL 92 2-2 ② **G6-3**		C SL 89 S SI 92 F SL 90 X SL 92 0-2 **22 G3-1 2B**		C FF 93 B FF 94 X SI 92 1-1 ② **G5-3**			F FF 89 X FF 89 0-1 **HR**	S SL 84 F FF 92 X FF 93 0-2 ③ **G3** **1-2**	5	1	2	1	0	0	1
22 Nick Markakis, L (1, 9) OBP: 0.357, SLG: 0.370	X SL 91 0-0 **E6 18 BB 25 E**		F FF 93 X SL 90 0-1 ② **G3-1** **2-3**		B SI 92 X CH 86 1-0 ③ **F8**			B KC 81 S KC 82 F FF 91 F FF 92 X FF 91 1-2 ① **G6-3**		4	0	0	0	0	0	1
25 Tyler Flowers, R (1, 2) OBP: 0.449, SLG: 0.450	B FF 92 B SL 88 F SI 94 X FF 94 2-1 **FC6 18 BB** **1-2**		S SL 89 B FF 93 B FF 94 X SL 85 2-1 ③ **F7**			C FF 93 B FF 93 B SL 87 X SL 87 2-1 ① **G4-3**		B FF 91 X CH 85 1-0 **E5 18 1B**		4	0	0	0	0	0	2
18 Matt Adams, L (1, 3) OBP: 0.331, SLG: 0.512	B FF 93 C FF 94 B FF 94 B CU 80 F FF 93 F FF 94 F FF 94 F CU 80 B CH 86 4-2 **BB** **1-2** **2-3**			F CH 83 B CH 85 B SI 91 F SL 92 X CH 86 2-2 ① **G5-3**		B SL 90 B FF 90 C CH 85 F FF 93 B SI 93 F SI 92 F CH 86 X SL 90 3-2 ② **G4-3**		C FF 93 F FF 94 B CU 76 X FF 90 1-2 **1B**		3	0	1	0	1	0	0
23 Danny Santana, S (1, 7) OBP: 0.260, SLG: 0.432 27 Matt Kemp, R (8, PH) OBP: 0.365, SLG: 0.563 (9, 7)	F FF 93 X FF 93 0-1 ③ **G3**			X FF 92 0-0 **14 BB 1B**		F CH 84 S CH 86 F CH 86 B SI 93 B SI 93 X CH 87 2-2 ③ **F7**		S FF 91 C FF 91 C FF 92 0-3 ② **K**		3	0	1	0	0	0	3
										1	0	0	0	0	1	2
14 Rio Ruiz, L (1, 5) OBP: 0.309, SLG: 0.288		C SI 93 F SI 93 X CU 80 0-2 ① **L8**		**B SI 91** **1 SAFE** **B SI 91** **1 SAFE** C SI 92 1 SAFE B SI 92 F SI 91 F SI 92 4-2 B FF 94 **1-2** **BB**			B CU 77 F SI 92 B SI 93 S CH 85 B SI 93 F SI 92 C SL 88 3-3 ① **K**	X FF 92 0-0 ③ **G4-3**		3	0	0	0	1	1	2
7 Dansby Swanson, R (1, 6) OBP: 0.297, SLG: 0.340		B FF 92 C SI 94 X SL 90 1-1 ② **L9**		X CH 89 0-0 ② **L7**			B SI 92 C FF 92 F SL 93 X CU 82 1-2 **1B**		B FF 90 X FF 91 1-0 ① **L9**	4	0	1	0	0	0	2
51 Sean Newcomb, L (1, 1) 30 Jason Motte, R (7, 1) 16 Lane Adams, R (7, PH) OBP: 0.250, SLG: 0.250 58 Luke Jackson, R (8, 1) 17 Johan Camargo, S (9, PH) OBP: 0.261, SLG: 0.409		C SI 93 B SI 93 B CU 81 F SI 94 F SI 93 C SL 89 2-3 ③ **K**		S SI 93 C SI 93 S CU 82 0-3 ③ **K**			S SI 90 X SI 91 0-1 ② **L7**		C FF 92 C FF 92 B SL 85 F FF 91 S FF 92 1-3 ② **K**	2	0	0	0	0	2	2
										0	0	0	0	0	0	0
										1	0	0	0	0	0	1
										0	0	0	0	0	0	0
										1	0	0	0	0	1	0
Inning Stats	R: 0 E: 2 K: 1 S: 16 H: 0 LOB: 3 BB: 1 P: 24	R: 0 E: 0 K: 1 S: 10 H: 0 LOB: 0 BB: 0 P: 13	R: 0 E: 0 K: 0 S: 11 H: 1 LOB: 1 BB: 0 P: 14	R: 0 E: 0 K: 1 S: 11 H: 1 LOB: 2 BB: 1 P: 17	R: 0 E: 0 K: 0 S: 4 H: 0 LOB: 0 BB: 0 P: 7	R: 0 E: 0 K: 0 S: 11 H: 0 LOB: 0 BB: 0 P: 18	R: 0 E: 0 K: 2 S: 16 H: 1 LOB: 1 BB: 0 P: 21	R: 1 E: 1 K: 1 S: 14 H: 2 LOB: 2 BB: 0 P: 17	R: 0 E: 0 K: 1 S: 9 H: 1 LOB: 1 BB: 0 P: 12	1B: 4 2B: 1 3B: 0 HR: 1 SF: 0 SAC: 0 DP: 0 HBP: 0						

PITCHER		IP	WLS	BF	H	R	ER	SO	BB	IBB	HBP	BLK	WP	HR	S	P	ERA	WHIP
65 Robert Gsellman, R ERA: 4.95	(1, 1)	6.2	W	27	3	0	0	4	2	0	0	0	0	0	72	106	0.00	0.750
39 Jerry Blevins, L ERA: 2.11	(7, 1)	0.1	H	1	0	0	0	1	0	0	0	0	0	0	7	8	0.00	0.000
59 Fernando Salas, R ERA: 5.46	(8, 1)	0.1	H	3	1	1	1	0	0	0	0	0	0	1	7	9	27.00	3.000
66 Josh Edgin, L ERA: 2.49	(8, 1)	0.0		1	1	0	0	0	0	0	0	0	0	0	3	4	∞	∞
43 Addison Reed, R ERA: 2.78	(8, 1)	1.2	S	6	1	0	0	2	0	0	0	0	0	0	13	16	0.00	0.600

PITCHER	IP	WLS	BF	H	R	ER	SO	BB	IBB	HBP	BLK	WP	HR	S	P	ERA	WHIP

BOTTOM

New York Mets @ Atlanta Braves

SunTrust Park, Atlanta, GA

Sat Jun 10 2017, 1:08 PM - 4:12 PM EDT

Att. 27,684 - Partly Cloudy - 83 F

livebaseballscorecards.com

AB	36
R	1
H	6
RBI	1
BB	2
SO	7
LOB	17

WP: 0 PA: 38
PB: 0
SB: 0
CS: 0

New York Mets @ Atlanta Braves

SunTrust Park, Atlanta, GA

Sat Jun 10 2017, 6:06 PM - 8:46 PM EDT

Att. 40,174 - Partly Cloudy - 82 F

TOP

livebaseballscorecards.com

Batter	1	2	3	4	5	6	7	8	9	AB	R	H	RBI	BB	SO	LOB
30 Michael Conforto, L (1, 7) OBP: 0.410, SLG: 0.588	B SI 93 B SI 92 B SI 93 C SI 91 B SI 92 4-1 7 SH5-3 BB		B CU 72 C SI 92 B SI 92 S SI 92 X SL 82 2-2 ① G3-1		C CU 75 B CH 87 B FF 93 S SL 80 F SI 93 B SL 83 F SL 81 B SI 93 4-2 7 E 19 HR BB		B FF 95 X FF 95 1-0 ① G5-3	B FF 91 X SL 84 1-0 ③ P5		3	1	0	0	2	0	0
7 José Reyes, S (1, 6) OBP: 0.257, SLG: 0.294	B SI 94 C SI 93 X FF 94 1-1 ① SH5-3 1-2		B SI 93 F SI 91 B CU 74 F SI 93 X SL 81 2-2 ② L9		B CU 75 C SI 92 X FF 92 1-1 E8 19 HR 1-3 1B		B FF 95 B SI 95 B SI 95 B FF 95 4-0 20 E 20 S BB		B SI 88 X SI 88 1-0 ① P5	3	1	1	0	1	0	0
19 Jay Bruce, L (1, 9) OBP: 0.327, SLG: 0.529	X CU 76 0-0 ② G5-3		B SI 93 B CU 75 X SI 92 2-0 ③ G4-3		B SL 81 B FF 94 X CU 76 2-0 2-H 3-H HR		X CU 83 0-0 ② F8		C FF 90 X 0-1 4 1B 20 1B 12 2B 1B	5	2	2	3	0	0	2
20 Neil Walker, S (1, 4) OBP: 0.346, SLG: 0.462	B SI 92 B SL 82 B SL 80 C SI 93 B FF 93 4-1 BB			S SI 91 B SL 82 X SI 92 1-1 ① L7	C SI 92 X FF 92 0-1 1B		1 SAFE 1 SAFE B SI 96 B SI 96 C FS 86 B SI 96 B SI 95 4-1 1-3 BB		B X FF 90 1-0 4 1B 12 2B 1-2 1B	3	1	2	0	2	0	0
21 Lucas Duda, L (1, 3) OBP: 0.358, SLG: 0.547	D CU 76 X SI 93 1-0 ③ F7			B SI 92 C CU 75 B CH 87 S SL 80 S SL 83 2-3 ② K	B SI 93 F SI 90 B SL 81 C SL 82 C SI 92 2-3 ③ K		C FF 96 C CU 84 C CU 86 0-3 ③ K		B SL 85 S SL 83 B SL 86 F SI 89 S SL 80 2-3 ② K	5	0	0	0	0	4	7
4 Wilmer Flores, R (1, 5) OBP: 0.359, SLG: 0.519		C SI 91 S SI 92 B SL 80 B SL 83 X SI 93 2-2 ① F9		B SL 80 X SL 79 1-0 2B		X SI 91 0-0 18 SF9 3B		B SI 89 S SL 85 X SI 90 1-1 54 HR 2B	C SL 85 B SI 90 X SI 90 1-1 12 2B 1-2 2-3 1B	5	2	4	0	0	0	0
3 Curtis Granderson, L (1, 8) OBP: 0.295, SLG: 0.388 12 Juan Lagares, R (8, 8) OBP: 0.326, SLG: 0.405		B SI 93 X SI 93 1-0 2B		C CU 76 F SL 82 S SL 84 0-3 ③ K		B SI 94 C CU 75 F SL 81 B SI 93 S SL 84 2-3 ① K		C SL 84 D FF 90 S SL 86 B SL 87 S SL 86 2-3 ① K	F SI 88 B SL 81 B SI 90 S SI 90 X SL 82 2-2 1-3 2-H 3-H 2B	4 1	0 0	1 1	0 2	0 0	3 0	3 0
18 Travis d'Arnaud, R (1, 2) OBP: 0.283, SLG: 0.471		C SI 92 S SL 80 S SL 81 0-3 ② K			C FF 91 B SI 91 F FF 91 S SL 81 1-3 ① K	F SL 83 S SL 83 X SL 85 0-2 ② SF9 3-H		S SL 83 X SL 85 0-1 ② G5-3	C FC 85 F SI 93 B FC 87 S FF 95 1-3 ③ K	4	0	0	1	0	3	4
32 Steven Matz, R (1, 1) 54 T.J. Rivera, R (8, PH) OBP: 0.310, SLG: 0.402 55 Neil Ramírez, R (8, 1) 56 Tyler Pill, L (9, 1)		C SI 93 S SL 81 S SL 82 0-3 ③ K			C SL 79 X SI 93 0-1 ② L9	S SL 81 B SI 93 X FF 92 1-1 ③ F9		D SL 85 X SL 84 1-0 2-H HR		3 1 0 0	0 1 0 0	0 1 0 0	0 2 0 0	1 0 0 0	1 0 0 0	1 0 0 0

Inning Stats	1	2	3	4	5	6	7	8	9	1B: 5	SF: 1	WP: 0	PA: 44
	R: 0 E: 0 K: 0 S: 6	H: 0 LOB: 2 BB: 2 P: 16	R: 0 E: 0 K: 2 S: 10	H: 1 LOB: 1 BB: 0 P: 13	R: 0 E: 0 K: 0 S: 7	H: 0 LOB: 0 BB: 0 P: 13	R: 0 E: 0 K: 2 S: 9	H: 1 LOB: 1 BB: 0 P: 13	R: 3 E: 1 K: 2 S: 17	H: 3 LOB: 1 BB: 1 P: 27	R: 1 E: 0 K: 1 S: 9	H: 1 LOB: 0 BB: 0 P: 12	R: 0 E: 0 K: 1 S: 6	H: 0 LOB: 2 BB: 2 P: 15	R: 2 E: 0 K: 1 S: 9	H: 2 LOB: 0 BB: 0 P: 14	R: 2 E: 0 K: 2 S: 15	H: 4 LOB: 2 BB: 0 P: 23	2B: 4 3B: 1 HR: 2	SAC: 1 DP: 0 HBP: 0	PB: 0 SB: 1 CS: 0	

	AB	37
	R	8
	H	12
	RBI	8
	BB	5
	SO	11
	LOB	17

PITCHER		IP	WLS	BF	H	R	ER	SO	BB	IBB	HBP	BLK	WP	HR	S	P	ERA	WHIP
45 Matt Wisler, R ERA: 6.6	(1, 1)	6.0	L	27	6	4	4	7	3	0	0	0	0	1	58	94	6.00	1.500
39 Sam Freeman, L ERA: 1.65	(7, 1)	1.0		5	0	0	0	1	2	0	0	0	0	0	6	15	0.00	2.000
34 Eric O'Flaherty, L ERA: 7.85	(8, 1)	1.2		11	6	4	4	2	0	0	0	0	0	1	21	33	21.60	3.600
30 Jason Motte, R ERA: 2.2	(9, 1)	0.1		1	0	0	0	1	0	0	0	0	0	0	3	4	0.00	0.000

PITCHER	IP	WLS	BF	H	R	ER	SO	BB	IBB	HBP	BLK	WP	HR	S	P	ERA	WHIP

New York Mets @ Atlanta Braves

SunTrust Park, Atlanta, GA

Sat Jun 10 2017, 6:06 PM - 8:46 PM EDT

Att. 40,174 - Partly Cloudy - 82 F

BOTTOM

Batter	1	2	3	4	5	6	7	8	9	AB	R	H	RBI	BB	SO	LOB
23 Danny Santana, S (1, 8) OBP: 0.247, SLG: 0.410	G6-3		F8			F7		K		4	0	0	0	0	1	2
4 Brandon Phillips, R (1, 4) OBP: 0.343, SLG: 0.422	1B		K			F8		G3-1		4	0	1	0	0	1	2
22 Nick Markakis, L (1, 9) OBP: 0.359, SLG: 0.366	K			L4		BB		BB		2	0	0	0	2	1	1
27 Matt Kemp, R (1, 7) OBP: 0.359, SLG: 0.552 14 Rio Ruiz, L (9, 5) OBP: 0.309, SLG: 0.288	F8			G1-3		F8		G5-3		4 0	0 0	0 0	0 0	0 0	0 0	4 0
18 Matt Adams, L (1, 3) OBP: 0.321, SLG: 0.496		G4-3		G3			F9		F7	4	0	0	0	0	0	0
24 Kurt Suzuki, R (1, 2) OBP: 0.333, SLG: 0.371		F8			G5-3		F8		G1-3	4	0	0	0	0	0	0
7 Dansby Swanson, R (1, 6) OBP: 0.296, SLG: 0.343		F9			G4-3		17 1B 2B		G4-3	4	1	1	0	0	0	0
17 Johan Camargo, S (1, 5) OBP: 0.308, SLG: 0.440 (9, 7)			45 SH2-4 1B		F8		2-H 1B			3	0	2	1	0	0	0
45 Matt Wisler, R (1, 1)										0	0	0	0	0	0	0
16 Lane Adams, R (6, PH) OBP: 0.308, SLG: 0.308										1	0	1	0	0	0	0
39 Sam Freeman, R (7, 1)										0	0	0	0	0	0	0
11 Ender Inciarte, L (7, PH) OBP: 0.352, SLG: 0.415										1	0	0	0	0	0	1
34 Eric O'Flaherty, L (8, 1)										0	0	0	0	0	0	0
30 Jason Motte, R (9, 1)			SH2-4 1-2			22 BB 1B	G4-3			0	0	0	0	0	0	0
Inning Stats	R: 0 E: 0 K: 1 S: 11 H: 1 LOB: 1 BB: 0 P: 15	R: 0 E: 0 K: 0 S: 6 H: 0 LOB: 0 BB: 0 P: 10	R: 0 E: 0 K: 1 S: 7 H: 1 LOB: 1 BB: 0 P: 9	R: 0 E: 0 K: 0 S: 8 H: 0 LOB: 0 BB: 0 P: 12	R: 0 E: 0 K: 0 S: 7 H: 0 LOB: 0 BB: 0 P: 8	R: 0 E: 0 K: 0 S: 13 H: 1 LOB: 2 BB: 1 P: 21	R: 1 E: 0 K: 0 S: 15 H: 2 LOB: 1 BB: 0 P: 23	R: 0 E: 0 K: 1 S: 10 H: 0 LOB: 1 BB: 1 P: 18	R: 0 E: 0 K: 0 S: 8 H: 0 LOB: 0 BB: 0 P: 12	1B: 4 2B: 1 3B: 0 HR: 0 SF: 0 SAC: 1 DP: 0 HBP: 0	WP: 0 PB: 0 SB: 0 CS: 0 PA: 34					

livebaseballscorecards.com

AB	31	
R	1	
H	5	
RBI	1	
BB	2	
SO	3	
LOB	10	

PITCHER		IP	WLS	BF	H	R	ER	SO	BB	IBB	HBP	BLK	WP	HR	S	P	ERA	WHIP
32 Steven Matz, L ERA: 1.29	(1, 1)	7.0	W	27	5	1	1	2	1	0	0	0	0	0	67	98	1.29	0.857
55 Neil Ramírez, R ERA: 7.08	(8, 1)	1.0		4	0	0	0	1	1	0	0	0	0	0	10	18	0.00	1.000
56 Tyler Pill, R ERA: 3.75	(9, 1)	1.0		3	0	0	0	0	0	0	0	0	0	0	8	12	0.00	0.000

Batter	1	2	3	4	5	6	7	8	9	AB	R	H	RBI	BB	SO	LOB
30 Michael Conforto, L (1, 7) OBP: 0.412, SLG: 0.592	X FF 91 0-0 12 SH1-3 4 SF7 2B		X SI 91 0-0 ② G3 2-3		C SI 90 B SI 90 B SI 90 C FF 91 X FF 91 2-2 12 G5-3 1B		D SI 89 C SI 90 C SL 83 S CU 79 1-3 ②③ K 2-3		B FF 94 C FF 94 F FF 95 B SL 90 X FF 95 2-2 ③ P5	4	1	2	0	0	1	2
52 Yoenis Cespedes, R (9, PH) OBP: 0.370, SLG: 0.638										1	0	0	0	0	0	3
43 Addison Reed, L (9, 1)										0	0	0	0	0	0	0
12 Juan Lagares, R (1, 8) OBP: 0.326, SLG: 0.402	X FF 90 0-0 ① SH1-3 2-3		B SI 92 B FC 91 S SI 91 B CU 75 X FF 91 3-1 3-H 1B		F SI 92 X FF 90 0-1 ① G5-3 1-2			S SI 96 X SI 96 0-1 ① G6-3		3	0	1	1	0	0	1
4 Wilmer Flores, R (1, 3) OBP: 0.349, SLG: 0.507	B FC 90 S FC 91 F CH 84 X SL 85 1-2 ② SF7 3-H		C FF 91 B FC 90 F SI 90 B FC 91 D SL 78 F CU 76 S SI 90 3-3 ③ K		F FF 92 F CH 83 B FF 91 S FC 90 1-3 ② K			F SI 96 X SI 95 0-1 ② F9		3	0	0	1	0	2	2
19 Jay Bruce, L (1, 9) OBP: 0.325, SLG: 0.528	C FF 92 F SI 92 S CU 78 0-3 ③ K			X SI 90 0-0 13 WP 2B	B SI 91 F SL 82 S CH 84 S CU 78 1-3 ③ K			S SL 84 X FF 97 0-1 ③ P5		4	0	1	0	0	2	1
20 Neil Walker, S (1, 4) OBP: 0.352, SLG: 0.463		B SI 90 X SI 91 1-0 ① F9		B SI 90 B CU 71 B FC 90 C FF 89 C SI 90 B CH 83 4-2 13 WP BB		C CU 71 B SI 91 X CH 80 1-1 13 G6-4-3 1B			C SL 89 H SL 90 1-1 3 1B 13 BB HBP	2	0	1	0	1	0	0
13 Asdrúbal Cabrera, S (1, 6) OBP: 0.318, SLG: 0.355		C FC 91 B SI 90 S SI 91 B SL 83 X SL 84 2-2 ② L5		L FF 90 D CU 76 L SI 90 B SL 84 S FF 91 2-3 ① K 1-2 2-3	S SI 91 B SI 90 X SI 89 1-1 ①② G6-4-3 1-2f				S FF 97 F FF 97 1 SAFE B FF 97 B FF 97 F FF 98 D SL 89 F FF 97 F FF 99 4-2 B FF 97 3 1B 1-2 BB	3	0	0	0	1	1	3
44 René Rivera, R (1, 2) OBP: 0.304, SLG: 0.361		B FF 91 F SI 91 S FC 90 B CU 77 S SL 84 2-3 ③ K		C FF 89 T FC 90 D SL 84 F SL 78 F FC 89 B FF 91 S CH 84 2-3 ② K	X SI 91 0-0 ③ G5-3				X FF 96 0-0 ① B5	4	0	0	0	0	2	4
7 José Reyes, S (1, 5) OBP: 0.261, SLG: 0.294			B FC 91 C FF 92 F FC 91 X CU 77 1-2 ① G4-3	0-0 IBB			B CH 81 F FF 89 B CH 82 S CH 82 X SI 90 2-2 30 CS 67 S 1B		C SL 88 B FF 96 C FF 97 X CH 86 1-2 ② P6	3	0	1	0	1	0	2
67 Seth Lugo, R (1, 1) OBP: 0.333, SLG: 0.667			X FC 91 0-0 30 G3 12 1B 2B	S SI 91 S SL 78 F SL 80 B FF 91 S 1-3 ③ K2-3			L SI 90 1 SAFE L SI 91 B SL 84 1 SAFE 1 SAFE B SL 82 X CU 76 2-2 ① G5-3 1-2		B FF 97 C FF 97 B CH 87 X CH 87 2-1 1-2 2-3 1B	3	1	1	0	0	1	4
39 Jerry Blevins, L (8, 1)										0	0	0	0	0	0	0
3 Curtis Granderson, L (9, PH) OBP: 0.298, SLG: 0.391										1	0	1	0	0	0	0
(9, 7)																

Inning Stats	1	2	3	4	5	6	7	8	9
	R: 1 E: 0 K: 1 S: 8	H: 1 LOB: 0 BB: 0 P: 9	R: 0 E: 0 K: 1 S: 7	H: 0 LOB: 0 BB: 0 P: 12	R: 1 E: 0 K: 1 S: 11	H: 2 LOB: 0 BB: 0 P: 18	R: 0 E: 0 K: 3 S: 15	H: 1 LOB: 3 BB: 2 P: 24	R: 0 E: 0 K: 2 S: 11	H: 1 LOB: 1 BB: 0 P: 15	R: 0 E: 0 K: 0 S: 5	H: 1 LOB: 0 BB: 0 P: 7	R: 0 E: 0 K: 1 S: 9	H: 1 LOB: 0 BB: 0 P: 14	R: 0 E: 0 K: 0 S: 6	H: 0 LOB: 0 BB: 0 P: 6	R: 0 E: 0 K: 0 S: 15	H: 1 LOB: 3 BB: 1 P: 25

1B: 5	SF: 1
2B: 3	SAC: 1
3B: 0	DP: 1
HR: 0	HBP: 1

WP: 1	PA: 37
PB: 0	
SB: 1	
CS: 1	

PITCHER		IP	WLS	BF	H	R	ER	SO	BB	IBB	HBP	BLK	WP	HR	S	P	ERA	WHIP
54 Jaime García, L ERA: 3.16	(1, 1)	7.0	L	28	7	2	2	9	1	1	0	0	1	0	66	99	2.57	1.143
38 Arodys Vizcaíno, R ERA: 2.08	(8, 1)	1.0		3	0	0	0	0	0	0	0	0	0	0	6	6	0.00	0.000
52 José Ramirez, R ERA: 2.1	(9, 1)	0.2		5	1	0	0	0	1	0	1	0	0	0	12	20	0.00	3.000
46 Ian Krol, L ERA: 5.11	(9, 1)	0.1		1	0	0	0	0	0	0	0	0	0	0	3	5	0.00	0.000

PITCHER	IP	WLS	BF	H	R	ER	SO	BB	IBB	HBP	BLK	WP	HR	S	P	ERA	WHIP

TOP

New York Mets @ Atlanta Braves

SunTrust Park, Atlanta, GA

Sun Jun 11 2017, 1:36 PM - 4:37 PM EDT

Att. 30,638 - Cloudy - 83 F

livebaseballscorecards.com

AB	31
R	2
H	8
RBI	2
BB	3
SO	9
LOB	22

BOTTOM

New York Mets @ Atlanta Braves

SunTrust Park, Atlanta, GA

Sun Jun 11 2017, 1:36 PM - 4:37 PM EDT

Att. 30,638 - Cloudy - 83 F

livebaseballscorecards.com

Batter	1	2	3	4	5	6	7	8	9	AB	R	H	RBI	BB	SO	LOB
11 Ender Inciarte, L (1, 8) OBP: 0.354, SLG: 0.414	B SI 89 X FF 91 1-0 ① F8	F SL 84 B FF 92 B SI 90 F CH 84 F FF 93 B CU 77 B CU 77 4-2 1-2 BB			X CU 76 0-0 27 BB 22 1B 1B		F SL 84 B CH 82 B CH 83 B SI 91 X SI 88 3-1 ② G4-3			3	0	1	0	1	0	0
4 Brandon Phillips, R (1, 4) OBP: 0.336, SLG: 0.414	C SI 89 C SI 91 B SI 91 T FC 88 1-2 ② K	X SL 84 0-0 ③ P4			C SI 89 C SL 82 S SI 90 0-3 ① K		S SL 84 F FF 92 X CU 77 0-2 ③ G6-3			4	0	0	0	0	2	3
22 Nick Markakis, L (1, 9) OBP: 0.361, SLG: 0.369	X FF 93 0-0 27 1B 1B	B SI 90 C SI 90 S SI 92 B FF 94 C SI 90 2-3 ① K			1 SAFE B SI 90 S SL 82 B SI 89 B SI 91 1 SAFE F CH 83 F SI 90 X CU 76 3-2 27 BB 1-2 1B			C FF 88 B FF 88 X CU 70 1-1 ① G4-3		4	0	2	0	0	1	0
27 Matt Kemp, R (1, 7) OBP: 0.361, SLG: 0.549	B FF 91 X SI 88 1-0 1-2 1B	S SL 84 C CU 78 S FF 95 0-3 ② K			B SL 83 B SL 84 S CH 83 F SI 90 B FF 91 D SI 90 4-2 18 G6-4-3 1-2 2-3 BB			C FF 90 B CU 74 S CU 71 B FF 90 B FF 89 X CU 72 3-2 ② F9		3	0	1	0	1	1	0
18 Matt Adams, L (1, 3) OBP: 0.313, SLG: 0.481	X SI 92 0-0 ③ F7	C SL 84 F FF 93 F CU 79 B FF 94 S CH 86 1-3 ③ K			C SL 84 B SL 84 X FF 92 1-2 ②③ G6-4-3 1-2f			B CU 70 B CU 71 C CU 68 F FF 90 B CU 71 F FF 90 C FF 89 3-3 ③ K		4	0	0	0	0	2	5
25 Tyler Flowers, R (1, 2) OBP: 0.450, SLG: 0.455		B FF 90 S CH 84 C SI 90 B FF 94 X SI 91 2-2 17 G3 7 SF7 2B		C SL 85 B SL 85 H FF 89 2-1 7 FC5-4 HBP		X CH 82 0-0 ① F8			S FF 91 X FF 90 0-1 ① F8	3	1	1	0	0	0	0
17 Johan Camargo, S (1, 5) OBP: 0.267, SLG: 0.379		X CH 84 0-0 ① G3 2-3		B CU 76 B SI 91 1 SAFE F CH 83 X SL 84 2-1 ① L8		B CU 76 C CH 83 C CU 76 S FF 94 1-3 ② K			B SL 84 F SL 83 S SL 84 B FF 91 S FF 92 2-3 ② K	4	0	0	0	0	2	2
7 Dansby Swanson, R (1, 6) OBP: 0.291, SLG: 0.338		X SL 85 0-0 ② SF7 3-H		F SI 89 D SL 86 X FF 90 1-1 ② FC5-4 1-2f		B CU 78 X SL 85 1-0 ③ F9			C SL 85 F FF 92 B SL 86 B SL 85 B FF 92 S SL 84 3-3 ③ K	3	0	0	1	0	1	1
54 Jaime García, L (1, 1) 23 Danny Santana, S (7, PH) OBP: 0.244, SLG: 0.405 38 Arodys Vizcaíno, R (8, 1) 52 José Ramirez, R (9, 1) 46 Ian Krol, L (9, 1)		X SI 88 0-0 11 BB 1B		F FF 89 X CH 82 0-1 ③ L6			C CU 75 C CU 78 X CU 78 0-2 ① G3			2 1 0 0 0	0 0 0 0 0	1 0 0 0 0	0 0 0 0 0	0 0 0 0 0	0 0 0 0 0	1 0 0 0 0
Inning Stats	R: 0 E: 0 K: 1 S: 7 H: 2 LOB: 2 BB: 0 P: 10	R: 1 E: 0 K: 0 S: 10 H: 2 LOB: 2 BB: 1 P: 16	R: 0 E: 0 K: 3 S: 10 H: 0 LOB: 0 BB: 0 P: 13	R: 0 E: 0 K: 0 S: 7 H: 0 LOB: 1 BB: 0 P: 12	R: 0 E: 0 K: 1 S: 13 H: 2 LOB: 2 BB: 1 P: 21	R: 0 E: 0 K: 1 S: 5 H: 0 LOB: 0 BB: 0 P: 7	R: 0 E: 0 K: 0 S: 8 H: 0 LOB: 0 BB: 0 P: 11	R: 0 E: 0 K: 1 S: 9 H: 0 LOB: 0 BB: 0 P: 16	R: 0 E: 0 K: 2 S: 8 H: 0 LOB: 0 BB: 0 P: 13	1B: 5 2B: 1 3B: 0 HR: 0 SF: 1 SAC: 0 DP: 1 HBP: 1						

	AB	31
	R	1
	H	6
	RBI	1
	BB	2
	SO	9
	LOB	12

WP: 0 PB: 0 SB: 0 CS: 0 PA: 35

PITCHER	IP	WLS	BF	H	R	ER	SO	BB	IBB	HBP	BLK	WP	HR	S	P	ERA	WHIP
67 Seth Lugo, R (1, 1) ERA: 1.29	7.0	W	29	6	1	1	6	2	0	1	0	0	0	60	90	1.29	1.143
39 Jerry Blevins, L (8, 1) ERA: 2.01	1.0	H	3	0	0	0	1	0	0	0	0	0	0	9	16	0.00	0.000
43 Addison Reed, R (9, 1) ERA: 2.7	1.0	S	3	0	0	0	2	0	0	0	0	0	0	8	13	0.00	0.000

Batter	1	2	3	4	5	6	7	8	9	AB	R	H	RBI	BB	SO	LOB
30 Jon Jay, L (1, 8) OBP: 0.371, SLG: 0.370	C FF 95 B CU 82 S CH 89 F FF 97 X SL 90 1-2 ① G1-3		C SL 89 X CU 81 0-1 ① G4-3		X CU 80 0-0 ①② G4-6-3 1-2f			F CH 87 S SL 89 T SL 88 0-2 ① K		4	0	0	0	0	1	1
17 Kris Bryant, R (1, 5) OBP: 0.396, SLG: 0.527	B SL 90 C CH 90 X FF 96 1-1 ② G4-3		X SL 90 0-0 44 BB 1B		F CU 81 B CH 89 B SL 89 C SI 95 B CU 82 S CH 88 3-3 ③ K			B SL 89 B CU 82 B FF 96 C FF 95 S CH 88 F CH 89 X CH 89 3-2 ② F9		4	0	1	0	0	1	0
44 Anthony Rizzo, L (1, 3) OBP: 0.390, SLG: 0.472	C SL 91 C CU 82 F FF 98 X CU 81 0-2 2B		B SI 95 B SI 95 C CH 89 B FF 97 F SL 91 F SI 96 B SL 91 4-2 18 G4-6-3 1-2 BB			B FF 95 C CU 81 S SL 90 B FF 97 B SI 96 B CH 89 4-2 18 G4-6-3 BB		C CU 80 F SL 91 F FF 96 B SL 90 B SI 96 B CH 89 X SL 91 3-2 ③ G4-3		2	0	1	0	2	0	0
18 Ben Zobrist, S (1, 7) (6, 9) OBP: 0.321, SLG: 0.394	X SI 95 0-0 ③ F8		C FF 96 D CU 82 F CH 88 F SI 96 X FF 97 1-2 ②③ G4-6-3 1-2f			X SI 95 0-0 ① G4-6-3 1-2f			X SI 94 0-0 ① G6-3	4	0	0	0	0	0	4
22 Jason Heyward, L (1, 9) OBP: 0.313, SLG: 0.390 32 Brian Duensing, L (6, 1) 60 Félix Peña, R (8, 1) 47 Miguel Montero, L (9, PH) OBP: 0.363, SLG: 0.481		X SI 94 0-0 E6		C CU 80 F CH 88 F SL 88 B FF 96 F SI 96 X CH 89 1-2 40 G4-6-3 1B		C SL 91 B CH 89 X FF 95 1-1 ③ G4-3			B SI 94 C SL 88 S SL 89 B FF 96 X SL 88 2-2 ② G1-3	3 0 0 1	0 0 0 0	1 0 0 0	0 0 0 0	0 0 0 0	0 0 0 0	0 0 0 0
40 Willson Contreras, R (1, 2) OBP: 0.305, SLG: 0.386		S FF 94 X FF 94 0-1 ① P3		C CU 80 D CU 80 S CH 87 B FF 96 X SI 95 2-2 ①② G4-6-3 1-2f			X SI 94 0-0 ① G5-3		B CU 81 F FF 95 F CH 88 S FF 97 1-3 ③ K	4	0	0	0	0	1	2
9 Javier Báez, R (1, 4) OBP: 0.280, SLG: 0.453		F SL 88 F FF 95 F FF 95 S CU 82 0-3 ② K		B SL 90 B CH 88 F FF 95 B FF 95 B SL 89 4-1 BB			B SI 93 X CH 87 1-0 ② G6-3			2	0	0	0	1	1	1
27 Addison Russell, R (1, 6) OBP: 0.297, SLG: 0.368		0-0 IBB		B FF 95 F SI 94 F FF 95 C SI 96 1-3 ③ K			B FF 94 B SL 90 B SI 94 C FF 93 X SI 94 3-1 HR			2	1	1	1	1	1	1
41 John Lackey, R (1, 1) OBP: 0.200, SLG: 0.240 12 Kyle Schwarber, L (6, 7) OBP: 0.294, SLG: 0.380		S FF 95 S FF 96 S CU 81 0-3 ③ K			C SI 94 S SI 94 X FF 95 0-2 30 G4-6-3 1B		F SI 96 S FF 95 X FF 96 0-2 ③ F8			2 1	0 0	1 0	0 0	0 0	1 0	2 0
Inning Stats	R: 0 E: 0 K: 0 S: 11 H: 1 LOB: 1 BB: 0 P: 13	R: 0 E: 1 K: 2 S: 10 H: 0 LOB: 2 BB: 1 P: 10	R: 0 E: 0 K: 0 S: 10 H: 1 LOB: 1 BB: 1 P: 15	R: 0 E: 0 K: 1 S: 12 H: 1 LOB: 1 BB: 1 P: 20	R: 0 E: 0 K: 1 S: 7 H: 1 LOB: 0 BB: 0 P: 10	R: 0 E: 0 K: 0 S: 5 H: 0 LOB: 0 BB: 1 P: 10	R: 1 E: 0 K: 0 S: 7 H: 1 LOB: 0 BB: 0 P: 11	R: 0 E: 0 K: 1 S: 11 H: 0 LOB: 0 BB: 0 P: 17	R: 0 E: 0 K: 1 S: 7 H: 0 LOB: 0 BB: 0 P: 10	1B: 3 2B: 1 3B: 0 HR: 1	SF: 0 SAC: 0 DP: 4 HBP: 0					

PITCHER	IP	W/L/S	BF	H	R	ER	SO	BB	IBB	HBP	BLK	WP	HR	S	P	ERA	WHIP
48 Jacob deGrom, R (1, 1) ERA: 4.33	9.0	W	33	5	1	1	6	3	1	0	0	0	1	80	116	1.00	0.889

PITCHER	IP	W/L/S	BF	H	R	ER	SO	BB	IBB	HBP	BLK	WP	HR	S	P	ERA	WHIP

TOP

Chicago Cubs @ New York Mets

Citi Field, Flushing, NY

Mon Jun 12 2017, 7:11 PM - 9:33 PM EDT

Att. 33,268 - Clear - 93 F

livebaseballscorecards.com

AB	29
R	1
H	5
RBI	1
BB	4
SO	6
LOB	11

Chicago Cubs @ New York Mets

Citi Field, Flushing, NY

Mon Jun 12 2017, 7:11 PM - 9:33 PM EDT

Att. 33,268 - Clear - 93 F

BOTTOM

Batter	1	2	3	4	5	6	7	8	9	AB	R	H	RBI	BB	SO	LOB
3 Curtis Granderson, L (1, 8) (6, 7) OBP: 0.301, SLG: 0.390	B FF 87 X FF 88 1-0 G3-1		C CU 75 B FC 80 F FF 89 B FF 91 B FC 81 B FC 80 4-2 52 G5-4-3 20 1B 19 HR BB		B CU 76 C FC 81 C FC 81 B FC 81 X CH 83 2-2 G3		C CU 71 C FF 92 X SL 80 0-2 1B			3	1	1	0	1	0	0
20 Neil Walker, S (1, 4) OBP: 0.351, SLG: 0.459	C FF 89 B FF 90 B FC 80 X FC 80 2-1 F9		C FF 90 X SI 90 0-1 52 G5-4-3 1-2 1B		B FF 90 B CH 84 B CU 79 C FF 89 X FC 79 3-1 F7		B SI 90 D CU 72 1 SAFE 1 SAFE X CH 85 2-0 F8			4	0	1	0	0	0	1
52 Yoenis Cespedes, R (1, 7) OBP: 0.369, SLG: 0.625 12 Juan Lagares, R (6, 8) OBP: 0.322, SLG: 0.398	C X FF 91 0-1 19 BB 1B		X SI 91 0-0 G5-4-3 1-2f 2-3		B SI 92 B FC 82 X FC 81 2-0 L8		D CU 72 X CH 85 1-0 F9			3 1	0 0	1 0	0 0	0 0	0 0	2 1
19 Jay Bruce, L (1, 9) OBP: 0.336, SLG: 0.552	B FC 82 B FC 81 1 SAFE B CU 77 C FC 79 B FF 90 4-1 1-2 BB		F FC 82 B FF 93 X FF 92 1-1 3-H HR			B FF 92 F FF 92 X SL 81 1-1 18 PB 2B		C SL 80 S SL 81 X FF 90 0-2 13 B5-3 18 2B 1B		3	2	3	2	1	0	0
21 Lucas Duda, L (1, 3) OBP: 0.350, SLG: 0.532	C FF 90 F FC 80 D FC 82 F FC 82 X FC 82 1-2 F9		C FF 92 B FC 84 B FC 83 F FC 83 B SI 92 F FF 92 X FC 82 3-2 G3-1			B SI 92 F SI 92 B SL 82 B SL 82 C SL 80 C FF 92 3-3 K		C SI 90 X SL 81 0-1 P6		4	0	0	0	0	1	4
13 Asdrúbal Cabrera, S (1, 6) OBP: 0.321, SLG: 0.392		F FF 88 B FF 89 B FC 81 X FF 90 2-1 HR		X SI 88 0-0 HR		B CU 74 X SL 81 1-0 P3		X FF 91 0-0 B5-3 1-2		4	2	2	2	0	0	2
18 Travis d'Arnaud, R (1, 2) OBP: 0.299, SLG: 0.486		F FF 89 B FF 91 B FF 92 X FC 80 2-1 G6-3		B FC 82 C FC 82 S FF 90 F FF 92 F FF 91 X FC 82 1-2 7 G3-6-3 1B		B SI 93 B SL 83 B CH 85 F CH 86 B FF 91 4-1 2-3 BB		C FF 94 C FF 95 X FF 96 0-2 7 1B 2-H 2B		3	1	2	1	1	0	0
7 José Reyes, S (1, 5) OBP: 0.261, SLG: 0.293		C FF 90 X CU 77 0-1 F8		T CU 76 B SI 89 D FC 81 X FC 81 2-1 G3-6-3 1-2f		C CU 73 B SL 82 X SL 82 1-1 F7		S SL 81 C SL 82 X SL 82 0-2 48 FC3-6 2-H 1B		4	0	1	1	0	0	3
48 Jacob deGrom, L (1, 1) OBP: 0.276, SLG: 0.310		F FF 91 S FF 92 S FF 93 0-3 K		X FF 91 0-0 P6			C SI 89 X SL 80 0-1 P4	B FF 95 X FF 94 1-0 FC3-6 1-2f		4	0	0	0	0	1	1
Inning Stats	R: 0 E: 0 K: 0 S: 10 H: 1 LOB: 2 BB: 1 P: 18	R: 1 E: 0 K: 1 S: 9 H: 1 LOB: 0 BB: 0 P: 13	R: 2 E: 0 K: 0 S: 11 H: 2 LOB: 0 BB: 1 P: 19	R: 1 E: 0 K: 0 S: 9 H: 2 LOB: 0 BB: 0 P: 12	R: 0 E: 0 K: 0 S: 6 H: 0 LOB: 0 BB: 0 P: 13	R: 0 E: 0 K: 1 S: 9 H: 1 LOB: 2 BB: 1 P: 19	R: 0 E: 0 K: 0 S: 7 H: 1 LOB: 1 BB: 0 P: 10	R: 2 E: 0 K: 0 S: 13 H: 3 LOB: 1 BB: 0 P: 14		1B: 6 2B: 2 3B: 0 HR: 3 SF: 0 SAC: 0 DP: 2 HBP: 0						

livebaseballscorecards.com

AB	33
R	6
H	11
RBI	6
BB	3
SO	2
LOB	14

WP: 0 PB: 1 SB: 0 CS: 0 PA: 36

PITCHER		IP	WLS	BF	H	R	ER	SO	BB	IBB	HBP	BLK	WP	HR	S	P	ERA	WHIP
41 John Lackey, R ERA: 5.26	(1, 1)	5.0	L	21	6	4	4	1	2	0	0	0	0	3	45	75	7.20	1.600
32 Brian Duensing, L ERA: 3.38	(6, 1)	2.2		12	3	1	1	1	1	0	0	0	0	0	22	35	3.38	1.500
60 Félix Peña, R ERA: 5.4	(8, 1)	0.1		3	2	1	1	0	0	0	0	0	0	0	7	8	27.00	6.000

PITCHER	IP	WLS	BF	H	R	ER	SO	BB	IBB	HBP	BLK	WP	HR	S	P	ERA	WHIP

Chicago Cubs @ New York Mets

Citi Field, Flushing, NY

Tue Jun 13 2017, 7:11 PM - 10:17 PM EDT

Att. 32,651 - Cloudy - 94 F

livebaseballscorecards.com

Batter	1	2	3	4	5	6	7	8	9	AB	R	H	RBI	BB	SO	LOB
44 Anthony Rizzo, L (1, 3) OBP: 0.394, SLG: 0.489	B FF 94 X SI 95 1-0 HR	F CU 80 C FF 95 B FC 89 B SI 96 D FC 90 F FF 96 B FC 90 4-2 8 HR 1-2 2-3 3-H BB	C FF 96 X SL 81 0-1 1-3 3-H 2B		S FF 95 B FF 93 S FF 94 B FF 95 X SI 94 2-2 ① ② G4-6-3 1-2f		B CU 78 X CU 79 1-0 ① F8		C FF 92 B FF 92 C CU 80 B FF 93 F CU 79 B FF 92 F FF 92 X CH 84 3-2 2-H HR	4 1	2 1	2 1	3 2	1 0	0 0	1 0
9 Javier Báez, R (8, 5) OBP: 0.284, SLG: 0.474																
8 Ian Happ, S (1, 4) OBP: 0.310, SLG: 0.494	B CU 79 S SI 95 B SI 95 F FC 90 C FF 96 2-3 ① K	X SI 94 0-0 1-H 2-H 3-H HR	B FS 84 F FF 95 B SL 82 F FS 86 B FF 96 T FS 85 3-2 ② K		S FF 94 S FS 83 F FF 93 S FS 84 1-3 ③ K		B CU 79 F SL 84 T SI 94 B SL 84 C SI 95 2-3 ② K		B FF 91 B SL 86 B FF 91 C FF 92 B FF 91 4-1 52 G5-4-3 BB	5	1	1	4	1	4	2
17 Kris Bryant, R (1, 5) OBP: 0.403, SLG: 0.542	F SI 97 F SI 96 B FC 90 S FF 95 1-3 ② K	S FC 89 B CU 79 B SI 95 F FF 94 F FC 87 F FF 94 X FF 96 2-2 22 1B 22 S 27 2B 1B		0-0 IBB		C SI 92 B SL 79 B FF 92 B SL 79 F FF 92 B FF 93 4-2 22 HR BB	C CU 79 F SL 84 X SI 93 0-2 HR		X FF 92 0-0 ① ② G5-4-3 1-2f	3 1 0	3 0 0	2 0 0	1 0 0	2 0 0	1 0 0	0 1 0
52 Justin Grimm, R (8, 1)																
60 Félix Peña, R (9, 1)																
22 Jason Heyward, L (1, 9) OBP: 0.319, SLG: 0.406	C CU 80 B FC 89 B FF 96 F SI 96 C FC 89 2-3 ③ K	B SI 94 S CH 87 B SI 94 F CH 87 B SI 95 F SI 95 F FC 88 X SI 95 3-2 27 2B 1-3 1B	F FF 95 X FF 96 0-1 ③ G4-3			X FF 92 0-0 1-H HR	B CU 79 B SI 94 B SI 95 B SI 93 4-0 BB		C SL 87 F SL 82 S FF 92 0-3 ③ K	5	2	2	2	1	2	3
27 Addison Russell, R (1, 6) OBP: 0.295, SLG: 0.369	C FF 92 C FF 93 B SL 86 X SI 94 1-2 ① L4	F FF 93 B SL 81 C SL 81 F FF 95 B SL 81 F SL 80 X SL 81 2-2 ① P4				B SL 78 S SL 79 B FF 93 B SL 78 F FF 92 X FF 93 3-2 ① G5-3	B SL 86 S SL 87 S SL 85 B SI 94 S SL 86 2-3 ③ K			5	0	1	2	0	1	1
12 Kyle Schwarber, L (1, 7) OBP: 0.296, SLG: 0.377	B FC 96 B FF 94 F SL 82 B FC 87 X FC 87 3-1 1-H 3-H 2B	C FF 95 S FF 96 X SL 82 0-2 34 FC6 1B				F SL 80 S SL 81 X SL 80 0-2 ② F8		C CU 79 B SL 85 X SL 85 1-1 ① F9		4	0	1	0	1	1	1
(8, 2)	F FF 94 F SI 90 B CU 80 B FF 96 F CU 81 B FC 90 B FF 96 1-2 40 FC5-4 BB	F FF 94 F SI 90 S SL 80 1-3 K														
40 Willson Contreras, R (1, 2) OBP: 0.308, SLG: 0.383	X SI 94 0-0 ② FC5-4 5 BB 34 1B 44 BB 1-2f	C FS 83 X FS 85 0-1 5 1B 5 S 44 2B 1B	S FF 96 F FF 96 S FS 86 0-3 ② K			B FF 84 B FF 92 B FF 91 B FF 91 4-0 34 BB BB		C SI 94 C CU 79 B SI 94 T SI 94 1-2 ② K		4	2	1	0	1	2	2
(8, 3)																
34 Jon Lester, L (1, 1) OBP: 0.167, SLG: 0.148	X SI 94 0-0 44 BB 5 BB 8 HR 1-2 1B	B FF 95 S FF 94 B SL 82 M FF 94 C FF 95 2-3 ① K	C FF 94 D SL 81 C FF 94 X FF 94 1-2 ③ FC6 1-2f			B FF 89 B FF 91 B FF 93 B FF 91 4-0 1-2 BB		B CU 79 C CU 78 S SL 84 S SL 82 1-3 ③ K		3	1	1	0	1	1	2
30 Jon Jay, L (8, PH) OBP: 0.368, SLG: 0.367										1	0	0	0	0	1	0
(8, 7)																
5 Albert Almora Jr., R (1, 8) OBP: 0.341, SLG: 0.412	B FC 88 B FC 87 B SI 94 B FF 95 4-0 44 BB 8 HR 1-2 2-3 BB	F FF 97 B FF 96 B FF 96 F FS 85 X FF 96 2-2 44 2B 1-3 1B			C SL 79 B SL 80 B FS 83 C SL 80 X FF 93 2-2 44 G4-6-3 1B	D SL 86 X SI 94 1-0 ③ L9			C FF 91 F SL 86 B FF 93 X SL 86 1-2 9 HR 2B	4	2	3	0	1	0	2

Inning Stats	1	2	3	4	5	6	7	8	9
	R: 1 E: 0 K: 3 S: 10 H: 1 LOB: 0 BB: 0 P: 16	R: 7 E: 0 K: 1 S: 28 H: 5 LOB: 1 BB: 3 P: 50	R: 1 E: 0 K: 2 S: 15 H: 3 LOB: 3 BB: 1 P: 22	R: 0 E: 0 K: 1 S: 14 H: 1 LOB: 1 BB: 0 P: 17	R: 0 E: 0 K: 1 S: 9 H: 1 LOB: 0 BB: 0 P: 14	R: 2 E: 0 K: 0 S: 10 H: 1 LOB: 2 BB: 3 P: 26	R: 1 E: 0 K: 2 S: 10 H: 1 LOB: 1 BB: 1 P: 19	R: 0 E: 0 K: 2 S: 8 H: 0 LOB: 0 BB: 0 P: 11	R: 2 E: 0 K: 1 S: 13 H: 2 LOB: 0 BB: 1 P: 21

| | | | | | | | | | | | | | | | |

Batter	1	2	3	4	5	6	7	8	9	AB	R	H	RBI	BB	SO	LOB
12 Juan Lagares, R (1, 8) OBP: 0.319, SLG: 0.391	X FF 92 0-0 4 4 G4-3 S 52 2B 1B		C FF 90 F FF 91 B CU 76 F FF 92 B FC 87 C FC 87 2-3 ① K		C CU 74 B FC 88 B FF 90 C CU 75 S CU 77 2-3 ③ K2-3			S FF 95 F FF 96 S CU 81 0-3 ① K		4	1	1	0	0	3	0
4 Wilmer Flores, R (1, 5) OBP: 0.340, SLG: 0.493	B FC 90 B FC 90 1 SAFE C FF 90 C FC 91 X FF 92 2-2 ① G4-3 1-3		F FF 91 X FC 92 0-1 ② L8			F CH 82 B CH 84 B FC 86 S CH 82 B FF 91 X CH 83 3-2 ① G5-3		B FF 96 X FF 96 1-0 ② F9		4	0	0	0	0	0	1
52 Yoenis Cespedes, R (1, 7) OBP: 0.384, SLG: 0.649 3 Curtis Granderson, L (6, 7) OBP: 0.299, SLG: 0.386	C FF 90 F FF 92 X CU 77 0-2 3-H 2B		B CU 75 X FC 88 1-0 1B			C FF 90 B FC 86 B FC 83 X FF 90 2-1 ② F8		B CU 81 C CU 80 B CU 82 B FF 96 X FF 96 3-1 ③ F9		2 2	0 0	2 0	1 0	0 0	0 0	0 0
19 Jay Bruce, L (1, 9) OBP: 0.331, SLG: 0.542	F FC 87 D FC 87 F CU 77 D FF 93 D FC 89 C CH 84 3-3 ② K		C CU 76 F FF 92 B CU 79 D CU 78 F CH 84 D FF 94 S FC 88 3-3 ③ K			T CH 84 S CU 75 X FC 87 0-2 ③ F9			S FC 95 X SL 80 0-1 ① G5-3	4	0	0	0	0	2	2
20 Neil Walker, S (1, 4) OBP: 0.353, SLG: 0.471	B FF 92 C CH 84 B FC 89 B FF 92 B CH 84 4-1 BB			C FC 84 F FC 87 B FF 89 F CU 77 X FF 92 1-2 ① F8			C CH 82 B FC 85 X CH 83 1-1 ① P3		C FF 95 B FF 96 X SL 82 1-1 HR	3	1	1	1	1	0	0
21 Lucas Duda, L (1, 3) OBP: 0.347, SLG: 0.545	F SI 89 C FC 88 2 SAFE S CU 78 0-3 ③ K			B SI 88 F FF 92 C FF 92 B CU 78 X FC 85 2-2 ② G1-4-3			C CU 73 B CU 74 B FC 85 C FC 84 C FF 91 2-3 ② K		B FF 96 B FF 95 F FC 95 X FF 95 2-1 HR	4	1	1	1	0	2	2
18 Travis d'Arnaud, R (1, 2) OBP: 0.298, SLG: 0.486		B FC 89 C FC 86 X FC 87 1-1 ① F8		C CU 74 B CU 76 B FF 90 X FC 88 2-1 ③ F7			F FC 86 X FC 86 0-1 7 1B 2B		C FF 95 B FF 95 S SL 82 X FF 96 1-2 ② L3	4	0	1	0	0	0	0
7 José Reyes, S (1, 6) OBP: 0.261, SLG: 0.292		B FC 90 B FC 90 C FC 87 F FC 88 S CU 76 2-3 ② K			S CU 73 F FF 90 B FC 86 X CU 76 1-2 ① F9		B FF 90 X CU 75 1-0 2-3 1B		C SL 82 F FF 95 S SL 83 0-3 ③ K	4	0	1	0	0	2	0
45 Zack Wheeler, L (1, 1) OBP: 0.136, SLG: 0.143 49 Josh Smoker, L (2, 1) 55 Neil Ramírez, R (6, 1) 66 Josh Edgin, R (9, 1)		F FF 91 F FF 92 S FF 91 0-3 ③ K			F FF 92 S FF 91 S CU 78 0-3 ② K		S FF 90 D FC 87 F FF 91 S CU 78 1-3 ③ K			0 2 1 0	0 0 0 0	0 0 0 0	0 0 0 0	0 0 0 0	0 2 1 0	0 0 2 0
Inning Stats	R: 1 H: 2 E: 0 LOB: 2 K: 2 BB: 1 S: 14 P: 23	R: 0 H: 0 E: 0 LOB: 0 K: 2 BB: 0 S: 8 P: 11	R: 0 H: 1 E: 0 LOB: 1 K: 2 BB: 0 S: 11 P: 17	R: 0 H: 0 E: 0 LOB: 0 K: 0 BB: 0 S: 9 P: 14	R: 0 H: 0 E: 0 LOB: 0 K: 2 BB: 0 S: 9 P: 12	R: 0 H: 0 E: 0 LOB: 0 K: 0 BB: 0 S: 8 P: 13	R: 0 H: 2 E: 0 LOB: 2 K: 2 BB: 0 S: 11 P: 16	R: 0 H: 0 E: 0 LOB: 0 K: 1 BB: 0 S: 6 P: 10	R: 2 H: 2 E: 0 LOB: 0 K: 1 BB: 0 S: 12 P: 16	1B: 3 SF: 0 2B: 2 SAC: 0 3B: 0 DP: 0 HR: 2 HBP: 0						

PITCHER		IP	WLS	BF	H	R	ER	SO	BB	IBB	HBP	BLK	WP	HR	S	P	ERA	WHIP
34 Jon Lester, L ERA: 3.89	(1, 1)	7.0	W	27	5	1	1	10	1	0	0	0	0	0	70	106	1.29	0.857
52 Justin Grimm, R ERA: 5.06	(8, 1)	1.0		3	0	0	0	1	0	0	0	0	0	0	6	10	0.00	0.000
60 Félix Peña, R ERA: 6.55	(9, 1)	1.0		5	2	2	2	1	0	0	0	0	0	2	12	16	18.00	2.000

PITCHER	IP	WLS	BF	H	R	ER	SO	BB	IBB	HBP	BLK	WP	HR	S	P	ERA	WHIP

BOTTOM

Chicago Cubs @ New York Mets

Citi Field, Flushing, NY

Tue Jun 13 2017, 7:11 PM - 10:17 PM EDT

Att. 32,651 - Cloudy - 94 F

livebaseballscorecards.com

AB	34
R	3
H	7
RBI	3
BB	1
SO	12
LOB	7

Batter	1	2	3	4	5	6	7	8	9	AB	R	H	RBI	BB	SO	LOB
44 Anthony Rizzo, L (1, 3) OBP: 0.390, SLG: 0.496	X SI 94 0-0 HR		C CH 87 S CH 84 B SI 92 F SL 86 B CH 84 F FF 91 X SL 84 2-2 ① G3		B CH 82 C FF 90 F FF 91 C FF 92 1-3 ② K		B FF 88 B FF 88 C FF 88 F CU 70 B FF 90 F CU 71 S CU 70 3-3 ③ K		X FF 92 0-0 ③ G4-3	5	1	1	1	0	2	4
8 Ian Happ, S (1, 4) OBP: 0.308, SLG: 0.516	B FF 92 S FF 93 B CU 81 F SI 94 F SI 94 X CU 79 2-2 HR		B CH 88 C CH 90 X CH 83 1-1 ② G4-3		F FF 91 B FF 91 B FF 91 X SL 82 2-1 ③ G3-1			C FF 87 B CH 82 X FF 88 1-1 ① G5-3		4	1	1	1	0	0	0
17 Kris Bryant, R (1, 5) OBP: 0.397, SLG: 0.532	X SL 86 0-0 ① F7		B CH 87 C FF 90 C CH 80 C FF 91 1-3 ③ K			C SL 82 X SL 83 0-1 ① G6-3		C CU 71 S CU 70 S CU 70 0-3 ② K		4	0	0	0	0	2	0
47 Miguel Montero, L (1, 2) OBP: 0.362, SLG: 0.470 40 Willson Contreras, R (8, PH) OBP: 0.306, SLG: 0.381 (8, 2)	B SI 93 C SL 86 B SL 87 F CH 84 B SI 93 F SL 85 B CU 77 4-2 12 PB BB			C CU 74 S CH 82 C CH 88 0-3 ① K		C FF 91 B CH 82 X CH 83 1-1 ② G4-3		B FF 89 B CU 70 S CU 73 B FF 88 C CU 70 C CU 71 3-3 ③ K		2 1	0 0	0 0	0 0	1 0	1 1	0 0
30 Jon Jay, L (1, 9) OBP: 0.380, SLG: 0.381	C CU 78 S CH 84 F SL 86 C FF 90 0-3 ② K			X CH 82 0-0 12 HR 1B	B SL 81 X FF 90 1-0 1B				C FF 90 B SL 84 X SL 84 1-1 5 1B 12 1B 1B	4	1	3	0	0	1	1
12 Kyle Schwarber, L (1, 7) OBP: 0.299, SLG: 0.394	C CH 90 S FF 93 X SI 93 0-2 ③ F7 1-2			1 SAFE X CH 90 0-0 1-H HR	B FF 91 B FF 90 X FF 91 2-0 ③ F7				F FF 91 F FF 93 X FF 93 0-2 5 1B 1-2 1B	4	1	2	2	0	0	2
9 Javier Báez, R (1, 6) OBP: 0.278, SLG: 0.463		F SL 86 B SL 87 B SI 92 S SI 92 C FF 92 2-3 ① K		B SL 84 S SL 85 X CU 77 1-1 ② G4-3			B KC 83 S FF 92 S FF 93 F FF 93 F CH 88 X FF 93 1-2 ① F7		B SL 85 F FF 92 D SL 85 C FF 93 X FF 93 2-2 ① F8	4	0	0	0	0	1	2
38 Mike Montgomery, L (1, 1) 46 Pedro Strop, R (6, 1) 22 Jason Heyward, L (7, PH) OBP: 0.317, SLG: 0.404 6 Carl Edwards Jr., R (7, 1) 56 Héctor Rondón, R (8, 1) 27 Addison Russell, R (9, PH) OBP: 0.294, SLG: 0.367		C CU 78 S SI 93 B FF 91 X SL 85 1-2 ② L7		F CH 88 X SI 90 0-1 ③ G5-3			B KC 84 C KC 84 F FF 91 B FF 93 B FF 92 S CH 88 3-3 ② K		B FF 92 C FF 92 F FF 93 C FF 91 1-3 ② K	2 0 1 0 0 1	0 0 0 0 0 0	0 0 0 0 0 0	0 0 0 0 0 0	0 0 1 0 0 1	0 0 0 0 0 0	0 0 0 0 0 0
5 Albert Almora Jr., R (1, 8) OBP: 0.346, SLG: 0.415		C SI 90 C CU 78 S SL 88 0-3 ③ K			C FF 89 S SL 82 X SL 82 0-2 ① G5-3		C FF 93 B KC 85 B KC 85 X FF 92 2-1 1B		B SL 86 C FF 91 X FF 92 1-1 1-2 2-3 1B	4	0	2	0	0	1	0

Inning Stats	1	2	3	4	5	6	7	8	9
	R: 2 E: 0 K: 1 S: 16	R: 0 E: 0 K: 2 S: 9	R: 0 E: 0 K: 1 S: 10	R: 2 E: 0 K: 1 S: 9	R: 0 E: 0 K: 1 S: 8	R: 0 E: 0 K: 0 S: 6	R: 0 E: 0 K: 2 S: 14	R: 0 E: 0 K: 2 S: 8	R: 0 E: 0 K: 1 S: 14
	H: 2 LOB: 1 BB: 1 P: 22	H: 0 LOB: 0 BB: 0 P: 12	H: 0 LOB: 0 BB: 0 P: 14	H: 2 LOB: 0 BB: 0 P: 10	H: 0 LOB: 0 BB: 0 P: 11	H: 1 LOB: 1 BB: 0 P: 10	H: 1 LOB: 1 BB: 0 P: 23	H: 0 LOB: 0 BB: 0 P: 12	H: 3 LOB: 3 BB: 0 P: 19

1B: 6 SF: 0
2B: 0 SAC: 0
3B: 0 DP: 0
HR: 3 HBP: 0

WP: 0 PA: 37
PB: 1
SB: 0
CS: 0

PITCHER		IP	WLS	BF	H	R	ER	SO	BB	IBB	HBP	BLK	WP	HR	S	P	ERA	WHIP
33 Matt Harvey, R ERA: 5.25	(1, 1)	4.0		17	4	4	4	5	1	0	0	0	0	3	44	58	9.00	1.250
51 Paul Sewald, R ERA: 4.38	(5, 1)	2.0		7	1	0	0	1	0	0	0	0	0	0	14	21	0.00	0.500
59 Fernando Salas, R ERA: 5.34	(7, 1)	0.2		3	1	0	0	1	0	0	0	0	0	0	10	16	0.00	1.500
39 Jerry Blevins, L ERA: 1.9	(7, 1)	1.1	W	4	0	0	0	3	0	0	0	0	0	0	12	19	0.00	0.000
43 Addison Reed, R ERA: 2.62	(9, 1)	1.0		6	3	0	0	1	0	0	0	0	0	0	14	19	0.00	3.000

PITCHER		IP	WLS	BF	H	R	ER	SO	BB	IBB	HBP	BLK	WP	HR	S	P	ERA	WHIP

TOP

Chicago Cubs @ New York Mets

Citi Field, Flushing, NY

Wed Jun 14 2017, 7:11 PM - 10:12 PM EDT

Att. 34,566 - Partly Cloudy - 76 F

livebaseballscorecards.com

AB	36
R	4
H	9
RBI	4
BB	1
SO	11
LOB	11

Batter	1	2	3	4	5	6	7	8	9	AB	R	H	RBI	BB	SO	LOB
12 Juan Lagares, R (1, 8) OBP: 0.323, SLG: 0.418	C FF 93 X FF 93 0-1 P3		B FF 90 F FC 87 C FF 92 X CU 78 1-2 20 SH1-3 1B	X FF 92 0-0 SF8 3-H		1 SAFE C SL 84 F FF 95 X FF 95 0-2 1-H 3B		C SL 85 S SL 87 D SL 85 F SI 97 F FF 97 X SL 86 1-2 L6 2-3		4	0	2	2	0	0	2
20 Neil Walker, S (1, 4) OBP: 0.352, SLG: 0.468 21 Lucas Duda, L (4, 3) OBP: 0.353, SLG: 0.565	B FF 94 C FF 94 F CU 78 B FF 92 B FF 94 X FF 93 3-2 F9		X FF 92 0-0 SH1-3 1-2	B FF 91 X FC 87 1-0 G3		B SL 85 S SI 97 B SI 96 S SL 85 B SL 84 D FS 91 4-2 BB		B SI 97 F FF 97 B FF 95 F CH 89 B CH 89 X SL 86 3-2 1-H 3-H HR		1 2	0 1	0 1	0 3	0 1	0 0	0 2
4 Wilmer Flores, R (1, 5) OBP: 0.335, SLG: 0.483	B FF 93 X FF 93 1-0 G6-3		F FF 92 S CH 82 B FC 89 F CU 79 D CH 81 X CH 82 2-2 L7		C FC 90 X CH 82 0-1 G6-3	B FF 96 S SI 96 F SI 96 D SL 85 S SL 86 2-3 K		B SL 85 X FF 96 1-0 19 1B 54 1B		5	1	1	0	0	1	3
19 Jay Bruce, L (1, 9) OBP: 0.332, SLG: 0.539		F FF 92 C CU 77 B CU 79 B FC 89 B CU 76 F FF 93 X FF 93 3-2 3 FC3-6 7 E 54 1B 1B	F FF 92 F FF 92 B FF 92 B CU 77 S CU 76 2-3 K		S FC 88 X CU 77 0-1 F8		F CU 81 S FF 95 F FF 96 F CU 82 S CU 83 0-3 K	F FF 97 X FF 96 0-1 18 G5-3 54 1B 1-2 1B		5	1	2	0	0	2	1
54 T.J. Rivera, R (1, 3) OBP: 0.322, SLG: 0.411 (4, 4)		B FF 93 F FF 92 F CU 76 1 SAFE B FF 91 X FF 92 2-2 3 FC3-6 1-2 1B	B FF 91 X CH 82 1-0 7 BB 3 1B 32 1B 1B	B FF 91 X FF 92 1-0 E6			X FF 96 0-0 F8	F FF 96 X SI 96 0-1 1-2 2-H 1B		5	1	3	1	0	0	0
18 Travis d'Arnaud, R (1, 2) OBP: 0.286, SLG: 0.465		F FF 93 C CU 76 F CU 79 S FF 93 0-3 K	B CU 76 S CU 76 B FF 91 C FF 91 C FF 92 2-3 K	F CU 73 B CH 83 X FF 91 1-1 F9		C CU 82 X CU 82 0-1 F8		B SL 86 S SL 86 X SL 86 1-1 G5-3 2-3f		5	0	0	0	0	2	6
3 Curtis Granderson, L (1, 7) OBP: 0.306, SLG: 0.405		C CU 76 B FF 92 X FF 92 1-1 FC3-6 7 E 1-2f 2-3	C FF 91 C CU 77 X FF 92 0-2 32 1B 7 BB 12 SF8 1-2 1B	B FF 95 B SL 83 S SL 84 B SI 96 B SI 96 4-1 12 3B BB			C CU 81 B CU 81 C CU 80 B FF 95 X CU 81 2-2 HR		3	3	2	1	1	0	2
7 José Reyes, S (1, 6) OBP: 0.265, SLG: 0.290		F CU 76 S CU 78 X CU 78 0-2 E5 1-2 3-H	D CU 76 B FF 92 D CU 75 C FF 91 C FF 90 F CU 75 B CU 75 4-2 32 1B 1-2 2-3 BB	D SI 96 F SL 84 B SI 96 B SI 96 F SI 97 S SL 84 3-3 K			B FF 96 B FF 95 B FF 94 B FF 95 4-0 12 S 52 1B 21 HR BB		2	1	0	0	2	1	2
33 Matt Harvey, R (1, 1) 32 Steven Matz, R (4, PH) HR 1-0, RLI 1.00 51 Paul Sewald, R (5, 1) 30 Michael Conforto, L (6, PH) HR 0-0, RLI 0.00 59 Fernando Salas, R (7, 1) 39 Jerry Blevins, L (7, 1) 52 Yoenis Cespedes, R (8, PH) HR 1-0, RLI 0.00 65 Robert Gsellman, R (8, PR) Robert Gsellman 43 Addison Reed, L (8, 1)		F FF 93 B FF 92 B FF 92 F FF 92 C CU 76 2-3 K	F FF 92 B FF 91 B CU 76 B FF 91 C FF 90 X FF 90 3-2 1-2 2-3 3-H 1B	B FF 96 F SL 84 C SI 96 B SL 85 S SL 85 2-3 K		S FF 95 1 SAFE F FF 95 1 SAFE 1 SAFE B FF 94 X FF 94 1-2 21 HR 1B		1 1 0 1 0 0 1 0 0	0 0 0 0 0 1 0 0 0	0 1 0 0 0 1 0 0 0	0 0 0 0 0 0 0 0 0	1 0 0 0 0 0 0 0 0	0 0 0 0 0 0 0 0 0	2 0 0 0 1 0 0 0 0
Inning Stats	R: 0 E: 0 K: 0 S: 6 H: 0 LOB: 0 BB: 0 P: 10	R: 1 E: 1 K: 2 S: 19 H: 2 LOB: 2 BB: 0 P: 27	R: 0 E: 0 K: 1 S: 11 H: 1 LOB: 1 BB: 0 P: 16	R: 2 E: 0 K: 1 S: 15 H: 3 LOB: 2 BB: 1 P: 26	R: 0 E: 1 K: 0 S: 7 H: 0 LOB: 1 BB: 0 P: 9	R: 1 E: 0 K: 3 S: 15 H: 1 LOB: 2 BB: 2 P: 30	R: 0 E: 0 K: 1 S: 8 H: 0 LOB: 0 BB: 0 P: 8	R: 5 E: 0 K: 0 S: 21 H: 6 LOB: 1 BB: 1 P: 34		1B: 10 2B: 0 3B: 1 HR: 2 SF: 1 SAC: 1 DP: 1 HBP: 0					WP: 0 PB: 0 SB: 1 CS: 0 PA: 42	

PITCHER		IP	WLS	BF	H	R	ER	SO	BB	IBB	HBP	BLK	WP	HR	S	P	ERA	WHIP
38 Mike Montgomery, L ERA: 2.56	(1, 1)	5.0		24	6	3	2	4	1	0	0	0	0	0	58	88	3.60	1.400
46 Pedro Strop, R ERA: 3.97	(6, 1)	1.0	B	6	1	1	1	3	2	0	0	0	0	0	15	30	9.00	3.000
6 Carl Edwards Jr., R ERA: 2.05	(7, 1)	1.0	L	6	2	3	3	1	1	0	0	0	0	1	14	21	27.00	3.000
56 Héctor Rondón, R ERA: 4.74	(8, 1)	1.0		6	4	2	2	0	0	0	0	0	0	1	15	21	18.00	4.000

PITCHER	IP	WLS	BF	H	R	ER	SO	BB	IBB	HBP	BLK	WP	HR	S	P	ERA	WHIP

BOTTOM

Chicago Cubs @ New York Mets

Citi Field, Flushing, NY

Wed Jun 14 2017, 7:11 PM - 10:12 PM EDT

Att. 34,566 - Partly Cloudy - 76 F

livebaseballscorecards.com

AB	36
R	9
H	13
RBI	8
BB	4
SO	8
LOB	21

Washington Nationals @ New York Mets

Citi Field, Flushing, NY

Thu Jun 15 2017, 7:11 PM - 10:02 PM EDT

Att. 30,319 - Clear - 71 F

TOP

livebaseballscorecards.com

Batter	1	2	3	4	5	6	7	8	9	AB	R	H	RBI	BB	SO	LOB
7 Trea Turner, R (1, 6) OBP: 0.294, SLG: 0.417	B SI 92 X SI 92 1-0 P6		C CU 75 X SI 91 0-1 ① G5-3	X CU 78 0-0 ③ FC4-6 1-2f		B FF 88 S SL 85 X SL 84 1-1 E5 8 2B		C SL 83 B SL 82 B CH 88 F SL 83 B FF 94 S CH 89 3-3 ② K		5	1	0	0	0	1	1
8 Brian Goodwin, L (1, 7) OBP: 0.324, SLG: 0.585	B SI 91 C SI 93 X SI 92 1-1 ② G6-3		B CU 75 X CH 83 1-0 ② G4-3		B SI 90 X SI 91 1-0 11 1B 20 3B 2B	B FF 92 C FF 90 1 SAFE X FF 90 1-1 20 BLK 1-H 2B		B SL 85 F FF 94 B FF 94 C CH 89 B SI 94 S CH 89 3-3 ③ K		5	1	2	1	0	1	0
34 Bryce Harper, L (1, 9) OBP: 0.422, SLG: 0.614	B SI 92 F SI 93 B FF 94 B CU 80 X SI 93 3-1 HR		B CH 84 B SI 91 B SI 92 B SI 92 4-0 11 BB 20 1B BB		F SI 93 F SI 94 X SI 94 0-2 ① L7	F CU 79 B CU 78 D SL 86 B FF 92 S CU 79 S CU 77 3-3 ① K			S CH 87 B FF 92 F FF 92 X FF 93 1-2 ① G3	4	1	1	1	1	1	2
11 Ryan Zimmerman, R (1, 3) OBP: 0.409, SLG: 0.707	C CU 78 F SI 93 S FF 94 0-3 ③ K		B FF 93 C CU 78 B CU 78 B CH 84 B SI 93 4-1 20 1B 1-2 BB		B FF 93 X SI 93 1-0 20 3B 2-3 1B	B SL 85 C FF 92 X FF 92 1-1 ② G6-3			B SL 83 C SL 81 F SL 84 X FF 93 1-2 ② G1-3	4	1	1	0	1	1	1
20 Daniel Murphy, L (1, 4) OBP: 0.390, SLG: 0.563		B CH 82 X SI 92 1-0 6 2B 1B	C SI 92 X SI 92 0-1 ③ 1-2 2-H 1B		X SI 90 0-0 1-H 6 1B 3-H 3B	C CU 78 D FF 93 F CU 78 X FF 90 1-2 ③ F7 2-3			C CH 88 X SL 84 0-1 ③ F8	5	1	3	2	0	0	1
6 Anthony Rendon, R (1, 5) OBP: 0.381, SLG: 0.507		C FF 92 B FF 93 X SI 90 1-1 1-3 2B		C FF 93 B SI 93 S FF 91 B FF 93 F FF 93 B CU 81 C CU 81 3-3 ① K	C FF 93 F CU 80 B SI 94 X SI 93 1-2 32 FC5-4 3-H 1B		B FF 94 F FF 94 F SL 85 B SI 94 F FF 94 F FF 96 X CH 88 2-2 ① G5-3			4	0	2	1	0	1	0
32 Matt Wieters, S (1, 2) OBP: 0.324, SLG: 0.403		B CH 84 D SI 91 S CH 83 X CH 83 2-1 ① F8	F SI 92 B FF 92 B SI 93 X CH 85 2-1 47 1B 2B		F CH 84 1 SAFE F SL 88 X SI 91 0-2 ② FC5-4 3 HR 1-2f		C FF 95 S CH 88 F FF 95 B CH 86 X SL 84 1-2 ② F8			4	2	1	0	0	0	3
3 Michael Taylor, R (1, 8) OBP: 0.295, SLG: 0.461		C CH 89 F FF 93 B CH 84 X CH 85 1-2 ② P4		S FF 92 F SI 93 B SI 94 C SI 93 1-3 ② K	C SI 92 X SI 91 0-1 1-H HR		S FF 95 B SL 85 S CH 89 B CH 90 F FF 94 F CH 90 S SL 83 2-3 ③ K2-3			4	1	1	2	0	2	3
47 Gio González, R (1, 1) OBP: 0.233, SLG: 0.179 10 Stephen Drew, L (8, PH) OBP: 0.310, SLG: 0.405 46 Oliver Pérez, L (8, 1) 56 Joe Blanton, R (8, 1)		B SI 92 B FF 93 C SI 92 F SI 92 F SI 93 X SI 93 2-2 ③ G6-3		S CH 88 X SL 89 0-1 7 FC4-6 2-H 1B	X SI 91 0-0 ③ F9			C FF 94 B CH 87 B CH 88 F FF 94 F FF 94 X FF 94 2-2 ① F8		3 1 0 0	0 0 0 0	1 0 0 0	1 0 0 0	0 0 0 0	0 0 0 0	2 0 0 0
Inning Stats	R: 1 E: 0 K: 1 S: 8 H: 1 LOB: 0 BB: 0 P: 13	R: 0 E: 0 K: 0 S: 12 H: 2 LOB: 2 BB: 0 P: 19	R: 0 E: 0 K: 0 S: 6 H: 1 LOB: 2 BB: 2 P: 15	R: 1 E: 0 K: 2 S: 12 H: 2 LOB: 1 BB: 0 P: 18	R: 5 E: 0 K: 0 S: 15 H: 5 LOB: 0 BB: 0 P: 18	R: 1 E: 1 K: 1 S: 12 H: 1 LOB: 1 BB: 0 P: 19	R: 0 E: 0 K: 1 S: 14 H: 0 LOB: 0 BB: 0 P: 19	R: 0 E: 0 K: 2 S: 10 H: 0 LOB: 0 BB: 0 P: 18	R: 0 E: 0 K: 0 S: 8 H: 0 LOB: 0 BB: 0 P: 10	1B: 5 2B: 4 3B: 1 HR: 2	SF: 0 SAC: 0 DP: 0 HBP: 0			WP: 0 PB: 0 SB: 0 CS: 0	PA: 41		

	AB	39
	R	8
	H	12
	RBI	8
	BB	2
	SO	7
	LOB	13

PITCHER		IP	WLS	BF	H	R	ER	SO	BB	IBB	HBP	BLK	WP	HR	S	P	ERA	WHIP
65 Robert Gsellman, R ERA: 5.5	(1, 1)	5.0	L	27	11	7	7	3	2	0	0	0	0	2	53	83	12.60	2.600
66 Josh Edgin, L ERA: 2.96	(6, 1)	1.0		5	1	1	0	1	0	0	0	1	0	0	12	19	0.00	1.000
50 Rafael Montero, R ERA: 7.15	(7, 1)	3.0		9	0	0	0	3	0	0	0	0	0	0	32	47	0.00	0.000

PITCHER		IP	WLS	BF	H	R	ER	SO	BB	IBB	HBP	BLK	WP	HR	S	P	ERA	WHIP

BOTTOM

Batter	1	2	3	4	5	6	7	8	9	AB	R	H	RBI	BB	SO	LOB
12 Juan Lagares, R (1, 8) OBP: 0.317, SLG: 0.409 3 Curtis Granderson, L (5, PH) OBP: 0.304, SLG: 0.401 (6, 8) (7, 9)	B SI 88 B FF 89 X FF 90 2-0 P5		B SI 90 B FF 91 C CH 84 F FF 90 B CU 77 X FF 91 3-2 F8		C CU 75 C CU 76 B CU 77 B FF 91 F SI 90 X SI 90 2-2 L6			C SI 92 C SL 78 B FF 93 F SL 80 X SI 92 1-2 G5-3		2 2	0 0	0 0	0 0	0 0	0 0	0 0
4 Wilmer Flores, R (1, 5) OBP: 0.333, SLG: 0.497	F FF 90 B FF 90 B CU 74 F FF 90 B SI 90 X SI 91 3-2 P6			B CU 73 X CH 83 1-0 G5-3		B CH 83 C FF 89 B FF 90 F FF 90 X CU 77 2-2 F9		B SL 85 B SI 90 B SL 85 C SI 89 X SI 90 3-1 HR		4	1	1	1	0	0	0
52 Yoenis Cespedes, R (1, 7) OBP: 0.385, SLG: 0.646	C FF 91 X FF 90 0-1 F8			F FF 90 B CU 77 X SI 90 1-1 19 2B 2B		C FF 90 B CH 85 S SI 86 S CU 78 1-3 K		X SI 90 0-0 P3		4	1	1	0	0	1	0
19 Jay Bruce, L (1, 9) OBP: 0.332, SLG: 0.541 50 Rafael Montero, R (7, 1) 18 Travis d'Arnaud, R (9, PH) OBP: 0.283, SLG: 0.461		F CU 73 F SI 88 B CH 84 B CU 76 X SI 90 2-2 P5		X SI 88 0-0 2-H 2B		C CU 75 S CU 77 B FF 91 C FF 92 1-3 K			X SI 90 0-0 F9	3 0 1	0 0 0	1 0 0	1 0 0	0 0 0	1 0 0	0 0 0
54 T.J. Rivera, R (1, 4) OBP: 0.328, SLG: 0.414		C FF 91 X CU 76 0-1 21 G2-3 1B		B FF 91 B FF 90 C FF 91 S FF 92 F FF 92 B FF 91 F CH 84 F FF 92 X FF 91 3-2 P6			C CU 74 B CH 83 X CH 84 1-1 1B		S SI 89 F SI 90 T FF 91 0-2 K	4	0	2	0	0	1	1
21 Lucas Duda, L (1, 3) OBP: 0.345, SLG: 0.550		B SI 89 B CU 73 F FF 89 F FF 91 F FF 91 X CU 75 2-2 G2-3 1-2		C CU 75 C FF 92 B FF 91 X FF 91 1-2 P5			F SI 89 B FF 90 C FF 90 B CU 76 S CU 76 2-3 K		C CU 80 B CH 85 F SI 90 B SL 86 X SL 84 2-2 G3	4	0	0	0	0	1	3
44 René Rivera, R (1, 2) OBP: 0.305, SLG: 0.387		X SI 90 0-0 F8	B SI 88 B SI 89 F SI 89 S CH 84 B FF 90 X SI 91 3-2 HR				S CH 83 F CH 83 B FF 90 F CU 76 B FF 91 D CH 84 X CH 83 3-2 P5			3	1	1	1	0	0	2
7 José Reyes, S (1, 6) OBP: 0.261, SLG: 0.286			C CU 74 X FF 90 0-1 F9		C FF 91 F FF 91 S CU 76 0-3 K2-3		B CU 75 B FF 91 X CH 84 2-0 F8			3	0	0	0	0	1	1
65 Robert Gsellman, R (1, 1) OBP: 0.208, SLG: 0.100 2 Gavin Cecchini, R (5, PH) 66 Josh Edgin, R (6, 1) 30 Michael Conforto, L (7, 8) OBP: 0.409, SLG: 0.585			C SI 90 X CU 75 0-1 B1-3		C CU 75 S CU 76 F FF 91 B CH 84 S CU 76 1-3 K			C SL 78 C SL 79 S SL 81 0-3 K		1 1 0 1	0 0 0 0	0 0 0 0	0 0 0 0	0 0 0 0	0 1 0 1	0 0 0 0
Inning Stats	R: 0 E: 0 K: 0 S: 6 H: 0 LOB: 0 BB: 0 P: 11	R: 0 E: 0 K: 0 S: 10 H: 1 LOB: 1 BB: 0 P: 14	R: 0 E: 0 K: 0 S: 7 H: 0 LOB: 0 BB: 0 P: 10	R: 1 E: 0 K: 0 S: 13 H: 2 LOB: 1 BB: 0 P: 19	R: 1 E: 0 K: 2 S: 14 H: 1 LOB: 0 BB: 0 P: 20	R: 0 E: 0 K: 2 S: 9 H: 0 LOB: 0 BB: 0 P: 13	R: 0 E: 0 K: 1 S: 11 H: 1 LOB: 1 BB: 0 P: 19	R: 1 E: 0 K: 1 S: 10 H: 1 LOB: 0 BB: 0 P: 14	R: 0 E: 0 K: 1 S: 7 H: 0 LOB: 0 BB: 0 P: 9	1B: 2 2B: 2 3B: 0 HR: 2	SF: 0 SAC: 0 DP: 0 HBP: 0			WP: 0 PB: 0 SB: 0 CS: 0	PA: 33		

PITCHER		IP	WLS	BF	H	R	ER	SO	BB	IBB	HBP	BLK	WP	HR	S	P	ERA	WHIP
47 Gio González, L ERA: 2.89	(1, 1)	7.0	W	26	5	2	2	5	0	0	0	0	0	1	70	106	2.57	0.714
46 Oliver Pérez, L ERA: 4.61	(8, 1)	0.2		2	0	0	0	1	0	0	0	0	0	0	7	8	0.00	0.000
56 Joe Blanton, R ERA: 8.22	(8, 1)	1.1		5	1	1	1	1	0	0	0	0	0	1	10	15	6.75	0.750

PITCHER	IP	WLS	BF	H	R	ER	SO	BB	IBB	HBP	BLK	WP	HR	S	P	ERA	WHIP

Washington Nationals @ New York Mets

Citi Field, Flushing, NY

Thu Jun 15 2017, 7:11 PM - 10:02 PM EDT

Att. 30,319 - Clear - 71 F

livebaseballscorecards.com

AB	33
R	3
H	6
RBI	3
BB	0
SO	7
LOB	7

Batter	1	2	3	4	5	6	7	8	9	AB	R	H	RBI	BB	SO	LOB
7 Trea Turner, R (1, 6) OBP: 0.292, SLG: 0.416	B SI 94 C SI 95 X SI 95 1-1 ① F9		C CU 78 F CH 85 X SI 93 0-2 ② G6-3		C CH 84 B CH 85 X CU 79 1-1 18 1B 2B		B SI 92 F SI 91 C SI 91 B SI 92 B SI 92 X CH 83 3-2 ② G1-3		C FF 88 L CH 88 F FF 91 F KC 83 B FF 92 S FF 89 1-3 ① K	5	0	1	0	0	1	2
18 Ryan Raburn, R (1, 7) OBP: 0.261, SLG: 0.348 8 Brian Goodwin, L (9, PH) OBP: 0.319, SLG: 0.576 (9, 7)	C CU 78 B CU 78 B SI 95 F SI 94 F SI 94 X SI 94 2-2 ② G6-3		B CH 84 F CH 85 F SI 93 F CU 79 B CH 85 C CU 77 2-3 ③ K		B CU 78 S CH 83 X CH 83 1-1 2-3 1B		B CH 82 X CH 82 1-0 ③ F9		B FF 92 C CH 87 X CH 87 1-1 ② FC4-6 34 1B 11 E 1-2f 2-3	4 1	0 1	1 1	0 0	0 0	1 0	0 2
34 Bryce Harper, L (1, 9) OBP: 0.425, SLG: 0.618	B SI 94 B CU 80 F SI 94 B SI 95 X CU 78 3-1 ③ L8			C SI 94 F CU 77 B SI 93 B SI 94 B SI 94 X CU 77 3-2 6 E 11 G1-3 1B	B SI 92 C SI 93 X SI 93 1-1 ③ G4-3			C FF 91 F FF 91 X SL 85 0-2 2B	X CH 87 0-0 11 E 6 BB 1B 1-2 3-H	5	1	3	1	0	0	2
11 Ryan Zimmerman, R (1, 3) OBP: 0.405, SLG: 0.696		X SI 94 0-0 ① L4		C SI 92 X SI 92 0-1 ① G1-3 1-2		B CU 78 B SI 94 F SI 94 X SI 94 2-1 ① G6-3		C FF 90 F FF 90 X FF 89 0-2 ① L4	B CH 86 F FF 91 B FF 91 S FF 90 F CH 86 B FF 92 X CH 86 3-2 6 BB E7 1-3 2-H	5	0	1	1	0	0	2
20 Daniel Murphy, L (1, 4) OBP: 0.393, SLG: 0.564		B SI 95 B SI 94 F SI 94 X SI 94 2-1 ② P3		B CU 78 C SI 93 X CU 79 1-1 ② L6		X SI 92 0-0 6 HR 2B		0-0 IBB	0-0 6 BB IBB	3	1	1	0	2	0	1
6 Anthony Rendon, R (1, 5) OBP: 0.385, SLG: 0.520		B CU 79 C SI 93 F SI 93 B CU 79 C SI 94 2-3 ③ K		C SI 94 F SI 93 F CU 79 F CU 79 B SI 92 B SI 92 X SI 91 2-2 E7 2-3 1B		B CU 78 S SI 92 F CU 78 B SI 93 X SI 92 2-2 2-H HR		C SL 82 C SL 83 B FF 90 S SI 92 1-3 ② K	B SL 83 C SL 82 F SI 93 B SI 93 D SL 83 F SL 85 B SL 82 4-2 1-2 2-3 3-H BB	4	1	2	3	1	2	2
32 Matt Wieters, S (1, 2) OBP: 0.321, SLG: 0.413			X SI 94 0-0 HR	B SI 92 F CH 83 X CU 78 1-1 ③ F8		B CH 84 X CH 85 1-0 ② G5-3		F FF 91 S FF 91 F FF 92 S SL 85 0-3 ③ K	B CU 77 X CU 77 1-0 ③ G3-1	5	1	1	1	0	1	7
3 Michael Taylor, R (1, 8) OBP: 0.299, SLG: 0.478			B CU 78 B CU 78 X SI 94 2-0 HR		C CU 77 X CH 85 0-1 ① G6-3	X CH 84 0-0 ③ G6-3			X FF 91 0-0 8 FC4-6 26 S 34 1B 1B	4	2	2	1	0	0	0
31 Max Scherzer, R (1, 1) OBP: 0.152, SLG: 0.125 26 Adam Lind, L (9, PH) OBP: 0.420, SLG: 0.605 27 Shawn Kelley, R (9, 1)			T SI 93 C CU 78 B CU 78 C SI 93 1-3 ① K		C SI 94 X CU 78 0-1 ② G4-3		F SI 91 F SI 92 C SI 92 0-3 ① K		1 SAFE D KC 82 B FF 90 B FF 91 B FF 90 4-0 8 FC4-6 1-2 BB	3 0 0	0 0 0	0 0 0	0 1 0	0 0 0	2 0 0	0 0 0

Inning Stats	1	2	3	4	5	6	7	8	9	1B	SF	WP	PA
	R: 0 E: 0 K: 0 S: 8	H: 0 LOB: 0 BB: 0 P: 14	R: 0 E: 0 K: 1 S: 6	H: 0 LOB: 0 BB: 0 P: 10	R: 2 E: 0 K: 2 S: 12	H: 2 LOB: 0 BB: 0 P: 17	R: 0 E: 1 K: 0 S: 14	H: 2 LOB: 2 BB: 0 P: 21	R: 0 E: 0 K: 0 S: 10	H: 2 LOB: 2 BB: 0 P: 13	R: 2 E: 0 K: 0 S: 8	H: 2 LOB: 0 BB: 0 P: 13	R: 0 E: 0 K: 1 S: 8	H: 0 LOB: 0 BB: 0 P: 12	R: 0 E: 0 K: 2 S: 13	H: 1 LOB: 2 BB: 1 P: 14	R: 3 E: 1 K: 1 S: 17	H: 3 LOB: 3 BB: 3 P: 31	1B: 6 2B: 3 3B: 0 HR: 3	SF: 0 SAC: 0 DP: 0 HBP: 0	WP: 0 PB: 0 SB: 1 CS: 0	PA: 43

PITCHER		IP	WLS	BF	H	R	ER	SO	BB	IBB	HBP	BLK	WP	HR	S	P	ERA	WHIP
32 Steven Matz, L ERA: 3.21	(1, 1)	7.0	L	29	8	4	4	4	0	0	0	0	0	3	66	100	5.14	1.143
51 Paul Sewald, R ERA: 4.21	(8, 1)	1.0		5	1	0	0	2	0	1	0	0	0	0	13	14	0.00	1.000
59 Fernando Salas, R ERA: 6.14	(9, 1)	0.2		7	3	3	3	1	1	1	0	0	0	0	13	22	40.50	6.000
55 Neil Ramírez, R ERA: 6.65	(9, 1)	0.1		2	0	0	0	0	1	0	0	0	0	0	4	9	0.00	3.000

PITCHER	IP	WLS	BF	H	R	ER	SO	BB	IBB	HBP	BLK	WP	HR	S	P	ERA	WHIP

TOP

Washington Nationals @ New York Mets

Citi Field, Flushing, NY

Fri Jun 16 2017, 7:10 PM - 10:05 PM EDT

Att. 37,919 - Cloudy - 65 F

livebaseballscorecards.com

AB	39
R	7
H	12
RBI	7
BB	4
SO	7
LOB	18

BOTTOM

Washington Nationals @ New York Mets

Citi Field, Flushing, NY

Fri Jun 16 2017, 7:10 PM - 10:05 PM EDT

Att. 37,919 - Cloudy - 65 F

livebaseballscorecards.com

Batter	1	2	3	4	5	6	7	8	9	AB	R	H	RBI	BB	SO	LOB
30 Michael Conforto, L (1, 8) OBP: 0.406, SLG: 0.577	C FC 87 F FF 94 T FF 95 0-2 ① K	C SI 94 D CU 78 X CH 86 1-1 ①② G4-6-3 1-2f	B CU 79 C FF 93 B FF 95 B CU 80 F FF 94 B CH 86 4-2 19 1B BB	F FC 87 B SI 94 S FF 95 C FF 96 1-3 ② K		3	0	0	0	1	2	1
52 Yoenis Cespedes, R (1, 7) OBP: 0.379, SLG: 0.622	C SI 93 B FF 93 B SL 85 S FF 94 F FF 96 H CH 84 3-2 HBP	C SL 85 X FF 94 0-1 ③ P6	S FF 94 F FF 95 X FF 96 0-2 ① P6	C SL 86 B SL 87 F FF 96 F SL 85 F SL 85 B FF 97 F FF 96 B FF 96 3-3 ③ K F SL 86 S SL 87		3	0	0	0	0	1	1
19 Jay Bruce, L (1, 9) OBP: 0.335, SLG: 0.552	X SI 92 0-0 ② F7	C FC 87 B CH 85 C SI 94 F CH 85 B FF 95 F FF 95 X CH 90 2-2 ① P2	X FF 93 0-0 4 G6-4-3 1-2 1B	C FF 90 B SL 81 F SL 79 B SL 82 F SL 80 F SL 80 X SL 80 2-2 HR		4	1	2	1	0	0	1
4 Wilmer Flores, R (1, 5) OBP: 0.325, SLG: 0.484	C SL 85 C SI 94 X FF 95 0-2 ③ F8	F SI 94 F FF 96 C SL 86 0-3 ② K	B SL 87 S SL 88 X SI 94 1-1 ②③ G6-4-3 1-2f	F SL 80 B FF 91 X FF 90 1-1 ① F9		4	0	0	0	0	1	3
21 Lucas Duda, L (1, 3) OBP: 0.343, SLG: 0.539		B CU 77 B FC 87 B FF 94 C FF 93 F FF 95 B FC 88 4-2 18 G5-4-3 54 HBP BB	C FF 94 C CU 78 S CH 86 0-3 ③ K	S CH 84 B CH 84 F FF 94 S CU 79 1-3 ① K		B FF 90 C FF 91 B FF 91 F SL 80 F SL 80 B FF 91 F SL 80 F FF 90 X FF 90 3-2 ② F8		3	0	0	0	1	2	0
54 T.J. Rivera, R (1, 4) OBP: 0.325, SLG: 0.404		C SL 84 B FF 94 F FF 94 H CH 84 2-2 18 G5-4-3 1-2 HBP	C CU 77 B FF 93 B SL 84 S SL 85 S FF 96 2-3 ① K	C SI 94 S SL 86 B CH 85 B CH 87 F SL 87 F SL 86 X FF 96 2-2 ② F9		C FF 90 B SL 81 S SL 80 F FF 91 F SL 82 F SL 81 X SL 81 1-2 ③ G5-3		3	0	0	0	0	1	0
18 Travis d'Arnaud, R (1, 2) OBP: 0.277, SLG: 0.449		F FF 93 F SL 86 X SL 87 0-2 ①② G5-4-3 1-2f 2-3	C SL 85 F SL 85 B SL 84 T FF 95 1-2 ② K	F SI 94 C FF 95 F CH 85 B SL 86 S FF 96 1-3 ③ K						3	0	0	0	0	2	2
7 José Reyes, S (1, 6) OBP: 0.266, SLG: 0.305		C CU 78 X FF 94 0-1 ③ F9	X SI 93 0-0 1B	S FC 87 B SI 93 X CU 79 1-1 HR						3	1	2	1	0	0	1
32 Steven Matz, R (1, 1) OBP: 0.333, SLG: 0.333 51 Paul Sewald, R (8, 1) 3 Curtis Granderson, L (8, PH) OBP: 0.303, SLG: 0.399 59 Fernando Salas, R (9, 1) OBP: 1.000, SLG: 1.000 55 Neil Ramírez, R (9, 1)			C FF 91 B SL 85 S SL 85 X FF 94 1-2 30 G4-6-3 1B	S SL 84 C SL 84 B SL 85 B SL 85 F SL 85 S FF 95 2-3 ③ K				C CH 84 B FF 94 B CU 80 C CU 80 X FF 96 2-2 ① F9		2 0 1 0 0	0 0 0 0 0	1 0 0 0 0	0 0 0 0 0	0 0 0 0 0	1 0 0 0 0	1 0 0 0 0
Inning Stats	R: 0 E: 0 K: 1 S: 10 H: 0 LOB: 1 BB: 0 P: 13	R: 0 E: 0 K: 0 S: 9 H: 0 LOB: 1 BB: 1 P: 15	R: 0 E: 0 K: 0 S: 7 H: 1 LOB: 0 BB: 0 P: 9	R: 0 E: 0 K: 2 S: 11 H: 0 LOB: 0 BB: 0 P: 13	R: 0 E: 0 K: 3 S: 11 H: 1 LOB: 1 BB: 0 P: 16	R: 0 E: 0 K: 0 S: 8 H: 1 LOB: 1 BB: 1 P: 13	R: 0 E: 0 K: 2 S: 12 H: 0 LOB: 0 BB: 0 P: 16	R: 1 E: 0 K: 2 S: 16 H: 1 LOB: 0 BB: 0 P: 23	R: 1 E: 0 K: 0 S: 19 H: 1 LOB: 0 BB: 0 P: 26	1B: 3 2B: 0 3B: 0 HR: 2 SF: 0 SAC: 0 DP: 3 HBP: 2						WP: 0 PB: 0 SB: 0 CS: 0 PA: 33	

	AB	29
	R	2
	H	5
	RBI	2
	BB	2
	SO	10
	LOB	10

PITCHER		IP	WLS	BF	H	R	ER	SO	BB	IBB	HBP	BLK	WP	HR	S	P	ERA	WHIP
31 Max Scherzer, R ERA: 2.26	(1, 1)	8.0	W	29	4	1	1	10	2	0	2	0	0	1	84	118	1.12	0.750
27 Shawn Kelley, R ERA: 7.0	(9, 1)	1.0		4	1	1	1	0	0	0	0	0	0	1	19	26	9.00	1.000

PITCHER	IP	WLS	BF	H	R	ER	SO	BB	IBB	HBP	BLK	WP	HR	S	P	ERA	WHIP

Batter	1	2	3	4	5	6	7	8	9	AB	R	H	RBI	BB	SO	LOB
7 Trea Turner, R (1, 6) OBP: 0.294, SLG: 0.428	B SL 86 X SI 91 1-0 HR	C FF 91 B CH 84 B FC 87 S CH 84 S SI 92 2-3 ③ K		C CH 83 X CH 84 0-1 E5 6 CS 2-H			L CU 76 B CU 78 X CH 83 1-1 ① G6-3		F FF 93 B SL 86 F FF 92 B FF 92 X FF 93 2-2 6 2B 1B	5	2	2	1	0	1	1
6 Anthony Rendon, R (1, 5) OBP: 0.390, SLG: 0.524	B SI 90 C FF 91 X SI 92 1-1 ① G6-3		C FF 90 X SI 91 0-1 20 2B 1B	1 SAFE C SL 85 1 SAFE S FF 90 F FF 92 B FF 91 B SL 85 1 SAFE B CU 78 3-2 ③ CS 1-2	C FF 90 B SI 90 B SI 90 B CU 77 B FF 90 4-1 BB		C FF 93 B FF 92 F SI 93 C CU 79 1-3 ② K		T FF 93 F FF 93 1 SAFE F FF 94 F FF 93 F SL 84 B FF 93 1 SAFE B FF 93 2-2 X FF 92 1-H 2B	4	1	2	1	1	1	0
34 Bryce Harper, L (1, 9) OBP: 0.421, SLG: 0.609	X FF 91 0-0 11 FC6-4 1B		1 SAFE X SI 90 0-0 ① L9		F CH 83 F SI 90 F CU 77 F CU 77 B FF 92 F CH 83 X SL 86 1-2 ① F7		B FF 89 X CU 70 1-0 ③ G5-3		B FF 93 X FF 93 1-0 ② F7	5	0	1	0	0	0	3
20 Daniel Murphy, L (1, 4) OBP: 0.397, SLG: 0.567	B SI 89 F CU 77 T SL 83 X FC 87 1-2 ② P5		B SL 86 X SL 84 1-0 1-H 2B		B SI 90 F CU 76 B FF 90 X CU 77 2-1 ② F8			C CU 70 B CU 71 X CH 82 1-1 26 HR 1B	0-0 IBB	4	1	2	1	1	0	2
11 Ryan Zimmerman, R (1, 3) OBP: 0.397, SLG: 0.681	X FF 91 0-0 ③ FC6-4 1-2f		C CU 76 C CU 77 X SI 92 0-2 ② F7		B FC 87 C FF 89 C CU 77 S FC 88 1-3 ③ K			C FF 90 C FF 90 F FF 90 B FF 89 F SL 81 B FF 91 S FF 92 2-3 ① K	B FF 92 X FF 92 1-0 ③ F7	5	0	0	0	0	2	6
26 Adam Lind, L (1, 7) OBP: 0.413, SLG: 0.622 56 Joe Blanton, R (8, 1) 72 Enny Romero, R (8, 1)		B SI 87 C SI 89 C FF 92 C FF 94 1-3 ① K	X SI 90 0-0 ③ G3			C CU 76 S CU 78 F FF 94 X CU 78 0-2 ① G1		B FF 92 B FF 92 X SL 82 2-0 1-H HR		4 0 0	1 0 0	1 0 0	2 0 0	0 0 0	1 0 0	1 0 0
3 Michael Taylor, R (1, 8) OBP: 0.293, SLG: 0.468		F FF 91 B SI 89 C FF 93 S FC 89 1-3 ② K		C SL 85 F CH 84 B FF 91 F FC 88 B FF 94 X CH 84 2-2 ① L7		X CU 76 0-0 ② G3-1		F FF 90 S SL 84 C FF 91 0-3 ② K		4	0	0	0	0	2	0
59 Jose Lobaton, S (1, 2) OBP: 0.200, SLG: 0.273		X SL 85 0-0 HR		B FF 92 F CU 78 B CU 78 B FF 92 B SI 90 4-1 37 SH1-4 7 E BB		C SI 90 B CU 79 C CH 84 B FF 95 B CU 79 X CU 79 3-2 1B		C FF 92 C FF 92 B FF 92 X FF 92 1-2 ③ P5		3	2	2	1	1	0	0
37 Stephen Strasburg, R (1, 1) OBP: 0.167, SLG: 0.241 45 Blake Treinen, R (6, 1) 33 Matt Grace, L (7, 1) 8 Brian Goodwin, L (8, 7) OBP: 0.315, SLG: 0.567		B FF 90 X SL 84 1-0 1B		C SI 89 L CH 82 X FF 90 0-2 ② SH1-4 1-2		F FF 89 B CU 77 X SI 90 1-1 ③ G6-3			F FF 91 B FF 91 C SL 84 B FF 92 B FF 93 X FF 93 3-2 ① G4-3	2 0 0 1	0 0 0 0	1 0 0 0	0 0 0 0	0 0 0 0	0 0 0 0	1 0 0 0
Inning Stats	R: 1 E: 0 K: 0 S: 8 H: 2 LOB: 1 BB: 0 P: 11	R: 1 E: 0 K: 3 S: 11 H: 2 LOB: 1 BB: 0 P: 16	R: 1 E: 0 K: 0 S: 8 H: 2 LOB: 1 BB: 0 P: 9	R: 1 E: 1 K: 0 S: 13 H: 0 LOB: 0 BB: 1 P: 22	R: 0 E: 0 K: 1 S: 12 H: 0 LOB: 1 BB: 1 P: 20	R: 0 E: 0 K: 0 S: 10 H: 1 LOB: 1 BB: 0 P: 14	R: 0 E: 0 K: 1 S: 6 H: 0 LOB: 0 BB: 0 P: 9	R: 2 E: 0 K: 2 S: 14 H: 2 LOB: 0 BB: 0 P: 20	R: 1 E: 0 K: 0 S: 14 H: 2 LOB: 2 BB: 1 P: 23	1B: 6 2B: 2 3B: 0 HR: 3	SF: 0 SAC: 1 DP: 0 HBP: 0					

PITCHER		IP	WLS	BF	H	R	ER	SO	BB	IBB	HBP	BLK	WP	HR	S	P	ERA	WHIP
67 Seth Lugo, R ERA: 2.63	(1, 1)	6.2	L	29	7	4	3	5	2	0	0	0	0	2	67	99	4.05	1.350
39 Jerry Blevins, L ERA: 2.25	(7, 1)	0.1		2	1	1	1	0	0	0	0	0	0	0	3	5	27.00	3.000
51 Paul Sewald, R ERA: 4.39	(8, 1)	1.0		4	1	1	1	2	0	0	0	0	0	1	12	17	9.00	1.000
43 Addison Reed, R ERA: 2.8	(9, 1)	1.0		6	2	1	1	0	0	1	0	0	0	0	14	23	9.00	2.000

PITCHER	IP	WLS	BF	H	R	ER	SO	BB	IBB	HBP	BLK	WP	HR	S	P	ERA	WHIP

TOP

Washington Nationals @ New York Mets

Citi Field, Flushing, NY

Sat Jun 17 2017, 4:11 PM - 7:43 PM EDT

Att. 38,059 - Cloudy - 71 F

livebaseballscorecards.com

AB	37
R	7
H	11
RBI	6
BB	3
SO	7
LOB	14

BOTTOM

Washington Nationals @ New York Mets

Citi Field, Flushing, NY

Sat Jun 17 2017, 4:11 PM - 7:43 PM EDT

Att. 38,059 - Cloudy - 71 F

livebaseballscorecards.com

Batter	1	2	3	4	5	6	7	8	9	AB	R	H	RBI	BB	SO	LOB
30 Michael Conforto, L (1, 8) OBP: 0.402, SLG: 0.567	B SI 95 F SI 96 X CU 82 1-1 ① G3-1		C CU 82 B SL 90 B SI 97 C CU 83 B SI 97 S CU 84 3-3 ③ K		B SI 95 B SI 95 F SI 96 C CU 81 F SI 96 B CH 90 S CU 84 3-3 ③ K		B SI 90 C SI 90 F SI 91 X SI 90 1-2 ③ L5		C FF 96 S B SL 87 X SL 86 1-2 52 G5-4-3 1B	5	0	1	0	0	2	2
52 Yoenis Cespedes, R (1, 7) OBP: 0.400, SLG: 0.667	C FF 97 X SI 97 0-1 19 1B 1B			C FF 95 X CU 81 0-1 19 1B 4 G6-3 1B		C CU 82 S CU 84 B FF 97 B CU 82 F CH 90 B FF 98 F SI 97 X SI 97 3-2 19 1B 4 SF9 1B		C CU 80 S SI 92 B SL 87 F SL 86 B CH 87 F SL 86 B SI 92 X SL 86 3-2 HR	D FF 98 B FF 98 X FF 98 2-0 ②③ G5-4-3 1-2f	5	3	4	1	0	0	1
19 Jay Bruce, L (1, 9) OBP: 0.341, SLG: 0.556	C FF 94 X FF 91 0-1 4 G4-6-3 1-2 1B			B FF 94 B FF 94 C SI 95 D CU 82 F FF 95 F SI 95 F SI 96 X SI 96 3-2 4 G6-3 1-3 1B		C SI 95 B CH 87 F SI 95 F SI 95 D CU 83 F SI 96 X SL 91 2-2 54 G5-3 21 BB 1-3 1B		B CU 82 S CH 86 X SI 92 1-1 ① G4-3		4	0	3	0	0	0	0
4 Wilmer Flores, R (1, 5) (7, 4) OBP: 0.323, SLG: 0.481	B CU 82 B FF 96 F SI 95 F CU 81 X FF 97 2-2 ②③ G4-6-3 1-2f			F FF 95 C FF 91 F SI 95 F FF 94 1 SAFE B CH 87 B FF 96 D CU 82 X FF 97 3-2 ① G6-3 1-2f 3-H		B CU 81 F SI 96 X FF 96 1-1 ① SF9 3-H		F SI 91 B SL 87 X SL 87 1-1 18 1B 7 1B 1B		3	1	1	1	0	0	3
21 Lucas Duda, L (1, 3) OBP: 0.346, SLG: 0.532		F SI 96 C CU 82 S CH 90 0-3 ① K		H CU 84 1-0 HBP		S CH 86 B SI 95 B CU 82 S CH 88 F CH 88 F FF 97 D CU 83 B CH 88 4-2 1-2 BB		C FF 96 B FF 98 B FF 97 F FF 98 B FF 99 X FF 99 3-2 ② F8		2	0	0	0	1	1	1
54 T.J. Rivera, R (1, 4) OBP: 0.318, SLG: 0.393 39 Jerry Blevins, L (7, 1) 51 Paul Sewald, R (8, 1) 18 Travis d'Arnaud, R (8, PH) OBP: 0.282, SLG: 0.454 (9, 2)		S FF 96 B FF 96 S CH 89 X CH 90 1-2 ② F8		F SI 94 D CU 83 C CU 80 F FF 95 X SI 96 1-2 ③ L8		F SI 97 B SI 98 B SL 89 X SI 97 2-1 ②③ G5-3 2-3f		B FF 98 F FF 98 S FF 98 F FF 97 B FF 99 F FF 99 F FF 99 B FF 99 X FF 98 3-2 7 1B 1-3 1B		3	0	0	0	0	0	3
7 José Reyes, S (1, 6) OBP: 0.274, SLG: 0.309		C SI 96 F FF 91 B CH 89 B CH 88 F SI 96 X CU 83 2-2 ③ G6-3			B SI 94 S CH 88 B FF 96 B SI 96 B SI 96 4-1 67 SH3-4 BB		C SI 97 F SL 89 B SI 98 F SL 88 X SI 98 1-2 E1 15 G4-3 1B	X FF 97 0-0 1-2 3-H 1B		3	0	2	1	1	0	0
44 René Rivera, R (1, 2) OBP: 0.295, SLG: 0.374 43 Addison Reed, L (9, 1)			B SI 95 C CU 82 S CU 82 C FF 97 1-3 ① K		B CU 82 1 SAFE S FF 93 S SI 94 S FF 95 1-3 ① K		C SI 96 D SL 90 F SI 97 S SI 97 1-3 ① K	B FF 96 F FF 98 T FF 99 B FF 98 F FF 98 S FF 99 2-3 ③ K		4	0	0	0	0	4	4
67 Seth Lugo, R (1, 1) OBP: 0.250, SLG: 0.500 15 Matt Reynolds, R (7, 5) OBP: 0.250, SLG: 0.280			B FF 96 B FF 92 X SI 96 2-0 ② F9		L SI 94 X FF 92 0-1 ② SH3-4 1-2		B SI 97 B SI 98 B SI 98 C SI 98 C SI 96 X SI 97 3-2 ② G4-3 2-3		B FF 93 B FF 95 C FF 96 X FF 94 2-1 ① F8	1	0	0	0	0	0	0
										2	0	0	0	0	0	1
Inning Stats	R: 0 E: 0 K: 0 S: 9 H: 2 LOB: 1 BB: 0 P: 12	R: 0 E: 0 K: 1 S: 10 H: 0 LOB: 0 BB: 0 P: 13	R: 0 E: 0 K: 2 S: 7 H: 0 LOB: 0 BB: 0 P: 13	R: 1 E: 0 K: 0 S: 16 H: 2 LOB: 1 BB: 0 P: 24	R: 0 E: 0 K: 2 S: 10 H: 0 LOB: 1 BB: 1 P: 18	R: 1 E: 0 K: 0 S: 18 H: 2 LOB: 1 BB: 1 P: 30	R: 0 E: 1 K: 1 S: 13 H: 1 LOB: 1 BB: 0 P: 19	R: 2 E: 0 K: 1 S: 23 H: 4 LOB: 2 BB: 0 P: 36	R: 0 E: 0 K: 0 S: 6 H: 1 LOB: 0 BB: 0 P: 11	1B: 11 2B: 0 3B: 0 HR: 1 SF: 1 SAC: 1 DP: 4 HBP: 1						

	AB	33
	R	4
	H	12
	RBI	3
	BB	2
	SO	7
	LOB	15

PITCHER		IP	WLS	BF	H	R	ER	SO	BB	IBB	HBP	BLK	WP	HR	S	P	ERA	WHIP
37 Stephen Strasburg, R ERA: 3.28	(1, 1)	5.1	W	23	6	2	2	5	2	0	1	0	0	0	68	106	3.38	1.500
45 Blake Treinen, R ERA: 6.21	(6, 1)	1.1	H	4	1	0	0	1	0	0	0	0	0	0	12	19	0.00	0.750
33 Matt Grace, L ERA: 3.86	(7, 1)	0.1	H	1	0	0	0	0	0	0	0	0	0	0	3	4	0.00	0.000
56 Joe Blanton, R ERA: 9.19	(8, 1)	0.1		3	2	2	2	0	0	0	0	0	0	1	9	14	54.00	6.000
72 Enny Romero, L ERA: 3.62	(8, 1)	1.2	S	7	3	0	0	1	0	0	0	0	0	0	20	33	0.00	1.800

PITCHER	IP	WLS	BF	H	R	ER	SO	BB	IBB	HBP	BLK	WP	HR	S	P	ERA	WHIP

Batter	1	2	3	4	5	6	7	8	9	AB	R	H	RBI	BB	SO	LOB
7 Trea Turner, R (1, 6) OBP: 0.297, SLG: 0.427	X FF 94 0-0 ① P6		B SL 88 X CU 80 1-0 34 S 1B		B CH 88 B CH 88 F FF 94 B CH 87 B FF 95 4-1 8 S BB			C CU 79 B SI 94 X CH 88 1-1 ① FC6-4 34 S 1-2f		3	0	1	0	1	0	1
8 Brian Goodwin, L (1, 7) OBP: 0.299, SLG: 0.535	B FF 95 B FF 94 X SI 95 2-0 E4 11 PB 34 1B 11 SF9		1 SAFE C SI 94 F CH 86 B SI 94 T SI 94 1-2 ② K		C SI 94 B SI 94 B CH 89 S FF 96 X SI 96 2-2 ③ P4 1-2			X SI 96 0-0 ② F8		4	1	0	0	0	1	3
34 Bryce Harper, L (1, 9) OBP: 0.422, SLG: 0.605	F FF 95 X SI 95 0-1 ① 11 SF9 11 PB 1-2 1B		B CH 87 C SI 93 B FF 94 S SL 89 B SL 90 F FF 95 B SI 95 4-2 ② 1-3 BB			F CU 78 S SL 89 X FF 97 0-2 ① G6-3		B SL 90 C FF 96 T SL 90 S FF 97 1-3 ③ K 1-2		3	0	1	0	1	1	1
11 Ryan Zimmerman, R (1, 3) OBP: 0.391, SLG: 0.672	B SL 90 B CU 79 X FF 96 2-0 ② SF9 1-3 2-H		B FF 95 B FF 95 C SL 90 X CH 88 2-1 ③ G6-3			B FF 95 X CH 87 1-0 ② G6-3			F SL 81 B FF 90 S SL 84 B FF 90 F FF 92 X SL 84 2-2 ① F7	3	0	0	1	0	0	2
20 Daniel Murphy, L (1, 4) OBP: 0.395, SLG: 0.566	B CU 81 X SI 95 1-0 ③ P3			C CU 79 F SL 88 B SL 87 B FF 95 X FF 96 2-2 ① G1-3		X FF 95 0-0 ③ P5			B FF 92 C SL 85 B FF 91 X FF 92 2-1 2B	4	0	1	0	0	0	1
6 Anthony Rendon, R (1, 5) OBP: 0.384, SLG: 0.515		B SL 88 F FF 94 B FF 95 B SL 88 F SI 93 X SI 96 3-2 ① L4		C SI 94 B CH 89 S CH 88 B FF 94 X SL 88 2-2 ② F9			C SI 94 X CH 88 0-1 ① F8		F FF 92 D SL 86 S SL 84 B SL 84 X SL 82 2-2 ② L9	4	0	0	0	0	0	1
32 Matt Wieters, S (1, 2) OBP: 0.315, SLG: 0.405		B CU 81 F CH 88 B CU 80 C FF 94 X CH 88 2-2 ② G1-3		F CU 80 S FF 95 F CH 89 B FF 95 X SL 89 1-2 ③ P3			S SL 90 X CH 87 0-1 ② G6-3		C SL 85 C FF 92 S FF 92 0-3 ③ K	4	0	0	0	0	1	1
3 Michael Taylor, R (1, 8) OBP: 0.289, SLG: 0.461		B FF 94 X CH 89 1-0 ③ G1-3			B SL 87 B CH 86 S FF 93 T CH 88 S FF 95 2-3 ① K		C CH 86 B SL 90 B FF 94 B CH 86 F FF 95 S FF 95 3-3 ③ K			3	0	0	0	0	2	0
41 Joe Ross, R (1, 1) 33 Matt Grace, L (7, 1) 10 Stephen Drew, L (8, PH) OBP: 0.326, SLG: 0.421 38 Jacob Turner, R (8, 1)			F FF 92 C FF 94 S FF 96 0-3 ① K		B SL 88 S FF 95 C FF 95 S FF 96 1-3 ② K			C CU 78 B FF 95 X CH 87 1-1 7 FC6-4 1B		2 0 1 0	0 0 0 0	0 0 1 0	0 0 0 0	2 0 0 0	2 0 0 0	0 0 0 0
Inning Stats	R: 1 E: 1 K: 0 S: 6 H: 1 LOB: 1 BB: 0 P: 11	R: 0 E: 0 K: 0 S: 7 H: 0 LOB: 0 BB: 0 P: 13	R: 0 E: 0 K: 2 S: 12 H: 1 LOB: 2 BB: 1 P: 20	R: 0 E: 0 K: 0 S: 10 H: 0 LOB: 0 BB: 0 P: 15	R: 0 E: 0 K: 2 S: 10 H: 0 LOB: 1 BB: 1 P: 19	R: 0 E: 0 K: 0 S: 5 H: 0 LOB: 0 BB: 0 P: 6	R: 0 E: 0 K: 1 S: 7 H: 0 LOB: 0 BB: 0 P: 10	R: 0 E: 0 K: 1 S: 8 H: 1 LOB: 1 BB: 0 P: 11	R: 0 E: 0 K: 1 S: 12 H: 1 LOB: 1 BB: 0 P: 18	1B: 3 2B: 1 3B: 0 HR: 0 SF: 1 SAC: 0 DP: 0 HBP: 0						

Washington Nationals @ New York Mets

Citi Field, Flushing, NY

Sun Jun 18 2017, 1:10 PM - 4:00 PM EDT

Att. 40,459 - Partly Cloudy - 82 F

TOP

livebaseballscorecards.com

AB	31
R	1
H	4
RBI	1
BB	2
SO	7
LOB	10

PITCHER		IP	WLS	BF	H	R	ER	SO	BB	IBB	HBP	BLK	WP	HR	S	P	ERA	WHIP
48 Jacob deGrom, R ERA: 3.94	(1, 1)	8.0	W	30	3	1	0	6	2	0	0	0	0	0	65	105	0.00	0.625
43 Addison Reed, R ERA: 2.72	(9, 1)	1.0		4	1	0	0	1	0	0	0	0	0	0	12	18	0.00	1.000

PITCHER	IP	WLS	BF	H	R	ER	SO	BB	IBB	HBP	BLK	WP	HR	S	P	ERA	WHIP

BOTTOM

Washington Nationals @ New York Mets

Citi Field, Flushing, NY

Sun Jun 18 2017, 1:10 PM - 4:00 PM EDT

Att. 40,459 - Partly Cloudy - 82 F

livebaseballscorecards.com

Batter	1	2	3	4	5	6	7	8	9	AB	R	H	RBI	BB	SO	LOB
30 Michael Conforto, L (1, 8) OBP: 0.410, SLG: 0.569	B SI 92 S CH 83 B SI 92 X SI 93 2-1 ① G4-3		H SL 86 1-0 19 S HBP	B SL 85 F CH 85 X CH 84 1-1 1-2 3-H 1B		X SI 91 0-0 2-H 1B		C SI 94 C CU 81 B CH 91 B SI 96 B CU 82 B SI 98 4-2 BB		3	0	2	2	1	0	0
7 José Reyes, S (1, 6) OBP: 0.269, SLG: 0.303	C SI 93 C SI 92 F SL 86 S CH 84 0-3 ② K		B SI 91 X SI 90 1-0 ① P5	C SI 90 X SI 90 0-1 ③ G6-3		B SI 89 X SI 90 1-0 ③ G1-3		C CU 79 F SI 96 B SI 96 B CU 82 F SI 96 X CU 81 2-2 ② L7		5	0	0	0	0	1	5
19 Jay Bruce, L (1, 9) OBP: 0.338, SLG: 0.547	B SI 92 C SI 93 B SL 85 B SI 93 S SI 93 X SI 93 3-2 ③ G5-3		B SI 91 F SI 90 F SI 92 B SI 91 D SL 85 F SL 84 S SL 84 3-3 ② K 1-2		B CH 83 F SL 84 S CH 84 F SI 90 B SI 91 X SI 90 2-2 ① F8		C SL 81 S SL 81 B SI 90 F SL 82 B SL 82 B SI 91 B SL 81 4-2 4 G4-3 3 1B BB	B CH 89 S CH 90 F SI 96 D CU 82 X CH 90 2-2 ③ G1-3		4	1	0	0	1	1	2
4 Wilmer Flores, R (1, 4) OBP: 0.316, SLG: 0.469		C CH 86 B SI 92 B SI 92 X SI 93 2-1 ① F9	B SL 85 S SL 84 B SL 84 X SL 84 2-1 ③ F9		S SL 86 B SI 91 B SI 91 F SI 91 F SL 86 X CH 85 2-2 ② F7		F SI 91 X SI 90 0-1 ① G4-3 1-2			4	0	0	0	0	0	2
21 Lucas Duda, L (1, 3) OBP: 0.355, SLG: 0.541		B SI 92 B SL 81 C SI 93 B CH 86 B SI 93 4-1 54 2B BB		B CH 84 X CH 84 1-0 18 1B 54 1B 18 E 1B	B SI 92 C SL 86 X SI 91 1-1 2B		C SI 90 C SI 90 S SL 82 0-3 ② K			3	1	2	0	1	1	1
3 Curtis Granderson, L (1, 7) OBP: 0.302, SLG: 0.396		C SI 92 B SI 93 C SL 82 S SL 85 1-3 ② K		B SL 79 B SI 90 C SL 80 S CH 84 B SI 90 X SL 84 3-2 ① P5	C SI 89 C CH 84 B SL 84 X SL 84 1-2 ③ P3		B SL 81 C SL 81 X SL 82 1-1 54 1B 2-H 1B			4	0	1	1	0	1	3
54 T.J. Rivera, R (1, 5) OBP: 0.338, SLG: 0.421		B SI 93 B SI 92 B SI 93 C SI 92 S SL 86 F SI 92 F SI 93 X SL 86 3-2 1-3 2B		S SL 83 B SI 91 X SI 91 1-1 18 E 30 1B 1-2 1B		C SI 91 B SI 91 X SL 84 1-1 18 FC6-4 1B	1 SAFE X SI 90 0-0 1-2 1B			4	1	4	0	0	0	0
18 Travis d'Arnaud, R (1, 2) OBP: 0.281, SLG: 0.447		C SI 93 S SL 86 F SI 93 X SI 92 0-2 ③ G3		X SL 84 0-0 E2 30 1B 1-3 1B 2-H		X SL 84 0-0 ① FC6-4 48 SH2-4 1-2f 30 1B	F SI 90 F SI 89 F SI 90 B SL 82 C SI 91 1-3 ③ K			4	1	1	0	0	1	5
48 Jacob deGrom, L (1, 1) OBP: 0.290, SLG: 0.419 9 Brandon Nimmo, L (8, PH) 43 Addison Reed, L (9, 1)			X SI 91 0-0 HR	L SI 90 1 SAFE C SI 90 T SL 83 0-2 ② K		B SI 88 M SL 83 X SI 90 1-1 ② SH2-4 1-2		X SI 96 0-0 ① L7		2 1 0	1 0 0	1 0 0	1 0 0	0 0 0	1 0 0	2 0 0
Inning Stats	R: 0 E: 0 K: 1 S: 9 H: 0 LOB: 0 BB: 0 P: 14	R: 0 E: 0 K: 1 S: 15 H: 1 LOB: 2 BB: 1 P: 25	R: 1 E: 0 K: 1 S: 8 H: 1 LOB: 1 BB: 0 P: 15	R: 2 E: 1 K: 1 S: 14 H: 4 LOB: 2 BB: 0 P: 20	R: 0 E: 0 K: 0 S: 13 H: 1 LOB: 1 BB: 0 P: 19	R: 1 E: 0 K: 0 S: 7 H: 2 LOB: 1 BB: 0 P: 10	R: 1 E: 0 K: 2 S: 15 H: 2 LOB: 2 BB: 1 P: 21	R: 0 E: 0 K: 0 S: 10 H: 0 LOB: 1 BB: 1 P: 18		1B: 8 2B: 2 3B: 0 HR: 1 SF: 0 SAC: 1 DP: 0 HBP: 1						

AB	34
R	5
H	11
RBI	4
BB	3
SO	6
LOB	20

WP: 0 PB: 0 SB: 1 CS: 0 PA: 39

PITCHER		IP	WLS	BF	H	R	ER	SO	BB	IBB	HBP	BLK	WP	HR	S	P	ERA	WHIP
41 Joe Ross, R ERA: 5.98	(1, 1)	6.0	L	29	9	4	2	4	1	0	1	0	0	1	66	103	3.00	1.667
33 Matt Grace, L ERA: 4.5	(7, 1)	1.0		6	2	1	1	2	1	0	0	0	0	0	15	21	9.00	3.000
38 Jacob Turner, R ERA: 4.28	(8, 1)	1.0		4	0	0	0	0	1	0	0	0	0	0	10	18	0.00	1.000

PITCHER	IP	WLS	BF	H	R	ER	SO	BB	IBB	HBP	BLK	WP	HR	S	P	ERA	WHIP

Batter	1	2	3	4	5	6	7	8	9	AB	R	H	RBI	BB	SO	LOB
30 Michael Conforto, L (1, 8) OBP: 0.402, SLG: 0.555	B FF 93 B FF 94 B FF 94 C FF 93 X FF 94 3-1 F7		S FF 94 B SI 96 C CU 74 1 SAFE F SL 88 B CU 74 X FF 94 2-2 G5-6-3 1-2f		B SL 89 C SL 87 C SL 87 F CU 73 B FF 93 F SL 87 F FF 94 B FF 93 S SL 90 3-3 K		1 SAFE X SI 91 0-0 F7		C FF 94 C FS 87 B FS 87 B FF 95 F FS 86 B FS 85 C FF 96 3-3 K	5	0	0	0	0	2	3
54 T.J. Rivera, R (1, 5) OBP: 0.326, SLG: 0.405	F FF 95 S CU 74 B SI 96 B SL 90 F SL 89 T CU 74 2-2 K			C SL 88 C FF 94 B FF 94 B CU 74 S SL 89 2-3 K		F FF 92 F SL 87 S SL 88 0-3 K		B FF 95 F FF 95 B SL 89 S SL 89 T SL 90 2-2 K	X SL 88 0-0 L7	5	0	0	0	0	4	1
52 Yoenis Cespedes, R (1, 7) OBP: 0.394, SLG: 0.648	B FF 94 B SL 89 F SL 89 B FF 94 X SL 89 3-1 G5-3			X CU 73 0-0 G6-3		C SL 87 F SL 88 C FF 93 0-3 K		B FF 96 F FS 89 S FF 95 X SL 90 1-2 18 BB 19 WP 1B		4	0	1	0	0	1	0
19 Jay Bruce, L (1, 9) OBP: 0.340, SLG: 0.556		C FF 93 B CU 72 F SI 94 C CU 76 1-3 K		S SL 86 F CU 73 X SI 95 0-2 HR		B CU 72 S SL 87 S CU 72 B FF 93 B SL 88 F SL 84 C SL 82 3-3 K		B FF 96 C FF 95 1 SAFE B SL 89 B FS 90 B FF 96 1-2 4-1 18 BB BB		3	1	1	1	1	2	0
4 Wilmer Flores, R (1, 3) OBP: 0.309, SLG: 0.458		C FF 94 B SL 89 X FF 94 1-1 G6-3		B FF 93 S SL 87 F SL 86 F FF 94 F CU 72 B SL 87 X FF 92 2-2 P6			B SL 84 C FF 92 F CU 72 B SL 83 B FF 92 X FF 93 3-2 G6-3	B SL 89 S SL 88 X FF 95 1-1 L7		4	0	0	0	0	0	2
18 Travis d'Arnaud, R (1, 2) OBP: 0.295, SLG: 0.448		B FF 93 C SL 90 B CU 73 B FF 94 C FF 94 S SL 90 3-3 K			F SL 87 S CU 73 B SL 87 B FF 93 B CU 72 F SL 86 F FF 94 B SL 88 4-2 2 HR BB		C FF 92 C CU 73 B CU 74 X FF 93 1-2 7 HR 1B	B FF 95 B SL 88 B FF 95 C FF 95 B SL 89 1-2 2-3 4-1 BB		2	2	1	0	2	1	0
7 José Reyes, S (1, 6) OBP: 0.272, SLG: 0.332			X FF 93 0-0 HR		C FF 93 C CU 73 F CU 74 S SL 89 0-3 K		F SL 88 X CU 72 0-1 1-H HR	F FF 96 S FF 96 F FF 96 S FF 96 0-3 K		4	2	2	3	0	2	4
2 Gavin Cecchini, R (1, 4) OBP: 0.250, SLG: 1.000 9 Brandon Nimmo, L (9, PH) OBP: 0.500, SLG: 0.500			F FF 93 C FF 93 C FF 93 0-3 K		F SL 88 B SL 88 F FF 94 F CU 73 X CU 74 1-2 1-H HR		B CU 76 F FF 92 F FF 92 B FF 92 X CU 79 2-2 G5-3		S SL 88 F FC 92 B FF 94 X FS 89 1-2 1B	3 1	1 0	1 1	2 0	0 0	1 0	0 0
45 Zack Wheeler, L (1, 1) OBP: 0.136, SLG: 0.143 15 Matt Reynolds, R (3, PH) OBP: 0.276, SLG: 0.308 50 Rafael Montero, R (3, 1) 66 Josh Edgin, R (6, 1) 3 Curtis Granderson, L (7, PH) OBP: 0.305, SLG: 0.396 59 Fernando Salas, R (7, 1) OBP: 1.000, SLG: 1.000 55 Neil Ramirez, R (8, 1) 21 Lucas Duda, L (9, PH) OBP: 0.353, SLG: 0.538			C FF 94 B CU 73 X SL 90 1-1 30 G5-6-3 1B		B FF 92 C FF 92 X FF 92 1-1 P3		B CU 75 C FF 91 B FF 92 B FF 91 F FF 92 B FF 92 4-2 BB		B FC 92 X FS 87 1-0 F7	0 1 1 0 0 0 0 1	0 0 0 0 0 0 0 0	0 1 0 0 0 0 0 0	0 0 0 0 1 0 0 0	0 0 0 0 0 0 0 0	0 0 0 0 0 0 0 0	0 0 0 0 0 0 0 1
Inning Stats	R: 0 E: 0 K: 1 S: 8 H: 0 LOB: 0 BB: 0 P: 16	R: 0 E: 0 K: 2 S: 8 H: 0 LOB: 0 BB: 0 P: 13	R: 1 E: 0 K: 1 S: 10 H: 2 LOB: 0 BB: 0 P: 13	R: 1 E: 0 K: 1 S: 12 H: 1 LOB: 0 BB: 0 P: 16	R: 2 E: 0 K: 2 S: 20 H: 1 LOB: 0 BB: 1 P: 29	R: 0 E: 0 K: 3 S: 10 H: 0 LOB: 0 BB: 0 P: 13	R: 2 E: 0 K: 0 S: 14 H: 2 LOB: 1 BB: 1 P: 24	R: 0 E: 0 K: 2 S: 14 H: 1 LOB: 3 BB: 2 P: 26	R: 0 E: 0 K: 1 S: 9 H: 1 LOB: 1 BB: 0 P: 14	1B: 4 2B: 0 3B: 0 HR: 4	SF: 0 SAC: 0 DP: 1 HBP: 0	WP: 1 PB: 0 SB: 0 CS: 0	PA: 38			

PITCHER		IP	WLS	BF	H	R	ER	SO	BB	IBB	HBP	BLK	WP	HR	S	P	ERA	WHIP
22 Clayton Kershaw, L ERA: 2.61	(1, 1)	6.1	W	25	6	6	6	10	1	0	0	0	0	4	76	112	8.53	1.105
75 Grant Dayton, L ERA: 3.86	(7, 1)	0.2	H	3	0	0	0	0	1	0	0	0	0	0	6	12	0.00	1.500
41 Chris Hatcher, R ERA: 4.58	(8, 1)	2.0		10	2	0	0	3	2	0	0	0	1	0	23	40	0.00	2.000

PITCHER	IP	WLS	BF	H	R	ER	SO	BB	IBB	HBP	BLK	WP	HR	S	P	ERA	WHIP

TOP

New York Mets @ Los Angeles Dodgers

Dodger Stadium, Los Angeles, CA

Mon Jun 19 2017, 7:11 PM - 10:37 PM PDT

Att. 43,266 - Clear - 75 F

livebaseballscorecards.com

AB	34
R	6
H	8
RBI	6
BB	4
SO	13
LOB	11

BOTTOM

New York Mets @ Los Angeles Dodgers

Dodger Stadium, Los Angeles, CA

Mon Jun 19 2017, 7:11 PM - 10:37 PM PDT

Att. 43,266 - Clear - 75 F

livebaseballscorecards.com

Batter	1	2	3	4	5	6	7	8	9	AB	R	H	RBI	BB	SO	LOB
26 Chase Utley, L (1, 4) OBP: 0.343, SLG: 0.400	C FF 95 C FF 95 B FF 95 F FC 91 B FF 97 X FF 96 2-2 5 1B 10 1B 2B	B FC 86 B FC 89 B FF 95 C FF 94 X FF 95 3-1 ① F7		C FF 96 C SL 83 X FF 94 0-2 ② G1-3		B SL 83 C CH 88 B SL 81 C CH 88 B SL 83 B CH 89 4-2 10 1B 10 1B BB	C FF 90 F KC 82 X FF 92 0-2 1-2 3-H 1B			4	2	2	1	1	0	1
5 Corey Seager, L (1, 6)	X CU 80 0-0 10 1B 35 HR 2-3 1B	B FF 95 X FF 93 1-0 ② F7		X FF 94 0-0 10 BB 1B		C FF 95 C FF 94 F FF 94 1 SAFE C FF 92 0-3 ② K	F FF 92 F FF 91 F FF 88 B CH 87 B FF 91 D FF 88 S CH 88 3-3 ③ K			5	1	2	0	0	2	4
10 Justin Turner, R (1, 5) OBP: 0.478, SLG: 0.549	D FC 88 C FF 96 S FF 97 X FF 96 1-2 35 HR 1-2 3-H 1B	B FF 94 B FF 94 D FC 88 X FF 94 3-0 1-H HR		B SL 82 F SL 83 F FF 95 F CH 87 B FF 94 F SL 82 B CH 88 B CH 89 4-2 1-2 BB		X FF 94 0-0 1-H 1B		S SL 84 B CU 80 B SL 85 X SL 87 2-1 31 BB 35 1B 1B		4	2	4	4	1	0	0
35 Cody Bellinger, L (1, 3) OBP: 0.340, SLG: 0.658	B FF 96 X CH 89 1-0 1-H 2-H HR	B FF 96 B FF 96 C FC 87 B CU 81 F FF 95 X FC 89 3-2 HR		B FF 95 S CH 89 C FF 96 F CH 87 B CH 89 S SL 83 2-3 ③ K		X CU 78 0-0 ③ L4		B FF 94 S CU 80 1 SAFE X CU 80 1-1 31 BB 1-2 1B		5	2	3	4	0	1	3
3 Chris Taylor, R (1, 7) OBP: 0.384, SLG: 0.525	F FF 97 X FF 96 0-1 9 S 1B	C CU 80 B FC 88 F FF 95 S FF 94 1-3 ③ K			B SL 83 B SL 82 S FF 94 S FF 96 S FF 95 2-3 ① K		B FF 90 F FF 91 X FF 91 1-1 HR	B FF 94 S SL 86 B CU 80 F SL 86 B SI 93 S SL 86 3-3 ① K		5	1	2	1	0	3	2
31 Joc Pederson, L (1, 8) OBP: 0.323, SLG: 0.364	1 SAFE C FC 89 C FF 95 F FF 95 D CU 80 S CU 79 1-3 ① K		X FF 95 0-0 ① G3		B CH 88 S FF 93 S SI 90 B FF 94 B SL 83 X CH 86 3-2 9 G1-3 1B		B FF 93 F CH 86 F FF 90 B FF 92 F KC 84 F CH 86 S FF 91 2-3 ① K	B CU 80 C FF 94 S FF 94 D CU 80 B FF 94 B CU 80 4-2 1-2 2-3 BB		4	0	1	0	1	2	1
9 Yasmani Grandal, S (1, 2) OBP: 0.310, SLG: 0.412	B FF 95 X FC 89 1-0 ② L7 1-2		B FF 95 S SI 90 S FF 95 S CH 89 1-3 ② K		B FF 95 B FF 96 S SI 90 F FF 96 X SI 89 3-1 ② G1-3 1-2		F KC 84 S FF 92 B FF 93 B CH 87 X FF 92 2-2 28 1B 26 1B 1B	C FF 94 B SI 95 C SL 87 S FF 96 1-3 ② K		5	1	1	0	0	2	5
14 Enrique Hernández, R (1, 9) OBP: 0.302, SLG: 0.486	F FC 89 D FC 89 C FF 95 X FC 87 1-2 ③ G6-3		B SL 84 B SL 83 C SL 83 B CH 90 X SL 83 3-1 ③ G4-3		X SL 83 0-0 ③ F7		D KC 83 F FF 88 S FF 90 S KC 83 1-3 ② K	B SL 86 S SL 87 X SL 87 1-1 ③ F9		5	0	0	0	0	1	6
22 Clayton Kershaw, L (1, 1) OBP: 0.229, SLG: 0.182 75 Grant Dayton, L (7, 1) 28 Franklin Gutierrez, R (7, PH) OBP: 0.327, SLG: 0.367 41 Chris Hatcher, R (8, 1)		C FF 95 B CU 79 F FF 95 F FF 96 X CU 80 1-2 10 HR 1B		C FF 95 B CH 87 S CH 88 S SL 84 1-3 ① K2-3		B CH 88 B FF 95 C CH 89 X FF 95 2-1 ① B1-3	C KC 83 S FF 90 D KC 84 B FF 92 X FF 89 2-2 26 1B 1-3 1B			3 0 1 0	1 0 0 0	1 0 1 0	0 0 0 0	0 0 0 0	1 0 0 0	0 0 0 0
Inning Stats	R: 4 E: 0 K: 1 S: 19 H: 5 LOB: 1 BB: 0 P: 26	R: 3 E: 0 K: 1 S: 14 H: 3 LOB: 0 BB: 0 P: 26	R: 0 E: 0 K: 1 S: 6 H: 0 LOB: 0 BB: 0 P: 10	R: 0 E: 0 K: 2 S: 15 H: 1 LOB: 2 BB: 1 P: 22	R: 0 E: 0 K: 1 S: 9 H: 1 LOB: 1 BB: 0 P: 17	R: 1 E: 0 K: 1 S: 10 H: 1 LOB: 1 BB: 1 P: 16	R: 2 E: 0 K: 3 S: 23 H: 4 LOB: 2 BB: 0 P: 34	R: 0 E: 0 K: 2 S: 14 H: 2 LOB: 3 BB: 1 P: 26		1B: 12 2B: 1 3B: 0 HR: 4 SF: 0 SAC: 0 DP: 0 HBP: 0				WP: 0 PB: 0 SB: 1 CS: 0 PA: 44		

	AB	41
	R	10
	H	17
	RBI	10
	BB	3
	SO	12
	LOB	22

PITCHER		IP	WLS	BF	H	R	ER	SO	BB	IBB	HBP	BLK	WP	HR	S	P	ERA	WHIP
45 Zack Wheeler, R ERA: 5.29	(1, 1)	2.0	L	14	8	7	7	2	0	0	0	0	0	3	33	52	31.50	4.000
50 Rafael Montero, R ERA: 6.49	(3, 1)	3.2		16	3	1	1	5	2	0	0	0	0	0	39	64	2.46	1.364
66 Josh Edgin, L ERA: 2.93	(6, 1)	0.1		1	0	0	0	0	0	0	0	0	0	0	1	1	0.00	0.000
59 Fernando Salas, R ERA: 6.53	(7, 1)	1.0		7	4	2	2	3	0	0	0	0	0	1	23	34	18.00	4.000
55 Neil Ramírez, R ERA: 6.38	(8, 1)	1.0		6	2	0	0	2	1	0	0	0	0	0	14	26	0.00	3.000

PITCHER		IP	WLS	BF	H	R	ER	SO	BB	IBB	HBP	BLK	WP	HR	S	P	ERA	WHIP

Batter	1	2	3	4	5	6	7	8	9	AB	R	H	RBI	BB	SO	LOB
30 Michael Conforto, L (1, 8) (6, 7) OBP: 0.403, SLG: 0.550	S FF 94 B CU 80 B FC 90 C CU 82 F FF 93 S CU 82 2-3 K		C CU 80 C CU 80 B FC 93 H FC 91 2-2 7 G6-3 HBP		B FC 92 B FC 94 S CU 82 B FC 92 D FF 96 4-1 BB			C FF 94 F FF 93 B CH 84 F CH 84 S CH 84 1-3 K		2	0	0	0	1	2	0
7 José Reyes, S (1, 6) OBP: 0.269, SLG: 0.328 15 Matt Reynolds, R (7, 6) OBP: 0.267, SLG: 0.296	C SI 94 C FC 93 F FF 95 F FF 95 F FC 92 X CU 81 0-2 G4-3		S FC 92 B FF 95 F FC 92 D CU 82 X SI 94 2-2 G6-3 1-2f		C CU 82 C FF 94 S FF 95 0-3 K			X FF 94 0-0 L7		3 1	0 0	0 0	0 0	0 0	1 0	3 0
52 Yoenis Cespedes, R (1, 7) OBP: 0.383, SLG: 0.628 59 Fernando Salas, R (6, 1) OBP: 1.000, SLG: 1.000 3 Curtis Granderson, L (8, PH) OBP: 0.303, SLG: 0.394 51 Paul Sewald, R (8, 1)	B SI 92 F FF 94 C FC 93 F FF 95 B FC 92 F FF 94 B CU 81 X FC 93 3-2 P3			C FC 91 B FC 90 X FF 93 1-1 L8		X CU 80 0-0 F9		C CH 83 B CH 83 B FF 94 C CH 84 X FF 94 2-2 L6		3 0 1 0	0 0 0 0	0 0 0 0	0 0 0 0	0 0 0 0	0 0 0 0	0 0 0 0
19 Jay Bruce, L (1, 9) OBP: 0.339, SLG: 0.551		B FC 90 C CU 80 B CU 79 F FF 93 S FC 92 2-3 K		C SI 93 B SI 90 T CU 81 B CU 82 F FC 92 B CU 81 X SI 94 3-2 1B		B FC 91 C SI 92 S SI 93 B CU 82 X FF 94 2-2 F9			F SL 87 S CH 82 F FF 94 S FF 94 0-3 K	4	0	1	0	0	2	0
21 Lucas Duda, L (1, 3) OBP: 0.351, SLG: 0.528		B CU 79 C CU 80 B CH 90 F FF 92 B CU 82 X FC 94 3-2 L9		B FC 91 C FF 94 C CU 82 F FF 96 X FF 96 1-2 L4		B FC 91 C FF 93 F CU 82 X CU 82 1-2 L3			B FF 94 B CH 84 B CH 84 B FF 94 4-0 54 G5-4-3 BB	3	0	0	0	1	0	1
54 T.J. Rivera, R (1, 5) OBP: 0.324, SLG: 0.400		C FF 93 B FC 92 X SI 94 1-1 44 1B 1B		C CU 80 X FF 93 0-1 L8			C FF 94 B SL 87 F FF 94 X CH 84 1-2 L8		B FF 94 C FF 94 F FF 92 B FF 94 X CH 83 2-2 G5-4-3 1-2f	4	0	1	0	0	0	2
44 René Rivera, R (1, 2) OBP: 0.304, SLG: 0.376		X SI 94 0-0 1-2 1B			B CU 78 F SI 93 X FF 92 1-1 F8		B CH 85 S FF 94 B CH 84 H FF 94 3-1 HBP			2	0	1	0	0	0	0
2 Gavin Cecchini, R (1, 4) OBP: 0.286, SLG: 0.714		C FC 93 B SI 93 B FF 94 F FF 95 X CU 82 2-2 G4-3			C CU 80 F SI 93 X FF 95 0-2 65 SH3-4 1B		T FF 94 S SL 87 S FF 95 0-3 K			3	0	1	0	0	1	3
65 Robert Gsellman, R (1, 1) OBP: 0.200, SLG: 0.095 66 Josh Edgin, R (5, 1) 9 Brandon Nimmo, L (6, 8) OBP: 0.333, SLG: 0.333			B SI 92 F SI 93 C FF 93 C FF 93 1-3 K		X SI 93 0-0 SH3-4 1-2		D CH 84 S FF 94 C FF 96 B CH 84 T FF 94 2-2 K			1 0 1	0 0 0	0 0 0	0 0 0	0 0 0	1 0 1	0 0 1
Inning Stats	R: 0 E: 0 K: 1 S: 15 H: 0 LOB: 0 BB: 0 P: 20	R: 0 E: 0 K: 1 S: 12 H: 2 LOB: 2 BB: 0 P: 20	R: 0 E: 0 K: 1 S: 8 H: 0 LOB: 0 BB: 0 P: 13	R: 0 E: 0 K: 0 S: 12 H: 1 LOB: 1 BB: 0 P: 17	R: 0 E: 0 K: 1 S: 10 H: 1 LOB: 2 BB: 1 P: 15	R: 0 E: 0 K: 0 S: 7 H: 0 LOB: 0 BB: 0 P: 10	R: 0 E: 0 K: 2 S: 10 H: 0 LOB: 1 BB: 0 P: 16	R: 0 E: 0 K: 1 S: 8 H: 0 LOB: 0 BB: 0 P: 11	R: 0 E: 0 K: 1 S: 7 H: 0 LOB: 0 BB: 1 P: 13	1B: 4 2B: 0 3B: 0 HR: 0		SF: 0 SAC: 1 DP: 2 HBP: 2		WP: 0 PB: 0 SB: 0 CS: 0	PA: 33	

PITCHER		IP	WLS	BF	H	R	ER	SO	BB	IBB	HBP	BLK	WP	HR	S	P	ERA	WHIP
38 Brandon McCarthy, R ERA: 2.87	(1, 1)	6.0	W	23	4	0	0	4	1	0	1	0	0	0	64	95	0.00	0.833
48 Brock Stewart, R ERA:	(7, 1)	3.0	S	10	0	0	0	4	1	0	1	0	0	0	25	40	0.00	0.333

PITCHER	IP	WLS	BF	H	R	ER	SO	BB	IBB	HBP	BLK	WP	HR	S	P	ERA	WHIP

TOP

New York Mets @ Los Angeles Dodgers

Dodger Stadium, Los Angeles, CA

Tue Jun 20 2017, 7:12 PM - 10:11 PM PDT

Att. 47,715 - Clear - 78 F

livebaseballscorecards.com

AB	28
R	0
H	4
RBI	0
BB	2
SO	8
LOB	10

Batter	1	2	3	4	5	6	7	8	9	AB	R	H	RBI	BB	SO	LOB
11 Logan Forsythe, R (1, 4) (6, 5) OBP: 0.338, SLG: 0.283	C FF 95 B FF 94 C SL 92 B FF 95 X FF 96 2-2 5 HR 1B	C SL 89 S CU 81 B CU 83 B FF 94 X SL 91 2-2 ① F9		B FF 92 C FF 92 X FF 92 1-1 ① G1-3	S SL 86 B CH 86 B SL 85 B FF 91 C FF 91 B FF 92 4-2 5 HR BB	C FF 89 F FF 91 B KC 82 B FF 92 X FF 92 2-2 1-2 2-3 3-H 1B		B FF 91 C FF 91 F FF 91 B SL 84 F FF 91 C FF 92 2-3 ③ K		5	2	2	1	1	1	2
5 Corey Seager, L (1, 6) OBP: 0.399, SLG: 0.506	F FF 95 B SL 87 B SL 87 X CH 87 2-1 1-H HR	F SI 94 B FF 95 B SI 94 B SI 95 X FF 93 3-1 3 BB 2B		F CU 79 F FF 93 F SL 89 B FF 94 F SL 90 B CU 82 B CU 82 X FF 94 3-2 HR	C CU 78 X FF 92 0-1 1-H 2-H HR	F KC 83 D KC 84 X FF 91 1-1 ③ F7				5	3	4	6	0	0	3
10 Justin Turner, R (1, 5) OBP: 0.468, SLG: 0.537 14 Enrique Hernández, R (6, 4) (7, 3) OBP: 0.301, SLG: 0.483	X FF 94 0-0 E5 35 HR	C FF 93 X FF 93 0-1 ② G5-3		B FF 93 X FF 92 1-0 ② F7	X FF 91 0-0 ③ G5-3		C FF 91 F FF 90 X FF 91 0-2 ① G4-3			4 1	1 0	0 0	0 0	0 0	0 0	1 0
35 Cody Bellinger, L (1, 3) OBP: 0.342, SLG: 0.668 15 Austin Barnes, R (7, 4) OBP: 0.370, SLG: 0.475	L FF 94 S FF 95 B FF 96 X CU 84 1-2 1-H HR	0-0 3 BB IBB		B FF 93 B SL 86 B SL 85 X FF 92 3-0 ③ G5-3		B CH 86 X SL 85 1-0 ① P5	C KC 80 C FF 91 C FF 90 0-3 ② K			3 1	1 0	1 0	2 0	1 0	0 1	0 0
3 Chris Taylor, R (1, 7) OBP: 0.380, SLG: 0.514	C SL 91 S SL 91 S CU 84 0-3 ① K	C FF 91 B SL 91 F FF 94 F FF 94 B CU 84 B CU 82 B SL 89 4-2 1-2 2-3 BB			S SL 86 F SL 87 B FF 93 C FF 93 1-3 ① K	C FF 90 B FF 90 B SL 85 B FF 87 X FF 92 3-1 ② L1	F FF 91 F KC 83 B KC 81 C FF 91 1-3 ③ K			4	0	0	0	1	3	0
9 Yasmani Grandal, S (1, 2) OBP: 0.316, SLG: 0.431	F SI 95 S FF 95 B FF 96 F FF 95 B CU 83 F SI 94 F FF 93 X SL 89 2-2 66 FC5-4 1B	X SL 87 0-0 ③ G4-3			C CU 77 F SL 86 B SL 92 X FF 93 1-2 HR	C SL 86 X SL 86 0-1 31 WP 66 1B 28 BB 1B		B CH 83 B FF 92 F FF 92 C FF 92 S CH 83 2-3 ① K		5	2	3	1	0	1	3
66 Yasiel Puig, R (1, 9) OBP: 0.318, SLG: 0.441	B FF 95 F FF 95 X FF 95 1-1 ② FC5-4 31 BB 1-2f	B SI 91 F SI 92 X SL 89 1-1 ① F8			X FF 94 0-0 31 2B 2B	S FF 92 C FF 93 F FF 91 F FF 91 B SL 86 X FF 92 1-2 28 BB 31 WP 11 1B 1-2 1B		B FF 90 B FF 92 B SL 83 B FF 92 4-0 31 HBP BB		4	2	2	0	1	0	1
31 Joc Pederson, L (1, 8) OBP: 0.338, SLG: 0.373	1 SAFE B FF 94 B FF 93 B SI 93 B FF 94 4-0 1-2 BB	B FF 93 C CU 79 C CU 80 X CU 81 1-2 ② G3			F CU 78 B FF 92 F FF 91 B FF 93 X CU 80 2-2 5 HR 2-H 2B	B CH 86 B CH 85 C SL 87 F FF 90 B CU 76 F SL 87 B FF 92 4-2 11 1B 28 BB 1-2 2-3 BB		C FF 92 F FF 92 H CH 84 1-2 1-2 HBP		2	1	1	1	2	0	0
38 Brandon McCarthy, R (1, 1) OBP: 0.200, SLG: 0.059 28 Franklin Gutierrez, R (6, PH) OBP: 0.339, SLG: 0.367 48 Brock Stewart, L (7, 1)	C FF 94 C FF 93 B SL 91 X CU 83 1-2 ③ F8	C FF 92 X FF 92 0-1 ③ G4-3			C FF 90 B FF 91 F FF 91 B SL 86 C FF 92 2-3 ② K	C FF 91 C FF 90 B FF 90 B FF 88 B FF 90 B FF 91 4-2 11 1B 1-2 2-3 3-H BB		F FF 92 C FF 91 B FF 92 F FF 91 X FF 91 1-2 ② F8		3 0 1	0 0 0	0 0 0	0 1 0	0 1 0	1 0 0	3 0 2
Inning Stats	R: 4 E: 1 K: 1 S: 23 H: 4 LOB: 2 BB: 1 P: 36	R: 0 E: 0 K: 0 S: 11 H: 1 LOB: 3 BB: 2 P: 20	R: 0 E: 0 K: 0 S: 7 H: 0 LOB: 0 BB: 0 P: 9	R: 1 E: 0 K: 0 S: 9 H: 1 LOB: 0 BB: 0 P: 17	R: 5 E: 0 K: 2 S: 18 H: 4 LOB: 0 BB: 1 P: 28	R: 2 E: 0 K: 0 S: 20 H: 3 LOB: 3 BB: 2 P: 36	R: 0 E: 0 K: 2 S: 9 H: 0 LOB: 0 BB: 0 P: 10	R: 0 E: 0 K: 2 S: 13 H: 0 LOB: 2 BB: 1 P: 23		1B: 5 2B: 3 3B: 0 HR: 5 SF: 0 SAC: 0 DP: 0 HBP: 1					

BOTTOM

New York Mets @ Los Angeles Dodgers

Dodger Stadium, Los Angeles, CA

Tue Jun 20 2017, 7:12 PM - 10:11 PM PDT

Att. 47,715 - Clear - 78 F

livebaseballscorecards.com

AB	38
R	12
H	13
RBI	12
BB	7
SO	7
LOB	15

PITCHER		IP	WLS	BF	H	R	ER	SO	BB	IBB	HBP	BLK	WP	HR	S	P	ERA	WHIP
65 Robert Gsellman, R ERA: 6.04	(1, 1)	4.1	L	26	9	8	7	2	2	1	0	0	0	4	60	96	14.54	2.538
66 Josh Edgin, L ERA: 4.03	(5, 1)	1.1		10	3	4	4	1	3	0	0	0	1	1	23	42	27.00	4.500
59 Fernando Salas, R ERA: 6.25	(6, 1)	1.1		5	1	0	0	2	0	0	0	0	0	0	14	18	0.00	0.750
51 Paul Sewald, R ERA: 4.23	(8, 1)	1.0		5	0	0	0	2	1	0	1	0	0	0	13	23	0.00	1.000

PITCHER	IP	WLS	BF	H	R	ER	SO	BB	IBB	HBP	BLK	WP	HR	S	P	ERA	WHIP

New York Mets @ Los Angeles Dodgers

Dodger Stadium, Los Angeles, CA

Wed Jun 21 2017, 7:11 PM - 10:22 PM PDT

Att. 42,330 - Clear - 78 F

TOP

livebaseballscorecards.com

Batter	1	2	3	4	5	6	7	8	9	AB	R	H	RBI	BB	SO	LOB
3 Curtis Granderson, L (1, 8) OBP: 0.309, SLG: 0.417	C FF 89 X FF 89 0-1 HR		B CU 73 B CU 74 X FC 86 2-0 4 FC4-6 1B		B CU 74 C FF 88 C FC 85 B ST 72 X CU 74 2-2 ① G5-3		B CU 75 C FF 91 F FF 92 B CU 80 X FF 92 2-2 ② F9		B SI 93 C CH 84 X CH 84 1-1 1-H 2B	5	1	3	2	0	0	0
4 Wilmer Flores, R (1, 3) OBP: 0.306, SLG: 0.456	X FF 89 0-0 19 F8 2B		C FC 86 B FF 89 F CU 74 1 SAFE 1 SAFE 1 SAFE B FF 88 B FC 82 X FC 85 3-2 ② FC4-6 52 WP 1-2f		B FC 87 C CU 74 B FC 84 S FF 89 T FC 85 2-2 ② K		C CU 75 B CU 77 B FF 92 C FF 91 F SI 92 S FF 92 2-3 ③ K		D CH 84 F SI 92 S SI 93 S CH 83 1-3 ③ K	5	0	1	0	0	3	2
52 Yoenis Cespedes, R (1, 7) OBP: 0.387, SLG: 0.629	B FC 86 F FC 86 B FF 89 F FC 86 F FF 89 S FC 85 2-3 ① K		C CU 73 S FF 89 F FF 89 B FC 85 B FF 89 F CU 73 S FC 86 2-3 ③ K 1-2		B FF 89 F FC 85 C FF 89 B FC 85 B FC 82 B CU 73 4-2 19 BB BB			B FF 96 X FC 93 1-0 2B		3	0	1	0	1	2	2
19 Jay Bruce, L (1, 9) OBP: 0.341, SLG: 0.547	B CU 74 X FC 87 1-0 ② F8 2-3			B CU 74 F CU 74 F CU 74 B FC 84 F FC 86 B ST 71 B FF 89 4-2 54 E 18 1B BB	B CU 73 B FC 85 B FF 88 C FF 88 B CU 73 4-1 1-2 BB			F FC 94 B FC 92 F FF 98 B SL 88 S FC 92 2-3 ① K		2	0	0	0	2	1	2
18 Travis d'Arnaud, R (1, 2) OBP: 0.294, SLG: 0.442	B CU 75 B FC 84 C FC 85 B FC 87 F FC 87 C CU 73 3-3 ③ K			B FC 84 S FC 86 X FC 87 1-1 54 E 1-2 1B	B FF 88 C FF 88 B FF 88 X CU 72 2-1 ③ G1-3			T FC 93 S FF 99 S FF 98 0-3 ② K		4	0	1	0	0	2	4
54 T.J. Rivera, R (1, 5) OBP: 0.315, SLG: 0.388		C FF 89 X FC 86 0-1 ① P3		S CU 74 C CU 74 X FC 87 0-2 E4 1-2 2-3		C FF 87 B SL 77 B FF 87 C SL 79 F SL 77 S SL 77 2-3 ① K		X FC 93 0-0 ③ G6-3		4	0	0	0	0	1	3
7 José Reyes, S (1, 6) OBP: 0.265, SLG: 0.322		B CU 74 C CU 74 F FC 86 B FF 91 B FF 90 X CU 74 3-2 ② F7		B FF 89 C CU 74 F CU 74 B FF 88 S FC 85 2-3 ① K		C SL 78 S CH 83 B SI 87 B SL 75 S FF 86 2-3 ② K			B SI 92 B SI 92 B SI 91 C SI 91 X SI 90 3-1 ① F8	4	0	0	0	0	2	3
2 Gavin Cecchini, R (1, 4) OBP: 0.273, SLG: 0.545		C FC 87 F FC 86 S FF 90 0-3 ③ K		C CU 74 F FC 85 B FC 86 C FF 90 1-3 ② K		B SL 78 S SL 77 B SL 76 X FF 87 2-1 ③ G6-3			C CU 75 X CH 84 0-1 30 FC3-6 1B	4	0	1	0	0	2	3
56 Tyler Pill, L (1, 1) 9 Brandon Nimmo, L (7, PH) OBP: 0.250, SLG: 0.250 55 Neil Ramírez, R (7, 1) 62 Erik Goeddel, R (8, 1) 30 Michael Conforto, L (9, PH) OBP: 0.402, SLG: 0.547			B FF 87 X FF 88 1-0 ① F7	B CU 73 F FF 88 C CU 74 F CU 74 S CU 74 1-3 ③ K			B FF 91 S FF 91 S FF 91 1-3 ① K		C CH 84 B SI 93 C CH 83 D CH 83 X CH 83 2-2 ② FC3-6 3 DI 3 2B 1-2f	2 1 0 0 1	0 0 0 0 1	0 0 0 0 1	0 0 0 0 1	0 0 0 0 0	1 1 0 0 0	3 0 0 0 1
Inning Stats	R: 1 E: 0 K: 2 S: 11 H: 2 LOB: 1 BB: 0 P: 17	R: 0 E: 0 K: 1 S: 8 H: 0 LOB: 0 BB: 0 P: 11	R: 0 E: 0 K: 1 S: 10 H: 1 LOB: 1 BB: 0 P: 18	R: 0 E: 1 K: 3 S: 18 H: 1 LOB: 3 BB: 1 P: 27	R: 0 E: 0 K: 1 S: 11 H: 0 LOB: 2 BB: 2 P: 25	R: 0 E: 0 K: 2 S: 9 H: 0 LOB: 0 BB: 0 P: 15	R: 0 E: 0 K: 2 S: 10 H: 0 LOB: 0 BB: 0 P: 15	R: 0 E: 0 K: 2 S: 8 H: 1 LOB: 1 BB: 0 P: 11	R: 1 E: 0 K: 1 S: 12 H: 2 LOB: 1 BB: 0 P: 19	1B: 3 2B: 3 3B: 0 HR: 1 SF: 0 SAC: 0 DP: 0 HBP: 0						

AB	35
R	2
H	7
RBI	2
BB	3
SO	15
LOB	23

WP: 1 PA: 38
PB: 0
SB: 0
CS: 0

PITCHER		IP	WLS	BF	H	R	ER	SO	BB	IBB	HBP	BLK	WP	HR	S	P	ERA	WHIP
44 Rich Hill, L ERA: 4.73	(1, 1)	5.0	W	23	4	1	1	8	3	0	0	0	1	1	58	98	1.80	1.400
54 Sergio Romo, R ERA: 6.1	(6, 1)	1.0		3	0	0	0	2	0	0	0	0	0	0	9	15	0.00	0.000
75 Grant Dayton, L ERA: 3.66	(7, 1)	1.0		3	0	0	0	2	0	0	0	0	0	0	10	15	0.00	0.000
17 Brandon Morrow, R ERA:	(8, 1)	1.0		4	1	0	0	2	0	0	0	0	0	0	8	11	0.00	1.000
43 Luis Avilán, L ERA: 3.79	(9, 1)	1.0		5	2	1	1	1	0	0	0	0	0	0	12	19	9.00	2.000

PITCHER	IP	WLS	BF	H	R	ER	SO	BB	IBB	HBP	BLK	WP	HR	S	P	ERA	WHIP

Batter	1	2	3	4	5	6	7	8	9	AB	R	H	RBI	BB	SO	LOB
26 Chase Utley, L (1, 4) OBP: 0.333, SLG: 0.388 43 Luis Avilán, L (9, 1)	B SI 90 B SI 90 X SI 90 2-0 G1-3 ①		D CU 77 B CH 81 F SI 91 X FF 90 2-1 F8 ② B CU 77 B CH 80 C SI 89 C SL 83 B FF 89 C SL 82 3-3 K ③				C CU 78 B SL 87 C SL 86 B FF 95 S SL 86 2-3 K ① C FF 92 B CH 84 X CH 84 1-1 G3 ③		5 0	0 0	0 0	0 0	0 0	2 0	3 0
5 Corey Seager, L (1, 6) OBP: 0.400, SLG: 0.504	X SI 90 0-0 G1-3 ②		0-0 3 FC5 IBB		B SI 87 X SL 83 1-0 35 S 1B		C FF 94 F SL 86 S SL 86 0-3 K ②			3	0	1	0	1	1	0
3 Chris Taylor, R (1, 7) OBP: 0.373, SLG: 0.503	C SI 90 F SL 86 F SI 92 B SL 85 F FF 92 C SI 91 1-3 K ③		C FF 92 B FF 91 B FF 87 C SL 84 X SI 92 2-2 FC5 ③ 1-2 2-3f		X FF 88 0-0 L7 ①		B FF 96 F SL 86 X SL 85 1-1 F8 ③			4	0	0	0	0	1	3
35 Cody Bellinger, L (1, 3) OBP: 0.341, SLG: 0.665		B FF 90 B FF 91 F SL 82 C CU 76 F FF 92 X SL 85 2-2 G3 ①		B CU 74 B FF 90 F FF 89 B CH 82 S SL 82 X CU 76 3-2 E9 11 2B 2B	B FF 88 B FF 89 F SL 84 F SL 84 B FF 90 S SL 84 3-3 K ② 1-2			C CU 79 B SL 85 F SL 84 S FF 95 1-3 K ①		4	1	1	0	0	2	1
11 Logan Forsythe, R (1, 5) OBP: 0.336, SLG: 0.290		B SL 85 F SL 84 S FF 93 B FF 92 X SL 86 2-2 P4 ②		X SL 83 0-0 66 HR 2B 3-H	C FF 89 F FF 90 B FF 90 S CH 81 1-3 K ③			X FF 94 0-0 F9 ②		4	1	1	1	0	1	1
9 Yasmani Grandal, S (1, 2) OBP: 0.319, SLG: 0.459		S CH 82 B FF 92 F SL 83 F FF 92 S FF 93 1-3 K ③		X SI 90 0-0 L7 ①		B CH 77 C CH 78 B CU 74 F CH 79 B SL 82 X CH 78 3-2 HR		S CU 81 B CU 80 F SL 85 X FF 94 1-2 HR		4	2	2	2	0	1	1
31 Joc Pederson, L (1, 8) OBP: 0.348, SLG: 0.370			B SI 89 B SI 90 C CH 81 C CH 82 B SI 91 B SL 83 4-2 66 E 44 SF8 BB	D CH 81 B CU 78 2-0 66 HR IBB		B SI 89 C SI 88 F FF 89 B SL 84 B FF 90 F FF 89 S SL 82 3-3 K ①		F CU 81 F FF 94 B SL 86 F FF 94 B SL 86 F FF 94 B SL 86 4-2 66 BB 15 1B BB		1	3	0	0	3	1	0
66 Yasiel Puig, R (1, 9) OBP: 0.321, SLG: 0.452			X FF 92 0-0 E5 3 FC5 1-3	B SI 90 B FF 90 S CH 81 B CH 82 X SI 91 3-1 1-H 2-H HR	B SL 83 C SL 83 B SL 83 B CH 79 X SL 82 3-1 F7 ②		B FF 95 F SL 86 B FF 94 C SL 85 F FF 94 B SL 87 F SL 86 B FF 94 4-2 15 1B 1-2 BB		3	1	1	3	1	0	1
44 Rich Hill, L (1, 1) 54 Sergio Romo, R (6, 1) 14 Enrique Hernández, R (6, PH) OBP: 0.299, SLG: 0.479 75 Grant Dayton, L (7, 1) 17 Brandon Morrow, R (8, 1) 15 Austin Barnes, R (8, PH) OBP: 0.376, SLG: 0.481 (9, 4)			F FF 90 D FF 91 C CU 77 B CU 78 X FF 90 2-2 SF8 ① 3-H	B SI 88 C FF 90 B CU 76 T SI 89 X CH 80 2-2 G4-3 ②		B SL 82 B CH 80 X SI 89 2-0 F8 ③		B FF 95 S SL 86 C SL 87 D CU 81 F SL 85 B FF 93 X SL 86 3-2 1-3 2-H 1B		1 0 1 0 0 0	0 0 0 0 0 1	0 0 0 0 0 1	1 0 0 0 0 1	0 0 0 0 0 1	0 0 0 0 0 0	0 0 0 0 0 0
Inning Stats	R: 0 E: 0 K: 1 S: 7 H: 0 LOB: 0 BB: 0 P: 10	R: 0 E: 0 K: 1 S: 11 H: 0 LOB: 0 BB: 0 P: 16	R: 1 E: 1 K: 0 S: 11 H: 0 LOB: 2 BB: 2 P: 21	R: 4 E: 1 K: 1 S: 13 H: 3 LOB: 0 BB: 1 P: 26	R: 0 E: 0 K: 2 S: 8 H: 1 LOB: 1 BB: 0 P: 13	R: 1 E: 0 K: 1 S: 10 H: 1 LOB: 0 BB: 0 P: 21	R: 0 E: 0 K: 2 S: 8 H: 0 LOB: 0 BB: 0 P: 11	R: 2 E: 0 K: 1 S: 21 H: 2 LOB: 2 BB: 2 P: 35		1B: 2 2B: 2 3B: 0 HR: 3 SF: 1 SAC: 0 DP: 0 HBP: 0				WP: 0 PB: 0 SB: 1 CS: 0 PA: 37	

PITCHER		IP	WLS	BF	H	R	ER	SO	BB	IBB	HBP	BLK	WP	HR	S	P	ERA	WHIP
56 Tyler Pill, R ERA: 5.0	(1, 1)	6.0	L	27	5	6	5	6	1	2	0	0	0	2	60	107	7.50	1.000
55 Neil Ramírez, R ERA: 6.66	(7, 1)	1.2		9	2	2	2	3	2	0	0	0	0	1	27	43	10.80	2.400
62 Erik Goeddel, R ERA:	(8, 1)	0.1		1	0	0	0	0	0	0	0	0	0	0	2	3	0.00	0.000

PITCHER	IP	WLS	BF	H	R	ER	SO	BB	IBB	HBP	BLK	WP	HR	S	P	ERA	WHIP

BOTTOM

New York Mets @ Los Angeles Dodgers

Dodger Stadium, Los Angeles, CA

Wed Jun 21 2017, 7:11 PM - 10:22 PM PDT

Att. 42,330 - Clear - 78 F

livebaseballscorecards.com

AB	31
R	8
H	7
RBI	8
BB	5
SO	9
LOB	10

Batter	1	2	3	4	5	6	7	8	9	AB	R	H	RBI	BB	SO	LOB
3 Curtis Granderson, L (1, 8) OBP: 0.315, SLG: 0.437	C FF 90 B SL 73 B SL 74 X FF 92 2-1 HR		B FF 94 C CU 72 C CU 72 B FF 92 B FF 94 X CH 81 3-2 2B		C CU 70 B FF 91 B CU 71 B FF 90 D SL 76 4-1 4 G6-4-3 BB		C FF 91 1 SAFE D CU 76 B FF 90 F FF 91 1 SAFE B FF 91 C FF 90 3-3 ② K		F FC 93 X FC 92 0-1 ② P6	4	1	2	1	1	1	1
4 Wilmer Flores, R (1, 5) OBP: 0.297, SLG: 0.443	B SI 92 S CH 82 F FF 89 B CH 84 F FC 89 F FC 86 F FF 92 X CH 82 2-2 ① F9		C CU 71 B FF 91 B FC 86 B CH 80 C FF 92 X FF 93 3-2 ② G6-3		F FC 86 S FC 86 X FF 91 0-2 ②③ G6-4-3 1-2f		B SL 87 1 SAFE C SL 87 S FF 98 B FF 98 1 SAFE F FF 99 B SL 87 F FF 99 3-2 ③ F FF 99 F FF 100 F FF 99 F SL 88 X FF 99 G4-3		C FC 94 B SL 85 X FC 93 1-1 ③ L7	5	0	0	0	0	0	4
52 Yoenis Cespedes, R (1, 7) OBP: 0.383, SLG: 0.614	C CU 72 C FC 87 S CH 82 0-3 ② K		D CU 72 F FC 87 B FC 87 X CH 82 2-1 ③ G6-3			B SL 90 F FF 95 X FF 96 1-2 ① F8		B FF 96 C SL 88 F SL 88 F FF 98 X SL 89 1-2 18 FC5-4 1B		4	0	1	0	0	1	1
19 Jay Bruce, L (1, 9) OBP: 0.340, SLG: 0.541	C FF 91 X CU 74 0-1 ③ G5-3			F FF 91 X SL 78 0-1 ① P5		B FC 94 B FC 93 B FC 92 D FC 94 4-0 21 2B BB		B FF 98 F FF 98 B FF 98 F FF 99 F FF 99 F FF 99 S SL 91 2-3 ① K		3	1	0	0	1	1	1
18 Travis d'Arnaud, R (1, 2) OBP: 0.293, SLG: 0.459		B FF 90 X FF 91 1-0 ① G6-3		C FF 91 S FF 91 B FF 92 B FF 93 B CU 74 X CH 82 3-2 HR		C SL 89 1 SAFE B FF 96 X SL 89 1-1 ② F8		F SI 98 X FF 99 0-1 ② FC5-4 7 E 21 BB 1-2f		4	1	1	1	0	0	2
21 Lucas Duda, L (1, 3) OBP: 0.359, SLG: 0.533		C FF 92 B CU 74 C CU 72 B SL 79 B FF 93 B SL 79 4-2 7 1B 7 WP 2 F8-2 BB		B CU 72 S SL 77 B CH 76 C FF 93 F FF 93 S CU 74 2-3 ② K		C FS 88 B FC 93 X FS 88 1-1 1-H 2B		C CU 77 B CU 76 S CH 84 D CH 84 D CH 84 B SI 92 4-2 7 E 1-2 BB		2	0	1	1	2	1	0
7 José Reyes, S (1, 6) OBP: 0.265, SLG: 0.321		C FF 91 B FF 91 B CH 83 F CU 71 X FC 84 2-2 1-3 1B	B FF 92 C FF 93 X CH 82 1-1 ③ G6-3		B FF 95 X FS 88 1-0 ③ F8			F FC 90 F FC 92 F FC 94 B FC 93 F SL 80 X FC 93 1-2 FC3 1-2 2-3		4	0	1	0	0	0	3
2 Gavin Cecchini, R (1, 4) OBP: 0.286, SLG: 0.500 30 Michael Conforto, L (8, PH) OBP: 0.400, SLG: 0.545 54 T.J. Rivera, R (8, 4) OBP: 0.315, SLG: 0.388		B CU 70 X CH 83 1-0 ②③ F8-2 3-H	B FF 90 B CH 81 S FF 90 B CH 80 F FF 91 X SI 91 3-2 32 SH1-4 1B				C SL 89 X FF 94 0-1 ① F9	X FC 92 0-0 ③ P2		3 1 0	0 0 0	1 0 0	0 0 0	0 0 0	0 0 0	2 3 0
32 Steven Matz, R (1, 1) OBP: 0.286, SLG: 0.286 9 Brandon Nimmo, L (7, PH) OBP: 0.400, SLG: 0.250 51 Paul Sewald, R (7, 1) 39 Jerry Blevins, L (7, 1) 59 Fernando Salas, R (7, 1) OBP: 1.000, SLG: 1.000 44 René Rivera, R (9, PH) OBP: 0.302, SLG: 0.373			C FF 91 C FF 91 F CH 81 B FF 93 S CU 72 1-3 ① K		1 SAFE L CH 84 X FF 87 0-1 ① SH1-4 1-2		C CU 75 B FF 92 B FF 91 C FF 91 B FF 90 F FF 90 F FF 90 B FF 90 4-2 BB		C FC 91 S FC 92 F FC 94 B FC 95 X FC 94 1-2 ① F7	1 0 0 0 0 0 1	0 0 0 0 0 0 0	0 0 0 0 0 0 0	0 1 0 0 0 0 0	1 0 0 0 0 0 0	0 0 0 0 0 0 0	0 0 0 0 0 0 0
Inning Stats	R: 1 E: 0 K: 1 S: 13 H: 1 LOB: 0 BB: 0 P: 17	R: 0 E: 0 K: 0 S: 7 H: 1 LOB: 1 BB: 1 P: 15	R: 0 E: 0 K: 1 S: 12 H: 1 LOB: 1 BB: 0 P: 21	R: 1 E: 0 K: 1 S: 11 H: 1 LOB: 0 BB: 0 P: 17	R: 0 E: 0 K: 0 S: 9 H: 1 LOB: 1 BB: 1 P: 16	R: 1 E: 0 K: 0 S: 8 H: 1 LOB: 1 BB: 1 P: 16	R: 0 E: 0 K: 1 S: 18 H: 0 LOB: 1 BB: 1 P: 28	R: 0 E: 1 K: 1 S: 19 H: 1 LOB: 3 BB: 1 P: 27	R: 0 E: 0 K: 0 S: 8 H: 0 LOB: 0 BB: 0 P: 10	1B: 3 2B: 3 3B: 0 HR: 2	SF: 0 SAC: 1 DP: 2 HBP: 0	WP: 1 PB: 0 SB: 0 CS: 0	PA: 38			

TOP

New York Mets @ Los Angeles Dodgers

Dodger Stadium, Los Angeles, CA

Thu Jun 22 2017, 7:11 PM - 10:43 PM PDT

Att. 45,967 - Clear - 73 F

livebaseballscorecards.com

AB	32
R	3
H	7
RBI	3
BB	5
SO	5
LOB	17

PITCHER		IP	WLS	BF	H	R	ER	SO	BB	IBB	HBP	BLK	WP	HR	S	P	ERA	WHIP
99 Hyun Jin Ryu, L ERA: 4.3	(1, 1)	5.0		20	5	2	2	3	2	0	0	0	1	2	52	86	3.60	1.400
41 Chris Hatcher, R ERA: 4.66	(6, 1)	1.1	B	6	1	1	1	0	1	0	0	0	0	0	10	18	6.75	1.500
75 Grant Dayton, L ERA: 3.6	(7, 1)	0.1		2	0	0	0	1	1	0	0	0	0	0	7	14	0.00	3.000
52 Pedro Báez, R ERA: 1.42	(7, 1)	1.0	W	4	1	0	0	1	0	0	0	0	0	0	20	26	0.00	1.000
43 Luis Avilán, L ERA: 3.79	(8, 1)	0.0		1	0	0	0	0	1	0	0	0	0	0	2	6	∞	∞

PITCHER		IP	WLS	BF	H	R	ER	SO	BB	IBB	HBP	BLK	WP	HR	S	P	ERA	WHIP
74 Kenley Jansen, R ERA: 0.87	(8, 1)	1.1	S	5	0	0	0	0	0	0	0	0	0	0	14	17	0.00	0.000

BOTTOM

New York Mets @ Los Angeles Dodgers

Dodger Stadium, Los Angeles, CA

Thu Jun 22 2017, 7:11 PM - 10:43 PM PDT

Att. 45,967 - Clear - 73 F

livebaseballscorecards.com

Batter	1	2	3	4	5	6	7	8	9	AB	R	H	RBI	BB	SO	LOB
11 Logan Forsythe, R (1, 4) OBP: 0.338, SLG: 0.289	B SI 94 B SI 94 B SI 94 B SI 92 4-0 BB		B CU 75 C CU 76 B SI 93 C SI 93 S SI 93 2-3 ① K	B SI 93 B FF 94 C SI 93 B CU 78 C CH 82 X SI 92 3-2 ③ L7			C FF 90 X SL 84 0-1 14 BB 3 BB 52 BB 1B	1 SAFE C FF 90 B FF 91 F KC 83 S FF 92 1-3 ① K		4	1	1	0	1	2	2
3 Chris Taylor, R (1, 6) OBP: 0.370, SLG: 0.495 5 Corey Seager, L (8, 6) OBP: 0.399, SLG: 0.502	C CU 77 C CU 76 C SI 92 0-3 ① K		S CH 83 F SI 94 B SI 93 X CU 78 1-2 ② G1-3		S SI 93 F SI 95 B SI 94 F CU 78 S SI 94 1-3 ① K		1 SAFE 1 SAFE C SL 81 B FF 89 1 SAFE F FF 90 B FF 91 B FF 90 D SL 83 4-2 52 BB 14 BB 15 BB 1-2 BB	B FF 92 B KC 82 C CH 88 B FF 88 F FF 88 1 SAFE F FF 92 S FF 93 3-3 ②③ K 1-2		3 1	1 0	0 0	0 0	1 0	2 1	1 1
10 Justin Turner, R (1, 5) OBP: 0.464, SLG: 0.547	1 SAFE C SI 93 C CH 83 X SI 93 0-2 ② F9		B CH 83 B CH 83 X SI 93 2-0 HR		B SI 93 F CU 78 F CH 83 B SI 93 S SI 93 2-3 ② K		S SL 83 B FF 90 F FF 89 B FF 91 X SL 84 2-2 ① F7			4	1	1	1	0	1	3
35 Cody Bellinger, L (1, 3) OBP: 0.344, SLG: 0.665	C CH 84 1 SAFE C SI 93 B SI 94 C SI 93 1-3 ③ K		C CH 85 B CH 84 B SI 93 X CH 84 2-1 14 HR 2B		B SI 93 B SI 93 F CU 77 S SI 93 B SI 94 B SI 93 4-2 14 S BB		D CU 72 X CU 71 1-0 ② F9			3	1	1	0	1	1	3
14 Enrique Hernández, R (1, 8) OBP: 0.304, SLG: 0.497 (7, 7)		C CU 76 B CU 79 F CU 77 S SI 92 1-3 ① K	X CU 78 0-0 2-H HR		1 SAFE 1 SAFE B SI 93 B SI 93 F CH 83 C SI 92 B SI 91 F SI 91 S CH 82 3-3 ③ K 1-2		B FF 90 B FF 90 C CU 72 F CU 73 B CU 73 4-2 15 BB 52 BB 1-2 2-3 BB			3	1	1	2	1	2	1
28 Franklin Gutierrez, R (1, 7) OBP: 0.322, SLG: 0.346 75 Grant Dayton, L (7, 1) 52 Pedro Báez, R (7, 1) 43 Luis Avilán, L (8, 1) 74 Kenley Jansen, S (8, 1) OBP: 0.333, SLG: 0.333		B SI 93 C CU 78 B SI 94 F SI 93 F SI 93 B CU 79 F CU 78 X SI 93 3-2 ② G6-3	B SI 94 X SI 94 1-0 ③ F9			C SI 93 B CU 75 F SI 93 X SI 94 1-2 ① G5-3	B FF 90 B FF 90 B FF 88 B FF 88 4-0 66 FC5 15 BB 1-2 2-3 3-H BB			3 0 0 0 0	0 0 0 0 0	0 0 0 1 0	0 0 0 1 0	0 0 0 0 0	0 0 0 0 0	0 0 0 0 0
15 Austin Barnes, R (1, 2) OBP: 0.392, SLG: 0.476		C SI 94 B CH 84 B CH 84 C SI 93 B SI 94 B SI 93 4-2 66 WP BB		B SI 92 C CH 84 F CH 83 B SI 93 B SI 93 B CH 83 4-2 99 S 66 S BB		B CU 75 X CH 82 1-0 E5 66 G6-4-3	C FF 90 B CU 71 S CU 71 B FF 90 B CU 72 B FF 89 4-2 66 FC5 1-2 2-3 3-H BB			1	0	0	1	3	0	0
66 Yasiel Puig, R (1, 9) OBP: 0.320, SLG: 0.446		B CU 79 1-0 99 FC6-4 1-2 IBB		C SI 93 X CH 84 0-1 ① G1-3 1-2		F SI 92 B SI 91 X CH 82 1-1 ②③ G6-4-3 1-2f	C KC 88 B FF 92 B CH 88 F FF 92 X CH 88 2-2 ③ FC5 1-2 2-3f			3	0	0	0	1	0	5
99 Hyun Jin Ryu, R (1, 1) OBP: 0.318, SLG: 0.222 41 Chris Hatcher, R (6, 1) 31 Joc Pederson, L (7, 8) OBP: 0.355, SLG: 0.401		C SI 93 B CU 77 X SI 93 1-1 ③ FC6-4 1-2f		B CU 76 B SI 92 B SI 92 C SI 92 F SI 92 C SI 92 3-3 ② K 2-3			X FF 91 0-0 HR	B KC 80 X KC 85 1-0 5 CS 1B		2 0 2	0 0 1	0 0 2	0 0 1	0 0 0	1 0 0	3 0 0
Inning Stats	R: 0 E: 0 K: 2 S: 9 H: 0 LOB: 1 BB: 1 P: 14	R: 0 E: 0 K: 1 S: 12 H: 0 LOB: 2 BB: 2 P: 22	R: 3 E: 0 K: 1 S: 11 H: 3 LOB: 0 BB: 0 P: 19	R: 0 E: 0 K: 1 S: 10 H: 0 LOB: 1 BB: 1 P: 20	R: 0 E: 0 K: 3 S: 13 H: 0 LOB: 1 BB: 1 P: 23	R: 0 E: 1 K: 0 S: 6 H: 0 LOB: 0 BB: 0 P: 9	R: 3 E: 0 K: 0 S: 16 H: 2 LOB: 3 BB: 4 P: 37	R: 0 E: 0 K: 2 S: 8 H: 1 LOB: 1 BB: 0 P: 13		1B: 2 2B: 2 3B: 0 HR: 3 SF: 0 SAC: 0 DP: 2 HBP: 0				WP: 1 PB: 0 SB: 3 CS: 1 PA: 38		

	AB	29
	R	6
	H	6
	RBI	6
	BB	9
	SO	10
	LOB	19

PITCHER		IP	WLS	BF	H	R	ER	SO	BB	IBB	HBP	BLK	WP	HR	S	P	ERA	WHIP
32 Steven Matz, L ERA: 3.6	(1, 1)	6.0		26	3	3	3	8	4	1	0	0	1	2	61	107	4.50	1.167
51 Paul Sewald, R ERA: 5.14	(7, 1)	0.1	L	4	2	3	3	0	1	0	0	0	0	1	8	14	81.00	9.000
39 Jerry Blevins, L ERA: 2.22	(7, 1)	0.1		4	0	0	0	0	3	0	0	0	0	0	5	18	0.00	9.000
59 Fernando Salas, R ERA: 6.0	(7, 1)	1.1		4	1	0	0	2	0	0	0	0	0	0	11	18	0.00	0.750

PITCHER	IP	WLS	BF	H	R	ER	SO	BB	IBB	HBP	BLK	WP	HR	S	P	ERA	WHIP

New York Mets @ San Francisco Giants

AT&T Park, San Francisco, CA

Fri Jun 23 2017, 7:16 PM - 10:28 PM PDT

Att. 41,769 - Partly Cloudy - 62 F

livebaseballscorecards.com

Batter	1	2	3	4	5	6	7	8	9	AB	R	H	RBI	BB	SO	LOB
3 Curtis Granderson, L (1, 9) OBP: 0.315, SLG: 0.436	C B CU 76 X SI 90 / 1-1 13 1B 4 1B 1B	B SI 91 B SI 90 B SL 81 X SI 91 / 3-0 ② SF9 2-H	B SL 80 C SI 90 X CH 81 / 1-1 ② G3-1 2-3			B FC 85 C FF 92 C SL 83 B FC 86 X SL 81 / 2-2 13 1B 52 2B 1B	F FF 95 S FF 95 D SL 80 B FF 95 B SL 79 C SL 79 / 3-3 ② K		C FC 92 X FC 91 / 0-1 ② F7	5	2	2	1	0	1	4
13 Asdrúbal Cabrera, S (1, 4) OBP: 0.327, SLG: 0.396	B SI 89 T SI 90 D CH 80 X SI 90 / 2-1 ① 1-3 1B	B CH 80 X SI 91 / 1-0 52 HR 1B	C SI 90 C SI 90 D SL 80 B CH 81 F CH 81 X SI 91 / 2-2 ③ P4			D FF 90 X SI 92 / 1-0 52 2B 4 SF7 1-2 1B	B FF 94 D CH 85 X FF 95 / 2-0 ③ L6		C FC 91 F FC 92 C FC 91 / 0-3 ③ K	6	2	3	0	0	1	4
52 Yoenis Cespedes, R (1, 7) OBP: 0.392, SLG: 0.651	C SI 90 B SI 91 S SI 91 F SL 80 X SI 92 / 1-2 ② P6	B SI 90 B SI 92 C CH 80 X SI 91 / 2-1 1-H HR		C SL 84 B SI 94 X SI 94 / 1-1 4 G6-4-3 1B		C FF 93 F FF 95 F FC 86 B SL 82 F SL 82 F FF 94 F SL 84 X SI 92 / 1-2 30 1B 1-3 2-H 2B		X CH 82 / 0-0 ① P6		5	2	3	3	0	0	1
4 Wilmer Flores, R (1, 5) OBP: 0.305, SLG: 0.456	B CH 81 X CU 77 / 1-0 30 1B 3-H 1B	F SI 91 B SI 91 B SI 91 F CH 80 X SI 90 / 2-2 30 2B 2B		C SI 92 X SI 93 / 0-1 ① ② G6-4-3 1-2f		X FF 93 / 0-0 ② SF7 3-H		B FF 93 C SL 80 F FF 94 X SL 79 / 1-2 1B		4	1	3	2	0	0	1
30 Michael Conforto, L (1, 8) OBP: 0.404, SLG: 0.550	B SI 91 B SL 81 F SI 91 C SI 90 B SL 79 X SI 90 / 3-2 1-3 1B	D SL 78 C CU 76 X SI 90 / 1-1 18 2B 2-H 2B		B CH 85 X SI 92 / 1-0 ③ G6-3		B SL 83 C SL 81 F SL 83 X FC 85 / 1-2 2-H 1B		S FF 95 C FF 95 D SL 81 F SL 81 T FF 96 / 1-2 ② K		5	1	3	2	0	1	1
18 Travis d'Arnaud, R (1, 2) OBP: 0.289, SLG: 0.457	B SI 91 C SI 90 F SI 91 X CH 80 / 1-2 ③ G4-3	C CH 80 B CH 81 F CH 80 X SI 91 / 1-2 2-H 2B			F SI 92 S CH 84 B SL 85 X SL 85 / 1-2 ① P3	T FF 92 B SI 92 B SI 92 B FF 89 X FF 89 / 3-1 ③ F8		C FF 96 B CH 84 S CH 85 C CH 82 / 1-3 ③ K		5	0	1	1	0	1	4
21 Lucas Duda, L (1, 3) OBP: 0.365, SLG: 0.565		C Sr 86 X Sr 86 / 0-1 67 2B 2B / C CH 81 F Sr 91 D SL 80 D CH 81 X Sr 90 / 2-2 ③ G4-3			C CH 85 B CH 86 B SI 92 X CH 86 / 2-1 ② G3	C SL 77 X FF 94 / 0-1 HR			B FC 90 S FC 90 B KC 81 X FC 92 / 2-1 9 G3-1 2B	5	2	3	1	0	0	1
7 José Reyes, S (1, 6) OBP: 0.267, SLG: 0.317		X CH 80 / 0-0 ① P4	C SI 88 B SL 79 C SI 89 F SL 79 B CH 80 B SI 90 F SI 90 B SI 89 / 4-2 3 G3-1 67 SH2-3 BB		S CH 85 B CH 86 X SI 92 / 1-1 ③ P5		C FF 95 S CH 85 S SL 81 / 0-3 ① K		B FC 91 D FC 91 B FC 91 B FC 90 / 4-0 9 G3-1 BB	3	0	0	0	2	1	1
67 Seth Lugo, R (1, 1) OBP: 0.333, SLG: 0.667 51 Paul Sewald, R (6, 1) 54 T.J. Rivera, R (7, PH) OBP: 0.320, SLG: 0.393 39 Jerry Blevins, L (7, 1) 62 Erik Goeddel, R (8, 1) 9 Brandon Nimmo, L (9, PH) OBP: 0.333, SLG: 0.200 43 Addison Reed, L (9, 1)		C CH 79 S CH 79 B CH 80 B SI 90 X CH 80 / 2-2 3 WP 3 SF9 2-H 2B	B SI 90 F SI 88 1 SAFE D CH 80 X SI 89 / 2-1 ① SH2-3 1-2			C FF 93 B FF 91 X CH 85 / 1-1 ① G6-3	B CH 84 F FF 95 B FF 95 F FF 95 F SL 80 F SL 80 X FF 96 / 2-2 1B		B FC 90 B FC 91 C FC 91 S FC 91 X FC 92 / 2-2 ① G3-1 1-2 2-3	2	1	1	1	0	0	0
										0	0	0	0	0	0	0
										1	0	0	0	0	0	0
										0	0	0	0	0	0	0
										0	0	0	0	0	0	0
										1	0	0	0	0	0	2
										0	0	0	0	0	0	0
Inning Stats	R: 1 E: 0 K: 0 S: 15 / H: 4 LOB: 2 BB: 0 P: 24	R: 6 E: 0 K: 0 S: 21 / H: 7 LOB: 1 BB: 0 P: 35	R: 0 E: 0 K: 0 S: 12 / H: 0 LOB: 1 BB: 1 P: 21	R: 0 E: 0 K: 0 S: 5 / H: 1 LOB: 0 BB: 0 P: 7	R: 0 E: 0 K: 0 S: 7 / H: 0 LOB: 0 BB: 0 P: 11	R: 3 E: 0 K: 0 S: 19 / H: 4 LOB: 1 BB: 0 P: 28	R: 1 E: 0 K: 2 S: 14 / H: 2 LOB: 1 BB: 0 P: 21	R: 0 E: 0 K: 2 S: 11 / H: 1 LOB: 1 BB: 0 P: 14	R: 0 E: 0 K: 1 S: 10 / H: 1 LOB: 2 BB: 1 P: 18	1B: 11 2B: 7 3B: 0 HR: 2 / SF: 2 SAC: 1 DP: 1 HBP: 0						

TOP	
AB	42
R	11
H	20
RBI	11
BB	2
SO	5
LOB	19

WP: 1 PB: 0 SB: 0 CS: 0 / PA: 47

PITCHER		IP	WLS	BF	H	R	ER	SO	BB	IBB	HBP	BLK	WP	HR	S	P	ERA	WHIP
50 Ty Blach, L ERA: 4.86	(1, 1)	3.0	L	20	11	7	7	0	1	0	0	0	1	1	48	80	21.00	4.000
62 Cory Gearrin, R ERA: 2.23	(4, 1)	2.0		6	1	0	0	0	0	0	0	0	0	0	12	18	0.00	0.500
48 Steven Okert, L ERA: 7.71	(6, 1)	1.0		7	4	3	3	0	0	0	0	0	0	0	19	28	27.00	4.000
61 Josh Osich, L ERA: 4.35	(7, 1)	2.0		9	3	1	1	4	0	0	0	0	0	1	25	35	4.50	1.500
41 Mark Melancon, R ERA: 4.58	(9, 1)	1.0		5	1	0	0	1	1	0	0	0	0	0	10	18	0.00	2.000

PITCHER	IP	WLS	BF	H	R	ER	SO	BB	IBB	HBP	BLK	WP	HR	S	P	ERA	WHIP

BOTTOM

Batter	1	2	3	4	5	6	7	8	9	AB	R	H	RBI	BB	SO	LOB
2 Denard Span, L (1, 8) OBP: 0.330, SLG: 0.433	C FC 88 X FF 90 0-1 12 F9 21 G4-3 9 2B 1B	X CU 75 0-0 1B	B CU 76 F CH 86 C CU 76 X FF 94 1-2 ③ F8		C CU 70 C FF 89 F CU 71 X FF 90 0-2 ① G5-3		S SL 86 C SL 87 B FF 92 X FF 92 1-2 ③ G4-3	5	1	2	0	0	0	0
21 Conor Gillaspie, L (1, 5) OBP: 0.200, SLG: 0.143	C FF 89 B FF 92 B CU 75 X FF 92 2-1 ① G4-3 1-2	X FF 91 0-0 ② L8				B FF 90 C CH 84 S SL 84 B FF 93 B FC 88 F CH 84 T FF 93 3-2 ① K	C FF 89 C FF 89 S CU 71 0-3 ② K			4	0	0	0	0	2	2
12 Joe Panik, L (1, 4) OBP: 0.341, SLG: 0.415	C CU 75 X CU 76 0-1 ② F9 2-3	B FF 92 B CH 84 X FF 92 2-0 ③ F8				C CH 85 B FF 93 B CH 83 X CH 84 2-1 53 1B 9 BB 35 SF8 1B	B CH 84 B CU 71 C FF 89 F FF 89 X SI 88 2-2 1B			4	1	2	0	0	0	2
9 Brandon Belt, L (1, 3) OBP: 0.344, SLG: 0.439	X FF 92 0-0 3-H 2B			F FF 91 B FF 93 C CH 85 B FF 94 B CU 76 X CH 85 3-2 ① F7		B CU 75 B SI 91 F FC 89 B FF 93 B FF 91 4-1 5 BB 53 1B 66 1B 1-2 BB	D CU 71 F CU 70 B FF 89 C FF 89 X CU 72 2-2 ③ G6-3			3	1	1	1	1	0	1
53 Austin Slater, R (1, 7) OBP: 0.389, SLG: 0.500	D CU 76 C FF 91 C FF 92 F FF 94 C SI 92 1-3 ③ K			B FC 89 X FC 87 1-0 35 G4-3 2B		B FF 91 C SI 90 F CH 83 X FF 92 1-2 5 BB 66 1B 1-2 2-3 1B		X CH 85 0-0 ① G5-3		4	1	2	0	0	1	1
35 Brandon Crawford, L (1, 6) OBP: 0.282, SLG: 0.390		C CU 75 B FF 94 B FF 92 B CH 85 C FF 92 F FF 93 B FF 93 4-2 5 FC5-4 BB		X FF 90 0-0 ② G4-3 2-3		S CU 76 B FF 92 B CU 75 X CH 84 2-1 ② SF8 3-H		B FF 92 B FF 92 C FF 91 F CH 86 X CU 77 2-2 ② G4-3		2	0	0	1	1	0	1
5 Nick Hundley, R (1, 2) OBP: 0.264, SLG: 0.385	C FC 88 F FF 91 B FC 89 1 SAFE X CU 77 1-2 ① FC5-4 66 G6-4-3 1-2f			B FF 92 X FF 93 1-0 ③ L7		B CU 75 F SI 90 B CU 76 F FF 91 B CH 85 F CH 84 B FF 92 4-2 66 1B 1-2 2-3 BB		B CU 76 S FF 92 F FF 92 F FF 93 C CU 77 1-3 ③ K		3	0	0	0	1	1	2
66 Gorkys Hernández, R (1, 9) OBP: 0.303, SLG: 0.276	C CU 75 T CH 84 1 SAFE F FF 94 X FF 94 0-2 ② ③ G6-4-3 1-2f				F CH 85 F FF 92 X FF 95 0-2 ① G3	C CU 76 S CU 77 D SL 86 B CU 78 X CU 78 2-2 1-2 2-H 3-H 1B			B FF 91 S FF 91 B FF 91 X FF 91 2-1 ① F9	4	0	1	2	0	0	1
50 Ty Blach, R (1, 1) OBP: 0.269, SLG: 0.217 7 Aaron Hill, R (3, PH) OBP: 0.000, SLG: 0.000 62 Cory Gearrin, R (4, 1) 8 Hunter Pence, R (5, PH) OBP: 0.261, SLG: 0.348 48 Steven Okert, L (6, 1) 37 Kelby Tomlinson, R (6, PH) OBP: 0.429, SLG: 0.500 61 Josh Osich, L (7, 1) 41 Mark Melancon, R (8, 1) 28 Buster Posey, R (9, PH) OBP: 0.426, SLG: 0.538			C FF 91 B CU 76 X CU 76 1-1 ① G1-3		C CU 75 C CH 84 F FF 95 X CU 78 0-2 ② G6-3	B FF 90 C FF 90 F SL 82 S FF 91 1-3 ③ K		B FF 92 S FF 92 X SL 86 1-1 ② F7	0 0 0 0 0 0 0 1 0 0 0 0 0 0 0 0 0 0 0 0 0 1 0 0 0 0 0 0 0 0 0 0 0 0 0 1 0 0 0 0 1 2 0 0 0 0 0 0 0 1 0 0 0 0 0 0						
Inning Stats	R: 1 H: 2 E: 0 LOB: 1 K: 1 BB: 0 S: 11 P: 14	R: 0 H: 0 E: 0 LOB: 0 K: 0 BB: 1 S: 10 P: 15	R: 0 H: 1 E: 0 LOB: 1 K: 0 BB: 0 S: 5 P: 8	R: 0 H: 1 E: 0 LOB: 1 K: 0 BB: 0 S: 6 P: 11	R: 0 H: 0 E: 0 LOB: 0 K: 0 BB: 0 S: 10 P: 11	R: 3 H: 3 E: 0 LOB: 2 K: 2 BB: 2 S: 21 P: 40	R: 0 H: 1 E: 0 LOB: 1 K: 1 BB: 0 S: 13 P: 17	R: 0 H: 0 E: 0 LOB: 0 K: 1 BB: 0 S: 8 P: 11	R: 0 H: 0 E: 0 LOB: 0 K: 0 BB: 0 S: 7 P: 11	1B: 6 SF: 1 2B: 2 SAC: 0 3B: 0 DP: 1 HR: 0 HBP: 0						

PITCHER		IP	WLS	BF	H	R	ER	SO	BB	IBB	HBP	BLK	WP	HR	S	P	ERA	WHIP
67 Seth Lugo, R ERA: 3.72	(1, 1)	5.2	W	26	7	4	4	2	3	0	0	0	0	0	60	95	6.35	1.765
51 Paul Sewald, R ERA: 5.08	(6, 1)	0.1		1	0	0	0	1	0	0	0	0	0	0	3	4	0.00	0.000
39 Jerry Blevins, L ERA: 2.13	(7, 1)	1.0		4	1	0	0	1	0	0	0	0	0	0	13	17	0.00	1.000
62 Erik Goeddel, R ERA:	(8, 1)	1.0		3	0	0	0	1	0	0	0	0	0	0	8	11	0.00	0.000
43 Addison Reed, R ERA: 2.65	(9, 1)	1.0		3	0	0	0	0	0	0	0	0	0	0	7	11	0.00	0.000

PITCHER	IP	WLS	BF	H	R	ER	SO	BB	IBB	HBP	BLK	WP	HR	S	P	ERA	WHIP

New York Mets @ San Francisco Giants

AT&T Park, San Francisco, CA

Fri Jun 23 2017, 7:16 PM - 10:28 PM PDT

Att. 41,769 - Partly Cloudy - 62 F

livebaseballscorecards.com

AB	33
R	4
H	8
RBI	4
BB	3
SO	5
LOB	12

WP: 0 PA: 37
PB: 0
SB: 0
CS: 0

New York Mets @ San Francisco Giants

AT&T Park, San Francisco, CA

Sat Jun 24 2017, 4:16 PM - 7:08 PM PDT

Att. 41,216 - Partly Cloudy - 68 F

TOP

livebaseballscorecards.com

Batter	1	2	3	4	5	6	7	8	9	AB	R	H	RBI	BB	SO	LOB
3 Curtis Granderson, L (1, 8) OBP: 0.317, SLG: 0.442	C SI 89 X SL 86 0-1 ① G3-1		C SI 92 C FF 93 B FF 92 S FF 93 1-3 ② K		B CH 83 C FF 92 S CH 81 S CH 83 1-3 ③ K			B CH 89 F FC 89 X SI 95 1-1 19 1B 3B	D SL 84 1 SAFE C FC 96 B CH 88 B FF 94 D FC 95 4-1 13 G6-3 1-2 BB	4	1	1	0	1	2	1
13 Asdrúbal Cabrera, S (1, 4) OBP: 0.338, SLG: 0.405	X SI 90 0-0 2B		1 SAFE C FF 93 B FF 94 C FF 93 F FF 93 1 SAFE B FF 93 B SL 86 X FC 86 3-2 1-3 1B			B SL 85 C FC 87 B FF 90 B FC 87 F FF 91 F FC 88 B FF 92 4-2 52 1B BB		B FC 91 T FC 89 D CH 90 B FC 89 B FC 91 4-1 19 1B 4 2B BB	B CH 88 F FC 95 F FC 95 D SL 86 B FC 97 X FC 96 3-2 ① ② G6-3 1-2f 2-3	3	1	2	0	2	0	2
52 Yoenis Cespedes, R (1, 7) OBP: 0.384, SLG: 0.631	B SL 85 B SI 90 X SL 85 2-0 ② F8		B SI 93 F SI 94 X FF 93 1-1 ③ F7			C FF 92 B FF 93 1 SAFE F SL 85 1 SAFE X FF 94 1-2 21 L3 1B		F SI 96 B SI 96 S FC 88 S FC 87 1-3 ① K	B FC 96 B SL 84 F FC 94 S FC 96 X FC 96 2-2 ③ P2 3-H	5	0	1	0	0	1	5
19 Jay Bruce, L (1, 9) OBP: 0.339, SLG: 0.537	S CH 81 B FF 91 B FC 87 X FC 88 2-1 ③ G3			B CH 79 C SL 84 X SL 86 1-1 ① G3		B FC 87 X FF 92 1-0 ① L8		C SI 92 X FC 90 0-1 4 2B 1-2 3-H 1B		4	0	1	1	0	0	3
21 Lucas Duda, L (1, 3) OBP: 0.363, SLG: 0.555		B CH 80 B SL 86 C SL 85 B CH 80 B FF 90 4-1 18 G5-4-3 BB		B CH 83 C SL 82 X FF 92 1-1 ② L8		B FC 88 D SL 87 C SL 86 B SL 85 X FC 88 3-1 ② ③ L3 1-1		C SL 84 D SL 84 S FF 93 F FF 94 S FF 92 1-3 ② K		3	0	0	0	1	1	4
4 Wilmer Flores, R (1, 5) OBP: 0.314, SLG: 0.481		F SI 92 B SI 92 F SI 93 F FF 92 B FF 93 F FF 93 F SL 84 X SI 93 2-2 ① F7		C CH 83 B FC 87 S FF 94 B FC 87 X CH 83 2-2 HR			B FF 90 B SL 83 B FF 88 B FC 86 4-0 BB	B FF 91 X FC 88 1-0 1-3 2-H 2B		3	1	2	2	1	0	1
18 Travis d'Arnaud, R (1, 2) OBP: 0.282, SLG: 0.444		C FC 86 X SI 93 0-1 ② ③ G5-4-3 1-2f		B FF 92 F FF 92 F SL 85 F FF 93 X SL 86 1-2 ③ P3			B SI 90 C SL 85 D SL 84 F FF 92 B FF 92 X FF 91 3-2 ① P4	C FC 88 B FF 91 F FF 91 B SL 85 X FF 91 2-2 ③ F8		4	0	0	0	0	0	4
7 José Reyes, S (1, 6) OBP: 0.267, SLG: 0.324			B FF 91 C FC 87 B FF 92 B SL 86 X FF 90 3-1 ① G6-3		X FF 91 0-0 ① P6		C FF 92 C FF 93 X FF 92 0-2 ② F8		C FF 96 X CH 90 0-1 30 1B 3B	4	1	1	0	0	0	1
48 Jacob deGrom, L (1, 1) OBP: 0.294, SLG: 0.412 30 Michael Conforto, L (9, PH) OBP: 0.406, SLG: 0.553 43 Addison Reed, L (9, 1)			S FF 91 X FC 87 0-1 13 1B 1B		C FF 89 F FF 90 F FF 89 C SL 84 0-3 ② K		B FF 93 B SL 86 X FF 90 2-0 ③ G4-3		D FC 96 S FC 95 B FF 96 C FF 97 X FC 96 2-2 13 G6-3 3 BB 52 WP 3-H 1B	3 1 0	0 1 0	1 1 0	0 1 0	0 0 0	1 0 0	1 0 0
Inning Stats	R: 0 E: 0 K: 0 S: 6 H: 1 LOB: 1 BB: 0 P: 10	R: 0 E: 0 K: 0 S: 9 H: 0 LOB: 0 BB: 1 P: 15	R: 0 E: 0 K: 1 S: 13 H: 2 LOB: 2 BB: 0 P: 21	R: 1 E: 0 K: 0 S: 11 H: 1 LOB: 0 BB: 0 P: 16	R: 0 E: 0 K: 2 S: 8 H: 0 LOB: 0 BB: 0 P: 9	R: 0 E: 0 K: 0 S: 9 H: 1 LOB: 1 BB: 1 P: 18	R: 0 E: 0 K: 0 S: 7 H: 0 LOB: 1 BB: 1 P: 16	R: 2 E: 0 K: 2 S: 16 H: 3 LOB: 2 BB: 1 P: 26	R: 2 E: 0 K: 0 S: 12 H: 2 LOB: 0 BB: 1 P: 23	1B: 5 2B: 3 3B: 2 HR: 1 SF: 0 SAC: 0 DP: 3 HBP: 0						

	AB	34
	R	5
	H	10
	RBI	4
	BB	5
	SO	5
	LOB	22

WP: 1 PA: 39
PB: 0
SB: 0
CS: 0

PITCHER		IP	WLS	BF	H	R	ER	SO	BB	IBB	HBP	BLK	WP	HR	S	P	ERA	WHIP
47 Johnny Cueto, R ERA: 4.2	(1, 1)	7.0		27	5	1	1	3	3	0	0	0	0	1	63	105	1.29	1.143
49 Sam Dyson, R ERA: 10.13	(8, 1)	0.1	L	3	1	2	2	1	1	0	0	0	0	0	6	12	54.00	6.000
48 Steven Okert, L ERA: 7.53	(8, 1)	0.1		2	1	0	0	1	0	0	0	0	0	0	6	7	0.00	3.000
70 George Kontos, R ERA: 3.12	(8, 1)	0.1		2	1	0	0	0	0	0	0	0	0	0	4	7	0.00	3.000
59 Kyle Crick, R ERA: 5.4	(9, 1)	1.0		5	2	2	2	0	1	0	0	0	1	0	12	23	18.00	3.000

PITCHER		IP	WLS	BF	H	R	ER	SO	BB	IBB	HBP	BLK	WP	HR	S	P	ERA	WHIP

BOTTOM

Batter	1	2	3	4	5	6	7	8	9	AB	R	H	RBI	BB	SO	LOB
2 Denard Span, L (1, 8) OBP: 0.324, SLG: 0.425	F FF 94 B CH 87 X CH 87 1-1 ① P4		B CU 81 X CH 88 1-0 ③ FC6 1-2f			B CU 80 C SL 88 F FF 94 F FF 95 X SL 88 1-2 ① G3		C SL 88 X FF 94 0-1 ② G6-3		4	0	0	0	0	0	1
12 Joe Panik, L (1, 4) OBP: 0.339, SLG: 0.410	C CU 81 C CH 87 X FF 96 0-2 ② G3			C FF 94 B FF 95 F CU 81 B FF 96 B FF 96 B CH 89 4-2 ② 28 1B BB		C CH 87 F FF 94 B FF 94 B CU 81 B CU 81 S SL 88 3-3 ② K		X FF 94 0-0 ③ G2		3	0	0	0	1	1	0
8 Hunter Pence, R (1, 9) OBP: 0.293, SLG: 0.364	B FF 95 X FF 96 1-0 ③ F9			X SL 88 0-0 ① L8		S CU 80 X CU 80 0-1 1B			B SL 83 F FF 89 X SL 84 1-1 ① G5-3	4	0	1	0	0	0	1
28 Buster Posey, R (1, 2) OBP: 0.427, SLG: 0.534		C FF 94 F FF 95 F SL 90 B FF 96 S FF 96 1-3 ① K		S CH 87 S SL 86 B FF 96 1 SAFE F CH 89 X FF 96 1-2 1-3 1B		B FF 94 B FF 94 C CH 87 F SL 90 F FF 95 X CH 87 2-2 ③ L9			C FF 91 F FF 92 B FF 92 B FF 92 B SL 86 X SL 83 3-2 9 FC4-6 1B	4	0	2	0	0	1	1
9 Brandon Belt, L (1, 3) OBP: 0.343, SLG: 0.448		C CU 80 X SL 90 0-1 ② B1-3		B FF 95 F SL 89 D CU 81 S SL 89 S FF 96 2-3 ② K			X CU 79 0-0 HR		X SL 85 0-0 ② FC4-6 35 DI 1-2f 35 1B	4	2	1	1	0	1	3
35 Brandon Crawford, L (1, 6) OBP: 0.282, SLG: 0.387		B FF 95 B FF 95 B FF 95 C FF 95 F FF 95 T FF 97 3-2 ③ K		S SL 89 C FF 96 B SL 90 S FF 96 1-3 ③ K			B FF 94 F SL 88 X SL 88 1-1 ① F7		S SL 84 D SL 85 S SL 84 X FF 92 1-2 1-H 1B	4	0	1	1	0	2	2
63 Ryder Jones, L (1, 5)			C CU 81 X CH 87 0-1 ① G4-3		C CU 79 B FF 96 X CH 88 1-1 ① F8		S FF 96 B FF 94 S CH 90 X FF 96 1-2 ② G3		F SL 86 S SL 85 D SL 86 B SL 84 X FF 91 2-2 ③ G4-3	4	0	0	0	0	0	1
53 Austin Slater, R (1, 7) OBP: 0.387, SLG: 0.493			C CU 80 C CU 80 F FF 96 B FF 95 X CH 88 1-2 47 FC2-6 1B		X FF 94 0-0 ② G4-3		C CU 82 C FF 95 B FF 96 F FF 96 S CU 82 1-3 ③ K			3	0	1	0	0	1	0
47 Johnny Cueto, R (1, 1) OBP: 0.095, SLG: 0.034 49 Sam Dyson, R (8, 1) 48 Steven Okert, L (8, 1) 70 George Kontos, R (8, 1) 37 Kelby Tomlinson, R (8, PH) OBP: 0.299, SLG: 0.254 59 Kyle Crick, L (9, 1)			F FF 94 X CU 80 0-1 ② FC2-6 2 FC6 1-2f		C FF 94 S FF 95 F FF 95 B FF 95 S CU 81 1-3 ③ K			S FF 92 B CU 80 B FF 94 X FF 94 2-1 ① L4		2 0 0 0 1 0	0 0 0 0 0 0	0 0 0 0 0 0	0 0 0 0 0 0	1 0 0 0 0 0	1 0 0 0 0 0	1 0 0 0 0 0
Inning Stats	R: 0 E: 0 K: 0 S: 6 H: 0 LOB: 0 BB: 0 P: 8	R: 0 E: 0 K: 2 S: 9 H: 0 LOB: 0 BB: 0 P: 13	R: 0 E: 0 K: 0 S: 9 H: 1 LOB: 1 BB: 0 P: 11	R: 0 E: 0 K: 2 S: 13 H: 1 LOB: 2 BB: 1 P: 21	R: 0 E: 0 K: 1 S: 7 H: 0 LOB: 0 BB: 0 P: 9	R: 0 E: 0 K: 1 S: 13 H: 1 LOB: 1 BB: 0 P: 19	R: 1 E: 0 K: 1 S: 10 H: 1 LOB: 0 BB: 0 P: 13	R: 0 E: 0 K: 0 S: 5 H: 0 LOB: 0 BB: 0 P: 7	R: 1 E: 0 K: 0 S: 12 H: 2 LOB: 1 BB: 0 P: 19	1B: 5 2B: 0 3B: 0 HR: 1	SF: 0 SAC: 0 DP: 0 HBP: 0					

PITCHER		IP	WLS	BF	H	R	ER	SO	BB	IBB	HBP	BLK	WP	HR	S	P	ERA	WHIP
48 Jacob deGrom, R ERA: 3.71	(1, 1)	8.0	W	29	4	1	1	7	1	0	0	0	0	1	72	101	1.12	0.625
43 Addison Reed, R ERA: 2.82	(9, 1)	1.0		5	2	1	1	0	0	0	0	0	0	0	12	19	9.00	2.000

PITCHER	IP	WLS	BF	H	R	ER	SO	BB	IBB	HBP	BLK	WP	HR	S	P	ERA	WHIP

New York Mets @ San Francisco Giants

AT&T Park, San Francisco, CA

Sat Jun 24 2017, 4:16 PM - 7:08 PM PDT

Att. 41,216 - Partly Cloudy - 68 F

livebaseballscorecards.com

AB	33
R	2
H	6
RBI	2
BB	1
SO	7
LOB	10

WP: 0	PA: 34
PB: 0	
SB: 0	
CS: 0	

Batter	1	2	3	4	5	6	7	8	9	AB	R	H	RBI	BB	SO	LOB
3 Curtis Granderson, L (1, 8) OBP: 0.328, SLG: 0.457	B FF 92 F FF 90 F FF 92 B KC 82 B KC 83 B FF 94 4-2 13 F8 13 WP 19 G3 BB		B FF 90 X FF 92 1-0 13 E 1B	B FF 93 C CH 81 B KC 83 C CH 83 B FF 92 B FF 93 4-2 13 1B BB		B CU 79 C SL 83 B FC 86 F SI 91 F SL 84 F FC 88 B FC 86 B SL 85 4-2 13 G4-6-3 BB	C CH 85 1 SAFE T SL 86 B SL 84 B SI 93 F SL 87 3 SAFE C SI 93 2-3 ③		C SI 95 B CH 89 B SL 86 S FF 93 F FF 96 X FF 96 2-2 HR	3	2	2	1	3	1	2
13 Asdrúbal Cabrera, S (1, 6) OBP: 0.343, SLG: 0.405	F FF 93 B CH 81 B FF 93 X FF 92 2-1 ① F8 1-3		D CH 82 X FF 92 1-0 E5 1-3	1 SAFE F FF 92 C KC 81 1 SAFE X FF 93 0-2 1-2 1B		F FC 89 D FC 87 D FF 90 F X 2-2 ①② G4-6-3 1-2f		C SL 78 B CH 83 X FF 96 1-1 19 HR 1B	B CH 89 B SL 81 B FF 94 C FF 94 S FF 94 B FF 93 4-2 4 HBP BB	5	1	2	0	1	0	3
19 Jay Bruce, L (1, 9) OBP: 0.339, SLG: 0.543	C KC 84 D FF 93 X FF 93 1-1 ② G3 3-H		B KC 82 X KC 82 1-0 ① G1-3	S KC 82 S FF 94 S KC 82 0-3 ③ K		B FC 83 B CU 78 F SL 85 S FC 86 X FC 88 2-2 4 1B 1B		C FF 95 B SL 78 C SL 79 D SL 79 X FF 95 2-2 1-H HR	B SL 81 F FF 94 F SI 94 X FF 92 1-2 ② F7	6	1	2	3	0	1	5
4 Wilmer Flores, R (1, 5) OBP: 0.325, SLG: 0.487	F FF 92 F FF 93 B FF 94 B CH 80 F CH 82 F FF 92 F KC 82 F CH 82 F FF 93 2-3 ③ F CH 82 S FF 92 K		0-0 IBB	C FF 92 X CH 80 0-1 21 2B 2B	X FF 90 0-0 1-3 1B		B FF 95 C CH 86 X CH 85 1-1 ① F8	C SL 85 H FF 94 1-1 1-2 HBP	4	1	2	0	1	1	0
21 Lucas Duda, L (1, 3) OBP: 0.362, SLG: 0.553		C FF 92 S KC 81 X FF 94 0-2 44 HR 1B	D KC 82 S KC 82 S KC 82 S KC 83 1-3 ② K	C KC 82 X FF 93 0-1 44 G3 2-H 2B	D SL 84 C SL 83 B SL 83 B FC 87 S FC 86 S FC 87 3-3 ③ K		C SL 79 C SL 80 C SL 79 0-3 ② K	C SL 81 B SL 80 C FF 92 S SL 82 1-3 ③ K	6	1	2	1	0	4	7
54 T.J. Rivera, R (1, 4) OBP: 0.322, SLG: 0.393		F FF 92 B FF 93 B FF 92 X FF 92 2-1 ① L7	C FF 92 B FF 93 F FF 94 B FF 93 X KC 83 2-2 ③ G5-3	C CH 81 X CH 80 0-1 ① F8		C SI 90 X SL 83 0-1 7 FC4-6 9 BB 1B	F FF 94 B CH 84 B CH 86 F FF 95 X SL 80 2-2 9 BB 1B		5	0	2	0	0	0	5
30 Michael Conforto, L (1, 7) OBP: 0.405, SLG: 0.548 9 Brandon Nimmo, L (6, 7) OBP: 0.500, SLG: 0.200		B FF 93 B KC 82 X FF 93 2-0 ② L7	C S CH 81 S FF 92 0-3 ① K	B FF 92 B FF 92 D KC 82 C FF 92 C FF 93 H FF 92 4-2 44 G3 HBP		B CH 84 B SI 90 F SI 90 F SI 91 B CH 84 1 SAFE B SI 91 4-2 7 FC4-6 1-2 BB	C FF 94 B FF 95 B FF 94 F FF 94 B CH 87 F FF 95 F SL 80 B FF 94 4-2 1-2 BB		2 0	0 0	0 0	0 2	1 0	1 0
44 René Rivera, R (1, 2) OBP: 0.305, SLG: 0.423		F FF 93 X FF 92 0-1 1-H HR	X CH 82 0-0 HR	X FC 87 0-0 ② G3 1-2 2-3		B SI 92 X SL 83 1-0 ① F6	C FF 94 F FF 94 D CH 84 F FF 95 S SL 81 1-3 ③ K		5	2	2	3	0	1	6
50 Rafael Montero, R (1, 1) 66 Josh Edgin, R (6, 1) 7 José Reyes, S (7, PH) OBP: 0.266, SLG: 0.323 51 Paul Sewald, R (7, 1) 39 Jerry Blevins, L (8, 1) 59 Fernando Salas, R (8, 1) OBP: 0.500, SLG: 0.500 46 Chasen Bradford, R (9, 1)		C FF 91 X FF 92 0-1 G6-3	F FF 91 F CH 81 F FF 91 B KC 81 C KC 81 1-3 ② K	B FC 88 C FC 86 X FC 87 1-1 ③ G1-3		C CH 85 F SI 93 X SI 92 0-2 ② FC4-6 1-2f 2-3		C FF 94 C FF 96 S SL 87 0-3 ① K	3 0 1 0 0 1 0	0 0 0 0 0 0 0	0 0 0 0 0 0 0	0 0 0 0 0 1 0	1 0 0 0 0 0 0	2 0 2 0 0 0 0
Inning Stats	R: 1 E: 0 K: 1 S: 15 H: 0 LOB: 0 BB: 1 P: 24	R: 2 E: 0 K: 0 S: 10 H: 2 LOB: 0 BB: 0 P: 14	R: 0 E: 1 K: 1 S: 9 H: 1 LOB: 3 BB: 1 P: 15	R: 1 E: 0 K: 3 S: 16 H: 2 LOB: 2 BB: 1 P: 21	R: 1 E: 0 K: 0 S: 11 H: 2 LOB: 2 BB: 0 P: 16	R: 0 E: 0 K: 1 S: 14 H: 2 LOB: 2 BB: 1 P: 25	R: 0 E: 0 K: 1 S: 12 H: 1 LOB: 2 BB: 1 P: 19	R: 2 E: 0 K: 2 S: 21 H: 3 LOB: 2 BB: 1 P: 32	R: 1 E: 0 K: 2 S: 16 H: 1 LOB: 2 BB: 1 P: 25	1B: 8 2B: 2 3B: 0 HR: 4	SF: 0 SAC: 0 DP: 1 HBP: 2			WP: 1 PB: 0 SB: 0 CS: 0	PA: 50		

PITCHER		IP	WLS	BF	H	R	ER	SO	BB	IBB	HBP	BLK	WP	HR	S	P	ERA	WHIP
45 Matt Moore, L ERA: 6.04	(1, 1)	4.1	L	25	7	5	5	5	2	1	1	0	1	2	58	86	10.38	2.077
70 George Kontos, R ERA: 2.97	(5, 1)	1.2		7	2	0	0	1	1	0	0	0	0	0	17	29	0.00	1.800
62 Cory Gearrin, R ERA: 2.16	(7, 1)	1.0		5	1	0	0	1	1	0	0	0	0	0	12	19	0.00	2.000
61 Josh Osich, L ERA: 4.98	(8, 1)	1.0		7	3	2	2	2	1	0	0	0	0	1	21	32	18.00	4.000
60 Hunter Strickland, R ERA: 2.33	(9, 1)	1.0		6	1	1	1	2	1	0	1	0	0	1	16	25	9.00	2.000

PITCHER	IP	WLS	BF	H	R	ER	SO	BB	IBB	HBP	BLK	WP	HR	S	P	ERA	WHIP

New York Mets @ San Francisco Giants

AT&T Park, San Francisco, CA

Sun Jun 25 2017, 1:08 PM - 4:50 PM PDT

Att. 41,137 - Partly Cloudy - 63 F

TOP

livebaseballscorecards.com

AB	41
R	8
H	14
RBI	8
BB	7
SO	11
LOB	33

Batter	1	2	3	4	5	6	7	8	9	AB	R	H	RBI	BB	SO	LOB
2 Denard Span, L (1, 8) OBP: 0.326, SLG: 0.425	C FF 94 B SL 84 F CH 89 B FF 94 X FF 94 2-2 ① P2		F CH 88 X FF 94 0-1 8 BB, 12 1B, 28 SF9, 1B		F FF 94 B FF 93 B SL 80 S CH 88 B FF 93 F FF 96 S FF 95 3-3 ③ K			C FF 89 F FF 90 X CU 71 0-2 28 G6-3, 8 1B, 1B	S SL 84 S SL 84 B SL 84 F SL 84 F F FF 93 C SL 85 1-3 ③ K	5	1	2	0	0	2	2
12 Joe Panik, L (1, 4) OBP: 0.341, SLG: 0.409	C FF 95 B CH 90 F FF 94 S FF 94 1-3 ② K		B FF 94 X CH 90 1-0 28 SF9, 8 BB, 1-2, 1B			C FF 93 B SL 83 C SL 83 B FF 92 B SL 82 B CH 87 4-2 28 P3-6, 8 1B, BB		B CU 71 D CU 71 F FF 89 X CU 72 2-1 ① F3		3	0	1	0	1	1	2
8 Hunter Pence, R (1, 9) OBP: 0.301, SLG: 0.368	B FF 95 C CH 88 B SI 90 B FF 95 S CH 89 X CH 89 3-2 ③ G6-3		B CH 88 B FF 94 B FF 94 C FF 95 D CH 88 4-1 9 CS, 1-2, 2-3, BB			B FF 92 C FF 94 C FF 94 B CH 88 X CH 88 2-2 1-2, 1B		C KC 86 F FF 93 B FF 94 X FF 94 1-2 28 G6-3, 1-2, 2-3, 1B		3	0	2	0	1	0	0
28 Buster Posey, R (1, 2) OBP: 0.421, SLG: 0.528		B FF 94 C FF 94 B FF 92 X CH 90 2-1 ① G6-3	B FF 94 C CH 88 B FF 95 X FF 95 2-1 ② SF9, 2-3, 3-H			B FF 94 B FF 94 C CH 89 F FF 95 B FF 94 F FF 96 F CH 89 X FF 93 3-2 ①② P3-6, 2-2f		S FF 92 B FF 94 B FF 88 F FF 93 F FF 93 X FF 94 2-2 ② G6-3, 1-2, 2-3, 3-H		3	0	0	2	0	0	4
9 Brandon Belt, L (1, 3) OBP: 0.342, SLG: 0.445		B CH 88 B CH 86 X FF 93 2-0 35 1B, 1B	D SL 86 S SL 83 S SL 84 F SL 83 1 SAFE B FF 93 D SL 84 3-2 ③ CS, 1-2	B FF 93 C H 87 B FF 92 F SL 83 B CH 87 S CH 88 3-3 ① K		D CU 80 C FF 92 S CU 81 S CU 81 1-3 ③ K		D KC 85 C FF 91 B KC 86 F FF 93 F FF 93 S FF 94 2-3 ③ K		4	0	1	0	0	3	3
35 Brandon Crawford, L (1, 6) OBP: 0.281, SLG: 0.385		X FF 94 0-0 1-2, 1B		B CH 87 F FF 95 S CH 87 B SL 83 F FF 94 B FF 94 F CH 88 T FF 95 3-2 ② K			C S SL 83 F FF 91 F FF 92 B CH 84 F FF 93 B SL 83 B SL 84 X FF 92 3-2 ① F7		B SI 89 X SI 88 1-0 ① G3	4	0	1	0	0	1	0
63 Ryder Jones, L (1, 5) 70 George Kontos, R (5, 1) 66 Gorkys Hernández, R (7, 7) OBP: 0.306, SLG: 0.279		S SL 83 F SL 83 D B FF 95 X CH 89 2-2 ② L8		S SL 83 F SL 82 C FF 94 0-3 ③ K			S FF 93 C FF 93 B FF 93 X FF 93 1-2 ② L8		B FF 90 S SL 84 B SL 83 X FF 90 2-1 21 BB, 1B	2 0 2	0 0 0	0 0 1	0 0 0	0 0 0	1 0 0	2 0 0
53 Austin Slater, R (1, 7) OBP: 0.377, SLG: 0.479 62 Cory Gearrin, R (7, 1) 37 Kelby Tomlinson, R (7, PH) OBP: 0.294, SLG: 0.250 61 Josh Osich, L (8, 1) 60 Hunter Strickland, R (9, 1) 5 Nick Hundley, R (9, PH) OBP: 0.262, SLG: 0.382		S SL 84 B FF 95 X FF 94 1-1 ③ L9			C SL 81 B FF 93 B FF 93 S SL 83 F FF 93 C CH 89 2-3 ① K		S SL 84 C SL 85 C FF 93 0-3 ③ K		T FF 91 S FF 92 F SL 85 S SL 84 0-3 ② K	2 0 1 0 0 1	0 0 0 0 0 0	0 0 0 0 0 0	0 0 0 0 0 0	1 0 0 0 0 1	2 0 1 0 0 1	2 0 0 0 0 1
45 Matt Moore, L (1, 1) OBP: 0.125, SLG: 0.087 21 Conor Gillaspie, L (5, 5) OBP: 0.224, SLG: 0.176			C FF 94 C FF 93 C FF 93 0-3 ① K		C FF 95 X FF 93 0-1 ② G5-3			B FF 88 X FF 88 1-0 8 1B, 28 G6-3, 2B	B FF 90 B SI 89 B SI 89 C SI 90 B SI 89 4-1 1-2, BB	1 2	0 1	0 1	0 0	0 1	1 0	0 0
Inning Stats	R: 0 E: 0 K: 1 S: 9 H: 0 LOB: 0 BB: 0 P: 15	R: 0 E: 0 K: 0 S: 9 H: 2 LOB: 2 BB: 0 P: 16	R: 1 E: 0 K: 1 S: 12 H: 2 LOB: 1 BB: 1 P: 22	R: 0 E: 0 K: 3 S: 11 H: 0 LOB: 0 BB: 0 P: 17	R: 0 E: 0 K: 2 S: 10 H: 0 LOB: 0 BB: 0 P: 15	R: 0 E: 0 K: 1 S: 13 H: 1 LOB: 1 BB: 1 P: 23	R: 0 E: 0 K: 1 S: 12 H: 0 LOB: 0 BB: 0 P: 16	R: 1 E: 0 K: 1 S: 17 H: 3 LOB: 2 BB: 0 P: 25	R: 0 E: 0 K: 2 S: 14 H: 1 LOB: 2 BB: 1 P: 22	1B: 8 2B: 2 3B: 0 HR: 0	SF: 1 SAC: 0 DP: 1 HBP: 0			WP: 0 PB: 0 SB: 0 CS: 1	PA: 38	

PITCHER		IP	WLS	BF	H	R	ER	SO	BB	IBB	HBP	BLK	WP	HR	S	P	ERA	WHIP
50 Rafael Montero, R ERA: 5.63	(1, 1)	5.2	W	22	5	1	1	7	2	0	0	0	0	0	61	104	1.59	1.235
66 Josh Edgin, L ERA: 3.99	(6, 1)	0.1		1	0	0	0	1	0	0	0	0	0	0	3	4	0.00	0.000
51 Paul Sewald, R ERA: 4.91	(7, 1)	1.0		3	0	0	0	1	0	0	0	0	0	0	12	16	0.00	0.000
39 Jerry Blevins, L ERA: 2.45	(8, 1)	0.1		3	2	1	1	0	0	0	0	0	0	0	6	9	27.00	6.000
59 Fernando Salas, R ERA: 5.88	(8, 1)	0.2		3	1	0	0	1	0	0	0	0	0	0	11	16	0.00	1.500

PITCHER		IP	WLS	BF	H	R	ER	SO	BB	IBB	HBP	BLK	WP	HR	S	P	ERA	WHIP
46 Chasen Bradford, R ERA:	(9, 1)	1.0		5	1	0	0	2	1	0	0	0	0	0	14	22	0.00	2.000

BOTTOM

New York Mets @ San Francisco Giants

AT&T Park, San Francisco, CA

Sun Jun 25 2017, 1:08 PM - 4:50 PM PDT

Att. 41,137 - Partly Cloudy - 63 F

livebaseballscorecards.com

AB	33
R	2
H	9
RBI	2
BB	3
SO	12
LOB	16

Batter	1	2	3	4	5	6	7	8	9	AB	R	H	RBI	BB	SO	LOB
3 Curtis Granderson, L (1, 8) OBP: 0.326, SLG: 0.464	C FF 88 X FF 90 0-1 HR		C CU 73 F CH 84 F SL 83 F FF 93 S CH 84 0-3 ② K		C CU 70 F FF 89 B FF 90 X SL 82 1-2 ① F7		B FF 95 X FF 95 1-0 ①② G6-3 1-2f		C SL 80 B CH 86 C SL 80 D SL 81 X SL 79 2-2 ③ F7 2-3	5	1	1	1	0	1	3
13 Asdrúbal Cabrera, S (1, 4) OBP: 0.341, SLG: 0.407	C FF 91 S SL 83 X FF 90 0-2 ① L3		B SL 81 F SL 80 X FF 90 1-1 1-3 2B		C FF 90 C CH 83 B SL 82 F SL 83 B CH 83 B FF 90 F SL 81 X CH 83 3-2 ② G3		S SL 81 C SL 79 F SL 80 X FF 95 0-2 ③ G3			4	0	1	0	0	0	0
52 Yoenis Cespedes, R (1, 7) OBP: 0.372, SLG: 0.609	B FF 92 B SI 91 B FF 92 C FF 91 S SL 84 S SL 86 3-3 ② K		C SL 83 S SL 84 C FF 91 0-3 ③ K		X SL 81 0-0 ③ G1-3			C FF 94 C FF 94 F FC 92 B FF 96 B FF 96 X KC 83 2-2 ① G6-3		4	0	0	0	0	2	2
19 Jay Bruce, L (1, 9) OBP: 0.338, SLG: 0.537	B FF 92 C CH 80 S SL 84 F SL 83 B CH 84 X SL 86 2-2 ③ G4-3			F CU 69 B SI 89 T SL 80 B CH 84 B CH 83 S SL 82 3-3 ① K		C SL 84 B FF 95 B SL 86 B SL 86 X FF 95 3-1 ① G4-3		F FC 90 B SI 95 B FC 90 B KC 82 F FC 91 B SI 95 4-2 BB		3	0	0	0	1	1	0
21 Lucas Duda, L (1, 3) OBP: 0.364, SLG: 0.555		C FF 89 C SL 81 B SL 80 B FF 90 X CH 84 2-2 ① F7		F FF 91 B FF 90 S SL 84 F SL 84 B CH 84 X FF 91 2-2 4 G1-3 18 1B 2B		B FF 96 B SL 85 S FF 94 B FF 96 F FF 94 B FF 94 4-2 BB		C FC 91 S KC 82 C FC 92 0-3 ② K		3	1	1	0	1	1	1
4 Wilmer Flores, R (1, 5) OBP: 0.319, SLG: 0.476		C FF 90 B FF 90 F SL 83 F FF 92 B SL 82 F SL 84 F FF 90 B CH 82 X FF 91 3-2 ② F9		X SL 83 0-0 ② G1-3 2-3		F FF 92 F FF 93 B SL 84 X FF 91 1-2 ② F8		B FF 95 F FF 95 X FC 90 1-1 ③ F9		4	0	0	0	0	0	3
7 José Reyes, S (1, 6) OBP: 0.270, SLG: 0.323		F FF 90 X CU 73 0-1 ③ L9		B SL 84 B CH 83 C FF 91 B SL 82 B FF 89 4-1 18 1B BB		S SL 84 S FF 93 B FF 94 D SL 85 C FF 93 2-3 ③ K			B SI 92 F FF 92 F SL 78 F CH 86 X CH 85 1-2 3 DI 54 WP 1B	3	0	1	0	1	1	1
18 Travis d'Arnaud, R (1, 2) OBP: 0.288, SLG: 0.466			B FF 88 C SL 81 F FF 90 B SL 82 B SL 83 F FF 91 X FF 91 3-2 ① G6-3	X SL 83 0-0 1-2 3-H 1B			B SL 80 B FF 95 X FF 95 2-0 HR		X SL 80 0-0 ① F8	4	1	2	2	0	0	1
65 Robert Gsellman, R (1, 1) OBP: 0.222, SLG: 0.130 51 Paul Sewald, R (4, 1) 9 Brandon Nimmo, L (7, PH) OBP: 0.556, SLG: 0.200 55 Neil Ramirez, R (7, 1) 39 Jerry Blevins, L (7, 1) 62 Erik Goeddel, R (7, 1) 54 T.J. Rivera, R (9, PH) OBP: 0.320, SLG: 0.390			C FF 89 C FF 90 B SL 83 B SL 82 B FF 89 F FF 90 F FF 90 F FF 89 X FF 89 3-2 13 2B 1B	F FF 90 X SL 81 0-1 ③ G1-4-3			C FF 96 B SL 80 B SL 81 B FF 96 B FF 96 4-1 3 G6-3 BB		B FF 92 C SL 79 B SL 80 C SL 78 F FF 94 X SL 79 2-2 ② P4 1-2	2 0 0 0 0 0 0 1	0 0 0 0 0 0 0 0	1 0 0 0 0 0 0 0	0 0 0 0 0 0 0 0	0 0 1 0 0 0 0 0	0 0 0 0 0 0 0 0	2 0 0 0 0 0 0 1

TOP

New York Mets @ Miami Marlins

Marlins Park, Miami, FL

Tue Jun 27 2017, 7:11 PM - 10:13 PM EDT

Att. 20,804 - Roof Closed - 78 F

livebaseballscorecards.com

AB	33
R	3
H	7
RBI	3
BB	4
SO	6
LOB	14

Inning Stats	1	2	3	4	5	6	7	8	9	1B: 3	SF: 0	WP: 1	PA: 37
	R: 1 E: 0 K: 1 S: 12 H: 1 LOB: 0 BB: 0 P: 17	R: 0 E: 0 K: 0 S: 11 H: 0 LOB: 0 BB: 0 P: 16	R: 0 E: 0 K: 2 S: 20 H: 2 LOB: 2 BB: 0 P: 27	R: 1 E: 0 K: 1 S: 12 H: 2 LOB: 2 BB: 1 P: 21	R: 0 E: 0 K: 0 S: 9 H: 0 LOB: 0 BB: 0 P: 13	R: 0 E: 0 K: 1 S: 10 H: 0 LOB: 1 BB: 1 P: 20	R: 1 E: 0 K: 0 S: 7 H: 1 LOB: 0 BB: 1 P: 14	R: 0 E: 0 K: 1 S: 11 H: 0 LOB: 1 BB: 1 P: 18	R: 0 E: 0 K: 0 S: 12 H: 1 LOB: 1 BB: 0 P: 17	2B: 2 3B: 0 HR: 2 SAC: 0 DP: 1 HBP: 0		WP: 1 PB: 0 SB: 0 CS: 0	

PITCHER		IP	WLS	BF	H	R	ER	SO	BB	IBB	HBP	BLK	WP	HR	S	P	ERA	WHIP
58 Dan Straily, R ERA: 3.44	(1, 1)	5.0		21	5	2	2	4	1	0	0	0	0	1	64	94	3.60	1.200
66 Jarlín García, L ERA: 3.2	(6, 1)	0.1	H	2	0	0	0	0	1	0	0	0	0	0	4	11	0.00	3.000
64 Nick Wittgren, R ERA: 3.16	(6, 1)	0.2	H	2	0	0	0	1	0	0	0	0	0	0	6	9	0.00	0.000
46 Kyle Barraclough, R ERA: 3.31	(7, 1)	1.0	W	4	1	1	1	0	1	0	0	0	0	1	7	14	9.00	2.000
35 David Phelps, R ERA: 3.55	(8, 1)	1.0	H	4	0	0	0	1	1	0	0	0	0	0	11	18	0.00	1.000

PITCHER		IP	WLS	BF	H	R	ER	SO	BB	IBB	HBP	BLK	WP	HR	S	P	ERA	WHIP
44 AJ Ramos, R ERA: 3.49	(9, 1)	1.0	S	4	1	0	0	0	0	0	0	0	1	0	12	17	0.00	1.000

BOTTOM

New York Mets @ Miami Marlins

Marlins Park, Miami, FL

Tue Jun 27 2017, 7:11 PM - 10:13 PM EDT

Att. 20,804 - Roof Closed - 78 F

Batter	1	2	3	4	5	6	7	8	9	AB	R	H	RBI	BB	SO	LOB
9 Dee Strange-Gordon, L (1, 4) OBP: 0.336, SLG: 0.354	C SI 94 C SI 92 X FF 94 0-2 27 FC5-4 1B	B SL 87 B SL 88 L SI 94 X SI 93 2-1 ③ G4-3			X FF 92 0-0 ① L8		L FF 89 L CU 71 X CU 72 0-2 ① G4-3 1-2 2-3			4	0	1	0	0	0	2
27 Giancarlo Stanton, R (1, 9) OBP: 0.356, SLG: 0.545	1 SAFE C FF 94 1 SAFE X SI 92 0-1 ① FC5-4 13 G2-3 21 1B 41 1B 1-2f		S SL 88 B CU 81 C FF 93 B SL 88 F SI 93 S SL 87 3-3 ① K		B FF 91 S SL 83 F SL 84 B FF 90 B FF 91 S SL 84 3-3 ② K		0-0 21 1B IBB			3	1	0	0	1	2	1
21 Christian Yelich, L (1, 8) OBP: 0.354, SLG: 0.394	B CU 80 X SI 94 1-0 13 G2-3 41 1B 1B 1-2		C CU 80 B CH 87 F SL 88 X SI 93 1-2 2B		C FF 92 S CH 83 B CH 83 B CH 83 F FF 92 T FF 92 2-2 ③ K		D CU 71 C CU 70 S CU 71 D CU 71 X FF 88 2-2 1-2 2-H 3-H 1B			4	1	3	2	0	1	0
13 Marcell Ozuna, R (1, 7) OBP: 0.378, SLG: 0.567	X SL 89 0-0 ② G2-3 1-2 2-3		B SL 88 B CU 81 C CU 80 B SL 86 T CU 86 S SL 88 3-3 ② K			B SL 81 B SL 84 S CH 83 X SL 84 2-1 ① G6-3	X CU 76 0-0 ② F9			4	0	0	0	0	1	5
41 Justin Bour, L (1, 3) OBP: 0.365, SLG: 0.572 44 AJ Ramos, R (9, 1)	B SI 94 C SI 93 B SL 91 F SL 89 B SI 94 X SL 89 3-2 14 2B 1B 2-H 3-H		B FF 94 B SI 93 X FF 93 2-0 ③ F7			C FF 92 X FF 92 0-1 14 G6-4-3 1B	B CH 85 C CU 77 X CH 86 1-1 ③ L9			4 0	1 0	2 0	2 0	0 0	0 0	3 0
14 Martín Prado, R (1, 5) OBP: 0.299, SLG: 0.398	C SI 94 B SI 94 B CU 82 B SL 89 X FF 94 3-1 1-H 2B			B FF 88 B SL 80 B FF 90 C FF 90 X FF 90 3-1 ① G6-3		C FF 91 B SL 83 X FF 92 1-1 ②③ G6-4-3 1-2f		C FF 91 F CH 85 B FF 92 F FF 93 X CH 86 1-2 ① F8		4	0	1	1	0	0	1
11 J.T. Realmuto, R (1, 2) OBP: 0.345, SLG: 0.452	C SI 94 C SI 92 D CU 83 S FF 94 1-3 ③ K			C SL 81 S FF 91 F FF 92 B SL 82 X FF 90 1-2 ② P4			B SL 85 C SL 86 B CU 80 B SL 82 B SL 83 4-1 39 1B 51 1B BB	C CU 77 F CU 76 F FF 93 B CU 77 B CU 78 X FF 92 2-2 ② F8		3	1	0	0	1	1	1
39 JT Riddle, L (1, 6) OBP: 0.263, SLG: 0.366		L SI 92 S SI 93 B FF 94 X SI 92 1-2 ① G3-1		B FF 91 F FF 91 S FF 92 F FF 92 X SL 82 1-2 2B			1 SAFE 1 SAFE L FF 93 B SI 92 B FF 92 L FF 93 F CU 78 1 SAFE F FF 93 2-2 X SL 86 9 G4-3 51 1B 21 1B 1-3 1B	B CU 77 F FF 92 B FF 93 B CH 86 S FF 92 B FF 93 4-2 BB		3	1	2	0	1	0	0
58 Dan Straily, R (1, 1) OBP: 0.037, SLG: 0.037 66 Jarlín García, L (6, 1) 64 Nick Wittgren, R (6, 1) 46 Kyle Barraclough, R (7, 1) 51 Ichiro Suzuki, L (7, PH) OBP: 0.250, SLG: 0.302 35 David Phelps, R (8, 1) 28 Tyler Moore, R (8, PH) OBP: 0.260, SLG: 0.558 (9, 3)		C FF 93 C CU 80 C SI 94 0-3 ② K		F FF 91 B FF 90 S FF 91 S SL 83 1-3 ③ K			C FF 88 X FF 89 0-1 9 G4-3 21 1B 1B 1-2 3-H	1 SAFE C FF 93 C CU 78 S CU 78 0-3 ③ K		2 0 0 0 1 0 1	0 0 0 0 1 0 0	0 0 0 0 1 0 1	0 0 0 0 0 0 1	2 0 0 0 0 0 1	1 0 0 0 0 0 1
Inning Stats	R: 3 H: 4 E: 0 LOB: 1 K: 1 BB: 0 S: 15 P: 23	R: 0 H: 0 E: 0 LOB: 0 K: 1 BB: 0 S: 8 P: 11	R: 0 H: 1 E: 0 LOB: 1 K: 2 BB: 0 S: 11 P: 20	R: 0 H: 1 E: 0 LOB: 1 K: 1 BB: 0 S: 13 P: 19	R: 0 H: 0 E: 0 LOB: 0 K: 2 BB: 0 S: 8 P: 13	R: 0 H: 1 E: 0 LOB: 0 K: 0 BB: 0 S: 6 P: 9	R: 3 H: 3 E: 0 LOB: 2 K: 0 BB: 2 S: 17 P: 26	R: 0 H: 0 E: 0 LOB: 1 K: 1 BB: 1 S: 13 P: 20		1B: 7 SF: 0 2B: 3 SAC: 0 3B: 0 DP: 1 HR: 0 HBP: 0						

	AB	33
	R	6
	H	10
	RBI	6
	BB	3
	SO	8
	LOB	15

livebaseballscorecards.com

PITCHER	IP	WLS	BF	H	R	ER	SO	BB	IBB	HBP	BLK	WP	HR	S	P	ERA	WHIP
65 Robert Gsellman, R (1, 1) ERA: 6.16	3.0		14	5	3	3	4	0	0	0	0	0	0	34	54	9.00	1.667
51 Paul Sewald, R (4, 1) ERA: 4.45	3.0		10	2	0	0	3	0	0	0	0	0	0	27	41	0.00	0.667
55 Neil Ramírez, R (7, 1) ERA: 7.36	0.0	L	2	1	2	2	0	1	0	0	0	0	0	6	12	∞	∞
39 Jerry Blevins, L (7, 1) ERA: 2.77	0.1		4	2	1	1	0	0	1	0	0	0	0	8	10	27.00	6.000
62 Erik Goeddel, R (7, 1) ERA:	1.2		6	0	0	0	1	1	0	0	0	0	0	16	24	0.00	0.600

PITCHER	IP	WLS	BF	H	R	ER	SO	BB	IBB	HBP	BLK	WP	HR	S	P	ERA	WHIP

WP: 0 PA: 36
PB: 0
SB: 0
CS: 0

New York Mets @ Miami Marlins

Marlins Park, Miami, FL

Wed Jun 28 2017, 7:14 PM - 10:09 PM EDT

Att. 18,743 - Roof Closed - 76 F

TOP

livebaseballscorecards.com

Batter	1	2	3	4	5	6	7	8	9	AB	R	H	RBI	BB	SO	LOB
3 Curtis Granderson, L (1, 8) OBP: 0.327, SLG: 0.473 66 Josh Edgin, R (8, 1) 46 Chasen Bradford, R (9, 1)	B SI 92 F SI 91 C KC 79 B CH 83 B SI 93 F SI 92 F SI 93 B FF 93 4-2 13 HR BB	C FF 91 F SI 92 T SI 92 0-2 K ③	C FF 93 B KC 83 F SI 91 B SI 91 F CH 82 F SI 92 T SI 92 2-2 K ③	C CU 78 F FF 92 F FF 92 B FF 92 X CU 80 1-2 2-H HR	F FF 93 B FF 92 X FO 86 1-1 F9 ③		4 2 1 2 1 2 1 0 0 0 0 0 0 0 0 0 0 0 0 0 0
13 Asdrúbal Cabrera, S (1, 4) OBP: 0.348, SLG: 0.426 15 Matt Reynolds, R (8, 4) OBP: 0.258, SLG: 0.286	C SI 91 1 SAFE B CH 83 B SI 92 1 SAFE X SI 90 2-1 1-H HR	B KC 77 X CH 81 1-0 F8 ①	X CH 81 0-0 19 FC6-5 1B	B CU 77 B FF 92 B CH 84 B FF 89 4-0 52 1B BB	B FF 93 C FC 88 F FC 88 B SI 92 S SI 92 2-3 K ①	3 1 2 2 1 0 0 1 0 0 0 0 1 0
52 Yoenis Cespedes, R (1, 7) OBP: 0.366, SLG: 0.592	B SI 92 X CH 83 1-0 F8 ①	C SI 91 B SI 92 X FF 92 1-1 F9 ②	C FF 91 B FF 91 X SI 91 1-1 F8 ① B FF 92 F FC 88 F FC 89 X FC 90 1-2 1-2 1B	B SI 93 C SI 93 F KC 81 F FC 88 S FC 89 1-3 K ②	5 0 1 0 0 1 1
19 Jay Bruce, L (1, 9) OBP: 0.335, SLG: 0.531	C FF 93 B KC 82 X KC 83 1-1 18 BB 7 1B 1B	B SI 92 F SI 91 B CH 82 S CH 83 F SI 92 X SI 92 2-2 F8 ③	1-2 FC6-5 ② 1-2f X FC 88 0-0 L9 ③	B FC 89 F FF 92 F FC 89 C SI 92 1-3 K ③	5 1 1 0 0 1 3
4 Wilmer Flores, R (1, 3) OBP: 0.317, SLG: 0.469	C FF 92 B SI 92 1 SAFE F CH 83 X SI 92 1-2 P4 ②	B KC 76 F CH 80 X SI 91 1-1 F8 ①	S SL 86 1 SAFE B FF 92 F FF 92 D SL 86 X FF 93 2-2 L8 ③	C FF 92 F FF 93 F FF 94 B FO 89 F FO 87 B FF 95 F FF 94 F CU 80 4-2 7 2B 9 1B BB	3 1 0 0 1 0 2
18 Travis d'Arnaud, R (1, 2) OBP: 0.293, SLG: 0.470	B FF 92 C FF 92 S KC 80 D CH 83 B CH 83 B CH 82 4-2 7 1B 1-2 BB	S CH 82 B FF 93 B SI 91 S CH 81 C FF 92 2-3 K ②	B FF 94 X SL 86 1-0 7 1B 54 FC6-4 2B	F FF 93 F FF 93 B FF 94 C FF 93 1-3 K ①	3 1 1 0 1 2 1
7 José Reyes, S (1, 6) OBP: 0.276, SLG: 0.333	B CH 80 C FF 90 F SI 89 X KC 76 1-2 1-3 2-H 1B ③	B KC 79 B CH 83 F CH 81 B SI 91 F FF 92 X CH 80 3-2 L7 ③	B FF 94 F FF 94 X FF 94 1-1 54 FC6-4 2-3 1B	B CU 74 D FO 86 X FF 93 2-0 9 1B 1-3 2B	4 1 3 1 0 0 0
54 T.J. Rivera, R (1, 5) OBP: 0.312, SLG: 0.379	C SI 91 B KC 82 F SI 92 C SI 92 1-3 K ①	X KC 77 0-0 L7 ①	X SL 87 0-0 FC6-4 32 SH1-4 3 HR 1-2f 3-H	S FF 94 F FF 95 F FO 90 B FF 94 B FF 94 B FF 94 S FO 90 3-3 K2-3 ②	4 1 0 1 0 2 3
32 Steven Matz, R (1, 1) OBP: 0.222, SLG: 0.222 9 Brandon Nimmo, L (8, PH) OBP: 0.600, SLG: 0.333 (8, 8)	C FF 93 B FF 83 X SI 92 1-1 G6-3 ②	B FF 92 B CH 80 C FF 91 S FF 92 X CH 82 2-2 G5-3 ②	X FF 95 0-0 SH1-4 1-2 ②	F FF 94 B FF 94 F FF 93 X FO 89 1-2 2-H 3-H 1B	2 0 0 0 0 0 0 1 0 1 2 0 0 0

| Inning Stats | | |

New York Mets @ Miami Marlins

Marlins Park, Miami, FL

Wed Jun 28 2017, 7:14 PM - 10:09 PM EDT

Att. 18,743 - Roof Closed - 76 F

livebaseballscorecards.com

BOTTOM

Batter	1	2	3	4	5	6	7	8	9	AB	R	H	RBI	BB	SO	LOB
9 Dee Strange-Gordon, L (1, 4) OBP: 0.335, SLG: 0.352	B SI 93 C SI 92 B CU 75 C SI 94 S SI 94 2-3 K		B SI 93 B SI 94 X SI 93 2-0 1-2 27 G6-4-3 1B		B SI 93 X CU 77 1-0 1-2f FC4-6			C SL 87 S CU 80 S CU 79 0-3 K		4	0	1	0	0	2	2
27 Giancarlo Stanton, R (1, 9) OBP: 0.354, SLG: 0.541 45 Vance Worley, R (9, 1) OBP: 0.400, SLG: 0.400	B CU 77 B SI 94 C SI 93 T SI 94 F SI 94 B CU 78 X SI 94 3-2 F7		B CU 79 D CU 79 X CH 83 2-0 1-2f G6-4-3			B SI 92 X CU 75 1-0 21 G4-6-3 1B		C SL 86 S CU 80 D CU 80 B FF 92 D SL 85 F CU 81 X SL 86 3-2 F7		4 0	0 0	1 0	0 0	0 0	0 0	3 0
21 Christian Yelich, L (1, 8) OBP: 0.350, SLG: 0.388	B SI 94 B SI 94 X SI 94 2-0 G4-3			C CU 76 C CU 77 B CH 83 B SI 92 X SI 93 2-2 G3		C CU 76 B CU 74 B SI 92 F CH 82 X CU 75 2-2 1-2f G4-6-3		C SL 88 B SL 86 S CU 81 S 1-3 K		4	0	0	0	0	1	2
13 Marcell Ozuna, R (1, 7) OBP: 0.378, SLG: 0.565 32 Derek Dietrich, L (9, 7) OBP: 0.314, SLG: 0.357		X CU 79 0-0 41 G1 1B		B SI 93 B SI 93 F CU 78 F SI 94 B SI 94 X CU 79 3-2 P3		F SI 93 B SI 93 X CU 77 1-1 G5-3			X SI 89 0-0 G4-3	3 1	0 0	1 0	0 0	0 0	0 0	0 0
14 Martín Prado, R (1, 5) OBP: 0.297, SLG: 0.391		C SI 95 B SI 94 C CU 78 F SI 94 D CU 78 1 SAFE F CU 80 1 SAFE X SI 95 2-2 F9		C CU 78 F SI 94 X SI 93 0-2 1B			B SI 93 C SI 94 B CU 76 X SI 93 2-1 L9		B FF 91 C FF 90 B SL 84 F SL 84 X FF 90 2-2 G1-3	4	0	1	0	0	0	1
41 Justin Bour, L (1, 3) OBP: 0.364, SLG: 0.564		C SI 94 F CH 84 B SI 93 X SI 94 1-2 G1		F CH 84 D CH 83 F SI 93 F SI 93 X CU 77 1-2 P5			C SI 93 B CH 85 F SI 94 F SI 92 B CH 84 F CH 83 S CU 77 2-3 K		B SI 90 B SI 89 F SI 89 B SI 89 B SI 89 4-1 BB	3	0	0	0	1	1	2
17 A.J. Ellis, R (1, 2) OBP: 0.288, SLG: 0.203		B SI 94 C CU 78 F SI 94 D CU 80 D CU 78 C SI 94 3-3 K			B CU 76 C SI 94 X CU 77 1-1 G1-3		B CU 77 C CU 77 X SI 93 1-1 1B		B FF 90 X FF 90 1-0 L7	4	0	1	0	0	1	2
39 JT Riddle, L (1, 6) OBP: 0.264, SLG: 0.365			B SI 93 X SI 93 1-0 9 1B		B SL 85 X SI 94 1-0 G6-3		C SI 93 F SL 85 B SI 93 F SL 86 B SI 92 B SI 93 X SL 84 3-2 G4-3			3	0	1	0	0	0	1
31 Jeff Locke, L (1, 1) 22 Dustin McGowan, R (6, 1) 20 Justin Nicolino, L (7, 1) 25 Junichi Tazawa, R (8, 1) 28 Tyler Moore, R (8, PH) (9, 9) OBP: 0.289, SLG: 0.564			B SI 91 L SI 91 B CU 77 B SI 91 C SI 91 M SI 92 3-3 K		B SI 92 C SI 93 C CU 75 B SI 93 B SI 92 B SI 93 4-2 9 FC4-6 BB			S FF 91 B SL 85 X FF 91 1-1 1B		1 0 0 0 1	0 0 0 0 0	0 0 0 0 1	0 0 0 0 0	1 0 0 0 0	1 0 0 0 0	1 0 0 0 0
Inning Stats	R: 0 E: 0 K: 1 S: 8 H: 0 LOB: 0 BB: 0 P: 15	R: 0 E: 0 K: 1 S: 12 H: 1 LOB: 1 BB: 0 P: 18	R: 0 E: 0 K: 1 S: 6 H: 2 LOB: 1 BB: 0 P: 14	R: 0 E: 0 K: 0 S: 13 H: 1 LOB: 1 BB: 0 P: 19	R: 0 E: 0 K: 0 S: 6 H: 0 LOB: 1 BB: 1 P: 13	R: 0 E: 0 K: 0 S: 6 H: 1 LOB: 0 BB: 0 P: 10	R: 0 E: 0 K: 1 S: 13 H: 1 LOB: 1 BB: 0 P: 21	R: 0 E: 0 K: 2 S: 12 H: 1 LOB: 1 BB: 0 P: 17	R: 0 E: 0 K: 0 S: 6 H: 0 LOB: 1 BB: 1 P: 13	1B: 7 2B: 0 3B: 0 HR: 0	SF: 0 SAC: 0 DP: 2 HBP: 0	WP: 0 PB: 0 SB: 0 CS: 0	PA: 34				

	AB	32
	R	0
	H	7
	RBI	0
	BB	2
	SO	6
	LOB	14

PITCHER		IP	WLS	BF	H	R	ER	SO	BB	IBB	HBP	BLK	WP	HR	S	P	ERA	WHIP
32 Steven Matz, L ERA: 2.67	(1, 1)	7.0	W	26	6	0	0	4	1	0	0	0	0	0	64	110	0.00	1.000
66 Josh Edgin, L ERA: 3.86	(8, 1)	1.0		4	1	0	0	2	0	0	0	0	0	0	12	17	0.00	1.000
46 Chasen Bradford, R ERA:	(9, 1)	1.0		4	0	0	0	0	1	0	0	0	0	0	6	13	0.00	1.000

PITCHER		IP	WLS	BF	H	R	ER	SO	BB	IBB	HBP	BLK	WP	HR	S	P	ERA	WHIP

Batter	1	2	3	4	5	6	7	8	9	AB	R	H	RBI	BB	SO	LOB
3 Curtis Granderson, L (1, 8) OBP: 0.326, SLG: 0.474	C SI 96 B SL 84 B FF 96 B FF 94 F SI 95 X SI 96 3-2 13 L9 19 1B 2B		C CH 92 B FF 94 B SL 83 X CH 88 2-1 E6 52 1B 19 2B	C FF 94 B CH 88 S CH 87 F SL 83 X CH 88 1-2 ③ F7			B SL 84 C SL 84 F FF 95 F SL 86 F SL 85 F FF 96 B FF 95 B SL 85 F SL 85 3-2 X FF 95 ② G6-3 3-H		4	2	1	1	0	0	0
13 Asdrúbal Cabrera, S (1, 4) OBP: 0.342, SLG: 0.418	S SL 81 B SI 96 F SL 84 F SI 96 X SL 84 1-2 ① L9 2-3		S CH 84 1 SAFE B SI 92 F SL 84 B CH 88 X CH 87 2-2 ① F7		C CH 91 F SL 83 B SL 85 B CH 88 X CH 88 2-2 ① G4-3		C CH 87 X CH 88 0-1 ③ G4-3			4	0	0	0	0	0	2
52 Yoenis Cespedes, R (1, 7) OBP: 0.362, SLG: 0.581	F FF 96 B SL 82 X SL 81 1-1 ② F7		D CH 88 C CH 87 F FF 95 X FF 96 1-2 19 2B 54 1B 1-2 1B		C SL 84 S CH 87 B SL 83 B SI 95 F CH 90 F SI 95 F SL 84 X CH 89 2-2 ② L7			B SL 86 X FF 94 1-0 ① G6-3		4	1	1	0	0	0	1
19 Jay Bruce, L (1, 9) OBP: 0.341, SLG: 0.536	C SL 79 S CH 85 X SI 96 0-2 54 2B 3-H 1B		B CH 87 D CH 88 S CH 92 X SL 83 2-1 54 1B 7 SF9 1-3 2-H 2B		B SL 83 C CH 91 F CH 87 B SL 84 F CH 88 B CH 89 S CH 89 3-3 ③ K			S SL 86 C SL 86 B SL 86 B SI 95 B SL 85 D CH 88 4-2 7 L6 54 1B BB		3	2	2	2	1	1	0
54 T.J. Rivera, R (1, 3) OBP: 0.323, SLG: 0.396	B SI 96 F FF 96 B CH 87 F FF 96 X SL 82 2-2 1-H 2B		B FF 94 X FF 94 1-0 2-3 3-H 1B			C SI 94 F CH 86 B SL 82 S CH 88 1-3 ① K		X FF 93 0-0 1-2 1B		4	0	3	2	0	1	0
7 José Reyes, S (1, 6) OBP: 0.272, SLG: 0.330	C SL 80 S CH 87 X SL 84 0-2 ③ L8		S SL 84 B SI 92 X CH 84 1-1 ② SF9 3-H			B CH 92 C CH 93 X SL 84 1-1 ② F7		X FF 95 0-0 ②③ L6 2-2		3	0	0	1	0	0	3
44 René Rivera, R (1, 2) OBP: 0.296, SLG: 0.409		F FF 95 B FF 96 S SI 94 B FF 96 X CH 90 2-2 ① F8	C SL 82 B SI 94 X CH 88 1-1 ③ G4-3			B FF 96 F CH 88 C SI 95 F CH 89 X CH 88 1-2 ③ G5-3			B SI 90 S FF 90 S SI 89 B SI 92 B FC 88 X SI 90 3-2 ① P4	4	0	0	0	0	0	1
15 Matt Reynolds, R (1, 5) OBP: 0.257, SLG: 0.344		C SL 82 B SI 96 B SL 83 S SL 83 S SI 95 2-3 ② K		C SL 80 X SL 82 0-1 ① P2			B FF 93 B SL 83 X SI 93 2-0 3 G6-3 3B		C SI 92 B FC 89 S FC 88 X SI 92 1-2 ② G4-3	4	1	1	0	0	1	0
67 Seth Lugo, R (1, 1) OBP: 0.250, SLG: 0.500 9 Brandon Nimmo, L (7, PH) OBP: 0.600, SLG: 0.333 4 Wilmer Flores, R (7, PH) OBP: 0.316, SLG: 0.467 39 Jerry Blevins, L (7, 1) 66 Josh Edgin, R (8, 1) 21 Lucas Duda, L (9, PH) OBP: 0.383, SLG: 0.552 43 Addison Reed, L (9, 1)		C FF 97 X FF 97 0-1 ③ L8		F SI 95 C SL 81 B SL 83 S SL 84 1-3 ② K			X FF 93 0-0 ① F9		B FC 89 C FC 87 C SI 92 S FC 89 1-3 ③ K	2 0 1 0 0 1 0	0 0 0 0 0 0 0	0 0 0 0 0 0 0	0 0 0 0 0 0 0	0 0 0 0 0 1 0	1 0 0 0 0 1 0	0 0 1 0 0 0 0
Inning Stats	R: 2 E: 0 K: 0 S: 18 H: 3 LOB: 1 BB: 0 P: 25	R: 0 E: 0 K: 1 S: 8 H: 0 LOB: 0 BB: 0 P: 12	R: 3 E: 1 K: 0 S: 15 H: 3 LOB: 1 BB: 0 P: 25	R: 0 E: 0 K: 1 S: 9 H: 0 LOB: 0 BB: 0 P: 11	R: 0 E: 0 K: 1 S: 13 H: 0 LOB: 0 BB: 0 P: 20	R: 0 E: 0 K: 1 S: 9 H: 0 LOB: 0 BB: 0 P: 12	R: 1 E: 0 K: 0 S: 11 H: 1 LOB: 0 BB: 0 P: 16	R: 0 E: 0 K: 0 S: 5 H: 1 LOB: 1 BB: 1 P: 10	R: 0 E: 0 K: 1 S: 9 H: 0 LOB: 0 BB: 0 P: 14	1B: 4 2B: 4 3B: 1 HR: 0	SF: 1 SAC: 0 DP: 1 HBP: 0	WP: 0 PB: 0 SB: 0 CS: 0	PA: 36			

PITCHER		IP	WLS	BF	H	R	ER	SO	BB	IBB	HBP	BLK	WP	HR	S	P	ERA	WHIP
62 José Ureña, R ERA: 3.42	(1, 1)	6.0	L	25	6	5	3	4	0	0	0	0	0	0	72	105	4.50	1.000
64 Nick Wittgren, R ERA: 3.45	(7, 1)	0.0		1	1	1	1	0	0	0	0	0	0	0	1	3	∞	∞
66 Jarlín García, L ERA: 3.08	(7, 1)	1.0		3	0	0	0	0	0	0	0	0	0	0	10	13	0.00	0.000
22 Dustin McGowan, R ERA: 3.0	(8, 1)	1.0		4	1	0	0	0	1	0	0	0	0	0	5	10	0.00	2.000
45 Vance Worley, R ERA: 6.94	(9, 1)	1.0		3	0	0	0	1	0	0	0	0	0	0	9	14	0.00	0.000

PITCHER	IP	WLS	BF	H	R	ER	SO	BB	IBB	HBP	BLK	WP	HR	S	P	ERA	WHIP

TOP

New York Mets @ Miami Marlins

Marlins Park, Miami, FL

Thu Jun 29 2017, 7:14 PM - 9:56 PM EDT

Att. 21,350 - Roof Closed - 78 F

livebaseballscorecards.com

AB	34
R	6
H	8
RBI	6
BB	1
SO	5
LOB	8

BOTTOM

New York Mets @ Miami Marlins

Marlins Park, Miami, FL

Thu Jun 29 2017, 7:14 PM - 9:56 PM EDT

Att. 21,350 - Roof Closed - 78 F

livebaseballscorecards.com

Batter	1	2	3	4	5	6	7	8	9	AB	R	H	RBI	BB	SO	LOB
9 Dee Strange-Gordon, L (1, 4) OBP: 0.337, SLG: 0.352	B SI 89 F SI 90 L FF 92 X CH 84 1-2 ① L8		C CU 76 X FF 90 0-1 ③ G3-1			B CU 75 B CH 85 F SI 91 B FF 90 B SI 88 4-1 27 CS BB		B SL 81 B SI 91 F FF 91 L SL 86 F SL 88 X SL 86 2-2 21 G4-6-3 1B		3	0	1	0	1	0	0
27 Giancarlo Stanton, R (1, 9) OBP: 0.356, SLG: 0.551	B SI 92 B SI 91 B SI 92 C SI 89 S FF 94 F FF 91 S FF 92 3-3 ② K			B FF 91 X FC 88 1-0 HR		C FC 87 X CU 75 0-1 ② 21 1B 1-2 14 1B 1B		C FF 92 D FF 93 F SI 91 S SL 87 1-3 ① K		4	2	2	1	0	2	1
21 Christian Yelich, L (1, 8) OBP: 0.352, SLG: 0.390	B SI 92 C SI 92 B FF 94 F CH 86 B FF 93 X SI 92 3-2 14 FC6-4 1B			B SI 90 C SI 92 C CU 75 B SI 93 F CU 78 X FC 90 2-2 ① F9		B SI 90 X CH 83 1-0 14 E 14 1B 41 WP 1-2 1B		C FF 93 B FF 94 D SL 85 1 SAFE B SL 86 X SI 92 3-1 ② ③ G4-6-3 1-2f		4	1	2	0	0	0	1
14 Martín Prado, R (1, 5) OBP: 0.305, SLG: 0.396	C FF 92 X SI 90 0-1 ③ FC6-4 1-2f			B FF 91 C FF 91 B CH 83 X CH 84 2-1 ② F9		C CU 75 X CU 76 0-1 E2 41 WP 1-3 1B 2-H			C FF 90 X FF 92 0-1 1B	4	0	2	1	0	0	1
41 Justin Bour, L (1, 3) OBP: 0.358, SLG: 0.555		B SI 90 F SI 91 B FF 92 F FF 93 C CU 79 2-3 ① K		C CU 75 S CH 86 C FF 94 0-3 ③ K		F SI 90 B FF 90 B CU 78 X SI 92 2-1 ③ F8 2-3 3-H			C FF 92 F FF 93 T FF 92 0-2 ① K	4	0	0	0	0	3	2
11 J.T. Realmuto, R (1, 2) OBP: 0.347, SLG: 0.453		X FF 91 0-0 ② F9	C SI 88 C FF 91 B CU 77 X FF 93 1-2 51 FC4 1B				B FF 89 B CU 71 C FF 88 F FF 90 X CU 71 2-2 1B		F SL 86 S FF 93 S SL 85 0-3 ② K	4	0	2	0	0	1	1
51 Ichiro Suzuki, L (1, 7) OBP: 0.240, SLG: 0.290		B FF 91 B CU 76 F FF 92 B FF 94 X SI 90 3-1 ③ L3	C SI 88 F SI 88 X CU 77 0-2 ① FC4 39 G5-4-3 1-2f				C FF 89 X CU 71 0-1 ① F7		X FF 92 0-0 ③ G5-3	4	0	0	0	0	0	3
39 JT Riddle, L (1, 6) OBP: 0.260, SLG: 0.359			B FF 90 B CH 83 C SI 90 F SI 91 F FF 94 X FC 89 2-2 ① G4-3		1 SAFE B FC 89 C FC 88 F SI 89 B FF 91 X CU 78 2-2 ② ③ G5-4-3 1-2f		C CU 71 X CU 71 0-1 ② F9			3	0	0	0	0	0	2
62 José Ureña, R (1, 1) OBP: 0.048, SLG: 0.048 28 Tyler Moore, R (6, PH) OBP: 0.286, SLG: 0.557 64 Nick Wittgren, R (7, 1) 66 Jarlin García, L (7, 1) 13 Marcell Ozuna, R (7, PH) OBP: 0.377, SLG: 0.563 22 Dustin McGowan, R (8, 1) 45 Vance Worley, R (9, 1) OBP: 0.400, SLG: 0.400			C FF 91 B SI 90 S FF 90 B FC 90 B FC 88 S FC 89 3-3 ② K			B SI 90 S CU 74 S CH 84 X FF 92 1-2 ① F9	C CU 71 F FF 89 S CU 71 0-3 ③ K2-3			1 1 0 0 1 0 0 0	0 0 0 0 0 0 0 0	0 0 0 0 0 0 0 0	0 0 0 0 0 0 0 0	0 0 0 0 0 1 0 0	1 0 0 0 0 1 0 0	0 0 0 0 0 1 0 0
Inning Stats	R: 0 E: 0 K: 1 S: 12 H: 1 LOB: 1 BB: 0 P: 19	R: 0 E: 0 K: 1 S: 6 H: 0 LOB: 0 BB: 0 P: 11	R: 0 E: 0 K: 1 S: 9 H: 0 LOB: 0 BB: 0 P: 14	R: 1 E: 0 K: 1 S: 10 H: 1 LOB: 0 BB: 0 P: 15	R: 0 E: 0 K: 0 S: 9 H: 1 LOB: 0 BB: 0 P: 12	R: 2 E: 1 K: 0 S: 11 H: 3 LOB: 1 BB: 1 P: 19	R: 0 E: 0 K: 1 S: 10 H: 1 LOB: 1 BB: 0 P: 12	R: 0 E: 0 K: 1 S: 9 H: 1 LOB: 0 BB: 0 P: 15	R: 0 E: 0 K: 2 S: 9 H: 1 LOB: 1 BB: 0 P: 9	1B: 8 2B: 0 3B: 0 HR: 1	SF: 0 SAC: 0 DP: 2 HBP: 0		WP: 1 PB: 0 SB: 0 CS: 1	PA: 34		

	AB	33
	R	3
	H	9
	RBI	2
	BB	1
	SO	8
	LOB	12

PITCHER		IP	WLS	BF	H	R	ER	SO	BB	IBB	HBP	BLK	WP	HR	S	P	ERA	WHIP
67 Seth Lugo, R ERA: 3.55	(1, 1)	6.0	W	23	6	3	2	4	1	0	0	0	1	1	57	90	3.00	1.167
39 Jerry Blevins, L ERA: 2.67	(7, 1)	1.0	H	4	1	0	0	1	0	0	0	0	0	0	10	12	0.00	1.000
66 Josh Edgin, L ERA: 3.73	(8, 1)	1.0	H	3	1	0	0	1	0	0	0	0	0	0	9	15	0.00	1.000
43 Addison Reed, R ERA: 2.75	(9, 1)	1.0	S	4	1	0	0	2	0	0	0	0	0	0	9	9	0.00	1.000

PITCHER	IP	WLS	BF	H	R	ER	SO	BB	IBB	HBP	BLK	WP	HR	S	P	ERA	WHIP

Philadelphia Phillies @ New York Mets

Citi Field, Flushing, NY

Fri Jun 30 2017, 7:13 PM - 9:49 PM EDT

Att. 37,134 - Cloudy - 84 F

TOP

livebaseballscorecards.com

Batter	1	2	3	4	5	6	7	8	9	AB	R	H	RBI	BB	SO	LOB
37 Odúbel Herrera, L (1, 8) OBP: 0.293, SLG: 0.395	B FF 95 F SI 95 C FF 95 B SL 89 B FF 96 F FF 96 S FF 96 3-3 ① K		B SI 96 C SL 89 B SL 91 F CH 87 F FF 97 X FF 96 2-2 ③ G6-3 1-2			B CH 87 C FF 94 B SI 94 F FF 95 F SL 89 S CH 88 2-3 ① K		B FF 91 C FF 89 F CU 72 F FF 90 D CU 73 X CU 73 2-2 ② G5-3		3	0	0	0	0	2	1
25 Daniel Nava, S (8, PH) OBP: 0.382, SLG: 0.404										1	0	0	0	0	0	1
17 Pat Neshek, S (8, 1)										0	0	0	0	0	0	0
13 Freddy Galvis, S (1, 6) OBP: 0.297, SLG: 0.408	B SI 95 X CH 89 1-0 ② L3			B SI 94 B SL 90 C SI 94 C SI 96 F SL 90 X FF 97 2-2 ① L7		B SI 94 C SL 90 F SL 89 T FF 97 1-2 ② K		F SL 81 B SL 79 B SL 80 F SL 81 F FF 92 B FF 91 X SL 82 3-2 ③ F7		4	0	0	0	0	1	1
23 Aaron Altherr, R (1, 9) OBP: 0.348, SLG: 0.520	C CU 81 B CU 83 C FF 96 B FF 97 S SI 95 (8, 8) 2-3 ③ K			F FF 96 B FF 96 X CU 84 1-1 ② P4		C SI 95 B FF 96 C CH 89 F FF 96 B SI 95 S CH 88 2-3 ③ K			B FF 92 X FF 91 1-0 ① P4	4	0	0	0	0	2	0
19 Tommy Joseph, R (1, 3) OBP: 0.308, SLG: 0.442		C CU 80 X SI 95 0-1 ① G5-3		C SL 91 T CU 83 B FF 98 S SL 90 1-3 ③ K			X CU 81 0-0 ① F8		C FF 90 B SL 85 F SL 82 X FF 92 1-2 ② G4-3	4	0	0	0	0	1	0
7 Maikel Franco, R (1, 5) OBP: 0.277, SLG: 0.371		C SL 88 B CU 82 F FF 96 B FF 96 B CU 82 X SI 96 3-2 ② G6-3			C FF 95 C CU 82 B SI 95 F FF 96 B SL 89 F SL 88 B SI 97 S CH 90 3-3 ① K		B SI 94 C FF 94 X SL 87 1-1 ② G2		X FF 92 0-0 ③ G4-3	4	0	0	0	0	1	0
5 Nick Williams, L (1, 7) OBP: 0.333, SLG: 0.333		F SI 97 B SL 90 S SI 96 B SI 97 C FF 97 2-3 ③ K			F FF 96 F FF 97 B SL 90 B SL 90 X FF 98 2-2 ② L8		X SI 94 0-0 1B			3	0	1	0	0	1	0
34 Andrew Knapp, S (1, 2) OBP: 0.350, SLG: 0.406			B SI 96 B FF 95 C SI 95 B CH 88 B SI 95 4-1 37 S BB		B SL 91 S CH 89 B CU 82 S FF 95 B CH 89 X SL 89 3-2 15 1B 3B		1 SAFE C SI 94 F SI 94 S CH 88 0-3 ③ K			2	1	1	0	1	1	1
15 Ty Kelly, S (1, 4) OBP: 0.241, SLG: 0.388			C CU 80 B SI 96 B CU 81 B FF 96 C FF 96 S FF 96 3-3 ① K		C SL 90 F CU 82 B FF 97 X FF 96 1-2 3-H 1B			C FF 88 B FF 90 F CU 71 S CU 72 1-3 ① K		3	0	1	1	0	2	1
49 Ben Lively, R (1, 1) OBP: 0.200, SLG: 0.500			B SI 94 C SI 94 M SL 89 T CU 83 1-2 ② K		S SL 90 C SL 90 C FF 96 0-3 ③ K			C CU 71 X CU 72 0-1 2B		2	0	0	0	0	2	2
39 Adam Morgan, L (7, 1) OBP: 0.667, SLG: 0.500										0	0	0	0	0	0	0
30 Cameron Perkins, R (8, PH) OBP: 0.194, SLG: 0.179										1	0	1	0	0	0	0
										0	0	0	0	0	0	0
Inning Stats	R: 0 E: 0 K: 2 S: 8 H: 0 LOB: 0 BB: 0 P: 14	R: 0 E: 0 K: 1 S: 8 H: 0 LOB: 0 BB: 0 P: 13	R: 0 E: 0 K: 2 S: 11 H: 0 LOB: 1 BB: 1 P: 21	R: 0 E: 0 K: 1 S: 9 H: 0 LOB: 0 BB: 0 P: 13	R: 1 E: 0 K: 2 S: 17 H: 2 LOB: 1 BB: 0 P: 26	R: 0 E: 0 K: 3 S: 11 H: 0 LOB: 0 BB: 0 P: 16	R: 0 E: 0 K: 1 S: 7 H: 1 LOB: 1 BB: 0 P: 8	R: 0 E: 0 K: 1 S: 13 H: 1 LOB: 1 BB: 0 P: 19	R: 0 E: 0 K: 0 S: 5 H: 0 LOB: 0 BB: 0 P: 7	1B: 2 2B: 1 3B: 1 HR: 0 SF: 0 SAC: 0 DP: 0 HBP: 0						

	AB	31
	R	1
	H	4
	RBI	1
	BB	1
	SO	13
	LOB	7

WP: 0 PA: 32
PB: 0
SB: 1
CS: 0

PITCHER		IP	WLS	BF	H	R	ER	SO	BB	IBB	HBP	BLK	WP	HR	S	P	ERA	WHIP
48 Jacob deGrom, R ERA: 3.55	(1, 1)	7.0	W	25	3	1	1	12	1	0	0	0	0	0	71	111	1.29	0.571
39 Jerry Blevins, L ERA: 2.6	(8, 1)	0.2	H	3	1	0	0	1	0	0	0	0	0	0	9	12	0.00	1.500
51 Paul Sewald, R ERA: 4.41	(8, 1)	0.1	H	1	0	0	0	0	0	0	0	0	0	0	4	7	0.00	0.000
43 Addison Reed, R ERA: 2.68	(9, 1)	1.0	S	3	0	0	0	0	0	0	0	0	0	0	5	7	0.00	0.000

PITCHER	IP	WLS	BF	H	R	ER	SO	BB	IBB	HBP	BLK	WP	HR	S	P	ERA	WHIP

Philadelphia Phillies @ New York Mets

Citi Field, Flushing, NY

Fri Jun 30 2017, 7:13 PM - 9:49 PM EDT

Att. 37,134 - Cloudy - 84 F

livebaseballscorecards.com

BOTTOM

Batter	1	2	3	4	5	6	7	8	9	AB	R	H	RBI	BB	SO	LOB
3 Curtis Granderson, L (1, 8) OBP: 0.329, SLG: 0.472	C SI 92 B SI 92 B SI 91 F SI 91 B SI 92 F SI 91 B CU 75 4-2 52 F9 13 1B BB	C SI 91 B CU 77 C SI 92 F CU 77 B SI 92 F FF 92 F CU 76 F CU 76 F SL 82 2-2 X SI 91 1-2 3-H 1B		B SI 91 C CH 84 B FF 90 X SI 91 2-1 P6 ③			C FF 95 B SL 81 X FF 95 1-1 L8 ③			3	0	1	1	1	0	1
13 Asdrúbal Cabrera, S (1, 4) OBP: 0.341, SLG: 0.415	B SI 91 B SI 90 1 SAFE C SI 89 C CU 75 F CU 74 F SI 92 F SL 83 X CU 76 2-2 19 BB 1-2 1B	X CU 77 0-0 G3-1 ③			C SI 90 C CH 84 F SI 91 X CU 74 0-2 G3-1 ①			F SI 89 F SI 91 B SI 92 B SL 86 F SI 90 X SL 84 2-2 G3 ①		4	0	1	0	0	0	2
52 Yoenis Cespedes, R (1, 7) OBP: 0.359, SLG: 0.570	C SI 92 X SI 92 0-1 F9 ① 2-3		C FF 90 B FF 91 F CU 75 B FF 89 X FF 91 2-2 P6 ①		C CU 74 B CU 76 B FF 89 F FF 91 B SI 91 F CU 74 X SI 91 3-2 P4 ②			C SI 91 B SI 91 B SL 83 F SL 82 X SI 90 2-2 4 FC6-4 1B		4	0	1	0	0	0	2
19 Jay Bruce, L (1, 9) OBP: 0.339, SLG: 0.531	B SI 92 T SI 91 B CU 78 B CU 77 B SI 92 4-1 4 G5-4-3 1-2 BB		F CU 75 B SI 91 B CH 84 B SI 91 X SI 92 3-1 F7 ②		B SI 91 B CH 83 X SI 91 2-0 G4-3 ③			S SL 84 S SI 91 F SI 92 S SL 86 0-3 K ②		3	0	0	0	1	1	1
4 Wilmer Flores, R (1, 5) OBP: 0.310, SLG: 0.457 43 Addison Reed, L (9, 1)	X SI 92 0-0 G5-4-3 ②③ 1-2f	C SI 92 S SI 92 B FF 91 T SI 92 1-2 K ③				C CU 75 F SI 90 B SI 91 F FF 91 X CU 76 1-2 F7 ①		S SL 83 B SI 92 F SL 84 X SL 84 1-2 FC6-4 ③ 1-2f		4 0	0 0	0 0	0 0	0 0	1 0	4 0
54 T.J. Rivera, R (1, 3) OBP: 0.323, SLG: 0.401		B SI 90 X SI 90 1-0 18 G5-4-3 3 1B 2B		C FF 91 F CU 74 X SI 91 0-2 L1-3 ①		C CU 77 X FF 92 0-1 P4 ②				3	1	1	0	0	0	0
7 José Reyes, S (1, 6) OBP: 0.276, SLG: 0.338		B SI 91 B SI 90 B SI 89 B FF 90 4-0 18 G5-4-3 BB		C CU 76 X CU 76 0-1 18 1B 3B		C SI 91 X FF 91 0-1 P5 ③				2	1	1	0	1	0	0
18 Travis d'Arnaud, R (1, 2) OBP: 0.293, SLG: 0.467		C FF 91 F CU 75 F SI 92 B SL 82 X SI 92 1-2 G5-4-3 ①② 1-2f 2-3		C SI 90 X CU 75 0-1 48 WP 3-H 1B			X FF 91 0-0 F8 ①			3	0	1	1	0	0	2
48 Jacob deGrom, L (1, 1) OBP: 0.306, SLG: 0.400 9 Brandon Nimmo, L (7, PH) OBP: 0.545, SLG: 0.286 39 Jerry Blevins, L (8, 1) 51 Paul Sewald, R (8, 1) 15 Matt Reynolds, R (9, 5) OBP: 0.257, SLG: 0.344		B SI 92 C SI 91 S CU 77 F CU 78 B SI 92 B SI 91 B FF 91 4-2 3 1B BB		B FF 90 S SI 91 S SI 90 C CU 74 1-3 K ② 1-2			C SL 80 B CU 76 F SL 80 F SL 80 F SL 80 B FF 95 T SL 81 2-2 K ②			1 1 0 0 0	0 0 0 0 0	0 0 0 0 0	0 0 0 0 0	1 1 0 0 0	1 0 0 0 0	1 0 0 0 0
Inning Stats	R: 0 E: 0 K: 0 S: 13 H: 1 LOB: 2 BB: 2 P: 23	R: 1 E: 0 K: 0 S: 17 H: 2 LOB: 2 BB: 2 P: 29	R: 0 E: 0 K: 1 S: 8 H: 0 LOB: 0 BB: 0 P: 14	R: 1 E: 0 K: 1 S: 12 H: 2 LOB: 1 BB: 0 P: 15	R: 0 E: 0 K: 0 S: 9 H: 0 LOB: 0 BB: 0 P: 14	R: 0 E: 0 K: 0 S: 8 H: 0 LOB: 0 BB: 0 P: 9	R: 0 E: 0 K: 1 S: 8 H: 0 LOB: 0 BB: 0 P: 11	R: 0 E: 0 K: 1 S: 14 H: 1 LOB: 1 BB: 0 P: 19		1B: 4 2B: 1 3B: 1 HR: 0 SF: 0 SAC: 0 DP: 2 HBP: 0				WP: 1 PB: 0 SB: 0 CS: 0 PA: 32		

	AB	28
	R	2
	H	6
	RBI	2
	BB	4
	SO	4
	LOB	13

PITCHER		IP	WLS	BF	H	R	ER	SO	BB	IBB	HBP	BLK	WP	HR	S	P	ERA	WHIP
49 Ben Lively, R ERA: 3.72	(1, 1)	6.1	L	26	5	2	2	2	4	0	0	0	1	0	68	105	2.84	1.421
39 Adam Morgan, L ERA: 6.75	(7, 1)	0.2		2	0	0	0	1	0	0	0	0	0	0	7	10	0.00	0.000
17 Pat Neshek, R ERA: 0.57	(8, 1)	1.0		4	1	0	0	1	0	0	0	0	0	0	14	19	0.00	1.000

PITCHER	IP	WLS	BF	H	R	ER	SO	BB	IBB	HBP	BLK	WP	HR	S	P	ERA	WHIP

Philadelphia Phillies @ New York Mets

Citi Field, Flushing, NY

Sat Jul 01 2017, 4:12 PM - 8:29 PM EDT

Att. 33,080 - Partly Cloudy - 77 F

TOP

livebaseballscorecards.com

Batter	1	2	3	4	5	6	7	8	9	AB	R	H	RBI	BB	SO	LOB
37 Odúbel Herrera, L (1, 8) OBP: 0.289, SLG: 0.388	F FF 95 F FF 95 S FF 96 0-3 ① K		C CH 88 B FF 96 F FC 89 B FF 95 F FF 95 B FC 88 X CH 90 3-2 ② G3-1		B CH 82 S FF 91 B FF 92 X FF 92 2-1 ① G3-1	S FF 93 B FF 92 F FF 92 S FF 93 1-3 ③ K		C FF 92 B SL 82 C SL 83 F FF 92 B FF 92 B SL 82 F FF 93 S FF 92 3-3 ② K		5	0	0	0	0	3	2
13 Freddy Galvis, S (1, 6) OBP: 0.299, SLG: 0.408	B FF 94 B FF 95 B FF 96 C FF 95 S SI 95 X FF 95 3-2 19 S 1B		B CH 87 S SI 94 S FF 94 S FF 95 1-3 ③ K		B CH 84 C FF 92 S FF 92 F FF 93 F CH 85 X FF 93 1-2 ② G3-1		C CH 86 X CH 88 0-1 19 HR 23 1B 1B	S SL 83 F FF 93 F SL 84 S SL 84 0-3 ③ K		5	1	2	0	0	2	1
23 Aaron Altherr, R (1, 9) OBP: 0.353, SLG: 0.524	B CU 80 1 SAFE D FC 87 C FF 97 F FF 97 S FC 89 2-3 ② K			B FF 92 X FF 94 1-0 ① G1-3	C CU 76 B CU 76 B CU 74 S CH 85 B FF 93 B CH 85 4-2 19 E 19 S 19 2B BB		1 SAFE F FF 92 B FF 92 B CH 88 X KC 84 2-1 19 HR 1-2 1B		C FF 91 C FF 91 X SL 85 1-2 5 G3-1 2B	4	2	2	0	1	1	1
19 Tommy Joseph, R (1, 3) OBP: 0.309, SLG: 0.457	F FC 87 F FF 96 B CU 80 D FC 87 F FF 97 F CH 89 C FF 97 2-3 ③ K 1-2			B FF 94 X FC 89 1-0 E5 7 BB 5 BB 15 FC3-6	1 SAFE B CU 74 B CU 74 B CH 83 C FF 91 X CH 85 3-1 5 1B 2B 1-H		B KC 83 B FF 92 S FF 92 X CH 86 2-1 HR 1-H 2-H		C FF 92 B FF 93 F FF 93 F FF 93 F FF 92 X FF 93 1-2 ① L8	5	2	2	4	0	1	2
5 Nick Williams, L (1, 7) OBP: 0.500, SLG: 0.333		S CU 79 B FF 94 F SI 94 H FC 88 2-2 15 G1-3 HBP		B SI 93 B CU 79 C CU 78 F FF 95 F CU 79 F CU 81 B FF 95 B FC 89 4-2 7 BB 15 FC3-6 BB 1-2	B CU 76 C CU 76 S CU 76 B CU 75 X FF 92 2-2 7 FC4 1B 2-3		X FF 91 0-0 ① F7		B SL 88 X SL 85 1-0 ② G3-1 2-3	3	1	1	0	1	0	1
7 Maikel Franco, R (1, 5) OBP: 0.276, SLG: 0.366		1 SAFE C FF 95 B FC 89 B FF 95 X FC 89 2-1 ① F8		C FF 94 B FF 95 D FC 89 B FF 96 B FC 89 4-1 15 FC3-6 BB 1-2 2-3	F FF 93 X FF 92 0-1 ③ FC4 1-2f		C FF 88 S KC 83 B FF 92 X KC 83 1-2 ② G5-3		X FF 91 0-0 ③ F9	4	0	0	0	1	0	4
15 Ty Kelly, S (1, 4) OBP: 0.241, SLG: 0.377		1 SAFE B FF 94 C FF 94 B SI 94 B FF 95 F FF 94 1 SAFE X FF 96 3-2 ② G1-3 1-2		B FF 94 F FF 94 C CU 81 B FF 96 B FF 95 F FF 95 F FF 96 X CU 79 3-2 ② FC3-6 29 1B 1-2f 2-H 3-H		B FF 91 C FF 92 F KC 82 X FF 92 1-2 58 SH3-4 1B	C KC 82 S KC 84 X CH 87 0-2 ③ G1-3			4	0	1	0	0	0	2
29 Cameron Rupp, R (1, 2) OBP: 0.305, SLG: 0.350		C FF 95 C FC 89 B FF 96 B FC 89 X CU 81 2-2 ③ G6-3		1 SAFE B FF 93 B FC 86 X FC 88 2-0 58 FC6 1-3 1B		C FF 91 S FF 92 F FF 92 B KC 82 S FF 91 1-3 ① K		C SL 82 B FF 91 F FF 91 B SL 84 C FF 93 2-3 ① K		4	0	1	0	0	2	2
58 Jeremy Hellickson, R (1, 1) OBP: 0.182, SLG: 0.200 17 Pat Neshek, S (7, 1) 25 Daniel Nava, S (8, PH) OBP: 0.387, SLG: 0.409 55 Hoby Milner, L (8, 1) 53 Joaquín Benoit, R (8, 1)			C FF 92 F CU 79 X FC 87 0-2 ① G5-3	B CU 74 B FF 91 C FF 91 X FF 92 2-1 ③ FC6 1-2f		1 SAFE B FF 90 C FF 90 B FF 88 X FF 88 2-1 ② SH3-4 1-2		B FF 92 C FF 92 B FF 92 X FF 93 2-1 ① 1B		2 0 1 0 0	0 0 0 0 0	0 0 1 0 0	0 0 0 0 0	0 0 0 0 0	0 0 0 0 0	2 0 0 0 0
Inning Stats	R: 0 E: 0 K: 3 S: 14 H: 1 LOB: 1 BB: 0 P: 21	R: 0 E: 0 K: 0 S: 10 H: 0 LOB: 1 BB: 0 P: 19	R: 0 E: 0 K: 1 S: 10 H: 0 LOB: 0 BB: 0 P: 14	R: 2 E: 2 K: 0 S: 15 H: 1 LOB: 2 BB: 2 P: 32	R: 1 E: 0 K: 0 S: 16 H: 2 LOB: 2 BB: 1 P: 28	R: 0 E: 0 K: 2 S: 12 H: 1 LOB: 1 BB: 0 P: 17	R: 3 E: 0 K: 0 S: 13 H: 3 LOB: 0 BB: 0 P: 18	R: 0 E: 0 K: 3 S: 14 H: 1 LOB: 1 BB: 0 P: 21	R: 0 E: 0 K: 0 S: 10 H: 1 LOB: 0 BB: 0 P: 13	1B: 7 2B: 2 3B: 0 HR: 1 SF: 0 SAC: 1 DP: 0 HBP: 1	WP: 0 PB: 0 SB: 2 CS: 0 PA: 42					

	AB	37
	R	6
	H	10
	RBI	4
	BB	3
	SO	9
	LOB	17

PITCHER		IP	WLS	BF	H	R	ER	SO	BB	IBB	HBP	BLK	WP	HR	S	P	ERA	WHIP
45 Zack Wheeler, R ERA: 5.01	(1, 1)	3.2		17	2	2	0	4	2	0	1	0	0	0	47	82	0.00	1.091
62 Erik Goeddel, R ERA: 2.08	(4, 1)	1.1		7	2	1	1	0	1	0	0	0	0	0	18	32	6.75	2.250
59 Fernando Salas, R ERA: 6.31	(6, 1)	2.0	W	10	4	3	3	2	0	0	0	0	0	1	25	35	13.50	2.000
51 Paul Sewald, R ERA: 4.32	(8, 1)	0.2	H	3	1	0	0	2	0	0	0	0	0	0	10	17	0.00	1.500
43 Addison Reed, R ERA: 2.59	(8, 1)	1.1	S	5	1	0	0	1	0	0	0	0	0	0	14	17	0.00	0.750

PITCHER	IP	WLS	BF	H	R	ER	SO	BB	IBB	HBP	BLK	WP	HR	S	P	ERA	WHIP

Batter	1	2	3	4	5	6	7	8	9	AB	R	H	RBI	BB	SO	LOB
3 Curtis Granderson, L (1, 8) OBP: 0.331, SLG: 0.468	C SI 88 B FC 85 B SI 90 B CH 81 B SI 89 4-1 19 CS BB		C KC 74 S FF 91 B CH 79 S CH 81 1-3 K ③		0-0 13 G3-6-1 IBB		C SI 91 C SL 85 S SI 92 0-3 K ②			2	0	0	0	2	2	1
13 Asdrúbal Cabrera, S (1, 4) OBP: 0.343, SLG: 0.435	F SI 90 D KC 75 1 SAFE X KC 74 1-1 F8 ①			B KC 73 C SI 90 B FC 87 F SI 91 F SI 91 X KC 76 2-2 52 F9 19 G4-3 2B	F FC 86 C SI 90 X SI 91 0-2 G3-6-1 ②③ 1-2f		B SI 91 C SL 84 X SL 85 1-1 1-H HR			4	2	2	2	0	0	4
52 Yoenis Cespedes, R (1, 7) OBP: 0.349, SLG: 0.553	C SI 89 F SI 90 F CH 78 1 SAFE F SI 91 F SI 90 B SI 89 F SI 91 X CH 77 1-2 P3 ②			C SI 90 X SI 91 0-1 F9 ① 2-3		C FC 86 F SI 91 F SI 91 F KC 80 S CH 81 0-3 K ①	B SI 92 C SI 91 F SL 84 F SL 84 X SL 82 1-2 L8 ③			4	0	0	0	0	1	3
19 Jay Bruce, L (1, 9) OBP: 0.335, SLG: 0.524	B CH 80 1-0 CS ③ 1-2	F FC 86 S CH 80 S CH 78 0-3 K ①		B FC 88 D CH 81 B FC 87 F FC 87 X CH 81 3-1 G4-3 ② 3-H		B FF 91 F FC 85 B FC 87 F SI 90 S CH 80 2-3 K ②		B FF 89 X SI 88 1-0 P4 ①		4	0	0	1	0	2	0
21 Lucas Duda, L (1, 3) OBP: 0.365, SLG: 0.572		F SI 89 B FC 87 C SI 90 X CH 80 1-2 7 2B 2B		X FF 90 0-0 HR		C FC 86 B SI 90 X SI 90 1-1 F8 ③		C ST 76 B FF 89 F SI 88 B ST 75 B ST 73 F SI 89 S ST 75 3-3 K ②		4	2	2	1	0	1	0
54 T.J. Rivera, R (1, 5) OBP: 0.321, SLG: 0.417		B CH 80 X CH 80 1-0 P5 ②		F SI 89 X SI 90 0-1 G6-3 ③			B SI 88 F SI 90 X CH 81 1-1 HR	X SI 94 0-0 G5-3 ③		4	1	1	1	0	0	1
7 José Reyes, S (1, 6) OBP: 0.280, SLG: 0.350		B FC 87 C CH 79 X FC 89 1-1 18 PO 2-H 2B			C SI 89 X CH 80 0-1 18 FC4-5 2B		X SI 90 0-0 L7 ①			3	0	2	1	0	0	0
18 Travis d'Arnaud, R (1, 2) OBP: 0.294, SLG: 0.471		2 SAFE 0-0 PO ③ 2-3	B KC 71 X SI 89 1-0 G5-3 ①		F CH 80 B SI 90 X SI 90 1-1 FC4-5 ① 9 2B 2-3		S SL 81 B SL 84 X SI 88 1-1 4 1B 2B			3	1	1	0	0	0	1
45 Zack Wheeler, L (1, 1) OBP: 0.130, SLG: 0.136 62 Erik Goeddel, R (4, 1) 9 Brandon Nimmo, L (5, PH) OBP: 0.583, SLG: 0.500 59 Fernando Salas, R (6, 1) OBP: 0.500, SLG: 0.500 4 Wilmer Flores, R (7, PH) OBP: 0.313, SLG: 0.460 48 Jacob deGrom, L (7, PR) OBP: 0.306, SLG: 0.400 51 Paul Sewald, R (8, 1) 43 Addison Reed, L (8, 1)			F SI 90 B SI 89 X SI 89 1-1 G6-3 ②		C KC 74 D CH 81 B CH 80 F FC 86 B SI 91 X CH 80 3-2 1-3 2B		C SI 89 X SL 83 0-1 13 HR 2-H 1B			1 0 1 0 1 0 0 0	0 0 0 0 0 1 0 0	0 0 1 0 1 0 0 0	0 0 0 0 1 0 0 0	0 0 0 0 0 0 0 0	0 0 0 0 0 0 0 0	0 0 0 0 0 0 0 0
Inning Stats	R: 0 E: 0 K: 0 S: 10 H: 0 LOB: 0 BB: 1 P: 17	R: 1 E: 0 K: 1 S: 9 H: 2 LOB: 0 BB: 0 P: 12	R: 0 E: 0 K: 1 S: 6 H: 0 LOB: 0 BB: 0 P: 9	R: 2 E: 0 K: 0 S: 11 H: 2 LOB: 0 BB: 0 P: 16	R: 0 E: 0 K: 0 S: 10 H: 2 LOB: 2 BB: 1 P: 14	R: 0 E: 0 K: 2 S: 10 H: 0 LOB: 0 BB: 0 P: 13	R: 4 E: 0 K: 1 S: 16 H: 4 LOB: 1 BB: 0 P: 20	R: 0 E: 0 K: 1 S: 6 H: 0 LOB: 0 BB: 0 P: 10		1B: 1 2B: 6 3B: 0 HR: 3 SF: 0 SAC: 0 DP: 1 HBP: 0				WP: 0 PB: 0 SB: 0 CS: 1 PA: 35		

BOTTOM

Philadelphia Phillies @ New York Mets

Citi Field, Flushing, NY

Sat Jul 01 2017, 4:12 PM - 8:29 PM EDT

Att. 33,080 - Partly Cloudy - 77 F

livebaseballscorecards.com

AB	31
R	7
H	10
RBI	7
BB	2
SO	6
LOB	10

PITCHER		IP	WLS	BF	H	R	ER	SO	BB	IBB	HBP	BLK	WP	HR	S	P	ERA	WHIP
58 Jeremy Hellickson, R ERA: 4.48	(1, 1)	6.1		25	7	4	4	4	1	1	0	0	0	2	59	85	5.68	1.263
17 Pat Neshek, R ERA: 1.39	(7, 1)	0.2	L	5	3	3	3	1	0	0	0	0	0	1	13	16	40.50	4.500
55 Hoby Milner, L ERA: 3.38	(8, 1)	0.2		2	0	0	0	1	0	0	0	0	0	0	5	9	0.00	0.000
53 Joaquín Benoit, R ERA: 4.06	(8, 1)	0.1		1	0	0	0	0	0	0	0	0	0	0	1	1	0.00	0.000

PITCHER	IP	WLS	BF	H	R	ER	SO	BB	IBB	HBP	BLK	WP	HR	S	P	ERA	WHIP

Batter	1	2	3	4	5	6	7	8	9	AB	R	H	RBI	BB	SO	LOB
25 Daniel Nava, S (1, 7) OBP: 0.394, SLG: 0.417	C FF 94 C CH 88 B FF 94 B CH 88 B FF 95 X FF 95 3-2 ① F7	B SL 84 B CH 90 C SI 94 B SL 84 F FF 95 F FF 94 F SL 84 X SI 94 3-2 2-H 1B			S FF 94 X FF 94 0-1 23 F9 13 G3 1B		B FF 93 C CH 88 F CH 87 B SL 82 X CH 86 2-2 ① G4-3	B SL 84 C SI 90 X SL 85 1-1 2-H 3-H 1B		5	0	3	2	0	0	0
13 Freddy Galvis, S (1, 6) OBP: 0.297, SLG: 0.404	C SI 90 B FF 95 B FF 95 F SI 95 X SI 94 2-2 ② G6-3	C SL 82 C FF 94 F FF 93 1 SAFE F FF 94 S SL 83 0-3 ③ K			S SL 83 B SL 82 X FF 94 1-1 ① G3 1-2		L CH 85 B FF 93 F SL 83 F FF 93 B CH 85 X CH 87 2-2 23 FC5-4 1B	B SI 92 B SL 83 F SI 93 F SI 93 S SL 85 2-3 ③ K		5	0	1	0	0	2	3
23 Aaron Altherr, R (1, 8) OBP: 0.346, SLG: 0.514	S SI 95 C SI 94 B SL 83 S SL 85 1-3 ③ K		B SI 92 B SL 81 X SL 83 2-0 ① F7		X SI 93 0-0 ② F9 2-3		X SI 89 0-0 ② FC5-4 1-2f		C SL 84 S SI 93 S SI 94 0-3 ① K	5	0	0	0	0	2	2
19 Tommy Joseph, R (1, 3) OBP: 0.311, SLG: 0.456		C SI 93 F FF 94 B CH 89 F SL 83 F SI 94 F SI 94 B FF 95 F CH 90 X CH 89 2-2 5 7 2B 1B 1B	F FF 93 F SI 92 X SI 94 0-2 1B	X SI 92 0-0 ③ G5-3		C SI 90 B SL 84 1 SAFE F FF 92 S FF 91 1-3 ③ K		S SI 94 B SI 94 B SL 87 C SL 85 F SI 94 B CU 78 C CU 78 3-3 ② K	5	1	2	0	0	2	2
5 Nick Williams, L (1, 9) OBP: 0.462, SLG: 0.364		X FF 95 0-0 7 2B 1-2 1B	C SL 83 X SL 82 0-1 ② L9			S CH 86 F FF 93 S CH 85 0-3 ① K		B CH 83 B SI 88 F SI 88 X SI 88 2-1 7 FC 1B	C CU 78 S CU 78 X CU 79 0-2 ③ F8	5	1	2	0	0	1	1
7 Maikel Franco, R (1, 5) OBP: 0.279, SLG: 0.369		X SI 94 0-0 15 SH5-3 34 1B 1-H 2-H 2B	S SL 82 F SL 84 B SL 82 F SL 82 S SI 93 1-3 ③ K			F SI 92 B SI 93 B SL 82 B FF 94 B CH 86 4-2 15 BB BB		1 SAFE 1 SAFE F SL 85 B SI 90 X SI 90 1-1 ① FC 34 1B 41 1B 1-2f		3	2	1	2	1	1	2
15 Ty Kelly, S (1, 4) OBP: 0.246, SLG: 0.364		X FF 94 0-0 ① SH5-3 2-3	B SI 92 F CH 87 X SL 82 1-1 ① G4-3			B FF 94 C SL 83 F SL 82 B SL 82 D SL 82 B FF 94 4-2 1-2 BB		C SI 89 C SI 89 F SI 90 X SL 84 0-2 ② F8		2	0	0	0	1	0	1
34 Andrew Knapp, S (1, 2) OBP: 0.354, SLG: 0.409		D SL 84 X CH 90 1-0 43 SH5-4 25 WP 3-H 1B	X CH 88 0-0 ② G6-3			T CH 86 B FF 94 X CH 87 1-1 ② F7		C SI 90 S SL 85 X CH 85 0-2 41 1B 25 1B 1-2 1B		4	2	2	1	0	0	2
43 Nick Pivetta, R (1, 1) 41 Brock Stassi, L (8, PH) 53 Joaquín Benoit, R (8, 1) 50 Héctor Neris, R (9, 1)		F SI 93 L SL 83 X SL 82 0-2 ② SH5-4 1-2	C FF 94 C SI 94 C SL 82 0-3 ③ K			C SL 84 F SL 81 C FF 95 0-3 ③ K		F SI 89 X SI 90 0-1 25 1B 1-3 2-H 1B		2 1 0 0	0 1 0 0	0 1 0 0	0 1 0 0	2 0 0 0	2 0 0 0	2 0 0 0
Inning Stats	R: 0 E: 0 K: 1 S: 9 H: 0 LOB: 0 BB: 0 P: 15	R: 4 E: 0 K: 1 S: 24 H: 5 LOB: 1 BB: 0 P: 30	R: 0 E: 0 K: 1 S: 10 H: 1 LOB: 1 BB: 0 P: 13	R: 0 E: 0 K: 1 S: 6 H: 0 LOB: 0 BB: 0 P: 7	R: 0 E: 0 K: 0 S: 6 H: 1 LOB: 1 BB: 0 P: 7	R: 0 E: 0 K: 2 S: 12 H: 0 LOB: 2 BB: 2 P: 21	R: 0 E: 0 K: 1 S: 11 H: 1 LOB: 1 BB: 0 P: 16	R: 3 E: 0 K: 1 S: 18 H: 4 LOB: 1 BB: 0 P: 24	R: 0 E: 0 K: 2 S: 10 H: 0 LOB: 0 BB: 0 P: 13	1B: 11 2B: 1 3B: 0 HR: 0 SF: 0 SAC: 2 DP: 0 HBP: 0						

PITCHER		IP	WLS	BF	H	R	ER	SO	BB	IBB	HBP	BLK	WP	HR	S	P	ERA	WHIP
50 Rafael Montero, R ERA: 5.63	(1, 1)	6.1	L	29	8	4	4	6	2	0	0	0	1	0	74	104	5.68	1.579
46 Chasen Bradford, R ERA: 8.1	(7, 1)	1.1		8	4	3	3	1	0	0	0	0	0	0	19	24	20.25	3.000
55 Neil Ramírez, R ERA: 7.0	(8, 1)	1.1		4	0	0	0	3	0	0	0	0	0	0	13	18	0.00	0.000

PITCHER	IP	WLS	BF	H	R	ER	SO	BB	IBB	HBP	BLK	WP	HR	S	P	ERA	WHIP

TOP

Philadelphia Phillies @ New York Mets

Citi Field, Flushing, NY

Sun Jul 02 2017, 1:15 PM - 4:05 PM EDT

Att. 30,343 - Sunny - 87 F

livebaseballscorecards.com

AB	37
R	7
H	12
RBI	6
BB	2
SO	10
LOB	15

WP: 2 PA: 41
PB: 0
SB: 0
CS: 0

Batter	1	2	3	4	5	6	7	8	9	AB	R	H	RBI	BB	SO	LOB
9 Brandon Nimmo, L (1, 8) OBP: 0.438, SLG: 0.333	C FF 93 S FF 94 B FF 95 B SI 96 S SI 95 2-3 ① K			C SI 93 X SI 95 0-1 ① F7		F SI 93 B SI 92 X SI 94 1-1 ① F8		S CH 85 X CH 86 0-1 ③ F8		4	0	0	0	0	1	1
13 Asdrúbal Cabrera, S (1, 4) OBP: 0.338, SLG: 0.427	B SI 95 S FF 95 X SI 95 1-1 ② F7			F SI 93 F KC 80 F FF 95 B SL 84 C KC 83 1-3 ② K		B FF 94 B CH 85 X SI 94 2-0 ② F9			X SI 94 0-0 E1 19 E	4	0	0	0	0	1	0
52 Yoenis Cespedes, R (1, 7) OBP: 0.347, SLG: 0.541	C SI 95 B KC 78 X KC 80 1-1 ③ G6-3			S KC 81 B KC 82 S SI 96 B SI 97 B SI 96 B KC 81 4-2 19 WP BB		C SI 94 C SL 82 F SL 84 F SL 83 S SI 95 0-3 ③ K			F FF 94 X SI 94 0-1 ① L5	3	0	0	0	1	1	1
19 Jay Bruce, L (1, 9) OBP: 0.334, SLG: 0.518		X SI 92 0-0 ① L7		B FF 95 C SI 95 X SI 95 1-1 ③ G4-3 1-2			B SI 93 C SI 92 B SL 82 F SI 93 B SL 83 B SL 83 4-2 21 F8-3 BB		B SI 95 X SI 94 1-0 FC4 1-2	3	0	0	0	1	0	2
21 Lucas Duda, L (1, 3) OBP: 0.363, SLG: 0.563		B SI 93 B SI 94 C SI 95 B KC 78 B SI 95 4-1 54 G4-6-3 BB			F FF 94 B KC 78 F FF 94 X FF 94 1-2 ① F8		F SI 94 B SI 94 B KC 79 B SI 94 F SI 95 X SI 94 3-2 ①② F8-3 1-1		D FS 87 F SI 94 F SI 95 D FS 88 B FS 87 F SI 95 F FS 88 X SI 95 3-2 ② L7	3	0	0	0	1	0	3
54 T.J. Rivera, R (1, 5) OBP: 0.322, SLG: 0.434 55 Neil Ramírez, R (8, 1) 4 Wilmer Flores, R (9, PH) OBP: 0.312, SLG: 0.458		C SI 94 X SI 93 0-1 ②③ G4-6-3 1-2f			C KC 80 X KC 81 0-1 HR		X FF 94 0-0 ③ F8		B SI 94 C SI 95 S SI 95 F SI 94 F SI 95 S SI 94 1-3 ③ K	3 0 1	1 0 0	1 0 0	1 0 0	0 0 1	0 0 2	1 0 0
7 José Reyes, S (1, 6) OBP: 0.278, SLG: 0.346			C SI 95 C SI 94 B SI 96 B SL 84 F SI 96 X SI 96 2-2 ① G6-3		B FF 95 F SI 95 B SI 96 F FF 95 X SI 95 2-2 ② P2			C CH 83 S CH 84 F CH 85 X CH 85 0-2 ① G1-3		3	0	0	0	0	0	0
44 René Rivera, R (1, 2) OBP: 0.297, SLG: 0.403			X KC 78 0-0 ② F7		B FF 95 S SI 94 B FF 95 C SI 96 B SI 96 F SI 95 F FF 95 B SI 95 4-2 BB			C SL 88 T SI 95 B SI 95 S SI 96 1-3 ② K		2	0	0	0	1	1	0
50 Rafael Montero, R (1, 1) 46 Chasen Bradford, R (7, 1) 15 Matt Reynolds, R (8, 5) OBP: 0.278, SLG: 0.364			F SI 93 B SI 94 B FF 94 S SI 94 F FF 94 F SI 95 X SI 94 2-2 ③ G6-3		F FF 92 S KC 80 B FF 93 S KC 78 1-3 ③ K			B SI 95 S SL 89 X SL 89 1-1 1B		2 0 1	0 0 0	0 0 1	0 0 0	0 0 0	1 0 0	1 0 0
Inning Stats	R: 0 E: 0 K: 1 S: 7 H: 0 LOB: 0 BB: 0 P: 11	R: 0 E: 0 K: 0 S: 4 H: 0 LOB: 0 BB: 1 P: 8	R: 0 E: 0 K: 0 S: 10 H: 0 LOB: 0 BB: 0 P: 14	R: 0 E: 0 K: 1 S: 10 H: 0 LOB: 1 BB: 1 P: 16	R: 1 E: 0 K: 1 S: 15 H: 1 LOB: 1 BB: 1 P: 23	R: 0 E: 0 K: 0 S: 8 H: 0 LOB: 0 BB: 0 P: 11	R: 0 E: 0 K: 0 S: 6 H: 0 LOB: 0 BB: 1 P: 13	R: 0 E: 0 K: 1 S: 11 H: 1 LOB: 1 BB: 0 P: 13	R: 0 E: 2 K: 1 S: 14 H: 0 LOB: 2 BB: 0 P: 19	1B: 1 2B: 1 3B: 0 HR: 1 SF: 0 SAC: 0 DP: 2 HBP: 0						

PITCHER		IP	WLS	BF	H	R	ER	SO	BB	IBB	HBP	BLK	WP	HR	S	P	ERA	WHIP
43 Nick Pivetta, R ERA: 4.85	(1, 1)	7.0	W	24	1	1	1	4	4	0	0	0	1	1	60	96	1.29	0.714
53 Joaquín Benoit, R ERA: 3.94	(8, 1)	1.0		4	1	0	0	1	0	0	0	0	0	0	11	13	0.00	1.000
50 Héctor Neris, R ERA: 3.31	(9, 1)	1.0		5	0	0	0	1	0	0	0	0	0	0	14	19	0.00	0.000

PITCHER	IP	WLS	BF	H	R	ER	SO	BB	IBB	HBP	BLK	WP	HR	S	P	ERA	WHIP

BOTTOM

Philadelphia Phillies @ New York Mets

Citi Field, Flushing, NY

Sun Jul 02 2017, 1:15 PM - 4:05 PM EDT

Att. 30,343 - Sunny - 87 F

livebaseballscorecards.com

AB	29
R	1
H	2
RBI	1
BB	4
SO	6
LOB	11

New York Mets @ Washington Nationals

Nationals Park, Washington, DC

Mon Jul 03 2017, 6:08 PM - 9:22 PM EDT

Att. 41,681 - Partly Cloudy - 90 F

livebaseballscorecards.com

TOP

Batter	1	2	3	4	5	6	7	8	9	AB	R	H	RBI	BB	SO	LOB
7 José Reyes, S (1, 6) OBP: 0.281, SLG: 0.348	C FF 96 C CU 83 F CH 90 B FF 97 F CU 84 F CH 88 S FF 97 1-3 **K** ①		F FF 93 F FF 96 B FF 97 X CU 82 1-2 13 CS 1B		B FF 96 B FF 96 X FF 96 2-0 F7 ③			F SI 90 X SI 90 0-1 2-H 1B ②		4	0	2	0	0	1	0
13 Asdrúbal Cabrera, S (1, 4) OBP: 0.340, SLG: 0.423	S CU 84 S FF 97 S FF 97 0-3 **K** ②		1 SAFE B CU 82 B FF 94 1 SAFE 1 SAFE S CH 88 2-1 CS 1-2 ③	F FF 95 F FF 96 B CH 89 B FF 96 F FF 97 F FF 97 B CH 89 B CU 84 4-2 21 BB 54 WP BB		B CU 82 F CH 89 X CU 83 1-1 F8 ①		B CH 83 B CH 85 B SL 82 C SI 92 B SI 93 4-1 52 FC6-4 BB		2	0	0	0	2	1	0
52 Yoenis Cespedes, R (1, 7) OBP: 0.344, SLG: 0.532	C FF 97 B FF 97 X CH 90 1-1 1B			B FF 96 X FF 94 1-0 P3 ①		C CH 88 B CU 83 B FF 95 X CH 90 2-1 F8 ②		C FF 92 F FF 92 F FF 93 X FF 90 0-2 FC6-4 1-2f ③		4	0	1	0	0	0	3
19 Jay Bruce, L (1, 9) OBP: 0.330, SLG: 0.512	S CU 83 S CU 83 X FF 98 0-2 F9 ③			C FF 96 X FF 94 0-1 F7 ②		S CH 88 S CH 89 S CH 90 0-3 **K** ③			B KC 77 B SI 94 B SI 92 C SI 92 X SI 94 3-1 F8 ①	4	0	0	0	0	1	2
54 T.J. Rivera, R (1, 5) OBP: 0.326, SLG: 0.432		C FF 96 C CU 83 X FF 97 0-2 G5-3 ①		B CU 83 C CU 82 S CH 87 B FF 96 B FF 96 B CH 89 4-2 21 BB 1-2 BB			C CU 81 S CU 83 F FF 97 X CU 83 0-2 G6-3 ①		C SI 95 X KC 80 0-1 3 HR 1B	3	1	1	0	1	0	0
21 Lucas Duda, L (1, 3) OBP: 0.361, SLG: 0.554 59 Fernando Salas, R (9, 1) OBP: 0.500, SLG: 0.500		X FF 96 0-0 P6 ②		B CH 87 B CH 87 B FF 95 B FF 96 4-0 1-2 2-3 BB			C CU 82 S CH 90 B FF 97 X FF 97 1-2 F7 ②		B KC 80 F SI 92 B SI 94 F CH 86 B SI 93 F CH 84 C SI 94 3-3 **K** ②	3 0	0 0	0 0	0 0	1 0	1 0	1 0
18 Travis d'Arnaud, R (1, 2) OBP: 0.289, SLG: 0.462 3 Curtis Granderson, L (9, PH) OBP: 0.333, SLG: 0.482 44 René Rivera, R (9, 2) OBP: 0.297, SLG: 0.403		C FF 96 B FF 96 S CU 83 F CU 84 B CU 85 B CH 90 C CU 84 3-3 **K** ③		B CU 82 C CU 81 S CU 82 F FF 96 D CH 89 F CU 84 F CU 84 F FF 98 C FF 97 2-3 **K** ③			F CU 83 F FF 94 X CU 82 0-2 F9 ③		C FF 92 F FF 94 X FF 93 0-2 1-H HR	3 1 0	0 1 0	0 1 0	0 2 0	0 0 0	2 0 0	3 0 0
9 Brandon Nimmo, L (1, 8) OBP: 0.400, SLG: 0.313			C CU 82 C CU 83 B FF 95 F CU 83 B CH 90 F FF 97 F FF 97 C CU 83 2-3 **K** ①		X FF 95 0-0 F8 ①			X SI 91 0-0 32 SH1-4 7 1B 1B	B FF 94 B FF 94 X FF 94 2-0 P2 ③	4	0	1	0	0	1	0
32 Steven Matz, R (1, 1) OBP: 0.182, SLG: 0.182 39 Jerry Blevins, L (8, 1) 51 Paul Sewald, R (8, 1) 66 Josh Edgin, R (9, 1) 4 Wilmer Flores, R (9, 3) OBP: 0.312, SLG: 0.458			F FF 96 B FF 96 C CU 83 X CU 82 1-2 G5-3 ②		C FF 95 B CU 82 X CU 83 1-1 G6-3 ②			1 SAFE L SI 91 X SI 88 0-1 SH1-4 1-2 ①		2 0 0 0 0	0 0 0 0 0	0 0 0 0 0	0 0 0 0 0	0 0 0 0 0	0 0 0 0 0	0 0 0 0 0
Inning Stats	R: 0 E: 0 K: 2 S: 14 H: 1 LOB: 1 BB: 0 P: 16	R: 0 E: 0 K: 1 S: 8 H: 0 LOB: 0 BB: 0 P: 11	R: 0 E: 0 K: 1 S: 13 H: 1 LOB: 0 BB: 0 P: 19	R: 0 E: 0 K: 1 S: 16 H: 0 LOB: 3 BB: 3 P: 31	R: 0 E: 0 K: 0 S: 4 H: 0 LOB: 0 BB: 0 P: 7	R: 0 E: 0 K: 1 S: 7 H: 0 LOB: 0 BB: 0 P: 10	R: 0 E: 0 K: 0 S: 10 H: 0 LOB: 0 BB: 0 P: 11	R: 0 E: 0 K: 0 S: 10 H: 2 LOB: 2 BB: 1 P: 14	R: 2 E: 0 K: 1 S: 12 H: 2 LOB: 0 BB: 0 P: 20	1B: 5 2B: 0 3B: 0 HR: 1 SF: 0 SAC: 1 DP: 0 HBP: 0						

PITCHER		IP	WLS	BF	H	R	ER	SO	BB	IBB	HBP	BLK	WP	HR	S	P	ERA	WHIP
37 Stephen Strasburg, R ERA: 3.28	(1, 1)	7.0		25	2	0	0	6	3	0	0	0	1	0	72	105	0.00	0.714
33 Matt Grace, L ERA: 4.5	(8, 1)	0.2		4	2	0	0	0	1	0	0	0	0	0	6	10	0.00	4.500
56 Joe Blanton, R ERA: 8.1	(8, 1)	0.1		1	0	0	0	0	0	0	0	0	0	0	4	4	0.00	0.000
36 Sammy Solís, L ERA: 9.0	(9, 1)	0.2	H	3	1	1	1	1	0	0	0	0	0	0	8	14	13.50	1.500
43 Matt Albers, R ERA: 2.03	(9, 1)	0.1	W	2	1	1	1	0	0	0	0	0	0	1	4	6	27.00	3.000

PITCHER	IP	WLS	BF	H	R	ER	SO	BB	IBB	HBP	BLK	WP	HR	S	P	ERA	WHIP

AB	30
R	2
H	6
RBI	2
BB	4
SO	7
LOB	9

WP: 1 PA: 36
PB: 0
SB: 0
CS: 1

Batter	1	2	3	4	5	6	7	8	9	AB	R	H	RBI	BB	SO	LOB
8 Brian Goodwin, L (1, 7) OBP: 0.338, SLG: 0.513	C SI 94 B SI 94 B CH 85 C SI 94 X SI 94 2-2 3 BB 1B		C SI 94 S CH 85 B CH 84 X SI 94 1-2 ① G6-3		C CU 80 B CH 86 B CH 85 F SI 94 B SI 94 F CH 84 T SI 94 3-2 ② K			B CU 71 B FF 92 B CU 72 C CU 71 B FF 91 4-1 3 HR BB	B FF 88 X FF 90 1-0 1-2 3-H 1B	3	0	1	0	0	1	0
18 Ryan Raburn, R (8, PH) OBP: 0.341, SLG: 0.436 (9, 7)										1	1	1	1	1	0	0
3 Michael Taylor, R (1, 8) OBP: 0.321, SLG: 0.519	B CU 78 B SI 93 S SI 93 S SI 93 B SI 93 1 SAFE C SI 93 1 SAFE B SI 93 4-2 11 G5-4-3 BB 1-2		S CH 85 S CU 78 B SI 95 C SI 94 1-3 ② K		C CU 80 B CH 84 S CH 84 X SI 94 1-2 ③ F8			B FF 90 B FF 90 F FF 90 X FF 90 2-1 1-H HR		3	1	1	2	1	1	0
34 Bryce Harper, L (1, 9) OBP: 0.425, SLG: 0.598	B CU 79 B SI 94 C CH 86 C SI 94 C SI 95 2-3 ① K		S CH 85 B SI 95 B SI 94 F SI 95 X CU 78 2-2 1B			B SI 95 B SI 94 B SI 93 C SI 94 X CH 85 3-1 ① P5		B FF 91 B CU 71 S CU 71 B FF 91 D FF 90 4-1 11 F8 BB		3	0	1	0	1	1	2
11 Ryan Zimmerman, R (1, 3) OBP: 0.373, SLG: 0.610	B CU 77 B SL 86 F SI 95 F CU 78 X SI 94 2-2 ②③ G5-4-3 1-2f		B SI 93 C SL 85 X CU 77 1-1 ③ L9			B SI 94 B SL 85 C SL 84 F SI 94 F SL 84 X SI 94 2-2 ② G4-3		B SL 80 B FF 92 X SL 82 2-0 ② F8 1-2		4	0	0	0	0	0	4
6 Anthony Rendon, R (1, 5) OBP: 0.398, SLG: 0.549		C SI 94 B CU 78 B CU 76 X SI 95 2-1 ① L9		C SL 85 F SL 86 B SI 94 X CU 77 1-2 32 G6-4-3 1B		S SI 94 B CU 81 C SL 86 C SI 95 1-3 ③ K		B FF 92 C FF 92 B SL 83 F FF 93 B FF 94 F SL 83 F FF 93 F FF 94 X SL 84 3-2 ③ G5-3		4	0	1	0	0	1	1
32 Matt Wieters, S (1, 2) OBP: 0.297, SLG: 0.384		X CU 76 0-0 ② F8	F CH 83 B SL 84 X CH 82 1-1 ①② G6-4-3 1-2f				B SL 86 B CH 83 S SI 93 X CH 84 2-1 ① F9		B FF 92 B FF 93 B FF 92 B FF 93 4-0 26 F8 18 1B 10 BB BB	3	1	0	0	1	0	1
1 Wilmer Difo, S (1, 4) OBP: 0.266, SLG: 0.273		C SI 95 C SI 95 B SI 94 X CU 78 1-2 5 E 1B	S CH 83 B SI 94 F CH 83 B CH 85 B SI 94 B CH 82 4-2 5 S BB			C CU 79 B CH 85 S SI 94 B SI 94 X CU 77 2-2 ② P3		L FF 91 B FF 90 L FF 90 X FF 90 1-2 ① B5		3	0	1	0	1	0	1
5 Adrián Sanchez, R (1, 6) 10 Stephen Drew, L (9, PH) OBP: 0.357, SLG: 0.443		B SI 93 S SI 93 X CU 78 1-1 FC6 1-2	1 SAFE C SI 92 F SI 93 B SI 93 B CH 84 F SI 93 X CH 83 2-2 ③ F8 1-2			B CU 79 S CH 84 X SI 94 1-1 ③ F9		B SL 85 B SL 88 B CH 85 B FF 92 4-0 18 1B 1-2 BB		3	0	0	0	0	0	2
										0	0	0	0	1	0	0
37 Stephen Strasburg, R (1, 1) OBP: 0.162, SLG: 0.222 33 Matt Grace, L (8, 1) 56 Joe Blanton, R (8, 1) 20 Daniel Murphy, L (8, PH) OBP: 0.389, SLG: 0.568 36 Sammy Solis, R (9, 1) 43 Matt Albers, L (9, 1) 26 Adam Lind, L (9, PH) OBP: 0.389, SLG: 0.550		B SI 92 C SI 93 C CU 77 X SI 92 1-2 ③ F9		C SI 94 X CH 85 0-1 ① G1-3				B CU 72 C CU 72 B CU 71 F CU 71 F CU 73 X CU 73 2-2 ① G6-3	C FF 93 X FF 92 0-1 ② F8 2-3	2	0	0	0	0	0	2
										0	0	0	0	0	0	0
										0	0	0	0	0	0	0
										1	0	0	0	0	0	0
										0	0	0	0	0	0	0
										0	0	0	0	0	0	0
										1	0	0	0	0	0	2
Inning Stats	R: 0 E: 0 K: 1 S: 11 H: 1 LOB: 1 BB: 1 P: 21	R: 0 E: 1 K: 0 S: 11 H: 1 LOB: 2 BB: 0 P: 16	R: 0 E: 0 K: 1 S: 11 H: 1 LOB: 1 BB: 0 P: 16	R: 0 E: 0 K: 0 S: 11 H: 1 LOB: 1 BB: 1 P: 19	R: 0 E: 0 K: 1 S: 9 H: 0 LOB: 0 BB: 0 P: 13	R: 0 E: 0 K: 1 S: 9 H: 0 LOB: 0 BB: 0 P: 15	R: 0 E: 0 K: 0 S: 7 H: 0 LOB: 0 BB: 0 P: 12	R: 2 E: 0 K: 0 S: 15 H: 1 LOB: 1 BB: 2 P: 32	R: 1 E: 0 K: 0 S: 6 H: 1 LOB: 2 BB: 2 P: 16	1B: 5 2B: 0 3B: 0 HR: 1 SF: 0 SAC: 0 DP: 2 HBP: 0	WP: 0 PB: 0 SB: 1 CS: 0 PA: 37					

PITCHER	IP	WLS	BF	H	R	ER	SO	BB	IBB	HBP	BLK	WP	HR	S	P	ERA	WHIP
32 Steven Matz, L (1, 1) ERA: 2.12	7.0		26	4	0	0	4	2	0	0	0	0	0	69	112	0.00	0.857
39 Jerry Blevins, L (8, 1) ERA: 3.21	0.1		4	1	2	2	0	2	0	0	0	0	1	8	20	54.00	9.000
51 Paul Sewald, R (8, 1) ERA: 4.46	1.0	L	4	0	1	1	0	1	0	0	0	0	0	10	20	9.00	1.000
66 Josh Edgin, L (9, 1) ERA: 3.69	0.1		2	0	0	0	0	1	0	0	0	0	0	2	6	0.00	3.000
59 Fernando Salas, R (9, 1) ERA: 6.31	0.0		1	1	0	0	0	0	0	0	0	0	0	1	2	∞	∞

PITCHER	IP	WLS	BF	H	R	ER	SO	BB	IBB	HBP	BLK	WP	HR	S	P	ERA	WHIP

BOTTOM

New York Mets @ Washington Nationals

Nationals Park, Washington, DC

Mon Jul 03 2017, 6:08 PM - 9:22 PM EDT

Att. 41,681 - Partly Cloudy - 90 F

livebaseballscorecards.com

AB	31
R	3
H	6
RBI	3
BB	6
SO	4
LOB	15

Batter	1	2	3	4	5	6	7	8	9	AB	R	H	RBI	BB	SO	LOB
7 José Reyes, S (1, 6) OBP: 0.279, SLG: 0.356	C SI 93 F SI 92 X SL 86 0-2 HR	C SI 92 X SI 93 0-1 ③ F8		C SI 90 B SI 90 B SI 91 X CH 82 2-1 ② P4		X SI 91 0-0 ② L9			C SL 80 X FF 94 0-1 ② P6	5	1	1	1	0	0	4
13 Asdrúbal Cabrera, S (1, 4) OBP: 0.341, SLG: 0.420	C SI 93 B SI 92 C SL 86 X CH 86 1-2 ① G3		C SI 91 B CH 84 B CH 84 B SL 85 B SI 91 4-1 54 1B BB	B CH 83 B SI 91 1 SAFE F CH 84 C SI 89 1 SAFE F SL 85 X CH 84 2-2 ③ F7		X CH 82 0-0 ③ F7			B SI 94 B SL 79 X FF 94 2-0 19 HR 1B	4	1	1	0	1	0	2
19 Jay Bruce, L (1, 9) OBP: 0.328, SLG: 0.516	C SI 92 B SI 92 F SI 93 F SL 86 F CH 86 B FF 94 B SI 93 S SL 86 3-3 ② K		B FF 92 C SI 92 S CH 84 F FF 93 1 SAFE X CH 84 1-2 ① F9		X CH 84 0-0 ① F9		C SI 88 B SI 89 F SL 82 S SL 83 1-3 ① K		C SI 95 B SL 81 X FF 93 1-1 1-H HR	5	1	1	2	0	2	1
54 T.J. Rivera, R (1, 7) OBP: 0.330, SLG: 0.434 55 Neil Ramírez, R (7, 1) 46 Chasen Bradford, R (8, 1) 18 Travis d'Arnaud, R (9, PH) OBP: 0.287, SLG: 0.459	C SL 88 B SI 94 X SI 93 1-1 1B		S SL 85 X SI 91 0-1 4 FC5-4 1-2 1B		B SL 85 S SL 85 X SL 86 1-1 ② P3		S SL 83 F SL 83 F FF 90 B SL 84 F CH 84 X SL 84 1-2 ② G6-3		S FF 96 S FF 95 X SI 94 0-2 ③ F9	4 0 0 1	0 0 0 0	2 0 0 0	0 0 0 0	0 0 0 0	0 0 0 0	0 0 0 0
21 Lucas Duda, L (1, 3) OBP: 0.359, SLG: 0.548	B SL 82 B CH 84 X SI 92 2-0 ③ L7		C CH 84 C SI 93 S SL 85 0-3 ② K		F SI 92 X CH 85 0-1 4 BB 1B		B SL 79 B SL 84 F SI 90 C SL 84 F SL 84 B CH 85 F CH 85 T CH 85 3-2 ③ K			4	0	1	0	0	2	3
4 Wilmer Flores, R (1, 5) OBP: 0.315, SLG: 0.456		C SI 92 F SL 87 C SL 85 0-3 ① K	B SI 92 X SL 86 1-0 ③ FC5-4 1-2f	F SL 85 C SI 92 B SI 93 B FF 92 B SL 85 B SI 92 4-2 1-2 BB				C SI 98 B SL 92 B SI 100 X SI 98 2-1 44 G6-4-3 1B		3	0	1	0	1	1	2
44 René Rivera, R (1, 2) OBP: 0.303, SLG: 0.424		C SL 87 S SL 87 B SI 94 B FF 94 B SL 87 D SL 86 4-2 67 SH2-4 9 1B BB		X SL 85 0-0 HR	F FF 92 S SL 86 C FF 93 0-3 ③ K			B FF 98 F SI 97 X SL 90 1-1 ①② G6-4-3 1-2f		3	1	1	1	1	1	3
9 Brandon Nimmo, L (1, 8) OBP: 0.458, SLG: 0.400		C SI 92 B FF 93 B SL 85 F SI 92 X CH 85 2-2 67 SH2-4 1-2 1B		B SI 91 C SI 92 F SL 86 B FF 91 B SI 92 X SL 82 3-2 1B		C SI 90 S SL 85 X CH 86 0-2 1B		S SL 92 B CH 90 B SI 99 B SI 98 C SI 98 F SI 97 C SI 99 3-3 ③ K		4	0	3	0	0	1	0
67 Seth Lugo, R (1, 1) OBP: 0.222, SLG: 0.444 3 Curtis Granderson, L (6, PH) OBP: 0.332, SLG: 0.480 62 Erik Goeddel, R (6, 1) 66 Josh Edgin, R (6, 1) 15 Matt Reynolds, R (7, 7) OBP: 0.270, SLG: 0.353		X SL 85 0-0 ② SH2-4 1-2 2-3		C SI 90 X FF 90 0-1 ① B3		B SL 79 X SI 90 1-0 ① F8			B FF 92 F SI 92 B FF 94 C FF 93 B SI 93 S SI 93 3-3 ① K	1 1 0 0 1	0 0 0 0 0	0 0 0 0 0	0 0 0 0 1	0 0 0 0 0	0 0 0 0 1	1 1 0 0 0
Inning Stats	R: 1 E: 0 K: 1 S: 14 H: 2 LOB: 1 BB: 0 P: 21	R: 0 E: 0 K: 1 S: 11 H: 1 LOB: 2 BB: 1 P: 17	R: 0 E: 0 K: 1 S: 11 H: 1 LOB: 2 BB: 1 P: 17	R: 1 E: 0 K: 0 S: 12 H: 2 LOB: 1 BB: 0 P: 19	R: 0 E: 0 K: 1 S: 10 H: 1 LOB: 2 BB: 1 P: 15	R: 0 E: 0 K: 0 S: 6 H: 1 LOB: 1 BB: 0 P: 7	R: 0 E: 0 K: 2 S: 13 H: 0 LOB: 0 BB: 0 P: 18	R: 0 E: 0 K: 1 S: 8 H: 1 LOB: 0 BB: 0 P: 14	R: 2 E: 0 K: 1 S: 11 H: 2 LOB: 0 BB: 0 P: 17	1B: 8 2B: 0 3B: 0 HR: 3 SF: 0 SAC: 1 DP: 1 HBP: 0						

PITCHER		IP	WLS	BF	H	R	ER	SO	BB	IBB	HBP	BLK	WP	HR	S	P	ERA	WHIP
41 Joe Ross, R ERA: 4.86	(1, 1)	7.0	W	32	8	2	2	6	3	0	0	0	0	2	77	114	2.57	1.571
45 Blake Treinen, R ERA: 5.94	(8, 1)	1.0		3	1	0	0	1	0	0	0	0	0	0	8	14	0.00	1.000
46 Oliver Pérez, L ERA: 4.58	(9, 1)	1.0		5	2	2	2	1	0	0	0	0	0	1	11	17	18.00	2.000

PITCHER | IP | WLS | BF | H | R | ER | SO | BB | IBB | HBP | BLK | WP | HR | S | P | ERA | WHIP

TOP

New York Mets @ Washington Nationals

Nationals Park, Washington, DC

Tue Jul 04 2017, 11:07 AM - 2:23 PM EDT

Att. 37,120 - Cloudy - 84 F

livebaseballscorecards.com

AB	36
R	4
H	11
RBI	4
BB	3
SO	8
LOB	17

WP: 0 PA: 40
PB: 0
SB: 0
CS: 0

Batter	1	2	3	4	5	6	7	8	9	AB	R	H	RBI	BB	SO	LOB
3 Michael Taylor, R (1, 8) OBP: 0.323, SLG: 0.515	X FF 91 0-0 ① G5-3		1 SAFE B CH 90 F FF 92 X CH 84 1-1 34 1B 20 1B 1-2 1B	B CH 86 C SL 84 2 SAFE C SI 92 X CU 78 1-2 ③ G1-3		B CU 76 S CH 85 B CH 85 B FF 92 S FF 93 D CH 85 4-2 34 BB 1 S 20 1B BB		C CU 78 B CU 78 B SI 94 F SI 94 B FF 95 X CU 80 3-2 ① G6-3		4	2	1	0	1	0	2
1 Wilmer Difo, S (1, 6) OBP: 0.281, SLG: 0.282	C FF 92 X SI 91 0-1 ② G1-3		X FF 90 0-0 ② L8		B FF 92 B CU 77 X CH 86 2-0 34 1B 34 E 1B	1 SAFE B FF 92 B FF 93 B FF 92 B FF 92 4-0 34 BB 20 1B 1-2 BB		T SI 95 C SI 94 F SI 94 B SI 94 B SL 86 X SI 95 2-2 34 WP 34 1B 1B		4	3	2	0	1	0	2
34 Bryce Harper, L (1, 9) OBP: 0.431, SLG: 0.600	X SI 93 0-0 ③ P6		S SL 90 F CU 77 X CU 79 0-2 20 1B 1-3 2-H 1B		1 SAFE B SI 91 B SI 92 S SI 92 1 SAFE X CU 77 2-1 E9 20 1B 1-H 1B	C FF 92 B FF 93 B FF 93 B SL 84 B FF 94 4-1 20 1B 26 G6-3 1-2 2-3 BB		C CU 79 S CU 79 X SI 94 0-2 20 2B 1-H 1B		4	3	3	2	1	0	0
20 Daniel Murphy, L (1, 4) OBP: 0.395, SLG: 0.575 5 Adrián Sanchez, R (8, PR) (9, 4)		B FF 91 X SI 90 1-0 ① F9	B CU 75 X FF 92 1-0 1-3 3-H 1B		B FF 93 X CU 77 1-0 26 1B 18 2B 3-H 1B	C SL 85 F FF 92 B FF 92 X CU 78 1-2 26 G6-3 1-3 2-H 3-H 1B		C SI 89 B SI 90 X SL 84 1-1 1-H 2B		5 0	1 0	4 0	5 0	0 0	0 0	0 0
26 Adam Lind, L (1, 3) OBP: 0.382, SLG: 0.535		C FF 92 X SI 91 0-1 ② G3	B FF 92 B SI 91 C FF 92 X SL 90 2-1 ③ L7		C FF 91 X SL 90 0-1 18 2B 1-2 1B	X CU 81 0-0 ② G6-3 1-2 3-H		C FF 91 X SI 91 0-1 ② G5-3		5	1	1	1	0	0	4
18 Ryan Raburn, R (1, 7) OBP: 0.364, SLG: 0.463 8 Brian Goodwin, L (6, 7) OBP: 0.333, SLG: 0.504		B FF 92 B CH 89 C FF 91 B SI 92 B FF 92 4-1 BB	C CU 74 S SL 88 C SI 92 X CU 78 1-3 ① K	S SL 88 X SL 89 0-1 ① 1-H 2-H 2B	B CU 81 F FF 92 F CU 79 B SL 86 S CU 79 2-3 ③ K		B SI 92 X SI 91 1-0 ③ G4-3		2 2	0 0	1 0	2 0	1 0	1 1	0 2
10 Stephen Drew, L (1, 5) OBP: 0.351, SLG: 0.446		C CH 89 B SI 90 D CU 77 X FF 90 2-1 ③ F8		B FF 92 X SI 93 1-0 2B	B CU 77 C CU 75 X FF 92 1-1 ② F9		F SI 93 B CU 78 B SI 94 F SI 94 S SL 86 2-3 ① K		4	0	1	0	0	1	1
59 Jose Lobaton, S (1, 2) OBP: 0.212, SLG: 0.247			X CH 90 0-0 3 1B 34 1B 1B	B FF 94 B CH 89 B FF 92 C FF 90 B CH 86 4-1 BB	B CH 89 B FF 92 X FF 90 2-0 ③ G4-3		B SL 84 B SI 94 X SI 93 2-0 ② L4		3	1	1	0	1	0	0
41 Joe Ross, R (1, 1) OBP: 0.182, SLG: 0.219 45 Blake Treinen, R (8, 1) 46 Oliver Pérez, L (9, 1)			B CH 88 F CH 90 S FF 90 C FF 93 1-3 ① K	C SI 91 C CU 76 F CU 76 B CU 79 S SL 89 1-3 ② K		S FF 91 B CH 85 T FF 92 F FF 93 F CU 75 B FF 92 F FF 93 B FF 92 F FF 92 3-3 S FF 92 ① K	S SI 94 B SI 94 S SI 95 B FF 94 C CU 79 2-3 ③ K		4 0 0	0 0 0	0 0 0	0 0 0	0 0 0	4 0 0	3 0 0
Inning Stats	R: 0 E: 0 K: 0 S: 4 H: 0 LOB: 0 BB: 0 P: 4	R: 0 E: 0 K: 0 S: 6 H: 0 LOB: 1 BB: 1 P: 13	R: 2 E: 0 K: 1 S: 13 H: 4 LOB: 2 BB: 0 P: 18	R: 0 E: 0 K: 2 S: 12 H: 1 LOB: 2 BB: 1 P: 20	R: 4 E: 1 K: 0 S: 11 H: 5 LOB: 0 BB: 0 P: 19	R: 3 E: 0 K: 2 S: 17 H: 1 LOB: 1 BB: 3 P: 35	R: 0 E: 0 K: 2 S: 7 H: 0 LOB: 0 BB: 0 P: 13	R: 2 E: 0 K: 0 S: 15 H: 3 LOB: 1 BB: 0 P: 22		1B: 11 2B: 3 3B: 0 HR: 0 SF: 0 SAC: 0 DP: 0 HBP: 0						

PITCHER		IP	WLS	BF	H	R	ER	SO	BB	IBB	HBP	BLK	WP	HR	S	P	ERA	WHIP
67 Seth Lugo, R ERA: 4.75	(1, 1)	5.0	L	26	10	6	6	3	2	0	0	0	0	0	46	74	10.80	2.400
62 Erik Goeddel, R ERA: 5.79	(6, 1)	0.1		3	0	2	2	1	2	0	0	0	0	0	9	20	54.00	6.000
66 Josh Edgin, L ERA: 3.9	(6, 1)	0.2		4	1	1	1	1	1	0	0	0	0	0	8	15	13.50	3.000
55 Neil Ramírez, R ERA: 7.31	(7, 1)	1.1		6	2	2	2	2	0	0	0	0	1	0	17	28	13.50	1.500
46 Chasen Bradford, R ERA: 6.75	(8, 1)	0.2		3	1	0	0	0	0	0	0	0	0	0	5	7	0.00	1.500

PITCHER	IP	WLS	BF	H	R	ER	SO	BB	IBB	HBP	BLK	WP	HR	S	P	ERA	WHIP

BOTTOM

New York Mets @ Washington Nationals

Nationals Park, Washington, DC

Tue Jul 04 2017, 11:07 AM - 2:23 PM EDT

Att. 37,120 - Cloudy - 84 F

livebaseballscorecards.com

AB	37
R	11
H	14
RBI	10
BB	5
SO	7
LOB	14

WP: 1 PA: 42
PB: 0
SB: 1
CS: 0

Batter	1	2	3	4	5	6	7	8	9	AB	R	H	RBI	BB	SO	LOB
3 Curtis Granderson, L (1, 8) OBP: 0.333, SLG: 0.481	C FF 94 B FF 97 B FF 97 B FF 97 B SI 94 4-1 52 1B 13 BB 54 HBP BB	C SI 95 C SI 95 T FF 98 0-2 ③ K		B CH 88 B SI 94 B SI 94 X SI 94 3-0 1-H 2B		C FF 94 F SL 80 S FF 95 0-3 ② K		C CU 78 S SL 89 T SL 88 0-2 ② K		4	1	1	1	1	3	0
13 Asdrúbal Cabrera, S (1, 4) OBP: 0.339, SLG: 0.413	B SI 95 C CH 86 B SI 95 B SI 94 F SI 94 B SL 86 4-2 54 HBP 52 1B 21 L7-2 1-2 BB		X SI 93 0-0 ① L4	B CH 90 X SL 84 1-0 ③ G6-3		B FF 94 B SL 82 X FF 93 2-0 ③ L9		C FF 97 B SL 90 B SL 88 X SL 87 2-1 ③ G3-1		4	0	0	0	1	0	1
52 Yoenis Cespedes, R (1, 7) OBP: 0.340, SLG: 0.521	C SI 96 X CH 88 0-1 54 HBP 1-2 2-3 1B	C SI 94 B SI 94 B SL 83 F CH 87 S SL 85 2-3 ② K	X SI 93 0-0 ① L8			B FF 93 B FF 93 B SL 83 C SL 81 F FF 93 X FF 95 3-2 E4 19 1B 54 2B	C FF 97 B CH 84 B SL 85 B SL 87 S FF 94 X FF 96 3-2 ① F7			5	1	1	0	0	1	0
19 Jay Bruce, L (1, 9) OBP: 0.332, SLG: 0.530	S CH 90 S CH 89 S SL 86 0-3 ① K	C SI 94 B SI 94 X SI 94 1-1 2B	C FF 94 B SL 83 S FF 96 X SL 86 1-2 HR			C FF 93 B FF 95 F FF 95 D SL 84 X FF 94 2-2 ① 1-3 1B	B FF 96 F FF 96 B SL 85 F FF 95 C SL 85 2-3 ② K			5	1	3	1	0	2	3
54 T.J. Rivera, R (1, 5) OBP: 0.332, SLG: 0.435	B SL 85 S SL 87 F SI 96 F SL 87 H SI 97 2-2 1-2 2-3 3-H HBP	F SL 82 B SL 86 D CH 88 X SL 85 2-1 ③ F9	X FF 96 0-0 E5 21 BB			B FF 94 X FF 94 1-0 3-H 2B	F FF 96 B SL 86 S SL 86 C FF 98 1-3 ③ K			4	0	1	2	0	1	1
21 Lucas Duda, L (1, 3) OBP: 0.357, SLG: 0.540	X SI 97 0-0 ② ③ L7-2 3-H			C FF 96 B CH 89 F SL 84 X FF 100 1-2 ① G6-3	B FF 94 D CH 87 F SI 94 B SI 94 B CH 87 4-1 1-2 BB		S FF 90 C SL 79 S SL 79 0-3 ② K			3	0	0	0	1	1	4
7 José Reyes, S (1, 6) OBP: 0.285, SLG: 0.374		F SI 92 B CH 87 X CH 88 1-1 HR		B SI 96 X SI 95 1-0 18 1B 2B	X FF 95 0-0 ② P5		C SI 90 C SL 80 D SL 80 B CH 83 H SL 81 3-2 HBP			3	2	2	1	0	0	2
18 Travis d'Arnaud, R (1, 2) OBP: 0.287, SLG: 0.454		B FF 97 C SI 95 C SI 86 B SL 86 S SL 88 2-3 ① K		F SL 86 X SL 86 0-1 48 FC6-4 2-H 1B	B CH 88 C SI 95 X SI 97 1-1 ③ F8		D FF 88 X SL 78 1-0 ③ G6-3			4	0	1	1	0	1	4
48 Jacob deGrom, L (1, 1) OBP: 0.282, SLG: 0.368 4 Wilmer Flores, R (8, PH) OBP: 0.314, SLG: 0.454 39 Jerry Blevins, L (8, 1) 51 Paul Sewald, R (8, 1) 43 Addison Reed, L (9, 1)		X SI 94 0-0 ② G4-3		C SI 95 L SI 94 B SI 95 X CH 89 1-2 ② FC6-4 3 1-2f 2B		C FF 93 C FF 93 B SL 82 S SL 82 1-3 ① K		C FF 96 B SL 88 B SL 88 S FF 96 F FF 98 F FF 97 X SL 86 2-2 ① G6-3		3 1 0 0 0	1 0 0 0 0	0 0 0 0 0	0 0 0 0 0	1 0 0 0 0	1 0 0 0 0	1 0 0 0 0
Inning Stats	R: 1 E: 0 K: 1 S: 12 H: 1 LOB: 2 BB: 2 P: 22	R: 1 E: 0 K: 2 S: 9 H: 1 LOB: 0 BB: 0 P: 12	R: 0 E: 0 K: 1 S: 8 H: 1 LOB: 1 BB: 0 P: 13	R: 2 E: 0 K: 0 S: 11 H: 3 LOB: 1 BB: 0 P: 18	R: 1 E: 1 K: 0 S: 9 H: 1 LOB: 2 BB: 1 P: 15	R: 0 E: 0 K: 2 S: 7 H: 0 LOB: 0 BB: 0 P: 10	R: 1 E: 1 K: 1 S: 13 H: 2 LOB: 2 BB: 0 P: 23	R: 0 E: 0 K: 1 S: 10 H: 0 LOB: 0 BB: 0 P: 14	R: 0 E: 0 K: 2 S: 9 H: 0 LOB: 0 BB: 0 P: 15	1B: 3 2B: 5 3B: 0 HR: 2	SF: 0 SAC: 0 DP: 1 HBP: 2			WP: 0 PB: 0 SB: 0 CS: 0	PA: 41		

PITCHER		IP	WLS	BF	H	R	ER	SO	BB	IBB	HBP	BLK	WP	HR	S	P	ERA	WHIP
18 Carlos Martinez, R ERA: 3.4	(1, 1)	5.0	L	26	7	5	5	4	3	0	1	0	0	2	49	80	9.00	2.000
60 John Brebbia, R ERA: 2.0	(6, 1)	1.1		6	2	1	0	2	0	0	0	0	0	0	14	23	0.00	1.500
70 Tyler Lyons, L ERA: 4.15	(7, 1)	0.2		3	0	0	0	1	0	0	1	0	0	0	6	10	0.00	0.000
64 Sam Tuivailala, R ERA: 2.25	(8, 1)	1.0		3	0	0	0	1	0	0	0	0	0	0	10	14	0.00	0.000
44 Trevor Rosenthal, R ERA: 4.18	(9, 1)	1.0		3	0	0	0	2	0	0	0	0	0	0	9	15	0.00	0.000

PITCHER	IP	WLS	BF	H	R	ER	SO	BB	IBB	HBP	BLK	WP	HR	S	P	ERA	WHIP

TOP

New York Mets @ St. Louis Cardinals

Busch Stadium, St. Louis, MO

Fri Jul 07 2017, 7:16 PM - 10:02 PM CDT

Att. 43,849 - Partly Cloudy - 92 F

livebaseballscorecards.com

AB	36
R	6
H	9
RBI	6
BB	3
SO	10
LOB	16

BOTTOM

Batter	1	2	3	4	5	6	7	8	9	AB	R	H	RBI	BB	SO	LOB
13 Matt Carpenter, L (1, 4) OBP: 0.373, SLG: 0.445	B SI 96 F FF 96 B FF 96 B FF 90 C FF 96 X CH 88 3-2 ① G5-3		B SL 91 C CU 82 X FF 96 1-1 ② G5-3		X SI 92 0-0 55 G5-4-3 1-2 1B			B FF 89 C CH 83 B CH 83 B CU 71 X FF 89 3-1 25 FC4-6 3 SF9 55 1B 1B		4	1	2	0	0	0	0
55 Stephen Piscotty, R (1, 9) OBP: 0.358, SLG: 0.387	B SL 91 B SL 91 C SI 96 C FF 96 F CH 89 S FF 97 2-3 ② K		C SI 96 X CH 89 0-1 ③ G1-3		X CH 86 0-0 ②③ G5-4-3 1-2f			B SL 82 F SL 83 S SL 84 1 SAFE X SL 84 1-2 25 FC4-6 1-2 1B		4	0	1	0	0	1	2
25 Dexter Fowler, S (1, 8) OBP: 0.335, SLG: 0.490	C SI 96 C FF 97 X SL 92 0-2 ③ L6			C CU 78 B CH 87 B CU 80 F CH 88 B FF 95 X CH 88 3-2 HR		F SI 93 B FF 94 B SL 88 F FF 94 F FF 94 C FF 95 3-3 ① K		B SL 82 B FF 92 C FF 92 B FF 92 X FF 92 3-1 ① FC4-6 1-2f 2-3		4	1	1	1	0	1	2
3 Jedd Gyorko, R (1, 5) OBP: 0.370, SLG: 0.532		S CU 81 X SL 91 0-1 ① G4-3		B SI 96 S SL 90 B SL 90 S CU 82 F FF 96 X SL 90 2-2 HR		B FF 94 C SI 94 X CU 82 1-1 4 G5-4-3 1B		B FF 92 X SL 84 1-0 ② SF9 3-H		3	1	2	2	0	0	0
4 Yadier Molina, R (1, 2) OBP: 0.300, SLG: 0.407		S FF 95 S FF 97 S FF 98 0-3 ② K		F FF 95 X FF 95 0-1 ① F9		F SI 94 1 SAFE F SI 94 X SI 94 0-2 ②③ G5-4-3 1-2f		C FF 93 1 SAFE B FF 93 X FF 92 1-1 ③ L7		4	0	0	0	0	1	2
40 Luke Voit, R (1, 3) OBP: 0.333, SLG: 0.613		S FF 96 X FF 97 0-1 ③ G4-3		S SI 94 X SI 95 0-1 ② G5-3			C SI 92 F SI 92 F FF 94 B SI 94 F CH 86 F SI 95 S CH 87 1-3 ① K		X FF 93 0-0 ① L8	4	0	0	0	0	1	0
15 Randal Grichuk, R (1, 7) OBP: 0.275, SLG: 0.417			C FF 95 X FF 95 0-1 HR	C CU 82 F SL 90 B FF 96 C SI 95 1-3 ③ K			B CU 82 C CH 88 B FF 95 B SL 90 X CH 86 3-1 ② F9	X FF 94 0-0 ② L8		4	1	1	1	0	1	0
11 Paul DeJong, R (1, 6) OBP: 0.304, SLG: 0.517			B SL 91 F SI 95 X SL 92 1-1 HR		C FF 93 X SI 93 0-1 13 1B		F SI 94 S CU 81 B FF 96 X SI 94 1-2 2B	C FF 93 F FF 94 B FF 96 F SL 88 B FF 93 F FF 93 F SL 87 F FF 94 S SL 86 2-3 ③ K		4	1	3	1	0	1	0
18 Carlos Martinez, R (1, 1) OBP: 0.182, SLG: 0.219 35 Greg Garcia, L (5, PH) OBP: 0.346, SLG: 0.298 60 John Brebbia, L (6, 1) 70 Tyler Lyons, L (7, 1) 28 Tommy Pham, R (7, PH) OBP: 0.376, SLG: 0.490 64 Sam Tuivailala, R (8, 1) 44 Trevor Rosenthal, R (9, 1)			T FF 95 S FF 95 F FF 96 F FF 96 F CU 81 F FF 95 B CH 88 B CH 89 X SI 94 2-2 ① G2-3		C SL 87 X CU 79 0-1 ① F9		C CU 78 B CU 80 B SI 94 X CU 79 2-1 ③ G5-3			1 1 0 0 1 0 0 0	0 0 0 0 0 0 0 0	0 0 0 0 0 0 0 0	0 0 0 0 0 0 0 0	0 0 0 0 0 0 0 0	0 1 0 0 0 1 0 0	0 1 0 0 0 1 0 0
Inning Stats	R: 0 E: 0 K: 1 S: 10 H: 0 LOB: 0 BB: 0 P: 15	R: 0 E: 0 K: 1 S: 7 H: 0 LOB: 0 BB: 0 P: 7	R: 2 E: 0 K: 0 S: 15 H: 2 LOB: 0 BB: 0 P: 19	R: 2 E: 0 K: 1 S: 14 H: 2 LOB: 0 BB: 0 P: 20	R: 0 E: 0 K: 0 S: 6 H: 2 LOB: 1 BB: 0 P: 6	R: 0 E: 0 K: 1 S: 8 H: 1 LOB: 0 BB: 0 P: 12	R: 0 E: 0 K: 1 S: 13 H: 1 LOB: 1 BB: 0 P: 20	R: 1 E: 0 K: 0 S: 10 H: 2 LOB: 1 BB: 0 P: 19	R: 0 E: 0 K: 1 S: 9 H: 0 LOB: 0 BB: 0 P: 11	1B: 5 2B: 1 3B: 0 HR: 4 SF: 1 SAC: 0 DP: 2 HBP: 0						

PITCHER		IP	WLS	BF	H	R	ER	SO	BB	IBB	HBP	BLK	WP	HR	S	P	ERA	WHIP
48 Jacob deGrom, R ERA: 3.65	(1, 1)	7.0	W	27	8	4	4	5	0	0	0	0	0	4	73	99	5.14	1.143
39 Jerry Blevins, L ERA: 3.54	(8, 1)	0.0		1	1	1	1	0	0	0	0	0	0	0	2	5	∞	∞
51 Paul Sewald, R ERA: 4.33	(8, 1)	1.0	H	4	1	0	0	0	0	0	0	0	0	0	8	14	0.00	1.000
43 Addison Reed, R ERA: 2.53	(9, 1)	1.0	S	3	0	0	0	1	0	0	0	0	0	0	9	11	0.00	0.000

PITCHER	IP	WLS	BF	H	R	ER	SO	BB	IBB	HBP	BLK	WP	HR	S	P	ERA	WHIP

New York Mets @ St. Louis Cardinals

Busch Stadium, St. Louis, MO

Fri Jul 07 2017, 7:16 PM - 10:02 PM CDT

Att. 43,849 - Partly Cloudy - 92 F

livebaseballscorecards.com

AB	34
R	5
H	10
RBI	5
BB	0
SO	6
LOB	8

WP: 0	PB: 0	SB: 0	CS: 0	PA:	35

New York Mets @ St. Louis Cardinals

Busch Stadium, St. Louis, MO

Sat Jul 08 2017, 3:11 PM - 6:18 PM CDT

Att. 44,013 - Sunny - 92 F

TOP

livebaseballscorecards.com

Batter	1	2	3	4	5	6	7	8	9	AB	R	H	RBI	BB	SO	LOB
3 Curtis Granderson, L (1, 8) OBP: 0.329, SLG: 0.473	C SI 89 F FC 84 S CU 72 0-3 ① **K**		C FC 82 C CU 72 F FC 80 X SI 90 0-2 ③ **G3**			C FC 80 B CU 72 C CU 73 F FC 80 C SI 91 1-3 ② **K**		B FC 90 B FF 94 X FF 93 2-0 ② **P6**		4	0	0	0	0	2	0
13 Asdrúbal Cabrera, S (1, 4) OBP: 0.333, SLG: 0.405	B SI 90 C SI 90 B CU 72 X FF 85 2-1 ② **F7**			F SI 88 C SI 89 B CU 70 X SI 91 1-2 ① **F7**		C CU 71 S FC 82 S CU 74 0-3 ③ **K**		B FF 92 C FF 94 B CH 85 F FC 89 S KC 84 2-3 ③ **K**		4	0	0	0	0	2	0
52 Yoenis Cespedes, R (1, 7) OBP: 0.331, SLG: 0.507	B SI 90 C FC 83 F FF 91 X SI 92 1-2 ③ **G1**			X FC 80 0-0 ② **F9**			X EP 63 0-0 ① **F9**		C FF 93 S FF 93 X FF 93 0-2 ① **F9**	4	0	0	0	0	0	0
19 Jay Bruce, L (1, 9) OBP: 0.334, SLG: 0.539		C CU 69 B CH 79 B FC 83 F SI 89 S CU 74 2-3 ① **K**		X FC 81 0-0 ③ **G3-1**			B SI 89 C CU 68 S CU 72 B SI 91 X CU 73 2-2 **HR**		X FF 93 0-0 **54 1B**	4	1	2	1	0	1	0
54 T.J. Rivera, R (1, 5) OBP: 0.340, SLG: 0.443		B SI 87 B FC 81 F FC 84 X SI 90 2-1 **21 FC3-6 1B**			C FF 87 X FC 80 0-1 ① **F9**		C SI 90 X SI 89 0-1 **7 1B**		B FF 93 F FF 93 B FF 92 S FF 92 B FC 85 X FF 93 3-2 **1-2**	4	0	3	0	0	0	0
21 Lucas Duda, L (1, 3) OBP: 0.351, SLG: 0.529		B FC 84 X SI 90 1-0 ② **FC3-6** **1-2f**			B CU 70 C FC 80 C CU 71 B FF 88 X SI 91 2-2 ② **L8**		C FC 82 B FC 83 B CU 73 F FC 84 D CU 75 S FC 85 3-3 ② **K**		B FF 91 X FF 93 1-0 ② **L7**	4	0	0	0	0	1	4
7 José Reyes, S (1, 6) OBP: 0.288, SLG: 0.375		X CU 72 0-0 ③ **P6**			C SI 88 F FC 80 B SI 90 X SI 88 1-2 **18 WP 1B**		B FF 90 B CU 73 F FC 83 X FC 84 2-1 **1-2 1B**		X FF 92 0-0 ③ **F8**	4	0	2	0	0	0	3
18 Travis d'Arnaud, R (1, 2) OBP: 0.282, SLG: 0.446			X SI 87 0-0 ① **G6-3**		1 SAFE C FC 80 B CU 70 F FC 83 D SI 91 D CU 76 F SI 92 X FC 84 3-2 ③ **G6-3** **1-2**		C SI 90 S SI 91 D FS 81 B FS 79 F SI 91 F SI 91 X SI 91 2-2 ③ **P1**			3	0	0	0	0	0	3
45 Zack Wheeler, L (1, 1) OBP: 0.120, SLG: 0.125 59 Fernando Salas, R (7, 1) OBP: 0.500, SLG: 0.500 62 Erik Goeddel, R (7, 1) 4 Wilmer Flores, R (8, PH) OBP: 0.312, SLG: 0.451 50 Rafael Montero, R (8, 1) 66 Josh Edgin, R (8, 1) 55 Neil Ramírez, R (8, 1)			B SI 86 C SI 88 F FC 83 B CU 72 S CU 72 2-3 ② **K**			C SI 87 F CU 67 B CU 71 S FC 82 1-3 ① **K**		B FF 91 C CH 84 B FC 89 S CH 84 F KC 84 B CH 85 F FF 93 F FF 94 S FF 94 3-3 ① **K**		2 0 0 1 0 0 0	0 0 0 0 0 0 0	0 0 0 0 0 0 0	0 0 0 0 0 0 0	0 0 0 0 0 0 0	2 0 0 1 0 0 0	0 0 0 0 0 0 0

	AB	R	H	RBI	BB	SO	LOB
AB	34						
R	1						
H	7						
RBI	1						
BB	0						
SO	9						
LOB	10						

Inning Stats	1	2	3	4	5	6	7	8	9	1B: 6	SF: 0	WP: 1	PA: 34
	R: 0 E: 0 K: 1 S: 8 H: 0 LOB: 0 BB: 0 P: 11	R: 0 E: 0 K: 1 S: 7 H: 1 LOB: 1 BB: 0 P: 12	R: 0 E: 0 K: 1 S: 8 H: 0 LOB: 0 BB: 0 P: 10	R: 0 E: 0 K: 0 S: 5 H: 0 LOB: 0 BB: 0 P: 6	R: 0 E: 0 K: 0 S: 12 H: 1 LOB: 1 BB: 0 P: 18	R: 0 E: 0 K: 3 S: 10 H: 0 LOB: 0 BB: 0 P: 12	R: 1 E: 0 K: 1 S: 16 H: 3 LOB: 2 BB: 0 P: 25	R: 0 E: 0 K: 2 S: 10 H: 0 LOB: 0 BB: 0 P: 17	R: 0 E: 0 K: 0 S: 9 H: 2 LOB: 2 BB: 0 P: 13	2B: 0 3B: 0 HR: 1	SAC: 0 DP: 0 HBP: 0	PB: 0 SB: 0 CS: 0	

PITCHER		IP	WLS	BF	H	R	ER	SO	BB	IBB	HBP	BLK	WP	HR	S	P	ERA	WHIP
50 Adam Wainwright, R ERA: 5.2	(1, 1)	6.2	W	25	5	1	1	7	0	0	0	0	1	1	61	87	1.35	0.750
67 Matt Bowman, R ERA: 3.86	(7, 1)	0.1	H	1	0	0	0	0	0	0	0	0	0	0	5	7	0.00	0.000
27 Brett Cecil, L ERA: 3.31	(8, 1)	1.0	H	3	0	0	0	2	0	0	0	0	0	0	10	17	0.00	0.000
26 Seunghwan Oh, R ERA: 3.54	(9, 1)	1.0	S	5	2	0	0	0	0	0	0	0	0	0	9	13	0.00	2.000

PITCHER	IP	WLS	BF	H	R	ER	SO	BB	IBB	HBP	BLK	WP	HR	S	P	ERA	WHIP

BOTTOM

New York Mets @ St. Louis Cardinals

Busch Stadium, St. Louis, MO

Sat Jul 08 2017, 3:11 PM - 6:18 PM CDT

Att. 44,013 - Sunny - 92 F

Batter	1	2	3	4	5	6	7	8	9	AB	R	H	RBI	BB	SO	LOB
13 Matt Carpenter, L (1, 4) (9, 3) OBP: 0.376, SLG: 0.447	C FF 95 B SI 94 C FC 90 S FF 96 1-3 ① K		B FC 90 B CH 89 F FF 95 X FF 95 2-1 55 G4-3 2B		C FF 95 X FF 93 0-1 ② F7		B FF 92 B CH 88 S FF 92 B CH 87 B FF 92 4-1 28 FC5-6-4 55 1B BB	B SL 87 B CH 89 B SL 87 C SI 91 B FF 92 4-1 BB		3	0	1	0	2	1	1
55 Stephen Piscotty, R (1, 9) OBP: 0.355, SLG: 0.383	F FF 96 F FF 96 B FF 97 X FF 97 1-2 ② L6		C FF 96 X FF 96 0-1 ② G4-3 2-3		S FC 87 D FC 88 B FF 95 X FC 89 2-1 ③ FC5-4 1-2f		X FF 92 0-0 28 FC5-6-4 1B 1-2 3-H	S SL 86 C SI 84 F SI 94 S SI 95 0-3 ③ K		5	0	1	1	0	1	4
28 Tommy Pham, R (1, 8) OBP: 0.378, SLG: 0.488	C CU 80 B FF 96 B FF 96 S CH 89 F CH 89 B CU 81 S CH 90 3-3 ③ K		B CU 80 B CU 81 B CH 89 B FF 95 4-0 3 CS BB			C FF 92 B FF 94 B CU 81 X CU 81 2-1 4 S 4 2B 1B	C KC 83 X CH 87 0-1 ② FC5-6-4 3 S 1-2f 2-3			3	1	1	0	1	1	2
3 Jedd Gyorko, R (1, 5) OBP: 0.369, SLG: 0.526		B FF 94 C CU 81 F FF 95 B FF 95 F FC 88 B FF 95 F CU 81 X FC 90 3-2 ① G6-3	B FC 88 1 SAFE C FF 95 B FF 96 2-1 ③ CS 1-2	X FC 89 0-0 ① G5-3		C FF 95 S FC 86 F FF 94 B FC 88 B FF 95 S CU 79 2-3 ① K	C FF 91 F FF 92 B FF 92 B KC 84 B FF 90 F FF 92 B FF 92 4-2 1-2 BB			3	0	0	0	1	1	1
4 Yadier Molina, R (1, 2) OBP: 0.302, SLG: 0.412		F FF 96 S CU 80 B FF 96 F FF 96 X CU 81 1-2 ② L7	C FF 94 X FF 94 0-1 15 CS 40 1B 1B			1 SAFE F FF 94 D FC 87 D FC 87 F FC 88 X CU 80 2-2 1-H 2B	B CU 76 C CU 76 F FF 92 S CU 78 1-3 ③ K			4	0	2	1	0	1	3
40 Luke Voit, R (1, 3) OBP: 0.378, SLG: 0.647 54 Alex Mejia, R (8, PR) OBP: 0.214, SLG: 0.429 (9, 4)		B FF 94 X CH 88 1-0 2B	F FF 93 X FF 94 0-1 1-2 1B			B FF 93 B FF 93 B FF 94 X FF 95 3-0 ② G6-3		F FF 93 B SI 93 F CH 88 B FF 94 B SI 93 B CH 87 4-2 11 2B BB		3 0	0 1	2 0	0 0	1 0	0 0	1 0
15 Randal Grichuk, R (1, 7) OBP: 0.271, SLG: 0.410		B FF 95 S FC 89 X FC 87 1-1 ③ G5-3	F FF 95 B FC 88 F FC 90 F CU 80 B FF 95 F FF 96 S FC 89 2-3 ② ③ K 2-3			B FC 87 B SI 93 C FF 94 C FC 89 F FF 94 D FC 88 X FC 87 3-2 ③ F7		F FF 95 1 SAFE B FF 95 C SL 83 F FF 94 S SL 82 1-3 ① K		4	0	0	0	0	2	5
11 Paul DeJong, R (1, 6) OBP: 0.326, SLG: 0.581			C CU 80 S FC 88 B FF 94 F CU 80 X FF 95 1-2 HR		B FC 88 B CU 80 X FC 89 2-0 50 FC2-5 2B		B CH 87 X KC 83 1-0 35 SH1-3 55 1B 2B	1 SAFE B FF 94 B FF 92 F FF 94 C FF 94 D SL 84 1 SAFE F CH 89 F SL 85 3-2 X FF 94 1-H 2B		4	2	4	2	0	0	0
50 Adam Wainwright, R (1, 1) OBP: 0.212, SLG: 0.424 67 Matt Bowman, R (7, 1) 35 Greg Garcia, L (7, PH) OBP: 0.346, SLG: 0.298 27 Brett Cecil, R (8, 1) 25 Dexter Fowler, S (8, PH) OBP: 0.333, SLG: 0.488 26 Seunghwan Oh, R (9, 1)			S FF 96 C FF 96 S FF 96 0-3 ① K		X FF 94 0-0 ① FC2-5 55 FC5-4 2-3		C FF 90 L FF 89 X FF 89 0-2 ① SH1-3 2-3	B FF 94 S FF 95 F FF 95 B CH 88 S CH 88 2-3 ② K		2 0 0 0 0 1 0	0 0 0 0 0 0 0	0 0 0 0 0 0 0	0 0 0 0 0 0 0	1 0 0 0 0 1 0	1 0 0 0 0 2 0	1 0 0 0 0 2 0
Inning Stats	R: 0 E: 0 K: 2 S: 10 H: 0 LOB: 0 BB: 0 P: 15	R: 0 E: 0 K: 0 S: 12 H: 1 LOB: 1 BB: 0 P: 18	R: 1 E: 0 K: 1 S: 12 H: 2 LOB: 1 BB: 1 P: 21	R: 0 E: 0 K: 1 S: 10 H: 2 LOB: 2 BB: 0 P: 12	R: 0 E: 0 K: 0 S: 6 H: 1 LOB: 1 BB: 0 P: 10	R: 1 E: 0 K: 1 S: 14 H: 2 LOB: 1 BB: 1 P: 26	R: 1 E: 0 K: 1 S: 14 H: 2 LOB: 3 BB: 2 P: 24	R: 1 E: 0 K: 3 S: 19 H: 1 LOB: 2 BB: 2 P: 33		1B: 4 2B: 7 3B: 0 HR: 1	SF: 0 SAC: 1 DP: 1 HBP: 0			WP: 0 PB: 0 SB: 2 CS: 2	PA: 39	

livebaseballscorecards.com

	AB	32
	R	4
	H	11
	RBI	4
	BB	5
	SO	9
	LOB	20

PITCHER		IP	WLS	BF	H	R	ER	SO	BB	IBB	HBP	BLK	WP	HR	S	P	ERA	WHIP
45 Zack Wheeler, R ERA: 4.86	(1, 1)	6.0	L	25	8	2	2	5	1	0	0	0	0	1	64	102	3.00	1.500
59 Fernando Salas, R ERA: 6.44	(7, 1)	0.2		6	2	1	1	0	2	0	0	0	0	0	11	20	13.50	6.000
62 Erik Goeddel, R ERA: 5.4	(7, 1)	0.1		1	0	0	0	1	0	0	0	0	0	0	3	4	0.00	0.000
50 Rafael Montero, R ERA: 5.77	(8, 1)	0.2		4	1	1	1	2	1	0	0	0	0	0	14	24	13.50	3.000
66 Josh Edgin, L ERA: 3.9	(8, 1)	0.0		1	0	0	0	0	1	0	0	0	0	0	1	5	∞	∞

PITCHER		IP	WLS	BF	H	R	ER	SO	BB	IBB	HBP	BLK	WP	HR	S	P	ERA	WHIP
55 Neil Ramírez, R ERA: 7.22	(8, 1)	0.1		1	0	0	0	1	0	0	0	0	0	0	4	4	0.00	0.000

New York Mets @ St. Louis Cardinals

Busch Stadium, St. Louis, MO

Sun Jul 09 2017, 1:16 PM - 3:43 PM CDT

Att. 42,925 - Sunny - 94 F

TOP

livebaseballscorecards.com

Batter	1	2	3	4	5	6	7	8	9	AB	R	H	RBI	BB	SO	LOB
7 José Reyes, S (1, 6) OBP: 0.284, SLG: 0.370	B FF 89 B FF 90 C FF 90 X FF 90 2-1 P3		C SI 90 X CU 80 0-1 G3			B SI 90 X SI 90 1-0 F8			C SL 83 X FF 95 0-1 L8	4	0	0	0	0	0	0
30 Michael Conforto, L (1, 8) OBP: 0.403, SLG: 0.542	B SI 89 X SI 91 1-0 F7			B FF 90 F SI 88 X SI 89 1-1 4 FC5-4 1B		B SI 90 C FC 88 B FF 91 F SI 92 F FF 93 B CH 84 X SI 93 3-2 F7			C FF 95 X CH 89 0-1 F7	4	0	1	0	0	0	0
52 Yoenis Cespedes, R (1, 7) OBP: 0.325, SLG: 0.497	C FF 92 S SI 92 X FF 90 0-2 P4			B SI 91 F SI 92 X FF 93 1-1 F9			B FC 83 F SI 89 X SI 90 1-1 G6-3			3	0	0	0	0	0	1
19 Jay Bruce, L (1, 9) OBP: 0.334, SLG: 0.538		S CH 87 X SI 90 0-1 G5-3		B FC 89 B SI 91 X SI 90 2-0 F7			F SI 90 F FC 89 B FF 92 B FF 94 B SI 90 X SI 90 3-2 4 G5-4-3 1B			3	0	1	0	0	0	1
4 Wilmer Flores, R (1, 4) OBP: 0.308, SLG: 0.445		C SI 91 X SI 92 0-1 L9		X SI 92 0-0 FC5-4 1-2f			C FF 92 B FF 91 S FF 92 B FF 94 D SI 92 F SI 92 F SI 92 F SI 92 F FF 94 3-2 X SI 92 G5-4-3 1-2f			3	0	0	0	0	0	2
21 Lucas Duda, L (1, 3) OBP: 0.351, SLG: 0.524		B SI 90 F SI 90 B SI 90 B SI 90 F SI 91 B SI 92 4-2 BB			B FC 87 X SI 89 1-0 L9			B FF 96 B FF 95 B FF 93 C FF 95 F FF 95 C FF 96 3-3 K		2	0	0	0	1	1	0
44 René Rivera, R (1, 2) OBP: 0.303, SLG: 0.422		C FF 92 C SI 92 B FC 88 F SI 92 S FC 89 1-3 K			B CU 78 S FC 87 F FC 88 B SI 92 B SI 93 F SI 94 X SI 94 3-2 15 G6-4-3 1B			C SL 86 F CH 85 C FF 97 0-3 K		3	0	1	0	0	2	1
15 Matt Reynolds, R (1, 5) OBP: 0.250, SLG: 0.324			C SI 88 B SI 90 X SI 90 1-1 G5-3		B SI 93 B FF 93 F SI 94 B FF 90 B FC 89 X SI 92 3-2 G6-4-3 1-2f			B SL 86 B FF 96 C SL 85 B SL 84 S FF 96 F FF 99 S FF 98 3-3 K		3	0	0	0	0	1	1
32 Steven Matz, R (1, 1) OBP: 0.167, SLG: 0.167 62 Erik Goeddel, R (5, 1) 3 Curtis Granderson, L (6, PH) OBP: 0.328, SLG: 0.471 67 Seth Lugo, R (6, 1) OBP: 0.222, SLG: 0.444 13 Asdrúbal Cabrera, S (9, PH) OBP: 0.332, SLG: 0.404			C FF 91 F SI 91 F SI 91 B FC 88 X SI 92 1-2 L8			C CH 87 B SI 89 B FF 89 F FF 89 B SI 92 S SI 90 3-3 K			B FF 94 F FF 94 B SL 82 X FF 94 2-1 L9	1 0 1 0 1	0 0 0 0 0	0 0 0 0 0	0 0 0 0 0	0 0 1 0 0	0 0 0 0 0	0 0 0 0 0
Inning Stats	R: 0 E: 0 K: 0 S: 6 H: 0 LOB: 0 BB: 0 P: 9	R: 0 E: 0 K: 1 S: 10 H: 0 LOB: 1 BB: 1 P: 15	R: 0 E: 0 K: 0 S: 8 H: 0 LOB: 0 BB: 0 P: 10	R: 0 E: 0 K: 0 S: 6 H: 1 LOB: 1 BB: 0 P: 10	R: 0 E: 0 K: 0 S: 8 H: 1 LOB: 0 BB: 0 P: 15	R: 0 E: 0 K: 1 S: 8 H: 0 LOB: 0 BB: 0 P: 15	R: 0 E: 0 K: 0 S: 12 H: 1 LOB: 0 BB: 0 P: 19	R: 0 E: 0 K: 3 S: 10 H: 0 LOB: 0 BB: 0 P: 16	R: 0 E: 0 K: 0 S: 6 H: 0 LOB: 0 BB: 0 P: 8	1B: 3 2B: 0 3B: 0 HR: 0	SF: 0 SAC: 0 DP: 2 HBP: 0					

	AB	28
	R	0
	H	3
	RBI	0
	BB	1
	SO	5
	LOB	6

WP: 0 PA: 29
PB: 0
SB: 0
CS: 0

PITCHER		IP	WLS	BF	H	R	ER	SO	BB	IBB	HBP	BLK	WP	HR	S	P	ERA	WHIP
31 Lance Lynn, R ERA: 3.61	(1, 1)	7.0	W	23	3	0	0	2	1	0	0	0	0	0	58	93	0.00	0.571
44 Trevor Rosenthal, R ERA: 4.05	(8, 1)	1.0		3	0	0	0	3	0	0	0	0	0	0	10	16	0.00	0.000
60 John Brebbia, R ERA: 1.89	(9, 1)	1.0		3	0	0	0	0	0	0	0	0	0	0	6	8	0.00	0.000

PITCHER		IP	WLS	BF	H	R	ER	SO	BB	IBB	HBP	BLK	WP	HR	S	P	ERA	WHIP

BOTTOM

New York Mets @ St. Louis Cardinals

Busch Stadium, St. Louis, MO

Sun Jul 09 2017, 1:16 PM - 3:43 PM CDT

Att. 42,925 - Sunny - 94 F

livebaseballscorecards.com

Batter	1	2	3	4	5	6	7	8	9	AB	R	H	RBI	BB	SO	LOB
13 Matt Carpenter, L (1, 4) OBP: 0.378, SLG: 0.449 54 Alex Mejia, R (7, 4) OBP: 0.214, SLG: 0.429	C SI 94 X SI 95 0-1 28 1B 3 G6-3 2B	B SI 94 B SL 87 B SI 95 C SI 95 B SI 94 4-1 28 HR BB	C CU 75 X SL 83 0-1 ① L8	B SI 92 C FF 92 B FF 92 X CH 86 2-1 ③ G3					3 2 1 0 1 0 0 0 0 0 0 0 0 0						
28 Tommy Pham, R (1, 7) OBP: 0.386, SLG: 0.510 15 Randal Grichuk, R (7, 7) OBP: 0.270, SLG: 0.408	B CU 78 B SI 93 F SI 94 B CU 77 C SI 94 X SI 93 3-2 3 G6-3 25 G5-3 2-3 1B	1 SAFE C CU 79 D CU 79 B SI 94 B CH 83 X SI 93 3-1 1-H HR	C SI 94 B SI 93 X SI 93 1-1 25 1B 4 1B 1B	B FF 90 C SL 86 S SL 86 B SL 87 F SI 94 S CU 78 2-3 ① K					3 2 3 2 0 0 0 1 0 0 0 0 1 0						
25 Dexter Fowler, S (1, 8) OBP: 0.336, SLG: 0.488	F SL 86 B SI 93 B SI 93 F CH 84 1 SAFE X SL 86 2-2 ① G5-3 1-2	C SI 94 X SI 94 0-1 ① F9	X SI 92 0-0 4 1B 1-2 1B	B SI 91 B SL 86 F SI 92 X SI 92 2-1 1B					4 0 2 0 0 0 2						
3 Jedd Gyorko, R (1, 5) OBP: 0.364, SLG: 0.519	B SI 94 F CU 77 D CU 78 S CH 84 F SI 94 B SI 94 F CU 78 X CH 85 3-2 ② G6-3 2-3 3-H	C CU 78 S SI 94 B SI 94 B CU 79 F SI 94 B SI 93 X CU 78 3-2 ② F7	B CH 85 D FF 93 C CU 76 F FF 94 S CH 86 2-3 ② K	D SL 85 S SL 84 C CU 77 F CU 79 S SL 87 1-3 ② K					4 0 0 1 0 2 4						
4 Yadier Molina, R (1, 2) OBP: 0.303, SLG: 0.411 41 Eric Fryer, R (7, PH) OBP: 0.273, SLG: 0.197 (8, 2)	F SI 95 C SI 94 B SI 94 F CU 80 B SI 94 X SI 94 2-2 ③ F8	B CH 83 X CH 84 1-0 ③ P2	X FF 92 0-0 1-3 2-H 1B	1 SAFE B SI 90 S SI 90 C FF 92 B SL 87 F FF 93 X CU 78 2-2 ③ G5-3					3 0 1 1 0 0 1 1 0 0 0 0 0 1						
55 Stephen Piscotty, R (1, 9) OBP: 0.353, SLG: 0.378	S SI 94 B SI 95 X CU 78 1-1 ① G5-3	B CU 78 X SI 93 1-0 ① G4-3	B CU 77 X CU 77 1-0 ③ F7	B SL 84 B SI 90 B SL 84 C FF 90 B SI 91 4-1 40 F8 BB					3 0 0 0 1 0 2						
40 Luke Voit, R (1, 3) OBP: 0.366, SLG: 0.684	C SI 94 X SI 95 0-1 ② F9	B SI 93 B SI 92 C CU 77 B CU 76 F SI 93 X SI 94 3-2 ② F8	B SI 92 B SI 91 X FF 92 1-1 HR	F SI 90 F SI 90 F CU 77 X FF 91 0-2 ① F8 1-2					4 1 1 1 0 0 1						
11 Paul DeJong, R (1, 6) OBP: 0.331, SLG: 0.602	C SI 95 B SI 94 B SI 94 F CU 79 X CH 85 2-2 1B	C CH 84 C SI 94 F CU 78 X SI 93 0-2 HR	C CU 76 X SI 92 0-1 ① G5-3	B SI 90 X SI 90 1-0 ② G5-3					4 1 2 1 0 0 1						
31 Lance Lynn, S (1, 1) OBP: 0.121, SLG: 0.097 44 Trevor Rosenthal, R (8, 1) 35 Greg Garcia, L (8, PH) OBP: 0.344, SLG: 0.295 60 John Brebbia, L (9, 1)	S SI 94 S SI 93 S SI 93 0-3 ③ K	S SI 94 S SI 94 F SI 94 B SI 93 B CU 78 F SI 92 X SI 92 2-2 ③ P3	X FF 92 0-0 ② G4-3	S CU 75 F CU 77 D CU 80 C FF 94 1-3 ③ K					3 0 0 0 0 1 1 0 0 0 0 0 0 0 1 0 0 0 0 1 1 0 0 0 0 0 0 0						
Inning Stats	R: 1 H: 2 E: 0 LOB: 1 K: 0 BB: 0 S: 17 P: 27	R: 0 H: 1 E: 0 LOB: 1 K: 1 BB: 0 S: 10 P: 13	R: 2 H: 1 E: 0 LOB: 0 K: 0 BB: 1 S: 10 P: 21	R: 1 H: 1 E: 0 LOB: 0 K: 0 BB: 0 S: 13 P: 19	R: 1 H: 3 E: 0 LOB: 2 K: 1 BB: 0 S: 10 P: 14	R: 1 H: 1 E: 0 LOB: 0 K: 0 BB: 0 S: 7 P: 10	R: 0 H: 1 E: 0 LOB: 1 K: 2 BB: 0 S: 14 P: 21	R: 0 H: 0 E: 0 LOB: 1 K: 1 BB: 1 S: 9 P: 15		1B: 6 SF: 0 2B: 1 SAC: 0 3B: 0 DP: 0 HR: 3 HBP: 0					WP: 0 PA: 36 PB: 0 SB: 0 CS: 0	

	AB	34
	R	6
	H	10
	RBI	6
	BB	2
	SO	5
	LOB	14

PITCHER		IP	WLS	BF	H	R	ER	SO	BB	IBB	HBP	BLK	WP	HR	S	P	ERA	WHIP
32 Steven Matz, L ERA: 3.05	(1, 1)	4.1	L	21	7	5	5	1	1	0	0	0	0	2	55	86	10.38	1.846
62 Erik Goeddel, R ERA: 4.76	(5, 1)	0.2		3	1	0	0	1	0	0	0	0	0	0	5	8	0.00	1.500
67 Seth Lugo, R ERA: 4.59	(6, 1)	3.0		12	2	1	1	3	1	0	0	0	0	1	30	46	3.00	1.000

PITCHER	IP	WLS	BF	H	R	ER	SO	BB	IBB	HBP	BLK	WP	HR	S	P	ERA	WHIP

Colorado Rockies @ New York Mets

Citi Field, Flushing, NY

Fri Jul 14 2017, 7:12 PM - 10:33 PM EDT

Att. 27,582 - Cloudy - 68 F

TOP

livebaseballscorecards.com

Batter	1	2	3	4	5	6	7	8	9	AB	R	H	RBI	BB	SO	LOB
19 Charlie Blackmon, L (1, 8) OBP: 0.371, SLG: 0.582 45 Scott Oberg, R (8, 1)	C FF 94 B SL 88 B CH 88 X SI 95 2-1 9 FC1-6 1B	C CH 87 C SL 89 S FF 95 0-3 ① K	C SL 87 B CH 86 B CH 86 X SI 95 2-1 7 G4-3 8 WP 2B	C FF 94 F CU 80 F FF 96 B SL 89 F SL 90 B CH 88 S FF 96 2-3 ③ K		4	1	2	0	0	2	0
										0	0	0	0	0	0	0
9 DJ LeMahieu, R (1, 4) OBP: 0.365, SLG: 0.389	L FF 94 1 SAFE F FF 94 F SI 95 X CU 80 0-2 ① FC1-6 28 E 8 1B 28 1B 1-2f	C SI 95 B CH 88 C CH 88 S FF 95 1-3 ② K	C FF 95 B FF 95 B CH 85 B CH 86 F FF 95 B FF 96 4-2 8 WP 7 G4-3 8 F7-2 BB						C FF 89 X SL 85 0-1 8 1B 1B	3	1	1	0	1	1	1
28 Nolan Arenado, R (1, 5) OBP: 0.352, SLG: 0.554 38 Mike Dunn, L (5, 1) 7 Raimel Tapia, L (6, PH) OBP: 0.371, SLG: 0.485 24 Jordan Lyles, R (6, 1) OBP: 0.250, SLG: 0.250 2 Alexi Amarista, L (8, 8) OBP: 0.272, SLG: 0.369	B CU 81 C FF 95 B CU 83 C FF 95 X SI 95 2-2 E1 8 1B 1-3 1B	X SI 96 0-0 ③ L4				B FF 95 F FF 96 X SL 91 1-1 ① G4-3 1-2 2-3			F FF 90 F SL 88 S FF 91 0-3 ① K	2	0	1	0	0	0	0
										0	0	0	0	0	0	0
										1	0	0	0	0	0	2
										0	0	0	0	0	0	0
										1	0	0	0	0	1	1
8 Gerardo Parra, L (1, 7) OBP: 0.358, SLG: 0.497	B SI 94 B SI 96 F SL 89 F FF 96 F FF 96 D SL 89 X FF 96 3-2 1-2 3-H 1B	C FF 94 S CU 79 F CH 86 B CH 87 B SL 89 F SI 96 B CU 79 X CH 87 3-2 ① F7	C FF 96 B SI 96 X FF 96 1-1 ②③ F7-2 2-H 3-H						C SL 87 F CU 79 B SL 86 B SL 87 F FF 92 X CU 80 2-2 5 DI 1-3 1B	4	0	2	1	0	0	1
12 Mark Reynolds, R (1, 3) OBP: 0.374, SLG: 0.506	B FF 95 C FF 95 S SL 89 C FF 95 1-3 ② K	B SI 95 C SL 88 C FF 95 S FF 96 1-3 ② K			B SL 90 X FF 94 1-0 ① L8			F SL 87 S FF 88 S FF 91 0-3 ② K	4	0	0	0	0	3	4
5 Carlos González, L (1, 9) OBP: 0.298, SLG: 0.335	B FF 95 X SL 89 1-0 ③ G4-3	C CH 88 S FF 95 S FF 96 0-3 ③ K			B SL 90 X FF 95 1-0 ② P4			D SL 87 F CU 79 F FF 92 B CU 79 D SL 88 F CU 80 B FF 92 4-2 1-2 BB	3	0	0	0	1	1	2
4 Pat Valaika, R (1, 6) OBP: 0.259, SLG: 0.495 (5, 5)	C FF 92 B FF 93 X SL 88 1-1 ① G1-3	X SL 88 0-0 ① F9			C FF 94 X SL 89 0-1 ③ G2			B FF 89 B FF 89 F FF 90 X SL 85 2-1 ③ F8	4	0	0	0	0	0	3
30 Ryan Hanigan, R (1, 2) OBP: 0.270, SLG: 0.333	B FF 92 C FF 93 F SL 88 S FF 96 1-3 ② K	F SI 95 B FF 94 S FF 96 F FF 96 S FF 96 1-3 ② K			X FF 93 0-0 ① F9				3	0	0	0	0	2	0
55 Jon Gray, R (1, 1) OBP: 0.091, SLG: 0.364 60 Zac Rosscup, R (3, 1) 27 Trevor Story, R (5, PH) OBP: 0.301, SLG: 0.393 (5, 6)	C SI 94 C CU 80 F FF 96 C SI 95 0-3 ③ K	S FF 96 B FF 96 C FF 96 S SI 96 1-3 ③ K			B CU 78 F FF 94 F FF 94 C SL 89 1-3 ② K				1	0	0	0	0	1	0
									0	0	0	0	0	0	0
									2	0	0	0	0	2	0

Inning Stats	1	2	3	4	5	6	7	8	9
R	1	0	0	0	0	1	0	0	0
E	1	0	0	0	0	0	0	0	0
LOB	2	0	0	0	0	0	0	0	2
BB	0	0	0	0	0	1	0	0	1
K	1	2	2	2	2	0	4	2	2
S	17	9	7	11	8	8	4	9	17
H	3	0	0	0	0	1	0	0	2
P	26	11	8	15	10	16	6	12	25

AB	32
R	2
H	6
RBI	1
BB	2
SO	13
LOB	14

PITCHER		IP	WLS	BF	H	R	ER	SO	BB	IBB	HBP	BLK	WP	HR	S	P	ERA	WHIP	PITCHER	IP	WLS	BF	H	R	ER	SO	BB	IBB	HBP	BLK	WP	HR	S	P	ERA	WHIP
48 Jacob deGrom, R ERA: 3.48	(1, 1)	8.0	W	28	4	2	1	11	1	0	0	0	1	0	73	104	1.12	0.625																	
66 Josh Edgin, L ERA: 3.78	(9, 1)	1.0		6	2	0	0	2	1	0	0	0	0	0	17	25	0.00	3.000																	

PITCHER		IP	WLS	BF	H	R	ER	SO	BB	IBB	HBP	BLK	WP	HR	S	P	ERA	WHIP	PITCHER	IP	WLS	BF	H	R	ER	SO	BB	IBB	HBP	BLK	WP	HR	S	P	ERA	WHIP

1B: 5	SF: 0	WP: 1	PA: 34
2B: 2	SAC: 0	PB: 0	
3B: 0	DP: 1	SB: 0	
HR: 0	HBP: 0	CS: 0	

BOTTOM

Colorado Rockies @ New York Mets

Citi Field, Flushing, NY

Fri Jul 14 2017, 7:12 PM - 10:33 PM EDT

Att. 27,582 - Cloudy - 68 F

livebaseballscorecards.com

Batter	1	2	3	4	5	6	7	8	9	AB	R	H	RBI	BB	SO	LOB
30 Michael Conforto, L (1, 8) OBP: 0.409, SLG: 0.555	F FF 94 B FF 96 F CU 80 F SL 89 C FF 97 1-3 K ①	C FF 96 C FF 97 B FF 97 X SL 92 1-2 13 G4-6-3 1B	B FF 94 S SI 94 B FF 94 F SL 85 B SL 85 F FF 93 X FF 93 3-2 G6-3 ② 1-2 2-3 3-H		B FF 93 S FF 93 B SL 87 F FF 94 B SL 86 B FF 93 4-2 BB		B SL 90 S SI 93 X SI 94 1-1 1-H 2-H HR	F FF 98 B SL 92 B SL 91 F FF 97 B FF 98 B CH 90 4-2 52 1B 13 BB 1-2 2-3 BB		4	1	2	4	2	1	2
13 Asdrúbal Cabrera, S (1, 4) OBP: 0.336, SLG: 0.403	C CU 80 B SL 89 F SL 89 B FF 96 X FF 97 2-2 L8 ②	B FF 95 C FF 96 D FF 96 X FF 95 2-1 G4-6-3 ②③ 1-2f	F FF 93 B FF 93 X SI 93 1-1 52 1B 2-H 3-H 1B		F SL 86 C FF 93 S FF 94 0-3 K ②		X 0-0 52 G5-3 1B	S FF 97 S FF 98 B FF 98 B SL 90 F FF 98 B FF 98 F FF 98 B FF 98 4-2 52 1B 1-2 2-3 3-H BB		5	0	2	3	1	1	3
52 Yoenis Cespedes, R (1, 7) OBP: 0.337, SLG: 0.510	C SL 88 F FF 97 X FF 96 0-2 19 BB 1B	C FF 94 B FF 96 X FF 96 X SL 90 1-2 19 1B 54 2B 2B C FF 93 D SL 87 B FF 93 X SI 94 2-1 1-2 1B			C FF 94 F FF 93 B FF 94 B SL 88 S FF 94 2-3 K ③		F B X SI 92 1-1 G5-3 ① 1-2	B SI 96 B SL 88 C FF 95 F FF 97 X FF 96 2-2 1-2 2-3 3-H 1B		6	1	4	1	0	1	2
19 Jay Bruce, L (1, 9) OBP: 0.334, SLG: 0.532	B CU 81 B FF 95 B CU 82 B FF 96 4-0 1-2 BB	B SL 90 F FF 96 D CH 87 B CH 87 F CU 91 X FF 96 3-2 54 2B 2-3 1B C SL 86 B SL 87 B FF 93 B SL 85 1-3 K ③				B SL 88 S SL 89 X FF 94 1-1 F8 ①	B SL 90 F CH 86 S SI 94 D CU 85 D CH 88 S CH 86 3-3 K ②	S FF 98 S CH 91 X CH 89 0-2 G4-3 ③		5	1	1	0	1	2	6
54 T.J. Rivera, R (1, 5) OBP: 0.342, SLG: 0.464 15 Matt Reynolds, R (9, 5) OBP: 0.250, SLG: 0.324	B SL 90 X SL 91 1-0 G3 ③		X FF 96 0-0 7 1B 1-H 3-H 2B	C FF 92 X SL 85 0-1 HR		C SI 94 X CU 83 0-1 G5-3 ②	D CU 84 F SL 89 B SI 93 C CU 82 S SI 93 2-3 K ③			5 0	2 0	2 0	3 0	0 0	1 0	3 0
21 Lucas Duda, L (1, 3) OBP: 0.356, SLG: 0.524		F FF 95 B SL 88 X SI 95 1-1 7 2B 18 G5-3 1B	B CU 81 B FF 96 C CU 80 B FF 94 C FF 95 B FF 95 4-2 18 BB 7 1B 30 G6-3 BB	B FF 93 C SI 93 B SL 85 S SL 83 X SL 86 2-2 P5 ①		B SI 93 B CH 86 C CH 86 X CU 81 2-1 1B		F CH 90 B FF 98 X CH 90 1-1 L4 ①		4	2	2	0	1	0	0
7 José Reyes, S (1, 6) OBP: 0.289, SLG: 0.378		B FF 95 X FF 96 1-0 18 G5-3 48 1B 1-3 2B	C CU 81 C FF 96 X FF 97 0-2 30 G6-3 18 BB 13 1B 1-2 2-H 1B	B SI 94 F SI 92 B FF 93 F SI 93 F SL 85 F FF 93 S SL 85 2-3 K ②		B SI 94 X SI 94 1-0 G4-3 ③		B SL 91 C CH 91 F SI 98 X SL 89 1-2 30 BB 3 BB 13 BB 1B		5	3	3	1	0	1	1
18 Travis d'Arnaud, R (1, 2) OBP: 0.285, SLG: 0.441		C FF 96 F SL 90 B FF 98 B FF 98 X SL 92 2-2 G5-3 ① 2-3 3-H	F SL 90 D SL 91 S SL 90 B SL 91 F SL 90 D SL 92 F FF 96 B SL 92 4-2 30 G6-3 13 1B 1-2 2-3 BB	C SI 93 B SI 92 B SI 93 X SI 93 2-1 P3 ③			C SL 90 B CU 83 X CU 82 1-1 48 1B 30 HR 1B	X SL 88 0-0 F8 ②		4	2	1	1	1	0	2
48 Jacob deGrom, L (1, 1) OBP: 0.302, SLG: 0.381 3 Curtis Granderson, L (8, PH) OBP: 0.330, SLG: 0.471 66 Josh Edgin, R (9, 1)		B FF 96 B CU 82 X FF 96 2-0 30 1B 3-H 1B	C FF 93 C SI 92 B FF 94 S FF 93 1-3 K ①		B FF 92 C FF 92 C FF 93 B SL 87 B FF 93 X FF 93 3-2 P5 ①		B SI 94 X SI 93 1-0 30 HR 1-2 1B	B FF 97 B CH 91 B FF 97 C FF 96 B FF 97 4-1 13 BB 30 BB 52 1B 1-2 BB		4 0 0	1 1 0	2 0 0	1 0 0	0 1 0	1 0 0	3 0 0
Inning Stats	R: 0 E: 0 K: 1 S: 11 H: 1 LOB: 2 BB: 1 P: 19	R: 2 E: 0 K: 0 S: 12 H: 4 LOB: 1 BB: 0 P: 21	R: 6 E: 0 K: 2 S: 30 H: 6 LOB: 2 BB: 2 P: 50	R: 1 E: 0 K: 1 S: 12 H: 1 LOB: 0 BB: 0 P: 18	R: 0 E: 0 K: 2 S: 11 H: 0 LOB: 1 BB: 1 P: 20	R: 0 E: 0 K: 0 S: 7 H: 1 LOB: 1 BB: 0 P: 11	R: 3 E: 0 K: 2 S: 14 H: 4 LOB: 1 BB: 0 P: 23	R: 2 E: 0 K: 0 S: 19 H: 2 LOB: 3 BB: 3 P: 35		1B: 14 2B: 3 3B: 0 HR: 2	SF: 0 SAC: 0 DP: 1 HBP: 0			WP: 0 PB: 0 SB: 0 CS: 0	PA: 49	

	AB	42
	R	14
	H	19
	RBI	14
	BB	7
	SO	8
	LOB	22

PITCHER		IP	WLS	BF	H	R	ER	SO	BB	IBB	HBP	BLK	WP	HR	S	P	ERA	WHIP
55 Jon Gray, R ERA: 6.23	(1, 1)	2.0	L	17	9	8	8	1	3	0	0	0	0	0	39	68	36.00	6.000
60 Zac Rosscup, L ERA: 3.38	(3, 1)	2.0		9	3	1	1	3	0	0	0	0	0	1	26	40	4.50	1.500
38 Mike Dunn, L ERA: 5.22	(5, 1)	1.0		4	0	0	0	2	1	0	0	0	0	0	11	20	0.00	1.000
24 Jordan Lyles, R ERA: 6.69	(6, 1)	2.0		11	5	3	3	2	0	0	0	0	0	1	21	34	13.50	2.500
45 Scott Oberg, R ERA: 5.7	(8, 1)	1.0		8	2	2	2	0	3	0	0	0	0	0	19	35	18.00	5.000

PITCHER	IP	WLS	BF	H	R	ER	SO	BB	IBB	HBP	BLK	WP	HR	S	P	ERA	WHIP

Colorado Rockies @ New York Mets

Citi Field, Flushing, NY

Sat Jul 15 2017, 7:10 PM - 10:10 PM EDT

Att. 34,783 - Partly Cloudy - 82 F

livebaseballscorecards.com

TOP

Batter	1	2	3	4	5	6	7	8	9	AB	R	H	RBI	BB	SO	LOB
19 Charlie Blackmon, L (1, 8) OBP: 0.370, SLG: 0.584	C CH 89 X SI 92 0-1 ① F7		C CU 77 X SI 91 0-1 ③ P6			B SI 90 X CU 75 1-0 ① G4-3	B CU 74 B CU 76 X SI 90 2-0 1-H 3B			4	0	1	1	0	0	0
9 DJ LeMahieu, R (1, 4) OBP: 0.367, SLG: 0.390	B SI 91 C SI 90 X CU 76 1-1 ② G5-3			C SI 90 X SL 85 0-1 28 G6-4-3 1B		B FF 90 C CH 85 B FF 94 S SI 91 X CU 80 2-2 28 2B 8 SF7 1B	C FF 90 B FF 91 S FF 90 F FF 90 F SL 83 S FF 93 1-3 ③ K			4	1	2	0	0	1	1
28 Nolan Arenado, R (1, 5) OBP: 0.354, SLG: 0.556	C SI 91 X SI 92 0-1 1B			C CU 76 B FF 91 B CU 76 S CU 77 X SL 88 2-2 ①② G6-4-3 1-2f		X SL 87 0-0 1-3 7 2B 2B		C FF 92 S SL 81 B FF 94 C FF 93 1-3 ① K		4	1	2	0	0	1	1
8 Gerardo Parra, L (1, 3) OBP: 0.350, SLG: 0.488	B SI 90 T SI 91 F CH 86 F SI 94 X CU 80 1-2 ③ G5-3			C CU 76 C FF 92 F CH 87 F SI 93 B FF 95 X CU 79 1-2 ③ G1-3		X CH 89 0-0 3-H ② SF7		B FF 87 C CU 69 B CU 69 S FF 87 S CU 70 2-3 ② K		3	0	0	1	0	1	1
7 Raimel Tapia, L (1, 7) OBP: 0.376, SLG: 0.490		C CH 89 B SL 85 B SI 92 B SL 86 F SI 91 F FF 94 S SI 92 3-3 ① K			S CH 84 F CH 89 B SI 93 F CU 80 X CH 86 1-2 ① P5	B CH 82 X SL 86 1-0 2-H 2B		S CU 69 H FF 88 1-1 HBP		3	0	1	1	0	1	0
5 Carlos González, L (1, 9) OBP: 0.294, SLG: 0.330		B CU 76 B SI 91 X CH 86 2-0 ② G4-3			F SI 90 B SI 91 F CU 77 S SI 92 1-3 ② K	X CU 77 0-0 ③ G4-3		B FF 87 S CU 70 S CU 69 B CU 71 S CU 70 2-3 ③ K		4	0	0	0	0	2	2
27 Trevor Story, R (1, 6) OBP: 0.300, SLG: 0.395		C SI 91 F SL 87 S SI 93 0-3 ③ K			X SL 85 0-0 2B		C SI 90 X SL 84 0-1 ① G5-3		F FF 92 C FF 93 S FF 92 0-3 ① K	4	0	1	0	0	2	0
14 Tony Wolters, L (1, 2) OBP: 0.361, SLG: 0.315			C CH 89 X FF 91 0-1 ① F8		B CH 89 B SI 90 B CH 84 C FF 90 F SI 90 F SI 91 F SI 91 D CU 77 4-2 BB		B CU 75 B CH 83 F SI 90 B CU 76 B SI 90 4-1 19 3B BB		F FF 93 C FF 93 B FF 93 X SL 86 1-2 ② G1-3	2	1	0	0	2	0	0
32 Tyler Chatwood, R (1, 1) OBP: 0.167, SLG: 0.200 52 Chris Rusin, L (1, 1) OBP: 0.429, SLG: 0.429 31 Kyle Freeland, L (4, 1) OBP: 0.237, SLG: 0.324 12 Mark Reynolds, R (7, PH) OBP: 0.373, SLG: 0.505 51 Jake McGee, L (7, 1) 0 Adam Ottavino, S (8, 1) 2 Alexi Amarista, L (9, PH) OBP: 0.270, SLG: 0.366			C CH 88 B SI 90 F SI 91 F CU 79 B CU 78 B SI 91 S SI 90 3-3 ② K		C SI 90 S SI 91 C CU 78 0-3 ③ K		B CH 89 F CH 89 B CU 72 S SI 90 X SI 91 2-2 ② L9		B FF 93 B FF 94 B FF 91 C FF 91 F FF 91 F FF 93 F FF 92 F FF 92 F FF 93 3-3 ③ C SL 86 K	0 0 0 0 0 0 0 1 0 0 0 0 1 0 1 0 0 0 0 1 2 1 0 0 0 0 0 1 0 0 0 0 0 0 0 0 0 0 0 0 0 0 1 0 0 0 0 1 0						
Inning Stats	R: 0 E: 0 K: 0 S: 10 H: 1 LOB: 1 BB: 0 P: 12	R: 0 E: 0 K: 2 S: 8 H: 0 LOB: 0 BB: 0 P: 13	R: 0 E: 0 K: 1 S: 8 H: 0 LOB: 0 BB: 0 P: 11	R: 0 E: 0 K: 0 S: 10 H: 1 LOB: 0 BB: 0 P: 13	R: 0 E: 0 K: 2 S: 15 H: 1 LOB: 2 BB: 1 P: 21	R: 2 E: 0 K: 0 S: 8 H: 3 LOB: 1 BB: 0 P: 12	R: 1 E: 0 K: 1 S: 12 H: 1 LOB: 1 BB: 1 P: 21	R: 0 E: 0 K: 3 S: 10 H: 0 LOB: 1 BB: 0 P: 16	R: 0 E: 0 K: 2 S: 13 H: 0 LOB: 0 BB: 0 P: 17	1B: 3 2B: 3 3B: 1 HR: 0 SF: 1 SAC: 0 DP: 1 HBP: 1						

	AB	32
	R	3
	H	7
	RBI	3
	BB	2
	SO	11
	LOB	8

WP: 0 PA: 36
PB: 0
SB: 0
CS: 0

PITCHER		IP	WLS	BF	H	R	ER	SO	BB	IBB	HBP	BLK	WP	HR	S	P	ERA	WHIP
67 Seth Lugo, R ERA: 4.5	(1, 1)	6.2	W	28	7	3	3	5	2	0	0	0	0	0	66	97	4.05	1.350
51 Paul Sewald, R ERA: 4.25	(7, 1)	0.2		2	0	0	0	2	0	0	0	0	0	0	8	10	0.00	0.000
39 Jerry Blevins, L ERA: 3.45	(8, 1)	0.2		3	0	0	0	2	0	0	1	0	0	0	7	12	0.00	0.000
43 Addison Reed, R ERA: 2.47	(9, 1)	1.0		3	0	0	0	2	0	0	0	0	0	0	13	17	0.00	0.000

PITCHER	IP	WLS	BF	H	R	ER	SO	BB	IBB	HBP	BLK	WP	HR	S	P	ERA	WHIP

Colorado Rockies @ New York Mets

Citi Field, Flushing, NY

Sat Jul 15 2017, 7:10 PM - 10:10 PM EDT

Att. 34,783 - Partly Cloudy - 82 F

livebaseballscorecards.com

BOTTOM

Batter	1	2	3	4	5	6	7	8	9	AB	R	H	RBI	BB	SO	LOB
30 Michael Conforto, L (1, 8) (6, 7) OBP: 0.405, SLG: 0.545	B SI 92 B SI 93 B SI 94 B SI 93 4-0 13 BB 19 HR BB	B SI 90 C FC 88 F FC 87 B CH 84 B SI 91 F FC 86 S SI 90 3-3 ① K	S FC 88 B FC 86 C SI 90 B FF 90 S SI 91 2-3 ② K			B CU 82 S SL 86 S SI 92 S SL 87 1-3 ① K		B ST 79 F SI 93 C SI 94 B SL 82 B SI 95 S ST 80 3-3 ③ K		4	1	0	0	1	4	0
13 Asdrúbal Cabrera, S (1, 4) OBP: 0.335, SLG: 0.398	B SI 93 B SI 93 B SI 94 C FF 93 B SI 92 4-1 19 HR 1-2 BB	B CH 84 F SI 90 C FF 91 F SI 90 B CH 85 X CH 84 2-2 ② G6-3	B FF 90 X SI 90 1-0 ③ G6-3			C SI 92 B SI 92 B CH 87 F FF 94 B SI 93 X SI 94 3-2 ② G6-3				3	1	0	0	1	0	0
52 Yoenis Cespedes, R (1, 7) OBP: 0.337, SLG: 0.506 3 Curtis Granderson, L (6, 8) OBP: 0.329, SLG: 0.470	C FC 88 B SI 94 F SI 95 X SI 94 1-2 ① F8	B FF 91 F FF 91 X FF 92 1-1 19 E 54 1B 1B		B SI 93 C SI 93 X FF 93 1-1 ① P4		B SL 88 S SL 86 C SL 88 B SL 87 S SL 88 2-3 ③ K				3 1	1 0	1 0	0 0	0 0	0 1	2 0
19 Jay Bruce, L (1, 9) OBP: 0.333, SLG: 0.538	B FF 95 X SI 94 1-0 1-H 2-H HR	C SI 91 1 SAFE B SI 90 F FC 88 F FC 85 F FC 86 B FF 90 B FC 86 F SI 90 3-2 X FC 87 E4 54 1B 21 2B 1-3		F FF 93 S SL 87 C FF 94 0-3 ② K			F FF 93 B FF 96 B FF 95 F FF 95 F FF 98 T FF 97 2-2 ① K			4	2	1	3	0	2	1
54 T.J. Rivera, R (1, 5) OBP: 0.350, SLG: 0.464 39 Jerry Blevins, L (8, 1) 43 Addison Reed, L (9, 1)	B FC 89 B SI 94 B SI 93 B SI 92 4-0 7 1B 18 1B BB	B FF 90 S CH 84 D CH 84 X SI 90 2-1 21 2B 1-2 3-H 1B		F SI 93 B SI 92 T FF 94 B SL 85 F FF 92 B SL 84 B SI 92 4-2 BB			X FF 95 0-0 ② F8			2 0 0	2 0 0	1 0 0	1 0 0	2 0 0	0 0 0	0 0 0
21 Lucas Duda, L (1, 3) OBP: 0.355, SLG: 0.523	C SI 91 F FC 88 S FC 88 0-3 ② K	F FC 88 B SI 89 X FC 86 1-1 1-H 2-H 2B		1 SAFE F FF 91 B SL 86 F FF 92 D SL 86 X FF 93 2-2 ③ G4-3			C FF 96 B FF 97 C FF 95 S FF 97 1-3 ③ K			4	0	1	2	0	2	2
7 José Reyes, S (1, 6) OBP: 0.292, SLG: 0.389	C SI 91 S SI 91 X SI 92 0-2 67 S 18 1B 1-2 1B	D CH 84 X CH 83 1-0 ③ F7			B SI 90 C SI 92 X SI 92 1-1 ① G1-3			C SI 92 X SL 84 0-1 HR		4	1	2	1	0	0	1
18 Travis d'Arnaud, R (1, 2) OBP: 0.284, SLG: 0.437	S FC 89 B SI 91 S SI 92 X FC 87 1-2 67 FC6-4 1-2 2-H 1B		C SI 90 X SI 90 0-1 ① G5-3		B CU 79 B SI 91 F SI 92 F SI 93 B FF 94 S SI 93 3-3 ② K			C ST 79 B FF 93 F SI 93 X ST 80 1-2 ① G4-3		4	0	1	1	0	1	0
67 Seth Lugo, R (1, 1) OBP: 0.250, SLG: 0.667 51 Paul Sewald, R (7, 1) 15 Matt Reynolds, R (8, 5) OBP: 0.244, SLG: 0.316	B SI 91 X SI 91 1-0 ③ FC6-4 1-2f 2-3		X SI 89 0-0 HR		X SI 92 0-0 ③ G1-3			C ST 78 C SL 85 B SI 94 F ST 80 B ST 81 X ST 83 2-2 ② F7		3 0 1	1 0 0	1 0 0	1 0 0	0 0 0	0 0 0	2 0 0
Inning Stats	R: 4 E: 0 K: 1 S: 15 H: 3 LOB: 2 BB: 3 P: 31	R: 3 E: 1 K: 1 S: 21 H: 3 LOB: 1 BB: 0 P: 34	R: 1 E: 0 K: 1 S: 7 H: 1 LOB: 0 BB: 0 P: 10	R: 0 E: 0 K: 1 S: 11 H: 0 LOB: 1 BB: 1 P: 18	R: 0 E: 0 K: 1 S: 6 H: 0 LOB: 0 BB: 0 P: 10	R: 0 E: 0 K: 2 S: 9 H: 0 LOB: 0 BB: 0 P: 15	R: 0 E: 0 K: 2 S: 8 H: 0 LOB: 0 BB: 0 P: 11	R: 1 E: 0 K: 1 S: 12 H: 1 LOB: 0 BB: 0 P: 18		1B: 4 2B: 1 3B: 0 HR: 3 SF: 0 SAC: 0 DP: 0 HBP: 0						

	AB	33
	R	9
	H	8
	RBI	9
	BB	4
	SO	10
	LOB	8

WP: 0 PA: 37
PB: 0
SB: 1
CS: 0

PITCHER		IP	WLS	BF	H	R	ER	SO	BB	IBB	HBP	BLK	WP	HR	S	P	ERA	WHIP
32 Tyler Chatwood, R ERA: 4.74	(1, 1)	0.1	L	5	1	4	4	0	3	0	0	0	0	1	5	19	108.00	12.000
52 Chris Rusin, L ERA: 2.36	(1, 1)	2.2		15	6	4	1	3	0	0	0	0	0	1	38	56	3.38	2.250
31 Kyle Freeland, L ERA: 3.67	(4, 1)	3.0		10	0	0	0	4	1	0	0	0	0	0	26	43	0.00	0.333
51 Jake McGee, L ERA: 2.63	(7, 1)	1.0		3	0	0	0	2	0	0	0	0	0	0	8	11	0.00	0.000
0 Adam Ottavino, R ERA: 5.85	(8, 1)	1.0		4	1	1	1	1	0	0	0	0	0	1	12	18	9.00	1.000

PITCHER		IP	WLS	BF	H	R	ER	SO	BB	IBB	HBP	BLK	WP	HR	S	P	ERA	WHIP

Batter	1	2	3	4	5	6	7	8	9	AB	R	H	RBI	BB	SO	LOB
19 Charlie Blackmon, L (1, 8) OBP: 0.369, SLG: 0.591 38 Mike Dunn, L (8, 1) 4 Pat Valaika, R (9, 4) OBP: 0.259, SLG: 0.495	B SI 92 C SI 94 S SL 86 B SI 93 S SL 84 2-3 K ①	B SI 94 X SL 84 1-0 9 1B 28 HR 2B	C FF 91 F FF 92 X FF 93 0-2 P6 ③		B FF 91 X CH 86 1-0 G4-3 ③		B SI 90 F SL 84 1 SAFE B SI 89 X SI 88 2-1 1-H IHR ③	B SI 92 C SL 84 F SL 83 S SL 84 1-3 K ③		6 2 2 2 0 2 3 0 0 0 0 0 0 0 0 0 0 0 0 0 0						
9 DJ LeMahieu, R (1, 4) OBP: 0.371, SLG: 0.401 60 Zac Rosscup, R (9, 1)	C SI 94 X SI 93 0-1 12 2B 20 1B 1B	F CU 77 X SL 84 0-1 28 HR 2-3 1B		C KC 80 F FF 89 X FF 89 0-2 12 S 12 1B 2B		C SL 83 X SI 88 0-1 20 WP 2B	C SL 85 S SL 83 B SL 83 F SL 83 F CH 84 B FF 90 X SL 83 2-2 L7 ③		F CU 81 B SI 92 X SL 84 1-1 G1-3 ①	6 3 4 0 0 0 0 0 0 0 0 0 0 0						
28 Nolan Arenado, R (1, 5) OBP: 0.353, SLG: 0.563	S SI 92 X SL 86 0-1 P3 ②	F SI 94 B SL 84 B SI 92 S SI 93 F SI 93 X SI 93 2-2 1-H 3-H HR		S FF 92 F FF 93 B FF 93 X KC 83 1-2 G5-3 ①		C SI 89 F SL 84 F SI 90 B FF 92 F SI 92 B SL 84 S FF 90 2-3 K ①		F SI 94 B CU 77 F CU 79 X SI 95 1-2 P4 ①	C SI 77 X CU 77 0-1 2B	6 1 2 3 0 1 3						
12 Mark Reynolds, R (1, 3) OBP: 0.378, SLG: 0.511	B CU 78 B CU 78 B CH 83 C SI 93 X CH 83 3-1 20 1B 1-3 2B	F SI 94 B SI 94 C CU 78 X SI 92 1-2 8 G3 20 WP 1B		B FF 92 B FF 92 S FF 92 X FF 89 2-1 20 2B 8 SF8 2-H 1B		S SI 91 S SI 91 B SL 84 F SL 85 F FF 92 X FF 92 1-2 F8 ②		C CU 79 B CU 79 T SL 86 X SI 95 1-2 8 HR 1B	F SI 93 T SI 93 F SI 94 B SL 84 X SL 84 1-2 P1 ②	6 3 4 1 0 0 2						
20 Ian Desmond, R (1, 7) OBP: 0.328, SLG: 0.396 7 Raimel Tapia, L (6, PR) OBP: 0.369, SLG: 0.480 (6, 7)	T SI 94 X SI 93 0-1 8 E 8 1B 27 2B 2-H 3-H 1B	B FF 92 F FF 92 F CH 84 F CH 85 B FF 92 S CH 86 2-3 K ① 1-2		C KC 80 X KC 81 0-1 8 SF8 1-3 2B		S SL 85 D SL 85 B FF 92 F SI 90 B FF 93 B SL 85 4-2 BB 2-3		C SI 94 B SI 94 F SI 94 X SI 93 1-2 P6 ②	C CU 76 X SI 92 0-1 F7 ③	3 1 2 2 1 1 1 2 0 0 0 0 0 2						
8 Gerardo Parra, L (1, 9) OBP: 0.351, SLG: 0.506	B SL 86 B SI 94 1 SAFE X SI 93 2-0 E5 27 2B 1-3 1B	B FF 92 B CH 84 F FF 92 F FF 92 X CU 77 2-2 G3 ② 2-3		B CH 86 X KC 81 1-0 SF8 ② 2-3 3-H		1 SAFE B SI 90 B CH 84 X SI 90 2-0 G3 ③		S SI 94 X SI 92 0-1 1-H HR		4 2 2 3 0 0 3						
27 Trevor Story, R (1, 6) OBP: 0.305, SLG: 0.402	B SI 92 B SL 86 X SI 93 2-0 2-H 3-H 2B	S FF 92 S FF 93 F FF 93 D CU 77 F FF 93 S FF 93 1-3 K ③		B CH 88 X KC 82 1-0 F9 ③			C SL 82 B SI 88 B SI 89 C SL 83 F SL 82 X SI 90 2-2 19 IHR 1B	S SL 87 X SL 87 0-1 2 PB 30 BB 1B		5 1 3 2 0 1 2						
30 Ryan Hanigan, R (1, 2) OBP: 0.279, SLG: 0.317	0-0 IBB		C FF 92 X FF 92 0-1 G6-3 ①		B FF 90 C FF 91 X FF 91 1-1 F9 ①		B SL 82 F SI 89 F SL 82 1 SAFE F FF 91 S FF 91 1-3 K ①	B SI 93 C SL 85 B SL 85 B SI 94 B SI 93 4-1 2 PB 1-2 BB		3 0 0 0 2 1 1						
34 Jeff Hoffman, R (1, 1) OBP: 0.120, SLG: 0.160 5 Carlos González, L (7, PH) OBP: 0.293, SLG: 0.328 45 Scott Oberg, R (7, 1) 2 Alexi Amarista, L (8, PH) OBP: 0.276, SLG: 0.366 (8, 8)	S SI 93 S SI 93 C SI 93 0-3 K ③		B FF 92 B FF 92 F FF 91 S FF 92 F FF 92 S CU 77 2-3 K ②		C FF 90 S FF 91 S FF 91 0-3 K ②		F SI 90 F SI 90 B FF 90 S SI 90 1-3 K ②	B SI 93 B SI 93 F SL 86 S SI 92 D SL 84 B SI 93 4-2 1-2 2-3 BB		3 0 0 0 0 3 2 1 0 0 0 0 1 1 0 0 0 0 0 0 0 0 0 0 0 1 0 0						
Inning Stats	R: 4 E: 1 K: 2 S: 16 H: 5 LOB: 2 BB: 1 P: 25	R: 3 E: 0 K: 2 S: 22 H: 4 LOB: 1 BB: 0 P: 31	R: 0 E: 0 K: 1 S: 9 H: 0 LOB: 0 BB: 0 P: 11	R: 2 E: 0 K: 0 S: 12 H: 3 LOB: 1 BB: 0 P: 17	R: 0 E: 0 K: 1 S: 6 H: 0 LOB: 0 BB: 0 P: 8	R: 0 E: 0 K: 1 S: 15 H: 1 LOB: 2 BB: 1 P: 24	R: 2 E: 0 K: 2 S: 18 H: 2 LOB: 0 BB: 0 P: 26	R: 2 E: 0 K: 1 S: 19 H: 3 LOB: 3 BB: 2 P: 31	R: 0 E: 0 K: 0 S: 10 H: 1 LOB: 1 BB: 0 P: 12	1B: 9 2B: 7 3B: 0 HR: 3 SF: 1 SAC: 0 DP: 0 HBP: 0						

PITCHER		IP	WLS	BF	H	R	ER	SO	BB	IBB	HBP	BLK	WP	HR	S	P	ERA	WHIP
32 Steven Matz, L ERA: 4.58	(1, 1)	1.0	L	13	9	7	7	2	0	1	0	0	0	1	26	39	63.00	9.000
62 Erik Goeddel, R ERA: 3.52	(2, 1)	2.0		6	0	0	0	3	0	0	0	0	1	0	21	28	0.00	0.000
59 Fernando Salas, R ERA: 6.57	(4, 1)	2.0		9	3	2	2	1	0	0	0	0	0	0	18	25	9.00	1.500
46 Chasen Bradford, R ERA: 7.5	(6, 1)	2.0		10	3	2	2	3	1	0	0	0	1	0	33	50	9.00	2.000
55 Neil Ramírez, R ERA: 7.34	(8, 1)	2.0		12	4	2	2	1	2	0	0	0	0	1	29	43	9.00	3.000

PITCHER	IP	WLS	BF	H	R	ER	SO	BB	IBB	HBP	BLK	WP	HR	S	P	ERA	WHIP

TOP

Colorado Rockies @ New York Mets

Citi Field, Flushing, NY

Sun Jul 16 2017, 1:11 PM - 4:36 PM EDT

Att. 28,745 - Partly Cloudy - 84 F

livebaseballscorecards.com

AB	45
R	13
H	19
RBI	13
BB	4
SO	10
LOB	20

WP: 2	PA: 50		
PB: 1			
SB: 1			
CS: 0			

Batter	1	2	3	4	5	6	7	8	9	AB	R	H	RBI	BB	SO	LOB
3 Curtis Granderson, L (1, 8) OBP: 0.328, SLG: 0.464	C FF 94 C FF 94 B FF 96 H SL 84 2-2 30 G4-6-3 HBP		B FF 93 B FF 95 F FF 94 X FF 94 2-1 ① F9		C FF 93 B FF 94 B FF 92 F FF 94 B FF 93 X FF 94 3-2 ② L9		C FF 97 B CH 92 B FF 96 F CH 91 X FF 96 2-2 ② L5			3	0	0	0	0	0	3
13 Asdrúbal Cabrera, S (1, 4) OBP: 0.333, SLG: 0.408 55 Neil Ramírez, R (8, 1)	B CU 78 F FF 94 X FF 94 1-1 ① F8		C FF 94 F FF 95 S FF 95 0-3 ② K		C FF 93 B FF 93 B SI 93 D CU 77 X FF 93 3-1 1-H HR		C SI 97 C SL 90 B CH 91 B CH 90 X FF 97 2-2 ③ F8			4 0	1 0	1 0	2 0	0 0	1 0	3 0
30 Michael Conforto, L (1, 7) OBP: 0.399, SLG: 0.536	1 SAFE B FF 94 X FF 93 1-0 ②③ G4-6-3 1-2f		C CU 76 S SL 82 C FF 95 0-3 ③		B FF 96 B CU 78 X FF 95 2-0 ③ L9			B FF 92 F FF 93 C FF 92 B SL 87 X SL 88 2-2 ① G1-3		4	0	0	0	0	1	3
19 Jay Bruce, L (1, 9) OBP: 0.335, SLG: 0.541		C FF 94 X CH 86 0-1 2B		B CU 76 C CU 75 B FF 95 X FF 95 2-1 ① F7		F CH 84 X SL 82 0-1 21 F8 7 SF8 54 1B 1B		C FF 93 B SL 86 B SL 85 F FF 92 S CU 74 2-3 ② K		4	1	2	0	0	1	0
54 T.J. Rivera, R (1, 5) OBP: 0.348, SLG: 0.459 (8, 4)		C FF 95 F SI 93 X SI 94 0-2 ① P4		B CU 76 F FF 94 X SI 94 1-1 ② G5-3		B FF 93 F FF 91 X FF 93 1-1 1-2 1B		S FF 92 X FF 93 0-1 ③ L7		4	0	1	0	0	0	1
21 Lucas Duda, L (1, 3) OBP: 0.353, SLG: 0.532		C SI 95 B SI 95 F SI 96 B FF 95 F FF 96 F FF 94 X FF 94 2-2 ② F7		C FF 96 S FF 96 F FF 97 F CU 78 X FF 97 0-2 HR		B FF 92 F FF 92 X FF 94 1-1 ① F8 2-3			X FF 92 0-0 ① F7	4	1	1	1	0	0	3
7 José Reyes, S (1, 6) OBP: 0.291, SLG: 0.389		B FF 95 C FF 94 B FF 94 X FF 94 2-1 ③ F7		B FF 94 F FF 95 X FF 95 1-1 ③ F9		B FF 93 C FF 92 D CH 85 X SI 94 2-1 ② SF8 3-H			C SI 93 B SI 93 B SI 93 F SI 93 X FF 94 2-2 1B	3	0	1	1	0	0	1
44 René Rivera, R (1, 2) OBP: 0.309, SLG: 0.420			F FF 93 S FF 94 X FF 95 0-2 4 1B 1B		B FF 92 F FF 94 B SL 82 S FF 95 B FF 96 B FF 96 4-2 13 HR BB	X FF 93 0-0 ③ F9			B FF 93 C SI 93 B FF 92 X SI 93 2-1 ② F8	3	1	1	0	1	0	2
32 Steven Matz, R (1, 1) OBP: 0.167, SLG: 0.167 62 Erik Goeddel, R (2, 1) 4 Wilmer Flores, R (3, PH) OBP: 0.311, SLG: 0.448 59 Fernando Salas, R (4, 1) OBP: 0.500, SLG: 0.500 48 Jacob deGrom, L (5, PH) OBP: 0.295, SLG: 0.372 46 Chasen Bradford, R (6, 1) 15 Matt Reynolds, R (7, PH) OBP: 0.233, SLG: 0.300 (8, 5)			X FF 94 0-0 1-2 1B		S FF 95 S CU 76 B FF 95 C CU 77 1-3 ① K		F FF 96 F SL 91 B SL 90 F SL 89 B FF 98 F FF 97 S SL 89 2-3 ① K		C FF 94 B FF 93 B SI 94 C FF 94 S SL 86 2-3 ③ K	0 0 1 0 0 1 2	0 0 0 0 0 0 0	0 0 1 0 0 0 0	0 0 0 0 0 1 2	0 0 0 0 0 1 0	0 0 0 0 0 1 2	0 0 0 0 0 1 1
Inning Stats	R: 0 E: 0 K: 0 S: 5 H: 0 LOB: 0 BB: 0 P: 9	R: 0 E: 0 K: 0 S: 12 H: 1 LOB: 1 BB: 0 P: 16	R: 0 E: 0 K: 2 S: 12 H: 2 LOB: 2 BB: 0 P: 14	R: 1 E: 0 K: 0 S: 11 H: 1 LOB: 0 BB: 0 P: 15	R: 2 E: 0 K: 1 S: 11 H: 1 LOB: 0 BB: 1 P: 24	R: 1 E: 0 K: 0 S: 9 H: 2 LOB: 1 BB: 0 P: 13	R: 0 E: 0 K: 1 S: 11 H: 0 LOB: 0 BB: 0 P: 17	R: 0 E: 0 K: 1 S: 8 H: 0 LOB: 0 BB: 0 P: 12	R: 0 E: 0 K: 1 S: 9 H: 1 LOB: 1 BB: 0 P: 15	1B: 5 2B: 1 3B: 0 HR: 2 SF: 1 SAC: 0 DP: 1 HBP: 1						WP: 0 PB: 0 SB: 0 CS: 0 PA: 36

PITCHER	IP	WLS	BF	H	R	ER	SO	BB	IBB	HBP	BLK	WP	HR	S	P	ERA	WHIP
34 Jeff Hoffman, R (1, 1) ERA: 4.33	6.0	W	26	7	4	4	3	1	0	1	0	0	2	60	91	6.00	1.333
45 Scott Oberg, R (7, 1) ERA: 5.54	1.0		3	0	0	0	1	0	0	0	0	0	0	11	17	0.00	0.000
38 Mike Dunn, L (8, 1) ERA: 5.04	1.0		3	0	0	0	1	0	0	0	0	0	0	8	12	0.00	0.000
60 Zac Rosscup, L (9, 1) ERA: 2.45	1.0		4	1	0	0	1	0	0	0	0	0	0	9	15	0.00	1.000

PITCHER	IP	WLS	BF	H	R	ER	SO	BB	IBB	HBP	BLK	WP	HR	S	P	ERA	WHIP

BOTTOM

Colorado Rockies @ New York Mets

Citi Field, Flushing, NY

Sun Jul 16 2017, 1:11 PM - 4:36 PM EDT

Att. 28,745 - Partly Cloudy - 84 F

livebaseballscorecards.com

AB	33
R	4
H	8
RBI	4
BB	1
SO	6
LOB	18

Batter	1	2	3	4	5	6	7	8	9	AB	R	H	RBI	BB	SO	LOB
13 Matt Carpenter, L (1, 3) OBP: 0.381, SLG: 0.449	C FF 94 F SI 94 F FF 95 X CU 78 0-2 ① F7		C CU 80 C FC 88 X FF 94 0-2 28 1B 1B		B FF 93 F FC 89 B CU 79 B FF 95 B FC 90 4-1 25 BB 28 BB BB	C SL 84 S CU 79 B CU 78 B FF 91 F SL 86 B CU 79 B CU 78 4-2 28 HR BB		C FF 89 X CH 82 0-1 ③ L4		3	1	1	0	2	0	0
28 Tommy Pham, R (1, 7) OBP: 0.398, SLG: 0.530	B CU 79 B CU 78 B SI 95 C SI 95 B FF 95 4-1 25 G3-1 BB		X SI 94 0-0 1-2 1B		B CU 76 C SI 95 B SI 95 1 SAFE C CU 77 D FC 89 B CU 76 4-2 25 BB 1-2 BB	B SL 87 X SI 94 1-0 1-H 2-H HR			C CH 84 C CH 84 B CH 85 B CU 77 B CH 84 F CH 85 S CH 85 3-3 ① K	3	1	2	3	2	1	0
25 Dexter Fowler, S (1, 8) OBP: 0.332, SLG: 0.470	F SI 95 1 SAFE S SI 94 B FF 96 1 SAFE B CU 77 F FF 96 B FC 88 X FF 96 3-2 ② G3-1 1-2		C FF 95 D FC 90 F FC 90 S FF 96 1-3 ③ K		B FC 89 B FF 94 B FF 94 B FF 95 4-0 1-2 2-3 BB	F SI 96 B SI 94 F SL 88 B FF 96 F FF 94 S SL 87 2-3 ② K			C CU 76 B FF 93 X FF 92 1-1 4 1B 1B	4	0	1	0	1	2	3
3 Jedd Gyorko, R (1, 5) OBP: 0.356, SLG: 0.509	C FC 88 F CU 78 B FF 95 C FF 96 1-3 ③ K			S FF 93 X FC 87 0-1 1B	C CU 79 F FF 95 F CU 79 X FF 95 0-2 ③ L4	B SL 86 C SL 85 X SL 85 1-1 ③ L6			F FF 93 B CU 77 1 SAFE B CU 78 S FF 93 S CH 86 2-3 ② K	5	0	1	0	0	2	5
4 Yadier Molina, R (1, 2) OBP: 0.299, SLG: 0.411		C FF 93 B FF 94 B FF 95 X FF 95 2-1 ① G6-3		F SI 93 X CU 78 0-1 ① F7		C FF 92 S FC 87 B FC 87 F FF 94 X FC 88 1-2 11 HR 1B	B FF 90 C SL 82 B FF 91 X FF 91 2-1 ① P3		C FF 93 F FF 94 F CH 86 1 SAFE F FF 93 X CU 77 0-2 1-3 1B	5	1	2	0	0	0	1
11 Paul DeJong, R (1, 6) OBP: 0.315, SLG: 0.583		B FC 88 F CU 79 S FF 95 B FF 96 S FC 88 2-3 ② K		T FF 94 S FF 94 S FF 96 0-3 ② K		B FF 94 B CU 78 T FC 86 T FF 95 B FF 95 F FF 96 X FF 94 3-2 1-H HR	C SL 82 B FF 91 F SL 82 S FF 92 1-3 ② K		C CU 77 B FF 92 S CU 78 B CU 77 F CH 85 X CU 78 2-2 ③ L1-4-3	5	1	1	2	0	3	3
16 Kolten Wong, L (1, 4) OBP: 0.386, SLG: 0.433		X SI 94 0-0 ③ G5-3		C SI 92 B FF 94 X CH 88 1-1 ③ F8		F FF 95 B CU 80 B FF 93 X FF 94 2-1 43 FC1-6 1B	B FF 91 B SL 81 C SL 81 F FF 91 B FF 92 S FF 90 3-3 ③ K			4	0	1	0	0	1	1
43 Magneuris Sierra, L (1, 9) OBP: 0.419, SLG: 0.375			X FF 93 0-0 ① G5-3		B FF 93 X FF 95 1-0 ① G5-3	X FF 92 0-0 ① FC1-6 50 2B 1-2f		X FF 88 0-0 ① L7		4	1	0	0	0	0	1
50 Adam Wainwright, R (1, 1) OBP: 0.222, SLG: 0.444 70 Tyler Lyons, L (6, 1) 67 Matt Bowman, R (7, 1) 40 Luke Voit, R (8, PH) OBP: 0.354, SLG: 0.614 46 Kevin Siegrist, L (8, 1) 27 Brett Cecil, R (9, 1)			C FF 92 B FF 93 B FF 94 C FF 95 C FF 95 2-3 ② K		F FF 93 X FF 94 0-1 ② G5-3	F FF 93 X FF 93 0-1 1-H 28 HR 2B		C CU 71 S CU 72 B CU 71 B FF 90 B CU 71 S CU 72 3-3 ② K		3 0 0 1 0 0 0	1 0 0 0 0 0 0	1 0 0 0 0 0 0	1 0 0 0 0 0 0	0 0 0 1 0 0 0	1 0 0 0 0 0 0	0 0 0 0 0 0 0
Inning Stats	R: 0 E: 0 K: 1 S: 12 H: 0 LOB: 1 BB: 1 P: 20	R: 0 E: 0 K: 1 S: 6 H: 0 LOB: 0 BB: 0 P: 10	R: 0 E: 0 K: 2 S: 11 H: 2 LOB: 2 BB: 0 P: 14	R: 0 E: 0 K: 1 S: 9 H: 1 LOB: 1 BB: 0 P: 10	R: 0 E: 0 K: 0 S: 10 H: 0 LOB: 3 BB: 3 P: 23	R: 6 E: 0 K: 1 S: 23 H: 5 LOB: 0 BB: 1 P: 37	R: 0 E: 0 K: 2 S: 8 H: 0 LOB: 0 BB: 0 P: 14	R: 0 E: 0 K: 1 S: 6 H: 0 LOB: 0 BB: 0 P: 9	R: 0 E: 0 K: 2 S: 18 H: 2 LOB: 2 BB: 0 P: 26	1B: 7 2B: 1 3B: 0 HR: 2 SF: 0 SAC: 0 DP: 0 HBP: 0						WP: 0 PB: 0 SB: 0 CS: 0 PA: 42	

TOP

St. Louis Cardinals @ New York Mets

Citi Field, Flushing, NY

Mon Jul 17 2017, 7:11 PM - 10:30 PM EDT

Att. 29,977 - Cloudy - 80 F

livebaseballscorecards.com

AB	37
R	6
H	10
RBI	6
BB	5
SO	11
LOB	14

PITCHER		IP	WLS	BF	H	R	ER	SO	BB	IBB	HBP	BLK	WP	HR	S	P	ERA	WHIP
45 Zack Wheeler, R ERA: 4.98	(1, 1)	5.1	L	27	7	4	4	5	4	0	0	0	0	1	61	96	6.75	2.062
66 Josh Edgin, L ERA: 4.05	(6, 1)	0.0		1	0	0	0	0	1	0	0	0	0	0	3	7	∞	∞
47 Hansel Robles, R ERA: 6.45	(6, 1)	0.2		3	1	2	2	1	0	0	0	0	0	1	7	11	27.00	1.500
51 Paul Sewald, R ERA: 4.14	(7, 1)	1.0		3	0	0	0	2	0	0	0	0	0	0	8	14	0.00	0.000
39 Jerry Blevins, L ERA: 3.34	(8, 1)	1.0		3	0	0	0	1	0	0	0	0	0	0	6	9	0.00	0.000

PITCHER		IP	WLS	BF	H	R	ER	SO	BB	IBB	HBP	BLK	WP	HR	S	P	ERA	WHIP
62 Erik Goeddel, R ERA: 3.12	(9, 1)	1.0		5	2	0	0	2	0	0	0	0	0	0	18	26	0.00	2.000

St. Louis Cardinals @ New York Mets

Citi Field, Flushing, NY

Mon Jul 17 2017, 7:11 PM - 10:30 PM EDT

Att. 29,977 - Cloudy - 80 F

livebaseballscorecards.com

BOTTOM

Batter	1	2	3	4	5	6	7	8	9	AB	R	H	RBI	BB	SO	LOB
30 Michael Conforto, L (1, 8) OBP: 0.399, SLG: 0.544	B SI 86 B FC 82 B SI 89 C FF 86 B SI 91 4-1 52 FC6-4 13 HBP BB	C CU 73 D CU 75 B FC 85 F SI 92 X CU 75 2-2 ③ G3			B CU 67 B FC 81 X SI 90 2-0 HR	B SL 79 B CU 77 C SL 79 B FF 90 F SL 79 X FF 90 3-2 ③ L1			B FF 91 X FC 88 1-0 ① L9	4	1	1	1	1	0	4
13 Asdrúbal Cabrera, S (1, 4) OBP: 0.335, SLG: 0.406	C SI 90 H FC 84 1-1 52 FC6-4 1-2 HBP		X CU 65 0-0 ① F8		B SI 89 S FC 82 X CU 71 1-1 ① L7		F SI 90 B SI 90 B SI 90 C SI 91 F SI 91 F SI 90 B FS 78 F SI 91 X SL 86 3-2 ① G4-3		B SI 91 B SI 91 F FF 92 X FC 88 2-1 52 G6-4-3 1-3 1B	4	0	1	0	0	0	0
52 Yoenis Cespedes, R (1, 7) OBP: 0.328, SLG: 0.491	C SI 91 B FC 86 X FC 86 1-1 ① FC6-4 54 FC5-4 1-2f 2-3		B SI 89 F SI 89 B FC 84 C CU 71 S SI 92 2-3 ② K		C FC 85 B CU 72 B SI 90 F SI 90 X SI 91 2-2 ② G6-3		B SI 91 X SI 90 1-0 ② G5-3		B FF 92 B FF 92 B FF 91 X FF 92 3-0 ②③ G6-4-3 1-2f	5	0	0	0	0	1	4
19 Jay Bruce, L (1, 9) OBP: 0.337, SLG: 0.540	C CU 74 B SI 92 C FC 86 D CU 74 F SI 92 S CU 75 2-3 ② K		B CU 72 B FC 84 C FF 88 C SI 91 B FF 91 X FC 86 3-2 54 FC6-4 1B		S FC 84 S CU 72 B SI 91 S SI 90 1-3 ③ K		F SI 92 X SI 90 0-1 1B			4	0	2	0	0	2	2
54 T.J. Rivera, R (1, 5) OBP: 0.341, SLG: 0.450	C FC 85 B CU 74 F SI 92 X CU 76 1-2 ③ FC5-4 1-2f		X SI 90 0-0 ③ FC6-4 1-2f			C SI 85 X CU 67 0-1 ① G6-3	B SI 91 B SI 90 F SI 90 X SL 87 2-1 ③ G3			4	0	0	0	0	0	4
21 Lucas Duda, L (1, 3) OBP: 0.355, SLG: 0.550		B CH 77 B SI 88 X FC 80 2-0 7 G4-3 2B		C CU 68 C CH 79 B FC 77 B CU 73 F FF 90 B CU 75 X FF 91 3-2 ① L5		B SI 87 C CH 79 B CU 71 X FF 89 2-1 HR		B FF 91 C FF 91 S FF 92 S CU 72 1-3 ① K		4	1	2	1	0	1	0
7 José Reyes, S (1, 6) OBP: 0.294, SLG: 0.397		C SI 88 X SI 92 0-1 ① G4-3 2-3		B CU 65 B CU 72 C CU 71 F FF 88 X FF 91 2-2 2B		F FC 83 B CU 71 C CU 70 X CU 74 1-2 E9 2B		F FF 93 C FF 92 S CU 74 0-3 ② K		4	1	2	0	0	1	1
18 Travis d'Arnaud, R (1, 2) OBP: 0.284, SLG: 0.429		B SI 91 D CU 73 B FC 84 C CU 71 B SI 91 4-1 BB		2 SAFE X CU 73 0-0 ② F8		X SI 88 0-0 4 G4-3 E8		C FF 93 C FF 92 S FF 92 0-3 ③ K		3	0	0	0	1	1	1
45 Zack Wheeler, L (1, 1) OBP: 0.111, SLG: 0.115 66 Josh Edgin, R (6, 1) 47 Hansel Robles, R (6, 1) 4 Wilmer Flores, R (6, PH) OBP: 0.310, SLG: 0.445 51 Paul Sewald, R (7, 1) 39 Jerry Blevins, L (8, 1) 62 Erik Goeddel, R (9, 1) 3 Curtis Granderson, L (9, PH) OBP: 0.330, SLG: 0.464		X FC 82 0-0 ② P6		B FC 85 C SI 90 S CU 73 F CU 75 B SI 91 X CU 74 2-2 ③ G3		C FC 81 F SI 89 F SI 91 D CU 74 B FF 92 X SI 91 2-2 ② G4-3 2-3			C FF 90 B FF 91 B FF 90 B FF 91 B FF 91 4-1 13 1B BB	2 0 0 1 0 0 0 0	0 0 0 0 0 0 0 0	0 0 0 0 0 0 0 0	0 0 0 0 0 0 0 0	0 0 0 0 0 0 0 1	0 0 0 0 0 0 0 0	3 0 0 1 0 0 0 0
Inning Stats	R: 0 E: 0 K: 1 S: 11 H: 0 LOB: 2 BB: 1 P: 20	R: 0 E: 0 K: 0 S: 8 H: 1 LOB: 2 BB: 1 P: 16	R: 0 E: 0 K: 1 S: 8 H: 1 LOB: 1 BB: 0 P: 13	R: 0 E: 0 K: 0 S: 12 H: 1 LOB: 1 BB: 0 P: 19	R: 1 E: 0 K: 1 S: 9 H: 1 LOB: 0 BB: 0 P: 15	R: 2 E: 2 K: 0 S: 15 H: 2 LOB: 1 BB: 0 P: 23	R: 0 E: 0 K: 0 S: 11 H: 1 LOB: 1 BB: 0 P: 17	R: 0 E: 0 K: 3 S: 9 H: 0 LOB: 0 BB: 0 P: 10	R: 0 E: 0 K: 0 S: 5 H: 1 LOB: 1 BB: 1 P: 15	1B: 3 2B: 3 3B: 0 HR: 2 SF: 0 SAC: 0 DP: 1 HBP: 1				WP: 0 PB: 0 SB: 0 CS: 0		PA: 39

	AB	35
	R	3
	H	8
	RBI	2
	BB	3
	SO	6
	LOB	20

PITCHER		IP	WLS	BF	H	R	ER	SO	BB	IBB	HBP	BLK	WP	HR	S	P	ERA	WHIP
50 Adam Wainwright, R ERA: 5.08	(1, 1)	5.2	W	27	6	3	2	3	2	0	1	0	0	2	60	100	3.18	1.412
70 Tyler Lyons, L ERA: 3.95	(6, 1)	0.1	H	1	0	0	0	0	0	0	0	0	0	0	3	6	0.00	0.000
67 Matt Bowman, R ERA: 3.6	(7, 1)	1.0	H	4	1	0	0	0	0	0	0	0	0	0	11	17	0.00	1.000
46 Kevin Siegrist, L ERA: 4.76	(8, 1)	1.0	H	4	0	0	0	3	1	0	0	0	0	0	10	15	0.00	1.000
27 Brett Cecil, L ERA: 3.55	(9, 1)	1.0	S	3	1	0	0	0	0	0	0	0	0	0	4	10	0.00	1.000

PITCHER	IP	WLS	BF	H	R	ER	SO	BB	IBB	HBP	BLK	WP	HR	S	P	ERA	WHIP

Batter	1	2	3	4	5	6	7	8	9	AB	R	H	RBI	BB	SO	LOB
13 Matt Carpenter, L (1, 3) OBP: 0.386, SLG: 0.461	X FF 93 0-0 28 E 3 SF9 2B	X CH 89 0-0 28 1B 2B 1-3 3-H		X SL 83 0-0 1B		C FF 93 B SL 84 X SL 81 1-1 ③ F7		B SL 88 X SL 86 1-0 1-2 1B		5	1	4	1	0	0	0
28 Tommy Pham, R (1, 7) OBP: 0.398, SLG: 0.527	C FF 94 C SL 82 B SI 94 X CH 88 1-2 E5 3 SF9 25 S 2-3	F SI 93 X SI 94 0-1 25 G4-3 1B 2-3 3-H		F SI 93 F SL 83 F SI 93 B SI 92 F SI 93 S CH 88 1-3 ② K			B FF 92 B KC 82 C FF 92 X FF 93 2-1 25 1B 4 1B 1B	B CU 78 X CU 78 1-0 ② P2		5	1	2	1	0	1	4
25 Dexter Fowler, S (1, 8) OBP: 0.330, SLG: 0.465	B FF 93 X FF 95 1-0 ① P5 1-2	1 SAFE C FF 92 D SL 84 1 SAFE X SL 84 1-1 ② ③ G4-3 1-2		X SL 81 0-0 ③ F9			1 SAFE 1 SAFE S FF 92 S FF 91 X FF 92 0-2 11 WP 4 1B 1-3 1B	X SI 93 0-0 ③ P5		5	0	1	0	0	0	7
3 Jedd Gyorko, R (1, 5) OBP: 0.354, SLG: 0.505	B SL 84 X SL 84 1-0 ② SF9 2-3 3-H		C FF 92 C SI 94 B FF 92 F CH 86 B SL 83 B FF 93 F CH 88 X CH 88 3-2 16 S 1B	S CH 85 X SI 92 0-1 ① G4-3			B FF 91 B CH 86 S FF 91 B FF 90 F FF 92 1 SAFE S KC 83 3-3 ① K		F SL 85 C SL 85 S SI 95 0-3 ① K	4	0	1	1	0	2	2
4 Yadier Molina, R (1, 2) OBP: 0.301, SLG: 0.409	X SI 95 0-0 ③ G6-3		1 SAFE F SL 84 1 SAFE F FF 92 S SI 92 1 SAFE 0-3 ① K	B SL 79 B SI 92 B SL 82 C FF 92 B FF 93 4-1 BB			1 SAFE S FF 91 B FF 90 B KC 83 F KC 84 F FF 91 F CH 86 F FF 89 F FF 89 2-2 X FF 90 11 WP 1-2 3-H 1B		C SL 84 X SI 96 0-1 ② F8	4	0	1	1	1	1	2
11 Paul DeJong, R (1, 6) OBP: 0.312, SLG: 0.577		B SL 82 X SL 84 1-0 43 1B 52 FC4-6 2B	B FF 94 F FF 93 B FF 92 S SL 84 1 SAFE F FF 93 F FF 93 B SL 86 F CH 86 3-2 ② F SL 84 X FF 93 P3	X SL 81 0-0 ② F8			C FF 92 S FF 92 F FF 92 F CH 87 B FF 92 S KC 82 1-3 ② K 1-2 2-3		C SI 95 C SI 94 F FF 95 B SL 86 F SL 86 B FF 94 F CH 87 B FF 95 C SI 95 3-3 ③ K	5	1	1	0	0	2	4
16 Kolten Wong, L (1, 4) OBP: 0.389, SLG: 0.431		B FF 94 B FF 93 B CH 88 C FF 94 S CH 88 X CH 89 3-2 52 43 1B FC4-6 13 2B 1B	C SI 93 F FF 92 B FF 92 F SL 82 H FF 94 2-2 43 FC4 HBP 1-2	B FF 93 B CH 86 C CH 88 C FF 93 B SI 92 S CH 86 3-3 ③ K			F SL 85 C SL 88 B CU 78 B FF 93 X SL 84 2-2 ③ G3			3	1	1	0	0	1	3
43 Magneuris Sierra, L (1, 9) OBP: 0.404, SLG: 0.364		F FF 94 C SL 83 F SL 85 B FF 93 X SL 84 1-2 52 FC4-6 1B 1-2 2-3	F FF 93 X FF 94 0-1 ③ FC4 1-2f			B FF 94 X FF 94 1-0 ① L8		C FF 91 B CU 80 F SL 84 F FF 92 B FF 93 X SL 83 2-2 ① G4-3		4	0	1	0	0	0	2
52 Michael Wacha, R (1, 1) OBP: 0.069, SLG: 0.069		B FF 94 B SI 92 C FF 94 S FF 94 X SI 94 2-2 ① FC4-6 13 2B 28 1B 1-2f 2-3 3-H		C FF 93 B SI 92 C FF 93 C FF 94 1-3 ① K		C FF 94 S FF 93 S FF 93 0-3 ② K		F FF 91 X FF 91 0-1 13 1B 1B		4	1	1	1	0	2	2
Inning Stats	R: 1 E: 1 K: 0 S: 7 H: 1 LOB: 1 BB: 0 P: 10	R: 3 E: 0 K: 0 S: 16 H: 5 LOB: 1 BB: 0 P: 24	R: 0 E: 0 K: 1 S: 20 H: 1 LOB: 2 BB: 0 P: 28	R: 0 E: 0 K: 2 S: 10 H: 1 LOB: 1 BB: 0 P: 12	R: 0 E: 0 K: 1 S: 7 H: 0 LOB: 1 BB: 1 P: 14	R: 0 E: 0 K: 1 S: 6 H: 0 LOB: 0 BB: 0 P: 8	R: 1 E: 0 K: 2 S: 23 H: 3 LOB: 2 BB: 0 P: 33	R: 0 E: 0 K: 0 S: 9 H: 2 LOB: 2 BB: 0 P: 13	R: 0 E: 0 K: 2 S: 11 H: 0 LOB: 0 BB: 0 P: 14	1B: 10 2B: 3 3B: 0 HR: 0	SF: 1 SAC: 0 DP: 0 HBP: 1					

PITCHER		IP	WLS	BF	H	R	ER	SO	BB	IBB	HBP	BLK	WP	HR	S	P	ERA	WHIP
50 Rafael Montero, R ERA: 5.6	(1, 1)	6.0	L	28	8	4	3	5	1	0	1	0	0	0	66	96	4.50	1.500
59 Fernando Salas, R ERA: 6.46	(7, 1)	0.2		5	3	1	0	2	0	0	0	0	1	0	20	28	0.00	4.500
66 Josh Edgin, L ERA: 3.97	(7, 1)	0.2		4	2	0	0	0	0	0	0	0	0	0	10	15	0.00	3.000
55 Neil Ramírez, R ERA: 7.18	(8, 1)	0.2		2	0	0	0	0	0	0	0	0	0	0	2	3	0.00	0.000
47 Hansel Robles, R ERA: 6.17	(9, 1)	1.0		3	0	0	0	2	0	0	0	0	0	0	11	14	0.00	0.000

PITCHER	IP	WLS	BF	H	R	ER	SO	BB	IBB	HBP	BLK	WP	HR	S	P	ERA	WHIP

TOP

St. Louis Cardinals @ New York Mets

Citi Field, Flushing, NY

Tue Jul 18 2017, 7:12 PM - 10:04 PM EDT

Att. 29,964 - Partly Cloudy - 83 F

livebaseballscorecards.com

AB	39
R	5
H	13
RBI	5
BB	1
SO	9
LOB	26

WP: 1 PA: 42
PB: 0
SB: 2
CS: 0

Batter	1	2	3	4	5	6	7	8	9	AB	R	H	RBI	BB	SO	LOB
30 Michael Conforto, L (1, 8) OBP: 0.401, SLG: 0.547	S FF 95 C FF 97 F FF 97 F CH 87 S CU 77 0-3 K2-3 ①		C CH 85 X FC 89 0-1 G4-3 ③			B CH 86 T FF 95 B FF 96 X SI 94 2-1 2B			B SI 94 C FF 92 B CH 87 S FC 91 X CU 77 2-2 52 G3 13 WP 1B	4	0	2	0	0	1	0
13 Asdrúbal Cabrera, S (1, 4) OBP: 0.333, SLG: 0.401	S FF 95 B FF 96 F FF 97 F CH 89 S CU 78 1-3 K ②			C FF 93 S FC 91 B CH 88 F SI 96 B FF 97 B CU 76 B FC 90 4-2 19 WP BB		B SI 94 X FF 94 1-0 L6 ②			B FF 94 C FF 94 S FC 90 B CH 87 F CH 89 S FC 92 2-3 K ① 1-2	3	0	0	0	1	2	2
52 Yoenis Cespedes, R (1, 7) OBP: 0.326, SLG: 0.485	B FF 96 X FF 97 1-0 1B			B FF 95 C FC 90 C CU 76 S FC 91 1-3 K ①		B CU 77 B FC 92 X FC 92 2-0 G5-3 ③			F FF 95 B FF 97 F FF 96 F FC 91 F FC 91 F FF 98 X FC 91 1-2 G3 ② 2-3	4	0	1	0	0	1	3
19 Jay Bruce, L (1, 9) OBP: 0.333, SLG: 0.534	F FC 92 F FF 95 X CH 90 0-2 G6-3 ③			B FF 95 C CH 88 B FC 91 X FF 96 2-1 L9 ② 1-2			F FF 93 B FC 89 X CH 87 1-1 F9 ①		F FF 92 S SI 97 B FF 97 S SI 98 1-3 K ③	4	0	0	0	0	1	3
54 T.J. Rivera, R (1, 5) OBP: 0.337, SLG: 0.443		C FF 96 F FC 88 B CU 77 B FF 97 X FF 96 2-2 F8 ①		C FC 91 D CU 78 C CU 77 B FC 91 S FC 91 2-3 K ③			X FF 94 0-0 F7 ②			3	0	0	0	0	1	1
21 Lucas Duda, L (1, 3) OBP: 0.351, SLG: 0.542		B SI 96 S CH 87 B CU 76 F SI 96 X FC 90 2-2 G3 ②			X SI 93 0-0 F7 ①		C FF 96 S CH 87 S CH 88 0-3 K ③			3	0	0	0	0	1	0
7 José Reyes, S (1, 6) OBP: 0.291, SLG: 0.393		X FF 94 0-0 F7 ③			C FF 93 B CH 87 B CH 88 B FC 90 X FF 94 3-1 G4-3 ②			C FF 93 B FC 91 B FF 94 X FF 94 2-1 F7 ①		3	0	0	0	0	0	0
44 René Rivera, R (1, 2) OBP: 0.303, SLG: 0.411			C SI 94 B CU 76 F FC 89 B SI 95 X FF 95 2-2 G6-3 ①		X FC 89 0-0 G5-3 ③			B FF 95 C FF 94 F FF 96 F FC 92 X FC 93 1-2 G6-3 ②		3	0	0	0	0	0	0
50 Rafael Montero, R (1, 1) 3 Curtis Granderson, L (6, PH) OBP: 0.329, SLG: 0.463 59 Fernando Salas, R (7, 1) OBP: 0.500, SLG: 0.500 66 Josh Edgin, R (7, 1) 55 Neil Ramírez, R (8, 1) 4 Wilmer Flores, R (8, PH) OBP: 0.308, SLG: 0.443 47 Hansel Robles, R (9, 1)			B FF 94 C FF 95 S FF 95 F FC 90 C CU 75 1-3 K ②			C FF 94 B CU 77 B CH 86 B FC 89 C FF 94 X FF 95 3-2 F8 ①		X FF 96 0-0 P3 ③	1 1 0 0 0 1 0	0 0 0 0 0 0 0	0 0 0 0 0 0 0	0 0 0 0 0 0 0	1 0 0 0 0 0 0	0 0 0 0 0 0 0	0 0 0 0 0 0 0
Inning Stats	R: 0 E: 0 K: 2 S: 13 H: 1 LOB: 1 BB: 0 P: 15	R: 0 E: 0 K: 0 S: 7 H: 0 LOB: 0 BB: 0 P: 11	R: 0 E: 0 K: 1 S: 9 H: 0 LOB: 0 BB: 0 P: 12	R: 0 E: 0 K: 2 S: 11 H: 0 LOB: 1 BB: 1 P: 20	R: 0 E: 0 K: 0 S: 4 H: 0 LOB: 0 BB: 0 P: 7	R: 0 E: 0 K: 0 S: 7 H: 1 LOB: 1 BB: 0 P: 15	R: 0 E: 0 K: 1 S: 6 H: 0 LOB: 0 BB: 0 P: 7	R: 0 E: 0 K: 0 S: 7 H: 0 LOB: 0 BB: 0 P: 10	R: 0 E: 0 K: 2 S: 16 H: 1 LOB: 1 BB: 0 P: 22	1B: 2 2B: 1 3B: 0 HR: 0	SF: 0 SAC: 0 DP: 0 HBP: 0	WP: 2 PB: 0 SB: 0 CS: 0	PA: 31			

PITCHER	IP	WLS	BF	H	R	ER	SO	BB	IBB	HBP	BLK	WP	HR	S	P	ERA	WHIP
52 Michael Wacha, R (1, 1) ERA: 3.71	9.0	W	31	3	0	0	8	1	0	0	0	2	0	80	119	0.00	0.444

PITCHER	IP	WLS	BF	H	R	ER	SO	BB	IBB	HBP	BLK	WP	HR	S	P	ERA	WHIP

BOTTOM

St. Louis Cardinals @ New York Mets

Citi Field, Flushing, NY

Tue Jul 18 2017, 7:12 PM - 10:04 PM EDT

Att. 29,964 - Partly Cloudy - 83 F

livebaseballscorecards.com

AB	30
R	0
H	3
RBI	0
BB	1
SO	8
LOB	9

St. Louis Cardinals @ New York Mets

Citi Field, Flushing, NY

Wed Jul 19 2017, 7:15 PM - 10:09 PM EDT

Att. 32,228 - Partly Cloudy - 91 F

TOP

livebaseballscorecards.com

Batter	1	2	3	4	5	6	7	8	9	AB	R	H	RBI	BB	SO	LOB
13 Matt Carpenter, L (1, 3) OBP: 0.384, SLG: 0.458	C FF 94 C CU 81 F FF 96 F FF 96 B SL 88 F FF 96 (5, 3) B CU 80 F CH 87 F FF 96 2-2 F9 ①		B CU 80 C SL 90 F SL 89 B FF 96 X SL 88 2-2 F7 ①		F FF 94 X CH 86 0-1 G5-3 ②		B FF 96 S FF 95 B FF 95 S FF 95 F FF 96 B FF 95 X FF 94 3-2 1-H 2B ③	F FF 92 F FF 94 F SL 84 B FF 94 S SL 85 1-3 K ③		2	0	0	0	0	0	2
40 Luke Voit, R (5, PH) OBP: 0.353, SLG: 0.617										3	0	1	1	0	1	3
28 Tommy Pham, R (1, 7) OBP: 0.394, SLG: 0.520	B CU 79 B SI 95 X SI 94 2-0 G6-3 ②		C SI 94 B SI 95 X CU 82 1-1 L7 ②		B CU 80 B CH 87 B SI 92 C SI 92 X CH 86 3-1 1B		S FF 88 F FF 89 C SL 82 0-3 K ③		F FF 92 F FF 92 F SL 85 X FF 91 0-2 F7 ①	5	0	1	0	0	1	3
25 Dexter Fowler, S (1, 8) OBP: 0.330, SLG: 0.462	B FF 94 B SI 94 B SI 94 B FF 94 4-0 BB		B SL 90 X SL 90 1-0 G6-3 ③		C SL 89 B FF 95 S FF 95 B FF 95 B SL 89 X SL 88 3-2 F7 ③			C FF 90 B SL 82 B SL 84 B FF 91 B FF 92 4-1 16 1B 41 BB 43 1B BB	C FF 93 C FF 93 F FF 92 C FF 94 0-3 K ②	2	0	0	0	1	0	3
58 José Martínez, R (5, 9) OBP: 0.321, SLG: 0.450										1	1	0	0	1	1	0
3 Jedd Gyorko, R (1, 5) OBP: 0.351, SLG: 0.500	C FF 94 F CU 83 F FF 96 F SL 89 S FF 95 0-3 K ③			B CU 81 X CU 79 1-0 P4 ①		X FF 94 0-0 P4 ①		C SL 82 F FF 91 B FF 92 F FF 90 X SL 82 1-2 F9 ①	F FF 93 X SL 87 0-1 1B	5	0	1	0	0	1	2
4 Yadier Molina, R (1, 2) OBP: 0.302, SLG: 0.410		X SI 93 0-0 G6-3 ①		C FF 94 B SI 94 F FF 94 X SI 95 1-2 16 1B 1B		C SI 93 F FF 93 C FF 95 0-3 K ②		F FF 91 B SL 82 F FF 91 F FF 92 D SL 82 B FF 92 4-2 16 1B 43 1B 1-2 BB	X FF 92 0-0 G4-3 ③	2	0	1	0	0	0	0
41 Eric Fryer, R (4, 2) OBP: 0.275, SLG: 0.191										2	1	0	0	1	1	1
11 Paul DeJong, R (1, 6) OBP: 0.304, SLG: 0.562		F SI 94 F CU 79 F FF 96 B CU 81 F FF 95 X CH 87 1-2 F7 ②		F FF 93 S FF 95 S FF 95 0-3 K ②		C CU 79 F FF 95 B FF 96 B FF 96 X SL 89 2-3 G4-3 ③		S FF 91 F FF 91 S SL 84 0-3 K ②		4	0	0	0	0	2	3
16 Kolten Wong, L (1, 4) OBP: 0.391, SLG: 0.433	C CU 79 X CH 88 0-1 G3 ③		B FF 95 F FF 94 T FF 95 F FF 95 X FF 95 1-2 1B				S SL 86 B SL 88 C CU 79 X CH 85 1-2 G4-3 ①	C CU 72 X CU 71 0-1 50 BB 43 1B 1-2 2-3 1B		4	0	2	0	0	0	0
43 Magneuris Sierra, L (1, 9) OBP: 0.431, SLG: 0.396			B SI 93 B FF 92 B SI 93 C FF 92 C FF 93 X FF 94 3-2 8 1B 1B	X FF 95 0-0 F7 ③			C FF 94 B FF 94 F SI 94 X FF 95 1-2 35 FC6-4 1B	B CU 72 X FF 88 1-0 50 BB 1-2 2-H 3-H 1B		4	0	3	2	0	0	2
8 Mike Leake, R (1, 1) OBP: 0.244, SLG: 0.211			L FF 93 F SI 93 X CU 81 0-2 1-2 1B		B FF 93 C FF 94 X FF 94 1-1 L5 ①		B SL 89 X SL 88 1-0 FC6-4 ② 40 2B 1-2f	B FF 90 S FF 89 F FF 90 B CU 72 B CU 73 F FF 90 F FF 89 B FF 90 4-2 1-2 2-3 BB		1	0	1	0	0	0	0
60 John Brebbia, L (3, 1)										1	0	0	0	0	0	0
46 Kevin Siegrist, L (6, 1)										0	0	0	0	0	0	0
35 Greg Garcia, L (7, PH) OBP: 0.342, SLG: 0.293										1	1	0	0	0	0	1
64 Sam Tuivailala, R (7, 1)										0	0	0	0	0	0	0
50 Adam Wainwright, R (8, PH) OBP: 0.243, SLG: 0.244										0	0	0	0	1	0	0
67 Matt Bowman, R (8, PR)										0	0	0	0	0	0	0
26 Seunghwan Oh, R (8, 1)										0	0	0	0	0	0	0

Inning Stats	R: 0 E: 0 K: 1 S: 17	H: 0 LOB: 1 BB: 1 P: 25	R: 0 E: 0 K: 0 S: 8	H: 0 LOB: 0 BB: 0 P: 9	R: 0 E: 0 K: 0 S: 12	H: 2 LOB: 2 BB: 0 P: 19	R: 0 E: 0 K: 1 S: 12	H: 2 LOB: 2 BB: 0 P: 15	R: 0 E: 0 K: 0 S: 9	H: 1 LOB: 1 BB: 0 P: 16	R: 0 E: 0 K: 1 S: 7	H: 0 LOB: 0 BB: 0 P: 9	R: 1 E: 0 K: 1 S: 14	H: 2 LOB: 1 BB: 0 P: 20	R: 2 E: 0 K: 2 S: 22	H: 2 LOB: 3 BB: 3 P: 37	R: 0 E: 0 K: 1 S: 11	H: 1 LOB: 1 BB: 0 P: 11	1B: 9 2B: 1 3B: 0 HR: 0	SF: 0 SAC: 0 DP: 0 HBP: 0	WP: 0 PB: 0 SB: 0 CS: 0	PA: 41

PITCHER		IP	WLS	BF	H	R	ER	SO	BB	IBB	HBP	BLK	WP	HR	S	P	ERA	WHIP
48 Jacob deGrom, R ERA: 3.37	(1, 1)	6.2	W	28	7	1	1	3	1	0	0	0	0	0	76	110	1.35	1.200
51 Paul Sewald, R ERA: 4.5	(7, 1)	1.0		5	0	2	2	2	2	0	0	0	0	0	14	23	18.00	2.000
39 Jerry Blevins, L ERA: 3.34	(8, 1)	0.0		3	2	0	0	0	1	0	0	0	0	0	7	12	∞	∞
43 Addison Reed, R ERA: 2.4	(8, 1)	1.1	S	5	1	0	0	2	0	0	0	0	0	0	15	16	0.00	0.750

PITCHER	IP	WLS	BF	H	R	ER	SO	BB	IBB	HBP	BLK	WP	HR	S	P	ERA	WHIP

AB	37
R	3
H	10
RBI	3
BB	4
SO	7
LOB	20

BOTTOM

St. Louis Cardinals @ New York Mets

Citi Field, Flushing, NY

Wed Jul 19 2017, 7:15 PM - 10:09 PM EDT

Att. 32,228 - Partly Cloudy - 91 F

livebaseballscorecards.com

Batter	1	2	3	4	5	6	7	8	9	AB	R	H	RBI	BB	SO	LOB
30 Michael Conforto, L (1, 8) OBP: 0.397, SLG: 0.540	B SI 87 S SI 88 B FC 88 B CH 81 F SI 91 X FC 90 3-2 P5 ①	X SI 87 0-0 13 E 13 FC5 19 1B 1B	C FF 92 X SL 84 0-1 P5 ①		C SL 82 C FF 92 D SL 82 S CH 86 1-3 K ③			B CU 76 X FF 93 1-0 F7 ②		5	1	1	0	0	1	1
13 Asdrúbal Cabrera, S (1, 4) OBP: 0.338, SLG: 0.405	B SI 89 F FC 88 B CH 84 X CH 83 2-1 19 F8 52 1B 1B	F SI 88 1 SAFE X CH 83 0-1 FC5 19 1B 52 2B 1-3	C FF 94 B FF 94 F SL 83 F SI 96 B SL 87 X SL 84 2-2 P4 ②			B FF 90 X FF 92 1-0 1B		X FF 94 0-0 1B		5	2	3	0	0	0	1
19 Jay Bruce, L (1, 9) OBP: 0.332, SLG: 0.529	C FC 88 X SI 89 0-1 F8 ② 1-2	B SI 88 X SI 88 1-0 52 2B 7 1B 1B 1-2 3-H	F SL 84 X SI 94 0-1 F7 ③			C FF 92 F FF 92 S CU 73 0-3 K ①		X FF 94 0-0 G4-3 ③		5	1	1	1	0	1	3
52 Yoenis Cespedes, R (1, 7) OBP: 0.330, SLG: 0.491	C SL 80 B FC 86 B SL 80 B FC 88 F FC 89 F SL 81 X SI 90 3-2 21 2B 1B 2-H	C SI 89 X SI 90 0-1 7 1B 2B 1-3 2-H		C FF 93 S SL 85 F FF 95 B SL 83 X SL 84 1-2 F9 ①		B CU 71 B CH 85 C CH 85 S CH 83 B FF 90 S CH 85 3-3 K ②				4	2	2	2	0	1	1
21 Lucas Duda, L (1, 3) OBP: 0.353, SLG: 0.544 51 Paul Sewald, R (7, 1) 39 Jerry Blevins, L (8, 1) 43 Addison Reed, L (8, 1)	B SI 89 X SI 90 1-0 4 1B 1-H 2B	0-0 18 1B 7 1B IBB		C FF 94 B SI 93 C CH 88 S SL 84 1-3 K ②		C FF 91 D CU 74 B CU 73 X FF 92 2-1 F8 ③				3 0 0 0	1 0 0 0	1 0 0 0	1 0 0 0	1 0 0 0	1 0 0 0	1 0 0 0
4 Wilmer Flores, R (1, 5) OBP: 0.307, SLG: 0.440	C FC 88 C SI 88 X FC 88 0-2 7 1B 1B 2-H	B CH 87 C SI 89 B SL 79 F FC 87 X KC 79 2-2 F9 ②		B SL 84 X FF 94 1-0 L9 ③			F SI 95 B SI 95 C SL 86 X SI 97 1-2 F9 ①			4	0	1	1	0	0	3
7 José Reyes, S (1, 6) OBP: 0.294, SLG: 0.394	B KC 77 B SI 89 F FC 88 X CH 83 2-1 18 FC5-4 1B 1-2	D KC 78 C SI 89 C FC 87 F KC 78 B SI 90 X SI 90 2-2 18 1B 1B 1-2 2-H 3-H			B SI 91 C FF 91 B CH 87 X SI 92 2-1 F8 ①		C CU 78 B SI 97 F SI 97 F FF 98 S CU 80 1-3 K ②			4	0	2	2	0	1	0
18 Travis d'Arnaud, R (1, 2) OBP: 0.288, SLG: 0.436	C FC 88 X SI 90 0-1 FC5-4 ③ 1-2f	B SI 89 X SI 89 1-0 1B 1-2 2-3			F FF 93 F FF 92 F FF 94 X FF 93 0-2 2B		C FF 97 F SL 87 F CU 80 B CU 79 F SI 96 X SL 86 1-2 G6-3 ③			4	0	2	0	0	0	2
48 Jacob deGrom, L (1, 1) OBP: 0.277, SLG: 0.348 54 T.J. Rivera, R (7, 3) OBP: 0.335, SLG: 0.440		X SI 88 X CH 88 1-0 L9 ① X SI 89 0-0 G4-3 ③			F SI 92 B SI 92 C SL 80 S SL 82 1-3 K ②			B FF 93 X FF 94 1-0 F9 ①		3 1	0 0	0 0	0 0	0 0	1 0	4 0
Inning Stats	R: 3 E: 0 K: 0 S: 19 H: 5 LOB: 2 BB: 0 P: 30	R: 4 E: 1 K: 0 S: 16 H: 5 LOB: 3 BB: 1 P: 23	R: 0 E: 0 K: 0 S: 8 H: 0 LOB: 0 BB: 0 P: 10	R: 0 E: 0 K: 1 S: 8 H: 0 LOB: 0 BB: 0 P: 11	R: 0 E: 0 K: 2 S: 12 H: 1 LOB: 1 BB: 0 P: 16	R: 0 E: 0 K: 2 S: 9 H: 1 LOB: 1 BB: 0 P: 15	R: 0 E: 0 K: 1 S: 12 H: 0 LOB: 0 BB: 0 P: 15	R: 0 E: 0 K: 0 S: 4 H: 1 LOB: 1 BB: 0 P: 6		1B: 10 2B: 3 3B: 0 HR: 0 SF: 0 SAC: 0 DP: 0 HBP: 0					WP: 0 PB: 0 SB: 0 CS: 0 PA: 39	

	AB	38
	R	7
	H	13
	RBI	7
	BB	1
	SO	6
	LOB	16

PITCHER		IP	WLS	BF	H	R	ER	SO	BB	IBB	HBP	BLK	WP	HR	S	P	ERA	WHIP
8 Mike Leake, R ERA: 3.39	(1, 1)	2.0	L	18	10	7	4	0	0	1	0	0	0	0	35	53	18.00	5.000
60 John Brebbia, R ERA: 1.64	(3, 1)	3.0		10	1	0	0	3	0	0	0	0	0	0	28	37	0.00	0.333
46 Kevin Siegrist, L ERA: 4.6	(6, 1)	1.0		4	1	0	0	2	0	0	0	0	0	0	9	15	0.00	1.000
64 Sam Tuivailala, R ERA: 2.14	(7, 1)	1.0		3	0	0	0	1	0	0	0	0	0	0	12	15	0.00	0.000
26 Seunghwan Oh, R ERA: 4.07	(8, 1)	1.0		4	1	0	0	0	0	0	0	0	0	0	4	6	0.00	1.000

PITCHER	IP	WLS	BF	H	R	ER	SO	BB	IBB	HBP	BLK	WP	HR	S	P	ERA	WHIP

Batter	1	2	3	4	5	6	7	8	9	AB	R	H	RBI	BB	SO	LOB
13 Matt Carpenter, L (1, 4) (8, 3) OBP: 0.383, SLG: 0.454	X CH 88 0-0 F9		B SI 89 B CU 74 C SI 90 X SL 83 2-1 F7			B SI 91 B CU 74 B FF 90 B CH 88 4-0 28 2B BB		C CU 75 F CH 84 B CH 84 X FF 92 1-2 G3		3	1	0	0	1	0	0
28 Tommy Pham, R (1, 7) OBP: 0.396, SLG: 0.536	B SI 90 B CU 75 S FF 90 X SI 90 2-1 G1-3			C F B B CU 77 B SI 91 F SI 90 F CH 84 X SL 84 3-2 F9		X CH 89 0-0 25 G4-3 1-H 2B		B CU 74 F CH 84 B FF 92 B CU 77 X CH 84 3-1 HR		4	1	2	2	0	0	0
25 Dexter Fowler, S (1, 8) OBP: 0.329, SLG: 0.458	B SI 90 F FF 91 F SI 91 X SI 93 1-2 P6			C SL 83 S SL 84 B FF 91 B SI 91 B SL 87 C SI 91 3-3 K		C CU 76 C CU 78 X CU 80 0-2 G4-3 2-3		X FF 92 0-0 40 CS 1B		4	0	1	0	0	1	1
40 Luke Voit, R (1, 3) OBP: 0.345, SLG: 0.580 16 Kolten Wong, L (8, 4) OBP: 0.391, SLG: 0.433		H CH 88 1-0 HBP		F CH 89 B CH 82 F SL 86 F FF 91 F CU 78 F CH 89 S CU 78 1-3 K		T SL 84 B CH 89 B FF 92 B SL 84 F SI 90 X CU 78 3-2 G5-3		1 SAFE B FF 90 T FF 92 S FF 92 1 SAFE B FF 92 X FF 92 2-2 P5 1-2		3 0	0 0	0 0	0 0	0 0	1 0	2 0
11 Paul DeJong, R (1, 6) OBP: 0.296, SLG: 0.548		B CH 88 F SL 83 X CH 88 1-1 F9			S SL 82 S CU 74 B CU 77 B SL 85 C SI 92 2-3 K		C CU 75 B CH 89 S SI 90 B FF 92 F SL 84 F CU 78 B CU 78 X SI 91 3-2 L7		X FF 90 0-0 P4	4	0	0	0	0	1	1
43 Magneuris Sierra, L (1, 9) OBP: 0.400, SLG: 0.365		B CH 89 F CH 89 1 SAFE S CH 89 F FF 92 1 SAFE F CH 84 F SL 84 F CH 83 1-3 S CU 78 K			B SI 90 C FF 90 B CH 85 X SI 91 2-1 G6-3		X SI 90 0-0 B1		B FF 92 B FF 90 C FF 90 B FF 89 C FF 90 X FF 90 3-2 G1-3	4	0	0	0	0	1	1
35 Greg Garcia, L (1, 5) OBP: 0.346, SLG: 0.307		C SI 90 F FF 90 B FF 92 S CU 78 1-3 K			C CH 83 X CU 76 0-1 2B		F CH 89 B SL 85 X SL 84 1-1 41 1B 1B		C FF 93 B SL 86 F SL 86 B FF 92 F FF 92 X SL 84 2-2 P6	4	0	2	0	0	1	1
41 Eric Fryer, R (1, 2) OBP: 0.277, SLG: 0.197			C CH 88 X SL 83 0-1 G6-3		C SL 84 X SL 83 0-1 G6-3		1 SAFE C CU 76 B SI 90 X SL 84 1-1 1-2 1B			3	0	1	0	0	0	1
31 Lance Lynn, S (1, 1) OBP: 0.135, SLG: 0.143 3 Jedd Gyorko, R (7, PH) OBP: 0.350, SLG: 0.498 67 Matt Bowman, R (7, 1) 27 Brett Cecil, R (8, 1) 44 Trevor Rosenthal, R (9, 1)			C CH 88 X CH 89 0-1 G4-3			B CH 89 B SI 91 B CH 88 C CH 87 F CH 88 F CH 88 X CH 88 3-2 G5-3	C CH 84 X CH 83 0-1 P2			2 1 0 0 0	0 0 0 0 0	0 0 0 0 0	0 0 0 0 0	0 0 0 0 0	0 0 0 0 0	0 2 0 0 0
Inning Stats	R: 0 E: 0 K: 0 S: 6 H: 0 LOB: 0 BB: 0 P: 9	R: 0 E: 0 K: 2 S: 12 H: 0 LOB: 1 BB: 0 P: 16	R: 0 E: 0 K: 0 S: 6 H: 0 LOB: 0 BB: 0 P: 8	R: 0 E: 0 K: 2 S: 14 H: 0 LOB: 0 BB: 0 P: 21	R: 0 E: 0 K: 1 S: 9 H: 1 LOB: 1 BB: 0 P: 13	R: 1 E: 0 K: 0 S: 11 H: 1 LOB: 1 BB: 1 P: 21	R: 0 E: 0 K: 0 S: 12 H: 2 LOB: 2 BB: 0 P: 17	R: 1 E: 0 K: 0 S: 9 H: 2 LOB: 0 BB: 0 P: 15	R: 0 E: 0 K: 0 S: 8 H: 0 LOB: 0 BB: 0 P: 13	1B: 3 2B: 2 3B: 0 HR: 1 SF: 0 SAC: 0 DP: 0 HBP: 1						

TOP

St. Louis Cardinals @ New York Mets
Citi Field, Flushing, NY
Thu Jul 20 2017, 12:11 PM - 2:58 PM EDT
Att. 39,640 - Partly Cloudy - 92 F

livebaseballscorecards.com

AB	32
R	2
H	6
RBI	2
BB	1
SO	5
LOB	9

WP: 0 PB: 0 SB: 0 CS: 1 PA: 34

PITCHER		IP	WLS	BF	H	R	ER	SO	BB	IBB	HBP	BLK	WP	HR	S	P	ERA	WHIP
67 Seth Lugo, R ERA: 4.05	(1, 1)	6.2		26	4	1	1	5	1	0	1	0	0	0	68	103	1.35	0.750
62 Erik Goeddel, R ERA: 3.6	(7, 1)	1.1		5	2	1	1	0	0	0	0	0	0	1	11	17	6.75	1.500
43 Addison Reed, R ERA: 2.35	(9, 1)	1.0	W	3	0	0	0	0	0	0	0	0	0	0	8	13	0.00	0.000

PITCHER		IP	WLS	BF	H	R	ER	SO	BB	IBB	HBP	BLK	WP	HR	S	P	ERA	WHIP

BOTTOM

St. Louis Cardinals @ New York Mets

Citi Field, Flushing, NY

Thu Jul 20 2017, 12:11 PM - 2:58 PM EDT

Att. 39,640 - Partly Cloudy - 92 F

livebaseballscorecards.com

Batter	1	2	3	4	5	6	7	8	9	AB	R	H	RBI	BB	SO	LOB
3 Curtis Granderson, L (1, 9) OBP: 0.325, SLG: 0.456	C SI 89 B SI 89 X SI 90 1-1 ① P6		C SI 92 C CU 84 B SI 92 X CU 79 1-2 ② G3			B CH 88 B CH 87 X CH 86 2-0 ① G4-3		C FC 90 B SI 92 S FC 88 B FF 93 F KC 83 X FC 88 2-2 ② G6-3		4	0	0	0	0	0	0
13 Asdrúbal Cabrera, S (1, 4) OBP: 0.333, SLG: 0.398	C CH 88 S SI 88 B SI 93 F FF 90 F FC 88 B SI 89 B CH 83 X SI 90 3-2 ② F7		B CU 77 X CU 78 1-0 ③ G4-3			F SI 90 B CH 86 B CH 81 X SI 92 2-1 ② F9		X KC 83 0-0 ③ P3		4	0	0	0	0	0	0
30 Michael Conforto, L (1, 8) OBP: 0.405, SLG: 0.548	B SI 90 B CH 88 C SI 90 B SI 90 F SI 90 B SI 93 4-2 BB			B SI 90 C CU 76 B SI 91 X SI 90 2-1 52 F9 2B		S CU 78 B CU 74 X SI 92 1-1 1B			B SL 84 B FF 95 B CH 83 C FF 95 S CH 85 B FF 95 4-2 52 FC5-4 BB	2	0	2	0	2	0	0
52 Yoenis Cespedes, R (1, 7) OBP: 0.323, SLG: 0.480	B SI 92 C SI 92 F SI 93 F FF 89 F SI 92 B FC 85 B FC 88 S SI 93 3-3 ③ K			B SI 92 B FF 93 C SI 88 B SI 92 F FF 94 X FC 89 3-2 ① F9 2-3		C SI 90 B CH 85 X SI 91 1-1 ③ P6			B FF 96 C SL 84 X SL 87 1-1 ① FC5-4 54 1B 7 1B 1-2f	4	1	0	0	0	1	4
21 Lucas Duda, L (1, 3) OBP: 0.352, SLG: 0.552		B SI 91 B SI 91 C SI 89 B CH 83 F SI 89 F SI 92 X SI 93 3-2 HR		F SI 90 C SI 94 B SI 93 F SI 94 S CU 82 1-3 ② K			C SI 91 B FS 78 S FS 79 B SI 91 X FS 78 2-2 ① P6		S FF 96 C FF 97 X SL 83 0-2 ② F9	4	1	1	1	0	1	2
54 T.J. Rivera, R (1, 5) OBP: 0.333, SLG: 0.437		C SI 92 F SI 92 B FC 88 X FF 93 1-2 ① F9		F SI 93 F SI 93 X CH 87 0-2 ③ L8			C SL 88 S FS 81 B SI 91 S SI 90 1-3 ② K		X FF 97 0-0 7 1B 1-3 1B	4	0	1	0	0	1	1
7 José Reyes, S (1, 6) OBP: 0.293, SLG: 0.392		C SI 89 F SI 92 B CU 80 F CH 83 B CH 88 F SI 92 F SI 91 X FC 89 2-2 ② L8			B CU 75 B CH 88 C SI 89 F FC 86 F FF 92 X SI 91 2-2 ① G4-3		B SI 92 B FS 78 S FS 78 S FS 79 C SI 92 2-3 ③ K		X FF 98 0-0 1-2 1B 3-H	4	0	1	1	0	1	0
44 René Rivera, R (1, 2) OBP: 0.297, SLG: 0.403		S FF 92 S SI 92 S FF 94 0-3 ③ K			C CU 79 S SI 92 B FF 93 B FC 88 F FF 93 X SI 90 2-2 ② G5-3			X FF 90 0-0 ① G4-3		3	0	0	0	0	1	0
67 Seth Lugo, R (1, 1) OBP: 0.214, SLG: 0.571 62 Erik Goeddel, R (7, 1) 4 Wilmer Flores, R (8, PH) OBP: 0.310, SLG: 0.456 43 Addison Reed, L (9, 1)			C SI 89 C SI 90 B CU 79 C SI 92 1-3 ① K		C SI 91 B SI 90 F SI 92 S SI 93 1-3 ③ K			B SI 90 C FF 92 C KC 83 X KC 83 1-2 HR		2 0 1 0	0 0 1 0	0 0 1 0	0 0 1 0	0 0 0 0	2 0 0 0	0 0 0 0
Inning Stats	R: 0 E: 0 K: 1 S: 14 H: 0 LOB: 1 BB: 1 P: 25	R: 1 E: 0 K: 1 S: 16 H: 1 LOB: 0 BB: 0 P: 22	R: 0 E: 0 K: 1 S: 7 H: 0 LOB: 0 BB: 0 P: 10	R: 0 E: 0 K: 1 S: 12 H: 1 LOB: 1 BB: 0 P: 18	R: 0 E: 0 K: 1 S: 11 H: 0 LOB: 0 BB: 0 P: 16	R: 0 E: 0 K: 0 S: 7 H: 1 LOB: 1 BB: 0 P: 13	R: 0 E: 0 K: 2 S: 9 H: 0 LOB: 0 BB: 0 P: 14	R: 1 E: 0 K: 0 S: 9 H: 1 LOB: 0 BB: 0 P: 12	R: 1 E: 0 K: 0 S: 9 H: 2 LOB: 2 BB: 1 P: 14	1B: 3 2B: 1 3B: 0 HR: 2 SF: 0 SAC: 0 DP: 0 HBP: 0						

PITCHER		IP	WLS	BF	H	R	ER	SO	BB	IBB	HBP	BLK	WP	HR	S	P	ERA	WHIP
31 Lance Lynn, R ERA: 3.3	(1, 1)	6.0		22	3	1	1	5	1	0	0	0	0	1	67	104	1.50	0.667
67 Matt Bowman, R ERA: 3.51	(7, 1)	1.0		3	0	0	0	2	0	0	0	0	0	0	9	14	0.00	0.000
27 Brett Cecil, L ERA: 3.69	(8, 1)	1.0	B	4	1	1	1	0	0	0	0	0	0	1	9	12	9.00	1.000
44 Trevor Rosenthal, R ERA: 3.89	(9, 1)	0.2	L	5	2	1	1	0	1	0	0	0	0	0	9	14	13.50	4.500

PITCHER	IP	WLS	BF	H	R	ER	SO	BB	IBB	HBP	BLK	WP	HR	S	P	ERA	WHIP

AB	32
R	3
H	6
RBI	3
BB	2
SO	7
LOB	7

WP: 0	PA: 34		
PB: 0			
SB: 0			
CS: 0			

Oakland Athletics @ New York Mets

Citi Field, Flushing, NY

Fri Jul 21 2017, 7:10 PM - 10:24 PM EDT

Att. 26,969 - Partly Cloudy - 91 F

TOP

livebaseballscorecards.com

Batter	1	2	3	4	5	6	7	8	9	AB	R	H	RBI	BB	SO	LOB
11 Rajai Davis, R (1, 8) OBP: 0.293, SLG: 0.340	B SI 93 F SI 94 B SI 94 X SI 94 2-1 10 1B 25 1B 1B		B CH 84 X CH 84 1-0 ② G6-3		C SI 93 X CH 84 0-1 10 S 10 1B 1B		C SL 82 B FF 92 C FF 91 F SL 83 B FF 90 B FF 92 B FF 92 4-2 2 F9 10 F7 BB	F FF 90 F FF 91 D SL 85 B FF 93 F FF 92 D SL 84 B FF 91 4-2 10 1B 1-2 BB		3	2	2	0	2	0	0
10 Marcus Semien, R (1, 6) OBP: 0.326, SLG: 0.282	C SI 91 F SI 92 F SI 92 1 SAFE X CU 78 0-2 2 G6-4-3 25 1B 1-3 1B		C CU 79 C SI 94 X SI 93 0-2 1B		1 SAFE 1 SAFE 1 SAFE C SI 92 X SI 91 0-1 25 1B 25 S 2 SF9 1-H 1B		C FF 90 B FF 90 1 SAFE X SL 84 1-1 ① F7 1-2	X FF 92 0-0 1-2 2-3 3-H 1B		5	1	4	2	0	0	1
25 Ryon Healy, R (1, 3) OBP: 0.296, SLG: 0.481 17 Yonder Alonso, L (6, 3) OBP: 0.374, SLG: 0.554	C CU 78 X CU 78 0-1 2 G6-4-3 1-2 3-H 1B		B SI 92 F CU 76 X SI 92 1-1 ③ F9		B SI 92 C CU 77 B CU 76 F SI 92 F SI 91 D CU 77 X CH 83 3-2 1-3 1B		B SL 82 B CH 82 B CH 81 C SL 82 D CH 82 4-1 BB	C CU 72 X CU 71 0-1 ② P3		3 1	0 0	2 0	1 0	0 1	0 0	1 3
2 Khris Davis, R (1, 7) OBP: 0.330, SLG: 0.520	B SI 92 B SI 93 C CH 83 F CH 84 B SI 92 X SI 92 3-2 ① ② G6-4-3 1-2f 2-3			B SI 93 C SI 94 B SI 94 C SI 94 F SI 93 S SI 94 2-3 ① K	B SI 92 B SI 92 X SI 92 2-0 ② SF9 3-H		C CH 84 B SL 84 C FF 92 X FF 93 1-2 ② F9 2-3	F SI 89 B FF 91 F CU 72 D CU 74 S FF 91 2-3 ③ K		4	0	0	1	0	2	7
26 Matt Chapman, R (1, 5) OBP: 0.250, SLG: 0.371	C CU 79 S SI 92 B SI 92 B CH 83 B SI 93 C SI 92 3-3 ③ K			B CU 79 C CU 78 B SI 93 B SI 93 C CU 79 F CU 79 S SI 93 3-3 ② K	C CU 77 X CU 77 0-1 ③ G1-3		C SL 84 S FF 93 B FF 92 X FF 92 1-2 ③ P5		B CU 70 C FF 89 B CU 72 B FF 88 C FF 89 X FF 89 3-2 ① P3	5	0	0	0	0	2	4
23 Matt Joyce, L (1, 9) OBP: 0.332, SLG: 0.414		C CU 79 X CU 78 0-1 ① G4-3		B CU 78 X CU 79 1-0 16 1B 1B		B SL 86 S CH 90 B CH 90 C SI 95 B SI 92 X FF 97 3-2 ① F7		X FF 92 0-0 19 2B 8 1B 1B	C CU 72 B FF 89 B FF 89 C CU 71 S CU 72 2-3 ② K	5	1	2	0	0	1	0
16 Adam Rosales, R (1, 4) OBP: 0.268, SLG: 0.342 28 Matt Olson, L (8, PH) OBP: 0.305, SLG: 0.440 61 John Axford, R (8, 1) 13 Bruce Maxwell, L (9, PH) OBP: 0.386, SLG: 0.365		C SI 93 F CU 78 B SI 94 B SI 93 X CU 78 2-2 ② F9		X CU 77 0-0 19 FC5-4 1-3 1B		C SL 87 B SL 88 C SI 96 S SI 96 1-3 ② K		C CH 86 C CU 76 D CH 86 D CH 85 T CH 85 2-2 ① K	C CU 71 C FF 89 X CU 71 0-2 ③ F8	3 1 0 1	0 0 0 0	1 0 0 0	0 0 0 0	1 1 0 0	0 1 0 0	0 1 0 0
19 Josh Phegley, R (1, 2) OBP: 0.250, SLG: 0.352		C SI 93 B SI 93 C CU 78 S SI 93 1-3 ③ K		D CU 79 B SI 91 S CH 84 S CH 82 1 SAFE X SI 92 2-2 ③ FC5-4 1-2f		C SL 87 X SL 88 0-1 1B		B FF 91 X FF 92 1-0 8 1B 10 1B 1-3 2B		4	1	2	0	0	1	2
58 Paul Blackburn, R (1, 1) 37 Danny Coulombe, L (6, 1) 39 Blake Treinen, R (6, 1) 47 Frankie Montas, R (7, 1) 8 Jed Lowrie, S (8, PH) OBP: 0.338, SLG: 0.451 (8, 4)			C SI 92 C CU 78 B SI 94 C SI 93 1-3 ① K		X SI 92 0-0 ① G4-3		B SI 92 C SI 93 C SI 93 C SI 94 1-3 ③ K	D CU 77 S CH 85 F CH 85 B FF 92 B FF 92 F CH 85 F FF 93 X CH 85 3-2 10 1B 11 BB 2-3 3-H 1B		3 0 0 0 1	0 0 0 0 0	0 0 0 0 1	0 0 0 0 1	2 0 0 0 1	1 0 0 0 0	
Inning Stats	R: 1 E: 0 K: 1 S: 14 H: 3 LOB: 1 BB: 0 P: 22	R: 0 E: 0 K: 1 S: 8 H: 0 LOB: 0 BB: 0 P: 11	R: 0 E: 0 K: 1 S: 9 H: 1 LOB: 1 BB: 0 P: 12	R: 0 E: 0 K: 2 S: 13 H: 2 LOB: 2 BB: 0 P: 21	R: 2 E: 0 K: 0 S: 12 H: 3 LOB: 1 BB: 0 P: 17	R: 0 E: 0 K: 2 S: 11 H: 1 LOB: 1 BB: 0 P: 16	R: 0 E: 0 K: 0 S: 12 H: 0 LOB: 2 BB: 2 P: 23	R: 2 E: 0 K: 2 S: 19 H: 4 LOB: 3 BB: 1 P: 31	R: 0 E: 0 K: 1 S: 9 H: 0 LOB: 0 BB: 0 P: 14	1B: 13 2B: 1 3B: 0 HR: 0 SF: 1 SAC: 0 DP: 1 HBP: 0						WP: 0 PB: 0 SB: 2 CS: 0 PA: 43	

	AB	39
	R	5
	H	14
	RBI	5
	BB	3
	SO	10
	LOB	20

PITCHER		IP	WLS	BF	H	R	ER	SO	BB	IBB	HBP	BLK	WP	HR	S	P	ERA	WHIP
32 Steven Matz, L ERA: 4.67	(1, 1)	5.0		23	9	3	3	5	0	0	0	0	0	0	56	83	5.40	1.800
47 Hansel Robles, R ERA: 5.92	(6, 1)	1.0	W	4	1	0	0	2	0	0	0	0	0	0	11	16	0.00	1.000
51 Paul Sewald, R ERA: 4.38	(7, 1)	1.0	H	5	0	0	0	0	2	0	0	0	0	0	12	23	0.00	2.000
62 Erik Goeddel, R ERA: 5.23	(8, 1)	0.1		4	3	2	2	1	0	0	0	0	0	0	10	16	54.00	9.000
43 Addison Reed, R ERA: 2.35	(8, 1)	0.0		2	1	0	0	0	1	0	0	0	0	0	4	8	∞	∞

PITCHER		IP	WLS	BF	H	R	ER	SO	BB	IBB	HBP	BLK	WP	HR	S	P	ERA	WHIP
39 Jerry Blevins, L ERA: 3.16	(8, 1)	1.2	S	5	0	0	0	2	0	0	0	0	0	0	14	21	0.00	0.000

Oakland Athletics @ New York Mets

Citi Field, Flushing, NY

Fri Jul 21 2017, 7:10 PM - 10:24 PM EDT

Att. 26,969 - Partly Cloudy - 91 F

BOTTOM

Batter	1	2	3	4	5	6	7	8	9	AB	R	H	RBI	BB	SO	LOB
30 Michael Conforto, L (1, 8) OBP: 0.406, SLG: 0.570	C FF 90 X CU 76 0-1 P5		X CH 82 0-0 1-H HR		D SI 90 C SL 86 D CU 76 B SL 84 C SL 87 X SL 87 3-2 F8		F FF 97 B FF 98 B SI 98 F SI 98 X SL 89 2-2 1-H HR			4	2	2	4	0	0	2
13 Asdrúbal Cabrera, S (1, 4) OBP: 0.332, SLG: 0.394	X SI 90 0-0 L3		X CU 76 0-0 G3			C SL 84 B SI 90 S SL 86 B CU 76 B FF 90 B SL 85 4-2 21 1B 52 1B 54 E BB	C FF 99 B CH 92 C SI 100 S SL 90 1-3 K			3	1	0	0	1	1	0
19 Jay Bruce, L (1, 9) OBP: 0.328, SLG: 0.523	B SI 91 X CH 84 1-0 G1-3			B SI 90 C SI 91 X SL 85 1-1 L3		B SI 89 F CH 82 S CH 80 S SI 89 1-3 K	C SL 88 F FF 100 F FF 102 F FF 100 S SL 90 0-3 K			4	0	0	0	0	2	1
52 Yoenis Cespedes, R (1, 7) OBP: 0.332, SLG: 0.486		C SI 91 B SL 86 B SI 90 B SI 92 C SL 83 F SI 91 X SI 92 3-2 L8		B SI 92 B SI 90 B SI 91 X SI 91 3-0 21 G4-6-3 1B		B SI 89 C SL 85 B SI 90 B CU 78 S SL 82 1 SAFE X SL 84 3-2 21 1B 54 E 1-2 1B		C FF 95 B CU 80 X FF 94 1-1 1B		4	1	3	0	0	0	0
21 Lucas Duda, L (1, 3) OBP: 0.350, SLG: 0.547		B SI 92 X CH 84 1-0 G2-3		D SI 90 X SL 86 1-0 G4-6-3 1-2f		F SL 87 C KC 80 X KC 82 0-2 54 1B 54 E 1-2 2-3 1B		C FF 95 1 SAFE C SI 95 D CU 80 S CU 79 1-3 K		4	0	1	0	0	1	2
54 T.J. Rivera, R (1, 5) OBP: 0.336, SLG: 0.438		C SI 91 B CU 77 F CU 77 X SL 85 1-2 G1-3			B SI 89 X SL 83 1-0 7 FC6-4 1B	S SI 97 D SI 98 B SL 89 X SI 98 2-1 E5 1-3 2-H 3-H 1B		1 SAFE X FF 94 0-0 F8		4	1	2	2	0	0	1
7 José Reyes, S (1, 6) OBP: 0.290, SLG: 0.388			B SI 90 C SI 90 B CU 75 X SI 91 2-1 L8		F SI 89 D SL 86 1 SAFE X SL 84 1-1 FC6-4 3 FC4 18 1B 1-2f	L SI 99 X SI 99 0-1 G4-3		B CU 79 C FF 95 X FF 95 1-1 P6		4	0	0	0	0	0	2
18 Travis d'Arnaud, R (1, 2) OBP: 0.289, SLG: 0.435			B SI 90 C SL 83 X SL 85 1-1 L8		1 SAFE X SL 84 0-0 3 FC4 1-2 1B		F FF 99 B FF 100 B SL 89 X SI 100 2-1 P3			3	0	1	0	0	0	0
32 Steven Matz, R (1, 1) OBP: 0.231, SLG: 0.231 3 Curtis Granderson, L (5, PH) OBP: 0.324, SLG: 0.464 47 Hansel Robles, R (6, 1) 51 Paul Sewald, R (7, 1) 15 Matt Reynolds, R (7, PH) OBP: 0.250, SLG: 0.300 62 Erik Goeddel, R (8, 1) 43 Addison Reed, L (8, 1) 39 Jerry Blevins, L (8, 1)			B SI 90 B SI 91 B SI 90 C SI 88 F SI 88 X SI 89 3-2 30 HR 1B		D SL 83 B SI 90 C CH 83 2 SAFE C CH 83 B SL 86 X SL 85 3-2 FC4 1-2f 2-3		B SI 99 B SL 88 C FF 99 F SI 100 B SL 89 B SL 89 4-2 30 PB 30 HR BB			1 1 0 0 0 0 0 0	1 0 0 0 1 0 0 0	1 0 0 0 0 0 0 0	0 0 0 0 1 0 0 0	0 0 0 0 0 0 0 0	0 2 0 0 0 0 0 0	0 0 0 0 0 0 0 0
Inning Stats	R: 0 E: 0 K: 0 S: 4 H: 0 LOB: 0 BB: 0 P: 5	R: 0 E: 0 K: 0 S: 8 H: 0 LOB: 0 BB: 0 P: 13	R: 2 E: 0 K: 0 S: 9 H: 2 LOB: 0 BB: 0 P: 15	R: 0 E: 0 K: 0 S: 4 H: 1 LOB: 0 BB: 0 P: 9	R: 0 E: 0 K: 0 S: 10 H: 2 LOB: 2 BB: 0 P: 18	R: 3 E: 1 K: 1 S: 15 H: 3 LOB: 0 BB: 1 P: 25	R: 2 E: 0 K: 2 S: 15 H: 1 LOB: 0 BB: 1 P: 24	R: 0 E: 0 K: 1 S: 8 H: 1 LOB: 1 BB: 0 P: 11		1B: 8 2B: 0 3B: 0 HR: 2 SF: 0 SAC: 0 DP: 1 HBP: 0						

livebaseballscorecards.com

AB	32
R	7
H	10
RBI	6
BB	2
SO	4
LOB	10

PITCHER		IP	WLS	BF	H	R	ER	SO	BB	IBB	HBP	BLK	WP	HR	S	P	ERA	WHIP
58 Paul Blackburn, R ERA: 2.88	(1, 1)	5.1	L	22	6	4	4	1	1	0	0	0	0	1	43	76	6.75	1.312
37 Danny Coulombe, L ERA: 2.76	(6, 1)	0.0		1	1	0	0	0	0	0	0	0	0	0	3	3	∞	∞
39 Blake Treinen, R ERA: 5.36	(6, 1)	0.2	B	2	1	1	0	0	0	0	0	0	0	0	4	6	0.00	1.500
47 Frankie Montas, R ERA: 7.28	(7, 1)	1.0		5	1	2	2	2	1	0	0	0	0	1	15	24	18.00	2.000
61 John Axford, R ERA: 6.0	(8, 1)	1.0		4	1	0	0	1	0	0	0	0	0	0	8	11	0.00	1.000

PITCHER	IP	WLS	BF	H	R	ER	SO	BB	IBB	HBP	BLK	WP	HR	S	P	ERA	WHIP

Oakland Athletics @ New York Mets

Citi Field, Flushing, NY

Sat Jul 22 2017, 7:11 PM - 10:17 PM EDT

Att. 39,629 - Drizzle - 84 F

TOP

livebaseballscorecards.com

Batter	1	2	3	4	5	6	7	8	9	AB	R	H	RBI	BB	SO	LOB
23 Matt Joyce, L (1, 9) OBP: 0.330, SLG: 0.420	C SI 94 X CU 78 0-1 HR	F SI 92 F SI 94 D FC 86 S FC 89 1-3 ① K		C CH 85 C FC 87 S FF 94 0-3 ① K		B SL 80 B SL 79 X FF 94 2-0 ② F9		C SL 88 D CU 78 X SL 88 1-1 ③ G1-3		5	1	1	1	0	2	3
10 Marcus Semien, R (1, 6) OBP: 0.330, SLG: 0.280	C FF 95 B SI 95 B FF 96 S FF 95 F FF 96 B FF 96 F FF 96 B FF 96 4-2 17 S 2 1B BB	S FC 87 B CU 77 B CU 79 C FC 86 F FF 94 X CU 78 2-2 ② FC5-4 17 1B 1-2f		C SI 93 F FC 86 B CU 77 X CH 88 1-2 17 G3-6 1B		B FF 94 D FF 93 C FS 83 F FF 93 F FF 94 X SL 80 2-2 ③ L7			F SI 95 X SI 96 0-1 ① L8	4	1	1	0	1	0	2
17 Yonder Alonso, L (1, 3) OBP: 0.371, SLG: 0.548	C FC 88 S CU 78 F FF 95 X FC 88 0-2 ① L4 1-2	1 SAFE F FF 93 D CU 77 X CH 86 1-1 1-2 1B		1 SAFE S FC 86 F FC 86 X FF 93 0-2 ② ③ G3-6 1-2f			C CU 79 S SL 87 B SL 85 S SL 87 1-3 ① K		S SL 86 X SL 87 0-1 ② G5-3	5	0	1	0	0	1	2
2 Khris Davis, R (1, 7) OBP: 0.333, SLG: 0.519	B FC 86 F FF 96 F FF 95 F CU 80 X FF 95 1-2 8 BB 13 2B 2-H 1B	F FC 86 B FC 86 F CU 77 S FF 93 1-3 ③ K			B FF 93 B FF 94 F FC 87 S FC 86 F FF 95 X FC 87 2-2 ① G2-3		B FF 93 B FF 92 B FF 90 F FF 91 B FF 92 4-1 8 1B BB		S SL 84 B FF 96 S SL 84 B SI 95 B SL 86 B FF 97 4-2 BB	3	1	1	1	2	1	2
8 Jed Lowrie, S (1, 4) OBP: 0.339, SLG: 0.449	1 SAFE B FC 89 F FF 94 B FF 94 B FF 94 F FF 95 1 SAFE D FC 89 4-2 13 2B 26 SF9 1-2 BB		X CU 78 0-0 ① L9		B CH 87 X FC 87 1-0 ② L9		C SL 86 X SL 82 0-1 13 G1-6-3 1-2 1B		B SI 94 X CH 89 1-0 ③ F9	4	1	1	0	1	0	1
13 Bruce Maxwell, L (1, 2) OBP: 0.391, SLG: 0.377	B FF 94 B SI 93 S FF 94 F FC 88 B FF 94 X FC 89 3-2 1-3 2-H 2B		C FF 92 C CH 86 F FF 93 B CH 87 B FF 92 F CU 79 C CH 88 2-3 ② K		B CU 76 C CH 87 S FF 93 B FF 94 B CH 87 B CU 78 4-2 BB		C FF 90 D CU 80 X SL 87 1-1 ② ③ G1-6-3 1-2f			3	0	1	1	1	1	2
26 Matt Chapman, R (1, 5) OBP: 0.250, SLG: 0.415	X FF 94 0-0 ② SF9 3-H		B FC 87 S FC 85 C CU 78 X FF 92 1-2 HR		X FC 86 0-0 ③ F9			C SL 87 X CU 78 0-1 ① F7		3	1	1	2	0	0	1
38 Jaycob Brugman, L (1, 8) OBP: 0.341, SLG: 0.318 11 Rajai Davis, R (8, PH) OBP: 0.292, SLG: 0.339 (8, 8)	B CU 80 C CU 78 F FF 94 S CU 79 1-3 ③ K		X SI 93 0-0 1B			C FF 92 C SL 79 B FF 94 X FF 93 1-2 55 SH2-4 1B		C SL 86 B SL 88 B CH 83 X SL 86 2-1 ② L8		3 1	0 0	2 0	0 0	1 0	1 0	1 0
55 Sean Manaea, R (1, 1) 39 Blake Treinen, R (6, 1) 25 Ryon Healy, R (8, PH) OBP: 0.298, SLG: 0.483 31 Liam Hendriks, R (8, 1) 37 Danny Coulombe, L (8, 1) 67 Simon Castro, R (9, 1)		C FF 93 B FF 92 B CU 78 F FF 94 B FF 94 B FF 94 4-2 10 FC5-4 BB	C FF 93 S FF 93 C FF 94 0-3 ③ K			L FF 92 B FF 93 C SL 79 X FF 94 1-2 ① SH2-4 1-2		B SL 87 C FF 87 B FF 90 C CU 80 B SL 87 X SL 86 3-2 1B		1 0 1 0 0 0	0 0 0 0 0 0	0 0 1 0 0 0	0 0 0 0 0 0	1 0 0 0 0 0	1 0 0 0 0 0	1 0 0 0 0 0
Inning Stats	R: 4 E: 0 K: 1 S: 23 H: 3 LOB: 1 BB: 2 P: 36	R: 0 E: 0 K: 2 S: 14 H: 1 LOB: 2 BB: 1 P: 23	R: 1 E: 0 K: 2 S: 13 H: 2 LOB: 1 BB: 0 P: 16	R: 0 E: 0 K: 1 S: 9 H: 1 LOB: 0 BB: 0 P: 10	R: 0 E: 0 K: 0 S: 8 H: 0 LOB: 1 BB: 1 P: 15	R: 0 E: 0 K: 0 S: 11 H: 1 LOB: 1 BB: 0 P: 17	R: 0 E: 0 K: 1 S: 8 H: 1 LOB: 1 BB: 1 P: 14	R: 0 E: 0 K: 0 S: 9 H: 1 LOB: 1 BB: 0 P: 15	R: 0 E: 0 K: 0 S: 7 H: 0 LOB: 1 BB: 1 P: 12	1B: 7 2B: 1 3B: 0 HR: 2	SF: 1 SAC: 1 DP: 2 HBP: 0			WP: 0 PB: 0 SB: 1 CS: 0	PA: 41	

	AB	33
	R	5
	H	10
	RBI	5
	BB	6
	SO	7
	LOB	15

PITCHER		IP	WLS	BF	H	R	ER	SO	BB	IBB	HBP	BLK	WP	HR	S	P	ERA	WHIP
45 Zack Wheeler, R ERA: 5.21	(1, 1)	5.0		25	7	5	5	6	4	0	0	0	0	2	67	100	9.00	2.200
49 Josh Smoker, L ERA: 7.2	(6, 1)	1.0		4	1	0	0	0	0	0	0	0	0	0	11	17	0.00	1.000
66 Josh Edgin, L ERA: 3.75	(7, 1)	2.0		8	2	0	0	1	1	0	0	0	0	0	17	29	0.00	1.500
47 Hansel Robles, R ERA: 5.68	(9, 1)	1.0	W	4	0	0	0	0	1	0	0	0	0	0	7	12	0.00	1.000

PITCHER	IP	WLS	BF	H	R	ER	SO	BB	IBB	HBP	BLK	WP	HR	S	P	ERA	WHIP

Oakland Athletics @ New York Mets

Citi Field, Flushing, NY

Sat Jul 22 2017, 7:11 PM - 10:17 PM EDT

Att. 39,629 - Drizzle - 84 F

BOTTOM

livebaseballscorecards.com

Batter	1	2	3	4	5	6	7	8	9	AB	R	H	RBI	BB	SO	LOB
30 Michael Conforto, L (1, 8) OBP: 0.406, SLG: 0.571	C SI 92 X SI 91 0-1 G5-3		B SI 91 X SI 93 1-0 G6-3		C SI 92 F SL 82 F SI 93 X SL 80 0-2 1-2 1B	F SI 92 X SI 91 0-1 1-H E5 2B		B SL 86 C FF 92 D KC 82 B KC 81 S SL 88 C KC 81 3-3 1-2 K		5	0	2	1	0	1	1
13 Asdrúbal Cabrera, S (1, 5) OBP: 0.333, SLG: 0.398	X SI 92 0-0 1B		S CH 84 X SI 93 0-1 2B		C SL 82 X SI 92 0-1 2-3 F9	C CH 90 F SI 99 S SL 92 0-3 K			B FF 95 S FF 94 X FF 95 1-1 L9	5	0	2	0	0	1	3
52 Yoenis Cespedes, R (1, 7) OBP: 0.323, SLG: 0.473	D CH 84 B SI 92 D SI 90 C SI 92 F SI 93 F SI 93 F SI 92 X SI 93 3-2 F8		B SI 92 B SL 82 C CH 82 S SI 93 F SL 84 D SI 93 F CH 84 X SI 94 3-2 L8		B SI 92 C SL 84 X SI 92 1-1 F9		B SI 98 X SL 90 1-0 G2		F FF 96 C FF 96 S SL 88 0-3 K	5	0	0	0	0	1	4
4 Wilmer Flores, R (1, 4) OBP: 0.312, SLG: 0.473	B SI 92 C CH 84 C SI 93 D SL 83 X CH 84 2-2 F9		F SI 93 B CH 84 X CH 83 1-1 L7			B SI 90 X SI 92 1-0 19 HR 2B	B SL 92 F SI 98 B SL 91 B SI 98 X SI 99 3-1 L5		B FF 96 X FF 96 1-0 HR	5	2	2	1	0	0	2
19 Jay Bruce, L (1, 9) OBP: 0.327, SLG: 0.528		X SI 92 0-0 P6		C SI 92 X SI 93 0-1 L8		B SL 80 X SI 90 1-0 2-H HR	C SI 100 C SI 100 S SL 91 0-3 K			4	1	1	2	0	1	0
54 T.J. Rivera, R (1, 3) OBP: 0.335, SLG: 0.434		C SI 92 B SI 93 S CH 83 F SI 95 X CH 85 1-2 G5-3		X SI 93 0-0 F8		S CH 84 B SI 93 F CH 83 X SL 81 1-2 P2		C FF 95 C FF 95 B SL 88 B SL 87 F SL 87 F FF 96 B SL 86 X FF 94 3-2 7 G4-6-3 1B		4	0	1	0	0	0	0
7 José Reyes, S (1, 6) OBP: 0.292, SLG: 0.401		C SI 92 F SI 93 X SI 93 0-2 3B		B SI 93 C SI 92 C CH 82 F CH 85 F SL 82 F SI 93 F SL 82 X CH 84 1-2 G6-3		B SI 92 F SI 92 B SL 81 S CH 82 X CH 83 2-2 18 1B 3B		F X SI 94 0-1 1-2f G4-6-3		4	1	2	0	0	0	1
18 Travis d'Arnaud, R (1, 2) OBP: 0.302, SLG: 0.449		0-0 IBB			C SI 91 F SI 91 B CH 83 F SI 93 X SL 80 1-2 13 F9 30 1B 1B	C SI 93 X SI 92 0-1 3 FC5-6 3-H 1B		X FF 94 0-0 21 1B 2B		3	1	3	1	1	0	0
45 Zack Wheeler, L (1, 1) OBP: 0.107, SLG: 0.111 15 Matt Reynolds, R (5, PH) OBP: 0.244, SLG: 0.293 49 Josh Smoker, L (6, 1) 3 Curtis Granderson, L (6, PH) OBP: 0.323, SLG: 0.453 66 Josh Edgin, R (7, 1) 21 Lucas Duda, L (8, PH) OBP: 0.353, SLG: 0.549 32 Steven Matz, R (8, PR) OBP: 0.231, SLG: 0.231 47 Hansel Robles, R (9, 1)	C SI 93 C SI 93 F SI 93 F SI 93 C SL 82 0-3 K				B SI 91 F SI 92 C CH 82 S CH 82 1-3 K	C SI 92 S SL 81 D SL 80 B SI 92 D SL 81 X SI 92 3-2 FC5-6 30 E 1-2f		B FF 92 B KC 82 X SL 87 2-0 2-H 1B	1 0 0 0 0 1 2 1 0 0 0 0 1 1 0 0 0 0 0 0 0 1 1 0 0 0 0 1 0 0 0 0 0 0 0 1 0 1 1 0 0 0 0 0 0 0 0 0 0 0 0 0 0 0 0 0						

Inning Stats	1	2	3	4	5	6	7	8	9
	R: 0 E: 0 K: 0 S: 11 H: 1 LOB: 1 BB: 0 P: 16	R: 0 E: 0 K: 1 S: 13 H: 1 LOB: 2 BB: 1 P: 14	R: 0 E: 0 K: 0 S: 10 H: 1 LOB: 1 BB: 0 P: 15	R: 0 K: 0 S: 10 H: 0 LOB: 0 BB: 0 P: 11	R: 0 E: 0 K: 1 S: 15 H: 2 LOB: 2 BB: 0 P: 18	R: 4 E: 1 K: 1 S: 18 H: 5 LOB: 1 BB: 0 P: 26	R: 0 E: 0 K: 1 S: 6 H: 0 LOB: 0 BB: 0 P: 10	R: 1 E: 0 K: 1 S: 12 H: 3 LOB: 1 BB: 0 P: 20	R: 1 E: 0 K: 1 S: 6 H: 1 LOB: 0 BB: 0 P: 8

| | | | | | |

Oakland Athletics @ New York Mets

Citi Field, Flushing, NY

Sun Jul 23 2017, 2:12 PM - 4:52 PM EDT

Att. 29,037 - Cloudy - 76 F

TOP

livebaseballscorecards.com

Batter	1	2	3	4	5	6	7	8	9	AB	R	H	RBI	BB	SO	LOB
23 Matt Joyce, L (1, 9) OBP: 0.326, SLG: 0.415	C SI 93 B SL 86 F SI 92 X FF 93 / 1-2 P6 ①		C SL 84 F SL 84 B FF 93 B FF 93 B CH 89 F FF 94 F SI 93 S SL 85 / 3-3 K ③		S SL 83 B SL 84 X SI 92 / 1-1 G6-3 ③			X FF 91 / 0-0 L8 ①		4	0	0	0	0	1	2
10 Marcus Semien, R (1, 6) OBP: 0.337, SLG: 0.326	C FF 93 X FF 94 / 0-1 HR			X FF 93 / 0-0 P4 ①		B SL 84 B SL 84 F SL 83 B FF 92 X FF 93 / 3-1 1B ①		C FF 91 F FF 91 X FF 92 / 0-2 G6-4-3 ②③ 1-2f		4	1	2	1	0	0	1
17 Yonder Alonso, L (1, 3) OBP: 0.367, SLG: 0.540	B SI 94 B SL 86 F CH 90 F SI 94 B SL 85 F CH 88 F CH 88 F SI 94 F SL 84 / 3-3 S FF 96 K ②			F SI 92 C SL 84 B FF 92 X SL 83 / 1-2 G4-3 ②		X CH 88 / 0-0 G4-3 ②			B FF 95 B SL 79 S FF 93 F FF 94 F FF 95 B SL 81 X FF 94 / 3-2 P6 ①	4	0	0	0	0	1	0
2 Khris Davis, R (1, 7) OBP: 0.335, SLG: 0.527 11 Rajai Davis, R (9, PR) OBP: 0.292, SLG: 0.339 (9, 7)	C FF 95 B SL 85 X FF 94 / 1-1 G6-3 ③			B FF 93 C SL 84 X SL 84 / 1-1 HR		X SI 94 / 0-0 G6-3 ③			T FF 95 B FF 96 X FF 93 / 1-1 13 WP 8 S 1B	4 0	1 0	2 0	1 0	0 0	0 0	0 0
8 Jed Lowrie, S (1, 4) OBP: 0.343, SLG: 0.449		C FF 93 B FF 92 C FF 93 B SI 92 B SL 85 X FF 94 / 3-2 13 G6-4-3 1B		B SI 94 B SI 92 B SI 94 B FF 93 / 4-0 BB			B FF 92 X SI 93 / 1-0 L7 ①		D FS 84 C FF 94 C FF 95 B FF 94 B FF 92 B FS 84 / 4-2 13 CS 1-2 BB	2	0	1	0	2	0	0
13 Bruce Maxwell, L (1, 2) OBP: 0.375, SLG: 0.358		C FF 93 B FF 93 X CH 88 / 1-1 G6-4-3 ①② 1-2f		C SI 92 B CH 89 F CH 89 T SI 92 / 1-2 K ③			C FF 93 X FF 92 / 0-1 L7 ②		B FF 94 C FF 94 F FF 94 B SL 82 X SL 82 / 2-2 G3 ②③ 1-2 2-3	4	0	0	0	0	1	4
26 Matt Chapman, R (1, 5) OBP: 0.267, SLG: 0.485		C SL 85 S SL 83 B FF 93 B SL 85 B SL 83 X SL 83 / 3-2 G6-3 ③			C SI 92 B FF 90 X / 1-1 38 WP 38 1B 2B		B SL 84 B SL 84 X SL 83 / 2-0 HR			3	1	2	1	0	0	0
38 Jaycob Brugman, L (1, 8) OBP: 0.341, SLG: 0.318			C SI 93 S CH 88 B CH 88 F FF 94 B FF 94 B CH 89 X CH 88 / 3-2 F9 ①		F FF 93 F FF 93 B SL 85 B CH 86 B 3 SAFE X FF 94 / 3-2 48 SH2-4 ① 2-H 1B		X FF 94 / 0-0 L7 ③			3	0	1	0	0	0	0
48 Daniel Gossett, R (1, 1) OBP: 0.500, SLG: 0.500 37 Danny Coulombe, L (7, 1) 28 Matt Olson, L (8, PH) OBP: 0.317, SLG: 0.451 39 Blake Treinen, R (8, 1) 46 Santiago Casilla, R (9, 1)			B FF 94 C SI 94 B FF 93 C SI 94 C FF 94 / 2-3 K ②		L FF 92 1 SAFE X SI 91 / 0-1 SH2-4 ② 1-2			B KC 83 C FF 90 S FF 91 F FF 91 X KC 83 / 1-2 10 G6-4-3 1B		1 0 1 0 0	0 0 0 0 0	0 0 1 0 0	0 0 0 0 0	1 0 0 0 0	0 0 0 0 0	0 0 0 0 0
Inning Stats	R: 1 E: 0 K: 1 S: 14 H: 1 LOB: 0 BB: 0 P: 19	R: 0 E: 0 K: 0 S: 8 H: 1 LOB: 0 BB: 0 P: 15	R: 0 E: 0 K: 2 S: 12 H: 0 LOB: 0 BB: 0 P: 20	R: 1 E: 0 K: 1 S: 9 H: 1 LOB: 1 BB: 1 P: 16	R: 0 E: 0 K: 0 S: 9 H: 2 LOB: 1 BB: 0 P: 14	R: 0 E: 0 K: 0 S: 4 H: 1 LOB: 0 BB: 0 P: 7	R: 1 E: 0 K: 0 S: 5 H: 1 LOB: 0 BB: 0 P: 8	R: 0 E: 0 K: 0 S: 8 H: 1 LOB: 0 BB: 0 P: 9	R: 0 E: 0 K: 0 S: 11 H: 1 LOB: 2 BB: 1 P: 21	1B: 5 2B: 1 3B: 0 HR: 3	SF: 0 SAC: 1 DP: 2 HBP: 0					

	AB	30
	R	3
	H	9
	RBI	3
	BB	2
	SO	4
	LOB	7

WP: 2 PB: 0 SB: 1 CS: 1 PA: 33

PITCHER		IP	WLS	BF	H	R	ER	SO	BB	IBB	HBP	BLK	WP	HR	S	P	ERA	WHIP
50 Rafael Montero, R ERA: 5.37	(1, 1)	7.0	L	26	7	3	3	4	1	0	0	0	1	3	61	99	3.86	1.143
59 Fernando Salas, R ERA: 6.3	(8, 1)	1.0		3	1	0	0	0	0	0	0	0	0	0	8	9	0.00	1.000
49 Josh Smoker, L ERA: 6.97	(9, 1)	1.0		4	1	0	0	0	1	0	0	0	1	0	11	21	0.00	2.000

PITCHER	IP	WLS	BF	H	R	ER	SO	BB	IBB	HBP	BLK	WP	HR	S	P	ERA	WHIP

Oakland Athletics @ New York Mets

Citi Field, Flushing, NY

Sun Jul 23 2017, 2:12 PM - 4:52 PM EDT

Att. 29,037 - Cloudy - 76 F

livebaseballscorecards.com

Batter	1	2	3	4	5	6	7	8	9	AB	R	H	RBI	BB	SO	LOB
30 Michael Conforto, L (1, 7) OBP: 0.408, SLG: 0.581	B SI 91 F SI 91 B CH 84 X SI 91 2-1 3 FC4-6 1B		C SI 92 X SI 91 0-1 HR		C CU 78 F FF 92 S CU 81 0-3 K 1-3		X KC 81 0-0 G6-3 ②			4	1	2	1	0	1	1
3 Curtis Granderson, L (1, 8) OBP: 0.322, SLG: 0.448	B SI 90 B SI 91 X SI 92 2-0 ① FC4-6 1-2f		B SI 92 B CH 86 B SI 91 B SI 92 4-0 BB		B SI 91 D CU 79 C FF 92 X SI 92 2-1 ③ L1		B KC 80 C SL 86 X KC 81 1-1 ③ G6-3			3	0	0	0	1	0	3
19 Jay Bruce, L (1, 9) OBP: 0.327, SLG: 0.525	1 SAFE B SI 91 F CH 86 B CH 85 F SI 91 1 SAFE F CU 78 X SL 84 2-2 ② F7		S CU 78 F CU 78 1 SAFE X CU 77 0-2 ③ G1-3			C SI 92 B CU 79 X CU 77 1-1 54 2B 7 G4-3 1B		B SI 98 B SI 97 F SI 97 F SI 98 S SL 89 2-3 ① K		4	1	1	0	0	1	2
21 Lucas Duda, L (1, 3) OBP: 0.348, SLG: 0.539	C CU 77 B SI 91 X CH 87 1-1 ③ G4-3			B SI 91 C CU 77 B CH 85 X SI 91 2-1 ① G3		F SI 91 B CU 78 C CH 83 S CU 76 1-3 ① K		B SI 98 C SI 99 F SI 98 B CH 90 X SI 99 2-2 ② G4-3		4	0	0	0	0	1	2
54 T.J. Rivera, R (1, 4) OBP: 0.333, SLG: 0.435		C FF 93 F SI 91 X CU 77 0-2 ① F9		X SI 92 0-0 ② L4		B SL 84 S SL 83 B FF 92 X SL 84 2-1 7 G4-3 1-3 2B		B SL 91 C SL 90 B SI 98 S SL 90 B SL 90 X SI 97 3-2 ③ G1-3		4	0	1	0	0	0	0
7 José Reyes, S (1, 6) OBP: 0.289, SLG: 0.396		C SI 93 B CH 87 B CH 86 F SI 91 B CU 79 F SI 92 F FF 93 F SI 91 X SI 92 3-2 ② F9		B SI 93 C SI 92 S CU 78 S CU 79 1-3 ③ K		F SI 92 B CU 76 X SI 92 1-1 ② G4-3 2-3 3-H			C SI 93 B SI 94 X SI 94 1-1 ① L8	4	0	0	1	0	1	1
4 Wilmer Flores, R (1, 5) OBP: 0.315, SLG: 0.471 15 Matt Reynolds, R (9, PR) OBP: 0.244, SLG: 0.293		C SI 92 B SL 85 F SL 83 B CU 78 B SI 92 F SI 92 F SL 84 F FF 91 F CH 86 3-3 F CU 79 C FF 92 ③ K			C FF 91 X CU 77 0-1 ① F7	D CU 79 B SL 85 C SL 85 B SI 92 B SL 82 4-1 BB			B SL 89 F SI 94 X SI 95 1-1 1B	3 0	0 0	1 0	0 0	1 0	1 0	0 0
44 René Rivera, R (1, 2) OBP: 0.291, SLG: 0.395 52 Yoenis Cespedes, R (9, PH) OBP: 0.322, SLG: 0.471			B FF 90 X FF 90 1-0 ① F9		B SL 85 C SL 82 B SI 91 S SL 83 C CU 78 2-3 ② K	B SL 84 F SL 84 S CU 79 X CU 78 1-2 ③ G5-3			B SL 87 1 SAFE B SI 93 S SL 90 F SI 94 X KC 81 2-2 ② F8	3 1	0 0	0 0	0 0	0 0	1 0	2 1
50 Rafael Montero, R (1, 1) OBP: 0.091, SLG: 0.091 13 Asdrúbal Cabrera, S (7, PH) OBP: 0.332, SLG: 0.396 59 Fernando Salas, R (8, 1) OBP: 0.500, SLG: 0.500 49 Josh Smoker, L (9, 1) 18 Travis d'Arnaud, R (9, PH) OBP: 0.301, SLG: 0.447			C FF 90 B SI 89 F FF 90 C FF 90 1-3 ② K		X FF 89 0-0 30 WP 1B		B KC 80 C SI 90 B SI 92 B KC 80 C SL 86 T SL 87 3-2 ① K		C SL 89 B KC 81 X KC 81 1-1 ③ P3	2 1 0 0 1	0 0 0 0 0	1 0 0 0 0	0 0 0 0 0	1 1 0 0 0	0 0 0 0 1	0 0 0 0 1
Inning Stats	R: 0 E: 0 K: 0 S: 9 H: 1 LOB: 1 BB: 0 P: 16	R: 0 E: 0 K: 1 S: 17 H: 0 LOB: 0 BB: 0 P: 23	R: 1 E: 0 K: 1 S: 9 H: 1 LOB: 1 BB: 1 P: 15	R: 0 E: 0 K: 1 S: 6 H: 0 LOB: 0 BB: 0 P: 9	R: 0 E: 0 K: 2 S: 11 H: 1 LOB: 2 BB: 0 P: 15	R: 1 E: 0 K: 1 S: 13 H: 2 LOB: 2 BB: 1 P: 23	R: 0 E: 0 K: 1 S: 6 H: 0 LOB: 0 BB: 0 P: 10	R: 0 E: 0 K: 1 S: 9 H: 0 LOB: 0 BB: 0 P: 16	R: 0 E: 0 K: 0 S: 9 H: 1 LOB: 1 BB: 0 P: 14	1B: 4 2B: 1 3B: 0 HR: 1 SF: 0 SAC: 0 DP: 0 HBP: 0				WP: 1 PB: 0 SB: 0 CS: 0		PA: 36	

AB	34
R	2
H	6
RBI	2
BB	2
SO	8
LOB	13

PITCHER		IP	WLS	BF	H	R	ER	SO	BB	IBB	HBP	BLK	WP	HR	S	P	ERA	WHIP
48 Daniel Gossett, R ERA: 5.4	(1, 1)	6.0	W	26	5	2	2	6	2	0	0	0	1	1	65	101	3.00	1.167
37 Danny Coulombe, L ERA: 2.65	(7, 1)	1.0	H	3	0	0	0	1	0	0	0	0	0	0	6	10	0.00	0.000
39 Blake Treinen, R ERA: 5.06	(8, 1)	1.0	H	3	0	0	0	1	0	0	0	0	0	0	9	16	0.00	0.000
46 Santiago Casilla, R ERA: 3.93	(9, 1)	1.0	S	4	1	0	0	0	0	0	0	0	0	0	9	14	0.00	1.000

PITCHER	IP	WLS	BF	H	R	ER	SO	BB	IBB	HBP	BLK	WP	HR	S	P	ERA	WHIP

Batter	1	2	3	4	5	6	7	8	9	AB	R	H	RBI	BB	SO	LOB
30 Michael Conforto, L (1, 8) OBP: 0.404, SLG: 0.578	F FF 91 B FF 91 F FF 91 S SL 82 1-3 ① K		C FF 90 S SL 86 F SL 82 B SL 83 B FF 92 S SL 83 2-3 ① K		X FF 91 0-0 19 1B 2B		B FF 91 T FF 90 C FF 90 F SL 82 B FF 91 F SL 82 S SL 82 2-3 ② K		F FF 95 B SI 96 B SI 95 X SI 96 2-1 ① P6	5	1	1	0	0	3	0
13 Asdrúbal Cabrera, S (1, 5) OBP: 0.340, SLG: 0.405	X SI 91 0-0 E5 52 G4-3 1B		X SI 92 0-0 52 3B 1B		B SL 81 F FF 91 B FF 91 S SL 82 B SI 91 F SL 81 F SL 82 X SI 91 3-2 ② G5-3		X SI 91 0-0 2B		F SI 96 B FF 93 B SL 84 B FF 95 B SI 96 4-1 BB	4	1	3	0	1	0	1
52 Yoenis Cespedes, R (1, 7) OBP: 0.329, SLG: 0.479	B CH 84 B SI 91 C SI 91 D CH 84 X SI 91 3-1 ② G4-3 2-3		C CH 85 D CH 87 B SI 92 B CH 85 C CH 86 1 SAFE F FF 92 F FF 92 X FF 93 3-2 19 1B 1-H 3B		0-0 19 1B IBB		0-0 IBB		S SI 95 C SL 86 C SL 86 0-3 ② K	3	1	1	1	2	1	2
19 Jay Bruce, L (1, 9) OBP: 0.328, SLG: 0.523	C SI 92 B SL 83 F SL 82 S SI 93 1-3 ③ K		X SI 93 0-0 4 G5-4-3 3-H 1B		C SL 83 S SL 82 B SL 83 B FF 92 X SL 83 2-2 1-3 2-H 1B		B SL 82 B SL 86 B SI 90 C SI 90 F S SL 84 3-3 ③ K		B SI 96 F FF 96 X FF 95 1-1 ③ G4-3	5	0	2	2	0	2	4
4 Wilmer Flores, R (1, 4) OBP: 0.314, SLG: 0.480		B SI 91 C FF 91 F SL 81 B FF 93 X CH 86 2-2 HR	B SI 91 B SL 82 X SL 82 1-1 ② ③ G5-4-3 1-2f		B FF 92 F SL 91 B SL 82 S SL 81 X FF 91 3-1 ③ L9			C SI 89 B SI 82 F SL 85 X SL 82 1-2 ① G5-3		4	1	1	1	0	0	3
21 Lucas Duda, L (1, 3) OBP: 0.350, SLG: 0.543		B FF 91 C SI 91 X SI 92 1-1 18 G4-3 2B		C SL 81 F SL 82 B SL 82 S SL 83 1-3 ① K		C FF 90 X SI 91 0-1 7 FC5-4 1B		B SL 81 B SI 90 C SL 81 C SL 82 S SL 82 2-3 ② K		4	0	2	0	0	2	0
7 José Reyes, S (1, 6) OBP: 0.288, SLG: 0.395		C SI 91 D SL 81 X FF 92 1-1 ① G1-3		C FF 91 X FF 92 0-1 ② G1-3		X SI 90 0-0 ① FC5-4 18 G6-4-3 1-2f		F FF 90 F CH 84 X SL 83 0-2 18 S 18 1B 1B		4	1	1	0	0	0	2
18 Travis d'Arnaud, R (1, 2) OBP: 0.300, SLG: 0.443		F SI 91 B SI 92 X SI 92 1-1 ② G4-3 2-3		X SI 90 0-0 ③ G6-3		C SI 90 1 SAFE 1 SAFE X SI 89 0-1 ② ③ G6-4-3 1-2f		F FF 90 F FF 89 B SL 82 F SL 83 X SI 90 1-2 1-H 1B		4	0	1	1	0	0	2
48 Jacob deGrom, L (1, 1) OBP: 0.255, SLG: 0.320 43 Addison Reed, L (9, 1)		S SI 92 C SI 92 B SL 84 B SL 83 X SI 92 2-2 ③ G5-3		B FF 89 S SI 89 B SL 82 X SI 90 2-1 ① G4-3		X SI 90 0-0 ① G3		S SI 89 F SI 90 B SI 90 S SL 83 1-3 ③ K		4 0	0 0	0 0	0 0	0 0	1 0	2 0
Inning Stats	R: 0 E: 1 K: 2 S: 9 H: 1 LOB: 1 BB: 0 P: 14	R: 1 E: 0 K: 0 S: 12 H: 2 LOB: 1 BB: 0 P: 19	R: 2 E: 0 K: 1 S: 13 H: 3 LOB: 0 BB: 0 P: 19	R: 0 E: 0 K: 1 S: 6 H: 0 LOB: 0 BB: 0 P: 7	R: 1 E: 0 K: 0 S: 13 H: 2 LOB: 2 BB: 1 P: 23	R: 0 E: 0 K: 0 S: 5 H: 1 LOB: 0 BB: 0 P: 5	R: 0 E: 0 K: 2 S: 10 H: 1 LOB: 2 BB: 1 P: 15	R: 1 E: 0 K: 2 S: 16 H: 2 LOB: 1 BB: 0 P: 21	R: 0 E: 0 K: 1 S: 8 H: 0 LOB: 1 BB: 1 P: 15	1B: 7 2B: 3 3B: 1 HR: 1 SF: 0 SAC: 0 DP: 2 HBP: 0	WP: 0 PB: 0 SB: 1 CS: 0 PA: 40					

PITCHER	IP	WLS	BF	H	R	ER	SO	BB	IBB	HBP	BLK	WP	HR	S	P	ERA	WHIP
3 Clayton Richard, L (1, 1) ERA: 5.37	8.0	L	36	12	5	5	8	0	2	0	0	0	1	84	123	5.62	1.500
63 José Ruiz, R (9, 1) ERA:	1.0		4	0	0	0	1	1	0	0	0	0	0	8	15	0.00	1.000

PITCHER	IP	WLS	BF	H	R	ER	SO	BB	IBB	HBP	BLK	WP	HR	S	P	ERA	WHIP

TOP

New York Mets @ San Diego Padres

Petco Park, San Diego, CA

Mon Jul 24 2017, 7:11 PM - 9:45 PM PDT

Att. 23,325 - Partly Cloudy - 76 F

livebaseballscorecards.com

AB	37
R	5
H	12
RBI	5
BB	3
SO	9
LOB	16

BOTTOM

New York Mets @ San Diego Padres

Petco Park, San Diego, CA

Mon Jul 24 2017, 7:11 PM - 9:45 PM PDT

Att. 23,325 - Partly Cloudy - 76 F

livebaseballscorecards.com

Batter	1	2	3	4	5	6	7	8	9	AB	R	H	RBI	BB	SO	LOB
2 José Pirela, R (1, 7) (9, 4) OBP: 0.339, SLG: 0.497	C SI 94 C SI 94 C SI 96 0-3 ① K		X SL 89 0-0 20 WP 1B			X CH 84 0-0 ① L8		B SI 94 B SI 94 X SI 94 2-0 20 2B 2B		4	1	2	0	0	1	0
20 Carlos Asuaje, L (1, 4) OBP: 0.356, SLG: 0.429 63 José Ruiz, R (9, 1)	S SI 96 F SI 96 F FF 96 C SL 90 0-3 ② K		1 SAFE B SL 89 B SL 88 X SI 94 2-0 ③ F7 1-2			C SI 93 X SL 88 0-1 ② F8		C SL 87 B SL 89 S SL 88 X SL 90 1-2 2-H 2B		4 0	0 0	1 0	1 0	0 0	1 0	1 0
4 Wil Myers, R (1, 3) OBP: 0.332, SLG: 0.473	F CU 84 C SI 95 C SI 96 0-3 ③ K			B SI 93 B CH 86 C SI 94 B CU 81 C SI 94 B SI 94 4-2 BB		C CU 80 F CU 83 F SI 96 C SI 94 0-3 ③ K		C SI 95 B SI 95 B FF 96 X SI 95 2-1 ③ F9		3	0	0	0	1	2	1
10 Hunter Renfroe, R (1, 9) OBP: 0.285, SLG: 0.467		B SI 94 B CU 81 S SI 95 S SI 95 S FF 95 2-3 ① K		X SI 94 0-0 ① F9			B CU 78 S CU 79 C CH 85 B SI 95 X CH 86 2-2 HR		B FF 92 S FF 91 F FF 92 X FF 92 1-2 HR	4	2	2	2	0	1	1
15 Cory Spangenberg, L (1, 5) OBP: 0.314, SLG: 0.403		F SI 96 B FF 96 B CU 82 B SI 96 F CH 89 F SI 96 B SL 90 4-2 7 1B BB		C SL 88 X CH 85 0-1 ② F7			B SL 88 F SL 88 F SL 82 B SL 88 S CH 88 2-3 ① K		C FF 92 B SL 83 F SL 82 B SL 86 X FF 91 2-2 ① G4-3	3	0	0	0	1	1	1
7 Manuel Margot, R (1, 8) OBP: 0.306, SLG: 0.375		X SI 95 0-0 9 G5-4-3 1B 1-2		X SL 86 0-0 ③ L8			B CU 80 C SI 94 C SI 94 B SL 88 S SI 94 2-3 ② K		B FF 92 X FF 90 1-0 44 1B	4	0	2	0	0	1	1
9 Dusty Coleman, R (1, 6) 44 Héctor Sánchez, S (9, PH) OBP: 0.292, SLG: 0.603		S SI 96 B SI 95 F SL 89 X SI 96 1-2 ② ③ G5-4-3 1-2f			B SI 93 F FF 93 X SL 87 1-1 ① L7		C SL 89 B SI 94 C SI 94 C SI 95 1-3 ③ K		D SL 86 F FF 92 X FF 92 1-1 1-2 1B	3 1	0 0	0 1	0 0	0 0	1 0	2 0
21 Luis Torrens, R (1, 2) OBP: 0.260, SLG: 0.220 32 Jabari Blash, R (9, PH) OBP: 0.372, SLG: 0.444			C SI 92 X SI 94 0-1 ① G4-3		C SI 92 C SI 94 F SI 95 B SI 95 B CU 81 F SI 95 B SI 94 X CH 86 3-2 ② G1-3			X SI 92 0-0 ① L8	C FF 92 C FF 91 D SL 86 F FF 91 S FF 92 1-3 ② K	3 1	0 0	0 0	0 0	0 0	0 1	0 2
3 Clayton Richard, L (1, 1) OBP: 0.184, SLG: 0.167 23 Matt Szczur, R (8, PH) OBP: 0.367, SLG: 0.400 (9, 7)			S SI 94 X FF 96 0-1 ② L8		X SI 93 0-0 ③ P3			B FF 93 F FF 93 B SI 93 C SI 94 X FF 94 2-2 ② F9	B FF 92 X FF 90 1-0 ③ L9	2 2	0 0	0 0	0 0	0 0	0 0	0 2
Inning Stats	R: 0 H: 0 E: 0 LOB: 0 K: 3 BB: 0 S: 10 P: 10	R: 0 H: 1 E: 0 LOB: 1 K: 1 BB: 1 S: 10 P: 17	R: 0 H: 1 E: 0 LOB: 1 K: 0 BB: 0 S: 6 P: 8	R: 0 H: 0 E: 0 LOB: 1 K: 0 BB: 1 S: 6 P: 10	R: 0 H: 0 E: 0 LOB: 0 K: 0 BB: 0 S: 8 P: 12	R: 0 H: 0 E: 0 LOB: 0 K: 1 BB: 0 S: 7 P: 7	R: 1 H: 1 E: 0 LOB: 0 K: 3 BB: 0 S: 12 P: 19	R: 1 H: 2 E: 0 LOB: 1 K: 0 BB: 0 S: 10 P: 17	R: 1 H: 3 E: 0 LOB: 2 K: 1 BB: 0 S: 14 P: 21	1B: 4 2B: 2 3B: 0 HR: 2	SF: 0 SAC: 0 DP: 1 HBP: 0						

AB	34
R	3
H	8
RBI	3
BB	2
SO	9
LOB	11

WP: 1 PA: 36
PB: 0
SB: 0
CS: 0

PITCHER		IP	WLS	BF	H	R	ER	SO	BB	IBB	HBP	BLK	WP	HR	S	P	ERA	WHIP
48 Jacob deGrom, R ERA: 3.3	(1, 1)	8.0	W	30	5	2	2	8	2	0	0	0	1	1	69	100	2.25	0.875
43 Addison Reed, R ERA: 2.49	(9, 1)	1.0	S	6	3	1	1	1	0	0	0	0	0	1	14	21	9.00	3.000

PITCHER	IP	WLS	BF	H	R	ER	SO	BB	IBB	HBP	BLK	WP	HR	S	P	ERA	WHIP

New York Mets @ San Diego Padres

Petco Park, San Diego, CA

Tue Jul 25 2017, 7:12 PM - 10:15 PM PDT

Att. 28,024 - Overcast - 72 F

livebaseballscorecards.com

Batter	1	2	3	4	5	6	7	8	9	AB	R	H	RBI	BB	SO	LOB
3 Curtis Granderson, L (1, 8) OBP: 0.326, SLG: 0.452	C SI 87 B SI 86 B FS 80 C SI 85 X FS 81 2-2 ① G4-3		C FS 81 B FS 79 B FS 79 F SI 86 B SI 86 B FS 80 4-2 13 G1-3 BB		C FS 80 B SI 84 B FS 78 X SI 84 2-1 13 2B 2B		B FF 94 C SI 92 B SL 80 S SI 93 X FF 93 2-2 52 E 1B		C SL 86 B SL 84 B SL 85 S FF 89 S FF 89 2-3 ③ K	4	2	2	0	1	1	0
13 Asdrúbal Cabrera, S (1, 5) OBP: 0.339, SLG: 0.407	B FS 81 X SI 86 1-0 ② G4-3		B SI 85 X FS 80 1-0 ② G1-3 1-2		B FS 79 X FS 79 1-0 52 2B 2-H 2B		B SI 94 F FF 93 X FF 93 1-1 ② F8			4	1	1	1	0	0	2
52 Yoenis Cespedes, R (1, 7) OBP: 0.336, SLG: 0.515 51 Paul Sewald, R (7, 1) 43 Addison Reed, L (9, 1)	B SL 80 C SL 81 B SI 86 F FS 82 F FS 80 B SI 87 X SL 81 3-2 HR		C SI 84 S SL 80 B SI 85 F FS 76 B FF 85 X SL 80 2-2 ③ F9		B FF 92 B FS 85 C SL 86 S FF 92 F FF 92 X SL 85 2-2 19 L4-6 2-H 2B		B FF 92 X FF 92 1-0 E3 1-H 3B			4 0 0	2 0 0	3 0 0	3 0 0	0 0 0	0 0 0	1 0 0
19 Jay Bruce, L (1, 9) OBP: 0.327, SLG: 0.520	C SI 87 B FS 79 S FS 79 B SI 85 B FS 79 X SI 86 3-2 ③ F9			X SI 84 0-0 54 1B 18 1B 1B	B FF 94 B SI 92 C SL 85 X SI 93 2-1 ① ② L4-6 2-2		F FF 93 B FF 93 C CU 78 S FF 94 1-3 ③ K			4	1	1	0	0	1	1
54 T.J. Rivera, R (1, 4) OBP: 0.332, SLG: 0.432		C SI 86 X SL 82 0-1 ① G5-3		B SI 85 X SL 79 1-0 18 1B 1-2 1B	F SL 85 B FF 93 F FF 94 B FS 85 B FS 88 F SI 94 C SL 85 3-3 ③ K			B FF 94 X FF 92 1-0 ① F9		4	0	1	0	0	1	0
21 Lucas Duda, L (1, 3) OBP: 0.345, SLG: 0.534		C FS 81 B FS 79 F SI 85 B FS 79 S SI 86 2-3 ② K		B FS 79 S FS 79 X SI 86 1-1 ① L6		C FF 94 S SL 82 B FF 93 B SL 82 B FF 93 F SL 80 X CH 90 3-2 ① F9		C CH 86 B FF 94 X FF 92 1-1 ② G6-3		4	0	0	0	0	1	2
7 José Reyes, S (1, 6) OBP: 0.288, SLG: 0.391		B SI 87 C SI 87 B FS 81 S FS 82 F SI 87 F SI 87 B FS 80 D SI 86 4-2 18 E 18 S BB		S SI 84 S FS 77 B FS 77 B SI 85 X SL 80 2-2 ② L4		B FF 94 B FF 96 B FF 93 C FF 93 C FF 93 F FF 94 X FF 93 3-2 ② P4		C FF 94 B CU 80 S CU 80 X CU 81 1-2 ③ G3-1		3	0	0	0	1	0	2
18 Travis d'Arnaud, R (1, 2) OBP: 0.299, SLG: 0.439		F SI 86 B SI 86 D SL 80 1 SAFE 1 SAFE B SI 85 X FS 81 3-1 ③ L7 1-3		B SI 85 F FS 80 B SL 78 F FS 79 X FS 78 2-2 1-2 2-H 1B		C SL 81 B FF 93 F CH 88 F SL 82 F SI 95 B FF 96 B SL 82 F FF 94 S FF 94 3-3 ③ K			S SL 86 B FF 89 X CH 81 1-1 ① F8	4	0	1	1	0	1	1
67 Seth Lugo, R (1, 1) OBP: 0.188, SLG: 0.500 4 Wilmer Flores, R (7, PH) OBP: 0.313, SLG: 0.478 30 Michael Conforto, L (7, 7) OBP: 0.403, SLG: 0.576			B SI 84 S SI 85 X FF 85 1-1 ① G5-3	C SI 84 B SI 84 S SL 80 S SL 79 1-3 ③ K		B FF 94 C FF 92 B FF 93 F FF 94 S SL 79 2-3 ① K			B SL 84 S SL 87 X SI 88 1-1 ② P5	2 1 1	0 0 0	0 0 0	0 0 0	0 0 0	1 1 0	2 0 0

Inning Stats	1	2	3	4	5	6	7	8	9
	R: 1 E: 0 K: 0 S: 11	H: 1 LOB: 0 BB: 0 P: 20	R: 0 E: 0 K: 1 S: 11	H: 0 LOB: 1 BB: 1 P: 20	R: 0 E: 0 K: 0 S: 9	H: 0 LOB: 1 BB: 1 P: 17	R: 1 E: 0 K: 1 S: 13	H: 3 LOB: 2 BB: 0 P: 20	R: 2 E: 0 K: 1 S: 13	H: 3 LOB: 0 BB: 0 P: 23	R: 0 E: 0 K: 1 S: 14	H: 0 LOB: 0 BB: 0 P: 23	R: 2 E: 1 K: 2 S: 12	H: 2 LOB: 0 BB: 0 P: 19	R: 0 E: 0 K: 0 S: 6	H: 0 LOB: 0 BB: 0 P: 9	R: 0 E: 0 K: 1 S: 7	H: 0 LOB: 0 BB: 0 P: 11

	AB	35
	R	6
	H	9
	RBI	5
	BB	2
	SO	7
	LOB	11

	1B: 4 2B: 4 3B: 1 HR: 1	SF: 0 SAC: 0 DP: 1 HBP: 0	WP: 0 PB: 0 SB: 1 CS: 0	PA: 37

PITCHER		IP	WLS	BF	H	R	ER	SO	BB	IBB	HBP	BLK	WP	HR	S	P	ERA	WHIP
49 Kyle Lloyd, R ERA: 9.0	(1, 1)	4.0		20	6	4	4	2	2	0	0	0	0	1	47	83	9.00	2.000
39 Kirby Yates, R ERA: 2.16	(5, 1)	1.0		3	1	0	0	1	0	0	0	0	0	0	10	17	0.00	1.000
76 José Torres, L ERA: 4.5	(6, 1)	1.2	L	6	1	1	1	2	0	0	0	0	0	0	22	36	5.40	0.600
88 Phil Maton, R ERA: 3.38	(7, 1)	1.1		5	1	1	0	1	0	0	0	0	0	0	10	15	0.00	0.750
77 Buddy Baumann, L ERA:	(9, 1)	1.0		3	0	0	0	1	0	0	0	0	0	0	7	11	0.00	0.000

PITCHER	IP	WLS	BF	H	R	ER	SO	BB	IBB	HBP	BLK	WP	HR	S	P	ERA	WHIP

BOTTOM

New York Mets @ San Diego Padres

Petco Park, San Diego, CA

Tue Jul 25 2017, 7:12 PM - 10:15 PM PDT

Att. 28,024 - Overcast - 72 F

livebaseballscorecards.com

Batter	1	2	3	4	5	6	7	8	9	AB	R	H	RBI	BB	SO	LOB
2 José Pirela, R (1, 7) OBP: 0.330, SLG: 0.482	F CH 88 C SI 90 F SI 94 B CH 89 X SI 94 1-2 ① F9	C SI 91 F FF 93 X CU 80 0-2 ③ L8			L CH 88 X CH 87 0-1 E5 4 SF8 20 F8 1-2		C FF 92 S CH 84 X FF 92 0-2 ② F7		F FF 91 C FF 91 D SL 82 X SL 83 1-2 ③ G5-3	5	0	0	0	0	0	2
20 Carlos Asuaje, L (1, 4) OBP: 0.352, SLG: 0.422	C SI 90 F SI 91 F CU 80 F SL 88 X CH 86 0-2 4 G6-4-3 44 1B 1B		B CH 89 S SI 90 B SI 92 S SI 91 B SI 92 X SI 90 3-2 ① P6		B SL 84 X CH 90 1-0 ① F8 1-2 2-3		B SL 82 S FF 92 F FF 92 S SI 92 1-3 ③ K			4	0	1	0	0	1	2
4 Wil Myers, R (1, 3) OBP: 0.329, SLG: 0.469	1 SAFE B CH 89 B SI 90 B SI 90 C CH 89 F SI 90 1 SAFE F SI 92 X SI 91 3-2 ② G6-4-3 1-2		B SI 90 C CU 76 S CH 84 F SI 92 X SI 92 1-2 ② G6-3		B CH 86 X SI 92 1-0 ② SF8 2-3 3-H			S FF 91 S SL 85 B FF 93 S SI 93 1-3 ① K		3	0	0	1	0	1	1
44 Héctor Sánchez, S (1, 2) OBP: 0.289, SLG: 0.583	B SI 90 D CU 76 F SL 86 B SI 90 S SL 86 F SL 86 X CU 77 3-2 ③ 2-H 1B		B CH 86 B SI 90 F SI 89 C SI 91 B SI 90 X CH 85 3-2 ③ G3		B SI 90 X CH 84 1-0 ③ L9			B SL 82 S FF 92 B CH 82 S SI 92 S FF 92 2-3 ② K		4	0	1	0	0	1	1
10 Hunter Renfroe, R (1, 9) OBP: 0.285, SLG: 0.474		S SI 91 B CU 78 B CU 77 S SI 92 F CU 78 B SL 87 F FF 93 F SI 92 X CU 78 3-2 HR		B SI 90 X SI 90 1-0 ① F9		F CH 88 B SL 86 B SL 86 C SI 90 B CU 79 S SI 92 3-3 ① K		X FF 94 0-0 ③ L9		4	1	1	1	0	1	0
15 Cory Spangenberg, L (1, 5) OBP: 0.313, SLG: 0.401		C CH 84 X CH 85 0-1 ① L9		B CU 75 X CH 84 1-0 ② G4-3		S SI 93 B CH 87 F CU 76 B SI 93 X CH 85 2-2 ② G3-1			B FF 90 S FF 89 C FF 90 F SL 82 F FF 91 X FF 91 1-2 9 2B 1B	4	1	1	0	0	0	0
7 Manuel Margot, R (1, 8) OBP: 0.313, SLG: 0.381		C SI 92 B SI 93 C SI 93 B SI 91 F SI 92 X SL 87 2-2 17 HR 1B		C SL 86 X SI 92 0-1 1B		C CU 76 B CU 77 S CH 85 F SI 91 X SI 92 1-2 17 FC6-4 1B			X FF 91 0-0 ① P4	4	1	3	0	0	0	1
17 Allen Córdoba, R (1, 6) OBP: 0.284, SLG: 0.330 88 Phil Maton, R (7, 1) 77 Buddy Baumann, L (9, 1) 32 Jabari Blash, R (9, PH) OBP: 0.367, SLG: 0.438	1 SAFE 1 SAFE B CH 89 C CH 88 X CH 89 1-1 1-H HR			X SL 83 0-0 ③ L7		1 SAFE B SI 90 B SI 90 B CH 84 C SI 90 X SL 86 3-1 ③ FC6-4 1-2f		F FF 92 C FF 91 X FF 91 0-2 ② P4	3 0 0 1	1 0 0 0	1 0 0 0	2 0 0 0	0 0 0 0	0 0 0 1	2 0 0 1
49 Kyle Lloyd, R (1, 1) 39 Kirby Yates, L (5, 1) 23 Matt Szczur, R (5, PH) OBP: 0.372, SLG: 0.405 76 José Torres, L (6, 1) OBP: 1.000, SLG: 1.000 9 Dusty Coleman, R (7, 6) OBP: 0.200, SLG: 0.400		X SI 90 0-0 ② G4-3			F CH 87 S CH 82 B SI 92 X CH 84 1-2 20 F8 2 E 4 SF8 1B		X FF 91 0-0 ① P4		F FF 91 S FF 91 X FF 90 0-2 1-H 2B	1 0 1 0 2	0 0 1 0 0	0 0 1 0 1	0 0 0 0 1	0 0 0 0 0	0 0 0 0 0	0 0 0 0 0
Inning Stats	R: 0 H: 2 E: 0 LOB: 2 K: 0 BB: 0 S: 17 P: 24	R: 3 H: 3 E: 0 LOB: 0 K: 0 BB: 0 S: 18 P: 24	R: 0 H: 0 E: 0 LOB: 0 K: 0 BB: 0 S: 10 P: 17	R: 0 H: 1 E: 0 LOB: 1 K: 0 BB: 0 S: 5 P: 7	R: 1 H: 1 E: 1 LOB: 1 K: 0 BB: 0 S: 8 P: 12	R: 0 H: 1 E: 0 LOB: 1 K: 1 BB: 0 S: 12 P: 21	R: 0 H: 0 E: 0 LOB: 0 K: 1 BB: 0 S: 7 P: 8	R: 0 H: 0 E: 0 LOB: 0 K: 2 BB: 0 S: 7 P: 10	R: 1 H: 2 E: 0 LOB: 1 K: 0 BB: 0 S: 15 P: 17	1B: 7 2B: 1 3B: 0 HR: 2	SF: 1 SAC: 0 DP: 0 HBP: 0					

	AB	36
	R	5
	H	10
	RBI	5
	BB	0
	SO	4
	LOB	10

PITCHER		IP	WLS	BF	H	R	ER	SO	BB	IBB	HBP	BLK	WP	HR	S	P	ERA	WHIP
67 Seth Lugo, R ERA: 4.1	(1, 1)	6.0	W	26	8	4	3	1	0	0	0	0	0	2	70	105	4.50	1.333
51 Paul Sewald, R ERA: 4.17	(7, 1)	2.0	H	6	0	0	0	3	0	0	0	0	0	0	14	18	0.00	0.000
43 Addison Reed, R ERA: 2.63	(9, 1)	1.0	S	5	2	1	1	0	0	0	0	0	0	0	15	17	9.00	2.000

PITCHER	IP	WLS	BF	H	R	ER	SO	BB	IBB	HBP	BLK	WP	HR	S	P	ERA	WHIP

Batter	1	2	3	4	5	6	7	8	9	AB	R	H	RBI	BB	SO	LOB
30 Michael Conforto, L (1, 8) OBP: 0.398, SLG: 0.567	X SI 90 0-0 ① F7		C SI 90 B SI 90 B CU 74 F SL 79 F SI 92 F SI 92 B SI 92 S CU 78 3-3 ① K		B CH 82 C CH 84 X CH 85 1-1 ③ L8		C KC 78 S CH 87 B CH 85 S CH 86 1-3 ② K			4	0	0	0	0	2	0
13 Asdrúbal Cabrera, S (1, 5) OBP: 0.338, SLG: 0.404	B SI 90 C FF 91 B SI 91 B SI 92 X SI 90 3-1 ② P6		B SI 91 C SI 92 X FF 92 1-1 ② F8			S SL 80 B CH 84 X FF 92 1-1 52 1B 7 BB 1B	C SI 90 S KC 81 B CH 85 B CH 87 B SI 91 X SI 89 3-2 ③ F8			4	1	1	0	0	0	0
52 Yoenis Cespedes, R (1, 7) OBP: 0.335, SLG: 0.510	C SI 90 S SL 78 B FF 92 B SI 92 X SI 92 2-2 ③ L9		C SL 79 X SL 80 0-1 ③ G5-3			F SL 79 X SL 78 0-1 7 BB 4 BB 1-3 1B		C SI 92 F FF 93 S FS 86 0-3 ① K		4	0	1	0	0	1	0
19 Jay Bruce, L (1, 9) OBP: 0.326, SLG: 0.516		B FF 89 B CH 81 B CH 82 B SI 91 4-0 1B 7 1B BB	B FF 92 C SI 91 B SI 91 C SL 78 F SI 92 B SI 92 X SI 92 3-2 ① F8			B SI 91 X SL 79 1-0 ① F7		C SL 86 F SI 94 S FS 86 0-3 ② K		3	1	0	0	1	1	2
4 Wilmer Flores, R (1, 4) OBP: 0.316, SLG: 0.489		B SI 91 C SL 77 F SI 91 S SL 80 1-3 ① K	X CU 78 0-0 ② F7			C SI 93 F SI 93 F SI 94 1 SAFE B SI 93 B SI 91 F SI 91 B SL 84 F SI 92 4-2 B SL 82 7 BB 1-2 BB		X FF 94 0-0 HR		3	1	1	1	1	1	1
Lucas Duda, L (1, 3) OBP: 0.347, SLG: 0.532		B CH 83 1 SAFE B CU 75 B CH 82 C SI 91 X SI 93 3-1 7 1B 1-2 1B	B SI 93 B SI 93 B CH 83 B SI 92 4-0 BB			C FF 87 F SL 84 F FF 88 X FF 88 0-2 ② F9		S SL 86 S SL 86 F FF 95 B FF 93 B FS 85 X FS 84 2-2 ③ G5-3		3	0	1	0	1	0	3
7 José Reyes, S (1, 6) OBP: 0.290, SLG: 0.391		C SI 90 B CU 72 X SI 91 1-1 1-2 2-H 1B	B CU 78 F SI 90 B CU 75 F SL 79 B CU 77 S SL 78 3-3 ③ K			B FF 87 B FF 87 B SI 89 C FF 88 D FF 88 4-1 1-2 2-3 3-H BB			B SI 92 C SI 91 C ST 82 B ST 82 X FF 93 2-2 ① F8	3	0	1	2	1	1	1
44 René Rivera, R (1, 2) OBP: 0.284, SLG: 0.384		S FF 93 F SI 93 B SI 93 B SI 93 F FF 93 S SI 92 2-3 ② K			B SL 79 B SL 79 X SI 91 2-0 ① G6-3	C KC 80 B SI 93 B SI 92 C SI 91 X SI 92 2-2 ③ G6-3			B ST 81 X SI 93 1-0 ② G6-3	4	0	0	0	0	1	5
32 Steven Matz, R (1, 1) OBP: 0.214, SLG: 0.214 62 Erik Goeddel, R (4, 1) 3 Curtis Granderson, L (5, PH) OBP: 0.325, SLG: 0.450 56 Tyler Pill, L (5, 1) 54 T.J. Rivera, R (7, PH) OBP: 0.330, SLG: 0.430 47 Hansel Robles, R (7, 1) 18 Travis d'Arnaud, R (9, PH) OBP: 0.298, SLG: 0.437		X SI 93 0-0 ③ L8			B FF 90 C FF 91 S SL 80 B CH 86 B CH 85 C SL 79 3-3 ② K		C SI 90 X KC 79 0-1 ① F9		F SI 93 C ST 82 B ST 82 S ST 82 1-3 ③ K	1 0 1 0 1 0 1	0 0 0 0 0 0 0	0 0 0 0 0 0 0	0 0 0 0 0 0 0	0 0 0 0 0 0 0	0 0 1 0 0 0 0	2 0 0 0 0 0 0
Inning Stats	R: 0 E: 0 K: 0 S: 6 H: 0 LOB: 0 BB: 0 P: 11	R: 1 E: 0 K: 2 S: 12 H: 2 LOB: 2 BB: 1 P: 23	R: 0 E: 0 K: 1 S: 9 H: 0 LOB: 0 BB: 0 P: 13	R: 0 E: 0 K: 1 S: 8 H: 0 LOB: 1 BB: 1 P: 18	R: 0 E: 0 K: 1 S: 6 H: 0 LOB: 0 BB: 0 P: 12	R: 1 E: 0 K: 0 S: 18 H: 2 LOB: 3 BB: 2 P: 30	R: 0 E: 0 K: 1 S: 8 H: 0 LOB: 0 BB: 0 P: 12	R: 1 E: 0 K: 2 S: 11 H: 1 LOB: 0 BB: 0 P: 13	R: 0 E: 0 K: 1 S: 7 H: 0 LOB: 0 BB: 0 P: 11	1B: 4 2B: 0 3B: 0 HR: 1	SF: 0 SAC: 0 DP: 0 HBP: 0		WP: 0 PB: 0 SB: 0 CS: 0	PA: 36			

TOP

New York Mets @ San Diego Padres

Petco Park, San Diego, CA

Wed Jul 26 2017, 7:10 PM - 9:57 PM PDT

Att. 19,281 - Partly Cloudy - 73 F

livebaseballscorecards.com

AB	32
R	3
H	5
RBI	3
BB	4
SO	9
LOB	14

PITCHER		IP	WLS	BF	H	R	ER	SO	BB	IBB	HBP	BLK	WP	HR	S	P	ERA	WHIP
46 Jhoulys Chacín, R ERA: 4.22	(1, 1)	5.1	W	23	4	2	2	5	3	0	0	0	0	0	51	93	3.38	1.312
77 Buddy Baumann, L ERA:	(6, 1)	0.1	H	2	0	0	0	0	1	0	0	0	0	0	5	9	0.00	3.000
34 Craig Stammen, R ERA: 4.02	(6, 1)	1.1	H	4	0	0	0	1	0	0	0	0	0	0	11	17	0.00	0.000
39 Kirby Yates, R ERA: 2.36	(8, 1)	1.0		4	1	1	1	2	0	0	0	0	0	1	11	13	9.00	1.000
52 Brad Hand, L ERA: 2.08	(9, 1)	1.0	S	3	0	0	0	1	0	0	0	0	0	0	7	11	0.00	0.000

PITCHER	IP	WLS	BF	H	R	ER	SO	BB	IBB	HBP	BLK	WP	HR	S	P	ERA	WHIP

BOTTOM

Batter	1	2	3	4	5	6	7	8	9	AB	R	H	RBI	BB	SO	LOB
2 José Pirela, R (1, 4) OBP: 0.328, SLG: 0.476 52 Brad Hand, L (9, 1)	B SI 92 B SI 93 C CH 82 F CU 78 B SI 92 X SI 92 3-2 7 HR 1B	C CU 79 X CU 79 0-1 ②③ G6-4-3 1-2f		C FF 92 B FF 92 B CH 85 F FF 92 S CH 84 2-3 ① K		S SL 85 X SL 83 0-1 ③ G5-3				4 0	1 0	1 0	0 0	0 0	1 0	2 0
7 Manuel Margot, R (1, 8) OBP: 0.315, SLG: 0.401	B SI 92 B CH 82 S SI 92 1 SAFE X SI 92 2-1 1-H HR	C CU 78 X SI 93 0-1 4 2B 3B	S CU 77 C CU 77 B FF 93 B FF 93 B CH 84 F CH 85 S CU 77 3-3 ② K			S FF 95 T CH 87 B SL 86 S SL 85 1-3 ① K			4	2	2	2	0	2	0
4 Wil Myers, R (1, 3) OBP: 0.328, SLG: 0.469	C SI 94 C SI 93 B SI 94 C CH 84 1-3 ① K	B CH 82 F SI 92 B SI 92 3 SAFE X CH 83 2-1 15 1B 21 3B 3-H 2B	B FF 93 X FF 92 1-0 ③ F8			F FF 96 F SI 95 X FF 96 0-2 ② P3			4	1	1	1	0	1	0
10 Hunter Renfroe, R (1, 9) OBP: 0.287, SLG: 0.475	X SI 93 0-0 32 1B 15 FC5-2 2B	S SI 92 F SI 92 B CH 82 H SL 86 2-2 15 1B 21 3B HBP		C SI 89 B SI 90 B SI 90 X SI 89 2-1 ① G4-3			B SL 86 S SL 85 B SI 95 B SI 95 S SL 85 C SI 95 3-3 ③ K		3	1	1	0	0	1	0
32 Jabari Blash, R (1, 7) OBP: 0.366, SLG: 0.433 34 Craig Stammen, R (6, 1) OBP: 0.571, SLG: 0.600 39 Kirby Yates, L (8, 1) 20 Carlos Asuaje, L (8, PH) OBP: 0.358, SLG: 0.427 (9, 4)	C SI 92 F SI 92 B SI 92 X CU 78 1-2 15 FC5-2 2-3 1B	B SI 92 F SI 92 F SI 91 B SI 92 F CH 82 F SI 93 S CU 78 2-3 ① K		F SI 90 B SI 90 B SI 84 X SL 82 2-1 ② F7				B SI 94 X CH 88 1-0 1B		3 0 0 1	0 0 0 0	1 0 0 1	0 0 0 0	0 0 0 0	1 0 0 0	2 0 0 0
15 Cory Spangenberg, L (1, 5) OBP: 0.312, SLG: 0.398	B SI 92 C SI 92 X SL 84 1-1 ② FC5-2 1-2 3-H	C CU 78 X CU 79 0-1 21 3B 1-2 2-3 1B		B SI 90 X SI 90 1-0 ③ G4-3				1 SAFE C SI 94 S SI 94 S SI 94 0-3 ① K		4	1	1	0	0	1	3
17 Allen Córdoba, R (1, 6) OBP: 0.278, SLG: 0.322	C CU 78 C SI 93 D CU 80 S CU 79 1-3 ③ K	C CU 79 C SI 92 F CU 79 D CU 79 S CU 79 1-3 ② K				B SI 88 S SI 88 F SI 89 B SI 89 B SL 84 X SL 83 3-2 ① G1-3		C SI 93 D SL 84 S SI 94 F SI 93 C SI 94 1-3 ② K		4	0	0	0	0	3	6
21 Luis Torrens, R (1, 2) OBP: 0.260, SLG: 0.242		B SI 93 C SI 93 F CH 84 F SI 93 X CU 79 1-2 ① G3	S CH 82 B CH 83 X SI 92 1-1 1-H 2-H 3-H 3B			B SI 90 S SL 83 C SL 83 B SI 90 F SI 91 S SL 84 2-3 ② K		B SI 94 C SL 83 C SL 84 B SI 94 X SI 93 2-2 ③ L8		4	0	1	3	0	1	1
46 Jhoulys Chacín, R (1, 1) OBP: 0.243, SLG: 0.270 77 Buddy Baumann, L (6, 1) 23 Matt Szczur, R (6, 7) OBP: 0.376, SLG: 0.405		X SI 93 0-0 2 G6-4-3 1B	B CU 78 B CH 84 F SI 92 F SI 93 X CU 79 2-2 ③ G6-3			C SI 91 B SL 84 C SI 90 B SL 79 B CU 76 B SI 90 4-2 BB				2 0 0	0 0 0	1 0 0	0 0 0	0 0 1	0 0 0	1 0 0
Inning Stats	R: 2 E: 0 K: 2 S: 17 H: 4 LOB: 2 BB: 0 P: 26	R: 0 E: 0 K: 0 S: 7 H: 1 LOB: 0 BB: 0 P: 8	R: 4 E: 0 K: 2 S: 22 H: 4 LOB: 1 BB: 0 P: 32	R: 0 E: 0 K: 2 S: 8 H: 0 LOB: 0 BB: 0 P: 14	R: 0 E: 0 K: 0 S: 5 H: 0 LOB: 0 BB: 0 P: 10	R: 0 E: 0 K: 1 S: 11 H: 0 LOB: 1 BB: 1 P: 20	R: 0 E: 0 K: 2 S: 9 H: 0 LOB: 0 BB: 0 P: 13	R: 0 E: 0 K: 2 S: 11 H: 1 LOB: 1 BB: 0 P: 15		1B: 5 2B: 2 3B: 2 HR: 1 SF: 0 SAC: 0 DP: 1 HBP: 1					WP: 0 PB: 0 SB: 0 CS: 0 PA: 35	

PITCHER		IP	WLS	BF	H	R	ER	SO	BB	IBB	HBP	BLK	WP	HR	S	P	ERA	WHIP
32 Steven Matz, L ERA: 5.51	(1, 1)	3.0	L	18	9	6	6	4	0	0	1	0	0	1	46	66	18.00	3.000
62 Erik Goeddel, R ERA: 4.76	(4, 1)	1.0		3	0	0	0	2	0	0	0	0	0	0	8	14	0.00	0.000
56 Tyler Pill, R ERA: 4.5	(5, 1)	2.0		7	0	0	0	1	1	0	0	0	0	0	16	30	0.00	0.500
47 Hansel Robles, R ERA: 5.27	(7, 1)	2.0		7	1	0	0	4	0	0	0	0	0	0	20	28	0.00	0.500

PITCHER	IP	WLS	BF	H	R	ER	SO	BB	IBB	HBP	BLK	WP	HR	S	P	ERA	WHIP

New York Mets @ San Diego Padres

Petco Park, San Diego, CA

Wed Jul 26 2017, 7:10 PM - 9:57 PM PDT

Att. 19,281 - Partly Cloudy - 73 F

livebaseballscorecards.com

AB	33
R	6
H	10
RBI	6
BB	1
SO	11
LOB	15

New York Mets @ San Diego Padres

Petco Park, San Diego, CA

Thu Jul 27 2017, 6:12 PM - 9:16 PM PDT

Att. 26,262 - Partly Cloudy - 75 F

livebaseballscorecards.com

Batter	1	2	3	4	5	6	7	8	9	AB	R	H	RBI	BB	SO	LOB
30 Michael Conforto, L (1, 8) OBP: 0.398, SLG: 0.568	X FF 92 / 0-0 / 52 FC5-4 / 19 FC3-6 / 2B	B FS 88 S FS 89 1 SAFE 1 SAFE X SI 94 / 1-1 / G5-3 ③			F SI 93 B SI 95 X FS 87 / 1-1 / 52 G4-3 / 1B		X SI 94 / 0-0 / FC3-6 ② / 13 1B / 1-2f / 52 2B		F FF 94 C ST 82 F ST 82 B ST 82 F ST 82 X FF 94 / 1-2 / G1-3 ②	5	2	2	0	0	0	2
13 Asdrúbal Cabrera, S (1, 6) OBP: 0.342, SLG: 0.409	B SI 92 S SI 94 B SI 94 D SL 86 B SI 94 / 4-1 / 52 FC5-4 / BB		C SI 92 C SI 94 X SL 83 / 0-2 / 52 FC6-5-4 / 2B		B FS 87 F SI 94 X SI 95 / 1-1 ① / F8		X SI 94 / 0-0 / 52 2B / 19 BLK / 1-3 / 1B		B SI 94 B SI 94 B SI 94 C SI 93 F SI 93 C ST 82 / 3-3 ③ / K	4	1	2	0	1	1	1
52 Yoenis Cespedes, R (1, 7) OBP: 0.333, SLG: 0.510	C SL 84 S SL 84 F SL 84 F SL 84 B SI 96 F SL 83 X SI 96 / 1-2 ① / FC5-4 / 19 FC3-6 / 1-2f 2-3		B SI 94 X / 1-0 ① / FC6-5-4 / 2-3		F SI 94 1 SAFE X SI 95 / 0-1 ②③ / G4-3 / 1-2f		D SL 86 F SL 84 S SI 94 F SI 96 F SL 84 B SI 93 X SI 96 / 2-2 / 19 BLK / 19 HR / 2B / 1-3 3-H			4	1	1	1	0	0	4
19 Jay Bruce, L (1, 3) OBP: 0.325, SLG: 0.521	B FS 88 C SI 95 X SI 90 / 1-1 ② / FC3-6 / 4 1B / 1-2f 3-H		B SI 95 C SI 94 C SI 95 1 SAFE F SI 96 C SI 95 / 1-3 ② / K			S FS 86 C SI 94 X SI 96 / 0-2 ① / G4-3	S FF 93 B FF 93 S SL 80 D SL 80 X FF 93 / 2-2 / HR / 2-H 3-H			4	1	1	3	0	1	2
4 Wilmer Flores, R (1, 4) OBP: 0.315, SLG: 0.485	B SI 95 B SI 95 C SI 94 F SI 93 X SI 94 / 2-2 / 1-2 / 1B		B SI 95 X SI 95 / 1-0 ③ / L9			C SL 86 B SI 94 X SI 94 / 1-1 ② / G3	B CU 81 C CU 81 X FF 92 / 1-1 ③ / P4			4	0	1	0	0	0	1
3 Curtis Granderson, L (1, 9) OBP: 0.327, SLG: 0.453	C SI 94 C SI 94 B FS 88 S SL 86 / 1-3 ③ / K			B FS 85 B FS 86 B SI 93 C SI 94 F SI 95 B SI 94 / 4-2 / BB		C FS 88 B FS 88 X SI 95 / 1-1 / 2B		B FF 92 B FF 92 F FF 93 F FF 93 S FF 93 / 2-3 ① / K		3	0	1	0	1	2	2
18 Travis d'Arnaud, R (1, 2) OBP: 0.292, SLG: 0.428		X SI 93 / 0-0 ① / G6-3		B SI 93 C SL 84 X SL 84 / 1-1 ① / F7		F SI 94 F SI 94 X SI 94 / 0-2 ③ / G5-3		F FF 93 C CU 80 B FF 93 B FF 93 S CU 79 / 2-3 ② / K		4	0	0	0	0	1	2
15 Matt Reynolds, R (1, 5) OBP: 0.265, SLG: 0.311		C SI 94 X SL 84 / 0-1 / 1B		B SI 93 1 SAFE T SI 93 F SI 93 X SI 95 / 1-2 ② / L9			C SL 84 C SI 94 X SI 94 / 0-2 / 32 FC1-4 / 1B	B CU 80 F FF 92 C FF 93 B FF 92 T CU 79 / 2-2 ③ / K		4	0	2	0	0	1	1
64 Chris Flexen, R (1, 1)		M SI 92 L SI 92 D SL 84 F SI 95 S SI 95 / 1-3 ② / K		B SI 94 B SI 95 F SI 94 X SI 96 / 2-1 ③ / G3			X SI 94 / 0-0 ① / FC1-4 / 30 FC3-6 / 1-2f		C SI 92 F ST 81 S ST 82 / 0-3 ① / K	1	0	0	0	0	1	1
48 Jacob deGrom, L (4, PH) OBP: 0.250, SLG: 0.314										1	0	0	0	0	0	1
56 Tyler Pill, L (4, 1)										0	0	0	0	0	0	0
66 Josh Edgin, R (6, 1)										0	0	0	0	0	0	0
32 Steven Matz, R (7, PH) OBP: 0.200, SLG: 0.200										1	0	0	0	0	0	1
59 Fernando Salas, R (7, 1) OBP: 0.500, SLG: 0.500										0	0	0	0	0	0	0
62 Erik Goeddel, R (8, 1)										0	0	0	0	0	0	0
7 José Reyes, S (9, PH) OBP: 0.290, SLG: 0.389										1	0	0	0	0	1	0

Inning Stats	1	2	3	4	5	6	7	8	9
	R: 1 E: 0 K: 1 S: 16	H: 2 LOB: 2 BB: 1 P: 25	R: 0 E: 0 K: 1 S: 9	H: 1 LOB: 1 BB: 0 P: 11	R: 0 E: 0 K: 1 S: 9	H: 1 LOB: 1 BB: 0 P: 12	R: 0 E: 0 K: 0 S: 6	H: 1 LOB: 0 BB: 0 P: 8	R: 0 E: 0 K: 0 S: 10	H: 1 LOB: 1 BB: 0 P: 12	R: 4 E: 0 K: 0 S: 16	H: 4 LOB: 0 BB: 0 P: 21	R: 0 E: 0 K: 3 S: 9	H: 0 LOB: 0 BB: 0 P: 15	R: 0 E: 0 K: 2 S: 11	H: 0 LOB: 0 BB: 0 P: 15

| | | | | | | | | | |

BOTTOM

New York Mets @ San Diego Padres

Petco Park, San Diego, CA

Thu Jul 27 2017, 6:12 PM - 9:16 PM PDT

Att. 26,262 - Partly Cloudy - 75 F

livebaseballscorecards.com

Batter	1	2	3	4	5	6	7	8	9	AB	R	H	RBI	BB	SO	LOB
7 Manuel Margot, R (1, 8) OBP: 0.321, SLG: 0.420	C FF 93 F FF 92 X CU 77 0-2 HR	F FC 87 C FF 93 F FF 93 F FC 90 X FF 91 0-2 E8 1-H 2-H 3-H 2B		C SI 89 B SI 89 X CH 80 1-1 20 G6-4-3 1B		B SL 86 C SL 89 B CU 79 X SL 87 2-1 ② G5-3				4	1	3	3	0	0	0
20 Carlos Asuaje, L (1, 4) OBP: 0.363, SLG: 0.419	B FF 92 B FF 92 B FF 91 B FF 91 4-0 10 G5-3 4 1B 15 FC1-2 BB	S SI 94 F FF 94 F FC 89 B FF 93 F FF 94 B CU 77 B CH 82 B FF 94 4-2 BB		1 SAFE X SI 88 0-0 ②③ G6-4-3 1-2f		C FF 90 X CU 79 0-1 ③ G4-3				2	0	0	0	2	0	1
4 Wil Myers, R (1, 3) OBP: 0.327, SLG: 0.467	C FF 93 F FF 94 B FF 94 X SI 93 1-2 15 FC1-2 10 G5-3 32 CS 1-2 1B	X FF 93 0-0 ② F4			B SI 86 X SI 89 1-0 ① G6-3		L FF 90 F FF 91 B FF 92 X CH 88 1-2 ① F8			4	0	1	0	0	0	2
10 Hunter Renfroe, R (1, 9) OBP: 0.284, SLG: 0.470	X FC 87 0-0 ① G5-3 1-2 2-3	C FF 92 X FC 88 0-1 ③ L9			B SI 88 C SI 88 S SL 82 S SI 90 1-3 ② K		C KC 84 B KC 83 F FF 92 X FF 90 1-2 ② F8			4	0	0	0	0	1	4
15 Cory Spangenberg, L (1, 5) OBP: 0.314, SLG: 0.395	B CU 71 X CH 81 1-0 ② FC1-2 2-3 3-H	F FC 84 B CH 80 F FC 84 F FF 93 B CH 82 F CH 82 B CU 74 B SI 92 4-2 9 1B BB			B SI 88 B CH 80 F SI 88 B SL 82 F SI 88 B CH 80 4-2 32 BB 9 HR BB		B KC 84 B CH 88 S CH 87 C FF 92 S CH 87 2-3 ③ K			2	1	0	0	2	1	2
32 Jabari Blash, R (1, 7) OBP: 0.372, SLG: 0.429 52 Brad Hand, L (9, 1)	1 SAFE B FF 93 1 SAFE C FF 93 S FC 87 1-2 ③ CS 3-H	B FF 93 X FF 92 1-0 21 BB 9 HBP 7 2B 1B	1 SAFE S FC 84 B FC 87 C FF 92 1 SAFE S FC 87 1-3 ① K		1 SAFE B SI 89 F SI 89 S SL 82 1 SAFE B SL 82 B SI 91 B SL 83 4-2 9 HR 1-2 BB			B CU 77 F FF 92 S CH 85 B CH 85 S CH 86 2-3 ① K		3 0	2 0	1 0	0 0	1 0	2 0	1 0
9 Dusty Coleman, R (1, 6) OBP: 0.444, SLG: 0.875		1 SAFE S FF 94 S FF 93 1 SAFE H SI 93 1-2 21 BB 7 2B 1-2 HBP	1 SAFE B FF 91 X FF 91 1-0 21 G6-3 1-2 1B		X SI 90 0-0 1-H 2-H HR			C CH 85 S FF 93 B FF 94 S CH 86 1-3 ② K		3	2	2	3	0	1	0
21 Luis Torrens, R (1, 2) OBP: 0.259, SLG: 0.235		B SI 94 C FC 86 S FC 86 B FF 95 F FC 86 F FC 88 B FF 94 F FF 94 F FC 87 4-2 B CH 82 7 2B 7 E 1-2 2-3 BB	S SI 92 B SI 91 B SI 92 X SI 92 2-1 ②③ G6-3 1-2f		B SL 81 F SL 82 S SI 89 X SI 89 1-2 ③ G6-3			X FF 94 0-0 ③ G6-3		3	1	0	0	1	0	2
61 Luis Perdomo, R (1, 1) OBP: 0.179, SLG: 0.407 76 José Torres, L (7, 1) OBP: 1.000, SLG: 1.000 88 Phil Maton, R (7, 1) 23 Matt Szczur, R (9, 7) OBP: 0.376, SLG: 0.405		F FF 92 F FF 93 C CU 76 0-3 ① K		S SI 86 B SI 88 S SL 82 X SL 81 1-2 ① G6-3		T SL 87 X SL 86 0-1 ① G6-3				3 0 0 0	0 0 0 0	0 0 0 0	0 0 0 0	0 0 0 0	1 0 0 0	3 0 0 0
Inning Stats	R: 1 E: 0 K: 0 S: 10 H: 2 LOB: 1 BB: 1 P: 17	R: 3 E: 1 K: 1 S: 24 H: 2 LOB: 2 BB: 2 P: 34	R: 0 E: 0 K: 1 S: 10 H: 1 LOB: 1 BB: 1 P: 18	R: 0 E: 0 K: 0 S: 6 H: 1 LOB: 0 BB: 0 P: 8	R: 3 E: 0 K: 1 S: 12 H: 1 LOB: 0 BB: 2 P: 23	R: 0 E: 0 K: 0 S: 6 H: 0 LOB: 0 BB: 0 P: 8	R: 0 E: 0 K: 1 S: 9 H: 0 LOB: 0 BB: 0 P: 13	R: 0 E: 0 K: 2 S: 7 H: 0 LOB: 0 BB: 0 P: 10		1B: 4 2B: 1 3B: 0 HR: 2 SF: 0 SAC: 0 DP: 2 HBP: 1						

AB	28
R	7
H	7
RBI	6
BB	6
SO	6
LOB	15

PITCHER		IP	WLS	BF	H	R	ER	SO	BB	IBB	HBP	BLK	WP	HR	S	P	ERA	WHIP
64 Chris Flexen, R ERA: 9.0	(1, 1)	3.0	L	17	5	4	3	2	4	0	1	0	0	1	44	69	9.00	3.000
56 Tyler Pill, R ERA: 5.32	(4, 1)	2.0		9	2	3	3	1	2	0	0	0	0	1	18	31	13.50	2.000
66 Josh Edgin, L ERA: 3.65	(6, 1)	1.0		3	0	0	0	0	0	0	0	0	0	0	6	8	0.00	0.000
59 Fernando Salas, R ERA: 6.15	(7, 1)	1.0		3	0	0	0	1	0	0	0	0	0	0	9	13	0.00	0.000
62 Erik Goeddel, R ERA: 4.38	(8, 1)	1.0		3	0	0	0	2	0	0	0	0	0	0	7	10	0.00	0.000

PITCHER	IP	WLS	BF	H	R	ER	SO	BB	IBB	HBP	BLK	WP	HR	S	P	ERA	WHIP

Batter	1	2	3	4	5	6	7	8	9	AB	R	H	RBI	BB	SO	LOB
30 Michael Conforto, L (1, 8) OBP: 0.398, SLG: 0.586	C FF 92 F FF 94 S SL 82 0-3 ① K		B FF 90 C FS 84 X FF 92 1-1 HR		C FF 92 X SL 81 0-1 ① P5			B SI 92 X SI 92 1-0 HR	C SI 92 X CH 84 0-1 ② G6-3	5	2	2	2	0	1	0
13 Asdrúbal Cabrera, S (1, 5) OBP: 0.346, SLG: 0.413	X FF 92 0-0 19 HR 1B		C FS 84 B SL 78 C FF 92 B FF 92 X SL 81 2-2 19 WP 4 SF9 1B		B FF 92 B FS 83 S FF 91 C FF 92 F FF 93 B FF 93 S FF 92 3-3 ② K			C SI 93 B FC 91 S SI 95 B KC 81 X SI 95 2-2 4 FC4-6 19 20 1B 1B	X SI 91 0-0 ③ G5-3	5	3	3	0	0	1	0
52 Yoenis Cespedes, R (1, 7) OBP: 0.327, SLG: 0.500	C FF 92 S FF 93 F FF 93 F SL 82 S SL 81 0-3 ② K		B FF 92 B FF 92 T FF 91 C FF 91 D SL 79 1 SAFE C SL 80 3-3 ① K		B FF 91 B FS 84 F FF 90 B FF 92 F FF 91 X FF 94 3-2 ③ F8			B FF 95 B FC 91 F FF 95 S KC 84 1 SAFE C FC 92 2-3 ① K		4	0	0	0	0	3	3
19 Jay Bruce, L (1, 9) OBP: 0.329, SLG: 0.531	C FF 93 S FF 93 X FF 95 0-2 1-H HR		B SL 82 S FS 84 S SL 79 D SL 80 1 SAFE B SL 80 D SL 80 4-2 1-3 BB			B FF 90 B FS 82 X FF 91 2-0 ① P6		X FF 96 0-0 4 FC4-6 1-2 1B		3	1	2	2	1	0	0
4 Wilmer Flores, R (1, 3) OBP: 0.310, SLG: 0.479	F FF 92 F SL 80 S SL 82 0-3 ③ K		B FF 92 F FS 84 X FF 92 1-1 ② SF9 3-H			B FF 92 S FF 92 B FF 93 S FF 93 X FF 94 2-2 ② F7		F FC 92 F FF 96 F FF 97 B KC 82 X SI 96 1-2 ② FC4-6 20 1B 3 1B 1-2f 2-3		3	1	0	1	0	1	2
20 Neil Walker, S (1, 4) OBP: 0.350, SLG: 0.465		B FF 90 X FS 83 1-0 ① F7	C FF 92 C FF 92 S SL 79 0-3 ③ K			C FS 84 F FF 93 T SL 81 0-2 ③ K		X SI 95 0-0 3 1B 1-2 3-H 1B		4	0	1	1	0	2	1
3 Curtis Granderson, L (1, 10) OBP: 0.326, SLG: 0.450		C FF 92 F FF 92 S SL 80 0-3 ② K		B FF 91 C FS 83 C SL 80 F FF 93 F SL 79 X SL 79 1-2 ① G2-3			C FF 89 C FC 87 B FF 90 F FC 87 F FC 88 B CH 84 B FC 88 T FC 87 3-2 ① K	X FC 92 0-0 1-3 2-H 1B		4	0	1	1	0	2	0
7 José Reyes, S (1, 6) OBP: 0.289, SLG: 0.391		C FF 92 S FS 84 X SL 81 0-2 2B	B FF 92 B FF 91 F FF 91 F FF 92 B FF 93 X FF 93 3-2 ② L7				C FF 91 F FC 88 B SI 91 F FF 91 F CU 78 F FC 88 S FF 92 1-3 ② K	C SI 95 D KC 83 1 SAFE S SI 95 1 SAFE B SI 94 F KC 83 X SI 94 2-2 ③ F7		4	0	1	0	0	1	2
44 René Rivera, R (1, 2) OBP: 0.277, SLG: 0.374		B FS 84 F FF 92 F FS 83 S SL 80 1-3 ③ K2-3	S FF 92 S FF 93 B FF 94 C SL 80 1-3 ③ K				S FC 88 S FF 92 B FC 87 B FF 91 B FF 91 X FC 89 3-2 ③ L7		C SI 90 B SI 91 S SL 82 S SL 82 1-3 ① K	4	0	0	0	0	3	1
Inning Stats	R: 2 H: 2 E: 0 LOB: 0 K: 3 BB: 0 S: 15 P: 15	R: 0 H: 1 E: 0 LOB: 1 K: 2 BB: 0 S: 10 P: 12	R: 2 H: 2 E: 0 LOB: 1 K: 2 BB: 1 S: 15 P: 26	R: 0 H: 0 E: 0 LOB: 0 K: 1 BB: 0 S: 11 P: 16	R: 0 H: 0 E: 0 LOB: 0 K: 1 BB: 0 S: 9 P: 15	R: 0 H: 0 E: 0 LOB: 0 K: 1 BB: 0 S: 7 P: 11	R: 0 H: 0 E: 0 LOB: 0 K: 2 BB: 0 S: 14 P: 21	R: 3 H: 5 E: 0 LOB: 2 K: 1 BB: 0 S: 18 P: 26	R: 0 H: 0 E: 0 LOB: 0 K: 1 BB: 0 S: 6 P: 7	1B: 6 2B: 1 3B: 0 HR: 3	SF: 1 SAC: 0 DP: 0 HBP: 0	WP: 1 PB: 0 SB: 0 CS: 0	PA: 38				

TOP

New York Mets @ Seattle Mariners

Safeco Field, Seattle, WA

Fri Jul 28 2017, 7:11 PM - 10:32 PM PDT

Att. 34,543 - Clear - 77 F

livebaseballscorecards.com

AB	36
R	7
H	10
RBI	7
BB	1
SO	14
LOB	9

PITCHER		IP	WLS	BF	H	R	ER	SO	BB	IBB	HBP	BLK	WP	HR	S	P	ERA	WHIP
37 Ariel Miranda, L ERA: 4.31	(1, 1)	6.0		24	5	4	3	10	1	0	0	0	1	2	67	95	4.50	1.000
50 Nick Vincent, R ERA: 1.87	(7, 1)	1.0	H	3	0	0	0	2	0	0	0	0	0	0	14	21	0.00	0.000
25 Marc Rzepczynski, L ERA: 3.93	(8, 1)	0.0	B	1	1	1	1	0	0	0	0	0	0	1	1	2	∞	∞
46 David Phelps, R ERA: 3.53	(8, 1)	1.0	L	7	4	2	2	1	0	0	0	0	0	0	17	24	18.00	4.000
61 Casey Lawrence, R ERA: 6.82	(9, 1)	1.0		3	0	0	0	1	0	0	0	0	0	0	6	7	0.00	0.000

PITCHER		IP	WLS	BF	H	R	ER	SO	BB	IBB	HBP	BLK	WP	HR	S	P	ERA	WHIP

Batter	1	2	3	4	5	6	7	8	9	AB	R	H	RBI	BB	SO	LOB
2 Jean Segura, R (1, 6) OBP: 0.370, SLG: 0.446	C FF 95 B SI 94 B SI 95 B SL 88 C FF 96 F FF 96 S FF 96 3-3 ① K		B SI 95 F SL 87 C SI 94 F CH 90 S CH 90 1-3 ② K		B SI 94 B CH 88 F SI 94 B SI 94 B SI 94 4-1 23 BB 15 1B 1-2 2-3 3-H BB	B FF 96 C FF 94 B FF 93 F FF 94 X CH 89 2-2 1-2 1B		B FF 91 C SL 84 D SL 86 C FF 93 F FF 95 X SL 84 2-2 ③ G6-3		4	1	1	0	1	2	2
16 Ben Gamel, L (1, 7) OBP: 0.372, SLG: 0.459	C FF 96 F SL 87 S SL 87 0-3 ② K		B SL 87 F CH 90 B SI 94 X SL 86 2-1 ③ G4-3		F SL 84 F SL 86 C FF 96 0-3 ① K	C CU 72 B FF 91 S CU 72 F CU 73 S CU 73 1-3 ③ K2-3			C FF 92 X SL 84 0-1 22 G4-6-3 1B	5	0	1	0	0	3	5
22 Robinson Canó, L (1, 4) OBP: 0.330, SLG: 0.470	B FF 96 X FF 96 1-0 ③ F7			S SL 85 C CH 88 B FF 94 F FF 95 X FF 95 1-2 ① G3	D CH 89 B CH 89 X SL 85 2-0 ② SF9 3-H		B FF 88 C CH 83 C CH 83 B CU 74 X CU 72 2-2 ① G6-3		B FF 93 F FF 92 F FF 92 B FF 94 F FF 94 X FF 94 2-2 ①② G4-6-3 1-2f	4	0	0	1	0	0	1
23 Nelson Cruz, R (1, 10) OBP: 0.359, SLG: 0.491		C FF 95 B FF 94 C FF 94 B SL 86 B SL 86 D SL 83 4-2 17 FC6-4 BB		B FF 95 B SI 94 B FF 94 F FF 95 S CH 89 C FF 96 3-3 ② K	B FF 95 S SI 94 S SI 93 B FF 94 D CH 89 B FF 94 4-2 15 1B 1-2 2-3 BB		C FF 90 F CU 72 B CU 73 X CU 72 1-2 ② F8		F FF 93 B FF 94 B FF 92 F SL 86 B SL 86 X FF 92 3-2 ③ F7	3	0	0	0	2	1	0
15 Kyle Seager, L (1, 5) OBP: 0.329, SLG: 0.435		B FF 95 B FF 95 S SI 90 X CH 90 2-1 ① L8		B CH 89 C FF 95 B CH 88 S CH 90 B FF 96 D SL 86 4-2 26 FC6-4 BB	C CU 80 B CU 80 B FF 88 X FF 90 2-1 1-2 2-H 3-H 1B		B FF 90 C FF 90 B FF 90 S CU 72 F FF 90 B CU 72 F CU 72 F FF 90 X FF 90 3-2 ③ G4-3			3	0	1	2	1	0	1
26 Danny Valencia, R (1, 3) OBP: 0.320, SLG: 0.416		C SL 86 X FF 95 0-1 ② P3		C FF 94 B FF 95 1 SAFE B FF 95 X SL 86 2-1 ③ FC6-4 1-2f	C SL 87 F FF 97 B FF 98 S SL 88 1-3 ③ K			B FF 92 B SL 84 C FF 92 X FF 93 2-1 1 SH1-3 17 HBP 1B		4	0	1	0	0	1	4
17 Mitch Haniger, R (1, 9) OBP: 0.355, SLG: 0.425		C FF 95 B SL 86 S SI 95 B FF 96 X SL 85 2-2 ③ FC6-4 1-2f			C SL 86 X FF 93 0-1 1 1B 2 WP 2B	B SL 85 C SL 88 X SL 87 1-1 ① G6-3		C SL 84 B SL 85 B FF 91 F SL 84 B FF 91 H FF 92 4-2 1 SH1-3 1-2 HBP		3	1	1	0	0	0	1
1 Jarrod Dyson, L (1, 8) OBP: 0.316, SLG: 0.355			C FF 94 C FF 94 X FF 94 0-2 ① F9		C FF 94 X FF 94 0-1 2 WP 3 BB 22 SF9 2-3 1B	B CH 88 B FF 96 C FF 94 F FF 95 B CH 89 X FF 96 3-2 ② P4		X FF 92 0-0 ① SH1-3 1-2 2-3		3	1	1	0	0	0	0
3 Mike Zunino, R (1, 2) OBP: 0.303, SLG: 0.487			S FF 95 B FF 96 B FF 95 S SL 86 X FF 96 2-2 HR		B FF 94 1 SAFE B FF 93 1 SAFE S CH 89 B FF 94 B CH 88 4-1 23 BB 2 WP 15 1B 1-2 BB	B CH 89 S CH 88 B FF 96 C FF 96 B FF 96 X SL 86 3-2 2 1B 1B		C FF 91 F FF 91 F FF 91 B FF 90 S FF 93 1-3 ② K		3	2	2	1	1	1	2
Inning Stats	R: 0 E: 0 K: 2 S: 8 H: 0 LOB: 0 BB: 0 P: 12	R: 0 E: 0 K: 0 S: 9 H: 0 LOB: 1 BB: 1 P: 17	R: 1 E: 0 K: 1 S: 12 H: 1 LOB: 0 BB: 0 P: 17	R: 0 E: 0 K: 1 S: 11 H: 0 LOB: 1 BB: 1 P: 21	R: 4 E: 0 K: 2 S: 17 H: 3 LOB: 2 BB: 3 P: 34	R: 0 E: 0 K: 1 S: 15 H: 2 LOB: 2 BB: 0 P: 25	R: 0 E: 0 K: 0 S: 12 H: 0 LOB: 0 BB: 0 P: 18	R: 0 E: 0 K: 1 S: 13 H: 1 LOB: 2 BB: 0 P: 22	R: 0 E: 0 K: 0 S: 9 H: 1 LOB: 0 BB: 0 P: 14	1B: 6 2B: 1 3B: 0 HR: 1	SF: 1 SAC: 1 DP: 1 HBP: 1	WP: 1 PB: 0 SB: 0 CS: 0	PA: 40			

BOTTOM

New York Mets @ Seattle Mariners

Safeco Field, Seattle, WA

Fri Jul 28 2017, 7:11 PM - 10:32 PM PDT

Att. 34,543 - Clear - 77 F

livebaseballscorecards.com

AB	32
R	5
H	8
RBI	4
BB	5
SO	8
LOB	16

PITCHER		IP	WLS	BF	H	R	ER	SO	BB	IBB	HBP	BLK	WP	HR	S	P	ERA	WHIP
50 Rafael Montero, R ERA: 5.72	(1, 1)	4.2		22	3	5	5	5	5	0	0	0	1	1	52	93	9.64	1.714
66 Josh Edgin, L ERA: 3.65	(5, 1)	0.0		1	1	0	0	0	0	0	0	0	0	0	2	4	∞	∞
47 Hansel Robles, R ERA: 5.08	(5, 1)	1.0		5	2	0	0	1	0	0	0	0	0	0	14	24	0.00	2.000
39 Jerry Blevins, L ERA: 3.03	(6, 1)	1.1	W	4	0	0	0	1	0	0	0	0	0	0	16	23	0.00	0.000
51 Paul Sewald, R ERA: 4.07	(8, 1)	1.0	H	5	1	0	0	1	0	0	1	0	0	0	13	22	0.00	1.000

PITCHER		IP	WLS	BF	H	R	ER	SO	BB	IBB	HBP	BLK	WP	HR	S	P	ERA	WHIP
43 Addison Reed, R ERA: 2.57	(9, 1)	1.0	S	3	1	0	0	0	0	0	0	0	0	0	9	14	0.00	1.000

Batter	1	2	3	4	5	6	7	8	9	AB	R	H	RBI	BB	SO	LOB
30 Michael Conforto, L (1, 7) OBP: 0.398, SLG: 0.581	F FF 89 F SL 88 X FF 91 0-2 ① G4-3		X CH 86 0-0 ② F9		B FF 93 B SL 90 X FF 92 2-0 ③ F9		B SL 84 B SL 86 B SI 93 C SI 93 B SI 93 4-1 13 G4-6-3 1-2 BB		T FF 99 B SL 88 B SL 88 B FF 99 X FF 98 3-1 3-H 1B	4	0	1	1	1	0	3
13 Asdrúbal Cabrera, S (1, 5) OBP: 0.340, SLG: 0.405	B SI 90 C SI 91 X CH 85 1-1 ② F7		F B CH 85 B FF 92 F FF 93 S SL 90 2-3 ③ K			X FF 89 0-0 ① L9	B SI 94 X CH 88 1-0 ①② G4-6-3 1-2f 2-3		F FF 97 B SL 89 C SL 86 S FF 100 1-3 ③ K	5	0	0	0	0	2	4
19 Jay Bruce, L (1, 9) OBP: 0.326, SLG: 0.525	B FF 91 C FF 93 B CH 86 S SL 89 S FF 91 2-3 ③ K			C FF 89 X SL 88 0-1 ① P6		X CU 78 0-0 ② P4	C SL 87 B SI 93 B SL 86 S SI 93 S SI 94 2-3 ③ K			4	0	0	0	0	2	1
52 Yoenis Cespedes, R (1, 10) OBP: 0.330, SLG: 0.500		F FF 90 B SL 89 X SL 89 1-1 20 G3-6-3-4 1B		F SL 87 B FF 92 X CU 81 1-1 ② P4		C SI 90 X CU 80 0-1 3 BB 20 1B 4 BB 1B		C FF 90 S FC 87 F FF 91 X FF 90 0-2 ① G6-3		4	1	2	0	0	0	0
20 Neil Walker, S (1, 4) OBP: 0.349, SLG: 0.461	C SI 91 F SL 90 F FF 93 F CU 81 1 SAFE F FF 94 X CU 82 0-2 ①② G3-6-3-4 1-2f			B FF 91 X CH 86 1-0 ③ F9		C SI 91 B FF 92 X FF 92 1-1 4 BB 3 BB 1-2 1B		C FF 91 X CH 84 0-1 ② G4-3		4	0	1	0	0	0	1
3 Curtis Granderson, L (1, 8) OBP: 0.331, SLG: 0.448	B FF 92 B CH 86 B FF 91 B FF 90 4-0 BB				B SI 89 B SI 89 F FF 90 B FF 91 B FF 90 4-1 4 1B BB	B SI 94 B SI 93 B FF 94 B FF 92 4-0 4 BB 1-2 2-3 BB		C FF 90 F FC 88 X FF 91 0-2 ③ F8		1	0	0	0	3	0	0
4 Wilmer Flores, R (1, 3) OBP: 0.317, SLG: 0.486	1 SAFE C FF 92 C CU 81 F CU 80 1 SAFE B FF 92 B FF 93 D CU 83 F SL 90 3-2 ③ X FF 84 P4				C SL 88 C CU 80 B SL 89 B CU 80 D FF 93 F FF 92 X FF 93 3-2 1-2 1B	B FF 93 B SI 92 C FF 93 D FF 93 B FF 93 4-1 1-2 2-3 3-H BB			B FF 98 F FF 98 S SL 88 F FF 99 X SL 89 1-2 18 G6-3 30 1B 2B	3	1	2	1	1	0	1
7 José Reyes, S (1, 6) OBP: 0.286, SLG: 0.386			C FF 88 B CH 83 B FF 91 C FF 89 F SL 90 F FF 92 B CU 82 X FF 92 3-2 ① P4		B FF 92 B CH 85 C SI 92 B SI 92 C FF 92 F FF 93 X FF 93 3-2 ① F4	C SI 93 B FF 94 B FF 93 F FF 93 B SL 78 X SI 92 3-2 ③ F8			F FF 98 B FF 99 B FF 98 S FF 98 B FF 98 X FF 98 3-2 ① L8	4	0	0	0	0	0	6
18 Travis d'Arnaud, R (1, 2) OBP: 0.296, SLG: 0.429			X SI 91 0-0 ② 1B		X SL 90 0-0 ② L9		B FF 93 B SL 80 F FF 93 S SI 94 B SL 79 F FF 94 F FF 94 X FF 94 3-2 13 G4-6-3 30 BB 1B		C SL 87 X SL 87 0-1 ② G6-3 2-3	4	0	2	0	0	0	3
Inning Stats	R: 0 E: 0 K: 1 S: 8 H: 0 LOB: 0 BB: 0 P: 11	R: 0 E: 0 K: 0 S: 13 H: 1 LOB: 1 BB: 1 P: 21	R: 0 E: 0 K: 1 S: 10 H: 1 LOB: 1 BB: 0 P: 15	R: 0 E: 0 K: 0 S: 5 H: 0 LOB: 0 BB: 0 P: 7	R: 0 E: 0 K: 0 S: 11 H: 1 LOB: 2 BB: 1 P: 23	R: 1 E: 0 K: 0 S: 10 H: 2 LOB: 3 BB: 2 P: 22	R: 0 E: 0 K: 1 S: 10 H: 1 LOB: 1 BB: 1 P: 20	R: 0 E: 0 K: 0 S: 9 H: 0 LOB: 0 BB: 0 P: 9	R: 1 E: 0 K: 1 S: 14 H: 2 LOB: 1 BB: 0 P: 22	1B: 7 2B: 1 3B: 0 HR: 0 SF: 0 SAC: 0 DP: 2 HBP: 0						

TOP

New York Mets @ Seattle Mariners

Safeco Field, Seattle, WA

Sat Jul 29 2017, 1:11 PM - 4:22 PM PDT

Att. 33,519 - Sunny - 68 F

livebaseballscorecards.com

AB	33
R	2
H	8
RBI	2
BB	5
SO	4
LOB	19

PITCHER		IP	WLS	BF	H	R	ER	SO	BB	IBB	HBP	BLK	WP	HR	S	P	ERA	WHIP
49 Yovani Gallardo, R ERA: 5.34	(1, 1)	5.2	W	23	5	1	1	2	2	0	0	0	0	0	53	84	1.59	1.235
55 Tony Zych, R ERA: 2.12	(6, 1)	0.1	H	4	1	0	0	0	2	0	0	0	0	0	9	23	0.00	9.000
25 Marc Rzepczynski, L ERA: 3.72	(7, 1)	1.0	H	3	0	0	0	1	1	0	0	0	0	0	5	12	0.00	1.000
50 Nick Vincent, R ERA: 1.83	(8, 1)	1.0	H	3	0	0	0	0	0	0	0	0	0	0	9	9	0.00	0.000
39 Edwin Díaz, R ERA: 3.3	(9, 1)	1.0	S	5	2	1	1	1	0	0	0	0	0	0	14	22	9.00	2.000

PITCHER		IP	WLS	BF	H	R	ER	SO	BB	IBB	HBP	BLK	WP	HR	S	P	ERA	WHIP

WP: 0 PA: 38
PB: 0
SB: 0
CS: 0

New York Mets @ Seattle Mariners

Safeco Field, Seattle, WA

Sat Jul 29 2017, 1:11 PM - 4:22 PM PDT

Att. 33,519 - Sunny - 68 F

BOTTOM

livebaseballscorecards.com

Batter	1	2	3	4	5	6	7	8	9	AB	R	H	RBI	BB	SO	LOB
2 Jean Segura, R (1, 6) OBP: 0.368, SLG: 0.443	C FF 94 F FF 94 F FF 96 X FF 95 0-2 16 G6-3 1B	F SL 89 B FF 95 F FF 94 B F CH 86 F FF 96 C SL 88 2-3 ③ K			C SL 88 S CU 80 C SI 95 0-3 ① K		C KC 82 2 SAFE F CH 86 B FF 92 X CH 88 1-2 ② FC5 1-2 2-3f			4	0	1	0	0	2	5
16 Ben Gamel, L (1, 7) (3, 9) OBP: 0.371, SLG: 0.456	1 SAFE B FF 94 C SL 90 T CH 86 F FF 95 X SL 89 1-2 ① ② G6-3 1-2f		B FF 94 B CH 87 F CH 86 B FF 94 F SL 88 X CH 87 3-2 22 E 22 FC4 23 SF7 1B		C SI 95 B SI 95 B SL 88 B FF 95 S CH 87 S FF 97 3-3 ② K		C SL 78 S SL 79 F SL 80 B FF 95 B FF 96 B SL 79 S SL 79 3-3 ③ K			4	1	1	0	0	2	3
22 Robinson Canó, L (1, 4) OBP: 0.327, SLG: 0.465	F CU 81 F CU 80 B CH 87 B CH 87 F FF 96 B CH 88 F CU 82 C FF 96 3-3 ③ K		S FF 94 F FF 94 F FF 96 1 SAFE F CU 82 B FF 96 F FF 96 F SL 88 F CH 86 1-2 F FF 94 X CH 87 FC4 1-3		B CH 87 X CH 86 1-0 ③ L9			B FF 94 B FS 84 F FF 94 B FS 83 X FF 95 3-1 ① F7		4	0	0	0	0	1	1
23 Nelson Cruz, R (1, 10) OBP: 0.358, SLG: 0.490		X FF 94 0-0 15 2B 1 1B 1B	S CU 81 X CU 81 0-1 ① SF7 3-H			C CH 84 S CH 84 S FF 95 0-3 ① K		B FS 85 C FF 95 B FF 96 B FS 85 F FF 96 F FF 96 S FS 86 3-3 ② K		3	1	1	1	0	2	0
15 Kyle Seager, L (1, 5) OBP: 0.333, SLG: 0.442		B FF 94 B SL 88 S CH 87 B SL 90 X FF 95 3-1 1 1B 1-3 2B	X FF 95 0-0 ② L7			B CU 80 B CH 86 S CH 86 S CH 85 B FF 96 B CH 86 4-2 5 CS BB		B SL 80 C SL 82 B SL 82 C FF 94 X FF 95 2-2 26 1B 2B		3	1	2	0	1	0	1
26 Danny Valencia, R (1, 3) OBP: 0.320, SLG: 0.414		C CU 82 B SI 95 S SL 89 F SL 90 S FF 97 1-3 ① K	S CU 80 S SL 89 B FF 95 C FF 95 1-3 ③ K			B FF 95 C CU 80 B CU 81 X SL 90 2-1 ② F9		D CU 77 B FF 92 C CH 85 F FF 94 X CU 78 2-2 ③ 2-H 1B		4	0	1	0	0	2	4
17 Mitch Haniger, R (1, 9) OBP: 0.358, SLG: 0.425 5 Guillermo Heredia, R (2, PR) (3, 7) OBP: 0.341, SLG: 0.378		C SL 89 S FF 95 H FF 95 1-2 1 1B HBP	F FF 94 X FF 94 0-1 ① G6-3			B CU 82 F SI 95 1-1 ③ CS 1-2	C KC 82 B KC 83 B FF 91 F FF 91 X FF 92 2-2 2 FC5 1 1B 1B			0 2	0 0	0 1	0 0	0 0	0 0	0 0
1 Jarrod Dyson, L (1, 8) OBP: 0.319, SLG: 0.359		B SL 90 C SL 90 C FF 95 F SL 91 F FF 96 X CU 80 1-2 3 S 1-3 2-H 3-H 1B	S FF 94 F FF 94 B CH 87 B FF 95 S CH 87 2-3 ② K				1 SAFE X FF 90 0-0 2 FC5 1-2 1B			3	0	2	2	0	1	0
3 Mike Zunino, R (1, 2) OBP: 0.300, SLG: 0.481		B FF 96 1 SAFE S FF 95 B FF 95 C CH 86 B FF 95 S CH 87 3-3 ② K 1-2	C FF 95 S S 0-3 ③ K				D KC 84 S KC 83 S FF 91 F FF 91 F CH 87 S FF 91 1-3 ① K			3	0	0	0	0	3	4
Inning Stats	R: 0 E: 0 K: 1 S: 13 H: 1 LOB: 0 BB: 0 P: 17	R: 2 E: 0 K: 3 S: 22 H: 3 LOB: 3 BB: 0 P: 33	R: 1 E: 1 K: 1 S: 18 H: 1 LOB: 1 BB: 0 P: 23	R: 0 E: 0 K: 2 S: 8 H: 0 LOB: 0 BB: 0 P: 10	R: 0 E: 0 K: 2 S: 7 H: 0 LOB: 0 BB: 0 P: 11	R: 0 E: 0 K: 1 S: 8 H: 0 LOB: 0 BB: 1 P: 15	R: 0 E: 0 K: 2 S: 16 H: 2 LOB: 2 BB: 0 P: 23	R: 0 E: 0 K: 1 S: 12 H: 2 LOB: 2 BB: 0 P: 22		1B: 7 2B: 2 3B: 0 HR: 0 SF: 1 SAC: 0 DP: 1 HBP: 1			WP: 0 PB: 0 SB: 1 CS: 1 PA: 34	

	AB	30
	R	3
	H	9
	RBI	3
	BB	1
	SO	13
	LOB	18

PITCHER		IP	WLS	BF	H	R	ER	SO	BB	IBB	HBP	BLK	WP	HR	S	P	ERA	WHIP
48 Jacob deGrom, R ERA: 3.29	(1, 1)	6.0	L	24	5	3	2	10	1	0	1	0	0	0	76	109	3.00	1.000
59 Fernando Salas, R ERA: 6.05	(7, 1)	0.2		4	2	0	0	1	0	0	0	0	0	0	12	16	0.00	3.000
49 Josh Smoker, L ERA: 6.75	(7, 1)	1.0		4	1	0	0	2	0	0	0	0	0	0	13	24	0.00	1.000
62 Erik Goeddel, R ERA: 4.26	(8, 1)	0.1		1	1	0	0	0	0	0	0	0	0	0	3	5	0.00	3.000

PITCHER	IP	WLS	BF	H	R	ER	SO	BB	IBB	HBP	BLK	WP	HR	S	P	ERA	WHIP

Batter	1	2	3	4	5	6	7	8	9	AB	R	H	RBI	BB	SO	LOB
30 Michael Conforto, L (1, 8) OBP: 0.395, SLG: 0.575	B FF 93 X FF 94 1-0 ① F7		B FF 96 B FC 90 S FF 96 B F FF 97 F FF 98 X FF 98 3-2 52 1B 1B		C KC 81 F FC 90 B FF 98 F FF 98 F KC 84 S KC 82 1-3 ② K		X FF 94 0-0 ③ P6		F SI 96 C SL 81 D SL 82 C SI 97 1-3 ③ K 1-2	5	0	1	0	0	2	2
7 José Reyes, S (1, 6) OBP: 0.289, SLG: 0.387 13 Asdrúbal Cabrera, S (5, PR) OBP: 0.339, SLG: 0.404 (5, 5)	C FF 94 X FF 94 0-1 52 F8-6 1B		B KC 80 X FF 94 1-0 ② F9		B KC 83 H FF 98 2-0 HBP			S FF 92 S FF 92 B FF 92 T FF 94 1-2 ① K		2	0	1	0	0	0	1
										1	0	0	0	0	1	0
52 Yoenis Cespedes, R (1, 7) OBP: 0.329, SLG: 0.495	C FF 94 B KC 79 X FF 94 1-1 ②③ F8-6 1-2		F FF 96 B FF 96 X KC 81 1-1 1-2 1B		S FF 97 S FF 98 F FF 98 B FF 98 D FC 90 F FF 98 F FC 90 F FF 99 S KC 83 2-3 ③ K			C FC 83 X FF 94 0-1 ② F7		4	0	1	0	0	1	2
19 Jay Bruce, L (1, 10) OBP: 0.326, SLG: 0.523 9 Brandon Nimmo, L (8, PH) OBP: 0.440, SLG: 0.381 (8, 10)		C FF 94 X FC 87 0-1 ① G4-3	B KC 79 F FF 96 T FC 90 X FF 97 1-2 ③ G6-3			C FF 96 B KC 82 B FC 90 F FF 97 X FF 98 2-2 1B		B FF 93 F FF 92 C FF 93 B FC 83 F FF 94 B FF 94 F FF 93 F FF 94 F FF 94 3-2 ③ K		3	0	1	0	0	0	2
										1	0	0	0	0	1	0
4 Wilmer Flores, R (1, 3) OBP: 0.320, SLG: 0.486		B FF 93 S FF 94 B KC 81 S FF 95 B FC 90 F FF 97 F FF 97 F FF 97 X FF 97 3-2 20 HBP 1B		F FF 95 X KC 81 0-1 3 FC4-6 1B		S FF 96 B CH 86 C FF 96 S FC 90 1-3 ① K			C SI 94 F SL 80 X SI 97 0-2 ① G6-3	4	0	2	0	0	1	1
20 Neil Walker, S (1, 4) OBP: 0.347, SLG: 0.455		C FF 94 H FF 95 1-1 1-2 HBP		S FF 95 B FF 96 S FF 95 B FF 96 F FF 97 C KC 82 2-3 ① K		F FF 96 B FF 96 B KC 80 F FF 96 S FC 90 2-3 ② K			C SI 95 C SI 96 F SL 81 C SI 96 0-3 ② K	3	0	0	0	0	3	2
3 Curtis Granderson, L (1, 9) OBP: 0.330, SLG: 0.446		C FF 94 X FC 87 0-1 ② L9		C FF 95 B FC 88 B FF 96 B FF 96 F FF 95 X FF 96 3-2 ② FC4-6 1-2f		B FF 97 B FF 96 X FF 96 2-0 ③ G4-3			X SI 96 0-0 18 1B 15 1B 1B	4	1	1	0	0	0	4
18 Travis d'Arnaud, R (1, 2) OBP: 0.295, SLG: 0.426		C KC 80 C D F S 1-3 ③ K		S FF 96 S FF 96 F FF 97 F KC 82 S FF 97 0-3 ③ K			B FF 93 B FF 93 F FF 92 C FF 93 C FF 94 2-3 ① K		B SI 96 F SI 96 B SL 80 B SL 79 X SI 95 3-1 15 1B 1-2 1B	4	0	1	0	0	3	3
15 Matt Reynolds, R (1, 5) OBP: 0.264, SLG: 0.306 (5, 6)			C FF 95 B FF 94 B KC 79 S FF 96 S FF 97 2-3 ① K		C FF 95 T FF 96 B FF 98 B KC 83 B FF 97 F FF 98 X FF 98 3-2 ① G5-3		S FF 94 C FC 85 S FF 95 0-3 ② K		X SI 95 0-0 30 DI 1B 1-3 2-H	4	0	1	1	0	2	0
Inning Stats	R: 0 E: 0 K: 0 S: 5 H: 1 LOB: 0 BB: 0 P: 7	R: 0 E: 0 K: 1 S: 15 H: 1 LOB: 2 BB: 0 P: 20	R: 0 E: 0 K: 1 S: 13 H: 2 LOB: 2 BB: 0 P: 21	R: 0 E: 0 K: 2 S: 14 H: 1 LOB: 1 BB: 0 P: 19	R: 0 E: 0 K: 2 S: 16 H: 0 LOB: 1 BB: 0 P: 24	R: 0 E: 0 K: 2 S: 10 H: 1 LOB: 1 BB: 0 P: 17	R: 0 E: 0 K: 2 S: 7 H: 0 LOB: 0 BB: 0 P: 9	R: 0 E: 0 K: 2 S: 12 H: 0 LOB: 0 BB: 0 P: 16	R: 1 E: 0 K: 2 S: 14 H: 3 LOB: 2 BB: 0 P: 18	1B: 9 2B: 1 3B: 0 HR: 0 SF: 0 SAC: 0 DP: 1 HBP: 2						

TOP

New York Mets @ Seattle Mariners

Safeco Field, Seattle, WA

Sun Jul 30 2017, 1:11 PM - 4:05 PM PDT

Att. 31,162 - Partly Cloudy - 67 F

livebaseballscorecards.com

AB	35
R	1
H	9
RBI	1
BB	0
SO	14
LOB	17

PITCHER		IP	WLS	BF	H	R	ER	SO	BB	IBB	HBP	BLK	WP	HR	S	P	ERA	WHIP
65 James Paxton, L ERA: 2.68	(1, 1)	6.0	W	25	6	0	0	8	0	0	2	0	0	0	73	108	0.00	1.000
54 Emilio Pagán, R ERA: 2.25	(7, 1)	2.0		6	0	0	0	4	0	0	0	0	0	0	19	25	0.00	0.000
47 James Pazos, L ERA: 4.12	(9, 1)	1.0		6	3	1	1	2	0	0	0	0	0	0	14	18	9.00	3.000

PITCHER	IP	WLS	BF	H	R	ER	SO	BB	IBB	HBP	BLK	WP	HR	S	P	ERA	WHIP

Batter	1	2	3	4	5	6	7	8	9	AB	R	H	RBI	BB	SO	LOB
16 Ben Gamel, L (1, 7) OBP: 0.371, SLG: 0.461	C CH 86 B FF 93 F SL 86 F CU 77 X CU 79 1-2 G4-3 ①	C SL 85 B FF 91 B SL 86 X CH 85 2-1 22 2B 3B		C CU 75 C CU 74 F CU 79 X FF 93 0-2 L7 ②		C CH 87 F FF 92 B CH 88 F CH 86 B FF 92 X FF 93 2-2 2 FC6-4 1-2 2-H 1B		C CU 75 X CH 85 0-1 FC6-4 ① 6 WP 6 1B 1-2f 2-H		5	2	2	1	0	0	1
2 Jean Segura, R (1, 6) OBP: 0.367, SLG: 0.441 6 Danny Espinosa, S (8, PH) OBP: 0.236, SLG: 0.275 (9, 6)	C SI 92 B SI 90 B FF 91 B CH 86 T SI 91 F FF 94 X SL 87 3-2 22 1B 23 HR 1B	B CH 88 B CH 88 B SL 86 C FF 90 C CU 76 S SL 84 3-3 K ②		B SL 84 B CH 88 X SL 84 2-0 L8 ③		S FF 92 F FF 89 X CH 88 0-2 FC6-4 ③ 1-2f		B CU 76 F FF 94 F FF 93 D SL 81 B SL 82 X SL 79 3-2 22 G4-3 22 WP 2-H 1B		4 1	1 0	1 1	0 1	0 0	1 0	3 0
22 Robinson Canó, L (1, 4) OBP: 0.328, SLG: 0.467	C CH 88 1 SAFE B FF 92 X CU 76 1-1 23 HR 1-3 1B	B CH 84 F CH 84 B X CH 85 2-1 3-H 2B			C CU 73 F CH 87 X FF 90 0-2 F7 ①		F FF 92 B SL 80 X FF 93 1-1 F7 ①	C SI 92 F CU 75 B FF 92 B CH 85 X SL 80 2-2 G4-3 ② 1-3		5	1	2	1	0	0	1
23 Nelson Cruz, R (1, 10) OBP: 0.358, SLG: 0.496	C FF 92 B SI 92 S SI 92 F FF 94 F SI 91 X CH 84 1-2 1-H 3-H HR	X FF 90 0-0 F8 ③			B CU 75 B FF 91 X CU 76 2-0 F7 ②		B FF 94 B FS 83 F FF 93 B FF 94 S FF 93 B FF 94 4-2 15 2B 26 SF9 BB	D SL 77 X FF 93 1-0 P4 ③		4	2	1	3	1	0	2
15 Kyle Seager, L (1, 5) OBP: 0.334, SLG: 0.445	B SI 91 B CH 85 C FF 92 F CH 85 B FF 92 X SI 91 3-2 1B		B CU 74 C CH 84 B SL 84 B SL 84 S CH 88 X SI 90 3-2 F7 ①		C CH 84 B SL 86 B CU 74 F CH 83 F SL 85 F FF 92 X CU 75 2-2 F8 ③		X FF 93 0-0 1-3 2B			4	0	2	0	0	0	0
26 Danny Valencia, R (1, 3) OBP: 0.316, SLG: 0.411	S SL 84 F FF 91 D SI 91 S CU 77 1-3 K ②		C FF 91 B CH 89 X SI 90 1-1 F9 ②			X FF 91 0-0 G4-3 ①	C FF 94 D FS 84 F FF 94 X FS 85 1-2 SF9 ② 3-H			3	0	0	1	0	1	1
1 Jarrod Dyson, L (1, 8) OBP: 0.318, SLG: 0.357	C SL 84 C FF 91 X CU 78 0-2 G3 ③		B SI 90 F SI 90 C SL 85 B FF 92 X CH 85 2-2 1B			C FF 92 B CH 87 X CH 86 1-1 E4 3 BB 16 1B	B SL 81 C SL 79 X SL 81 1-1 G6-3 ③			4	1	1	0	0	0	2
3 Mike Zunino, R (1, 2) OBP: 0.303, SLG: 0.477		C CU 73 B F B S FF 93 2-3 K ①	1 SAFE 1 SAFE C SL 84 C FF 92 B CH 89 S CU 77 1-3 K ③			B FF 91 F KC 83 1 SAFE B CH 88 B FF 92 D KC 83 4-1 16 1B 1-2 BB		B FF 92 B SL 79 B FF 92 B FF 93 4-0 12 1B 16 E BB		2	1	0	0	2	2	1
12 Leonys Martin, L (1, 9) OBP: 0.194, SLG: 0.207		B CH 89 B SI 91 X FF 91 2-0 HR		C CU 73 S CU 74 B FF 93 S CU 74 1-3 K ①		T FF 92 D CH 87 S CH 87 B FF 92 S CH 86 2-3 K ②		X SI 93 0-0 16 FC6-4 1-2 1B		4	1	2	1	0	2	2
Inning Stats	R: 3 E: 0 K: 1 S: 24 H: 4 LOB: 1 BB: 0 P: 34	R: 2 E: 0 K: 2 S: 12 H: 3 LOB: 1 BB: 0 P: 23	R: 0 E: 0 K: 1 S: 11 H: 1 LOB: 1 BB: 0 P: 18	R: 0 E: 0 K: 0 S: 8 H: 0 LOB: 0 BB: 0 P: 11	R: 0 E: 0 K: 0 S: 9 H: 0 LOB: 0 BB: 0 P: 13	R: 1 E: 1 K: 1 S: 14 H: 1 LOB: 2 BB: 1 P: 23	R: 1 E: 0 K: 0 S: 10 H: 1 LOB: 1 BB: 1 P: 17	R: 2 E: 1 K: 0 S: 10 H: 2 LOB: 1 BB: 1 P: 20								

BOTTOM

New York Mets @ Seattle Mariners

Safeco Field, Seattle, WA

Sun Jul 30 2017, 1:11 PM - 4:05 PM PDT

Att. 31,162 - Partly Cloudy - 67 F

livebaseballscorecards.com

AB	36
R	9
H	12
RBI	8
BB	3
SO	6
LOB	13

1B: 7	SF: 1	WP: 2	PA: 40
2B: 2	SAC: 0	PB: 0	
3B: 1	DP: 0	SB: 0	
HR: 2	HBP: 0	CS: 0	

PITCHER		IP	WLS	BF	H	R	ER	SO	BB	IBB	HBP	BLK	WP	HR	S	P	ERA	WHIP
67 Seth Lugo, R ERA: 4.53	(1, 1)	5.0	L	23	8	5	5	5	0	0	0	0	0	2	64	99	9.00	1.600
59 Fernando Salas, R ERA: 5.91	(6, 1)	1.0		6	1	1	0	1	1	0	0	0	0	0	14	23	0.00	2.000
49 Josh Smoker, L ERA: 6.82	(7, 1)	1.0		5	1	1	1	0	1	0	0	0	0	0	10	17	9.00	2.000
40 AJ Ramos, R ERA: 3.98	(8, 1)	1.0		6	2	2	2	0	1	0	0	0	2	0	10	20	18.00	3.000

PITCHER	IP	WLS	BF	H	R	ER	SO	BB	IBB	HBP	BLK	WP	HR	S	P	ERA	WHIP

Batter	1	2	3	4	5	6	7	8	9	AB	R	H	RBI	BB	SO	LOB
30 Michael Conforto, L (1, 8) OBP: 0.401, SLG: 0.576	C FF 96 B FF 96 B CH 88 B FF 96 B FF 96 4-1 52 2B BB		B CU 76 X FF 95 1-0 13 G3-6-3 1B		B CU 75 S FF 94 S CU 76 B FF 96 B FF 96 B FF 95 4-2 BB		B SI 90 1 SAFE S SL 84 1 SAFE C SL 84 X SI 90 1-2 1-3 1B		X FF 93 0-0 ② L8	3	1	2	0	2	0	0
13 Asdrúbal Cabrera, S (1, 5) OBP: 0.334, SLG: 0.399	C FF 94 S FF 94 B SL 85 X CU 78 1-2 ① L8		B FF 94 F FF 94 X FF 95 1-1 ①② G3-6-3 1-2f		F FF 94 S FF 93 1 SAFE X FF 94 0-2 ③ G3		X SI 90 0-0 ② SF8 3-H		B FF 93 C FF 93 B CU 75 B SL 86 X FF 93 3-1 ③ F8	4	0	0	1	0	0	3
52 Yoenis Cespedes, R (1, 7) OBP: 0.332, SLG: 0.500	B FF 95 F FF 94 B FF 94 X FF 95 2-1 1-H 2B		B FF 94 B FF 94 C FF 95 X FF 96 2-1 ③ G2-3			B FF 92 X FF 93 1-0 19 2B 1B	S SL 83 S SL 83 B SL 82 B SL 84 F SL 82 X SL 82 2-2 ③ G5-3			4	1	2	1	0	0	1
19 Jay Bruce, L (1, 9) OBP: 0.328, SLG: 0.534 (8, 3)	C CU 77 S SL 81 C FF 95 0-3 ② K			F CH 85 B FF 96 B FF 95 B FF 95 X FF 94 3-1 ① G4-3		F FF 92 B FF 92 1 SAFE X SL 84 1-1 1-H 2B		C SI 92 C FC 88 B FC 87 X FC 87 1-2 HR		4	1	2	2	0	1	1
20 Neil Walker, S (1, 4) OBP: 0.342, SLG: 0.447	B FF 94 C CU 76 D FF 94 X CH 87 2-1 ③ G3-1			C CH 85 F FF 95 F FF 96 C CH 86 0-3 ② K		F FF 92 X CH 84 0-1 ① F7		C SI 93 F CH 86 B CH 85 B CH 84 C CH 84 2-3 ① K		4	0	0	0	0	2	2
4 Wilmer Flores, R (1, 3) OBP: 0.319, SLG: 0.480 47 Hansel Robles, R (8, 1)		B FF 95 B FF 95 C FF 95 B FF 96 C FF 95 T FF 97 3-2 ① K		B FF 96 S FF 95 B FF 96 F FF 95 B FF 98 4-2 1 FC6-4 BB		C FF 93 B FF 92 F FF 93 F SL 82 F FF 95 B FF 95 X FF 94 2-2 ② G1-3		F FF 98 B SL 89 C CH 90 B SL 90 B SL 88 X FF 98 3-2 ② G5-3		3 0	0 0	0 0	0 0	1 0	1 0	1 0
1 Amed Rosario, R (1, 6) OBP: 0.250, SLG: 0.250		B FF 96 C FF 95 F SL 84 B SL 87 X SL 84 2-2 ② F9		X FF 93 0-0 ③ FC6-4 1-2f		B FF 94 F FF 93 F FF 94 B FF 95 D CU 77 C FF 95 3-3 ③ K		S SL 88 X SL 89 0-1 E6 1B		4	0	1	0	0	1	2
18 Travis d'Arnaud, R (1, 2) OBP: 0.294, SLG: 0.427	C FF 97 C FF 96 X SL 85 0-2 2B				B FF 94 X FF 94 1-0 ① G4-3		F SL 81 B SL 85 S SL 83 F SL 82 F SL 84 B SL 84 F SL 82 F SI 90 S SL 83 2-3 ① K	X SL 88 0-0 ③ G1-3-1		4	0	1	0	0	1	1
32 Steven Matz, R (1, 1) OBP: 0.176, SLG: 0.176 49 Josh Smoker, L (6, 1) 62 Erik Goeddel, R (6, 1) 7 José Reyes, S (7, PH) OBP: 0.288, SLG: 0.386 51 Paul Sewald, R (7, 1) 39 Jerry Blevins, L (8, 1) 3 Curtis Granderson, L (8, 9) OBP: 0.329, SLG: 0.444		F FF 95 B CU 74 F FF 95 F FF 94 S FF 94 1-3 ③ K			B FF 94 S FF 96 B FF 94 F FF 95 F FF 96 X FF 95 2-2 ② G5-3		F SI 89 B SI 91 F SL 83 S SI 92 1-3 K 30 1B 13 SF8		C FF 91 B SL 85 C SL 87 F FF 92 S SL 87 1-3 ① K	2 0 0 1 0 0 0 1	0 0 0 1 0 0 0 0	0 0 0 0 0 0 0 0	0 0 0 0 0 0 0 0	0 0 0 1 0 0 0 0	1 0 0 0 0 0 0 1	1 0 0 0 0 0 0 0
Inning Stats	R: 1 E: 0 K: 1 S: 11 H: 1 LOB: 1 BB: 1 P: 20	R: 0 E: 0 K: 2 S: 13 H: 1 LOB: 1 BB: 0 P: 19	R: 0 E: 0 K: 0 S: 5 H: 1 LOB: 0 BB: 0 P: 9	R: 0 E: 0 K: 1 S: 9 H: 0 LOB: 1 BB: 1 P: 16	R: 0 E: 0 K: 0 S: 10 H: 0 LOB: 1 BB: 1 P: 17	R: 1 E: 0 K: 1 S: 13 H: 2 LOB: 1 BB: 0 P: 20	R: 1 E: 0 K: 2 S: 18 H: 1 LOB: 1 BB: 0 P: 24	R: 1 E: 1 K: 1 S: 12 H: 2 LOB: 1 BB: 0 P: 18	R: 0 E: 0 K: 1 S: 7 H: 0 LOB: 0 BB: 0 P: 11	1B: 4 2B: 3 3B: 0 HR: 1 SF: 1 SAC: 0 DP: 1 HBP: 0				WP: 0 PB: 1 SB: 0 CS: 0	PA: 38	

PITCHER		IP	WLS	BF	H	R	ER	SO	BB	IBB	HBP	BLK	WP	HR	S	P	ERA	WHIP
34 Jeff Hoffman, R ERA: 5.38	(1, 1)	6.0		25	5	2	2	5	3	0	0	0	0	0	61	101	3.00	1.333
37 Pat Neshek, R ERA: 1.26	(7, 1)	1.0	B	5	1	1	0	2	0	0	0	0	0	0	18	24	0.00	1.000
52 Chris Rusin, L ERA: 2.95	(8, 1)	0.1		2	1	1	1	1	0	0	0	0	0	1	6	9	27.00	3.000
45 Scott Oberg, R ERA: 5.49	(8, 1)	0.2		3	1	0	0	0	0	0	0	0	0	0	6	9	0.00	1.500
38 Mike Dunn, L ERA: 4.5	(9, 1)	1.0	W	3	0	0	0	1	0	0	0	0	0	0	7	11	0.00	0.000

PITCHER	IP	WLS	BF	H	R	ER	SO	BB	IBB	HBP	BLK	WP	HR	S	P	ERA	WHIP

TOP

New York Mets @ Colorado Rockies

Coors Field, Denver, CO

Tue Aug 01 2017, 6:43 PM - 10:06 PM MDT

Att. 36,698 - Partly Cloudy - 85 F

livebaseballscorecards.com

AB	34
R	4
H	8
RBI	4
BB	3
SO	9
LOB	12

BOTTOM

New York Mets @ Colorado Rockies

Coors Field, Denver, CO

Tue Aug 01 2017, 6:43 PM - 10:06 PM MDT

Att. 36,698 - Partly Cloudy - 85 F

livebaseballscorecards.com

Batter	1	2	3	4	5	6	7	8	9	AB	R	H	RBI	BB	SO	LOB
19 Charlie Blackmon, L (1, 8) OBP: 0.383, SLG: 0.603	B SI 94 B SI 94 B SI 94 B SI 93 4-0 9 FC6-4 BB		F CU 79 X SI 92 0-1 ③ G6-3			C CU 77 X CH 82 0-1 9 2B 28 HR 1B	C CH 83 B FF 92 B FF 92 C FF 92 X SL 83 2-2 1B		B FF 96 B FF 96 B SL 86 C FF 96 S SI 92 B SL 91 4-2 9 1B 28 1B BB	3	2	2	0	2	0	1
9 DJ LeMahieu, R (1, 4) OBP: 0.377, SLG: 0.403	C SI 93 B CU 76 X SI 92 1-1 ① FC6-4 28 G1-6-3 1-2f			C SI 93 X CU 78 0-1 ① G6-3		C SI 92 F SI 91 B SI 92 B SI 92 F CH 82 X CH 82 2-2 28 HR 1-3 2B	C FF 92 B FF 93 X FF 91 1-1 ② F9		1 SAFE B FF 95 B FF 93 C FF 93 1 SAFE S FF 94 F FF 96 B FF 95 X SL 93 3-2 28 1B 1-2 1B	5	1	2	0	0	0	2
28 Nolan Arenado, R (1, 5) OBP: 0.363, SLG: 0.598	C CU 78 X SI 93 0-1 ②③ G1-6-3 1-2f			C CH 83 B CH 84 F SI 93 B SI 92 X CH 84 2-2 ② G6-3		B SI 91 B SI 93 S SI 94 B SI 93 C CU 78 X SI 92 3-2 2-H 3-H HR	B SL 84 X FF 93 1-0 ③ F9		C SL 85 F FF 96 X FF 95 0-2 1-2 2-H 1B	5	1	2	4	0	0	2
12 Mark Reynolds, R (1, 3) OBP: 0.370, SLG: 0.514		B CU 79 B CU 78 C SI 94 X SI 94 2-1 ① G6-3		C SI 93 B CU 79 C CU 78 S SI 94 1-3 ③ K		C CU 78 B CU 77 B SI 93 C CU 78 F SI 93 F CU 78 X CU 78 2-2 2B		C FF 92 F FF 93 B FF 91 X SL 84 1-2 27 FC6-4 8 1B 5 1B 1B		4	1	2	0	0	1	0
8 Gerardo Parra, L (1, 7) OBP: 0.374, SLG: 0.526		B SI 93 C CU 78 B SI 94 C SI 93 X SI 93 2-2 ② G5-3			F CU 80 F CH 82 B SI 93 X CH 83 1-2 ① G1-3	C SL 78 F FF 94 X SL 80 0-2 ① F9		X FF 88 0-0 27 FC6-4 1-2 1B		4	0	1	0	0	0	1
27 Trevor Story, R (1, 6) OBP: 0.309, SLG: 0.428		F SI 94 B CU 79 F SI 94 F SI 93 S CU 78 1-3 ③ K2-3			F CU 79 S CH 83 B CU 78 X CH 83 1-2 30 1B 1B	0-0 IBB		C CU 72 S CU 72 X CU 72 0-2 ① FC6-4 5 1B 1-2f 2-3		3	0	1	0	1	1	2
5 Carlos González, L (1, 9) OBP: 0.301, SLG: 0.338			B SI 93 S CH 84 F CH 84 B SI 92 X CU 78 2-2 ① P5	F SI 92 1 SAFE B SI 93 1 SAFE F CH 81 X SI 92 1-2 ② L7		C SL 80 S SL 80 S SL 81 0-3 ② K		S CU 71 B FF 88 X CU 72 1-1 1-2 3-H 1B		4	0	1	1	0	1	3
30 Ryan Hanigan, R (1, 2) OBP: 0.323, SLG: 0.357			B SI 94 C SI 93 B CU 78 B SI 93 B SI 92 4-1 34 SH1-4 BB	B SI 93 1 SAFE C SI 93 B SI 93 F SI 93 F SI 92 B CU 78 X SI 92 3-2 1-3 1B		D CH 86 C CH 84 B FF 92 C SL 85 S CH 84 2-3 ③ K		B FF 97 B FF 95 X FF 97 2-0 ② F9		3	0	1	0	1	1	4
34 Jeff Hoffman, R (1, 1) OBP: 0.107, SLG: 0.143 37 Pat Neshek, S (7, 1) 7 Raimel Tapia, L (7, PH) OBP: 0.355, SLG: 0.464 52 Chris Rusin, L (8, 1) OBP: 0.429, SLG: 0.429 45 Scott Oberg, R (8, 1) 4 Pat Valaika, R (8, PH) OBP: 0.282, SLG: 0.552 38 Mike Dunn, L (9, 1)			L SI 92 L CU 76 X SI 93 0-2 ② SH1-4 1-2		S SI 92 F SI 93 X CU 79 0-2 ③ G1-3		B SL 79 F SL 83 F CH 82 B FF 92 S SL 82 2-3 ① K2-3	F SL 86 B FF 97 F FF 96 S FF 98 1-3 ③ K		1 0 1 0 0 1 0	0 0 0 0 0 0 0	0 0 0 0 0 0 0	0 0 0 0 0 0 0	0 0 1 0 0 1 0	0 0 0 0 0 0 0	2 0 0 0 0 0 0
Inning Stats	R: 0 E: 0 K: 0 S: 4 H: 0 LOB: 0 BB: 1 P: 9	R: 0 E: 0 K: 1 S: 9 H: 0 LOB: 0 BB: 0 P: 14	R: 0 E: 0 K: 0 S: 9 H: 0 LOB: 1 BB: 1 P: 15	R: 0 E: 0 K: 1 S: 8 H: 0 LOB: 0 BB: 0 P: 11	R: 0 E: 0 K: 0 S: 16 H: 2 LOB: 2 BB: 0 P: 22	R: 3 E: 0 K: 2 S: 23 H: 4 LOB: 2 BB: 1 P: 32	R: 0 E: 0 K: 1 S: 9 H: 1 LOB: 1 BB: 0 P: 15	R: 1 E: 0 K: 1 S: 13 H: 3 LOB: 2 BB: 0 P: 18	R: 1 E: 0 K: 0 S: 9 H: 2 LOB: 2 BB: 1 P: 16	1B: 9 2B: 2 3B: 0 HR: 1 SF: 0 SAC: 1 DP: 1 HBP: 0	WP: 0 PB: 0 SB: 0 CS: 0 PA: 39					

PITCHER		IP	WLS	BF	H	R	ER	SO	BB	IBB	HBP	BLK	WP	HR	S	P	ERA	WHIP
32 Steven Matz, L ERA: 5.5	(1, 1)	5.0		22	6	3	3	2	2	0	0	0	0	1	60	92	5.40	1.600
49 Josh Smoker, L ERA: 6.68	(6, 1)	0.2		3	0	0	0	1	0	1	0	0	0	0	6	6	0.00	0.000
62 Erik Goeddel, R ERA: 4.15	(6, 1)	0.1		1	0	0	0	1	0	0	0	0	0	0	3	5	0.00	0.000
51 Paul Sewald, R ERA: 4.19	(7, 1)	1.0		5	2	1	1	1	0	0	0	0	0	0	12	19	9.00	2.000
39 Jerry Blevins, L ERA: 3.0	(8, 1)	0.1	B	3	2	0	0	0	0	0	0	0	0	0	6	7	0.00	6.000

PITCHER		IP	WLS	BF	H	R	ER	SO	BB	IBB	HBP	BLK	WP	HR	S	P	ERA	WHIP
47 Hansel Robles, R ERA: 5.28	(8, 1)	0.2	L	5	2	1	1	1	1	0	0	0	0	0	13	23	13.50	4.500

AB	34
R	5
H	12
RBI	5
BB	4
SO	6
LOB	19

Batter	1	2	3	4	5	6	7	8	9	AB	R	H	RBI	BB	SO	LOB
30 Michael Conforto, L (1, 8) OBP: 0.401, SLG: 0.573	C FF 94 S FF 95 S FC 88 0-3 ① **K**			C FF 92 C CU 78 B FC 88 B FC 89 B FF 94 F FF 94 X FF 94 3-2 13 1B 52 G4-6-3 1B	B CU 80 X FF 94 1-0 ③ G4-3	B FF 97 S CH 90 X SL 90 1-1 13 2B 1-3 2-H 1B		B FF 94 S CU 79 B FF 94 T FF 94 C SL 83 2-3 ③ **K**		5	1	2	1	0	2	1
13 Asdrúbal Cabrera, S (1, 5) OBP: 0.338, SLG: 0.405	X FF 95 0-0 ② G6-3			B FF 93 F FF 94 T FF 94 D FF 94 X FF 93 2-2 52 G4-6-3 1-3 1B		S CU 76 B FF 92 C FF 93 C FF 93 X FF 93 3-1 52 WP 52 2B 1B X FF 96 0-0 1-3 3-H 2B			B FF 94 X FF 92 1-0 ① G4-3	5	1	3	1	0	0	0
52 Yoenis Cespedes, R (1, 7) OBP: 0.329, SLG: 0.498	B FF 94 C FF 95 B FF 94 X FF 95 2-1 ③ G4-3			C FF 93 B FF 93 X SI 93 1-1 ①② G4-6-3 1-2f 3-H		B FF 93 T SI 94 F FF 93 F FC 86 X FF 94 3-2 9 FC6-4 3 HR 1-H 2B C FF 96 B SL 90 S SL 88 1-3 ③ **K**			S FF 95 F FF 93 B FF 95 X FF 94 1-2 ② F7	5	1	1	1	0	1	3
19 Jay Bruce, L (1, 3) OBP: 0.329, SLG: 0.538 40 AJ Ramos, R (9, 1)		B FF 94 X FF 94 1-0 ① G3		B FF 94 C FF 94 B FC 88 X FF 94 2-1 HR		B FF 95 B FF 94 B FF 95 C FF 93 C FF 95 D FF 95 4-2 9 FC6-4 BB	B FF 97 F FF 96 F FF 96 B CU 80 X FF 97 2-2 ① G3		F FF 96 B CU 78 S CU 76 F CU 78 S CU 79 1-3 ③ **K**	4	1	1	1	1	1	0
20 Neil Walker, S (1, 4) OBP: 0.339, SLG: 0.444 46 Chasen Bradford, R (4, 1) 9 Brandon Nimmo, L (6, PH) OBP: 0.423, SLG: 0.364 59 Fernando Salas, R (6, 1) OBP: 0.500, SLG: 0.500 48 Jacob deGrom, L (7, PH) OBP: 0.245, SLG: 0.308 51 Paul Sewald, R (7, 1) 4 Wilmer Flores, R (9, 3) OBP: 0.319, SLG: 0.480		B FF 94 B FF 94 B FF 95 C FF 93 X FF 94 3-1 ② G6-3		B FF 94 C FF 94 B FC 86 S FF 93 X FF 94 2-2 ③ L6		B SI 94 B SI 94 X FF 93 2-0 ① FC6-4 3 HR 1-2f 2-3	B FF 95 F FF 95 F FF 96 S CU 78 1-3 ② **K**			2	0	0	0	0	0	0
										0	0	0	0	0	0	0
										1	1	0	0	0	0	2
										0	0	0	0	0	0	0
										1	0	0	0	0	1	0
										0	0	0	0	0	0	0
										0	0	0	0	0	0	0
3 Curtis Granderson, L (1, 9) OBP: 0.331, SLG: 0.458		B SI 95 C FF 93 B FF 95 X FF 95 2-1 ③ G6-3			B FF 93 C FF 93 X FF 93 1-1 1 3B 2B	C FF 94 X FF 94 0-1 1-H 3-H HR	B FF 96 C FF 96 C FF 95 C FF 97 1-3 ③ **K**			4	2	2	3	0	1	0
1 Amed Rosario, R (1, 6) OBP: 0.250, SLG: 0.500			C FF 94 S FC 88 S FC 86 0-3 ① K2-3		X FC 88 0-0 18 G6-3 2-H 3B	B SL 90 T FF 97 S SL 89 T FF 98 1-2 ② **K**		C SL 82 C FF 96 X FF 96 0-2 ① G3-1		4	1	1	1	0	2	0
18 Travis d'Arnaud, R (1, 2) OBP: 0.298, SLG: 0.429			F FF 94 F FF 96 B FC 88 X FC 87 1-2 ② G4-3		X SI 92 0-0 ① G6-3 3-H	B SL 88 F FF 98 F FF 98 X CH 90 1-2 7 1B 30 1B 1B		B FF 93 X FF 95 1-0 1B		4	1	2	1	0	0	0
64 Chris Flexen, R (1, 1) 7 José Reyes, S (4, 4) OBP: 0.289, SLG: 0.385			X FF 93 0-0 ③ G6-3		X FF 94 0-0 ② G1-4-3	B FF 97 B FF 96 C FF 95 X FF 95 2-1 30 1B 13 2B 1-2 1B		X FF 94 0-0 ② F7		1	0	0	0	0	0	0
										3	1	1	0	0	0	1
Inning Stats	R: 0 E: 0 K: 1 S: 6 H: 0 LOB: 0 BB: 0 P: 8	R: 0 E: 0 K: 0 S: 5 H: 0 LOB: 0 BB: 0 P: 11	R: 0 E: 0 K: 1 S: 7 H: 0 LOB: 0 BB: 0 P: 8	R: 2 E: 0 K: 0 S: 14 H: 3 LOB: 0 BB: 0 P: 24	R: 2 E: 0 K: 0 S: 6 H: 2 LOB: 0 BB: 0 P: 8	R: 6 E: 0 K: 2 S: 24 H: 7 LOB: 2 BB: 1 P: 42	R: 0 E: 0 K: 2 S: 9 H: 0 LOB: 0 BB: 0 P: 13	R: 0 E: 0 K: 1 S: 8 H: 1 LOB: 1 BB: 0 P: 11	R: 0 E: 0 K: 1 S: 8 H: 0 LOB: 0 BB: 0 P: 11	1B: 7 2B: 3 3B: 1 HR: 2 SF: 0 SAC: 0 DP: 1 HBP: 0						

PITCHER		IP	WLS	BF	H	R	ER	SO	BB	IBB	HBP	BLK	WP	HR	S	P	ERA	WHIP
32 Tyler Chatwood, R ERA: 5.19	(1, 1)	5.1	L	24	8	8	8	2	1	0	0	0	1	2	48	81	13.50	1.688
45 Scott Oberg, R ERA: 5.83	(6, 1)	0.2		6	4	2	2	2	0	0	0	0	0	0	14	20	27.00	6.000
49 Antonio Senzatela, R ERA: 4.7	(7, 1)	3.0		10	1	0	0	4	0	0	0	0	0	0	25	35	0.00	0.333

PITCHER	IP	WLS	BF	H	R	ER	SO	BB	IBB	HBP	BLK	WP	HR	S	P	ERA	WHIP

New York Mets @ Colorado Rockies

Coors Field, Denver, CO

Wed Aug 02 2017, 6:43 PM - 9:57 PM MDT

Att. 36,945 - Clear - 82 F

TOP

livebaseballscorecards.com

AB	39
R	10
H	13
RBI	9
BB	1
SO	8
LOB	7

1B: 7 2B: 3 3B: 1 HR: 2	SF: 0 SAC: 0 DP: 1 HBP: 0	WP: 1 PB: 0 SB: 0 CS: 0	PA: 40

New York Mets @ Colorado Rockies

Coors Field, Denver, CO

Wed Aug 02 2017, 6:43 PM - 9:57 PM MDT

Att. 36,945 - Clear - 82 F

livebaseballscorecards.com

BOTTOM

Batter	1	2	3	4	5	6	7	8	9	AB	R	H	RBI	BB	SO	LOB
19 Charlie Blackmon, L (1, 8) OBP: 0.379, SLG: 0.596	B FF 92 X FF 93 1-0 ① F7		C FF 92 B FF 93 B CU 76 F CH 82 X FF 96 2-2 ① L6	B FF 93 B FF 90 X SI 89 2-0 ② F8			B FF 92 F FF 92 S FF 93 B FF 92 X FF 93 2-2 ① L9		D CU 76 C FF 92 B SL 81 X CH 86 2-1 ② P5	5	0	0	0	0	0	1
9 DJ LeMahieu, R (1, 4) OBP: 0.378, SLG: 0.405	C FF 93 B FF 93 X FF 94 1-1 2B		B CU 75 B CU 80 B FF 94 C FF 92 X FC 88 3-1 28 12 1B 1B	B SL 83 C FF 91 X FF 92 1-1 ③ G4-3			B SL 85 X FF 94 1-0 ② G4-3		B FC 95 C FC 92 X SL 81 1-1 ③ G5-3	5	1	2	0	0	0	1
28 Nolan Arenado, R (1, 5) OBP: 0.362, SLG: 0.594	B FC 85 C CU 75 S FC 86 X FC 84 1-2 ② G5-3		C SI 93 S FC 84 1 SAFE D FC 86 B CU 74 B CU 76 1 SAFE X FC 86 3-2 12 1B 8 2B 1-2 1B		C FF 91 F FF 91 F FF 91 X SL 84 0-2 ① G6-3		S SL 85 X SL 85 0-1 ③ G1-3			4	1	1	0	0	0	1
12 Mark Reynolds, R (1, 3) OBP: 0.371, SLG: 0.516	S FC 86 F FF 94 S FF 95 0-3 ③ K		B FF 94 D FC 85 F FF 93 B SI 94 F FC 86 X FF 94 3-2 8 2B 1-2 2-H 1B		F FF 92 F FF 92 B FF 90 B FF 92 S FF 91 2-3 ② K			F FF 93 B FF 93 F FF 93 X FF 93 1-2 2B		4	1	2	1	0	2	1
8 Gerardo Parra, L (1, 7) OBP: 0.376, SLG: 0.535		B FF 92 X CH 80 1-0 2B	B CH 81 B FF 92 C FF 93 C CH 83 F FF 95 F FC 85 X FC 88 2-2 27 1B 1-H 2-H 2B		B SI 90 C FF 90 B FF 91 C FF 90 T FF 92 2-2 ③ K			S FF 92 C FF 93 S SL 84 0-3 ① K		4	0	2	2	0	2	1
27 Trevor Story, R (1, 6) OBP: 0.309, SLG: 0.425		C FF 93 X FC 84 0-1 ① G6-3	C CU 78 B CU 75 X FF 94 1-1 ② 5 HR 2-H 1B			C FF 91 B KC 84 F CH 86 S FF 92 1-3 ① K		B SL 85 S FF 93 S FF 94 D SL 86 B FF 93 S FF 92 3-3 ② K		4	1	1	0	0	2	2
5 Carlos González, L (1, 9) OBP: 0.303, SLG: 0.347		B CU 76 B CU 75 B FF 94 C FF 93 C CH 84 B FC 86 4-2 BB	X CU 76 0-0 2-H HR			C FF 91 T FF 92 S FF 92 0-3 ② K		B FF 92 X SL 84 1-0 ③ P6		3	1	1	2	1	1	1
30 Ryan Hanigan, R (1, 2) OBP: 0.330, SLG: 0.364		B FF 94 C FC 84 C FC 85 S FC 86 1-3 ② K	C FF 94 X FF 94 0-1 ③ G6-3			X FF 91 0-0 1B			C SL 80 F SL 81 B SL 81 X SL 82 1-2 1B	4	0	2	0	0	1	2
32 Tyler Chatwood, R (1, 1) OBP: 0.156, SLG: 0.188 45 Scott Oberg, R (6, 1) 2 Alexi Amarista, L (6, PH) OBP: 0.273, SLG: 0.367 49 Antonio Senzatela, R (7, 1) OBP: 0.138, SLG: 0.172 7 Raimel Tapia, L (9, PH) OBP: 0.352, SLG: 0.460		F FF 93 S CU 76 X FC 86 0-2 ③ G6-3		C FF 91 F FF 91 B SL 85 X FF 93 1-2 ① G4-3		B FF 91 F FF 91 S FF 91 X FF 92 1-2 ③ L7			C SL 80 F CH 85 F FF 93 B SL 81 S SL 80 1-3 ① K	2 0 1 0 1	0 0 0 0 0	0 0 0 0 0	0 0 0 0 0	0 0 0 0 0	0 0 0 0 0	2 0 1 0 1
Inning Stats	R: 0 E: 0 K: 1 S: 9 H: 1 LOB: 1 BB: 0 P: 12	R: 0 E: 0 K: 1 S: 11 H: 1 LOB: 2 BB: 1 P: 17	R: 5 E: 0 K: 0 S: 21 H: 6 LOB: 0 BB: 0 P: 35	R: 0 E: 0 K: 0 S: 6 H: 0 LOB: 0 BB: 0 P: 10	R: 0 E: 0 K: 2 S: 10 H: 0 LOB: 0 BB: 0 P: 14	R: 0 E: 0 K: 2 S: 10 H: 1 LOB: 1 BB: 0 P: 12	R: 0 E: 0 K: 0 S: 6 H: 0 LOB: 0 BB: 0 P: 9	R: 0 E: 0 K: 2 S: 10 H: 1 LOB: 1 BB: 0 P: 15	R: 0 E: 0 K: 1 S: 11 H: 1 LOB: 1 BB: 0 P: 16	1B: 6 2B: 4 3B: 0 HR: 1	SF: 0 SAC: 0 DP: 0 HBP: 0	WP: 0 PB: 0 SB: 0 CS: 0	PA: 38			

PITCHER		IP	WLS	BF	H	R	ER	SO	BB	IBB	HBP	BLK	WP	HR	S	P	ERA	WHIP
64 Chris Flexen, R ERA: 12.0	(1, 1)	3.0		17	8	5	5	2	1	0	0	0	0	1	41	64	15.00	3.000
46 Chasen Bradford, R ERA: 5.63	(4, 1)	2.0	W	6	0	0	0	2	0	0	0	0	0	0	16	24	0.00	0.000
59 Fernando Salas, R ERA: 5.77	(6, 1)	1.0		4	1	0	0	2	0	0	0	0	0	0	10	12	0.00	1.000
51 Paul Sewald, R ERA: 4.0	(7, 1)	2.0		7	1	0	0	2	0	0	0	0	0	0	16	24	0.00	0.500
40 AJ Ramos, R ERA: 3.89	(9, 1)	1.0		4	1	0	0	1	0	0	0	0	0	0	11	16	0.00	1.000

PITCHER	IP	WLS	BF	H	R	ER	SO	BB	IBB	HBP	BLK	WP	HR	S	P	ERA	WHIP

AB	37
R	5
H	11
RBI	5
BB	1
SO	9
LOB	14

Batter	1	2	3	4	5	6	7	8	9	AB	R	H	RBI	BB	SO	LOB
30 Michael Conforto, L (1, 8) OBP: 0.398, SLG: 0.567	B FF 94 F FF 93 X FF 94 1-1 ① F8		C FF 96 B KC 79 C KC 79 B FF 97 F KC 79 S KC 79 2-3 ③ K		S KC 80 F KC 82 C FF 97 0-3 ① K		F SI 89 B CH 67 B SL 85 X SI 90 2-1 13 2B 1B		C CU 76 S FF 93 S SL 87 0-3 ① K2-3	5	1	1	0	0	3	2
13 Asdrúbal Cabrera, S (1, 5) OBP: 0.342, SLG: 0.412	C FF 95 F FF 95 X KC 82 0-2 ② G4-3			C FF 93 F KC 80 S KC 79 0-3 ① K	C FF 94 F FF 94 D KC 83 B FF 96 F KC 81 D FF 98 X FF 96 3-2 1-2 2-3 1B		C SI 90 S SL 84 F SL 86 X CH 70 0-2 1-H 2B		B FF 93 F SL 87 B CU 77 X FF 94 2-1 19 WP 1B	5	0	3	1	0	1	0
52 Yoenis Cespedes, R (1, 7) OBP: 0.327, SLG: 0.504	B FF 96 C FF 93 X FF 96 1-1 ③ F9			B KC 77 C SI 94 S KC 78 B FF 97 X FF 92 2-2 HR	C KC 82 F KC 82 F KC 83 S FF 99 0-3 ② K		C SI 90 F SL 84 S SL 84 0-3 ① K		F FF 93 B SL 86 X FF 93 1-1 ② P3	5	1	1	1	0	2	5
19 Jay Bruce, L (1, 3) OBP: 0.325, SLG: 0.531		S FF 93 X FF 94 0-1 ① F7		B KC 79 B FF 94 C SI 93 X CH 84 2-1 ② G4-3	F KC 80 X FF 98 0-1 ③ L7		X SI 91 0-0 ② F8		B CU 77 C SL 88 F SL 88 S SL 88 1-3 ③ K 1-2	5	0	0	0	0	1	5
3 Curtis Granderson, L (1, 9) OBP: 0.336, SLG: 0.458		B FF 94 F FF 93 B KC 81 B FF 95 X FF 93 3-1 1B		C SI 93 SL 87 B KC 82 F KC 80 B SL 84 F FF 96 B KC 78 B SI 93 4-2 BB		B KC 79 C CH 84 B FF 96 B FF 93 B SI 92 4-1 1 G5-3 44 1B BB	X SI 90 0-0 ③ P4			2	1	1	0	2	0	1
7 José Reyes, S (1, 4) OBP: 0.288, SLG: 0.382		B FF 94 X FF 92 1-0 ② F9		F FF 94 X KC 79 0-1 ③ P3		B FF 95 C FF 94 B KC 79 X SI 92 2-1 ① P6		B FF 92 C FF 92 B SI 92 B FF 92 D FF 93 4-1 1 CS BB		3	0	0	0	1	0	3
1 Amed Rosario, R (1, 6) OBP: 0.250, SLG: 0.583		D KC 81 B FF 95 B FF 96 C FF 94 X FF 93 3-1 ③ F9			B KC 78 S FF 96 X KC 81 1-1 50 1B 3B	S FF 96 F FF 97 X KC 85 0-2 ② G5-3 1-2		1 SAFE C FF 93 S FC 93 S ST 81 0-3 ① ② K 1-2		4	1	1	0	0	1	3
44 René Rivera, R (1, 2) OBP: 0.288, SLG: 0.376 32 Steven Matz, R (8, PR) OBP: 0.176, SLG: 0.176 18 Travis d'Arnaud, R (8, 2) OBP: 0.298, SLG: 0.429			S FF 95 B FF 92 X SI 93 1-1 ① L9		B FF 93 B FF 91 B FF 95 B FF 97 4-0 13 1B 50 1B BB	C FF 96 X FF 94 0-1 2-H 1B		B FF 93 B FF 93 B FF 93 H FF 91 4-0 HBP		2 0 0	0 0 0	1 0 0	1 0 0	1 0 0	0 0 0	0 0 0
50 Rafael Montero, R (1, 1) OBP: 0.143, SLG: 0.143 49 Josh Smoker, L (6, 1) 62 Erik Goeddel, R (7, 1) 39 Jerry Blevins, L (7, 1) 20 Neil Walker, S (8, PH) OBP: 0.338, SLG: 0.442 47 Hansel Robles, R (8, 1)			X FF 96 0-0 ② G1-3		X FF 94 0-0 13 1B 1-2 3-H 1B	B FF 96 S FF 95 S KC 81 S KC 83 1-3 ③ K2-3		B CU 72 X FF 91 1-0 ③ F9		3 0 0 0 1 0	0 0 0 0 0 0	1 0 0 0 0 0	1 0 0 0 0 0	0 0 0 0 0 0	1 0 0 0 1 0	1 0 0 0 1 0

Inning Stats	1	2	3	4	5	6	7	8	9
R:	0	0	0	1	1	1	1	0	0
E:	0	0	0	0	0	0	0	0	0
K:	0	0	1	1	2	1	1	1	2
S:	7	7	7	14	16	11	11	5	10
H:	0	1	0	1	3	1	2	0	1
LOB:	0	1	0	1	3	1	1	1	1
BB:	0	0	0	1	1	1	0	1	0
P:	9	14	10	22	24	18	13	14	14

1B:	6	SF:	0	WP:	1	PA:	40
2B:	1	SAC:	0	PB:	0		
3B:	1	DP:	0	SB:	0		
HR:	1	HBP:	1	CS:	1		

PITCHER		IP	WLS	BF	H	R	ER	SO	BB	IBB	HBP	BLK	WP	HR	S	P	ERA	WHIP
48 Germán Márquez, R ERA: 4.11	(1, 1)	6.0		27	6	3	3	5	3	0	0	0	0	1	62	97	4.50	1.500
37 Pat Neshek, R ERA: 1.43	(7, 1)	1.0	B	5	2	1	1	1	0	0	0	0	0	0	11	13	9.00	2.000
0 Adam Ottavino, R ERA: 5.26	(8, 1)	0.2		3	0	0	0	1	1	0	1	0	0	0	4	12	0.00	1.500
38 Mike Dunn, L ERA: 4.46	(8, 1)	0.1		1	0	0	0	0	0	0	0	0	0	0	1	2	0.00	0.000
56 Greg Holland, R ERA: 1.6	(9, 1)	1.0	W	4	1	0	0	2	0	0	0	0	1	0	10	14	0.00	1.000

PITCHER	IP	WLS	BF	H	R	ER	SO	BB	IBB	HBP	BLK	WP	HR	S	P	ERA	WHIP

TOP

New York Mets @ Colorado Rockies

Coors Field, Denver, CO

Thu Aug 03 2017, 1:11 PM - 4:13 PM MDT

Att. 35,276 - Cloudy - 61 F

livebaseballscorecards.com

AB	35
R	4
H	9
RBI	4
BB	4
SO	9
LOB	21

Batter	1	2	3	4	5	6	7	8	9	AB	R	H	RBI	BB	SO	LOB
19 Charlie Blackmon, L (1, 8) OBP: 0.384, SLG: 0.606	C FF 94 S SL 86 X FF 94 0-2 28 G4-6-3 9 1B 1B		B SL 87 B FF 94 X CH 89 2-0 9 1B 2B		C FF 95 B SL 84 X SL 83 1-1 HR		B FF 94 B SL 78 X FF 94 2-0 ① L7		0-0 28 BB 9 BB IBB	4	2	3	1	1	0	0
9 DJ LeMahieu, R (1, 4) OBP: 0.384, SLG: 0.412	C FF 95 I SAFE B FF 94 X FF 94 1-1 28 G4-6-3 1-2 1B		B SL 85 B CH 89 B FF 90 C FF 95 X FF 91 3-1 28 1B 8 1B 2-H 1B		B FF 95 B FF 94 C FF 94 B SI 94 B FF 95 4-1 28 G6-4-3 BB		B FF 91 F FF 92 F FF 92 B CH 85 X CH 84 2-2 ② 2B		B FF 95 B FF 95 B FF 95 C SL 88 B SL 88 4-1 28 BB 1-2 2-3 BB	3	1	3	1	2	0	0
28 Nolan Arenado, R (1, 5) OBP: 0.365, SLG: 0.596	B FF 94 B FF 95 F CH 90 B FF 90 X SI 94 3-1 ①② G4-6-3 1-2f 2-3		C FF 95 X SL 84 0-1 8 1B 1-2 1B		F FF 93 B FF 94 X FF 93 1-1 ①② G6-4-3 1-2f		X FF 92 0-0 2B		F FF 95 F FF 94 B FF 96 D SL 89 B FF 94 B FF 95 4-2 1-2 2-3 3-H BB	4	0	2	1	1	0	3
8 Gerardo Parra, L (1, 7) OBP: 0.374, SLG: 0.529	C FF 95 B SL 87 F FF 96 B SL 96 B FF 96 X CH 90 3-2 ③ G3		X CH 90 0-0 1-3 2-H 1B		S SL 85 C FF 94 X SL 84 0-2 ③ G3-1		B CU 71 X FF 89 1-0 ③ F7			4	0	1	1	0	0	2
12 Mark Reynolds, R (1, 3) OBP: 0.370, SLG: 0.522		C FF 94 B FF 94 C SI 94 S SL 87 1-3 ① K	B SL 84 F FF 94 S SL 93 X FF 95 1-2 ③ G6-3		B FF 94 X SL 84 1-0 HR			S FF 95 B SI 95 X FF 96 1-1 ① L9		4	1	1	1	0	1	2
5 Carlos González, L (1, 9) OBP: 0.300, SLG: 0.343		X FF 95 0-0 ② G5-3		B FF 92 C FF 92 S FF 94 C FF 93 1-3 ① K	F FF 94 F FF 93 B FF 92 B FF 93 S CH 87 2-3 ① K			X FF 96 0-0 ② P5		4	0	0	0	0	2	0
27 Trevor Story, R (1, 6) OBP: 0.305, SLG: 0.420		C FF 95 X FF 94 0-1 ③ P4		L FF 93 B FF 94 B SL 86 X FF 95 2-1 ② F9	B SL 85 F FF 93 B FF 93 B FF 92 X FF 92 3-1 ② G6-3			F FF 96 C FF 97 B SI 97 S FF 96 1-3 ③ K		4	0	0	0	0	1	0
21 Jonathan Lucroy, R (1, 2) OBP: 0.303, SLG: 0.342			C FF 94 C SI 93 B SL 87 F SL 83 C FF 93 1-3 ① K	C FF 95 B SL 87 X FF 94 1-1 1B	B FF 95 C SL 83 B FF 93 B SI 93 C FF 94 X SI 94 3-2 1B				F FF 93 F FF 95 B FF 96 F FF 95 H FF 96 2-2 9 BB 4 SH3-4 28 BB HBP	3	1	2	0	0	1	0
48 Germán Márquez, R (1, 1) OBP: 0.182, SLG: 0.212 2 Alexi Amarista, L (6, PH) OBP: 0.271, SLG: 0.364 37 Pat Neshek, S (7, 1) 0 Adam Ottavino, S (8, 1) 38 Mike Dunn, L (8, 1) 56 Greg Holland, R (9, 1) 4 Pat Valaika, R (9, PH) OBP: 0.282, SLG: 0.552			C FF 95 S CH 89 C CH 88 0-3 ② K	B SL 84 S FF 95 F SL 85 S FF 95 1-3 ③ K	B SI 92 B FF 92 F FF 92 B SI 93 C SI 93 S FF 93 3-3 ③ K				L SL 85 X FF 92 0-1 ① SH3-4 1-2	2 1 0 0 0 0 0	0 0 0 0 0 0 0	0 0 0 0 0 0 0	0 0 0 0 0 0 0	2 1 0 0 0 0 0	1 1 0 0 0 0 0
Inning Stats	R: 0 E: 0 K: 0 S: 10 H: 2 LOB: 1 BB: 0 P: 17	R: 0 E: 0 K: 1 S: 6 H: 0 LOB: 0 BB: 0 P: 7	R: 2 E: 0 K: 2 S: 16 H: 4 LOB: 2 BB: 0 P: 23	R: 0 E: 0 K: 2 S: 10 H: 1 LOB: 1 BB: 0 P: 15	R: 1 E: 0 K: 0 S: 8 H: 1 LOB: 0 BB: 1 P: 14	R: 1 E: 0 K: 2 S: 12 H: 2 LOB: 1 BB: 0 P: 24	R: 0 E: 0 K: 0 S: 6 H: 2 LOB: 1 BB: 0 P: 11	R: 0 E: 0 K: 1 S: 6 H: 0 LOB: 0 BB: 0 P: 8	R: 1 E: 0 K: 0 S: 8 H: 0 LOB: 3 BB: 3 P: 18	1B: 7 2B: 3 3B: 0 HR: 2 SF: 0 SAC: 1 DP: 2 HBP: 1						

PITCHER		IP	WLS	BF	H	R	ER	SO	BB	IBB	HBP	BLK	WP	HR	S	P	ERA	WHIP
50 Rafael Montero, R ERA: 5.78	(1, 1)	5.2		26	10	4	4	6	1	0	0	0	0	2	59	94	6.35	1.941
49 Josh Smoker, L ERA: 6.55	(6, 1)	0.2		2	0	0	0	1	0	0	0	0	0	0	4	9	0.00	0.000
62 Erik Goeddel, R ERA: 4.05	(7, 1)	0.1		2	2	0	0	0	0	0	0	0	0	0	4	6	0.00	6.000
39 Jerry Blevins, L ERA: 2.97	(7, 1)	0.1		1	0	0	0	0	0	0	0	0	0	0	1	2	0.00	0.000
47 Hansel Robles, R ERA: 5.34	(8, 1)	1.1	L	8	0	1	1	1	2	1	1	0	0	0	14	26	6.75	1.500

PITCHER	IP	WLS	BF	H	R	ER	SO	BB	IBB	HBP	BLK	WP	HR	S	P	ERA	WHIP

BOTTOM

New York Mets @ Colorado Rockies

Coors Field, Denver, CO

Thu Aug 03 2017, 1:11 PM - 4:13 PM MDT

Att. 35,276 - Cloudy - 61 F

livebaseballscorecards.com

AB	33
R	5
H	12
RBI	5
BB	4
SO	8
LOB	9

Batter	1	2	3	4	5	6	7	8	9	AB	R	H	RBI	BB	SO	LOB
3 Chris Taylor, R (1, 7) OBP: 0.383, SLG: 0.545 14 Enrique Hernández, R (8, 7) OBP: 0.317, SLG: 0.459	C FF 95 C FF 96 B SI 96 F SL 90 F FF 97 B FF 96 B SL 90 F FF 96 X FF 96 3-2 HR	C SL 90 B FF 95 F SL 90 B FF 95 F CH 87 F FF 94 S SL 90 2-3 K ③			C CU 79 F FF 94 F SL 89 X FF 94 0-2 5 1B 10 G4-6-3 1B		B FF 90 B SL 82 F SI 89 B SI 89 F FF 90 F CH 84 D SI 90 4-2 5 2B 10 SF9 BB		X FF 94 0-0 P3 ②	3 1	3 0	2 0	1 0	1 0	1 0	0 0
5 Corey Seager, L (1, 6) OBP: 0.397, SLG: 0.528	B FF 96 S SL 90 S SL 90 F SL 90 X FF 96 1-2 10 G4-3 2B		B SI 94 B SL 90 F FF 94 B FF 95 F SI 95 F SL 90 B CH 87 4-2 31 BB		X SI 94 0-0 10 G4-6-3 1-3 1B		B SI 89 X SI 89 1-0 10 SF9 1-3 2B		F CH 87 B CH 86 F CU 78 X CH 86 1-2 G4-3 ③	4	0	3	0	1	0	0
10 Justin Turner, R (1, 5) OBP: 0.443, SLG: 0.526	B SL 90 X SL 91 1-0 G4-3 ① 2-3		C SL 89 C SI 94 F SL 91 F SI 94 F SI 94 F FF 95 X SL 89 0-2 F9 ①		F FF 94 X SI 93 0-1 G4-6-3 ① ② 1-2f 3-H		B SL 84 X SL 84 1-0 SF9 ① 2-3 3-H			3	0	0	1	0	0	3
35 Cody Bellinger, L (1, 3) OBP: 0.344, SLG: 0.599	F SL 91 S FF 96 F FF 95 S SL 89 0-3 K ②		B FF 96 S FF 95 S FF 96 F FF 96 F SL 91 S SL 90 1-3 K ②		X SL 90 0-0 P5 ③		F FF 91 X FF 91 0-1 F8 ②			4	0	0	0	0	2	3
31 Joc Pederson, L (1, 8) OBP: 0.351, SLG: 0.453	B SL 91 S FF 96 B FF 96 B SL 90 B CH 87 4-1 9 S BB		S CH 87 1 SAFE B FF 95 B SL 90 B FF 94 S CH 85 B CH 86 4-2 1-2 BB			C FF 94 C FS 86 B SL 81 X FS 85 1-2 G1-3 ①	B SI 91 B SI 92 X SI 91 2-0 G3 ③			2	0	0	0	2	0	1
9 Yasmani Grandal, S (1, 2) OBP: 0.315, SLG: 0.471	S FF 97 S FF 95 F FF 98 B CH 87 B CH 87 S FF 96 2-3 K ③ 1-2		F CH 86 B FF 94 C FF 94 F FF 95 B CH 86 X CH 87 2-2 G3 ③			C SL 80 F FS 85 B FF 96 B FS 85 B FS 85 B FS 86 4-2 26 HR BB			B SI 89 B CH 82 C SI 89 S FF 90 T FF 92 2-2 K ①		3	1	0	0	1	2	4
26 Chase Utley, L (1, 4) OBP: 0.333, SLG: 0.420 43 Luis Avilán, L (9, 1)		B SI 93 B SI 94 X SI 93 2-0 F9 ①		C CU 79 F SL 88 C SL 88 0-3 K ①		B FF 96 C FF 94 B FF 95 X FS 84 2-1 1-H HR		C SI 91 F SI 92 B CH 84 S CH 84 1-3 K ②		4 0	1 0	1 0	2 0	0 0	2 0	0 0
66 Yasiel Puig, R (1, 9) OBP: 0.331, SLG: 0.476		C SL 90 X CU 83 0-1 HR		C FF 94 B SL 91 C FF 94 S FF 94 1-3 K ②		X SL 84 0-0 G2-3 ②		C SI 91 X SL 83 0-1 L8 ③		4	1	1	1	0	1	0
21 Yu Darvish, R (1, 1) 46 Josh Fields, R (8, 1) 15 Austin Barnes, R (9, PH) OBP: 0.410, SLG: 0.519 (9, 4)		B FF 95 C FF 95 S FF 94 B FF 96 B SL 89 S SL 90 3-3 K ②		C FF 95 C FF 94 C FF 95 0-3 K ③		C FF 90 B FF 91 C SI 89 S SI 91 1-3 K ③			B FF 93 C FF 92 C CU 77 X CH 86 1-2 P4 ①	3 0 1	0 0 0	0 0 0	0 0 0	0 0 0	3 0 0	0 0 0
Inning Stats	R: 1 E: 0 K: 2 S: 20 H: 2 LOB: 2 BB: 1 P: 31	R: 1 E: 0 K: 2 S: 11 H: 1 LOB: 0 BB: 0 P: 18	R: 0 E: 0 K: 1 S: 21 H: 0 LOB: 2 BB: 2 P: 32	R: 0 E: 0 K: 3 S: 9 H: 0 LOB: 0 BB: 0 P: 10	R: 1 E: 0 K: 0 S: 8 H: 2 LOB: 0 BB: 0 P: 8	R: 2 E: 0 K: 1 S: 11 H: 1 LOB: 0 BB: 1 P: 19	R: 1 E: 0 K: 0 S: 8 H: 1 LOB: 1 BB: 1 P: 16	R: 0 E: 0 K: 2 S: 8 H: 0 LOB: 0 BB: 0 P: 11	R: 0 E: 0 K: 0 S: 7 H: 0 LOB: 0 BB: 0 P: 9	1B: 2 2B: 2 3B: 0 HR: 3 SF: 1 SAC: 0 DP: 1 HBP: 0						

PITCHER		IP	WLS	BF	H	R	ER	SO	BB	IBB	HBP	BLK	WP	HR	S	P	ERA	WHIP
48 Jacob deGrom, R ERA: 3.36	(1, 1)	5.0	L	22	5	3	3	8	3	0	0	0	0	2	69	99	5.40	1.600
49 Josh Smoker, L ERA: 7.01	(6, 1)	0.1		3	1	2	2	0	1	0	0	0	0	1	7	14	54.00	6.000
46 Chasen Bradford, R ERA: 5.06	(6, 1)	2.2		10	1	1	1	3	1	0	0	0	0	0	20	32	3.38	0.750
62 Erik Goeddel, R ERA: 3.77	(9, 1)	1.0		3	0	0	0	0	0	0	0	0	0	0	7	9	0.00	0.000

PITCHER	IP	WLS	BF	H	R	ER	SO	BB	IBB	HBP	BLK	WP	HR	S	P	ERA	WHIP

TOP

Los Angeles Dodgers @ New York Mets

Citi Field, Flushing, NY

Fri Aug 04 2017, 7:13 PM - 10:17 PM EDT

Att. 41,187 - Clear - 79 F

livebaseballscorecards.com

AB	32
R	6
H	7
RBI	5
BB	5
SO	11
LOB	11

WP: 0 PA: 38
PB: 0
SB: 1
CS: 0

BOTTOM

Los Angeles Dodgers @ New York Mets

Citi Field, Flushing, NY

Fri Aug 04 2017, 7:13 PM - 10:17 PM EDT

Att. 41,187 - Clear - 79 F

livebaseballscorecards.com

Batter	1	2	3	4	5	6	7	8	9	AB	R	H	RBI	BB	SO	LOB
30 Michael Conforto, L (1, 8) OBP: 0.399, SLG: 0.566	X SI 94 0-0 52 F7 19 BB 1B		S FC 89 F ST 82 C FF 96 0-3 ① K		F ST 84 S CU 74 B CU 73 S FF 94 1-3 ③ K			C FF 96 B KC 82 B FF 95 X FF 96 2-1 1B		4	0	2	0	0	2	2
13 Asdrúbal Cabrera, S (1, 5) OBP: 0.338, SLG: 0.406	F SI 94 B FC 89 F FC 89 S CU 75 1-3 ① K		C FF 95 D CU 76 C CU 75 F ST 83 F FF 95 F CU 76 D ST 83 D SI 96 F FF 96 3-3 ② K 1-2			X SI 90 0-0 ① F9		X FF 95 0-0 ③ G4-3		4	0	0	0	0	2	3
19 Jay Bruce, L (1, 3) OBP: 0.324, SLG: 0.528	C FF 97 B CH 92 D FC 89 B ST 84 F FF 96 B ST 82 4-2 1-2 BB		S CH 89 B ST 83 B CH 90 X ST 81 2-1 ③ L6			C FC 86 B CU 75 X FF 94 1-1 ② F7			C CU 75 B SI 92 B CU 74 F CH 83 S SI 92 2-3 ① K	3	0	0	0	1	1	1
52 Yoenis Cespedes, R (1, 7) OBP: 0.325, SLG: 0.498	D CU 76 X FF 96 1-0 ② F7 2-3			C FF 94 B FF 93 X ST 81 1-1 ① G2-3		X SI 92 0-0 ③ L6			B CH 83 B CH 82 B CH 82 B SI 93 4-0 20 DI BB	3	0	0	0	1	0	2
3 Curtis Granderson, L (1, 9) OBP: 0.332, SLG: 0.452	B ST 83 F FF 95 C CU 76 F FF 96 X FF 96 1-2 ③ L1			C ST 80 S CH 90 C SI 95 0-3 ② K			C CU 77 B SI 88 B SI 92 C ST 78 F CU 73 S FF 93 2-3 ① K		B CU 77 X SI 94 1-0 ② F8	4	0	0	0	0	2	3
20 Neil Walker, S (1, 4) OBP: 0.333, SLG: 0.434		C SI 93 C ST 82 S FF 95 0-3 ① K		X SI 93 0-0 ③ G1-3			C FC 86 F FF 93 B FF 94 B CU 76 F FF 94 F FF 95 F ST 83 F FF 94 S CU 72 2-3 ② K		C CU 76 B SI 94 X CH 83 1-1 ③ F8 1-2	4	0	0	0	0	2	1
1 Amed Rosario, R (1, 6) OBP: 0.267, SLG: 0.533		S FF 95 B SI 95 B ST 83 S FF 94 B FF 95 F FF 94 F SI 96 S FF 96 3-3 ② K			B ST 80 B FF 93 B SI 93 C FF 92 X SI 94 3-1 9 G3-1 9 S 1B		S FF 94 B FF 95 B FF 92 F FF 93 S ST 82 2-3 ③ K			3	0	1	0	0	2	0
18 Travis d'Arnaud, R (1, 2) OBP: 0.294, SLG: 0.423		S ST 83 X ST 83 0-1 ③ P3			X ST 81 0-0 ① F8			X KC 75 0-0 ① F8		3	0	0	0	0	0	1
48 Jacob deGrom, L (1, 1) OBP: 0.259, SLG: 0.321 9 Brandon Nimmo, L (5, PH) OBP: 0.407, SLG: 0.348 49 Josh Smoker, L (6, 1) 46 Chasen Bradford, R (6, 1) 7 José Reyes, S (8, PH) OBP: 0.288, SLG: 0.381 62 Erik Goeddel, R (9, 1)			B FC 87 F FF 93 C FF 93 X CU 75 1-2 13 S 1B		B SI 94 C ST 82 B FF 95 D ST 84 X SI 94 3-1 ② G3-1 1-3			C FF 94 S CH 82 B FF 95 B FF 95 F FF 96 F FF 95 F CH 80 X KC 78 2-2 ② G3-1		1 1 0 0 1 0	0 0 0 0 0 0	1 0 0 0 0 0	0 0 0 0 0 0	0 0 0 0 0 0	0 1 0 0 0 0	0 0 0 0 0 0
Inning Stats	R: 0 E: 0 K: 1 S: 11 H: 1 LOB: 2 BB: 1 P: 18	R: 0 E: 0 K: 2 S: 10 H: 0 LOB: 0 BB: 0 P: 13	R: 0 E: 0 K: 2 S: 15 H: 1 LOB: 1 BB: 0 P: 21	R: 0 E: 0 K: 1 S: 6 H: 0 LOB: 0 BB: 0 P: 7	R: 0 E: 0 K: 1 S: 8 H: 1 LOB: 1 BB: 0 P: 15	R: 0 E: 0 K: 0 S: 4 H: 0 LOB: 0 BB: 0 P: 5	R: 0 E: 0 K: 3 S: 14 H: 0 LOB: 0 BB: 0 P: 20	R: 0 E: 0 K: 0 S: 10 H: 1 LOB: 1 BB: 0 P: 14	R: 0 E: 0 K: 1 S: 6 H: 0 LOB: 1 BB: 1 P: 14	1B: 4 2B: 0 3B: 0 HR: 0	SF: 0 SAC: 0 DP: 0 HBP: 0		WP: 0 PB: 0 SB: 2 CS: 0	PA: 33		

PITCHER		IP	WLS	BF	H	R	ER	SO	BB	IBB	HBP	BLK	WP	HR	S	P	ERA	WHIP
21 Yu Darvish, R ERA: 3.81	(1, 1)	7.0	W	25	3	0	0	10	1	0	0	0	0	0	68	99	0.00	0.571
46 Josh Fields, R ERA: 2.75	(8, 1)	1.0		4	1	0	0	0	0	0	0	0	0	0	10	14	0.00	1.000
43 Luis Avilán, L ERA: 3.09	(9, 1)	1.0		4	0	0	0	1	1	0	0	0	0	0	6	14	0.00	1.000

PITCHER	IP	WLS	BF	H	R	ER	SO	BB	IBB	HBP	BLK	WP	HR	S	P	ERA	WHIP

AB	31
R	0
H	4
RBI	0
BB	2
SO	11
LOB	14

Batter	1	2	3	4	5	6	7	8	9	AB	R	H	RBI	BB	SO	LOB
3 Chris Taylor, R (1, 7) OBP: 0.380, SLG: 0.549	C SI 92 B SI 92 B SI 91 X SL 88 2-1 ① P6		C CU 78 F SI 94 B SI 94 B CU 80 X CU 77 2-2 ③ F8			B SL 85 C SI 91 B SL 87 X SL 85 2-1 HR	B FF 93 S FF 93 X FF 92 1-1 ② F7		X FF 90 0-0 ① FC9-6 5 HR 1-2f	5	2	1	1	0	0	1
5 Corey Seager, L (1, 6) OBP: 0.397, SLG: 0.533	B SI 92 B SI 91 F CH 86 B SI 92 F SI 91 F CH 86 B SI 91 4-2 BB			B CH 89 F FF 92 B CU 77 F CH 84 C SI 93 2-3 ① K		F SI 90 X SI 91 0-1 ① F8	C SL 82 C SL 86 S SL 84 0-3 ③ K		1 SAFE C FF 90 B FF 91 B CH 85 1 SAFE F FF 92 F FF 92 D CH 87 X FF 91 3-2 1-H HR	4	1	1	2	1	2	0
10 Justin Turner, R (1, 5) OBP: 0.442, SLG: 0.534	F SI 90 X SI 91 0-1 ② P4			C SL 86 B SI 91 B SI 90 S SI 94 X SL 89 2-2 ② G6-3		B SI 91 X SI 92 1-0 35 HR 1B		B FF 90 X FF 90 1-0 HR	C KC 82 F FF 91 F KC 82 X FF 89 0-2 ② F9	5	2	2	1	0	0	1
35 Cody Bellinger, L (1, 3) OBP: 0.342, SLG: 0.602	F SI 91 F FF 91 X SL 88 0-2 ③ P2			B SI 92 B CH 86 C SI 92 B SL 88 F SL 88 X SI 93 3-2 ③ L7		B SI 91 B SL 82 1 SAFE X SL 85 2-0 1-H HR		C FF 88 S CU 71 B CU 71 S CU 70 1-3 K 11 WP	B FF 90 B CH 86 F FF 89 F KC 83 X FF 90 2-2 ③ L7	5	1	1	2	0	1	1
31 Joc Pederson, L (1, 8) OBP: 0.347, SLG: 0.447 14 Enrique Hernández, R (8, PH) OBP: 0.316, SLG: 0.457 (8, 8)		C CU 75 C SI 92 B SI 92 C SI 93 1-3 ① K			C CU 76 X CU 73 0-1 ① G2-3	F CU 76 B CU 75 B CU 80 B SI 92 S SI 91 F SI 92 X SL 85 3-2 ② L8		B FF 89 C FF 89 D CH 84 C FF 89 X CU 71 2-2 ① F9		3	0	0	0	0	1	0
										1	0	0	0	0	0	1
11 Logan Forsythe, R (1, 4) OBP: 0.360, SLG: 0.314		B SI 91 C CU 77 S SI 93 B CU 80 B CU 79 X SI 93 3-2 ② L9			C CU 78 C SI 93 B SI 92 S SI 93 1-3 ② K	B SL 81 F FF 91 F FF 91 B FF 92 F FF 90 B SL 83 B FF 92 4-2 BB		B FF 90 C CU 71 D CU 71 B FF 88 B FF 88 4-1 1-2 BB		2	0	0	0	2	1	0
9 Yasmani Grandal, S (1, 2) OBP: 0.315, SLG: 0.471 15 Austin Barnes, R (8, 2) OBP: 0.410, SLG: 0.519		X SI 92 0-0 ③ P6			C SI 93 B SI 91 B CH 86 X CH 85 2-1 2B	S FF 91 S FF 92 X FF 92 0-2 ③ F7		B FF 88 C CH 82 B FF 88 S FF 88 F CU 70 S CH 83 2-3 ② K		4	0	1	0	0	1	3
										0	0	0	0	0	0	0
66 Yasiel Puig, R (1, 9) OBP: 0.332, SLG: 0.483			B SI 90 C FF 90 B SI 91 B SI 92 X SI 90 3-1 ① G6-3		0-0 IBB		C FF 92 X FF 92 0-1 HR	B FF 89 C FF 90 X FF 91 1-1 ③ F9		3	1	1	1	1	0	2
44 Rich Hill, L (1, 1) OBP: 0.103, SLG: 0.074 17 Brandon Morrow, R (6, 1) 26 Chase Utley, L (7, PH) OBP: 0.332, SLG: 0.418 52 Pedro Báez, R (7, 1) 33 Tony Watson, L (8, 1) 65 Kyle Farmer, R (9, PH) OBP: 0.500, SLG: 0.750 68 Ross Stripling, R (9, 1)			C SI 91 S SI 91 B SI 93 C SI 92 1-3 ② K		M SI 93 F SI 92 S CU 77 0-3 ③ K		S FF 92 X FF 92 0-1 ① F7		B CH 88 C FF 90 C CH 86 F FF 91 B FF 90 B KC 84 F FF 92 X FF 92 3-2 3 FC9-6 1B	2	0	0	0	0	2	2
										0	0	0	0	0	0	0
										1	0	0	0	0	0	0
										0	0	0	0	0	0	0
										1	0	1	0	0	0	0
										0	0	0	0	0	0	0
Inning Stats	R: 0 E: 0 K: 0 S: 10 H: 0 LOB: 1 BB: 1 P: 16	R: 0 E: 0 K: 1 S: 7 H: 0 LOB: 0 BB: 0 P: 11	R: 0 E: 0 K: 1 S: 8 H: 0 LOB: 0 BB: 0 P: 14	R: 0 E: 0 K: 1 S: 9 H: 0 LOB: 0 BB: 0 P: 16	R: 0 E: 0 K: 2 S: 10 H: 1 LOB: 2 BB: 1 P: 13	R: 3 E: 0 K: 0 S: 16 H: 3 LOB: 1 BB: 1 P: 28	R: 1 E: 0 K: 1 S: 9 H: 1 LOB: 0 BB: 0 P: 10	R: 1 E: 0 K: 2 S: 14 H: 1 LOB: 2 BB: 1 P: 25	R: 2 E: 0 K: 0 S: 17 H: 2 LOB: 0 BB: 0 P: 25	1B: 2 2B: 1 3B: 0 HR: 5 SF: 0 SAC: 0 DP: 0 HBP: 0						

PITCHER		IP	WLS	BF	H	R	ER	SO	BB	IBB	HBP	BLK	WP	HR	S	P	ERA	WHIP
67 Seth Lugo, R ERA: 4.55	(1, 1)	5.2		23	4	3	3	5	1	1	0	0	0	2	54	88	4.76	0.882
51 Paul Sewald, R ERA: 4.27	(6, 1)	1.1	L	7	2	2	2	1	1	0	0	0	0	2	16	22	13.50	2.250
39 Jerry Blevins, L ERA: 2.91	(8, 1)	0.2		4	0	0	0	2	1	0	0	0	1	0	11	20	0.00	1.500
59 Fernando Salas, R ERA: 6.0	(8, 1)	1.1		6	2	2	2	0	0	0	0	0	0	1	19	28	13.50	1.500

PITCHER	IP	WLS	BF	H	R	ER	SO	BB	IBB	HBP	BLK	WP	HR	S	P	ERA	WHIP

TOP

Los Angeles Dodgers @ New York Mets

Citi Field, Flushing, NY

Sat Aug 05 2017, 4:07 PM - 7:24 PM EDT

Att. 40,060 - Partly Cloudy - 80 F

livebaseballscorecards.com

AB	36
R	7
H	8
RBI	7
BB	4
SO	8
LOB	11

WP: 1	PA: 40
PB: 1	
SB: 0	
CS: 0	

Batter	1	2	3	4	5	6	7	8	9	AB	R	H	RBI	BB	SO	LOB
30 Michael Conforto, L (1, 8) OBP: 0.398, SLG: 0.571 59 Fernando Salas, R (8, 1) OBP: 0.500, SLG: 0.500 18 Travis d'Arnaud, R (9, PH) OBP: 0.293, SLG: 0.421	C FF 90 X FF 89 0-1 HR	C CU 74 S CU 74 F CU 73 B CU 72 B FF 89 F CU 74 S CU 72 2-3 ① K			B CU 73 S CU 73 C FF 88 S CU 72 1-3 ① K		B CH 89 S SI 98 F SI 98 B CH 88 F SI 99 X SI 98 2-2 ② P4		S SL 88 S FF 93 X SL 89 0-2 ③ L9	4 0 1	1 0 0	1 0 0	1 0 0	0 0 0	2 0 0	2 0 0
13 Asdrúbal Cabrera, S (1, 5) OBP: 0.334, SLG: 0.401	B FF 88 F FF 90 X CU 74 1-1 ① F8	B FF 89 B CU 74 C CU 74 X FF 89 2-1 ② F8			F FF 89 B CH 83 F FF 89 B CU 74 X CU 74 2-2 ② G4-3		F SI 99 F SI 98 B SI 98 X CH 89 1-2 ③ L4			4	0	0	0	0	0	2
52 Yoenis Cespedes, R (1, 7) OBP: 0.328, SLG: 0.496	C FF 90 B FF 86 T FF 90 B CU 75 X CU 74 2-2 ② G5-3	F FF 89 F CU 74 F CU 74 S FF 89 0-3 ③ K			B FF 90 F FF 88 X CU 73 1-1 1B			C SI 97 B SI 96 B SL 89 F SI 98 F SI 98 F SI 98 B SL 90 B SI 97 4-2 BB		3	0	1	0	1	1	2
4 Wilmer Flores, R (1, 3) OBP: 0.319, SLG: 0.490 51 Paul Sewald, R (6, 1) 39 Jerry Blevins, L (8, 1) 9 Brandon Nimmo, L (8, 8) OBP: 0.393, SLG: 0.333	C FF 90 C CU 76 X FF 90 0-2 HR		C FF 89 C CU 71 S CU 66 0-3 ① K		F FF 88 B CU 73 F CU 73 T FF 89 1-2 ③ K			C SL 85 B SI 95 S SL 86 B SL 86 F SL 86 F SL 95 B SL 86 C SI 94 3-3 ① K		3 0 0 1	1 0 0 0	1 0 0 0	1 0 0 0	0 0 0 1	2 0 0 1	1 0 0 1
3 Curtis Granderson, L (1, 9) OBP: 0.337, SLG: 0.463	B CU 74 X FF 90 1-0 HR		B CU 74 C CU 72 S CU 73 B CU 72 B FF 89 B CU 74 4-2 20 CS BB			C FF 94 F FC 92 B FF 96 B FF 97 B SL 87 F FF 97 B FF 96 4-2 1 G3-1 1 S BB		C SL 85 1 SAFE F SL 86 B SL 84 S SL 85 1-3 ② K		2	1	1	1	2	1	1
20 Neil Walker, S (1, 4) OBP: 0.332, SLG: 0.431 (6, 3)	S FF 90 S FF 90 B FF 90 X CU 75 1-2 1B		S FF 88 F FF 89 B FF 90 B CU 74 1 SAFE 1 SAFE B FF 90 X CU 74 3-2 ②③ P5 1-2			X FF 95 0-0 ① P4		C CH 88 X SI 95 0-1 ③ G2-3		4	0	1	0	0	0	3
1 Amed Rosario, R (1, 6) OBP: 0.211, SLG: 0.421	B FF 90 C FF 89 F CU 75 F CU 74 F FF 89 1 SAFE F CU 73 S FF 90 1-3 ③ K			S FF 88 T CU 73 F CU 64 X CU 74 0-2 ① G6-3		B FF 96 B FC 91 1 SAFE F FF 96 C FF 97 X FF 96 2-2 ② G3-1 1-3			C FF 92 S FF 92 F FF 93 S KC 78 0-3 ① K	4	0	0	0	0	2	2
44 René Rivera, R (1, 2) OBP: 0.293, SLG: 0.398		F FF 90 B FF 89 C CU 74 X CU 74 1-2 67 E 1B		B CU 74 C CU 74 F FF 89 F CU 74 S FF 89 1-3 ② K		C FF 97 B FF 97 S FF 98 S FF 98 1-3 ③ K			B KC 77 B SL 86 F FF 93 S SL 88 X FF 93 2-2 HR	4	1	2	1	0	2	1
67 Seth Lugo, R (1, 1) OBP: 0.167, SLG: 0.444 7 José Reyes, S (6, 4) OBP: 0.286, SLG: 0.379		C CU 75 L CU 74 X CU 75 0-2 FC3 1-2		C CU 73 S CU 73 S FF 90 0-3 ③ K			C SI 98 S SI 97 S SI 98 0-3 ① K		F FF 92 X SL 88 0-1 ② G4-3	2 2	0 0	0 0	0 0	0 0	1 1	1 0
Inning Stats	R: 3 E: 0 K: 1 S: 20 H: 4 LOB: 1 BB: 0 P: 26	R: 0 E: 1 K: 2 S: 17 H: 1 LOB: 2 BB: 0 P: 22	R: 0 E: 0 K: 1 S: 8 H: 0 LOB: 0 BB: 1 P: 15	R: 0 E: 0 K: 2 S: 11 H: 0 LOB: 0 BB: 0 P: 12	R: 0 E: 0 K: 2 S: 11 H: 1 LOB: 1 BB: 0 P: 16	R: 0 E: 0 K: 1 S: 10 H: 0 LOB: 1 BB: 1 P: 17	R: 0 E: 0 K: 1 S: 10 H: 0 LOB: 0 BB: 0 P: 13	R: 0 E: 0 K: 2 S: 14 H: 0 LOB: 1 BB: 1 P: 22	R: 1 E: 0 K: 1 S: 12 H: 1 LOB: 0 BB: 0 P: 14	1B: 3 2B: 0 3B: 0 HR: 4 SF: 0 SAC: 0 DP: 0 HBP: 0						WP: 0 PB: 0 SB: 1 CS: 1 PA: 37	

BOTTOM

Los Angeles Dodgers @ New York Mets

Citi Field, Flushing, NY

Sat Aug 05 2017, 4:07 PM - 7:24 PM EDT

Att. 40,060 - Partly Cloudy - 80 F

livebaseballscorecards.com

AB	34
R	4
H	7
RBI	4
BB	3
SO	13
LOB	16

PITCHER		IP	WLS	BF	H	R	ER	SO	BB	IBB	HBP	BLK	WP	HR	S	P	ERA	WHIP
44 Rich Hill, L ERA: 3.47	(1, 1)	5.0		22	6	3	3	8	1	0	0	0	0	3	67	91	5.40	1.400
17 Brandon Morrow, R ERA: 1.82	(6, 1)	1.0	W	4	0	0	0	1	1	0	0	0	0	0	10	17	0.00	1.000
52 Pedro Báez, R ERA: 1.74	(7, 1)	1.0	H	4	0	0	0	1	1	0	0	0	0	0	14	21	0.00	1.000
33 Tony Watson, L ERA: 3.51	(8, 1)	1.0	H	3	0	0	0	2	0	0	0	0	0	0	10	14	0.00	0.000
68 Ross Stripling, R ERA: 3.53	(9, 1)	1.0		4	1	1	1	1	0	0	0	0	0	1	12	14	9.00	1.000

PITCHER	IP	WLS	BF	H	R	ER	SO	BB	IBB	HBP	BLK	WP	HR	S	P	ERA	WHIP

Batter	1	2	3	4	5	6	7	8	9	AB	R	H	RBI	BB	SO	LOB
3 Chris Taylor, R (1, 7) OBP: 0.378, SLG: 0.550	C SI 93 C CU 80 B SI 94 C SI 93 1-3 ① K	B CU 81 F SI 93 B CU 80 X SI 93 2-1 ③ F8			F SI 92 S CH 83 B SI 92 B SI 93 X CH 84 2-2 ① G5-3			C SL 79 B SL 81 B FF 94 F FF 94 X FF 95 2-2 ① G6-3	C FF 92 X SL 80 0-1 1-H 3B	5	0	1	1	0	1	0
5 Corey Seager, L (1, 6) OBP: 0.400, SLG: 0.533	C CU 80 S CU 80 X CU 79 0-2 10 FC4-6 1B		B SL 87 F CH 84 B SI 93 F CU 80 B SI 94 X CU 80 3-2 10 HR 1B		F SI 93 B CH 84 B CU 79 X CU 78 2-1 ② G4-3			B SL 80 B SL 79 C FF 95 C FF 95 X SL 81 2-2 ② G3	B SI 93 B SL 80 D SL 80 C FF 91 C FF 93 B FF 93 4-2 BB	4	1	2	0	1	0	0
10 Justin Turner, R (1, 5) OBP: 0.443, SLG: 0.547 54 Tony Cingrani, L (8, 1) 31 Joc Pederson, L (9, PH) OBP: 0.346, SLG: 0.445 74 Kenley Jansen, S (9, 1) OBP: 0.500, SLG: 0.750	F SI 92 B CH 83 B SI 93 1 SAFE B SI 93 X SI 93 3-1 ② FC4-6 11 S 35 S 11 1B 1-2f		B SL 87 X SI 92 1-0 1-H HR		C SL 86 B CU 78 F SL 85 C SI 92 1-3 ③ K			X SL 79 0-0 35 HR 2B	B CU 76 D SL 82 C FF 92 C FF 93 B FF 93 S SL 80 3-3 ③ K	4 0 1 0	3 0 0 0	2 0 0 0	2 0 0 0	0 0 0 0	1 0 1 0	1 0 2 0
35 Cody Bellinger, L (1, 3) OBP: 0.344, SLG: 0.608	F SI 93 F CH 85 B B SI 93 B SL 87 F SI 94 B SI 94 4-2 11 S 11 1B 1-2 BB		C CU 81 S SI 94 B SI 94 F SI 93 B CU 82 F CH 85 B SI 94 F CH 85 C SI 94 3-3 ① K			F SI 91 F SI 93 B SI 94 B CU 79 F SI 93 X SI 93 2-2 ① F7		B FF 94 S FF 95 X FF 96 1-1 2-H HR		3	2	1	2	1	1	0
11 Logan Forsythe, R (1, 4) OBP: 0.365, SLG: 0.318	B SI 93 F SI 93 C SI 94 X CU 79 1-2 15 2B 1-H 2-H 1B		B SI 94 F SI 93 B SI 94 C CU 79 B SI 93 B SI 93 4-2 15 G6-4-3 BB			F FF 97 F SI 92 S CH 86 S CH 86 1-3 ② K		B SL 81 B FF 95 C FF 95 F FF 96 B SL 81 X FF 96 3-2 15 FC5-4 1B		3	1	2	2	1	1	0
15 Austin Barnes, R (1, 2) OBP: 0.406, SLG: 0.518	C SI 93 X CU 80 0-1 1-H 14 1B 2B		1 SAFE C SL 87 X SI 92 0-1 ②③ G6-4-3 1-2f			B FF 93 X FF 93 1-0 ③ G6-3		B FF 95 B FF 94 B SL 78 C FF 95 X FF 94 3-1 ③ FC5-4 1-2f		4	0	1	1	0	0	2
14 Enrique Hernández, R (1, 8) OBP: 0.315, SLG: 0.453	B SI 93 C SI 93 X SI 93 1-1 ③ 2-H 1B			B SI 93 C SI 94 F SI 94 F CU 79 B SI 94 S SI 92 2-3 ① K			C SL 85 X SL 87 0-1 ① G6-3		B SL 81 F SL 79 B SL 80 F SL 80 S FF 94 2-3 ① K	4	0	1	0	0	2	0
66 Yasiel Puig, R (1, 9) OBP: 0.332, SLG: 0.479		B SI 93 S CH 84 B SI 93 B SI 94 C CH 84 X CH 85 3-2 ① G6-3		F SI 93 B CH 85 B SI 93 F SI 93 S CH 84 2-3 ② K			B FF 96 B SL 86 F SI 96 B FF 95 X SL 85 3-1 ② F8		C SL 81 B FF 94 B FF 94 S SL 81 B FF 94 B SL 81 4-2 3 3B BB	3	1	0	0	1	1	0
99 Hyun Jin Ryu, R (1, 1) OBP: 0.259, SLG: 0.174 65 Kyle Farmer, R (8, 5) OBP: 0.400, SLG: 0.600		B SI 92 B SI 93 C SI 93 B SI 93 C SI 92 C SI 91 3-3 ② K		C SI 92 C SI 93 S SI 93 0-3 ③ K			F SL 82 C SL 84 B SL 84 C SI 91 1-3 ③ K		C SL 80 D SL 81 S SI 91 D SL 81 F SL 80 B SL 81 S SL 80 3-3 ② K	3 1	0 0	0 0	0 0	0 0	3 1	0 1
Inning Stats	R: 3 H: 4 E: 0 LOB: 2 K: 1 BB: 1 S: 18 P: 28	R: 0 H: 0 E: 0 LOB: 0 K: 1 BB: 0 S: 8 P: 16	R: 2 H: 2 E: 0 LOB: 0 K: 1 BB: 1 S: 14 P: 25	R: 0 H: 0 E: 0 LOB: 0 K: 3 BB: 0 S: 10 P: 14	R: 0 H: 0 E: 0 LOB: 0 K: 1 BB: 0 S: 8 P: 13	R: 0 H: 0 E: 0 LOB: 0 K: 1 BB: 0 S: 8 P: 12	R: 0 H: 0 E: 0 LOB: 0 K: 1 BB: 0 S: 7 P: 11	R: 2 H: 3 E: 0 LOB: 1 K: 0 BB: 0 S: 14 P: 25	R: 1 H: 1 E: 0 LOB: 2 K: 3 BB: 2 S: 16 P: 32	1B: 5 SF: 0 2B: 2 SAC: 0 3B: 1 DP: 1 HR: 2 HBP: 0						WP: 0 PA: 39 PB: 0 SB: 3 CS: 0

PITCHER		IP	WLS	BF	H	R	ER	SO	BB	IBB	HBP	BLK	WP	HR	S	P	ERA	WHIP
32 Steven Matz, L ERA: 5.77	(1, 1)	5.1	L	22	6	5	5	7	2	0	0	0	0	1	62	102	8.44	1.500
62 Erik Goeddel, R ERA: 3.6	(6, 1)	0.2		2	0	0	0	1	0	0	0	0	0	0	4	6	0.00	0.000
47 Hansel Robles, R ERA: 5.17	(7, 1)	1.0		3	0	0	0	1	0	0	0	0	0	0	7	11	0.00	0.000
49 Josh Smoker, L ERA: 7.32	(8, 1)	1.0		6	3	2	2	0	0	0	0	0	0	1	14	25	18.00	3.000
40 AJ Ramos, R ERA: 4.01	(9, 1)	1.0		6	1	1	1	3	2	0	0	0	0	0	16	32	9.00	3.000

PITCHER	IP	WLS	BF	H	R	ER	SO	BB	IBB	HBP	BLK	WP	HR	S	P	ERA	WHIP

TOP

Los Angeles Dodgers @ New York Mets

Citi Field, Flushing, NY

Sun Aug 06 2017, 8:09 PM - 11:07 PM EDT

Att. 27,077 - Cloudy - 74 F

livebaseballscorecards.com

AB	35
R	8
H	10
RBI	8
BB	4
SO	12
LOB	6

Batter	1	2	3	4	5	6	7	8	9	AB	R	H	RBI	BB	SO	LOB
30 Michael Conforto, L (1, 8) OBP: 0.394, SLG: 0.564	C FF 88 B CU 72 F CU 72 B SL 78 S CH 81 2-3 ① K	C CU 72 X CU 72 0-1 ③ G4-3	X FF 90 0-0 ③ L8	C SI 94 F SI 94 F FC 94 F FC 93 S SL 82 0-3 ② K	4	0	0	0	0	2	2
13 Asdrúbal Cabrera, S (1, 5) OBP: 0.331, SLG: 0.396	C CU 71 F FC 86 B FF 91 S FF 91 1-3 ② K	F FC 85 F FC 87 C FC 86 0-3 ① K	X CU 69 0-0 ① G5-3	C FC 93 B FC 92 S FC 92 F FC 94 B SI 94 S FC 94 2-3 ③ K 1-2	4	0	0	0	0	3	1
52 Yoenis Cespedes, R (1, 7) OBP: 0.324, SLG: 0.489	C FF 91 T FC 86 B FF 91 F CH 83 B FF 90 B FC 88 S CH 82 3-3 ③ K	S CU 72 B FF 89 C FC 86 B FF 90 F FC 86 F CH 81 X CU 74 2-2 ② G6-3	F FF 88 B FC 86 B CH 80 S CH 81 F FC 86 X CU 72 2-2 ② G6-3	3	0	0	0	0	1	0
4 Wilmer Flores, R (1, 3) OBP: 0.315, SLG: 0.484	B FF 90 B CH 81 B CH 79 C FF 90 F FC 86 C FF 92 3-3 ① K	B FF 90 F CH 81 S CH 81 B FF 90 X SL 80 2-2 ③ G6-3	C FF 90 B FC 86 T CU 72 X FF 91 1-2 ③ F7	3	0	0	0	0	1	0
3 Curtis Granderson, L (1, 9) OBP: 0.334, SLG: 0.458	C FF 92 B SL 79 X SL 78 1-1 ② F9	C FF 89 S FF 91 B FF 91 B CU 76 F FF 92 F CH 82 B CU 72 X FC 87 3-2 ① G3	C FF 95 B SL 85 B SL 84 S FF 94 S SL 84 2-3 ① K	3	0	0	0	0	1	0
7 José Reyes, S (1, 4) OBP: 0.284, SLG: 0.376	F FF 90 B CH 82 C FF 90 B FF 91 F CH 83 F FC 87 F FF 91 X CU 73 2-2 ③ F8	B FC 85 B FF 90 C CH 82 F FC 87 S CU 75 2-3 ② K	C FF 94 F SL 84 B FF 95 B SL 86 X FF 95 2-2 ② G4-3	3	0	0	0	0	1	0
18 Travis d'Arnaud, R (1, 2) OBP: 0.293, SLG: 0.420	C CU 71 C FC 85 B FF 90 X FF 91 1-2 1B	F FC 86 S CU 71 B FF 91 X FC 88 1-2 ③ G6-3	B FF 93 S SL 83 S SL 84 B FF 94 F SL 83 S FF 94 2-3 ③ K	3	0	1	0	0	1	0
1 Amed Rosario, R (1, 6) OBP: 0.182, SLG: 0.364	B FF 90 T CU 71 F FC 86 B CH 83 S CH 82 2-3 ① K	X CU 69 0-0 ① L7	S FC 92 T FC 92 F FC 93 F FC 92 F FC 94 B SL 83 S SL 83 1-3 ① K	3	0	0	0	0	2	1
32 Steven Matz, R (1, 1) OBP: 0.167, SLG: 0.167 62 Erik Goeddel, R (6, 1) 20 Neil Walker, S (6, PH) OBP: 0.331, SLG: 0.430 47 Hansel Robles, R (7, 1) 49 Josh Smoker, L (8, 1) 40 AJ Ramos, R (9, 1) 9 Brandon Nimmo, L (9, PH) OBP: 0.414, SLG: 0.333	B CH 82 S FF 89 L CH 76 S CU 74 1-3 ② K	B CU 69 C FF 89 X FC 85 1-1 ② P2	C FC 92 B FC 91 B FC 92 C FC 93 B SI 94 B FC 92 4-2 13 DI BB	1 0 1 0 0 0 0	0 0 0 0 0 0 0	0 0 0 0 0 0 0	0 0 0 0 0 0 0	0 0 0 0 0 0 1	1 0 0 0 0 0 0	1 0 0 0 0 0 0
Inning Stats	R: 0 H: 0 E: 0 LOB: 0 K: 3 BB: 0 S: 10 P: 16	R: 0 H: 0 E: 0 LOB: 0 K: 1 BB: 0 S: 11 P: 17	R: 0 H: 1 E: 0 LOB: 1 K: 2 BB: 0 S: 11 P: 15	R: 0 H: 0 E: 0 LOB: 0 K: 1 BB: 0 S: 11 P: 15	R: 0 H: 0 E: 0 LOB: 0 K: 1 BB: 0 S: 11 P: 17	R: 0 H: 0 E: 0 LOB: 0 K: 0 BB: 0 S: 4 P: 5	R: 0 H: 0 E: 0 LOB: 0 K: 0 BB: 0 S: 8 P: 11	R: 0 H: 0 E: 0 LOB: 0 K: 2 BB: 0 S: 10 P: 16	R: 0 H: 0 E: 0 LOB: 1 K: 3 BB: 1 S: 17 P: 24	1B: 1 SF: 0 2B: 0 SAC: 0 3B: 0 DP: 0 HR: 0 HBP: 0						

PITCHER		IP	WLS	BF	H	R	ER	SO	BB	IBB	HBP	BLK	WP	HR	S	P	ERA	WHIP
99 Hyun Jin Ryu, L ERA: 3.53	(1, 1)	7.0	W	22	1	0	0	8	0	0	0	0	0	0	66	96	0.00	0.143
54 Tony Cingrani, L ERA: 6.04	(8, 1)	1.0		3	0	0	0	2	0	0	0	0	0	0	10	16	0.00	0.000
74 Kenley Jansen, R ERA: 1.3	(9, 1)	1.0		4	0	0	0	3	1	0	0	0	0	0	17	24	0.00	1.000

PITCHER	IP	WLS	BF	H	R	ER	SO	BB	IBB	HBP	BLK	WP	HR	S	P	ERA	WHIP

BOTTOM

Los Angeles Dodgers @ New York Mets

Citi Field, Flushing, NY

Sun Aug 06 2017, 8:09 PM - 11:07 PM EDT

Att. 27,077 - Cloudy - 74 F

livebaseballscorecards.com

AB	28
R	0
H	1
RBI	0
BB	1
SO	13
LOB	5

WP: 0 PA: 29
PB: 0
SB: 0
CS: 0

Batter	1	2	3	4	5	6	7	8	9	AB	R	H	RBI	BB	SO	LOB
17 Shin-Soo Choo, L (1, 9) OBP: 0.363, SLG: 0.396	B FF 91 X FF 92 1-0 ① F9		B CU 72 C CH 81 B FF 90 B CH 82 C FF 93 X CH 82 3-2 ① F7		B CH 84 X CH 82 1-0 ② G3 2-3		C FF 87 C FF 88 B CU 71 B CU 72 T CU 71 2-2 ② K			4	0	0	0	0	1	1
1 Elvis Andrus, R (1, 6) OBP: 0.334, SLG: 0.481	C FC 85 B FF 90 S SI 94 F FF 91 B FC 86 F SI 94 X FF 95 2-2 ② G3		C SI 92 B CH 84 B FC 85 B SI 94 F SI 91 S SI 92 3-3 ② K		X SI 92 0-0 ③ G6-3		B CH 84 C CU 71 B CU 71 S CU 71 F CU 72 C FF 90 2-3 ③ K			4	0	0	0	0	2	1
30 Nomar Mazara, L (1, 7) OBP: 0.321, SLG: 0.420	C FF 92 B CH 81 C FF 94 B FC 88 X FF 94 2-2 ③ G6-3		B FF 93 X FF 92 1-0 ③ G4-3			C FF 90 B FF 91 S CH 79 B CH 81 X SI 92 2-2 ① G1-3		B CU 71 B CU 71 C CU 70 B FF 88 C FF 89 F FF 88 S CU 70 3-3 ① K		4	0	0	0	0	1	0
29 Adrián Beltré, R (1, 5) OBP: 0.367, SLG: 0.516		B FC 85 B SI 92 B FF 93 B SI 89 4-0 61 BB 14 1B BB	B SI 93 B FC 84 F SI 90 C FF 94 X SI 94 2-2 ① G2-3			C SI 92 B SI 94 X FF 90 1-1 HR		C FF 89 B CU 72 C CH 83 B CU 71 X CU 71 2-2 ② F9		3	1	1	1	1	0	0
12 Rougned Odor, L (1, 4) OBP: 0.254, SLG: 0.418 62 José Leclerc, R (8, 1)		F FC 84 B CH 81 X CH 82 1-1 ① F8	C FC 85 B CU 74 B FF 93 S CH 81 H FF 94 3-2 14 G6-4-3 HBP			B CU 74 C FC 85 S CH 80 B CH 82 S CH 82 2-3 ② K		B FF 90 C FF 89 B CU 71 S FF 88 F FF 89 F CU 70 X CU 70 2-2 ③ L4		3 0	0 0	0 0	0 0	0 0	1 0	1 0
14 Carlos Gómez, R (1, 8) OBP: 0.334, SLG: 0.460		B SI 91 X FC 85 1-0 61 BB 1-2 1B	S FC 83 1 SAFE X FC 84 0-1 ② ③ G6-4-3 1-2f			S FC 85 B SI 93 B FC 86 F FC 87 B SI 94 B SI 93 4-2 13 2B BB			S SL 80 S SL 81 B SL 82 S SL 81 1-3 ① K	3	1	1	0	1	1	1
13 Joey Gallo, L (1, 3) OBP: 0.319, SLG: 0.561		B FF 93 X CH 82 1-0 ② F9			X FC 83 0-0 HR	S CH 85 S CH 85 1 SAFE X CH 86 0-2 1-H 2B			B SI 95 S CH 84 B CH 85 S SI 93 B CH 86 C CH 84 3-3 ② K	4	1	2	2	0	1	2
61 Robinson Chirinos, R (1, 2) OBP: 0.299, SLG: 0.503		B SI 90 B SI 90 B FC 85 B FF 92 4-0 1-2 2-3 BB			S SI 92 X CU 75 0-1 17 G3 2B	B FF 91 S CH 85 S CH 85 D CH 86 B FF 93 X CH 86 3-2 ③ F9			X SI 93 0-0 HR	3	1	2	1	1	0	1
64 A.J. Griffin, R (1, 1) 43 Tony Barnette, R (6, 1) 3 Delino DeShields, R (7, PH) OBP: 0.335, SLG: 0.369 37 Jason Grilli, R (7, 1) 18 Drew Robinson, L (8, 4) OBP: 0.368, SLG: 0.533		C FF 92 F FF 92 B FF 94 F FF 93 D FC 86 C FF 94 2-3 ③ K			C FF 90 F FF 92 C FF 92 0-3 ① K		C FF 93 C FF 92 B CU 78 B CU 78 F CH 86 S FF 92 2-3 ① K		C CU 75 B CH 86 S CH 84 X CH 86 1-2 ③ G3	2 0 0 1 0 1	0 0 0 0 0 0	0 0 0 0 0 0	0 0 0 0 0 0	2 0 1 0 0 0	4 0 0 0 0 0	4 0 0 0 0 0
Inning Stats	R: 0 E: 0 K: 0 S: 9 H: 0 LOB: 0 BB: 0 P: 14	R: 0 E: 0 K: 1 S: 8 H: 1 LOB: 3 BB: 2 P: 21	R: 0 E: 0 K: 1 S: 7 H: 0 LOB: 0 BB: 0 P: 14	R: 0 E: 0 K: 0 S: 7 H: 0 LOB: 0 BB: 0 P: 12	R: 1 E: 0 K: 1 S: 8 H: 2 LOB: 1 BB: 0 P: 9	R: 2 E: 0 K: 1 S: 16 H: 2 LOB: 1 BB: 1 P: 28	R: 0 E: 0 K: 3 S: 11 H: 0 LOB: 0 BB: 0 P: 17	R: 0 E: 0 K: 1 S: 12 H: 0 LOB: 0 BB: 0 P: 19	R: 1 E: 0 K: 2 S: 10 H: 1 LOB: 0 BB: 0 P: 15	1B: 1 2B: 2 3B: 0 HR: 3 SF: 0 SAC: 0 DP: 1 HBP: 1						

PITCHER		IP	WLS	BF	H	R	ER	SO	BB	IBB	HBP	BLK	WP	HR	S	P	ERA	WHIP
64 Chris Flexen, R ERA: 8.49	(1, 1)	5.2	W	24	4	3	3	4	3	0	1	0	0	2	49	89	4.76	1.235
62 Erik Goeddel, R ERA: 3.45	(6, 1)	0.2	H	3	1	0	0	1	0	0	0	0	0	0	10	15	0.00	1.500
39 Jerry Blevins, L ERA: 2.78	(7, 1)	1.2	H	5	0	0	0	3	0	0	0	0	0	0	19	30	0.00	0.000
40 AJ Ramos, R ERA: 4.12	(9, 1)	1.0	S	4	1	1	1	2	0	0	0	0	0	1	10	15	9.00	1.000

PITCHER	IP	WLS	BF	H	R	ER	SO	BB	IBB	HBP	BLK	WP	HR	S	P	ERA	WHIP

Texas Rangers @ New York Mets

Citi Field, Flushing, NY

Tue Aug 08 2017, 7:12 PM - 10:03 PM EDT

Att. 37,326 - Partly Cloudy - 79 F

TOP

livebaseballscorecards.com

AB	32
R	4
H	6
RBI	4
BB	3
SO	10
LOB	11

WP: 0	PA: 36
PB: 0	
SB: 0	
CS: 0	

Batter	1	2	3	4	5	6	7	8	9	AB	R	H	RBI	BB	SO	LOB
30 Michael Conforto, L (1, 8) OBP: 0.397, SLG: 0.573	C FF 86 X CU 66 0-1 HR	B FF 88 B FF 87 F FF 89 B FF 87 B FF 87 4-1 BB			X FF 87 0-0 ① P5		B FF 93 B SL 81 B FF 94 B FF 93 4-0 13 2B BB			2	2	1	1	2	0	1
13 Asdrúbal Cabrera, S (1, 5) OBP: 0.330, SLG: 0.398	B FF 87 B FF 88 X FF 88 2-0 ① F7	C CU 65 B FF 86 F FF 86 X CU 65 1-2 ③ F9			B FF 86 B CH 79 F CH 80 D CU 66 X FF 86 3-1 ② P6		B SL 82 X FF 93 1-0 19 CS 1-H 2B			4	0	1	1	0	0	2
19 Jay Bruce, L (1, 9) OBP: 0.324, SLG: 0.524	C FF 88 B FF 89 B FC 83 F CH 80 X CH 81 2-2 ② G3		X FF 86 0-0 ① F9		C CU 65 B FF 87 S CU 64 F CU 65 F CU 66 F FF 88 B CH 78 F CU 67 D CU 66 4-2 F CU 66 F CU 65 D CH 80 BB		S FF 93 D SL 82 F SL 82 S FF 93 1-3 ②③ K 2-3			3	0	0	0	1	1	1
52 Yoenis Cespedes, R (1, 7) OBP: 0.323, SLG: 0.498	B FF 89 B FF 89 X CH 80 2-0 HR		C FF 86 C CU 65 X FF 86 0-2 ② P4		C CU 64 D CU 65 C CU 66 F CU 65 B FF 86 D CU 67 X CU 65 3-2 ③ F7			X FF 96 0-0 ① F7		4	1	1	1	0	0	2
20 Neil Walker, S (1, 3) OBP: 0.330, SLG: 0.427 (7, 4)	C FF 88 C FF 89 B FF 89 S CU 68 1-3 ③ K		C CU 64 B FF 87 S FF 87 B FF 88 X CU 66 2-2 ③ P3			X FF 93 0-0 1B		B SI 95 B FF 95 T FF 96 B CH 86 F FF 96 S SL 84 3-3 ② K		4	0	1	0	0	2	0
7 José Reyes, S (1, 4) OBP: 0.284, SLG: 0.374 39 Jerry Blevins, L (7, 1) 3 Curtis Granderson, L (8, PH) OBP: 0.333, SLG: 0.457 40 AJ Ramos, R (9, 1)		B FF 87 B FF 87 B FF 87 B FF 87 4-0 18 HR BB	S CU 65 B FF 86 C CU 64 S CU 65 1-3 ① K			X FC 89 0-0 ① F8		C FF 96 F FF 95 B CH 86 S SL 81 1-3 ③ K		2 0 1 0	1 0 0 0	0 0 0 0	0 0 0 0	1 0 1 0	1 0 0 0	1 0 0 0
18 Travis d'Arnaud, R (1, 2) OBP: 0.294, SLG: 0.432		B FF 87 B FF 86 1 SAFE C FF 86 1 SAFE 1 SAFE X SI 86 2-1 1-H HR	F CU 65 X CU 65 0-1 ② P6			1 SAFE C FC 89 D CU 81 1 SAFE C FC 88 F FC 89 S CU 78 1-3 ② K				3	1	1	2	0	1	1
1 Amed Rosario, R (1, 6) OBP: 0.160, SLG: 0.320		F FF 88 S FF 88 B FF 88 X CU 67 1-2 ① G5-3	C FF 88 S CU 65 X CU 65 0-2 ③ F8			C FC 88 F FC 88 X CU 78 0-2 ③ G5-3				3	0	0	0	0	0	1
64 Chris Flexen, R (1, 1) OBP: 0.250, SLG: 0.500 62 Erik Goeddel, R (6, 1) 4 Wilmer Flores, R (7, 3) OBP: 0.314, SLG: 0.482		C FF 88 F FF 88 C FF 88 0-3 ② K			B FF 87 B FF 86 C FF 88 X FF 88 2-1 2B		B SL 81 S FF 93 F FF 93 S FF 94 1-3 ① K			2 0 1	0 0 0	1 0 0	0 0 0	0 0 0	1 0 1	0 0 0
Inning Stats	R: 2 E: 0 K: 1 S: 10 H: 2 LOB: 0 BB: 0 P: 17	R: 2 E: 0 K: 1 S: 12 H: 1 LOB: 1 BB: 2 P: 24	R: 0 E: 0 K: 0 S: 7 H: 0 LOB: 0 BB: 0 P: 9	R: 0 E: 0 K: 1 S: 8 H: 0 LOB: 0 BB: 0 P: 9	R: 0 E: 0 K: 0 S: 17 H: 1 LOB: 2 BB: 1 P: 29	R: 0 E: 0 K: 1 S: 9 H: 1 LOB: 1 BB: 0 P: 10	R: 1 E: 0 K: 2 S: 7 H: 1 LOB: 0 BB: 1 P: 14	R: 0 E: 0 K: 2 S: 7 H: 0 LOB: 0 BB: 0 P: 11		1B: 1 2B: 2 3B: 0 HR: 3 SF: 0 SAC: 0 DP: 0 HBP: 0				WP: 0 PB: 0 SB: 0 CS: 1 PA: 33		

PITCHER	IP	WLS	BF	H	R	ER	SO	BB	IBB	HBP	BLK	WP	HR	S	P	ERA	WHIP
64 A.J. Griffin, R (1, 1) ERA: 5.4	5.0	L	22	4	4	4	3	3	0	0	0	0	3	54	88	7.20	1.400
43 Tony Barnette, R (6, 1) ERA: 5.4	1.0		4	1	0	0	1	0	0	0	0	0	0	9	10	0.00	1.000
37 Jason Grilli, R (7, 1) ERA: 6.16	1.0		4	1	1	1	2	1	0	0	0	0	0	7	14	9.00	2.000
62 José Leclerc, R (8, 1) ERA: 2.88	1.0		3	0	0	0	2	0	0	0	0	0	0	7	11	0.00	0.000

PITCHER	IP	WLS	BF	H	R	ER	SO	BB	IBB	HBP	BLK	WP	HR	S	P	ERA	WHIP

BOTTOM

Texas Rangers @ New York Mets

Citi Field, Flushing, NY

Tue Aug 08 2017, 7:12 PM - 10:03 PM EDT

Att. 37,326 - Partly Cloudy - 79 F

livebaseballscorecards.com

AB	29
R	5
H	6
RBI	5
BB	4
SO	8
LOB	9

Batter	1	2	3	4	5	6	7	8	9	AB	R	H	RBI	BB	SO	LOB
17 Shin-Soo Choo, L (1, 9) OBP: 0.369, SLG: 0.401	C FF 94 F SI 94 B SL 87 B SL 87 X CH 89 2-2 30 1B 13 BLK 2B	C SL 85 F SI 93 B FF 93 B SI 92 B SL 86 B FF 94 4-2 1 FC6-4 BB	S CH 88 B FF 94 S FF 94 B FF 94 B FF 94 D SL 84 4-2 1 FC6-4 BB		B SL 81 X FF 94 1-0 1 FC6-4 1B		B CH 86 F SI 93 C FF 92 B SL 86 T SI 92 2-2 ① K		B CH 83 C SL 83 B CH 83 F SI 90 B SI 91 F SL 84 B SI 91 4-2 BB	3	1	2	0	3	1	0
58 Alex Claudio, L (9, 1)										0	0	0	0	0	0	0
1 Elvis Andrus, R (1, 6) OBP: 0.330, SLG: 0.474	C FF 95 B FF 95 F SI 94 X SL 86 1-2 ① L9	C SL 84 1 SAFE B FF 93 F SL 84 B SL 86 X SL 84 2-2 ① FC6-4 30 S 30 FC6 1-2f	1 SAFE 1 SAFE X FF 93 0-0 ③ FC6-4 1-2f		1 SAFE F FS 84 C FF 94 B SL 82 B FF 95 X FS 84 2-2 ③ FC6-4 1-2f		C SL 86 B SL 86 B SL 85 X SI 93 2-1 ② F9		1 SAFE S SI 89 F SI 90 S SL 85 0-3 ③ K	6	1	0	0	0	1	5
30 Nomar Mazara, L (1, 7) OBP: 0.324, SLG: 0.423	B FF 95 F CH 89 B CH 89 F FF 96 (9, 9) X SI 94 2-2 13 BLK 13 HR 2-3 1B	1 SAFE B CH 89 F FF 93 B CH 88 S CH 88 X CH 87 2-2 FC6 14 HBP 29 1B 1-H		F FF 91 X FF 92 0-1 29 CS 1B		C SL 80 F SL 82 X SL 81 0-2 29 1B 18 BB 1B	B CH 88 C FF 94 B SL 86 S FF 93 C FF 93 2-3 ③ K			5	2	3	1	0	1	0
29 Adrián Beltré, R (1, 5) OBP: 0.367, SLG: 0.513	C FF 94 C SL 86 C SL 86 0-3 ② K	D SI 94 C SL 82 F SL 84 F FF 94 F SL 82 F SI 93 X SI 93 1-2 14 HBP 1B		B FS 82 B FF 91 S FF 92 B FF 92 F FF 92 1 SAFE F FF 93 T FF 94 3-2 ①② K 1-2		T FF 94 B FF 94 B FS 84 F FF 94 X FF 94 2-2 18 BB 13 BB 1-3 1B		C CH 91 B SL 85 B SL 87 B SI 94 C SI 93 X SI 93 3-2 ① G5-3		5	0	2	0	0	2	3
13 Joey Gallo, L (1, 3) OBP: 0.325, SLG: 0.570	B SI 94 C FF 95 S SI 94 F SI 95 B CH 90 X FF 95 2-2 1-H 3-H HR	S SL 83 F FF 93 B SI 92 D SL 86 B CH 88 S SL 85 3-3 ② K		B SL 80 B SL 80 B FF 95 C FF 95 B SL 80 4-1 14 2B BB		B SL 82 B FF 96 S FF 94 B FF 95 C FF 94 F FF 96 1 SAFE B FF 95 4-2 18 BB 1-2 BB		C CH 89 B FF 95 B SI 94 B CH 89 B CH 90 4-1 14 P3 14 WP BB		2	1	1	2	3	1	2
14 Carlos Gómez, R (1, 8) OBP: 0.338, SLG: 0.463	S SI 96 C FF 95 B SL 88 H SI 94 2-2 6 1B 18 BB HBP	S FF 93 H SI 93 1-1 1-2 2-3 HBP		B FF 95 B SL 79 X SL 79 2-0 1-3 2B		F SL 86 X SL 88 0-1 ① F8		B SL 88 F SI 92 X SL 85 1-1 ② P3 1-3		3	0	1	0	0	0	4
18 Drew Robinson, L (1, 4) OBP: 0.372, SLG: 0.485	1 SAFE 1 SAFE B FF 95 B FF 94 B SI 90 C FF 94 F SI 90 F CH 90 B CH 89 (9, 7) 4-2 6 1B 1-2 BB	C SI 94 S FF 94 C SI 94 0-3 ③ K		C FF 94 F FF 96 F FF 95 B SL 82 B SL 82 B SL 80 C FF 94 3-3 ③ K		S FF 98 B SI 96 B CH 90 S SI 97 F SI 98 B FF 97 B FF 95 4-2 1-2 2-3 3-H BB		F SI 94 C CH 89 B SI 94 C SI 94 1-3 ③ K		3	0	0	1	2	3	6
6 Brett Nicholas, L (1, 2) OBP: 0.143, SLG: 0.214	F FF 95 X FF 96 0-1 1-2 2-3 1B	B FF 93 X CH 88 1-0 ① G3			C FF 94 B SL 80 X SL 81 1-1 ① G3-1	B CH 88 F SI 94 B SI 93 S SI 93 S FF 94 2-3 ② K			C SI 88 F SI 90 B FF 90 F FF 92 F SI 92 X SI 92 1-2 ① L9	5	0	1	0	0	1	3
33 Martín Pérez, L (1, 1) 12 Rougned Odor, L (9, PH) OBP: 0.254, SLG: 0.417 (9, 4)	S FF 95 B FF 96 F FF 95 S SL 85 1-3 ③ K	C SI 94 C SI 93 B SL 83 S SL 84 1-3 ② K			C FF 92 S FF 91 S FF 95 0-3 ② K	C SI 92 F FF 94 B FF 95 S SI 93 1-3 ③ K			F SL 84 F SL 84 B SI 91 F CH 85 S FF 91 1-3 ② K	4	0	0	0	0	4	6
										1	0	0	0	0	1	0
Inning Stats	R: 3 E: 0 K: 2 S: 26 H: 4 LOB: 3 BB: 1 P: 40	R: 1 E: 0 K: 2 S: 21 H: 1 LOB: 3 BB: 1 P: 34	R: 0 E: 0 K: 1 S: 7 H: 0 LOB: 1 BB: 1 P: 13	R: 0 E: 0 K: 2 S: 12 H: 2 LOB: 2 BB: 1 P: 24	R: 0 E: 0 K: 1 S: 9 H: 1 LOB: 1 BB: 0 P: 13	R: 1 E: 0 K: 2 S: 20 H: 2 LOB: 3 BB: 2 P: 33	R: 0 E: 0 K: 2 S: 8 H: 0 LOB: 0 BB: 0 P: 14	R: 0 E: 0 K: 1 S: 9 H: 0 LOB: 1 BB: 1 P: 18	R: 0 E: 0 K: 2 S: 15 H: 0 LOB: 1 BB: 1 P: 21	1B: 7 2B: 2 3B: 0 HR: 1 SF: 0 SAC: 0 DP: 0 HBP: 2						

TOP

Texas Rangers @ New York Mets

Citi Field, Flushing, NY

Wed Aug 09 2017, 12:13 PM - 3:19 PM EDT

Att. 34,222 - Sunny - 80 F

livebaseballscorecards.com

AB	37
R	5
H	10
RBI	4
BB	8
SO	15
LOB	29

PITCHER		IP	WLS	BF	H	R	ER	SO	BB	IBB	HBP	BLK	WP	HR	S	P	ERA	WHIP
50 Rafael Montero, R ERA: 6.06	(1, 1)	3.0	L	20	5	4	4	5	3	0	2	1	0	1	54	87	12.00	2.667
49 Josh Smoker, L ERA: 7.17	(4, 1)	2.0		12	5	1	1	3	2	0	0	0	0	0	30	52	4.50	3.500
47 Hansel Robles, R ERA: 4.72	(6, 1)	3.0		11	0	0	0	5	2	0	0	0	1	0	28	50	0.00	0.667
46 Chasen Bradford, R ERA: 4.63	(9, 1)	1.0		4	0	0	0	2	1	0	0	0	0	0	15	21	0.00	1.000

PITCHER	IP	WLS	BF	H	R	ER	SO	BB	IBB	HBP	BLK	WP	HR	S	P	ERA	WHIP

WP: 1 PA: 47
PB: 0
SB: 2
CS: 1

Texas Rangers @ New York Mets

Citi Field, Flushing, NY

Wed Aug 09 2017, 12:13 PM - 3:19 PM EDT

Att. 34,222 - Sunny - 80 F

BOTTOM

livebaseballscorecards.com

Batter	1	2	3	4	5	6	7	8	9	AB	R	H	RBI	BB	SO	LOB
30 Michael Conforto, L (1, 8) OBP: 0.393, SLG: 0.566	F FF 90 C SI 91 B SI 92 F SL 83 B CU 81 T SI 90 2-2 ① K	X SI 92 0-0 ③ G3			C SI 91 B SI 91 F SI 90 B CH 82 S CU 81 2-3 ② K			S SI 87 X SI 87 0-1 ① G6-3	4	0	0	0	0	2	0
7 José Reyes, S (1, 4) OBP: 0.284, SLG: 0.372	B FF 92 C SI 92 B CH 85 S CH 84 X CH 85 2-2 ② F8			B SI 90 B CU 77 C SI 90 T CH 84 B CH 84 C SI 92 3-3 ① K		X SI 92 0-0 1B			C SI 87 B CH 71 B CH 70 S SI 87 S CH 68 2-3 ② K	4	0	1	0	0	2	0
52 Yoenis Cespedes, R (1, 7) OBP: 0.322, SLG: 0.492	H FF 92 1-0 HBP			C SI 92 S CU 80 B CU 81 S CH 84 1-3 ② K		F CH 84 X CH 84 0-1 ③ F9			C CH 70 F SI 87 F SI 88 B CH 68 F CH 71 T CH 66 1-2 ③ K	3	0	0	0	0	2	1
19 Jay Bruce, L (1, 9) OBP: 0.321, SLG: 0.520	C SI 91 X CU 80 0-1 ③ P6			B CU 82 S SI 91 X SI 90 1-1 ③ P5			C SI 89 B SI 91 B CU 82 F SI 90 B SI 92 F SL 81 F CU 81 X SI 92 3-2 ① G4-3			3	0	0	0	0	0	1
4 Wilmer Flores, R (1, 3) OBP: 0.314, SLG: 0.492		B SI 89 C CH 81 B SI 90 X SI 91 2-1 ① L8			B CH 83 X SI 91 1-0 HR		X SI 92 0-0 ② F9			3	1	1	1	0	0	0
20 Neil Walker, S (1, 5) OBP: 0.326, SLG: 0.422		C SI 90 B SI 89 X SI 91 1-1 ② G1-3			X SI 90 0-0 ① G6-3		B CU 79 F CH 83 B CH 84 F SI 92 X SI 94 2-2 ③ G5-3			3	0	0	0	0	0	0
44 René Rivera, R (1, 2) OBP: 0.290, SLG: 0.393 46 Chasen Bradford, R (9, 1)		C CH 83 F CH 83 F CU 82 X CH 85 0-2 ③ G6-3			X SI 90 0-0 ② F9			C SI 90 X SI 90 0-1 ① P4		2 0	0 0	0 0	0 0	0 0	0 0	0 0
1 Amed Rosario, R (1, 6) OBP: 0.179, SLG: 0.321			C CH 83 F CH 83 X CU 76 0-2 ① F9		C SI 91 B SI 91 B CH 84 S CH 84 F CH 85 S SL 84 2-3 ③ K			F CH 83 B CH 82 B FF 92 S CH 83 X CH 85 2-2 18 G4-3 1B		3	0	1	0	0	1	0
50 Rafael Montero, R (1, 1) OBP: 0.143, SLG: 0.143 67 Seth Lugo, R (3, PH) OBP: 0.158, SLG: 0.421 49 Josh Smoker, L (4, 1) 47 Hansel Robles, R (6, 1) 18 Travis d'Arnaud, R (6, 2) OBP: 0.291, SLG: 0.428 9 Brandon Nimmo, L (8, PH) OBP: 0.400, SLG: 0.320			F SI 91 X SI 90 0-1 ② G4-3			X CH 83 0-0 ① P4		C SI 92 B CU 82 F SI 91 F FF 92 X CH 84 1-2 ② ③ G4-3 1-2f		0 1 0 0 2 1	0 0 0 0 0 0	0 0 0 0 0 0	0 0 0 0 0 0	0 0 0 0 0 0	0 0 0 0 1 0	0 0 0 0 1 0
Inning Stats	R: 0 E: 0 K: 1 S: 9 H: 0 LOB: 1 BB: 0 P: 14	R: 0 E: 0 K: 0 S: 8 H: 0 LOB: 0 BB: 0 P: 11	R: 0 E: 0 K: 0 S: 6 H: 0 LOB: 0 BB: 0 P: 6	R: 0 E: 0 K: 2 S: 8 H: 0 LOB: 0 BB: 0 P: 13	R: 1 E: 0 K: 1 S: 7 H: 1 LOB: 0 BB: 0 P: 10	R: 0 E: 0 K: 1 S: 7 H: 1 LOB: 1 BB: 0 P: 9	R: 0 E: 0 K: 0 S: 9 H: 0 LOB: 0 BB: 0 P: 14	R: 0 E: 0 K: 0 S: 9 H: 1 LOB: 0 BB: 0 P: 12	R: 0 E: 0 K: 2 S: 10 H: 0 LOB: 0 BB: 0 P: 13	1B: 2 2B: 0 3B: 0 HR: 1 SF: 0 SAC: 0 DP: 1 HBP: 1						

	AB	29
	R	1
	H	3
	RBI	1
	BB	0
	SO	7
	LOB	3

WP: 0 PA: 30
PB: 0
SB: 0
CS: 0

PITCHER		IP	WLS	BF	H	R	ER	SO	BB	IBB	HBP	BLK	WP	HR	S	P	ERA	WHIP
33 Martín Pérez, L ERA: 5.18	(1, 1)	8.0	W	27	3	1	1	5	0	0	1	0	0	1	63	89	1.12	0.375
58 Alex Claudio, L ERA: 2.37	(9, 1)	1.0		3	0	0	0	2	0	0	0	0	0	0	10	13	0.00	0.000

PITCHER	IP	WLS	BF	H	R	ER	SO	BB	IBB	HBP	BLK	WP	HR	S	P	ERA	WHIP

New York Mets @ Philadelphia Phillies

Citizens Bank Park, Philadelphia, PA

Thu Aug 10 2017, 7:11 PM - 10:11 PM EDT

Att. 27,716 - Cloudy - 81 F

TOP

livebaseballscorecards.com

Batter	1	2	3	4	5	6	7	8	9	AB	R	H	RBI	BB	SO	LOB
3 Curtis Granderson, L (1, 9) OBP: 0.334, SLG: 0.465	C FF 91 F FF 92 B KC 80 B CH 88 F FF 92 F FF 92 S KC 79 2-3 K	B FF 92 C FF 93 C FC 90 B FF 92 B FS 84 X FF 91 3-2 F7			B SI 91 S FS 84 B SL 87 X FF 92 2-1 L9		C FF 94 F SL 87 F SL 84 B FF 93 B SI 91 F SL 86 B SL 85 F SI 92 X SI 93 3-2 20 1B 30 HR 1B		C SI 98 X FS 88 0-1 1-H HR	5	2	2	2	0	1	0
20 Neil Walker, S (1, 5) OBP: 0.334, SLG: 0.441	F FF 92 X FF 91 0-1 P5		X FF 91 0-0 HR		X CU 72 0-0 52 F8 52 WP 1B		C SI 93 B SI 93 X SI 94 1-1 30 HR 1-3 1B		C SI 98 B SI 98 X FF 97 1-1 30 BB 52 1B 7 FC4-6 1B	5	3	4	1	0	0	0
52 Yoenis Cespedes, R (1, 7) OBP: 0.323, SLG: 0.494	B FF 92 B FF 92 C FF 90 B KC 78 X FF 91 3-1 4 HR 2B		B SL 83 C FF 92 B FS 84 F FF 92 S FS 85 2-3 K		F FF 92 B SL 84 X FS 82 1-1 F8 1-3		F FF 95 B SL 85 C SL 86 S SL 85 1-3 K		C SL 85 D SL 82 X FF 99 1-1 7 FC4-6 30 BB 1-2 1B	5	1	2	0	0	2	3
30 Michael Conforto, L (1, 8) OBP: 0.396, SLG: 0.573	B KC 79 B FF 91 B CH 87 2 SAFE C FF 91 F CH 86 D KC 80 4-2 4 HR BB		C SI 92 F FF 92 B FS 84 B FS 85 S FS 84 2-3 K		C FS 82 B FF 93 D FS 85 X FS 82 2-1 G6-3		B FF 93 C SL 85 X SL 86 1-1 1-H 3-H HR		B FS 88 B FF 98 B FF 98 B SI 98 4-0 7 FC4-6 1-2 2-3 BB	3	2	1	3	2	1	1
4 Wilmer Flores, R (1, 3) OBP: 0.319, SLG: 0.509	C FF 91 B FF 92 X FF 92 1-1 1-H 2-H HR		B CU 73 B FF 92 C FF 92 S FS 84 X FS 85 2-2 2B			B FF 92 X SI 90 2-0 1B	B FF 94 X SL 85 1-0 G6-3		S FF 98 B SL 83 C FS 87 D FF 99 F FS 88 D SL 87 F FF 98 F FS 88 S FS 88 3-3 K	5	1	3	3	0	1	3
7 José Reyes, S (1, 4) OBP: 0.283, SLG: 0.373	S FF 90 B CH 88 B FF 91 X FF 91 2-1 2B		C SI 91 F FS 82 S FF 90 0-3 K			C SI 90 F SI 91 1 SAFE B FS 85 F FF 90 S FS 85 1-3 K		F FF 97 B CH 88 S CH 88 B FF 97 S CH 90 2-3 K	X SI 97 0-0 1-2f 2-3 3-H FC4-6	5	0	1	1	0	3	4
18 Travis d'Arnaud, R (1, 2) OBP: 0.286, SLG: 0.419	D KC 80 B FF 90 B FF 92 C FF 89 X FF 90 3-1 L7			B FF 92 X FF 92 1-0 G4-3		B FF 91 1 SAFE S FF 91 C FF 92 S FS 84 1-3 K		F FF 98 X SL 88 0-1 F9	B FF 98 B FF 98 X FF 98 2-0 L8	5	0	0	0	0	1	4
1 Amed Rosario, R (1, 6) OBP: 0.188, SLG: 0.290		X FF 92 0-0 L1		C FF 93 H FF 92 1-1 48 CS HBP		S FS 81 X CU 73 0-1 L8		S FF 97 C FF 97 X CH 91 0-2 F7		3	0	0	0	0	0	1
48 Jacob deGrom, L (1, 1) OBP: 0.246, SLG: 0.304 62 Erik Goeddel, R (7, 1) 9 Brandon Nimmo, L (9, PH) OBP: 0.419, SLG: 0.320 51 Paul Sewald, R (9, 1)		C FF 91 S FS 84 B FS 84 S SL 85 1-3 K2-3		1 SAFE C FF 90 C FF 91 B FS 86 T FS 84 1-2 K 1-2			B FF 93 S SI 93 X SI 94 1-1 L9		B SI 97 B FF 97 B SI 97 C FF 97 C SI 98 B SI 98 4-2 3 HR BB	3 0 0 0	0 0 1 0	0 0 0 0	0 0 0 0	2 0 1 0	1 0 0 0	
Inning Stats	R: 3 E: 0 K: 1 S: 17 H: 3 LOB: 1 BB: 1 P: 32	R: 0 E: 0 K: 1 S: 7 H: 0 LOB: 0 BB: 0 P: 11	R: 1 E: 0 K: 3 S: 13 H: 2 LOB: 1 BB: 0 P: 19	R: 0 E: 0 K: 1 S: 5 H: 0 LOB: 0 BB: 0 P: 8	R: 0 E: 0 K: 0 S: 7 H: 1 LOB: 1 BB: 0 P: 12	R: 0 E: 0 K: 2 S: 10 H: 1 LOB: 1 BB: 0 P: 14	R: 3 E: 0 K: 1 S: 16 H: 3 LOB: 0 BB: 0 P: 24	R: 0 E: 0 K: 1 S: 8 H: 0 LOB: 0 BB: 0 P: 10	R: 3 E: 0 K: 1 S: 16 H: 3 LOB: 2 BB: 2 P: 31	1B: 6 2B: 3 3B: 0 HR: 4	SF: 0 SAC: 0 DP: 0 HBP: 1		WP: 1 PB: 0 SB: 0 CS: 1	PA: 43			

	AB	39
	R	10
	H	13
	RBI	10
	BB	3
	SO	11
	LOB	17

PITCHER		IP	WLS	BF	H	R	ER	SO	BB	IBB	HBP	BLK	WP	HR	S	P	ERA	WHIP
28 Vince Velasquez, R ERA: 5.13	(1, 1)	1.0	L	7	3	3	3	1	1	0	0	0	0	1	17	32	27.00	4.000
59 Mark Leiter Jr., R ERA: 4.08	(2, 1)	5.0		19	4	1	1	7	0	0	1	0	1	1	42	64	1.80	0.800
46 Jesen Therrien, R ERA: 16.2	(7, 1)	1.0		6	3	3	3	1	0	0	0	0	0	1	16	24	27.00	3.000
51 Ricardo Pinto, R ERA: 5.94	(8, 1)	1.0		3	0	0	0	1	0	0	0	0	0	0	8	10	0.00	0.000
57 Luis García, R ERA: 3.12	(9, 1)	1.0		8	3	3	3	1	2	0	0	0	0	1	16	31	27.00	5.000

PITCHER		IP	WLS	BF	H	R	ER	SO	BB	IBB	HBP	BLK	WP	HR	S	P	ERA	WHIP

Batter	1	2	3	4	5	6	7	8	9	AB	R	H	RBI	BB	SO	LOB
16 César Hernández, S (1, 4) OBP: 0.359, SLG: 0.415	C FF 93 F FF 94 B FF 96 F FF 96 B SL 91 B FF 96 F FF 96 F CH 89 C SL 90 3-3 ① K		C SL 90 B CU 82 B FF 95 S CH 87 B FF 96 X SL 90 3-2 ③ G1-3			C FF 96 B SL 91 S CU 82 B SL 88 X SL 90 2-2 ③ L5			C FF 90 B SL 81 B CH 82 C FF 91 F FF 92 F SL 81 B SL 82 C FF 91 3-3 ① K	4	0	0	0	0	2	0
13 Freddy Galvis, S (1, 6) OBP: 0.304, SLG: 0.408 51 Ricardo Pinto, R (8, 1) 57 Luis García, R (9, 1) 25 Daniel Nava, S (9, PH) OBP: 0.392, SLG: 0.429	B SL 90 S CH 89 C FF 98 C FF 98 1-3 ② K			C FF 95 B SL 90 B CH 87 B SL 90 F FF 94 F FF 96 S SL 90 3-3 ① K			C CH 86 X SL 90 0-1 ① G4-3		F FF 92 S CH 83 S FF 92 0-3 ② K	3 0 0 1	0 0 0 0	0 0 0 0	0 0 0 0	0 0 0 0	2 0 0 1	0 0 0 0
37 Odúbel Herrera, L (1, 8) OBP: 0.326, SLG: 0.464	F FF 96 X FF 97 0-1 ③ G4-3			B SL 91 B FF 96 F SI 95 B SL 92 S FF 95 X CH 88 3-2 ② P6			F FF 95 B FF 96 X FF 94 1-1 E7 5 1B 1B		S FF 92 B SL 82 B CH 83 X FF 92 2-1 ③ F7	4	0	1	0	0	0	0
7 Maikel Franco, R (1, 5) OBP: 0.282, SLG: 0.403		F FF 96 F FF 96 F SL 89 B SI 97 F CH 87 X FF 97 1-2 2B		X FF 96 0-0 ③ G5-3			S SL 89 B FF 94 B SI 94 C CH 85 X SL 90 2-2 ② P3			3	0	1	0	0	0	1
5 Nick Williams, L (1, 9) OBP: 0.333, SLG: 0.524		B CU 80 S CU 82 B FF 96 S CU 80 S CU 82 2-3 ① K			B FF 95 F CU 81 F SL 88 B FF 97 S CU 80 2-3 ① K		F CU 80 F FF 96 X CU 81 0-2 2-3 1B			3	0	1	0	0	2	1
19 Tommy Joseph, R (1, 3) OBP: 0.303, SLG: 0.430		X FF 95 0-0 ② F8			C FF 96 B SL 90 X SL 88 1-1 17 G4-6-3 1B		S CH 85 D CH 86 S CH 85 F FF 94 S CH 87 1-3 ③ K			3	0	1	0	0	1	3
17 Rhys Hoskins, R (1, 7)		C FF 95 B FF 96 D CH 88 F CH 87 C FF 97 2-3 ③ K			B FF 96 B FF 94 S CH 87 B FF 95 X SI 95 3-1 ② ③ G4-6-3 1-2f			C CU 77 B CU 78 B CH 86 S CH 86 B CH 87 F CH 86 F FF 93 D CU 79 4-2 29 G6-4-3 BB		2	0	0	0	1	1	2
29 Cameron Rupp, R (1, 2) OBP: 0.316, SLG: 0.422			C CU 81 C FF 95 C FF 96 0-3 ① K			F SI 94 S FF 94 F FF 96 B SL 90 X SI 96 1-2 ① G4-3		S FF 94 B CH 86 S FF 93 F FF 94 D CH 87 X FF 93 2-2 ① ② G6-4-3 1-2f		3	0	0	0	0	1	1
28 Vince Velasquez, R (1, 1) OBP: 0.280, SLG: 0.250 59 Mark Leiter Jr., R (2, 1) OBP: 0.100, SLG: 0.100 31 Hyun Soo Kim, L (6, PH) OBP: 0.307, SLG: 0.275 46 Jesen Therrien, R (7, 1) 4 Andrés Blanco, S (8, 6) OBP: 0.244, SLG: 0.231			C FF 95 F SI 94 F FF 96 B CU 82 F FF 96 S SL 89 1-3 ② K			F FF 95 F FF 96 S FF 97 0-3 ② K		C CU 79 C CU 79 B FF 94 F CH 88 B FF 93 F CU 78 S CH 87 2-3 ③ K		0 1 1 0 1	0 0 0 0 0	0 0 0 0 0	0 0 0 0 0	0 0 0 0 0	0 1 1 0 1	0 0 0 0 0
Inning Stats	R: 0 E: 0 K: 2 S: 11 H: 0 LOB: 0 BB: 0 P: 15	R: 0 E: 0 K: 2 S: 12 H: 1 LOB: 1 BB: 0 P: 17	R: 0 E: 0 K: 2 S: 11 H: 0 LOB: 0 BB: 0 P: 15	R: 0 E: 0 K: 1 S: 8 H: 0 LOB: 0 BB: 0 P: 14	R: 0 E: 0 K: 1 S: 7 H: 1 LOB: 0 BB: 0 P: 13	R: 0 E: 0 K: 1 S: 10 H: 0 LOB: 0 BB: 0 P: 13	R: 0 E: 1 K: 1 S: 14 H: 2 LOB: 2 BB: 0 P: 18	R: 0 E: 0 K: 1 S: 13 H: 0 LOB: 0 BB: 1 P: 21	R: 0 E: 0 K: 2 S: 10 H: 0 LOB: 0 BB: 0 P: 15	1B: 3 2B: 1 3B: 0 HR: 0	SF: 0 SAC: 0 DP: 2 HBP: 0			WP: 0 PB: 0 SB: 0 CS: 0	PA: 30		

PITCHER	IP	WLS	BF	H	R	ER	SO	BB	IBB	HBP	BLK	WP	HR	S	P	ERA	WHIP
48 Jacob deGrom, R (1, 1) ERA: 3.21	6.2	W	23	4	0	0	9	0	0	0	0	0	0	69	100	0.00	0.600
62 Erik Goeddel, R (7, 1) ERA: 3.18	1.1		4	0	0	0	2	1	0	0	0	0	0	17	26	0.00	0.750
51 Paul Sewald, R (9, 1) ERA: 4.18	1.0		3	0	0	0	2	0	0	0	0	0	0	10	15	0.00	0.000

PITCHER	IP	WLS	BF	H	R	ER	SO	BB	IBB	HBP	BLK	WP	HR	S	P	ERA	WHIP

BOTTOM

New York Mets @ Philadelphia Phillies

Citizens Bank Park, Philadelphia, PA

Thu Aug 10 2017, 7:11 PM - 10:11 PM EDT

Att. 27,716 - Cloudy - 81 F

livebaseballscorecards.com

AB	29
R	0
H	4
RBI	0
BB	1
SO	13
LOB	8

New York Mets @ Philadelphia Phillies

Citizens Bank Park, Philadelphia, PA

Fri Aug 11 2017, 7:11 PM - 10:34 PM EDT

Att. 26,925 - Cloudy - 80 F

TOP

livebaseballscorecards.com

Batter	1	2	3	4	5	6	7	8	9	AB	R	H	RBI	BB	SO	LOB
3 Curtis Granderson, L (1, 9) OBP: 0.330, SLG: 0.458 40 AJ Ramos, R (9, 1)	B FF 94 B FF 96 B FF 95 C FF 95 X FF 95 3-1 ① P6		C FF 93 X KC 80 0-1 ② L3		C FF 94 B KC 81 X FF 94 1-1 ② P5		F FF 95 B SL 85 B SL 84 S SL 84 B SL 84 1 SAFE C SL 81 3-3 ① K		S FS 86 C FS 87 X FS 87 0-2 ① F7	5 0	0 0	0 0	0 0	0 0	1 0	4 0
20 Neil Walker, S (1, 4) OBP: 0.339, SLG: 0.442 (9, 3)	C FF 95 F FF 95 B FF 96 B FF 95 B FF 97 X FF 97 3-2 ② P6		B KC 79 B SI 94 D CH 88 C FF 94 B FF 95 4-1 52 HR BB		X KC 80 0-0 52 WP 52 1B 2-H 1B		B SI 94 B CU 79 X SI 95 2-0 ② FC6-4 1-2f		C SI 94 X FF 94 0-1 2-3 1B	4	2	2	1	1	0	1
52 Yoenis Cespedes, R (1, 7) OBP: 0.325, SLG: 0.504	C FF 97 B FF 96 C KC 83 B KC 84 S KC 84 2-3 ③ K		C FF 95 B SI 95 T FF 96 F FF 95 D KC 81 X FF 96 2-2 1-H 2-H HR		C KC 80 S FF 96 B KC 81 X KC 83 1-2 30 BB 1-H 1B		B SI 95 C CH 83 B CH 84 F SL 81 1 SAFE X SI 96 2-2 ③ F9		C FS 88 S FS 87 B FS 89 1 SAFE S FS 89 1-3 ② K	5	1	2	4	0	2	3
30 Michael Conforto, L (1, 8) OBP: 0.396, SLG: 0.578 (9, 9)		B FF 94 B FF 95 B FF 94 C FF 94 X FF 95 3-1 HR	C FF 96 B KC 83 B FF 96 X KC 81 2-1 ③ F7		B FF 95 B CH 88 B FF 94 C FF 94 B KC 80 4-1 1-2 BB			C SL 84 C SL 83 S SL 86 0-3 ① K	C FS 87 X SI 94 0-1 ③ G5-3	4	1	1	1	1	1	2
4 Wilmer Flores, R (1, 5) OBP: 0.318, SLG: 0.506 (6, 3) 7 José Reyes, S (9, 4) OBP: 0.283, SLG: 0.373		T FF 95 F SL 88 B FF 97 F FF 97 B KC 83 X KC 82 2-2 ① F8		B FF 93 C FF 93 F SL 88 B SL 89 S KC 81 2-3 ① K	B SL 84 B SL 83 X FF 93 2-0 ③ F7			F FF 94 X SL 82 0-1 44 CS 9 1B 1B		4 0	0 0	1 0	0 0	0 0	1 0	2 0
22 Dominic Smith, L (1, 3) OBP: 0.333, SLG: 0.333 51 Paul Sewald, R (6, 1) 9 Brandon Nimmo, L (8, PH) OBP: 0.438, SLG: 0.346 39 Jerry Blevins, L (8, 1) 47 Hansel Robles, R (8, 1) 12 Juan Lagares, R (9, 8) OBP: 0.317, SLG: 0.409		C FF 96 C KC 80 S KC 83 0-3 ② K		B KC 79 C FF 95 B FF 95 F FF 96 F FF 96 X KC 80 2-2 44 G6-4-3 1B		X SI 93 0-0 ① G1-3		X FF 95 0-0 1-2 1B	3 0 1 0 0 0	0 0 0 0 0 0	1 0 1 0 0 0	0 0 0 0 0 0	1 0 0 0 0 0	0 0 0 0 0 0	0 0 0 0 0 0
44 René Rivera, R (1, 2) OBP: 0.283, SLG: 0.383		B FF 96 B FF 96 F FF 96 F FF 95 T KC 84 2-2 ③ K		X KC 80 0-0 ② ③ G6-4-3 1-2f	C FF 94 X SL 85 0-1 ② G5-3			C SL 82 D SL 84 C SL 82 S SL 86 1-3 ② ③ K 2-3		4	0	0	0	0	2	3
1 Amed Rosario, R (1, 6) OBP: 0.250, SLG: 0.429			C FF 94 X FF 93 0-1 67 SH3-4 52 HR 1B		B FF 94 C FF 94 B KC 82 X FF 94 2-1 67 SH3 20 1B 1B	B SL 84 S SL 83 X FF 94 1-1 ③ F9			B FF 95 B FF 96 F FF 95 X SI 96 2-1 HR	4	3	3	1	0	0	0
67 Seth Lugo, R (1, 1) OBP: 0.158, SLG: 0.421 49 Josh Smoker, L (6, 1) 13 Asdrúbal Cabrera, S (6, 5) OBP: 0.333, SLG: 0.404			B FF 92 X FF 92 1-0 ① SH3-4 1-2		X FF 92 0-0 ① SH3 1-2		B SI 93 C CH 81 B CH 81 F SI 94 X CU 79 2-2 20 FC6-4 1B		X FF 95 0-0 20 1B 2B	0 0 2	0 0 0	0 0 2	0 0 0	0 0 0	0 0 0	0 0 0
Inning Stats	R: 0 E: 0 K: 1 S: 8 H: 0 LOB: 0 BB: 0 P: 16	R: 1 E: 0 K: 2 S: 12 H: 1 LOB: 0 BB: 0 P: 19	R: 3 E: 0 K: 0 S: 12 H: 2 LOB: 0 BB: 1 P: 21	R: 0 E: 0 K: 1 S: 8 H: 1 LOB: 0 BB: 0 P: 12	R: 2 E: 0 K: 0 S: 11 H: 3 LOB: 2 BB: 1 P: 21	R: 0 E: 0 K: 0 S: 5 H: 0 LOB: 0 BB: 0 P: 6	R: 0 E: 0 K: 1 S: 10 H: 1 LOB: 1 BB: 0 P: 19	R: 0 E: 0 K: 2 S: 9 H: 2 LOB: 2 BB: 0 P: 10	R: 1 E: 0 K: 1 S: 13 H: 3 LOB: 2 BB: 0 P: 16	1B: 9 2B: 2 3B: 0 HR: 3 SF: 0 SAC: 2 DP: 2 HBP: 0						

AB	36
R	7
H	13
RBI	7
BB	2
SO	8
LOB	15

WP: 1 PB: 0 SB: 0 CS: 1 PA: 40

PITCHER		IP	WLS	BF	H	R	ER	SO	BB	IBB	HBP	BLK	WP	HR	S	P	ERA	WHIP
43 Nick Pivetta, R ERA: 6.29	(1, 1)	4.2		22	7	6	5	4	2	0	0	0	1	2	50	86	9.64	1.929
46 Jesen Therrien, R ERA: 11.57	(5, 1)	1.1		4	0	0	0	0	0	0	0	0	0	0	6	9	0.00	0.000
39 Adam Morgan, L ERA: 5.68	(7, 1)	1.1		5	1	0	0	2	0	0	0	0	0	0	13	22	0.00	0.750
61 Edubray Ramos, R ERA: 5.03	(8, 1)	0.2		3	2	0	0	1	0	0	0	0	0	0	6	7	0.00	3.000
50 Héctor Neris, R ERA: 3.0	(9, 1)	1.0	L	6	3	1	1	1	0	0	0	0	0	1	13	16	9.00	3.000

PITCHER		IP	WLS	BF	H	R	ER	SO	BB	IBB	HBP	BLK	WP	HR	S	P	ERA	WHIP

New York Mets @ Philadelphia Phillies

Citizens Bank Park, Philadelphia, PA

Fri Aug 11 2017, 7:11 PM - 10:34 PM EDT

Att. 26,925 - Cloudy - 80 F

livebaseballscorecards.com

Batter	1	2	3	4	5	6	7	8	9	AB	R	H	RBI	BB	SO	LOB
16 César Hernández, S (1, 4) OBP: 0.365, SLG: 0.426	C CH 90 B FF 90 C SI 91 X FF 93 1-2 13 FC5-4 1B	1 SAFE B SI 90 B CU 76 F SI 91 X CH 84 2-1 ① L9	B CH 83 C SL 82 B SL 82 B SL 89 C CH 84 F CU 77 B SI 90 4-2 1-2 BB			B CU 73 F CH 88 B SL 79 L SL 84 B FF 93 B FF 90 4-2 13 2B 37 G3 BB		C FF 90 S CH 84 B CU 72 F CU 72 F FF 90 B CU 73 B CH 85 X CH 84 3-2 HR		3	2	2	1	2	0	1
13 Freddy Galvis, S (1, 6) OBP: 0.305, SLG: 0.410	C FF 90 X CH 89 0-1 ① FC5-4 37 2B 5 1B 1-2f	C CH 83 F FF 92 T SI 91 0-2 ② K	F CH 87 T SL 84 S SL 86 0-3 ③ K			F FF 93 X FF 94 0-1 37 G3 2B 1-3		B CU 70 B FF 90 S CU 73 X CU 72 2-1 37 1B 1B		5	1	2	0	0	2	5
37 Odúbel Herrera, L (1, 8) OBP: 0.329, SLG: 0.467	D CH 88 X FF 90 1-0 5 1B 7 FC4-6 2B 1-3	F CH 83 F FF 91 F FF 93 F SI 93 B SL 86 B CU 77 B SI 92 F CH 83 B FF 92 4-2 1-2 BB		B CH 79 C CH 80 L CH 80 X FF 92 1-2 ① G4-3		B SL 81 X SL 81 1-0 ② G3 2-3 3-H		C FF 90 B CU 72 S CU 72 X CU 71 1-2 1B		4	1	2	1	1	0	1
17 Rhys Hoskins, R (1, 7)	B SI 91 B CH 84 B CU 78 B SI 91 4-0 7 FC4-6 5 1B 19 1B BB	C CU 77 D CU 79 C SI 92 F CU 78 S SL 88 1-3 ③ K		F CH 89 B SI 90 X SI 90 1-1 ② F8		C SL 82 B SL 84 B SL 82 X FF 90 2-1 ③ L9		B SL 86 B FF 95 F FF 97 F FF 96 S FF 96 2-3 ② K		4	1	0	0	1	2	5
5 Nick Williams, L (1, 9) OBP: 0.336, SLG: 0.519	S CU 76 S FF 93 B FF 95 X CU 79 1-2 7 FC4-6 1B 1-2 2-3 3-H		B CH 89 X CH 83 1-0 19 2B 1B	B SL 81 S CH 89 S CH 81 B CH 90 C CU 76 2-3 ③ K			B FF 90 S SL 82 B FF 92 S FF 91 S SL 84 2-3 ① K	B FF 95 S FF 95 B FF 95 B FF 96 X FF 94 3-1 ③ F9		5	1	2	1	0	2	2
7 Maikel Franco, R (1, 5) OBP: 0.281, SLG: 0.400	S SL 87 X SL 86 0-1 ② FC4-6 19 1B 1-2f 2-3 3-H		C FF 90 B SI 90 C SL 84 F FF 93 B CH 82 F SL 85 B FF 90 F FF 90 F SL 84 3-3 ① K C SL 87		X CH 86 0-0 ① P3		F SL 84 S SL 84 B SL 84 F FF 94 B FF 92 B SL 84 X SL 84 3-2 1B		C SL 81 B SL 81 S SL 81 X SL 82 1-2 ① G6-3	5	0	1	1	0	1	3
19 Tommy Joseph, R (1, 3) OBP: 0.304, SLG: 0.434 61 Edubray Ramos, R (8, 1) 50 Héctor Neris, R (9, 1) 31 Hyun Soo Kim, L (9, PH) OBP: 0.305, SLG: 0.273	C SI 91 D SL 85 F SI 90 F CH 83 X SL 86 1-2 1-2 3-H		D CH 89 F CH 89 1 SAFE S SL 85 X FF 92 1-2 38 1B 1-H 2B		C SL 81 S CU 76 F CU 75 X CU 79 0-2 ② P3		B SL 83 F FF 91 X FF 91 1-1 ② F8		F FF 94 X CH 86 0-1 ② G4-3	4 0 0 1	0 0 0 0	2 0 0 0	2 0 0 0	0 0 0 0	0 0 0 0	1 0 0 0
38 Jorge Alfaro, R (1, 2) OBP: 0.333, SLG: 0.333	B CU 76 B CH 89 C SI 91 F FF 91 S CU 77 2-3 ③ K		B CH 88 X CU 75 1-0 16 BB 2-3 1B		C CH 89 B CH 83 F CH 89 F CH 89 S SL 84 1-3 ③ K		X FF 93 0-0 ③ L9		S SL 82 S SL 82 S SL 81 0-3 ③ K	5	0	1	0	0	3	3
43 Nick Pivetta, R (1, 1) OBP: 0.094, SLG: 0.094 46 Jesen Therrien, R (5, 1) 15 Ty Kelly, S (6, PH) OBP: 0.253, SLG: 0.306 39 Adam Morgan, L (7, 1) OBP: 0.667, SLG: 0.500 25 Daniel Nava, S (8, 3) OBP: 0.390, SLG: 0.427		X CH 86 0-0 37 BB 1B	T CH 89 F SL 86 S CU 78 0-3 ② K			B CH 85 S CH 87 C CU 73 F CU 75 X SI 91 1-2 ① G4-3		C CU 72 B CU 72 F CU 72 B FF 90 S FF 91 2-3 ① K		2 0 1 0 1	0 0 0 0 0	1 0 0 0 0	0 0 0 0 0	0 0 0 0 0	1 0 0 0 1	2 0 0 0 0
Inning Stats	R: 3 E: 0 K: 1 S: 18 H: 4 LOB: 2 BB: 1 P: 28	R: 0 E: 0 K: 2 S: 15 H: 1 LOB: 2 BB: 1 P: 22	R: 1 E: 0 K: 3 S: 21 H: 3 LOB: 3 BB: 1 P: 31	R: 0 E: 0 K: 1 S: 8 H: 0 LOB: 0 BB: 0 P: 12	R: 0 E: 0 K: 1 S: 9 H: 0 LOB: 0 BB: 0 P: 10	R: 1 E: 0 K: 0 S: 11 H: 1 LOB: 1 BB: 1 P: 19	R: 0 E: 0 K: 1 S: 10 H: 1 LOB: 1 BB: 0 P: 16	R: 1 E: 0 K: 2 S: 18 H: 3 LOB: 2 BB: 0 P: 31	R: 0 E: 0 K: 1 S: 8 H: 0 LOB: 0 BB: 0 P: 9	1B: 9 2B: 3 3B: 0 HR: 1 SF: 0 SAC: 0 DP: 0 HBP: 0						

AB	40
R	6
H	13
RBI	6
BB	4
SO	12
LOB	23

WP: 0 PA: 44
PB: 0
SB: 0
CS: 0

PITCHER		IP	WLS	BF	H	R	ER	SO	BB	IBB	HBP	BLK	WP	HR	S	P	ERA	WHIP
67 Seth Lugo, R ERA: 4.85	(1, 1)	5.1		28	8	5	5	8	4	0	0	0	0	0	77	114	8.44	2.250
49 Josh Smoker, L ERA: 7.11	(6, 1)	0.1	H	2	1	0	0	0	0	0	0	0	0	0	3	4	0.00	3.000
51 Paul Sewald, R ERA: 4.07	(6, 1)	1.1	H	5	1	0	0	1	0	0	0	0	0	0	12	20	0.00	0.750
39 Jerry Blevins, L ERA: 3.0	(8, 1)	0.1	B	4	3	1	1	1	0	0	0	0	0	1	13	21	27.00	9.000
47 Hansel Robles, R ERA: 4.63	(8, 1)	0.2	W	2	0	0	0	1	0	0	0	0	0	0	5	10	0.00	0.000

PITCHER		IP	WLS	BF	H	R	ER	SO	BB	IBB	HBP	BLK	WP	HR	S	P	ERA	WHIP
40 AJ Ramos, R ERA: 4.03	(9, 1)	1.0	S	3	0	0	0	1	0	0	0	0	0	0	8	9	0.00	0.000

New York Mets @ Philadelphia Phillies

Citizens Bank Park, Philadelphia, PA

Sat Aug 12 2017, 7:40 PM - 10:42 PM EDT

Att. 34,131 - Cloudy - 78 F

TOP

livebaseballscorecards.com

Batter	1	2	3	4	5	6	7	8	9	AB	R	H	RBI	BB	SO	LOB
9 Brandon Nimmo, L (1, 9) OBP: 0.417, SLG: 0.310	B FF 92 B SI 91 S SI 92 B SI 93 X SI 93 3-1 G5-3 ①		C SI 92 D KC 79 S KC 80 B SI 93 S FF 93 2-3 K 7 CS 2-3			C SI 91 B SI 92 C SI 92 B FF 93 B KC 79 B SI 92 4-2 BB		C FF 97 S CH 88 B CH 89 F FF 97 F CH 90 1 SAFE D FF 98 S CH 91 2-3 K ②		3	0	0	0	1	2	2
7 José Reyes, S (1, 4) OBP: 0.283, SLG: 0.370	S SI 93 S CH 84 B FF 94 S KC 79 1-3 K ②		C KC 78 B FF 91 F CH 86 1 SAFE D KC 78 B KC 79 3-2 CS ③ 1-2 3-H	C SI 90 F SI 92 B KC 78 X SI 92 1-2 G1-3 ①		X SI 90 0-0 F7 ②		B FF 98 F FF 96 B CH 89 C CH 90 B CH 90 D FF 97 4-2 1-2 BB		3	0	0	0	1	1	1
52 Yoenis Cespedes, R (1, 7) OBP: 0.324, SLG: 0.512	C FF 94 B FF 92 X FF 92 1-1 P5 ③			C FF 92 F CH 84 B FF 94 F KC 78 F CH 84 F FF 91 X KC 79 1-2 HR		1 SAFE C FF 91 F FF 92 B FF 92 S CH 84 1-3 K ③		C SL 87 F FF 98 S FF 98 0-3 K ③		4	1	1	1	0	2	3
30 Michael Conforto, L (1, 8) OBP: 0.394, SLG: 0.573		C SI 90 B SI 91 F KC 77 B KC 78 B CH 85 S KC 78 3-3 K ①		B CH 83 C SI 91 B FF 91 F KC 78 B SI 93 F SI 92 X SI 92 3-2 G3 ②			B KC 75 B CH 82 B FF 91 B FF 90 4-0 22 FC3-6 BB		C FF 89 B FF 88 S FF 89 F ST 77 X SI 91 1-2 P5 ①	3	0	0	0	1	1	0
13 Asdrúbal Cabrera, S (1, 5) OBP: 0.332, SLG: 0.402		X FF 92 0-0 F7 ②		X CH 84 0-0 L3 ③			C SI 91 C SI 91 B FF 91 F KC 78 S SI 92 1-3 K ①		X SI 89 0-0 1B	4	0	1	0	0	1	1
22 Dominic Smith, L (1, 3) OBP: 0.167, SLG: 0.167 4 Wilmer Flores, R (9, PH) OBP: 0.317, SLG: 0.504		B FF 92 B SI 91 X SI 92 2-0 G6-3 ③			C SI 90 S KC 77 F KC 77 X FF 92 0-2 G6-3 ①		B SI 90 F CH 82 F KC 78 F FF 92 F KC 79 X CH 82 1-2 FC3-6 ② 1-2f		C SL 84 B SL 85 F FF 98 D SL 86 S FF 98 2-3 K ②	3 1	0 0	0 0	0 0	0 0	0 1	1 1
18 Travis d'Arnaud, R (1, 2) OBP: 0.281, SLG: 0.412			B FF 92 C SI 91 S KC 78 B FF 92 S KC 78 2-3 K ①		S FF 92 C FF 93 S KC 78 0-3 K ②		S KC 78 B FF 90 X KC 78 1-1 G5-3 ③		X FF 97 0-0 G4-3 ③	4	0	0	0	0	2	2
1 Amed Rosario, R (1, 6) OBP: 0.256, SLG: 0.447			B KC 78 B KC 79 B FF 92 C FF 92 S CH 83 X SI 93 3-2 9 PB 7 CS 2B		F FF 92 S FF 92 X CH 84 0-2 G4-3 ③			B SI 96 F FF 96 B CH 89 S CH 90 X CH 89 2-2 G5-3 ①		3	0	1	0	0	0	0
32 Steven Matz, R (1, 1) OBP: 0.150, SLG: 0.150 46 Chasen Bradford, R (6, 1) 3 Curtis Granderson, L (8, PH) OBP: 0.332, SLG: 0.458 62 Erik Goeddel, R (8, 1)			C FF 92 S KC 78 F KC 79 T FF 93 0-2 K ②			B FF 90 F SI 88 X CH 83 1-1 G1-3 ①		B FF 97 C CH 88 B CH 90 C CH 88 F FF 97 B CH 90 F CH 89 F FF 97 F CH 90 4-2 F CH 80 F FF 98 B CH 89 7 BB BB		2 0 0 0	0 0 0 0	0 0 0 0	0 0 1 0	0 0 0 0	1 0 0 0	1 0 0 0

Inning Stats	1	2	3	4	5	6	7	8	9
	R: 0 E: 0 K: 1 S: 7	H: 0 LOB: 0 BB: 0 P: 12	R: 0 E: 0 K: 1 S: 5	H: 0 LOB: 0 BB: 0 P: 10	R: 0 E: 0 K: 3 S: 15	H: 1 LOB: 1 BB: 0 P: 25	R: 1 E: 0 K: 0 S: 14	H: 1 LOB: 0 BB: 0 P: 19	R: 0 E: 0 K: 1 S: 10	H: 0 LOB: 0 BB: 0 P: 10	R: 0 E: 0 K: 1 S: 8	H: 0 LOB: 1 BB: 1 P: 14	R: 0 E: 0 K: 1 S: 11	H: 0 LOB: 1 BB: 1 P: 18	R: 0 E: 0 K: 2 S: 21	H: 0 LOB: 2 BB: 2 P: 33	R: 0 E: 0 K: 1 S: 9	H: 1 LOB: 1 BB: 0 P: 12

1B: 1	SF: 0	WP: 0	PA: 35
2B: 1	SAC: 0	PB: 1	
3B: 0	DP: 0	SB: 0	
HR: 1	HBP: 0	CS: 2	

AB	30
R	1
H	3
RBI	1
BB	4
SO	11
LOB	12

PITCHER		IP	WLS	BF	H	R	ER	SO	BB	IBB	HBP	BLK	WP	HR	S	P	ERA	WHIP
27 Aaron Nola, R ERA: 3.02	(1, 1)	7.0	W	25	2	1	1	8	2	0	0	0	0	1	70	108	1.29	0.571
51 Ricardo Pinto, R ERA: 5.6	(8, 1)	1.0	H	5	0	0	0	2	2	0	0	0	0	0	21	33	0.00	2.000
55 Hoby Milner, L ERA: 3.38	(9, 1)	0.1	H	2	1	0	0	0	0	0	0	0	0	0	5	6	0.00	3.000
57 Luis García, R ERA: 3.08	(9, 1)	0.2	S	2	0	0	0	1	0	0	0	0	0	0	4	6	0.00	0.000

PITCHER	IP	WLS	BF	H	R	ER	SO	BB	IBB	HBP	BLK	WP	HR	S	P	ERA	WHIP

New York Mets @ Philadelphia Phillies

Citizens Bank Park, Philadelphia, PA

Sat Aug 12 2017, 7:40 PM - 10:42 PM EDT

Att. 34,131 - Cloudy - 78 F

livebaseballscorecards.com

BOTTOM

Batter	1	2	3	4	5	6	7	8	9	AB	R	H	RBI	BB	SO	LOB
16 César Hernández, S (1, 4) OBP: 0.364, SLG: 0.424	C SI 94 B SI 95 S CH 85 X SI 94 1-2 G5-3 ①		X SI 93 0-0 L8 ②		C CH 83 B SI 93 X CH 82 1-1 13 1B 2-3 3-H 1B		B FF 90 C SI 90 C SL 84 X SI 92 1-2 G3 ③			4	0	1	1	0	0	1
13 Freddy Galvis, S (1, 6) OBP: 0.307, SLG: 0.410	B CU 79 B SI 94 C SI 94 B CH 84 F SI 94 X SI 94 3-2 L4 ②		B CH 84 F CH 84 F SI 92 F SI 93 B SL 85 F SL 86 X SI 93 2-2 P3 ③		B SI 93 B CU 78 C SI 93 X SI 94 2-1 1-2 3-H 1B			F FF 94 C CH 85 B CH 86 B FF 94 B CH 87 B CH 85 4-2 37 1B 19 SF7 BB		3	1	1	1	1	0	1
37 Odúbel Herrera, L (1, 8) OBP: 0.328, SLG: 0.465	B CU 78 C CU 79 X SI 94 1-1 G6-3 ③			B CU 77 C SI 95 C CH 84 B SI 94 B SI 94 X CU 79 3-2 G3 ①	X SI 93 0-0 G1-3 ③			1 SAFE F FF 94 S FF 94 X CH 87 0-2 5 BB 1-3 1B		4	0	1	0	0	0	2
17 Rhys Hoskins, R (1, 7)		C CU 80 F SI 94 B CU 79 B SI 93 F CH 84 X SI 93 2-2 F7 ①		B SI 93 F CH 85 C SI 93 B CU 80 X CU 78 2-2 G6-3 ②		C SI 93 B SI 92 B CH 84 F SI 94 B CU 80 X CH 84 3-2 P3 ①		F FF 94 F FF 93 S CH 87 0-3 K ①		4	0	0	0	0	1	2
19 Tommy Joseph, R (1, 3) OBP: 0.302, SLG: 0.430		C SI 94 F CU 81 B SI 93 B SI 93 F CU 80 X SI 93 2-2 P5 ②		F SI 94 S CH 85 S CH 85 0-3 K ③		C CU 78 S CH 84 X SI 93 0-2 F9 ②		1 SAFE B FF 93 F CH 87 X 1-1 SF7 ② 3-H		3	0	0	1	0	1	0
5 Nick Williams, L (1, 9) OBP: 0.354, SLG: 0.523		B SI 95 B SI 94 B CU 80 C SI 94 B CH 84 4-1 BB			S SI 93 B SI 94 X SI 94 1-1 27 SH2-4 7 1B 16 1B 1B	F SI 93 F SI 93 F CU 80 H SI 92 1-2 7 FC6-4 HBP		1 SAFE B FF 94 B FF 94 B B FF 93 4-0 1-2 BB		1	1	1	0	2	0	0
7 Maikel Franco, R (1, 5) OBP: 0.281, SLG: 0.399 57 Luis García, R (9, 1)		X SI 93 0-0 G5-3 ③			X SI 92 0-0 16 1B 27 SH2-4 13 1B 1-2 1B	S SL 82 B SL 83 S SL 84 1 SAFE F SL 83 X SI 92 1-2 FC6-4 ③ 1-2f		B CH 86 X FF 93 1-0 P6 ③		4 0	1 0	1 0	0 0	0 0	0 0	4 0
29 Cameron Rupp, R (1, 2) OBP: 0.316, SLG: 0.418			B SI 94 S SI 94 B CU 79 S SI 94 B SI 94 F SI 93 F SL 85 B SI 93 4-2 27 G6-3 BB		C SL 86 S SI 92 B SL 86 F SL 86 B SI 92 F SI 92 X SI 92 2-2 F8 ①		C FF 91 S SI 91 S SL 85 0-3 K ①			2	0	0	0	1	1	2
27 Aaron Nola, R (1, 1) OBP: 0.114, SLG: 0.031 31 Hyun Soo Kim, L (7, PH) OBP: 0.303, SLG: 0.271 51 Ricardo Pinto, R (8, 1) 55 Hoby Milner, L (9, 1) 4 Andrés Blanco, S (9, 5) OBP: 0.244, SLG: 0.231			M SI 92 B SI 93 L SI 92 X CU 78 1-2 G6-3 ① 1-2		B SI 93 X SI 92 1-0 SH2-4 ② 1-2 2-3		B FF 92 B SI 90 X SI 91 2-0 F7 ②			1 1 0 0 0	0 0 0 0 0	0 0 0 0 0	0 0 0 0 0	0 0 0 0 0	0 0 0 0 0	1 0 0 0 0
Inning Stats	R: 0 E: 0 K: 0 S: 8 H: 0 LOB: 0 BB: 0 P: 13	R: 0 E: 0 K: 0 S: 10 H: 0 LOB: 1 BB: 1 P: 18	R: 0 E: 0 K: 0 S: 13 H: 0 LOB: 1 BB: 1 P: 20	R: 0 E: 0 K: 1 S: 9 H: 0 LOB: 0 BB: 0 P: 14	R: 2 E: 0 K: 0 S: 14 H: 4 LOB: 2 BB: 0 P: 21	R: 0 E: 0 K: 0 S: 13 H: 0 LOB: 1 BB: 0 P: 18	R: 0 E: 0 K: 1 S: 7 H: 0 LOB: 0 BB: 0 P: 10	R: 1 E: 0 K: 1 S: 11 H: 1 LOB: 2 BB: 0 P: 21		1B: 5 2B: 0 3B: 0 HR: 0 SF: 1 SAC: 1 DP: 0 HBP: 1					WP: 0 PB: 0 SB: 0 CS: 0 PA: 34	

	AB	27
	R	3
	H	5
	RBI	3
	BB	4
	SO	3
	LOB	13

PITCHER	IP	WLS	BF	H	R	ER	SO	BB	IBB	HBP	BLK	WP	HR	S	P	ERA	WHIP
32 Steven Matz, L (1, 1) ERA: 5.54	5.2	L	24	4	2	2	1	2	0	1	0	0	0	63	99	3.18	1.059
46 Chasen Bradford, R (6, 1) ERA: 4.15	1.1		4	0	0	0	1	0	0	0	0	0	0	11	15	0.00	0.000
62 Erik Goeddel, R (8, 1) ERA: 3.5	1.0		6	1	1	1	1	2	0	0	0	0	0	11	21	9.00	3.000

PITCHER	IP	WLS	BF	H	R	ER	SO	BB	IBB	HBP	BLK	WP	HR	S	P	ERA	WHIP

New York Mets @ Philadelphia Phillies

Citizens Bank Park, Philadelphia, PA

Sun Aug 13 2017, 1:38 PM - 5:08 PM EDT

Att. 24,106 - Partly Cloudy - 83 F

TOP

livebaseballscorecards.com

Batter	1	2	3	4	5	6	7	8	9	AB	R	H	RBI	BB	SO	LOB
3 Curtis Granderson, L (1, 9) OBP: 0.335, SLG: 0.472	C FF 90 X FF 91 0-1 30 HR 2B		B FF 93 B CH 84 B SI 90 C FF 89 X FF 92 3-1 ① F7		D SI 92 C SI 90 X CU 77 1-1 2-H HR		C FF 94 1 SAFE C FF 94 X FF 96 0-2 13 E 4 1B 1-H 1B		C SL 83 F FF 95 S SL 83 0-3 ① K	5	3	3	3	0	1	1
13 Asdrúbal Cabrera, S (1, 4) (9, 5) OBP: 0.331, SLG: 0.399	S SI 89 B SI 94 F CH 84 X FF 96 1-2 ① P6		F SI 91 B CU 79 X SI 95 1-1 ② G4-3		C CU 76 X SI 91 0-1 ③ F7		B SL 83 1 SAFE B SL 82 B FF 95 F FF 95 C SL 81 X FF 94 3-2 E1 4 1B 1-2		B CH 81 C SI 94 F CH 81 1 SAFE F SL 82 F SI 95 F CU 79 F SL 83 X CH 80 1-2 1B	5	0	1	0	0	0	2
30 Michael Conforto, L (1, 8) OBP: 0.392, SLG: 0.576	C CU 74 B CU 78 F FF 94 X CU 79 1-2 2-H HR		B FF 95 X SI 90 1-0 ③ G3-1			C CU 76 B SI 93 C CH 83 B FF 96 B FF 95 X CH 84 3-2 ① F8	B SL 85 C SL 82 C FF 94 X FF 95 1-2 ② F7		S SL 83 F SL 83 B SL 84 S FF 96 1-3 ② K	5	1	1	2	0	1	4
4 Wilmer Flores, R (1, 5) OBP: 0.319, SLG: 0.502 40 AJ Ramos, R (9, 1)	F FF 96 B SI 96 X SL 84 1-1 ② F8			C SL 82 X SI 91 0-1 ① P3		F SI 95 F SL 86 F FF 91 F CU 79 B SL 85 F FF 96 B CH 86 X FF 94 2-2 22 1B 1B	X FF 94 0-0 1-2 2-H 1B		F CU 78 D CH 82 B SI 95 B CH 83 S CH 83 F SI 96 X CH 82 3-2 ③ G6-3	5 0	0 0	2 0	1 0	0 0	0 0	2 0
22 Dominic Smith, L (1, 3) OBP: 0.200, SLG: 0.200	C FF 94 B SI 91 X CH 86 1-1 ③ L8			B FF 89 C SI 90 S FF 92 F FF 94 X CU 78 1-2 ② L8		F SI 92 F SI 95 1 SAFE F SI 94 F FF 93 X CU 79 0-2 1-2 1B	C SL 85 B SL 84 S SL 84 D SL 84 B SL 84 X SL 82 3-2 ③ F7			4	0	1	0	0	0	2
18 Travis d'Arnaud, R (1, 2) OBP: 0.281, SLG: 0.409		C FF 90 F CH 88 B SL 83 X CU 75 1-2 1B		B CU 72 F SL 82 S SI 89 B FF 97 S FF 95 2-3 ③ K		S SL 84 D SL 85 S SL 84 D SL 86 S FF 93 2-3 ② K		B FF 94 B CH 80 B CH 82 C SI 93 X SI 94 3-1 ① G6-3		4	0	1	0	0	2	2
9 Brandon Nimmo, L (1, 7) OBP: 0.375, SLG: 0.273		C CH 88 C SI 90 1 SAFE B FF 96 S CU 77 1-3 ① K			C CU 75 S CU 78 B FF 95 C FF 96 1-3 ① K	F SL 84 D SL 84 C FF 93 B CH 83 X SL 87 2-2 ③ G3		S SL 84 B SL 83 F SL 82 F FF 95 S SL 82 1-3 ② K		4	0	0	0	0	3	3
José Reyes, S (1, 6) (9, 4) OBP: 0.285, SLG: 0.374		B SI 91 B SI 91 C FF 92 X CH 85 2-1 ② F9			C SI 91 F CH 85 F FF 97 F SI 96 F CU 78 B CH 86 F CH 87 X FF 97 1-2 3 HR 2B		B FF 95 C FF 94 F SL 82 B FF 95 X SL 82 2-2 3 S 3 1B 1B	B SI 94 B CU 77 C SI 95 X CH 83 2-1 ③ F9		4	2	2	0	0	0	1
64 Chris Flexen, R (1, 1) OBP: 0.167, SLG: 0.333 46 Chasen Bradford, R (6, 1) 12 Juan Lagares, R (7, PH) OBP: 0.314, SLG: 0.404 39 Jerry Blevins, L (7, 1) 51 Paul Sewald, R (8, 1) 1 Amed Rosario, R (9, PH) OBP: 0.275, SLG: 0.462 (9, 6)		C FF 92 F FF 95 F FF 96 C CU 74 0-3 ③ K			C FF 91 S CU 73 S CU 76 0-3 ② K		C SL 82 F FF 96 S FF 96 0-3 ① K		C CU 77 B SI 94 F CU 77 F SI 95 F SL 84 B SI 95 X SL 84 2-2 13 1B 1B	2 0 1 0 0 0	0 0 0 0 0 0	0 0 0 0 0 0	0 0 0 0 0 0	2 0 1 0 0 0	2 0 1 0 0 0	2 0 1 0 0 0
Inning Stats	R: 2 E: 0 K: 0 S: 12 H: 2 LOB: 0 BB: 0 P: 16	R: 0 E: 0 K: 2 S: 12 H: 1 LOB: 1 BB: 0 P: 16	R: 0 E: 0 K: 0 S: 5 H: 0 LOB: 0 BB: 0 P: 10	R: 0 E: 0 K: 1 S: 9 H: 0 LOB: 0 BB: 0 P: 12	R: 2 E: 0 K: 2 S: 17 H: 2 LOB: 0 BB: 0 P: 20	R: 0 E: 0 K: 1 S: 20 H: 2 LOB: 2 BB: 0 P: 29	R: 2 E: 1 K: 1 S: 19 H: 3 LOB: 2 BB: 0 P: 28	R: 0 E: 0 K: 1 S: 8 H: 0 LOB: 0 BB: 0 P: 14	R: 0 E: 0 K: 2 S: 22 H: 2 LOB: 2 BB: 0 P: 29	1B: 8 2B: 2 3B: 0 HR: 2	SF: 0 SAC: 0 DP: 0 HBP: 0					

	AB	40
	R	6
	H	12
	RBI	6
	BB	0
	SO	10
	LOB	20

WP: 0 PA: 40
PB: 0
SB: 1
CS: 0

PITCHER		IP	WLS	BF	H	R	ER	SO	BB	IBB	HBP	BLK	WP	HR	S	P	ERA	WHIP
56 Zach Eflin, R ERA: 5.76	(1, 1)	5.1	L	23	7	4	4	5	0	0	0	0	0	2	69	93	6.75	1.312
46 Jesen Therrien, R ERA: 10.13	(6, 1)	0.2		2	0	0	0	1	0	0	0	0	0	0	6	10	0.00	0.000
61 Edubray Ramos, R ERA: 5.14	(7, 1)	1.0		7	3	2	1	1	0	0	0	0	0	0	19	28	9.00	3.000
39 Adam Morgan, L ERA: 5.35	(8, 1)	2.0		8	2	0	0	3	0	0	0	0	0	0	30	43	0.00	1.000

PITCHER	IP	WLS	BF	H	R	ER	SO	BB	IBB	HBP	BLK	WP	HR	S	P	ERA	WHIP

New York Mets @ Philadelphia Phillies

Citizens Bank Park, Philadelphia, PA

Sun Aug 13 2017, 1:38 PM - 5:08 PM EDT

Att. 24,106 - Partly Cloudy - 83 F

livebaseballscorecards.com

Batter	1	2	3	4	5	6	7	8	9	AB	R	H	RBI	BB	SO	LOB
16 César Hernández, S (1, 4) OBP: 0.364, SLG: 0.426	B SI 91 C FF 91 F FF 92 B FF 93 X FC 87 2-2 37 1B 13 BB 17 FC6-4 1B	F FC 87 C FF 92 F SI 92 D FC 87 B FF 94 S CH 85 2-3 ③ K	C CU 73 C CH 80 S FF 92 0-3 ③ K				C FF 89 B SI 88 B FF 89 B CU 71 X FF 89 3-1 37 G3 2B		S CH 86 B SL 80 B FF 93 S CH 84 X CH 85 2-2 ② G6-3	5	1	2	0	0	2	2
13 Freddy Galvis, S (1, 6) OBP: 0.308, SLG: 0.408	B SI 91 1 SAFE C FF 91 B FC 84 B FF 90 F FC 84 F FF 93 1 SAFE F SI 92 4-2 B FC 87 17 FC6-4 37 1B 1-2 BB	C FF 92 C CH 82 B FF 94 F SI 93 B CH 84 C FF 95 2-3 ① K	C FC 86 X CH 81 0-1 17 1B 37 BB 7 WP 1B				B FF 89 D CU 72 C FF 90 F FF 89 X FF 90 2-2 ① G6-3		B SI 94 C CH 85 F SL 79 F FF 93 S CH 87 1-3 ③ K	4	1	1	0	1	2	1
37 Odúbel Herrera, L (1, 8) OBP: 0.332, SLG: 0.465	B SI 92 C FF 92 S FF 92 X FF 92 1-2 17 FC6-4 1-2 2-3 1B	B FF 95 B CH 84 B FF 93 B FF 92 4-0 5 BB BB	S FF 92 1 SAFE B FF 92 C FC 84 B FF 94 D CH 84 B FF 94 4-2 5 17 1B F8-2-5 1-2 BB				S CU 71 D CU 72 X CU 71 1-1 ② G3 2-3			2	0	1	0	2	0	1
17 Rhys Hoskins, R (1, 3) OBP: 0.250, SLG: 0.077 (8, 7)	B FC 87 F FC 88 B FF 93 F SI 92 X FC 88 2-2 ① FC6-4 1-2f 2-3 3-H	1 SAFE F FF 93 C CU 75 1 SAFE X FC 88 0-2 ② F9	C FF 92 B SI 92 C SI 93 B FC 85 F FC 89 X SI 93 2-2 7 WP 1-2 2-3 1B				B CU 69 B CU 72 B FF 90 B CU 69 4-0 BB			3	0	1	1	1	0	3
5 Nick Williams, L (1, 9) OBP: 0.351, SLG: 0.511 39 Adam Morgan, L (8, 1) OBP: 0.667, SLG: 0.500	B FF 91 1 SAFE X CU 74 1-0 ② F8	B FF 92 1 SAFE B SI 91 B FC 86 C FF 91 B FF 92 4-1 1-2 BB	B FF 89 S SI 92 S FF 94 F SI 94 X CU 78 1-2 ① ② F8-2-5 2-3				B CU 71 F FF 89 C FF 89 S CU 71 1-3 ③ K2-3			3 0	0 0	0 0	0 0	1 0	1 0	7 0
7 Maikel Franco, R (1, 5) OBP: 0.278, SLG: 0.395	C FC 85 F SI 92 B FC 86 1 SAFE X FC 88 1-2 ③ F9	B FC 86 X SI 93 1-0 ③ F7	F FC 87 B FC 86 B FC 87 X FF 92 2-1 ③ G6-3 1-2 3-H					B SL 82 C FF 92 S SL 83 B SL 83 X FF 92 2-2 ① G1-3-1		4	0	0	0	0	0	5
31 Hyun Soo Kim, L (1, 7) OBP: 0.296, SLG: 0.264 (8, 9)		B FC 87 S FF 93 C FF 93 T FF 94 1-2 ① K	B CH 77 F FF 91 X SI 95 1-1 ① F7			B FF 90 X SI 88 1-0 ① G5-3		C SL 80 F FF 93 B FF 92 F FF 93 B FF 92 X FF 92 2-2 ② F8		4	0	0	0	0	1	0
38 Jorge Alfaro, R (1, 2) OBP: 0.385, SLG: 0.385		C FF 94 F FF 93 F FF 95 X FC 87 0-2 56 FC1-6 1B	B FC 85 B FF 93 X FF 91 2-0 1B			X FF 91 0-0 ② F9		X SL 84 0-0 ③ F9		4	0	2	0	0	0	0
56 Zach Eflin, R (1, 1) OBP: 0.158, SLG: 0.158 46 Jesen Therrien, R (6, 1) 15 Ty Kelly, S (6, PH) OBP: 0.250, SLG: 0.301 61 Edubray Ramos, R (7, 1) 19 Tommy Joseph, R (8, 3) OBP: 0.301, SLG: 0.429		X FC 87 0-0 ② FC1-6 1-2f	F FF 91 F FC 88 S FF 93 0-3 ② K			C SI 91 B FF 92 F FF 92 X SI 91 1-2 ③ G6-3			C SL 80 B SL 81 B SL 80 S FF 92 F FF 93 B SL 80 C FC 92 3-3 ① K	2 0 1 0 1	0 0 0 0 0	0 0 0 0 0	0 0 0 0 0	0 0 0 0 0	1 0 0 0 0	2 0 0 0 0
Inning Stats	R: 1 E: 0 K: 0 S: 17 H: 2 LOB: 2 BB: 1 P: 28	R: 0 E: 0 K: 2 S: 12 H: 1 LOB: 1 BB: 0 P: 15	R: 0 E: 0 K: 1 S: 9 H: 0 LOB: 2 BB: 2 P: 20	R: 0 E: 0 K: 2 S: 9 H: 1 LOB: 1 BB: 0 P: 12	R: 1 E: 0 K: 0 S: 14 H: 2 LOB: 1 BB: 1 P: 23	R: 0 E: 0 K: 0 S: 5 H: 0 LOB: 0 BB: 0 P: 7	R: 0 E: 0 K: 1 S: 10 H: 1 LOB: 2 BB: 1 P: 21	R: 0 E: 0 K: 0 S: 8 H: 0 LOB: 0 BB: 0 P: 12	R: 0 E: 0 K: 2 S: 11 H: 0 LOB: 0 BB: 0 P: 17	1B: 6 2B: 2 3B: 0 HR: 0	SF: 0 SAC: 0 DP: 1 HBP: 0			WP: 1 PB: 0 SB: 0 CS: 0	PA: 38		

	AB	33
	R	2
	H	7
	RBI	1
	BB	5
	SO	8
	LOB	21

PITCHER		IP	WLS	BF	H	R	ER	SO	BB	IBB	HBP	BLK	WP	HR	S	P	ERA	WHIP
64 Chris Flexen, R ERA: 7.02	(1, 1)	5.0	W	24	6	2	2	5	4	0	0	0	1	0	61	98	3.60	2.000
46 Chasen Bradford, R ERA: 3.86	(6, 1)	1.0	H	3	0	0	0	0	0	0	0	0	0	0	5	7	0.00	0.000
39 Jerry Blevins, L ERA: 2.92	(7, 1)	1.0		5	1	0	0	1	1	0	0	0	0	0	10	21	0.00	2.000
51 Paul Sewald, R ERA: 3.99	(8, 1)	1.0		3	0	0	0	0	0	0	0	0	0	0	8	12	0.00	0.000
40 AJ Ramos, R ERA: 3.94	(9, 1)	1.0		3	0	0	0	2	0	0	0	0	0	0	11	17	0.00	0.000

PITCHER	IP	WLS	BF	H	R	ER	SO	BB	IBB	HBP	BLK	WP	HR	S	P	ERA	WHIP

Batter	1	2	3	4	5	6	7	8	9	AB	R	H	RBI	BB	SO	LOB
3 Curtis Granderson, L (1, 10) OBP: 0.334, SLG: 0.479	C FF 97 B FF 98 B FF 98 C CH 89 C SL 86 2-3 ① K		F FF 97 B CH 89 B CH 88 B SL 86 F FF 95 X SL 86 3-2 HR		1 SAFE B FF 94 B FF 95 F FF 94 1 SAFE C FF 96 B FF 96 C FF 96 3-3 ②③ K 1-2			B KC 83 S KC 81 B FC 92 S SL 83 B KC 84 S KC 84 3-3 ② K		4	1	1	1	0	3	1
13 Asdrúbal Cabrera, S (1, 4) OBP: 0.332, SLG: 0.399	S FF 99 B FF 99 X FF 98 1-1 1B		X CU 82 0-0 ② F7			B FF 94 F FF 94 B SL 87 F SL 87 B FF 95 X FF 96 3-2 ① L9		C FC 93 B KC 84 B FC 92 F KC 83 B KC 84 B FC 92 4-2 BB		3	0	1	0	1	0	0
52 Yoenis Cespedes, R (1, 7) OBP: 0.326, SLG: 0.521	C SL 88 B FF 98 C SL 88 S SL 87 1-3 ② K		B SL 89 S SL 87 X FF 96 1-1 HR			F SL 87 B SL 88 B FF 94 B FF 95 B SL 87 4-1 BB		B SL 82 F KC 83 F FC 90 S KC 85 1-3 ③ K		3	1	1	1	1	2	2
30 Michael Conforto, L (1, 9) OBP: 0.388, SLG: 0.570	B FF 99 C SL 87 1 SAFE F FF 99 S SL 87 1-3 ③ K		B FF 100 B SL 88 C FF 98 X FF 98 2-1 ③ G1-6-3			B FF 96 B FF 96 X FF 95 2-0 ② F7			B KC 82 B FF 99 B FF 98 C FF 98 X FF 98 3-1 ① G3-1	4	0	0	0	0	1	2
4 Wilmer Flores, R (1, 5) OBP: 0.318, SLG: 0.496		B FF 98 B FF 98 F FF 96 F FF 98 F SL 88 B SL 88 B FF 98 4-2 22 G5-3 BB		B SL 85 C SL 87 S FF 98 X SL 88 1-2 ① G5-3		B FF 95 B SL 87 S FF 96 F FF 97 B SL 88 S FF 97 3-3 ③ K			F FF 97 F FF 100 B SV 87 F SV 88 X SV 87 1-2 ② P3	3	0	0	0	1	1	1
22 Dominic Smith, L (1, 3) OBP: 0.214, SLG: 0.214		B FF 97 B CH 88 X CH 88 2-0 ①② G5-3 1-2f		C FF 98 B CH 89 B CH 88 F FF 97 X SL 86 2-2 ② G2-3			C FF 95 B CH 87 F FF 95 B FF 96 S FF 96 2-3 ① K		C KC 82 F FF 100 X SV 87 0-2 1 DI 1B	4	0	1	0	0	1	1
1 Amed Rosario, R (1, 6) OBP: 0.273, SLG: 0.442		C FF 99 B SL 89 X SL 87 1-1 44 S 1B		S SL 89 C SL 88 S SL 87 0-3 ③ K			B SL 87 S FF 95 B FF 95 S FF 96 B FF 96 F FF 96 S FF 96 3-3 ② K		C KC 83 S KC 84 C FF 100 0-3 ③ K 1-2	4	0	1	0	0	3	1
44 René Rivera, R (1, 2) OBP: 0.279, SLG: 0.376		B SL 86 C SL 86 X SL 88 1-1 ③ G6-3 1-2			S FF 96 X SL 88 0-1 ① G5-3		B SL 88 S FF 96 B FF 96 F FF 96 F FF 97 F SL 87 X FF 96 2-2 ③ P6			3	0	0	0	0	0	1
12 Juan Lagares, R (1, 8) OBP: 0.314, SLG: 0.402			C FF 96 S SL 86 S SL 86 0-3 ① K		L SL 86 C SL 87 X SL 86 0-2 3 CS 1B			C SL 83 B SL 81 F FC 92 B KC 82 B KC 84 C FC 92 3-3 ① K		3	0	1	0	0	2	0
Inning Stats	R: 0 E: 0 K: 3 S: 11 H: 1 LOB: 1 BB: 0 P: 16	R: 0 E: 0 K: 0 S: 8 H: 1 LOB: 1 BB: 1 P: 16	R: 2 E: 0 K: 1 S: 11 H: 2 LOB: 0 BB: 0 P: 17	R: 0 E: 0 K: 1 S: 9 H: 0 LOB: 0 BB: 0 P: 12	R: 0 E: 0 K: 1 S: 8 H: 1 LOB: 0 BB: 0 P: 11	R: 0 E: 0 K: 1 S: 8 H: 0 LOB: 1 BB: 1 P: 20	R: 0 E: 0 K: 2 S: 12 H: 0 LOB: 0 BB: 0 P: 19	R: 0 E: 0 K: 3 S: 11 H: 0 LOB: 1 BB: 1 P: 22	R: 0 E: 0 K: 1 S: 12 H: 1 LOB: 1 BB: 0 P: 16	1B: 4 2B: 0 3B: 0 HR: 2 SF: 0 SAC: 0 DP: 1 HBP: 0						

PITCHER		IP	WLS	BF	H	R	ER	SO	BB	IBB	HBP	BLK	WP	HR	S	P	ERA	WHIP
85 Luis Cessa, R ERA: 4.75	(1, 1)	4.1		18	5	2	2	5	1	0	0	0	0	2	44	66	4.15	1.385
57 Chad Green, R ERA: 1.95	(5, 1)	2.2		8	0	0	0	4	1	0	0	0	0	0	23	45	0.00	0.375
30 David Robertson, R ERA: 2.3	(8, 1)	1.0	W	4	0	0	0	3	1	0	0	0	0	0	11	22	0.00	1.000
68 Dellin Betances, R ERA: 2.25	(9, 1)	1.0	S	4	1	0	0	1	0	0	0	0	0	0	12	16	0.00	1.000

PITCHER	IP	WLS	BF	H	R	ER	SO	BB	IBB	HBP	BLK	WP	HR	S	P	ERA	WHIP

New York Mets @ New York Yankees

Yankee Stadium, Bronx, NY

Mon Aug 14 2017, 7:10 PM - 10:12 PM EDT

Att. 45,619 - Cloudy - 76 F

TOP

livebaseballscorecards.com

AB	31
R	2
H	6
RBI	2
BB	3
SO	13
LOB	9

WP: 0	PA: 34
PB: 0	
SB: 1	
CS: 1	

Batter	1	2	3	4	5	6	7	8	9	AB	R	H	RBI	BB	SO	LOB
11 Brett Gardner, L (1, 7) OBP: 0.345, SLG: 0.434	C FF 94 B FF 95 B FF 94 S CH 89 S CH 89 2-3 K ①			C SI 95 B FF 94 B FF 95 C FF 95 X FF 95 2-2 L7 ①	B CH 88 B FF 95 C FF 94 X CH 89 2-1 2-3 1B		C FF 94 F FF 94 S FF 95 0-3 K ③			4	0	1	0	0	2	1
31 Aaron Hicks, S (1, 8) OBP: 0.389, SLG: 0.518	C FF 95 B FF 95 B SL 88 B FF 96 X FF 96 3-1 G4-3 ②			B SL 85 F CH 89 S SL 86 X FF 95 1-2 18 WP 99 BB 24 SF7 1B	B FF 94 1 SAFE 1 SAFE X SL 84 1-0 F9 ③			B FF 94 C FF 95 X FF 94 1-1 HR		4	2	2	1	0	0	2
99 Aaron Judge, R (1, 9) OBP: 0.420, SLG: 0.608	B SI 95 S SL 88 C FF 95 B FF 96 B SL 87 C FF 96 3-3 K ③			B FF 95 B SL 86 B SL 84 B FF 95 4-0 24 SF7 18 WP 1-2 BB		B FF 94 X SI 94 1-0 HR		B SL 87 C SL 86 B SL 85 F FF 94 B FF 94 S SL 85 3-3 K ①		3	1	1	1	1	2	0
18 Didi Gregorius, L (1, 10) OBP: 0.332, SLG: 0.501		C FF 96 B SL 87 F SL 86 B FF 95 S FF 95 2-3 K ①		B FF 96 F CH 89 S SL 86 D SL 87 F FF 94 D CH 87 F SL 86 B FF 95 4-2 24 SF7 1-2 2-3 BB		X CH 88 0-0 P6 ①		C FF 90 B CH 83 X CU 72 1-1 G2-3 ②		3	0	0	0	1	1	0
24 Gary Sánchez, R (1, 2) OBP: 0.350, SLG: 0.511		X SI 95 0-0 12 G6-3 1B		B SI 94 C SI 94 F SI 95 B SI 95 F CH 90 B FF 95 F CH 90 F FF 95 X CH 89 3-2 SF7 ② 1-2 2-3 3-H		C SL 83 B SL 84 F FF 93 B CH 88 F FF 92 F SL 83 S FF 93 2-3 K ②		C FF 94 S CH 87 F CH 87 B CH 87 X FF 94 1-2 HR		3	1	2	2	0	1	0
12 Chase Headley, S (1, 3) OBP: 0.349, SLG: 0.398		B FF 96 D SI 91 C SI 91 F FF 95 X SI 90 2-2 G6-3 ②③ 1-2f		X CH 89 0-0 F9 ③		B SI 94 X FF 94 1-0 G3-1 ③		C FF 94 B FF 94 S CH 87 B CH 87 S CH 87 2-3 K ③		4	0	0	0	0	1	3
29 Todd Frazier, R (1, 5) OBP: 0.333, SLG: 0.416			C FF 95 B FF 94 B SI 93 B SL 86 S FF 96 C SL 86 3-3 K ①		B SL 85 B FF 93 B SL 84 C FF 94 F FF 94 S FF 95 3-3 K ①		B SI 93 B FF 95 F FF 95 F FF 93 F SL 85 X FF 95 2-2 1B			3	0	1	0	0	2	0
74 Ronald Torreyes, R (1, 4) OBP: 0.307, SLG: 0.365			C FF 96 B FF 95 B FF 96 F FF 96 F SI 95 X SL 86 2-2 P2 ②		S SL 85 B SL 87 S FF 94 X FF 94 1-2 11 1B 39 G4-1 1B		1 SAFE B SI 93 B FF 93 C FF 94 X SI 92 2-1 F7 ①			3	0	1	0	0	0	1
39 Tyler Wade, L (1, 6) OBP: 0.200, SLG: 0.200			S SL 89 T SL 86 B FF 95 X CH 89 1-2 G3 ③		B SL 85 X CH 89 1-0 G4-1 ② 1-2		B FF 94 C SL 85 F SL 86 B FF 95 1 SAFE T SL 86 2-2 K ②			3	0	0	0	0	1	2
Inning Stats	R: 0 E: 0 K: 2 S: 8 H: 0 LOB: 0 BB: 0 P: 16	R: 0 E: 0 K: 1 S: 7 H: 1 LOB: 0 BB: 0 P: 11	R: 0 E: 0 K: 1 S: 10 H: 0 LOB: 0 BB: 0 P: 16	R: 1 E: 0 K: 0 S: 17 H: 1 LOB: 2 BB: 2 P: 31	R: 0 E: 0 K: 1 S: 10 H: 2 LOB: 2 BB: 0 P: 18	R: 1 E: 0 K: 1 S: 8 H: 1 LOB: 0 BB: 0 P: 12	R: 0 E: 0 K: 2 S: 12 H: 1 LOB: 1 BB: 0 P: 18	R: 2 E: 0 K: 2 S: 14 H: 2 LOB: 0 BB: 0 P: 22		1B: 5 2B: 0 3B: 0 HR: 3 SF: 1 SAC: 0 DP: 1 HBP: 0				WP: 1 PB: 0 SB: 0 CS: 0 PA: 33		

BOTTOM

New York Mets @ New York Yankees

Yankee Stadium, Bronx, NY

Mon Aug 14 2017, 7:10 PM - 10:12 PM EDT

Att. 45,619 - Cloudy - 76 F

livebaseballscorecards.com

AB	30
R	4
H	8
RBI	4
BB	2
SO	10
LOB	9

PITCHER		IP	WLS	BF	H	R	ER	SO	BB	IBB	HBP	BLK	WP	HR	S	P	ERA	WHIP
50 Rafael Montero, R ERA: 5.8	(1, 1)	6.0		24	5	2	2	6	2	0	0	0	1	1	60	104	3.00	1.167
47 Hansel Robles, R ERA: 4.71	(7, 1)	1.1	L	6	2	1	1	3	0	0	0	0	0	1	17	27	6.75	1.500
39 Jerry Blevins, L ERA: 2.89	(8, 1)	0.1		1	0	0	0	0	0	0	0	0	0	0	2	3	0.00	0.000
62 Erik Goeddel, R ERA: 3.93	(8, 1)	0.1		2	1	1	1	1	0	0	0	0	0	1	7	10	27.00	3.000

PITCHER	IP	WLS	BF	H	R	ER	SO	BB	IBB	HBP	BLK	WP	HR	S	P	ERA	WHIP

Batter	1	2	3	4	5	6	7	8	9	AB	R	H	RBI	BB	SO	LOB
3 Curtis Granderson, L (1, 9) OBP: 0.331, SLG: 0.473	B FF 93 S SI 90 S SI 92 X SI 93 1-2 ① L7		C CU 82 1 SAFE B SI 92 B SI 92 X SI 93 2-1 ③ L9			B FF 93 B FF 93 C FF 94 F FF 94 B SL 86 F FF 94 X SL 86 3-2 ① F8		C KC 82 C FF 97 B SV 87 T FF 98 1-2 ① K		4	0	0	0	0	1	1
13 Asdrúbal Cabrera, S (1, 4) OBP: 0.329, SLG: 0.394	C CU 81 F SI 93 S SL 87 0-3 ② K			F CU 81 B FF 94 F SI 89 X SL 86 1-2 ① G4-3		C FF 94 S SL 86 B FF 94 X SI 91 1-2 ② G1-3		C KC 82 S KC 83 X FF 98 0-2 ② G6-3		4	0	0	0	0	1	0
52 Yoenis Cespedes, R (1, 7) OBP: 0.332, SLG: 0.523	C FF 94 S SI 92 B SL 88 B SL 88 X SI 94 2-2 ③ G4-3			F SI 92 B SL 83 F SI 92 B SI 93 B SL 86 F SI 93 X SI 92 3-2 30 BB 1B		F FF 94 F FF 94 B FF 94 B SI 92 X SL 86 2-2 1B		B FF 98 B KC 83 C KC 82 B FF 98 C FF 98 B KC 83 4-2 30 WP BB		3	0	2	0	1	0	0
30 Michael Conforto, L (1, 10) OBP: 0.389, SLG: 0.568		C FF 92 X SI 90 0-1 4 G5-4-3 1B		B FF 95 B CU 82 B SI 90 B SI 95 4-0 1-2 BB		B FF 95 C SI 90 B FF 94 B SI 92 X SI 92 3-1 ③ L9		B FF 99 B KC 83 C KC 83 B KC 84 C KC 84 C FF 99 3-3 1-2 K		3	0	1	0	1	1	2
4 Wilmer Flores, R (1, 5) OBP: 0.317, SLG: 0.491		D CU 82 F FF 90 B SI 92 F SI 92 X SI 92 2-2 ①② G5-4-3 1-2f		S SI 93 D SI 92 F SI 93 F SL 86 B SL 86 F SI 92 F SI 93 X SI 93 2-2 ② F4			B FF 94 F SI 91 C SL 85 F SI 92 B SL 86 B SL 87 F SI 94 B FF 95 4-2 22 HR BB		F FF 99 B FF 98 B FF 96 C SL 86 B SL 86 T SL 86 3-2 ① K	3	1	0	0	1	1	3
22 Dominic Smith, L (1, 3) OBP: 0.235, SLG: 0.412 José Reyes, S (9, PH) OBP: 0.286, SLG: 0.375		C FF 94 S SI 91 F FF 94 F SI 92 F FF 95 B SL 86 S SL 86 1-3 ③ K		X FF 94 0-0 ③ G4-3			B SI 90 X SI 91 1-0 1-H HR		B SL 88 B SL 86 F FF 98 C SL 87 X FF 101 2-2 1 HR 1B	3 1	1 1	1 1	2 0	0 0	1 0	2 0
1 Amed Rosario, R (1, 6) OBP: 0.271, SLG: 0.489			C FF 94 F SL 86 S SL 86 0-3 ① K		S SL 85 S SL 85 S SL 86 0-3 ① K		X FF 96 0-0 ① G1-3		C SL 88 B SL 87 B FF 100 X SL 85 2-1 1-H HR	4	1	1	2	0	2	0
18 Travis d'Arnaud, R (1, 2) OBP: 0.277, SLG: 0.402			B FF 94 S SI 92 F SI 92 B SL 86 X SL 86 2-2 ② F8		C SI 93 B SI 92 X SI 92 1-1 ② G6-3		B FF 98 B FF 98 F FF 97 C CH 89 X CH 91 2-2 ② G4-3		S FF 99 X FF 100 0-1 ② G6-3	4	0	0	0	0	0	0
12 Juan Lagares, R (1, 8) OBP: 0.312, SLG: 0.396			X FF 94 0-0 1B		C SI 91 B SL 86 F SL 86 S SL 86 1-3 ③ K		C FF 97 S CH 92 B FF 98 T CH 92 1-2 ③ K		F FF 101 B SL 90 F FF 100 F FF 100 F SL 89 X FF 103 1-2 ③ G3-1	4	0	1	0	0	2	0
Inning Stats	R: 0 E: 0 K: 1 S: 9 H: 0 LOB: 0 BB: 0 P: 12	R: 0 E: 0 K: 1 S: 11 H: 1 LOB: 0 BB: 0 P: 14	R: 0 E: 0 K: 1 S: 9 H: 1 LOB: 0 BB: 0 P: 13	R: 0 E: 0 K: 0 S: 14 H: 1 LOB: 2 BB: 1 P: 24	R: 0 E: 0 K: 2 S: 8 H: 0 LOB: 0 BB: 0 P: 10	R: 0 E: 0 K: 0 S: 12 H: 1 LOB: 1 BB: 0 P: 21	R: 2 E: 0 K: 1 S: 12 H: 1 LOB: 0 BB: 1 P: 20	R: 0 E: 0 K: 2 S: 11 H: 0 LOB: 1 BB: 1 P: 19	R: 2 E: 0 K: 1 S: 15 H: 2 LOB: 0 BB: 0 P: 23	1B: 5 2B: 0 3B: 0 HR: 2 SF: 0 SAC: 0 DP: 1 HBP: 0						

PITCHER		IP	WLS	BF	H	R	ER	SO	BB	IBB	HBP	BLK	WP	HR	S	P	ERA	WHIP
55 Sonny Gray, R ERA: 3.37	(1, 1)	6.0	W	24	5	2	2	5	2	0	0	0	0	1	68	104	3.00	1.167
48 Tommy Kahnle, R ERA: 2.3	(7, 1)	1.0	H	3	0	0	0	1	0	0	0	0	0	0	7	10	0.00	0.000
68 Dellin Betances, R ERA: 2.2	(8, 1)	1.0	H	4	0	0	0	2	1	0	0	0	1	0	11	19	0.00	1.000
54 Aroldis Chapman, L ERA: 3.89	(9, 1)	1.0	S	5	2	2	2	1	0	0	0	0	0	1	15	23	18.00	2.000

PITCHER	IP	WLS	BF	H	R	ER	SO	BB	IBB	HBP	BLK	WP	HR	S	P	ERA	WHIP

TOP

New York Mets @ New York Yankees

Yankee Stadium, Bronx, NY

Tue Aug 15 2017, 7:10 PM - 10:15 PM EDT

Att. 46,474 - Cloudy - 74 F

livebaseballscorecards.com

AB	33
R	4
H	7
RBI	4
BB	3
SO	9
LOB	8

WP: 1 PA: 36
PB: 0
SB: 0
CS: 0

New York Mets @ New York Yankees

Yankee Stadium, Bronx, NY

Tue Aug 15 2017, 7:10 PM - 10:15 PM EDT

Att. 46,474 - Cloudy - 74 F

livebaseballscorecards.com

BOTTOM

Batter	1	2	3	4	5	6	7	8	9	AB	R	H	RBI	BB	SO	LOB
11 Brett Gardner, L (1, 10) OBP: 0.343, SLG: 0.431	X FF 95 0-0 ① G3-1		F FF 95 X FF 95 0-1 ① SH5-3 2-3		B FF 94 B CH 87 F CH 86 F SI 95 S SL 89 2-3 ① K		C CU 81 B CU 81 B FF 94 X FF 93 2-1 ② G6-3			3	0	0	0	0	1	1
31 Aaron Hicks, S (1, 7) OBP: 0.387, SLG: 0.513	B FF 95 C SI 95 C SL 92 X FF 97 1-2 ② L8		C SL 92 B SL 91 B CH 88 B SL 90 C SL 91 F CH 89 X SL 90 3-2 99 G6-4-3 3-H 1B		X SI 94 0-0 ② F7		C SL 88 B CH 88 B CH 88 C SL 90 B SL 90 X SL 91 3-2 ③ G1-3			4	0	1	1	0	0	1
99 Aaron Judge, R (1, 9) OBP: 0.421, SLG: 0.609	C SI 96 S SL 91 T FF 97 0-2 ③ K		X FF 96 0-0 ②③ G6-4-3 1-2f		B SL 90 B SL 90 B SL 90 B FF 95 4-0 1-2 BB			X SI 95 0-0 18 1B 24 SF8 2B		3	1	1	0	1	1	1
18 Didi Gregorius, L (1, 6) OBP: 0.333, SLG: 0.501		C SI 95 B CU 82 X CH 88 1-1 12 FC3-6 24 1B 1B		B SI 95 C FF 95 X CU 82 1-1 ① F8	X SI 94 0-0 ③ G4-3			F CU 82 S FF 95 B CH 84 F CH 86 B FF 95 X FF 94 2-2 12 1B 2-3 1B		4	0	2	0	0	0	2
24 Gary Sánchez, R (1, 2) OBP: 0.352, SLG: 0.522		C SI 95 B SI 95 X CH 87 1-1 12 FC3-6 1-2 1B		B CU 82 C CU 83 C SI 96 B FF 96 F CH 89 S FF 97 2-3 ② K		B SI 94 X CH 87 1-0 HR		F SI 94 S SI 95 B FF 95 X FF 95 1-2 ① SF8 3-H		3	1	2	2	0	1	0
12 Chase Headley, S (1, 3) OBP: 0.350, SLG: 0.397		C FF 95 B SL 90 B CH 87 X CH 88 2-1 ① FC3-6 1-2f 2-3		B CU 80 C CH 88 B FF 96 B SL 89 S FF 96 B FF 96 4-2 22 HR BB		X SI 94 0-0 ① G6-3		B FF 89 C FF 88 F CH 84 X CU 72 1-2 1-2 1B		3	1	1	0	1	0	2
22 Jacoby Ellsbury, L (1, 8) OBP: 0.316, SLG: 0.372		D CU 81 C SL 91 B CH 89 X CH 88 2-1 ② L7		X SI 95 0-0 1-H HR		C SL 90 T CU 82 F FF 96 F FF 96 B SL 90 S CH 87 1-3 ② K		C CU 72 F CU 72 D CU 73 C FF 88 1-3 ② K		4	1	1	2	0	2	4
29 Todd Frazier, R (1, 5) OBP: 0.330, SLG: 0.412		B SI 96 C SI 95 X SL 91 1-1 ③ F8		S FF 97 X SL 92 0-1 ③ G6-3		F FF 95 X SI 94 0-1 ③ L7		B SI 91 B FF 90 S SL 85 S SL 82 B FF 92 F SL 84 X SL 83 3-2 ③ P3		4	0	0	0	0	0	4
74 Ronald Torreyes, R (1, 4) OBP: 0.311, SLG: 0.373			X SI 94 0-0 11 SH5-3 31 1B 2B		X SL 88 0-0 99 BB 1B		C SI 92 X CU 79 0-1 ① G5-3			3	1	2	0	0	0	0

Inning Stats										
	R: 0	H: 0	R: 0	H: 2	R: 1	H: 2	R: 2	H: 1	R: 0	H: 1
	E: 0	LOB: 0	E: 0	LOB: 2	E: 0	LOB: 0	E: 0	LOB: 0	E: 0	LOB: 2
	K: 1	BB: 0	K: 0	BB: 0	K: 0	BB: 0	K: 1	BB: 1	K: 1	BB: 1
	S: 7	P: 8	S: 10	P: 17	S: 8	P: 11	S: 11	P: 18	S: 6	P: 12

Inning Stats										
	R: 1	H: 1	R: 0	H: 0	R: 1	H: 3	1B: 6	SF: 1	WP: 0	PA: 35
	E: 0	LOB: 0	E: 0	LOB: 0	E: 0	LOB: 2	2B: 2	SAC: 1	PB: 0	
	K: 1	BB: 0	K: 0	BB: 0	K: 1	BB: 0	3B: 0	DP: 1	SB: 0	
	S: 9	P: 11	S: 7	P: 12	S: 18	P: 26	HR: 2	HBP: 0	CS: 0	

PITCHER		IP	WLS	BF	H	R	ER	SO	BB	IBB	HBP	BLK	WP	HR	S	P	ERA	WHIP
48 Jacob deGrom, R ERA: 3.35	(1, 1)	7.1	L	32	9	5	5	4	2	0	0	0	0	2	66	100	6.14	1.500
39 Jerry Blevins, L ERA: 2.87	(8, 1)	0.1		2	1	0	0	1	0	0	0	0	0	0	6	8	0.00	3.000
46 Chasen Bradford, R ERA: 3.77	(8, 1)	0.1		1	0	0	0	0	0	0	0	0	0	0	4	7	0.00	0.000

PITCHER	IP	WLS	BF	H	R	ER	SO	BB	IBB	HBP	BLK	WP	HR	S	P	ERA	WHIP

AB	31
R	5
H	10
RBI	5
BB	2
SO	5
LOB	15

New York Yankees @ New York Mets

Citi Field, Flushing, NY

Wed Aug 16 2017, 7:12 PM - 10:24 PM EDT

Att. 42,260 - Partly Cloudy - 84 F

TOP

livebaseballscorecards.com

Batter	1	2	3	4	5	6	7	8	9	AB	R	H	RBI	BB	SO	LOB
22 Jacoby Ellsbury, L (1, 8) OBP: 0.318, SLG: 0.370	C SI 93 S SI 94 B CH 88 B SI 94 B SI 94 X SI 95 3-2 99 G1-3 99 S 1B		B CH 86 B SI 93 X SI 93 2-0 L9		B CU 80 S CH 85 B SI 92 X CH 86 2-1 P6		D SL 81 B SL 82 C SL 83 B SL 82 B FF 92 4-1 31 BB 18 2B BB	B FF 97 B SL 81 X FF 95 2-0 G3		4	1	1	0	1	0	2
31 Aaron Hicks, S (1, 7) OBP: 0.385, SLG: 0.507 43 Adam Warren, R (7, 1) 29 Todd Frazier, R (9, PH) OBP: 0.329, SLG: 0.410 (9, 5)	1 SAFE B SI 93 B SI 91 X SI 94 2-0 F9		B SI 90 C FF 93 B SI 94 S CH 86 X CH 87 2-2 G6-3			X SI 92 0-0 F7	1 SAFE B SL 83 F FF 92 S CH 81 B SL 83 B CH 81 B FF 92 4-2 18 2B 1-2 BB		S FF 93 X FF 94 0-1 P4	3 0 1	0 0 0	0 0 0	0 0 0	1 0 0	0 0 0	1 0 0
99 Aaron Judge, R (1, 9) OBP: 0.420, SLG: 0.614	B SL 90 X SL 90 1-0 G1-3 1-3			B FF 93 X SL 87 1-0 HR		F SI 94 B CU 83 X SI 92 1-1 24 BB 18 BB 12 SF8 1B	C FF 94 C FF 94 D SL 86 F FF 94 B FF 92 X FF 94 2-2 F2		B FF 94 F FF 94 B CH 88 S CH 87 B CH 88 S CH 87 3-3 K	5	2	2	1	0	1	4
18 Didi Gregorius, L (1, 6) OBP: 0.334, SLG: 0.501	B SL 89 X CH 87 1-0 F8			C SI 93 B CU 80 F CH 86 X FF 94 1-2 L4		T CH 85 D SL 90 B SI 92 B CH 85 B CH 85 4-1 12 SF8 24 BB 1-2 BB	B FF 94 B FF 92 S FF 92 X FF 91 2-1 1-3 2-H 3-H 2B		C CU 79 S CH 88 X CU 79 0-2 G3	4	0	1	2	1	0	1
24 Gary Sánchez, R (1, 2) OBP: 0.351, SLG: 0.517		C SI 92 B SI 93 X SL 89 1-1 L7		C SI 94 F SI 94 B CU 83 S CU 82 1-3 K		B SI 93 B SI 93 B SI 93 B SI 93 4-0 1-2 2-3 BB	B SL 84 C FF 93 F FF 94 X SL 83 1-2 G5-3			3	0	0	0	1	1	2
12 Chase Headley, S (1, 5) OBP: 0.354, SLG: 0.403 (9, 3)		B SI 93 B CH 86 B FF 94 C SI 93 B SI 93 4-1 64 PB 64 WP 64 G5-3 BB		X CH 86 0-0 2B		B SI 90 X FF 91 1-0 SF8 2-3 3-H		X SI 89 0-0 74 1B 1B		2	1	2	1	1	0	0
64 Garrett Cooper, R (1, 3) OBP: 0.333, SLG: 0.488 30 David Robertson, R (9, 1)		F SI 93 S SI 93 F SI 93 B SI 91 B CU 82 F SI 94 B SI 94 F SI 94 X FF 94 3-2 G5-3 1-H		C SI 93 B CU 79 X SI 92 1-1 G5-3		C SL 83 X SL 84 0-1 L6		B SI 90 B SI 90 F SI 89 T FF 90 S FF 91 2-3 K		4 0	0 0	0 0	1 0	0 0	1 0	4 0
74 Ronald Torreyes, R (1, 4) OBP: 0.313, SLG: 0.379	C SI 93 B SI 93 F SI 93 X CU 82 1-2 P6				X SI 91 0-0 F7		C FF 90 X SL 84 0-1 11 SH2-3 18 2B 2B	X SI 90 0-0 1-2 1B		4	1	2	0	0	0	0
34 Jaime García, L (1, 1) OBP: 0.176, SLG: 0.273 48 Tommy Kahnle, R (6, 1) 11 Brett Gardner, L (7, PH) OBP: 0.343, SLG: 0.430 (7, 7)			C SI 91 B FF 93 F SL 87 B SI 93 F SI 92 F SI 94 X CU 80 2-2 G4-3		F SI 91 F CU 79 B FF 93 F FF 94 B CH 85 S CH 85 2-3 K		X FF 91 0-0 SH2-3 2-3	B FF 94 C FF 94 B FF 95 F FF 96 S FF 95 2-3 K		2 0 1	0 0 0	0 0 0	0 0 0	0 0 0	1 0 0	0 0 2
Inning Stats	R: 0 E: 0 K: 0 S: 6 H: 1 LOB: 1 BB: 0 P: 13	R: 1 E: 0 K: 0 S: 12 H: 0 LOB: 0 BB: 1 P: 21	R: 0 E: 0 K: 0 S: 9 H: 0 LOB: 0 BB: 0 P: 15	R: 1 E: 0 K: 1 S: 10 H: 2 LOB: 1 BB: 0 P: 14	R: 0 E: 0 K: 1 S: 7 H: 0 LOB: 0 BB: 0 P: 11	R: 1 E: 0 K: 0 S: 7 H: 1 LOB: 2 BB: 2 P: 17	R: 2 E: 0 K: 0 S: 15 H: 2 LOB: 2 BB: 2 P: 28	R: 0 E: 0 K: 2 S: 9 H: 2 LOB: 2 BB: 0 P: 15	R: 0 E: 0 K: 1 S: 8 H: 0 LOB: 0 BB: 0 P: 11	1B: 4 2B: 3 3B: 0 HR: 1 SF: 1 SAC: 1 DP: 0 HBP: 0						

AB	33
R	5
H	8
RBI	5
BB	5
SO	5
LOB	16

WP: 1 PB: 1 SB: 1 CS: 0 PA: 40

PITCHER		IP	WLS	BF	H	R	ER	SO	BB	IBB	HBP	BLK	WP	HR	S	P	ERA	WHIP
65 Robert Gsellman, R ERA: 5.98	(1, 1)	5.1		23	4	3	2	2	3	0	0	0	1	1	48	87	3.38	1.312
51 Paul Sewald, R ERA: 4.21	(6, 1)	1.2	L	9	2	2	2	0	2	0	0	0	0	0	18	32	10.80	2.400
46 Chasen Bradford, R ERA: 3.68	(8, 1)	0.1		3	2	0	0	1	0	0	0	0	0	0	5	7	0.00	6.000
49 Josh Smoker, L ERA: 6.98	(8, 1)	0.2		2	0	0	0	1	0	0	0	0	0	0	4	8	0.00	0.000
62 Erik Goeddel, R ERA: 3.72	(9, 1)	1.0		3	0	0	0	1	0	0	0	0	0	0	8	11	0.00	0.000

PITCHER	IP	WLS	BF	H	R	ER	SO	BB	IBB	HBP	BLK	WP	HR	S	P	ERA	WHIP

BOTTOM

Batter	1	2	3	4	5	6	7	8	9	AB	R	H	RBI	BB	SO	LOB
12 Juan Lagares, R (1, 8) OBP: 0.319, SLG: 0.410	B FF 90 B FF 90 B FF 90 C FF 90 C FF 91 F FF 90 F FF 91 F FF 92 X FF 91 3-2 13 G4-3 52 SF7 2B	B CU 74 S CH 82 C CH 82 B FF 90 B CH 82 X FF 91 3-2 ② F8	X CH 83 0-0 ③ FC5-4 1-2f			C CU 79 X FF 92 0-1 1B		4	1	2	0	0	0	2
13 Asdrúbal Cabrera, S OBP: 0.328, SLG: 0.392	C FF 90 B FF 90 D SL 84 B FF 90 F FF 89 X FF 90 3-2 ① G4-3 2-3	X CU 76 0-0 ③ G5-3		C SI 90 X SL 82 0-1 52 BB 1B		C CU 79 1 SAFE C FF 92 B FF 91 1 SAFE F SL 86 C FF 93 1-3 ① K		4	0	1	0	0	1	3
52 Yoenis Cespedes, R (1, 7) OBP: 0.331, SLG: 0.519	F FF 89 X FF 90 0-1 ② SF7 3-H	B CU 73 S CH 82 B FC 90 B CH 82 C SL 80 S SL 82 3-3 ① K	C FF 90 C FF 89 F CH 83 D SL 84 B CH 85 B FF 91 F CH 83 B FF 93 4-2 ① 30 2B 18 SF8 1-2 BB			F SL 87 B FF 93 B FF 93 1 SAFE B SL 86 F SL 86 F FF 94 S SL 86 3-3 ② K		2	1	0	1	1	2	1
30 Michael Conforto, L (1, 9) OBP: 0.388, SLG: 0.567	B FF 89 B SI 90 F SI 90 S SI 91 S SL 80 2-3 ③ K	C CU 74 F SI 90 B SI 92 X SL 82 1-2 ② G4-3	X SL 83 0-0 18 SF8 1-3 2B			F FF 94 X CU 81 0-1 ③ G4-3		4	0	1	0	0	1	1
18 Travis d'Arnaud, R OBP: 0.272, SLG: 0.398	B FF 90 S CH 81 F FF 89 B SI 90 X CH 82 2-2 ① G6-3	B CU 76 F CU 75 B SL 83 B CH 83 C FF 92 X CH 84 3-2 ③ G1-3				S SL 86 S FF 96 X FF 98 0-2 ② SF8 2-3 3-H			B KC 80 C FC 90 B SL 83 S FC 90 B FC 92 F FC 89 X FC 91 3-2 ① P4	3	0	0	1	0	0	0
1 Amed Rosario, R (1, 6) OBP: 0.269, SLG: 0.460	B FF 90 B CH 83 C FF 90 X SI 90 2-1 ② G4-3		B CU 72 B CH 81 S SI 90 F SI 90 B SL 85 B FF 91 4-2 22 G6-5-3 BB	B SL 85 X CH 90 1-0 ③ F8			B KC 83 S FC 90 F FC 92 S KC 83 1-3 K 22 FC6-5	3	0	0	0	1	1	1
22 Dominic Smith, L (1, 3) OBP: 0.190, SLG: 0.333	C SI 90 F SI 90 S SL 83 0-3 ③ K		1 SAFE B SI 91 X SI 90 1-0 ①② G6-5-3 1-2f			B FF 92 B CH 83 X SL 85 2-0 ① F8		B FC 92 S KC 82 F KC 81 B FC 92 X KC 85 2-2 ② FC6-5 1-2f		4	0	0	0	0	1	2
44 René Rivera, R (1, 2) OBP: 0.278, SLG: 0.391		X FF 90 0-0 ① F9	C SI 91 S SL 83 X SL 83 0-2 HR			C FF 92 S FF 93 B FF 93 F FF 93 B SL 86 B SL 86 X SL 88 3-2 ② F8		B FC 93 S KC 83 C FC 93 F KC 83 D KC 83 F KC 82 C KC 82 2-3 ③ K		4	1	1	1	0	1	1
65 Robert Gsellman, R (1, 1) OBP: 0.276, SLG: 0.167 51 Paul Sewald, R (6, 1) 9 Brandon Nimmo, L (7, PH) OBP: 0.366, SLG: 0.265 46 Chasen Bradford, R (8, 1) 49 Josh Smoker, L (8, 1) 62 Erik Goeddel, R (9, 1)		B FF 90 C FF 90 B SI 89 B FF 90 C FF 90 F FF 91 D FF 92 4-2 BB	B FF 90 C FF 90 X SI 88 1-1 12 FC5-4 1B			B SL 86 C FF 93 C SL 84 B CU 81 F FF 93 B SL 85 C SL 87 3-3 ③ K			1 0 1 0 0 0	0 0 0 0 0 0	1 0 0 0 0 0	0 0 1 0 0 0	0 0 0 0 0 0	0 0 0 0 0 0	0 0 0 0 0 0
Inning Stats	R: 1 E: 0 K: 1 S: 14 H: 1 LOB: 0 BB: 0 P: 22	R: 0 E: 0 K: 1 S: 8 H: 0 LOB: 0 BB: 0 P: 12	R: 0 E: 0 K: 0 S: 8 H: 0 LOB: 1 BB: 1 P: 15	R: 0 E: 0 K: 1 S: 9 H: 0 LOB: 0 BB: 0 P: 16	R: 1 E: 0 K: 0 S: 9 H: 2 LOB: 1 BB: 1 P: 15	R: 1 E: 0 K: 0 S: 11 H: 2 LOB: 1 BB: 1 P: 16	R: 0 E: 0 K: 1 S: 9 H: 0 LOB: 0 BB: 0 P: 17	R: 0 E: 0 K: 2 S: 12 H: 1 LOB: 1 BB: 0 P: 16	R: 0 E: 0 K: 2 S: 15 H: 0 LOB: 1 BB: 0 P: 23	1B: 3 2B: 2 3B: 0 HR: 1	SF: 2 SAC: 0 DP: 1 HBP: 0	WP: 1 PB: 0 SB: 0 CS: 0	PA: 35				

PITCHER	IP	WLS	BF	H	R	ER	SO	BB	IBB	HBP	BLK	WP	HR	S	P	ERA	WHIP
34 Jaime García, L (1, 1) ERA: 4.52	5.1		22	5	3	3	3	3	0	0	0	0	1	55	91	5.06	1.500
48 Tommy Kahnle, R (6, 1) ERA: 2.27	0.2	W	2	0	0	0	0	0	0	0	0	0	0	4	5	0.00	0.000
43 Adam Warren, R (7, 1) ERA: 1.73	2.0	H	7	1	0	0	3	0	0	0	0	0	0	21	33	0.00	0.500
30 David Robertson, R (9, 1) ERA: 2.25	1.0	S	4	0	0	0	2	0	0	0	0	1	0	15	23	0.00	0.000

PITCHER	IP	WLS	BF	H	R	ER	SO	BB	IBB	HBP	BLK	WP	HR	S	P	ERA	WHIP

New York Yankees @ New York Mets

Citi Field, Flushing, NY

Wed Aug 16 2017, 7:12 PM - 10:24 PM EDT

Att. 42,260 - Partly Cloudy - 84 F

livebaseballscorecards.com

AB	30
R	3
H	6
RBI	3
BB	3
SO	8
LOB	11

Batter	1	2	3	4	5	6	7	8	9	AB	R	H	RBI	BB	SO	LOB
11 Brett Gardner, L (1, 7) OBP: 0.341, SLG: 0.430	B SI 94 B SI 94 B SI 94 C SI 94 F SI 94 X SI 93 3-2 E1 24 HR	B CU 78 C SI 93 C SI 93 X CU 79 1-2 ② L5		B CU 78 X SI 93 1-0 24 1B 1-3 2-H 3-H 2B		C SI 90 S CH 83 B SI 91 B FF 92 F SI 91 X CH 83 2-2 ② L8			C SL 78 C CH 84 B SI 92 F CH 85 B SL 80 B SL 79 X CH 84 3-2 ① G4-3	5	2	1	2	0	0	0
31 Aaron Hicks, S (1, 8) OBP: 0.381, SLG: 0.498	B CU 78 B SI 94 B SI 93 C SI 93 B SI 94 4-1 24 HR BB	C CU 79 X CH 85 0-1 ③ G6-3		C SI 93 B SI 93 T CU 79 X SI 93 1-2 ① G5-3		C SI 91 B SI 91 F FF 92 F SL 84 X SL 83 1-2 ③ L4			C SL 80 B SI 95 S SL 81 X CH 85 1-2 ② G6-3	4	1	0	0	1	0	2
99 Aaron Judge, R (1, 9) OBP: 0.418, SLG: 0.608	C SL 86 S SI 94 S SI 93 0-3 ① K	T SI 93 B SL 87 B SL 87 F SI 93 B SI 93 S SL 87 3-3 ① K	F SL 87 S SL 88 H SL 86 1-2 24 1B HBP				B SI 93 B SL 86 C SI 96 C FF 95 F SI 96 X SL 85 2-2 ① L5		B FF 95 S SL 81 B SL 82 B SL 81 S SL 80 S SL 80 3-3 ③ K	4	0	0	0	0	3	2
24 Gary Sánchez, R (1, 2) OBP: 0.352, SLG: 0.526	C CU 79 C CU 79 B SI 94 F SI 93 F CU 80 F CU 78 B SI 93 X CH 83 2-2 1-H 2-H HR	C CU 80 X SI 94 0-1 ② F7	X SI 89 0-0 18 G4-6-3 1-2 2-H 3-H 1B				B SI 95 B SL 85 X SI 94 2-0 ② F7			4	1	2	5	0	0	0
18 Didi Gregorius, L (1, 6) OBP: 0.338, SLG: 0.503	C SI 95 C CU 79 B SI 94 B SL 87 B CU 81 B SI 94 4-2 26 1B BB	X CU 81 0-0 1B	X SI 91 0-0 ② ③ G4-6-3 1-2f				B CH 87 C FF 94 X FF 94 1-1 1B			3	0	2	0	1	0	2
29 Todd Frazier, R (1, 5) OBP: 0.326, SLG: 0.406	C CU 81 X SI 94 0-1 ② P3	C CU 79 B CH 82 S CH 83 C SI 92 1-3 ③			C SL 81 B SI 90 S FF 90 B FF 91 F SL 83 F SI 91 B FF 92 C SL 84 3-3 ①		B SI 92 B SL 85 X SI 93 2-0 ③ P3			4	0	0	0	0	2	3
26 Tyler Austin, R (1, 3) OBP: 0.263, SLG: 0.412	B CU 80 F SI 93 B SI 93 B CU 80 X SI 92 3-1 1-2 1B			C CU 79 X CH 85 0-1 40 1B 74 1B 11 2B 1B	X FF 91 0-0 ② F9			F SI 92 C SI 95 S SI 95 0-3 ① K		4	1	2	0	0	1	0
74 Ronald Torreyes, R (1, 4) OBP: 0.313, SLG: 0.377	C CU 79 B SI 93 S SI 93 B SI 93 S CU 79 2-3 ③ K			F SL 86 X SL 87 0-1 40 1B 11 2B 1-2 1B	F SI 91 C SL 84 X SL 83 0-2 ③ G4-3			X SL 85 0-0 ② L8		4	1	1	0	0	1	2
40 Luis Severino, R (1, 1) OBP: 0.200, SLG: 0.200 Chasen Shreve, L (7, 1) 66 Bryan Mitchell, L (9, 1) 68 Dellin Betances, R (9, 1)		B CU 78 C SI 91 X SI 92 1-1 ① G4-3		X SI 92 0-0 11 2B 24 1B 1-2 2-3 1B		C SL 83 X SI 90 0-1 ① G5-3		C FF 93 S FF 95 B SI 95 S FF 96 1-3 ③ K		3 1 0 0	1 0 0 0	1 0 0 0	0 0 0 0	0 1 0 0	0 0 0 0	0 0 0 0
Inning Stats	R: 3 E: 1 K: 2 S: 22 H: 2 LOB: 2 BB: 2 P: 40	R: 0 E: 0 K: 0 S: 7 H: 0 LOB: 0 BB: 0 P: 9	R: 0 E: 0 K: 2 S: 9 H: 1 LOB: 1 BB: 0 P: 13	R: 4 E: 0 K: 0 S: 13 H: 5 LOB: 1 BB: 0 P: 16	R: 0 E: 0 K: 1 S: 9 H: 0 LOB: 0 BB: 0 P: 12	R: 0 E: 0 K: 0 S: 10 H: 0 LOB: 0 BB: 0 P: 13	R: 0 E: 0 K: 0 S: 8 H: 1 LOB: 1 BB: 0 P: 15	R: 0 E: 0 K: 2 S: 7 H: 0 LOB: 0 BB: 0 P: 8	R: 0 E: 0 K: 1 S: 10 H: 0 LOB: 0 BB: 0 P: 17	1B: 7 2B: 1 3B: 0 HR: 1 SF: 0 SAC: 0 DP: 1 HBP: 1						

TOP

New York Yankees @ New York Mets

Citi Field, Flushing, NY

Thu Aug 17 2017, 7:13 PM - 10:06 PM EDT

Att. 42,549 - Partly Cloudy - 78 F

livebaseballscorecards.com

AB	36
R	7
H	9
RBI	7
BB	2
SO	8
LOB	11

WP: 0 PA: 39
PB: 0
SB: 0
CS: 0

PITCHER		IP	WLS	BF	H	R	ER	SO	BB	IBB	HBP	BLK	WP	HR	S	P	ERA	WHIP
32 Steven Matz, L ERA: 6.08	(1, 1)	3.1	L	21	7	7	6	4	2	0	1	0	0	1	49	76	16.20	2.700
46 Chasen Bradford, R ERA: 3.12	(4, 1)	2.2		8	1	0	0	1	0	0	0	0	0	0	21	27	0.00	0.375
47 Hansel Robles, R ERA: 4.46	(7, 1)	2.0		7	1	0	0	2	0	0	0	0	0	0	15	23	0.00	0.500
40 AJ Ramos, R ERA: 3.86	(9, 1)	1.0		3	0	0	0	1	0	0	0	0	0	0	10	17	0.00	0.000

PITCHER	IP	WLS	BF	H	R	ER	SO	BB	IBB	HBP	BLK	WP	HR	S	P	ERA	WHIP

BOTTOM

Batter	1	2	3	4	5	6	7	8	9	AB	R	H	RBI	BB	SO	LOB
3 Curtis Granderson, L (1, 9) OBP: 0.334, SLG: 0.481	B FF 96 C FF 97 X FF 98 1-1 ① F7		C FF 97 C SL 89 B FF 98 B FF 98 B CH 86 B CH 88 4-2 30 FC6-5 BB			C SL 90 B FF 97 B SL 88 F CH 90 B CH 85 B FF 99 4-2 52 FC5-4 30 BB BB	C FF 93 C FF 94 D FS 84 S FS 84 1-3 ② K		X SI 97 0-0 1-H 2-H 3-H HR	3	1	1	4	2	1	2
13 Asdrúbal Cabrera, S (1, 4) OBP: 0.329, SLG: 0.394	B FF 97 X FF 97 1-0 2B		B SL 88 F CH 87 C SL 90 S FF 98 1-3 ② K			F SL 89 B FF 97 C SL 87 S SL 90 1-3 ① K	S FS 83 B FF 93 D FS 84 D FS 85 B FF 93 4-1 1-2 2-3 BB		C KC 81 B FF 96 X FF 96 1-1 ① F9	4	0	1	0	1	2	2
30 Michael Conforto, L (1, 8) OBP: 0.386, SLG: 0.561 (7, 7)	B FF 96 C SL 91 B FF 98 S CH 88 F FF 100 B SL 90 S CH 87 3-3 ② K		C FF 98 C CH 89 X FF 98 0-2 1-2f ③ FC6-5			F FF 98 C CH 86 F SL 90 F CH 83 D SL 90 B FF 97 F FF 98 B SL 91 F CH 83 4-2 52 FC5-4 1-2 BB	S FF 93 B FF 94 F FF 93 F FF 93 S FS 84 1-3 ③ K		B FF 96 B KC 80 S KC 82 X FF 97 2-1 ② F7	4	0	0	0	1	2	5
52 Yoenis Cespedes, R (1, 7) OBP: 0.328, SLG: 0.513 47 Hansel Robles, R (7, 1) 2 Gavin Cecchini, R (8, PH) OBP: 0.267, SLG: 0.467 40 AJ Ramos, R (9, 1) 12 Juan Lagares, R (9, PH) OBP: 0.316, SLG: 0.406	B SL 87 F SL 89 S SL 90 S SL 90 1-3 ③ K			C FF 97 C FF 96 X SL 88 0-2 ① G6-3		X SL 86 0-0 ② FC5-4 1-2f 2-3		B FF 92 X FF 93 1-0 ① P4	T FF 97 C KC 84 F FF 99 X SV 87 0-2 ③ G3-1	3 0 1 0 1	0 0 0 0 0	0 0 0 0 0	0 0 0 0 0	0 0 0 0 0	1 0 0 0 0	3 0 0 0 0
22 Dominic Smith, L (1, 3) OBP: 0.160, SLG: 0.280		S FF 98 B FF 100 X CH 90 1-1 ① G4-3		C FF 98 S FF 98 B FF 98 X SL 90 1-2 ② L4		F CH 89 F FF 99 F CH 81 B FF 98 X SL 90 1-2 ③ F7		B FF 92 F SL 85 F FF 92 B FS 84 X FS 84 2-2 ② G3		4	0	0	0	0	0	2
1 Amed Rosario, R (1, 6) OBP: 0.250, SLG: 0.426		C FF 99 C SL 92 X SL 90 0-2 ② G6-3		C FF 99 C SL 87 S FF 100 0-3 ③ K			S FF 98 F FF 98 X SL 89 0-2 ① G6-3	C FF 93 S FS 84 T FS 84 0-2 ③ K		4	0	0	0	0	2	0
18 Travis d'Arnaud, R (1, 2) OBP: 0.276, SLG: 0.403		X FF 99 0-0 1B			C FF 97 B SL 90 B CH 88 X FF 98 2-1 ① G5-3		X FF 99 0-0 E9 15 WP 15 1B		B SI 96 X FC 92 1-0 15 1B 3 HR 2B	4	2	2	0	0	0	0
15 Matt Reynolds, R (1, 5) OBP: 0.281, SLG: 0.321		C FF 98 B FF 98 B SL 89 B FF 99 S SL 89 S FF 99 3-3 ③ K			C SL 87 F SL 99 S SL 87 0-3 ② K		F FF 96 B CH 86 B FF 98 C FF 98 X SL 90 2-2 13 BB 9 1B 2-H 1B		C SI 96 B SI 96 X SI 96 1-1 9 BB 3 HR 2-3 1B	4	1	2	1	0	2	1
32 Steven Matz, R (1, 1) OBP: 0.143, SLG: 0.143 46 Chasen Bradford, R (4, 1) 9 Brandon Nimmo, L (7, 8) OBP: 0.395, SLG: 0.286			C FF 97 F FF 99 B FF 99 S SL 90 1-3 ① K		C FF 99 C FF 100 C FF 99 0-3 ③ K		C FF 97 S SL 90 B SL 88 X FF 99 1-2 13 BB 1-2 1B		B FC 92 B FF 96 F SI 96 B SI 96 F SI 96 B FF 96 4-2 3 HR 1-2 BB	1 1 1	0 0 1	0 0 1	0 0 0	0 0 1	1 1 0	0 0 0
Inning Stats	R: 0 H: 1 E: 0 LOB: 1 K: 2 BB: 0 S: 10 P: 16	R: 0 H: 1 E: 0 LOB: 1 K: 1 BB: 0 S: 9 P: 13	R: 0 H: 0 E: 0 LOB: 1 K: 2 BB: 1 S: 11 P: 17	R: 0 H: 0 E: 0 LOB: 0 K: 1 BB: 0 S: 9 P: 10	R: 0 H: 0 E: 0 LOB: 0 K: 2 BB: 0 S: 8 P: 10	R: 0 H: 0 E: 0 LOB: 2 K: 1 BB: 2 S: 17 P: 27	R: 1 H: 2 E: 1 LOB: 3 K: 2 BB: 1 S: 18 P: 27	R: 0 H: 0 E: 0 LOB: 0 K: 1 BB: 0 S: 7 P: 10	R: 4 H: 3 E: 0 LOB: 0 K: 0 BB: 1 S: 14 P: 23	1B: 4 SF: 0 2B: 2 SAC: 0 3B: 0 DP: 0 HR: 1 HBP: 0						

PITCHER	IP	WLS	BF	H	R	ER	SO	BB	IBB	HBP	BLK	WP	HR	S	P	ERA	WHIP
40 Luis Severino, R (1, 1) ERA: 3.18	6.1	W	27	4	1	0	9	3	0	0	0	1	0	74	106	0.00	1.105
Chasen Shreve, L (7, 1) ERA: 2.7	1.2		6	0	0	0	3	1	0	0	0	0	0	15	24	0.00	0.600
66 Bryan Mitchell, R (9, 1) ERA: 4.67	0.0		4	3	4	4	0	1	0	0	0	0	1	6	12	∞	∞
68 Dellin Betances, R (9, 1) ERA: 2.15	1.0	S	3	0	0	0	0	0	0	0	0	0	0	8	11	0.00	0.000

PITCHER	IP	WLS	BF	H	R	ER	SO	BB	IBB	HBP	BLK	WP	HR	S	P	ERA	WHIP

New York Yankees @ New York Mets

Citi Field, Flushing, NY

Thu Aug 17 2017, 7:13 PM - 10:06 PM EDT

Att. 42,549 - Partly Cloudy - 78 F

livebaseballscorecards.com

AB	35
R	5
H	7
RBI	5
BB	5
SO	12
LOB	15

Miami Marlins @ New York Mets

Citi Field, Flushing, NY

Fri Aug 18 2017, 9:04 PM - 11:56 PM EDT

Att. 25,958 - Cloudy - 75 F

TOP

livebaseballscorecards.com

Batter	1	2	3	4	5	6	7	8	9	AB	R	H	RBI	BB	SO	LOB
9 Dee Strange-Gordon, L (1, 4) OBP: 0.333, SLG: 0.352	C FF 91 F FF 91 X FF 92 0-2 ① F8		C FC 85 X FF 91 0-1 ① P6		X FC 83 0-0 ① G1-3		X SL 80 0-0 ② G4-3			4	0	0	0	0	0	0
27 Giancarlo Stanton, R (1, 9) OBP: 0.379, SLG: 0.642	C FF 93 B FC 85 B FF 92 C FF 92 B FC 88 F FF 96 B FF 94 4-2 21 G1-6-3 BB		C FF 92 B FF 92 B FF 92 B FF 93 B FC 87 4-1 21 2B 13 SF8 BB		B FF 90 B FC 86 B SI 94 X FF 91 3-0 ② P5		B FF 95 C FS 84 C FF 96 F FF 96 B FS 84 X SL 81 2-2 ③ P3			2	1	0	0	2	0	0
21 Christian Yelich, L (1, 8) OBP: 0.365, SLG: 0.429	B FC 85 S SI 92 C FC 84 X FF 93 1-2 ②③ G1-6-3 1-2f		C FF 93 F CH 82 X FC 86 0-2 13 SF8 1-3 2B		B FF 93 B CH 81 F CH 84 F FF 93 X CU 76 2-2 ③ G4-3			F FF 90 B SL 81 S FF 91 S FF 91 1-3 ① K		4	0	1	0	0	1	1
13 Marcell Ozuna, R (1, 7) OBP: 0.365, SLG: 0.539		B FF 91 B FC 84 C FF 90 B FF 90 B FC 86 4-1 11 HR BB	C FF 92 D FF 93 F FC 86 F FF 92 B SI 93 X FC 84 2-2 ② SF8 2-3 3-H			S CU 73 B FC 84 C FC 86 F FF 92 B SI 94 B FC 86 B FF 93 4-2 32 1B BB		X FF 92 0-0 ② F8		1	1	0	1	2	0	0
11 J.T. Realmuto, R (1, 2) OBP: 0.351, SLG: 0.468		C FF 91 D CU 75 X CU 74 1-1 1-H HR	C FF 93 X SI 92 0-1 ③ L9			B FF 91 1 SAFE F FF 91 1 SAFE C SI 89 X CH 79 1-2 ① F9		X FF 91 0-0 ③ G6-3		4	1	1	2	0	0	2
32 Derek Dietrich, L (1, 5) OBP: 0.327, SLG: 0.403		C FF 93 B FF 93 C CH 81 C FC 86 1-3 ① K		B FC 85 F FF 91 F FC 84 X FF 93 1-2 ① F7		1 SAFE X FF 90 0-0 1-3 1B			C CU 70 C FF 88 B CU 71 B CU 72 B FF 88 C FF 89 3-3 ① K	4	0	1	0	0	2	0
18 Tomás Telis, S (1, 3) OBP: 0.269, SLG: 0.388		F FF 92 B FF 92 B FC 85 B SI 92 X FC 87 3-1 ② G4-3		C FC 86 B CH 82 C FF 91 B FF 93 F FC 87 B FF 92 X SI 94 3-2 1B		X FF 93 0-0 ② P3			B CU 71 B CH 83 C FF 88 F FF 88 X CU 72 2-2 ② G1-3	4	0	1	0	0	0	2
19 Miguel Rojas, R (1, 6) OBP: 0.363, SLG: 0.340		C FF 91 C FF 91 F FF 94 F FC 87 F FC 87 B CU 76 X FF 92 1-2 1B		X FF 91 0-0 ② L9		B SL 80 C SL 79 F SL 81 F FF 94 1 SAFE B FF 94 B FF 95 X SL 81 3-2 ③ G5-3			C FF 89 B CU 71 X CU 71 1-1 ③ G1-3	4	0	1	0	0	0	3
20 Justin Nicolino, L (1, 1) 22 Dustin McGowan, R (6, 1) 28 Tyler Moore, R (7, PH) OBP: 0.266, SLG: 0.434 71 Drew Steckenrider, R (7, 1) 46 Kyle Barraclough, R (8, 1) 29 Brad Ziegler, R (9, 1)		F FF 91 C FF 91 F FF 92 B FC 85 X FF 93 1-2 ③ G3		F SI 92 F FF 93 X FC 86 0-2 ③ F7			C FS 82 S FF 95 B FF 94 S SL 83 1-3 ① K			2 0 1 0 0 0	0 0 0 0 0 0	0 0 0 0 0 0	0 0 0 0 0 0	0 0 1 0 0 0	0 0 0 0 0 0	2 0 0 0 0 0
Inning Stats	R: 0 E: 0 K: 0 S: 9 H: 0 LOB: 0 BB: 1 P: 14	R: 2 E: 0 K: 1 S: 18 H: 2 LOB: 1 BB: 1 P: 29	R: 1 E: 0 K: 0 S: 12 H: 1 LOB: 1 BB: 1 P: 18	R: 0 E: 0 K: 0 S: 11 H: 1 LOB: 1 BB: 0 P: 15	R: 0 E: 0 K: 0 S: 5 H: 0 LOB: 0 BB: 0 P: 10	R: 0 E: 0 K: 0 S: 12 H: 1 LOB: 2 BB: 1 P: 20	R: 0 E: 0 K: 1 S: 8 H: 0 LOB: 0 BB: 0 P: 11	R: 0 E: 0 K: 1 S: 5 H: 0 LOB: 0 BB: 0 P: 6	R: 0 E: 0 K: 1 S: 8 H: 0 LOB: 0 BB: 0 P: 14	1B: 3 2B: 1 3B: 0 HR: 1 SF: 1 SAC: 0 DP: 1 HBP: 0	WP: 0 PB: 0 SB: 0 CS: 0 PA: 35					

	AB	30
	R	3
	H	5
	RBI	3
	BB	4
	SO	4
	LOB	10

PITCHER		IP	WLS	BF	H	R	ER	SO	BB	IBB	HBP	BLK	WP	HR	S	P	ERA	WHIP
64 Chris Flexen, R ERA: 6.55	(1, 1)	5.1	L	24	5	3	3	1	4	0	0	0	0	1	62	98	5.06	1.688
49 Josh Smoker, L ERA: 6.69	(6, 1)	1.2		5	0	0	0	1	0	0	0	0	0	0	13	19	0.00	0.000
51 Paul Sewald, R ERA: 4.13	(8, 1)	1.0		3	0	0	0	1	0	0	0	0	0	0	5	6	0.00	0.000
39 Jerry Blevins, L ERA: 2.79	(9, 1)	1.0		3	0	0	0	1	0	0	0	0	0	0	8	14	0.00	0.000

PITCHER		IP	WLS	BF	H	R	ER	SO	BB	IBB	HBP	BLK	WP	HR	S	P	ERA	WHIP

Miami Marlins @ New York Mets

Citi Field, Flushing, NY

Fri Aug 18 2017, 9:04 PM - 11:56 PM EDT

Att. 25,958 - Cloudy - 75 F

livebaseballscorecards.com

BOTTOM

Batter	1	2	3	4	5	6	7	8	9	AB	R	H	RBI	BB	SO	LOB
12 Juan Lagares, R (1, 8) OBP: 0.314, SLG: 0.400	C FF 90 B FF 90 X FF 90 1-1 G5-3 ①		B CU 76 F FF 90 C CH 83 X FF 91 1-2 52 F9 13 1B 4 1B 1B		C CU 74 X CH 82 0-1 L9 ①		C CU 83 F FF 95 B FF 95 F FF 95 F FF 95 S CU 84 1-3 K ③			4	1	1	0	0	1	0
13 Asdrúbal Cabrera, S (1, 4) OBP: 0.331, SLG: 0.395	B FF 91 B FF 91 C FF 90 B CH 85 X FF 90 3-1 1B		F FF 91 C CU 76 F CH 83 1 SAFE F FC 89 F FF 89 1 SAFE F CU 78 F CH 83 0-2 X FF 91 4 1B 1-2 1B		B CU 75 C CU 74 B CH 82 C FF 89 X CU 76 2-2 G4-3 ②			C SL 78 B FF 95 B FF 95 B FF 96 X FF 96 3-1 F7 ①		4	0	2	0	0	0	0
52 Yoenis Cespedes, R (1, 7) OBP: 0.323, SLG: 0.505	C FF 91 B FC 90 B CH 83 X CH 84 2-1 F9 ②		X FF 91 0-0 F9 ② 2-3		C CH 83 X FF 90 0-1 G4-3 ③			C FF 95 X SL 80 0-1 P4 ②		4	0	0	0	0	0	3
4 Wilmer Flores, R (1, 3) OBP: 0.319, SLG: 0.489	1 SAFE C FF 91 S FF 90 B FC 88 X FF 90 1-2 F7 ③		B FF 90 X FF 91 1-0 1-2 3-H 1B			S FF 95 B SL 88 B FF 93 B FF 94 B FF 93 4-1 18 G5-4-3 BB		B FF 94 F SL 80 C SL 78 S FF 95 1-3 K ③		3	0	1	1	1	1	1
18 Travis d'Arnaud, R (1, 2) OBP: 0.272, SLG: 0.397		B FF 87 B FF 89 F FF 89 X CH 83 2-1 P3 ①	C FF 89 X CU 77 0-1 F9 ③			F FF 94 B FF 94 X SL 87 1-1 G5-4-3 ①② 1-2f			F SI 82 X SI 81 0-1 G4-3 ①	4	0	0	0	0	0	3
1 Amed Rosario, R (1, 6) OBP: 0.267, SLG: 0.431		C FF 89 B FF 90 X FC 87 1-1 1B		C CU 73 B FF 89 S CH 82 B FF 90 X FC 86 2-2 G4-3 ①		B FF 95 S FF 94 S FF 95 B FF 95 X SL 88 2-2 15 E 15 S 1B			B SI 82 X SI 82 1-0 G6-3 ②	4	0	2	0	0	0	0
15 Matt Reynolds, R (1, 5) OBP: 0.267, SLG: 0.304 30 Michael Conforto, L (9, PH) OBP: 0.385, SLG: 0.559		S FF 91 X CH 82 0-1 P4 ②		C CU 76 X CH 83 0-1 L1-4-3 ②		1 SAFE B SI 93 F FF 94 B SI 94 B SI 92 S FF 94 2 SAFE X FF 93 3-2 L8 ③ 1-3			B SI 82 B SI 82 X SI 82 2-0 P5 ③	3 1	0 0	0 0	0 0	0 0	0 0	2 0
9 Brandon Nimmo, L (1, 9) OBP: 0.391, SLG: 0.289		B FF 91 1 SAFE F CU 77 1 SAFE X FF 90 1-1 L5 ③		B FC 86 B FC 85 C FF 90 X FF 89 2-1 1B			B FF 94 B FF 94 F FF 94 S FF 95 B FF 95 F FF 95 S FF 96 3-3 K ①			3	0	1	0	0	1	1
64 Chris Flexen, R (1, 1) OBP: 0.125, SLG: 0.250 49 Josh Smoker, L (6, 1) 22 Dominic Smith, L (7, PH) OBP: 0.154, SLG: 0.269 51 Paul Sewald, R (8, 1) 39 Jerry Blevins, L (9, 1)			C FF 87 S CU 74 F CU 75 F FF 91 C CH 83 0-3 K ①	F FF 89 C CH 83 F CU 78 X CH 82 0-2 G6-3 ③			C FF 95 S FF 96 S FF 95 0-3 K ②			2 0 1 0 0	0 0 0 0 0	0 0 0 0 0	0 0 0 0 0	0 0 0 0 0	1 0 1 0 0	1 0 0 0 0

	AB	33
	R	1
	H	7
	RBI	1
	BB	1
	SO	5
	LOB	11

Inning Stats	1	2	3	4	5	6	7	8	9	1B: 7	SF: 0	WP: 0	PA: 34
	R: 0 E: 0 K: 0 S: 9 H: 1 LOB: 1 BB: 0 P: 16	R: 0 E: 0 K: 0 S: 8 H: 1 LOB: 1 BB: 0 P: 12	R: 1 E: 0 K: 1 S: 20 H: 3 LOB: 2 BB: 0 P: 22	R: 0 E: 0 K: 0 S: 11 H: 1 LOB: 1 BB: 0 P: 15	R: 0 E: 0 K: 0 S: 7 H: 0 LOB: 0 BB: 0 P: 9	R: 0 E: 1 K: 0 S: 9 H: 1 LOB: 1 BB: 1 P: 19	R: 0 E: 0 K: 3 S: 12 H: 0 LOB: 0 BB: 0 P: 16	R: 0 E: 0 K: 1 S: 7 H: 0 LOB: 0 BB: 0 P: 11	R: 0 E: 0 K: 0 S: 4 H: 0 LOB: 0 BB: 0 P: 7	2B: 0 3B: 0 HR: 0	SAC: 0 DP: 1 HBP: 0	PB: 0 SB: 1 CS: 0	

PITCHER		IP	WLS	BF	H	R	ER	SO	BB	IBB	HBP	BLK	WP	HR	S	P	ERA	WHIP
20 Justin Nicolino, L ERA: 4.11	(1, 1)	5.0	W	21	6	1	1	1	0	0	0	0	0	0	55	74	1.80	1.200
22 Dustin McGowan, R ERA: 3.21	(6, 1)	1.0	H	4	1	0	0	0	1	0	0	0	0	0	9	19	0.00	2.000
71 Drew Steckenrider, R ERA: 1.89	(7, 1)	1.0	H	3	0	0	0	3	0	0	0	0	0	0	12	16	0.00	0.000
46 Kyle Barraclough, R ERA: 3.35	(8, 1)	1.0	H	3	0	0	0	1	0	0	0	0	0	0	7	11	0.00	0.000
29 Brad Ziegler, R ERA: 5.25	(9, 1)	1.0	S	3	0	0	0	0	0	0	0	0	0	0	4	7	0.00	0.000

PITCHER	IP	WLS	BF	H	R	ER	SO	BB	IBB	HBP	BLK	WP	HR	S	P	ERA	WHIP

Batter	1	2	3	4	5	6	7	8	9	AB	R	H	RBI	BB	SO	LOB
9 Dee Strange-Gordon, L (1, 4) OBP: 0.332, SLG: 0.351	C SI 94 F FF 94 F SL 88 X SI 94 0-2 G1-3		B SL 84 B FF 94 X CH 89 2-0 27 G6-4-3 1B			F SI 92 X FF 94 0-1 FC8-4 27 S 13 1B 1-2f		C SI 96 B FF 94 X FF 96 1-1 G4-3		4	1	1	0	0	0	1
27 Giancarlo Stanton, R (1, 9) OBP: 0.382, SLG: 0.640	C SI 93 B SL 88 B SL 85 B SL 86 S SL 84 D SL 86 4-2 11 FC6-5 13 1B BB		1 SAFE 1 SAFE B SI 92 X SI 93 1-0 G6-4-3 1-2f			1 SAFE 1 SAFE B SI 93 F SI 93 B SI 94 D SL 85 D SL 84 4-1 13 1B 1-2 BB		B SI 94 B SI 96 S SL 88 B SL 91 B SL 86 4-1 BB		1	0	0	0	3	0	1
21 Christian Yelich, L (1, 8) OBP: 0.362, SLG: 0.425	C SI 95 B CH 89 X SI 95 1-1 L7			C FF 95 B SL 86 F SL 82 B FF 94 T CH 87 2-2 K		F SL 84 S SL 83 D SL 85 B SL 84 D SL 84 S SL 84 3-3 K		C SI 95 X CH 89 0-1 L3		4	0	0	0	0	2	4
13 Marcell Ozuna, R (1, 7) OBP: 0.370, SLG: 0.542	S SL 86 1 SAFE B FF 95 X SL 84 1-1 11 FC6-5 1-2 1B			X SI 95 0-0 11 G5-4-3 1B		B SI 93 B SI 93 X SI 94 2-0 1-2 2-H 1B			B FF 90 B FF 89 B SL 82 C FF 90 B FF 90 4-1 18 FC1-6 BB	3	0	3	1	1	0	0
11 J.T. Realmuto, R (1, 2) OBP: 0.348, SLG: 0.464 18 Tomás Telis, S (8, 2) OBP: 0.264, SLG: 0.380	F FF 95 S SI 93 F SI 94 B FF 96 F FF 96 D SL 85 F CH 90 F FF 95 X SI 94 2-2 FC6-5 1-2 2-3f			B SL 85 S SL 85 S SI 94 B SI 94 X SI 94 2-2 G5-4-3 1-2f		B SI 94 B CH 88 B SI 94 F SI 93 C SI 94 F SI 94 F SI 95 S CH 89 3-3 K			B SI 91 X SI 89 1-0 FC1-6 32 G1-4-3 1-2f	3 1	0 0	0 0	0 0	0 0	1 0	5 1
32 Derek Dietrich, L (1, 5) OBP: 0.331, SLG: 0.403		B SI 94 B CH 89 C FF 94 F SI 90 B CH 89 B SL 85 4-2 28 G5-4-3 BB			B FF 94 C SL 83 B FF 94 X CH 88 2-1 28 G5-4-3 1B		B SI 93 B FF 92 C SI 94 B SI 94 B SI 94 4-1 28 G6-4-3 BB		X SI 91 0-0 G1-4-3 1-2	2	0	1	0	2	0	1
28 Tyler Moore, R (1, 3) OBP: 0.266, SLG: 0.425		B SI 94 X SI 94 1-0 G5-4-3 1-2f			X SL 82 0-0 G5-4-3 1-2f		C FF 94 C SL 85 B SI 95 B SL 86 X SI 93 2-2 G6-4-3 1-2f		B FF 91 B SI 91 B SI 90 B FF 91 4-0 BB	3	0	0	0	1	0	3
19 Miguel Rojas, R (1, 6) OBP: 0.355, SLG: 0.331		C FF 95 F CH 90 X SL 83 0-2 G6-3			B SI 94 C SI 94 B CH 88 S CH 88 S CH 86 2-3 K		C SI 95 X SL 86 0-1 L9		X SI 91 0-0 L4	4	0	0	0	0	1	2
45 Vance Worley, R (1, 1) OBP: 0.286, SLG: 0.286 71 Drew Steckenrider, R (6, 1) 25 Junichi Tazawa, R (6, 1) 49 Brian Ellington, R (7, 1) 51 Ichiro Suzuki, L (8, PH) OBP: 0.306, SLG: 0.313 40 Javy Guerra, R (8, 1)			C SI 94 S SL 85 T SL 83 0-2 K			F FF 95 X FF 95 0-1 9 FC8-4 1B		C SI 94 B SL 87 X SI 93 1-1 P6		2 0 0 0 1 0	0 0 0 0 0 0	1 0 0 0 0 0	0 0 0 0 0 0	0 0 0 0 0 0	1 0 0 0 0 0	0 0 0 0 0 0
Inning Stats	R: 0 E: 0 K: 0 S: 17 H: 1 LOB: 2 BB: 1 P: 25	R: 0 E: 0 K: 0 S: 6 H: 0 LOB: 0 BB: 1 P: 11	R: 0 E: 0 K: 1 S: 5 H: 1 LOB: 0 BB: 0 P: 8	R: 0 E: 0 K: 1 S: 7 H: 1 LOB: 0 BB: 0 P: 11	R: 0 E: 0 K: 1 S: 6 H: 1 LOB: 0 BB: 0 P: 10	R: 1 E: 0 K: 2 S: 14 H: 2 LOB: 2 BB: 1 P: 26	R: 0 E: 0 K: 0 S: 6 H: 0 LOB: 0 BB: 1 P: 12	R: 0 E: 0 K: 0 S: 7 H: 0 LOB: 1 BB: 1 P: 13	R: 0 E: 0 K: 0 S: 4 H: 0 LOB: 2 BB: 2 P: 13	1B: 6 2B: 0 3B: 0 HR: 0	SF: 0 SAC: 0 DP: 5 HBP: 0					

PITCHER		IP	WLS	BF	H	R	ER	SO	BB	IBB	HBP	BLK	WP	HR	S	P	ERA	WHIP
50 Rafael Montero, R ERA: 5.47	(1, 1)	6.0	W	23	6	1	1	5	3	0	0	0	0	0	55	91	1.50	1.500
47 Hansel Robles, R ERA: 4.24	(7, 1)	2.0		7	0	0	0	0	2	0	0	0	0	0	13	25	0.00	1.000
46 Chasen Bradford, R ERA: 2.95	(9, 1)	1.0		5	0	0	0	0	2	0	0	0	0	0	4	13	0.00	2.000

PITCHER	IP	WLS	BF	H	R	ER	SO	BB	IBB	HBP	BLK	WP	HR	S	P	ERA	WHIP

TOP

Miami Marlins @ New York Mets

Citi Field, Flushing, NY

Sat Aug 19 2017, 7:13 PM - 10:00 PM EDT

Att. 30,171 - Partly Cloudy - 85 F

livebaseballscorecards.com

AB	28
R	1
H	6
RBI	1
BB	7
SO	5
LOB	18

MIAMI

WP: 0 PA: 35
PB: 0
SB: 1
CS: 0

BOTTOM

Miami Marlins @ New York Mets

Citi Field, Flushing, NY

Sat Aug 19 2017, 7:13 PM - 10:00 PM EDT

Att. 30,171 - Partly Cloudy - 85 F

Batter	1	2	3	4	5	6	7	8	9	AB	R	H	RBI	BB	SO	LOB
9 Brandon Nimmo, L (1, 8) OBP: 0.380, SLG: 0.286	C SI 87 B FC 86 B SI 88 X SI 86 2-1 ① G3		B SI 90 F SI 92 B FC 87 B SI 91 X SI 91 3-1 ③ L7			F FC 85 S SI 89 S SI 89 C SI 90 D FC 87 X FC 88 3-2 30 WP 52 1B 30 E 1-3 1B				4	1	1	0	0	0	1
46 Chasen Bradford, R (9, 1)						B FF 92 B FF 92 F FF 93 F FF 93 F FF 93 X FO 88 2-2 ③ L8				0	0	0	0	0	0	0
13 Asdrúbal Cabrera, S (1, 4) OBP: 0.330, SLG: 0.394	B SI 87 C SI 88 B FC 87 X SI 91 2-1 ① 52 G5-4-3 1B			C KC 77 B FC 87 B FC 88 F FC 86 C SI 90 2-3 ① K		1 SAFE F SI 89 F FC 88 1 SAFE X FC 86 0-2 ① SF9 3-H	T SI 100 B CU 88 F SI 100 B CH 89 B SI 99 X SI 99 3-2 ① G3-1			3	0	1	1	0	1	0
52 Yoenis Cespedes, R (1, 7) OBP: 0.326, SLG: 0.504	C SI 89 X SI 89 0-1 ② ③ G5-4-3 1-2f			B KC 79 S FC 88 F KC 78 B SI 90 F SI 86 X FC 87 2-2 ② L7		B FF 94 S FF 94 1 SAFE X CU 83 1-1 30 WP 30 E 1-2 1B	B CU 90 F SI 99 B FF 99 B CU 88 F FF 99 F SI 100 B SI 100 4-2 30 1B BB			3	1	1	0	1	0	1
30 Michael Conforto, L (1, 9) OBP: 0.384, SLG: 0.556		B SI 89 C FC 87 B KC 77 F SI 90 C SI 90 2-3 ① K		C KC 78 X FC 88 0-1 ③ G1-3		C FF 96 S FF 96 F FF 97 F CU 84 F FF 97 F FF 97 B CU 84 D CU 84 X FF 97 2-2 E6 4 HR 1-H 2-H	B SI 98 B FF 99 T FF 99 B SI 98 X SI 99 3-1 4 G4-6-3 1-3 1B			4	1	1	1	0	1	0
4 Wilmer Flores, R (1, 5) OBP: 0.318, SLG: 0.497		C SI 89 X SI 88 0-1 ② G6-3			X FC 85 0-0 ① F9	1 SAFE B FF 96 X FF 95 1-0 1-H HR	B FF 99 X SI 99 1-0 ② ③ G4-6-3 1-2f			4	1	1	2	0	0	2
22 Dominic Smith, L (1, 3) OBP: 0.200, SLG: 0.379		C SI 91 B SI 89 B FC 88 B SI 90 S FC 89 B FC 88 4-2 1 FC4-6 BB			C SI 89 B FC 86 F FC 88 B SI 92 B SI 92 X SI 90 3-2 ② G1-3	C CU 83 B FF 96 F FF 95 X FF 95 1-2 E6 26 HR		B FF 92 B FF 88 X FF 91 2-0 HR		3	2	1	1	1	0	0
1 Amed Rosario, R (1, 6) OBP: 0.266, SLG: 0.419		C SI 91 S SI 88 B SI 90 X FC 89 1-2 ③ FC4-6 1-2f			C KC 78 X FC 88 0-2 26 FC4-6 1B	S FF 94 F FF 95 T FF 96 0-2 ② K		S FF 92 F FF 93 S FF 94 0-3 ① K		4	0	1	0	0	2	2
26 Kevin Plawecki, R (1, 2) OBP: 0.219, SLG: 0.286			B SI 88 B SI 88 X FC 88 2-0 ① G6-3		B SI 90 B FC 89 B FC 87 C SI 90 X SI 90 3-1 ③ FC4-6 1-2f	C CU 83 S FF 95 F FF 95 B FF 95 F CU 83 F FF 94 X CU 83 1-2 1-H HR		C SL 88 F SL 84 F FF 95 X CU 78 0-2 ② L8		4	1	1	2	0	0	1
50 Rafael Montero, R (1, 1) OBP: 0.133, SLG: 0.133			B SI 88 C SI 89 X SI 89 1-1 ② G1-3			B SI 87 S SI 86 S SI 86 S SI 88 S SI 88 4-1 9 1B 13 SF9 BB		C SL 87 B CU 80 X FF 93 1-1 ③ P5		1	0	0	0	0	0	0
15 Matt Reynolds, R (6, PH) OBP: 0.274, SLG: 0.298										1	1	0	0	1	0	0
47 Hansel Robles, R (7, 1)										0	0	0	0	0	0	0
12 Juan Lagares, R (8, PH) OBP: 0.311, SLG: 0.396										1	0	0	0	0	0	0
(9, 8)						B FF 92 B FF 88 F FO 92 F FF 92 B FF 92 X FO 88 1-2 E5										

livebaseballscorecards.com

AB	32
R	8
H	8
RBI	7
BB	3
SO	4
LOB	7

Inning Stats																				
	R: 0 E: 0 K: 0 S: 6	H: 1 LOB: 0 BB: 0 P: 10	R: 0 E: 0 K: 1 S: 10	H: 0 LOB: 1 BB: 1 P: 17	R: 0 E: 0 K: 0 S: 5	H: 0 LOB: 0 BB: 0 P: 11	R: 0 E: 0 K: 1 S: 9	H: 0 LOB: 0 BB: 0 P: 13	R: 0 E: 0 K: 0 S: 9	H: 1 LOB: 1 BB: 0 P: 15	R: 7 E: 3 K: 1 S: 37	H: 4 LOB: 1 BB: 1 P: 53	R: 0 E: 0 K: 0 S: 9	H: 1 LOB: 1 BB: 1 P: 20	R: 1 E: 0 K: 1 S: 10	H: 1 LOB: 0 BB: 0 P: 13	1B: 5 2B: 0 3B: 0 HR: 3	SF: 1 SAC: 0 DP: 2 HBP: 0	WP: 1 PB: 0 SB: 0 CS: 0	PA: 36

PITCHER		IP	WLS	BF	H	R	ER	SO	BB	IBB	HBP	BLK	WP	HR	S	P	ERA	WHIP
45 Vance Worley, R ERA: 4.82	(1, 1)	5.1	L	20	3	2	2	2	2	0	0	0	0	0	46	80	3.38	0.938
71 Drew Steckenrider, R ERA: 2.79	(6, 1)	0.1		6	3	5	2	1	0	0	0	0	1	2	22	28	54.00	9.000
25 Junichi Tazawa, R ERA: 5.35	(6, 1)	0.1		2	0	0	0	0	0	0	0	0	0	0	8	11	0.00	0.000
49 Brian Ellington, R ERA: 6.75	(7, 1)	1.0		4	1	0	0	0	1	0	0	0	0	0	9	20	0.00	2.000
40 Javy Guerra, R ERA: 6.35	(8, 1)	1.0		4	1	1	1	1	0	0	0	0	0	1	10	13	9.00	1.000

PITCHER	IP	WLS	BF	H	R	ER	SO	BB	IBB	HBP	BLK	WP	HR	S	P	ERA	WHIP

Miami Marlins @ New York Mets

Citi Field, Flushing, NY

Sun Aug 20 2017, 1:11 PM - 4:04 PM EDT

Att. 26,464 - Sunny - 80 F

TOP

livebaseballscorecards.com

Batter	1	2	3	4	5	6	7	8	9	AB	R	H	RBI	BB	SO	LOB
9 Dee Strange-Gordon, L (1, 4) OBP: 0.333, SLG: 0.352	C SI 93 X SI 95 0-1 27 G3 27 S 21 1B 1B		L SI 93 B FF 94 T CU 88 B FF 95 B CU 87 X CH 88 3-2 ① FC7-4 27 S 21 1B 1-2f		F CH 89 C CU 88 S CU 88 0-3 ② K		F CU 88 F FF 95 B SI 95 F CU 87 X FF 94 1-2 27 HR 2-3 1B	C CH 85 F FF 93 F FF 93 X CU 78 0-2 ③ G1-3		5	3	2	0	0	1	1
27 Giancarlo Stanton, R (1, 9) OBP: 0.382, SLG: 0.644	C SI 95 B SI 95 X SL 89 1-1 ① G3 1-3		B FF 94 T SI 94 1 SAFE F SL 89 1 SAFE F SI 95 F SL 88 1 SAFE B FF 95 2-3 ② S CU 87 K 1-2		B SL 89 B SI 95 X CU 89 2-0 21 1B 1B		1 SAFE X SI 93 0-0 1-H 3-H HR		B SL 83 C FF 92 C SL 84 X FF 91 1-2 ① G6-3	5	1	2	3	0	1	2
21 Christian Yelich, L (1, 8) OBP: 0.364, SLG: 0.427	B FF 96 F CH 88 F SI 95 X SI 96 1-2 13 F9 13 S 3-H 1B		S CU 87 B CH 85 D CH 87 C CH 89 X SI 94 2-2 13 FC5-4 2-H 1B		B CU 88 B CH 87 C SL 88 X SL 90 2-1 1-2 1B		B FF 91 C SL 78 B SL 80 X FF 94 2-1 E7 13 1B		C SL 83 S CH 84 B FF 92 B CH 82 F FF 93 F SL 83 F FF 92 X CH 84 2-2 ② G3	5	1	3	2	0	0	0
13 Marcell Ozuna, R (1, 7) OBP: 0.368, SLG: 0.539	C CH 90 F FF 96 F FF 96 F SI 96 F CU 89 1 SAFE B FF 96 X SL 89 1-2 ② F9 1-3		X SI 96 0-0 ③ FC5-4 1-2f		C SI 94 X SI 95 0-1 ③ F9		C FF 95 S FF 94 F FF 94 X FF 94 0-2 32 BB 2-H 1B		F SL 84 C FF 93 S SL 84 0-3 ③ K	5	0	1	1	0	1	4
11 J.T. Realmuto, R (1, 2) OBP: 0.345, SLG: 0.459	B CH 94 B FF 94 C SI 94 C SI 95 D CU 83 F FF 96 F CH 87 S SI 96 3-3 ③ K			S CU 80 B SI 93 B SI 94 B CU 82 F CU 88 X SL 88 3-2 ① L8		X SI 93 0-0 ① G4-3	C FS 84 F FF 93 B FS 84 F SL 82 S FF 94 1-3 ② K			4	0	0	0	0	2	2
32 Derek Dietrich, L (1, 5) OBP: 0.331, SLG: 0.399		C CU 86 B SI 94 C CH 88 F FF 95 F CU 88 S FF 95 1-3 ① K		X SI 94 0-0 ② F9		C FF 92 F CU 87 B FF 95 C FF 95 1-3 ② K	C SL 80 B SL 81 B SL 82 B FF 94 C FF 94 B SL 82 4-2 1-2 BB			3	0	0	0	1	2	0
18 Tomás Telis, S (1, 3) OBP: 0.263, SLG: 0.370 28 Tyler Moore, R (9, 3) OBP: 0.266, SLG: 0.425		C CU 80 C SL 89 S SI 95 0-3 ② K		B SL 89 X SL 88 1-0 1B		C CU 79 F SL 88 S FF 95 0-3 ③ K	B FF 95 C FF 93 F FF 95 F SL 81 B SL 83 F FF 94 F FF 94 X SL 81 2-2 ③ F8			4 0	0 0	1 0	0 0	0 0	2 0	2 0
19 Miguel Rojas, R (1, 6) OBP: 0.352, SLG: 0.329		C CH 93 F SL 89 B SI 95 B SI 95 X CU 82 2-2 ③ L4		X SI 93 0-0 ③ P3			C CH 91 X SL 88 0-1 9 1B 61 SH2-4 27 HR 1B	B FF 92 B FF 92 C FF 92 F FF 92 X CH 85 2-2 ① G4-3		4	1	1	0	0	0	1
61 Adam Conley, L (1, 1) OBP: 0.235, SLG: 0.188 51 Ichiro Suzuki, L (8, PH) OBP: 0.304, SLG: 0.311 43 Odrisamer Despaigne, R (8, 1) OBP: 0.250, SLG: 0.250 46 Kyle Barraclough, R (8, 1) 29 Brad Ziegler, R (9, 1)			C FF 93 B CU 80 X FF 94 1-1 9 FC7-4 1B		C CU 80 C CH 87 S SI 92 0-3 ① K		X CU 86 0-0 ① SH2-4 1-2	B CU 77 B FF 92 C FF 92 F FF 92 S CH 86 2-3 ② K		2 1 0 0 0	0 0 0 0 0	1 0 0 0 0	0 0 0 0 0	1 1 0 0 0	0 0 0 0 0	0 0 0 0 0

Inning Stats	1	2	3	4	5	6	7	8	9
	R: 1 E: 0 K: 1 S: 18	H: 2 LOB: 1 BB: 0 P: 24	R: 0 E: 0 K: 2 S: 11	H: 0 LOB: 0 BB: 0 P: 14	R: 1 E: 0 K: 1 S: 14	H: 2 LOB: 1 BB: 0 P: 22	R: 0 E: 0 K: 0 S: 6	H: 1 LOB: 1 BB: 0 P: 10	R: 0 E: 0 K: 2 S: 11	H: 2 LOB: 2 BB: 0 P: 15	R: 0 E: 0 K: 2 S: 7	H: 0 LOB: 0 BB: 0 P: 8	R: 4 E: 1 K: 1 S: 26	H: 4 LOB: 2 BB: 1 P: 36	R: 0 E: 0 K: 1 S: 10	H: 0 LOB: 0 BB: 0 P: 14	R: 0 E: 0 K: 1 S: 12	H: 0 LOB: 0 BB: 0 P: 15

1B: 10 2B: 0 3B: 0 HR: 1	SF: 0 SAC: 1 DP: 0 HBP: 0	WP: 0 PB: 0 SB: 3 CS: 0	PA: 40
---	---	---	---

PITCHER		IP	WLS	BF	H	R	ER	SO	BB	IBB	HBP	BLK	WP	HR	S	P	ERA	WHIP
48 Jacob deGrom, R ERA: 3.49	(1, 1)	6.1	L	29	10	5	5	8	0	0	0	0	0	1	75	102	7.11	1.579
49 Josh Smoker, L ERA: 6.59	(7, 1)	0.2		5	1	1	0	1	1	0	0	0	0	0	18	27	0.00	3.000
62 Erik Goeddel, R ERA: 3.54	(8, 1)	1.0		3	0	0	0	1	0	0	0	0	0	0	10	14	0.00	0.000
51 Paul Sewald, R ERA: 4.05	(9, 1)	1.0		3	0	0	0	1	0	0	0	0	0	0	12	15	0.00	0.000

PITCHER		IP	WLS	BF	H	R	ER	SO	BB	IBB	HBP	BLK	WP	HR	S	P	ERA	WHIP

AB	38
R	6
H	11
RBI	6
BB	1
SO	11
LOB	12

Miami Marlins @ New York Mets

Citi Field, Flushing, NY

Sun Aug 20 2017, 1:11 PM - 4:04 PM EDT

Att. 26,464 - Sunny - 80 F

livebaseballscorecards.com

Batter	1	2	3	4	5	6	7	8	9	AB	R	H	RBI	BB	SO	LOB
12 Juan Lagares, R (1, 8) OBP: 0.301, SLG: 0.383	C FF 88 X FF 89 0-1 ① P5		B FF 88 C CH 81 B FF 88 F FF 87 F FF 89 S SL 86 2-3 ① K		B FF 90 S FF 89 X FF 91 1-1 ③ G6-3			C FF 92 X FC 84 0-1 ① G1-3		4	0	0	0	0	1	1
30 Michael Conforto, L (1, 9) OBP: 0.382, SLG: 0.551	C FF 89 B FF 89 F FF 89 B SL 86 F FF 90 S SL 87 2-3 ② K2-3		B FF 89 B CH 82 X FF 89 2-0 ② F7			C SL 83 C SL 84 B SL 85 S SL 86 1-3 ① K2-3		B FC 86 F FC 86 B FC 85 B SI 92 C SI 92 B FC 86 4-2 52 2B 4 SF7 BB		3	1	0	0	1	2	0
52 Yoenis Cespedes, R (1, 7) OBP: 0.328, SLG: 0.518	C FF 90 B FF 90 F FF 90 B FF 92 X FF 91 2-2 HR		C FF 89 B CH 83 B CH 83 F FF 89 F CH 81 B FF 91 S SL 86 3-3 ③ K			S CH 82 S SL 85 S FF 92 0-3 ② K		B SI 91 B SI 91 X SI 94 2-0 18 1B 1-3 2-H 2B		4	2	2	2	0	2	0
4 Wilmer Flores, R (1, 5) OBP: 0.317, SLG: 0.493	F FF 90 B CH 84 X CH 84 1-1 ③ F9			C FF 88 F FF 88 F SL 86 H SL 86 1-2 18 BB HBP		C FF 90 C SL 85 S FF 92 0-3 ③ K		B FF 95 X SL 79 1-0 ② SF7 3-H		2	0	0	1	0	1	0
18 Travis d'Arnaud, R (1, 2) OBP: 0.279, SLG: 0.400		B FF 88 B FF 89 S FF 88 F CH 83 F FF 90 B FF 90 S FF 90 3-3 ① K		S CH 81 B SL 88 S FF 89 B FF 90 F FF 88 D CH 83 B FF 90 4-2 22 G6-3 1-2 BB			C FF 87 X FF 88 0-1 1 FC6-4 1B	B SL 80 C FF 96 F FF 96 D SL 81 B SL 78 F FF 96 F FF 96 X FF 96 3-2 2-H 1B		3	0	2	1	1	1	0
1 Amed Rosario, R (1, 6) OBP: 0.265, SLG: 0.409		C FF 89 B FF 89 X CH 83 1-1 48 WP 2 BB 1B		F FF 88 X FF 88 0-1 ① P3			B FF 88 X FF 88 1-0 ① FC6-4 1-2f	B FF 96 F FF 95 C SL 80 T FF 97 1-2 ③ K		4	0	1	0	0	1	4
22 Dominic Smith, L (1, 3) OBP: 0.176, SLG: 0.333		1 SAFE 1 SAFE C FF 88 C FF 88 S SL 85 0-3 ② K		F SL 84 D SL 85 B FF 89 X FF 89 2-1 ② ③ G6-3 1-2f			C FF 87 S SL 82 F SL 83 S SL 84 0-3 ② K		C SI 83 B CH 75 S CH 75 S CU 75 1-3 ① K	4	0	0	0	0	3	4
2 Gavin Cecchini, R (1, 4) OBP: 0.316, SLG: 0.444		B FF 89 C FF 88 D CH 83 B FF 88 B FF 89 4-1 48 WP 1-2 BB			C FF 88 C FF 88 B FF 88 F FF 89 S CH 82 1-3 ① K		X CH 80 0-0 ③ P2		B SI 83 X SI 83 1-0 13 G4-6-3 1B	3	0	1	0	1	1	1
48 Jacob deGrom, L (1, 1) OBP: 0.237, SLG: 0.293 49 Josh Smoker, L (7, 1) 62 Erik Goeddel, R (8, 1) 9 Brandon Nimmo, L (8, PH) OBP: 0.392, SLG: 0.326 51 Paul Sewald, R (9, 1) 13 Asdrúbal Cabrera, S (9, PH) OBP: 0.329, SLG: 0.393		B FF 89 F FF 90 F FF 89 D SL 86 S SL 86 2-3 ③ K 1-2 2-3			F FF 88 B FF 89 X FF 90 1-1 ② L7			B FF 90 X FF 90 1-0 52 2B 2B	X SI 84 0-0 ② ③ G4-6-3 1-2f	2 0 0 1 0 0	0 0 0 1 0 1	0 0 0 1 0 0	0 0 0 0 0 0	1 0 0 0 0 0	2 0 0 0 0 1	2 0 0 0 0 0
Inning Stats	R: 1 E: 0 K: 1 S: 11 H: 1 LOB: 0 BB: 0 P: 16	R: 0 E: 0 K: 3 S: 13 H: 1 LOB: 2 BB: 1 P: 23	R: 0 E: 0 K: 2 S: 9 H: 0 LOB: 0 BB: 0 P: 16	R: 0 E: 0 K: 0 S: 10 H: 0 LOB: 1 BB: 1 P: 17	R: 0 E: 0 K: 1 S: 8 H: 0 LOB: 0 BB: 0 P: 11	R: 0 E: 0 K: 3 S: 9 H: 0 LOB: 0 BB: 0 P: 10	R: 0 E: 0 K: 1 S: 8 H: 1 LOB: 1 BB: 0 P: 9	R: 3 E: 0 K: 1 S: 15 H: 3 LOB: 1 BB: 1 P: 27	R: 0 E: 0 K: 1 S: 5 H: 1 LOB: 0 BB: 0 P: 7	1B: 4 2B: 2 3B: 0 HR: 1 SF: 1 SAC: 0 DP: 2 HBP: 1						

BOTTOM

AB	31
R	4
H	7
RBI	4
BB	3
SO	13
LOB	13

WP: 1 PA: 36
PB: 0
SB: 0
CS: 0

PITCHER		IP	WLS	BF	H	R	ER	SO	BB	IBB	HBP	BLK	WP	HR	S	P	ERA	WHIP
61 Adam Conley, L ERA: 4.93	(1, 1)	7.0	W	26	3	1	1	11	2	0	1	0	1	1	68	102	1.29	0.714
43 Odrisamer Despaigne, R ERA: 5.17	(8, 1)	0.1		4	2	3	3	0	1	0	0	0	0	0	6	13	81.00	9.000
46 Kyle Barraclough, R ERA: 3.31	(8, 1)	0.2	H	3	1	0	0	1	0	0	0	0	0	0	9	14	0.00	1.500
29 Brad Ziegler, R ERA: 5.11	(9, 1)	1.0	S	3	1	0	0	1	0	0	0	0	0	0	5	7	0.00	1.000

PITCHER	IP	WLS	BF	H	R	ER	SO	BB	IBB	HBP	BLK	WP	HR	S	P	ERA	WHIP

Batter	1	2	3	4	5	6	7	8	9	10	AB	R	H	RBI	BB	SO	LOB
6 David Peralta, L (1, 7) OBP: 0.352, SLG: 0.464	C SI 94 B SI 94 F SI 94 B CU 81 B SI 93 X SI 94 3-2 F7 ①		C SL 90 X CH 86 0-1 E1 11 FC5 1-2		X CH 85 0-0 G3-1 ①		F CU 69 B FF 87 F CU 69 S CU 70 1-3 K ②			1 SAFE B CH 84 B FF 93 C FF 92 L FF 93 D CH 87 F CH 86 X FF 94 3-2 G3-1 ① 1-2	5	0	0	0	0	1	3
11 AJ Pollock, R (1, 8) OBP: 0.321, SLG: 0.446	F SI 94 X SI 94 0-1 G5-3 ②		C SL 91 X SL 90 0-1 FC5 ③ 1-2 2-3f		C FF 92 B SI 90 F SI 93 X CU 81 1-2 L6 ②		B CU 69 B CU 70 C FF 89 C CH 80 S CU 71 2-3 K ③			B FF 92 D CH 86 C FF 94 X FF 94 2-1 2-H HR	5	1	1	2	0	1	3
22 Jake Lamb, L (1, 5) OBP: 0.370, SLG: 0.530	B SI 94 B SI 94 X SI 94 2-0 L7 ③			B CU 79 B CU 79 B SI 93 C SI 92 D CH 86 4-1 44 G1-3 28 1B BB	S CH 87 B SI 93 B CH 87 F FF 93 X SI 94 2-2 L7 ③			C CU 70 B FF 88 F FF 88 B CU 71 B CU 71 D CU 71 4-2 44 G6-4-3 1 BB		B CH 86 B FF 93 X CH 86 2-0 P6 ②	3	1	0	0	2	0	0
44 Paul Goldschmidt, R (1, 3) OBP: 0.424, SLG: 0.586		C SI 92 B FF 94 B SL 90 C SL 88 F SI 93 X SI 93 2-2 G5-3 ①		C SI 93 C SL 90 B SI 93 X SL 91 1-2 G1-3 ① 1-2		C SL 88 B SI 93 B FF 93 X SL 88 2-1 F8 ①		C SL 81 D SL 83 S FF 91 B FF 92 X SL 83 2-2 G6-4-3 ①② 1-2f		C CU 77 B CH 87 X FF 94 1-1 G4-3 ③	5	0	0	0	0	0	2
28 J.D. Martinez, R (1, 9) OBP: 0.366, SLG: 0.609		C FF 94 T SI 94 X SI 94 0-2 F8 ②		X SI 93 0-0 3 1B 2-H 1B		F CU 80 B FF 94 F SL 89 F SI 92 X CU 82 1-2 G5-3 ②		F SL 84 B FF 93 S FF 93 F SL 84 X FF 93 1-2 F9 ③			4	0	1	1	0	0	0
3 Daniel Descalso, L (1, 4) OBP: 0.338, SLG: 0.392		B SI 94 X SI 94 1-0 F8 ③		C CU 80 D CH 87 F SI 93 X CU 82 1-2 2 HBP 2-3 1B		C SI 92 C CH 86 B SI 93 X CU 82 1-2 1B			C CU 75 B SL 80 C SI 92 F SL 80 B CH 85 C FF 92 2-3 K ①		4	0	2	0	0	1	0
4 Ketel Marte, S (1, 6) OBP: 0.344, SLG: 0.448			B SI 92 X FF 94 1-0 F7 ① F FF 93 1 SAFE B CU 78 X CU 79 1-1 L9 ②		1 SAFE F SL 90 B SI 92 X CH 84 1-1 G1-3 ③				B CU 75 S CH 85 C CH 86 B FF 94 B SL 79 S CH 84 3-3 K ②		4	0	0	0	0	1	3
2 Jeff Mathis, R (1, 2) OBP: 0.276, SLG: 0.322 8 Chris Iannetta, R (6, 2) OBP: 0.316, SLG: 0.473			C SI 94 B SL 91 S SL 90 S SL 90 1-3 K ② L SI 92 H SI 93 1-1 1-2 HBP				C FF 92 X SL 90 0-1 1B		B SL 81 B SL 80 C SL 79 S SL 79 X SL 80 2-2 L5 ③		1	0	0	0	0	1	0
			C FF 93 C SL 90 B SL 90 B CU 82 X SI 94 2-2 11 FC5 6 E 1B	B SI 93 B SI 93 S SI 93 B SI 93 F FF 92 C FF 94 3-3 K ③			F FF 92 C SI 94 B SI 93 S SI 92 1-3 K ①		B CU 78 B FF 92 B FF 93 B FF 93 4-0 6 G3-1 11 HR BB	2	0	1	0	0	1	3
99 Taijuan Walker, R (1, 1) 29 Jorge De La Rosa, L (6, 1) 47 David Hernandez, R (8, 1) 27 Brandon Drury, R (7, PH) 40 Andrew Chafin, R (7, 1) 25 Archie Bradley, R (7, 1) 54 Jimmie Sherfy, R (8, 1) 5 Grégor Blanco, L (10, PH) 56 Fernando Rodney, R (10, 1)											0	0	0	0	0	0	0
											0	0	0	0	0	0	0
											1	0	0	0	0	1	1
											0	0	0	0	0	0	0
											0	0	0	0	0	0	0
											0	0	0	0	0	0	0
											0	1	0	0	1	0	0
											0	0	0	0	0	0	0
Inning Stats	R: 0 E: 0 K: 0 S: 6 H: 0 LOB: 0 BB: 0 P: 11	R: 0 E: 0 K: 0 S: 8 H: 0 LOB: 0 BB: 0 P: 11	R: 0 E: 1 K: 1 S: 11 H: 1 LOB: 2 BB: 0 P: 15	R: 1 E: 0 K: 1 S: 14 H: 2 LOB: 3 BB: 1 P: 25	R: 0 E: 0 K: 0 S: 7 H: 0 LOB: 0 BB: 0 P: 10	R: 0 E: 0 K: 0 S: 11 H: 1 LOB: 1 BB: 0 P: 16	R: 0 E: 0 K: 3 S: 11 H: 1 LOB: 1 BB: 0 P: 15	R: 0 E: 0 K: 0 S: 9 H: 0 LOB: 0 BB: 1 P: 16	R: 0 E: 0 K: 2 S: 10 H: 0 LOB: 0 BB: 0 P: 17	R: 2 E: 0 K: 0 S: 9 H: 1 LOB: 0 BB: 1 P: 21	1B: 5 2B: 0 3B: 0 HR: 1 SF: 0 SAC: 0 DP: 1 HBP: 1	WP: 0 PB: 0 SB: 0 CS: 0 PA: 40					

PITCHER		IP	WLS	BF	H	R	ER	SO	BB	IBB	HBP	BLK	WP	HR	S	P	ERA	WHIP
65 Robert Gsellman, R ERA: 5.65	(1, 1)	6.1		27	5	1	1	3	1	0	1	0	0	0	62	94	1.42	0.947
39 Jerry Blevins, L ERA: 2.75	(7, 1)	0.2		3	0	0	0	2	1	0	0	0	0	0	8	15	0.00	1.500
51 Paul Sewald, R ERA: 3.98	(8, 1)	1.0		2	0	0	0	0	0	0	0	0	0	0	7	10	0.00	0.000
44 AJ Ramos, R ERA: 3.78	(9, 1)	1.0		3	0	0	0	2	0	0	0	0	0	0	10	17	0.00	0.000
62 Erik Goeddel, R ERA: 4.22	(10, 1)	1.0	L	5	1	2	2	0	1	0	0	0	0	1	9	21	18.00	2.000

PITCHER	IP	WLS	BF	H	R	ER	SO	BB	IBB	HBP	BLK	WP	HR	S	P	ERA	WHIP

TOP

Arizona Diamondbacks @ New York Mets

Citi Field, Flushing, NY

Mon Aug 21 2017, 7:13 PM - 10:58 PM EDT

Att. 24,265 - Partly Cloudy - 83 F

livebaseballscorecards.com

AB	36
R	3
H	6
RBI	3
BB	3
SO	7
LOB	15

Batter	1	2	3	4	5	6	7	8	9	10	AB	R	H	RBI	BB	SO	LOB
9 Brandon Nimmo, L (1, 8) OBP: 0.382, SLG: 0.340	C FF 95 B FF 94 F FF 94 X FF 96 1-2 30 FC1-5 2B	D FS 90 F FF 96 B FF 95 F SI 91 B FF 95 X FS 90 3-2 ③ F8			X FF 93 0-0 ① G4-3		X SL 82 0-0 ① SH1-3 2-3		C SL 76 B FF 93 B CH 88 C SL 75 B SL 77 C FF 93 3-3 ② K		4	0	1	0	0	1	3
13 Asdrúbal Cabrera, S (1, 4) OBP: 0.328, SLG: 0.389	X FF 95 0-0 ① L7		B SI 93 C FS 89 C FF 94 B FC 87 X FF 95 2-2 ① F9		B FS 89 X FS 89 1-0 ② G3-1		B FF 96 C FF 96 B FF 96 B FF 96 B FF 97 4-1 30 BB 52 1B BB		C FF 94 B SL 76 B CH 90 X FF 94 2-1 ③ P5		4	0	0	0	1	0	1
30 Michael Conforto, L (1, 9) OBP: 0.385, SLG: 0.559	D CU 76 B CU 74 C FF 94 S FS 89 X FS 89 2-2 ② FC1-5 2-3		B FS 88 B FS 89 B FF 92 C FF 93 C FF 93 X FS 88 3-2 52 1B 1B		B CU 74 C FS 88 S FF 94 F FC 86 F FC 85 B FS 87 B FF 94 T FS 88 3-2 ③ K		B FF 97 F FF 97 F KC 83 B FF 97 B FF 97 B FF 97 4-2 52 1B 1-2 BB			B SI 91 C SI 92 B CH 81 F CH 82 X SI 92 2-2 HR	4	1	2	1	1	1	1
52 Yoenis Cespedes, R (1, 7) OBP: 0.332, SLG: 0.519	C FF 94 F FF 94 B FF 95 D FC 88 B FC 86 F CU 76 S FF 96 3-3 ③ K		F FF 93 F CU 74 B FF 95 B FC 86 B FF 94 X FS 88 3-2 4 G6-4-3 1-2 1B			C FC 86 B FF 95 B FC 87 X FS 88 2-1 1 1B 4 G3-1 1B	C KC 82 F KC 84 B FF 97 D KC 83 X FF 97 2-2 ② 1-2 2-H 3-H 1B			B SI 94 B CH 81 F SI 93 F SI 92 F CH 83 X CH 82 2-2 ① P3	5	0	3	1	0	1	1
4 Wilmer Flores, R (1, 5) OBP: 0.316, SLG: 0.488		C FF 94 B FF 96 X FF 95 1-1 1 PB 22 1B 1B	B FF 95 S FC 87 X SI 93 1-1 ② ③ G6-4-3 1-2f			C FF 94 X FC 87 0-1 ① G3-1 1-2	S FF 96 B KC 84 F FF 97 X FF 95 1-2 ③ P2			C SI 94 C CH 84 F FF 94 F FF 95 B CH 85 F CH 84 B SL 86 F FF 94 F SI 96 2-2 ② F CH 85 X FF 95 G4-3	5	0	1	0	0	0	5
22 Dominic Smith, L (1, 3) OBP: 0.179, SLG: 0.316		C FF 95 S FF 94 F FF 96 X SI 91 0-2 1 PB 1-2 1B	B CU 73 S FS 88 C SI 94 F FF 94 F FS 89 B FS 90 X FF 96 2-2 ① G6-3			S FC 86 F FC 86 F FF 93 B FF 93 F FS 85 F FC 88 F FF 93 S FS 86 1-3 ② K		B FF 93 B KC 81 B FF 94 C FF 93 X FF 94 3-1 ① F7		B CH 84 B FF 95 S CH 84 B CH 84 X CH 85 3-1 ③ F7	5	0	1	0	0	1	1
1 Amed Rosario, R (1, 6) OBP: 0.264, SLG: 0.400		B FS 89 S CU 75 S FC 87 F FF 95 S FC 86 1-3 ① K 1-2 2-3	C FF 94 B FC 88 F FC 88 F FF 95 X CU 76 1-2 ② G5-3			B SI 93 B FC 86 X FC 88 2-0 26 S 2-3 1B		B FF 94 C FF 94 S KC 82 S KC 83 1-3 ② K			4	0	1	0	0	2	2
26 Kevin Plawecki, R (1, 2) OBP: 0.257, SLG: 0.333 39 Jerry Blevins, L (7, 1) 51 Paul Sewald, R (8, 1) 12 Juan Lagares, R (8, PH) OBP: 0.298, SLG: 0.379 44 AJ Ramos, R (9, 1) 62 Erik Goeddel, R (10, 1)		B FF 95 B FC 87 2-0 IBB	C FC 84 X FF 96 0-1 2B			B FC 87 B FC 85 X SI 94 2-0 ③ G1-3 1-2		B KC 80 F FF 94 B KC 80 F KC 81 X FF 93 2-2 ③ G6-3			2 0 0 0 1 0 0	0 0 0 0 0 0 0	1 0 0 0 0 0 0	0 0 0 0 0 0 0	1 0 0 0 0 0 0	0 0 0 0 0 0 0	2 0 0 0 0 0 0
65 Robert Gsellman, R (1, 1) OBP: 0.258, SLG: 0.154 18 Travis d'Arnaud, R (7, 2) OBP: 0.280, SLG: 0.405		B FC 86 C FF 95 C FF 96 C FC 87 1-3 ② K	X FC 86 0-0 ③ G1-3				B SI 94 B SI 94 F SI 94 T SI 94 X SI 95 2-2 9 SH1-3 52 1B 2B		B SL 77 C FF 92 C SL 78 F SL 79 F FF 94 F SL 78 X SL 79 1-2 ① G6-3		2 2	0 1	0 1	0 0	0 0	1 0	4 0
Inning Stats	R: 0 E: 0 K: 1 S: 11 H: 1 LOB: 1 BB: 0 P: 17	R: 0 E: 0 K: 2 S: 16 H: 2 LOB: 3 BB: 1 P: 24	R: 0 E: 0 K: 0 S: 11 H: 2 LOB: 1 BB: 0 P: 20	R: 0 E: 0 K: 0 S: 12 H: 1 LOB: 1 BB: 0 P: 15	R: 0 E: 0 K: 1 S: 7 H: 0 LOB: 0 BB: 0 P: 11	R: 0 E: 0 K: 1 S: 13 H: 2 LOB: 2 BB: 0 P: 20	R: 1 E: 0 K: 0 S: 13 H: 2 LOB: 2 BB: 2 P: 26	R: 0 E: 0 K: 1 S: 8 H: 0 LOB: 0 BB: 0 P: 14	R: 0 E: 0 K: 1 S: 11 H: 0 LOB: 0 BB: 0 P: 17	R: 1 E: 0 K: 0 S: 18 H: 1 LOB: 0 BB: 0 P: 27	1B: 7 2B: 3 3B: 0 HR: 1	SF: 0 SAC: 1 DP: 1 HBP: 0	WP: 0 PB: 1 SB: 1 CS: 0	PA: 42			

PITCHER		IP	WLS	BF	H	R	ER	SO	BB	IBB	HBP	BLK	WP	HR	S	P	ERA	WHIP
99 Taijuan Walker, R ERA: 3.66	(1, 1)	5.1		23	7	0	0	4	0	1	0	0	0	0	61	93	0.00	1.312
29 Jorge De La Rosa, L ERA: 4.67	(6, 1)	0.1	H	1	0	0	0	1	0	0	0	0	0	0	7	8	0.00	0.000
47 David Hernandez, R ERA: 2.79	(6, 1)	0.1	H	2	1	0	0	0	0	0	0	0	0	0	2	6	0.00	3.000
40 Andrew Chafin, L ERA: 2.74	(7, 1)	0.1	H	2	1	1	1	0	0	0	0	0	0	0	4	6	27.00	3.000
25 Archie Bradley, R ERA: 1.29	(7, 1)	1.2	B	7	1	0	0	1	2	0	0	0	0	0	17	34	0.00	1.800
54 Jimmie Sherfy, R ERA:	(9, 1)	1.0	W	3	0	0	0	1	0	0	0	0	0	0	11	17	0.00	0.000
56 Fernando Rodney, R ERA: 4.91	(10, 1)	1.0	S	4	1	1	1	0	0	0	0	0	0	1	18	27	9.00	1.000

BOTTOM

Arizona Diamondbacks @ New York Mets

Citi Field, Flushing, NY

Mon Aug 21 2017, 7:13 PM - 10:58 PM EDT

Att. 24,265 - Partly Cloudy - 83 F

livebaseballscorecards.com

AB	38
R	2
H	11
RBI	2
BB	3
SO	7
LOB	20

Batter	1	2	3	4	5	6	7	8	9	AB	R	H	RBI	BB	SO	LOB
6 David Peralta, L (1, 7) OBP: 0.353, SLG: 0.462	C FF 88 B FF 87 S FF 88 B FF 88 F FF 88 X CU 75 2-2 G4-3		S FC 86 B FC 87 X CU 75 1-1 G4-3		B CU 75 F CU 74 B FF 87 C FF 85 F FF 87 F CU 70 B CU 72 B FC 86 4-2 11 G1-3 44 2B BB		B SI 93 X SI 90 1-0 44 BB 8 BB 1-2 1B	X CH 88 0-0 L4		4	1	1	0	1	0	1
8 Chris Iannetta, R (1, 2) OBP: 0.323, SLG: 0.479	F FF 88 B FC 88 C FF 88 B FF 89 X FF 88 2-2 44 2B 28 HR 1B		F FF 88 B CH 80 S CH 80 B FF 88 B CH 80 F CH 80 X FF 88 3-2 11 E 2B		B FF 87 C CH 79 C FF 86 B FF 86 B CH 78 X FF 87 3-2 F7		B SL 84 B SL 83 B SI 91 F SI 91 B SI 94 4-1 44 BB 1-2 2-3 BB		F SL 85 X SI 95 0-1 F9	4	2	2	0	1	0	1
11 AJ Pollock, R (1, 8) OBP: 0.316, SLG: 0.439	B FF 88 F CU 78 C FF 89 B FC 88 X FF 88 2-2 P3		C FF 87 B CH 81 B FF 88 S CH 80 F FF 87 F FF 87 B FF 88 X CH 80 3-2 E6 2-H		F FF 87 B FC 85 F FF 86 X CH 79 1-2 G1-3 1-2		X SI 96 0-0 F8		B SI 93 B SL 86 X FF 94 2-0 G6-3	5	0	0	0	0	0	5
44 Paul Goldschmidt, R (1, 3) OBP: 0.426, SLG: 0.589	C FF 88 B FF 89 B FF 87 X FF 88 2-1 28 HR 1-3 2B		1 SAFE B FF 86 C CH 80 1 SAFE X CH 80 1-1 F8		C SL 82 B SL 82 B SI 94 S SI 93 F SL 84 X SI 93 2-2 2-H 2B		D SL 86 B SL 86 C SI 95 B FF 95 B SI 95 4-1 1-2 2-3 3-H BB		S CH 87 B CH 88 C SL 85 X SL 89 1-2 G3	4	1	2	2	1	0	1
28 J.D. Martinez, R (1, 9) OBP: 0.365, SLG: 0.614	X CU 77 0-0 2-H 3-H HR		C FF 87 C FF 87 B FF 87 1 SAFE F CH 80 B FF 88 S FF 88 2-3 K		S SI 93 D CH 80 B SL 85 X SL 82 2-1 P4		C FF 96 F SI 94 S FF 96 0-3 K			4	1	1	3	0	2	5
27 Brandon Drury, R (1, 4) OBP: 0.323, SLG: 0.445	B FF 87 F CH 81 S CH 81 B FC 87 B FF 88 X CH 81 3-2 G1-3			C FF 86 B FF 87 B CH 81 F CH 80 X FF 88 2-2 L9		S SI 93 B SL 86 C SL 84 B CH 81 X SL 84 2-2 G5-3	C SL 87 D SL 87 F SI 95 X FF 96 1-2 F7			4	0	0	0	0	0	3
4 Ketel Marte, S (1, 6) OBP: 0.341, SLG: 0.442		C CU 74 F CH 80 B FF 86 S CU 75 1-3 K2-3		F CU 76 F CU 72 C FF 88 0-3 K	B SL 82 S CH 80 B SI 93 B CH 81 F SI 93 X SL 82 3-2 L6			C SI 94 B SI 93 X CH 89 1-1 46 SH1-4 1B		4	0	1	0	0	2	0
9 Adam Rosales, R (1, 5) OBP: 0.275, SLG: 0.357		B FC 86 X CH 81 1-0 G6-3		C CU 74 X CH 79 0-1 HR	S SI 93 B CH 82 S SL 85 F SL 86 S CH 81 1-3 K			B SI 95 C SI 95 C SL 88 B FF 96 X SL 86 2-2 F8		4	1	1	1	0	1	1
46 Patrick Corbin, L (1, 1) OBP: 0.157, SLG: 0.065 55 Matt Koch, L (9, 1) 40 Andrew Chafin, R (9, 1) 56 Fernando Rodney, R (9, 1)		C FF 87 B FF 87 C CU 74 B FF 87 B CU 75 C FF 87 3-3 K		S FF 87 F CU 74 S FF 86 0-3 K			B SI 92 B SI 92 C SI 92 B FF 90 B SI 90 4-1 8 BB 6 1B 44 BB BB	1 SAFE B SI 92 X SI 92 1-0 SH1-4 1-2		2 0 0 0	1 0 0 0	0 0 0 0	1 0 0 0	2 0 0 0	0 0 0 0
Inning Stats	R: 3 E: 0 K: 0 S: 16 H: 3 LOB: 0 BB: 0 P: 27	R: 0 E: 0 K: 2 S: 7 H: 0 LOB: 0 BB: 0 P: 12	R: 1 E: 1 K: 1 S: 17 H: 1 LOB: 1 BB: 0 P: 27	R: 1 E: 0 K: 2 S: 11 H: 1 LOB: 0 BB: 0 P: 13	R: 1 E: 0 K: 0 S: 16 H: 1 LOB: 1 BB: 1 P: 28	R: 0 E: 0 K: 1 S: 10 H: 0 LOB: 0 BB: 0 P: 16	R: 1 E: 0 K: 1 S: 11 H: 1 LOB: 3 BB: 3 P: 25	R: 0 E: 0 K: 0 S: 7 H: 1 LOB: 1 BB: 0 P: 11	R: 0 E: 0 K: 0 S: 6 H: 0 LOB: 0 BB: 0 P: 9	1B: 3 2B: 3 3B: 0 HR: 2	SF: 0 SAC: 1 DP: 0 HBP: 0					

PITCHER	IP	WLS	BF	H	R	ER	SO	BB	IBB	HBP	BLK	WP	HR	S	P	ERA	WHIP
29 Tommy Milone, L (1, 1) ERA: 8.12	4.2	L	21	5	6	5	5	1	0	0	0	0	2	61	97	9.64	1.286
61 Kevin McGowan, R (5, 1) ERA: 6.75	1.1		8	2	1	1	1	2	0	0	0	0	0	19	38	6.75	3.000
47 Hansel Robles, R (7, 1) ERA: 3.95	3.0		11	1	0	0	1	1	0	0	0	0	0	21	33	0.00	0.667

PITCHER	IP	WLS	BF	H	R	ER	SO	BB	IBB	HBP	BLK	WP	HR	S	P	ERA	WHIP

TOP

Arizona Diamondbacks @ New York Mets

Citi Field, Flushing, NY

Tue Aug 22 2017, 7:12 PM - 10:14 PM EDT

Att. 25,220 - Partly Cloudy - 85 F

livebaseballscorecards.com

AB	35
R	7
H	8
RBI	6
BB	4
SO	7
LOB	17

WP: 0 PA: 40
PB: 0
SB: 0
CS: 0

BOTTOM

Arizona Diamondbacks @ New York Mets

Citi Field, Flushing, NY

Tue Aug 22 2017, 7:12 PM - 10:14 PM EDT

Att. 25,220 - Partly Cloudy - 85 F

livebaseballscorecards.com

Batter	1	2	3	4	5	6	7	8	9	AB	R	H	RBI	BB	SO	LOB
12 Juan Lagares, R (1, 8) OBP: 0.289, SLG: 0.367	C FF 91 C SL 78 S SL 82 0-3 ① **K**		D SL 79 B FF 92 D SL 80 C FF 91 X FF 93 3-1 ① **FC5** 13 G5-4-3 1-2 2-3f			X FF 89 0-0 ① **F7**		B FF 90 C SL 78 S SL 78 X FF 92 1-2 ③ **F7**		4	0	0	0	0	1	2
13 Asdrúbal Cabrera, S (1, 5) OBP: 0.327, SLG: 0.386	C SL 79 F CH 84 F FF 94 B SI 93 C FF 94 1-3 ② **K**		B SL 81 S SL 80 X SL 81 1-1 ②③ **G5-4-3** 1-2f			C CH 80 B SL 80 X SL 82 1-1 ② **G6-3**			B FF 91 F FF 92 B FC 90 B FF 92 B FF 92 4-1 **22 2B 52 1B BB**	3	1	0	0	1	1	2
52 Yoenis Cespedes, R (1, 7) OBP: 0.341, SLG: 0.524	B SI 93 B SL 78 B SL 79 X SI 92 3-0 **1B**			B SL 76 F FF 90 C FF 91 B FF 93 F SL 80 B FF 93 F SL 83 B CH 81 4-2 **4 G4-6-3 BB**		B CH 81 C SL 79 X FF 91 1-1 **1B**			C FF 89 X FF 91 0-1 **22 2B 15 G6-3 1B** 1-2	3	1	3	0	1	0	0
4 Wilmer Flores, R (1, 3) OBP: 0.313, SLG: 0.483	X SI 92 0-0 ③ **G1-3**			C SI 92 B SL 81 X SI 92 1-1 ①② **G4-6-3** 1-2f		C SI 91 D SL 81 X SI 91 1-1 ③ **G5-3**			C FF 91 X CH 86 0-1 **1 3B 2B** 1-3 2-H	3	0	0	0	0	0	3
18 Travis d'Arnaud, R (1, 2) OBP: 0.278, SLG: 0.402 61 Kevin McGowan, R (5, 1) 9 Brandon Nimmo, L (7, 9) OBP: 0.368, SLG: 0.327 47 Hansel Robles, R (7, 1) 22 Dominic Smith, L (9, PH) OBP: 0.200, SLG: 0.359		B SI 90 X SI 91 1-0 ① **G6-3**		F SI 91 C SL 80 S SL 80 0-3 ③ **K2-3**			C FF 89 B SL 81 C SL 81 B SL 81 B FF 92 F SL 81 X SL 80 3-2 ① **G1-3**		F SL 82 B SL 81 C FF 93 T SL 84 1-2 ① **K**	2 0 2 0 1	0 0 0 0 1	0 0 0 0 1	0 0 0 0 1	0 0 1 0 0	1 0 0 0 0	0 0 2 0 0
15 Matt Reynolds, R (1, 9) OBP: 0.258, SLG: 0.279 (7, 3)		C SL 78 T SI 92 S SL 82 0-3 ② **K**			C SI 89 B SL 80 F SI 91 S SL 83 1-3 ① **K**		C SL 78 F CH 83 C FF 92 0-3 ② **K**		F SI 94 B SI 96 B SI 94 T SI 93 F SI 94 D SL 84 X FF 95 3-2 ② **G6-3** 3-H	4	0	0	1	0	3	1
1 Amed Rosario, R (1, 6) OBP: 0.276, SLG: 0.473		C SI 94 F SL 80 B SI 92 X SL 82 1-2 ③ **G6-3**			S SL 78 X SL 80 0-1 **HR**		C FF 91 B SL 81 X SI 91 1-1 ③ **G4-3**		S SI 95 X SL 82 0-1 **3B** 2-H	4	1	2	2	0	0	0
2 Gavin Cecchini, R (1, 4) OBP: 0.304, SLG: 0.409			C SI 89 F FF 90 F SL 81 X SL 80 0-2 **12 FC5 29 BB 1B**		B SI 89 B SI 91 C SL 78 C SL 80 F SL 81 F SI 92 F SL 82 B CH 82 F FF 93 3-2 ② **L8** X SL 80			B CH 80 B SI 89 F SI 90 F FF 90 X SI 91 2-2 ① **G3-1**	C FF 94 X CH 82 0-1 ③ **G5-3**	4	0	1	0	0	0	1
29 Tommy Milone, L (1, 1) OBP: 0.300, SLG: 0.125 26 Kevin Plawecki, R (5, 2) OBP: 0.243, SLG: 0.313			B FF 90 B FF 91 C FF 90 B FF 91 T FF 89 B CH 87 4-2 **12 FC5 BB** 1-2		C SI 91 B CH 82 X SL 79 1-1 ③ **G4-3**			B SI 90 X SI 89 1-0 ② **G6-3**		0 2	0 0	0 0	0 0	1 0	0 0	0 0
Inning Stats	R: 0 E: 0 K: 2 S: 9 H: 1 LOB: 1 BB: 0 P: 13	R: 0 E: 0 K: 1 S: 7 H: 0 LOB: 0 BB: 0 P: 9	R: 0 E: 0 K: 0 S: 10 H: 1 LOB: 1 BB: 1 P: 18	R: 0 E: 0 K: 1 S: 9 H: 0 LOB: 0 BB: 1 P: 14	R: 1 E: 0 K: 1 S: 14 H: 1 LOB: 0 BB: 0 P: 19	R: 0 E: 0 K: 0 S: 7 H: 1 LOB: 1 BB: 0 P: 10	R: 0 E: 0 K: 1 S: 9 H: 0 LOB: 0 BB: 0 P: 13	R: 0 E: 0 K: 0 S: 7 H: 0 LOB: 0 BB: 0 P: 11	R: 3 E: 0 K: 1 S: 16 H: 3 LOB: 1 BB: 1 P: 24	1B: 4 2B: 1 3B: 1 HR: 1 SF: 0 SAC: 0 DP: 2 HBP: 0						WP: 0 PB: 0 SB: 0 CS: 0 PA: 35

	AB	R	H	RBI	BB	SO	LOB
AB	32						
R	4						
H	7						
RBI	4						
BB	3						
SO	7						
LOB	11						

PITCHER	IP	WLS	BF	H	R	ER	SO	BB	IBB	HBP	BLK	WP	HR	S	P	ERA	WHIP
46 Patrick Corbin, L (1, 1) ERA: 4.09	8.0	W	28	4	1	1	6	2	0	0	0	0	1	72	107	1.12	0.750
55 Matt Koch, R (9, 1) ERA:	0.0		3	2	3	3	0	1	0	0	0	0	0	5	9	∞	∞
40 Andrew Chafin, L (9, 1) ERA: 2.7	0.2		3	1	0	0	1	0	0	0	0	0	0	9	13	0.00	1.500
56 Fernando Rodney, R (9, 1) ERA: 4.87	0.1	S	1	0	0	0	0	0	0	0	0	0	0	2	2	0.00	0.000

PITCHER	IP	WLS	BF	H	R	ER	SO	BB	IBB	HBP	BLK	WP	HR	S	P	ERA	WHIP

Arizona Diamondbacks @ New York Mets

Citi Field, Flushing, NY

Wed Aug 23 2017, 7:12 PM - 10:26 PM EDT

Att. 31,277 - Clear - 80 F

livebaseballscorecards.com

Batter	1	2	3	4	5	6	7	8	9	AB	R	H	RBI	BB	SO	LOB
6 David Peralta, L (1, 7) OBP: 0.358, SLG: 0.465	B SI 92 X SI 92 1-0 22 F8, 11 S, 28 1B 1B		B CU 79 F CH 81 B CU 79 B CH 80 B SI 93 4-1 22 2B, 44 FC5-2 BB		F CU 77 F FF 90 B FF 92 X FC 86 1-2 11 FC5-4 1B		C FF 86 F FF 87 B CU 70 B CU 68 B CU 68 X CU 69 3-2 22 FC3-6, 11 HBP 1B		C SL 80 F CH 86 S FF 92 0-3 ② K	4	1	3	0	1	1	0
11 AJ Pollock, R (1, 8) OBP: 0.321, SLG: 0.436	1 SAFE C FC 86 B FF 89 F FF 90 D CU 82 D FC 88 F SI 92 D FC 87 4-2 28 1B 1-2 BB		1 SAFE C SI 91 1 SAFE X SI 92 0-1 ① F8		1 SAFE L SI 91 X CU 82 0-1 ① FC5-4 44 1B, 22 BB, 28 L8-2 1-2f		B CU 69 H FF 89 2-0 22 FC3-6 1-2 HBP		B SL 80 B SL 79 B FF 92 B FF 91 4-0 BB	2	0	0	0	2	0	2
22 Jake Lamb, L (1, 5) OBP: 0.370, SLG: 0.530	C FC 88 B CH 80 S SI 91 B SI 92 X FC 86 2-2 ① F8 2-3		1 SAFE B SI 90 X CH 82 1-0 44 FC5-2 1-3 2B		1 SAFE F SI 91 1 SAFE B SI 91 1 SAFE B SI 91 B FC 84 B FF 91 4-1 44 1B 1-2 BB		C FF 87 X CU 70 0-1 ① FC3-6 28 FC6-4 1-2f 2-3		C CH 88 D CH 85 C SI 92 B SI 92 B SL 80 X SL 80 3-2 ③ F9	4	0	1	0	1	0	5
44 Paul Goldschmidt, R (1, 3) OBP: 0.425, SLG: 0.586	1 SAFE C FF 90 F FF 92 S FC 86 0-3 ② K		S FC 87 F FC 87 X FF 91 0-2 ② FC5-2 28 FC6-4 2-3 3-H		C FC 86 X FC 88 0-1 1-2 2-3 1B		S SL 82 S SL 82 S SL 82 0-3 ② K			4	0	1	0	0	2	6
28 J.D. Martinez, R (1, 9) OBP: 0.364, SLG: 0.609	F FF 93 1 SAFE F FF 92 B FC 85 1 SAFE B FC 87 F FC 88 F FF 93 X CU 80 2-2 1-3 3-H 1B		F FC 86 1 SAFE X FF 93 0-1 ③ FC6-4 1-2f		F SI 91 S FF 92 X FC 86 0-2 ②③ L8-2 3-H		C FF 93 F FF 92 F SL 84 X FF 92 0-2 ③ FC6-4 1-2f			4	0	1	1	0	0	7
3 Daniel Descalso, L (1, 4) OBP: 0.333, SLG: 0.386	F FC 87 B FC 87 B SI 92 1 SAFE F SI 91 B FC 87 X SI 91 3-2 ③ G1-3			B SI 90 C FF 90 C CH 82 B FF 92 X FC 88 2-2 ① L7		B FC 85 X FF 89 1-0 ① F9		C SL 79 F SL 83 S FF 91 0-3 ① K		4	0	0	0	0	1	2
8 Chris Iannetta, R (1, 2) OBP: 0.321, SLG: 0.490		X SI 89 0-0 ① P2		F FC 86 B CU 80 F SI 92 B FC 88 B FF 93 S SI 94 3-3 ② K		X SI 90 0-0 HR		X FF 92 0-0 ② G3		4	1	1	1	0	1	0
4 Ketel Marte, S (1, 6) OBP: 0.338, SLG: 0.431		C FF 90 X CU 79 0-1 ② F7		C FC 87 B CH 81 C FF 93 B CH 82 B FC 87 B CH 83 4-2 BB		B CU 76 C FF 93 L FF 94 B CU 80 X CH 83 2-2 ② P6		B FF 92 B CH 82 F FF 91 F FF 92 B SL 83 F FF 92 X SI 92 3-2 ③ F7		3	0	0	0	1	0	0
52 Zack Godley, R (1, 1) OBP: 0.111, SLG: 0.059 27 Brandon Drury, R (6, PH) OBP: 0.322, SLG: 0.444 33 Jake Barrett, R (6, 1) 29 Jorge De La Rosa, L (6, 1) 47 David Hernandez, R (8, 1) 14 Rey Fuentes, L (9, PH) OBP: 0.274, SLG: 0.347		C FF 90 F FF 90 B FF 94 B FC 86 F FF 93 F FC 88 C SI 93 2-3 ③ K		1 SAFE C FF 92 S FC 84 C SI 92 0-3 ③ K		C FC 86 F FC 88 B FF 94 B FF 89 B FC 87 S SI 94 3-3 ③ K		C SL 78 F SL 81 S FF 92 0-3 ① K	2 1 0 0 0 1	0 0 0 0 0 0	0 0 0 0 0 0	0 0 0 0 0 0	2 1 0 0 0 1	1 0 0 0 0 0
Inning Stats	R: 1 E: 0 K: 1 S: 18 H: 2 LOB: 2 BB: 1 P: 30	R: 0 E: 0 K: 1 S: 8 H: 0 LOB: 0 BB: 0 P: 10	R: 0 E: 0 K: 0 S: 9 H: 1 LOB: 2 BB: 1 P: 14	R: 0 E: 0 K: 2 S: 11 H: 0 LOB: 1 BB: 1 P: 20	R: 0 E: 0 K: 0 S: 11 H: 2 LOB: 2 BB: 1 P: 16	R: 1 E: 0 K: 1 S: 8 H: 1 LOB: 0 BB: 0 P: 14	R: 0 E: 0 K: 1 S: 12 H: 1 LOB: 2 BB: 0 P: 17	R: 0 E: 0 K: 1 S: 8 H: 0 LOB: 0 BB: 0 P: 11	R: 0 E: 0 K: 2 S: 9 H: 0 LOB: 1 BB: 1 P: 16	1B: 5 2B: 2 3B: 0 HR: 1 SF: 0 SAC: 0 DP: 1 HBP: 1						

	AB	33
	R	2
	H	7
	RBI	2
	BB	5
	SO	9
	LOB	23

WP: 0 PB: 0 SB: 1 CS: 0 PA: 39

PITCHER		IP	WLS	BF	H	R	ER	SO	BB	IBB	HBP	BLK	WP	HR	S	P	ERA	WHIP
64 Chris Flexen, R ERA: 5.79	(1, 1)	6.0	W	27	6	2	2	5	4	0	0	0	0	1	65	104	3.00	1.667
39 Jerry Blevins, L ERA: 2.72	(7, 1)	0.1	H	3	1	0	0	0	0	0	1	0	0	0	5	10	0.00	3.000
51 Paul Sewald, R ERA: 3.86	(7, 1)	1.2	H	5	0	0	0	2	0	0	0	0	0	0	15	18	0.00	0.000
44 AJ Ramos, R ERA: 3.7	(9, 1)	1.0	S	4	0	0	0	2	1	0	0	0	0	0	9	16	0.00	1.000

PITCHER	IP	WLS	BF	H	R	ER	SO	BB	IBB	HBP	BLK	WP	HR	S	P	ERA	WHIP

BOTTOM

Arizona Diamondbacks @ New York Mets

Citi Field, Flushing, NY

Wed Aug 23 2017, 7:12 PM - 10:26 PM EDT

Att. 31,277 - Clear - 80 F

livebaseballscorecards.com

Batter	1	2	3	4	5	6	7	8	9	AB	R	H	RBI	BB	SO	LOB
9 Brandon Nimmo, L (1, 7) OBP: 0.410, SLG: 0.360	B SI 90 B SI 90 F SI 91 X SI 92 2-1 13 PB 30 1B 2B		B KC 82 B FF 89 B KC 82 C SI 90 B FF 90 4-1 13 G4-3 BB		C KC 83 B FF 88 B CH 82 B KC 82 S SI 91 B SI 91 4-2 13 G1 30 1B BB	D FC 87 B FS 83 B FF 93 C FF 93 B FS 84 4-1 1-2 BB				1	2	1	0	3	0	0
13 Asdrúbal Cabrera, S (1, 4) OBP: 0.324, SLG: 0.381	D KC 83 S SI 91 T SI 91 S CH 84 1-3 ① K 2-3		C SI 92 X SI 90 0-1 ①② G4-3 1-2f		F SI 91 S CH 82 B KC 83 B KC 82 F FF 90 B KC 83 X KC 83 3-2 ② G1 1-2	C FC 87 B FS 86 F FS 85 F FF 93 D FC 88 C FF 93 2-3 ③ K				4	0	0	0	0	2	6
30 Michael Conforto, L (1, 9) OBP: 0.386, SLG: 0.558	C KC 82 B KC 82 B CH 82 C KC 82 X KC 82 2-2 4 G5-3 1B 3-H		C SI 90 S CH 84 F CH 82 B FF 89 B CH 82 X FF 89 2-2 G1-3		B KC 82 F CH 82 C KC 82 X CH 82 1-2 2-H 1B		B CU 74 B FF 92 F FF 92 C FF 92 X FS 85 2-2 ① G6-3			4	0	2	2	0	0	0
4 Wilmer Flores, R (1, 5) OBP: 0.309, SLG: 0.477 44 AJ Ramos, R (9, 1)	B SI 92 B SI 92 C SI 92 B SI 92 X SI 93 3-1 ② G5-3 1-2			C SI 90 B KC 82 B KC 83 B FF 89 X SI 91 3-1 ① G6-3	B SI 92 B KC 81 F SI 91 D KC 84 X FF 89 3-1 ③ P4		B FF 92 X FC 87 1-0 ② G5-3			4 0	0 0	0 0	0 0	0 0	0 0	2 0
22 Dominic Smith, L (1, 3) OBP: 0.227, SLG: 0.429	C FF 90 F CH 84 S CH 84 0-3 ③ K			B FF 88 B SI 90 B SI 91 B SI 91 4-0 18 BB 1 1B BB		B FS 83 X FF 94 1-0 HR	C S FS 84 C FF 93 0-3 ③ K			3	2	1	1	1	2	1
18 Travis d'Arnaud, R (1, 2) OBP: 0.281, SLG: 0.401		C SI 90 B FF 90 B KC 82 X FF 90 2-1 E5		B FF 89 B SI 91 C SI 92 F SI 93 B KC 84 D KC 85 4-2 1 1B 1-2 BB		F FF 95 B SL 89 F SL 86 B SL 87 X FF 95 2-2 12 1 G5-4-3 1B		B SI 94 B SI 93 C SI 93 X SI 92 2-1 ① F8		3	0	1	0	1	0	0
1 Amed Rosario, R (1, 6) OBP: 0.288, SLG: 0.474		B SI 91 C SI 92 C SI 93 B SI 93 D KC 83 C FF 89 3-3 ① K		B KC 82 X SI 92 1-0 12 G5-4-3 1-2 2-H 1B		X FF 95 0-0 12 G5-4-3 1-2 1B		C SI 94 S FC 87 T SI 95 0-2 ② K		4	0	2	1	0	2	1
12 Juan Lagares, R (1, 8) OBP: 0.288, SLG: 0.363		L SI 90 F SI 93 D KC 82 S SI 93 1-3 ② K		B SI 92 X SI 91 1-0 ②③ G5-4-3 1-2f		B SL 86 X FF 93 1-0 ①② G5-4-3 1-2f 2-3		B FC 89 X SI 93 1-0 1B		4	0	1	0	0	1	5
64 Chris Flexen, R (1, 1) OBP: 0.100, SLG: 0.200 52 Yoenis Cespedes, R (6, PH) OBP: 0.343, SLG: 0.524 39 Jerry Blevins, L (7, 1) 51 Paul Sewald, R (7, 1) 15 Matt Reynolds, R (8, PH) OBP: 0.254, SLG: 0.274 (9, 5)	S SI 91 F KC 83 F FF 90 C KC 82 0-3 ③ K				C SI 89 S KC 82 F KC 82 B FF 87 B SI 90 X KC 82 2-2 ① G5-3	0-0 9 BB IBB		1 SAFE T FF 93 S SI 94 S CU 81 0-3 ③ K		2 0 0 0 1	0 0 0 0 0	0 0 0 0 0	0 1 0 0 0	1 0 0 0 1	1 0 0 0 1
Inning Stats	R: 1 H: 2 E: 0 LOB: 1 K: 2 BB: 0 S: 13 P: 21	R: 0 H: 0 E: 1 LOB: 1 K: 3 BB: 0 S: 12 P: 18	R: 0 H: 0 E: 0 LOB: 0 K: 0 BB: 1 S: 7 P: 13	R: 1 H: 1 E: 0 LOB: 1 K: 0 BB: 2 S: 7 P: 20	R: 1 H: 1 E: 0 LOB: 1 K: 0 BB: 1 S: 15 P: 28	R: 1 H: 3 E: 0 LOB: 3 K: 1 BB: 2 S: 11 P: 21	R: 0 H: 0 E: 0 LOB: 0 K: 1 BB: 0 S: 7 P: 10	R: 0 H: 1 E: 0 LOB: 1 K: 2 BB: 0 S: 9 P: 12		1B: 6 SF: 0 2B: 1 SAC: 0 3B: 0 DP: 3 HR: 1 HBP: 0						

AB	30
R	4
H	8
RBI	4
BB	6
SO	9
LOB	17

PITCHER		IP	WLS	BF	H	R	ER	SO	BB	IBB	HBP	BLK	WP	HR	S	P	ERA	WHIP
52 Zack Godley, R ERA: 3.15	(1, 1)	5.0	L	22	4	3	2	5	4	0	0	0	0	0	54	100	3.60	1.600
33 Jake Barrett, R ERA: 4.41	(6, 1)	0.2		5	3	1	1	0	0	1	0	0	0	1	6	10	13.50	4.500
29 Jorge De La Rosa, L ERA: 4.53	(6, 1)	1.1		5	0	0	0	2	1	0	0	0	0	0	12	21	0.00	0.750
47 David Hernandez, R ERA: 2.72	(8, 1)	1.0		4	1	0	0	2	0	0	0	0	0	0	9	12	0.00	1.000

PITCHER	IP	WLS	BF	H	R	ER	SO	BB	IBB	HBP	BLK	WP	HR	S	P	ERA	WHIP

Arizona Diamondbacks @ New York Mets

Citi Field, Flushing, NY

Thu Aug 24 2017, 12:13 PM - 3:56 PM EDT

Att. 25,284 - Sunny - 77 F

livebaseballscorecards.com

Batter	1	2	3	4	5	6	7	8	9	AB	R	H	RBI	BB	SO	LOB
5 Grégor Blanco, L (1, 7) OBP: 0.317, SLG: 0.350	C FF 94 B FF 93 S CH 88 B FF 94 F CH 88 B SL 86 S FF 95 3-3 ① K		B SL 84 C SL 83 B FF 94 F SL 84 B FF 94 F CH 88 F SL 85 C CH 88 3-3 ③ K		F SL 84 B CH 87 X CH 89 1-1 1-2 2-3 3-H 1B	B SL 80 D SL 82 C FF 93 F FF 94 D SL 81 S FF 94 3-3 ③ K			C FF 92 L FF 92 B FF 92 1 SAFE S CH 84 1-3 ② K	5	0	1	1	0	4	4
4 Ketel Marte, S (1, 6) OBP: 0.347, SLG: 0.432	B FF 95 B SL 87 C FF 94 C SL 86 F SI 94 X CH 88 2-2 22 L6 22 S 1B			C FF 94 B SI 92 B SI 92 F SL 84 F SI 92 B FF 93 F FF 94 F FF 93 D SL 85 4-2 BB	F SL 84 X SL 84 0-1 ② SF7 3-H		C FF 92 F FS 82 B FS 85 X FS 83 1-2 ① P3		C CU 76 B FF 92 B CH 83 F CH 82 B CH 84 B CH 82 4-2 1-2 BB	2	0	1	1	2	0	0
22 Jake Lamb, L (1, 5) OBP: 0.369, SLG: 0.526	B FF 94 B CH 89 C SI 93 S SL 85 X CH 87 2-2 ②③ L6 1-2			B FF 93 B CH 88 X CH 88 2-0 ① F9	S SI 92 X SL 84 0-1 ③ P6		C FF 94 X SL 81 0-1 44 CS 1B		C CU 75 C CU 76 D CU 76 B CH 84 F CH 84 X FF 93 2-2 ③ F8	5	0	1	0	0	0	6
44 Paul Goldschmidt, R (1, 3) OBP: 0.425, SLG: 0.585		B FF 93 B SI 92 B SL 86 C SI 93 B CH 89 4-1 BB		1 SAFE 1 SAFE C FF 92 B FF 92 B SL 85 X CH 88 2-1 ② L4		C SL 83 X SI 91 0-1 28 S 27 1B 1B	B SL 83 F SI 89 B SI 90 1 SAFE S SI 89 B SI 90 F SI 89 F SI 90 F FF 92 3-3 S SI 90 ②③ K 1-2			3	1	1	0	1	1	2
28 J.D. Martinez, R (1, 9) OBP: 0.360, SLG: 0.601		C SI 93 B SI 93 B SI 93 F SI 94 1 SAFE X SL 86 2-2 ① L7		X SI 92 0-0 ③ P3		S SI 91 C SI 91 X SI 92 0-2 ① P6 1-2		F FF 91 S CU 76 B CH 85 S CH 85 1-3 ① K		4	0	0	0	0	1	3
27 Brandon Drury, R (1, 4) OBP: 0.321, SLG: 0.442		1 SAFE F SI 94 F FF 94 B CH 88 1 SAFE C CH 89 1-3 ② K			B SL 85 C SL 84 S CH 87 B FF 92 X SL 83 2-2 ① G6-3	D SI 93 C SL 81 F SI 92 B SI 92 X CH 87 3-2 14 1B 2-H 1B		C FF 92 F FF 92 B CH 84 X CH 84 1-2 ② G6-3		4	0	1	1	0	1	1
14 Rey Fuentes, L (1, 8) OBP: 0.282, SLG: 0.352		C FF 94 F FF 94 B SI 93 S CH 88 1-3 ③ K			S SL 84 X FF 93 0-1 38 1B 10 1B 5 1B 1B	X FF 92 0-0 10 S 1-3 1B		B FF 92 S CH 84 S CH 82 B CU 78 S CH 85 2-3 ③ K		4	1	2	0	0	2	1
10 Chris Herrmann, L (1, 2) OBP: 0.250, SLG: 0.319			B SL 85 C SI 94 S CH 89 X FF 93 1-2 ① G5-3		1 SAFE 1 SAFE C SL 84 B CH 87 1 SAFE S CH 88 B CH 88 B CH 86 X CH 87 3-2 5 1B 38 1B 4 SF7 1-2 1B	D SL 80 F FF 94 1 SAFE C FF 93 C FF 95 1-3 ② K 1-2		B FF 91 S FF 91 S FF 90 B CH 84 S CH 83 2-3 ① K	4	1	1	0	0	2	2
38 Robbie Ray, L (1, 1) OBP: 0.279, SLG: 0.275 9 Adam Rosales, R (6, PH) OBP: 0.278, SLG: 0.357 47 David Hernandez, R (6, 1) 40 Andrew Chafin, R (6, 1) 25 Archie Bradley, R (7, 1) 6 David Peralta, L (9, PH) OBP: 0.359, SLG: 0.466 56 Fernando Rodney, R (9, 1)			C FF 94 S FF 93 B SL 84 T FF 93 1-2 ② K		X FF 93 0-0 5 1B 1-2 2-3 1B	0-0 IBB			C FF 92 B CU 75 F CH 84 X CH 84 1-2 4 BB 1B	2 0 0 0 0 0 1 0	0 0 0 0 0 0 0 0	1 0 0 0 0 1 0 0	0 0 0 0 0 0 0 0	0 1 0 0 0 0 0 0	1 0 0 0 0 0 0 0	0 0 0 0 0 0 0 0
Inning Stats	R: 0 E: 0 K: 1 S: 11 H: 1 LOB: 0 BB: 0 P: 18	R: 0 E: 0 K: 2 S: 10 H: 0 LOB: 1 BB: 1 P: 18	R: 0 E: 0 K: 2 S: 11 H: 0 LOB: 0 BB: 0 P: 16	R: 0 E: 0 K: 0 S: 9 H: 0 LOB: 1 BB: 1 P: 17	R: 2 E: 0 K: 0 S: 15 H: 4 LOB: 2 BB: 0 P: 21	R: 1 E: 0 K: 2 S: 15 H: 3 LOB: 3 BB: 1 P: 22	R: 0 E: 0 K: 1 S: 11 H: 1 LOB: 1 BB: 0 P: 15	R: 0 E: 0 K: 2 S: 9 H: 0 LOB: 0 BB: 0 P: 13	R: 0 E: 0 K: 2 S: 15 H: 1 LOB: 2 BB: 1 P: 25	1B: 10 2B: 2 3B: 0 HR: 0 SF: 1 SAC: 0 DP: 2 HBP: 0						

TOP

AB	34
R	3
H	10
RBI	3
BB	4
SO	12
LOB	19

WP: 0 PB: 0 SB: 3 CS: 1 PA: 39

PITCHER		IP	WLS	BF	H	R	ER	SO	BB	IBB	HBP	BLK	WP	HR	S	P	ERA	WHIP
50 Rafael Montero, R ERA: 5.44	(1, 1)	5.1	L	24	7	3	3	5	2	0	0	0	0	0	64	101	5.06	1.688
49 Josh Smoker, L ERA: 6.43	(6, 1)	1.0		6	2	0	0	2	0	1	0	0	0	0	12	17	0.00	2.000
46 Chasen Bradford, R ERA: 2.84	(7, 1)	0.2		1	0	0	0	1	0	0	0	0	0	0	6	9	0.00	0.000
62 Erik Goeddel, R ERA: 3.86	(8, 1)	2.0		8	1	0	0	4	1	0	0	0	0	0	24	38	0.00	1.000

PITCHER	IP	WLS	BF	H	R	ER	SO	BB	IBB	HBP	BLK	WP	HR	S	P	ERA	WHIP

Arizona Diamondbacks @ New York Mets

Citi Field, Flushing, NY

Thu Aug 24 2017, 12:13 PM - 3:56 PM EDT

Att. 25,284 - Sunny - 77 F

livebaseballscorecards.com

BOTTOM

Batter	1	2	3	4	5	6	7	8	9	AB	R	H	RBI	BB	SO	LOB
12 Juan Lagares, R (1, 8) OBP: 0.294, SLG: 0.357	F FF 92 S FF 94 C FF 96 0-3 K ①		S SL 87 B FF 95 B SL 87 C FF 93 B FF 95 B FF 95 4-2 BB		C FF 93 F FF 94 X SL 85 0-2 FC5 ② 1-2 2-3f		B FF 93 B FF 96 B FF 95 B FF 95 4-0 9 G4-3 BB 1-2 2-3		C SI 93 X SI 91 0-1 SH5-3 ① 1-2	2	0	0	0	2	1	2
30 Michael Conforto, L (1, 9) OBP: 0.384, SLG: 0.555 9 Brandon Nimmo, L (5, PH) OBP: 0.391, SLG: 0.340 (6, 9)	C KC 83 B KC 86 B FF 95 S FF 95 S FF 97 2-3 K ②		B FF 94 S FF 94 C FF 95 D SL 87 S FF 96 2-3 K ③		B FF 95 B SL 84 S FF 95 S FF 94 B FF 95 C FF 94 3-3 K ③		B KC 80 C FF 95 B FF 96 F FF 96 B FF 96 F FF 96 X FF 96 3-2 G4-3 ② 1-2 2-3 3-H		B SI 95 S CH 82 F SI 95 B SI 93 X CH 84 2-2 G3 ② 2-3	2 3	0 0	0 0	0 1	0 0	2 1	1 5
52 Yoenis Cespedes, R (1, 7) OBP: 0.350, SLG: 0.540	C FF 94 S SL 87 B SL 87 S KC 85 1-3 K ③			B FF 88 X KC 80 1-0 HR		B FC 86 B SI 92 B SI 92 C SI 91 X SI 93 3-1 2B	0-0 IBB		0-0 IBB	3	1	2	1	2	1	0
4 Wilmer Flores, R (1, 5) OBP: 0.307, SLG: 0.471		C FF 90 B FF 93 H SL 86 2-1 22 PB HBP		C FF 92 B FF 93 B FF 92 S SL 85 S FF 94 2-3 K ①		B SI 93 S FC 86 X SI 93 1-1 L6 ①	B FF 96 F FF 95 B FF 95 S FF 95 S FF 96 2-3 K ③		B SI 94 B SI 94 X FF 94 2-0 F8 ③	4	0	0	0	0	2	6
1 Amed Rosario, R (1, 6) OBP: 0.274, SLG: 0.451		B FF 93 F FF 91 B FF 94 B FF 94 F FF 94 F FF 95 X FF 95 3-2 L9 ①		F FF 93 F FF 94 F FF 93 F KC 83 X FF 92 0-2 L1-3 ②		S SI 93 F FF 94 S FC 86 0-3 K ②		C FF 94 B FF 95 S FF 94 F FF 95 F FF 96 B FF 96 X FF 95 2-2 L9 ①	4	0	0	0	0	1	2
22 Dominic Smith, L (1, 3) OBP: 0.208, SLG: 0.391		C FF 94 D SL 87 B FF 94 B KC 85 F FF 95 F FF 94 F FF 95 F FF 94 X FF 95 3-2 L7 ② 1-2		B SL 86 X FF 94 1-0 F9 ③		C FF 92 D SL 83 X FF 91 1-1 G3 ③		B FF 93 X FF 95 1-0 F7 ②	4	0	0	0	0	0	2
26 Kevin Plawecki, R (1, 2) OBP: 0.293, SLG: 0.343		B FF 93 F FF 94 B FF 94 S FF 94 B FF 92 S KC 84 3-3 K ③			C FF 91 F FF 92 B FF 93 B KC 83 F FF 94 F FF 94 F SL 85 B FF 96 B FF 95 4-2 12 FC5 2 1B BB		F SI 91 B SL 81 B SI 92 S SI 92 F SL 82 F SL 82 F SI 93 B SL 81 X FF 93 3-2 E8 15 FC3-5 1B	B KC 80 C FF 95 B KC 82 B FF 95 C FF 95 X FF 95 3-2 1B		3	0	2	0	1	1	1
2 Gavin Cecchini, R (1, 4) OBP: 0.333, SLG: 0.400			C FF 92 X KC 82 0-1 L5 ①		S FF 94 F FF 94 X FF 94 0-2 12 FC5 1-2 1B		C SI 91 B SI 93 B SI 91 F SI 92 D SL 81 B SI 92 4-2 12 BB 15 FC3-5 9 G4-3 BB	C KC 80 C KC 83 D KC 81 T FF 95 1-2 K ③		3	1	1	0	1	1	1
50 Rafael Montero, R (1, 1) OBP: 0.118, SLG: 0.118 49 Josh Smoker, L (6, 1) 46 Chasen Bradford, R (7, 1) 15 Matt Reynolds, R (7, PH) OBP: 0.250, SLG: 0.270 62 Erik Goeddel, R (8, 1) 13 Asdrúbal Cabrera, S (9, PH) OBP: 0.325, SLG: 0.381			B FF 91 C FF 93 S FF 94 S FF 95 1-3 K ②		B FF 91 L FF 89 L FF 91 B FF 91 L FF 91 2-3 K ①		X FF 92 0-0 FC3-5 ① 9 G4-3 12 BB 1-2 2-3f		B CH 79 C SI 93 C SI 92 F SI 95 B FF 93 B CH 82 B SI 94 4-2 9 G3 12 SH5-3 BB	2 0 0 1 0 0 0	0 0 0 0 0 0 0	0 0 0 0 0 0 0	0 0 0 0 0 0 1	0 0 0 0 0 0 0	2 0 0 2 0 0 0	2 0 0 0 0 0 0
Inning Stats	R: 0 E: 0 K: 3 S: 9 H: 0 LOB: 0 BB: 0 P: 12	R: 0 E: 0 K: 1 S: 14 H: 0 LOB: 1 BB: 0 P: 25	R: 0 E: 0 K: 2 S: 10 H: 0 LOB: 1 BB: 1 P: 17	R: 1 E: 0 K: 1 S: 10 H: 1 LOB: 0 BB: 0 P: 14	R: 0 E: 0 K: 2 S: 17 H: 1 LOB: 2 BB: 1 P: 26	R: 0 E: 0 K: 1 S: 9 H: 1 LOB: 1 BB: 0 P: 14	R: 1 E: 1 K: 1 S: 16 H: 1 LOB: 3 BB: 3 P: 32	R: 0 E: 0 K: 1 S: 12 H: 1 LOB: 1 BB: 0 P: 19	R: 0 E: 0 K: 0 S: 9 H: 0 LOB: 2 BB: 2 P: 17	1B: 3 2B: 1 3B: 0 HR: 1	SF: 0 SAC: 1 DP: 0 HBP: 1	WP: 0 PB: 1 SB: 0 CS: 0	PA: 40			

AB	31
R	2
H	5
RBI	2
BB	7
SO	12
LOB	24

PITCHER	IP	WLS	BF	H	R	ER	SO	BB	IBB	HBP	BLK	WP	HR	S	P	ERA	WHIP
38 Robbie Ray, L (1, 1) ERA: 3.06	5.0	W	20	2	1	1	9	2	0	1	0	0	1	60	94	1.80	0.800
47 David Hernandez, R (6, 1) ERA: 2.68	0.2	H	3	1	0	0	1	0	0	0	0	0	0	7	11	0.00	1.500
40 Andrew Chafin, L (6, 1) ERA: 2.89	0.1	H	3	1	1	1	0	1	0	0	0	0	0	10	18	27.00	6.000
25 Archie Bradley, R (7, 1) ERA: 1.24	2.0	H	9	1	0	0	2	1	1	0	0	0	0	20	36	0.00	1.000
56 Fernando Rodney, R (9, 1) ERA: 4.75	1.0	S	5	0	0	0	0	1	1	0	0	0	0	9	17	0.00	1.000

PITCHER	IP	WLS	BF	H	R	ER	SO	BB	IBB	HBP	BLK	WP	HR	S	P	ERA	WHIP

Batter	1	2	3	4	5	6	7	8	9	AB	R	H	RBI	BB	SO	LOB
9 Brandon Nimmo, L (1, 9) OBP: 0.406, SLG: 0.339	C FF 92 B FF 93 B CU 79 C FF 93 B CU 81 B SI 93 4-2 52 BB 13 1B BB	C CU 80 C FF 93 B SI 92 X FF 94 1-2 ② L8			C CU 79 B CU 80 B CH 86 B CU 79 B SI 91 4-1 BB		C SI 90 B SL 84 S SI 91 X SI 91 1-2 ③ G1-3		X CU 80 0-0 12 S 12 1B	3	2	1	0	2	0	1
12 Juan Lagares, R (1, 8) OBP: 0.298, SLG: 0.366	C FF 94 B SL 85 S SL 86 1 SAFE F FF 93 B SL 84 C SL 85 2-3 ① K	C SL 85 S SL 87 B FF 93 F FF 95 B SL 85 F SL 87 X FF 94 2-2 ③ G5-3			1 SAFE X FF 93 0-0 ② P4			B SI 89 X SI 90 1-0 15 1B 2B	1 SAFE 1 SAFE C FF 89 B SL 86 F SL 87 F FF 91 D CH 87 X FF 91 2-2 15 S 1-H 1B	5	1	2	1	0	1	3
52 Yoenis Cespedes, R (1, 7) OBP: 0.352, SLG: 0.540 15 Matt Reynolds, R (1, PR) OBP: 0.264, SLG: 0.273 (1, 7)	C FF 94 B FF 94 S SL 85 1 SAFE B SL 85 F FF 94 F SL 84 B FF 93 D SL 86 4-2 22 1B 13 1B 1-2 BB		B FF 92 X SI 92 1-0 ① P3		C SL 86 B SI 93 B SI 92 C SL 84 1 SAFE S FF 94 2-3 ③ K			C SI 91 X SI 91 0-1 13 2B 22 SF7 2-H 1B	B CU 80 D SL 86 B SL 85 C FF 87 B FF 90 4-1 1-3 BB	0 3	0 1	0 1	0 1	1 1	0 1	0 1
13 Asdrúbal Cabrera, S (1, 5) OBP: 0.326, SLG: 0.384	C FF 93 B FF 93 F FF 93 D CU 82 D CU 83 X SI 94 3-2 22 1B 1-2 2-H 1B		S CU 80 B CU 81 S SI 91 S FF 92 1-3 ② K			S CU 80 C FF 92 S CU 81 0-3 ① K		B SI 90 B SI 91 C SI 92 X SI 91 2-1 18 F9 1-3 2B	C CU 77 D CU 79 X FF 89 1-1 ③ P5	5	0	2	1	0	2	2
22 Dominic Smith, L (1, 3) OBP: 0.212, SLG: 0.388	B FF 94 X FF 93 1-0 1-2 2-3 1B		B CU 80 B CH 85 B FF 93 C FF 93 X FF 92 3-1 ③ F7			F FF 93 X SL 87 0-1 ② F8		C SI 91 B SL 84 X SI 92 1-1 ① SF7 3-H		3	0	1	1	0	0	0
18 Travis d'Arnaud, R (1, 2) OBP: 0.281, SLG: 0.399	B SL 86 B SL 86 C FF 94 F FF 93 S FF 94 2-3 ② K			T SL 86 F FF 94 B FF 94 F FF 95 X FF 95 1-2 ① F9		X SL 86 0-0 1B		B SL 87 F FF 91 S FF 90 B FF 92 F SL 87 X FF 90 2-2 ② F9 2-3		4	0	1	0	0	1	4
1 Amed Rosario, R (1, 6) OBP: 0.273, SLG: 0.435	S SL 85 F SL 85 S SL 86 0-3 ③ K			B SL 88 S SL 85 B FF 94 B SL 86 B FF 94 4-1 2 G6-4-3 BB		C SL 85 C FF 93 B SI 92 F SL 85 F FF 94 X SI 93 1-2 ③ F8		C SL 86 X SL 87 0-1 ③ F9		3	0	0	0	1	1	5
2 Gavin Cecchini, R (1, 4) OBP: 0.290, SLG: 0.345		B FF 93 C FF 92 S SL 85 F SL 86 F SL 86 T FF 95 1-2 ① K		1 SAFE 1 SAFE X FF 93 0-0 ② ③ G6-4-3 1-2f			B SI 91 F SI 90 X SI 92 1-1 ① G6-3		B CU 79 F SL 86 X FF 89 1-1 ① F7	4	0	0	0	0	1	1
48 Jacob deGrom, L (1, 1) OBP: 0.242, SLG: 0.295 39 Jerry Blevins, L (8, 1) 4 Wilmer Flores, R (9, PH) OBP: 0.306, SLG: 0.469 44 AJ Ramos, R (9, 1)		F FF 92 C SL 84 X SL 85 0-2 1B			C CU 78 F FF 92 B SL 85 B FF 91 B CU 79 F FF 94 S FF 94 3-3 ① K		F SI 90 C SI 92 F SI 92 S SL 84 0-3 ② K		C SL 84 X FF 89 0-1 ② F9	3 0 1 0	0 0 0 0	1 0 0 0	0 0 0 0	0 0 0 0	2 0 0 0	0 0 0 0
Inning Stats	R: 1 E: 0 K: 3 S: 20 H: 2 LOB: 3 BB: 2 P: 36	R: 0 E: 0 K: 1 S: 16 H: 1 LOB: 1 BB: 0 P: 20	R: 0 E: 0 K: 1 S: 6 H: 0 LOB: 0 BB: 0 P: 11	R: 0 E: 0 K: 0 S: 6 H: 0 LOB: 0 BB: 1 P: 11	R: 0 E: 0 K: 2 S: 9 H: 0 LOB: 1 BB: 1 P: 18	R: 0 E: 0 K: 1 S: 11 H: 1 LOB: 1 BB: 0 P: 12	R: 0 E: 0 K: 1 S: 9 H: 0 LOB: 0 BB: 0 P: 11	R: 2 E: 0 K: 0 S: 13 H: 3 LOB: 1 BB: 0 P: 19	R: 1 E: 0 K: 0 S: 12 H: 2 LOB: 2 BB: 1 P: 20	1B: 7 2B: 2 3B: 0 HR: 0 SF: 1 SAC: 0 DP: 1 HBP: 0						

PITCHER		IP	WLS	BF	H	R	ER	SO	BB	IBB	HBP	BLK	WP	HR	S	P	ERA	WHIP
22 A.J. Cole, R ERA: 4.5	(1, 1)	6.0	L	25	4	1	1	8	4	0	0	0	0	0	68	108	1.50	1.333
33 Matt Grace, L ERA: 4.39	(7, 1)	1.1		7	3	2	2	1	0	0	0	0	0	0	16	22	13.50	2.250
56 Joe Blanton, R ERA: 6.56	(8, 1)	1.2		8	2	1	1	0	1	0	0	0	0	0	18	28	5.40	1.800

PITCHER	IP	WLS	BF	H	R	ER	SO	BB	IBB	HBP	BLK	WP	HR	S	P	ERA	WHIP

TOP

New York Mets @ Washington Nationals

Nationals Park, Washington, DC

Fri Aug 25 2017, 7:08 PM - 10:14 PM EDT

Att. 34,036 - Partly Cloudy - 79 F

livebaseballscorecards.com

AB	34
R	4
H	9
RBI	4
BB	5
SO	9
LOB	17

WP: 0 PB: 0 SB: 3 CS: 0 PA: 40

BOTTOM

Batter	1	2	3	4	5	6	7	8	9	AB	R	H	RBI	BB	SO	LOB
45 Andrew Stevenson, L (1, 9) OBP: 0.217, SLG: 0.227	B FF 96 B FF 96 X FF 95 2-0 F7 ①		C CU 85 B CU 83 F FF 98 F SL 92 X FF 99 1-2 G6-3 ③		C SL 90 X FF 97 0-1 L5 ③			C SL 90 F CU 83 X FF 97 0-2 5 1B 2B	B SL 79 F CH 86 S SL 80 C SL 80 1-3 K ③	5	1	1	0	0	1	5
5 Adrián Sanchez, R (1, 5) OBP: 0.292, SLG: 0.362	C FF 98 B CU 85 F SI 97 S FF 98 1-3 K ②			X CU 83 0-0 G6-3 ①		C FF 95 B FF 97 S CU 84 F FF 97 F SI 95 F FF 97 F CH 88 B SL 91 X CU 84 2-2 F7 ①		C FF 96 C FF 96 X FF 95 0-2 2-H 1B		4	0	1	1	0	1	0
20 Daniel Murphy, L (1, 4) OBP: 0.372, SLG: 0.544	F FF 98 X FF 98 0-1 G4-3 ③			C FF 98 F SL 91 F FF 99 B SL 90 F FF 98 S SL 92 1-3 K2-3 ②		S SL 91 X SL 90 0-1 F8 ②		C FF 89 B CU 72 S CU 71 S CU 72 1-3 K ③		4	0	0	0	0	2	1
26 Adam Lind, L (1, 3) OBP: 0.348, SLG: 0.490		C SL 90 C FF 98 B FF 98 F CH 90 S FF 99 1-3 K ①		X CU 84 0-0 1B		B FF 97 B FF 96 X CH 88 2-0 G5-3 ③			X CU 75 0-0 HR	4	1	2	1	0	1	0
1 Wilmer Difo, S (1, 6) OBP: 0.335, SLG: 0.382		C FF 98 B SI 98 B CH 90 F FF 99 X FF 99 2-2 17 WP 3 S 1B		X FF 98 0-0 L7 ③			B CU 82 C SL 88 S CH 89 F FF 97 B FF 96 B CH 88 T SL 90 3-2 K ①		C FF 92 B CH 84 B SI 93 B FF 92 C FF 92 X CH 84 3-2 32 BB 2B	4	0	2	0	0	1	1
3 Michael Taylor, R (1, 8) OBP: 0.301, SLG: 0.465		F SI 98 B CH 90 C SL 90 C FF 98 1-3 K ② 1-2			F SL 89 B SI 97 F CH 89 S FF 98 1-3 K ①		C SI 96 S SL 90 T FF 97 0-2 K ②		L SL 81 X SL 80 0-1 F8 ①	4	0	0	0	0	3	2
17 Alejandro De Aza, L (1, 7) OBP: 0.100, SLG: 0.056 56 Joe Blanton, R (8, 1) 6 Anthony Rendon, R (9, PH) OBP: 0.405, SLG: 0.547		B CU 84 X SL 92 1-0 G3 ③ 2-3			F SL 91 B CH 91 S CU 84 X FF 97 1-2 F9 ②		B CH 89 S SL 90 C SL 90 B CH 91 S SL 91 2-3 K ③		B SL 80 B FF 92 C SL 79 F FF 91 D SL 80 F SL 79 D SL 83 4-2 32 BB BB	3 0 0	0 0 0	0 0 0	0 0 0	0 0 1	1 0 0	1 0 0
59 Jose Lobaton, S (1, 2) OBP: 0.227, SLG: 0.291 32 Matt Wieters, S (9, PH) OBP: 0.293, SLG: 0.363			B SI 98 B FF 97 F SI 97 S FF 98 S FF 98 2-3 K ①		X FF 98 0-0 22 BB 1B			X CU 81 0-0 G3 ①	B SL 80 C SL 80 S CH 86 B SI 93 F CH 84 B FF 94 B SL 80 4-2 1-2 2-3 BB	3 0	0 0	1 0	0 0	0 1	1 0	0 0
22 A.J. Cole, R (1, 1) 33 Matt Grace, L (7, 1) 4 Howie Kendrick, R (8, 7) OBP: 0.381, SLG: 0.507			B FF 97 S FF 98 F FF 98 S SL 92 1-3 K ②		B FF 95 B SL 91 B FF 95 B FF 96 4-0 1-2 BB			C SI 93 C SL 89 F FF 96 F SI 95 F SL 90 B CH 89 F FF 96 X CH 88 1-2 G5-3 ②	X FF 92 0-0 L9 ②	1 0 2	0 0 0	0 0 0	0 0 0	1 0 0	1 0 3	0 0 0
Inning Stats	R: 0 E: 0 K: 1 S: 6 H: 0 LOB: 0 BB: 0 P: 9	R: 0 E: 0 K: 2 S: 11 H: 1 LOB: 1 BB: 0 P: 16	R: 0 E: 0 K: 2 S: 10 H: 0 LOB: 0 BB: 0 P: 14	R: 0 E: 0 K: 1 S: 8 H: 1 LOB: 1 BB: 0 P: 9	R: 0 E: 0 K: 1 S: 9 H: 1 LOB: 2 BB: 1 P: 15	R: 0 E: 0 K: 0 S: 10 H: 0 LOB: 0 BB: 0 P: 14	R: 0 E: 0 K: 3 S: 10 H: 0 LOB: 0 BB: 0 P: 15	R: 1 E: 0 K: 1 S: 17 H: 2 LOB: 1 BB: 0 P: 19	R: 1 E: 0 K: 1 S: 16 H: 2 LOB: 3 BB: 2 P: 28	1B: 4 2B: 2 3B: 0 HR: 1 SF: 0 SAC: 0 DP: 0 HBP: 0						WP: 1 PB: 0 SB: 1 CS: 0 PA: 37	

PITCHER		IP	WLS	BF	H	R	ER	SO	BB	IBB	HBP	BLK	WP	HR	S	P	ERA	WHIP
48 Jacob deGrom, R ERA: 3.39	(1, 1)	7.2	W	29	5	1	1	10	1	0	0	0	1	0	78	107	1.17	0.783
39 Jerry Blevins, L ERA: 2.7	(8, 1)	0.1	H	1	0	0	0	1	0	0	0	0	0	0	3	4	0.00	0.000
44 AJ Ramos, R ERA: 3.81	(9, 1)	1.0	S	7	2	1	1	1	2	0	0	0	0	1	16	28	9.00	4.000

PITCHER	IP	WLS	BF	H	R	ER	SO	BB	IBB	HBP	BLK	WP	HR	S	P	ERA	WHIP

New York Mets @ Washington Nationals

Nationals Park, Washington, DC

Fri Aug 25 2017, 7:08 PM - 10:14 PM EDT

Att. 34,036 - Partly Cloudy - 79 F

livebaseballscorecards.com

AB	34
R	2
H	7
RBI	2
BB	3
SO	12
LOB	13

New York Mets @ Washington Nationals

Nationals Park, Washington, DC

Sat Aug 26 2017, 4:07 PM - 7:09 PM EDT

Att. 36,761 - Partly Cloudy - 77 F

TOP

livebaseballscorecards.com

Batter	1	2	3	4	5	6	7	8	9	AB	R	H	RBI	BB	SO	LOB
7 José Reyes, S (1, 4) OBP: 0.288, SLG: 0.378	G5-3		12 1B 2B		K			13 2B 4 2B 1B	P3	5	2	2	0	0	1	1
12 Juan Lagares, R (1, 8) OBP: 0.295, SLG: 0.360	F9		2-H 1B			G1-3		B2	K	5	0	1	1	0	1	2
13 Asdrúbal Cabrera, S (1, 5) OBP: 0.328, SLG: 0.387	4 WP 4 1B BB		P4			L8		4 2B 1-3 2B		3	1	1	0	1	0	1
4 Wilmer Flores, R (1, 3) OBP: 0.315, SLG: 0.489	1-H 1B			1 L3 1B		HR		26 1B 2-H 3-H 2B		4	1	4	3	0	0	0
1 Amed Rosario, R (1, 6) OBP: 0.261, SLG: 0.416		G6-3		L3 1-1		F9		F9		4	0	0	0	0	0	2
26 Kevin Plawecki, R (1, 2) OBP: 0.333, SLG: 0.368		P6		28 FC6-4 HBP			9 G4-3 1B	2-3 1B		3	0	2	0	0	0	0
28 Travis Taijeron, R (1, 9)		G6-3		FC6-4 1-2f			P4	G6-3		4	0	0	0	0	0	4
9 Brandon Nimmo, L (1, 7) OBP: 0.384, SLG: 0.317			K		G4-3		G4-3 1-2		F8	4	0	0	0	0	1	1
65 Robert Gsellman, R (1, 1) OBP: 0.250, SLG: 0.148			G6-3	G6-3			G6-3		3B	1	0	0	0	0	0	0
2 Gavin Cecchini, R (5, PH) OBP: 0.281, SLG: 0.333										1	0	0	0	0	0	0
46 Chasen Bradford, R (5, 1)										0	0	0	0	0	0	0
18 Travis d'Arnaud, R (7, PH) OBP: 0.280, SLG: 0.397										1	0	0	0	0	0	1
49 Josh Smoker, L (7, 1)										0	0	0	0	0	0	0
27 Jeurys Familia, R (8, 1)										0	0	0	0	0	0	0
15 Matt Reynolds, R (9, PH) OBP: 0.274, SLG: 0.313										1	0	1	0	0	0	0
Inning Stats	R: 0 E: 0 K: 0 S: 12 H: 1 LOB: 2 BB: 1 P: 21	R: 0 E: 0 K: 0 S: 8 H: 0 LOB: 0 BB: 0 P: 13	R: 1 E: 0 K: 1 S: 14 H: 2 LOB: 1 BB: 0 P: 21	R: 0 E: 0 K: 0 S: 9 H: 1 LOB: 1 BB: 0 P: 15	R: 0 E: 0 K: 1 S: 6 H: 0 LOB: 0 BB: 0 P: 10	R: 1 E: 0 K: 0 S: 7 H: 1 LOB: 0 BB: 0 P: 10	R: 0 E: 0 K: 0 S: 12 H: 1 LOB: 0 BB: 0 P: 18	R: 2 E: 0 K: 0 S: 14 H: 4 LOB: 2 BB: 0 P: 21	R: 0 E: 0 K: 1 S: 14 H: 1 LOB: 1 BB: 0 P: 20	1B: 6 2B: 4 3B: 1 HR: 1 SF: 0 SAC: 0 DP: 1 HBP: 1	WP: 1 PB: 0 SB: 0 CS: 0 PA: 38					

PITCHER		IP	WLS	BF	H	R	ER	SO	BB	IBB	HBP	BLK	WP	HR	S	P	ERA	WHIP
47 Gio González, L ERA: 2.4	(1, 1)	6.2	W	26	6	2	2	2	1	0	1	0	1	1	66	103	2.70	1.050
43 Matt Albers, R ERA: 1.81	(7, 1)	0.1		1	0	0	0	0	0	0	0	0	0	0	2	5	0.00	0.000
21 Brandon Kintzler, R ERA: 2.93	(8, 1)	1.0		7	4	2	2	0	0	0	0	0	0	0	14	21	18.00	4.000
46 Oliver Pérez, L ERA: 3.14	(9, 1)	1.0		4	1	0	0	1	0	0	0	0	0	0	14	20	0.00	1.000

PITCHER	IP	WLS	BF	H	R	ER	SO	BB	IBB	HBP	BLK	WP	HR	S	P	ERA	WHIP

AB	36
R	4
H	11
RBI	4
BB	1
SO	3
LOB	12

New York Mets @ Washington Nationals

Nationals Park, Washington, DC

Sat Aug 26 2017, 4:07 PM - 7:09 PM EDT

Att. 36,761 - Partly Cloudy - 77 F

BOTTOM

livebaseballscorecards.com

Batter	1	2	3	4	5	6	7	8	9	AB	R	H	RBI	BB	SO	LOB
4 Howie Kendrick, R (1, 7) OBP: 0.386, SLG: 0.507	G5-3	BB		1B		F9		1B		4	1	2	1	1	0	0
1 Wilmer Difo, S (1, 6) OBP: 0.336, SLG: 0.382	E1 6 2B 26 WP	1B		G4-3		G3		1B		5	2	2	1	0	0	1
6 Anthony Rendon, R (1, 5) OBP: 0.405, SLG: 0.548	26 WP 26 FC6 1-3	G5-3 1-2 2-3f		26 1B 2-H			P4	P3 1-2		5	1	2	1	0	0	4
26 Adam Lind, L (1, 3) OBP: 0.353, SLG: 0.491	FC6 45 BB 3 1B 5 1B 2-H 3-H	1B 2-H		1-2			K	IBB		4	1	2	2	1	1	0
32 Matt Wieters, S (1, 2) OBP: 0.289, SLG: 0.358	K	G3		P2			K	L8		5	0	0	0	0	2	7
3 Michael Taylor, R (1, 8) OBP: 0.307, SLG: 0.469	45 BB 5 1B 1-2	1B		5 G6-4-3	G6-3			45 SH5-3 45 S 5 1B	1B	4	2	3	0	0	0	0
45 Andrew Stevenson, L (1, 9) OBP: 0.224, SLG: 0.217	5 1B 1-2 2-3	BB		L6	G1-3			SH5-3 1-3		2	0	0	0	1	0	1
5 Adrián Sanchez, R (1, 4) OBP: 0.308, SLG: 0.373 40 Edwin Jackson, R (8, PR) OBP: 0.091, SLG: 0.091 46 Oliver Pérez, L (9, 1)	1-2 2-H 3-H	1B		G6-4-3 1-2f	K			20 BB 4 1B 3-H	1B	4 0 0	0 1 0	2 0 0	3 0 0	0 0 0	1 0 0	1 0 0
47 Gio González, R (1, 1) OBP: 0.150, SLG: 0.105 43 Matt Albers, L (7, 1) 21 Brandon Kintzler, R (8, 1) 20 Daniel Murphy, L (8, PH) OBP: 0.373, SLG: 0.544 (9, 4)	G5-3			F9		K		4 1B 1 1B 1-2	BB	3 0 0 0	0 0 0 1	0 0 0 0	0 0 0 1	0 0 0 0	1 0 0 0	2 0 0 0

Inning Stats																				
	R: 4	H: 3	R: 1	H: 2	R: 0	H: 1	R: 1	H: 3	R: 0	H: 0	R: 0	H: 0	R: 0	H: 0	R: 3	H: 4	1B: 12	SF: 0	WP: 1	PA: 41
	E: 1	LOB: 2	E: 0	LOB: 1	E: 0	LOB: 0	E: 0	LOB: 2	E: 0	LOB: 0	E: 0	LOB: 0	E: 0	LOB: 0	E: 0	LOB: 3	2B: 1	SAC: 1	PB: 0	
	K: 1	BB: 1	K: 0	BB: 1	K: 0	BB: 0	K: 0	BB: 0	K: 1	BB: 0	K: 2	BB: 0	K: 0	BB: 2	3B: 0	DP: 2	SB: 2	
	S: 19	P: 34	S: 11	P: 19	S: 4	P: 6	S: 9	P: 15	S: 6	P: 10	S: 10	P: 11	S: 10	P: 15	S: 14	P: 26	HR: 0	HBP: 0	CS: 0	

PITCHER	IP	WLS	BF	H	R	ER	SO	BB	IBB	HBP	BLK	WP	HR	S	P	ERA	WHIP
65 Robert Gsellman, R (1, 1) ERA: 5.6	4.0	L	23	9	6	2	1	2	0	0	0	1	0	43	74	4.50	2.750
46 Chasen Bradford, R (5, 1) ERA: 2.57	2.0		6	0	0	0	2	0	0	0	0	0	0	16	21	0.00	0.000
49 Josh Smoker, L (7, 1) ERA: 6.28	1.0		3	0	0	0	2	0	0	0	0	0	0	10	15	0.00	0.000
27 Jeurys Familia, R (8, 1) ERA: 6.1	1.0		9	4	3	3	0	1	1	0	0	0	0	14	26	27.00	5.000

PITCHER	IP	WLS	BF	H	R	ER	SO	BB	IBB	HBP	BLK	WP	HR	S	P	ERA	WHIP

Batter	1	2	3	4	5	6	7	8	9	AB	R	H	RBI	BB	SO	LOB
9 Brandon Nimmo, L (1, 9) (8, 7) OBP: 0.372, SLG: 0.308	B SI 92 C SI 92 C CU 74 B SI 92 X SI 93 2-2 12 HBP 13 HR 1B	B CU 74 C SI 91 C FC 87 B SI 92 C FF 91 2-3 ③ K			C CU 73 X CH 90 0-1 ① G3	B FF 91 B CU 74 B FC 84 C SI 90 C SI 90 C CH 89 3-3 ③ K			C SI 94 C KC 78 B KC 80 B KC 80 B SI 95 X SI 95 3-2 ② F8	5	1	1	0	0	2	4
12 Juan Lagares, R (1, 8) OBP: 0.305, SLG: 0.364	1 SAFE L FC 86 B SI 91 H SI 92 2-1 1-2 13 HR HBP		C CH 89 B SI 90 B SI 90 F CH 89 B SI 93 F SI 91 X SI 90 3-2 ① G4-3		X FC 84 0-0 4 S 1B		C FF 91 F FF 92 B FF 92 F FF 92 B FF 92 F FF 92 X FF 92 2-2 ① F8		S KC 80 B SI 95 X SI 95 1-1 13 BB 1B	4	1	2	0	0	0	0
13 Asdrúbal Cabrera, S (1, 4) OBP: 0.331, SLG: 0.394	B CU 72 B CU 73 X CH 89 2-0 1-H 2-H HR		B CU 75 B SI 92 B CH 85 C SI 92 B CH 84 4-1 4 HR BB		F FC 85 B CH 90 X FC 85 1-1 ② F7		C SL 80 C SL 80 B SL 82 B SL 82 B SL 82 X SL 82 3-2 ② G6-3		D KC 77 1 SAFE B CH 82 B CH 82 D SI 94 4-0 1-2 BB	3	2	1	3	2	0	1
4 Wilmer Flores, R (1, 5) OBP: 0.313, SLG: 0.494	C SI 93 B FC 87 F FC 87 F SI 94 B CH 87 F CU 77 X SI 94 2-2 ① G6-3		B FC 86 X FF 91 1-0 1-H HR		1 SAFE 1 SAFE B CH 90 B FC 86 X CH 84 2-1 ③ G6-3 1-2		X FF 93 0-0 ③ F9		F SL 85 X SI 94 0-1 ③ F9	5	1	1	2	0	0	3
22 Dominic Smith, L (1, 3) OBP: 0.196, SLG: 0.358	B CU 74 B CU 73 C FF 92 F SI 92 B SI 93 X CH 86 3-2 ② G4-3		C SI 90 B CH 89 C CU 77 S SI 92 1-3 ② K			B CH 89 B CH 84 X CH 89 2-0 ① L6		C CU 80 C FF 91 X CH 86 0-2 ① G4-3		4	0	0	0	0	1	0
18 Travis d'Arnaud, R (1, 2) OBP: 0.276, SLG: 0.391	F FC 86 T SI 93 F SI 94 X SI 91 0-2 ③ F9		F SI 91 C SI 92 B FC 90 X FC 87 1-2 ③ F9			C FC 84 X FC 86 0-1 ② F9		F FF 90 X FF 90 0-1 ② L8		4	0	0	0	0	0	0
1 Amed Rosario, R (1, 6) OBP: 0.271, SLG: 0.452		C FC 85 C SI 91 B CU 78 F SI 92 B FF 90 X CU 78 2-2 ① F8		C CU 72 B FC 85 B CH 90 X FC 85 2-1 ① G4-3		F SI 91 B SI 91 F CU 74 F FC 87 B CH 84 X CU 78 2-2 7 BB 15 1B 1B		C SL 87 F SL 87 X FF 91 0-2 HR		4	1	2	1	0	0	0
15 Matt Reynolds, R (1, 7) OBP: 0.286, SLG: 0.324		C SI 92 B SI 91 X SI 91 1-1 29 SH2-4 1B		C SI 90 F FC 86 C SI 92 0-3 ② K		X SI 92 0-0 7 BB 1-2 1B		F FF 90 S SL 87 X SL 87 0-2 ③ G6-3		4	0	2	0	0	1	0
29 Tommy Milone, L (1, 1) 47 Hansel Robles, R (6, 1) 7 José Reyes, S (8, PH) 50 Rafael Montero, R (6, 1) 49 Josh Smoker, L (6, 1) 51 Paul Sewald, R (6, 1) 39 Jerry Blevins, L (7, 1) 28 Travis Taijeron, R (8, 1) 44 AJ Ramos, R (8, 1)		1 SAFE C CH 88 X CH 90 0-1 ② SH2-4 1-2		C SI 90 B CU 76 B CU 73 F FC 88 B SI 90 S SI 90 3-3 ③ K		B SI 90 C CU 76 B SI 91 B CH 90 B FC 91 4-1 1-2 2-3 BB			B SL 84 C SL 85 F SL 89 S SL 85 1-3 ① K	1 0 0 0 0 1 0 0 0 0 0 0 0 0 0 0 0 0 1 0 0 0 0 0 0 0 0 0 0 0 0 0 0 0 0 0 0 0 0 0 0 0 0 0 0 0 0 0 0 1 0 0 0 0 1 0 0 0 0 0 0 0 0						
Inning Stats	R: 3 H: 2 E: 0 LOB: 0 K: 0 BB: 0 S: 17 P: 28	R: 0 H: 1 E: 0 LOB: 1 K: 1 BB: 0 S: 11 P: 16	R: 2 H: 1 E: 0 LOB: 0 K: 1 BB: 1 S: 12 P: 22	R: 0 H: 0 E: 0 LOB: 0 K: 2 BB: 0 S: 8 P: 13	R: 0 H: 1 E: 0 LOB: 1 K: 0 BB: 0 S: 7 P: 10	R: 0 H: 2 E: 0 LOB: 3 K: 1 BB: 1 S: 12 P: 23	R: 0 H: 0 E: 0 LOB: 0 K: 0 BB: 0 S: 9 P: 14	R: 1 H: 1 E: 0 LOB: 0 K: 0 BB: 0 S: 11 P: 11	R: 0 H: 1 E: 0 LOB: 2 K: 1 BB: 1 S: 10 P: 19	1B: 6 SF: 0 2B: 0 SAC: 1 3B: 0 DP: 0 HR: 3 HBP: 1					WP: 0 PA: 40 PB: 0 SB: 1 CS: 0	

TOP

New York Mets @ Washington Nationals

Nationals Park, Washington, DC

Sun Aug 27 2017, 1:35 PM - 5:07 PM EDT

Att. 31,904 - Partly Cloudy - 75 F

livebaseballscorecards.com

AB	35
R	6
H	9
RBI	6
BB	3
SO	6
LOB	8

PITCHER		IP	WLS	BF	H	R	ER	SO	BB	IBB	HBP	BLK	WP	HR	S	P	ERA	WHIP
23 Erick Fedde, R ERA: 9.39	(1, 1)	6.0		28	7	5	5	5	2	0	1	0	0	2	67	112	7.50	1.500
27 Shawn Kelley, R ERA: 7.71	(7, 1)	1.0		3	0	0	0	0	0	0	0	0	0	0	9	14	0.00	0.000
56 Joe Blanton, R ERA: 6.57	(8, 1)	1.1	L	5	1	1	1	1	0	0	0	0	0	1	14	15	6.75	0.750
36 Sammy Solís, L ERA: 9.18	(9, 1)	0.1		3	1	0	0	0	1	0	0	0	0	0	5	13	0.00	6.000
43 Matt Albers, R ERA: 1.8	(9, 1)	0.1		1	0	0	0	0	0	0	0	0	0	0	2	2	0.00	0.000

PITCHER	IP	WLS	BF	H	R	ER	SO	BB	IBB	HBP	BLK	WP	HR	S	P	ERA	WHIP

Batter	1	2	3	4	5	6	7	8	9	AB	R	H	RBI	BB	SO	LOB
4 Howie Kendrick, R (1, 4) (8, 7) OBP: 0.390, SLG: 0.511	B FF 87 C FF 87 X CH 81 1-1 1 SH1-3 1B		C CU 76 B FF 88 B SL 80 F CU 75 F SL 80 F FF 88 F FF 88 C FF 88 2-3 ② K		X FF 88 0-0 1 1B 2-3 1B	B SL 81 C FF 90 C FF 92 B SL 84 F FF 92 B FF 93 X SL 83 3-2 ② SF8 3-H		1 SAFE X SL 79 0-0 11 BB 1-2 1B		4	0	3	1	0	1	0
1 Wilmer Difo, S (1, 6) OBP: 0.335, SLG: 0.380	X FF 87 0-0 ① SH1-3 1-2		C FF 88 B CH 83 S CH 82 B FF 88 S CH 82 2-3 ③ K		F CH 81 F FF 87 B FF 88 X CU 74 1-2 3-H 1B	C FF 92 F FF 93 F FF 92 X FF 92 0-2 ③ P5		C SL 80 L SL 79 X FF 94 0-2 ① L7		4	0	1	1	0	1	4
6 Anthony Rendon, R (1, 5) OBP: 0.400, SLG: 0.541	B CH 82 C CU 76 B FF 87 F FF 87 B CH 81 C FF 88 3-3 ② K			B SL 79 B CH 83 C SL 80 F CU 75 B FF 89 X CH 81 3-2 ① L1	B SL 86 C FF 97 F FF 97 F FF 97 B SL 88 B FF 96 F SL 86 C FF 97 3-3 ② K		B SL 82 C FF 92 B SL 87 F FF 92 X FF 93 2-2 ① F8	C SL 80 B FF 94 S SL 79 B SL 81 F SL 79 X FF 93 2-2 ② F8		5	0	0	0	0	2	5
11 Ryan Zimmerman, R (1, 3) OBP: 0.351, SLG: 0.565	C CH 82 C SL 82 D CH 81 B FF 87 X SL 82 2-2 ③ L7			C FF 88 B CH 82 C FF 88 X CU 74 1-2 ② G6-3	C FF 95 T SL 87 B SL 88 C FF 97 1-3 ③ K		B SL 82 B SL 86 C FF 93 S FF 94 X SL 85 2-2 32 1B 3 2B 1B	B FF 93 B FF 93 C SL 78 B SL 80 B SL 79 4-1 1-2 2-3 BB		4	1	1	0	1	1	3
32 Matt Wieters, S (1, 2) OBP: 0.291, SLG: 0.359		C CU 75 B FF 88 B CU 74 F CH 81 C FF 88 2-3 ① K		B CH 82 B CU 75 F SL 78 F SL 81 X CU 76 2-2 3 BB 1B		B FF 93 F CH 89 X CH 88 1-1 ① G3	B FF 92 B CH 81 C FF 92 X FF 92 2-1 3 2B 17 SF7 1-3 1B	B SL 79 B CH 83 X FF 92 2-1 ③ G6-3		5	1	2	0	0	1	3
3 Michael Taylor, R (1, 8) OBP: 0.312, SLG: 0.471		B SL 82 S CH 81 B CH 82 S SL 82 B FF 89 X CH 82 3-2 ② G4-3		B SL 81 D CU 76 B CH 83 C FF 88 B FF 88 4-1 1-2 BB		B FF 92 B FF 94 C SL 84 B SL 84 C CH 89 B CH 89 4-2 17 E 17 S 17 2B BB	S FF 94 B FF 94 X SL 85 1-1 1-3 3-H 2B		C SL 79 S SL 81 B SL 83 B SL 81 S SL 79 2-3 ① K	3	1	1	1	2	1	0
17 Alejandro De Aza, L (1, 7) (8, 9) OBP: 0.160, SLG: 0.273		B SL 80 B SL 81 B FF 88 C FF 88 X FF 88 3-1 3B		C SL 80 X CU 74 0-1 ③ G3		B FF 94 C FF 94 X CH 87 1-1 9 1B 4 SF8 1-H 2B	B CU 70 X FF 90	1-0 ② SF7 3-H	S SL 81 L CH 85 S SL 81 0-3 ② K	4	1	2	2	0	1	2
9 Rafael Bautista, R (1, 9) OBP: 0.308, SLG: 0.250 56 Joe Blanton, R (8, 1) 36 Sammy Solis, R (9, 1) 43 Matt Albers, L (9, 1) 26 Adam Lind, L (9, PH) OBP: 0.356, SLG: 0.493 40 Edwin Jackson, R (9, PR) OBP: 0.091, SLG: 0.091		C CU 77 S CH 83 B FF 88 X CH 81 1-2 ③ P4			C CU 75 X CH 81 0-1 4 1B 23 SH3-4 1 1B 1B	F FF 95 C FF 95 B FF 94 X SL 83 1-2 45 BB 2-3 1B	B CU 72 C CU 71 B CU 72 S CU 73 X CU 73 2-2 ③ F8		X FF 94 0-0 20 2B 1B	4 0 0 0 1 0	1 0 0 0 0 0	2 0 0 0 1 0	0 0 0 0 0 0	0 0 0 0 0 0	0 0 0 0 0 0	2 0 0 0 0 0
23 Erick Fedde, R (1, 1) 45 Andrew Stevenson, L (6, PH) OBP: 0.240, SLG: 0.217 27 Shawn Kelley, R (7, 1) 20 Daniel Murphy, L (8, 4) OBP: 0.376, SLG: 0.548			C FF 86 C CU 74 C FF 87 0-3 ① K		L FF 85 X FF 87 0-1 ① SH3-4 1-2	B FF 93 1 SAFE C FF 93 C FF 94 F SL 82 B FF 95 B SL 79 D FF 95 4-2 1-2 BB		H CU 70 1-0 11 BB 4 1B HBP	B SL 80 X SL 80 1-0 ③ 1-H 2B	1 0 0 1	0 0 0 0	0 0 0 1	0 0 0 0	1 0 0 0	0 0 0 0	0 0 0 0
Inning Stats	R: 0 E: 0 K: 1 S: 9 H: 1 LOB: 1 BB: 0 P: 15	R: 0 E: 0 K: 1 S: 11 H: 1 LOB: 1 BB: 0 P: 20	R: 0 E: 0 K: 3 S: 12 H: 0 LOB: 0 BB: 0 P: 16	R: 0 E: 0 K: 0 S: 12 H: 1 LOB: 2 BB: 1 P: 22	R: 1 E: 0 K: 2 S: 16 H: 3 LOB: 2 BB: 0 P: 21	R: 2 E: 0 K: 0 S: 20 H: 2 LOB: 2 BB: 2 P: 34	R: 2 E: 0 K: 0 S: 14 H: 3 LOB: 1 BB: 0 P: 24	R: 0 E: 0 K: 0 S: 11 H: 1 LOB: 3 BB: 1 P: 20	R: 0 E: 0 K: 2 S: 8 H: 2 LOB: 3 BB: 0 P: 11	1B: 10 2B: 3 3B: 1 HR: 0	SF: 2 SAC: 2 DP: 0 HBP: 1	WP: 0 PB: 0 SB: 1 CS: 0	PA: 45				

PITCHER		IP	WLS	BF	H	R	ER	SO	BB	IBB	HBP	BLK	WP	HR	S	P	ERA	WHIP
29 Tommy Milone, L ERA: 7.5	(1, 1)	4.1		20	6	1	1	5	1	0	0	0	0	0	52	82	2.08	1.615
47 Hansel Robles, R ERA: 3.89	(5, 1)	0.2		2	0	0	0	2	0	0	0	0	0	0	8	12	0.00	0.000
50 Rafael Montero, R ERA: 5.64	(6, 1)	0.1		4	2	2	2	0	1	0	0	0	0	0	9	16	54.00	9.000
49 Josh Smoker, L ERA: 6.28	(6, 1)	0.0		1	0	0	0	0	1	0	0	0	0	0	3	7	∞	∞
51 Paul Sewald, R ERA: 4.11	(6, 1)	1.0	H	6	3	2	2	0	0	0	0	0	0	0	18	28	18.00	3.000

PITCHER		IP	WLS	BF	H	R	ER	SO	BB	IBB	HBP	BLK	WP	HR	S	P	ERA	WHIP
39 Jerry Blevins, L ERA: 2.66	(7, 1)	0.2	W	3	0	0	0	0	0	0	1	0	0	0	4	8	0.00	0.000
44 AJ Ramos, R ERA: 3.66	(8, 1)	2.0	S	9	3	0	0	2	1	0	0	0	0	0	19	30	0.00	2.000

BOTTOM

New York Mets @ Washington Nationals

Nationals Park, Washington, DC

Sun Aug 27 2017, 1:35 PM - 5:07 PM EDT

Att. 31,904 - Partly Cloudy - 75 F

livebaseballscorecards.com

AB	36
R	5
H	14
RBI	5
BB	4
SO	9
LOB	19

New York Mets @ Washington Nationals

Nationals Park, Washington, DC

Sun Aug 27 2017, 8:09 PM - 11:28 PM EDT

Att. 20,624 - Cloudy - 69 F

TOP

livebaseballscorecards.com

Batter	1	2	3	4	5	6	7	8	9	AB	R	H	RBI	BB	SO	LOB
7 José Reyes, S (1, 6) OBP: 0.293, SLG: 0.381	C FF 90 B CU 76 F SI 92 S SI 92 1-3 K ①		X SI 92 0-0 12 S 1B			B SI 91 B CU 73 F SI 91 C SI 91 X SI 92 2-2 12 2B 1B	C FF 95 X FF 94 0-1 FC6-4 ③ 1-2f		F FF 95 S FF 96 X FF 95 0-2 1-3 2-H 1B	5	1	3	1	0	1	2
12 Juan Lagares, R (1, 8) OBP: 0.308, SLG: 0.372	C FF 93 B CU 74 S SL 87 B SI 93 F FF 94 F CH 83 B SI 93 X SI 92 3-2 G4-3 ②		B SL 85 C SL 83 1 SAFE F SL 84 1 SAFE B FF 91 X SI 93 2-2 L9 ③ 1-2			1 SAFE B CU 73 X SL 83 1-0 9 HR 1-H 2B		S SL 78 C FF 89 F SL 79 F SL 79 X FF 91 0-2 1B	S FF 96 B FF 95 F FF 96 F FF 95 X FF 94 1-2 L7 ③	5	1	2	1	0	0	3
9 Brandon Nimmo, L (1, 7) OBP: 0.378, SLG: 0.362	C CU 75 X SI 93 0-1 1B			C FF 91 S CU 74 B SI 92 B SI 93 S CU 75 2-3 K ①		B CH 80 X FF 91 1-0 2-H HR		1 SAFE C SL 79 B FF 90 B FF 90 X SL 80 2-1 F7 ①		4	1	2	2	0	1	1
4 Wilmer Flores, R (1, 5) OBP: 0.309, SLG: 0.488 (6, 3)	1 SAFE B SL 85 F SL 84 C SI 92 1 SAFE D CU 74 B SL 86 F SL 84 C SI 92 3-3 K ③			C CU 75 B CU 75 B FF 93 F CU 75 F CH 84 F SI 93 F SL 86 S SL 87 2-3 K ②		C SL 84 C SI 92 F FF 92 B SL 86 X CU 75 1-2 F7 ②		1 SAFE B FF 91 F SL 79 1 SAFE 1 SAFE F FF 90 1 SAFE F FF 91 X FF 92 1-2 F8 ②		4	0	0	0	0	2	2
22 Dominic Smith, L (1, 3) OBP: 0.186, SLG: 0.339 47 Hansel Robles, R (6, 1) 46 Chasen Bradford, R (6, 1) 13 Asdrúbal Cabrera, S (8, PH) OBP: 0.330, SLG: 0.393 62 Erik Goeddel, R (8, 1)		S SI 90 S CU 75 B SI 91 F SI 91 B CU 76 S CU 75 2-3 K ①		B SI 91 B SI 92 F SI 92 F CU 74 F CU 76 C SI 93 2-3 K ③		B CH 84 F CU 82 F FF 93 X CU 75 1-2 G4-3 ③		B CU 80 F CU 79 C CU 80 X SL 86 1-2 F8 ③		3 0 0 1 0	0 0 0 0 0	0 0 0 0 0	0 0 0 0 0	0 0 0 0 0	2 0 0 0 0	0 0 0 1 0
28 Travis Taijeron, R (1, 9) 18 Travis d'Arnaud, R (9, PH) OBP: 0.279, SLG: 0.394		F FF 92 C SI 92 C SI 92 0-3 K ②			C CU 71 F SI 90 B SI 91 T CH 82 1-2 K ①		B FF 94 C SI 93 F SL 85 X FF 94 1-2 G5-3 ①		B FF 94 S FS 85 T FF 95 F FF 94 X FF 95 1-2 2 1B 7 1B 1B	3 1	0 1	0 1	0 0	0 0	2 0	0 0
26 Kevin Plawecki, R (1, 2) OBP: 0.327, SLG: 0.357		B SL 86 S SL 86 F FF 92 F CH 83 B SI 92 F SI 93 B CU 75 C SI 92 3-3 K ③			S SL 85 X SL 85 0-1 G6-3 ②		B FF 94 B SL 86 C FF 93 X SL 85 2-1 15 1B 1B		B FF 94 X FF 94 1-0 P6 ①	4	0	1	0	0	1	1
2 Gavin Cecchini, R (1, 4) OBP: 0.278, SLG: 0.324			C SL 83 C SI 91 B FF 93 F CU 74 B SL 86 F SL 85 F SI 92 X SI 93 2-2 G3 ①		B SL 85 X SL 84 1-0 F9 ③		D SL 88 B SL 88 C FF 96 F FF 94 F FF 96 2-3 K ②		X FF 96 0-0 7 1B 1-2 1B	4	0	1	0	0	1	1
67 Seth Lugo, R (1, 1) OBP: 0.150, SLG: 0.400 49 Josh Smoker, L (4, 1) 15 Matt Reynolds, R (6, PH) OBP: 0.288, SLG: 0.324 (6, 5)			B SI 91 C SI 90 B CU 74 B SI 91 C SI 90 F SI 92 F SI 92 X SI 92 3-2 G5-3 ②			B SL 85 C SI 90 B SI 90 X CU 73 2-1 G6-3 ①	1 SAFE C FF 95 B FF 95 B FF 94 X FF 95 2-1 7 FC6-4 1-2 1B		C FF 95 F FF 95 X FF 95 0-2 F9 ②	1 0 3	0 0 0	0 0 1	0 0 0	0 0 0	0 0 2	0 0 0
Inning Stats	R: 0 E: 0 K: 2 S: 14 H: 1 LOB: 1 BB: 0 P: 21	R: 0 E: 0 K: 3 S: 12 H: 0 LOB: 0 BB: 0 P: 17	R: 0 E: 0 K: 0 S: 15 H: 1 LOB: 1 BB: 0 P: 22	R: 0 E: 0 K: 3 S: 13 H: 0 LOB: 0 BB: 0 P: 19	R: 0 E: 0 K: 1 S: 6 H: 0 LOB: 0 BB: 0 P: 8	R: 3 E: 0 K: 0 S: 15 H: 3 LOB: 0 BB: 0 P: 23	R: 0 E: 0 K: 1 S: 12 H: 2 LOB: 2 BB: 0 P: 19	R: 0 E: 0 K: 0 S: 14 H: 1 LOB: 1 BB: 0 P: 18	R: 1 E: 0 K: 0 S: 16 H: 3 LOB: 2 BB: 0 P: 19	1B: 9 2B: 1 3B: 0 HR: 1 SF: 0 SAC: 0 DP: 0 HBP: 0						

	AB	38
	R	4
	H	11
	RBI	4
	BB	0
	SO	10
	LOB	13

	WP: 0	PA: 38
	PB: 0	
	SB: 1	
	CS: 0	

PITCHER		IP	WLS	BF	H	R	ER	SO	BB	IBB	HBP	BLK	WP	HR	S	P	ERA	WHIP
57 Tanner Roark, R ERA: 4.63	(1, 1)	6.0	W	23	5	3	3	9	0	0	0	0	0	1	75	110	4.50	0.833
43 Matt Albers, R ERA: 1.76	(7, 1)	1.0	H	5	2	0	0	1	0	0	0	0	0	0	12	19	0.00	2.000
27 Shawn Kelley, R ERA: 7.48	(8, 1)	0.2	H	3	1	0	0	0	0	0	0	0	0	0	11	14	0.00	1.500
56 Joe Blanton, R ERA: 6.51	(8, 1)	0.1	H	1	0	0	0	0	0	0	0	0	0	0	3	4	0.00	0.000
62 Sean Doolittle, L ERA: 3.2	(9, 1)	1.0	S	6	3	1	1	0	0	0	0	0	0	0	16	19	9.00	3.000

PITCHER	IP	WLS	BF	H	R	ER	SO	BB	IBB	HBP	BLK	WP	HR	S	P	ERA	WHIP

Batter	1	2	3	4	5	6	7	8	9	AB	R	H	RBI	BB	SO	LOB
17 Alejandro De Aza, L (1, 7) OBP: 0.138, SLG: 0.231	C SI 90 F FF 92 B FF 92 S SI 93 1-3 K ①		B CU 76 X CH 85 1-0 F9 ③		F FF 95 B SL 81 X SL 81 1-1 F7 ③		C SI 90 F SI 90 B SL 85 B FF 92 S CH 85 2-3 K ②			4	0	0	0	0	2	0
1 Wilmer Difo, S (1, 6) OBP: 0.337, SLG: 0.382	F FF 94 F FF 93 F SI 93 B CH 86 S SL 89 1-3 K ②			B CH 84 F FF 92 F FF 92 F CU 79 F FF 92 F CU 78 X SI 93 1-2 20 1B 6 1B 1B		B SL 88 X FF 96 1-0 26 BB 6 BB 3 BB 1B	C SI 92 B CH 84 S SI 91 F SL 83 X SI 92 1-2 G6-3 ③			4	2	2	0	0	1	0
20 Daniel Murphy, L (1, 4) OBP: 0.375, SLG: 0.545	B CU 76 B SI 93 F SL 87 F CH 85 F FF 96 T SI 92 2-2 K ③			1 SAFE C SI 91 F CU 73 B FF 94 1 SAFE X CU 78 1-2 6 1B 26 SF8 1-3 1B		1 SAFE C FF 93 F SL 87 X FF 96 0-2 L7 ①		B FF 92 B FF 93 F FF 93 X CH 86 2-2 F8 ①		4	1	1	0	0	1	1
6 Anthony Rendon, R (1, 5) OBP: 0.403, SLG: 0.542		C FF 91 C SI 92 B FF 91 X CH 86 1-2 1B		B SL 84 C SI 91 B CH 83 S SL 86 B FF 94 1 SAFE X CU 78 3-2 3 S 1-3 1B 3-H		1 SAFE B FF 95 B SL 85 D SL 87 C FF 95 F FF 95 B FF 96 4-2 3 BB 26 BB 45 BB 1-2 BB		C CU 77 B FF 94 F CH 85 X FF 93 1-2 G6-3 ②		3	1	2	1	1	0	0
26 Adam Lind, L (1, 3) OBP: 0.358, SLG: 0.507 62 Sean Doolittle, L (9, 1)		B FF 90 D SL 87 C SI 91 B SL 85 1 SAFE X CH 83 3-1 F7 ①		F FF 92 S SL 86 X CU 74 0-2 SF8 ① 3-H		C CH 87 B FF 96 B FF 95 D SL 89 B FF 93 4-1 45 BB 3 BB 1-2 2-3 BB		C CU 78 X CU 78 0-1 HR		2 0	1 0	1 0	2 0	1 0	0 0	1 0
3 Michael Taylor, R (1, 8) OBP: 0.311, SLG: 0.466		C CU 77 1 SAFE C SI 93 F SL 88 B FF 92 F FF 94 X SI 93 1-2 L9 ②		F SL 86 B SL 87 B SI 89 B SI 91 F SL 85 C SI 92 3-3 K ② 1-2		F FF 94 B CH 88 B FF 96 C FF 93 B FF 94 4-1 4 G5-3 45 BB 1-2 2-3 3-H BB		S FF 93 S CH 87 B CH 86 S CH 85 1-3 K ③		3	0	0	1	1	2	2
45 Andrew Stevenson, L (1, 9) OBP: 0.245, SLG: 0.208		S CH 88 1 SAFE X SL 89 0-1 G4-3 ③		B FF 91 B FF 94 X FF 92 2-0 F7 ③		B SI 89 B FF 89 F FF 90 B SI 89 B SI 89 4-1 1-2 2-3 3-H BB				2	0	0	1	1	0	2
59 Jose Lobaton, S (1, 2) OBP: 0.223, SLG: 0.286 4 Howie Kendrick, R (6, PH) OBP: 0.389, SLG: 0.509 43 Matt Albers, L (7, 1) 27 Shawn Kelley, R (8, 1) 56 Joe Blanton, R (8, 1) 11 Ryan Zimmerman, R (9, 3) OBP: 0.351, SLG: 0.565			F FF 91 S SI 91 F FF 96 F SI 94 X SL 88 0-2 G4-3 ①		B FF 94 B FS 84 F FF 93 X FF 94 2-1 P4 ①	D SI 90 X SI 90 1-0 G5-3 ②③ 2-3f				2 1 0 0 0 0	0 0 0 0 0 0	0 0 0 0 0 0	0 0 0 0 0 0	0 0 0 0 0 0	0 3 0 0 0 0	0 0 0 0 0 0
57 Tanner Roark, R (1, 1) OBP: 0.114, SLG: 0.116 32 Matt Wieters, S (7, 2) OBP: 0.290, SLG: 0.358			F SI 90 C FF 92 F SI 94 B SL 87 C CU 77 1-3 K ②		B FF 92 C FF 92 S FF 93 F FF 94 B FF 95 X FF 93 2-2 G5-3 ②		B FF 89 F SI 88 X SL 83 1-1 F9 ①			2 1	0 0	0 0	0 0	0 0	1 0	0 0
Inning Stats	R: 0 E: 0 K: 3 S: 11 H: 0 LOB: 0 BB: 0 P: 15	R: 0 E: 0 K: 0 S: 12 H: 1 LOB: 1 BB: 0 P: 17	R: 0 E: 0 K: 1 S: 10 H: 0 LOB: 0 BB: 0 P: 12	R: 2 E: 0 K: 1 S: 19 H: 3 LOB: 1 BB: 0 P: 29	R: 0 E: 0 K: 0 S: 8 H: 0 LOB: 0 BB: 0 P: 13	R: 2 E: 0 K: 0 S: 10 H: 1 LOB: 2 BB: 4 P: 28	R: 0 E: 0 K: 1 S: 9 H: 0 LOB: 0 BB: 0 P: 13	R: 1 E: 0 K: 1 S: 11 H: 1 LOB: 0 BB: 0 P: 15		1B: 5 2B: 0 3B: 0 HR: 1	SF: 1 SAC: 0 DP: 1 HBP: 0			WP: 0 PB: 0 SB: 1 CS: 0	PA: 33	

PITCHER		IP	WLS	BF	H	R	ER	SO	BB	IBB	HBP	BLK	WP	HR	S	P	ERA	WHIP
67 Seth Lugo, R ERA: 4.85	(1, 1)	3.2		15	4	2	2	5	0	0	0	0	0	0	51	70	4.91	1.091
49 Josh Smoker, L ERA: 6.09	(4, 1)	1.1		4	0	0	0	0	0	0	0	0	0	0	9	16	0.00	0.000
47 Hansel Robles, R ERA: 4.26	(6, 1)	0.1	L	5	1	2	2	0	3	0	0	0	0	0	8	21	54.00	12.000
46 Chasen Bradford, R ERA: 2.38	(6, 1)	1.2		5	0	0	0	1	1	0	0	0	0	0	11	20	0.00	0.600
62 Erik Goeddel, R ERA: 4.07	(8, 1)	1.0		4	1	1	1	1	0	0	0	0	0	1	11	15	9.00	1.000

PITCHER	IP	WLS	BF	H	R	ER	SO	BB	IBB	HBP	BLK	WP	HR	S	P	ERA	WHIP

BOTTOM

New York Mets @ Washington Nationals

Nationals Park, Washington, DC

Sun Aug 27 2017, 8:09 PM - 11:28 PM EDT

Att. 20,624 - Cloudy - 69 F

livebaseballscorecards.com

AB	28
R	5
H	6
RBI	5
BB	4
SO	7
LOB	9

Batter	1	2	3	4	5	6	7	8	9	AB	R	H	RBI	BB	SO	LOB
7 José Reyes, S (1, 7) (6, 6) OBP: 0.299, SLG: 0.382	B SI 94 B SI 95 C SI 94 C SI 95 B SL 86 B SI 95 4-2 13 WP 13 2B BB		F SI 95 F SI 95 B SL 88 X SL 88 1-2 13 FC3-6 1-2 1B		C SI 95 B CH 90 B CH 90 X SI 96 2-1 ③ G5-3		B SL 79 B CH 84 C SI 89 B CH 83 B FF 89 4-1 9 CS BB		B FF 88 B FF 89 C FF 88 F FF 88 F FF 89 B FF 88 B FF 90 4-2 13 1B 9 1B 1-2 BB	2	1	1	0	3	0	0
9 Brandon Nimmo, L (1, 9) OBP: 0.368, SLG: 0.351	B SI 95 C SI 96 F SL 86 S SL 88 1-3 ① K		B SI 96 B SI 96 F SI 96 F SI 96 C SI 97 2-3 ① K			X SI 94 0-0 ① L7	S SI 89 B CH 83 C FF 89 B SL 80 T SI 89 2-2 ②③ 1-2 K		D CH 82 X FF 90 1-0 13 1B 1-2 2-3 1B	5	0	1	0	0	3	4
13 Asdrúbal Cabrera, S (1, 4) OBP: 0.333, SLG: 0.397	B SI 96 1 SAFE 1 SAFE B SI 96 F SI 95 B SL 88 X SI 96 3-1 1-H 2B		C SL 86 B SI 97 B CH 90 B SI 96 X SI 97 3-1 ② FC3-6 1-2f 2-3			C SI 94 B CH 89 B SI 96 B SI 95 B SI 93 4-1 18 2B 22 1B BB		B SL 88 X SI 95 1-0 ① G4-3	C FF 89 F CU 83 B CH 82 F FF 90 B CH 82 X FF 89 2-2 4 G4-6-3 1-2 2-3 3-H 1B	4	1	2	2	1	0	2
4 Wilmer Flores, R (1, 5) OBP: 0.308, SLG: 0.483	B SI 95 C SI 93 D SL 88 B SL 87 X SI 96 3-1 ② L8		D SL 89 F SI 96 X SI 96 1-1 ③ F8			F SI 95 X SI 95 0-1 ② P3		S SL 86 B SI 94 F SL 88 F SI 95 F FF 96 X SL 88 1-2 22 1B 1B	C CU 80 F CU 79 F FF 89 X FF 88 0-2 ②③ G4-6-3 1-2f	5	0	1	0	0	0	7
18 Travis d'Arnaud, R (1, 2) OBP: 0.278, SLG: 0.395	X SI 96 0-0 ③ L6			B CH 87 X SI 95 1-0 ① F9		B SI 96 X CH 88 1-0 22 1B 1-3 2B		C SL 87 X SL 88 0-1 ② F7		4	1	1	0	0	0	2
22 Dominic Smith, L (1, 3) OBP: 0.206, SLG: 0.350		C SI 94 F SI 95 B SL 87 B CH 90 F SI 96 F CH 91 F CH 91 X SI 97 2-2 ① G3-1		C CH 89 B CH 89 B SI 96 B SI 95 F SI 95 F SI 96 X SI 96 3-2 ② G3		F SI 96 X CH 91 0-1 1 1B 2-H 3-H 1B		B SL 87 S FF 97 S CH 87 B SL 88 B CH 88 X FF 97 3-2 28 WP 1-3 1B		4	0	2	2	0	0	0
1 Amed Rosario, R (1, 6) OBP: 0.273, SLG: 0.448 27 Jeurys Familia, R (6, 1) 28 Travis Taijeron, R (8, PH) 46 Chasen Bradford, R (8, 1) 26 Kevin Plawecki, R (8, 1) OBP: 0.327, SLG: 0.357		C SI 96 B SL 89 X CH 90 1-1 ② G4-3		C SI 95 C CH 90 S SL 90 0-3 ③ K		F SL 87 X SI 96 0-1 1-2 1B		S CH 89 F FF 97 B FF 97 B CH 89 B FF 97 S FF 97 3-3 ③ K 1-2		3 0 1 0 0	0 0 0 0 0	1 0 0 0 0	0 0 0 0 0	1 0 1 0 0	0 0 2 0 0	0 0 0 0 0
12 Juan Lagares, R (1, 8) OBP: 0.300, SLG: 0.362		B SI 97 B CH 91 X SI 97 2-0 ③ L6			C SI 94 L CH 89 X SL 89 0-2 ① G5-3	C SI 96 D SL 87 S SI 95 B SI 95 S SL 88 2-3 ③ K			C CU 78 S CH 81 B CH 82 F FF 88 S CU 82 1-3 ① K	4	0	0	0	0	2	2
64 Chris Flexen, R (1, 1) OBP: 0.167, SLG: 0.250 49 Josh Smoker, L (5, 1) 15 Matt Reynolds, R (6, 7) OBP: 0.293, SLG: 0.320			C SI 94 X SL 85 0-1 13 FC3-6 7 1B 1B		C SI 95 S CH 90 B SI 96 S SL 89 1-3 ② K		C SL 80 B CH 83 C SI 89 B SI 89 F CH 84 B SL 80 X SL 80 3-2 ① F7		C FF 89 B CH 81 B CU 80 F FF 89 B CH 82 B FF 88 4-2 9 1B 7 BB 13 1B BB	2 0 1	0 0 1	1 0 0	0 0 0	0 0 1	1 0 0	0 0 0
Inning Stats	R: 1 E: 0 K: 1 S: 10 H: 1 LOB: 1 BB: 1 P: 21	R: 0 E: 0 K: 0 S: 9 H: 0 LOB: 0 BB: 0 P: 14	R: 0 E: 0 K: 1 S: 12 H: 2 LOB: 2 BB: 0 P: 19	R: 0 E: 0 K: 1 S: 8 H: 0 LOB: 0 BB: 0 P: 12	R: 0 E: 0 K: 1 S: 8 H: 0 LOB: 0 BB: 0 P: 11	R: 2 E: 0 K: 1 S: 12 H: 3 LOB: 2 BB: 1 P: 19	R: 0 E: 0 K: 1 S: 8 H: 0 LOB: 0 BB: 1 P: 17	R: 0 E: 0 K: 1 S: 14 H: 2 LOB: 2 BB: 0 P: 22	R: 1 E: 0 K: 1 S: 19 H: 2 LOB: 2 BB: 2 P: 31	1B: 8 2B: 2 3B: 0 HR: 0 SF: 0 SAC: 0 DP: 1 HBP: 0						WP: 2 PB: 0 SB: 0 CS: 1 PA: 40	

PITCHER		IP	WLS	BF	H	R	ER	SO	BB	IBB	HBP	BLK	WP	HR	S	P	ERA	WHIP
47 Sal Romano, R ERA: 4.91	(1, 1)	6.0	W	26	6	3	3	5	2	0	0	0	1	0	59	96	4.50	1.333
31 Drew Storen, R ERA: 4.36	(7, 1)	1.0		3	0	0	0	1	1	0	0	0	0	0	8	17	0.00	1.000
41 Kevin Shackelford, R ERA: 7.27	(8, 1)	0.2		3	1	0	0	0	0	0	0	0	0	0	8	10	0.00	1.500
53 Wandy Peralta, L ERA: 3.39	(8, 1)	0.1		2	1	0	0	1	0	0	0	0	1	0	6	12	0.00	3.000
67 Alejandro Chacin, R ERA: 7.71	(9, 1)	1.0		6	2	1	1	1	2	0	0	0	0	0	19	31	9.00	4.000

PITCHER	IP	WLS	BF	H	R	ER	SO	BB	IBB	HBP	BLK	WP	HR	S	P	ERA	WHIP

TOP

New York Mets @ Cincinnati Reds

Great American Ball Park, Cincinnati, OH

Tue Aug 29 2017, 7:12 PM - 10:41 PM EDT

Att. 12,946 - Partly Cloudy - 73 F

livebaseballscorecards.com

AB	35
R	4
H	10
RBI	4
BB	5
SO	8
LOB	19

New York Mets @ Cincinnati Reds

Great American Ball Park, Cincinnati, OH

Tue Aug 29 2017, 7:12 PM - 10:41 PM EDT

Att. 12,946 - Partly Cloudy - 73 F

BOTTOM

livebaseballscorecards.com

Batter	1	2	3	4	5	6	7	8	9	AB	R	H	RBI	BB	SO	LOB
6 Billy Hamilton, S (1, 8) OBP: 0.298, SLG: 0.329	G4-3	L8 2B		P6		K		19 1B 1B E2 FC5 2 E2 2B 3-H		6	1	3	1	0	1	0
2 Zack Cozart, R (1, 6) OBP: 0.401, SLG: 0.555	4 BB 19 BB 7 1B 1B	L8 2-3			G5-4-3 23 19 BB 4 1B 1B	19 BB BB		FC5 19 1B 23 HR 1-3 E5 2-3		5	3	2	0	1	0	3
19 Joey Votto, L (1, 3) OBP: 0.449, SLG: 0.586	7 1B 4 BB 43 HR 1-2 BB	G6-3			23 G5-4-3 1-2 BB	1-2 BB		23 HR 1B 3-H G3		3	2	1	1	3	0	3
23 Adam Duvall, R (1, 7) OBP: 0.305, SLG: 0.516	K	F9			G5-4-3 1-2f 2-3	K		1-H 2-H HR		5	1	1	3	0	2	6
4 Scooter Gennett, L (1, 4) OBP: 0.343, SLG: 0.532	7 1B 43 HR 1-2 2-3 BB	F9			7 BB 43 E 3-H 1B	F7		7 1B 16 1B 2B		4	3	2	1	1	0	2
7 Eugenio Suárez, R (1, 5) OBP: 0.385, SLG: 0.501	43 HR 1-2 2-3 3-H 1B	2B			43 E 1-2 BB	G6-3		16 1B 43 BB 27 G6-4-3 2-3 1B		4	2	3	1	1	0	0
43 Scott Schebler, L (1, 9) OBP: 0.318, SLG: 0.503	1-H 2-H 3-H HR	G4-3			E9 1-3 2-H 1B	K		27 G6-4-3 16 1B 6 2B 1-2 BB		4	2	2	5	1	1	1
16 Tucker Barnhart, L (1, 2) OBP: 0.345, SLG: 0.388	K	L9			IBB	BB		27 G6-4-3 1-2 2-3 3-H 1B		3	0	1	1	2	1	0
47 Sal Romano, L (1, 1) 31 Drew Storen, S (7, 1) 3 Patrick Kivlehan, R (7, PH) OBP: 0.300, SLG: 0.413 41 Kevin Shackelford, R (8, 1) OBP: 0.500, SLG: 0.500 53 Wandy Peralta, L (8, 1) 27 Phillip Ervin, R (8, PH) OBP: 0.538, SLG: 1.091 67 Alejandro Chacin, R (9, 1)		K		K	K	K		G6-4-3 1-2f 2-3 3-H		3 0 0 0 0 3 3 0 0 0 0 0 0 0 1 0 0 0 0 1 1 0 0 0 0 0 0 0 0 0 0 0 0 0 0 1 0 0 0 0 0 2 0 0 0 0 0 0 0						
Inning Stats	R: 5 H: 3 E: 0 LOB: 0 K: 2 BB: 2 S: 17 P: 36	R: 0 H: 1 E: 0 LOB: 1 K: 1 BB: 0 S: 12 P: 15	R: 0 H: 1 E: 0 LOB: 1 K: 0 BB: 0 S: 10 P: 15	R: 0 H: 0 E: 0 LOB: 0 K: 1 BB: 0 S: 6 P: 7	R: 2 H: 3 E: 1 LOB: 3 K: 1 BB: 3 S: 17 P: 28	R: 0 H: 0 E: 0 LOB: 2 K: 2 BB: 2 S: 16 P: 29	R: 0 H: 0 E: 0 LOB: 1 K: 2 BB: 1 S: 11 P: 18	R: 7 H: 7 E: 2 LOB: 2 K: 0 BB: 1 S: 21 P: 31		1B: 9 SF: 0 2B: 4 SAC: 0 3B: 0 DP: 2 HR: 2 HBP: 0						

	AB	39
	R	14
	H	15
	RBI	13
	BB	9
	SO	9
	LOB	21

WP: 0 PA: 48
PB: 0
SB: 0
CS: 0

PITCHER		IP	WLS	BF	H	R	ER	SO	BB	IBB	HBP	BLK	WP	HR	S	P	ERA	WHIP
64 Chris Flexen, R ERA: 6.89	(1, 1)	4.2	L	24	7	7	7	4	4	0	0	0	0	1	56	93	13.50	2.357
49 Josh Smoker, L ERA: 6.0	(5, 1)	0.2		6	1	0	0	2	2	1	0	0	0	0	17	28	0.00	4.500
27 Jeurys Familia, R ERA: 5.25	(6, 1)	1.2		6	0	0	0	3	1	0	0	0	0	0	16	27	0.00	0.600
46 Chasen Bradford, R ERA: 3.97	(8, 1)	0.0		8	6	7	4	0	1	0	0	0	0	1	13	19	∞	∞
26 Kevin Plawecki, R ERA: 12.0	(8, 1)	1.0		4	1	0	0	0	0	0	0	0	0	0	8	12	0.00	1.000

PITCHER	IP	WLS	BF	H	R	ER	SO	BB	IBB	HBP	BLK	WP	HR	S	P	ERA	WHIP

Batter	1	2	3	4	5	6	7	8	9	AB	R	H	RBI	BB	SO	LOB
7 José Reyes, S (1, 6) OBP: 0.298, SLG: 0.383	C FF 90 S FS 84 X FS 84 0-2 4 S 4 2B 2B		X FF 90 0-0 ① G4-3		C FF 92 X FF 92 0-1 ② FC5-4 13 CS 9 BB 1-2f			B SI 91 T CH 84 B FF 89 S FF 91 F FF 92 B CH 87 F FF 92 F FF 91 X FF 87 3-2 ② F8		4	1	1	0	0	0	1
9 Brandon Nimmo, L (1, 9) OBP: 0.374, SLG: 0.351	B FS 90 X FF 90 1-0 ① F8		B FS 88 X FF 92 1-0 ② F8		C FF 92 1 SAFE B SI 92 B SL 87 B FF 92 B FF 92 4-1 1-2 BB			C CH 87 C CU 76 B CU 75 X FF 93 1-2 1B		3	0	1	0	1	0	1
13 Asdrúbal Cabrera, S (1, 4) OBP: 0.333, SLG: 0.395	B SL 86 B FF 91 S SL 88 D FS 85 X SL 87 3-1 ② G4-3		C FF 92 B SL 85 B FS 86 B SI 92 X SI 92 3-1 E8 1B		C FF 92 C SL 87 B FF 93 1-2 ③ CS 2-3	B KC 76 C FS 84 C FS 84 X KC 78 1-2 ① L4		1 SAFE D FF 92 C FF 92 D CU 75 F FF 91 1 SAFE S CU 76 2-3 ③ K		4	0	1	0	0	1	2
4 Wilmer Flores, R (1, 5) OBP: 0.307, SLG: 0.483	B FF 92 F FF 91 B FF 92 B SL 88 2 SAFE S SL 87 F SL 86 F FF 93 F FF 93 3-2 26 2B 2B 2-H		B FF 92 F FF 92 X FF 92 1-1 ③ L7			C KC 77 B SL 86 B KC 76 X SI 93 2-1 ② G4-3		F FF 91 B CH 86 B CU 75 X FF 90 2-1 ① P4		4	1	1	1	0	0	1
26 Kevin Plawecki, R (1, 2) OBP: 0.321, SLG: 0.370	C FF 93 X FS 86 0-1 ① 2-H 2B			C SI 91 X FF 92 0-1 ① G3		F SI 93 X FF 94 0-1 ③ G6-3		B CU 76 X FF 90 1-0 ② F8		4	0	1	1	0	0	0
22 Dominic Smith, L (1, 3) OBP: 0.194, SLG: 0.328	B FS 89 B FF 91 X FS 83 2-0 ③ F7			B FS 86 X FF 94 1-0 ② G4-3			C FF 90 X FF 88 0-1 ① G3	C CU 76 B CH 87 S CU 76 F FF 92 F CU 76 X FF 87 1-2 ③ G6-3		4	0	0	0	0	0	1
12 Juan Lagares, R (1, 8) OBP: 0.294, SLG: 0.355		X FS 90 0-0 ① B2		C FF 94 X SL 86 0-1 ③ G6-3			C FF 90 B CH 82 F FF 91 B CU 75 B CH 86 X FF 92 3-2 ② P3			3	0	0	0	0	0	0
15 Matt Reynolds, R (1, 7) OBP: 0.294, SLG: 0.312		C SI 92 X FS 84 0-1 ② G5-3			B FF 90 F SL 85 B SL 87 F FS 85 H FS 85 3-2 7 FC5-4 HBP		C FF 92 B CH 84 S FF 91 S CH 85 1-3 ③ K			2	0	0	0	0	1	0
50 Rafael Montero, R (1, 1) OBP: 0.100, SLG: 0.100 44 AJ Ramos, R (9, 1)		X FF 92 0-0 ③ L8			M FS 89 M SL 84 L SL 88 0-3 ① K			X FF 90 0-0 ① G5-3		3 0	0 0	0 0	0 0	0 0	1 0	1 0
Inning Stats	R: 2 E: 0 K: 0 S: 15 H: 3 LOB: 1 BB: 0 P: 24	R: 0 E: 0 K: 0 S: 4 H: 0 LOB: 0 BB: 0 P: 4	R: 0 E: 1 K: 0 S: 6 H: 1 LOB: 1 BB: 0 P: 11	R: 0 E: 0 K: 0 S: 5 H: 0 LOB: 0 BB: 0 P: 6	R: 0 E: 0 K: 1 S: 10 H: 0 LOB: 1 BB: 1 P: 18	R: 0 E: 0 K: 0 S: 7 H: 0 LOB: 0 BB: 0 P: 10	R: 0 E: 0 K: 1 S: 8 H: 0 LOB: 0 BB: 0 P: 12	R: 0 E: 0 K: 1 S: 13 H: 1 LOB: 1 BB: 0 P: 19	R: 0 E: 0 K: 0 S: 8 H: 0 LOB: 0 BB: 0 P: 12	1B: 2 2B: 3 3B: 0 HR: 0	SF: 0 SAC: 0 DP: 0 HBP: 1		WP: 0 PB: 0 SB: 1 CS: 1	PA: 34			

PITCHER		IP	WLS	BF	H	R	ER	SO	BB	IBB	HBP	BLK	WP	HR	S	P	ERA	WHIP
34 Homer Bailey, R ERA: 7.51	(1, 1)	6.0	L	23	4	2	2	1	1	0	1	0	0	0	47	73	3.00	0.833
46 Tim Adleman, R ERA: 5.28	(7, 1)	3.0		10	1	0	0	2	0	0	0	0	0	0	29	43	0.00	0.333

PITCHER	IP	WLS	BF	H	R	ER	SO	BB	IBB	HBP	BLK	WP	HR	S	P	ERA	WHIP

TOP

New York Mets @ Cincinnati Reds

Great American Ball Park, Cincinnati, OH

Wed Aug 30 2017, 7:10 PM - 9:37 PM EDT

Att. 12,491 - Cloudy - 80 F

livebaseballscorecards.com

AB	31
R	2
H	5
RBI	2
BB	1
SO	3
LOB	7

Batter	1	2	3	4	5	6	7	8	9	AB	R	H	RBI	BB	SO	LOB
27 Phillip Ervin, R (1, 8) OBP: 0.471, SLG: 0.867	C FF 94 C FF 94 C FF 94 0-3 ① K		S SL 85 B FF 94 S SI 94 C FF 95 1-3 ③ K			B SL 84 S SI 93 X SL 84 1-1 ② F8			C SI 93 B FF 94 C FF 94 F CH 87 B FF 95 F CH 87 X FF 95 2-2 2 2B 1B	4	0	1	0	0	2	0
2 Zack Cozart, R (1, 6) OBP: 0.402, SLG: 0.556 3 Patrick Kivlehan, R (9, PR) OBP: 0.300, SLG: 0.413	B FF 96 C CH 90 F SI 94 B FF 95 B CH 89 B SL 84 4-2 BB			C CH 90 B FF 94 S CH 90 B CH 89 C CH 88 2-3 ① K		C CH 88 X FF 94 0-1 ③ G6-3			X FF 94 0-0 1-3 2B	3 0	0 0	1 0	0 0	1 0	1 0	0 0
19 Joey Votto, L (1, 3) OBP: 0.450, SLG: 0.587	X FF 95 0-0 ② F7			X SI 95 0-0 2B			C SL 82 F CH 86 X FF 92 0-2 ① G3		0-0 IBB	3	0	1	0	1	0	1
23 Adam Duvall, R (1, 7) OBP: 0.304, SLG: 0.513	C FF 95 B SI 95 B CH 90 X SI 95 2-1 ③ G1-3			C SI 94 D CH 89 B CH 90 S CH 90 B CH 89 B CH 89 4-2 4 G4-3 BB			F FF 94 B FF 94 B CH 89 F CH 89 F FF 94 X CH 88 2-2 ② G5-3		C SL 79 F FF 92 C SL 81 0-3 ② K	3	0	0	0	1	1	4
4 Scooter Gennett, L (1, 4) OBP: 0.339, SLG: 0.526		C SL 86 X FF 94 0-1 ① F8		F FF 95 B SI 90 X CH 89 1-1 ②③ G4-3 1-2f			B SL 83 C SL 84 B CH 88 F CH 88 S FF 94 2-3 ③ K		C FF 94 B CH 86 B FF 94 C SL 79 B SL 80 F SL 79 F FF 93 S SL 80 3-3 ③ K	4	0	0	0	0	2	5
7 Eugenio Suárez, R (1, 5) OBP: 0.385, SLG: 0.499		C SL 84 X FF 95 0-1 ② F9			B SI 92 B CH 89 B SL 83 B FF 93 4-0 43 K BB			B FF 93 C FF 94 B CH 88 F CH 87 B FF 94 F SL 83 F FF 93 F CH 87 X CH 88 3-2 ① P3		2	0	0	0	1	0	0
43 Scott Schebler, L (1, 9) OBP: 0.315, SLG: 0.499		S SL 85 B SI 89 F CH 88 B CH 88 F CH 88 B SL 86 X CH 89 3-2 ③ G5-3			1 SAFE B FF 94 F CH 89 B SL 83 F SL 82 B FF 94 F FF 94 S FF 95 3-3 ①② K 1-2			C FF 93 L SL 85 B FF 94 B FF 94 S CH 86 2-3 ② K		3	0	0	0	0	2	1
16 Tucker Barnhart, L (1, 2) OBP: 0.342, SLG: 0.384			C FF 94 X SL 84 0-1 ① F9		S SL 85 B FF 95 B CH 89 S SL 85 F FF 94 S CH 89 2-3 ③ K			X SL 84 0-0 ③ G3		3	0	0	0	0	1	0
34 Homer Bailey, R (1, 1) OBP: 0.235, SLG: 0.294 9 José Peraza, R (6, PH) OBP: 0.299, SLG: 0.326 46 Tim Adleman, R (7, 1) OBP: 0.103, SLG: 0.138 6 Billy Hamilton, S (9, PH) OBP: 0.298, SLG: 0.328			C FF 95 F SL 84 B FF 96 F SL 81 S FF 94 1-3 ② K			B SL 83 X FF 93 1-0 ① F9			T FF 94 B CH 88 B FF 94 S CH 88 X CH 87 2-2 ① G4-3	1 1 0 1	0 0 0 0	0 0 0 0	0 0 0 0	0 0 0 0	1 0 0 0	0 0 0 0
Inning Stats	R: 0 H: 0 E: 0 LOB: 1 K: 1 BB: 1 S: 8 P: 14	R: 0 H: 0 E: 0 LOB: 0 K: 0 BB: 0 S: 8 P: 11	R: 0 H: 0 E: 0 LOB: 0 K: 2 BB: 0 S: 9 P: 11	R: 0 H: 1 E: 0 LOB: 1 K: 1 BB: 1 S: 8 P: 15	R: 0 H: 0 E: 0 LOB: 0 K: 2 BB: 1 S: 8 P: 17	R: 0 H: 0 E: 0 LOB: 0 K: 0 BB: 0 S: 5 P: 7	R: 0 H: 0 E: 0 LOB: 0 K: 1 BB: 0 S: 10 P: 14	R: 0 H: 0 E: 0 LOB: 0 K: 1 BB: 0 S: 10 P: 15	R: 0 H: 2 E: 0 LOB: 3 K: 2 BB: 1 S: 17 P: 24	1B: 1 SF: 0 2B: 2 SAC: 0 3B: 0 DP: 1 HR: 0 HBP: 0						

PITCHER		IP	WLS	BF	H	R	ER	SO	BB	IBB	HBP	BLK	WP	HR	S	P	ERA	WHIP
50 Rafael Montero, R ERA: 5.12	(1, 1)	8.1	W	30	3	0	0	8	3	1	0	0	0	0	75	117	0.00	0.720
44 AJ Ramos, R ERA: 3.61	(9, 1)	0.2	S	2	0	0	0	2	0	0	0	0	0	0	8	11	0.00	0.000

PITCHER	IP	WLS	BF	H	R	ER	SO	BB	IBB	HBP	BLK	WP	HR	S	P	ERA	WHIP

BOTTOM

New York Mets @ Cincinnati Reds
Great American Ball Park, Cincinnati, OH
Wed Aug 30 2017, 7:10 PM - 9:37 PM EDT
Att. 12,491 - Cloudy - 80 F

livebaseballscorecards.com

AB	28
R	0
H	3
RBI	0
BB	4
SO	10
LOB	11

Batter	1	2	3	4	5	6	7	8	9	AB	R	H	RBI	BB	SO	LOB
7 José Reyes, S (1, 4) OBP: 0.300, SLG: 0.384	C FF 93 X FF 93 0-1 1 G6-3 13 SF9 2B		B FS 84 B FF 93 C FF 94 B FF 94 B FF 93 4-1 13 1B 9 1B BB	B FS 83 C FS 84 B FS 85 C SL 85 X FS 85 2-2 ③ G4-3			X FF 94 0-0 ② FC3-6 1-2f		B CH 90 C FF 96 C SL 83 F CH 90 F FF 97 X CH 90 1-2 ③ L8	4	2	1	0	1	0	4
1 Amed Rosario, R (1, 6) OBP: 0.262, SLG: 0.430	C FF 94 X SL 85 0-1 ① G6-3 2-3	X FF 94 0-0 ① P4			B SL 83 S SL 84 B FF 93 X SL 84 2-1 ① F9		C SI 95 1 SAFE X SL 86 0-1 ③ G4-3			4	0	0	0	0	0	3
13 Asdrúbal Cabrera, S (1, 5) OBP: 0.332, SLG: 0.395	X FF 93 0-0 ② SF9 3-H		D SL 85 1 SAFE 1 SAFE X FF 94 1-0 18 FC5-4 9 1B 1-3 1B		B CU 75 S FS 85 F FS 84 S SL 85 1-3 ② K			C CU 80 F SL 90 B CH 87 B CH 89 B SI 96 C SI 96 3-3 ① K		3	0	1	1	0	2	0
9 Brandon Nimmo, L (1, 7) OBP: 0.368, SLG: 0.346	B FF 95 C FF 94 S FS 85 B FS 85 B SL 84 F FF 94 S FF 93 3-3 ③ K		X FF 93 0-0 18 FC5-4 1-2 3-H 1B		B CU 74 B FS 84 C FF 93 F SL 83 B FS 85 S SL 83 3-3 ③ K			B FC 91 C CU 83 C SI 95 X CH 89 1-2 ② G3-1		4	0	1	1	0	2	0
18 Travis d'Arnaud, R (1, 2) OBP: 0.281, SLG: 0.394		X FF 93 0-0 22 BB 1B	S SL 85 B SL 86 B FF 94 X SL 84 2-1 ② FC5-4 1-2f 2-3			S SL 85 B SL 86 B FF 90 C FF 93 B SL 84 B FF 94 4-2 22 G5-6-3 BB		B SL 86 B SL 89 F SI 94 X SL 85 2-1 ③ P4		3	0	1	0	1	0	2
22 Dominic Smith, L (1, 3) OBP: 0.197, SLG: 0.313		B FF 93 C FS 84 B FS 85 F FF 91 B SL 84 B FF 92 4-2 1-2 BB	F SL 83 S SL 84 B FF 94 F FS 84 S SL 82 1-3 ③ K			C FF 93 F FS 86 D SL 86 X FS 84 1-2 ①② G5-6-3 1-2f			B FF 95 F FF 96 X SL 85 1-1 ① F9	3	0	0	0	1	1	3
12 Juan Lagares, R (1, 8) OBP: 0.293, SLG: 0.353		C SL 84 B FF 93 D SL 85 F FF 93 S SL 84 2-3 ① K	C CU 74 S SL 85 B FF 95 S SL 83 1-3 ① K			B SL 83 C FF 94 B SL 86 X FF 92 2-1 ③ G6-3			X FF 95 0-0 28 BB 1B	4	0	1	0	0	2	2
28 Travis Taijeron, R (1, 9) OBP: 0.154, SLG: 0.167		B FF 92 S SL 85 D SL 85 C FF 93 C SL 85 2-3 ② K	B FF 94 B SL 84 X FF 93 2-0 48 G4-3 2B				C SL 86 B FF 93 C CU 85 B CU 81 B SI 95 S CU 83 3-3 ① K		B FF 95 B FF 95 B FF 96 B FF 95 4-0 1-2 BB	3	0	1	0	1	2	2
48 Jacob deGrom, L (1, 1) OBP: 0.234, SLG: 0.286 2 Gavin Cecchini, R (7, PH) OBP: 0.297, SLG: 0.343 27 Jeurys Familia, R (7, 1) 39 Jerry Blevins, L (7, 1) 62 Erik Goeddel, R (8, 1) 4 Wilmer Flores, R (9, PH) OBP: 0.306, SLG: 0.482		S CU 80 B FF 92 F SL 83 X SL 84 1-2 ③ L7	F FF 92 X SL 82 0-1 ② G4-3 2-3				F CU 79 X CU 81 0-1 7 FC3-6 1B		C SL 84 B SL 85 F FF 96 F SL 86 X SL 86 1-2 ② F8	2 1 0 0 0 0 1	0 0 0 0 0 0 0	0 1 0 0 0 0 0	0 0 0 0 0 0 0	0 0 0 0 0 0 0	0 0 0 0 0 0 0	3 0 0 0 0 0 2
Inning Stats	R: 1 E: 0 K: 1 S: 9 H: 1 LOB: 0 BB: 0 P: 12	R: 0 E: 0 K: 2 S: 12 H: 1 LOB: 2 BB: 1 P: 21	R: 1 E: 0 K: 1 S: 10 H: 2 LOB: 2 BB: 1 P: 18	R: 0 E: 0 K: 1 S: 9 H: 1 LOB: 1 BB: 0 P: 14	R: 0 E: 0 K: 2 S: 8 H: 0 LOB: 0 BB: 0 P: 14	R: 0 E: 0 K: 0 S: 7 H: 0 LOB: 0 BB: 1 P: 14	R: 0 E: 0 K: 1 S: 8 H: 1 LOB: 1 BB: 0 P: 11	R: 0 E: 0 K: 1 S: 8 H: 0 LOB: 0 BB: 0 P: 14	R: 0 E: 0 K: 0 S: 12 H: 1 LOB: 2 BB: 1 P: 19	1B: 5 2B: 2 3B: 0 HR: 0 SF: 1 SAC: 0 DP: 1 HBP: 0						

PITCHER		IP	WLS	BF	H	R	ER	SO	BB	IBB	HBP	BLK	WP	HR	S	P	ERA	WHIP
55 Robert Stephenson, R ERA: 5.52	(1, 1)	6.0	W	25	5	2	2	7	3	0	0	0	0	0	55	93	3.00	1.333
21 Michael Lorenzen, R ERA: 4.16	(7, 1)	2.0	H	7	1	0	0	2	0	0	0	0	0	0	16	25	0.00	0.500
26 Raisel Iglesias, R ERA: 2.04	(9, 1)	1.0		5	1	0	0	0	1	0	0	0	0	0	12	19	0.00	2.000

PITCHER		IP	WLS	BF	H	R	ER	SO	BB	IBB	HBP	BLK	WP	HR	S	P	ERA	WHIP

TOP

New York Mets @ Cincinnati Reds

Great American Ball Park, Cincinnati, OH

Thu Aug 31 2017, 12:36 PM - 3:18 PM EDT

Att. 13,634 - Partly Cloudy - 77 F

livebaseballscorecards.com

AB	32
R	2
H	7
RBI	2
BB	4
SO	9
LOB	21

BOTTOM

Batter	1	2	3	4	5	6	7	8	9	AB	R	H	RBI	BB	SO	LOB
6 Billy Hamilton, S (1, 8) OBP: 0.297, SLG: 0.327	F FF 95 B FF 96 X CH 88 1-1 ① G3		X FF 94 0-0 9 S 19 E 1B	C CH 86 D CH 88 B SI 95 X SL 91 2-1 ③ P6		X CH 88 0-0 ③ B2-3		F FF 93 B CH 86 C CH 87 X CH 86 1-2 ② G3 1-2		5	1	1	0	0	0	2
9 José Peraza, R (1, 6) OBP: 0.298, SLG: 0.325	C SL 89 S FF 95 S FF 95 0-3 ② K		L SL 86 B FF 95 F SL 87 F FF 95 B FF 94 F SL 88 F CH 86 F FF 95 F FF 95 2-3 ① C SL 87 K 1-2		C CU 79 B SL 88 X SL 88 1-1 7 S 4 2B 1B		S SL 83 B SL 84 X FS 92 1-1 ① G6-3	B CH 85 X FF 94 1-0 ③ L9		5	1	1	0	0	2	2
19 Joey Votto, L (1, 3) OBP: 0.448, SLG: 0.591	F FF 96 C FF 97 X SI 97 0-2 ③ G5-3		X SL 91 0-0 FC6 7 1B 2-H		S FF 94 X FF 96 0-1 ① L7		B FS 93 X FS 92 1-0 HR			4	1	1	1	0	0	1
7 Eugenio Suárez, R (1, 5) OBP: 0.386, SLG: 0.499		X FF 94 0-0 4 HR 1B	S CH 87 B CH 88 X FF 94 1-1 2-3 1B		B FF 94 B CH 87 C SL 89 F FF 94 X SL 89 2-2 ② P3 1-2		X FF 93 0-0 ② G6-3			4	1	2	0	0	0	1
4 Scooter Gennett, L (1, 4) OBP: 0.341, SLG: 0.537		B SI 94 C FF 95 X SI 95 1-1 1-H HR	B SL 91 S CH 87 X CH 88 1-1 ② F7		D SL 90 X CH 87 1-0 2-H 2B		C CU 71 S CU 72 B CU 71 B FF 90 X CU 71 2-2 ③ G2-3			4	1	2	3	0	0	2
43 Scott Schebler, L (1, 9) OBP: 0.317, SLG: 0.497		B CU 83 F FF 97 X FF 96 1-1 ① G6-3	D CH 89 X SL 90 1-0 ③ L8		0-0 IBB			C FF 88 S CU 71 F CU 72 B CU 71 B CU 71 B FF 87 X CU 71 3-2 3 WP 32 HR 1B		3	1	1	0	1	0	2
3 Patrick Kivlehan, R (1, 7) OBP: 0.299, SLG: 0.404		B SL 90 B FF 95 B CH 89 B FF 96 4-0 55 FC6 BB	S CU 80 B FF 94 B SI 94 F CH 88 B FF 96 F CH 90 S SL 89 3-3 ① K	C FF 95 S CH 88 B FF 95 X CU 83 1-2 ③ F8				C CU 78 B CH 85 X CH 84 1-1 ① G5-3 1-2		3	0	0	0	1	1	3
32 Stuart Turner, R (1, 2) OBP: 0.222, SLG: 0.328		C SL 89 C SL 90 S FF 96 0-3 ② K	B CU 81 B CH 87 C FF 95 B SL 90 F FF 96 F FF 97 B CH 88 4-2 55 SH1-4 BB		B FF 94 B SL 89 X FF 95 2-0 ① G4-3			X FF 94 0-0 2-H HR		3	1	1	2	1	1	1
55 Robert Stephenson, R (1, 1) OBP: 0.067, SLG: 0.067 2 Zack Cozart, R (6, PH) OBP: 0.401, SLG: 0.554 21 Michael Lorenzen, R (7, 1) OBP: 0.182, SLG: 0.455 23 Adam Duvall, R (8, PH) OBP: 0.305, SLG: 0.513 26 Raisel Iglesias, R (9, 1) OBP: 1.000, SLG: 2.000		B FF 95 X SL 89 1-0 ③ FC6 1-2f	L SL 89 B SL 89 X SL 88 1-1 ② SH1-4 1-2		S FF 95 B FF 94 B FF 95 S CH 88 S FF 96 2-3 ② K			B CU 79 S CH 85 B CH 85 S CH 85 B CH 86 D CH 86 4-2 6 G3 BB		1 1 0 0 0	0 0 0 0 0	0 0 0 0 0	0 0 0 0 0	0 0 0 1 0	0 1 0 0 0	1 0 0 0 0
Inning Stats	R: 0 E: 0 K: 1 S: 8 H: 0 LOB: 0 BB: 0 P: 9	R: 2 E: 0 K: 1 S: 9 H: 2 LOB: 1 BB: 1 P: 16	R: 1 E: 1 K: 1 S: 15 H: 2 LOB: 2 BB: 0 P: 20	R: 0 E: 0 K: 1 S: 11 H: 0 LOB: 1 BB: 1 P: 21	R: 1 E: 0 K: 0 S: 11 H: 2 LOB: 2 BB: 1 P: 16	R: 0 E: 0 K: 1 S: 5 H: 0 LOB: 0 BB: 0 P: 9	R: 1 E: 0 K: 0 S: 7 H: 1 LOB: 0 BB: 0 P: 11	R: 2 E: 0 K: 0 S: 13 H: 2 LOB: 1 BB: 1 P: 23		1B: 5 2B: 1 3B: 0 HR: 3 SF: 0 SAC: 1 DP: 0 HBP: 0						

PITCHER		IP	WLS	BF	H	R	ER	SO	BB	IBB	HBP	BLK	WP	HR	S	P	ERA	WHIP
48 Jacob deGrom, R ERA: 3.43	(1, 1)	6.0	L	28	6	4	3	5	2	1	0	0	0	1	59	91	4.50	1.333
27 Jeurys Familia, R ERA: 5.68	(7, 1)	0.2		3	1	1	1	0	0	0	0	0	0	1	4	6	13.50	1.500
39 Jerry Blevins, L ERA: 2.85	(7, 1)	0.1		2	1	1	1	0	0	0	0	0	0	0	7	12	27.00	3.000
62 Erik Goeddel, R ERA: 4.26	(8, 1)	1.0		5	1	1	1	0	1	0	0	0	1	1	9	16	9.00	2.000

PITCHER	IP	WLS	BF	H	R	ER	SO	BB	IBB	HBP	BLK	WP	HR	S	P	ERA	WHIP

New York Mets @ Cincinnati Reds
Great American Ball Park, Cincinnati, OH
Thu Aug 31 2017, 12:36 PM - 3:18 PM EDT
Att. 13,634 - Partly Cloudy - 77 F

livebaseballscorecards.com

AB	33
R	7
H	9
RBI	6
BB	4
SO	5
LOB	15

WP: 1 PA: 38
PB: 0
SB: 2
CS: 0

Batter	1	2	3	4	5	6	7	8	9	AB	R	H	RBI	BB	SO	LOB
7 José Reyes, S (1, 4) OBP: 0.301, SLG: 0.383	B FF 95 F SI 94 B FC 88 F SI 94 F CU 79 B SI 96 B FF 96 4-2 13 K BB		F SI 94 X FC 89 0-1 1-2 1B		B SI 94 F SI 95 C CU 79 F CU 80 B SI 95 F FC 87 S SI 95 2-3 ① K		X CU 84 0-0 FC1 13 1B 9 WP 4 HR 1-2	C SI 88 C CH 81 D SL 80 S CH 80 1-3 ③ K		4	1	1	0	1	2	3
9 Brandon Nimmo, L (1, 7) OBP: 0.360, SLG: 0.329	C SI 94 C CU 78 1 SAFE C CU 78 0-3 ① K		B CU 79 C SI 94 B FC 88 F SI 94 F CU 81 F CU 80 B FC 87 S FC 88 3-3 ② K		B SI 95 X SI 95 1-0 ② G6-3 2-3		B FF 94 B CU 84 B FF 94 B FF 93 4-0 13 1B 4 HR 1-2 2-3 BB		C FF 90 X CH 79 0-1 ① G3	4	1	0	0	1	2	4
13 Asdrúbal Cabrera, S (1, 5) OBP: 0.333, SLG: 0.403	B SI 95 C FF 95 1 SAFE F CU 79 1 SAFE B FF 96 S FC 88 2-3 ②③ K 1-2		S SI 96 S SI 95 F FC 88 S FF 96 0-3 ③ K		B SI 96 S FF 94 B SI 94 X FC 87 2-1 ③ F8		F FC 91 B FC 92 X CU 80 1-1 4 HR 1-2 2-3 3-H 1B		C CH 78 B FS 81 X FF 91 1-1 HR	5	2	2	2	0	2	4
4 Wilmer Flores, R (1, 10) OBP: 0.305, SLG: 0.487		B SI 92 B SI 93 C SI 93 S SI 93 X SI 93 2-2 ① L7	B SI 94 B FS 86 X SI 92 2-0 ① F9			F FF 93 C FF 96 X CU 84 0-2 ① F7	B FC 92 S FC 91 F FC 91 B FC 92 F CU 80 X FC 91 2-2 1-H 2-H 3-H HR		C FF 92 B FF 92 T CH 78 C FS 83 1-3 ② K	5	1	1	4	0	1	0
18 Travis d'Arnaud, R (1, 2) OBP: 0.280, SLG: 0.394		F FF 95 S CU 78 B FC 89 X CU 78 1-2 1 WP 2B	B FC 88 C SI 94 B FS 86 S SI 94 F SI 96 X CU 80 2-2 ② G5-3			C CU 84 F FF 98 S FF 96 0-3 ② K	B FC 91 F CU 80 F CU 79 C FC 91 1-3 ② K		F CH 79 B FF 91 F CH 78 X FS 82 1-2 ③ G4-3	5	0	1	0	0	2	0
1 Amed Rosario, R (1, 6) OBP: 0.271, SLG: 0.442		B SI 95 C CU 78 B CU 79 S SI 94 S SI 95 2-3 ② K 2-3	B FF 94 C CU 79 B CU 79 X SI 94 2-1 22 HR 2B			B FF 95 F FF 95 B FF 95 T FF 95 X FF 97 2-2 22 FC5-6 1B	C FC 90 F FF 91 B CU 81 X CU 80 1-2 ③ F8			4	1	2	0	0	1	1
22 Dominic Smith, L (1, 3) OBP: 0.213, SLG: 0.366		B CU 79 B FC 88 C FC 86 C CU 79 F SI 95 F CU 80 F SI 96 F CU 79 B SI 95 3-3 ③ S FC 88 K	F SI 94 B FF 95 D FS 86 X FC 86 2-1 2-H HR			C FF 96 D CH 92 X FF 95 1-1 ③ FC5-6 1-2f		C SI 89 B SI 89 X SL 81 1-1 1B	4	1	2	2	0	1	2
28 Travis Taijeron, R (1, 9) OBP: 0.176, SLG: 0.133			B SI 93 B SI 93 B SI 94 C SI 93 F SI 94 F SI 94 C FF 96 3-3 ① K	B SI 95 C CU 79 C CU 80 F SI 94 B FC 88 S CU 80 2-3 ③ K			B FF 93 F FF 94 B CU 84 B CU 82 B FF 94 4-1 9 WP 7 E 13 1B BB	C SL 79 C SL 81 B FF 89 S SL 81 1-3 ① K		3	1	0	0	1	3	1
12 Juan Lagares, R (1, 8) OBP: 0.298, SLG: 0.363			F SI 94 B SI 94 C CU 80 X SI 95 1-2 7 1B 1B		C SI 93 X FS 86 0-1 9 G6-3 2B		B FF 93 B FF 94 C FF 94 F FF 95 F FF 94 B CU 84 X FF 95 3-2 ① F8	L SL 80 C SI 89 S SL 81 0-3 ② K		4	0	2	0	0	1	2
Inning Stats	R: 0 E: 0 K: 2 S: 9 H: 0 LOB: 0 BB: 1 P: 15	R: 0 E: 0 K: 2 S: 16 H: 1 LOB: 1 BB: 0 P: 24	R: 0 E: 0 K: 3 S: 18 H: 2 LOB: 2 BB: 0 P: 25	R: 2 E: 0 K: 1 S: 13 H: 2 LOB: 0 BB: 0 P: 23	R: 0 E: 0 K: 1 S: 11 H: 1 LOB: 1 BB: 0 P: 16	R: 0 E: 0 K: 1 S: 11 H: 1 LOB: 1 BB: 0 P: 14	R: 5 E: 1 K: 1 S: 18 H: 2 LOB: 2 BB: 2 P: 34	R: 0 E: 0 K: 3 S: 11 H: 1 LOB: 1 BB: 0 P: 14	R: 1 E: 0 K: 1 S: 10 H: 1 LOB: 0 BB: 0 P: 13	1B: 5 2B: 3 3B: 0 HR: 3 SF: 0 SAC: 0 DP: 0 HBP: 0						WP: 2 PB: 0 SB: 0 CS: 0 PA: 41	

TOP

New York Mets @ Houston Astros

Minute Maid Park, Houston, TX

Sat Sep 02 2017, 1:13 PM - 4:38 PM CDT

Att. 30,319 - Roof Closed - 73 F

livebaseballscorecards.com

AB	38
R	8
H	11
RBI	8
BB	3
SO	15
LOB	17

PITCHER		IP	WLS	BF	H	R	ER	SO	BB	IBB	HBP	BLK	WP	HR	S	P	ERA	WHIP
50 Charlie Morton, R ERA: 3.87	(1, 1)	5.0	W	21	6	2	2	9	1	0	0	0	1	1	67	103	3.60	1.400
Francis Martes, R ERA: 4.98	(6, 1)	1.1		8	1	3	3	1	2	0	0	0	1	0	17	31	20.25	2.250
36 Will Harris, R ERA: 3.22	(7, 1)	0.2		4	2	2	1	1	0	0	0	0	0	1	12	17	13.50	3.000
44 Luke Gregerson, R ERA: 3.93	(8, 1)	1.0		4	1	0	0	3	0	0	0	0	0	0	11	14	0.00	1.000
Tyler Clippard, R ERA: 4.73	(9, 1)	1.0		4	1	1	1	1	0	0	0	0	0	1	10	13	9.00	1.000

PITCHER	IP	WLS	BF	H	R	ER	SO	BB	IBB	HBP	BLK	WP	HR	S	P	ERA	WHIP

BOTTOM

Batter	1	2	3	4	5	6	7	8	9	AB	R	H	RBI	BB	SO	LOB
4 George Springer, R (1, 10) OBP: 0.370, SLG: 0.546	B SI 93 B FF 91 F SI 93 C SI 94 B SL 89 H SL 84 4-2 2 1B 27 1B HBP	1 SAFE C SL 89 F SL 89 X SI 93 0-2 1-H HR		B SL 82 F FF 87 B CU 74 X FF 89 2-1 ① F8	B SI 95 X FF 94 1-0 1B		C SL 89 F SL 89 B FF 97 F SL 90 X SL 90 1-2 ① F9 2-3			4	2	2	2	0	0	2
2 Alex Bregman, R (1, 6) OBP: 0.360, SLG: 0.481	C FF 92 C FF 94 B FF 94 B SL 88 1 SAFE B FF 93 F FF 93 F SI 93 1 SAFE 3-2 F SL 87 X FF 94 27 1B 9 2B 1-3 1B	B SL 90 F SI 92 B SI 92 X SL 90 2-1 ① G4-3		C CU 76 B FF 88 B CH 82 B SL 79 C SL 80 B CH 82 4-2 27 2B 22 1B BB	S SL 86 X SI 95 0-1 ③ F8		X FF 96 0-0 ② FC5-2 13 E 1-2 3-H			4	2	1	0	1	0	3
27 Jose Altuve, R (1, 4) OBP: 0.416, SLG: 0.569 13 Tyler White, R (7, 3) OBP: 0.333, SLG: 0.633	B SL 89 D SL 90 X FF 94 2-0 9 2B 1-2 3-H 1B	F SL 87 B FF 94 F SI 93 B FF 92 X CU 82 2-2 9 WP 22 1B 3 WP 1B		C FF 88 X FF 88 0-1 22 1B 1-3 2B		B SL 87 C FS 82 B SL 88 F SI 95 B SI 96 F FF 93 X FS 81 3-2 ① G6-3	X FF 96 0-0 E5 1-3 2-H			4 1	3 0	3 0	1 0	0 0	0 0	0 1
22 Josh Reddick, L (1, 9) OBP: 0.350, SLG: 0.471	B FF 94 S FF 95 F CH 87 X SI 94 1-2 ① F7	C SI 93 1 SAFE B SL 88 B CH 82 X SI 91 2-1 3 WP 9 WP 1-2 1B		X CU 76 0-0 2-H 3-H 1B		B SI 96 X SI 94 1-0 2B	T FF 94 C FF 95 B FF 95 S FF 96 1-3 ③ K			5	0	3	2	0	1	4
9 Marwin Gonzalez, S (1, 3) OBP: 0.364, SLG: 0.524 (7, 4)	B SL 90 B SI 93 F SI 92 X CH 85 2-1 3 1B 1-H 2-H 2B	C CU 82 S CU 84 B CU 82 C FF 92 1-3 ② K 1-2 2-3		C SL 82 F CH 82 X FF 87 0-2 ② P3		B SI 95 C FS 83 T SI 95 S FS 84 1-3 ② K		C FF 93 S CH 85 B CH 85 B CH 85 X FF 93 2-2 2B		5	1	2	2	0	2	4
3 Cameron Maybin, R (1, 8) OBP: 0.332, SLG: 0.349	C SI 94 B FF 94 B SL 90 X SI 93 2-1 30 S 2-H 1B	B FF 94 F SL 84 C FF 91 F SL 89 F SI 90 B CH 79 C SI 93 2-3 ③ K 2-3 3-H		S CH 82 B CH 82 B SL 81 X FF 87 2-1 ③ F8		F SI 94 B SI 96 C SL 88 B SI 96 X SI 95 2-2 ③ G6-3		F CU 76 F CH 85 B FF 94 S CH 85 1-3 ① K		5	0	1	1	0	2	4
J.D. Davis, R (1, 5) OBP: 0.321, SLG: 0.521	1 SAFE 1 SAFE S SI 93 B FF 93 F SL 89 S SL 87 1-3 ② K		C CU 74 S CH 80 B CH 82 B CH 80 B FF 88 X CH 81 3-2 ① G6-3		B CH 80 X SL 81 1-0 HR		B FF 96 C SL 87 X SL 88 1-1 1B 2B	B FF 94 X CH 86 1-0 ② G6-3		5	2	2	1	0	1	2
30 Juan Centeno, L (1, 2) OBP: 0.311, SLG: 0.390	1 SAFE B SI 93 S CH 87 X CH 86 1-1 ③ G1 1-2		C SL 81 X SL 82 0-1 ② F7	B FF 86 X SL 79 1-0 ① L9			B FF 95 X FF 95 1-0 4 F9 2 FC5-2 1B 1B	B CH 86 B FF 93 B FF 93 C FF 92 C FF 93 B CH 86 4-2 BB		4	0	1	0	1	0	1
Tony Kemp, L (1, 7) OBP: 0.250, SLG: 0.250		B SI 92 B SI 91 C SI 91 F SI 92 F SI 91 X SI 91 2-2 4 HR 1B	B SL 81 C CU 76 B FF 88 F SL 80 X CU 73 2-2 ③ F8	B FF 86 C SL 82 X FF 87 1-1 ② F8			C FF 96 L FF 97 F FS 89 X FF 96 0-2 2 FC5-2 13 E 1-2 2-H 1B	C CU 77 B CH 84 C CU 77 B CH 85 X FF 93 2-2 ③ G6-3		5	2	2	1	0	0	2
Inning Stats	R: 4 E: 0 K: 1 S: 21 H: 4 LOB: 1 BB: 0 P: 37	R: 3 E: 0 K: 2 S: 22 H: 4 LOB: 1 BB: 0 P: 33	R: 0 E: 0 K: 0 S: 8 H: 0 LOB: 0 BB: 0 P: 13	R: 2 E: 0 K: 0 S: 12 H: 2 LOB: 1 BB: 1 P: 20	R: 1 E: 0 K: 0 S: 7 H: 2 LOB: 1 BB: 0 P: 11	R: 0 E: 0 K: 1 S: 11 H: 1 LOB: 1 BB: 0 P: 18	R: 2 E: 1 K: 1 S: 16 H: 3 LOB: 2 BB: 0 P: 20	R: 0 E: 0 K: 1 S: 12 H: 1 LOB: 2 BB: 1 P: 22		1B: 10 2B: 5 3B: 0 HR: 2 SF: 0 SAC: 0 DP: 0 HBP: 1					

PITCHER		IP	WLS	BF	H	R	ER	SO	BB	IBB	HBP	BLK	WP	HR	S	P	ERA	WHIP
33 Matt Harvey, R ERA: 5.97	(1, 1)	2.0	L	15	8	7	7	3	0	0	1	0	2	1	43	70	31.50	4.000
29 Tommy Milone, L ERA: 7.66	(3, 1)	2.2		12	3	3	3	0	1	0	0	0	0	1	24	40	10.12	1.500
35 Jacob Rhame, R ERA:	(5, 1)	1.1		6	2	0	0	1	0	0	0	0	0	0	14	22	0.00	1.500
43 Jamie Callahan, R ERA: 13.5	(7, 1)	0.2		6	3	2	1	0	0	0	0	0	0	0	13	16	13.50	4.500
49 Josh Smoker, L ERA: 5.96	(7, 1)	0.1		1	0	0	0	1	0	0	0	0	0	0	3	4	0.00	0.000

PITCHER		IP	WLS	BF	H	R	ER	SO	BB	IBB	HBP	BLK	WP	HR	S	P	ERA	WHIP
62 Erik Goeddel, R ERA: 4.1	(8, 1)	1.0		5	1	0	0	1	1	0	0	0	0	0	12	22	0.00	2.000

New York Mets @ Houston Astros

Minute Maid Park, Houston, TX

Sat Sep 02 2017, 1:13 PM - 4:38 PM CDT

Att. 30,319 - Roof Closed - 73 F

livebaseballscorecards.com

AB	42
R	12
H	17
RBI	10
BB	2
SO	6
LOB	23

WP: 2 PA: 45
PB: 0
SB: 1
CS: 0

Batter	1	2	3	4	5	6	7	8	9	AB	R	H	RBI	BB	SO	LOB
11 Norichika Aoki, L (1, 9) OBP: 0.317, SLG: 0.397	C SI 91 B FF 93 X SI 92 1-1 G6-3		C ST 82 X CH 82 0-1 G1-3		B SI 92 B SI 92 X SI 91 2-0 G1-6-3		C FF 94 F SI 94 B CU 83 X SL 85 1-2 1B		S FF 97 F FF 97 X SL 86 0-2 L7	5	0	1	0	0	0	2
12 Juan Lagares, R (1, 8) OBP: 0.297, SLG: 0.372	B FF 93 C ST 82 C FF 93 X ST 82 1-2 F8		C SI 92 B SI 91 B SI 91 F SI 92 C SI 92 2-3 K			C ST 80 X SI 90 0-1 22 2B 3B	F SI 92 L FF 93 D SL 84 F SL 84 B CU 81 T FF 93 2-2 K			4	1	1	0	0	2	1
13 Asdrúbal Cabrera, S (1, 10) OBP: 0.334, SLG: 0.401	S FF 93 S ST 83 B SI 92 C FF 93 1-3 K			B ST 81 B SI 90 C SI 91 S SI 91 F FF 92 F ST 82 B KC 78 F SI 92 B SI 91 4-2 1 G6-4-3 BB		B CH 80 B KC 78 B ST 79 B SI 90 4-0 22 2B BB	1 SAFE B FC 90 S FC 91 S CU 81 S CU 83 1-3 K			2	0	0	0	2	2	1
4 Wilmer Flores, R (1, 5) OBP: 0.307, SLG: 0.488 1 Amed Rosario, R (4, PH) OBP: 0.273, SLG: 0.439 (4, 6)		C SI 92 C SI 92 X ST 82 0-2 22 G6-3 22 WP 1B		F SI 90 B SI 92 F SI 90 B FF 92 F SI 91 X ST 83 2-2 G6-4-3 1-2f		C ST 82 C ST 82 B ST 83 1 SAFE S ST 82 1-3 K		B FF 94 B FC 92 C FF 94 F FF 94 X FF 94 2-2 1B		1 3	0 0	1 1	0 0	0 0	0 1	0 3
22 Dominic Smith, L (1, 3) OBP: 0.215, SLG: 0.373		C SI 93 F ST 82 B SI 92 B KC 78 X ST 83 2-2 G6-3 1-3		C ST 82 B FF 92 X ST 82 1-1 G6-3		1 SAFE B SL 87 B SL 88 B SI 94 X SI 92 3-0 1-3 3-H 2B		C SI 92 S FC 90 X SL 84 0-2 F9		4	0	1	1	0	0	2
26 Kevin Plawecki, R (1, 2) OBP: 0.298, SLG: 0.340		F ST 83 F SI 92 B ST 82 B ST 82 X SI 93 2-2 G1-3			B SI 89 S ST 80 C SI 91 F SI 90 B ST 80 F ST 82 B SI 91 F SI 90 F SI 92 3-2 X SI 90 G5-3	C SI 93 F SI 94 X SL 85 0-2 L5		B SL 82 1 SAFE X FF 93 1-0 F8		4	0	0	0	0	0	4
9 Brandon Nimmo, L (1, 7) OBP: 0.375, SLG: 0.326		B SI 92 B SI 93 C ST 81 B ST 83 C FF 93 B FF 93 4-2 BB			C FF 92 T FF 92 H ST 82 1-2 15 1B HBP	C SI 94 B SI 94 D SL 86 B SL 87 B SI 93 4-1 BB		D FC 90 B SL 82 F FF 94 X FF 93 2-1 G4-3		1	0	0	0	2	0	1
2 Gavin Cecchini, R (1, 4) OBP: 0.268, SLG: 0.308		1 SAFE C ST 82 B SI 93 F ST 83 S ST 84 1-3 K			1 SAFE B SI 90 S ST 81 C SI 91 1 SAFE F ST 81 1 SAFE X ST 80 1-2 P3	B SL 84 B FC 92 D FF 92 C FF 93 X FF 93 3-1 P2			S FF 98 B FF 99 B FF 99 F FF 98 S SL 88 2-3 K	4	0	0	0	0	2	6
15 Matt Reynolds, R (1, 6) OBP: 0.292, SLG: 0.309 (4, 5)			C SI 92 B SI 91 B SI 92 C SI 91 F ST 82 F SI 92 X SI 91 2-2 G4-3		B SI 90 C ST 81 X SI 91 1-1 1-2 1B		B FF 95 F FF 94 B FF 94 X FF 94 2-1 G4-3		S FF 99 F FF 99 B SL 88 B FF 98 F FF 99 F SL 88 X FF 99 2-2 F9	4	0	1	0	0	0	0
Inning Stats	R: 0 E: 0 K: 1 S: 8 H: 0 LOB: 0 BB: 0 P: 11	R: 0 E: 0 K: 1 S: 14 H: 1 LOB: 2 BB: 1 P: 23	R: 0 E: 0 K: 1 S: 10 H: 0 LOB: 0 BB: 0 P: 14	R: 0 E: 0 K: 0 S: 11 H: 0 LOB: 0 BB: 1 P: 18	R: 0 E: 0 K: 0 S: 16 H: 1 LOB: 2 BB: 0 P: 24	R: 1 E: 0 K: 1 S: 12 H: 2 LOB: 3 BB: 2 P: 27	R: 0 E: 0 K: 2 S: 12 H: 1 LOB: 1 BB: 0 P: 18	R: 0 E: 0 K: 0 S: 9 H: 1 LOB: 1 BB: 0 P: 14	R: 0 E: 0 K: 1 S: 11 H: 0 LOB: 0 BB: 0 P: 15	1B: 4 2B: 1 3B: 1 HR: 0 SF: 0 SAC: 0 DP: 1 HBP: 1						

PITCHER		IP	WLS	BF	H	R	ER	SO	BB	IBB	HBP	BLK	WP	HR	S	P	ERA	WHIP
41 Brad Peacock, R ERA: 3.05	(1, 1)	5.1		22	3	1	1	4	3	0	1	0	1	0	64	100	1.69	1.125
46 Francisco Liriano, L ERA: 5.89	(6, 1)	0.1		3	1	0	0	0	1	0	0	0	0	0	5	12	0.00	6.000
59 Joe Musgrove, R ERA: 5.01	(6, 1)	2.1	W	9	2	0	0	2	0	0	0	0	0	0	23	37	0.00	0.857
53 Ken Giles, R ERA: 2.39	(9, 1)	1.0	S	3	0	0	0	1	0	0	0	0	0	0	11	15	0.00	0.000

PITCHER	IP	WLS	BF	H	R	ER	SO	BB	IBB	HBP	BLK	WP	HR	S	P	ERA	WHIP

TOP

New York Mets @ Houston Astros

Minute Maid Park, Houston, TX

Sat Sep 02 2017, 7:11 PM - 10:25 PM CDT

Att. 34,904 - Roof Closed - 73 F

livebaseballscorecards.com

AB	32
R	1
H	6
RBI	1
BB	4
SO	7
LOB	20

WP: 1	PA: 37		
PB: 0			
SB: 0			
CS: 0			

BOTTOM

New York Mets @ Houston Astros

Minute Maid Park, Houston, TX

Sat Sep 02 2017, 7:11 PM - 10:25 PM CDT

Att. 34,904 - Roof Closed - 73 F

livebaseballscorecards.com

Batter	1	2	3	4	5	6	7	8	9	AB	R	H	RBI	BB	SO	LOB
4 George Springer, R (1, 8) OBP: 0.373, SLG: 0.548	X CH 89 0-0 27 1B 1B		C SL 86 C SL 87 S FF 90 0-3 ① K		C CU 78 S SI 92 X FF 94 0-2 ③ 1B		F FF 95 B FF 93 B SL 84 F FF 93 X SI 95 2-2 1B			4	0	3	0	0	1	0
2 Alex Bregman, R (1, 6) OBP: 0.360, SLG: 0.479	C SI 90 B SI 91 F CH 84 T FF 92 1-2 ① K		F FF 93 X SI 92 0-1 ② F7			B SL 87 F SI 91 F SI 91 F FF 96 X SL 88 1-2 27 BB 22 1B 1B	B FF 93 1 SAFE X SI 92 1-0 ② F8			4	1	1	0	0	1	2
27 Jose Altuve, R (1, 10) OBP: 0.417, SLG: 0.568	X SL 87 0-0 22 G4-6-3 1-2 1B		F CU 73 F SL 90 B FF 92 S SI 94 1-3 ③ K			1 SAFE B SL 86 D CH 83 B SL 86 F SI 91 B CH 88 4-1 22 1B 9 1B 1-2 BB	B SL 84 C SI 93 F SL 84 B FF 93 F FF 93 C SL 85 2-3 ③ K			3	1	1	0	1	2	1
22 Josh Reddick, L (1, 9) OBP: 0.351, SLG: 0.474	D CH 83 B SI 91 X SL 84 2-0 ②③ G4-6-3 1-2f			C CU 73 B CU 77 X CH 83 1-1 16 F7 2B		B CH 90 D CU 75 X SI 92 2-0 9 1B 16 G5-3 1-2 2-H 1B		F FF 88 C FF 89 S CU 71 0-3 ① K		4	1	2	1	0	1	2
9 Marwin Gonzalez, S (1, 4) OBP: 0.365, SLG: 0.523		C SI 92 B SL 86 B FF 93 X CH 82 2-1 21 S 13 S 1B		F FF 92 X SI 92 0-1 ① B1		B SL 87 B SL 85 X SI 92 2-0 16 G5-3 SF8 1-3 2-H 1B		C CU 71 F FF 89 B FF 89 B CU 72 B CU 71 F CU 70 F FF 89 F CU 71 F FF 89 3-2 ② X FF 89 P6		4	1	2	1	0	0	1
16 Brian McCann, L (1, 2) OBP: 0.320, SLG: 0.411		L CH 90 X SI 93 0-1 ① P6		C SL 88 B SI 92 F FF 92 D CH 89 X SI 94 2-2 ② F7 2-3		F SI 95 F SI 96 1 SAFE F SI 95 F SL 85 1 SAFE X SI 93 0-2 ① G5-3 1-3 3-H		B FF 89 B CU 71 C CU 70 B CU 70 F FF 88 H CU 69 4-2 FC6-4 HBP		3	0	0	1	0	0	3
J.D. Davis, R (1, 5) OBP: 0.298, SLG: 0.490		D SL 86 B SL 85 1 SAFE X SI 91 2-0 ② L9		X SL 88 0-0 ③ G4-6-3		C SL 87 S FF 96 F FF 96 D SL 87 F SI 94 B FF 95 X SI 95 2-2 ② SF8 3-H		S SL 84 F SI 92 X SI 93 0-2 ③ FC6-4 1-2f		3	0	0	1	0	0	3
13 Tyler White, R (1, 3) OBP: 0.333, SLG: 0.594		C SL 84 D SI 93 1 SAFE B CU 74 B SL 87 S SI 92 B SI 93 4-2 1-2 BB			B SL 86 C CH 83 C SL 88 S CU 74 1-3 ① K	B SL 86 C FF 91 B SL 86 F FF 92 X FF 94 2-2 ③ L8				2	0	0	0	1	1	0
21 Derek Fisher, L (1, 7) OBP: 0.322, SLG: 0.371 3 Cameron Maybin, R (9, 7) OBP: 0.332, SLG: 0.349		S FF 93 F SI 94 B FF 93 S SL 90 1-3 ③ K 2-3			B SL 85 S FF 92 F FF 93 S CU 77 1-3 ② K		C SI 94 B SI 92 X CH 87 1-1 ① G3			3 0	0 0	0 0	0 0	0 0	2 0	2 0
Inning Stats	R: 0 E: 0 K: 1 S: 6 H: 2 LOB: 1 BB: 0 P: 9	R: 0 E: 0 K: 1 S: 10 H: 1 LOB: 2 BB: 1 P: 19	R: 0 E: 0 K: 2 S: 8 H: 0 LOB: 0 BB: 0 P: 9	R: 0 E: 0 K: 0 S: 8 H: 1 LOB: 1 BB: 0 P: 11	R: 0 E: 0 K: 2 S: 9 H: 1 LOB: 1 BB: 0 P: 11	R: 4 E: 0 K: 0 S: 20 H: 3 LOB: 0 BB: 1 P: 33	R: 0 E: 0 K: 1 S: 10 H: 1 LOB: 1 BB: 0 P: 16	R: 0 E: 0 K: 1 S: 15 H: 0 LOB: 1 BB: 0 P: 22		1B: 8 2B: 1 3B: 0 HR: 0 SF: 1 SAC: 0 DP: 1 HBP: 1			WP: 0 PB: 0 SB: 2 CS: 0 PA: 34	

	AB	30
	R	4
	H	9
	RBI	4
	BB	2
	SO	8
	LOB	14

PITCHER		IP	WLS	BF	H	R	ER	SO	BB	IBB	HBP	BLK	WP	HR	S	P	ERA	WHIP
67 Seth Lugo, R ERA: 5.0	(1, 1)	5.0	L	23	8	4	4	6	2	0	0	0	0	0	48	75	7.20	2.000
47 Hansel Robles, R ERA: 4.08	(6, 1)	2.0		7	1	0	0	1	0	0	0	0	0	0	23	33	0.00	0.500
39 Jerry Blevins, L ERA: 2.81	(8, 1)	0.2		3	0	0	0	1	0	0	1	0	0	0	12	19	0.00	0.000
46 Chasen Bradford, R ERA: 3.91	(8, 1)	0.1		1	0	0	0	0	0	0	0	0	0	0	3	3	0.00	0.000

PITCHER	IP	WLS	BF	H	R	ER	SO	BB	IBB	HBP	BLK	WP	HR	S	P	ERA	WHIP

Batter	1	2	3	4	5	6	7	8	9	AB	R	H	RBI	BB	SO	LOB
7 José Reyes, S (1, 4) OBP: 0.304, SLG: 0.384	C FF 87 B FF 90 F SL 84 B CU 74 F FF 90 B FF 89 B CH 83 4-2 13 G4-1 11 BB 18 G6-3 BB	B CU 73 X FF 90 1-0 ① F6			B FF 89 C FF 89 B FF 90 X FF 90 2-1 11 E 11 S 11 1B 1B	B FC 90 C FC 90 X CU 80 1-1 11 G1-3 11 S 1B		C FF 95 X FF 95 0-1 ① F7		4	2	2	0	1	0	3
11 Norichika Aoki, L (1, 9) OBP: 0.326, SLG: 0.407	C FF 89 B FF 90 B CU 73 1 SAFE B FF 88 B FF 88 4-1 18 G6-3 13 G4-1 22 1B 1-2 BB	C FF 88 F FF 89 D CU 74 B CU 75 X SI 91 2-2 ② 1-3 2-H 1B			F FF 91 C CU 74 X CU 76 0-2 1 S 13 SH2-3 9 BB 1-H 1B	C FC 90 1 SAFE B FC 90 D FC 91 B FC 89 C FC 91 X FC 91 3-2 ② G1-3 1-3		L FF 95 1 SAFE 1 SAFE X FF 95 0-1 1-3 2B		4	2	3	2	1	0	1
13 Asdrúbal Cabrera, S (1, 5) OBP: 0.331, SLG: 0.397	C FF 89 B CU 73 X CU 74 1-1 ① G4-1 1-2 2-3	B FF 91 X CU 74 1-0 ③ L7			X CU 76 0-0 ① SH2-3 1-2	B FC 91 F CU 80 S FC 91 S FC 91 1-3 ③ K		B CH 83 C CH 85 F SL 85 B FF 95 F FF 96 F CH 86 S FF 96 2-3 ② K		4	0	0	0	0	2	6
18 Travis d'Arnaud, R (1, 10) OBP: 0.278, SLG: 0.389	S SI 90 B SI 91 X CU 74 1-1 ② G6-3 2-3 3-H	C SI 88 B FF 90 X CH 82 1-1 ① L9			S CU 74 H CU 74 1-1 9 BB 1 HBP HBP		S SI 88 B SI 87 X SL 80 1-1 ① P6	D SL 85 C SL 84 X FF 96 1-1 ③ F8		4	0	0	1	0	0	3
22 Dominic Smith, L (1, 3) OBP: 0.226, SLG: 0.388	C CU 73 B CU 76 S FF 91 F FF 91 B FF 91 X CH 82 2-2 3-H 1B	C FF 89 S CU 74 B CU 71 S FF 89 1-3 ② K			X CH 77 0-0 ② P6		F SI 89 X SL 79 0-1 2B		B FF 94 B FF 94 C FF 94 F FF 95 B SL 85 F FF 95 F FF 96 S FF 94 3-3 ① K	5	0	2	1	0	2	2
1 Amed Rosario, R (1, 6) OBP: 0.272, SLG: 0.427 15 Matt Reynolds, R (8, 6) OBP: 0.300, SLG: 0.309	C FF 88 F FF 89 D CU 75 F CU 74 B SI 90 X SI 89 2-2 ③ G5-3	C SI 89 F SI 90 B FF 90 X SI 89 1-2 ③ L7			C CH 77 F FS 80 B FS 81 F FS 81 F FF 92 H FS 81 2-2 9 BB 1-2 2-3 HBP		C SI 88 B SL 80 X FF 88 1-1 ② G5-3		B SL 85 C SL 84 B FF 95 C FF 95 B SL 85 B FF 95 4-2 26 DI BB	3 0	0 0	0 0	0 1	0 0	0 0	2 0
9 Brandon Nimmo, L (1, 7) OBP: 0.394, SLG: 0.330		C FF 88 C FF 88 B FF 89 B CU 73 B FF 87 F FF 89 B FF 89 4-2 26 1B 12 1B BB		C FF 88 B FF 90 B FF 88 S FF 90 F FF 90 F FF 90 X CH 83 2-2 26 G5-4-3 1B	B FF 91 C CH 77 D CH 79 B FF 92 B FF 91 4-1 1-2 2-3 3-H BB		0-0 IBB		F FF 94 S CH 84 C FF 94 0-3 ② K	2	1	1	1	3	1	1
26 Kevin Plawecki, R (1, 2) OBP: 0.290, SLG: 0.327		X SI 88 0-0 11 WP 12 1B 11 1B 1-3 1B		D CU 74 X SI 90 1-0 ① ② G5-4-3 1-2f	C CH 79 F CH 78 C FS 83 0-3 ③ K		C SL 80 B SL 81 X FF 89 1-1 ③ L8		F FF 95 S FF 96 F FF 96 B FF 96 B SL 86 X SL 86 2-2 ③ P6 1-2	5	1	1	0	0	1	7
12 Juan Lagares, R (1, 8) OBP: 0.302, SLG: 0.371		D CU 75 C SI 88 B SI 88 S CU 74 D CU 74 F SI 89 X SI 90 3-2 11 1B 11 WP 1-2 3-H 1B		C FF 90 C FF 91 X SI 91 0-2 ③ G5-3		B CU 79 B FC 89 X FC 88 2-0 ① G5-3		B FF 94 B FF 95 B FF 95 B FF 94 4-0 11 2B BB		3	0	1	1	1	0	0
Inning Stats	R: 2 E: 0 K: 0 S: 16 H: 1 LOB: 1 BB: 2 P: 30	R: 2 E: 0 K: 0 S: 13 H: 3 LOB: 1 BB: 1 P: 24	R: 0 E: 0 K: 1 S: 8 H: 0 LOB: 0 BB: 0 P: 11	R: 0 E: 0 K: 0 S: 9 H: 1 LOB: 0 BB: 0 P: 12	R: 2 E: 0 K: 1 S: 16 H: 2 LOB: 3 BB: 1 P: 25	R: 0 E: 0 K: 1 S: 9 H: 1 LOB: 1 BB: 0 P: 16	R: 0 E: 0 K: 0 S: 8 H: 1 LOB: 2 BB: 1 P: 11	R: 0 E: 0 K: 1 S: 11 H: 1 LOB: 2 BB: 1 P: 18	R: 0 E: 0 K: 2 S: 14 H: 0 LOB: 1 BB: 1 P: 23	1B: 8 2B: 2 3B: 0 HR: 0 SF: 0 SAC: 1 DP: 1 HBP: 2	WP: 1 PB: 0 SB: 3 CS: 0 PA: 44					

TOP

New York Mets @ Houston Astros

Minute Maid Park, Houston, TX

Sun Sep 03 2017, 1:13 PM - 4:26 PM CDT

Att. 32,065 - Roof Closed - 73 F

livebaseballscorecards.com

AB	34
R	6
H	10
RBI	6
BB	7
SO	6
LOB	25

PITCHER		IP	WLS	BF	H	R	ER	SO	BB	IBB	HBP	BLK	WP	HR	S	P	ERA	WHIP
54 Mike Fiers, R ERA: 4.78	(1, 1)	4.1		22	7	6	6	1	3	0	1	0	1	0	53	87	12.46	2.308
Tyler Clippard, R ERA: 4.67	(5, 1)	0.2		4	0	0	0	1	1	0	1	0	0	0	9	15	0.00	1.500
36 Will Harris, R ERA: 3.13	(6, 1)	1.0	W	4	1	0	0	1	0	0	0	0	0	0	9	16	0.00	1.000
44 Luke Gregerson, R ERA: 3.86	(7, 1)	1.0	H	5	1	0	0	0	0	1	0	0	0	0	8	11	0.00	1.000
47 Chris Devenski, R ERA: 2.5	(8, 1)	2.0	S	9	1	0	0	3	2	0	0	0	0	0	25	41	0.00	1.500

PITCHER	IP	WLS	BF	H	R	ER	SO	BB	IBB	HBP	BLK	WP	HR	S	P	ERA	WHIP

BOTTOM

Batter	1	2	3	4	5	6	7	8	9	AB	R	H	RBI	BB	SO	LOB
4 George Springer, R (1, 10) OBP: 0.374, SLG: 0.552	B SI 90 B SI 90 C FF 92 X CH 81 2-1 L6-3 ①	B SI 90 C SI 90 B FC 83 X FC 86 2-1 G4-3 ③		F FF 90 F SI 90 F SI 89 X CU 80 0-2 HR		C SL 84 B SI 92 X FF 91 1-1 F9 ②		B SL 80 B SL 78 F CH 83 D SL 81 F FF 94 F SL 80 B FF 94 4-2 BB		4	1	1	1	1	0	1
2 Alex Bregman, R (1, 5) OBP: 0.360, SLG: 0.479	F FF 91 X SI 90 0-1 1B		C FC 85 B CH 81 X SI 91 1-1 1B	C FF 94 B CH 80 B SI 92 X FC 86 2-1 L8 ①		F FF 92 X SI 92 0-1 P5 ③		X SL 79 0-0 F9 ③		5	2	2	0	0	0	2
27 Jose Altuve, R (1, 4) OBP: 0.417, SLG: 0.565	1 SAFE F FC 84 C CU 74 1 SAFE F FC 86 B FF 91 1 SAFE F FF 91 B CU 77 3-3 K ② 1-2		1 SAFE B CU 78 1 SAFE S FF 91 B FF 93 D CH 82 S FC 86 1 SAFE F FC 86 4-2 BB 1-2	X SI 88 0-0 P6 ②			H SI 94 1-0 HBP			2	2	0	0	1	1	1
1 Carlos Correa, R (1, 6) OBP: 0.401, SLG: 0.564	B FF 90 B FC 86 B FC 86 B FC 87 4-0 BB		F SI 91 B SI 92 B SI 91 B SI 93 F SI 92 X SI 92 3-2 HR 1-2 2-H	B SI 88 F SI 93 F FC 86 B FF 94 X SI 91 2-2 F8 ③			1 SAFE C SI 94 X SI 94 0-1 G5-3 ① 1-3			3	1	1	1	1	0	1
22 Josh Reddick, L (1, 9) OBP: 0.352, SLG: 0.475	B CU 73 C FF 90 X CU 74 1-1 FC5-4 1-3 2-H		C FF 93 B FC 84 X SI 90 1-1 HR 1-3 2-H		C SI 91 B SL 85 F SL 84 X SL 85 1-2 F7 ①		B SI 94 S SL 86 D SL 86 X SI 95 2-1 SF8 ② 3-H			3	1	2	3	0	0	0
3 Cameron Maybin, R (1, 8) OBP: 0.331, SLG: 0.357	X FF 92 0-0 FC5-4 ③ 1-2f		1 SAFE B FF 90 X FF 90 1-0 HR 1-H 3-H		X FF 92 0-0 B2 ②		C SL 84 B SI 94 X SL 85 1-1 E6 13 CS			4	1	1	3	0	0	2
13 Tyler White, R (1, 3) OBP: 0.375, SLG: 0.667		C FF 90 B FC 85 X SI 90 1-1 G6-3 2B	F FC 86 B FC 88 B CU 78 X SI 94 2-1 G1-4-3 ①		C SL 84 B SI 92 X SI 92 1-1 2B		1 SAFE 1 SAFE F FS 93 C SL 85 0-2 CS ③ 1-2	B FS 92 X SI 93 1-0 1B		4	0	3	0	0	0	0
30 Juan Centeno, L (1, 2) OBP: 0.292, SLG: 0.364		F SI 92 D CU 76 B CU 75 X SI 92 2-1 L7 ① 1-2	X SI 93 0-0 L6 ②		B SI 91 B SI 92 X SI 90 2-0 G4-3 ③			L SL 78 B FF 95 X FF 93 1-1 SH3-4 ① 1-2		3	0	0	0	0	0	2
Tony Kemp, L (1, 7) OBP: 0.250, SLG: 0.333		B SI 91 F SI 91 X SI 91 1-1 G6-3 ② 2-3	B SI 94 F SI 92 X SI 93 1-1 2B ③			C SI 90 B SI 91 F SL 83 X SI 91 1-2 G6-3 ①		B FF 96 B FF 94 C FF 94 S FF 96 B FF 96 X FF 94 3-2 L7 ②		4	0	1	0	0	0	2
Inning Stats	R: 1 E: 0 K: 1 S: 12 H: 2 LOB: 2 BB: 1 P: 22	R: 0 E: 0 K: 0 S: 8 H: 1 LOB: 1 BB: 0 P: 14	R: 5 E: 0 K: 0 S: 16 H: 5 LOB: 1 BB: 1 P: 29	R: 1 E: 0 K: 0 S: 10 H: 1 LOB: 0 BB: 0 P: 14	R: 0 E: 0 K: 0 S: 7 H: 1 LOB: 1 BB: 0 P: 11	R: 0 E: 0 K: 0 S: 7 H: 0 LOB: 0 BB: 0 P: 9	R: 1 E: 1 K: 0 S: 8 H: 0 LOB: 0 BB: 0 P: 12	R: 0 E: 0 K: 0 S: 10 H: 1 LOB: 2 BB: 1 P: 19		1B: 6 2B: 3 3B: 0 HR: 2 SF: 1 SAC: 1 DP: 0 HBP: 1		WP: 0 PB: 0 SB: 4 CS: 1 PA: 39		

PITCHER		IP	WLS	BF	H	R	ER	SO	BB	IBB	HBP	BLK	WP	HR	S	P	ERA	WHIP
64 Chris Flexen, R ERA: 7.85	(1, 1)	4.0	L	22	9	7	7	1	2	0	0	0	0	2	46	79	15.75	2.750
46 Chasen Bradford, R ERA: 3.6	(5, 1)	2.0		7	1	0	0	0	0	0	0	0	0	0	14	20	0.00	0.500
27 Jeurys Familia, R ERA: 5.93	(7, 1)	1.0		5	1	1	1	0	0	0	1	0	0	0	9	14	9.00	1.000
49 Josh Smoker, L ERA: 5.87	(8, 1)	0.2		2	0	0	0	0	0	0	0	0	0	0	5	9	0.00	0.000
44 AJ Ramos, R ERA: 3.59	(8, 1)	0.1		2	0	0	0	0	1	0	0	0	0	0	4	8	0.00	3.000

PITCHER	IP	WLS	BF	H	R	ER	SO	BB	IBB	HBP	BLK	WP	HR	S	P	ERA	WHIP

New York Mets @ Houston Astros
Minute Maid Park, Houston, TX
Sun Sep 03 2017, 1:13 PM - 4:26 PM CDT
Att. 32,065 - Roof Closed - 73 F

livebaseballscorecards.com

AB	32
R	8
H	11
RBI	8
BB	3
SO	1
LOB	11

Philadelphia Phillies @ New York Mets

Citi Field, Flushing, NY

Mon Sep 04 2017, 1:12 PM - 4:30 PM EDT

Att. 28,808 - Sunny - 78 F

livebaseballscorecards.com

TOP

Batter	1	2	3	4	5	6	7	8	9	AB	R	H	RBI	BB	SO	LOB
16 César Hernández, S (1, 4) OBP: 0.359, SLG: 0.421	X SI 93 0-0 17 CS 1B		B SL 84 C SI 94 B SI 93 B SI 94 C SL 82 F SI 94 X SL 83 3-2 ③ P6		C SI 93 B SI 93 B SI 93 B SI 93 B SI 94 4-1 13 G6-3 1-2 BB	B FF 92 F FF 92 B SL 84 X FF 91 2-1 ③ F9			F FF 92 F SI 93 C SL 86 0-3 ② K	4	0	1	0	1	1	3
13 Freddy Galvis, S (1, 6) OBP: 0.304, SLG: 0.390	1 SAFE X FF 94 0-0 ① F8			B SL 85 B SL 84 B CH 88 B FF 92 4-0 5 FC4-6 BB	C SI 94 X SI 93 0-1 ②③ G6-3 1-2f		C FF 89 X CU 70 0-1 ① G5-3		B FF 93 C SI 92 X FF 94 1-1 37 WP 37 DI 37 1B 1-H 1B	4	1	1	1	1	0	4
5 Nick Williams, L (1, 8) OBP: 0.332, SLG: 0.468 53 Yacksel Ríos, R (7, 1) 37 Odúbel Herrera, L (9, PH) OBP: 0.334, SLG: 0.468	C SI 95 X CH 89 0-1 ② F7			F FF 94 1 SAFE F SI 93 X CH 88 0-2 ① FC4-6 19 FC5 17 S 1-2f		F FF 93 S CH 87 F CH 86 B FF 93 F CH 85 F FF 94 X SI 93 1-2 7 BB 17 BB 31 WP 1B	S CU 70 F CU 69 B CU 70 C FF 89 1-3 ② K		C SI 96 B SL 87 D SL 87 F SI 95 F SI 95 B FF 96 F SI 96 F FF 95 X SL 87 3-2 1-H 1B	4 0 1	1 0 0	1 0 1	0 0 1	0 0 1	1 0 0	2 0 0
17 Rhys Hoskins, R (1, 7) OBP: 0.419, SLG: 0.750	B SI 93 1-0 ③ CS 1-2	C SI 92 B CH 88 B FF 93 F CH 87 F FF 94 F SL 82 F SI 92 F CH 87 B SI 95 4-2 B SL 84 7 G5-4-3 BB		B CH 88 C SL 83 B SI 93 C CH 89 B CH 87 D CH 88 S SL 82 3-3 ② K 1-2		C SI 93 B SI 92 B SI 92 C CH 89 B CH 87 F SI 93 F CH 88 D SL 82 4-2 31 WP 7 BB 31 2B 1-2 BB	B CU 70 B FF 89 S CU 71 X FF 89 2-1 ③ F8		B FF 93 B FF 91 C FF 92 F SL 79 D SL 80 X SI 92 3-2 ③ F9	3	1	0	0	2	1	2
19 Tommy Joseph, R (1, 3) OBP: 0.290, SLG: 0.430 46 Jesen Therrien, R (4, 1) 30 Cameron Perkins, R (7, 8) OBP: 0.226, SLG: 0.226		X SI 93 0-0 ① P3		C SL 82 X SI 92 0-1 ③ FC5 2-3		L FF 93 M FF 92 C SL 81 0-3 ① K		B SI 94 C SI 93 F SI 95 S SI 93 1-3 ① K		2 1 1	0 0 0	0 0 0	0 0 0	0 0 0	0 1 1	2 2 0
7 Maikel Franco, R (1, 5) OBP: 0.278, SLG: 0.387		D SL 85 F SI 94 X SL 82 1-1 ②③ G5-4-3 1-2f			B SI 92 F CH 86 S SL 83 B SI 91 X FF 93 2-2 31 1B 29 G6-3 1B	B SI 92 B SI 92 C SL 80 B SL 80 B SL 82 4-1 31 WP 31 2B 1-2 2-3 BB		X SL 86 0-0 ② G5-3		3	2	1	0	1	0	1
31 Hyun Soo Kim, L (1, 9) OBP: 0.302, SLG: 0.292			X SI 93 0-0 ① F8		C SI 93 B CH 87 B CH 87 B CH 87 X CH 88 3-1 4 1B 29 G6-3 1-3 1B	F FF 91 T FF 91 B FF 91 B FF 92 B SL 83 X FF 92 3-2 4 1B 1-H 2-H 3-H 2B		F SI 96 F SI 96 C SL 86 0-3 ③ K		4	1	2	2	0	1	0
29 Cameron Rupp, R (1, 2) OBP: 0.305, SLG: 0.432			C SI 92 C CH 87 F SI 93 X CH 88 0-2 E5		B FF 93 F SI 92 X SL 81 1-1 ① G6-3 1-2 3-H	F SL 84 S FF 91 S FF 91 0-3 ② K			S FF 94 B SI 96 B SL 86 B SI 94 X SI 94 3-1 ① F8	4	0	0	1	0	1	2
59 Mark Leiter Jr., R (1, 1) OBP: 0.111, SLG: 0.111 54 Kevin Siegrist, L (4, 1) 4 Andrés Blanco, S (4, 3) OBP: 0.264, SLG: 0.302			C FF 95 F SI 93 S SL 82 0-3 ② K		S SL 82 F FF 94 B SI 93 X SL 84 1-2 16 BB 2-3 1B	C SL 82 B FF 93 B SL 83 B FF 92 F FF 93 F FF 94 F FF 93 F FF 93 F FF 94 3-2 X SL 86 2-H 1B			F SI 96 T FF 96 X SI 97 0-2 13 DI 13 1B 1B	1 0 3	0 0 1	0 0 3	0 0 1	0 0 0	1 0 0	1 0 0
Inning Stats	R: 0 E: 0 K: 0 S: 4 H: 1 LOB: 0 BB: 0 P: 5	R: 0 E: 0 K: 0 S: 9 H: 0 LOB: 0 BB: 1 P: 14	R: 0 E: 1 K: 1 S: 12 H: 0 LOB: 1 BB: 0 P: 15	R: 0 E: 0 K: 1 S: 9 H: 0 LOB: 1 BB: 1 P: 16	R: 1 E: 0 K: 0 S: 13 H: 3 LOB: 2 BB: 1 P: 24	R: 4 E: 0 K: 2 S: 29 H: 3 LOB: 1 BB: 2 P: 46	R: 0 E: 0 K: 1 S: 7 H: 0 LOB: 0 BB: 0 P: 10	R: 0 E: 0 K: 2 S: 7 H: 0 LOB: 0 BB: 0 P: 8	R: 2 E: 0 K: 1 S: 19 H: 3 LOB: 1 BB: 0 P: 29	1B: 9 2B: 1 3B: 0 HR: 0 SF: 0 SAC: 0 DP: 2 HBP: 0						

	AB	35
	R	7
	H	10
	RBI	6
	BB	5
	SO	8
	LOB	19

PITCHER		IP	WLS	BF	H	R	ER	SO	BB	IBB	HBP	BLK	WP	HR	S	P	ERA	WHIP
50 Rafael Montero, R ERA: 5.21	(1, 1)	5.1	W	24	5	4	4	3	5	0	0	0	0	0	61	97	6.75	1.875
51 Paul Sewald, R ERA: 4.21	(6, 1)	0.2		4	2	1	1	1	0	0	0	0	1	0	15	23	13.50	3.000
39 Jerry Blevins, L ERA: 2.74	(7, 1)	1.0		3	0	0	0	1	0	0	0	0	0	0	7	10	0.00	0.000
47 Hansel Robles, R ERA: 4.31	(8, 1)	1.2		8	3	2	2	3	0	0	0	0	1	0	23	31	10.80	1.800
44 AJ Ramos, R ERA: 3.57	(9, 1)	0.1		1	0	0	0	0	0	0	0	0	0	0	3	6	0.00	0.000

PITCHER		IP	WLS	BF	H	R	ER	SO	BB	IBB	HBP	BLK	WP	HR	S	P	ERA	WHIP

Batter	1	2	3	4	5	6	7	8	9	AB	R	H	RBI	BB	SO	LOB
7 José Reyes, S (1, 6) OBP: 0.309, SLG: 0.393	C SI 91 F SI 91 B FS 85 X FF 92 1-2 ① P5		X SI 90 0-0 HR	F FS 82 S FS 84 X FS 84 0-2 11 G4-3 13 WP 1B 1-3 3-H	B SI 91 B SI 92 B SI 92 B SI 91 4-0 BB		B SI 94 C SI 95 B SI 95 B SI 96 B SI 93 4-1 BB			3	2	2	2	2	0	0
11 Norichika Aki, L (1, 9) OBP: 0.324, SLG: 0.407	C SI 90 F SI 92 B FF 91 X FS 84 1-2 ② G4-3		B SI 90 X FS 81 1-0 13 HR 2B	F SI 90 1 SAFE F SI 89 F FF 89 1 SAFE 1 SAFE B FF 89 X FS 83 1-2 ① G4-3 1-3 3-H	B SI 92 B SI 92 C SL 83 D SL 85 C SI 92 F SI 92 C SL 83 3-3 ③ K		X SI 94 0-0 ③ F9			5	1	1	1	0	1	3
13 Asdrúbal Cabrera, S (1, 5) OBP: 0.330, SLG: 0.401	B SI 91 S SI 91 F FF 89 S FS 84 1-3 ③ K		B FF 88 B FF 88 X SI 90 2-0 2-H HR	C FF 91 S CU 79 F CU 75 B CU 79 B FF 92 C FF 92 2-3 ② K 3-H		F SI 89 X SL 85 0-1 ① F8		B SI 95 F SI 92 C SL 85 X SI 94 1-2 ① F7		5	1	1	2	0	2	0
22 Dominic Smith, L (1, 3) OBP: 0.225, SLG: 0.369		X SI 90 0-0 ① L4	C CU 72 F CU 73 X FS 85 0-2 ② G4-3	B FF 92 B FF 92 C FF 92 B CU 71 B FF 92 4-1 26 BB 9 1B BB		B SI 91 X SI 91 1-0 ② G3-1		C SL 85 S SI 95 X SI 95 0-2 ② F7		4	1	0	0	1	0	0
26 Kevin Plawecki, R (1, 2) OBP: 0.313, SLG: 0.356		C FF 91 B SI 90 X SI 91 1-1 9 S 12 1B 1B	B SL 83 C SI 90 B SI 90 X SI 90 2-1 ③ G4-3	F FF 92 B CH 84 B FF 92 F FF 91 B FF 91 B FF 91 4-2 9 1B 1-2 BB		B SI 91 C SL 85 B SL 87 S SL 84 B SL 87 X SL 83 3-2 9 1B 2B		B SI 94 B SI 95 F SI 95 B SI 96 X SI 93 3-1 ③ G5-3		4	2	2	0	1	0	0
9 Brandon Nimmo, L (1, 7) OBP: 0.407, SLG: 0.348		F SI 90 C FF 90 D FS 85 B FS 84 S FS 86 2-3 ② K 1-2	C CU 72 2-2 F FS 84 B FS 86 S FS 85 F SI 90 K FS 86 12 2B 2 1B 1B B CU 71 3-2 C FF 92 S FF 90 Q CU 72 F FF 92 B CU 72 K FF 92 1-2 2-H 1B			B SI 92 X SL 85 1-0 2-H 1B				4	1	3	2	0	1	1
12 Juan Lagares, R (1, 8) OBP: 0.306, SLG: 0.380		C FF 91 X CU 73 0-1 2-H 1B	1 SAFE 0-0 X FF 90 1-3 2 1B 2B G1-3			X SI 93 0-0 ③ F8				4	1	2	1	0	0	3
2 Gavin Cecchini, R (1, 4) OBP: 0.267, SLG: 0.302		D FF 89 X FS 80 1-0 ③ G4-3		C FS 83 B FS 84 X FF 91 1-1 50 E 50 FC1 7 1B 1B 2-H 3-H	S SL 83 S SL 86 X SL 85 0-2 ① G2		B SL 85 C SI 93 X SI 94 1-1 ① G3			4	1	1	2	0	0	1
50 Rafael Montero, R (1, 1) OBP: 0.087, SLG: 0.087 51 Paul Sewald, R (6, 1) 39 Jerry Blevins, L (7, 1) 28 Travis Taijeron, R (7, PH) OBP: 0.167, SLG: 0.125 47 Hansel Robles, R (8, 1) 44 AJ Ramos, R (9, 1)			C FF 89 C FF 92 X FF 91 0-2 ① G1-3	1 SAFE L FF 88 1 SAFE L SI 88 B FF 90 X SI 89 1-2 FC1 7 1B 11 G4-3 1-3	B SI 90 S SI 91 F SL 84 F SL 85 S SI 93 1-3 ② K		B SL 86 C SI 94 F SL 83 S SI 95 1-3 ② K			3 1 0 0 0 1 1 0 0 0 0 0 0 0 0 0 0 0 0 0 0 1 0 0 0 0 1 0 0 0 0 0 0 0 0 0 0 0 0 0 0 0						
Inning Stats	R: 0 E: 0 K: 1 S: 9 H: 0 LOB: 0 BB: 0 P: 12	R: 1 E: 0 K: 1 S: 9 H: 2 LOB: 1 BB: 0 P: 13	R: 3 E: 0 K: 0 S: 11 H: 3 LOB: 0 BB: 0 P: 16	R: 6 E: 1 K: 1 S: 31 H: 5 LOB: 2 BB: 2 P: 50	R: 0 E: 0 K: 2 S: 11 H: 0 LOB: 1 BB: 1 P: 19	R: 1 E: 0 K: 0 S: 8 H: 2 LOB: 1 BB: 0 P: 13	R: 0 E: 0 K: 1 S: 7 H: 0 LOB: 1 BB: 1 P: 13	R: 0 E: 0 K: 0 S: 8 H: 0 LOB: 0 BB: 0 P: 12		1B: 7 2B: 3 3B: 0 HR: 2 SF: 0 SAC: 0 DP: 0 HBP: 0				WP: 1 PB: 0 SB: 1 CS: 0 PA: 41		

PITCHER		IP	WLS	BF	H	R	ER	SO	BB	IBB	HBP	BLK	WP	HR	S	P	ERA	WHIP
59 Mark Leiter Jr., R ERA: 4.74	(1, 1)	3.1	L	20	9	9	8	2	0	0	0	0	0	2	46	63	21.60	2.700
54 Kevin Siegrist, L ERA: 5.19	(4, 1)	0.1		4	1	1	1	1	2	0	0	0	1	0	11	24	27.00	9.000
46 Jesen Therrien, R ERA: 8.35	(4, 1)	2.1		10	2	1	1	2	1	0	0	0	0	0	22	36	3.86	1.286
53 Yacksel Ríos, R ERA: 3.86	(7, 1)	2.0		7	0	0	0	1	1	0	0	0	0	0	15	25	0.00	0.500

PITCHER	IP	WLS	BF	H	R	ER	SO	BB	IBB	HBP	BLK	WP	HR	S	P	ERA	WHIP

BOTTOM

Philadelphia Phillies @ New York Mets

Citi Field, Flushing, NY

Mon Sep 04 2017, 1:12 PM - 4:30 PM EDT

Att. 28,808 - Sunny - 78 F

livebaseballscorecards.com

AB	37
R	11
H	12
RBI	10
BB	4
SO	6
LOB	9

Batter	1	2	3	4	5	6	7	8	9	AB	R	H	RBI	BB	SO	LOB
16 César Hernández, S (1, 4) OBP: 0.359, SLG: 0.418	B FF 96 B SL 89 C FF 97 S FF 96 B FF 97 F FF 97 C FF 97 3-3 ① K	B SL 90 F CH 89 C CH 89 B FF 96 C SL 90 2-3 ③ K		C CU 85 X SI 96 0-1 13 1B 37 E 1B	C FF 96 F FF 95 B FS 84 F FF 97 X FS 85 1-2 ③ L8		D CH 82 F SI 94 B SL 86 B SI 93 B SL 85 4-1 13 BB 1-2 BB		B FS 88 B FF 97 X FF 97 2-0 ② F8	5	1	1	0	1	2	3
13 Freddy Galvis, S (1, 6) OBP: 0.308, SLG: 0.392	C SL 92 B CH 92 F FF 97 F FF 98 C SL 92 1-3 ② K		B CH 87 F SL 88 B CH 87 B FF 96 F SL 88 X FF 96 3-2 17 CS 1B	B SI 96 X SI 94 1-0 37 E 5 2B 1-2 1B		B SI 95 S FS 83 B FS 84 F SI 96 F SI 96 X FS 82 2-2 17 2B 1B	B SI 93 F CH 81 B SI 93 B SI 92 B SI 92 4-1 1-2 2-3 BB		C FF 97 B FF 96 C FS 89 T FF 96 1-2 ③ K	5	1	3	0	1	2	1
37 Odúbel Herrera, L (1, 8) OBP: 0.333, SLG: 0.465	C SL 91 S FF 96 S FF 98 0-3 ③ K		B SI 96 F FF 95 F SL 91 S SI 96 1-3 ① K	X SL 90 0-0 E9 5 2B 1-3 2-H 1B		X SI 95 0-0 ① F7	S CH 82 F SI 93 X SI 93 1-2 ③ F7			5	1	1	1	0	2	5
17 Rhys Hoskins, R (1, 3) OBP: 0.436, SLG: 0.758		F SI 94 B FF 96 C CH 91 X FF 97 1-2 5 FC6-4 1B	B SL 91 B SI 96 C CH 88 B CH 89 B SL 92 4-1 ② 1-2 BB	C SL 90 B SI 95 B FF 96 B CH 88 F SI 96 B SI 96 4-2 5 2B BB		X SI 96 0-0 1-3 2B		B CU 76 F CH 84 B CH 85 C FF 93 B FF 93 X CH 86 3-2 ① F7		3	1	2	0	2	0	0
5 Nick Williams, L (1, 9) OBP: 0.333, SLG: 0.471		C SL 92 X CU 84 0-1 ① FC6-4 2 FC3 31 1B 2 E 1-2f T FF 96 B FF 96 C SL 91 B SL 92 B FF 96 X SL 91 3-2 ③ G4-3		B SL 78 X FF 93 1-0 1-H 2-H 3-H 2B		F SL 87 F SL 89 X SI 96 0-2 ② G5-3		X CU 77 0-0 1B		5	1	2	3	0	0	4
31 Hyun Soo Kim, L (1, 7) OBP: 0.305, SLG: 0.294		B FF 97 C CH 90 B SI 97 F FF 96 F FF 96 B CH 89 1 SAFE X SI 96 3-2 38 G1-3 2 E 54 1B 1-2 1B		2 G6-4-3 1B C SL 78 C SL 81 C FF 95 0-3 ③ K		B SI 96 B FS 83 D FS 84 C SI 94 C SI 95 S FS 82 3-3 ③ K		B FF 93 F FF 93 C FF 94 B FF 94 C FF 94 2-3 ② K		5	1	2	0	0	3	4
2 J.P. Crawford, L (1, 5) OBP: 0.200, SLG: 0.200		C CU 82 B SL 90 X SI 96 1-1 FC3 38 G1-3 54 1B 1-2 2-H	B SL 90 B SL 90 X SI 96 2-0 ① ② G6-4-3 1-2f	C SL 80 B SL 82 X FF 94 1-1 54 G6-3 1B			B SI 93 F SI 93 C SL 87 B SI 93 S SL 84 2-3 ① K	C FF 94 F CU 78 F FF 94 S CH 87 0-3 ③ K		5	1	1	0	0	2	3
38 Jorge Alfaro, R (1, 2) OBP: 0.393, SLG: 0.448		S FF 96 F FF 96 F FF 97 F CU 83 F FF 96 B FF 96 F SI 96 X SI 97 1-2 ② G1-3 1-2 2-3	B CU 82 S FF 96 T FF 97 X SI 96 1-2 54 HR 1B	S FF 94 S FF 96 S FF 95 0-3 ① K			S SL 87 S SI 94 X SL 86 0-2 13 BB 16 BB 1B		C SL 88 X SL 91 0-1 1B	5	1	3	0	0	1	3
54 Ben Lively, R (1, 1) OBP: 0.286, SLG: 0.571 55 Hoby Milner, L (8, 1) 15 Ty Kelly, S (9, PH) OBP: 0.253, SLG: 0.333 51 Ricardo Pinto, R (9, 1)		B SI 96 B FF 96 X SI 95 2-0 2-H 3-H 1B	X SL 90 0-0 1-H HR	S FF 95 F FF 95 X FS 84 0-2 ② G6-3 1-2			X SI 94 0-0 ② F9		C FF 96 C FF 96 X FF 96 0-2 ① F7	4 0 1 0	1 0 0 0	2 0 0 0	4 0 0 0	0 0 0 0	0 0 1 0	2 0 1 0

Inning Stats																												
	R: 0	E: 0	K: 3	S: 11	H: 0	LOB: 0	BB: 0	P: 15	R: 3	E: 1	K: 1	S: 22	H: 3	LOB: 1	BB: 0	P: 32	R: 0	E: 0	K: 1	S: 10	H: 1	LOB: 1	BB: 1	P: 21
	R: 6	E: 1	K: 1	S: 16	H: 7	LOB: 1	BB: 1	P: 26	R: 0	E: 0	K: 1	S: 12	H: 1	LOB: 1	BB: 0	P: 14	R: 0	E: 0	K: 1	S: 12	H: 2	LOB: 2	BB: 0	P: 17
	R: 0	E: 0	K: 1	S: 12	H: 1	LOB: 3	BB: 2	P: 23	R: 0	E: 0	K: 2	S: 11	H: 1	LOB: 1	BB: 0	P: 16	R: 0	E: 0	K: 1	S: 9	H: 1	LOB: 1	BB: 0	P: 12

1B: 14	SF: 0
2B: 2	SAC: 0
3B: 0	DP: 1
HR: 1	HBP: 0

WP: 0	PA: 47
PB: 0	
SB: 0	
CS: 1	

PITCHER		IP	WLS	BF	H	R	ER	SO	BB	IBB	HBP	BLK	WP	HR	S	P	ERA	WHIP
48 Jacob deGrom, R ERA: 3.65	(1, 1)	3.2	L	22	10	9	6	5	2	0	0	0	0	1	55	89	14.73	3.273
49 Josh Smoker, L ERA: 5.7	(4, 1)	1.1		6	2	0	0	2	0	0	0	0	0	0	16	19	0.00	1.500
35 Jacob Rhame, R ERA:	(6, 1)	1.0		5	2	0	0	1	0	0	0	0	0	0	12	17	0.00	2.000
61 Kevin McGowan, R ERA: 3.86	(7, 1)	1.0		6	1	0	0	1	2	0	0	0	0	0	12	23	0.00	3.000
62 Erik Goeddel, R ERA: 3.95	(8, 1)	1.0		4	1	0	0	2	0	0	0	0	0	0	11	16	0.00	1.000

PITCHER		IP	WLS	BF	H	R	ER	SO	BB	IBB	HBP	BLK	WP	HR	S	P	ERA	WHIP
43 Jamie Callahan, R ERA: 5.4	(9, 1)	1.0		4	1	0	0	1	0	0	0	0	0	0	9	12	0.00	1.000

TOP

Philadelphia Phillies @ New York Mets

Citi Field, Flushing, NY

Tue Sep 05 2017, 7:12 PM - 10:14 PM EDT

Att. 22,230 - Partly Cloudy - 78 F

livebaseballscorecards.com

AB	43
R	9
H	17
RBI	8
BB	4
SO	12
LOB	26

BOTTOM

Philadelphia Phillies @ New York Mets

Citi Field, Flushing, NY

Tue Sep 05 2017, 7:12 PM - 10:14 PM EDT

Att. 22,230 - Partly Cloudy - 78 F

livebaseballscorecards.com

Batter	1	2	3	4	5	6	7	8	9	AB	R	H	RBI	BB	SO	LOB
7 José Reyes, S (1, 6) OBP: 0.307, SLG: 0.389 62 Erik Goeddel, R (8, 1) 43 Jamie Callahan, R (9, 1)	C SI 92 X SI 92 0-1 ① P6		B SI 91 X SI 91 1-0 ① G4-3		B CU 76 X FF 92 1-0 ② P5		C CU 75 B FF 92 X FF 91 1-1 ③ G6-3			4 0 0	0 0 0	0 0 0	0 0 0	0 0 0	0 0 0	0 0 0
11 Norichika Aoki, L (1, 9) OBP: 0.326, SLG: 0.410	C SI 92 X CU 76 0-1 18 2B 2B		X SI 93 0-0 ② G4-3		B FF 92 B CH 86 F SI 93 B SI 92 B CU 75 4-1 BB			B ST 76 C FF 89 F SI 88 F SI 91 B ST 76 F SI 90 X SI 91 2-2 ① G1-3		3	1	1	0	1	0	0
13 Asdrúbal Cabrera, S (1, 5) OBP: 0.331, SLG: 0.405	B SI 92 X CU 76 1-0 ② F7		B CU 75 C SI 92 B CU 77 F CH 87 X SI 92 2-2 2B		B FF 91 B CU 76 D CH 86 C SI 92 X SI 92 3-1 ③ L8			X SI 90 0-0 18 2B 1B		4	0	2	0	0	0	2
18 Travis d'Arnaud, R (1, 2) OBP: 0.281, SLG: 0.397	C FF 91 B SI 92 S SL 83 B SL 84 X SI 93 2-2 2-H 2B		F SL 82 F SL 83 X SL 82 0-2 ③ G1-3			C FF 90 X SI 91 0-1 ① G6-3		B SI 90 D ST 75 X SI 89 2-0 1-3 2B		4	0	2	1	0	0	1
9 Brandon Nimmo, L (1, 7) OBP: 0.410, SLG: 0.340	C CU 77 C SI 92 B SL 82 C SI 92 1-3 ③ K			B SI 91 B SI 91 C SI 91 B SI 92 S FF 92 X FF 93 3-2 ① G6-3		B SI 92 B SI 86 F SI 91 C SI 90 B SL 80 4-2 22 S BB		B ST 76 B SI 90 C SI 90 C SI 90 B ST 76 B SI 90 4-2 12 G5-4-3 BB		2	0	0	0	2	1	1
12 Juan Lagares, R (1, 8) OBP: 0.310, SLG: 0.385		C CU 76 C SL 82 X SI 92 0-2 22 F7 2B		S FF 93 C FF 93 B SL 83 B SL 83 F SI 92 B FF 92 B SL 82 4-2 BB		B CU 75 F FF 92 C CU 75 X SI 92 1-2 ② F9		B CH 82 S CH 83 B SI 89 B ST 75 X CH 82 3-1 ②③ G5-4-3 1-2f		3	0	1	0	1	0	4
22 Dominic Smith, L (1, 3) OBP: 0.215, SLG: 0.352	C SI 93 X CU 77 0-1 ① F7 2-3		F SI 92 F SI 91 S FF 92 0-3 ② K			C SI 92 B SI 92 S CU 75 X SI 92 1-2 ③ G4-3 1-2		C SI 95 S CH 87 X SI 96 0-2 ① G4-3		4	0	0	0	0	1	3
2 Gavin Cecchini, R (1, 4) OBP: 0.245, SLG: 0.277	C SL 85 S SL 82 B SL 85 F FF 93 F SL 84 B FF 93 B FF 93 F SL 82 S CU 78 3-3 ② K			F FF 92 X CU 76 0-1 ③ L5			B FF 90 S SL 82 F FF 90 X FF 92 1-2 ① P4		B SL 86 F CH 86 F CH 88 F SI 97 X SI 97 1-2 ② G5-3	4	0	0	0	0	1	2
48 Jacob deGrom, L (1, 1) OBP: 0.231, SLG: 0.281 49 Josh Smoker, L (4, 1) 28 Travis Taijeron, R (5, PH) OBP: 0.158, SLG: 0.118 35 Jacob Rhame, R (6, 1) 61 Kevin McGowan, R (7, 1) 15 Matt Reynolds, R (7, PH) OBP: 0.293, SLG: 0.301 (8, 6)	X CU 76 0-0 ③ L6				C SL 81 F FF 93 F FF 93 B SI 93 F CU 76 C SL 80 1-3 ① K		C SL 82 B CU 74 F FF 91 X SL 80 1-2 ② F9		B SI 96 B SI 96 X SI 96 2-0 ③ G5-3	1 0 1 0 0 2	0 0 0 0 0 0	0 0 0 0 0 0	0 0 0 0 0 0	0 0 1 0 0 0	0 0 0 0 0 0	1 0 0 0 0 0
Inning Stats	R: 1 E: 0 K: 1 S: 11 H: 2 LOB: 1 BB: 0 P: 15	R: 0 E: 0 K: 1 S: 12 H: 1 LOB: 1 BB: 0 P: 15	R: 0 E: 0 K: 0 S: 8 H: 1 LOB: 1 BB: 0 P: 11	R: 0 E: 0 K: 1 S: 11 H: 0 LOB: 1 BB: 1 P: 18	R: 0 E: 0 K: 1 S: 9 H: 0 LOB: 1 BB: 1 P: 18	R: 0 E: 0 K: 0 S: 10 H: 0 LOB: 1 BB: 1 P: 16	R: 0 E: 0 K: 0 S: 8 H: 0 LOB: 0 BB: 0 P: 11	R: 0 E: 0 K: 0 S: 11 H: 2 LOB: 2 BB: 1 P: 22	R: 0 E: 0 K: 0 S: 8 H: 0 LOB: 0 BB: 0 P: 11	1B: 1 2B: 5 3B: 0 HR: 0	SF: 0 SAC: 0 DP: 1 HBP: 0			WP: 0 PB: 0 SB: 1 CS: 0	PA: 36	

	AB	32
	R	1
	H	6
	RBI	1
	BB	4
	SO	4
	LOB	14

PITCHER		IP	WLS	BF	H	R	ER	SO	BB	IBB	HBP	BLK	WP	HR	S	P	ERA	WHIP
54 Ben Lively, R ERA: 3.92	(1, 1)	7.0	W	28	4	1	1	4	3	0	0	0	0	0	69	104	1.29	1.000
55 Hoby Milner, L ERA: 2.01	(8, 1)	1.0		5	2	0	0	0	1	0	0	0	0	0	11	22	0.00	3.000
51 Ricardo Pinto, R ERA: 8.53	(9, 1)	1.0		3	0	0	0	0	0	0	0	0	0	0	8	11	0.00	0.000

PITCHER	IP	WLS	BF	H	R	ER	SO	BB	IBB	HBP	BLK	WP	HR	S	P	ERA	WHIP

Batter	1	2	3	4	5	6	7	8	9	AB	R	H	RBI	BB	SO	LOB
16 César Hernández, S (1, 4) OBP: 0.363, SLG: 0.424	X SI 92 0-0 5 FC3-6 13 1B 1B		X CU 80 0-0 13 G6-4-3 1B			X SI 91 0-0 13 F9 5 HR 2-H 2B				3	1	3	1	0	0	0
13 Freddy Galvis, S (1, 6) OBP: 0.308, SLG: 0.392	1 SAFE X SI 92 0-0 5 FC3-6 1-2 1B		1 SAFE C SI 91 F SI 91 X SL 89 0-2 ② ③ G6-4-3 1-2f			D CH 87 B SI 92 T SI 92 X CH 84 2-1 ① F9 2-3				3	0	1	0	0	0	2
5 Nick Williams, L (1, 8) OBP: 0.333, SLG: 0.482	S SI 93 B SI 94 F SL 90 F SI 93 X SI 91 1-2 ① FC3-6 1-2f 2-3			F SI 91 X SI 92 0-1 ① G5-3		B SI 92 X CU 81 1-0 3-H HR				3	1	1	2	0	0	2
17 Rhys Hoskins, R (1, 7) (6, 3) OBP: 0.425, SLG: 0.734	S SI 92 B SI 92 F SI 92 F CU 82 B SI 94 S SI 93 2-3 ② K			C CU 79 B CU 82 X SI 90 1-1 ② G5-3		C SI 91 C CU 80 X SI 92 0-2 ② F8				3	0	0	0	0	1	2
31 Hyun Soo Kim, L (1, 9) OBP: 0.305, SLG: 0.291	C SI 94 B SI 94 S SI 94 1 SAFE F SI 94 B FF 93 X SI 93 2-2 ③ F7			B CH 85 X CH 85 1-0 ③ F7		B SI 92 B SI 91 B SI 93 C SI 91 F SI 92 F SI 92 B SI 92 4-2 BB				2	0	0	0	1	0	2
19 Tommy Joseph, R (1, 3) OBP: 0.288, SLG: 0.427 61 Edubray Ramos, R (6, 1)		C SL 88 C CU 82 F FF 92 B SI 92 F SL 89 C SI 94 1-3 ① K			C SL 88 S CU 80 B SL 88 X SI 94 1-2 ① G5-3	F SI 92 F SI 93 C SI 91 0-3 ③ K				3 0	0 0	0 0	0 0	0 0	2 0	1 0
2 J.P. Crawford, L (1, 5) OBP: 0.143, SLG: 0.143		C SI 93 C CU 82 F CU 82 S SI 93 0-3 ② K			B SI 93 X SI 93 1-0 ② F7					2	0	0	0	0	1	0
29 Cameron Rupp, R (1, 2) OBP: 0.303, SLG: 0.429		S FF 94 C FF 94 F SI 94 B CU 83 B SI 94 B CU 83 X SL 91 3-2 ③ G4-3			B SL 88 S SI 94 S SI 94 B SI 94 X CU 82 2-2 ③ L6					2	0	0	0	0	0	0
43 Nick Pivetta, R (1, 1) OBP: 0.079, SLG: 0.079 15 Ty Kelly, S (6, PH) OBP: 0.250, SLG: 0.329 (6, 7)			C SI 92 C CU 79 B SI 92 X FF 92 1-2 ① F8			C SI 90 B SI 91 C CU 80 X SI 91 1-2 E5 16 2B				1 1	0 1	0 0	0 0	0 0	0 0	0 0
Inning Stats	R: 0 E: 0 K: 1 S: 14 H: 2 LOB: 2 BB: 0 P: 19	R: 0 E: 0 K: 2 S: 13 H: 0 LOB: 0 BB: 0 P: 17	R: 0 E: 0 K: 0 S: 7 H: 1 LOB: 0 BB: 0 P: 8	R: 0 E: 0 K: 0 S: 5 H: 0 LOB: 0 BB: 0 P: 7	R: 0 E: 0 K: 0 S: 7 H: 0 LOB: 0 BB: 0 P: 11	R: 3 E: 1 K: 1 S: 16 H: 2 LOB: 1 BB: 1 P: 24				1B: 3 2B: 1 3B: 0 HR: 1 SF: 0 SAC: 0 DP: 1 HBP: 0				WP: 0 PB: 0 SB: 0 CS: 0 PA: 24		

TOP

Philadelphia Phillies @ New York Mets

Citi Field, Flushing, NY

Wed Sep 06 2017, 7:10 PM - 9:03 PM EDT

Att. 19,617 - Overcast - 63 F

livebaseballscorecards.com

AB	23
R	3
H	5
RBI	3
BB	1
SO	4
LOB	9

PITCHER	IP	WLS	BF	H	R	ER	SO	BB	IBB	HBP	BLK	WP	HR	S	P	ERA	WHIP
65 Robert Gsellman, R (1, 1) ERA: 5.44	6.0	W	24	5	3	2	4	1	0	0	0	0	1	62	86	3.00	1.000

PITCHER	IP	WLS	BF	H	R	ER	SO	BB	IBB	HBP	BLK	WP	HR	S	P	ERA	WHIP

Batter	1	2	3	4	5	6	7	8	9	AB	R	H	RBI	BB	SO	LOB
7 José Reyes, S (1, 6) OBP: 0.307, SLG: 0.389	C SI 91 F SI 91 X SI 94 0-2 11 G6-3 11 S 13 1B 1B	B KC 76 F CH 88 B FF 96 X SI 95 2-1 ② F8		B SI 89 C FF 95 X SI 88 1-1 ③ G4-3						3	1	1	0	0	0	1
11 Norichika Aoki, L (1, 9) OBP: 0.326, SLG: 0.409	B SI 92 B SI 92 F FF 92 X SI 91 2-1 ① G6-3 1-3	B SI 95 S FF 95 F SI 95 X KC 79 1-2 ③ G4-3			F FF 92 B CH 86 F CH 88 B KC 84 F SI 94 X KC 80 2-2 18 1B 13 1B 9 SF7 1B					3	1	1	0	0	0	2
13 Asdrúbal Cabrera, S (1, 5) OBP: 0.335, SLG: 0.412	B KC 76 F KC 78 B FF 94 S FF 96 D SI 95 F FF 96 F KC 79 X KC 79 3-2 18 HR 3-H 1B		C FF 93 S SL 87 F SL 88 F SL 86 B SI 97 B SI 96 X KC 80 2-2 18 G6-3 9 SF7 2B		1 SAFE B FF 93 X SI 93 1-0 18 1B 1-2 1B					3	2	3	1	0	0	0
18 Travis d'Arnaud, R (1, 2) OBP: 0.285, SLG: 0.410	C SI 95 C FF 96 B SI 97 1 SAFE F KC 80 X SI 96 1-2 1-H HR		F KC 80 X KC 82 0-1 ① G6-3 2-3		F SL 80 B SI 94 S SI 93 B KC 80 X SL 81 2-2 1-2 2-3 1B					3	1	2	2	0	0	1
9 Brandon Nimmo, L (1, 7) OBP: 0.400, SLG: 0.337	B FF 94 B CH 87 C SI 93 X CH 87 2-1 ② G4-3		C SI 95 S FF 96 X FF 95 0-2 ② SF7 3-H		B FF 94 S SI 93 D KC 77 B SL 82 X SI 92 3-1 ① SF7 3-H					1	0	0	2	0	0	0
12 Juan Lagares, R (1, 8) OBP: 0.311, SLG: 0.390	B FF 95 C KC 78 C KC 80 B KC 81 S KC 83 2-3 ③ K		L SI 94 B SL 86 B SL 88 X SI 95 2-1 2B		C SL 82 C FF 92 X SL 79 0-2 ② F8					3	0	1	0	0	1	2
22 Dominic Smith, L (1, 3) OBP: 0.219, SLG: 0.363		B SI 94 X SI 94 1-0 65 1B 2B	C KC 79 F SL 83 B SI 95 D KC 85 F SL 85 T SL 84 2-2 ③ K		B CH 87 F CH 86 F FF 93 F SI 93 F KC 79 X SL 81 1-2 ③ P5					3	1	1	0	0	1	3
15 Matt Reynolds, R (1, 4) OBP: 0.295, SLG: 0.294		C KC 77 S KC 80 C KC 79 0-3 ① K		B SI 92 C SI 92 B CH 87 C SI 94 F SL 89 F KC 82 C KC 84 2-3 ① K		C FF 91 B SL 80 B CU 78 B CU 76 B FF 92 4-1 BB				2	0	0	0	1	2	1
65 Robert Gsellman, R (1, 1) OBP: 0.265, SLG: 0.172 28 Travis Taijeron, R (6, PH) OBP: 0.150, SLG: 0.111		B SI 93 B SI 94 X SI 94 2-0 2-H 1B		C SI 93 B SL 84 B FF 94 C FF 94 B KC 78 F FF 91 C SI 92 3-3 ② K		B CU 79 B FF 92 B FF 92 C FF 92 F CU 79 S SL 81 3-3 ① K				2 1	0 0	1 0	1 0	0 0	1 1	0 1
Inning Stats	R: 3 E: 0 K: 1 S: 19 H: 3 LOB: 0 BB: 0 P: 29	R: 1 E: 0 K: 1 S: 10 H: 2 LOB: 1 BB: 0 P: 16	R: 1 E: 0 K: 1 S: 16 H: 2 LOB: 1 BB: 0 P: 22	R: 0 E: 0 K: 2 S: 11 H: 0 LOB: 0 BB: 0 P: 17	R: 1 E: 0 K: 0 S: 18 H: 3 LOB: 2 BB: 0 P: 27	R: 0 E: 0 K: 1 S: 4 H: 0 LOB: 1 BB: 1 P: 11				1B: 6 2B: 3 3B: 0 HR: 1 SF: 2 SAC: 0 DP: 0 HBP: 0						

PITCHER	IP	WLS	BF	H	R	ER	SO	BB	IBB	HBP	BLK	WP	HR	S	P	ERA	WHIP
43 Nick Pivetta, R (1, 1) ERA: 6.49	5.0	L	25	10	6	6	5	0	0	0	0	0	1	74	111	10.80	2.000
61 Edubray Ramos, R (6, 1) ERA: 4.82	0.1		2	0	0	0	1	1	0	0	0	0	0	4	11	0.00	3.000

PITCHER	IP	WLS	BF	H	R	ER	SO	BB	IBB	HBP	BLK	WP	HR	S	P	ERA	WHIP

BOTTOM

Philadelphia Phillies @ New York Mets

Citi Field, Flushing, NY

Wed Sep 06 2017, 7:10 PM - 9:03 PM EDT

Att. 19,617 - Overcast - 63 F

livebaseballscorecards.com

AB	24
R	6
H	10
RBI	6
BB	1
SO	6
LOB	11

WP: 0 PA: 27
PB: 0
SB: 1
CS: 0

Batter	1	2	3	4	5	6	7	8	9	AB	R	H	RBI	BB	SO	LOB
27 Phillip Ervin, R (1, 8) OBP: 0.483, SLG: 0.720	B FF 92 B SI 94 F SI 92 B SI 94 B FF 92 4-1 19 1B 23 SF8 BB	X SI 92 0-0 3-H 2B			B SL 86 C SI 93 H SI 92 2-1 2 S HBP		C FS 93 C SL 84 B FF 95 X SI 93 1-2 ③ G5-3			2	1	1	1	1	0	0
2 Zack Cozart, R (1, 6) OBP: 0.397, SLG: 0.545	1 SAFE C SI 93 F CH 88 1 SAFE F SI 93 X SI 94 0-2 ① P3	C SI 94 D SL 89 C SI 94 F SI 94 F FF 93 D SL 87 S SI 92 2-3 ③ K			B SI 92 B SI 93 D SL 87 C SI 93 X SI 93 3-1 ① F7 1-2			B FS 93 F SI 94 X SI 94 1-1 19 G4-6-3 1B		4	0	1	0	0	1	3
19 Joey Votto, L (1, 3) OBP: 0.448, SLG: 0.583	1 SAFE C FF 94 F SL 88 X SI 94 0-2 4 1B 1-3 1B	B SL 88 X CH 86 1-0 ① L7			C SI 94 X CU 81 0-1 ② L3			B SI 95 X SI 96 1-0 ①② G4-6-3 1-2f		4	0	1	0	0	0	2
23 Adam Duvall, R (1, 7) OBP: 0.301, SLG: 0.501	B SL 89 D CH 86 C SI 94 1 SAFE X SL 89 2-1 ② SF8 3-H	X SI 94 0-0 ② G5-3			B SI 94 X SI 92 1-0 ③ P3			C SI 95 B SI 94 F SI 94 B SI 95 B SI 96 C SL 86 3-3 ③ K		3	0	0	1	0	1	1
4 Scooter Gennett, L (1, 4) OBP: 0.349, SLG: 0.547	B SI 94 B SI 94 F SI 93 F SI 94 F SI 93 X CU 84 2-2 1-2 1B	C SI 93 B SI 92 F SI 94 X SL 87 1-2 ③ P6				C FF 94 C SL 82 B SL 83 S SL 82 1-3 ① K			F SI 92 B SL 80 B SL 80 X FF 92 2-1 ① L7	4	0	1	0	0	1	0
7 Eugenio Suárez, R (1, 5) OBP: 0.377, SLG: 0.484	B SI 94 F SI 94 X SL 88 1-1 ③ F8			B SL 88 F SL 88 B SL 90 B SI 93 X FF 92 3-1 ① L8		C FF 95 B SL 81 S FF 95 B SL 82 S SL 80 2-3 ② K			B SL 80 B SL 80 F FF 93 C SI 92 X SL 79 2-2 ② G1-3	4	0	0	0	0	1	2
43 Scott Schebler, L (1, 9) OBP: 0.318, SLG: 0.490		X SI 93 0-0 30 G4-3 27 2B 2B		B SI 94 X SI 94 1-0 2B		C SL 82 S SL 84 S SL 82 0-3 ③ K			B SL 80 S CH 84 S CH 85 S SL 80 1-3 ③ K	4	1	2	0	0	2	0
32 Stuart Turner, R (1, 2) OBP: 0.192, SLG: 0.279		X SI 93 0-0 ① L9		B SL 90 X SI 94 1-0 ② F8			S FS 93 B FS 93 X SI 94 1-1 ① G5-3			3	0	0	0	0	0	2
30 Tyler Mahle, R (1, 1) OBP: 0.167, SLG: 0.167 46 Tim Adleman, R (5, 1) OBP: 0.103, SLG: 0.138 67 Alejandro Chacin, R (6, 1) 12 Zach Vincej, R (7, PH) 62 Jackson Stephens, R (7, 1) OBP: 0.500, SLG: 0.500		C SI 93 S CH 89 F SI 93 B SL 88 F SI 93 X SL 89 1-2 ② G4-3 2-3		B SI 94 F SI 94 B SI 94 F SI 93 X SI 95 2-2 ③ G4-3			T SI 95 F FS 93 B SI 95 B SL 83 X SI 95 2-2 ② G4-3			2 0 0 1 0	0 0 0 0 0	0 0 0 0 0	0 0 0 0 0	0 0 0 0 0	0 0 0 0 0	2 0 0 0 0
Inning Stats	R: 1 E: 0 K: 0 S: 16 H: 2 LOB: 2 BB: 1 P: 25	R: 1 E: 0 K: 1 S: 13 H: 2 LOB: 1 BB: 0 P: 16	R: 0 E: 0 K: 0 S: 5 H: 0 LOB: 0 BB: 0 P: 7	R: 0 E: 0 K: 0 S: 7 H: 1 LOB: 1 BB: 0 P: 14	R: 0 E: 0 K: 0 S: 6 H: 0 LOB: 1 BB: 0 P: 12	R: 0 E: 0 K: 3 S: 9 H: 0 LOB: 0 BB: 0 P: 12	R: 0 E: 0 K: 0 S: 8 H: 0 LOB: 0 BB: 0 P: 12	R: 0 E: 0 K: 1 S: 6 H: 1 LOB: 0 BB: 0 P: 11	R: 0 E: 0 K: 1 S: 8 H: 0 LOB: 0 BB: 0 P: 13	1B: 3 2B: 3 3B: 0 HR: 0 SF: 1 SAC: 0 DP: 1 HBP: 1						

TOP

Cincinnati Reds @ New York Mets

Citi Field, Flushing, NY

Thu Sep 07 2017, 7:11 PM - 9:48 PM EDT

Att. 21,274 - Clear - 71 F

livebaseballscorecards.com

AB	31
R	2
H	6
RBI	2
BB	1
SO	6
LOB	12

PITCHER		IP	WLS	BF	H	R	ER	SO	BB	IBB	HBP	BLK	WP	HR	S	P	ERA	WHIP
33 Matt Harvey, R ERA: 5.82	(1, 1)	5.0	W	22	5	2	2	1	1	0	1	0	0	0	47	74	3.60	1.200
49 Josh Smoker, L ERA: 5.59	(6, 1)	1.0	H	3	0	0	0	3	0	0	0	0	0	0	9	12	0.00	0.000
27 Jeurys Familia, R ERA: 5.17	(7, 1)	2.0		6	1	0	0	1	0	0	0	0	0	0	14	23	0.00	0.500
44 AJ Ramos, R ERA: 3.5	(9, 1)	1.0		3	0	0	0	1	0	0	0	0	0	0	8	13	0.00	0.000

PITCHER		IP	WLS	BF	H	R	ER	SO	BB	IBB	HBP	BLK	WP	HR	S	P	ERA	WHIP

WP: 0 PB: 0 SB: 1 CS: 0 PA: 34

Cincinnati Reds @ New York Mets

Citi Field, Flushing, NY

Thu Sep 07 2017, 7:11 PM - 9:48 PM EDT

Att. 21,274 - Clear - 71 F

BOTTOM

livebaseballscorecards.com

Batter	1	2	3	4	5	6	7	8	9	AB	R	H	RBI	BB	SO	LOB
7 José Reyes, S (1, 6) OBP: 0.306, SLG: 0.387	C CH 86 X FF 88 0-1 L9 ①		B CU 73 B CH 80 C FF 91 X SL 84 2-1 G4-3 ①	X SL 80 0-0 2-H 3-H 1B	S FF 89 X SI 91 0-1 F8 ③		X FF 94 0-0 G4-3 ③			5	0	1	2	0	0	3
11 Norichika Aoki, L (1, 9) OBP: 0.327, SLG: 0.407	C CH 87 C FF 88 B FF 89 X CH 80 1-2 13 G4-6-3 1B		C FF 89 X FF 89 0-1 G3 ② B FF 91 B CH 85 B FF 91 B FF 92 4-0 BB			C SI 86 F CU 81 B FF 88 X CH 80 1-2 P6 ①		B SI 92 B CH 84 C SI 93 S FF 94 S CU 79 2-3 K ①		4	0	1	0	1	1	0
13 Asdrúbal Cabrera, S (1, 5) OBP: 0.337, SLG: 0.415 2 Gavin Cecchini, R (8, 4) OBP: 0.240, SLG: 0.271	C SL 80 X CH 81 0-1 G4-6-3 ② ③ 1-2f		B FF 90 C FF 91 B FF 91 X FF 92 2-1 2B	C SL 83 X SL 83 0-1 P5 ③		B CH 82 F CH 81 X CU 77 1-1 9 HR 1B		B SL 86 B SI 94 X FF 94 2-0 P5 ②		4 1	1 0	2 0	0 0	0 0	0 0	3 0
9 Brandon Nimmo, L (1, 7) OBP: 0.416, SLG: 0.424		C CH 86 B SL 82 B FF 89 X CH 81 2-1 12 G3 22 1B 2B	C SL 82 D SL 79 B FF 92 B SL 83 C SL 84 B FF 92 4-2 BB		C SI 87 B CU 72 C SI 89 X SI 90 1-2 HR	D CH 81 S CU 79 D CH 82 C CU 80 F SI 89 X SI 86 2-2 1-H HR		B CU 78 F SI 94 B SI 94 C CU 78 X CU 78 2-2 G3-1 ③		4	3	3	3	1	0	0
12 Juan Lagares, R (1, 8) OBP: 0.309, SLG: 0.403		C SL 82 F SL 82 X FF 91 0-2 G3 ① 2-3	X SL 84 0-0 G1-3 ③		B SI 90 C FF 88 X SI 89 1-1 HR	C CU 78 C CU 79 B SI 88 X CU 78 1-2 F9 ②				4	1	1	1	0	0	3
22 Dominic Smith, L (1, 3) OBP: 0.230, SLG: 0.362		B FF 90 B SL 82 B FF 90 X FF 92 3-0 26 G5-3 1B 3-H		C CH 86 B SL 83 B CH 81 B FF 91 F FF 92 B FF 94 4-2 26 2B 7 1B BB	B CU 74 C CH 83 F SI 91 B CU 74 S CH 84 2-3 K ①	B CH 82 B CU 78 S CH 81 S SI 86 S CU 80 2-3 K ③				3	1	1	1	1	2	0
26 Kevin Plawecki, R (1, 2) OBP: 0.310, SLG: 0.365		B FF 90 S SL 82 X FF 91 1-1 G5-3 ② 1-2		B FF 90 X FF 91 1-0 7 1B 2B 1-3	C CU 73 X SI 91 0-1 G6-3 ②		C FF 94 F SI 93 X CU 78 0-2 F8 ①			4	1	1	0	0	0	1
15 Matt Reynolds, R (1, 4) OBP: 0.313, SLG: 0.291 (8, 5)		0-0 IBB		B CU 75 B FF 92 C SL 85 F FF 92 D SL 86 C FF 94 3-3 K ①	B FF 90 B FF 90 B SI 89 C FF 90 F FF 90 F CH 84 B FF 90 4-2 28 1B BB		B SI 95 B FF 94 B SI 94 C FF 94 B FF 94 4-1 BB			1	0	0	0	3	1	2
33 Matt Harvey, R (1, 1) OBP: 0.069, SLG: 0.069 28 Travis Taijeron, R (5, PH) OBP: 0.190, SLG: 0.158 49 Josh Smoker, L (6, 1) 27 Jeurys Familia, R (7, 1) 44 AJ Ramos, R (9, 1)		D SL 83 B FF 91 C FF 92 B FF 92 C FF 92 X FF 93 3-2 G1-3 ③		S SL 83 B SL 87 B FF 93 B SL 86 C FF 94 S FF 94 3-3 K ②	B CU 73 B FF 91 S CH 83 F FF 91 B CH 83 X FF 90 3-2 1-3 1B		C SI 93 M SI 92 S SI 92 0-3 K ②			2 1 0 1 0	0 0 0 0 0	0 1 0 0 0	0 0 0 0 0	1 0 0 1 0	4 0 0 1 0	

Inning Stats	1	2	3	4	5	6	7	8	9
	R: 0 E: 0 K: 0 S: 7	R: 1 E: 0 K: 0 S: 11	R: 0 E: 0 K: 0 S: 9	R: 2 E: 0 K: 2 S: 12	R: 2 E: 0 K: 1 S: 18	R: 2 E: 0 K: 1 S: 15	R: 0 E: 0 K: 1 S: 8	R: 0 E: 0 K: 1 S: 7	
	H: 1 LOB: 0 BB: 0 P: 8	H: 2 LOB: 2 BB: 1 P: 20	H: 1 LOB: 2 BB: 1 P: 17	H: 2 LOB: 2 BB: 2 P: 27	H: 3 LOB: 2 BB: 1 P: 29	H: 2 LOB: 0 BB: 0 P: 22	H: 0 LOB: 1 BB: 1 P: 12	H: 0 LOB: 0 BB: 0 P: 13	

1B: 5 SF: 0
2B: 3 SAC: 0
3B: 0 DP: 1
HR: 3 HBP: 0

WP: 0 PA: 40
PB: 0
SB: 0
CS: 0

	AB	34
	R	7
	H	11
	RBI	7
	BB	6
	SO	6
	LOB	17

PITCHER		IP	WLS	BF	H	R	ER	SO	BB	IBB	HBP	BLK	WP	HR	S	P	ERA	WHIP
30 Tyler Mahle, R ERA: 3.6	(1, 1)	4.0	L	21	6	3	3	2	3	1	0	0	0	0	39	72	6.75	2.250
46 Tim Adleman, R ERA: 5.41	(5, 1)	1.0		7	3	2	2	1	1	0	0	0	0	2	18	29	18.00	4.000
67 Alejandro Chacin, R ERA: 9.0	(6, 1)	1.0		5	2	2	2	1	0	0	0	0	0	1	15	22	18.00	2.000
62 Jackson Stephens, R ERA: 3.86	(7, 1)	2.0		7	0	0	0	2	1	0	0	0	0	0	15	25	0.00	0.500

PITCHER	IP	WLS	BF	H	R	ER	SO	BB	IBB	HBP	BLK	WP	HR	S	P	ERA	WHIP

Batter	1	2	3	4	5	6	7	8	9	AB	R	H	RBI	BB	SO	LOB
27 Phillip Ervin, R (1, 8) OBP: 0.441, SLG: 0.633	S SI 90 C SI 91 F CU 72 B FF 94 B SI 95 X CU 74 2-2 ① L7		X SL 84 0-0 ③ G6-3		B SI 90 C CH 83 C SL 86 X SL 83 1-2 ③ P3			B SL 84 C FF 92 B SL 84 X FF 91 2-1 9 FC6-4 1B	B SL 81 C SL 79 X SI 92 1-1 ③ F9	5	0	1	0	0	0	3
9 José Peraza, R (1, 6) OBP: 0.298, SLG: 0.331	B FF 90 B SI 93 X SI 92 2-0 ② F8			C CH 87 X FF 90 0-1 4 1B 19 BLK 1B		B SL 84 X SL 83 1-0 ① L7		C FF 92 X FF 91 0-1 ② FC6-4 19 1B 1-2f		4	0	1	0	0	0	1
19 Joey Votto, L (1, 3) OBP: 0.450, SLG: 0.583	F SI 92 B SI 94 X CH 84 1-1 ③ F8			B SI 90 B SI 92 B SI 91 C SI 90 B SI 92 4-1 4 1B 1-2 BB		B CH 87 C SI 90 B FF 90 X CH 84 2-1 1B		C FF 88 X CU 70 0-1 1-2 1B		3	0	2	0	1	0	0
23 Adam Duvall, R (1, 7) OBP: 0.299, SLG: 0.497		C SI 90 B SL 86 F CH 87 X FF 91 1-2 ① G3-1		D SI 89 B SL 86 X CH 86 2-0 ① F7		C CH 87 B SL 85 X SL 85 1-1 ② L7		B CU 70 C CU 70 F CU 72 B FF 89 C FF 89 2-3 ③ K		4	0	0	0	0	1	5
4 Scooter Gennett, L (1, 4) OBP: 0.350, SLG: 0.547		C CU 74 F CU 78 F FF 91 B SI 93 X CU 72 1-2 ② F7		B CU 71 C CU 75 B SL 85 D SI 90 X SI 90 3-1 1-2 2-3 1B		B SI 90 C SL 84 S SI 93 B SI 90 B CU 70 C SL 86 3-3 ③ K			B FF 87 C FF 88 X CU 70 1-1 16 1B 7 1B 2 SF7 1B	4	1	2	0	0	1	1
7 Eugenio Suárez, R (1, 5) OBP: 0.376, SLG: 0.482		B SL 86 C SL 86 F FF 93 B SI 92 T CU 78 2-2 ③ K		F SI 89 B FF 90 B CU 76 F SI 89 S SL 85 2-3 ② K			B CU 74 B CU 74 B CH 79 C FF 88 X FF 88 3-1 ① F9		B FF 87 S CU 69 D CU 71 B FF 88 X FF 88 3-1 1-2 16 1B 1B	4	0	1	0	0	2	3
43 Scott Schebler, L (1, 9) OBP: 0.315, SLG: 0.485			B CU 69 F SI 91 B SI 91 C SL 84 S FF 91 2-3 ① K	B SL 85 F SL 86 X CU 72 1-1 ③ G4-3			B CU 75 X SL 81 1-0 ② G4-3		B CU 69 F CU 70 C FF 88 S CU 71 1-3 ① K	4	0	0	0	0	2	5
16 Tucker Barnhart, L (1, 2) OBP: 0.346, SLG: 0.386			F SL 86 B SI 92 X SI 91 1-1 50 SH5-4 1B		B SL 81 X CH 82 1-0 ① G3		C FF 89 C FF 89 F FF 89 F FF 89 B CU 75 X FC 89 1-2 ③ P4		C FF 89 B CU 70 B CU 70 B CU 69 C FF 88 X FF 89 3-2 1-2 2-3 1B	4	0	2	0	0	0	0
50 Amir Garrett, R (1, 1) OBP: 0.056, SLG: 0.111 25 Cody Reed, L (6, 1) 63 Ariel Hernández, R (7, 1) 3 Patrick Kivlehan, R (8, PH) OBP: 0.300, SLG: 0.397 52 Luke Farrell, L (8, 1) 2 Zack Cozart, R (9, PH) OBP: 0.396, SLG: 0.545			X CH 87 0-0 ② SH5-4 1-2		C CH 87 C CU 71 F FF 91 X CU 74 0-2 ② G6-3			B FF 90 B FF 91 C FF 92 F SL 83 C FF 92 2-3 ① K	X SL 79 0-0 ② SF7 3-H	1 0 0 1 0 0	0 0 0 0 0 0	0 0 0 0 0 0	0 0 0 0 0 0	0 0 0 1 0 0	0 0 0 0 0 0	0 0 0 0 0 0
Inning Stats	R: 0 E: 0 K: 0 S: 7 H: 0 LOB: 0 BB: 0 P: 12	R: 0 E: 0 K: 1 S: 10 H: 0 LOB: 0 BB: 0 P: 14	R: 0 E: 0 K: 1 S: 7 H: 1 LOB: 1 BB: 0 P: 10	R: 0 E: 0 K: 1 S: 11 H: 2 LOB: 3 BB: 1 P: 23	R: 0 E: 0 K: 0 S: 8 H: 0 LOB: 0 BB: 0 P: 10	R: 0 E: 0 K: 1 S: 8 H: 1 LOB: 1 BB: 0 P: 15	R: 0 E: 0 K: 0 S: 8 H: 0 LOB: 0 BB: 0 P: 13	R: 0 E: 0 K: 2 S: 12 H: 2 LOB: 2 BB: 0 P: 18	R: 1 E: 0 K: 1 S: 13 H: 3 LOB: 2 BB: 0 P: 22	1B: 9 2B: 0 3B: 0 HR: 0 SF: 1 SAC: 1 DP: 0 HBP: 0						WP: 0 PB: 0 SB: 0 CS: 0 PA: 37	

PITCHER		IP	WLS	BF	H	R	ER	SO	BB	IBB	HBP	BLK	WP	HR	S	P	ERA	WHIP
67 Seth Lugo, R ERA: 4.64	(1, 1)	6.0	W	23	4	0	0	4	1	0	0	1	0	0	51	84	0.00	0.833
29 Tommy Milone, L ERA: 7.49	(7, 1)	1.0		3	0	0	0	0	0	0	0	0	0	0	8	13	0.00	0.000
51 Paul Sewald, R ERA: 4.17	(8, 1)	0.2		3	1	0	0	1	0	0	0	0	0	0	7	11	0.00	1.500
39 Jerry Blevins, L ERA: 2.91	(8, 1)	0.2		6	4	1	1	2	0	0	0	0	0	0	15	25	13.50	6.000
44 AJ Ramos, R ERA: 3.46	(9, 1)	0.2	S	2	0	0	0	0	0	0	0	0	0	0	3	4	0.00	0.000

PITCHER	IP	WLS	BF	H	R	ER	SO	BB	IBB	HBP	BLK	WP	HR	S	P	ERA	WHIP

TOP

Cincinnati Reds @ New York Mets

Citi Field, Flushing, NY

Fri Sep 08 2017, 7:13 PM - 9:53 PM EDT

Att. 25,864 - Partly Cloudy - 69 F

livebaseballscorecards.com

AB	34
R	1
H	9
RBI	1
BB	1
SO	7
LOB	18

Cincinnati Reds @ New York Mets

Citi Field, Flushing, NY

Fri Sep 08 2017, 7:13 PM - 9:53 PM EDT

Att. 25,864 - Partly Cloudy - 69 F

livebaseballscorecards.com

BOTTOM

Batter	1	2	3	4	5	6	7	8	9	AB	R	H	RBI	BB	SO	LOB
7 José Reyes, S (1, 6) OBP: 0.307, SLG: 0.402	B FF 93 X FF 92 1-0 ① G5-3		C SL 80 B SL 79 X FF 94 1-1 HR		F FF 94 S SL 81 X SL 84 0-2 1-H HR		B SI 97 C FF 96 B FF 97 S CH 89 B FF 98 S FF 95 3-3 ① K			4	2	2	3	0	1	0
9 Brandon Nimmo, L (1, 7) OBP: 0.419, SLG: 0.422	C FF 94 B SL 82 C SL 82 B FF 95 B FF 95 B FF 95 4-2 12 FC5-4 BB		B FF 95 C FF 95 C FF 95 S SL 83 1-3 ② K		B SL 83 F FF 95 F FF 96 B SL 84 B FF 96 X SL 82 3-2 1B		C CU 86 S CH 90 B FF 97 X CU 86 1-2 ② G4-3			3	0	1	0	1	1	0
12 Juan Lagares, R (1, 8) OBP: 0.303, SLG: 0.395	C SL 80 X FF 96 0-1 ② FC5-4 1-2f		B CH 85 S SL 83 B SL 81 F FF 95 S FF 97 2-3 ③ K		1 SAFE B FF 94 B FF 94 X FF 93 2-0 ③ F9		B CU 85 B FF 97 X FF 97 2-0 ③ F8			4	0	0	0	0	1	2
18 Travis d'Arnaud, R (1, 2) OBP: 0.284, SLG: 0.411	B FF 94 B SL 83 X FF 95 2-0 ③ L9			C FF 94 B SL 81 B SL 79 F FF 94 B FF 95 X SL 80 3-2 ① G1-3		X FF 95 0-0 28 2B 15 E 2B		C FF 90 B CH 76 C SL 82 X SL 86 1-2 ① F9		4	1	1	0	0	0	1
28 Travis Taijeron, R (1, 9) OBP: 0.240, SLG: 0.391		C FF 93 B SL 79 X FF 94 1-1 HR		B SL 81 F FF 94 B SL 80 B CH 83 X FF 95 3-1 ② G6-3		B FF 96 C CH 90 F FF 96 F SL 91 X SL 90 1-2 15 E 2-3 2B		C SL 83 F FF 92 X CU 79 0-2 ② G3-1		4	1	2	1	0	0	0
22 Dominic Smith, L (1, 3) OBP: 0.240, SLG: 0.361		B SL 80 B FF 93 B FF 95 B FF 95 4-0 2 FC5-4 BB		C SL 80 C CH 84 F FF 97 C SL 83 0-3 ③ K		B SL 89 B FF 96 S SL 89 S SL 90 D SL 91 S SL 90 3-3 ① K		F FF 92 X FF 91 0-1 1B		3	0	1	0	1	2	2
2 Gavin Cecchini, R (1, 4) OBP: 0.241, SLG: 0.255	C FF 94 X CH 84 0-1 ① FC5-4 15 CS 1-2f				B CH 82 F FF 93 S CH 83 X SL 82 1-2 ① F7	0-0 72 L4-6 15 E IBB		S SL 83 X FF 92 0-1 ③ F7		3	0	0	0	1	0	2
15 Matt Reynolds, R (1, 5) OBP: 0.304, SLG: 0.281	1 SAFE F FF 94 B SL 81 F FF 93 B SL 80 B SL 81 X FF 94 3-2 ② ③ F9 1-2				B FF 95 B CH 82 T FF 94 S FF 96 S SL 82 2-3 ② K	B FF 96 C FF 94 X SL 91 1-1 E4 1-2 2-3 3-H				3	0	0	0	0	1	3
67 Seth Lugo, R (1, 1) OBP: 0.182, SLG: 0.409 72 Phillip Evans, R (6, PH) 29 Tommy Milone, L (7, 1) OBP: 0.273, SLG: 0.111 51 Paul Sewald, R (8, 1) 39 Jerry Blevins, L (8, 1) 44 AJ Ramos, R (9, 1)			B FF 92 C FF 92 S SL 81 S SL 80 1-3 ① K		B FF 92 X FF 93 1-0 7 HR 1B	B FF 94 B SL 87 F FF 93 B FF 92 X FF 94 3-1 ② ③ L4-6 2-2				2 1 0 0 0 0	1 0 0 0 0 0	1 0 0 0 0 0	0 0 0 0 0 0	0 0 0 0 0 0	1 0 0 0 0 0	0 3 0 0 0 0
Inning Stats	R: 0 E: 0 K: 0 S: 6 H: 0 LOB: 1 BB: 1 P: 13	R: 1 E: 0 K: 0 S: 7 H: 1 LOB: 0 BB: 1 P: 15	R: 1 E: 0 K: 3 S: 11 H: 1 LOB: 0 BB: 0 P: 16	R: 0 E: 0 K: 1 S: 9 H: 0 LOB: 0 BB: 0 P: 15	R: 2 E: 0 K: 1 S: 14 H: 3 LOB: 1 BB: 0 P: 23	R: 1 E: 1 K: 1 S: 12 H: 2 LOB: 2 BB: 1 P: 20	R: 0 E: 0 K: 1 S: 7 H: 0 LOB: 0 BB: 0 P: 13	R: 0 E: 0 K: 0 S: 10 H: 1 LOB: 1 BB: 0 P: 11		1B: 3 2B: 3 3B: 0 HR: 3 SF: 0 SAC: 0 DP: 1 HBP: 0				WP: 0 PB: 0 SB: 0 CS: 1 PA: 34		

	AB	31
	R	5
	H	8
	RBI	4
	BB	3
	SO	7
	LOB	13

PITCHER		IP	WLS	BF	H	R	ER	SO	BB	IBB	HBP	BLK	WP	HR	S	P	ERA	WHIP
50 Amir Garrett, L ERA: 7.39	(1, 1)	5.0	L	21	5	4	4	5	2	0	0	0	0	3	47	82	7.20	1.400
25 Cody Reed, L ERA: 6.0	(6, 1)	1.0		6	2	1	0	1	0	1	0	0	0	0	12	20	0.00	2.000
63 Ariel Hernández, R ERA: 5.71	(7, 1)	1.0		3	0	0	0	1	0	0	0	0	0	0	7	13	0.00	0.000
52 Luke Farrell, R ERA: 6.75	(8, 1)	1.0		4	1	0	0	0	0	0	0	0	0	0	10	11	0.00	1.000

PITCHER	IP	WLS	BF	H	R	ER	SO	BB	IBB	HBP	BLK	WP	HR	S	P	ERA	WHIP

Cincinnati Reds @ New York Mets

Citi Field, Flushing, NY

Sat Sep 09 2017, 7:13 PM - 10:08 PM EDT

Att. 30,661 - Partly Cloudy - 65 F

livebaseballscorecards.com

TOP

Batter	1	2	3	4	5	6	7	8	9	AB	R	H	RBI	BB	SO	LOB
27 Phillip Ervin, R (1, 7) OBP: 0.410, SLG: 0.571	C SI 94 L SI 93 C SI 94 0-3 ① K	B SI 94 D SL 86 F SI 93 X CH 89 2-1 ③ P5		D SL 84 C SI 93 D CH 89 C SL 82 X FF 94 2-2 2-3 2 S 1B			S SL 83 C SI 91 S SI 92 0-3 ① K		X FF 95 0-0 ③ F8	5	0	1	0	0	2	3
2 Zack Cozart, R (1, 6) OBP: 0.395, SLG: 0.541	C SI 95 B CH 89 B SL 84 F CH 88 X SL 85 2-2 ② F7		C SL 82 B CH 89 B CH 89 B CH 89 B SL 83 4-1 7 BB BB	1 SAFE 1 SAFE F SI 92 B CH 89 B SL 84 C SL 82 D CH 89 X SL 82 3-2 ③ F7 1-2			C SL 84 B SL 85 B SI 92 B SL 83 S SI 90 S SI 91 3-3 ② K			3	0	0	0	1	1	2
19 Joey Votto, L (1, 3) OBP: 0.449, SLG: 0.580	X SL 85 0-0 ③ G3		B SI 94 X CH 89 1-0 ① L7		F SI 91 B SL 83 B SL 83 C SL 81 X SL 80 2-2 ① G4-3		B SI 91 B SI 90 B SI 89 C SI 90 B FF 92 4-1 4 FC4-6 BB			3	0	0	0	1	0	1
4 Scooter Gennett, L (1, 4) OBP: 0.352, SLG: 0.546		S SL 82 B SI 93 X CH 88 1-1 43 PB 7 BB 43 SF9 1B	C FF 95 C SI 94 T FF 95 0-2 ② K		F SL 81 B FF 92 B SL 80 F FF 93 B FF 94 F SL 82 X FF 94 3-2 1B		C SL 81 F FF 95 X SL 82 0-2 ③ FC4-6 1-2f			4	1	2	0	0	1	2
7 Eugenio Suárez, R (1, 5) OBP: 0.377, SLG: 0.480		B FF 94 B SI 93 D CH 89 B SI 93 4-0 34 1B 43 SF9 1-2 BB	C SL 84 B FF 95 1 SAFE B CH 89 S CH 90 B FF 95 B CH 89 4-2 1-2 BB		B SI 91 1 SAFE F SL 82 C SI 92 B CH 87 S CH 88 2-3 ② K			B SI 95 C SI 94 B SL 86 F SI 96 F SI 96 X SI 94 2-2 ① P3		2	0	0	0	2	1	1
43 Scott Schebler, L (1, 8) OBP: 0.313, SLG: 0.482		B CH 84 X SL 84 1-0 ① SF9 1-2 2-H	C CH 88 S SL 83 B FF 95 B FF 94 F FF 95 F FF 95 F SL 83 B CH 89 C SL 82 3-3 ③ K		B CH 87 B CH 87 C CH 87 B CH 86 X SL 82 3-1 ③ G3			C SI 95 F SI 96 C FF 96 0-3 ② K		3	0	0	1	0	2	3
3 Patrick Kivlehan, R (1, 9) OBP: 0.299, SLG: 0.390		S SI 93 F SI 93 B SL 83 B CH 88 S SL 83 2-3 ② K		S SI 92 B SI 92 B CH 88 S CH 88 B SL 84 B CH 88 4-2 27 1B 34 SH3-4 BB		B SI 89 B FF 90 S SI 89 S SI 89 B SL 84 S SI 90 3-3 ① K		C SI 95 F SI 96 B SL 85 X SI 95 1-2 ③ G6-3		3	0	0	0	1	2	1
16 Tucker Barnhart, L (1, 2) OBP: 0.345, SLG: 0.382		0-0 34 1B IBB		S CH 89 X CH 88 0-1 ① F8		C SI 92 X SL 85 0-1 ② G4-3			B FF 94 C FF 94 S FF 95 X FS 87 1-2 ① G5-3	3	0	0	0	1	0	1
34 Homer Bailey, R (1, 1) OBP: 0.273, SLG: 0.318 21 Michael Lorenzen, R (7, 1) OBP: 0.182, SLG: 0.455 41 Kevin Shackelford, R (8, 1) OBP: 0.500, SLG: 0.500 9 José Peraza, R (9, PH) OBP: 0.297, SLG: 0.330		C SL 82 B SI 94 X SL 80 1-1 1-2 2-3 1B		X FF 93 0-0 ② SH3-4 1-2		B FF 92 S FF 89 C SL 84 C SL 84 1-3 ③ K			F FF 95 F FF 96 B SL 89 F FF 95 B FF 95 X FF 95 2-2 ② G6-3	2 0 0 1	0 0 0 0	1 0 0 0	0 0 0 0	0 0 0 0	1 0 0 0	0 0 0 0

	AB	29
	R	1
	H	4
	RBI	1
	BB	6
	SO	10
	LOB	14

Inning Stats	1	2	3	4	5	6	7	8	9
	R: 0 E: 0 K: 1 S: 7	H: 0 LOB: 0 BB: 0 P: 9	R: 1 E: 0 K: 1 S: 10	H: 2 LOB: 3 BB: 2 P: 21	R: 0 E: 0 K: 2 S: 13	H: 0 LOB: 2 BB: 2 P: 25	R: 0 E: 0 K: 0 S: 11	H: 1 LOB: 2 BB: 1 P: 20	R: 0 E: 0 K: 1 S: 12	H: 1 LOB: 1 BB: 0 P: 22	R: 0 E: 0 K: 2 S: 8	H: 0 LOB: 0 BB: 0 P: 12	R: 0 E: 0 K: 2 S: 10	H: 0 LOB: 1 BB: 1 P: 17	R: 0 E: 0 K: 1 S: 10	H: 0 LOB: 0 BB: 0 P: 13	R: 0 E: 0 K: 0 S: 8	H: 0 LOB: 0 BB: 0 P: 11

	1B: 4	SF: 1	WP: 0	PA: 37
	2B: 0	SAC: 1	PB: 1	
	3B: 0	DP: 0	SB: 1	
	HR: 0	HBP: 0	CS: 0	

PITCHER	IP	WLS	BF	H	R	ER	SO	BB	IBB	HBP	BLK	WP	HR	S	P	ERA	WHIP
50 Rafael Montero, R (1, 1) ERA: 5.05	5.0	W	24	4	1	1	5	4	1	0	0	0	0	53	97	1.80	1.600
46 Chasen Bradford, R (6, 1) ERA: 3.38	1.2	H	6	0	0	0	4	1	0	0	0	0	0	15	26	0.00	0.600
49 Josh Smoker, L (7, 1) ERA: 5.55	0.1	H	1	0	0	0	0	0	0	0	0	0	0	3	3	0.00	0.000
27 Jeurys Familia, R (8, 1) ERA: 4.86	1.0		3	0	0	0	1	0	0	0	0	0	0	10	13	0.00	0.000
43 Jamie Callahan, R (9, 1) ERA: 3.38	1.0		3	0	0	0	0	0	0	0	0	0	0	8	11	0.00	0.000

PITCHER	IP	WLS	BF	H	R	ER	SO	BB	IBB	HBP	BLK	WP	HR	S	P	ERA	WHIP

Cincinnati Reds @ New York Mets

Citi Field, Flushing, NY

Sat Sep 09 2017, 7:13 PM - 10:08 PM EDT

Att. 30,661 - Partly Cloudy - 65 F

livebaseballscorecards.com

BOTTOM

Batter	1	2	3	4	5	6	7	8	9	AB	R	H	RBI	BB	SO	LOB
7 José Reyes, S (1, 6) OBP: 0.307, SLG: 0.399	B SI 92 C SI 92 S SL 86 B FS 87 F FF 94 T SL 87 2-2 ① **K**		B SI 93 X FS 85 1-0 ① **F7**		B SL 88 C FF 95 B SI 94 B SL 88 D SI 95 4-1 11 FC6 **BB**		B SL 90 X FC 90 1-0 ① **SH1-4** 1-2 2-3	D SL 88 D SI 94 X FF 94 2-0 ③ **L3**		3	0	0	0	1	1	2
11 Norichika Aoki, L (1, 9) OBP: 0.326, SLG: 0.405	F SI 94 B FS 85 B FS 86 X SI 93 2-1 ② **F9**		B SI 93 X FS 87 1-0 ② **G6-3**		X SI 94 0-0 ③ **FC6** 1-2f		B FC 92 D CH 88 X FC 91 2-0 13 2B 2-H 3-H **1B**			4	1	1	2	0	0	2
13 Asdrúbal Cabrera, S (1, 5) OBP: 0.338, SLG: 0.420	C SI 94 B SL 87 F FS 88 F SI 94 F FS 86 B FS 90 F FF 95 X SI 94 2-2 ③ **G4-3**		B SL 89 F SI 94 B FS 87 S FS 88 X SI 94 2-2 ③ **P4**			F SI 93 B FS 88 B SI 94 F SI 95 B KC 82 X SI 95 3-2 9 G4-3 22 1B **2B**	F SI 96 X CU 80 0-1 **2B** 2-H			4	1	2	1	0	0	0
9 Brandon Nimmo, L (1, 7) OBP: 0.414, SLG: 0.415		F SI 92 C SI 93 T SI 93 0-2 ① **K**		C SL 86 B FS 85 B FS 86 B SI 93 C SI 93 F FS 88 X SI 95 3-2 12 G5-4-3 **1B**		F SI 94 S KC 80 B FS 88 X SL 89 1-2 ① **G4-3** 2-3	S FC 92 D CU 82 B SI 96 B SI 96 X SI 95 3-1 ② **L8**			4	0	1	0	0	1	3
12 Juan Lagares, R (1, 8) OBP: 0.297, SLG: 0.386		B SI 93 B SL 87 X SL 87 2-0 ② **G3**		X SL 88 0-0 ①② **G5-4-3** 1-2f		D SL 89 B FS 88 F SI 94 F SI 95 F SI 95 X SI 90 2-2 ② **G4-3**	B SI 95 C SI 94 S SL 86 B SL 88 X SI 94 2-2 ③ **L4**			4	0	0	0	0	0	4
22 Dominic Smith, L (1, 3) OBP: 0.250, SLG: 0.360		B SI 93 B SI 94 F SI 93 S FS 90 B SI 95 D FS 90 4-2 26 HR **BB**		B FF 94 C FF 94 S FS 86 B FS 87 C SI 95 2-3 ③ **K**		B SI 94 X SI 94 1-0 26 FC6-4 3-H **1B**		S SL 86 B SI 95 S SL 87 B SL 85 S FF 94 2-3 ① **K**		3	1	1	1	1	2	0
26 Kevin Plawecki, R (1, 2) OBP: 0.307, SLG: 0.403		B SI 95 X SI 94 1-0 1-H **HR**		B FS 87 F FS 86 C SL 87 F FF 93 B SL 89 S FS 86 2-3 ① **K**		B SI 94 X SL 89 1-0 ③ **FC6-4** 1-2f		C SL 86 X SI 96 0-1 ② **G6-3**		4	1	1	2	0	1	1
15 Matt Reynolds, R (1, 4) OBP: 0.321, SLG: 0.293		B SI 94 B SL 88 X FS 89 2-0 **1B**		S SI 94 S FS 86 B SI 96 C SL 88 1-3 ② **K**			B SI 93 C FS 88 F SL 87 B FS 89 H FS 86 3-2 7 SH1-4 48 BB 11 1B **HBP**	B SL 86 S SL 86 B SI 95 X FF 93 2-1 28 HBP **1B**		3	1	2	0	0	1	0
50 Rafael Montero, R (1, 1) SIP: 0.PH, SLG: 0.000 72 Phillip Evans, R (5, PH) SIP: 0.PH, SLG: 0.000 46 Chasen Bradford, R (6, 1) 49 Josh Smoker, L (7, 1) 48 Jacob deGrom, L (7, PH) SIP: 0.PH, SLG: 0.000 1 Amed Rosario, R (7, PR) SIP: 0.PR, SLG: 0.000 27 Jeurys Familia, R (8, 1) 28 Travis Taijeron, R (8, PH) SIP: 0.PH, SLG: 0.000 43 Jamie Callahan, R (9, 1)		F FS 87 X SL 88 0-1 ③ **G1-3**			C SI 94 X FS 88 0-1 **2B**		B SL 85 B SI 92 B SI 91 C FF 93 B SI 92 4-1 7 SH1-4 11 1B 1-2 **BB**	B SL 88 C SI 94 H SI 94 2-1 **HBP** 1-2		1 0 0 0 0 0 1 1 0 1 0 0 0 0 0 0 0 0 0 0 0 0 0 0 0 0 0 0 0 0 0 0 1 0 0 0 1 0 0 0 0 0 0 0 0 0 0 0 0 0 0 0 0 0 0 0 0 0 0 0 0 0 0						
Inning Stats	R: 0 H: 0 E: 0 LOB: 0 K: 1 BB: 0 S: 12 P: 18	R: 2 H: 2 E: 0 LOB: 1 K: 1 BB: 1 S: 10 P: 19	R: 0 H: 0 E: 0 LOB: 0 K: 0 BB: 0 S: 5 P: 9	R: 0 H: 1 E: 0 LOB: 0 K: 1 BB: 0 S: 8 P: 13	R: 0 H: 1 E: 0 LOB: 2 K: 2 BB: 1 S: 11 P: 18	R: 1 H: 2 E: 0 LOB: 1 K: 0 BB: 0 S: 12 P: 20	R: 3 H: 2 E: 0 LOB: 2 K: 0 BB: 1 S: 12 P: 27	R: 0 H: 1 E: 0 LOB: 2 K: 1 BB: 0 S: 9 P: 17		1B: 5 SF: 0 2B: 3 SAC: 1 3B: 0 DP: 1 HR: 1 HBP: 2				WP: 0 PA: 37 PB: 0 SB: 0 CS: 0		

PITCHER		IP	WLS	BF	H	R	ER	SO	BB	IBB	HBP	BLK	WP	HR	S	P	ERA	WHIP
34 Homer Bailey, R ERA: 7.26	(1, 1)	6.0	L	27	6	5	5	5	3	0	1	0	0	1	61	107	7.50	1.500
21 Michael Lorenzen, R ERA: 4.24	(7, 1)	1.0		5	2	1	1	0	0	0	0	0	0	0	9	17	9.00	2.000
41 Kevin Shackelford, R ERA: 5.82	(8, 1)	1.0		5	1	0	0	1	0	0	1	0	0	0	9	17	0.00	1.000

PITCHER	IP	WLS	BF	H	R	ER	SO	BB	IBB	HBP	BLK	WP	HR	S	P	ERA	WHIP

AB	31
R	6
H	9
RBI	6
BB	3
SO	6
LOB	13

Cincinnati Reds @ New York Mets

Citi Field, Flushing, NY

Sun Sep 10 2017, 1:11 PM - 4:49 PM EDT

Att. 27,590 - Partly Cloudy - 71 F

livebaseballscorecards.com

Batter	1	2	3	4	5	6	7	8	9	AB	R	H	RBI	BB	SO	LOB
9 José Peraza, R (1, 8) OBP: 0.299, SLG: 0.330	B FF 95 C FF 96 X CH 88 1-1 2 1B 2 S 1B	C SI 95 F SI 95 B CH 88 F CH 89 C SL 88 1-3 K ②			B CH 86 F SL 88 B FF 94 X CH 86 2-1 F7 ①		C FF 91 X SL 84 0-1 FC6-4 2 HR 1-2f 2-3 ②	B SI 94 B SL 84 C SI 94 B SI 93 B SI 94 4-1 2 S BB		4	2	1	0	1	1	3
26 Raisel Iglesias, R (8, 1) OBP: 1.000, SLG: 2.000										0	0	0	0	0	0	0
2 Zack Cozart, R (1, 6) OBP: 0.397, SLG: 0.549	B FF 96 C SL 90 F CH 88 X SI 97 1-2 7 BB 23 SF8 1-H 1B	C CH 86 F CH 87 F FF 96 X SL 88 0-2 F7 ③			C SI 95 B SI 96 S CH 88 F SI 96 B FF 96 S CH 88 2-3 K ②		D SL 85 B SL 82 X FF 92 2-0 1-H 3-H HR	B FS 93 D FS 93 B FS 93 B FF 94 4-0 1-2 BB		4	2	2	4	1	1	1
19 Joey Votto, L (1, 3) OBP: 0.448, SLG: 0.577	S SI 96 S SI 97 B SI 97 B SL 91 F FF 97 B FF 97 B SL 89 4-2 7 BB BB	C FF 94 B SI 94 C SI 95 X SL 89 1-2 G6-3 ①			S SI 96 F FF 96 X FF 97 0-2 G4-3 ③		B CU 70 F FF 88 X CH 82 1-1 1B	B SL 81 B SL 81 X FF 94 2-0 G3 ③		4	0	1	0	1	0	3
4 Scooter Gennett, L (1, 4) OBP: 0.349, SLG: 0.541	C SL 88 C SL 89 S FF 97 0-3 K ①	X SI 95 0-0 G4-3 ②				B SL 88 T SL 89 S FF 96 F FF 97 B SL 89 X FF 97 2-2 F9 ①	C FF 89 B FF 89 B CU 70 C FF 88 F FF 89 C FF 89 2-3 K ③		H SI 93 1-0 7 1B 16 HR HBP	4	0	0	0	0	2	3
12 Zach Vincej, R (7, 4)										0	1	0	0	0	0	0
7 Eugenio Suárez, R (1, 5) OBP: 0.379, SLG: 0.480	F SI 95 F CH 87 B FF 97 F SI 96 B FF 96 B SL 90 F SL 89 B FF 97 4-2 1-2 2-3 BB	C FF 95 X SI 96 0-1 G6-3 ③				C FF 95 S CH 90 B CH 88 F FF 96 F SL 89 S FF 96 1-3 K ②		C SL 83 B SI 94 B SI 94 X SI 95 2-1 27 SH1-4 16 2B 1B	1 SAFE X SI 94 0-0 16 HR 1-2 1B	4	2	2	0	1	1	0
23 Adam Duvall, R (1, 7) OBP: 0.297, SLG: 0.495	B FF 95 B FF 95 S SL 90 S SL 90 X SL 90 2-2 SF8 ② 3-H			B FF 93 B CH 86 C FF 94 S CH 88 S SL 88 2-3 K ①		B SI 96 B CH 90 C SL 89 T SL 90 S FF 97 2-3 K ③		B SI 94 X SI 94 1-0 SH1-4 ① 1-2	C SL 86 T SI 96 S SI 97 0-3 K ①	2	0	0	1	0	2	0
62 Jackson Stephens, R (6, 1) OBP: 0.500, SLG: 0.500										0	0	0	0	0	0	0
27 Phillip Ervin, R (8, PH) OBP: 0.400, SLG: 0.556 (8, 8)										1	0	0	0	0	1	2
43 Scott Schebler, L (1, 9) OBP: 0.316, SLG: 0.481	S CU 82 F CH 88 C FF 97 0-3 K ③			X SL 89 0-0 1B			C SL 80 B SL 81 B CH 82 B FF 92 F FF 91 B FF 92 4-2 9 FC6-4 16 1B 2 HR BB	B SL 85 B SL 85 B SL 84 3-0 16 2B IBB	B SL 87 B FF 97 B CH 89 C SI 96 X SI 95 3-1 F7 ②	3	2	1	0	2	1	4
16 Tucker Barnhart, L (1, 2) OBP: 0.351, SLG: 0.399		B CH 86 B FF 94 B SI 93 B FF 93 4-0 BB		C SI 95 F CH 89 F SL 90 S SI 96 0-3 K ②			F FF 91 X CH 81 0-1 9 FC6-4 1-2 1B	F SI 96 X SI 94 0-1 3 F9 1-H 2-H 2B	C SI 96 B SI 96 C SL 88 B SI 96 B SI 96 X FF 95 3-2 1-H 2-H HR	4	1	3	5	1	1	1
47 Sal Romano, L (1, 1) OBP: 0.095, SLG: 0.100		M SL 87 L SL 87 C SL 88 0-3 K ①		C SL 89 B CU 82 S SL 87 B FF 96 B SL 87 C FF 96 3-3 K ③			B FF 91 S FF 90 C FF 91 B FF 90 C FF 93 2-3 K ①	B FS 92 F SI 94 B FS 93 B SL 84 X SI 94 3-1 F9 ② 2-3	C SL 87 B SI 96 B SL 86 B SI 94 S SI 95 S FF 94 3-3 K ③	2	0	0	0	0	2	2
65 Asher Wojciechowski, R (6, 1) OBP: 0.071, SLG: 0.071										0	0	0	0	0	0	0
3 Patrick Kivlehan, R (6, 7) OBP: 0.294, SLG: 0.382										3	0	0	0	0	2	3
Inning Stats	R: 2 E: 0 K: 2 S: 21 H: 2 LOB: 2 BB: 2 P: 33	R: 0 E: 0 K: 2 S: 11 H: 0 LOB: 1 BB: 1 P: 16	R: 0 E: 0 K: 0 S: 6 H: 0 LOB: 0 BB: 0 P: 7	R: 0 E: 0 K: 3 S: 11 H: 1 LOB: 1 BB: 0 P: 16	R: 0 E: 0 K: 1 S: 9 H: 0 LOB: 0 BB: 0 P: 13	R: 0 E: 0 K: 2 S: 12 H: 0 LOB: 0 BB: 0 P: 17	R: 3 E: 0 K: 2 S: 16 H: 3 LOB: 1 BB: 1 P: 27	R: 2 E: 0 K: 0 S: 9 H: 2 LOB: 3 BB: 3 P: 28	R: 3 E: 0 K: 2 S: 12 H: 2 LOB: 0 BB: 0 P: 22	1B: 7 2B: 1 3B: 0 HR: 2 SF: 1 SAC: 1 DP: 0 HBP: 1						

AB	35
R	10
H	10
RBI	10
BB	7
SO	14
LOB	22

WP: 0 PB: 0 SB: 2 CS: 0 PA: 45

PITCHER		IP	WLS	BF	H	R	ER	SO	BB	IBB	HBP	BLK	WP	HR	S	P	ERA	WHIP
48 Jacob deGrom, R ERA: 3.63	(1, 1)	6.0		24	3	2	2	10	3	0	0	0	0	0	70	102	3.00	1.000
51 Paul Sewald, R ERA: 4.58	(7, 1)	0.2	B	5	2	3	3	1	1	0	0	0	0	1	10	18	40.50	4.500
39 Jerry Blevins, L ERA: 2.89	(7, 1)	0.1		2	1	0	0	1	0	0	0	0	0	0	6	9	0.00	3.000
27 Jeurys Familia, R ERA: 5.71	(8, 1)	0.2	L	7	2	2	2	0	2	1	0	0	0	0	8	25	27.00	6.000
49 Josh Smoker, L ERA: 5.51	(8, 1)	0.1		1	0	0	0	0	0	0	0	0	0	0	1	3	0.00	0.000

PITCHER		IP	WLS	BF	H	R	ER	SO	BB	IBB	HBP	BLK	WP	HR	S	P	ERA	WHIP
47 Hansel Robles, R ERA: 4.78	(9, 1)	1.0		6	2	3	3	2	0	0	1	0	0	1	12	22	27.00	2.000

Cincinnati Reds @ New York Mets

Citi Field, Flushing, NY

Sun Sep 10 2017, 1:11 PM - 4:49 PM EDT

Att. 27,590 - Partly Cloudy - 71 F

BOTTOM

livebaseballscorecards.com

Batter	1	2	3	4	5	6	7	8	9	AB	R	H	RBI	BB	SO	LOB
7 José Reyes, S (1, 4) OBP: 0.308, SLG: 0.401	B SI 94 C SI 94 S SL 85 F SI 95 B SI 96 F CH 88 F SL 86 X SI 96 2-2 11 2B 18 G5-3 1B		B CH 87 B SI 95 C SI 94 C CH 88 F CH 88 C SI 96 2-3 K ①	B SI 95 B SI 94 F SI 95 B CH 86 X SI 95 3-1 P6 ③		B FF 91 B FF 92 C FF 92 F CH 84 B SL 81 X CH 86 3-2 11 S 1-H 2-H 2B		B SI 96 X SI 95 1-0 P6 ③		5	1	2	2	0	1	2
11 Norichika Aoki, L (1, 7) (7, 9) OBP: 0.324, SLG: 0.404	C SI 96 1 SAFE 1 SAFE B SI 95 1 SAFE X SL 87 1-1 18 G5-3 1-3 2B		F CH 87 S SI 95 F SI 96 F SI 96 F CH 91 B SL 88 X SL 88 1-2 G5-3 ②		C CH 85 X SI 93 0-1 L3 ①	B SI 94 X FF 94 1-0 G4-3 ③ 2-3			B SI 94 B SI 94 B SI 94 C SI 95 F SI 96 F SI 95 F SI 97 T SI 96 3-2 K ①	5	0	1	0	0	1	2
9 Brandon Nimmo, L (1, 8) (7, 7) OBP: 0.413, SLG: 0.409	S SL 86 C SL 87 B SL 88 S SL 88 1-3 K ①		B CH 88 B SL 85 C SI 96 X CH 88 2-1 18 1B 22 1B 1B		B KC 82 B SI 93 B SI 94 C SI 93 X SI 94 3-1 F7 ②		C FF 93 B CU 77 F FF 94 H CU 80 2-2 22 FC4-6 HBP		B FF 96 C SI 96 B SL 85 B FF 96 X FF 97 3-1 F8 ②	4	1	1	0	0	1	2
18 Travis d'Arnaud, R (1, 2) OBP: 0.286, SLG: 0.411	X SL 87 0-0 G5-3 ② 2-3 3-H		1 SAFE B SI 95 S SI 96 B SL 87 F SI 95 X SL 88 2-2 22 1B 1-2 1B		B SL 84 X SI 95 1-0 G6-3 ③		C FF 93 B SL 86 1 SAFE D SL 87 C FF 94 B CH 86 F FF 94 X SI 93 3-2 F9 ①		X FF 96 0-0 1B	5	0	2	1	0	0	2
22 Dominic Smith, L (1, 3) OBP: 0.257, SLG: 0.390	C SI 96 S SL 88 F SL 87 F SL 87 B SI 97 S SL 88 1-3 K ③		B SI 96 B CH 89 F SI 97 F SL 88 D SL 88 X SI 96 3-2 1-3 2-H 1B			B FF 92 B CH 85 X FF 93 2-0 HR	X SI 94 0-0 FC4-6 72 2-5 1 BB 1-2f ②		C SI 94 B CH 86 T CH 86 F FF 97 F FF 96 B SL 84 S CH 88 2-3 K ③	5	1	2	2	0	2	3
1 Amed Rosario, R (1, 6) OBP: 0.280, SLG: 0.425		B SI 94 C CH 86 C SL 86 X SI 95 1-2 L4 ①	C SL 87 S SL 88 S SL 88 0-3 K ③			B SL 81 S FF 94 F SL 81 F FF 94 B SL 82 X FF 93 2-2 7 WP 13 HBP 7 2B 1B	B FF 95 B SL 87 F FF 94 B SI 93 B FF 95 4-1 1-2 BB			3	1	1	0	1	1	2
28 Travis Taijeron, R (1, 9) OBP: 0.241, SLG: 0.346 51 Paul Sewald, R (7, 1) 39 Jerry Blevins, L (7, 1) 72 Phillip Evans, R (7, PH) OBP: 0.500, SLG: 1.000 27 Jeurys Familia, R (8, 1) 49 Josh Smoker, L (8, 1) 2 Gavin Cecchini, R (8, PH) OBP: 0.238, SLG: 0.250 47 Hansel Robles, R (9, 1)	C KC 82 B SI 95 C CH 89 S SL 88 1-3 K ②			B SI 93 C SI 94 S SL 84 F SL 86 C SL 86 2-3 K ①		X FF 92 0-0 F9 ①	C SL 88 B SI 94 F FF 94 D CU 79 2-2 2-5 ③ 2-3	C SL 85 X SI 97 0-1 F9 ①	3 0 0 0 0 0 0 1 0	0 0 0 0 0 0 0 0 0	0 0 0 0 0 0 0 0 0	0 0 0 0 0 0 0 0 0	0 0 0 0 0 0 0 0 0	2 0 0 0 0 0 0 0 0	1 0 0 0 0 0 0 0 0
15 Matt Reynolds, R (1, 5) OBP: 0.327, SLG: 0.302	B SL 84 S SL 86 B SI 96 C SI 96 X SL 88 2-2 1B			C SI 95 C SI 95 B SI 95 X SL 86 1-2 48 CS 1B		B SL 81 B SL 80 X FF 92 2-0 F8 ②		S SL 87 X SL 87 0-1 P4 ②	4	0	2	0	0	0	1
48 Jacob deGrom, L (1, 1) OBP: 0.250, SLG: 0.288 13 Asdrúbal Cabrera, S (6, PH) OBP: 0.340, SLG: 0.420 12 Juan Lagares, R (6, PR) OBP: 0.300, SLG: 0.389 (7, 8)	S SI 95 X SL 86 0-1 G4-3 ③			B SI 95 B SI 93 S SI 94 S SI 95 X SL 86 2-2 1-2 1B		C SL 79 B FF 92 F FF 92 H SL 81 2-2 7 WP 7 2B 1-2 HBP		B SL 88 C SI 97 B SL 86 S FF 97 B SL 86 X SI 98 3-2 1B	2 0 1	0 0 1	1 0 1	0 0 0	0 0 0	0 0 0	1 0 0

	AB	38
	R	5
	H	13
	RBI	5
	BB	1
	SO	8
	LOB	16

Inning Stats	1	2	3	4	5	6	7	8	9	1B: 10	SF: 0	WP: 1	PA: 41
	R: 1 E: 0 K: 2 S: 17 H: 2 LOB: 1 BB: 0 P: 22	R: 0 E: 0 K: 1 S: 11 H: 1 LOB: 1 BB: 0 P: 15	R: 1 E: 0 K: 2 S: 21 H: 3 LOB: 2 BB: 0 P: 31	R: 0 E: 0 K: 1 S: 12 H: 2 LOB: 1 BB: 0 P: 20	R: 0 E: 0 K: 0 S: 5 H: 0 LOB: 0 BB: 0 P: 9	R: 3 E: 0 K: 0 S: 13 H: 3 LOB: 2 BB: 0 P: 25	R: 0 E: 0 K: 0 S: 10 H: 0 LOB: 2 BB: 1 P: 21	R: 0 E: 0 K: 1 S: 8 H: 1 LOB: 1 BB: 0 P: 12	R: 0 E: 0 K: 2 S: 13 H: 1 LOB: 1 BB: 0 P: 21	2B: 2 3B: 0 HR: 1	SAC: 0 DP: 0 HBP: 2	PB: 0 SB: 1 CS: 1	

PITCHER		IP	WLS	BF	H	R	ER	SO	BB	IBB	HBP	BLK	WP	HR	S	P	ERA	WHIP
47 Sal Romano, R ERA: 4.54	(1, 1)	5.0		22	8	2	2	6	0	0	0	0	0	0	66	97	3.60	1.600
65 Asher Wojciechowski, R ERA: 6.24	(6, 1)	0.2		6	3	3	3	0	0	0	1	0	1	1	12	23	40.50	4.500
62 Jackson Stephens, R ERA: 3.24	(6, 1)	1.1	W	6	0	0	0	0	1	0	1	0	0	0	11	23	0.00	0.750
26 Raisel Iglesias, R ERA: 1.69	(8, 1)	2.0	S	8	2	0	0	2	0	0	0	0	0	0	21	33	0.00	1.000

PITCHER	IP	WLS	BF	H	R	ER	SO	BB	IBB	HBP	BLK	WP	HR	S	P	ERA	WHIP

Batter	1	2	3	4	5	6	7	8	9	AB	R	H	RBI	BB	SO	LOB
7 José Reyes, S (1, 4) OBP: 0.309, SLG: 0.400	C SI 93 F FF 93 B SI 94 X CH 87 1-2 ① G1-3		C FF 92 B CU 77 C CU 77 B CH 87 X SI 94 2-2 ① L4		F FF 91 S SV 76 B SI 93 S CH 85 1-3 ① K		S CU 77 X FF 92 0-1 11 G1-3 1B		C FF 95 B FC 91 B FC 92 B FF 96 B FF 96 4-1 11 G4-3 BB 1-2 2-3	4	0	1	0	1	1	0
11 Norichika Aoki, L (1, 7) OBP: 0.322, SLG: 0.399	B FF 94 F FF 94 X CU 78 1-1 ② G4-3		C CU 78 C SI 92 B SV 76 B SV 77 S SI 94 2-3 ② K		F CU 78 B SI 92 B SI 92 F SI 93 H SI 91 3-2 13 1B 13 WP 18 SF9 HBP		B FF 92 C SI 92 F CU 78 1 SAFE B CU 78 F CU 76 X SI 92 2-2 ②③ G1-3 1-2		S FF 96 S SI 97 F SI 96 X SL 85 0-2 ② G4-3 1-2 2-3 3-H	4	1	0	1	0	1	3
13 Asdrúbal Cabrera, S (1, 5) OBP: 0.342, SLG: 0.425	B CU 77 F FF 94 F SI 93 X SV 78 1-2 18 FC4-6 1B		S CH 87 B FF 94 B CU 79 C CH 86 X SI 93 2-2 2B		C CU 77 B CU 79 X CH 86 1-1 1-3 1B			B FF 95 B FF 94 F FF 94 F FF 96 B CU 82 T FF 96 3-2 ① K	B SI 96 B FS 90 C FF 96 B FS 89 F SI 97 X SI 96 3-2 ③ G3-1	5	0	3	0	0	1	2
18 Travis d'Arnaud, R (1, 2) OBP: 0.283, SLG: 0.407	C FF 93 B SI 93 X SI 94 1-1 ③ FC4-6 1-2f		X CU 76 0-0 ③ G6-3		F FF 92 B SI 92 D CU 79 X SI 93 2-1 ② SF9 3-H			B CU 82 C FF 95 F FF 95 F FF 94 F FF 94 X CU 82 1-2 ② G5-3		3	0	0	1	0	0	2
12 Juan Lagares, R (1, 8) OBP: 0.309, SLG: 0.396		C CU 76 S CU 77 B FF 93 B FF 93 F FF 94 B CU 77 B SI 93 4-2 22 G3-1 BB		B CU 76 C CU 78 B CH 86 F CH 86 X SI 93 2-2 1 1B 28 G5-3 2B	F SI 92 C SI 92 X CU 78 0-2 ③ L7			B FF 95 H CU 78 2-0 HBP		2	1	1	0	1	0	1
22 Dominic Smith, L (1, 3) OBP: 0.248, SLG: 0.376		C SI 93 1 SAFE 1 SAFE X SI 93 0-1 ① G3-1 1-2	C SI 92 B SV 78 S SI 92 D SV 77 S SI 93 2-3 ① K		F FF 92 B SV 76 C SI 92 S SV 75 1-3 ① K			B FF 92 F FF 93 X FF 95 1-1 ③ F9		4	0	0	0	0	2	3
1 Amed Rosario, R (1, 6) OBP: 0.287, SLG: 0.427		C SI 92 F SI 93 B SI 93 S CH 87 1-3 ② K	X CH 87 0-0 28 G5-3 2-3 1B		S CH 86 B FF 92 B SI 92 X CH 86 2-1 ② L9				F FF 95 B SL 83 X SL 83 1-1 7 BB 15 BB 11 G4-3 1B	4	1	2	0	0	1	1
28 Travis Taijeron, R (1, 9) OBP: 0.242, SLG: 0.310		C CU 78 H FF 94 1-1 HBP	X CH 86 0-0 ② G5-3 1-2 3-H		C CH 87 X CU 78 0-1 ③ G5-3				B FF 96 C FF 96 F FC 92 C SL 82 1-3 ① K	3	0	0	1	0	1	2
65 Robert Gsellman, R (1, 1) OBP: 0.250, SLG: 0.161 29 Tommy Milone, L (5, 1) OBP: 0.273, SLG: 0.111 35 Jacob Rhame, R (6, 1) 72 Phillip Evans, R (7, PH) OBP: 0.333, SLG: 0.667 49 Josh Smoker, L (7, 1) 64 Chris Flexen, R (8, 1) OBP: 0.167, SLG: 0.250 15 Matt Reynolds, R (9, PH) OBP: 0.333, SLG: 0.302		F SI 94 C CU 77 B FF 93 D CU 77 F SI 94 C SI 94 2-3 ③ K	D CU 77 C SI 93 C SI 92 D CU 78 C FF 93 2-3 ③ K				F FF 90 B FF 91 C SI 92 B SI 92 F SI 92 F CH 85 X CH 85 2-2 ① L4		B FF 96 B FF 95 B FF 96 B FF 95 4-0 11 G4-3 7 BB 1-2 BB	2 0 0 1 0 0 0 0	0 0 0 0 0 0 0 0	0 0 0 0 0 0 0 0	0 0 0 0 0 0 0 0	0 0 0 0 0 0 0 1	2 0 0 0 0 0 0 0	3 0 0 0 0 0 0 0
Inning Stats	R: 0 E: 0 K: 0 S: 10 H: 1 LOB: 1 BB: 0 P: 14	R: 0 E: 0 K: 2 S: 13 H: 0 LOB: 2 BB: 1 P: 21	R: 0 E: 0 K: 1 S: 10 H: 1 LOB: 1 BB: 0 P: 16	R: 1 E: 0 K: 2 S: 11 H: 2 LOB: 1 BB: 0 P: 17	R: 1 E: 0 K: 1 S: 12 H: 1 LOB: 1 BB: 0 P: 19	R: 0 E: 0 K: 1 S: 7 H: 0 LOB: 0 BB: 0 P: 10	R: 0 E: 0 K: 0 S: 11 H: 1 LOB: 0 BB: 0 P: 15	R: 0 E: 0 K: 1 S: 10 H: 0 LOB: 1 BB: 0 P: 17	R: 1 E: 0 K: 1 S: 13 H: 1 LOB: 2 BB: 2 P: 26	1B: 5 2B: 2 3B: 0 HR: 0 SF: 1 SAC: 0 DP: 0 HBP: 3						

TOP

New York Mets @ Chicago Cubs

Wrigley Field, Chicago, IL

Tue Sep 12 2017, 7:09 PM - 10:25 PM CDT

Att. 37,834 - Partly Cloudy - 68 F

livebaseballscorecards.com

AB	32
R	3
H	7
RBI	3
BB	3
SO	9
LOB	17

PITCHER		IP	WLS	BF	H	R	ER	SO	BB	IBB	HBP	BLK	WP	HR	S	P	ERA	WHIP
62 Jose Quintana, L ERA: 4.25	(1, 1)	7.0	W	29	6	2	2	7	1	0	2	0	1	0	74	112	2.57	1.000
6 Carl Edwards Jr., R ERA: 3.38	(8, 1)	1.0		4	0	0	0	1	0	0	1	0	0	0	10	17	0.00	0.000
37 Justin Wilson, L ERA: 3.57	(9, 1)	0.1		4	1	1	1	1	2	0	0	0	0	0	6	16	27.00	9.000
46 Pedro Strop, R ERA: 3.17	(9, 1)	0.2		2	0	0	0	0	0	0	0	0	0	0	7	10	0.00	0.000

PITCHER	IP	WLS	BF	H	R	ER	SO	BB	IBB	HBP	BLK	WP	HR	S	P	ERA	WHIP

WP: 1 PA: 39
PB: 0
SB: 0
CS: 0

BOTTOM

New York Mets @ Chicago Cubs

Wrigley Field, Chicago, IL

Tue Sep 12 2017, 7:09 PM - 10:25 PM CDT

Att. 37,834 - Partly Cloudy - 68 F

livebaseballscorecards.com

Batter	1	2	3	4	5	6	7	8	9	AB	R	H	RBI	BB	SO	LOB
18 Ben Zobrist, S (1, 4) OBP: 0.326, SLG: 0.387	B SI 94 B FF 93 C SI 94 X SI 94 2-1 40 BB 2B		C CU 79 B SL 90 B SL 90 B FF 92 B SI 93 4-1 17 CS BB	F SL 88 B SL 90 C CH 84 X SI 92 1-2 ② L8		C SI 96 S FS 84 B FS 86 B SI 97 X SI 96 2-2 17 G5-4-3 3-H 1B		B CU 78 B FC 88 C SI 95 C CH 85 F SI 95 F FC 88 F CH 85 B CH 84 B CH 84 4-2 1-2 2-3 BB		3	0	2	1	2	0	2
17 Kris Bryant, R (1, 5) OBP: 0.402, SLG: 0.526	D SL 90 D SI 93 B SI 94 B SI 93 4-0 40 BB BB		S SL 88 F SL 88 B SI 93 B CU 82 B SL 88 F CH 85 S SI 92 3-3 ① ② K 1-2	F SL 89 B SI 90 B CU 80 S CH 85 B FF 91 X CH 85 3-2 1-H 2-H HR		B SL 87 F SI 94 X FS 84 1-1 ② ③ G5-4-3 1-2f		S FC 86 X FC 90 0-1 ① SF8 2-3 3-H		3	1	1	4	1	1	2
44 Anthony Rizzo, L (1, 3) OBP: 0.392, SLG: 0.522	B SL 90 F SL 89 F SL 91 F SI 94 X CU 82 1-2 ① L9		B CH 85 C FF 93 B SI 93 F FF 93 X SI 93 2-2 40 BB 1B	F SL 88 F CU 81 F SI 93 X SL 89 0-2 ③ G4-3			B SL 81 C SL 82 C FF 96 B SI 94 S SL 82 2-3 ① K	C FF 93 1 SAFE S FF 94 F SI 94 B FC 88 S FF 94 1-3 ② K		5	0	1	0	0	2	4
40 Willson Contreras, R (1, 2) OBP: 0.346, SLG: 0.516 6 Carl Edwards Jr., R (8, 1) 2 Tommy La Stella, L (8, PH) OBP: 0.374, SLG: 0.473 37 Justin Wilson, L (9, 1) 46 Pedro Strop, R (9, 1)	C FF 94 B FF 93 D CU 82 F CU 81 B FF 93 B CU 81 4-2 8 G4-3 1-2 2-3 BB		B CU 80 B CH 84 C CH 84 D SI 92 F CH 85 B CH 84 4-2 1-2 BB		C CU 74 B SL 83 B FF 89 B CU 75 B CH 80 4-1 12 CS BB		B FF 96 B FS 83 F FF 95 B FF 96 X FF 96 3-1 ② G6-3	C FF 94 S FF 95 B FF 96 S FF 95 1-3 ③ K		1 0 1 0 0	0 0 0 0 0	0 0 0 0 0	3 0 0 0 0	0 0 1 0 0	0 0 2 0 0
8 Ian Happ, S (1, 8) OBP: 0.329, SLG: 0.523 (8, 7)	B FF 93 F SI 93 B SI 94 S CH 84 X CH 86 2-2 ② ③ G4-3 1-2f		C SI 92 C SI 92 F FF 91 B SI 93 F SI 93 S SL 90 1-3 ③ K		C FF 88 F FF 89 B SL 82 F CH 81 F FF 89 X CU 74 1-2 ① F7		B FF 97 X FF 95 1-0 HR			4	1	1	1	0	1	6
12 Kyle Schwarber, L (1, 7) OBP: 0.318, SLG: 0.457 7 René Rivera, R (8, 2) OBP: 0.296, SLG: 0.403			C SI 91 X SI 92 0-1 9 G4-3 22 G2-3 1B	B CU 78 B CU 78 B SI 90 B SI 90 4-0 22 1B 62 SH BB	B FF 89 1 SAFE F FF 89 C SL 80 X CU 74 1-2 ② 1-2 HR		C FF 96 B FF 96 C SL 82 B SL 83 X SL 82 2-2 1B			3 0	2 0	3 0	1 0	1 0	0 0	0 0
22 Jason Heyward, L (1, 9) OBP: 0.320, SLG: 0.379			B FF 92 C CH 84 F FF 93 F FF 94 X SI 94 1-2 ① G2-3 1-2	C FF 92 X FF 92 0-1 62 SH 17 HR 1-3 1B	B FF 88 X SL 80 1-0 ③ L8		B FF 96 S SL 83 B FF 96 C FF 94 X SL 82 2-2 ③ L6			4	1	1	0	0	0	2
9 Javier Báez, R (1, 6) OBP: 0.312, SLG: 0.479			C SL 89 D CU 82 X FF 93 1-1 ② G4-3 2-3	S SL 88 S SL 89 B SI 93 F SL 89 S CU 81 1-3 ① K		X FF 96 0-0 62 SH1-4 18 1B 2B		C FC 88 C FC 87 B FF 95 B FC 88 B SI 95 D FC 89 4-2 18 BB 5 1B 17 SF8 BB		3	2	1	0	1	1	3
62 Jose Quintana, R (1, 1) OBP: 0.091, SLG: 0.095 5 Albert Almora Jr., R (8, 8) OBP: 0.330, SLG: 0.404			C SI 94 S CU 79 B FF 93 C SL 88 1-3 ③ K	X SL 88 0-0 SH 17 HR 1-2 3-H		B FF 95 S SI 94 L SL 88 X SI 96 1-2 ① SH1-4 2-3		C SI 96 X SI 95 0-1 17 SF8 18 BB 1-2 1B		1 1	1 0	0 1	1 0	0 0	1 0	1 0
Inning Stats	R: 0 E: 0 K: 0 S: 11 H: 1 LOB: 2 BB: 2 P: 24		R: 0 E: 0 K: 1 S: 11 H: 1 LOB: 1 BB: 0 P: 14	R: 0 E: 0 K: 2 S: 15 H: 1 LOB: 2 BB: 2 P: 29	R: 4 E: 0 K: 1 S: 17 H: 2 LOB: 0 BB: 1 P: 26	R: 1 E: 0 K: 0 S: 10 H: 1 LOB: 0 BB: 1 P: 17	R: 1 E: 0 K: 0 S: 9 H: 2 LOB: 0 BB: 0 P: 13	R: 1 E: 0 K: 1 S: 12 H: 2 LOB: 1 BB: 0 P: 22	R: 1 E: 0 K: 2 S: 18 H: 1 LOB: 2 BB: 2 P: 28		1B: 6 2B: 3 3B: 0 HR: 3 SF: 1 SAC: 2 DP: 3 HBP: 0		WP: 0 PB: 0 SB: 0 CS: 2 PA: 40		

	AB	29
	R	8
	H	11
	RBI	8
	BB	8
	SO	7
	LOB	22

PITCHER		IP	WLS	BF	H	R	ER	SO	BB	IBB	HBP	BLK	WP	HR	S	P	ERA	WHIP
65 Robert Gsellman, R ERA: 5.58	(1, 1)	4.0	L	21	5	4	4	4	5	0	0	0	0	1	54	93	9.00	2.500
29 Tommy Milone, L ERA: 7.52	(5, 1)	1.0		4	1	1	1	0	1	0	0	0	0	1	10	17	9.00	2.000
35 Jacob Rhame, R ERA: 2.7	(6, 1)	1.0		4	2	1	1	0	0	0	0	0	0	0	9	13	9.00	2.000
49 Josh Smoker, L ERA: 5.58	(7, 1)	1.0		5	2	1	1	1	0	0	0	0	0	1	12	22	9.00	2.000
64 Chris Flexen, R ERA: 7.88	(8, 1)	1.0		6	1	1	1	2	2	0	0	0	0	0	18	28	9.00	3.000

PITCHER	IP	WLS	BF	H	R	ER	SO	BB	IBB	HBP	BLK	WP	HR	S	P	ERA	WHIP

Batter	1	2	3	4	5	6	7	8	9	AB	R	H	RBI	BB	SO	LOB
7 José Reyes, S (1, 4) OBP: 0.312, SLG: 0.408	C FF 92 S CU 75 B FF 93 B SI 88 B CU 75 F FC 89 X FC 89 3-2 HR	B CU 75 B CU 75 B FF 92 C FF 90 C SI 90 B FF 92 4-2 BB			X FF 88 0-0 ① P6		C SI 92 X CH 85 0-1 26 BB 13 BB 1B	C FF 94 B FF 95 B CU 83 B FF 93 C FF 93 C CU 81 3-3 ② K		4	1	2	1	1	1	0
11 Norichika Aoki, L (1, 7) OBP: 0.320, SLG: 0.395	B FF 93 F FF 92 B SI 90 B FF 93 F FF 91 F FF 92 X FF 91 3-2 ① L7	B FF 93 2 SAFE 1-0 ③ PO 2-3	F SI 88 F SI 88 X FC 86 0-2 13 G1-3 1B		C FF 88 S SI 89 S CU 76 0-3 ② K		B FF 92 B SI 91 C FF 92 X FF 92 2-1 ② P6	B FF 94 C CU 80 S CU 81 F FF 94 B FF 94 X CU 81 2-2 ③ G4-3		5	0	1	0	0	1	1
13 Asdrúbal Cabrera, S (1, 5) OBP: 0.344, SLG: 0.424 2 Gavin Cecchini, R (9, PH) OBP: 0.232, SLG: 0.245	X FF 92 0-0 ② G4-3		B FF 91 B FC 89 F FC 88 X SI 90 2-1 ① G1-3 1-2		C CH 85 B SI 91 B FF 89 X SI 89 2-1 26 FC5-4 1B		C CU 72 1 SAFE B CU 71 D CH 85 B CU 72 S SI 92 B FF 94 4-2 26 BB 1-2 BB		F FF 95 B FF 96 S SL 82 B SL 84 S FF 95 2-3 ① K	3 1	0 0	1 0	0 0	1 0	0 1	1 0
26 Kevin Plawecki, R (1, 2) OBP: 0.329, SLG: 0.397 77 Tomás Nido, R (9, PH)	B FF 92 B CU 74 B FF 92 C FF 92 S FC 88 F FC 88 B FF 91 4-2 BB		C FF 91 F FC 88 D CU 77 B FF 92 F CH 84 F FF 91 F SI 91 F FC 90 B CU 78 4-2 B CH 85 BB		X SI 90 0-0 ③ FC5-4 1-2f		B FF 96 D FS 91 B SI 96 C FF 96 S SL 85 F SI 96 B SI 96 4-2 1-2 2-3 BB		B FF 96 X FF 96 1-0 ② F9	1 1	0 0	0 0	0 0	3 0	0 0	1 0
12 Juan Lagares, R (1, 8) OBP: 0.302, SLG: 0.386	B FF 91 B SI 91 C FF 92 C FF 92 1 SAFE D CU 78 X FF 92 3-2 ③ F9		F SI 91 B SI 90 B CU 76 F FF 91 C SI 91 2-3 ② K			B CU 74 X SI 89 1-0 ① L5	C FS 89 S FS 90 D FS 87 F SL 85 S FS 90 1-3 ③ K		C FF 96 X FF 96 0-1 ③ G5-3	5	0	0	0	0	2	6
1 Amed Rosario, R (1, 6) OBP: 0.302, SLG: 0.438		B FF 90 C FF 90 B FC 88 X CH 83 2-1 28 1B 28 S 33 SH2-4 1B	B CH 84 S SI 91 F SI 91 S FF 92 1-3 ③ K			B FF 91 C SI 90 X SI 90 1-1 1B		B FF 95 C FF 95 B CU 82 S FF 95 X FF 95 2-2 28 1B 28 DI 9 PB 1B		4	2	3	0	0	1	2
28 Travis Taijeron, R (1, 9) OBP: 0.297, SLG: 0.344		B FF 91 S CH 83 B CH 83 F FC 88 F CU 78 B FF 92 X FC 87 3-2 11 PO 33 SH2-4 1-3 1B		B CU 75 C CU 73 B SI 90 B FC 87 C SI 88 B SI 88 4-2 15 G6-4-3 BB		C SI 91 1 SAFE F CH 84 B FF 91 B FF 91 C FF 91 2-3 ② K		B CU 80 C FF 94 X CU 82 1-1 9 PB 22 HR 1-3 1B	3	1	2	0	1	1	1
15 Matt Reynolds, R (1, 3) OBP: 0.325, SLG: 0.293 46 Chasen Bradford, R (6, 1) 61 Kevin McGowan, R (7, 1) 9 Brandon Nimmo, L (8, PH) OBP: 0.410, SLG: 0.405 35 Jacob Rhame, R (8, 1) 43 Jamie Callahan, R (8, 1)		B FF 92 F CU 76 S FC 90 B FC 89 C FF 92 2-3 ① K		X FF 92 0-0 ①② G6-4-3 1-2f		D SI 90 B SI 91 F SI 90 F FF 91 F SI 90 B FF 91 F FF 93 X SI 91 3-2 ③ G5-3		B FF 95 S CU 83 S CU 82 D CU 82 C FF 95 2-3 ① K 1-2 3-H	3 0 0 1 0 0	0 0 0 0 0 0	0 0 0 0 0 0	0 0 0 0 0 0	1 0 0 0 0 0	4 0 0 1 0 0	
33 Matt Harvey, R (1, 1) OBP: 0.067, SLG: 0.067 47 Hansel Robles, R (4, 1) 22 Dominic Smith, L (6, 3) OBP: 0.252, SLG: 0.405		X FF 92 0-0 ② SH2-4 1-2 3-H		B SI 90 X SI 90 1-0 ③ G5-3			C FF 92 F SI 92 S SL 82 0-3 ① K	C FF 94 D SI 95 D CU 83 X CU 81 2-1 2-H HR		1 0 2	0 0 1	0 0 1	1 0 2	0 0 0	0 0 1	0 0 0

New York Mets @ Chicago Cubs
Wrigley Field, Chicago, IL
Wed Sep 13 2017, 7:09 PM - 10:50 PM CDT
Att. 36,008 - Overcast - 68 F

TOP

livebaseballscorecards.com

AB	34
R	5
H	10
RBI	4
BB	6
SO	10
LOB	17

Inning Stats	1	2	3	4	5	6	7	8	9
	R: 1 E: 0 K: 0 S: 15	R: 1 E: 0 K: 1 S: 12	R: 0 E: 0 K: 2 S: 17	R: 0 E: 0 K: 0 S: 4	R: 0 E: 0 K: 1 S: 7	R: 0 E: 0 K: 1 S: 11	R: 0 E: 0 K: 2 S: 16	R: 3 E: 0 K: 2 S: 17	R: 0 E: 0 K: 1 S: 6
	H: 1 LOB: 1 BB: 1 P: 28	H: 2 LOB: 1 BB: 1 P: 24	H: 1 LOB: 2 BB: 1 P: 26	H: 1 LOB: 0 BB: 1 P: 9	H: 1 LOB: 1 BB: 0 P: 9	H: 1 LOB: 1 BB: 0 P: 18	H: 1 LOB: 3 BB: 2 P: 27	H: 3 LOB: 0 BB: 0 P: 29	H: 0 LOB: 0 BB: 0 P: 9

| | | |

New York Mets @ Chicago Cubs

Wrigley Field, Chicago, IL

Wed Sep 13 2017, 7:09 PM - 10:50 PM CDT

Att. 36,008 - Overcast - 68 F

livebaseballscorecards.com

BOTTOM

Batter	1	2	3	4	5	6	7	8	9	AB	R	H	RBI	BB	SO	LOB
18 Ben Zobrist, S (1, 4) OBP: 0.333, SLG: 0.389	C SI 95 X SI 94 0-1 44 BB 17 1B 40 G3 1B	B SI 95 C CH 89 B SL 90 B SL 88 C CH 88 B SI 94 4-2 BB		B SI 94 C SI 94 X SI 94 1-1 44 BB 17 BB 40 1B 1B 2-3		C SI 90 F SL 84 X SL 83 0-2 ① L8	B FF 92 B FF 91 B SI 90 B SI 91 4-0 5 HR BB	B SI 95 B SI 95 B SI 96 B SI 94 4-0 44 BB 17 1B 5 3B BB		3	4	2	0	3	0	0
17 Kris Bryant, R (1, 5) OBP: 0.405, SLG: 0.529	F SI 94 X SL 91 0-1 40 G3 44 BB 8 G4-3 1B 1-2	B CH 88 C FF 93 D CH 88 F SI 95 X SI 95 2-2 ③ F9		1 SAFE B SI 94 B SI 94 B SL 86 B SI 94 4-0 44 BB 40 1B BB 1-2		X SL 84 0-0 40 BB 8 E 2B	B SL 84 B SL 84 C SI 92 F SI 94 T SL 83 2-2 ① K	S SL 91 B SI 96 X SL 92 1-1 5 3B 44 BB 1B 1-2 2-3		5	4	3	0	1	1	4
44 Anthony Rizzo, L (1, 3) OBP: 0.394, SLG: 0.520	F SI 95 B SL 88 B SI 94 S SL 89 B SI 96 F SL 88 B SI 95 4-2 8 G4-3 40 G3 BB 1-2 2-3		C FF 90 B SI 93 T CH 87 X SL 88 1-2 ① L9	B SL 88 B FF 96 B FF 96 F FF 96 B FF 97 4-2 40 1B BB 1-2 2-3 3-H		0-0 8 E 40 BB IBB	F SI 94 D SL 86 X SL 86 1-1 ② F8	B FF 95 B FF 96 D FF 95 C FF 94 F FF 95 B FF 95 4-2 5 3B BB 1-2 2-3 3-H		2	1	0	2	4	0	2
40 Willson Contreras, R (1, 2) OBP: 0.350, SLG: 0.517 15 Mike Freeman, L (6, PR) OBP: 0.152, SLG: 0.143 5 Albert Almora Jr., R (7, 8) OBP: 0.334, SLG: 0.426	B SI 95 B SL 91 C SI 96 F SL 90 B SI 95 X SI 94 3-2 ① G3 1-2 2-3 3-H		X SI 94 0-0 22 1B 8 BB 1B	B SI 97 X 1-0 1-2 2-H 3-H 1B		B SI 92 B SI 91 B SI 91 C SI 91 C SI 91 B SI 91 4-2 8 E BB 1-2 2-3	B SL 86 B SI 93 S SL 85 S SL 85 X SL 87 2-2 1-H 2-H HR	T FF 96 X SL 92 0-1 30 G6-3 3B 1-H 2-H 3-H		3 0 2	0 0 2	2 0 2	3 0 6	1 0 0	0 0 0	2 0 0
8 Ian Happ, S (1, 8) OBP: 0.327, SLG: 0.517 (7, 7) 52 Justin Grimm, R (8, 1) 30 Jon Jay, L (8, PH) OBP: 0.372, SLG: 0.365 60 Félix Peña, R (9, 1)	X SI 95 0-0 ② G4-3 2-3 3-H		B SI 93 B SI 94 C CH 87 B CH 88 T SI 94 F SI 94 F SI 94 B CH 86 4-2 22 1B BB 1-2	S SI 96 B FF 95 S CH 89 D CH 90 B FF 97 C FF 95 3-3 ② K		X SI 91 0-0 E5 1-2 2-3 3-H	C SI 93 S CH 83 C CH 82 0-3 ③ K	S FF 95 X FF 95 0-1 ② G6-3 3-H		4 0 0 1 0	0 0 0 0 0	0 0 0 1 0	2 0 0 0 0	1 0 0 0 0	2 0 0 0 0	5 0 0 0 0
12 Kyle Schwarber, L (1, 7) OBP: 0.315, SLG: 0.452 32 Brian Duensing, L (7, 1) 46 Pedro Strop, R (7, 1) 24 Leonys Martin, L (8, 7) OBP: 0.220, SLG: 0.292	F CU 84 C SI 96 B SL 87 S CH 89 1-3 ③ K		B SI 94 S SI 95 C SI 94 F CU 80 F SI 94 S SI 94 1-3 ② K	X FF 96 0-0 ③ F8		C SL 85 S SI 93 B SL 85 D SL 86 B CH 86 S SI 92 3-3 ② K		T FF 96 X SL 92 1-3 ① K S FF 95 X FF 95 0-3 ③ K		4 0 0 0 2	0 0 0 0 0	0 0 0 0 0	0 0 0 0 2	3 0 0 0 0	8 0 0 0 0	4 0 0 0 0
22 Jason Heyward, L (1, 9) OBP: 0.321, SLG: 0.378		B SI 94 F SI 93 F SI 95 F FF 95 B SL 87 F SI 95 F CH 87 F CH 88 F SL 90 2-2 ① F SL 88 X SI 95 F7	B FF 92 B CH 87 S CH 86 X SI 93 2-1 ③ 1-3 2-3 1B		C FF 94 X SI 97 0-1 ① G4-3	S FF 92 S SL 86 B SL 84 B FF 92 X SL 85 2-2 ③ F7		B SI 95 B SL 90 B SI 96 B SI 94 4-0 9 1B 7 2B BB		4	1	1	0	1	0	3
9 Javier Báez, R (1, 6) OBP: 0.317, SLG: 0.489		B SL 89 B SL 90 B SI 94 S SI 94 X SL 88 3-1 34 SH2-4 1B		C SL 89 C SI 92 X SI 93 0-2 18 1B 34 SH2-4 44 BB 1B		X FF 94 0-0 ② F8	B SI 90 B SI 90 X SL 82 2-0 HR	B SL 91 X SI 94 1-0 7 2B 1B 1-2		5	3	4	1	0	0	0
34 Jon Lester, L (1, 1) OBP: 0.222, SLG: 0.286 7 René Rivera, R (7, 2) OBP: 0.302, SLG: 0.418		C SI 94 L SI 94 X SI 95 0-2 ② SH2-4 1-2		X SI 93 0-0 ① SH2-4 1-2		C FF 93 B FF 94 F FF 93 T FF 95 1-2 ③ K	B SL 83 B SI 89 F FF 89 B FF 91 X FF 90 3-1 5 HR 2B	C SL 91 X FS 83 0-1 17 1B 44 BB 2B 1-H 2-H		1 2	0 2	0 2	0 2	0 0	1 0	0 0
Inning Stats	R: 2 E: 0 K: 1 S: 14 H: 2 LOB: 1 BB: 1 P: 22	R: 0 E: 0 K: 0 S: 19 H: 1 LOB: 2 BB: 1 P: 30	R: 0 E: 0 K: 1 S: 15 H: 2 LOB: 3 BB: 1 P: 23	R: 3 E: 0 K: 1 S: 13 H: 3 LOB: 2 BB: 2 P: 26	R: 0 E: 0 K: 1 S: 6 H: 0 LOB: 0 BB: 0 P: 7	R: 1 E: 1 K: 1 S: 13 H: 1 LOB: 3 BB: 2 P: 22	R: 4 E: 0 K: 2 S: 14 H: 3 LOB: 0 BB: 1 P: 28	R: 7 E: 0 K: 2 S: 17 H: 4 LOB: 0 BB: 3 P: 32		1B: 10 2B: 3 3B: 1 HR: 2	SF: 0 SAC: 2 DP: 0 HBP: 0	WP: 0 PB: 0 SB: 0 CS: 0	PA: 51			

	AB	R	H	RBI	BB	SO	LOB
AB	38						
R	17						
H	16						
RBI	17						
BB	11						
SO	9						
LOB	24						

PITCHER		IP	WLS	BF	H	R	ER	SO	BB	IBB	HBP	BLK	WP	HR	S	P	ERA	WHIP
33 Matt Harvey, R	(1, 1)	3.1	L	20	7	5	5	2	4	0	0	0	0	0	54	86	13.50	3.300
ERA: 6.14																		
47 Hansel Robles, R	(4, 1)	1.2		7	1	0	0	2	1	0	0	0	0	0	13	22	0.00	1.200
ERA: 4.62																		
46 Chasen Bradford, R	(6, 1)	1.0		10	3	4	4	1	2	1	0	0	0	1	16	34	36.00	5.000
ERA: 4.55																		
61 Kevin McGowan, R	(7, 1)	1.0		4	1	1	1	2	0	0	0	0	0	1	11	16	9.00	1.000
ERA: 5.4																		
35 Jacob Rhame, R	(8, 1)	0.1		6	3	5	5	1	2	0	0	0	0	0	8	19	135.00	15.000
ERA: 14.73																		

PITCHER		IP	WLS	BF	H	R	ER	SO	BB	IBB	HBP	BLK	WP	HR	S	P	ERA	WHIP
43 Jamie Callahan, R	(8, 1)	0.2		4	1	2	2	1	1	0	0	0	0	0	9	13	27.00	3.000
ERA: 8.1																		

New York Mets @ Chicago Cubs

Wrigley Field, Chicago, IL

Thu Sep 14 2017, 7:08 PM - 10:12 PM CDT

Att. 37,867 - Clear - 75 F

TOP

livebaseballscorecards.com

Batter	1	2	3	4	5	6	7	8	9	AB	R	H	RBI	BB	SO	LOB
7 José Reyes, S (1, 4) OBP: 0.313, SLG: 0.407	C FF 90 S SL 85 B FF 91 B FF 92 B CH 85 B SL 86 4-2 9 E 9 S 13 SF7 BB	C FF 92 B CU 78 D CH 85 X FF 92 2-1 9 2B 2-H 1B		F FF 92 B CU 77 C FF 92 B CU 78 B FF 92 X FF 92 3-2 ② G5-3		B CH 85 B SI 90 B SL 79 C FF 91 X FF 91 3-1 ③ L8			X FF 95 0-0 72 DI 72 1B 3-H 1B	3	2	1	1	1	0	0
64 Chris Flexen, R (7, 1) OBP: 0.167, SLG: 0.250										0	0	0	0	0	0	0
27 Jeurys Familia, R (8, 1)										0	0	0	0	0	0	0
77 Tomás Nido, R (9, PH) OBP: 0.500, SLG: 0.500										1	0	1	1	0	0	0
9 Brandon Nimmo, L (1, 7) OBP: 0.410, SLG: 0.414	D FF 91 C CU 76 C CU 76 D CH 84 B FF 92 F FF 92 X CU 78 3-2 E1 22 HBP 1-3	S CH 85 1 SAFE X CU 77 0-1 1-H 2B		C FF 91 B CU 79 B CU 76 B FF 92 C FF 91 F FF 92 C FF 93 3-3 ③ K			B FF 92 X FF 91 1-0 22 G1-6-3 1B		C FF 95 B CH 89 F CH 88 C FF 95 1-3 ② K	5	0	2	1	0	2	2
13 Asdrúbal Cabrera, S (1, 5) OBP: 0.344, SLG: 0.425	B CU 76 X FF 90 1-0 ① SF7 3-H	D CU 78 F FF 93 D CH 85 X FF 91 2-1 ③ G4-3			B FF 91 F FF 90 B CH 82 C FF 91 B CH 82 X FF 91 3-2 18 G1-6-3 22 1B 1B		S SI 92 S FF 92 S SI 91 0-3 ① K		C SL 78 X FF 95 0-1 ③ 1-H 1B	2	0	1	1	0	0	1
72 Phillip Evans, R (7, PH) (7, 5) OBP: 0.400, SLG: 0.600										2	0	1	0	0	1	1
22 Dominic Smith, L (1, 3) OBP: 0.268, SLG: 0.439	C FF 91 S CH 85 1 SAFE B CH 86 H SL 86 2-2 1-2 HBP	B SL 84 B FF 90 F FF 91 X CH 84 2-1 HR			X FF 92 0-0 18 G1-6-3 1-2 1B		B FF 92 C FF 93 X SI 92 1-1 ② ③ G1-6-3 1-2f			3	1	2	1	0	0	1
18 Travis d'Arnaud, R (1, 2) OBP: 0.283, SLG: 0.416	C CU 77 C FF 92 B SL 86 F FF 92 F SL 86 S FF 93 1-3 ② K	X FF 91 0-0 HR			C FF 91 S CH 81 D CU 77 X CH 83 1-2 ① ② G1-6-3 1-2f 2-3			B FF 95 S FF 94 F SL 80 S SL 81 1-3 ① K		3	1	1	1	0	1	4
26 Kevin Plawecki, R (5, 2) OBP: 0.325, SLG: 0.391										1	0	0	0	0	1	0
11 Norichika Aoki, L (1, 9) OBP: 0.319, SLG: 0.391	C FF 92 B FF 93 F FF 92 B CU 78 F FF 92 S CH 86 2-3 ③ K	C FF 92 B CH 85 B CH 85 X FF 91 2-1 ① G6-3			B CU 75 B CU 76 B FF 90 B FC 90 4-0 BB			X FF 95 0-0 ② F8		3	0	0	0	1	1	2
1 Amed Rosario, R (1, 6) OBP: 0.302, SLG: 0.435		C FF 91 X FF 91 0-1 12 S 7 1B 1B	C FF 93 B SL 86 S CH 85 C CU 79 1-3 ② K		1 SAFE B FF 90 S CH 82 F CU 76 X CH 82 1-2 ③ G6-3			C FF 96 F SL 81 C FF 96 0-3 ③ K		3	1	1	0	0	1	2
2 Gavin Cecchini, R (5, 4) OBP: 0.228, SLG: 0.241										1	0	0	0	0	1	0
12 Juan Lagares, R (1, 8) OBP: 0.301, SLG: 0.388		B SL 85 F FF 91 L SL 85 1 SAFE 1 SAFE B SL 86 B SL 85 S CH 83 3-3 ① K 1-2	C CU 77 F SL 85 C FF 92 0-3 ③ K			C CU 71 B CH 86 X SI 92 1-1 ① G6-3			B SL 78 X FF 95 1-0 15 F9 77 1B 2B	4	1	1	0	0	2	1
67 Seth Lugo, R (1, 1) OBP: 0.167, SLG: 0.375		S FF 91 F FF 91 F CU 78 F FF 92 S SL 87 0-3 ② K		C FF 91 C FF 92 S CU 78 0-3 ① K		C SI 91 F SI 91 F SL 81 B SL 83 X SI 91 1-2 ② G1-3			B FF 95 B FF 94 X FF 94 2-0 ① F9 2-3	2	0	0	0	0	2	1
49 Josh Smoker, L (4, 1)										0	0	0	0	0	0	0
28 Travis Taijeron, R (6, PH) OBP: 0.289, SLG: 0.333										1	0	0	0	0	0	0
39 Jerry Blevins, L (6, 1)										0	0	0	0	0	0	0
51 Paul Sewald, R (6, 1)										0	0	0	0	0	0	0
15 Matt Reynolds, R (7, 6) OBP: 0.322, SLG: 0.290										1	0	0	0	0	0	1
Inning Stats	R: 1 E: 1 K: 2 S: 18 H: 0 LOB: 2 BB: 1 P: 31	R: 2 E: 0 K: 2 S: 16 H: 3 LOB: 1 BB: 0 P: 23	R: 2 E: 0 K: 2 S: 11 H: 2 LOB: 0 BB: 0 P: 16	R: 0 E: 0 K: 2 S: 10 H: 0 LOB: 0 BB: 0 P: 16	R: 0 E: 0 K: 0 S: 10 H: 2 LOB: 2 BB: 1 P: 19	R: 0 E: 0 K: 0 S: 8 H: 0 LOB: 0 BB: 0 P: 13	R: 0 E: 0 K: 1 S: 6 H: 1 LOB: 0 BB: 0 P: 8	R: 0 E: 0 K: 2 S: 7 H: 0 LOB: 0 BB: 0 P: 8	R: 1 E: 0 K: 1 S: 8 H: 3 LOB: 2 BB: 0 P: 12	1B: 7 2B: 2 3B: 0 HR: 2 SF: 1 SAC: 0 DP: 2 HBP: 1	WP: 0 PB: 0 SB: 2 CS: 0 PA: 39					

PITCHER		IP	WLS	BF	H	R	ER	SO	BB	IBB	HBP	BLK	WP	HR	S	P	ERA	WHIP
39 Jen-Ho Tseng, R ERA: 15.0	(1, 1)	3.0		17	5	5	5	6	1	0	1	0	0	2	45	70	15.00	2.000
38 Mike Montgomery, L ERA: 3.57	(4, 1)	2.0	W	8	2	0	0	2	1	0	0	0	0	0	20	35	0.00	1.500
32 Brian Duensing, L ERA: 2.51	(6, 1)	2.0		6	1	0	0	1	0	0	0	0	0	0	14	21	0.00	0.500
60 Félix Peña, R ERA: 5.46	(8, 1)	2.0		8	3	1	1	3	0	0	0	0	0	0	15	20	4.50	1.500

PITCHER	IP	WLS	BF	H	R	ER	SO	BB	IBB	HBP	BLK	WP	HR	S	P	ERA	WHIP

AB	35
R	6
H	11
RBI	6
BB	2
SO	12
LOB	16

Batter	1	2	3	4	5	6	7	8	9	AB	R	H	RBI	BB	SO	LOB
30 Jon Jay, L (1, 8) (7, 7) OBP: 0.372, SLG: 0.369	B SI 92 B SL 86 B SI 93 C FF 91 C SI 91 X FF 93 3-2 F9 ①	F CH 87 B CU 72 F SI 94 X CU 78 1-2 G4-3 ②		X SL 85 0-0 17 2B 1-3 3-H 2B		C FF 89 L CU 71 F CU 70 X CU 70 0-2 5 2B 17 WP 1B	F FF 94 X FF 95 0-1 G4-3 ①② 1-2f			5	2	2	1	0	0	2
17 Kris Bryant, R (1, 5) OBP: 0.405, SLG: 0.529	S FF 94 F SI 95 B SL 90 X SI 95 1-2 G4-3 ②	X SI 93 0-0 G6-3 ③		B FF 91 T SI 92 B SI 92 X SL 88 2-1 44 2B 2-H 3-H 2B		B FF 90 C CU 69 F FF 90 B CU 73 F CU 71 B FF 90 B FF 91 4-2 5 2B 1-2 BB	B SL 95 B FC 88 S CH 85 B SI 95 F FF 95 X SI 94 3-2 G1-3 ③			4	2	1	2	1	0	1
44 Anthony Rizzo, L (1, 3) OBP: 0.397, SLG: 0.530 20 Victor Caratini, S (8, PH) (9, 3) OBP: 0.315, SLG: 0.367	B SL 88 S SL 89 F FF 94 F FF 97 F SL 90 F FF 94 B CH 88 X SL 90 2-2 8 S 1B		X SI 92 0-0 HR	B SL 80 C SL 81 X SL 82 1-1 8 S 8 SF9 2-H 2B		S CU 71 B FF 90 C FF 90 F FF 90 S CU 73 1-3 K ①		F FF 94 B FF 95 X SI 95 1-1 G1-3 ①		4 1	2 0	3 0	2 0	0 0	1 0	2 0
8 Ian Happ, S (1, 4) OBP: 0.322, SLG: 0.511	B SI 92 B FF 92 F CH 85 S CH 87 F FF 96 S SI 94 2-3 K ③ 1-2		F SI 90 B SL 86 F CH 85 F CU 78 F SI 93 S CH 86 1-3 K ①	C FS 85 S FS 86 B FS 86 B SI 96 B FS 86 X FS 85 3-2 SF9 ① 2-H		F FF 90 B CU 72 F CU 71 S CU 72 1-3 K ②		C SI 95 B FS 92 B SL 86 B SI 94 F SI 95 S SI 96 3-3 K ②		4	0	0	1	0	4	3
12 Kyle Schwarber, L (1, 7) OBP: 0.318, SLG: 0.456 5 Albert Almora Jr., R (6, PH) (7, 8) OBP: 0.336, SLG: 0.431		C SI 90 X FF 93 0-1 9 1B 22 FC6 1B	F CU 72 X CU 70 0-1 E8 2B	F FF 96 S FS 82 C FF 96 0-3 K ②		X FF 89 0-0 9 FC 22 HR 1-H 2-H 2B		C SI 97 B SL 85 S SI 95 S SI 95 1-3 K ③		3 2	1 1	2 1	0 2	0 0	1 1	0 0
9 Javier Báez, R (1, 6) OBP: 0.317, SLG: 0.487	B FF 92 1 SAFE B SI 92 B SL 88 C FF 92 X CH 86 3-1 43 1B 43 E 22 FC6 1-3 1B	B FF 93 C SI 91 F SI 90 B SL 89 T FF 89 2-2 K ②	B SL 82 C FF 95 S SL 83 B FF 96 X SL 80 2-2 F8 ③			X SL 82 0-0 E6 22 WP 22 HR 2-3				4	2	1	0	0	1	2
22 Jason Heyward, L (1, 9) OBP: 0.320, SLG: 0.384 60 Félix Peña, R (8, 1)	X FF 93 0-0 FC6 43 E 39 G6-3 1-2 3-H	C CH 89 D CH 82 B FF 93 C SI 92 S SL 86 2-3 K ③			C SL 81 X FF 94 0-1 G1-3 ①	F FF 92 B SL 83 B FF 92 X FF 92 2-1 1-H 3-H HR				4 0	2 0	1 0	4 0	0 0	1 0	2 0
43 Taylor Davis, R (1, 2) OBP: 0.333, SLG: 0.333 13 Alex Avila, L (4, 2) OBP: 0.387, SLG: 0.461	C FF 91 B FF 92 X CU 78 1-1 E2 39 G6-3 1-3 2-H 1B			B CU 69 B CU 76 B SI 92 C FF 90 B SI 90 4-1 38 1B 30 2B BB	B FF 95 B FF 95 C FF 95 S FF 94 S FF 95 2-3 K ②	B FF 92 B SL 82 F FF 92 C FF 92 B SL 82 F FF 92 X FF 92 3-2 F8 ③				1 2	0 1	1 0	0 0	0 1	0 1	0 0
39 Jen-Ho Tseng, L (1, 1) 38 Mike Montgomery, L (4, 1) OBP: 0.182, SLG: 0.346 15 Mike Freeman, L (5, PH) OBP: 0.149, SLG: 0.140 32 Brian Duensing, L (6, 1) 24 Leonys Martin, L (7, PH) OBP: 0.227, SLG: 0.298 (8, 9)	F FF 92 X SL 88 0-1 G6-3 ① 2-3 3-H			B SI 90 F FF 89 X SL 86 1-1 30 2B 17 2B 1-3 1B	S SL 82 S SL 83 B SI 95 S SL 82 1-3 K ③		X FF 94 0-0 30 G4-3 1B			1 1 1 0 1	0 1 0 0 0	0 1 0 0 1	1 0 0 0 0	0 0 0 0 0	0 0 1 0 0	1 0 0 0 0
Inning Stats	R: 0 H: 1 E: 0 LOB: 1 K: 1 BB: 0 S: 16 P: 24	R: 3 H: 3 E: 1 LOB: 1 K: 0 BB: 0 S: 13 P: 18	R: 1 H: 2 E: 1 LOB: 1 K: 3 BB: 0 S: 14 P: 19	R: 5 H: 4 E: 0 LOB: 0 K: 1 BB: 1 S: 17 P: 30	R: 0 H: 0 E: 0 LOB: 0 K: 2 BB: 0 S: 8 P: 11	R: 5 H: 3 E: 1 LOB: 0 K: 2 BB: 1 S: 22 P: 33	R: 0 H: 1 E: 0 LOB: 0 K: 0 BB: 0 S: 6 P: 9	R: 0 H: 0 E: 0 LOB: 0 K: 2 BB: 0 S: 8 P: 13		1B: 7 SF: 1 2B: 5 SAC: 0 3B: 0 DP: 1 HR: 2 HBP: 0						WP: 2 PA: 41 PB: 0 SB: 2 CS: 0	

PITCHER		IP	WLS	BF	H	R	ER	SO	BB	IBB	HBP	BLK	WP	HR	S	P	ERA	WHIP
67 Seth Lugo, R ERA: 5.21	(1, 1)	3.0	L	20	9	8	7	4	1	0	0	0	0	1	49	74	21.00	3.333
49 Josh Smoker, L ERA: 5.54	(4, 1)	2.0		7	1	1	1	3	0	0	0	0	0	0	19	28	4.50	0.500
39 Jerry Blevins, L ERA: 3.25	(6, 1)	0.2		4	1	2	2	2	1	0	0	0	1	0	14	20	27.00	3.000
51 Paul Sewald, R ERA: 4.55	(6, 1)	0.1		4	2	3	0	0	0	0	0	0	1	1	8	13	0.00	6.000
64 Chris Flexen, R ERA: 7.68	(7, 1)	1.0		3	1	0	0	0	0	0	0	0	0	0	6	9	0.00	1.000

PITCHER		IP	WLS	BF	H	R	ER	SO	BB	IBB	HBP	BLK	WP	HR	S	P	ERA	WHIP
27 Jeurys Familia, R ERA: 5.4	(8, 1)	1.0		3	0	0	0	2	0	0	0	0	0	0	8	13	0.00	0.000

BOTTOM

New York Mets @ Chicago Cubs

Wrigley Field, Chicago, IL

Thu Sep 14 2017, 7:08 PM - 10:12 PM CDT

Att. 37,867 - Clear - 75 F

livebaseballscorecards.com

AB	38
R	14
H	14
RBI	13
BB	2
SO	11
LOB	13

New York Mets @ Atlanta Braves

SunTrust Park, Atlanta, GA

Fri Sep 15 2017, 7:37 PM - 10:41 PM EDT

Att. 29,402 - Partly Cloudy - 77 F

livebaseballscorecards.com

Batter	1	2	3	4	5	6	7	8	9	AB	R	H	RBI	BB	SO	LOB
7 José Reyes, S (1, 6) OBP: 0.311, SLG: 0.404	C FF 95 S FF 96 B FF 97 X CU 81 1-2 G6-3		F FF 96 X CU 80 0-1 G6-3 3-H		C FF 98 B FF 96 C FF 97 B FF 98 B CU 80 S CH 88 3-3 K			B FF 96 B FF 96 C FF 94 T FF 97 B FF 96 X FF 97 3-2 G4-3		4	0	0	1	0	1	0
9 Brandon Nimmo, L (1, 7) OBP: 0.399, SLG: 0.400	B FF 97 X FF 96 1-0 G5-3		C FF 97 F FF 98 B FF 97 B CU 81 C CU 80 2-3 K			X FF 94 0-0 F7		B CU 84 B FF 97 B SI 96 C FF 95 C FF 97 X FF 96 3-2 G4-3		4	0	0	0	0	1	0
13 Asdrúbal Cabrera, S (1, 5) OBP: 0.349, SLG: 0.431	B FF 98 C FF 98 C CH 89 F FF 98 B CU 82 B CU 80 X FF 95 3-2 1B			F CH 87 S CH 88 B FF 96 X FF 96 1-2 26 G4-3 22 2B 2B		B FF 94 F FF 95 X CH 87 1-1 22 BB 26 1B 1B		B FS 87 C FS 86 B FF 97 B FS 85 B SI 96 4-1 26 1B BB		3	1	3	0	1	0	0
26 Kevin Plawecki, R (1, 2) OBP: 0.333, SLG: 0.397	F FF 94 B FF 94 X CH 87 1-1 F7			C FF 95 D CU 79 B FF 95 S CH 86 X CH 87 2-2 G4-3 2-3		X CH 86 0-0 22 BB 1-2 1B		B SI 96 X FS 86 1-0 1-2 1B		4	0	2	0	0	0	2
22 Dominic Smith, L (1, 3) OBP: 0.276, SLG: 0.444		B FF 95 C FF 95 S CU 79 S FF 96 1-3 K		C CU 79 T FF 96 X FF 97 0-2 3-H 2B		S CU 79 D CU 80 F CU 80 B CU 80 D CH 88 B FF 95 4-2 12 G4-6-3 1-2 2-3 BB		B CU 85 B CU 84 T FF 97 X FF 97 2-1 F7		3	0	1	1	1	1	2
12 Juan Lagares, R (1, 8) OBP: 0.295, SLG: 0.380		X FF 97 0-0 G4-3		C FF 96 S CH 87 C CU 80 0-3 K		F FC 89 X FC 88 0-1 G4-6-3 1-2f			C SI 98 B SI 98 B SL 86 F SI 99 X SI 99 2-2 G4-3	4	0	0	0	0	1	4
28 Travis Taijeron, R (1, 9) OBP: 0.275, SLG: 0.314 11 Norichika Aoki, L (7, PH) OBP: 0.320, SLG: 0.389 (7, 9)		B CH 87 C FF 97 C FF 97 B FF 96 B CU 81 S FF 95 3-3 K		D CU 80 S CH 88 S CH 87 S CH 86 1-3 K			F FF 96 B FF 98 F CH 87 F FF 97 B CH 88 F FF 98 F FF 97 F FF 96 F CH 89 2-2 X FF 97 G6-3		B SI 98 B FF 98 F FF 98 B SI 98 S FF 98 B SI 98 4-2 2 FC5-4 BB	2 1	0 0	0 0	0 0	0 1	2 0	1 0
2 Gavin Cecchini, R (1, 4) OBP: 0.230, SLG: 0.259			C CH 87 X FF 95 0-1 50 SH3-4 7 G6-3 2B		B CU 76 S CH 86 F CH 86 T FF 98 1-2 K		S SL 89 C SL 88 X FF 97 0-2 G5-3		C FF 97 C SL 84 B SL 85 F SL 85 X SI 98 1-2 1-2f FC5-4	4	1	1	0	0	1	1
50 Rafael Montero, R (1, 1) OBP: 0.080, SLG: 0.080 46 Chasen Bradford, R (5, 1) 29 Tommy Milone, L (6, 1) OBP: 0.273, SLG: 0.111 72 Phillip Evans, R (7, PH) OBP: 0.333, SLG: 0.500 39 Jerry Blevins, L (7, 1) 51 Paul Sewald, R (8, 1) 15 Matt Reynolds, R (9, PH) OBP: 0.319, SLG: 0.287			B FF 95 X FF 93 1-0 SH3-4 2-3		C FF 94 F FF 95 C CU 78 0-3		F SL 89 X SL 88 0-1 F7		C SI 96 S SL 86 X SL 83 0-2 G5-3	1 0 0 1 0 0 0 1	0 0 0 0 0 0 0 0	0 0 0 0 0 0 0 0	0 0 0 0 0 0 0 0	0 0 0 0 0 0 0 0	1 0 0 0 0 0 0 0	0 0 0 0 0 0 0 1

Inning Stats																					
	R: 0	H: 1	R: 0	H: 0	R: 1	H: 1	R: 1	H: 2	R: 0	H: 0	R: 0	H: 2	R: 0	H: 0	R: 0	H: 1	R: 0	H: 0	1B: 4	SF: 0	WP: 0	PA: 36
	E: 0	LOB: 1	E: 0	LOB: 0	E: 0	LOB: 0	E: 0	LOB: 1	E: 0	LOB: 0	E: 0	LOB: 2	E: 0	LOB: 0	E: 0	LOB: 2	E: 0	LOB: 1	2B: 3	SAC: 1	PB: 0	
	K: 0	BB: 0	K: 2	BB: 0	K: 1	BB: 0	K: 2	BB: 0	K: 3	BB: 0	K: 0	BB: 1	K: 0	BB: 0	K: 0	BB: 1	K: 0	BB: 1	3B: 0	DP: 1	SB: 0	
	S: 10	P: 16	S: 7	P: 11	S: 8	P: 11	S: 15	P: 19	S: 9	P: 13	S: 8	P: 13	S: 13	P: 15	S: 10	P: 23	S: 12	P: 19	HR: 0	HBP: 0	CS: 0	

PITCHER		IP	WLS	BF	H	R	ER	SO	BB	IBB	HBP	BLK	WP	HR	S	P	ERA	WHIP
51 Sean Newcomb, L ERA: 4.32	(1, 1)	5.1	W	23	6	2	2	8	1	0	0	0	0	0	55	81	3.38	1.312
63 Dan Winkler, R ERA: 1.8	(6, 1)	0.2	H	1	0	0	0	0	0	0	0	0	0	0	2	2	0.00	0.000
52 José Ramirez, R ERA: 2.23	(7, 1)	1.1	H	4	0	0	0	0	0	0	0	0	0	0	16	21	0.00	0.000
39 Sam Freeman, L ERA: 2.85	(8, 1)	0.2	H	4	1	0	0	0	1	0	0	0	0	0	7	17	0.00	3.000
38 Arodys Vizcaíno, R ERA: 2.48	(9, 1)	1.0	S	4	0	0	0	0	1	0	0	0	0	0	12	19	0.00	1.000

PITCHER	IP	WLS	BF	H	R	ER	SO	BB	IBB	HBP	BLK	WP	HR	S	P	ERA	WHIP

AB	32
R	2
H	7
RBI	2
BB	3
SO	8
LOB	11

New York Mets @ Atlanta Braves

SunTrust Park, Atlanta, GA

Fri Sep 15 2017, 7:37 PM - 10:41 PM EDT

Att. 29,402 - Partly Cloudy - 77 F

BOTTOM

livebaseballscorecards.com

Batter	1	2	3	4	5	6	7	8	9	AB	R	H	RBI	BB	SO	LOB
11 Ender Inciarte, L (1, 8) OBP: 0.351, SLG: 0.410	F FF 95 F FF 95 X CH 89 0-2 ① G4-3		S SL 84 F FF 94 B SL 85 X SL 84 1-2 ① G3		C SI 93 B FF 95 S SI 93 F SI 94 F SI 94 X SL 84 1-2 5 WP 1 S 16 SF7 2-H 1B	F CU 75 X CU 75 0-1 ②③ G4-6-3 1-2f				4	1	1	1	0	0	2
1 Ozzie Albies, S (1, 4) OBP: 0.362, SLG: 0.484	S SI 96 X CH 89 0-1 2B		C FF 95 S FF 94 F SI 94 B SL 84 F SL 84 B FF 94 F SL 83 F FF 93 B SL 84 3-2 ② F SL 83 X SL 83 F8		1 SAFE B SI 93 B SI 93 F SI 94 S SI 94 1 SAFE B SI 95 B SI 95 4-2 22 1B 5 WP 1-2 BB		C CU 71 F FF 89 S CU 73 0-3 ① K			3	0	1	0	1	1	0
5 Freddie Freeman, L (1, 3) OBP: 0.416, SLG: 0.605	S SL 83 C SL 82 B FF 94 S SL 83 1-3 ② K		B FF 94 C CH 87 B SL 85 S SL 83 B SL 84 F SL 83 F CH 86 S SL 83 3-3 ③ K		B SL 85 1-0 22 1B 1-2 2-3 IBB		S FF 89 B CH 83 B CU 73 X CU 71 2-1 22 CS 1B			3	0	1	0	1	2	1
27 Matt Kemp, R (1, 7) OBP: 0.320, SLG: 0.468 16 Lane Adams, R (5, 7) OBP: 0.388, SLG: 0.507	C SI 94 D SL 84 F SI 94 F SI 94 D SL 85 B SL 80 F CH 90 F SL 84 S CH 89 3-3 ③ K			S SL 82 S CH 87 B CH 87 S CH 87 1-3 ① K	S SI 94 X SI 94 0-1 ② SF7 3-H		C FF 90 T CU 73 S CU 72 0-3 ② K			2 1	0 0	0 1	0 1	0 0	2 1	1 1
22 Nick Markakis, L (1, 9) OBP: 0.362, SLG: 0.396		C SL 84 B FF 94 B SI 94 F SL 85 X CH 88 2-2 7 FC5-4 1B		B SI 95 B CH 88 C CH 87 F CH 88 B FF 93 S CH 84 3-3 ② K	C SL 83 B CH 87 C SI 94 B FF 94 B SI 94 X CH 85 3-2 1-2 2-3 1B		B FF 89 C FF 90 D CU 74 S CU 71 F FF 90 1 SAFE 2-2 ③ CS 1-2	B SL 79 B SL 83 C FF 92 C FF 92 X FF 92 2-2 ① G6-3		4	0	2	0	0	1	0
7 Dansby Swanson, R (1, 6) OBP: 0.320, SLG: 0.336		X SI 94 0-0 ① FC5-4 14 1B 20 G5-3 1-2f	C SI 94 B SI 94 C SL 82 X SL 81 1-2 1B	C SI 94 B SI 94 C SL 82 X SL 81 1-2 1B	S SL 84 S SL 84 X SL 83 0-2 ③ F8			B FF 92 X FF 92 1-0 ② F8		4	1	1	0	0	0	4
14 Rio Ruiz, L (1, 5) OBP: 0.284, SLG: 0.322		B SI 96 C FF 93 X FF 95 1-1 20 G5-3 1-3 1B	B FF 94 T SI 94 B CH 88 1 SAFE X SL 84 2-1 ③ G3		B SI 89 F SI 88 T SI 89 X SI 92 1-2 20 FC6-4 1B			B FF 92 C CH 84 S FF 93 X FF 94 1-2 ③ F9		4	0	2	0	0	0	1
20 David Freitas, R (1, 2) OBP: 0.267, SLG: 0.400		C SL 84 F SI 94 B SI 94 F SL 84 B SI 93 1 SAFE B FF 94 X CH 88 3-2 ② G5-3 1-2 3-H			B FF 93 S FF 94 X FF 94 1-1 11 1B 2B	C SL 84 X SL 82 0-1 ① FC6-4 8 1B 1-2f				3	1	1	1	0	0	2
51 Sean Newcomb, L (1, 1) OBP: 0.077, SLG: 0.040 63 Dan Winkler, R (6, 1) 8 Jace Peterson, L (6, PH) OBP: 0.296, SLG: 0.291 52 José Ramírez, R (7, 1) 39 Sam Freeman, R (8, 1) 38 Arodys Vizcaíno, R (9, 1)		X SI 95 0-0 ③ G5-3			L SI 93 L FF 93 D SL 86 F SL 83 B SI 94 F SI 94 F FF 95 S SL 83 2-3 ① K	S SL 84 B SL 82 C SI 91 D SL 83 X SI 92 2-2 11 G4-6-3 1-2 1B				2 0 1 0 0 0	0 0 0 0 0 0	0 0 1 0 0 0	0 0 0 0 0 0	1 0 0 0 0 0	2 0 0 0 0 0	0 0 0 0 0 0
Inning Stats	R: 0 E: 0 K: 2 S: 14 H: 1 LOB: 1 BB: 0 P: 18	R: 1 E: 0 K: 0 S: 11 H: 2 LOB: 1 BB: 0 P: 17	R: 0 E: 0 K: 1 S: 16 H: 0 LOB: 0 BB: 0 P: 23	R: 0 E: 0 K: 2 S: 11 H: 1 LOB: 1 BB: 0 P: 18	R: 2 E: 0 K: 1 S: 23 H: 3 LOB: 3 BB: 2 P: 35	R: 0 E: 0 K: 2 S: 10 H: 2 LOB: 1 BB: 0 P: 13	R: 0 E: 0 K: 2 S: 11 H: 1 LOB: 0 BB: 0 P: 15	R: 0 E: 0 K: 0 S: 7 H: 0 LOB: 0 BB: 0 P: 11		1B: 8 2B: 2 3B: 0 HR: 0 SF: 1 SAC: 0 DP: 1 HBP: 0					

	AB	31
	R	3
	H	10
	RBI	3
	BB	2
	SO	8
	LOB	14

WP: 1 PA: 35
PB: 0
SB: 1
CS: 1

PITCHER		IP	WLS	BF	H	R	ER	SO	BB	IBB	HBP	BLK	WP	HR	S	P	ERA	WHIP
50 Rafael Montero, R ERA: 5.08	(1, 1)	4.2	L	23	7	3	3	6	1	1	0	0	1	0	72	108	5.79	1.714
46 Chasen Bradford, R ERA: 4.45	(5, 1)	0.2		4	2	0	0	0	0	0	0	0	0	0	11	14	0.00	3.000
29 Tommy Milone, L ERA: 7.42	(6, 1)	0.2		1	0	0	0	0	0	0	0	0	0	0	2	2	0.00	0.000
39 Jerry Blevins, L ERA: 3.18	(7, 1)	1.0		3	1	0	0	2	0	0	0	0	0	0	11	15	0.00	1.000
51 Paul Sewald, R ERA: 4.48	(8, 1)	1.0		3	0	0	0	0	0	0	0	0	0	0	7	11	0.00	0.000

PITCHER	IP	WLS	BF	H	R	ER	SO	BB	IBB	HBP	BLK	WP	HR	S	P	ERA	WHIP

Batter	1	2	3	4	5	6	7	8	9	AB	R	H	RBI	BB	SO	LOB
11 Norichika Aoki, L (1, 9) OBP: 0.322, SLG: 0.396	B FF 81 B FF 81 C FF 81 F FF 82 B KN 78 X FF 83 3-2 ① L7		B KN 75 X FF 83 1-0 9 2B 2B	C KN 79 X KN 72 0-1 ② F9 2-3			B SI 91 B SL 88 C SI 92 F CH 84 F SL 88 F SI 88 F SI 92 B CU 80 X SL 88 3-2 22 2B 2B		B FC 90 B FC 88 X FF 90 2-0 ② G6-3	5	2	2	0	0	0	1
9 Brandon Nimmo, L (1, 7) OBP: 0.399, SLG: 0.403	X FF 84 0-0 ② L9		D KN 78 C KN 78 X KN 70 1-1 13 2B 2B 2-H	B KN 77 F KN 73 B KN 80 X KN 72 2-1 ③ G3			C SI 94 B SL 87 B SI 94 F CH 85 B SI 92 B CH 86 4-2 22 2B BB		C FF 91 B CU 74 F CU 75 B CU 71 C FF 93 2-3 ③ K	4	2	1	1	1	1	1
13 Asdrúbal Cabrera, S (1, 5) OBP: 0.348, SLG: 0.432	C FF 85 X KN 74 0-1 ③ F8		B KN 78 B KN 77 X KN 75 2-0 2-H 2B		C KN 75 F KN 78 B KN 81 F KN 80 X KN 70 1-2 ① G3-1		C SI 92 C SL 88 B CU 81 B SI 94 C SI 93 2-3 ① K			4	0	1	1	0	1	2
22 Dominic Smith, L (1, 3) OBP: 0.282, SLG: 0.455		C KN 75 B EP 65 F KN 80 X KN 81 1-2 18 1B 12 1B 1B	X FF 84 0-0 ① F7		X KN 77 0-0 ② G6-3		C CU 79 X SI 93 0-1 1-H 2-H ② 2B			4	1	2	2	0	0	1
18 Travis d'Arnaud, R (1, 2) OBP: 0.286, SLG: 0.415		B KN 76 C FF 86 B KN 78 B KN 75 C FF 84 1 SAFE X FF 86 3-2 12 1B 2 1B 1-2 1B	B FF 83 D KN 72 F KN 72 B FF 84 B KN 71 4-1 1 G6-4-3 BB		F FF 85 B KN 79 X KN 80 1-1 ③ L3		X SL 88 0-0 ③ F7			3	1	1	0	1	0	0
1 Amed Rosario, R (1, 6) OBP: 0.293, SLG: 0.422		C KN 77 B KN 81 F KN 78 X FF 85 1-2 ① F3	X FF 83 0-0 ② ③ G6-4-3 1-2f			S SI 94 F SI 94 F SL 88 B CU 81 X FF 90 1-2 ① F7		C FC 86 C FC 86 F FF 93 S FC 88 0-3 ① K		4	0	0	0	0	1	4
12 Juan Lagares, R (1, 8) OBP: 0.299, SLG: 0.380		S KN 78 C KN 80 X KN 81 0-2 2 1B 48 CS 1-2 2-H 1B		B KN 78 B KN 76 C FF 85 F KN 75 B FF 84 B FF 83 4-2 2 2B BB		C SI 94 F FF 89 F SI 95 X SI 94 0-2 ② G6-3		C FC 86 T SI 95 B FF 95 F SI 94 B FC 89 B FC 89 S FC 89 3-3 ② K		3	1	1	1	1	1	0
2 Gavin Cecchini, R (1, 4) OBP: 0.262, SLG: 0.306		B KN 75 C KN 77 B KN 81 B KN 76 X FF 85 3-1 48 CS 1-3 2-H 1B		C FF 85 B KN 78 1 SAFE D KN 72 X FF 82 2-1 11 F9 1-H 2B		C SL 88 X CU 81 0-1 1B		B FC 89 C FC 88 X FC 90 1-1 ③ G1-3		4	0	3	2	0	0	0
48 Jacob deGrom, L (1, 1) OBP: 0.239, SLG: 0.275 27 Jeurys Familia, R (8, 1) 72 Phillip Evans, R (9, PH) OBP: 0.286, SLG: 0.429 44 AJ Ramos, R (9, 1)		F KN 80 1 SAFE C KN 81 X KN 81 0-2 ② ③ P5 1-2 3-H		F KN 80 X KN 80 0-1 ① G1-3		F SI 93 B CU 80 S SL 87 X CU 80 1-2 ③ G4-3			C FF 91 C CU 70 S CU 74 0-3 ① K	3 0 1 0	0 0 0 0	0 0 0 0	0 0 0 0	0 0 0 0	0 0 1 0	4 0 0 0
Inning Stats	R: 0 E: 0 K: 0 S: 6 H: 0 LOB: 0 BB: 0 P: 9	R: 2 E: 0 K: 0 S: 17 H: 4 LOB: 1 BB: 0 P: 25	R: 2 E: 0 K: 0 S: 7 H: 3 LOB: 1 BB: 1 P: 15	R: 1 E: 0 K: 0 S: 10 H: 1 LOB: 1 BB: 1 P: 18	R: 0 E: 0 K: 0 S: 7 H: 0 LOB: 0 BB: 0 P: 9	R: 0 E: 0 K: 0 S: 13 H: 1 LOB: 1 BB: 0 P: 15	R: 2 E: 0 K: 1 S: 14 H: 2 LOB: 0 BB: 1 P: 23	R: 0 E: 0 K: 2 S: 11 H: 0 LOB: 0 BB: 0 P: 15	R: 0 E: 0 K: 2 S: 7 H: 0 LOB: 0 BB: 0 P: 11	1B: 5 2B: 6 3B: 0 HR: 0 SF: 0 SAC: 0 DP: 1 HBP: 0						

PITCHER		IP	WLS	BF	H	R	ER	SO	BB	IBB	HBP	BLK	WP	HR	S	P	ERA	WHIP
19 R.A. Dickey, R ERA: 4.41	(1, 1)	5.0	L	23	8	5	5	0	2	0	0	0	0	0	47	76	9.00	2.000
50 Lucas Sims, R ERA: 5.52	(6, 1)	2.0		9	3	2	2	1	1	0	0	0	0	0	27	38	9.00	2.000
30 Jason Motte, R ERA: 3.89	(8, 1)	1.0		3	0	0	0	2	0	0	0	0	0	0	11	15	0.00	0.000
61 Max Fried, L ERA: 4.41	(9, 1)	1.0		3	0	0	0	2	0	0	0	0	0	0	7	11	0.00	0.000

PITCHER	IP	WLS	BF	H	R	ER	SO	BB	IBB	HBP	BLK	WP	HR	S	P	ERA	WHIP

TOP

New York Mets @ Atlanta Braves

SunTrust Park, Atlanta, GA

Sat Sep 16 2017, 7:13 PM - 9:57 PM EDT

Att. 37,846 - Partly Cloudy - 77 F

livebaseballscorecards.com

AB	35
R	7
H	11
RBI	7
BB	3
SO	5
LOB	13

BOTTOM

New York Mets @ Atlanta Braves

SunTrust Park, Atlanta, GA

Sat Sep 16 2017, 7:13 PM - 9:57 PM EDT

Att. 37,846 - Partly Cloudy - 77 F

livebaseballscorecards.com

Batter	1	2	3	4	5	6	7	8	9	AB	R	H	RBI	BB	SO	LOB
11 Ender Inciarte, L (1, 8) OBP: 0.350, SLG: 0.409	F SI 96 F SI 96 F FF 98 B SL 91 F SI 99 B FF 99 B FF 98 X CH 91 3-2 ① F9		B SI 96 X SL 91 1-0 ①② G6-3 1-2f			B SL 91 B CH 88 S FF 96 S FF 96 F FF 97 X SL 88 2-2 ① G1-3		X SI 94 0-0 1 FC5-4 1B	C CH 84 D CH 86 X SL 79 1-1 ③ G4-3	5	0	1	0	0	0	2
1 Ozzie Albies, S (1, 4) OBP: 0.359, SLG: 0.475	B CU 84 B SI 98 B SI 96 B SI 96 4-0 5 1B BB		C CU 85 B CH 89 B CH 89 C SL 92 F CH 90 F FF 98 X CU 84 2-2 ③ F7			B CH 89 F CH 88 B CH 88 B SL 91 F SL 91 S SI 96 3-3 ② K		X FS 93 0-0 ① FC5-4 5 FC4-6 1-2f		3	0	0	0	1	1	1
5 Freddie Freeman, L (1, 3) OBP: 0.417, SLG: 0.612	X SL 90 0-0 1-3 1B			F FF 98 X CH 90 0-1 ① G6-3		X CU 82 0-0 HR		X FF 95 0-0 ② FC4-6 1-2f		4	1	2	1	0	0	1
22 Nick Markakis, L (1, 9) OBP: 0.359, SLG: 0.393	C FF 97 F SI 97 F FF 98 C SL 92 0-3 ② K			F CU 83 X FF 96 0-1 ② L1		C SL 91 B FF 96 B CH 91 X SL 92 2-1 ③ G3		B SI 94 B FF 95 B SI 95 C SI 94 X SI 95 3-1 ③ G3		4	0	0	0	0	1	3
24 Kurt Suzuki, R (1, 2) OBP: 0.342, SLG: 0.498	F FF 98 F FF 98 X FF 98 0-2 ③ P6			B CU 84 F FF 97 F CH 90 S SL 92 1-3 ③ K			B FF 96 X CH 88 1-0 ① G5-3		C FF 93 B FF 93 B SL 79 B FF 90 C FF 91 F FF 90 F FF 90 B SL 78 4-2 8 1B 17 WP 16 1B BB	3	1	0	0	1	1	2
14 Rio Ruiz, L (1, 5) OBP: 0.283, SLG: 0.315		B FF 96 B CH 88 C SI 96 S CH 89 S CH 90 2-3 ① K			B SI 96 B CH 89 C SL 91 F FF 97 B CH 90 B SL 91 4-2 17 FC4-6 BB		C CU 83 S FF 96 B FF 96 X CH 90 1-2 ② G1-3		B CU 77 B SL 78 C FF 91 X SI 90 2-1 ① F7	3	0	0	0	1	1	1
17 Johan Camargo, S (1, 6) OBP: 0.336, SLG: 0.474		C CU 82 S CH 89 B FF 98 S FF 97 1-3 ② K			F SL 91 X SL 92 0-1 ① FC4-6 13 FC5-4 1-2f		X SI 96 0-0 8 1B 1B		C SL 79 B CH 85 S CH 83 D CH 85 X SL 79 2-2 ② P1 1-2	4	0	1	0	0	1	2
8 Jace Peterson, L (1, 7) OBP: 0.301, SLG: 0.296		C SL 92 C SL 92 X SI 98 0-2 ③ F7			C SI 96 C SI 96 B SL 92 F SI 96 B SL 90 C SL 91 2-3 ② K		X SI 95 0-0 1-2 1B		C SL 81 S SL 80 D SL 80 B SL 78 B CU 77 F SL 78 X SI 92 3-2 16 DI 16 1B 2-3 1B	4	1	2	0	0	1	1
19 R.A. Dickey, R (1, 1) OBP: 0.140, SLG: 0.140 13 Adonis Garcia, R (5, PH) OBP: 0.276, SLG: 0.342 50 Lucas Sims, R (6, 1) 18 Matt Adams, L (7, PH) OBP: 0.316, SLG: 0.529 30 Jason Motte, R (8, 1) 61 Max Fried, L (9, 1) 16 Lane Adams, R (9, PH) OBP: 0.395, SLG: 0.514			C SI 95 F FF 96 F CU 81 F SI 96 X CH 89 0-2 11 G6-3 1B		B FF 97 B CH 89 X SL 90 2-0 ③ FC5-4 1-2f		B SI 96 S SI 96 F CH 88 B SI 97 S SI 97 2-3 ③ K		B FF 93 D SL 79 C SL 78 X CU 77 2-1 1-H 3-H 1B	1 1 0 1 0 1	0 0 0 0 0 0	1 0 0 0 0 1	0 0 0 0 0 2	0 0 0 0 0 0	0 0 0 0 0 0	0 1 0 2 0 0
Inning Stats	R: 0 E: 0 K: 1 S: 13 H: 1 LOB: 2 BB: 1 P: 20	R: 0 E: 0 K: 2 S: 9 H: 0 LOB: 0 BB: 0 P: 12	R: 0 E: 0 K: 0 S: 11 H: 1 LOB: 0 BB: 0 P: 14	R: 0 E: 0 K: 1 S: 7 H: 0 LOB: 0 BB: 0 P: 8	R: 0 E: 0 K: 1 S: 9 H: 0 LOB: 1 BB: 1 P: 17	R: 1 E: 0 K: 1 S: 10 H: 1 LOB: 0 BB: 0 P: 17	R: 0 E: 0 K: 1 S: 9 H: 2 LOB: 2 BB: 0 P: 13	R: 0 E: 0 K: 0 S: 5 H: 1 LOB: 1 BB: 0 P: 8	R: 2 E: 0 K: 0 S: 17 H: 2 LOB: 1 BB: 1 P: 31	1B: 7 2B: 0 3B: 0 HR: 1	SF: 0 SAC: 0 DP: 1 HBP: 0						

	AB	34
	R	3
	H	8
	RBI	3
	BB	3
	SO	7
	LOB	16

		WP: 1	PA: 37
		PB: 0	
		SB: 0	
		CS: 0	

PITCHER		IP	WLS	BF	H	R	ER	SO	BB	IBB	HBP	BLK	WP	HR	S	P	ERA	WHIP
48 Jacob deGrom, R ERA: 3.55	(1, 1)	7.0	W	27	5	1	1	7	2	0	0	0	0	1	68	101	1.29	1.000
27 Jeurys Familia, R ERA: 5.12	(8, 1)	1.0		4	1	0	0	0	0	0	0	0	0	0	5	8	0.00	1.000
44 AJ Ramos, R ERA: 3.72	(9, 1)	1.0		6	2	2	2	0	1	0	0	0	1	0	17	31	18.00	3.000

PITCHER	IP	WLS	BF	H	R	ER	SO	BB	IBB	HBP	BLK	WP	HR	S	P	ERA	WHIP

Batter	1	2	3	4	5	6	7	8	9	AB	R	H	RBI	BB	SO	LOB
11 Norichika Aoki, L (1, 9) OBP: 0.329, SLG: 0.408	C FF 91 S FF 92 B SL 84 F SL 84 B FF 93 B FF 91 B FF 93 4-2 7 3B BB	C SI 91 C SL 83 B CU 66 X SL 84 1-2 3B		S CU 74 S CU 76 X CU 76 0-2 ③ 1-3 1B			F SI 95 X SI 96 0-1 ② ③ G4-3 1-2f		S FF 97 X FF 97 0-1 7 S 1B	4	1	3	0	1	0	1
7 José Reyes, S (1, 4) OBP: 0.312, SLG: 0.407	X SI 92 0-0 1 FC4-6 1-H 3B	C CU 76 B SI 85 B FF 94 F SL 84 S SI 93 2-3 ③ K			S CH 82 B FF 91 C SL 81 F SL 82 B CH 83 F CU 78 S SI 92 2-3 ① K			X FF 95 0-0 ① L8	1 SAFE B FF 96 S CH 88 1 SAFE C CH 88 B FF 96 B FF 96 B FF 96 4-2 1-2 BB	4	1	1	1	1	2	1
9 Brandon Nimmo, L (1, 7) OBP: 0.399, SLG: 0.394	C CU 77 B FF 93 D CU 77 F CH 85 B FF 93 B SI 93 4-2 1 FC4-6 22 BB BB	C FF 91 C FF 92 B FF 92 B FF 94 B SL 83 F SI 93 F FF 93 B FF 92 4-2 BB	F FF 92 F FF 92 C SI 91 0-3 ② K			B FF 96 C FC 89 S FF 96 F FC 89 B FF 96 F FF 97 C FC 89 2-3 ② K	D FF 94 F FF 95 F SL 89 S SL 90 1-3 ③ K	3	0	0	0	2	3	2
26 Kevin Plawecki, R (1, 2) OBP: 0.318, SLG: 0.377	F SI 93 1 SAFE B FF 93 S SL 84 C FF 94 1-3 ① K	1 SAFE C SL 83 B SI 92 X FF 92 1-1 ① F9	B SL 85 C SL 84 F SI 94 X SI 94 1-2 ③ F8			C FC 88 B FF 96 B FF 96 S FC 90 F FC 96 S FC 90 2-3 ③ K		4	0	0	0	0	2	3
22 Dominic Smith, L (1, 3) OBP: 0.281, SLG: 0.444	1 SAFE B CU 78 B CH 84 B SI 92 S SI 92 B SI 93 4-1 1 FC4-6 1-2 BB	C FF 92 C SI 92 F SI 92 1 SAFE B FF 93 D SL 84 S SL 84 2-3 ② K		B SI 81 X SI 91 1-0 ① G4-3				F FC 90 B FC 87 C FC 90 S FF 97 1-3 ① K	3	0	0	0	1	2	1
1 Amed Rosario, R (1, 6) OBP: 0.292, SLG: 0.417	F SL 84 X SI 93 0-1 ② FC4-6 1-2f 2-3 3-H	B SI 93 C SI 92 F FF 92 S SI 92 1-3 ③ K		S FF 94 F FF 93 S SL 84 0-3 ② K				B SL 87 F FF 96 S SL 88 X SL 89 1-2 12 S 72 2B 1B	4	1	1	1	0	2	3
12 Juan Lagares, R (1, 8) OBP: 0.294, SLG: 0.373	B SI 92 C SI 92 X SI 92 1-1 ③ F9		B SL 79 C SL 81 X SI 90 1-1 ① B2		F SI 93 X SL 84 0-1 ③ L1			F FF 97 C FF 97 D SL 90 B SL 89 S SL 90 2-3 ② K 1-2	4	0	0	0	0	1	3
72 Phillip Evans, R (1, 5) OBP: 0.273, SLG: 0.455		X SI 91 0-0 ① L8		S SL 82 C FF 90 F FF 91 B SL 81 B SI 92 F SI 91 X SI 92 2-2 ② P5			X FF 94 0-0 ① G5-3		F SL 88 X SL 88 0-1 13 HR 2-H 2B	4	1	1	1	0	0	0
65 Robert Gsellman, R (1, 1) OBP: 0.256, SLG: 0.152 39 Jerry Blevins, L (8, 1) 13 Asdrúbal Cabrera, S (9, PH) OBP: 0.350, SLG: 0.440 44 AJ Ramos, R (9, 1)		B SI 90 C FF 90 C SI 92 B FF 92 X CH 79 2-2 ② G4-3		C FF 89 C FF 90 F SI 91 X FF 90 0-2 E4 11 1B			C FF 94 C FF 94 B FF 94 B SI 94 B FF 94 B FF 94 4-2 11 G4-3 BB		C FF 97 X FF 97 0-1 2-H HR	2 0 1	0 0 1	0 0 1	0 0 2	1 0 0	0 0 0	0 0 0
Inning Stats	R: 2 E: 0 K: 1 S: 14 H: 1 LOB: 2 BB: 3 P: 28	R: 0 E: 0 K: 1 S: 10 H: 1 LOB: 1 BB: 0 P: 15	R: 0 E: 0 K: 2 S: 13 H: 0 LOB: 1 BB: 1 P: 21	R: 0 E: 1 K: 0 S: 14 H: 1 LOB: 2 BB: 0 P: 17	R: 0 E: 0 K: 2 S: 11 H: 0 LOB: 0 BB: 0 P: 14	R: 0 E: 0 K: 1 S: 6 H: 0 LOB: 0 BB: 0 P: 7	R: 0 E: 0 K: 0 S: 5 H: 0 LOB: 0 BB: 1 P: 9	R: 0 E: 0 K: 2 S: 10 H: 0 LOB: 0 BB: 0 P: 14	R: 3 E: 0 K: 3 S: 20 H: 4 LOB: 2 BB: 1 P: 29	1B: 3 2B: 1 3B: 2 HR: 1 SF: 0 SAC: 0 DP: 1 HBP: 0						

PITCHER		IP	WLS	BF	H	R	ER	SO	BB	IBB	HBP	BLK	WP	HR	S	P	ERA	WHIP
49 Julio Teheran, R ERA: 4.52	(1, 1)	6.0	L	25	3	2	2	7	4	0	0	0	0	0	68	102	3.00	1.167
39 Sam Freeman, L ERA: 2.8	(7, 1)	1.0		3	0	0	0	0	1	0	0	0	0	0	5	9	0.00	1.000
67 A.J. Minter, L ERA: 2.7	(8, 1)	1.1		4	0	0	0	3	0	0	0	0	0	0	13	18	0.00	0.000
52 José Ramirez, R ERA: 2.66	(9, 1)	0.1		6	4	3	3	1	1	0	0	0	0	1	14	21	81.00	15.000
57 Rex Brothers, L ERA: 7.91	(9, 1)	0.1		1	0	0	0	1	0	0	0	0	0	0	3	4	0.00	0.000

PITCHER | IP | WLS | BF | H | R | ER | SO | BB | IBB | HBP | BLK | WP | HR | S | P | ERA | WHIP

TOP

New York Mets @ Atlanta Braves

SunTrust Park, Atlanta, GA

Sun Sep 17 2017, 1:39 PM - 4:36 PM EDT

Att. 32,785 - Partly Cloudy - 83 F

livebaseballscorecards.com

AB	33
R	5
H	7
RBI	5
BB	6
SO	12
LOB	14

1B: 3	SF: 0	WP: 0	PA: 39
2B: 1	SAC: 0	PB: 0	
3B: 2	DP: 1	SB: 2	
HR: 1	HBP: 0	CS: 0	

BOTTOM

New York Mets @ Atlanta Braves

SunTrust Park, Atlanta, GA

Sun Sep 17 2017, 1:39 PM - 4:36 PM EDT

Att. 32,785 - Partly Cloudy - 83 F

livebaseballscorecards.com

Batter	1	2	3	4	5	6	7	8	9	AB	R	H	RBI	BB	SO	LOB
11 Ender Inciarte, L (1, 8) OBP: 0.350, SLG: 0.408	C SI 90 X SL 89 0-1 ① B5-3		B CU 78 C SI 91 B CH 84 B SI 92 X FF 91 3-1 1B			C CH 82 L CH 89 X CU 79 0-2 ① G6-3		B CU 71 F CU 70 F FF 89 B FF 87 B FF 89 C FF 88 3-3 ② K		4	0	1	0	0	1	0
1 Ozzie Albies, S (1, 4) OBP: 0.357, SLG: 0.466	C SI 91 S FF 92 F SL 89 B SL 90 F SI 92 C SI 92 1-3 ② K		B SL 91 1 SAFE X SI 91 1-0 ③ F8			F CU 78 X SL 90 0-1 ② P5		F FF 89 B CU 71 B CU 70 C CU 70 B CU 70 B FF 89 4-2 BB		3	0	0	0	1	1	1
5 Freddie Freeman, L (1, 3) OBP: 0.415, SLG: 0.611	B SL 90 S SI 92 B FF 93 F SL 88 B SI 93 X SL 89 3-2 2B			S SI 90 X SI 91 0-1 ① L8		F SL 87 B FF 90 F CH 83 F SL 89 F FF 91 S SI 91 1-3 ③ K		B CU 70 X FF 87 1-0 ③ G3		4	0	1	0	0	1	1
22 Nick Markakis, L (1, 9) OBP: 0.357, SLG: 0.390	C SI 92 F SI 92 X SI 93 0-2 ③ G4-3			C SL 86 B SI 92 X CH 84 1-1 ② G3			B CH 88 C SL 89 B CH 90 X CH 83 2-1 ① F7		C SI 90 B SL 78 S FF 90 B FF 90 C SL 79 2-3 ① K	4	0	0	0	0	1	1
17 Johan Camargo, S (1, 5) OBP: 0.339, SLG: 0.474		C SI 90 B FF 91 B SL 88 X SI 92 2-1 ① G3		B SI 90 B CH 84 X SI 91 2-0 1B			B FF 90 F CH 82 B SL 87 F CH 82 B FF 91 X CH 84 3-2 E6 7 E 8 G4-3		C SL 79 X SI 90 0-1 18 D 1B	4	1	2	0	0	0	0
7 Dansby Swanson, R (1, 6) OBP: 0.317, SLG: 0.333		C SL 88 F SI 91 F SI 91 C SI 91 0-3 ② K		B SI 90 C SL 87 B SL 88 B SI 90 F CH 89 X SL 89 3-2 ③ L7			S SL 84 S SL 86 X SL 88 0-2 E6 8 G4-3 1-3		B SL 79 C SL 78 C SI 90 D SL 80 F SI 90 B CH 82 X CH 89 3-2 ② L8	4	0	0	0	0	1	3
8 Jace Peterson, L (1, 7) OBP: 0.296, SLG: 0.291 67 A.J. Minter, L (8, 1) 52 José Ramirez, R (9, 1) 57 Rex Brothers, L (9, 1) 18 Matt Adams, L (9, PH) OBP: 0.318, SLG: 0.529 2 Micah Johnson, L (9, PR)	C SI 91 X CH 84 0-1 ③ G4-3				C SL 84 C CH 88 B SL 88 X CH 84 1-2 ① G3		F CH 81 C SI 91 X SI 92 0-2 ② G4-3 1-2 3-H		B CH 83 B SL 80 B SL 78 C SI 91 B CH 82 4-1 1-2 BB	3 0 0 0 0 0	0 0 0 0 0 0	0 0 0 0 0 0	1 0 0 0 1 0	0 0 0 0 0 0	0 0 0 0 0 0	1 0 0 0 0 0
20 David Freitas, R (1, 2) OBP: 0.235, SLG: 0.353 24 Kurt Suzuki, R (7, PH) OBP: 0.339, SLG: 0.494 (8, 2)			S CH 88 B CH 89 C CU 78 F CU 79 B SI 91 F SI 91 F CH 84 B SI 91 F SI 92 3-2 ① L5 X SI 92		B CU 79 B SI 90 F SI 90 F CH 83 X SI 90 2-2 ② G6-3		S SI 90 F SI 90 B FF 92 F SL 90 X SI 91 1-2 ③ P3		S SL 78 B SL 80 F SI 90 X SL 80 1-2 ③ G1-3	2 2	0 0	0 0	0 0	0 0	0 0	0 3
49 Julio Teheran, R (1, 1) OBP: 0.182, SLG: 0.154 39 Sam Freeman, R (7, 1) 16 Lane Adams, R (8, 7) OBP: 0.390, SLG: 0.507			B SI 90 X SI 92 1-0 ② G6-3		C SI 90 B SL 86 X SI 90 1-1 ③ G5-3			C CU 70 B FF 88 B CU 70 C FF 88 S CU 70 2-3 ① K		2 0 1	0 0 0	0 0 0	0 0 0	0 0 0	0 0 1	0 0 0
Inning Stats	R: 0 E: 0 K: 1 S: 13 H: 1 LOB: 1 BB: 0 P: 17	R: 0 E: 0 K: 1 S: 8 H: 0 LOB: 0 BB: 0 P: 10	R: 0 E: 0 K: 0 S: 11 H: 1 LOB: 1 BB: 0 P: 19	R: 0 E: 0 K: 0 S: 8 H: 1 LOB: 1 BB: 0 P: 14	R: 0 E: 0 K: 0 S: 8 H: 0 LOB: 0 BB: 0 P: 12	R: 0 E: 0 K: 1 S: 10 H: 0 LOB: 0 BB: 0 P: 11	R: 1 E: 2 K: 0 S: 15 H: 0 LOB: 1 BB: 0 P: 21	R: 0 E: 0 K: 2 S: 9 H: 0 LOB: 1 BB: 1 P: 19	R: 0 E: 0 K: 1 S: 13 H: 1 LOB: 2 BB: 1 P: 23	1B: 3 2B: 1 3B: 0 HR: 0	SF: 0 SAC: 0 DP: 0 HBP: 0					PA: 35

	AB	33
	R	1
	H	4
	RBI	1
	BB	2
	SO	6
	LOB	10

	WP: 0	PA: 35
	PB: 0	
	SB: 0	
	CS: 0	

PITCHER		IP	WLS	BF	H	R	ER	SO	BB	IBB	HBP	BLK	WP	HR	S	P	ERA	WHIP
65 Robert Gsellman, R ERA: 5.22	(1, 1)	7.0	W	26	3	1	0	3	0	0	0	0	0	0	73	104	0.00	0.429
39 Jerry Blevins, L ERA: 3.11	(8, 1)	1.0	H	4	0	0	0	2	1	0	0	0	0	0	9	19	0.00	1.000
44 AJ Ramos, R ERA: 3.65	(9, 1)	1.0		5	1	0	0	1	1	0	0	0	0	0	13	23	0.00	2.000

PITCHER	IP	WLS	BF	H	R	ER	SO	BB	IBB	HBP	BLK	WP	HR	S	P	ERA	WHIP

Batter	1	2	3	4	5	6	7	8	9	AB	R	H	RBI	BB	SO	LOB
11 Norichika Aki, L (1, 9) OBP: 0.333, SLG: 0.412	B FF 89 F FF 91 F FF 91 X FF 92 1-2 18 S 7 BB 1B		B CH 84 F FF 92 F FF 92 B SL 86 B SL 84 X FF 92 3-2 ① L8		B CU 74 F FF 90 B CH 82 X FF 90 2-1 1B		X FF 91 0-0 1B		D FC 86 C FF 92 F FC 87 C SI 91 1-3 ① K	5	0	3	0	0	1	2
7 José Reyes, S (1, 6) OBP: 0.311, SLG: 0.404 15 Matt Reynolds, R (7, 6) OBP: 0.325, SLG: 0.294	B FF 92 B SL 84 1 SAFE 1 SAFE B FF 90 B FF 91 4-0 18 S 1-2 BB		D CU 76 C CH 84 F FF 92 F FF 92 T SL 84 1-2 ② K		B CH 81 C FF 89 B CH 85 S SL 84 B SL 84 X FF 91 3-2 ① L9		B SI 90 F FC 87 B FC 91 B SI 90 C FC 91 S FC 87 3-3 ② K		B FC 85 B SI 89 S FF 92 B FF 92 F FF 92 F FC 85 X SI 91 3-2 E5 28 G6-4-3 1-3 1B	3 1	0 0	0 1	0 0	1 0	2 0	3 0
13 Asdrúbal Cabrera, S (1, 5) OBP: 0.349, SLG: 0.437 35 Jacob Rhame, R (7, 1) 43 Jamie Callahan, R (8, 1) 28 Travis Taijeron, R (9, PH) OBP: 0.268, SLG: 0.306	C CH 83 B FF 92 F CH 83 F SL 86 T SL 85 1-2 ① K		B CH 84 S FF 90 B FF 91 B CH 84 C SL 84 F SL 85 B FF 92 4-2 1-2 BB		C SL 82 C FF 91 D CH 85 X FF 91 1-2 ② F7		B KC 78 B FC 87 S FC 87 X SI 91 2-1 ③ G1-3		D FC 88 B SI 91 C SI 90 X FC 87 2-1 ② ③ G6-4-3 1-2f	3 0 0 1	0 0 0 0	0 0 0 0	0 0 0 0	1 0 0 0	1 0 0 0	4 0 0 2
22 Dominic Smith, L (1, 3) OBP: 0.273, SLG: 0.430	B FF 91 F FF 91 B SL 83 S CH 84 F FF 92 X SL 86 2-2 ② L8		D CH 85 B FF 90 S SL 84 S SL 84 X SL 85 2-2 ③ G4-3		F FF 91 B CU 74 F SL 84 F FF 92 F SL 84 B SL 85 S CH 84 2-3 ③ K			B FF 91 B FC 85 B SI 91 C FF 92 F FF 92 C SI 94 3-3 ① K		4	0	0	0	0	2	5
18 Travis d'Arnaud, R (1, 2) OBP: 0.286, SLG: 0.413 77 Tomás Nido, R (7, 2) OBP: 0.667, SLG: 0.667	B SL 85 B SL 86 F FF 92 S FF 92 B FF 93 F FF 92 S SL 85 3-3 ③ K 1-2 2-3			C FF 90 B CH 82 S FF 91 F FF 92 X SL 84 1-2 ① G6-3		B FF 94 F FF 95 F FF 95 B FF 95 F FF 94 F FF 94 B FF 94 4-2 9 1B BB		S FC 88 B FC 87 X FF 92 1-1 9 G3 1B	2 1	0 0	0 1	0 0	1 0	1 0	2 0
9 Brandon Nimmo, L (1, 7) OBP: 0.401, SLG: 0.392		C FF 90 B FF 90 B SL 85 S FF 92 T FF 92 2-2 ① K		B CU 73 C FF 92 B SL 82 B FF 92 B FF 90 4-1 12 FC6-4 BB		B FF 95 C SI 96 X FF 96 1-1 2 G5-4-3 1-2 1B		B FF 91 X FC 88 1-0 ② G3 1-2	3	0	1	0	1	1	1
12 Juan Lagares, R (1, 8) OBP: 0.293, SLG: 0.367		F FF 92 B SL 85 B SL 84 S SL 84 S SL 86 2-3 ② K		X SL 84 0-0 ② FC6-4 2 S 2 1B 1-2f		B SI 96 S SL 87 C SL 88 D SL 88 F FF 96 S SL 88 2-3 ① K		B FC 86 C FF 92 B FC 88 F FF 91 B SI 92 D FC 85 4-2 BB	3	1	0	0	1	2	3
2 Gavin Cecchini, R (1, 4) OBP: 0.261, SLG: 0.303		C SL 84 B FF 92 F FF 92 S CH 84 1-3 ③ K		F SL 84 1 SAFE B SL 83 F SL 84 X FF 92 1-2 1-H 1B		B SI 94 C SL 88 X SL 86 1-1 ② ③ G5-4-3 1-2f		F FC 91 X SI 89 0-1 ③ P3	4	0	1	1	0	1	4
33 Matt Harvey, R (1, 1) OBP: 0.094, SLG: 0.065 29 Tommy Milone, L (5, 1) OBP: 0.273, SLG: 0.111 47 Hansel Robles, R (5, 1) 62 Erik Goeddel, R (5, 1) 64 Chris Flexen, R (6, 1) OBP: 0.167, SLG: 0.250 72 Phillip Evans, R (7, PH) OBP: 0.308, SLG: 0.462 (7, 5)			B FF 89 B FF 89 B FF 89 C FF 90 F FF 90 F FF 91 B FF 91 4-2 13 BB BB	S FF 90 B FF 90 S SL 83 S SL 85 1-3 ③ K			C FF 92 B FC 86 F FF 91 B FC 84 B SI 93 S FC 87 3-3 ① K		B FF 91 S FC 85 B FF 91 B SI 90 X SI 91 3-1 15 E 15 1B 1B	1 0 0 0 0 2	0 0 0 0 0 0	0 0 0 0 0 1	0 0 0 0 0 0	1 0 0 0 0 1	1 0 0 0 0 0	1 0 0 0 0 0
Inning Stats	R: 0 E: 0 K: 2 S: 15 H: 1 LOB: 2 BB: 1 P: 26	R: 0 E: 0 K: 3 S: 9 H: 0 LOB: 0 BB: 0 P: 14	R: 0 E: 0 K: 1 S: 16 H: 0 LOB: 2 BB: 2 P: 30	R: 1 E: 0 K: 1 S: 12 H: 1 LOB: 1 BB: 1 P: 19	R: 0 E: 0 K: 1 S: 13 H: 1 LOB: 1 BB: 0 P: 21	R: 0 E: 0 K: 1 S: 11 H: 1 LOB: 1 BB: 1 P: 19	R: 0 E: 0 K: 2 S: 9 H: 1 LOB: 1 BB: 0 P: 17	R: 0 E: 0 K: 1 S: 10 H: 1 LOB: 2 BB: 1 P: 19	R: 0 E: 1 K: 1 S: 11 H: 2 LOB: 1 BB: 0 P: 20	1B: 8 2B: 0 3B: 0 HR: 0	SF: 0 SAC: 0 DP: 2 HBP: 0						

PITCHER		IP	WLS	BF	H	R	ER	SO	BB	IBB	HBP	BLK	WP	HR	S	P	ERA	WHIP
58 Dan Straily, R ERA: 4.17	(1, 1)	5.0	W	22	3	1	1	8	4	0	0	0	0	0	65	110	1.80	1.400
22 Dustin McGowan, R ERA: 4.42	(6, 1)	1.0		4	1	0	0	1	1	0	0	0	0	0	11	19	0.00	2.000
45 Vance Worley, R ERA: 7.07	(7, 1)	3.0	S	13	4	0	0	4	1	0	0	0	0	0	30	56	0.00	1.667

PITCHER	IP	WLS	BF	H	R	ER	SO	BB	IBB	HBP	BLK	WP	HR	S	P	ERA	WHIP

TOP

New York Mets @ Miami Marlins

Marlins Park, Miami, FL

Mon Sep 18 2017, 7:12 PM - 10:33 PM EDT

Att. 16,385 - Roof Closed - 82 F

livebaseballscorecards.com

AB	33
R	1
H	8
RBI	1
BB	6
SO	13
LOB	27

WP	0
PB	0
SB	3
CS	0
PA	39

New York Mets @ Miami Marlins

Marlins Park, Miami, FL

Mon Sep 18 2017, 7:12 PM - 10:33 PM EDT

Att. 16,385 - Roof Closed - 82 F

BOTTOM

livebaseballscorecards.com

Batter	1	2	3	4	5	6	7	8	9	AB	R	H	RBI	BB	SO	LOB
9 Dee Strange-Gordon, L (1, 4) OBP: 0.344, SLG: 0.373	B FF 94 X FF 94 1-0 ① F8	X SI 94 0-0 1-2 1B		X FF 94 0-0 18 S 27 HR 1B	F SL 80 F SL 80 X FF 90 0-2 2-H 3-H 27 1B 3B	F FC 86 X FF 94 0-1 18 G3-1 1B		X FF 97 0-0 ② G6-3		6	2	4	2	0	0	0
18 Tomás Telis, S (1, 2) OBP: 0.257, SLG: 0.316	B FF 95 C FF 95 B SL 91 B FF 95 X FF 95 3-1 41 1B 13 1B 1B	B CH 87 B FF 93 C SL 90 F SI 94 X SI 95 2-2 ③ F7		1 SAFE B FF 93 1 SAFE B FF 94 S SL 88 F SL 90 H FF 94 3-2 1-2 27 HR HBP	B CU 76 B CU 76 B CH 82 B FF 89 4-0 27 1B 13 1B BB	C FF 94 X FF 94 0-1 ② G3-1 1-2		B FS 89 F FF 97 B FF 97 X FF 96 2-1 E6		4	3	1	0	1	0	3
27 Giancarlo Stanton, R (1, 9) OBP: 0.374, SLG: 0.632	C SL 89 F SL 89 F FF 96 B FF 96 D SL 90 S FF 96 2-3 ② K		B B FF 93 B FF 95 B FF 95 4-0 41 2B 55 WP BB	B FF 94 X SL 90 1-0 1-H 2-H HR	X FF 96 0-0 41 FC3-6 13 1B 1-3 3-H 55 3B 1B	C FF 95 B SI 93 S FC 87 D FC 89 C FF 95 2-3 ③ K		B SL 91 S SL 91 X FF 97 1-1 ③ L7		5	3	2	4	1	2	3
13 Marcell Ozuna, R (1, 7) OBP: 0.367, SLG: 0.539	C FF 96 B SL 92 X SL 91 1-1 41 1B 1-2 1B		X SI 94 0-0 ① F9	B FF 94 C FF 94 X FF 94 1-1 55 G4-6-3 1B	F FF 94 X SI 96 0-1 41 FC3-6 1-2 3-H 1B		F FF 98 X SL 88 0-1 HR			5	1	4	2	0	0	1
41 Justin Bour, L (1, 3) OBP: 0.371, SLG: 0.539 22 Dustin McGowan, R (6, 1) 45 Vance Worley, R (7, 1) OBP: 0.190, SLG: 0.190	X FF 95 0-0 1-3 2-H 1B		C CU 82 B SI 95 X SL 90 1-1 12 1B 1-3 2B	X FF 94 0-0 ① F8	C FF 94 S FF 95 F FF 96 F SL 86 X FF 96 0-2 ② FC3-6 1-2f 2-3 55 3B		X SI 94 0-0 ① G1-3			4 0 1	1 0 0	2 0 0	1 0 0	0 0 0	0 0 0	3 0 0
55 Brian Anderson, R (1, 5) OBP: 0.339, SLG: 0.358	D SL 90 X SL 89 1-0 ③ G2-3		F SL 90 F SL 92 F FF 95 B CU 82 B FF 95 F SL 91 X FF 94 2-2 ② G5-3 3-H	C SI 94 X SL 90 0-1 ② ③ G4-6-3 1-2f	D FF 95 X SL 86 1-0 1-H 3-H 51 1B 3B		F FF 96 B FF 97 C FF 94 B FF 96 B FS 81 D FF 94 4-2 BB			4	1	1	2	1	0	4
51 Ichiro Suzuki, L (1, 8) OBP: 0.332, SLG: 0.348		C FF 95 B FF 95 F SL 89 X SL 89 1-2 ① G6-3	0-0 12 1B IBB	C SI 93 B FF 94 X CU 88 1-1 21 G1-3 9 3B 1B C FF 95 F SL 86 F FF 96 B FF 96 B CH 86 X FF 94 3-2 12 FC6-4 3-H 1B 1 FF 94 B SL 90 F SL 86 X SL 89 2-2 21 G1-3 9 3B 1-2 1B X SL 77 3-2 FC6-4 1-2f ③		D FF 95 B FF 95 X FF 95 2-0 ② P6				4	1	2	1	1	0	1
12 Mike Aviles, R (1, 6) OBP: 0.318, SLG: 0.312		B SL 89 B SL 90 X FF 95 2-0 ② P6	X SL 91 0-0 1-2 2-3 1B				C FF 96 C SL 88 D SL 90 S FF 97 1-3 ③ K			5	1	2	0	0	1	2
58 Dan Straily, R (1, 1) OBP: 0.074, SLG: 0.057 21 Christian Yelich, L (5, PH) OBP: 0.369, SLG: 0.447 32 Derek Dietrich, L (6, 3) OBP: 0.323, SLG: 0.409		B FF 94 C SI 95 X SI 94 1-1 9 1B 1B	S FF 94 C FF 96 C SL 86 0-3 ③ K		B CU 75 F SL 79 S CH 81 X FF 90 1-2 ① G1-3 1-2 2-3	S SI 95 F SI 95 C SI 93 0-3 ① K		F FF 97 S FF 96 B FF 97 F SL 90 X FF 97 1-2 ① G3-1		2 1 2	0 0 0	1 0 0	0 0 0	0 0 0	1 0 1	3 2 0
Inning Stats	R: 1 E: 0 K: 1 S: 11 H: 3 LOB: 2 BB: 0 P: 19	R: 0 E: 0 K: 0 S: 10 H: 2 LOB: 2 BB: 0 P: 16	R: 1 E: 0 K: 1 S: 12 H: 2 LOB: 3 BB: 2 P: 19	R: 3 E: 0 K: 0 S: 9 H: 3 LOB: 0 BB: 0 P: 14	R: 7 E: 0 K: 0 S: 26 H: 7 LOB: 1 BB: 1 P: 38	R: 0 E: 0 K: 2 S: 10 H: 1 LOB: 1 BB: 0 P: 12	R: 1 E: 0 K: 1 S: 9 H: 1 LOB: 1 BB: 1 P: 16	R: 0 E: 1 K: 0 S: 9 H: 0 LOB: 1 BB: 0 P: 13		1B: 14 2B: 1 3B: 2 HR: 2 SF: 0 SAC: 0 DP: 1 HBP: 1					WP: 1 PB: 0 SB: 1 CS: 0 PA: 48	

	AB	43
	R	13
	H	19
	RBI	12
	BB	4
	SO	5
	LOB	22

PITCHER		IP	WLS	BF	H	R	ER	SO	BB	IBB	HBP	BLK	WP	HR	S	P	ERA	WHIP
33 Matt Harvey, R ERA: 6.59	(1, 1)	4.0	L	26	12	7	7	2	1	1	1	0	1	1	47	76	15.75	3.250
29 Tommy Milone, L ERA: 7.74	(5, 1)	0.1		3	1	0	0	0	1	0	0	0	0	0	6	11	0.00	6.000
47 Hansel Robles, R ERA: 5.12	(5, 1)	0.1		5	4	5	5	0	0	0	0	0	0	0	14	18	135.00	12.000
62 Erik Goeddel, R ERA: 3.9	(5, 1)	0.1		1	0	0	0	0	0	0	0	0	0	0	1	1	0.00	0.000
64 Chris Flexen, R ERA: 7.49	(6, 1)	1.0		4	1	0	0	2	0	0	0	0	0	0	10	12	0.00	1.000

PITCHER		IP	WLS	BF	H	R	ER	SO	BB	IBB	HBP	BLK	WP	HR	S	P	ERA	WHIP
35 Jacob Rhame, R ERA: 13.5	(7, 1)	1.0		5	1	1	1	1	1	0	0	0	0	1	9	16	9.00	2.000
43 Jamie Callahan, R ERA: 6.23	(8, 1)	1.0		4	0	0	0	0	0	0	0	0	0	0	9	13	0.00	0.000

Batter	1	2	3	4	5	6	7	8	9	10	AB	R	H	RBI	BB	SO	LOB
11 Norichika Aoki, L (1, 9) OBP: 0.331, SLG: 0.408	B FF 92 X FF 91 1-0 ① G3		F FF 93 B CH 81 T FC 86 B CH 81 X FC 86 2-2 7 1B 1B		C CU 74 B CH 82 X FF 92 1-1 ③ F7		X FF 99 0-0 ③ F9		C SL 88 B SL 90 F FF 93 F FF 93 X SL 88 1-2 ② G4-3 2-3		5	0	1	0	0	0	1
7 José Reyes, S (1, 6) OBP: 0.316, SLG: 0.415	C FF 92 B FF 93 X FF 93 1-1 HR		X FF 93 0-0 13 BB 1-3 1B			C CH 78 B FC 83 X FC 84 1-1 18 HR 1B		B CU 74 F FF 93 F FF 93 F FO 89 S FF 94 1-3 ① K	F FF 93 F FF 94 X CH 83 0-2 3-H 1B		5	2	4	2	0	1	0
13 Asdrúbal Cabrera, S (1, 5) OBP: 0.349, SLG: 0.435	B FF 94 F FC 86 F FC 87 F SI 93 B CH 80 S FC 86 2-3 ② K		B FC 87 F CH 81 B FF 94 D FC 87 B FC 86 4-1 1-2 BB			1 SAFE F FC 86 X SI 93 0-1 ① L8		B FF 94 X FO 88 1-0 9 BB 18 1B 1B	B FF 95 X FF 94 1-0 ③ F9		4	0	1	0	1	1	2
22 Dominic Smith, L (1, 3) OBP: 0.271, SLG: 0.421	X FF 93 0-0 ③ F7		X FC 87 0-0 ③ G3			C FF 93 F FF 92 B FF 93 X FC 85 1-2 ② L7		B CU 74 F FF 94 S FO 87 S FO 88 1-3 ② K		S SL 77 B SL 77 F FF 94 B FF 94 X SL 78 2-2 1B	5	0	1	0	0	1	5
18 Travis d'Arnaud, R (1, 2) OBP: 0.288, SLG: 0.422		B CU 74 S FC 83 X SI 93 1-1 ① G6-3		B SI 93 F SI 94 B CH 81 F FC 85 F FC 85 X SI 94 2-2 ① F9		X SI 93 0-0 1-H HR		X CU 77 0-0 9 BB 1-2 1B		X SL 77 0-0 ① F9	5	1	2	2	0	0	1
9 Brandon Nimmo, L (1, 7) OBP: 0.401, SLG: 0.388		B SI 94 F FC 87 B CH 81 F FC 88 F SI 92 X FF 94 2-2 ② G6-3		B CU 72 B FC 87 X FF 94 2-1 ② F7		X SI 94 0-0 1B		C FF 93 C FF 93 F FO 87 B FF 93 B FF 94 2 SAFE B FO 88 B FF 94 4-2 1-2 2-3 BB		C SL 77 C FF 94 D SL 78 F SL 78 B FF 94 S FF 95 2-3 ② K	4	0	1	0	1	1	1
12 Juan Lagares, R (1, 8) OBP: 0.287, SLG: 0.359		C SI 94 C FF 95 F FC 89 X FF 93 0-2 ③ G5-3		B CH 81 S FC 85 B CU 72 B SI 93 X SI 93 3-1 ③ G4-3		B FC 86 C FC 86 B FC 86 B FF 94 X FC 84 3-1 ③ F9		F FF 94 B FF 93 F FO 88 B FF 94 F FF 95 F FF 94 F FF 95 F CU 79 F FF 94 2-2 X FF 84 ③ L4		C SL 77 B SL 77 S SL 78 D SL 78 X FF 95 2-2 ③ G4-3	5	0	0	0	0	0	5
72 Phillip Evans, R (1, 4) OBP: 0.294, SLG: 0.412			C CU 74 X SI 92 0-1 ① G1-3		T FF 92 B FC 84 X FC 83 1-1 ① L9		B FF 98 X FF 98 1-0 ① L9		C FF 92 X FF 92 0-1 11 G4-3 15 SH1-4 7 1B 1B		4	1	1	0	0	0	0
67 Seth Lugo, R (1, 1) OBP: 0.158, SLG: 0.346 49 Josh Smoker, L (6, 1) 2 Gavin Cecchini, R (7, PH) OBP: 0.257, SLG: 0.299 27 Jeurys Familia, R (7, 1) 39 Jerry Blevins, L (8, 1) 15 Matt Reynolds, R (9, PH) OBP: 0.325, SLG: 0.294 44 AJ Ramos, R (9, 1) 51 Paul Sewald, R (9, 1)			S FF 93 S SI 95 B SI 94 S FC 85 1-3 ② K		X FF 92 0-0 ② G6-3		C SI 99 F CU 88 S FF 99 0-3 ② K		C SL 88 B FF 92 1 SAFE B FF 91 X FF 89 2-1 1-2 ① SH1-4		2 0 1 0 0 0 0 0 0	0 0 0 0 0 0 0 0 0	0 0 0 0 0 0 0 0 0	0 0 0 0 0 0 0 0 0	1 0 1 0 0 0 0 0 0	0 0 0 0 0 0 0 0 0	0 0 0 0 0 0 0 0 0
Inning Stats	R: 1 E: 0 K: 1 S: 8 H: 1 LOB: 0 BB: 0 P: 12	R: 0 E: 0 K: 0 S: 10 H: 0 LOB: 0 BB: 0 P: 13	R: 0 E: 0 K: 1 S: 11 H: 2 LOB: 3 BB: 1 P: 18	R: 0 E: 0 K: 0 S: 8 H: 0 LOB: 0 BB: 0 P: 15	R: 0 E: 0 K: 0 S: 5 H: 0 LOB: 0 BB: 0 P: 7	R: 2 E: 0 K: 0 S: 11 H: 3 LOB: 1 BB: 0 P: 16	R: 0 E: 0 K: 1 S: 5 H: 0 LOB: 0 BB: 0 P: 6	R: 0 E: 0 K: 2 S: 20 H: 2 LOB: 3 BB: 1 P: 29	R: 1 E: 0 K: 0 S: 12 H: 2 LOB: 1 BB: 0 P: 16	R: 0 E: 0 K: 1 S: 11 H: 1 LOB: 1 BB: 0 P: 17	1B: 9 2B: 0 3B: 0 HR: 2	SF: 0 SAC: 1 DP: 0 HBP: 0	WP: 0 PB: 0 SB: 0 CS: 0	PA: 43			

PITCHER		IP	WLS	BF	H	R	ER	SO	BB	IBB	HBP	BLK	WP	HR	S	P	ERA	WHIP
43 Odrisamer Despaigne, R ERA: 4.37	(1, 1)	6.0		25	6	3	3	2	1	0	0	0	0	2	53	81	4.50	1.167
49 Brian Ellington, R ERA: 6.35	(7, 1)	1.0		3	0	0	0	1	0	0	0	0	0	0	5	6	0.00	0.000
25 Junichi Tazawa, R ERA: 5.12	(8, 1)	1.0		6	2	0	0	2	1	0	0	0	0	0	20	29	0.00	3.000
40 Javy Guerra, R ERA: 4.11	(9, 1)	1.0		5	2	1	1	0	0	0	0	0	0	0	12	16	9.00	2.000
46 Kyle Barraclough, R ERA: 3.14	(10, 1)	1.0	W	4	1	0	0	1	0	0	0	0	0	0	11	17	0.00	1.000

PITCHER	IP	WLS	BF	H	R	ER	SO	BB	IBB	HBP	BLK	WP	HR	S	P	ERA	WHIP

TOP

New York Mets @ Miami Marlins

Marlins Park, Miami, FL

Tue Sep 19 2017, 7:12 PM - 10:34 PM EDT
Att. 16,405 - Roof Closed - 79 F

livebaseballscorecards.com

AB	40
R	4
H	11
RBI	4
BB	2
SO	6
LOB	15

Batter	1	2	3	4	5	6	7	8	9	10	AB	R	H	RBI	BB	SO	LOB
51 Ichiro Suzuki, L (1, 7) OBP: 0.328, SLG: 0.344	C FF 91 C FF 92 X FF 94 0-2 G6-3 ①		C FF 91 B FF 90 X FF 92 1-1 L8 ③			C FF 94 B SL 82 F FF 94 X SL 81 1-2 G4-3 ①		B CU 73 X CU 71 1-0 F9 ②	C SI 95 B SI 96 X SI 95 1-1 27 BB 1-2 2-H 1B		5	0	1	1	0	0	0
27 Giancarlo Stanton, R (1, 9) OBP: 0.378, SLG: 0.631	C FF 93 B FF 91 B SI 94 B CH 87 S FF 94 B FF 96 4-2 21 G3-6-1 BB			B FF 91 C SI 92 B CU 78 F FF 94 S SI 93 2-3 K ①		S FS 82 S FS 84 B FS 82 F FF 95 B FF 96 F FS 82 B FS 84 D FS 84 4-2 41 WP BB		B CU 72 B CU 73 B FF 90 B CU 72 4-0 BB	B SI 95 B SL 82 B SL 81 B SL 80 4-0 1-2 2-3 BB		1	0	0	0	4	1	0
21 Christian Yelich, L (1, 8) OBP: 0.367, SLG: 0.450	B CU 74 C FF 92 C SI 92 B FF 94 X CH 84 2-2 G3-6-1 ② 1-2f ③			C CU 75 B SI 93 B FF 92 X CH 86 2-1 HR		B SL 82 S SL 82 B SL 83 B FF 96 F FF 96 X FF 96 3-2 L7 ②		C FF 90 B FF 90 X CU 72 1-1 G1-3 ③	B FF 90 C SL 82 C SL 84 F FF 92 B SL 85 D SL 84 T SL 83 3-2 K ③		5	1	1	1	0	1	6
41 Justin Bour, L (1, 3) OBP: 0.372, SLG: 0.546		B FF 90 C SI 92 B FC 89 X SI 90 2-1 11 G6-4-3 1B		B SI 89 C SL 87 S CU 78 F CU 71 F CU 80 B FF 91 S CH 86 2-3 K ②		B SL 83 S SL 84 F SL 84 D SL 84 S FF 97 2-3 K ③ 1-2			B SI 96 C SL 80 B SI 93 C SL 80 X SL 82 2-2 HR	B FF 91 C SL 84 F SL 85 F FF 93 F SL 84 B SL 84 B SL 86 F FF 94 X FF 94 3-2 F7 ①	5	1	2	1	0	2	1
11 J.T. Realmuto, R (1, 2) OBP: 0.328, SLG: 0.456		B FF 91 F FF 91 F FF 90 F FF 96 F CU 80 B FF 92 X SL 88 2-2 G6-4-3 ① 1-2f ②		C SL 86 B SL 89 X CH 87 1-1 2B			B SI 94 C SI 96 B SL 87 S SI 96 S FF 97 2-3 K ①		C SL 81 B SL 82 X FF 93 1-1 55 1B 17 1B 1B	C SL 84 B SL 87 X FF 94 1-1 HR	5	2	3	1	0	1	1
32 Derek Dietrich, L (1, 4) OBP: 0.322, SLG: 0.410		B FF 92 C FF 92 B CH 86 B SI 93 S CH 86 F CU 77 F SI 93 X CH 86 3-2 2B		B SI 91 F CH 85 F FF 92 B FF 92 S SL 90 2-3 K2-3 ③			S SI 96 F SI 97 X SI 97 0-2 G4-3 ②		C FF 93 B FF 91 F CH 85 F CH 85 F FC 90 C FF 93 1-3 K ①		4	0	1	0	0	2	2
55 Brian Anderson, R (1, 5) OBP: 0.349, SLG: 0.357		S CU 76 D CU 79 B FF 92 X FC 88 2-1 G6-3 ③			C CU 76 B CU 78 X FF 92 1-1 G5-3 ①		B SL 86 F FF 96 B SL 87 F SI 95 F SI 97 F FF 95 B SL 87 F SI 97 B FF 97 4-2 BB		B FF 94 C SL 80 B FF 91 X SL 79 2-1 17 1B 51 1B 1-3 1B		3	1	1	0	1	0	1
12 Mike Aviles, R (1, 6) OBP: 0.310, SLG: 0.304 13 Marcell Ozuna, R (7, PH) OBP: 0.367, SLG: 0.538 19 Miguel Rojas, R (8, 6) OBP: 0.337, SLG: 0.316 9 Dee Strange-Gordon, L (9, PH) OBP: 0.344, SLG: 0.372 (10, 6)			B SL 86 B SI 91 X SI 92 2-0 L8 ①		B CU 78 B CU 76 C SL 88 F SL 88 F FF 94 F SI 94 B CH 86 X SL 87 3-2 F8 ②		B FF 96 C SI 97 S SI 96 S SI 97 1-3 K ③		C SL 81 S SL 82 S SL 82 0-3 K ②		2 1 0 1	0 0 0 0	0 0 0 0	0 0 0 0	0 1 0 1	0 1 0 2	0 1 0 6
43 Odrisamer Despaigne, R (1, 1) OBP: 0.077, SLG: 0.077 49 Brian Ellington, R (7, 1) 25 Junichi Tazawa, R (8, 1) 18 Tomás Telis, S (8, PH) OBP: 0.255, SLG: 0.313 40 Javy Guerra, R (9, 1) 17 A.J. Ellis, R (9, PH) OBP: 0.288, SLG: 0.318 46 Kyle Barraclough, R (10, 1)			C FF 92 B CH 88 S FF 91 X SI 92 1-2 G1-3 ②		X FF 91 0-0 G6-3 ③			B CU 71 C FF 89 X FF 89 1-1 F9 ①	C SL 80 C SL 81 B FF 95 X SL 81 1-2 27 BB 51 1B 1-2 3-H 1B		2 0 0 1 0 1 0	0 0 0 0 0 0 0	0 0 0 0 0 0 0	0 0 0 0 0 0 0	0 0 0 0 0 0 0	0 0 0 0 0 0 0	0 0 0 0 0 0 0
Inning Stats	R: 0 E: 0 K: 0 S: 8 H: 0 LOB: 0 BB: 1 P: 14	R: 0 E: 0 K: 0 S: 14 H: 2 LOB: 1 BB: 0 P: 23	R: 0 E: 0 K: 0 S: 6 H: 0 LOB: 0 BB: 0 P: 10	R: 1 E: 0 K: 3 S: 15 H: 2 LOB: 1 BB: 0 P: 24	R: 0 E: 0 K: 0 S: 8 H: 0 LOB: 0 BB: 0 P: 12	R: 0 E: 0 K: 1 S: 13 H: 0 LOB: 1 BB: 1 P: 23	R: 0 E: 0 K: 2 S: 14 H: 0 LOB: 1 BB: 1 P: 21	R: 0 E: 0 K: 0 S: 5 H: 0 LOB: 1 BB: 1 P: 12	R: 3 E: 0 K: 3 S: 24 H: 5 LOB: 3 BB: 1 P: 39	R: 1 E: 0 K: 0 S: 8 H: 1 LOB: 0 BB: 0 P: 12	1B: 5 2B: 2 3B: 0 HR: 3	SF: 0 SAC: 0 DP: 2 HBP: 0	WP: 1 PB: 0 SB: 0 CS: 0	PA: 41			

PITCHER		IP	WLS	BF	H	R	ER	SO	BB	IBB	HBP	BLK	WP	HR	S	P	ERA	WHIP
67 Seth Lugo, R ERA: 5.03	(1, 1)	5.0		18	4	1	1	3	1	0	0	0	0	1	51	83	1.80	1.000
49 Josh Smoker, L ERA: 5.43	(6, 1)	1.0	H	4	0	0	0	1	1	0	0	0	1	0	13	23	0.00	1.000
27 Jeurys Familia, R ERA: 4.87	(7, 1)	1.0	H	4	0	0	0	2	1	0	0	0	0	0	14	21	0.00	1.000
39 Jerry Blevins, L ERA: 3.04	(8, 1)	1.0	H	4	0	0	0	0	1	0	0	0	0	0	5	12	0.00	1.000
44 AJ Ramos, R ERA: 4.08	(9, 1)	0.2	B	8	5	3	3	2	1	0	0	0	0	1	20	32	40.50	9.000

PITCHER		IP	WLS	BF	H	R	ER	SO	BB	IBB	HBP	BLK	WP	HR	S	P	ERA	WHIP
51 Paul Sewald, R ERA: 4.57	(9, 1)	0.2	L	3	1	1	1	1	0	0	0	0	0	1	12	19	13.50	1.500

BOTTOM

New York Mets @ Miami Marlins

Marlins Park, Miami, FL

Tue Sep 19 2017, 7:12 PM - 10:34 PM EDT

Att. 16,405 - Roof Closed - 79 F

livebaseballscorecards.com

AB	36
R	5
H	10
RBI	5
BB	5
SO	9
LOB	14

MIAMI

Batter	1	2	3	4	5	6	7	8	9	AB	R	H	RBI	BB	SO	LOB
11 Norichika Aoki, L (1, 8) OBP: 0.327, SLG: 0.403	C FF 97 B FF 98 F CH 89 X SI 97 1-2 G6-3		B SL 83 2 SAFE D CH 88 B FF 95 C SI 96 X CH 90 3-1 L3		B FF 96 X FF 95 1-0 F7			C SI 95 S CH 90 X SI 97 0-2 G1-3		4	0	0	0	0	0	3
7 José Reyes, S (1, 6) OBP: 0.315, SLG: 0.413	B FF 97 B CH 90 F FF 96 F FF 96 B FF 98 F CH 91 X SI 97 3-2 G4-3			B SL 82 C SL 82 B SI 96 C SI 95 X SI 96 2-2 L8		S CH 86 B CH 88 B SI 96 F SI 94 B FF 98 X SI 95 3-2 G3-1		B SI 96 B SI 96 B SI 95 C FF 94 X SI 94 3-1 1B		4	0	1	0	0	0	0
13 Asdrúbal Cabrera, S (1, 5) OBP: 0.347, SLG: 0.431	F SI 97 B SI 96 F SL 86 F CH 90 S CH 90 1-3 K			B SL 85 B SL 85 X SI 96 2-0 G6-3		B SL 87 X CH 88 1-0 L9		F SL 88 B SL 87 1 SAFE D CH 90 X CH 90 2-1 F8		4	0	0	0	0	1	1
22 Dominic Smith, L (1, 3) OBP: 0.264, SLG: 0.409		B SI 93 X CH 90 1-0 F8		C SI 95 B SI 96 B FF 94 B CH 90 X FF 96 3-1 G4-3		B SL 89 F SI 95 S CH 90 X CH 91 1-2 G4-3			C FF 87 X FC 82 0-1 G3	4	0	0	0	0	0	0
26 Kevin Plawecki, R (1, 2) OBP: 0.337, SLG: 0.388		C SI 96 S FF 97 B FF 98 X SL 86 1-2 9 G4-6-3 1B			B FF 96 X FF 96 1-0 28 1B 18 1B 1B		C SL 88 X FF 97 0-1 F9		B FF 88 F FC 82 F FC 83 B FF 88 B FC 82 F FC 83 B FF 89 4-2 72 E 72 1B BB	3	1	2	0	1	0	0
9 Brandon Nimmo, L (1, 7) OBP: 0.398, SLG: 0.406		X SI 96 0-0 G4-6-3 1-2f			C FF 96 B FF 97 B SL 88 B CH 88 F SI 95 C FF 96 3-3 K		C SL 88 B CH 92 X CH 88 1-1 HR		B FC 82 B FF 87 B FC 82 C FF 88 F FF 88 F FC 82 X FF 87 3-2 P5	4	1	1	1	0	1	3
72 Phillip Evans, R (1, 4) OBP: 0.333, SLG: 0.429			B FF 97 X SL 84 1-0 50 SH3-4 1B		X SL 87 0-0 F7		C SI 97 X FF 97 0-1 G5-3		F FF 87 X FC 82 0-1 E5 1-3 1B	4	0	2	0	0	0	1
28 Travis Taijeron, R (1, 9) OBP: 0.267, SLG: 0.300			C FF 96 B FF 96 C FF 95 X SI 97 1-2 L3		B SI 97 C SL 85 F FF 96 B FF 97 X SL 90 2-2 18 1B 1-3 1B		C SL 89 F FF 97 B SI 96 S FF 97 1-3 K		F FC 81 C FC 81 B FF 87 S FF 88 1-3 K	4	0	1	0	0	2	3
50 Rafael Montero, R (1, 1) OBP: 0.080, SLG: 0.080 18 Travis d'Arnaud, R (5, PH) OBP: 0.290, SLG: 0.423 64 Chris Flexen, R (5, 1) OBP: 0.167, SLG: 0.250 61 Kevin McGowan, R (7, 1) 2 Gavin Cecchini, R (8, PH) OBP: 0.254, SLG: 0.294 62 Erik Goeddel, R (8, 1) 29 Tommy Milone, L (8, 1) OBP: 0.273, SLG: 0.111			X FF 93 0-0 SH3-4 1-2		F SL 84 X SI 96 0-1 1-3 3-H 1B			B SL 81 F SI 95 F SI 96 F FF 97 F CH 90 X FF 97 1-2 F9		0 1 0 0 1 0 0	0 0 0 0 0 0 0	0 1 0 0 0 0 0	0 1 0 0 0 0 0	0 1 0 0 0 0 0	0 0 0 0 0 0 0	0 0 0 0 0 0 0
Inning Stats	R: 0 E: 0 K: 1 S: 11 H: 0 LOB: 0 BB: 0 P: 16	R: 0 E: 0 K: 0 S: 5 H: 1 LOB: 0 BB: 0 P: 7	R: 0 E: 0 K: 0 S: 7 H: 1 LOB: 1 BB: 0 P: 12	R: 0 E: 0 K: 0 S: 6 H: 0 LOB: 0 BB: 0 P: 13	R: 1 E: 0 K: 1 S: 11 H: 3 LOB: 2 BB: 0 P: 18	R: 0 E: 0 K: 0 S: 7 H: 0 LOB: 0 BB: 0 P: 12	R: 1 E: 0 K: 1 S: 9 H: 1 LOB: 0 BB: 0 P: 11	R: 0 E: 0 K: 0 S: 12 H: 1 LOB: 1 BB: 0 P: 18	R: 0 E: 1 K: 1 S: 14 H: 1 LOB: 2 BB: 1 P: 22	1B: 7 2B: 0 3B: 0 HR: 1 SF: 0 SAC: 1 DP: 1 HBP: 0						

PITCHER		IP	WLS	BF	H	R	ER	SO	BB	IBB	HBP	BLK	WP	HR	S	P	ERA	WHIP
62 José Ureña, R ERA: 3.55	(1, 1)	8.0	W	30	7	2	2	3	0	0	0	0	0	1	68	107	2.25	0.875
50 Chris O'Grady, L ERA: 5.27	(9, 1)	1.0		5	1	0	0	1	1	0	0	0	0	0	14	22	0.00	2.000

PITCHER	IP	WLS	BF	H	R	ER	SO	BB	IBB	HBP	BLK	WP	HR	S	P	ERA	WHIP

TOP

New York Mets @ Miami Marlins

Marlins Park, Miami, FL

Wed Sep 20 2017, 1:13 PM - 3:54 PM EDT

Att. 16,033 - Roof Closed - 78 F

livebaseballscorecards.com

AB	33
R	2
H	8
RBI	2
BB	1
SO	4
LOB	11

PA: 35	WP: 0	PB: 0	SB: 0	CS: 0					

New York Mets @ Miami Marlins

Marlins Park, Miami, FL

Wed Sep 20 2017, 1:13 PM - 3:54 PM EDT

Att. 16,033 - Roof Closed - 78 F

BOTTOM

Batter	1	2	3	4	5	6	7	8	9	AB	R	H	RBI	BB	SO	LOB
9 Dee Strange-Gordon, L (1, 4) OBP: 0.344, SLG: 0.374	F FF 93 B FF 93 F SL 84 X SI 94 1-2 21 G4-3 13 1B 2B		X SL 84 0-0 ① G4-3	C SI 94 B SI 94 D SL 86 X FF 95 2-1 ② G6-3 2-3		X FF 93 0-0 ② G6-3		S CH 86 C CU 77 X CH 86 0-2 27 HR 1B		5	2	2	0	0	0	1
27 Giancarlo Stanton, R (1, 9) OBP: 0.378, SLG: 0.634	C SL 83 F SI 94 T SL 82 0-2 ① K		B FF 93 B SL 85 B SL 84 C SL 83 S CH 88 X SL 86 3-2 ② G4-3	B SI 94 B FF 94 X SL 83 2-0 3-H 1B		B FC 89 C SI 94 X SI 94 1-1 ③ G4-3		B CU 77 F FF 92 X CU 78 1-1 1-H HR		5	1	2	3	0	1	1
21 Christian Yelich, L (1, 8) OBP: 0.366, SLG: 0.447	X FF 95 0-0 ② G4-3 2-3		B FF 94 B SL 84 C SL 83 B CH 87 S SL 84 B SL 82 4-2 13 S 13 1B BB	C FF 94 B CH 87 X CH 88 1-1 ③ G4-3			B FF 92 C CH 80 X FF 92 1-1 ① P6	B SL 80 B SL 78 C FF 89 F SI 88 B FF 89 X SL 80 3-2 ② F7		4	1	0	0	1	0	2
13 Marcell Ozuna, R (1, 7) OBP: 0.370, SLG: 0.540	B SL 82 C SI 94 B CH 89 F CH 89 F CH 85 X FF 95 2-2 41 BB 3-H 1B		F SI 94 F CH 89 F CH 88 F CH 87 D SL 82 X FF 94 1-2 41 HR 1-H 1B		B FC 90 X FC 89 1-0 ① F8		C SL 85 B FF 91 B CH 81 B SL 85 C SL 84 B SL 86 4-2 BB	B CH 81 C FF 90 X CH 81 1-1 1B		4	1	3	2	1	0	0
41 Justin Bour, L (1, 3) OBP: 0.375, SLG: 0.553	B FF 96 B SL 84 B CH 89 C CH 90 F SL 84 B FF 95 4-2 1-2 BB		C FF 94 C FF 94 X FF 94 0-2 1-H HR		B FF 94 B FC 90 B FC 89 B FF 94 4-0 17 F8 55 BB BB		C FF 92 B SL 84 B CH 80 X CH 82 2-1 ② P5	C SL 81 D SL 79 S CH 82 X SL 80 1-2 ③ G4-3		3	1	1	2	2	0	2
55 Brian Anderson, R (1, 5) OBP: 0.358, SLG: 0.356	C SL 84 S SI 93 X SI 93 0-2 ③ G6-3		S SL 84 F FF 95 B CH 88 X SL 82 1-2 17 FC6-4 1B		S SI 95 B SI 94 B SI 94 D CH 86 1 SAFE F FF 94 B FF 95 4-2 1-2 BB		B FF 93 1 SAFE C FF 93 B SL 85 C SL 83 F FF 91 1 SAFE S FF 94 2-3 ③ K			3	0	1	0	1	1	3
17 A.J. Ellis, R (1, 2) OBP: 0.287, SLG: 0.338		C FF 94 B SL 82 X CH 88 1-1 ① G2-3	C SI 93 X SI 94 0-1 ③ FC6-4 1-2f		B FF 94 B FF 95 B FF 94 C FF 95 X FF 94 3-1 ② F8 2-3			B FF 92 X FF 92 1-0 HR		4	1	1	1	0	0	3
19 Miguel Rojas, R (1, 6) OBP: 0.340, SLG: 0.332		B SL 82 F FF 94 S CH 90 B CH 89 B CH 88 X CH 88 3-2 ② G5-3		B FF 93 B SI 93 X FF 94 2-0 9 G6-3 62 SH2-4 27 1B 1B	1 SAFE F SI 94 B SI 92 F FF 94 1 SAFE F FF 94 B SI 92 X FC 89 2-2 ③ G4-3			B FF 92 B FF 91 X FF 92 2-0 HR		4	2	2	1	0	0	2
62 José Ureña, R (1, 1) OBP: 0.109, SLG: 0.130 51 Ichiro Suzuki, L (8, PH) OBP: 0.327, SLG: 0.342 50 Chris O'Grady, R (9, 1)		F FF 95 S SI 95 F SI 93 S SL 83 0-3 ③ K		1 SAFE X FF 92 0-0 ① SH2-4 1-2		B FF 93 F FF 93 C FF 94 F FC 88 S FF 94 1-3 ① K		X FF 92 0-0 ① G3		2 1 0	0 0 0	0 0 0	0 0 0	0 0 0	2 0 0	0 0 0
Inning Stats	R: 1 E: 0 K: 1 S: 16 H: 2 LOB: 2 BB: 1 P: 23	R: 0 E: 0 K: 1 S: 9 H: 0 LOB: 0 BB: 0 P: 13	R: 3 E: 0 K: 0 S: 19 H: 3 LOB: 1 BB: 1 P: 28	R: 1 E: 0 K: 0 S: 7 H: 2 LOB: 1 BB: 0 P: 14	R: 0 E: 0 K: 0 S: 9 H: 0 LOB: 2 BB: 2 P: 23	R: 0 E: 0 K: 1 S: 7 H: 0 LOB: 0 BB: 0 P: 9	R: 0 E: 0 K: 1 S: 10 H: 0 LOB: 1 BB: 1 P: 19	R: 4 E: 0 K: 0 S: 16 H: 5 LOB: 1 BB: 0 P: 25		1B: 7 2B: 1 3B: 0 HR: 4 SF: 0 SAC: 1 DP: 0 HBP: 0						

livebaseballscorecards.com

AB	35
R	9
H	12
RBI	9
BB	5
SO	4
LOB	14

WP: 0 PA: 41
PB: 0
SB: 1
CS: 0

MIAMI

PITCHER	IP	WLS	BF	H	R	ER	SO	BB	IBB	HBP	BLK	WP	HR	S	P	ERA	WHIP
50 Rafael Montero, R (1, 1) ERA: 5.3	4.0	L	21	7	5	5	2	2	0	0	0	0	1	51	78	11.25	2.250
64 Chris Flexen, R (5, 1) ERA: 7.13	2.0		8	0	0	0	1	2	0	0	0	0	0	16	32	0.00	1.000
61 Kevin McGowan, R (7, 1) ERA: 4.15	1.0		4	0	0	0	1	1	0	0	0	0	0	10	19	0.00	1.000
62 Erik Goeddel, R (8, 1) ERA: 5.14	0.1		5	4	4	4	0	0	0	0	0	0	3	8	12	108.00	12.000
29 Tommy Milone, L (8, 1) ERA: 7.63	0.2		3	1	0	0	0	0	0	0	0	0	0	8	13	0.00	1.500

PITCHER	IP	WLS	BF	H	R	ER	SO	BB	IBB	HBP	BLK	WP	HR	S	P	ERA	WHIP

Batter	1	2	3	4	5	6	7	8	9	AB	R	H	RBI	BB	SO	LOB
1 Wilmer Difo, S (1, 6) OBP: 0.324, SLG: 0.377	F SI 92 F SI 92 X SI 93 0-2 ① F8		B CU 77 B SI 91 X SI 91 2-0 ① F8		F SI 90 X SI 90 0-1 ① P6	F SI 93 X SI 93 0-1 1B			C CU 75 B CU 76 B SL 80 B SL 78 B SI 92 4-1 4 1B BB	4	0	1	0	1	0	0
17 Alejandro De Aza, L (1, 7) OBP: 0.179, SLG: 0.269	C SI 93 B SI 93 X CH 86 1-1 ② F8		C CU 78 B CU 81 F SI 93 B SI 93 X SL 89 2-2 26 HR 3B		C SI 90 B SI 91 B CU 78 F CH 84 F SI 91 X SI 91 2-2 E6 4 2B	X SL 85 0-0 ③ G4-3			1 SAFE C SI 90 B SI 92 1 SAFE X SL 78 1-1 ① L9	5	2	1	0	0	0	2
4 Howie Kendrick, R (1, 4) OBP: 0.376, SLG: 0.476	C SI 93 B SL 89 C SL 89 C SI 94 1-3 ③ K		F SI 92 H SI 92 1-1 26 HR HBP		C SL 85 B SL 87 F SI 92 B SI 93 X SI 92 2-2 1-H 14 3B 2B		C SL 83 X SL 83 0-1 ① G4-3		M SL 80 1 SAFE C SL 80 X SL 81 0-2 1-3 1B	4	2	2	1	0	1	0
26 Adam Lind, L (1, 3) OBP: 0.362, SLG: 0.512		C SI 90 B CH 84 B CH 84 B FF 91 B SI 91 4-1 9 WP 14 HBP BB	B SI 92 F SI 90 D CU 81 1 SAFE X SI 91 2-1 1-H 3-H HR		0-0 14 3B IBB		C FF 90 X CH 82 0-1 E1		B SL 80 X SL 80 1-0 ② F7	3	2	1	3	2	0	2
14 Victor Robles, R (1, 8) OBP: 0.400, SLG: 0.692		C SI 91 B SI 92 B SI 92 F CU 80 H SI 93 3-2 9 WP 1-2 HBP	B CU 80 X SI 92 1-0 ② B1-3		D SI 91 X SI 90 1-0 1-H 2-H 3B		B FF 91 C FF 91 S FF 92 F FF 92 B FF 93 B SL 84 X SL 82 3-2 ② F7		B SI 95 F SI 95 S SI 96 B SI 94 S SI 96 2-3 ③ K	4	0	1	2	0	1	3
9 Rafael Bautista, R (1, 9) OBP: 0.240, SLG: 0.174		C FF 92 D SI 91 D CU 80 F SI 93 B CU 83 B SI 92 4-2 1-2 2-3 BB	S SI 92 X SI 93 0-1 ③ G2-3		X CU 79 0-0 ② F9		C FF 92 C SL 84 C FF 92 0-3 ③ K			3	0	0	0	1	1	2
5 Adrián Sanchez, R (1, 5) OBP: 0.292, SLG: 0.365	X 0-0 ① F9			C SI 90 S CU 80 B SI 90 S SI 92 1-3 ① K	B CU 80 B SI 91 X SI 92 2-0 ③ F9			B FF 91 F FF 92 B FF 92 X FF 92 2-1 ① L8		4	0	0	0	0	1	4
29 Pedro Severino, R (1, 2) OBP: 0.185, SLG: 0.222	B SL 89 X SL 87 1-0 ② P3			C CU 78 X SL 88 0-1 ② P6		S SL 84 F SL 84 B FF 93 S SI 92 1-3 ① K		S SL 84 B SL 84 X SL 83 1-1 ② G5-3		4	0	0	0	0	1	3
40 Edwin Jackson, R (1, 1) OBP: 0.105, SLG: 0.105 46 Oliver Pérez, L (5, 1) Raudy Read, R (6, PH) OBP: 0.300, SLG: 0.300 56 Joe Blanton, R (6, 1) 72 Enny Romero, R (7, 1) 20 Daniel Murphy, L (8, PH) OBP: 0.377, SLG: 0.533 27 Shawn Kelley, R (8, 1) 43 Matt Albers, L (8, 1)		C FF 92 B SL 88 F SI 92 S SI 92 1-3 ③ K		C SL 85 B CU 79 F SI 91 C SI 92 1-3 ③ K		C SL 85 X SL 85 0-1 ② G1-3		C FF 89 B FF 89 B FF 90 F CU 71 X FF 90 2-2 ③ F9		2 0 1 0 0 1 0 0	0 0 0 0 0 0 0 0	0 0 0 0 0 0 0 0	0 0 0 0 0 0 0 0	2 0 0 0 0 0 0 0	3 0 0 0 0 0 0 0
Inning Stats	R: 0 E: 0 K: 1 S: 8 H: 0 LOB: 0 BB: 0 P: 10	R: 0 E: 0 K: 1 S: 10 H: 0 LOB: 3 BB: 2 P: 23	R: 3 E: 0 K: 0 S: 10 H: 2 LOB: 0 BB: 0 P: 18	R: 0 E: 0 K: 2 S: 8 H: 0 LOB: 0 BB: 0 P: 10	R: 3 E: 1 K: 0 S: 12 H: 2 LOB: 1 BB: 1 P: 19	R: 0 E: 0 K: 1 S: 8 H: 1 LOB: 1 BB: 0 P: 9	R: 0 E: 1 K: 1 S: 11 H: 0 LOB: 1 BB: 0 P: 14	R: 0 E: 0 K: 0 S: 7 H: 0 LOB: 0 BB: 0 P: 12	R: 0 E: 0 K: 1 S: 10 H: 1 LOB: 2 BB: 1 P: 18	1B: 2 2B: 1 3B: 2 HR: 1	SF: 0 SAC: 0 DP: 0 HBP: 2			WP: 1 PB: 0 SB: 0 CS: 0	PA: 41	

PITCHER		IP	WLS	BF	H	R	ER	SO	BB	IBB	HBP	BLK	WP	HR	S	P	ERA	WHIP
65 Robert Gsellman, R ERA: 5.38	(1, 1)	5.0		25	4	6	5	4	2	1	2	0	1	1	48	80	9.00	1.200
46 Chasen Bradford, R ERA: 4.3	(6, 1)	1.0	W	4	1	0	0	1	0	0	0	0	0	0	8	9	0.00	1.000
51 Paul Sewald, R ERA: 4.45	(7, 1)	1.2	H	6	0	0	0	1	0	0	0	0	0	0	15	21	0.00	0.000
39 Jerry Blevins, L ERA: 3.02	(8, 1)	0.1	H	1	0	0	0	0	0	0	0	0	0	0	3	5	0.00	0.000
44 AJ Ramos, R ERA: 4.06	(9, 1)	0.1	H	3	1	0	0	0	1	0	0	0	0	0	6	11	0.00	6.000

PITCHER		IP	WLS	BF	H	R	ER	SO	BB	IBB	HBP	BLK	WP	HR	S	P	ERA	WHIP
49 Josh Smoker, L ERA: 5.4	(9, 1)	0.1	H	1	0	0	0	0	0	0	0	0	0	0	1	2	0.00	0.000
27 Jeurys Familia, R ERA: 4.79	(9, 1)	0.1	S	1	0	0	0	1	0	0	0	0	0	0	3	5	0.00	0.000

TOP

Washington Nationals @ New York Mets

Citi Field, Flushing, NY

Fri Sep 22 2017, 7:11 PM - 10:13 PM EDT

Att. 28,095 - Clear - 78 F

livebaseballscorecards.com

AB	35
R	6
H	6
RBI	6
BB	4
SO	7
LOB	19

BOTTOM

Washington Nationals @ New York Mets

Citi Field, Flushing, NY

Fri Sep 22 2017, 7:11 PM - 10:13 PM EDT

Att. 28,095 - Clear - 78 F

livebaseballscorecards.com

Batter	1	2	3	4	5	6	7	8	9	AB	R	H	RBI	BB	SO	LOB
11 Norichika Aoki, L (1, 9) OBP: 0.332, SLG: 0.410	C SI 91 F SI 94 B SI 94 F FF 95 S SL 87 1-3 K		B SI 93 B SI 90 F SI 93 B FF 91 X FF 91 3-1 9 L7-4 13 S 1B		X SI 92 0-0 7 1B 13 1B 2-H 1B	B SI 88 S SI 88 X SI 89 1-1 3-H 2B				4	1	3	2	0	1	0
7 José Reyes, S (1, 4) OBP: 0.315, SLG: 0.412	X SI 92 0-0 P2		1 SAFE 1 SAFE B SI 92 C CH 88 X CU 81 1-1 F7		1 SAFE B CU 82 B SI 90 X SI 92 2-0 13 1B 18 HR 1-2 1B	B CU 78 X CH 84 1-0 L7				4	1	1	0	0	0	2
13 Asdrúbal Cabrera, S (1, 5) OBP: 0.352, SLG: 0.434	B SI 94 B SI 93 B SI 94 B SI 93 4-0 BB		1 SAFE B SI 93 C SL 94 B FF 91 1 SAFE B CH 89 S SI 93 B SI 90 4-2 1-2 BB		B SI 93 D CU 79 C SL 86 B SL 84 S SI 95 X SL 86 3-2 18 HR 1-2 2-H 1B		B FF 98 F FF 98 F FF 98 B FF 98 X FF 97 2-2 1B			2	1	2	1	2	0	0
9 Brandon Nimmo, L (1, 7) OBP: 0.389, SLG: 0.394	C CU 79 B SI 94 F SI 94 F SI 95 B SI 95 1 SAFE C SL 86 2-3 K		S FF 93 X SI 95 0-1 L7-4 2-2		B CU 78 B SL 85 C SI 95 F SI 96 B SI 96 S SL 88 3-3 K		F FF 99 S SL 88 S SL 88 0-3 K			4	0	0	0	0	3	5
18 Travis d'Arnaud, R (1, 2) OBP: 0.292, SLG: 0.442 27 Jeurys Familia, R (9, 1)		B FF 91 X SI 93 1-0 HR	C SI 94 S SL 86 B SL 87 B SI 94 X SL 89 2-2 P4		X SL 89 0-0 1-H 2-H HR		C FF 98 B SL 88 B SL 88 X FF 98 2-1 F8			4 0	2 0	2 0	4 0	0 0	0 0	0 0
22 Dominic Smith, L (1, 3) OBP: 0.263, SLG: 0.404		X CU 79 0-0 1 FC6-4 1B	C SI 93 B SI 95 F SL 87 S SL 87 1-3 K		C FF 92 B SL 79 X SL 78 1-1 G6-3			C FF 91 B SL 81 F SL 80 F FF 91 F FF 92 B SL 81 F FF 91 S FF 92 2-3 K		4	0	1	0	0	2	0
1 Amed Rosario, R (1, 6) OBP: 0.291, SLG: 0.412		C SI 92 X SL 86 0-1 FC6-4 1-2f	S SL 86 X SI 93 0-1 G1-3			C CU 78 F SL 84 B SL 84 X SL 85 1-2 G6-3		C SL 81 S FF 91 B FF 92 F FF 91 F FF 91 B SL 83 F SL 82 B X FF 90 3-2 12 CS 1B		4	0	1	0	0	0	1
12 Juan Lagares, R (1, 8) OBP: 0.290, SLG: 0.366		1 SAFE 1 SAFE F SL 87 1 SAFE F SI 93 X SI 95 0-2 P6			X SI 90 0-0 2 S 11 1B 1B	X SI 88 0-0 72 WP 11 2B 2B		1 SAFE 1 SAFE C FF 90 F FF 89 1 SAFE P PO 84 X SI 90 1-2 F8 1-2		4	2	2	0	0	0	2
65 Robert Gsellman, R 2 Gavin Cecchini, R 46 Chasen Bradford, R 72 Phillip Evans, R 51 Paul Sewald, R 39 Jerry Blevins, L 44 AJ Ramos, R 49 Josh Smoker, L 26 Kevin Plawecki, R		F FF 93 C SI 93 X SL 88 0-2 G6-3			F FF 93 F SL 86 F SI 93 D SL 87 X SL 88 1-2 F9 1-2	C CU 78 S SL 84 B SL 86 D SL 84 D SL 85 F SI 88 C CU 79 3-3 K 2-3				1 1 0 1 0 0 0 0 0	0 0 0 0 0 0 0 0 0	0 0 0 0 0 0 0 0 0	0 0 0 0 0 0 0 0 0	0 0 0 0 0 0 0 0 0	0 0 0 0 0 0 0 0 0	1 1 0 1 0 0 0 0 0
Inning Stats	R: 0 E: 0 K: 2 S: 9 H: 0 LOB: 1 BB: 1 P: 16	R: 1 E: 0 K: 0 S: 10 H: 2 LOB: 1 BB: 0 P: 11	R: 0 E: 0 K: 0 S: 8 H: 1 LOB: 1 BB: 1 P: 16	R: 0 E: 0 K: 1 S: 8 H: 0 LOB: 0 BB: 0 P: 11	R: 5 E: 0 K: 1 S: 16 H: 5 LOB: 0 BB: 0 P: 26	R: 1 E: 0 K: 1 S: 11 H: 2 LOB: 1 BB: 0 P: 17	R: 0 E: 0 K: 1 S: 8 H: 1 LOB: 0 BB: 0 P: 12	R: 0 E: 0 K: 1 S: 16 H: 1 LOB: 0 BB: 0 P: 21		1B: 8 2B: 3 3B: 0 HR: 2	SF: 0 SAC: 0 DP: 1 HBP: 0			WP: 1 PB: 0 SB: 2 CS: 1	PA: 35	

	AB	33
	R	7
	H	12
	RBI	7
	BB	2
	SO	7
	LOB	13

PITCHER		IP	WLS	BF	H	R	ER	SO	BB	IBB	HBP	BLK	WP	HR	S	P	ERA	WHIP
40 Edwin Jackson, R ERA: 5.4	(1, 1)	4.2		23	8	6	6	4	2	0	0	0	0	2	49	77	11.57	2.143
46 Oliver Pérez, L ERA: 3.98	(5, 1)	0.1		1	0	0	0	0	0	0	0	0	0	0	2	3	0.00	0.000
56 Joe Blanton, R ERA: 6.05	(6, 1)	1.0	L	5	2	1	1	1	0	0	0	0	1	0	11	17	9.00	2.000
72 Enny Romero, L ERA: 3.59	(7, 1)	1.0		3	1	0	0	1	0	0	0	0	0	0	8	12	0.00	1.000
27 Shawn Kelley, R ERA: 7.27	(8, 1)	0.1		2	1	0	0	1	0	0	0	0	0	0	12	17	0.00	3.000

PITCHER		IP	WLS	BF	H	R	ER	SO	BB	IBB	HBP	BLK	WP	HR	S	P	ERA	WHIP
43 Matt Albers, R ERA: 1.72	(8, 1)	0.2		1	0	0	0	0	0	0	0	0	0	0	4	4	0.00	0.000

Batter	1	2	3	4	5	6	7	8	9	10	AB	R	H	RBI	BB	SO	LOB
7 Trea Turner, R (1, 6) OBP: 0.333, SLG: 0.451	B SL 94 X SI 98 1-0 L9 ①		C SI 95 X CH 87 0-1 FC5-4 ③ 1-2f		B SI 92 C SI 95 C SI 95 X CH 87 1-2 F8 ②		X SI 91 0-0 F7 ②		B SL 87 C SI 96 S FS 90 X FF 98 1-2 2B		5	0	1	0	0	0	2
28 Jayson Werth, R (1, 7) OBP: 0.322, SLG: 0.387	C FF 98 X SI 99 0-1 20 G4-6-3 1B			C SL 88 B SL 87 B SI 94 F SL 88 F SI 94 B SI 94 F SL 89 X SL 86 3-2 G6-3 ①	B SI 94 C SI 91 F SI 95 B SI 95 C SI 94 2-3 K ③		1 SAFE B SI 91 1 SAFE C SI 91 F SI 91 1 SAFE B SI 93 F SL 85 B SL 85 3-2 X SI 92 P3 ③		C SI 96 B SI 96 C SI 96 S SI 97 1-3 K ③		5	0	1	0	0	2	2
20 Daniel Murphy, L (1, 4) OBP: 0.377, SLG: 0.540	X SI 98 0-0 G4-6-3 ② ③ 1-2f			C SI 96 F CH 89 B SL 89 X CH 89 1-2 26 HR 2B		B SL 81 X SL 81 1-0 P6 ①		S CU 69 B CU 71 F CU 70 X CU 70 1-2 F9 ①		C SL 88 B SL 90 F SL 88 B SI 96 F SL 88 X SL 87 2-2 HR	5	2	2	1	0	0	1
6 Anthony Rendon, R (1, 5) OBP: 0.403, SLG: 0.536		C SI 94 B SI 96 C SL 90 X SI 96 1-2 G4-3 ①		C SL 86 B SI 95 B SI 96 F SL 90 F SI 94 X SI 95 2-2 L9 ②		B FF 94 B FF 93 B FF 94 B FF 94 4-0 26 1B BB		C CU 70 B FF 89 B FF 89 B FF 89 B CU 70 4-1 4 1B BB		C SI 95 B SL 87 S SL 86 B SI 96 B SL 86 B SI 94 4-2 45 G3 4 G3 BB	2	0	0	0	3	0	1
26 Adam Lind, L (1, 3) OBP: 0.369, SLG: 0.527 4 Howie Kendrick, R (8, PH) OBP: 0.377, SLG: 0.476 (8, 3)		B SI 95 B CH 88 B FF 95 C SI 95 B SI 95 4-1 3 G5-4-3 BB		C SI 95 D CU 83 F SI 94 B SI 95 X CH 89 2-2 2-H HR		B SL 83 B SL 82 B FF 95 C FF 93 C FF 94 F FF 93 3-2 1-2 1B		S SL 88 B SL 89 S SL 88 F FF 94 X SL 89 1-2 1-3 1B		C SL 86 X SI 95 0-1 G3 ① 1-2 B SI 84	2	1	2	2	1	0	0
											2	0	1	0	0	0	1
3 Michael Taylor, R (1, 8) OBP: 0.317, SLG: 0.475		B SI 95 F FF 95 B CH 86 S SL 88 D SL 88 X SI 94 3-2 G5-4-3 ② ③ 1-2f		S SL 89 L SL 86 F CH 88 B SL 90 F CH 86 X SI 95 1-2 1B		B FF 94 D FS 84 S FF 94 B FF 94 T FF 94 S FF 94 3-3 K ②		1 SAFE C FF 95 B FF 96 B FF 96 F FS 88 B FF 94 1 SAFE F FF 96 1 SAFE 3-3 S SL 88 K ②		F SI 95 S SL 87 F SI 97 F FS 83 F SL 86 B SL 88 B FS 84 D SL 87 F SI 96 4-2 B SI 84 45 G3 BB	4	0	1	0	1	2	5
45 Andrew Stevenson, L (1, 9) OBP: 0.250, SLG: 0.193			B CH 86 B SI 93 B SI 94 C SI 93 B SI 94 4-1 37 FC1-6 BB	1 SAFE 1 SAFE C SI 94 B SI 92 X SL 90 1-1 G4-3 ③		F SL 82 C SL 82 S SL 82 0-3 K ③		D SL 89 S SL 89 F SL 89 S SL 89 1-3 K ③		F SI 92 X SL 84 0-1 G3 ② 1-2 2-3	4	0	0	0	1	2	7
32 Matt Wieters, S (1, 2) OBP: 0.283, SLG: 0.347			1 SAFE F SI 95 1 SAFE B FF 92 F SI 96 1 SAFE F SL 88 X CH 85 1-2 F9 ①		B SL 89 B SL 89 X SI 94 2-0 HR		X SI 90 0-0 L7 ①		F SI 96 B SI 96 X SI 95 1-1 G1-3 ①	D SL 84 S SL 85 X CH 81 1-1 G3 ③	5	1	1	1	0	0	3
37 Stephen Strasburg, R (1, 1) OBP: 0.170, SLG: 0.255 43 Matt Albers, L (6, 1) 1 Wilmer Difo, S (7, PH) OBP: 0.326, SLG: 0.379 21 Brandon Kintzler, R (7, 1) 44 Ryan Madson, L (8, 1) 17 Alejandro De Aza, L (9, PH) OBP: 0.175, SLG: 0.264 36 Sammy Solis, R (9, 1) 62 Sean Doolittle, L (10, 1)			B FF 94 B SI 94 L SI 93 B SI 94 L SI 93 X SI 94 3-2 FC1-6 7 FC5-4 1-2f		C SI 94 C SI 95 S SL 88 0-3 K ①		B SI 91 B SI 89 F SI 90 S SI 90 X SL 86 2-2 1B		C SI 96 C SI 95 B FF 97 B SI 96 F FS 90 S FF 95 2-3 K ②		2	0	0	0	0	1	1
											0	0	0	0	0	0	0
											1	0	1	0	0	0	0
											0	0	0	0	0	0	0
											0	0	0	0	0	0	0
											1	0	0	0	0	1	0
											0	0	0	0	0	0	0
											0	0	0	0	0	0	0
Inning Stats	R: 0 E: 0 K: 0 S: 4 H: 1 LOB: 0 BB: 0 P: 5	R: 0 E: 0 K: 0 S: 7 H: 0 LOB: 0 BB: 1 P: 15	R: 0 E: 0 K: 0 S: 10 H: 0 LOB: 1 BB: 1 P: 18	R: 2 E: 0 K: 0 S: 22 H: 3 LOB: 1 BB: 0 P: 32	R: 1 E: 0 K: 2 S: 10 H: 1 LOB: 0 BB: 0 P: 15	R: 0 E: 0 K: 2 S: 11 H: 1 LOB: 2 BB: 1 P: 22	R: 0 E: 0 K: 0 S: 9 H: 1 LOB: 1 BB: 0 P: 14	R: 0 E: 0 K: 2 S: 15 H: 1 LOB: 2 BB: 1 P: 25	R: 0 E: 0 K: 2 S: 12 H: 1 LOB: 1 BB: 0 P: 17	R: 1 E: 0 K: 0 S: 18 H: 1 LOB: 2 BB: 2 P: 29	1B: 5 2B: 2 3B: 0 HR: 3 SF: 0 SAC: 0 DP: 2 HBP: 0	WP: 0 PB: 0 SB: 0 CS: 0 PA: 44						

PITCHER		IP	WLS	BF	H	R	ER	SO	BB	IBB	HBP	BLK	WP	HR	S	P	ERA	WHIP
34 Noah Syndergaard, R ERA: 3.18	(1, 1)	1.0		3	1	0	0	0	0	0	0	0	0	0	4	5	0.00	1.000
33 Matt Harvey, R ERA: 6.6	(2, 1)	4.0		17	4	3	3	2	2	0	0	0	0	2	49	80	6.75	1.500
49 Josh Smoker, L ERA: 5.3	(6, 1)	1.0		5	1	0	0	2	1	0	0	0	0	0	11	22	0.00	2.000
46 Chasen Bradford, R ERA: 4.15	(7, 1)	1.0		4	1	0	0	0	0	0	0	0	0	0	9	14	0.00	1.000
39 Jerry Blevins, L ERA: 3.0	(8, 1)	0.1		2	0	0	0	0	1	0	0	0	0	0	4	9	0.00	3.000

PITCHER		IP	WLS	BF	H	R	ER	SO	BB	IBB	HBP	BLK	WP	HR	S	P	ERA	WHIP
43 Jamie Callahan, R ERA: 5.4	(8, 1)	0.2		3	1	0	0	2	0	0	0	0	0	0	11	16	0.00	1.500
27 Jeurys Familia, R ERA: 4.57	(9, 1)	1.0		4	1	0	0	2	0	0	0	0	0	0	12	17	0.00	1.000
35 Jacob Rhame, R ERA: 14.4	(10, 1)	0.1	L	4	1	1	1	0	2	0	0	0	0	1	14	24	27.00	9.000
61 Kevin McGowan, R ERA: 3.6	(10, 1)	0.2		2	0	0	0	0	0	0	0	0	0	0	4	5	0.00	0.000

TOP

Washington Nationals @ New York Mets

Citi Field, Flushing, NY

Sat Sep 23 2017, 7:10 PM - 10:48 PM EDT

Att. 34,455 - Clear - 83 F

livebaseballscorecards.com

AB	38
R	4
H	10
RBI	4
BB	6
SO	8
LOB	23

Batter	1	2	3	4	5	6	7	8	9	10	AB	R	H	RBI	BB	SO	LOB
11 Norichika Aoki, L (1, 9) OBP: 0.333, SLG: 0.410	C SI 94 X SI 94 0-1 7 2B 1B		X SI 94 0-0 13 BB 9 2B 1B	B CU 82 C CU 81 X CH 88 1-1 ② L6			1 SAFE C SI 93 F SI 93 B FF 94 X SI 93 1-2 ① F8			C FF 94 F FF 95 F FF 95 B FF 95 F FF 94 X FF 95 1-2 ① G6-3	5	1	2	0	0	0	1
7 José Reyes, S (1, 4) OBP: 0.314, SLG: 0.412	F SI 94 B CH 87 D CH 87 B SI 95 X SI 95 3-1 1-3 2B		B SI 94 F SI 95 F SI 95 X FF 94 1-2 ① P5	B CH 87 X SI 93 1-0 ③ F7			X SI 92 0-0 ② P5			F FF 95 B FF 94 F FF 94 F FF 95 T FS 87 1-2 ② K	5	0	1	0	0	1	2
13 Asdrúbal Cabrera, S (1, 5) OBP: 0.352, SLG: 0.431 15 Matt Reynolds, R (10, PR) OBP: 0.325, SLG: 0.294	B FF 95 C CH 87 B FF 96 X FF 91 2-1 ① P2		C CU 82 B FF 94 B SI 96 T CH 88 F FF 95 B SI 96 B CU 83 4-2 9 2B 26 1B 1-2 BB		B CU 81 B CH 86 X FF 95 2-0 ① G6-3		B SI 92 X SI 92 1-0 ③ G4-3			B FS 87 C FS 87 B FS 86 B FF 95 S FF 94 F FS 86 B FF 95 4-2 BB	3 0	1 0	0 0	0 0	2 0	0 0	3 0
9 Brandon Nimmo, L (1, 7) OBP: 0.385, SLG: 0.397 28 Travis Taijeron, R (10, PH) OBP: 0.261, SLG: 0.293	C CU 81 B CU 82 C SI 97 B SI 97 F CU 82 S SI 97 2-3 ② K		X SI 95 0-0 26 1B 1-3 2-H 2B	F CU 82 B SL 89 B SI 93 F CU 83 X CU 82 2-2 ② G1				C CU 82 S CU 84 S CU 83 0-3 ① K		B FF 94 F FF 93 S FF 94 B FF 95 S FF 94 2-3 ③ K	4 1	1 0	1 0	1 0	0 0	2 1	2 1
26 Kevin Plawecki, R (1, 2) OBP: 0.333, SLG: 0.381	X SI 97 0-0 ③ F8		C CU 83 X SI 96 0-1 1 1B 2-H 3-H 1B	C CH 87 B SI 96 B SI 94 C CU 83 F FF 95 B CU 82 F SI 96 X SI 95 3-2 ③ L7				C SI 95 S CU 84 B FF 97 T SI 95 1-2 ② K			4	0	1	2	0	1	2
22 Dominic Smith, L (1, 3) OBP: 0.263, SLG: 0.400		X CU 82 0-0 1B	B SI 94 S SI 94 S SL 88 S FF 95 1-3 ② K			C FF 91 B SI 90 X SI 91 1-1 ① L7		B SI 96 F SI 95 F CH 85 S FF 97 1-3 ③ K			4	0	1	0	0	2	1
1 Amed Rosario, R (1, 6) OBP: 0.290, SLG: 0.407		S CU 83 B SI 95 B CU 83 C FF 96 S CH 90 2-3 ① K	C CU 82 F FF 95 F CH 87 X SI 94 0-2 1-2 1B			C SL 86 X SI 91 0-1 ② G1-3			B SI 93 B SI 93 S SI 94 S SI 95 F SI 94 F SI 96 F SI 95 S CH 83 2-3 ① K		4	0	1	0	0	2	1
12 Juan Lagares, R (1, 8) OBP: 0.286, SLG: 0.360		B SI 96 C FF 96 F SI 96 S SI 90 1-3 ② K	C SI 95 S SI 94 X FF 96 0-2 ③ G1-3			B SI 92 X SI 93 1-0 ③ L7			F SI 95 C KC 79 B SI 96 B SI 95 F SI 94 C KC 79 2-3 ② K		4	0	0	0	0	2	3
34 Noah Syndergaard, L (1, 1) 1ER 1 HR 4 SO 2BB 33 Matt Harvey, R (2, 1) 3ER 5 HR 6 SO 1 HBP 49 Josh Smoker, L (6, 1) 46 Chasen Bradford, R (7, 1) 72 Phillip Evans, R (7, PH) 39 Jerry Blevins, L (8, 1) 43 Jamie Callahan, R (8, 1) 27 Jeurys Familia, R (9, 1) 18 Travis d'Arnaud, R (9, PH) 1ER 1 SO 1 BB 35 Jacob Rhame, R (10, 1) 61 Kevin McGowan, R (10, 1)		B SI 96 S SI 96 C SI 96 S CU 84 1-3 ③ K		C SI 95 S CU 80 B FF 95 C SI 96 1-3 ① K		C SI 93 F SI 93 B SI 94 F SI 94 F CH 89 B SI 94 X SI 94 2-2 1B		B KC 77 C CH 84 S SI 95 X SI 95 1-2 ③ G4-3		0 0 0 0 0 0 0 2 0 0 0 0 2 1 0 0 0 0 0 0 0 0 0 0 0 0 0 0 1 0 1 0 0 0 0 0 0 0 0 0 0 0 0 0 0 0 0 0 0 0 0 0 0 0 0 0 1 0 0 0 0 0 0 0 0 0 0 0 0 0 0 0 0 0 0 0 0						
Inning Stats	R: 0 E: 0 K: 1 S: 11 H: 2 LOB: 2 BB: 0 P: 18	R: 0 E: 0 K: 3 S: 10 H: 1 LOB: 1 BB: 0 P: 14	R: 3 E: 0 K: 1 S: 20 H: 4 LOB: 2 BB: 1 P: 26	R: 0 E: 0 K: 1 S: 6 H: 0 LOB: 0 BB: 0 P: 9	R: 0 E: 0 K: 0 S: 9 H: 0 LOB: 0 BB: 0 P: 16	R: 0 E: 0 K: 0 S: 5 H: 0 LOB: 0 BB: 0 P: 7	R: 0 E: 0 K: 0 S: 10 H: 1 LOB: 1 BB: 0 P: 14	R: 0 E: 0 K: 3 S: 9 H: 0 LOB: 0 BB: 0 P: 11	R: 0 E: 0 K: 2 S: 13 H: 0 LOB: 0 BB: 0 P: 18	R: 0 E: 0 K: 2 S: 15 H: 0 LOB: 1 BB: 1 P: 23	1B: 6 2B: 2 3B: 0 HR: 0	SF: 0 SAC: 0 DP: 0 HBP: 0					

PITCHER	IP	WLS	BF	H	R	ER	SO	BB	IBB	HBP	BLK	WP	HR	S	P	ERA	WHIP
37 Stephen Strasburg, R (1, 1) ERA: 2.63	5.0		23	7	3	3	6	1	0	0	0	0	0	56	83	5.40	1.600
43 Matt Albers, R (6, 1) ERA: 1.69	1.0		3	0	0	0	0	0	0	0	0	0	0	5	7	0.00	0.000
21 Brandon Kintzler, R (7, 1) ERA: 2.66	1.0		4	1	0	0	0	0	0	0	0	0	0	10	14	0.00	1.000
44 Ryan Madson, R (8, 1) ERA: 1.73	1.0		3	0	0	0	3	0	0	0	0	0	0	9	11	0.00	0.000
36 Sammy Solís, L (9, 1) ERA: 6.38	1.0	W	3	0	0	0	2	0	0	0	0	0	0	13	18	0.00	0.000

PITCHER	IP	WLS	BF	H	R	ER	SO	BB	IBB	HBP	BLK	WP	HR	S	P	ERA	WHIP
62 Sean Doolittle, L (10, 1) ERA: 2.55	1.0	S	4	0	0	0	2	1	0	0	0	0	0	15	23	0.00	1.000

BOTTOM

Washington Nationals @ New York Mets

Citi Field, Flushing, NY

Sat Sep 23 2017, 7:10 PM - 10:48 PM EDT

Att. 34,455 - Clear - 83 F

livebaseballscorecards.com

AB	38
R	3
H	8
RBI	3
BB	2
SO	13
LOB	17

1B: 6 SF: 0 PA: 40
2B: 2 SAC: 0
3B: 0 DP: 0
HR: 0 HBP: 0

WP: 0
PB: 0
SB: 0
CS: 0

Washington Nationals @ New York Mets

Citi Field, Flushing, NY

Sun Sep 24 2017, 1:11 PM - 4:11 PM EDT

Att. 29,057 - Sunny - 87 F

TOP

livebaseballscorecards.com

Batter	1	2	3	4	5	6	7	8	9	AB	R	H	RBI	BB	SO	LOB
7 Trea Turner, R (1, 6) OBP: 0.332, SLG: 0.456	B FF 95 C FF 94 S CH 88 B CH 89 T FF 96 2-2 ① K		F FF 96 B SL 90 B SL 90 S CH 88 B SI 96 F CH 87 F FF 96 X SL 88 3-2 1-H HR		C FF 93 C FF 94 B SI 94 B CH 88 S FF 94 2-3 ② K			C FF 95 B SL 85 B SL 84 X SI 94 2-1 ② G6-3		4	1	1	2	0	2	1
17 Alejandro De Aza, L (1, 7) OBP: 0.180, SLG: 0.250	B SI 96 F SI 96 S SI 96 S FF 96 1-3 ② K		C CU 83 C CH 89 X FF 96 0-2 ② F7		B SI 94 B CH 87 F FF 93 F FF 94 B SL 90 F SL 90 F FF 95 S CU 82 3-3 ③ K2-3			B CH 89 B SI 95 B SI 93 B SI 92 4-0 BB		3	0	0	0	1	2	1
20 Daniel Murphy, L (1, 4) OBP: 0.376, SLG: 0.542	B FF 96 F SI 95 X SL 90 1-1 3B		B CH 89 B FF 97 F FF 96 S FF 96 F FF 95 C SL 92 2-3 ③ K			B SL 88 B CH 86 F SI 94 X SI 94 2-1 ① P5		F FF 95 1 SAFE X SI 95 0-1 ③ F8		4	0	1	0	0	1	1
6 Anthony Rendon, R (1, 5) OBP: 0.401, SLG: 0.532	C SL 91 B FF 97 F FF 96 S SI 96 1-3 ③ K			B SI 93 X SI 94 1-0 ① F9		C SL 88 X CH 88 0-1 ② F7			B SL 82 B FF 90 S FF 91 B FF 91 X FF 92 3-1 ① F9	4	0	0	0	0	1	1
4 Howie Kendrick, R (1, 3) OBP: 0.372, SLG: 0.470		C CU 81 T FF 95 F SI 94 X SI 95 0-2 ① G1-3		C SL 89 B CU 83 B FF 95 X SL 88 2-1 ② G6-3		B SI 94 B SL 89 B SL 89 C SI 92 F SL 88 T FF 95 3-2 ③ K			F SL 84 B SL 84 X FF 92 1-1 ② L8	4	0	0	0	0	1	0
14 Victor Robles, R (1, 9) OBP: 0.316, SLG: 0.529		B FF 95 S CU 82 S CU 80 B SL 91 C FF 97 2-3 ② K		B FF 96 B FF 95 C SL 89 F CU 83 C FF 96 2-3 ③ K			C SI 95 X SI 96 0-1 ① F8		B FF 93 F SL 84 F FF 93 F FF 93 F FF 92 B SL 85 X FF 93 2-2 ③ G5-3	4	0	0	0	0	2	0
3 Michael Taylor, R (1, 8) OBP: 0.317, SLG: 0.473		B SL 90 B CH 88 C FF 96 S FF 95 F FF 97 S CH 88 2-3 ③ K			B CU 82 B SI 94 B FF 93 C FF 92 C FF 93 X CH 88 3-2 59 E 59 S 59 1B 1B		C SL 87 B SL 85 C SI 93 B SI 96 C SI 95 2-3 ② K			3	1	1	0	0	2	0
59 Jose Lobaton, S (1, 2) OBP: 0.240, SLG: 0.274			X SI 94 0-0 31 FC1-6 1B		1 SAFE B SL 88 C SI 94 X SL 89 1-1 1-H 1B		C SI 92 X CH 91 0-1 ③ G1-3			3	0	2	1	0	0	0
31 Max Scherzer, R (1, 1) OBP: 0.215, SLG: 0.213 56 Joe Blanton, R (7, 1) 1 Wilmer Difo, S (8, PH) OBP: 0.325, SLG: 0.378 44 Ryan Madson, L (8, 1) 36 Sammy Solís, R (8, 1) 21 Brandon Kintzler, R (9, 1)			B FF 94 B FF 94 X SI 93 2-0 ① FC1-6 7 HR 1-2f		L FF 93 S SI 94 F SL 89 B FF 94 C CH 86 1-3 ① K			B SI 94 B SL 84 F SI 93 X CH 91 2-1 ① G4-3		2 1 0 0 0 1 2 0 0 0 0 0 0 0 1 0 0 0 0 0 0 0 0 0 0 0 0 0 0 0 0 0 0 0 0 0 0 0 0 0 0 0						
Inning Stats	R: 0 E: 0 K: 3 S: 11 H: 1 LOB: 1 BB: 0 P: 16	R: 0 E: 0 K: 2 S: 11 H: 0 LOB: 0 BB: 0 P: 15	R: 2 E: 0 K: 1 S: 14 H: 2 LOB: 0 BB: 0 P: 21	R: 0 E: 0 K: 1 S: 6 H: 0 LOB: 0 BB: 0 P: 11	R: 1 E: 0 K: 3 S: 17 H: 2 LOB: 1 BB: 0 P: 27	R: 0 E: 0 K: 1 S: 7 H: 0 LOB: 0 BB: 0 P: 12	R: 0 E: 0 K: 1 S: 7 H: 0 LOB: 0 BB: 0 P: 9	R: 0 E: 0 K: 0 S: 6 H: 0 LOB: 1 BB: 1 P: 14	R: 0 E: 0 K: 0 S: 9 H: 0 LOB: 0 BB: 0 P: 15	1B: 3 2B: 0 3B: 1 HR: 1	SF: 0 SAC: 0 DP: 0 HBP: 0		WP: 0 PB: 0 SB: 1 CS: 0	PA: 33		

	AB	32
	R	3
	H	5
	RBI	3
	BB	1
	SO	12
	LOB	6

PITCHER		IP	WLS	BF	H	R	ER	SO	BB	IBB	HBP	BLK	WP	HR	S	P	ERA	WHIP
48 Jacob deGrom, R ERA: 3.53	(1, 1)	6.0	L	23	5	3	2	11	0	0	0	0	0	1	66	102	3.00	0.833
47 Hansel Robles, R ERA: 4.92	(7, 1)	2.0		7	0	0	0	1	1	0	0	0	0	0	13	23	0.00	0.500
51 Paul Sewald, R ERA: 4.38	(9, 1)	1.0		3	0	0	0	0	0	0	0	0	0	0	9	15	0.00	0.000

PITCHER		IP	WLS	BF	H	R	ER	SO	BB	IBB	HBP	BLK	WP	HR	S	P	ERA	WHIP

BOTTOM

Washington Nationals @ New York Mets

Citi Field, Flushing, NY

Sun Sep 24 2017, 1:11 PM - 4:11 PM EDT

Att. 29,057 - Sunny - 87 F

livebaseballscorecards.com

Batter	1	2	3	4	5	6	7	8	9	AB	R	H	RBI	BB	SO	LOB
11 Norichika Aoki, L (1, 9) OBP: 0.331, SLG: 0.407	C FF 91 B FF 92 B FF 92 F CH 83 F FC 87 F FC 87 B FF 93 S FF 92 3-3 ① K		C CU 74 X CH 82 0-1 ③ G5-3			B CU 75 B FF 92 X FF 91 2-0 ① F9		B FF 96 1 SAFE X SI 95 1-0 18 BB 7 1B 1-3 1B	F SI 93 X SI 93 0-1 ③ G1-3	5	0	1	0	0	1	2
7 José Reyes, S (1, 4) OBP: 0.315, SLG: 0.413	C FF 92 F FC 86 F FF 93 X FF 92 0-2 ② F9			C FF 94 X CU 76 0-1 22 S 9 S 1B		S CH 83 C FF 92 F FC 86 B CH 82 S CH 84 1-3 ② K		C SI 96 X SI 95 0-1 18 BB 1-2 3-H 1B		4	0	2	1	0	1	0
9 Brandon Nimmo, L (1, 7) OBP: 0.388, SLG: 0.416	B FF 92 B CU 74 X FF 92 2-0 HR			B CH 82 1 SAFE B FC 86 1 SAFE F CH 83 B FC 85 F FF 91 S FC 87 3-3 ① K 1-2		B CU 74 B CH 83 F CH 84 B FF 94 B CH 83 4-1 BB		S CU 83 B FF 95 B CU 84 C SI 96 B FF 96 C SI 96 3-3 ② K		3	1	1	1	1	2	3
18 Travis d'Arnaud, R (1, 2) OBP: 0.291, SLG: 0.437	B SL 85 C SL 85 F FF 94 B CH 84 X CH 85 2-2 ③ G5-3			F FF 93 B CH 83 S CH 84 C FF 94 1-3 ② K		X FF 92 0-0 ③ F9		B SI 97 B CU 84 B CU 84 B FF 97 4-0 1-2 2-3 BB		3	0	0	0	1	1	2
22 Dominic Smith, L (1, 3) OBP: 0.258, SLG: 0.392 26 Kevin Plawecki, R (8, PH) OBP: 0.330, SLG: 0.376 51 Paul Sewald, R (9, 1)		B FF 92 T CH 83 B FF 93 S FF 93 F FC 88 B FF 93 S CH 85 3-3 ① K		B FF 92 F CU 77 B FF 95 F FC 88 S FF 94 2-3 ③ K			C CU 79 B CH 84 X CH 84 1-1 ① L9	B KC 76 C KC 77 B SI 92 B SI 92 T SI 93 S SI 93 3-3 ③ K		3 1 0	0 0 0	0 0 0	0 0 0	0 0 0	2 1 0	1 3 0
72 Phillip Evans, R (1, 5) OBP: 0.333, SLG: 0.385		X FF 92 0-0 ② P6			S FF 93 C SL 84 B SL 84 S CH 84 1-3 ① K		C SL 85 B CU 81 B SI 89 B CH 84 F SL 85 F CU 78 B CH 84 4-2 1 L9-3 BB		B SI 92 C SI 92 B SI 93 X SI 93 2-1 ① G6-3	3	0	0	0	1	1	0
1 Amed Rosario, R (1, 6) OBP: 0.295, SLG: 0.417		C FF 92 B SL 85 F FF 94 S CH 82 1-3 ③ K			S SL 84 B SL 85 S SL 86 B FF 95 F SL 86 X FF 93 2-2 2B		B SL 84 S SL 85 B SL 86 F SI 93 F CU 80 X SL 85 2-2 ② ③ L9-3 1-1		C SI 92 B SI 92 B SI 87 F SI 93 F SI 93 X CH 90 2-2 15 G5-3 12 1B 1B	4	0	2	0	0	1	1
12 Juan Lagares, R (1, 8) OBP: 0.289, SLG: 0.362			B FF 93 L SL 84 S FF 94 S SL 84 1-3 ① K		C SL 82 F FF 93 F CH 85 S SL 85 0-3 ② K			B SI 94 X SI 94 1-0 11 1B 7 1B 1B	B SI 92 X SI 93 1-0 1-2 15 G5-3 1B	4	1	2	0	0	2	1
48 Jacob deGrom, L (1, 1) OBP: 0.233, SLG: 0.268 47 Hansel Robles, R (7, 1) 13 Asdrúbal Cabrera, S (8, PH) OBP: 0.351, SLG: 0.430 15 Matt Reynolds, R (9, 3) OBP: 0.322, SLG: 0.291			C FF 93 S CH 84 X FF 93 0-2 ② F8		X FF 92 0-0 ③ P5			C CU 81 C SI 94 F FF 95 B SI 96 B FF 95 F CU 83 F SI 97 T SI 95 2-2 ① K	X SI 94 0-0 ② G5-3 1-2 2-3	2 0 1 1	0 0 0 0	0 0 0 0	0 0 0 0	0 0 0 0	0 0 1 0	1 0 1 2
Inning Stats	R: 1 H: 1 E: 0 LOB: 0 K: 1 BB: 0 S: 13 P: 20	R: 0 H: 0 E: 0 LOB: 0 K: 2 BB: 0 S: 8 P: 12	R: 0 H: 0 E: 0 LOB: 0 K: 1 BB: 0 S: 8 P: 9	R: 0 H: 1 E: 0 LOB: 1 K: 3 BB: 0 S: 11 P: 17	R: 0 H: 1 E: 0 LOB: 1 K: 2 BB: 0 S: 12 P: 15	R: 0 H: 0 E: 0 LOB: 1 K: 1 BB: 1 S: 7 P: 14	R: 0 H: 0 E: 0 LOB: 0 K: 0 BB: 1 S: 9 P: 16	R: 1 H: 3 E: 0 LOB: 3 K: 3 BB: 1 S: 16 P: 30	R: 0 H: 2 E: 0 LOB: 2 K: 0 BB: 0 S: 10 P: 15	1B: 6 2B: 2 3B: 0 HR: 1	SF: 0 SAC: 0 DP: 1 HBP: 0					

	AB	34
	R	2
	H	8
	RBI	2
	BB	3
	SO	13
	LOB	17

PITCHER		IP	WLS	BF	H	R	ER	SO	BB	IBB	HBP	BLK	WP	HR	S	P	ERA	WHIP
31 Max Scherzer, R ERA: 2.55	(1, 1)	6.0	W	22	3	1	1	10	1	0	0	0	0	1	59	87	1.50	0.667
56 Joe Blanton, R ERA: 5.91	(7, 1)	1.0	H	3	0	0	0	0	1	0	0	0	0	0	9	16	0.00	1.000
44 Ryan Madson, R ERA: 1.86	(8, 1)	0.2	H	6	3	1	1	2	1	0	0	0	0	0	13	24	13.50	6.000
36 Sammy Solís, L ERA: 6.29	(8, 1)	0.1	H	1	0	0	0	1	0	0	0	0	0	0	3	6	0.00	0.000
21 Brandon Kintzler, R ERA: 2.62	(9, 1)	1.0	S	5	2	0	0	0	0	0	0	0	0	0	10	15	0.00	2.000

PITCHER	IP	WLS	BF	H	R	ER	SO	BB	IBB	HBP	BLK	WP	HR	S	P	ERA	WHIP

WP: 0 PA: 37
PB: 0
SB: 2
CS: 0

Atlanta Braves @ New York Mets

Citi Field, Flushing, NY

Mon Sep 25 2017, 4:11 PM - 7:13 PM EDT

Clear - 86 F

TOP

livebaseballscorecards.com

Batter	1	2	3	4	5	6	7	8	9	AB	R	H	RBI	BB	SO	LOB
11 Ender Inciarte, L (1, 8) OBP: 0.352, SLG: 0.413	B SI 93 B FF 94 X SI 93 2-0 F7 ①		B FC 87 C FF 92 X CH 82 1-1 F8 ③			B SI 92 B FF 92 B FF 92 C SI 92 B CH 82 4-1 1 BB 22 2B 1-2 BB	X FF 92 0-0 1 F8 3-H 2B	B SI 94 B CH 81 X SI 91 2-0 P5 ③		4	1	1	1	1	0	2
1 Ozzie Albies, S (1, 4) OBP: 0.354, SLG: 0.452	B FF 94 S FC 88 B FF 93 F FC 88 X FF 94 2-2 G4-3 ②			X FF 93 0-0 HR		B CH 83 B SI 92 B SI 93 B FF 93 4-0 22 2B 14 SF8 1-2 2-3 BB	C CH 84 X CH 85 0-1 F8 ② 2-3		F SI 94 B SL 86 B SI 94 F SI 94 X FS 83 2-2 G4-3 ①	4	2	1	1	1	0	1
5 Freddie Freeman, L (1, 3) OBP: 0.406, SLG: 0.601	T FF 92 X CH 84 0-1 G3-1 ③			F CH 82 B FC 87 B FF 94 B SI 94 S CH 83 S FC 88 3-3 K ①		B SL 81 S SL 81 B FF 95 B SL 80 X FF 95 3-1 P6 ①	F CH 85 S CH 85 D CH 84 B FF 92 B CH 84 C CU 77 3-3 K ③		C SL 88 B FS 85 F SI 96 F SL 87 F SI 96 X SL 86 1-2 25 BB 14 SF9 2B	5	1	1	0	0	2	4
22 Nick Markakis, L (1, 9) OBP: 0.356, SLG: 0.387		F SI 94 B FF 93 C CH 84 X CH 84 1-2 G5-3 ①		C FF 94 X CH 82 0-1 P5 ②		S FF 95 B SL 82 X SL 82 1-1 14 SF8 1-3 2-H 3-H 2B		B SI 93 C CH 81 B CH 81 B CH 80 B SI 91 4-1 25 HR BB	B FS 83 B SI 95 C SI 93 D FS 83 B SI 94 4-1 25 BB	3	1	1	2	2	0	0
25 Tyler Flowers, R (1, 2) OBP: 0.381, SLG: 0.454 20 David Freitas, R (9, 2) OBP: 0.235, SLG: 0.353		B SI 91 C FF 95 B FC 88 F FC 89 B SI 94 S FF 94 3-3 K ②		S FF 94 X FF 94 0-1 F7 ③		0-0 IBB		S SL 84 X SL 84 0-1 1-H HR	B SI 96 F SI 96 F SI 95 B SI 97 B SL 87 F SI 96 B SI 95 4-2 1-2 2-3 BB	3	1	1	2	2	1	0
										0	0	0	0	0	0	0
14 Rio Ruiz, L (1, 5) OBP: 0.277, SLG: 0.328		C SI 94 B FF 93 S CH 83 X FF 96 1-2 G6-3 ③			C FC 86 B FC 86 B FF 92 F CH 84 B FC 87 B FF 94 4-2 8 G3-6-3 BB	X SL 82 0-0 SF8 ② 2-3 3-H		S SI 92 B CH 81 B SI 93 F SI 92 X SI 91 2-2 18 1B 2B	S FS 84 X SI 96 0-1 SF9 ② 3-H	2	1	1	2	1	0	0
7 Dansby Swanson, R (1, 6) OBP: 0.314, SLG: 0.329			C FC 88 F FC 86 X FC 89 0-2 50 FC1-6 1B		1 SAFE B SI 91 C FF 92 C FF 92 1 SAFE F FF 92 T FC 87 1-2 K ①	B FF 96 B FF 95 C SL 80 C SL 80 F FF 96 S SL 82 2-3 K ③		F SI 93 D CH 81 B SL 84 C SL 85 F SI 93 X CH 81 2-2 F7 ①	B SI 95 C SL 86 X SI 96 1-1 G1-3 ③	5	0	1	0	0	2	6
8 Jace Peterson, L (1, 7) OBP: 0.315, SLG: 0.320			C FF 92 F SI 93 1 SAFE B FF 93 F CH 83 C SI 95 1-3 K ①		C SI 92 X CH 83 0-1 G3-6-3 ②③ 1-2f		B FF 91 C FF 91 S CH 83 B CH 84 X FF 92 2-2 50 SH3-4 11 2B 2B	C CH 82 D SL 83 B CH 80 F SI 92 X CH 82 2-2 F7 ②		4	1	1	0	0	1	3
50 Lucas Sims, R (1, 1) OBP: 0.071, SLG: 0.071 63 Dan Winkler, R (7, 1) 18 Matt Adams, L (8, PH) OBP: 0.318, SLG: 0.524 2 Micah Johnson, L (8, PR) 57 Rex Brothers, L (8, 1) 30 Jason Motte, R (9, 1)			L FF 91 B FF 92 L CH 83 1 SAFE X FF 92 1-2 FC1-6 ② 1-2f			C FF 91 B FF 91 B FF 91 S SI 92 X SI 94 2-2 1 BB 11 BB 22 2B 1B	L FF 91 L FF 92 B CU 76 B FF 91 X FF 92 2-2 SH3-4 ① 2-3	B SL 82 B CH 81 S SI 93 F SI 93 F CH 82 X SL 84 2-2 2-H 1B		2	1	1	0	0	0	1
										0	0	0	0	0	0	0
										1	0	1	1	0	0	0
										0	0	0	0	0	0	0
										0	0	0	0	0	0	0
										0	0	0	0	0	0	0

	AB	R	H	RBI	BB	SO	LOB
	33	9	10	9	7	6	17

Inning Stats	1	2	3	4	5	6	7	8	9	1B	SF	WP	PA
	R: 0 E: 0 K: 0 S: 6 H: 0 LOB: 0 BB: 0 P: 10	R: 0 E: 0 K: 1 S: 9 H: 0 LOB: 0 BB: 0 P: 14	R: 0 E: 0 K: 1 S: 12 H: 1 LOB: 1 BB: 0 P: 15	R: 1 E: 0 K: 1 S: 8 H: 1 LOB: 0 BB: 0 P: 11	R: 0 E: 0 K: 1 S: 8 H: 0 LOB: 0 BB: 1 P: 13	R: 3 E: 0 K: 1 S: 13 H: 2 LOB: 2 BB: 3 P: 29	R: 1 E: 0 K: 1 S: 12 H: 2 LOB: 1 BB: 0 P: 19	R: 3 E: 0 K: 0 S: 18 H: 3 LOB: 1 BB: 1 P: 32	R: 1 E: 0 K: 0 S: 16 H: 1 LOB: 2 BB: 2 P: 28	1B: 3 2B: 5 3B: 0 HR: 2 SF: 2 SAC: 1 DP: 1 HBP: 0	WP: 0 PB: 0 SB: 0 CS: 0	PA: 43

PITCHER	IP	WLS	BF	H	R	ER	SO	BB	IBB	HBP	BLK	WP	HR	S	P	ERA	WHIP
64 Chris Flexen, R (1, 1) ERA: 7.14	5.0	L	20	3	4	4	4	3	0	0	0	0	1	47	77	7.20	1.200
49 Josh Smoker, L (6, 1) ERA: 5.2	1.0		5	1	0	0	1	0	1	0	0	0	0	9	15	0.00	1.000
62 Erik Goeddel, R (7, 1) ERA: 5.28	1.0		5	2	1	1	1	0	0	0	0	0	0	12	19	9.00	2.000
61 Kevin McGowan, R (8, 1) ERA: 7.5	1.0		7	3	3	3	0	1	0	0	0	0	1	18	32	27.00	4.000
35 Jacob Rhame, R (9, 1) ERA: 13.5	1.0		6	1	1	1	0	2	0	0	0	0	0	16	28	9.00	3.000

PITCHER	IP	WLS	BF	H	R	ER	SO	BB	IBB	HBP	BLK	WP	HR	S	P	ERA	WHIP

BOTTOM

Atlanta Braves @ New York Mets

Citi Field, Flushing, NY

Mon Sep 25 2017, 4:11 PM - 7:13 PM EDT

Clear - 86 F

livebaseballscorecards.com

Batter	1	2	3	4	5	6	7	8	9	AB	R	H	RBI	BB	SO	LOB
11 Norichika Aoki, L (1, 9) OBP: 0.328, SLG: 0.402	C SI 88 X SL 84 0-1 G4-3 ①		B SL 86 X SL 86 1-0 F7 ③			B CH 84 B CH 84 C SI 91 F SL 83 F SI 90 X SI 92 2-2 G5-3 ②		B FF 95 B FF 96 X FF 96 2-0 G6-3 ①		4	0	0	0	0	0	1
7 José Reyes, S (1, 4) OBP: 0.317, SLG: 0.412	B SL 86 X SI 91 1-0 P6 ②			B SL 85 B CH 82 B SI 92 B SI 90 4-0 22 CS 9 1B BB		X CU 76 0-0 1B		X FF 96 0-0 F7 ②		3	0	1	0	1	0	0
9 Brandon Nimmo, L (1, 7) OBP: 0.385, SLG: 0.412	B FF 91 B SI 90 B SL 85 C FF 90 F SI 92 C SL 85 3-3 K ③			X SI 93 0-0 1-2 1B		C SL 86 S CH 83 B FF 92 X SI 93 1-2 L8 ③		B FF 96 F FF 95 T FF 95 F SL 88 B SL 89 X SL 89 2-2 L4 ③		4	0	1	0	0	1	1
72 Phillip Evans, R (1, 5) OBP: 0.323, SLG: 0.345		X SI 92 0-0 P3 ①		C SL 84 X SI 92 0-1 L5 ①			B SL 82 B SL 82 C SI 91 B SI 90 B SL 83 4-1 12 1B 77 2B BB		C SI 90 B FC 84 S FC 87 B FC 86 F SI 92 C FF 93 2-3 K ①	3	1	0	0	1	1	2
22 Dominic Smith, L (1, 3) OBP: 0.252, SLG: 0.382		B FF 91 C SI 92 F CU 77 F CU 80 B CH 86 F SI 92 B SL 84 S CH 83 3-3 K ②		S SI 94 B SL 85 1 SAFE 1 SAFE 1 SAFE S CH 83 B SI 93 B SI 94 C SL 85 3-3 2-3 K ② ③			C SI 92 B SI 93 X SI 92 1-1 F7 ①		S SI 93 F FF 94 B SI 95 T FF 95 1-2 K ②	4	0	0	0	0	3	3
1 Amed Rosario, R (1, 6) OBP: 0.288, SLG: 0.405		C SL 84 C SI 94 B SL 85 B SL 88 X SI 93 2-2 G6-3 ③			C CU 76 S FF 91 S CH 84 0-3 K ①		C SI 93 X FF 93 0-1 F8 ②		F FC 87 X SI 95 0-1 G1-3 ③	4	0	0	0	0	1	1
12 Juan Lagares, R (1, 8) OBP: 0.298, SLG: 0.370			S SL 85 B SL 85 B SL 86 B SI 92 X SI 92 3-1 64 SH2-4 1B		C SI 92 B SI 93 B CH 83 F SL 85 X CH 86 2-2 77 CS 1B		F SI 92 B CH 84 C CU 78 X SI 92 1-2 77 2B 1-2 1B			3	1	3	0	0	0	0
77 Tomás Nido, R (1, 2) OBP: 0.500, SLG: 0.667			C SI 92 1 SAFE X SL 85 0-1 L8 ①		F SI 93 F SI 92 B FF 94 1 SAFE F CH 84 F FF 92 1 SAFE B SI 92 C SL 85 2-3 K ② ③ 1-2		S FC 91 X CU 82 0-1 1-H 2-H 2B			3	0	1	2	0	1	2
64 Chris Flexen, R (1, 1) OBP: 0.167, SLG: 0.250 49 Josh Smoker, L (6, 1) 2 Gavin Cecchini, R (6, PH) OBP: 0.247, SLG: 0.286 62 Erik Goeddel, R (7, 1) 13 Asdrúbal Cabrera, S (7, PH) OBP: 0.351, SLG: 0.429 61 Kevin McGowan, R (8, 1) 35 Jacob Rhame, R (9, 1)			C SI 94 B FF 92 X SI 93 1-1 SH2-4 ② 1-2			B CU 76 C CU 76 F SI 90 T SL 85 1-2 K ①	X FC 91 0-0 P4 ③			0 0 0 0 0 0 0 0 0 0 0 0 0 0 1 0 0 0 0 1 0 0 0 0 0 0 0 0 1 0 0 0 0 0 1 0 0 0 0 0 0 0 0 0 0 0 0 0 0						
Inning Stats	R: 0 E: 0 K: 1 S: 6 H: 0 LOB: 0 BB: 0 P: 10	R: 0 E: 0 K: 1 S: 9 H: 0 LOB: 0 BB: 0 P: 14	R: 0 E: 0 K: 0 S: 7 H: 1 LOB: 1 BB: 0 P: 12	R: 0 E: 0 K: 1 S: 6 H: 1 LOB: 1 BB: 1 P: 13	R: 0 E: 0 K: 2 S: 11 H: 1 LOB: 0 BB: 0 P: 15	R: 0 E: 0 K: 1 S: 11 H: 1 LOB: 1 BB: 1 P: 15	R: 2 E: 0 K: 0 S: 11 H: 2 LOB: 1 BB: 1 P: 17	R: 0 E: 0 K: 0 S: 6 H: 0 LOB: 0 BB: 0 P: 10	R: 0 E: 0 K: 2 S: 9 H: 0 LOB: 0 BB: 0 P: 12	1B: 5 2B: 1 3B: 0 HR: 0 SF: 0 SAC: 1 DP: 0 HBP: 0						

PITCHER		IP	WLS	BF	H	R	ER	SO	BB	IBB	HBP	BLK	WP	HR	S	P	ERA	WHIP	PITCHER		IP	WLS	BF	H	R	ER	SO	BB	IBB	HBP	BLK	WP	HR	S	P	ERA	WHIP
50 Lucas Sims, R ERA: 4.85	(1, 1)	6.2	W	25	5	2	2	6	2	0	0	0	0	0	58	93	2.70	1.050																		
63 Dan Winkler, R ERA: 1.42	(7, 1)	0.1		2	1	0	0	0	0	0	0	0	0	0	3	3	0.00	3.000																		
57 Rex Brothers, L ERA: 6.95	(8, 1)	1.0		3	0	0	0	0	0	0	0	0	0	0	6	10	0.00	0.000																		
30 Jason Motte, R ERA: 3.69	(9, 1)	1.0		3	0	0	0	2	0	0	0	0	0	0	9	12	0.00	0.000																		

AB	30
R	2
H	6
RBI	2
BB	2
SO	8
LOB	11

WP: 0 PB: 0 SB: 0 CS: 2 PA: 33

Batter	1	2	3	4	5	6	7	8	9	AB	R	H	RBI	BB	SO	LOB
11 Ender Inciarte, L (1, 8) OBP: 0.351, SLG: 0.412	X SI 92 0-0 ① G6-3		B CH 88 F SL 86 1 SAFE B CH 85 T SI 91 F FF 93 X FF 91 2-2 ② G6-3 1-2			B CU 72 B CU 78 C SI 92 X CH 89 2-1 ② L5		F SI 90 1 SAFE 1 SAFE B SI 90 F CH 84 1 SAFE F SI 92 F SI 93 X FF 92 1-2 1 FC4-6 1-2 1B		4	0	1	0	0	0	1
1 Ozzie Albies, S (1, 4) OBP: 0.347, SLG: 0.442	C SI 91 B FF 93 X SI 94 1-1 ② F7		C CU 73 F CU 78 B FF 91 B CH 86 S FF 90 2-3 ③ K			B SI 92 B CH 86 B SI 92 C SI 90 S CH 86 X FF 92 3-2 ③ F8		X SI 92 0-0 ② FC4-6 22 S 1-2f 2-3		4	0	0	0	0	1	3
22 Nick Markakis, L (1, 9) OBP: 0.355, SLG: 0.386	C FF 93 C FF 94 B SL 90 F SI 94 X CU 80 1-2 1B			C SL 85 C SI 92 B SI 90 C SL 89 1-3 ① K			B CU 71 C FF 88 F CU 70 F CU 71 B FF 88 C FF 90 2-3 ① K	C SL 86 C SL 86 B SI 93 B SI 93 F SI 93 X SL 85 2-2 ③ G6-3 1-2		4	0	1	0	0	2	2
24 Kurt Suzuki, R (1, 2) OBP: 0.347, SLG: 0.529	C FF 92 B FF 92 X CU 78 1-1 ③ L5			C FF 91 B SL 87 B SI 92 X CH 87 2-1 ② F7			C CU 71 F CU 71 X FF 90 0-2 2B		B SI 94 B SI 95 C SI 96 X SI 96 2-1 17 G2-3 5 E 8 1B 1B	4	1	2	0	0	0	1
14 Rio Ruiz, L (1, 3) OBP: 0.274, SLG: 0.324 5 Freddie Freeman, L (7, PH) OBP: 0.405, SLG: 0.598 (7, 3)		C CU 70 B CU 78 X CH 86 1-1 ① F7		X CH 86 0-0 ③ G4-3			B CU 72 B CU 73 F CU 72 X CU 72 2-1 ② F8		B SI 97 X SI 96 1-0 E1 8 1B 17 G2-3 27 G3 1-2	2 2	0 1	0 0	0 0	0 0	0 0	0 2
17 Johan Camargo, S (1, 6) OBP: 0.335, SLG: 0.460		C FF 92 F SL 88 X CU 71 0-2 ② G4-3			B SL 84 S FF 91 F SI 91 B CU 68 S FF 94 2-3 ① K		B CU 72 S FF 90 T CU 73 D CU 73 F FF 90 F FF 90 D CU 73 B FF 89 4-2 BB		X SI 96 0-0 ① G2-3 1-2 2-3	3	0	0	0	1	1	2
13 Adonis García, R (1, 5) OBP: 0.271, SLG: 0.333 8 Jace Peterson, L (7, PH) OBP: 0.317, SLG: 0.322 (7, 5)		C SL 87 B FF 93 B CH 88 X SL 88 2-1 ③ F8			C CH 88 C FF 93 S SL 89 0-3 ② K		X SI 91 0-0 ③ G3		C SI 97 X FF 98 0-1 27 G3 2-3 3-H 1B	2 2	0 0	0 1	0 1	0 0	1 0	0 2
16 Lane Adams, R (1, 7) OBP: 0.343, SLG: 0.422 27 Matt Kemp, R (9, PH) OBP: 0.318, SLG: 0.465			B CU 77 C SI 92 B SI 91 F CH 87 B FF 92 X SI 92 3-2 11 S 1B		S CU 79 B SI 92 B CU 79 C SL 86 S FF 94 2-3 ③ K			S SI 90 F SI 92 F SI 92 B FF 92 B SI 92 F SI 92 S SL 86 2-3 ① K	B SL 88 F SI 97 1 SAFE F SI 96 X SI 97 1-2 ② G3 1-2 3-H	3 1	0 0	1 0	0 1	0 0	2 0	0 1
61 Max Fried, L (1, 1) 53 Jim Johnson, R (6, 1) 39 Sam Freeman, R (7, 1) 18 Matt Adams, L (8, PH) OBP: 0.320, SLG: 0.625 2 Micah Johnson, L (8, PR) 52 José Ramirez, R (8, 1) 46 Ian Krol, L (8, 1) 25 Tyler Flowers, R (9, PH) OBP: 0.380, SLG: 0.452			1 SAFE L FF 91 1 SAFE B FF 90 B SI 91 L SI 90 1 SAFE T SI 91 2-2 ① K			C CH 88 C FF 92 F CU 77 B FF 92 S SL 85 1-3 ① K		X SI 91 0-0 ③ 1 FC4-6 11 1B 1B	B SI 97 S SI 95 X SI 97 1-1 ③ G5-3	2 0 0 1 0 0 0 1	0 0 0 0 0 0 0 0	0 0 0 1 0 0 0 0	0 0 0 0 0 0 0 0	0 0 0 0 0 0 0 0	2 0 0 0 0 0 0 0	0 0 0 0 0 0 0 0
Inning Stats	R: 0 E: 0 K: 0 S: 9 H: 1 LOB: 1 BB: 0 P: 12	R: 0 E: 0 K: 0 S: 7 H: 0 LOB: 0 BB: 0 P: 10	R: 0 E: 0 K: 2 S: 13 H: 1 LOB: 1 BB: 0 P: 22	R: 0 E: 0 K: 1 S: 6 H: 0 LOB: 0 BB: 0 P: 9	R: 0 E: 0 K: 3 S: 9 H: 0 LOB: 0 BB: 0 P: 13	R: 0 E: 0 K: 1 S: 9 H: 0 LOB: 0 BB: 0 P: 15	R: 0 E: 0 K: 1 S: 14 H: 1 LOB: 2 BB: 1 P: 22	R: 0 E: 0 K: 1 S: 16 H: 2 LOB: 3 BB: 0 P: 21	R: 2 E: 1 K: 0 S: 11 H: 2 LOB: 1 BB: 0 P: 16	1B: 6 2B: 1 3B: 0 HR: 0 SF: 0 SAC: 0 DP: 0 HBP: 0						

TOP

Atlanta Braves @ New York Mets

Citi Field, Flushing, NY

Mon Sep 25 2017, 7:46 PM - 10:35 PM EDT

Att. 21,698 - Partly Cloudy - 76 F

livebaseballscorecards.com

AB	35
R	2
H	7
RBI	2
BB	1
SO	9
LOB	16

PITCHER		IP	WLS	BF	H	R	ER	SO	BB	IBB	HBP	BLK	WP	HR	S	P	ERA	WHIP
67 Seth Lugo, R ERA: 4.72	(1, 1)	6.0	W	20	2	0	0	7	0	0	0	0	0	0	53	81	0.00	0.333
39 Jerry Blevins, L ERA: 2.96	(7, 1)	0.2	H	4	1	0	0	1	1	0	0	0	0	0	13	21	0.00	3.000
46 Chasen Bradford, R ERA: 3.98	(7, 1)	1.1	H	6	2	0	0	1	0	0	0	0	0	0	17	22	0.00	1.500
27 Jeurys Familia, R ERA: 4.76	(9, 1)	1.0	S	6	2	2	1	0	0	0	0	0	0	0	11	16	9.00	2.000

PITCHER	IP	WLS	BF	H	R	ER	SO	BB	IBB	HBP	BLK	WP	HR	S	P	ERA	WHIP

WP: 0	PA: 36
PB: 0	
SB: 2	
CS: 0	

BOTTOM

Atlanta Braves @ New York Mets

Citi Field, Flushing, NY

Mon Sep 25 2017, 7:46 PM - 10:35 PM EDT

Att. 21,698 - Partly Cloudy - 76 F

livebaseballscorecards.com

Batter	1	2	3	4	5	6	7	8	9	AB	R	H	RBI	BB	SO	LOB
9 Brandon Nimmo, L (1, 7) OBP: 0.393, SLG: 0.433	C FF 91 F FF 93 B CU 76 X CU 75 1-2 13 G5-4-3 2B		B FF 91 C FF 92 X CU 72 1-1 12 E 13 G4-3 1B	C FF 92 B CH 86 F FF 92 B CU 78 S FF 92 2-3 ③ K			X FF 97 0-0 2B			4	1	3	0	0	1	0
12 Juan Lagares, R (1, 8) OBP: 0.297, SLG: 0.368	B FF 92 X CH 83 1-0 13 G5-4-3 1B		X CH 84 0-0 E1 18 2B 1-3		C CU 72 B FF 92 X CH 85 1-1 ① G6-3		C FF 96 F FF 96 S FS 87 0-3 ② K			4	1	1	0	0	1	2
13 Asdrúbal Cabrera, S (1, 5) OBP: 0.350, SLG: 0.427	B FF 92 C FF 93 F CU 73 F FF 94 B FF 96 D CU 75 F FF 94 F FF 95 X FF 94 3-2 ①② G5-4-3 1-2f 2-3		F CU 74 X FC 94 0-1 ① G4-3 3-H		B FF 92 X CU 73 1-0 18 BB 1B		C FF 97 X FS 87 0-1 ③ G4-3			4	0	1	1	0	0	4
18 Travis d'Arnaud, R (1, 2) OBP: 0.296, SLG: 0.451	C CU 73 B FF 94 B CH 85 B CH 84 S CH 87 X CU 75 3-2 ③ G5-3		F FC 93 X FF 93 0-1 2-H 2B		B CH 86 1 SAFE B FF 93 B CU 73 D FF 92 4-0 26 G5-4-3 1-2 BB			X FF 96 0-0 HR		3	1	2	2	1	0	1
26 Kevin Plawecki, R (1, 3) OBP: 0.327, SLG: 0.364 27 Jeurys Familia, R (9, 1)		B FC 93 X FF 93 1-0 E3 28 FC5-4	S CH 86 C CU 72 B FF 92 H CU 79 2-2 HBP		F FF 92 S CU 75 X FF 93 0-2 ②③ G5-4-3 1-2f			B SL 89 F FF 97 F SL 89 F SL 87 X SL 89 1-2 ① P5		3 0	0 0	0 0	0 0	0 0	0 0	2 0
28 Travis Taijeron, R (1, 9) OBP: 0.245, SLG: 0.273 11 Norichika Aoki, L (8, PH) OBP: 0.330, SLG: 0.402 (9, 9)		B FF 93 X CU 73 1-0 ① FC5-4 15 2B 1-2f	X CH 85 0-0 ② L8		C CU 72 F CH 86 X SI 88 0-2 ① F8			B FF 96 B FF 95 B FF 95 C FF 95 B FF 94 4-1 15 S BB		3 0	0 0	0 0	0 1	0 0	0 0	3 0
15 Matt Reynolds, R (1, 6) OBP: 0.328, SLG: 0.308		X FF 92 0-0 1-3 2B	C CU 73 F FF 92 C FF 94 0-3 ③ K		B FF 92 X CH 86 1-0 2 G6-4-3 1B			F FF 97 1 SAFE B FF 97 F FF 97 X SL 91 1-2 ② F8 1-2		4	0	2	0	0	1	3
2 Gavin Cecchini, R (1, 4) OBP: 0.250, SLG: 0.278 46 Chasen Bradford, R (7, 1) 22 Dominic Smith, L (8, PH) OBP: 0.250, SLG: 0.379 (9, 3)		C CU 74 F FF 92 D CU 75 H CU 78 2-2 67 G6-4-3 HBP	B FF 92 B CU 71 X FF 90 2-0 ① G4-3		C SI 93 X SI 93 0-1 ②③ G6-4-3 1-2f			S SL 89 B SL 87 S FF 94 B SL 87 X SL 87 2-2 ③ G6-3		2 0 1	0 0 0	0 0 0	0 0 0	0 0 0	0 0 0	1 0 1
67 Seth Lugo, R (1, 1) OBP: 0.143, SLG: 0.321 39 Jerry Blevins, L (7, 1) 7 José Reyes, S (7, 4) OBP: 0.316, SLG: 0.411		F CU 73 T FF 95 X CU 76 0-2 ②③ G6-4-3 1-2f	X FF 88 0-0 ② G5-3				C FF 95 S FS 87 F FS 87 S FF 97 0-3 ① K			2 0 1	0 0 0	0 0 0	0 0 0	0 0 0	0 0 1	3 0 0
Inning Stats	R: 0 E: 0 K: 0 S: 13 H: 2 LOB: 1 BB: 0 P: 21	R: 0 E: 1 K: 0 S: 8 H: 1 LOB: 2 BB: 0 P: 12	R: 2 E: 1 K: 1 S: 13 H: 2 LOB: 2 BB: 0 P: 16	R: 0 E: 0 K: 1 S: 5 H: 0 LOB: 0 BB: 0 P: 9	R: 0 E: 0 K: 0 S: 6 H: 1 LOB: 1 BB: 1 P: 12	R: 0 E: 0 K: 0 S: 6 H: 1 LOB: 0 BB: 0 P: 7	R: 0 E: 0 K: 2 S: 10 H: 1 LOB: 1 BB: 0 P: 10	R: 1 E: 0 K: 0 S: 12 H: 1 LOB: 1 BB: 1 P: 20		1B: 4 2B: 4 3B: 0 HR: 1	SF: 0 SAC: 0 DP: 4 HBP: 2				WP: 0 PB: 0 SB: 1 CS: 0	PA: 35	

	AB	R	H	RBI	BB	SO	LOB
AB	31						
R	3						
H	9						
RBI	3						
BB	2						
SO	4						
LOB	20						

PITCHER	IP	WLS	BF	H	R	ER	SO	BB	IBB	HBP	BLK	WP	HR	S	P	ERA	WHIP
61 Max Fried, L (1, 1) ERA: 3.74	5.1	L	25	7	2	1	2	1	0	2	0	0	0	49	75	1.69	1.500
53 Jim Johnson, R (6, 1) ERA: 5.63	0.2		1	0	0	0	0	0	0	0	0	0	0	2	2	0.00	0.000
39 Sam Freeman, L (7, 1) ERA: 2.65	1.0		4	1	0	0	2	0	0	0	0	0	0	10	10	0.00	1.000
52 José Ramirez, R (8, 1) ERA: 3.19	0.2		4	1	1	1	0	1	0	0	0	0	1	9	15	13.50	3.000
46 Ian Krol, L (8, 1) ERA: 5.51	0.1		1	0	0	0	0	0	0	0	0	0	0	3	5	0.00	0.000

PITCHER	IP	WLS	BF	H	R	ER	SO	BB	IBB	HBP	BLK	WP	HR	S	P	ERA	WHIP

Atlanta Braves @ New York Mets

Citi Field, Flushing, NY

Tue Sep 26 2017, 7:13 PM - 10:09 PM EDT

Att. 21,938 - Partly Cloudy - 76 F

TOP

livebaseballscorecards.com

Batter	1	2	3	4	5	6	7	8	9	AB	R	H	RBI	BB	SO	LOB
11 Ender Inciarte, L (1, 8) OBP: 0.351, SLG: 0.413	B SI 94 F SI 94 X SI 94 1-1 22 2B 2B	B SL 84 X CH 88 1-0 ② L1		B SI 94 D CH 88 B CH 87 C FF 94 D CH 88 4-1 BB		B SI 93 F FF 93 X SL 83 1-1 ③ G3		1 SAFE B SI 92 F SI 92 X FF 94 1-1 ③ L7		4	1	1	0	1	0	3
1 Ozzie Albies, S (1, 4) OBP: 0.348, SLG: 0.441	B SI 95 X SI 93 1-0 ① F7	B SI 94 S CH 89 X SI 93 1-1 3-H 1B		C SI 93 B SI 93 S CH 87 S CH 86 1-3 ③ K			X FF 93 0-0 25 S 5 1B 1B		B SI 95 X SI 94 1-0 ① G4-3	5	0	2	1	0	1	3
5 Freddie Freeman, L (1, 3) OBP: 0.404, SLG: 0.596	F CH 85 C SI 94 B SI 93 B SI 93 B SL 85 X CH 86 3-2 ② P6	1 SAFE 1 SAFE B SL 84 B SI 92 X SL 83 2-0 ③ G4-3			B FF 93 B CH 88 F CH 88 S SL 82 X CH 85 2-2 22 FC6-4 1B		B SL 81 X SL 82 1-0 25 S 1-2 1B		B SI 95 C SI 96 C SL 87 S FF 97 1-3 ② K	5	0	2	0	0	1	2
22 Nick Markakis, L (1, 9) OBP: 0.355, SLG: 0.388	B SI 94 C SI 93 S SL 84 B FF 94 B FF 94 X SL 84 3-2 2-H 2B		C SI 93 X CH 89 0-1 ① G6-3		C SL 84 1 SAFE S SI 91 B SI 92 X SI 92 1-2 ① FC6-4 1-2f		F FF 96 T FF 96 T FF 95 0-2 ① K		X SI 96 0-0 1B	5	0	2	1	0	1	3
25 Tyler Flowers, R (1, 2) OBP: 0.381, SLG: 0.450	C SI 93 H SI 92 1-1 HBP		C FF 93 X CH 88 0-1 17 G5-4-3 1B		S SI 92 F SI 92 S SI 92 0-3 ② K		B SL 86 F SI 95 C SI 96 B SI 96 B SI 96 S SI 94 3-3 ② K 1-2 2-3		B SL 87 C SI 96 C SL 87 F SI 97 X SI 95 1-2 ③ G5-3	4	0	1	0	0	2	4
17 Johan Camargo, S (1, 5) OBP: 0.329, SLG: 0.452	B SI 94 X FF 94 1-0 ③ L8		F SI 93 D CH 87 X FF 93 1-1 ②③ G5-4-3 1-2f		X SI 92 0-0 ③ G5-3		B SI 92 F SI 96 B SI 95 X FF 95 2-1 ③ P6			4	0	0	0	0	0	6
7 Dansby Swanson, R (1, 6) OBP: 0.317, SLG: 0.330		B SI 92 C CH 84 B CH 88 B CH 89 B FF 94 4-1 8 2B BB		C FF 94 F SI 93 F SI 94 F SI 93 B SL 84 F SL 83 X CH 86 1-2 8 FC6-4 1B		B SL 84 B SL 84 F SI 93 C SL 83 B CH 87 S SL 82 3-3 ① K		B SI 92 B SL 85 B SI 93 C SI 93 C SI 94 B FF 93 4-2 BB		2	1	1	0	2	1	0
8 Jace Peterson, L (1, 7) OBP: 0.315, SLG: 0.326		C SI 94 P PO 93 B CH 89 B CH 88 X FF 94 3-1 19 SH1-4 1 1B 1-H 2B		B FF 94 1 SAFE C FF 93 F SI 93 1 SAFE X CH 86 1-2 ① FC6-4 19 SH3-4 1-2f		B SI 94 C CH 87 C SL 82 F CH 86 F FF 93 X SI 93 1-2 ② G6-3		L SI 93 X SI 93 0-1 ① F7	4	1	1	1	0	0	2
19 R.A. Dickey, R (1, 1) OBP: 0.148, SLG: 0.148 63 Dan Winkler, R (7, 1) 18 Matt Adams, L (8, PH) OBP: 0.319, SLG: 0.524 39 Sam Freeman, R (8, 1) 67 A.J. Minter, L (9, 1)		X FF 94 0-0 ① SH1-4 2-3		B FF 94 L FF 92 X SI 93 1-1 ② SH3-4 1-2		F SI 92 C SL 81 F SI 92 X SL 82 0-2 1B		F SI 94 F SI 93 X SI 94 0-2 ② F8		1 0 1 0 0	0 0 0 0 0	1 0 0 0 0	0 0 0 0 0	0 0 0 0 0	0 0 1 0 0	0 0 3 0 0
Inning Stats	R: 1 E: 0 K: 0 S: 11 H: 2 LOB: 2 BB: 0 P: 21	R: 2 E: 0 K: 0 S: 9 H: 2 LOB: 1 BB: 1 P: 19	R: 0 E: 0 K: 0 S: 6 H: 1 LOB: 0 BB: 0 P: 7	R: 0 E: 0 K: 1 S: 15 H: 1 LOB: 2 BB: 1 P: 23	R: 0 E: 0 K: 1 S: 10 H: 1 LOB: 1 BB: 0 P: 13	R: 0 E: 0 K: 1 S: 14 H: 1 LOB: 1 BB: 0 P: 19	R: 0 E: 0 K: 2 S: 10 H: 2 LOB: 2 BB: 0 P: 16	R: 0 E: 0 K: 0 S: 9 H: 0 LOB: 1 BB: 1 P: 14	R: 0 E: 0 K: 1 S: 9 H: 1 LOB: 1 BB: 0 P: 12	1B: 8 2B: 3 3B: 0 HR: 0	SF: 0 SAC: 2 DP: 1 HBP: 1					

	AB	35
	R	3
	H	11
	RBI	3
	BB	3
	SO	6
	LOB	24

WP: 0 PB: 0 SB: 2 CS: 0 PA: 41

PITCHER		IP	WLS	BF	H	R	ER	SO	BB	IBB	HBP	BLK	WP	HR	S	P	ERA	WHIP
50 Rafael Montero, R ERA: 5.26	(1, 1)	6.0		28	8	3	3	3	2	0	1	0	0	0	65	102	4.50	1.667
49 Josh Smoker, L ERA: 5.17	(7, 1)	0.1		3	2	0	0	1	0	0	0	0	0	0	5	6	0.00	6.000
47 Hansel Robles, R ERA: 4.77	(7, 1)	1.2		6	0	0	0	1	1	0	0	0	0	0	14	24	0.00	0.600
27 Jeurys Familia, R ERA: 4.56	(9, 1)	1.0	W	4	1	0	0	1	0	0	0	0	0	0	9	12	0.00	1.000

PITCHER		IP	WLS	BF	H	R	ER	SO	BB	IBB	HBP	BLK	WP	HR	S	P	ERA	WHIP

Atlanta Braves @ New York Mets

Citi Field, Flushing, NY

Tue Sep 26 2017, 7:13 PM - 10:09 PM EDT

Att. 21,938 - Partly Cloudy - 76 F

BOTTOM

Batter	1	2	3	4	5	6	7	8	9	AB	R	H	RBI	BB	SO	LOB
11 Norichika Aoki, L (1, 7) OBP: 0.329, SLG: 0.398	C KN 79 B KN 75 B KN 74 C FF 80 B KN 73 X FF 81 3-2 ① G4-3		C KN 75 X KN 79 0-1 ② F7			X KN 71 0-0 ② G1-3		B SI 95 B SI 95 C FF 96 B CU 85 B FF 96 4-1 7 E 13 SF8 BB		3	1	0	0	1	0	1
7 José Reyes, S (1, 4) OBP: 0.314, SLG: 0.408	C KN 74 B KN 77 X KN 77 1-1 ② F8		X KN 78 0-0 ③ P5			B KN 74 C KN 70 C KN 78 F KN 80 X KN 80 1-2 ③ G4-3		C SI 96 1 SAFE S FS 87 X FS 88 0-2 E5 1-3		4	0	0	0	0	0	2
13 Asdrúbal Cabrera, S (1, 5) OBP: 0.347, SLG: 0.425	B KN 77 S KN 76 F KN 78 X KN 80 1-2 ③ G4-3			X KN 70 0-0 ① P2			B KN 71 X EP 67 1-0 ① G3	X FF 96 0-0 ② SF8 3-H		3	0	0	1	0	0	0
9 Brandon Nimmo, L (1, 8) OBP: 0.395, SLG: 0.441		B KN 73 B KN 74 X FF 81 2-0 22 G1-3 2B		F KN 80 C EP 63 F KN 80 S KN 72 0-3 ② K			C KN 74 F KN 77 B KN 79 X EP 67 1-2 26 HR 1B	B FS 87 C FF 96 C SI 95 F FS 86 F SI 96 S FS 87 1-3 ③ K		4	1	2	0	0	2	1
26 Kevin Plawecki, R (1, 2) OBP: 0.333, SLG: 0.402 12 Juan Lagares, R (9, PR) OBP: 0.297, SLG: 0.368		B KN 75 C KN 76 F KN 75 B KN 78 F KN 77 T KN 77 2-2 ① K		F FF 84 B EP 67 B KN 77 F FF 82 X KN 77 2-2 ③ G5-3			F KN 72 B FF 82 1 SAFE B KN 77 F KN 75 1 SAFE F KN 76 F FF 83 1 SAFE 2-2 X KN 76 1-H HR		C FC 91 S FC 90 X FF 96 0-2 22 BB 28 1B 1B	4 0	1 1	2 0	2 0	0 0	1 0	1 0
22 Dominic Smith, L (1, 3) OBP: 0.250, SLG: 0.372		B KN 77 B KN 78 X KN 70 2-0 ② G1-3 2-3			X KN 70 0-0 ① G4-3		C KN 72 B KN 80 B KN 79 S KN 74 F KN 78 B KN 73 X KN 74 3-2 ② G4-3		C FF 95 B FF 97 D FC 90 1 SAFE B FC 90 F FF 96 1 SAFE B FF 97 4-2 28 1B 1-2 BB	3	0	0	0	1	0	1
1 Amed Rosario, R (1, 6) OBP: 0.287, SLG: 0.414		C KN 78 F KN 79 F KN 80 B KN 81 B KN 80 S KN 79 2-3 ③ K			C FF 81 X EP 68 0-1 ② F8		C KN 78 X KN 78 0-1 3B		D FC 90 2 SAFE B FF 96 C FF 95 L FC 91 T FC 89 2-2 ① K	4	0	1	0	0	2	3
28 Travis Taijeron, R (1, 9) OBP: 0.264, SLG: 0.292			C KN 74 X KN 78 0-1 50 SH1 1B		C FF 82 C KN 69 C FF 83 0-3 ③ K		B FC 91 C FF 93 B FC 89 S FC 90 S FF 95 2-3 ③ K		C FF 96 F FC 91 B FF 96 F FF 97 B FF 96 X FC 91 2-2 1-2 2-H 1B	4	0	2	1	0	2	1
50 Rafael Montero, R (1, 1) OBP: 0.080, SLG: 0.080 2 Gavin Cecchini, R (6, PH) OBP: 0.247, SLG: 0.274 49 Josh Smoker, L (7, 1) 47 Hansel Robles, R (7, 1) 18 Travis d'Arnaud, R (8, PH) OBP: 0.295, SLG: 0.450 27 Jeurys Familia, R (9, 1)			1 SAFE X KN 78 0-0 ① SH1 1-2			C KN 70 S KN 77 X KN 79 0-2 ① G1-3		C FS 86 S SI 95 B FF 96 B FS 87 X SI 96 2-2 ① G5-3		0 1 0 0 1 0	0 0 0 0 0 0	0 0 0 0 0 0	0 0 0 0 0 0	0 0 0 0 0 0	0 0 0 0 0 0	0 0 0 0 0 0
Inning Stats	R: 0 E: 0 K: 0 S: 8 H: 0 LOB: 0 BB: 0 P: 13	R: 0 E: 0 K: 2 S: 10 H: 1 LOB: 1 BB: 0 P: 18	R: 0 E: 0 K: 0 S: 6 H: 1 LOB: 1 BB: 0 P: 6	R: 0 E: 0 K: 1 S: 8 H: 0 LOB: 0 BB: 0 P: 10	R: 0 E: 0 K: 1 S: 6 H: 0 LOB: 0 BB: 0 P: 6	R: 0 E: 0 K: 0 S: 8 H: 0 LOB: 0 BB: 0 P: 9	R: 2 E: 0 K: 1 S: 18 H: 3 LOB: 1 BB: 0 P: 27	R: 1 E: 1 K: 1 S: 13 H: 0 LOB: 1 BB: 1 P: 20	R: 1 E: 0 K: 1 S: 12 H: 2 LOB: 2 BB: 1 P: 20	1B: 4 2B: 1 3B: 1 HR: 1	SF: 1 SAC: 1 DP: 0 HBP: 0	WP: 0 PB: 0 SB: 0 CS: 0	PA: 35			

livebaseballscorecards.com

AB	31
R	4
H	7
RBI	4
BB	2
SO	7
LOB	10

PITCHER		IP	WLS	BF	H	R	ER	SO	BB	IBB	HBP	BLK	WP	HR	S	P	ERA	WHIP
19 R.A. Dickey, R ERA: 4.26	(1, 1)	6.2		25	5	2	2	4	0	0	0	0	0	1	61	84	2.70	0.750
63 Dan Winkler, R ERA: 1.38	(7, 1)	0.1	H	1	0	0	0	1	0	0	0	0	0	0	3	5	0.00	0.000
39 Sam Freeman, L ERA: 2.61	(8, 1)	1.0	B	5	0	1	0	1	1	0	0	0	0	0	13	20	0.00	1.000
67 A.J. Minter, L ERA: 3.38	(9, 1)	0.1	L	4	2	1	1	1	1	0	0	0	0	0	12	20	27.00	9.000

PITCHER	IP	WLS	BF	H	R	ER	SO	BB	IBB	HBP	BLK	WP	HR	S	P	ERA	WHIP

Atlanta Braves @ New York Mets

Citi Field, Flushing, NY

Wed Sep 27 2017, 7:11 PM - 10:13 PM EDT

Att. 28,617 - Partly Cloudy - 80 F

TOP

livebaseballscorecards.com

Batter	1	2	3	4	5	6	7	8	9	AB	R	H	RBI	BB	SO	LOB
11 Ender Inciarte, L (1, 8) OBP: 0.351, SLG: 0.412	F SI 92 X SI 94 0-1 ① B2		X CH 84 0-0 ② G4-3 2-3		X SL 86 0-0 1 1B 1-2 1B		X FS 88 0-0 ③ B2-3			4	0	1	0	0	0	1
1 Ozzie Albies, S (1, 4) OBP: 0.356, SLG: 0.447	F SI 93 B SI 94 B CH 84 B SI 93 X SI 94 3-1 5 S 1B		X SI 93 0-0 5 S 1B 3-H		B CU 79 B CH 82 X SI 92 2-0 1-2 1B 2-3			B SI 89 B SI 89 B SI 89 C SI 90 F SI 90 X SI 89 3-2 ① G4-3		4	0	3	1	0	0	0
5 Freddie Freeman, L (1, 3) OBP: 0.401, SLG: 0.590	B SI 94 B SI 92 1 SAFE F SI 92 B SL 88 F SI 93 F SL 89 1 SAFE S SI 93 3-3 ② K 1-2		B SI 93 B SI 92 X CH 84 2-0 ③ G1-6-3 1-2		B SI 92 C SI 91 F SL 90 F SI 91 B SI 92 F SI 93 S SL 88 2-3 ③ K			C FF 91 F SL 85 B SI 91 X SI 92 1-2 ② L7		4	0	0	0	0	2	5
24 Kurt Suzuki, R (1, 2) OBP: 0.346, SLG: 0.524	F SI 94 B SI 93 X SI 92 1-1 ③ F8			C FF 92 C SL 88 B SI 94 B FF 92 F CH 85 F SI 94 B SL 90 F SL 88 F SI 93 3-2 ① G6-3 F CH 85 X SI 93		B CU 78 C FF 92 B SI 93 X CH 83 2-1 ① G5-3		T FF 92 F FF 93 X SI 92 0-2 1B		4	0	1	0	0	0	1
14 Rio Ruiz, L (1, 5) OBP: 0.273, SLG: 0.317		C CU 78 X CU 80 0-1 ① G3		F CH 85 B SI 92 B CH 84 S CH 84 F SI 93 X CH 84 2-2 ② G3-1		C CU 79 S CH 84 F SI 92 B CH 84 B CH 82 B CH 82 4-2 7 FC6-4 BB		C SI 92 F CH 84 D SI 93 X FF 92 1-2 ③ L7		3	0	0	0	1	0	1
7 Dansby Swanson, R (1, 6) OBP: 0.315, SLG: 0.327		C SI 93 B SI 94 F SL 89 X SI 94 1-2 ② L9		X SL 88 0-0 ③ F8		X SI 92 0-0 ② FC6-4 1-2f			B SL 79 F FF 90 C FF 91 X FF 92 1-2 ① P4	4	0	0	0	0	0	1
8 Jace Peterson, L (1, 7) OBP: 0.309, SLG: 0.319		X SI 93 0-0 ③ F7			C CU 79 B CH 82 C SL 85 B SI 92 S CH 83 2-3 ① K	B SI 91 C SL 86 C SL 88 1 SAFE S CU 82 1-3 ③ K			B SL 80 C FF 91 B CH 82 B FF 92 X FF 92 3-1 ② F7	4	0	0	0	0	2	1
16 Lane Adams, R (1, 9) OBP: 0.352, SLG: 0.430 2 Micah Johnson, L (9, PH) OBP: 0.143, SLG: 0.143			T SI 92 B CU 82 X SI 91 1-1 11 G4-3 51 SH1-4 1 1B		C CU 78 B SL 87 B SI 90 B CH 83 C SI 92 X SI 94 3-2 51 FC2-6		B FF 96 C FF 96 T FF 97 S FF 96 1-3 ① K		F FF 91 B SL 83 B FF 92 F FF 92 X FF 92 2-2	3	1	2	0	0	1	0
										1	0	1	0	0	0	0
51 Sean Newcomb, L (1, 1) OBP: 0.103, SLG: 0.037 30 Jason Motte, R (6, 1) 18 Matt Adams, L (7, PH) OBP: 0.318, SLG: 0.522 53 Jim Johnson, R (7, 1) 46 Ian Krol, L (7, 1) 45 Matt Wisler, R (8, 1) 13 Adonis García, R (9, PH) OBP: 0.270, SLG: 0.331			L SI 90 X FF 90 0-1 ① SH1-4 1-2		1 SAFE C SI 90 1 SAFE L FF 91 X SI 93 0-2 ② FC2-6 1 1B 11 1B 1-2f		F FF 97 X FF 90 0-1 ② G1-3		S SL 83 X SL 82 0-1 ③ G6-3	1	0	0	0	0	0	1
										0	0	0	0	0	0	0
										1	0	0	0	0	0	0
										0	0	0	0	0	0	0
										0	0	0	0	0	0	0
										0	0	0	0	0	0	0
										1	0	0	0	0	0	1
Inning Stats	R: 0 E: 0 K: 1 S: 10 H: 1 LOB: 1 BB: 0 P: 17	R: 0 E: 0 K: 0 S: 6 H: 0 LOB: 0 BB: 0 P: 7	R: 1 E: 0 K: 0 S: 7 H: 2 LOB: 1 BB: 0 P: 10	R: 0 E: 0 K: 0 S: 13 H: 0 LOB: 0 BB: 0 P: 18	R: 0 E: 0 K: 2 S: 17 H: 3 LOB: 3 BB: 0 P: 26	R: 0 E: 0 K: 1 S: 9 H: 0 LOB: 1 BB: 1 P: 16	R: 0 E: 0 K: 1 S: 6 H: 0 LOB: 0 BB: 0 P: 7	R: 0 E: 0 K: 0 S: 12 H: 1 LOB: 1 BB: 0 P: 17	R: 0 E: 0 K: 0 S: 10 H: 1 LOB: 1 BB: 0 P: 16	1B: 8 2B: 0 3B: 0 HR: 0 SF: 0 SAC: 1 DP: 0 HBP: 0						

	AB	34
	R	1
	H	8
	RBI	1
	BB	1
	SO	5
	LOB	12

WP: 0 PB: 0 SB: 2 CS: 0 PA: 36

PITCHER		IP	WLS	BF	H	R	ER	SO	BB	IBB	HBP	BLK	WP	HR	S	P	ERA	WHIP
65 Robert Gsellman, R	(1, 1)	6.0	W	25	6	1	1	4	1	0	0	0	0	0	62	94	1.50	1.167
ERA: 5.19																		
43 Jamie Callahan, R	(7, 1)	1.0	H	3	0	0	0	1	0	0	0	0	0	0	6	7	0.00	0.000
ERA: 4.5																		
46 Chasen Bradford, R	(8, 1)	1.0		4	1	0	0	0	0	0	0	0	0	0	12	17	0.00	1.000
ERA: 3.86																		
51 Paul Sewald, R	(9, 1)	1.0		4	1	0	0	0	0	0	0	0	0	0	10	16	0.00	1.000
ERA: 4.31																		

PITCHER	IP	WLS	BF	H	R	ER	SO	BB	IBB	HBP	BLK	WP	HR	S	P	ERA	WHIP

Atlanta Braves @ New York Mets

Citi Field, Flushing, NY

Wed Sep 27 2017, 7:11 PM - 10:13 PM EDT

Att. 28,617 - Partly Cloudy - 80 F

BOTTOM

Batter	1	2	3	4	5	6	7	8	9	AB	R	H	RBI	BB	SO	LOB
7 José Reyes, S (1, 4) OBP: 0.314, SLG: 0.410	B FF 95 F FF 94 C FF 95 S CU 80 1-3 ① **K**		B CU 80 F CU 81 F FF 93 S CU 82 1-3 ③ **K**		S FF 95 S CU 79 F FF 95 X FF 92 0-2 13 G5-3 18 1B **1B** **1-2**	F FF 93 B FC 87 C SI 93 X SI 94 1-2 ② **F7**	B SI 94 X SI 93 1-0 **1-3** **2-H** **2B**			5	1	2	1	0	2	3
12 Juan Lagares, R (1, 8) OBP: 0.295, SLG: 0.362	F FF 97 B FF 96 X CH 88 1-1 ② **F8**			B CU 77 B CH 87 F FF 95 C CH 88 B CU 78 B FF 92 4-2 13 1B 18 E **BB**	F FF 96 L CU 80 S FF 95 0-3 ① **K**	C FC 88 B FC 90 X FC 89 1-1 ③ **F8**	C SL 88 C FF 94 S SL 88 0-3 ③ **K2-3**			4	1	0	0	1	2	6
13 Asdrúbal Cabrera, S (1, 5) OBP: 0.346, SLG: 0.422	C FF 97 B CH 88 S FF 96 F FF 97 X CU 81 1-2 ③ **G3**			X FF 94 0-0 26 FC3-6 18 E **1-3** **1B**	B CU 80 F FF 95 C CU 81 X CU 81 1-2 ② **G5-3** **1-2** **2-3**		B SI 91 B SI 92 C SI 92 B CU 77 X CH 88 3-1 ① **F9**	B SI 93 B SL 79 F SI 91 B SL 80 X SI 91 3-1 ① **F8**		5	0	1	0	0	0	2
18 Travis d'Arnaud, R (1, 2) OBP: 0.294, SLG: 0.446		S FF 96 B FF 96 F CU 79 F FF 97 B CU 81 F CU 80 X FF 95 2-2 ① **P3**		X CU 79 0-0 E6 26 FC3-6 **1-2** **3-H**	B CU 81 B FF 96 C CU 79 B CU 80 S FF 96 X CU 79 3-2 26 1B **2-H** **3-H** **1B**		T SI 92 B SI 92 B SI 91 S CU 77 T FF 92 2-2 ② **K**	B SL 82 F SL 80 S SI 94 F SL 80 B SI 94 X SL 82 2-2 ② **P6**		5	0	1	3	0	1	1
26 Kevin Plawecki, R (1, 3) OBP: 0.345, SLG: 0.400		S FF 96 B FF 95 F CU 80 F FF 96 S CU 81 1-3 ② **K**		C FF 94 B CH 87 F FF 94 X CU 80 1-2 ① FC3-6 28 BB **1-2f** **2-3**	F FF 96 X CU 78 0-1 **1-2** **1B**		C CU 77 B FF 91 S SI 92 F FF 92 B CU 77 B SI 92 B SI 93 4-2 9 E 22 HR **BB**	B SL 81 B FF 91 B SL 82 C SI 91 F FF 92 B SL 82 4-2 9 BB **BB**		3	1	1	0	2	1	2
9 Brandon Nimmo, L (1, 7) OBP: 0.390, SLG: 0.430		C FF 96 B FF 95 F CH 88 F FF 95 X FF 95 1-2 ③ **G3**		F FF 93 B FF 93 F FF 95 S FF 96 1-3 ② **K**	S FF 93 F FF 94 B FF 94 F FF 94 B FF 94 S CH 86 2-3 ③ **K**		X FF 91 0-0 E3 22 HR **1-2**	F SI 92 C SI 92 B FF 94 B SI 93 B SL 81 B FF 92 4-2 **1-2** **BB**		4	1	0	0	1	2	5
28 Travis Taijeron, R (1, 9) OBP: 0.286, SLG: 0.286 43 Jamie Callahan, R (7, 1) 22 Dominic Smith, L (7, PH) OBP: 0.254, SLG: 0.395 46 Chasen Bradford, R (8, 1) 72 Phillip Evans, R (8, PH) OBP: 0.313, SLG: 0.333 51 Paul Sewald, R (9, 1)			C FF 95 B CU 79 B FF 94 B CH 88 F FF 94 B FF 95 4-2 65 SH1-4 **BB**	B FF 95 B FF 89 S FF 96 B FF 96 B FF 96 4-1 **1-2** **BB**		C FC 85 X SI 93 0-1 ① **P3**	C CU 76 X SI 91 0-1 **1-H** **2-H** **HR**	B SI 94 C SI 93 C SL 81 B SI 93 F FF 92 S SL 83 2-3 ③ **K**		1 0 1 0 1 0	0 0 1 0 0 0	0 0 1 0 0 0	0 0 3 0 0 0	2 0 0 0 0 0	0 0 0 0 1 0	0 0 0 0 2 0
15 Matt Reynolds, R (1, 6) OBP: 0.333, SLG: 0.309			B FF 92 F FF 92 F FF 93 1 SAFE C CU 80 1-3 ① **K**	X FF 96 0-0 ③ **F9**		B SI 93 F FC 88 B FF 93 B SI 92 B SI 95 4-1 11 BB **BB**	B CU 76 B SI 91 X SI 92 2-0 11 BB 7 2B **1B**			3	1	1	0	1	1	4
65 Robert Gsellman, R (1, 1) OBP: 0.268, SLG: 0.147 11 Norichika Aoki, L (6, PH) OBP: 0.332, SLG: 0.398 (7, 9)			X FF 92 0-0 ② **SH1-4** **1-2**		B FF 91 B FF 93 C FF 92 B FF 92 L FF 93 B FF 93 4-2 13 G5-3 7 1B 18 1B **BB**	**B FC 88** 1 SAFE B FC 86 1 SAFE B SI 93 B SI 92 4-0 **1-2** **BB**	B SI 92 B CH 87 B SI 92 C SI 91 C SI 91 F SI 92 B SI 93 4-2 7 2B **1-2** **BB**			0 0	1 0	0 0	0 0	1 2	0 0	0 0
Inning Stats	R: 0 E: 0 K: 1 S: 9 H: 0 LOB: 0 BB: 0 P: 12	R: 0 E: 0 K: 1 S: 13 H: 0 LOB: 0 BB: 0 P: 17	R: 0 E: 0 K: 2 S: 9 H: 0 LOB: 1 BB: 1 P: 15	R: 1 E: 1 K: 1 S: 12 H: 1 LOB: 3 BB: 2 P: 22	R: 2 E: 0 K: 2 S: 21 H: 3 LOB: 2 BB: 1 P: 31	R: 0 E: 0 K: 0 S: 8 H: 0 LOB: 2 BB: 2 P: 18	R: 4 E: 1 K: 2 S: 19 H: 3 LOB: 2 BB: 2 P: 35	R: 0 E: 0 K: 1 S: 14 H: 0 LOB: 2 BB: 2 P: 29		1B: 5 2B: 1 3B: 0 HR: 1 SF: 0 SAC: 1 DP: 0 HBP: 0						

livebaseballscorecards.com

AB	32
R	7
H	7
RBI	7
BB	10
SO	10
LOB	25

WP: 0 PA: 43
PB: 0
SB: 0
CS: 0

PITCHER		IP	WLS	BF	H	R	ER	SO	BB	IBB	HBP	BLK	WP	HR	S	P	ERA	WHIP
51 Sean Newcomb, L ERA: 4.32	(1, 1)	5.0	L	24	4	3	3	7	4	0	0	0	0	0	64	97	5.40	1.600
30 Jason Motte, R ERA: 3.6	(6, 1)	1.0		5	0	0	0	0	2	0	0	0	0	0	8	18	0.00	2.000
53 Jim Johnson, R ERA: 5.56	(7, 1)	0.2		7	2	4	0	1	2	0	0	0	0	1	15	30	0.00	6.000
46 Ian Krol, L ERA: 5.48	(7, 1)	0.1		2	1	0	0	1	0	0	0	0	0	0	4	5	0.00	3.000
45 Matt Wisler, R ERA: 8.33	(8, 1)	1.0		5	0	0	0	1	2	0	0	0	0	0	14	29	0.00	2.000

PITCHER	IP	WLS	BF	H	R	ER	SO	BB	IBB	HBP	BLK	WP	HR	S	P	ERA	WHIP

New York Mets @ Philadelphia Phillies

Citizens Bank Park, Philadelphia, PA

Fri Sep 29 2017, 7:08 PM - 9:45 PM EDT

Att. 19,375 - Clear - 67 F

TOP

livebaseballscorecards.com

Batter	1	2	3	4	5	6	7	8	9	AB	R	H	RBI	BB	SO	LOB
11 Norichika Aoki, L (1, 9) OBP: 0.333, SLG: 0.398	B FF 92 B FF 91 C FF 90 C CU 76 B SI 92 F FF 91 X CU 77 3-2 ① G3-1		B FF 91 B SI 91 B SI 92 C FF 91 F FF 92 F CU 74 X FF 92 3-2 ① L8		C CU 71 B FF 93 C CH 88 B CU 78 F SI 93 B CH 86 X CU 78 3-2 1B			X FF 97 0-0 13 1B 1B	B SL 86 F FF 95 F FF 94 X SL 86 1-2 ③ G3-1	5	0	2	0	0	0	2
7 José Reyes, S (1, 4) OBP: 0.314, SLG: 0.414	C SI 92 X FF 91 0-1 HR		B CU 75 C CU 78 B SI 87 X FF 92 2-1 ② G4-3		B FF 91 C FF 87 X FF 92 1-1 ③ F8			X FF 96 0-0 ① P6		4	1	1	1	0	0	2
13 Asdrúbal Cabrera, S (1, 5) OBP: 0.347, SLG: 0.423	B FF 92 F FF 92 B CU 76 B CU 75 X FF 93 3-1 1B		B CU 77 F FF 91 B CH 87 B FF 93 X FF 93 3-1 ③ G4-3			C CU 74 B CH 86 C CU 77 X CU 72 1-2 ① G2-3		B SI 97 F FF 98 X FS 86 1-1 1-3 1B		4	0	2	0	0	0	0
18 Travis d'Arnaud, R (1, 2) OBP: 0.293, SLG: 0.444	C CU 77 D CU 78 X FF 92 1-1 ② P6			S FF 90 S SL 81 X FF 92 0-2 ① P3		C SL 84 B SL 82 F CU 74 B SL 84 X FF 92 2-2 9 G3-6-1 1B		S SL 86 D SL 86 S SI 98 S SL 85 1-3 ② K		4	0	1	0	0	1	3
9 Brandon Nimmo, L (1, 7) OBP: 0.382, SLG: 0.420	B FF 91 B CU 75 C CU 77 S FF 92 X CU 78 2-2 ③ G3			C CU 76 X FF 91 0-1 ② L8		B FF 91 B CU 76 F FF 92 C CU 72 X CU 74 2-2 ②③ G3-6-1 1-2f		X FS 88 0-0 ③ L9		4	0	0	0	0	0	4
1 Amed Rosario, R (1, 6) OBP: 0.280, SLG: 0.404		C FF 92 B SL 83 X FF 91 1-1 ① G1-3		B FF 91 C SL 82 C CU 77 F FF 92 X SL 82 1-2 ③ G6-3			F SI 94 B FF 94 S CH 81 B CH 80 F SI 94 S CH 81 2-3 ① K		C FF 93 X SL 82 0-1 ① F8	4	0	0	0	0	1	0
22 Dominic Smith, L (1, 3) OBP: 0.260, SLG: 0.413		B FF 92 C FF 91 C CU 78 X FF 92 1-2 ② G1-3			C FF 91 B FF 90 F CU 74 B SL 82 X FF 91 2-2 HR		B SL 82 B SL 81 B SL 82 C FF 94 B FF 94 4-1 12 FC4-6 BB		C FF 96 X FF 95 0-1 ② G4-3	3	1	1	1	1	0	0
12 Juan Lagares, R (1, 8) OBP: 0.298, SLG: 0.364		C SL 84 X SL 84 0-1 1B			B CU 77 F FF 92 X SL 82 1-1 ① G6-3		X SI 94 0-0 ② FC4-6 1-2f		C SL 82 X SL 84 0-1 72 1B 1B	4	0	2	0	0	0	1
33 Matt Harvey, R (1, 1) OBP: 0.086, SLG: 0.059 28 Travis Taijeron, R (5, PH) OBP: 0.261, SLG: 0.280 47 Hansel Robles, R (5, 1) 26 Kevin Plawecki, R (7, PH) OBP: 0.342, SLG: 0.396 61 Kevin McGowan, R (7, 1) 35 Jacob Rhame, R (8, 1) 72 Phillip Evans, R (9, PH) OBP: 0.333, SLG: 0.355		B FF 92 B FF 91 F FF 92 B FF 90 F FF 90 C FF 90 3-3 ③ K			C FF 92 X SL 84 0-1 ② F7		B CH 82 S CH 82 B SI 94 F SI 92 B CH 81 S CH 82 3-3 ③ K		B SL 80 X FF 93 1-0 1-2 1B	1 1 0 1 0 0 1	0 0 0 0 0 0 0	0 0 0 0 0 0 1	0 0 0 0 0 0 0	0 0 0 0 0 0 0	1 0 0 1 0 0 0	1 0 0 1 0 0 0
Inning Stats	R: 1 H: 2 E: 0 LOB: 1 K: 0 BB: 0 S: 13 P: 22	R: 0 H: 1 E: 0 LOB: 1 K: 1 BB: 0 S: 10 P: 15	R: 0 H: 0 E: 0 LOB: 0 K: 0 BB: 0 S: 8 P: 16	R: 0 H: 0 E: 0 LOB: 0 K: 0 BB: 0 S: 9 P: 10	R: 1 H: 2 E: 0 LOB: 1 K: 0 BB: 0 S: 13 P: 20	R: 0 H: 1 E: 0 LOB: 0 K: 0 BB: 0 S: 9 P: 14	R: 0 H: 0 E: 0 LOB: 1 K: 2 BB: 1 S: 9 P: 18	R: 0 H: 2 E: 0 LOB: 2 K: 1 BB: 0 S: 8 P: 10	R: 0 H: 2 E: 0 LOB: 2 K: 0 BB: 0 S: 10 P: 12	1B: 8 2B: 0 3B: 0 HR: 2	SF: 0 SAC: 0 DP: 1 HBP: 0						

	AB	36
	R	2
	H	10
	RBI	2
	BB	1
	SO	4
	LOB	14

WP: 0 PA: 37
PB: 0
SB: 0
CS: 0

PITCHER		IP	WLS	BF	H	R	ER	SO	BB	IBB	HBP	BLK	WP	HR	S	P	ERA	WHIP
54 Ben Lively, R ERA: 4.26	(1, 1)	6.0	W	23	6	2	2	1	0	0	0	0	0	2	62	97	3.00	1.000
39 Adam Morgan, L ERA: 3.67	(7, 1)	1.0		4	0	0	0	2	1	0	0	0	0	0	9	18	0.00	1.000
57 Luis García, R ERA: 2.65	(8, 1)	1.0		5	2	0	0	1	0	0	0	0	0	0	8	10	0.00	2.000
61 Edubray Ramos, R ERA: 4.29	(9, 1)	1.0		5	2	0	0	0	0	0	0	0	0	0	10	12	0.00	2.000

PITCHER		IP	WLS	BF	H	R	ER	SO	BB	IBB	HBP	BLK	WP	HR	S	P	ERA	WHIP

New York Mets @ Philadelphia Phillies

Citizens Bank Park, Philadelphia, PA

Fri Sep 29 2017, 7:08 PM - 9:45 PM EDT

Att. 19,375 - Clear - 67 F

livebaseballscorecards.com

BOTTOM

Batter	1	2	3	4	5	6	7	8	9	AB	R	H	RBI	BB	SO	LOB
16 César Hernández, S (1, 4) OBP: 0.369, SLG: 0.421	C FF 94 F SI 93 F FF 96 B FF 94 B FF 96 S SL 89 2-3 **K** ①	B CH 86 F FF 94 F FF 94 S FF 94 1-3 **K** ③		B CH 87 B SL 88 B SL 93 D FF 94 4-0 13 1B **BB**		C CH 89 F FF 94 F SI 94 X SL 86 0-2 **HR**				3	1	1	1	1	2	1
13 Freddy Galvis, S (1, 6) OBP: 0.307, SLG: 0.379	C SL 87 B FF 94 B FF 95 F FF 94 F FF 95 F FF 94 B SL 88 X FF 96 3-2 **F8** ②		B SL 91 B CH 87 B FF 93 B FF 93 4-0 17 1B 5 1B 37 SF8 **BB**	D CH 87 F FF 93 B FF 91 X FF 93 2-1 **1B** ② 1-2 2-H		B FF 95 B FF 96 C FF 95 B FF 94 F FF 95 F FF 94 F FF 94 X FF 93 3-2 **G5-3** ②			3	1	1	0	1	0	0
5 Nick Williams, L (1, 9) OBP: 0.336, SLG: 0.467	B FF 94 X FF 94 1-0 **1B**		B CH 85 S CH 84 F FF 93 1 SAFE X FF 92 1-2 37 SF8 17 1B 7 BLK **1B** 1-2	S FF 93 S FF 93 X SL 90 0-2 **F8** ③		X FF 92 0-0 **F7** ③				4	1	2	0	0	0	2
17 Rhys Hoskins, R (1, 3) OBP: 0.401, SLG: 0.642	B FF 95 C FF 94 B FF 95 D CH 87 S FF 94 X FF 94 3-2 **F8** ③		F FF 94 X FF 93 0-1 7 BLK **1B** 1-2 2-3		B FF 94 C SL 87 F FF 96 B FF 96 X FF 96 2-2 **E5** 23 G6-4-3		B FF 95 F FF 92 B CH 82 F CH 82 F FF 94 B SL 85 X SL 85 3-2 **F8** ①			4	0	1	0	0	0	1
23 Aaron Altherr, R (1, 7) OBP: 0.343, SLG: 0.521		C FF 93 X FF 94 0-1 **G5-3** ① 1-2	F FF 94 B FF 94 F FF 94 X FF 94 1-2 **F9** ①		B FF 95 1 SAFE X FF 94 1-0 **G6-4-3** ① ② 1-2f		S FF 94 X FF 95 0-1 **F9** ②			4	0	0	0	0	0	4
37 Odúbel Herrera, L (1, 8) OBP: 0.325, SLG: 0.455		C FF 92 X FF 95 0-1 7 HR **1B**	X FF 94 0-0 **SF8** ② 2-3 3-H		B SI 96 S FF 96 F FF 96 X FF 96 1-2 **1B**		B FF 94 C CH 83 X FF 94 1-1 **F8** ③			3	1	2	1	0	0	0
7 Maikel Franco, R (1, 5) OBP: 0.282, SLG: 0.402		1 SAFE B FF 93 C FF 93 B SL 87 B FF 94 X FF 94 3-1 **HR** 1-H	B FF 94 S FF 94 C FF 94 S SL 88 1-3 **K** ③ 1-2 3-H		1 SAFE B SL 85 C FF 95 F FF 94 1 SAFE X FF 96 1-2 **F7** ③			C FF 95 S FS 82 F FF 96 X FS 84 0-2 **G4-3** ①		4	1	1	2	0	1	2
38 Jorge Alfaro, R (1, 2) OBP: 0.357, SLG: 0.505		B SL 88 B SL 90 C FF 94 C FF 94 B FF 95 B FF 94 4-2 54 G5-3 **BB**		X CU 80 0-0 13 1B **2B**		X FF 93 0-0 **HR**		F FS 83 B FS 83 S FF 95 F FF 95 X FF 95 1-2 **F9** ②		3	1	2	1	1	0	0
54 Ben Lively, R (1, 1) OBP: 0.231, SLG: 0.462 31 Hyun Soo Kim, L (6, PH) OBP: 0.307, SLG: 0.292 39 Adam Morgan, L (7, 1) OBP: 0.667, SLG: 0.500 57 Luis García, R (8, 1) 2 J.P. Crawford, L (8, PH) OBP: 0.346, SLG: 0.302 61 Edubray Ramos, R (9, 1)		X FF 94 0-0 **G5-3** ② 1-2		D FF 92 B FF 93 X FF 90 2-0 **P6** ①		B FF 95 X CH 90 1-0 **L8** ①		B FF 96 C SL 88 B SL 89 S FF 96 S FF 96 2-3 **K** ③		2 1 0 0 1 0	0 0 0 0 0 0	0 0 0 0 0 0	0 0 0 0 0 0	0 0 0 0 1 0	0 0 0 0 0 0	2 0 0 0 0 0
Inning Stats	R: 0 E: 0 K: 1 S: 13 H: 1 LOB: 1 BB: 0 P: 22	R: 2 E: 0 K: 1 S: 12 H: 2 LOB: 1 BB: 1 P: 20	R: 2 E: 0 K: 1 S: 12 H: 2 LOB: 1 BB: 1 P: 19	R: 0 E: 0 K: 0 S: 7 H: 2 LOB: 2 BB: 1 P: 15	R: 0 E: 1 K: 0 S: 10 H: 1 LOB: 1 BB: 0 P: 15	R: 2 E: 0 K: 0 S: 12 H: 2 LOB: 0 BB: 0 P: 16	R: 0 E: 0 K: 0 S: 8 H: 0 LOB: 0 BB: 0 P: 12	R: 0 E: 0 K: 1 S: 11 H: 0 LOB: 0 BB: 0 P: 14		1B: 6 2B: 1 3B: 0 HR: 3 SF: 1 SAC: 0 DP: 1 HBP: 0						

	AB	32
	R	6
	H	10
	RBI	5
	BB	3
	SO	4
	LOB	12

WP: 0 PA: 36
PB: 0
SB: 0
CS: 0

PITCHER		IP	WLS	BF	H	R	ER	SO	BB	IBB	HBP	BLK	WP	HR	S	P	ERA	WHIP
33 Matt Harvey, R ERA: 6.7	(1, 1)	4.0	L	21	7	4	4	3	3	0	0	1	0	1	44	76	9.00	2.500
47 Hansel Robles, R ERA: 4.92	(5, 1)	2.0		9	3	2	2	0	0	0	0	0	0	2	22	31	9.00	1.500
61 Kevin McGowan, R ERA: 6.43	(7, 1)	1.0		3	0	0	0	0	0	0	0	0	0	0	8	12	0.00	0.000
35 Jacob Rhame, R ERA: 11.57	(8, 1)	1.0		3	0	0	0	1	0	0	0	0	0	0	11	14	0.00	0.000

PITCHER	IP	WLS	BF	H	R	ER	SO	BB	IBB	HBP	BLK	WP	HR	S	P	ERA	WHIP

Batter	1	2	3	4	5	6	7	8	9	10	11	AB	R	H	RBI	BB	SO	LOB
11 Norichika Aoki, L (1, 9) OBP: 0.336, SLG: 0.395	F8		G6-3		BB		BB		L8		HR	3	3	0	0	3	0	0
7 José Reyes, S (1, 4) OBP: 0.315, SLG: 0.413	L9		G4-3		BB		SH2-3		1B		K	4	1	1	0	1	1	2
13 Asdrúbal Cabrera, S (1, 5) OBP: 0.351, SLG: 0.434	1B			G4-6-3	G3		2B		K		HR	6	1	4	4	0	1	3
9 Brandon Nimmo, L (1, 7) OBP: 0.381, SLG: 0.425	F8			G4-6-3	3B		F9		F7		BB	5	0	1	2	1	0	4
26 Kevin Plawecki, R (1, 2) OBP: 0.368, SLG: 0.404		1B		BB	BB		IBB			K	1B	3	1	2	0	3	1	0
22 Dominic Smith, L (1, 3) OBP: 0.263, SLG: 0.402		BB		BB	K		G6-3			L8	K	4	0	0	0	2	2	6
1 Amed Rosario, R (1, 6) OBP: 0.277, SLG: 0.404		G6-4-3		2B	G6-3		K			F9		5	0	1	1	0	1	2
12 Juan Lagares, R (1, 8) OBP: 0.296, SLG: 0.365		P4	G4-3	G5-3	2B		G5-3				G4-3	5	0	1	0	0	0	3
67 Seth Lugo, R (1, 1) OBP: 0.364, SLG: 0.515 2 Gavin Cecchini, R (0, PH) OBP: 0.000, SLG: 0.000 46 Chasen Bradford, R (0, 1) 18 Travis d'Arnaud, R (0, PH) OBP: 0.286, SLG: 0.429 49 Josh Smoker, L (0, 1) 51 Paul Sewald, R (0, 1) 43 Jamie Callahan, R (0, 1) 39 Jerry Blevins, L (0, 1) 28 Travis Taijeron, R (0, PH) 44 AJ Ramos, R (0, 1) 35 Jacob Rhame, R (0, 1) 72 Phillip Evans, R (11, PH) OBP: 0.000, SLG: 0.000			G4-3		F7		F9-2		K		1B	1 0 0 0 0 0 0 1 0 0 0 0 0 0 0 0 0 0 0 0 0 1 0 0 0 0 0 1 0 0 0 0 0 0 0 0 0 0 0 0 0 0 0 0 0 0 0 0 0 1 0 0 0 0 1 0 0 0 0 0 0 0 0 0 0 0 0 0 0 0 1 0 0 0 0 0 0 0 0 0 0 0 0 0							
Inning Stats	R: 0 E: 0 K: 0 S: 7 H: 1 LOB: 1 BB: 0 P: 12	R: 0 E: 0 K: 0 S: 9 H: 1 LOB: 1 BB: 1 P: 16	R: 0 E: 0 K: 0 S: 7 H: 0 LOB: 0 BB: 0 P: 11	R: 1 E: 0 K: 0 S: 13 H: 2 LOB: 2 BB: 2 P: 24	R: 2 E: 0 K: 1 S: 12 H: 1 LOB: 2 BB: 3 P: 28	R: 0 E: 0 K: 0 S: 6 H: 1 LOB: 0 BB: 0 P: 11	R: 1 E: 0 K: 0 S: 13 H: 1 LOB: 2 BB: 2 P: 19	R: 0 E: 0 K: 2 S: 8 H: 0 LOB: 0 BB: 0 P: 14	R: 0 E: 0 K: 1 S: 10 H: 1 LOB: 1 BB: 0 P: 15	R: 0 E: 0 K: 1 S: 6 H: 0 LOB: 0 BB: 0 P: 13	R: 3 E: 0 K: 2 S: 26 H: 3 LOB: 2 BB: 2 P: 44	1B: 6 2B: 4 3B: 1 HR: 1 SF: 0 SAC: 1 DP: 3 HBP: 0	WP: 1 PB: 1 SB: 0 CS: 0 PA: 51					

PITCHER	IP	WLS	BF	H	R	ER	SO	BB	IBB	HBP	BLK	WP	HR	S	P	ERA	WHIP
58 Henderson Alvarez III, R (1, 1) ERA: 4.3	4.2		23	5	3	3	0	6	0	0	0	0	0	45	87	5.79	2.357
52 Zac Curtis, L (5, 1) ERA: 1.08	1.2		7	2	1	1	1	1	0	0	0	0	0	17	27	5.40	1.800
55 Hoby Milner, L (7, 1) ERA: 2.15	0.2		3	0	0	0	0	0	1	0	0	0	0	5	7	0.00	0.000
64 Víctor Arano, R (8, 1) ERA: 1.86	1.0		3	0	0	0	2	0	0	0	0	0	0	8	14	0.00	0.000
50 Héctor Neris, R (9, 1) ERA: 3.01	1.0		4	1	0	0	1	0	0	0	0	1	0	10	15	0.00	1.000

PITCHER	IP	WLS	BF	H	R	ER	SO	BB	IBB	HBP	BLK	WP	HR	S	P	ERA	WHIP
61 Edubray Ramos, R (10, 1) ERA: 4.21	1.0		3	0	0	0	1	0	0	0	0	0	0	6	13	0.00	0.000
39 Adam Morgan, L (11, 1) ERA: 4.12	0.2	L	5	2	3	3	1	1	0	0	0	0	1	14	23	40.50	4.500
53 Yacksel Ríos, R (11, 1) ERA: 4.7	0.1		3	1	0	0	1	1	0	0	0	0	0	12	21	0.00	6.000

TOP

New York Mets @ Philadelphia Phillies

Citizens Bank Park, Philadelphia, PA

Sat Sep 30 2017, 7:09 PM - 11:18 PM EDT

Att. 25,138 - Cloudy - 58 F

livebaseballscorecards.com

AB	40
R	7
H	11
RBI	7
BB	10
SO	7
LOB	21

New York Mets @ Philadelphia Phillies

Citizens Bank Park, Philadelphia, PA

Sat Sep 30 2017, 7:09 PM - 11:18 PM EDT

Att. 25,138 - Cloudy - 58 F

livebaseballscorecards.com

BOTTOM

Batter	1	2	3	4	5	6	7	8	9	10	11	AB	R	H	RBI	BB	SO	LOB
16 César Hernández, S (1, 4) OBP: 0.369, SLG: 0.419	B FF 90 B FF 90 C FF 90 B FF 91 C FC 90 S FF 90 3-3 **K** ①	D CU 76 B FC 89 B CH 87 C SI 90 C SL 85 X SI 92 3-2 1B 3-H			B SL 83 T SI 89 B SI 90 X SI 90 2-1 G3-1 ①		B FF 91 B SL 82 B FF 91 B FF 91 4-0 2 BB 17 1B 1-2 BB		B SI 94 B SI 93 C FF 93 S FF 95 B SI 96 F FF 93 T FF 95 3-2 **K** ②			4	1	1	1	1	2	0
2 J.P. Crawford, L (1, 6) OBP: 0.349, SLG: 0.299	C FF 90 B CH 87 S FF 93 F CU 70 F FF 95 X CH 87 1-2 23 1B 1B	1 SAFE B SI 89 X CH 88 1-0 G3 ③			B SI 91 C SI 90 X SL 85 1-1 F7 ②		C FF 92 B FF 92 F FF 91 F FF 92 B FF 92 B FF 91 F FF 92 B FF 93 4-2 17 1B 1-2 2-3 BB		F FF 95 B FS 84 S FF 95 F FF 96 B FF 96 B FS 81 X FF 94 3-2 F7 ③			4	0	1	0	1	0	1
23 Aaron Altherr, R (1, 7) OBP: 0.342, SLG: 0.518 (11, 9)	1 SAFE B FF 91 D CH 83 F FF 90 X CH 84 2-1 1B 1-2		B CH 88 F SL 83 C SL 86 F FC 90 S FF 92 1-3 **K** ①		C SI 90 S SI 92 X FF 92 0-2 F9 ③		C FF 95 X SL 89 0-1 SF8 ② 3-H			C SL 86 F SL 87 X FF 96 0-2 F9 ①		4	0	1	1	0	1	0
17 Rhys Hoskins, R (1, 3) OBP: 0.396, SLG: 0.629	B FF 90 B FF 91 C FF 92 B SL 88 X CH 87 3-1 F9 ②		C FF 92 C FF 92 F SL 88 B SL 88 B FF 90 B SL 88 F CH 87 C CU 77 3-3 **K** ②			F FF 95 B FF 96 B FF 96 B FF 96 X FF 95 2-2 L7 ①	B FF 95 C SL 89 F FF 97 F FF 97 F FF 97 F FF 89 F FF 97 X FF 97 3-2 1B 1-2 2-H			B SL 86 F FF 95 D SL 88 C SL 87 B FS 82 X FF 95 3-2 F7 ②		5	0	1	1	0	1	2
5 Nick Williams, L (1, 9) OBP: 0.334, SLG: 0.463 53 Yacksel Ríos, R (11, 1)	B SL 85 B FF 93 F FC 88 F FF 93 S CU 70 2-3 **K** ③		X FF 94 0-0 1B			S SL 84 S SL 83 S SL 83 S SL 84 1-3 **K** ②	B CU 72 F FF 88 B CU 68 X CU 71 2-1 G1-3 ③			B FF 95 B FS 83 S SI 95 F FF 94 F FF 96 S FF 96 2-3 **K** ③		5 0	0 0	1 0	0 0	3 0	0 0	4 0
37 Odúbel Herrera, L (1, 8) OBP: 0.324, SLG: 0.451		S FF 89 B FF 90 C SL 85 X CU 77 1-2 G4-3 ① 1 SAFE F FC 90 X FF 93 0-1 L9 ③				S FF 96 S SL 83 B SL 84 F SL 84 B FF 97 B SL 83 H FF 96 4-2 HBP		B SL 80 B FF 91 C FF 91 F SI 91 F SL 80 X CH 86 2-2 P5 ①		T SI 95 T SI 96 B FF 97 B SI 97 F FF 96 F FF 97 C SI 97 2-3 **K** ①		4	0	0	0	0	1	1
7 Maikel Franco, R (1, 5) OBP: 0.282, SLG: 0.405	C SL 85 S CH 84 F FF 95 B FF 91 B SL 86 F CH 84 X FF 92 2-2 HR			B SL 83 X FC 89 1-0 P3 ①		B SL 82 1 SAFE B SL 81 C FF 91 F FF 91 C FF 92 2-3 **K** ③		B SL 82 B FF 91 C SL 78 B SL 79 F FF 92 S CH 84 3-3 **K** ②		F SI 96 B SL 87 B SI 96 X SI 96 2-1 G5-3 ②		5	1	1	1	0	2	1
38 Jorge Alfaro, R (1, 2) OBP: 0.360, SLG: 0.514 29 Cameron Rupp, R (7, 2) OBP: 0.299, SLG: 0.417	X CU 68 0-0 58 WP 16 1B 2B			B FC 88 B SL 85 C SL 84 B FF 90 S FC 89 F SL 86 X FF 93 3-2 F9 ②			F FF 90 B SL 82 B SL 82 C FF 90 F FF 90 F FF 91 S SL 83 2-3 **K** ①	C SI 92 S SL 78 S SL 77 0-3 **K** ③		B SI 96 C SI 96 S SL 87 B SI 98 F SI 97 S SL 87 2-3 **K** ③		2 3	1 0	1 0	0 0	0 3	0 0	0 0
58 Henderson Alvarez III, R (1, 1) 52 Zac Curtis, L (6, 1) 55 Hoby Milner, L (7, 1) 13 Freddy Galvis, S (7, PH) 64 Victor Arano, R (8, 1) 50 Héctor Neris, R (9, 1) 19 Tommy Joseph, R (9, PH) 61 Edubray Ramos, R (10, 1) 39 Adam Morgan, L (11, 1) 31 Hyun Soo Kim, L (11, 1)	B FC 89 X FF 90 1-0 G6-3 ② 2-3			X SL 84 0-0 F7 ③			B FF 91 C FF 91 B SL 84 F FF 90 B FF 92 F FF 91 B SL 83 4-2 2 BB 16 BB 23 SF8 BB		C FF 95 B SL 86 X SL 84 1-1 F7 ①			2 0 0 0 0 0 1 0 0 0	0 0 0 0 1 0 0 0 0 0	0 0 0 0 0 0 0 0 0 0	0 0 0 0 1 0 0 0 0 0	0 0 0 0 0 0 0 0 0 0	0 0 0 0 0 0 0 0 0 0	1 0 0 0 0 0 0 0 0 0
Inning Stats	R: 0 E: 0 K: 2 S: 15 H: 2 LOB: 2 BB: 0 P: 26	R: 2 E: 0 K: 0 S: 14 H: 3 LOB: 1 BB: 0 P: 22	R: 0 E: 0 K: 2 S: 12 H: 1 LOB: 1 BB: 0 P: 16	R: 0 E: 0 K: 0 S: 6 H: 0 LOB: 0 BB: 0 P: 10	R: 0 E: 0 K: 0 S: 7 H: 0 LOB: 0 BB: 0 P: 10	R: 0 E: 0 K: 2 S: 12 H: 0 LOB: 1 BB: 0 P: 21	R: 2 E: 0 K: 1 S: 21 H: 1 LOB: 2 BB: 3 P: 40	R: 0 E: 0 K: 2 S: 10 H: 0 LOB: 0 BB: 0 P: 15	R: 0 E: 0 K: 1 S: 10 H: 0 LOB: 0 BB: 0 P: 17	R: 0 E: 0 K: 1 S: 10 H: 0 LOB: 0 BB: 0 P: 15	R: 0 E: 0 K: 2 S: 11 H: 0 LOB: 0 BB: 0 P: 17	1B: 5 2B: 1 3B: 0 HR: 1 SF: 1 SAC: 0 DP: 0 HBP: 1	WP: 1 PB: 0 SB: 0 CS: 0 PA: 44					

PITCHER		IP	WLS	BF	H	R	ER	SO	BB	IBB	HBP	BLK	WP	HR	S	P	ERA	WHIP
67 Seth Lugo, R ERA: 4.71	(1, 1)	4.0		18	6	2	2	4	0	0	0	0	1	1	47	74	4.50	1.500
46 Chasen Bradford, R ERA: 3.74	(5, 1)	1.0		3	0	0	0	0	0	0	0	0	0	0	7	10	0.00	0.000
49 Josh Smoker, L ERA: 5.11	(6, 1)	0.2	H	3	0	0	0	1	0	0	1	0	0	0	9	16	0.00	0.000
51 Paul Sewald, R ERA: 4.55	(6, 1)	0.2	H	5	0	2	2	2	3	0	0	0	0	0	15	31	27.00	4.500
43 Jamie Callahan, R ERA: 4.26	(7, 1)	0.1	B	2	1	0	0	0	0	0	0	0	0	0	7	10	0.00	3.000

PITCHER		IP	WLS	BF	H	R	ER	SO	BB	IBB	HBP	BLK	WP	HR	S	P	ERA	WHIP
39 Jerry Blevins, L ERA: 2.94	(7, 1)	0.1		1	0	0	0	0	0	0	0	0	0	0	2	4	0.00	0.000
44 AJ Ramos, R ERA: 3.99	(8, 1)	1.0		3	0	0	0	2	0	0	0	0	0	0	10	15	0.00	0.000
35 Jacob Rhame, R ERA: 9.0	(9, 1)	2.0	W	6	0	0	0	2	0	0	0	0	0	0	20	32	0.00	0.000
27 Jeurys Familia, R ERA: 4.38	(11, 1)	1.0	S	3	0	0	0	2	0	0	0	0	0	0	11	17	0.00	0.000

AB	39
R	4
H	7
RBI	4
BB	3
SO	13
LOB	10

Batter	1	2	3	4	5	6	7	8	9	AB	R	H	RBI	BB	SO	LOB
11 Norichika Aoki, L (1, 9) (6, 7) OBP: 0.335, SLG: 0.393	B FF 91 C FF 93 F FF 94 B KC 78 F FF 94 F SI 95 S FF 96 2-3 K ①		C FF 92 B CH 87 X FF 94 1-1 F7 ①		X FF 92 0-0 9 FC3-6 72 BB 1B		B FF 90 F FF 90 B ST 76 X SI 90 2-1 G6-3 ②			4	0	1	0	0	1	0
72 Phillip Evans, R (1, 5) OBP: 0.395, SLG: 0.364	C FF 94 B KC 79 H FF 94 2-1 22 BB HBP		B KC 80 F FF 94 B SL 83 B FF 95 B FF 96 4-1 9 BB BB		B FF 94 C FF 94 B KC 77 S FF 94 B FF 94 B FF 92 4-2 9 FC3-6 1-2 BB		C FF 90 B FF 90 S FF 90 B CH 82 C FF 91 2-3 K ③			1	0	0	0	2	1	0
9 Brandon Nimmo, L (1, 8) OBP: 0.379, SLG: 0.418	B FF 95 B FF 96 X FF 94 2-0 P4 ②		F FF 96 C FF 95 B KC 82 B KC 80 F FF 95 F FF 96 B KC 80 F FF 96 B FF 95 4-2 1-2 BB		B FF 95 S KC 77 F FF 95 X KC 79 1-2 FC3-6 77 WP 1-2f 2-3 ①			F SI 89 B SI 89 F SI 89 C ST 73 1-3 K ①		3	0	0	0	1	1	3
22 Dominic Smith, L (1, 3) OBP: 0.262, SLG: 0.395	C FF 94 B FF 96 S FF 97 B FF 96 B FF 96 F FF 95 B KC 78 4-2 1-2 BB		C SI 94 C FF 95 S SL 81 0-3 K ②		F FF 94 F SL 84 B FF 94 D KC 81 X FF 95 2-2 F7 ②			B ST 76 C SI 89 X SI 88 1-1 P6 ②		3	0	0	0	1	1	4
77 Tomás Nido, R (1, 2) OBP: 0.300, SLG: 0.400	B FF 95 F FF 96 X KC 77 1-1 L9 ③		C KC 77 S FF 96 S KC 80 0-3 K ③		F FF 95 B KC 77 C KC 80 X SL 85 1-2 G5-3 1-2 ③			B FF 89 F CH 82 C FF 90 B FF 90 X CH 82 2-2 G5-3 ③		4	0	0	0	0	1	6
1 Amed Rosario, R (1, 6) OBP: 0.271, SLG: 0.394		F FF 93 B KC 79 C FF 94 S SL 84 1-3 K ①		F FF 93 S SL 84 S FF 93 0-3 K ①		B SL 81 S SL 81 F FF 93 T SL 84 1-2 K ①			F FF 92 S FF 93 X SL 86 0-2 L6 ①	4	0	0	0	0	3	0
15 Matt Reynolds, R (1, 7) OBP: 0.326, SLG: 0.301 50 Rafael Montero, R (6, 1) OBP: 0.080, SLG: 0.080 43 Jamie Callahan, R (8, 1) 26 Kevin Plawecki, R (9, PH) OBP: 0.364, SLG: 0.400		B FF 93 C FF 94 B KC 80 B FF 95 S FF 96 X FF 96 3-2 G6-3 ②		S FF 95 F FF 94 B SL 83 S SL 84 1-3 K ②		C SI 92 B SL 83 X SL 84 1-1 F8 ②			C FF 94 C FF 95 B SL 88 F SL 88 F SL 87 X SL 80 1-2 G6-3 ②	3 0 0 1	0 0 0 0	0 0 0 0	0 0 0 0	0 0 0 0	1 0 0 0	0 0 0 0
2 Gavin Cecchini, R (1, 4) OBP: 0.256, SLG: 0.273	B FF 95 B FF 95 F FF 95 X FF 95 2-1 1B		B FF 94 B FF 94 B FF 94 C FF 90 B FF 93 4-1 BB		S FF 94 F FF 94 S SL 84 0-3 K ③				X SL 86 0-0 G6-3 ③	3	0	1	0	1	1	0
34 Noah Syndergaard, L (1, 1) OBP: 0.417, SLG: 0.222 64 Chris Flexen, R (3, 1) OBP: 0.154, SLG: 0.231 61 Kevin McGowan, R (4, 1) 28 Travis Taijeron, R (6, 9) OBP: 0.271, SLG: 0.269	S FF 95 B KC 79 F FF 96 B SL 83 C FF 95 2-3 K ③		X FF 92 0-0 F8 ③				C CH 83 B FF 90 X FF 90 1-1 F9 ①			1 1 0 1	0 0 0 0	0 0 0 0	0 0 0 0	0 0 0 0	1 0 0 0	1 1 0 0
Inning Stats	R: 0 E: 0 K: 1 S: 12 H: 0 LOB: 2 BB: 1 P: 23	R: 0 E: 0 K: 2 S: 11 H: 1 LOB: 1 BB: 0 P: 19	R: 0 E: 0 K: 2 S: 14 H: 0 LOB: 2 BB: 2 P: 23	R: 0 E: 0 K: 2 S: 8 H: 0 LOB: 1 BB: 1 P: 13	R: 0 E: 0 K: 0 S: 12 H: 1 LOB: 2 BB: 1 P: 20	R: 0 E: 0 K: 2 S: 8 H: 0 LOB: 0 BB: 0 P: 10	R: 0 E: 0 K: 1 S: 7 H: 0 LOB: 0 BB: 0 P: 12	R: 0 E: 0 K: 1 S: 8 H: 0 LOB: 0 BB: 0 P: 12	R: 0 E: 0 K: 0 S: 9 H: 0 LOB: 0 BB: 0 P: 10	1B: 2 2B: 0 3B: 0 HR: 0	SF: 0 SAC: 0 DP: 0 HBP: 1			WP: 1 PB: 0 SB: 0 CS: 0	PA: 35		

PITCHER		IP	WLS	BF	H	R	ER	SO	BB	IBB	HBP	BLK	WP	HR	S	P	ERA	WHIP
43 Nick Pivetta, R ERA: 6.02	(1, 1)	5.0	W	23	2	0	0	7	5	0	1	0	1	0	57	98	0.00	1.400
64 Víctor Arano, R ERA: 1.69	(6, 1)	1.0		3	0	0	0	2	0	0	0	0	0	0	8	10	0.00	0.000
55 Hoby Milner, L ERA: 2.01	(7, 1)	2.0		6	0	0	0	2	0	0	0	0	0	0	15	24	0.00	0.000
53 Yacksel Ríos, R ERA: 4.41	(9, 1)	1.0		3	0	0	0	0	0	0	0	0	0	0	9	10	0.00	0.000

PITCHER	IP	WLS	BF	H	R	ER	SO	BB	IBB	HBP	BLK	WP	HR	S	P	ERA	WHIP

TOP

New York Mets @ Philadelphia Phillies

Citizens Bank Park, Philadelphia, PA

Sun Oct 01 2017, 3:13 PM - 6:20 PM EDT

Att. 25,754 - Sunny - 68 F

livebaseballscorecards.com

AB	29
R	0
H	2
RBI	0
BB	5
SO	11
LOB	15

Batter	1	2	3	4	5	6	7	8	9	AB	R	H	RBI	BB	SO	LOB
16 César Hernández, S (1, 4) OBP: 0.373, SLG: 0.421	C SI 99 F FF 99 X CH 91 0-2 ① F8		B FF 94 B FC 87 X FF 92 2-0 1B	X CH 84 0-0 37 1B 2-3 3-H 1B		B FF 96 C FF 94 B FF 95 D SL 86 B FF 93 4-1 37 G6-4-3 BB		B SL 87 B FF 94 B CH 89 D FF 94 4-0 37 2B 23 G5-3 1-2 BB		3	1	2	1	2	0	0
37 Odúbel Herrera, L (1, 8) OBP: 0.325, SLG: 0.452	X FF 100 0-0 ② G4-3		B FF 93 1 SAFE 1 SAFE F FF 92 1 SAFE B FF 93 S CH 83 S FF 94 2-3 ③ K	B SI 92 1 SAFE S CH 83 1 SAFE S CH 82 F FF 93 X CH 83 1-2 1-3 3-H 1B		F FF 96 F CH 88 B SI 94 B FF 95 X FF 94 2-2 ①② G6-4-3 1-2f 2-3		X FF 95 0-0 23 G5-3 5 IHR 1-3 2-H 2B		5	1	2	2	0	1	3
23 Aaron Altherr, R (1, 7) OBP: 0.340, SLG: 0.516	B FF 100 X FF 100 1-0 ③ G1-3			B SI 93 S FF 94 C FF 96 X FF 95 1-2 7 HR 2B S SL 81 S SL 83 1-3 K		B FF 94 C FF 95 C FF 95 B FF 94 X FF 96 2-2 ③ G3		X FF 94 0-0 ② G5-3 2-3 3-H		5	1	1	1	0	1	4
17 Rhys Hoskins, R (1, 3) OBP: 0.396, SLG: 0.618		B FF 98 B CU 87 B FF 99 F FF 99 F FF 100 D FF 100 4-2 7 FC6 5 S BB		B FF 94 F CH 87 B SI 93 C FF 93 F CH 83 F FC 88 S FF 86 3-3 K D CH 81 F CH 87 1 SAFE S SL 83 S SL 86 2-3 K			C SL 82 S FF 93 B FF 94 T FF 93 1-2 ① K	B FF 94 S SL 84 B CH 90 B FF 94 C SL 81 F SL 82 B CH 86 4-2 5 IHR BB		3	1	0	0	2	3	3
5 Nick Williams, L (1, 9) OBP: 0.338, SLG: 0.473		B FF 99 S CH 92 B FF 100 S FF 100 F CU 86 S CH 92 2-3 ① K 1-2		B FC 87 B FF 94 S CH 84 B FF 94 S CH 85 F FF 83 B FF 95 4-2 7 HR BB	S CH 80 X FF 92 0-1 ① G3		C FF 96 X FF 94 0-1 1B	D CH 89 F FF 94 X CH 88 1-1 1-H 3-H IHR		4	2	2	3	1	1	1
7 Maikel Franco, R (1, 5) OBP: 0.281, SLG: 0.409		C SL 95 D CU 87 B FF 99 X SL 95 2-1 ② FC6 2-3		C FC 88 X CH 83 0-1 1-H 2-H HR	S SL 82 S SL 85 B SL 84 X SL 84 1-2 ② G6-3		1 SAFE S SL 86 B FF 94 S CH 88 B CH 88 D SL 84 F CH 90 S SL 84 3-3 ② K	S SL 90 B SL 91 S FF 96 B SL 90 X FF 96 3-2 ③ G6-3		5	1	1	3	0	1	2
34 Andrew Knapp, S (1, 2) OBP: 0.368, SLG: 0.368		C FF 100 B FF 100 S CH 93 C FF 101 1-3 ③ K		B SI 94 C FC 89 C FF 93 B CH 85 F FF 94 B FC 89 B FF 93 4-2 2 1B 43 SH BB	B SL 83 X FF 91 1-0 1B		B FF 96 B CH 89 C CH 90 B SL 86 C CH 89 F CH 88 S SL 84 3-3 ③ K			3	1	1	0	1	2	2
2 J.P. Crawford, L (1, 6) OBP: 0.356, SLG: 0.300			C FF 94 B FF 95 B SI 94 F CH 84 B CH 84 F FF 95 F FF 95 X SI 95 3-2 ① G3-1	B FF 93 B FF 92 S CH 82 X CH 83 2-1 43 SH 16 1B 1-2 1B	C FF 92 B CH 81 F SL 85 C CH 80 1-3 ③ K			C FF 94 B CH 85 B FF 93 B CH 88 F FF 95 B CH 88 4-2 16 BB 37 2B BB		3	2	1	0	1	1	1
43 Nick Pivetta, R (1, 1) OBP: 0.068, SLG: 0.068 64 Victor Arano, R (6, 1) 13 Freddy Galvis, S (6, PH) OBP: 0.309, SLG: 0.382 55 Hoby Milner, L (7, 1) 15 Ty Kelly, S (8, PH) OBP: 0.257, SLG: 0.337 53 Yacksel Ríos, R (9, 1)			B FF 93 B FF 94 F SI 93 S FF 94 S FF 95 2-3 ② K	X FF 89 0-0 SH 16 1B 37 1B 1-3 2-H		B FF 94 C FF 93 B CH 88 X CH 89 2-1 37 G6-4-3 2B		C FF 95 B FF 94 X CH 89 1-1 ① P4		1 0 1 0 1 0	1 0 0 0 0 0	0 0 1 0 0 0	0 0 0 0 0 0	0 0 0 0 0 0	1 0 0 0 1 0	0 0 0 0 1 0
Inning Stats	R: 0 E: 0 K: 0 S: 5 H: 0 LOB: 0 BB: 0 P: 6	R: 0 E: 0 K: 2 S: 11 H: 0 LOB: 1 BB: 1 P: 20	R: 0 E: 0 K: 2 S: 12 H: 1 LOB: 1 BB: 0 P: 21	R: 6 E: 1 K: 3 S: 29 H: 5 LOB: 2 BB: 2 P: 46	R: 0 E: 0 K: 1 S: 9 H: 1 LOB: 1 BB: 0 P: 12	R: 0 E: 0 K: 0 S: 9 H: 1 LOB: 1 BB: 1 P: 19	R: 0 E: 0 K: 3 S: 13 H: 1 LOB: 1 BB: 0 P: 20	R: 5 E: 0 K: 0 S: 14 H: 2 LOB: 0 BB: 3 P: 31		1B: 6 2B: 3 3B: 0 HR: 2 SF: 0 SAC: 1 DP: 1 HBP: 0						

BOTTOM

New York Mets @ Philadelphia Phillies

Citizens Bank Park, Philadelphia, PA

Sun Oct 01 2017, 3:13 PM - 6:20 PM EDT

Att. 25,754 - Sunny - 68 F

livebaseballscorecards.com

AB	34
R	11
H	11
RBI	10
BB	7
SO	11
LOB	17

WP: 0 PA: 42
PB: 0
SB: 1
CS: 0

PITCHER		IP	WLS	BF	H	R	ER	SO	BB	IBB	HBP	BLK	WP	HR	S	P	ERA	WHIP
34 Noah Syndergaard, R ERA: 2.97	(1, 1)	2.0		7	0	0	0	2	1	0	0	0	0	0	16	26	0.00	0.500
64 Chris Flexen, R ERA: 7.88	(3, 1)	1.1	L	13	6	6	5	3	2	0	0	0	0	1	35	59	33.75	6.000
61 Kevin McGowan, R ERA: 5.19	(4, 1)	1.2		6	1	0	0	3	0	0	0	0	0	0	15	20	0.00	0.600
50 Rafael Montero, R ERA: 5.52	(6, 1)	2.2		15	4	5	5	3	4	0	0	0	0	0	33	64	16.88	3.000
43 Jamie Callahan, R ERA: 4.05	(8, 1)	0.1		1	0	0	0	0	0	0	0	0	0	0	3	6	0.00	0.000

PITCHER		IP	WLS	BF	H	R	ER	SO	BB	IBB	HBP	BLK	WP	HR	S	P	ERA	WHIP