

# New York Mets - 2017

Batter	1	2	3	4	5	6	7	8	9	AB	R	H	RBI	BB	SO	LOB	TOP
12 Juan Lagares, R (1,8) 75 Champ Stuart, R (5,8)	4-0 FC5-4 1B BB	0-3 K	0-3 K		0-3 K		0-3 K		0-3 K	2	1	0	0	1	2	0	<b>New York Mets @ Boston Red Sox</b> JetBlue Park, Ft. Myers, FL Fri Feb 24 2017, 1:10 PM - 3:53 PM EST Att: 9,877 - Cloudy - 78 F
54 T.J. Rivera, R (1,5) 72 Phillip Evans, R (5,5)	0-3 K		0-3 K		0-3 K		0-3 K			3	0	0	0	0	3	1	
30 Michael Conforto, L (1,9) 73 Travis Tajeron, R (5,9)	0-0 FC5-4 1B		2-1 HR		0-0 G4-3		0-0 G4-3			3	1	2	1	0	0	0	
4 Wilmer Flores, R (1,3) 74 Dominic Smith, L (6,3)	0-0 FC5-4 1B		0-3 K		0-3 K		0-3 K		0-3 K	3	0	0	1	0	2	1	
18 Travis d'Arnaud, R (1,2) 70 Tomás Nido, R (5,2)	0-0 1B		0-0 1B		0-0 1B		0-0 HBP		0-0 HBP	2	0	2	0	0	0	0	
9 Brandon Nimmo, L (1,7) 56 Ty Kelly, S (5,7)	0-3 K		0-3 K		0-0 G3-1		0-0 1B		0-0 1B	2	0	0	0	0	2	3	
26 Kevin Plawecki, R (1,10)		0-0 F9		0-0 G6-3		0-0 1B		0-0 G1-4-3		4	0	1	0	0	0	2	
2 Gavin Cecchini, R (1,4) 77 Luis Guillorme, L (5,4)	2-2 HR		0-0 G3		0-0 1B		0-0 K		0-3 K	2	1	1	1	0	0	0	
15 Matt Reynolds, R (1,6) 61 Amed Rosario, R (5,6)	0-3 K		0-3 F8		0-0 E4		0-0 F7		0-0 F7	2	0	0	0	0	1	0	
<b>Inning Stats</b>	R: 1 H: 2 E: 0 K: 2 S: 9	H: 2 R: 1 ER: 0 LOB: 2 BB: 1 P: 13	H: 1 R: 0 ER: 0 LOB: 0 BB: 0 P: 12	H: 2 R: 0 ER: 0 LOB: 1 BB: 0 P: 14	H: 0 R: 0 ER: 0 LOB: 0 BB: 0 P: 3	H: 0 R: 0 ER: 0 LOB: 0 BB: 0 P: 7	H: 2 R: 0 ER: 1 LOB: 3 BB: 0 P: 10	H: 1 R: 0 ER: 0 LOB: 1 BB: 0 P: 6	H: 0 R: 0 ER: 0 LOB: 0 BB: 0 P: 7	1B: 6 2B: 0 3B: 0 HR: 2	SF: 0 SAC: 0 DP: 1 HBP: 1	WP: 0 PB: 0 SB: 0 CS: 0	PA: 37				
<b>PITCHER</b>	IP WLS BF H R ER SO BB IBB HBP BLK WP HR S P ERA WHIP	2.0 L 10 3 2 2 4 1 0 0 0 0 0 1 19 25 9.00 2.000	2.0 8 2 1 1 3 0 0 0 0 0 0 1 15 17 4.50 1.000	1.0 3 0 0 0 2 0 0 0 0 0 0 0 7 7 0.00 0.000	1.0 3 0 0 0 2 0 0 0 0 0 0 0 7 7 0.00 0.000	1.0 6 2 0 0 2 0 0 0 0 0 0 0 10 10 0.00 2.000	1.0 4 1 0 0 1 0 0 0 0 0 0 0 5 6 0.00 1.000	1.0 3 0 0 0 2 0 0 0 0 0 0 0 7 7 0.00 0.000									
60 Henry Owens, L (1,1) ERA: 9.0																	
25 Kyle Kendrick, R (3,1) ERA: 4.5																	
Fernando Abad, L (5,1) ERA:																	
66 Noé Ramirez, R (6,1) ERA:																	
63 Robby Scott, L (7,1) ERA:																	
12 Brock Holt, L (1,6) 65 Matt Dominguez, R (6,3)	0-3 K		0-0 G6-3		0-0 G5-3		0-3 K			2	0	0	0	0	1	0	<b>New York Mets @ Boston Red Sox</b> JetBlue Park, Ft. Myers, FL Fri Feb 24 2017, 1:10 PM - 3:53 PM EST Att: 9,877 - Cloudy - 78 F
16 Andrew Benintendi, L (1,7) 51 Junior Lake, R (7,9)	4-0 BB		0-0 P2		0-0 G6-3		0-0 G5-3		0-0 G5-3	2	0	0	0	1	0	0	
13 Hanley Ramirez, R (1,10) 23 Blake Swihart, S (7,PR) (8,10)	0-3 K		0-0 G4-3		0-0 G6-3		0-0 2B		0-3 K	3	0	1	0	0	1	1	
19 Jackie Bradley Jr., L (1,8) 62 Steve Selsky, R (7,8)	0-3 K		0-0 F8		0-0 G5-3		0-0 F8		0-0 F8	2	0	0	0	0	1	1	
64 Bryce Brentz, R (1,9) 36 Brian Bogusevic, L (7,7) OBP: 1.000, SLG: 4.000	0-0 G4-3		0-0 G6-3		0-0 G6-3		1-0 HR		0-0 F8	2	0	0	0	0	0	0	
40 Marco Hernández, L (1,4) 74 Rafael Devers, L (7,5)	4-0 BB		0-0 P5		0-0 G3		0-0 G3		0-0 F8	1	0	0	0	1	0	0	
3 Sandy León, S (1,2) 77 Jake DePew, R (5,2) 80 Jordan Procyshen, L (8,2)	0-0 G6-4-3		0-0 BB		4-0 BB		0-0 F8		0-0 G4-3	1	0	0	0	0	0	0	
5 Allen Craig, R (1,3) 17 Deven Marrero, R (6,6)			0-0 L3		0-3 K		0-0 P4		0-0 G4-3	2	0	0	0	0	1	1	
32 Josh Rutledge, R (1,5) 17 Tzu-Wei Lin, L (7,4)			0-0 F9		0-3 K		0-0 G4-3			2	0	0	0	0	1	0	
<b>Inning Stats</b>	R: 0 H: 0 E: 0 K: 3 S: 9	H: 0 R: 0 ER: 0 LOB: 0 BB: 1 P: 13	H: 0 R: 0 ER: 0 LOB: 0 BB: 1 P: 6	H: 0 R: 0 ER: 0 LOB: 0 BB: 0 P: 3	H: 0 R: 0 ER: 0 LOB: 0 BB: 0 P: 3	H: 0 R: 0 ER: 0 LOB: 0 BB: 1 P: 9	H: 2 R: 2 ER: 0 LOB: 1 BB: 0 P: 6	H: 0 R: 0 ER: 0 LOB: 0 BB: 0 P: 5	H: 0 R: 0 ER: 0 LOB: 0 BB: 0 P: 5	H: 0 R: 0 ER: 0 LOB: 0 BB: 0 P: 5	1B: 0 2B: 1 3B: 0 HR: 1	SF: 0 SAC: 0 DP: 1 HBP: 0	WP: 0 PB: 0 SB: 0 CS: 0	PA: 31			
<b>PITCHER</b>	IP WLS BF H R ER SO BB IBB HBP BLK WP HR S P ERA WHIP	2.0 W 7 0 0 0 3 0 0 0 0 0 0 0 6 6 0.00 0.000	2.0 H 7 0 0 0 2 1 0 0 0 0 0 0 10 14 0.00 0.500	1.0 H 5 2 2 2 0 0 0 0 0 0 0 1 5 6 18.00 2.000	1.0 H 3 0 0 0 1 0 0 0 0 0 0 0 5 5 0.00 0.000	1.0 S 3 0 0 1 1 0 0 0 0 0 0 6 6 0.00 0.000	1.0 S 3 0 0 1 1 0 0 0 0 0 0 6 6 0.00 0.000	1.0 S 3 0 0 1 1 0 0 0 0 0 0 6 6 0.00 0.500	1.0 S 3 0 0 1 1 0 0 0 0 0 0 6 6 18.00 2.000	1.0 S 3 0 0 1 1 0 0 0 0 0 0 6 6 0.00 0.000							
67 Seth Lugo, R (1,1) ERA:																	
68 Marcos Molina, R (3,1) ERA:																	
50 Rafael Montero, R (5,1) ERA:																	
66 Josh Edgin, L (7,1) ERA: 18.0																	
81 Corey Taylor, R (8,1) ERA:																	

AB	35
R	3
H	8
RBI	3
BB	1
SO	16
LOB	18



WP	0
PA	37

AB	28
R	2
H	2
RBI	2
BB	3
SO	7
LOB	7



WP	0
PA	31








Batter	1	2	3	4	5	6	7	8	9	AB	R	H	RBI	BB	SO	LOB	TOP																	
1 Jose Iglesias, R (1,6) 95 Gustavo Nunez, S (6,6)										2	0	0	0	0	0	1																		
41 Victor Martinez, S (1,10) 18 Tyler Collins, L (6,FR) (6,10)										3	0	1	0	0	1	1																		
33 Steven Moya, L (1,9) 14 Alex Presley, L (6,9)										3	0	1	0	0	0	1																		
40 JaCoby Jones, R (1,8) 76 Juan Carlos Perez, R (7,8)										3	0	0	0	0	0	1																		
74 Efen Navarro, L (1,3) 84 Brett Pill, R (7,3)										2	0	0	0	1	0	1																		
75 Mike Gerber, L (1,7) 73 Jason Krizan, L (7,7)										3	0	0	0	0	1	1																		
55 John Hicks, R (1,2) 71 Austin Green, R (7,2)										2	0	0	0	0	0	1																		
49 Dixon Machado, R (1,5) 84 Dominic Ficociello, S (7,5)										2	0	0	0	0	0	0																		
26 Brendan Ryan, R (1,4) 97 Logan Watkins, L (7,4)										2	0	1	0	0	0	0																		
<b>Inning Stats</b>	R: 0 E: 0 K: 0 S: 2	H: 0 LOB: 0 BB: 0 P: 3	R: 0 E: 0 K: 0 S: 3	H: 0 LOB: 1 BB: 1 P: 8	R: 0 E: 0 K: 0 S: 3	H: 1 LOB: 0 BB: 0 P: 3	R: 0 E: 0 K: 1 S: 6	H: 1 LOB: 1 BB: 0 P: 6	R: 0 E: 0 K: 1 S: 5	H: 0 LOB: 0 BB: 0 P: 5	R: 0 E: 0 K: 0 S: 4	H: 1 LOB: 1 BB: 0 P: 4	R: 0 E: 0 K: 0 S: 3	H: 0 LOB: 0 BB: 0 P: 3	R: 2 E: 0 K: 1 S: 7	H: 2 LOB: 1 BB: 1 P: 11	R: 0 E: 0 K: 0 S: 4	H: 1 LOB: 1 BB: 0 P: 4	1B: 4 2B: 1 3B: 1 HR: 0	SF: 0 SAC: 0 DP: 2 HBP: 1	WP: 1 PB: 0 SB: 1 CS: 0	PA: 34												
<b>PITCHER</b>	IP WLS BF H R ER SO BB IBB HBP BLK WP HR S P ERA WHIP																																	
79 Paul Sewald, R (1,1) ERA:	2.0	7	0	0	0	0	0	1	0	1	0	1	0	5	11	0.00	0.500																	
43 Addison Reed, R (3,1) ERA:	1.0	W	3	1	0	0	0	0	0	0	0	0	0	3	3	0.00	1.000																	
84 David Roseboom, L (4,1) ERA:	2.0	H	7	1	0	0	2	0	0	0	0	0	0	11	11	0.00	0.500																	
46 Ben Rowen, R (6,1) ERA:	1.0	H	4	1	0	0	0	0	0	0	0	0	0	4	4	0.00	1.000																	
76 Chasen Bradford, R (7,1) ERA: 9.0	2.0	H	9	2	2	2	1	1	0	0	0	0	0	10	14	9.00	1.500																	
81 Corey Taylor, R (9,1) ERA:	1.0	S	4	1	0	0	0	0	0	0	0	0	0	4	4	0.00	1.000																	
Batter	1	2	3	4	5	6	7	8	9	AB	R	H	RBI	BB	SO	LOB	BOTTOM																	
7 José Reyes, S (1,6) 61 Amed Rosario, R (6,6)										3	0	1	1	0	0	1																		
12 Juan Lagares, R (1,8) 75 Champ Stuart, R (7,8)										3	0	0	0	0	0	2																		
30 Michael Conforto, L (1,9) 73 Travis Tajeron, R (7,9)										3	2	2	1	0	1	0																		
20 Neil Walker, S (1,4) 77 Luis Guillorme, L (6,4)										2	0	0	0	0	1	1																		
18 Travis d'Arnaud, R (1,2) 70 Tomás Nido, R (7,2)										3	0	1	1	0	0	0																		
9 Brandon Nimmo, L (1,7) 72 Phillip Evans, R (8,5)										3	0	1	0	0	0	1																		
56 Ty Kelly, S (1,10) ERA: 9.0										2	1	0	0	2	1	2																		
74 Dominic Smith, L (1,3) ERA: 9.0										4	1	1	0	0	1	2																		
15 Matt Reynolds, R (1,5) ERA: 9.0										3	0	2	0	0	1	0																		
<b>Inning Stats</b>	R: 0 E: 0 K: 1 S: 5	H: 1 LOB: 0 BB: 0 P: 5	R: 0 E: 0 K: 1 S: 6	H: 1 LOB: 1 BB: 0 P: 6	R: 1 E: 0 K: 0 S: 4	H: 2 LOB: 0 BB: 0 P: 4	R: 1 E: 1 K: 1 S: 7	H: 2 LOB: 1 BB: 0 P: 7	R: 0 E: 0 K: 1 S: 5	H: 0 LOB: 0 BB: 0 P: 5	R: 1 E: 0 K: 0 S: 6	H: 1 LOB: 0 BB: 0 P: 6	R: 1 E: 0 K: 1 S: 7	H: 2 LOB: 2 BB: 2 P: 15	R: 1 E: 0 K: 0 S: 4	H: 2 LOB: 1 BB: 1 P: 8	1B: 8 2B: 2 3B: 1 HR: 1	SF: 0 SAC: 0 DP: 3 HBP: 0	WP: 0 PB: 0 SB: 0 CS: 0	PA: 35														
<b>PITCHER</b>	IP WLS BF H R ER SO BB IBB HBP BLK WP HR S P ERA WHIP																																	
48 Matthew Boyd, L (1,1) ERA:	2.0	L	9	4	2	2	1	0	0	0	0	0	0	0	11	11	9.00	2.000																
45 Buck Farmer, R (3,1) ERA: 9.0	1.0	3	0	0	0	1	0	0	0	0	0	0	0	5	5	0.00	0.000																	
64 Chad Bell, L (5,1) ERA:	1.0	4	1	1	1	0	0	0	0	0	0	0	0	1	6	6	9.00	1.000																
68 Daniel Stumpf, L (6,1) ERA: 9.0	1.0	7	2	1	1	1	1	2	0	0	0	0	0	7	15	9.00	4.000																	
60 Angel Nesbitt, R (7,1) ERA: 9.0	1.0	5	2	1	1	1	1	2	0	0	0	0	0	7	15	9.00	4.000																	
56 Kyle Ryan, L (8,1) ERA: 9.0	1.0	5	2	1	1	0	0	1	0	0	0	0	0	4	8	9.00	3.000																	


Detroit Tigers @ New York Mets  
First Data Field, Port St. Lucie, FL  
Sun Feb 26 2017, 1:10 PM - 3:48 PM EST  
Att.: 5,518 - Sunny - 75 F

AB 31  
R 2  
H 6  
RBI 2  
BB 2  
SO 3  
LOB 13



Detroit Tigers @ New York Mets  
First Data Field, Port St. Lucie, FL  
Sun Feb 26 2017, 1:10 PM - 3:48 PM EST  
Att.: 5,518 - Sunny - 75 F

AB 32  
R 5  
H 11  
RBI 5  
BB 3  
SO 5  
LOB 13





Batter	1	2	3	4	5	6	7	8	9	AB	R	H	RBI	BB	SO	LOB	TOP					
4 George Springer, R (1,8) 78 Ramón Laureano, R (6,8) OBP: 0.600, SLG: 0.333										3	1	0	0	0	1	1	<b>Houston Astros @ New York Mets</b> First Data Field, Port St. Lucie, FL Mon Feb 27 2017, 1:12 PM - 4:00 PM EST Att: 3,789 - Partly Cloudy - 85 F					
2 Alex Bregman, R (1,5) 91 Anibal Sierra, R (8,6)										4	0	1	0	0	1	3						
27 Jose Altuve, R (1,4) 18 Tony Kemp, L (6,4) OBP: 0.429, SLG: 0.333										2	0	1	1	1	0	0						
22 Josh Reddick, L (1,9) 35 Teoscar Hernández, R (6,9)										3	0	1	0	0	0	2						
10 Yuli Gurriel, R (1,3) 21 Jon Singleton, L (6,3) 83 Jack Mayfield, R (9,PR) 95 Framber Valdez, R (9,1)										3	0	0	0	0	0	4						
16 Brian McCann, L (1,2) 30 Juan Centeno, L (7,2) OBP: 0.667, SLG: 0.667										2	0	0	0	0	1	0						
13 Tyler White, R (1,10) 23 AJ Reed, L (7,PH) OBP: 0.429, SLG: 0.333										2	0	0	0	0	0	1						
6 Jake Marisnick, R (1,7) 80 Andrew Aplin, L (7,7) 76 Alejandro Garcia, R (9,PH) OBP: 0.250, SLG: 0.250										3	0	0	0	0	0	2						
28 Reid Brignac, L (1,6) 73 J.D. Davis, R (5,5) 77 Derek Fisher, L (6,PR) 19 Colin Moran, L (8,5) OBP: 0.500, SLG: 0.400										2	0	1	0	0	0	0						
<b>Inning Stats</b>	R: 0 E: 0 K: 0 S: 4	H: 1 LOB: 2 BB: 1 P: 8	R: 0 E: 0 K: 0 S: 2	H: 0 LOB: 0 BB: 0 P: 3	R: 1 E: 0 K: 0 S: 6	H: 3 LOB: 2 BB: 0 P: 8	R: 0 E: 0 K: 2 S: 7	H: 0 LOB: 0 BB: 0 P: 7	R: 0 E: 0 K: 2 S: 3	H: 0 LOB: 0 BB: 0 P: 7	R: 0 E: 0 K: 2 S: 3	H: 0 LOB: 0 BB: 0 P: 7	R: 0 E: 0 K: 0 S: 3	H: 0 LOB: 2 BB: 2 P: 11	R: 4 E: 0 K: 1 S: 7	H: 4 LOB: 2 BB: 3 P: 19		1B: 7 2B: 1 3B: 0 HR: 0	SF: 0 SAC: 0 DP: 1 HBP: 1	WP: 0 PB: 0 SB: 2 CS: 0	PA: 39	
<b>PITCHER</b>	IP WLS BF H R ER SO BB IBB HBP BLK WP HR S P ERA WHIP	IP WLS BF H R ER SO BB IBB HBP BLK WP HR S P ERA WHIP	IP WLS BF H R ER SO BB IBB HBP BLK WP HR S P ERA WHIP	IP WLS BF H R ER SO BB IBB HBP BLK WP HR S P ERA WHIP	IP WLS BF H R ER SO BB IBB HBP BLK WP HR S P ERA WHIP	IP WLS BF H R ER SO BB IBB HBP BLK WP HR S P ERA WHIP	IP WLS BF H R ER SO BB IBB HBP BLK WP HR S P ERA WHIP	IP WLS BF H R ER SO BB IBB HBP BLK WP HR S P ERA WHIP	IP WLS BF H R ER SO BB IBB HBP BLK WP HR S P ERA WHIP	IP WLS BF H R ER SO BB IBB HBP BLK WP HR S P ERA WHIP	IP WLS BF H R ER SO BB IBB HBP BLK WP HR S P ERA WHIP	IP WLS BF H R ER SO BB IBB HBP BLK WP HR S P ERA WHIP	IP WLS BF H R ER SO BB IBB HBP BLK WP HR S P ERA WHIP	IP WLS BF H R ER SO BB IBB HBP BLK WP HR S P ERA WHIP	IP WLS BF H R ER SO BB IBB HBP BLK WP HR S P ERA WHIP	IP WLS BF H R ER SO BB IBB HBP BLK WP HR S P ERA WHIP	IP WLS BF H R ER SO BB IBB HBP BLK WP HR S P ERA WHIP	IP WLS BF H R ER SO BB IBB HBP BLK WP HR S P ERA WHIP	IP WLS BF H R ER SO BB IBB HBP BLK WP HR S P ERA WHIP	IP WLS BF H R ER SO BB IBB HBP BLK WP HR S P ERA WHIP	IP WLS BF H R ER SO BB IBB HBP BLK WP HR S P ERA WHIP	IP WLS BF H R ER SO BB IBB HBP BLK WP HR S P ERA WHIP

AB	32
R	5
H	8
RBI	5
BB	6
SO	7
LOB	17



Batter	1	2	3	4	5	6	7	8	9	AB	R	H	RBI	BB	SO	LOB	BOTTOM					
13 Asdrúbal Cabrera, S (1,6) 61 Amed Rosario, R (7,6) OBP: 0.200, SLG: 0.800										3	1	1	1	0	0	0	<b>Houston Astros @ New York Mets</b> First Data Field, Port St. Lucie, FL Mon Feb 27 2017, 1:12 PM - 4:00 PM EST Att: 3,789 - Partly Cloudy - 85 F					
3 Curtis Granderson, L (1,8) 9 Brandon Nimmo, L (7,8) OBP: 0.143, SLG: 0.143										3	0	0	0	0	0	0						
52 Yoenis Cespedes, R (1,7) 77 Luis Guillermo, L (7,4) OBP: 0.500, SLG: 0.800										3	0	1	0	0	0	0						
5 David Wright, R (1,10) 60 Wailmer Becerra, R (7,PH) OBP: 0.250, SLG: 0.250										2	0	1	0	0	0	0						
19 Jay Bruce, L (1,9) 73 Travis Tajeron, R (7,9)										1	0	0	0	1	0	2						
4 Wilmer Flores, R (1,3) 75 Champ Stuart, R (8,8)										3	1	1	1	0	0	1						
54 T.J. Rivera, R (1,4) OBP: 0.111, SLG: 0.111										3	0	0	0	0	1	0						
44 René Rivera, R (1,2) 71 Xorge Carrillo, R (7,2)										2	0	0	0	0	1	0						
72 Phillip Evans, R (1,5)										3	0	0	0	0	1	0						
<b>Inning Stats</b>	R: 1 E: 0 K: 0 S: 5	H: 3 LOB: 1 BB: 0 P: 7	R: 0 E: 0 K: 1 S: 5	H: 0 LOB: 0 BB: 0 P: 5	R: 0 E: 0 K: 1 S: 5	H: 0 LOB: 0 BB: 0 P: 5	R: 0 E: 0 K: 0 S: 3	H: 0 LOB: 1 BB: 1 P: 7	R: 0 E: 0 K: 0 S: 3	H: 0 LOB: 0 BB: 0 P: 3	R: 1 E: 0 K: 3 S: 11	H: 1 LOB: 0 BB: 0 P: 12	R: 0 E: 0 K: 0 S: 3	H: 0 LOB: 0 BB: 0 P: 3	R: 0 E: 0 K: 1 S: 5	H: 0 LOB: 0 BB: 0 P: 5		1B: 2 2B: 0 3B: 0 HR: 2	SF: 0 SAC: 0 DP: 1 HBP: 0	WP: 0 PB: 0 SB: 0 CS: 0	PA: 31	
<b>PITCHER</b>	IP WLS BF H R ER SO BB IBB HBP BLK WP HR S P ERA WHIP	IP WLS BF H R ER SO BB IBB HBP BLK WP HR S P ERA WHIP	IP WLS BF H R ER SO BB IBB HBP BLK WP HR S P ERA WHIP	IP WLS BF H R ER SO BB IBB HBP BLK WP HR S P ERA WHIP	IP WLS BF H R ER SO BB IBB HBP BLK WP HR S P ERA WHIP	IP WLS BF H R ER SO BB IBB HBP BLK WP HR S P ERA WHIP	IP WLS BF H R ER SO BB IBB HBP BLK WP HR S P ERA WHIP	IP WLS BF H R ER SO BB IBB HBP BLK WP HR S P ERA WHIP	IP WLS BF H R ER SO BB IBB HBP BLK WP HR S P ERA WHIP	IP WLS BF H R ER SO BB IBB HBP BLK WP HR S P ERA WHIP	IP WLS BF H R ER SO BB IBB HBP BLK WP HR S P ERA WHIP	IP WLS BF H R ER SO BB IBB HBP BLK WP HR S P ERA WHIP	IP WLS BF H R ER SO BB IBB HBP BLK WP HR S P ERA WHIP	IP WLS BF H R ER SO BB IBB HBP BLK WP HR S P ERA WHIP	IP WLS BF H R ER SO BB IBB HBP BLK WP HR S P ERA WHIP	IP WLS BF H R ER SO BB IBB HBP BLK WP HR S P ERA WHIP	IP WLS BF H R ER SO BB IBB HBP BLK WP HR S P ERA WHIP	IP WLS BF H R ER SO BB IBB HBP BLK WP HR S P ERA WHIP	IP WLS BF H R ER SO BB IBB HBP BLK WP HR S P ERA WHIP	IP WLS BF H R ER SO BB IBB HBP BLK WP HR S P ERA WHIP	IP WLS BF H R ER SO BB IBB HBP BLK WP HR S P ERA WHIP	IP WLS BF H R ER SO BB IBB HBP BLK WP HR S P ERA WHIP

AB	30
R	2
H	4
RBI	2
BB	1
SO	6
LOB	3













Batter	1	2	3	4	5	6	7	8	9	AB	R	H	RBI	BB	SO	LOB	TOP							
32 Derek Dietrich, L (1,4) 77 Yefri Pérez, S (5,4)										3	0	1	1	0	1	0								
14 Martín Prado, R (1,10) 83 Chris Hoo, R (7,10)										3	0	0	0	0	2	0								
21 Christian Velich, L (1,8) 50 Matthew den Dekker, L (6, PR)										2	0	2	0	1	0	0								
11 J.T. Realmuto, R (1,2) 37 Ramón Cabrera, S (6,2)										3	0	0	0	0	0	3								
2 Brandon Barnes, R (1,9) 52 Moisés Sierra, R (6,9)										3	0	0	0	0	2	3								
3 Adisny Hechavarría, R (1,6) 78 JT Riddle, L (6,6)										2	0	1	0	0	1	1								
68 Destin Hood, R (1,7) 79 Isaac Galloway, R (6,7)										2	0	0	0	0	0	1								
19 Miguel Rojas, R (1,3) 18 Tomás Telis, S (6,3)										2	1	1	0	0	0	1								
88 Matt Juengle, R (1,5) 87 Brian Anderson, R (6,5)										2	0	0	0	0	0	1								
<b>Inning Stats</b>	R: 0 E: 0 K: 2 S: 7	H: 0 LOB: 1 BB: 1 P: 12	R: 0 E: 0 K: 0 S: 4	H: 1 LOB: 1 BB: 0 P: 4	R: 0 E: 0 K: 0 S: 3	H: 0 LOB: 0 BB: 0 P: 3	R: 0 E: 0 K: 2 S: 8	H: 1 LOB: 1 BB: 0 P: 8	R: 1 E: 0 K: 0 S: 4	H: 2 LOB: 1 BB: 0 P: 4	R: 0 E: 0 K: 2 S: 8	H: 1 LOB: 2 BB: 0 P: 8	R: 2 E: 0 K: 0 S: 6	H: 3 LOB: 1 BB: 0 P: 6	R: 3 E: 0 K: 1 S: 10	H: 5 LOB: 2 BB: 0 P: 10	R: 0 E: 0 K: 2 S: 8	H: 1 LOB: 2 BB: 0 P: 9	1B: 10 2B: 4 3B: 0 HR: 0	SF: 0 SAC: 0 DP: 0 HBP: 1	WP: 0 PB: 0 CS: 0	PA: 42		
<b>PITCHER</b>	IP WLS BF H R ER SO BB IBB HBP BLK WP HR S P ERA WHIP	IP WLS BF H R ER SO BB IBB HBP BLK WP HR S P ERA WHIP	IP WLS BF H R ER SO BB IBB HBP BLK WP HR S P ERA WHIP	IP WLS BF H R ER SO BB IBB HBP BLK WP HR S P ERA WHIP	IP WLS BF H R ER SO BB IBB HBP BLK WP HR S P ERA WHIP	IP WLS BF H R ER SO BB IBB HBP BLK WP HR S P ERA WHIP	IP WLS BF H R ER SO BB IBB HBP BLK WP HR S P ERA WHIP	IP WLS BF H R ER SO BB IBB HBP BLK WP HR S P ERA WHIP	IP WLS BF H R ER SO BB IBB HBP BLK WP HR S P ERA WHIP	IP WLS BF H R ER SO BB IBB HBP BLK WP HR S P ERA WHIP	IP WLS BF H R ER SO BB IBB HBP BLK WP HR S P ERA WHIP	IP WLS BF H R ER SO BB IBB HBP BLK WP HR S P ERA WHIP	IP WLS BF H R ER SO BB IBB HBP BLK WP HR S P ERA WHIP	IP WLS BF H R ER SO BB IBB HBP BLK WP HR S P ERA WHIP	IP WLS BF H R ER SO BB IBB HBP BLK WP HR S P ERA WHIP	IP WLS BF H R ER SO BB IBB HBP BLK WP HR S P ERA WHIP	IP WLS BF H R ER SO BB IBB HBP BLK WP HR S P ERA WHIP	IP WLS BF H R ER SO BB IBB HBP BLK WP HR S P ERA WHIP	IP WLS BF H R ER SO BB IBB HBP BLK WP HR S P ERA WHIP	IP WLS BF H R ER SO BB IBB HBP BLK WP HR S P ERA WHIP	IP WLS BF H R ER SO BB IBB HBP BLK WP HR S P ERA WHIP	IP WLS BF H R ER SO BB IBB HBP BLK WP HR S P ERA WHIP	IP WLS BF H R ER SO BB IBB HBP BLK WP HR S P ERA WHIP	IP WLS BF H R ER SO BB IBB HBP BLK WP HR S P ERA WHIP

Miami Marlins @ New York Mets  
First Data Field, Port St. Lucie, FL  
Thu Mar 02 2017, 1:12 PM - 4:20 PM EST  
Att: 3,953 - Partly Cloudy - 87 F

AB 40  
R 6  
H 14  
RBI 6  
BB 1  
SO 9  
LOB 24



Batter	1	2	3	4	5	6	7	8	9	AB	R	H	RBI	BB	SO	LOB	BOTTOM						
7 José Reyes, S (1,5) 72 Phillip Evans, R (5, PH)										2	0	0	0	0	1	1							
13 Asdrúbal Cabrera, S (1,6) 77 Luis Guillorme, L (5, PH)										2	0	0	0	1	0	1							
52 Yoenis Cespedes, R (1,7) 75 Champ Stuart, R (6,7)										3	1	1	1	0	0	3							
3 Curtis Granderson, L (1,8) 9 Brandon Nimmo, L (4, PR)										2	0	1	0	0	0	0							
20 Neil Walker, S (1,4) 2 Gavin Cecchini, R (5, PR)										3	1	2	2	0	0	1							
19 Jay Bruce, L (1,9) 73 Travis Taijeron, R (5, PR)										2	0	0	0	1	1	2							
4 Wilmer Flores, R (1,3) 74 Dominic Smith, L (5, PR)										2	1	1	1	1	0	1							
18 Travis d'Arnaud, R (1,2) 70 Tomás Nido, R (7,2)										3	0	2	0	0	2								
15 Matt Reynolds, R (1,10)										3	1	1	1	1	1	3							
<b>Inning Stats</b>	R: 0 E: 0 K: 0 S: 3	H: 0 LOB: 0 BB: 0 P: 3	R: 0 E: 0 K: 1 S: 6	H: 1 LOB: 1 BB: 0 P: 6	R: 4 E: 0 K: 2 S: 14	H: 4 LOB: 3 BB: 2 P: 26	R: 5 E: 0 K: 0 S: 7	H: 3 LOB: 1 BB: 2 P: 15	R: 0 E: 0 K: 1 S: 5	H: 1 LOB: 0 BB: 0 P: 5	R: 2 E: 0 K: 1 S: 8	H: 4 LOB: 1 BB: 0 P: 9	R: 0 E: 0 K: 2 S: 9	H: 2 LOB: 3 BB: 1 P: 13	R: 0 E: 0 K: 2 S: 9	H: 2 LOB: 3 BB: 1 P: 13	1B: 12 2B: 2 3B: 0 HR: 3	SF: 0 SAC: 0 DP: 1 HBP: 1	WP: 1 PB: 0 CS: 0	PA: 44			
<b>PITCHER</b>	IP WLS BF H R ER SO BB IBB HBP BLK WP HR S P ERA WHIP	IP WLS BF H R ER SO BB IBB HBP BLK WP HR S P ERA WHIP	IP WLS BF H R ER SO BB IBB HBP BLK WP HR S P ERA WHIP	IP WLS BF H R ER SO BB IBB HBP BLK WP HR S P ERA WHIP	IP WLS BF H R ER SO BB IBB HBP BLK WP HR S P ERA WHIP	IP WLS BF H R ER SO BB IBB HBP BLK WP HR S P ERA WHIP	IP WLS BF H R ER SO BB IBB HBP BLK WP HR S P ERA WHIP	IP WLS BF H R ER SO BB IBB HBP BLK WP HR S P ERA WHIP	IP WLS BF H R ER SO BB IBB HBP BLK WP HR S P ERA WHIP	IP WLS BF H R ER SO BB IBB HBP BLK WP HR S P ERA WHIP	IP WLS BF H R ER SO BB IBB HBP BLK WP HR S P ERA WHIP	IP WLS BF H R ER SO BB IBB HBP BLK WP HR S P ERA WHIP	IP WLS BF H R ER SO BB IBB HBP BLK WP HR S P ERA WHIP	IP WLS BF H R ER SO BB IBB HBP BLK WP HR S P ERA WHIP	IP WLS BF H R ER SO BB IBB HBP BLK WP HR S P ERA WHIP	IP WLS BF H R ER SO BB IBB HBP BLK WP HR S P ERA WHIP	IP WLS BF H R ER SO BB IBB HBP BLK WP HR S P ERA WHIP	IP WLS BF H R ER SO BB IBB HBP BLK WP HR S P ERA WHIP	IP WLS BF H R ER SO BB IBB HBP BLK WP HR S P ERA WHIP	IP WLS BF H R ER SO BB IBB HBP BLK WP HR S P ERA WHIP	IP WLS BF H R ER SO BB IBB HBP BLK WP HR S P ERA WHIP	IP WLS BF H R ER SO BB IBB HBP BLK WP HR S P ERA WHIP	IP WLS BF H R ER SO BB IBB HBP BLK WP HR S P ERA WHIP

Miami Marlins @ New York Mets  
First Data Field, Port St. Lucie, FL  
Thu Mar 02 2017, 1:12 PM - 4:20 PM EST  
Att: 3,953 - Partly Cloudy - 87 F

AB 38  
R 11  
H 16  
RBI 10  
BB 5  
SO 7  
LOB 23

















Batter	1	2	3	4	5	6	7	8	9	AB	R	H	RBI	BB	SO	LOB	TOP				
12 Juan Lagares, R OBP: 0.190, SLG: 0.105 75 Champ Stuart, R OBP: 0.294, SLG: 0.267										2	0	1	0	0	0	1					
30 Michael Conforto, L OBP: 0.435, SLG: 0.727 73 Travis Taijeron, R OBP: 0.294, SLG: 0.571										3	0	1	0	0	1	2					
18 Travis d'Amaud, R OBP: 0.450, SLG: 0.800 70 Tomás Nido, R OBP: 0.364, SLG: 0.300										3	1	1	1	0	0	2					
4 Wilmer Flores, R OBP: 0.250, SLG: 0.333 72 Phillip Evans, R OBP: 0.375, SLG: 0.813										3	0	0	0	0	0	1					
74 Dominic Smith, L OBP: 0.333, SLG: 0.211										4	1	1	1	1	2	1					
61 Amed Rosario, R OBP: 0.316, SLG: 0.368 85 L.J. Mazzilli, R OBP: 0.500, SLG: 2.000										3	0	1	0	0	0	0					
77 Luis Guillorme, L OBP: 0.389, SLG: 0.625										4	1	2	0	1	0	0					
15 Matt Reynolds, R OBP: 0.474, SLG: 0.308 83 Patrick Biondi, L OBP: 0.400, SLG: 0.375										3	0	0	0	0	1	3					
60 Wuilmer Becerra, R OBP: 0.364, SLG: 0.333 86 Gene Cone, L										2	0	1	0	1	1	0					
<b>Inning Stats</b>	R: 0 E: 0 K: 1 S: 5	H: 0 LOB: 1 BB: 0 P: 6	R: 0 E: 0 K: 1 S: 5	H: 0 LOB: 0 BB: 5	R: 0 E: 0 K: 0 S: 4	H: 1 LOB: 1 BB: 0 P: 5	R: 1 E: 0 K: 0 S: 5	H: 3 LOB: 2 BB: 1 P: 10	R: 0 E: 0 K: 1 S: 8	H: 2 LOB: 1 BB: 0 P: 8	R: 0 E: 0 K: 0 S: 3	H: 0 LOB: 1 BB: 1 P: 12	R: 6 E: 0 K: 0 S: 9	H: 6 LOB: 2 BB: 2 P: 19	R: 1 E: 1 K: 1 S: 12	H: 1 LOB: 3 BB: 2 P: 21	1B: 8 2B: 3 3B: 0 HR: 2	SF: 0 SAC: 0 DP: 1 HBP: 1	WP: 1 PB: 1 SB: 3 CS: 0	PA: 46	
<b>PITCHER</b>	IP WLS BF H R ER SO BB IBB HBP BLK WP HR S P ERA WHIP	3.1 14 2 1 1 2 0 0 0 0 0 0 3 23 2.70 0.900	0.2 3 2 0 0 0 0 0 0 0 0 0 3 3 0.00 3.000	1.0 4 2 0 0 1 0 0 0 0 0 0 8 8 0.00 2.000	2.0 7 0 0 0 1 1 0 0 0 0 0 10 15 0.00 0.500	0.1 L 7 5 6 5 0 1 0 0 0 0 0 1 6 11 135.00 18.000	0.2 4 1 0 0 0 1 0 0 0 0 0 3 8 0.00 3.000	0.2 6 1 1 0 0 1 2 0 0 0 0 10 18 0.00 4.500	0.1 1 0 0 0 0 0 0 0 0 0 0 0 2 3 0.00 0.000												

New York Mets @ Miami Marlins  
Roger Dean Stadium, Jupiter, FL  
Mon Mar 06 2017, 1:07 PM - 4:21 PM EST  
Att: 3,399 - Partly Cloudy - 74 F

AB	39
R	8
H	13
RBI	7
BB	6
SO	5
LOB	23



Batter	1	2	3	4	5	6	7	8	9	AB	R	H	RBI	BB	SO	LOB	BOTTOM					
11 J.T. Realmuto, R OBP: 0.267, SLG: 0.214 37 Ramón Cabrera, S OBP: 0.444, SLG: 0.375										3	0	0	0	0	1	1						
28 Tyler Moore, R OBP: 0.412, SLG: 0.938 79 Isaac Galloway, R OBP: 0.500, SLG: 0.778										3	0	0	0	0	1	0						
27 Giancarlo Stanton, R OBP: 0.300, SLG: 0.412 52 Moisés Sierra, R OBP: 0.333, SLG: 0.333										3	1	2	1	0	0	0						
13 Marcell Ozuna, R OBP: 0.200, SLG: 0.400 77 Yefri Pérez, S OBP: 0.235, SLG: 0.143										2	0	0	0	0	0	1						
41 Justin Bour, L OBP: 0.222, SLG: 0.389 2 Brandon Barnes, R OBP: 0.125, SLG: 0.188										2	0	0	0	0	1	0						
68 Destin Hood, R OBP: 0.333, SLG: 0.529 50 Matthew den Dekker, L OBP: 0.389, SLG: 0.375										2	0	1	0	0	1	0						
32 Derek Dietrich, L OBP: 0.167 55 Ryan Jackson, R OBP: 0.214, SLG: 0.286										2	0	0	0	0	1	1						
87 Brian Anderson, R OBP: 0.400, SLG: 0.600 88 Matt Juengst, R OBP: 0.400, SLG: 0.385										2	0	1	0	0	0	0						
3 Adeiny Hechavarría, R OBP: 0.294, SLG: 0.471 76 JT Riddle, L OBP: 0.250, SLG: 0.333										2	0	1	0	0	0	2						
<b>Inning Stats</b>	R: 0 E: 0 K: 1 S: 6	H: 1 LOB: 1 BB: 0 P: 6	R: 0 E: 1 K: 0 S: 5	H: 2 LOB: 2 BB: 0 P: 5	R: 0 E: 0 K: 0 S: 3	H: 0 LOB: 0 BB: 0 P: 3	R: 0 E: 0 K: 2 S: 9	H: 0 LOB: 0 BB: 0 P: 12	R: 0 E: 0 K: 1 S: 6	H: 1 LOB: 1 BB: 0 P: 6	R: 1 E: 0 K: 2 S: 9	H: 1 LOB: 0 BB: 0 P: 12	R: 0 E: 0 K: 0 S: 3	H: 0 LOB: 1 BB: 1 P: 8	R: 1 E: 1 K: 1 S: 8	H: 3 LOB: 3 BB: 1 P: 12	R: 0 E: 0 K: 1 S: 10	H: 1 LOB: 1 BB: 0 P: 13	1B: 7 2B: 1 3B: 0 HR: 1	SF: 0 SAC: 0 DP: 0 HBP: 0	WP: 1 PB: 0 SB: 0 CS: 0	PA: 38
<b>PITCHER</b>	IP WLS BF H R ER SO BB IBB HBP BLK WP HR S P ERA WHIP	2.0 3 0 0 0 0 0 0 0 0 0 0 3 3 0.00 0.000	1.0 3 0 0 0 0 0 0 0 0 0 0 9 12 0.00 0.000	1.0 H 4 1 0 0 1 0 0 0 0 0 0 6 6 0.00 1.000	1.0 B 4 1 1 1 2 0 0 0 0 0 0 1 9 12 9.00 1.000	1.0 4 1 0 0 0 1 0 0 0 0 0 0 10 13 0.00 1.000	1.0 7 3 1 1 1 1 1 0 0 0 0 8 12 9.00 4.000	1.0 4 1 0 0 0 1 0 0 0 0 0 0 10 13 0.00 1.000														

New York Mets @ Miami Marlins  
Roger Dean Stadium, Jupiter, FL  
Mon Mar 06 2017, 1:07 PM - 4:21 PM EST  
Att: 3,399 - Partly Cloudy - 74 F

AB	36
R	2
H	9
RBI	2
BB	2
SO	8
LOB	18





Batter	1	2	3	4	5	6	7	8	9	AB	R	H	RBI	BB	SO	LOB	TOP																			
40 Marco Hernández, L (1, 6) OBP: 0.462, SLG: 0.545 5 Mike Miller, R (7, 6) OBP: 0.182, SLG: 0.273										4	0	1	1	0	1	1	<b>Boston Red Sox @ New York Mets</b> First Data Field, Port St. Lucie, FL Wed Mar 08 2017, 1:14 PM - 4:20 PM EST Att: 6,538 - Cloudy - 78 F																			
32 Josh Rutledge, R (1, 5) OBP: 0.400, SLG: 0.250 74 Rafael Devers, L (5, 5) OBP: 0.267, SLG: 0.154										2	0	1	0	1	0	1																				
16 Andrew Benintendi, L (1, 7) OBP: 0.435, SLG: 0.778 51 Junior Lake, R (7, 7) OBP: 0.412, SLG: 0.231										4	0	1	0	0	1	1																				
59 Sam Travis, R (1, 3) OBP: 0.435, SLG: 0.778 65 Matt Dominguez, R (6, 3) OBP: 0.350, SLG: 0.389										2	1	0	0	1	0	2																				
5 Allen Craig, R (1, 10) OBP: 0.455, SLG: 0.588 77 Jake DePew, R (9, PH) OBP: 0.250, SLG: 0.143										3	2	2	2	1	0	2																				
38 Rusney Castillo, R (1, 8) OBP: 0.500, SLG: 0.667 62 Steve Selsky, R (7, PH) OBP: 0.318, SLG: 0.526										3	1	1	1	0	0	1																				
64 Bryce Brentz, R (1, 9) OBP: 0.286, SLG: 0.474 36 Brian Bogusevic, L (7, 9) OBP: 0.176, SLG: 0.353										3	0	2	1	0	0	1																				
7 Christian Vázquez, R (1, 2) OBP: 0.286, SLG: 0.250 70 Dan Butler, R (6, 2) OBP: 0.286, SLG: 0.167										2	1	0	0	1	0	2																				
17 Deven Marrero, R (1, 4) OBP: 0.400, SLG: 0.500 19 Heiker Meneses, R (7, 4) OBP: 0.125, SLG: 0.125										3	0	0	0	0	1	3																				
<b>Inning Stats</b>	R: 0 E: 0 K: 0 S: 4	H: 1 LOB: 2 BB: 1 P: 8	R: 0 E: 0 K: 1 S: 6	H: 1 LOB: 1 BB: 0 P: 6	R: 0 E: 0 K: 0 S: 3	H: 1 LOB: 0 BB: 0 P: 3	R: 4 E: 0 K: 0 S: 6	H: 3 LOB: 1 BB: 2 P: 15	R: 0 E: 0 K: 0 S: 3	H: 0 LOB: 1 BB: 1 P: 7	R: 2 E: 0 K: 2 S: 11	H: 2 LOB: 0 BB: 0 P: 13	R: 0 E: 0 K: 2 S: 7	H: 0 LOB: 0 BB: 0 P: 7	R: 1 E: 0 K: 2 S: 9	H: 2 LOB: 2 BB: 1 P: 14		1B: 6 2B: 4 3B: 0 HR: 1	SF: 0 SAC: 0 DP: 1 HBP: 0	WP: 1 PB: 0 SB: 1 CS: 0	PA: 42															
<b>PITCHER</b>	IP	WLS	BF	H	R	ER	SO	BB	IBB	HBP	BLK	WP	HR	S	P	ERA	WHIP	<b>PITCHER</b>		IP	WLS	BF	H	R	ER	SO	BB	IBB	HBP	BLK	WP	HR	S	P	ERA	WHIP
34 Noah Syndergaard, R (3, 1) ERA: 6.35	2.1		11	3	0	0	1	1	0	0	0	0	0	12	16	0.00	1.714	40 Tom Gorzelanny, L (8, 1) ERA: 13.5		1.0	H	3	0	0	0	2	0	0	0	0	0	7	7	0.00	0.000	
80 P.J. Conlon, L (5, 1) ERA: 2.7	1.2	B	9	3	4	4	0	2	0	0	0	0	0	7	16	21.60	3.000	81 Corey Taylor, R (9, 1) ERA: 1.6		1.0	S	6	2	1	1	2	1	0	0	0	1	0	9	14	9.00	3.000
85 Adam Wilk, L (6, 1) ERA: 6.23	1.0	W	4	0	0	0	0	1	0	0	0	0	0	3	7	0.00	1.000																			
43 Addison Reed, R (7, 1) ERA: 12.0	1.0	H	4	1	0	0	1	0	0	0	0	0	0	6	6	0.00	1.000																			
39 Jerry Blevins, L (7, 1) ERA: 12.0	1.0		5	2	2	2	2	0	0	0	0	0	1	11	13	18.00	2.000																			

Batter	1	2	3	4	5	6	7	8	9	AB	R	H	RBI	BB	SO	LOB	BOTTOM																			
3 Curtis Granderson, L (1, 8) OBP: 0.188, SLG: 0.250 96 Ricardo Cespedes, L (7, 8) OBP: 0.188, SLG: 0.250										3	2	2	0	0	1	1	<b>Boston Red Sox @ New York Mets</b> First Data Field, Port St. Lucie, FL Wed Mar 08 2017, 1:14 PM - 4:20 PM EST Att: 6,538 - Cloudy - 78 F																			
20 Neil Walker, S (1, 4) OBP: 0.444, SLG: 0.813 82 Luis Carpio, R (6, FR) OBP: 0.500, SLG: 0.500										3	0	1	3	1	0	2																				
52 Yoenis Cespedes, R (1, 7) OBP: 0.500, SLG: 0.935 95 Kevin Kaczmarski, L (6, PH) OBP: 0.500, SLG: 0.500										3	1	1	0	0	0	3																				
19 Jay Bruce, L (1, 9) OBP: 0.533, SLG: 0.750 81 Arnaldo Berrios, S (7, 9) OBP: 0.533, SLG: 0.750										3	1	2	3	0	1	1																				
21 Lucas Duda, L (1, 3) OBP: 0.500, SLG: 1.000 93 Matt Oberste, R (7, 3) OBP: 0.500, SLG: 1.000										3	1	1	0	0	0	1																				
18 Travis d'Arnaud, R (1, 2) OBP: 0.476, SLG: 0.818 87 Ali Sánchez, R (7, 2) OBP: 0.476, SLG: 0.818										2	1	1	0	1	0	0																				
61 Amed Rosario, R (1, 6) OBP: 0.318, SLG: 0.364 77 Luis Guillorme, L (7, 6) OBP: 0.368, SLG: 0.588										3	1	1	0	0	1	1																				
97 Tim Tebow, L (1, 10) OBP: 0.318, SLG: 0.364										3	0	0	0	0	2	2																				
85 L.J. Mazzilli, R (1, 5) OBP: 0.400, SLG: 1.200 92 David Thompson, R (7, 5) OBP: 1.000, SLG: 1.000										3	0	1	0	0	0	4																				
<b>Inning Stats</b>	R: 1 E: 0 K: 1 S: 5	H: 1 LOB: 2 BB: 1 P: 9	R: 0 E: 0 K: 1 S: 5	H: 0 LOB: 0 BB: 0 P: 5	R: 0 E: 0 K: 2 S: 8	H: 1 LOB: 1 BB: 0 P: 8	R: 3 E: 0 K: 0 S: 6	H: 4 LOB: 1 BB: 1 P: 12	R: 1 E: 0 K: 0 S: 5	H: 2 LOB: 1 BB: 0 P: 5	R: 3 E: 1 K: 0 S: 5	H: 3 LOB: 2 BB: 1 P: 10	R: 0 E: 0 K: 1 S: 5	H: 0 LOB: 0 BB: 0 P: 5	R: 0 E: 0 K: 1 S: 7	H: 2 LOB: 3 BB: 1 P: 11		1B: 6 2B: 8 3B: 0 HR: 1	SF: 0 SAC: 0 DP: 3 HBP: 1	WP: 0 PB: 0 SB: 0 CS: 2	PA: 39															
<b>PITCHER</b>	IP	WLS	BF	H	R	ER	SO	BB	IBB	HBP	BLK	WP	HR	S	P	ERA	WHIP	<b>PITCHER</b>		IP	WLS	BF	H	R	ER	SO	BB	IBB	HBP	BLK	WP	HR	S	P	ERA	WHIP
22 Rick Porcello, R (1, 1) ERA: 6.0	3.0		14	5	4	4	4	1	0	0	0	0	0	21	27	12.00	2.000	66 Noé Ramirez, R (4, 1) ERA: 1.6		1.0	B	4	1	0	0	0	1	0	0	0	0	3	7	0.00	2.000	
61 Brian Johnson, L (5, 1) ERA: 5.4	2.0	L	12	5	4	1	0	1	0	1	0	0	0	10	15	4.50	3.000	67 Brandon Workman, R (7, 1) ERA: 1.6		2.0		9	2	0	0	2	1	0	0	0	12	16	0.00	1.500		













Batter	1	2	3	4	5	6	7	8	9	AB	R	H	RBI	BB	SO	LOB	TOP			
6 Jake Marisnick, R OBP: 0.290, SLG: 0.333 75 Jon Kemmer, L OBP: 0.467, SLG: 0.364	G3		F9	SF8			K			3	0	0	1	0	1	1	<b>Houston Astros @ New York Mets</b> First Data Field, Port St. Lucie, FL Fri Mar 10 2017, 1:11 PM - 4:04 PM EST Att: 4,916 - Partly Cloudy - 86 F			
19 Colin Moran, L OBP: 0.526, SLG: 0.875 73 J.D. Davis, R OBP: 0.529, SLG: 0.462	G3-1		G3-1	HR			G6-3			3	1	2	2	0	0	1				
22 Josh Reddick, L OBP: 0.250, SLG: 0.167 80 Andrew Aplin, L (4, 9)	L6		P4	L7			K2-3			3	0	0	0	0	0	2				
11 Evan Gattis, R OBP: 0.316, SLG: 0.200 18 Tony Kemp, L OBP: 0.354, SLG: 0.381	FC6-4			K	K		G4-3			3	0	0	0	0	2	1				
23 AJ Reed, L OBP: 0.400, SLG: 0.773 71 Tyler Heineman, S OBP: 0.300, SLG: 0.125		K		HR	K		G6-3			3	1	1	1	0	2	0				
13 Tyler White, R OBP: 0.269, SLG: 0.360	G5-3			HR	G4-3		K			4	1	1	0	0	1	0				
21 Jon Singleton, L OBP: 0.333, SLG: 0.167						F7				4	1	1	0	0	1	0				
28 Reid Brignac, L OBP: 0.333, SLG: 0.500 91 Anibal Sierra, R (6, 6)			HR		G4-3					3	2	2	1	0	0	0				
77 Derek Fisher, L OBP: 0.529, SLG: 0.500 76 Alejandro Garcia, R OBP: 0.500, SLG: 0.429			HR							1	1	1	2	1	0	0				
			BB							2	0	0	0	0	1	0				
<b>Inning Stats</b>	R: 0 E: 0 K: 0 S: 4	H: 1 LOB: 1 BB: 0 P: 4	R: 0 E: 0 K: 2 S: 7	H: 0 LOB: 0 BB: 0 P: 7	R: 1 E: 0 K: 0 S: 6	H: 1 LOB: 1 BB: 1 P: 14	R: 6 E: 0 K: 1 S: 13	H: 6 LOB: 0 BB: 0 P: 17	R: 0 E: 0 K: 1 S: 5	H: 0 LOB: 0 BB: 0 P: 5	R: 0 E: 0 K: 2 S: 7	H: 0 LOB: 0 BB: 0 P: 7	R: 0 E: 0 K: 1 S: 5	H: 0 LOB: 0 BB: 0 P: 5	R: 0 E: 0 K: 1 S: 5	H: 0 LOB: 0 BB: 0 P: 5	1B: 5 2B: 0 3B: 0 HR: 3	SF: 1 SAC: 0 DP: 0 HBP: 0	WP: 0 PB: 0 SB: 2 CS: 0	PA: 36
<b>PITCHER</b>	IP WLS BF H R ER SO BB IBB HBP BLK WP HR S P ERA WHIP	3.0 L 12 2 1 1 2 1 0 0 0 0 1 17 25 3.00 1.000	4.1 0.2 8 6 6 6 1 0 0 0 0 0 2 12 16 81.00 9.000	4.1 1.1 4 0 0 0 2 0 0 0 0 0 0 8 8 0.00 0.000	6.1 1.0 3 0 0 0 1 0 0 0 0 0 0 5 5 0.00 0.000	7.1 1.0 3 0 0 0 2 0 0 0 0 0 0 7 7 0.00 0.000	<b>PITCHER</b>	IP WLS BF H R ER SO BB IBB HBP BLK WP HR S P ERA WHIP	8.1 1.0 3 0 0 0 1 0 0 0 0 0 0 5 5 0.00 0.000	8.1 1.0 3 0 0 0 1 0 0 0 0 0 0 5 5 0.00 0.000										

AB	34
R	7
H	8
RBI	7
BB	1
SO	10
LOB	5



Batter	1	2	3	4	5	6	7	8	9	AB	R	H	RBI	BB	SO	LOB	BOTTOM					
3 Curtis Granderson, L OBP: 0.211, SLG: 0.263 96 Ricardo Cespedes, L (7, 8)	G1-3				F8		G6-4-3		F8	3	0	1	0	0	0	1	<b>Houston Astros @ New York Mets</b> First Data Field, Port St. Lucie, FL Fri Mar 10 2017, 1:11 PM - 4:04 PM EST Att: 4,916 - Partly Cloudy - 86 F					
13 Asdrubal Cabrera, S OBP: 0.316, SLG: 0.550 77 Luis Guillorme, L OBP: 0.296, SLG: 0.440	K			F9	F7			G5-3	P5	2	0	0	0	0	1	1						
52 Yoenis Cespedes, R OBP: 0.550, SLG: 1.091 95 Kevin Kaczmarski, L OBP: 0.800, SLG: 1.000	G4-3			HR		P4				3	1	1	1	0	0	0						
19 Jay Bruce, L OBP: 0.500, SLG: 0.643 87 Jayce Boyd, R OBP: 0.500, SLG: 1.000		G3-1		K						2	0	0	0	1	1	0						
21 Lucas Duda, L OBP: 0.545, SLG: 1.200 93 Matt Oberste, R (7, 3)					K					2	2	1	1	0	0	1						
4 Wilmer Flores, R OBP: 0.269, SLG: 0.304 82 Luis Carpio, R OBP: 0.500, SLG: 0.750										2	0	0	0	1	1	2						
18 Travis d'Arnaud, R OBP: 0.423, SLG: 0.720 88 Brandon Broshier, R (7, 2)										2	0	0	0	1	1	0						
97 Tim Tebow, L (7, 7)										1	0	0	0	0	1	1						
85 L.J. Mazzilli, R OBP: 0.333, SLG: 0.778 92 David Thompson, R OBP: 1.000, SLG: 1.333										2	0	1	0	0	1	0						
										2	1	2	0	0	0	0						
<b>Inning Stats</b>	R: 0 E: 0 K: 1 S: 5	H: 0 LOB: 0 BB: 0 P: 5	R: 0 E: 0 K: 2 S: 7	H: 0 LOB: 1 BB: 1 P: 11	R: 0 E: 0 K: 1 S: 6	H: 1 LOB: 0 BB: 0 P: 6	R: 1 E: 0 K: 3 S: 12	H: 1 LOB: 1 BB: 1 P: 19	R: 0 E: 0 K: 0 S: 4	H: 1 LOB: 1 BB: 0 P: 4	R: 2 E: 0 K: 0 S: 5	H: 1 LOB: 0 BB: 1 P: 10	R: 0 E: 0 K: 2 S: 3	H: 1 LOB: 0 BB: 0 P: 3	R: 2 E: 0 K: 2 S: 10	H: 3 LOB: 2 BB: 1 P: 14	R: 1 E: 0 K: 0 S: 5	H: 2 LOB: 1 BB: 0 P: 5	1B: 4 2B: 4 3B: 0 HR: 2	SF: 0 SAC: 0 DP: 1 HBP: 0	WP: 1 PB: 0 SB: 0 CS: 0	PA: 40
<b>PITCHER</b>	IP WLS BF H R ER SO BB IBB HBP BLK WP HR S P ERA WHIP	3.0 W 11 1 0 0 4 1 0 0 0 1 1 12 19 9.00 2.000	4.1 1.0 5 1 1 1 3 1 0 0 0 1 1 12 19 9.00 2.000	5.1 1.0 4 1 0 0 0 0 0 0 0 0 0 4 4 0.00 1.000	6.1 2.0 8 2 2 2 0 1 0 0 0 0 1 8 13 9.00 1.500	8.1 0.2 6 3 2 2 1 1 0 0 0 0 0 7 11 27.00 6.000	<b>PITCHER</b>	IP WLS BF H R ER SO BB IBB HBP BLK WP HR S P ERA WHIP	8.1 1.1 5 2 1 1 1 0 0 0 0 0 0 8 8 6.75 1.500	8.1 1.1 5 2 1 1 1 0 0 0 0 0 0 8 8 6.75 1.500												

AB	36
R	6
H	10
RBI	6
BB	4
SO	9
LOB	15





Batter	1	2	3	4	5	6	7	8	9	AB	R	H	RBI	BB	SO	LOB	TOP		
12 Juan Lagares, R (1,8) 75 Champ Stuart, R (6,8) OBP: 0.222, SLG: 0.167 OBP: 0.273, SLG: 0.400										3	1	2	0	0	0	0	1		
15 Matt Reynolds, R (1,4) 83 Patrick Biondi, L (6,7) OBP: 0.360, SLG: 0.211 OBP: 0.308, SLG: 0.273										3	0	0	0	0	0	2	1		
30 Michael Conforto, L (1,7) 80 Michael Paez, R (6,4)										3	1	1	1	0	0	0	1		
73 Travis Taijeron, R (1,9) 83 John Mora, L (6,9) OBP: 0.304, SLG: 0.682 OBP: 0.697, SLG: 1.500										3	0	0	0	0	1	1	0		
74 Dominic Smith, L (1,3) 96 Pete Alonso, R (6,3)										3	0	2	1	0	0	0	1		
61 Amed Rosario, R (1,6) 98 Colby Woodmansee, R (7,6)										3	0	0	0	0	1	2	0		
72 Phillip Evans, R (1,5) 86 Blake Tiberi, L (7, PR) OBP: 0.364, SLG: 0.682 OBP: 0.500, SLG: 1.000										3	0	1	0	0	0	1	1		
60 Wuilmer Becerra, R (1,10) 94 Kevin Taylor, L (7, PH) OBP: 0.316, SLG: 0.353										2	0	1	0	0	0	0	1		
70 Tomás Nido, R (1,2) 91 Colton Plaija, R (6,2)										2	0	0	0	0	0	1	1		
<b>Inning Stats</b>	R: 2 E: 0 K: 2 S: 11	H: 3 LOB: 1 BB: 0 P: 12	R: 0 E: 0 K: 0 S: 3	H: 1 LOB: 0 BB: 0 P: 3	R: 0 E: 0 K: 0 S: 3	H: 0 LOB: 0 BB: 0 P: 3	R: 0 E: 0 K: 0 S: 4	H: 1 LOB: 1 BB: 0 P: 4	R: 0 E: 0 K: 0 S: 3	H: 0 LOB: 3 BB: 1 P: 13	R: 0 E: 0 K: 1 S: 5	H: 0 LOB: 1 BB: 1 P: 9	R: 0 E: 0 K: 1 S: 5	H: 0 LOB: 1 BB: 1 P: 9	1B: 6 2B: 1 3B: 0 HR: 0	SF: 0 SAC: 0 DP: 1 HBP: 0	WP: 1 PB: 0 SB: 1 CS: 1	PA: 36	
<b>PITCHER</b>	IP WLS BF H R ER SO BB IBB HBP BLK WP HR S P ERA WHIP	IP WLS BF H R ER SO BB IBB HBP BLK WP HR S P ERA WHIP	IP WLS BF H R ER SO BB IBB HBP BLK WP HR S P ERA WHIP	IP WLS BF H R ER SO BB IBB HBP BLK WP HR S P ERA WHIP	IP WLS BF H R ER SO BB IBB HBP BLK WP HR S P ERA WHIP	IP WLS BF H R ER SO BB IBB HBP BLK WP HR S P ERA WHIP	IP WLS BF H R ER SO BB IBB HBP BLK WP HR S P ERA WHIP	IP WLS BF H R ER SO BB IBB HBP BLK WP HR S P ERA WHIP	IP WLS BF H R ER SO BB IBB HBP BLK WP HR S P ERA WHIP	IP WLS BF H R ER SO BB IBB HBP BLK WP HR S P ERA WHIP	IP WLS BF H R ER SO BB IBB HBP BLK WP HR S P ERA WHIP	IP WLS BF H R ER SO BB IBB HBP BLK WP HR S P ERA WHIP	IP WLS BF H R ER SO BB IBB HBP BLK WP HR S P ERA WHIP	IP WLS BF H R ER SO BB IBB HBP BLK WP HR S P ERA WHIP	IP WLS BF H R ER SO BB IBB HBP BLK WP HR S P ERA WHIP	IP WLS BF H R ER SO BB IBB HBP BLK WP HR S P ERA WHIP	IP WLS BF H R ER SO BB IBB HBP BLK WP HR S P ERA WHIP	IP WLS BF H R ER SO BB IBB HBP BLK WP HR S P ERA WHIP	IP WLS BF H R ER SO BB IBB HBP BLK WP HR S P ERA WHIP

**New York Mets @ Atlanta Braves**  
 Champion Stadium, Lake Buena Vista, FL  
 Fri Mar 10 2017, 1:08 PM - 3:45 PM EST  
 Att: 7,220 - Sunny - 79 F

**AB 32**  
**R 2**  
**H 7**  
**RBI 2**  
**BB 3**  
**SO 7**  
**LOB 13**

Batter	1	2	3	4	5	6	7	8	9	AB	R	H	RBI	BB	SO	LOB	BOTTOM		
8 Jace Peterson, L (1,8) 98 Braxton Davidson, L (7,7) OBP: 0.200, SLG: 0.143 OBP: 0.420, SLG: 0.200										4	0	0	0	0	2	4	1		
4 Brandon Phillips, R (1,4) 81 Travis Demeritte, R (5, PR) OBP: 0.522, SLG: 0.611 OBP: 0.176, SLG: 0.188										2	1	2	1	1	0	0	2		
22 Nick Markakis, L (1,9) 89 Ronald Acuña Jr., R (6,9) OBP: 0.316, SLG: 0.350 OBP: 0.421, SLG: 0.471										3	0	1	0	0	0	2	2		
27 Matt Kemp, R (1,7) 2 Micah Johnson, L (6,7) OBP: 0.320, SLG: 0.158 OBP: 0.321, SLG: 0.462										3	1	0	1	0	0	3	1		
13 Adonis García, R (1,5) 85 Sean Kazmar Jr., R (6,5)										2	1	1	2	1	0	0	1		
14 Rio Ruiz, L (1,10) OBP: 0.357, SLG: 0.417										4	0	2	0	0	0	2	4		
16 Matt Tuiasosopo, R (1,3) OBP: 0.333, SLG: 0.667										3	1	1	1	1	1	2	3		
67 Johan Camargo, S (1,6) OBP: 0.370, SLG: 0.609										3	0	2	0	1	0	2	3		
72 David Freitas, R (1,2) 18 Blake Lalli, L (7,2)										3	0	0	0	0	1	4	1		
<b>Inning Stats</b>	R: 0 E: 0 K: 1 S: 6	H: 1 LOB: 1 BB: 0 P: 6	R: 1 E: 0 K: 0 S: 4	H: 1 LOB: 1 BB: 1 P: 8	R: 1 E: 0 K: 1 S: 7	H: 2 LOB: 2 BB: 1 P: 13	R: 0 E: 0 K: 2 S: 8	H: 1 LOB: 1 BB: 0 P: 8	R: 3 E: 1 K: 0 S: 9	H: 3 LOB: 3 BB: 1 P: 15	R: 0 E: 0 K: 0 S: 4	H: 1 LOB: 1 BB: 1 P: 4	R: 0 E: 0 K: 1 S: 5	H: 0 LOB: 0 BB: 0 P: 5	1B: 5 2B: 1 3B: 1 HR: 3	SF: 0 SAC: 0 DP: 1 HBP: 0	WP: 0 PB: 0 SB: 1 CS: 0	PA: 39	
<b>PITCHER</b>	IP WLS BF H R ER SO BB IBB HBP BLK WP HR S P ERA WHIP	IP WLS BF H R ER SO BB IBB HBP BLK WP HR S P ERA WHIP	IP WLS BF H R ER SO BB IBB HBP BLK WP HR S P ERA WHIP	IP WLS BF H R ER SO BB IBB HBP BLK WP HR S P ERA WHIP	IP WLS BF H R ER SO BB IBB HBP BLK WP HR S P ERA WHIP	IP WLS BF H R ER SO BB IBB HBP BLK WP HR S P ERA WHIP	IP WLS BF H R ER SO BB IBB HBP BLK WP HR S P ERA WHIP	IP WLS BF H R ER SO BB IBB HBP BLK WP HR S P ERA WHIP	IP WLS BF H R ER SO BB IBB HBP BLK WP HR S P ERA WHIP	IP WLS BF H R ER SO BB IBB HBP BLK WP HR S P ERA WHIP	IP WLS BF H R ER SO BB IBB HBP BLK WP HR S P ERA WHIP	IP WLS BF H R ER SO BB IBB HBP BLK WP HR S P ERA WHIP	IP WLS BF H R ER SO BB IBB HBP BLK WP HR S P ERA WHIP	IP WLS BF H R ER SO BB IBB HBP BLK WP HR S P ERA WHIP	IP WLS BF H R ER SO BB IBB HBP BLK WP HR S P ERA WHIP	IP WLS BF H R ER SO BB IBB HBP BLK WP HR S P ERA WHIP	IP WLS BF H R ER SO BB IBB HBP BLK WP HR S P ERA WHIP	IP WLS BF H R ER SO BB IBB HBP BLK WP HR S P ERA WHIP	IP WLS BF H R ER SO BB IBB HBP BLK WP HR S P ERA WHIP

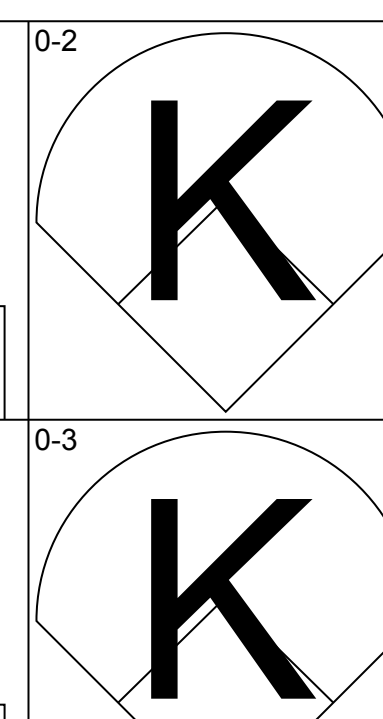
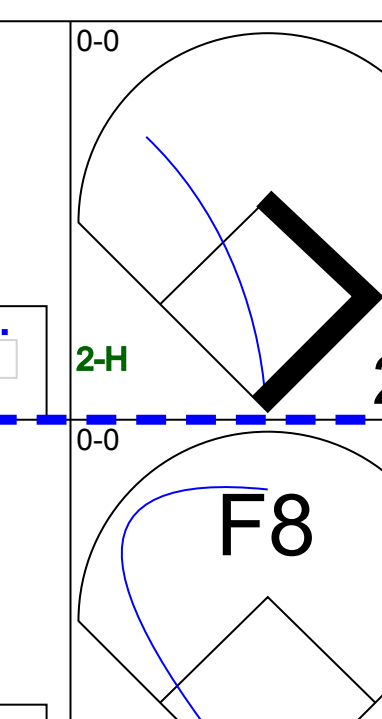
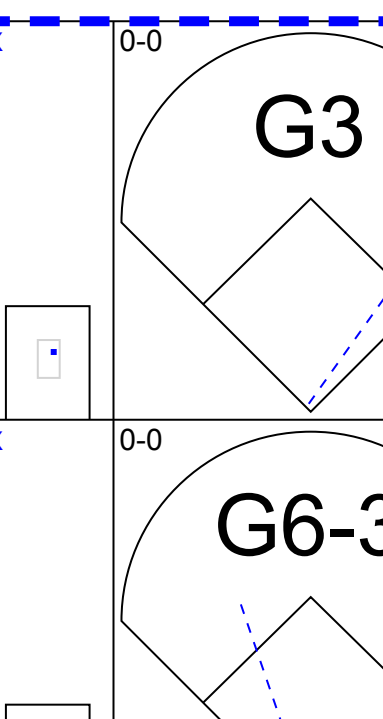
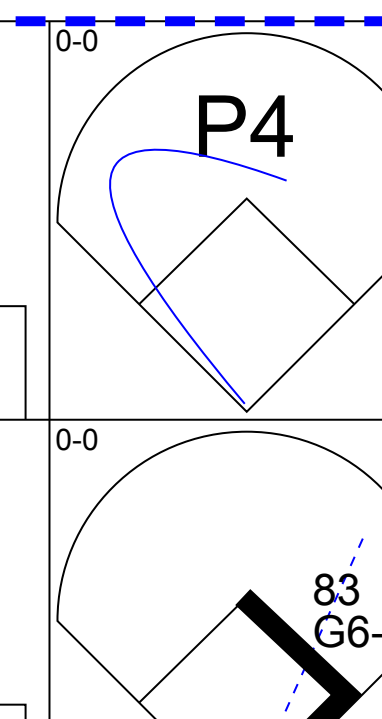
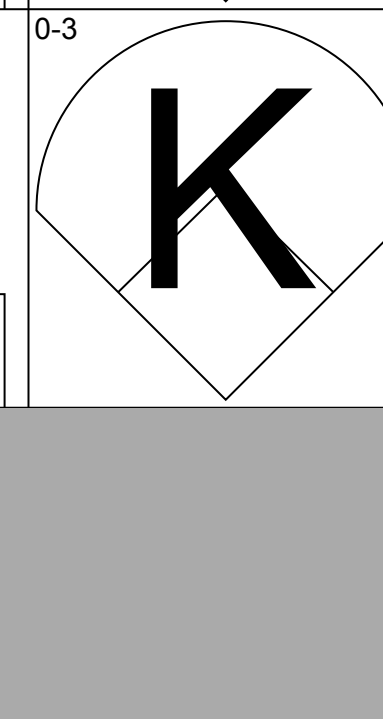
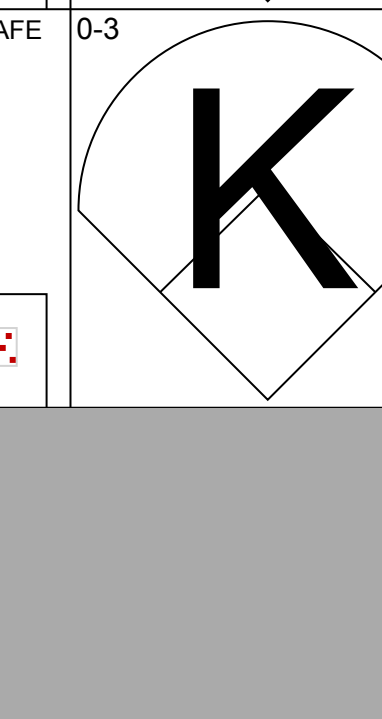
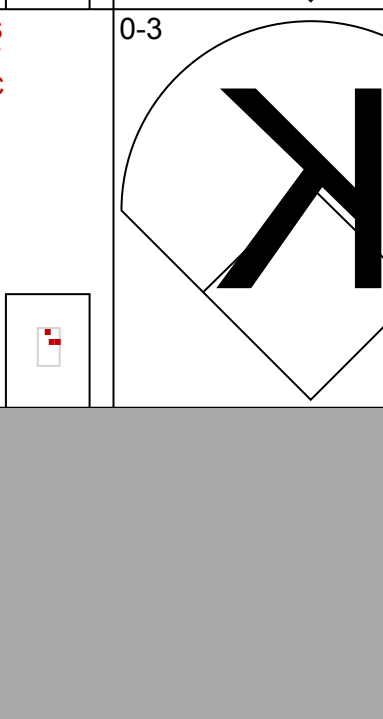
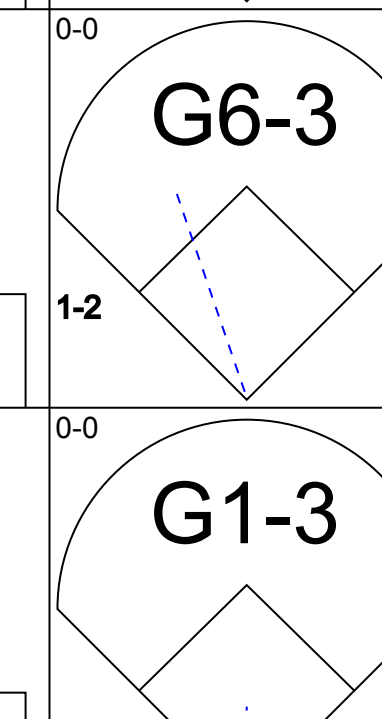



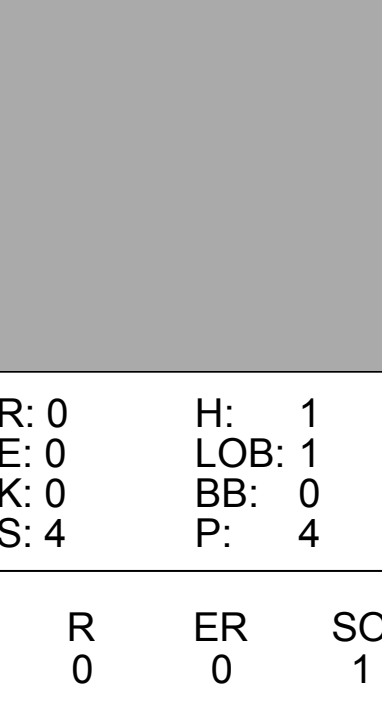
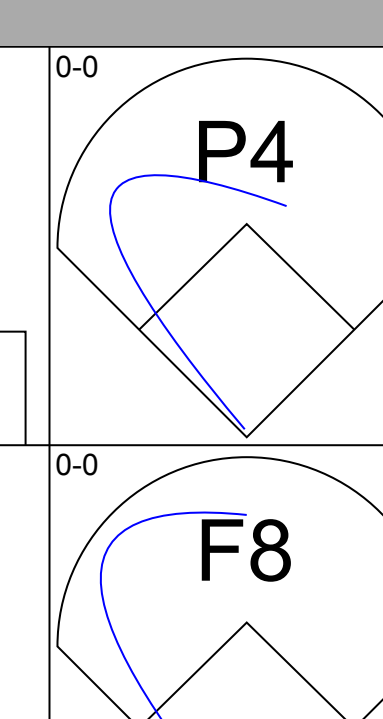
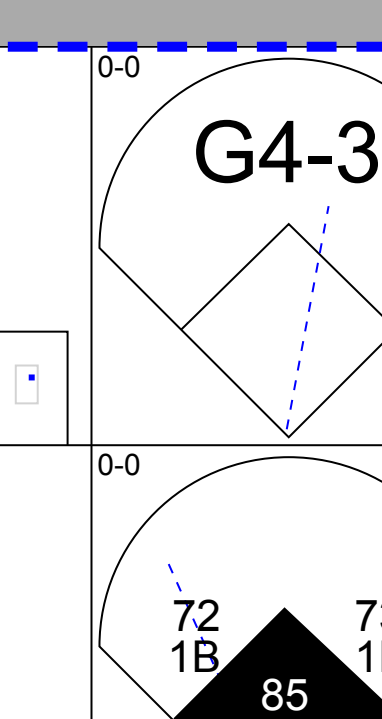
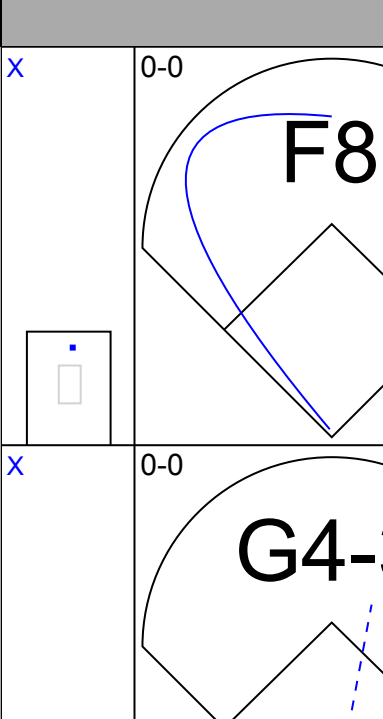
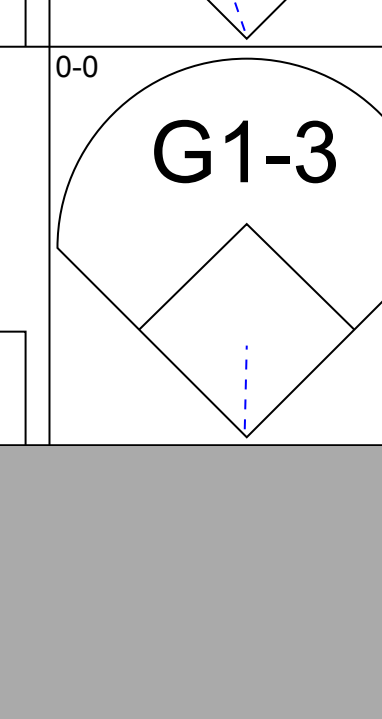
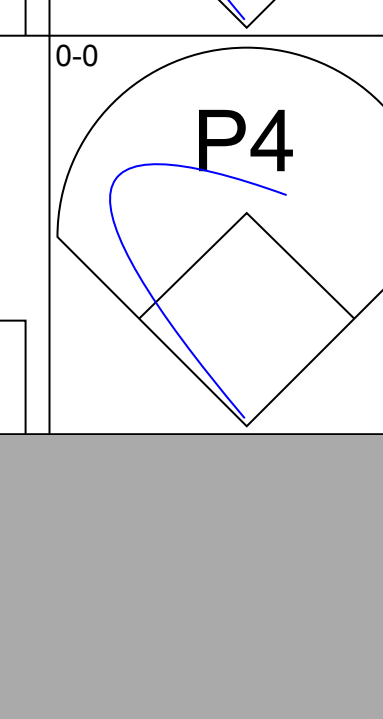
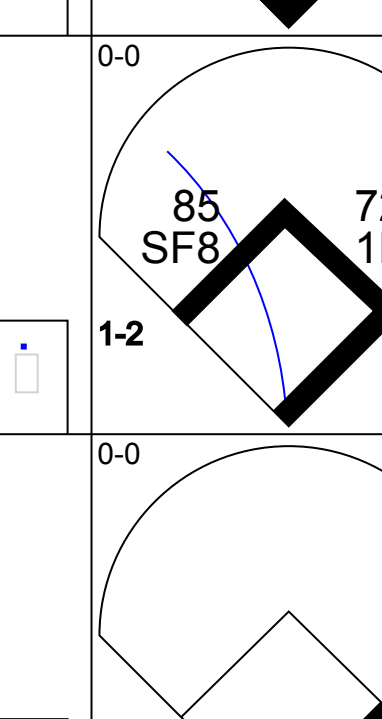
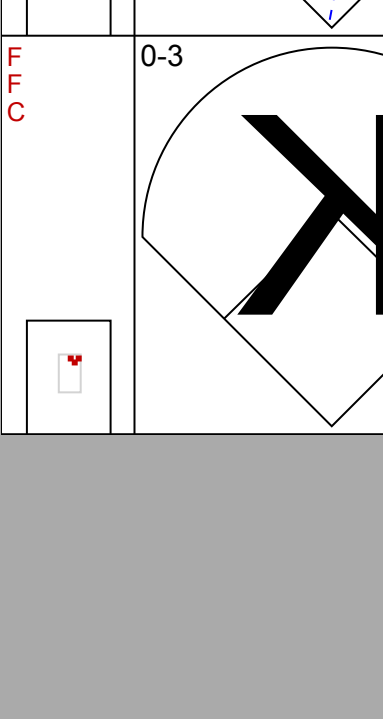
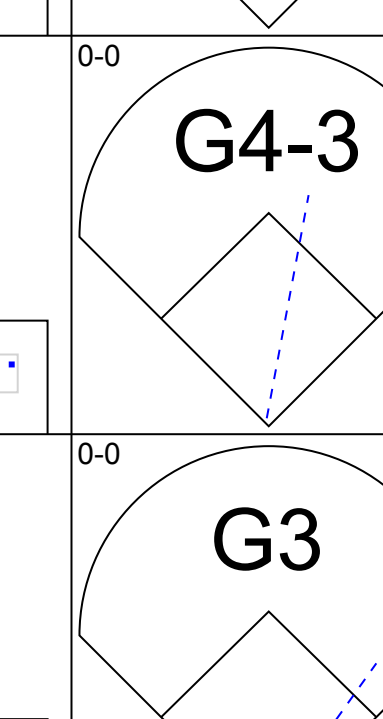

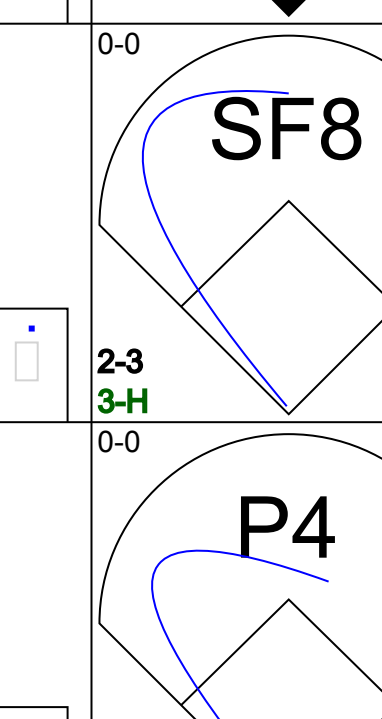


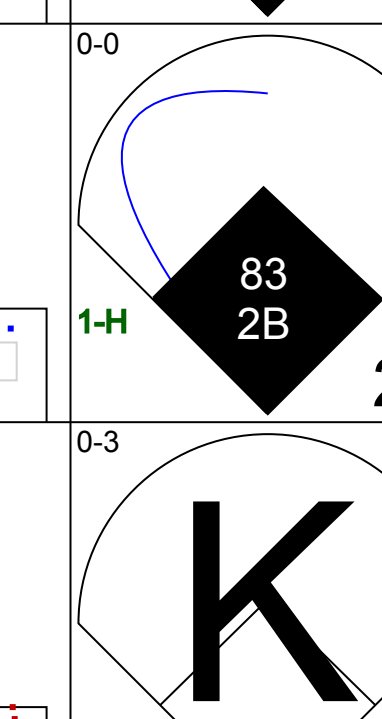
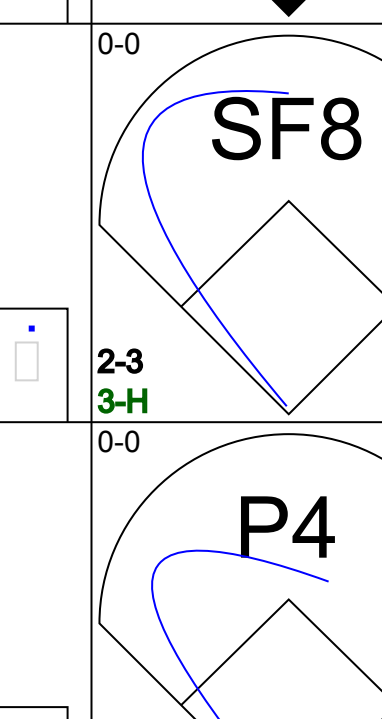

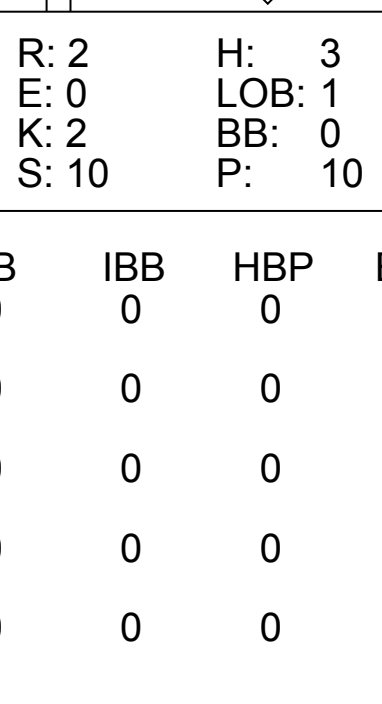
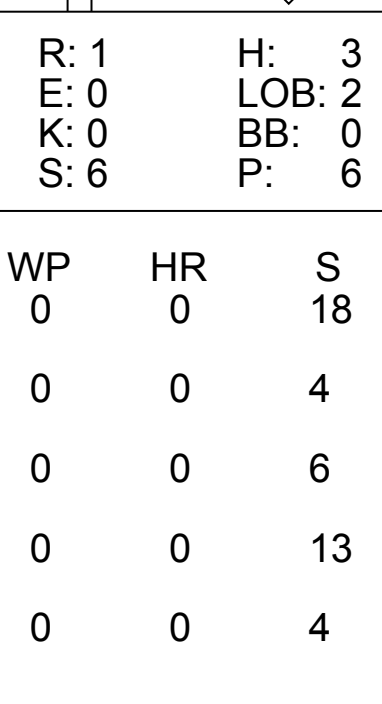
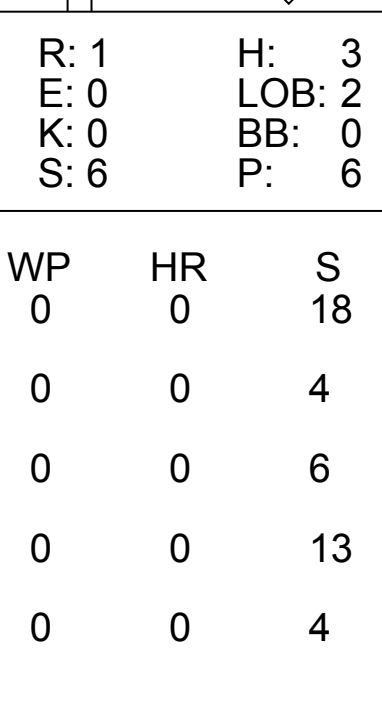
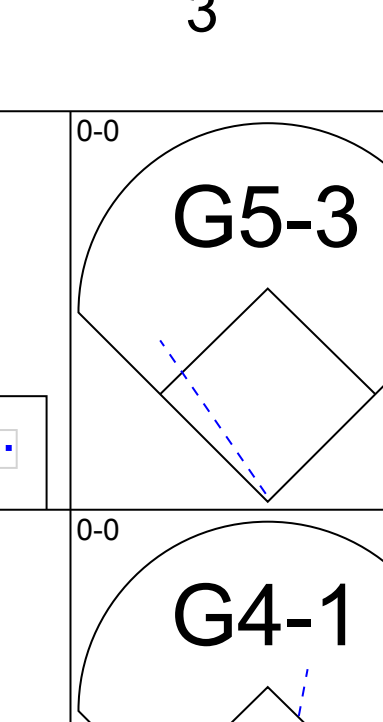

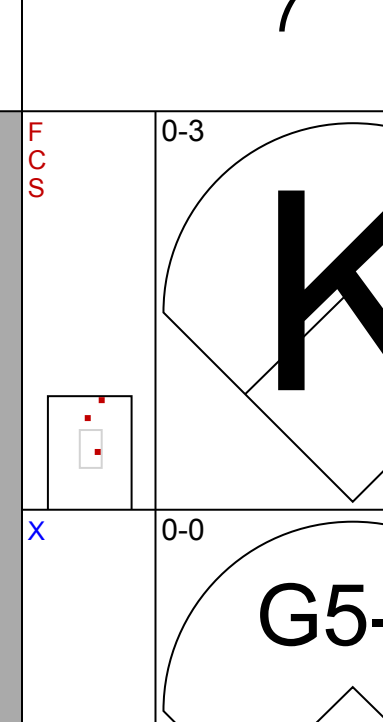
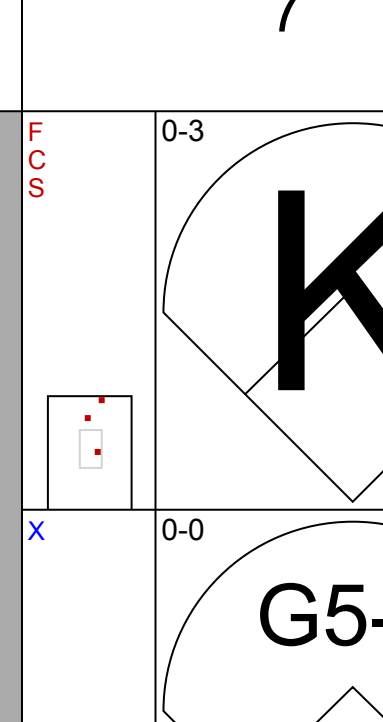
**New York Mets @ Atlanta Braves**  
 Champion Stadium, Lake Buena Vista, FL  
 Fri Mar 10 2017, 1:08 PM - 3:45 PM EST  
 Att: 7,220 - Sunny - 79 F

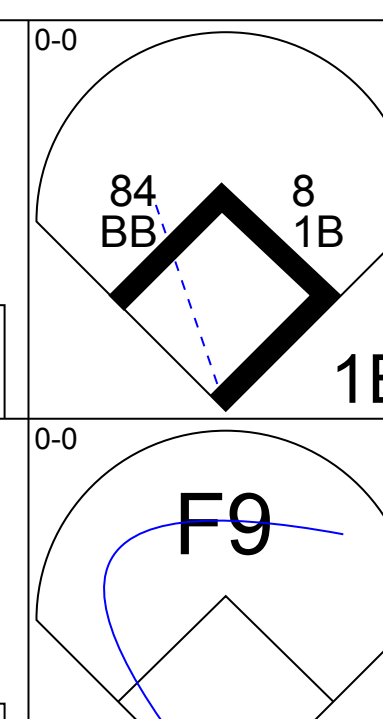
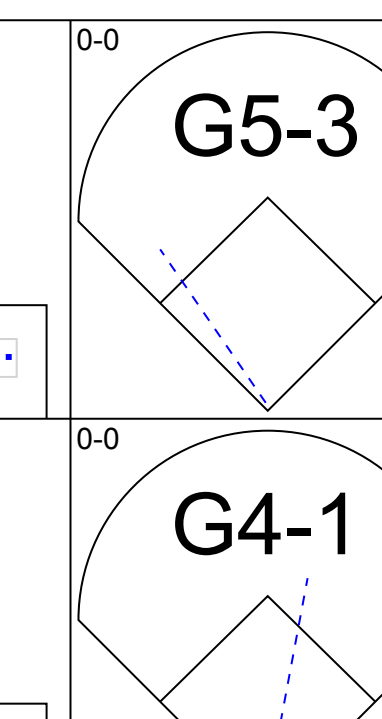
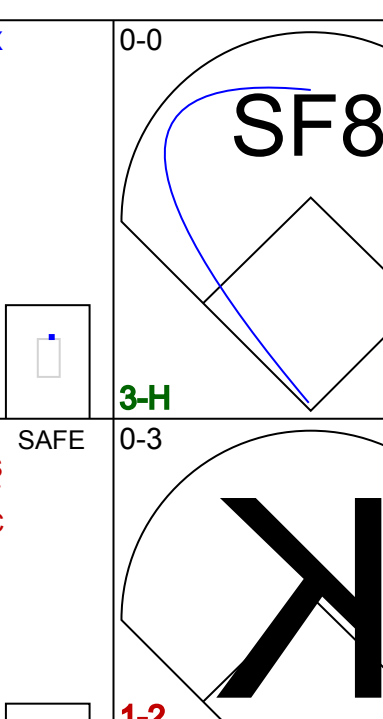
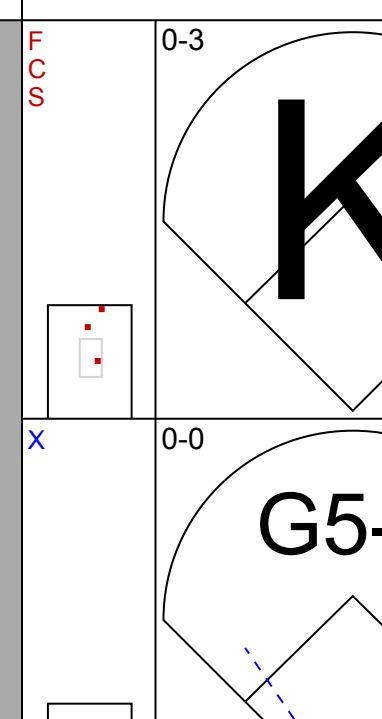

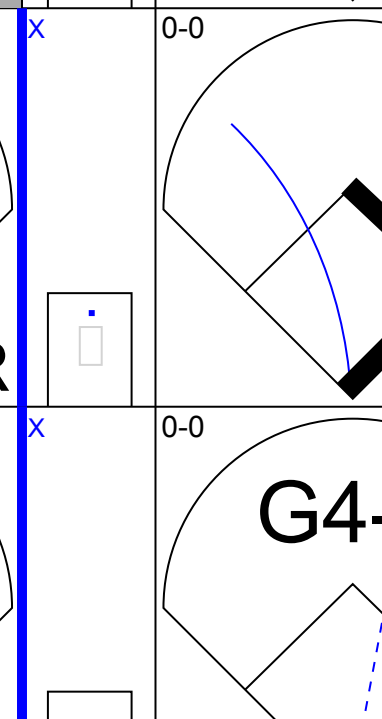
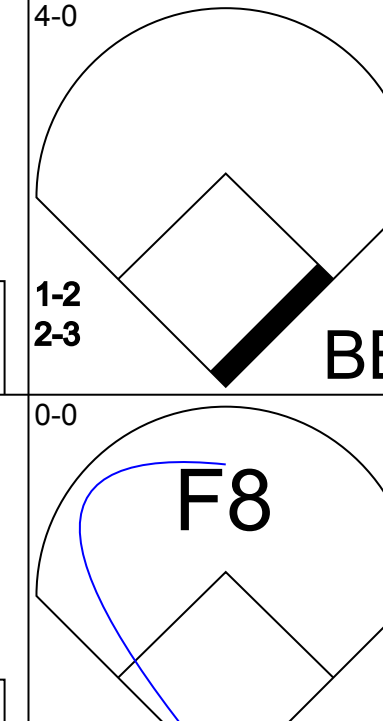




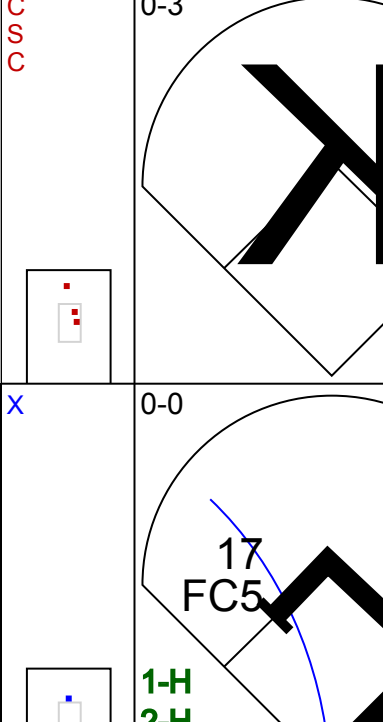
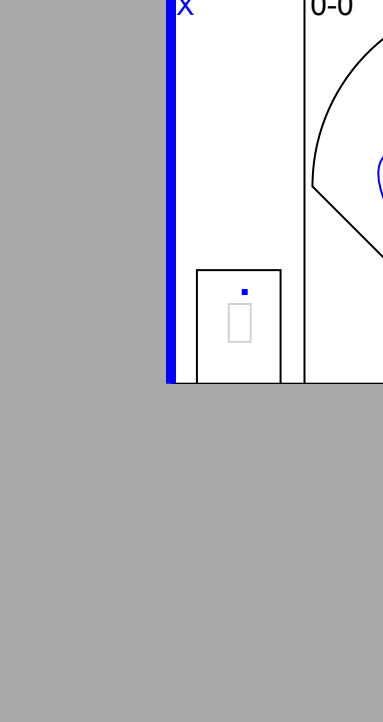
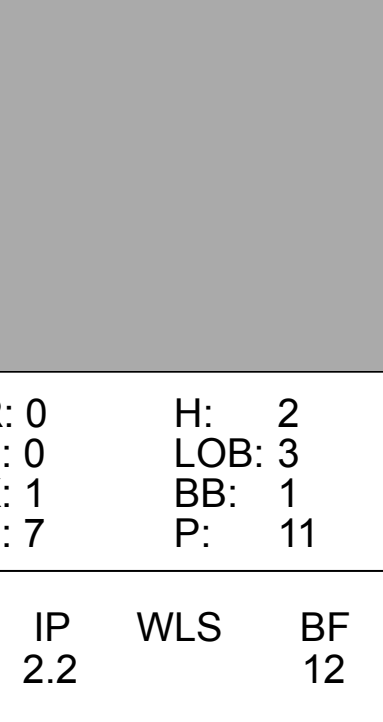
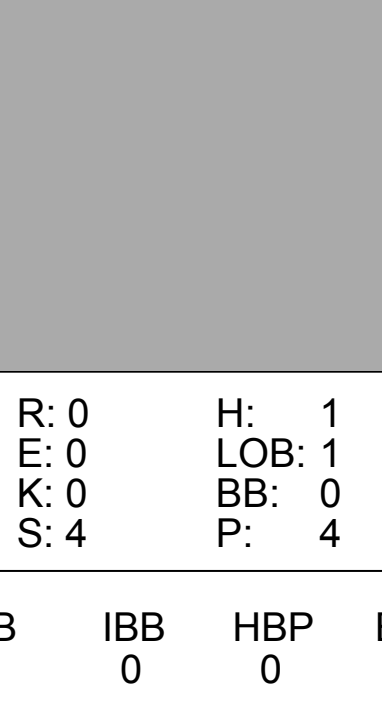
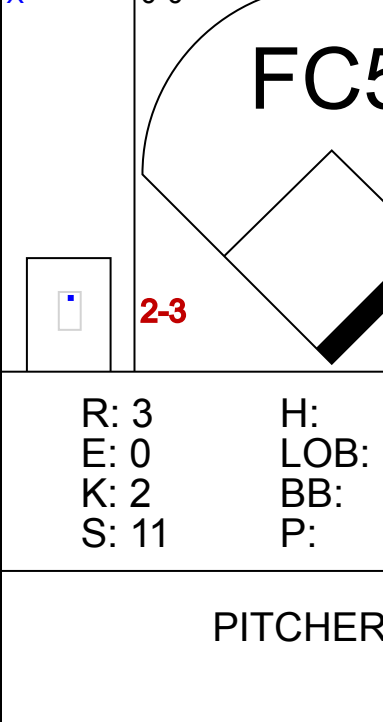
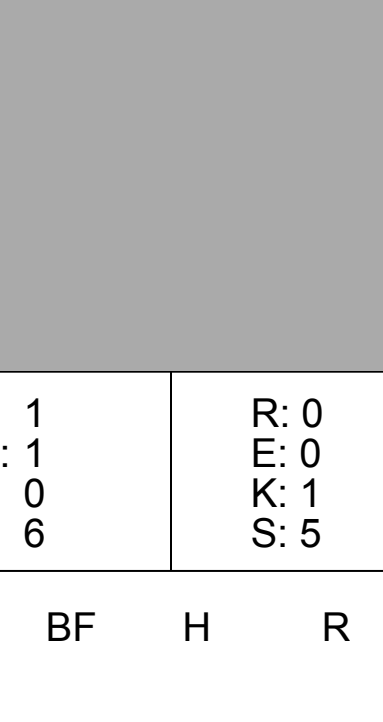
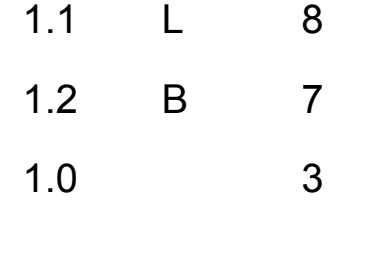



**AB 35**  
**R 5**  
**H 10**  
**RBI 5**  
**BB 4**  
**SO 5**  
**LOB 21**







Batter	1	2	3	4	5	6	7	8	9	AB	R	H	RBI	BB	SO	LOB	TOP			
83 Patrick Biondi, L (1,7) OBP: 0.316, SLG: 0.353										4	0	1	1	0	1	0	<b>New York Mets @ Detroit Tigers</b> Publix Field at Joker Marchant Stadium, Lakeland, FL Sun Mar 12 2017, 1:09 PM - 3:44 PM EDT Att: 8,867 - Overcast - 76 F <a href="http://livebaseballscores.com">livebaseballscores.com</a>			
61 Amed Rosario, R (1,6) OBP: 0.287, SLG: 0.300										3	0	0	0	0	1	1				
77 Luis Guillorme, L (6,4) OBP: 0.321, SLG: 0.462										1	0	1	0	0	0	0				
30 Michael Conforto, L (1,8) OBP: 0.344, SLG: 0.391										3	0	0	0	0	3	1				
83 John Mora, L (6,8) OBP: 0.400, SLG: 0.750										1	0	0	0	0	0	1				
4 Wilmer Flores, R (1,3) OBP: 0.241, SLG: 0.269										3	0	0	0	0	0	0				
74 Dominic Smith, L (6,3) OBP: 0.303, SLG: 0.214										1	0	0	0	0	0	1				
26 Kevin Plawecki, R (1,10) OBP: 0.286, SLG: 0.286										3	1	1	0	0	0	0				
60 Wuilmer Becerra, R(9, PH) OBP: 0.273, SLG: 0.300										1	0	0	0	0	1	0				
73 Travis Taylor, R (1,9) OBP: 0.393, SLG: 0.400										3	0	1	0	0	1	0				
95 Kevin Kaczmarek, L (6,9) OBP: 0.371, SLG: 0.714										1	0	0	0	0	0	0				
72 Phillip Evans, R (1,4) OBP: 0.417, SLG: 0.708										2	1	2	0	0	0	0				
1 Andrés Giménez, L (6,6)										2	0	0	0	0	0	0				
85 L.J. Mazzilli, R (1,5) OBP: 0.308, SLG: 0.750										2	1	1	2	0	0	0				
70 Tomás Nido, R (1,2) OBP: 0.286, SLG: 0.250										2	0	0	0	0	1	3				
91 Colton Plaija, R (6,2)										1	0	0	0	0	0	0				
<b>Inning Stats</b>	R: 0 E: 0 K: 3 S: 9	H: 0 LOB: 0 BB: 0 P: 9	R: 0 E: 0 K: 0 S: 3	H: 0 LOB: 0 BB: 0 P: 3	R: 2 E: 0 K: 2 S: 10	H: 3 LOB: 1 BB: 0 P: 10	R: 1 E: 0 K: 0 S: 6	H: 3 LOB: 2 BB: 0 P: 6	R: 0 E: 0 K: 1 S: 5	H: 0 LOB: 0 BB: 0 P: 5	R: 0 E: 0 K: 0 S: 3	H: 0 LOB: 0 BB: 0 P: 3	R: 0 E: 0 K: 0 S: 4	H: 1 LOB: 1 BB: 0 P: 4	R: 0 E: 0 K: 1 S: 5	H: 0 LOB: 0 BB: 0 P: 5	1B: 5 2B: 2 3B: 0 HR: 0	SF: 1 SAC: 0 DP: 0 HBP: 0	WP: 0 PB: 0 SB: 0 CS: 0	PA: 34
<b>PITCHER</b>	IP WLS BF H R ER SO BB IBB HBP BLK WP HR S P ERA WHIP																			
32 Michael Fulmer, R (1,1) ERA: 3.38	2.1	10	3	2	2	4	0	0	0	0	0	0	0	0	0	18	18	7.71	1.286	
80 R.J. Alaniz, R (3,1) ERA:	0.2	2	0	0	0	1	0	0	0	0	0	0	0	0	0	4	4	0.00	0.000	
30 Alex Wilson, R (4,1) ERA: 5.4	1.0	6	3	1	1	0	0	0	0	0	0	0	0	0	6	6	9.00	3.000		
37 Mike Pelfrey, R (5,1) ERA: 8.0	3.0	W	9	0	0	0	2	0	0	0	0	0	0	0	13	13	0.00	0.000		
21 Mark Lowe, R (8,1) ERA: 5.79	1.0	H	4	1	0	0	0	0	0	0	0	0	0	4	4	0.00	1.000			
<b>PITCHER</b>	IP WLS BF H R ER SO BB IBB HBP BLK WP HR S P ERA WHIP																			
62 Sandy Báez, R (9,1) ERA: 1.8	1.0	S	3	0	0	0	1	0	0	0	0	0	0	0	5	5	0.00	0.000		

Batter	1	2	3	4	5	6	7	8	9	AB	R	H	RBI	BB	SO	LOB	BOTTOM			
1 Jose Iglesias, R (1,6) OBP: 0.286, SLG: 0.278										2	0	1	1	0	0	0	<b>New York Mets @ Detroit Tigers</b> Publix Field at Joker Marchant Stadium, Lakeland, FL Sun Mar 12 2017, 1:09 PM - 3:44 PM EDT Att: 8,867 - Overcast - 76 F <a href="http://livebaseballscores.com">livebaseballscores.com</a>			
49 Dixon Machado, R (6,6) OBP: 0.355, SLG: 0.333										4	0	0	0	0	1	2				
40 JaCoby Jones, R (1,10) OBP: 0.348, SLG: 0.500										3	1	2	1	0	1	1				
28 J.D. Martinez, R (1,9) OBP: 0.290, SLG: 0.385										1	0	1	0	0	0	0				
76 Juan Carlos Perez, R (7,9) OBP: 0.375, SLG: 0.357										3	0	2	0	0	0	1				
8 Justin Upton, R (1,7) OBP: 0.265, SLG: 0.576										1	1	0	0	0	0	1				
75 Mike Gerber, L (6, PR) OBP: 0.059, SLG: 0.059										1	1	0	0	0	0	1				
84 Dominic Ficoiello, S (1,3) OBP: 0.407, SLG: 0.739										1	1	0	0	2	0	0				
84 Brett Pill, R (8,3) OBP: 0.150, SLG: 0.381										1	0	0	0	0	1	0				
31 Alex Avila, L (1,2) OBP: 0.380, SLG: 0.200										3	0	0	0	0	1	5				
71 Austin Green, R (8,2) OBP: 0.333, SLG: 0.500										1	0	0	0	0	0	0				
15 Mikie Mahtook, R (1,8) OBP: 0.138, SLG: 0.074										3	0	0	0	0	1	2				
14 Alex Presley, L (8,8) OBP: 0.438, SLG: 0.643										1	0	0	0	0	0	0				
4 Omar Infante, R (1,4) OBP: 0.429, SLG: 0.600										3	1	2	2	0	0	0				
26 Brendan Ryan, R (7,4) OBP: 0.167, SLG: 0.118										0	0	0	0	0	0	0				
17 Andrew Romine, S (1,5) OBP: 0.355, SLG: 0.500										3	0	1	0	0	0	1				
72 Michael Almanzar, R (7,5) ERA: 4.76										0	0	0	0	0	0	0				
<b>Inning Stats</b>	R: 0 E: 0 K: 1 S: 7	H: 2 LOB: 3 BB: 1 P: 11	R: 0 E: 0 K: 0 S: 3	H: 0 LOB: 0 BB: 0 P: 3	R: 0 E: 0 K: 0 S: 4	H: 1 LOB: 1 BB: 0 P: 4	R: 0 E: 0 K: 0 S: 3	H: 0 LOB: 0 BB: 0 P: 3	R: 1 E: 0 K: 1 S: 6	H: 2 LOB: 0 BB: 0 P: 6	R: 3 E: 0 K: 2 S: 11	H: 3 LOB: 1 BB: 1 P: 18	R: 0 E: 0 K: 1 S: 6	H: 1 LOB: 0 BB: 0 P: 6	R: 0 E: 0 K: 1 S: 5	H: 0 LOB: 0 BB: 0 P: 5	1B: 3 2B: 5 3B: 0 HR: 1	SF: 1 SAC: 0 DP: 0 HBP: 0	WP: 0 PB: 0 SB: 0 CS: 1	PA: 34
<b>PITCHER</b>	IP WLS BF H R ER SO BB IBB HBP BLK WP HR S P ERA WHIP																			
85 Adam Wiik, L (1,1) ERA: 1.93	2.2	12	3	0	0	0	1	0	0	0	0	0	0	0	0	13	17	0.00	1.500	
96 Donovan Hand, R (3,1) ERA:	1.1	H	4	0	0	0	0	0	0	0	0	0	0	0	4	4	0.00	0.000		
88 Kyle Regnault, L (5,1) ERA: 19.29	1.1	L	8	4	4	4	2	1	0	0	0	0	0	1	12	19	27.00	3.750		
50 Rafael Montero, R (6,1) ERA: 1.86	1.2	B	7	2	0	0	2	0	0	0	0	0	0	0	11	11	0.00	1.200		
66 Josh Edgin, L (8,1) ERA: 4.76	1.0	3	0	0	0	1	0	0	0	0	0	0	0	5	5	0.00	0.000			

AB 33  
R 3  
H 7  
RBI 3  
BB 0  
SO 8  
LOB 7



AB 31  
R 4  
H 9  
RBI 4  
BB 2  
SO 6  
LOB 13










Batter	1	2	3	4	5	6	7	8	9	AB	R	H	RBI	BB	SO	LOB	TOP
3 Curtis Granderson, L (1.9) OBP: 0.321, SLG: 0.500 30 Michael Conforto, L (5.9) OBP: 0.353, SLG: 0.576	0-0 52 F7 13 1B 1B		0-3 K 1-2		0-0 20 1B 2B		0-0 K 1B		0-0 L5	3	0	2	0	0	1	1	<b>New York Mets @ Houston Astros</b> The Ballpark of the Palm Beaches, West Palm Beach, FL Tue Mar 14 2017, 1:07 PM - 3:51 PM EDT Att: 4,240 - Partly Cloudy - 71 F <a href="http://livebaseballscorecards.com">livebaseballscorecards.com</a>
13 Asdrúbal Cabrera, S (1.6) OBP: 0.357, SLG: 0.662 77 Luis Guillorme, L (5.6) OBP: 0.300, SLG: 0.429	0-0 1-2 1B		0-3 K		0-3 K2-3		0-3 K			3	0	1	0	0	2	2	
52 Yoenis Cespedes, R (1.7) OBP: 0.444, SLG: 1.037 97 Tim Lincecum, L (5.7) OBP: 0.167, SLG: 0.091	0-0 F7		3-1 HR		0-3 K		0-0 F7			3	1	1	2	0	1	3	
20 Neil Walker, S (1.4) OBP: 0.379, SLG: 0.741 15 Matt Reynolds, R (5.4) OBP: 0.345, SLG: 0.182	0-3 K		0-3 K		0-0 2-3 1B			0-3 K		3	0	1	0	0	2	2	
19 Jay Bruce, L (1.3) OBP: 0.333, SLG: 0.391 74 Dominic Smith, L (5.3) OBP: 0.314, SLG: 0.233	0-3 K			0-0 L6	0-0 G3			0-0 85 G4-6-3 1B		3	0	0	0	0	1	5	
21 Lucas Duda, L (1.10) OBP: 0.350, SLG: 0.842 85 L.J. Mazzilli, R (8.10) OBP: 0.286, SLG: 0.692		0-0 F8		0-3 K		0-0 F8		0-0 G4-6-3 1-2		3	0	0	0	0	1	0	
4 Wilmer Flores, R (1.5) OBP: 0.250, SLG: 0.276 72 Phillip Evans, R (6.5) OBP: 0.393, SLG: 0.643		0-0 F7		0-0 26 BB 1B		0-0 F9		0-0 F8		3	0	1	0	0	0	0	
26 Kevin Plawecki, R (1.2) OBP: 0.333, SLG: 0.273 70 Tomás Nido, R (5.2) OBP: 0.250, SLG: 0.217		0-3 K		4-0 1-2 BB		0-0 G6-3		0-3 K		1	0	0	0	1	1	0	
12 Juan Lagares, R (1.8) OBP: 0.233, SLG: 0.185 83 Patrick Biondi, L (7.8) OBP: 0.350, SLG: 0.353			0-0 3 WP 52 HR 1B		0-0 G5-3		0-0 G6-3		4-0 BB	3	1	1	0	0	0	2	
	R: 0 H: 2 E: 0 LOB: 2 K: 2 BB: 0 S: 9 P: 9	R: 0 H: 0 E: 0 LOB: 0 K: 1 BB: 0 S: 5 P: 5	R: 2 H: 2 E: 0 LOB: 0 K: 3 BB: 0 S: 12 P: 15	R: 0 H: 1 E: 0 LOB: 2 K: 1 BB: 1 S: 6 P: 10	R: 0 H: 2 E: 0 LOB: 3 K: 2 BB: 0 S: 9 P: 9	R: 0 H: 0 E: 0 LOB: 0 K: 0 BB: 0 S: 3 P: 3	R: 0 H: 1 E: 0 LOB: 1 K: 1 BB: 0 S: 6 P: 6	R: 0 H: 1 E: 0 LOB: 0 K: 1 BB: 1 S: 5 P: 5	R: 0 H: 0 E: 0 LOB: 1 K: 1 BB: 1 S: 5 P: 9	1B: 7 SF: 0 2B: 1 SAC: 0 3B: 0 DP: 1 HR: 1 HBP: 0	WP: 1 PA: 37 PB: 0 SB: 0 CS: 0						
<b>PITCHER</b>	IP WLS BF H R ER SO BB IBB HBP BLK WP HR S P ERA WHIP																
43 Lance McCullers Jr., R (1.1) ERA: 3.8	3.0 L 13 4 2 2 6 0 0 0 0 0 1 1 26 29 6.00 1.333																
95 Framber Valdez, L (4.1) ERA: 4.91	1.0 5 1 0 0 1 1 0 0 0 0 0 0 9 9 0.00 2.000																
36 Will Harris, R (5.1) ERA: 2.35	1.0 5 2 0 0 2 0 0 0 0 0 0 0 9 9 0.00 2.000																
45 Michael Feliz, R (6.1) ERA: 10.13	2.0 7 1 0 0 1 0 0 0 0 0 0 0 9 9 0.00 0.500																
62 Brady Rodgers, R (8.1) ERA: 10.13	2.0 7 1 0 0 2 1 0 0 0 0 0 0 10 14 0.00 1.000																

Batter	1	2	3	4	5	6	7	8	9	AB	R	H	RBI	BB	SO	LOB	BOTTOM
9 Marwin Gonzalez, S (1.6) OBP: 0.276, SLG: 0.259 80 Andrew Aplin, L (6.7) OBP: 0.273, SLG: 0.111	4-0 22 1B BB		0-0 1B		0-3 K			0-3 K		2	0	1	0	1	1	0	<b>New York Mets @ Houston Astros</b> The Ballpark of the Palm Beaches, West Palm Beach, FL Tue Mar 14 2017, 1:07 PM - 3:51 PM EDT Att: 4,240 - Partly Cloudy - 71 F <a href="http://livebaseballscorecards.com">livebaseballscorecards.com</a>
19 Colin Moran, L (1.5) OBP: 0.444, SLG: 0.708 73 J.D. Davis, R (6.5) OBP: 0.440, SLG: 0.350	0-3 K		0-0 P4		0-3 K		0-3 K	4-0 12 WP BB		2	0	0	0	0	1	2	
22 Josh Reddick, L (1.10) OBP: 0.250, SLG: 0.192 12 Max Stassi, R (6.10) OBP: 0.111, SLG: 0.278	0-0 1-2 1B		0-3 K		0-0 10 G6-3 1B		1-0 G6-3	1-3 K		3	0	2	0	0	1	1	
10 Yuli Gurriel, R (1.3) OBP: 0.259, SLG: 0.296 83 Jack Mayfield, R (7.4) OBP: 0.425, SLG: 0.333	0-3 K			0-0 F8	0-0 G6-3		1-0 G6-3	0-0 G6-3		3	0	0	0	0	1	3	
16 Brian McCann, L (1.2) OBP: 0.238, SLG: 0.316 11 Evan Gattis, R (6.2) OBP: 0.290, SLG: 0.217 71 Tyler Heineman, S (6.10) OBP: 0.250, SLG: 0.100	0-3 K			3-1 HR			0-0 F8	0-0 23 G5-3 1B		2	1	1	1	0	1	2	
13 Tyler White, R (1.4) OBP: 0.281, SLG: 0.355 23 AJ Reed, L (7.3) OBP: 0.424, SLG: 0.793		0-0 G1-3		0-0 F7	0-0 F8		0-0 76 FC5-4 1B	0-0 G5-3		2	0	0	0	0	0	0	
77 Derek Fisher, L (1.7) OBP: 0.429, SLG: 0.375 28 Reid Brignac, L (6.6) OBP: 0.346, SLG: 0.560		0-3 K		0-0 G3-1			0-0 F9	1-2 K		2	0	0	0	0	1	0	
35 Teoscar Hernández, R (1.9) OBP: 0.115, SLG: 0.282 76 Alejandro García, R (6.9) OBP: 0.450, SLG: 0.353		0-0 G5-3			0-0 F8		0-0 FC5-4	1-2 K		2	0	0	0	0	0	0	
6 Jake Marisnick, R (1.8) OBP: 0.256, SLG: 0.286 78 Ramón Laureano, R (6.8) OBP: 0.400, SLG: 0.250			0-3 K		0-3 K			0-0 F9		2	0	0	0	0	2	0	
	R: 0 H: 1 E: 0 LOB: 2 K: 3 BB: 1 S: 10 P: 14	R: 0 H: 0 E: 0 LOB: 0 K: 1 BB: 0 S: 5 P: 5	R: 0 H: 1 E: 0 LOB: 1 K: 2 BB: 0 S: 8 P: 8	R: 1 H: 1 E: 0 LOB: 0 K: 0 BB: 0 S: 5 P: 8	R: 0 H: 0 E: 0 LOB: 0 K: 2 BB: 0 S: 7 P: 7	R: 0 H: 1 E: 0 LOB: 1 K: 1 BB: 0 S: 5 P: 6	R: 0 H: 1 E: 0 LOB: 1 K: 0 BB: 0 S: 4 P: 4	R: 0 H: 0 E: 0 LOB: 1 K: 2 BB: 1 S: 7 P: 12	R: 0 H: 1 E: 0 LOB: 1 K: 0 BB: 0 S: 3 P: 3	1B: 5 SF: 0 2B: 0 SAC: 0 3B: 0 DP: 1 HR: 1 HBP: 0	WP: 1 PA: 33 PB: 0 SB: 0 CS: 0						
<b>PITCHER</b>	IP WLS BF H R ER SO BB IBB HBP BLK WP HR S P ERA WHIP																
48 Jacob deGrom, R (1.1) ERA: 0.9	4.0 W 16 3 0 0 1 6 0 0 0 0 0 0 7 7 0.00 0.000																
43 Addison Reed, R (5.1) ERA: 13.5	1.0 H 3 0 0 0 2 0 0 0 0 0 0 0 7 7 0.00 0.000																
91 Cory Burns, R (6.1) ERA: 6.75	1.0 H 3 1 0 0 1 0 0 0 0 0 0 0 5 6 0.00 1.000																
39 Jerry Blevins, L (7.1) ERA: 6.75	1.0 H 4 1 0 0 0 0 0 0 0 0 0 0 4 4 0.00 1.000																
49 Josh Smoker, L (8.1) ERA: 1.23	1.0 H 4 0 0 0 2 1 0 0 0 0 1 0 7 12 0.00 1.000																


**New York Mets @ Houston Astros**  
 The Ballpark of the Palm Beaches, West Palm Beach, FL  
 Tue Mar 14 2017, 1:07 PM - 3:51 PM EDT  
 Att: 4,240 - Partly Cloudy - 71 F

**AB 35**  
**R 2**  
**H 9**  
**RBI 2**  
**BB 2**  
**SO 12**  
**LOB 19**



**New York Mets @ Houston Astros**  
 The Ballpark of the Palm Beaches, West Palm Beach, FL  
 Tue Mar 14 2017, 1:07 PM - 3:51 PM EDT  
 Att: 4,240 - Partly Cloudy - 71 F

**AB 31**  
**R 1**  
**H 6**  
**RBI 1**  
**BB 2**  
**SO 11**  
**LOB 12**





Batter	1	2	3	4	5	6	7	8	9	AB	R	H	RBI	BB	SO	LOB	TOP								
15 Matt Reynolds, R (1.6) OBP: 0.373, SLG: 0.160 98 Colby Woodmansee, R (6.6)	F9		L3		L3		K			3	0	0	0	0	0	2									
30 Michael Conforto, L (1.8) OBP: 0.351, SLG: 0.933 83 John Mora, L (6.8) OBP: 0.571, SLG: 1.000	F7		2B			P6		73 G4-3 72 G5-3		3	0	1	0	0	0	0									
52 Yoenis Cespedes, R (1.7) OBP: 0.400, SLG: 0.933 73 Travis Tajeron, R (6.9) OBP: 0.367, SLG: 0.370	F7		K			F7		G4-3		3	0	0	0	0	1	1									
19 Jay Bruce, L (1.10) OBP: 0.300, SLG: 0.346 72 Phillip Evans, R (8, PH) OBP: 0.379, SLG: 0.621 (8, 10)		G5-3			G4-3		K		G5-3	3	0	0	0	0	1	0									
4 Wilmer Flores, R (1.3) OBP: 0.265, SLG: 0.290 74 Dominic Smith, L (6.3) OBP: 0.324, SLG: 0.226		1B			F9			97 G3-1 18 BB 77 1B	G3	2	0	1	0	0	0	0									
18 Travis d'Arnaud, R (1.2) OBP: 0.394, SLG: 0.581 91 Colton Plaia, R (7.2) OBP: 0.333, SLG: 0.667		G3			G6-3			77 1B 97 G3-1	2B	2	0	0	0	1	0	1									
97 Tim Tebow, L (1.9) OBP: 0.267, SLG: 0.214 (6, 7)										3	0	2	0	0	0	2									
95 Kevin Kaczmarski, L (7.7) OBP: 0.500, SLG: 0.625		1B								1	0	0	0	0	1	1									
85 L.J. Mazzilli, R (1.5) OBP: 0.222, SLG: 0.529		FC4								4	0	0	0	0	0	6									
77 Luis Guillorme, L (1.4) OBP: 0.333, SLG: 0.452 92 David Thompson, R (9, PH) OBP: 0.750, SLG: 1.000					F7					3	0	2	1	0	0	0									
										1	0	0	0	0	0	1									
<b>Inning Stats</b>	R: 0 E: 0 K: 0 S: 3	H: 0 LOB: 0 BB: 0 P: 3	R: 0 E: 0 K: 0 S: 5	H: 2 LOB: 2 BB: 0 P: 5	R: 0 E: 0 K: 1 S: 6	H: 1 LOB: 1 BB: 0 P: 6	R: 0 E: 0 K: 0 S: 3	H: 0 LOB: 0 BB: 0 P: 3	R: 0 E: 0 K: 0 S: 4	H: 2 LOB: 1 BB: 0 P: 4	R: 0 E: 0 K: 1 S: 5	H: 0 LOB: 0 BB: 0 P: 5	R: 1 E: 0 K: 1 S: 6	H: 1 LOB: 2 BB: 2 P: 14	R: 1 E: 0 K: 0 S: 4	H: 1 LOB: 0 BB: 0 P: 4	R: 0 E: 0 K: 1 S: 6	H: 1 LOB: 1 BB: 0 P: 6	1B: 5 2B: 4 3B: 0 HR: 0	SF: 0 SAC: 0 DP: 1 HBP: 0	WP: 0 PB: 0 SB: 0 CS: 0	PA: 36			
<b>PITCHER</b>	IP WLS BF H R ER SO BB IBB HBP BLK WP HR S P ERA WHIP	IP WLS BF H R ER SO BB IBB HBP BLK WP HR S P ERA WHIP	IP WLS BF H R ER SO BB IBB HBP BLK WP HR S P ERA WHIP	IP WLS BF H R ER SO BB IBB HBP BLK WP HR S P ERA WHIP	IP WLS BF H R ER SO BB IBB HBP BLK WP HR S P ERA WHIP	IP WLS BF H R ER SO BB IBB HBP BLK WP HR S P ERA WHIP	IP WLS BF H R ER SO BB IBB HBP BLK WP HR S P ERA WHIP	IP WLS BF H R ER SO BB IBB HBP BLK WP HR S P ERA WHIP	IP WLS BF H R ER SO BB IBB HBP BLK WP HR S P ERA WHIP	IP WLS BF H R ER SO BB IBB HBP BLK WP HR S P ERA WHIP	IP WLS BF H R ER SO BB IBB HBP BLK WP HR S P ERA WHIP	IP WLS BF H R ER SO BB IBB HBP BLK WP HR S P ERA WHIP	IP WLS BF H R ER SO BB IBB HBP BLK WP HR S P ERA WHIP	IP WLS BF H R ER SO BB IBB HBP BLK WP HR S P ERA WHIP	IP WLS BF H R ER SO BB IBB HBP BLK WP HR S P ERA WHIP	IP WLS BF H R ER SO BB IBB HBP BLK WP HR S P ERA WHIP	IP WLS BF H R ER SO BB IBB HBP BLK WP HR S P ERA WHIP	IP WLS BF H R ER SO BB IBB HBP BLK WP HR S P ERA WHIP	IP WLS BF H R ER SO BB IBB HBP BLK WP HR S P ERA WHIP	IP WLS BF H R ER SO BB IBB HBP BLK WP HR S P ERA WHIP	IP WLS BF H R ER SO BB IBB HBP BLK WP HR S P ERA WHIP	IP WLS BF H R ER SO BB IBB HBP BLK WP HR S P ERA WHIP	IP WLS BF H R ER SO BB IBB HBP BLK WP HR S P ERA WHIP	IP WLS BF H R ER SO BB IBB HBP BLK WP HR S P ERA WHIP	IP WLS BF H R ER SO BB IBB HBP BLK WP HR S P ERA WHIP

New York Mets @ Miami Marlins  
Roger Dean Stadium, Jupiter, FL  
Wed Mar 15 2017, 1:11 PM - 4:19 PM EDT  
Att.: 4,413 - Sunny - 62 F

AB	34
R	2
H	8
RBI	2
BB	2
SO	4
LOB	17



Batter	1	2	3	4	5	6	7	8	9	AB	R	H	RBI	BB	SO	LOB	BOTTOM									
9 Dee Strange-Gordon, L (1.4) OBP: 0.226, SLG: 0.379 55 Ryan Jackson, R (6.4) OBP: 0.300, SLG: 0.368	51 G4-3 11 SF8	F8		G3-1		68 BB 19 1B				3	1	1	0	0	0	1										
51 Ichiro Suzuki, L (1.9) OBP: 0.200, SLG: 0.158 68 Destin Hood, R (6.9) OBP: 0.343, SLG: 0.500	G4-3					32 BB 41 BB				3	0	1	0	0	1	1										
11 J.T. Realmuto, R (1.10) OBP: 0.364, SLG: 0.296 2 Brandon Barnes, R (6, PH) OBP: 0.172, SLG: 0.185 (7, 10)	SF8				L9	19 1B				2	0	1	1	0	0	1										
41 Justin Bour, L (1.3) OBP: 0.289, SLG: 0.382 19 Miguel Rojas, R (6, PR) OBP: 0.375, SLG: 0.696 (6, 3)						32 BB				2	0	1	0	1	0	1										
13 Marcell Ozuna, R (1.7) OBP: 0.250, SLG: 0.516 52 Moises Sierra, R (6.7) OBP: 0.440, SLG: 0.458	K									1	0	1	2	0	0	0										
32 Derek Dietrich, L (1.5) OBP: 0.438, SLG: 0.520 87 Brian Anderson, R (6, PR) OBP: 0.333, SLG: 0.630 (6, 5)										3	0	0	0	0	2	4										
3 Adeiny Hechavarria, R (1.6) OBP: 0.267, SLG: 0.400 78 JT Riddle, L (6.6) OBP: 0.345, SLG: 0.462										1	0	1	0	0	0	0										
50 Matthew den Dekker, L (1.8) OBP: 0.314, SLG: 0.516 77 Yefri Pérez, S (7.8) OBP: 0.185, SLG: 0.125										1	2	1	0	2	0	0										
18 Tomás Telis, S (1.2) OBP: 0.348, SLG: 0.400 80 Carlos Paulino, R (7.2) OBP: 0.222, SLG: 0.222										1	0	0	0	0	0	1										
<b>Inning Stats</b>	R: 1 E: 0 K: 1 S: 7	H: 2 LOB: 1 BB: 0 P: 7	R: 1 E: 1 K: 0 S: 4	H: 0 LOB: 1 BB: 1 P: 8	R: 0 E: 0 K: 2 S: 8	H: 1 LOB: 0 BB: 0 P: 8	R: 2 E: 1 K: 1 S: 7	H: 2 LOB: 0 BB: 0 P: 7	R: 0 E: 0 K: 1 S: 6	H: 1 LOB: 3 BB: 2 P: 14	R: 2 E: 0 K: 2 S: 8	H: 2 LOB: 2 BB: 2 P: 16	R: 0 E: 0 K: 1 S: 6	H: 1 LOB: 1 BB: 0 P: 6	R: 0 E: 0 K: 0 S: 4	H: 1 LOB: 0 BB: 0 P: 4	1B: 5 2B: 4 3B: 1 HR: 0	SF: 2 SAC: 0 DP: 0 HBP: 0	WP: 0 PB: 0 SB: 0 CS: 0	PA: 39						
<b>PITCHER</b>	IP WLS BF H R ER SO BB IBB HBP BLK WP HR S P ERA WHIP	IP WLS BF H R ER SO BB IBB HBP BLK WP HR S P ERA WHIP	IP WLS BF H R ER SO BB IBB HBP BLK WP HR S P ERA WHIP	IP WLS BF H R ER SO BB IBB HBP BLK WP HR S P ERA WHIP	IP WLS BF H R ER SO BB IBB HBP BLK WP HR S P ERA WHIP	IP WLS BF H R ER SO BB IBB HBP BLK WP HR S P ERA WHIP	IP WLS BF H R ER SO BB IBB HBP BLK WP HR S P ERA WHIP	IP WLS BF H R ER SO BB IBB HBP BLK WP HR S P ERA WHIP	IP WLS BF H R ER SO BB IBB HBP BLK WP HR S P ERA WHIP	IP WLS BF H R ER SO BB IBB HBP BLK WP HR S P ERA WHIP	IP WLS BF H R ER SO BB IBB HBP BLK WP HR S P ERA WHIP	IP WLS BF H R ER SO BB IBB HBP BLK WP HR S P ERA WHIP	IP WLS BF H R ER SO BB IBB HBP BLK WP HR S P ERA WHIP	IP WLS BF H R ER SO BB IBB HBP BLK WP HR S P ERA WHIP	IP WLS BF H R ER SO BB IBB HBP BLK WP HR S P ERA WHIP	IP WLS BF H R ER SO BB IBB HBP BLK WP HR S P ERA WHIP	IP WLS BF H R ER SO BB IBB HBP BLK WP HR S P ERA WHIP	IP WLS BF H R ER SO BB IBB HBP BLK WP HR S P ERA WHIP	IP WLS BF H R ER SO BB IBB HBP BLK WP HR S P ERA WHIP	IP WLS BF H R ER SO BB IBB HBP BLK WP HR S P ERA WHIP	IP WLS BF H R ER SO BB IBB HBP BLK WP HR S P ERA WHIP	IP WLS BF H R ER SO BB IBB HBP BLK WP HR S P ERA WHIP	IP WLS BF H R ER SO BB IBB HBP BLK WP HR S P ERA WHIP	IP WLS BF H R ER SO BB IBB HBP BLK WP HR S P ERA WHIP	IP WLS BF H R ER SO BB IBB HBP BLK WP HR S P ERA WHIP	IP WLS BF H R ER SO BB IBB HBP BLK WP HR S P ERA WHIP

New York Mets @ Miami Marlins  
Roger Dean Stadium, Jupiter, FL  
Wed Mar 15 2017, 1:11 PM - 4:19 PM EDT  
Att.: 4,413 - Sunny - 62 F

AB	32
R	6
H	10
RBI	6
BB	5
SO	8
LOB	22





Batter	1	2	3	4	5	6	7	8	9	AB	R	H	RBI	BB	SO	LOB	TOP							
3 Curtis Granderson, L OBP: 0.323, SLG: 0.467 85 Jacob Zanon, R (1.9) X (7.7)	F9			BB G6-4-3			F8		K	2	0	0	0	1	0	0	<b>New York Mets @ Washington Nationals</b> The Ballpark of the Palm Beaches, West Palm Beach, FL Thu Mar 16 2017, 1:06 PM - 3:23 PM EDT Att: 6,213 - Sunny - 67 F <a href="http://livebaseballscorecards.com">livebaseballscorecards.com</a>							
13 Asdrúbal Cabrera, S OBP: 0.355, SLG: 0.690 1 Andrés Giménez, L (1.6) X (7. PR) (7.6)	F8		F7				F7		G4-3	3	0	1	0	0	0	1								
20 Neil Walker, S OBP: 0.344, SLG: 0.667 82 Luis Carpio, R OBP: 0.500, SLG: 0.750 (1.4) X (7.4)	F9		G6-4-3				L6			3	0	0	0	0	0	2								
21 Lucas Duda, L OBP: 0.304, SLG: 0.727 96 Pete Alonso, R (7. PR) (7.3)		F8			G6-3		E8			3	0	0	0	0	0	0								
12 Juan Lagares, R OBP: 0.212, SLG: 0.167 83 John Mora, L OBP: 0.571, SLG: 1.000 (1.8) X (7.8)		G6-3			F9		F8			3	0	0	0	0	0	1								
26 Kevin Plawecki, R OBP: 0.286, SLG: 0.231 71 Xorge Carrillo, R (1.2) X (6.2)									G6-3	2	0	0	0	0	2	0								
73 Travis Taijeron, R OBP: 0.333, SLG: 0.333 (7.9) (8.9)			G5-3				L8		G6-3	3	0	0	0	0	0	0								
72 Phillip Evans, R OBP: 0.344, SLG: 0.563 92 David Thompson, R OBP: 0.750, SLG: 1.000 (1.5) X (8.5)			F7				F8		K	3	0	0	0	0	1	0								
2 Gavin Cecchini, R OBP: 0.500, SLG: 0.750 96 Ricardo Cespedes, L (8. PH) (1.10) X			F7				G6-3			2	0	0	0	0	0	0								
									K	1	0	0	0	0	1	0								
<b>Inning Stats</b>	R: 0 E: 0 K: 0 S: 3	H: 0 LOB: 0 BB: 0 P: 3	R: 0 E: 0 K: 1 S: 5	H: 0 LOB: 0 BB: 0 P: 5	R: 0 E: 0 K: 0 S: 3	H: 0 LOB: 0 BB: 1 P: 3	R: 0 E: 0 K: 0 S: 2	H: 0 LOB: 0 BB: 0 P: 6	R: 0 E: 0 K: 1 S: 5	H: 0 LOB: 0 BB: 0 P: 5	R: 1 E: 1 K: 0 S: 5	H: 1 LOB: 1 BB: 0 P: 5	R: 0 E: 0 K: 1 S: 5	H: 0 LOB: 0 BB: 0 P: 5	R: 0 E: 0 K: 2 S: 7	H: 0 LOB: 0 BB: 0 P: 7	1B: 0 2B: 1 3B: 0 HR: 0	SF: 0 SAC: 0 DP: 1 HBP: 0	WP: 0 PB: 0 SB: 0 CS: 0	PA: 29				
<b>PITCHER</b>	IP WLS BF H R ER SO BB IBB HBP BLK WP HR S P ERA WHIP																							
47 Gio González, L ERA: 0.75 (1.1)	5.0 W 15	0 0 0 0 2	1 0 0 0 0	0 0 0 0 0	0 0 0 0 0	0 0 0 0 0	0 0 3 3	0.00 0.200																
50 Vance Worley, R ERA: 5.0 (6.1)	1.0 H 3	0 0 0 0 0	0 0 0 0 0	0 0 0 0 0	0 0 0 0 0	0 0 3 3	0.00 0.000																	
3B Jacob Turner, R ERA: 5.59 (7.1)	1.0 H 5	1 1 0 0 0	0 0 0 0 0	0 0 0 0 0	0 0 5 5	0.00 1.000																		
53 Rafael Martin, R ERA: 1.8 (8.1)	1.0 H 3	0 0 0 1	0 0 0 0	0 0 0 0	0 0 5 5	0.00 0.000																		
30 Koda Glover, R ERA: (9.1)	1.0 S 3	0 0 0 2	0 0 0 0	0 0 0 0	0 0 7 7	0.00 0.000																		

Batter	1	2	3	4	5	6	7	8	9	AB	R	H	RBI	BB	SO	LOB	BOTTOM					
7 Trea Turner, R OBP: 0.250, SLG: 0.303 16 Emmanuel Burriss, S OBP: 0.250, SLG: 0.275 (1.6) X (7.6)	G3-1		K				F9		G5-3	3	0	0	0	0	1	0	<b>New York Mets @ Washington Nationals</b> The Ballpark of the Palm Beaches, West Palm Beach, FL Thu Mar 16 2017, 1:06 PM - 3:23 PM EDT Att: 6,213 - Sunny - 67 F <a href="http://livebaseballscorecards.com">livebaseballscorecards.com</a>					
28 Jayson Werth, R OBP: 0.231, SLG: 0.304 14 Chris Heisey, R OBP: 0.389, SLG: 0.375 (1.7) X (7.7)	F7		BB G3-6-1				F9		P3	2	0	0	0	1	0	0						
34 Bryce Harper, L OBP: 0.429, SLG: 0.986 8 Brian Goodwin, L OBP: 0.276, SLG: 0.174 (1.9) X (7.9)			G3-6-1				K			3	1	1	1	0	1	1						
6 Anthony Rendon, R OBP: 0.367, SLG: 0.556 1 Wilmer Difo, S OBP: 0.436, SLG: 0.517 (1.5) X (7.5)	F7				BB 1B		P3			2	1	0	0	1	0	0						
29 Pedro Severino, R OBP: 0.400, SLG: 0.400 4 Jhonatan Solano, R OBP: 0.846, SLG: 1.250 (1.2) X (7.2)					G6-3		P6			3	0	1	0	0	0	1						
11 Ryan Zimmerman, R OBP: 0.240, SLG: 0.182 25 Clint Robinson, L OBP: 0.258, SLG: 0.179 (1.3) X (7.3)							P6			2	0	1	1	0	0	1						
2 Adam Eaton, L OBP: 0.219, SLG: 0.387 9 Rafael Bautista, R OBP: 0.333, SLG: 0.407 (1.8) X (5.8)										2	1	0	0	0	0	2						
10 Stephen Drew, L OBP: 0.357, SLG: 0.348 19 Brandon Snyder, R OBP: 0.423, SLG: 0.524 (1.4) X (7.4)										1	0	1	0	0	0	0						
3 Michael Taylor, R OBP: 0.424, SLG: 0.727 26 Adam Lind, L OBP: 0.250, SLG: 0.231 (1.10) X (8. PH) (9.10)										2	0	0	0	0	1	1						
									G1-3	1	0	0	0	0	0	0						
<b>Inning Stats</b>	R: 1 E: 0 K: 0 S: 5	H: 1 LOB: 0 BB: 0 P: 6	R: 1 E: 0 K: 1 S: 7	H: 2 LOB: 1 BB: 0 P: 7	R: 0 E: 0 K: 1 S: 4	H: 0 LOB: 0 BB: 1 P: 8	R: 1 E: 0 K: 1 S: 6	H: 1 LOB: 1 BB: 1 P: 11	R: 0 E: 0 K: 0 S: 3	H: 0 LOB: 0 BB: 0 P: 3	R: 0 E: 0 K: 1 S: 5	H: 1 LOB: 0 BB: 0 P: 5	R: 0 E: 0 K: 0 S: 3	H: 0 LOB: 0 BB: 0 P: 3	R: 0 E: 0 K: 2 S: 7	H: 0 LOB: 0 BB: 0 P: 3	1B: 2 2B: 2 3B: 0 HR: 1	SF: 0 SAC: 0 DP: 1 HBP: 0	WP: 0 PB: 0 SB: 2 CS: 1	PA: 29		
<b>PITCHER</b>	IP WLS BF H R ER SO BB IBB HBP BLK WP HR S P ERA WHIP																					
45 Zack Wheeler, R ERA: 6.23 (1.1)	2.1 L 11	0 0 0 0 0	0 0 0 0 0	0 0 0 0 0	0 0 1 1	0.00 0.000																
40 Tom Gorzelanny, L ERA: 9.45 (3.1)	0.2	1 0 0 0 0	0 0 0 0 0	0 0 0 0 0	0 0 1 1	0.00 0.000																
46 Ben Rowen, R ERA: 1.08 (4.1)	2.0	8 1 1 1 1	1 0 0 0 0	0 0 0 0 0	0 0 9 14	4.50 1.000																
49 Josh Smoker, L ERA: 1.08 (6.1)	1.0	3 0 0 0 1	0 0 0 0 0	0 0 0 0 0	0 0 5 5	0.00 0.000																
66 Josh Edgin, L ERA: 3.88 (7.1)	1.0	3 1 0 0 1	0 0 0 0 0	0 0 0 0 0	0 0 5 5	0.00 1.000																
<b>PITCHER</b>	IP WLS BF H R ER SO BB IBB HBP BLK WP HR S P ERA WHIP																					
93 Beck Wheeler, R ERA: (8.1)	1.0	3 0 0 0 0	0 0 0 0 0	0 0 0 0 0	0 0 3 3	0.00 0.000																

AB 28  
R 1  
H 1  
RBI 0  
BB 1  
SO 5  
LOB 4



AB 27  
R 3  
H 5  
RBI 3  
BB 2  
SO 5  
LOB 8





Batter	1	2	3	4	5	6	7	8	9	AB	R	H	RBI	BB	SO	LOB	TOP								
56 Ty Kelly, S OBP: 0.400, SLG: 0.182 85 L.J. Mazzilli, R OBP: 0.200, SLG: 0.474			G3				G5-4-3		G5-3	3	0	0	0	0	2	0									
12 Juan Lagares, R OBP: 0.243, SLG: 0.294 83 John Mora, L OBP: 0.500, SLG: 0.857			HR		G5-3			F7		3	1	1	1	0	1	0									
30 Michael Conforto, L OBP: 0.278, SLG: 0.643 86 Gene Cone, L	G1-3		4 SF9		G4-3			G4-3		3	1	1	0	0	0	0									
4 Wilmer Flores, R OBP: 0.325, SLG: 0.441 96 Pete Alonso, R		97 1B 15 SF7 2 1B	SF9		G6-3			G6-3		1	1	0	1	1	0	0									
2 Gavin Cecchini, R OBP: 0.458, SLG: 0.636 82 Luis Carpio, R OBP: 0.600, SLG: 1.000		1 SAFE 97 1B	G3		G6-3			G6-3		3	0	1	0	0	0	0									
26 Kevin Plawewski, R OBP: 0.333, SLG: 0.471 71 Xorge Carrillo, R OBP: 0.222, SLG: 0.444		P3		E6 15 F8	1B			1B		3	1	2	1	0	0	2									
97 Tim Tebow, L OBP: 0.278, SLG: 0.235 96 Ricardo Cespedes, L										3	0	1	0	0	1	1									
15 Matt Reynolds, R OBP: 0.263, SLG: 0.133 1 Andrés Giménez, L OBP: 0.250, SLG: 0.250		SF7		F8				G5-3		2	0	0	1	0	0	1									
65 Robert Gsellman, R 39 Jerry Blevins, L 43 Addison Reed, L 73 Travis Taiteron, R 66 Josh Edgin, R 46 Ben Rowen, R 94 Kevin Taylor, L 81 Corey Taylor, R		B1-3		K						2	0	0	0	0	1	3									
<b>Inning Stats</b>	R: 0 E: 0 K: 2 S: 7	H: 0 LOB: 0 BB: 0 P: 8	R: 1 E: 0 K: 0 S: 5	H: 2 LOB: 2 BB: 1 P: 9	R: 2 E: 0 K: 0 S: 7	H: 2 LOB: 0 BB: 0 P: 8	R: 0 E: 1 K: 2 S: 8	H: 1 LOB: 1 BB: 0 P: 8	R: 0 E: 0 K: 1 S: 5	H: 0 LOB: 0 BB: 0 P: 5	R: 1 E: 0 K: 0 S: 6	H: 1 LOB: 0 BB: 0 P: 7	R: 0 E: 0 K: 0 S: 3	H: 1 LOB: 0 BB: 0 P: 3	R: 0 E: 0 K: 0 S: 3	H: 0 LOB: 0 BB: 0 P: 3	R: 1 E: 0 K: 1 S: 9	H: 3 LOB: 2 BB: 0 P: 9	1B: 5 2B: 2 3B: 1 HR: 2	SF: 2 SAC: 0 DP: 1 HBP: 0	WP: 0 PB: 0 SB: 0 CS: 0	PA: 37			
<b>PITCHER</b>	IP	WLS	BF	H	R	ER	SO	BB	IBB	HBP	BLK	WP	HR	S	P	ERA	WHIP								
52 Michael Wacha, R ERA: 2.65	4.0	18	5	3	3	4	1	0	0	0	0	0	1	27	33	6.75	1.500								
30 Jonathan Broxton, R ERA: 2.25	1.0	3	0	0	0	1	0	0	0	0	0	0	0	5	5	0.00	0.000								
89 Arturo Reyes, R ERA: 4.50	2.0	7	2	1	1	0	0	0	0	0	0	0	1	9	10	4.50	1.000								
59 Mike Mayers, R ERA: 1.0	2.0	L 9	3	1	1	1	0	0	0	0	0	0	0	12	12	4.50	1.500								

New York Mets @ St. Louis Cardinals  
Roger Dean Stadium, Jupiter, FL  
Sat Mar 18 2017, 1:09 PM - 3:51 PM EDT  
Att: 7,372 - Partly Cloudy - 74 F

AB	34
R	5
H	10
RBI	5
BB	1
SO	6
LOB	13



Batter	1	2	3	4	5	6	7	8	9	AB	R	H	RBI	BB	SO	LOB	BOTTOM								
25 Dexter Fowler, S OBP: 0.514, SLG: 0.520 89 Arturo Reyes, R			15 PB		F7				G5-3	2	0	0	0	1	1	0									
28 Tommy Pham, R OBP: 0.317, SLG: 0.200 59 Mike Mayers, R			BB							0	0	0	0	0	0	0									
65 Chad Huffman, R OBP: 0.333, SLG: 0.214			F8		G3					3	1	1	0	0	0	1									
35 Greg Garcia, L OBP: 0.333, SLG: 0.345 73 Brevic Valera, S OBP: 0.333, SLG: 0.391	13 1B 15 1B	2B						48 1B 58 WP	1B	1	1	1	0	0	0	0									
13 Matt Carpenter, L OBP: 0.278, SLG: 0.690 48 Todd Cunningham, R OBP: 0.308, SLG: 0.227			F8					58 G4-3 86 SF9	1B	2	0	1	0	1	0	1									
15 Randal Grichuk, R OBP: 0.297, SLG: 0.471 97 Jeremy Martinez, R			G6-3					F8		3	0	1	1	0	0	2									
27 Jhonny Peralta, R OBP: 0.278, SLG: 0.469 86 Patrick Wisdom, R OBP: 0.355, SLG: 0.640								G4-3		0	0	0	0	0	0	0									
88 Harrison Bader, R OBP: 0.385, SLG: 0.595	FC5				16 G4-3	2B		F8		3	0	1	0	0	0	3									
16 Kolten Wong, L OBP: 0.278, SLG: 0.188 87 Paul DeJong, R OBP: 0.286, SLG: 0.475			F8		G4-3					4	0	1	0	0	1	3									
71 Carson Kelly, R OBP: 0.281, SLG: 0.154			G6-3		G6-3					4	0	0	0	0	0	1									
52 Michael Wacha, R 30 Jonathan Broxton, R 32 Matt Adams, L 75 Adolis Garcia, R			G6-3							1	0	0	0	0	0	0									
<b>Inning Stats</b>	R: 1 E: 0 K: 1 S: 8	H: 3 LOB: 2 BB: 0 P: 8	R: 0 E: 0 K: 0 S: 3	H: 0 LOB: 0 BB: 0 P: 3	R: 0 E: 0 K: 0 S: 3	H: 0 LOB: 1 BB: 1 P: 8	R: 0 E: 0 K: 1 S: 6	H: 1 LOB: 1 BB: 0 P: 6	R: 0 E: 0 K: 1 S: 5	H: 0 LOB: 0 BB: 0 P: 5	R: 1 E: 1 K: 1 S: 6	H: 1 LOB: 2 BB: 1 P: 10	R: 0 E: 0 K: 0 S: 5	H: 0 LOB: 0 BB: 0 P: 5	R: 2 E: 0 K: 0 S: 5	H: 2 LOB: 0 BB: 0 P: 6	R: 0 E: 1 K: 1 S: 7	H: 0 LOB: 1 BB: 0 P: 7	1B: 5 2B: 2 3B: 0 HR: 0	SF: 1 SAC: 0 DP: 0 HBP: 0	WP: 1 PB: 1 SB: 0 CS: 0	PA: 37			
<b>PITCHER</b>	IP	WLS	BF	H	R	ER	SO	BB	IBB	HBP	BLK	WP	HR	S	P	ERA	WHIP								
65 Robert Gsellman, R ERA: 2.25	5.0	1	0	1	0	0	1	0	0	0	0	0	0	4	4	0.00	0.000								
39 Jerry Blevins, L ERA: 5.69	1.0	H 4	1	0	0	1	0	0	0	0	0	0	0	6	6	9.00	1.000								
43 Addison Reed, R ERA: 10.13	1.0	H 4	1	1	1	1	0	0	0	0	0	0	0	6	6	9.00	1.000								
66 Josh Edgin, L ERA: 4.32	1.0	W 4	1	1	1	0	0	0	0	0	0	1	0	4	5	9.00	1.000								
81 Corey Taylor, R ERA: 1.13	1.0	S 4	0	0	0	1	0	0	0	0	0	0	0	7	7	0.00	0.000								

New York Mets @ St. Louis Cardinals  
Roger Dean Stadium, Jupiter, FL  
Sat Mar 18 2017, 1:09 PM - 3:51 PM EDT  
Att: 7,372 - Partly Cloudy - 74 F

AB	33
R	4
H	7
RBI	2
BB	2
SO	6
LOB	15













Batter	1	2	3	4	5	6	7	8	9	AB	R	H	RBI	BB	SO	LOB	TOP							
3 Adeiny Hechavarria, R OBP: 0.295, SLG: 0.455 80 Carlos Paulino, R OBP: 0.222, SLG: 0.255										4	1	2	0	0	0	1								
11 J.T. Realmuto, R OBP: 0.426, SLG: 0.410 85 Justin Bohn, R OBP: 0.250, SLG: 0.250										4	1	3	1	0	0	2								
41 Justin Bour, L OBP: 0.308, SLG: 0.370 2 Brandon Barnes, R OBP: 0.225, SLG: 0.297										3	0	0	0	1	0	2								
13 Marcell Ozuna, R OBP: 0.348, SLG: 0.650 28 Tyler Moore, R OBP: 0.333, SLG: 0.692										2	1	0	1	1	1	0								
32 Derek Dietrich, L OBP: 0.447, SLG: 0.471 87 Brian Anderson, R OBP: 0.415, SLG: 0.658										2	2	1	0	1	0	0								
68 Destin Hood, R OBP: 0.346, SLG: 0.478 40 Javy Guerra, R										4	2	1	1	0	0	3								
74 Rony Cabrera, R OBP: 0.276, SLG: 0.333										3	1	2	3	0	1	0								
55 Ryan Jackson, R OBP: 0.333, SLG: 0.394 95 David Vidal, R										3	1	1	1	0	0	2								
60 Scott Copeland, R ERA: 4.26 95 Andy Beltre, R ERA: 9.0 88 Matt Juengle, R OBP: 0.412, SLG: 0.379 48 Severino González, R OBP: 0.276, SLG: 0.333 52 Moisés Sierra, R OBP: 0.447, SLG: 0.543										0	0	0	1	0	0	0								
<b>Inning Stats</b>	R: 1 E: 0 K: 1 S: 6	H: 2 LOB: 0 BB: 0 P: 6	R: 4 E: 0 K: 0 S: 7	H: 4 LOB: 0 BB: 1 P: 11	R: 0 E: 0 K: 0 S: 3	H: 0 LOB: 0 BB: 0 P: 3	R: 0 E: 0 K: 0 S: 5	H: 2 LOB: 2 BB: 0 P: 6	R: 3 E: 2 K: 1 S: 8	H: 1 LOB: 1 BB: 1 P: 12	R: 1 E: 0 K: 0 S: 4	H: 1 LOB: 1 BB: 1 P: 10	R: 0 E: 0 K: 0 S: 5	H: 0 LOB: 1 BB: 1 P: 9	R: 3 E: 0 K: 0 S: 8	H: 3 LOB: 0 BB: 0 P: 15	R: 3 E: 0 K: 0 S: 6	H: 3 LOB: 0 BB: 0 P: 8	1B: 9 2B: 4 3B: 0 HR: 3	SF: 2 SAC: 1 DP: 1 HBP: 1	WP: 1 PB: 1 CS: 0	PA: 50		
<b>PITCHER</b>	IP WLS BF H R ER SO BB IBB HBP BLK WP HR S P ERA WHIP	IP WLS BF H R ER SO BB IBB HBP BLK WP HR S P ERA WHIP	IP WLS BF H R ER SO BB IBB HBP BLK WP HR S P ERA WHIP	IP WLS BF H R ER SO BB IBB HBP BLK WP HR S P ERA WHIP	IP WLS BF H R ER SO BB IBB HBP BLK WP HR S P ERA WHIP	IP WLS BF H R ER SO BB IBB HBP BLK WP HR S P ERA WHIP	IP WLS BF H R ER SO BB IBB HBP BLK WP HR S P ERA WHIP	IP WLS BF H R ER SO BB IBB HBP BLK WP HR S P ERA WHIP	IP WLS BF H R ER SO BB IBB HBP BLK WP HR S P ERA WHIP	IP WLS BF H R ER SO BB IBB HBP BLK WP HR S P ERA WHIP	IP WLS BF H R ER SO BB IBB HBP BLK WP HR S P ERA WHIP	IP WLS BF H R ER SO BB IBB HBP BLK WP HR S P ERA WHIP	IP WLS BF H R ER SO BB IBB HBP BLK WP HR S P ERA WHIP	IP WLS BF H R ER SO BB IBB HBP BLK WP HR S P ERA WHIP	IP WLS BF H R ER SO BB IBB HBP BLK WP HR S P ERA WHIP	IP WLS BF H R ER SO BB IBB HBP BLK WP HR S P ERA WHIP	IP WLS BF H R ER SO BB IBB HBP BLK WP HR S P ERA WHIP	IP WLS BF H R ER SO BB IBB HBP BLK WP HR S P ERA WHIP	IP WLS BF H R ER SO BB IBB HBP BLK WP HR S P ERA WHIP	IP WLS BF H R ER SO BB IBB HBP BLK WP HR S P ERA WHIP	IP WLS BF H R ER SO BB IBB HBP BLK WP HR S P ERA WHIP	IP WLS BF H R ER SO BB IBB HBP BLK WP HR S P ERA WHIP	IP WLS BF H R ER SO BB IBB HBP BLK WP HR S P ERA WHIP	IP WLS BF H R ER SO BB IBB HBP BLK WP HR S P ERA WHIP
32 Steven Matz, L ERA: 4.26 39 Jerry Blevins, L ERA: 5.4 27 Jeury Familia, R ERA: 6.75 45 Zack Wheeler, R ERA: 8.59 59 Fernando Salas, R ERA: 16.2	4.0 0.1 0.2 3.0 1.0	20 1 6 17 6	8 0 0 4 3	5 0 3 4 3	5 0 0 4 3	1 0 0 0 0	0 0 0 1 0	0 0 0 2 0	0 0 0 1 0	21 1 7 17 6	26 1 11 34 8	11.25 0.00 13.50 12.00 27.00	2.250 0.000 3.000 2.333 3.000											
<b>Batter</b>	<b>1</b>	<b>2</b>	<b>3</b>	<b>4</b>	<b>5</b>	<b>6</b>	<b>7</b>	<b>8</b>	<b>9</b>	<b>AB</b>	<b>R</b>	<b>H</b>	<b>RBI</b>	<b>BB</b>	<b>SO</b>	<b>LOB</b>	<b>BOTTOM</b>							
7 José Reyes, S OBP: 0.278, SLG: 0.188 72 Phillip Evans, R OBP: 0.324, SLG: 0.529										3	2	1	0	1	0	1								
13 Adrián Cabrera, S OBP: 0.439, SLG: 0.737 77 Luis Guillorme, L OBP: 0.324, SLG: 0.438										4	2	2	0	0	0	0								
52 Yoenis Cespedes, R OBP: 0.475, SLG: 0.886 56 Ty Kelly, S OBP: 0.381, SLG: 0.188										2	2	1	1	2	0	1								
3 Curtis Granderson, L OBP: 0.366, SLG: 0.632 81 Desmond Lindsay, R OBP: 1.000, SLG: 1.000										4	2	2	5	0	0	3								
20 Neil Walker, S OBP: 0.381, SLG: 0.632 82 Luis Carpio, R OBP: 0.500, SLG: 0.633										4	0	2	2	0	0	0								
19 Jay Bruce, L OBP: 0.324, SLG: 0.452 86 Gene Cone, L										3	1	1	1	1	0	2								
21 Lucas Duda, L OBP: 0.333, SLG: 0.633 94 Kevin Taylor, L											3	0	0	0	0	0								
18 Travis d'Arnaud, R OBP: 0.419, SLG: 0.579 71 Xorge Carrillo, R OBP: 0.167, SLG: 0.333											4	0	2	0	0	2								
32 Steven Matz, R ERA: 9.0 39 Jerry Blevins, L ERA: 5.1 27 Jeury Familia, R ERA: 6.9 30 Michael Conforto, L OBP: 0.333, SLG: 0.579 45 Zack Wheeler, L OBP: 0.333, SLG: 0.579 59 Fernando Salas, R ERA: 4.32											2	0	0	0	0	0								
<b>Inning Stats</b>	R: 3 E: 0 K: 2 S: 8	H: 3 LOB: 1 BB: 0 P: 17	R: 3 E: 0 K: 0 S: 6	H: 3 LOB: 1 BB: 1 P: 10	R: 0 E: 0 K: 0 S: 4	H: 1 LOB: 1 BB: 0 P: 4	R: 0 E: 0 K: 0 S: 2	H: 0 LOB: 0 BB: 1 P: 6	R: 1 E: 0 K: 0 S: 7	H: 2 LOB: 1 BB: 0 P: 9	R: 2 E: 0 K: 0 S: 7	H: 2 LOB: 1 BB: 1 P: 11	R: 0 E: 0 K: 1 S: 5	H: 0 LOB: 0 BB: 0 P: 5	R: 0 E: 0 K: 2 S: 7	H: 0 LOB: 0 BB: 0 P: 7	R: 0 E: 0 K: 1 S: 6	H: 1 LOB: 1 BB: 0 P: 7	1B: 6 2B: 4 3B: 0 HR: 3	SF: 0 SAC: 0 DP: 1 HBP: 1	WP: 0 PB: 0 SB: 1 CS: 0	PA: 43		
<b>PITCHER</b>	IP WLS BF H R ER SO BB IBB HBP BLK WP HR S P ERA WHIP	IP WLS BF H R ER SO BB IBB HBP BLK WP HR S P ERA WHIP	IP WLS BF H R ER SO BB IBB HBP BLK WP HR S P ERA WHIP	IP WLS BF H R ER SO BB IBB HBP BLK WP HR S P ERA WHIP	IP WLS BF H R ER SO BB IBB HBP BLK WP HR S P ERA WHIP	IP WLS BF H R ER SO BB IBB HBP BLK WP HR S P ERA WHIP	IP WLS BF H R ER SO BB IBB HBP BLK WP HR S P ERA WHIP	IP WLS BF H R ER SO BB IBB HBP BLK WP HR S P ERA WHIP	IP WLS BF H R ER SO BB IBB HBP BLK WP HR S P ERA WHIP	IP WLS BF H R ER SO BB IBB HBP BLK WP HR S P ERA WHIP	IP WLS BF H R ER SO BB IBB HBP BLK WP HR S P ERA WHIP	IP WLS BF H R ER SO BB IBB HBP BLK WP HR S P ERA WHIP	IP WLS BF H R ER SO BB IBB HBP BLK WP HR S P ERA WHIP	IP WLS BF H R ER SO BB IBB HBP BLK WP HR S P ERA WHIP	IP WLS BF H R ER SO BB IBB HBP BLK WP HR S P ERA WHIP	IP WLS BF H R ER SO BB IBB HBP BLK WP HR S P ERA WHIP	IP WLS BF H R ER SO BB IBB HBP BLK WP HR S P ERA WHIP	IP WLS BF H R ER SO BB IBB HBP BLK WP HR S P ERA WHIP	IP WLS BF H R ER SO BB IBB HBP BLK WP HR S P ERA WHIP	IP WLS BF H R ER SO BB IBB HBP BLK WP HR S P ERA WHIP	IP WLS BF H R ER SO BB IBB HBP BLK WP HR S P ERA WHIP	IP WLS BF H R ER SO BB IBB HBP BLK WP HR S P ERA WHIP	IP WLS BF H R ER SO BB IBB HBP BLK WP HR S P ERA WHIP	IP WLS BF H R ER SO BB IBB HBP BLK WP HR S P ERA WHIP
60 Scott Copeland, R ERA: 9.0 95 Andy Beltre, R ERA: 9.0 48 Severino González, R ERA: 9.0 40 Javy Guerra, R ERA: 9.0 64 Nick Wittgren, R ERA: 4.32	2.0 1.0 2.0 2.0 2.0	15 4 8 9 7	6 1 2 2 1	6 0 1 2 0	6 0 0 2 0	0 0 0 0 0	0 0 0 1 0	0 0 0 1 0	0 0 0 1 0	14 4 9 12 13	27 4 15 16 14	27.00 0.00 4.50 9.00 0.00	4.000 1.000 1.500 1.500 0.500											

Miami Marlins @ New York Mets  
First Data Field, Port St. Lucie, FL  
Wed Mar 22 2017, 1:10 PM - 4:37 PM EDT  
Att: 5,597 - Sunny - 78 F

AB 40  
R 14  
H 15  
RBI 12  
BB 5  
SO 3  
LOB 14





Miami Marlins @ New York Mets  
First Data Field, Port St. Lucie, FL  
Wed Mar 22 2017, 1:10 PM - 4:37 PM EDT  
Att: 5,597 - Sunny - 78 F

AB 38  
R 9  
H 12  
RBI 9  
BB 4  
SO 4  
LOB 14





Batter	1	2	3	4	5	6	7	8	9	AB	R	H	RBI	BB	SO	LOB	TOP										
7 José Reyes, S OBP: 0.238, SLG: 0.158 (1, 5)	G6-3			F8		P3			K	3	0	0	0	0	0	0	<p><b>New York Mets @ Washington Nationals</b> The Ballpark of the Palm Beaches, West Palm Beach, FL</p> <p>Thu Mar 23 2017, 1:47 PM - 4:14 PM EDT Att: 6,086 - Cloudy - 73 F</p> <p>livebaseballscorecards.com</p> <p>AB 31 R 0 H 4 RBI 0 BB 0 SO 7 LOB 7</p> 										
1 Andrés Giménez, L OBP: 0.167, SLG: 0.167 (7, 6)	G1-3			52 1B		P3			30 G3-1 30 WP 1B	1	0	0	0	0	1	0											
13 Adrúbal Cabrera, S OBP: 0.442, SLG: 0.735 (1, 6)	G1-3									2	0	1	0	0	0	0											
56 Ty Kelly, S OBP: 0.391, SLG: 0.222 (4, PR) (7, 4)	G1-3									2	0	1	0	0	0	0											
52 Yoenis Cespedes, R OBP: 0.436, SLG: 0.942 (1, 7)	K									3	0	1	0	0	2	0											
30 Michael Conforto, L OBP: 0.354, SLG: 0.596 (7, 7)	K									1	0	0	0	0	0	1											
3 Curtis Granderson, L OBP: 0.341, SLG: 0.583 (1, 8)	G1-3									3	0	0	0	0	1	2											
12 Juan Lagares, R OBP: 0.229, SLG: 0.263 (7, 8)	G1-3									1	0	0	0	0	1	1											
20 Neil Walker, S OBP: 0.356, SLG: 0.585 (1, 4)	G6-3									3	0	0	0	0	0	2											
85 L.J. Mazzilli, R OBP: 0.174, SLG: 0.409 (7, 5)	G6-3									0	0	0	0	0	0	0											
19 Jay Bruce, L OBP: 0.308, SLG: 0.424 (1, 9)	G6-3									2	0	0	0	0	0	0											
95 Kevin Kaczmarski, L OBP: 0.583, SLG: 0.909 (7, 9)	G6-3									1	0	0	0	0	1	0											
21 Lucas Duda, L OBP: 0.314, SLG: 0.594 (1, 3)	G3									2	0	0	0	0	0	0											
4 Wilmer Flores, R OBP: 0.341, SLG: 0.447 (7, 3)	G3									1	0	0	0	0	0	0											
26 Kevin Plawecki, R OBP: 0.273, SLG: 0.381 (1, 2)	G3-1									2	0	0	0	0	0	0											
71 Xorge Carrillo, R OBP: 0.231, SLG: 0.385 (7, 2)	G3-1									1	0	1	0	0	0	0											
65 Robert Gsellman, R (1, 1)	K									2	0	0	0	0	1	0											
49 Josh Smoker, L (6, 1)	K									0	0	0	0	0	0	0											
47 Hansel Robles, R (7, 1)	K									0	0	0	0	0	0	0											
18 Travis d'Arnaud, R OBP: 0.409, SLG: 0.564 (8, PH)	K									1	0	0	0	0	0	1											
79 Paul Sewald, R (8, 1)	K									0	0	0	0	0	0	0											
<b>Inning Stats</b>	R: 0 E: 0 K: 1 S: 5	H: 0 LOB: 0 BB: 0 P: 5	R: 0 E: 0 K: 0 S: 3	H: 0 LOB: 0 BB: 0 P: 3	R: 0 E: 0 K: 1 S: 5	H: 0 LOB: 0 BB: 0 P: 5	R: 0 E: 0 K: 1 S: 7	H: 2 LOB: 2 BB: 0 P: 7	R: 0 E: 0 K: 0 S: 3	H: 0 LOB: 0 BB: 0 P: 3	R: 0 E: 0 K: 0 S: 3	H: 0 LOB: 0 BB: 0 P: 3	R: 0 E: 0 K: 1 S: 5	H: 1 LOB: 1 BB: 0 P: 6	R: 0 E: 0 K: 2 S: 8	H: 1 LOB: 1 BB: 0 P: 9	1B: 4 2B: 0 3B: 0 HR: 0	SF: 0 SAC: 0 DP: 0 HBP: 0	WP: 1 PB: 0 CS: 0	PA: 31							
<b>PITCHER</b>	IP	WLS	BF	H	R	ER	SO	BB	IBB	HBP	BLK	WP	HR	S	P	ERA	WHIP										
62 Erick Fedde, R ERA: 3.29 (1, 1)	5.0	W	17	2	0	0	3	0	0	0	0	0	0	23	23	0.00	0.400										
72 Enny Romero, L ERA: (6, 1)	1.0	H	3	0	0	0	0	0	0	0	0	0	0	3	3	0.00	0.000										
74 Joe Nathan, R ERA: 4.22 (7, 1)	0.1	H	1	0	0	0	1	0	0	0	0	0	0	3	3	0.00	0.000										
33 Matt Grace, L ERA: 2.7 (7, 1)	0.2	H	2	0	0	0	0	0	0	0	0	0	0	2	2	0.00	0.000										
36 Sammy Solis, L ERA: 3.52 (8, 1)	1.0	H	4	1	0	0	1	0	0	0	0	0	0	6	6	0.00	1.000										

Batter	1	2	3	4	5	6	7	8	9	AB	R	H	RBI	BB	SO	LOB	BOTTOM										
7 Trea Turner, R OBP: 0.275, SLG: 0.298 (1, 6)	G5-3									3	1	0	0	0	0	0	<p><b>New York Mets @ Washington Nationals</b> The Ballpark of the Palm Beaches, West Palm Beach, FL</p> <p>Thu Mar 23 2017, 1:47 PM - 4:14 PM EDT Att: 6,086 - Cloudy - 73 F</p> <p>livebaseballscorecards.com</p> <p>AB 30 R 1 H 5 RBI 1 BB 3 SO 5 LOB 19</p> 										
16 Emmanuel Burriss, S OBP: 0.290, SLG: 0.321 (6, 6)	G5-3			E6 34 G4-3 6 2B		F8			K	1	0	0	0	0	1	0											
28 Jayson Werth, R OBP: 0.231, SLG: 0.257 (1, 7)	G4-3			P4		G4-3			K	3	0	1	0	0	0	1											
14 Chris Heisey, R OBP: 0.333, SLG: 0.250 (7, 7)	34 1B			P4		G4-3			K	1	0	0	0	0	1	0											
34 Bryce Harper, L OBP: 0.498, SLG: 0.810 (1, 9)	G4-3			G4-3		G4-3				3	0	2	0	0	0	1											
68 Andrew Stevenson, L OBP: 0.360, SLG: 0.583 (6, PR) (7, 9)	6 F7 1B			G4-3		FC3-6 8 2B				1	0	1	0	0	0	0											
6 Anthony Rendon, R OBP: 0.378, SLG: 0.487 (1, 5)	F7			G4-3		FC3-6 8 BB				2	0	1	1	0	0	2											
19 Brandon Snyder, R OBP: 0.429, SLG: 0.461 (6, 5)	F7			G4-3		FC3-6 8 BB				0	0	0	0	2	0	0											
11 Ryan Zimmerman, R OBP: 0.405, SLG: 0.429 (1, 3)	BB			G4-3		FC3-6 8 BB				2	0	0	0	1	1	3											
25 Clint Robinson, L OBP: 0.279, SLG: 0.211 (7, 3)	BB			K		F8				1	0	0	0	0	0	2											
8 Brian Goodwin, L OBP: 0.217, SLG: 0.128 (1, 8)	K			K		F8				4	0	0	0	0	1	7											
10 Stephen Drew, L OBP: 0.275, SLG: 0.286 (1, 4)	G4-3			G3-1		FC3-6				3	0	0	0	0	0	3											
1 Wilmer Difo, S OBP: 0.364, SLG: 0.475 (7, 4)	G4-3			G3-1		G6-3				0	0	0	0	0	0	0											
32 Matt Wieters, S OBP: 0.118, SLG: 0.176 (1, 2)	G6-3			F7		G6-3				3	0	0	0	0	1	0											
29 Pedro Severino, R OBP: 0.348, SLG: 0.384 (8, 2)	G6-3			F7		G6-3				0	0	0	0	0	0	0											
62 Erick Fedde, R ERA: 1.56 (1, 1)	G1-3			G3-1		G6-3				1	0	0	0	0	0	0											
26 Adam Lind, L OBP: 0.207, SLG: 0.200 (5, PH) (6, 1)	G1-3			G3-1		G6-3				1	0	0	0	0	0	0											
72 Enny Romero, R ERA: (6, 1)	G1-3			G3-1		G6-3				0	0	0	0	0	0	0											
74 Joe Nathan, R (7, 1)	G1-3			G3-1		G6-3				0	0	0	0	0	0	0											
33 Matt Grace, L (7, 1)	G1-3			G3-1		G6-3				0	0	0	0	0	0	0											
59 Jose Lobaton, S OBP: 0.290, SLG: 0.229 (7, PH) (8, 1)	G1-3			G3-1		G6-3				1	0	0	0	0	0	0											
36 Sammy Solis, R (8, 1)	G1-3			G3-1		G6-3				0	0	0	0	0	0	0											
45 Blake Treinen, R (8, 1)	G1-3			G3-1		G6-3				0	0	0	0	0	0	0											
<b>Inning Stats</b>	R: 0 E: 0 K: 1 S: 7	H: 2 LOB: 3 BB: 1 P: 11	R: 0 E: 0 K: 0 S: 3	H: 0 LOB: 0 BB: 0 P: 3	R: 1 E: 1 K: 1 S: 7	H: 1 LOB: 1 BB: 0 P: 7	R: 0 E: 0 K: 0 S: 3	H: 0 LOB: 0 BB: 0 P: 3	R: 0 E: 0 K: 0 S: 4	H: 1 LOB: 3 BB: 1 P: 8	R: 0 E: 0 K: 2 S: 7	H: 0 LOB: 0 BB: 0 P: 7	R: 0 E: 0 K: 1 S: 6	H: 1 LOB: 2 BB: 1 P: 10	1B: 2 2B: 3 3B: 0 HR: 0	SF: 0 SAC: 0 DP: 0 HBP: 0	WP: 0 PB: 0 CS: 0	PA: 33									
<b>PITCHER</b>	IP	WLS	BF	H	R	ER	SO	BB	IBB	HBP	BLK	WP	HR	S	P	ERA	WHIP										
65 Robert Gsellman, R ERA: 1.56 (1, 1)	5.1	L	23	4	1	0	2	2	0	0	0	0	0	25	33	0.00	1.125										
49 Josh Smoker, L ERA: (6, 1)	0.2		2	0	0	0	0	0	0	0	0	0	0	2	2	0.00	0.000										
47 Hansel Robles, R ERA: (7, 1)	1.0		3	0	0	0	2	0	0	0	0	0	0	7	7	0.00	0.000										
79 Paul Sewald, R ERA: 1.59 (8, 1)	1.0		5	1	0	0	1	1	0	0	0	0	0	6	10	0.00	2.000										



Batter	1	2	3	4	5	6	7	8	9	AB	R	H	RBI	BB	SO	LOB	TOP										
4 George Springer, R (1, 10) OBP: 0.268, SLG: 0.370 75 Jon Kemmer, L (8, PH) OBP: 0.471, SLG: 0.462 (8, 10)										3	0	1	0	0	0	1	<b>Houston Astros @ New York Mets</b> First Data Field, Port St. Lucie, FL Fri Mar 24 2017, 1:10 PM - 3:54 PM EDT Att: 5,775 - Cloudy - 75 F										
2 Alex Bregman, R (1, 5) OBP: 0.296, SLG: 0.346 73 J.D. Davis, R (8, PH) OBP: 0.422, SLG: 0.487 (8, 5)										3	0	0	0	0	1	1											
27 Jose Altuve, R (1, 4) OBP: 0.276, SLG: 0.290 83 Jack Mayfield, R (6, 4) OBP: 0.313, SLG: 0.214 (8, 6)										3	0	0	0	0	1	1											
22 Josh Reddick, L (1, 9) OBP: 0.190 76 Alejandro Garcia, R (6, 9) OBP: 0.406, SLG: 0.357										3	0	0	0	0	1	1											
11 Evan Gattis, R (1, 2) OBP: 0.319, SLG: 0.250 86 Conrad Gregor, L (7, PR) OBP: 0.333, SLG: 0.333 (7, 3)										3	0	1	0	0	0	0											
9 Marwin Gonzalez, S (1, 3) OBP: 0.289, SLG: 0.250 84 Drew Ferguson, R (7, PR) OBP: 0.500, SLG: 0.500 (7, 7)										3	0	1	0	0	1	0											
77 Derek Fisher, L (1, 8) OBP: 0.415, SLG: 0.485										4	1	2	0	0	0	2											
28 Reid Brignac, L (1, 6) OBP: 0.370, SLG: 0.512 82 Mott Hyde, R (8, 4) OBP: 0.500, SLG: 0.333										3	0	1	1	0	1	3											
6 Jake Marisnick, R (1, 7) OBP: 0.302, SLG: 0.326 30 Juan Centeno, L (7, 2) OBP: 0.154, SLG: 0.154										2	0	0	0	0	0	1											
										1	0	0	0	0	1	0											
<b>Inning Stats</b>	R: 0 E: 0 K: 1 S: 6	H: 1 LOB: 1 BB: 0 P: 6	R: 0 E: 0 K: 2 S: 8	H: 1 LOB: 1 BB: 0 P: 8	R: 0 E: 0 K: 1 S: 5	H: 0 LOB: 0 BB: 0 P: 5	R: 0 E: 0 K: 1 S: 5	H: 0 LOB: 0 BB: 0 P: 5	R: 1 E: 0 K: 0 S: 7	H: 2 LOB: 1 BB: 0 P: 8	R: 0 E: 0 K: 0 S: 3	H: 0 LOB: 0 BB: 0 P: 3	R: 0 E: 1 K: 0 S: 4	H: 2 LOB: 2 BB: 0 P: 4	R: 1 E: 0 K: 1 S: 8	H: 1 LOB: 0 BB: 0 P: 8	R: 0 E: 1 K: 0 S: 4	H: 0 LOB: 1 BB: 0 P: 5	1B: 6 2B: 0 3B: 0 HR: 1	SF: 0 SAC: 0 DP: 0 HBP: 0	WP: 1 PB: 0 SB: 5 CS: 0	PA: 34					
<b>PITCHER</b>	IP	WLS	BF	H	R	ER	SO	BB	IBB	HBP	BLK	WP	HR	S	P	ERA	WHIP										
34 Noah Syndergaard, R (1, 1) ERA: 2.63	6.0	L	22	4	1	1	5	0	0	0	0	1	0	34	35	1.50	0.667										
59 Fernando Salas, R (7, 1) ERA: 13.5	0.1		2	2	0	0	0	0	0	0	0	0	0	2	2	0.00	6.000										
39 Jerry Blevins, L (7, 1) ERA: 4.91	0.2		2	0	0	0	0	0	0	0	0	0	0	2	2	0.00	0.000										
43 Addison Reed, R (8, 1) ERA: 10.0	1.0		4	1	1	1	1	0	0	0	0	0	1	8	8	9.00	1.000										
27 Jeury Familia, R (9, 1) ERA: 4.91	1.0		4	0	0	0	0	0	0	0	0	0	0	4	5	0.00	0.000										

Batter	1	2	3	4	5	6	7	8	9	AB	R	H	RBI	BB	SO	LOB	BOTTOM										
7 José Reyes, S (1, 5) OBP: 0.292, SLG: 0.227 56 Ty Kelly, S (7, 5) OBP: 0.375, SLG: 0.211										3	0	2	0	0	0	0	<b>Houston Astros @ New York Mets</b> First Data Field, Port St. Lucie, FL Fri Mar 24 2017, 1:10 PM - 3:54 PM EDT Att: 5,775 - Cloudy - 75 F										
13 Adriánal Cabrera, S (1, 6) OBP: 0.413, SLG: 0.674 77 Luis Guillorme, L (7, 6) OBP: 0.334, SLG: 0.438 26 Kevin Plawecki, R (8, PH) OBP: 0.281, SLG: 0.364 27 Jeury Familia, R (9, 1)										3	0	0	0	0	1	4											
52 Yoenis Cespedes, R (1, 7) OBP: 0.444, SLG: 0.860 30 Michael Conforto, L (7, 7) OBP: 0.340, SLG: 0.571										2	0	0	0	0	0	1											
3 Curtis Granderson, L (1, 8) OBP: 0.348, SLG: 0.581 12 Juan Lagares, R (7, 8) OBP: 0.209, SLG: 0.250										2	0	1	0	0	1	0											
20 Neil Walker, S (1, 4) OBP: 0.340, SLG: 0.558 54 T.J. Rivera, R (7, 4) OBP: 0.259, SLG: 0.520										2	0	0	0	0	1	1											
19 Jay Bruce, L (1, 9) OBP: 0.293, SLG: 0.400 83 John Mora, L (7, 9) OBP: 0.600, SLG: 0.889										2	0	0	0	0	1	0											
21 Lucas Duda, L (1, 3) OBP: 0.324, SLG: 0.576 4 Wilmer Flores, R (7, 3) OBP: 0.356, SLG: 0.462 (9, 6)										1	0	0	0	1	0	0											
18 Travis d'Arnaud, R (1, 2) OBP: 0.413, SLG: 0.550 44 René Rivera, R (7, 2) OBP: 0.538, SLG: 0.400										1	0	0	0	1	0	1											
34 Noah Syndergaard, L (1, 1) 82 Luis Carpio, R (6, PH) 59 Fernando Salas, R (7, 1) 39 Jerry Blevins, L (7, 1) 43 Addison Reed, L (8, 1) 81 Desmond Lindsay, R (8, PH) 93 Matt Oberste, R (9, 3) OBP: 0.206, SLG: 0.206										1	0	0	0	0	0	1											
										1	0	0	0	0	0	0											
<b>Inning Stats</b>	R: 0 E: 0 K: 1 S: 5	H: 1 LOB: 0 BB: 0 P: 5	R: 0 E: 0 K: 2 S: 7	H: 1 LOB: 0 BB: 0 P: 7	R: 0 E: 1 K: 0 S: 4	H: 1 LOB: 2 BB: 1 P: 8	R: 0 E: 0 K: 1 S: 5	H: 0 LOB: 0 BB: 0 P: 5	R: 0 E: 0 K: 0 S: 2	H: 0 LOB: 0 BB: 1 P: 6	R: 0 E: 0 K: 1 S: 5	H: 0 LOB: 0 BB: 0 P: 5	R: 0 E: 0 K: 1 S: 5	H: 0 LOB: 0 BB: 0 P: 5	R: 0 E: 0 K: 1 S: 7	H: 2 LOB: 3 BB: 1 P: 11	R: 0 E: 0 K: 0 S: 3	H: 0 LOB: 0 BB: 0 P: 3	1B: 5 2B: 1 3B: 0 HR: 0	SF: 0 SAC: 0 DP: 4 HBP: 0	WP: 0 PB: 0 SB: 0 CS: 1	PA: 32					
<b>PITCHER</b>	IP	WLS	BF	H	R	ER	SO	BB	IBB	HBP	BLK	WP	HR	S	P	ERA	WHIP										
50 Charlie Morton, R (1, 1) ERA: 1.04	4.1	W	16	3	0	0	4	2	0	0	0	0	0	22	30	0.00	1.154										
65 Jordan Jankowski, R (5, 1) ERA: 4.91	0.2	H	1	0	0	0	0	0	0	0	0	0	0	1	1	0.00	0.000										
61 Jandel Gustave, R (6, 1) ERA: 2.95	1.0	H	3	0	0	0	1	0	0	0	0	0	0	5	5	0.00	0.000										
38 Dayan Diaz, R (7, 1) ERA: 2.95	1.0	H	3	0	0	0	1	0	0	0	0	0	0	5	5	0.00	0.000										
66 Tyson Perez, R (8, 1) ERA: 9.0	0.0		3	2	0	0	0	1	0	0	0	0	0	2	6	"	"										

AB	34
R	2
H	7
RBI	2
BB	0
SO	6
LOB	10



AB	29
R	0
H	5
RBI	0
BB	3
SO	7
LOB	17





Batter	1	2	3	4	5	6	7	8	9	AB	R	H	RBI	BB	SO	LOB	TOP							
12 Juan Lagares, R OBP: 0.222, SLG: 0.310 83 John Mora, L OBP: 0.583, SLG: 0.818										2	1	1	0	0	0	0	<b>New York Mets @ Atlanta Braves</b> Champion Stadium, Lake Buena Vista, FL Sat Mar 25 2017, 1:07 PM - 3:17 PM EDT Att: 8,124 - Partly Cloudy - 77 F							
56 Ty Kelly, S OBP: 0.393, SLG: 0.261										4	0	2	0	0	1	2								
30 Michael Conforto, L OBP: 0.370, SLG: 0.635 66 Josh Edgin, R 79 Paul Sewald, R										3	1	2	1	1	1	1								
4 Wilmer Flores, R OBP: 0.347, SLG: 0.442										4	0	1	0	0	1	2								
54 T.J. Rivera, R OBP: 0.226, SLG: 0.448 75 Champ Stuart, R OBP: 0.280, SLG: 0.391										4	0	0	0	0	0	3								
72 Phillip Evans, R OBP: 0.297, SLG: 0.486 47 Hansel Robles, R 83 Patrick Biondi, L OBP: 0.333, SLG: 0.333										3	0	0	0	0	0	1								
44 René Rivera, R OBP: 0.500, SLG: 0.333 26 Kevin Plawczyk, R OBP: 0.250, SLG: 0.348										2	1	0	0	1	0	0								
77 Luis Guillorme, L OBP: 0.316, SLG: 0.400										3	0	0	0	1	0	1								
50 Rafael Montero, R OBP: 0.500, SLG: 0.500 85 L.J. Mazzilli, R OBP: 0.167, SLG: 0.409										2	0	1	0	0	0	0								
										1B: 6	SF: 1	WP: 1	PA: 35											
<b>Inning Stats</b>	R: 2 E: 0 K: 1 S: 7	H: 2 LOB: 0 BB: 0 P: 11	R: 0 E: 0 K: 0 S: 3	H: 0 LOB: 0 BB: 0 P: 3	R: 0 E: 0 K: 1 S: 6	H: 1 LOB: 1 BB: 0 P: 6	R: 0 E: 0 K: 1 S: 5	H: 0 LOB: 0 BB: 0 P: 5	R: 0 E: 0 K: 0 S: 4	H: 2 LOB: 2 BB: 1 P: 8	R: 0 E: 0 K: 0 S: 4	H: 2 LOB: 1 BB: 0 P: 4	R: 1 E: 0 K: 0 S: 3	H: 0 LOB: 0 BB: 1 P: 8	R: 0 E: 0 K: 0 S: 3	H: 1 LOB: 1 BB: 1 P: 7	R: 0 E: 0 K: 2 S: 7	H: 0 LOB: 0 BB: 0 P: 7	R: 0 E: 0 K: 2 S: 7	H: 0 LOB: 0 BB: 0 P: 7	1B: 6 2B: 0 3B: 1 HR: 1	SF: 1 SAC: 0 DP: 2 HBP: 0	WP: 1 PB: 1 SB: 0 CS: 0	
<b>PITCHER</b>	IP WLS BF H R ER SO BB IBB HBP BLK WP HR S P ERA WHIP	IP WLS BF H R ER SO BB IBB HBP BLK WP HR S P ERA WHIP	IP WLS BF H R ER SO BB IBB HBP BLK WP HR S P ERA WHIP	IP WLS BF H R ER SO BB IBB HBP BLK WP HR S P ERA WHIP	IP WLS BF H R ER SO BB IBB HBP BLK WP HR S P ERA WHIP	IP WLS BF H R ER SO BB IBB HBP BLK WP HR S P ERA WHIP	IP WLS BF H R ER SO BB IBB HBP BLK WP HR S P ERA WHIP	IP WLS BF H R ER SO BB IBB HBP BLK WP HR S P ERA WHIP	IP WLS BF H R ER SO BB IBB HBP BLK WP HR S P ERA WHIP	IP WLS BF H R ER SO BB IBB HBP BLK WP HR S P ERA WHIP	IP WLS BF H R ER SO BB IBB HBP BLK WP HR S P ERA WHIP	IP WLS BF H R ER SO BB IBB HBP BLK WP HR S P ERA WHIP	IP WLS BF H R ER SO BB IBB HBP BLK WP HR S P ERA WHIP	IP WLS BF H R ER SO BB IBB HBP BLK WP HR S P ERA WHIP	IP WLS BF H R ER SO BB IBB HBP BLK WP HR S P ERA WHIP	IP WLS BF H R ER SO BB IBB HBP BLK WP HR S P ERA WHIP	IP WLS BF H R ER SO BB IBB HBP BLK WP HR S P ERA WHIP	IP WLS BF H R ER SO BB IBB HBP BLK WP HR S P ERA WHIP	IP WLS BF H R ER SO BB IBB HBP BLK WP HR S P ERA WHIP	IP WLS BF H R ER SO BB IBB HBP BLK WP HR S P ERA WHIP	IP WLS BF H R ER SO BB IBB HBP BLK WP HR S P ERA WHIP	IP WLS BF H R ER SO BB IBB HBP BLK WP HR S P ERA WHIP	IP WLS BF H R ER SO BB IBB HBP BLK WP HR S P ERA WHIP	IP WLS BF H R ER SO BB IBB HBP BLK WP HR S P ERA WHIP
19 R.A. Dickey, R ERA: 6.0 57 Kevin Chapman, L ERA: 6.75 34 Eric O'Flaherty, L ERA: 1.69 50 Chaz Roe, R ERA: 12.15	6.0 L 24 7 2 2 3 1 0 0 0 0 1 29 37 3.00 1.333	1.0 4 0 1 1 0 1 0 0 0 0 0 3 8 9.00 1.000	1.0 4 1 0 0 0 1 0 0 0 0 0 3 7 0.00 2.000	1.0 3 0 0 0 2 0 0 0 0 0 0 7 7 0.00 0.000																				

Batter	1	2	3	4	5	6	7	8	9	AB	R	H	RBI	BB	SO	LOB	BOTTOM							
11 Ender Inciarte, L OBP: 0.200, SLG: 0.208 93 Connor Lien, R										3	0	0	0	0	0	0	<b>New York Mets @ Atlanta Braves</b> Champion Stadium, Lake Buena Vista, FL Sat Mar 25 2017, 1:07 PM - 3:17 PM EDT Att: 8,124 - Partly Cloudy - 77 F							
4 Brandon Phillips, R OBP: 0.396, SLG: 0.422 23 Chase d'Arnaud, R OBP: 0.103, SLG: 0.103										3	0	2	0	0	0	0								
5 Freddie Freeman, L OBP: 0.537, SLG: 0.583 16 Matt Tuiasosopo, R OBP: 0.333, SLG: 0.447										2	0	1	0	1	0	1								
27 Matt Kemp, R OBP: 0.291, SLG: 0.250 57 Kevin Chapman, L 34 Eric O'Flaherty, L 50 Chaz Roe, R 84 Balbino Fuenmayor, R OBP: 0.292, SLG: 0.429										3	0	0	0	0	2	4								
22 Nick Markakis, L OBP: 0.347, SLG: 0.372 94 Mel Rojas Jr., S OBP: 0.800, SLG: 0.800										3	0	1	0	0	0	1								
24 Kurt Suzuki, R OBP: 0.418, SLG: 0.621										3	0	1	0	0	0	1								
14 Rio Ruiz, L OBP: 0.328, SLG: 0.358										3	0	0	0	0	0	1								
8 Jace Peterson, L OBP: 0.238, SLG: 0.220 85 Sean Kazmar Jr., R OBP: 0.241, SLG: 0.160										3	0	0	0	0	0	1								
19 R.A. Dickey, R OBP: 0.333, SLG: 0.333 17 Adam Brett Walker, R OBP: 0.345, SLG: 0.615										2	0	0	0	0	0	1								
										1B: 5	SF: 0	WP: 0	PA: 31											
<b>Inning Stats</b>	R: 0 E: 0 K: 1 S: 6	H: 1 LOB: 1 BB: 0 P: 7	R: 0 E: 0 K: 0 S: 3	H: 1 LOB: 0 BB: 0 P: 3	R: 0 E: 0 K: 0 S: 3	H: 0 LOB: 0 BB: 0 P: 3	R: 0 E: 0 K: 0 S: 3	H: 1 LOB: 1 BB: 1 P: 7	R: 0 E: 0 K: 0 S: 4	H: 1 LOB: 1 BB: 0 P: 4	R: 0 E: 0 K: 1 S: 6	H: 1 LOB: 0 BB: 0 P: 6	R: 0 E: 0 K: 0 S: 3	H: 0 LOB: 0 BB: 0 P: 3	R: 0 E: 0 K: 0 S: 3	H: 0 LOB: 0 BB: 0 P: 3	R: 0 E: 0 K: 1 S: 5	H: 0 LOB: 0 BB: 0 P: 5	R: 0 E: 0 K: 2 S: 7	H: 0 LOB: 0 BB: 0 P: 7	1B: 5 2B: 0 3B: 0 HR: 0	SF: 0 SAC: 0 DP: 2 HBP: 0	WP: 0 PB: 0 SB: 0 CS: 0	
<b>PITCHER</b>	IP WLS BF H R ER SO BB IBB HBP BLK WP HR S P ERA WHIP	IP WLS BF H R ER SO BB IBB HBP BLK WP HR S P ERA WHIP	IP WLS BF H R ER SO BB IBB HBP BLK WP HR S P ERA WHIP	IP WLS BF H R ER SO BB IBB HBP BLK WP HR S P ERA WHIP	IP WLS BF H R ER SO BB IBB HBP BLK WP HR S P ERA WHIP	IP WLS BF H R ER SO BB IBB HBP BLK WP HR S P ERA WHIP	IP WLS BF H R ER SO BB IBB HBP BLK WP HR S P ERA WHIP	IP WLS BF H R ER SO BB IBB HBP BLK WP HR S P ERA WHIP	IP WLS BF H R ER SO BB IBB HBP BLK WP HR S P ERA WHIP	IP WLS BF H R ER SO BB IBB HBP BLK WP HR S P ERA WHIP	IP WLS BF H R ER SO BB IBB HBP BLK WP HR S P ERA WHIP	IP WLS BF H R ER SO BB IBB HBP BLK WP HR S P ERA WHIP	IP WLS BF H R ER SO BB IBB HBP BLK WP HR S P ERA WHIP	IP WLS BF H R ER SO BB IBB HBP BLK WP HR S P ERA WHIP	IP WLS BF H R ER SO BB IBB HBP BLK WP HR S P ERA WHIP	IP WLS BF H R ER SO BB IBB HBP BLK WP HR S P ERA WHIP	IP WLS BF H R ER SO BB IBB HBP BLK WP HR S P ERA WHIP	IP WLS BF H R ER SO BB IBB HBP BLK WP HR S P ERA WHIP	IP WLS BF H R ER SO BB IBB HBP BLK WP HR S P ERA WHIP	IP WLS BF H R ER SO BB IBB HBP BLK WP HR S P ERA WHIP	IP WLS BF H R ER SO BB IBB HBP BLK WP HR S P ERA WHIP	IP WLS BF H R ER SO BB IBB HBP BLK WP HR S P ERA WHIP	IP WLS BF H R ER SO BB IBB HBP BLK WP HR S P ERA WHIP	IP WLS BF H R ER SO BB IBB HBP BLK WP HR S P ERA WHIP
50 Rafael Montero, R ERA: 1.96 47 Hansel Robles, R 66 Josh Edgin, L ERA: 3.86 79 Paul Sewald, R ERA: 1.46	5.0 W 18 4 0 0 1 1 0 0 0 0 0 19 24 0.00 1.000	2.0 H 7 1 0 0 1 0 0 0 0 0 0 9 9 0.00 0.500	1.0 H 3 0 0 0 0 0 0 0 0 0 0 3 3 0.00 0.000	1.0 S 3 0 0 0 1 0 0 0 0 0 0 5 5 0.00 0.000																				





Batter	1	2	3	4	5	6	7	8	9	AB	R	H	RBI	BB	SO	LOB	TOP										
11 Ender Inciarte, L (1, 8) OBP: 0.207, SLG: 0.222 60 Joel De La Cruz, R (7, 1) 96 Evan Phillips, R (8, 1)	F7						K			3	0	1	2	0	1	1	<b>Atlanta Braves @ New York Mets</b> First Data Field, Port St. Lucie, FL Sun Mar 26 2017, 1:11 PM - 4:08 PM EDT Att: 6,773 - Partly Cloudy - 82 F										
7 Dansby Swanson, R (1, 6) OBP: 0.353, SLG: 0.379 18 Blake Lalli, L (8, 2)	BB		K				G4-3	F8		3	0	0	0	1	1	1											
13 Adonis Garcia, R (1, 5) OBP: 0.333, SLG: 0.412 85 Sean Kazmar Jr., R (8, PR) OBP: 0.241, SLG: 0.160	F8		F9					1B		4	0	2	0	0	0	2											
25 Tyler Flowers, R (1, 2) OBP: 0.278, SLG: 0.333 91 Xavier Avery, L (8, PR)	P2							1B		4	0	2	0	0	0	2											
8 Jace Peterson, L (1, 4) OBP: 0.227, SLG: 0.210 14 Rio Ruiz, L (8, PH) OBP: 0.322, SLG: 0.352		G4-3						1B		3	0	0	0	0	1	2											
94 Mel Rojas Jr., S (1, 9) OBP: 0.375, SLG: 0.500 23 Chase d'Arnaud, R (8, PH) OBP: 0.100, SLG: 0.100		G6-3						1B		3	0	0	0	0	1	2											
16 Matt Tuiasosopo, R (1, 3) 90 Lane Adams, R (9, PH) OBP: 0.280, SLG: 0.304		F9						1B		3	0	0	0	0	1	1											
64 Emilio Bonifacio, S (1, 7) Reed Harper, R (9, PH)								1B		3	2	2	0	0	0	1											
45 Matt Wisler, R (1, 1) 57 Kevin Chapman, L (6, 1) 86 Kyle Kubitz, L (7, PH) 17 Adam Brett Walker, R (7, 7) OBP: 0.333, SLG: 0.593								1B		0	0	0	0	0	0	0											
								1B		0	0	0	0	0	0	0											
<b>Inning Stats</b>	R: 0 E: 0 K: 0 S: 3	H: 0 LOB: 1 BB: 1 P: 8	R: 0 E: 0 K: 0 S: 3	H: 0 LOB: 0 BB: 0 P: 3	R: 1 E: 0 K: 1 S: 7	H: 2 LOB: 1 BB: 0 P: 7	R: 0 E: 0 K: 2 S: 8	H: 1 LOB: 1 BB: 0 P: 8	R: 1 E: 0 K: 0 S: 4	H: 1 LOB: 0 BB: 0 P: 4	R: 0 E: 0 K: 1 S: 6	H: 1 LOB: 1 BB: 0 P: 6	R: 0 E: 1 K: 1 S: 6	H: 0 LOB: 1 BB: 0 P: 6	R: 0 E: 0 K: 1 S: 7	H: 2 LOB: 2 BB: 0 P: 7	R: 0 E: 0 K: 2 S: 7	H: 0 LOB: 0 BB: 0 P: 7	1B: 5 2B: 2 3B: 0 HR: 0	SF: 1 SAC: 2 DP: 0 HBP: 0	WP: 0 PB: 0 SB: 2 CS: 0	PA: 36					
<b>PITCHER</b>	IP	WLS	BF	H	R	ER	SO	BB	IBB	HBP	BLK	WP	HR	S	P	ERA	WHIP										
33 Matt Harvey, R (1, 1) ERA: 5.89	6.0		24	5	2	2	4	1	0	0	0	0	0	31	36	3.00	1.000										
59 Fernando Salas, R (7, 1) ERA: 10.13	0.2	3	0	0	0	0	0	0	0	0	0	0	0	3	3	0.00	0.000										
39 Jerry Blevins, L (7, 1) ERA: 4.7	0.1	W	1	0	0	0	1	0	0	0	0	0	0	3	3	0.00	0.000										
43 Addison Reed, R (8, 1) ERA: 9.0	1.0	H	5	2	0	0	1	0	0	0	0	0	0	7	7	0.00	2.000										
49 Josh Smoker, L (9, 1) ERA: 1.5	1.0		3	0	0	0	2	0	0	0	0	0	0	7	7	0.00	0.000										

Batter	1	2	3	4	5	6	7	8	9	AB	R	H	RBI	BB	SO	LOB	BOTTOM										
7 José Reyes, S (1, 5) OBP: 0.357, SLG: 0.423 54 T.J. Rivera, R (7, PR) OBP: 0.250, SLG: 0.500	F8									4	1	3	1	0	0	0	<b>Atlanta Braves @ New York Mets</b> First Data Field, Port St. Lucie, FL Sun Mar 26 2017, 1:11 PM - 4:08 PM EDT Att: 6,773 - Partly Cloudy - 82 F										
13 Adrián Cabrera, S (1, 6) OBP: 0.450, SLG: 0.660 77 Luis Guillorme, L (8, 6) OBP: 0.333, SLG: 0.400	1B									4	0	2	1	0	0	2											
52 Yoenis Cespedes, R (1, 7) OBP: 0.449, SLG: 0.767 91 Ian Ström, R (7, PR) OBP: 0.500, SLG: 0.333	1B									3	0	1	0	1	0	2											
3 Curtis Granderson, L (1, 8) OBP: 0.360, SLG: 0.565 83 Patrick Bivens, L (7, PR) OBP: 0.318, SLG: 0.316	1B									3	0	1	1	1	0	2											
20 Neil Walker, S (1, 4) OBP: 0.314, SLG: 0.511 43 Addison Reed, L (8, 1) 86 Blake Tiberi, L (8, PH) OBP: 0.250, SLG: 0.500 49 Josh Smoker, L (9, 1)	F7									4	0	0	0	0	0	4											
19 Jay Bruce, L (1, 9) OBP: 0.295, SLG: 0.395 86 Gene Cone, L (8, 9)	1B									3	0	1	0	0	0	1											
21 Lucas Duda, L (1, 3) OBP: 0.325, SLG: 0.556 93 Matt Oberste, R (8, 3) OBP: 0.333, SLG: 0.200	1B									3	0	1	0	0	0	1											
26 Kevin Plawewski, R (1, 2) OBP: 0.296, SLG: 0.423 82 Dale Burdick, R (7, PR) 88 Jeff Glenn, R (8, 2)	F8									3	1	2	0	0	0	2											
33 Matt Harvey, R (1, 1) 59 Fernando Salas, R (7, 1) 39 Jerry Blevins, L (7, 1) 30 Michael Conforto, L (7, PH) 56 Ty Kelly, S (8, 4) OBP: 0.364, SLG: 0.623 OBP: 0.414, SLG: 0.333	F8									1	0	0	0	0	0	2											
										0	0	0	0	0	0	0											
										1	1	1	2	0	0	0											
<b>Inning Stats</b>	R: 0 E: 0 K: 0 S: 4	H: 2 LOB: 1 BB: 0 P: 4	R: 0 E: 0 K: 0 S: 5	H: 2 LOB: 2 BB: 0 P: 5	R: 0 E: 0 K: 0 S: 3	H: 1 LOB: 0 BB: 0 P: 3	R: 0 E: 0 K: 0 S: 3	H: 0 LOB: 0 BB: 0 P: 3	R: 2 E: 0 K: 0 S: 6	H: 3 LOB: 1 BB: 0 P: 6	R: 0 E: 0 K: 0 S: 3	H: 0 LOB: 1 BB: 1 P: 8	R: 2 E: 0 K: 0 S: 7	H: 3 LOB: 3 BB: 1 P: 12	R: 4 E: 1 K: 2 S: 11	H: 3 LOB: 2 BB: 2 P: 20	1B: 9 2B: 4 3B: 1 HR: 0	SF: 0 SAC: 1 DP: 2 HBP: 0	WP: 3 PB: 0 SB: 0 CS: 0	PA: 41							
<b>PITCHER</b>	IP	WLS	BF	H	R	ER	SO	BB	IBB	HBP	BLK	WP	HR	S	P	ERA	WHIP										
45 Matt Wisler, R (1, 1) ERA: 5.19	5.0		21	8	2	2	0	0	0	0	0	0	0	21	21	3.60	1.600										
57 Kevin Chapman, L (6, 1) ERA: 5.68	1.0	4	0	0	0	0	0	1	0	0	0	1	0	3	8	0.00	1.000										
60 Joel De La Cruz, R (7, 1) ERA: 4.66	1.1	L	11	4	5	4	0	2	0	0	0	2	0	10	20	27.00	4.500										
96 Evan Phillips, R (8, 1) ERA: 5.4	0.2	5	2	1	1	2	1	0	0	0	0	0	0	8	12	13.50	4.500										









Batter	1	2	3	4	5	6	7	8	9	AB	R	H	RBI	BB	SO	LOB	TOP					
7 Trea Turner, R (1.6) OBP: 0.323, SLG: 0.459	0-0 1B		0-0 HR		1-1 HR		0-3 K			4	2	3	2	0	1	0	<p>Washington Nationals @ New York Mets</p> <p>First Data Field, Port St. Lucie, FL</p> <p>Mon Mar 27 2017, 1:09 PM - 3:52 PM EDT</p> <p>Att: 4,510 - Partly Cloudy - 78 F</p> <p>livebaseballscorecards.com</p>					
28 Jayson Werth, R (1.7) OBP: 0.284, SLG: 0.261	0-0 FC3-1-6		0-3 K		0-3 K			4-0 BB		3	1	0	0	1	2	1						
34 Bryce Harper, L (1.9) OBP: 0.403, SLG: 0.827	0-0 G4-6-3			2-1 HR	0-0 G3			1-2 HR		4	2	2	3	0	0	1						
6 Anthony Rendon, R (1.5) OBP: 0.368, SLG: 0.417		0-0 P4		0-0 P4	0-3 K			0-3 K		3	0	0	0	0	1	0						
72 Enny Romero, R (6.1)										0	0	0	0	0	0	0						
26 Adam Lind, L (8. PH) OBP: 0.222, SLG: 0.256										1	0	0	0	0	1	0						
50 Vance Worley, R (8.1)										0	0	0	0	0	0	0						
30 Koda Glover, R (8.1)										0	0	0	0	0	0	0						
10 Stephen Drew, L (1.4) OBP: 0.280, SLG: 0.311	0-0 1B			0-0 2B		0-0 G4-3		0-3 K		4	1	2	0	0	1	0						
11 Ryan Zimmerman, R (1.3) OBP: 0.389, SLG: 0.435	0-3 K			0-0 2B	0-3 K			0-3 K		4	0	1	1	0	3	1						
2 Adam Eaton, L (1.8) OBP: 0.345, SLG: 0.345		0-0 P5			0-0 G4-3				0-3 K	3	0	1	0	0	0	1						
14 Chris Heisey, R (9. PH) OBP: 0.300, SLG: 0.229					2-3 1B					1	0	0	0	0	1	0						
32 Matt Wieters, S (1.2) OBP: 0.143, SLG: 0.179			0-0 G6-3	0-0 G4-3			0-0 F7		0-3 K	4	0	0	0	0	1	2						
4 Jhonatan Solano, R (9.2) OBP: 0.619, SLG: 0.842					1-2 G4-3					0	0	0	0	0	0	0						
31 Max Scherzer, R (1.1)			0-0 G3-1	0-0 G1-3			0-0 G4-3		0-3 K	2	0	0	0	0	0	2						
1 Wilmer Difo, S (6.5) OBP: 0.321, SLG: 0.408										2	0	0	0	0	1	0						
<b>Inning Stats</b>	R: 0 E: 0 K: 0 S: 3	H: 1 LOB: 0 BB: 0 P: 3	R: 0 E: 0 K: 1 S: 6	H: 1 LOB: 1 BB: 0 P: 6	R: 1 E: 0 K: 1 S: 6	H: 1 LOB: 0 BB: 0 P: 6	R: 2 E: 0 K: 0 S: 8	H: 4 LOB: 2 BB: 0 P: 10	R: 1 E: 0 K: 1 S: 9	H: 1 LOB: 0 BB: 0 P: 10	R: 0 E: 0 K: 1 S: 5	H: 0 LOB: 0 BB: 0 P: 5	R: 0 E: 0 K: 1 S: 5	H: 0 LOB: 0 BB: 0 P: 5	R: 2 E: 0 K: 3 S: 12	H: 1 LOB: 0 BB: 0 P: 17	R: 0 E: 0 K: 3 S: 9	H: 0 LOB: 0 BB: 0 P: 9	1B: 3 2B: 2 3B: 0 HR: 4	SF: 0 SAC: 0 DP: 1 HBP: 0	WP: 0 PB: 0 CS: 0	PA: 36
<b>PITCHER</b>	IP WLS BF H R ER SO BB IBB HBP BLK WP HR S P ERA WHIP	4.1 L 20 8 4 4 3 0 0 0 0 0 3 28 31 8.31 1.846	0.2 0 0 0 0 0 0 0 0 0 0 0 0 4 4 0.00 0.000	1.0 0 0 0 0 1 0 0 0 0 0 0 0 5 5 0.00 0.000	2.0 1 8 1 2 2 4 1 0 0 0 0 1 17 22 9.00 1.000	1.0 0 3 0 0 0 3 0 0 0 0 0 0 9 9 0.00 0.000											IP WLS BF H R ER SO BB IBB HBP BLK WP HR S P ERA WHIP					

Batter	1	2	3	4	5	6	7	8	9	AB	R	H	RBI	BB	SO	LOB	BOTTOM					
7 José Reyes, S (1.6) OBP: 0.355, SLG: 0.414	0-3 K		0-0 L3		0-0 30 WP 1B		0-0 G6-3			3	0	1	0	0	1	1	<p>Washington Nationals @ New York Mets</p> <p>First Data Field, Port St. Lucie, FL</p> <p>Mon Mar 27 2017, 1:09 PM - 3:52 PM EDT</p> <p>Att: 4,510 - Partly Cloudy - 78 F</p> <p>livebaseballscorecards.com</p>					
1 Andrés Giménez, L (7.6) OBP: 0.143, SLG: 0.143					1-2 2-3 K			0-0 G4-3		3	0	0	0	0	2	3						
30 Michael Conforto, L (1.8) OBP: 0.345, SLG: 0.509	0-3 K				1-2 2-3 K			0-0 G4-3		1	0	0	0	0	0	0						
81 Desmond Lindsay, R (7.8) OBP: 0.333, SLG: 0.333										2	0	0	0	1	0	0						
20 Neil Walker, S (1.4) OBP: 0.315, SLG: 0.490	4-0 BB				0-0 G3		0-0 L6		0-0 G5-3	1	0	0	0	1	0	0						
82 Luis Carpio, R (7.4) OBP: 0.375, SLG: 0.625										1	0	0	0	0	0	0						
21 Lucas Duda, L (1.3) OBP: 0.326, SLG: 0.526	0-0 P3				4-0 BB		0-0 G3-1		0-0 G4-3	2	0	0	0	1	0	1						
74 Dominic Smith, L (7.3) OBP: 0.293, SLG: 0.200										1	0	0	0	0	0	0						
18 Travis d'Arnaud, R (1.2) OBP: 0.408, SLG: 0.535		0-0 G5-3			0-3 K		0-0 72 FC5-4 1B		0-0 G4-3	3	0	1	0	0	1	1						
79 Paul Sewald, R (7.1)										0	0	0	0	0	0	0						
84 David Roseboom, L (9.1) OBP: 0.538, SLG: 0.750										0	0	0	0	0	0	0						
83 John Mora, L (9. PH) OBP: 0.538, SLG: 0.750										1	0	0	0	0	0	0						
72 Phillip Evans, R (1.5) OBP: 0.288, SLG: 0.439		0-3 K			0-0 F9		0-0 FC5-4		0-0 F9	4	0	0	0	0	1	2						
97 Tim Tebow, L (1.7) OBP: 0.200, SLG: 0.167									0-3 K	4	0	0	0	0	3	0						
73 Travis Taijeron, R (1.9) OBP: 0.409, SLG: 0.421			4-0 67 SH3-4 BB		0-0 30 WP 7 1B 1B		4-0 BB		0-0 BB	1	0	1	0	2	0	0						
67 Seth Lugo, R (1.1)					0-0 F9				0-0 F9	0	0	0	0	0	0	0						
66 Josh Edgin, R (5.1)										0	0	0	0	0	0	0						
86 Gene Cone, L (5. PH) OBP: 0.214, SLG: 0.357										1	0	0	0	0	0	1						
59 Fernando Salas, R (6.1)										0	0	0	0	0	0	0						
71 Xorge Carrillo, R (7.2)										1	0	0	0	0	0	1						
<b>Inning Stats</b>	R: 0 E: 0 K: 2 S: 7	H: 0 LOB: 1 BB: 1 P: 11	R: 0 E: 0 K: 2 S: 7	H: 0 LOB: 0 BB: 0 P: 7	R: 0 E: 0 K: 0 S: 3	H: 0 LOB: 1 BB: 1 P: 7	R: 0 E: 0 K: 1 S: 5	H: 0 LOB: 1 BB: 1 P: 9	R: 0 E: 0 K: 2 S: 9	H: 2 LOB: 2 BB: 0 P: 9	R: 0 E: 0 K: 0 S: 4	H: 1 LOB: 1 BB: 0 P: 4	R: 0 E: 0 K: 0 S: 3	H: 0 LOB: 1 BB: 1 P: 7	R: 0 E: 0 K: 0 S: 3	H: 0 LOB: 0 BB: 0 P: 3	R: 0 E: 0 K: 1 S: 5	H: 0 LOB: 0 BB: 0 P: 5	1B: 3 2B: 0 3B: 0 HR: 0	SF: 0 SAC: 1 DP: 0 HBP: 0	WP: 1 PB: 0 CS: 0	PA: 34
<b>PITCHER</b>	IP WLS BF H R ER SO BB IBB HBP BLK WP HR S P ERA WHIP	5.0 W 20 2 0 0 0 3 0 0 0 0 0 7 11 0.00 1.000	2.0 0 8 1 0 0 0 1 0 0 0 0 0 7 11 0.00 1.000	0.2 0 2 0 0 0 0 0 0 0 0 0 0 2 2 0.00 0.000	1.1 0 4 0 0 0 1 0 0 0 0 0 0 6 6 0.00 0.000											IP WLS BF H R ER SO BB IBB HBP BLK WP HR S P ERA WHIP						

Washington Nationals @ New York Mets

First Data Field, Port St. Lucie, FL

Mon Mar 27 2017, 1:09 PM - 3:52 PM EDT

Att: 4,510 - Partly Cloudy - 78 F

livebaseballscorecards.com

Washington Nationals @ New York Mets

First Data Field, Port St. Lucie, FL

Mon Mar 27 2017, 1:09 PM - 3:52 PM EDT

Att: 4,510 - Partly Cloudy - 78 F

livebaseballscorecards.com

AB	35
R	6
H	9
RBI	6
BB	1
SO	12
LOB	8

AB	29
R	0
H	3
RBI	0
BB	4
SO	8
LOB	11





Batter	1	2	3	4	5	6	7	8	9	AB	R	H	RBI	BB	SO	LOB	TOP				
35 Greg Garcia, L (1, 6) OBP: 0.345, SLG: 0.480 66 Wilfredo Tovar, R (5, 6) OBP: 0.211, SLG: 0.243										3	0	0	0	0	1	0					
3 Jedd Gyorko, R (1, 4) OBP: 0.285, SLG: 0.404 94 Dylan Carlson, S (7, 9)										3	0	0	0	0	2	0					
13 Matt Carpenter, L (1, 3) OBP: 0.286, SLG: 0.365 63 Miguel Socolovich, R (6, 1) 97 Jeremy Martinez, R (8, PH) 90 Thomas Spitz, R (8, PR) (8, 7)										2	1	0	0	1	1	0					
27 Jhonny Peralta, R (1, 5) OBP: 0.265, SLG: 0.432 87 Paul DeJong, R (4, PR) OBP: 0.276, SLG: 0.408 (4, 5)										2	0	2	0	0	0	0					
32 Matt Adams, L (1, 7) OBP: 0.396, SLG: 0.681 26 Seunghwan Oh, R (8, 1)										4	1	3	3	0	1	0					
55 Stephen Piscotty, R (1, 9) OBP: 0.271, SLG: 0.196 88 Harrison Bader, R (7, PR) OBP: 0.400, SLG: 0.540 (7, 8)										2	0	1	0	1	0	2					
15 Randal Grichuk, R (1, 8) OBP: 0.251, SLG: 0.453 93 Alex Mejia, R (7, 4) OBP: 0.667, SLG: 0.667										3	0	0	0	0	1	4					
41 Eric Fryer, R (1, 2) OBP: 0.270, SLG: 0.306										4	0	1	0	0	1	1					
50 Adam Wainwright, R (1, 1) OBP: 0.250, SLG: 0.250 65 Chad Huffman, R (6, 3) OBP: 0.333, SLG: 0.200										2	0	0	0	0	0	0					
										2	0	1	0	0	0	0					
<b>Inning Stats</b>	R: 0 E: 0 K: 3 S: 9	H: 0 LOB: 0 BB: 0 P: 9	R: 0 E: 0 K: 0 S: 4	H: 2 LOB: 1 BB: 0 P: 4	R: 0 E: 0 K: 0 S: 3	H: 0 LOB: 0 BB: 0 P: 3	R: 3 E: 0 K: 1 S: 9	H: 3 LOB: 1 BB: 1 P: 14	R: 0 E: 0 K: 1 S: 5	H: 0 LOB: 0 BB: 0 P: 5	R: 0 E: 0 K: 0 S: 5	H: 2 LOB: 2 BB: 1 P: 8	R: 0 E: 0 K: 1 S: 6	H: 1 LOB: 2 BB: 1 P: 10	R: 0 E: 0 K: 1 S: 5	H: 0 LOB: 0 BB: 0 P: 5	1B: 7 2B: 0 3B: 0 HR: 1	SF: 0 SAC: 0 DP: 2 HBP: 0	WP: 0 PB: 0 SB: 0 CS: 0	PA: 36	
<b>PITCHER</b>	IP	WLS	BF	H	R	ER	SO	BB	IBB	HBP	BLK	WP	HR	S	P	ERA	WHIP				
65 Robert Gsellman, R (1, 1) ERA: 2.31	6.0		23	5	3	3	6	1	0	0	0	0	1	35	40	4.50	1.000				
39 Jerry Blevins, L (7, 1) ERA: 4.15	1.0		5	2	0	0	0	1	0	0	0	0	0	4	8	0.00	3.000				
43 Addison Reed, R (8, 1) ERA: 8.18	1.0		5	1	0	0	1	1	0	0	0	0	0	6	10	0.00	2.000				
27 Jeury Familia, R (9, 1) ERA: 3.86	1.0		3	0	0	0	1	0	0	0	0	0	0	5	5	0.00	0.000				

St. Louis Cardinals @ New York Mets  
 First Data Field, Port St. Lucie, FL  
 Tue Mar 28 2017, 1:10 PM - 3:38 PM EDT  
 Att: 5,483 - Partly Cloudy - 82 F

AB 33  
 R 3  
 H 8  
 RBI 3  
 BB 2  
 SO 8  
 LOB 12



Batter	1	2	3	4	5	6	7	8	9	AB	R	H	RBI	BB	SO	LOB	BOTTOM				
7 José Reyes, S (1, 5) OBP: 0.324, SLG: 0.375 56 Ty Kelly, S (7, 5) OBP: 0.364, SLG: 0.286										3	0	0	0	0	1	0					
13 Adriánal Cabrera, S (1, 6) OBP: 0.376, SLG: 0.665 88 J.C. Rodriguez, S (7, 6)										3	0	0	0	0	1	0					
52 Yoenis Cespedes, R (1, 7) OBP: 0.456, SLG: 0.771 30 Michael Conforto, L (7, 8) OBP: 0.339, SLG: 0.579										3	1	2	0	0	0	0					
3 Curtis Granderson, L (1, 8) OBP: 0.339, SLG: 0.510 83 Patrick Bivens, L (7, 7) OBP: 0.360, SLG: 0.533										3	0	0	0	0	2	1					
20 Neil Walker, S (1, 4) OBP: 0.333, SLG: 0.519 54 T.J. Rivera, R (7, 4) OBP: 0.278, SLG: 0.588										3	1	2	0	0	1	0					
19 Jay Bruce, L (1, 9) OBP: 0.280, SLG: 0.364 86 Gene Cone, L (8, 9)										3	0	0	0	0	1	3					
21 Lucas Duda, L (1, 3) OBP: 0.326, SLG: 0.585 93 Matt Oberste, R (8, 3) OBP: 0.250, SLG: 0.143										3	1	1	3	0	0	1					
Kevin Plawecki, R (1, 2) OBP: 0.267, SLG: 0.379 88 Jeff Glenn, R (8, 2)										3	0	0	0	0	0	1					
65 Robert Gsellman, R (1, 1) 39 Jerry Blevins, L (7, 1) 43 Addison Reed, L (8, 1) 4 Wilmer Flores, R (8, PH) 27 Jeury Familia, R (9, 1)										2	0	0	0	0	0	0					
<b>Inning Stats</b>	R: 0 E: 0 K: 0 S: 4	H: 1 LOB: 1 BB: 0 P: 4	R: 0 E: 0 K: 0 S: 4	H: 1 LOB: 1 BB: 0 P: 4	R: 0 E: 0 K: 2 S: 7	H: 0 LOB: 0 BB: 0 P: 7	R: 3 E: 0 K: 1 S: 10	H: 3 LOB: 0 BB: 0 P: 11	R: 0 E: 0 K: 0 S: 3	H: 0 LOB: 0 BB: 0 P: 3	R: 0 E: 0 K: 1 S: 5	H: 0 LOB: 0 BB: 0 P: 5	R: 0 E: 0 K: 0 S: 3	H: 0 LOB: 0 BB: 0 P: 3	R: 0 E: 0 K: 1 S: 5	H: 0 LOB: 0 BB: 0 P: 5	1B: 2 2B: 1 3B: 1 HR: 1	SF: 0 SAC: 0 DP: 0 HBP: 0	WP: 0 PB: 0 SB: 0 CS: 0	PA: 32	
<b>PITCHER</b>	IP	WLS	BF	H	R	ER	SO	BB	IBB	HBP	BLK	WP	HR	S	P	ERA	WHIP				
50 Adam Wainwright, R (1, 1) ERA: 7.78	5.0		20	5	3	3	3	0	0	0	0	0	0	28	29	5.40	1.000				
63 Miguel Socolovich, R (6, 1) ERA: 2.77	2.0		6	0	0	0	1	0	0	0	0	0	0	8	8	0.00	0.000				
26 Seunghwan Oh, R (8, 1) ERA: 4.5	2.0		6	0	0	0	2	0	0	0	0	0	0	10	10	0.00	0.000				

St. Louis Cardinals @ New York Mets  
 First Data Field, Port St. Lucie, FL  
 Tue Mar 28 2017, 1:10 PM - 3:38 PM EDT  
 Att: 5,483 - Partly Cloudy - 82 F

AB 32  
 R 3  
 H 5  
 RBI 3  
 BB 0  
 SO 6  
 LOB 7





Batter	1	2	3	4	5	6	7	8	9	AB	R	H	RBI	BB	SO	LOB	TOP																
54 T.J. Rivera, R OBP: 0.282, SLG: 0.568 74 Dominic Smith, L OBP: 0.286, SLG: 0.194	L8		2H 1B		K			G6-3		3	0	1	1	0	1	1	<b>New York Mets @ Atlanta Braves</b> Champion Stadium, Lake Buena Vista, FL Wed Mar 29 2017, 1:07 PM - 3:49 PM EDT Att: 5,665 - Sunny - 82 F																
56 Ty Kelly, S OBP: 0.361, SLG: 0.267 72 Phillip Evans, R OBP: 0.262, SLG: 0.429	K		F9				30 CS HBP	G6-3		2	0	0	0	0	1	1																	
30 Michael Conforto, L OBP: 0.323, SLG: 0.950 83 John Mora, L OBP: 0.500, SLG: 0.692	G5-3			G3-1			1-2	G3-1		3	0	0	0	0	1	1																	
4 Wilmer Flores, R OBP: 0.339, SLG: 0.429 82 Luis Carpio, R OBP: 0.335, SLG: 0.556		K		F8			18 BB	F9		2	0	0	0	1	1	0																	
18 Travis d'Arnaud, R OBP: 0.423, SLG: 0.533 93 Beck Wheeler, R OBP: 0.262, SLG: 0.429		K					73 FC5-4 1B	77 BB 97 BB 71 PB BB		2	0	1	0	1	1	0																	
76 Chasen Bradford, R OBP: 0.600, SLG: 0.833 95 Kevin Kaczmarski, L OBP: 0.600, SLG: 0.833							1-2	BB		0	0	0	0	0	0	0																	
73 Travis Tajerion, R OBP: 0.375, SLG: 0.381	G6-3			FC5-4			1-2	K		4	0	0	0	0	2	4																	
97 Tim Tebow, L OBP: 0.207, SLG: 0.148 91 Cory Burns, R			F8		G3-1			G4-3		3	0	0	0	1	0	0																	
77 Luis Guillorme, L OBP: 0.378, SLG: 0.450								F8		3	1	2	0	1	0	0																	
36 Sean Gilmartin, L OBP: 0.333, SLG: 0.333 47 Hansel Robles, R OBP: 0.188, SLG: 0.313 71 Xorge Carrillo, R OBP: 0.188, SLG: 0.313			SH3-4					G4-3		0	0	0	0	0	0	0																	
<b>Inning Stats</b>	R: 0 E: 0 K: 1 S: 5	H: 0 LOB: 0 BB: 0 P: 5	R: 0 E: 0 K: 2 S: 7	H: 0 LOB: 0 BB: 0 P: 7	R: 1 E: 0 K: 0 S: 5	H: 2 LOB: 1 BB: 0 P: 5	R: 0 E: 0 K: 0 S: 4	H: 1 LOB: 1 BB: 0 P: 4	R: 0 E: 0 K: 2 S: 6	H: 0 LOB: 2 BB: 0 P: 15	R: 0 E: 0 K: 0 S: 3	H: 0 LOB: 0 BB: 0 P: 3	R: 0 E: 0 K: 0 S: 3	H: 0 LOB: 0 BB: 0 P: 3	R: 1 E: 0 K: 1 S: 5	H: 0 LOB: 2 BB: 3 P: 18	1B: 4 2B: 0 3B: 0 HR: 0	SF: 0 SAC: 1 DP: 0 HBP: 1	WP: 0 PB: 1 SB: 0 CS: 1	PA: 36													
<b>PITCHER</b>	IP WLS BF H R ER SO BB IBB HBP BLK WP HR S P ERA WHIP																																
55 Josh Collmenter, R ERA: 2.81	5.0	19	4	1	1	5	0	0	0	0	0	0	0	29	29	1.80	0.800																
50 Chaz Roe, R ERA: 9.35	2.0	8	0	0	0	2	2	0	1	0	0	0	0	9	18	0.00	1.000																
97 Wes Parsons, R ERA:	1.0	H	3	0	0	0	0	0	0	0	0	0	0	3	3	0.00	0.000																
97 Chad Sobotka, R ERA:	0.2	H	5	0	1	0	3	0	0	0	0	0	0	4	16	0.00	4.500																
76 Caleb Dirks, R ERA:	0.1	B	1	0	0	0	0	0	0	0	0	0	0	1	2	0.00	0.000																

Batter	1	2	3	4	5	6	7	8	9	AB	R	H	RBI	BB	SO	LOB	BOTTOM																
11 Ender Inciarte, L OBP: 0.222, SLG: 0.235 93 Connor Lien, R	G1-6-3 5 BB 1B	L4			G6-3			F7		3	0	1	0	0	0	2	<b>New York Mets @ Atlanta Braves</b> Champion Stadium, Lake Buena Vista, FL Wed Mar 29 2017, 1:07 PM - 3:49 PM EDT Att: 5,665 - Sunny - 82 F																
7 Denaby Swanson, R OBP: 0.306, SLG: 0.409 60 Chris Maitland, R OBP: 0.262, SLG: 0.313 97 Wes Parsons, R ERA: 9.35 14 Rio Ruiz, L OBP: 0.238, SLG: 0.337 97 Chad Sobotka, R ERA: 76 Caleb Dirks, R ERA:								G4-3		2	0	0	0	1	2	0																	
5 Freddie Freeman, L OBP: 0.540, SLG: 0.591 16 Matt Tuiasosopo, R OBP: 0.314, SLG: 0.432		G1-6-3		G6-3				G5-3		2	0	0	0	0	2	0																	
27 Matt Kemp, R OBP: 0.297, SLG: 0.316 17 Adam Brett Walker, R OBP: 0.294, SLG: 0.516		G1-3						G5-3		2	0	0	0	0	1	1																	
22 Nick Markakis, L OBP: 0.379, SLG: 0.380 90 Lane Adams, R OBP: 0.241, SLG: 0.259					G6-3			F9		2	1	1	0	0	0	0																	
4 Brandon Phillips, R OBP: 0.356, SLG: 0.373 64 Emilio Bonifacio, S OBP: 0.350, SLG: 0.370		K						F9		2	0	0	0	0	1	1																	
13 Adonis Garcia, R OBP: 0.356, SLG: 0.465 23 Chase d'Arnaud, R OBP: 0.139, SLG: 0.139										2	0	2	1	0	0	0																	
25 Tyler Flowers, R OBP: 0.333, SLG: 0.395 18 Blake Lalli, L OBP: 0.160, SLG: 0.250										1	0	0	0	1	0	1																	
55 Josh Collmenter, R ERA: 3.72 8 Jace Peterson, L OBP: 0.211, SLG: 0.194										1	0	0	0	0	2	0																	
<b>Inning Stats</b>	R: 0 E: 0 K: 0 S: 3	H: 1 LOB: 1 BB: 1 P: 7	R: 1 E: 0 K: 1 S: 7	H: 2 LOB: 1 BB: 1 P: 11	R: 0 E: 0 K: 2 S: 7	H: 0 LOB: 0 BB: 0 P: 7	R: 0 E: 0 K: 0 S: 4	H: 1 LOB: 1 BB: 0 P: 4	R: 0 E: 0 K: 1 S: 5	H: 0 LOB: 0 BB: 0 P: 5	R: 1 E: 0 K: 1 S: 7	H: 1 LOB: 0 BB: 0 P: 9	R: 0 E: 0 K: 0 S: 3	H: 0 LOB: 0 BB: 0 P: 3	R: 0 E: 0 K: 1 S: 5	H: 1 LOB: 0 BB: 0 P: 6		1B: 4 2B: 1 3B: 0 HR: 1	SF: 0 SAC: 0 DP: 1 HBP: 0	WP: 0 PB: 0 SB: 0 CS: 1	PA: 34												
<b>PITCHER</b>	IP WLS BF H R ER SO BB IBB HBP BLK WP HR S P ERA WHIP																																
36 Sean Gilmartin, L ERA: 6.23	2.0	10	3	1	1	1	2	0	0	0	0	0	0	11	11	0.00	2.500																
50 Rafael Montero, R ERA: 1.77	2.0	7	1	0	0	2	0	0	0	0	0	0	0	10	10	0.00	0.000																
47 Hansel Robles, R ERA: 4.5	1.0	4	1	1	1	1	0	0	0	0	0	0	1	7	9	9.00	1.000																
93 Beck Wheeler, R ERA: 3.72 76 Chasen Bradford, R ERA: 3.72	1.0	3	0	0	0	0	0	0	0	0	0	0	0	3	3	0.00	0.000																
<b>PITCHER</b>	IP WLS BF H R ER SO BB IBB HBP BLK WP HR S P ERA WHIP																																
91 Cory Burns, R ERA:	1.0	3	1	0	0	1	0	0	0	0	0	0	0	5	6	0.00	1.000																





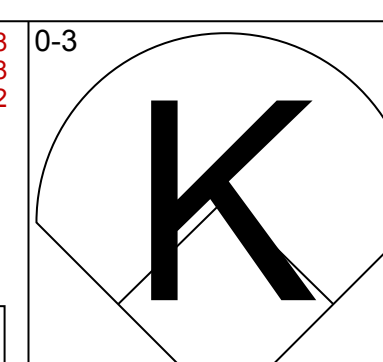
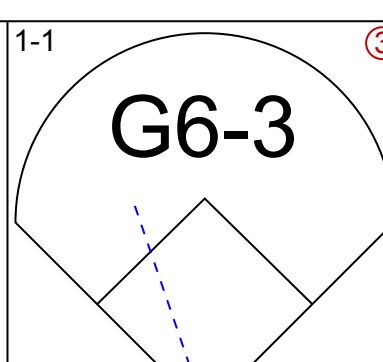
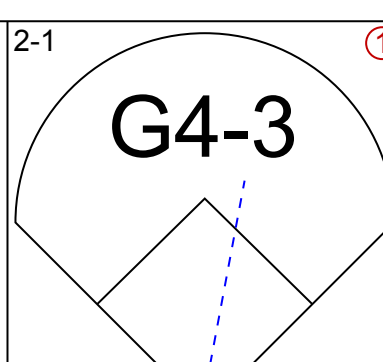
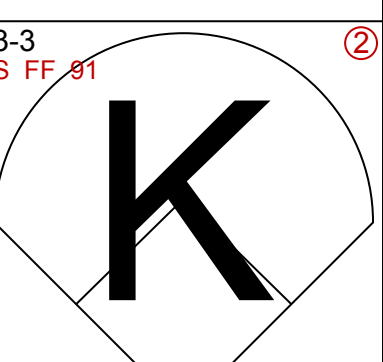
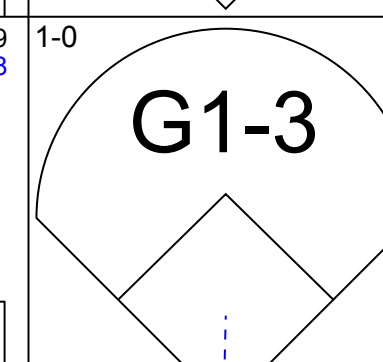
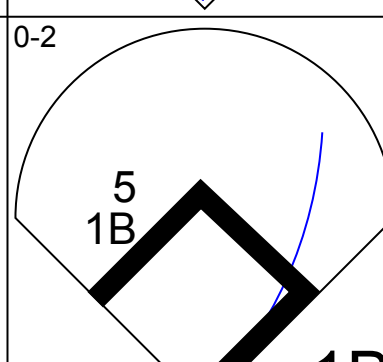
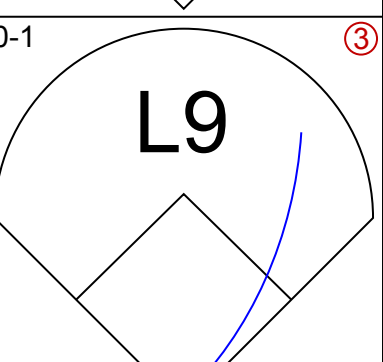
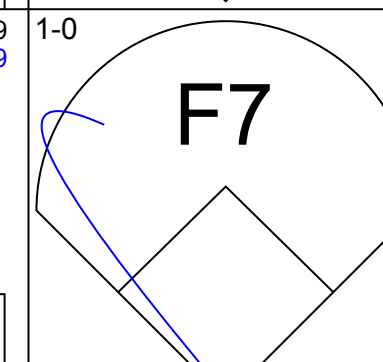
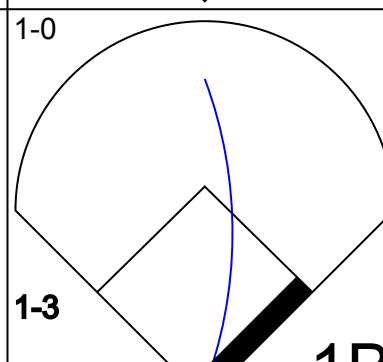
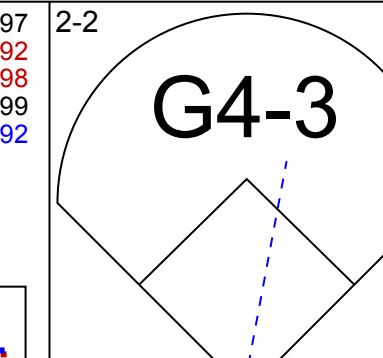
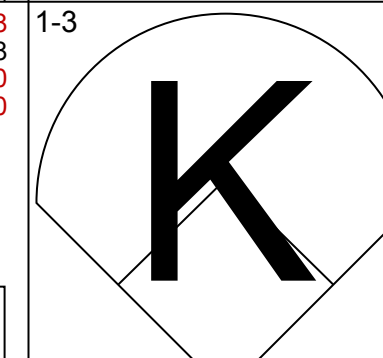
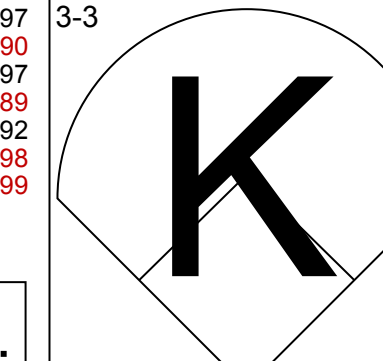
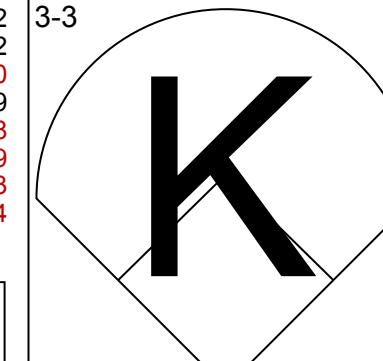
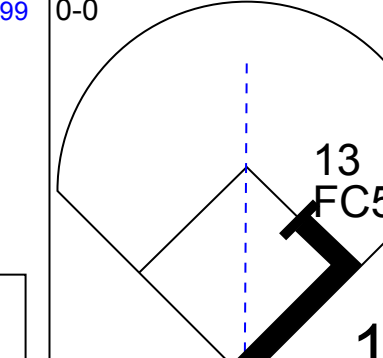
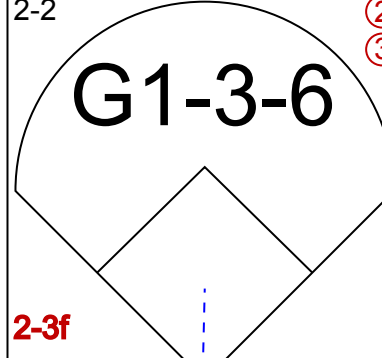
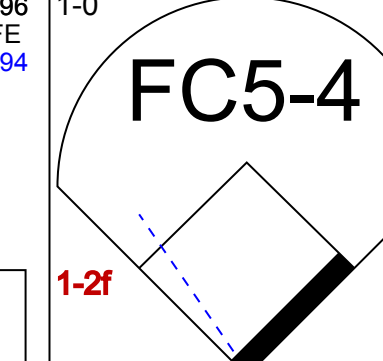
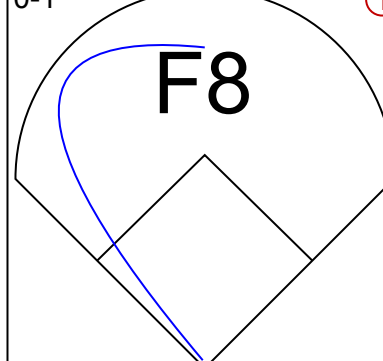
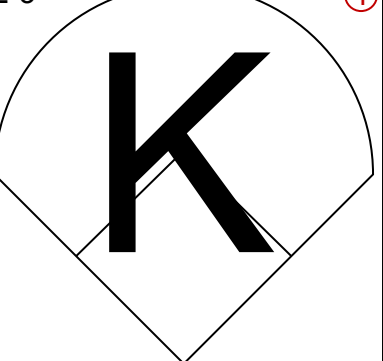
Batter	1	2	3	4	5	6	7	8	9	AB R H RBI BB SO LOB	TOP																									
												<b>Army Black Knights @ New York Mets</b> Citi Field, Flushing, NY Fri Mar 31 2017, 1:10 PM EDT <a href="http://livebaseballscorecards.com">livebaseballscorecards.com</a>																								
Inning Stats											AB 0 R 0 H 0 RBI 0 BB 0 SO 0 LOB 0																									
PITCHER	IP	WLS	BF	H	R	ER	SO	BB	IBB	HBP	BLK	WP	HR	S	P	ERA	WHIP	PITCHER	IP	WLS	BF	H	R	ER	SO	BB	IBB	HBP	BLK	WP	HR	S	P	ERA	WHIP	WP: 0 PA: 0 1B: 0 SF: 0 2B: 0 SAC: 0 3B: 0 DP: 0 HR: 0 HBP: 0



Batter	1	2	3	4	5	6	7	8	9	AB R H RBI BB SO LOB	BOTTOM																									
												<b>Army Black Knights @ New York Mets</b> Citi Field, Flushing, NY Fri Mar 31 2017, 1:10 PM EDT <a href="http://livebaseballscorecards.com">livebaseballscorecards.com</a>																								
Inning Stats											AB 0 R 0 H 0 RBI 0 BB 0 SO 0 LOB 0																									
PITCHER	IP	WLS	BF	H	R	ER	SO	BB	IBB	HBP	BLK	WP	HR	S	P	ERA	WHIP	PITCHER	IP	WLS	BF	H	R	ER	SO	BB	IBB	HBP	BLK	WP	HR	S	P	ERA	WHIP	WP: 0 PA: 0 1B: 0 SF: 0 2B: 0 SAC: 0 3B: 0 DP: 0 HR: 0 HBP: 0



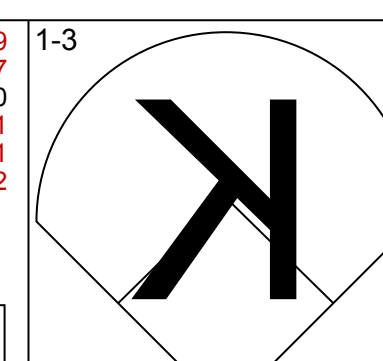
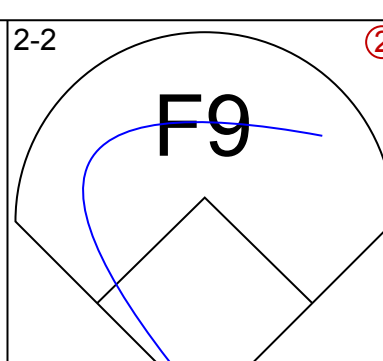
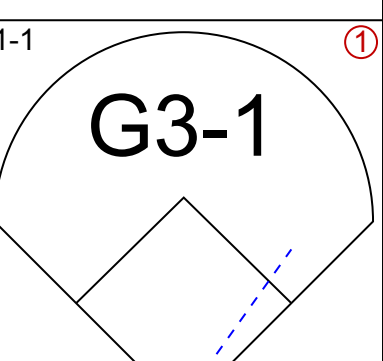
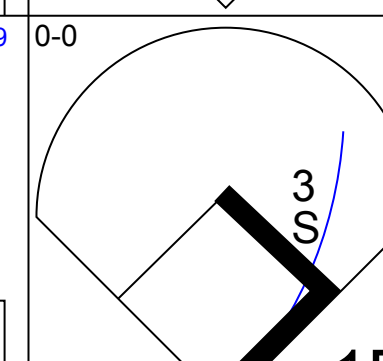
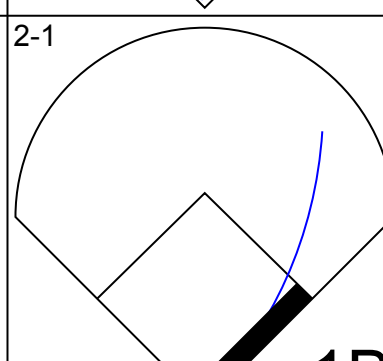
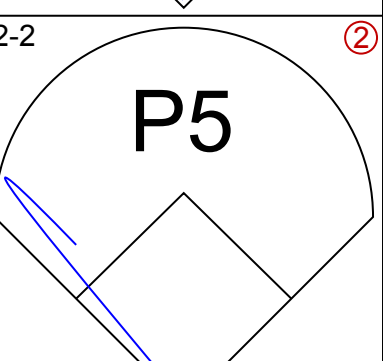
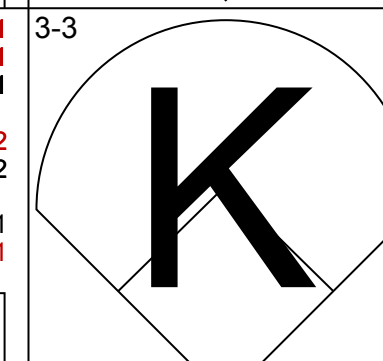
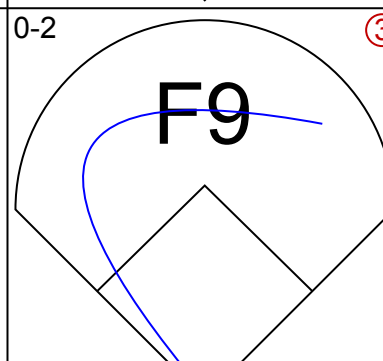
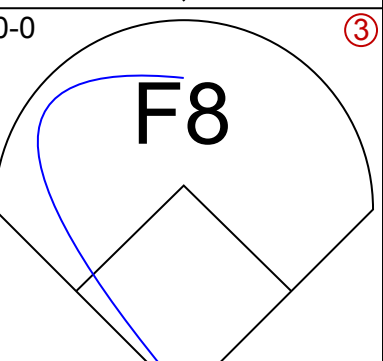
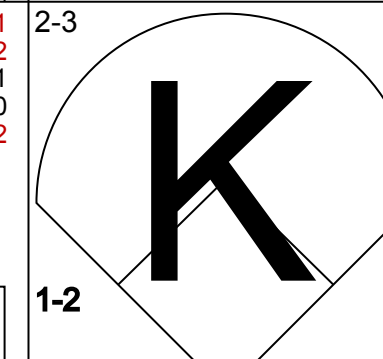

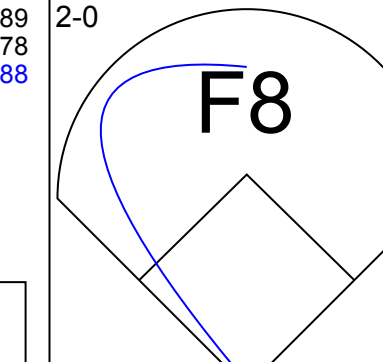

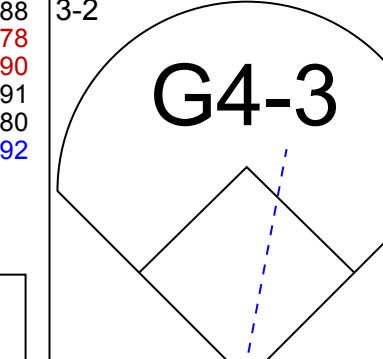

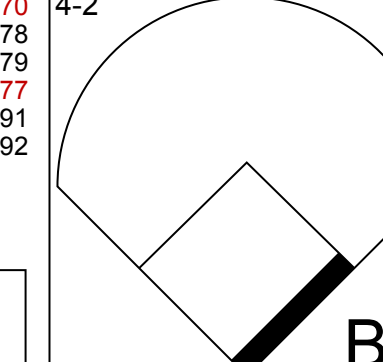

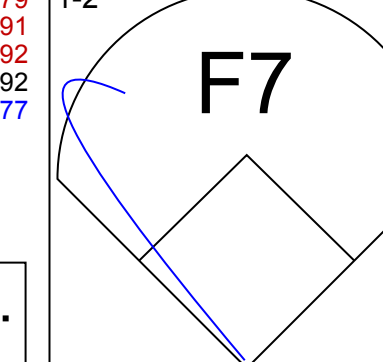


Batter	1	2	3	4	5	6	7	8	9	AB	R	H	RBI	BB	SO	LOB	TOP										
11 Ender Inciarte, L (1.8)										4	0	0	0	0	2	0											
7 Dansby Swanson, R (1.6)										4	0	1	0	0	1	0											
5 Freddie Freeman, L (1.3)										4	0	3	0	0	0	0											
27 Matt Kemp, R (1.7)										4	0	1	0	0	2	3											
22 Nick Markakis, L (1.9)										4	0	0	0	0	3	5											
4 Brandon Phillips, R (1.4)										4	0	1	0	0	0	2											
13 Adonis Garcia, R (1.5)										3	0	0	0	0	0	1											
52 José Ramirez, R (7.1)										0	0	0	0	0	0	0											
25 Tyler Flowers, R (1.2)										3	0	1	0	0	1	0											
49 Julio Teheran, R (1.1)										2	0	0	0	0	1	1											
46 Ian Krol, L (7.1)										0	0	0	0	0	0	0											
50 Chaz Roe, R (7.1)										0	0	0	0	0	0	0											
34 Eric O'Flaherty, L (7.1)										0	0	0	0	0	0	0											
8 Jace Peterson, L (7.5)										1	0	0	0	0	1	0											
<b>Inning Stats</b>	R: 0 E: 0 K: 1 S: 5	H: 0 LOB: 0 BB: 0 P: 7	R: 0 E: 0 K: 1 S: 9	H: 1 LOB: 1 BB: 0 P: 15	R: 0 E: 0 K: 1 S: 7	H: 0 LOB: 0 BB: 0 P: 8	R: 0 E: 0 K: 3 S: 13	H: 1 LOB: 1 BB: 0 P: 22	R: 0 E: 0 K: 0 S: 8	H: 2 LOB: 2 BB: 0 P: 14	R: 0 E: 0 K: 1 S: 13	H: 0 LOB: 0 BB: 0 P: 13	R: 0 E: 0 K: 2 S: 13	H: 0 LOB: 1 BB: 0 P: 18	R: 0 E: 0 K: 1 S: 11	H: 2 LOB: 1 BB: 0 P: 16	1B: 5 2B: 2 3B: 1 HR: 0	SF: 0 SAC: 0 DP: 1 HBP: 0	WP: 0 PB: 0 CS: 0	PA: 33							
<b>PITCHER</b>	IP	WLS	BF	H	R	ER	SO	BB	IBB	HBP	BLK	WP	HR	S	P	ERA	WHIP										
34 Noah Syndergaard, R (1.1)	6.0		23	5	0	0	7	0	0	0	0	0	0	55	86	0.00	0.833										
47 Hansel Robles, R (7.1)	1.0	W	3	0	0	0	1	0	0	0	0	0	0	9	13	0.00	0.000										
59 Fernando Salas, R (8.1)	1.0		3	0	0	0	2	0	0	0	0	0	0	13	18	0.00	0.000										
65 Robert Gsellman, R (9.1)	1.0		4	2	0	0	1	0	0	0	0	0	0	11	16	0.00	2.000										

Atlanta Braves @ New York Mets  
Citi Field, Flushing, NY  
Mon Apr 03 2017, 1:14 PM - 4:26 PM EDT  
Att: 44,384 - Partly Cloudy - 62 F

AB 33  
R 0  
H 7  
RBI 0  
BB 0  
SO 11  
LOB 12



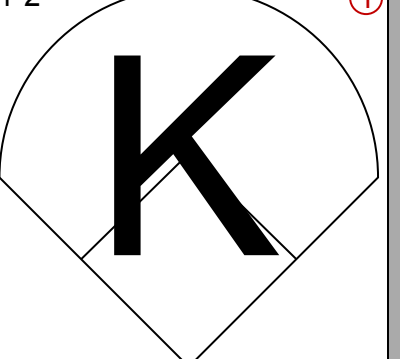
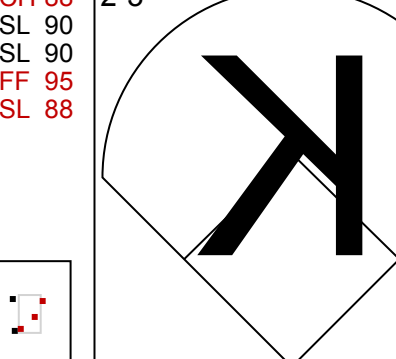
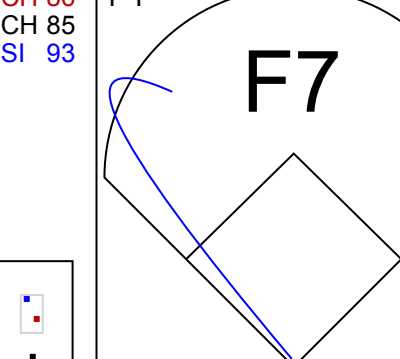
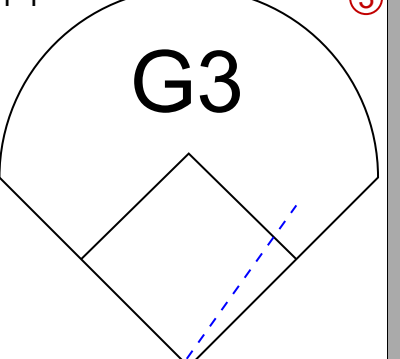
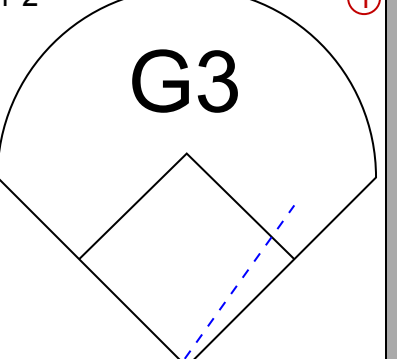
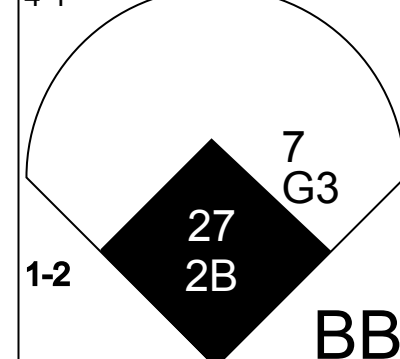
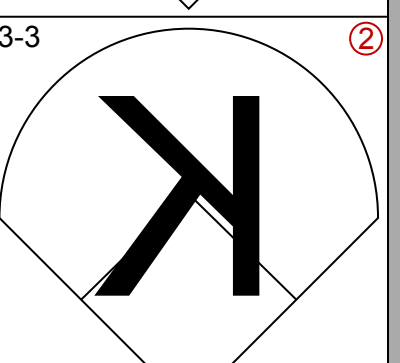
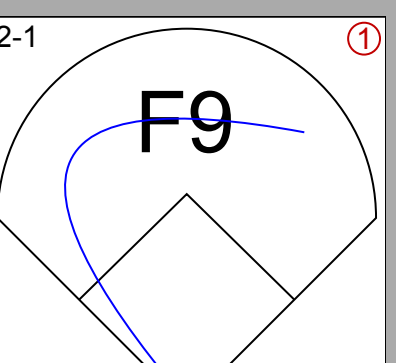
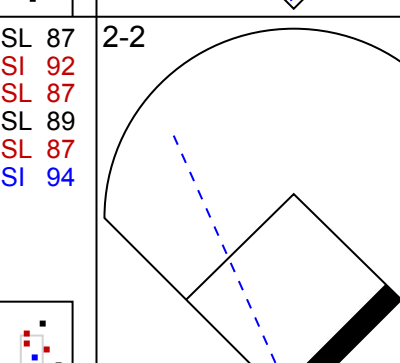
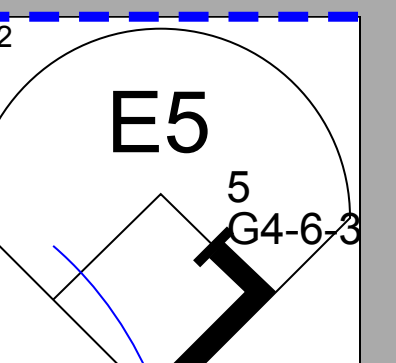
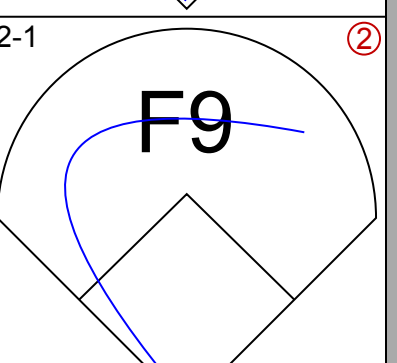
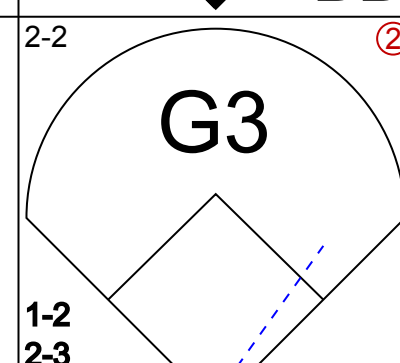
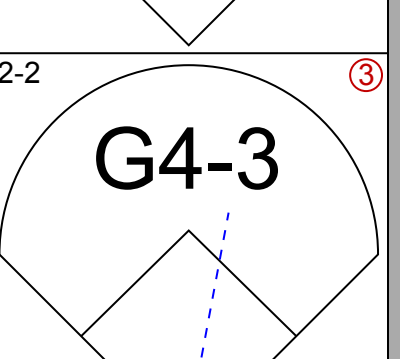
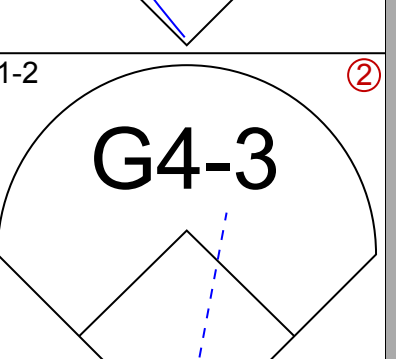
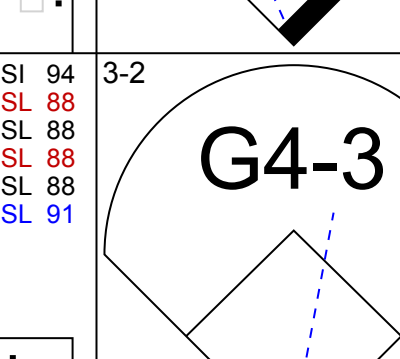
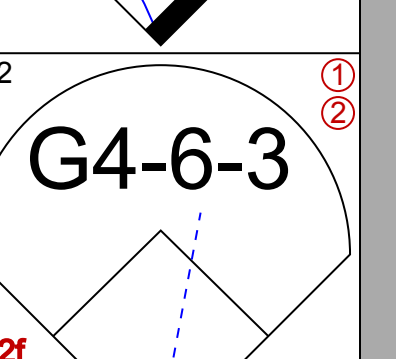
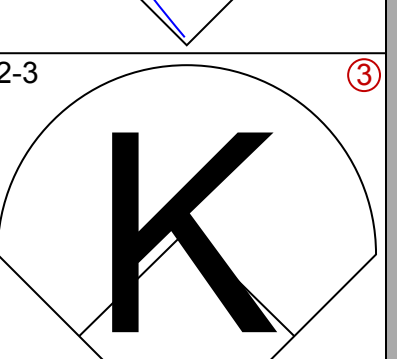
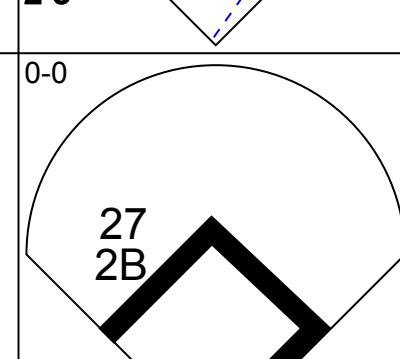
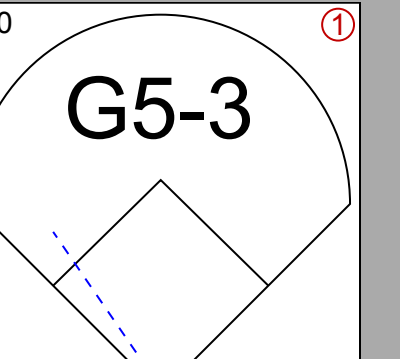
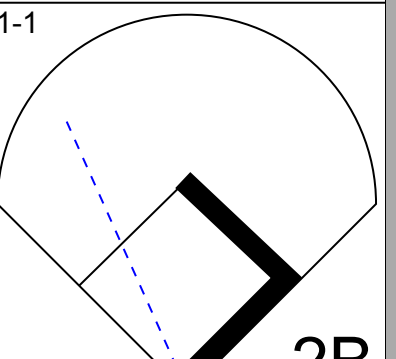
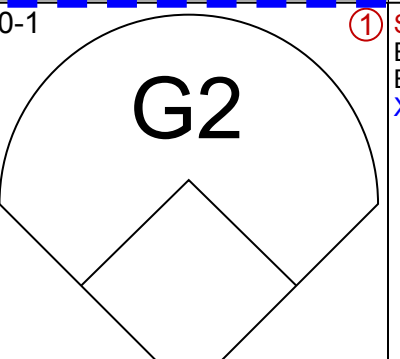
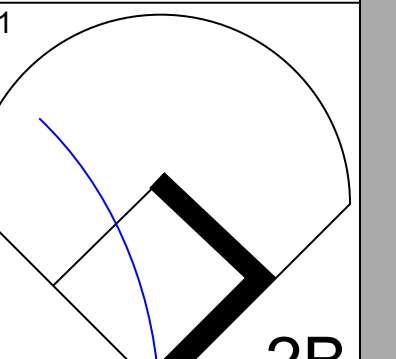
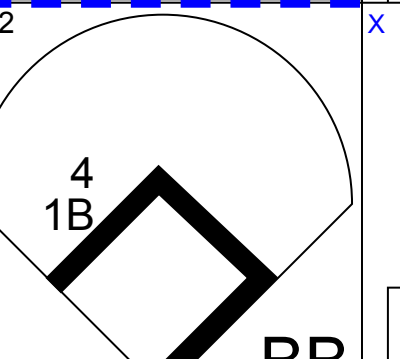
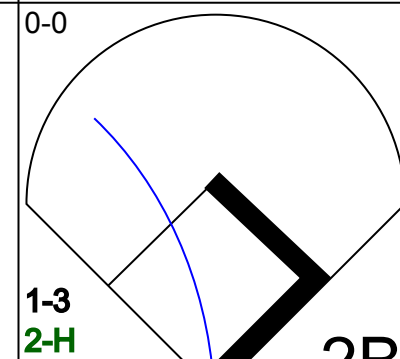

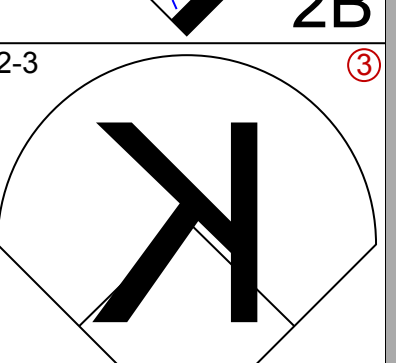
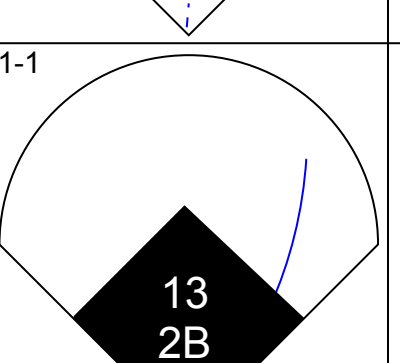
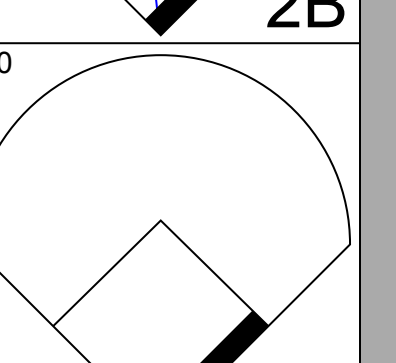
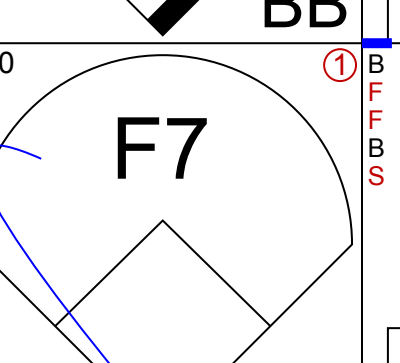
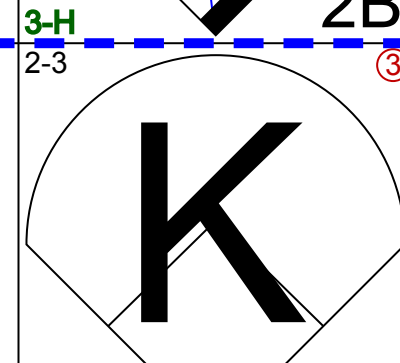

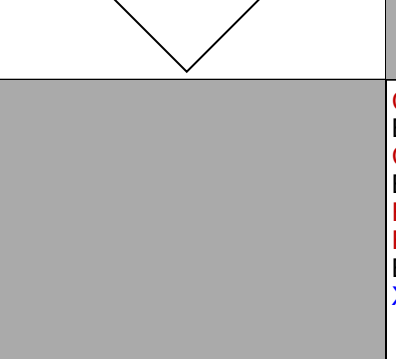

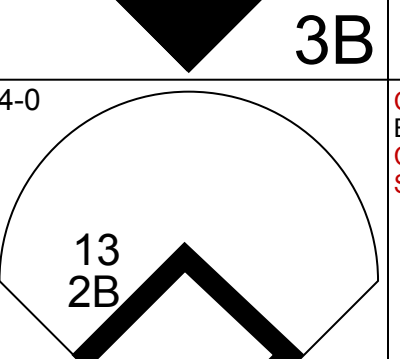
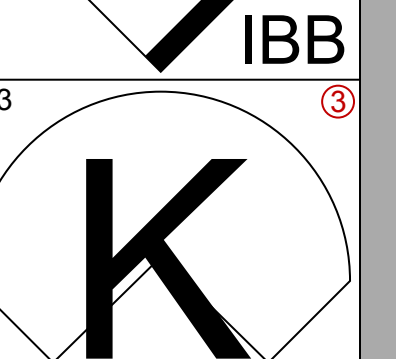
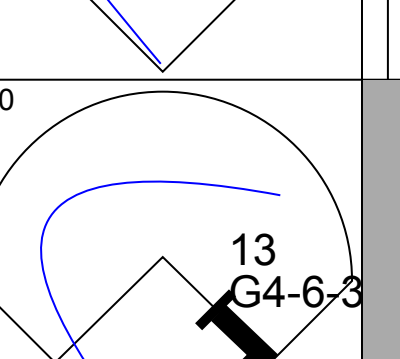
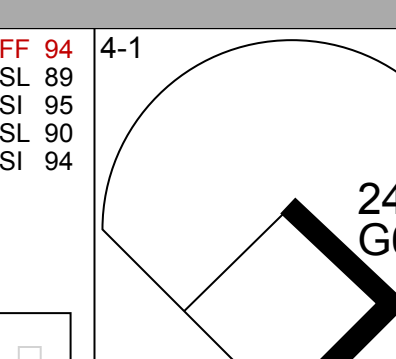
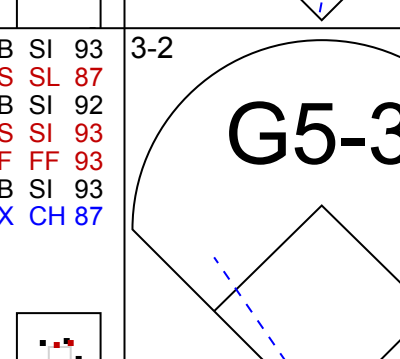
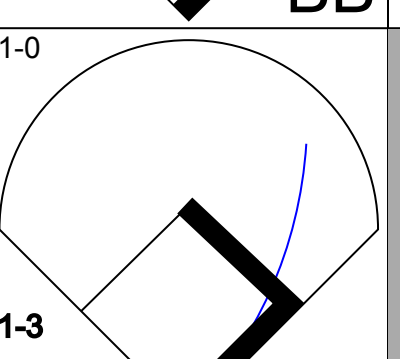
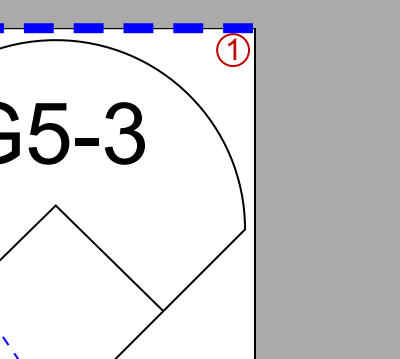
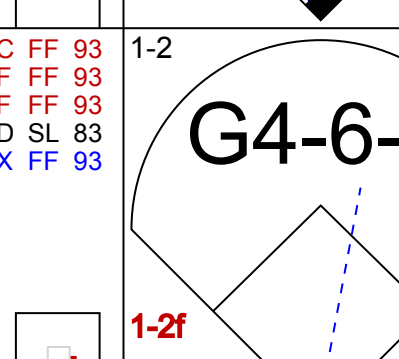

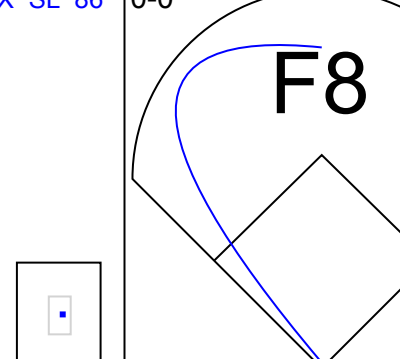
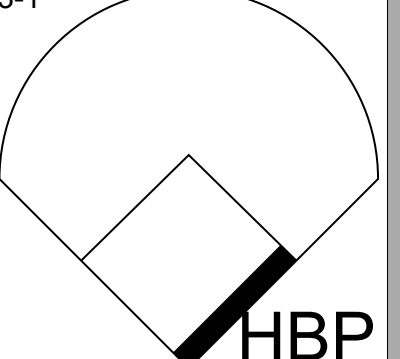
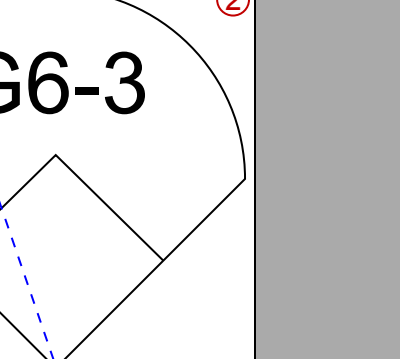
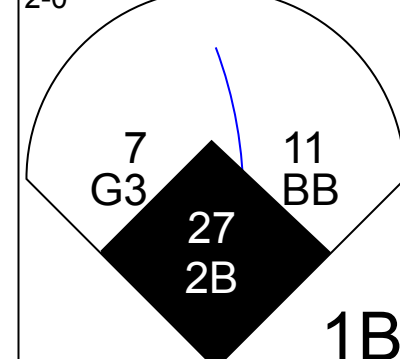
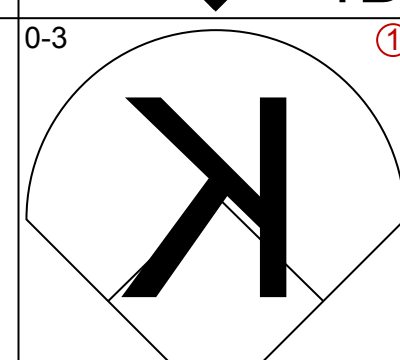
Batter	1	2	3	4	5	6	7	8	9	AB	R	H	RBI	BB	SO	LOB	BOTTOM										
7 José Reyes, S (1.5)										4	1	0	0	1	2	1											
13 Asdrúbal Cabrera, S (1.6)										5	1	3	1	0	0	1											
52 Yoenis Cespedes, R (1.7)										4	1	0	0	1	1	3											
3 Curtis Granderson, L (1.8)										3	0	1	1	0	1	1											
20 Neil Walker, S (1.4)										3	1	0	0	1	0	1											
19 Jay Bruce, L (1.9)										1	1	0	1	3	0	0											
21 Lucas Duda, L (1.3)										3	0	1	3	1	1	3											
44 René Rivera, R (1.2)										3	0	1	0	0	0	3											
18 Travis d'Aarud, R (7. PR) (8.2)										0	0	0	0	1	0	0											
34 Noah Syndergaard, L (1.1)										2	0	1	0	0	1	0											
47 Hansel Robles, R (7.1)										0	0	0	0	0	0	0											
4 Wilmer Flores, R (7. PH)										2	1	0	0	0	0	3											
59 Fernando Salas, R (8.1)										0	0	0	0	0	0	0											
65 Robert Gsellman, R (9.1)										0	0	0	0	0	0	0											
<b>Inning Stats</b>	R: 0 E: 0 K: 3 S: 13	H: 1 LOB: 1 BB: 0 P: 19	R: 0 E: 0 K: 0 S: 10	H: 0 LOB: 1 BB: 1 P: 20	R: 0 E: 0 K: 1 S: 12	H: 1 LOB: 1 BB: 0 P: 17	R: 0 E: 0 K: 1 S: 12	H: 1 LOB: 2 BB: 1 P: 20	R: 0 E: 0 K: 0 S: 5	H: 0 LOB: 1 BB: 1 P: 11	R: 6 E: 0 K: 0 S: 21	H: 3 LOB: 3 BB: 5 P: 49	R: 0 E: 0 K: 0 S: 7	H: 0 LOB: 0 BB: 0 P: 10	1B: 6 2B: 1 3B: 0 HR: 0	SF: 1 SAC: 0 DP: 0 HBP: 0	WP: 2 PB: 1 CS: 0	PA: 39									
<b>PITCHER</b>	IP	WLS	BF	H	R	ER	SO	BB	IBB	HBP	BLK	WP	HR	S	P	ERA	WHIP										
49 Julio Teheran, R (1.1)	6.0		25	4	0	0	6	3	0	0	0	0	0	11	18	81.00	9.000										
46 Ian Krol, L (7.1)	0.1	L	4	2	3	3	0	1	0	0	0	0	0	1	5	∞	∞										
50 Chaz Roe, R (7.1)	0.0		1	0	0	0	0	1	0	0	0	0	0	1	5	∞	∞										
34 Eric O'Flaherty, L (7.1)	0.1		5	1	3	3	0	3	0	0	0	1	0	7	22	81.00	12.000										
52 José Ramirez, R (7.1)	1.1		4	0	0	0	0	0	0	0	0	0	0	9	14	0.00	0.000										

Atlanta Braves @ New York Mets  
Citi Field, Flushing, NY  
Mon Apr 03 2017, 1:14 PM - 4:26 PM EDT  
Att: 44,384 - Partly Cloudy - 62 F

AB 30  
R 6  
H 7  
RBI 6  
BB 8  
SO 6  
LOB 16



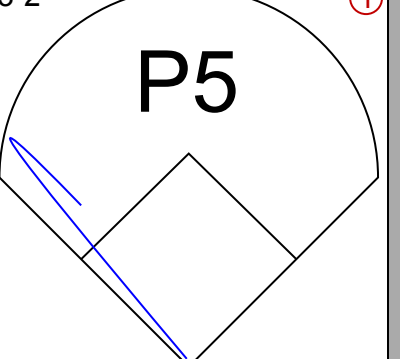
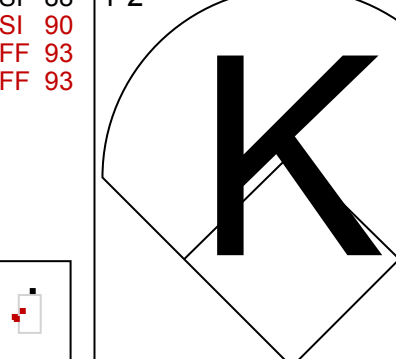
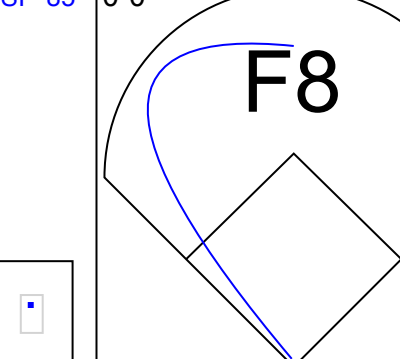
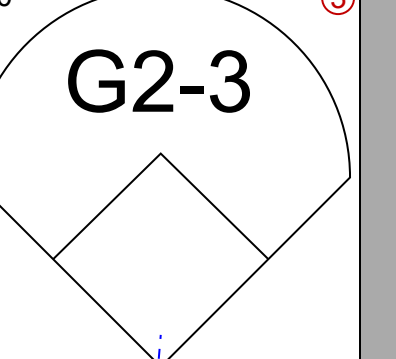
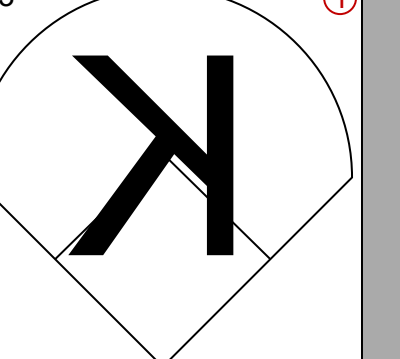
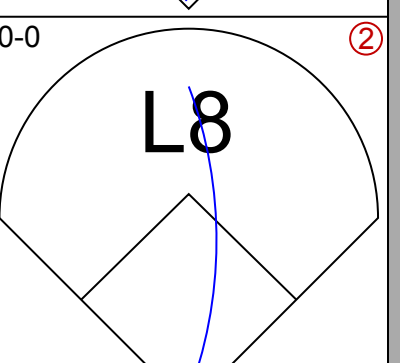
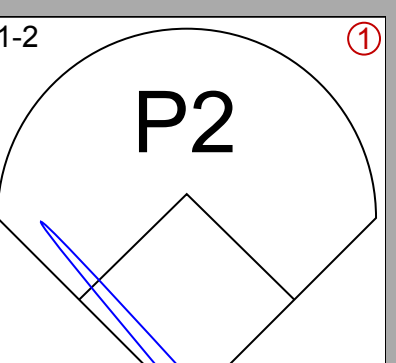
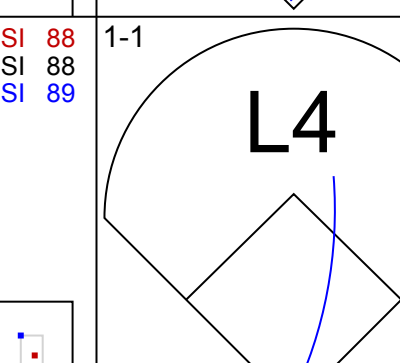
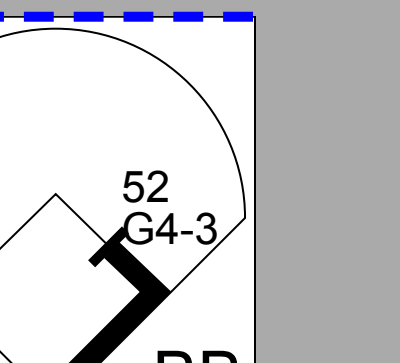
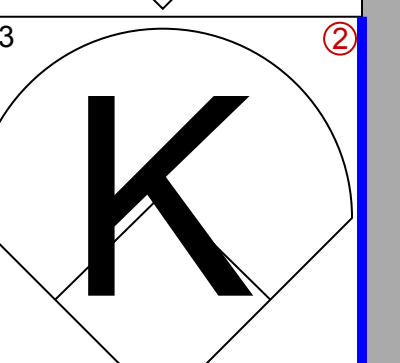
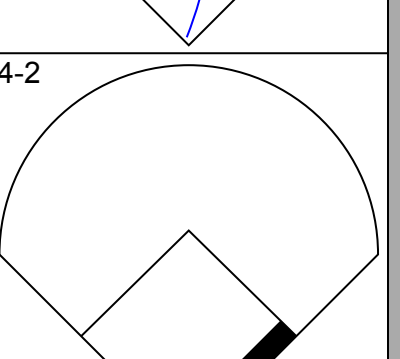
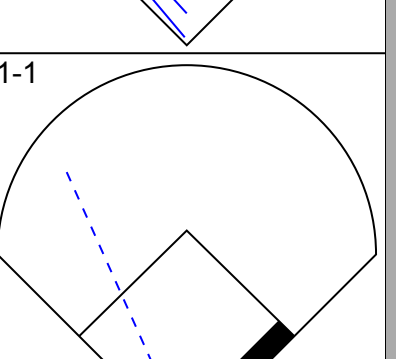
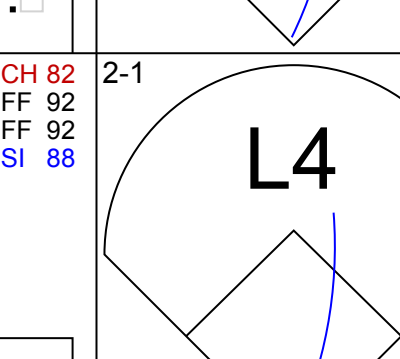
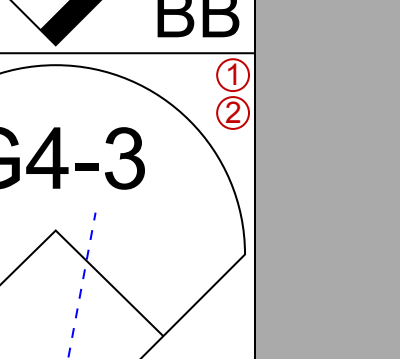
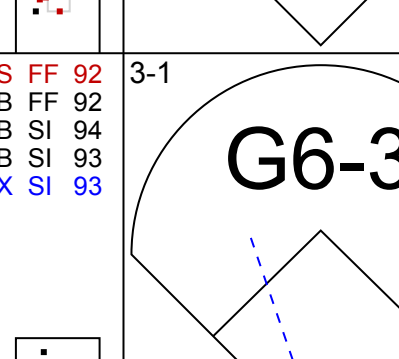
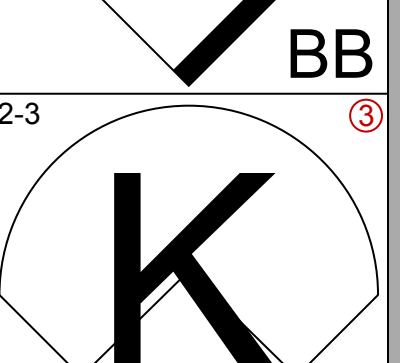
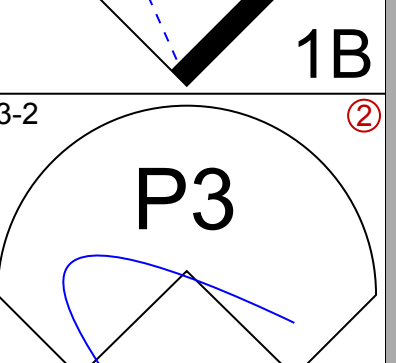
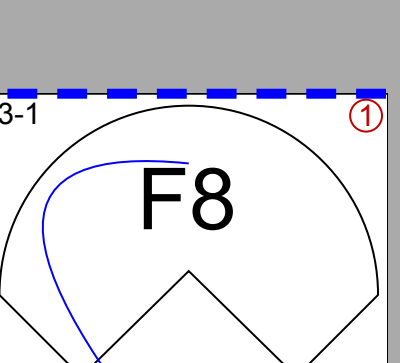
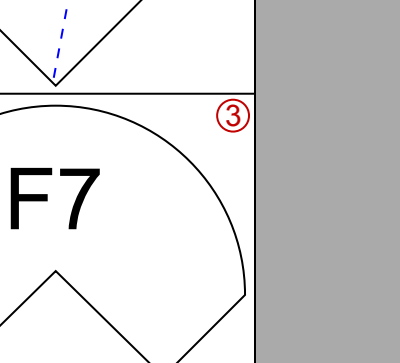
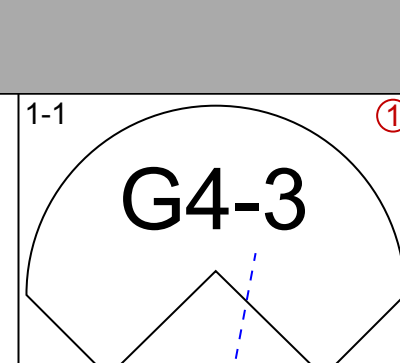
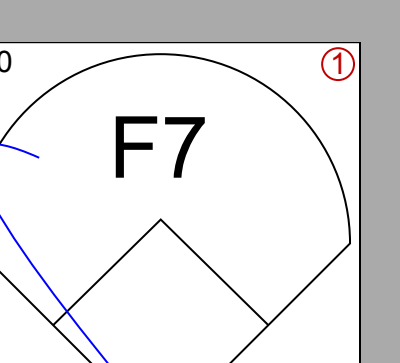
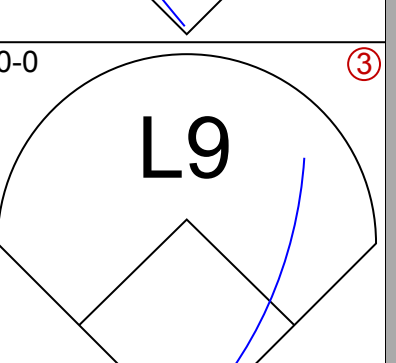
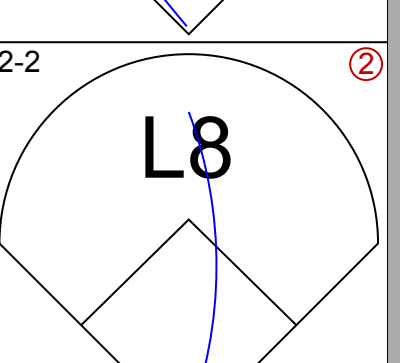
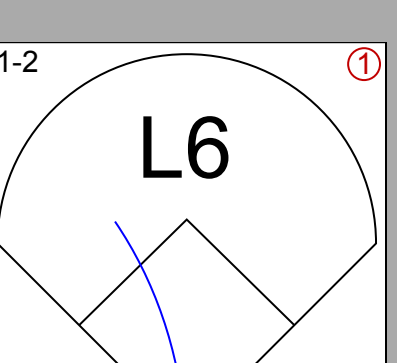
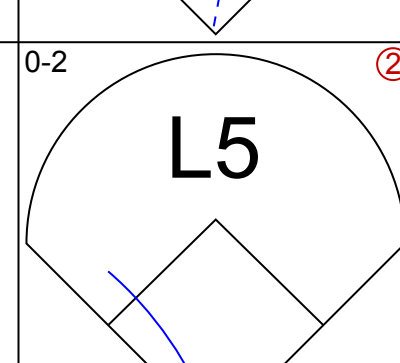


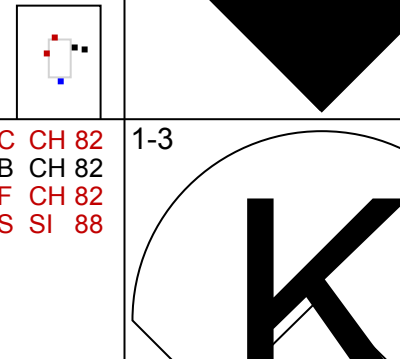

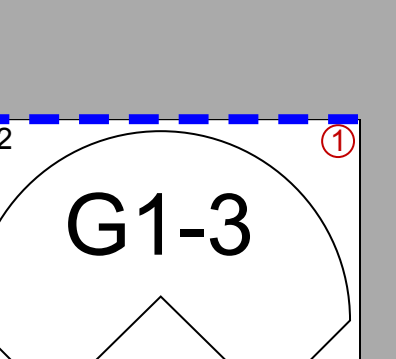
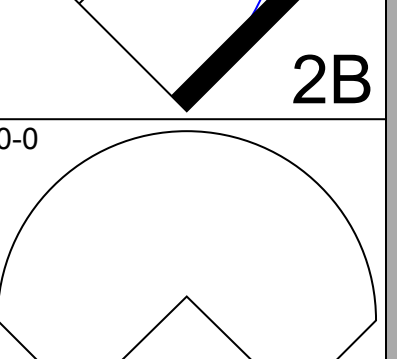
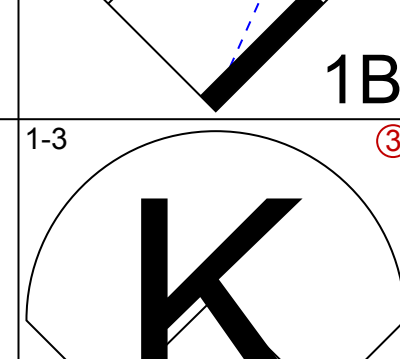
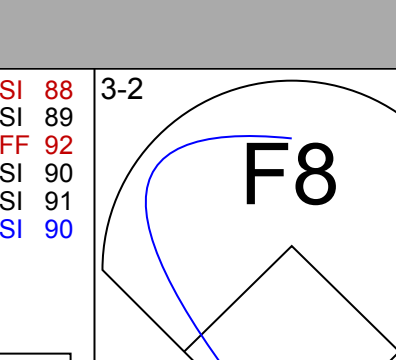
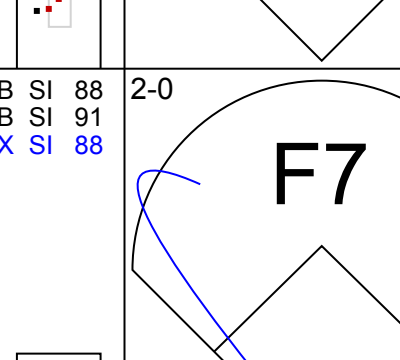
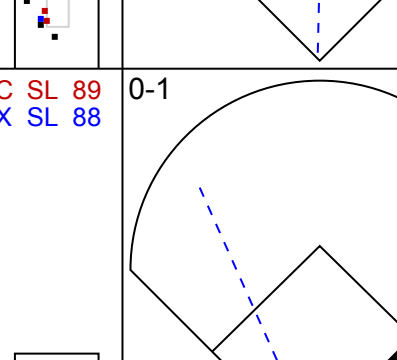
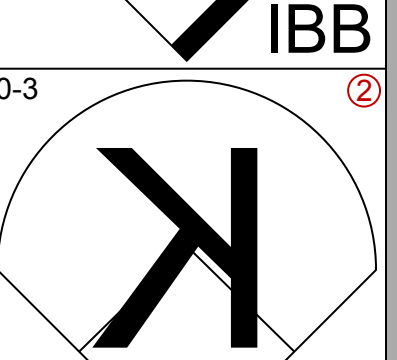


Batter	1	2	3	4	5	6	7	8	9	10	11	12	AB	R	H	RBI	BB	SO	LOB	TOP							
11 Ender Inciarte, L (1.8)													5	1	0	0	1	2	4								
7 Dansby Swanson, R (1.6) OBP: 0.200, SLG: 0.200													6	0	1	0	0	1	2								
5 Freddie Freeman, L (1.3) OBP: 0.400, SLG: 0.556													5	0	0	0	1	1	2								
27 Matt Kemp, R (1.7) OBP: 0.500, SLG: 0.889													5	0	3	2	1	0	0								
22 Nick Markakis, L (1.9) OBP: 0.200, SLG: 0.333													5	1	1	0	1	3	5								
4 Brandon Phillips, R (1.4) OBP: 0.333, SLG: 0.250													4	0	1	0	1	1	2								
13 Adonis Garcia, R (1.5) OBP: 0.250, SLG: 0.286													4	0	1	1	1	0	2								
53 Jim Johnson, R (11.1)													0	0	0	0	0	0	0								
24 Kurt Suzuki, R (1.2) OBP: 0.400, SLG: 0.250													4	0	1	0	0	0	1								
23 Chase d'Arnaud, R (12. PR)													0	1	0	0	0	0	0								
20 Anthony Recker, R (12.2)													0	0	0	0	0	0	0								
40 Bartolo Colon, R (1.1)													2	0	0	0	0	1	1								
64 Emilio Bonifacio, S (7. PR)													1	0	0	0	0	1	3								
46 Ian Krol, L (8.1)													0	0	0	0	0	0	0								
38 Aroldys Vizcaino, R (8.1)													0	0	0	0	0	0	0								
25 Tyler Flowers, R (9. PR)													1	0	0	0	0	1	0								
52 José Ramírez, R (8.1)													0	0	0	0	0	0	0								
8 Jake Peterson, L (11.5)													1	0	0	0	0	1	1								
<b>Inning Stats</b>	R: 0 E: 0 S: 11	H: 0 LOB: 0 P: 17	R: 0 E: 0 S: 6	H: 0 LOB: 0 P: 7	R: 0 E: 0 S: 12	H: 0 LOB: 1 P: 21	R: 0 E: 0 S: 10	H: 1 LOB: 1 P: 16	R: 0 E: 0 S: 10	H: 0 LOB: 0 P: 16	R: 0 E: 0 S: 12	H: 1 LOB: 2 P: 18	R: 0 E: 0 S: 8	H: 0 LOB: 0 P: 13	R: 0 E: 0 S: 9	H: 1 LOB: 1 P: 14	R: 2 E: 0 S: 12	H: 2 LOB: 3 P: 22	1B: 3 2B: 4 3B: 0 HR: 0	SF: 0 SAC: 0 DP: 2 HBP: 1	WP: 0 PB: 0 SB: 0 CS: 0	PA: 50					
<b>PITCHER</b>	IP WLS BF H R ER SO BB IBB HBP BLK WP HR S P ERA WHIP	6.0 1 21 2 1 1 6 1 0 1 0 0 6 15 0.00 0.500	7.1 0.1 5 2 1 1 0 1 0 1 0 0 6 15 27.00 9.000	7.1 0.2 2 0 0 0 1 0 0 0 0 0 5 9 0.00 0.000	8.1 1.0 5 1 0 0 1 0 1 0 0 0 12 18 0.00 1.000	9.1 1.0 3 0 0 0 1 0 0 0 0 0 14 17 0.00 0.000	10.1 1.0 3 0 0 0 1 0 0 0 0 0 14 17 0.00 0.000	11.1 1.2 10 3 2 2 1 2 1 0 0 0 0 18 31 10.80 3.000	12.1 0.1 1 0 0 0 1 0 0 0 0 0 3 5 0.00 0.000	13.0 0.0 0 0 0 0 1 0 0 0 0 0 3 5 0.00 0.000	14.0 0.0 0 0 0 0 1 0 0 0 0 0 3 5 0.00 0.000	15.0 0.0 0 0 0 0 1 0 0 0 0 0 3 5 0.00 0.000	16.0 0.0 0 0 0 0 1 0 0 0 0 0 3 5 0.00 0.000	17.0 0.0 0 0 0 0 1 0 0 0 0 0 3 5 0.00 0.000	18.0 0.0 0 0 0 0 1 0 0 0 0 0 3 5 0.00 0.000	19.0 0.0 0 0 0 0 1 0 0 0 0 0 3 5 0.00 0.000	20.0 0.0 0 0 0 0 1 0 0 0 0 0 3 5 0.00 0.000	21.0 0.0 0 0 0 0 1 0 0 0 0 0 3 5 0.00 0.000	22.0 0.0 0 0 0 0 1 0 0 0 0 0 3 5 0.00 0.000	23.0 0.0 0 0 0 0 1 0 0 0 0 0 3 5 0.00 0.000	24.0 0.0 0 0 0 0 1 0 0 0 0 0 3 5 0.00 0.000	25.0 0.0 0 0 0 0 1 0 0 0 0 0 3 5 0.00 0.000	26.0 0.0 0 0 0 0 1 0 0 0 0 0 3 5 0.00 0.000	27.0 0.0 0 0 0 0 1 0 0 0 0 0 3 5 0.00 0.000	28.0 0.0 0 0 0 0 1 0 0 0 0 0 3 5 0.00 0.000	29.0 0.0 0 0 0 0 1 0 0 0 0 0 3 5 0.00 0.000	30.0 0.0 0 0 0 0 1 0 0 0 0 0 3 5 0.00 0.000

Atlanta Braves @ New York Mets  
Citi Field, Flushing, NY  
Wed Apr 05 2017, 7:12 PM - 11:01 PM EDT  
Att. 28,113 - Partly Cloudy - 55 F

AB 43  
R 3  
H 8  
RBI 3  
BB 6  
SO 12  
LOB 23



Batter	1	2	3	4	5	6	7	8	9	10	11	12	AB	R	H	RBI	BB	SO	LOB	BOTTOM							
7 José Reyes, S (1.5) (12.6)													5	0	0	0	0	2	1								
13 Adrobal Cabrera, S (1.6) ERA: 6.75													4	0	0	0	1	1	0								
49 Josh Smoker, L (12.1)													4	0	1	0	1	0	1								
52 Yoanis Cespedes, R (1.7) OBP: 0.300, SLG: 0.125													5	0	0	0	0	1	2								
3 Curtis Granderson, L (1.8) OBP: 0.111, SLG: 0.125													5	0	0	0	0	0	1								
20 Neil Walker, S (1.4)													5	1	3	1	0	1	0								
19 Jay Bruce, L (1.9) OBP: 0.667, SLG: 1.167													5	1	3	1	0	1	0								
21 Lucas Duda, L (1.3) OBP: 0.333, SLG: 0.286													4	0	0	0	1	3	1								
18 Travis d'Arnaud, R (1.2) OBP: 0.400, SLG: 0.250													4	0	1	0	0	1	2								
46 Jacob deGrom, L (1.1)													2	0	0	0	0	2	0								
47 Jameson Taillon, R (1.1)													0	0	0	0	0	0	0								
38 Aroldys Vizcaino, R (8.1)													0	0	0	0	0	0	0								
52 José Ramírez, R (8.1)													0	0	0	0	0	0	0								
53 Jim Johnson, R (11.1)													0	0	0	0	0	0	0								
<b>Inning Stats</b>	R: 0 E: 0 S: 11	H: 0 LOB: 1 P: 20	R: 0 E: 0 S: 6	H: 0 LOB: 0 P: 6	R: 0 E: 0 S: 10	H: 0 LOB: 0 P: 15	R: 0 E: 0 S: 11	H: 1 LOB: 1 P: 16	R: 1 E: 0 S: 10	H: 1 LOB: 0 P: 15	R: 0 E: 0 S: 8	H: 0 LOB: 0 P: 8	R: 0 E: 0 S: 9	H: 1 LOB: 1 P: 14	R: 0 E: 0 S: 5	H: 0 LOB: 0 P: 11	R: 0 E: 0 S: 8	H: 0 LOB: 0 P: 13	R: 0 E: 0 S: 11	H: 1 LOB: 1 P: 15	1B: 3 2B: 1 3B: 0 HR: 1	SF: 0 SAC: 0 DP: 1 HBP: 0	WP: 0 PB: 0 SB: 0 CS: 0	PA: 43			
<b>PITCHER</b>	IP WLS BF H R ER SO BB IBB HBP BLK WP HR S P ERA WHIP	6.0 1 21 2 1 1 6 1 0 1 0 0 6 15 0.00 0.500	7.1 0.1 5 2 1 1 0 1 0 1 0 0 6 15 27.00 9.000	7.1 0.2 2 0 0 0 1 0 0 0 0 0 5 9 0.00 0.000	8.1 1.0 5 1 0 0 1 0 1 0 0 0 12 18 0.00 1.000	9.1 1.0 3 0 0 0 1 0 0 0 0 0 14 17 0.00 0.000	10.1 1.0 3 0 0 0 1 0 0 0 0 0 14 17 0.00 0.000	11.1 1.2 10 3 2 2 1 2 1 0 0 0 0 18 31 10.80 3.000	12.1 0.1 1 0 0 0 1 0 0 0 0 0 3 5 0.00 0.000	13.0 0.0 0 0 0 0 1 0 0 0 0 0 3 5 0.00 0.000	14.0 0.0 0 0 0 0 1 0 0 0 0 0 3 5 0.00 0.000	15.0 0.0 0 0 0 0 1 0 0 0 0 0 3 5 0.00 0.000	16.0 0.0 0 0 0 0 1 0 0 0 0 0 3 5 0.00 0.000	17.0 0.0 0 0 0 0 1 0 0 0 0 0 3 5 0.00 0.000	18.0 0.0 0 0 0 0 1 0 0 0 0 0 3 5 0.00 0.000	19.0 0.0 0 0 0 0 1 0 0 0 0 0 3 5 0.00 0.000	20.0 0.0 0 0 0 0 1 0 0 0 0 0 3 5 0.00 0.000	21.0 0.0 0 0 0 0 1 0 0 0 0 0 3 5 0.00 0.000	22.0 0.0 0 0 0 0 1 0 0 0 0 0 3 5 0.00 0.000	23.0 0.0 0 0 0 0 1 0 0 0 0 0 3 5 0.00 0.000	24.0 0.0 0 0 0 0 1 0 0 0 0 0 3 5 0.00 0.000	25.0 0.0 0 0 0 0 1 0 0 0 0 0 3 5 0.00 0.000	26.0 0.0 0 0 0 0 1 0 0 0 0 0 3 5 0.00 0.000	27.0 0.0 0 0 0 0 1 0 0 0 0 0 3 5 0.00 0.000	28.0 0.0 0 0 0 0 1 0 0 0 0 0 3 5 0.00 0.000	29.0 0.0 0 0 0 0 1 0 0 0 0 0 3 5 0.00 0.000	30.0 0.0 0 0 0 0 1 0 0 0 0 0 3 5 0.00 0.000

Atlanta Braves @ New York Mets  
Citi Field, Flushing, NY  
Wed Apr 05 2017, 7:12 PM - 11:01 PM EDT  
Att. 28,113 - Partly Cloudy - 55 F

AB 40  
R 1  
H 5  
RBI 1  
BB 3  
SO 12  
LOB 11





Batter	1	2	3	4	5	6	7	8	9	AB	R	H	RBI	BB	SO	LOB	TOP							
11 Ender Inciarte, L OBP: 0.143, SLG: 0.077	F9			G3		L7				4	0	1	0	0	0	0								
7 Dansby Swanson, R OBP: 0.143, SLG: 0.143	G6-3			F9			K	K		4	0	0	0	0	2	3								
5 Freddie Freeman, L OBP: 0.286, SLG: 0.385	L4			F8			K			4	0	0	0	0	1	0								
27 Matt Kemp, R OBP: 0.500, SLG: 1.231		F8			HR					4	2	2	2	0	1	0								
22 Nick Markakis, L OBP: 0.214, SLG: 0.308					K					4	0	1	0	0	2	0								
4 Brandon Phillips, R OBP: 0.250, SLG: 0.182						G6-3				3	0	0	0	0	1	1								
13 Adonis García, R OBP: 0.273, SLG: 0.300				L8		G3				3	0	1	0	0	0	0								
25 Tyler Flowers, R OBP: 0.286, SLG: 0.286					K		G6-3			3	0	1	0	0	1	0								
54 Jaime García, L								F7		2	0	0	0	0	0	0								
50 Chaz Roe, R										0	0	0	0	0	0	0								
64 Emilio Bonifácio, S										1	0	0	0	0	0	2								
34 Eric O'Flaherty, L										0	0	0	0	0	0	0								
<b>Inning Stats</b>	R: 0 E: 0 K: 0 S: 5	H: 0 LOB: 0 BB: 0 P: 6	R: 0 E: 0 K: 0 S: 6	H: 1 LOB: 0 BB: 0 P: 8	R: 0 E: 0 K: 1 S: 8	H: 0 LOB: 0 BB: 0 P: 10	R: 0 E: 0 K: 0 S: 9	H: 0 LOB: 0 BB: 0 P: 11	R: 1 E: 0 K: 1 S: 12	H: 1 LOB: 0 BB: 0 P: 20	R: 0 E: 0 K: 0 S: 7	H: 0 LOB: 0 BB: 0 P: 11	R: 1 E: 0 K: 3 S: 11	H: 1 LOB: 0 BB: 0 P: 16	R: 0 E: 0 K: 2 S: 20	H: 3 LOB: 3 BB: 0 P: 24	R: 0 E: 0 K: 1 S: 6	H: 0 LOB: 0 BB: 0 P: 7	1B: 4 2B: 0 3B: 0 HR: 2	SF: 0 SAC: 0 DP: 1 HBP: 0	WP: 0 PB: 0 CS: 0	PA: 32		
<b>PITCHER</b>	IP WLS BF H R ER SO BB IBB HBP BLK WP HR S P ERA WHIP	IP WLS BF H R ER SO BB IBB HBP BLK WP HR S P ERA WHIP	IP WLS BF H R ER SO BB IBB HBP BLK WP HR S P ERA WHIP	IP WLS BF H R ER SO BB IBB HBP BLK WP HR S P ERA WHIP	IP WLS BF H R ER SO BB IBB HBP BLK WP HR S P ERA WHIP	IP WLS BF H R ER SO BB IBB HBP BLK WP HR S P ERA WHIP	IP WLS BF H R ER SO BB IBB HBP BLK WP HR S P ERA WHIP	IP WLS BF H R ER SO BB IBB HBP BLK WP HR S P ERA WHIP	IP WLS BF H R ER SO BB IBB HBP BLK WP HR S P ERA WHIP	IP WLS BF H R ER SO BB IBB HBP BLK WP HR S P ERA WHIP	IP WLS BF H R ER SO BB IBB HBP BLK WP HR S P ERA WHIP	IP WLS BF H R ER SO BB IBB HBP BLK WP HR S P ERA WHIP	IP WLS BF H R ER SO BB IBB HBP BLK WP HR S P ERA WHIP	IP WLS BF H R ER SO BB IBB HBP BLK WP HR S P ERA WHIP	IP WLS BF H R ER SO BB IBB HBP BLK WP HR S P ERA WHIP	IP WLS BF H R ER SO BB IBB HBP BLK WP HR S P ERA WHIP	IP WLS BF H R ER SO BB IBB HBP BLK WP HR S P ERA WHIP	IP WLS BF H R ER SO BB IBB HBP BLK WP HR S P ERA WHIP	IP WLS BF H R ER SO BB IBB HBP BLK WP HR S P ERA WHIP	IP WLS BF H R ER SO BB IBB HBP BLK WP HR S P ERA WHIP	IP WLS BF H R ER SO BB IBB HBP BLK WP HR S P ERA WHIP	IP WLS BF H R ER SO BB IBB HBP BLK WP HR S P ERA WHIP	IP WLS BF H R ER SO BB IBB HBP BLK WP HR S P ERA WHIP	IP WLS BF H R ER SO BB IBB HBP BLK WP HR S P ERA WHIP

Atlanta Braves @ New York Mets  
Citi Field, Flushing, NY  
Thu Apr 06 2017, 7:11 PM - 9:38 PM EDT  
Att. 23,100 - Rain - 44 F

AB 32  
R 2  
H 6  
RBI 2  
BB 0  
SO 8  
LOB 6



Batter	1	2	3	4	5	6	7	8	9	AB	R	H	RBI	BB	SO	LOB	BOTTOM								
7 José Reyes, S OBP: 0.143, SLG: 0.077	L9			G4-3	G5-3					4	1	1	0	0	0	1									
13 Asdrúbal Cabrera, S OBP: 0.357, SLG: 0.368	P4			F9		G6-3				4	0	1	1	0	0	0									
52 Yoanis Cespedes, R OBP: 0.357, SLG: 0.273	F8									3	1	1	0	1	0	1									
4 Wilmer Flores, R OBP: 0.167, SLG: 0.667		G5-3			G3					4	1	1	2	0	1	2									
3 Curtis Granderson, L OBP: 0.154, SLG: 0.167						F9	F8			4	0	1	0	0	0	0									
20 Neil Walker, S OBP: 0.231, SLG: 0.250										4	1	2	0	0	1	1									
19 Jay Bruce, L OBP: 0.536, SLG: 0.778										3	1	0	0	1	0	1									
18 Travis d'Arnaud, R OBP: 0.375, SLG: 0.429										3	0	1	2	0	0	0									
33 Matt Harvey, R										2	0	0	0	0	0	1									
39 Jerry Blevins, L										0	0	0	0	0	0	0									
30 Michael Conforto, L										0	1	0	0	0	0	0									
59 Fernando Salas, R										0	0	0	0	0	0	0									
43 Addison Reed, L										0	0	0	0	0	0	0									
<b>Inning Stats</b>	R: 0 E: 0 K: 0 S: 6	H: 1 LOB: 0 BB: 0 P: 10	R: 0 E: 0 K: 0 S: 8	H: 1 LOB: 0 BB: 0 P: 13	R: 0 E: 0 K: 0 S: 10	H: 0 LOB: 0 BB: 0 P: 7	R: 0 E: 0 K: 0 S: 10	H: 1 LOB: 1 BB: 0 P: 17	R: 2 E: 0 K: 0 S: 16	H: 2 LOB: 1 BB: 1 P: 15	R: 2 E: 0 K: 1 S: 10	H: 2 LOB: 1 BB: 0 P: 13	R: 2 E: 0 K: 1 S: 9	H: 2 LOB: 0 BB: 0 P: 16	R: 0 E: 0 K: 1 S: 9	H: 0 LOB: 0 BB: 0 P: 16	1B: 4 2B: 3 3B: 0 HR: 1	SF: 0 SAC: 0 DP: 1 HBP: 1	WP: 1 PB: 0 CS: 0	PA: 34					
<b>PITCHER</b>	IP WLS BF H R ER SO BB IBB HBP BLK WP HR S P ERA WHIP	IP WLS BF H R ER SO BB IBB HBP BLK WP HR S P ERA WHIP	IP WLS BF H R ER SO BB IBB HBP BLK WP HR S P ERA WHIP	IP WLS BF H R ER SO BB IBB HBP BLK WP HR S P ERA WHIP	IP WLS BF H R ER SO BB IBB HBP BLK WP HR S P ERA WHIP	IP WLS BF H R ER SO BB IBB HBP BLK WP HR S P ERA WHIP	IP WLS BF H R ER SO BB IBB HBP BLK WP HR S P ERA WHIP	IP WLS BF H R ER SO BB IBB HBP BLK WP HR S P ERA WHIP	IP WLS BF H R ER SO BB IBB HBP BLK WP HR S P ERA WHIP	IP WLS BF H R ER SO BB IBB HBP BLK WP HR S P ERA WHIP	IP WLS BF H R ER SO BB IBB HBP BLK WP HR S P ERA WHIP	IP WLS BF H R ER SO BB IBB HBP BLK WP HR S P ERA WHIP	IP WLS BF H R ER SO BB IBB HBP BLK WP HR S P ERA WHIP	IP WLS BF H R ER SO BB IBB HBP BLK WP HR S P ERA WHIP	IP WLS BF H R ER SO BB IBB HBP BLK WP HR S P ERA WHIP	IP WLS BF H R ER SO BB IBB HBP BLK WP HR S P ERA WHIP	IP WLS BF H R ER SO BB IBB HBP BLK WP HR S P ERA WHIP	IP WLS BF H R ER SO BB IBB HBP BLK WP HR S P ERA WHIP	IP WLS BF H R ER SO BB IBB HBP BLK WP HR S P ERA WHIP	IP WLS BF H R ER SO BB IBB HBP BLK WP HR S P ERA WHIP	IP WLS BF H R ER SO BB IBB HBP BLK WP HR S P ERA WHIP	IP WLS BF H R ER SO BB IBB HBP BLK WP HR S P ERA WHIP	IP WLS BF H R ER SO BB IBB HBP BLK WP HR S P ERA WHIP	IP WLS BF H R ER SO BB IBB HBP BLK WP HR S P ERA WHIP	IP WLS BF H R ER SO BB IBB HBP BLK WP HR S P ERA WHIP

Atlanta Braves @ New York Mets  
Citi Field, Flushing, NY  
Thu Apr 06 2017, 7:11 PM - 9:38 PM EDT  
Att. 23,100 - Rain - 44 F

AB 31  
R 6  
H 8  
RBI 5  
BB 2  
SO 2  
LOB 7





Batter	1	2	3	4	5	6	7	8	9	AB	R	H	RBI	BB	SO	LOB	TOP						
9 Dee Strange-Gordon, L OBP: 0.211, SLG: 0.167	G1-6-3		G6-3 17 HR	G4-3		G6-3		P5		5	1	1	0	0	0	1							
17 A.J. Ellis, R	K		G6-3		K			G5-3		4	0	0	0	1	2	1							
21 Christian Yelich, L OBP: 0.369, SLG: 0.590	K		HR			P6			G6-3	5	2	2	2	0	1	1							
27 Giancarlo Stanton, R OBP: 0.278, SLG: 0.294	F7		HR						P5	4	1	1	0	1	1	0							
41 Justin Bour, L OBP: 0.333, SLG: 0.214	BB		K			BB				3	1	1	0	2	1	1							
13 Marcell Ozuna, R OBP: 0.444, SLG: 0.412	BB		BB			BB				4	1	3	1	1	0	1							
32 Derek Dietrich, L 64 Nick Wittgren, R 22 Dustin McGowan, R	1B		1B			1B			BB	3	1	2	3	1	0	0							
3 Adeiny Hechavarria, R	G6-3		G3		G1-2-3					4	0	0	1	0	1	5							
54 Wei-Yin Chen, R 19 Miguel Rojas, R	K		1B			L9			P4	3	0	1	0	0	1	0							
<b>Inning Stats</b>	R: 0 H: 0 K: 2 S: 9	H: 0 LOB: 0 BB: 0 P: 14	R: 3 H: 2 K: 1 S: 14	H: 2 LOB: 0 BB: 1 P: 22	R: 2 H: 3 K: 1 S: 15	H: 3 LOB: 1 BB: 0 P: 19	R: 0 H: 1 K: 0 S: 16	H: 1 LOB: 1 BB: 2 P: 25	R: 2 H: 0 K: 0 S: 13	H: 0 LOB: 1 BB: 1 P: 29	R: 0 H: 0 K: 0 S: 9	H: 0 LOB: 0 BB: 0 P: 11	R: 0 H: 1 K: 1 S: 12	H: 2 LOB: 2 BB: 1 P: 19	R: 0 H: 0 K: 0 S: 7	H: 0 LOB: 0 BB: 0 P: 11	R: 0 H: 1 K: 1 S: 12	H: 1 LOB: 2 BB: 1 P: 22	1B: 9 2B: 0 3B: 1 HR: 1	SF: 0 SAC: 0 DP: 1 HBP: 0	WP: 0 PB: 0 SB: 1 CS: 0	PA: 43	
<b>PITCHER</b>	IP WLS BF H R ER SO BB IBB HBP BLK WP HR S P ERA WHIP	IP WLS BF H R ER SO BB IBB HBP BLK WP HR S P ERA WHIP	IP WLS BF H R ER SO BB IBB HBP BLK WP HR S P ERA WHIP	IP WLS BF H R ER SO BB IBB HBP BLK WP HR S P ERA WHIP	IP WLS BF H R ER SO BB IBB HBP BLK WP HR S P ERA WHIP	IP WLS BF H R ER SO BB IBB HBP BLK WP HR S P ERA WHIP	IP WLS BF H R ER SO BB IBB HBP BLK WP HR S P ERA WHIP	IP WLS BF H R ER SO BB IBB HBP BLK WP HR S P ERA WHIP	IP WLS BF H R ER SO BB IBB HBP BLK WP HR S P ERA WHIP	IP WLS BF H R ER SO BB IBB HBP BLK WP HR S P ERA WHIP	IP WLS BF H R ER SO BB IBB HBP BLK WP HR S P ERA WHIP	IP WLS BF H R ER SO BB IBB HBP BLK WP HR S P ERA WHIP	IP WLS BF H R ER SO BB IBB HBP BLK WP HR S P ERA WHIP	IP WLS BF H R ER SO BB IBB HBP BLK WP HR S P ERA WHIP	IP WLS BF H R ER SO BB IBB HBP BLK WP HR S P ERA WHIP	IP WLS BF H R ER SO BB IBB HBP BLK WP HR S P ERA WHIP	IP WLS BF H R ER SO BB IBB HBP BLK WP HR S P ERA WHIP	IP WLS BF H R ER SO BB IBB HBP BLK WP HR S P ERA WHIP	IP WLS BF H R ER SO BB IBB HBP BLK WP HR S P ERA WHIP	IP WLS BF H R ER SO BB IBB HBP BLK WP HR S P ERA WHIP	IP WLS BF H R ER SO BB IBB HBP BLK WP HR S P ERA WHIP	IP WLS BF H R ER SO BB IBB HBP BLK WP HR S P ERA WHIP	IP WLS BF H R ER SO BB IBB HBP BLK WP HR S P ERA WHIP

Miami Marlins @ New York Mets  
Citi Field, Flushing, NY  
Fri Apr 07 2017, 7:12 PM - 10:17 PM EDT  
Att: 27,891 - Cloudy - 47 F

AB	37
R	7
H	11
RBI	7
BB	6
SO	8
LOB	12



Batter	1	2	3	4	5	6	7	8	9	AB	R	H	RBI	BB	SO	LOB	BOTTOM							
7 José Reyes, S OBP: 0.105, SLG: 0.056	B1-3		K		G1-3				G4-3	5	0	0	0	0	1	3								
13 Adrián Cabrera, S OBP: 0.333, SLG: 0.264	BB		L1-3		K			G4-3		4	1	1	0	0	1	1								
52 Yoanis Céspedes, R	F8		K		P4			HR		4	1	1	1	0	1	1								
4 Wilmer Flores, R	BB		1B					P4		3	0	1	0	1	0	0								
3 Curtis Granderson, L	1B		K					K		4	0	2	1	0	2	1								
20 Neil Walker, S	F8		L7					G4-3		4	0	1	0	0	0	2								
19 Jay Bruce, L	F7		G4-3					G6-3		3	0	0	0	1	0	2								
44 René Rivera, R 21 Lucas Duda, L	BB		2B					K		3	0	2	0	0	1	0								
45 Zack Wheeler, L 54 T.J. Rivera, R 49 Josh Smoker, L 50 Rafael Montero, R 30 Michael Conforto, L 66 Josh Edgin, R 18 Travis d'Arnaud, R	FC3-6		K					FC6-4		1	0	0	0	0	0	1								
<b>Inning Stats</b>	R: 1 H: 2 K: 0 S: 13	H: 1 LOB: 1 BB: 1 P: 20	R: 0 H: 1 K: 1 S: 10	H: 1 LOB: 1 BB: 0 P: 13	R: 0 H: 1 K: 1 S: 15	H: 1 LOB: 1 BB: 0 P: 19	R: 0 H: 1 K: 0 S: 12	H: 1 LOB: 1 BB: 0 P: 16	R: 0 H: 2 K: 0 S: 6	H: 2 LOB: 1 BB: 0 P: 8	R: 0 H: 1 K: 1 S: 12	H: 1 LOB: 1 BB: 0 P: 16	R: 1 H: 1 K: 1 S: 11	H: 1 LOB: 1 BB: 0 P: 16	R: 0 H: 0 K: 1 S: 11	H: 0 LOB: 1 BB: 1 P: 15	R: 0 H: 1 K: 1 S: 11	H: 1 LOB: 1 BB: 1 P: 15	1B: 6 2B: 2 3B: 0 HR: 1	SF: 0 SAC: 0 DP: 1 HBP: 0	WP: 0 PB: 0 SB: 0 CS: 0	PA: 37		
<b>PITCHER</b>	IP WLS BF H R ER SO BB IBB HBP BLK WP HR S P ERA WHIP	IP WLS BF H R ER SO BB IBB HBP BLK WP HR S P ERA WHIP	IP WLS BF H R ER SO BB IBB HBP BLK WP HR S P ERA WHIP	IP WLS BF H R ER SO BB IBB HBP BLK WP HR S P ERA WHIP	IP WLS BF H R ER SO BB IBB HBP BLK WP HR S P ERA WHIP	IP WLS BF H R ER SO BB IBB HBP BLK WP HR S P ERA WHIP	IP WLS BF H R ER SO BB IBB HBP BLK WP HR S P ERA WHIP	IP WLS BF H R ER SO BB IBB HBP BLK WP HR S P ERA WHIP	IP WLS BF H R ER SO BB IBB HBP BLK WP HR S P ERA WHIP	IP WLS BF H R ER SO BB IBB HBP BLK WP HR S P ERA WHIP	IP WLS BF H R ER SO BB IBB HBP BLK WP HR S P ERA WHIP	IP WLS BF H R ER SO BB IBB HBP BLK WP HR S P ERA WHIP	IP WLS BF H R ER SO BB IBB HBP BLK WP HR S P ERA WHIP	IP WLS BF H R ER SO BB IBB HBP BLK WP HR S P ERA WHIP	IP WLS BF H R ER SO BB IBB HBP BLK WP HR S P ERA WHIP	IP WLS BF H R ER SO BB IBB HBP BLK WP HR S P ERA WHIP	IP WLS BF H R ER SO BB IBB HBP BLK WP HR S P ERA WHIP	IP WLS BF H R ER SO BB IBB HBP BLK WP HR S P ERA WHIP	IP WLS BF H R ER SO BB IBB HBP BLK WP HR S P ERA WHIP	IP WLS BF H R ER SO BB IBB HBP BLK WP HR S P ERA WHIP	IP WLS BF H R ER SO BB IBB HBP BLK WP HR S P ERA WHIP	IP WLS BF H R ER SO BB IBB HBP BLK WP HR S P ERA WHIP	IP WLS BF H R ER SO BB IBB HBP BLK WP HR S P ERA WHIP	IP WLS BF H R ER SO BB IBB HBP BLK WP HR S P ERA WHIP

Miami Marlins @ New York Mets  
Citi Field, Flushing, NY  
Fri Apr 07 2017, 7:12 PM - 10:17 PM EDT  
Att: 27,891 - Cloudy - 47 F

AB	35
R	2
H	9
RBI	2
BB	2
SO	8
LOB	14





Batter	1	2	3	4	5	6	7	8	9	AB	R	H	RBI	BB	SO	LOB	TOP				
11 J.T. Realmuto, R OBP: 0.600, SLG: 1.056										6	1	3	2	0	0	2					
19 Miguel Rojas, R OBP: 0.400, SLG: 0.429										2	1	1	2	2	1	2					
21 Christian Yelich, L OBP: 0.280, SLG: 0.375										6	1	0	0	0	2	6					
27 Giancarlo Stanton, R 62 Jose Ureña, R										4	0	3	1	1	1	1					
41 Justin Bour, L OBP: 0.348, SLG: 0.176										3	0	0	0	2	1	5					
13 Marcell Ozuna, R OBP: 0.478, SLG: 0.571										4	2	2	2	1	1	4					
32 Derek Dietrich, L 46 Kyle Barracough, R 35 David Phelps, R 51 Ichiro Suzuki, L										3	0	0	0	1	2	2					
3 Adeiny Hechavarria, R OBP: 0.238, SLG: 0.200										5	1	2	0	0	0	1					
61 Adam Conley, L 28 Tyler Moore, R 29 Brad Ziegler, R 9 Dee Strange-Gordon, L										2	0	0	0	0	2	1					
<b>Inning Stats</b>	R: 1 E: 0 K: 0 S: 10	H: 2 LOB: 1 BB: 0 P: 16	R: 1 E: 0 K: 2 S: 12	H: 1 LOB: 0 BB: 0 P: 18	R: 1 E: 0 K: 1 S: 13	H: 2 LOB: 2 BB: 1 P: 23	R: 0 E: 0 K: 2 S: 14	H: 0 LOB: 1 BB: 0 P: 16	R: 0 E: 0 K: 1 S: 11	H: 0 LOB: 2 BB: 1 P: 19	R: 1 E: 0 K: 1 S: 14	H: 1 LOB: 2 BB: 2 P: 28	R: 2 E: 0 K: 1 S: 19	H: 3 LOB: 2 BB: 1 P: 27	R: 2 E: 0 K: 1 S: 16	H: 3 LOB: 2 BB: 1 P: 29	1B: 10 2B: 1 3B: 1 HR: 1	SF: 1 SAC: 1 DP: 0 HBP: 0	WP: 1 PB: 0 SB: 1 CS: 0	PA: 48	
<b>PITCHER</b>	IP: 5.0 WLS: L BF: 24 ERA: 4.5	H: 6 R: 3 ER: 3 SO: 7	BB: 2 IBB: 0 HBP: 0 BLK: 0	WP: 1 HR: 1 S: 59 P: 91	ERA: 5.40 WHIP: 1.600	IP: 0.1 WLS: E BF: 5	H: 3 R: 2 ER: 2 SO: 0	BB: 1 IBB: 0 HBP: 0 BLK: 0	WP: 0 HR: 0 S: 11 P: 19	ERA: 7.71 WHIP: 0.000	IP: 0.2 WLS: E BF: 2	H: 0 R: 0 ER: 0 SO: 1	BB: 0 IBB: 0 HBP: 0 BLK: 0	WP: 0 HR: 0 S: 8 P: 10	ERA: 0.00 WHIP: 0.000						

Miami Marlins @ New York Mets  
Citi Field, Flushing, NY  
Sat Apr 08 2017, 7:10 PM - 10:35 PM EDT  
Att: 33,936 - Clear - 55 F

AB 39  
R 8  
H 13  
RBI 8  
BB 7  
SO 11  
LOB 27



Batter	1	2	3	4	5	6	7	8	9	AB	R	H	RBI	BB	SO	LOB	BOTTOM					
3 Curtis Granderson, L OBP: 0.190, SLG: 0.250										4	0	0	0	0	1	2						
13 Asdrúbal Cabrera, S OBP: 0.318, SLG: 0.266										4	0	1	0	0	0	0						
52 Yoanis Céspedes, R OBP: 0.318, SLG: 0.389										3	0	0	0	1	2	1						
4 Wilmer Flores, R 47 Hansel Robles, R 51 Paul Sewald, R 39 Jerry Blevins, L 50 Rafael Montero, R 59 Fernando Salas, R 30 Michael Conforto, L										3	0	0	0	0	2	1						
20 Neil Walker, S OBP: 0.190, SLG: 0.200										4	0	0	0	0	4	0						
19 Jay Bruce, L OBP: 0.428, SLG: 0.500										4	0	1	0	0	1	1						
21 Lucas Duda, L OBP: 0.286, SLG: 0.500										4	1	1	1	0	2	2						
18 Travis d'Arnaud, R OBP: 0.333, SLG: 0.300										2	0	0	0	1	0	1						
65 Robert Gsellman, R 54 T.J. Rivera, R 49 Josh Smoker, L 7 José Reyes, S										1	0	0	0	0	0	0						
<b>Inning Stats</b>	R: 0 E: 0 K: 1 S: 8	H: 0 LOB: 0 BB: 0 P: 14	R: 0 E: 0 K: 2 S: 11	H: 0 LOB: 0 BB: 0 P: 17	R: 0 E: 0 K: 1 S: 8	H: 0 LOB: 0 BB: 0 P: 12	R: 0 E: 0 K: 0 S: 9	H: 0 LOB: 1 BB: 1 P: 18	R: 1 E: 0 K: 2 S: 12	H: 1 LOB: 2 BB: 2 P: 24	R: 0 E: 0 K: 2 S: 12	H: 0 LOB: 0 BB: 0 P: 17	R: 0 E: 0 K: 2 S: 14	H: 1 LOB: 1 BB: 0 P: 20	R: 0 E: 0 K: 2 S: 10	H: 1 LOB: 1 BB: 0 P: 19	R: 0 E: 0 K: 1 S: 9	H: 0 LOB: 1 BB: 0 P: 15	1B: 2 2B: 0 3B: 0 HR: 1	SF: 0 SAC: 0 DP: 0 HBP: 0	WP: 1 PB: 0 SB: 0 CS: 0	PA: 34
<b>PITCHER</b>	IP: 5.0 WLS: W BF: 19 ERA: 1.8	H: 1 R: 1 ER: 1 SO: 6	BB: 3 IBB: 0 HBP: 0 BLK: 0	WP: 0 HR: 1 S: 48 P: 85	ERA: 1.80 WHIP: 0.800	IP: 1.8 WLS: H BF: 3 ERA: 6.75	H: 4 R: 1 ER: 0 SO: 2	BB: 0 IBB: 0 HBP: 0 BLK: 0	WP: 0 HR: 0 S: 14 P: 20	ERA: 0.00 WHIP: 0.000	IP: 1.0 WLS: E BF: 4 ERA: 6.75	H: 4 R: 1 ER: 0 SO: 1	BB: 0 IBB: 0 HBP: 0 BLK: 0	WP: 0 HR: 0 S: 9 P: 15	ERA: 0.00 WHIP: 0.000							

Miami Marlins @ New York Mets  
Citi Field, Flushing, NY  
Sat Apr 08 2017, 7:10 PM - 10:35 PM EDT  
Att: 33,936 - Clear - 55 F

AB 31  
R 1  
H 3  
RBI 1  
BB 3  
SO 13  
LOB 8













Batter	1	2	3	4	5	6	7	8	9	AB	R	H	RBI	BB	SO	LOB	TOP			
3 Curtis Granderson, L (1.8) OBP: 0.258, SLG: 0.286										4	2	1	0	2	3	1	<b>New York Mets @ Philadelphia Phillies</b> Citizens Bank Park, Philadelphia, PA Tue Apr 11 2017, 7:10 PM - 10:45 PM EDT Att: 28,659 - Partly Cloudy - 81 F			
13 Asdrúbal Cabrera, S (1.6) OBP: 0.333, SLG: 0.688										6	3	4	2	0	1	0				
52 Yoenis Cespedes, R (1.7) OBP: 0.399, SLG: 0.550										6	3	4	5	0	0	4				
66 Josh Edgin, R (8.1) OBP: 0.500, SLG: 0.833										0	0	0	0	0	0	0				
51 Paul Sewald, R (9.1)										0	0	0	0	0	0	0				
19 Jay Bruce, L (1.9) OBP: 0.400, SLG: 0.724										6	0	1	2	0	1	1				
20 Neil Walker, S (1.4) OBP: 0.257, SLG: 0.258										5	1	2	0	1	0	1				
21 Lucas Duda, L (1.3) OBP: 0.429, SLG: 0.792										6	2	4	2	0	1	1				
7 José Reyes, S (1.5) OBP: 0.088, SLG: 0.091										6	1	1	0	0	0	5				
18 Travis d'Arnaud, R (1.2) OBP: 0.381, SLG: 0.556										4	1	3	3	1	1	2				
33 Matt Harvey, R (1.1)										4	0	0	0	0	2	5				
47 Hansel Robles, R (6.1)										0	0	0	0	0	0	0				
54 T.J. Rivera, R (8.5)										0	1	0	0	1	0	0				
<b>Inning Stats</b>	R: 3 E: 0 K: 1 S: 25	H: 4 LOB: 2 BB: 1 P: 38	R: 2 E: 0 K: 0 S: 12	H: 3 LOB: 1 BB: 0 P: 14	R: 1 E: 0 K: 3 S: 16	H: 2 LOB: 1 BB: 0 P: 26	R: 2 E: 0 K: 0 S: 16	H: 3 LOB: 3 BB: 0 P: 24	R: 1 E: 0 K: 2 S: 13	H: 2 LOB: 1 BB: 0 P: 18	R: 0 E: 0 K: 2 S: 9	H: 1 LOB: 1 BB: 0 P: 16	R: 3 E: 0 K: 0 S: 18	H: 3 LOB: 2 BB: 2 P: 37	R: 1 E: 0 K: 0 S: 6	H: 1 LOB: 0 BB: 0 P: 10	1B: 6 2B: 7 3B: 0 HR: 7	SF: 0 SAC: 0 DP: 0 HBP: 0	WP: 0 PB: 0 SB: 0 CS: 0	PA: 52
<b>PITCHER</b>	IP WLS BF H R ER SO BB IBB HBP BLK WP HR S P ERA WHIP	IP WLS BF H R ER SO BB IBB HBP BLK WP HR S P ERA WHIP	IP WLS BF H R ER SO BB IBB HBP BLK WP HR S P ERA WHIP	IP WLS BF H R ER SO BB IBB HBP BLK WP HR S P ERA WHIP	IP WLS BF H R ER SO BB IBB HBP BLK WP HR S P ERA WHIP	IP WLS BF H R ER SO BB IBB HBP BLK WP HR S P ERA WHIP	IP WLS BF H R ER SO BB IBB HBP BLK WP HR S P ERA WHIP	IP WLS BF H R ER SO BB IBB HBP BLK WP HR S P ERA WHIP	IP WLS BF H R ER SO BB IBB HBP BLK WP HR S P ERA WHIP	IP WLS BF H R ER SO BB IBB HBP BLK WP HR S P ERA WHIP	IP WLS BF H R ER SO BB IBB HBP BLK WP HR S P ERA WHIP	IP WLS BF H R ER SO BB IBB HBP BLK WP HR S P ERA WHIP	IP WLS BF H R ER SO BB IBB HBP BLK WP HR S P ERA WHIP	IP WLS BF H R ER SO BB IBB HBP BLK WP HR S P ERA WHIP	IP WLS BF H R ER SO BB IBB HBP BLK WP HR S P ERA WHIP	IP WLS BF H R ER SO BB IBB HBP BLK WP HR S P ERA WHIP	IP WLS BF H R ER SO BB IBB HBP BLK WP HR S P ERA WHIP	IP WLS BF H R ER SO BB IBB HBP BLK WP HR S P ERA WHIP	IP WLS BF H R ER SO BB IBB HBP BLK WP HR S P ERA WHIP	IP WLS BF H R ER SO BB IBB HBP BLK WP HR S P ERA WHIP

AB	47
R	14
H	20
RBI	14
BB	5
SO	9
LOB	20



Batter	1	2	3	4	5	6	7	8	9	AB	R	H	RBI	BB	SO	LOB	BOTTOM					
16 César Hernández, S (1.4) OBP: 0.342, SLG: 0.514										5	1	2	0	0	2	2	<b>New York Mets @ Philadelphia Phillies</b> Citizens Bank Park, Philadelphia, PA Tue Apr 11 2017, 7:10 PM - 10:45 PM EDT Att: 28,659 - Partly Cloudy - 81 F					
47 Howie Kendrick, R (1.7) OBP: 0.484, SLG: 0.593										2	1	1	0	1	0	0						
25 Daniel Nava, S (7.7)										1	1	1	1	0	0	0						
37 Odúbel Herrera, L (1.8) OBP: 0.441, SLG: 0.414										3	0	1	0	0	2	3						
23 Aaron Altherr, R (6.8) OBP: 0.333, SLG: 0.625										1	0	0	0	0	0	1						
7 Maikel Franco, R (1.5) OBP: 0.294, SLG: 0.345										4	1	1	2	0	0	2						
5 Michael Saunders, L (1.9) OBP: 0.250, SLG: 0.370										4	0	0	1	0	0	1						
19 Tommy Joseph, R (1.3) OBP: 0.120, SLG: 0.087										3	0	0	0	0	1	1						
63 Joely Rodríguez, L (7.1)										0	0	0	0	0	0	0						
4 Andrés Blanco, S (8.3) OBP: 0.500, SLG: 1.250										1	0	0	0	0	0	0						
29 Cameron Rupp, R (1.2) OBP: 0.250, SLG: 0.286										3	0	0	0	1	1	0						
13 Freddy Galvis, S (1.6) OBP: 0.258, SLG: 0.517										4	0	0	0	0	0	1						
21 Clay Buchholz, L (1.1)										0	0	0	0	0	0	0						
39 Adam Morgan, L (3.1) OBP: 0.500, SLG: 0.500										2	0	1	0	0	1	0						
41 Brock Stassi, L (7.3) OBP: 0.333, SLG: 0.444										1	0	0	0	0	1	0						
46 Jeanmar Gómez, R (8.1)										0	0	0	0	0	0	0						
34 Andrew Knapp, S (8.8) OBP: 0.556, SLG: 0.500										1	0	1	0	0	0	0						
<b>Inning Stats</b>	R: 0 E: 0 K: 2 S: 8	H: 0 LOB: 0 BB: 0 P: 11	R: 1 E: 0 K: 0 S: 11	H: 1 LOB: 0 BB: 0 P: 17	R: 0 E: 0 K: 2 S: 7	H: 0 LOB: 0 BB: 0 P: 8	R: 1 E: 0 K: 0 S: 12	H: 2 LOB: 1 BB: 0 P: 19	R: 0 E: 0 K: 2 S: 18	H: 2 LOB: 3 BB: 1 P: 29	R: 0 E: 0 K: 1 S: 10	H: 0 LOB: 0 BB: 0 P: 15	R: 0 E: 0 K: 1 S: 8	H: 0 LOB: 0 BB: 0 P: 10	R: 2 E: 0 K: 0 S: 12	H: 2 LOB: 2 BB: 0 P: 19	R: 0 E: 0 K: 0 S: 10	H: 1 LOB: 1 BB: 1 P: 21	1B: 5 2B: 2 3B: 0 HR: 1	SF: 0 SAC: 0 DP: 0 HBP: 0	WP: 0 PB: 0 SB: 0 CS: 0	PA: 37
<b>PITCHER</b>	IP WLS BF H R ER SO BB IBB HBP BLK WP HR S P ERA WHIP	IP WLS BF H R ER SO BB IBB HBP BLK WP HR S P ERA WHIP	IP WLS BF H R ER SO BB IBB HBP BLK WP HR S P ERA WHIP	IP WLS BF H R ER SO BB IBB HBP BLK WP HR S P ERA WHIP	IP WLS BF H R ER SO BB IBB HBP BLK WP HR S P ERA WHIP	IP WLS BF H R ER SO BB IBB HBP BLK WP HR S P ERA WHIP	IP WLS BF H R ER SO BB IBB HBP BLK WP HR S P ERA WHIP	IP WLS BF H R ER SO BB IBB HBP BLK WP HR S P ERA WHIP	IP WLS BF H R ER SO BB IBB HBP BLK WP HR S P ERA WHIP	IP WLS BF H R ER SO BB IBB HBP BLK WP HR S P ERA WHIP	IP WLS BF H R ER SO BB IBB HBP BLK WP HR S P ERA WHIP	IP WLS BF H R ER SO BB IBB HBP BLK WP HR S P ERA WHIP	IP WLS BF H R ER SO BB IBB HBP BLK WP HR S P ERA WHIP	IP WLS BF H R ER SO BB IBB HBP BLK WP HR S P ERA WHIP	IP WLS BF H R ER SO BB IBB HBP BLK WP HR S P ERA WHIP	IP WLS BF H R ER SO BB IBB HBP BLK WP HR S P ERA WHIP	IP WLS BF H R ER SO BB IBB HBP BLK WP HR S P ERA WHIP	IP WLS BF H R ER SO BB IBB HBP BLK WP HR S P ERA WHIP	IP WLS BF H R ER SO BB IBB HBP BLK WP HR S P ERA WHIP	IP WLS BF H R ER SO BB IBB HBP BLK WP HR S P ERA WHIP		

AB	35
R	4
H	8
RBI	4
BB	2
SO	8
LOB	11





Batter	1	2	3	4	5	6	7	8	9	AB	R	H	RBI	BB	SO	LOB	TOP			
30 Michael Conforto, L (1.8) OBP: 0.350, SLG: 1.000	1-0 52 2B 1B		1-2 HR		4-1 13 1B 52 SF7 BB		1-3 K		1-3 K	4	3	2	1	1	2	1				
13 Adrúbal Cabrera, S (1.6) OBP: 0.375, SLG: 0.474	2-3 K		0-3 K		0-1 20 1B		0-0 G4-3			4	0	1	2	0	2	1				
52 Yoanis Cespedes, R (1.7) OBP: 0.350, SLG: 0.706	0-1 18 CS 1-H 2B		4-2 BB		0-1 SF7		0-3 K			2	0	1	2	1	1	0				
19 Jay Bruce, L (1.9) OBP: 0.385, SLG: 0.667	3-1 G3-1		1-1 G4-3		0-0 F7			2-0 20 G3-6-3 1B		4	0	1	0	0	0	3				
20 Neil Walker, S (1.4) OBP: 0.282, SLG: 0.265		4-2 BB		1-2 G4-3		0-1 1B		1-2 G3-6-3		3	0	1	0	1	0	1				
21 Lucas Duda, L (1.3) OBP: 0.375, SLG: 0.679	3-1 P5		1-3 K		0-2 P5			3-3 K		4	0	0	0	0	2	3				
7 José Reyes, S (1.5) OBP: 0.079, SLG: 0.081	2-3 K		1-3 K				0-0 G4-3			4	0	0	0	0	2	1				
18 Travis d'Arnaud, R (1.2) OBP: 0.360, SLG: 0.476	1-3 K				1-0 30 BB 13 1B 45 BB HBP		0-3 K		1-3 K	3	1	0	0	0	3	1				
45 Zack Wheeler, L (1.1) 47 Hansel Robles, R (6.1) 39 Jerry Blevins, L (7.1) 59 Fernando Salas, R (8.1) 3 Curtis Granderson, L (9. PH) 43 Addison Reed, L (9.1)			2-3 K		4-2 13 1B BB		1-2 L8		4-1 BB	2	1	0	0	0	1	1	0			
<b>Inning Stats</b>	R: 1 E: 0 K: 1 S: 8	H: 2 LOB: 0 BB: 0 P: 14	R: 0 E: 0 K: 2 S: 10	H: 0 LOB: 1 BB: 1 P: 20	R: 1 E: 0 K: 2 S: 18	H: 1 LOB: 1 BB: 1 P: 26	R: 0 E: 0 K: 2 S: 12	H: 0 LOB: 0 BB: 0 P: 15	R: 3 E: 0 K: 1 S: 14	H: 2 LOB: 2 BB: 2 P: 25	R: 0 E: 0 K: 1 S: 7	H: 0 LOB: 0 BB: 0 P: 8	R: 0 E: 0 K: 2 S: 10	H: 1 LOB: 0 BB: 0 P: 11	R: 0 E: 0 K: 1 S: 10	H: 0 LOB: 1 BB: 1 P: 22	1B: 4 2B: 1 3B: 0 HR: 1	SF: 1 SAC: 0 DP: 1 HBP: 1	WP: 0 PB: 0 SB: 0 CS: 1	PA: 37
<b>PITCHER</b>	IP WLS BF H R ER SO BB IBB HBP BLK WP HR S P ERA WHIP	IP WLS BF H R ER SO BB IBB HBP BLK WP HR S P ERA WHIP																		
28 Vince Velasquez, R (1.1) ERA: 9.0	5.0 L 24 5 5 5 7 4 0 1 0 0 1 62 100 9.00 1.800																			
57 Luis García, R (6.1) ERA:	1.0 3 0 0 0 1 0 0 0 0 0 0 7 8 0.00 0.000																			
17 Pat Neshek, R (7.1) ERA:	1.0 3 0 0 0 2 0 0 0 0 0 0 10 11 0.00 0.000																			
50 Héctor Neris, R (8.1) ERA:	1.0 3 1 0 0 1 0 0 0 0 0 0 10 16 0.00 1.000																			
53 Joaquin Benoit, R (9.1) ERA:	1.0 4 0 0 0 2 1 0 0 0 0 0 13 22 0.00 1.000																			

New York Mets @ Philadelphia Phillies  
Citizens Bank Park, Philadelphia, PA  
Wed Apr 12 2017, 7:07 PM - 10:19 PM EDT  
Att: 28,272 - Clear - 74 F

AB 30  
R 5  
H 6  
RBI 5  
BB 5  
SO 13  
LOB 11



Batter	1	2	3	4	5	6	7	8	9	AB	R	H	RBI	BB	SO	LOB	BOTTOM			
16 César Hernández, S (1.4) OBP: 0.397, SLG: 0.513	1-1 47 G5-4-3 1B		1-3 K			3-2 7 HR 37 BB 1B		1-0 G4-3		4	1	2	0	0	1	0				
47 Howie Kendrick, R (1.7) OBP: 0.425, SLG: 0.516	1-0 G5-4-3			1-2 G4-3		1-3 K		0-1 G4-3		4	0	0	0	0	1	3				
37 Odúbel Herrera, L (1.8) OBP: 0.421, SLG: 0.375	3-2 L8			0-1 G6-3		4-0 7 HR BB		3-3 K		3	1	0	0	1	1	0				
7 Maikel Franco, R (1.5) OBP: 0.316, SLG: 0.455		1-0 G4-3		3-2 G6-3		0-0 HR		2-2 4 FC4-6 1B		4	1	2	4	0	0	0				
5 Michael Saunders, L (1.9) OBP: 0.250, SLG: 0.333	1-1 G3-1			2-2 G5-3		4-2 BB		2-3 K		3	0	0	0	1	1	1				
18 Tommy Joseph, R (1.3) 57 Luis García, R (6.1) 25 Daniel Nava, S (6. PH) 17 Pat Neshek, S (7.1) 50 Héctor Neris, R (8.1) 53 Joaquin Benoit, R (9.1) 4 Andrés Blanco, S (9. PH)	1-1 2B			1-0 F8		1-1 G3		0-2 FC4-6		2	0	1	0	0	0	0				
29 Cameron Rupp, R (1.2) 34 Andrew Knapp, S (9. PH)	1-3 K			1-0 F9		3-1 G6-3		1-0 G4-3		3	0	0	0	0	1	1				
13 Freddy Galvis, S (1.6) OBP: 0.235, SLG: 0.469			0-2 G5-3			0-0 L3		0-1 F9		3	0	0	0	0	0	0				
28 Vince Velasquez, R (1.1) 41 Brock Stassi, L (6.3)			0-3 K		1-2 37 BB 16 1B 7 HR 1B		3-3 K			1	0	0	0	0	1	0				
<b>Inning Stats</b>	R: 0 E: 0 K: 0 S: 8	H: 1 LOB: 0 BB: 0 P: 13	R: 0 E: 0 K: 1 S: 8	H: 1 LOB: 0 BB: 0 P: 12	R: 0 E: 0 K: 2 S: 11	H: 0 LOB: 0 BB: 0 P: 12	R: 0 E: 0 K: 0 S: 8	H: 0 LOB: 0 BB: 0 P: 12	R: 0 E: 0 K: 1 S: 9	H: 3 LOB: 1 BB: 2 P: 15	R: 0 E: 0 K: 1 S: 7	H: 0 LOB: 0 BB: 0 P: 13	R: 0 E: 0 K: 1 S: 6	H: 0 LOB: 0 BB: 0 P: 10	R: 0 E: 0 K: 1 S: 12	H: 1 LOB: 1 BB: 0 P: 17	1B: 4 2B: 1 3B: 0 HR: 1	SF: 0 SAC: 0 DP: 1 HBP: 0	WP: 0 PB: 0 SB: 0 CS: 0	PA: 34
<b>PITCHER</b>	IP WLS BF H R ER SO BB IBB HBP BLK WP HR S P ERA WHIP	IP WLS BF H R ER SO BB IBB HBP BLK WP HR S P ERA WHIP																		
45 Zack Wheeler, R (1.1) ERA: 7.45	5.2 W 21 4 3 3 4 1 0 0 0 0 1 8 16 13.50 3.000																			
47 Hansel Robles, R (6.1) ERA:	0.2 H 4 1 1 1 0 1 0 0 0 0 0 5 8 0.00 0.000																			
39 Jerry Blevins, L (7.1) ERA:	0.2 H 2 0 0 0 1 0 0 0 0 0 0 6 10 0.00 0.000																			
59 Fernando Salas, R (8.1) ERA:	1.0 H 3 0 0 0 1 0 0 0 0 0 0 6 10 0.00 0.000																			
43 Addison Reed, R (9.1) ERA: 1.8	1.0 S 4 1 0 0 1 0 0 0 0 0 0 12 17 0.00 1.000																			

New York Mets @ Philadelphia Phillies  
Citizens Bank Park, Philadelphia, PA  
Wed Apr 12 2017, 7:07 PM - 10:19 PM EDT  
Att: 28,272 - Clear - 74 F

AB 32  
R 4  
H 6  
RBI 4  
BB 2  
SO 7  
LOB 8





Batter	1	2	3	4	5	6	7	8	9	10	11	12	13	14	15	16	AB	R	H	RBI	BB	SO	LOB	TOP	
3 Curtis Granderson, L OBP: 0.270, SLG: 0.273 59 Fernando Salas, R 12 Juan Lagares, R	G3-1			K		G3		K			G6-3		L9			G6-3	5	0	1	1	0	2	3		
13 Adrobal Cabrera, S OBP: 0.333, SLG: 0.413	K	F7		G4-3			F8		G3		G5-3			G3-1		FC6-4	8	0	1	0	0	1	2		
52 Yoanis Cespedes, R OBP: 0.375, SLG: 0.800	P4				HR												6	2	2	2	2	2	1		
4 Wilmer Flores, R OBP: 0.238, SLG: 0.500					HR												7	2	2	1	0	1	3		
19 Jay Bruce, L OBP: 0.391, SLG: 0.625							F7										7	1	3	0	0	0	0		
20 Neil Walker, S OBP: 0.281, SLG: 0.244																	7	1	1	0	0	0	1		
54 T.J. Rivera, R 21 Lucas Duda, L 49 Josh Smoker, L 48 Jacob deGrom, L 47 Hansel Robles, R	K			K			F7		L7		G2-3						2	0	0	0	0	2	3	AB 62	
18 Travis d'Arnaud, R 65 Robert Gosselin, R 7 Jose Urena, R 46 Kyle Barracough, R 35 David Phelps, R 29 Brad Ziegler, R																	6	3	4	4	1	0	0		R 16
																	6	3	4	4	1	0	0		H 9
																	6	3	4	4	1	0	0		RBI 9
																	6	3	4	4	1	0	0		BB 3
																	6	3	4	4	1	0	0		SO 11
																	6	3	4	4	1	0	0		LOB 17
																	6	3	4	4	1	0	0		
																	6	3	4	4	1	0	0		
																	6	3	4	4	1	0	0		
																	6	3	4	4	1	0	0		
																	6	3	4	4	1	0	0		
																	6	3	4	4	1	0	0		
																	6	3	4	4	1	0	0		
																	6	3	4	4	1	0	0		
																	6	3	4	4	1	0	0		
																	6	3	4	4	1	0	0		
																	6	3	4	4	1	0	0		
																	6	3	4	4	1	0	0		
																	6	3	4	4	1	0	0		
																	6	3	4	4	1	0	0		
																	6	3	4	4	1	0	0		
																	6	3	4	4	1	0	0		
																	6	3	4	4	1	0	0		
																	6	3	4	4	1	0	0		
																	6	3	4	4	1	0	0		
																	6	3	4	4	1	0	0		
																	6	3	4	4	1	0	0		
																	6	3	4	4	1	0	0		
																	6	3	4	4	1	0	0		
																	6	3	4	4	1	0	0		
																	6	3	4	4	1	0	0		
																	6	3	4	4	1	0	0		
																	6	3	4	4	1	0	0		
																	6	3	4	4	1	0	0		
																	6	3	4	4	1	0	0		
																	6	3	4	4	1	0	0		
																	6	3	4	4	1	0	0		
																	6	3	4	4	1	0	0		
																	6	3	4	4	1	0	0		
																	6	3	4	4	1	0	0		
																	6	3	4	4	1	0	0		
																	6	3	4	4	1	0	0		
																	6	3	4	4	1	0	0		
																	6	3	4	4	1	0	0		
																	6	3	4	4	1	0	0		
																	6	3	4	4	1	0	0		
																	6	3	4	4	1	0	0		
																	6	3	4	4	1	0	0		
																	6	3	4	4	1	0	0		
																	6	3	4	4	1	0	0		
																	6	3	4	4	1	0	0		
																	6	3	4	4	1	0	0		
																	6	3	4	4	1	0	0		
																	6	3	4	4	1	0	0		
																	6	3	4	4	1	0	0		
																	6	3	4	4	1	0	0		
																	6	3	4	4	1	0	0		
																	6	3	4	4	1	0	0		
																	6	3	4	4	1	0	0		
																	6	3	4	4	1	0	0		
																	6	3	4	4	1	0	0		
																	6	3	4	4	1	0	0		
																	6	3	4	4	1	0	0		
																	6	3	4	4	1	0	0		
																	6	3	4	4	1	0	0		
																	6	3	4	4	1	0	0		
																	6	3	4	4	1	0	0		
																	6	3	4	4	1	0	0		
																	6	3	4	4	1	0	0		
																	6	3	4	4	1	0	0		
																	6	3	4	4	1	0	0		



Batter	1	2	3	4	5	6	7	8	9	AB	R	H	RBI	BB	SO	LOB	TOP							
3 Curtis Granderson, L OBP: 0.262, SLG: 0.243	B2-3		19 1B 30 SF8	K		P5		L9		4	1	0	0	1	1	4								
13 Adrúbal Cabrera, S OBP: 0.302, SLG: 0.313	F7		K		G3		G4-3	F7		5	0	0	0	0	1	1								
19 Jay Bruce, L OBP: 0.392, SLG: 0.591	F7		21 BB		K		G4-3	21 G4-6-3 BB		4	0	1	0	1	1	0								
21 Lucas Duda, L OBP: 0.390, SLG: 0.686		4 FC4-6 1B		HR				G4-6-3		3	1	2	1	2	0	1								
30 Michael Conforto, L OBP: 0.474, SLG: 0.867	K		SF8		1B		K2-3			3	0	1	1	0	2	2								
4 Wilmer Flores, R OBP: 0.200, SLG: 0.417	FC4-6 34 BB 7 BB		G1-3		F8			F8		4	0	0	0	0	0	4								
7 José Reyes, S OBP: 0.183, SLG: 0.125				P5		34 SH1-3 BB		44 1B		2	0	1	0	2	0	0								
34 Noah Syndergaard, L OBP: 0.429, SLG: 0.333				K		SH1-3		K		1	0	0	0	1	1	0								
50 Rafael Montero, R										0	0	0	0	0	0	0								
39 Jerry Blevins, L										0	0	0	0	0	0	0								
52 Yoenis Cespedes, R (8, PH)										1	0	0	0	0	1	1								
66 Josh Edgin, R (8, 1)										0	0	0	0	0	0	0								
44 René Rivera, R OBP: 0.333, SLG: 0.400	L7									4	0	2	0	0	1	4								
<b>Inning Stats</b>	R: 0 E: 0 K: 0 S: 5	H: 0 LOB: 0 BB: 6	R: 0 E: 0 K: 1 S: 10	H: 1 LOB: 3 BB: 21	R: 1 E: 0 K: 1 S: 17	H: 1 LOB: 2 BB: 35	R: 0 E: 0 K: 2 S: 10	H: 1 LOB: 1 BB: 0	R: 1 E: 0 K: 1 S: 12	H: 2 LOB: 1 BB: 16	R: 0 E: 0 K: 1 S: 11	H: 0 LOB: 1 BB: 18	R: 0 E: 0 K: 1 S: 10	H: 0 LOB: 1 BB: 15	R: 0 E: 0 K: 1 S: 11	H: 2 LOB: 2 BB: 14	R: 0 E: 0 K: 0 S: 8	H: 0 LOB: 0 BB: 15	1B: 6 2B: 0 3B: 0 HR: 1	SF: 1 SAC: 1 DP: 1 HBP: 0	WP: 0 PB: 0 SB: 0 CS: 0	PA: 40		
<b>PITCHER</b>	IP: 4.2 WLS: 23 BF: 5	WLS: 2 ER: 2 SO: 5	BB: 4 IBB: 0 HBP: 0 BLK: 0	WP: 0 HR: 1 S: 53 P: 91	ERA: 3.86 WHIP: 1.929	IP: 1.0 WLS: 3 BF: 0	WLS: 0 ER: 0 SO: 0	BB: 1 IBB: 0 HBP: 0 BLK: 0	WP: 0 HR: 0 S: 8 P: 15	ERA: 0.00 WHIP: 1.000	IP: 1.0 WLS: 3 BF: 0	WLS: 0 ER: 0 SO: 0	BB: 1 IBB: 0 HBP: 0 BLK: 0	WP: 0 HR: 0 S: 8 P: 15	ERA: 0.00 WHIP: 1.000									
36 Edinson Volquez, R ERA: 3.45																								
22 Dustin McGowan, R ERA: 5.1																								
66 Jarlin Garcia, L ERA: 6.1																								
46 Kyle Barraclough, R ERA: 1.5																								
35 David Phelps, R ERA: 5.14																								

New York Mets @ Miami Marlins  
Marlins Park, Miami, FL  
Fri Apr 14, 2017, 7:11 PM - 10:35 PM EDT  
Att: 24,194 - Roof Closed - 74 F

AB	31
R	2
H	7
RBI	2
BB	7
SO	8
LOB	17



Batter	1	2	3	4	5	6	7	8	9	AB	R	H	RBI	BB	SO	LOB	BOTTOM							
9 Dee Strange-Gordon, L OBP: 0.340, SLG: 0.370	11 E 21 SF8 FC6		K		11 G1-3		11 S		F7	5	1	3	1	0	1	1								
11 J.T. Realmuto, R OBP: 0.447, SLG: 0.676	FC6 21 SF8		G5-3		G1-3		IBB			4	0	1	1	1	0	3								
21 Christian Yelich, L OBP: 0.286, SLG: 0.295	SF8		F8		K		L7-2			3	0	0	1	0	1	5								
13 Marcell Ozuna, R OBP: 0.435, SLG: 0.675	G5-3		G5-3		K		41 G6-3 1B			4	0	1	0	0	1	1								
41 Justin Bour, L OBP: 0.279, SLG: 0.200	K		F7		32 G4-3 1B		G6-3			4	0	1	0	0	1	2								
32 Derek Dietrich, L OBP: 0.394, SLG: 0.346	P4		F8		G4-3					3	0	0	0	0	0	1								
44 AJ Ramos, R										0	0	0	0	0	0	0								
51 Ichiro Suzuki, L OBP: 0.100, SLG: 0.100	F8		G1-3		F8					4	0	0	0	0	1	2								
19 Miguel Rojas, R OBP: 0.393, SLG: 0.375		28 1B 9 1B			9 1B 21 L7-2					3	2	3	0	1	0	0								
36 Edinson Volquez, R ERA: 3.45																								
22 Dustin McGowan, R ERA: 5.1																								
28 Tyler Moore, R OBP: 0.406, SLG: 0.500																								
66 Jarlin Garcia, L ERA: 6.1																								
46 Kyle Barraclough, R ERA: 1.5																								
27 Giancarlo Stanton, R OBP: 0.341, SLG: 0.647																								
35 David Phelps, R ERA: 5.14																								
39 JT Riddle, L ERA: 6.1																								
<b>Inning Stats</b>	R: 1 E: 1 K: 1 S: 10	H: 1 LOB: 1 BB: 0	R: 0 E: 0 K: 0 S: 7	H: 1 LOB: 1 BB: 0	R: 0 E: 0 K: 1 S: 10	H: 0 LOB: 0 BB: 0	R: 0 E: 0 K: 0 S: 8	H: 0 LOB: 0 BB: 0	R: 1 E: 0 K: 1 S: 13	H: 3 LOB: 2 BB: 0	R: 0 E: 0 K: 1 S: 10	H: 1 LOB: 1 BB: 0	R: 0 E: 0 K: 1 S: 13	H: 2 LOB: 2 BB: 1	R: 0 E: 0 K: 1 S: 10	H: 1 LOB: 1 BB: 0	R: 1 E: 0 K: 0 S: 12	H: 1 LOB: 1 BB: 1	1B: 9 2B: 2 3B: 0 HR: 0	SF: 1 SAC: 0 DP: 2 HBP: 1	WP: 0 PB: 0 SB: 1 CS: 0	PA: 38		
<b>PITCHER</b>	IP: 6.0 WLS: 25 BF: 4	WLS: 2 ER: 1 SO: 4	BB: 0 IBB: 0 HBP: 0 BLK: 0	WP: 0 HR: 0 S: 58 P: 87	ERA: 1.50 WHIP: 1.000	IP: 1.0 WLS: 3 BF: 0	WLS: 0 ER: 0 SO: 0	BB: 1 IBB: 0 HBP: 0 BLK: 0	WP: 0 HR: 0 S: 8 P: 15	ERA: 0.00 WHIP: 1.000	IP: 1.0 WLS: 3 BF: 0	WLS: 0 ER: 0 SO: 0	BB: 1 IBB: 0 HBP: 0 BLK: 0	WP: 0 HR: 0 S: 8 P: 15	ERA: 0.00 WHIP: 1.000									
34 Noah Syndergaard, R ERA: 0.95																								
50 Rafael Montero, R ERA: 5.68																								
39 Jerry Blevins, L ERA: 7.1																								
66 Josh Edgin, L ERA: 4.5																								

New York Mets @ Miami Marlins  
Marlins Park, Miami, FL  
Fri Apr 14, 2017, 7:11 PM - 10:35 PM EDT  
Att: 24,194 - Roof Closed - 74 F

AB	34
R	3
H	10
RBI	3
BB	2
SO	6
LOB	18





Batter	1	2	3	4	5	6	7	8	9	AB	R	H	RBI	BB	SO	LOB	TOP					
7 José Reyes, S OBP: 0.170, SLG: 0.116										3	0	0	0	1	1	1						
13 Asdrúbal Cabrera, S OBP: 0.296, SLG: 0.419										4	2	1	1	0	0	1						
52 Yoenis Cespedes, R (1, 7) OBP: 0.340, SLG: 0.711										4	0	0	0	0	2	1						
4 Wilmer Flores, R (1, 3) OBP: 0.207, SLG: 0.393										4	0	1	0	0	0	0						
20 Neil Walker, S (1, 4) OBP: 0.280, SLG: 0.289										4	1	2	1	0	1	0						
3 Curtis Granderson, L (1, 9) OBP: 0.261, SLG: 0.293										4	1	1	1	0	1	2						
12 Juan Lagares, R (1, 8) 30 Michael Conforto, L (7, PH) OBP: 0.429, SLG: 0.813										1	0	0	0	1	0	0						
44 René Rivera, R (1, 2) OBP: 0.278, SLG: 0.333										3	0	0	0	0	1	1						
48 Jacob deGrom, L (1, 1) 59 Fernando Salas, R (8, 1) 39 Jerry Blevins, L (8, 1)										2	0	0	0	0	1	0						
<b>Inning Stats</b>	R: 1 E: 0 K: 0 S: 8	H: 2 LOB: 2 BB: 1 P: 17	R: 0 E: 0 K: 0 S: 6	H: 0 LOB: 1 BB: 1 P: 12	R: 0 E: 0 K: 1 S: 8	H: 0 LOB: 0 BB: 0 P: 13	R: 0 E: 0 K: 0 S: 11	H: 0 LOB: 0 BB: 0 P: 16	R: 0 E: 0 K: 1 S: 6	H: 0 LOB: 0 BB: 0 P: 7	R: 0 E: 0 K: 0 S: 5	H: 0 LOB: 0 BB: 0 P: 8	R: 2 E: 0 K: 2 S: 13	H: 2 LOB: 0 BB: 0 P: 17	R: 1 E: 0 K: 1 S: 12	H: 1 LOB: 0 BB: 0 P: 21	R: 0 E: 0 K: 2 S: 11	H: 0 LOB: 0 BB: 0 P: 18	1B: 2 2B: 1 3B: 1 HR: 1	SF: 1 SAC: 1 DP: 0 HBP: 0	WP: 0 PB: 0 SB: 0 CS: 0	PA: 34
<b>PITCHER</b>	IP WLS BF H R ER SO BB IBB HBP BLK WP HR S P ERA WHIP																					
61 Adam Conley, L (1, 1) ERA: 3.75	6.0	24	4	3	3	2	2	0	0	0	0	0	0	0	50	81	4.50	1.000				
22 Dustin McGowan, R (7, 1) ERA:	1.0	3	0	0	0	2	0	0	0	0	0	0	0	7	9	0.00	0.000					
25 Junichi Tazawa, R (8, 1) ERA: 7.2	1.0	W	4	1	1	1	0	0	0	0	0	0	1	12	21	9.00	1.000					
44 AJ Ramos, R (9, 1) ERA: 1.5	1.0	S	3	0	0	0	0	0	0	0	0	0	0	11	18	0.00	0.000					

New York Mets @ Miami Marlins  
Marlins Park, Miami, FL  
Sat Apr 15 2017, 7:12 PM - 9:42 PM EDT  
Att: 25,137 - Roof Closed - 74 F

AB 30  
R 4  
H 5  
RBI 4  
BB 2  
SO 7  
LOB 6



Batter	1	2	3	4	5	6	7	8	9	AB	R	H	RBI	BB	SO	LOB	BOTTOM					
9 Dee Strange-Gordon, L (1, 4) OBP: 0.314, SLG: 0.340										4	0	0	0	0	2	1						
19 Miguel Rojas, R (1, 6) OBP: 0.438, SLG: 0.385										2	1	1	0	2	0	0						
21 Christian Yelich, L (1, 8) OBP: 0.283, SLG: 0.354										4	1	1	2	0	1	2						
27 Giancarlo Stanton, R (1, 9) OBP: 0.333, SLG: 0.500										4	1	1	1	0	1	2						
41 Justin Bour, L (1, 3) OBP: 0.277, SLG: 0.282										4	1	1	1	0	3	1						
13 Marcell Ozuna, R (1, 7) OBP: 0.426, SLG: 0.721										3	1	1	1	0	2	0						
32 Derek Dietrich, L (1, 5) OBP: 0.361, SLG: 0.310 44 AJ Ramos, R (9, 1)										3	0	0	0	0	3	0						
17 A.J. Ellis, R (1, 2) OBP: 0.200, SLG: 0.077										3	0	0	0	0	2	0						
61 Adam Conley, L (1, 1) OBP: 0.250, SLG: 0.250 22 Dustin McGowan, R (7, 1) 25 Junichi Tazawa, R (8, 1) 51 Ichiro Suzuki, L (8, PH) 39 JT Riddle, L (9, 6) OBP: 0.100, SLG: 0.100										2	0	1	0	0	0	0						
<b>Inning Stats</b>	R: 0 E: 0 K: 3 S: 12	H: 1 LOB: 1 BB: 0 P: 18	R: 2 E: 0 K: 1 S: 13	H: 2 LOB: 0 BB: 0 P: 18	R: 0 E: 0 K: 0 S: 4	H: 0 LOB: 0 BB: 0 P: 5	R: 0 E: 0 K: 2 S: 8	H: 0 LOB: 0 BB: 0 P: 10	R: 0 E: 0 K: 3 S: 12	H: 1 LOB: 1 BB: 0 P: 19	R: 0 E: 0 K: 1 S: 6	H: 0 LOB: 1 BB: 1 P: 14	R: 0 E: 0 K: 3 S: 9	H: 0 LOB: 0 BB: 0 P: 13	R: 3 E: 0 K: 2 S: 15	H: 2 LOB: 0 BB: 1 P: 28	1B: 2 2B: 0 3B: 0 HR: 4	SF: 0 SAC: 0 DP: 0 HBP: 0	WP: 0 PB: 0 SB: 0 CS: 0	PA: 32		
<b>PITCHER</b>	IP WLS BF H R ER SO BB IBB HBP BLK WP HR S P ERA WHIP																					
48 Jacob deGrom, R (1, 1) ERA: 1.89	7.0	26	4	2	2	13	1	0	0	0	0	0	0	2	64	97	2.57	0.714				
59 Fernando Salas, R (8, 1) ERA: 3.24	0.2	L	5	2	3	3	1	0	0	0	0	0	2	12	23	40.50	4.500					
39 Jerry Blevins, L (8, 1) ERA:	0.1		0	0	0	1	0	0	0	0	0	0	0	3	5	0.00	0.000					

New York Mets @ Miami Marlins  
Marlins Park, Miami, FL  
Sat Apr 15 2017, 7:12 PM - 9:42 PM EDT  
Att: 25,137 - Roof Closed - 74 F

AB 30  
R 5  
H 6  
RBI 5  
BB 2  
SO 15  
LOB 6













Batter	1	2	3	4	5	6	7	8	9	AB	R	H	RBI	BB	SO	LOB	TOP																				
16 César Hernández, S (1,4) OBP: 0.358, SLG: 0.540										5	0	0	0	0	3	1																					
23 Aaron Altherr, R (1,7) OBP: 0.389, SLG: 0.625										3	2	1	0	0	1	2																					
37 Odúbel Herrera, L (1,8) OBP: 0.404, SLG: 0.417										3	0	1	0	1	1	1																					
7 Maikel Franco, R (1,5)										4	0	0	1	0	2	5																					
5 Michael Saunders, L (1,9) OBP: 0.314, SLG: 0.354										3	0	2	1	0	1	1																					
19 Tommy Joseph, R (1,3) OBP: 0.208, SLG: 0.250										4	0	0	0	0	1	4																					
29 Cameron Rupp, R (1,2) OBP: 0.295, SLG: 0.333										4	1	1	0	0	2	1																					
13 Freddy Galvis, S (1,6) OBP: 0.241, SLG: 0.412										4	1	2	0	0	0	1																					
28 Vince Velasquez, R (1,1) OBP: 0.250, SLG: 0.250										2	0	1	1	0	0	1																					
41 Brock Stassi, L (7,PH) OBP: 0.238, SLG: 0.278										1	0	0	0	0	0	0																					
57 Luis García, R (7,1)										0	0	0	0	0	0	0																					
61 Edubray Ramos, R (8,1)										0	0	0	0	0	0	0																					
25 Daniel Nava, S (9,PH) OBP: 0.476, SLG: 0.813										0	0	0	1	0	0	0																					
<b>Inning Stats</b>	R: 0 E: 0 K: 2 S: 12	H: 0 LOB: 0 BB: 0 P: 16	R: 0 E: 0 K: 2 S: 12	H: 0 LOB: 1 BB: 0 P: 21	R: 0 E: 0 K: 1 S: 7	H: 1 LOB: 0 BB: 0 P: 9	R: 1 E: 0 K: 1 S: 8	H: 1 LOB: 1 BB: 0 P: 14	R: 1 E: 1 K: 1 S: 13	H: 2 LOB: 3 BB: 1 P: 21	R: 0 E: 0 K: 0 S: 5	H: 1 LOB: 0 BB: 0 P: 6	R: 0 E: 0 K: 0 S: 7	H: 0 LOB: 0 BB: 0 P: 11	R: 1 E: 0 K: 2 S: 13	H: 2 LOB: 1 BB: 0 P: 20	R: 1 E: 0 K: 2 S: 10	H: 1 LOB: 0 BB: 0 P: 14	1B: 5 2B: 2 3B: 1 HR: 0	SF: 1 SAC: 0 DP: 2 HBP: 2	WP: 0 PB: 0 SB: 1 CS: 0	PA: 37															
<b>PITCHER</b>	IP WLS BF H R ER SO BB IBB HBP BLK WP HR S P ERA WHIP																																				
65 Robert Gsellman, R (1,1) ERA: 5.09	7.0		29	6	3	3	7	0	1	2	0	0	0	0	65	99	3.86	0.857																			
39 Jerry Blevins, L (8,1)	0.2	B	3	1	0	0	1	0	0	0	0	0	0	0	9	15	0.00	1.500																			
47 Hansel Robles, R (8,1) ERA: 3.0	0.1	W	1	0	0	0	1	0	0	0	0	0	0	3	4	0.00	0.000																				
43 Addison Reed, R (9,1) ERA: 3.72	1.0	S	4	1	1	1	2	0	0	0	0	0	0	10	14	9.00	1.000																				

Philadelphia Phillies @ New York Mets  
Citi Field, Flushing, NY  
Wed Apr 19 2017, 7:10 PM - 9:46 PM EDT  
Att: 22,243 - Cloudy - 49 F

AB 33  
R 4  
H 8  
RBI 4  
BB 1  
SO 11  
LOB 17



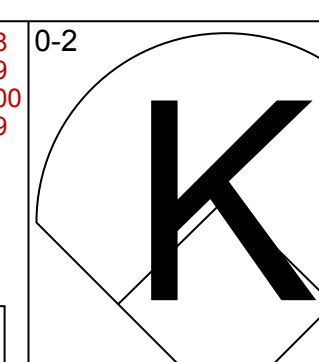
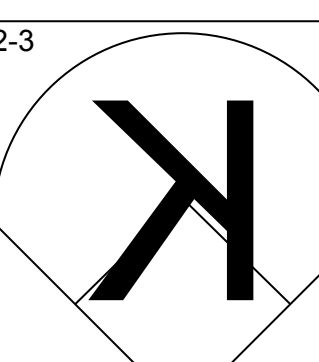
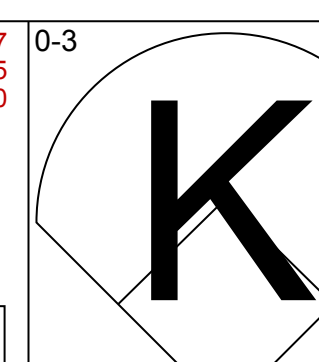
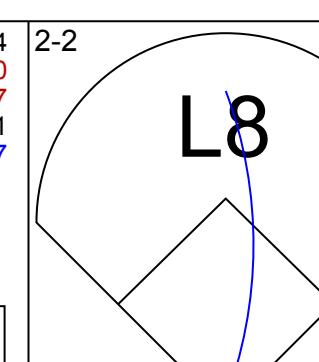
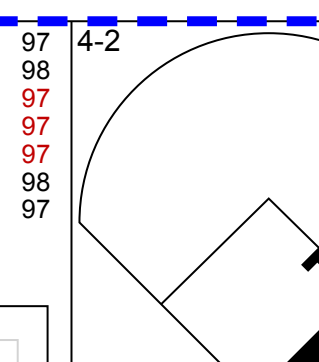
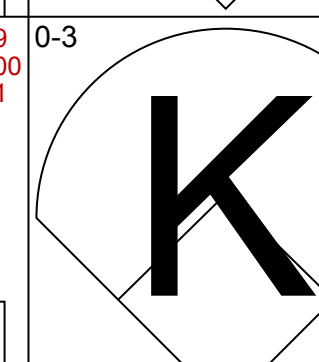
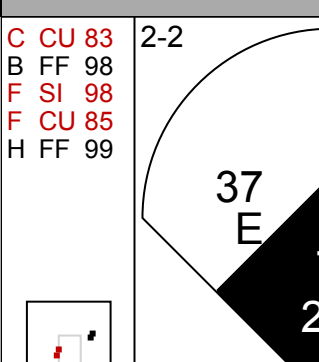
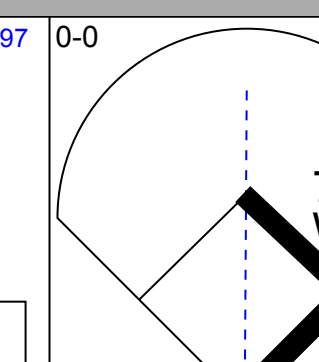
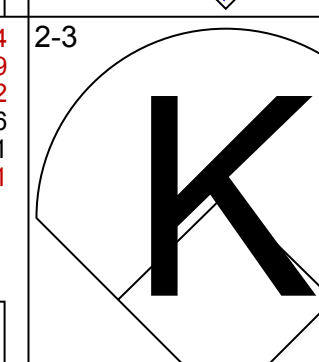
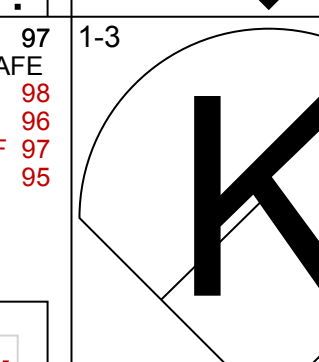
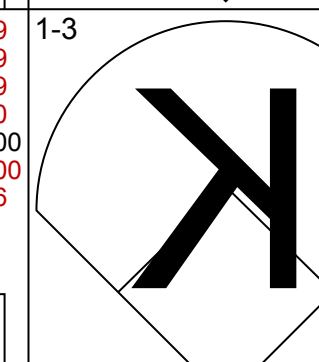
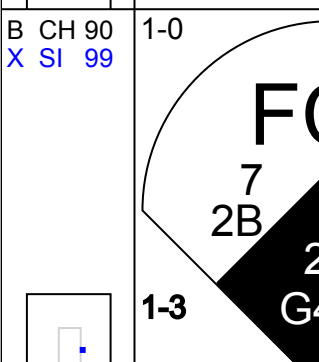
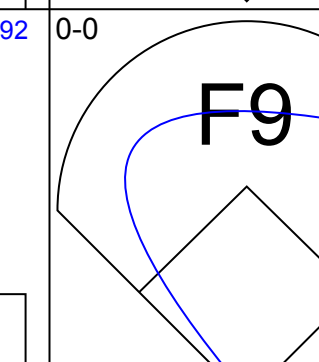
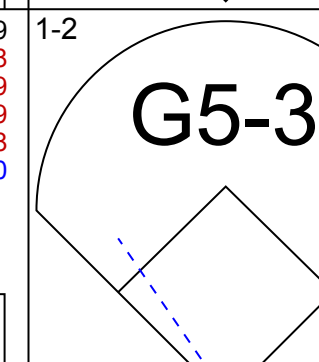
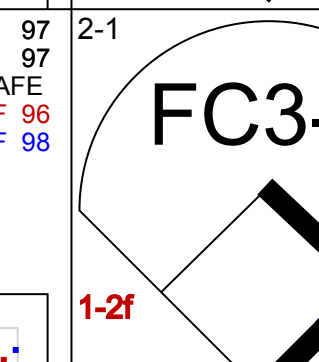
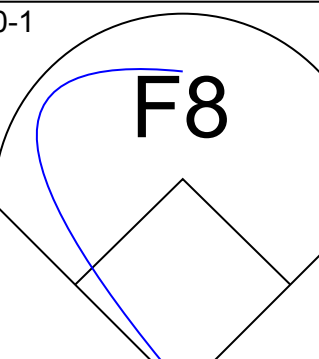
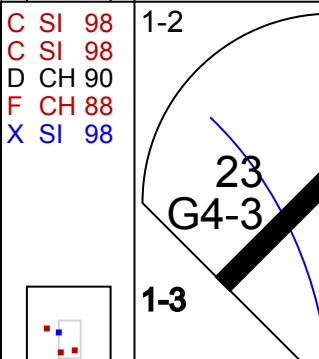
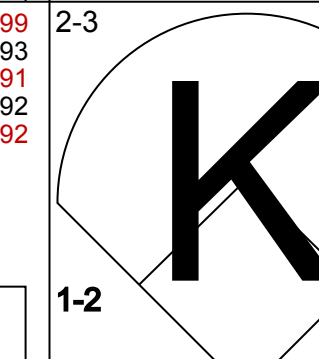
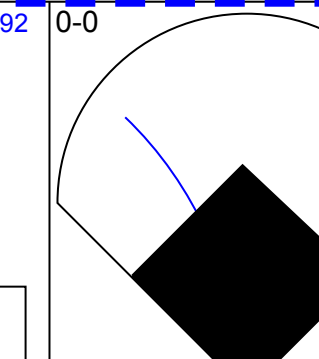
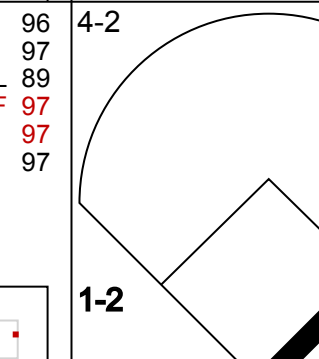
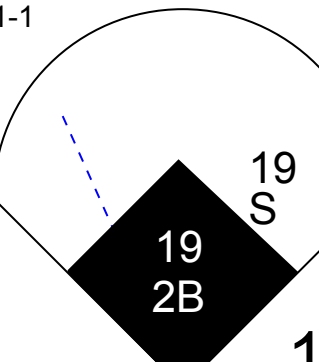
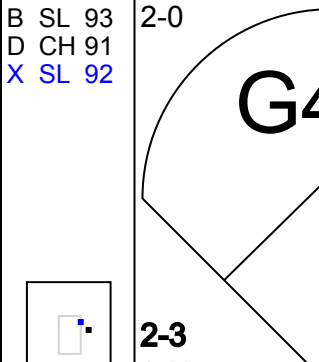
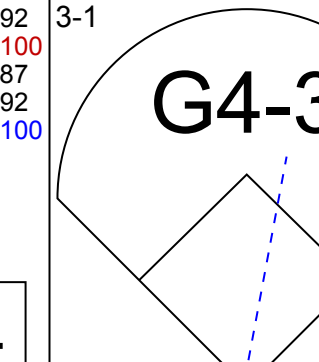
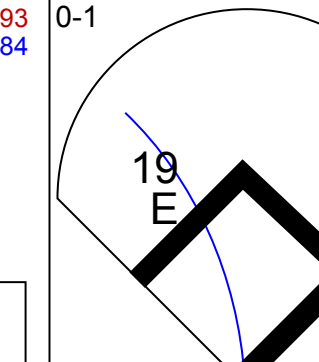
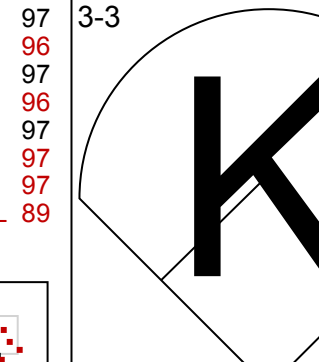
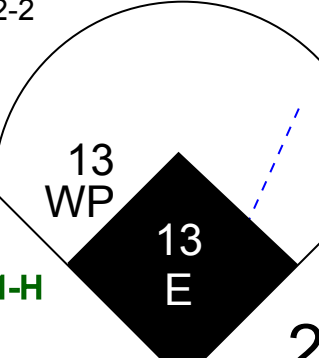
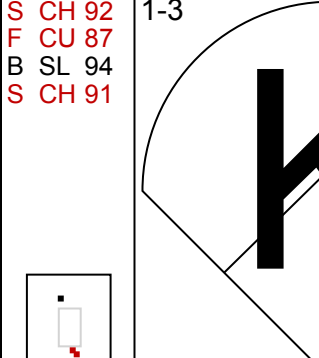
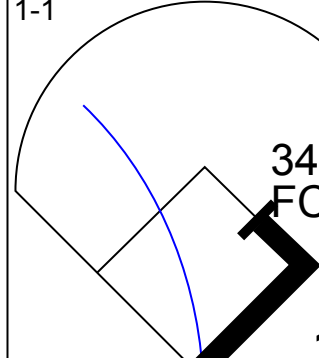
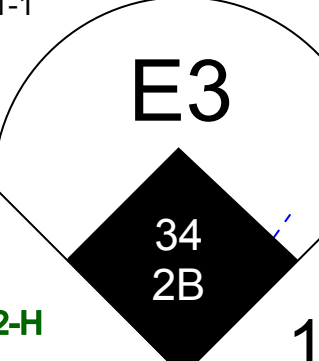
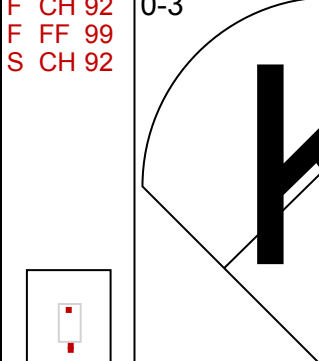
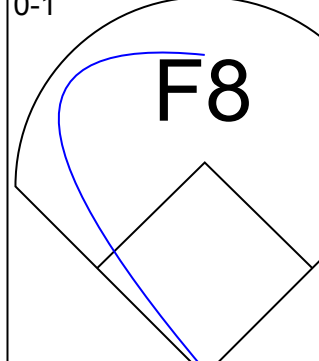
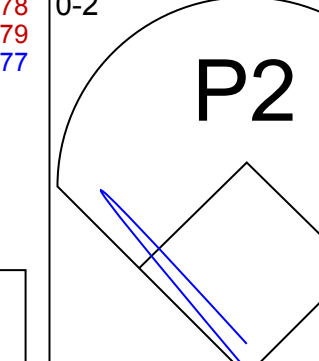
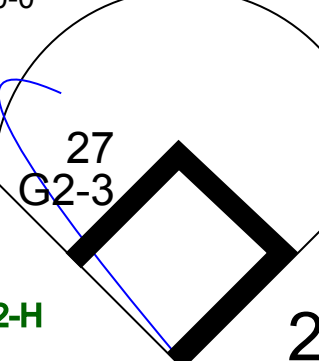
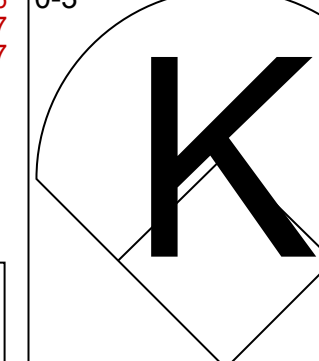
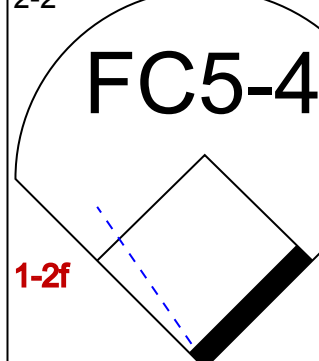
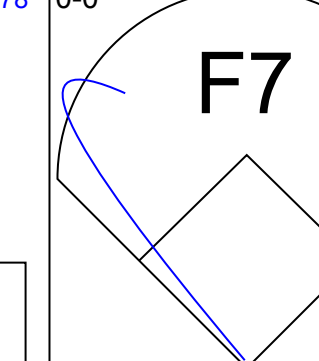
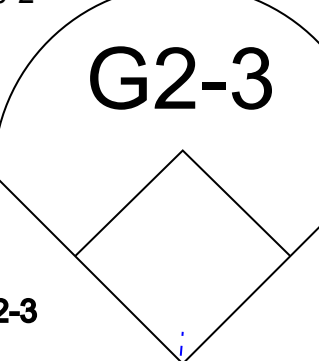
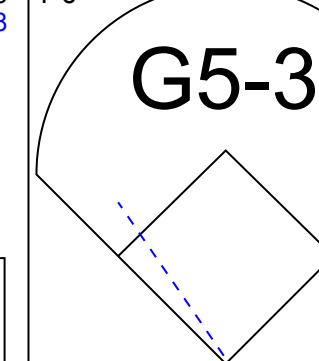
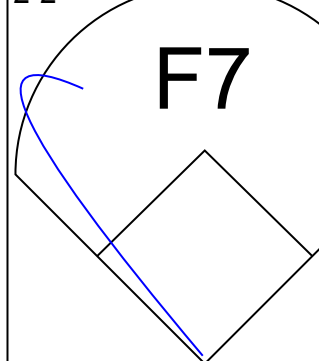
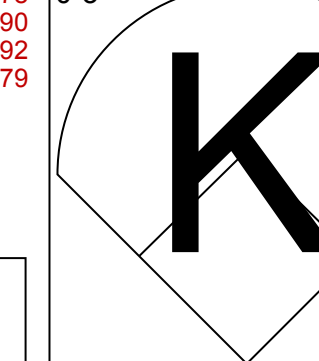
Batter	1	2	3	4	5	6	7	8	9	AB	R	H	RBI	BB	SO	LOB	BOTTOM																				
3 Curtis Granderson, L (1,8) OBP: 0.214, SLG: 0.235										4	0	0	0	0	0	2																					
13 Adriánal Cabrera, S (1,6) OBP: 0.313, SLG: 0.397										3	1	1	0	1	0	1																					
52 Yoanis Céspedes, R (1,7) OBP: 0.364, SLG: 0.636										3	2	1	0	1	0	1																					
19 Jay Bruce, L (1,9) OBP: 0.387, SLG: 0.673										4	2	3	5	0	1	0																					
20 Neil Walker, S (1,4) OBP: 0.306, SLG: 0.278										4	0	1	0	0	0	0																					
21 Lucas Duda, L (1,3) OBP: 0.380, SLG: 0.571										1	0	0	0	0	1	0																					
4 Wilmer Flores, R (5,PH) OBP: 0.194, SLG: 0.343										3	0	0	0	0	1	0																					
7 José Reyes, S (1,5) OBP: 0.186, SLG: 0.132										3	0	0	0	1	1	2																					
18 Travis d'Arnaud, R (1,2) OBP: 0.357, SLG: 0.541										2	0	0	0	0	0	1																					
44 René Rivera, R (7,2) OBP: 0.316, SLG: 0.368										1	0	1	0	0	0	0																					
65 Robert Gsellman, R (1,1) OBP: 0.200, SLG: 0.200										3	0	1	0	0	1	1																					
39 Jerry Blevins, L (8,1)										0	0	0	0	0	0	0																					
47 Hansel Robles, R (8,1)										0	0	0	0	0	0	0																					
43 Addison Reed, L (9,1)										0	0	0	0	0	0	0																					
<b>Inning Stats</b>	R: 0 E: 0 K: 0 S: 10	H: 1 LOB: 2 BB: 1 P: 17	R: 0 E: 0 K: 1 S: 10	H: 0 LOB: 1 BB: 1 P: 19	R: 0 E: 0 K: 0 S: 6	H: 0 LOB: 0 BB: 0 P: 9	R: 0 E: 0 K: 1 S: 11	H: 0 LOB: 0 BB: 0 P: 15	R: 0 E: 0 K: 0 S: 6	H: 0 LOB: 0 BB: 0 P: 7	R: 3 E: 1 K: 0 S: 11	H: 4 LOB: 2 BB: 1 P: 17	R: 0 E: 0 K: 1 S: 9	H: 1 LOB: 0 BB: 0 P: 14	R: 2 E: 0 K: 1 S: 9	H: 2 LOB: 0 BB: 0 P: 16	1B: 5 2B: 1 3B: 0 HR: 2	SF: 0 SAC: 0 DP: 1 HBP: 0	WP: 0 PB: 0 SB: 0 CS: 0	PA: 34																	
<b>PITCHER</b>	IP WLS BF H R ER SO BB IBB HBP BLK WP HR S P ERA WHIP																																				
28 Vince Velasquez, R (1,1) ERA: 7.2	6.0		25	5	3	3	2	3	0	0	0	0	0	0	54	84	4.50	1.333																			
57 Luis García, R (7,1)	1.0	L	4	1	0	0	1	0	0	0	0	0	0	9	14	0.00	1.000																				
61 Edubray Ramos, R (8,1) ERA: 4.91	1.0	L	5	2	2	2	1	0	0	0	0	0	0	1	9	16	18.00	2.000																			

Philadelphia Phillies @ New York Mets  
Citi Field, Flushing, NY  
Wed Apr 19 2017, 7:10 PM - 9:46 PM EDT  
Att: 22,243 - Cloudy - 49 F

AB 31  
R 5  
H 8  
RBI 5  
BB 3  
SO 4  
LOB 9




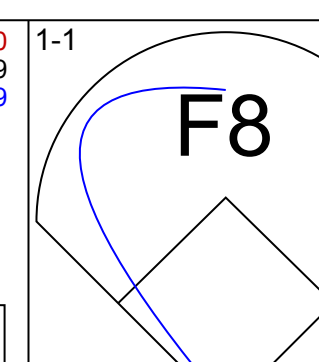
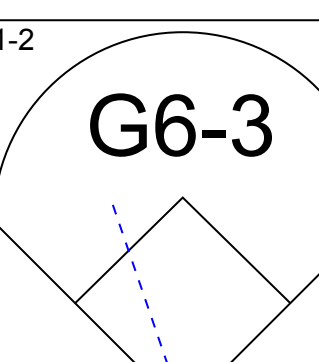
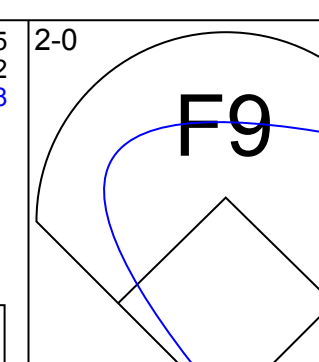
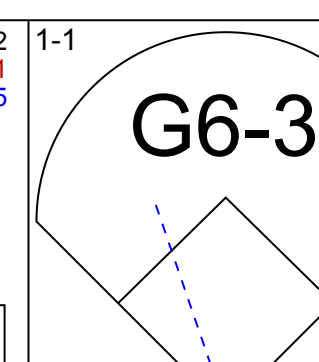
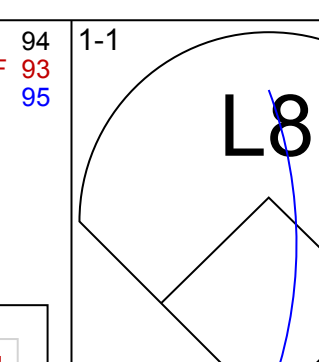
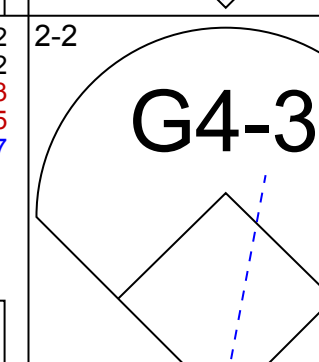
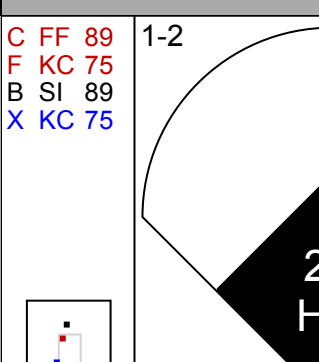
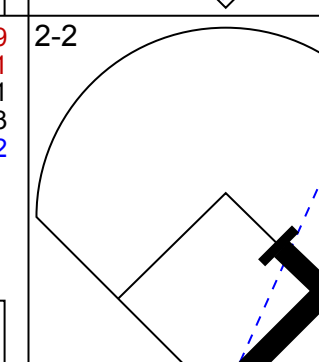
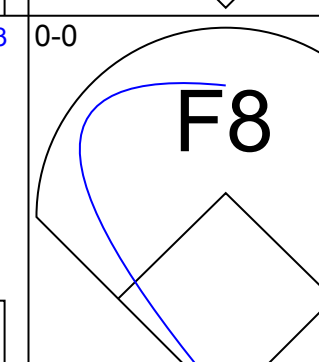

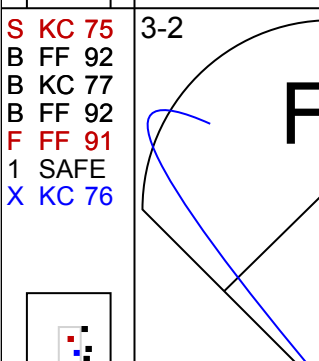
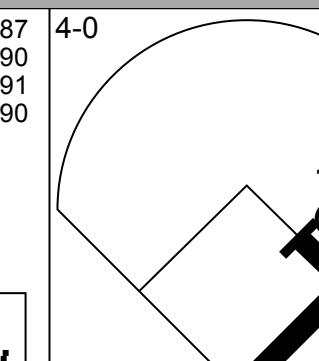
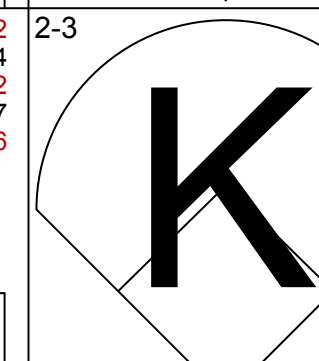
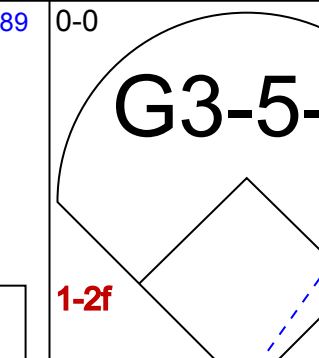
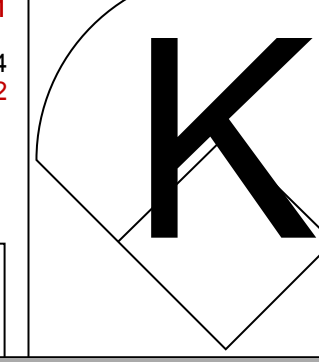
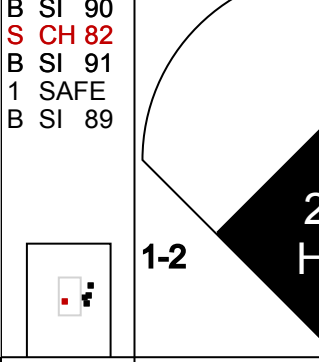

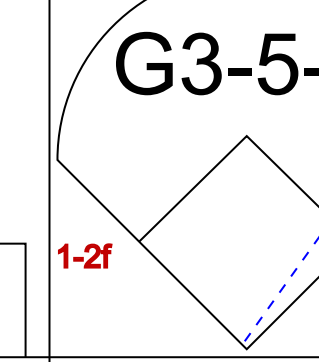
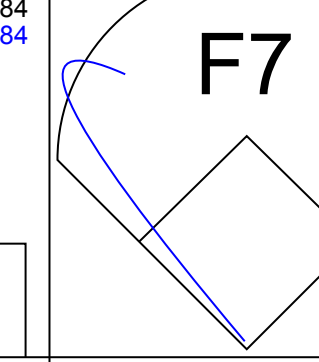
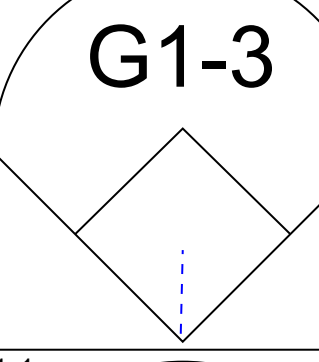
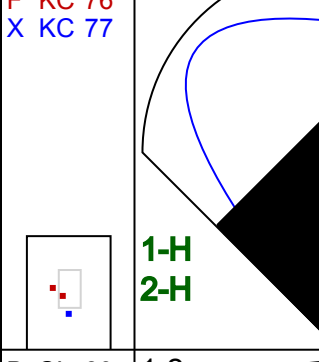
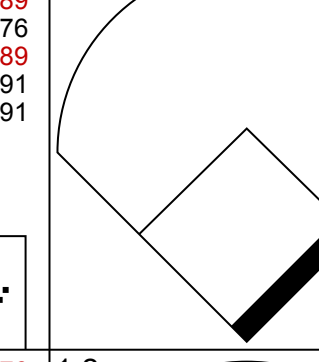
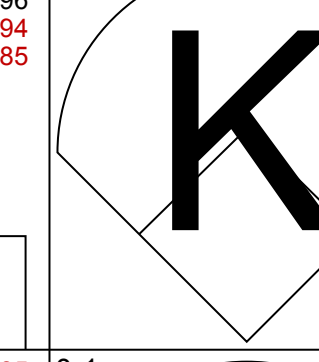
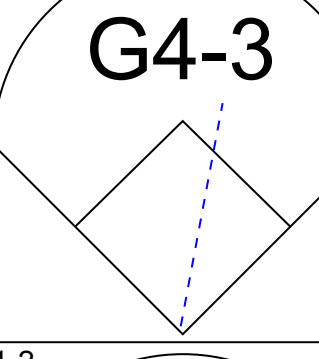
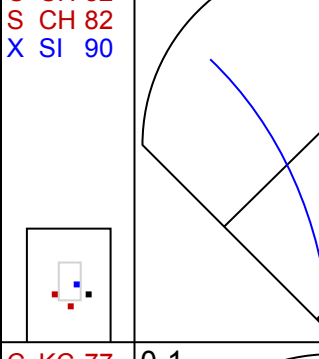
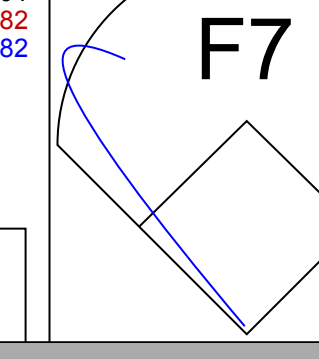
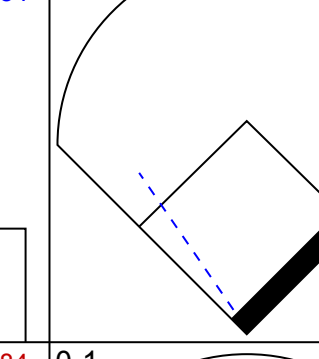
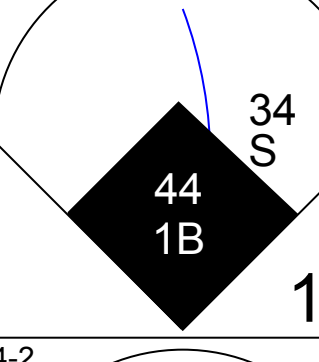
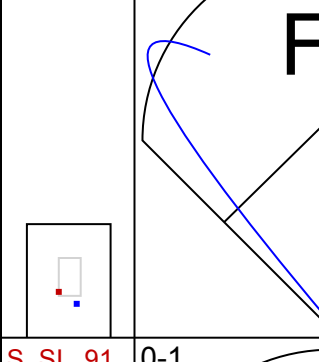

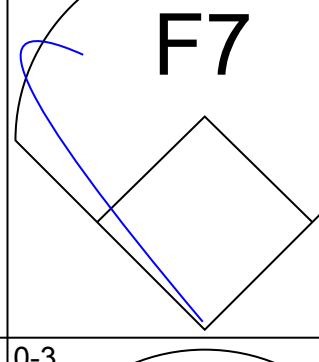
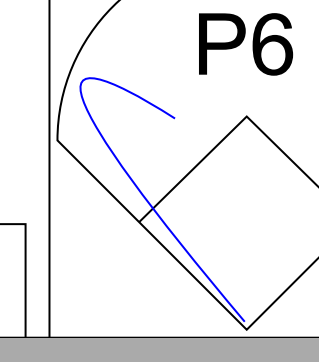
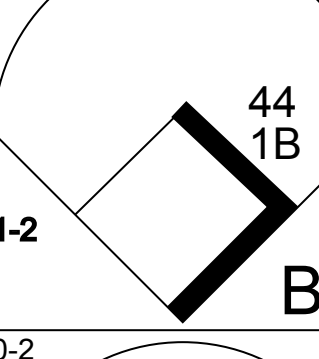
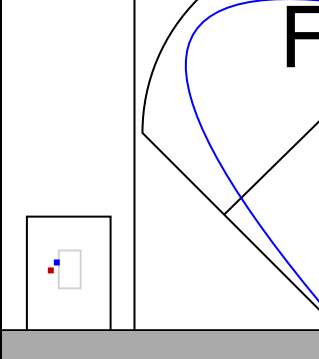
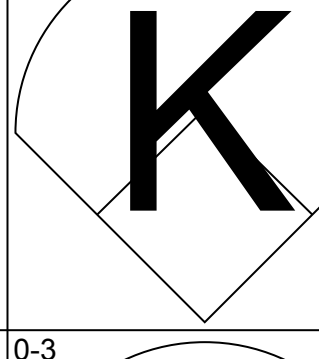
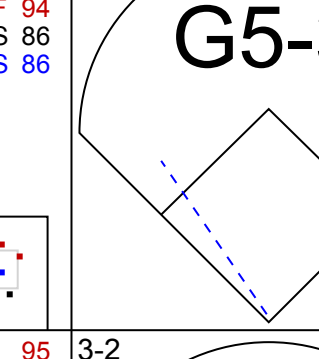
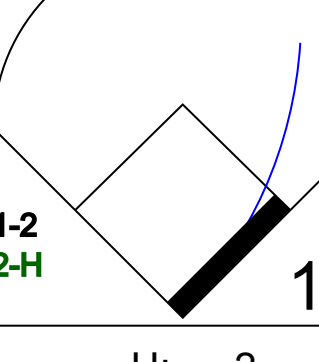
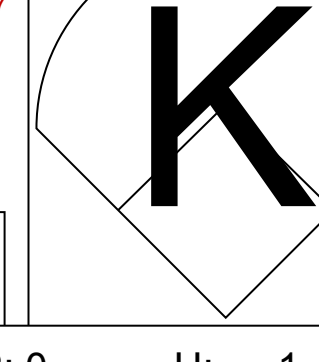
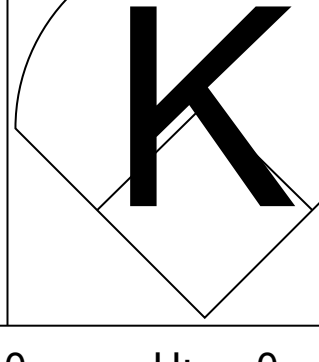
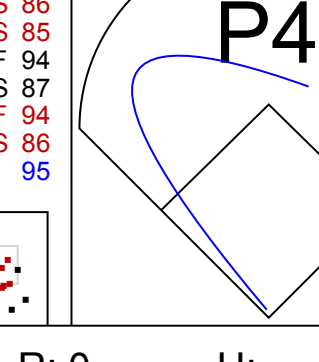


Batter	1	2	3	4	5	6	7	8	9	AB	R	H	RBI	BB	SO	LOB	TOP								
16 César Hernández, S (1.4) OBP: 0.347, SLG: 0.507										4	0	0	0	1	3	1	Philadelphia Phillies @ New York Mets Citi Field, Flushing, NY Thu Apr 20 2017, 7:12 PM - 10:26 PM EDT Att: 24,656 - Cloudy - 62 F								
25 Daniel Nava, S (1.7) OBP: 0.462, SLG: 0.700										4	1	1	0	0	3	1									
37 Odúbel Herrera, L (1.8) OBP: 0.371, SLG: 0.377										5	1	0	0	0	1	3									
7 Maikel Franco, R (1.5) OBP: 0.246, SLG: 0.362										4	1	2	2	1	1	1									
23 Aaron Altherr, R (1.9) OBP: 0.391, SLG: 0.571										5	1	2	1	0	1	4									
19 Tommy Joseph, R (1.3) OBP: 0.241, SLG: 0.313										4	1	3	1	0	1	1									
13 Freddy Galvis, S (1.6) OBP: 0.241, SLG: 0.400										4	1	1	0	0	1	4									
34 Andrew Knapp, S (1.2) OBP: 0.353, SLG: 0.357										4	0	1	1	0	1	3									
27 Aaron Nola, R (1.1) OBP: 0.286, SLG: 0.461										2	0	0	0	0	0	1									
5 Michael Saunders, L (6. PH) OBP: 0.306, SLG: 0.341										1	0	0	0	0	0	1									
63 Josely Rodríguez, L (6. PH) OBP: 0.250, SLG: 0.143										0	0	0	0	0	0	0									
4 Andrés Blanco, S (6. PH) OBP: 0.250, SLG: 0.143										1	0	0	0	0	1	2									
53 Joaquin Benoit, R (6. PH) OBP: 0.349, SLG: 0.526										0	0	0	0	0	0	0									
50 Héctor Neris, R (6. PH) OBP: 0.349, SLG: 0.526										0	0	0	0	0	0	0									
<b>Inning Stats</b>	R: 0 E: 0 K: 3 S: 13	H: 0 LOB: 0 BB: 0 P: 14	R: 3 E: 1 K: 1 S: 17	H: 4 LOB: 1 BB: 0 P: 23	R: 2 E: 1 K: 2 S: 15	H: 1 LOB: 1 BB: 0 P: 22	R: 0 E: 0 K: 2 S: 7	H: 0 LOB: 0 BB: 0 P: 8	R: 0 E: 0 K: 1 S: 7	H: 1 LOB: 1 BB: 0 P: 12	R: 0 E: 0 K: 0 S: 13	H: 1 LOB: 1 BB: 0 P: 18	R: 0 E: 0 K: 1 S: 12	H: 0 LOB: 0 BB: 0 P: 17	R: 1 E: 1 K: 1 S: 14	H: 3 LOB: 2 BB: 0 P: 15	R: 0 E: 0 K: 2 S: 16	H: 0 LOB: 2 BB: 2 P: 30	1B: 6 2B: 3 3B: 0 HR: 1	SF: 0 SAC: 0 DP: 0 HBP: 1	WP: 2 PB: 0 CS: 0	PA: 41			
<b>PITCHER</b>	IP WLS BF H R ER SO BB IBB HBP BLK WP HR S P ERA WHIP	IP WLS BF H R ER SO BB IBB HBP BLK WP HR S P ERA WHIP	IP WLS BF H R ER SO BB IBB HBP BLK WP HR S P ERA WHIP	IP WLS BF H R ER SO BB IBB HBP BLK WP HR S P ERA WHIP	IP WLS BF H R ER SO BB IBB HBP BLK WP HR S P ERA WHIP	IP WLS BF H R ER SO BB IBB HBP BLK WP HR S P ERA WHIP	IP WLS BF H R ER SO BB IBB HBP BLK WP HR S P ERA WHIP	IP WLS BF H R ER SO BB IBB HBP BLK WP HR S P ERA WHIP	IP WLS BF H R ER SO BB IBB HBP BLK WP HR S P ERA WHIP	IP WLS BF H R ER SO BB IBB HBP BLK WP HR S P ERA WHIP	IP WLS BF H R ER SO BB IBB HBP BLK WP HR S P ERA WHIP	IP WLS BF H R ER SO BB IBB HBP BLK WP HR S P ERA WHIP	IP WLS BF H R ER SO BB IBB HBP BLK WP HR S P ERA WHIP	IP WLS BF H R ER SO BB IBB HBP BLK WP HR S P ERA WHIP	IP WLS BF H R ER SO BB IBB HBP BLK WP HR S P ERA WHIP	IP WLS BF H R ER SO BB IBB HBP BLK WP HR S P ERA WHIP	IP WLS BF H R ER SO BB IBB HBP BLK WP HR S P ERA WHIP	IP WLS BF H R ER SO BB IBB HBP BLK WP HR S P ERA WHIP	IP WLS BF H R ER SO BB IBB HBP BLK WP HR S P ERA WHIP	IP WLS BF H R ER SO BB IBB HBP BLK WP HR S P ERA WHIP	IP WLS BF H R ER SO BB IBB HBP BLK WP HR S P ERA WHIP	IP WLS BF H R ER SO BB IBB HBP BLK WP HR S P ERA WHIP	IP WLS BF H R ER SO BB IBB HBP BLK WP HR S P ERA WHIP	IP WLS BF H R ER SO BB IBB HBP BLK WP HR S P ERA WHIP	IP WLS BF H R ER SO BB IBB HBP BLK WP HR S P ERA WHIP

Philadelphia Phillies @ New York Mets  
Citi Field, Flushing, NY  
Thu Apr 20 2017, 7:12 PM - 10:26 PM EDT  
Att: 24,656 - Cloudy - 62 F


AB 38  
R 6  
H 10  
RBI 5  
BB 2  
SO 13  
LOB 22



Batter	1	2	3	4	5	6	7	8	9	AB	R	H	RBI	BB	SO	LOB	BOTTOM								
3 Curtis Granderson, L (1.9) OBP: 0.197, SLG: 0.214										5	0	0	0	0	0	2	Philadelphia Phillies @ New York Mets Citi Field, Flushing, NY Thu Apr 20 2017, 7:12 PM - 10:26 PM EDT Att: 24,656 - Cloudy - 62 F								
13 Adrián Cabrera, S (1.6) OBP: 0.324, SLG: 0.463										4	1	2	0	0	0	0									
52 Yoenis Céspedes, R (1.7) OBP: 0.377, SLG: 0.632										2	0	1	0	1	0	1									
12 Juan Lagares, R (6. PH) OBP: 0.250, SLG: 0.143										1	0	0	0	0	1	0									
19 Jay Bruce, L (1.3) OBP: 0.379, SLG: 0.638										3	1	0	0	1	1	2									
20 Neil Walker, S (1.4) OBP: 0.318, SLG: 0.333										3	1	1	3	1	1	0									
30 Michael Conforto, L (1.8) OBP: 0.387, SLG: 0.600										4	0	2	0	0	0	1									
7 José Reyes, S (1.5) OBP: 0.190, SLG: 0.140										4	1	1	0	0	0	2									
34 Noah Syndergaard, L (1.1) OBP: 0.400, SLG: 0.250										2	0	0	0	1	1	1									
50 Fernando Salas, R (6. PH) OBP: 0.250, SLG: 0.143										0	0	0	0	0	0	0									
66 Josh Edgin, R (6. PH) OBP: 0.250, SLG: 0.143										0	0	0	0	0	0	0									
27 Jeury Familia, R (6. PH) OBP: 0.349, SLG: 0.526										0	0	0	0	0	0	0									
18 Travis d'Arnaud, R (6. PH) OBP: 0.349, SLG: 0.526										1	0	0	0	0	0	0									
44 René Rivera, R (1.2) OBP: 0.304, SLG: 0.348										4	0	1	1	0	2	0									
<b>Inning Stats</b>	R: 0 E: 0 K: 1 S: 15	H: 1 LOB: 1 BB: 0 P: 20	R: 1 E: 0 K: 0 S: 16	H: 2 LOB: 2 BB: 1 P: 24	R: 3 E: 0 K: 0 S: 17	H: 3 LOB: 1 BB: 1 P: 26	R: 0 E: 0 K: 1 S: 7	H: 1 LOB: 1 BB: 0 P: 11	R: 0 E: 0 K: 1 S: 6	H: 0 LOB: 0 BB: 2 P: 15	R: 0 E: 0 K: 2 S: 8	H: 0 LOB: 0 BB: 0 P: 8	R: 0 E: 0 K: 1 S: 9	H: 1 LOB: 0 BB: 0 P: 11	R: 0 E: 0 K: 1 S: 11	H: 0 LOB: 0 BB: 0 P: 17	1B: 7 2B: 0 3B: 0 HR: 1	SF: 0 SAC: 0 DP: 1 HBP: 0	WP: 0 PB: 0 CS: 0	PA: 37					
<b>PITCHER</b>	IP WLS BF H R ER SO BB IBB HBP BLK WP HR S P ERA WHIP	IP WLS BF H R ER SO BB IBB HBP BLK WP HR S P ERA WHIP	IP WLS BF H R ER SO BB IBB HBP BLK WP HR S P ERA WHIP	IP WLS BF H R ER SO BB IBB HBP BLK WP HR S P ERA WHIP	IP WLS BF H R ER SO BB IBB HBP BLK WP HR S P ERA WHIP	IP WLS BF H R ER SO BB IBB HBP BLK WP HR S P ERA WHIP	IP WLS BF H R ER SO BB IBB HBP BLK WP HR S P ERA WHIP	IP WLS BF H R ER SO BB IBB HBP BLK WP HR S P ERA WHIP	IP WLS BF H R ER SO BB IBB HBP BLK WP HR S P ERA WHIP	IP WLS BF H R ER SO BB IBB HBP BLK WP HR S P ERA WHIP	IP WLS BF H R ER SO BB IBB HBP BLK WP HR S P ERA WHIP	IP WLS BF H R ER SO BB IBB HBP BLK WP HR S P ERA WHIP	IP WLS BF H R ER SO BB IBB HBP BLK WP HR S P ERA WHIP	IP WLS BF H R ER SO BB IBB HBP BLK WP HR S P ERA WHIP	IP WLS BF H R ER SO BB IBB HBP BLK WP HR S P ERA WHIP	IP WLS BF H R ER SO BB IBB HBP BLK WP HR S P ERA WHIP	IP WLS BF H R ER SO BB IBB HBP BLK WP HR S P ERA WHIP	IP WLS BF H R ER SO BB IBB HBP BLK WP HR S P ERA WHIP	IP WLS BF H R ER SO BB IBB HBP BLK WP HR S P ERA WHIP	IP WLS BF H R ER SO BB IBB HBP BLK WP HR S P ERA WHIP	IP WLS BF H R ER SO BB IBB HBP BLK WP HR S P ERA WHIP	IP WLS BF H R ER SO BB IBB HBP BLK WP HR S P ERA WHIP	IP WLS BF H R ER SO BB IBB HBP BLK WP HR S P ERA WHIP	IP WLS BF H R ER SO BB IBB HBP BLK WP HR S P ERA WHIP	IP WLS BF H R ER SO BB IBB HBP BLK WP HR S P ERA WHIP

Philadelphia Phillies @ New York Mets  
Citi Field, Flushing, NY  
Thu Apr 20 2017, 7:12 PM - 10:26 PM EDT  
Att: 24,656 - Cloudy - 62 F

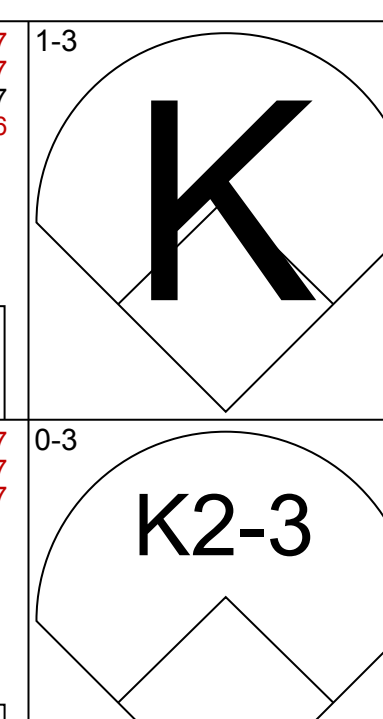
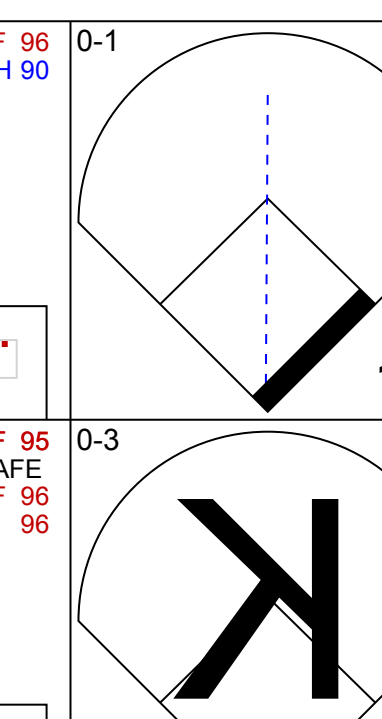
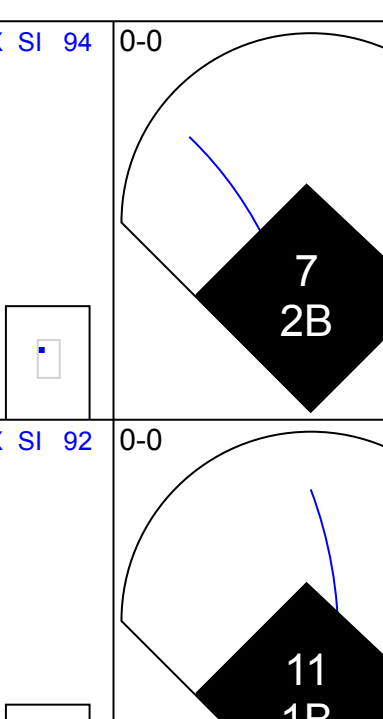
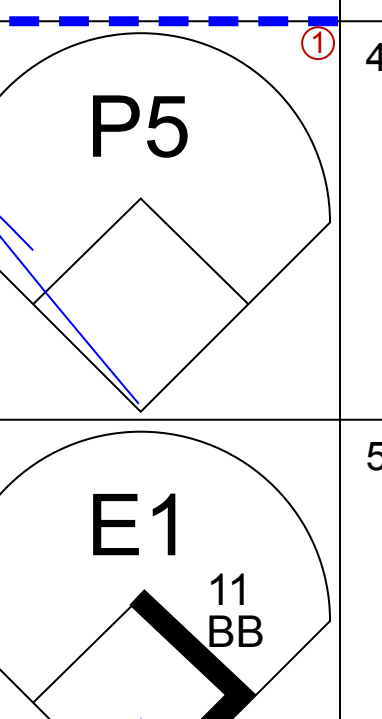
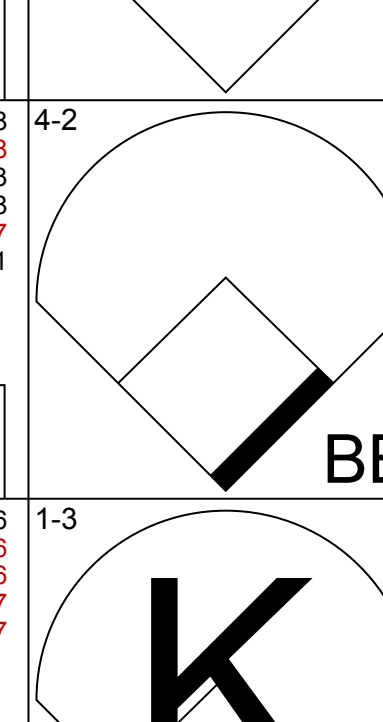

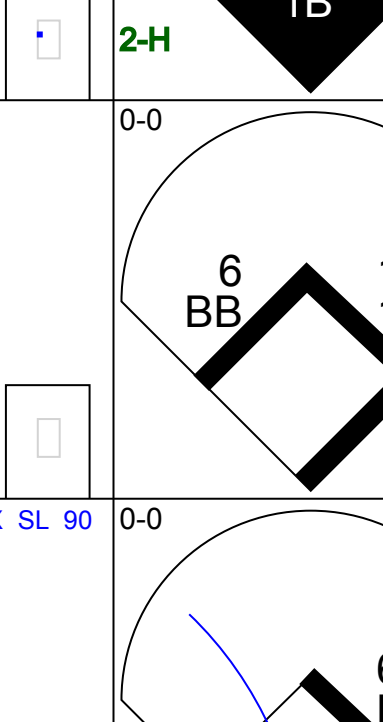
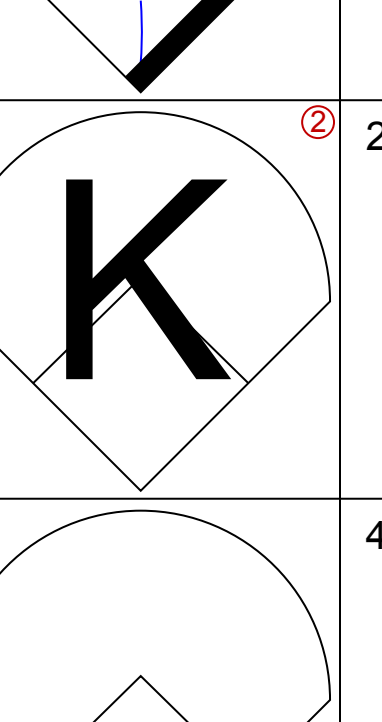

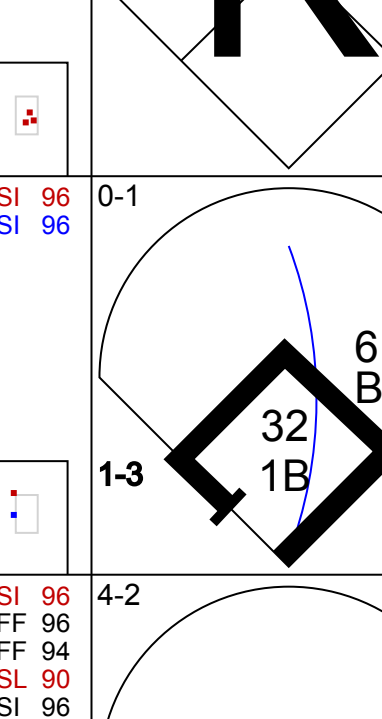
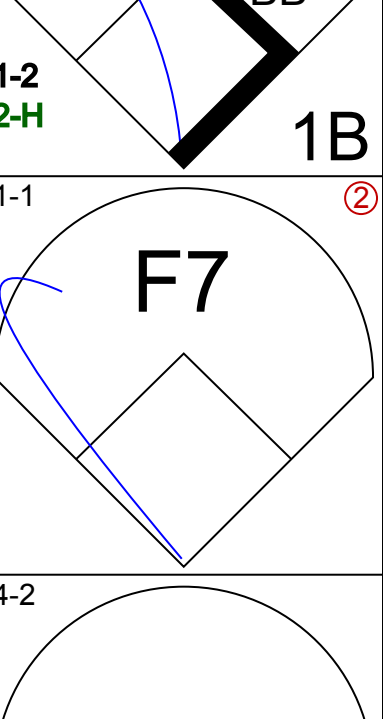
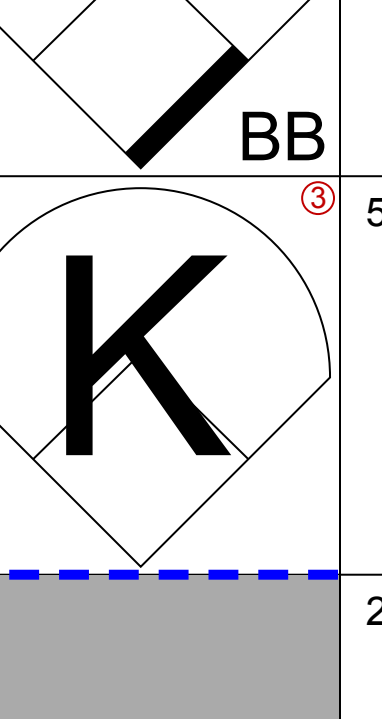

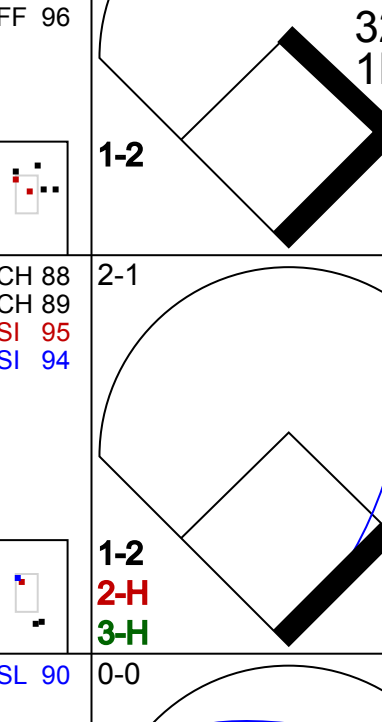
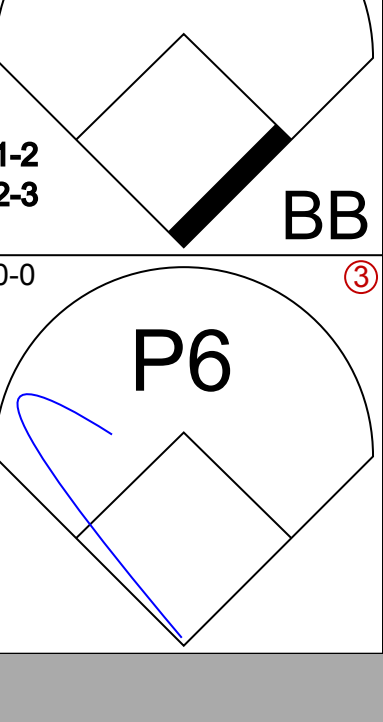

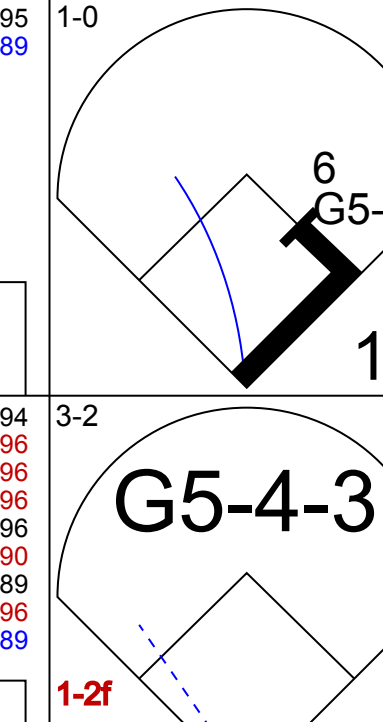
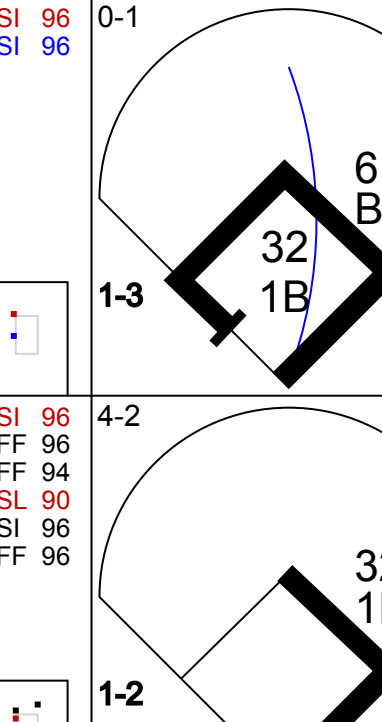
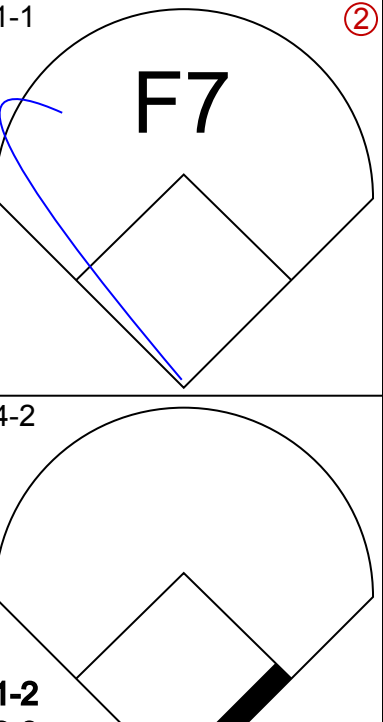
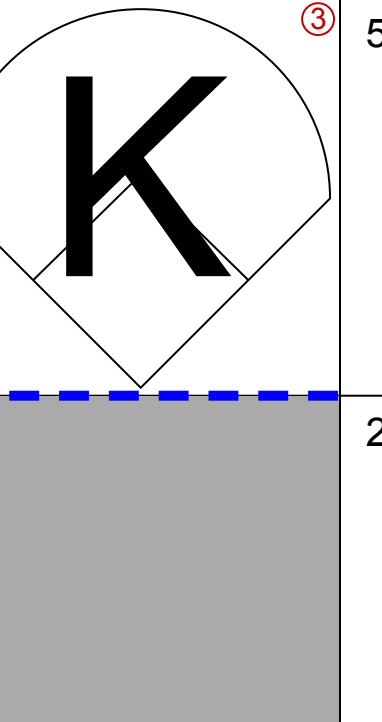
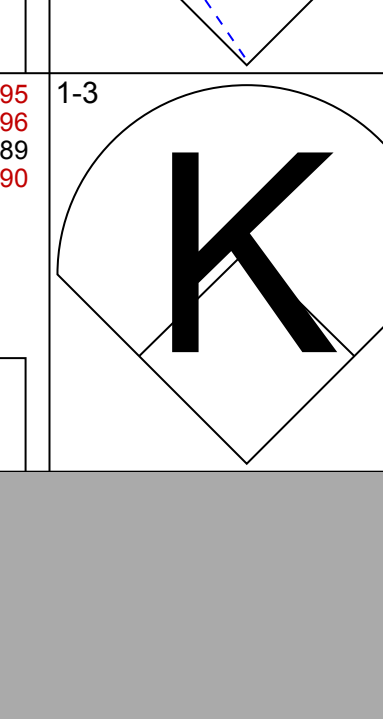
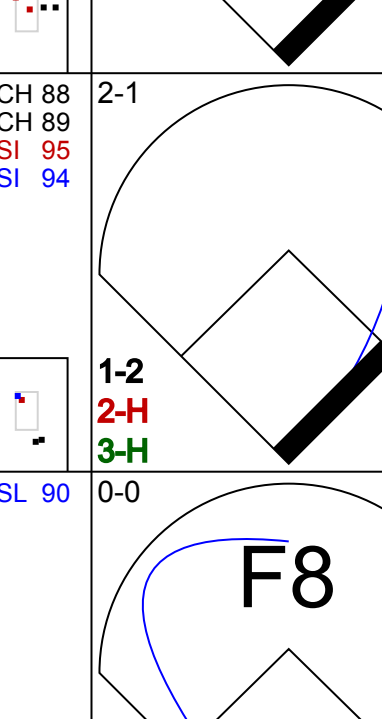
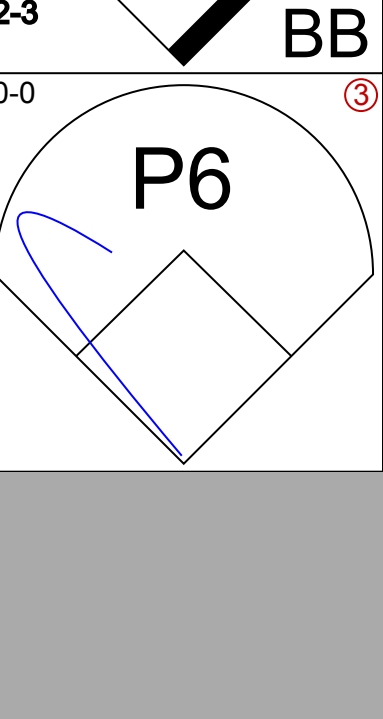



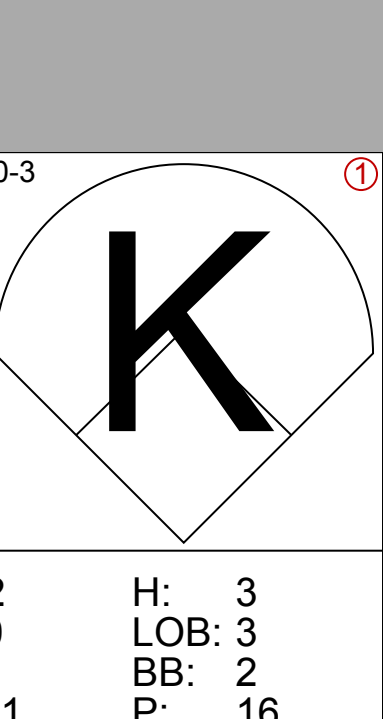

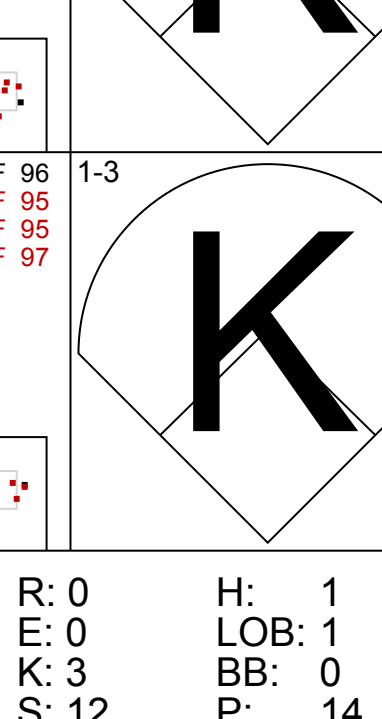



AB 33  
R 4  
H 8  
RBI 4  
BB 4  
SO 6  
LOB 9







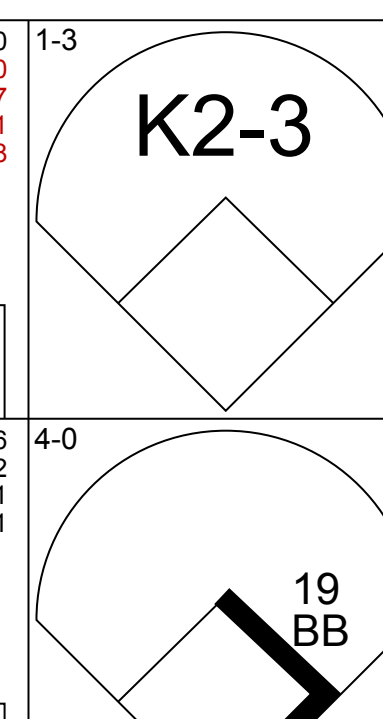
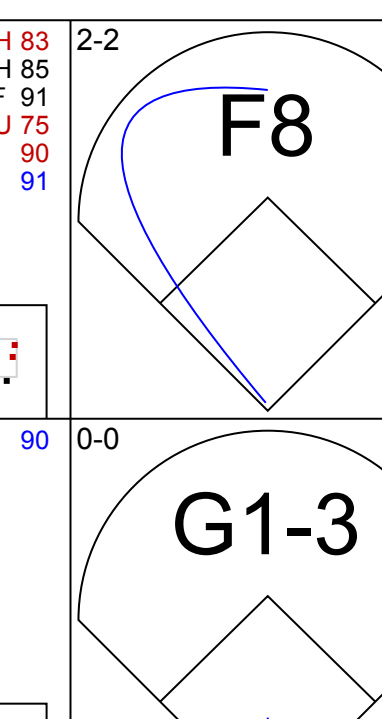


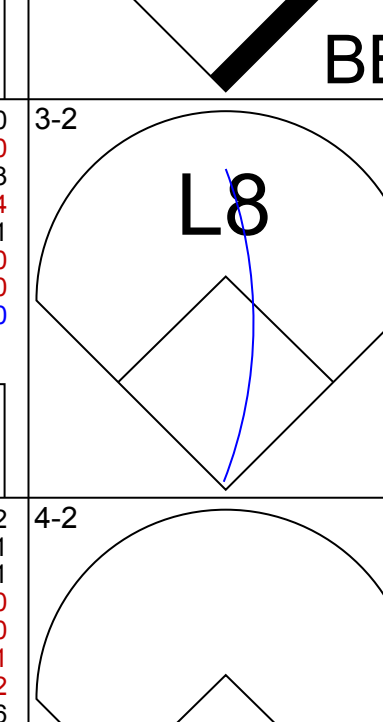


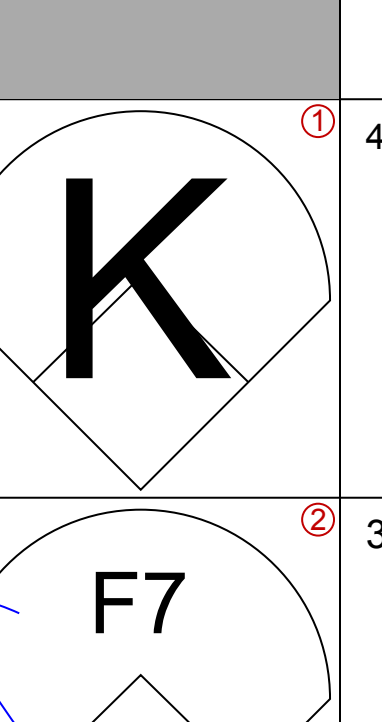
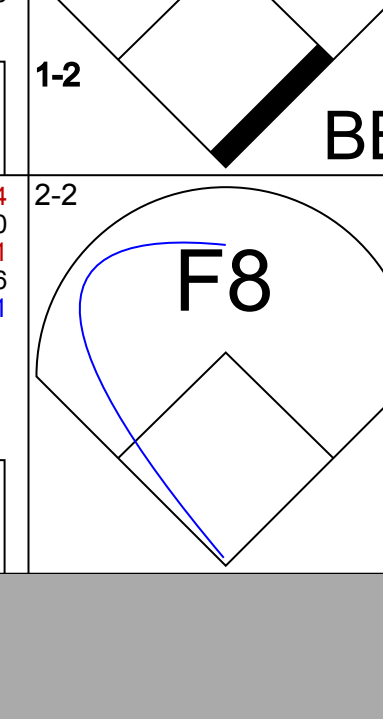
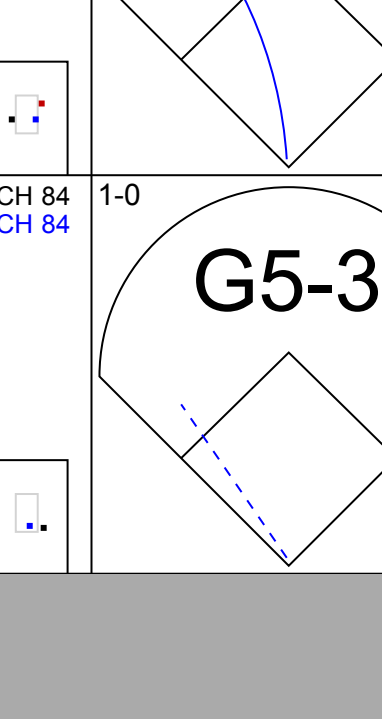

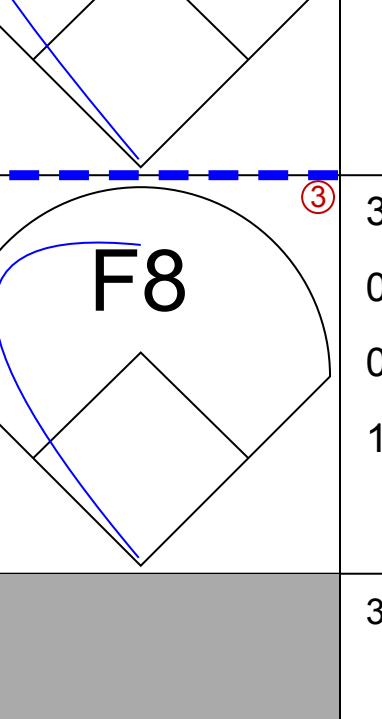


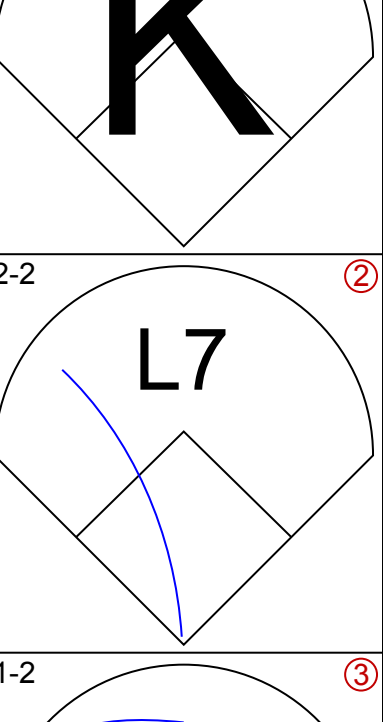



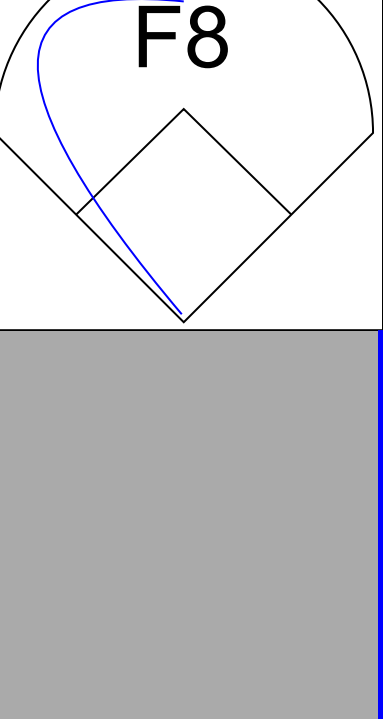

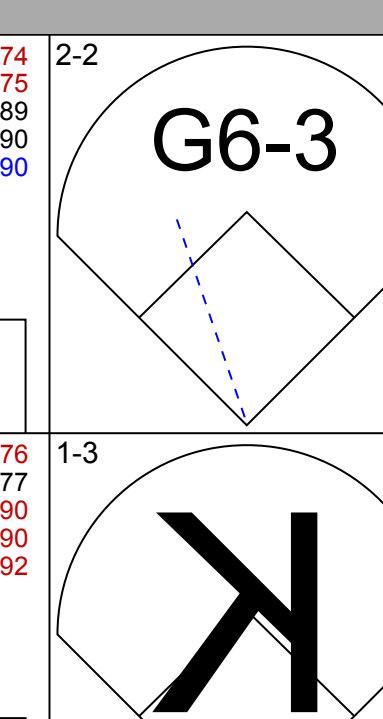
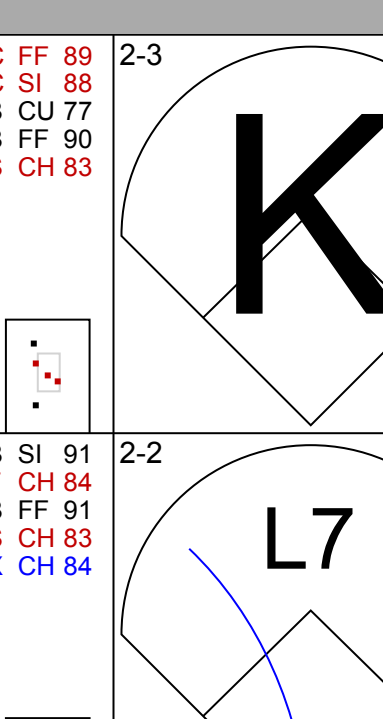

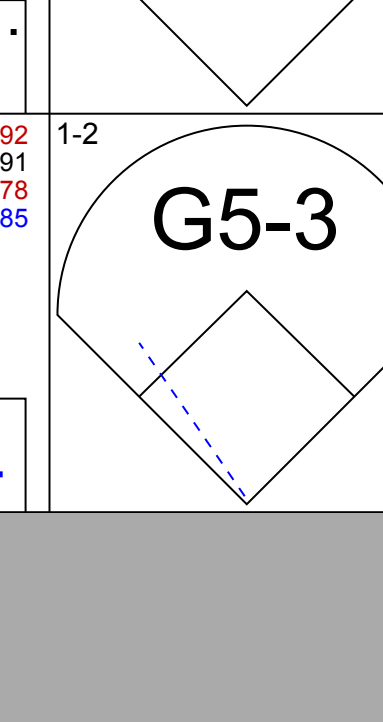
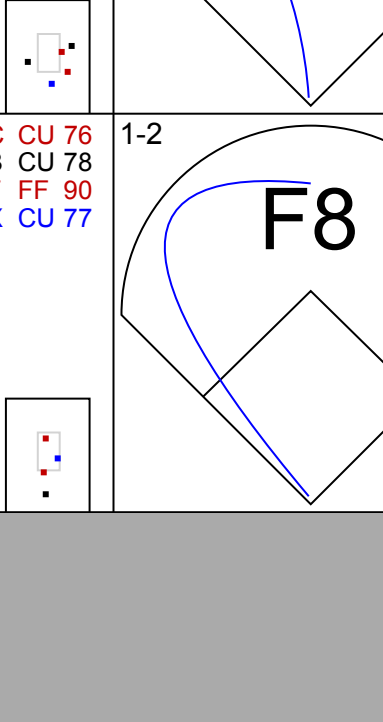

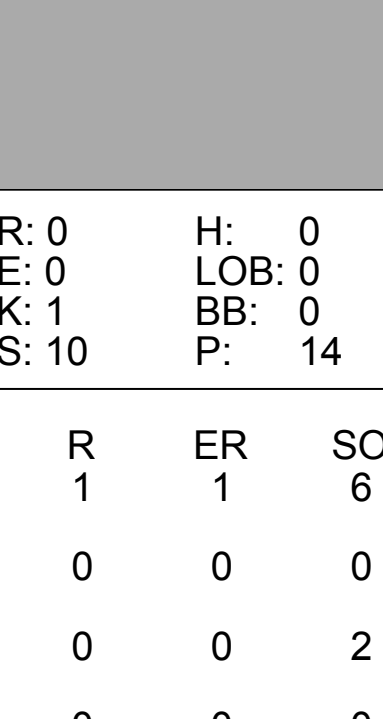
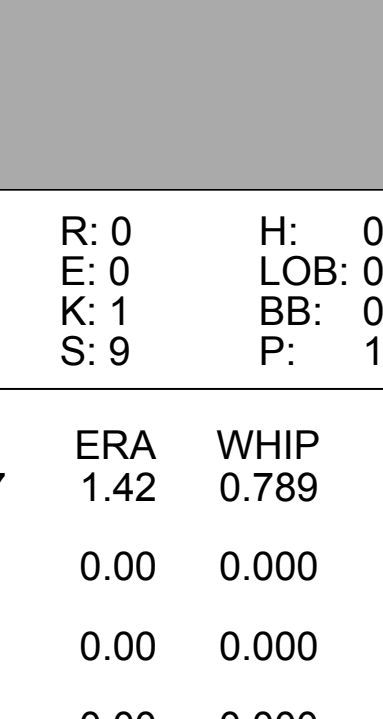
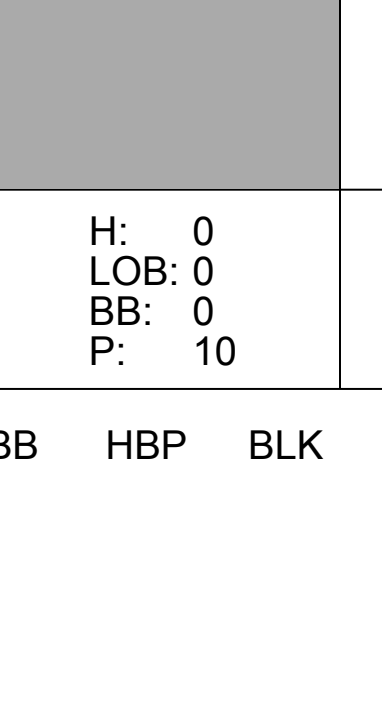
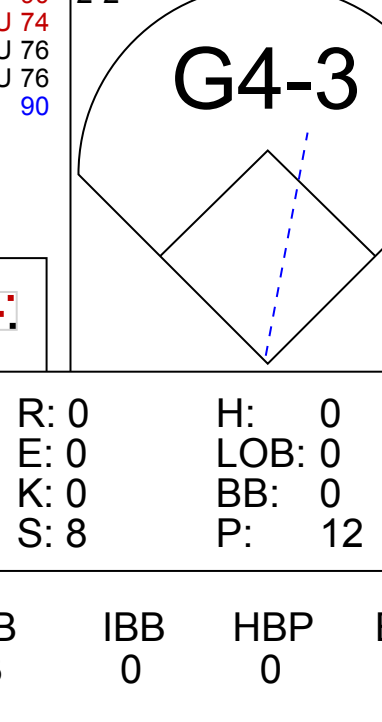
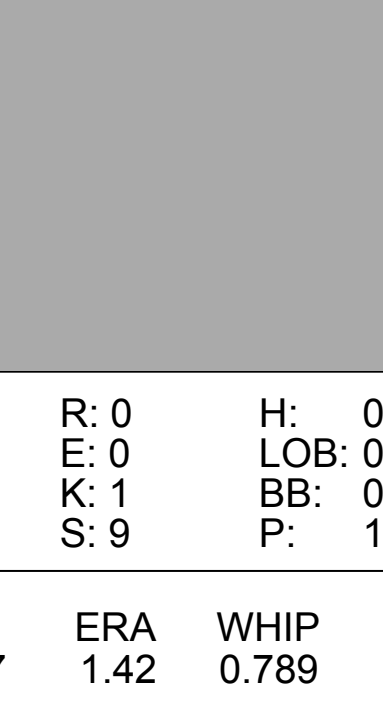
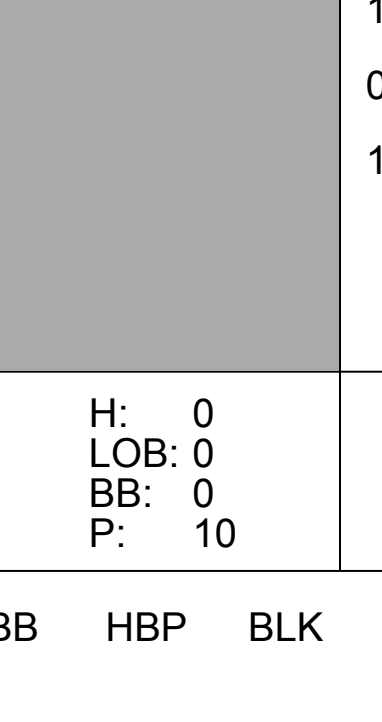


Batter	1	2	3	4	5	6	7	8	9	AB	R	H	RBI	BB	SO	LOB	TOP			
2 Adam Eaton, L (1,7) OBP: 0.390, SLG: 0.431										4	1	2	0	1	1	0	<b>Washington Nationals @ New York Mets</b> Citi Field, Flushing, NY Sat Apr 22 2017, 4:06 PM - 7:06 PM EDT Att. 42,145 - Drizzzie - 55 F			
7 Trea Turner, R (1,6) OBP: 0.240, SLG: 0.292										5	1	2	1	0	2	1				
34 Bryce Harper, L (1,9) OBP: 0.526, SLG: 0.836										2	1	0	0	3	2	3				
11 Ryan Zimmerman, R (1,3) OBP: 0.422, SLG: 0.729										4	0	1	1	1	3	2				
20 Daniel Murphy, L (1,4) OBP: 0.365, SLG: 0.514										5	0	2	0	0	1	4				
6 Anthony Rendon, R (1,5) OBP: 0.319, SLG: 0.262										2	0	0	0	2	0	1				
32 Matt Wieters, S (1,2) OBP: 0.373, SLG: 0.431										4	0	1	1	0	1	3				
3 Michael Taylor, R (1,8) OBP: 0.071, SLG: 0.077										4	0	0	0	0	2	2				
47 Gio González, R (1,1)										3	0	0	0	0	3	0				
45 Blake Treinen, R (7,1)										0	0	0	0	0	0	0				
14 Chris Heisey, R (8,PH) OBP: 0.316, SLG: 0.471										1	0	0	0	0	0	0				
72 Enny Romero, R (8,1)										0	0	0	0	0	0	0				
30 Koda Glover, R (9,1)										0	0	0	0	0	0	0				
<b>Inning Stats</b>	R: 0 E: 0 K: 3 S: 12	H: 0 LOB: 1 BB: 1 P: 18	R: 0 E: 0 K: 1 S: 10	H: 1 LOB: 0 BB: 0 P: 15	R: 0 E: 0 K: 3 S: 12	H: 1 LOB: 1 BB: 0 P: 14	R: 1 E: 0 K: 1 S: 10	H: 2 LOB: 2 BB: 2 P: 20	R: 2 E: 0 K: 1 S: 11	H: 3 LOB: 3 BB: 2 P: 16	R: 0 E: 0 K: 2 S: 13	H: 1 LOB: 2 BB: 1 P: 22	R: 0 E: 0 K: 1 S: 10	H: 0 LOB: 0 BB: 0 P: 15	R: 0 E: 1 K: 2 S: 15	H: 0 LOB: 2 BB: 1 P: 24	1B: 6 2B: 2 3B: 0 HR: 0	SF: 0 SAC: 0 DP: 1 HBP: 0	WP: 0 PB: 0 CS: 0	PA: 41
<b>PITCHER</b>	IP WLS BF H R ER SO BB IBB HBP BLK WP HR S P ERA WHIP	IP WLS BF H R ER SO BB IBB HBP BLK WP HR S P ERA WHIP	IP WLS BF H R ER SO BB IBB HBP BLK WP HR S P ERA WHIP	IP WLS BF H R ER SO BB IBB HBP BLK WP HR S P ERA WHIP	IP WLS BF H R ER SO BB IBB HBP BLK WP HR S P ERA WHIP	IP WLS BF H R ER SO BB IBB HBP BLK WP HR S P ERA WHIP	IP WLS BF H R ER SO BB IBB HBP BLK WP HR S P ERA WHIP	IP WLS BF H R ER SO BB IBB HBP BLK WP HR S P ERA WHIP	IP WLS BF H R ER SO BB IBB HBP BLK WP HR S P ERA WHIP	IP WLS BF H R ER SO BB IBB HBP BLK WP HR S P ERA WHIP	IP WLS BF H R ER SO BB IBB HBP BLK WP HR S P ERA WHIP	IP WLS BF H R ER SO BB IBB HBP BLK WP HR S P ERA WHIP	IP WLS BF H R ER SO BB IBB HBP BLK WP HR S P ERA WHIP	IP WLS BF H R ER SO BB IBB HBP BLK WP HR S P ERA WHIP	IP WLS BF H R ER SO BB IBB HBP BLK WP HR S P ERA WHIP	IP WLS BF H R ER SO BB IBB HBP BLK WP HR S P ERA WHIP	IP WLS BF H R ER SO BB IBB HBP BLK WP HR S P ERA WHIP			
48 Jacob deGrom, R (1,1) ERA: 2.55	5.2	L	29	8	3	3	10	5	1	0	0	0	0	0	0	0	4.76	2.294		
66 Josh Edgin, L (6,1) ERA: 3.98	0.1		1	0	0	0	1	0	0	0	0	0	0	0	0	0	0.00	0.000		
47 Hansel Robles, R (7,1) ERA: 2.45	2.0		6	0	0	0	2	0	0	0	0	0	0	0	0	0	0.00	0.000		
39 Jerry Blevins, L (9,1) ERA:	1.0		5	0	0	0	2	1	0	0	0	0	0	0	0	0	0.00	1.000		

**Washington Nationals @ New York Mets**  
 Citi Field, Flushing, NY  
 Sat Apr 22 2017, 4:06 PM - 7:06 PM EDT  
 Att. 42,145 - Drizzzie - 55 F

AB	34
R	3
H	8
RBI	3
BB	7
SO	15
LOB	16



Batter	1	2	3	4	5	6	7	8	9	AB	R	H	RBI	BB	SO	LOB	BOTTOM					
12 Juan Lagares, R (1,8) OBP: 0.235, SLG: 0.133										4	0	1	0	0	1	0	<b>Washington Nationals @ New York Mets</b> Citi Field, Flushing, NY Sat Apr 22 2017, 4:06 PM - 7:06 PM EDT Att. 42,145 - Drizzzie - 55 F					
30 Michael Conforto, L (1,7) OBP: 0.400, SLG: 0.625										3	0	0	0	1	2	2						
13 Asdrúbal Cabrera, S (1,6) OBP: 0.329, SLG: 0.394										4	0	1	1	0	1	1						
19 Jay Bruce, L (1,3) OBP: 0.360, SLG: 0.576										3	0	0	0	1	1	2						
20 Neil Walker, S (1,4) OBP: 0.284, SLG: 0.292										3	0	0	0	0	1	4						
47 Hansel Robles, R (7,1)										0	0	0	0	0	0	0						
39 Jerry Blevins, L (9,1)										0	0	0	0	0	0	0						
18 Travis d'Arnaud, R (8,PH) OBP: 0.333, SLG: 0.500										1	0	0	0	0	0	0						
3 Curtis Granderson, L (1,9) OBP: 0.217, SLG: 0.270										3	0	0	0	0	1	0						
44 René Rivera, R (1,2) OBP: 0.267, SLG: 0.276										3	0	0	0	0	1	0						
54 T.J. Rivera, R (1,5) OBP: 0.250, SLG: 0.100										3	0	0	0	0	0	0						
48 Jacob deGrom, L (1,1)										1	0	0	0	0	0	0						
66 Josh Edgin, R (6,1)										0	0	0	0	0	0	0						
7 José Reyes, S (6,PH) OBP: 0.186, SLG: 0.127										1	1	0	0	1	0	0						
<b>Inning Stats</b>	R: 0 E: 0 K: 1 S: 16	H: 0 LOB: 2 BB: 2 P: 30	R: 0 E: 0 K: 1 S: 10	H: 0 LOB: 0 BB: 0 P: 14	R: 0 E: 0 K: 0 S: 8	H: 0 LOB: 0 BB: 0 P: 12	R: 0 E: 0 K: 0 S: 6	H: 0 LOB: 0 BB: 0 P: 9	R: 0 E: 0 K: 1 S: 9	H: 0 LOB: 0 BB: 0 P: 14	R: 1 E: 0 K: 3 S: 15	H: 2 LOB: 2 BB: 1 P: 25	R: 0 E: 0 K: 0 S: 5	H: 0 LOB: 0 BB: 0 P: 6	R: 0 E: 0 K: 1 S: 6	H: 0 LOB: 0 BB: 0 P: 9	R: 0 E: 0 K: 1 S: 7	H: 0 LOB: 0 BB: 0 P: 10	1B: 2 2B: 0 3B: 0 HR: 0	SF: 0 SAC: 0 DP: 0 HBP: 0	WP: 0 PB: 0 CS: 0	PA: 32
<b>PITCHER</b>	IP WLS BF H R ER SO BB IBB HBP BLK WP HR S P ERA WHIP	IP WLS BF H R ER SO BB IBB HBP BLK WP HR S P ERA WHIP	IP WLS BF H R ER SO BB IBB HBP BLK WP HR S P ERA WHIP	IP WLS BF H R ER SO BB IBB HBP BLK WP HR S P ERA WHIP	IP WLS BF H R ER SO BB IBB HBP BLK WP HR S P ERA WHIP	IP WLS BF H R ER SO BB IBB HBP BLK WP HR S P ERA WHIP	IP WLS BF H R ER SO BB IBB HBP BLK WP HR S P ERA WHIP	IP WLS BF H R ER SO BB IBB HBP BLK WP HR S P ERA WHIP	IP WLS BF H R ER SO BB IBB HBP BLK WP HR S P ERA WHIP	IP WLS BF H R ER SO BB IBB HBP BLK WP HR S P ERA WHIP	IP WLS BF H R ER SO BB IBB HBP BLK WP HR S P ERA WHIP	IP WLS BF H R ER SO BB IBB HBP BLK WP HR S P ERA WHIP	IP WLS BF H R ER SO BB IBB HBP BLK WP HR S P ERA WHIP	IP WLS BF H R ER SO BB IBB HBP BLK WP HR S P ERA WHIP	IP WLS BF H R ER SO BB IBB HBP BLK WP HR S P ERA WHIP	IP WLS BF H R ER SO BB IBB HBP BLK WP HR S P ERA WHIP	IP WLS BF H R ER SO BB IBB HBP BLK WP HR S P ERA WHIP					
47 Gio González, L (1,1) ERA: 1.35	6.1	W	24	2	1	1	6	3	0	0	0	0	0	0	0	0	1.42	0.789				
45 Blake Treinen, R (7,1) ERA: 6.43	0.2	H	2	0	0	0	0	0	0	0	0	0	0	0	0	0	0.00	0.000				
72 Enny Romero, L (8,1) ERA: 5.14	1.2	H	5	0	0	0	2	0	0	0	0	0	0	0	0	0	0.00	0.000				
30 Koda Glover, R (9,1) ERA: 2.7	0.1	S	1	0	0	0	0	0	0	0	0	0	0	0	0	0	0.00	0.000				

**Washington Nationals @ New York Mets**  
 Citi Field, Flushing, NY  
 Sat Apr 22 2017, 4:06 PM - 7:06 PM EDT  
 Att. 42,145 - Drizzzie - 55 F

AB	29
R	1
H	2
RBI	1
BB	3
SO	8
LOB	9





Batter	1	2	3	4	5	6	7	8	9	AB	R	H	RBI	BB	SO	LOB	TOP			
2 Adam Eaton, L OBP: 0.395, SLG: 0.418										2	1	0	0	1	0	0	<b>Washington Nationals @ New York Mets</b> Citi Field, Flushing, NY Sun Apr 23 2017, 8:08 PM - 10:51 PM EDT Att: 27,044 - Partly Cloudy - 53 F			
7 Trea Turner, R OBP: 0.241, SLG: 0.286										4	1	1	0	0	0	1				
34 Bryce Harper, L OBP: 0.524, SLG: 0.815										4	2	2	0	0	1	0				
11 Ryan Zimmerman, R (1, 3)										3	1	2	2	1	1	3				
20 Daniel Murphy, L OBP: 0.359, SLG: 0.541										4	1	1	4	0	1	2				
6 Anthony Rendon, R OBP: 0.301, SLG: 0.246										4	0	0	0	0	1	1				
28 Jayson Werth, R OBP: 0.327, SLG: 0.458										3	0	0	0	0	1	0				
3 Michael Taylor, R OBP: 0.067, SLG: 0.071										1	0	0	0	0	1	0				
32 Matt Wieters, S OBP: 0.349, SLG: 0.400										4	0	0	0	0	2	0				
31 Max Scherzer, R OBP: 0.111, SLG: 0.111										3	0	0	0	0	0	0				
46 Oliver Pérez, L ERA: 4.59										0	0	0	0	0	0	0				
30 Koda Glover, R ERA: 2.35										0	0	0	0	0	0	0				
<b>Inning Stats</b>	R: 4 H: 3 E: 0 K: 2 S: 15	H: 3 LOB: 0 BB: 0 P: 25	R: 0 H: 0 E: 0 K: 1 S: 10	H: 0 LOB: 0 BB: 0 P: 15	R: 0 H: 1 E: 0 K: 2 S: 12	H: 1 LOB: 1 BB: 0 P: 15	R: 0 H: 0 E: 0 K: 1 S: 9	H: 0 LOB: 0 BB: 0 P: 13	R: 0 H: 0 E: 0 K: 0 S: 4	H: 0 LOB: 1 BB: 1 P: 15	R: 0 H: 0 E: 0 K: 0 S: 6	H: 0 LOB: 0 BB: 0 P: 9	R: 2 H: 2 E: 0 K: 0 S: 11	H: 2 LOB: 2 BB: 0 P: 18	R: 0 H: 0 E: 0 K: 2 S: 7	H: 0 LOB: 0 BB: 0 P: 11	1B: 4 2B: 0 3B: 0 HR: 2	SF: 0 SAC: 0 DP: 1 HBP: 1	WP: 0 PB: 0 CS: 0	PA: 35
<b>PITCHER</b>	IP WLS BF H R ER SO BB IBB HBP BLK WP HR S P ERA WHIP																			
45 Zack Wheeler, R ERA: 5.4	7.0 L 27 4 4 4 6 2 0 1 0 0 1 65 101 5.14 0.857																			
49 Josh Smoker, L ERA: 4.59	1.0 5 2 2 2 0 0 0 0 0 0 1 11 18 18.00 2.000																			
27 Jeury Familia, R ERA: 4.59	1.0 3 0 0 0 2 0 0 0 0 0 0 7 11 0.00 0.000																			

**Washington Nationals @ New York Mets**  
 Citi Field, Flushing, NY  
 Sun Apr 23 2017, 8:08 PM - 10:51 PM EDT  
 Att: 27,044 - Partly Cloudy - 53 F

AB	32
R	6
H	6
RBI	6
BB	2
SO	8
LOB	7



Batter	1	2	3	4	5	6	7	8	9	AB	R	H	RBI	BB	SO	LOB	BOTTOM					
30 Michael Conforto, L OBP: 0.432, SLG: 0.722										4	2	3	1	0	1	0	<b>Washington Nationals @ New York Mets</b> Citi Field, Flushing, NY Sun Apr 23 2017, 8:08 PM - 10:51 PM EDT Att: 27,044 - Partly Cloudy - 53 F					
13 Adrián Cabrera, S OBP: 0.313, SLG: 0.313										4	0	0	0	0	1	2						
19 Jay Bruce, L OBP: 0.354, SLG: 0.557										4	0	1	0	0	1	1						
20 Neil Walker, S OBP: 0.295, SLG: 0.338										3	1	1	2	1	1	1						
3 Curtis Granderson, L OBP: 0.205, SLG: 0.254										4	0	0	0	0	1	2						
7 José Reyes, S OBP: 0.189, SLG: 0.134										4	0	1	0	0	0	1						
26 Kevin Plawewski, R SAFE										3	0	0	0	0	1	1						
12 Juan Lagares, R OBP: 0.200, SLG: 0.111										3	0	0	0	0	2	1						
45 Zack Wheeler, L OBP: 0.222, SLG: 0.250										2	0	0	0	0	1	1						
49 Josh Smoker, L ERA: 6.75										0	0	0	0	0	0	0						
18 Travis d'Arnaud, R OBP: 0.326, SLG: 0.488										1	0	0	0	0	1	0						
27 Jeury Familia, R ERA: 2.35										0	0	0	0	0	0	0						
<b>Inning Stats</b>	R: 1 H: 1 E: 0 K: 1 S: 11	H: 1 LOB: 1 BB: 1 P: 21	R: 0 H: 1 E: 0 K: 2 S: 9	H: 1 LOB: 0 BB: 0 P: 11	R: 2 H: 2 E: 0 K: 0 S: 11	H: 2 LOB: 0 BB: 0 P: 14	R: 0 H: 0 E: 0 K: 1 S: 9	H: 0 LOB: 0 BB: 0 P: 11	R: 0 H: 1 E: 0 K: 0 S: 5	H: 1 LOB: 0 BB: 0 P: 7	R: 0 H: 0 E: 0 K: 2 S: 10	H: 0 LOB: 0 BB: 0 P: 14	R: 0 H: 0 E: 0 K: 1 S: 9	H: 0 LOB: 0 BB: 0 P: 15	R: 0 H: 0 E: 0 K: 2 S: 13	H: 0 LOB: 0 BB: 0 P: 17	R: 0 H: 1 E: 0 K: 1 S: 14	H: 1 LOB: 1 BB: 0 P: 19	1B: 4 2B: 0 3B: 0 HR: 2	SF: 0 SAC: 0 DP: 1 HBP: 0	WP: 0 PB: 0 CS: 0	PA: 33
<b>PITCHER</b>	IP WLS BF H R ER SO BB IBB HBP BLK WP HR S P ERA WHIP																					
31 Max Scherzer, R ERA: 1.95	8.0 W 29 5 3 3 3 1 0 0 0 0 2 77 110 3.38 0.750																					
46 Oliver Pérez, L ERA: 6.75	0.0 1 1 0 0 0 0 0 0 0 0 0 2 2 ∞ ∞																					
30 Koda Glover, R ERA: 2.35	1.0 S 3 0 0 0 1 0 0 0 0 0 0 0 12 17 0.00 0.000																					

**Washington Nationals @ New York Mets**  
 Citi Field, Flushing, NY  
 Sun Apr 23 2017, 8:08 PM - 10:51 PM EDT  
 Att: 27,044 - Partly Cloudy - 53 F

AB	32
R	3
H	6
RBI	3
BB	1
SO	10
LOB	10





















Batter	1	2	3	4	5	6	7	8	9	AB	R	H	RBI	BB	SO	LOB	TOP					
30 Michael Conforto, L OBP: 0.394, SLG: 0.661										5	0	1	1	0	2	2	<b>New York Mets @ Washington Nationals</b> Nationals Park, Washington, DC Sun Apr 30 2017, 1:35 PM - 5:11 PM EDT Att: 36,806 - Overcast - 84 F					
7 José Reyes, S OBP: 0.260, SLG: 0.302										5	1	1	0	0	1	2						
19 Jay Bruce, L OBP: 0.370, SLG: 0.584										4	1	3	2	0	1	0						
20 Neil Walker, S OBP: 0.273, SLG: 0.310										4	0	0	0	0	1	2						
3 Curtis Granderson, L OBP: 0.174, SLG: 0.221										3	0	0	0	0	1	1						
59 Fernando Salas, R										0	0	0	0	0	0	0						
49 Josh Smoker, L										0	0	0	0	0	0	0						
26 Kevin Plawecki, R OBP: 0.200, SLG: 0.200										1	0	0	0	0	1	0						
54 T.J. Rivera, R OBP: 0.286, SLG: 0.280										4	0	0	0	0	2	0						
44 René Rivera, R OBP: 0.263, SLG: 0.361										4	1	2	1	0	1	0						
15 Matt Reynolds, R OBP: 0.250, SLG: 0.250										4	1	1	0	0	2	1						
34 Noah Syndergaard, L OBP: 0.455, SLG: 0.250										0	0	0	0	1	0	0						
36 Sean Gilmartin, L OBP: 1.000, SLG: 2.000										1	1	1	1	0	0	0						
12 Juan Lagares, R OBP: 0.231, SLG: 0.130										1	0	0	0	1	0	1						
<b>Inning Stats</b>	R: 1 E: 0 K: 1 S: 11	H: 2 LOB: 1 BB: 0 P: 17	R: 1 E: 0 K: 1 S: 12	H: 1 LOB: 1 BB: 1 P: 22	R: 1 E: 0 K: 1 S: 12	H: 1 LOB: 0 BB: 0 P: 18	R: 2 E: 0 K: 2 S: 15	H: 3 LOB: 1 BB: 0 P: 19	R: 0 E: 0 K: 2 S: 9	H: 0 LOB: 0 BB: 0 P: 16	R: 0 E: 0 K: 1 S: 11	H: 1 LOB: 1 BB: 0 P: 15	R: 0 E: 0 K: 1 S: 12	H: 0 LOB: 0 BB: 0 P: 14	R: 0 E: 0 K: 2 S: 11	H: 0 LOB: 0 BB: 0 P: 17	R: 0 E: 0 K: 1 S: 8	H: 0 LOB: 1 BB: 1 P: 15	1B: 4 2B: 2 3B: 1 HR: 2	SF: 0 SAC: 0 DP: 0 HBP: 0	WP: 0 PB: 0 SB: 0 CS: 0	PA: 38
<b>PITCHER</b>	IP WLS BF H R ER SO BB IBB HBP BLK WP HR S P ERA WHIP																					
41 Joe Ross, R ERA: 7.47	(1, 1) 4.0 W 7 1 0 0 3 0 0 0 0 0 0 2 50 76 11.25 2.000																					
43 Matt Albers, R ERA:	(5, 1) 2.0 W 7 1 0 0 3 0 0 0 0 0 0 0 20 31 0.00 0.500																					
46 Oliver Pérez, L ERA: 3.86	(7, 1) 1.0 4 1 0 0 1 0 0 0 0 0 0 0 12 14 0.00 1.000																					
56 Joe Blanton, R ERA: 9.9	(8, 1) 1.0 3 0 0 0 2 0 0 0 0 0 0 0 11 17 0.00 0.000																					
45 Blake Treinen, R ERA: 9.0	(9, 1) 1.0 4 0 0 0 1 1 0 0 0 0 0 0 8 15 0.00 1.000																					

Batter	1	2	3	4	5	6	7	8	9	AB	R	H	RBI	BB	SO	LOB	BOTTOM					
7 Trea Turner, R OBP: 0.348, SLG: 0.556										6	1	1	0	0	2	4	<b>New York Mets @ Washington Nationals</b> Nationals Park, Washington, DC Sun Apr 30 2017, 1:35 PM - 5:11 PM EDT Att: 36,806 - Overcast - 84 F					
28 Jayson Werth, R OBP: 0.378, SLG: 0.437										4	2	2	0	1	0	1						
1 Wilmer Difo, S OBP: 0.308, SLG: 0.261										1	0	0	0	0	0	0						
34 Bryce Harper, L OBP: 0.509, SLG: 0.772										4	4	2	1	2	0	1						
11 Ryan Zimmerman, R OBP: 0.458, SLG: 0.886										5	3	3	2	0	0	2						
45 Blake Treinen, R										0	0	0	0	0	0	0						
20 Daniel Murphy, L OBP: 0.378, SLG: 0.590										4	3	2	1	1	2	2						
56 Joe Blanton, R										0	0	0	0	0	0	0						
26 Adam Lind, L OBP: 0.406, SLG: 0.655										1	1	1	2	0	0	0						
6 Anthony Rendon, R OBP: 0.356, SLG: 0.411										6	5	6	10	0	0	0						
3 Michael Taylor, R OBP: 0.235, SLG: 0.250										6	2	2	2	0	1	2						
32 Matt Wieters, S OBP: 0.400, SLG: 0.534										4	2	3	4	2	0	0						
41 Joe Ross, R ERA: 3.29	(1, 1) 1.1 L 11 5 5 5 2 1 1 0 0 0 1 1 21 34 33.75 4.500																					
36 Sean Gilmartin, L ERA: 13.5	(2, 1) 2.2 16 7 5 5 3 1 0 0 0 0 1 2 38 71 16.88 3.000																					
59 Fernando Salas, R ERA: 7.15	(5, 1) 1.0 7 2 3 3 1 0 2 0 0 0 1 0 18 30 27.00 2.000																					
49 Josh Smoker, L ERA: 6.75	(6, 1) 1.0 10 5 6 5 0 1 0 0 0 0 0 2 22 34 45.00 6.000																					
9 Rafael Bautista, R ERA: 18.0	(7, 1) 2.0 10 4 4 4 0 0 0 0 0 0 0 3 20 33 18.00 2.000																					
<b>Inning Stats</b>	R: 5 E: 1 K: 2 S: 17	H: 5 LOB: 2 BB: 2 P: 27	R: 0 E: 0 K: 0 S: 9	H: 0 LOB: 0 BB: 0 P: 16	R: 1 E: 0 K: 2 S: 11	H: 2 LOB: 1 BB: 1 P: 27	R: 4 E: 0 K: 1 S: 22	H: 5 LOB: 1 BB: 0 P: 35	R: 3 E: 0 K: 1 S: 18	H: 2 LOB: 1 BB: 2 P: 30	R: 1 E: 0 K: 0 S: 11	H: 1 LOB: 1 BB: 1 P: 17	R: 5 E: 1 K: 0 S: 17	H: 4 LOB: 0 BB: 0 P: 27	R: 4 E: 0 K: 0 S: 14	H: 4 LOB: 0 BB: 0 P: 23	R: 4 E: 0 K: 0 S: 14	H: 4 LOB: 0 BB: 0 P: 23	1B: 12 2B: 4 3B: 0 HR: 7	SF: 1 SAC: 1 DP: 0 HBP: 0	WP: 3 PB: 0 SB: 0 CS: 0	PA: 54
<b>PITCHER</b>	IP WLS BF H R ER SO BB IBB HBP BLK WP HR S P ERA WHIP																					
34 Noah Syndergaard, R ERA: 3.29	(1, 1) 1.1 L 11 5 5 5 2 1 1 0 0 0 1 1 21 34 33.75 4.500																					
36 Sean Gilmartin, L ERA: 13.5	(2, 1) 2.2 16 7 5 5 3 1 0 0 0 0 1 2 38 71 16.88 3.000																					
59 Fernando Salas, R ERA: 7.15	(5, 1) 1.0 7 2 3 3 1 0 2 0 0 0 1 0 18 30 27.00 2.000																					
49 Josh Smoker, L ERA: 6.75	(6, 1) 1.0 10 5 6 5 0 1 0 0 0 0 0 2 22 34 45.00 6.000																					
26 Kevin Plawecki, R ERA: 18.0	(7, 1) 2.0 10 4 4 4 0 0 0 0 0 0 0 3 20 33 18.00 2.000																					





Batter	1	2	3	4	5	6	7	8	9	AB	R	H	RBI	BB	SO	LOB	TOP					
30 Michael Conforto, L (1.7) OBP: 0.408, SLG: 0.700										4	1	2	3	1	1	0	<b>New York Mets @ Atlanta Braves</b> SunTrust Park, Atlanta, GA Mon May 01 2017, 7:39 PM - 10:36 PM EDT Att: 21,668 - Clear - 74 F					
13 Adrúbal Cabrera, S (1.6) OBP: 0.314, SLG: 0.333										3	1	1	0	1	0	2						
19 Jay Bruce, L (1.9) OBP: 0.362, SLG: 0.574										5	1	1	0	0	2	4						
20 Neil Walker, S (1.4) OBP: 0.282, SLG: 0.311										3	1	1	1	1	0	0						
3 Curtis Granderson, L (1.8) OBP: 0.177, SLG: 0.213										3	1	0	0	0	1	2						
43 Addison Reed, L (8.1)										0	0	0	0	0	0	0						
27 Jeury Familia, R (9.1)										0	0	0	0	0	0	0						
7 José Reyes, S (1.5) OBP: 0.260, SLG: 0.333										4	1	1	2	0	0	3						
18 Travis d'Arnaud, R (1.2) OBP: 0.302, SLG: 0.500										3	1	0	0	1	0	0						
54 T.J. Rivera, R (1.3) OBP: 0.281, SLG: 0.276										4	0	1	1	0	0	0						
65 Robert Gsellman, R (1.1) OBP: 0.111, SLG: 0.111										3	0	0	0	0	2	3						
66 Josh Edgin, R (6.1)										0	0	0	0	0	0	0						
47 Hansel Robles, R (6.1)										0	0	0	0	0	0	0						
39 Jerry Blevins, L (7.1)										0	0	0	0	0	0	0						
12 Juan Lagares, R (8.8) OBP: 0.255, SLG: 0.208										1	0	1	0	0	0	0						
<b>Inning Stats</b>	R: 1 E: 0 K: 0 S: 9	H: 1 LOB: 0 BB: 0 P: 14	R: 0 E: 0 K: 1 S: 6	H: 0 LOB: 0 BB: 0 P: 9	R: 0 E: 0 K: 2 S: 9	H: 0 LOB: 0 BB: 0 P: 9	R: 5 E: 1 K: 0 S: 14	H: 5 LOB: 2 BB: 2 P: 25	R: 0 E: 0 K: 1 S: 8	H: 0 LOB: 1 BB: 1 P: 15	R: 0 E: 0 K: 1 S: 9	H: 0 LOB: 0 BB: 0 P: 11	R: 0 E: 0 K: 1 S: 8	H: 0 LOB: 0 BB: 0 P: 14	R: 1 E: 0 K: 1 S: 12	H: 1 LOB: 0 BB: 0 P: 17	R: 0 E: 0 K: 0 S: 11	H: 1 LOB: 2 BB: 1 P: 18	1B: 4 2B: 2 3B: 0 HR: 2	SF: 0 SAC: 0 DP: 1 HBP: 1	WP: 0 PB: 0 SB: 0 CS: 1	PA: 39
<b>PITCHER</b>	IP WLS BF H R ER SO BB IBB HBP BLK WP HR S P ERA WHIP																					
49 Julio Teheran, R (1.1) ERA: 4.33	6.0 L 27 6 6 6 5 2 1 0 0 0 0 1 55 83 9.00 1.333																					
46 Ian Krol, L (7.1) ERA: 9.31	1.2 6 1 1 1 2 1 0 0 0 0 0 1 18 29 5.40 1.200																					
38 Aroldys Vizcaino, R (8.1) ERA: 4.35	0.1 1 0 0 0 0 0 0 0 0 0 0 0 2 2 0.00 0.000																					
30 Jason Motte, R (9.1) ERA: 9.0	1.0 5 1 0 0 0 0 0 1 1 0 0 0 0 11 18 0.00 1.000																					

Batter	1	2	3	4	5	6	7	8	9	AB	R	H	RBI	BB	SO	LOB	BOTTOM					
11 Ender Inciarte, L (1.8) OBP: 0.282, SLG: 0.433										4	1	2	1	1	1	1	<b>New York Mets @ Atlanta Braves</b> SunTrust Park, Atlanta, GA Mon May 01 2017, 7:39 PM - 10:36 PM EDT Att: 21,668 - Clear - 74 F					
4 Brandon Phillips, R (1.4) OBP: 0.369, SLG: 0.475										4	0	0	0	0	0	3						
5 Freddie Freeman, L (1.3) OBP: 0.486, SLG: 0.793										3	2	1	0	0	1	0						
27 Matt Kemp, R (1.7) OBP: 0.371, SLG: 0.767										4	2	3	0	0	0	0						
22 Nick Markakis, L (1.9) OBP: 0.375, SLG: 0.418										4	0	0	2	0	1	3						
13 Adonis Garcia, R (1.5) OBP: 0.255, SLG: 0.312										3	0	1	2	0	0	1						
25 Tyler Flowers, R (1.2) OBP: 0.466, SLG: 0.420										4	0	1	0	0	1	2						
7 Dansby Swanson, R (1.6) OBP: 0.202, SLG: 0.226										3	0	0	0	1	1	0						
49 Julio Teheran, R (1.1) ERA: 6.75	5.0 W 23 6 5 5 0 0 0 0 0 0 0 0 2 2 0.00 0.000																					
66 Josh Edgin, L (6.1) ERA: 2.91	0.1 H 1 0 0 0 0 0 0 0 0 0 0 2 2 0.00 0.000																					
47 Hansel Robles, R (6.1) ERA: 1.76	0.2 H 4 1 0 0 0 0 1 0 0 0 0 0 7 12 0.00 3.000																					
39 Jerry Blevins, L (7.1) ERA: 0.5	1.0 H 3 0 0 0 0 2 0 0 0 0 0 0 12 15 0.00 0.000																					
43 Addison Reed, R (8.1) ERA: 3.86	1.0 H 4 1 0 0 0 2 0 0 0 0 0 0 9 12 0.00 1.000																					
<b>Inning Stats</b>	R: 1 E: 0 K: 0 S: 11	H: 1 LOB: 0 BB: 0 P: 16	R: 0 E: 0 K: 0 S: 9	H: 0 LOB: 0 BB: 0 P: 15	R: 0 E: 0 K: 0 S: 6	H: 1 LOB: 1 BB: 0 P: 7	R: 2 E: 0 K: 0 S: 6	H: 2 LOB: 0 BB: 0 P: 9	R: 0 E: 0 K: 0 S: 9	H: 0 LOB: 1 BB: 1 P: 20	R: 2 E: 0 K: 0 S: 15	H: 3 LOB: 2 BB: 1 P: 24	R: 0 E: 0 K: 2 S: 12	H: 0 LOB: 0 BB: 0 P: 15	R: 0 E: 0 K: 2 S: 9	H: 1 LOB: 1 BB: 0 P: 12	R: 0 E: 0 K: 1 S: 8	H: 1 LOB: 0 BB: 0 P: 13	1B: 5 2B: 3 3B: 0 HR: 1	SF: 1 SAC: 0 DP: 2 HBP: 1	WP: 0 PB: 0 SB: 0 CS: 0	PA: 37
<b>PITCHER</b>	IP WLS BF H R ER SO BB IBB HBP BLK WP HR S P ERA WHIP																					
27 Jeury Familia, R (9.1) ERA: 1.5	1.0 S 3 1 0 0 0 1 0 0 0 0 0 0 8 13 0.00 1.000																					



Batter	1	2	3	4	5	6	7	8	9	AB	R	H	RBI	BB	SO	LOB	TOP					
30 Michael Conforto, L OBP: 0.421, SLG: 0.688										4	2	2	0	1	0	2	<b>New York Mets @ Atlanta Braves</b> SunTrust Park, Atlanta, GA Tue May 02 2017, 7:39 PM - 10:32 PM EDT Att: 21,359 - Clear - 76 F					
13 Asdrúbal Cabrera, S OBP: 0.316, SLG: 0.361										4	2	1	1	1	1	4						
19 Jay Bruce, L OBP: 0.364, SLG: 0.626										5	2	2	6	0	0	2						
20 Neil Walker, S OBP: 0.287, SLG: 0.326										5	0	2	0	0	1	2						
18 Travis d'Arnaud, R OBP: 0.288, SLG: 0.475										3	0	0	0	0	1	3						
26 Kevin Plawecki, R OBP: 0.167, SLG: 0.167										1	0	0	0	0	0	1						
7 José Reyes, S OBP: 0.260, SLG: 0.323										3	0	0	0	1	0	2						
54 T.J. Rivera, R OBP: 0.333, SLG: 0.290										2	0	1	0	1	0	0						
12 Juan Lagares, R OBP: 0.258, SLG: 0.214										4	1	1	0	0	0	3						
33 Matt Harvey, R 66 Josh Edgin, R 3 Curtis Granderson, L 49 Josh Smoker, L 59 Fernando Salas, R 51 Paul Sewald, R 15 Matt Reynolds, R										2	0	0	0	0	0	2						
<b>Inning Stats</b>	R: 2 H: 1 E: 0 K: 2 S: 15	H: 1 LOB: 1 BB: 1 P: 25	R: 0 H: 0 E: 0 K: 0 S: 10	H: 0 LOB: 2 BB: 2 P: 19	R: 1 H: 2 E: 0 K: 0 S: 10	H: 2 LOB: 1 BB: 0 P: 15	R: 0 H: 0 E: 0 K: 1 S: 8	H: 0 LOB: 2 BB: 1 P: 10	R: 0 H: 1 E: 0 K: 0 S: 9	H: 0 LOB: 0 BB: 1 P: 17	R: 0 H: 0 E: 0 K: 0 S: 6	H: 0 LOB: 0 BB: 1 P: 10	R: 0 H: 0 E: 0 K: 0 S: 5	H: 0 LOB: 0 BB: 5 P: 5	R: 0 H: 1 E: 0 K: 0 S: 12	H: 1 LOB: 1 BB: 0 P: 15	R: 4 H: 4 E: 0 K: 1 S: 18	H: 4 LOB: 0 BB: 0 P: 25	1B: 5 2B: 1 3B: 0 HR: 3	SF: 0 SAC: 0 DP: 1 HBP: 1	WP: 1 PB: 0 SB: 0 CS: 0	PA: 40
<b>PITCHER</b>	IP WLS BF H R ER SO BB IBB HBP BLK WP HR S P ERA WHIP																					
19 R.A. Dickey, R ERA: 3.94	(1, 1) 6.0 W 26 4 3 3 3 4 0 1 0 1 2 58 96 4.50 1.333																					
52 José Ramirez, R ERA: 1.38	(7, 1) 1.0 H 3 0 0 0 0 0 0 0 0 0 0 5 5 0.00 0.000																					
34 Eric O'Flaherty, L ERA: 4.0	(8, 1) 1.0 4 1 0 0 0 0 0 0 0 0 0 12 15 0.00 1.000																					
45 Matt Wisler, R ERA: 9.82	(9, 1) 0.2 6 4 4 4 0 0 0 0 0 0 1 13 19 54.00 6.000																					
53 Jim Johnson, R ERA: 4.5	(9, 1) 0.1 S 1 0 0 0 1 0 0 0 0 0 0 5 6 0.00 0.000																					

Batter	1	2	3	4	5	6	7	8	9	AB	R	H	RBI	BB	SO	LOB	BOTTOM			
11 Ender Inciarte, L OBP: 0.296, SLG: 0.450										5	0	3	3	0	0	2	<b>New York Mets @ Atlanta Braves</b> SunTrust Park, Atlanta, GA Tue May 02 2017, 7:39 PM - 10:32 PM EDT Att: 21,359 - Clear - 76 F			
4 Brandon Phillips, R OBP: 0.300, SLG: 0.459										5	1	1	0	0	1	4				
5 Freddie Freeman, L OBP: 0.491, SLG: 0.811										3	1	1	2	2	0	0				
27 Matt Kemp, R OBP: 0.373, SLG: 0.734										4	1	1	0	1	0	2				
22 Nick Markakis, L OBP: 0.370, SLG: 0.421										4	1	1	0	0	2	2				
13 Adonis García, R OBP: 0.265, SLG: 0.320										4	2	2	1	0	0	2				
24 Kurt Suzuki, R OBP: 0.362, SLG: 0.286										2	2	1	0	1	0	0				
7 Dansby Swanson, R OBP: 0.214, SLG: 0.232										2	1	1	1	1	0	1				
19 R.A. Dickey, R ERA: 3.94	(1, 1) 5.1 L 27 6 6 6 2 3 0 1 0 0 0 63 99 10.12 2.062																			
66 Josh Edgin, L ERA: 2.45	(6, 1) 0.2 2 1 0 0 0 0 0 0 0 0 3 3 0.00 1.500																			
49 Josh Smoker, L ERA: 7.9	(7, 1) 0.1 3 2 2 2 0 0 0 0 0 0 4 6 54.00 6.000																			
59 Fernando Salas, R ERA: 7.5	(7, 1) 0.2 5 2 1 1 0 1 0 0 0 0 0 11 17 13.50 4.500																			
51 Paul Sewald, R ERA: 7.71	(8, 1) 1.0 3 0 0 0 1 1 0 0 0 0 9 15 0.00 1.000																			
<b>Inning Stats</b>	R: 2 H: 2 E: 0 K: 1 S: 15	H: 2 LOB: 1 BB: 1 P: 23	R: 1 H: 2 E: 0 K: 0 S: 13	H: 2 LOB: 0 BB: 0 P: 18	R: 0 H: 0 E: 0 K: 1 S: 7	H: 0 LOB: 0 BB: 0 P: 11	R: 3 H: 2 E: 0 K: 0 S: 13	H: 2 LOB: 0 BB: 1 P: 24	R: 0 H: 0 E: 0 K: 0 S: 11	H: 3 LOB: 2 BB: 1 P: 19	R: 0 H: 0 E: 0 K: 0 S: 7	H: 0 LOB: 0 BB: 0 P: 7	R: 3 H: 4 E: 0 K: 0 S: 15	H: 4 LOB: 2 BB: 1 P: 23	R: 0 H: 0 E: 0 K: 1 S: 9	H: 0 LOB: 0 BB: 1 P: 15	1B: 10 2B: 2 3B: 0 HR: 1	SF: 1 SAC: 0 DP: 2 HBP: 1	WP: 0 PB: 0 SB: 0 CS: 0	PA: 40
<b>PITCHER</b>	IP WLS BF H R ER SO BB IBB HBP BLK WP HR S P ERA WHIP																			
33 Matt Harvey, R ERA: 5.14	(1, 1) 5.1 L 27 6 6 6 2 3 0 1 0 0 0 63 99 10.12 2.062																			
66 Josh Edgin, L ERA: 2.45	(6, 1) 0.2 2 1 0 0 0 0 0 0 0 0 3 3 0.00 1.500																			
49 Josh Smoker, L ERA: 7.9	(7, 1) 0.1 3 2 2 2 0 0 0 0 0 0 4 6 54.00 6.000																			
59 Fernando Salas, R ERA: 7.5	(7, 1) 0.2 5 2 1 1 0 1 0 0 0 0 0 11 17 13.50 4.500																			
51 Paul Sewald, R ERA: 7.71	(8, 1) 1.0 3 0 0 0 1 1 0 0 0 0 9 15 0.00 1.000																			







Batter	1	2	3	4	5	6	7	8	9	AB	R	H	RBI	BB	SO	LOB	TOP								
9 Dee Strange-Gordon, L (1.4) OBP: 0.333, SLG: 0.351										5	0	0	0	0	1	1									
14 Martín Prado, R (1.5) OBP: 0.333, SLG: 0.435										5	2	3	1	0	1	1									
21 Christian Yelich, L (1.8) OBP: 0.323, SLG: 0.386										3	1	1	0	1	0	2									
27 Giancarlo Stanton, R (1.9) OBP: 0.320, SLG: 0.481										4	1	1	1	1	1	3									
13 Marcell Ozuna, R (1.7) OBP: 0.375, SLG: 0.570										4	1	2	1	1	0	2									
41 Justin Bour, L (1.3) OBP: 0.315, SLG: 0.398										4	1	2	2	1	1	1									
11 J.T. Realmuto, R (1.2) OBP: 0.359, SLG: 0.438										4	0	1	0	0	2	4									
19 Miguel Rojas, R (1.6) OBP: 0.388, SLG: 0.400										5	1	3	2	0	0	2									
34 Tom Koehler, R (5. PH) ERA: 0.00, LOB: 0										3	0	0	0	0	3	4									
51 Ichiro Suzuki, L (6. PH) ERA: 0.00, LOB: 0										1	0	0	0	0	0	2									
66 Jarlin Garcia, L (6. PH) ERA: 1.13										0	0	0	0	0	0	0									
29 Brad Ziegler, R (7. PH) ERA: 4.73										0	0	0	0	0	0	0									
46 Kyle Barraclough, R (7. PH) ERA: 0.00, LOB: 0										0	0	0	0	0	0	0									
32 Derek Dietrich, L (8. PH) ERA: 0.00, LOB: 0										1	0	0	0	0	0	0									
<b>Inning Stats</b>	R: 0 E: 0 K: 0 S: 11	H: 0 LOB: 2 BB: 2 P: 24	R: 0 E: 0 K: 2 S: 17	H: 1 LOB: 1 BB: 0 P: 22	R: 1 E: 0 K: 1 S: 13	H: 2 LOB: 3 BB: 1 P: 21	R: 6 E: 0 K: 2 S: 31	H: 6 LOB: 2 BB: 1 P: 40	R: 0 E: 0 K: 1 S: 9	H: 0 LOB: 1 BB: 0 P: 16	R: 0 E: 0 K: 1 S: 10	H: 2 LOB: 2 BB: 0 P: 18	R: 0 E: 0 K: 0 S: 6	H: 1 LOB: 0 BB: 0 P: 10	R: 0 E: 0 K: 2 S: 11	H: 1 LOB: 1 BB: 0 P: 15	R: 0 E: 0 K: 0 S: 5	H: 0 LOB: 0 BB: 0 P: 7	1B: 9 2B: 4 3B: 0 HR: 0	SF: 0 SAC: 0 DP: 1 HBP: 3	WP: 0 PB: 0 SB: 2 CS: 0	PA: 46			
<b>PITCHER</b>	IP WLS BF H R ER SO BB IBB HBP BLK WP HR S P ERA WHIP	IP WLS BF H R ER SO BB IBB HBP BLK WP HR S P ERA WHIP	IP WLS BF H R ER SO BB IBB HBP BLK WP HR S P ERA WHIP	IP WLS BF H R ER SO BB IBB HBP BLK WP HR S P ERA WHIP	IP WLS BF H R ER SO BB IBB HBP BLK WP HR S P ERA WHIP	IP WLS BF H R ER SO BB IBB HBP BLK WP HR S P ERA WHIP	IP WLS BF H R ER SO BB IBB HBP BLK WP HR S P ERA WHIP	IP WLS BF H R ER SO BB IBB HBP BLK WP HR S P ERA WHIP	IP WLS BF H R ER SO BB IBB HBP BLK WP HR S P ERA WHIP	IP WLS BF H R ER SO BB IBB HBP BLK WP HR S P ERA WHIP	IP WLS BF H R ER SO BB IBB HBP BLK WP HR S P ERA WHIP	IP WLS BF H R ER SO BB IBB HBP BLK WP HR S P ERA WHIP	IP WLS BF H R ER SO BB IBB HBP BLK WP HR S P ERA WHIP	IP WLS BF H R ER SO BB IBB HBP BLK WP HR S P ERA WHIP	IP WLS BF H R ER SO BB IBB HBP BLK WP HR S P ERA WHIP	IP WLS BF H R ER SO BB IBB HBP BLK WP HR S P ERA WHIP	IP WLS BF H R ER SO BB IBB HBP BLK WP HR S P ERA WHIP	IP WLS BF H R ER SO BB IBB HBP BLK WP HR S P ERA WHIP	IP WLS BF H R ER SO BB IBB HBP BLK WP HR S P ERA WHIP	IP WLS BF H R ER SO BB IBB HBP BLK WP HR S P ERA WHIP	IP WLS BF H R ER SO BB IBB HBP BLK WP HR S P ERA WHIP	IP WLS BF H R ER SO BB IBB HBP BLK WP HR S P ERA WHIP	IP WLS BF H R ER SO BB IBB HBP BLK WP HR S P ERA WHIP		
50 Rafael Montero, R (1.1) ERA: 10.45	43 Addison Reed, R (8.1) ERA: 3.38	49 Josh Smoker, L (4.1) ERA: 9.04	59 Fernando Salas, R (5.1) ERA: 6.75	47 Hansel Robles, R (6.1) ERA: 1.65	39 Jerry Blevins, L (7.1) ERA: 0.82	43 Addison Reed, R (8.1) ERA: 3.38	27 Jeury Familia, R (9.1) ERA: 1.29																		

Miami Marlins @ New York Mets  
Citi Field, Flushing, NY  
Fri May 05 2017, 7:11 PM - 10:24 PM EDT  
Att: 25,618 - Cloudy - 59 F

AB 39  
R 7  
H 13  
RBI 7  
BB 4  
SO 9  
LOB 22



Batter	1	2	3	4	5	6	7	8	9	AB	R	H	RBI	BB	SO	LOB	BOTTOM							
30 Michael Conforto, L (1.7) OBP: 0.425, SLG: 0.676										4	1	1	0	1	2	1								
54 T.J. Rivera, R (1.3) OBP: 0.378, SLG: 0.500										4	1	2	3	0	1	2								
19 Jay Bruce, L (1.9) OBP: 0.375, SLG: 0.600										2	1	0	0	1	1	2								
20 Neil Walker, S (1.4) OBP: 0.288, SLG: 0.327										4	0	0	0	0	2	4								
3 Curtis Granderson, L (1.8) OBP: 0.198, SLG: 0.276										3	1	1	2	1	0	0								
43 Addison Reed, L (8.1) ERA: 3.38										0	0	0	0	0	0	0								
27 Jeury Familia, R (9.1) ERA: 1.29										0	0	0	0	0	0	0								
4 Wilmer Flores, R (1.5) OBP: 0.244, SLG: 0.359										3	1	2	1	1	0	0								
7 José Reyes, S (1.6) OBP: 0.272, SLG: 0.347										4	1	1	0	0	0	4								
44 René Rivera, R (1.2) OBP: 0.313, SLG: 0.391										4	1	2	1	0	0	1								
50 Rafael Montero, R (1.1) ERA: 10.45										1	0	0	0	0	0	1								
49 Josh Smoker, L (4.1) ERA: 9.04										0	0	0	0	0	0	0								
59 Fernando Salas, R (5.1) ERA: 6.75										0	0	0	0	0	0	0								
15 Matt Reynolds, R (5. PH) ERA: 4.73										0	0	0	0	0	0	0								
47 Hansel Robles, R (6.1) ERA: 1.65										0	0	0	0	0	0	0								
39 Jerry Blevins, L (7.1) ERA: 0.82										0	0	0	0	0	0	0								
13 Adrobal Cabrera, S (7. PH) ERA: 0.00, LOB: 0										1	1	1	1	0	0	0								
12 Juan Lagares, R (8. PH) ERA: 0.00, LOB: 0										1	0	0	0	0	0	0								
<b>Inning Stats</b>	R: 1 E: 0 K: 2 S: 9	H: 1 LOB: 1 BB: 1 P: 18	R: 0 E: 0 K: 0 S: 8	H: 0 LOB: 0 BB: 0 P: 11	R: 0 E: 0 K: 1 S: 8	H: 1 LOB: 1 BB: 0 P: 15	R: 2 E: 0 K: 0 S: 14	H: 2 LOB: 1 BB: 0 P: 22	R: 0 E: 0 K: 0 S: 5	H: 0 LOB: 0 BB: 0 P: 12	R: 0 E: 0 K: 0 S: 7	H: 0 LOB: 0 BB: 0 P: 11	R: 5 E: 0 K: 2 S: 20	H: 6 LOB: 3 BB: 2 P: 33	R: 0 E: 0 K: 1 S: 8	H: 0 LOB: 0 BB: 0 P: 11	1B: 6 2B: 3 3B: 0 HR: 2	SF: 0 SAC: 0 DP: 2 HBP: 1	WP: 0 PB: 0 SB: 0 CS: 1	PA: 37				
<b>PITCHER</b>	IP WLS BF H R ER SO BB IBB HBP BLK WP HR S P ERA WHIP	IP WLS BF H R ER SO BB IBB HBP BLK WP HR S P ERA WHIP	IP WLS BF H R ER SO BB IBB HBP BLK WP HR S P ERA WHIP	IP WLS BF H R ER SO BB IBB HBP BLK WP HR S P ERA WHIP	IP WLS BF H R ER SO BB IBB HBP BLK WP HR S P ERA WHIP	IP WLS BF H R ER SO BB IBB HBP BLK WP HR S P ERA WHIP	IP WLS BF H R ER SO BB IBB HBP BLK WP HR S P ERA WHIP	IP WLS BF H R ER SO BB IBB HBP BLK WP HR S P ERA WHIP	IP WLS BF H R ER SO BB IBB HBP BLK WP HR S P ERA WHIP	IP WLS BF H R ER SO BB IBB HBP BLK WP HR S P ERA WHIP	IP WLS BF H R ER SO BB IBB HBP BLK WP HR S P ERA WHIP	IP WLS BF H R ER SO BB IBB HBP BLK WP HR S P ERA WHIP	IP WLS BF H R ER SO BB IBB HBP BLK WP HR S P ERA WHIP	IP WLS BF H R ER SO BB IBB HBP BLK WP HR S P ERA WHIP	IP WLS BF H R ER SO BB IBB HBP BLK WP HR S P ERA WHIP	IP WLS BF H R ER SO BB IBB HBP BLK WP HR S P ERA WHIP	IP WLS BF H R ER SO BB IBB HBP BLK WP HR S P ERA WHIP	IP WLS BF H R ER SO BB IBB HBP BLK WP HR S P ERA WHIP	IP WLS BF H R ER SO BB IBB HBP BLK WP HR S P ERA WHIP	IP WLS BF H R ER SO BB IBB HBP BLK WP HR S P ERA WHIP	IP WLS BF H R ER SO BB IBB HBP BLK WP HR S P ERA WHIP	IP WLS BF H R ER SO BB IBB HBP BLK WP HR S P ERA WHIP	IP WLS BF H R ER SO BB IBB HBP BLK WP HR S P ERA WHIP	IP WLS BF H R ER SO BB IBB HBP BLK WP HR S P ERA WHIP
34 Tom Koehler, R (1.1) ERA: 0.00, LOB: 0	66 Jarlin Garcia, L (6.1) ERA: 1.13	29 Brad Ziegler, R (7.1) ERA: 4.73	46 Kyle Barraclough, R (7.1) ERA: 1.23																					

Miami Marlins @ New York Mets  
Citi Field, Flushing, NY  
Fri May 05 2017, 7:11 PM - 10:24 PM EDT  
Att: 25,618 - Cloudy - 59 F

AB 32  
R 8  
H 10  
RBI 8  
BB 4  
SO 6  
LOB 15





Batter	1	2	3	4	5	6	7	8	9	AB	R	H	RBI	BB	SO	LOB	TOP										
9 Dee Strange-Gordon, L OBP: 0.331, SLG: 0.347	F7		HBP			F8			L9	4	1	1	0	0	0	2											
14 Martín Prado, R OBP: 0.314, SLG: 0.409	F9		G6-3			L8			G6-3	4	0	0	0	0	0	2											
13 Marcell Ozuna, R OBP: 0.379, SLG: 0.595	P4		1B			G6-3			G6-3	4	1	2	2	0	0	0											
27 Giancarlo Stanton, R OBP: 0.325, SLG: 0.509			HR			K			G3-1	4	1	2	1	0	1	0											
25 Junichi Tazawa, R			1B			K			G3-1	0	0	0	0	0	0	0											
41 Justin Bour, L OBP: 0.307, SLG: 0.386			HR			G5-3			L8	3	0	0	0	0	1	2											
22 Dustin McGowan, R			1B			G5-3			L8	0	0	0	0	0	0	0											
3 Adeiny Hechavarria, R OBP: 0.293, SLG: 0.351			G6-3			G5-3			L8	1	0	0	0	0	0	0											
11 J.T. Realmuto, R OBP: 0.374, SLG: 0.460			G6-3			G5-3			F8	4	0	3	0	0	0	0											
51 Ichiro Suzuki, L OBP: 0.175, SLG: 0.237	FC6		FC6-4			G6-4-3			F8	4	0	0	0	0	0	3											
19 Miguel Rojas, R OBP: 0.394, SLG: 0.406			G2-3			G2-3			F9	4	0	2	0	0	0	1											
43 Odrisamer Despaigne, R			1B			G2-3			F9	2	0	0	0	0	0	3											
32 Derek Dietrich, L OBP: 0.313, SLG: 0.241	G4-3		G4-3			G4-3			F7	1	0	0	0	0	0	0											
			G4-3			G4-3			F7	1	0	0	0	0	0	0											
<b>Inning Stats</b>	R: 0 E: 0 K: 0 S: 9	H: 0 LOB: 0 BB: 0 P: 14	R: 1 E: 0 K: 1 S: 12	H: 3 LOB: 2 BB: 0 P: 19	R: 0 E: 0 K: 0 S: 15	H: 2 LOB: 2 BB: 0 P: 23	R: 0 E: 0 K: 0 S: 8	H: 1 LOB: 0 BB: 0 P: 9	R: 2 E: 0 K: 1 S: 12	H: 2 LOB: 2 BB: 0 P: 18	R: 0 E: 0 K: 0 S: 7	H: 2 LOB: 2 BB: 0 P: 11	R: 0 E: 0 K: 0 S: 6	H: 0 LOB: 0 BB: 0 P: 7	R: 0 E: 0 K: 0 S: 9	H: 0 LOB: 0 BB: 0 P: 14	R: 0 E: 0 K: 0 S: 7	H: 0 LOB: 0 BB: 0 P: 11	1B: 7 2B: 1 3B: 0 HR: 2	SF: 0 SAC: 0 DP: 2 HBP: 2	WP: 0 PB: 0 SB: 1 CS: 0	PA: 37					
<b>PITCHER</b>	IP	WLS	BF	H	R	ER	SO	BB	IBB	HBP	BLK	WP	HR	S	P	ERA	WHIP										
65 Robert Gsellman, R ERA: 6.54	5.0	W	23	8	3	3	2	0	0	1	0	0	2	56	83	5.40	1.600										
59 Fernando Salas, R ERA: 8.43	0.2		3	2	0	0	0	0	0	0	0	0	0	5	7	0.00	3.000										
66 Josh Edgin, L ERA: 2.19	0.1		2	0	0	0	0	0	0	1	0	0	0	2	4	0.00	0.000										
47 Hansel Robles, R ERA: 1.56	1.0		3	0	0	0	0	0	0	0	0	0	0	6	7	0.00	0.000										
51 Paul Sewald, R ERA: 4.15	2.0		6	0	0	0	0	0	0	0	0	0	0	16	25	0.00	0.000										

Miami Marlins @ New York Mets  
Citi Field, Flushing, NY  
Sat May 06 2017, 7:11 PM - 10:37 PM EDT  
Att: 33,339 - Cloudy - 62 F

AB 35  
R 3  
H 10  
RBI 3  
BB 0  
SO 2  
LOB 13



Batter	1	2	3	4	5	6	7	8	9	AB	R	H	RBI	BB	SO	LOB	BOTTOM										
30 Michael Conforto, L OBP: 0.435, SLG: 0.658	E3		G1-3							2	1	0	2	3	0	0											
13 Adriel Cabrerá, S OBP: 0.336, SLG: 0.365			BB							2	1	1	1	0	0	3											
4 Wilmer Flores, R OBP: 0.227, SLG: 0.333			1B							3	1	0	1	0	1	5											
19 Jay Bruce, L OBP: 0.376, SLG: 0.609	G3-1		K							5	1	2	3	0	1	0											
20 Neil Walker, S OBP: 0.285, SLG: 0.330	G3-1		F7							5	1	1	0	0	0	3											
15 Matt Reynolds, R OBP: 0.143, SLG: 0.143			F7							0	0	0	0	0	0	0											
3 Curtis Granderson, L OBP: 0.207, SLG: 0.267			L8							3	2	0	0	2	1	1											
54 T.J. Rivera, R OBP: 0.380, SLG: 0.477	F8		F8							4	2	1	1	0	0	1											
7 José Reyes, S OBP: 0.277, SLG: 0.349			F9							5	1	2	1	0	0	2											
26 Kevin Plawecki, R OBP: 0.200, SLG: 0.125	SF8		K							2	1	0	1	0	1	2											
65 Robert Gsellman, R ERA: 5.79			BB							1	0	0	0	1	1	0											
12 Jharel Cortez, R ERA: 5.79			BB							0	0	0	0	0	0	0											
59 Fernando Salas, R ERA: 4.86			BB							0	0	0	0	0	0	0											
66 Josh Edgin, R			BB							0	0	0	0	0	0	0											
47 Hansel Robles, R			BB							0	0	0	0	0	0	0											
51 Paul Sewald, R			BB							0	0	0	0	0	0	0											
			BB							0	0	0	0	0	0	0											
<b>Inning Stats</b>	R: 5 E: 1 K: 0 S: 21	H: 3 LOB: 3 BB: 3 P: 38	R: 0 E: 0 K: 1 S: 11	H: 0 LOB: 0 BB: 0 P: 14	R: 0 E: 0 K: 1 S: 7	H: 0 LOB: 0 BB: 0 P: 8	R: 0 E: 0 K: 2 S: 11	H: 0 LOB: 0 BB: 0 P: 17	R: 3 E: 1 K: 1 S: 20	H: 2 LOB: 3 BB: 3 P: 38	R: 0 E: 1 K: 1 S: 8	H: 0 LOB: 1 BB: 0 P: 12	R: 3 E: 0 K: 0 S: 8	H: 2 LOB: 1 BB: 1 P: 16	R: 0 E: 0 K: 0 S: 6	H: 0 LOB: 0 BB: 0 P: 6	1B: 3 2B: 4 3B: 0 HR: 0	SF: 1 SAC: 1 DP: 0 HBP: 2	WP: 1 PB: 1 SB: 0 CS: 0	PA: 43							
<b>PITCHER</b>	IP	WLS	BF	H	R	ER	SO	BB	IBB	HBP	BLK	WP	HR	S	P	ERA	WHIP										
43 Odrisamer Despaigne, R ERA: 5.79	4.2	L	26	5	8	3	4	4	0	1	0	0	0	63	100	5.79	1.929										
22 Dustin McGowan, R ERA: 4.86	2.0		13	2	3	3	1	2	1	1	0	0	0	22	42	13.50	2.000										
25 Junichi Tazawa, R ERA: 4.5	1.1		4	0	0	0	0	0	0	0	0	0	0	7	7	0.00	0.000										

Miami Marlins @ New York Mets  
Citi Field, Flushing, NY  
Sat May 06 2017, 7:11 PM - 10:37 PM EDT  
Att: 33,339 - Cloudy - 62 F

AB 32  
R 11  
H 7  
RBI 10  
BB 7  
SO 5  
LOB 17






Batter	1	2	3	4	5	6	7	8	9	AB	R	H	RBI	BB	SO	LOB	TOP					
9 Dee Strange-Gordon, L OBP: 0.318, SLG: 0.333										5	0	0	0	0	1	3						
21 Christian Yelich, L OBP: 0.326, SLG: 0.390										4	2	1	0	1	1	3						
13 Marcell Ozuna, R OBP: 0.380, SLG: 0.595										5	2	2	0	0	0	0						
27 Giancarlo Stanton, R OBP: 0.328, SLG: 0.556										5	2	2	4	0	1	1						
19 Miquel Rojas, R OBP: 0.389, SLG: 0.400										1	0	0	0	0	1	0						
14 Martin Prado, R OBP: 0.315, SLG: 0.406										3	0	1	0	0	0	0						
41 Justin Bour, L OBP: 0.313, SLG: 0.386										0	0	0	0	1	0	0						
32 Derek Dietrich, L OBP: 0.248, SLG: 0.293										4	0	3	1	1	0	0						
17 A.J. Ellis, R OBP: 0.233, SLG: 0.148										5	0	1	0	0	1	6						
3 Adeiny Hechavarria, R OBP: 0.306, SLG: 0.410										4	1	2	1	0	1	0						
62 José Ureña, R										2	0	0	0	0	2	0						
35 David Phelps, R										0	0	0	0	0	0	0						
51 Ichiro Suzuki, L OBP: 0.195, SLG: 0.282										1	0	1	0	0	0	0						
64 Nick Wittgren, R										0	0	0	0	0	0	0						
44 AJ Ramos, R										0	0	0	0	0	0	0						
<b>Inning Stats</b>	R: 3 E: 0 K: 1 S: 15	H: 2 LOB: 0 BB: 1 P: 25	R: 0 E: 0 K: 0 S: 10	H: 2 LOB: 2 BB: 0 P: 13	R: 1 E: 0 K: 0 S: 16	H: 2 LOB: 1 BB: 0 P: 23	R: 2 E: 1 K: 1 S: 15	H: 2 LOB: 0 BB: 0 P: 24	R: 0 E: 0 K: 3 S: 12	H: 0 LOB: 1 BB: 0 P: 16	R: 0 E: 0 K: 3 S: 11	H: 0 LOB: 2 BB: 0 P: 15	R: 1 E: 0 K: 3 S: 19	H: 3 LOB: 2 BB: 0 P: 23	R: 0 E: 0 K: 0 S: 7	H: 1 LOB: 1 BB: 0 P: 8	R: 0 E: 0 K: 0 S: 12	H: 0 LOB: 2 BB: 2 P: 21	1B: 6 2B: 4 3B: 0 HR: 3	SF: 0 SAC: 1 DP: 0 HBP: 0	WP: 1 PB: 0 SB: 0 CS: 0	PA: 43
<b>PITCHER</b>	IP WLS BF H R ER SO BB IBB HBP BLK WP HR S P ERA WHIP																					
35 Adam Wilk, L ERA: 12.27	3.2 L 20 8 6 5 2 1 0 0 0 0 0 3 53 80 12.27 2.455																					
51 Paul Sewald, R ERA: 3.52	4.1 14 4 1 1 6 0 0 0 0 0 1 0 45 59 2.70 1.200																					
66 Josh Edgin, L ERA: 2.03	1.0 4 1 0 0 0 0 0 0 0 0 0 7 8 0.00 1.000																					
59 Fernando Salas, R ERA: 6.14	0.2 2 0 0 0 0 0 0 0 0 0 0 6 7 0.00 0.000																					
49 Josh Smoker, L ERA: 7.89	0.1 3 0 0 0 0 2 0 0 0 0 0 6 14 0.00 6.000																					
<b>Batter</b>	<b>1</b>	<b>2</b>	<b>3</b>	<b>4</b>	<b>5</b>	<b>6</b>	<b>7</b>	<b>8</b>	<b>9</b>	<b>AB</b>	<b>R</b>	<b>H</b>	<b>RBI</b>	<b>BB</b>	<b>SO</b>	<b>LOB</b>	<b>BOTTOM</b>					
30 Michael Conforto, L OBP: 0.417, SLG: 0.625										4	0	0	0	0	2	1						
54 T.J. Rivera, R OBP: 0.389, SLG: 0.457										2	0	0	0	1	0	0						
19 Jay Bruce, L OBP: 0.364, SLG: 0.588										4	0	0	0	0	1	3						
20 Neil Walker, S OBP: 0.291, SLG: 0.324										2	0	0	0	1	1	0						
3 Curtis Granderson, L OBP: 0.200, SLG: 0.257										4	0	0	0	0	0	3						
7 José Reyes, S OBP: 0.270, SLG: 0.339										3	0	0	0	0	0	1						
4 Wilmer Flores, R OBP: 0.213, SLG: 0.311										3	0	0	0	0	1	1						
44 René Rivera, R OBP: 0.314, SLG: 0.388										3	0	1	0	0	0	0						
35 Adam Wilk, L ERA: 1.69	6.0 W 21 1 0 0 2 1 0 0 0 0 0 6 9 0.00 0.333																					
35 David Phelps, R ERA: 5.06	1.0 3 0 0 0 0 1 0 0 0 0 0 6 9 0.00 0.000																					
64 Nick Wittgren, R ERA: 3.72	1.0 3 0 0 0 0 2 0 0 0 0 0 14 18 0.00 0.000																					
44 AJ Ramos, R ERA: 3.27	1.0 5 0 0 0 0 1 1 0 1 0 0 10 21 0.00 1.000																					
<b>Inning Stats</b>	R: 0 E: 0 K: 1 S: 7	H: 0 LOB: 0 BB: 0 P: 12	R: 0 E: 0 K: 0 S: 6	H: 0 LOB: 1 BB: 0 P: 10	R: 0 E: 0 K: 1 S: 7	H: 0 LOB: 0 BB: 0 P: 9	R: 0 E: 0 K: 0 S: 5	H: 0 LOB: 0 BB: 0 P: 8	R: 0 E: 1 K: 0 S: 9	H: 1 LOB: 2 BB: 1 P: 16	R: 0 E: 0 K: 1 S: 6	H: 0 LOB: 0 BB: 0 P: 9	R: 0 E: 0 K: 2 S: 14	H: 0 LOB: 0 BB: 0 P: 18	R: 0 E: 0 K: 1 S: 10	H: 0 LOB: 2 BB: 1 P: 21	1B: 1 2B: 0 3B: 0 HR: 0	SF: 0 SAC: 0 DP: 0 HBP: 2	WP: 0 PB: 0 SB: 0 CS: 0	PA: 32		
<b>PITCHER</b>	IP WLS BF H R ER SO BB IBB HBP BLK WP HR S P ERA WHIP																					
62 José Ureña, R ERA: 1.69	6.0 W 21 1 0 0 2 1 0 0 0 0 0 6 9 0.00 0.333																					
35 David Phelps, R ERA: 5.06	1.0 3 0 0 0 0 1 0 0 0 0 0 6 9 0.00 0.000																					
64 Nick Wittgren, R ERA: 3.72	1.0 3 0 0 0 0 2 0 0 0 0 0 14 18 0.00 0.000																					
44 AJ Ramos, R ERA: 3.27	1.0 5 0 0 0 0 1 1 0 1 0 0 10 21 0.00 1.000																					


Miami Marlins @ New York Mets  
Citi Field, Flushing, NY  
Sun May 07 2017, 1:12 PM - 3:50 PM EDT  
Att: 39,197 - Cloudy - 54 F

AB 39  
R 7  
H 13  
RBI 6  
BB 3  
SO 8  
LOB 13



Miami Marlins @ New York Mets  
Citi Field, Flushing, NY  
Sun May 07 2017, 1:12 PM - 3:50 PM EDT  
Att: 39,197 - Cloudy - 54 F

AB 28  
R 0  
H 1  
RBI 0  
BB 2  
SO 6  
LOB 10









Batter	1	2	3	4	5	6	7	8	9	AB	R	H	RBI	BB	SO	LOB	TOP					
12 Joe Panik, L OBP: 0.347, SLG: 0.378	L7		F8		K			F9		4	0	0	0	0	1	2	<b>San Francisco Giants @ New York Mets</b> Citi Field, Flushing, NY Tue May 09 2017, 7:10 PM - 9:48 PM EDT Att: 29,030 - Partly Cloudy - 58 F					
9 Brandon Belt, L OBP: 0.359, SLG: 0.402	K		K					F9		3	0	0	0	1	2							
8 Hunter Pence, R OBP: 0.359, SLG: 0.349	K			G2-3		G4-6-3		G4-3		4	0	0	0	0	1							
28 Buster Posey, R OBP: 0.439, SLG: 0.532	G1-3			HR				G6-3		3	1	1	1	1	0							
21 Conor Gillaspie, L OBP: 0.220, SLG: 0.159	G4-3			G1-3				G3-1		4	0	0	0	0	0							
22 Christian Arroyo, R OBP: 0.279, SLG: 0.404								F8		2	0	0	0	2	0							
10 Eduardo Núñez, R OBP: 0.281, SLG: 0.317	G1-3			G4-3						3	0	0	0	0	1							
66 Gorkys Hernández, R OBP: 0.256, SLG: 0.244			G3-1		G4-3			F9		3	0	0	0	0	0							
29 Jeff Samardzija, R OBP: 0.071, SLG: 0.071					G5-3					2	0	1	0	0	0							
39 Justin Ruggiano, R (8, PH)										0	0	0	0	0	0							
62 Cory Gearrin, R (8, 1)										0	0	0	0	0	0							
<b>Inning Stats</b>	R: 0 H: 0 E: 0 K: 2 S: 8	H: 0 LOB: 0 BB: 0 P: 11	R: 0 H: 0 E: 0 K: 0 S: 13	H: 0 LOB: 1 BB: 1 P: 21	R: 0 H: 1 E: 0 K: 1 S: 15	H: 1 LOB: 1 BB: 0 P: 24	R: 1 H: 1 E: 0 K: 0 S: 7	H: 1 LOB: 1 BB: 1 P: 14	R: 0 H: 0 E: 0 K: 1 S: 6	H: 0 LOB: 0 BB: 0 P: 9	R: 0 H: 0 E: 0 K: 0 S: 8	H: 0 LOB: 1 BB: 2 P: 16	R: 0 H: 0 E: 0 K: 1 S: 8	H: 0 LOB: 0 BB: 0 P: 10	R: 0 H: 0 E: 0 K: 0 S: 8	H: 0 LOB: 1 BB: 0 P: 14	R: 0 H: 0 E: 0 K: 0 S: 7	H: 0 LOB: 0 BB: 0 P: 10	1B: 1 2B: 0 3B: 0 HR: 1	SF: 0 SAC: 0 DP: 1 HBP: 1	WP: 0 PB: 0 SB: 0 CS: 0	PA: 33
<b>PITCHER</b>	IP WLS BF H R ER SO BB IBB HBP BLK WP HR S P ERA WHIP	IP WLS BF H R ER SO BB IBB HBP BLK WP HR S P ERA WHIP	IP WLS BF H R ER SO BB IBB HBP BLK WP HR S P ERA WHIP	IP WLS BF H R ER SO BB IBB HBP BLK WP HR S P ERA WHIP	IP WLS BF H R ER SO BB IBB HBP BLK WP HR S P ERA WHIP	IP WLS BF H R ER SO BB IBB HBP BLK WP HR S P ERA WHIP	IP WLS BF H R ER SO BB IBB HBP BLK WP HR S P ERA WHIP	IP WLS BF H R ER SO BB IBB HBP BLK WP HR S P ERA WHIP	IP WLS BF H R ER SO BB IBB HBP BLK WP HR S P ERA WHIP	IP WLS BF H R ER SO BB IBB HBP BLK WP HR S P ERA WHIP	IP WLS BF H R ER SO BB IBB HBP BLK WP HR S P ERA WHIP	IP WLS BF H R ER SO BB IBB HBP BLK WP HR S P ERA WHIP	IP WLS BF H R ER SO BB IBB HBP BLK WP HR S P ERA WHIP	IP WLS BF H R ER SO BB IBB HBP BLK WP HR S P ERA WHIP	IP WLS BF H R ER SO BB IBB HBP BLK WP HR S P ERA WHIP	IP WLS BF H R ER SO BB IBB HBP BLK WP HR S P ERA WHIP						

Batter	1	2	3	4	5	6	7	8	9	AB	R	H	RBI	BB	SO	LOB	BOTTOM					
30 Michael Conforto, L OBP: 0.425, SLG: 0.648	F8			K				G4-3		5	2	2	1	0	1	4	<b>San Francisco Giants @ New York Mets</b> Citi Field, Flushing, NY Tue May 09 2017, 7:10 PM - 9:48 PM EDT Att: 29,030 - Partly Cloudy - 58 F					
54 T.J. Rivera, R OBP: 0.397, SLG: 0.491	2B									4	1	3	1	0	1	0						
19 Jay Bruce, L OBP: 0.355, SLG: 0.569	1B									4	1	1	0	0	1	3						
20 Neil Walker, S OBP: 0.294, SLG: 0.350	3B									4	1	1	2	0	2	1						
3 Curtis Granderson, L OBP: 0.200, SLG: 0.264	P3									4	0	0	0	0	1	1						
7 José Reyes, S OBP: 0.265, SLG: 0.328	1B									4	1	1	1	1	0	0						
44 René Rivera, R OBP: 0.339, SLG: 0.421	2B									4	0	2	1	0	1	0						
4 Wilmer Flores, R OBP: 0.250, SLG: 0.352	F8									4	0	2	0	0	0	1						
45 Zack Wheeler, L OBP: 0.240, SLG: 0.279										2	0	0	0	0	1	1						
15 Matt Reynolds, R OBP: 0.175, SLG: 0.172										1	0	0	0	0	0	0						
47 Hansel Robles, R OBP: 0.175, SLG: 0.172										0	0	0	0	0	0	0						
39 Jerry Blevins, L OBP: 0.175, SLG: 0.172										0	0	0	0	0	0	0						
43 Addison Reed, L OBP: 0.175, SLG: 0.172										0	0	0	0	0	0	0						
13 Adrial Cabrera, S OBP: 0.339, SLG: 0.395										1	0	1	0	0	0	0						
27 Jeury Familia, R OBP: 0.175, SLG: 0.172										0	0	0	0	0	0	0						
<b>Inning Stats</b>	R: 4 H: 5 E: 0 K: 0 S: 20	H: 5 LOB: 1 BB: 0 P: 26	R: 1 H: 2 E: 0 K: 2 S: 21	H: 2 LOB: 1 BB: 0 P: 29	R: 0 H: 0 E: 0 K: 0 S: 4	H: 0 LOB: 0 BB: 0 P: 7	R: 0 H: 2 E: 0 K: 2 S: 12	H: 2 LOB: 2 BB: 0 P: 13	R: 0 H: 0 E: 0 K: 1 S: 8	H: 0 LOB: 0 BB: 0 P: 9	R: 0 H: 0 E: 0 K: 2 S: 9	H: 0 LOB: 0 BB: 0 P: 14	R: 1 H: 1 E: 0 K: 2 S: 12	H: 1 LOB: 0 BB: 0 P: 16	R: 0 H: 3 E: 0 K: 0 S: 16	H: 3 LOB: 3 BB: 0 P: 23	R: 0 H: 0 E: 0 K: 0 S: 16	H: 0 LOB: 0 BB: 0 P: 23	1B: 7 2B: 4 3B: 1 HR: 1	SF: 0 SAC: 0 DP: 0 HBP: 0	WP: 0 PB: 0 SB: 0 CS: 0	PA: 37
<b>PITCHER</b>	IP WLS BF H R ER SO BB IBB HBP BLK WP HR S P ERA WHIP	IP WLS BF H R ER SO BB IBB HBP BLK WP HR S P ERA WHIP	IP WLS BF H R ER SO BB IBB HBP BLK WP HR S P ERA WHIP	IP WLS BF H R ER SO BB IBB HBP BLK WP HR S P ERA WHIP	IP WLS BF H R ER SO BB IBB HBP BLK WP HR S P ERA WHIP	IP WLS BF H R ER SO BB IBB HBP BLK WP HR S P ERA WHIP	IP WLS BF H R ER SO BB IBB HBP BLK WP HR S P ERA WHIP	IP WLS BF H R ER SO BB IBB HBP BLK WP HR S P ERA WHIP	IP WLS BF H R ER SO BB IBB HBP BLK WP HR S P ERA WHIP	IP WLS BF H R ER SO BB IBB HBP BLK WP HR S P ERA WHIP	IP WLS BF H R ER SO BB IBB HBP BLK WP HR S P ERA WHIP	IP WLS BF H R ER SO BB IBB HBP BLK WP HR S P ERA WHIP	IP WLS BF H R ER SO BB IBB HBP BLK WP HR S P ERA WHIP	IP WLS BF H R ER SO BB IBB HBP BLK WP HR S P ERA WHIP	IP WLS BF H R ER SO BB IBB HBP BLK WP HR S P ERA WHIP	IP WLS BF H R ER SO BB IBB HBP BLK WP HR S P ERA WHIP						

AB	28
R	1
H	2
RBI	1
BB	4
SO	5
LOB	9

AB	37
R	6
H	13
RBI	6
BB	0
SO	9
LOB	11

WP	0
PB	0
SB	0
CS	0







Batter	1	2	3	4	5	6	7	8	9	AB	R	H	RBI	BB	SO	LOB	TOP					
30 Michael Conforto, L (1.7)	F7		G4-3			F8		K		4	0	0	0	0	1	0	<b>New York Mets @ Milwaukee Brewers</b> Miller Park, Milwaukee, WI Fri May 12 2017, 7:13 PM - 10:19 PM CDT Att: 28,306 - Roof Closed - 67 F					
13 Asdrúbal Cabrera, S (1.6)	K			F9		19 WP 20 1B		BB		3	1	1	0	1	1	0						
19 Jay Bruce, L (1.9)	G3			G6-3		3 PO 20 1B		K		3	0	0	0	1	1	1						
20 Neil Walker, S (1.4)		54 1B BB							3 2B 54 G6-3 1B	3	2	3	2	1	0	0						
3 Curtis Granderson, L (1.8)	P6								54 G6-3 21 WP 2B	4	1	1	0	0	1	1						
54 T.J. Rivera, R (1.5)					G5-3					3	0	1	1	1	0	1						
21 Lucas Duda, L (1.3)			G4-6-3							4	0	1	0	0	1	3						
44 René Rivera, R (1.2)										4	0	1	0	0	2	2						
33 Matt Harvey, R (1.1)										2	0	0	0	0	0	1						
66 Josh Edgin, R (6.1)										0	0	0	0	0	0	0						
50 Rafael Montero, R (7.1)										0	0	0	0	0	0	0						
7 José Reyes, S (8. PH)										1	0	0	0	0	0	0						
51 Paul Sewald, R (8.1)										0	0	0	0	0	0	0						
4 Wilmer Flores, R (9. PH)										1	0	0	0	0	0	1						
<b>Inning Stats</b>	R: 0 E: 0 K: 1 S: 12	H: 0 LOB: 0 BB: 0 P: 17	R: 0 E: 0 K: 0 S: 6	H: 1 LOB: 1 BB: 1 P: 13	R: 0 E: 0 K: 0 S: 9	H: 1 LOB: 0 BB: 0 P: 13	R: 1 E: 0 K: 1 S: 8	H: 1 LOB: 0 BB: 0 P: 13	R: 0 E: 0 K: 2 S: 10	H: 0 LOB: 0 BB: 0 P: 15	R: 1 E: 0 K: 0 S: 12	H: 2 LOB: 1 BB: 1 P: 22	R: 0 E: 0 K: 1 S: 9	H: 0 LOB: 1 BB: 1 P: 16	R: 0 E: 0 K: 2 S: 9	H: 0 LOB: 1 BB: 1 P: 18	R: 2 E: 0 K: 0 S: 14	H: 3 LOB: 1 BB: 0 P: 22	1B: 4 2B: 3 3B: 0 HR: 1	SF: 0 SAC: 0 DP: 2 HBP: 0	WP: 2 PB: 0 SB: 0 CS: 0	PA: 37
<b>PITCHER</b>	IP WLS BF H R ER SO BB IBB HBP BLK WP HR S P ERA WHIP																					
22 Matt Garza, R (1.1)	6.0 W 22 5 2 2 4 2 0 0 0 0 1 1 57 93 3.00 1.167																					
51 Oliver Drake, R (7.1)	1.0 4 0 0 0 1 1 0 0 0 0 0 0 9 16 0.00 1.000																					
59 Carlos Torres, R (8.1)	1.0 4 0 0 0 2 1 0 0 0 0 0 0 9 18 0.00 1.000																					
50 Jacob Barnes, R (9.1)	0.1 4 3 2 2 0 0 0 0 0 0 1 0 8 12 54.00 9.000																					
48 Jared Hughes, R (9.1)	0.2 S 2 0 0 0 0 0 0 0 0 0 0 0 6 10 0.00 0.000																					
Batter	1	2	3	4	5	6	7	8	9	AB	R	H	RBI	BB	SO	LOB	BOTTOM					
5 Jonathan Villar, S (1.4)	G1-3			P5		7 G3 21 CS 2B		G4-3		4	1	1	0	1	0	1	<b>New York Mets @ Milwaukee Brewers</b> Miller Park, Milwaukee, WI Fri May 12 2017, 7:13 PM - 10:19 PM CDT Att: 28,306 - Roof Closed - 67 F					
7 Eric Thames, L (1.3)	F7							F9		4	0	0	0	1	1	4						
50 Jacob Barnes, R (9.1)										0	0	0	0	0	0	0						
48 Jared Hughes, R (9.1)										0	0	0	0	0	0	0						
14 Hernán Pérez, R (1.7)										4	1	3	1	1	0	2						
21 Travis Shaw, L (1.5)	F7									5	0	1	0	0	2	2						
16 Domingo Santana, R (1.9)										4	1	1	0	1	2	2						
47 Jett Bandy, R (1.2)										4	1	2	2	0	0	1						
23 Keon Broxton, R (1.8)										4	1	1	0	0	3	2						
18 Eric Sogard, L (1.6)										1	1	1	2	2	0	0						
51 Oliver Drake, R (7.1)										0	0	0	0	0	0	0						
2 Nick Franklin, S (7. PH)										1	0	1	0	0	0	0						
59 Carlos Torres, R (8.1)										0	0	0	0	0	0	0						
24 Jesús Aguilar, R (9.3)										0	0	0	0	0	0	0						
22 Matt Garza, R (1.1)										2	0	0	0	0	1	3						
3 Orlando Arcia, R (6. PH)										2	1	1	1	0	0	1						
<b>Inning Stats</b>	R: 0 E: 0 K: 0 S: 7	H: 1 LOB: 1 BB: 0 P: 10	R: 1 E: 0 K: 2 S: 18	H: 1 LOB: 3 BB: 3 P: 34	R: 1 E: 0 K: 2 S: 14	H: 2 LOB: 1 BB: 0 P: 23	R: 0 E: 0 K: 1 S: 7	H: 0 LOB: 2 BB: 2 P: 16	R: 0 E: 0 K: 1 S: 9	H: 0 LOB: 0 BB: 0 P: 14	R: 4 E: 0 K: 1 S: 10	H: 4 LOB: 2 BB: 1 P: 23	R: 1 E: 0 K: 1 S: 10	H: 2 LOB: 1 BB: 0 P: 16	R: 0 E: 0 K: 1 S: 10	H: 2 LOB: 2 BB: 0 P: 13	1B: 6 2B: 3 3B: 0 HR: 4	SF: 0 SAC: 0 DP: 1 HBP: 0	WP: 0 PB: 0 SB: 1 CS: 2	PA: 41		
<b>PITCHER</b>	IP WLS BF H R ER SO BB IBB HBP BLK WP HR S P ERA WHIP																					
33 Matt Harvey, R (1.1)	5.0 L 27 7 5 5 6 4 0 0 0 0 0 0 6 14 9.00 2.200																					
66 Josh Edgin, L (6.1)	1.0 4 1 1 1 1 1 0 0 0 0 0 0 6 14 9.00 2.000																					
50 Rafael Montero, R (7.1)	1.0 5 2 1 1 1 0 0 0 0 0 0 1 10 16 9.00 2.000																					
51 Paul Sewald, R (8.1)	1.0 5 2 0 0 1 0 0 0 0 0 0 0 10 13 0.00 2.000																					







Batter	1	2	3	4	5	6	7	8	9	AB	R	H	RBI	BB	SO	LOB	TOP										
7 José Reyes, S OBP: 0.268, SLG: 0.315	L8		F7					L5		5	1	2	0	0	0	2	<b>New York Mets @ Milwaukee Brewers</b> Miller Park, Milwaukee, WI Sun May 14 2017, 1:12 PM - 4:44 PM CDT Att: 30,623 - Roof Closed - 67 F										
54 T.J. Rivera, R OBP: 0.383, SLG: 0.472	F8		F9							5	1	2	1	0	0	3											
30 Michael Conforto, L OBP: 0.430, SLG: 0.686	HR									4	4	3	3	1	0	1											
20 Neil Walker, S OBP: 0.329, SLG: 0.431	F9									5	1	3	3	0	0	0											
21 Lucas Duda, L OBP: 0.365, SLG: 0.519	G5-3									5	0	1	0	0	0	3											
3 Curtis Granderson, L OBP: 0.206, SLG: 0.272 66 Josh Edgin, R 43 Addison Reed, L 15 Matt Reynolds, R OBP: 0.100, SLG: 0.100	G4-3									3	0	0	0	0	1	4											
44 René Rivera, R OBP: 0.328, SLG: 0.400	G5-3									4	0	1	2	0	0	1											
12 Juan Lagares, R OBP: 0.313, SLG: 0.262	G6-3									4	1	1	0	0	0	0											
48 Jacob deGrom, L 39 Jerry Blevins, L 59 Fernando Salas, R 4 Wilmer Flores, R OBP: 0.266, SLG: 0.371										3	1	2	0	0	0	0											
<b>Inning Stats</b>	R: 1 E: 0 K: 0 S: 12	H: 1 LOB: 0 BB: 0 P: 19	R: 0 E: 0 K: 0 S: 9	H: 0 LOB: 0 BB: 0 P: 15	R: 0 E: 0 K: 0 S: 8	H: 1 LOB: 1 BB: 0 P: 13	R: 2 E: 0 K: 1 S: 16	H: 2 LOB: 0 BB: 1 P: 26	R: 4 E: 1 K: 0 S: 17	H: 5 LOB: 1 BB: 0 P: 26	R: 0 E: 0 K: 0 S: 10	H: 2 LOB: 2 BB: 0 P: 14	R: 1 E: 0 K: 0 S: 12	H: 2 LOB: 1 BB: 1 P: 19	R: 1 E: 0 K: 0 S: 14	H: 2 LOB: 1 BB: 0 P: 18		R: 0 E: 0 K: 1 S: 9	H: 0 LOB: 0 BB: 0 P: 13	1B: 8 2B: 4 3B: 2 HR: 1	SF: 0 SAC: 0 DP: 2 HBP: 0	WP: 0 PB: 0 SB: 0 CS: 1	PA: 43				
<b>PITCHER</b>	IP	WLS	BF	H	R	ER	SO	BB	IBB	HBP	BLK	WP	HR	S	P	ERA	WHIP										
38 Wily Peralta, R ERA: 6.08	4.1		21	7	7	6	1	1	0	0	0	0	1	56	92	12.46	1.846										
53 Jhan Mariñez, R ERA: 5.4	2.2		13	6	1	1	0	1	0	0	0	0	0	28	40	3.38	2.625										
37 Neftali Feliz, R ERA: 6.35	1.0	W	5	2	1	1	0	0	0	0	0	0	0	14	18	9.00	2.000										
46 Corey Knebel, R ERA: 0.95	1.0	S	3	0	0	0	1	0	0	0	0	0	0	9	13	0.00	0.000										

Batter	1	2	3	4	5	6	7	8	9	AB	R	H	RBI	BB	SO	LOB	BOTTOM										
5 Jonathan Villar, S OBP: 0.287, SLG: 0.359	K		G1-3							4	2	2	2	1	1	0	<b>New York Mets @ Milwaukee Brewers</b> Miller Park, Milwaukee, WI Sun May 14 2017, 1:12 PM - 4:44 PM CDT Att: 30,623 - Roof Closed - 67 F										
7 Eric Thames, L OBP: 0.435, SLG: 0.693	14 2B 21 G4-3 1B		K							3	3	1	0	1	2	3											
14 Hernán Pérez, R OBP: 0.339, SLG: 0.543	21 G4-3 1B									4	1	2	2	1	0	3											
21 Travis Shaw, L OBP: 0.320, SLG: 0.543 24 Jesús Aguilar, R OBP: 0.310, SLG: 0.599	G4-3									3	0	1	1	0	0	1											
9 Manny Piña, R OBP: 0.355, SLG: 0.500	F9									2	0	1	1	0	1	2											
2 Nick Franklin, S OBP: 0.173, SLG: 0.239 53 Jhan Mariñez, R 47 Jeff Bandy, R 37 Neftali Feliz, R 18 Eric Sogard, L 46 Corey Knebel, R	F7									5	2	3	0	1	4												
23 Keon Broxton, R OBP: 0.336, SLG: 0.486	K									4	1	1	2	0	2	2											
3 Orlando Arcia, R OBP: 0.272, SLG: 0.376	G4-3									3	1	1	0	1	1	0											
38 Wily Peralta, R OBP: 0.308, SLG: 0.250 16 Domingo Santana, R OBP: 0.364, SLG: 0.451	K									1	0	0	0	0	1	0											
<b>Inning Stats</b>	R: 1 E: 0 K: 1 S: 11	H: 2 LOB: 1 BB: 0 P: 14	R: 0 E: 0 K: 1 S: 9	H: 0 LOB: 0 BB: 0 P: 12	R: 0 E: 0 K: 2 S: 9	H: 0 LOB: 0 BB: 0 P: 13	R: 0 E: 0 K: 1 S: 11	H: 1 LOB: 1 BB: 0 P: 18	R: 0 E: 0 K: 1 S: 17	H: 2 LOB: 3 BB: 1 P: 23	R: 2 E: 0 K: 1 S: 16	H: 2 LOB: 0 BB: 0 P: 21	R: 3 E: 0 K: 2 S: 21	H: 3 LOB: 2 BB: 2 P: 39	R: 5 E: 0 K: 1 S: 22	H: 3 LOB: 0 BB: 1 P: 40		1B: 7 2B: 3 3B: 0 HR: 3	SF: 0 SAC: 0 DP: 0 HBP: 1	WP: 0 PB: 0 SB: 0 CS: 0	PA: 42						
<b>PITCHER</b>	IP	WLS	BF	H	R	ER	SO	BB	IBB	HBP	BLK	WP	HR	S	P	ERA	WHIP										
48 Jacob deGrom, R ERA: 4.07	6.0		27	8	4	4	7	1	0	0	0	0	1	76	107	6.00	1.500										
39 Jerry Blevins, L ERA: 2.19	0.0		2	1	1	1	0	1	0	0	0	0	1	3	9	∞	∞										
59 Fernando Salas, R ERA: 6.11	1.1	H	8	2	3	3	2	2	0	0	0	0	0	21	38	20.25	3.000										
66 Josh Edgin, L ERA: 3.07	0.0		1	0	0	0	0	0	0	1	0	0	0	1	4	∞	∞										
43 Addison Reed, R ERA: 3.66	0.2	L	4	2	3	3	1	0	0	0	0	0	1	15	22	40.50	3.000										



Batter	1	2	3	4	5	6	7	8	9	AB	R	H	RBI	BB	SO	LOB	TOP					
30 Michael Conforto, L (1.7) OBP: 0.413, SLG: 0.654	G5-3	L1			K		K		K	5	0	0	0	0	3	3						
54 T.J. Rivera, R (1.5) OBP: 0.365, SLG: 0.447	G6-3		G6-3		L5-3			F9		4	0	0	0	0	0	1						
19 Jay Bruce, L (1.9) OBP: 0.353, SLG: 0.551					K			G6-3		3	0	0	0	1	2	0						
20 Neil Walker, S (1.4) OBP: 0.327, SLG: 0.433	G6-3		G3			K				4	0	1	0	0	1	1						
21 Lucas Duda, L (1.3) OBP: 0.358, SLG: 0.491		G6-3			7 SH2-3 BB	G4-3			K	3	0	0	0	1	1	1						
7 José Reyes, S (1.6) OBP: 0.265, SLG: 0.310		3 BB 44 1B			SH2-3	G3			K	2	1	0	0	1	1	0						
3 Curtis Granderson, L (1.8) OBP: 0.214, SLG: 0.273										3	1	1	0	1	2	1						
44 René Rivera, R (1.2) OBP: 0.336, SLG: 0.397										3	0	1	1	1	1	1						
45 Zack Wheeler, L (1.1) OBP: 0.200, SLG: 0.214										3	0	0	0	0	1	4						
39 Jerry Blevins, L (7.1)										0	0	0	0	0	0	0						
47 Hansel Robles, R (7.1)										0	0	0	0	0	0	0						
66 Josh Edgin, R (8.1)										0	0	0	0	0	0	0						
4 Wilmer Flores, R (9. PH) OBP: 0.277, SLG: 0.429										1	1	1	2	0	0	0						
<b>Inning Stats</b>	R: 0 E: 0 K: 0 S: 6	H: 0 LOB: 1 BB: 1 P: 15	R: 1 E: 0 K: 1 S: 10	H: 1 LOB: 2 BB: 2 P: 22	R: 0 E: 0 K: 1 S: 9	H: 0 LOB: 0 BB: 0 P: 10	R: 0 E: 0 K: 1 S: 7	H: 0 LOB: 2 BB: 2 P: 13	R: 0 E: 0 K: 2 S: 9	H: 0 LOB: 0 BB: 0 P: 13	R: 0 E: 0 K: 1 S: 8	H: 0 LOB: 1 BB: 0 P: 12	R: 0 E: 1 K: 2 S: 12	H: 0 LOB: 1 BB: 0 P: 17	R: 0 E: 0 K: 1 S: 12	H: 1 LOB: 1 BB: 0 P: 15	R: 2 E: 0 K: 3 S: 16	H: 2 LOB: 0 BB: 0 P: 19	1B: 2 2B: 2 3B: 0 HR: 1	SF: 0 SAC: 1 DP: 1 HBP: 0	WP: 1 PB: 0 SB: 0 CS: 0	PA: 37
<b>PITCHER</b>	IP WLS BF H R ER SO BB IBB HBP BLK WP HR S P ERA WHIP																					
52 Zack Godley, R (1.1) ERA: 1.93	6.2 27 1 1 1 7 4 1 0 0 1 0 58 98 1.35 0.750																					
60 J.J. Hoover, R (7.1) ERA: 2.7	0.1 1 0 0 0 1 0 0 0 0 0 0 3 4 0.00 0.000																					
29 Jorge De La Rosa, L (8.1) ERA: 2.51	1.0 W 4 1 0 0 1 0 0 0 0 0 0 12 15 0.00 1.000																					
61 Silvino Bracho, R (9.1) ERA: 19.29	1.0 5 2 2 2 3 0 0 0 0 0 0 1 16 19 18.00 2.000																					

**New York Mets @ Arizona Diamondbacks**  
Chase Field, Phoenix, AZ  
Mon May 15 2017, 6:41 PM - 9:42 PM MST  
Att: 15,988 - Clear - 83 F

AB 31  
R 3  
H 4  
RBI 3  
BB 5  
SO 12  
LOB 12



Batter	1	2	3	4	5	6	7	8	9	AB	R	H	RBI	BB	SO	LOB	BOTTOM	
14 Rey Fuentes, L (1.8) OBP: 0.200, SLG: 0.200	K		F8		K			K		5	0	1	0	0	3	1		
16 Chris Owings, R (1.9) OBP: 0.354, SLG: 0.493	F8									4	0	2	0	1	1	1		
44 Paul Goldschmidt, R (1.3) OBP: 0.449, SLG: 0.552										5	1	2	0	0	0	4		
61 Silvino Bracho, R (9.1) ERA: 19.29	22 WP 2B		L7		P4					0	0	0	0	0	0	0		
22 Jake Lamb, L (1.5) OBP: 0.368, SLG: 0.507	G4-3									3	2	2	1	1	0	1		
24 Yasmany Tomás, R (1.7) OBP: 0.305, SLG: 0.508										3	1	1	3	1	0	1		
27 Brandon Drury, R (1.4) OBP: 0.361, SLG: 0.496										4	1	1	0	0	2	2		
13 Nick Ahmed, R (1.6) OBP: 0.306, SLG: 0.443										4	0	0	0	0	1	3		
2 Jeff Mathis, R (1.2) OBP: 0.197, SLG: 0.348										4	1	2	2	0	0	1		
52 Zack Godley, R (1.1) ERA: 1.93										2	0	1	0	0	1	0		
60 J.J. Hoover, R (7.1) ERA: 2.7										0	0	0	0	0	0	0		
6 David Peralta, L (7. PH) OBP: 0.346, SLG: 0.466										1	0	0	0	0	0	1		
29 Jorge De La Rosa, L (8.1) ERA: 2.51										0	0	0	0	0	0	0		
3 Daniel Descalso, L (9.3) ERA: 3.52										1	1	1	1	0	0	0		
<b>Inning Stats</b>	R: 0 E: 0 K: 1 S: 15	H: 1 LOB: 1 BB: 0 P: 23	R: 0 E: 0 K: 1 S: 11	H: 0 LOB: 1 BB: 1 P: 19	R: 0 E: 0 K: 1 S: 10	H: 1 LOB: 1 BB: 0 P: 17	R: 0 E: 0 K: 0 S: 7	H: 1 LOB: 1 BB: 0 P: 11	R: 0 E: 0 K: 2 S: 10	H: 1 LOB: 0 BB: 0 P: 15	R: 0 E: 0 K: 1 S: 14	H: 2 LOB: 1 BB: 0 P: 19	R: 6 E: 0 K: 1 S: 19	H: 5 LOB: 1 BB: 2 P: 29	1B: 6 2B: 3 3B: 0 HR: 4	SF: 0 SAC: 0 DP: 0 HBP: 0	WP: 1 PB: 0 SB: 0 CS: 0	PA: 39
<b>PITCHER</b>	IP WLS BF H R ER SO BB IBB HBP BLK WP HR S P ERA WHIP																	
45 Zack Wheeler, R (1.1) ERA: 3.76	6.0 26 7 1 0 0 0 1 0 0 0 0 68 108 1.50 1.333																	
39 Jerry Blevins, L (7.1) ERA: 2.08	0.2 L 7 4 5 5 1 0 1 0 0 0 0 2 16 21 67.50 6.000																	
47 Hansel Robles, R (7.1) ERA: 5.23	0.2 4 1 1 1 1 1 0 0 0 0 0 1 9 15 13.50 3.000																	

**New York Mets @ Arizona Diamondbacks**  
Chase Field, Phoenix, AZ  
Mon May 15 2017, 6:41 PM - 9:42 PM MST  
Att: 15,988 - Clear - 83 F

AB 36  
R 7  
H 13  
RBI 7  
BB 3  
SO 8  
LOB 15









Batter	1	2	3	4	5	6	7	8	9	10	11	AB	R	H	RBI	BB	SO	LOB	TOP	
7 José Reyes, S OBP: 0.271, SLG: 0.324	(1,6) B SI 91 2-1 B SI 93 X SI 92	(1,6) 1 SAFE D-2 C FF 92 D CH 83 F SL 83 X FF 94		(3,1) D SL 79 3-1 B SI 92 C SI 92 X SI 92			(2) X SI 93 0-0 G5-3		(2) X FF 95 0-0 F7		(3) C FF 96 1-3 D CU 79 F FF 96 X FF 97	6	1	3	1	0	1	3		
30 Michael Conforto, L OBP: 0.393, SLG: 0.638	(1,7) F FF 93 3-1 B SI 92 D SL 82 X FF 93		(3) C SI 91 0-3 S SI 92 X SI 92	(3) D SL 78 0-1 B SI 92 C SI 92 X SI 92			(3) S SI 81 2-3 B SI 82 C SI 82 X SI 82		(3) B CH 84 3-2 S SI 83 D CH 85 X CH 85			5	1	1	2	0	2	2		
4 Wilmer Flores, R OBP: 0.301, SLG: 0.451	(1,4) C SL 82 1-1 B CH 88 X CH 88		(2) C SL 80 1-1 B SL 83 X CH 86		(2) C SI 90 2-2 B FF 90 S SI 81 X SI 92			(1) B SI 93 2-3 C FF 93 D CU 79 S SI 94		(1) S FC 85 1-2 F FC 86 B FS 82 X FF 94		5	0	3	0	0	1	0		
19 Jay Bruce, L OBP: 0.339, SLG: 0.524	(1,9) B SI 83 3-2 S SI 84 D SL 83 X FF 93		(2) C SI 81 2-3 S SI 83 D SL 82 X FF 94	(2) B SI 92 1-2 F FF 92 X SI 82			(2) S SI 84 2-2 B SI 83 X SI 83		(2) F FF 93 0-1 X FF 97			5	0	1	0	0	1	3		
54 T.J. Rivera, R OBP: 0.341, SLG: 0.415	(1,3) 1 SAFE 1-1 F SI 82 B CH 85 X CH 85		(3) C SL 86 1-1 B FF 83 X FF 92		(3) X SL 79 0-0 P4			(2) X SL 83 1-0 F8		(3) B CU 74 1-0 X FS 83		5	0	0	0	0	0	3		
26 Kevin Plawecki, R OBP: 0.259, SLG: 0.200	(1,2) C SI 93 2-3 S SI 94 D SL 83 X FF 94			(1) C SL 77 0-2 X SI 93			(1) B SI 88 4-2 S SI 85 D SL 84				(1) B SI 84 2-1 S SI 86 X SI 96	4	0	0	0	1	1	1		
12 Juan Lagares, R OBP: 0.296, SLG: 0.313	(1,8) C SI 90 1-3 S SI 92 X SI 92			(2) B FF 93 2-2 C CH 83 X SI 81			(2) B SI 91 1-0 X FF 91			(3) C SI 85 1-2 B FF 96 B SI 87 X FF 96		5	1	1	1	0	1	2		
15 Matt Reynolds, R OBP: 0.267, SLG: 0.154	(1,5) C SI 79 0-1 X SI 93			(4) B CH 84 4-2 B SI 83 B FF 93			(3) C SI 82 2-3 B SI 82 C SI 83 X SI 93		(1) B FF 93 3-2 B CH 81 B FF 95 B SI 84 X SI 94			3	1	1	0	2	1	0		
33 Matt Harvey, R ERA: 5.56	(1,1) M SI 91 1-3 D SL 81 S SI 82			(2) X FF 92 0-0 G6-3			(1) S SI 92 2-3 B SI 94 X SI 83		(1) X CH 84 0-0 1B		(1) C SI 79 4-1 1 SAFE B SI 86 D CU 77	2	0	0	0	0	1	2		
<b>Inning Stats</b>	R: 2 E: 0 K: 1 S: 18	H: 3 LOB: 1 BB: 0 P: 30	R: 0 E: 0 K: 2 S: 12	H: 2 LOB: 2 BB: 0 P: 14	R: 0 E: 0 K: 2 S: 10	H: 1 LOB: 1 BB: 0 P: 14	R: 2 E: 0 K: 0 S: 13	H: 2 LOB: 1 BB: 1 P: 22	R: 0 E: 0 K: 0 S: 7	H: 1 LOB: 2 BB: 1 P: 23	R: 0 E: 0 K: 0 S: 9	H: 1 LOB: 1 BB: 0 P: 15	R: 0 E: 0 K: 1 S: 6	H: 0 LOB: 0 BB: 0 P: 8	R: 0 E: 0 K: 1 S: 11	H: 0 LOB: 2 BB: 2 P: 24	1B: 7 2B: 2 3B: 0 HR: 2	SF: 0 SAC: 0 DP: 1 HBP: 0	WP: 1 PB: 0 SB: 1 CS: 0	PA: 46
<b>PITCHER</b>	IP 6.0	WLS 26	BF 9	H 4	R 4	ER 4	SO 6	BB 1	IBB 0	HBP 0	BLK 0	WP 1	HR 2	S 68	P 104	ERA 6.00	WHIP 1.667			
46 Patrick Corbin, L ERA: 4.38	(1,1) IP 6.0	WLS 26	BF 9	H 4	R 4	ER 4	SO 6	BB 1	IBB 0	HBP 0	BLK 0	WP 1	HR 2	S 68	P 104	ERA 6.00	WHIP 1.667			
40 Andrew Chafin, L ERA: 1.93	(7,1) IP 1.1	WLS 5	BF 1	H 0	R 0	ER 0	SO 3	BB 1	IBB 0	HBP 0	BLK 0	WP 0	HR 0	S 15	P 23	ERA 0.00	WHIP 0.750			
60 J.J. Hoover, R ERA: 2.57	(8,1) IP 0.2	WLS 3	BF 0	H 0	R 0	ER 0	SO 0	BB 1	IBB 0	HBP 0	BLK 0	WP 0	HR 0	S 12	P 12	ERA 1.500	WHIP 1.000			
56 Fernando Rodney, R ERA: 8.04	(9,1) IP 1.0	WLS 4	BF 1	H 0	R 0	ER 0	SO 0	BB 0	IBB 0	HBP 0	BLK 0	WP 0	HR 0	S 9	P 15	ERA 0.00	WHIP 1.000			
29 Jorge De La Rosa, L ERA: 2.35	(10,1) IP 1.0	WLS 3	BF 0	H 0	R 0	ER 0	SO 0	BB 0	IBB 0	HBP 0	BLK 0	WP 0	HR 0	S 6	P 8	ERA 0.00	WHIP 0.000			

**New York Mets @ Arizona Diamondbacks**  
Chase Field, Phoenix, AZ  
Wed May 17 2017, 12:41 PM - 4:11 PM MST  
Att: 19,842 - Sunny - 77 F

AB	42
R	4
H	11
RBI	4
BB	4
SO	10
LOB	16



Batter	1	2	3	4	5	6	7	8	9	10	11	AB	R	H	RBI	BB	SO	LOB	BOTTOM			
14 Rey Fuentes, L OBP: 0.200, SLG: 0.400	(1,8) B SI 95 1-2 B SI 96 X SI 96	(3) X CH 88 0-0 G4-3		(2) C SL 87 1-3 D CU 88 S CH 88		(3) X FF 92 0-0 B1-3			(1) B FF 92 3-2 C SI 85 B SI 85 X FF 92			5	1	1	0	0	1	4				
16 Chris Owings, R OBP: 0.353, SLG: 0.483	(1,9) F FF 94 1-2 B SI 90 D SL 80 X SI 92		(1) B CU 81 1-1 S SI 90 X SI 95	(3) C SI 96 0-2 X SI 90			(1) C SI 85 1-3 S SI 90 X SI 90		(2) B SI 86 2-1 F FF 92 X SI 84			5	1	1	1	0	1	2				
44 Paul Goldschmidt, R OBP: 0.443, SLG: 0.577	(1,3) S SI 92 2-2 C SI 91 F CH 89 X SI 96		(1) 1 SAFE 0-3 C SI 95 S SI 96				(1) B SI 91 4-2 C CH 87 B SI 91 F FF 96 S SI 97		(3) B SI 86 1-3 C SI 86 S SI 86			4	1	1	0	1	3	1				
22 Jake Lamb, L OBP: 0.375, SLG: 0.524	(1,5) F SI 96 4-2 B SI 88 B SI 88 B CH 88		(2) B CH 88 2-0 B FF 92 X SI 97				(2) 1 SAFE 0-1 C SI 95 X CH 87		(1) B FF 92 3-1 B FF 91 X FF 91			3	1	1	2	2	0	1				
24 Yasmany Tomás, R OBP: 0.309, SLG: 0.528	(1,7) C SI 95 3-3 B SI 89 D SL 89 X SI 90		(2) S SI 90 0-1 X SI 90				(2) C SI 98 1-1 D SL 90 1 SAFE X FF 96		(2) B FF 92 1-0 X SI 86			4	0	1	1	0	1	3				
5 Grégor Blanco, L OBP: 0.333, SLG: 0.263	(7,8) C SI 95 3-3 B SI 89 D SL 89 X SI 90			(2) S SI 90 0-1 X SI 90			(2) 1-H 1-1 X SI 90		(2) B FF 92 1-0 X SI 86			1	0	0	0	0	0	0				
27 Brandon Drury, R OBP: 0.345, SLG: 0.478	(1,4) D CU 82 1-0 X	(3) 1-2 FC5-4		(3) X FF 97 0-0 F8			(3) B SI 86 1-0 X SI 94		(3) B SI 96 1-1 F SI 91 X SI 91			5	0	0	0	0	1	4				
10 Chris Herrmann, L OBP: 0.279, SLG: 0.370	(1,2) C SI 95 0-2 F CU 84			(4) C SI 94 4-2 B SI 89 B FF 95 F SI 92 B CH 86			(1) C SI 94 0-2 X SI 88		(1) C CU 70 1-3 S CU 72			4	1	2	1	1	1	0				
13 Nick Ahmed, R OBP: 0.301, SLG: 0.425	(1,6) X FF 95 0-0 F7			(1) F FF 95 1-1 X SI 91			(2) C SI 95 1-2 B SI 89 X CH 88		(2) F FF 95 3-2 B SI 89 C CU 72 C FF 95 X FF 96			4	0	1	0	0	0	2				
46 Patrick Corbin, L ERA: 5.56	(1,1) B FF 97 3-3 B FF 97 C FF 97 F SI 97 S CH 89			(4) C SI 95 4-2 B SI 89 B FF 96 F SI 96 S CH 89			(2) X FF 89 1-0 X FF 90		(3) X FF 90 0-0 F8			1	0	0	0	1	1	1				
<b>Inning Stats</b>	R: 1 E: 0 K: 1 S: 17	H: 2 LOB: 2 BB: 1 P: 29	R: 0 E: 0 K: 1 S: 9	H: 1 LOB: 1 BB: 0 P: 12	R: 2 E: 0 K: 1 S: 9	H: 2 LOB: 0 BB: 0 P: 12	R: 0 E: 0 K: 1 S: 13	H: 0 LOB: 2 BB: 1 P: 23	R: 0 E: 0 K: 1 S: 6	H: 1 LOB: 1 BB: 1 P: 11	R: 1 E: 0 K: 1 S: 11	H: 1 LOB: 1 BB: 1 P: 18	R: 0 E: 0 K: 1 S: 7	H: 0 LOB: 0 BB: 0 P: 11	R: 0 E: 0 K: 1 S: 6	H: 0 LOB: 0 BB: 0 P: 10	R: 1 E: 0 K: 0 S: 4	H: 1 LOB: 0 BB: 0 P: 7	1B: 2 2B: 3 3B: 1 HR: 2	SF: 0 SAC: 0 DP: 0 HBP: 0	WP: 1 PB: 0 SB: 0 CS: 0	PA: 43
<b>PITCHER</b>	IP 5.1	WLS 2	BF 26	H 6	R 3	ER 3	SO 5	BB 4	IBB 0	HBP 0	BLK 0	WP 1	HR 1	S 61	P 95	ERA 5.06	WHIP 1.875					
66 Josh Edgin, L ERA: 3.38	(6,1) 0.2 H 2	0	0	0	0	0	0	0	0	0	0	0	0	0	0	0	0	0				
65 Robert Gsellman, R ERA: 7.12	(7,1) 1.0 B 5	1	1	1	1	1	1	1	0	0	0	0	0	0	0	0	0	0				
39 Jerry Blevins, L ERA: 1.88	(8,1) 1.0 3	0	0	0	1	0	0	0	0	0	0	0	0	0	0	0	0	0				
43 Addison Reed, R ERA: 3.46	(9,1) 2.0 6	0	0	0	2	0	0	0	0	0	0	0	0	0	0	0	0	0				
<b>PITCHER</b>	IP 0.0	WLS L	BF 1	H 1	R 1	ER 1	SO 0	BB 0	IBB 0	HBP 0	BLK 0	WP 0	HR 1	S 4	P 7	ERA ∞	WHIP ∞					
50 Rafael Montero, R ERA: 9.69	(11,1) IP 0.0	WLS L	BF 1	H 1	R 1	ER 1	SO 0	BB 0	IBB 0	HBP 0	BLK 0	WP 0	HR 1	S 4	P 7	ERA ∞	WHIP ∞					

**New York Mets @ Arizona Diamondbacks**  
Chase Field, Phoenix, AZ  
Wed May 17 2017, 12:41 PM - 4:11 PM MST  
Att: 19,842 - Sunny - 77 F

AB	38
R	5
H	8
RBI	5
BB	5
SO	9
LOB	19





Batter	1	2	3	4	5	6	7	8	9	AB	R	H	RBI	BB	SO	LOB	TOP			
9 Cameron Maybin, R OBP: 0.342, SLG: 0.306			G4-3			G6-3	F9			3	0	0	0	1	0	3	<b>Los Angeles Angels @ New York Mets</b> Citi Field, Flushing, NY Fri May 19 2017, 7:11 PM - 10:03 PM EDT Att: 36,542 - Partly Cloudy - 88 F			
56 Kole Calhoun, L OBP: 0.289, SLG: 0.341	G6-3		G3-1			27 WP 1B		K		4	0	1	0	0	1	1				
27 Mike Trout, R OBP: 0.458, SLG: 0.741	1B							2 1B 1B		3	0	2	0	1	1	0				
18 Luis Valbuena, L OBP: 0.278, SLG: 0.313	K					G4-3		K		4	0	0	0	0	3	4				
2 Andrelton Simmons, R OBP: 0.310, SLG: 0.335	L7					L8				4	0	2	0	0	0	0				
24 C.J. Cron, R OBP: 0.274, SLG: 0.260						P5				3	0	1	0	1	1	2				
12 Martin Maldonado, R OBP: 0.345, SLG: 0.374						L7				3	0	0	0	0	1	1				
3 Danny Espinosa, S OBP: 0.231, SLG: 0.281										3	0	0	0	0	3	4				
7 Cliff Pennington, S OBP: 0.347, SLG: 0.262	K									1	0	0	0	0	0	0				
47 Ricky Nolasco, R OBP: 0.256, SLG: 0.324										2	0	0	0	0	2	0				
25 Ben Revere, L OBP: 0.256, SLG: 0.388										1	0	0	0	0	0	3				
48 Jose Alvarez, L OBP: 0.256, SLG: 0.388										0	0	0	0	0	0	0				
39 Keynan Middleton, R OBP: 0.256, SLG: 0.388										0	0	0	0	0	0	0				
19 Jefry Marte, R OBP: 0.256, SLG: 0.324										1	0	0	0	0	0	0				
<b>Inning Stats</b>	R: 0 H: 1 E: 0 K: 1 S: 10	H: 1 LOB: 1 BB: 1 P: 19	R: 0 H: 0 E: 0 K: 2 S: 13	H: 1 LOB: 1 BB: 0 P: 17	R: 0 H: 0 E: 0 K: 1 S: 7	H: 0 LOB: 0 BB: 0 P: 10	R: 0 H: 0 E: 0 K: 2 S: 7	H: 0 LOB: 0 BB: 0 P: 11	R: 0 H: 0 E: 0 K: 1 S: 7	H: 0 LOB: 0 BB: 0 P: 8	R: 0 H: 1 E: 0 K: 1 S: 12	H: 2 LOB: 2 BB: 1 P: 19	R: 0 H: 0 E: 0 K: 3 S: 15	H: 2 LOB: 2 BB: 0 P: 19	R: 0 H: 0 E: 0 K: 0 S: 14	H: 0 LOB: 0 BB: 0 P: 18	1B: 5 2B: 1 3B: 0 HR: 0	SF: 0 SAC: 0 DP: 0 HBP: 1	WP: 1 PB: 0 SB: 0 CS: 1	PA: 36
<b>PITCHER</b>	IP: 7.0 WLS: W BF: 28 ERA: 3.56	H: 4 R: 0 ER: 0 SO: 9	BB: 2 IBB: 1 HBP: 1 BLK: 0	WP: 1 HR: 0 S: 66 P: 106	ERA: 0.00 WHIP: 0.857	<b>PITCHER</b>	IP: 7.0 WLS: W BF: 28 ERA: 3.56	H: 4 R: 0 ER: 0 SO: 9	BB: 2 IBB: 1 HBP: 1 BLK: 0	WP: 1 HR: 0 S: 66 P: 106	ERA: 0.00 WHIP: 0.857									
48 Jacob deGrom, R ERA: 3.56	IP: 7.0 WLS: W BF: 28 ERA: 3.56	H: 4 R: 0 ER: 0 SO: 9	BB: 2 IBB: 1 HBP: 1 BLK: 0	WP: 1 HR: 0 S: 66 P: 106	ERA: 0.00 WHIP: 0.857	39 Jerry Blevins, L ERA: 1.5	IP: 0.2 WLS: H BF: 3 ERA: 1.5	H: 1 R: 0 ER: 0 SO: 2	BB: 0 IBB: 0 HBP: 0 BLK: 0	WP: 0 HR: 0 S: 10 P: 14	ERA: 0.00 WHIP: 1.500									
51 Paul Sewald, R ERA: 2.92	IP: 0.1 WLS: H BF: 2 ERA: 2.92	H: 1 R: 0 ER: 0 SO: 1	BB: 0 IBB: 0 HBP: 0 BLK: 0	WP: 0 HR: 0 S: 5 P: 10	ERA: 0.00 WHIP: 3.000	43 Addison Reed, R ERA: 3.32	IP: 1.0 WLS: S BF: 3 ERA: 3.32	H: 0 R: 0 ER: 0 SO: 0	BB: 0 IBB: 0 HBP: 0 BLK: 0	WP: 0 HR: 0 S: 14 P: 18	ERA: 0.00 WHIP: 0.000									
<b>Batter</b>	<b>1</b>	<b>2</b>	<b>3</b>	<b>4</b>	<b>5</b>	<b>6</b>	<b>7</b>	<b>8</b>	<b>9</b>	<b>AB</b>	<b>R</b>	<b>H</b>	<b>RBI</b>	<b>BB</b>	<b>SO</b>	<b>LOB</b>	<b>BOTTOM</b>			
30 Michael Conforto, L OBP: 0.403, SLG: 0.664										3	2	2	1	1	1	1	<b>Los Angeles Angels @ New York Mets</b> Citi Field, Flushing, NY Fri May 19 2017, 7:11 PM - 10:03 PM EDT Att: 36,542 - Partly Cloudy - 88 F			
7 José Reyes, S OBP: 0.286, SLG: 0.317	SH		L5			FC4-6				3	0	0	0	0	1	1				
19 Jay Bruce, L OBP: 0.331, SLG: 0.510	K		G6-3			G3-4-3				4	0	0	0	0	1	3				
20 Neil Walker, S OBP: 0.327, SLG: 0.423	F7		K							4	1	1	0	0	1	2				
3 Curtis Granderson, L OBP: 0.230, SLG: 0.311										3	0	1	1	0	0	1				
39 Jerry Blevins, L ERA: 1.5										0	0	0	0	0	0	0				
51 Paul Sewald, R ERA: 2.92										0	0	0	0	0	0	0				
54 T.J. Rivera, R OBP: 0.348, SLG: 0.422										1	0	1	0	0	0	0				
43 Addison Reed, L ERA: 3.32										0	0	0	0	0	0	0				
4 Wilmer Flores, R OBP: 0.286, SLG: 0.427										4	0	0	0	0	1	4				
21 Lucas Duda, L OBP: 0.368, SLG: 0.459										2	0	0	0	2	1	2				
44 René Rivera, R OBP: 0.342, SLG: 0.427										4	0	1	1	0	1	3				
48 Jacob deGrom, L ERA: 3.56										2	0	0	0	0	2	2				
12 Juan Lagares, R OBP: 0.296, SLG: 0.313										0	0	0	0	0	0	0				
<b>Inning Stats</b>	R: 1 H: 2 E: 1 K: 1 S: 17	H: 2 LOB: 2 BB: 0 P: 27	R: 0 H: 0 E: 0 K: 2 S: 8	H: 0 LOB: 1 BB: 1 P: 17	R: 0 H: 0 E: 0 K: 1 S: 7	H: 0 LOB: 0 BB: 0 P: 11	R: 0 H: 0 E: 1 K: 0 S: 12	H: 0 LOB: 1 BB: 0 P: 16	R: 0 H: 0 E: 0 K: 0 S: 6	H: 0 LOB: 1 BB: 1 P: 12	R: 1 H: 2 E: 0 K: 0 S: 11	H: 2 LOB: 2 BB: 1 P: 20	R: 1 H: 1 E: 0 K: 1 S: 9	H: 1 LOB: 0 BB: 0 P: 11	R: 0 H: 1 E: 0 K: 2 S: 13	H: 1 LOB: 1 BB: 0 P: 16	1B: 4 2B: 1 3B: 0 HR: 1	SF: 0 SAC: 2 DP: 0 HBP: 0	WP: 0 PB: 2 SB: 0 CS: 0	PA: 35
<b>PITCHER</b>	IP: 6.0 WLS: L BF: 27 ERA: 4.01	H: 4 R: 2 ER: 1 SO: 4	BB: 2 IBB: 0 HBP: 0 BLK: 0	WP: 0 HR: 1 S: 61 P: 103	ERA: 1.50 WHIP: 1.000	<b>PITCHER</b>	IP: 6.0 WLS: L BF: 27 ERA: 4.01	H: 4 R: 2 ER: 1 SO: 4	BB: 2 IBB: 0 HBP: 0 BLK: 0	WP: 0 HR: 1 S: 61 P: 103	ERA: 1.50 WHIP: 1.000									
47 Ricky Nolasco, R ERA: 4.01	IP: 6.0 WLS: L BF: 27 ERA: 4.01	H: 4 R: 2 ER: 1 SO: 4	BB: 2 IBB: 0 HBP: 0 BLK: 0	WP: 0 HR: 1 S: 61 P: 103	ERA: 1.50 WHIP: 1.000	39 Keynan Middleton, R ERA: 4.5	IP: 1.0 WLS: S BF: 4 ERA: 4.5	H: 1 R: 0 ER: 0 SO: 2	BB: 0 IBB: 0 HBP: 0 BLK: 0	WP: 0 HR: 0 S: 13 P: 16	ERA: 0.00 WHIP: 1.000									























Batter	1	2	3	4	5	6	7	8	9	AB	R	H	RBI	BB	SO	LOB	TOP					
30 Michael Conforto, L (1.7) OBP: 0.284, SLG: 0.674										4	1	0	0	1	1	4						
7 José Reyes, S (1.5) OBP: 0.284, SLG: 0.335										5	2	1	0	0	1	3						
19 Jay Bruce, L (1.9) OBP: 0.330, SLG: 0.506										3	1	1	1	1	0	1						
20 Neil Walker, S (1.4) OBP: 0.335, SLG: 0.454										5	3	3	4	0	0	1						
21 Lucas Duda, L (1.3) OBP: 0.402, SLG: 0.524										5	0	1	0	0	1	2						
13 Asdrúbal Cabrera, S (1.6) OBP: 0.331, SLG: 0.319										4	0	1	1	1	2							
3 Curtis Granderson, L (1.8) OBP: 0.250, SLG: 0.338										4	0	1	1	1	2							
44 René Rivera, R (1.2) OBP: 0.309, SLG: 0.370										5	0	1	0	0	2	4						
48 Jacob deGrom, L (1.1) 59 Fernando Salas, R (9.1)										4	0	2	0	0	0	1						
<b>Inning Stats</b>	R: 0 E: 0 K: 1 S: 14	H: 1 LOB: 1 BB: 0 P: 21	R: 1 E: 0 K: 0 S: 16	H: 2 LOB: 1 BB: 0 P: 24	R: 2 E: 0 K: 1 S: 18	H: 1 LOB: 0 BB: 0 P: 25	R: 0 E: 0 K: 1 S: 11	H: 2 LOB: 2 BB: 0 P: 13	R: 2 E: 0 K: 0 S: 20	H: 3 LOB: 2 BB: 1 P: 31	R: 3 E: 0 K: 0 S: 11	H: 2 LOB: 1 BB: 2 P: 22	R: 0 E: 0 K: 1 S: 9	H: 0 LOB: 0 BB: 0 P: 11	R: 0 E: 0 K: 2 S: 7	H: 0 LOB: 0 BB: 0 P: 8	1B: 5 2B: 4 3B: 1 HR: 2	SF: 1 SAC: 0 DP: 0 HBP: 0	WP: 1 PB: 0 SB: 0 CS: 0	PA: 44		
<b>PITCHER</b>	IP WLS BF H R ER SO BB IBB HBP BLK WP HR S P ERA WHIP	IP WLS BF H R ER SO BB IBB HBP BLK WP HR S P ERA WHIP	IP WLS BF H R ER SO BB IBB HBP BLK WP HR S P ERA WHIP	IP WLS BF H R ER SO BB IBB HBP BLK WP HR S P ERA WHIP	IP WLS BF H R ER SO BB IBB HBP BLK WP HR S P ERA WHIP	IP WLS BF H R ER SO BB IBB HBP BLK WP HR S P ERA WHIP	IP WLS BF H R ER SO BB IBB HBP BLK WP HR S P ERA WHIP	IP WLS BF H R ER SO BB IBB HBP BLK WP HR S P ERA WHIP	IP WLS BF H R ER SO BB IBB HBP BLK WP HR S P ERA WHIP	IP WLS BF H R ER SO BB IBB HBP BLK WP HR S P ERA WHIP	IP WLS BF H R ER SO BB IBB HBP BLK WP HR S P ERA WHIP	IP WLS BF H R ER SO BB IBB HBP BLK WP HR S P ERA WHIP	IP WLS BF H R ER SO BB IBB HBP BLK WP HR S P ERA WHIP	IP WLS BF H R ER SO BB IBB HBP BLK WP HR S P ERA WHIP	IP WLS BF H R ER SO BB IBB HBP BLK WP HR S P ERA WHIP	IP WLS BF H R ER SO BB IBB HBP BLK WP HR S P ERA WHIP	IP WLS BF H R ER SO BB IBB HBP BLK WP HR S P ERA WHIP	IP WLS BF H R ER SO BB IBB HBP BLK WP HR S P ERA WHIP	IP WLS BF H R ER SO BB IBB HBP BLK WP HR S P ERA WHIP	IP WLS BF H R ER SO BB IBB HBP BLK WP HR S P ERA WHIP	IP WLS BF H R ER SO BB IBB HBP BLK WP HR S P ERA WHIP	IP WLS BF H R ER SO BB IBB HBP BLK WP HR S P ERA WHIP
39 Chad Kuhl, R (1.1) ERA: 6.29	4.1 L 22 8 5 5 3 0 0 0 0 0 1 2 68 96 10.38 1.846	0.2 4 1 0 0 0 1 0 0 0 0 0 0 11 18 0.00 3.000	2.0 12 3 3 3 1 3 0 0 0 0 0 0 20 36 13.50 3.000	2.0 6 0 0 0 3 0 0 0 0 0 0 0 16 19 0.00 0.000																		

New York Mets @ Pittsburgh Pirates  
PNC Park, Pittsburgh, PA  
Fri May 26 2017, 7:06 PM - 10:02 PM EDT  
Att: 29,408 - Overcast - 69 F

AB 39  
R 8  
H 12  
RBI 8  
BB 4  
SO 7  
LOB 18



Batter	1	2	3	4	5	6	7	8	9	AB	R	H	RBI	BB	SO	LOB	BOTTOM					
26 Adam Frazier, L (1.7) OBP: 0.431, SLG: 0.495										4	0	0	0	0	0	0						
5 Josh Harrison, R (1.4) OBP: 0.369, SLG: 0.463										4	0	2	0	0	0	0						
55 Josh Bell, S (1.3) OBP: 0.328, SLG: 0.474										3	0	0	0	1	1	1						
25 Gregory Polanco, L (1.9) OBP: 0.341, SLG: 0.398										4	1	2	1	0	0	2						
23 David Freese, R (1.5) OBP: 0.363, SLG: 0.442										4	0	0	0	0	4	3						
22 Andrew McCutchen, R (1.8) OBP: 0.273, SLG: 0.388										4	0	1	0	0	2	1						
29 Francisco Cervelli, R (1.2) 19 Chris Stewart, R (9.2)										3	0	0	0	0	1	1						
10 Jordy Mercer, R (1.6) OBP: 0.344, SLG: 0.342										3	0	1	0	0	1	0						
39 Chad Kuhl, R (1.1) 52 Jhan Mariñez, R (5.1) 37 Ahen Hanson, S (5.1) 53 Johnny Barbatto, R (6.1) 26 John Jaso, L (7.1) 41 Daniel Hudson, R (8.1)											1	0	0	0	0	1	0					
<b>Inning Stats</b>	R: 0 E: 0 K: 1 S: 14	H: 0 LOB: 0 BB: 0 P: 12	R: 0 E: 0 K: 1 S: 9	H: 1 LOB: 0 BB: 0 P: 14	R: 1 E: 0 K: 2 S: 11	H: 1 LOB: 0 BB: 0 P: 16	R: 0 E: 0 K: 1 S: 7	H: 0 LOB: 0 BB: 0 P: 10	R: 0 E: 0 K: 1 S: 9	H: 0 LOB: 0 BB: 0 P: 13	R: 0 E: 0 K: 2 S: 11	H: 2 LOB: 2 BB: 0 P: 15	R: 0 E: 0 K: 0 S: 6	H: 0 LOB: 0 BB: 0 P: 10	R: 0 E: 0 K: 2 S: 9	H: 1 LOB: 0 BB: 0 P: 12	1B: 5 2B: 0 3B: 0 HR: 1	SF: 0 SAC: 0 DP: 0 HBP: 0	WP: 0 PB: 0 SB: 0 CS: 0	PA: 34		
<b>PITCHER</b>	IP WLS BF H R ER SO BB IBB HBP BLK WP HR S P ERA WHIP	IP WLS BF H R ER SO BB IBB HBP BLK WP HR S P ERA WHIP	IP WLS BF H R ER SO BB IBB HBP BLK WP HR S P ERA WHIP	IP WLS BF H R ER SO BB IBB HBP BLK WP HR S P ERA WHIP	IP WLS BF H R ER SO BB IBB HBP BLK WP HR S P ERA WHIP	IP WLS BF H R ER SO BB IBB HBP BLK WP HR S P ERA WHIP	IP WLS BF H R ER SO BB IBB HBP BLK WP HR S P ERA WHIP	IP WLS BF H R ER SO BB IBB HBP BLK WP HR S P ERA WHIP	IP WLS BF H R ER SO BB IBB HBP BLK WP HR S P ERA WHIP	IP WLS BF H R ER SO BB IBB HBP BLK WP HR S P ERA WHIP	IP WLS BF H R ER SO BB IBB HBP BLK WP HR S P ERA WHIP	IP WLS BF H R ER SO BB IBB HBP BLK WP HR S P ERA WHIP	IP WLS BF H R ER SO BB IBB HBP BLK WP HR S P ERA WHIP	IP WLS BF H R ER SO BB IBB HBP BLK WP HR S P ERA WHIP	IP WLS BF H R ER SO BB IBB HBP BLK WP HR S P ERA WHIP	IP WLS BF H R ER SO BB IBB HBP BLK WP HR S P ERA WHIP	IP WLS BF H R ER SO BB IBB HBP BLK WP HR S P ERA WHIP	IP WLS BF H R ER SO BB IBB HBP BLK WP HR S P ERA WHIP	IP WLS BF H R ER SO BB IBB HBP BLK WP HR S P ERA WHIP	IP WLS BF H R ER SO BB IBB HBP BLK WP HR S P ERA WHIP	IP WLS BF H R ER SO BB IBB HBP BLK WP HR S P ERA WHIP	IP WLS BF H R ER SO BB IBB HBP BLK WP HR S P ERA WHIP
48 Jacob deGrom, R (1.1) ERA: 3.23	8.1 W 32 6 1 1 10 1 0 0 0 0 0 0 80 118 1.08 0.840	0.2 2 0 0 0 1 0 0 0 0 0 0 0 4 5 0.00 0.000																				

New York Mets @ Pittsburgh Pirates  
PNC Park, Pittsburgh, PA  
Fri May 26 2017, 7:06 PM - 10:02 PM EDT  
Att: 29,408 - Overcast - 69 F

AB 33  
R 1  
H 6  
RBI 1  
BB 1  
SO 11  
LOB 11









Batter	1	2	3	4	5	6	7	8	9	AB	R	H	RBI	BB	SO	LOB	TOP							
3 Curtis Granderson, L OBP: 0.265, SLG: 0.364	K2-3		F8							5	1	3	1	0	1	0	<b>New York Mets @ Pittsburgh Pirates</b> PNC Park, Pittsburgh, PA Sun May 28 2017, 8:09 PM - 11:21 PM EDT Att: 21,828 - Cloudy - 77 F							
7 José Reyes, S OBP: 0.226, SLG: 0.333	K		G4-3							5	1	1	1	0	1	4								
19 Jay Bruce, L OBP: 0.333, SLG: 0.528										5	1	3	2	0	1	0								
20 Neil Walker, S OBP: 0.328, SLG: 0.440	G6-3									5	1	1	0	0	0	2								
21 Lucas Duda, L OBP: 0.396, SLG: 0.582										5	1	1	1	0	1	3								
13 Adrián Cabrera, S OBP: 0.324, SLG: 0.375 51 Paul Sewald, R 55 Neil Ramírez, R										4	1	2	2	0	1	0								
18 Travis d'Arnaud, R OBP: 0.300, SLG: 0.500										0	0	0	0	0	0	0								
12 Juan Lagares, R OBP: 0.294, SLG: 0.311										0	0	0	0	0	0	0								
33 Matt Harvey, R OBP: 0.045, SLG: 0.045 15 Matt Reynolds, R OBP: 0.304, SLG: 0.350										3	1	1	0	0	1	2								
										1	0	1	0	0	0	0								
<b>Inning Stats</b>	R: 0 E: 0 K: 2 S: 12	H: 1 LOB: 1 BB: 0 P: 20	R: 0 E: 0 K: 0 S: 8	H: 0 LOB: 0 BB: 0 P: 13	R: 0 E: 0 K: 0 S: 7	H: 0 LOB: 1 BB: 0 P: 13	R: 2 E: 0 K: 0 S: 13	H: 3 LOB: 1 BB: 0 P: 19	R: 3 E: 0 K: 1 S: 16	H: 4 LOB: 2 BB: 0 P: 22	R: 1 E: 0 K: 2 S: 10	H: 3 LOB: 2 BB: 0 P: 15	R: 1 E: 0 K: 2 S: 13	H: 1 LOB: 0 BB: 0 P: 19	R: 0 E: 0 K: 0 S: 17	H: 2 LOB: 2 BB: 0 P: 26	R: 0 E: 0 K: 0 S: 7	H: 0 LOB: 0 BB: 0 P: 10	1B: 9 2B: 4 3B: 0 HR: 1	SF: 0 SAC: 0 DP: 0 HBP: 0	WP: 1 PB: 0 SB: 1 CS: 0	PA: 41		
<b>PITCHER</b>	IP WLS BF H R ER SO BB IBB HBP BLK WP HR S P ERA WHIP	IP WLS BF H R ER SO BB IBB HBP BLK WP HR S P ERA WHIP	IP WLS BF H R ER SO BB IBB HBP BLK WP HR S P ERA WHIP	IP WLS BF H R ER SO BB IBB HBP BLK WP HR S P ERA WHIP	IP WLS BF H R ER SO BB IBB HBP BLK WP HR S P ERA WHIP	IP WLS BF H R ER SO BB IBB HBP BLK WP HR S P ERA WHIP	IP WLS BF H R ER SO BB IBB HBP BLK WP HR S P ERA WHIP	IP WLS BF H R ER SO BB IBB HBP BLK WP HR S P ERA WHIP	IP WLS BF H R ER SO BB IBB HBP BLK WP HR S P ERA WHIP	IP WLS BF H R ER SO BB IBB HBP BLK WP HR S P ERA WHIP	IP WLS BF H R ER SO BB IBB HBP BLK WP HR S P ERA WHIP	IP WLS BF H R ER SO BB IBB HBP BLK WP HR S P ERA WHIP	IP WLS BF H R ER SO BB IBB HBP BLK WP HR S P ERA WHIP	IP WLS BF H R ER SO BB IBB HBP BLK WP HR S P ERA WHIP	IP WLS BF H R ER SO BB IBB HBP BLK WP HR S P ERA WHIP	IP WLS BF H R ER SO BB IBB HBP BLK WP HR S P ERA WHIP	IP WLS BF H R ER SO BB IBB HBP BLK WP HR S P ERA WHIP	IP WLS BF H R ER SO BB IBB HBP BLK WP HR S P ERA WHIP	IP WLS BF H R ER SO BB IBB HBP BLK WP HR S P ERA WHIP	IP WLS BF H R ER SO BB IBB HBP BLK WP HR S P ERA WHIP	IP WLS BF H R ER SO BB IBB HBP BLK WP HR S P ERA WHIP	IP WLS BF H R ER SO BB IBB HBP BLK WP HR S P ERA WHIP	IP WLS BF H R ER SO BB IBB HBP BLK WP HR S P ERA WHIP	IP WLS BF H R ER SO BB IBB HBP BLK WP HR S P ERA WHIP

AB	41
R	7
H	14
RBI	7
BB	0
SO	7
LOB	14



Batter	1	2	3	4	5	6	7	8	9	AB	R	H	RBI	BB	SO	LOB	BOTTOM							
26 Adam Frazier, L OBP: 0.408, SLG: 0.464 53 Johnny Barbatto, R	F8		P6							4	0	0	0	0	0	1	<b>New York Mets @ Pittsburgh Pirates</b> PNC Park, Pittsburgh, PA Sun May 28 2017, 8:09 PM - 11:21 PM EDT Att: 21,828 - Cloudy - 77 F							
64 José Osuna, R OBP: 0.286, SLG: 0.421										0	0	0	0	0	0	0								
5 Josh Harrison, R OBP: 0.371, SLG: 0.462	P3									5	0	2	0	0	1	2								
55 Josh Bell, S OBP: 0.321, SLG: 0.458	G1-3									5	0	1	0	0	1	3								
25 Gregory Polanco, L OBP: 0.340, SLG: 0.417										4	2	2	1	0	1	2								
23 David Freese, R OBP: 0.369, SLG: 0.447										4	0	2	1	0	0	0								
22 Andrew McCutchen, R OBP: 0.286, SLG: 0.383										4	0	1	0	0	1	1								
29 Francisco Cervelli, R OBP: 0.342, SLG: 0.404										2	0	0	0	2	2	3								
10 Jordy Mercer, R OBP: 0.346, SLG: 0.352										3	0	0	0	1	1	4								
24 Tyler Glasnow, L OBP: 0.529, SLG: 0.385 37 Alen Hanson, S OBP: 0.214, SLG: 0.259 52 Jhan Maríñez, R 28 John Jaso, L OBP: 0.310, SLG: 0.373										1	0	0	0	0	0	0								
										1	0	0	0	0	0	0								
										0	0	0	0	0	0	0								
										2	0	1	0	0	1	1								
<b>Inning Stats</b>	R: 0 E: 0 K: 0 S: 11	H: 0 LOB: 0 BB: 0 P: 14	R: 1 E: 0 K: 0 S: 7	H: 1 LOB: 1 BB: 1 P: 14	R: 0 E: 0 K: 0 S: 10	H: 1 LOB: 1 BB: 0 P: 12	R: 0 E: 0 K: 2 S: 16	H: 2 LOB: 2 BB: 0 P: 26	R: 0 E: 0 K: 1 S: 12	H: 2 LOB: 2 BB: 0 P: 17	R: 0 E: 0 K: 1 S: 11	H: 0 LOB: 1 BB: 1 P: 19	R: 0 E: 0 K: 1 S: 11	H: 1 LOB: 0 BB: 0 P: 13	R: 1 E: 0 K: 1 S: 14	H: 2 LOB: 1 BB: 0 P: 19	R: 0 E: 0 K: 2 S: 17	H: 0 LOB: 2 BB: 2 P: 28	1B: 7 2B: 1 3B: 0 HR: 1	SF: 0 SAC: 0 DP: 1 HBP: 0	WP: 1 PB: 0 SB: 0 CS: 0	PA: 39		
<b>PITCHER</b>	IP WLS BF H R ER SO BB IBB HBP BLK WP HR S P ERA WHIP	IP WLS BF H R ER SO BB IBB HBP BLK WP HR S P ERA WHIP	IP WLS BF H R ER SO BB IBB HBP BLK WP HR S P ERA WHIP	IP WLS BF H R ER SO BB IBB HBP BLK WP HR S P ERA WHIP	IP WLS BF H R ER SO BB IBB HBP BLK WP HR S P ERA WHIP	IP WLS BF H R ER SO BB IBB HBP BLK WP HR S P ERA WHIP	IP WLS BF H R ER SO BB IBB HBP BLK WP HR S P ERA WHIP	IP WLS BF H R ER SO BB IBB HBP BLK WP HR S P ERA WHIP	IP WLS BF H R ER SO BB IBB HBP BLK WP HR S P ERA WHIP	IP WLS BF H R ER SO BB IBB HBP BLK WP HR S P ERA WHIP	IP WLS BF H R ER SO BB IBB HBP BLK WP HR S P ERA WHIP	IP WLS BF H R ER SO BB IBB HBP BLK WP HR S P ERA WHIP	IP WLS BF H R ER SO BB IBB HBP BLK WP HR S P ERA WHIP	IP WLS BF H R ER SO BB IBB HBP BLK WP HR S P ERA WHIP	IP WLS BF H R ER SO BB IBB HBP BLK WP HR S P ERA WHIP	IP WLS BF H R ER SO BB IBB HBP BLK WP HR S P ERA WHIP	IP WLS BF H R ER SO BB IBB HBP BLK WP HR S P ERA WHIP	IP WLS BF H R ER SO BB IBB HBP BLK WP HR S P ERA WHIP	IP WLS BF H R ER SO BB IBB HBP BLK WP HR S P ERA WHIP	IP WLS BF H R ER SO BB IBB HBP BLK WP HR S P ERA WHIP	IP WLS BF H R ER SO BB IBB HBP BLK WP HR S P ERA WHIP	IP WLS BF H R ER SO BB IBB HBP BLK WP HR S P ERA WHIP	IP WLS BF H R ER SO BB IBB HBP BLK WP HR S P ERA WHIP	IP WLS BF H R ER SO BB IBB HBP BLK WP HR S P ERA WHIP

AB	35
R	2
H	9
RBI	2
BB	4
SO	8
LOB	17









Batter	1	2	3	4	5	6	7	8	9	10	11	12	AB	R	H	RBI	BB	SO	LOB	TOP							
23 Keon Broxton, R OBP: 0.316, SLG: 0.435														4	1	0	0	1	2	5							
7 Eric Thames, L OBP: 0.412, SLG: 0.595														4	1	2	0	2	1	3							
14 Hernán Pérez, R OBP: 0.305, SLG: 0.459														6	1	2	0	0	2	3							
21 Travis Shaw, L OBP: 0.330, SLG: 0.530														6	0	2	1	0	2	6							
16 Domingo Santana, R OBP: 0.367, SLG: 0.466														5	0	0	1	1	2	5							
38 Wily Peralta, R OBP: 0.368, SLG: 0.250														0	0	0	0	0	0	0							
47 Jeff Bandy, R OBP: 0.330, SLG: 0.500														4	0	0	0	1	1	2							
46 Corey Knebel, R OBP: 0.213, SLG: 0.276														2	0	0	0	1	0	1							
5 Jonathan Villar, S OBP: 0.329, SLG: 0.500														2	0	0	0	1	0	1							
59 Carlos Torres, R OBP: 0.213, SLG: 0.276														6	0	3	0	0	0	2							
24 Jesús Aguilar, R OBP: 0.213, SLG: 0.276														1	0	0	0	0	1	1							
37 Neftalí Feliz, R OBP: 0.213, SLG: 0.276														2	1	0	0	2	0	1							
50 Jacob Barnes, R OBP: 0.213, SLG: 0.276														1	0	0	0	0	1	1							
6 Manny Pina, R OBP: 0.213, SLG: 0.276														2	1	0	0	2	0	1							
3 Orlando Arcia, R OBP: 0.285, SLG: 0.367														1	0	0	0	0	1	1							
27 Zach Davies, R OBP: 0.200, SLG: 0.077														2	1	0	0	2	0	1							
18 Eric Sogard, L OBP: 0.545, SLG: 0.697														1	0	0	0	0	1	1							
Inning Stats	R: 1 E: 0 K: 12	H: 2 LOB: 1 BB: 0 P: 20	R: 0 E: 0 K: 10	H: 1 LOB: 1 BB: 0 P: 14	R: 0 E: 0 K: 11	H: 1 LOB: 2 BB: 1 P: 20	R: 0 E: 0 K: 11	H: 1 LOB: 2 BB: 1 P: 18	R: 0 E: 0 K: 9	H: 0 LOB: 0 BB: 1 P: 15	R: 3 E: 1 K: 3	H: 1 LOB: 2 BB: 3 P: 39	R: 0 E: 0 K: 5	H: 0 LOB: 1 BB: 1 P: 12	R: 0 E: 0 K: 17	H: 1 LOB: 1 BB: 0 P: 23	R: 0 E: 0 K: 3	H: 1 LOB: 2 BB: 1 P: 25	R: 0 E: 0 K: 8	H: 0 LOB: 0 BB: 0 P: 11	R: 0 E: 0 K: 9	H: 1 LOB: 1 BB: 0 P: 12	1B: 8 2B: 1 3B: 1 HR: 0	SF: 0 SAC: 1 DP: 1 HBP: 1	WP: 0 PB: 0 SB: 0 CS: 1	PA: 54	
PITCHER	IP	WLS	BF	H	R	ER	SO	BB	IBB	HBP	BLK	WP	HR	S	P	ERA	WHIP										
56 Tyler Pili, R ERA: 5.0	5.1		25	6	1	1	4	2	0	0	0	0	0	15	28	9.00	3.000										
59 Fernando Salas, R ERA: 5.7	1.0	H	5	1	3	1	1	2	0	0	0	0	0	8	15	0.00	1.500										
39 Jerry Blevins, L ERA: 1.56	0.2	B	4	0	0	0	2	1	0	0	0	0	0	5	12	0.00	1.000										
66 Josh Edgin, L ERA: 2.66	1.0		4	0	0	0	0	1	0	0	0	0	0	17	23	0.00	1.000										
43 Addison Reed, R ERA: 3.25	1.0		4	1	0	0	2	0	0	0	0	0	0	17	23	0.00	1.000										

Milwaukee Brewers @ New York Mets  
Citi Field, Flushing, NY  
Tue May 30 2017, 7:10 PM - 11:34 PM EDT  
Alt. 24.457 - Cloudy - 59 F

AB 44  
R 4  
H 10  
RBI 2  
BB 8  
SO 13  
LOB 31



PITCHER	IP	WLS	BF	H	R	ER	SO	BB	IBB	HBP	BLK	WP	HR	S	P	ERA	WHIP
49 Josh Smoker, L ERA: 6.86	3.0		12	2	0	0	4	1	0	0	0	0	0	6	12	6.86	1.688

Batter	1	2	3	4	5	6	7	8	9	10	11	12	AB	R	H	RBI	BB	SO	LOB	BOTTOM							
30 Michael Conforto, L OBP: 0.415, SLG: 0.543														4	0	1	0	2	1	2							
7 José Reyes, S OBP: 0.271, SLG: 0.317														5	0	0	1	1	0	3							
19 Jay Bruce, L OBP: 0.327, SLG: 0.508														6	0	1	1	0	1	3							
20 Neil Walker, S OBP: 0.330, SLG: 0.444														5	1	2	0	0	1	0							
21 Lucas Duda, L OBP: 0.383, SLG: 0.580														5	1	1	2	0	1	1							
3 Curtis Granderson, L OBP: 0.263, SLG: 0.363														5	1	2	0	0	1	0							
13 Asdrúbal Cabrera, S OBP: 0.338, SLG: 0.390														5	1	3	1	0	0	0							
18 Travis d'Arnaud, R OBP: 0.294, SLG: 0.481														5	0	1	0	0	3	3							
56 Tyler Pili, L ERA: 5.18	5.0		21	6	2	2	1	2	0	0	0	0	0	45	80	3.60	1.600										
59 Carlos Torres, R ERA: 3.21	1.0		7	4	2	2	2	0	0	0	0	0	1	23	33	18.00	4.000										
37 Neftalí Feliz, R ERA: 3.09	1.0		3	0	0	0	0	0	0	0	0	0	0	8	12	0.00	0.000										
50 Jacob Barnes, R ERA: 2.77	1.2		6	1	0	0	1	0	0	0	0	0	0	21	27	0.00	0.600										
46 Corey Knebel, R ERA: 1.08	1.1		4	0	0	0	3	0	0	0	0	0	0	11	17	0.00	0.000										
Inning Stats	R: 0 E: 0 K: 5	H: 0 LOB: 0 BB: 0 P: 9	R: 0 E: 0 K: 10	H: 3 LOB: 2 BB: 0 P: 18	R: 0 E: 0 K: 10	H: 0 LOB: 0 BB: 0 P: 12	R: 0 E: 0 K: 8	H: 0 LOB: 0 BB: 0 P: 16	R: 2 E: 0 K: 14	H: 3 LOB: 2 BB: 2 P: 25	R: 0 E: 0 K: 8	H: 0 LOB: 0 BB: 0 P: 12	R: 0 E: 0 K: 11	H: 0 LOB: 0 BB: 0 P: 15	R: 0 E: 0 K: 17	H: 1 LOB: 1 BB: 0 P: 23	R: 0 E: 0 K: 8	H: 0 LOB: 0 BB: 0 P: 11	R: 0 E: 0 K: 10	H: 0 LOB: 0 BB: 0 P: 10	R: 1 E: 0 K: 7	H: 2 LOB: 2 BB: 1 P: 14	1B: 9 2B: 3 3B: 0 HR: 1	SF: 0 SAC: 0 DP: 1 HBP: 0	WP: 0 PB: 0 SB: 0 CS: 0	PA: 48	
PITCHER	IP	WLS <td>BF</td> <td>H</td> <td>R <td>ER</td> <td>SO</td> <td>BB</td> <td>IBB</td> <td>HBP</td> <td>BLK</td> <td>WP</td> <td>HR</td> <td>S</td> <td>P</td> <td>ERA</td> <td>WHIP</td> <td colspan="10"></td> </td>	BF	H	R <td>ER</td> <td>SO</td> <td>BB</td> <td>IBB</td> <td>HBP</td> <td>BLK</td> <td>WP</td> <td>HR</td> <td>S</td> <td>P</td> <td>ERA</td> <td>WHIP</td> <td colspan="10"></td>	ER	SO	BB	IBB	HBP	BLK	WP	HR	S	P	ERA	WHIP										
38 Wily Peralta, R ERA: 5.83	1.1		7	2	1	1	1	1	0	0	0	0	0	13													



Batter	1	2	3	4	5	6	7	8	9	AB	R	H	RBI	BB	SO	LOB	TOP							
18 Eric Sogard, L OBP: 0.571, SLG: 0.686										2	2	1	0	3	0	0	<b>Milwaukee Brewers @ New York Mets</b> Citi Field, Flushing, NY Wed May 31 2017, 7:13 PM - 10:27 PM EDT Att: 26,517 - Clear - 73 F							
7 Eric Thames, L OBP: 0.422, SLG: 0.621										3	2	2	2	2	0	1								
24 Jesús Aguilar, R OBP: 0.343, SLG: 0.543										5	1	1	1	0	3	3								
21 Travis Shaw, L OBP: 0.337, SLG: 0.534										4	1	2	0	1	1	1								
14 Hernán Pérez, R OBP: 0.302, SLG: 0.451										5	0	1	2	0	1	2								
9 Manny Pina, R OBP: 0.349, SLG: 0.455										4	0	1	1	1	0	2								
23 Keon Broxton, R OBP: 0.319, SLG: 0.448										4	1	1	1	1	3	3								
3 Orlando Arcia, R OBP: 0.293, SLG: 0.368										5	0	1	0	0	2	4								
41 Junior Guerra, R 2 Nick Franklin, S 46 Jared Hughes, R 51 Oliver Drake, R 5 Jonathan Villar, S 58 Rob Scallill, L										3	0	0	0	0	1	0								
<b>Inning Stats</b>	R: 2 H: 2 E: 0 K: 1 S: 17	H: 2 LOB: 1 BB: 1 P: 24	R: 1 H: 1 E: 0 K: 3 S: 20	H: 1 LOB: 2 BB: 2 P: 32	R: 0 H: 0 E: 0 K: 1 S: 13	H: 2 LOB: 2 BB: 0 P: 19	R: 4 H: 3 E: 0 K: 1 S: 19	H: 3 LOB: 1 BB: 2 P: 30	R: 0 H: 1 E: 0 K: 0 S: 9	H: 0 LOB: 0 BB: 0 P: 13	R: 0 H: 0 E: 0 K: 2 S: 8	H: 0 LOB: 0 BB: 0 P: 8	R: 0 H: 1 E: 0 K: 1 S: 14	H: 1 LOB: 1 BB: 0 P: 23	R: 0 H: 0 E: 0 K: 1 S: 9	H: 0 LOB: 1 BB: 1 P: 16		R: 0 H: 0 E: 0 K: 2 S: 14	H: 0 LOB: 2 BB: 2 P: 25	1B: 4 2B: 4 3B: 0 HR: 2	SF: 0 SAC: 0 DP: 0 HBP: 0	WP: 1 PB: 0 SB: 1 CS: 0	PA: 45	
<b>PITCHER</b>	IP WLS BF H R ER SO BB IBB HBP BLK WP HR S P ERA WHIP	IP WLS BF H R ER SO BB IBB HBP BLK WP HR S P ERA WHIP	IP WLS BF H R ER SO BB IBB HBP BLK WP HR S P ERA WHIP	IP WLS BF H R ER SO BB IBB HBP BLK WP HR S P ERA WHIP	IP WLS BF H R ER SO BB IBB HBP BLK WP HR S P ERA WHIP	IP WLS BF H R ER SO BB IBB HBP BLK WP HR S P ERA WHIP	IP WLS BF H R ER SO BB IBB HBP BLK WP HR S P ERA WHIP	IP WLS BF H R ER SO BB IBB HBP BLK WP HR S P ERA WHIP	IP WLS BF H R ER SO BB IBB HBP BLK WP HR S P ERA WHIP	IP WLS BF H R ER SO BB IBB HBP BLK WP HR S P ERA WHIP	IP WLS BF H R ER SO BB IBB HBP BLK WP HR S P ERA WHIP	IP WLS BF H R ER SO BB IBB HBP BLK WP HR S P ERA WHIP	IP WLS BF H R ER SO BB IBB HBP BLK WP HR S P ERA WHIP	IP WLS BF H R ER SO BB IBB HBP BLK WP HR S P ERA WHIP	IP WLS BF H R ER SO BB IBB HBP BLK WP HR S P ERA WHIP	IP WLS BF H R ER SO BB IBB HBP BLK WP HR S P ERA WHIP	IP WLS BF H R ER SO BB IBB HBP BLK WP HR S P ERA WHIP	IP WLS BF H R ER SO BB IBB HBP BLK WP HR S P ERA WHIP	IP WLS BF H R ER SO BB IBB HBP BLK WP HR S P ERA WHIP	IP WLS BF H R ER SO BB IBB HBP BLK WP HR S P ERA WHIP	IP WLS BF H R ER SO BB IBB HBP BLK WP HR S P ERA WHIP	IP WLS BF H R ER SO BB IBB HBP BLK WP HR S P ERA WHIP	IP WLS BF H R ER SO BB IBB HBP BLK WP HR S P ERA WHIP	IP WLS BF H R ER SO BB IBB HBP BLK WP HR S P ERA WHIP

AB	37
R	7
H	10
RBI	7
BB	8
SO	12
LOB	19



Batter	1	2	3	4	5	6	7	8	9	AB	R	H	RBI	BB	SO	LOB	BOTTOM							
30 Michael Conforto, L OBP: 0.415, SLG: 0.639										4	0	1	1	0	0	0	<b>Milwaukee Brewers @ New York Mets</b> Citi Field, Flushing, NY Wed May 31 2017, 7:13 PM - 10:27 PM EDT Att: 26,517 - Clear - 73 F							
13 Adriánal Cabrera, S OBP: 0.360, SLG: 0.368										4	0	1	0	1	0	1								
19 Jay Bruce, L OBP: 0.330, SLG: 0.503 55 Neil Ramirez, R										2	0	0	0	2	0	3								
20 Neil Walker, S OBP: 0.324, SLG: 0.435										4	0	0	0	0	1	3								
21 Lucas Duda, L OBP: 0.371, SLG: 0.558										4	0	0	0	0	1	2								
3 Curtis Granderson, L OBP: 0.273, SLG: 0.368										3	0	2	0	1	1	0								
4 Wilmer Flores, R OBP: 0.333, SLG: 0.446										4	0	1	0	0	0	2								
44 René Rivera, R OBP: 0.317, SLG: 0.388										4	0	1	0	0	2	3								
48 Jacob deGrom, L OBP: 0.320, SLG: 0.360 54 T.J. Rivera, R 66 Josh Edgin, R										1	0	0	0	0	1	1								
15 Matt Reynolds, R OBP: 0.292, SLG: 0.333 12 Juan Lagares, R OBP: 0.324, SLG: 0.323										1	0	0	0	0	0	2								
<b>Inning Stats</b>	R: 0 H: 1 E: 0 K: 2 S: 13	H: 1 LOB: 2 BB: 1 P: 19	R: 0 H: 1 E: 0 K: 1 S: 12	H: 1 LOB: 1 BB: 0 P: 14	R: 0 H: 0 E: 0 K: 0 S: 9	H: 0 LOB: 1 BB: 1 P: 17	R: 0 H: 2 E: 0 K: 1 S: 13	H: 2 LOB: 2 BB: 0 P: 20	R: 0 H: 0 E: 0 K: 0 S: 7	H: 0 LOB: 0 BB: 0 P: 11	R: 0 H: 0 E: 0 K: 0 S: 6	H: 0 LOB: 1 BB: 1 P: 15	R: 0 H: 1 E: 0 K: 1 S: 8	H: 1 LOB: 2 BB: 1 P: 17	R: 0 H: 0 E: 0 K: 1 S: 6	H: 0 LOB: 0 BB: 0 P: 8	R: 0 H: 0 E: 0 K: 1 S: 12	H: 2 LOB: 1 BB: 0 P: 17	1B: 5 2B: 2 3B: 0 HR: 0	SF: 0 SAC: 0 DP: 1 HBP: 1	WP: 0 PB: 0 SB: 0 CS: 0	PA: 38		
<b>PITCHER</b>	IP WLS BF H R ER SO BB IBB HBP BLK WP HR S P ERA WHIP	IP WLS BF H R ER SO BB IBB HBP BLK WP HR S P ERA WHIP	IP WLS BF H R ER SO BB IBB HBP BLK WP HR S P ERA WHIP	IP WLS BF H R ER SO BB IBB HBP BLK WP HR S P ERA WHIP	IP WLS BF H R ER SO BB IBB HBP BLK WP HR S P ERA WHIP	IP WLS BF H R ER SO BB IBB HBP BLK WP HR S P ERA WHIP	IP WLS BF H R ER SO BB IBB HBP BLK WP HR S P ERA WHIP	IP WLS BF H R ER SO BB IBB HBP BLK WP HR S P ERA WHIP	IP WLS BF H R ER SO BB IBB HBP BLK WP HR S P ERA WHIP	IP WLS BF H R ER SO BB IBB HBP BLK WP HR S P ERA WHIP	IP WLS BF H R ER SO BB IBB HBP BLK WP HR S P ERA WHIP	IP WLS BF H R ER SO BB IBB HBP BLK WP HR S P ERA WHIP	IP WLS BF H R ER SO BB IBB HBP BLK WP HR S P ERA WHIP	IP WLS BF H R ER SO BB IBB HBP BLK WP HR S P ERA WHIP	IP WLS BF H R ER SO BB IBB HBP BLK WP HR S P ERA WHIP	IP WLS BF H R ER SO BB IBB HBP BLK WP HR S P ERA WHIP	IP WLS BF H R ER SO BB IBB HBP BLK WP HR S P ERA WHIP	IP WLS BF H R ER SO BB IBB HBP BLK WP HR S P ERA WHIP	IP WLS BF H R ER SO BB IBB HBP BLK WP HR S P ERA WHIP	IP WLS BF H R ER SO BB IBB HBP BLK WP HR S P ERA WHIP	IP WLS BF H R ER SO BB IBB HBP BLK WP HR S P ERA WHIP	IP WLS BF H R ER SO BB IBB HBP BLK WP HR S P ERA WHIP	IP WLS BF H R ER SO BB IBB HBP BLK WP HR S P ERA WHIP	IP WLS BF H R ER SO BB IBB HBP BLK WP HR S P ERA WHIP

AB	33
R	1
H	7
RBI	1
BB	4
SO	7
LOB	18









Batter	1	2	3	4	5	6	7	8	9	AB	R	H	RBI	BB	SO	LOB	TOP					
26 Adam Frazier, L (1,7) OBP: 0.386, SLG: 0.427										5	2	1	0	1	1	3						
5 Josh Harrison, R (1,4) OBP: 0.356, SLG: 0.468										4	2	3	2	0	0	0						
25 Gregory Polanco, L (1,9) OBP: 0.348, SLG: 0.417										4	1	1	0	1	0	1						
23 David Freese, R (1,5) OBP: 0.358, SLG: 0.409										3	1	0	1	1	0	3						
55 Josh Bell, S (1,3) OBP: 0.310, SLG: 0.450										4	2	2	2	1	2	2						
22 Andrew McCutchen, R (1,8) OBP: 0.363, SLG: 0.463										3	2	1	1	1	1	2						
10 Jordy Mercer, R (1,6) OBP: 0.348, SLG: 0.380										5	1	2	0	0	1	5						
32 Elias Diaz, R (1,2) OBP: 0.316, SLG: 0.529										5	1	2	6	0	1	1						
45 Gerrit Cole, R (1,1) ERA: 3.06, WHIP: 1.095										2	0	0	0	0	1	1						
62 Max Muncy, S (6,PH) OBP: 0.106, SLG: 0.100										1	0	0	0	0	1	0						
38 Wade LeBlanc, L (6,1) ERA: 2.06, SLG: 0.120										0	0	0	0	0	0	0						
17 Phil Cuzzi, R (7,PH) ERA: 3.50, SLG: 0.150										1	0	0	0	0	1	0						
12 Juan Nicasio, R (7,1) ERA: 1.44										0	0	0	0	0	0	0						
41 Daniel Hudson, R (8,1) ERA: 5.79										0	0	0	0	0	0	0						
64 José Osuna, R (9,PH) ERA: 2.01, SLG: 0.447										1	0	1	0	0	0	0						
73 Felipe Vázquez, L (9,1) ERA: 6.63										0	0	0	0	0	0	0						
<b>Inning Stats</b>	R: 1 E: 0 K: 2 S: 20	H: 1 LOB: 2 BB: 2 P: 33	R: 0 E: 0 K: 2 S: 10	H: 0 LOB: 0 BB: 0 P: 14	R: 0 E: 0 K: 1 S: 7	H: 0 LOB: 0 BB: 0 P: 8	R: 3 E: 0 K: 0 S: 18	H: 3 LOB: 1 BB: 1 P: 30	R: 0 E: 0 K: 0 S: 6	H: 0 LOB: 0 BB: 0 P: 8	R: 7 E: 0 K: 1 S: 27	H: 6 LOB: 2 BB: 2 P: 48	R: 0 E: 0 K: 1 S: 7	H: 0 LOB: 0 BB: 0 P: 10	R: 1 E: 0 K: 1 S: 9	H: 1 LOB: 0 BB: 0 P: 13	R: 0 E: 0 K: 1 S: 12	H: 2 LOB: 2 BB: 0 P: 15	1B: 8 2B: 2 3B: 0 HR: 3	SF: 1 SAC: 0 DP: 1 HBP: 2	WP: 0 PB: 0 SB: 0 CS: 0	PA: 46
<b>PITCHER</b>	IP WLS BF H R ER SO BB IBB HBP BLK WP HR S P ERA WHIP																					
33 Matt Harvey, R (1,1) ERA: 5.43	5.0		24	5	6	6	5	4	0	1	0	0	0	1	65	102	10.80	1.800				
51 Paul Sewald, R (6,1) ERA: 4.35	0.1	L	8	5	4	4	1	1	0	1	0	0	0	1	18	32	108.00	18.000				
55 Neil Ramirez, R (6,1) ERA: 7.27	2.2		9	1	2	2	2	0	0	0	0	0	0	1	21	30	6.75	0.375				
49 Josh Smoker, L (9,1) ERA: 6.55	1.0		5	2	0	0	1	0	0	0	0	0	0	0	12	15	0.00	2.000				
Batter	1	2	3	4	5	6	7	8	9	AB	R	H	RBI	BB	SO	LOB	BOTTOM					
30 Michael Conforto, L (1,7) OBP: 0.401, SLG: 0.629										5	1	1	2	0	1	1						
13 Adrián Beltrán, S (1,6) OBP: 0.339, SLG: 0.372										5	0	0	0	0	1	0						
19 Jay Bruce, L (1,9) OBP: 0.321, SLG: 0.485										5	1	1	0	0	3	0						
20 Neil Walker, S (1,4) OBP: 0.326, SLG: 0.437										3	2	1	1	1	0	0						
21 Lucas Duda, L (1,3) OBP: 0.386, SLG: 0.613										3	2	2	3	1	1	0						
4 Wilmer Flores, R (1,5) OBP: 0.333, SLG: 0.467										3	0	1	0	0	1	0						
55 Neil Ramirez, R (6,1) ERA: 7.27										0	0	0	0	0	0	0						
7 José Reyes, S (8,PH) OBP: 0.264, SLG: 0.309										1	0	0	0	0	0	1						
3 Curtis Granderson, L (1,8) OBP: 0.279, SLG: 0.363										3	0	1	0	1	1	1						
18 Travis d'Arnaud, R (1,2) OBP: 0.315, SLG: 0.482										3	0	2	0	1	0	2						
33 Matt Harvey, R (1,1) OBP: 0.042, SLG: 0.042										2	1	0	0	0	0	3						
51 Paul Sewald, R (6,1) ERA: 7.27										0	0	0	0	0	0	0						
54 T.J. Rivera, R (6,5) OBP: 0.324, SLG: 0.389										2	0	0	0	0	1	3						
49 Josh Smoker, L (9,1) ERA: 6.55										0	0	0	0	0	0	0						
<b>Inning Stats</b>	R: 0 E: 0 K: 2 S: 7	H: 0 LOB: 0 BB: 0 P: 11	R: 2 E: 0 K: 0 S: 9	H: 2 LOB: 1 BB: 2 P: 22	R: 0 E: 0 K: 1 S: 6	H: 0 LOB: 0 BB: 0 P: 11	R: 0 E: 0 K: 2 S: 14	H: 1 LOB: 1 BB: 0 P: 25	R: 5 E: 0 K: 1 S: 17	H: 5 LOB: 0 BB: 0 P: 24	R: 0 E: 0 K: 1 S: 11	H: 1 LOB: 1 BB: 0 P: 17	R: 0 E: 0 K: 1 S: 7	H: 0 LOB: 0 BB: 0 P: 12	R: 0 E: 0 K: 0 S: 10	H: 0 LOB: 2 BB: 2 P: 20	R: 0 E: 0 K: 1 S: 10	H: 0 LOB: 0 BB: 0 P: 14	1B: 5 2B: 0 3B: 1 HR: 3	SF: 0 SAC: 0 DP: 1 HBP: 0	WP: 1 PB: 0 SB: 0 CS: 0	PA: 39
<b>PITCHER</b>	IP WLS BF H R ER SO BB IBB HBP BLK WP HR S P ERA WHIP																					
45 Gerrit Cole, R (1,1) ERA: 4.27	5.0		24	5	6	7	6	2	0	0	0	0	0	0	11	93	12.60	2.000				
38 Wade LeBlanc, L (6,1) ERA: 2.48	1.0		4	1	0	0	1	0	0	0	0	0	0	0	11	17	0.00	1.000				
12 Juan Nicasio, R (7,1) ERA: 1.44	1.0		3	0	0	0	1	0	0	0	0	0	0	7	12	0.00	0.000					
41 Daniel Hudson, R (8,1) ERA: 5.79	1.0		5	0	0	0	0	2	0	0	0	0	0	10	20	0.00	2.000					
73 Felipe Vázquez, L (9,1) ERA: 6.63	1.0		3	0	0	0	1	0	0	0	0	0	0	10	14	0.00	0.000					

Pittsburgh Pirates @ New York Mets  
Citi Field, Flushing, NY  
Fri Jun 02 2017, 7:13 PM - 10:28 PM EDT  
Att: 33,047 - Clear - 74 F

AB 38  
R 12  
H 13  
RBI 12  
BB 5  
SO 9  
LOB 18



Pittsburgh Pirates @ New York Mets  
Citi Field, Flushing, NY  
Fri Jun 02 2017, 7:13 PM - 10:28 PM EDT  
Att: 33,047 - Clear - 74 F

AB 35  
R 7  
H 9  
RBI 6  
BB 4  
SO 9  
LOB 11





Batter	1	2	3	4	5	6	7	8	9	AB	R	H	RBI	BB	SO	LOB	TOP										
26 Adam Frazier, L (1,7) OBP: 0.379, SLG: 0.419	G4-3		G1-3	G1-3			B3	G4-3		5	1	1	0	0	0	4	<b>Pittsburgh Pirates @ New York Mets</b> Citi Field, Flushing, NY Sat Jun 03 2017, 7:16 PM - 10:21 PM EDT Att: 34,035 - Partly Cloudy - 73 F										
5 Josh Harrison, R (1,4) OBP: 0.397, SLG: 0.466	G6-3		G1-3		G6-3		K			5	0	2	0	0	1	0											
25 Gregory Polanco, L (1,9) OBP: 0.338, SLG: 0.403	K		G1-3		P5		E6	F7		5	0	0	1	0	1	2											
23 David Freese, R (1,5)		G1-3	L6		K			F9		5	0	1	0	0	1	2											
55 Josh Bell, S (1,3)		HR	K			F7	K	G6-3		5	1	1	1	0	2	4											
22 Andrew McCutchen, R (1,8) OBP: 0.307, SLG: 0.399		BB		F8				P3		2	0	0	0	2	0	0											
10 Jordy Mercer, R (1,6)		K								4	0	3	0	0	1	1											
32 Elias Diaz, R (1,2)										3	0	2	0	1	1	2											
24 Tyler Glasnow, L (1,1) OBP: 0.474, SLG: 0.333										2	0	0	0	0	2	4											
64 José Osuna, R (6,PH) OBP: 0.298, SLG: 0.442										1	0	0	0	0	0	2											
53 Johnny Barbatto, R (6,1)										0	0	0	0	0	0	0											
2B John Jaso, L (8,PH) OBP: 0.307, SLG: 0.372										1	0	0	0	0	0	2											
3B Wade LeBlanc, L (8,1) OBP: 0.200, SLG: 0.200										0	0	0	0	0	0	0											
<b>Inning Stats</b>	R: 0 E: 0 K: 1 S: 8	H: 0 LOB: 0 BB: 0 P: 10	R: 1 E: 0 K: 2 S: 17	H: 2 LOB: 2 BB: 1 P: 27	R: 1 E: 0 K: 1 S: 19	H: 2 LOB: 1 BB: 0 P: 27	R: 0 E: 0 K: 1 S: 13	H: 2 LOB: 2 BB: 0 P: 21	R: 0 E: 0 K: 1 S: 10	H: 1 LOB: 2 BB: 1 P: 11	R: 0 E: 0 K: 2 S: 12	H: 1 LOB: 2 BB: 0 P: 16	R: 0 E: 0 K: 0 S: 16	H: 1 LOB: 2 BB: 1 P: 24	R: 0 E: 0 K: 0 S: 9	H: 1 LOB: 1 BB: 0 P: 12	1B: 7 2B: 2 3B: 0 HR: 1	SF: 0 SAC: 0 DP: 0 HBP: 0	WP: 0 PB: 0 SB: 0 CS: 0	PA: 41							
<b>PITCHER</b>	IP	WLS	BF	H	R	ER	SO	BB	IBB	HBP	BLK	WP	HR	S	P	ERA	WHIP										
65 Robert Gsellman, R (1,1) ERA: 5.53	5.1	W	25	7	2	2	6	2	0	0	0	0	1	74	109	3.38	1.688										
59 Fernando Salas, R (6,1) ERA: 5.13	0.2	H	2	0	0	0	1	0	0	0	0	0	0	5	7	0.00	0.000										
39 Jerry Blevins, L (7,1) ERA: 1.42	1.0	H	5	1	0	0	2	0	0	0	0	0	0	12	16	0.00	1.000										
43 Addison Reed, R (8,1) ERA: 3.03	2.0	S	9	2	0	0	0	1	0	0	0	0	0	25	36	0.00	1.500										

Batter	1	2	3	4	5	6	7	8	9	AB	R	H	RBI	BB	SO	LOB	BOTTOM										
30 Michael Conforto, L (1,7) OBP: 0.403, SLG: 0.621	HR		K				L7			2	1	0	0	2	1	1	<b>Pittsburgh Pirates @ New York Mets</b> Citi Field, Flushing, NY Sat Jun 03 2017, 7:16 PM - 10:21 PM EDT Att: 34,035 - Partly Cloudy - 73 F										
13 Adrián Cabrera, S (1,6) OBP: 0.307, SLG: 0.365	L7		G6-3							3	0	0	0	1	0	2											
43 Addison Reed, L (8,1)										0	0	0	0	0	0	0											
19 Jay Bruce, L (1,9) OBP: 0.320, SLG: 0.495	G4-1		HR				G4-6-3	G4-3		4	1	1	1	0	0	3											
20 Neil Walker, S (1,4) OBP: 0.333, SLG: 0.455	HR							G4-3		3	1	2	2	1	0	0											
21 Lucas Duda, L (1,3) OBP: 0.390, SLG: 0.617								G4-3		4	0	2	0	0	1	1											
4 Wilmer Flores, R (1,5) OBP: 0.330, SLG: 0.486	F9							L7		4	1	1	1	0	1	3											
3 Curtis Granderson, L (1,8) OBP: 0.279, SLG: 0.357										3	0	0	0	0	1	2											
39 Jerry Blevins, L (7,1)										0	0	0	0	0	0	0											
7 José Reyes, S (8,6) OBP: 0.284, SLG: 0.309										0	0	0	0	0	0	0											
44 René Rivera, R (1,2) OBP: 0.308, SLG: 0.376										3	0	0	0	0	2	2											
65 Robert Gsellman, R (1,1) OBP: 0.200, SLG: 0.118										2	0	1	0	0	1	0											
59 Fernando Salas, R (6,1) OBP: 1.000, SLG: 1.000										0	0	0	0	0	0	0											
12 Juan Lagares, R (7,8) OBP: 0.296, SLG: 0.313										1	0	0	0	0	0	0											
<b>Inning Stats</b>	R: 2 E: 0 K: 0 S: 13	H: 2 LOB: 1 BB: 1 P: 26	R: 0 E: 0 K: 1 S: 13	H: 1 LOB: 0 BB: 0 P: 20	R: 1 E: 0 K: 1 S: 7	H: 1 LOB: 1 BB: 1 P: 16	R: 1 E: 0 K: 3 S: 12	H: 1 LOB: 0 BB: 0 P: 19	R: 0 E: 0 K: 0 S: 4	H: 0 LOB: 0 BB: 1 P: 8	R: 0 E: 0 K: 2 S: 15	H: 2 LOB: 2 BB: 0 P: 17	R: 0 E: 0 K: 0 S: 9	H: 0 LOB: 1 BB: 1 P: 16	R: 0 E: 0 K: 0 S: 7	H: 0 LOB: 0 BB: 0 P: 13	1B: 3 2B: 2 3B: 0 HR: 3	SF: 0 SAC: 0 DP: 2 HBP: 0	WP: 1 PB: 1 SB: 0 CS: 1	PA: 33							
<b>PITCHER</b>	IP	WLS	BF	H	R	ER	SO	BB	IBB	HBP	BLK	WP	HR	S	P	ERA	WHIP										
24 Tyler Glasnow, R (1,1) ERA: 6.97	5.0	L	21	5	4	4	4	3	0	0	0	0	0	24	33	0.00	1.500										
53 Johnny Barbatto, R (6,1) ERA: 3.5	2.0		9	2	0	0	2	1	0	0	0	0	0	7	13	0.00	0.000										
3B Wade LeBlanc, L (8,1) ERA: 2.41	1.0		3	0	0	0	0	0	0	0	0	0	0	7	13	0.00	0.000										

AB 38  
R 2  
H 10  
RBI 2  
BB 3  
SO 9  
LOB 23



AB 29  
R 4  
H 7  
RBI 4  
BB 4  
SO 7  
LOB 14





Batter	1	2	3	4	5	6	7	8	9	AB	R	H	RBI	BB	SO	LOB	TOP					
26 Adam Frazier, L (1.7) OBP: 0.380, SLG: 0.429										4	1	2	2	0	1	0	<b>Pittsburgh Pirates @ New York Mets</b> Citi Field, Flushing, NY Sun Jun 04 2017, 1:11 PM - 4:04 PM EDT Att: 35,323 - Cloudy - 68 F					
5 Josh Harrison, R (1.4) OBP: 0.371, SLG: 0.466										2	1	1	0	0	1	2						
62 Max Moroff, S (7.4) OBP: 0.091, SLG: 0.091										1	1	0	0	0	0	1						
28 John Jaso, L (1.9) OBP: 0.318, SLG: 0.385										4	3	2	1	1	1	1						
23 David Freese, R (1.5) OBP: 0.361, SLG: 0.411										4	1	3	3	0	0	0						
55 Josh Bell, S (1.3) OBP: 0.300, SLG: 0.447										5	0	0	1	0	1	5						
22 Andrew McCutchen, R (1.8) OBP: 0.313, SLG: 0.419										5	3	3	3	0	0	1						
10 Jordy Mercer, R (1.6) OBP: 0.352, SLG: 0.394										5	1	1	0	0	1	1						
29 Francisco Cervelli, R (1.2) OBP: 0.351, SLG: 0.404										4	0	3	0	1	0	0						
57 Trevor Williams, R (1.1) OBP: 0.156, SLG: 0.161										2	0	0	0	0	1	1						
17 Phil Gosselin, R (8.1) OBP: 0.295, SLG: 0.437										1	0	0	1	0	0	2						
52 Jhan Maríñez, R (8.1) OBP: 0.295, SLG: 0.437										0	0	0	0	0	0	0						
64 José Osuna, R (9.1) OBP: 0.295, SLG: 0.437										1	0	0	0	0	0	1						
44 Tony Watson, L (9.1) OBP: 0.295, SLG: 0.437										0	0	0	0	0	0	0						
<b>Inning Stats</b>	R: 2 E: 1 K: 1 S: 14	H: 3 LOB: 1 BB: 0 P: 21	R: 0 E: 0 K: 1 S: 13	H: 0 LOB: 0 BB: 0 P: 18	R: 2 E: 1 K: 0 S: 8	H: 2 LOB: 0 BB: 0 P: 14	R: 1 E: 0 K: 1 S: 15	H: 3 LOB: 2 BB: 0 P: 21	R: 0 E: 0 K: 1 S: 11	H: 1 LOB: 1 BB: 0 P: 19	R: 1 E: 0 K: 0 S: 9	H: 1 LOB: 2 BB: 0 P: 14	R: 2 E: 0 K: 0 S: 10	H: 2 LOB: 1 BB: 1 P: 17	R: 3 E: 0 K: 1 S: 20	H: 3 LOB: 1 BB: 1 P: 27	1B: 11 2B: 3 3B: 0 HR: 1	SF: 2 SAC: 2 DP: 0 HBP: 1	WP: 0 PB: 0 SB: 0 CS: 0	PA: 45		
<b>PITCHER</b>	IP: 5.0 WLS: L BF: 23	H: 8 R: 5 ER: 3 SO: 4	BB: 0 IBB: 0 HBP: 0 BLK: 0	WP: 0 HR: 0 S: 61 P: 88	ERA: 5.40 WHIP: 1.600	IP: 1.0 WLS: 4 BF: 1	H: 1 R: 0 ER: 0 SO: 1	BB: 0 IBB: 0 HBP: 0 BLK: 0	WP: 0 HR: 0 S: 12 P: 19	ERA: 0.00 WHIP: 1.000	IP: 1.0 WLS: 5 BF: 1	H: 1 R: 1 ER: 1 SO: 0	BB: 0 IBB: 0 HBP: 0 BLK: 0	WP: 0 HR: 0 S: 10 P: 17	ERA: 18.00 WHIP: 3.000	IP: 1.0 WLS: 7 BF: 3	H: 3 R: 3 ER: 3 SO: 1	BB: 1 IBB: 0 HBP: 0 BLK: 0	WP: 0 HR: 1 S: 20 P: 27	ERA: 27.00 WHIP: 4.000		

**Pittsburgh Pirates @ New York Mets**  
 Citi Field, Flushing, NY  
 Sun Jun 04 2017, 1:11 PM - 4:04 PM EDT  
 Att: 35,323 - Cloudy - 68 F

AB 38  
 R 11  
 H 15  
 RBI 11  
 BB 2  
 SO 6  
 LOB 15



Batter	1	2	3	4	5	6	7	8	9	AB	R	H	RBI	BB	SO	LOB	BOTTOM					
30 Michael Conforto, L (1.7) OBP: 0.410, SLG: 0.628										3	0	2	0	1	0	0	<b>Pittsburgh Pirates @ New York Mets</b> Citi Field, Flushing, NY Sun Jun 04 2017, 1:11 PM - 4:04 PM EDT Att: 35,323 - Cloudy - 68 F					
13 Asdrúbal Cabrera, S (1.6) OBP: 0.350, SLG: 0.355										4	0	0	0	0	1	3						
19 Jay Bruce, L (1.9) OBP: 0.323, SLG: 0.495										4	0	2	0	0	1	1						
49 Josh Smoker, L (9.1) OBP: 0.323, SLG: 0.495										0	0	0	0	0	0	0						
20 Neil Walker, S (1.4) OBP: 0.332, SLG: 0.449										3	0	0	0	1	0	3						
21 Lucas Duda, L (1.3) OBP: 0.379, SLG: 0.597										4	0	0	0	0	0	3						
4 Wilmer Flores, R (1.5) OBP: 0.336, SLG: 0.496										4	1	2	0	0	1	0						
3 Curtis Granderson, L (1.8) OBP: 0.280, SLG: 0.359										2	0	1	0	1	0	1						
18 Travis d'Arnaud, R (1.2) OBP: 0.305, SLG: 0.465										3	0	0	0	0	0	3						
56 Tyler Pili, L (1.1) OBP: 0.321, SLG: 0.335										1	0	0	0	0	0	0						
54 T.J. Rivera, R (5.1) OBP: 0.321, SLG: 0.335										1	0	0	0	0	0	0						
51 Paul Sewald, R (8.1) OBP: 0.321, SLG: 0.335										0	0	0	0	0	0	0						
66 Josh Edgin, R (7.1) OBP: 0.321, SLG: 0.335										0	0	0	0	0	0	0						
7 José Reyes, S (7.1) OBP: 0.321, SLG: 0.335										1	0	0	0	0	0	1						
55 Neil Ramírez, R (8.1) OBP: 0.321, SLG: 0.335										0	0	0	0	0	0	0						
12 Juan Lagares, R (8.1) OBP: 0.321, SLG: 0.335										0	0	0	0	0	0	0						
<b>Inning Stats</b>	R: 0 E: 0 K: 1 S: 10	H: 1 LOB: 2 BB: 1 P: 18	R: 1 E: 0 K: 0 S: 10	H: 2 LOB: 0 BB: 0 P: 15	R: 0 E: 0 K: 0 S: 6	H: 2 LOB: 1 BB: 0 P: 9	R: 0 E: 0 K: 0 S: 12	H: 1 LOB: 1 BB: 0 P: 20	R: 0 E: 0 K: 1 S: 8	H: 0 LOB: 0 BB: 0 P: 11	R: 0 E: 0 K: 0 S: 5	H: 1 LOB: 0 BB: 0 P: 7	R: 0 E: 0 K: 1 S: 9	H: 0 LOB: 1 BB: 1 P: 15	R: 0 E: 0 K: 0 S: 7	H: 0 LOB: 0 BB: 1 P: 15	R: 0 E: 0 K: 0 S: 8	H: 0 LOB: 0 BB: 0 P: 11	1B: 5 2B: 2 3B: 0 HR: 0	SF: 0 SAC: 0 DP: 4 HBP: 0	WP: 0 PB: 0 SB: 0 CS: 0	PA: 33
<b>PITCHER</b>	IP: 7.0 WLS: W BF: 27	H: 7 R: 1 ER: 1 SO: 3	BB: 2 IBB: 0 HBP: 0 BLK: 0	WP: 0 HR: 0 S: 60 P: 95	ERA: 1.29 WHIP: 1.286	IP: 1.0 WLS: 3 BF: 1	H: 0 R: 0 ER: 0 SO: 0	BB: 0 IBB: 0 HBP: 0 BLK: 0	WP: 0 HR: 0 S: 7 P: 15	ERA: 0.00 WHIP: 1.000	IP: 1.0 WLS: 3 BF: 1	H: 0 R: 0 ER: 0 SO: 0	BB: 0 IBB: 0 HBP: 0 BLK: 0	WP: 0 HR: 0 S: 10 P: 17	ERA: 18.00 WHIP: 3.000	IP: 1.0 WLS: 7 BF: 3	H: 3 R: 3 ER: 3 SO: 1	BB: 1 IBB: 0 HBP: 0 BLK: 0	WP: 0 HR: 1 S: 20 P: 27	ERA: 27.00 WHIP: 4.000		

**Pittsburgh Pirates @ New York Mets**  
 Citi Field, Flushing, NY  
 Sun Jun 04 2017, 1:11 PM - 4:04 PM EDT  
 Att: 35,323 - Cloudy - 68 F

AB 30  
 R 1  
 H 7  
 RBI 0  
 BB 3  
 SO 3  
 LOB 15





Batter	1	2	3	4	5	6	7	8	9	AB	R	H	RBI	BB	SO	LOB	TOP	
30 Michael Conforto, L OBP: 0.412, SLG: 0.625										4	1	1	0	2	1	2		
13 Asdrúbal Cabrera, S OBP: 0.331, SLG: 0.382										5	1	3	1	1	2	3		
19 Jay Bruce, L OBP: 0.319, SLG: 0.486										6	0	1	1	0	0	6		
20 Neil Walker, S OBP: 0.333, SLG: 0.459										4	1	1	1	1	1	5		
21 Lucas Duda, L OBP: 0.379, SLG: 0.589										5	0	2	1	0	1	5		
4 Wilmer Flores, R OBP: 0.347, SLG: 0.500										5	1	3	0	0	0	2		
3 Curtis Granderson, L OBP: 0.289, SLG: 0.374										3	1	1	2	2	0	1		
18 Travis d'Arnaud, R OBP: 0.300, SLG: 0.484										5	1	1	1	0	0	5		
12 Juan Lagares, R OBP: 0.325, SLG: 0.391										5	2	4	1	0	0	3		
<b>Inning Stats</b>	R: 1 E: 0 K: 1 S: 15	H: 2 LOB: 2 BB: 1 P: 22	R: 1 E: 0 K: 0 S: 11	H: 1 LOB: 0 BB: 1 P: 18	R: 2 E: 0 K: 0 S: 20	H: 4 LOB: 3 BB: 1 P: 32	R: 0 E: 0 K: 1 S: 11	H: 1 LOB: 2 BB: 1 P: 22	R: 0 E: 0 K: 2 S: 8	H: 0 LOB: 0 BB: 0 P: 5	R: 1 E: 0 K: 0 S: 11	H: 2 LOB: 2 BB: 1 P: 17	R: 3 E: 0 K: 1 S: 14	H: 4 LOB: 1 BB: 1 P: 23	1B: 11 2B: 1 3B: 0 HR: 5	SF: 0 SAC: 0 DP: 2 HBP: 0	WP: 0 PA: 48 PB: 0 SB: 1 CS: 0	
<b>PITCHER</b>	IP WLS BF H R ER SO BB IBB HBP BLK WP HR S P ERA WHIP	3.1 21 8 4 4 2 4 0 0 0 0 3 51 83 10.80 3.600	4.1 7 2 0 0 0 0 0 0 0 0 0 19 33 0.00 1.200	6.1 13 3 1 1 2 1 0 0 0 0 0 24 34 3.00 1.333	9.1 7 4 3 3 1 1 0 0 0 0 2 14 23 27.00 5.000													

New York Mets @ Texas Rangers  
Globe Life Park in Arlington, Arlington, TX  
Tue Jun 06 2017, 8:09 PM - 11:27 PM EDT  
Att: 32,617 - Partly Cloudy - 90 F

AB 42  
R 8  
H 17  
RBI 8  
BB 6  
SO 5  
LOB 32




Batter	1	2	3	4	5	6	7	8	9	AB	R	H	RBI	BB	SO	LOB	BOTTOM	
17 Shin-Soo Choo, L OBP: 0.364, SLG: 0.402										3	1	2	1	2	0	1		
1 Elvis Andrus, R OBP: 0.347, SLG: 0.469										5	0	1	0	0	1	4		
30 Nomar Mazara, L OBP: 0.354, SLG: 0.466										5	1	4	2	0	1	0		
29 Adrián Beltré, R OBP: 0.452, SLG: 0.615										3	1	1	1	1	0	1		
38 Pete Kozma, R OBP: 0.250, SLG: 0.250										1	0	0	0	0	1	3		
13 Joey Gallo, L OBP: 0.305, SLG: 0.527										5	1	1	2	0	3	6		
25 Jonathan Lucroy, R OBP: 0.297, SLG: 0.372										5	1	1	0	0	1	3		
12 Rougned Odor, L OBP: 0.249, SLG: 0.352										4	1	1	0	0	1	0		
31 Jared Hoying, L OBP: 0.278, SLG: 0.340										4	2	3	1	0	0	1		
3 Delino DeShields, R OBP: 0.340, SLG: 0.344										3	2	2	1	0	0	1		
<b>Inning Stats</b>	R: 1 E: 0 K: 1 S: 17	H: 2 LOB: 1 BB: 0 P: 21	R: 2 E: 0 K: 0 S: 9	H: 3 LOB: 1 BB: 0 P: 17	R: 2 E: 0 K: 1 S: 15	H: 2 LOB: 0 BB: 1 P: 16	R: 3 E: 0 K: 0 S: 8	H: 3 LOB: 0 BB: 1 P: 16	R: 0 E: 0 K: 2 S: 13	H: 0 LOB: 0 BB: 0 P: 11	R: 2 E: 0 K: 1 S: 13	H: 3 LOB: 2 BB: 1 P: 22	R: 0 E: 0 K: 2 S: 22	H: 2 LOB: 3 BB: 1 P: 32	1B: 12 2B: 2 3B: 0 HR: 2	SF: 1 SAC: 0 DP: 1 HBP: 0	WP: 1 PA: 42 PB: 0 SB: 2 CS: 0	
<b>PITCHER</b>	IP WLS BF H R ER SO BB IBB HBP BLK WP HR S P ERA WHIP	4.0 L 22 10 3 2 2 3 1 0 0 0 0 0 21 33 9.00 2.000	7.5 10 3 2 2 3 1 0 0 0 0 0 0 13 20 0.00 1.000	8.1 6 2 0 0 2 1 0 0 0 0 0 0 22 32 0.00 3.000														


New York Mets @ Texas Rangers  
Globe Life Park in Arlington, Arlington, TX  
Tue Jun 06 2017, 8:09 PM - 11:27 PM EDT  
Att: 32,617 - Partly Cloudy - 90 F

AB 38  
R 10  
H 16  
RBI 8  
BB 3  
SO 8  
LOB 20





Batter	1	2	3	4	5	6	7	8	9	AB R H RBI BB SO LOB	TOP											
30 Michael Conforto, L OBP: 0.414, SLG: 0.618	G4-3			19 HR HBP		K		BB		2 1 0 0 1 1 0	<p>New York Mets @ Texas Rangers Globe Life Park in Arlington, Arlington, TX Wed Jun 07 2017, 8:10 PM - 11:19 PM EDT Att: 32,477 - Partly Cloudy - 86 F</p> <p>livebaseballscores.com</p> <p>AB 31 R 4 H 4 RBI 3 BB 4 SO 11 LOB 9</p> 											
13 Asdrúbal Cabrera, S OBP: 0.324, SLG: 0.313	K			K		K		G5-3		4 0 0 0 0 3 3												
19 Jay Bruce, L OBP: 0.322, SLG: 0.514	K			HR		HR			L8	4 2 2 3 0 1 0												
21 Lucas Duda, L OBP: 0.376, SLG: 0.586 15 Matt Reynolds, R OBP: 0.292, SLG: 0.333	G3			G4-3		K			7 FC4 7 E	4 0 1 0 0 1 0 0 1 0 0 0 0 0												
4 Wilmer Flores, R OBP: 0.344, SLG: 0.488	G4-3			BB			P4		K	3 0 0 0 1 1 1												
3 Curtis Granderson, L OBP: 0.287, SLG: 0.368	K			BB		G3			18 S 7 E	3 0 0 0 1 1 1												
7 José Reyes, S OBP: 0.258, SLG: 0.301							G6-3		FC4 18 S	4 0 0 0 0 1 1												
18 Travis d'Arnaud, R OBP: 0.298, SLG: 0.468								L4	BB	3 0 0 0 1 0 0												
12 Juan Lagares, R OBP: 0.325, SLG: 0.384	K					P4			13 G5-3 30 BB 1B	4 0 1 0 0 2 3												
<b>Inning Stats</b>	R: 0 H: 0 E: 0 K: 2 S: 9	H: 0 LOB: 0 BB: 0 P: 16	R: 0 H: 0 E: 0 K: 1 S: 6	H: 0 LOB: 0 BB: 0 P: 9	R: 0 H: 0 E: 0 K: 1 S: 9	H: 0 LOB: 0 BB: 0 P: 14	R: 2 H: 1 E: 0 K: 1 S: 12	H: 1 LOB: 1 BB: 0 P: 25	R: 0 H: 0 E: 0 K: 1 S: 6	H: 0 LOB: 0 BB: 0 P: 10		R: 1 H: 1 E: 0 K: 3 S: 13	H: 1 LOB: 0 BB: 0 P: 20	R: 0 H: 0 E: 0 K: 0 S: 8	H: 0 LOB: 0 BB: 0 P: 13	R: 0 H: 1 E: 0 K: 0 S: 9	H: 1 LOB: 1 BB: 1 P: 18	R: 1 H: 1 E: 1 K: 2 S: 16	H: 1 LOB: 3 BB: 2 P: 30	1B: 1 2B: 1 3B: 0 HR: 2	SF: 0 SAC: 0 DP: 1 HBP: 1	WP: 0 PB: 0 SB: 2 CS: 0
<b>PITCHER</b>	IP WLS BF H R ER SO BB IBB HBP BLK WP HR S P ERA WHIP											<b>PITCHER</b>	IP WLS BF H R ER SO BB IBB HBP BLK WP HR S P ERA WHIP									
11 Yu Darvish, R ERA: 3.18	(1, 1) 7.1 27 3 3 3 9 1 0 1 0 0 2 69 117 3.68 0.545																					
39 Darto Alvarez, L ERA: 3.27	(8, 1) 0.2 2 0 0 0 0 1 0 0 0 0 0 3 8 0.00 1.500																					
51 Matt Bush, R ERA: 2.49	(9, 1) 1.0 L 7 1 1 0 2 2 0 0 0 0 0 0 16 30 0.00 3.000																					

Batter	1	2	3	4	5	6	7	8	9	AB R H RBI BB SO LOB	BOTTOM											
3 Delino DeShields, R OBP: 0.352, SLG: 0.352	1B 30 FC6-4 17 BB									3 1 2 0 1 0 2	<p>New York Mets @ Texas Rangers Globe Life Park in Arlington, Arlington, TX Wed Jun 07 2017, 8:10 PM - 11:19 PM EDT Att: 32,477 - Partly Cloudy - 86 F</p> <p>livebaseballscores.com</p> <p>AB 33 R 3 H 8 RBI 3 BB 3 SO 8 LOB 16</p> 											
17 Shin-Soo Choo, L OBP: 0.382, SLG: 0.396	BB 30 FC6-4 1B		L9		G4-6-3			G3		3 0 0 0 1 0 3												
1 Elvis Andrus, R OBP: 0.345, SLG: 0.466	BB 30 FC6-4 1B		P3				F9	K		4 0 1 0 0 1 2												
30 Nomar Mazara, L OBP: 0.352, SLG: 0.462	BB 61 G4-3 FC6-4		F7			G3-1		61 HR 1B		4 1 1 1 0 0 4												
61 Robinson Chirinos, R OBP: 0.325, SLG: 0.507	G4-3			K		P4		HR		4 1 1 2 0 1 2												
12 Rougned Odor, L OBP: 0.249, SLG: 0.355	L9			2B			K	K		4 0 1 0 0 2 0												
16 Ryan Rua, R OBP: 0.286, SLG: 0.358	K			P4			31 BB 1B	K		4 0 1 0 0 2 1												
13 Joey Gallo, L OBP: 0.300, SLG: 0.516	F7			K			K	G4-3		4 0 0 0 0 2 2												
31 Jared Hoying, L OBP: 0.293, SLG: 0.340	BB 3 BB				G3-1			F8		3 0 1 0 1 0 0												
<b>Inning Stats</b>	R: 1 H: 2 E: 0 K: 0 S: 11	H: 2 LOB: 1 BB: 1 P: 18	R: 0 H: 0 E: 0 K: 1 S: 8	H: 0 LOB: 0 BB: 0 P: 14	R: 0 H: 1 E: 0 K: 0 S: 11	H: 1 LOB: 2 BB: 1 P: 15	R: 0 H: 1 E: 0 K: 2 S: 11	H: 1 LOB: 0 BB: 0 P: 15	R: 0 H: 0 E: 0 K: 0 S: 5	H: 0 LOB: 0 BB: 1 P: 10		R: 0 H: 0 E: 0 K: 0 S: 6	H: 0 LOB: 0 BB: 0 P: 11	R: 0 H: 2 E: 0 K: 2 S: 20	H: 2 LOB: 2 BB: 0 P: 25	R: 2 H: 2 E: 0 K: 2 S: 12	H: 2 LOB: 0 BB: 0 P: 15	R: 0 H: 0 E: 0 K: 1 S: 6	H: 0 LOB: 0 BB: 0 P: 9	1B: 6 2B: 1 3B: 0 HR: 1	SF: 0 SAC: 0 DP: 2 HBP: 0	WP: 0 PB: 0 SB: 0 CS: 0
<b>PITCHER</b>	IP WLS BF H R ER SO BB IBB HBP BLK WP HR S P ERA WHIP											<b>PITCHER</b>	IP WLS BF H R ER SO BB IBB HBP BLK WP HR S P ERA WHIP									
45 Zack Wheeler, R ERA: 3.45	(1, 1) 7.0 28 6 1 1 5 3 0 0 0 0 0 72 108 1.29 1.286																					
39 Jerry Blevins, L ERA: 2.25	(8, 1) 1.0 W 5 2 2 2 2 0 0 0 0 0 1 12 15 18.00 2.000																					
43 Addison Reed, R ERA: 2.93	(9, 1) 1.0 S 3 0 0 0 0 1 0 0 0 0 0 6 9 0.00 0.000																					















Batter	1	2	3	4	5	6	7	8	9	AB	R	H	RBI	BB	SO	LOB	TOP								
30 Michael Conforto, L OBP: 0.412, SLG: 0.592 52 Yoenis Cespedes, R OBP: 0.370, SLG: 0.633 43 Addison Reed, L (9, 1)										4	1	2	0	0	1	2	<b>New York Mets @ Atlanta Braves</b> SunTrust Park, Atlanta, GA Sun Jun 11 2017, 1:36 PM - 4:37 PM EDT Att: 30,638 - Cloudy - 83 F								
12 Juan Lagares, R OBP: 0.349, SLG: 0.402										3	0	1	1	0	0	1									
4 Wilmer Flores, R OBP: 0.349, SLG: 0.507										3	0	0	1	0	2	2									
19 Jay Bruce, L OBP: 0.325, SLG: 0.528										4	0	1	0	0	2	1									
20 Neil Walker, S OBP: 0.352, SLG: 0.463										2	0	1	0	1	0	0									
13 Adrial Cabrera, S OBP: 0.318, SLG: 0.355										3	0	0	0	1	1	3									
44 René Rivera, R OBP: 0.304, SLG: 0.361										4	0	0	0	0	2	4									
7 José Reyes, S OBP: 0.261, SLG: 0.294										3	0	1	0	1	0	2									
67 Seth Lugo, R OBP: 0.333, SLG: 0.667 39 Jerry Blevins, L (8, 1)										3	1	1	0	0	1	4									
3 Curtis Granderson, L OBP: 0.298, SLG: 0.391										0	0	0	0	0	0	0									
<b>Inning Stats</b>	R: 1 E: 0 K: 1 S: 8	H: 1 LOB: 0 BB: 0 P: 9	R: 0 E: 0 K: 1 S: 7	H: 0 LOB: 0 BB: 0 P: 12	R: 1 E: 0 K: 1 S: 11	H: 2 LOB: 1 BB: 0 P: 18	R: 0 E: 0 K: 3 S: 15	H: 1 LOB: 3 BB: 2 P: 24	R: 0 E: 0 K: 2 S: 11	H: 1 LOB: 0 BB: 0 P: 15	R: 0 E: 0 K: 0 S: 5	H: 1 LOB: 0 BB: 0 P: 7	R: 0 E: 0 K: 1 S: 9	H: 1 LOB: 0 BB: 0 P: 14	R: 0 E: 0 K: 0 S: 6	H: 0 LOB: 0 BB: 0 P: 6	R: 0 E: 0 K: 0 S: 15	H: 1 LOB: 3 BB: 1 P: 25	1B: 5 2B: 3 3B: 0 HR: 0	SF: 1 SAC: 1 DP: 1 HBP: 1	WP: 1 PB: 0 SB: 1 CS: 1	PA: 37			
<b>PITCHER</b>	IP	WLS	BF	H	R	ER	SO	BB	IBB	HBP	BLK	WP	HR	S	P	ERA	WHIP								
54 Jaime Garcia, L ERA: 3.16	7.0	L	28	7	2	2	9	1	1	0	0	1	0	66	99	2.57	1.143								
38 Aroldys Vizcaino, R ERA: 2.08	1.0		3	0	0	0	0	0	0	0	0	0	0	6	6	0.00	0.000								
52 José Ramirez, R ERA: 2.1	0.2		5	1	0	0	0	1	0	1	0	0	0	12	20	0.00	3.000								
46 Ian Krol, L ERA: 5.11	0.1		1	0	0	0	0	0	0	0	0	0	0	3	5	0.00	0.000								

Batter	1	2	3	4	5	6	7	8	9	AB	R	H	RBI	BB	SO	LOB	BOTTOM								
11 Ender Inciarte, L OBP: 0.354, SLG: 0.414										3	0	1	0	1	0	0	<b>New York Mets @ Atlanta Braves</b> SunTrust Park, Atlanta, GA Sun Jun 11 2017, 1:36 PM - 4:37 PM EDT Att: 30,638 - Cloudy - 83 F								
4 Brandon Phillips, R OBP: 0.336, SLG: 0.414										4	0	0	0	0	2	3									
22 Nick Markakis, L OBP: 0.361, SLG: 0.369										4	0	2	0	0	1	0									
27 Matt Kemp, R OBP: 0.361, SLG: 0.549										3	0	1	0	1	1	0									
18 Matt Adams, L OBP: 0.313, SLG: 0.481										4	0	0	0	0	2	5									
25 Tyler Flowers, R OBP: 0.450, SLG: 0.455										3	1	1	0	0	0	0									
17 Johan Camargo, S OBP: 0.267, SLG: 0.379										4	0	0	0	0	2	2									
7 Dansby Swanson, R OBP: 0.291, SLG: 0.338										3	0	0	1	0	1	1									
54 Jaime Garcia, L OBP: 0.176, SLG: 0.235 23 Danny Santana, S OBP: 0.244, SLG: 0.405 38 Aroldys Vizcaino, R (8, 1) 52 José Ramirez, R (9, 1) 46 Ian Krol, L (9, 1)										2	0	1	0	0	0	1									
<b>Inning Stats</b>	R: 0 E: 0 K: 1 S: 7	H: 2 LOB: 2 BB: 0 P: 10	R: 1 E: 0 K: 0 S: 10	H: 2 LOB: 1 BB: 1 P: 16	R: 0 E: 0 K: 3 S: 10	H: 0 LOB: 0 BB: 0 P: 13	R: 0 E: 0 K: 0 S: 7	H: 0 LOB: 1 BB: 0 P: 12	R: 0 E: 0 K: 1 S: 13	H: 2 LOB: 2 BB: 1 P: 21	R: 0 E: 0 K: 1 S: 5	H: 0 LOB: 0 BB: 0 P: 7	R: 0 E: 0 K: 0 S: 8	H: 0 LOB: 0 BB: 0 P: 11	R: 0 E: 0 K: 1 S: 9	H: 0 LOB: 0 BB: 0 P: 16		R: 0 E: 0 K: 2 S: 8	H: 0 LOB: 0 BB: 0 P: 13	1B: 5 2B: 1 3B: 0 HR: 0	SF: 1 SAC: 0 DP: 1 HBP: 1	WP: 0 PB: 0 SB: 0 CS: 0	PA: 35		
<b>PITCHER</b>	IP	WLS	BF	H	R	ER	SO	BB	IBB	HBP	BLK	WP	HR	S	P	ERA	WHIP								
67 Seth Lugo, R ERA: 1.29	7.0	W	29	6	1	1	6	2	0	1	0	0	0	60	90	1.29	1.143								
39 Jerry Blevins, L ERA: 2.01	1.0	H	3	0	0	0	1	0	0	0	0	0	0	9	16	0.00	0.000								
43 Addison Reed, R ERA: 2.7	1.0	S	3	0	0	0	2	0	0	0	0	0	0	8	13	0.00	0.000								

AB 31  
R 2  
H 8  
RBI 2  
BB 3  
SO 9  
LOB 22

AB 31  
R 1  
H 6  
RBI 1  
BB 2  
SO 9  
LOB 12





Batter	1	2	3	4	5	6	7	8	9	AB	R	H	RBI	BB	SO	LOB	TOP			
30 Jon Jay, L (1.8) OBP: 0.371, SLG: 0.370	G1-3		G4-3		G4-6-3			K		4	0	0	0	0	1	1	<b>Chicago Cubs @ New York Mets</b> Citi Field, Flushing, NY Mon Jun 12 2017, 7:11 PM - 9:33 PM EDT Att: 33,268 - Clear - 93 F			
17 Kris Bryant, R (1.5) OBP: 0.396, SLG: 0.527	G4-3		44 BB		K			F9		4	0	1	0	0	1	0				
44 Anthony Rizzo, L (1.3) OBP: 0.390, SLG: 0.472			18 G4-6-3		18 G4-6-3			G4-3		2	0	1	0	2	0	0				
18 Ben Zobrist, S (1.7) OBP: 0.321, SLG: 0.394	F8		G4-6-3		G4-6-3				G6-3	4	0	0	0	0	0	4				
22 Jason Heyward, L (1.9) OBP: 0.313, SLG: 0.390		E6			40 G4-6-3				G1-3	3	0	1	0	0	0	0				
32 Brian Duensing, L (6.1)					1B					0	0	0	0	0	0	0				
60 Félix Peña, R (8.1)										0	0	0	0	0	0	0				
47 Miguel Montero, L (8, PH) OBP: 0.363, SLG: 0.481										1	0	0	0	0	0	0				
40 Wilson Contreras, R (1.2) OBP: 0.365, SLG: 0.386	P3		G4-6-3		G4-6-3				K	4	0	0	0	0	1	2				
9 Javier Báez, R (1.4) OBP: 0.280, SLG: 0.453										2	0	0	0	1	1	1				
27 Addison Russell, R (1.6) OBP: 0.297, SLG: 0.368										2	1	1	1	1	1	1				
41 John Lackey, R (1.1) OBP: 0.200, SLG: 0.240										2	0	1	0	0	1	2				
12 Kyle Schwarber, L (6.7) OBP: 0.294, SLG: 0.380	K				30 G4-6-3			F8		1	0	0	0	0	0	0				
<b>Inning Stats</b>	R: 0 E: 0 K: 0 S: 11	H: 1 LOB: 1 BB: 0 P: 13	R: 0 E: 1 K: 2 S: 10	H: 0 LOB: 2 BB: 1 P: 10	R: 0 E: 0 K: 0 S: 10	H: 1 LOB: 1 BB: 1 P: 15	R: 0 E: 0 K: 1 S: 12	H: 1 LOB: 1 BB: 1 P: 20	R: 0 E: 0 K: 1 S: 7	H: 0 LOB: 0 BB: 0 P: 10	R: 1 E: 0 K: 0 S: 7	H: 1 LOB: 0 BB: 0 P: 11	R: 0 E: 0 K: 1 S: 11	H: 0 LOB: 0 BB: 0 P: 17	R: 0 E: 0 K: 1 S: 7	H: 0 LOB: 0 BB: 0 P: 10	1B: 3 2B: 1 3B: 0 HR: 1	SF: 0 SAC: 0 DP: 4 HBP: 0	WP: 0 PB: 0 SB: 0 CS: 0	PA: 33
<b>PITCHER</b> 48 Jacob deGrom, R (1.1) ERA: 4.33	IP: 9.0 W: 0 L: 1 BF: 33	H: 5 R: 1 ER: 1 SO: 6	BB: 3 IBB: 1 HBP: 0 BLK: 0	WP: 0 HR: 1 S: 80 P: 116	ERA: 1.00 WHIP: 0.889	<b>PITCHER</b>										IP: 9.0 W: 0 L: 1 BF: 33	H: 5 R: 1 ER: 1 SO: 6	BB: 3 IBB: 1 HBP: 0 BLK: 0	WP: 0 HR: 1 S: 80 P: 116	ERA: 1.00 WHIP: 0.889

Batter	1	2	3	4	5	6	7	8	9	AB	R	H	RBI	BB	SO	LOB	BOTTOM			
3 Curtis Granderson, L (1.8) OBP: 0.301, SLG: 0.390	G3-1		52 HR		G3					3	1	1	0	1	0	0	<b>Chicago Cubs @ New York Mets</b> Citi Field, Flushing, NY Mon Jun 12 2017, 7:11 PM - 9:33 PM EDT Att: 33,268 - Clear - 93 F			
20 Neil Walker, S (1.4) OBP: 0.351, SLG: 0.459	F9		52 BB		F7					4	0	1	0	0	0	1				
52 Yoenis Cespedes, R (1.7) OBP: 0.369, SLG: 0.625			19 BB		52 BB					3	0	1	0	0	0	2				
12 Juan Lagares, R (6.8) OBP: 0.322, SLG: 0.398			19 BB		L8					1	0	0	0	0	0	1				
19 Jay Bruce, L (1.9) OBP: 0.336, SLG: 0.552										3	2	3	2	1	0	0				
21 Lucas Duda, L (1.3) OBP: 0.350, SLG: 0.532										4	0	0	0	0	1	4				
13 Asdrubal Cabrera, S (1.6) OBP: 0.321, SLG: 0.382										4	2	2	2	0	0	2				
18 Travis d'Arnaud, R (1.2) OBP: 0.299, SLG: 0.486										3	1	2	1	1	0	0				
7 José Reyes, S (1.5) OBP: 0.261, SLG: 0.293										4	0	1	1	0	0	3				
48 Jacob deGrom, L (1.1) OBP: 0.276, SLG: 0.310										4	0	0	0	0	1	1				
<b>Inning Stats</b>	R: 0 E: 0 K: 0 S: 10	H: 1 LOB: 2 BB: 1 P: 18	R: 1 E: 0 K: 1 S: 9	H: 1 LOB: 0 BB: 0 P: 13	R: 2 E: 0 K: 0 S: 11	H: 2 LOB: 0 BB: 1 P: 19	R: 1 E: 0 K: 0 S: 9	H: 2 LOB: 0 BB: 0 P: 12	R: 0 E: 0 K: 1 S: 6	H: 0 LOB: 0 BB: 0 P: 13	R: 0 E: 0 K: 1 S: 9	H: 1 LOB: 2 BB: 1 P: 19	R: 0 E: 0 K: 0 S: 7	H: 1 LOB: 1 BB: 0 P: 10	R: 2 E: 0 K: 0 S: 13	H: 3 LOB: 1 BB: 0 P: 14	1B: 6 2B: 2 3B: 0 HR: 3	SF: 0 SAC: 0 DP: 2 HBP: 0	WP: 0 PB: 1 SB: 0 CS: 0	PA: 36
<b>PITCHER</b> 41 John Lackey, R (1.1) ERA: 5.26	IP: 5.0 W: 0 L: 1 BF: 21	H: 4 R: 4 ER: 4 SO: 1	BB: 2 IBB: 0 HBP: 0 BLK: 0	WP: 0 HR: 3 S: 45 P: 75	ERA: 7.20 WHIP: 1.600	<b>PITCHER</b>										IP: 5.0 W: 0 L: 1 BF: 21	H: 4 R: 4 ER: 4 SO: 1	BB: 2 IBB: 0 HBP: 0 BLK: 0	WP: 0 HR: 3 S: 45 P: 75	ERA: 7.20 WHIP: 1.600
32 Brian Duensing, L (6.1) ERA: 3.99	IP: 2.2 W: 0 L: 1 BF: 12	H: 3 R: 1 ER: 1 SO: 1	BB: 1 IBB: 0 HBP: 0 BLK: 0	WP: 0 HR: 0 S: 22 P: 35	ERA: 3.38 WHIP: 1.500	<b>PITCHER</b>										IP: 2.2 W: 0 L: 1 BF: 12	H: 3 R: 1 ER: 1 SO: 1	BB: 1 IBB: 0 HBP: 0 BLK: 0	WP: 0 HR: 0 S: 22 P: 35	ERA: 3.38 WHIP: 1.500
60 Félix Peña, R (8.1) ERA: 5.4	IP: 0.1 W: 0 L: 1 BF: 3	H: 2 R: 1 ER: 1 SO: 0	BB: 0 IBB: 0 HBP: 0 BLK: 0	WP: 0 HR: 0 S: 7 P: 8	ERA: 27.00 WHIP: 6.000	<b>PITCHER</b>										IP: 0.1 W: 0 L: 1 BF: 3	H: 2 R: 1 ER: 1 SO: 0	BB: 0 IBB: 0 HBP: 0 BLK: 0	WP: 0 HR: 0 S: 7 P: 8	ERA: 27.00 WHIP: 6.000



Batter	1	2	3	4	5	6	7	8	9	AB	R	H	RBI	BB	SO	LOB	TOP						
44 Anthony Rizzo, L OBP: 0.384, SLG: 0.489 9 Javier Báez, R OBP: 0.284, SLG: 0.474										4	2	3	1	0	1	1	1	1					
8 Ian Happ, S OBP: 0.310, SLG: 0.494										5	1	1	4	1	4	2							
17 Kris Bryant, R OBP: 0.403, SLG: 0.542 52 Justin Grimm, R 60 Félix Peña, R										3	3	2	1	2	1	0	1	0					
22 Jason Heyward, L OBP: 0.319, SLG: 0.406										5	2	2	2	1	2	3							
27 Addison Russell, R OBP: 0.295, SLG: 0.369										5	0	1	2	0	1	1							
12 Kyle Schwarber, L OBP: 0.286, SLG: 0.377										4	0	1	0	1	1	1							
40 Wilson Contreras, R OBP: 0.309, SLG: 0.383										4	2	1	0	1	2	2							
34 Jon Lester, L OBP: 0.167, SLG: 0.148 30 Jon Jay, L OBP: 0.366, SLG: 0.367										3	1	1	0	1	1	2							
5 Albert Almora Jr., R OBP: 0.341, SLG: 0.412										4	2	3	0	1	0	2							
<b>Inning Stats</b>	R: 1 E: 0 K: 3 S: 10	H: 1 LOB: 0 BB: 0 P: 16	R: 7 E: 0 K: 1 S: 28	H: 5 LOB: 1 BB: 3 P: 50	R: 1 E: 0 K: 2 S: 15	H: 3 LOB: 3 BB: 1 P: 22	R: 0 E: 0 K: 1 S: 14	H: 1 LOB: 1 BB: 0 P: 17	R: 0 E: 0 K: 1 S: 9	H: 1 LOB: 0 BB: 0 P: 14	R: 2 E: 0 K: 0 S: 10	H: 1 LOB: 2 BB: 3 P: 26	R: 1 E: 0 K: 2 S: 10	H: 1 LOB: 1 BB: 1 P: 19	R: 0 E: 0 K: 2 S: 8	H: 0 LOB: 0 BB: 0 P: 11	R: 2 E: 0 K: 1 S: 13	H: 2 LOB: 0 BB: 1 P: 21	1B: 7 2B: 3 3B: 0 HR: 5	SF: 0 SAC: 0 DP: 2 HBP: 0	WP: 0 PB: 0 SB: 2 CS: 0	PA: 49	
<b>PITCHER</b>	IP WLS BF H R ER SO BB IBB HBP BLK WP HR S P ERA WHIP	IP WLS BF H R ER SO BB IBB HBP BLK WP HR S P ERA WHIP	IP WLS BF H R ER SO BB IBB HBP BLK WP HR S P ERA WHIP	IP WLS BF H R ER SO BB IBB HBP BLK WP HR S P ERA WHIP	IP WLS BF H R ER SO BB IBB HBP BLK WP HR S P ERA WHIP	IP WLS BF H R ER SO BB IBB HBP BLK WP HR S P ERA WHIP	IP WLS BF H R ER SO BB IBB HBP BLK WP HR S P ERA WHIP	IP WLS BF H R ER SO BB IBB HBP BLK WP HR S P ERA WHIP	IP WLS BF H R ER SO BB IBB HBP BLK WP HR S P ERA WHIP	IP WLS BF H R ER SO BB IBB HBP BLK WP HR S P ERA WHIP	IP WLS BF H R ER SO BB IBB HBP BLK WP HR S P ERA WHIP	IP WLS BF H R ER SO BB IBB HBP BLK WP HR S P ERA WHIP	IP WLS BF H R ER SO BB IBB HBP BLK WP HR S P ERA WHIP	IP WLS BF H R ER SO BB IBB HBP BLK WP HR S P ERA WHIP	IP WLS BF H R ER SO BB IBB HBP BLK WP HR S P ERA WHIP	IP WLS BF H R ER SO BB IBB HBP BLK WP HR S P ERA WHIP	IP WLS BF H R ER SO BB IBB HBP BLK WP HR S P ERA WHIP	IP WLS BF H R ER SO BB IBB HBP BLK WP HR S P ERA WHIP	IP WLS BF H R ER SO BB IBB HBP BLK WP HR S P ERA WHIP	IP WLS BF H R ER SO BB IBB HBP BLK WP HR S P ERA WHIP	IP WLS BF H R ER SO BB IBB HBP BLK WP HR S P ERA WHIP	IP WLS BF H R ER SO BB IBB HBP BLK WP HR S P ERA WHIP	IP WLS BF H R ER SO BB IBB HBP BLK WP HR S P ERA WHIP

Chicago Cubs @ New York Mets  
Citi Field, Flushing, NY  
Tue Jun 13 2017, 7:11 PM - 10:17 PM EDT  
Att: 32,651 - Cloudy - 94 F

AB 40  
R 14  
H 15  
RBI 14  
BB 9  
SO 13  
LOB 15



Batter	1	2	3	4	5	6	7	8	9	AB	R	H	RBI	BB	SO	LOB	BOTTOM						
12 Juan Lagares, R OBP: 0.318, SLG: 0.391										4	1	1	0	0	3	0							
4 Wilmer Flores, R OBP: 0.340, SLG: 0.493										4	0	0	0	0	0	1							
52 Yoenis Cespedes, R OBP: 0.394, SLG: 0.619 3 Curtis Granderson, L OBP: 0.299, SLG: 0.386										2	0	2	1	0	0	0							
19 Jay Bruce, L OBP: 0.331, SLG: 0.542										4	0	0	0	0	2	2							
20 Neil Walker, S OBP: 0.353, SLG: 0.471										3	1	1	1	1	0	0							
21 Lucas Duda, L OBP: 0.347, SLG: 0.545										4	1	1	1	1	0	2							
18 Travis d'Arnaud, R OBP: 0.298, SLG: 0.486										4	0	1	0	0	0	0							
7 José Reyes, S OBP: 0.261, SLG: 0.292										4	0	1	0	0	2	0							
45 Zack Wheeler, L OBP: 0.136, SLG: 0.143 49 Josh Smoker, L 55 Neil Ramirez, R 66 Josh Edgin, R										0	0	0	0	0	0	0							
<b>Inning Stats</b>	R: 1 E: 0 K: 2 S: 14	H: 2 LOB: 2 BB: 1 P: 23	R: 0 E: 0 K: 2 S: 8	H: 0 LOB: 0 BB: 0 P: 11	R: 0 E: 0 K: 2 S: 11	H: 1 LOB: 0 BB: 0 P: 17	R: 0 E: 0 K: 0 S: 9	H: 0 LOB: 0 BB: 0 P: 14	R: 0 E: 0 K: 2 S: 8	H: 0 LOB: 0 BB: 0 P: 13	R: 0 E: 0 K: 2 S: 11	H: 2 LOB: 2 BB: 0 P: 16	R: 0 E: 0 K: 1 S: 6	H: 0 LOB: 0 BB: 0 P: 10	R: 2 E: 0 K: 1 S: 12	H: 2 LOB: 0 BB: 0 P: 16	1B: 3 2B: 2 3B: 0 HR: 2	SF: 0 SAC: 0 DP: 0 HBP: 0	WP: 0 PB: 0 SB: 1 CS: 0	PA: 35			
<b>PITCHER</b>	IP WLS BF H R ER SO BB IBB HBP BLK WP HR S P ERA WHIP	IP WLS BF H R ER SO BB IBB HBP BLK WP HR S P ERA WHIP	IP WLS BF H R ER SO BB IBB HBP BLK WP HR S P ERA WHIP	IP WLS BF H R ER SO BB IBB HBP BLK WP HR S P ERA WHIP	IP WLS BF H R ER SO BB IBB HBP BLK WP HR S P ERA WHIP	IP WLS BF H R ER SO BB IBB HBP BLK WP HR S P ERA WHIP	IP WLS BF H R ER SO BB IBB HBP BLK WP HR S P ERA WHIP	IP WLS BF H R ER SO BB IBB HBP BLK WP HR S P ERA WHIP	IP WLS BF H R ER SO BB IBB HBP BLK WP HR S P ERA WHIP	IP WLS BF H R ER SO BB IBB HBP BLK WP HR S P ERA WHIP	IP WLS BF H R ER SO BB IBB HBP BLK WP HR S P ERA WHIP	IP WLS BF H R ER SO BB IBB HBP BLK WP HR S P ERA WHIP	IP WLS BF H R ER SO BB IBB HBP BLK WP HR S P ERA WHIP	IP WLS BF H R ER SO BB IBB HBP BLK WP HR S P ERA WHIP	IP WLS BF H R ER SO BB IBB HBP BLK WP HR S P ERA WHIP	IP WLS BF H R ER SO BB IBB HBP BLK WP HR S P ERA WHIP	IP WLS BF H R ER SO BB IBB HBP BLK WP HR S P ERA WHIP	IP WLS BF H R ER SO BB IBB HBP BLK WP HR S P ERA WHIP	IP WLS BF H R ER SO BB IBB HBP BLK WP HR S P ERA WHIP	IP WLS BF H R ER SO BB IBB HBP BLK WP HR S P ERA WHIP	IP WLS BF H R ER SO BB IBB HBP BLK WP HR S P ERA WHIP	IP WLS BF H R ER SO BB IBB HBP BLK WP HR S P ERA WHIP	IP WLS BF H R ER SO BB IBB HBP BLK WP HR S P ERA WHIP

Chicago Cubs @ New York Mets  
Citi Field, Flushing, NY  
Tue Jun 13 2017, 7:11 PM - 10:17 PM EDT  
Att: 32,651 - Cloudy - 94 F

AB 34  
R 3  
H 7  
RBI 3  
BB 1  
SO 12  
LOB 7





Batter	1	2	3	4	5	6	7	8	9	AB	R	H	RBI	BB	SO	LOB	TOP			
44 Anthony Rizzo, L OBP: 0.390, SLG: 0.496										5	1	1	1	0	2	4				
8 Ian Happ, S OBP: 0.308, SLG: 0.516										4	1	1	1	0	0	0				
17 Kris Bryant, R OBP: 0.397, SLG: 0.532										4	0	0	0	0	2	0				
47 Miguel Montero, L OBP: 0.362, SLG: 0.470										2	0	0	0	1	1	0				
40 Wilson Contreras, R OBP: 0.306, SLG: 0.381										1	0	0	0	0	1	0				
30 Jon Jay, L OBP: 0.380, SLG: 0.381										4	1	3	0	0	1	1				
12 Kyle Schwarber, L OBP: 0.299, SLG: 0.394										4	1	2	2	0	0	2				
9 Javier Báez, R OBP: 0.278, SLG: 0.463										4	0	0	0	0	1	2				
38 Mike Montgomery, L										2	0	0	0	0	0	0				
46 Pedro Strop, R										1	0	0	0	0	0	0				
22 Jason Heyward, L										0	0	0	0	0	0	0				
6 Carl Edwards Jr., R										0	0	0	0	0	0	0				
56 Héctor Rondón, R										0	0	0	0	0	0	0				
27 Addison Russell, R										1	0	0	0	0	1	2				
5 Albert Almora Jr., R OBP: 0.346, SLG: 0.415										4	0	2	0	0	1	0				
<b>Inning Stats</b>	R: 2 E: 0 K: 1 S: 16	H: 2 LOB: 1 BB: 1 P: 22	R: 0 E: 0 K: 2 S: 9	H: 0 LOB: 0 BB: 0 P: 12	R: 0 E: 0 K: 1 S: 10	H: 0 LOB: 0 BB: 0 P: 14	R: 2 E: 0 K: 1 S: 9	H: 2 LOB: 0 BB: 0 P: 10	R: 0 E: 0 K: 0 S: 8	H: 1 LOB: 1 BB: 0 P: 10	R: 0 E: 0 K: 2 S: 14	H: 1 LOB: 1 BB: 0 P: 23	R: 0 E: 0 K: 2 S: 8	H: 0 LOB: 3 BB: 0 P: 12	R: 0 E: 0 K: 1 S: 14	H: 3 LOB: 3 BB: 0 P: 19	1B: 6 2B: 0 3B: 0 HR: 3	SF: 0 SAC: 0 DP: 0 HBP: 0	WP: 0 PB: 1 SB: 0 CS: 0	PA: 37
<b>PITCHER</b>	IP WLS BF H R ER SO BB IBB HBP BLK WP HR S P ERA WHIP																			
33 Matt Harvey, R ERA: 5.25	4.0	17	4	4	4	5	1	0	0	0	0	0	0	0	0	14	21	9.00	1.250	
51 Paul Sewald, R ERA: 4.35	2.0	7	1	0	0	1	0	0	0	0	0	0	0	0	0	14	21	0.00	0.500	
59 Fernando Salas, R ERA: 5.34	0.2	3	1	0	0	1	0	0	0	0	0	0	0	0	0	16	0.00	1.500		
39 Jerry Blevins, L ERA: 1.9	1.1	W	4	0	0	0	3	0	0	0	0	0	0	0	12	19	0.00	0.000		
43 Addison Reed, R ERA: 2.82	1.0	6	3	0	0	1	0	0	0	0	0	0	0	14	19	0.00	3.000			

Chicago Cubs @ New York Mets  
Citi Field, Flushing, NY  
Wed Jun 14 2017, 7:11 PM - 10:12 PM EDT  
Att: 34,566 - Partly Cloudy - 76 F

AB	36
R	4
H	9
RBI	4
BB	1
SO	11
LOB	11



Batter	1	2	3	4	5	6	7	8	9	AB	R	H	RBI	BB	SO	LOB	BOTTOM			
12 Juan Lagares, R OBP: 0.323, SLG: 0.418										4	0	2	2	0	0	2				
20 Neil Walker, S OBP: 0.352, SLG: 0.468										1	0	0	0	0	0	0				
21 Lucas Duda, L OBP: 0.353, SLG: 0.565										2	1	1	3	1	0	2				
4 Wilmer Flores, R OBP: 0.335, SLG: 0.483										5	1	1	0	0	1	3				
19 Jay Bruce, L OBP: 0.332, SLG: 0.539										5	1	2	0	0	2	1				
54 T.J. Rivera, R OBP: 0.322, SLG: 0.411										5	1	3	1	0	0	0				
18 Travis d'Arnaud, R OBP: 0.286, SLG: 0.465										5	0	0	0	0	2	6				
3 Curtis Granderson, L OBP: 0.308, SLG: 0.405										3	3	2	1	1	0	2				
7 José Reyes, S OBP: 0.265, SLG: 0.290										2	1	0	0	2	1	2				
<b>Inning Stats</b>	R: 0 E: 0 K: 0 S: 6	H: 0 LOB: 0 BB: 0 P: 10	R: 1 E: 1 K: 2 S: 19	H: 2 LOB: 2 BB: 0 P: 27	R: 0 E: 0 K: 1 S: 11	H: 1 LOB: 1 BB: 0 P: 16	R: 2 E: 0 K: 1 S: 15	H: 3 LOB: 2 BB: 1 P: 26	R: 0 E: 1 K: 0 S: 7	H: 0 LOB: 1 BB: 1 P: 9	R: 1 E: 0 K: 3 S: 15	H: 1 LOB: 2 BB: 2 P: 30	R: 0 E: 0 K: 1 S: 8	H: 0 LOB: 0 BB: 0 P: 8	R: 5 E: 0 K: 0 S: 21	H: 6 LOB: 1 BB: 1 P: 34	1B: 10 2B: 0 3B: 1 HR: 2	SF: 1 SAC: 1 DP: 1 HBP: 0	WP: 0 PB: 0 SB: 1 CS: 0	PA: 42
<b>PITCHER</b>	IP WLS BF H R ER SO BB IBB HBP BLK WP HR S P ERA WHIP																			
38 Mike Montgomery, L ERA: 2.56	5.0	24	6	3	2	4	1	0	0	0	0	0	0	15	21	3.60	1.400			
46 Pedro Strop, R ERA: 3.97	1.0	B	6	1	1	1	2	0	0	0	0	0	0	15	30	9.00	3.000			
6 Carl Edwards Jr., R ERA: 2.05	1.0	L	6	2	3	3	1	0	0	0	0	1	14	21	27.00	3.000				
56 Héctor Rondón, R ERA: 4.74	1.0	R	6	4	2	2	0	0	0	0	0	1	15	21	18.00	4.000				

Chicago Cubs @ New York Mets  
Citi Field, Flushing, NY  
Wed Jun 14 2017, 7:11 PM - 10:12 PM EDT  
Att: 34,566 - Partly Cloudy - 76 F

AB	36
R	9
H	13
RBI	8
BB	4
SO	8
LOB	21

















Batter	1	2	3	4	5	6	7	8	9	AB R H RBI BB SO LOB	TOP											
7 Trea Turner, R OBP: 0.297, SLG: 0.427										3 0 1 0 1 0 1	<b>Washington Nationals @ New York Mets</b> Citi Field, Flushing, NY Sun Jun 18 2017, 1:10 PM - 4:00 PM EDT Att: 40,459 - Partly Cloudy - 82 F											
8 Brian Goodwin, L OBP: 0.299, SLG: 0.535										4 1 0 0 0 1 3												
34 Bryce Harper, L OBP: 0.422, SLG: 0.605										3 0 1 0 1 1 1												
11 Ryan Zimmerman, R (1,3)										3 0 0 1 0 0 2												
20 Daniel Murphy, L OBP: 0.395, SLG: 0.566										4 0 1 0 0 0 1												
6 Anthony Rendon, R OBP: 0.384, SLG: 0.515										4 0 0 0 0 0 1												
32 Matt Wieters, S OBP: 0.315, SLG: 0.405										4 0 0 0 0 1 1												
3 Michael Taylor, R OBP: 0.289, SLG: 0.461										3 0 0 0 0 2 0												
41 Joe Ross, R OBP: 0.174, SLG: 0.136										2 0 0 0 0 2 0												
33 Matt Grace, L OBP: 0.326, SLG: 0.421										0 0 0 0 0 0 0												
10 Stephen Drew, L (8, PH)										1 0 1 0 0 0 0												
38 Jacob Turner, R (8, 1)										0 0 0 0 0 0 0												
<b>Inning Stats</b>	R: 1 H: 1 E: 1 K: 0 S: 6	H: 1 LOB: 1 BB: 0 P: 11	R: 0 H: 0 E: 0 K: 0 S: 7	H: 0 LOB: 0 BB: 0 P: 13	R: 0 H: 1 E: 0 K: 2 S: 12	H: 1 LOB: 2 BB: 1 P: 20	R: 0 H: 0 E: 0 K: 0 S: 10	H: 0 LOB: 1 BB: 0 P: 15	R: 0 H: 0 E: 0 K: 2 S: 10	H: 0 LOB: 1 BB: 1 P: 19	R: 0 H: 0 E: 0 K: 1 S: 5	H: 0 LOB: 0 BB: 0 P: 6	R: 0 H: 0 E: 0 K: 1 S: 7	H: 0 LOB: 0 BB: 0 P: 10	R: 0 H: 1 E: 0 K: 1 S: 8	H: 1 LOB: 1 BB: 0 P: 11	R: 0 H: 1 E: 0 K: 1 S: 12	H: 1 LOB: 1 BB: 0 P: 18	1B: 3 2B: 1 3B: 0 HR: 0	SF: 1 DP: 0 HBP: 0	WP: 0 PB: 1 SB: 4 CS: 0	PA: 34
<b>PITCHER</b>	IP WLS BF H R ER SO BB IBB HBP BLK WP HR S P ERA WHIP	<b>PITCHER</b> IP WLS BF H R ER SO BB IBB HBP BLK WP HR S P ERA WHIP																				
48 Jacob deGrom, R ERA: 3.94	8.0 W 30 3 1 0 6 2 0 0 0 0 0 0 65 105 0.00 0.625																					
43 Addison Reed, R ERA: 2.72	1.0 4 1 0 0 1 0 0 0 0 0 0 0 12 18 0.00 1.000																					

Batter	1	2	3	4	5	6	7	8	9	AB R H RBI BB SO LOB	BOTTOM									
30 Michael Conforto, L OBP: 0.410, SLG: 0.569										3 0 2 2 1 0 0	<b>Washington Nationals @ New York Mets</b> Citi Field, Flushing, NY Sun Jun 18 2017, 1:10 PM - 4:00 PM EDT Att: 40,459 - Partly Cloudy - 82 F									
7 José Reyes, S OBP: 0.269, SLG: 0.303										5 0 0 0 0 1 5										
19 Jay Bruce, L OBP: 0.338, SLG: 0.547										4 1 0 0 1 1 2										
4 Wilmer Flores, R OBP: 0.316, SLG: 0.469										4 0 0 0 0 0 2										
21 Lucas Duda, L OBP: 0.355, SLG: 0.541										3 1 2 0 1 1 1										
3 Curtis Granderson, L OBP: 0.302, SLG: 0.396										4 0 1 1 0 1 3										
54 T.J. Rivera, R OBP: 0.338, SLG: 0.421										4 1 4 0 0 0 0										
18 Travis d'Arnaud, R OBP: 0.281, SLG: 0.447										4 1 1 0 0 1 5										
48 Jacob deGrom, L OBP: 0.290, SLG: 0.419										2 1 1 1 0 1 2										
9 Brandon Nimmo, L (8, PH)										1 0 0 0 0 0 0										
43 Addison Reed, L ERA: 4.28										0 0 0 0 0 0 0										
<b>Inning Stats</b>	R: 0 H: 0 E: 0 K: 1 S: 9	H: 1 LOB: 2 BB: 1 P: 14	R: 0 H: 1 E: 0 K: 1 S: 15	H: 1 LOB: 1 BB: 1 P: 25	R: 1 H: 1 E: 0 K: 1 S: 8	H: 1 LOB: 1 BB: 0 P: 15	R: 2 H: 4 E: 1 K: 1 S: 14	H: 4 LOB: 2 BB: 0 P: 20	R: 0 H: 1 E: 0 K: 0 S: 13	H: 1 LOB: 1 BB: 0 P: 19	R: 1 H: 2 E: 0 K: 0 S: 7	H: 2 LOB: 1 BB: 0 P: 10	R: 1 H: 2 E: 0 K: 2 S: 15	H: 2 LOB: 2 BB: 1 P: 21	R: 0 H: 0 E: 0 K: 0 S: 10	H: 0 LOB: 1 BB: 1 P: 18	1B: 8 2B: 2 3B: 0 HR: 1	SF: 0 DP: 0 HBP: 1	WP: 0 PB: 0 SB: 1 CS: 0	PA: 39
<b>PITCHER</b>	IP WLS BF H R ER SO BB IBB HBP BLK WP HR S P ERA WHIP	<b>PITCHER</b> IP WLS BF H R ER SO BB IBB HBP BLK WP HR S P ERA WHIP																		
41 Joe Ross, R ERA: 5.98	6.0 L 29 9 4 2 4 1 0 0 0 0 0 0 66 103 3.00 1.667																			
33 Matt Grace, L ERA: 4.5	1.0 6 2 1 1 2 1 0 0 0 0 0 0 15 21 9.00 3.000																			
38 Jacob Turner, R (8, 1)	1.0 4 0 0 0 0 1 0 0 0 0 0 0 10 18 0.00 1.000																			



Batter	1	2	3	4	5	6	7	8	9	AB	R	H	RBI	BB	SO	LOB	TOP							
30 Michael Conforto, L (1.8)										5	0	0	0	0	2	3								
54 T.J. Rivera, R (1.5)										5	0	0	0	0	4	1								
52 Yoenis Cespedes, R (1.7)										4	0	1	0	0	1	0								
19 Jay Bruce, L (1.9)										3	1	1	1	1	2	0								
4 Wilmer Flores, R (1.3)										4	0	0	0	0	2									
18 Travis d'Arnaud, R (1.2)										2	2	1	0	2	1	0								
7 José Reyes, S (1.6)										4	2	2	3	0	2	4								
2 Gavin Cecchini, R (1.4)										3	1	1	2	0	1	0								
9 Brandon Nimmo, L (9, PH)										1	0	1	0	0	0	0								
45 Zack Wheeler, L (1.1)										0	0	0	0	0	0	0								
15 Matt Reynolds, R (3, PH)										1	0	1	0	0	0	0								
50 Rafael Montero, R (3.1)										1	0	0	0	0	0	0								
66 Josh Edgin, R (8.1)										0	0	0	0	0	0	0								
3 Curtis Granderson, L (7, PH)										0	0	0	0	1	0	0								
59 Fernando Salas, R (7.1)										0	0	0	0	0	0	0								
55 Neil Ramirez, R (8.1)										1	0	0	0	0	0	1								
21 Lucas Duda, L (8, PH)										0	0	0	0	0	0	0								
<b>Inning Stats</b>	R: 0 E: 0 K: 1 S: 8	H: 0 LOB: 0 BB: 0 P: 16	R: 0 E: 0 K: 2 S: 8	H: 0 LOB: 0 BB: 0 P: 13	R: 1 E: 0 K: 1 S: 10	H: 2 LOB: 0 BB: 0 P: 13	R: 1 E: 0 K: 1 S: 12	H: 1 LOB: 0 BB: 0 P: 16	R: 2 E: 0 K: 2 S: 20	H: 1 LOB: 0 BB: 1 P: 29	R: 0 E: 0 K: 3 S: 10	H: 0 LOB: 0 BB: 0 P: 13	R: 2 E: 0 K: 0 S: 14	H: 2 LOB: 1 BB: 1 P: 24	R: 0 E: 0 K: 2 S: 14	H: 1 LOB: 3 BB: 2 P: 26	R: 0 E: 0 K: 1 S: 9	H: 1 LOB: 0 BB: 0 P: 14	1B: 4 2B: 0 3B: 0 HR: 4	SF: 0 SAC: 0 DP: 1 HBP: 0	WP: 1 PB: 0 SB: 0 CS: 0	PA: 38		
<b>PITCHER</b>	IP WLS BF H R ER SO BB IBB HBP BLK WP HR S P ERA WHIP	6.1 W 25 6 6 6 10 1 0 0 0 0 4 76 112 8.53 1.105	0.2 H 3 0 0 0 0 1 0 0 0 0 0 6 12 0.00 1.500	2.0 10 2 0 0 3 2 0 0 0 1 0 23 40 0.00 2.000																				

New York Mets @ Los Angeles Dodgers  
 Dodger Stadium, Los Angeles, CA  
 Mon Jun 19 2017, 7:11 PM - 10:37 PM PDT  
 Att. 43,266 - Clear - 75 F

AB 34  
 R 6  
 H 8  
 RBI 6  
 BB 4  
 SO 13  
 LOB 11



Batter	1	2	3	4	5	6	7	8	9	AB	R	H	RBI	BB	SO	LOB	BOTTOM				
26 Chase Utley, L (1.4)										4	2	2	1	1	0	1					
5 Corey Seager, L (1.6)										5	1	2	0	0	2	4					
10 Justin Turner, R (1.5)										4	2	4	4	1	0	0					
35 Cody Bellinger, L (1.3)										5	2	3	4	0	1	3					
3 Chris Taylor, R (1.7)										5	1	2	1	0	3	2					
31 Joc Pederson, L (1.8)										4	0	1	0	1	2	1					
9 Yasmani Grandal, S (1.2)										5	1	1	0	0	2	5					
14 Enrique Hernández, R (1.9)										5	0	0	0	0	1	6					
22 Clayton Kershaw, L (1.1)										3	1	1	0	0	1	0					
75 Grant Dayton, L (7.1)										0	0	0	0	0	0	0					
28 Franklin Gutierrez, R (7, PH)										1	0	1	0	0	0	0					
41 Chris Hatcher, R (8.1)										0	0	0	0	0	0	0					
<b>Inning Stats</b>	R: 4 E: 0 K: 1 S: 19	H: 5 LOB: 1 BB: 0 P: 26	R: 3 E: 0 K: 1 S: 14	H: 3 LOB: 0 BB: 0 P: 26	R: 0 E: 0 K: 1 S: 6	H: 0 LOB: 0 BB: 0 P: 10	R: 0 E: 0 K: 2 S: 15	H: 1 LOB: 2 BB: 1 P: 22	R: 0 E: 0 K: 1 S: 9	H: 1 LOB: 1 BB: 0 P: 17	R: 1 E: 0 K: 1 S: 10	H: 1 LOB: 1 BB: 1 P: 16	R: 2 E: 0 K: 3 S: 23	H: 4 LOB: 2 BB: 0 P: 34	R: 0 E: 0 K: 2 S: 14	H: 2 LOB: 3 BB: 1 P: 26	1B: 12 2B: 1 3B: 0 HR: 4	SF: 0 SAC: 0 DP: 0 HBP: 0	WP: 0 PB: 0 SB: 1 CS: 0	PA: 44	
<b>PITCHER</b>	IP WLS BF H R ER SO BB IBB HBP BLK WP HR S P ERA WHIP	2.0 L 14 8 7 7 2 0 0 0 0 0 0 39 64 2.46 1.364	3.2 16 3 1 1 5 2 0 0 0 0 0 39 64 2.46 1.364	0.1 1 0 0 0 0 0 0 0 0 0 0 1 1 0.00 0.000	1.0 7 4 2 2 3 0 0 0 0 0 1 23 34 18.00 4.000	1.0 6 2 0 0 2 1 0 0 0 0 0 14 26 0.00 3.000															

New York Mets @ Los Angeles Dodgers  
 Dodger Stadium, Los Angeles, CA  
 Mon Jun 19 2017, 7:11 PM - 10:37 PM PDT  
 Att. 43,266 - Clear - 75 F

AB 41  
 R 10  
 H 17  
 RBI 10  
 BB 3  
 SO 12  
 LOB 22













Batter	1	2	3	4	5	6	7	8	9	AB	R	H	RBI	BB	SO	LOB	TOP									
3 Curtis Granderson, L (1.8) OBP: 0.315, SLG: 0.437										4	1	2	1	1	1	1	<b>New York Mets @ Los Angeles Dodgers</b> Dodger Stadium, Los Angeles, CA Thu Jun 22 2017, 7:11 PM - 10:43 PM PDT Att: 45,967 - Clear - 73 F									
4 Wilmer Flores, R (1.5) OBP: 0.297, SLG: 0.443										5	0	0	0	0	0	4										
52 Yoenis Cespedes, R (1.7) OBP: 0.383, SLG: 0.614										4	0	1	0	0	1	1										
19 Jay Bruce, L (1.9) OBP: 0.340, SLG: 0.541										3	1	0	0	1	1	1										
18 Travis d'Arnaud, R (1.2) OBP: 0.293, SLG: 0.459										4	1	1	1	0	0	2										
21 Lucas Duda, L (1.3) OBP: 0.359, SLG: 0.533										2	0	1	1	2	1	0										
7 José Reyes, S (1.6) OBP: 0.285, SLG: 0.321										4	0	1	0	0	0	3										
2 Gavin Cecchini, R (1.4) OBP: 0.286, SLG: 0.500										3	0	1	0	0	0	2										
30 Michael Conforto, L (8. PH) OBP: 0.400, SLG: 0.545										1	0	0	0	0	0	1										
54 T.J. Rivera, R (8.4) OBP: 0.315, SLG: 0.388										1	0	0	0	0	0	0										
32 Steven Matz, R (7. PH) OBP: 0.286, SLG: 0.386										0	0	0	0	0	0	0										
9 Brandon Nimmo, L (7. PH) OBP: 0.400, SLG: 0.520										0	0	0	0	0	0	0										
51 Paul Sewald, R (7.1) OBP: 0.286, SLG: 0.386										0	0	0	0	0	0	0										
39 Jerry Blevins, L (7.1) OBP: 0.286, SLG: 0.386										0	0	0	0	0	0	0										
59 Fernando Salas, R (8. PH) OBP: 0.286, SLG: 0.386										0	0	0	0	0	0	0										
44 Ronné Rivera, R (8. PH) OBP: 0.286, SLG: 0.386										0	0	0	0	0	0	0										
<b>Inning Stats</b>	R: 1 E: 0 K: 1 S: 13	H: 1 LOB: 0 BB: 0 P: 17	R: 0 E: 0 K: 0 S: 7	H: 1 LOB: 1 BB: 1 P: 15	R: 0 E: 0 K: 1 S: 12	H: 1 LOB: 0 BB: 0 P: 21	R: 1 E: 0 K: 1 S: 11	H: 1 LOB: 0 BB: 0 P: 17	R: 0 E: 0 K: 0 S: 9	H: 1 LOB: 1 BB: 1 P: 16	R: 1 E: 0 K: 0 S: 8	H: 1 LOB: 1 BB: 1 P: 16	R: 0 E: 0 K: 1 S: 18	H: 0 LOB: 1 BB: 1 P: 28	R: 0 E: 0 K: 1 S: 19	H: 1 LOB: 3 BB: 1 P: 27	R: 0 E: 0 K: 0 S: 8	H: 0 LOB: 0 BB: 0 P: 10	1B: 3 2B: 3 3B: 0 HR: 2	SF: 0 SAC: 1 DP: 2 HBP: 0	WP: 1 PB: 0 SB: 0 CS: 0	PA: 38				
<b>PITCHER</b>	IP WLS BF H R ER SO BB IBB HBP BLK WP HR S P ERA WHIP	IP WLS BF H R ER SO BB IBB HBP BLK WP HR S P ERA WHIP	IP WLS BF H R ER SO BB IBB HBP BLK WP HR S P ERA WHIP	IP WLS BF H R ER SO BB IBB HBP BLK WP HR S P ERA WHIP	IP WLS BF H R ER SO BB IBB HBP BLK WP HR S P ERA WHIP	IP WLS BF H R ER SO BB IBB HBP BLK WP HR S P ERA WHIP	IP WLS BF H R ER SO BB IBB HBP BLK WP HR S P ERA WHIP	IP WLS BF H R ER SO BB IBB HBP BLK WP HR S P ERA WHIP	IP WLS BF H R ER SO BB IBB HBP BLK WP HR S P ERA WHIP	99 Hyun Jin Ryu, L (1.1) ERA: 4.3	5.0 S	20 B	5 1	2 1	2 1	3 0	2 1	0 0	0 0	0 0	0 0	1 0	2 7	52 18	3.60 6.75	1.400 1.500
41 Chris Hatcher, R (6.1) ERA: 4.59	1.1 B	6 1	1 0	1 0	1 0	0 0	0 0	0 0	0 0	0 0	10 7	14 0.00	3.000 1.000													
75 Grant Dayton, L (7.1) ERA: 3.6	0.1 W	2 4	0 1	0 0	1 1	0 0	0 0	0 0	0 0	0 0	14 20	0.00 0.00	3.000 1.000													
52 Pedro Báez, R (7.1) ERA: 1.42	1.0 W	4 1	0 0	0 0	1 0	0 0	0 0	0 0	0 0	0 0	20 6	0.00 ∞	1.000 ∞													
43 Luis Avilán, L (8.1) ERA: 3.79	0.0 L	1 4	0 0	0 0	0 0	0 0	0 0	0 0	0 0	0 0	2 6	∞ ∞	∞ ∞													
<b>PITCHER</b>	IP WLS BF H R ER SO BB IBB HBP BLK WP HR S P ERA WHIP	IP WLS BF H R ER SO BB IBB HBP BLK WP HR S P ERA WHIP	IP WLS BF H R ER SO BB IBB HBP BLK WP HR S P ERA WHIP	IP WLS BF H R ER SO BB IBB HBP BLK WP HR S P ERA WHIP	IP WLS BF H R ER SO BB IBB HBP BLK WP HR S P ERA WHIP	IP WLS BF H R ER SO BB IBB HBP BLK WP HR S P ERA WHIP	IP WLS BF H R ER SO BB IBB HBP BLK WP HR S P ERA WHIP	IP WLS BF H R ER SO BB IBB HBP BLK WP HR S P ERA WHIP	IP WLS BF H R ER SO BB IBB HBP BLK WP HR S P ERA WHIP	74 Kenley Jansen, R (8.1) ERA: 0.87	1.1 S	5 0	0 0	0 0	0 0	0 0	0 0	0 0	0 0	0 0	0 0	0 0	0 0	0 0	0 0	0.00 0.000
<b>Batter</b>	1	2	3	4	5	6	7	8	9	AB	R	H	RBI	BB	SO	LOB	BOTTOM									
11 Logan Forsythe, R (1.4) OBP: 0.338, SLG: 0.289										4	1	1	0	1	2	2	<b>New York Mets @ Los Angeles Dodgers</b> Dodger Stadium, Los Angeles, CA Thu Jun 22 2017, 7:11 PM - 10:43 PM PDT Att: 45,967 - Clear - 73 F									
3 Chris Taylor, R (1.6) OBP: 0.370, SLG: 0.495										3	1	0	0	1	2	1										
5 Corey Seager, L (8.6) OBP: 0.399, SLG: 0.502										1	0	0	0	0	1	1										
10 Justin Turner, R (1.5) OBP: 0.464, SLG: 0.547										4	1	1	1	0	1	3										
35 Cody Bellinger, L (1.3) OBP: 0.344, SLG: 0.665										3	1	1	0	1	1	3										
14 Enrique Hernández, R (1.8) OBP: 0.304, SLG: 0.497										3	1	1	2	1	2	1										
28 Franklin Gutiérrez, R (1.7) OBP: 0.322, SLG: 0.346										3	0	0	0	0	0	0										
75 Grant Dayton, L (7.1) ERA: 3.6										0	0	0	0	0	0	0										
52 Pedro Báez, R (7.1) ERA: 1.42										0	0	0	0	0	0	0										
43 Luis Avilán, L (8.1) ERA: 3.79										0	0	0	0	0	0	0										
74 Kenley Jansen, S (8.1) OBP: 0.333, SLG: 0.333										0	0	0	0	0	0	0										
15 Austin Barnes, R (1.2) OBP: 0.392, SLG: 0.476										1	0	0	1	3	0	0										
66 Yasiel Puig, R (1.9) OBP: 0.320, SLG: 0.446										3	0	0	0	1	0	5										
99 Hyun Jin Ryu, R (1.1) OBP: 0.318, SLG: 0.222										2	0	0	0	0	1	3										
41 Chris Hatcher, R (6.1) ERA: 5.14										0	0	0	0	0	0	0										
31 Joc Pederson, L (7.8) OBP: 0.355, SLG: 0.401										2	1	2	1	0	0	0										
<b>Inning Stats</b>	R: 0 E: 0 K: 2 S: 9	H: 0 LOB: 1 BB: 1 P: 14	R: 0 E: 0 K: 1 S: 12	H: 0 LOB: 2 BB: 2 P: 22	R: 3 E: 0 K: 1 S: 11	H: 3 LOB: 0 BB: 0 P: 19	R: 0 E: 0 K: 1 S: 10	H: 0 LOB: 1 BB: 1 P: 20	R: 0 E: 1 K: 0 S: 6	H: 0 LOB: 0 BB: 0 P: 9	R: 3 E: 0 K: 0 S: 16	H: 2 LOB: 3 BB: 4 P: 37	R: 0 E: 0 K: 2 S: 8	H: 1 LOB: 1 BB: 0 P: 13	1B: 2 2B: 2 3B: 0 HR: 3	SF: 0 SAC: 0 DP: 2 HBP: 0	WP: 1 PB: 0 SB: 3 CS: 1	PA: 38								
<b>PITCHER</b>	IP WLS BF H R ER SO BB IBB HBP BLK WP HR S P ERA WHIP	IP WLS BF H R ER SO BB IBB HBP BLK WP HR S P ERA WHIP	IP WLS BF H R ER SO BB IBB HBP BLK WP HR S P ERA WHIP	IP WLS BF H R ER SO BB IBB HBP BLK WP HR S P ERA WHIP	IP WLS BF H R ER SO BB IBB HBP BLK WP HR S P ERA WHIP	IP WLS BF H R ER SO BB IBB HBP BLK WP HR S P ERA WHIP	IP WLS BF H R ER SO BB IBB HBP BLK WP HR S P ERA WHIP	IP WLS BF H R ER SO BB IBB HBP BLK WP HR S P ERA WHIP	IP WLS BF H R ER SO BB IBB HBP BLK WP HR S P ERA WHIP	32 Steven Matz, L (1.1) ERA: 3.6	6.0 L	26 4	3 2	3 3	3 0	0 1	0 0	0 0	0 0	0 0	0 0	0 0	0 0	0 0	0 0	81.00 9.000
51 Paul Sewald, R (7.1) ERA: 5.14	0.1 L	4 2	3 3	0 0	0 0	0 0	0 0	0 0	0 0	0 0	8 14	81.00 9.000														
39 Jerry Blevins, L (7.1) ERA: 2.22	0.1 L	4 1	0 0	0 0	0 0	0 0	0 0	0 0	0 0	0 0	5 18	0.00 0.000	9.000 0.750													
59 Fernando Salas, R (7.1) ERA: 6.0	1.1 L	4 1	0 0	0 0	2 0	0 0	0 0	0 0	0 0	0 0	11 18	0.00 0.000	0.750 1.167													







Batter	1	2	3	4	5	6	7	8	9	AB	R	H	RBI	BB	SO	LOB	TOP										
3 Curtis Granderson, L OBP: 0.317, SLG: 0.442	G3-1		K		K			19 1B		4	1	1	0	1	2	1	<b>New York Mets @ San Francisco Giants</b> AT&T Park, San Francisco, CA Sat Jun 24 2017, 4:16 PM - 7:08 PM PDT Att: 41,216 - Partly Cloudy - 68 F										
13 Asdrúbal Cabrera, S OBP: 0.336, SLG: 0.465	2B		1B			52 1B		19 2B	G6-3	3	1	2	0	2	0	2											
52 Yoenis Cespedes, R OBP: 0.384, SLG: 0.631	F8		F7			21 1B		K	P2	5	0	1	0	0	1	5											
19 Jay Bruce, L OBP: 0.339, SLG: 0.537	G3			G3		L8		4 2B	1B	4	0	1	1	0	0	3											
21 Lucas Duda, L OBP: 0.263, SLG: 0.555		18 G5-4-3 BB		L8		L3		K		3	0	0	0	1	1	4											
4 Wilmer Flores, R OBP: 0.314, SLG: 0.481	F7			HR				2B		3	1	2	2	1	0	1											
18 Travis d'Arnaud, R OBP: 0.282, SLG: 0.444	G5-4-3			P3				F8		4	0	0	0	0	0	4											
7 José Reyes, S OBP: 0.267, SLG: 0.324			G6-3							4	1	1	0	0	0	1											
48 Jacob deGrom, L OBP: 0.294, SLG: 0.412 30 Michael Conforto, L OBP: 0.406, SLG: 0.553 43 Addison Reed, L	13 1B							G4-3	30 1B 3B 13 G6-3 52 WP	3	0	1	0	0	1	1											
<b>Inning Stats</b>	R: 0 H: 1 E: 0 K: 0 S: 6	H: 1 LOB: 1 BB: 0 P: 10	R: 0 H: 0 E: 0 K: 0 S: 9	H: 0 LOB: 0 BB: 15 P: 15	R: 0 H: 2 E: 0 K: 1 S: 13	H: 2 LOB: 2 BB: 0 P: 21	R: 1 H: 1 E: 0 K: 0 S: 11	H: 1 LOB: 0 BB: 16 P: 16	R: 0 H: 0 E: 0 K: 2 S: 8	H: 0 LOB: 0 BB: 0 P: 9	R: 0 H: 1 E: 0 K: 0 S: 9	H: 1 LOB: 1 BB: 1 P: 18	R: 0 H: 0 E: 0 K: 0 S: 7	H: 0 LOB: 1 BB: 1 P: 16	R: 2 H: 3 E: 0 K: 2 S: 16	H: 3 LOB: 2 BB: 2 P: 26	R: 2 H: 2 E: 0 K: 0 S: 12	H: 2 LOB: 0 BB: 1 P: 23	1B: 5 2B: 3 3B: 2 HR: 1	SF: 0 SAC: 0 DP: 3 HBP: 0	WP: 1 PB: 0 SB: 0 CS: 0	PA: 39					
<b>PITCHER</b>	IP	WLS	BF	H	R	ER	SO	BB	IBB	HBP	BLK	WP	HR	S	P	ERA	WHIP										
47 Johnny Cueto, R ERA: 4.2	7.0		27	5	1	1	3	3	0	0	0	0	1	63	105	1.29	1.143										
49 Sam Dyson, R ERA: 10.13	0.1	L	3	1	2	2	1	1	0	0	0	0	0	6	12	54.00	6.000										
48 Steven Okert, L ERA: 7.53	0.1		2	1	0	0	1	0	0	0	0	0	0	6	7	0.00	3.000										
70 George Kontos, R ERA: 3.12	0.1		2	1	0	0	0	0	0	0	0	0	0	4	7	0.00	3.000										
59 Kyle Crick, R ERA: 5.4	1.0		5	2	2	2	0	1	0	0	0	1	0	12	23	18.00	3.000										

AB	34
R	5
H	10
RBI	4
BB	5
SO	5
LOB	22



Batter	1	2	3	4	5	6	7	8	9	AB	R	H	RBI	BB	SO	LOB	BOTTOM										
2 Denard Span, L OBP: 0.324, SLG: 0.425	P4		FC6			G3		G6-3		4	0	0	0	0	0	1	<b>New York Mets @ San Francisco Giants</b> AT&T Park, San Francisco, CA Sat Jun 24 2017, 4:16 PM - 7:08 PM PDT Att: 41,216 - Partly Cloudy - 68 F										
12 Joe Panik, L OBP: 0.338, SLG: 0.410	G3				28 1B	K		G2		3	0	0	0	1	0												
8 Hunter Pence, R OBP: 0.293, SLG: 0.364	F9			L8		1B				4	0	1	0	0	0	1											
28 Buster Posey, R OBP: 0.427, SLG: 0.534			K			L9				4	0	2	0	0	1	1											
9 Brandon Belt, L OBP: 0.343, SLG: 0.448			B1-3			1B				4	2	1	1	0	1	3											
35 Brandon Crawford, L OBP: 0.282, SLG: 0.387			K			K				4	0	1	1	0	2	2											
63 Ryder Jones, L OBP: 0.339, SLG: 0.537			G4-3			F8				4	0	0	0	0	0	1											
53 Austin Slater, R OBP: 0.387, SLG: 0.493			47 FC2-6 1B			G4-3				3	0	1	0	0	1	0											
47 Johnny Cueto, R ERA: 4.2 49 Sam Dyson, R ERA: 10.13 48 Steven Okert, L ERA: 7.53 70 George Kontos, R ERA: 3.12 37 Kelyb Tomlinson, R OBP: 0.399, SLG: 0.524 59 Kyle Crick, L ERA: 5.4			FC2-6			K				2	0	0	0	0	1	1											
<b>Inning Stats</b>	R: 0 H: 0 E: 0 K: 0 S: 6	H: 0 LOB: 0 BB: 0 P: 8	R: 0 H: 0 E: 0 K: 2 S: 9	H: 0 LOB: 0 BB: 0 P: 13	R: 0 H: 1 E: 0 K: 0 S: 9	H: 1 LOB: 1 BB: 0 P: 11	R: 0 H: 1 E: 0 K: 1 S: 7	H: 0 LOB: 0 BB: 0 P: 9	R: 0 H: 1 E: 0 K: 1 S: 13	H: 1 LOB: 1 BB: 0 P: 19	R: 1 H: 1 E: 0 K: 1 S: 10	H: 1 LOB: 0 BB: 0 P: 13	R: 0 H: 0 E: 0 K: 0 S: 5	H: 0 LOB: 0 BB: 0 P: 7	R: 1 H: 2 E: 0 K: 0 S: 12	H: 2 LOB: 1 BB: 0 P: 19	1B: 5 2B: 0 3B: 0 HR: 1	SF: 0 SAC: 0 DP: 0 HBP: 0	WP: 0 PB: 0 SB: 0 CS: 0	PA: 34							
<b>PITCHER</b>	IP	WLS	BF	H	R	ER	SO	BB	IBB	HBP	BLK	WP	HR	S	P	ERA	WHIP										
48 Jacob deGrom, R ERA: 3.71	8.0	W	29	4	1	1	0	1	0	0	0	0	0	12	19	9.00	2.000										
43 Addison Reed, R ERA: 2.82	1.0		5	2	1	1	0	0	0	0	0	0	0	12	19	9.00	2.000										





Batter	1	2	3	4	5	6	7	8	9	AB	R	H	RBI	BB	SO	LOB	TOP					
3 Curtis Granderson, L OBP: 0.329, SLG: 0.457										3	2	2	1	3	1	2						
13 Adrúbal Cabrera, S OBP: 0.343, SLG: 0.465										5	1	2	0	1	0	3						
19 Jay Bruce, L OBP: 0.339, SLG: 0.543										6	1	2	3	0	1	5						
4 Wilmer Flores, R OBP: 0.325, SLG: 0.487										4	1	2	0	1	1	0						
21 Lucas Duda, L OBP: 0.362, SLG: 0.553										6	1	2	1	0	4	7						
54 T.J. Rivera, R OBP: 0.322, SLG: 0.393										5	0	2	0	0	0	5						
30 Michael Conforto, L OBP: 0.500, SLG: 0.200										2	0	0	0	0	1	1						
9 Brandon Nimmo, L OBP: 0.500, SLG: 0.200										0	0	0	0	2	0	0						
44 René Rivera, R OBP: 0.305, SLG: 0.423										5	2	2	3	0	1	6						
50 Rafael Montero, R 66 Josh Edgin, R 7 José Reyes, S 51 Paul Sewald, R 39 Jerry Blevins, L 59 Fernando Salas, R 46 Chasen Bradford, R										3	0	0	0	0	1	2						
<b>Inning Stats</b>	R: 1 E: 0 K: 1 S: 15	H: 0 LOB: 0 BB: 1 P: 24	R: 2 E: 0 K: 0 S: 10	H: 2 LOB: 0 BB: 0 P: 14	R: 0 E: 1 K: 1 S: 9	H: 1 LOB: 3 BB: 1 P: 15	R: 1 E: 0 K: 3 S: 16	H: 2 LOB: 2 BB: 1 P: 21	R: 1 E: 0 K: 0 S: 11	H: 2 LOB: 2 BB: 0 P: 16	R: 0 E: 0 K: 1 S: 14	H: 2 LOB: 2 BB: 1 P: 25	R: 0 E: 0 K: 1 S: 12	H: 1 LOB: 2 BB: 1 P: 19	R: 2 E: 0 K: 2 S: 21	H: 3 LOB: 2 BB: 2 P: 32	R: 1 E: 0 K: 2 S: 16	H: 1 LOB: 2 BB: 1 P: 25	1B: 8 2B: 2 3B: 0 HR: 4	SF: 0 SAC: 0 DP: 1 HBP: 2	WP: 1 PB: 0 SB: 0 CS: 0	PA: 50
<b>PITCHER</b>	IP WLS BF H R ER SO BB IBB HBP BLK WP HR S P ERA WHIP																					
45 Matt Moore, L ERA: 6.04	4.1 L 25 7 5 5 5 2 1 1 0 1 2 58 86 10.38 2.077																					
70 George Kontos, R ERA: 2.97	1.2 7 2 0 0 1 1 0 0 0 0 0 17 29 0.00 1.800																					
62 Cory Gearrin, R ERA: 2.15	1.0 5 1 0 0 1 1 0 0 0 0 0 12 19 0.00 2.000																					
61 Josh Osich, L ERA: 4.96	1.0 7 3 2 2 2 1 0 0 0 0 1 21 32 18.00 4.000																					
60 Hunter Strickland, R ERA: 2.33	1.0 6 1 1 1 2 1 0 1 0 0 0 1 16 25 9.00 2.000																					

New York Mets @ San Francisco Giants  
AT&T Park, San Francisco, CA  
Sun Jun 25 2017, 1:08 PM - 4:50 PM PDT  
Att: 41,137 - Partly Cloudy - 63 F

livebaseballscorecards.com

AB 41  
R 8  
H 14  
RBI 8  
BB 7  
SO 11  
LOB 33

Batter	1	2	3	4	5	6	7	8	9	AB	R	H	RBI	BB	SO	LOB	BOTTOM					
2 Denard Span, L OBP: 0.326, SLG: 0.425										5	1	2	0	0	2	2						
12 Joe Panik, L OBP: 0.341, SLG: 0.409										3	0	1	0	1	1	2						
8 Hunter Pence, R OBP: 0.301, SLG: 0.368										3	0	2	0	1	0	0						
28 Buster Posey, R OBP: 0.421, SLG: 0.528										3	0	0	2	0	0	4						
9 Brandon Belt, L OBP: 0.342, SLG: 0.445										4	0	1	0	0	3	3						
35 Brandon Crawford, L OBP: 0.281, SLG: 0.385										4	0	1	0	0	1	0						
63 Ryder Jones, L 70 George Kontos, R 66 Gorkys Hernández, R 53 Austin Slater, R 62 Cory Gearrin, R 37 Kelby Tomlinson, R 61 Josh Osich, L 60 Hunter Strickland, R 5 Nick Hundley, R										2	0	0	0	0	1	2						
45 Matt Moore, L OBP: 0.125, SLG: 0.087										0	0	0	0	0	0	0						
21 Conor Gillaspie, L OBP: 0.224, SLG: 0.176										2	1	1	0	1	0	0						
<b>Inning Stats</b>	R: 0 E: 0 K: 1 S: 9	H: 0 LOB: 0 BB: 0 P: 15	R: 0 E: 0 K: 0 S: 9	H: 2 LOB: 0 BB: 0 P: 16	R: 1 E: 0 K: 1 S: 12	H: 2 LOB: 1 BB: 1 P: 22	R: 0 E: 0 K: 3 S: 11	H: 0 LOB: 0 BB: 0 P: 17	R: 0 E: 0 K: 2 S: 10	H: 0 LOB: 0 BB: 0 P: 15	R: 0 E: 0 K: 1 S: 13	H: 1 LOB: 1 BB: 1 P: 23	R: 0 E: 0 K: 1 S: 12	H: 0 LOB: 0 BB: 0 P: 16	R: 1 E: 0 K: 1 S: 17	H: 3 LOB: 2 BB: 0 P: 25	R: 0 E: 0 K: 2 S: 14	H: 1 LOB: 2 BB: 1 P: 22	1B: 8 2B: 2 3B: 0 HR: 0	SF: 1 SAC: 0 DP: 1 HBP: 0	WP: 0 PB: 0 SB: 0 CS: 1	PA: 38
<b>PITCHER</b>	IP WLS BF H R ER SO BB IBB HBP BLK WP HR S P ERA WHIP																					
50 Rafael Montero, R ERA: 5.63	5.2 W 22 5 1 1 1 0 0 0 0 0 0 61 104 1.59 1.235																					
66 Josh Edgin, L ERA: 3.99	0.1 1 0 0 0 1 0 0 0 0 0 0 3 4 0.00 0.000																					
51 Paul Sewald, R ERA: 4.91	1.0 3 0 0 0 1 0 0 0 0 0 0 12 16 0.00 0.000																					
39 Jerry Blevins, L ERA: 2.45	0.1 3 2 1 1 0 0 0 0 0 0 0 6 9 27.00 6.000																					
59 Fernando Salas, R ERA: 5.88	0.2 3 1 0 0 1 0 0 0 0 0 0 11 16 0.00 1.500																					

New York Mets @ San Francisco Giants  
AT&T Park, San Francisco, CA  
Sun Jun 25 2017, 1:08 PM - 4:50 PM PDT  
Att: 41,137 - Partly Cloudy - 63 F

livebaseballscorecards.com

AB 33  
R 2  
H 9  
RBI 2  
BB 3  
SO 12  
LOB 16







Batter	1	2	3	4	5	6	7	8	9	AB	R	H	RBI	BB	SO	LOB	TOP				
3 Curtis Granderson, L (1.8) 66 Josh Edgin, R (8.1) 46 Chasen Bradford, R (9.1)										4	2	1	2	1	2	1					
13 Asdrúbal Cabrera, S (1.4) 15 Matt Reynolds, R (8.4)										3	1	2	2	1	0	0					
52 Yoenis Cespedes, R (1.7)										5	0	1	0	0	1	1					
19 Jay Bruce, L (1.9)										5	1	1	0	0	1	3					
4 Wilmer Flores, R (1.3)										3	1	0	0	1	0	2					
18 Travis d'Arnaud, R (1.2)										3	1	1	0	1	2	1					
7 José Reyes, S (1.6)										4	1	3	1	0	0	0					
54 T.J. Rivera, R (1.5)										4	1	0	1	0	2	3					
32 Steven Matz, R (1.1) 9 Brandon Nimmo, L (8,PH)										2	0	0	0	0	0	0					
<b>Inning Stats</b>	R: 3 H: 3 E: 0 K: 0 S: 18	L: 3 LOB: 2 P: 32	R: 0 H: 0 E: 0 K: 2 S: 8	L: 0 LOB: 0 P: 10	R: 0 H: 0 E: 0 K: 1 S: 7	L: 0 LOB: 0 P: 11	R: 0 H: 0 E: 0 K: 1 S: 8	L: 0 LOB: 0 P: 14	R: 0 H: 1 E: 0 K: 0 S: 9	L: 1 LOB: 1 P: 13	R: 3 H: 4 E: 0 K: 0 S: 13	L: 4 LOB: 2 P: 21	R: 2 H: 2 E: 0 K: 2 S: 22	L: 2 LOB: 1 P: 34	R: 0 H: 0 E: 0 K: 3 S: 10	L: 0 LOB: 0 P: 14	1B: 6 2B: 2 3B: 0 HR: 2	SF: 0 SAC: 1 DP: 0 HBP: 0	WP: 0 PB: 0 SB: 0 CS: 0	PA: 40	
<b>PITCHER</b>	IP WLS BF H R ER SO BB IBB HBP BLK WP HR S P ERA WHIP																				
31 Jeff Locke, L (1.1) 22 Dustin McGowan, R (6.1) 20 Justin Nicolino, L (7.1) 25 Junichi Tazawa, R (8.1) 45 Vance Worley, R (9.1)	5.2 1.0 0.1 1.0 1.0	L 5 4 2 3	22 2 2 2 0	4 2 2 2 0	3 2 1 2 0	3 0 1 2 3	4 0 0 0 0	2 0 0 0 0	0 0 0 0 0	0 0 0 0 0	0 0 0 0 0	1 8 12 22 14	56 8 14 34 14	88 12 27.00 18.00 0.00	4.76 18.00 27.00 18.00 0.00	1.059 2.000 9.000 3.000 0.000					

New York Mets @ Miami Marlins  
Marlins Park, Miami, FL  
Wed Jun 28 2017, 7:14 PM - 10:09 PM EDT  
Att: 18,743 - Roof Closed - 76 F

AB	35
R	8
H	10
RBI	8
BB	4
SO	9
LOB	11



Batter	1	2	3	4	5	6	7	8	9	AB	R	H	RBI	BB	SO	LOB	BOTTOM					
9 Dee Strange-Gordon, L (1.4)										4	0	1	0	0	2	2						
27 Giancarlo Stanton, R (1.9) 45 Vance Worley, R (9.1)										4	0	1	0	0	0	3						
21 Christian Yelich, L (1.8)										4	0	0	0	0	1	2						
13 Marcell Ozuna, R (1.7) 32 Derek Dietrich, L (9.7)										3	0	1	0	0	0	0						
14 Martín Prado, R (1.5)										1	0	0	0	0	0	0						
41 Justin Bour, L (1.3)										4	0	1	0	0	0	1						
17 A.J. Ellis, R (1.2)										3	0	0	0	1	1	2						
39 JT Riddle, L (1.6)										4	0	1	0	0	1	2						
31 Jeff Locke, L (1.1) 22 Dustin McGowan, R (6.1) 20 Justin Nicolino, L (7.1) 25 Junichi Tazawa, R (8.1) 28 Tyler Moore, R (8,PH)										3	0	1	0	0	0	1						
<b>Inning Stats</b>	R: 0 H: 0 E: 0 K: 1 S: 8	L: 0 LOB: 0 P: 15	R: 0 H: 1 E: 0 K: 1 S: 12	L: 1 LOB: 1 P: 18	R: 0 H: 2 E: 0 K: 1 S: 6	L: 0 LOB: 1 P: 14	R: 0 H: 1 E: 0 K: 0 S: 13	L: 1 LOB: 1 P: 19	R: 0 H: 0 E: 0 K: 0 S: 6	L: 0 LOB: 0 P: 13	R: 0 H: 1 E: 0 K: 0 S: 6	L: 1 LOB: 0 P: 10	R: 0 H: 1 E: 0 K: 1 S: 13	L: 1 LOB: 0 P: 21	R: 0 H: 1 E: 0 K: 2 S: 12	L: 1 LOB: 1 P: 17	R: 0 H: 0 E: 0 K: 0 S: 6	L: 0 LOB: 1 P: 13	1B: 7 2B: 0 3B: 0 HR: 0	SF: 0 SAC: 0 DP: 2 HBP: 0	WP: 0 PB: 0 SB: 0 CS: 0	PA: 34
<b>PITCHER</b>	IP WLS BF H R ER SO BB IBB HBP BLK WP HR S P ERA WHIP																					
32 Steven Matz, L (1.1) 66 Josh Edgin, L (8.1) 46 Chasen Bradford, R (9.1)	7.0 1.0 1.0	W 4 4	26 1 0	6 1 0	0 0 0	0 2 0	0 0 0	0 0 0	0 0 0	0 0 0	0 0 6	12 17 13	64 17 13	0.00 0.00 0.00	1.000 1.000 1.000							

New York Mets @ Miami Marlins  
Marlins Park, Miami, FL  
Wed Jun 28 2017, 7:14 PM - 10:09 PM EDT  
Att: 18,743 - Roof Closed - 76 F

AB	32
R	0
H	7
RBI	0
BB	2
SO	6
LOB	14





Batter	1	2	3	4	5	6	7	8	9	AB	R	H	RBI	BB	SO	LOB	TOP					
3 Curtis Granderson, L (1.8) OBP: 0.326, SLG: 0.474										4	2	1	1	0	0	0						
13 Adrúbal Cabrera, S (1.4) OBP: 0.362, SLG: 0.419										4	0	0	0	0	0	2						
52 Yoenis Céspedes, R (1.7) OBP: 0.362, SLG: 0.581										4	1	1	0	0	0	1						
19 Jay Bruce, L (1.9) OBP: 0.341, SLG: 0.536										3	2	2	2	1	1	0						
54 T.J. Rivera, R (1.3) OBP: 0.323, SLG: 0.396										4	0	3	2	0	1	0						
7 José Reyes, S (1.6) OBP: 0.272, SLG: 0.330										3	0	0	1	0	0	3						
44 René Rivera, R (1.2) OBP: 0.296, SLG: 0.409										4	0	0	0	0	0	1	AB 34					
15 Matt Reynolds, R (1.5) OBP: 0.257, SLG: 0.344										4	1	1	0	0	1	0	R 6					
67 Seth Lugo, R (1.1) OBP: 0.288, SLG: 0.590										2	0	0	0	0	1	0	H 8					
9 Brandon Nimmo, L (7. PH)										0	0	0	0	0	0	0	RBI 6					
4 Wilmer Flores, R (7. PH)										1	0	0	0	0	0	0	BB 1					
39 Jerry Blewins, L (7.1)										0	0	0	0	0	0	0	SO 5					
66 Josh Edgin, R (8.1)										0	0	0	0	0	0	0	LOB 8					
21 Lucas Duda, L (8. PH)										1	0	0	0	0	1	0						
43 Addison Reed, L (8.1)										0	0	0	0	0	0	0						
<b>Inning Stats</b>	R: 2 E: 0 K: 0 S: 18	H: 3 LOB: 1 BB: 0 P: 25	R: 0 E: 0 K: 1 S: 8	H: 0 LOB: 0 BB: 0 P: 12	R: 3 E: 1 K: 0 S: 15	H: 3 LOB: 1 BB: 0 P: 25	R: 0 E: 0 K: 1 S: 9	H: 0 LOB: 0 BB: 0 P: 11	R: 0 E: 0 K: 1 S: 13	H: 0 LOB: 0 BB: 0 P: 20	R: 0 E: 0 K: 1 S: 9	H: 0 LOB: 0 BB: 0 P: 12	R: 1 E: 0 K: 0 S: 11	H: 1 LOB: 0 BB: 0 P: 16	R: 0 E: 0 K: 0 S: 5	H: 1 LOB: 1 BB: 1 P: 10	R: 0 E: 0 K: 1 S: 9	H: 0 LOB: 0 BB: 0 P: 14	1B: 4 2B: 4 3B: 1 HR: 0	SF: 1 SAC: 0 DP: 1 HBP: 0	WP: 0 PB: 0 SB: 0 CS: 0	PA: 36
<b>PITCHER</b>	IP WLS BF H R ER SO BB IBB HBP BLK WP HR S P ERA WHIP																					
62 José Ureña, R (1.1) ERA: 3.42	6.0 L 25 6 5 3 4 0 0 0 0 0 0 0 72 105 4.50 1.000																					
64 Nick Wittgren, R (7.1) ERA: 3.45	0.0 1 1 1 1 0 0 0 0 0 0 0 0 1 3 ∞ ∞																					
66 Jarlin Garcia, L (7.1) ERA: 3.08	1.0 3 0 0 0 0 0 0 0 0 0 0 0 10 13 0.00 0.000																					
22 Dustin McGowan, R (8.1) ERA: 3.0	1.0 4 1 0 0 0 1 0 0 0 0 0 0 5 10 0.00 2.000																					
45 Vance Worley, R (9.1) ERA: 6.64	1.0 3 0 0 0 1 0 0 0 0 0 0 0 9 14 0.00 0.000																					

New York Mets @ Miami Marlins  
Marlins Park, Miami, FL  
Thu Jun 29 2017, 7:14 PM - 9:56 PM EDT  
Att: 21,350 - Roof Closed - 78 F

AB 34  
R 6  
H 8  
RBI 6  
BB 1  
SO 5  
LOB 8



Batter	1	2	3	4	5	6	7	8	9	AB	R	H	RBI	BB	SO	LOB	BOTTOM					
9 Dee Strange-Gordon, L (1.4) OBP: 0.337, SLG: 0.352										3	0	1	0	1	0	0						
27 Giancarlo Stanton, R (1.9) OBP: 0.350, SLG: 0.651										4	2	2	1	0	2	1						
21 Christian Yelich, L (1.8) OBP: 0.352, SLG: 0.390										4	1	2	0	0	0	1						
14 Martín Prado, R (1.5) OBP: 0.305, SLG: 0.396										4	0	2	1	0	0	1						
41 Justin Bour, L (1.3) OBP: 0.358, SLG: 0.555										4	0	0	0	0	3	2						
11 J.T. Realmuto, R (1.2) OBP: 0.347, SLG: 0.453											4	0	2	0	0	1						
51 Ichiro Suzuki, L (1.7) OBP: 0.240, SLG: 0.290											4	0	0	0	0	3	AB 33					
39 JT Riddle, L (1.6) OBP: 0.260, SLG: 0.359											3	0	0	0	0	2	R 3					
62 José Ureña, R (1.1) OBP: 0.248, SLG: 0.444										1	0	0	0	0	1	0	H 9					
28 Tyler Moore, R (6. PH)										1	0	0	0	0	0	0	RBI 2					
64 Nick Wittgren, R (7.1)										0	0	0	0	0	0	0	BB 1					
66 Jarlin Garcia, L (7.1)										0	0	0	0	0	0	0	SO 8					
13 Marcell Ozuna, R (7. PH)										1	0	0	0	0	1	0	LOB 12					
22 Dustin McGowan, R (8.1)										0	0	0	0	0	0	0						
45 Vance Worley, R (8.1) OBP: 0.260, SLG: 0.359										0	0	0	0	0	0	0						
<b>Inning Stats</b>	R: 0 E: 0 K: 1 S: 12	H: 1 LOB: 1 BB: 0 P: 19	R: 0 E: 0 K: 1 S: 6	H: 0 LOB: 0 BB: 0 P: 11	R: 0 E: 0 K: 1 S: 9	H: 0 LOB: 0 BB: 0 P: 14	R: 1 E: 0 K: 1 S: 10	H: 1 LOB: 0 BB: 0 P: 15	R: 0 E: 0 K: 0 S: 9	H: 1 LOB: 0 BB: 0 P: 12	R: 2 E: 1 K: 0 S: 11	H: 3 LOB: 1 BB: 1 P: 19	R: 0 E: 0 K: 1 S: 10	H: 1 LOB: 1 BB: 0 P: 12	R: 0 E: 0 K: 1 S: 9	H: 1 LOB: 0 BB: 0 P: 15	R: 0 E: 0 K: 2 S: 9	H: 1 LOB: 1 BB: 0 P: 9	1B: 8 2B: 0 3B: 0 HR: 1	SF: 0 SAC: 0 DP: 2 HBP: 0	WP: 1 PB: 0 SB: 0 CS: 1	PA: 34
<b>PITCHER</b>	IP WLS BF H R ER SO BB IBB HBP BLK WP HR S P ERA WHIP																					
67 Seth Lugo, R (1.1) ERA: 3.55	6.0 W 23 6 3 2 4 1 0 0 0 0 0 0 10 12 3.00 1.167																					
39 Jerry Blewins, L (7.1) ERA: 2.67	1.0 H 4 1 0 0 1 0 0 0 0 0 0 0 10 12 0.00 1.000																					
66 Josh Edgin, L (8.1) ERA: 3.73	1.0 H 3 1 0 0 1 0 0 0 0 0 0 0 9 15 0.00 1.000																					
43 Addison Reed, R (9.1) ERA: 2.75	1.0 S 4 1 0 0 2 0 0 0 0 0 0 0 9 9 0.00 1.000																					

New York Mets @ Miami Marlins  
Marlins Park, Miami, FL  
Thu Jun 29 2017, 7:14 PM - 9:56 PM EDT  
Att: 21,350 - Roof Closed - 78 F

AB 33  
R 3  
H 9  
RBI 2  
BB 1  
SO 8  
LOB 12





Batter	1	2	3	4	5	6	7	8	9	AB	R	H	RBI	BB	SO	LOB	TOP								
37 Odúbel Herrera, L (1, 8) OBP: 0.293, SLG: 0.395										3	0	0	0	0	2	1	Philadelphia Phillies @ New York Mets Citi Field, Flushing, NY Fri Jun 30 2017, 7:13 PM - 9:49 PM EDT Att: 37,134 - Cloudy - 84 F								
25 Daniel Nava, S (8, PH) OBP: 0.382, SLG: 0.404										1	0	0	0	0	0	1									
17 Pat Neshek, S (8, 1)										0	0	0	0	0	0	0									
13 Freddy Galvis, S (1, 6) OBP: 0.297, SLG: 0.408										4	0	0	0	0	1	1									
23 Aaron Altherr, R (1, 9) OBP: 0.348, SLG: 0.520										4	0	0	0	0	2	0									
19 Tommy Joseph, R (1, 3) OBP: 0.308, SLG: 0.442										4	0	0	0	0	1	0									
7 Maikel Franco, R (1, 5) OBP: 0.277, SLG: 0.371										4	0	0	0	0	1	0									
5 Nick Williams, L (1, 7) OBP: 0.333, SLG: 0.333										3	0	1	0	0	1	0									
34 Andrew Knapp, S (1, 2) OBP: 0.350, SLG: 0.406										2	1	1	0	1	1	1									
15 Ty Kelly, S (1, 4) OBP: 0.241, SLG: 0.388										3	0	1	1	0	2	1									
49 Ben Lively, R (1, 1) OBP: 0.200, SLG: 0.500										2	0	0	0	0	2	2									
39 Adam Morgan, L (7, 1) OBP: 0.667, SLG: 0.500										0	0	0	0	0	0	0									
30 Cameron Perkins, R (8, PH) OBP: 0.194, SLG: 0.179										1	0	1	0	0	0	0									
<b>Inning Stats</b>	R: 0 H: 0 E: 0 K: 2 S: 8	H: 0 LOB: 0 BB: 0 P: 14	R: 0 H: 0 E: 0 K: 1 S: 8	H: 0 LOB: 0 BB: 0 P: 13	R: 0 H: 0 E: 0 K: 2 S: 11	H: 0 LOB: 1 BB: 1 P: 21	R: 0 H: 0 E: 0 K: 1 S: 9	H: 0 LOB: 0 BB: 0 P: 13	R: 1 H: 2 E: 0 K: 2 S: 17	H: 2 LOB: 1 BB: 0 P: 26	R: 0 H: 0 E: 0 K: 3 S: 11	H: 0 LOB: 0 BB: 0 P: 16	R: 0 H: 1 E: 0 K: 1 S: 7	H: 1 LOB: 1 BB: 0 P: 8	R: 0 H: 1 E: 0 K: 1 S: 13	H: 1 LOB: 0 BB: 0 P: 19	R: 0 H: 0 E: 0 K: 0 S: 5	H: 0 LOB: 0 BB: 0 P: 7	1B: 2 2B: 1 3B: 1 HR: 0	SF: 0 SAC: 0 DP: 0 HBP: 0	WP: 0 PB: 0 SB: 1 CS: 1	PA: 32			
<b>PITCHER</b>	IP WLS BF H R ER SO BB IBB HBP BLK WP HR S P ERA WHIP	IP WLS BF H R ER SO BB IBB HBP BLK WP HR S P ERA WHIP	IP WLS BF H R ER SO BB IBB HBP BLK WP HR S P ERA WHIP	IP WLS BF H R ER SO BB IBB HBP BLK WP HR S P ERA WHIP	IP WLS BF H R ER SO BB IBB HBP BLK WP HR S P ERA WHIP	IP WLS BF H R ER SO BB IBB HBP BLK WP HR S P ERA WHIP	IP WLS BF H R ER SO BB IBB HBP BLK WP HR S P ERA WHIP	IP WLS BF H R ER SO BB IBB HBP BLK WP HR S P ERA WHIP	IP WLS BF H R ER SO BB IBB HBP BLK WP HR S P ERA WHIP	IP WLS BF H R ER SO BB IBB HBP BLK WP HR S P ERA WHIP	IP WLS BF H R ER SO BB IBB HBP BLK WP HR S P ERA WHIP	IP WLS BF H R ER SO BB IBB HBP BLK WP HR S P ERA WHIP	IP WLS BF H R ER SO BB IBB HBP BLK WP HR S P ERA WHIP	IP WLS BF H R ER SO BB IBB HBP BLK WP HR S P ERA WHIP	IP WLS BF H R ER SO BB IBB HBP BLK WP HR S P ERA WHIP	IP WLS BF H R ER SO BB IBB HBP BLK WP HR S P ERA WHIP	IP WLS BF H R ER SO BB IBB HBP BLK WP HR S P ERA WHIP	IP WLS BF H R ER SO BB IBB HBP BLK WP HR S P ERA WHIP	IP WLS BF H R ER SO BB IBB HBP BLK WP HR S P ERA WHIP	IP WLS BF H R ER SO BB IBB HBP BLK WP HR S P ERA WHIP	IP WLS BF H R ER SO BB IBB HBP BLK WP HR S P ERA WHIP	IP WLS BF H R ER SO BB IBB HBP BLK WP HR S P ERA WHIP	IP WLS BF H R ER SO BB IBB HBP BLK WP HR S P ERA WHIP	IP WLS BF H R ER SO BB IBB HBP BLK WP HR S P ERA WHIP	IP WLS BF H R ER SO BB IBB HBP BLK WP HR S P ERA WHIP

AB	31
R	1
H	4
RBI	1
BB	1
SO	13
LOB	7

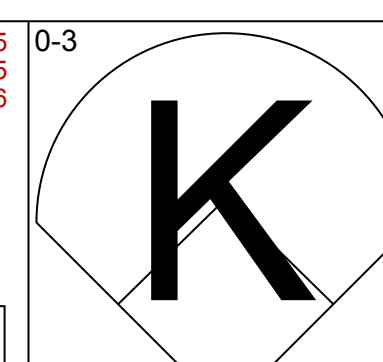
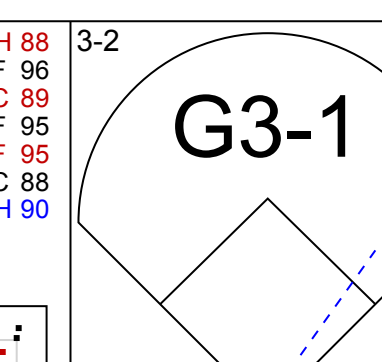
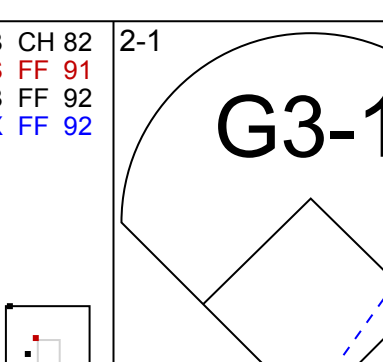
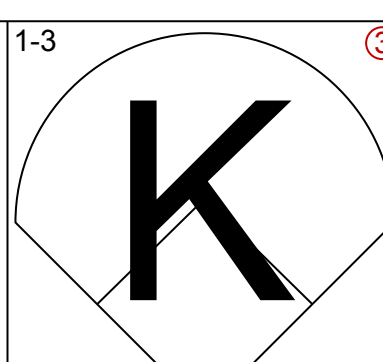
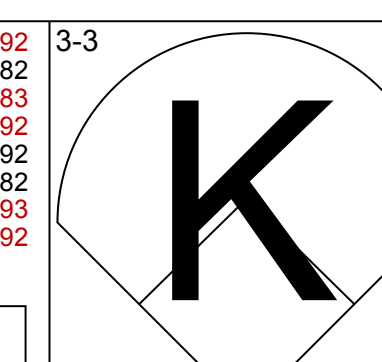
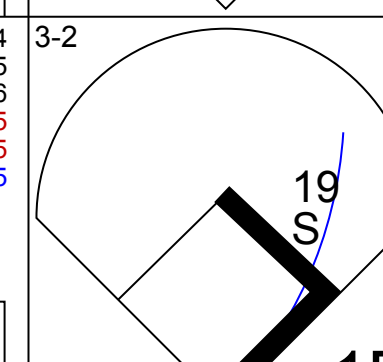
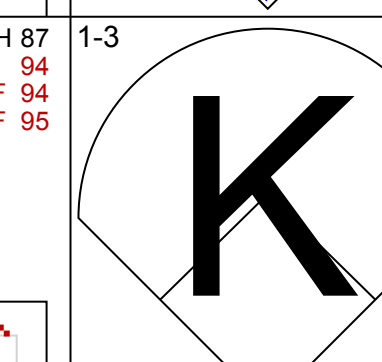
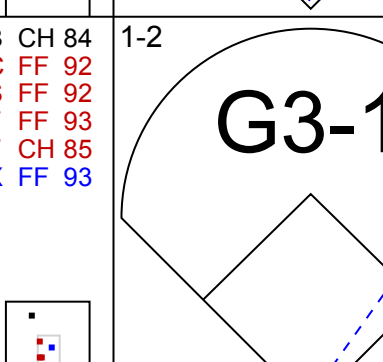
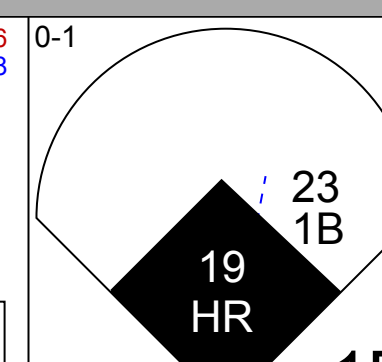
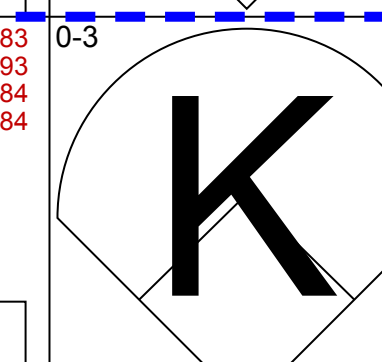
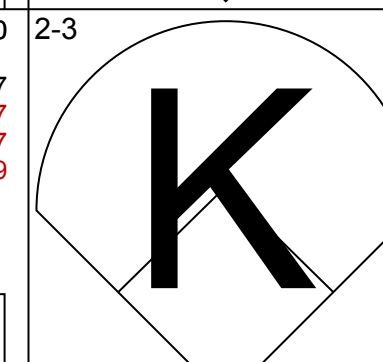
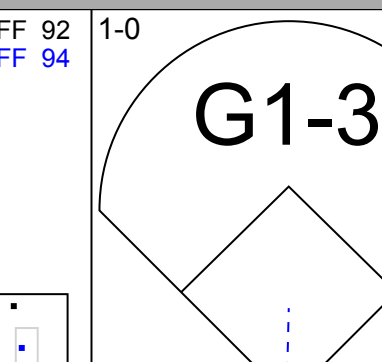
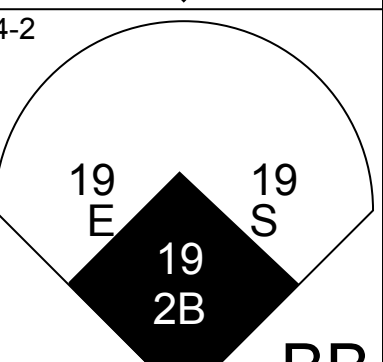
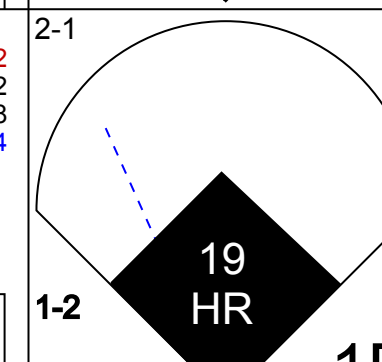
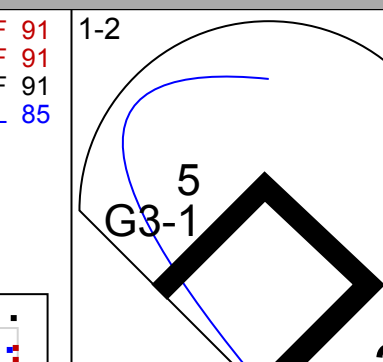
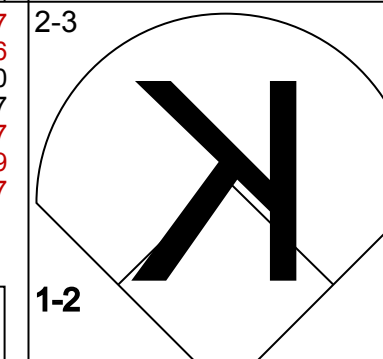
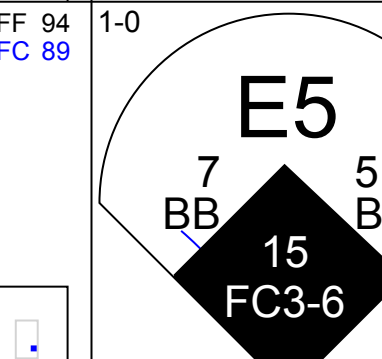
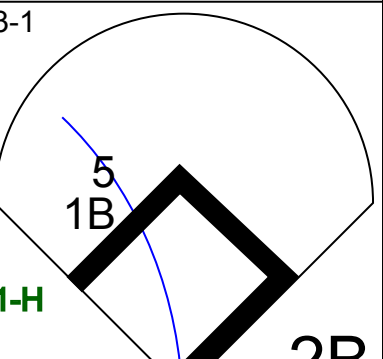
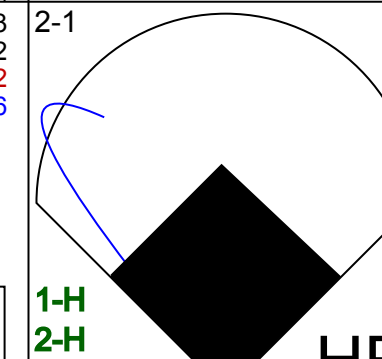
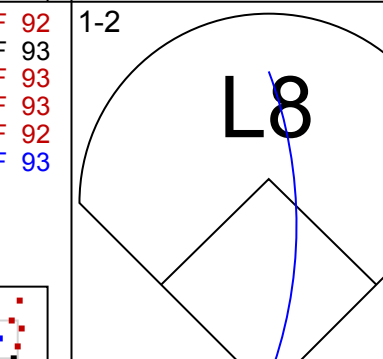
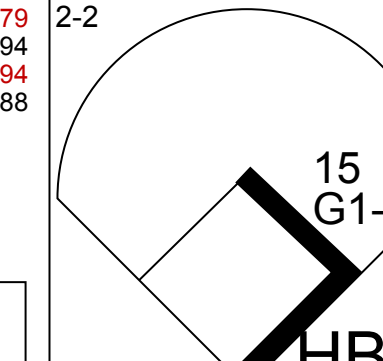
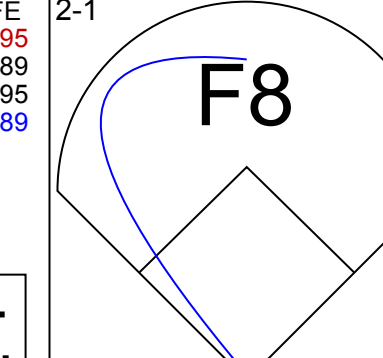
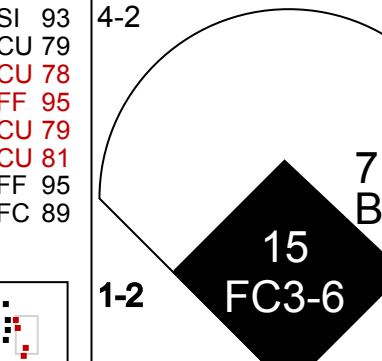
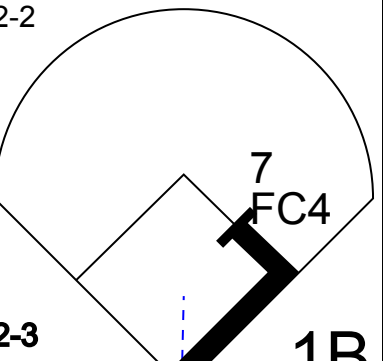
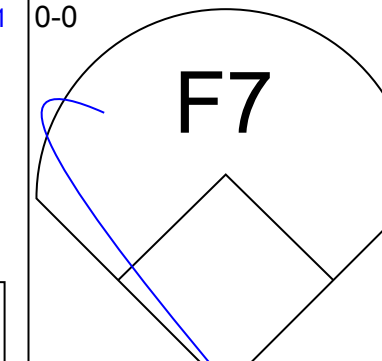
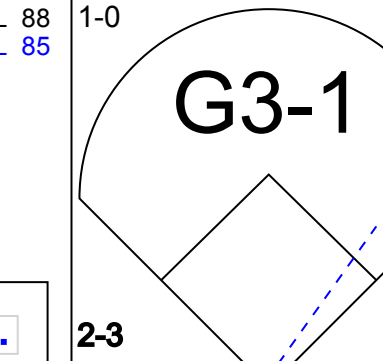
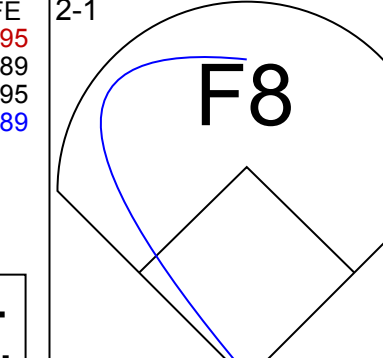
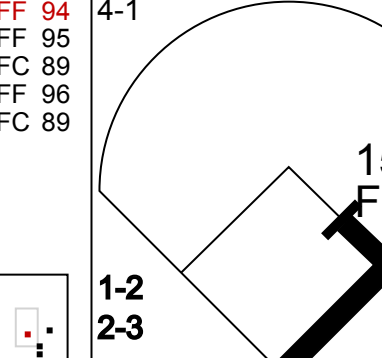
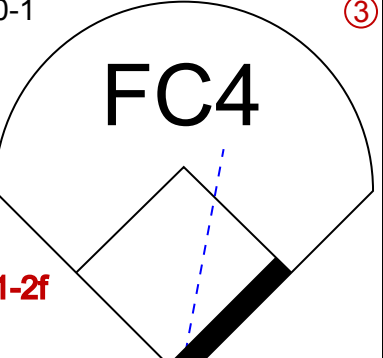
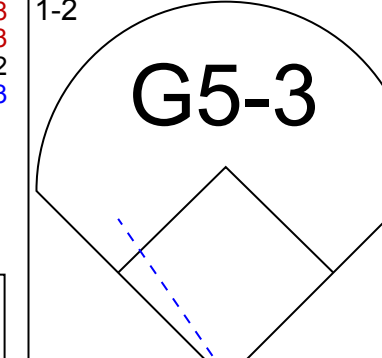
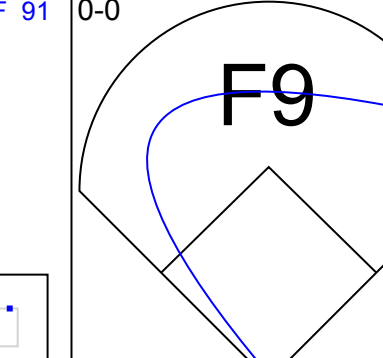
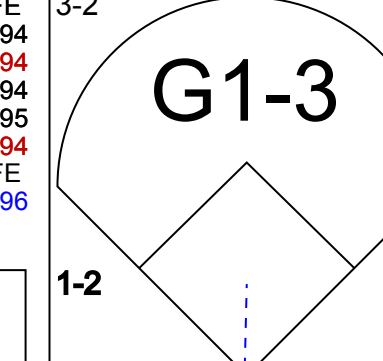
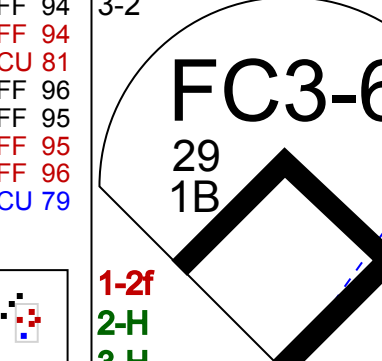

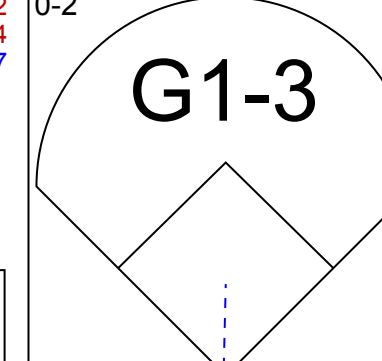

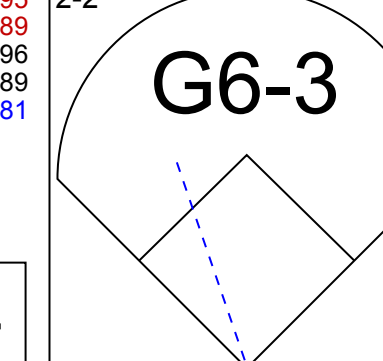
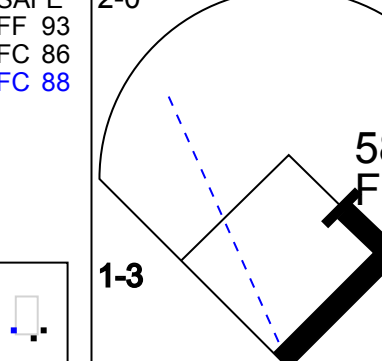

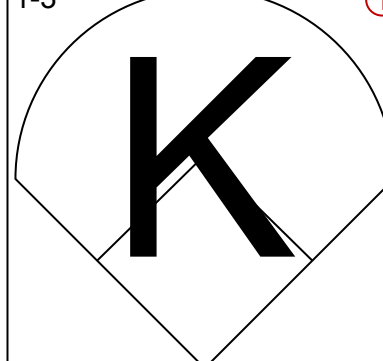
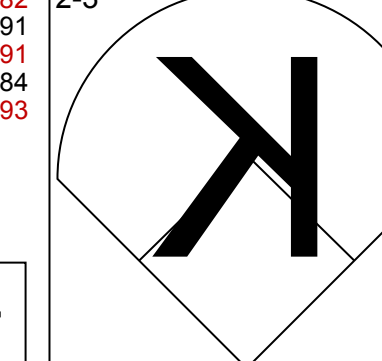
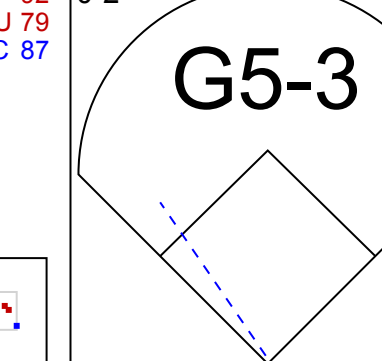
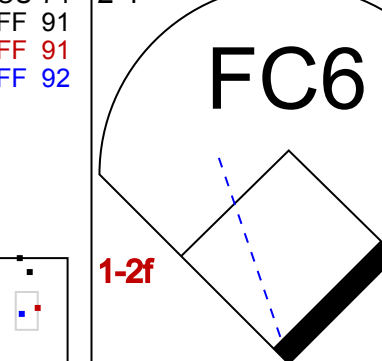
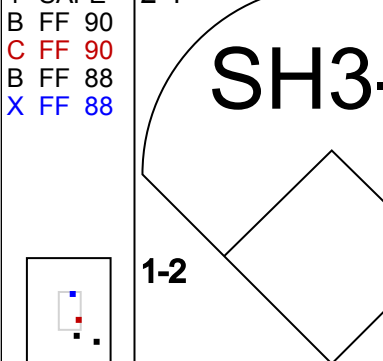
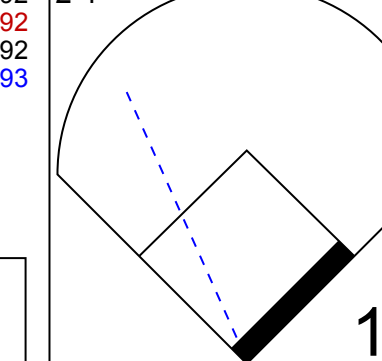
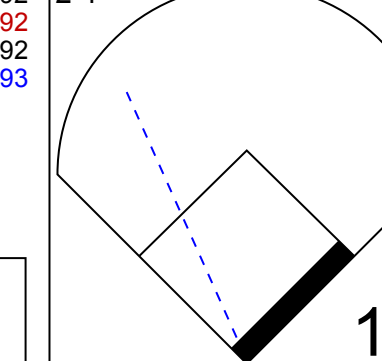


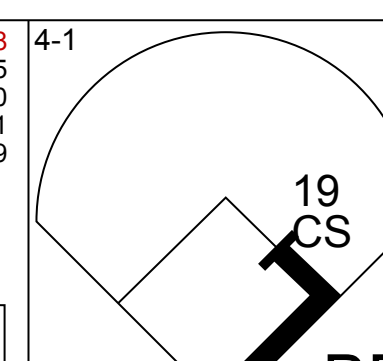
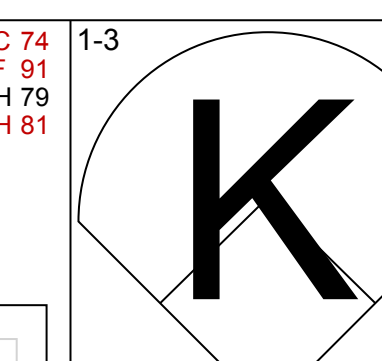
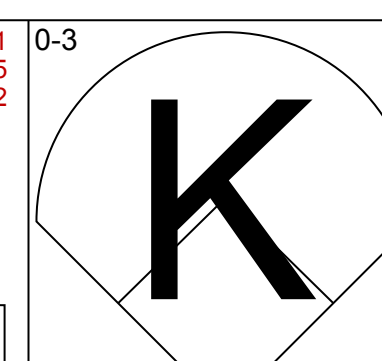
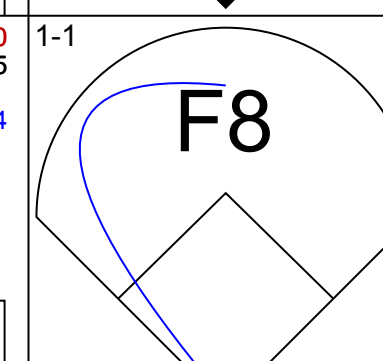
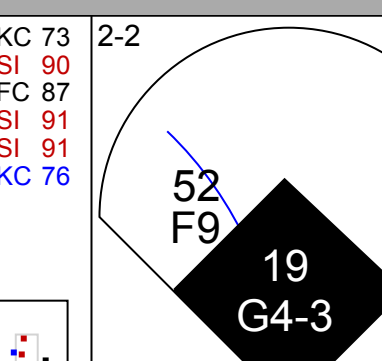
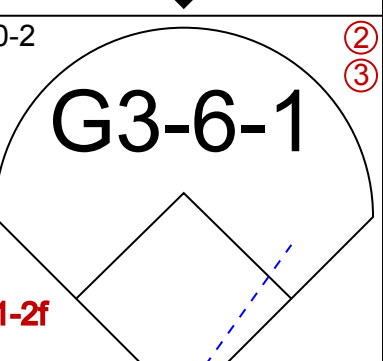
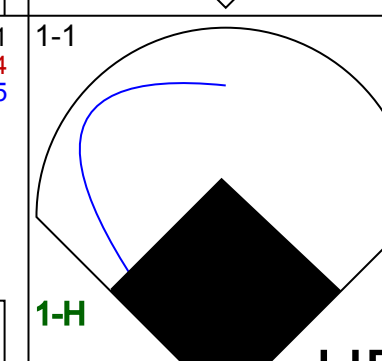
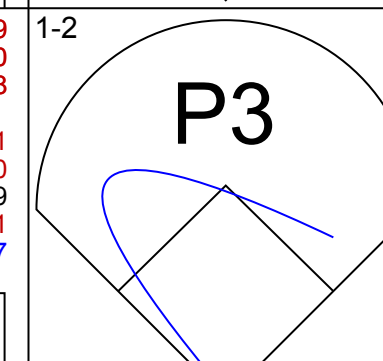
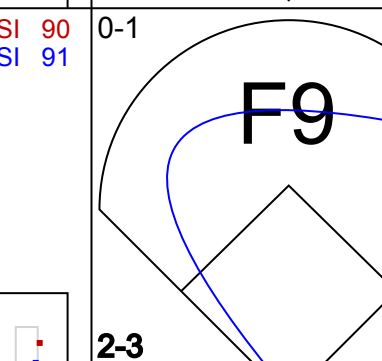

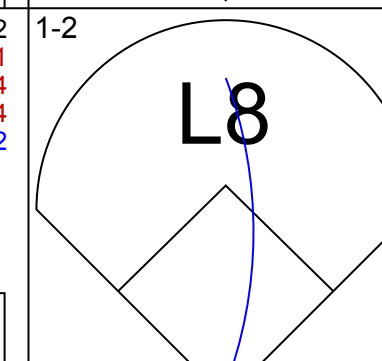

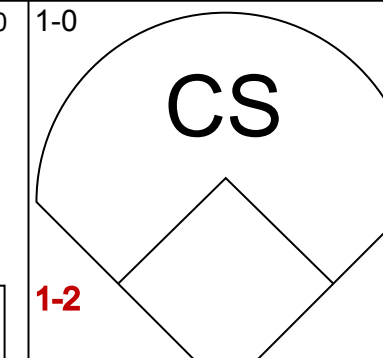
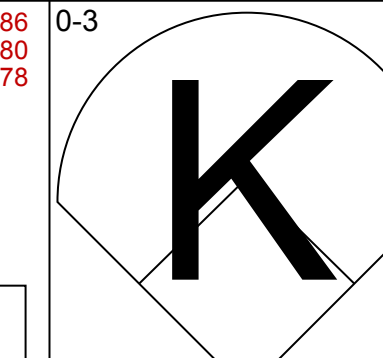
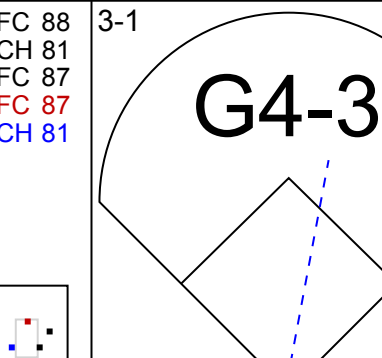

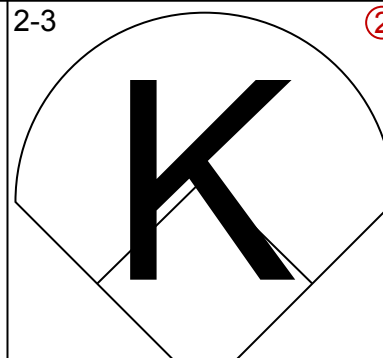
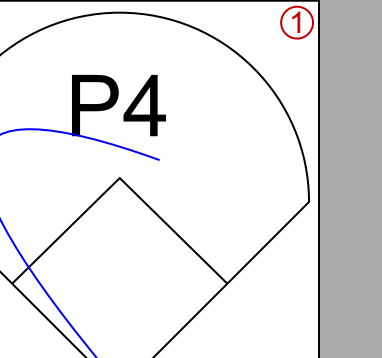
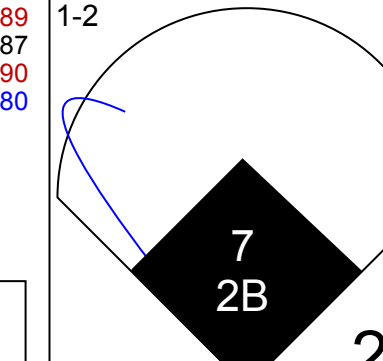
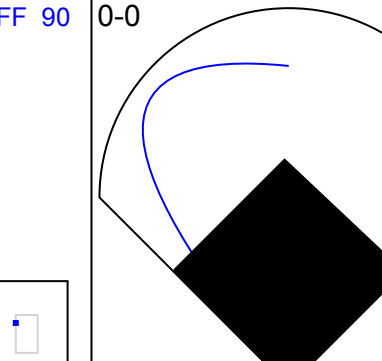

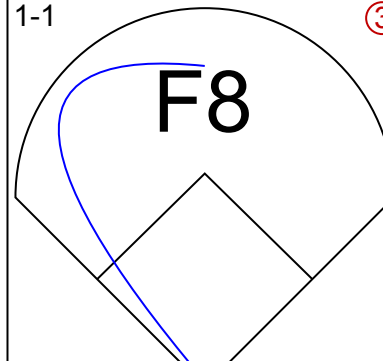
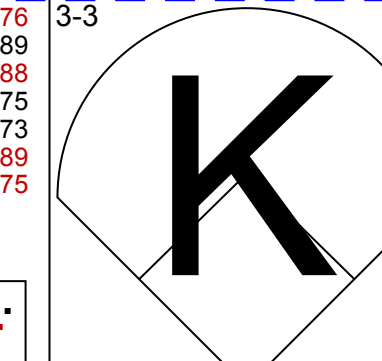
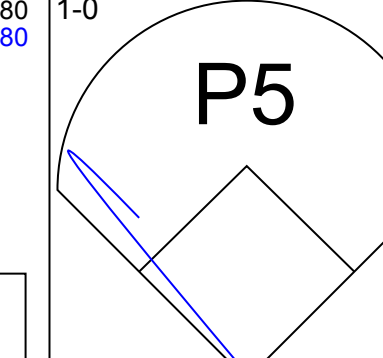
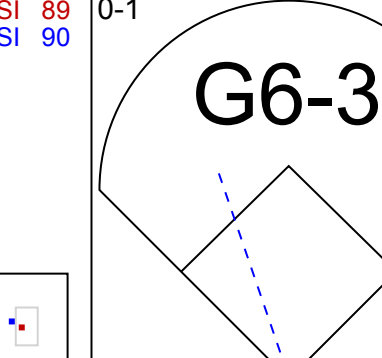


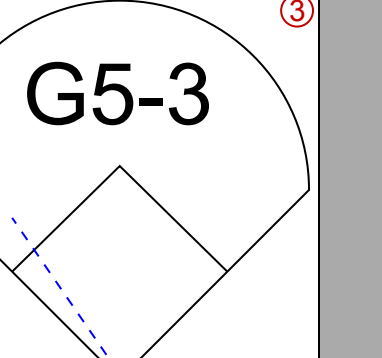
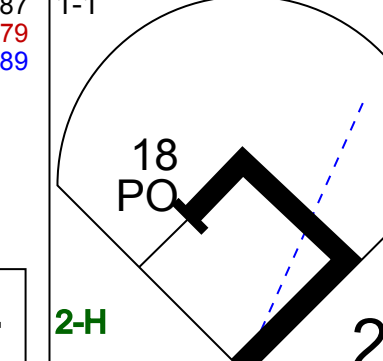
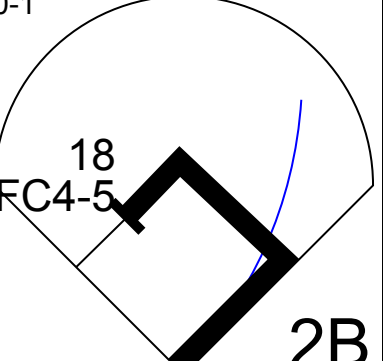
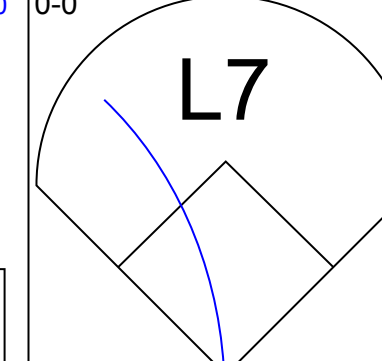
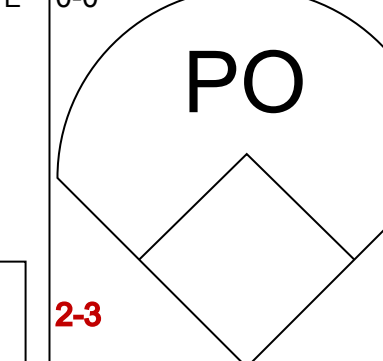
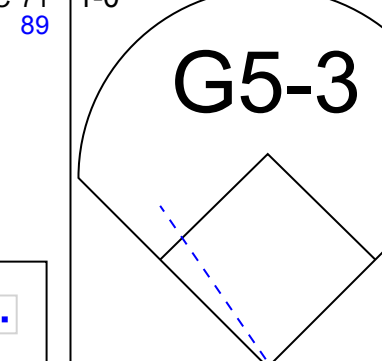
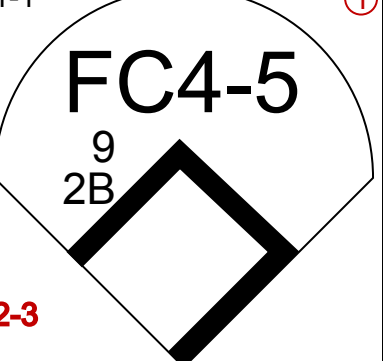
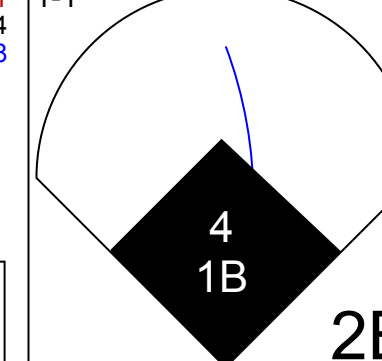

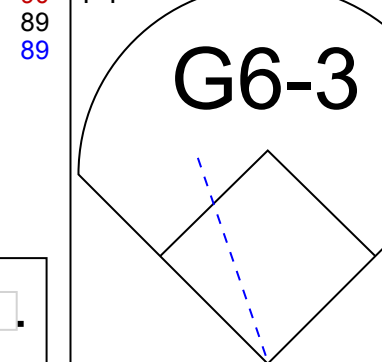
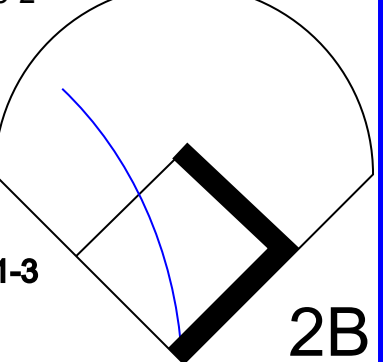
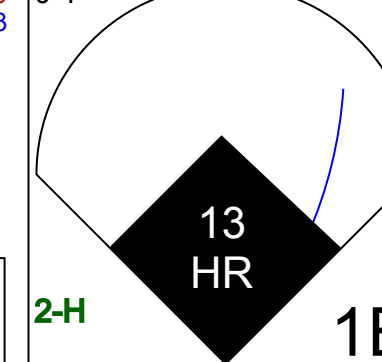
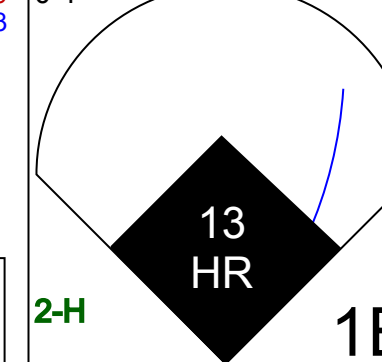
Batter	1	2	3	4	5	6	7	8	9	AB	R	H	RBI	BB	SO	LOB	BOTTOM								
3 Curtis Granderson, L (1, 8) OBP: 0.329, SLG: 0.472										3	0	1	1	1	0	1	Philadelphia Phillies @ New York Mets Citi Field, Flushing, NY Fri Jun 30 2017, 7:13 PM - 9:49 PM EDT Att: 37,134 - Cloudy - 84 F								
13 Adrián Cabrera, S (1, 4) OBP: 0.341, SLG: 0.415										4	0	1	0	0	0	2									
52 Yoanis Céspedes, R (1, 7) OBP: 0.359, SLG: 0.570										4	0	1	0	0	0	2									
19 Jay Bruce, L (1, 9) OBP: 0.339, SLG: 0.531										3	0	0	0	1	1	1									
4 Wilmer Flores, R (1, 5) OBP: 0.310, SLG: 0.457										4	0	0	0	0	1	4									
43 Addison Reed, L (9, 1)										0	0	0	0	0	0	0									
54 T.J. Rivera, R (1, 3) OBP: 0.323, SLG: 0.401										3	1	1	0	0	0	0									
7 José Reyes, S (1, 6) OBP: 0.276, SLG: 0.338										2	1	1	0	1	0	0									
18 Travis d'Arnaud, R (1, 2) OBP: 0.293, SLG: 0.467										3	0	1	1	0	0	2									
48 Jacob deGrom, L (1, 1) OBP: 0.306, SLG: 0.400										1	0	0	0	1	1	1									
9 Brandon Nimmo, L (7, PH) OBP: 0.545, SLG: 0.286										1	0	0	0	0	1	0									
39 Jerry Blevins, L (8, 1)										0	0	0	0	0	0	0									
51 Paul Sewald, R (8, 1)										0	0	0	0	0	0	0									
15 Matt Reynolds, R (9, 5) OBP: 0.257, SLG: 0.344										0	0	0	0	0	0	0									
<b>Inning Stats</b>	R: 0 H: 1 E: 0 K: 0 S: 13	H: 2 LOB: 2 BB: 2 P: 23	R: 1 H: 2 E: 0 K: 0 S: 17	H: 2 LOB: 2 BB: 2 P: 29	R: 0 H: 0 E: 0 K: 1 S: 8	H: 0 LOB: 0 BB: 0 P: 14	R: 0 H: 2 E: 0 K: 1 S: 12	H: 2 LOB: 1 BB: 0 P: 15	R: 0 H: 0 E: 0 K: 0 S: 9	H: 0 LOB: 0 BB: 0 P: 14	R: 0 H: 0 E: 0 K: 0 S: 8	H: 0 LOB: 0 BB: 0 P: 9	R: 0 H: 0 E: 0 K: 1 S: 7	H: 0 LOB: 0 BB: 0 P: 11	R: 0 H: 1 E: 0 K: 1 S: 14	H: 1 LOB: 1 BB: 0 P: 19	R: 0 H: 0 E: 0 K: 0 S: 5	H: 0 LOB: 0 BB: 0 P: 7	1B: 4 2B: 1 3B: 1 HR: 0	SF: 0 SAC: 0 DP: 2 HBP: 0	WP: 1 PB: 0 SB: 0 CS: 0	PA: 32			
<b>PITCHER</b>	IP WLS BF H R ER SO BB IBB HBP BLK WP HR S P ERA WHIP	IP WLS BF H R ER SO BB IBB HBP BLK WP HR S P ERA WHIP	IP WLS BF H R ER SO BB IBB HBP BLK WP HR S P ERA WHIP	IP WLS BF H R ER SO BB IBB HBP BLK WP HR S P ERA WHIP	IP WLS BF H R ER SO BB IBB HBP BLK WP HR S P ERA WHIP	IP WLS BF H R ER SO BB IBB HBP BLK WP HR S P ERA WHIP	IP WLS BF H R ER SO BB IBB HBP BLK WP HR S P ERA WHIP	IP WLS BF H R ER SO BB IBB HBP BLK WP HR S P ERA WHIP	IP WLS BF H R ER SO BB IBB HBP BLK WP HR S P ERA WHIP	IP WLS BF H R ER SO BB IBB HBP BLK WP HR S P ERA WHIP	IP WLS BF H R ER SO BB IBB HBP BLK WP HR S P ERA WHIP	IP WLS BF H R ER SO BB IBB HBP BLK WP HR S P ERA WHIP	IP WLS BF H R ER SO BB IBB HBP BLK WP HR S P ERA WHIP	IP WLS BF H R ER SO BB IBB HBP BLK WP HR S P ERA WHIP	IP WLS BF H R ER SO BB IBB HBP BLK WP HR S P ERA WHIP	IP WLS BF H R ER SO BB IBB HBP BLK WP HR S P ERA WHIP	IP WLS BF H R ER SO BB IBB HBP BLK WP HR S P ERA WHIP	IP WLS BF H R ER SO BB IBB HBP BLK WP HR S P ERA WHIP	IP WLS BF H R ER SO BB IBB HBP BLK WP HR S P ERA WHIP	IP WLS BF H R ER SO BB IBB HBP BLK WP HR S P ERA WHIP	IP WLS BF H R ER SO BB IBB HBP BLK WP HR S P ERA WHIP	IP WLS BF H R ER SO BB IBB HBP BLK WP HR S P ERA WHIP	IP WLS BF H R ER SO BB IBB HBP BLK WP HR S P ERA WHIP	IP WLS BF H R ER SO BB IBB HBP BLK WP HR S P ERA WHIP	IP WLS BF H R ER SO BB IBB HBP BLK WP HR S P ERA WHIP

AB	28
R	2
H	6
RBI	2
BB	4
SO	4
LOB	13





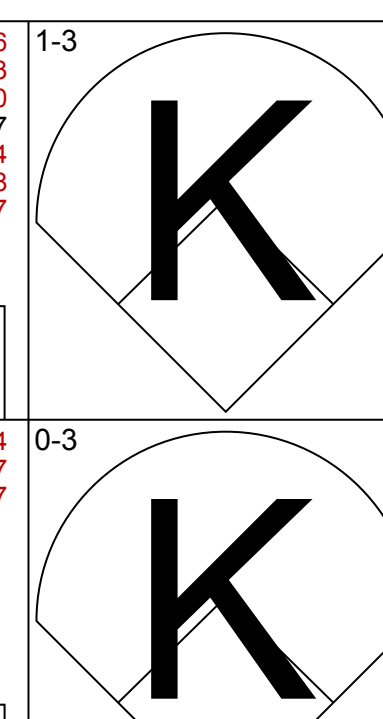
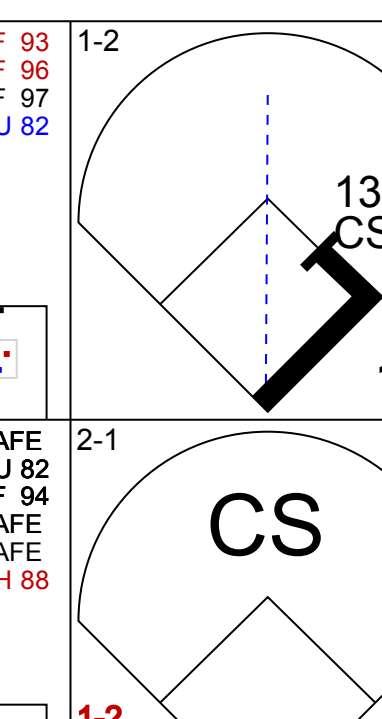
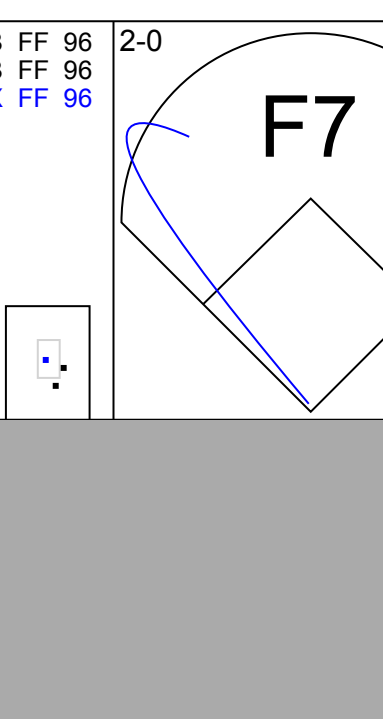
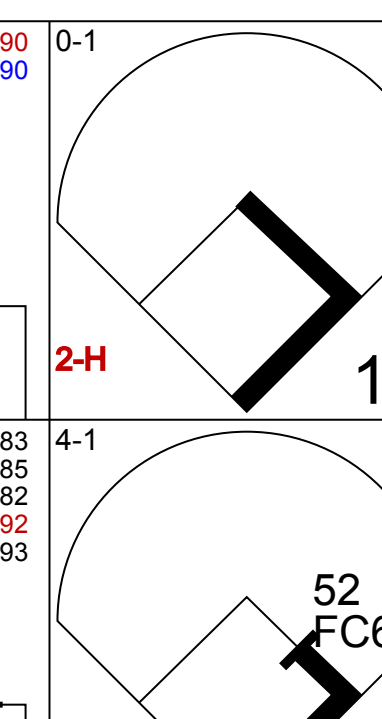
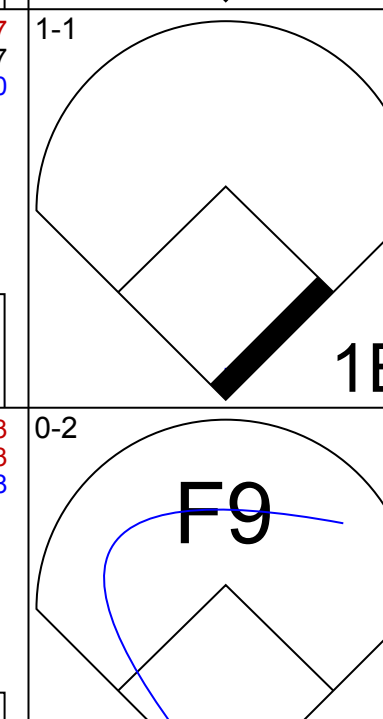

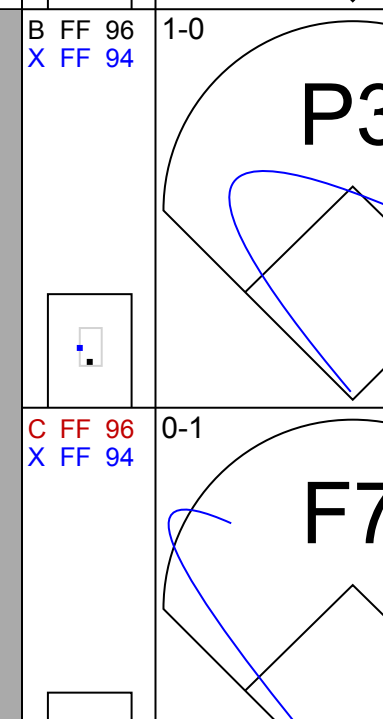

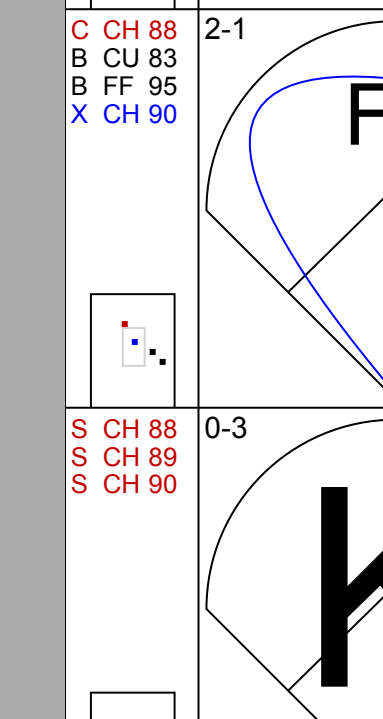
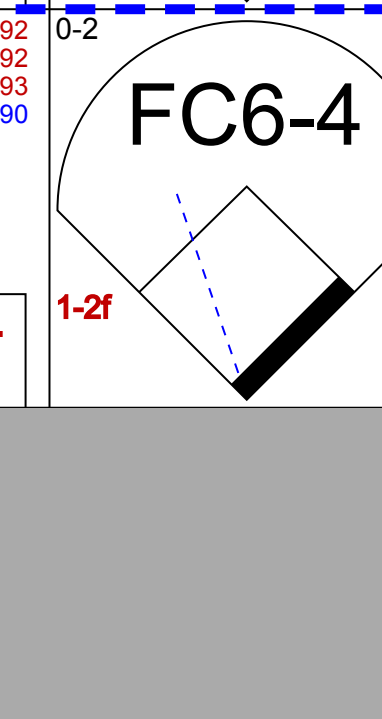
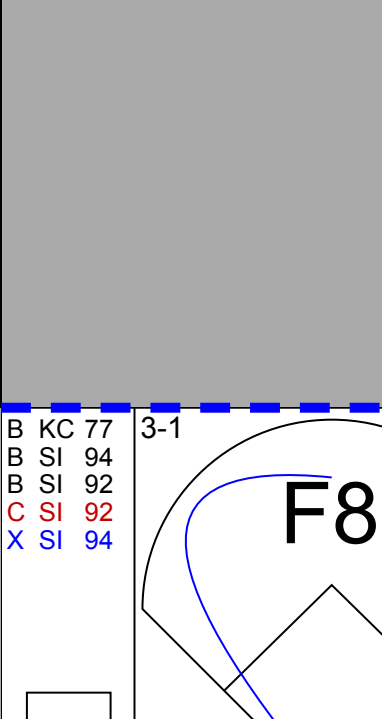

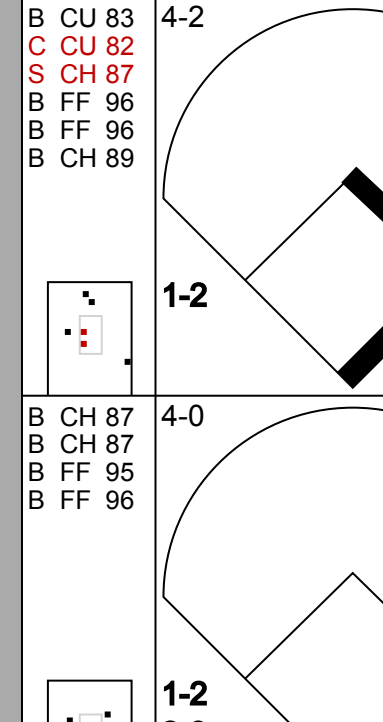



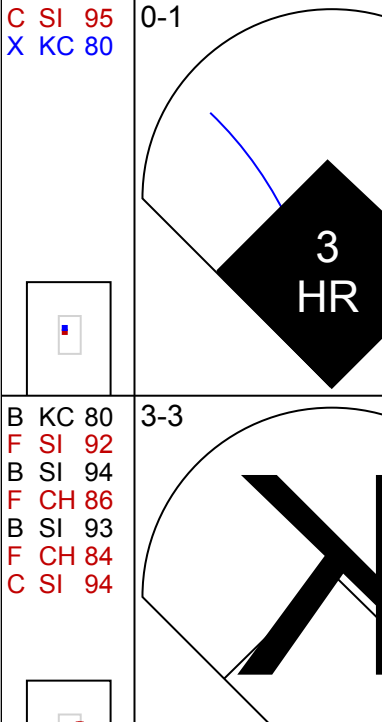

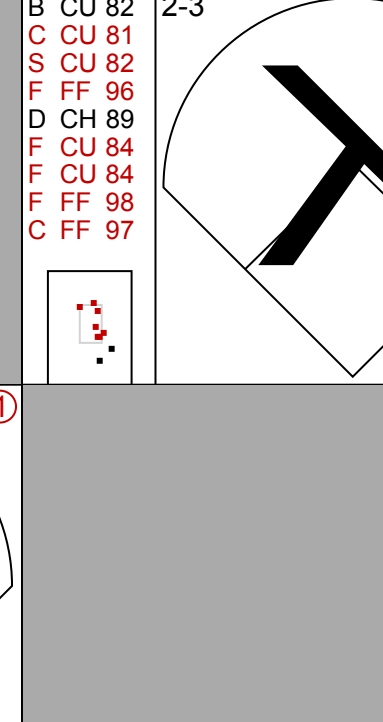
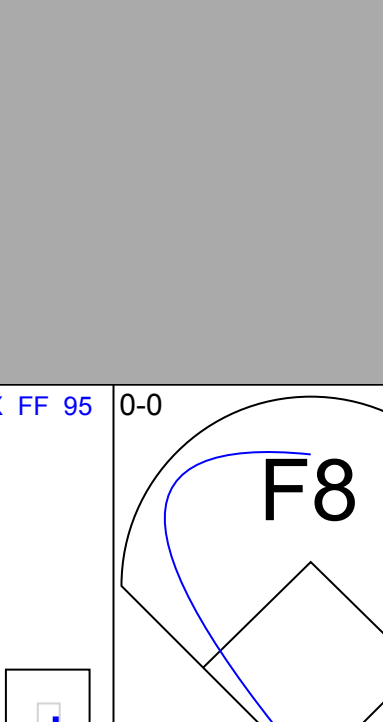

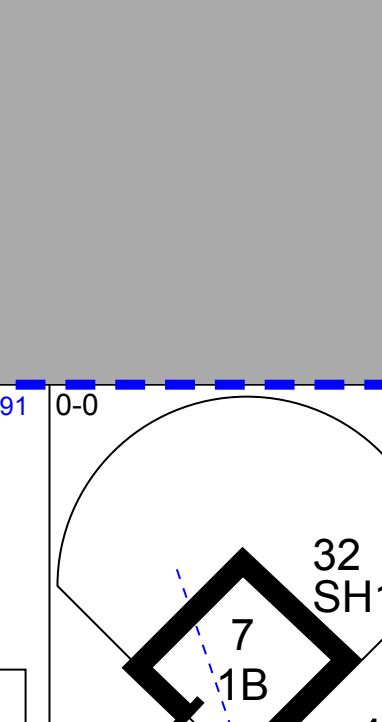
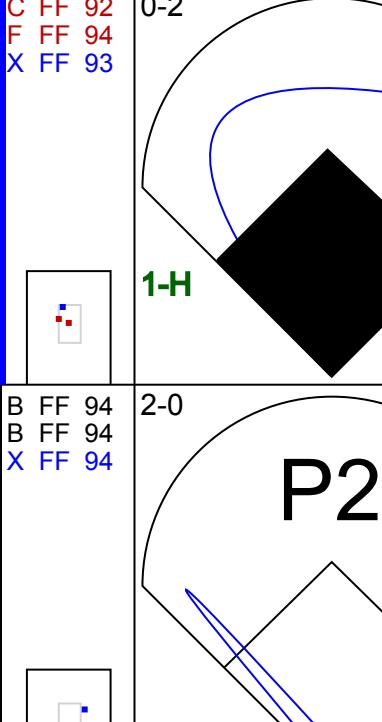

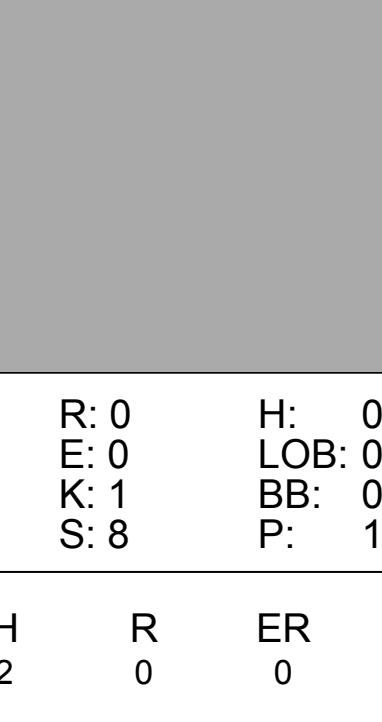
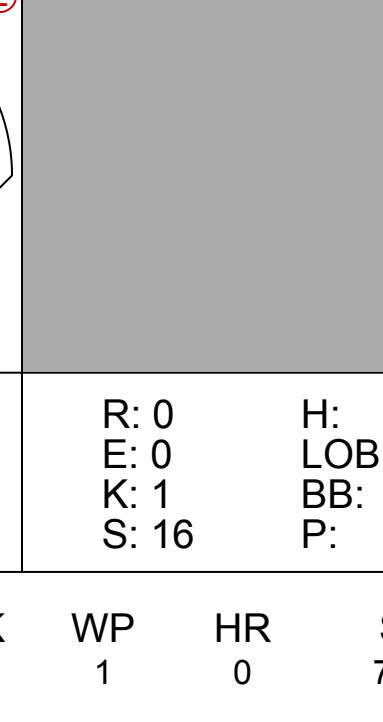
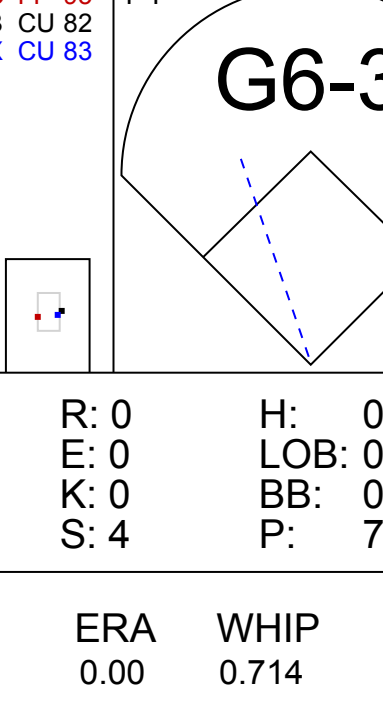
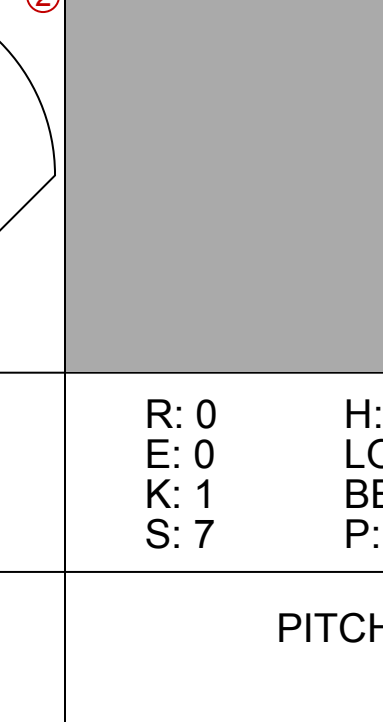
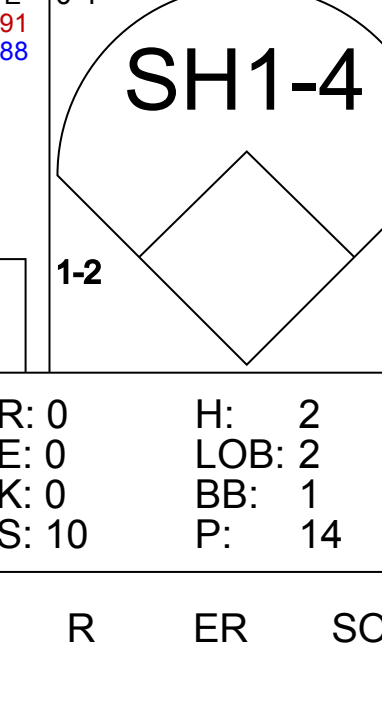
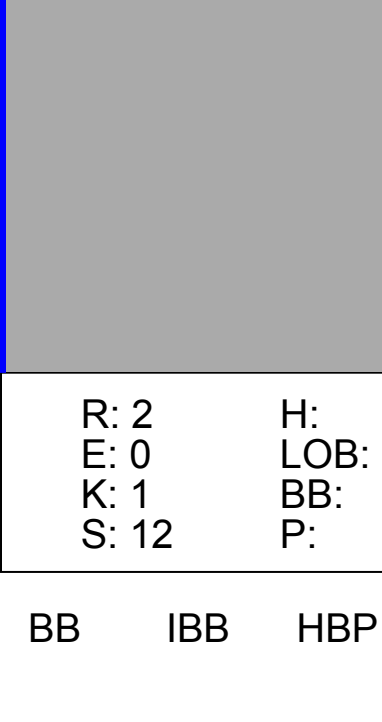
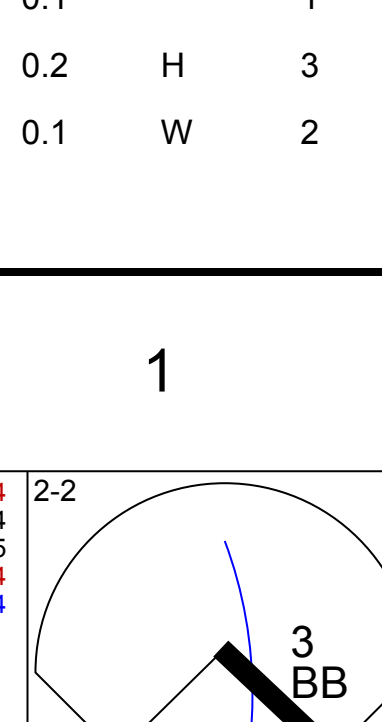
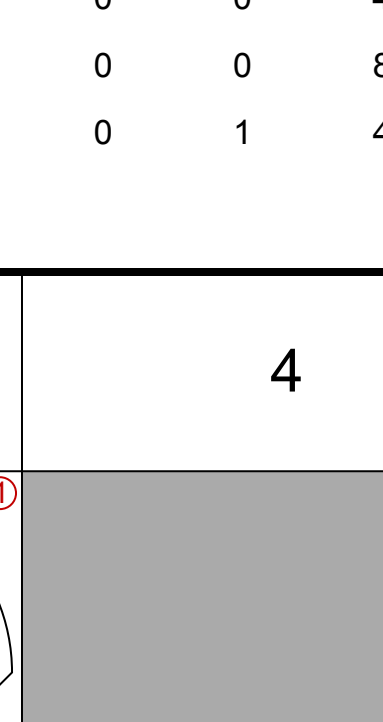
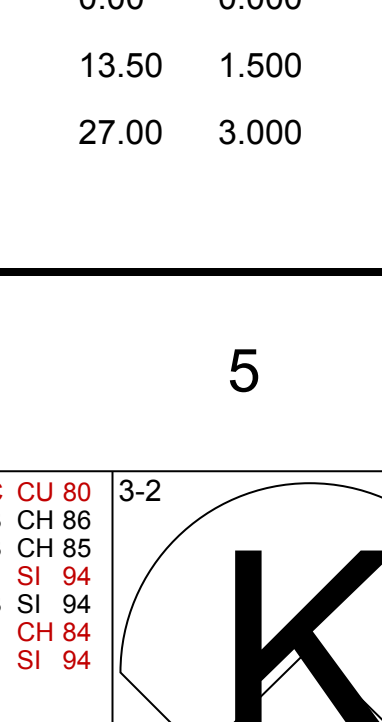
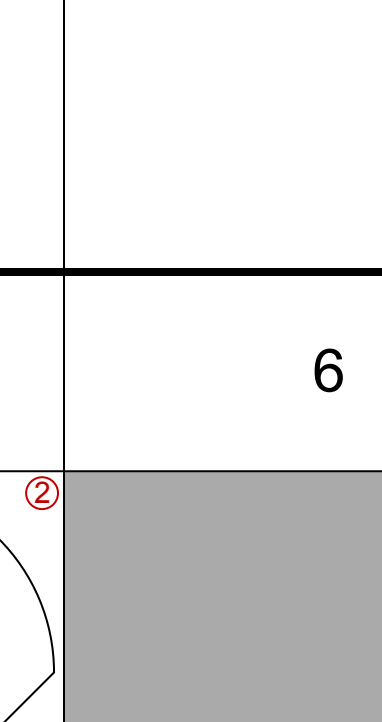
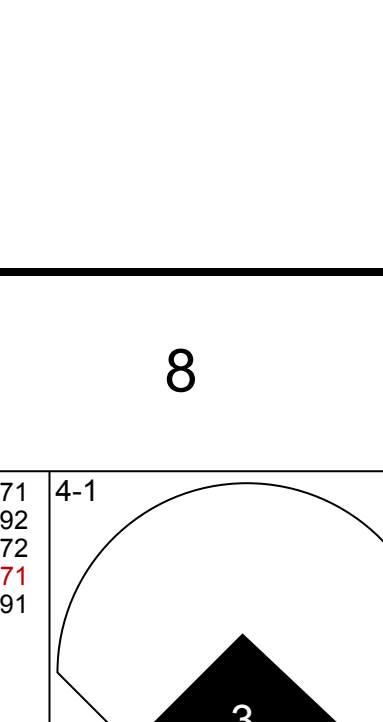
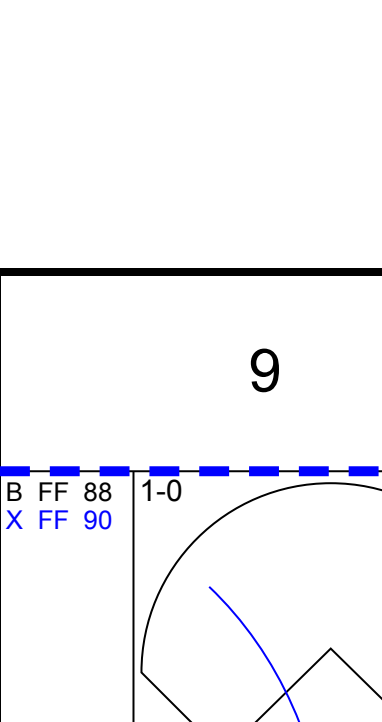
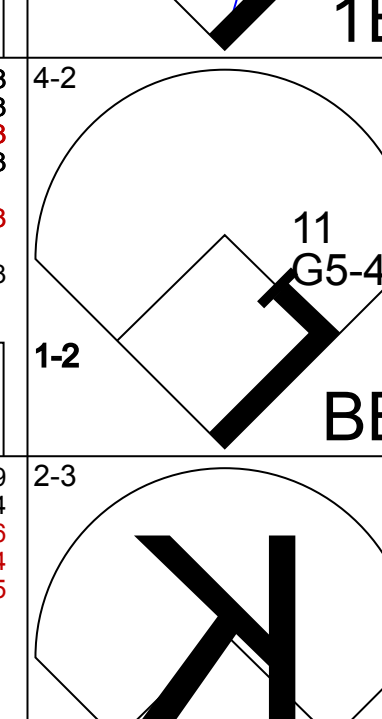

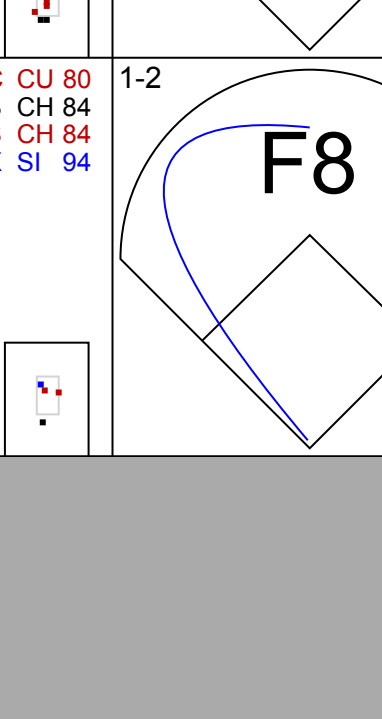
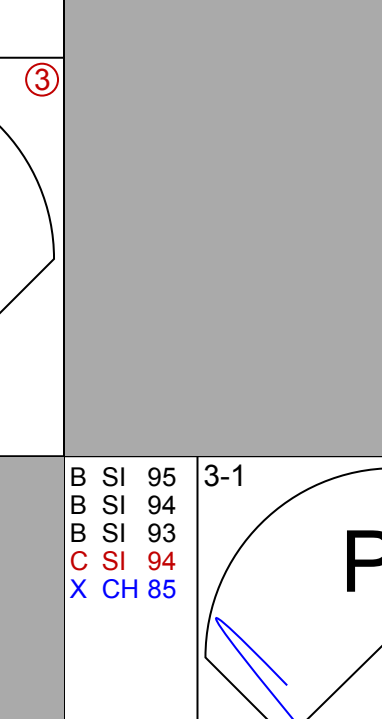
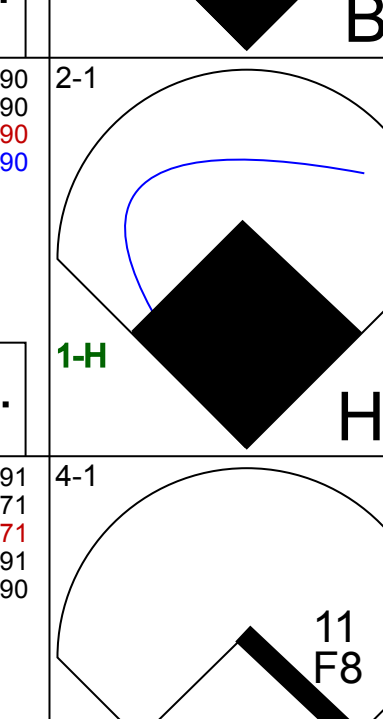

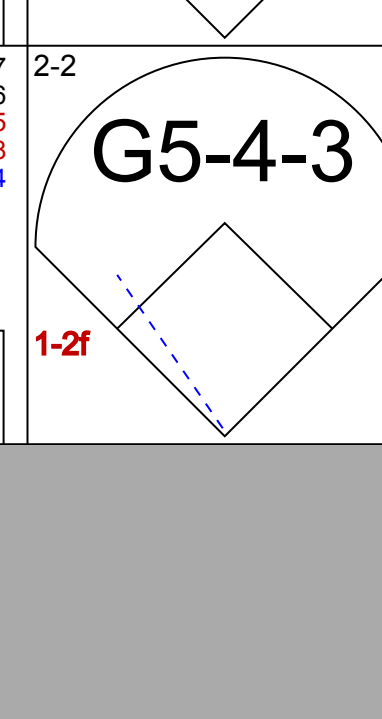
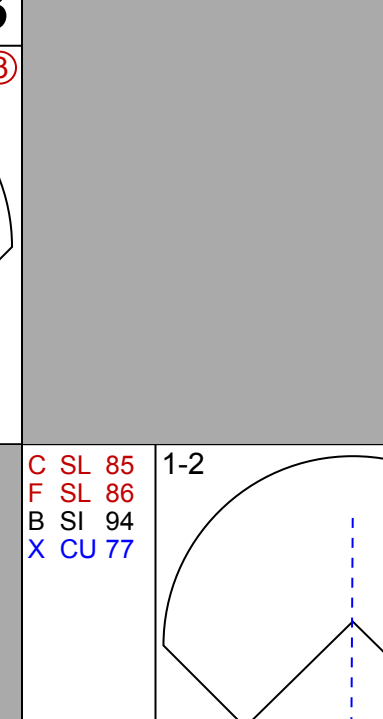

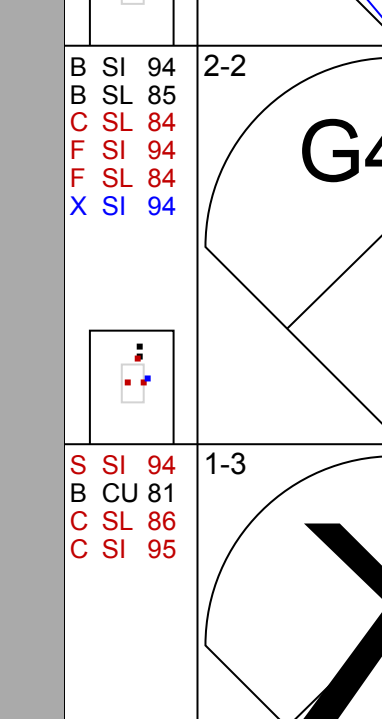
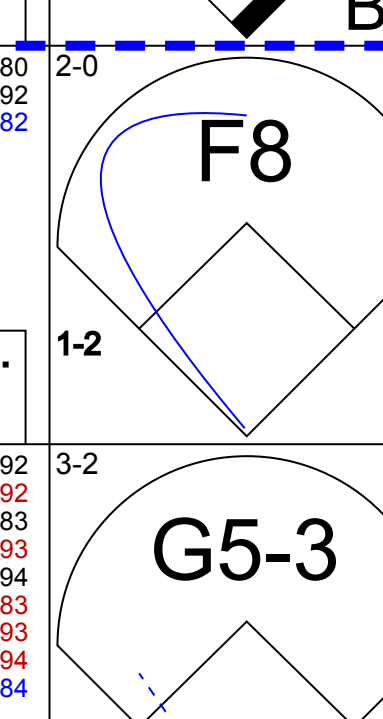


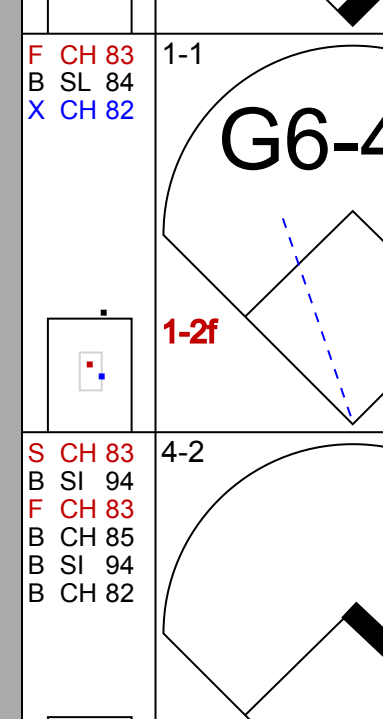




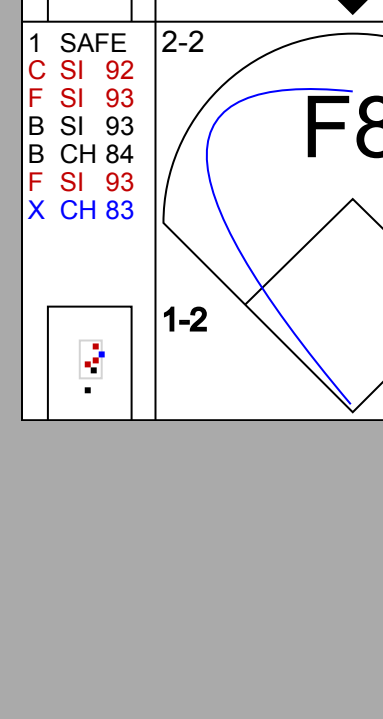
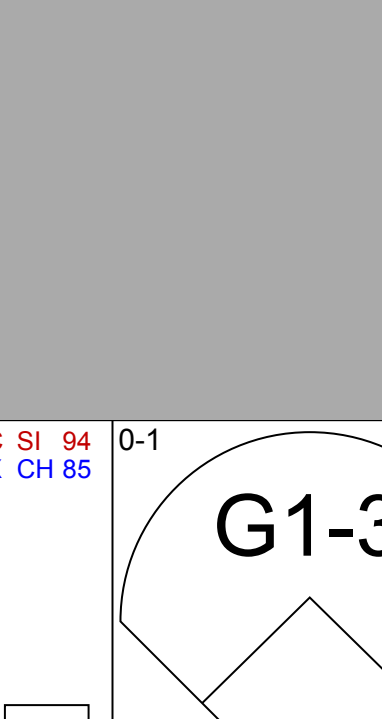
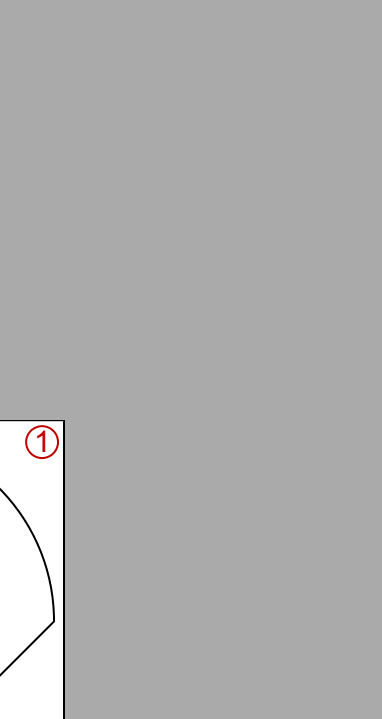
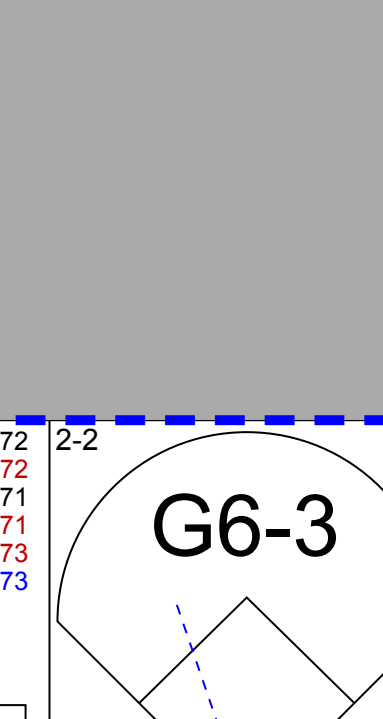
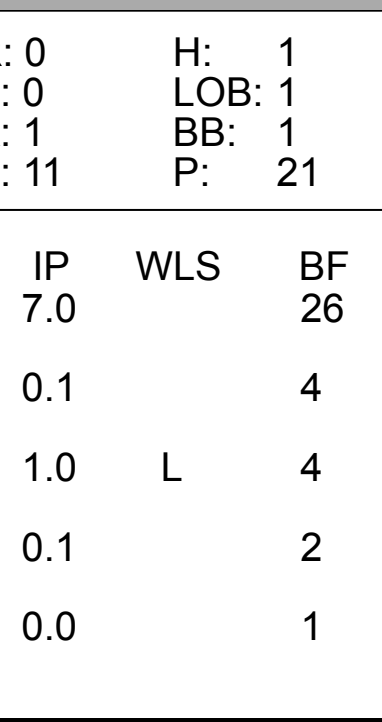
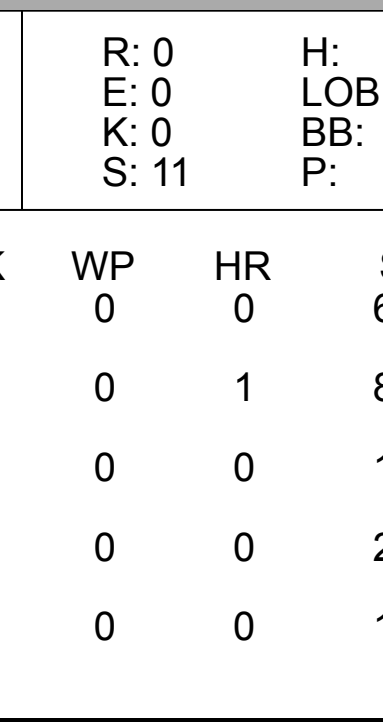
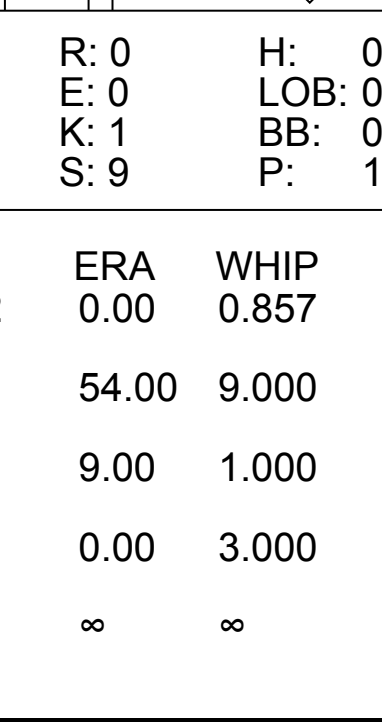

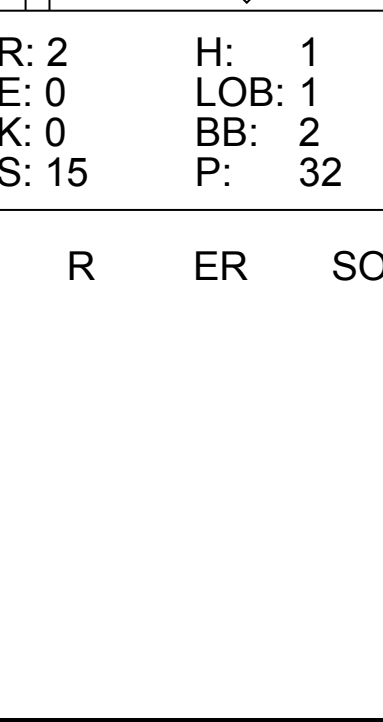
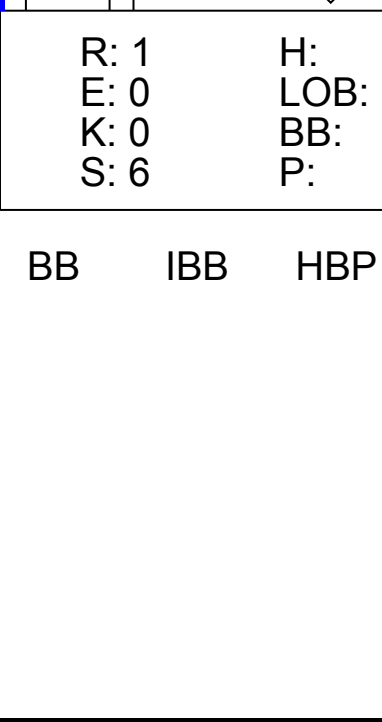
Batter	1	2	3	4	5	6	7	8	9	AB	R	H	RBI	BB	SO	LOB	TOP				
37 Odúbel Herrera, L (1.8)										5	0	0	0	0	3	2	Philadelphia Phillies @ New York Mets Citi Field, Flushing, NY Sat Jul 01 2017, 4:12 PM - 8:29 PM EDT Att: 33,080 - Partly Cloudy - 77 F				
13 Freddy Galvis, S (1.6)										5	1	2	0	0	2	1					
23 Aaron Altherr, R (1.9)										4	2	2	0	1	1	1					
19 Tommy Joseph, R (1.3)										5	2	2	4	0	1	2					
5 Nick Williams, L (1.7)										3	1	1	0	1	0	1					
7 Maikel Franco, R (1.5)										4	0	0	0	1	0	4					
15 Ty Kelly, S (1.4)										4	0	1	0	0	0	2					
29 Cameron Rupp, R (1.2)										4	0	1	0	0	2	2					
58 Jeremy Hellickson, R (1.1)										2	0	0	0	0	0	2					
17 Pat Neshek, S (7.1)										0	0	0	0	0	0	0					
25 Daniel Nava, S (8. PH)										1	0	1	0	0	0	0					
55 Hoby Milner, L (8.1)										0	0	0	0	0	0	0					
53 Joaquin Benoit, R (8.1)										0	0	0	0	0	0	0					
<b>Inning Stats</b>	R: 0 E: 0 K: 3 S: 14	H: 1 LOB: 1 BB: 0 P: 21	R: 0 E: 0 K: 0 S: 10	H: 0 LOB: 1 BB: 0 P: 19	R: 0 E: 0 K: 1 S: 10	H: 0 LOB: 0 BB: 0 P: 14	R: 2 E: 2 K: 0 S: 15	H: 1 LOB: 2 BB: 1 P: 32	R: 1 E: 0 K: 2 S: 16	H: 2 LOB: 1 BB: 0 P: 17	R: 3 E: 0 K: 0 S: 13	H: 3 LOB: 0 BB: 0 P: 18	R: 0 E: 0 K: 3 S: 14	H: 1 LOB: 1 BB: 0 P: 21	R: 0 E: 0 K: 0 S: 10	H: 1 LOB: 1 BB: 0 P: 13	1B: 7 2B: 2 3B: 0 HR: 1	SF: 0 SAC: 1 DP: 0 HBP: 1	WP: 0 PB: 0 SB: 2 CS: 0	PA: 42	
<b>PITCHER</b>	IP WLS BF H R ER SO BB IBB HBP BLK WP HR S P ERA WHIP																				
45 Zack Wheeler, R (1.1)	3.2	17	2	2	0	4	2	0	1	0	0	0	0	0	18	32	0.00	1.091			
62 Erik Goeddel, R (4.1)	1.1	7	2	1	1	0	1	0	0	0	0	0	0	1	25	35	6.75	2.250			
59 Fernando Salas, R (6.1)	2.0	W	10	4	3	2	0	0	0	0	0	1	25	35	13.50	2.000					
51 Paul Sewald, R (8.1)	0.2	H	3	1	0	0	0	0	0	0	0	0	10	17	0.00	1.500					
43 Addison Reed, R (8.1)	1.1	S	5	1	0	0	1	0	0	0	0	0	14	17	0.00	0.750					

Batter	1	2	3	4	5	6	7	8	9	AB	R	H	RBI	BB	SO	LOB	BOTTOM			
3 Curtis Granderson, L (1.8)										2	0	0	0	2	2	1	Philadelphia Phillies @ New York Mets Citi Field, Flushing, NY Sat Jul 01 2017, 4:12 PM - 8:29 PM EDT Att: 33,080 - Partly Cloudy - 77 F			
13 Adrián Cabrera, S (1.4)										4	2	2	2	0	0	4				
52 Yoanis Céspedes, R (1.7)										4	0	0	0	0	1	3				
19 Jay Bruce, L (1.9)										4	0	0	1	0	2	0				
21 Lucas Duda, L (1.3)										4	2	2	1	0	1	0				
54 T.J. Rivera, R (1.5)										4	1	1	1	0	0	1				
7 José Reyes, S (1.6)										3	0	2	1	0	0	0				
18 Travis d'Arnaud, R (1.2)										3	1	1	0	0	0	1				
45 Zack Wheeler, L (1.1)										1	0	0	0	0	0	0				
62 Erik Goeddel, R (4.1)										0	0	0	0	0	0	0				
9 Brandon Nimmo, L (5. PH)										1	0	1	0	0	0	0				
59 Fernando Salas, R (6.1)										0	0	0	0	0	0	0				
4 Wilmer Flores, R (7. PH)										1	0	1	1	0	0	0				
48 Jacob deGrom, L (7. PH)										0	1	0	0	0	0	0				
51 Paul Sewald, R (8.1)										0	0	0	0	0	0	0				
43 Addison Reed, L (8.1)										0	0	0	0	0	0	0				
<b>Inning Stats</b>	R: 0 E: 0 K: 0 S: 10	H: 0 LOB: 0 BB: 1 P: 17	R: 1 E: 0 K: 1 S: 9	H: 2 LOB: 0 BB: 0 P: 12	R: 0 E: 0 K: 1 S: 6	H: 0 LOB: 0 BB: 0 P: 9	R: 2 E: 0 K: 0 S: 11	H: 2 LOB: 0 BB: 0 P: 16	R: 0 E: 0 K: 2 S: 10	H: 0 LOB: 0 BB: 1 P: 14	R: 4 E: 0 K: 1 S: 16	H: 4 LOB: 1 BB: 0 P: 20	R: 0 E: 0 K: 1 S: 6	H: 0 LOB: 0 BB: 0 P: 10	1B: 1 2B: 6 3B: 0 HR: 3	SF: 0 SAC: 0 DP: 1 HBP: 0	WP: 0 PB: 0 SB: 0 CS: 1	PA: 35		
<b>PITCHER</b>	IP WLS BF H R ER SO BB IBB HBP BLK WP HR S P ERA WHIP																			
58 Jeremy Hellickson, R (1.1)	6.1	25	7	4	4	4	1	1	0	0	0	0	1	13	16	5.68	1.263			
17 Pat Neshek, R (7.1)	0.2	L	5	3	3	3	1	0	0	0	0	0	5	9	0.00	0.000				
55 Hoby Milner, L (8.1)	0.2		2	0	0	0	1	0	0	0	0	0	5	9	0.00	0.000				
53 Joaquin Benoit, R (8.1)	0.1		1	0	0	0	0	0	0	0	0	0	1	1	0.00	0.000				





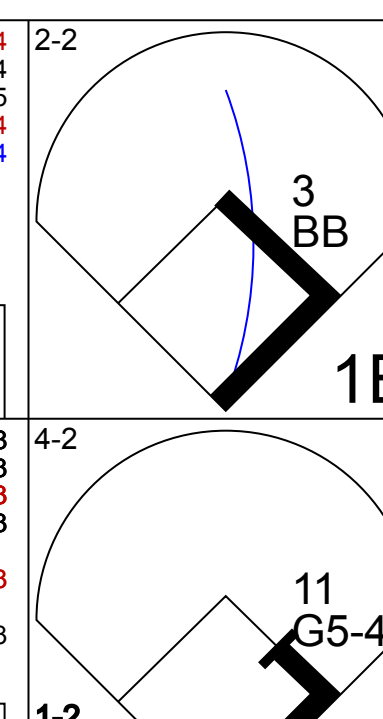
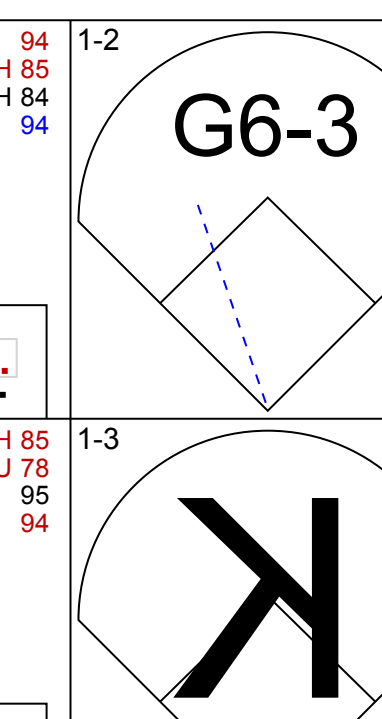
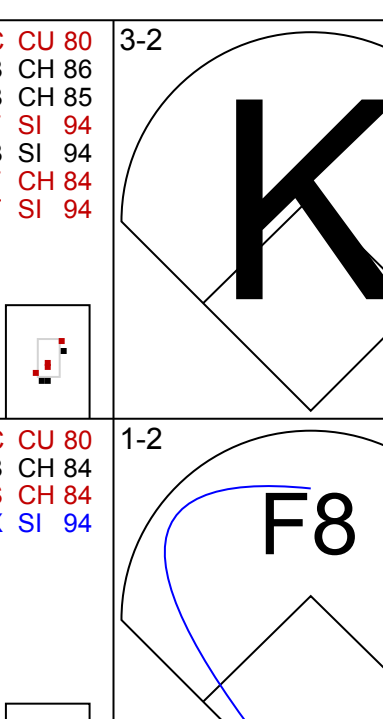
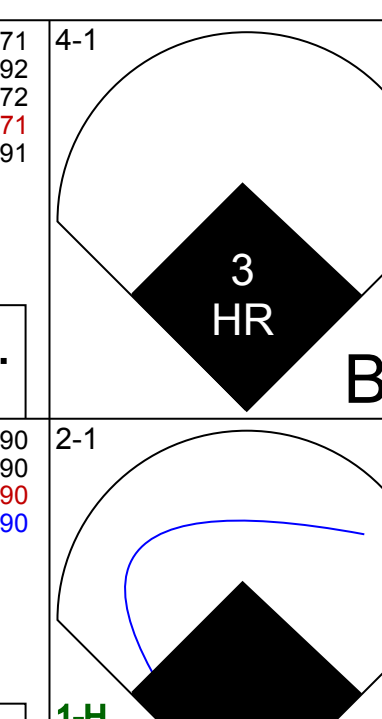
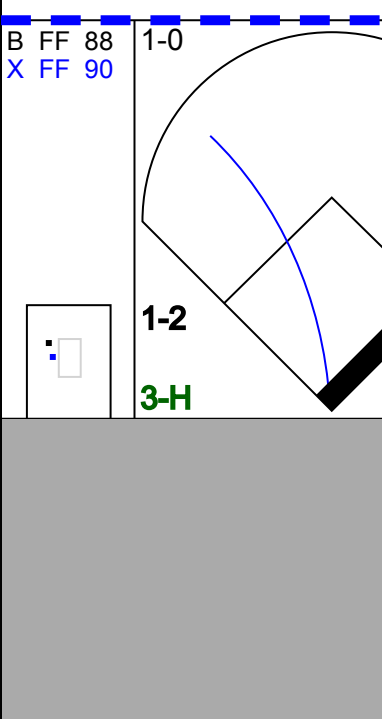
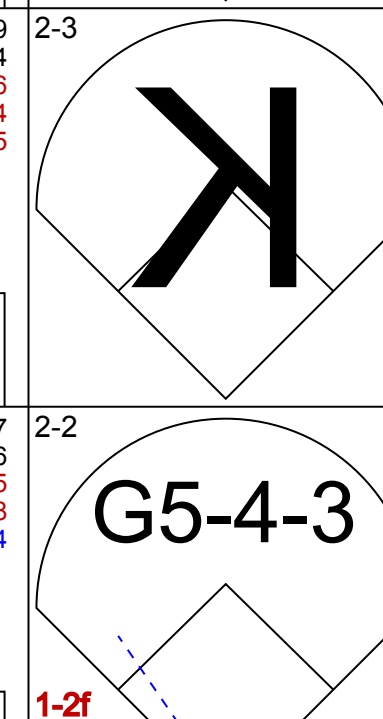
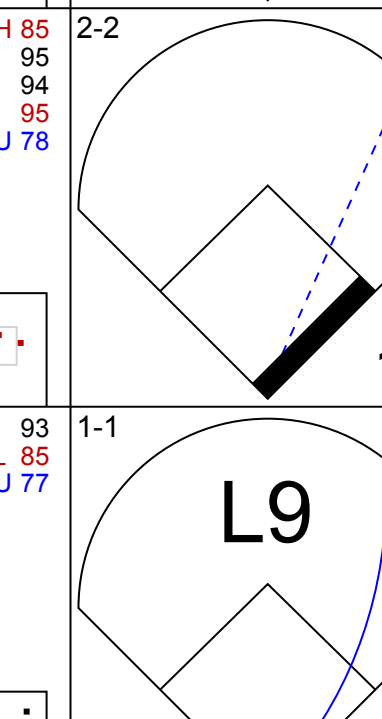

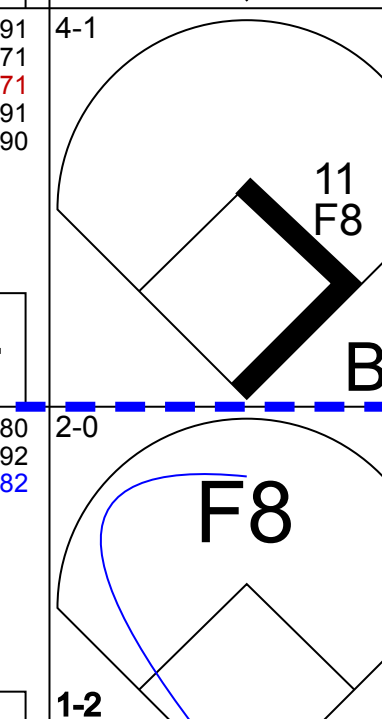




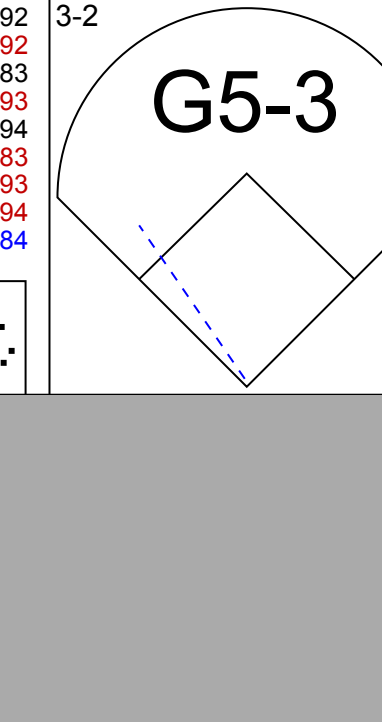
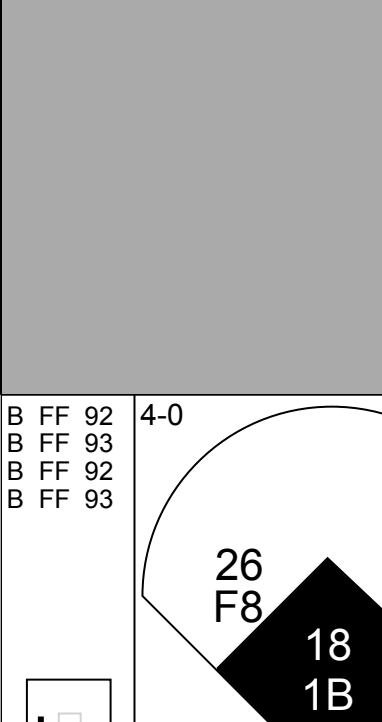




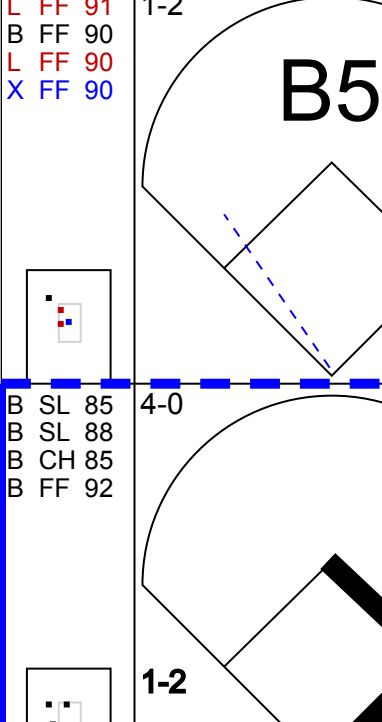

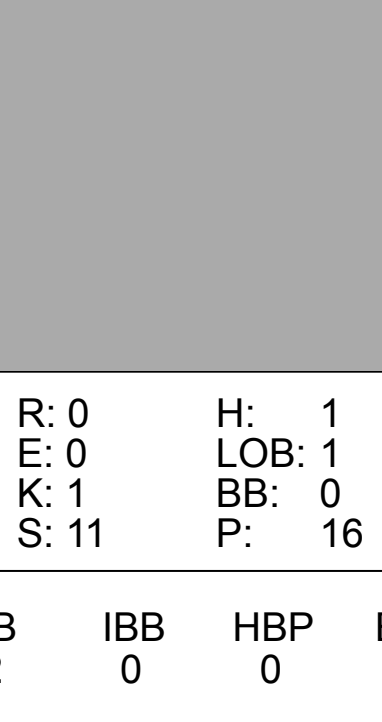
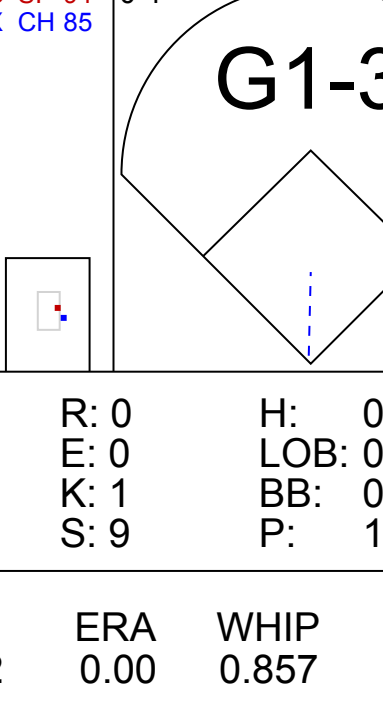
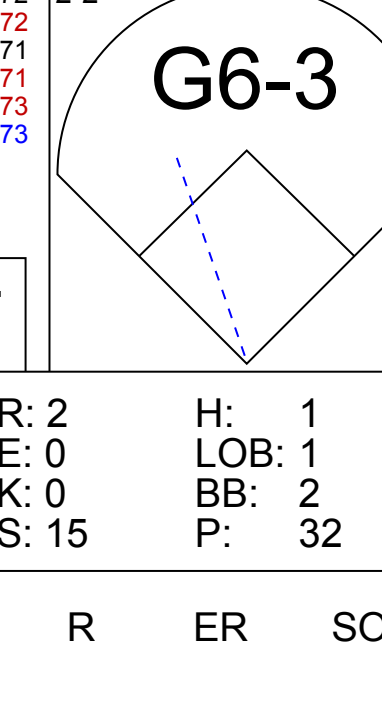
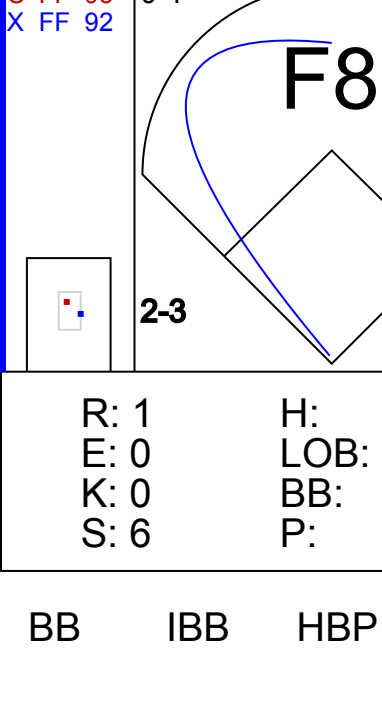







Batter	1	2	3	4	5	6	7	8	9	AB	R	H	RBI	BB	SO	LOB	TOP						
7 José Reyes, S OBP: 0.281, SLG: 0.348										4	0	2	0	0	1	0	<b>New York Mets @ Washington Nationals</b> Nationals Park, Washington, DC Mon Jul 03 2017, 6:08 PM - 9:22 PM EDT Att: 41,681 - Partly Cloudy - 90 F						
13 Asdrúbal Cabrera, S OBP: 0.360, SLG: 0.453										2	0	0	0	2	1	0							
52 Yoenis Céspedes, R OBP: 0.344, SLG: 0.532										4	0	1	0	0	0	3							
19 Jay Bruce, L OBP: 0.330, SLG: 0.512										4	0	0	0	0	1	2							
54 T.J. Rivera, R OBP: 0.326, SLG: 0.432										3	1	1	0	1	0	0							
21 Lucas Duda, L OBP: 0.381, SLG: 0.554										3	0	0	0	1	1	1							
59 Fernando Salas, R OBP: 0.500, SLG: 0.500										0	0	0	0	0	0	0							
18 Travis d'Arnaud, R OBP: 0.289, SLG: 0.462										3	0	0	0	0	2	3							
3 Curtis Granderson, L OBP: 0.333, SLG: 0.482										1	1	1	2	0	0	0							
44 René Rivera, R OBP: 0.297, SLG: 0.403										0	0	0	0	0	0	0							
9 Brandon Nimmo, L OBP: 0.400, SLG: 0.313										4	0	1	0	0	1	0							
32 Steven Matz, R OBP: 0.182, SLG: 0.182										2	0	0	0	0	0	0							
39 Jerry Blevins, L ERA: 4.5										0	0	0	0	0	0	0							
51 Paul Sewald, R ERA: 8.1										0	0	0	0	0	0	0							
66 Josh Edgin, R ERA: 9.0										0	0	0	0	0	0	0							
4 Wilmer Flores, R ERA: 2.03										0	0	0	0	0	0	0							
<b>Inning Stats</b>	R: 0 E: 0 K: 2 S: 14	H: 1 LOB: 1 BB: 0 P: 16	R: 0 E: 0 K: 1 S: 8	H: 0 LOB: 0 BB: 0 P: 11	R: 0 E: 0 K: 1 S: 13	H: 1 LOB: 0 BB: 0 P: 19	R: 0 E: 0 K: 1 S: 16	H: 0 LOB: 3 BB: 3 P: 31	R: 0 E: 0 K: 0 S: 4	H: 0 LOB: 0 BB: 0 P: 7	R: 0 E: 0 K: 1 S: 7	H: 0 LOB: 0 BB: 0 P: 10	R: 0 E: 0 K: 0 S: 10	H: 0 LOB: 0 BB: 0 P: 11	R: 0 E: 0 K: 0 S: 10	H: 2 LOB: 2 BB: 1 P: 14	R: 2 E: 0 K: 1 S: 12	H: 2 LOB: 0 BB: 0 P: 20	1B: 5 2B: 0 3B: 0 HR: 1	SF: 0 SAC: 1 DP: 0 HBP: 0	WP: 1 PB: 0 CS: 1	PA: 36	
<b>PITCHER</b>	IP WLS BF H R ER SO BB IBB HBP BLK WP HR S P ERA WHIP	IP WLS BF H R ER SO BB IBB HBP BLK WP HR S P ERA WHIP	IP WLS BF H R ER SO BB IBB HBP BLK WP HR S P ERA WHIP	IP WLS BF H R ER SO BB IBB HBP BLK WP HR S P ERA WHIP	IP WLS BF H R ER SO BB IBB HBP BLK WP HR S P ERA WHIP	IP WLS BF H R ER SO BB IBB HBP BLK WP HR S P ERA WHIP	IP WLS BF H R ER SO BB IBB HBP BLK WP HR S P ERA WHIP	IP WLS BF H R ER SO BB IBB HBP BLK WP HR S P ERA WHIP	IP WLS BF H R ER SO BB IBB HBP BLK WP HR S P ERA WHIP	IP WLS BF H R ER SO BB IBB HBP BLK WP HR S P ERA WHIP	IP WLS BF H R ER SO BB IBB HBP BLK WP HR S P ERA WHIP	IP WLS BF H R ER SO BB IBB HBP BLK WP HR S P ERA WHIP	IP WLS BF H R ER SO BB IBB HBP BLK WP HR S P ERA WHIP	IP WLS BF H R ER SO BB IBB HBP BLK WP HR S P ERA WHIP	IP WLS BF H R ER SO BB IBB HBP BLK WP HR S P ERA WHIP	IP WLS BF H R ER SO BB IBB HBP BLK WP HR S P ERA WHIP	IP WLS BF H R ER SO BB IBB HBP BLK WP HR S P ERA WHIP	IP WLS BF H R ER SO BB IBB HBP BLK WP HR S P ERA WHIP	IP WLS BF H R ER SO BB IBB HBP BLK WP HR S P ERA WHIP	IP WLS BF H R ER SO BB IBB HBP BLK WP HR S P ERA WHIP	IP WLS BF H R ER SO BB IBB HBP BLK WP HR S P ERA WHIP	IP WLS BF H R ER SO BB IBB HBP BLK WP HR S P ERA WHIP	IP WLS BF H R ER SO BB IBB HBP BLK WP HR S P ERA WHIP

**New York Mets @ Washington Nationals**  
 Nationals Park, Washington, DC  
 Mon Jul 03 2017, 6:08 PM - 9:22 PM EDT  
 Att: 41,681 - Partly Cloudy - 90 F

AB 30  
 R 2  
 H 6  
 RBI 2  
 BB 4  
 SO 7  
 LOB 9



Batter	1	2	3	4	5	6	7	8	9	AB	R	H	RBI	BB	SO	LOB	BOTTOM						
8 Brian Goodwin, L OBP: 0.338, SLG: 0.513										3	0	1	0	0	1	0	<b>New York Mets @ Washington Nationals</b> Nationals Park, Washington, DC Mon Jul 03 2017, 6:08 PM - 9:22 PM EDT Att: 41,681 - Partly Cloudy - 90 F						
18 Ryan Raburn, R OBP: 0.341, SLG: 0.436										1	1	1	1	1	0	0							
3 Michael Taylor, R OBP: 0.321, SLG: 0.519										3	1	1	2	1	1	0							
34 Bryce Harper, L OBP: 0.425, SLG: 0.598										3	0	1	0	1	1	2							
11 Ryan Zimmerman, R OBP: 0.373, SLG: 0.610										4	0	0	0	0	0	4							
6 Anthony Rendon, R OBP: 0.398, SLG: 0.549										4	0	1	0	0	1	1							
32 Matt Wieters, S OBP: 0.297, SLG: 0.384										3	1	0	0	1	0	1							
1 Wilmer Difo, S OBP: 0.266, SLG: 0.273										3	0	1	0	1	0	1							
5 Adrián Sánchez, R ERA: 3.21										3	0	0	0	0	0	2							
10 Stephen Drew, L OBP: 0.357, SLG: 0.443										0	0	0	0	1	0	0							
37 Stephen Strasburg, R ERA: 2.12										2	0	0	0	0	0	2							
56 Joe Blanton, R ERA: 4.46										0	0	0	0	0	0	0							
20 Daniel Murphy, L OBP: 0.346, SLG: 0.506										1	0	0	0	0	0	0							
36 Sammy Solis, R ERA: 3.69										0	0	0	0	0	0	0							
43 Matt Albers, L OBP: 0.395, SLG: 0.550										1	0	0	0	0	0	2							
<b>Inning Stats</b>	R: 0 E: 0 K: 1 S: 11	H: 1 LOB: 1 BB: 1 P: 21	R: 0 E: 1 K: 0 S: 11	H: 1 LOB: 2 BB: 0 P: 16	R: 0 E: 1 K: 1 S: 11	H: 1 LOB: 1 BB: 0 P: 16	R: 0 E: 0 K: 0 S: 11	H: 1 LOB: 1 BB: 1 P: 19	R: 0 E: 0 K: 1 S: 9	H: 0 LOB: 0 BB: 0 P: 13	R: 0 E: 0 K: 1 S: 9	H: 0 LOB: 0 BB: 0 P: 15	R: 0 E: 0 K: 0 S: 7	H: 0 LOB: 0 BB: 0 P: 12	R: 2 E: 0 K: 0 S: 15	H: 1 LOB: 1 BB: 2 P: 32	R: 1 E: 0 K: 0 S: 6	H: 1 LOB: 2 BB: 2 P: 16	1B: 5 2B: 0 3B: 0 HR: 1	SF: 0 SAC: 0 DP: 2 HBP: 0	WP: 0 PB: 1 CS: 0	PA: 37	
<b>PITCHER</b>	IP WLS BF H R ER SO BB IBB HBP BLK WP HR S P ERA WHIP	IP WLS BF H R ER SO BB IBB HBP BLK WP HR S P ERA WHIP	IP WLS BF H R ER SO BB IBB HBP BLK WP HR S P ERA WHIP	IP WLS BF H R ER SO BB IBB HBP BLK WP HR S P ERA WHIP	IP WLS BF H R ER SO BB IBB HBP BLK WP HR S P ERA WHIP	IP WLS BF H R ER SO BB IBB HBP BLK WP HR S P ERA WHIP	IP WLS BF H R ER SO BB IBB HBP BLK WP HR S P ERA WHIP	IP WLS BF H R ER SO BB IBB HBP BLK WP HR S P ERA WHIP	IP WLS BF H R ER SO BB IBB HBP BLK WP HR S P ERA WHIP	IP WLS BF H R ER SO BB IBB HBP BLK WP HR S P ERA WHIP	IP WLS BF H R ER SO BB IBB HBP BLK WP HR S P ERA WHIP	IP WLS BF H R ER SO BB IBB HBP BLK WP HR S P ERA WHIP	IP WLS BF H R ER SO BB IBB HBP BLK WP HR S P ERA WHIP	IP WLS BF H R ER SO BB IBB HBP BLK WP HR S P ERA WHIP	IP WLS BF H R ER SO BB IBB HBP BLK WP HR S P ERA WHIP	IP WLS BF H R ER SO BB IBB HBP BLK WP HR S P ERA WHIP	IP WLS BF H R ER SO BB IBB HBP BLK WP HR S P ERA WHIP	IP WLS BF H R ER SO BB IBB HBP BLK WP HR S P ERA WHIP	IP WLS BF H R ER SO BB IBB HBP BLK WP HR S P ERA WHIP	IP WLS BF H R ER SO BB IBB HBP BLK WP HR S P ERA WHIP	IP WLS BF H R ER SO BB IBB HBP BLK WP HR S P ERA WHIP	IP WLS BF H R ER SO BB IBB HBP BLK WP HR S P ERA WHIP	IP WLS BF H R ER SO BB IBB HBP BLK WP HR S P ERA WHIP

**New York Mets @ Washington Nationals**  
 Nationals Park, Washington, DC  
 Mon Jul 03 2017, 6:08 PM - 9:22 PM EDT  
 Att: 41,681 - Partly Cloudy - 90 F

AB 31  
 R 3  
 H 6  
 RBI 3  
 BB 6  
 SO 4  
 LOB 15









Batter	1	2	3	4	5	6	7	8	9	AB	R	H	RBI	BB	SO	LOB	TOP								
3 Curtis Granderson, L (1.8) OBP: 0.333, SLG: 0.481	4-1 52 1B 54 HBP BB	0-2 K		3-0 1-H 2B		0-3 K		0-2 K		4	1	1	1	1	3	0									
13 Adrúbal Cabrera, S (1.4) OBP: 0.330, SLG: 0.413	4-2 54 HBP 21 L7-2 52 1B BB		0-0 L4	1-0 G6-3		2-0 L9		2-1 G3-1		4	0	0	0	1	0	1									
52 Yoenis Cespedes, R (1.7) OBP: 0.340, SLG: 0.521	0-1 54 HBP 1-2 2-3 1B		2-3 K		0-0 L8		3-2 E4 19 1B 54 2B		3-2 F7	5	1	1	0	0	1	0									
19 Jay Bruce, L (1.9) OBP: 0.332, SLG: 0.530	0-3 K		1-1 2B		1-2 HR		2-2 1B		2-3 K	5	1	3	1	0	2	3									
54 T.J. Rivera, R (1.5) OBP: 0.332, SLG: 0.435	2-2 HBP		2-1 F9		0-0 E5 21 BB		1-0 2B		1-3 K	4	0	1	2	0	1	1									
21 Lucas Duda, L (1.3) OBP: 0.357, SLG: 0.540	0-0 L7-2		1-2 G6-3		4-1 BB		0-3 K			3	0	0	0	1	1	4									
7 José Reyes, S (1.6) OBP: 0.285, SLG: 0.374		1-1 HR		1-0 2B		0-0 P5		3-2 HBP		3	2	2	1	0	0	2									
18 Travis d'Arnaud, R (1.2) OBP: 0.287, SLG: 0.454		2-3 K		0-1 2B		1-1 F8		1-0 G6-3		4	0	1	1	0	1	4									
4B Jacob deGrom, L (1.1) OBP: 0.282, SLG: 0.368		0-0 G4-3		1-2 FC6-4		1-3 K		2-2 G6-3		3	1	0	0	0	1	1									
4 Wilmer Flores, R (8,PH) OBP: 0.314, SLG: 0.454										1	0	0	0	0	0	0									
39 Jerry Blevins, L (8.1)										0	0	0	0	0	0	0									
51 Paul Sewald, R (8.1)										0	0	0	0	0	0	0									
43 Addison Reed, L (9.1)										0	0	0	0	0	0	0									
<b>Inning Stats</b>	R: 1 E: 0 K: 1 S: 12	H: 1 LOB: 2 BB: 2 P: 22	R: 1 E: 0 K: 2 S: 9	H: 1 LOB: 0 BB: 0 P: 12	R: 0 E: 0 K: 1 S: 8	H: 1 LOB: 1 BB: 0 P: 13	R: 2 E: 0 K: 0 S: 11	H: 3 LOB: 1 BB: 0 P: 18	R: 1 E: 0 K: 0 S: 9	H: 1 LOB: 1 BB: 1 P: 15	R: 0 E: 0 K: 2 S: 7	H: 0 LOB: 0 BB: 0 P: 10	R: 1 E: 1 K: 1 S: 13	H: 2 LOB: 2 BB: 0 P: 23	R: 0 E: 0 K: 2 S: 10	H: 0 LOB: 0 BB: 0 P: 14	R: 0 E: 0 K: 2 S: 9	H: 0 LOB: 0 BB: 0 P: 15	1B: 3 2B: 5 3B: 0 HR: 2	SF: 0 SAC: 0 DP: 1 HBP: 2	WP: 0 PB: 0 SB: 0 CS: 0	PA: 41			
<b>PITCHER</b>	IP WLS BF H R ER SO BB IBB HBP BLK WP HR S P ERA WHIP	IP WLS BF H R ER SO BB IBB HBP BLK WP HR S P ERA WHIP	IP WLS BF H R ER SO BB IBB HBP BLK WP HR S P ERA WHIP	IP WLS BF H R ER SO BB IBB HBP BLK WP HR S P ERA WHIP	IP WLS BF H R ER SO BB IBB HBP BLK WP HR S P ERA WHIP	IP WLS BF H R ER SO BB IBB HBP BLK WP HR S P ERA WHIP	IP WLS BF H R ER SO BB IBB HBP BLK WP HR S P ERA WHIP	IP WLS BF H R ER SO BB IBB HBP BLK WP HR S P ERA WHIP	IP WLS BF H R ER SO BB IBB HBP BLK WP HR S P ERA WHIP	IP WLS BF H R ER SO BB IBB HBP BLK WP HR S P ERA WHIP	IP WLS BF H R ER SO BB IBB HBP BLK WP HR S P ERA WHIP	IP WLS BF H R ER SO BB IBB HBP BLK WP HR S P ERA WHIP	IP WLS BF H R ER SO BB IBB HBP BLK WP HR S P ERA WHIP	IP WLS BF H R ER SO BB IBB HBP BLK WP HR S P ERA WHIP	IP WLS BF H R ER SO BB IBB HBP BLK WP HR S P ERA WHIP	IP WLS BF H R ER SO BB IBB HBP BLK WP HR S P ERA WHIP	IP WLS BF H R ER SO BB IBB HBP BLK WP HR S P ERA WHIP	IP WLS BF H R ER SO BB IBB HBP BLK WP HR S P ERA WHIP	IP WLS BF H R ER SO BB IBB HBP BLK WP HR S P ERA WHIP	IP WLS BF H R ER SO BB IBB HBP BLK WP HR S P ERA WHIP	IP WLS BF H R ER SO BB IBB HBP BLK WP HR S P ERA WHIP	IP WLS BF H R ER SO BB IBB HBP BLK WP HR S P ERA WHIP	IP WLS BF H R ER SO BB IBB HBP BLK WP HR S P ERA WHIP	IP WLS BF H R ER SO BB IBB HBP BLK WP HR S P ERA WHIP	IP WLS BF H R ER SO BB IBB HBP BLK WP HR S P ERA WHIP

New York Mets @ St. Louis Cardinals  
 Busch Stadium, St. Louis, MO  
 Fri Jul 07 2017, 7:16 PM - 10:02 PM CDT  
 Att: 43,849 - Partly Cloudy - 92 F

AB 36  
 R 6  
 H 9  
 RBI 6  
 BB 3  
 SO 10  
 LOB 16



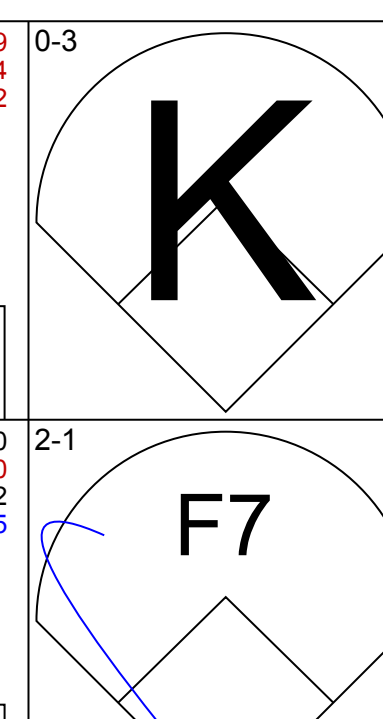
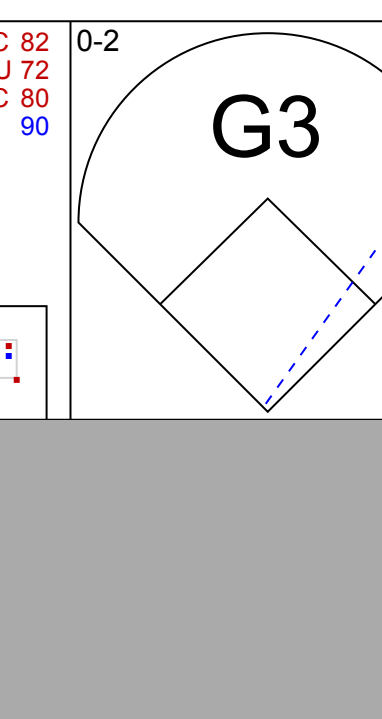
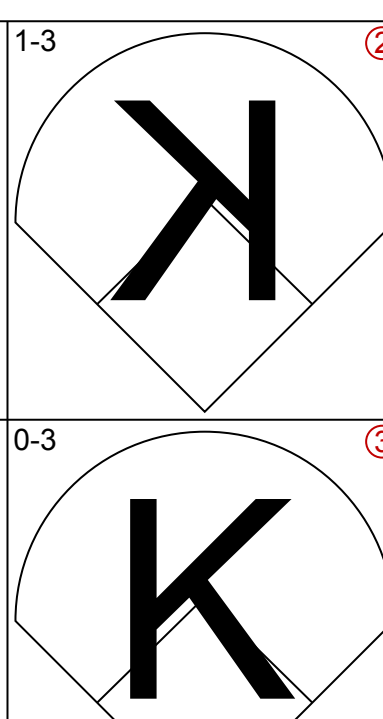
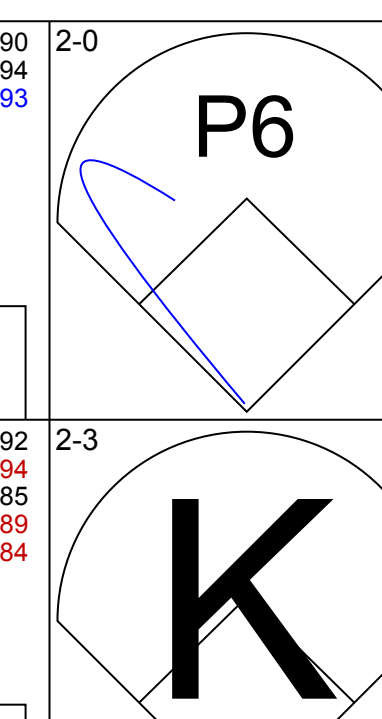
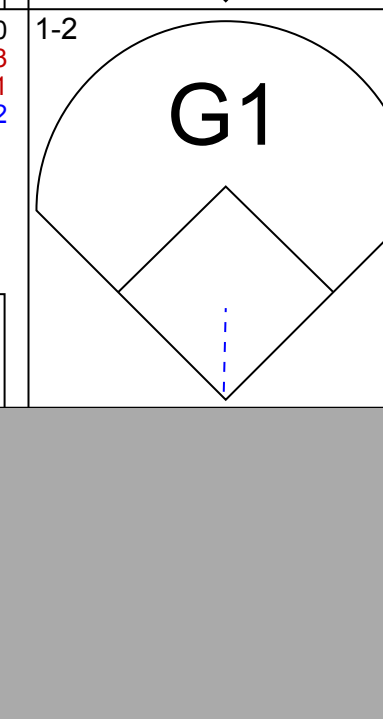
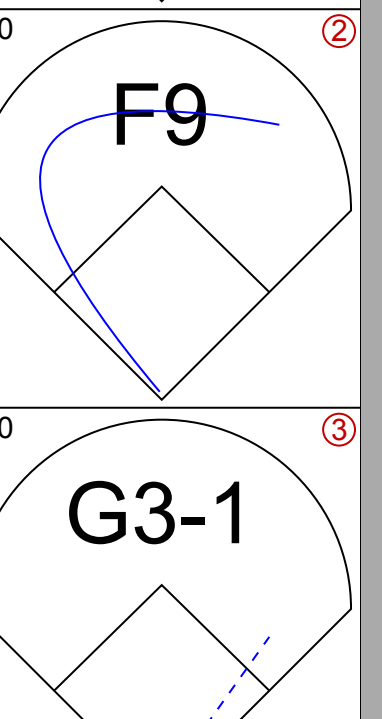




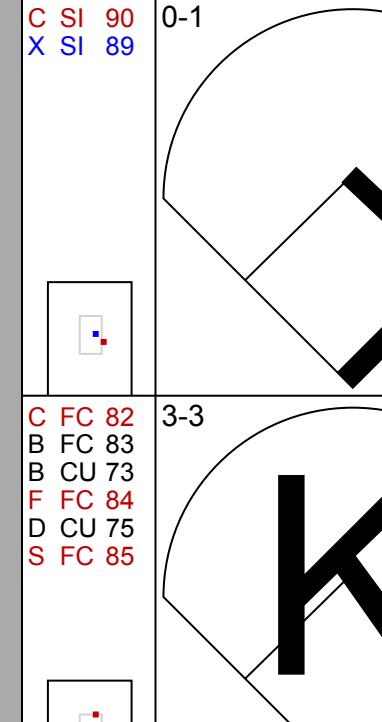
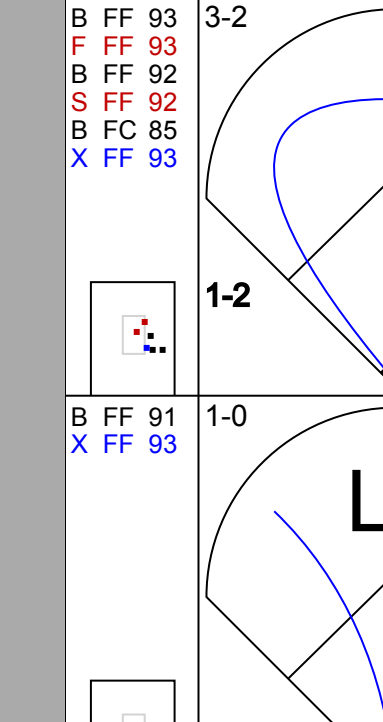


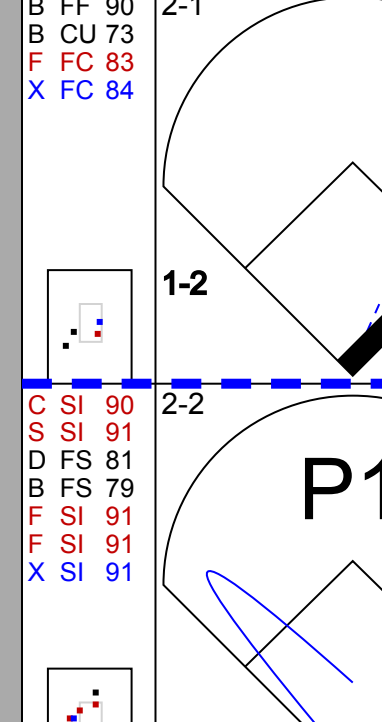
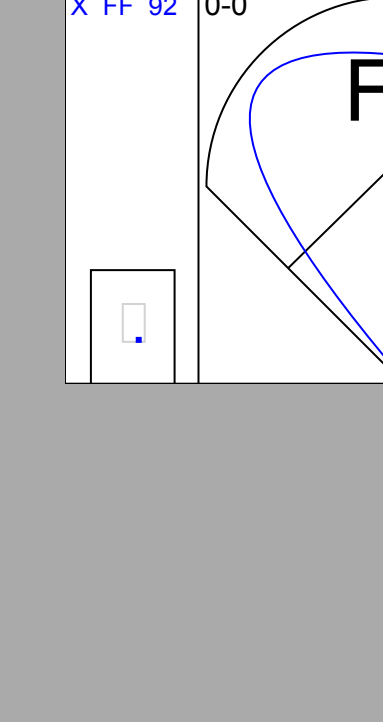
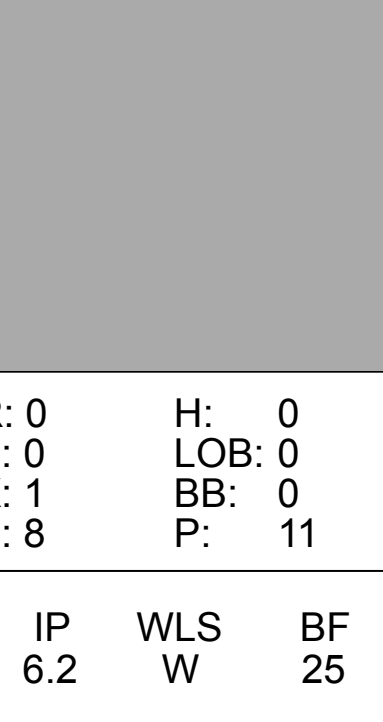
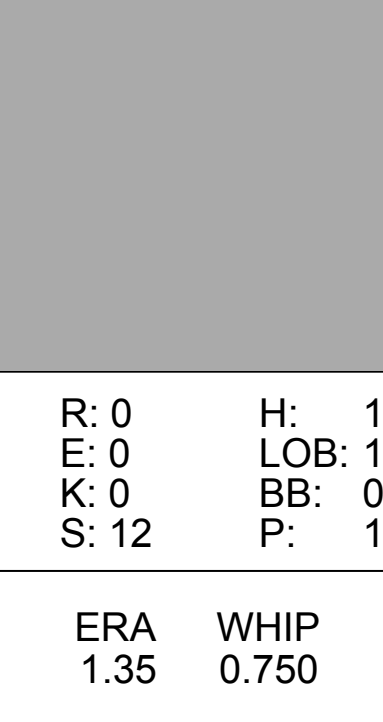
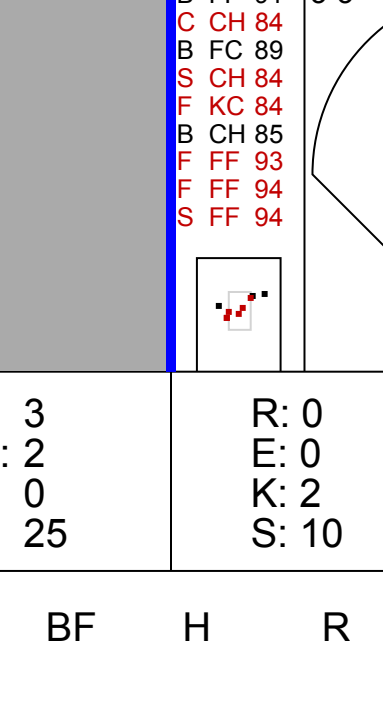
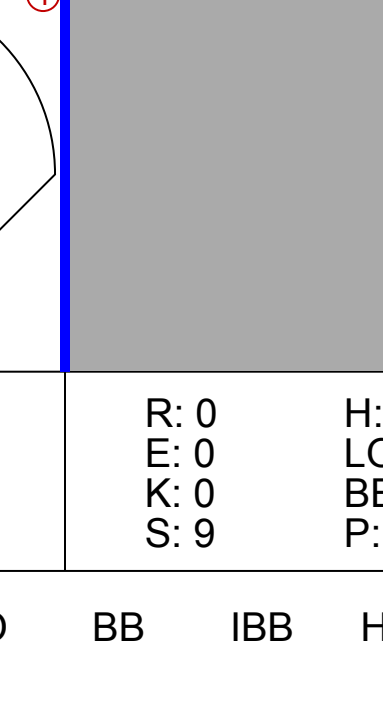
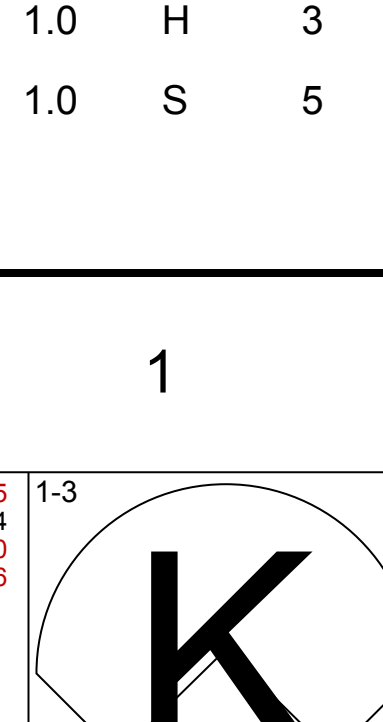
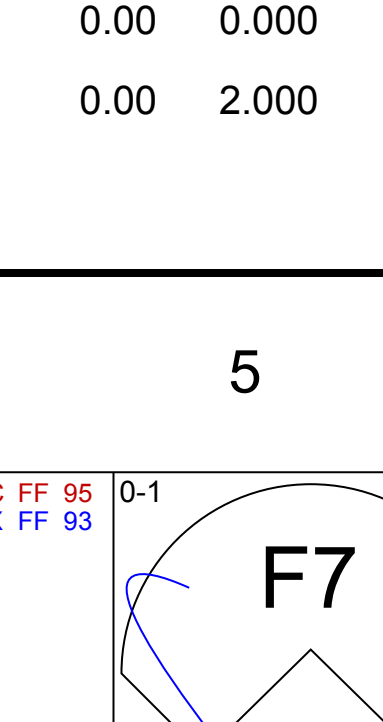
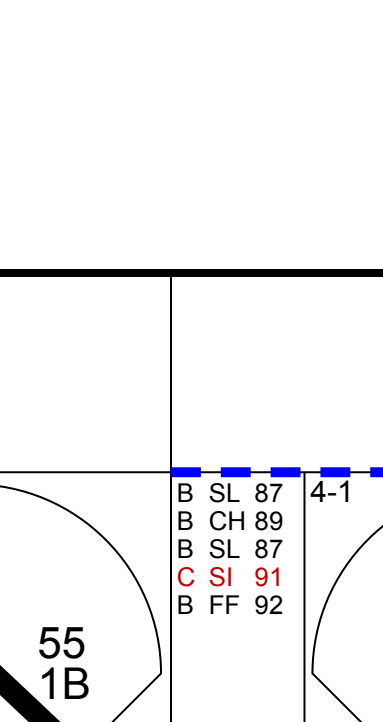
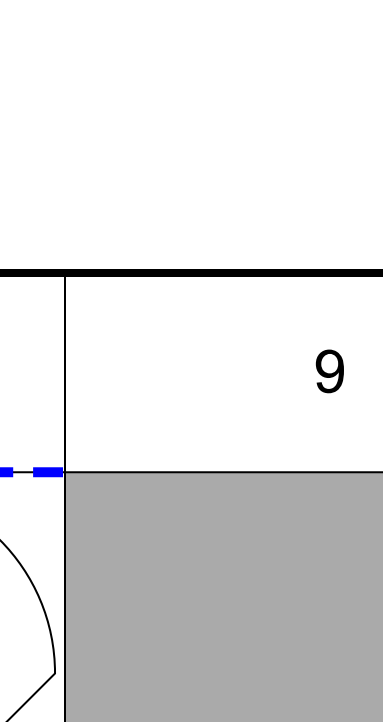
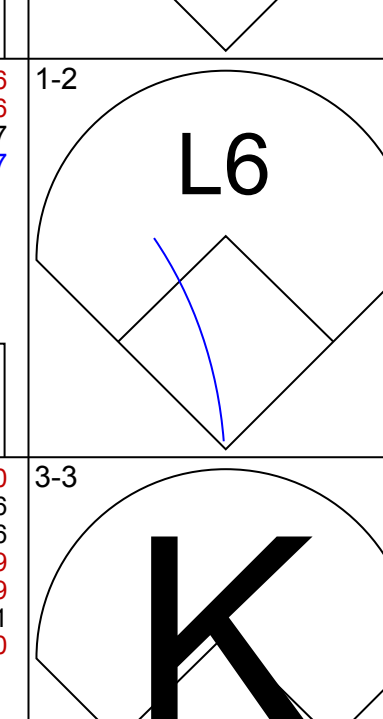
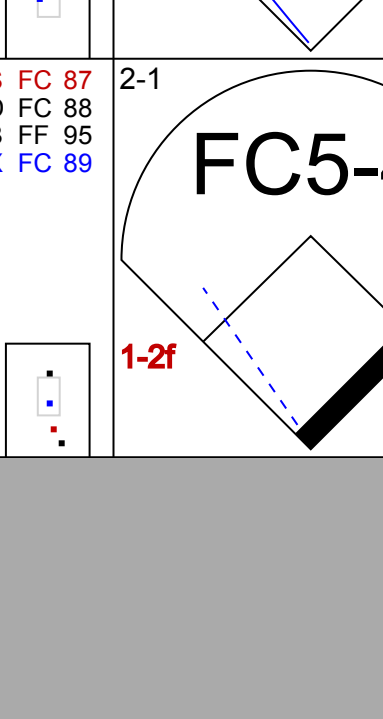
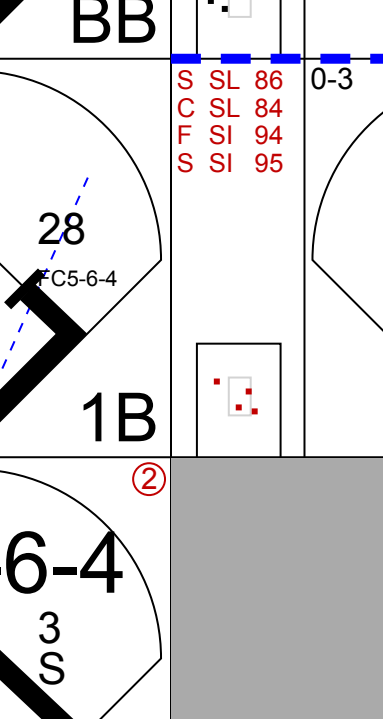

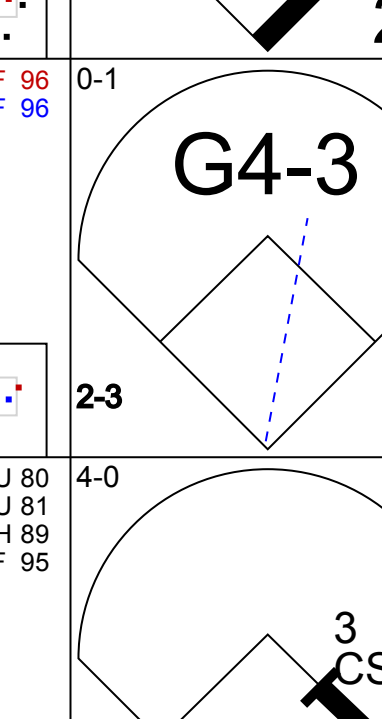
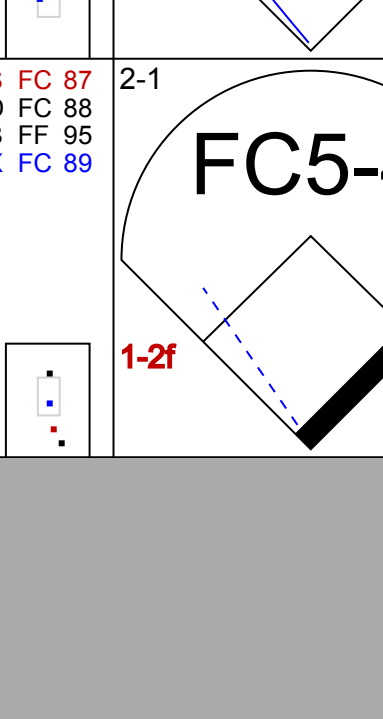
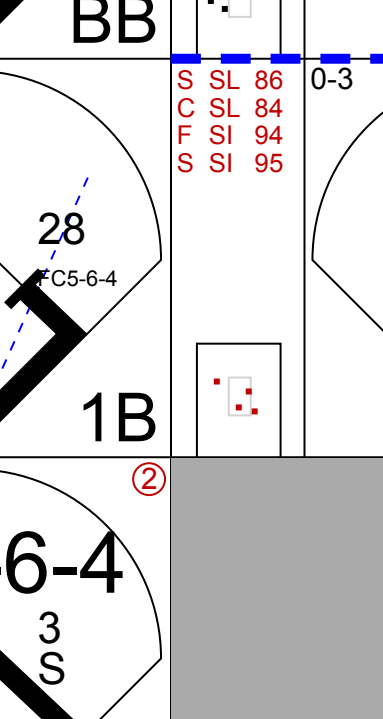

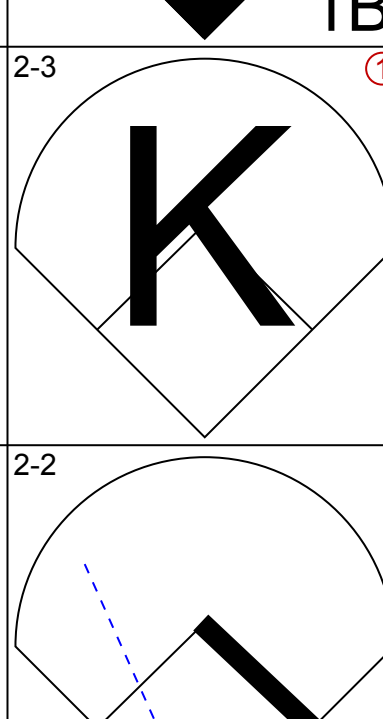

Batter	1	2	3	4	5	6	7	8	9	AB	R	H	RBI	BB	SO	LOB	BOTTOM								
13 Matt Carpenter, L (1.4) OBP: 0.373, SLG: 0.445	3-2 G5-3		1-1 G5-3		0-0 1B			3-1 25 FC4-6 55 1B 3 SF9		4	1	2	0	0	0	0									
55 Stephen Piscotty, R (1.9) OBP: 0.358, SLG: 0.567	2-3 K		0-1 G1-3		0-0 G5-4-3			1-2 25 FC4-6		4	0	1	0	0	1	2									
25 Dexter Fowler, S (1.8) OBP: 0.335, SLG: 0.490	0-2 L6				3-2 HR			3-1 FC4-6		4	1	1	1	0	1	2									
3 Jedd Gyorko, R (1.5) OBP: 0.370, SLG: 0.532		0-1 G4-3		2-2 HR				1-0 SF9		3	1	2	2	0	0	0									
4 Yadier Molina, R (1.2) OBP: 0.300, SLG: 0.407		0-3 K		0-1 F9				1-1 L7		4	0	0	0	0	1	2									
40 Luke Voit, R (1.3) OBP: 0.333, SLG: 0.613		0-1 G4-3		0-1 G5-3						4	0	0	0	0	1	0									
15 Randal Grichuk, R (1.7) OBP: 0.275, SLG: 0.417			0-1 HR		1-3 K			3-1 F9		4	1	1	1	0	1	0									
11 Paul DeJong, R (1.6) OBP: 0.304, SLG: 0.517			1-1 HR		0-1 13 1B					4	1	3	1	0	1	0									
18 Carlos Martinez, R (1.1) OBP: 0.342, SLG: 0.219			2-2 HR		0-1 F9					1	0	0	0	0	0	0									
35 Greg Garcia, L (5,PH) OBP: 0.346, SLG: 0.286										1	0	0	0	0	0	1									
60 John Brebbia, L (8.1)										0	0	0	0	0	0	0									
70 Tyler Lyons, L (7.1)										0	0	0	0	0	0	0									
28 Tommy Pham, R (8,PH) OBP: 0.310, SLG: 0.499										1	0	0	0	0	0	1									
64 Sam Tuivailala, R (8.1)										0	0	0	0	0	0	0									
44 Trevor Rosenthal, R (9.1)										0	0	0	0	0	0	0									
<b>Inning Stats</b>	R: 0 E: 0 K: 1 S: 10	H: 0 LOB: 0 BB: 0 P: 15	R: 0 E: 0 K: 1 S: 7	H: 0 LOB: 0 BB: 0 P: 7	R: 2 E: 0 K: 0 S: 15	H: 2 LOB: 0 BB: 0 P: 19	R: 2 E: 0 K: 1 S: 14	H: 2 LOB: 0 BB: 0 P: 20	R: 0 E: 0 K: 1 S: 6	H: 2 LOB: 1 BB: 0 P: 6	R: 0 E: 0 K: 1 S: 8	H: 1 LOB: 0 BB: 0 P: 12	R: 0 E: 0 K: 1 S: 13	H: 1 LOB: 1 BB: 0 P: 20	R: 1 E: 0 K: 0 S: 10	H: 2 LOB: 1 BB: 0 P: 19	R: 0 E: 0 K: 1 S: 9	H: 0 LOB: 0 BB: 0 P: 11	1B: 5 2B: 1 3B: 0 HR: 4	SF: 1 SAC: 0 DP: 2 HBP: 0	WP: 0 PB: 0 SB: 0 CS: 0	PA: 35			
<b>PITCHER</b>	IP WLS BF H R ER SO BB IBB HBP BLK WP HR S P ERA WHIP	IP WLS BF H R ER SO BB IBB HBP BLK WP HR S P ERA WHIP	IP WLS BF H R ER SO BB IBB HBP BLK WP HR S P ERA WHIP	IP WLS BF H R ER SO BB IBB HBP BLK WP HR S P ERA WHIP	IP WLS BF H R ER SO BB IBB HBP BLK WP HR S P ERA WHIP	IP WLS BF H R ER SO BB IBB HBP BLK WP HR S P ERA WHIP	IP WLS BF H R ER SO BB IBB HBP BLK WP HR S P ERA WHIP	IP WLS BF H R ER SO BB IBB HBP BLK WP HR S P ERA WHIP	IP WLS BF H R ER SO BB IBB HBP BLK WP HR S P ERA WHIP	IP WLS BF H R ER SO BB IBB HBP BLK WP HR S P ERA WHIP	IP WLS BF H R ER SO BB IBB HBP BLK WP HR S P ERA WHIP	IP WLS BF H R ER SO BB IBB HBP BLK WP HR S P ERA WHIP	IP WLS BF H R ER SO BB IBB HBP BLK WP HR S P ERA WHIP	IP WLS BF H R ER SO BB IBB HBP BLK WP HR S P ERA WHIP	IP WLS BF H R ER SO BB IBB HBP BLK WP HR S P ERA WHIP	IP WLS BF H R ER SO BB IBB HBP BLK WP HR S P ERA WHIP	IP WLS BF H R ER SO BB IBB HBP BLK WP HR S P ERA WHIP	IP WLS BF H R ER SO BB IBB HBP BLK WP HR S P ERA WHIP	IP WLS BF H R ER SO BB IBB HBP BLK WP HR S P ERA WHIP	IP WLS BF H R ER SO BB IBB HBP BLK WP HR S P ERA WHIP	IP WLS BF H R ER SO BB IBB HBP BLK WP HR S P ERA WHIP	IP WLS BF H R ER SO BB IBB HBP BLK WP HR S P ERA WHIP	IP WLS BF H R ER SO BB IBB HBP BLK WP HR S P ERA WHIP	IP WLS BF H R ER SO BB IBB HBP BLK WP HR S P ERA WHIP	IP WLS BF H R ER SO BB IBB HBP BLK WP HR S P ERA WHIP

New York Mets @ St. Louis Cardinals  
 Busch Stadium, St. Louis, MO  
 Fri Jul 07 2017, 7:16 PM - 10:02 PM CDT  
 Att: 43,849 - Partly Cloudy - 92 F

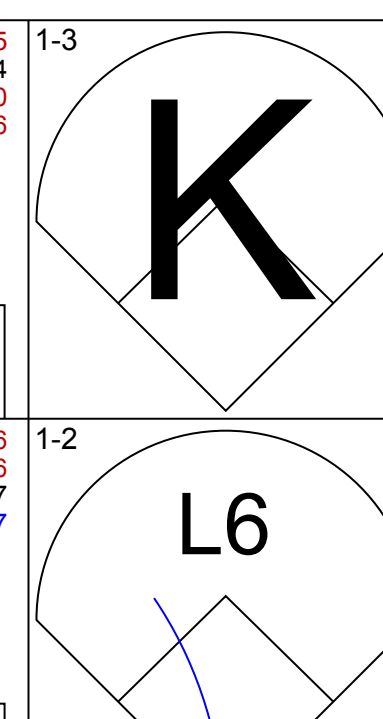
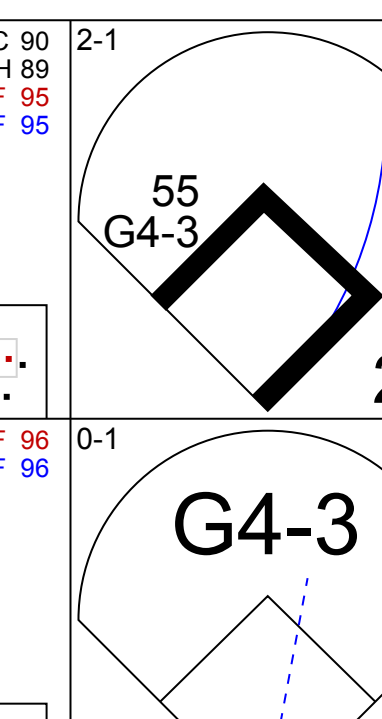
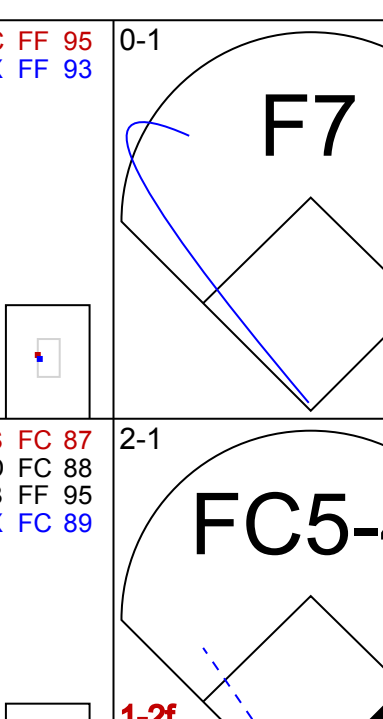
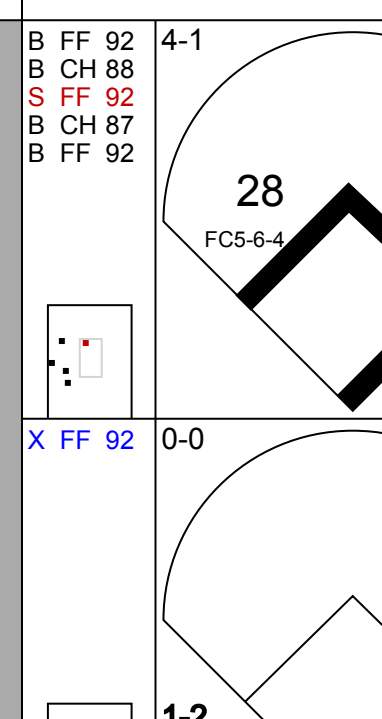
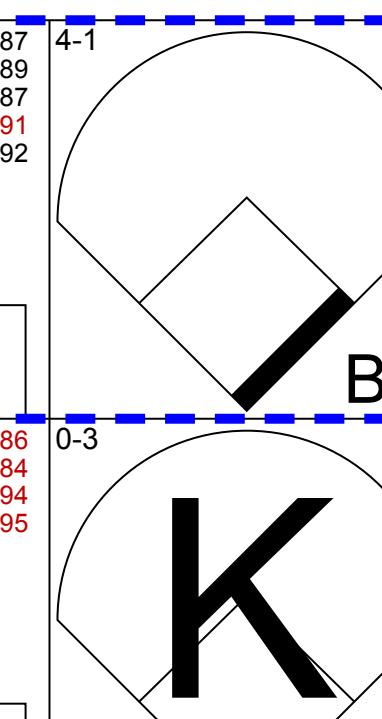

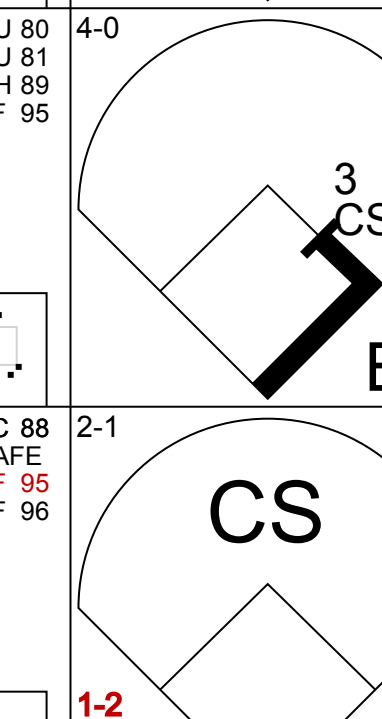

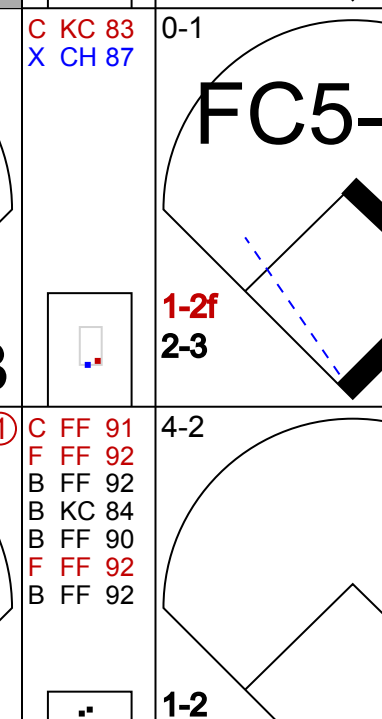




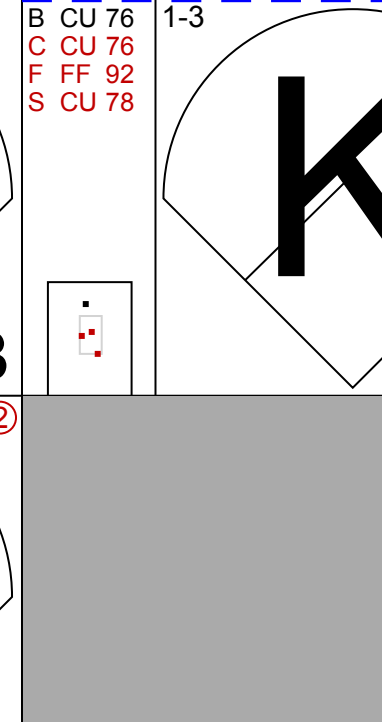
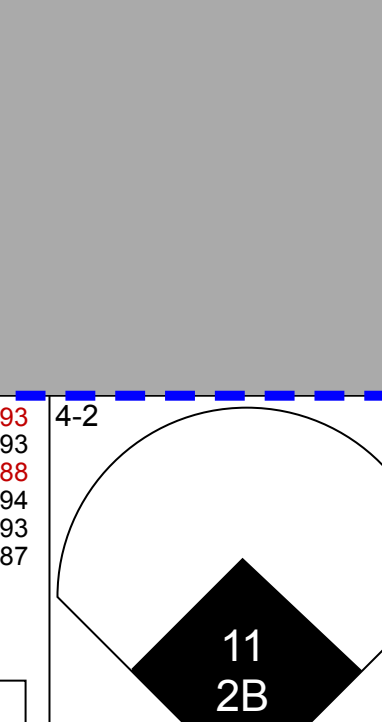

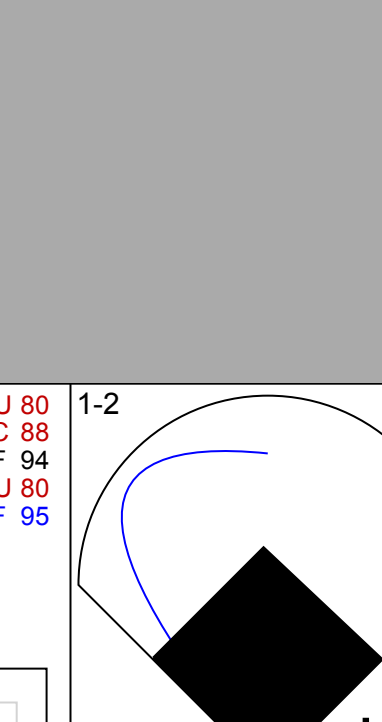
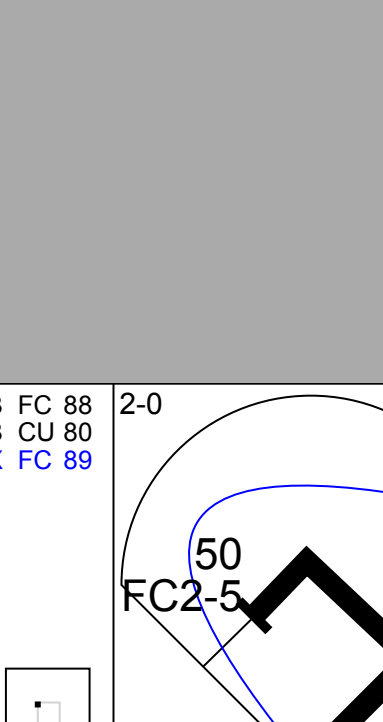
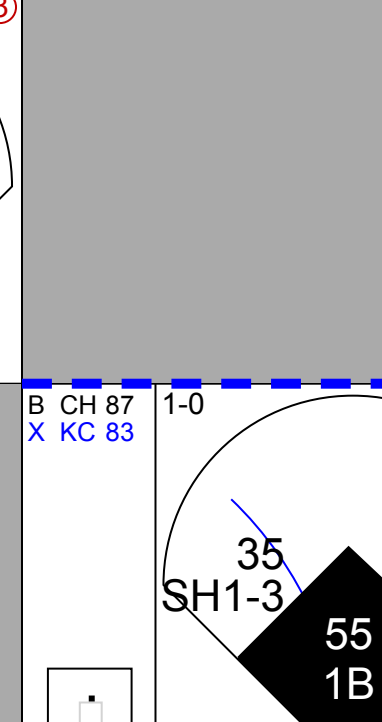
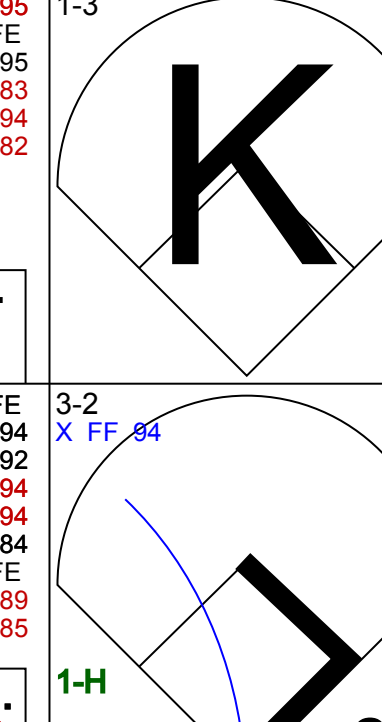

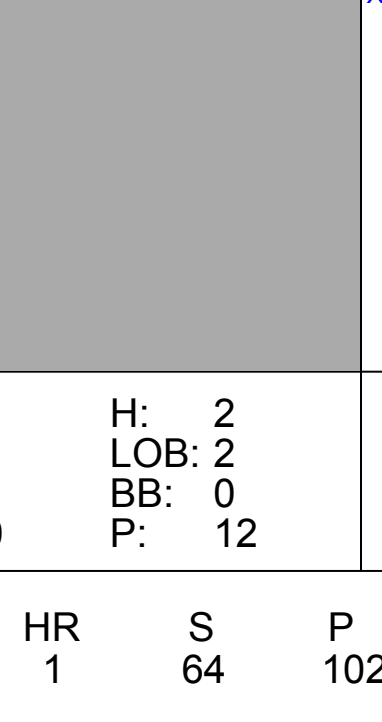
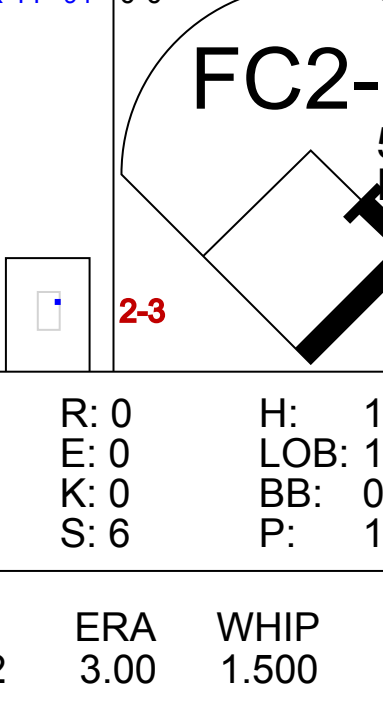
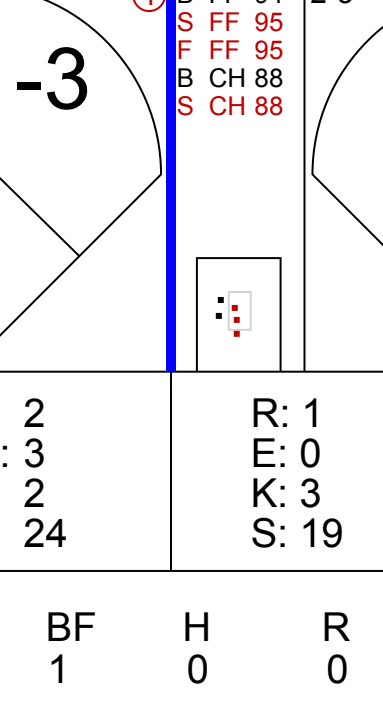




AB 34  
 R 5  
 H 10  
 RBI 5  
 BB 0  
 SO 6  
 LOB 8





Batter	1	2	3	4	5	6	7	8	9	AB	R	H	RBI	BB	SO	LOB	TOP			
3 Curtis Granderson, L (1,8) OBP: 0.329, SLG: 0.473										4	0	0	0	0	2	0	<b>New York Mets @ St. Louis Cardinals</b> Busch Stadium, St. Louis, MO Sat Jul 08 2017, 3:11 PM - 6:18 PM CDT Att: 44,013 - Sunny - 92 F			
13 Adrúbal Cabrera, S (1,4) OBP: 0.333, SLG: 0.465										4	0	0	0	0	2	0				
52 Yoenis Cespedes, R (1,7) OBP: 0.331, SLG: 0.507											4	0	0	0	0	0				
19 Jay Bruce, L (1,9) OBP: 0.334, SLG: 0.539											4	1	2	1	0	1				
54 T.J. Rivera, R (1,5) OBP: 0.340, SLG: 0.443											4	0	3	0	0	0				
21 Lucas Duda, L (1,3) OBP: 0.311, SLG: 0.529											4	0	0	0	0	1				
7 José Reyes, S (1,6) OBP: 0.288, SLG: 0.375											4	0	2	0	0	0				
18 Travis d'Aruad, R (1,2) OBP: 0.282, SLG: 0.446											3	0	0	0	0	0				
45 Zack Wheeler, L (1,1) 59 Fernando Salas, R (7,1) 62 Erik Goeddel, R (7,1) 4 Wilmer Flores, R (8,PH) 50 Rafael Montero, R (8,1) 66 Josh Edgin, R (8,1) 55 Neil Ramirez, R (8,1)										2	0	0	0	0	0	0				
<b>Inning Stats</b>	R: 0 E: 0 K: 1 S: 8	H: 0 LOB: 0 BB: 0 P: 11	R: 0 E: 0 K: 1 S: 7	H: 1 LOB: 1 BB: 0 P: 12	R: 0 E: 0 K: 1 S: 8	H: 0 LOB: 0 BB: 0 P: 10	R: 0 E: 0 K: 0 S: 5	H: 0 LOB: 0 BB: 0 P: 6	R: 0 E: 0 K: 3 S: 10	H: 0 LOB: 0 BB: 0 P: 12	R: 1 E: 0 K: 1 S: 16	H: 3 LOB: 2 BB: 0 P: 25	R: 0 E: 0 K: 2 S: 10	H: 0 LOB: 0 BB: 0 P: 17	R: 0 E: 0 K: 0 S: 9	H: 2 LOB: 2 BB: 0 P: 13		1B: 6 2B: 0 3B: 0 HR: 1	SF: 0 SAC: 0 DP: 0 HBP: 0	WP: 1 PA: 34
<b>PITCHER</b>	IP WLS BF H R ER SO BB IBB HBP BLK WP HR S P ERA WHIP	IP WLS BF H R ER SO BB IBB HBP BLK WP HR S P ERA WHIP	IP WLS BF H R ER SO BB IBB HBP BLK WP HR S P ERA WHIP	IP WLS BF H R ER SO BB IBB HBP BLK WP HR S P ERA WHIP	IP WLS BF H R ER SO BB IBB HBP BLK WP HR S P ERA WHIP	IP WLS BF H R ER SO BB IBB HBP BLK WP HR S P ERA WHIP	IP WLS BF H R ER SO BB IBB HBP BLK WP HR S P ERA WHIP	IP WLS BF H R ER SO BB IBB HBP BLK WP HR S P ERA WHIP	IP WLS BF H R ER SO BB IBB HBP BLK WP HR S P ERA WHIP	IP WLS BF H R ER SO BB IBB HBP BLK WP HR S P ERA WHIP	IP WLS BF H R ER SO BB IBB HBP BLK WP HR S P ERA WHIP	IP WLS BF H R ER SO BB IBB HBP BLK WP HR S P ERA WHIP	IP WLS BF H R ER SO BB IBB HBP BLK WP HR S P ERA WHIP	IP WLS BF H R ER SO BB IBB HBP BLK WP HR S P ERA WHIP	IP WLS BF H R ER SO BB IBB HBP BLK WP HR S P ERA WHIP	IP WLS BF H R ER SO BB IBB HBP BLK WP HR S P ERA WHIP	IP WLS BF H R ER SO BB IBB HBP BLK WP HR S P ERA WHIP	IP WLS BF H R ER SO BB IBB HBP BLK WP HR S P ERA WHIP	IP WLS BF H R ER SO BB IBB HBP BLK WP HR S P ERA WHIP	IP WLS BF H R ER SO BB IBB HBP BLK WP HR S P ERA WHIP
50 Adam Wainwright, R (1,1) ERA: 5.2	6.2 W 25 5 1 1 7 0 0 0 0 1 1 61 87 1.35 0.750		67 Matt Bowman, R (7,1) ERA: 3.85	0.1 H 1 0 0 0 0 0 0 0 0 0 0 5 7 0.00 0.000		27 Brett Cecil, L (8,1) ERA: 3.31	1.0 H 3 0 0 0 2 0 0 0 0 0 0 10 17 0.00 0.000		26 Seungwan Oh, R (9,1) ERA: 3.54	1.0 S 5 2 0 0 0 0 0 0 0 0 0 9 13 0.00 2.000										

Batter	1	2	3	4	5	6	7	8	9	AB	R	H	RBI	BB	SO	LOB	BOTTOM			
13 Matt Carpenter, L (1,4) OBP: 0.376, SLG: 0.447										3	0	1	0	2	1	1	<b>New York Mets @ St. Louis Cardinals</b> Busch Stadium, St. Louis, MO Sat Jul 08 2017, 3:11 PM - 6:18 PM CDT Att: 44,013 - Sunny - 92 F			
55 Stephen Piscotty, R (1,9) OBP: 0.355, SLG: 0.583										5	0	1	1	0	1	4				
28 Tommy Pham, R (1,8) OBP: 0.378, SLG: 0.488										3	1	1	0	1	1	2				
3 Jedd Gyorko, R (1,5) OBP: 0.369, SLG: 0.526										3	0	0	0	1	1	1				
4 Yadier Molina, R (1,2) OBP: 0.302, SLG: 0.412										4	0	2	1	0	1	3				
40 Luke Voit, R (1,3) OBP: 0.378, SLG: 0.647											3	0	2	0	1	0				
54 Alex Mejia, R (8,FR) OBP: 0.214, SLG: 0.429											0	1	0	0	0	0				
15 Randal Grichuk, R (1,7) OBP: 0.271, SLG: 0.410											4	0	0	0	0	2				
11 Paul DeJong, R (1,6) OBP: 0.326, SLG: 0.581										4	2	4	2	0	0	0				
50 Adam Wainwright, R (1,1) ERA: 4.86	6.0 L 25 8 2 2 2 5 1 0 0 0 0 0 0 11 20 13.50 6.000		35 Greg Garcia, L (7,PH) OBP: 0.296, SLG: 0.296	0.2 6 2 1 1 0 2 0 0 0 0 0 0 11 20 13.50 3.000		27 Brett Cecil, R (8,1) ERA: 3.31	1.0 H 3 0 0 0 2 0 0 0 0 0 0 14 24 13.50 3.000		25 Dexter Fowler, S (8,PH) OBP: 0.302, SLG: 0.464	0.0 1 0 0 0 0 1 0 0 0 0 0 1 5 ∞ ∞										
<b>Inning Stats</b>	R: 0 E: 0 K: 2 S: 10	H: 0 LOB: 0 BB: 0 P: 15	R: 0 E: 0 K: 0 S: 12	H: 1 LOB: 1 BB: 0 P: 18	R: 1 E: 0 K: 1 S: 12	H: 2 LOB: 1 BB: 1 P: 21	R: 0 E: 0 K: 1 S: 10	H: 2 LOB: 2 BB: 0 P: 12	R: 0 E: 0 K: 0 S: 6	H: 1 LOB: 1 BB: 0 P: 10	R: 1 E: 0 K: 1 S: 14	H: 2 LOB: 3 BB: 2 P: 26	R: 1 E: 0 K: 1 S: 14	H: 2 LOB: 2 BB: 2 P: 24	R: 1 E: 0 K: 3 S: 19	H: 1 LOB: 2 BB: 2 P: 33	1B: 4 2B: 7 3B: 0 HR: 1	SF: 0 SAC: 1 DP: 1 HBP: 0	WP: 0 PA: 39	
<b>PITCHER</b>	IP WLS BF H R ER SO BB IBB HBP BLK WP HR S P ERA WHIP	IP WLS BF H R ER SO BB IBB HBP BLK WP HR S P ERA WHIP	IP WLS BF H R ER SO BB IBB HBP BLK WP HR S P ERA WHIP	IP WLS BF H R ER SO BB IBB HBP BLK WP HR S P ERA WHIP	IP WLS BF H R ER SO BB IBB HBP BLK WP HR S P ERA WHIP	IP WLS BF H R ER SO BB IBB HBP BLK WP HR S P ERA WHIP	IP WLS BF H R ER SO BB IBB HBP BLK WP HR S P ERA WHIP	IP WLS BF H R ER SO BB IBB HBP BLK WP HR S P ERA WHIP	IP WLS BF H R ER SO BB IBB HBP BLK WP HR S P ERA WHIP	IP WLS BF H R ER SO BB IBB HBP BLK WP HR S P ERA WHIP	IP WLS BF H R ER SO BB IBB HBP BLK WP HR S P ERA WHIP	IP WLS BF H R ER SO BB IBB HBP BLK WP HR S P ERA WHIP	IP WLS BF H R ER SO BB IBB HBP BLK WP HR S P ERA WHIP	IP WLS BF H R ER SO BB IBB HBP BLK WP HR S P ERA WHIP	IP WLS BF H R ER SO BB IBB HBP BLK WP HR S P ERA WHIP	IP WLS BF H R ER SO BB IBB HBP BLK WP HR S P ERA WHIP	IP WLS BF H R ER SO BB IBB HBP BLK WP HR S P ERA WHIP	IP WLS BF H R ER SO BB IBB HBP BLK WP HR S P ERA WHIP	IP WLS BF H R ER SO BB IBB HBP BLK WP HR S P ERA WHIP	
45 Zack Wheeler, R (1,1) ERA: 4.86	6.0 L 25 8 2 2 2 5 1 0 0 0 0 0 0 11 20 13.50 6.000		59 Fernando Salas, R (7,1) ERA: 6.44	0.2 6 2 1 1 0 2 0 0 0 0 0 0 11 20 13.50 3.000		62 Erik Goeddel, R (7,1) ERA: 5.4	0.1 1 0 0 0 1 0 0 0 0 0 0 3 4 0.00 0.000		50 Rafael Montero, R (8,1) ERA: 5.77	0.2 4 1 1 1 2 1 0 0 0 0 0 14 24 13.50 3.000		66 Josh Edgin, L (8,1) ERA: 3.9	0.0 1 0 0 0 0 1 0 0 0 0 0 1 5 ∞ ∞							







Batter	1	2	3	4	5	6	7	8	9	AB	R	H	RBI	BB	SO	LOB	TOP	
19 Charlie Blackmon, L OBP: 0.371, SLG: 0.582 45 Scott Oberg, R										4	1	2	0	0	2	0		
9 DJ LeMahieu, R OBP: 0.365, SLG: 0.389										3	1	1	0	1	1	1		
28 Nolan Arenado, R OBP: 0.352, SLG: 0.554 38 Mike Dunn, L										2	0	1	0	0	0	0		
7 Raimel Tapia, L OBP: 0.371, SLG: 0.485 24 Jordan Lyles, R OBP: 0.250, SLG: 0.250 2 Alexi Amarista, L OBP: 0.272, SLG: 0.369										0	0	0	0	0	0	0		
8 Gerardo Parra, L OBP: 0.358, SLG: 0.497										4	0	2	1	0	0	1		
12 Mark Reynolds, R OBP: 0.374, SLG: 0.506										4	0	0	0	0	3	4		
5 Carlos González, L OBP: 0.298, SLG: 0.335										3	0	0	0	1	1	2		
4 Pat Valaika, R OBP: 0.259, SLG: 0.495										4	0	0	0	0	0	3		
30 Ryan Hanigan, R OBP: 0.270, SLG: 0.333										3	0	0	0	0	2	0		
55 Jon Gray, R OBP: 0.091, SLG: 0.364 60 Zac Rosscup, R OBP: 0.301, SLG: 0.393 27 Trevor Story, R OBP: 0.301, SLG: 0.393										1	0	0	0	0	1	0		
<b>Inning Stats</b>	R: 1 H: 3 E: 1 K: 1 S: 17	H: 3 LOB: 2 BB: 0 P: 26	R: 0 H: 0 E: 0 K: 2 S: 9	H: 0 LOB: 0 BB: 0 P: 11	R: 0 H: 0 E: 0 K: 2 S: 7	H: 0 LOB: 0 BB: 0 P: 8	R: 0 H: 0 E: 0 K: 2 S: 11	H: 0 LOB: 0 BB: 0 P: 15	R: 0 H: 0 E: 0 K: 2 S: 8	H: 1 LOB: 0 BB: 1 P: 16	R: 0 H: 0 E: 0 K: 2 S: 4	H: 0 LOB: 0 BB: 0 P: 6	R: 0 H: 0 E: 0 K: 2 S: 9	H: 2 LOB: 3 BB: 1 P: 25	1B: 5 2B: 2 3B: 0 HR: 0	SF: 0 SAC: 0 DP: 1 HBP: 0	WP: 1 PA: 34 PB: 0 CS: 0	
<b>PITCHER</b>	IP: 8.0 WLS: W BF: 28 ERA: 3.48	WLS: W BF: 6 ERA: 3.78	IP: 0 WLS: W BF: 2 ERA: 3.78	IP: 0 WLS: W BF: 2 ERA: 3.78	IP: 0 WLS: W BF: 2 ERA: 3.78	IP: 0 WLS: W BF: 2 ERA: 3.78	IP: 0 WLS: W BF: 2 ERA: 3.78	IP: 0 WLS: W BF: 2 ERA: 3.78	IP: 0 WLS: W BF: 2 ERA: 3.78	IP: 0 WLS: W BF: 2 ERA: 3.78	IP: 0 WLS: W BF: 2 ERA: 3.78	IP: 0 WLS: W BF: 2 ERA: 3.78	IP: 0 WLS: W BF: 2 ERA: 3.78	IP: 0 WLS: W BF: 2 ERA: 3.78	IP: 0 WLS: W BF: 2 ERA: 3.78	IP: 0 WLS: W BF: 2 ERA: 3.78	IP: 0 WLS: W BF: 2 ERA: 3.78	IP: 0 WLS: W BF: 2 ERA: 3.78

Colorado Rockies @ New York Mets  
Citi Field, Flushing, NY  
Fri Jul 14 2017, 7:12 PM - 10:33 PM EDT  
Att: 27,582 - Cloudy - 68 F

AB	32
R	2
H	6
RBI	1
BB	2
SO	13
LOB	14



Batter	1	2	3	4	5	6	7	8	9	AB	R	H	RBI	BB	SO	LOB	BOTTOM	
30 Michael Conforto, L OBP: 0.409, SLG: 0.555										4	1	2	4	2	1	2		
13 Adrián Beltrán, S OBP: 0.336, SLG: 0.463										5	0	2	3	1	1	3		
52 Yoenis Céspedes, R OBP: 0.337, SLG: 0.510										6	1	4	1	0	1	2		
19 Jay Bruce, L OBP: 0.334, SLG: 0.532										5	1	1	0	1	2	6		
54 T.J. Rivera, R OBP: 0.342, SLG: 0.464 15 Matt Reynolds, R OBP: 0.250, SLG: 0.324										5	2	2	3	0	1	3		
21 Lucas Duda, L OBP: 0.336, SLG: 0.524										4	2	2	0	1	0	0		
7 José Reyes, S OBP: 0.289, SLG: 0.378										5	3	3	1	0	1	1		
18 Travis d'Arnaud, R OBP: 0.285, SLG: 0.441										4	2	1	1	1	0	2		
48 Jacob deGrom, L OBP: 0.302, SLG: 0.381 3 Curtis Granderson, L OBP: 0.330, SLG: 0.471 66 Josh Edgin, R ERA: 5.7										4	1	2	1	0	1	3		
<b>Inning Stats</b>	R: 0 H: 1 E: 0 K: 1 S: 11	H: 4 LOB: 2 BB: 0 P: 19	R: 6 H: 6 E: 0 K: 2 S: 30	H: 6 LOB: 2 BB: 2 P: 50	R: 1 H: 1 E: 0 K: 1 S: 12	H: 1 LOB: 0 BB: 0 P: 18	R: 0 H: 0 E: 0 K: 2 S: 11	H: 0 LOB: 1 BB: 1 P: 20	R: 0 H: 1 E: 0 K: 0 S: 7	H: 1 LOB: 1 BB: 0 P: 11	R: 3 H: 4 E: 0 K: 2 S: 14	H: 4 LOB: 1 BB: 0 P: 23	R: 2 H: 2 E: 0 K: 0 S: 19	H: 2 LOB: 3 BB: 3 P: 35	1B: 14 2B: 3 3B: 0 HR: 2	SF: 0 SAC: 0 DP: 1 HBP: 0	WP: 0 PA: 49 PB: 0 CS: 0	
<b>PITCHER</b>	IP: 2.0 WLS: L BF: 17 ERA: 6.23	IP: 2.0 WLS: W BF: 9 ERA: 3.38	IP: 1.0 WLS: W BF: 4 ERA: 5.22	IP: 2.0 WLS: W BF: 11 ERA: 6.89	IP: 1.0 WLS: W BF: 8 ERA: 5.7	IP: 1.0 WLS: W BF: 8 ERA: 5.7	IP: 1.0 WLS: W BF: 8 ERA: 5.7	IP: 1.0 WLS: W BF: 8 ERA: 5.7	IP: 1.0 WLS: W BF: 8 ERA: 5.7	IP: 1.0 WLS: W BF: 8 ERA: 5.7	IP: 1.0 WLS: W BF: 8 ERA: 5.7	IP: 1.0 WLS: W BF: 8 ERA: 5.7	IP: 1.0 WLS: W BF: 8 ERA: 5.7	IP: 1.0 WLS: W BF: 8 ERA: 5.7	IP: 1.0 WLS: W BF: 8 ERA: 5.7	IP: 1.0 WLS: W BF: 8 ERA: 5.7	IP: 1.0 WLS: W BF: 8 ERA: 5.7	IP: 1.0 WLS: W BF: 8 ERA: 5.7

Colorado Rockies @ New York Mets  
Citi Field, Flushing, NY  
Fri Jul 14 2017, 7:12 PM - 10:33 PM EDT  
Att: 27,582 - Cloudy - 68 F

AB	42
R	14
H	19
RBI	14
BB	7
SO	8
LOB	22

















Batter	1	2	3	4	5	6	7	8	9	AB	R	H	RBI	BB	SO	LOB	TOP						
13 Matt Carpenter, L OBP: 0.396, SLG: 0.461										5	1	4	1	0	0	0	St. Louis Cardinals @ New York Mets Citi Field, Flushing, NY Tue Jul 18 2017, 7:12 PM - 10:04 PM EDT Att: 29,964 - Partly Cloudy - 83 F						
28 Tommy Pham, R OBP: 0.398, SLG: 0.527										5	1	2	1	0	1	4							
25 Dexter Fowler, S OBP: 0.330, SLG: 0.465										5	0	1	0	0	0	7							
3 Jedd Gyorko, R OBP: 0.354, SLG: 0.505										4	0	1	1	0	2	2							
4 Yadier Molina, R OBP: 0.301, SLG: 0.409										4	0	1	1	1	1	2							
11 Paul DeJong, R OBP: 0.312, SLG: 0.577										5	1	1	0	0	2	4							
16 Kolten Wong, L OBP: 0.389, SLG: 0.431										3	1	1	0	0	1	3							
43 Magneuris Sierra, L OBP: 0.404, SLG: 0.364										4	0	1	0	0	0	2							
52 Michael Wacha, R OBP: 0.069, SLG: 0.069										4	1	1	1	0	2	2							
<b>Inning Stats</b>	R: 1 E: 1 K: 0 S: 7	H: 1 LOB: 1 BB: 0 P: 10	R: 3 E: 0 K: 0 S: 16	H: 5 LOB: 1 BB: 0 P: 24	R: 0 E: 0 K: 1 S: 20	H: 1 LOB: 2 BB: 0 P: 28	R: 0 E: 0 K: 2 S: 10	H: 1 LOB: 1 BB: 0 P: 12	R: 0 E: 0 K: 1 S: 7	H: 0 LOB: 1 BB: 1 P: 14	R: 0 E: 0 K: 1 S: 6	H: 0 LOB: 0 BB: 0 P: 8	R: 1 E: 0 K: 2 S: 23	H: 3 LOB: 2 BB: 0 P: 33	R: 0 E: 0 K: 0 S: 9	H: 2 LOB: 2 BB: 0 P: 13	R: 0 E: 0 K: 2 S: 11	H: 0 LOB: 0 BB: 0 P: 14	1B: 10 2B: 3 HR: 0	SF: 1 SAC: 0 DP: 0	WP: 1 PB: 0 SB: 2 CS: 0	PA: 42	
<b>PITCHER</b>	IP WLS BF H R ER SO BB IBB HBP BLK WP HR S P ERA WHIP	IP WLS BF H R ER SO BB IBB HBP BLK WP HR S P ERA WHIP																					
50 Rafael Montero, R ERA: 5.6	6.0	L	28	8	4	3	5	1	0	1	0	0	0	0	0	0	0	0	0	66	96	4.50	1.500
59 Fernando Salas, R ERA: 8.46	0.2		5	3	1	0	2	0	0	0	0	0	1	0	20	28	0.00	4.500					
66 Josh Edgin, L ERA: 3.97	0.2		4	2	0	0	0	0	0	0	0	0	0	0	10	15	0.00	3.000					
55 Neil Ramirez, R ERA: 7.18	0.2		2	0	0	0	0	0	0	0	0	0	0	2	3	0.00	0.000						
47 Hansel Robles, R ERA: 6.17	1.0		3	0	0	0	2	0	0	0	0	0	0	0	11	14	0.00	0.000					

Batter	1	2	3	4	5	6	7	8	9	AB	R	H	RBI	BB	SO	LOB	BOTTOM						
30 Michael Conforto, L OBP: 0.401, SLG: 0.547										4	0	2	0	0	1	0	St. Louis Cardinals @ New York Mets Citi Field, Flushing, NY Tue Jul 18 2017, 7:12 PM - 10:04 PM EDT Att: 29,964 - Partly Cloudy - 83 F						
13 Adrúbal Cabrera, S OBP: 0.333, SLG: 0.461										3	0	0	0	1	2	2							
52 Yoanis Cespedes, R OBP: 0.326, SLG: 0.485										4	0	1	0	0	1	3							
19 Jay Bruce, L OBP: 0.333, SLG: 0.534										4	0	0	0	0	1	3							
54 T.J. Rivera, R OBP: 0.337, SLG: 0.443										3	0	0	0	0	1	1							
21 Lucas Duda, L OBP: 0.351, SLG: 0.542										3	0	0	0	0	1	0							
7 José Reyes, S OBP: 0.291, SLG: 0.393										3	0	0	0	0	0	0							
44 René Rivera, R OBP: 0.303, SLG: 0.411										3	0	0	0	0	0	0							
50 Rafael Montero, R 3 Curtis Granderson, L 59 Fernando Salas, R 66 Josh Edgin, L 55 Neil Ramirez, R 4 Wilmer Flores, R 47 Hansel Robles, R										1	0	0	0	0	1	0							
<b>Inning Stats</b>	R: 0 E: 0 K: 2 S: 13	H: 1 LOB: 0 BB: 0 P: 15	R: 0 E: 0 K: 0 S: 7	H: 0 LOB: 0 BB: 0 P: 11	R: 0 E: 0 K: 1 S: 9	H: 0 LOB: 0 BB: 0 P: 12	R: 0 E: 0 K: 2 S: 11	H: 0 LOB: 1 BB: 1 P: 20	R: 0 E: 0 K: 0 S: 4	H: 0 LOB: 0 BB: 0 P: 7	R: 0 E: 0 K: 0 S: 7	H: 1 LOB: 1 BB: 0 P: 15	R: 0 E: 0 K: 1 S: 6	H: 0 LOB: 0 BB: 0 P: 7	R: 0 E: 0 K: 0 S: 7	H: 0 LOB: 0 BB: 0 P: 10	R: 0 E: 0 K: 2 S: 16	H: 1 LOB: 1 BB: 0 P: 22	1B: 2 2B: 1 HR: 0	SF: 0 SAC: 0 DP: 0	WP: 2 PB: 0 SB: 0 CS: 0	PA: 31	
<b>PITCHER</b>	IP WLS BF H R ER SO BB IBB HBP BLK WP HR S P ERA WHIP	IP WLS BF H R ER SO BB IBB HBP BLK WP HR S P ERA WHIP																					
52 Michael Wacha, R ERA: 3.71	9.0	W	31	3	0	0	8	1	0	0	0	0	0	0	0	0	0	0	0	80	119	0.00	0.444





Batter	1	2	3	4	5	6	7	8	9	AB	R	H	RBI	BB	SO	LOB	TOP							
13 Matt Carpenter, L (1,3) OBP: 0.384, SLG: 0.458 40 Luke Voit, R (5,PH) OBP: 0.353, SLG: 0.617	F9		F7		G5-3		K	K		2	0	0	0	0	0	2								
28 Tommy Pham, R (1,7) OBP: 0.394, SLG: 0.520	G6-3		L7				K		F7	5	0	1	0	0	1	3								
25 Dexter Fowler, S (1,8) OBP: 0.330, SLG: 0.462 58 José Martínez, R (5,9) OBP: 0.321, SLG: 0.450			G6-3							2	0	0	0	1	0	3								
3 Jedd Gyorko, R (1,5) OBP: 0.351, SLG: 0.500	K				P4			F9		5	0	1	0	0	1	2								
4 Yadier Molina, R (1,2) OBP: 0.302, SLG: 0.410 41 Eric Fryer, R (4,2) OBP: 0.275, SLG: 0.191		G6-3					K		G4-3	2	0	1	0	0	0	0								
11 Paul DeJong, R (1,6) OBP: 0.304, SLG: 0.562			F7					K		4	0	0	0	0	2	3								
16 Kolten Wong, L (1,4) OBP: 0.391, SLG: 0.433			G3							4	0	2	0	0	0	0								
43 Magneuris Sierra, L (1,9) OBP: 0.431, SLG: 0.396										4	0	3	2	0	0	2								
8 Mike Leake, R (1,1) OBP: 0.344, SLG: 0.211 60 John Brebbia, L (3,1) OBP: 0.345, SLG: 0.292 46 Kevin Siegrist, L (6,1) OBP: 0.345, SLG: 0.292 35 Greg Garcia, L (7,PH) OBP: 0.345, SLG: 0.292 64 Sam Tuivailala, R (7,1) OBP: 0.345, SLG: 0.292 50 Adam Wainwright, R (8,PH) OBP: 0.345, SLG: 0.292 67 Matt Bowman, R (8,PH) OBP: 0.345, SLG: 0.292 26 Seungwhan Oh, R (8,1) OBP: 0.345, SLG: 0.292										1	0	1	0	0	0	0								
<b>Inning Stats</b>	R: 0 E: 0 K: 17 S: 17	H: 0 LOB: 1 BB: 1 P: 25	R: 0 E: 0 K: 0 S: 8	H: 0 LOB: 3 BB: 0 P: 9	R: 0 E: 0 K: 0 S: 12	H: 2 LOB: 2 BB: 0 P: 19	R: 0 E: 0 K: 1 S: 12	H: 2 LOB: 2 BB: 0 P: 15	R: 0 E: 0 K: 1 S: 9	H: 1 LOB: 1 BB: 0 P: 16	R: 0 E: 0 K: 1 S: 7	H: 0 LOB: 1 BB: 0 P: 9	R: 1 E: 0 K: 1 S: 14	H: 2 LOB: 1 BB: 0 P: 20	R: 2 E: 0 K: 2 S: 22	H: 2 LOB: 3 BB: 3 P: 37	R: 0 E: 0 K: 1 S: 11	H: 1 LOB: 1 BB: 0 P: 11	1B: 9 2B: 1 3B: 0 HR: 0	SF: 0 SAC: 0 DP: 0 HBP: 0	WP: 0 PB: 0 SB: 0 CS: 0	PA: 41		
<b>PITCHER</b>	IP WLS BF H R ER SO BB IBB HBP BLK WP HR S P ERA WHIP	IP WLS BF H R ER SO BB IBB HBP BLK WP HR S P ERA WHIP	IP WLS BF H R ER SO BB IBB HBP BLK WP HR S P ERA WHIP	IP WLS BF H R ER SO BB IBB HBP BLK WP HR S P ERA WHIP	IP WLS BF H R ER SO BB IBB HBP BLK WP HR S P ERA WHIP	IP WLS BF H R ER SO BB IBB HBP BLK WP HR S P ERA WHIP	IP WLS BF H R ER SO BB IBB HBP BLK WP HR S P ERA WHIP	IP WLS BF H R ER SO BB IBB HBP BLK WP HR S P ERA WHIP	IP WLS BF H R ER SO BB IBB HBP BLK WP HR S P ERA WHIP	IP WLS BF H R ER SO BB IBB HBP BLK WP HR S P ERA WHIP	IP WLS BF H R ER SO BB IBB HBP BLK WP HR S P ERA WHIP	IP WLS BF H R ER SO BB IBB HBP BLK WP HR S P ERA WHIP	IP WLS BF H R ER SO BB IBB HBP BLK WP HR S P ERA WHIP	IP WLS BF H R ER SO BB IBB HBP BLK WP HR S P ERA WHIP	IP WLS BF H R ER SO BB IBB HBP BLK WP HR S P ERA WHIP	IP WLS BF H R ER SO BB IBB HBP BLK WP HR S P ERA WHIP	IP WLS BF H R ER SO BB IBB HBP BLK WP HR S P ERA WHIP	IP WLS BF H R ER SO BB IBB HBP BLK WP HR S P ERA WHIP	IP WLS BF H R ER SO BB IBB HBP BLK WP HR S P ERA WHIP	IP WLS BF H R ER SO BB IBB HBP BLK WP HR S P ERA WHIP	IP WLS BF H R ER SO BB IBB HBP BLK WP HR S P ERA WHIP	IP WLS BF H R ER SO BB IBB HBP BLK WP HR S P ERA WHIP	IP WLS BF H R ER SO BB IBB HBP BLK WP HR S P ERA WHIP	IP WLS BF H R ER SO BB IBB HBP BLK WP HR S P ERA WHIP
48 Jacob deGrom, R (1,1) ERA: 3.37	6.2 W 28	7 1 1 3	1 0 0 0	0 0 0 0	0 0 0 0	0 0 0 0	0 0 0 0	0 0 0 0	0 0 0 0	0 0 0 0	0 0 0 0	0 0 0 0	0 0 0 0	0 0 0 0	0 0 0 0	0 0 0 0	0 0 0 0	0 0 0 0	0 0 0 0	0 0 0 0	0 0 0 0	0 0 0 0	0 0 0 0	0 0 0 0
51 Paul Sewald, R (7,1) ERA: 4.5	1.0 5 0	2 2 2 2	2 0 0 0	0 0 0 0	0 0 0 0	0 0 0 0	0 0 0 0	0 0 0 0	0 0 0 0	0 0 0 0	0 0 0 0	0 0 0 0	0 0 0 0	0 0 0 0	0 0 0 0	0 0 0 0	0 0 0 0	0 0 0 0	0 0 0 0	0 0 0 0	0 0 0 0	0 0 0 0	0 0 0 0	0 0 0 0
39 Jerry Blevins, L (8,1) ERA: 3.34	0.0 3 2	0 0 0 0	1 0 0 0	0 0 0 0	0 0 0 0	0 0 0 0	0 0 0 0	0 0 0 0	0 0 0 0	0 0 0 0	0 0 0 0	0 0 0 0	0 0 0 0	0 0 0 0	0 0 0 0	0 0 0 0	0 0 0 0	0 0 0 0	0 0 0 0	0 0 0 0	0 0 0 0	0 0 0 0	0 0 0 0	0 0 0 0
43 Addison Reed, R (8,1) ERA: 2.4	1.1 S 5	1 0 0 2	0 0 0 0	0 0 0 0	0 0 0 0	0 0 0 0	0 0 0 0	0 0 0 0	0 0 0 0	0 0 0 0	0 0 0 0	0 0 0 0	0 0 0 0	0 0 0 0	0 0 0 0	0 0 0 0	0 0 0 0	0 0 0 0	0 0 0 0	0 0 0 0	0 0 0 0	0 0 0 0	0 0 0 0	0 0 0 0

St. Louis Cardinals @ New York Mets  
Citi Field, Flushing, NY  
Wed Jul 19 2017, 7:15 PM - 10:09 PM EDT  
Att: 32,228 - Partly Cloudy - 91 F

AB 37  
R 3  
H 10  
RBI 3  
BB 4  
SO 7  
LOB 20



Batter	1	2	3	4	5	6	7	8	9	AB	R	H	RBI	BB	SO	LOB	BOTTOM							
30 Michael Conforto, L (1,8) OBP: 0.337, SLG: 0.540	P5		P5		K			F7		5	1	1	0	0	1	1								
13 Adrián Cabrera, S (1,4) OBP: 0.336, SLG: 0.465										5	2	3	0	0	0	1								
19 Jay Bruce, L (1,9) OBP: 0.332, SLG: 0.529										5	1	1	1	0	1	3								
52 Yoanis Cespedes, R (1,7) OBP: 0.330, SLG: 0.491										4	2	2	2	0	1	1								
21 Lucas Duda, L (1,3) OBP: 0.353, SLG: 0.544 51 Paul Sewald, R (7,1) ERA: 4.5 39 Jerry Blevins, L (8,1) ERA: 3.34 43 Addison Reed, L (8,1)										3	1	1	1	1	1	1								
4 Wilmer Flores, R (1,5) OBP: 0.307, SLG: 0.440										4	0	1	1	0	0	3								
7 José Reyes, S (1,6) OBP: 0.294, SLG: 0.394										4	0	2	2	0	1	0								
18 Travis d'Arnaud, R (1,2) OBP: 0.288, SLG: 0.436										4	0	2	0	0	0	2								
48 Jacob deGrom, L (1,1) OBP: 0.277, SLG: 0.348 54 T.J. Rivera, R (7,3) OBP: 0.335, SLG: 0.440										3	0	0	0	0	1	4								
<b>Inning Stats</b>	R: 3 E: 0 K: 0 S: 19	H: 5 LOB: 2 BB: 0 P: 30	R: 4 E: 1 K: 0 S: 16	H: 5 LOB: 3 BB: 1 P: 23	R: 0 E: 0 K: 0 S: 8	H: 0 LOB: 0 BB: 0 P: 10	R: 0 E: 0 K: 1 S: 8	H: 0 LOB: 0 BB: 0 P: 11	R: 0 E: 0 K: 2 S: 12	H: 1 LOB: 1 BB: 0 P: 16	R: 0 E: 0 K: 2 S: 9	H: 1 LOB: 1 BB: 0 P: 15	R: 0 E: 0 K: 1 S: 12	H: 0 LOB: 0 BB: 0 P: 15	R: 0 E: 0 K: 0 S: 4	H: 1 LOB: 1 BB: 0 P: 6	1B: 10 2B: 3 3B: 0 HR: 0	SF: 0 SAC: 0 DP: 0 HBP: 0	WP: 0 PB: 0 SB: 0 CS: 0	PA: 39				
<b>PITCHER</b>	IP WLS BF H R ER SO BB IBB HBP BLK WP HR S P ERA WHIP	IP WLS BF H R ER SO BB IBB HBP BLK WP HR S P ERA WHIP	IP WLS BF H R ER SO BB IBB HBP BLK WP HR S P ERA WHIP	IP WLS BF H R ER SO BB IBB HBP BLK WP HR S P ERA WHIP	IP WLS BF H R ER SO BB IBB HBP BLK WP HR S P ERA WHIP	IP WLS BF H R ER SO BB IBB HBP BLK WP HR S P ERA WHIP	IP WLS BF H R ER SO BB IBB HBP BLK WP HR S P ERA WHIP	IP WLS BF H R ER SO BB IBB HBP BLK WP HR S P ERA WHIP	IP WLS BF H R ER SO BB IBB HBP BLK WP HR S P ERA WHIP	IP WLS BF H R ER SO BB IBB HBP BLK WP HR S P ERA WHIP	IP WLS BF H R ER SO BB IBB HBP BLK WP HR S P ERA WHIP	IP WLS BF H R ER SO BB IBB HBP BLK WP HR S P ERA WHIP	IP WLS BF H R ER SO BB IBB HBP BLK WP HR S P ERA WHIP	IP WLS BF H R ER SO BB IBB HBP BLK WP HR S P ERA WHIP	IP WLS BF H R ER SO BB IBB HBP BLK WP HR S P ERA WHIP	IP WLS BF H R ER SO BB IBB HBP BLK WP HR S P ERA WHIP	IP WLS BF H R ER SO BB IBB HBP BLK WP HR S P ERA WHIP	IP WLS BF H R ER SO BB IBB HBP BLK WP HR S P ERA WHIP	IP WLS BF H R ER SO BB IBB HBP BLK WP HR S P ERA WHIP	IP WLS BF H R ER SO BB IBB HBP BLK WP HR S P ERA WHIP	IP WLS BF H R ER SO BB IBB HBP BLK WP HR S P ERA WHIP	IP WLS BF H R ER SO BB IBB HBP BLK WP HR S P ERA WHIP	IP WLS BF H R ER SO BB IBB HBP BLK WP HR S P ERA WHIP	
8 Mike Leake, R (1,1) ERA: 3.39	2.0 L 18	10 1 0 0	0 0 0 0	0 0 0 0	0 0 0 0	0 0 0 0	0 0 0 0	0 0 0 0	0 0 0 0	0 0 0 0	0 0 0 0	0 0 0 0	0 0 0 0	0 0 0 0	0 0 0 0	0 0 0 0	0 0 0 0	0 0 0 0	0 0 0 0	0 0 0 0	0 0 0 0	0 0 0 0	0 0 0 0	0 0 0 0
60 John Brebbia, R (3,1) ERA: 1.64	3.0 10 1	0 0 0 3	0 0 0 0	0 0 0 0	0 0 0 0	0 0 0 0	0 0 0 0	0 0 0 0	0 0 0 0	0 0 0 0	0 0 0 0	0 0 0 0	0 0 0 0	0 0 0 0	0 0 0 0	0 0 0 0	0 0 0 0	0 0 0 0	0 0 0 0	0 0 0 0	0 0 0 0	0 0 0 0	0 0 0 0	0 0 0 0
46 Kevin Siegrist, L (6,1) ERA: 4.6	1.0 4 1	0 0 0 2	0 0 0 0	0 0 0 0	0 0 0 0	0 0 0 0	0 0 0 0	0 0 0 0	0 0 0 0	0 0 0 0	0 0 0 0	0 0 0 0	0 0 0 0	0 0 0 0	0 0 0 0	0 0 0 0	0 0 0 0	0 0 0 0	0 0 0 0	0 0 0 0	0 0 0 0	0 0 0 0	0 0 0 0	0 0 0 0
64 Sam Tuivailala, R (7,1) ERA: 2.14	1.0 3 0	0 0 0 1	0 0 0 0	0 0 0 0	0 0 0 0	0 0 0 0	0 0 0 0	0 0 0 0	0 0 0 0	0 0 0 0	0 0 0 0	0 0 0 0	0 0 0 0	0 0 0 0	0 0 0 0	0 0 0 0	0 0 0 0	0 0 0 0	0 0 0 0	0 0 0 0	0 0 0 0	0 0 0 0	0 0 0 0	0 0 0 0
26 Seungwhan Oh, R (8,1) ERA: 4.07	1.0 4 1	0 0 0 0	0 0 0 0	0 0 0 0	0 0 0 0	0 0 0 0	0 0 0 0	0 0 0 0	0 0 0 0	0 0 0 0	0 0 0 0	0 0 0 0	0 0 0 0	0 0 0 0	0 0 0 0	0 0 0 0	0 0 0 0	0 0 0 0	0 0 0 0	0 0 0 0	0 0 0 0	0 0 0 0	0 0 0 0	0 0 0 0

St. Louis Cardinals @ New York Mets  
Citi Field, Flushing, NY  
Wed Jul 19 2017, 7:15 PM - 10:09 PM EDT  
Att: 32,228 - Partly Cloudy - 91 F

AB 38  
R 7  
H 13  
RBI 7  
BB 1  
SO 6  
LOB 16






Batter	1	2	3	4	5	6	7	8	9	AB	R	H	RBI	BB	SO	LOB	TOP							
13 Matt Carpenter, L (1.4) OBP: 0.383, SLG: 0.454	F9		F7					G3		3	1	0	0	1	0	0								
28 Tommy Pham, R (1.7) OBP: 0.396, SLG: 0.536	G1-3							HR		4	1	2	2	0	0	0								
25 Dexter Fowler, S (1.8) OBP: 0.329, SLG: 0.458	P6							1B		4	0	1	0	0	1	1								
40 Luke Voit, R (1.3) OBP: 0.345, SLG: 0.580		HBP								3	0	0	0	0	1	2								
16 Kolten Wong, L (8.4) OBP: 0.391, SLG: 0.433										0	0	0	0	0	0	0								
11 Paul DeJong, R (1.6) OBP: 0.296, SLG: 0.548	F9									4	0	0	0	0	1	1								
43 Magneuris Sierra, L (1.9) OBP: 0.400, SLG: 0.385	K									4	0	0	0	0	1	1								
35 Greg Garcia, L (1.5) OBP: 0.346, SLG: 0.307	K									4	0	2	0	0	1	1								
41 Eric Fryer, R (1.2) OBP: 0.277, SLG: 0.197			G6-3							3	0	1	0	0	0	1								
31 Lance Lynn, S (1.1) OBP: 0.135, SLG: 0.143										2	0	0	0	0	0	0								
3 Jedd Gyorko, R (7. PH) OBP: 0.350, SLG: 0.498			G4-3							1	0	0	0	0	0	2								
67 Matt Bowman, R (7.1) OBP: 0.310, SLG: 0.456										0	0	0	0	0	0	0								
27 Brett Cecil, R (8.1) OBP: 0.310, SLG: 0.456										0	0	0	0	0	0	0								
44 Trevor Rosenthal, R (9.1) OBP: 0.310, SLG: 0.456										0	0	0	0	0	0	0								
<b>Inning Stats</b>	R: 0 E: 0 K: 0 S: 6	H: 0 LOB: 0 BB: 0 P: 9	R: 0 E: 0 K: 2 S: 12	H: 0 LOB: 1 BB: 0 P: 16	R: 0 E: 0 K: 0 S: 6	H: 0 LOB: 0 BB: 0 P: 8	R: 0 E: 0 K: 2 S: 14	H: 0 LOB: 0 BB: 0 P: 21	R: 0 E: 0 K: 1 S: 9	H: 1 LOB: 1 BB: 0 P: 13	R: 1 E: 0 K: 0 S: 11	H: 1 LOB: 1 BB: 1 P: 21	R: 0 E: 0 K: 0 S: 12	H: 2 LOB: 2 BB: 0 P: 17	R: 1 E: 0 K: 0 S: 9	H: 2 LOB: 0 BB: 0 P: 15	R: 0 E: 0 K: 0 S: 8	H: 0 LOB: 0 BB: 0 P: 13	1B: 3 2B: 2 3B: 0 HR: 1	SF: 0 SAC: 0 DP: 0 HBP: 1	WP: 0 PB: 0 SB: 0 CS: 1	PA: 34		
<b>PITCHER</b>	IP WLS BF H R ER SO BB IBB HBP BLK WP HR S P ERA WHIP	6.2 0 26 4 1 1 5 1 0 1 0 0 0 0 68 103 1.35 0.750	1.1 5 2 1 1 0 0 0 0 0 0 0 1 11 17 6.75 1.500	1.0 W 3 0 0 0 0 0 0 0 0 0 0 0 8 13 0.00 0.000																				

St. Louis Cardinals @ New York Mets  
Citi Field, Flushing, NY  
Thu Jul 20 2017, 12:11 PM - 2:58 PM EDT  
Att: 39,640 - Partly Cloudy - 92 F

livebaseballscorecards.com

AB 32  
R 2  
H 6  
RBI 2  
BB 1  
SO 5  
LOB 9




Batter	1	2	3	4	5	6	7	8	9	AB	R	H	RBI	BB	SO	LOB	BOTTOM						
3 Curtis Granderson, L (1.9) OBP: 0.325, SLG: 0.456	P6		G3					G6-3		4	0	0	0	0	0	0							
13 Adrial Cabrera, S (1.4) OBP: 0.331, SLG: 0.398	F7		G4-3					P3		4	0	0	0	0	0	0							
30 Michael Conforto, L (1.8) OBP: 0.405, SLG: 0.546										2	0	2	0	2	0	0							
52 Yoenis Cespedes, R (1.7) OBP: 0.323, SLG: 0.480	K									4	1	0	0	0	1	4							
21 Lucas Duda, L (1.3) OBP: 0.352, SLG: 0.552										4	1	1	1	0	1	2							
54 T.J. Rivera, R (1.5) OBP: 0.333, SLG: 0.437	F9									4	0	1	0	0	1	1							
7 José Reyes, S (1.6) OBP: 0.293, SLG: 0.392	L8									4	0	1	1	0	1	0							
44 René Rivera, R (1.2) OBP: 0.297, SLG: 0.403	K									3	0	0	0	0	1	0							
67 Seth Lugo, R (1.1) OBP: 0.214, SLG: 0.571										2	0	0	0	0	2	0							
62 Erik Goeddel, R (7.1) ERA: 3.51										0	0	0	0	0	0	0							
4 Wilmer Flores, R (8. PH) OBP: 0.310, SLG: 0.456										1	1	1	1	0	0	0							
43 Addison Reed, L (9.1) ERA: 3.89										0	0	0	0	0	0	0							
<b>Inning Stats</b>	R: 0 E: 0 K: 1 S: 14	H: 0 LOB: 1 BB: 1 P: 25	R: 1 E: 0 K: 1 S: 16	H: 1 LOB: 0 BB: 0 P: 22	R: 0 E: 0 K: 1 S: 7	H: 0 LOB: 0 BB: 0 P: 10	R: 0 E: 0 K: 1 S: 12	H: 1 LOB: 1 BB: 0 P: 18	R: 0 E: 0 K: 0 S: 7	H: 1 LOB: 1 BB: 0 P: 13	R: 0 E: 0 K: 2 S: 9	H: 0 LOB: 0 BB: 0 P: 14	R: 1 E: 0 K: 0 S: 9	H: 1 LOB: 2 BB: 0 P: 12	R: 1 E: 0 K: 0 S: 9	H: 2 LOB: 2 BB: 1 P: 14	1B: 3 2B: 1 3B: 0 HR: 2	SF: 0 SAC: 0 DP: 0 HBP: 0	WP: 0 PB: 0 SB: 0 CS: 0	PA: 34			
<b>PITCHER</b>	IP WLS BF H R ER SO BB IBB HBP BLK WP HR S P ERA WHIP	6.0 0 22 3 0 0 0 2 0 0 0 0 0 9 14 0.00 0.000	1.0 B 4 1 1 1 0 0 0 0 0 0 0 1 9 12 9.00 1.000	0.2 L 5 2 1 1 0 1 0 0 0 0 0 0 9 14 13.50 4.500																			

St. Louis Cardinals @ New York Mets  
Citi Field, Flushing, NY  
Thu Jul 20 2017, 12:11 PM - 2:58 PM EDT  
Att: 39,640 - Partly Cloudy - 92 F

livebaseballscorecards.com

AB 32  
R 3  
H 6  
RBI 3  
BB 2  
SO 7  
LOB 7





Batter	1	2	3	4	5	6	7	8	9	AB	R	H	RBI	BB	SO	LOB	TOP					
11 Rajai Davis, R OBP: 0.293, SLG: 0.340										3	2	2	0	2	0	0						
10 Marcus Semien, R OBP: 0.326, SLG: 0.282										5	1	4	2	0	0	1						
25 Ryon Healy, R OBP: 0.298, SLG: 0.481										3	0	2	1	0	0	1						
17 Yonder Alonso, L OBP: 0.374, SLG: 0.554										1	0	0	0	1	0	3						
2 Khris Davis, R OBP: 0.330, SLG: 0.520										4	0	0	1	0	2	7						
26 Matt Chapman, R OBP: 0.250, SLG: 0.371										5	0	0	0	0	2	4						
23 Matt Joyce, L OBP: 0.332, SLG: 0.414										5	1	2	0	0	1	0						
16 Adam Rosales, R OBP: 0.286, SLG: 0.342										3	0	1	0	0	1	0						
28 Matt Olson, L OBP: 0.305, SLG: 0.440										1	0	0	0	0	1	1						
61 John Axford, R OBP: 0.386, SLG: 0.365										4	1	2	0	0	1	2						
19 Josh Phegley, R OBP: 0.250, SLG: 0.352										3	0	0	0	0	2	1						
58 Paul Blackburn, R OBP: 0.298, SLG: 0.481										3	0	0	0	0	2	1						
37 Danny Coulombe, L OBP: 0.298, SLG: 0.481										0	0	0	0	0	0	0						
39 Blake Treinen, R OBP: 0.298, SLG: 0.481										0	0	0	0	0	0	0						
47 Frankie Montas, R OBP: 0.298, SLG: 0.481										0	0	0	0	0	0	0						
8 Jed Lowrie, S OBP: 0.298, SLG: 0.481										1	0	1	1	0	0	0						
<b>Inning Stats</b>	R: 1 H: 3 E: 0 K: 1 S: 14	H: 3 LOB: 0 BB: 22 P: 22	R: 0 H: 0 E: 0 K: 1 S: 8	H: 0 LOB: 0 BB: 11 P: 11	R: 0 H: 1 E: 0 K: 1 S: 9	H: 1 LOB: 1 BB: 0 P: 12	R: 0 H: 2 E: 0 K: 2 S: 13	H: 2 LOB: 2 BB: 0 P: 21	R: 2 H: 3 E: 0 K: 0 S: 12	H: 3 LOB: 1 BB: 0 P: 17	R: 0 H: 1 E: 0 K: 2 S: 11	H: 1 LOB: 1 BB: 0 P: 16	R: 0 H: 0 E: 0 K: 0 S: 12	H: 0 LOB: 2 BB: 2 P: 23	R: 2 H: 4 E: 0 K: 2 S: 19	H: 4 LOB: 3 BB: 1 P: 31	R: 0 H: 0 E: 0 K: 1 S: 9	H: 0 LOB: 0 BB: 0 P: 14	1B: 13 2B: 1 3B: 0 HR: 0	SF: 1 SAC: 0 DP: 1 HBP: 0	WP: 0 PB: 0 SB: 2 CS: 0	PA: 43
<b>PITCHER</b>	IP: 5.0 WLS: 1 BF: 23 ERA: 4.67	H: 9 R: 3 ER: 3 SO: 5	BB: 0 IBB: 0 HBP: 0 BLK: 0	WP: 0 HR: 0 S: 56 P: 83	ERA: 5.40 WHIP: 1.800	IP: 1.2 WLS: 0 BF: 5 ERA: 3.16	H: 0 R: 0 ER: 0 SO: 2	BB: 0 IBB: 0 HBP: 0 BLK: 0	WP: 0 HR: 0 S: 14 P: 21	ERA: 0.00 WHIP: 0.000												
32 Steven Matz, L ERA: 4.67	5.0	9	3	3	5	0	0	0	0	0	0	56	83	5.40	1.800							
47 Hansel Robles, R ERA: 5.92	1.0	1	0	0	2	0	0	0	0	0	0	11	16	0.00	1.000							
51 Paul Sewald, R ERA: 4.38	1.0	1	0	0	0	2	0	0	0	0	0	12	23	0.00	2.000							
62 Erik Goeddel, R ERA: 5.23	0.1	4	3	2	1	0	0	0	0	0	0	10	16	54.00	9.000							
43 Addison Reed, R ERA: 2.55	0.0	2	1	0	0	1	0	0	0	0	0	4	8	∞	∞							
<b>Batter</b>	<b>1</b>	<b>2</b>	<b>3</b>	<b>4</b>	<b>5</b>	<b>6</b>	<b>7</b>	<b>8</b>	<b>9</b>	<b>AB</b>	<b>R</b>	<b>H</b>	<b>RBI</b>	<b>BB</b>	<b>SO</b>	<b>LOB</b>	<b>BOTTOM</b>					
30 Michael Conforto, L OBP: 0.406, SLG: 0.570										4	2	2	4	0	0	2						
13 Asdrúbal Cabrera, S OBP: 0.332, SLG: 0.384										3	1	0	0	1	1	0						
19 Jay Bruce, L OBP: 0.328, SLG: 0.523										4	0	0	0	0	2	1						
52 Yoanis Cespedes, R OBP: 0.332, SLG: 0.486										4	1	3	0	0	0	0						
21 Lucas Duda, L OBP: 0.350, SLG: 0.547										4	0	1	0	0	1	2						
54 T.J. Rivera, R OBP: 0.336, SLG: 0.438										4	1	2	2	0	0	1						
7 José Reyes, S OBP: 0.290, SLG: 0.388										4	0	0	0	0	0	2						
18 Travis d'Arnaud, R OBP: 0.289, SLG: 0.435										3	0	1	0	0	0	0						
32 Steven Matz, R OBP: 0.298, SLG: 0.481										1	1	1	0	0	0	0						
3 Cúllis Granderson, L OBP: 0.298, SLG: 0.481										1	0	0	0	0	0	2						
47 Hansel Robles, R ERA: 2.79	0.0	1	0	0	0	0	0	0	0	0	0	0	0	0	0	0						
51 Paul Sewald, R ERA: 5.36	0.2	2	1	0	0	0	0	0	0	0	0	4	6	0.00	1.500							
15 Matt Reynolds, R ERA: 7.28	1.0	5	1	2	2	1	0	0	0	1	15	24	18.00	2.000								
62 Erik Goeddel, R ERA: 5.23	1.0	4	1	0	0	1	0	0	0	0	8	11	0.00	1.000								
43 Addison Reed, L ERA: 6.0	1.0	4	1	0	0	1	0	0	0	0	8	11	0.00	1.000								
<b>Inning Stats</b>	R: 0 H: 0 E: 0 K: 0 S: 4	H: 0 LOB: 0 BB: 0 P: 5	R: 0 H: 0 E: 0 K: 0 S: 8	H: 0 LOB: 0 BB: 0 P: 13	R: 2 H: 2 E: 0 K: 0 S: 9	H: 2 LOB: 0 BB: 0 P: 15	R: 0 H: 1 E: 0 K: 0 S: 4	H: 1 LOB: 0 BB: 0 P: 9	R: 0 H: 2 E: 0 K: 0 S: 10	H: 2 LOB: 2 BB: 0 P: 18	R: 3 H: 3 E: 1 K: 1 S: 15	H: 3 LOB: 0 BB: 1 P: 25	R: 2 H: 1 E: 0 K: 2 S: 15	H: 1 LOB: 0 BB: 1 P: 24	R: 0 H: 1 E: 0 K: 1 S: 8	H: 1 LOB: 1 BB: 0 P: 11	1B: 8 2B: 0 3B: 0 HR: 2	SF: 0 SAC: 0 DP: 1 HBP: 0	WP: 0 PB: 1 SB: 0 CS: 0	PA: 34		
<b>PITCHER</b>	IP: 5.1 WLS: 1 BF: 22 ERA: 2.88	H: 4 R: 4 ER: 4 SO: 4	BB: 1 IBB: 0 HBP: 0 BLK: 0	WP: 0 HR: 1 S: 43 P: 76	ERA: 6.75 WHIP: 1.312	IP: 0.0 WLS: 0 BF: 1 ERA: 2.88	H: 1 R: 0 ER: 0 SO: 0	BB: 0 IBB: 0 HBP: 0 BLK: 0	WP: 0 HR: 0 S: 3 P: 3	ERA: ∞ WHIP: ∞												
58 Paul Blackburn, R ERA: 2.88	5.1	4	4	4	4	1	0	0	0	0	0	43	76	6.75	1.312							
37 Danny Coulombe, L ERA: 2.79	0.0	1	0	0	0	0	0	0	0	0	0	3	3	∞	∞							
39 Blake Treinen, R ERA: 5.36	0.2	2	1	0	0	0	0	0	0	0	4	6	0.00	1.500								
47 Frankie Montas, R ERA: 7.28	1.0	5	1	2	2	1	0	0	0	1	15	24	18.00	2.000								
61 John Axford, R ERA: 6.0	1.0	4	1	0	0	1	0	0	0	0	8	11	0.00	1.000								

Oakland Athletics @ New York Mets  
Citi Field, Flushing, NY  
Fri Jul 21 2017, 7:10 PM - 10:24 PM EDT  
Att: 26,969 - Partly Cloudy - 91 F

livebaseballscorecards.com

AB 39  
R 5  
H 14  
RBI 5  
BB 3  
SO 10  
LOB 20

Oakland Athletics @ New York Mets  
Citi Field, Flushing, NY  
Fri Jul 21 2017, 7:10 PM - 10:24 PM EDT  
Att: 26,969 - Partly Cloudy - 91 F

livebaseballscorecards.com

AB 32  
R 7  
H 10  
RBI 6  
BB 2  
SO 4  
LOB 10



Batter	1	2	3	4	5	6	7	8	9	AB	R	H	RBI	BB	SO	LOB	TOP					
23 Matt Joyce, L OBP: 0.330, SLG: 0.420										5	1	1	1	0	2	3						
10 Marcus Semien, R OBP: 0.330, SLG: 0.280										4	1	1	0	1	0	2						
17 Yonder Alonso, L OBP: 0.371, SLG: 0.548										5	0	1	0	0	1	2						
2 Khris Davis, R OBP: 0.333, SLG: 0.519										3	1	1	1	2	1	2						
8 Jed Lowrie, S OBP: 0.339, SLG: 0.449										4	1	1	0	1	0	1						
13 Bruce Maxwell, L OBP: 0.391, SLG: 0.377										3	0	1	1	1	1	2						
26 Matt Chapman, R OBP: 0.250, SLG: 0.415										3	1	1	2	0	0	1						
38 Jaycob Brugman, L OBP: 0.341, SLG: 0.318										3	0	2	0	0	1	1						
11 Rajai Davis, R OBP: 0.292, SLG: 0.339										1	0	0	0	0	1	1						
55 Sean Manaea, R 39 Blake Treinen, R 25 Ryon Healy, R 31 Liam Hendriks, R 37 Danny Coulombe, L 67 Simon Castro, R										0	0	0	0	0	0	0						
<b>Inning Stats</b>	R: 4 E: 0 K: 1 S: 23	H: 3 LOB: 1 BB: 2 P: 36	R: 0 E: 0 K: 2 S: 14	H: 1 LOB: 2 BB: 1 P: 23	R: 1 E: 0 K: 2 S: 13	H: 2 LOB: 0 BB: 0 P: 16	R: 0 E: 0 K: 1 S: 9	H: 1 LOB: 0 BB: 0 P: 10	R: 0 E: 0 K: 0 S: 8	H: 0 LOB: 1 BB: 1 P: 15	R: 0 E: 0 K: 0 S: 11	H: 1 LOB: 1 BB: 0 P: 17	R: 0 E: 0 K: 1 S: 8	H: 1 LOB: 1 BB: 1 P: 14	R: 0 E: 0 K: 0 S: 9	H: 1 LOB: 1 BB: 0 P: 15	R: 0 E: 0 K: 0 S: 7	H: 0 LOB: 0 BB: 1 P: 12	1B: 7 2B: 1 3B: 0 HR: 2	SF: 1 SAC: 1 DP: 2 HBP: 0	WP: 0 PB: 0 SB: 1 CS: 0	PA: 41
<b>PITCHER</b>	IP ERA WHIP	WLS BF H R ER SO	BB IBB HBP BLK	WP HR S P	ERA WHIP	<b>PITCHER</b>	IP ERA WHIP	WLS BF H R ER SO	BB IBB HBP BLK	WP HR S P	ERA WHIP											
45 Zack Wheeler, R ERA: 5.21	5.0	25	7	5	5	6	4	0	0	0	0	0	0	0	11	17	29	0.00	1.000			
49 Josh Smoker, L ERA: 7.2	1.0	4	1	0	0	0	0	0	0	0	0	0	0	0	0	0	0	0.00	1.500			
66 Josh Edgin, L ERA: 3.75	2.0	8	2	0	0	1	1	0	0	0	0	0	0	0	0	0	0	0.00	1.000			
47 Hansel Robles, R ERA: 5.68	1.0	W	4	0	0	0	1	0	0	0	0	0	0	0	0	0	0	0.00	1.000			

Batter	1	2	3	4	5	6	7	8	9	AB	R	H	RBI	BB	SO	LOB	BOTTOM					
30 Michael Conforto, L OBP: 0.406, SLG: 0.571										5	0	2	1	0	1	1						
13 Adrián Cabrera, S OBP: 0.333, SLG: 0.368											5	0	2	0	0	1	3					
52 Yoanis Céspedes, R OBP: 0.323, SLG: 0.473											5	0	0	0	0	1	4					
4 Wilmer Flores, R OBP: 0.312, SLG: 0.473											5	2	2	1	0	0	2					
19 Jay Bruce, L OBP: 0.327, SLG: 0.528										4	1	1	2	0	1	0						
54 T.J. Rivera, R OBP: 0.335, SLG: 0.434											4	0	1	0	0	0	0					
7 José Reyes, S OBP: 0.292, SLG: 0.401											4	1	2	0	0	0	1					
18 Travis d'Arnaud, R OBP: 0.302, SLG: 0.449											3	1	3	1	1	0	0					
45 Zack Wheeler, L 15 Matt Reynolds, R 49 Josh Smoker, L 3 Curtis Granderson, L 66 Josh Edgin, R 21 Lucas Duda, R 32 Steven Matz, R 47 Hansel Robles, R											1	0	0	0	0	1	2					
<b>Inning Stats</b>	R: 0 E: 0 K: 0 S: 11	H: 1 LOB: 0 BB: 0 P: 16	R: 0 E: 0 K: 1 S: 13	H: 1 LOB: 1 BB: 1 P: 14	R: 0 E: 0 K: 0 S: 10	H: 1 LOB: 0 BB: 0 P: 15	R: 0 E: 0 K: 0 S: 10	H: 0 LOB: 0 BB: 0 P: 11	R: 0 E: 0 K: 1 S: 15	H: 2 LOB: 2 BB: 0 P: 18	R: 4 E: 0 K: 1 S: 18	H: 5 LOB: 1 BB: 0 P: 26	R: 0 E: 0 K: 1 S: 6	H: 0 LOB: 0 BB: 0 P: 10	R: 1 E: 0 K: 1 S: 12	H: 3 LOB: 1 BB: 0 P: 20	R: 1 E: 0 K: 1 S: 6	H: 1 LOB: 0 BB: 0 P: 8	1B: 6 2B: 4 3B: 2 HR: 2	SF: 0 SAC: 0 DP: 1 HBP: 0	WP: 1 PB: 0 SB: 0 CS: 0	PA: 40
<b>PITCHER</b>	IP ERA WHIP	WLS BF H R ER SO	BB IBB HBP BLK	WP HR S P	ERA WHIP	<b>PITCHER</b>	IP ERA WHIP	WLS BF H R ER SO	BB IBB HBP BLK	WP HR S P	ERA WHIP											
55 Sean Manaea, L ERA: 3.82	5.2	28	10	4	4	2	0	0	0	0	0	0	0	0	0	0	0.00	0.000				
39 Blake Treinen, R ERA: 5.18	1.1	H	4	0	0	0	0	0	0	0	0	0	0	0	0	0	0.00	0.000				
31 Liam Hendriks, R ERA: 5.13	0.2	H	3	2	1	1	0	0	0	0	0	0	0	0	0	0	0.00	3.000				
37 Danny Coulombe, L ERA: 2.73	0.1	B	2	1	0	0	1	0	0	0	0	0	0	0	0	0	0.00	3.000				
67 Simon Castro, R ERA: 10.8	0.2	L	3	1	1	1	1	0	0	0	0	0	0	0	0	0	0.00	1.500				

Oakland Athletics @ New York Mets  
Citi Field, Flushing, NY  
Sat Jul 22 2017, 7:11 PM - 10:17 PM EDT  
Att: 39,629 - Drizzlie - 84 F

AB	33
R	5
H	10
RBI	5
BB	6
SO	7
LOB	15



Oakland Athletics @ New York Mets  
Citi Field, Flushing, NY  
Sat Jul 22 2017, 7:11 PM - 10:17 PM EDT  
Att: 39,629 - Drizzlie - 84 F

AB	39
R	6
H	14
RBI	6
BB	1
SO	6
LOB	15





Batter	1	2	3	4	5	6	7	8	9	AB	R	H	RBI	BB	SO	LOB	TOP					
23 Matt Joyce, L (1,9) OBP: 0.326, SLG: 0.415										4	0	0	0	0	1	2						
10 Marcus Semien, R (1,6) OBP: 0.337, SLG: 0.526										4	1	2	1	0	0	1						
17 Yonder Alonso, L (1,3) OBP: 0.367, SLG: 0.540										4	0	0	0	0	1	0						
2 Khris Davis, R (1,7) OBP: 0.335, SLG: 0.527										4	1	2	1	0	0	0						
11 Rajai Davis, R (9, PR) OBP: 0.292, SLG: 0.339										0	0	0	0	0	0	0						
8 Jed Lowrie, S (1,4) OBP: 0.343, SLG: 0.449										2	0	1	0	2	0	0						
13 Bruce Maxwell, L (1,2) OBP: 0.375, SLG: 0.358										4	0	0	0	0	1	4						
26 Matt Chapman, R (1,5) OBP: 0.287, SLG: 0.485										3	1	2	1	0	0	0						
38 Jaycob Brugman, L (1,8) OBP: 0.341, SLG: 0.318										3	0	1	0	0	0	0						
48 Daniel Gossett, R (1,1) OBP: 0.500, SLG: 0.500										1	0	0	0	0	1	0						
37 Danny Coulombe, L (7,1) OBP: 0.317, SLG: 0.451										0	0	0	0	0	0	0						
28 Matt Olson, L (8, PH) OBP: 0.377, SLG: 0.451										1	0	1	0	0	0	0						
39 Blake Treinen, L (8,1)										0	0	0	0	0	0	0						
46 Santiago Casilla, R (9,1)										0	0	0	0	0	0	0						
<b>Inning Stats</b>	R: 1 H: 1 E: 0 K: 1 S: 14	H: 1 LOB: 0 BB: 0 P: 19	R: 0 H: 0 E: 0 K: 0 S: 8	H: 1 LOB: 0 BB: 0 P: 15	R: 0 H: 0 E: 0 K: 2 S: 12	H: 0 LOB: 0 BB: 0 P: 20	R: 1 H: 1 E: 0 K: 1 S: 9	H: 1 LOB: 1 BB: 0 P: 16	R: 0 H: 2 E: 0 K: 0 S: 9	H: 1 LOB: 0 BB: 0 P: 14	R: 0 H: 1 E: 0 K: 0 S: 4	H: 0 LOB: 0 BB: 0 P: 7	R: 1 H: 1 E: 0 K: 0 S: 5	H: 1 LOB: 0 BB: 0 P: 8	R: 0 H: 1 E: 0 K: 0 S: 8	H: 1 LOB: 2 BB: 1 P: 9	R: 0 H: 1 E: 0 K: 0 S: 11	H: 1 LOB: 1 BB: 1 P: 21	1B: 5 2B: 1 3B: 0 HR: 3	SF: 0 SAC: 1 DP: 2 HBP: 0	WP: 2 PB: 0 SB: 1 CS: 1	PA: 33
<b>PITCHER</b>	IP WLS BF H R ER SO BB IBB HBP BLK WP HR S P ERA WHIP																					
50 Rafael Montero, R (1,1) ERA: 5.37	7.0 L 26 7 3 3 4 1 0 0 0 0 1 3 61 99 3.86 1.143																					
59 Fernando Salas, R (8,1) ERA: 6.3	1.0 3 1 0 0 0 0 0 0 0 0 0 8 9 0.00 1.000																					
49 Josh Smoker, L (9,1) ERA: 6.97	1.0 4 1 0 0 0 0 1 0 0 0 0 1 0 11 21 0.00 2.000																					

Oakland Athletics @ New York Mets  
Citi Field, Flushing, NY  
Sun Jul 23 2017, 2:12 PM - 4:52 PM EDT  
Att: 29,037 - Cloudy - 76 F

AB	30
R	3
H	9
RBI	3
BB	2
SO	4
LOB	7



Batter	1	2	3	4	5	6	7	8	9	AB	R	H	RBI	BB	SO	LOB	BOTTOM					
30 Michael Conforto, L (1,7) OBP: 0.408, SLG: 0.581										4	1	2	1	0	1	1						
3 Curtis Granderson, L (1,8) OBP: 0.322, SLG: 0.448										3	0	0	0	1	0	3						
19 Jay Bruce, L (1,9) OBP: 0.327, SLG: 0.525										4	1	1	0	0	1	2						
21 Lucas Duda, L (1,3) OBP: 0.348, SLG: 0.539										4	0	0	0	0	1	2						
54 T.J. Rivera, R (1,4) OBP: 0.333, SLG: 0.435										4	0	1	0	0	0	0						
7 José Reyes, S (1,6) OBP: 0.286, SLG: 0.396										4	0	0	1	0	1	1						
4 Wilmer Flores, R (1,5) OBP: 0.315, SLG: 0.471										3	0	1	0	1	1	0						
15 Matt Reynolds, R (9, PR) OBP: 0.244, SLG: 0.293										0	0	0	0	0	0	0						
44 René Rivera, R (1,2) OBP: 0.291, SLG: 0.395										3	0	0	0	0	1	2						
52 Yoanis Cespedes, R (9, PH) OBP: 0.322, SLG: 0.471										1	0	0	0	0	0	1						
50 Rafael Montero, R (1,1) OBP: 0.091, SLG: 0.091										2	0	1	0	0	1	0						
13 Adrúbal Cabrera, S (7, PH) OBP: 0.332, SLG: 0.396										1	0	0	0	0	1	0						
59 Fernando Salas, R (8,1) OBP: 0.500, SLG: 0.500										0	0	0	0	0	0	0						
49 Josh Smoker, L (9,1)										0	0	0	0	0	0	0						
18 Travis d'Arnaud, R (9, PH) OBP: 0.301, SLG: 0.447										1	0	0	0	0	0	1						
<b>Inning Stats</b>	R: 0 H: 1 E: 0 K: 0 S: 9	H: 0 LOB: 0 BB: 0 P: 16	R: 0 H: 0 E: 0 K: 1 S: 17	H: 0 LOB: 0 BB: 0 P: 23	R: 1 H: 1 E: 0 K: 1 S: 9	H: 1 LOB: 1 BB: 1 P: 15	R: 0 H: 0 E: 0 K: 1 S: 6	H: 0 LOB: 0 BB: 0 P: 9	R: 0 H: 1 E: 0 K: 2 S: 11	H: 2 LOB: 2 BB: 0 P: 15	R: 1 H: 2 E: 0 K: 0 S: 13	H: 0 LOB: 0 BB: 1 P: 23	R: 0 H: 0 E: 0 K: 1 S: 6	H: 0 LOB: 0 BB: 0 P: 10	R: 0 H: 0 E: 0 K: 1 S: 9	H: 0 LOB: 0 BB: 0 P: 16	R: 0 H: 1 E: 0 K: 0 S: 9	H: 1 LOB: 1 BB: 0 P: 14	1B: 4 2B: 1 3B: 0 HR: 1	SF: 0 SAC: 0 DP: 0 HBP: 0	WP: 1 PB: 0 SB: 0 CS: 0	PA: 36
<b>PITCHER</b>	IP WLS BF H R ER SO BB IBB HBP BLK WP HR S P ERA WHIP																					
48 Daniel Gossett, R (1,1) ERA: 5.4	6.0 W 26 5 2 2 6 2 0 0 0 0 1 1 65 101 3.00 1.167																					
37 Danny Coulombe, L (7,1) ERA: 2.65	1.0 H 3 0 0 0 1 0 0 0 0 0 0 6 10 0.00 0.000																					
39 Blake Treinen, R (8,1) ERA: 5.06	1.0 H 3 0 0 0 1 0 0 0 0 0 0 9 16 0.00 0.000																					
46 Santiago Casilla, R (9,1) ERA: 3.93	1.0 S 4 1 0 0 0 0 0 0 0 0 0 9 14 0.00 1.000																					

Oakland Athletics @ New York Mets  
Citi Field, Flushing, NY  
Sun Jul 23 2017, 2:12 PM - 4:52 PM EDT  
Att: 29,037 - Cloudy - 76 F

AB	34
R	2
H	6
RBI	2
BB	2
SO	8
LOB	13





Batter	1	2	3	4	5	6	7	8	9	AB	R	H	RBI	BB	SO	LOB	TOP							
30 Michael Conforto, L (1, 8) OBP: 0.404, SLG: 0.578										5	1	1	0	0	3	0								
13 Asdrúbal Cabrera, S (1, 5) OBP: 0.360, SLG: 0.465										4	1	3	0	1	0	1								
52 Yoenis Cespedes, R (1, 7) OBP: 0.329, SLG: 0.479										3	1	1	1	2	1	2								
19 Jay Bruce, L (1, 9) OBP: 0.328, SLG: 0.523										5	0	2	2	0	2	4								
4 Wilmer Flores, R (1, 4) OBP: 0.314, SLG: 0.480										4	1	1	1	0	0	3								
21 Lucas Duda, L (1, 3) OBP: 0.255, SLG: 0.543										4	0	2	0	0	2	0								
7 José Reyes, S (1, 6) OBP: 0.288, SLG: 0.395										4	1	1	0	0	0	2								
18 Travis d'Aarud, R (1, 2) OBP: 0.300, SLG: 0.443										4	0	1	1	0	0	2								
48 Jacob deGrom, L (1, 1) OBP: 0.320, SLG: 0.320										4	0	0	0	0	1	2								
43 Addison Reed, L (9, 1)										0	0	0	0	0	0	0								
<b>Inning Stats</b>	R: 0 H: 1 E: 1 K: 2 S: 9	H: 1 LOB: 1 BB: 0 P: 14	R: 1 H: 2 E: 0 K: 0 S: 12	H: 2 LOB: 1 BB: 0 P: 19	R: 2 H: 3 E: 0 K: 1 S: 13	H: 3 LOB: 0 BB: 0 P: 19	R: 0 H: 0 E: 0 K: 1 S: 6	H: 0 LOB: 0 BB: 0 P: 7	R: 1 H: 2 E: 0 K: 0 S: 13	H: 2 LOB: 2 BB: 1 P: 23	R: 0 H: 1 E: 0 K: 0 S: 5	H: 1 LOB: 2 BB: 0 P: 5	R: 0 H: 1 E: 0 K: 2 S: 10	H: 1 LOB: 2 BB: 1 P: 15	R: 1 H: 2 E: 0 K: 2 S: 16	H: 2 LOB: 1 BB: 0 P: 21	R: 0 H: 0 E: 0 K: 1 S: 8	H: 0 LOB: 1 BB: 1 P: 15	1B: 7 2B: 3 3B: 1 HR: 1	SF: 0 SAC: 0 DP: 2 HBP: 0	WP: 0 PB: 0 SB: 1 CS: 0	PA: 40		
<b>PITCHER</b>	IP WLS BF H R ER SO BB IBB HBP BLK WP HR S P ERA WHIP	8.0 L 36 12 5 5 8 0 2 0 0 0 1 84 123 5.62 1.500	1.0 4 0 0 0 1 1 0 0 0 0 0 8 15 0.00 1.000																					

New York Mets @ San Diego Padres  
Petco Park, San Diego, CA  
Mon Jul 24 2017, 7:11 PM - 9:45 PM PDT  
Att: 23,325 - Partly Cloudy - 76 F

AB 37  
R 5  
H 12  
RBI 5  
BB 3  
SO 9  
LOB 16



Batter	1	2	3	4	5	6	7	8	9	AB	R	H	RBI	BB	SO	LOB	BOTTOM	
2 José Pirela, R (1, 7) OBP: 0.339, SLG: 0.497										4	1	2	0	0	1	0		
20 Carlos Asuaje, L (1, 4) OBP: 0.356, SLG: 0.429										4	0	1	1	0	1	1		
63 José Ruiz, R (9, 1)										3	0	0	0	1	2	1		
4 WJ Myers, R (1, 3) OBP: 0.332, SLG: 0.473										4	2	2	2	0	1	1		
10 Hunter Renfroe, R (1, 9) OBP: 0.285, SLG: 0.467										3	0	0	0	1	1	1		
15 Cory Spangenberg, L (1, 5) OBP: 0.314, SLG: 0.403										4	0	2	0	0	1	1		
7 Manuel Margot, R (1, 8) OBP: 0.306, SLG: 0.375										4	0	2	0	0	1	1		
9 Dusty Coleman, R (1, 6) OBP: 0.292, SLG: 0.603										3	0	0	0	0	1	2		
44 Héctor Sánchez, S (9, PH) OBP: 0.292, SLG: 0.603										1	0	1	0	0	0	0		
21 Luis Torrens, R (1, 2) OBP: 0.260, SLG: 0.220										3	0	0	0	0	0	0		
32 Jaban Blash, R (9, PH) OBP: 0.372, SLG: 0.444										1	0	0	0	0	1	2		
3 Clayton Richard, L (1, 1) OBP: 0.184, SLG: 0.167										2	0	0	0	0	0	0		
23 Matt Szczur, R (8, PH) OBP: 0.367, SLG: 0.400										2	0	0	0	0	0	2		
<b>Inning Stats</b>	R: 0 H: 0 E: 0 K: 3 S: 10	H: 1 LOB: 1 BB: 1 P: 10	R: 0 H: 1 E: 0 K: 0 S: 6	H: 1 LOB: 1 BB: 0 P: 8	R: 0 H: 0 E: 0 K: 0 S: 6	H: 0 LOB: 1 BB: 1 P: 10	R: 0 H: 0 E: 0 K: 1 S: 7	H: 0 LOB: 0 BB: 0 P: 7	R: 1 H: 1 E: 0 K: 3 S: 12	H: 1 LOB: 0 BB: 0 P: 19	R: 1 H: 2 E: 0 K: 0 S: 10	H: 2 LOB: 1 BB: 0 P: 17	R: 1 H: 3 E: 0 K: 1 S: 14	H: 3 LOB: 2 BB: 0 P: 21	1B: 4 2B: 2 3B: 0 HR: 2	SF: 0 SAC: 0 DP: 1 HBP: 0	WP: 1 PB: 0 SB: 0 CS: 0	PA: 36
<b>PITCHER</b>	IP WLS BF H R ER SO BB IBB HBP BLK WP HR S P ERA WHIP	8.0 W 30 12 2 2 2 8 2 0 0 0 0 69 100 2.25 0.875	1.0 S 6 3 1 1 1 0 0 0 0 0 1 14 21 9.00 3.000															

New York Mets @ San Diego Padres  
Petco Park, San Diego, CA  
Mon Jul 24 2017, 7:11 PM - 9:45 PM PDT  
Att: 23,325 - Partly Cloudy - 76 F

AB 34  
R 3  
H 8  
RBI 3  
BB 2  
SO 9  
LOB 11





Batter	1	2	3	4	5	6	7	8	9	AB	R	H	RBI	BB	SO	LOB	TOP								
3 Curtis Granderson, L (1.8) OBP: 0.329, SLG: 0.452	G4-3		G1-3		2B		1B		K	4	2	2	0	1	1	0	<b>New York Mets @ San Diego Padres</b> Petco Park, San Diego, CA Tue Jul 25 2017, 7:12 PM - 10:15 PM PDT Att: 28,024 - Overcast - 72 F								
13 Asdrúbal Cabrera, S (1.5) OBP: 0.330, SLG: 0.467	G4-3		G1-3		2B		F8			4	1	1	1	0	0	2									
52 Yoenis Cespedes, R (1.7) OBP: 0.336, SLG: 0.515			F9		2B		E3			4	2	3	3	0	0	1									
51 Paul Sewald, R (7.1)					2B					0	0	0	0	0	0	0									
43 Addison Reed, L (9.1)	HR				2B					0	0	0	0	0	0	0									
19 Jay Bruce, L (1.9) OBP: 0.327, SLG: 0.520	F9				1B					4	1	1	0	0	1	1									
54 T.J. Rivera, R (1.4) OBP: 0.332, SLG: 0.432	G5-3				1B					4	0	1	0	0	1	0									
21 Lucas Duda, L (1.3) OBP: 0.345, SLG: 0.534	K				1B					4	0	0	0	0	1	2									
7 José Reyes, S (1.6) OBP: 0.288, SLG: 0.391										3	0	0	0	1	0	2									
18 Travis d'Arnaud, R (1.2) OBP: 0.299, SLG: 0.439										4	0	1	1	0	1	1									
67 Seth Lugo, R (1.1) OBP: 0.188, SLG: 0.500										2	0	0	0	0	1	2									
4 Wilmer Flores, R (7.7) OBP: 0.313, SLG: 0.478										1	0	0	0	0	1	0									
30 Michael Conforto, L (7.7) OBP: 0.403, SLG: 0.576										1	0	0	0	0	0	0									
<b>Inning Stats</b>	R: 1 H: 1 E: 0 K: 0 S: 11	H: 1 LOB: 0 BB: 0 P: 20	R: 0 H: 0 E: 0 K: 1 S: 11	H: 0 LOB: 1 BB: 1 P: 20	R: 0 H: 0 E: 0 K: 0 S: 9	H: 0 LOB: 1 BB: 1 P: 17	R: 1 H: 3 E: 0 K: 1 S: 13	H: 3 LOB: 2 BB: 0 P: 20	R: 2 H: 3 E: 0 K: 1 S: 13	H: 3 LOB: 0 BB: 0 P: 23	R: 0 H: 0 E: 0 K: 1 S: 14	H: 0 LOB: 0 BB: 0 P: 23	R: 2 H: 2 E: 1 K: 2 S: 12	H: 2 LOB: 0 BB: 0 P: 19	R: 0 H: 0 E: 0 K: 0 S: 6	H: 0 LOB: 0 BB: 0 P: 9	R: 0 H: 0 E: 0 K: 1 S: 7	H: 0 LOB: 0 BB: 0 P: 11	1B: 4 2B: 4 3B: 1 HR: 1	SF: 0 2B: 4 3B: 1 HBP: 0	WP: 0 PB: 0 SB: 1 CS: 0	PA: 37			
<b>PITCHER</b>	IP WLS BF H R ER SO BB IBB HBP BLK WP HR S P ERA WHIP	IP WLS BF H R ER SO BB IBB HBP BLK WP HR S P ERA WHIP	IP WLS BF H R ER SO BB IBB HBP BLK WP HR S P ERA WHIP	IP WLS BF H R ER SO BB IBB HBP BLK WP HR S P ERA WHIP	IP WLS BF H R ER SO BB IBB HBP BLK WP HR S P ERA WHIP	IP WLS BF H R ER SO BB IBB HBP BLK WP HR S P ERA WHIP	IP WLS BF H R ER SO BB IBB HBP BLK WP HR S P ERA WHIP	IP WLS BF H R ER SO BB IBB HBP BLK WP HR S P ERA WHIP	IP WLS BF H R ER SO BB IBB HBP BLK WP HR S P ERA WHIP	IP WLS BF H R ER SO BB IBB HBP BLK WP HR S P ERA WHIP	IP WLS BF H R ER SO BB IBB HBP BLK WP HR S P ERA WHIP	IP WLS BF H R ER SO BB IBB HBP BLK WP HR S P ERA WHIP	IP WLS BF H R ER SO BB IBB HBP BLK WP HR S P ERA WHIP	IP WLS BF H R ER SO BB IBB HBP BLK WP HR S P ERA WHIP	IP WLS BF H R ER SO BB IBB HBP BLK WP HR S P ERA WHIP	IP WLS BF H R ER SO BB IBB HBP BLK WP HR S P ERA WHIP	IP WLS BF H R ER SO BB IBB HBP BLK WP HR S P ERA WHIP	IP WLS BF H R ER SO BB IBB HBP BLK WP HR S P ERA WHIP	IP WLS BF H R ER SO BB IBB HBP BLK WP HR S P ERA WHIP	IP WLS BF H R ER SO BB IBB HBP BLK WP HR S P ERA WHIP	IP WLS BF H R ER SO BB IBB HBP BLK WP HR S P ERA WHIP	IP WLS BF H R ER SO BB IBB HBP BLK WP HR S P ERA WHIP	IP WLS BF H R ER SO BB IBB HBP BLK WP HR S P ERA WHIP	IP WLS BF H R ER SO BB IBB HBP BLK WP HR S P ERA WHIP	IP WLS BF H R ER SO BB IBB HBP BLK WP HR S P ERA WHIP

Batter	1	2	3	4	5	6	7	8	9	AB	R	H	RBI	BB	SO	LOB	BOTTOM								
2 José Pirela, R (1.7) OBP: 0.330, SLG: 0.482	F9	L8			E5		F7		G5-3	5	0	0	0	0	0	2	<b>New York Mets @ San Diego Padres</b> Petco Park, San Diego, CA Tue Jul 25 2017, 7:12 PM - 10:15 PM PDT Att: 28,024 - Overcast - 72 F								
20 Carlos Asuaje, L (1.4) OBP: 0.352, SLG: 0.422			P6		F8					4	0	1	0	0	1	2									
4 Wil Myers, R (1.3) OBP: 0.329, SLG: 0.469		G6-4-3			SF8					3	0	0	1	0	1	1									
44 Héctor Sánchez, S (1.2) OBP: 0.289, SLG: 0.583			G3		L9					4	0	1	0	0	1	1									
10 Hunter Renfroe, R (1.9) OBP: 0.285, SLG: 0.474		HR			F9					4	1	1	1	0	1	0									
15 Cory Spangenberg, L (1.5) OBP: 0.313, SLG: 0.491		L9			G4-3					4	1	1	0	0	0	0									
7 Manuel Margot, R (1.8) OBP: 0.313, SLG: 0.381										4	1	3	0	0	0	1									
17 Allen Córdoba, R (1.6) OBP: 0.284, SLG: 0.330										3	1	1	2	0	0	2									
88 Phil Maton, R (7.1)										0	0	0	0	0	0	0									
77 Buddy Baumann, L (9.1)										0	0	0	0	0	0	0									
32 Jabari Blash, R (9.7) OBP: 0.367, SLG: 0.438										1	0	0	0	0	0	1									
49 Kyle Lloyd, R (1.1)										1	0	0	0	0	0	0									
39 Kirby Yates, L (5.1)										0	0	0	0	0	0	0									
23 Matt Szczur, R (5.7) OBP: 0.372, SLG: 0.405										1	1	1	0	0	0	0									
76 José Torres, L (6.1)										0	0	0	0	0	0	0									
9 Dusty Coleman, R (7.6) OBP: 0.320, SLG: 0.400										2	0	1	1	0	0	0									
<b>Inning Stats</b>	R: 0 H: 2 E: 0 K: 0 S: 17	H: 2 LOB: 2 BB: 0 P: 24	R: 3 H: 3 E: 0 K: 0 S: 18	H: 3 LOB: 0 BB: 0 P: 24	R: 0 H: 0 E: 0 K: 0 S: 10	H: 0 LOB: 0 BB: 0 P: 17	R: 0 H: 1 E: 0 K: 0 S: 5	H: 1 LOB: 1 BB: 0 P: 7	R: 1 H: 1 E: 1 K: 0 S: 8	H: 1 LOB: 1 BB: 0 P: 12	R: 0 H: 1 E: 0 K: 1 S: 12	H: 1 LOB: 1 BB: 0 P: 21	R: 0 H: 0 E: 0 K: 1 S: 7	H: 0 LOB: 0 BB: 0 P: 8	R: 0 H: 0 E: 0 K: 2 S: 7	H: 0 LOB: 0 BB: 0 P: 10	R: 0 H: 0 E: 0 K: 0 S: 15	H: 2 LOB: 1 BB: 0 P: 17	1B: 7 2B: 1 3B: 0 HR: 2	SF: 1 2B: 1 3B: 0 HBP: 0	WP: 0 PB: 0 SB: 0 CS: 0	PA: 37			
<b>PITCHER</b>	IP WLS BF H R ER SO BB IBB HBP BLK WP HR S P ERA WHIP	IP WLS BF H R ER SO BB IBB HBP BLK WP HR S P ERA WHIP	IP WLS BF H R ER SO BB IBB HBP BLK WP HR S P ERA WHIP	IP WLS BF H R ER SO BB IBB HBP BLK WP HR S P ERA WHIP	IP WLS BF H R ER SO BB IBB HBP BLK WP HR S P ERA WHIP	IP WLS BF H R ER SO BB IBB HBP BLK WP HR S P ERA WHIP	IP WLS BF H R ER SO BB IBB HBP BLK WP HR S P ERA WHIP	IP WLS BF H R ER SO BB IBB HBP BLK WP HR S P ERA WHIP	IP WLS BF H R ER SO BB IBB HBP BLK WP HR S P ERA WHIP	IP WLS BF H R ER SO BB IBB HBP BLK WP HR S P ERA WHIP	IP WLS BF H R ER SO BB IBB HBP BLK WP HR S P ERA WHIP	IP WLS BF H R ER SO BB IBB HBP BLK WP HR S P ERA WHIP	IP WLS BF H R ER SO BB IBB HBP BLK WP HR S P ERA WHIP	IP WLS BF H R ER SO BB IBB HBP BLK WP HR S P ERA WHIP	IP WLS BF H R ER SO BB IBB HBP BLK WP HR S P ERA WHIP	IP WLS BF H R ER SO BB IBB HBP BLK WP HR S P ERA WHIP	IP WLS BF H R ER SO BB IBB HBP BLK WP HR S P ERA WHIP	IP WLS BF H R ER SO BB IBB HBP BLK WP HR S P ERA WHIP	IP WLS BF H R ER SO BB IBB HBP BLK WP HR S P ERA WHIP	IP WLS BF H R ER SO BB IBB HBP BLK WP HR S P ERA WHIP	IP WLS BF H R ER SO BB IBB HBP BLK WP HR S P ERA WHIP	IP WLS BF H R ER SO BB IBB HBP BLK WP HR S P ERA WHIP	IP WLS BF H R ER SO BB IBB HBP BLK WP HR S P ERA WHIP	IP WLS BF H R ER SO BB IBB HBP BLK WP HR S P ERA WHIP	IP WLS BF H R ER SO BB IBB HBP BLK WP HR S P ERA WHIP

AB 35  
R 6  
H 9  
RBI 5  
BB 2  
SO 7  
LOB 11



AB 36  
R 5  
H 10  
RBI 5  
BB 0  
SO 4  
LOB 10



WP: 0  
PB: 0  
SB: 0  
CS: 0



Batter	1	2	3	4	5	6	7	8	9	AB	R	H	RBI	BB	SO	LOB	TOP					
30 Michael Conforto, L (1,8)	F7		K		L8		K			4	0	0	0	0	2	0	<b>New York Mets @ San Diego Padres</b> Petco Park, San Diego, CA Wed Jul 26 2017, 7:10 PM - 9:57 PM PDT Att: 19,281 - Partly Cloudy - 73 F					
13 Asdrúbal Cabrera, S (1,5)	P6		F8			52 1B 7 BB	F8			4	1	1	0	0	0	0						
52 Yoenis Cespedes, R (1,7)	L9		G5-3			7 BB 4 BB		K		4	0	1	0	0	1	0						
19 Jay Bruce, L (1,9)		7 1B 1B BB		F8		F7		K		3	1	0	0	1	1	2						
4 Wilmer Flores, R (1,4)		K		F7		7 BB				3	1	1	1	1	1	1						
Lucas Duda, L (1,3)		7 1B 1B				F9		G5-3		3	0	1	0	1	0	3						
7 José Reyes, S (1,6)		1-2 2-H 1B		K					F8	3	0	1	2	1	1	1						
44 René Rivera, R (1,2)		K			G6-3	G6-3		G6-3		4	0	0	0	0	1	5						
32 Steven Matz, R (1,1)										1	0	0	0	0	0	2						
62 Erik Goeddel, R (4,1)										0	0	0	0	0	0	0						
3 Curtis Granderson, L (5,PH)										0	0	0	0	0	0	0						
56 Tyler Pili, R (5,1)										0	0	0	0	0	0	0						
54 T.J. Rivera, R (7,PH)										0	0	0	0	0	0	0						
47 Hansel Robles, R (7,1)										0	0	0	0	0	0	0						
18 Travis d'Arnaud, R (9,PH)										1	0	0	0	0	1	0						
<b>Inning Stats</b>	R: 0 E: 0 K: 0 S: 6	H: 0 LOB: 0 BB: 0 P: 11	R: 1 E: 0 K: 2 S: 12	H: 2 LOB: 2 BB: 1 P: 23	R: 0 E: 0 K: 1 S: 9	H: 0 LOB: 0 BB: 0 P: 13	R: 0 E: 0 K: 1 S: 8	H: 0 LOB: 1 BB: 1 P: 18	R: 0 E: 0 K: 0 S: 6	H: 0 LOB: 0 BB: 0 P: 12	R: 1 E: 0 K: 0 S: 18	H: 2 LOB: 3 BB: 2 P: 30	R: 0 E: 0 K: 1 S: 8	H: 0 LOB: 0 BB: 0 P: 12	R: 1 E: 0 K: 2 S: 11	H: 1 LOB: 0 BB: 0 P: 13	R: 0 E: 0 K: 1 S: 7	H: 0 LOB: 0 BB: 0 P: 11	1B: 4 2B: 0 3B: 0 HR: 1	SF: 0 SAC: 0 DP: 0 HBP: 0	WP: 0 PB: 0 SB: 0 CS: 0	PA: 36
<b>PITCHER</b>	IP WLS BF H R ER SO BB IBB HBP BLK WP HR S P ERA WHIP																					
46 Jhoulys Chacin, R (1,1)	5.1 W 23 4 2 2 5 3 0 0 0 0 0 0 51 93 3.38 1.312																					
77 Buddy Baumann, L (6,1)	0.1 H 2 0 0 0 0 1 0 0 0 0 0 0 5 9 0.00 3.000																					
34 Craig Stammen, R (6,1)	1.1 H 4 0 0 0 1 0 0 0 0 0 0 0 11 17 0.00 0.000																					
39 Kirby Yates, R (8,1)	1.0 4 1 1 1 2 0 0 0 0 0 0 1 11 13 9.00 1.000																					
52 Brad Hand, L (9,1)	1.0 S 3 0 0 0 1 0 0 0 0 0 0 0 7 11 0.00 0.000																					

Batter	1	2	3	4	5	6	7	8	9	AB	R	H	RBI	BB	SO	LOB	BOTTOM			
2 José Pirela, R (1,4)	7 HR			K		G5-3				4	1	1	0	0	1	2	<b>New York Mets @ San Diego Padres</b> Petco Park, San Diego, CA Wed Jul 26 2017, 7:10 PM - 9:57 PM PDT Att: 19,281 - Partly Cloudy - 73 F			
52 Brad Hand, L (9,1)		G6-4-3								0	0	0	0	0	0	0				
7 Manuel Margot, R (1,8)	1-H HR		4 2B	K			K			4	2	2	2	0	2	0				
4 Wil Myers, R (1,3)	K		15 1B 21 3B	F8			P3			4	1	1	1	0	1	0				
10 Hunter Renfroe, R (1,9)	32 1B 15 FC5-2		21 3B		G4-3		K			3	1	1	0	0	1	0				
32 Jabari Blash, R (1,7)				K						3	0	1	0	0	1	2				
34 Craig Stammen, R (6,1)					F7					0	0	0	0	0	0	0				
39 Kirby Yates, L (8,1)										0	0	0	0	0	0	0				
20 Carlos Asuaje, L (8,PH)										1	0	1	0	0	0	0				
15 Cory Spangenberg, L (1,5)	FC5-2		21 3B		G4-3			K		4	1	1	0	0	1	3				
17 Allen Córdoba, R (1,6)	K			K			G1-3			4	0	0	0	0	3	6				
21 Luis Torrens, R (1,2)		G3				K		L8		4	0	1	3	0	1	1				
46 Jhoulys Chacin, R (1,1)										2	0	1	0	0	0	1				
77 Buddy Baumann, L (6,1)										0	0	0	0	0	0	0				
23 Matt Szczur, R (6,7)										0	0	0	0	1	0	0				
<b>Inning Stats</b>	R: 2 E: 0 K: 2 S: 17	H: 4 LOB: 2 BB: 0 P: 26	R: 0 E: 0 K: 0 S: 7	H: 1 LOB: 0 BB: 0 P: 8	R: 4 E: 0 K: 2 S: 22	H: 4 LOB: 1 BB: 0 P: 32	R: 0 E: 0 K: 2 S: 8	H: 0 LOB: 0 BB: 0 P: 14	R: 0 E: 0 K: 1 S: 5	H: 0 LOB: 1 BB: 1 P: 10	R: 0 E: 0 K: 1 S: 11	H: 0 LOB: 0 BB: 0 P: 20	R: 0 E: 0 K: 2 S: 9	H: 0 LOB: 0 BB: 0 P: 13	R: 0 E: 0 K: 2 S: 11	H: 1 LOB: 1 BB: 0 P: 15	1B: 5 2B: 2 3B: 2 HR: 1	SF: 0 SAC: 0 DP: 1 HBP: 1	WP: 0 PB: 0 SB: 0 CS: 0	PA: 35
<b>PITCHER</b>	IP WLS BF H R ER SO BB IBB HBP BLK WP HR S P ERA WHIP																			
32 Steven Matz, L (1,1)	3.0 L 18 9 6 6 4 0 0 0 0 0 0 0 8 66 18.00 3.000																			
62 Erik Goeddel, R (4,1)	1.0 3 0 0 0 2 0 0 0 0 0 0 0 8 14 0.00 0.000																			
56 Tyler Pili, R (5,1)	2.0 7 0 0 0 1 1 0 0 0 0 0 0 16 30 0.00 0.500																			
47 Hansel Robles, R (7,1)	2.0 7 1 0 0 4 0 0 0 0 0 0 0 20 28 0.00 0.500																			











Batter	1	2	3	4	5	6	7	8	9	AB	R	H	RBI	BB	SO	LOB	TOP						
30 Michael Conforto, L (1,7) OBP: 0.388, SLG: 0.561	G4-3		F9		F9		G4-6-3			4	0	1	1	1	0	3							
13 Asdrúbal Cabrera, S (1,5) OBP: 0.340, SLG: 0.465	F7		K			L9	G4-6-3		K	5	0	0	0	0	2	4							
19 Jay Bruce, L (1,9) OBP: 0.326, SLG: 0.525	K			P6		P4	K			4	0	0	0	0	2	1							
52 Yoenis Cespedes, R(1,10) OBP: 0.330, SLG: 0.500				P4				G6-3		4	1	2	0	0	0	0							
20 Neil Walker, S (1,4) OBP: 0.349, SLG: 0.461		G3-6-3-4		F9				G4-3		4	0	1	0	0	0	1							
3 Curtis Granderson, L (1,8) OBP: 0.331, SLG: 0.448								F8		1	0	0	0	3	0	0							
4 Wilmer Flores, R (1,3) OBP: 0.317, SLG: 0.486		P4								3	1	2	1	1	0	1							
7 José Reyes, S (1,6) OBP: 0.286, SLG: 0.386			P4			F4	F8		L8	4	0	0	0	0	6								
18 Travis d'Arnaud, R (1,2) OBP: 0.296, SLG: 0.429				L9					G6-3	4	0	2	0	0	0	3							
<b>Inning Stats</b>	R: 0 E: 0 K: 1 S: 8	H: 0 LOB: 0 BB: 0 P: 11	R: 0 E: 0 K: 0 S: 13	H: 1 LOB: 1 BB: 21 P: 21	R: 0 E: 0 K: 1 S: 10	H: 1 LOB: 1 BB: 0 P: 15	R: 0 E: 0 K: 0 S: 5	H: 0 LOB: 0 BB: 0 P: 7	R: 0 E: 0 K: 0 S: 11	H: 1 LOB: 2 BB: 1 P: 23	R: 1 E: 0 K: 0 S: 10	H: 2 LOB: 3 BB: 2 P: 22	R: 0 E: 0 K: 1 S: 10	H: 1 LOB: 0 BB: 1 P: 20	R: 0 E: 0 K: 0 S: 9	H: 0 LOB: 0 BB: 0 P: 9	R: 1 E: 0 K: 1 S: 14	H: 2 LOB: 1 BB: 0 P: 22	1B: 7 2B: 1 3B: 0 HR: 0	SF: 0 SAC: 0 DP: 2 HBP: 0	WP: 0 PB: 0 SB: 0 CS: 0	PA: 38	
<b>PITCHER</b>	IP	WLS	BF	H	R	ER	SO	BB	IBB	HBP	BLK	WP	HR	S	P	ERA	WHIP						
49 Yovani Gallardo, R (1,1) ERA: 5.34	5.2	W	23	5	1	1	2	2	0	0	0	0	0	53	84	1.59	1.235						
55 Tony Zych, R (6,1) ERA: 2.12	0.1	H	4	1	0	0	0	2	0	0	0	0	0	0	9	23	0.00	9.000					
25 Marc Rzepczynski, L (7,1) ERA: 3.72	1.0	H	3	0	0	0	1	1	0	0	0	0	0	5	12	0.00	1.000						
50 Nick Vincent, R (8,1) ERA: 1.83	1.0	H	3	0	0	0	0	0	0	0	0	0	0	9	9	0.00	0.000						
39 Edwin Díaz, R (9,1) ERA: 3.3	1.0	S	5	2	1	1	1	0	0	0	0	0	0	14	22	9.00	2.000						
<b>Batter</b>	1	2	3	4	5	6	7	8	9	AB	R	H	RBI	BB	SO	LOB	BOTTOM						
2 Jean Segura, R (1,6) OBP: 0.368, SLG: 0.443	G6-3		K		K		FC5			4	0	1	0	0	2	5							
16 Ben Gamel, L (1,7) OBP: 0.371, SLG: 0.456	G6-3				K		K			4	1	1	0	0	2	3							
22 Robinson Canó, L (1,4) OBP: 0.347, SLG: 0.465	K		FC4		L9				F7	4	0	0	0	0	1	1							
23 Nelson Cruz, R (1,10) OBP: 0.358, SLG: 0.490			SF7			K			K	3	1	1	1	0	2	0							
15 Kyle Seager, L (1,5) OBP: 0.333, SLG: 0.442			L7							3	1	2	0	1	0	1							
26 Danny Valencia, R (1,3) OBP: 0.320, SLG: 0.414			K		K		F9			4	0	1	0	0	2	4							
17 Mitch Haniger, R (1,9) OBP: 0.358, SLG: 0.425										0	0	0	0	0	0	0							
5 Guillermo Heredia, R (2,PR) OBP: 0.341, SLG: 0.378	HBP				G6-3		CS		FC5	2	0	1	0	0	0	0							
1 Jarrod Dyson, L (1,8) OBP: 0.319, SLG: 0.359					K					3	0	2	2	0	1	0							
3 Mike Zunino, R (1,2) OBP: 0.300, SLG: 0.481					K				K	3	0	0	0	0	3	4							
<b>Inning Stats</b>	R: 0 E: 0 K: 1 S: 13	H: 1 LOB: 0 BB: 0 P: 17	R: 2 E: 0 K: 3 S: 22	H: 3 LOB: 3 BB: 0 P: 33	R: 1 E: 1 K: 1 S: 18	H: 1 LOB: 1 BB: 0 P: 23	R: 0 E: 0 K: 2 S: 8	H: 0 LOB: 0 BB: 0 P: 10	R: 0 E: 0 K: 2 S: 7	H: 0 LOB: 0 BB: 0 P: 11	R: 0 E: 0 K: 1 S: 8	H: 0 LOB: 1 BB: 1 P: 15	R: 0 E: 0 K: 2 S: 16	H: 2 LOB: 2 BB: 0 P: 23	R: 0 E: 0 K: 1 S: 12	H: 2 LOB: 2 BB: 0 P: 22	1B: 7 2B: 2 3B: 0 HR: 0	SF: 1 SAC: 0 DP: 1 HBP: 1	WP: 0 PB: 0 SB: 0 CS: 1	PA: 34			
<b>PITCHER</b>	IP	WLS	BF	H	R	ER	SO	BB	IBB	HBP	BLK	WP	HR	S	P	ERA	WHIP						
48 Jacob deGrom, R (1,1) ERA: 3.29	6.0	L	24	5	3	2	10	1	0	1	0	0	0	76	109	3.00	1.000						
59 Fernando Salas, R (7,1) ERA: 6.05	0.2		4	2	0	0	1	0	0	0	0	0	0	12	16	0.00	3.000						
49 Josh Smoker, L (7,1) ERA: 6.75	1.0		4	1	0	0	2	0	0	0	0	0	0	13	24	0.00	1.000						
62 Erik Goeddel, R (8,1) ERA: 4.26	0.1		1	1	0	0	0	0	0	0	0	0	0	3	5	0.00	3.000						

**New York Mets @ Seattle Mariners**  
Safeco Field, Seattle, WA  
Sat Jul 29 2017, 1:11 PM - 4:22 PM PDT  
Att: 33,519 - Sunny - 68 F

AB 33  
R 2  
H 8  
RBI 2  
BB 5  
SO 4  
LOB 19



**New York Mets @ Seattle Mariners**  
Safeco Field, Seattle, WA  
Sat Jul 29 2017, 1:11 PM - 4:22 PM PDT  
Att: 33,519 - Sunny - 68 F

AB 30  
R 3  
H 9  
RBI 3  
BB 1  
SO 13  
LOB 18





Batter	1	2	3	4	5	6	7	8	9	AB	R	H	RBI	BB	SO	LOB	TOP					
30 Michael Conforto, L OBP: 0.395, SLG: 0.575	F7		52 1B		K		P6		K	5	0	1	0	0	2	2						
7 José Reyes, S OBP: 0.239, SLG: 0.387 13 Asdrubal Cabrera, S OBP: 0.339, SLG: 0.404	F8-6		F9		HBP		K		K	2	0	1	0	0	0	1						
52 Yoenis Cespedes, R OBP: 0.329, SLG: 0.495	F8-6				K				F7	4	0	1	0	0	1	2						
19 Jay Bruce, L OBP: 0.326, SLG: 0.523 9 Brandon Nimmo, S OBP: 0.440, SLG: 0.391	G4-3		G6-3						K	3	0	1	0	0	0	2						
4 Wilmer Flores, R OBP: 0.320, SLG: 0.486	20 HBP				3' FC4-6				G6-3	4	0	2	0	0	1	1						
20 Neil Walker, S OBP: 0.347, SLG: 0.455					K				K	3	0	0	0	0	3	2						
3 Curtis Granderson, L OBP: 0.330, SLG: 0.446	L9				FC4-6				G4-3	4	1	1	0	0	0	4						
18 Travis d'Arnaud, R OBP: 0.295, SLG: 0.426					K				K	4	0	1	0	0	3	3						
15 Matt Reynolds, R OBP: 0.264, SLG: 0.306					K				G5-3	4	0	1	1	0	2	0						
<b>Inning Stats</b>	R: 0 E: 0 K: 0 S: 5	H: 1 LOB: 0 BB: 0 P: 7	R: 0 E: 0 K: 1 S: 15	H: 1 LOB: 2 BB: 0 P: 20	R: 0 E: 0 K: 1 S: 13	H: 2 LOB: 2 BB: 0 P: 21	R: 0 E: 0 K: 2 S: 14	H: 1 LOB: 0 BB: 0 P: 19	R: 0 E: 0 K: 2 S: 16	H: 0 LOB: 1 BB: 0 P: 24	R: 0 E: 0 K: 2 S: 10	H: 1 LOB: 1 BB: 0 P: 17	R: 0 E: 0 K: 2 S: 7	H: 0 LOB: 0 BB: 0 P: 9	R: 0 E: 0 K: 2 S: 12	H: 0 LOB: 0 BB: 0 P: 16	R: 1 E: 0 K: 2 S: 14	H: 3 LOB: 2 BB: 0 P: 18	1B: 9 2B: 1 3B: 0 HR: 0	SF: 0 SAC: 0 DP: 1 HBP: 2	WP: 0 PB: 0 SB: 0 CS: 0	PA: 37
<b>PITCHER</b>	IP	WLS	BF	H	R	ER	SO	BB	IBB	HBP	BLK	WP	HR	S	P	ERA	WHIP					
65 James Paxton, L ERA: 2.88	6.0	W	25	6	0	0	8	0	0	2	0	0	0	73	108	0.00	1.000					
54 Emilio Pagan, R ERA: 2.25	2.0		6	0	0	0	4	0	0	0	0	0	0	19	25	0.00	0.000					
47 James Pazos, L ERA: 4.12	1.0		6	3	1	1	2	0	0	0	0	0	0	14	18	9.00	3.000					

**New York Mets @ Seattle Mariners**  
Safeco Field, Seattle, WA  
Sun Jul 30 2017, 1:11 PM - 4:05 PM PDT  
Att: 31,162 - Partly Cloudy - 67 F

AB	35
R	1
H	9
RBI	1
BB	0
SO	14
LOB	17



Batter	1	2	3	4	5	6	7	8	9	AB	R	H	RBI	BB	SO	LOB	BOTTOM					
16 Ben Gamel, L OBP: 0.371, SLG: 0.461	G4-3				L7				FC6-4	5	2	2	1	0	0	1						
2 Jean Segura, R OBP: 0.387, SLG: 0.441 6 Danny Espinosa, S OBP: 0.236, SLG: 0.275	22 1B				L8				FC6-4	4	1	1	0	0	1	3						
22 Robinson Cano, L OBP: 0.328, SLG: 0.467	23 HR								G4-3	5	1	2	1	0	0	1						
23 Nelson Cruz, R OBP: 0.358, SLG: 0.496	HR				F7				F7	4	2	1	3	1	0	2						
15 Kyle Seager, L OBP: 0.334, SLG: 0.445	1B				F7				F8	4	0	2	0	0	0	0						
26 Danny Valencia, R OBP: 0.316, SLG: 0.411	K				F9				G4-3	3	0	0	1	0	1	1						
1 Jarrod Dyson, L OBP: 0.316, SLG: 0.357	G3								E4	4	1	1	0	0	0	2						
3 Mike Zunino, R OBP: 0.303, SLG: 0.477					K				G6-3	2	1	0	0	2	2	1						
12 Leonys Martin, L OBP: 0.194, SLG: 0.207					K				K	4	1	2	1	0	2	2						
<b>Inning Stats</b>	R: 3 E: 0 K: 1 S: 24	H: 4 LOB: 1 BB: 0 P: 34	R: 2 E: 0 K: 2 S: 12	H: 3 LOB: 1 BB: 0 P: 23	R: 0 E: 0 K: 1 S: 11	H: 1 LOB: 1 BB: 0 P: 18	R: 0 E: 0 K: 1 S: 8	H: 0 LOB: 0 BB: 0 P: 11	R: 0 E: 0 K: 0 S: 9	H: 0 LOB: 0 BB: 0 P: 13	R: 1 E: 1 K: 1 S: 14	H: 1 LOB: 2 BB: 1 P: 23	R: 1 E: 0 K: 0 S: 10	H: 1 LOB: 1 BB: 1 P: 17	R: 2 E: 1 K: 0 S: 10	H: 2 LOB: 1 BB: 1 P: 20	1B: 7 2B: 2 3B: 1 HR: 2	SF: 1 SAC: 0 DP: 0 HBP: 0	WP: 2 PB: 0 SB: 0 CS: 0	PA: 40		
<b>PITCHER</b>	IP	WLS	BF	H	R	ER	SO	BB	IBB	HBP	BLK	WP	HR	S	P	ERA	WHIP					
67 Seth Lugo, R ERA: 4.53	5.0	L	23	8	5	5	5	0	0	0	0	0	0	14	23	0.00	2.000					
59 Fernando Salas, R ERA: 5.91	1.0		6	1	1	0	1	1	0	0	0	0	0	10	17	9.00	2.000					
49 Josh Smoker, L ERA: 6.82	1.0		5	1	1	1	0	1	0	0	0	0	0	10	20	18.00	3.000					
40 AJ Ramos, R ERA: 3.98	1.0		6	2	2	2	0	1	0	0	0	2	0	10	20	18.00	3.000					

**New York Mets @ Seattle Mariners**  
Safeco Field, Seattle, WA  
Sun Jul 30 2017, 1:11 PM - 4:05 PM PDT  
Att: 31,162 - Partly Cloudy - 67 F

AB	36
R	9
H	12
RBI	8
BB	3
SO	6
LOB	13





Batter	1	2	3	4	5	6	7	8	9	AB	R	H	RBI	BB	SO	LOB	TOP								
30 Michael Conforto, L (1.8) OBP: 0.401, SLG: 0.576										3	1	2	0	2	0	0	New York Mets @ Colorado Rockies Coors Field, Denver, CO Tue Aug 01 2017, 6:43 PM - 10:06 PM MDT Att: 36,698 - Partly Cloudy - 85 F								
13 Adrúbal Cabrera, S (1.5) OBP: 0.334, SLG: 0.399										4	0	0	1	0	0	3									
52 Yoenis Cespedes, R (1.7) OBP: 0.332, SLG: 0.500										4	1	2	1	0	0	1									
19 Jay Bruce, L (1.9) OBP: 0.328, SLG: 0.534										4	1	2	2	0	1	1									
20 Neil Walker, S (1.4) OBP: 0.342, SLG: 0.447										4	0	0	0	0	2	2									
4 Wilmer Flores, R (1.3) OBP: 0.319, SLG: 0.480										3	0	0	0	1	1	1									
47 Hansel Robles, R (8.1)										0	0	0	0	0	0	0									
1 Amed Rosario, R (1.6) OBP: 0.250, SLG: 0.250										4	0	1	0	0	1	1									
18 Travis d'Anaud, R (1.2) OBP: 0.294, SLG: 0.427										2	0	0	0	0	1	1									
32 Steven Matz, R (1.1) OBP: 0.176, SLG: 0.176										0	0	0	0	0	0	0									
49 Josh Smoker, L (6.1)										0	0	0	0	0	0	0									
62 Erik Goeddel, R (7.1)										0	0	0	0	0	0	0									
7 José Reyes, S (7.1)										0	0	0	0	0	0	0									
51 Paul Sewald, R (7.1)										0	0	0	0	0	0	0									
39 Jerry Blewins, L (8.1)										0	0	0	0	0	0	0									
3 Curtis Granderson, L (8.1) OBP: 0.220, SLG: 0.444										1	0	0	0	0	1	0									
<b>Inning Stats</b>	R: 1 E: 0 K: 1 S: 11	H: 1 LOB: 1 BB: 1 P: 20	R: 0 E: 0 K: 2 S: 13	H: 1 LOB: 1 BB: 0 P: 19	R: 0 E: 0 K: 0 S: 5	H: 1 LOB: 0 BB: 0 P: 9	R: 0 E: 0 K: 1 S: 9	H: 0 LOB: 1 BB: 1 P: 16	R: 0 E: 0 K: 0 S: 10	H: 2 LOB: 1 BB: 0 P: 17	R: 1 E: 0 K: 1 S: 13	H: 1 LOB: 1 BB: 0 P: 20	R: 1 E: 0 K: 2 S: 18	H: 1 LOB: 1 BB: 0 P: 24	R: 1 E: 1 K: 1 S: 12	H: 2 LOB: 1 BB: 0 P: 18	R: 0 E: 0 K: 1 S: 7	H: 0 LOB: 0 BB: 0 P: 11	1B: 4 2B: 3 3B: 0 HR: 1	SF: 1 SAC: 0 DP: 1 HBP: 0	WP: 0 PB: 1 SB: 0 CS: 0	PA: 38			
<b>PITCHER</b>	IP WLS BF H R ER SO BB IBB HBP BLK WP HR S P ERA WHIP	IP WLS BF H R ER SO BB IBB HBP BLK WP HR S P ERA WHIP	IP WLS BF H R ER SO BB IBB HBP BLK WP HR S P ERA WHIP	IP WLS BF H R ER SO BB IBB HBP BLK WP HR S P ERA WHIP	IP WLS BF H R ER SO BB IBB HBP BLK WP HR S P ERA WHIP	IP WLS BF H R ER SO BB IBB HBP BLK WP HR S P ERA WHIP	IP WLS BF H R ER SO BB IBB HBP BLK WP HR S P ERA WHIP	IP WLS BF H R ER SO BB IBB HBP BLK WP HR S P ERA WHIP	IP WLS BF H R ER SO BB IBB HBP BLK WP HR S P ERA WHIP	IP WLS BF H R ER SO BB IBB HBP BLK WP HR S P ERA WHIP	IP WLS BF H R ER SO BB IBB HBP BLK WP HR S P ERA WHIP	IP WLS BF H R ER SO BB IBB HBP BLK WP HR S P ERA WHIP	IP WLS BF H R ER SO BB IBB HBP BLK WP HR S P ERA WHIP	IP WLS BF H R ER SO BB IBB HBP BLK WP HR S P ERA WHIP	IP WLS BF H R ER SO BB IBB HBP BLK WP HR S P ERA WHIP	IP WLS BF H R ER SO BB IBB HBP BLK WP HR S P ERA WHIP	IP WLS BF H R ER SO BB IBB HBP BLK WP HR S P ERA WHIP	IP WLS BF H R ER SO BB IBB HBP BLK WP HR S P ERA WHIP	IP WLS BF H R ER SO BB IBB HBP BLK WP HR S P ERA WHIP	IP WLS BF H R ER SO BB IBB HBP BLK WP HR S P ERA WHIP	IP WLS BF H R ER SO BB IBB HBP BLK WP HR S P ERA WHIP	IP WLS BF H R ER SO BB IBB HBP BLK WP HR S P ERA WHIP	IP WLS BF H R ER SO BB IBB HBP BLK WP HR S P ERA WHIP	IP WLS BF H R ER SO BB IBB HBP BLK WP HR S P ERA WHIP	IP WLS BF H R ER SO BB IBB HBP BLK WP HR S P ERA WHIP

**New York Mets @ Colorado Rockies**  
Coors Field, Denver, CO  
Tue Aug 01 2017, 6:43 PM - 10:06 PM MDT  
Att: 36,698 - Partly Cloudy - 85 F

**AB 34**  
**R 4**  
**H 8**  
**RBI 4**  
**BB 3**  
**SO 9**  
**LOB 12**

Batter	1	2	3	4	5	6	7	8	9	AB	R	H	RBI	BB	SO	LOB	BOTTOM								
19 Charlie Blackmon, L (1.8) OBP: 0.383, SLG: 0.603											3	2	2	0	2	0	1								
9 DJ LeMahieu, R (1.4) OBP: 0.377, SLG: 0.403										5	1	2	0	0	0	2									
28 Nolan Arenado, R (1.5) OBP: 0.363, SLG: 0.598										5	1	2	4	0	0	2									
12 Mark Reynolds, R (1.3) OBP: 0.370, SLG: 0.514											4	1	2	0	0	1	0								
8 Gerardo Parra, L (1.7) OBP: 0.374, SLG: 0.526										4	0	1	0	0	0	1									
27 Trevor Story, R (1.6) OBP: 0.309, SLG: 0.428										3	0	1	0	1	1	2									
5 Carlos González, L (1.9) OBP: 0.301, SLG: 0.338										4	0	1	1	0	1	3									
30 Ryan Hanigan, R (1.2) OBP: 0.323, SLG: 0.357										3	0	1	0	1	1	4									
34 Jeff Hoffman, R (1.1) OBP: 0.107, SLG: 0.143										1	0	0	0	0	0	2									
7 Raimel Tapia, L (7.1)										0	0	0	0	0	0	0									
52 Chris Rusin, L (8.1)										0	0	0	0	0	0	0									
45 Scott Oberg, R (8.1)										0	0	0	0	0	0	0									
4 Pat Vatajka, R (8.1) OBP: 0.052										0	0	0	0	0	1	2									
38 Mike Dunn, L (8.1)										0	0	0	0	0	0	0									
<b>Inning Stats</b>	R: 0 E: 0 K: 0 S: 4	H: 0 LOB: 0 BB: 0 P: 9	R: 0 E: 0 K: 1 S: 9	H: 0 LOB: 0 BB: 0 P: 14	R: 0 E: 0 K: 0 S: 8	H: 0 LOB: 0 BB: 0 P: 11	R: 0 E: 0 K: 0 S: 16	H: 2 LOB: 2 BB: 0 P: 22	R: 3 E: 0 K: 2 S: 23	H: 4 LOB: 1 BB: 1 P: 32	R: 0 E: 0 K: 1 S: 9	H: 1 LOB: 1 BB: 0 P: 15	R: 1 E: 0 K: 0 S: 13	H: 3 LOB: 2 BB: 0 P: 18	R: 1 E: 0 K: 0 S: 9	H: 2 LOB: 2 BB: 1 P: 16	1B: 9 2B: 2 3B: 0 HR: 1	SF: 0 SAC: 1 DP: 1 HBP: 0	WP: 0 PB: 0 SB: 0 CS: 0	PA: 39					
<b>PITCHER</b>	IP WLS BF H R ER SO BB IBB HBP BLK WP HR S P ERA WHIP	IP WLS BF H R ER SO BB IBB HBP BLK WP HR S P ERA WHIP	IP WLS BF H R ER SO BB IBB HBP BLK WP HR S P ERA WHIP	IP WLS BF H R ER SO BB IBB HBP BLK WP HR S P ERA WHIP	IP WLS BF H R ER SO BB IBB HBP BLK WP HR S P ERA WHIP	IP WLS BF H R ER SO BB IBB HBP BLK WP HR S P ERA WHIP	IP WLS BF H R ER SO BB IBB HBP BLK WP HR S P ERA WHIP	IP WLS BF H R ER SO BB IBB HBP BLK WP HR S P ERA WHIP	IP WLS BF H R ER SO BB IBB HBP BLK WP HR S P ERA WHIP	IP WLS BF H R ER SO BB IBB HBP BLK WP HR S P ERA WHIP	IP WLS BF H R ER SO BB IBB HBP BLK WP HR S P ERA WHIP	IP WLS BF H R ER SO BB IBB HBP BLK WP HR S P ERA WHIP	IP WLS BF H R ER SO BB IBB HBP BLK WP HR S P ERA WHIP	IP WLS BF H R ER SO BB IBB HBP BLK WP HR S P ERA WHIP	IP WLS BF H R ER SO BB IBB HBP BLK WP HR S P ERA WHIP	IP WLS BF H R ER SO BB IBB HBP BLK WP HR S P ERA WHIP	IP WLS BF H R ER SO BB IBB HBP BLK WP HR S P ERA WHIP	IP WLS BF H R ER SO BB IBB HBP BLK WP HR S P ERA WHIP	IP WLS BF H R ER SO BB IBB HBP BLK WP HR S P ERA WHIP	IP WLS BF H R ER SO BB IBB HBP BLK WP HR S P ERA WHIP	IP WLS BF H R ER SO BB IBB HBP BLK WP HR S P ERA WHIP	IP WLS BF H R ER SO BB IBB HBP BLK WP HR S P ERA WHIP	IP WLS BF H R ER SO BB IBB HBP BLK WP HR S P ERA WHIP	IP WLS BF H R ER SO BB IBB HBP BLK WP HR S P ERA WHIP	IP WLS BF H R ER SO BB IBB HBP BLK WP HR S P ERA WHIP

**New York Mets @ Colorado Rockies**  
Coors Field, Denver, CO  
Tue Aug 01 2017, 6:43 PM - 10:06 PM MDT  
Att: 36,698 - Partly Cloudy - 85 F

**AB 34**  
**R 5**  
**H 12**  
**RBI 5**  
**BB 4**  
**SO 6**  
**LOB 19**



Batter	1	2	3	4	5	6	7	8	9	AB	R	H	RBI	BB	SO	LOB	TOP							
30 Michael Conforto, L (1.8) OBP: 0.401, SLG: 0.573										5	1	2	1	0	2	1								
13 Adrúbal Cabrera, S (1.5) OBP: 0.336, SLG: 0.465										5	1	3	1	0	0	0								
52 Yoenis Cespedes, R (1.7) OBP: 0.329, SLG: 0.498										5	1	1	1	0	1	3								
19 Jay Bruce, L (1.3) OBP: 0.329, SLG: 0.538										4	1	1	1	1	1	0								
40 AJ Ramos, R (9.1)										0	0	0	0	0	0	0								
20 Neil Walker, S (1.4) OBP: 0.339, SLG: 0.444										2	0	0	0	0	0	0								
46 Chasen Bradford, R (4.1) ERA: 5.63										0	0	0	0	0	0	0								
9 Brandon Nimmo, L (6.9) ERA: 5.77										1	1	0	0	0	0	2								
59 Fernando Salas, R (6.1) ERA: 5.77										0	0	0	0	0	0	0								
48 Jacob deGrom, L (7.9) ERA: 4.0										1	0	0	0	0	0	0								
51 Paul Sewald, R (7.1) ERA: 4.0										0	0	0	0	0	0	0								
4 Wilmer Flores, R (9.3) ERA: 3.76, SLG: 0.480										0	0	0	0	0	0	0								
3 Curtis Granderson, L (1.9) OBP: 0.331, SLG: 0.458										4	2	2	3	0	1	0								
1 Amed Rosario, R (1.6) OBP: 0.250, SLG: 0.500										4	1	1	1	0	2	0								
18 Travis d'Arnaud, R (1.2) OBP: 0.298, SLG: 0.429										4	1	2	1	0	0	0								
64 Chris Flexen, R (1.1)																								
7 José Reyes, S (4.4) OBP: 0.289, SLG: 0.385										1	0	0	0	0	0	0								
										3	1	1	0	0	0	1								
<b>Inning Stats</b>	R: 0 E: 0 K: 1 S: 6	H: 0 LOB: 0 BB: 0 P: 8	R: 0 E: 0 K: 0 S: 5	H: 0 LOB: 0 BB: 0 P: 11	R: 0 E: 0 K: 1 S: 7	H: 0 LOB: 0 BB: 0 P: 8	R: 2 E: 0 K: 0 S: 14	H: 3 LOB: 0 BB: 0 P: 24	R: 2 E: 0 K: 0 S: 6	H: 2 LOB: 0 BB: 0 P: 8	R: 6 E: 0 K: 2 S: 24	H: 7 LOB: 2 BB: 1 P: 42	R: 0 E: 0 K: 2 S: 9	H: 0 LOB: 0 BB: 0 P: 13	R: 0 E: 0 K: 1 S: 8	H: 1 LOB: 1 BB: 0 P: 11	R: 0 E: 0 K: 1 S: 8	H: 0 LOB: 0 BB: 0 P: 11	1B: 7 2B: 3 3B: 1 HR: 2	SF: 0 SAC: 0 DP: 1 HBP: 0	WP: 1 PB: 0 SB: 0 CS: 0	PA: 40		
<b>PITCHER</b>	IP WLS BF H R ER SO BB IBB HBP BLK WP HR S P ERA WHIP	IP WLS BF H R ER SO BB IBB HBP BLK WP HR S P ERA WHIP	IP WLS BF H R ER SO BB IBB HBP BLK WP HR S P ERA WHIP	IP WLS BF H R ER SO BB IBB HBP BLK WP HR S P ERA WHIP	IP WLS BF H R ER SO BB IBB HBP BLK WP HR S P ERA WHIP	IP WLS BF H R ER SO BB IBB HBP BLK WP HR S P ERA WHIP	IP WLS BF H R ER SO BB IBB HBP BLK WP HR S P ERA WHIP	IP WLS BF H R ER SO BB IBB HBP BLK WP HR S P ERA WHIP	IP WLS BF H R ER SO BB IBB HBP BLK WP HR S P ERA WHIP	IP WLS BF H R ER SO BB IBB HBP BLK WP HR S P ERA WHIP	IP WLS BF H R ER SO BB IBB HBP BLK WP HR S P ERA WHIP	IP WLS BF H R ER SO BB IBB HBP BLK WP HR S P ERA WHIP	IP WLS BF H R ER SO BB IBB HBP BLK WP HR S P ERA WHIP	IP WLS BF H R ER SO BB IBB HBP BLK WP HR S P ERA WHIP	IP WLS BF H R ER SO BB IBB HBP BLK WP HR S P ERA WHIP	IP WLS BF H R ER SO BB IBB HBP BLK WP HR S P ERA WHIP	IP WLS BF H R ER SO BB IBB HBP BLK WP HR S P ERA WHIP	IP WLS BF H R ER SO BB IBB HBP BLK WP HR S P ERA WHIP	IP WLS BF H R ER SO BB IBB HBP BLK WP HR S P ERA WHIP	IP WLS BF H R ER SO BB IBB HBP BLK WP HR S P ERA WHIP	IP WLS BF H R ER SO BB IBB HBP BLK WP HR S P ERA WHIP	IP WLS BF H R ER SO BB IBB HBP BLK WP HR S P ERA WHIP	IP WLS BF H R ER SO BB IBB HBP BLK WP HR S P ERA WHIP	IP WLS BF H R ER SO BB IBB HBP BLK WP HR S P ERA WHIP

New York Mets @ Colorado Rockies  
Coors Field, Denver, CO  
Wed Aug 02 2017, 6:43 PM - 9:57 PM MDT  
Att: 36,945 - Clear - 82 F

AB	39
R	10
H	13
RBI	9
BB	1
SO	8
LOB	7



Batter	1	2	3	4	5	6	7	8	9	AB	R	H	RBI	BB	SO	LOB	BOTTOM							
19 Charlie Blackmon, L (1.8) OBP: 0.379, SLG: 0.596										5	0	0	0	0	0	1								
9 DJ LeMahieu, R (1.4) OBP: 0.378, SLG: 0.405										5	1	2	0	0	0	1								
28 Nolan Arenado, R (1.5) OBP: 0.362, SLG: 0.594										4	1	1	0	0	0	1								
12 Mark Reynolds, R (1.3) OBP: 0.371, SLG: 0.516										4	1	2	1	0	2	1								
8 Gerardo Parra, L (1.7) OBP: 0.376, SLG: 0.535										4	0	2	2	0	2	1								
27 Trevor Story, R (1.6) OBP: 0.309, SLG: 0.425										4	1	1	0	0	2	2								
5 Carlos González, L (1.9) OBP: 0.303, SLG: 0.347										3	1	1	2	1	1	1								
30 Ryan Hanigan, R (1.2) OBP: 0.330, SLG: 0.364										4	0	2	0	0	1	2								
32 Tyler Chatwood, R (1.1) OBP: 0.156, SLG: 0.188										2	0	0	0	0	0	2								
45 Scott Oberg, R (6.1) ERA: 5.63										0	0	0	0	0	0	0								
2 Alexi Amarista, L (6.9) ERA: 5.77										1	0	0	0	0	0	1								
49 Antonio Senzateła, R (7.1) OBP: 0.138, SLG: 0.172										0	0	0	0	0	0	0								
7 Raimel Tapia, L (9.9) OBP: 0.322, SLG: 0.460										1	0	0	0	0	1	1								
<b>Inning Stats</b>	R: 0 E: 0 K: 1 S: 9	H: 1 LOB: 1 BB: 0 P: 12	R: 0 E: 0 K: 1 S: 11	H: 1 LOB: 2 BB: 1 P: 17	R: 5 E: 0 K: 0 S: 21	H: 6 LOB: 0 BB: 0 P: 35	R: 0 E: 0 K: 0 S: 6	H: 0 LOB: 0 BB: 0 P: 10	R: 0 E: 0 K: 2 S: 10	H: 0 LOB: 0 BB: 0 P: 14	R: 0 E: 0 K: 2 S: 10	H: 1 LOB: 1 BB: 0 P: 12	R: 0 E: 0 K: 0 S: 6	H: 0 LOB: 0 BB: 0 P: 9	R: 0 E: 0 K: 2 S: 10	H: 1 LOB: 1 BB: 0 P: 15	R: 0 E: 0 K: 1 S: 11	H: 1 LOB: 1 BB: 0 P: 16	1B: 6 2B: 4 3B: 0 HR: 1	SF: 0 SAC: 0 DP: 0 HBP: 0	WP: 0 PB: 0 SB: 0 CS: 0	PA: 38		
<b>PITCHER</b>	IP WLS BF H R ER SO BB IBB HBP BLK WP HR S P ERA WHIP	IP WLS BF H R ER SO BB IBB HBP BLK WP HR S P ERA WHIP	IP WLS BF H R ER SO BB IBB HBP BLK WP HR S P ERA WHIP	IP WLS BF H R ER SO BB IBB HBP BLK WP HR S P ERA WHIP	IP WLS BF H R ER SO BB IBB HBP BLK WP HR S P ERA WHIP	IP WLS BF H R ER SO BB IBB HBP BLK WP HR S P ERA WHIP	IP WLS BF H R ER SO BB IBB HBP BLK WP HR S P ERA WHIP	IP WLS BF H R ER SO BB IBB HBP BLK WP HR S P ERA WHIP	IP WLS BF H R ER SO BB IBB HBP BLK WP HR S P ERA WHIP	IP WLS BF H R ER SO BB IBB HBP BLK WP HR S P ERA WHIP	IP WLS BF H R ER SO BB IBB HBP BLK WP HR S P ERA WHIP	IP WLS BF H R ER SO BB IBB HBP BLK WP HR S P ERA WHIP	IP WLS BF H R ER SO BB IBB HBP BLK WP HR S P ERA WHIP	IP WLS BF H R ER SO BB IBB HBP BLK WP HR S P ERA WHIP	IP WLS BF H R ER SO BB IBB HBP BLK WP HR S P ERA WHIP	IP WLS BF H R ER SO BB IBB HBP BLK WP HR S P ERA WHIP	IP WLS BF H R ER SO BB IBB HBP BLK WP HR S P ERA WHIP	IP WLS BF H R ER SO BB IBB HBP BLK WP HR S P ERA WHIP	IP WLS BF H R ER SO BB IBB HBP BLK WP HR S P ERA WHIP	IP WLS BF H R ER SO BB IBB HBP BLK WP HR S P ERA WHIP	IP WLS BF H R ER SO BB IBB HBP BLK WP HR S P ERA WHIP	IP WLS BF H R ER SO BB IBB HBP BLK WP HR S P ERA WHIP	IP WLS BF H R ER SO BB IBB HBP BLK WP HR S P ERA WHIP	IP WLS BF H R ER SO BB IBB HBP BLK WP HR S P ERA WHIP

New York Mets @ Colorado Rockies  
Coors Field, Denver, CO  
Wed Aug 02 2017, 6:43 PM - 9:57 PM MDT  
Att: 36,945 - Clear - 82 F

AB	37
R	5
H	11
RBI	5
BB	1
SO	9
LOB	14






Batter	1	2	3	4	5	6	7	8	9	AB	R	H	RBI	BB	SO	LOB	TOP					
30 Michael Conforto, L (1.8) OBP: 0.398, SLG: 0.567	F8		K		K		13 2B		K2-3	5	1	1	0	0	3	2						
13 Asdrúbal Cabrera, S (1.5) OBP: 0.342, SLG: 0.412	G4-3			K			1-H		19 WP	5	0	3	1	0	1	0						
52 Yoanis Céspedes, R (1.7) OBP: 0.327, SLG: 0.504	F9			HR					P3	5	1	1	1	0	2	5						
19 Jay Bruce, L (1.3) OBP: 0.325, SLG: 0.531		F7		G4-3		L7			F8	5	0	0	0	0	1	5						
3 Curtis Granderson, L (1.9) OBP: 0.336, SLG: 0.458									P4	2	1	1	0	2	0	1						
7 José Reyes, S (1.4) OBP: 0.288, SLG: 0.382										3	0	0	0	1	0	3						
1 Amed Rosario, R (1.6) OBP: 0.339, SLG: 0.583										4	1	1	0	0	1	3						
44 René Rivera, R (1.2) OBP: 0.288, SLG: 0.376										2	0	1	1	1	0	0						
32 Steven Matz, R (8, PR) OBP: 0.176, SLG: 0.176										0	0	0	0	0	0	0						
18 Travis d'Arnaud, R (8.2) OBP: 0.298, SLG: 0.429										0	0	0	0	0	0	0						
50 Rafael Montero, R (6.1) OBP: 0.143, SLG: 0.143										3	0	1	1	0	1	1						
49 Josh Smoker, L (6.1)										0	0	0	0	0	0	0						
62 Erik Goeddel, R (7.1)										0	0	0	0	0	0	0						
39 Jerry Blevins, L (7.1)										0	0	0	0	0	0	0						
20 Neil Walker, S (8, PH) OBP: 0.339, SLG: 0.442										1	0	0	0	0	0	1						
47 Hansel Robles, R (8.1)										0	0	0	0	0	0	0						
<b>Inning Stats</b>	R: 0 E: 0 K: 0 S: 7	H: 0 LOB: 0 BB: 0 P: 9	R: 0 E: 0 K: 0 S: 7	H: 1 LOB: 1 BB: 0 P: 14	R: 0 E: 0 K: 1 S: 7	H: 0 LOB: 0 BB: 0 P: 10	R: 1 E: 0 K: 1 S: 14	H: 1 LOB: 1 BB: 1 P: 22	R: 1 E: 0 K: 2 S: 16	H: 3 LOB: 3 BB: 1 P: 24	R: 1 E: 0 K: 1 S: 11	H: 1 LOB: 1 BB: 1 P: 18	R: 1 E: 0 K: 1 S: 11	H: 2 LOB: 1 BB: 0 P: 13	R: 0 E: 0 K: 1 S: 5	H: 0 LOB: 1 BB: 1 P: 14	R: 0 E: 0 K: 2 S: 10	H: 1 LOB: 1 BB: 0 P: 14	1B: 6 2B: 1 3B: 1 HR: 1	SF: 0 SAC: 0 DP: 0 HBP: 1	WP: 1 PB: 0 SB: 0 CS: 1	PA: 40
<b>PITCHER</b>	IP WLS BF H R ER SO BB IBB HBP BLK WP HR S P ERA WHIP																					
48 Germán Márquez, R (1.1) ERA: 4.11	6.0		27	6	3	3	5	3	0	0	0	0	0	0	0	1	62	97	4.50	1.500		
37 Pat Neshek, R (7.1) ERA: 1.43	1.0	B	5	2	1	1	1	0	0	0	0	0	0	0	0	11	13	9.00	2.000			
0 Adam Ottavino, R (8.1) ERA: 5.26	0.2		3	0	0	0	1	1	0	1	0	0	0	0	4	12	0.00	1.500				
38 Mike Dunn, L (8.1) ERA: 4.46	0.1		1	0	0	0	0	0	0	0	0	0	0	0	1	2	0.00	0.000				
56 Greg Holland, R (9.1) ERA: 1.6	1.0	W	4	1	0	0	2	0	0	0	0	0	0	0	10	14	0.00	1.000				

**New York Mets @ Colorado Rockies**  
Coors Field, Denver, CO  
Thu Aug 03 2017, 1:11 PM - 4:13 PM MDT  
Att: 35,276 - Cloudy - 61 F

livebaseballscorecards.com

AB 35  
R 4  
H 9  
RBI 4  
BB 4  
SO 9  
LOB 21




Batter	1	2	3	4	5	6	7	8	9	AB	R	H	RBI	BB	SO	LOB	BOTTOM					
19 Charlie Blackmon, L (1.8) OBP: 0.384, SLG: 0.606	G4-6-3 28 9 1B		9 1B		HR		L7		28 9 BB	4	2	3	1	1	0	0						
9 DJ LeMahieu, R (1.4) OBP: 0.384, SLG: 0.412	G4-6-3 28		28 1B		28 G6-4-3 BB				28 BB	3	1	3	1	2	0	0						
28 Nolan Arenado, R (1.5) OBP: 0.365, SLG: 0.596	G4-6-3		8 1B		G6-4-3					4	0	2	1	1	0	3						
8 Gerardo Parra, L (1.7) OBP: 0.374, SLG: 0.529	G3		1-2 2-3		G3-1					4	0	1	1	0	0	2						
12 Mark Reynolds, R (1.3) OBP: 0.370, SLG: 0.522		K	G6-3		HR				L9	4	1	1	1	0	1	2						
5 Carlos González, L (1.9) OBP: 0.300, SLG: 0.343										4	0	0	0	0	2	0						
27 Trevor Story, R (1.6) OBP: 0.305, SLG: 0.420					F9					4	0	0	0	0	1	0						
21 Jonathan Lucroy, R (1.2) OBP: 0.303, SLG: 0.342										3	1	2	0	0	1	0						
48 Germán Márquez, R (11.1) OBP: 0.182, SLG: 0.212										2	0	0	0	0	2	1						
2 Aroldo Anchico, L (6, PH) OBP: 0.271, SLG: 0.304										1	0	0	0	0	1	1						
37 Pat Neshek, S (7.1) ERA: 6.55										0	0	0	0	0	0	0						
0 Adam Ottavino, S (8.1) ERA: 4.05										0	0	0	0	0	0	0						
38 Mike Dunn, L (8.1) ERA: 2.9										0	0	0	0	0	0	0						
56 Greg Holland, R (8, PH) OBP: 0.339, SLG: 0.442										0	0	0	0	0	0	0						
4 Pat Valajka, R (9, PH) ERA: 5.34										0	0	0	0	0	0	0						
<b>Inning Stats</b>	R: 0 E: 0 K: 0 S: 10	H: 2 LOB: 1 BB: 0 P: 17	R: 0 E: 0 K: 1 S: 6	H: 0 LOB: 0 BB: 0 P: 7	R: 2 E: 0 K: 2 S: 16	H: 4 LOB: 2 BB: 0 P: 23	R: 0 E: 0 K: 2 S: 10	H: 1 LOB: 1 BB: 0 P: 15	R: 1 E: 0 K: 0 S: 8	H: 1 LOB: 0 BB: 1 P: 14	R: 1 E: 0 K: 2 S: 12	H: 2 LOB: 1 BB: 0 P: 24	R: 0 E: 0 K: 0 S: 6	H: 2 LOB: 1 BB: 0 P: 11	R: 0 E: 0 K: 1 S: 6	H: 0 LOB: 0 BB: 0 P: 8	R: 1 E: 0 K: 0 S: 8	H: 0 LOB: 3 BB: 3 P: 18	1B: 7 2B: 3 3B: 0 HR: 2	SF: 0 SAC: 1 DP: 2 HBP: 1	WP: 0 PB: 0 SB: 0 CS: 0	PA: 39
<b>PITCHER</b>	IP WLS BF H R ER SO BB IBB HBP BLK WP HR S P ERA WHIP																					
50 Rafael Montero, R (1.1) ERA: 5.78	5.2		26	10	4	4	6	1	0	0	0	0	0	0	0	2	59	94	6.35	1.941		
49 Josh Smoker, L (6.1)	0.2		2	0	0	0	1	0	0	0	0	0	0	0	4	9	0.00	0.000				
62 Erik Goeddel, R (7.1) ERA: 4.05	0.1		2	2	0	0	0	0	0	0	0	0	0	4	6	0.00	6.000					
39 Jerry Blevins, L (7.1) ERA: 2.9	0.1		1	0	0	0	0	0	0	0	0	0	0	1	2	0.00	0.000					
47 Hansel Robles, R (8.1) ERA: 5.34	1.1	L	8	0	1	1	1	2	1	1	0	0	0	14	26	6.75	1.500					

**New York Mets @ Colorado Rockies**  
Coors Field, Denver, CO  
Thu Aug 03 2017, 1:11 PM - 4:13 PM MDT  
Att: 35,276 - Cloudy - 61 F

livebaseballscorecards.com

AB 33  
R 5  
H 12  
RBI 5  
BB 4  
SO 8  
LOB 9





Batter	1	2	3	4	5	6	7	8	9	AB	R	H	RBI	BB	SO	LOB	TOP							
3 Chris Taylor, R OBP: 0.383, SLG: 0.545 14 Enrique Hernández, R OBP: 0.317, SLG: 0.459										3	3	2	1	1	1	0								
5 Corey Seager, L OBP: 0.397, SLG: 0.528										4	0	3	0	1	0	0								
10 Justin Turner, R OBP: 0.443, SLG: 0.526										3	0	0	1	0	0	3								
35 Cody Bellinger, L OBP: 0.344, SLG: 0.599										4	0	0	0	0	2	3								
31 Joc Pederson, L OBP: 0.351, SLG: 0.453										2	0	0	0	2	0	1								
9 Yasmani Grandal, S OBP: 0.315, SLG: 0.471										3	1	0	0	1	2	4								
26 Chase Utley, L 43 Luis Avilán, L										4	1	1	2	0	2	0								
66 Yasiel Puig, R OBP: 0.331, SLG: 0.476										4	1	1	1	0	1	0								
21 Yu Darvish, R 46 Josh Fields, R 15 Austin Barnes, R OBP: 0.410, SLG: 0.519										3	0	0	0	0	3	0								
<b>Inning Stats</b>	R: 1 E: 0 K: 2 S: 20	H: 2 LOB: 2 BB: 1 P: 31	R: 1 E: 0 K: 2 S: 11	H: 1 LOB: 0 BB: 0 P: 18	R: 0 E: 0 K: 1 S: 21	H: 0 LOB: 2 BB: 2 P: 32	R: 0 E: 0 K: 3 S: 9	H: 0 LOB: 0 BB: 0 P: 10	R: 1 E: 0 K: 0 S: 8	H: 2 LOB: 0 BB: 0 P: 8	R: 2 E: 0 K: 1 S: 11	H: 1 LOB: 0 BB: 1 P: 19	R: 1 E: 0 K: 0 S: 8	H: 1 LOB: 1 BB: 1 P: 16	R: 0 E: 0 K: 2 S: 8	H: 0 LOB: 0 BB: 0 P: 11	R: 0 E: 0 K: 0 S: 7	H: 0 LOB: 0 BB: 0 P: 9	1B: 2 2B: 2 3B: 0 HR: 3	SF: 1 SAC: 0 DP: 1 HBP: 0	WP: 0 PB: 0 SB: 1 CS: 0	PA: 38		
<b>PITCHER</b>	IP WLS BF H R ER SO BB IBB HBP BLK WP HR S P ERA WHIP	IP WLS BF H R ER SO BB IBB HBP BLK WP HR S P ERA WHIP	IP WLS BF H R ER SO BB IBB HBP BLK WP HR S P ERA WHIP	IP WLS BF H R ER SO BB IBB HBP BLK WP HR S P ERA WHIP	IP WLS BF H R ER SO BB IBB HBP BLK WP HR S P ERA WHIP	IP WLS BF H R ER SO BB IBB HBP BLK WP HR S P ERA WHIP	IP WLS BF H R ER SO BB IBB HBP BLK WP HR S P ERA WHIP	IP WLS BF H R ER SO BB IBB HBP BLK WP HR S P ERA WHIP	IP WLS BF H R ER SO BB IBB HBP BLK WP HR S P ERA WHIP	IP WLS BF H R ER SO BB IBB HBP BLK WP HR S P ERA WHIP	IP WLS BF H R ER SO BB IBB HBP BLK WP HR S P ERA WHIP	IP WLS BF H R ER SO BB IBB HBP BLK WP HR S P ERA WHIP	IP WLS BF H R ER SO BB IBB HBP BLK WP HR S P ERA WHIP	IP WLS BF H R ER SO BB IBB HBP BLK WP HR S P ERA WHIP	IP WLS BF H R ER SO BB IBB HBP BLK WP HR S P ERA WHIP	IP WLS BF H R ER SO BB IBB HBP BLK WP HR S P ERA WHIP	IP WLS BF H R ER SO BB IBB HBP BLK WP HR S P ERA WHIP	IP WLS BF H R ER SO BB IBB HBP BLK WP HR S P ERA WHIP	IP WLS BF H R ER SO BB IBB HBP BLK WP HR S P ERA WHIP	IP WLS BF H R ER SO BB IBB HBP BLK WP HR S P ERA WHIP	IP WLS BF H R ER SO BB IBB HBP BLK WP HR S P ERA WHIP	IP WLS BF H R ER SO BB IBB HBP BLK WP HR S P ERA WHIP	IP WLS BF H R ER SO BB IBB HBP BLK WP HR S P ERA WHIP	IP WLS BF H R ER SO BB IBB HBP BLK WP HR S P ERA WHIP

Los Angeles Dodgers @ New York Mets  
Citi Field, Flushing, NY  
Fri Aug 04 2017, 7:13 PM - 10:17 PM EDT  
Att: 41,187 - Clear - 79 F

AB 32  
R 6  
H 7  
RBI 5  
BB 5  
SO 11  
LOB 11



Batter	1	2	3	4	5	6	7	8	9	AB	R	H	RBI	BB	SO	LOB	BOTTOM								
30 Michael Conforto, L OBP: 0.399, SLG: 0.566										4	0	2	0	0	2	2									
13 Adrián Cabrera, S OBP: 0.336, SLG: 0.466										4	0	0	0	0	2	3									
19 Jay Bruce, L OBP: 0.324, SLG: 0.528										3	0	0	0	1	1										
52 Yoanis Céspedes, R OBP: 0.325, SLG: 0.498										3	0	0	0	1	0	2									
3 Curtis Granderson, L OBP: 0.332, SLG: 0.452										4	0	0	0	0	2	3									
20 Neil Walker, S OBP: 0.333, SLG: 0.434										4	0	0	0	0	2	1									
1 Amed Rosario, R OBP: 0.267, SLG: 0.533										3	0	1	0	0	2	0									
18 Travis d'Arnaud, R OBP: 0.294, SLG: 0.423										3	0	0	0	0	0	1									
48 Jacob deGrom, L 9 Brandon Nimmo, L 49 Josh Smoker, L 46 Chasen Bradford, R 7 José Reyes, S 62 Erik Goeddel, R										1	0	1	0	0	0	0									
<b>Inning Stats</b>	R: 0 E: 0 K: 1 S: 11	H: 1 LOB: 2 BB: 1 P: 18	R: 0 E: 0 K: 2 S: 10	H: 0 LOB: 0 BB: 0 P: 13	R: 0 E: 0 K: 2 S: 15	H: 1 LOB: 1 BB: 0 P: 21	R: 0 E: 0 K: 1 S: 6	H: 0 LOB: 0 BB: 0 P: 7	R: 0 E: 0 K: 1 S: 8	H: 1 LOB: 1 BB: 0 P: 15	R: 0 E: 0 K: 0 S: 4	H: 0 LOB: 0 BB: 0 P: 5	R: 0 E: 0 K: 3 S: 14	H: 0 LOB: 0 BB: 0 P: 20	R: 0 E: 0 K: 0 S: 10	H: 1 LOB: 1 BB: 0 P: 14	R: 0 E: 0 K: 1 S: 6	H: 0 LOB: 1 BB: 1 P: 14	1B: 4 2B: 0 3B: 0 HR: 0	SF: 0 SAC: 0 DP: 0 HBP: 0	WP: 0 PB: 0 SB: 2 CS: 0	PA: 33			
<b>PITCHER</b>	IP WLS BF H R ER SO BB IBB HBP BLK WP HR S P ERA WHIP	IP WLS BF H R ER SO BB IBB HBP BLK WP HR S P ERA WHIP	IP WLS BF H R ER SO BB IBB HBP BLK WP HR S P ERA WHIP	IP WLS BF H R ER SO BB IBB HBP BLK WP HR S P ERA WHIP	IP WLS BF H R ER SO BB IBB HBP BLK WP HR S P ERA WHIP	IP WLS BF H R ER SO BB IBB HBP BLK WP HR S P ERA WHIP	IP WLS BF H R ER SO BB IBB HBP BLK WP HR S P ERA WHIP	IP WLS BF H R ER SO BB IBB HBP BLK WP HR S P ERA WHIP	IP WLS BF H R ER SO BB IBB HBP BLK WP HR S P ERA WHIP	IP WLS BF H R ER SO BB IBB HBP BLK WP HR S P ERA WHIP	IP WLS BF H R ER SO BB IBB HBP BLK WP HR S P ERA WHIP	IP WLS BF H R ER SO BB IBB HBP BLK WP HR S P ERA WHIP	IP WLS BF H R ER SO BB IBB HBP BLK WP HR S P ERA WHIP	IP WLS BF H R ER SO BB IBB HBP BLK WP HR S P ERA WHIP	IP WLS BF H R ER SO BB IBB HBP BLK WP HR S P ERA WHIP	IP WLS BF H R ER SO BB IBB HBP BLK WP HR S P ERA WHIP	IP WLS BF H R ER SO BB IBB HBP BLK WP HR S P ERA WHIP	IP WLS BF H R ER SO BB IBB HBP BLK WP HR S P ERA WHIP	IP WLS BF H R ER SO BB IBB HBP BLK WP HR S P ERA WHIP	IP WLS BF H R ER SO BB IBB HBP BLK WP HR S P ERA WHIP	IP WLS BF H R ER SO BB IBB HBP BLK WP HR S P ERA WHIP	IP WLS BF H R ER SO BB IBB HBP BLK WP HR S P ERA WHIP	IP WLS BF H R ER SO BB IBB HBP BLK WP HR S P ERA WHIP	IP WLS BF H R ER SO BB IBB HBP BLK WP HR S P ERA WHIP	IP WLS BF H R ER SO BB IBB HBP BLK WP HR S P ERA WHIP

Los Angeles Dodgers @ New York Mets  
Citi Field, Flushing, NY  
Fri Aug 04 2017, 7:13 PM - 10:17 PM EDT  
Att: 41,187 - Clear - 79 F

AB 31  
R 0  
H 4  
RBI 0  
BB 2  
SO 11  
LOB 14





Batter	1	2	3	4	5	6	7	8	9	AB	R	H	RBI	BB	SO	LOB	TOP										
3 Chris Taylor, R OBP: 0.380, SLG: 0.549										5	2	1	1	0	0	1											
5 Corey Seager, L OBP: 0.397, SLG: 0.533										4	1	1	2	1	2	0											
10 Justin Turner, R OBP: 0.442, SLG: 0.534										5	2	2	1	0	0	1											
35 Cody Bellinger, L OBP: 0.342, SLG: 0.602										5	1	1	2	0	1	1											
31 Joc Pederson, L OBP: 0.315, SLG: 0.471										3	0	0	0	0	1	0											
14 Enrique Hernández, R OBP: 0.316, SLG: 0.457										1	0	0	0	0	0	1											
11 Logan Forsythe, R OBP: 0.360, SLG: 0.314										2	0	0	0	2	1	0											
9 Yasmani Grandal, S OBP: 0.410, SLG: 0.519										4	0	1	0	0	1	3											
15 Austin Barnes, R OBP: 0.410, SLG: 0.519										0	0	0	0	0	0	0											
66 Yasiel Puig, R OBP: 0.332, SLG: 0.483										3	1	1	1	1	0	2											
44 Rich Hill, L OBP: 0.103, SLG: 0.074										2	0	0	0	0	2	2											
17 Brandon Morrow, R ERA: 4.27										0	0	0	0	0	0	0											
26 Chase Utley, L OBP: 0.352, SLG: 0.418										1	0	0	0	0	0	0											
52 Pedro Báez, R ERA: 1.74										0	0	0	0	0	0	0											
33 Tony Watson, L ERA: 3.51										1	0	0	0	0	0	0											
65 Kyle Farmer, R OBP: 0.286, SLG: 0.379										0	0	0	0	0	0	0											
68 Ross Stripling, R ERA: 3.53										0	0	0	0	0	0	0											
<b>Inning Stats</b>	R: 0 E: 0 K: 0 S: 10	H: 0 LOB: 1 BB: 1 P: 16	R: 0 E: 0 K: 1 S: 7	H: 0 LOB: 0 BB: 0 P: 11	R: 0 E: 0 K: 1 S: 8	H: 0 LOB: 0 BB: 0 P: 14	R: 0 E: 0 K: 1 S: 9	H: 0 LOB: 0 BB: 0 P: 16	R: 0 E: 0 K: 2 S: 10	H: 1 LOB: 2 BB: 1 P: 13	R: 3 E: 0 K: 0 S: 16	H: 3 LOB: 1 BB: 1 P: 28	R: 1 E: 0 K: 1 S: 9	H: 1 LOB: 0 BB: 0 P: 10	R: 1 E: 0 K: 2 S: 14	H: 1 LOB: 2 BB: 1 P: 25	R: 2 E: 0 K: 0 S: 17	H: 2 LOB: 0 BB: 0 P: 25	1B: 2 2B: 1 3B: 0 HR: 5	SF: 0 SAC: 0 DP: 0 HBP: 0	WP: 1 PB: 1 SB: 0 CS: 0	PA: 40					
<b>PITCHER</b>	IP	WLS	BF	H	R	ER	SO	BB	IBB	HBP	BLK	WP	HR	S	P	ERA	WHIP										
67 Seth Lugo, R ERA: 4.55	5.2		23	4	3	3	5	1	1	0	0	0	2	54	88	4.76	0.882										
51 Paul Sewald, R ERA: 4.27	1.1	L	7	2	2	2	1	1	0	0	0	0	2	16	22	13.50	2.250										
39 Jerry Blevins, L ERA: 2.91	0.2		4	0	0	0	2	1	0	0	0	1	0	11	20	0.00	1.500										
59 Fernando Salas, R ERA: 6.0	1.1		6	2	2	2	0	0	0	0	0	0	1	19	28	13.50	1.500										

**Los Angeles Dodgers @ New York Mets**  
 Citi Field, Flushing, NY  
 Sat Aug 05 2017, 4:07 PM - 7:24 PM EDT  
 Att: 40,060 - Partly Cloudy - 80 F

AB	36
R	7
H	8
RBI	7
BB	4
SO	8
LOB	11



Batter	1	2	3	4	5	6	7	8	9	AB	R	H	RBI	BB	SO	LOB	BOTTOM										
30 Michael Conforto, L OBP: 0.398, SLG: 0.571										4	1	1	1	0	2	2											
59 Fernando Salas, R OBP: 0.500, SLG: 0.950										0	0	0	0	0	0	0											
18 Travis d'Arnaud, R OBP: 0.293, SLG: 0.421										1	0	0	0	0	0	0											
13 Adrián Beltrán, S OBP: 0.334, SLG: 0.461										4	0	0	0	0	0	2											
52 Yoenis Céspedes, R OBP: 0.328, SLG: 0.496										3	0	1	0	1	1	2											
4 Wilmer Flores, R OBP: 0.319, SLG: 0.490																											
51 Paul Sewald, R ERA: 4.27																											
39 Jerry Blevins, L ERA: 2.91																											
9 Brandon Nimmo, L OBP: 0.390, SLG: 0.333																											
3 Curtis Granderson, L OBP: 0.337, SLG: 0.463										2	1	1	1	2	1	1											
20 Neil Walker, S OBP: 0.332, SLG: 0.431										4	0	1	0	0	0	3											
1 Amed Rosario, R OBP: 0.211, SLG: 0.421										4	0	0	0	0	2	2											
44 René Rivera, R OBP: 0.293, SLG: 0.398										4	1	2	1	0	2	1											
67 Seth Lugo, R OBP: 0.167, SLG: 0.444										2	0	0	0	0	1	1											
7 José Reyes, S OBP: 0.286, SLG: 0.379										2	0	0	0	0	1	0											
<b>Inning Stats</b>	R: 3 E: 0 K: 1 S: 20	H: 4 LOB: 1 BB: 0 P: 26	R: 0 E: 1 K: 2 S: 17	H: 1 LOB: 2 BB: 0 P: 22	R: 0 E: 0 K: 1 S: 8	H: 0 LOB: 0 BB: 1 P: 15	R: 0 E: 0 K: 2 S: 11	H: 0 LOB: 0 BB: 0 P: 12	R: 0 E: 0 K: 2 S: 11	H: 1 LOB: 1 BB: 0 P: 16	R: 0 E: 0 K: 1 S: 10	H: 0 LOB: 0 BB: 1 P: 17	R: 0 E: 0 K: 1 S: 10	H: 0 LOB: 0 BB: 0 P: 13	R: 0 E: 0 K: 2 S: 14	H: 0 LOB: 1 BB: 1 P: 22	R: 1 E: 0 K: 1 S: 12	H: 1 LOB: 0 BB: 0 P: 14	1B: 3 2B: 0 3B: 0 HR: 4	SF: 0 SAC: 0 DP: 0 HBP: 0	WP: 0 PB: 0 SB: 1 CS: 1	PA: 37					
<b>PITCHER</b>	IP	WLS	BF	H	R	ER	SO	BB	IBB	HBP	BLK	WP	HR	S	P	ERA	WHIP										
44 Rich Hill, L ERA: 3.47	5.0		22	6	3	3	8	1	0	0	0	0	3	67	91	5.40	1.400										
17 Brandon Morrow, R ERA: 1.92	1.0	W	4	0	0	0	1	1	0	0	0	0	0	10	17	0.00	1.000										
52 Pedro Báez, R ERA: 1.74	1.0	H	4	0	0	0	1	1	0	0	0	0	0	14	21	0.00	1.000										
33 Tony Watson, L ERA: 3.51	1.0	H	3	0	0	0	2	0	0	0	0	0	0	10	14	0.00	0.000										
68 Ross Stripling, R ERA: 3.53	1.0		4	1	1	1	1	0	0	0	0	0	1	12	14	9.00	1.000										

**Los Angeles Dodgers @ New York Mets**  
 Citi Field, Flushing, NY  
 Sat Aug 05 2017, 4:07 PM - 7:24 PM EDT  
 Att: 40,060 - Partly Cloudy - 80 F

AB	34
R	4
H	7
RBI	4
BB	3
SO	13
LOB	16

























Batter	1	2	3	4	5	6	7	8	9	AB	R	H	RBI	BB	SO	LOB	TOP			
9 Brandon Nimmo, L (1,9) OBP: 0.417, SLG: 0.310	G5-3		K					K		3	0	0	0	1	2	2	<p><b>New York Mets @ Philadelphia Phillies</b> Citizens Bank Park, Philadelphia, PA Sat Aug 12 2017, 7:40 PM - 10:42 PM EDT Att: 34,131 - Cloudy - 78 F</p> <p>livebaseballscorecards.com</p>			
7 José Reyes, S (1,4) OBP: 0.283, SLG: 0.370	K		CS	G1-3		F7				3	0	0	0	1	1					
52 Yoanis Céspedes, R (1,7) OBP: 0.324, SLG: 0.512	P5				HR			K		4	1	1	1	0	2	3				
30 Michael Conforto, L (1,8) OBP: 0.394, SLG: 0.573	K		G3						P5	3	0	0	0	1	1	0				
13 Asdrúbal Cabrera, S (1,5) OBP: 0.332, SLG: 0.402	F7		L3					K		4	0	1	0	0	1	1				
22 Dominic Smith, L (1,3) OBP: 0.187, SLG: 0.167	G6-3								1B	3	0	0	0	0	0	1				
4 Wilmer Flores, R (9,PH) OBP: 0.317, SLG: 0.504									K	1	0	0	0	0	1	1				
18 Travis d'Arnaud, R (1,2) OBP: 0.281, SLG: 0.412			K					G5-3		4	0	0	0	0	2	2				
1 Amed Rosario, R (1,6) OBP: 0.256, SLG: 0.447			G4-3					G5-3		3	0	1	0	0	0	0				
32 Steven Matz, R (1,1) OBP: 0.150, SLG: 0.150										2	0	0	0	0	1	1				
46 Chasen Bradford, R (6,1) OBP: 0.332, SLG: 0.483										0	0	0	0	0	0	0				
3 Curtis Granderson, L (8,PH) OBP: 0.332, SLG: 0.483										0	0	0	0	1	0	0				
62 Erik Goeddel, R (8,1) OBP: 0.317, SLG: 0.504										0	0	0	0	0	0	0				
<b>Inning Stats</b>	R: 0 E: 0 K: 1 S: 7	H: 0 LOB: 0 BB: 0 P: 12	R: 0 E: 0 K: 1 S: 5	H: 0 LOB: 0 BB: 0 P: 10	R: 0 E: 0 K: 3 S: 15	H: 1 LOB: 1 BB: 0 P: 25	R: 1 E: 0 K: 0 S: 14	H: 1 LOB: 0 BB: 0 P: 19	R: 0 E: 0 K: 1 S: 10	H: 0 LOB: 1 BB: 1 P: 10	R: 0 E: 0 K: 1 S: 11	H: 0 LOB: 1 BB: 1 P: 18	R: 0 E: 0 K: 2 S: 21	H: 0 LOB: 2 BB: 2 P: 33	R: 0 E: 0 K: 1 S: 9	H: 1 LOB: 1 BB: 0 P: 12	1B: 1 2B: 1 3B: 0 HR: 1	SF: 0 SAC: 0 DP: 0 HBP: 0	WP: 0 PB: 1 SB: 0 CS: 2	PA: 35
<b>PITCHER</b>	IP WLS BF H R ER SO BB IBB HBP BLK WP HR S P ERA WHIP																			
27 Aaron Nola, R (1,1) ERA: 3.02	7.0 W 25 2 1 1 8 2 0 0 0 0 0 1 70 108 1.29 0.571																			
51 Ricardo Pinto, R (8,1) ERA: 5.5	1.0 H 5 0 0 0 2 2 0 0 0 0 0 0 21 33 0.00 2.000																			
55 Hoby Milner, L (9,1) ERA: 3.38	0.1 H 2 1 0 0 0 0 0 0 0 0 0 0 5 6 0.00 3.000																			
57 Luis Garcia, R (9,1) ERA: 3.08	0.2 S 2 0 0 0 1 0 0 0 0 0 0 0 4 6 0.00 0.000																			

Batter	1	2	3	4	5	6	7	8	9	AB	R	H	RBI	BB	SO	LOB	BOTTOM			
16 César Hernández, S (1,4) OBP: 0.364, SLG: 0.424	G5-3		L8					G3		4	0	1	1	0	0	1	<p><b>New York Mets @ Philadelphia Phillies</b> Citizens Bank Park, Philadelphia, PA Sat Aug 12 2017, 7:40 PM - 10:42 PM EDT Att: 34,131 - Cloudy - 78 F</p> <p>livebaseballscorecards.com</p>			
13 Freddy Galvis, S (1,6) OBP: 0.307, SLG: 0.410	L4		P3							3	1	1	1	1	0	1				
37 Odúbel Herrera, L (1,8) OBP: 0.328, SLG: 0.465	G6-3									4	0	1	0	0	0	2				
17 Rhys Hoskins, R (1,7) OBP: 0.328, SLG: 0.465	F7		G6-3					P3		4	0	0	0	0	1	2				
19 Tommy Joseph, R (1,3) OBP: 0.302, SLG: 0.430	P5		K					F9		3	0	0	1	0	1	0				
5 Nick Williams, L (1,9) OBP: 0.354, SLG: 0.523										1	1	1	0	2	0	0				
7 Maikel Franco, R (1,5) OBP: 0.281, SLG: 0.399										4	1	1	0	0	0	4				
57 Luis Garcia, R (9,1) OBP: 0.354, SLG: 0.523										0	0	0	0	0	0	0				
29 Cameron Rupp, R (1,2) OBP: 0.316, SLG: 0.418										2	0	0	0	1	1	2				
27 Aaron Nola, R (1,1) OBP: 0.114, SLG: 0.031										1	0	0	0	0	0	1				
31 Hyun Soo Kim, L (7,PH) OBP: 0.303, SLG: 0.271										1	0	0	0	0	0	0				
51 Ricardo Pinto, R (8,1) ERA: 4.15										0	0	0	0	0	0	0				
55 Hoby Milner, L (9,1) ERA: 3.38										0	0	0	0	0	0	0				
4 Andrés Blanco, S (9,5) OBP: 0.244, SLG: 0.231										0	0	0	0	0	0	0				
<b>Inning Stats</b>	R: 0 E: 0 K: 0 S: 8	H: 0 LOB: 0 BB: 0 P: 13	R: 0 E: 0 K: 0 S: 10	H: 0 LOB: 1 BB: 1 P: 18	R: 0 E: 0 K: 0 S: 13	H: 0 LOB: 1 BB: 1 P: 20	R: 0 E: 0 K: 1 S: 9	H: 0 LOB: 0 BB: 0 P: 14	R: 2 E: 0 K: 0 S: 13	H: 4 LOB: 2 BB: 0 P: 21	R: 0 E: 0 K: 0 S: 13	H: 0 LOB: 0 BB: 0 P: 18	R: 0 E: 0 K: 1 S: 7	H: 0 LOB: 0 BB: 0 P: 10	R: 1 E: 0 K: 1 S: 11	H: 1 LOB: 2 BB: 2 P: 21	1B: 5 2B: 0 3B: 0 HR: 0	SF: 1 SAC: 1 DP: 0 HBP: 1	WP: 0 PB: 0 SB: 0 CS: 0	PA: 34
<b>PITCHER</b>	IP WLS BF H R ER SO BB IBB HBP BLK WP HR S P ERA WHIP																			
32 Steven Matz, L (1,1) ERA: 5.54	5.2 L 24 4 2 2 2 1 0 0 0 0 0 0 11 15 0.00 0.000																			
46 Chasen Bradford, R (6,1) ERA: 4.15	1.1 4 0 0 0 1 0 0 0 0 0 0 0 11 15 0.00 0.000																			
62 Erik Goeddel, R (8,1) ERA: 3.5	1.0 6 1 1 1 1 2 0 0 0 0 0 0 11 21 9.00 3.000																			



Batter	1	2	3	4	5	6	7	8	9	AB	R	H	RBI	BB	SO	LOB	TOP							
3 Curtis Granderson, L OBP: 0.319, SLG: 0.472										5	3	3	3	0	1	1	<b>New York Mets @ Philadelphia Phillies</b> Citizens Bank Park, Philadelphia, PA Sun Aug 13 2017, 1:38 PM - 5:08 PM EDT Att: 24,106 - Partly Cloudy - 83 F							
13 Asdrúbal Cabrera, S OBP: 0.331, SLG: 0.389										5	0	1	0	0	0	2								
30 Michael Conforto, L OBP: 0.392, SLG: 0.576										5	1	1	2	0	1	4								
4 Wilmer Flores, R OBP: 0.319, SLG: 0.502										5	0	2	1	0	0	2								
40 AJ Ramos, R										0	0	0	0	0	0	0								
22 Dominic Smith, L OBP: 0.200, SLG: 0.200										4	0	1	0	0	0	2								
18 Travis d'Arnaud, R OBP: 0.375, SLG: 0.409										4	0	1	0	0	2	2								
9 Brandon Nimmo, L OBP: 0.375, SLG: 0.273										4	0	0	0	0	3	3								
José Reyes, S OBP: 0.285, SLG: 0.374										4	2	2	0	0	0	1								
64 Chris Flexen, R ERA: 5.76										2	0	0	0	0	2	2								
46 Chasen Bradford, R ERA: 3.86										0	0	0	0	0	0	0								
12 Juan Lagares, R OBP: 0.353, SLG: 1.000										1	0	0	0	0	1	1								
39 Jerry Blevins, L ERA: 2.92										0	0	0	0	0	0	0								
51 Paul Sewald, R ERA: 3.99										0	0	0	0	0	0	0								
1 Amed Rosario, R OBP: 0.278, SLG: 0.395										1	0	1	0	0	0	0								
<b>Inning Stats</b>	R: 2 H: 2 E: 0 K: 0 S: 12	H: 2 LOB: 0 BB: 0 P: 16	R: 0 H: 1 E: 0 K: 2 S: 12	H: 1 LOB: 1 BB: 0 P: 16	R: 0 H: 0 E: 0 K: 1 S: 5	H: 0 LOB: 0 BB: 0 P: 10	R: 0 H: 0 E: 0 K: 1 S: 9	H: 0 LOB: 0 BB: 0 P: 12	R: 2 H: 2 E: 0 K: 2 S: 17	H: 2 LOB: 2 BB: 0 P: 20	R: 0 H: 2 E: 0 K: 1 S: 20	H: 2 LOB: 2 BB: 0 P: 29	R: 2 H: 3 E: 1 K: 1 S: 19	H: 3 LOB: 2 BB: 0 P: 28	R: 0 H: 0 E: 0 K: 1 S: 8	H: 0 LOB: 0 BB: 0 P: 14	R: 0 H: 2 E: 0 K: 2 S: 22	H: 2 LOB: 2 BB: 0 P: 29	1B: 8 2B: 2 3B: 0 HR: 2	SF: 0 SAC: 0 DP: 0 HBP: 0	WP: 0 PB: 0 SB: 1 CS: 0	PA: 40		
<b>PITCHER</b>	IP WLS BF H R ER SO BB IBB HBP BLK WP HR S P ERA WHIP	IP WLS BF H R ER SO BB IBB HBP BLK WP HR S P ERA WHIP	IP WLS BF H R ER SO BB IBB HBP BLK WP HR S P ERA WHIP	IP WLS BF H R ER SO BB IBB HBP BLK WP HR S P ERA WHIP	IP WLS BF H R ER SO BB IBB HBP BLK WP HR S P ERA WHIP	IP WLS BF H R ER SO BB IBB HBP BLK WP HR S P ERA WHIP	IP WLS BF H R ER SO BB IBB HBP BLK WP HR S P ERA WHIP	IP WLS BF H R ER SO BB IBB HBP BLK WP HR S P ERA WHIP	IP WLS BF H R ER SO BB IBB HBP BLK WP HR S P ERA WHIP	IP WLS BF H R ER SO BB IBB HBP BLK WP HR S P ERA WHIP	IP WLS BF H R ER SO BB IBB HBP BLK WP HR S P ERA WHIP	IP WLS BF H R ER SO BB IBB HBP BLK WP HR S P ERA WHIP	IP WLS BF H R ER SO BB IBB HBP BLK WP HR S P ERA WHIP	IP WLS BF H R ER SO BB IBB HBP BLK WP HR S P ERA WHIP	IP WLS BF H R ER SO BB IBB HBP BLK WP HR S P ERA WHIP	IP WLS BF H R ER SO BB IBB HBP BLK WP HR S P ERA WHIP	IP WLS BF H R ER SO BB IBB HBP BLK WP HR S P ERA WHIP	IP WLS BF H R ER SO BB IBB HBP BLK WP HR S P ERA WHIP	IP WLS BF H R ER SO BB IBB HBP BLK WP HR S P ERA WHIP	IP WLS BF H R ER SO BB IBB HBP BLK WP HR S P ERA WHIP	IP WLS BF H R ER SO BB IBB HBP BLK WP HR S P ERA WHIP	IP WLS BF H R ER SO BB IBB HBP BLK WP HR S P ERA WHIP	IP WLS BF H R ER SO BB IBB HBP BLK WP HR S P ERA WHIP	IP WLS BF H R ER SO BB IBB HBP BLK WP HR S P ERA WHIP

**New York Mets @ Philadelphia Phillies**  
 Citizens Bank Park, Philadelphia, PA  
 Sun Aug 13 2017, 1:38 PM - 5:08 PM EDT  
 Att: 24,106 - Partly Cloudy - 83 F

AB 40  
 R 6  
 H 12  
 RBI 6  
 BB 0  
 SO 10  
 LOB 20



Batter	1	2	3	4	5	6	7	8	9	AB	R	H	RBI	BB	SO	LOB	BOTTOM							
16 César Hernández, S OBP: 0.364, SLG: 0.426										5	1	2	0	0	2	2	<b>New York Mets @ Philadelphia Phillies</b> Citizens Bank Park, Philadelphia, PA Sun Aug 13 2017, 1:38 PM - 5:08 PM EDT Att: 24,106 - Partly Cloudy - 83 F							
13 Freddy Galvis, S OBP: 0.308, SLG: 0.408										4	1	1	0	1	2	1								
37 Odúbel Herrera, L OBP: 0.332, SLG: 0.465										2	0	1	0	2	0	1								
17 Rhys Hoskins, R OBP: 0.250, SLG: 0.077										3	0	1	1	1	0	3								
5 Nick Williams, L OBP: 0.351, SLG: 0.511										3	0	0	0	1	1	7								
39 Adam Morgan, L OBP: 0.667, SLG: 0.500										0	0	0	0	0	0	0								
7 Maikel Franco, R OBP: 0.278, SLG: 0.395										4	0	0	0	0	0	5								
31 Hyun Soo Kim, L OBP: 0.296, SLG: 0.264										4	0	0	0	0	1	0								
38 Jorge Alfaro, R OBP: 0.385, SLG: 0.385										4	0	2	0	0	0	0								
56 Zach Eflin, R OBP: 0.158, SLG: 0.158										2	0	0	0	0	1	2								
46 Jesen Therrien, R ERA: 7.02										0	0	0	0	0	0	0								
15 Ty Kelly, S OBP: 0.250, SLG: 0.301										1	0	0	0	0	0	0								
61 Edubray Ramos, R ERA: 2.92										0	0	0	0	0	0	0								
19 Tommy Joseph, R OBP: 0.301, SLG: 0.429										1	0	0	0	0	1	0								
<b>Inning Stats</b>	R: 1 H: 2 E: 0 K: 0 S: 17	H: 2 LOB: 1 BB: 1 P: 28	R: 0 H: 1 E: 0 K: 2 S: 12	H: 1 LOB: 1 BB: 0 P: 15	R: 0 H: 0 E: 0 K: 1 S: 9	H: 0 LOB: 2 BB: 2 P: 20	R: 0 H: 1 E: 0 K: 2 S: 9	H: 1 LOB: 1 BB: 0 P: 12	R: 1 H: 2 E: 0 K: 0 S: 14	H: 2 LOB: 1 BB: 1 P: 23	R: 0 H: 0 E: 0 K: 0 S: 5	H: 0 LOB: 0 BB: 0 P: 7	R: 0 H: 1 E: 0 K: 1 S: 10	H: 1 LOB: 2 BB: 1 P: 21	R: 0 H: 0 E: 0 K: 0 S: 8	H: 0 LOB: 0 BB: 0 P: 12	R: 0 H: 0 E: 0 K: 2 S: 11	H: 0 LOB: 0 BB: 0 P: 17	1B: 6 2B: 2 3B: 0 HR: 0	SF: 0 SAC: 0 DP: 1 HBP: 0	WP: 1 PB: 0 SB: 0 CS: 0	PA: 38		
<b>PITCHER</b>	IP WLS BF H R ER SO BB IBB HBP BLK WP HR S P ERA WHIP	IP WLS BF H R ER SO BB IBB HBP BLK WP HR S P ERA WHIP	IP WLS BF H R ER SO BB IBB HBP BLK WP HR S P ERA WHIP	IP WLS BF H R ER SO BB IBB HBP BLK WP HR S P ERA WHIP	IP WLS BF H R ER SO BB IBB HBP BLK WP HR S P ERA WHIP	IP WLS BF H R ER SO BB IBB HBP BLK WP HR S P ERA WHIP	IP WLS BF H R ER SO BB IBB HBP BLK WP HR S P ERA WHIP	IP WLS BF H R ER SO BB IBB HBP BLK WP HR S P ERA WHIP	IP WLS BF H R ER SO BB IBB HBP BLK WP HR S P ERA WHIP	IP WLS BF H R ER SO BB IBB HBP BLK WP HR S P ERA WHIP	IP WLS BF H R ER SO BB IBB HBP BLK WP HR S P ERA WHIP	IP WLS BF H R ER SO BB IBB HBP BLK WP HR S P ERA WHIP	IP WLS BF H R ER SO BB IBB HBP BLK WP HR S P ERA WHIP	IP WLS BF H R ER SO BB IBB HBP BLK WP HR S P ERA WHIP	IP WLS BF H R ER SO BB IBB HBP BLK WP HR S P ERA WHIP	IP WLS BF H R ER SO BB IBB HBP BLK WP HR S P ERA WHIP	IP WLS BF H R ER SO BB IBB HBP BLK WP HR S P ERA WHIP	IP WLS BF H R ER SO BB IBB HBP BLK WP HR S P ERA WHIP	IP WLS BF H R ER SO BB IBB HBP BLK WP HR S P ERA WHIP	IP WLS BF H R ER SO BB IBB HBP BLK WP HR S P ERA WHIP	IP WLS BF H R ER SO BB IBB HBP BLK WP HR S P ERA WHIP	IP WLS BF H R ER SO BB IBB HBP BLK WP HR S P ERA WHIP	IP WLS BF H R ER SO BB IBB HBP BLK WP HR S P ERA WHIP	IP WLS BF H R ER SO BB IBB HBP BLK WP HR S P ERA WHIP

**New York Mets @ Philadelphia Phillies**  
 Citizens Bank Park, Philadelphia, PA  
 Sun Aug 13 2017, 1:38 PM - 5:08 PM EDT  
 Att: 24,106 - Partly Cloudy - 83 F

AB 33  
 R 2  
 H 7  
 RBI 1  
 BB 5  
 SO 8  
 LOB 21









Batter	1	2	3	4	5	6	7	8	9	AB	R	H	RBI	BB	SO	LOB	TOP					
3 Curtis Granderson, L (1, 9) OBP: 0.331, SLG: 0.473	L7		L9			F8		K		4	0	0	0	0	1	1						
13 Asdrúbal Cabrera, S (1, 4) OBP: 0.329, SLG: 0.384	K			G4-3		G1-3		G6-3		4	0	0	0	0	1	0						
52 Yoanis Céspedes, R (1, 7) OBP: 0.332, SLG: 0.523	G4-3				30 BB 1B			30 WP BB		3	0	2	0	1	0	0						
30 Michael Conforto, L (1, 10) OBP: 0.389, SLG: 0.568		4 G5-4-3 1B				L9		K		3	0	1	0	1	1	2						
4 Wilmer Flores, R (1, 5) OBP: 0.317, SLG: 0.491		G5-4-3		F4						3	1	0	0	1	1	3						
22 Dominic Smith, L (1, 3) OBP: 0.235, SLG: 0.412 José Reyes, S (9, PH) OBP: 0.286, SLG: 0.375				G4-3						3	1	1	2	0	1	2						
1 Amed Rosario, R (1, 6) OBP: 0.271, SLG: 0.489			K							4	1	1	2	0	2	0						
18 Travis d'Aarud, R (1, 2) OBP: 0.277, SLG: 0.402			F8			G6-3		G4-3		4	0	0	0	0	0	0						
12 Juan Lagares, R (1, 8) OBP: 0.312, SLG: 0.396						K				4	0	1	0	0	2	0						
Inning Stats	R: 0 E: 0 K: 1 S: 9	H: 0 LOB: 0 BB: 0 P: 12	R: 0 E: 0 K: 1 S: 11	H: 1 LOB: 0 BB: 0 P: 14	R: 0 E: 0 K: 1 S: 9	H: 1 LOB: 1 BB: 0 P: 13	R: 0 E: 0 K: 0 S: 14	H: 1 LOB: 2 BB: 1 P: 24	R: 0 E: 0 K: 2 S: 12	H: 0 LOB: 0 BB: 0 P: 10	R: 0 E: 0 K: 0 S: 12	H: 1 LOB: 1 BB: 0 P: 21	R: 2 E: 0 K: 1 S: 12	H: 1 LOB: 0 BB: 1 P: 20	R: 0 E: 0 K: 2 S: 11	H: 0 LOB: 1 BB: 1 P: 19	R: 2 E: 0 K: 1 S: 15	H: 2 LOB: 0 BB: 0 P: 23	1B: 5 2B: 0 3B: 0 HR: 2	SF: 0 SAC: 0 DP: 1 HBP: 0	WP: 1 PB: 0 SB: 0 CS: 0	PA: 36
PITCHER	IP	WLS	BF	H	R	ER	SO	BB	IBB	HBP	BLK	WP	HR	S	P	ERA	WHIP					
55 Sonny Gray, R (1, 1) ERA: 3.37	6.0	W	24	5	2	2	5	2	0	0	0	0	1	68	104	3.00	1.167					
48 Tommy Kahnle, R (7, 1) ERA: 2.3	1.0	H	3	0	0	0	1	0	0	0	0	0	0	7	10	0.00	0.000					
68 Dellin Betances, R (8, 1) ERA: 2.2	1.0	H	4	0	0	0	2	1	0	0	0	0	1	11	19	0.00	1.000					
54 Aroldis Chapman, L (9, 1) ERA: 3.89	1.0	S	5	2	2	2	1	0	0	0	0	0	1	15	23	18.00	2.000					
Batter	1	2	3	4	5	6	7	8	9	AB	R	H	RBI	BB	SO	LOB	BOTTOM					
11 Brett Gardner, L (1, 10) OBP: 0.343, SLG: 0.431	G3-1		SH5-3			K		G6-3		3	0	0	0	0	1	1						
31 Aaron Hicks, S (1, 7) OBP: 0.387, SLG: 0.513	L8				F7			G1-3		4	0	1	1	0	0	1						
99 Aaron Judge, R (1, 9) OBP: 0.421, SLG: 0.609	K									3	1	1	0	1	1	1						
18 Didi Gregorius, L (1, 6) OBP: 0.333, SLG: 0.501		12 FC3-6 1B		F8		G4-3				4	0	2	0	0	0	2						
24 Gary Sánchez, R (1, 2) OBP: 0.352, SLG: 0.522		12 FC3-6 1B						SF8		3	1	2	2	0	1	0						
12 Chase Headley, S (1, 3) OBP: 0.350, SLG: 0.397		FC3-6				22 HR BB		G6-3		3	1	1	0	1	0	2						
22 Jacoby Ellsbury, L (1, 8) OBP: 0.316, SLG: 0.372										4	1	1	2	0	2	4						
29 Todd Frazier, R (1, 5) OBP: 0.330, SLG: 0.412										4	0	0	0	0	0	4						
74 Ronald Torreyes, R (1, 4) OBP: 0.311, SLG: 0.373										3	1	2	0	0	0	0						
Inning Stats	R: 0 E: 0 K: 1 S: 7	H: 2 LOB: 2 BB: 0 P: 8	R: 0 E: 0 K: 0 S: 10	H: 2 LOB: 0 BB: 0 P: 17	R: 1 E: 0 K: 0 S: 8	H: 2 LOB: 0 BB: 0 P: 11	R: 2 E: 0 K: 1 S: 11	H: 1 LOB: 0 BB: 1 P: 18	R: 0 E: 0 K: 1 S: 6	H: 1 LOB: 2 BB: 1 P: 12	R: 1 E: 0 K: 0 S: 9	H: 1 LOB: 0 BB: 0 P: 11	R: 0 E: 0 K: 0 S: 7	H: 0 LOB: 0 BB: 0 P: 12	R: 1 E: 0 K: 1 S: 18	H: 3 LOB: 2 BB: 0 P: 26	1B: 6 2B: 2 3B: 0 HR: 2	SF: 1 SAC: 1 DP: 1 HBP: 0	WP: 0 PB: 0 SB: 0 CS: 0	PA: 35		
PITCHER	IP	WLS	BF	H	R	ER	SO	BB	IBB	HBP	BLK	WP	HR	S	P	ERA	WHIP					
48 Jacob deGrom, R (1, 1) ERA: 3.35	7.1	L	32	9	5	5	4	2	0	0	0	0	2	66	100	6.14	1.500					
39 Jerry Blevins, L (8, 1) ERA: 2.97	0.1		2	1	0	0	1	0	0	0	0	0	0	6	8	0.00	3.000					
46 Chasen Bradford, R (8, 1) ERA: 3.77	0.1		1	0	0	0	0	0	0	0	0	0	0	4	7	0.00	0.000					

New York Mets @ New York Yankees  
Yankee Stadium, Bronx, NY  
Tue Aug 15 2017, 7:10 PM - 10:15 PM EDT  
Att: 46,474 - Cloudy - 74 F

AB 33  
R 4  
H 7  
RBI 4  
BB 3  
SO 9  
LOB 8



New York Mets @ New York Yankees  
Yankee Stadium, Bronx, NY  
Tue Aug 15 2017, 7:10 PM - 10:15 PM EDT  
Att: 46,474 - Cloudy - 74 F

AB 31  
R 5  
H 10  
RBI 5  
BB 2  
SO 5  
LOB 15













Batter	1	2	3	4	5	6	7	8	9	AB	R	H	RBI	BB	SO	LOB	TOP								
9 Dee Strange-Gordon, L (1,4) OBP: 0.333, SLG: 0.352	F8		P6		G1-3		G4-3			4	0	0	0	0	0	0									
27 Giancarlo Stanton, R (1,9) OBP: 0.379, SLG: 0.642	G1-6-3 BB		21 2B 13 SF8 BB		P5		P3			2	1	0	0	2	0	0									
21 Christian Yelich, L (1,8) OBP: 0.365, SLG: 0.429	G1-6-3		13 SF8 2B		G4-3				K	4	0	1	0	0	1	1									
13 Marcell Ozuna, R (1,7) OBP: 0.365, SLG: 0.539		11 HR BB	SF8			32 1B BB		F8		1	1	0	1	2	0	0									
11 J.T. Realmuto, R (1,2) OBP: 0.351, SLG: 0.468		1-H HR	L9		F9			G6-3		4	1	1	2	0	0	2									
32 Derek Dietrich, L (1,5) OBP: 0.327, SLG: 0.403		K			F7				K	4	0	1	0	0	2	0									
18 Tomás Telis, S (1,3) OBP: 0.269, SLG: 0.388		G4-3				1B				4	0	1	0	0	0	2									
19 Miguel Rojas, R (1,6) OBP: 0.363, SLG: 0.340					L9				G1-3	4	0	1	0	0	0	3									
20 Justin Nicolino, L (1,1) 22 Dustin McGowan, R (6,1) 28 Tyler Moore, R (7,PH) 71 Drew Steckenrider, R (7,1) 46 Kyle Barraclough, R (8,1) 29 Brad Ziegler, R (9,1)		G3			F7					2	0	0	0	0	0	2									
<b>Inning Stats</b>	R: 0 E: 0 K: 0 S: 9	H: 0 LOB: 0 BB: 1 P: 14	R: 2 E: 0 K: 1 S: 18	H: 2 LOB: 1 BB: 1 P: 29	R: 1 E: 0 K: 0 S: 12	H: 1 LOB: 1 BB: 1 P: 18	R: 0 E: 0 K: 0 S: 11	H: 1 LOB: 1 BB: 0 P: 15	R: 0 E: 0 K: 0 S: 5	H: 0 LOB: 0 BB: 0 P: 10	R: 0 E: 0 K: 0 S: 12	H: 1 LOB: 2 BB: 1 P: 20	R: 0 E: 0 K: 1 S: 8	H: 0 LOB: 0 BB: 0 P: 11	R: 0 E: 0 K: 1 S: 5	H: 0 LOB: 0 BB: 0 P: 6	R: 0 E: 0 K: 1 S: 8	H: 0 LOB: 0 BB: 0 P: 14	1B: 3 2B: 1 3B: 0 HR: 1	SF: 1 SAC: 0 DP: 1 HBP: 0	WP: 0 PB: 0 SB: 0 CS: 0	PA: 35			
<b>PITCHER</b>	IP	WLS	BF	H	R	ER	SO	BB	IBB	HBP	BLK	WP	HR	S	P	ERA	WHIP								
64 Chris Flexen, R (1,1) ERA: 6.55	5.1	L	24	5	3	3	1	4	0	0	0	0	1	62	98	5.06	1.688								
49 Josh Smoker, L (6,1) ERA: 6.69	1.2		5	0	0	0	1	0	0	0	0	0	0	13	19	0.00	0.000								
51 Paul Sewald, R (8,1) ERA: 4.13	1.0		3	0	0	0	1	0	0	0	0	0	0	5	6	0.00	0.000								
39 Jerry Blevins, L (9,1) ERA: 2.79	1.0		3	0	0	0	1	0	0	0	0	0	0	8	14	0.00	0.000								

Miami Marlins @ New York Mets  
Citi Field, Flushing, NY  
Fri Aug 18 2017, 9:04 PM - 11:56 PM EDT  
Att: 25,958 - Cloudy - 75 F

AB 30  
R 3  
H 5  
RBI 3  
BB 4  
SO 4  
LOB 10



Batter	1	2	3	4	5	6	7	8	9	AB	R	H	RBI	BB	SO	LOB	BOTTOM								
12 Juan Lagares, R (1,8) OBP: 0.314, SLG: 0.400	G5-3		52 F9 4 1B 13 1B		L9					4	1	1	0	0	1	0									
13 Adrián Cabrera, S (1,4) OBP: 0.331, SLG: 0.365		1B			G4-3				F7	4	0	2	0	0	0	0									
52 Yoanis Céspedes, R (1,7) OBP: 0.323, SLG: 0.505		F9			F9				P4	4	0	0	0	0	0	3									
4 Wilmer Flores, R (1,3) OBP: 0.319, SLG: 0.489		F7								3	0	1	1	1	1	1									
18 Travis d'Arnaud, R (1,2) OBP: 0.272, SLG: 0.397		P3			F9					4	0	0	0	0	0	3									
1 Amed Rosario, R (1,6) OBP: 0.297, SLG: 0.431					G4-3					4	0	2	0	0	0	0									
15 Matt Reynolds, R (1,5) ERA: 4.11									G6-3	4	0	2	0	0	0	0									
30 Michael Conforto, L (9,PH) OBP: 0.385, SLG: 0.559		P4			L1-4-3					3	0	0	0	0	0	2									
9 Brandon Nimmo, L (1,9) OBP: 0.391, SLG: 0.289		L5								3	0	1	0	0	1	1									
64 Chris Flexen, R (1,1) OBP: 0.125, SLG: 0.250										2	0	0	0	0	1	1									
49 Josh Smoker, L (6,1) ERA: 3.21										0	0	0	0	0	0	0									
22 Dominic Smith, L (7,PH) ERA: 1.89										1	0	0	0	0	1	0									
51 Paul Sewald, R (8,1) ERA: 3.35										0	0	0	0	0	0	0									
39 Jerry Blevins, L (9,1) ERA: 2.25										0	0	0	0	0	0	0									
<b>Inning Stats</b>	R: 0 E: 0 K: 0 S: 9	H: 1 LOB: 1 BB: 0 P: 16	R: 0 E: 0 K: 0 S: 8	H: 1 LOB: 0 BB: 0 P: 12	R: 1 E: 0 K: 1 S: 20	H: 3 LOB: 2 BB: 0 P: 22	R: 0 E: 0 K: 0 S: 11	H: 1 LOB: 1 BB: 0 P: 15	R: 0 E: 0 K: 0 S: 7	H: 0 LOB: 0 BB: 0 P: 9	R: 0 E: 1 K: 0 S: 9	H: 1 LOB: 1 BB: 1 P: 19	R: 0 E: 0 K: 3 S: 12	H: 0 LOB: 0 BB: 0 P: 16	R: 0 E: 0 K: 1 S: 7	H: 0 LOB: 0 BB: 0 P: 11	R: 0 E: 0 K: 0 S: 4	H: 0 LOB: 0 BB: 0 P: 7	1B: 7 2B: 0 3B: 0 HR: 0	SF: 0 SAC: 0 DP: 1 HBP: 0	WP: 0 PB: 0 SB: 1 CS: 0	PA: 34			
<b>PITCHER</b>	IP	WLS	BF	H	R	ER	SO	BB	IBB	HBP	BLK	WP	HR	S	P	ERA	WHIP								
20 Justin Nicolino, L (1,1) ERA: 4.11	5.0	W	21	6	1	1	1	0	0	0	0	0	0	9	19	1.80	1.200								
22 Dustin McGowan, R (6,1) ERA: 3.21	1.0	H	4	1	0	0	0	1	0	0	0	0	0	9	19	0.00	2.000								
71 Drew Steckenrider, R (7,1) ERA: 1.89	1.0	H	3	0	0	0	3	0	0	0	0	0	0	12	16	0.00	0.000								
46 Kyle Barraclough, R (8,1) ERA: 3.35	1.0	H	3	0	0	0	1	0	0	0	0	0	0	7	11	0.00	0.000								
29 Brad Ziegler, R (9,1) ERA: 2.25	1.0	S	3	0	0	0	0	0	0	0	0	0	0	4	7	0.00	0.000								

Miami Marlins @ New York Mets  
Citi Field, Flushing, NY  
Fri Aug 18 2017, 9:04 PM - 11:56 PM EDT  
Att: 25,958 - Cloudy - 75 F

AB 33  
R 1  
H 7  
RBI 1  
BB 1  
SO 5  
LOB 11









Batter	1	2	3	4	5	6	7	8	9	AB	R	H	RBI	BB	SO	LOB	TOP							
9 Dee Strange-Gordon, L OBP: 0.363, SLG: 0.352											5	3	2	0	0	1	1							
27 Giancarlo Stanton, R OBP: 0.362, SLG: 0.644											5	1	2	3	0	1	2							
21 Christian Yelich, L OBP: 0.364, SLG: 0.427											5	1	3	2	0	0	0							
13 Marcell Ozuna, R OBP: 0.368, SLG: 0.539											5	0	1	1	0	1	4							
11 J T Realmuto, R OBP: 0.345, SLG: 0.459										4	0	0	0	0	2	2								
32 Derek Dietrich, L OBP: 0.331, SLG: 0.399										3	0	0	0	1	2	0								
18 Tomás Telis, S OBP: 0.293, SLG: 0.370																								
28 Tyler Moore, R OBP: 0.266, SLG: 0.425																								
19 Miguel Rojas, R OBP: 0.352, SLG: 0.329																								
61 Adam Conley, L OBP: 0.235, SLG: 0.188																								
51 Ichiro Suzuki, L OBP: 0.250, SLG: 0.250																								
43 Odrisamer Despaigne, R OBP: 0.230, SLG: 0.250																								
46 Kyle Barraclough, R OBP: 0.230, SLG: 0.250																								
29 Brad Ziegler, R OBP: 0.230, SLG: 0.250																								
<b>Inning Stats</b>	R: 1 E: 0 K: 1 S: 18	H: 2 LOB: 1 BB: 0 P: 24	R: 0 E: 0 K: 2 S: 11	H: 0 LOB: 0 BB: 0 P: 14	R: 1 E: 0 K: 1 S: 14	H: 2 LOB: 1 BB: 0 P: 22	R: 0 E: 0 K: 0 S: 6	H: 1 LOB: 1 BB: 0 P: 10	R: 0 E: 0 K: 2 S: 11	H: 2 LOB: 2 BB: 0 P: 15	R: 0 E: 0 K: 2 S: 7	H: 0 LOB: 0 BB: 0 P: 8	R: 4 E: 1 K: 1 S: 26	H: 4 LOB: 2 BB: 1 P: 36	R: 0 E: 0 K: 1 S: 10	H: 0 LOB: 0 BB: 0 P: 14	R: 0 E: 0 K: 1 S: 12	H: 0 LOB: 0 BB: 0 P: 15	1B: 10 2B: 0 3B: 0 HR: 1	SF: 0 DP: 0 HBP: 0	WP: 0 PB: 0 SB: 3 CS: 0	PA: 40		
<b>PITCHER</b>	IP WLS BF H R ER SO BB IBB HBP BLK WP HR S P ERA WHIP	IP WLS BF H R ER SO BB IBB HBP BLK WP HR S P ERA WHIP	IP WLS BF H R ER SO BB IBB HBP BLK WP HR S P ERA WHIP	IP WLS BF H R ER SO BB IBB HBP BLK WP HR S P ERA WHIP	IP WLS BF H R ER SO BB IBB HBP BLK WP HR S P ERA WHIP	IP WLS BF H R ER SO BB IBB HBP BLK WP HR S P ERA WHIP	IP WLS BF H R ER SO BB IBB HBP BLK WP HR S P ERA WHIP	IP WLS BF H R ER SO BB IBB HBP BLK WP HR S P ERA WHIP	IP WLS BF H R ER SO BB IBB HBP BLK WP HR S P ERA WHIP	IP WLS BF H R ER SO BB IBB HBP BLK WP HR S P ERA WHIP	IP WLS BF H R ER SO BB IBB HBP BLK WP HR S P ERA WHIP	IP WLS BF H R ER SO BB IBB HBP BLK WP HR S P ERA WHIP	IP WLS BF H R ER SO BB IBB HBP BLK WP HR S P ERA WHIP	IP WLS BF H R ER SO BB IBB HBP BLK WP HR S P ERA WHIP	IP WLS BF H R ER SO BB IBB HBP BLK WP HR S P ERA WHIP	IP WLS BF H R ER SO BB IBB HBP BLK WP HR S P ERA WHIP	IP WLS BF H R ER SO BB IBB HBP BLK WP HR S P ERA WHIP	IP WLS BF H R ER SO BB IBB HBP BLK WP HR S P ERA WHIP	IP WLS BF H R ER SO BB IBB HBP BLK WP HR S P ERA WHIP	IP WLS BF H R ER SO BB IBB HBP BLK WP HR S P ERA WHIP	IP WLS BF H R ER SO BB IBB HBP BLK WP HR S P ERA WHIP	IP WLS BF H R ER SO BB IBB HBP BLK WP HR S P ERA WHIP	IP WLS BF H R ER SO BB IBB HBP BLK WP HR S P ERA WHIP	IP WLS BF H R ER SO BB IBB HBP BLK WP HR S P ERA WHIP
12 Juan Lagares, R OBP: 0.301, SLG: 0.383																								
30 Michael Conforto, L OBP: 0.362, SLG: 0.551																								
52 Yoanis Cespedes, R OBP: 0.328, SLG: 0.518																								
4 Wilmer Flores, R OBP: 0.317, SLG: 0.493																								
18 Travis d'Arnaud, R OBP: 0.279, SLG: 0.400																								
1 Amed Rosario, R OBP: 0.285, SLG: 0.409																								
22 Dominic Smith, L OBP: 0.176, SLG: 0.333																								
2 Gavin Cecchini, R OBP: 0.316, SLG: 0.444																								
48 Jacob deGrom, L OBP: 0.237, SLG: 0.250																								
49 Josh Smoker, L OBP: 0.237, SLG: 0.250																								
62 Erik Goeddel, R OBP: 0.237, SLG: 0.250																								
9 Brandon Nimmo, L OBP: 0.237, SLG: 0.250																								
51 Paul Sewald, R OBP: 0.237, SLG: 0.250																								
13 Adriel Cabrera, S OBP: 0.237, SLG: 0.250																								
<b>Inning Stats</b>	R: 1 E: 0 K: 1 S: 11	H: 1 LOB: 0 BB: 0 P: 16	R: 0 E: 0 K: 3 S: 13	H: 1 LOB: 2 BB: 1 P: 23	R: 0 E: 0 K: 2 S: 9	H: 0 LOB: 0 BB: 0 P: 16	R: 0 E: 0 K: 0 S: 10	H: 0 LOB: 1 BB: 1 P: 17	R: 0 E: 0 K: 1 S: 8	H: 0 LOB: 0 BB: 0 P: 11	R: 0 E: 0 K: 3 S: 9	H: 0 LOB: 0 BB: 0 P: 10	R: 0 E: 0 K: 1 S: 8	H: 1 LOB: 1 BB: 0 P: 9	R: 3 E: 0 K: 1 S: 15	H: 3 LOB: 1 BB: 1 P: 27	R: 0 E: 0 K: 1 S: 5	H: 1 LOB: 0 BB: 0 P: 7	1B: 4 2B: 2 3B: 0 HR: 1	SF: 1 DP: 2 HBP: 1	WP: 1 PB: 0 SB: 0 CS: 0	PA: 36		
<b>PITCHER</b>	IP WLS BF H R ER SO BB IBB HBP BLK WP HR S P ERA WHIP	IP WLS BF H R ER SO BB IBB HBP BLK WP HR S P ERA WHIP	IP WLS BF H R ER SO BB IBB HBP BLK WP HR S P ERA WHIP	IP WLS BF H R ER SO BB IBB HBP BLK WP HR S P ERA WHIP	IP WLS BF H R ER SO BB IBB HBP BLK WP HR S P ERA WHIP	IP WLS BF H R ER SO BB IBB HBP BLK WP HR S P ERA WHIP	IP WLS BF H R ER SO BB IBB HBP BLK WP HR S P ERA WHIP	IP WLS BF H R ER SO BB IBB HBP BLK WP HR S P ERA WHIP	IP WLS BF H R ER SO BB IBB HBP BLK WP HR S P ERA WHIP	IP WLS BF H R ER SO BB IBB HBP BLK WP HR S P ERA WHIP	IP WLS BF H R ER SO BB IBB HBP BLK WP HR S P ERA WHIP	IP WLS BF H R ER SO BB IBB HBP BLK WP HR S P ERA WHIP	IP WLS BF H R ER SO BB IBB HBP BLK WP HR S P ERA WHIP	IP WLS BF H R ER SO BB IBB HBP BLK WP HR S P ERA WHIP	IP WLS BF H R ER SO BB IBB HBP BLK WP HR S P ERA WHIP	IP WLS BF H R ER SO BB IBB HBP BLK WP HR S P ERA WHIP	IP WLS BF H R ER SO BB IBB HBP BLK WP HR S P ERA WHIP	IP WLS BF H R ER SO BB IBB HBP BLK WP HR S P ERA WHIP	IP WLS BF H R ER SO BB IBB HBP BLK WP HR S P ERA WHIP	IP WLS BF H R ER SO BB IBB HBP BLK WP HR S P ERA WHIP	IP WLS BF H R ER SO BB IBB HBP BLK WP HR S P ERA WHIP	IP WLS BF H R ER SO BB IBB HBP BLK WP HR S P ERA WHIP	IP WLS BF H R ER SO BB IBB HBP BLK WP HR S P ERA WHIP	IP WLS BF H R ER SO BB IBB HBP BLK WP HR S P ERA WHIP

Miami Marlins @ New York Mets  
Citi Field, Flushing, NY  
Sun Aug 20 2017, 1:11 PM - 4:04 PM EDT  
Att: 26,464 - Sunny - 80 F

AB 38  
R 6  
H 11  
RBI 6  
BB 1  
SO 11  
LOB 12



Miami Marlins @ New York Mets  
Citi Field, Flushing, NY  
Sun Aug 20 2017, 1:11 PM - 4:04 PM EDT  
Att: 26,464 - Sunny - 80 F

AB 31  
R 4  
H 7  
RBI 4  
BB 3  
SO 13  
LOB 13





Batter	1	2	3	4	5	6	7	8	9	10	AB	R	H	RBI	BB	SO	LOB	TOP
6 David Peralta, L OBP: 0.352, SLG: 0.464	F7		E1		G3-1		K			G3-1	5	0	0	0	0	1	3	<b>Arizona Diamondbacks @ New York Mets</b> Citi Field, Flushing, NY Mon Aug 21 2017, 7:13 PM - 10:58 PM EDT Att: 24,265 - Partly Cloudy - 83 F
11 AJ Pollock, R OBP: 0.321, SLG: 0.446	G5-3		FC5		L6		K			HR	5	1	1	2	0	1	3	
22 Jake Lamb, L OBP: 0.370, SLG: 0.530	L7				L7					P6	3	1	0	0	2	0	0	
44 Paul Goldschmidt, R OBP: 0.424, SLG: 0.586	G5-3		G1-3		F8		G6-4-3			G4-3	5	0	0	0	0	0	2	
28 J.D. Martinez, R OBP: 0.366, SLG: 0.609	F8				G5-3		F9				4	0	1	1	0	0	0	
3 Daniel Descalso, L OBP: 0.338, SLG: 0.392	F8				1B						4	0	2	0	0	1	0	
4 Ketel Marte, S OBP: 0.344, SLG: 0.448	F7		L9		G1-3						4	0	0	0	0	1	3	
2 Jeff Mathis, R OBP: 0.276, SLG: 0.322			K							L5	1	0	0	0	0	1	0	
8 Chris Iannetta, R OBP: 0.316, SLG: 0.473					HBP						2	0	1	0	0	0	0	
65 Robert Gsellman, R ERA: 5.65																		

Batter	1	2	3	4	5	6	7	8	9	10	AB	R	H	RBI	BB	SO	LOB	BOTTOM
9 Brandon Nimmo, L OBP: 0.382, SLG: 0.340	FC1-5	F8			G4-3		SH1-3				4	0	1	0	0	1	3	<b>Arizona Diamondbacks @ New York Mets</b> Citi Field, Flushing, NY Mon Aug 21 2017, 7:13 PM - 10:58 PM EDT Att: 24,265 - Partly Cloudy - 83 F
13 Adrial Cabrera, S OBP: 0.328, SLG: 0.389	L7		F9		G3-1		30 BB			P5	4	0	0	0	1	0	1	
30 Michael Conforto, L OBP: 0.385, SLG: 0.559	FC1-5				K						4	1	2	1	1	1	1	
52 Yoenis Cespedes, R OBP: 0.332, SLG: 0.519	K									HR	5	0	3	1	0	1	1	
4 Wilmer Flores, R OBP: 0.316, SLG: 0.486	1 PB		G6-4-3		G3-1		P2			G4-3	5	0	1	0	0	0	5	
22 Dominic Smith, L OBP: 0.179, SLG: 0.316	1 PB				G6-3		K			F7	5	0	1	0	0	1	1	
1 Amed Rosario, R OBP: 0.264, SLG: 0.400	K				G5-3						4	0	1	0	0	2	2	
26 Keyin Plawecki, R OBP: 0.297, SLG: 0.333											2	0	0	0	0	0	0	
39 Jerry Blevins, L ERA: 4.67											0	0	0	0	0	0	0	
51 Paul Sewald, R ERA: 2.74											0	0	0	0	0	0	0	
12 Juan Lagares, R OBP: 0.268, SLG: 0.379											1	0	0	0	0	0	0	
44 AJ Ramos, R ERA: 3.78											0	0	0	0	0	0	0	
62 Erik Goedel, R ERA: 4.22											0	0	0	0	0	0	0	
65 Robert Gsellman, R ERA: 5.65																		WP: 0 PA: 42

PITCHER	IP	WLS	BF	H	R	ER	SO	BB	IBB	HBP	BLK	WP	HR	S	P	ERA	WHIP
65 Robert Gsellman, R ERA: 5.65	6.1	0	27	5	1	3	3	1	0	0	0	0	0	62	94	1.42	0.947
39 Jerry Blevins, L ERA: 2.75	0.2	0	3	0	0	0	2	1	0	0	0	0	0	8	15	0.00	1.500
51 Paul Sewald, R ERA: 3.98	1.0	0	2	0	0	0	0	0	0	0	0	0	0	7	10	0.00	0.000
44 AJ Ramos, R ERA: 3.78	1.0	0	3	0	0	0	2	0	0	0	0	0	0	10	17	0.00	0.000
62 Erik Goedel, R ERA: 4.22	1.0	0	5	1	2	2	0	1	0	0	0	0	1	9	21	18.00	2.000









Batter	1	2	3	4	5	6	7	8	9	AB R H RBI BB SO LOB	TOP
6 David Peralta, L (1.7)										4 1 3 0 1 1 0	<b>Arizona Diamondbacks @ New York Mets</b> Citi Field, Flushing, NY Wed Aug 23 2017, 7:12 PM - 10:26 PM EDT Att: 31,277 - Clear - 80 F
11 AJ Pollock, R (1.8)										2 0 0 0 2 0 2	
22 Jake Lamb, L (1.5)										4 0 1 0 1 0 5	
44 Paul Goldschmidt, R (1.3)										4 0 1 0 0 2 6	
28 J.D. Martinez, R (1.9)										4 0 1 1 0 0 7	
3 Daniel Descalso, L (1.4)										4 0 0 0 0 1 2	
8 Chris Iannetta, R (1.2)										4 1 1 1 0 1 0	
4 Ketel Marte, S (1.6)										3 0 0 0 1 0 0	
52 Zack Godley, R (5. PH)										2 0 0 0 0 2 1	
27 Brandon Drury, R (5. PH)										1 0 0 0 0 1 0	
33 Jake Barrett, R (5.1)										0 0 0 0 0 0 0	
29 Jorge De La Rosa, L (5.1)										0 0 0 0 0 0 0	
47 David Hernandez, R (5.1)										0 0 0 0 0 0 0	
14 Rey Fuentes, L (5. PH)										1 0 0 0 0 1 0	
<b>Inning Stats</b>	R: 1 H: 2 E: 0 LOB: 2 K: 1 BB: 1 S: 18 P: 30	R: 0 H: 0 E: 0 LOB: 0 K: 1 BB: 0 S: 8 P: 10	R: 0 H: 1 E: 0 LOB: 2 K: 0 BB: 1 S: 9 P: 14	R: 0 H: 0 E: 0 LOB: 1 K: 2 BB: 2 S: 11 P: 20	R: 0 H: 2 E: 0 LOB: 2 K: 0 BB: 1 S: 11 P: 16	R: 1 H: 1 E: 0 LOB: 2 K: 1 BB: 0 S: 8 P: 14	R: 0 H: 1 E: 0 LOB: 2 K: 1 BB: 0 S: 12 P: 17	R: 0 H: 0 E: 0 LOB: 0 K: 1 BB: 0 S: 8 P: 11	R: 0 H: 0 E: 0 LOB: 1 K: 2 BB: 1 S: 9 P: 16	1B: 5 SF: 0 2B: 2 SAC: 0 3B: 0 DP: 1 HR: 1 HBP: 1	WP: 0 PA: 39 PB: 0 SB: 1 CS: 0
<b>PITCHER</b>	IP WLS BF H R ER SO BB IBB HBP BLK WP HR S P ERA WHIP	<b>PITCHER</b>									
64 Chris Flexen, R (1.1)	6.0 W 27 6 2 2 5 4 0 0 0 0 1 65 104 3.00 1.667										
39 Jerry Blevins, L (7.1)	0.1 H 3 1 0 0 0 0 0 0 1 0 0 0 5 10 0.00 3.000										
51 Paul Sewald, R (7.1)	1.2 H 5 0 0 0 2 0 0 0 0 0 0 15 18 0.00 0.000										
44 AJ Ramos, R (9.1)	1.0 S 4 0 0 0 2 1 0 0 0 0 0 0 9 16 0.00 1.000										
Batter	1	2	3	4	5	6	7	8	9	AB R H RBI BB SO LOB	BOTTOM
9 Brandon Nimmo, L (1.7)										1 2 1 0 3 0 0	<b>Arizona Diamondbacks @ New York Mets</b> Citi Field, Flushing, NY Wed Aug 23 2017, 7:12 PM - 10:26 PM EDT Att: 31,277 - Clear - 80 F
13 Adrúbal Cabrera, S (1.4)										4 0 0 0 0 2 6	
30 Michael Conforto, L (1.9)										4 0 2 2 0 0 0	
4 Wilmer Flores, R (1.5)										4 0 0 0 0 0 2	
44 AJ Ramos, R (9.1)										0 0 0 0 0 0 0	
22 Dominic Smith, L (1.3)										3 2 1 1 1 2 1	
18 Travis d'Arnaud, R (1.2)										3 0 1 0 1 0 0	
1 Amed Rosario, R (1.6)										4 0 2 1 0 2 1	
12 Juan Lagares, R (1.8)										4 0 1 0 0 1 5	
64 Chris Flexen, R (1.1)										2 0 0 0 0 1 1	
52 Zack Godley, R (5. PH)										0 0 0 0 0 1 0	
33 Jake Barrett, R (5.1)										0 0 0 0 0 0 0	
29 Jorge De La Rosa, L (5.1)										0 0 0 0 0 0 0	
47 David Hernandez, R (5.1)										1 0 0 0 0 1 1	
<b>Inning Stats</b>	R: 1 H: 2 E: 0 LOB: 1 K: 2 BB: 0 S: 13 P: 21	R: 0 H: 0 E: 1 LOB: 0 K: 3 BB: 0 S: 12 P: 18	R: 0 H: 0 E: 0 LOB: 0 K: 0 BB: 1 S: 7 P: 13	R: 1 H: 1 E: 0 LOB: 1 K: 0 BB: 2 S: 7 P: 20	R: 1 H: 1 E: 0 LOB: 3 K: 1 BB: 2 S: 15 P: 28	R: 1 H: 3 E: 0 LOB: 3 K: 1 BB: 2 S: 11 P: 21	R: 0 H: 0 E: 0 LOB: 0 K: 1 BB: 0 S: 7 P: 10	R: 0 H: 1 E: 0 LOB: 1 K: 2 BB: 0 S: 9 P: 12	1B: 6 SF: 0 2B: 1 SAC: 0 3B: 0 DP: 3 HR: 1 HBP: 0	WP: 0 PA: 36 PB: 1 SB: 0 CS: 0	
<b>PITCHER</b>	IP WLS BF H R ER SO BB IBB HBP BLK WP HR S P ERA WHIP	<b>PITCHER</b>									
52 Zack Godley, R (1.1)	5.0 L 22 4 3 2 5 4 0 0 0 0 0 54 100 3.60 1.600										
33 Jake Barrett, R (5.1)	0.2 5 3 1 1 0 0 1 0 0 0 0 6 10 13.50 4.500										
29 Jorge De La Rosa, L (5.1)	1.1 5 0 0 0 2 1 0 0 0 0 0 0 12 21 0.00 0.750										
47 David Hernandez, R (5.1)	1.0 4 1 0 0 2 0 0 0 0 0 0 9 12 0.00 1.000										



Batter	1	2	3	4	5	6	7	8	9	AB	R	H	RBI	BB	SO	LOB	TOP							
5 Grégor Blanco, L (1.7) OBP: 0.317, SLG: 0.350										5	0	1	1	0	4	4	<b>Arizona Diamondbacks @ New York Mets</b> Citi Field, Flushing, NY Thu Aug 24 2017, 12:13 PM - 3:56 PM EDT Att: 25,284 - Sunny - 77 F							
4 Ketel Marte, S (1.6) OBP: 0.347, SLG: 0.432										2	0	1	1	2	0	0								
22 Jake Lamb, L (1.5) OBP: 0.369, SLG: 0.526										5	0	1	0	0	0	6								
44 Paul Goldschmidt, R (1.3) OBP: 0.425, SLG: 0.585										3	1	1	0	1	1	2								
28 J.D. Martinez, R (1.9) OBP: 0.360, SLG: 0.601										4	0	0	0	0	1	3								
27 Brandon Drury, R (1.4) OBP: 0.321, SLG: 0.442										4	0	1	1	0	1	1								
14 Rey Fuentes, L (1.8) OBP: 0.282, SLG: 0.352										4	1	2	0	0	2	1								
10 Chris Herrmann, L (1.2) OBP: 0.250, SLG: 0.319									4	1	1	0	0	2	2									
38 Robbie Ray, L (1.1) OBP: 0.278, SLG: 0.276										2	0	1	0	0	1	0								
9 Andriano Rosales, R (6.1) OBP: 0.278, SLG: 0.303										0	0	0	0	0	0	0								
47 David Hernandez, R (6.1) OBP: 0.278, SLG: 0.303										0	0	0	0	0	0	0								
40 Andrew Chafin, R (6.1) OBP: 0.278, SLG: 0.303										0	0	0	0	0	0	0								
25 Archie Bradley, R (7.1) OBP: 0.278, SLG: 0.303										0	0	0	0	0	0	0								
6 David Peraltá, L (6.1) OBP: 0.278, SLG: 0.303										1	0	1	0	0	0	0								
56 Fernando Rodney, R (6.1) OBP: 0.278, SLG: 0.303										0	0	0	0	0	0	0								
<b>Inning Stats</b>	R: 0 E: 0 K: 1 S: 11	H: 1 LOB: 0 BB: 0 P: 18	R: 0 E: 0 K: 2 S: 10	H: 0 LOB: 1 BB: 1 P: 18	R: 0 E: 0 K: 2 S: 11	H: 0 LOB: 0 BB: 0 P: 16	R: 0 E: 0 K: 0 S: 9	H: 0 LOB: 1 BB: 1 P: 17	R: 2 E: 0 K: 0 S: 15	H: 4 LOB: 2 BB: 0 P: 21	R: 1 E: 0 K: 2 S: 15	H: 3 LOB: 3 BB: 1 P: 22	R: 0 E: 0 K: 1 S: 11	H: 1 LOB: 0 BB: 0 P: 15	R: 0 E: 0 K: 2 S: 9	H: 0 LOB: 0 BB: 0 P: 13	R: 0 E: 0 K: 2 S: 15	H: 1 LOB: 2 BB: 1 P: 25	1B: 10 2B: 2 HR: 0	SF: 1 SAC: 0 DP: 2 HBP: 0	WP: 0 PB: 0 SB: 1 CS: 3	PA: 39		
<b>PITCHER</b>	IP WLS BF H R ER SO BB IBB HBP BLK WP HR S P ERA WHIP	IP WLS BF H R ER SO BB IBB HBP BLK WP HR S P ERA WHIP	IP WLS BF H R ER SO BB IBB HBP BLK WP HR S P ERA WHIP	IP WLS BF H R ER SO BB IBB HBP BLK WP HR S P ERA WHIP	IP WLS BF H R ER SO BB IBB HBP BLK WP HR S P ERA WHIP	IP WLS BF H R ER SO BB IBB HBP BLK WP HR S P ERA WHIP	IP WLS BF H R ER SO BB IBB HBP BLK WP HR S P ERA WHIP	IP WLS BF H R ER SO BB IBB HBP BLK WP HR S P ERA WHIP	IP WLS BF H R ER SO BB IBB HBP BLK WP HR S P ERA WHIP	IP WLS BF H R ER SO BB IBB HBP BLK WP HR S P ERA WHIP	IP WLS BF H R ER SO BB IBB HBP BLK WP HR S P ERA WHIP	IP WLS BF H R ER SO BB IBB HBP BLK WP HR S P ERA WHIP	IP WLS BF H R ER SO BB IBB HBP BLK WP HR S P ERA WHIP	IP WLS BF H R ER SO BB IBB HBP BLK WP HR S P ERA WHIP	IP WLS BF H R ER SO BB IBB HBP BLK WP HR S P ERA WHIP	IP WLS BF H R ER SO BB IBB HBP BLK WP HR S P ERA WHIP	IP WLS BF H R ER SO BB IBB HBP BLK WP HR S P ERA WHIP	IP WLS BF H R ER SO BB IBB HBP BLK WP HR S P ERA WHIP	IP WLS BF H R ER SO BB IBB HBP BLK WP HR S P ERA WHIP	IP WLS BF H R ER SO BB IBB HBP BLK WP HR S P ERA WHIP	IP WLS BF H R ER SO BB IBB HBP BLK WP HR S P ERA WHIP	IP WLS BF H R ER SO BB IBB HBP BLK WP HR S P ERA WHIP	IP WLS BF H R ER SO BB IBB HBP BLK WP HR S P ERA WHIP	IP WLS BF H R ER SO BB IBB HBP BLK WP HR S P ERA WHIP

AB	34
R	3
H	10
RBI	3
BB	4
SO	12
LOB	19



Batter	1	2	3	4	5	6	7	8	9	AB	R	H	RBI	BB	SO	LOB	BOTTOM						
12 Juan Lagares, R (1.8) OBP: 0.294, SLG: 0.357										2	0	0	0	2	1	2	<b>Arizona Diamondbacks @ New York Mets</b> Citi Field, Flushing, NY Thu Aug 24 2017, 12:13 PM - 3:56 PM EDT Att: 25,284 - Sunny - 77 F						
30 Michael Conforto, L (1.9) OBP: 0.384, SLG: 0.505										2	0	0	0	0	2	1							
9 Brandon Nimmo, L (6.1) OBP: 0.391, SLG: 0.340										3	0	0	1	0	1	5							
52 Yoanis Cespedes, R (1.7) OBP: 0.350, SLG: 0.540										3	1	2	1	2	1	0							
4 Wilmer Flores, R (1.5) OBP: 0.307, SLG: 0.471										4	0	0	0	0	2	6							
1 Amed Rosario, R (1.6) OBP: 0.274, SLG: 0.451										4	0	0	0	0	1	2							
22 Dominic Smith, L (1.3) OBP: 0.208, SLG: 0.391										4	0	0	0	0	0	2							
26 Kevin Plawecki, R (1.2) OBP: 0.293, SLG: 0.343										3	0	2	0	1	1	1							
2 Gavin Cecchini, R (1.4) OBP: 0.333, SLG: 0.400										3	1	1	0	1	1	1							
50 Rafael Montero, R (1.1) OBP: 0.118, SLG: 0.018										2	0	0	0	0	2	2							
49 Josh Smoker, L (6.1) OBP: 0.278, SLG: 0.303										0	0	0	0	0	0	0							
46 Chasen Bradford, R (7.1) OBP: 0.278, SLG: 0.303										0	0	0	0	0	0	0							
15 Matt Reynolds, R (7.1) OBP: 0.278, SLG: 0.303										0	0	0	0	0	0	0							
62 Erik Goeddel, R (6.1) OBP: 0.278, SLG: 0.303										0	0	0	0	0	0	0							
13 Asdrubal Cabrera, S (6.1) OBP: 0.278, SLG: 0.303										0	0	0	0	0	0	0							
<b>Inning Stats</b>	R: 0 E: 0 K: 3 S: 9	H: 0 LOB: 0 BB: 0 P: 12	R: 0 E: 0 K: 1 S: 14	H: 0 LOB: 1 BB: 0 P: 25	R: 0 E: 0 K: 2 S: 10	H: 0 LOB: 1 BB: 1 P: 17	R: 1 E: 0 K: 1 S: 10	H: 1 LOB: 0 BB: 0 P: 14	R: 0 E: 0 K: 1 S: 9	H: 1 LOB: 1 BB: 0 P: 14	R: 1 E: 0 K: 1 S: 16	H: 1 LOB: 3 BB: 3 P: 32	R: 0 E: 0 K: 1 S: 12	H: 1 LOB: 1 BB: 0 P: 19	R: 0 E: 0 K: 0 S: 9	H: 0 LOB: 2 BB: 2 P: 17	1B: 3 2B: 1 HR: 1	SF: 0 SAC: 1 DP: 0 HBP: 1	WP: 0 PB: 1 SB: 0 CS: 0	PA: 40			
<b>PITCHER</b>	IP WLS BF H R ER SO BB IBB HBP BLK WP HR S P ERA WHIP	IP WLS BF H R ER SO BB IBB HBP BLK WP HR S P ERA WHIP	IP WLS BF H R ER SO BB IBB HBP BLK WP HR S P ERA WHIP	IP WLS BF H R ER SO BB IBB HBP BLK WP HR S P ERA WHIP	IP WLS BF H R ER SO BB IBB HBP BLK WP HR S P ERA WHIP	IP WLS BF H R ER SO BB IBB HBP BLK WP HR S P ERA WHIP	IP WLS BF H R ER SO BB IBB HBP BLK WP HR S P ERA WHIP	IP WLS BF H R ER SO BB IBB HBP BLK WP HR S P ERA WHIP	IP WLS BF H R ER SO BB IBB HBP BLK WP HR S P ERA WHIP	IP WLS BF H R ER SO BB IBB HBP BLK WP HR S P ERA WHIP	IP WLS BF H R ER SO BB IBB HBP BLK WP HR S P ERA WHIP	IP WLS BF H R ER SO BB IBB HBP BLK WP HR S P ERA WHIP	IP WLS BF H R ER SO BB IBB HBP BLK WP HR S P ERA WHIP	IP WLS BF H R ER SO BB IBB HBP BLK WP HR S P ERA WHIP	IP WLS BF H R ER SO BB IBB HBP BLK WP HR S P ERA WHIP	IP WLS BF H R ER SO BB IBB HBP BLK WP HR S P ERA WHIP	IP WLS BF H R ER SO BB IBB HBP BLK WP HR S P ERA WHIP	IP WLS BF H R ER SO BB IBB HBP BLK WP HR S P ERA WHIP	IP WLS BF H R ER SO BB IBB HBP BLK WP HR S P ERA WHIP	IP WLS BF H R ER SO BB IBB HBP BLK WP HR S P ERA WHIP	IP WLS BF H R ER SO BB IBB HBP BLK WP HR S P ERA WHIP	IP WLS BF H R ER SO BB IBB HBP BLK WP HR S P ERA WHIP	IP WLS BF H R ER SO BB IBB HBP BLK WP HR S P ERA WHIP





Batter	1	2	3	4	5	6	7	8	9	AB	R	H	RBI	BB	SO	LOB	TOP			
9 Brandon Nimmo, L (1,9) OBP: 0.406, SLG: 0.339										3	2	1	0	2	0	1				
12 Juan Lagares, R (1,8) OBP: 0.298, SLG: 0.366										5	1	2	1	0	1	3				
52 Yoenis Cespedes, R (1,7) OBP: 0.352, SLG: 0.540										0	0	0	0	1	0	0				
15 Matt Reynolds, R (1,PR) OBP: 0.264, SLG: 0.273										3	1	1	1	1	1	1				
13 Adrúbal Cabrera, S (1,5) OBP: 0.326, SLG: 0.384										5	0	2	1	0	2	2				
22 Dominic Smith, L (1,3) OBP: 0.212, SLG: 0.388										3	0	1	1	0	0	0				
18 Travis d'Arnaud, R (1,2) OBP: 0.281, SLG: 0.359										4	0	1	0	0	1	4				
1 Amed Rosario, R (1,6) OBP: 0.273, SLG: 0.435										3	0	0	0	1	1	5				
2 Gavin Cecchini, R (1,4) OBP: 0.290, SLG: 0.345										4	0	0	0	0	1	1				
4B Jacob deGrom, L (1,1) OBP: 0.242, SLG: 0.295										3	0	1	0	0	2	0				
39 Jerry Blevins, L (8,1)										0	0	0	0	0	0	0				
4 Wilmer Flores, R (9,PH) OBP: 0.306, SLG: 0.469										1	0	0	0	0	0	0				
44 AJ Ramos, R (9,1)										0	0	0	0	0	0	0				
<b>Inning Stats</b>	R: 1 H: 2 E: 0 K: 3 S: 20	H: 2 R: 1 ER: 1 SO: 8 BB: 2 LOB: 3 P: 36	R: 0 H: 1 E: 0 K: 1 S: 16	H: 1 R: 0 ER: 0 SO: 0 BB: 0 LOB: 0 P: 20	R: 0 H: 0 E: 0 K: 1 S: 6	H: 0 R: 0 ER: 0 SO: 0 BB: 0 LOB: 0 P: 11	R: 0 H: 0 E: 0 K: 0 S: 6	H: 0 R: 0 ER: 0 SO: 0 BB: 1 LOB: 1 P: 11	R: 0 H: 1 E: 0 K: 1 S: 11	H: 1 R: 0 ER: 0 SO: 0 BB: 0 LOB: 0 P: 12	R: 0 H: 0 E: 0 K: 1 S: 9	H: 0 R: 0 ER: 0 SO: 0 BB: 0 LOB: 0 P: 11	R: 2 H: 3 E: 0 K: 0 S: 13	H: 3 R: 1 ER: 1 SO: 19 BB: 1 LOB: 2 P: 19	R: 1 H: 2 E: 0 K: 0 S: 12	H: 2 R: 0 ER: 0 SO: 20 BB: 1 LOB: 2 P: 20	1B: 7 2B: 2 3B: 0 HR: 0	SF: 1 SAC: 0 DP: 1 HBP: 0	WP: 0 PB: 0 SB: 3 CS: 0	PA: 40
<b>PITCHER</b>	IP WLS BF H R ER SO BB IBB HBP BLK WP HR S P ERA WHIP																			
22 A.J. Cole, R (1,1) ERA: 4.5	6.0 L 25 4 1 1 8 4 0 0 0 0 0 0 68 108 1.50 1.333																			
33 Matt Grace, L (7,1) ERA: 4.39	1.1 7 3 2 2 1 0 0 0 0 0 0 0 16 22 13.50 2.250																			
56 Joe Blanton, R (8,1) ERA: 6.56	1.2 8 2 1 1 0 1 0 0 0 0 0 0 18 28 5.40 1.800																			

**New York Mets @ Washington Nationals**  
 Nationals Park, Washington, DC  
 Fri Aug 25 2017, 7:08 PM - 10:14 PM EDT  
 Att: 34,036 - Partly Cloudy - 79 F

AB 34  
 R 4  
 H 9  
 RBI 4  
 BB 5  
 SO 9  
 LOB 17

Batter	1	2	3	4	5	6	7	8	9	AB	R	H	RBI	BB	SO	LOB	BOTTOM					
45 Andrew Stevenson, L (1,9) OBP: 0.217, SLG: 0.227										5	1	1	0	0	1	5						
5 Adrián Sánchez, R (1,5) OBP: 0.292, SLG: 0.362										4	0	1	1	0	1	0						
20 Daniel Murphy, L (1,4) OBP: 0.372, SLG: 0.544										4	0	0	0	0	2	1						
26 Adam Lind, L (1,3) OBP: 0.348, SLG: 0.490										4	1	2	1	0	1	0						
1 Wilmer Difo, S (1,6) OBP: 0.335, SLG: 0.382										4	0	2	0	0	1	1						
3 Michael Taylor, R (1,8) OBP: 0.301, SLG: 0.465										4	0	0	0	0	3	2						
17 Alejandro De Aza, L (1,7) ERA: 2.7										3	0	0	0	0	1	1						
56 Joe Blanton, R (8,1) OBP: 0.406, SLG: 0.547										0	0	0	0	0	0	0						
6 Anthony Rendon, R (9,PH) OBP: 0.406, SLG: 0.547										0	0	0	0	1	0	0						
59 Jose Lobaton, S (1,2) OBP: 0.227, SLG: 0.291										3	0	1	0	0	1	0						
32 Matt Wieters, S (9,PH) OBP: 0.293, SLG: 0.363										0	0	0	0	1	0	0						
22 A.J. Cole, R (1,1) ERA: 4.5										1	0	0	0	1	1	0						
33 Matt Grace, L (7,1) ERA: 4.39										0	0	0	0	0	0	0						
4 Howie Kendrick, R (8,7) OBP: 0.381, SLG: 0.507										2	0	0	0	0	0	3						
<b>Inning Stats</b>	R: 0 H: 0 E: 0 K: 1 S: 6	H: 0 R: 0 ER: 0 SO: 9 BB: 0 LOB: 0 P: 9	R: 0 H: 1 E: 0 K: 2 S: 11	H: 1 R: 0 ER: 0 SO: 16 BB: 0 LOB: 0 P: 16	R: 0 H: 0 E: 0 K: 2 S: 10	H: 0 R: 0 ER: 0 SO: 14 BB: 0 LOB: 0 P: 14	R: 0 H: 1 E: 0 K: 1 S: 8	H: 1 R: 0 ER: 0 SO: 9 BB: 0 LOB: 1 P: 9	R: 0 H: 1 E: 0 K: 1 S: 9	H: 1 R: 0 ER: 0 SO: 15 BB: 1 LOB: 2 P: 15	R: 0 H: 0 E: 0 K: 0 S: 10	H: 0 R: 0 ER: 0 SO: 14 BB: 0 LOB: 0 P: 14	R: 0 H: 0 E: 0 K: 3 S: 10	H: 0 R: 0 ER: 0 SO: 15 BB: 0 LOB: 0 P: 15	R: 1 H: 2 E: 0 K: 1 S: 17	H: 2 R: 1 ER: 1 SO: 19 BB: 0 LOB: 1 P: 19	R: 1 H: 2 E: 0 K: 1 S: 16	H: 2 R: 0 ER: 0 SO: 28 BB: 2 LOB: 2 P: 28	1B: 4 2B: 2 3B: 0 HR: 1	SF: 0 SAC: 0 DP: 0 HBP: 0	WP: 1 PB: 0 SB: 1 CS: 0	PA: 37
<b>PITCHER</b>	IP WLS BF H R ER SO BB IBB HBP BLK WP HR S P ERA WHIP																					
48 Jacob deGrom, R (1,1) ERA: 3.39	7.2 W 29 5 1 1 10 1 0 0 0 0 0 78 107 1.17 0.783																					
39 Jerry Blevins, L (8,1) ERA: 2.7	0.1 H 1 0 0 0 1 0 0 0 0 0 0 3 4 0.00 0.000																					
44 AJ Ramos, R (9,1) ERA: 3.81	1.0 S 7 2 1 1 1 2 0 0 0 0 0 1 16 28 9.00 4.000																					

**New York Mets @ Washington Nationals**  
 Nationals Park, Washington, DC  
 Fri Aug 25 2017, 7:08 PM - 10:14 PM EDT  
 Att: 34,036 - Partly Cloudy - 79 F

AB 34  
 R 2  
 H 7  
 RBI 2  
 BB 3  
 SO 12  
 LOB 13















Batter	1	2	3	4	5	6	7	8	9	AB	R	H	RBI	BB	SO	LOB	TOP					
7 José Reyes, S OBP: 0.299, SLG: 0.382										2	1	1	0	3	0	0	<b>New York Mets @ Cincinnati Reds</b> Great American Ball Park, Cincinnati, OH Tue Aug 29 2017, 7:12 PM - 10:41 PM EDT Att: 12,946 - Partly Cloudy - 73 F <a href="http://livebaseballscorecards.com">livebaseballscorecards.com</a>					
9 Brandon Nimmo, L OBP: 0.368, SLG: 0.351										5	0	1	0	0	3	4						
13 Asdrúbal Cabrera, S OBP: 0.333, SLG: 0.397										4	1	2	2	1	0	2						
4 Wilmer Flores, R OBP: 0.308, SLG: 0.483										5	0	1	0	0	0	7						
18 Travis d'Arnaud, R OBP: 0.278, SLG: 0.395										4	1	1	0	0	0	2						
22 Dominic Smith, L OBP: 0.206, SLG: 0.350										4	0	2	2	0	0	0						
1 Amed Rosario, R OBP: 0.273, SLG: 0.448										3	0	1	0	0	1	0						
27 Jeury Familia, R OBP: 0.327, SLG: 0.357										0	0	0	0	0	0	0						
46 Chasen Bradford, R OBP: 0.300, SLG: 0.362										0	0	0	0	0	0	0						
12 Juan Lagares, R OBP: 0.293, SLG: 0.320										4	0	0	0	0	2	2						
64 Chris Flexen, R OBP: 0.167, SLG: 0.250										2	0	1	0	0	1	0						
49 Josh Smoker, L OBP: 0.298, SLG: 0.329										0	0	0	0	0	0	0						
15 Matt Reynolds, R OBP: 0.293, SLG: 0.320										1	1	0	0	1	0	0						
<b>Inning Stats</b>	R: 1 H: 1 E: 0 K: 1 S: 10	H: 1 LOB: 1 BB: 1 P: 21	R: 0 H: 0 E: 0 K: 0 S: 9	H: 0 LOB: 0 BB: 0 P: 14	R: 0 H: 2 E: 0 K: 1 S: 12	H: 2 LOB: 2 BB: 0 P: 19	R: 0 H: 0 E: 0 K: 1 S: 8	H: 0 LOB: 0 BB: 0 P: 12	R: 0 H: 0 E: 0 K: 1 S: 8	H: 0 LOB: 0 BB: 0 P: 11	R: 2 H: 3 E: 0 K: 1 S: 12	H: 3 LOB: 2 BB: 1 P: 19	R: 0 H: 0 E: 0 K: 1 S: 14	H: 0 LOB: 2 BB: 0 P: 22	R: 1 H: 2 E: 0 K: 1 S: 19	H: 2 LOB: 2 BB: 2 P: 31	1B: 8 2B: 2 3B: 0 HR: 0	SF: 0 SAC: 0 DP: 1 HBP: 0	WP: 2 PB: 0 SB: 0 CS: 1	PA: 40		
<b>PITCHER</b>	IP WLS BF H R ER SO BB IBB HBP BLK WP HR S P ERA WHIP	IP WLS BF H R ER SO BB IBB HBP BLK WP HR S P ERA WHIP	IP WLS BF H R ER SO BB IBB HBP BLK WP HR S P ERA WHIP	IP WLS BF H R ER SO BB IBB HBP BLK WP HR S P ERA WHIP	IP WLS BF H R ER SO BB IBB HBP BLK WP HR S P ERA WHIP	IP WLS BF H R ER SO BB IBB HBP BLK WP HR S P ERA WHIP	IP WLS BF H R ER SO BB IBB HBP BLK WP HR S P ERA WHIP	IP WLS BF H R ER SO BB IBB HBP BLK WP HR S P ERA WHIP	IP WLS BF H R ER SO BB IBB HBP BLK WP HR S P ERA WHIP	IP WLS BF H R ER SO BB IBB HBP BLK WP HR S P ERA WHIP	IP WLS BF H R ER SO BB IBB HBP BLK WP HR S P ERA WHIP	IP WLS BF H R ER SO BB IBB HBP BLK WP HR S P ERA WHIP	IP WLS BF H R ER SO BB IBB HBP BLK WP HR S P ERA WHIP	IP WLS BF H R ER SO BB IBB HBP BLK WP HR S P ERA WHIP	IP WLS BF H R ER SO BB IBB HBP BLK WP HR S P ERA WHIP	IP WLS BF H R ER SO BB IBB HBP BLK WP HR S P ERA WHIP	IP WLS BF H R ER SO BB IBB HBP BLK WP HR S P ERA WHIP	IP WLS BF H R ER SO BB IBB HBP BLK WP HR S P ERA WHIP	IP WLS BF H R ER SO BB IBB HBP BLK WP HR S P ERA WHIP	IP WLS BF H R ER SO BB IBB HBP BLK WP HR S P ERA WHIP	IP WLS BF H R ER SO BB IBB HBP BLK WP HR S P ERA WHIP	
47 Sal Romano, R ERA: 4.91	6.0 W 26 6 3 3 5 2 0 0 0 1 0 59 96 4.50 1.333		31 Drew Storen, R ERA: 4.36	1.0 3 0 0 0 1 1 0 0 0 0 0 8 17 0.00 1.000		41 Kevin Shackelford, R ERA: 7.27	0.2 3 1 0 0 0 0 0 0 0 0 8 10 0.00 1.500		53 Wandy Peralta, L ERA: 3.39	0.1 2 1 0 0 1 0 0 0 0 1 0 6 12 0.00 3.000		67 Alejandro Chacin, R ERA: 7.71	1.0 6 2 1 1 1 2 0 0 0 0 0 0 19 31 9.00 4.000									

Batter	1	2	3	4	5	6	7	8	9	AB	R	H	RBI	BB	SO	LOB	BOTTOM				
6 Billy Hamilton, S OBP: 0.298, SLG: 0.329										6	1	3	1	0	1	0	<b>New York Mets @ Cincinnati Reds</b> Great American Ball Park, Cincinnati, OH Tue Aug 29 2017, 7:12 PM - 10:41 PM EDT Att: 12,946 - Partly Cloudy - 73 F <a href="http://livebaseballscorecards.com">livebaseballscorecards.com</a>				
2 Zack Cozart, R OBP: 0.401, SLG: 0.555										5	3	2	0	1	0	3					
19 Joey Votto, L OBP: 0.449, SLG: 0.586										3	2	1	1	3	0	3					
23 Adam Duvall, R OBP: 0.305, SLG: 0.516										5	1	1	3	0	2	6					
4 Scooter Gennett, L OBP: 0.343, SLG: 0.532										4	3	2	1	1	0	2					
7 Eugenio Suárez, R OBP: 0.385, SLG: 0.501										4	2	3	1	1	0	0					
43 Scott Schebler, L OBP: 0.318, SLG: 0.503										4	2	2	5	1	1	1					
16 Tucker Barnhart, L OBP: 0.345, SLG: 0.388										3	0	1	1	2	1	0					
47 Sal Romano, L ERA: 8.89	4.2 L 24 7 7 7 4 4 0 0 0 0 0 0 56 93 13.50 2.357		31 Drew Storen, S ERA: 6.0	0.2 6 1 0 0 2 2 1 0 0 0 0 0 17 28 0.00 4.500		41 Kevin Shackelford, R ERA: 5.25	1.2 6 0 0 0 3 1 0 0 0 0 0 0 16 27 0.00 0.600		53 Wandy Peralta, L ERA: 3.97	0.0 8 6 7 4 0 1 0 0 0 0 0 1 13 19 ∞ ∞		67 Phillip Ervin, R ERA: 12.0	1.0 4 1 0 0 0 0 0 0 0 0 0 0 8 12 0.00 1.000								
<b>Inning Stats</b>	R: 5 H: 3 E: 0 K: 2 S: 17	H: 3 LOB: 0 BB: 2 P: 36	R: 0 H: 1 E: 0 K: 1 S: 12	H: 1 LOB: 1 BB: 0 P: 15	R: 0 H: 1 E: 0 K: 0 S: 10	H: 1 LOB: 1 BB: 0 P: 15	R: 0 H: 0 E: 0 K: 1 S: 6	H: 0 LOB: 0 BB: 0 P: 7	R: 2 H: 3 E: 1 K: 1 S: 17	H: 3 LOB: 3 BB: 3 P: 28	R: 0 H: 0 E: 0 K: 2 S: 16	H: 0 LOB: 2 BB: 2 P: 29	R: 0 H: 0 E: 0 K: 2 S: 11	H: 0 LOB: 1 BB: 1 P: 18	R: 7 H: 7 E: 2 K: 2 S: 21	H: 7 LOB: 2 BB: 1 P: 31		1B: 9 2B: 4 3B: 0 HR: 2	SF: 0 SAC: 0 DP: 2 HBP: 0	WP: 0 PB: 0 SB: 0 CS: 0	PA: 48
<b>PITCHER</b>	IP WLS BF H R ER SO BB IBB HBP BLK WP HR S P ERA WHIP	IP WLS BF H R ER SO BB IBB HBP BLK WP HR S P ERA WHIP	IP WLS BF H R ER SO BB IBB HBP BLK WP HR S P ERA WHIP	IP WLS BF H R ER SO BB IBB HBP BLK WP HR S P ERA WHIP	IP WLS BF H R ER SO BB IBB HBP BLK WP HR S P ERA WHIP	IP WLS BF H R ER SO BB IBB HBP BLK WP HR S P ERA WHIP	IP WLS BF H R ER SO BB IBB HBP BLK WP HR S P ERA WHIP	IP WLS BF H R ER SO BB IBB HBP BLK WP HR S P ERA WHIP	IP WLS BF H R ER SO BB IBB HBP BLK WP HR S P ERA WHIP	IP WLS BF H R ER SO BB IBB HBP BLK WP HR S P ERA WHIP	IP WLS BF H R ER SO BB IBB HBP BLK WP HR S P ERA WHIP	IP WLS BF H R ER SO BB IBB HBP BLK WP HR S P ERA WHIP	IP WLS BF H R ER SO BB IBB HBP BLK WP HR S P ERA WHIP	IP WLS BF H R ER SO BB IBB HBP BLK WP HR S P ERA WHIP	IP WLS BF H R ER SO BB IBB HBP BLK WP HR S P ERA WHIP	IP WLS BF H R ER SO BB IBB HBP BLK WP HR S P ERA WHIP	IP WLS BF H R ER SO BB IBB HBP BLK WP HR S P ERA WHIP	IP WLS BF H R ER SO BB IBB HBP BLK WP HR S P ERA WHIP	IP WLS BF H R ER SO BB IBB HBP BLK WP HR S P ERA WHIP	IP WLS BF H R ER SO BB IBB HBP BLK WP HR S P ERA WHIP	IP WLS BF H R ER SO BB IBB HBP BLK WP HR S P ERA WHIP
64 Chris Flexen, R ERA: 6.89	4.2 L 24 7 7 7 4 4 0 0 0 0 0 0 56 93 13.50 2.357		49 Josh Smoker, L ERA: 5.0	0.2 6 1 0 0 2 2 1 0 0 0 0 0 17 28 0.00 4.500		27 Jeury Familia, R ERA: 5.25	1.2 6 0 0 0 3 1 0 0 0 0 0 0 16 27 0.00 0.600		46 Chasen Bradford, R ERA: 3.97	0.0 8 6 7 4 0 1 0 0 0 0 0 1 13 19 ∞ ∞		26 Kevin Plawecki, R ERA: 12.0	1.0 4 1 0 0 0 0 0 0 0 0 0 0 8 12 0.00 1.000								

**New York Mets @ Cincinnati Reds**  
 Great American Ball Park, Cincinnati, OH  
 Tue Aug 29 2017, 7:12 PM - 10:41 PM EDT  
 Att: 12,946 - Partly Cloudy - 73 F

**AB 35**  
**R 4**  
**H 10**  
**RBI 4**  
**BB 5**  
**SO 8**  
**LOB 19**

**New York Mets @ Cincinnati Reds**  
 Great American Ball Park, Cincinnati, OH  
 Tue Aug 29 2017, 7:12 PM - 10:41 PM EDT  
 Att: 12,946 - Partly Cloudy - 73 F

**AB 39**  
**R 14**  
**H 15**  
**RBI 13**  
**BB 9**  
**SO 9**  
**LOB 21**







Batter	1	2	3	4	5	6	7	8	9	AB	R	H	RBI	BB	SO	LOB	TOP				
7 José Reyes, S OBP: 0.300, SLG: 0.384										4	2	1	0	1	0	4					
1 Amed Rosario, R OBP: 0.282, SLG: 0.430										4	0	0	0	0	0	3					
13 Adrúbal Cabrera, S OBP: 0.332, SLG: 0.395										3	0	1	1	0	2	0					
9 Brandon Nimmo, L OBP: 0.368, SLG: 0.346										4	0	1	1	0	2	0					
18 Travis d'Arnaud, R OBP: 0.281, SLG: 0.394										3	0	1	0	1	0	2					
22 Dominic Smith, L OBP: 0.197, SLG: 0.313										3	0	0	0	1	1	3					
12 Juan Lagares, R OBP: 0.293, SLG: 0.353										4	0	1	0	0	2	2					
28 Travis Taijeron, R OBP: 0.154, SLG: 0.167										3	0	1	0	1	2	2					
48 Jacob deGrom, L OBP: 0.234, SLG: 0.396										2	0	0	0	0	0	3					
2 Gavin Coetzee, R OBP: 0.277, SLG: 0.343										1	0	1	0	0	0	0					
27 Jeudy Familia, R OBP: 0.162, SLG: 0.455										0	0	0	0	0	0	0					
39 Jerry Blewins, L ERA: 2.85										0	0	0	0	0	0	0					
62 Erik Goeddel, R ERA: 4.26										1	0	0	0	0	0	2					
4 Wilmer Flores, R OBP: 0.306, SLG: 0.482										1	0	0	0	0	0	2					
<b>Inning Stats</b>	R: 1 E: 0 K: 1 S: 9	H: 1 LOB: 0 BB: 0 P: 12	R: 0 E: 0 K: 2 S: 12	H: 1 LOB: 2 BB: 1 P: 21	R: 1 E: 0 K: 1 S: 10	H: 2 LOB: 2 BB: 1 P: 18	R: 0 E: 0 K: 1 S: 9	H: 1 LOB: 1 BB: 0 P: 14	R: 0 E: 0 K: 0 S: 7	H: 0 LOB: 0 BB: 0 P: 14	R: 0 E: 0 K: 1 S: 8	H: 1 LOB: 1 BB: 0 P: 11	R: 0 E: 0 K: 1 S: 8	H: 0 LOB: 0 BB: 0 P: 14	R: 0 E: 0 K: 0 S: 12	H: 1 LOB: 2 BB: 1 P: 19	1B: 5 2B: 2 3B: 0 HR: 0	SF: 1 SAC: 0 DP: 1 HBP: 0	WP: 0 PB: 0 SB: 0 CS: 0	PA: 37	
<b>PITCHER</b>	IP WLS BF H R ER SO BB IBB HBP BLK WP HR S P ERA WHIP	IP WLS BF H R ER SO BB IBB HBP BLK WP HR S P ERA WHIP	IP WLS BF H R ER SO BB IBB HBP BLK WP HR S P ERA WHIP	IP WLS BF H R ER SO BB IBB HBP BLK WP HR S P ERA WHIP	IP WLS BF H R ER SO BB IBB HBP BLK WP HR S P ERA WHIP	IP WLS BF H R ER SO BB IBB HBP BLK WP HR S P ERA WHIP	IP WLS BF H R ER SO BB IBB HBP BLK WP HR S P ERA WHIP	IP WLS BF H R ER SO BB IBB HBP BLK WP HR S P ERA WHIP	IP WLS BF H R ER SO BB IBB HBP BLK WP HR S P ERA WHIP	IP WLS BF H R ER SO BB IBB HBP BLK WP HR S P ERA WHIP	IP WLS BF H R ER SO BB IBB HBP BLK WP HR S P ERA WHIP	IP WLS BF H R ER SO BB IBB HBP BLK WP HR S P ERA WHIP	IP WLS BF H R ER SO BB IBB HBP BLK WP HR S P ERA WHIP	IP WLS BF H R ER SO BB IBB HBP BLK WP HR S P ERA WHIP	IP WLS BF H R ER SO BB IBB HBP BLK WP HR S P ERA WHIP	IP WLS BF H R ER SO BB IBB HBP BLK WP HR S P ERA WHIP	IP WLS BF H R ER SO BB IBB HBP BLK WP HR S P ERA WHIP	IP WLS BF H R ER SO BB IBB HBP BLK WP HR S P ERA WHIP	IP WLS BF H R ER SO BB IBB HBP BLK WP HR S P ERA WHIP	IP WLS BF H R ER SO BB IBB HBP BLK WP HR S P ERA WHIP	IP WLS BF H R ER SO BB IBB HBP BLK WP HR S P ERA WHIP

**New York Mets @ Cincinnati Reds**  
Great American Ball Park, Cincinnati, OH  
Thu Aug 31 2017, 12:36 PM - 3:18 PM EDT  
Att: 13,634 - Partly Cloudy - 77 F

AB 32  
R 2  
H 7  
RBI 2  
BB 4  
SO 9  
LOB 21

Batter	1	2	3	4	5	6	7	8	9	AB	R	H	RBI	BB	SO	LOB	BOTTOM				
6 Billy Hamilton, S OBP: 0.297, SLG: 0.327										5	1	1	0	0	0	2					
9 José Peraza, R OBP: 0.298, SLG: 0.325										5	1	1	0	0	2	2					
19 Joey Votto, L OBP: 0.448, SLG: 0.591										4	1	1	1	0	0	1					
7 Eugenio Suárez, R OBP: 0.386, SLG: 0.499										4	1	2	0	0	0	1					
4 Scooter Gennett, L OBP: 0.341, SLG: 0.537										4	1	2	3	0	0	2					
43 Scott Schebler, L OBP: 0.317, SLG: 0.497										3	1	1	0	1	0	2					
3 Patrick Kivlehan, R OBP: 0.299, SLG: 0.404										3	0	0	0	1	1	3					
32 Stuart Turner, R OBP: 0.222, SLG: 0.328										3	1	1	2	1	1	1					
55 Robert Stephenson, R OBP: 0.067, SLG: 0.067										1	0	0	0	0	0	1					
2 Zack Cozart, R OBP: 0.401, SLG: 0.554										1	0	0	0	0	1	0					
21 Michael Lorenzen, R OBP: 0.162, SLG: 0.455										0	0	0	0	0	0	0					
23 Adam Duvall, R OBP: 0.305, SLG: 0.513										0	0	0	0	0	0	0					
26 Raisel Iglesias, R OBP: 1.000, SLG: 2.000										0	0	0	0	0	0	0					
<b>Inning Stats</b>	R: 0 E: 0 K: 1 S: 8	H: 0 LOB: 0 BB: 0 P: 9	R: 2 E: 0 K: 1 S: 9	H: 2 LOB: 1 BB: 1 P: 16	R: 1 E: 1 K: 1 S: 15	H: 2 LOB: 2 BB: 0 P: 20	R: 0 E: 0 K: 1 S: 11	H: 0 LOB: 1 BB: 1 P: 21	R: 1 E: 0 K: 0 S: 11	H: 2 LOB: 0 BB: 1 P: 16	R: 0 E: 0 K: 1 S: 5	H: 0 LOB: 0 BB: 0 P: 9	R: 1 E: 0 K: 0 S: 7	H: 1 LOB: 0 BB: 0 P: 11	R: 2 E: 0 K: 0 S: 13	H: 2 LOB: 1 BB: 1 P: 23	1B: 5 2B: 1 3B: 0 HR: 3	SF: 0 SAC: 1 DP: 0 HBP: 0	WP: 1 PB: 0 SB: 2 CS: 0	PA: 38	
<b>PITCHER</b>	IP WLS BF H R ER SO BB IBB HBP BLK WP HR S P ERA WHIP	IP WLS BF H R ER SO BB IBB HBP BLK WP HR S P ERA WHIP	IP WLS BF H R ER SO BB IBB HBP BLK WP HR S P ERA WHIP	IP WLS BF H R ER SO BB IBB HBP BLK WP HR S P ERA WHIP	IP WLS BF H R ER SO BB IBB HBP BLK WP HR S P ERA WHIP	IP WLS BF H R ER SO BB IBB HBP BLK WP HR S P ERA WHIP	IP WLS BF H R ER SO BB IBB HBP BLK WP HR S P ERA WHIP	IP WLS BF H R ER SO BB IBB HBP BLK WP HR S P ERA WHIP	IP WLS BF H R ER SO BB IBB HBP BLK WP HR S P ERA WHIP	IP WLS BF H R ER SO BB IBB HBP BLK WP HR S P ERA WHIP	IP WLS BF H R ER SO BB IBB HBP BLK WP HR S P ERA WHIP	IP WLS BF H R ER SO BB IBB HBP BLK WP HR S P ERA WHIP	IP WLS BF H R ER SO BB IBB HBP BLK WP HR S P ERA WHIP	IP WLS BF H R ER SO BB IBB HBP BLK WP HR S P ERA WHIP	IP WLS BF H R ER SO BB IBB HBP BLK WP HR S P ERA WHIP	IP WLS BF H R ER SO BB IBB HBP BLK WP HR S P ERA WHIP	IP WLS BF H R ER SO BB IBB HBP BLK WP HR S P ERA WHIP	IP WLS BF H R ER SO BB IBB HBP BLK WP HR S P ERA WHIP	IP WLS BF H R ER SO BB IBB HBP BLK WP HR S P ERA WHIP	IP WLS BF H R ER SO BB IBB HBP BLK WP HR S P ERA WHIP	IP WLS BF H R ER SO BB IBB HBP BLK WP HR S P ERA WHIP

**New York Mets @ Cincinnati Reds**  
Great American Ball Park, Cincinnati, OH  
Thu Aug 31 2017, 12:36 PM - 3:18 PM EDT  
Att: 13,634 - Partly Cloudy - 77 F

AB 33  
R 7  
H 9  
RBI 6  
BB 4  
SO 5  
LOB 15



Batter	1	2	3	4	5	6	7	8	9	AB	R	H	RBI	BB	SO	LOB	TOP					
<b>7 José Reyes, S</b> OBP: 0.301, SLG: 0.383										4	1	1	0	1	2	3						
<b>9 Brandon Nimmo, L</b> OBP: 0.360, SLG: 0.329										4	1	0	0	1	2	4						
<b>13 Adrúbal Cabrera, S</b> OBP: 0.333, SLG: 0.453										5	2	2	2	0	2	4						
<b>4 Wilmer Flores, R</b> OBP: 0.305, SLG: 0.487										5	1	1	4	0	1	0						
<b>18 Travis d'Arnaud, R</b> OBP: 0.280, SLG: 0.394										5	0	1	0	0	2	0						
<b>1 Amed Rosario, R</b> OBP: 0.271, SLG: 0.442										4	1	2	0	0	1	1						
<b>22 Dominic Smith, L</b> OBP: 0.213, SLG: 0.366										4	1	2	2	0	1	2						
<b>28 Travis Tajerón, R</b> OBP: 0.176, SLG: 0.133										3	1	0	0	1	3	1						
<b>12 Juan Lagares, R</b> OBP: 0.298, SLG: 0.363										4	0	2	0	0	1	2						
<b>Inning Stats</b>	R: 0 E: 0 K: 2 S: 9	H: 0 LOB: 0 BB: 1 P: 15	R: 0 E: 0 K: 2 S: 16	H: 1 LOB: 1 BB: 0 P: 24	R: 0 E: 0 K: 3 S: 18	H: 2 LOB: 2 BB: 0 P: 25	R: 2 E: 0 K: 1 S: 13	H: 2 LOB: 0 BB: 0 P: 23	R: 0 E: 0 K: 1 S: 11	H: 1 LOB: 1 BB: 0 P: 16	R: 0 E: 0 K: 1 S: 11	H: 1 LOB: 1 BB: 0 P: 14	R: 5 E: 1 K: 1 S: 18	H: 2 LOB: 0 BB: 2 P: 34	R: 0 E: 0 K: 3 S: 11	H: 1 LOB: 1 BB: 0 P: 14	R: 1 E: 0 K: 1 S: 10	H: 1 LOB: 0 BB: 0 P: 13	1B: 5 2B: 3 3B: 0 HR: 3	SF: 0 SAC: 0 DP: 0 HBP: 0	WP: 2 PB: 0 SB: 0 CS: 0	PA: 41
<b>PITCHER</b>	IP WLS BF H R ER SO BB IBB HBP BLK WP HR S P ERA WHIP																ERA WHIP					
<b>50 Charlie Morton, R</b> ERA: 3.87	5.0 W 21 6 2 2 9 1 0 0 0 1 1 67 103 3.60 1.400																					
<b>Francis Martes, R</b> ERA: 4.95	6.1 1.1 8 1 3 3 1 2 0 0 0 0 1 0 17 31 20.25 2.250																					
<b>36 Will Harris, R</b> ERA: 3.22	7.1 0.2 4 2 2 1 1 0 0 0 0 0 1 12 17 13.50 3.000																					
<b>44 Luke Gregerson, R</b> ERA: 3.93	8.1 1.0 4 1 0 0 3 0 0 0 0 0 0 11 14 0.00 1.000																					
<b>Tyler Clippard, R</b> ERA: 4.73	9.1 1.0 4 1 1 1 1 0 0 0 0 0 0 1 10 13 9.00 1.000																					
<b>Batter</b>	<b>1</b>	<b>2</b>	<b>3</b>	<b>4</b>	<b>5</b>	<b>6</b>	<b>7</b>	<b>8</b>	<b>9</b>	<b>AB</b>	<b>R</b>	<b>H</b>	<b>RBI</b>	<b>BB</b>	<b>SO</b>	<b>LOB</b>	<b>BOTTOM</b>					
<b>4 George Springer, R</b> OBP: 0.370, SLG: 0.546										4	2	2	2	0	0	2						
<b>2 Alex Bregman, R</b> OBP: 0.380, SLG: 0.481										4	2	1	0	1	0	3						
<b>27 Jose Altuve, R</b> OBP: 0.416, SLG: 0.569										4	3	3	1	0	0	0						
<b>13 Tyler White, R</b> OBP: 0.333, SLG: 0.633										1	0	0	0	0	0	1						
<b>22 Josh Reddick, L</b> OBP: 0.350, SLG: 0.471										5	0	3	2	0	1	4						
<b>9 Marwin González, S</b> OBP: 0.364, SLG: 0.524										5	1	2	2	0	2	4						
<b>3 Cameron Maybin, R</b> OBP: 0.332, SLG: 0.349										5	0	1	1	0	2	4						
<b>J.D. Davis, R</b> OBP: 0.321, SLG: 0.521										5	2	2	1	0	1	2						
<b>30 Juan Centeno, L</b> OBP: 0.311, SLG: 0.390										4	0	1	0	1	0	1						
<b>Tony Kemp, L</b> OBP: 0.250, SLG: 0.250										5	2	2	1	0	0	2						
<b>Inning Stats</b>	R: 4 E: 0 K: 1 S: 21	H: 4 LOB: 1 BB: 0 P: 37	R: 3 E: 0 K: 2 S: 22	H: 4 LOB: 1 BB: 0 P: 33	R: 0 E: 0 K: 0 S: 8	H: 0 LOB: 0 BB: 0 P: 13	R: 2 E: 0 K: 0 S: 12	H: 2 LOB: 1 BB: 1 P: 20	R: 1 E: 0 K: 0 S: 7	H: 2 LOB: 1 BB: 0 P: 11	R: 0 E: 0 K: 1 S: 11	H: 1 LOB: 1 BB: 0 P: 18	R: 2 E: 1 K: 1 S: 16	H: 3 LOB: 2 BB: 0 P: 20	R: 0 E: 0 K: 1 S: 12	H: 1 LOB: 2 BB: 1 P: 22	1B: 10 2B: 5 3B: 0 HR: 2	SF: 0 SAC: 0 DP: 0 HBP: 1	WP: 2 PB: 0 SB: 1 CS: 0	PA: 45		
<b>PITCHER</b>	IP WLS BF H R ER SO BB IBB HBP BLK WP HR S P ERA WHIP																ERA WHIP					
<b>33 Matt Harvey, R</b> ERA: 5.97	2.0 L 15 8 7 7 3 0 0 0 0 0 1 24 40 31.50 4.000																					
<b>29 Tommy Milone, L</b> ERA: 7.66	3.1 2.2 12 3 3 3 0 1 0 0 0 0 1 24 40 10.12 1.500																					
<b>35 Jacob Rhame, R</b> ERA: 13.5	5.1 1.1 6 2 0 0 1 0 0 0 0 0 0 14 22 0.00 1.500																					
<b>43 Jamie Callahan, R</b> ERA: 13.5	7.1 0.2 6 3 2 1 0 0 0 0 0 0 0 13 16 13.50 4.500																					
<b>49 Josh Smoker, L</b> ERA: 5.96	7.1 0.1 1 0 0 0 1 0 0 0 0 0 0 3 4 0.00 0.000																					

New York Mets @ Houston Astros  
Minute Maid Park, Houston, TX  
Sat Sep 02 2017, 1:13 PM - 4:38 PM CDT  
Att: 30,319 - Roof Closed - 73 F

AB	38
R	8
H	11
RBI	8
BB	3
SO	15
LOB	17



New York Mets @ Houston Astros  
Minute Maid Park, Houston, TX  
Sat Sep 02 2017, 1:13 PM - 4:38 PM CDT  
Att: 30,319 - Roof Closed - 73 F

AB	42
R	12
H	17
RBI	10
BB	2
SO	6
LOB	23





Batter	1	2	3	4	5	6	7	8	9	AB	R	H	RBI	BB	SO	LOB	TOP										
11 Norichika Aoki, L OBP: 0.317, SLG: 0.397	G6-3		G1-3		G1-6-3		1B		L7	5	0	1	0	0	0	2											
12 Juan Lagares, R OBP: 0.297, SLG: 0.372	F8		K			2B	K			4	1	1	0	0	2	1											
13 Adrúbal Cabrera, S OBP: 0.394, SLG: 0.491	K				BB	BB	K			2	0	0	0	2	2	1											
4 Wilmer Flores, R OBP: 0.307, SLG: 0.488 1 Amed Rosario, R OBP: 0.273, SLG: 0.439	1B	G6-3	G6-4-3		K				1B	1	0	1	0	0	0	0											
22 Dominic Smith, L OBP: 0.215, SLG: 0.373	G6-3	G6-3							F9	4	0	1	1	0	0	2											
26 Kevin Plawecki, R OBP: 0.298, SLG: 0.340	G1-3				G5-3	L5			F8	4	0	0	0	0	0	4											
9 Brandon Nimmo, L OBP: 0.375, SLG: 0.326	BB				HBP				G4-3	1	0	0	0	2	0	1											
2 Gavin Cecchini, R OBP: 0.268, SLG: 0.308	K				P3	P2			K	4	0	0	0	0	2	6											
15 Matt Reynolds, R OBP: 0.292, SLG: 0.309	G4-3								F9	4	0	1	0	0	0	0											
<b>Inning Stats</b>	R: 0 E: 0 K: 1 S: 8	H: 0 LOB: 0 BB: 0 P: 11	R: 0 E: 0 K: 1 S: 14	H: 1 LOB: 2 BB: 1 P: 23	R: 0 E: 0 K: 1 S: 10	H: 0 LOB: 0 BB: 0 P: 14	R: 0 E: 0 K: 0 S: 11	H: 0 LOB: 0 BB: 1 P: 18	R: 0 E: 0 K: 0 S: 16	H: 1 LOB: 2 BB: 0 P: 24	R: 1 E: 0 K: 1 S: 12	H: 2 LOB: 3 BB: 2 P: 27	R: 0 E: 0 K: 2 S: 12	H: 1 LOB: 1 BB: 0 P: 18	R: 0 E: 0 K: 0 S: 9	H: 1 LOB: 1 BB: 0 P: 14	R: 0 E: 0 K: 1 S: 11	H: 0 LOB: 0 BB: 0 P: 15	1B: 4 2B: 1 3B: 1 HR: 0	SF: 0 SAC: 0 DP: 1 HBP: 1	WP: 1 PB: 0 SB: 0 CS: 0	PA: 37					
<b>PITCHER</b>	IP	WLS	BF	H	R	ER	SO	BB	IBB	HBP	BLK	WP	HR	S	P	ERA	WHIP										
41 Brad Peacock, R ERA: 3.05	5.1		22	3	1	1	4	3	0	1	0	1	0	64	100	1.69	1.125										
46 Francisco Liriano, L ERA: 5.89	0.1	W	9	2	0	0	2	0	0	0	0	0	0	5	12	0.00	6.000										
59 Joe Musgrove, R ERA: 5.01	2.1		9	2	0	0	2	0	0	0	0	0	0	23	37	0.00	0.857										
53 Ken Giles, R ERA: 2.39	1.0	S	3	0	0	0	1	0	0	0	0	0	0	11	15	0.00	0.000										

New York Mets @ Houston Astros  
Minute Maid Park, Houston, TX  
Sat Sep 02 2017, 7:11 PM - 10:25 PM CDT  
Att: 34,904 - Roof Closed - 73 F

AB 32  
R 1  
H 6  
RBI 1  
BB 4  
SO 7  
LOB 20



Batter	1	2	3	4	5	6	7	8	9	AB	R	H	RBI	BB	SO	LOB	BOTTOM										
4 George Springer, R OBP: 0.373, SLG: 0.548	1B		K		1B		1B			4	0	3	0	0	1	0											
2 Alex Bregman, R OBP: 0.320, SLG: 0.479	K		F7			BB	F8			4	1	1	0	0	1	2											
27 Jose Altuve, R OBP: 0.417, SLG: 0.568	1B		K			BB	K			3	1	1	0	1	2	1											
22 Josh Reddick, L OBP: 0.351, SLG: 0.474	G4-6-3				BB	BB			K	4	1	2	1	0	1	2											
9 Marwin Gonzalez, S OBP: 0.365, SLG: 0.523	1B	B1				BB	P6			4	1	2	1	0	0	1											
16 Brian McCann, L OBP: 0.320, SLG: 0.411	P6	F7				G5-3			HBP	3	0	0	1	0	0	3											
J.D. Davis, R OBP: 0.298, SLG: 0.490	L9				G4-3	SF8			FC6-4	3	0	0	1	0	0	3											
13 Tyler White, R OBP: 0.333, SLG: 0.594						L8				2	0	0	0	1	1	0											
21 Derek Fisher, L OBP: 0.322, SLG: 0.371 3 Cameron Maybin, R OBP: 0.332, SLG: 0.349	K				K		G3			3	0	0	0	0	2	2											
<b>Inning Stats</b>	R: 0 E: 0 K: 1 S: 6	H: 2 LOB: 1 BB: 0 P: 9	R: 0 E: 0 K: 1 S: 10	H: 1 LOB: 2 BB: 1 P: 19	R: 0 E: 0 K: 2 S: 8	H: 0 LOB: 0 BB: 0 P: 9	R: 0 E: 0 K: 0 S: 8	H: 1 LOB: 1 BB: 0 P: 11	R: 0 E: 0 K: 2 S: 9	H: 1 LOB: 1 BB: 0 P: 11	R: 4 E: 0 K: 0 S: 20	H: 3 LOB: 0 BB: 1 P: 33	R: 0 E: 0 K: 1 S: 10	H: 1 LOB: 1 BB: 0 P: 16	R: 0 E: 0 K: 1 S: 15	H: 0 LOB: 1 BB: 0 P: 22	R: 0 E: 0 K: 1 S: 15	H: 0 LOB: 1 BB: 0 P: 22	1B: 8 2B: 1 3B: 0 HR: 0	SF: 1 SAC: 0 DP: 1 HBP: 1	WP: 0 PB: 0 SB: 2 CS: 0	PA: 34					
<b>PITCHER</b>	IP	WLS	BF	H	R	ER	SO	BB	IBB	HBP	BLK	WP	HR	S	P	ERA	WHIP										
67 Seth Lugo, R ERA: 5.0	5.0	L	23	8	4	4	6	2	0	0	0	0	0	48	75	7.20	2.000										
47 Hansel Robles, R ERA: 4.08	2.0		7	1	0	0	1	0	0	0	0	0	0	23	33	0.00	0.500										
39 Jerry Blevins, L ERA: 2.81	0.2		3	0	0	0	1	0	0	1	0	0	0	12	19	0.00	0.000										
46 Chasen Bradford, R ERA: 3.91	0.1		1	0	0	0	0	0	0	0	0	0	0	3	3	0.00	0.000										

New York Mets @ Houston Astros  
Minute Maid Park, Houston, TX  
Sat Sep 02 2017, 7:11 PM - 10:25 PM CDT  
Att: 34,904 - Roof Closed - 73 F

AB 30  
R 4  
H 9  
RBI 4  
BB 2  
SO 8  
LOB 14





Batter	1	2	3	4	5	6	7	8	9	AB	R	H	RBI	BB	SO	LOB	TOP			
7 José Reyes, S OBP: 0.304, SLG: 0.384										4	2	2	0	1	0	3	<b>New York Mets @ Houston Astros</b> Minute Maid Park, Houston, TX Sun Sep 03 2017, 1:13 PM - 4:26 PM CDT Att: 32,065 - Roof Closed - 73 F			
11 Norichika Aoki, L OBP: 0.326, SLG: 0.407										4	2	3	2	1	0	1				
13 Asdrúbal Cabrera, S OBP: 0.331, SLG: 0.397										4	0	0	0	0	2	6				
18 Travis d'Arnaud, R OBP: 0.278, SLG: 0.389										4	0	0	1	0	0	3				
22 Dominic Smith, L OBP: 0.226, SLG: 0.388										5	0	2	1	0	2	2				
1 Amed Rosario, R OBP: 0.272, SLG: 0.427										3	0	0	0	0	0	2				
15 Matt Reynolds, R OBP: 0.300, SLG: 0.309										0	0	0	0	1	0	0				
9 Brandon Nimmo, L OBP: 0.394, SLG: 0.330										2	1	1	1	3	1	1				
26 Kevin Plawecki, R OBP: 0.290, SLG: 0.327										5	1	1	0	0	1	7				
12 Juan Lagares, R OBP: 0.302, SLG: 0.371										3	0	1	1	1	0	0				
<b>Inning Stats</b>	R: 2 E: 0 K: 0 S: 16	H: 1 LOB: 1 BB: 2 P: 30	R: 2 E: 0 K: 0 S: 13	H: 3 LOB: 1 BB: 1 P: 24	R: 0 E: 0 K: 1 S: 8	H: 0 LOB: 0 BB: 0 P: 11	R: 0 E: 0 K: 0 S: 9	H: 1 LOB: 0 BB: 0 P: 12	R: 2 E: 0 K: 1 S: 16	H: 2 LOB: 3 BB: 1 P: 25	R: 0 E: 0 K: 1 S: 9	H: 1 LOB: 2 BB: 1 P: 16	R: 0 E: 0 K: 0 S: 8	H: 1 LOB: 2 BB: 1 P: 11	R: 0 E: 0 K: 2 S: 14	H: 0 LOB: 1 BB: 1 P: 23	1B: 8 2B: 2 3B: 0 HR: 0	SF: 0 SAC: 1 DP: 1 HBP: 2	WP: 1 PB: 0 SB: 3 CS: 0	PA: 44
<b>PITCHER</b>	IP WLS BF H R ER SO BB IBB HBP BLK WP HR S P ERA WHIP																			
54 Mike Fiers, R ERA: 4.78	4.1	22	7	6	6	1	3	0	1	0	0	1	0	0	9	15	0.00	1.500		
Tyler Clippard, R ERA: 4.57	0.2	4	0	0	0	1	1	0	1	0	0	0	0	9	16	0.00	1.000			
36 Will Harris, R ERA: 3.13	1.0	W	4	1	0	0	1	0	0	0	0	0	0	9	16	0.00	1.000			
44 Luke Gregerson, R ERA: 3.86	1.0	H	5	1	0	0	0	1	0	0	0	0	0	8	11	0.00	1.000			
47 Chris Devenski, R ERA: 2.5	2.0	S	9	1	0	0	3	2	0	0	0	0	0	25	41	0.00	1.500			
<b>Batter</b>	<b>1</b>	<b>2</b>	<b>3</b>	<b>4</b>	<b>5</b>	<b>6</b>	<b>7</b>	<b>8</b>	<b>9</b>	<b>AB</b>	<b>R</b>	<b>H</b>	<b>RBI</b>	<b>BB</b>	<b>SO</b>	<b>LOB</b>	<b>BOTTOM</b>			
4 George Springer, R OBP: 0.374, SLG: 0.552										4	1	1	1	1	0	1	<b>New York Mets @ Houston Astros</b> Minute Maid Park, Houston, TX Sun Sep 03 2017, 1:13 PM - 4:26 PM CDT Att: 32,065 - Roof Closed - 73 F			
2 Alex Bregman, R OBP: 0.380, SLG: 0.479										5	2	2	0	0	2					
27 Jose Altuve, R OBP: 0.417, SLG: 0.565										2	2	0	0	1	1					
1 Carlos Correa, R OBP: 0.401, SLG: 0.564										3	1	1	1	1	0	1				
22 Josh Reddick, L OBP: 0.352, SLG: 0.475										3	1	2	3	0	0	0				
3 Cameron Maybin, R OBP: 0.331, SLG: 0.357										4	1	1	3	0	0	2				
13 Tyler White, R OBP: 0.375, SLG: 0.667										4	0	3	0	0	0	0				
30 Juan Centeno, L OBP: 0.292, SLG: 0.364										3	0	0	0	0	0	2				
Tony Kemp, L OBP: 0.250, SLG: 0.333										4	0	1	0	0	0	2				
<b>Inning Stats</b>	R: 1 E: 0 K: 1 S: 12	H: 2 LOB: 2 BB: 1 P: 22	R: 0 E: 0 K: 0 S: 8	H: 1 LOB: 1 BB: 0 P: 14	R: 5 E: 0 K: 0 S: 16	H: 5 LOB: 1 BB: 1 P: 29	R: 1 E: 0 K: 0 S: 10	H: 1 LOB: 0 BB: 0 P: 14	R: 0 E: 0 K: 0 S: 7	H: 0 LOB: 0 BB: 0 P: 9	R: 1 E: 1 K: 0 S: 8	H: 0 LOB: 0 BB: 0 P: 12	R: 0 E: 0 K: 0 S: 10	H: 1 LOB: 2 BB: 1 P: 19	1B: 6 2B: 3 3B: 0 HR: 2	SF: 1 SAC: 1 DP: 0 HBP: 1		WP: 0 PB: 0 SB: 4 CS: 1	PA: 39	
<b>PITCHER</b>	IP WLS BF H R ER SO BB IBB HBP BLK WP HR S P ERA WHIP																			
64 Chris Flexen, R ERA: 7.85	4.0	L	22	9	7	7	1	2	0	0	0	0	0	14	20	0.00	0.500			
46 Chasen Bradford, R ERA: 3.5	2.0	7	1	0	0	0	0	0	0	0	0	0	0	9	14	9.00	1.000			
27 Jeury Familia, R ERA: 5.93	1.0	5	1	1	1	0	0	0	0	1	0	0	0	5	9	0.00	0.000			
49 Josh Smoker, L ERA: 5.87	0.2	2	0	0	0	0	0	0	0	0	0	0	0	5	9	0.00	0.000			
44 AJ Ramos, R ERA: 3.59	0.1	2	0	0	0	0	1	0	0	0	0	0	0	4	8	0.00	3.000			



Batter	1	2	3	4	5	6	7	8	9	AB	R	H	RBI	BB	SO	LOB	TOP								
16 César Hernández, S (1, 4) OBP: 0.359, SLG: 0.421										4	0	1	0	1	1	3	<b>Philadelphia Phillies @ New York Mets</b> Citi Field, Flushing, NY Mon Sep 04 2017, 1:12 PM - 4:30 PM EDT Att: 28,808 - Sunny - 78 F								
13 Freddy Galvis, S (1, 6) OBP: 0.304, SLG: 0.390										4	1	1	1	1	0	4									
5 Nick Williams, L (1, 8) 53 Yackel Rios, R (7, 1) 37 Odúbel Herrera, L (9, FH) OBP: 0.334, SLG: 0.468										4	1	1	0	0	1	2									
17 Rhys Hoskins, R (1, 7) OBP: 0.419, SLG: 0.750										3	1	0	0	2	1	2									
19 Tommy Joseph, R (1, 3) 46 Jesen Therrien, R (4, 1) 30 Cameron Perkins, R (7, 8)										2	0	0	0	0	0	2									
7 Maikel Franco, R (1, 5) OBP: 0.278, SLG: 0.387										3	2	1	0	1	0	1									
31 Hyun Soo Kim, L (1, 9) OBP: 0.302, SLG: 0.292										4	1	2	2	0	1	0									
29 Cameron Rupp, R (1, 2) OBP: 0.305, SLG: 0.432										4	0	0	1	0	1	2									
59 Mark Leiter Jr, R (1, 1) 54 Kevin Siegrist, L (4, 1) 4 Andrés Blanco, S (4, 3) OBP: 0.264, SLG: 0.302										1	0	0	0	0	1	1									
<b>Inning Stats</b>	R: 0 E: 0 K: 0 S: 4	H: 1 LOB: 0 BB: 0 P: 5	R: 0 E: 0 K: 0 S: 9	H: 0 LOB: 0 BB: 0 P: 14	R: 0 E: 1 K: 1 S: 12	H: 0 LOB: 1 BB: 0 P: 15	R: 0 E: 0 K: 1 S: 9	H: 0 LOB: 1 BB: 1 P: 16	R: 1 E: 0 K: 0 S: 13	H: 3 LOB: 2 BB: 1 P: 24	R: 4 E: 0 K: 2 S: 29	H: 3 LOB: 1 BB: 2 P: 46	R: 0 E: 0 K: 1 S: 7	H: 0 LOB: 0 BB: 0 P: 10	R: 0 E: 0 K: 2 S: 7	H: 0 LOB: 0 BB: 0 P: 8		R: 2 E: 0 K: 1 S: 19	H: 3 LOB: 1 BB: 0 P: 29	1B: 9 2B: 1 3B: 0 HR: 0	SF: 0 SAC: 0 DP: 2 HBP: 0	WP: 2 PB: 0 SB: 1 CS: 1	PA: 41		
<b>PITCHER</b>	IP	WLS	BF	H	R	ER	SO	BB	IBB	HBP	BLK	WP	HR	S	P	ERA	WHIP								
50 Rafael Montero, R (1, 1) ERA: 5.21	5.1	W	24	5	4	4	3	5	0	0	0	0	0	61	97	6.75	1.875								
51 Paul Sewald, R (6, 1) ERA: 4.21	0.2		4	2	1	1	1	0	0	0	0	1	0	15	23	13.50	3.000								
39 Jerry Blevins, L (7, 1) ERA: 2.74	1.0		3	0	0	0	1	0	0	0	0	0	0	7	10	0.00	0.000								
47 Hansel Robles, R (8, 1) ERA: 4.31	1.2		8	3	2	2	3	0	0	0	0	1	0	23	31	10.80	1.800								
44 AJ Ramos, R (9, 1) ERA: 3.57	0.1		1	0	0	0	0	0	0	0	0	0	0	3	6	0.00	0.000								

Batter	1	2	3	4	5	6	7	8	9	AB	R	H	RBI	BB	SO	LOB	BOTTOM								
7 José Reyes, S (1, 6) OBP: 0.309, SLG: 0.393										3	2	2	2	2	0	0	<b>Philadelphia Phillies @ New York Mets</b> Citi Field, Flushing, NY Mon Sep 04 2017, 1:12 PM - 4:30 PM EDT Att: 28,808 - Sunny - 78 F								
11 Norichika Aoki, L (1, 9) OBP: 0.324, SLG: 0.407										5	1	1	1	0	1	3									
13 Adrúbal Cabrera, S (1, 5) OBP: 0.330, SLG: 0.491										5	1	1	2	0	2	0									
22 Dominic Smith, L (1, 3) OBP: 0.225, SLG: 0.369										4	1	0	0	1	0	0									
26 Kevin Plawecki, R (1, 2) OBP: 0.313, SLG: 0.356										4	2	2	0	1	0	0									
9 Brandon Nimmo, L (1, 7) OBP: 0.407, SLG: 0.348										4	1	3	2	0	1	1									
12 Juan Lagares, R (1, 8) OBP: 0.306, SLG: 0.380										4	1	2	1	0	0	3									
2 Gavin Cecchini, R (1, 4) OBP: 0.267, SLG: 0.302										4	1	1	2	0	0	1									
50 Rafael Montero, R (1, 1) 51 Paul Sewald, R (6, 1) 39 Jerry Blevins, L (7, 1) 28 Travis Taijeron, R (7, PH) 47 Hansel Robles, R (8, 1) 44 AJ Ramos, R (9, 1)										3	1	0	0	0	1	1									
<b>Inning Stats</b>	R: 0 E: 0 K: 1 S: 9	H: 0 LOB: 0 BB: 0 P: 12	R: 1 E: 0 K: 1 S: 9	H: 2 LOB: 1 BB: 0 P: 13	R: 3 E: 0 K: 0 S: 11	H: 3 LOB: 0 BB: 0 P: 16	R: 6 E: 1 K: 1 S: 31	H: 5 LOB: 2 BB: 2 P: 50	R: 0 E: 0 K: 2 S: 11	H: 0 LOB: 1 BB: 1 P: 19	R: 1 E: 0 K: 0 S: 8	H: 2 LOB: 1 BB: 0 P: 13	R: 0 E: 0 K: 1 S: 7	H: 0 LOB: 0 BB: 1 P: 13	R: 0 E: 0 K: 0 S: 8	H: 0 LOB: 0 BB: 0 P: 12		R: 0 E: 0 K: 0 S: 8	H: 0 LOB: 0 BB: 0 P: 12	1B: 7 2B: 3 3B: 0 HR: 2	SF: 0 SAC: 0 DP: 0 HBP: 0	WP: 1 PB: 0 SB: 1 CS: 0	PA: 41		
<b>PITCHER</b>	IP	WLS	BF	H	R	ER	SO	BB	IBB	HBP	BLK	WP	HR	S	P	ERA	WHIP								
59 Mark Leiter Jr, R (1, 1) ERA: 4.74	3.1	L	20	9	9	8	2	0	0	0	0	0	2	46	63	21.60	2.700								
54 Kevin Siegrist, L (4, 1) ERA: 5.19	0.1		4	1	1	1	1	2	0	0	0	1	0	11	24	27.00	9.000								
46 Jesen Therrien, R (4, 1) ERA: 8.35	2.1		10	2	1	1	2	1	0	0	0	0	0	22	36	3.86	1.286								
53 Yackel Rios, R (7, 1) ERA: 3.86	2.0		7	0	0	0	1	1	0	0	0	0	0	15	25	0.00	0.500								





Batter	1	2	3	4	5	6	7	8	9	AB	R	H	RBI	BB	SO	LOB	TOP									
16 César Hernández, S (1,4) OBP: 0.359, SLG: 0.418										5	1	1	0	1	2	3										
13 Freddy Galvis, S (1,6) OBP: 0.308, SLG: 0.392										5	1	3	0	1	2	1										
37 Odóbel Herrera, L (1,8) OBP: 0.333, SLG: 0.465										5	1	1	1	0	2	5										
17 Rhys Hoskins, R (1,3) OBP: 0.436, SLG: 0.758										3	1	2	0	2	0	0										
5 Nick Williams, L (1,9) OBP: 0.333, SLG: 0.471										5	1	2	3	0	0	4										
31 Hyun Soo Kim, L (1,7) OBP: 0.305, SLG: 0.294										5	1	2	0	0	3	4										
2 J.P. Crawford, L (1,5) OBP: 0.200, SLG: 0.200										5	1	1	0	0	2	3										
38 Jorge Alfaro, R (1,2) OBP: 0.393, SLG: 0.448										5	1	3	0	0	1	3										
54 Ben Lively, R (1,1) OBP: 0.286, SLG: 0.571										4	1	2	4	0	0	2										
55 Hoby Milner, L (8,1)										0	0	0	0	0	0	0										
15 Ty Kelly, S (9,PH) OBP: 0.253, SLG: 0.333										1	0	0	0	0	0	1										
51 Ricardo Pinto, R (9,1)										0	0	0	0	0	0	0										
<b>Inning Stats</b>	R: 0 E: 0 K: 3 S: 11	H: 0 LOB: 0 BB: 0 P: 15	R: 3 E: 1 K: 1 S: 22	H: 3 LOB: 1 BB: 0 P: 32	R: 0 E: 0 K: 1 S: 10	H: 1 LOB: 1 BB: 1 P: 21	R: 6 E: 1 K: 1 S: 16	H: 7 LOB: 1 BB: 1 P: 26	R: 0 E: 0 K: 1 S: 12	H: 1 LOB: 2 BB: 0 P: 14	R: 0 E: 0 K: 1 S: 12	H: 2 LOB: 2 BB: 2 P: 17	R: 0 E: 0 K: 1 S: 12	H: 1 LOB: 3 BB: 2 P: 23	R: 0 E: 0 K: 2 S: 11	H: 1 LOB: 1 BB: 0 P: 16	R: 0 E: 0 K: 1 S: 9	H: 1 LOB: 1 BB: 0 P: 12	1B: 14 2B: 2 HR: 1	SF: 0 SAC: 0 DP: 1 HBP: 0	WP: 0 PB: 0 SB: 0 CS: 1	PA: 47				
<b>PITCHER</b>	IP WLS BF H R ER SO BB IBB HBP BLK WP HR S P ERA WHIP	IP WLS BF H R ER SO BB IBB HBP BLK WP HR S P ERA WHIP	IP WLS BF H R ER SO BB IBB HBP BLK WP HR S P ERA WHIP	IP WLS BF H R ER SO BB IBB HBP BLK WP HR S P ERA WHIP	IP WLS BF H R ER SO BB IBB HBP BLK WP HR S P ERA WHIP	IP WLS BF H R ER SO BB IBB HBP BLK WP HR S P ERA WHIP	IP WLS BF H R ER SO BB IBB HBP BLK WP HR S P ERA WHIP	IP WLS BF H R ER SO BB IBB HBP BLK WP HR S P ERA WHIP	IP WLS BF H R ER SO BB IBB HBP BLK WP HR S P ERA WHIP	48 Jacob deGrom, R (1,1) ERA: 3.65	49 Josh Smoker, L (4,1) ERA: 5.7	35 Jacob Rhame, R (6,1) ERA: 3.86	61 Kevin McGowan, R (7,1) ERA: 3.86	62 Erik Goeddel, R (8,1) ERA: 3.95	43 Jamie Callahan, R (9,1) ERA: 5.4											

Philadelphia Phillies @ New York Mets  
Citi Field, Flushing, NY  
Tue Sep 05 2017, 7:12 PM - 10:14 PM EDT  
Att: 22,230 - Partly Cloudy - 78 F

livebaseballscorecards.com

AB 43  
R 9  
H 17  
RBI 8  
BB 4  
SO 12  
LOB 26

Batter	1	2	3	4	5	6	7	8	9	AB	R	H	RBI	BB	SO	LOB	BOTTOM							
7 José Reyes, S (1,6) OBP: 0.307, SLG: 0.389										4	0	0	0	0	0	0								
62 Erik Goeddel, R (8,1)										3	1	1	0	1	0	0								
43 Jamie Callahan, R (9,1)										4	0	2	0	0	0	2								
11 Norichika Aoki, L (1,9) OBP: 0.326, SLG: 0.410										4	0	2	1	0	0	1								
13 Asdrúbal Cabrera, S (1,5) OBP: 0.331, SLG: 0.495										2	0	0	0	2	1	1								
18 Travis d'Arnaud, R (1,2) OBP: 0.281, SLG: 0.397										3	0	1	0	1	0	4								
9 Brandon Nimmo, L (1,7) OBP: 0.410, SLG: 0.340										4	0	0	0	0	1	3								
12 Juan Lagares, R (1,8) OBP: 0.310, SLG: 0.385										4	0	0	0	0	1	2								
22 Dominic Smith, L (1,3) OBP: 0.215, SLG: 0.352										4	0	0	0	0	1	2								
2 Gavin Cecchini, R (1,4) OBP: 0.245, SLG: 0.277										1	0	0	0	0	0	1								
48 Jacob deGrom, L (1,1) OBP: 0.241, SLG: 0.281										0	0	0	0	0	0	0								
49 Josh Smoker, L (4,1) ERA: 5.7										0	0	0	0	0	0	0								
28 Travis Taiteror, R (4,PH) OBP: 0.241, SLG: 0.281										0	0	0	0	0	0	0								
35 Jacob Rhame, R (6,1) ERA: 3.86										0	0	0	0	0	0	0								
61 Kevin McGowan, R (7,1) ERA: 3.86										0	0	0	0	0	0	0								
15 Matt Reynolds, R (7,PH) OBP: 0.253, SLG: 0.333										2	0	0	0	0	0	0								
51 Ricardo Pinto, R (9,1) ERA: 8.53										0	0	0	0	0	0	0								
<b>Inning Stats</b>	R: 1 E: 0 K: 1 S: 11	H: 2 LOB: 1 BB: 0 P: 15	R: 0 E: 0 K: 1 S: 12	H: 1 LOB: 1 BB: 0 P: 15	R: 0 E: 0 K: 0 S: 8	H: 1 LOB: 1 BB: 0 P: 11	R: 0 E: 0 K: 1 S: 11	H: 0 LOB: 1 BB: 1 P: 18	R: 0 E: 0 K: 1 S: 9	H: 0 LOB: 1 BB: 1 P: 18	R: 0 E: 0 K: 0 S: 10	H: 0 LOB: 0 BB: 1 P: 16	R: 0 E: 0 K: 0 S: 8	H: 0 LOB: 0 BB: 0 P: 11	R: 0 E: 0 K: 0 S: 11	H: 2 LOB: 2 BB: 1 P: 22	R: 0 E: 0 K: 0 S: 8	H: 0 LOB: 0 BB: 0 P: 11	1B: 1 2B: 5 HR: 0	SF: 0 SAC: 0 DP: 1 HBP: 0	WP: 0 PB: 0 SB: 1 CS: 0	PA: 36		
<b>PITCHER</b>	IP WLS BF H R ER SO BB IBB HBP BLK WP HR S P ERA WHIP	IP WLS BF H R ER SO BB IBB HBP BLK WP HR S P ERA WHIP	IP WLS BF H R ER SO BB IBB HBP BLK WP HR S P ERA WHIP	IP WLS BF H R ER SO BB IBB HBP BLK WP HR S P ERA WHIP	IP WLS BF H R ER SO BB IBB HBP BLK WP HR S P ERA WHIP	IP WLS BF H R ER SO BB IBB HBP BLK WP HR S P ERA WHIP	IP WLS BF H R ER SO BB IBB HBP BLK WP HR S P ERA WHIP	IP WLS BF H R ER SO BB IBB HBP BLK WP HR S P ERA WHIP	IP WLS BF H R ER SO BB IBB HBP BLK WP HR S P ERA WHIP	54 Ben Lively, R (1,1) ERA: 3.92	55 Hoby Milner, L (8,1) ERA: 2.01	51 Ricardo Pinto, R (9,1) ERA: 8.53												

Philadelphia Phillies @ New York Mets  
Citi Field, Flushing, NY  
Tue Sep 05 2017, 7:12 PM - 10:14 PM EDT  
Att: 22,230 - Partly Cloudy - 78 F

livebaseballscorecards.com

AB 32  
R 1  
H 6  
RBI 1  
BB 4  
SO 4  
LOB 14



Batter	1	2	3	4	5	6	7	8	9	AB	R	H	RBI	BB	SO	LOB	TOP
16 César Hernández, S (1,4) OBP: 0.363, SLG: 0.424										3	1	3	1	0	0	0	<b>Philadelphia Phillies @ New York Mets</b> Citi Field, Flushing, NY Wed Sep 06 2017, 7:10 PM - 9:03 PM EDT Att: 19,617 - Overcast - 63 F
13 Freddy Galvis, S (1,6) OBP: 0.308, SLG: 0.392										3	0	1	0	0	0	2	
5 Nick Williams, L (1,8) OBP: 0.333, SLG: 0.482										3	1	1	2	0	0	2	
17 Rhys Hoskins, R (1,7) OBP: 0.425, SLG: 0.734										3	0	0	0	0	1	2	
31 Hyun Soo Kim, L (1,9) OBP: 0.305, SLG: 0.291										2	0	0	0	1	0	2	
19 Tommy Joseph, R (1,3) OBP: 0.288, SLG: 0.427										3	0	0	0	0	2	1	
61 Edubray Ramos, R (6,1)										0	0	0	0	0	0	0	
2 J.P. Crawford, L (1,5)										2	0	0	0	0	1	0	
29 Cameron Rupp, R (1,2)										2	0	0	0	0	0	0	
43 Nick Pivetta, R (1,1) OBP: 0.079, SLG: 0.079										1	0	0	0	0	0	0	
15 Ty Kelly, S (6,PH) OBP: 0.250, SLG: 0.329										1	1	0	0	0	0	0	
<b>Inning Stats</b>	R: 0 H: 2 E: 0 K: 1 S: 14	H: 2 LOB: 2 BB: 0 P: 19	R: 0 H: 0 E: 0 K: 2 S: 13	H: 0 LOB: 0 BB: 0 P: 17	R: 0 H: 1 E: 0 K: 0 S: 7	H: 0 LOB: 0 BB: 0 P: 8	R: 0 H: 0 E: 0 K: 0 S: 5	H: 0 LOB: 0 BB: 0 P: 7	R: 0 H: 0 E: 0 K: 0 S: 7	H: 0 LOB: 0 BB: 0 P: 11	R: 3 H: 2 E: 1 K: 1 S: 16	H: 2 LOB: 1 BB: 1 P: 24					
<b>PITCHER</b> 65 Robert Gsellman, R (1,1) ERA: 5.44	IP: 6.0 WLS: W BF: 24	H: 5 R: 3 ER: 2 SO: 4	BB: 1 IBB: 0 HBP: 0 BLK: 0	WP: 0 HR: 1 S: 62 P: 86	ERA: 3.00 WHIP: 1.000												

AB	23
R	3
H	5
RBI	3
BB	1
SO	4
LOB	9



Batter	1	2	3	4	5	6	7	8	9	AB	R	H	RBI	BB	SO	LOB	BOTTOM
7 José Reyes, S (1,6) OBP: 0.307, SLG: 0.389										3	1	1	0	0	0	1	<b>Philadelphia Phillies @ New York Mets</b> Citi Field, Flushing, NY Wed Sep 06 2017, 7:10 PM - 9:03 PM EDT Att: 19,617 - Overcast - 63 F
11 Norichika Aoki, L (1,9) OBP: 0.326, SLG: 0.409										3	1	1	0	0	0	2	
13 Asdrúbal Cabrera, S (1,5) OBP: 0.335, SLG: 0.412										3	2	3	1	0	0	0	
18 Travis d'Arnaud, R (1,2) OBP: 0.285, SLG: 0.410										3	1	2	2	0	0	1	
9 Brandon Nimmo, L (1,7) OBP: 0.400, SLG: 0.337										1	0	0	2	0	0	0	
12 Juan Lagares, R (1,8) OBP: 0.311, SLG: 0.390										3	0	1	0	0	1	2	
22 Dominic Smith, L (1,3) OBP: 0.219, SLG: 0.363										3	1	1	0	0	1	3	
15 Matt Reynolds, R (1,4) OBP: 0.295, SLG: 0.294										2	0	0	0	1	2	1	
65 Robert Gsellman, R (1,1) ERA: 6.49										2	0	1	1	0	1	0	
28 Travis Tajeron, R (6,PH) OBP: 0.150, SLG: 0.111										1	0	0	0	0	1	1	
<b>Inning Stats</b>	R: 3 H: 3 E: 0 K: 1 S: 19	H: 3 LOB: 0 BB: 0 P: 29	R: 1 H: 2 E: 0 K: 1 S: 10	H: 2 LOB: 1 BB: 0 P: 16	R: 1 H: 2 E: 0 K: 1 S: 16	H: 2 LOB: 1 BB: 0 P: 22	R: 0 H: 0 E: 0 K: 2 S: 11	H: 0 LOB: 0 BB: 0 P: 17	R: 1 H: 3 E: 0 K: 0 S: 18	H: 3 LOB: 2 BB: 0 P: 27	R: 0 H: 0 E: 0 K: 1 S: 4	H: 0 LOB: 1 BB: 1 P: 11					
<b>PITCHER</b> 43 Nick Pivetta, R (1,1) ERA: 6.49	IP: 5.0 WLS: L BF: 25	H: 10 R: 6 ER: 6 SO: 5	BB: 0 IBB: 0 HBP: 0 BLK: 0	WP: 0 HR: 1 S: 74 P: 111	ERA: 10.80 WHIP: 2.000												
61 Edubray Ramos, R (6,1) ERA: 4.82	IP: 0.1 WLS: L BF: 2	H: 0 R: 0 ER: 0 SO: 1	BB: 1 IBB: 0 HBP: 0 BLK: 0	WP: 0 HR: 0 S: 4 P: 11	ERA: 0.00 WHIP: 3.000												

AB	24
R	6
H	10
RBI	6
BB	1
SO	6
LOB	11





Batter	1	2	3	4	5	6	7	8	9	AB	R	H	RBI	BB	SO	LOB	TOP			
27 Phillip Ervin, R OBP: 0.483, SLG: 0.720										2	1	1	1	1	0	0				
2 Zack Cozart, R OBP: 0.397, SLG: 0.545										4	0	1	0	0	1	3				
19 Joey Votto, L OBP: 0.448, SLG: 0.583										4	0	1	0	0	0	2				
23 Adam Duvali, R OBP: 0.301, SLG: 0.501										3	0	0	1	0	1	1				
4 Scooter Gennett, L OBP: 0.349, SLG: 0.547										4	0	1	0	0	1	0				
7 Eugenio Suárez, R OBP: 0.377, SLG: 0.484										4	0	0	0	0	1	2				
43 Scott Schebler, L OBP: 0.318, SLG: 0.490										4	1	2	0	0	2	0				
32 Stuart Turner, R OBP: 0.192, SLG: 0.279										3	0	0	0	0	0	2				
30 Tyler Mahle, R OBP: 0.167, SLG: 0.167										2	0	0	0	0	0	2				
46 Tim Adleman, R OBP: 0.103, SLG: 0.138										0	0	0	0	0	0	0				
67 Alejandro Chacin, R										0	0	0	0	0	0	0				
12 Zach Vincej, R										1	0	0	0	0	0	0				
62 Jackson Stephens, R OBP: 0.500, SLG: 0.500										0	0	0	0	0	0	0				
<b>Inning Stats</b>	R: 1 E: 0 K: 0 S: 16	H: 2 LOB: 2 BB: 1 P: 25	R: 1 E: 0 K: 1 S: 13	H: 2 LOB: 1 BB: 0 P: 16	R: 0 E: 0 K: 0 S: 5	H: 0 LOB: 0 BB: 0 P: 7	R: 0 E: 0 K: 0 S: 7	H: 1 LOB: 1 BB: 0 P: 14	R: 0 E: 0 K: 3 S: 9	H: 0 LOB: 0 BB: 0 P: 12	R: 0 E: 0 K: 0 S: 8	H: 0 LOB: 0 BB: 0 P: 12	R: 0 E: 0 K: 1 S: 6	H: 1 LOB: 0 BB: 0 P: 11	R: 0 E: 0 K: 1 S: 8	H: 0 LOB: 0 BB: 0 P: 13	1B: 3 2B: 3 3B: 0 HR: 0	SF: 1 SAC: 0 DP: 1 HBP: 1	WP: 0 PB: 0 SB: 1 CS: 0	PA: 34
<b>PITCHER</b>	IP WLS BF H R ER SO BB IBB HBP BLK WP HR S P ERA WHIP																			
33 Matt Harvey, R ERA: 5.82	5.0 W 22 5 2 2 1 1 0 1 0 0 0 0 47 74 3.60 1.200																			
49 Josh Smoker, L ERA: 5.59	1.0 H 3 0 0 0 3 0 0 0 0 0 0 0 9 12 0.00 0.000																			
27 Jeury Familia, R ERA: 5.17	2.0 6 1 0 0 1 0 0 0 0 0 0 0 14 23 0.00 0.500																			
44 AJ Ramos, R ERA: 3.5	1.0 3 0 0 0 1 0 0 0 0 0 0 0 8 13 0.00 0.000																			

Cincinnati Reds @ New York Mets  
Citi Field, Flushing, NY  
Thu Sep 07 2017, 7:11 PM - 9:48 PM EDT  
Att: 21,274 - Clear - 71 F

AB	31
R	2
H	6
RBI	2
BB	1
SO	6
LOB	12



Batter	1	2	3	4	5	6	7	8	9	AB	R	H	RBI	BB	SO	LOB	BOTTOM			
7 José Reyes, S OBP: 0.306, SLG: 0.387										5	0	1	2	0	0	3				
11 Norichika Aoki, L OBP: 0.327, SLG: 0.407										4	0	1	0	1	1	0				
13 Asdrúbal Cabrera, S OBP: 0.337, SLG: 0.415										4	1	2	0	0	0	3				
2 Gavin Cecchini, R OBP: 0.240, SLG: 0.271										1	0	0	0	0	0	0				
9 Brandon Nimmo, L OBP: 0.416, SLG: 0.424											4	3	3	3	1	0	0			
12 Juan Lagares, R OBP: 0.308, SLG: 0.403										4	1	1	1	0	0	3				
22 Dominic Smith, L OBP: 0.230, SLG: 0.362										3	1	1	1	1	2	0				
26 Kevin Plawecki, R OBP: 0.310, SLG: 0.365										4	1	1	0	0	0	1				
15 Matt Reynolds, R OBP: 0.313, SLG: 0.291										1	0	0	0	3	1	2				
33 Matt Harvey, R OBP: 0.069, SLG: 0.069										2	0	0	0	0	1	4				
28 Travis Taijeron, R OBP: 0.190, SLG: 0.158										1	0	1	0	0	0	0				
49 Josh Smoker, L ERA: 5.1										0	0	0	0	0	0	0				
27 Jeury Familia, R ERA: 5.0										1	0	0	0	0	1	1				
44 AJ Ramos, R ERA: 3.86										0	0	0	0	0	0	0				
<b>Inning Stats</b>	R: 0 E: 0 K: 0 S: 7	H: 1 LOB: 0 BB: 0 P: 8	R: 1 E: 0 K: 0 S: 11	H: 2 LOB: 2 BB: 1 P: 20	R: 0 E: 0 K: 0 S: 9	H: 1 LOB: 2 BB: 1 P: 17	R: 2 E: 0 K: 2 S: 12	H: 2 LOB: 2 BB: 2 P: 27	R: 2 E: 0 K: 1 S: 18	H: 3 LOB: 2 BB: 1 P: 29	R: 2 E: 0 K: 1 S: 15	H: 2 LOB: 0 BB: 0 P: 22	R: 0 E: 0 K: 1 S: 8	H: 0 LOB: 1 BB: 1 P: 12	R: 0 E: 0 K: 1 S: 7	H: 0 LOB: 0 BB: 0 P: 13	1B: 5 2B: 3 3B: 0 HR: 3	SF: 0 SAC: 0 DP: 1 HBP: 0	WP: 0 PB: 0 SB: 0 CS: 0	PA: 40
<b>PITCHER</b>	IP WLS BF H R ER SO BB IBB HBP BLK WP HR S P ERA WHIP																			
30 Tyler Mahle, R ERA: 3.8	4.0 L 21 6 3 3 2 3 1 0 0 0 0 0 2 39 72 6.75 2.250																			
46 Tim Adleman, R ERA: 5.41	1.0 7 3 2 2 1 1 0 0 0 0 0 2 18 29 18.00 4.000																			
67 Alejandro Chacin, R ERA: 5.0	1.0 5 2 2 2 1 0 0 0 0 0 0 1 15 22 18.00 2.000																			
62 Jackson Stephens, R ERA: 3.86	2.0 7 0 0 0 2 1 0 0 0 0 0 0 15 25 0.00 0.500																			

Cincinnati Reds @ New York Mets  
Citi Field, Flushing, NY  
Thu Sep 07 2017, 7:11 PM - 9:48 PM EDT  
Att: 21,274 - Clear - 71 F

AB	34
R	7
H	11
RBI	7
BB	6
SO	6
LOB	17







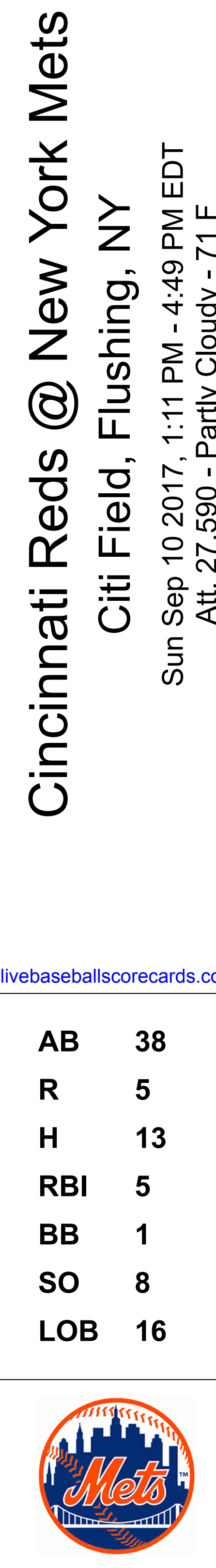






Batter	1	2	3	4	5	6	7	8	9	AB	R	H	RBI	BB	SO	LOB	TOP			
9 José Peraza, R OBP: 0.299, SLG: 0.330 26 Raisel Iglesias, R OBP: 1.000, SLG: 2.000										4	2	1	0	1	1	3	<p>Cincinnati Reds @ New York Mets Citi Field, Flushing, NY Sun Sep 10 2017, 1:11 PM - 4:49 PM EDT Att: 27,590 - Partly Cloudy - 71 F</p>			
2 Zack Cozart, R OBP: 0.397, SLG: 0.549										4	2	2	4	1	1	1				
19 Joey Votto, L OBP: 0.448, SLG: 0.577										4	0	1	0	1	0	3				
4 Scooter Gennett, L OBP: 0.349, SLG: 0.541 12 Zach Vincej, R										4	0	0	0	0	2	3				
7 Eugenio Suárez, R OBP: 0.379, SLG: 0.480										4	2	2	0	1	1	0				
23 Adam Duval, R OBP: 0.297, SLG: 0.495 62 Jackson Stephens, R OBP: 0.500, SLG: 0.500 27 Phillip Ervin, R OBP: 0.400, SLG: 0.556										2	0	0	1	0	2	0				
43 Scott Schebler, L OBP: 0.316, SLG: 0.481										3	2	1	0	2	1	4				
16 Tucker Barnhart, L OBP: 0.351, SLG: 0.399										4	1	3	5	1	1	1				
47 Sal Romano, L OBP: 0.095, SLG: 0.100 65 Asher Wojciechowski, R OBP: 0.294, SLG: 0.382 3 Patrick Kivlehan, R										2	0	0	0	0	2	2				
<b>Inning Stats</b>	R: 2 H: 2 E: 0 K: 2 S: 21	L: 2 BB: 2 P: 33	R: 0 H: 0 E: 0 K: 2 S: 11	H: 0 LOB: 1 P: 16	R: 0 H: 0 E: 0 K: 0 S: 6	H: 0 LOB: 0 P: 7	R: 0 H: 1 E: 0 K: 3 S: 11	H: 1 LOB: 1 P: 10	R: 0 H: 0 E: 0 K: 1 S: 9	H: 0 LOB: 0 P: 13	R: 3 H: 3 E: 0 K: 2 S: 16	H: 3 LOB: 1 P: 27	R: 2 H: 2 E: 0 K: 0 S: 9	H: 2 LOB: 3 P: 28	R: 3 H: 2 E: 0 K: 2 S: 12	H: 2 LOB: 0 P: 22		1B: 7 2B: 1 3B: 0 HR: 2	SF: 1 SAC: 1 DP: 0 HBP: 1	WP: 0 PB: 0 SB: 2 CS: 0
<b>PITCHER</b>	IP: 6.0 WLS: 2 BF: 24 ERA: 3.63	H: 2 R: 2 ER: 2 SO: 10	BB: 3 IBB: 0 HBP: 0 BLK: 0	WP: 0 HR: 0 S: 70 P: 102	ERA: 3.00 WHIP: 1.000	IP: 1.0 WLS: 0 BF: 6 ERA: 4.78	H: 2 R: 3 ER: 3 SO: 2	BB: 0 IBB: 0 HBP: 1 BLK: 0	WP: 0 HR: 1 S: 12 P: 22	ERA: 27.00 WHIP: 2.000										

Batter	1	2	3	4	5	6	7	8	9	AB	R	H	RBI	BB	SO	LOB	BOTTOM					
7 José Reyes, S OBP: 0.308, SLG: 0.401										5	1	2	2	0	1	2	<p>Cincinnati Reds @ New York Mets Citi Field, Flushing, NY Sun Sep 10 2017, 1:11 PM - 4:49 PM EDT Att: 27,590 - Partly Cloudy - 71 F</p>					
11 Norichika Aoki, L OBP: 0.324, SLG: 0.404										5	0	1	0	0	1	2						
9 Brandon Nimmo, L OBP: 0.413, SLG: 0.409										4	1	1	0	0	1	2						
18 Travis d'Anaud, R OBP: 0.286, SLG: 0.411										5	0	2	1	0	0	2						
22 Dominic Smith, L OBP: 0.257, SLG: 0.390										5	1	2	2	0	2	3						
1 Amed Rosario, R OBP: 0.280, SLG: 0.425										3	1	1	0	1	1	2						
28 Travis Tison, R ERA: 4.54 51 Paul Sewald, R ERA: 4.59 39 Jerry Blevins, L ERA: 2.89 72 Phillip Evans, R OBP: 0.500, SLG: 1.000 27 Jeunys Familia, R OBP: 0.324, SLG: 0.400 49 Josh Smoker, L OBP: 0.278, SLG: 0.292 47 Hansel Robles, R ERA: 5.51										3	0	0	0	0	2	1						
15 Matt Reynolds, R OBP: 0.327, SLG: 0.302										4	0	2	0	0	0	1						
48 Jacob deGrom, L OBP: 0.250, SLG: 0.288 13 Asdrúbal Cabrera, S OBP: 0.300, SLG: 0.389 12 Juan Lagares, R										2	0	1	0	0	0	1						
<b>Inning Stats</b>	R: 1 H: 2 E: 0 K: 2 S: 17	L: 2 LOB: 0 P: 22	R: 0 H: 1 E: 0 K: 1 S: 11	H: 1 LOB: 0 P: 15	R: 1 H: 3 E: 0 K: 2 S: 21	H: 3 LOB: 2 P: 31	R: 0 H: 2 E: 0 K: 1 S: 12	H: 2 LOB: 0 P: 20	R: 0 H: 0 E: 0 K: 0 S: 5	H: 0 LOB: 0 P: 9	R: 3 H: 3 E: 0 K: 0 S: 13	H: 3 LOB: 2 P: 25	R: 0 H: 0 E: 0 K: 0 S: 10	H: 0 LOB: 1 P: 21	R: 0 H: 1 E: 0 K: 0 S: 8	H: 1 LOB: 0 P: 12		R: 0 H: 1 E: 0 K: 2 S: 13	H: 1 LOB: 1 P: 21	1B: 10 2B: 2 3B: 0 HR: 1	SF: 0 SAC: 0 DP: 0 HBP: 2	WP: 1 PB: 0 SB: 1 CS: 1
<b>PITCHER</b>	IP: 5.0 WLS: 2 BF: 22 ERA: 6.24	H: 2 R: 2 ER: 2 SO: 6	BB: 0 IBB: 0 HBP: 0 BLK: 0	WP: 0 HR: 1 S: 66 P: 97	ERA: 3.60 WHIP: 1.600	IP: 5.0 WLS: 1 BF: 18 ERA: 1.80	H: 2 R: 0 ER: 0 SO: 6	BB: 0 IBB: 0 HBP: 0 BLK: 0	WP: 0 HR: 0 S: 21 P: 33	ERA: 40.50 WHIP: 4.500												





Batter	1	2	3	4	5	6	7	8	9	AB	R	H	RBI	BB	SO	LOB	TOP										
7 José Reyes, S OBP: 0.308, SLG: 0.400	G1-3		L4		K		1B		BB	4	0	1	0	1	1	0											
11 Norichika Aoki, L OBP: 0.322, SLG: 0.399	G4-3		K		K		G1-3		G4-3	4	1	0	1	0	1	3											
13 Adrúbal Cabrera, S OBP: 0.342, SLG: 0.425	1B		2B		1B				G3-1	5	0	3	0	0	1	2											
18 Travis d'Anaud, R OBP: 0.283, SLG: 0.407	FC4-6		G6-3		SF9				G5-3	3	0	0	1	0	0	2											
12 Juan Lagares, R OBP: 0.308, SLG: 0.396		BB			L7				HBP	2	1	1	0	1	0	1											
22 Dominic Smith, L OBP: 0.282, SLG: 0.376	G3-1		K		K				F9	4	0	0	0	0	2	3											
1 Amed Rosario, R OBP: 0.287, SLG: 0.427	K		1B		L9				BB	4	1	2	0	0	1	1											
28 Travis Taijeron, R OBP: 0.242, SLG: 0.310			G5-3		G5-3				K	3	0	0	1	0	1	2											
65 Robert Gsellman, R OBP: 0.226, SLG: 0.191			K		K				BB	2	0	0	0	0	2	3											
29 Tommy Milone, L ERA: 4.25										0	0	0	0	0	0	0											
35 Jacob Rhamer, R ERA: 2.7										0	0	0	0	0	0	0											
49 Josh Smoker, L ERA: 5.98										0	0	0	0	0	0	0											
64 Chris Flexen, R ERA: 7.58										0	0	0	0	0	0	0											
15 Matt Reynolds, R ERA: 3.33										0	0	0	0	1	0	0											
<b>Inning Stats</b>	R: 0 H: 1 E: 0 K: 0 S: 10	H: 1 LOB: 1 BB: 0 P: 14	R: 0 H: 0 E: 0 K: 2 S: 13	H: 0 LOB: 2 BB: 1 P: 21	R: 0 H: 1 E: 0 K: 1 S: 10	H: 1 LOB: 1 BB: 0 P: 16	R: 1 H: 2 E: 0 K: 2 S: 11	H: 2 LOB: 1 BB: 0 P: 17	R: 1 H: 1 E: 0 K: 1 S: 12	H: 1 LOB: 1 BB: 0 P: 19	R: 0 H: 0 E: 0 K: 1 S: 7	H: 0 LOB: 0 BB: 0 P: 10	R: 0 H: 1 E: 0 K: 0 S: 11	H: 1 LOB: 0 BB: 0 P: 15	R: 0 H: 0 E: 0 K: 1 S: 10	H: 0 LOB: 2 BB: 2 P: 17	R: 1 H: 1 E: 0 K: 1 S: 13	H: 1 LOB: 2 BB: 2 P: 26	1B: 5 2B: 2 3B: 0 HR: 0	SF: 1 SAC: 0 DP: 0 HBP: 3	WP: 1 PB: 0 SB: 0 CS: 0	PA: 39					
<b>PITCHER</b>	IP	WLS	BF	H	R	ER	SO	BB	IBB	HBP	BLK	WP	HR	S	P	ERA	WHIP										
62 Jose Quintana, L ERA: 4.25	7.0	W	29	6	2	2	7	1	0	2	0	1	0	74	112	2.57	1.000										
6 Carl Edwards Jr., R ERA: 3.38	1.0		4	0	0	0	1	0	0	1	0	0	0	10	17	0.00	0.000										
37 Justin Wilson, L ERA: 3.57	0.1		4	1	1	1	1	2	0	0	0	0	0	6	16	27.00	9.000										
46 Pedro Strop, R ERA: 3.17	0.2		2	0	0	0	0	0	0	0	0	0	0	7	10	0.00	0.000										

New York Mets @ Chicago Cubs  
Wrigley Field, Chicago, IL  
Tue Sep 12 2017, 7:09 PM - 10:25 PM CDT  
Att: 37,834 - Partly Cloudy - 68 F

AB 32  
R 3  
H 7  
RBI 3  
BB 3  
SO 9  
LOB 17



Batter	1	2	3	4	5	6	7	8	9	AB	R	H	RBI	BB	SO	LOB	BOTTOM										
18 Ben Zobrist, S OBP: 0.326, SLG: 0.387	2B		BB		L8		1B		BB	3	0	2	1	2	0	2											
17 Kris Bryant, R OBP: 0.402, SLG: 0.526	BB		K		K		G5-4-3		SF8	3	1	1	4	1	1	2											
44 Anthony Rizzo, L OBP: 0.392, SLG: 0.522	L9		1B		G4-3				K	5	0	1	0	0	2	4											
40 Wilson Contreras, R OBP: 0.346, SLG: 0.516									K	1	0	0	0	3	0	0											
6 Carl Edwards Jr., R ERA: 3.38									K	0	0	0	0	0	0	0											
2 Tommy La Stella, L OBP: 0.374, SLG: 0.473									K	0	0	0	0	0	0	0											
37 Justin Wilson, L ERA: 3.57									K	0	0	0	0	0	0	0											
46 Pedro Strop, R ERA: 3.17									K	0	0	0	0	0	0	0											
8 Ian Happ, S OBP: 0.329, SLG: 0.523	G4-3				K		F7		HR	4	1	1	1	0	1	6											
12 Kyle Schwarber, L OBP: 0.318, SLG: 0.457									HR	3	2	3	1	1	0	0											
7 René Rivera, R OBP: 0.296, SLG: 0.403	1B		BB		HR		1B		1B	0	0	0	0	0	0	0											
22 Jason Heyward, L OBP: 0.320, SLG: 0.379	G2-3		1B		L8		L6			4	1	1	0	0	0	2											
9 Javier Báez, R OBP: 0.312, SLG: 0.479	G4-3		K		K		2B		BB	3	2	1	0	1	1	3											
62 Jose Quintana, R OBP: 0.091, SLG: 0.095									BB	1	1	0	1	0	1	1											
5 Albert Almora Jr., R OBP: 0.330, SLG: 0.464									1B	1	0	1	0	0	0	0											
<b>Inning Stats</b>	R: 0 H: 1 E: 0 K: 0 S: 11	H: 1 LOB: 2 BB: 2 P: 24	R: 0 H: 1 E: 0 K: 1 S: 11	H: 1 LOB: 1 BB: 0 P: 14	R: 0 H: 1 E: 0 K: 2 S: 15	H: 1 LOB: 2 BB: 2 P: 29	R: 4 H: 2 E: 0 K: 1 S: 17	H: 2 LOB: 0 BB: 1 P: 26	R: 1 H: 1 E: 0 K: 0 S: 10	H: 1 LOB: 1 BB: 1 P: 17	R: 1 H: 2 E: 0 K: 0 S: 9	H: 2 LOB: 1 BB: 0 P: 13	R: 1 H: 2 E: 0 K: 1 S: 12	H: 2 LOB: 1 BB: 0 P: 22	R: 1 H: 1 E: 0 K: 2 S: 18	H: 1 LOB: 2 BB: 2 P: 28	1B: 6 2B: 3 3B: 0 HR: 3	SF: 1 SAC: 2 DP: 3 HBP: 0	WP: 0 PB: 0 SB: 0 CS: 2	PA: 40							
<b>PITCHER</b>	IP	WLS	BF	H	R	ER	SO	BB	IBB	HBP	BLK	WP	HR	S	P	ERA	WHIP										
65 Robert Gsellman, R ERA: 5.98	4.0	L	21	5	4	4	0	5	0	0	0	0	1	10	17	9.00	2.500										
29 Tommy Milone, L ERA: 7.52	1.0		4	1	1	1	0	1	0	0	0	0	0	9	13	9.00	2.000										
35 Jacob Rhamer, R ERA: 2.7	1.0		4	2	1	1	0	0	0	0	0	0	0	9	13	9.00	2.000										
49 Josh Smoker, L ERA: 5.98	1.0		5	2	1	1	1	0	0	0	0	0	1	12	22	9.00	2.000										
64 Chris Flexen, R ERA: 7.58	1.0		6	1	1	1	2	2	0	0	0	0	0	18	28	9.00	3.000										

New York Mets @ Chicago Cubs  
Wrigley Field, Chicago, IL  
Tue Sep 12 2017, 7:09 PM - 10:25 PM CDT  
Att: 37,834 - Partly Cloudy - 68 F

AB 29  
R 8  
H 11  
RBI 8  
BB 8  
SO 7  
LOB 22

















Batter	1	2	3	4	5	6	7	8	9	AB	R	H	RBI	BB	SO	LOB	TOP										
11 Norichika Aoki, L OBP: 0.322, SLG: 0.396	L7		9 2B	F9			22 2B		G6-3	5	2	2	0	0	0	1											
9 Brandon Nimmo, L OBP: 0.399, SLG: 0.403	L9		13 2B	G3			22 2B		K	4	2	1	1	1	1	1											
13 Adrúbal Cabrera, S OBP: 0.349, SLG: 0.432	F8									4	0	1	1	0	1	2											
22 Dominic Smith, L OBP: 0.282, SLG: 0.455		12 1B	F7							4	1	2	2	0	0	1											
18 Travis d'Arnaud, R OBP: 0.286, SLG: 0.415		2 1B								3	1	1	0	1	0	0											
1 Amed Rosario, R OBP: 0.293, SLG: 0.422	F3		G6-4-3							4	0	0	0	0	1	4											
12 Juan Lagares, R OBP: 0.299, SLG: 0.380		2 1B								3	1	1	1	1	1	0											
2 Gavin Cecchini, R OBP: 0.262, SLG: 0.306		48 CS								4	0	3	2	0	0	0											
48 Jacob deGrom, L OBP: 0.239, SLG: 0.275										3	0	0	0	0	0	4											
27 Jeury's Familia, R										0	0	0	0	0	0	0											
72 Phillip Evans, R OBP: 0.286, SLG: 0.429										1	0	0	0	0	1	0											
44 AJ Ramos, R										0	0	0	0	0	0	0											
<b>Inning Stats</b>	R: 0 E: 0 K: 0 S: 6	H: 0 LOB: 0 BB: 0 P: 9	R: 2 E: 0 K: 0 S: 17	H: 4 LOB: 1 BB: 0 P: 25	R: 2 E: 0 K: 0 S: 7	H: 3 LOB: 1 BB: 1 P: 15	R: 1 E: 0 K: 0 S: 10	H: 1 LOB: 1 BB: 0 P: 18	R: 0 E: 0 K: 0 S: 7	H: 0 LOB: 0 BB: 0 P: 9	R: 0 E: 0 K: 0 S: 13	H: 1 LOB: 1 BB: 0 P: 15	R: 2 E: 0 K: 1 S: 14	H: 2 LOB: 0 BB: 1 P: 23	R: 0 E: 0 K: 2 S: 11	H: 0 LOB: 0 BB: 0 P: 15	R: 0 E: 0 K: 2 S: 7	H: 0 LOB: 0 BB: 0 P: 11	1B: 5 2B: 6 3B: 0 HR: 0	SF: 0 SAC: 0 DP: 1 HBP: 0	WP: 0 PB: 0 CS: 2	PA: 38					
<b>PITCHER</b>	IP	WLS	BF	H	R	ER	SO	BB	IBB	HBP	BLK	WP	HR	S	P	ERA	WHIP										
19 R.A. Dickey, R ERA: 4.41	5.0	L	23	8	5	5	0	2	0	0	0	0	0	47	76	9.00	2.000										
50 Lucas Sims, R ERA: 5.52	2.0		9	3	2	2	1	1	0	0	0	0	0	27	38	9.00	2.000										
30 Jason Motte, R ERA: 3.89	1.0		3	0	0	0	2	0	0	0	0	0	0	11	15	0.00	0.000										
61 Max Fried, L ERA: 4.41	1.0		3	0	0	0	2	0	0	0	0	0	0	7	11	0.00	0.000										

**New York Mets @ Atlanta Braves**  
SunTrust Park, Atlanta, GA  
Sat Sep 16 2017, 7:13 PM - 9:57 PM EDT  
Att: 37,846 - Partly Cloudy - 77 F

AB	35
R	7
H	11
RBI	7
BB	3
SO	5
LOB	13



Batter	1	2	3	4	5	6	7	8	9	AB	R	H	RBI	BB	SO	LOB	BOTTOM										
11 Ender Inciarte, L OBP: 0.350, SLG: 0.409	F9		G6-3						G4-3	5	0	1	0	0	0	2											
1 Ozzie Albies, S OBP: 0.359, SLG: 0.475	5 1B		F7							3	0	0	0	1	1	1											
5 Freddie Freeman, L OBP: 0.417, SLG: 0.612										4	1	2	1	0	0	1											
22 Nick Markakis, L OBP: 0.359, SLG: 0.393										4	0	0	0	0	1	3											
24 Kurt Suzuki, R OBP: 0.342, SLG: 0.498	P6									3	1	0	0	1	1	2											
14 Rio Ruiz, L OBP: 0.283, SLG: 0.315										3	0	0	0	1	1	1											
17 Johan Camargo, S OBP: 0.336, SLG: 0.474										4	0	1	0	0	1	2											
8 Jace Peterson, L OBP: 0.301, SLG: 0.296										4	1	2	0	0	1	1											
19 R.A. Dickey, R ERA: 4.41										1	0	1	0	0	0	0											
13 Adonis García, R OBP: 0.278, SLG: 0.342										1	0	0	0	0	0	1											
50 Lucas Sims, R ERA: 5.52										0	0	0	0	0	0	0											
18 Matt Adams, L OBP: 0.318, SLG: 0.359										1	0	0	0	0	0	2											
30 Jason Motte, R ERA: 3.89										0	0	0	0	0	0	0											
61 Max Fried, L ERA: 4.41										1	0	1	2	0	0	0											
16 Lane Adams, R OBP: 0.266, SLG: 0.334										1	0	1	2	0	0	0											
<b>Inning Stats</b>	R: 0 E: 0 K: 1 S: 13	H: 1 LOB: 2 BB: 1 P: 20	R: 0 E: 0 K: 2 S: 9	H: 0 LOB: 0 BB: 0 P: 12	R: 0 E: 0 K: 0 S: 11	H: 1 LOB: 0 BB: 0 P: 14	R: 0 E: 0 K: 1 S: 7	H: 0 LOB: 0 BB: 0 P: 8	R: 0 E: 0 K: 1 S: 10	H: 0 LOB: 0 BB: 1 P: 17	R: 1 E: 0 K: 0 S: 10	H: 1 LOB: 0 BB: 0 P: 17	R: 0 E: 0 K: 1 S: 9	H: 2 LOB: 2 BB: 0 P: 13	R: 0 E: 0 K: 0 S: 5	H: 1 LOB: 1 BB: 0 P: 8	R: 2 E: 0 K: 0 S: 17	H: 2 LOB: 1 BB: 1 P: 31	1B: 7 2B: 0 3B: 0 HR: 1	SF: 0 SAC: 0 DP: 1 HBP: 0	WP: 1 PB: 0 CS: 0	PA: 37					
<b>PITCHER</b>	IP	WLS	BF	H	R	ER	SO	BB	IBB	HBP	BLK	WP	HR	S	P	ERA	WHIP										
48 Jacob deGrom, R ERA: 3.55	7.0	W	27	5	1	1	7	2	0	0	0	0	1	68	101	1.29	1.000										
27 Jeury's Familia, R ERA: 5.12	1.0		4	1	0	0	0	0	0	0	0	0	0	5	8	0.00	1.000										
44 AJ Ramos, R ERA: 3.72	1.0		6	2	2	2	0	1	0	0	0	1	0	17	31	18.00	3.000										

**New York Mets @ Atlanta Braves**  
SunTrust Park, Atlanta, GA  
Sat Sep 16 2017, 7:13 PM - 9:57 PM EDT  
Att: 37,846 - Partly Cloudy - 77 F

AB	34
R	3
H	8
RBI	3
BB	3
SO	7
LOB	16









Batter	1	2	3	4	5	6	7	8	9	AB	R	H	RBI	BB	SO	LOB	TOP			
11 Norichika Aoki, L (1.9) OBP: 0.333, SLG: 0.412										5	0	3	0	0	1	2				
7 José Reyes, S (1.6) OBP: 0.311, SLG: 0.404										3	0	0	0	1	2	3				
15 Matt Reynolds, R (7.6)										1	0	1	0	0	0	0				
13 Adrúbal Cabrera, S (1.5) OBP: 0.349, SLG: 0.437										3	0	0	0	1	1	4				
35 Jacob Rhame, R (7.1)										0	0	0	0	0	0	0				
43 Jamie Callahan, R (8.1)										0	0	0	0	0	0	0				
28 Travis Tajeron, R (9. PH) OBP: 0.289, SLG: 0.356										1	0	0	0	0	0	2				
22 Dominic Smith, L (1.3) OBP: 0.273, SLG: 0.430										4	0	0	0	0	2	5				
18 Travis d'Arnaud, R (1.2) OBP: 0.286, SLG: 0.413										2	0	0	0	1	1	2				
77 Tomás Nido, R (7.2) OBP: 0.667, SLG: 0.667										1	0	1	0	0	0	0				
9 Brandon Nimmo, L (1.7) OBP: 0.401, SLG: 0.392										3	0	1	0	1	1	1				
12 Juan Lagares, R (1.8) OBP: 0.325, SLG: 0.367										3	1	0	0	1	2	3				
2 Gavin Cecchini, R (1.4) OBP: 0.261, SLG: 0.303										4	0	1	1	0	1	4				
33 Matt Harvey, R (1.1) OBP: 0.284, SLG: 0.295										1	0	0	0	0	1	1				
29 Tommy Milone, L (5.1) OBP: 0.279, SLG: 0.311										0	0	0	0	0	0	0				
47 Hansel Robles, R (5.1)										0	0	0	0	0	0	0				
62 Erik Goeddel, R (5.1)										0	0	0	0	0	0	0				
64 Chris Flexen, R (8.1) OBP: 0.275, SLG: 0.350										0	0	0	0	0	0	0				
72 Phillip Evans, R (7. PH) OBP: 0.330, SLG: 0.482										2	0	1	0	0	1	0				
<b>Inning Stats</b>	R: 0 E: 0 K: 2 S: 15	H: 1 LOB: 2 BB: 1 P: 26	R: 0 E: 0 K: 3 S: 9	H: 0 LOB: 0 BB: 0 P: 14	R: 0 E: 0 K: 1 S: 16	H: 0 LOB: 2 BB: 2 P: 30	R: 1 E: 0 K: 1 S: 12	H: 1 LOB: 1 BB: 1 P: 19	R: 0 E: 0 K: 1 S: 13	H: 1 LOB: 1 BB: 0 P: 21	R: 0 E: 0 K: 1 S: 11	H: 1 LOB: 1 BB: 0 P: 19	R: 0 E: 0 K: 1 S: 10	H: 1 LOB: 2 BB: 1 P: 19	R: 0 E: 1 K: 1 S: 11	H: 2 LOB: 1 BB: 0 P: 20	1B: 8 2B: 0 3B: 0 HR: 0	SF: 0 SAC: 0 DP: 2 HBP: 0	WP: 0 PB: 0 SB: 3 CS: 0	PA: 39
<b>PITCHER</b>	IP 5.0	WLS W	BF 22	H 3	R 1	ER 1	SO 8	BB 4	IBB 0	HBP 0	BLK 0	WP 0	HR 0	S 65	P 110	ERA 1.80	WHIP 1.400			
58 Dan Straily, R (1.1) ERA: 4.17	1.0	4	1	0	0	1	1	0	0	0	0	0	0	11	19	0.00	2.000			
22 Dustin McGowan, R (6.1) ERA: 4.42	3.0	S	13	4	0	0	4	1	0	0	0	0	0	30	56	0.00	1.667			
45 Vance Worley, R (7.1) ERA: 7.07																				

New York Mets @ Miami Marlins  
Marlins Park, Miami, FL  
Mon Sep 18 2017, 7:12 PM - 10:33 PM EDT  
Att: 16,385 - Roof Closed - 82 F

AB 33  
R 1  
H 8  
RBI 1  
BB 6  
SO 13  
LOB 27



Batter	1	2	3	4	5	6	7	8	9	AB	R	H	RBI	BB	SO	LOB	BOTTOM			
9 Dee Strange-Gordon, L (1.4) OBP: 0.344, SLG: 0.373										6	2	4	2	0	0	0				
18 Tomás Telis, S (1.2) OBP: 0.257, SLG: 0.316										4	3	1	0	1	0	3				
27 Giancarlo Stanton, R (1.9) OBP: 0.374, SLG: 0.632										5	3	2	4	1	2	3				
13 Marcell Ozuna, R (1.7) OBP: 0.367, SLG: 0.539										5	1	4	2	0	0	1				
41 Justin Bour, L (1.3) OBP: 0.371, SLG: 0.539										4	1	2	1	0	0	3				
22 Dustin McGowan, R (6.1)										0	0	0	0	0	0	0				
45 Vance Worley, R (7.1) OBP: 0.190, SLG: 0.190										1	0	0	0	0	0	0				
55 Brian Anderson, R (1.5) OBP: 0.339, SLG: 0.358										4	1	1	2	1	0	4				
51 Ichiro Suzuki, L (1.8) OBP: 0.332, SLG: 0.348										4	1	2	1	1	0	1				
12 Mike Aviles, R (1.6) OBP: 0.318, SLG: 0.312										5	1	2	0	0	1	2				
58 Dan Straily, R (1.1) OBP: 0.074, SLG: 0.057										2	0	1	0	0	1	3				
21 Christian Yelich, L (5. PH) OBP: 0.350, SLG: 0.467										1	0	0	0	0	0	2				
32 Derek Dietrich, L (6.3) OBP: 0.323, SLG: 0.409										2	0	0	0	0	1	0				
<b>Inning Stats</b>	R: 1 E: 0 K: 1 S: 11	H: 3 LOB: 2 BB: 0 P: 19	R: 0 E: 0 K: 0 S: 10	H: 2 LOB: 0 BB: 0 P: 16	R: 1 E: 0 K: 1 S: 12	H: 2 LOB: 3 BB: 2 P: 19	R: 3 E: 0 K: 0 S: 9	H: 3 LOB: 0 BB: 0 P: 14	R: 7 E: 0 K: 0 S: 26	H: 7 LOB: 1 BB: 1 P: 38	R: 0 E: 0 K: 2 S: 10	H: 1 LOB: 1 BB: 0 P: 12	R: 1 E: 0 K: 1 S: 9	H: 1 LOB: 1 BB: 1 P: 16	R: 0 E: 1 K: 0 S: 9	H: 0 LOB: 1 BB: 0 P: 13	1B: 14 2B: 1 3B: 2 HR: 2	SF: 0 SAC: 0 DP: 1 HBP: 1	WP: 1 PB: 0 SB: 1 CS: 0	PA: 48
<b>PITCHER</b>	IP 4.0	WLS L	BF 26	H 12	R 7	ER 7	SO 2	BB 1	IBB 1	HBP 0	BLK 0	WP 1	HR 0	S 6	P 11	ERA 15.75	WHIP 3.250			
33 Matt Harvey, R (1.1) ERA: 6.59	0.1	3	1	0	0	0	1	0	0	0	0	0	0	6	11	0.00	6.000			
29 Tommy Milone, L (5.1)	0.1	5	4	5	5	0	0	0	0	0	0	0	0	14	18	135.00	12.000			
47 Hansel Robles, R (5.1) ERA: 5.12	0.1	1	0	0	0	0	0	0	0	0	0	0	0	1	1	0.00	0.000			
62 Erik Goeddel, R (5.1) ERA: 3.9	1.0	4	1	0	0	2	0	0	0	0	0	0	0	10	12	0.00	1.000			
64 Chris Flexen, R (6.1) ERA: 7.49																				
<b>PITCHER</b>	IP 1.0	WLS L	BF 5	H 1	R 1	ER 0	SO 0	BB 1	IBB 0	HBP 0	BLK 0	WP 0	HR 0	S 9	P 16	ERA 9.00	WHIP 2.000			
35 Jacob Rhame, R (7.1) ERA: 13.5	1.0	4	0	0	0	0	0	0	0	0	0	0	0	9	13	0.00	0.000			
43 Jamie Callahan, R (8.1) ERA: 6.23																				

New York Mets @ Miami Marlins  
Marlins Park, Miami, FL  
Mon Sep 18 20



Batter	1	2	3	4	5	6	7	8	9	10	AB	R	H	RBI	BB	SO	LOB	TOP														
11 Norichika Aoki, L OBP: 0.331, SLG: 0.408	G3		F7		F7		F9		G4-3		5	0	1	0	0	0	1															
7 José Reyes, S OBP: 0.316, SLG: 0.415	HR		1B			1B		K			5	2	4	2	0	1	0															
13 Adribril Cabrera, S OBP: 0.349, SLG: 0.435	K		1B			L8		1B	F9		4	0	1	0	1	1	2															
22 Dominic Smith, L OBP: 0.271, SLG: 0.421	F7		G3			L7		K			5	0	1	0	0	1	5															
18 Travis d'Arnaud, R OBP: 0.268, SLG: 0.422	G6-3		F9			HR		1B	F9		5	1	2	2	0	0	1															
9 Brandon Nimmo, L OBP: 0.401, SLG: 0.388	G6-3		F7			1B		1B			4	0	1	0	1	1	1															
12 Juan Lagares, R OBP: 0.287, SLG: 0.359	G5-3		G4-3			F9		L4			5	0	0	0	0	0	5															
72 Phillip Evans, R OBP: 0.294, SLG: 0.412	G1-3		L9			L9		L9			4	1	1	0	0	0	0															
67 Seth Lugo, R OBP: 0.358, SLG: 0.348	K		G6-3			K		K			2	0	0	0	0	0	1															
49 Josh Smoker, L											0	0	0	0	0	0	0															
2 Gavin Cecchini, R											0	0	0	0	0	0	0															
27 Jeury's Familia, R											0	0	0	0	0	0	0															
39 Jerry Blevins, L											0	0	0	0	0	0	0															
15 Matt Reynolds, R											0	0	0	0	0	0	0															
44 AJ Ramos, R											0	0	0	0	0	0	0															
51 Paul Sewald, R											0	0	0	0	0	0	0															
<b>Inning Stats</b>	R: 1 E: 0 K: 1 S: 8	H: 1 LOB: 0 BB: 0 P: 12	R: 0 E: 0 K: 0 S: 10	H: 0 LOB: 0 BB: 0 P: 13	R: 0 E: 0 K: 1 S: 11	H: 2 LOB: 3 BB: 1 P: 18	R: 0 E: 0 K: 0 S: 8	H: 0 LOB: 0 BB: 0 P: 15	R: 0 E: 0 K: 0 S: 5	H: 0 LOB: 0 BB: 0 P: 7	R: 2 E: 0 K: 0 S: 11	H: 3 LOB: 1 BB: 0 P: 16	R: 0 E: 0 K: 1 S: 5	H: 0 LOB: 0 BB: 0 P: 6	R: 0 E: 0 K: 2 S: 20	H: 2 LOB: 3 BB: 1 P: 29	R: 1 E: 0 K: 0 S: 12	H: 2 LOB: 1 BB: 0 P: 16	R: 0 E: 0 K: 1 S: 11	H: 1 LOB: 1 BB: 0 P: 17	1B: 9 2B: 0 3B: 0 HR: 2	SF: 0 SAC: 1 DP: 0 HBP: 0	WP: 0 PB: 0 SB: 0 CS: 0	PA: 43								
<b>PITCHER</b>	IP WLS BF H R ER SO BB IBB HBP BLK WP HR S P ERA WHIP	43 Odrisamer Despaigne, R ERA: 4.37	49 Brian Ellington, R ERA: 3.35	25 Junichi Tazawa, R ERA: 5.12	40 Javy Guerra, R ERA: 4.11	46 Kyle Barraclough, R ERA: 3.14	<b>PITCHER</b>	IP WLS BF H R ER SO BB IBB HBP BLK WP HR S P ERA WHIP	51 Ichiro Suzuki, L OBP: 0.328, SLG: 0.344	27 Giancarlo Stanton, R OBP: 0.378, SLG: 0.631	21 Christian Yelich, L OBP: 0.367, SLG: 0.450	41 Justin Bour, L OBP: 0.372, SLG: 0.546	11 J.T. Realmuto, R OBP: 0.328, SLG: 0.456	32 Derek Dietrich, L OBP: 0.322, SLG: 0.410	55 Brian Anderson, R OBP: 0.349, SLG: 0.357	12 Mike Aviles, R OBP: 0.310, SLG: 0.304	13 Marcell Ozuna, R OBP: 0.367, SLG: 0.527	19 Miguel Rojas, R OBP: 0.337, SLG: 0.318	9 Dee Strange-Gordon, L OBP: 0.344, SLG: 0.372	43 Odrisamer Despaigne, R ERA: 5.03	49 Brian Ellington, R ERA: 4.87	25 Junichi Tazawa, R ERA: 5.43	18 Tomás Telles, S ERA: 4.87	39 Jerry Blevins, L ERA: 3.04	44 AJ Ramos, R ERA: 4.09	51 Paul Sewald, R ERA: 4.57	67 Seth Lugo, R ERA: 5.03	49 Josh Smoker, L ERA: 5.43	27 Jeury's Familia, R ERA: 4.87	39 Jerry Blevins, L ERA: 3.04	44 AJ Ramos, R ERA: 4.09	IP WLS BF H R ER SO BB IBB HBP BLK WP HR S P ERA WHIP

New York Mets @ Miami Marlins  
Marlins Park, Miami, FL  
Tue Sep 19, 2017, 7:12 PM - 10:34 PM EDT  
Att. 16,405 - Roof Closed - 79 F

AB	40
R	4
H	11
RBI	4
BB	2
SO	6
LOB	15



Batter	1	2	3	4	5	6	7	8	9	10	AB	R	H	RBI	BB	SO	LOB	BOTTOM						
51 Ichiro Suzuki, L OBP: 0.328, SLG: 0.344	G6-3		L8			G4-3		F9			5	0	1	1	0	0	0							
27 Giancarlo Stanton, R OBP: 0.378, SLG: 0.631	BB		K			41 WP		BB			1	0	0	0	4	1	0							
21 Christian Yelich, L OBP: 0.367, SLG: 0.450	G3-6-1		HR			L7		G1-3			5	1	1	1	0	1	6							
41 Justin Bour, L OBP: 0.372, SLG: 0.546	G6-4-3		K			K		K			5	1	2	1	0	2	1							
11 J.T. Realmuto, R OBP: 0.328, SLG: 0.456	G6-4-3		2B			2B		K			5	2	3	1	0	1	1							
32 Derek Dietrich, L OBP: 0.322, SLG: 0.410	2B		K2-3			G4-3		G4-3			4	0	1	0	0	2	2							
55 Brian Anderson, R OBP: 0.349, SLG: 0.357	G6-3		G5-3			G5-3		BB			3	1	1	0	1	0	1							
12 Mike Aviles, R OBP: 0.310, SLG: 0.304	L8		L8			F8		K			2	0	0	0	0	0	0							
13 Marcell Ozuna, R OBP: 0.367, SLG: 0.527											0	0	0	0	0	0	1							
19 Miguel Rojas, R OBP: 0.337, SLG: 0.318											0	0	0	0	0	0	0							
9 Dee Strange-Gordon, L OBP: 0.344, SLG: 0.372											1	0	0	0	0	1	2							
43 Odrisamer Despaigne, R ERA: 5.03											2	0	0	0	0	0	0							
49 Brian Ellington, R ERA: 4.87											0	0	0	0	0	0	0							
25 Junichi Tazawa, R ERA: 5.43											0	0	0	0	0	0	0							
18 Tomás Telles, S ERA: 4.87											0	0	0	0	0	0	0							
39 Jerry Blevins, L ERA: 3.04											0	0	0	0	0	0	0							
44 AJ Ramos, R ERA: 4.09											0	0	0	0	0	0	0							
<b>Inning Stats</b>	R: 0 E: 0 K: 0 S: 8	H: 0 LOB: 0 BB: 1 P: 14	R: 0 E: 0 K: 0 S: 14	H: 2 LOB: 1 BB: 0 P: 23	R: 0 E: 0 K: 0 S: 6	H: 0 LOB: 0 BB: 0 P: 10	R: 0 E: 0 K: 3 S: 15	H: 2 LOB: 1 BB: 0 P: 24	R: 0 E: 0 K: 0 S: 8	H: 0 LOB: 0 BB: 0 P: 12	R: 0 E: 0 K: 1 S: 13	H: 0 LOB: 1 BB: 1 P: 23	R: 0 E: 0 K: 2 S: 14	H: 0 LOB: 1 BB: 1 P: 21	R: 0 E: 0 K: 0 S: 5	H: 0 LOB: 1 BB: 1 P: 12	R: 3 E: 0 K: 3 S: 24	H: 5 LOB: 3 BB: 1 P: 39	R: 1 E: 0 K: 0 S: 8	H: 1 LOB: 0 BB: 0 P: 12	1B: 5 2B: 2 3B: 0 HR: 3	SF: 0 SAC: 0 DP: 2 HBP: 0	WP: 1 PB: 0 SB: 0 CS: 0	PA: 41
<b>PITCHER</b>	IP WLS BF H R ER SO BB IBB HBP BLK WP HR S P ERA WHIP	67 Seth Lugo, R ERA: 5.03	49 Josh Smoker, L ERA: 5.43	27 Jeury's Familia, R ERA: 4.87	39 Jerry Blevins, L ERA: 3.04	44 AJ Ramos, R ERA: 4.09	<b>PITCHER</b>	IP WLS BF H R ER SO BB IBB HBP BLK WP HR S P ERA WHIP	51 Paul Sewald, R ERA: 4.57	67 Seth Lugo, R ERA: 5.03	49 Josh Smoker, L ERA: 5.43	27 Jeury's Familia, R ERA: 4.87	39 Jerry Blevins, L ERA: 3.04	44 AJ Ramos, R ERA: 4.09	IP WLS BF H R ER SO BB IBB HBP BLK WP HR S P ERA WHIP									

New York Mets @ Miami Marlins  
Marlins Park, Miami, FL  
Tue Sep 19, 2017, 7:12 PM - 10:34 PM EDT  
Att. 16,405 - Roof Closed - 79 F

AB	36
R	5
H	10
RBI	5
BB	5
SO	9
LOB	14





Batter	1	2	3	4	5	6	7	8	9	AB	R	H	RBI	BB	SO	LOB	TOP					
11 Norichika Aoki, L (1,8) OBP: 0.327, SLG: 0.403	G6-3		L3		F7			G1-3		4	0	0	0	0	0	3						
7 José Reyes, S (1,6) OBP: 0.315, SLG: 0.413	G4-3			L8		G3-1		1B		4	0	1	0	0	0	0						
13 Asdrúbal Cabrera, S (1,5) OBP: 0.347, SLG: 0.431	K			G6-3		L9		F8		4	0	0	0	0	1	1						
22 Dominic Smith, L (1,3) OBP: 0.264, SLG: 0.409		F8		G4-3		G4-3			G3	4	0	0	0	0	0	0						
26 Kevin Plawecki, R (1,2) OBP: 0.337, SLG: 0.388							F9			3	1	2	0	1	0	0						
9 Brandon Nimmo, L (1,7) OBP: 0.398, SLG: 0.406										4	1	1	1	0	1	3						
72 Phillip Evans, R (1,4) OBP: 0.333, SLG: 0.429										4	0	2	0	0	0	1						
28 Travis Taijeron, R (1,9) OBP: 0.267, SLG: 0.300			L3							4	0	1	0	0	2	3						
50 Rafael Montero, R (1,1) OBP: 0.285, SLG: 0.395										0	0	0	0	0	0	0						
18 Travis d'Arment, R (5,PH) OBP: 0.296, SLG: 0.420										1	0	1	1	0	0	0						
64 Chris Flexen, R (5,1) OBP: 0.287, SLG: 0.320										0	0	0	0	0	0	0						
61 Kevin McGowan, R (7,1) OBP: 0.287, SLG: 0.320										0	0	0	0	0	0	0						
2 Gavin Cecchini, R (8,PH) OBP: 0.294, SLG: 0.326										1	0	0	0	0	0	0						
62 Erik Goeddel, R (8,1) OBP: 0.273, SLG: 0.311										0	0	0	0	0	0	0						
29 Tommy Milone, L (8,1) OBP: 0.273, SLG: 0.311										0	0	0	0	0	0	0						
<b>Inning Stats</b>	R: 0 E: 0 K: 1 S: 11	H: 0 LOB: 0 BB: 0 P: 16	R: 0 E: 0 K: 0 S: 5	H: 1 LOB: 0 BB: 0 P: 7	R: 0 E: 0 K: 0 S: 7	H: 1 LOB: 1 BB: 0 P: 12	R: 0 E: 0 K: 0 S: 6	H: 0 LOB: 0 BB: 0 P: 13	R: 1 E: 0 K: 1 S: 11	H: 3 LOB: 2 BB: 0 P: 18	R: 0 E: 0 K: 0 S: 7	H: 0 LOB: 0 BB: 0 P: 12	R: 1 E: 0 K: 1 S: 9	H: 1 LOB: 0 BB: 0 P: 11	R: 0 E: 0 K: 0 S: 12	H: 1 LOB: 2 BB: 0 P: 18	R: 0 E: 1 K: 1 S: 14	H: 1 LOB: 2 BB: 1 P: 22	1B: 7 2B: 0 3B: 0 HR: 1	SF: 0 SAC: 1 DP: 1 HBP: 0	WP: 0 PB: 0 SB: 0 CS: 0	PA: 35
<b>PITCHER</b>	IP WLS BF H R ER SO BB IBB HBP BLK WP HR S P ERA WHIP																					
62 José Ureña, R (1,1) ERA: 3.55	8.0 W 30 7 2 2 3 0 0 0 0 0 1 68 107 2.25 0.875																					
50 Chris O'Grady, L (9,1) ERA: 5.27	1.0 5 1 0 0 1 1 0 0 0 0 0 14 22 0.00 2.000																					

New York Mets @ Miami Marlins  
Marlins Park, Miami, FL  
Wed Sep 20 2017, 1:13 PM - 3:54 PM EDT  
Att: 16,033 - Roof Closed - 78 F

AB 33  
R 2  
H 8  
RBI 2  
BB 1  
SO 4  
LOB 11



Batter	1	2	3	4	5	6	7	8	9	AB	R	H	RBI	BB	SO	LOB	BOTTOM			
9 Dee Strange-Gordon, L (1,4) OBP: 0.344, SLG: 0.374	G4-3		G4-3	G6-3		G6-3				5	2	2	0	0	0	1				
27 Giancarlo Stanton, R (1,9) OBP: 0.379, SLG: 0.634	K		G4-3			G4-3				5	1	2	3	0	1	1				
21 Christian Yelich, L (1,8) OBP: 0.366, SLG: 0.447	G4-3									4	1	0	0	1	0	2				
13 Marcell Ozuna, R (1,7) OBP: 0.370, SLG: 0.540										4	1	3	2	1	0	0				
41 Justin Bour, L (1,3) OBP: 0.375, SLG: 0.553										3	1	1	2	2	0	2				
55 Brian Anderson, R (1,5) OBP: 0.358, SLG: 0.356	G6-3									3	0	1	0	1	1	3				
17 A.J. Ellis, R (1,2) OBP: 0.287, SLG: 0.338		G2-3								4	1	1	1	0	0	3				
19 Miguel Rojas, R (1,6) OBP: 0.340, SLG: 0.332										4	2	2	1	0	0	2				
62 José Ureña, R (1,1) ERA: 3.55										2	0	0	0	0	2	0				
51 Ichiro Suzuki, L (8,PH) OBP: 0.327, SLG: 0.342										1	0	0	0	0	0	0				
50 Chris O'Grady, R (9,1) ERA: 5.27										0	0	0	0	0	0	0				
<b>Inning Stats</b>	R: 1 E: 0 K: 1 S: 16	H: 2 LOB: 2 BB: 1 P: 23	R: 0 E: 0 K: 1 S: 9	H: 0 LOB: 0 BB: 0 P: 13	R: 3 E: 0 K: 0 S: 19	H: 3 LOB: 1 BB: 1 P: 28	R: 1 E: 0 K: 0 S: 7	H: 2 LOB: 1 BB: 0 P: 14	R: 0 E: 0 K: 0 S: 9	H: 0 LOB: 2 BB: 2 P: 23	R: 0 E: 0 K: 1 S: 7	H: 0 LOB: 0 BB: 0 P: 9	R: 0 E: 0 K: 1 S: 10	H: 0 LOB: 1 BB: 1 P: 19	R: 4 E: 0 K: 0 S: 16	H: 5 LOB: 1 BB: 0 P: 25	1B: 7 2B: 1 3B: 0 HR: 4	SF: 0 SAC: 1 DP: 0 HBP: 0	WP: 0 PB: 0 SB: 1 CS: 0	PA: 41
<b>PITCHER</b>	IP WLS BF H R ER SO BB IBB HBP BLK WP HR S P ERA WHIP																			
50 Rafael Montero, R (1,1) ERA: 5.3	4.0 L 21 7 0 0 5 2 2 0 0 0 0 0 16 32 0.00 1.000																			
64 Chris Flexen, R (5,1) ERA: 7.13	2.0 8 0 0 0 1 2 0 0 0 0 0 0 16 32 0.00 1.000																			
61 Kevin McGowan, R (7,1) ERA: 4.15	1.0 4 0 0 0 1 1 0 0 0 0 0 0 10 19 0.00 1.000																			
62 Erik Goeddel, R (8,1) ERA: 5.14	0.1 5 4 4 4 0 0 0 0 0 0 3 8 12 108.00 12.000																			
29 Tommy Milone, L (8,1) ERA: 7.3	0.2 3 1 0 0 0 0 0 0 0 0 0 0 8 13 0.00 1.500																			

New York Mets @ Miami Marlins  
Marlins Park, Miami, FL  
Wed Sep 20 2017, 1:13 PM - 3:54 PM EDT  
Att: 16,033 - Roof Closed - 78 F

AB 35  
R 9  
H 12  
RBI 9  
BB 5  
SO 4  
LOB 14













Batter	1	2	3	4	5	6	7	8	9	AB	R	H	RBI	BB	SO	LOB	TOP										
7 Trea Turner, R OBP: 0.332, SLG: 0.456										4	1	1	2	0	2	1	Washington Nationals @ New York Mets Citi Field, Flushing, NY Sun Sep 24 2017, 1:11 PM - 4:11 PM EDT Att: 29,057 - Sunny - 87 F										
17 Alejandro De Aza, L OBP: 0.160, SLG: 0.250										3	0	0	0	1	2	1											
20 Daniel Murphy, L OBP: 0.376, SLG: 0.542										4	0	1	0	0	1	1											
6 Anthony Rendon, R OBP: 0.401, SLG: 0.532										4	0	0	0	0	1	1											
4 Howie Kendrick, R OBP: 0.372, SLG: 0.470										4	0	0	0	0	1	0											
14 Victor Robles, R OBP: 0.316, SLG: 0.529											4	0	0	0	2	0											
3 Michael Taylor, R OBP: 0.317, SLG: 0.473										3	1	1	0	0	2	0											
59 Jose Lobaton, S OBP: 0.240, SLG: 0.274										3	0	2	1	0	0	0											
31 Max Scherzer, R OBP: 0.345, SLG: 0.610										2	1	0	0	0	1	2											
56 Joe Blanton, R ERA: 4.92										0	0	0	0	0	0	0											
1 Wilmer Difo, S ERA: 4.38										0	0	0	0	0	0	0											
44 Ryan Madson, L ERA: 4.38										0	0	0	0	0	0	0											
36 Sammy Solis, R ERA: 4.38										0	0	0	0	0	0	0											
21 Brandon Kintzler, R ERA: 4.38										0	0	0	0	0	0	0											
<b>Inning Stats</b>	R: 0 E: 0 K: 3 S: 11	H: 1 LOB: 1 BB: 0 P: 16	R: 0 E: 0 K: 2 S: 11	H: 0 LOB: 0 BB: 0 P: 15	R: 2 E: 0 K: 1 S: 14	H: 2 LOB: 0 BB: 0 P: 21	R: 0 E: 0 K: 1 S: 6	H: 0 LOB: 0 BB: 0 P: 11	R: 1 E: 0 K: 3 S: 17	H: 2 LOB: 1 BB: 0 P: 27	R: 0 E: 0 K: 1 S: 7	H: 0 LOB: 0 BB: 0 P: 12	R: 0 E: 0 K: 1 S: 7	H: 0 LOB: 0 BB: 0 P: 9	R: 0 E: 0 K: 0 S: 6	H: 0 LOB: 0 BB: 1 P: 14	R: 0 E: 0 K: 0 S: 9	H: 0 LOB: 0 BB: 0 P: 15	1B: 3 2B: 0 3B: 1 HR: 1	SF: 0 SAC: 0 DP: 0 HBP: 0	WP: 0 PB: 0 SB: 1 CS: 0	PA: 33					
<b>PITCHER</b>	IP	WLS	BF	H	R	ER	SO	BB	IBB	HBP	BLK	WP	HR	S	P	ERA	WHIP										
48 Jacob deGrom, R ERA: 3.53	6.0	L	23	5	3	2	11	0	0	0	0	0	1	66	102	3.00	0.833										
47 Hansel Robles, R ERA: 4.92	2.0		7	0	0	0	1	1	0	0	0	0	0	13	23	0.00	0.500										
51 Paul Sewald, R ERA: 4.38	1.0		3	0	0	0	0	0	0	0	0	0	0	9	15	0.00	0.000										

Washington Nationals @ New York Mets  
Citi Field, Flushing, NY  
Sun Sep 24 2017, 1:11 PM - 4:11 PM EDT  
Att: 29,057 - Sunny - 87 F

AB	32
R	3
H	5
RBI	3
BB	1
SO	12
LOB	6



Batter	1	2	3	4	5	6	7	8	9	AB	R	H	RBI	BB	SO	LOB	BOTTOM										
11 Norichika Aoki, L OBP: 0.331, SLG: 0.407										5	0	1	0	0	1	2	Washington Nationals @ New York Mets Citi Field, Flushing, NY Sun Sep 24 2017, 1:11 PM - 4:11 PM EDT Att: 29,057 - Sunny - 87 F										
7 José Reyes, S OBP: 0.315, SLG: 0.413										4	0	2	1	0	1	0											
9 Brandon Nimmo, L OBP: 0.388, SLG: 0.416										3	1	1	1	1	2	3											
18 Travis d'Anaud, R OBP: 0.291, SLG: 0.437										3	0	0	0	1	1	2											
22 Dominic Smith, L OBP: 0.258, SLG: 0.392										3	0	0	0	0	2	1											
26 Kevin Plawcki, R OBP: 0.330, SLG: 0.376										1	0	0	0	0	1	3											
51 Paul Sewald, R ERA: 4.38										0	0	0	0	0	0	0											
72 Phillip Evans, R OBP: 0.333, SLG: 0.385										3	0	0	0	1	1	0											
1 Amed Rosario, R OBP: 0.295, SLG: 0.417										4	0	2	0	0	1	1											
12 Juan Lagares, R OBP: 0.289, SLG: 0.362										4	1	2	0	0	2	1											
48 Jacob deGrom, L OBP: 0.233, SLG: 0.268										2	0	0	0	0	0	1											
47 Hansel Robles, R ERA: 4.92										0	0	0	0	0	0	0											
13 Asdrubal Cabrera, S OBP: 0.351, SLG: 0.450										1	0	0	0	0	1	1											
15 Matt Reynolds, R OBP: 0.322, SLG: 0.291										1	0	0	0	0	0	2											
<b>Inning Stats</b>	R: 1 E: 0 K: 1 S: 13	H: 1 LOB: 0 BB: 0 P: 20	R: 0 E: 0 K: 2 S: 8	H: 0 LOB: 0 BB: 0 P: 12	R: 0 E: 0 K: 1 S: 8	H: 0 LOB: 0 BB: 0 P: 9	R: 0 E: 0 K: 3 S: 11	H: 1 LOB: 1 BB: 0 P: 17	R: 0 E: 0 K: 2 S: 12	H: 1 LOB: 1 BB: 0 P: 15	R: 0 E: 0 K: 1 S: 7	H: 0 LOB: 1 BB: 1 P: 14	R: 0 E: 0 K: 0 S: 9	H: 0 LOB: 0 BB: 1 P: 16	R: 1 E: 0 K: 3 S: 16	H: 3 LOB: 3 BB: 1 P: 30	R: 0 E: 0 K: 0 S: 10	H: 2 LOB: 2 BB: 0 P: 15	1B: 6 2B: 2 3B: 0 HR: 1	SF: 0 SAC: 0 DP: 1 HBP: 0	WP: 0 PB: 0 SB: 2 CS: 0	PA: 37					
<b>PITCHER</b>	IP	WLS	BF	H	R	ER	SO	BB	IBB	HBP	BLK	WP	HR	S	P	ERA	WHIP										
31 Max Scherzer, R ERA: 2.95	6.0	W	22	3	1	1	10	1	0	0	0	0	0	9	16	0.00	1.000										
56 Joe Blanton, R ERA: 5.91	1.0	H	3	0	0	0	0	1	0	0	0	0	0	9	16	0.00	1.000										
44 Ryan Madson, R ERA: 1.86	0.2	H	6	3	1	1	2	1	0	0	0	0	0	13	24	13.50	6.000										
36 Sammy Solis, L ERA: 6.29	0.1	H	1	0	0	0	1	0	0	0	0	0	0	3	6	0.00	0.000										
21 Brandon Kintzler, R ERA: 2.66	1.0	S	5	2	0	0	0	0	0	0	0	0	0	10	15	0.00	2.000										

Washington Nationals @ New York Mets  
Citi Field, Flushing, NY  
Sun Sep 24 2017, 1:11 PM - 4:11 PM EDT  
Att: 29,057 - Sunny - 87 F

AB	34
R	2
H	8
RBI	2
BB	3
SO	13
LOB	17





Batter	1	2	3	4	5	6	7	8	9	AB	R	H	RBI	BB	SO	LOB	TOP					
11 Ender Inciarte, L OBP: 0.352, SLG: 0.413	F7		F8			BB	F8	P5		4	1	1	1	1	0	2						
1 Ozzie Albies, S OBP: 0.354, SLG: 0.452	G4-3			HR		BB	F8	G4-3		4	2	1	1	1	0	1						
5 Freddie Freeman, L OBP: 0.406, SLG: 0.601	G3-1			K		BB	P6	BB		5	1	1	0	0	2	4						
22 Nick Markakis, L OBP: 0.356, SLG: 0.387	G5-3			P5		BB	BB	BB		3	1	1	2	2	0	0						
25 Tyler Flowers, R OBP: 0.381, SLG: 0.454	K			F7						3	1	1	2	2	1	0						
20 David Freitas, R OBP: 0.235, SLG: 0.353	K									0	0	0	0	0	0	0						
14 Rio Ruiz, L OBP: 0.277, SLG: 0.328	G6-3					IBB				2	1	1	2	1	0	0						
7 Dansby Swanson, R OBP: 0.314, SLG: 0.329										5	0	1	0	0	2	6						
8 Jace Peterson, L OBP: 0.315, SLG: 0.320										4	1	1	0	0	1	3						
50 Lucas Sims, R 63 Dan Winkler, R 18 Matt Adams, L 2 Michal Johnson, L 57 Rex Brothers, L 30 Jason Motte, R	FC1-6									2	1	1	0	0	0	1						
<b>Inning Stats</b>	R: 0 E: 0 K: 0 S: 6	H: 0 LOB: 0 BB: 0 P: 10	R: 0 E: 0 K: 1 S: 9	H: 0 LOB: 0 BB: 0 P: 14	R: 0 E: 0 K: 1 S: 12	H: 1 LOB: 1 BB: 0 P: 15	R: 1 E: 0 K: 1 S: 8	H: 1 LOB: 0 BB: 1 P: 11	R: 0 E: 0 K: 1 S: 8	H: 0 LOB: 0 BB: 1 P: 13	R: 3 E: 0 K: 1 S: 13	H: 2 LOB: 1 BB: 3 P: 29	R: 1 E: 0 K: 1 S: 12	H: 2 LOB: 1 BB: 0 P: 19	R: 3 E: 0 K: 0 S: 18	H: 3 LOB: 1 BB: 2 P: 32	R: 1 E: 0 K: 0 S: 16	H: 1 LOB: 2 BB: 2 P: 28	1B: 3 2B: 5 3B: 0 HR: 2	SF: 2 SAC: 1 DP: 1 HBP: 0	WP: 0 PB: 0 SB: 0 CS: 0	PA: 43
<b>PITCHER</b>	IP	WLS	BF	H	R	ER	SO	BB	IBB	HBP	BLK	WP	HR	S	P	ERA	WHIP					
64 Chris Flexen, R ERA: 7.14	5.0	L	20	3	4	4	4	3	0	0	0	0	1	47	77	7.20	1.200					
49 Josh Smoker, L ERA: 5.2	1.0		5	1	0	0	1	0	1	0	0	0	0	9	15	0.00	1.000					
62 Erik Goeddel, R ERA: 5.28	1.0		5	2	1	1	1	0	0	0	0	0	0	12	19	9.00	2.000					
61 Kevin McGowan, R ERA: 7.5	1.0		7	3	3	3	0	1	0	0	0	0	1	18	32	27.00	4.000					
35 Jacob Rhame, R ERA: 13.5	1.0		6	1	1	1	0	2	0	0	0	0	0	16	28	9.00	3.000					

Atlanta Braves @ New York Mets  
Citi Field, Flushing, NY  
Mon Sep 25 2017, 4:11 PM - 7:13 PM EDT  
Clear - 86 F

AB 33  
R 9  
H 10  
RBI 9  
BB 7  
SO 6  
LOB 17



Batter	1	2	3	4	5	6	7	8	9	AB	R	H	RBI	BB	SO	LOB	BOTTOM				
11 Norichika Aoki, L OBP: 0.328, SLG: 0.402	G4-3		F7			G5-3		G6-3		4	0	0	0	0	0	1					
7 José Reyes, S OBP: 0.317, SLG: 0.412	P6			BB		1B		F7		3	0	1	0	1	0	0					
9 Brandon Nimmo, L OBP: 0.385, SLG: 0.412	K			1B		L8		L4		4	0	1	0	0	1	1					
72 Phillip Evans, R OBP: 0.323, SLG: 0.345	P3			L5		BB		K		3	1	0	0	1	1	2					
22 Dominic Smith, L OBP: 0.252, SLG: 0.382	K			K		F7		K		4	0	0	0	0	3	3					
1 Amed Rosario, R OBP: 0.288, SLG: 0.405	G6-3					F8		G1-3		4	0	0	0	0	1	1					
12 Juan Lagares, R OBP: 0.298, SLG: 0.370						1B		1B		3	1	3	0	0	0	0					
77 Tomás Nido, R OBP: 0.500, SLG: 0.667	L8					1B		2B		3	0	1	2	0	1	2					
64 Chris Flexen, R 49 Josh Smoker, L 2 Gavin Cecchini, R 62 Erik Goeddel, R 13 Adrobal Cabrera, S 61 Kevin McGowan, R 35 Jacob Rhame, R	SH2-4					K		P4		0	0	0	0	0	0	0					
<b>Inning Stats</b>	R: 0 E: 0 K: 1 S: 6	H: 0 LOB: 0 BB: 0 P: 10	R: 0 E: 0 K: 1 S: 9	H: 0 LOB: 0 BB: 0 P: 14	R: 0 E: 0 K: 1 S: 6	H: 1 LOB: 1 BB: 0 P: 12	R: 0 E: 0 K: 2 S: 11	H: 1 LOB: 1 BB: 0 P: 15	R: 2 E: 0 K: 0 S: 11	H: 2 LOB: 1 BB: 1 P: 17	R: 0 E: 0 K: 0 S: 6	H: 0 LOB: 0 BB: 0 P: 10	R: 0 E: 0 K: 2 S: 9	H: 0 LOB: 0 BB: 0 P: 12	1B: 5 2B: 1 3B: 0 HR: 0	SF: 0 SAC: 1 DP: 0 HBP: 0	WP: 0 PB: 0 SB: 0 CS: 2	PA: 33			
<b>PITCHER</b>	IP	WLS	BF	H	R	ER	SO	BB	IBB	HBP	BLK	WP	HR	S	P	ERA	WHIP				
50 Lucas Sims, R ERA: 4.85	6.2	W	25	5	2	2	6	2	0	0	0	0	0	58	93	2.70	1.050				
57 Rex Brothers, L ERA: 6.95	1.0		3	0	0	0	0	0	0	0	0	0	0	6	10	0.00	0.000				
30 Jason Motte, R ERA: 3.69	1.0		3	0	0	0	2	0	0	0	0	0	0	9	12	0.00	0.000				

Atlanta Braves @ New York Mets  
Citi Field, Flushing, NY  
Mon Sep 25 2017, 4:11 PM - 7:13 PM EDT  
Clear - 86 F

AB 30  
R 2  
H 6  
RBI 2  
BB 2  
SO 8  
LOB 11





Batter	1	2	3	4	5	6	7	8	9	AB	R	H	RBI	BB	SO	LOB	TOP							
11 Ender Inciarte, L OBP: 0.391, SLG: 0.412	G6-3		G6-3			L5		FC4-6 1B		4	0	1	0	0	0	1								
1 Ozzie Albies, S OBP: 0.347, SLG: 0.442	F7		K			F8		FC4-6 22 S		4	0	0	0	0	1	3								
22 Nick Markakis, L OBP: 0.355, SLG: 0.386	1B							G6-3		4	0	1	0	0	2	2								
24 Kurt Suzuki, R OBP: 0.347, SLG: 0.529	L5					F7				4	1	2	0	0	0	1								
14 Rio Ruiz, L OBP: 0.271, SLG: 0.324		F7																						
5 Freddie Freeman, L (7, PH) OBP: 0.405, SLG: 0.598				G4-3																				
17 Johan Camargo, S OBP: 0.335, SLG: 0.460																								
13 Adonis Garcia, R OBP: 0.317, SLG: 0.322																								
8 Jace Peterson, L (7, PH) OBP: 0.317, SLG: 0.322																								
16 Lane Adams, R OBP: 0.343, SLG: 0.422																								
27 Matt Kemp, R (9, PH) OBP: 0.316, SLG: 0.465																								
61 Max Fried, L (1, 1) 53 Jim Johnson, R (6, 1) 39 Sam Freeman, R (7, 1) 18 Matt Adams, L (8, PH) 2 Micah Johnson, L (8, PH) 52 José Ramirez, R (8, 1) 46 Ian Krol, L (8, 1) 25 Tyler Flowers, R (9, PH)																								
<b>Inning Stats</b>	R: 0 H: 1 E: 0 K: 0 S: 9	H: 1 LOB: 0 BB: 0 P: 12	R: 0 H: 0 E: 0 K: 0 S: 7	H: 0 LOB: 0 BB: 0 P: 10	R: 0 H: 1 E: 0 K: 2 S: 13	H: 1 LOB: 1 BB: 0 P: 22	R: 0 H: 0 E: 0 K: 1 S: 6	H: 0 LOB: 0 BB: 0 P: 9	R: 0 H: 0 E: 0 K: 1 S: 9	H: 0 LOB: 0 BB: 0 P: 13	R: 0 H: 0 E: 0 K: 1 S: 6	H: 0 LOB: 0 BB: 0 P: 9	R: 0 H: 1 E: 0 K: 1 S: 14	H: 2 LOB: 2 BB: 1 P: 22	R: 0 H: 2 E: 0 K: 1 S: 16	H: 2 LOB: 3 BB: 0 P: 21	R: 2 H: 2 E: 1 K: 0 S: 11	H: 2 LOB: 1 BB: 0 P: 16	1B: 6 2B: 1 3B: 0 HR: 0	SF: 0 SAC: 0 DP: 0 HBP: 0	WP: 0 PB: 0 SB: 2 CS: 0	PA: 36		
<b>PITCHER</b>	IP WLS BF H R ER SO BB IBB HBP BLK WP HR S P ERA WHIP	6.0 W 20 2 0 0 7 0 0 0 0 0 0 53 81 0.00 0.333	0.2 H 4 1 0 0 1 1 0 0 0 0 0 13 21 0.00 3.000	1.1 H 6 2 0 0 1 0 0 0 0 0 0 17 22 0.00 1.500	1.0 S 6 2 2 1 0 0 0 0 0 0 0 11 16 9.00 2.000																			

Atlanta Braves @ New York Mets  
Citi Field, Flushing, NY  
Mon Sep 25 2017, 7:46 PM - 10:35 PM EDT  
Att: 21,698 - Partly Cloudy - 76 F

AB 35  
R 2  
H 7  
RBI 2  
BB 1  
SO 9  
LOB 16



Batter	1	2	3	4	5	6	7	8	9	AB	R	H	RBI	BB	SO	LOB	BOTTOM			
9 Brandon Nimmo, L OBP: 0.393, SLG: 0.433	G5-4-3 2B		E1 18 2B							4	1	3	0	0	1	0				
12 Juan Lagares, R OBP: 0.297, SLG: 0.368	G5-4-3 1B									4	1	1	0	0	1	2				
13 Asdrubal Cabrera, S OBP: 0.350, SLG: 0.427	G5-4-3		G4-3							4	0	1	1	0	0	4				
18 Travis d'Arnaud, R OBP: 0.296, SLG: 0.451	G5-3									3	1	2	2	1	0	1				
26 Kevin Plawecki, R OBP: 0.327, SLG: 0.364		E3 28 FC5-4								3	0	0	0	0	0	2				
27 Jeury Familia, R (9, 1)										0	0	0	0	0	0	0				
28 Travis Tajerion, R OBP: 0.245, SLG: 0.273										3	0	0	0	0	0	3				
11 Norichika Aoki, L (8, PH) OBP: 0.330, SLG: 0.402	FC5-4 15 2B		L8							0	0	0	0	1	0	0				
15 Matt Reynolds, R OBP: 0.328, SLG: 0.308										4	0	2	0	0	1	3				
2 Gavin Cecchini, L (1, 4) OBP: 0.250, SLG: 0.278										2	0	0	0	0	0	1				
46 Chasen Bradford, R (7, 1)										0	0	0	0	0	0	0				
22 Dominic Smith, L (8, PH) OBP: 0.250, SLG: 0.379										1	0	0	0	0	0	1				
67 Seth Lugo, R (1, 1) OBP: 0.143, SLG: 0.321										2	0	0	0	0	0	3				
39 Jerry Blevins, L (7, 1)										0	0	0	0	0	0	0				
7 José Reyes, S OBP: 0.316, SLG: 0.411										1	0	0	0	0	1	0				
<b>Inning Stats</b>	R: 0 H: 2 E: 0 K: 0 S: 13	H: 1 LOB: 1 BB: 0 P: 21	R: 0 H: 1 E: 1 K: 0 S: 8	H: 1 LOB: 2 BB: 0 P: 12	R: 2 H: 2 E: 1 K: 1 S: 13	H: 2 LOB: 2 BB: 0 P: 16	R: 0 H: 0 E: 0 K: 1 S: 5	H: 0 LOB: 0 BB: 0 P: 9	R: 0 H: 1 E: 0 K: 0 S: 6	H: 1 LOB: 1 BB: 1 P: 12	R: 0 H: 1 E: 0 K: 2 S: 10	H: 1 LOB: 1 BB: 0 P: 10	R: 0 H: 1 E: 0 K: 0 S: 12	H: 1 LOB: 1 BB: 1 P: 20	R: 1 H: 1 E: 0 K: 0 S: 12	H: 1 LOB: 1 BB: 1 P: 20	1B: 4 2B: 4 3B: 0 HR: 1	SF: 0 SAC: 0 DP: 4 HBP: 2	WP: 0 PB: 0 SB: 1 CS: 0	PA: 35
<b>PITCHER</b>	IP WLS BF H R ER SO BB IBB HBP BLK WP HR S P ERA WHIP	5.1 L 25 7 2 1 2 1 0 0 0 0 0 49 75 1.69 1.500	1 0 0 0 0 0 0 0 0 0 0 2 2 0.00 0.000	1.0 4 1 0 0 2 0 0 0 0 0 10 10 0.00 1.000	0.2 4 1 1 1 0 1 0 0 0 0 9 15 13.50 3.000	0.1 1 0 0 0 0 0 0 0 0 0 3 5 0.00 0.000														

Atlanta Braves @ New York Mets  
Citi Field, Flushing, NY  
Mon Sep 25 2017, 7:46 PM - 10:35 PM EDT  
Att: 21,698 - Partly Cloudy - 76 F

AB 31  
R 3  
H 9  
RBI 3  
BB 2  
SO 4  
LOB 20





Batter	1	2	3	4	5	6	7	8	9	AB	R	H	RBI	BB	SO	LOB	TOP												
11 Ender Inciarte, L OBP: 0.351, SLG: 0.413										4	1	1	0	1	0	3													
1 Ozzie Albies, S OBP: 0.348, SLG: 0.441										5	0	2	1	0	1	3													
5 Freddie Freeman, L OBP: 0.404, SLG: 0.596										5	0	2	0	0	1	2													
22 Nick Markakis, L OBP: 0.355, SLG: 0.388										5	0	2	1	0	1	3													
25 Tyler Flowers, R OBP: 0.351, SLG: 0.450										4	0	1	0	0	2	4													
17 Johan Camargo, S OBP: 0.325, SLG: 0.452										4	0	0	0	0	0	6													
7 Dansby Swanson, R OBP: 0.317, SLG: 0.330										2	1	1	0	2	1	0													
8 Jace Peterson, L OBP: 0.315, SLG: 0.326										4	1	1	1	0	0	2													
19 R.A. Dickey, R OBP: 0.148, SLG: 0.148										1	0	1	0	0	0	0													
63 Dan Winkler, R										0	0	0	0	0	0	0													
18 Matt Adams, L OBP: 0.319, SLG: 0.524										1	0	0	0	0	0	1													
39 Sam Freeman, R										0	0	0	0	0	0	0													
67 A.J. Minter, L										0	0	0	0	0	0	0													
<b>Inning Stats</b>	R: 1 E: 0 K: 0 S: 11	H: 2 LOB: 0 BB: 0 P: 21	R: 2 E: 0 K: 0 S: 9	H: 2 LOB: 1 BB: 1 P: 19	R: 0 E: 0 K: 0 S: 6	H: 1 LOB: 0 BB: 0 P: 7	R: 0 E: 0 K: 1 S: 15	H: 1 LOB: 2 BB: 1 P: 23	R: 0 E: 0 K: 1 S: 10	H: 1 LOB: 1 BB: 0 P: 13	R: 0 E: 0 K: 1 S: 14	H: 1 LOB: 0 BB: 0 P: 19	R: 0 E: 0 K: 2 S: 10	H: 2 LOB: 2 BB: 0 P: 16	R: 0 E: 0 K: 0 S: 9	H: 0 LOB: 1 BB: 1 P: 14	R: 0 E: 0 K: 1 S: 9	H: 1 LOB: 1 BB: 0 P: 12	1B: 8 2B: 3 3B: 0 HR: 0	SF: 0 SAC: 2 DP: 1 HBP: 1	WP: 0 PB: 0 SB: 2 CS: 0	PA: 41							
<b>PITCHER</b>	IP: 6.0 ERA: 5.26	WLS: 28 BF: 8	H: 8 R: 3 ER: 3 SO: 3	BB: 2 IBB: 0 HBP: 1 BLK: 0	WP: 0 HR: 0 S: 65 P: 102	ERA: 4.50 WHIP: 1.667																							
49 Josh Smoker, L ERA: 5.17	0.1	3	2	0	0	1	0	0	0	0	0	5	6	0.00	6.000														
47 Hansel Robles, R ERA: 4.77	1.2	6	0	0	0	1	1	0	0	0	14	24	0.00	0.600															
27 Jeury Familia, R ERA: 4.86	1.0	W	4	1	0	0	1	0	0	0	9	12	0.00	1.000															

Atlanta Braves @ New York Mets  
Citi Field, Flushing, NY  
Tue Sep 26 2017, 7:13 PM - 10:09 PM EDT  
Att: 21,938 - Partly Cloudy - 76 F

AB 35  
R 3  
H 11  
RBI 3  
BB 3  
SO 6  
LOB 24



Batter	1	2	3	4	5	6	7	8	9	AB	R	H	RBI	BB	SO	LOB	BOTTOM											
11 Norichika Aoki, L OBP: 0.329, SLG: 0.398										3	1	0	0	1	0	1												
7 José Reyes, S OBP: 0.314, SLG: 0.408										4	0	0	0	0	0	2												
13 Asdrúbal Cabrera, S OBP: 0.347, SLG: 0.425										3	0	0	1	0	0	0												
9 Brandon Nimmo, L OBP: 0.395, SLG: 0.441										4	1	2	0	0	2	1												
26 Kevin Plawecki, R OBP: 0.333, SLG: 0.402										4	1	2	2	0	1	1												
12 Juan Lagares, R OBP: 0.297, SLG: 0.368										0	1	0	0	0	0	0												
22 Dominic Smith, L OBP: 0.250, SLG: 0.372										3	0	0	0	1	0	1												
1 Amed Rosario, R OBP: 0.287, SLG: 0.414										4	0	1	0	0	2	3												
28 Travis Taijeron, R OBP: 0.264, SLG: 0.292											4	0	2	1	0	2	1											
50 Rafael Montero, R OBP: 0.280, SLG: 0.280										0	0	0	0	0	0	0												
2 Gavin Coetzee, R OBP: 0.247, SLG: 0.274										1	0	0	0	0	0	0												
49 Josh Smoker, L										0	0	0	0	0	0	0												
47 Hansel Robles, R										0	0	0	0	0	0	0												
18 Travis d'Arnaud, R OBP: 0.336, SLG: 0.469										1	0	0	0	0	0	0												
27 Jeury Familia, R										0	0	0	0	0	0	0												
<b>Inning Stats</b>	R: 0 E: 0 K: 0 S: 8	H: 0 LOB: 0 BB: 0 P: 13	R: 0 E: 0 K: 2 S: 10	H: 1 LOB: 1 BB: 0 P: 18	R: 0 E: 0 K: 0 S: 6	H: 1 LOB: 1 BB: 0 P: 6	R: 0 E: 0 K: 1 S: 8	H: 0 LOB: 0 BB: 0 P: 10	R: 0 E: 0 K: 1 S: 6	H: 0 LOB: 0 BB: 0 P: 6	R: 0 E: 0 K: 0 S: 8	H: 0 LOB: 0 BB: 0 P: 9	R: 2 E: 0 K: 1 S: 18	H: 3 LOB: 1 BB: 0 P: 27	R: 1 E: 1 K: 1 S: 13	H: 0 LOB: 1 BB: 1 P: 20	R: 1 E: 0 K: 1 S: 12	H: 2 LOB: 2 BB: 1 P: 20	1B: 4 2B: 1 3B: 1 HR: 1	SF: 1 SAC: 1 DP: 0 HBP: 0	WP: 0 PB: 0 SB: 0 CS: 0	PA: 35						
<b>PITCHER</b>	IP: 6.2 ERA: 4.26	WLS: 25 BF: 25	H: 5 R: 2 ER: 2 SO: 4	BB: 0 IBB: 0 HBP: 0 BLK: 0	WP: 0 HR: 1 S: 61 P: 84	ERA: 2.70 WHIP: 0.750																						
63 Dan Winkler, R ERA: 1.38	0.1	H	1	0	0	0	1	0	0	3	5	0.00	0.000															
39 Sam Freeman, L ERA: 2.61	1.0	B	5	0	1	0	1	1	0	13	20	0.00	1.000															
67 A.J. Minter, L ERA: 3.38	0.1	L	4	2	1	1	1	1	0	0	12	20	27.00	9.000														

Atlanta Braves @ New York Mets  
Citi Field, Flushing, NY  
Tue Sep 26 2017, 7:13 PM - 10:09 PM EDT  
Att: 21,938 - Partly Cloudy - 76 F

AB 31  
R 4  
H 7  
RBI 4  
BB 2  
SO 7  
LOB 10









Batter	1	2	3	4	5	6	7	8	9	AB	R	H	RBI	BB	SO	LOB	TOP			
11 Norichika Aoki, L OBP: 0.333, SLG: 0.398	G3-1		L8					13 1B	G3-1	5	0	2	0	0	0	2	<b>New York Mets @ Philadelphia Phillies</b> Citizens Bank Park, Philadelphia, PA Fri Sep 29 2017, 7:08 PM - 9:45 PM EDT Att. 19,375 - Clear - 67 F			
7 José Reyes, S OBP: 0.314, SLG: 0.414	HR		G4-3				F8	P6		4	1	1	1	0	0	2				
13 Asdrúbal Cabrera, S OBP: 0.347, SLG: 0.423	1B		G4-3				G2-3	1B		4	0	2	0	0	0	0				
18 Travis d'Anaud, R OBP: 0.293, SLG: 0.444	P6			P3			G3-6-1	1B	K	4	0	1	0	0	1	3				
9 Brandon Nimmo, L OBP: 0.382, SLG: 0.420	G3			L8			G3-6-1	L9		4	0	0	0	0	0	4				
1 Amed Rosario, R OBP: 0.280, SLG: 0.404		G1-3		G6-3			K		F8	4	0	0	0	0	1	0				
22 Dominic Smith, L OBP: 0.260, SLG: 0.413		G1-3			HR				G4-3	3	1	1	1	1	0	0				
12 Juan Lagares, R OBP: 0.298, SLG: 0.364				G6-3			FC4-6			4	0	2	0	0	0	1				
33 Matt Harvey, R OBP: 0.096, SLG: 0.099					F7					1	0	0	0	0	0	1				
28 Travis Leterer, R OBP: 0.285, SLG: 0.292										1	0	0	0	0	0	0				
47 Hansel Robles, R OBP: 0.260, SLG: 0.356										0	0	0	0	0	0	0				
26 Kevin Plawecki, R OBP: 0.260, SLG: 0.356										0	0	0	0	0	0	1				
61 Kevin McGowan, R OBP: 0.260, SLG: 0.356										0	0	0	0	0	0	0				
35 Jacob Rhambe, R OBP: 0.260, SLG: 0.356										0	0	0	0	0	0	0				
72 Phillip Evans, R OBP: 0.260, SLG: 0.356										1	0	1	0	0	0	0				
<b>Inning Stats</b>	R: 1 E: 0 K: 0 S: 13	H: 2 LOB: 1 BB: 0 P: 22	R: 0 E: 0 K: 1 S: 10	H: 1 LOB: 1 BB: 0 P: 15	R: 0 E: 0 K: 0 S: 8	H: 0 LOB: 0 BB: 0 P: 16	R: 0 E: 0 K: 0 S: 9	H: 0 LOB: 0 BB: 0 P: 10	R: 1 E: 0 K: 0 S: 13	H: 2 LOB: 1 BB: 0 P: 20	R: 0 E: 0 K: 0 S: 9	H: 1 LOB: 1 BB: 0 P: 14	R: 0 E: 0 K: 2 S: 9	H: 0 LOB: 1 BB: 1 P: 18	R: 0 E: 0 K: 1 S: 8	H: 2 LOB: 2 BB: 0 P: 12	1B: 8 2B: 0 3B: 0 HR: 2	SF: 0 SAC: 0 DP: 1 HBP: 0	WP: 0 PB: 0 SB: 0 CS: 0	PA: 37
<b>PITCHER</b>	IP WLS BF H R ER SO BB IBB HBP BLK WP HR S P ERA WHIP																			
54 Ben Lively, R ERA: 4.26	(1, 1) 6.0 W 23 6 2 2 1 0 0 0 0 0 0 2 62 97 3.00 1.000																			
39 Adam Morgan, L ERA: 3.67	(7, 1) 1.0 4 0 0 0 2 1 0 0 0 0 0 0 9 18 0.00 1.000																			
57 Luis García, R ERA: 2.65	(8, 1) 1.0 5 2 0 0 1 0 0 0 0 0 0 0 8 10 0.00 2.000																			
61 Edubray Ramos, R ERA: 4.29	(9, 1) 1.0 5 2 0 0 0 0 0 0 0 0 0 0 10 12 0.00 2.000																			

AB	36
R	2
H	10
RBI	2
BB	1
SO	4
LOB	14



Batter	1	2	3	4	5	6	7	8	9	AB	R	H	RBI	BB	SO	LOB	BOTTOM			
16 César Hernández, S OBP: 0.369, SLG: 0.421	K	K		13 1B				HR		3	1	1	1	1	2	1	<b>New York Mets @ Philadelphia Phillies</b> Citizens Bank Park, Philadelphia, PA Fri Sep 29 2017, 7:08 PM - 9:45 PM EDT Att. 19,375 - Clear - 67 F			
13 Freddy Galvis, S OBP: 0.307, SLG: 0.379	F8		17 1B 5 1B 37 SF8	BB	1B		G5-3			3	1	1	0	1	0	0				
5 Nick Williams, L OBP: 0.336, SLG: 0.467	1B		37 SF8 7 1B 7 BLK	1B	F8		F7			4	1	2	0	0	0	2				
17 Rhys Hoskins, R OBP: 0.401, SLG: 0.642	F8		7 BLK	1B	E5		F8			4	0	1	0	0	0	1				
23 Aaron Altherr, R OBP: 0.343, SLG: 0.521	G5-3		7 BLK	1B	G6-4-3		F9			4	0	0	0	0	0	4				
37 Odiel Herrera, L OBP: 0.325, SLG: 0.455	7 HR		2-3 3-H	1B	SF8		F8			3	1	2	1	0	0	0				
7 Maikel Franco, R OBP: 0.282, SLG: 0.402	1B	HR	K		F7		F7			4	1	1	2	0	1	2				
38 Jorge Alfaro, R OBP: 0.357, SLG: 0.505	G5-3		54 G5-3	BB	13 1B		2B			3	1	2	1	1	0	0				
54 Ben Lively, R ERA: 4.26	(1, 1) 4.0 L 21 7 4 4 3 3 0 0 0 0 0 0 2 44 76 9.00 2.500																			
31 Hyun Soo Kim, L ERA: 4.92	(5, PH) 2.0 9 3 2 2 0 0 0 0 0 0 0 2 22 31 9.00 1.500																			
39 Adam Morgan, L ERA: 3.67	(7, 1) 1.0 3 0 0 0 0 0 0 0 0 0 0 0 8 12 0.00 0.000																			
57 Luis García, R ERA: 2.65	(8, 1) 1.0 3 0 0 0 1 0 0 0 0 0 0 0 11 14 0.00 0.000																			
2 J.P. Crawford, L ERA: 11.57	(8, PH) 1.0 3 0 0 0 0 0 0 0 0 0 0 0 11 14 0.00 0.000																			
61 Edubray Ramos, R ERA: 4.29	(9, 1) 1.0 3 0 0 0 0 0 0 0 0 0 0 0 11 14 0.00 0.000																			
<b>Inning Stats</b>	R: 0 E: 0 K: 1 S: 13	H: 1 LOB: 1 BB: 0 P: 22	R: 2 E: 0 K: 1 S: 12	H: 2 LOB: 1 BB: 1 P: 20	R: 2 E: 0 K: 1 S: 12	H: 2 LOB: 1 BB: 1 P: 19	R: 0 E: 0 K: 0 S: 7	H: 2 LOB: 2 BB: 1 P: 15	R: 0 E: 0 K: 0 S: 10	H: 1 LOB: 1 BB: 0 P: 15	R: 2 E: 0 K: 0 S: 12	H: 2 LOB: 0 BB: 0 P: 16	R: 0 E: 0 K: 0 S: 8	H: 0 LOB: 0 BB: 0 P: 12	R: 0 E: 0 K: 1 S: 11	H: 0 LOB: 0 BB: 0 P: 14	1B: 6 2B: 1 3B: 0 HR: 3	SF: 1 SAC: 0 DP: 1 HBP: 0	WP: 0 PB: 0 SB: 0 CS: 0	PA: 36
<b>PITCHER</b>	IP WLS BF H R ER SO BB IBB HBP BLK WP HR S P ERA WHIP																			
33 Matt Harvey, R ERA: 6.7	(1, 1) 4.0 L 21 7 4 4 3 3 0 0 0 0 0 0 2 44 76 9.00 2.500																			
47 Hansel Robles, R ERA: 4.92	(5, 1) 2.0 9 3 2 2 0 0 0 0 0 0 0 2 22 31 9.00 1.500																			
61 Kevin McGowan, R ERA: 6.43	(7, 1) 1.0 3 0 0 0 0 0 0 0 0 0 0 0 8 12 0.00 0.000																			
35 Jacob Rhambe, R ERA: 11.57	(8, 1) 1.0 3 0 0 0 0 0 0 0 0 0 0 0 11 14 0.00 0.000																			

AB	32
R	6
H	10
RBI	5
BB	3
SO	4
LOB	12





Batter	1	2	3	4	5	6	7	8	9	10	11	AB	R	H	RBI	BB	SO	LOB	TOP							
11 Norichika Aoki, L OBP: 0.336, SLG: 0.395	F8		G6-3		BB		BB		L8		BB	3	3	0	0	3	0	0								
7 José Reyes, S OBP: 0.315, SLG: 0.413	L9		G4-3		BB		SH2-3				BB	4	1	1	0	1	1	2								
13 Adrióbal Cabrera, S OBP: 0.351, SLG: 0.434	1B				G3				K		HR	6	1	4	4	0	1	3								
9 Brandon Nimmo, L OBP: 0.381, SLG: 0.425	F8				G4-6-3		F9		F7		BB	5	0	1	2	1	0	4								
26 Kevin Plawecki, R OBP: 0.368, SLG: 0.404		G6-4-3			BB						BB	3	1	2	0	3	1	0								
22 Dominic Smith, L OBP: 0.283, SLG: 0.402					BB		G6-3				BB	4	0	0	0	2	2	6								
1 Amed Rosario, R OBP: 0.277, SLG: 0.404		G6-4-3					G6-3				F9	5	0	1	1	0	1	2								
12 Juan Lagares, R OBP: 0.296, SLG: 0.365					G5-3						G4-3	5	0	1	0	0	0	3								
67 Seth Lugo, L ERA: 4.71			G4-3				F7				BB	1	0	0	0	0	0	0								
61 Edubray Ramos, R ERA: 4.21							F9-2				BB	1	0	0	0	0	0	0								
39 Adam Morgan, L ERA: 4.12											BB	1	0	0	0	0	0	0								
53 Yackiel Rios, R ERA: 4.7											BB	1	0	0	0	0	0	0								
<b>Inning Stats</b>	R: 0 E: 0 K: 0 S: 7	H: 1 LOB: 1 BB: 0 P: 12	R: 0 E: 0 K: 0 S: 9	H: 1 LOB: 1 BB: 1 P: 16	R: 0 E: 0 K: 0 S: 7	H: 0 LOB: 0 BB: 0 P: 11	R: 1 E: 0 K: 0 S: 13	H: 2 LOB: 2 BB: 2 P: 24	R: 2 E: 0 K: 1 S: 12	H: 1 LOB: 2 BB: 3 P: 28	R: 0 E: 0 K: 0 S: 6	H: 1 LOB: 0 BB: 0 P: 11	R: 1 E: 0 K: 0 S: 13	H: 1 LOB: 2 BB: 2 P: 19	R: 0 E: 0 K: 2 S: 8	H: 0 LOB: 0 BB: 0 P: 14	R: 0 E: 0 K: 1 S: 10	H: 1 LOB: 1 BB: 0 P: 15	R: 0 E: 0 K: 1 S: 6	H: 0 LOB: 0 BB: 0 P: 13	R: 3 E: 0 K: 2 S: 26	H: 3 LOB: 2 BB: 2 P: 44	1B: 6 2B: 4 3B: 1 HR: 1	SF: 0 SAC: 1 DP: 3 HBP: 0	WP: 1 PB: 1 SB: 0 CS: 0	PA: 51
<b>PITCHER</b>	IP: 4.2 WLS: 2 BF: 23 H: 5 R: 3 ER: 3 SO: 0 BB: 0 IBB: 0 HBP: 0 BLK: 0 WP: 0 HR: 0 S: 45 P: 57 ERA: 4.3 WHIP: 2.357	IP: 1.2 WLS: 0 BF: 7 H: 2 R: 1 ER: 1 SO: 1 BB: 0 IBB: 0 HBP: 0 BLK: 0 WP: 0 HR: 0 S: 17 P: 27 ERA: 1.08 WHIP: 0.000	IP: 0.2 WLS: 0 BF: 0 H: 0 R: 0 ER: 0 SO: 0 BB: 0 IBB: 0 HBP: 0 BLK: 0 WP: 0 HR: 0 S: 5 P: 7 ERA: 2.15 WHIP: 0.000	IP: 1.0 WLS: 0 BF: 3 H: 0 R: 0 ER: 0 SO: 2 BB: 0 IBB: 0 HBP: 0 BLK: 0 WP: 0 HR: 0 S: 8 P: 14 ERA: 1.86 WHIP: 0.000	IP: 1.0 WLS: 0 BF: 4 H: 1 R: 0 ER: 0 SO: 1 BB: 0 IBB: 0 HBP: 0 BLK: 0 WP: 1 HR: 0 S: 10 P: 15 ERA: 3.01 WHIP: 1.000	IP: 10.1 WLS: 5 BF: 45 H: 17 R: 7 ER: 5 SO: 27 BB: 0 IBB: 0 HBP: 0 BLK: 0 WP: 0 HR: 1 S: 79 P: 100 ERA: 4.21 WHIP: 1.800	IP: 0.2 WLS: L BF: 5 H: 2 R: 3 ER: 3 SO: 1 BB: 0 IBB: 0 HBP: 0 BLK: 0 WP: 0 HR: 0 S: 14 P: 23 ERA: 4.12 WHIP: 4.500	IP: 0.1 WLS: 3 BF: 1 H: 0 R: 0 ER: 0 SO: 1 BB: 0 IBB: 0 HBP: 0 BLK: 0 WP: 0 HR: 0 S: 12 P: 21 ERA: 4.7 WHIP: 6.000																		

New York Mets @ Philadelphia Phillies  
Citizens Bank Park, Philadelphia, PA  
Sat Sep 30 2017, 7:09 PM - 11:18 PM EDT  
Att: 25,138 - Cloudy - 58 F

livebaseballscores.com  
AB 40  
R 7  
H 11  
RBI 7  
BB 10  
SO 7  
LOB 21



Batter	1	2	3	4	5	6	7	8	9	10	11	AB	R	H	RBI	BB	SO	LOB	BOTTOM			
16 César Hernández, S OBP: 0.369, SLG: 0.419	K				G3-1		BB		K			4	1	1	1	1	2	0				
2 J.P. Crawford, L OBP: 0.349, SLG: 0.299	1B		G3		F7		BB		F7			4	0	1	0	1	0	1				
23 Aaron Altherr, R OBP: 0.342, SLG: 0.518	1B				F9		SF8				F9	4	0	1	1	0	1	0				
17 Rhys Hoskins, R OBP: 0.396, SLG: 0.629	F9				L7		BB		F7			5	0	1	1	0	1	2				
5 Nick Williams, L OBP: 0.334, SLG: 0.463	K				K		G1-3				K	5	0	1	0	0	3	4				
53 Yackiel Rios, R OBP: 0.299, SLG: 0.417												0	0	0	0	0	0	0				
37 Odióbal Herrera, L OBP: 0.324, SLG: 0.451	G4-3		L9				HBP		P5			4	0	0	0	0	1	1				
7 Maikel Franco, R OBP: 0.282, SLG: 0.405					P3				K		G5-3	5	1	1	1	0	2	1				
38 Jorge Alfaro, R OBP: 0.360, SLG: 0.514					F9				K			2	1	1	0	0	0	0				
29 Cameron Rupp, R OBP: 0.299, SLG: 0.417					BB				K		K	3	0	0	0	0	3	0				
67 Seth Lugo, R ERA: 4.71					F7				F7			2	0	0	0	0	0	1				
39 Jerry Blevins, L ERA: 2.94							BB					0	0	0	0	0	0	0				
46 Chasen Bradford, R ERA: 3.74												0	0	0	0	0	0	0				
48 Josh Smoker, L ERA: 5.11												0	0	0	0	0	0	0				
51 Paul Sewald, R ERA: 4.55												0	0	0	0	0	0	0				
43 Jamie Callahan, R ERA: 4.26												0	0	0	0	0	0	0				
<b>PITCHER</b>	IP: 4.0 WLS: 0 BF: 18 H: 6 R: 2 ER: 2 SO: 4 BB: 0 IBB: 0 HBP: 0 BLK: 0 WP: 1 HR: 1 S: 47 P: 74 ERA: 4.50 WHIP: 1.500	IP: 1.0 WLS: 3 BF: 6 H: 0 R: 0 ER: 0 SO: 1 BB: 0 IBB: 0 HBP: 0 BLK: 0 WP: 0 HR: 0 S: 16 P: 16 ERA: 3.74 WHIP: 0.000	IP: 0.2 WLS: H BF: 3 H: 0 R: 0 ER: 0 SO: 1 BB: 0 IBB: 0 HBP: 0 BLK: 0 WP: 0 HR: 0 S: 9 P: 16 ERA: 5.11 WHIP: 0.000	IP: 0.2 WLS: H BF: 5 H: 0 R: 2 ER: 2 SO: 2 BB: 3 IBB: 0 HBP: 0 BLK: 0 WP: 0 HR: 0 S: 15 P: 31 ERA: 4.55 WHIP: 4.500	IP: 0.1 WLS: B BF: 2 H: 1 R: 0 ER: 0 SO: 0 BB: 0 IBB: 0 HBP: 0 BLK: 0 WP: 0 HR: 0 S: 10 P: 17 ERA: 4.26 WHIP: 3.000	IP: 7.1 WLS: 3 BF: 30 H: 17 R: 7 ER: 5 SO: 27 BB: 0 IBB: 0 HBP: 0 BLK: 0 WP: 0 HR: 1 S: 79 P: 100 ERA: 2.94 WHIP: 0.000	IP: 1.0 WLS: 0 BF: 5 H: 2 R: 3 ER: 3 SO: 1 BB: 0 IBB: 0 HBP: 0 BLK: 0 WP: 0 HR: 0 S: 14 P: 23 ERA: 3.99 WHIP: 0.000	IP: 2.0 WLS: W BF: 6 H: 0 R: 0 ER: 0 SO: 2 BB: 0 IBB: 0 HBP: 0 BLK: 0 WP: 0 HR: 0 S: 20 P: 32 ERA: 5.0 WHIP: 0.000	IP: 1.0 WLS: S BF: 3 H: 0 R: 0 ER: 0 SO: 2 BB: 0 IBB: 0 HBP: 0 BLK: 0 WP: 0 HR: 0 S: 11 P: 17 ERA: 4.38 WHIP: 0.000													
<b>Inning Stats</b>	R: 0 E: 0 K: 2 S: 15	H: 2 LOB: 2 BB: 0 P: 26	R: 2 E: 0 K: 0 S: 14	H: 3 LOB: 1 BB: 0 P: 22	R: 0 E: 0 K: 2 S: 12	H: 1 LOB: 1 BB: 0 P: 16	R: 0 E: 0 K: 0 S: 6	H: 0 LOB: 0 BB: 0 P: 10	R: 0 E: 0 K: 2 S: 12	H: 1 LOB: 1 BB: 0 P: 21	R: 2 E: 0 K: 1 S: 21	H: 1 LOB: 2 BB: 3 P: 40	R: 0 E: 0 K: 2 S: 10	H: 0 LOB: 0 BB: 0 P: 15	R: 0 E: 0 K: 1 S: 10	H: 0 LOB: 0 BB: 0 P: 17	R: 0 E: 0 K: 2 S: 11	H: 0 LOB: 0 BB: 0 P: 17	1B: 5 2B: 1 3B: 0 HR: 1	SF: 1 SAC: 0 DP: 0 HBP: 1	WP: 1 PB: 0 SB: 0 CS: 0	PA: 44

New York Mets @ Philadelphia Phillies  
Citizens Bank Park, Philadelphia, PA  
Sat Sep 30 2017, 7:09 PM - 11:18 PM EDT  
Att: 25,138 - Cloudy - 58 F

livebaseballscores.com  
AB 39  
R 4  
H 7  
RBI 4  
BB 3  
SO 13  
LOB 10





