New York Mets - 2018

Batter	1	2	3	4	5	6	7	8	9	AB	R	H	RBI	BB	SO	LOB
1 Ozzie Albies, S (1, 4) OBP: 0.333, SLG: 0.333 88 Ray-Patrick Didder, R (6, 4)	x 0-0 17 G4-3 7 S 1B		s 0-3 ② K	x 0-0 ① F7	s 0-3 ③ K					3 0 1 0 0 1 2 1 0 0 0 0 1 0						
7 Dansby Swanson, R (1, 6) 80 Kade Scivicque, R (6, 2)	B s 1-3 ① K 1-2		s 0-3 ③ K	x 0-0 ② G5-3 1-2 2-3				x 0-0 ① P4		3 0 0 0 0 2 3 1 0 0 0 0 0 0						
17 Johan Camargo, S (1, 5) OBP: 0.333, SLG: 0.333 83 Austin Riley, R (6, 5)	x 0-0 ② G4-3 2-3			x 0-0 1B	x 0-0 ③ G4-3			B B B B 4-0 96 BB 86 1B BB		3 0 1 0 0 0 3 0 1 0 0 1 0 0						
14 Rio Ruiz, L (1, 3) 96 Carlos Franco, L (6, 3)	s 0-3 ③ K			s 0-3 ① K		c 0-3 ① K		B B B B 4-0 86 1B 1-2 BB		3 0 0 0 0 3 2 0 0 0 0 1 0 0						
18 Lane Adams, R (1, 8) 86 Cristian Pache, R (6, 8) OBP: 1.000, SLG: 1.000		s 0-3 ① K		x 0-0 ② P3		x 0-0 ② F8		x 0-0 ② 27 WP 1-3 2-H 1B		3 0 0 0 0 1 1 1 0 1 1 0 0 0						
69 Rob Brantly, L (1, 2) OBP: 0.500, SLG: 0.500 27 Christian Colón, R (6, PH) OBP: 0.500, SLG: 0.500 (6, 6)		x 0-0 1B		x 0-0 ③ G3		x 0-0 1B		B x 1-0 ③ G4-3 2-3		2 0 1 0 0 0 1 2 0 1 0 0 0 1						
23 Danny Santana, S (1, 7) OBP: 0.333, SLG: 0.333 81 Izzy Wilson, L (6, 7)		x 0-0 ② F8			x 0-0 84 1B 87 E 84 E 1B	x 0-0 ③ F7			s 0-3 ① K	3 1 1 0 0 0 2 1 0 0 0 0 1 0						
87 Dustin Peterson, R (1, 9) 98 Xavier Avery, L (6, 9) 73 Sean Kazmar Jr., R (9, PH)		s 0-3 ③ K			x 0-0 E5 7 G5-3 84 E 1-2		c 0-3 ① K		c 0-3 ② K	2 0 0 0 0 1 2 2 0 0 0 0 2 0 1 0 0 0 0 0 0						
84 Alex Jackson, R (1, 10) OBP: 0.333, SLG: 0.333			x 0-0 ① F9		x 0-0 E7 7 G5-3 1-2 2-H 1B		c 0-3 ② K		x 0-0 ③ P4	3 0 1 0 0 1 0						
Inning Stats	R: 0 E: 0 K: 2 S: 8 H: 1 LOB: 1 BB: 0 P: 9	R: 0 E: 0 K: 2 S: 8 H: 1 LOB: 1 BB: 0 P: 8	R: 0 E: 0 K: 2 S: 7 H: 0 LOB: 0 BB: 0 P: 7	R: 0 E: 0 K: 1 S: 6 H: 1 LOB: 1 BB: 0 P: 6	R: 1 E: 2 K: 0 S: 6 H: 2 LOB: 2 BB: 0 P: 6	R: 0 E: 0 K: 1 S: 6 H: 1 LOB: 1 BB: 0 P: 6	R: 0 E: 0 K: 3 S: 9 H: 0 LOB: 0 BB: 0 P: 9	R: 1 E: 0 K: 0 S: 3 H: 1 LOB: 1 BB: 2 P: 12	R: 0 E: 0 K: 2 S: 7 H: 0 LOB: 0 BB: 0 P: 7	1B: 7 2B: 0 3B: 0 HR: 0 SF: 0 SAC: 0 DP: 0 HBP: 0							

PITCHER		IP	WLS	BF	H	R	ER	SO	BB	IBB	HBP	BLK	WP	HR	S	P	ERA	WHIP
45 Zack Wheeler, R ERA:	(1, 1)	1.0		4	1	0	0	2	0	0	0	0	0	0	8	9	0.00	1.000
47 Hansel Robles, R ERA:	(2, 1)	1.0		4	1	0	0	2	0	0	0	0	0	0	8	8	0.00	1.000
35 Jacob Rhame, R ERA:	(3, 1)	1.0		3	0	0	0	2	0	0	0	0	0	0	7	7	0.00	0.000
43 Jamie Callahan, R ERA:	(4, 1)	1.0		4	1	0	0	1	0	0	0	0	0	0	6	6	0.00	1.000
64 Chris Flexen, R ERA: 9.0	(5, 1)	1.0		6	2	1	1	0	0	0	0	0	0	0	6	6	9.00	2.000
55 Corey Oswalt, R ERA:	(6, 1)	2.0		7	1	0	0	4	0	0	0	0	0	0	15	15	0.00	0.500
62 Tyler Bashlor, R ERA: 9.0	(8, 1)	1.0	W	5	1	1	1	0	2	0	0	0	1	0	3	12	9.00	3.000
82 Drew Smith, R ERA:	(9, 1)	1.0		3	0	0	0	2	0	0	0	0	0	0	7	7	0.00	0.000

Atlanta Braves @ New York Mets

First Data Field, Port St. Lucie, FL

Fri Feb 23 2018, 1:13 PM - 5:11 PM EST
Att. 5,816 - Partly Cloudy - 83 F

TOP

livebaseballscorecards.com

AB	34
R	2
H	7
RBI	1
BB	2
SO	13
LOB	17

1B: 7 SF: 0
2B: 0 SAC: 0
3B: 0 DP: 0
HR: 0 HBP: 0

WP: 1 PA: 36
PB: 0
SB: 1
CS: 0

BOTTOM

Atlanta Braves @ New York Mets

First Data Field, Port St. Lucie, FL

Fri Feb 23 2018, 1:13 PM - 5:11 PM EST

Att. 5,816 - Partly Cloudy - 83 F

livebaseballscorecards.com

Batter	1	2	3	4	5	6	7	8	9	AB	R	H	RBI	BB	SO	LOB
9 Brandon Nimmo, L (1, 8) 83 Patrick Biondi, L (6, 8)	G4-3		G6-4-3 1-2f			F9-3 1-1		G4-3		2 0 0 0 0 0 1 2 0 0 0 0 0 2						
23 Adrián González, L (1, 10) 4 Wilmer Flores, R (8, PH) (9, 10)	K		K			F8		75 1B 70 BB BB		3 0 0 0 0 2 0 0 1 0 0 1 0 0						
21 Todd Frazier, R (1, 5) OBP: 0.500, SLG: 0.500 75 David Thompson, R (5, 5) OBP: 0.500, SLG: 0.500	1B			K			P3	70 BB 1-3 2 BB 3-H 1B		2 0 1 0 0 1 0 2 1 1 1 0 0 0						
74 Pete Alonso, R (1, 3) 72 Phillip Evans, R (7, 3)	G5-3			F7			K	2 BB 70 BB 60 BB BB		2 0 0 0 0 0 1 1 1 0 0 1 1 0						
18 Travis d'Arnaud, R (1, 2) 59 Jose Lobaton, S (5, 2) 70 Patrick Mazeika, L (8, 2)		G6-3		G6-3			K	60 BB 2 BB 1-2 2-3 3-H BB		2 0 0 0 0 0 0 1 0 0 0 0 1 0 0 0 0 1 1 0 0						
7 José Reyes, S (1, 4) 2 Gavin Cecchini, R (6, 4)		G6-3		P5				60 1B 71 2B HBP 60 BB BB		2 0 0 0 0 0 0 0 1 0 1 1 0 0						
1 Amed Rosario, R (1, 6) OBP: 0.500, SLG: 0.500 60 Luis Guillorme, L (6, 6) OBP: 1.000, SLG: 1.000	1B			G4-3				71 2B 1B BB		2 0 1 0 0 0 0 1 1 1 1 1 0 0						
76 Kevin Kaczmarski, L (1, 9) 71 Zach Borenstein, L (6, 9) OBP: 0.500, SLG: 1.000	G1-3			K				11 G4-3 75 1B 2B	P6	2 0 0 0 0 1 1 2 1 1 2 0 0 3						
16 Matthew den Dekker, L (1, 7) 11 Ty Kelly, S (6, 7)			9 G6-4-3 BB			83 F9-3 BB		G4-3 2-3		0 0 0 0 1 0 0 1 0 0 0 1 0 1						
Inning Stats	R: 0 E: 0 K: 1 S: 6 H: 1 LOB: 1 BB: 0 P: 6	R: 0 E: 0 K: 0 S: 4 H: 1 LOB: 1 BB: 0 P: 4	R: 0 E: 0 K: 1 S: 4 H: 0 LOB: 0 BB: 1 P: 8	R: 0 E: 0 K: 1 S: 5 H: 0 LOB: 0 BB: 0 P: 5	R: 0 E: 0 K: 1 S: 5 H: 0 LOB: 0 BB: 0 P: 5	R: 0 E: 0 K: 0 S: 2 H: 0 LOB: 0 BB: 1 P: 6	R: 0 E: 0 K: 2 S: 7 H: 0 LOB: 0 BB: 0 P: 7	R: 6 E: 0 K: 0 S: 6 H: 3 LOB: 3 BB: 5 P: 27		1B: 4 2B: 2 3B: 0 HR: 0 SF: 0 SAC: 0 DP: 2 HBP: 1						

	AB	27
	R	6
	H	5
	RBI	6
	BB	7
	SO	6
	LOB	9

WP: 0 PB: 0 SB: 0 CS: 0 PA: 35

PITCHER		IP	WLS	BF	H	R	ER	SO	BB	IBB	HBP	BLK	WP	HR	S	P	ERA	WHIP
45 Matt Wisler, R	(1, 1)	2.0		8	2	0	0	1	0	0	0	0	0	0	10	10	0.00	1.000
ERA:																		
46 Chase Whitley, R	(3, 1)	1.0		3	0	0	0	1	1	0	0	0	0	0	4	8	0.00	1.000
ERA:																		
39 Sam Freeman, L	(4, 1)	1.0		3	0	0	0	1	0	0	0	0	0	0	5	5	0.00	0.000
ERA:																		
67 Anyelo Gómez, R	(5, 1)	1.0		3	0	0	0	1	0	0	0	0	0	0	5	5	0.00	0.000
ERA:																		
76 Kolby Allard, L	(6, 1)	1.0	H	3	0	0	0	0	1	0	0	0	0	0	2	6	0.00	1.000
ERA:																		

PITCHER		IP	WLS	BF	H	R	ER	SO	BB	IBB	HBP	BLK	WP	HR	S	P	ERA	WHIP
57 Rex Brothers, L	(7, 1)	1.0	H	3	0	0	0	2	0	0	0	0	0	0	7	7	0.00	0.000
ERA:																		
72 Miguel Socolovich, R	(8, 1)	0.2	L	9	3	6	6	0	3	0	1	0	0	0	5	18	81.00	9.000
ERA: 81.0																		
61 Akeel Morris, R	(8, 1)	0.1		3	0	0	0	0	2	0	0	0	0	0	1	9	0.00	6.000
ERA:																		

Batter	1	2	3	4	5	6	7	8	9	AB	R	H	RBI	BB	SO	LOB
41 Breyvic Valera, S (1, 4) OBP: 0.333, SLG: 0.200 (6, 7)	F7		F7	G3-1	1-2 2-3 1B		G4-3			5	0	1	0	0	0	0
48 Harrison Bader, R (1, 7) OBP: 0.286, SLG: 0.429 82 Tommy Edman, S (6, 4)	F7		12 S 12 2B 1B	40 WP 40 2B 2B	K		G6-3			4 1	2 0	2 0	0 0	0 0	1 0	3 0
12 Paul DeJong, R (1, 6) OBP: 0.333, SLG: 0.667 80 Edmundo Sosa, R (4, 6) OBP: 0.500, SLG: 1.000	P3		38 G5-3 1-H 40 1B 2B	K	SF7 3-H			81 G6-3 1B		3 1	1 0	1 1	1 1	0 0	1 0	1 0
38 José Martínez, R (1, 3) 81 Rangel Ravelo, R (5, 3)		G5-3	G5-3 2-3	40 WP 40 2B BB	G5-3			G6-3 1-2f		3 1	1 0	0 0	0 0	1 0	0 0	3 1
40 Luke Voit, R (1, 10) OBP: 0.833, SLG: 1.000 63 Tyler O'Neill, R (6, PH) OBP: 0.200, SLG: 0.200 (6, 10) 95 Jeremy Martinez, R (8, PH) (8, 10)	G5-3	G5-3	19 WP 75 HR 3-H 1B	1-H 2-H 2B		K		61 FC5-4 BB		3 1 0	1 0 0	2 0 0	3 0 1	0 0 0	0 1 0	0 0 0
19 Carson Kelly, R (1, 2) OBP: 0.500, SLG: 0.667 61 Steven Baron, R (6, 2)	2B		75 HR 1-2 BB	F7		K		FC5-4 1-2f		3 1	1 0	1 0	0 0	1 0	1 0	1 1
75 Adolis García, R (1, 8) OBP: 0.714, SLG: 1.500	HBP		1-H 2-H HR	54 1B 78 1B 2B		BB			G4-3	3	2	2	3	1	0	0
54 Alex Mejia, R (1, 5) OBP: 0.333, SLG: 0.500	K	2B		41 1B 78 1B 80 SF7 2-3 1B		G5-3			F9	5	1	2	0	0	1	3
78 Randy Arozarena, R (1, 9) OBP: 0.400, SLG: 1.000		HR G6-3		41 1B 1-2 3-H 1B			K		K	5	1	2	2	0	2	1

TOP

St. Louis Cardinals @ New York Mets

First Data Field, Port St. Lucie, FL

Sat Feb 24 2018, 1:11 PM - 4:20 PM EST

Att. 5,864 - Sunny - 86 F

livebaseballscorecards.com

	AB
	39
	R 10
	H 14
	RBI 10
	BB 4
	SO 7
	LOB 14

Inning Stats	1	2	3	4	5	6	7	8	9	1B: 6	SF: 1	WP: 2	PA: 45
R:	0	0	6	2	2	0	0	0	0	2B: 6	SAC: 0	PB: 0	
E:	0	0	0	0	0	0	0	0	0	3B: 0	DP: 1	SB: 1	
K:	0	1	0	1	1	2	1	0	1	HR: 2	HBP: 1	CS: 0	
S:	3	6	10	7	9	7	5	3	5				
H:	0	1	6	2	4	0	0	1	0				
LOB:	0	2	1	1	2	1	1	1	0				
BB:	0	0	1	1	0	1	0	1	0				
P:	3	7	18	12	9	11	5	7	5				

PITCHER		IP	WLS	BF	H	R	ER	SO	BB	IBB	HBP	BLK	WP	HR	S	P	ERA	WHIP
67 Seth Lugo, R ERA:	(1, 1)	2.0		8	1	0	0	1	0	0	1	0	0	0	9	10	0.00	0.500
61 Kevin McGowan, R ERA: 67.5	(3, 1)	0.2	L	7	4	5	5	0	1	0	0	0	1	1	7	13	67.50	7.500
68 Marcos Molina, R ERA: 20.25	(3, 1)	1.1		9	4	3	3	1	1	0	0	0	1	1	10	17	20.25	3.750
80 P.J. Conlon, L ERA: 10.8	(5, 1)	1.2		10	4	2	2	3	1	0	0	0	0	0	15	19	10.80	3.000
81 Corey Taylor, R ERA:	(6, 1)	1.1		4	0	0	0	1	0	0	0	0	0	0	6	6	0.00	0.000

PITCHER		IP	WLS	BF	H	R	ER	SO	BB	IBB	HBP	BLK	WP	HR	S	P	ERA	WHIP
63 Gerson Bautista, R ERA:	(8, 1)	1.0		4	1	0	0	0	1	0	0	0	0	0	3	7	0.00	2.000
87 Drew Gagnon, R ERA:	(9, 1)	1.0		3	0	0	0	1	0	0	0	0	0	0	5	5	0.00	0.000

BOTTOM

St. Louis Cardinals @ New York Mets

First Data Field, Port St. Lucie, FL

Sat Feb 24 2018, 1:11 PM - 4:20 PM EST

Att. 5,864 - Sunny - 86 F

Batter	1	2	3	4	5	6	7	8	9	AB	R	H	RBI	BB	SO	LOB
9 Brandon Nimmo, L (1, 8) OBP: 0.200, SLG: 0.250 76 Kevin Kaczmarski, L (5, 8)	0-0: 18 BB, 22 HBP, 7 FC5-2, 1B	1-0: F7, 2-3		0-0: SF8, 3-H		0-0: FC4-6, 2 BB, 1-2f		0-3: K		2 2	0 0	1 0	1 0	0 0	0 1	1 1
4 Wilmer Flores, R (1, 4) 2 Gavin Cecchini, R (5, 4)	0-0: P3	0-0: F8		0-0: G3, 1-2		4-0: 1-2, BB			0-3: K	3 1	0 0	0 0	0 1	0 1	0 1	3 0
22 Dominic Smith, L (1, 3) OBP: 1.000, SLG: 1.000 74 Pete Alonso, R (4, 3) 82 Tyler Moore, L (6, PH) (7, 3)	1-0: 7 FC5-2, 18 BB, 26 BB, 1-2, HBP		0-0: 7 2B, 26 1B, 1B	0-3: K		0-0: F7			0-0: F9	1 1 2	2 0 0	1 0 0	0 0 0	0 1 0	0 1 0	0 1 2
18 Travis d'Arnaud, R (1, 10) 59 Jose Lobaton, S (7, PH) OBP: 0.333, SLG: 0.333 (8, 10)	4-0: 26 BB, 7 FC5-2, 1-2, 2-3, BB	0-3: K			0-0: F9		0-0: 60 G4-6-3, 1B		0-0: F9	2 2	0 0	0 1	0 0	1 0	1 0	1 0
7 José Reyes, S (1, 6) OBP: 0.250, SLG: 0.500 60 Luis Guillorme, L (5, 6) OBP: 0.750, SLG: 1.667	0-0: FC5-2, 26 BB, 1-2, 2-3, 3-Hf	0-0: 26 1B, 1-3, 2B			3-1: HR		0-0: G4-6-3, 1-2f			2 2	1 1	1 1	0 1	0 0	0 1	3 1
26 Kevin Plawecki, R (1, 2) OBP: 1.000, SLG: 1.000 77 Tomás Nido, R (4, 2) 70 Patrick Mazeika, L (9, 2)	4-0: 1-2, 2-3, 3-H, BB	0-0: 2-H, 3-H, 1B			0-0: P4		4-0: 80 WP, BB			1 1 0	0 0 0	1 0 0	3 0 0	1 1 0	0 0 0	0 0 0
71 Zach Borenstein, L (1, 9) OBP: 0.250, SLG: 0.500 80 Arnaldo Berrios, S (5, PH) (6, 9)	0-3: K	0-0: G5-3			0-0: G6-3		1-3: 1-2, K			2 2	0 0	0 0	0 0	0 1	1 1	3 1
72 Phillip Evans, R (1, 5) OBP: 0.750, SLG: 1.000 75 David Thompson, R (5, 5) OBP: 0.250, SLG: 0.250		4-0: 9 WP, 11 WP, BB		0-0: 11 1B, 9 SF8, 2B		0-0: L8		0-0: G5-3		1 2	1 0	1 0	0 0	1 0	0 0	0 0
11 Ty Kelly, S (1, 7) OBP: 0.500, SLG: 0.333 83 Patrick Biondi, L (6, 7)		1-3: 1-2, K		0-0: 4 G3, 2-3, 1B		4-0: 76 FC4-6, BB		0-0: G4-3		2 1	0 0	1 0	0 1	0 0	1 0	1 0
Inning Stats	R: 1 E: 0 K: 1 S: 6 / H: 1 LOB: 3 BB: 2 P: 15	R: 0 E: 0 K: 1 S: 5 / H: 0 LOB: 1 BB: 1 P: 11	R: 2 E: 0 K: 1 S: 7 / H: 3 LOB: 0 BB: 0 P: 7	R: 1 E: 0 K: 1 S: 7 / H: 2 LOB: 1 BB: 0 P: 7	R: 1 E: 0 K: 0 S: 5 / H: 1 LOB: 0 BB: 0 P: 8	R: 0 E: 0 K: 0 S: 3 / H: 0 LOB: 2 BB: 2 P: 11	R: 0 E: 0 K: 1 S: 5 / H: 1 LOB: 1 BB: 1 P: 10	R: 0 E: 0 K: 1 S: 5 / H: 0 LOB: 0 BB: 0 P: 5	R: 0 E: 0 K: 1 S: 5 / H: 0 LOB: 0 BB: 0 P: 5	1B: 5 2B: 2 3B: 0 HR: 1	SF: 1 SAC: 0 DP: 1 HBP: 1			WP: 3 PB: 0 SB: 0 CS: 0		PA: 40	

PITCHER	IP	WLS	BF	H	R	ER	SO	BB	IBB	HBP	BLK	WP	HR	S	P	ERA	WHIP
18 Carlos Martinez, R (1, 1) ERA: 6.75	1.1		9	1	1	1	2	3	0	1	0	1	0	9	23	6.75	3.000
88 Ryan Helsley, R (2, 1) ERA: 10.8	1.2	W	7	3	2	2	1	0	0	0	0	1	0	9	10	10.80	1.800
26 Bud Norris, R (4, 1) ERA: 9.0	2.0		9	3	2	2	1	0	0	0	0	0	1	12	15	9.00	1.500
87 Jake Woodford, R (6, 1) ERA:	1.0		5	0	0	0	0	2	0	0	0	0	0	3	11	0.00	2.000
36 Sean Gilmartin, L (7, 1) ERA:	1.0		4	1	0	0	1	1	0	0	0	1	0	5	10	0.00	2.000

PITCHER	IP	WLS	BF	H	R	ER	SO	BB	IBB	HBP	BLK	WP	HR	S	P	ERA	WHIP
71 Derian González, R (8, 1) ERA:	1.0		3	0	0	0	1	0	0	0	0	0	0	5	5	0.00	0.000
60 John Brebbia, R (9, 1) ERA:	1.0		3	0	0	0	1	0	0	0	0	0	0	5	5	0.00	0.000

livebaseballscorecards.com

AB	32
R	5
H	8
RBI	5
BB	6
SO	7
LOB	18

Batter	1	2	3	4	5	6	7	8	9	AB	R	H	RBI	BB	SO	LOB
32 Derek Dietrich, L (1, 7) OBP: 0.400, SLG: 1.000 17 Chad Wallach, R (5, 3) OBP: 0.250, SLG: 1.000	G3-1		BB		HR		HR		K	2 2	1 1	1 1	1 1	1 0	0 1	0 0
9 Lewis Brinson, R (1, 8) OBP: 0.600, SLG: 0.750 3 JB Shuck, L (5, 8) OBP: 0.750, SLG: 0.667	K		13 FC6-4 HBP		1B		BB			2 0	0 0	1 0	0 0	0 1	1 0	0 0
13 Starlin Castro, R (1, 4) OBP: 0.200, SLG: 0.200 12 Johnny Giavotella, R (5, 4)	G4-3		FC6-4		F8		L6			3 1	0 0	0 0	0 0	0 0	0 0	3 1
15 Brian Anderson, R (1, 5) 81 Peter Mooney, L (5, 5) OBP: 0.667, SLG: 0.500		K		30 G4-3 93 2B BB	F9		G5-3			2 1	1 0	0 0	0 0	1 0	1 0	1 1
30 Garrett Cooper, R (1, 3) OBP: 0.500, SLG: 0.500 34 Magneuris Sierra, L (5, 7) OBP: 0.333, SLG: 0.333		93 FC5-4 1B		G4-3		K		G3		2 2	0 0	1 0	0 0	0 0	0 1	1 0
93 Monte Harrison, R (1, 10) OBP: 0.250, SLG: 0.500 91 Isan Díaz, L (6, PH) (6, 10)		FC5-4		2B		K		K		2 2	0 0	1 0	1 0	0 0	0 2	1 0
74 Braxton Lee, L (1, 9) 79 Isaac Galloway, R (5, 9) OBP: 0.333, SLG: 0.333		F7		F7		1B		G5-3		2 2	0 0	0 1	0 0	0 0	0 0	2 0
73 Austin Nola, R (1, 2) 28 Bryan Holaday, R (5, 2)			G6-3	G4-3		K			K	2 2	0 0	0 0	0 0	0 0	0 2	1 1
2 Yadiel Rivera, R (1, 6) OBP: 0.500, SLG: 0.750 26 Cristhian Adames, S (5, 6)			G6-3		G6-4		K		K	2 2	0 0	0 0	0 0	0 0	0 2	0 0
Inning Stats	R: 0 E: 0 K: 1 S: 5 H: 0 LOB: 0 BB: 0 P: 5	R: 0 E: 0 K: 1 S: 6 H: 1 LOB: 1 BB: 0 P: 6	R: 0 E: 0 K: 0 S: 3 H: 0 LOB: 2 BB: 1 P: 8	R: 1 E: 0 K: 0 S: 4 H: 1 LOB: 1 BB: 1 P: 8	R: 1 E: 0 K: 0 S: 6 H: 2 LOB: 1 BB: 0 P: 8	R: 0 E: 0 K: 3 S: 10 H: 1 LOB: 1 BB: 0 P: 10	R: 1 E: 0 K: 1 S: 7 H: 1 LOB: 1 BB: 1 P: 12	R: 0 E: 0 K: 1 S: 5 H: 0 LOB: 0 BB: 0 P: 5	R: 0 E: 0 K: 3 S: 9 H: 0 LOB: 0 BB: 0 P: 9	1B: 3 2B: 1 3B: 0 HR: 2 SF: 0 SAC: 0 DP: 0 HBP: 1						

TOP

Miami Marlins @ New York Mets

First Data Field, Port St. Lucie, FL

Sun Feb 25 2018, 1:13 PM - 5:10 PM EST

Att. 4,151 - Partly Cloudy - 87 F

livebaseballscorecards.com

AB	33
R	3
H	6
RBI	3
BB	3
SO	10
LOB	12

PITCHER		IP	WLS	BF	H	R	ER	SO	BB	IBB	HBP	BLK	WP	HR	S	P	ERA	WHIP
65 Robert Gsellman, R ERA:	(1, 1)	2.0	W	7	1	0	0	2	0	0	0	0	0	0	11	11	0.00	0.500
27 Jeurys Familia, R ERA:	(3, 1)	1.0		5	0	0	0	0	1	0	1	0	0	0	3	8	0.00	1.000
39 Jerry Blevins, L ERA: 9.0	(4, 1)	1.0		5	1	1	1	0	1	0	0	0	0	0	4	8	9.00	2.000
51 Paul Sewald, R ERA: 9.0	(5, 1)	1.0		5	2	1	1	0	0	0	0	0	0	1	6	8	9.00	2.000
44 AJ Ramos, R ERA:	(6, 1)	1.0		4	1	0	0	3	0	0	0	0	0	0	10	10	0.00	1.000

PITCHER		IP	WLS	BF	H	R	ER	SO	BB	IBB	HBP	BLK	WP	HR	S	P	ERA	WHIP
38 Anthony Swarzak, R ERA: 9.0	(7, 1)	1.0		5	1	1	1	1	1	0	0	0	0	1	7	12	9.00	2.000
50 Rafael Montero, R ERA:	(8, 1)	2.0		6	0	0	0	4	0	0	0	0	0	0	14	14	0.00	0.000

Batter	1	2	3	4	5	6	7	8	9	AB	R	H	RBI	BB	SO	LOB
13 Asdrúbal Cabrera, S (1, 4) OBP: 0.667, SLG: 1.000 85 L.J. Mazzilli, R (4, PR) OBP: 0.500, SLG: 1.000 (5, 4)	G4-3	52 HR 2B 1-3		52 G1-3 1B 1-2	26 1B 2B 2-H		G5-4-3 1-2f			3	1	2	0	0	0	0
										2	1	1	1	0	0	1
52 Yoenis Cespedes, R (1, 10) OBP: 0.667, SLG: 1.667 26 Kevin Plawecki, R (5, PH) OBP: 1.000, SLG: 1.000 (6, 10)	21 2B 1B	HR 2-H 3-H		G1-3 1-2 2-3	1B 2-H		BB 4-0			3	2	2	3	0	0	2
										1	0	1	1	1	0	0
23 Adrián González, L (1, 3) OBP: 0.167, SLG: 0.167 4 Wilmer Flores, R (5, 3)	F9	21 G6-4-3 1B		G3	K		K 0-3			3	0	1	0	0	0	4
										2	0	0	0	0	2	2
21 Todd Frazier, R (1, 5) OBP: 0.500, SLG: 0.750 75 David Thompson, R (5, 5) OBP: 0.286, SLG: 0.167	76 1B 2B 1-H	G6-4-3 1-2f			G5-3	59 1B BB 4-0		K 0-3		2	1	1	1	0	0	1
										2	0	0	0	1	1	0
76 Kevin Kaczmarski, L (1, 9) OBP: 0.143, SLG: 0.143 86 Jay Jabs, L (6, 9)	18 HBP 1B 2-H	G5-3			P6	K 0-3		F9		3	0	1	1	0	0	0
										2	0	0	0	0	1	1
18 Travis d'Arnaud, R (1, 2) 59 Jose Lobaton, S (5, 2) OBP: 0.600, SLG: 1.200 77 Tomás Nido, R (8, 2)	HBP 1-2	F8			HR 3-2	1B 1-2		K 0-3		1	0	0	0	0	0	0
										2	1	2	1	0	0	0
										1	0	0	0	0	1	0
16 Matthew den Dekker, L (1, 8) OBP: 0.500, SLG: 0.333 83 Patrick Biondi, L (6, 8)	K 0-3	F7			1 2B 1B 0-0	K 0-3				3	1	1	0	0	1	2
										1	0	0	0	0	1	2
1 Amed Rosario, R (1, 6) OBP: 0.600, SLG: 0.800 82 Luis Carpio, R (6, PH) (7, 6)	13 2B 52 HR 1B			F9	11 E 2B 1-H	G1-3				3	2	2	1	0	0	0
										1	0	0	0	0	0	2
11 Ty Kelly, S (1, 7) OBP: 0.571, SLG: 0.400 95 Ian Strom, R (6, 7) OBP: 1.000, SLG: 1.000	K 0-3			52 G1-3 13 1B BB 4-0	E9 85 2B 1B 2-H		85 G5-4-3 1B 0-0			2	1	1	1	1	1	1
										1	0	1	0	0	0	0
Inning Stats	R: 2 E: 0 K: 1 S: 8 H: 3 LOB: 2 BB: 0 P: 9	R: 3 E: 0 K: 1 S: 8 H: 4 LOB: 0 BB: 0 P: 8	R: 0 E: 0 K: 0 S: 3 H: 0 LOB: 0 BB: 0 P: 3	R: 0 E: 0 K: 0 S: 4 H: 1 LOB: 3 BB: 1 P: 8	R: 5 E: 1 K: 1 S: 13 H: 6 LOB: 1 BB: 0 P: 16	R: 0 E: 0 K: 2 S: 8 H: 1 LOB: 2 BB: 1 P: 12	R: 0 E: 0 K: 1 S: 5 H: 1 LOB: 1 BB: 1 P: 9	R: 0 E: 0 K: 2 S: 7 H: 0 LOB: 0 BB: 0 P: 7		1B: 10 2B: 4 3B: 0 HR: 2 SF: 0 SAC: 0 DP: 2 HBP: 1						

PITCHER		IP	WLS	BF	H	R	ER	SO	BB	IBB	HBP	BLK	WP	HR	S	P	ERA	WHIP
67 Tyler Cloyd, R ERA: 33.75	(1, 1)	1.1	L	12	7	5	5	2	0	0	1	0	0	1	15	16	33.75	5.250
75 Miguel Del Pozo, L ERA:	(2, 1)	0.2		1	0	0	0	0	0	0	0	0	0	0	1	1	0.00	0.000
20 Justin Nicolino, L ERA:	(3, 1)	2.0		8	1	0	0	0	1	0	0	0	0	0	7	11	0.00	1.000
84 Zac Gallen, R ERA: 45.0	(5, 1)	1.0		10	6	5	5	1	1	0	0	0	0	1	13	20	45.00	7.000
86 Ben Meyer, R ERA:	(6, 1)	1.2		6	2	0	0	2	0	0	0	0	0	0	10	10	0.00	1.200

PITCHER		IP	WLS	BF	H	R	ER	SO	BB	IBB	HBP	BLK	WP	HR	S	P	ERA	WHIP
78 Pablo López, R ERA:	(7, 1)	1.1		5	0	0	0	3	1	0	0	0	0	0	10	14	0.00	0.750

BOTTOM

Miami Marlins @ New York Mets

First Data Field, Port St. Lucie, FL

Sun Feb 25 2018, 1:13 PM - 5:10 PM EST

Att. 4,151 - Partly Cloudy - 87 F

livebaseballscorecards.com

AB	38
R	10
H	16
RBI	10
BB	3
SO	8
LOB	18

New York Mets @ Houston Astros

MTEAM Ballpark of the Palm Beaches, West Palm Beach, FL

Mon Feb 26 2018, 1:10 PM - 4:04 PM EST

Att. 3,229 - Cloudy - 77 F

TOP

livebaseballscorecards.com

Batter	1	2	3	4	5	6	7	8	9	AB	R	H	RBI	BB	SO	LOB
4 Wilmer Flores, R (1, 4) 2 Gavin Cecchini, R (5, 4) OBP: 0.833, SLG: 2.000	B X 1-0 ① F9		X 0-0 ③ G5-3		C C C 0-3 ① K		B S B S B X 3-2 1-H HR		X 0-0 60 G4-3 2B	3 0 0 0 0 1 1 2 1 2 2 0 0 0						
7 José Reyes, S (1, 6) OBP: 0.286, SLG: 0.333 60 Luis Guillorme, L (5, 6) OBP: 0.500, SLG: 1.000	S S T 0-2 ② K			B B B B 4-0 71 S 71 2B BB	X 0-0 ② G4-3		X 0-0 ③ G1-3		X 0-0 ② G4-3 2-3	2 1 0 0 1 1 0 2 0 0 0 0 0 1						
72 Phillip Evans, R (1, 5) OBP: 0.429, SLG: 0.400 75 David Thompson, R (7, 5) OBP: 0.444, SLG: 0.429	S S S 0-3 ③ K			X 0-0 ① F8	X 0-0 ③ F8			X 0-0 84 S 83 1B 2B	H 1-0 95 HBP HBP	3 0 0 0 0 1 1 1 1 1 0 0 0 0						
71 Zach Borenstein, L (1, 9) OBP: 0.286, SLG: 0.571 95 Ian Strom, R (6, 9) OBP: 0.667, SLG: 0.500		X 0-0 ① G4-3		B X 1-0 74 1B 9 2B 1-H 2B		X 0-0 ① L6		X 0-0 ① G5-3	H 1-0 1-2 HBP	3 1 1 1 0 0 0 1 0 0 0 0 0 1						
74 Pete Alonso, R (1, 3) OBP: 0.167, SLG: 0.167 84 Jeremy Vasquez, L (6, 3)		S S S 0-3 ② K		X 0-0 9 2B 77 2B 2-3 1B		X 0-0 ② L8		B B B B 4-0 70 BB 83 1B 85 L5 2-3 BB	S S S 0-3 ③ K	3 1 1 0 0 1 0 1 0 0 0 1 1 3						
9 Brandon Nimmo, L (1, 8) OBP: 0.250, SLG: 0.429 83 Patrick Biondi, L (7, 8) OBP: 0.333, SLG: 0.200		C C C 0-3 ③ K		X 0-0 77 2B 1-3 3-H 2B		S S S 0-3 ③ K		X 0-0 70 BB 1-2 3-H 1B		3 1 1 1 0 2 0 1 0 1 1 0 0 0						
59 Jose Lobaton, S (1, 2) OBP: 0.429, SLG: 0.857 70 Patrick Mazeika, L (6, 2) OBP: 1.000, SLG: 1.000			C C C 0-3 ① K	C C C 0-3 ② K			X 0-0 2 HR 1B	B B B B 4-0 1-2 2-3 BB		2 0 0 0 0 2 2 1 1 1 0 1 0 0						
77 Tomás Nido, R (1, 10) OBP: 0.333, SLG: 0.400 85 Scott Manea, R (8, PH) (8, 10)			X 0-0 ② G5-3	X 0-0 2-H 3-H 2B			S S S 0-3 ① K	X 0-0 ② ③ L5 3-3		3 0 1 2 0 1 1 1 0 0 0 0 0 3						
16 Matthew den Dekker, L (1, 7) OBP: 0.429, SLG: 0.333 84 Jeff McNeil, L (7, 7)			X 0-0 1B	X 0-0 ③ G3			S S S 0-3 ② K		S S S 0-3 ① K	3 0 1 0 0 1 2 1 0 0 0 0 1 0						
Inning Stats	R: 0 H: 0 E: 0 LOB: 0 K: 2 BB: 0 S: 7 P: 8	R: 0 H: 0 E: 0 LOB: 0 K: 2 BB: 0 S: 7 P: 7	R: 0 H: 1 E: 0 LOB: 1 K: 1 BB: 0 S: 6 P: 6	R: 4 H: 4 E: 0 LOB: 1 K: 1 BB: 1 S: 9 P: 14	R: 0 H: 0 E: 0 LOB: 0 K: 1 BB: 0 S: 5 P: 5	R: 0 H: 0 E: 0 LOB: 0 K: 1 BB: 0 S: 5 P: 5	R: 2 H: 2 E: 0 LOB: 0 K: 2 BB: 0 S: 11 P: 14	R: 1 H: 2 E: 0 LOB: 2 K: 0 BB: 2 S: 4 P: 12	R: 0 H: 1 E: 0 LOB: 3 K: 2 BB: 0 S: 8 P: 10	1B: 4 SF: 0 2B: 6 SAC: 0 3B: 0 DP: 1 HR: 1 HBP: 2						

	AB	36
	R	7
	H	10
	RBI	7
	BB	3
	SO	12
	LOB	15

WP: 0 PA: 41
PB: 0
SB: 2
CS: 0

PITCHER		IP	WLS	BF	H	R	ER	SO	BB	IBB	HBP	BLK	WP	HR	S	P	ERA	WHIP
35 Justin Verlander, R ERA:	(1, 1)	2.0		6	0	0	0	4	0	0	0	0	0	0	14	15	0.00	0.000
53 Ken Giles, R ERA:	(3, 1)	1.0		4	1	0	0	1	0	0	0	0	0	0	6	6	0.00	1.000
30 Héctor Rondón, R ERA: 54.0	(4, 1)	0.2		7	4	4	4	1	1	0	0	0	0	0	8	13	54.00	7.500
97 Brandon Bailey, R ERA:	(4, 1)	1.1		4	0	0	0	1	0	0	0	0	0	0	6	6	0.00	0.000
29 Tony Sipp, L ERA:	(6, 1)	1.0	H	3	0	0	0	1	0	0	0	0	0	0	5	5	0.00	0.000

PITCHER		IP	WLS	BF	H	R	ER	SO	BB	IBB	HBP	BLK	WP	HR	S	P	ERA	WHIP
68 Mike Hauschild, R ERA: 8.1	(7, 1)	1.1	B	8	3	3	3	2	1	0	0	0	0	1	13	20	20.25	3.000
69 Brendan McCurry, R ERA:	(8, 1)	1.2	W	9	2	0	0	2	1	0	2	0	0	0	10	16	0.00	1.800

BOTTOM

Batter	1	2	3	4	5	6	7	8	9	AB	R	H	RBI	BB	SO	LOB
4 George Springer, R (1, 8) OBP: 0.400, SLG: 0.800 79 Kyle Tucker, L (5, 9) OBP: 0.429, SLG: 1.286	F7		27 WP 27 SF7 2-3 2B		27 G6-4-3 1B		1-H HR			2 2	1 1	1 2	0 2	0 0	0 0	0 0
22 Josh Reddick, L (1, 9) 75 Alejandro Garcia, R (5, 7)	G4-3		27 WP 1 1B BB		P6		G5-3			1 2	1 0	0 0	0 0	1 0	0 0	0 1
27 Jose Altuve, R (1, 4) 81 Nick Tanielu, R (6, 4) OBP: 0.333, SLG: 0.333	K		SF7 1-2 2-H 3-H		G6-4-3 1-2f		G4-3			2 1	0 0	0 0	1 0	0 0	1 0	1 0
1 Carlos Correa, R (1, 6) OBP: 0.400, SLG: 0.250 97 Anibal Sierra, R (7, 6) OBP: 0.250, SLG: 0.250		L6	2-H 1B			G4-3		K		3 1	0 0	1 0	1 0	0 0	0 1	0 0
9 Marwin Gonzalez, S (1, 3) OBP: 0.600, SLG: 0.800 76 Jack Mayfield, R (6, PR) (7, 5)		K	K			1B		P4		3 1	0 0	1 0	0 0	0 0	2 0	1 0
16 Brian McCann, L (1, 10) 93 Yordan Alvarez, L (8, PH) OBP: 0.250, SLG: 0.250 (9, 10)		F8		G5-3		K		28 BB 77 2B 1B		3 1	0 1	0 1	0 0	0 0	1 0	1 0
28 J.D. Davis, R (1, 5) OBP: 0.556, SLG: 1.375 (7, 3) 93 Taylor Jones, R (8, PR) (9, 3)			HR	G5-3		K		77 2B 1-2 BB		3 0	1 0	1 0	1 0	1 0	1 0	1 0
12 Max Stassi, R (1, 2) OBP: 0.400, SLG: 1.600 77 Garrett Stubbs, L (7, 2) OBP: 0.600, SLG: 0.800			K	HR		79 HR 1B		1-3 2-H 2B		2 2	1 1	1 2	1 1	0 0	1 0	0 0
73 Myles Straw, R (1, 7) OBP: 0.286, SLG: 0.333 (5, 8)			4 2B 27 WP 2B	G3-1		K		K		4	1	1	0	0	2	4
Inning Stats	R: 0 E: 0 K: 1 S: 5 H: 0 LOB: 0 BB: 0 P: 5	R: 0 E: 0 K: 1 S: 5 H: 0 LOB: 0 BB: 0 P: 5	R: 4 E: 0 K: 2 S: 11 H: 4 LOB: 1 BB: 1 P: 16	R: 1 E: 0 K: 0 S: 5 H: 1 LOB: 0 BB: 0 P: 6	R: 0 E: 0 K: 0 S: 3 H: 1 LOB: 0 BB: 0 P: 3	R: 0 E: 0 K: 2 S: 8 H: 1 LOB: 1 BB: 0 P: 8	R: 2 E: 0 K: 1 S: 7 H: 2 LOB: 0 BB: 0 P: 9	R: 1 E: 0 K: 2 S: 9 H: 2 LOB: 3 BB: 1 P: 13		1B: 5 2B: 3 3B: 0 HR: 3 SF: 1 SAC: 0 DP: 1 HBP: 0						

PITCHER		IP	WLS	BF	H	R	ER	SO	BB	IBB	HBP	BLK	WP	HR	S	P	ERA	WHIP
34 Noah Syndergaard, R ERA:	(1, 1)	2.0		6	0	0	0	2	0	0	0	0	0	0	10	10	0.00	0.000
47 Hansel Robles, R ERA: 18.0	(3, 1)	1.0		8	4	4	4	2	1	0	0	0	1	1	11	16	36.00	5.000
43 Jamie Callahan, R ERA: 3.0	(4, 1)	2.0		7	2	1	1	0	0	0	0	0	0	1	8	9	4.50	1.000
35 Jacob Rhame, R ERA:	(6, 1)	1.0		4	1	0	0	2	0	0	0	0	0	0	8	8	0.00	1.000
82 Drew Smith, R ERA: 9.0	(7, 1)	1.0	B	5	2	2	2	1	0	0	0	0	0	1	7	9	18.00	2.000

PITCHER		IP	WLS	BF	H	R	ER	SO	BB	IBB	HBP	BLK	WP	HR	S	P	ERA	WHIP
62 Tyler Bashlor, R ERA: 9.0	(8, 1)	1.0	L	6	2	1	1	2	1	0	0	0	0	0	9	13	9.00	3.000

New York Mets @ Houston Astros

ITEAM Ballpark of the Palm Beaches, West Palm Beach, FL

Mon Feb 26 2018, 1:10 PM - 4:04 PM EST

Att. 3,229 - Cloudy - 77 F

livebaseballscorecards.com

AB	33
R	8
H	11
RBI	7
BB	2
SO	9
LOB	9

1B: 5 SF: 1 WP: 1 PA: 36
2B: 3 SAC: 0 PB: 0
3B: 0 DP: 1 SB: 0
HR: 3 HBP: 0 CS: 0

Batter	1	2	3	4	5	6	7	8	9	AB	R	H	RBI	BB	SO	LOB
6 Jake Marisnick, R (1, 8) OBP: 0.222, SLG: 0.250 75 Alejandro Garcia, R (4, PH) OBP: 0.125, SLG: 0.125 (4, 7) (6, 8) (8, 9)	K	18 G4-3 2B 2-H 3-H		G3-1			G1-3		93 BB 93 BB 74 HBP 1B 3-H	2 3	0 1	1 1	2 1	0 0	1 0	0 0
18 Tony Kemp, L (1, 4) 93 Ryne Birk, L (7, 4) OBP: 1.000, SLG: 1.000	G4-3	G4-3 2-3		F7			G6-3		74 HBP 93 BB BB 1-2	4 0	0 0	0 0	0 1	0 0	0 0	1 0
28 J.D. Davis, R (1, 5) (5, 3) OBP: 0.417, SLG: 1.000 93 Taylor Jones, R (6, 3)	F9	G5-3			F8		G1-3		74 HBP 1-2 2-3 BB	3 1	0 0	0 0	0 1	0 0	0 0	1 0
11 Evan Gattis, R (1, 10) OBP: 0.333, SLG: 0.375 74 Jon Kemmer, L (5, PH) (5, 10)		13 BB 79 1B 21 BB 1B	K		K			K	HBP 1-2 2-3 3-H	2 2	1 0	1 0	0 0	0 1	1 2	0 0
79 Kyle Tucker, L (1, 9) OBP: 0.364, SLG: 0.909 95 Stephen Wrenn, R (8, 8)		21 BB 13 BB 12 1B 1B 1-2	G3-1		K			G3-1	F9	4 1	1 0	1 0	0 0	0 0	1 0	0 3
13 Tyler White, R (1, 3) (5, 5) OBP: 0.636, SLG: 0.500 92 Alex De Goti, R (6, PR) (6, 5) OBP: 0.250, SLG: 0.500		21 BB 12 1B BB 1-2 2-3	21 E 2B			77 FC3-6 BB		K		1 1	2 0	1 0	0 0	2 0	0 1	0 0
21 Derek Fisher, L (1, 7) (4, 8) OBP: 0.500, SLG: 0.333 93 Yordan Alvarez, L (6, 7) OBP: 0.400, SLG: 0.600		76 G1-6-3 12 1B 6 2B BB 1-2 2-3 3-H	E1 2-H			K			97 G5-3 75 1B 2B	2 1	1 1	0 1	1 0	1 0	1 0	1 0
12 Max Stassi, R (1, 2) OBP: 0.429, SLG: 1.286 77 Garrett Stubbs, L (4, 2) OBP: 0.429, SLG: 0.571		76 G1-6-3 6 2B 1B 1-2 2-H 3-H	G6-3			FC3-6 1-2f			F9	2 2	1 0	1 0	2 0	0 0	0 0	1 2
76 Jack Mayfield, R (1, 6) 97 Anibal Sierra, R (7, 6) OBP: 0.200, SLG: 0.200		G1-6-3 1-2 2-3		K		P4			G5-3 2-3	3 1	0 0	0 0	0 0	0 0	1 0	3 1
Inning Stats	R: 0 E: 0 K: 1 S: 5 H: 0 LOB: 0 BB: 0 P: 5	R: 5 E: 0 K: 0 S: 7 H: 4 LOB: 1 BB: 2 P: 15	R: 1 E: 1 K: 1 S: 7 H: 1 LOB: 1 BB: 0 P: 7	R: 0 E: 0 K: 1 S: 5 H: 0 LOB: 0 BB: 0 P: 5	R: 0 E: 0 K: 2 S: 7 H: 0 LOB: 0 BB: 0 P: 7	R: 0 E: 0 K: 1 S: 5 H: 0 LOB: 1 BB: 1 P: 9	R: 0 E: 0 K: 0 S: 3 H: 0 LOB: 0 BB: 0 P: 3	R: 0 E: 0 K: 2 S: 7 H: 0 LOB: 0 BB: 0 P: 7	R: 2 E: 0 K: 0 S: 5 H: 2 LOB: 3 BB: 2 P: 14	1B: 4 2B: 3 3B: 0 HR: 0 SF: 0 SAC: 0 DP: 0 HBP: 1						

TOP

Houston Astros @ New York Mets

First Data Field, Port St. Lucie, FL

Tue Feb 27 2018, 1:11 PM - 5:14 PM EST

Att. 3,887 - Cloudy - 80 F

livebaseballscorecards.com

AB	35
R	8
H	7
RBI	7
BB	5
SO	8
LOB	13

PITCHER		IP	WLS	BF	H	R	ER	SO	BB	IBB	HBP	BLK	WP	HR	S	P	ERA	WHIP
32 Steven Matz, L ERA: 45.0	(1, 1)	1.0	L	8	3	5	5	1	2	0	0	0	0	0	8	16	45.00	5.000
81 Corey Taylor, R ERA:	(2, 1)	1.0		4	1	0	0	0	0	0	0	0	0	0	4	4	0.00	1.000
38 Anthony Swarzak, R ERA: 5.4	(3, 1)	0.2		4	1	1	0	1	0	0	0	0	0	0	6	6	0.00	1.500
55 Corey Oswalt, R ERA:	(3, 1)	0.1		1	0	0	0	0	0	0	0	0	0	0	1	1	0.00	0.000
64 Chris Flexen, R ERA: 3.0	(4, 1)	2.0		6	0	0	0	3	0	0	0	0	0	0	12	12	0.00	0.000

PITCHER		IP	WLS	BF	H	R	ER	SO	BB	IBB	HBP	BLK	WP	HR	S	P	ERA	WHIP
68 Marcos Molina, R ERA: 8.1	(6, 1)	2.0		7	0	0	0	1	1	0	0	0	0	0	8	12	0.00	0.500
63 Gerson Bautista, R ERA:	(8, 1)	1.0		3	0	0	0	2	0	0	0	0	0	0	7	7	0.00	0.000
61 Kevin McGowan, R ERA: 47.25	(9, 1)	0.2		7	2	2	2	0	2	0	1	0	0	0	4	13	27.00	6.000
87 Drew Gagnon, R ERA:	(9, 1)	0.1		1	0	0	0	0	0	0	0	0	0	0	1	1	0.00	0.000

BOTTOM

Batter	1	2	3	4	5	6	7	8	9	AB	R	H	RBI	BB	SO	LOB
13 Asdrúbal Cabrera, S (1, 4) OBP: 0.600, SLG: 0.800 11 Ty Kelly, S (4, 4) OBP: 0.400, SLG: 0.250	C C C 0-3 ① K		C X 0-1 19 G3-4-1 1-3 1B		X 0-0 ②③ G5-6-3 1-2f		X 0-0 ③ FC6-4 1-2f		X 0-0 ③ F9	2 0 1 0 0 1 0 3 0 0 0 0 0 5						
1 Amed Rosario, R (1, 6) OBP: 0.429, SLG: 0.571 82 Luis Carpio, R (4, 6)	X 0-0 ② G5-3		S S S 0-3 ① K			S S S 0-3 ① K		X 0-0 ① F9		2 0 0 0 0 1 2 2 0 0 0 0 1 0						
19 Jay Bruce, L (1, 10) OBP: 0.500, SLG: 0.500 83 Tim Tebow, L (6, PH) (7, 10)	X 0-0 1B		X 0-0 ② G3-4-1 1-2 3-H			C C C 0-3 ② K		X 0-0 ② F7		2 0 1 1 0 0 1 2 0 0 0 0 1 0						
21 Todd Frazier, R (1, 5) OBP: 0.333, SLG: 0.500 72 Phillip Evans, R (4, 5) OBP: 0.444, SLG: 0.571	S S S 0-3 ③ K		S S S 0-3 ③ K			X 0-0 84 E 84 1B 2B		X 0-0 ③ G5-3		2 0 0 0 0 2 2 2 1 1 0 0 0 0						
23 Adrián González, L (1, 3) OBP: 0.286, SLG: 0.167 84 Jeremy Vasquez, L (4, 3) OBP: 0.400, SLG: 0.250		B B B B 4-0 18 BB BB		X 0-0 ① L3		2 SAFE X 0-0 2-H 1B			S S S 0-3 ① K	0 0 0 0 1 0 0 3 0 1 1 0 1 0						
18 Travis d'Arnaud, R (1, 2) 26 Kevin Plawecki, R (4, 2) OBP: 0.667, SLG: 0.500 89 Colton Plaia, R (7, 2)		B B B B 4-0 76 G4-6-3 1-2 BB		S S S 0-3 ② K		C C C 0-3 ③ K			X 0-0 ② F8	0 0 0 0 1 0 0 2 0 0 0 0 2 1 1 0 0 0 0 0 0						
71 Zach Borenstein, L (1, 9) OBP: 0.200, SLG: 0.400 85 L.J. Mazzilli, R (8, 9) OBP: 0.667, SLG: 1.000		S S S 0-3 ① K		S S S 0-3 ③ K			C C C 0-3 ① K		X 0-0 80 2B 1B	3 0 0 0 0 3 2 1 0 1 0 0 0 0						
76 Kevin Kaczmarski, L (1, 7) OBP: 0.100, SLG: 0.100 80 Arnaldo Berrios, S (8, 7) OBP: 0.333, SLG: 0.667		X 0-0 ②③ G4-6-3 1-2f		X 0-0 ① G4-1			S S S 0-3 ② K		X 0-0 1-3 2B	3 0 0 0 0 1 2 1 0 1 0 0 0 0						
83 Patrick Biondi, L (1, 8) OBP: 0.556, SLG: 0.500 84 Jeff McNeil, L (8, 8)			X 0-0 13 1B 19 G3-4-1 13 S 1B	X 0-0 11 G5-6-3 1B			X 0-0 11 FC6-4 1B		H 1-0 HBP	3 1 3 0 0 0 0 0 0 0 0 0 0 0						

	AB	34
	R	2
	H	9
	RBI	2
	BB	2
	SO	13
	LOB	15

Inning Stats										
	R: 0 E: 0 K: 2 S: 8	H: 1 LOB: 1 BB: 0 P: 8	R: 0 E: 0 K: 1 S: 4	H: 0 LOB: 1 BB: 2 P: 12	R: 1 E: 0 K: 2 S: 10	H: 2 LOB: 1 BB: 0 P: 10	R: 0 E: 0 K: 2 S: 7	H: 0 LOB: 0 BB: 0 P: 7	R: 0 E: 0 K: 0 S: 3	H: 1 LOB: 0 BB: 0 P: 3
	R: 1 E: 1 K: 3 S: 11	H: 2 LOB: 1 BB: 0 P: 11	R: 0 E: 0 K: 2 S: 8	H: 1 LOB: 1 BB: 0 P: 8	R: 0 E: 0 K: 0 S: 3	H: 0 LOB: 0 BB: 0 P: 3	R: 0 E: 0 K: 1 S: 7	H: 2 LOB: 3 BB: 0 P: 8	1B: 7 2B: 2 3B: 0 HR: 0	SF: 0 SAC: 0 DP: 2 HBP: 1

WP: 0 PB: 0 SB: 1 CS: 0 PA: 37

PITCHER		IP	WLS	BF	H	R	ER	SO	BB	IBB	HBP	BLK	WP	HR	S	P	ERA	WHIP
41 Brad Peacock, R ERA:	(1, 1)	2.0	W	8	1	0	0	3	2	0	0	0	0	0	12	20	0.00	1.500
47 Chris Devenski, R ERA: 9.0	(3, 1)	1.0		5	2	1	1	2	0	0	0	0	0	0	10	10	9.00	2.000
66 Rogelio Armenteros, R ERA: 1.8	(4, 1)	3.0	H	11	3	1	1	5	0	0	0	0	0	0	21	21	3.00	1.000
90 Chris Nunn, L ERA:	(7, 1)	1.0		4	1	0	0	2	0	0	0	0	0	0	8	8	0.00	1.000
83 Cionel Pérez, L ERA:	(8, 1)	1.0		3	0	0	0	0	0	0	0	0	0	0	3	3	0.00	0.000

PITCHER		IP	WLS	BF	H	R	ER	SO	BB	IBB	HBP	BLK	WP	HR	S	P	ERA	WHIP
91 Nick Hernandez, R ERA:	(9, 1)	1.0		6	2	0	0	1	0	0	1	0	0	0	7	8	0.00	2.000

Houston Astros @ New York Mets

First Data Field, Port St. Lucie, FL

Tue Feb 27 2018, 1:11 PM - 5:14 PM EST

Att. 3,887 - Cloudy - 80 F

livebaseballscorecards.com

New York Mets @ Atlanta Braves

Stadium at the ESPN Wide World of Sports, Lake Buena Vista, FL

Wed Feb 28 2018, 1:07 PM - 3:48 PM EST

Att. 4,384 - Partly Cloudy - 80 F

TOP

livebaseballscorecards.com

Batter	1	2	3	4	5	6	7	8	9	AB	R	H	RBI	BB	SO	LOB
1 Amed Rosario, R (1, 6) OBP: 0.300, SLG: 0.400 82 Luis Carpio, R (6, 6)	G4-3		G6-3		L9		L7		K	3 2	0 0	0 0	0 0	0 0	0 1	1 0
9 Brandon Nimmo, L (1, 8) OBP: 0.364, SLG: 0.778 83 Patrick Biondi, L (5, 8) OBP: 0.500, SLG: 0.444	K			HR	BB 1-2			F8		2 1	1 0	1 0	1 0	1 0	1 0	0 0
59 Jose Lobaton, S (1, 2) OBP: 0.400, SLG: 0.700 77 Tomás Nido, R (5, 2) OBP: 0.429, SLG: 0.500	K			74 BB 70 1B 71 G4-6-3 1B	F8 2-3			83 G6-3 1B		3 1	1 0	1 1	0 0	0 0	1 0	2 0
70 Patrick Mazeika, L (1, 10) OBP: 0.800, SLG: 0.667 83 Tim Tebow, L (5, PH) (5, 10)		K		71 G4-6-3 74 BB 2 1B 1-2 1B	F8			G6-3 1-2f		2 2	1 0	1 0	0 0	0 0	1 0	0 3
74 Pete Alonso, R (1, 3) OBP: 0.444, SLG: 0.286 84 Jeremy Vasquez, L (8, 3) OBP: 0.333, SLG: 0.200		2 G6-3 71 BB 1B		71 G4-6-3 1-2 2-3 BB		2 G6-4-3 HBP			K	1 1	0 0	1 0	0 0	0 0	1 1	0 0
71 Zach Borenstein, L (1, 9) OBP: 0.231, SLG: 0.333 85 L.J. Mazzilli, R (8, 9) OBP: 0.500, SLG: 0.750		BB 1-2		G4-6-3 1-2f 2-3 3-H		K			K	2 1	0 0	0 0	0 0	1 0	1 1	3 0
2 Gavin Cecchini, R (1, 4) OBP: 0.667, SLG: 1.167 60 Luis Guillorme, L (6, 4) OBP: 0.571, SLG: 1.000		G6-3 2-3		75 S 3-H 1B		G6-4-3 1-2f			84 WP 84 1B 1B	3 1	0 1	1 1	1 0	0 0	0 0	3 0
75 David Thompson, R (1, 5) OBP: 0.417, SLG: 0.400 84 Jeff McNeil, L (8, 5) OBP: 0.667, SLG: 0.500		P5	P3 1-2				1B		80 HR 1-H 1B	3 1	0 1	1 1	0 1	0 0	0 0	1 0
16 Matthew den Dekker, L (1, 7) OBP: 0.400, SLG: 0.250 80 Arnaldo Berrios, S (8, 7) OBP: 0.500, SLG: 1.500		P4			59 F8 9 BLK BB		G3-1		HR 1-H	2 1	0 1	0 1	0 2	1 0	0 0	0 0
Inning Stats	R: 0 E: 0 K: 2 S: 8 H: 0 LOB: 0 BB: 0 P: 8	R: 0 E: 0 K: 1 S: 5 H: 1 LOB: 2 BB: 1 P: 10	R: 0 E: 0 K: 0 S: 3 H: 0 LOB: 0 BB: 0 P: 3	R: 3 E: 0 K: 0 S: 6 H: 4 LOB: 1 BB: 1 P: 11	R: 0 E: 0 K: 0 S: 3 H: 0 LOB: 2 BB: 2 P: 11	R: 0 E: 0 K: 1 S: 4 H: 0 LOB: 0 BB: 0 P: 5	R: 0 E: 0 K: 0 S: 3 H: 1 LOB: 0 BB: 0 P: 3	R: 0 E: 0 K: 0 S: 3 H: 1 LOB: 0 BB: 0 P: 3	R: 3 E: 0 K: 3 S: 12 H: 3 LOB: 0 BB: 0 P: 13	1B: 8 2B: 0 3B: 0 HR: 2 SF: 0 SAC: 0 DP: 3 HBP: 1						

	AB	32
	R	6
	H	10
	RBI	5
	BB	4
	SO	7
	LOB	13

WP: 1 PB: 0 SB: 1 CS: 0 PA: 37

PITCHER		IP	WLS	BF	H	R	ER	SO	BB	IBB	HBP	BLK	WP	HR	S	P	ERA	WHIP
32 Brandon McCarthy, R ERA:	(1, 1)	3.0		10	1	0	0	3	1	0	0	0	0	0	16	21	0.00	0.667
51 Shane Carle, R ERA: 13.5	(4, 1)	1.0	B	7	4	3	3	0	1	0	0	0	0	1	6	11	27.00	5.000
76 Kolby Allard, L ERA:	(5, 1)	2.0		8	0	0	0	1	2	0	1	1	0	0	7	16	0.00	1.000
36 Aaron Blair, R ERA:	(7, 1)	1.0		3	1	0	0	0	0	0	0	0	0	0	3	3	0.00	1.000
63 Jesse Biddle, L ERA:	(8, 1)	1.0	H	3	1	0	0	0	0	0	0	0	0	0	3	3	0.00	1.000

PITCHER		IP	WLS	BF	H	R	ER	SO	BB	IBB	HBP	BLK	WP	HR	S	P	ERA	WHIP
71 Josh Ravin, R ERA: 13.5	(9, 1)	1.0	L	6	3	3	3	3	0	0	0	0	1	1	12	13	27.00	3.000

BOTTOM

Batter	1	2	3	4	5	6	7	8	9	AB	R	H	RBI	BB	SO	LOB
82 Ronald Acuña Jr., R (1, 8) OBP: 0.231, SLG: 0.231 86 Cristian Pache, R (8, 8) OBP: 0.400, SLG: 0.400	C C C 0-3 K		X 0-0 G6-3		X 0-0 23 1B 1B		B X 1-0 96 F8 23 S 1-H 3-H 1B		X 0-0 G6-3	4 0 2 2 0 1 0 1 0 0 0 0 0 0						
23 Danny Santana, S (1, 9) OBP: 0.455, SLG: 0.545 99 Michael Reed, R (8, 9)	X 0-0 5 A4/ D8 2-3-2 1B			X 0-0 20 WP 2B	X 0-0 1-3 1B		B S S S 1-3 K 1-2		C C C 0-3 K	4 1 3 0 0 1 1 1 0 0 0 0 1 0						
5 Freddie Freeman, L (1, 3) OBP: 0.167, SLG: 0.167 96 Carlos Franco, L (5, 3) OBP: 0.375, SLG: 0.857 18 Lane Adams, R (9, PH)	C C C 1 SAFE 0-3 K2-3-2 1-1			S S S 0-3 K	X 0-0 G4-3		X 0-0 F8 2-3		C C C 0-3 K	2 0 0 0 0 2 2 2 0 0 0 0 0 4 1 0 0 0 0 1 0						
25 Tyler Flowers, R (1, 2) 80 Kade Scivicque, R (5, 2)		B B B B 4-0 20 1B 7 G4-6-3 BB		C C C 0-3 K	X 0-0 P6		C C C 0-3 K			1 1 0 0 1 1 1 2 0 0 0 0 1 2						
20 Preston Tucker, L (1, 7) OBP: 0.636, SLG: 0.625 87 Dustin Peterson, R (7, 7)		X 0-0 7 G4-6-3 1-3 1B		D B X 2-0 7 1B 2-H 1B		C C C 0-3 K		X 0-0 G6-3		3 0 2 0 0 1 0 1 0 0 0 0 0 0						
7 Dansby Swanson, R (1, 6) OBP: 0.364, SLG: 0.600 97 Tyler Smith, R (7, 6)		X 0-0 G4-6-3 1-2f 3-H		X 0-0 1-2 1B		X 0-0 1B		B B B B 4-0 74 1B BB		3 0 2 0 0 0 1 0 0 0 0 1 0 0						
83 Austin Riley, R (1, 10) 74 Tyler Marlette, R (6, PH) OBP: 0.250, SLG: 0.250 (7, 10)		X 0-0 F8		X 0-0 L8		X 0-0 P4		X 0-0 1-2 1B		2 0 0 0 0 0 2 2 0 1 0 0 0 1						
14 Rio Ruiz, L (1, 5) OBP: 0.083, SLG: 0.083 8 Charlie Culberson, R (6, 5) OBP: 0.444, SLG: 0.750			X 0-0 G4-3		S S S 0-3 K		X 0-0 27 1B 82 1B 1B	X 0-0 P5		2 0 0 0 0 1 0 2 1 1 0 0 0 2						
27 Christian Colón, R (1, 4) OBP: 0.375, SLG: 0.286 88 Ray-Patrick Didder, R (7, PR) (8, 4)			X 0-0 P6		X 0-0 L9		X 0-0 82 S 82 1B 1-3 1B	C 2 SAFE X 0-1 P4		3 0 1 0 0 0 0 1 1 0 0 0 0 2						
Inning Stats	R: 0 H: 1 E: 0 LOB: 1 K: 2 BB: 0 S: 7 P: 7	R: 1 H: 1 E: 0 LOB: 0 K: 0 BB: 1 S: 3 P: 7	R: 0 H: 0 E: 0 LOB: 0 K: 0 BB: 0 S: 3 P: 3	R: 1 H: 3 E: 0 LOB: 2 K: 2 BB: 0 S: 10 P: 12	R: 0 H: 2 E: 0 LOB: 2 K: 1 BB: 0 S: 7 P: 7	R: 0 H: 1 E: 0 LOB: 1 K: 1 BB: 0 S: 6 P: 6	R: 2 H: 3 E: 0 LOB: 2 K: 2 BB: 0 S: 10 P: 12	R: 0 H: 1 E: 0 LOB: 2 K: 0 BB: 1 S: 5 P: 9	R: 0 H: 0 E: 0 LOB: 0 K: 2 BB: 0 S: 7 P: 7	1B: 11 SF: 0 2B: 2 SAC: 0 3B: 0 DP: 2 HR: 0 HBP: 0						

PITCHER		IP	WLS	BF	H	R	ER	SO	BB	IBB	HBP	BLK	WP	HR	S	P	ERA	WHIP
33 Matt Harvey, R ERA: 4.5	(1, 1)	2.0		7	2	1	1	2	1	0	0	0	0	0	10	14	4.50	1.500
62 Tyler Bashlor, R ERA: 6.0	(3, 1)	1.0		3	0	0	0	0	0	0	0	0	0	0	3	3	0.00	0.000
45 Zack Wheeler, R ERA: 4.5	(4, 1)	1.0	H	6	3	1	1	2	0	0	0	0	1	0	10	12	9.00	3.000
51 Paul Sewald, R ERA: 3.0	(5, 1)	2.0	H	9	3	0	0	2	0	0	0	0	0	0	13	13	0.00	1.500
35 Jacob Rhame, R ERA: 6.0	(7, 1)	1.0	B	6	3	2	2	2	0	0	0	0	0	0	10	12	18.00	3.000

PITCHER		IP	WLS	BF	H	R	ER	SO	BB	IBB	HBP	BLK	WP	HR	S	P	ERA	WHIP
80 P.J. Conlon, L ERA: 4.91	(8, 1)	2.0	W	8	1	0	0	2	1	0	0	0	0	0	12	16	0.00	1.000

New York Mets @ Atlanta Braves

at the ESPN Wide World of Sports, Lake Buena Vista, FL

Wed Feb 28 2018, 1:07 PM - 3:48 PM EST

Att. 4,384 - Partly Cloudy - 80 F

Stadium at the

livebaseballscorecards.com

AB	37
R	4
H	12
RBI	2
BB	2
SO	10
LOB	18

1B: 11 SF: 0
2B: 2 SAC: 0
3B: 0 DP: 2
HR: 0 HBP: 0

WP: 2 PA: 39
PB: 0
SB: 2
CS: 0

New York Mets @ Houston Astros

TTEAM Ballpark of the Palm Beaches, West Palm Beach, FL

Fri Mar 02 2018, 6:05 PM - 8:57 PM EST

Att. 4,687 - Cloudy - 74 F

TOP

livebaseballscorecards.com

Batter	1	2	3	4	5	6	7	8	9	AB	R	H	RBI	BB	SO	LOB
9 Brandon Nimmo, L (1, 8) OBP: 0.467, SLG: 0.917 95 Ian Strom, R (6, 8) OBP: 0.500, SLG: 0.333	52 1B 13 FC4-6 1B		52 FC6-4 HBP		P4	11 1B 1-H 3B		K		3 2 2 1 0 0 0 1 0 0 0 0 1 1						
52 Yoenis Cespedes, R (1, 7) OBP: 0.333, SLG: 0.667 11 Ty Kelly, S (5, 7) OBP: 0.429, SLG: 0.273	13 FC4-6 1-3 1B		1 SAFE FC6-4 1-2f		F8	3-H 1B			K	3 0 1 0 0 0 1 2 0 1 1 0 1 0						
13 Asdrúbal Cabrera, S (1, 4) OBP: 0.400, SLG: 0.500 83 Vinny Siena, R (5, 4)	FC4-6 1-2f 3-H		F7		G6-3	K			K	3 0 0 1 0 0 2 2 0 0 0 0 2 1						
21 Todd Frazier, R (1, 5) OBP: 0.182, SLG: 0.273 85 L.J. Mazzilli, R (6, PR) OBP: 0.333, SLG: 0.500 (6, 5)	SAFE F8		G1-3			E5 76 FC5 18 1B	K		K	3 0 0 0 0 0 2 2 0 0 0 0 2 0						
4 Wilmer Flores, R (1, 3) OBP: 0.143, SLG: 0.077 84 Jeremy Vasquez, L (6, 3) OBP: 0.286, SLG: 0.167	K			E6 76 PB 18 1B 60 SF8		L4	L8			3 1 0 0 0 1 2 1 0 0 0 0 0 0						
18 Travis d'Arnaud, R (1, 2) OBP: 0.500, SLG: 0.250 77 Tomás Nido, R (6, 2) OBP: 0.375, SLG: 0.429		60 BB BB		SAFE 76 PB 1-2 1B		60 2B 76 FC5 1-2 1B	F9			2 1 2 0 1 0 0 1 0 0 0 0 0 0						
76 Kevin Kaczmarski, L (1, 9) OBP: 0.067, SLG: 0.067 86 Jay Jabs, L (7, 9) OBP: 0.333, SLG: 0.333	K			G1-3 1-2 2-3		FC5 60 2B 1-2 2-3f		60 CS 1B		3 1 0 0 0 1 5 1 0 1 0 0 0 0						
60 Luis Guillorme, L (1, 6) OBP: 0.545, SLG: 1.000 82 Luis Carpio, R (8, 6)	91 G6-4-3 1-2 BB			SF8 3-H		71 WP 71 1B 1-H 2-H 2B		G6-3 1-2		2 1 1 3 1 0 1 0 0 0 0 0 0 0						
91 Jayce Boyd, R (1, 10) 71 Zach Borenstein, L (6, PH) OBP: 0.278, SLG: 0.471 (6, 10)	G6-4-3 1-2f			K		9 3B 2-H 1B				2 0 0 0 0 1 3 2 1 2 1 0 0 0						
Inning Stats	R: 1 H: 2 E: 0 LOB: 1 K: 1 BB: 0 S: 14 P: 22	R: 0 H: 0 E: 0 LOB: 1 K: 1 BB: 2 S: 10 P: 19	R: 0 H: 0 E: 0 LOB: 1 K: 0 BB: 0 S: 9 P: 12	R: 1 H: 1 E: 1 LOB: 1 K: 1 BB: 0 S: 11 P: 16	R: 0 H: 0 E: 0 LOB: 0 K: 0 BB: 0 S: 8 P: 12	R: 5 H: 5 E: 1 LOB: 1 K: 1 BB: 0 S: 22 P: 33	R: 0 H: 0 E: 0 LOB: 0 K: 1 BB: 0 S: 9 P: 14	R: 0 H: 2 E: 0 LOB: 1 K: 1 BB: 0 S: 12 P: 18	R: 0 H: 0 E: 0 LOB: 0 K: 3 BB: 0 S: 9 P: 10	1B: 7 SF: 1 2B: 1 SAC: 0 3B: 2 DP: 1 HR: 0 HBP: 1						

AB	36
R	7
H	10
RBI	7
BB	2
SO	9
LOB	18

WP: 1 PA: 40
PB: 1
SB: 0
CS: 1

PITCHER		IP	WLS	BF	H	R	ER	SO	BB	IBB	HBP	BLK	WP	HR	S	P	ERA	WHIP
45 Gerrit Cole, R ERA: 1.8	(1, 1)	3.0		13	2	1	1	2	2	0	1	0	0	0	33	53	3.00	1.333
47 Chris Devenski, R ERA: 4.5	(4, 1)	1.0		5	1	1	0	1	0	0	0	0	0	0	11	16	0.00	1.000
36 Will Harris, R ERA: 13.5	(5, 1)	1.0	H	3	0	0	0	0	0	0	0	0	0	0	8	12	0.00	0.000
53 Ken Giles, R ERA:	(6, 1)	0.2	B	6	3	4	1	0	0	0	0	0	1	0	14	21	13.50	4.500
67 Trent Thornton, R ERA: 1.42	(6, 1)	2.1		10	4	1	0	3	0	0	0	0	0	0	29	44	0.00	1.714

PITCHER		IP	WLS	BF	H	R	ER	SO	BB	IBB	HBP	BLK	WP	HR	S	P	ERA	WHIP
69 Brendan McCurry, R ERA:	(9, 1)	1.0		3	0	0	0	3	0	0	0	0	0	0	9	10	0.00	0.000

BOTTOM

New York Mets @ Houston Astros

ITTEAM Ballpark of the Palm Beaches, West Palm Beach, FL

Fri Mar 02 2018, 6:05 PM - 8:57 PM EST

Att. 4,687 - Cloudy - 74 F

livebaseballscorecards.com

Batter	1	2	3	4	5	6	7	8	9	AB	R	H	RBI	BB	SO	LOB
4 George Springer, R (1, 9) OBP: 0.455, SLG: 1.000 79 Kyle Tucker, L (6, 9) OBP: 0.333, SLG: 0.933 (7, 7)	C C B B X 2-2 E6 27 G6-4-3		F 1 SAFE F D X 1-2 ① G5-3 1-3 3-H		1 SAFE F B X 1-1 1-H HR	F F C 0-3 ③ K			C B S F B S 2-3 ① K	3 1 1 2 0 0 1 2 0 0 0 0 2 3						
2 Alex Bregman, R (1, 5) OBP: 0.143, SLG: 0.385 99 Randy César, R (6, 5) OBP: 0.200, SLG: 0.200	B B F X 2-1 ① F9		B S X 1-1 ② SF8 3-H		B C X 1-1 ② P5		B B S B F X 3-2 ① P3		B S B S C B C 3-3 ② K	2 0 0 1 0 0 1 2 0 0 0 0 1 0						
27 Jose Altuve, R (1, 4) OBP: 0.455, SLG: 0.444 81 Nick Tanielu, R (6, 4) OBP: 0.167, SLG: 0.167	1 SAFE 1 SAFE C X 0-1 ② ③ G6-4-3 1-2f		C B B C X 2-2 1B		F C B B X 2-2 ③ G3		B B X 2-0 ② G5-3		B C X 1-1 ③ G4-3	3 0 1 0 0 0 1 2 0 0 0 0 0 0						
22 Josh Reddick, L (1, 7) OBP: 0.250, SLG: 0.143 75 Alejandro García, R (7, 8) OBP: 0.100, SLG: 0.100		B X 1-0 ① L8	1 SAFE 1 SAFE B F 1 SAFE F X 1-2 ③ F7			B F X 1-1 ① P6	0-0 ③ G4-3			3 0 0 0 0 0 1 1 0 0 0 0 0 0						
11 Evan Gattis, R (1, 10) OBP: 0.333, SLG: 0.357 77 Garrett Stubbs, L (6, PR) OBP: 0.375, SLG: 0.500 (7, 10)		C X 0-1 ② G5-3		X 0-0 28 G6-4-3 1B		B B B X 3-0 13 BB 44 BB 6 BB 1B		B X 1-0 ① F8		3 0 2 0 0 0 0 1 1 0 0 0 0 0						
16 Brian McCann, L (1, 2) 44 Tim Federowicz, R (5, 2) OBP: 0.417, SLG: 0.222 80 Jamie Ritchie, R (9, 2) OBP: 0.400, SLG: 0.400		B C F X 1-2 ③ F8		S X 0-1 ① F8		B D B C B 4-1 6 BB 13 BB 1-2 BB		B T C F S 1-3 ② K		2 0 0 0 0 0 1 1 0 0 0 1 1 0 0 0 0 0 0 0 0						
28 J.D. Davis, R (1, 3) OBP: 0.471, SLG: 0.933 13 Tyler White, R (6, 3) OBP: 0.625, SLG: 0.556			F B X 1-1 6 2B 76 1B 1B	B C B T F F X 2-2 ② ③ G6-4-3 1-2f		C B 2 SAFE B T B B 4-2 6 BB 1-2 2-3 BB		B F X 1-1 E9		2 1 1 0 0 0 1 1 0 0 0 1 0 0						
6 Jake Marisnick, R (1, 8) OBP: 0.357, SLG: 0.500 74 Jon Kemmer, L (6, PR) (7, 9)			1 SAFE X 0-0 76 1B 4 S 1-3 2B		X 0-0 ① P2	S F F B B B B 4-2 1-2 2-3 3-H BB		C B S B C 2-3 ③ K		2 1 1 1 1 0 0 1 0 0 0 0 1 1						
76 Jack Mayfield, R (1, 6) OBP: 0.286, SLG: 0.462			C X 0-1 4 E 2 SF8 2-3 3-H 1B		X 0-0 4 HR 1B	C S T 0-2 ② K			B X 1-0 HR	4 3 3 2 0 1 3						

Inning Stats	1	2	3	4	5	6	7	8	9	1B: 6	SF: 1	WP: 0	PA: 39
	R: 0 E: 1 K: 0 S: 7 H: 0 LOB: 0 BB: 0 P: 11	R: 0 E: 0 K: 0 S: 6 H: 0 LOB: 0 BB: 0 P: 8	R: 3 E: 0 K: 0 S: 16 H: 4 LOB: 1 BB: 0 P: 22	R: 0 E: 0 K: 0 S: 8 H: 1 LOB: 0 BB: 0 P: 10	R: 2 E: 0 K: 0 S: 9 H: 2 LOB: 0 BB: 0 P: 13	R: 1 E: 0 K: 2 S: 15 H: 1 LOB: 3 BB: 3 P: 31	R: 0 E: 0 K: 0 S: 5 H: 0 LOB: 0 BB: 0 P: 10	R: 0 E: 1 K: 2 S: 10 H: 0 LOB: 1 BB: 0 P: 15	R: 1 E: 0 K: 2 S: 10 H: 1 LOB: 0 BB: 0 P: 17	2B: 1 3B: 0 HR: 2	SAC: 0 DP: 2 HBP: 0	PB: 0 SB: 1 CS: 0	

	AB	35
	R	7
	H	9
	RBI	6
	BB	3
	SO	6
	LOB	13

PITCHER		IP	WLS	BF	H	R	ER	SO	BB	IBB	HBP	BLK	WP	HR	S	P	ERA	WHIP
65 Robert Gsellman, R ERA: 5.4	(1, 1)	3.0		13	4	3	3	0	0	0	0	0	0	0	29	41	9.00	1.333
55 Corey Oswalt, R ERA: 4.15	(4, 1)	2.0		8	3	2	2	0	0	0	0	0	0	1	17	23	9.00	1.500
43 Jamie Callahan, R ERA: 4.5	(6, 1)	1.0	H	7	1	1	1	2	3	0	0	0	0	0	15	31	9.00	4.000
62 Tyler Bashlor, R ERA: 4.5	(7, 1)	1.0	H	3	0	0	0	0	0	0	0	0	0	0	5	10	0.00	0.000
63 Gerson Bautista, R ERA:	(8, 1)	1.0	H	4	0	0	0	2	0	0	0	0	0	0	10	15	0.00	0.000

PITCHER		IP	WLS	BF	H	R	ER	SO	BB	IBB	HBP	BLK	WP	HR	S	P	ERA	WHIP
61 Kevin McGowan, R ERA: 30.86	(9, 1)	1.0	B	4	1	1	1	2	0	0	0	0	0	1	10	17	9.00	1.000

Batter	1	2	3	4	5	6	7	8	9	AB	R	H	RBI	BB	SO	LOB
7 Trea Turner, R (1, 6) OBP: 0.545, SLG: 0.286	BBBB 4-0 12 2B BB		BBBB 4-0 12 G5-4-3 BB		x 0-0 F9 ③		x 0-0 F7 ③			1	1	0	0	2	0	1
9 Rafael Bautista, R (6, 7) OBP: 0.154, SLG: 0.083										1	0	0	0	0	0	1
12 Howie Kendrick, R (1, 4) OBP: 0.455, SLG: 0.375	x 0-0 1-H 2B		x 0-0 G5-4-3 ②③ 1-2f			x 0-0 G6-3 ①		x 0-0 74 G4-6-3 1B		3	0	1	1	0	0	1
17 Alejandro De Aza, L (6, 9) OBP: 1.000, SLG: 1.000										1	0	1	0	0	0	0
11 Ryan Zimmerman, R (1, 10) OBP: 0.500, SLG: 1.000	x 0-0 L9 ①			x 0-0 2B		x 0-0 G5-3 ②		x 0-0 ①② G4-6-3 1-2f		2	0	1	0	0	0	1
74 Taylor Gushue, S (6, PH) OBP: 0.100, SLG: 0.100 (6, 10)										2	0	0	0	0	0	1
32 Matt Wieters, S (1, 2) OBP: 0.429, SLG: 0.857	x 0-0 F8 ②			x 0-0 P4 ①		x 0-0 1B		x 0-0 G4-3 ③		3	0	1	0	0	0	2
63 Osvaldo Abreu, R (6, 4) OBP: 0.143, SLG: 0.143										1	0	0	0	0	0	0
3 Michael Taylor, R (1, 8) OBP: 0.111, SLG: 0.111	CCC 0-3 K ③			x 0-0 F9 ②		x 0-0 F9 ③			x 0-0 F7 ①	3	0	0	0	0	1	3
66 Jhonatan Solano, R (6, 2)										1	0	0	0	0	0	0
45 Andrew Stevenson, L (1, 7) OBP: 0.368, SLG: 0.471		x 0-0 49 CS 2B		x 0-0 F7 ③			SSSBB 2-2 HR		x 0-0 F7 ②	2	0	1	0	0	0	1
14 Victor Robles, R (6, 8) OBP: 0.389, SLG: 0.647										2	1	1	1	0	0	0
61 Chris Dominguez, R (1, 3) OBP: 0.231, SLG: 0.231		x 0-0 L8 ①			x 0-0 G6-3 ①		x 0-0 E4 17 G4-3		x 0-0 L8 ③	2	0	0	0	0	0	1
71 José Marmolejos, L (6, 3) OBP: 0.316, SLG: 0.333										2	0	0	0	0	0	0
49 Moisés Sierra, R (1, 9) OBP: 0.429, SLG: 0.615	B SSSS 1-3 K ②③ 2-3				x 0-0 G5-3 ②		x 0-0 F7 ①			2	0	0	0	0	1	1
73 Kelvin Gutiérrez, R (6, 5) OBP: 0.294, SLG: 0.200										1	0	0	0	0	0	1
19 Matt Reynolds, R (1, 5) OBP: 0.500, SLG: 0.300			CCC 0-3 K ①		x 0-0 1B		x 0-0 G4-3 ② 1-2			2	0	1	0	0	1	0
17 Reid Brignac, L (6, 6) OBP: 0.308, SLG: 0.111										1	0	0	0	0	0	1
Inning Stats	R: 1 H: 1 E: 0 LOB: 1 K: 1 BB: 1 S: 6 P: 10	R: 0 H: 1 E: 0 LOB: 0 K: 1 BB: 0 S: 5 P: 6	R: 0 H: 0 E: 0 LOB: 0 K: 1 BB: 1 S: 4 P: 8	R: 0 H: 1 E: 0 LOB: 1 K: 0 BB: 0 S: 4 P: 4	R: 0 H: 1 E: 0 LOB: 1 K: 0 BB: 0 S: 4 P: 4	R: 0 H: 1 E: 0 LOB: 1 K: 0 BB: 0 S: 4 P: 4	R: 1 H: 1 E: 1 LOB: 1 K: 0 BB: 0 S: 7 P: 9	R: 0 H: 1 E: 0 LOB: 0 K: 0 BB: 0 S: 3 P: 3	R: 0 H: 0 E: 0 LOB: 0 K: 0 BB: 0 S: 3 P: 3	1B: 3 2B: 3 3B: 0 HR: 1	SF: 0 SAC: 0 DP: 2 HBP: 0			WP: 0 PB: 0 SB: 0 CS: 1	PA: 34		

TOP

Washington Nationals @ New York Mets

First Data Field, Port St. Lucie, FL

Fri Mar 02 2018, 1:15 PM - 3:36 PM EST

Att. 3,625 - Sunny - 80 F

livebaseballscorecards.com

AB	32
R	2
H	7
RBI	2
BB	2
SO	3
LOB	15

PITCHER		IP	WLS	BF	H	R	ER	SO	BB	IBB	HBP	BLK	WP	HR	S	P	ERA	WHIP
50 Rafael Montero, R ERA: 2.25	(1, 1)	2.0	L	8	2	1	1	2	1	0	0	0	0	0	11	16	4.50	1.500
47 Hansel Robles, R ERA: 9.0	(3, 1)	2.0		7	1	0	0	1	1	0	0	0	0	0	8	12	0.00	1.000
35 Jacob Rhame, R ERA: 4.5	(5, 1)	1.0		4	1	0	0	0	0	0	0	0	0	0	4	4	0.00	1.000
73 Matt Purke, L ERA:	(6, 1)	1.0		4	1	0	0	0	0	0	0	0	0	0	4	4	0.00	1.000
68 Marcos Molina, R ERA: 6.75	(7, 1)	2.0		8	2	1	1	0	0	0	0	0	0	1	10	12	4.50	1.000

PITCHER		IP	WLS	BF	H	R	ER	SO	BB	IBB	HBP	BLK	WP	HR	S	P	ERA	WHIP
82 Drew Smith, R ERA: 6.0	(9, 1)	1.0		3	0	0	0	0	0	0	0	0	0	0	3	3	0.00	0.000

Washington Nationals @ New York Mets

First Data Field, Port St. Lucie, FL

Fri Mar 02 2018, 1:15 PM - 3:36 PM EST

Att. 3,625 - Sunny - 80 F

livebaseballscorecards.com

BOTTOM

Batter	1	2	3	4	5	6	7	8	9	AB	R	H	RBI	BB	SO	LOB
7 José Reyes, S (1, 4) OBP: 0.167, SLG: 0.182	P6			G4-3		G1-3			HR	3	0	0	0	0	0	0
2 Gavin Cecchini, R (7, 4) OBP: 0.700, SLG: 1.571										1	1	1	1	0	0	0
19 Jay Bruce, L (1, 9) OBP: 0.400, SLG: 0.600	K			G4-3		G3-1			G1-3	2	0	0	0	0	1	0
80 Arnaldo Berrios, S (5, 9) OBP: 0.286, SLG: 0.857										2	0	0	0	0	0	0
23 Adrián González, L (1, 3) OBP: 0.250, SLG: 0.182	G3			1 WP, 83 1B 1B			F8		G6-3	3	0	1	0	0	0	0
74 Pete Alonso, R (8, 3) OBP: 0.400, SLG: 0.250										1	0	0	0	0	0	0
83 Tim Tebow, L (1, 10) OBP: 0.143, SLG: 0.143		K		1 WP 1-2 1B			E3		K	3	0	1	0	0	1	0
26 Kevin Plawecki, R (9, PH) OBP: 0.667, SLG: 0.714										1	0	0	0	0	1	0
1 Amed Rosario, R (1, 6) OBP: 0.250, SLG: 0.333		G6-3		G5-3 1-2 2-3			F9		F9	2	0	0	0	0	0	2
85 J.J. Franco, R (6, 6)										2	0	0	0	0	0	2
12 Juan Lagares, R (1, 8)		G5-3			G6-3		G3			1	0	0	0	0	0	0
83 Patrick Biondi, L (4, 8) OBP: 0.385, SLG: 0.333										2	0	0	0	0	0	1
59 Jose Lobaton, S (1, 2) OBP: 0.333, SLG: 0.583		K			F8			G3		2	0	0	0	0	1	0
70 Patrick Mazeika, L (6, 2) OBP: 0.571, SLG: 0.400										1	0	0	0	0	0	0
16 Matthew den Dekker, L (1, 7) OBP: 0.357, SLG: 0.250		K			G4-1			G4-3		2	0	0	0	0	1	0
87 Jhoan Urena, S (8, 7)										1	0	0	0	0	0	0
75 David Thompson, R (1, 5) OBP: 0.375, SLG: 0.357		K				K		G6-3		2	0	0	0	0	2	0
84 Jeff McNeil, L (8, 5) OBP: 0.500, SLG: 0.333										1	0	0	0	0	0	0

	AB	R	H	RBI	BB	SO	LOB
TOTALS	**32**	**1**	**3**	**1**	**0**	**7**	**5**

Inning Stats	1	2	3	4	5	6	7	8	9	1B	SF	WP	PA
R	0	0	0	0	0	0	0	0	1	2	0	2	32
E	0	0	0	0	0	0	1	0	0	2B 0	SAC 0	PB 0	
K	1	1	3	0	0	1	0	0	1	3B 0	DP 0	SB 0	
S	5	5	9	5	3	5	4	3	8	HR 1	HBP 0	CS 0	
H	0	0	0	2	0	0	0	0	1				
LOB	0	0	0	0	0	0	1	0	1				
BB	0	0	0	0	0	0	0	0	0				
P	5	5	9	6	3	5	4	3	8				

PITCHER	IP	WLS	BF	H	R	ER	SO	BB	IBB	HBP	BLK	WP	HR	S	P	ERA	WHIP
31 Max Scherzer, R (1, 1) ERA: 1.8	3.0	W	9	0	0	0	5	0	0	0	0	0	0	19	19	0.00	0.000
23 Erick Fedde, R (4, 1) ERA: 2.25	2.0	H	8	2	0	0	0	0	0	0	0	1	0	8	9	0.00	1.000
55 Tim Collins, L (6, 1) ERA:	1.0	H	3	0	0	0	1	0	0	0	0	0	0	5	5	0.00	0.000
43 Roman Mendez, R (7, 1) ERA:	1.0	H	4	0	0	0	0	0	0	0	0	0	0	4	4	0.00	0.000
51 Wander Suero, R (8, 1) ERA:	1.0	H	3	0	0	0	0	0	0	0	0	0	0	3	3	0.00	0.000

PITCHER	IP	WLS	BF	H	R	ER	SO	BB	IBB	HBP	BLK	WP	HR	S	P	ERA	WHIP
48 Chris Smith, R (9, 1) ERA: 3.86	1.0	S	5	1	1	1	1	0	0	0	0	1	1	8	8	9.00	1.000

New York Mets @ Miami Marlins

Roger Dean Chevrolet Stadium, Jupiter, FL

Sat Mar 03 2018, 1:08 PM - 3:28 PM EST

Att. 4,371 - Sunny - 75 F

TOP

livebaseballscorecards.com

Batter	1	2	3	4	5	6	7	8	9	AB	R	H	RBI	BB	SO	LOB
12 Juan Lagares, R (1, 8) OBP: 0.333, SLG: 0.333	F9		4 G6-4-3 1B			K		F7		2	0	1	0	0	0	0
83 Patrick Biondi, L (4, 8) OBP: 0.333, SLG: 0.286										2	0	0	0	0	1	0
4 Wilmer Flores, R (1, 10) OBP: 0.222, SLG: 0.176	1B		G6-4-3 1-2f			F9		1B		4	0	2	0	0	0	1
26 Kevin Plawecki, R (1, 2) OBP: 0.500, SLG: 0.500	K		L7			G5-3		K		3	0	0	0	0	1	1
70 Patrick Mazeika, L (7, 2) OBP: 0.500, SLG: 0.333										1	0	0	0	0	1	1
72 Phillip Evans, R (1, 5) (3, 6) OBP: 0.500, SLG: 0.800	G6-3			75 FC6-4 HBP			F7		G3	2	0	0	0	0	0	1
84 Michael Paez, R (8, 6)										1	0	0	0	0	0	0
74 Pete Alonso, R (1, 3) OBP: 0.357, SLG: 0.182		K		K			2 1B 75 1B BB		G5-3	3	0	0	0	1	2	1
1 Amed Rosario, R (1, 6) OBP: 0.308, SLG: 0.333		2 G5-3 HBP		FC6-4 2 CS 1-2f			2 1B 1-2 1B		BB	0	0	0	0	0	0	0
75 David Thompson, R (3, 5) OBP: 0.421, SLG: 0.375										2	0	1	0	1	0	1
2 Gavin Cecchini, R (1, 4) OBP: 0.571, SLG: 1.091	G5-3 1-2		CS 1-2		F8		71 G3-6-1 1-2 2-3 1B		K	4	0	1	0	0	1	2
71 Zach Borenstein, L (1, 7) OBP: 0.286, SLG: 0.421	BB				G3		G3-6-1 1-2f			2	0	0	0	1	0	3
80 Arnaldo Berrios, S (8, 7) OBP: 0.286, SLG: 0.857										0	0	0	0	0	0	0
16 Matthew den Dekker, L (1, 9) OBP: 0.294, SLG: 0.200	G3-1				K			L4		3	0	0	0	0	1	2
86 Jay Jabs, L (8, 9) OBP: 0.333, SLG: 0.333										0	0	0	0	0	0	0
Inning Stats	R: 0 E: 0 K: 1 S: 7 H: 1 LOB: 1 BB: 0 P: 7	R: 0 E: 0 K: 1 S: 5 H: 0 LOB: 2 BB: 1 P: 10	R: 0 E: 0 K: 0 S: 3 H: 1 LOB: 0 BB: 0 P: 3	R: 0 E: 0 K: 1 S: 4 H: 0 LOB: 0 BB: 0 P: 6	R: 0 E: 0 K: 1 S: 5 H: 0 LOB: 0 BB: 0 P: 5	R: 0 E: 0 K: 1 S: 5 H: 0 LOB: 0 BB: 0 P: 5	R: 0 E: 0 K: 0 S: 4 H: 2 LOB: 2 BB: 1 P: 8	R: 0 E: 0 K: 1 S: 6 H: 1 LOB: 1 BB: 0 P: 6	R: 0 E: 0 K: 1 S: 5 H: 0 LOB: 1 BB: 1 P: 9	1B: 5 2B: 0 3B: 0 HR: 0 SF: 0 SAC: 0 DP: 2 HBP: 2							

AB	29
R	0
H	5
RBI	0
BB	3
SO	7
LOB	13

WP: 0 PB: 0 SB: 0 CS: 1 PA: 35

PITCHER	IP	WLS	BF	H	R	ER	SO	BB	IBB	HBP	BLK	WP	HR	S	P	ERA	WHIP
62 José Ureña, R (1, 1) ERA:	2.0	W	9	1	0	0	2	1	0	1	0	0	0	12	17	0.00	1.000
66 Jarlín García, L (3, 1) ERA:	2.0	H	6	1	0	0	1	0	0	1	0	0	0	7	9	0.00	0.500
31 Caleb Smith, L (5, 1) ERA:	2.0	H	6	0	0	0	2	0	0	0	0	0	0	10	10	0.00	0.000
37 Jumbo Díaz, R (7, 1) ERA:	1.0	H	5	2	0	0	0	1	0	0	0	0	0	4	8	0.00	3.000
75 Miguel Del Pozo, L (8, 1) ERA:	1.0	H	4	1	0	0	1	0	0	0	0	0	0	6	6	0.00	1.000

PITCHER	IP	WLS	BF	H	R	ER	SO	BB	IBB	HBP	BLK	WP	HR	S	P	ERA	WHIP
71 Drew Steckenrider, R (9, 1) ERA:	1.0	S	4	0	0	0	1	1	0	0	0	0	0	5	9	0.00	1.000

Batter	1	2	3	4	5	6	7	8	9	AB	R	H	RBI	BB	SO	LOB
74 Braxton Lee, L (1, 9) OBP: 0.286, SLG: 0.231 34 Magneuris Sierra, L (6, 9) OBP: 0.333, SLG: 0.400	BBBB 4-0 11 G5-3 41 1B BB	SSS 0-3 ② K	X 0-0 ③ G4-3					X 0-0 28 G1-6-3 1B		2 1 0 0 1 1 1 1 0 1 0 0 0 0						
11 J.T. Realmuto, R (1, 2) OBP: 0.333, SLG: 0.615 28 Bryan Holaday, R (6, 2)	X 0-0 ① G5-3 1-2		SSC 0-3 ③ K			X 0-0 ① F7		X 0-0 ②③ G1-6-3 1-2f		2 0 0 0 0 1 1 2 0 0 0 0 0 1						
13 Starlin Castro, R (1, 4) OBP: 0.143, SLG: 0.143 91 Isan Díaz, L (6, 4) OBP: 0.083, SLG: 0.167	X 0-0 ② F9			X 0-0 ① G1-6-3		SSS 0-3 ② K				2 0 0 0 0 0 1 1 0 0 0 0 1 0						
41 Justin Bour, L (1, 3) OBP: 0.154, SLG: 0.154 30 Garrett Cooper, R (6, 3) OBP: 0.300, SLG: 0.556	X 0-0 2-H 1B			X 0-0 ② F8		X 0-0 ③ F9				2 0 1 1 0 0 0 1 0 0 0 0 0 0						
9 Lewis Brinson, R (1, 8) OBP: 0.438, SLG: 0.667 79 Isaac Galloway, R (6, 8) OBP: 0.500, SLG: 0.545	SFS 0-3 ③ K			X 0-0 2B			SFC 0-3 ① K			2 0 1 0 0 1 1 1 0 0 0 0 1 0						
32 Derek Dietrich, L (1, 7) OBP: 0.267, SLG: 0.385 5 Scott Van Slyke, R (6, 7) OBP: 0.438, SLG: 0.933		SSS 0-3 ① K	SFS 0-3 ③ K				X 0-0 1B			2 0 0 0 0 2 1 1 0 1 0 0 0 0						
18 Tomás Telis, S (1, 10) OBP: 0.273, SLG: 0.300 73 Austin Nola, R (7, PH) (8, 10)		X 0-0 ② G6-3			X 0-0 ① F8		X 0-0 ② F9			2 0 0 0 0 0 0 1 0 0 0 0 0 1						
35 Eric Campbell, R (1, 5) OBP: 0.250, SLG: 0.333 2 Yadiel Rivera, R (6, 5) OBP: 0.154, SLG: 0.231		X 0-0 ③ G3-1			X 0-0 19 FC6-4 1B		X 0-0 ③ G6-3			2 0 1 0 0 0 0 1 0 0 0 0 0 1						
19 Miguel Rojas, R (1, 6) OBP: 0.182, SLG: 0.182 81 Peter Mooney, L (5, PR) OBP: 0.286, SLG: 0.167 (6, 6)			X 0-0 ① G1-3		1 SAFE X 0-0 ② FC6-4 1-2f			X 0-0 ① P6		2 0 0 0 0 0 1 1 0 0 0 0 0 0						
Inning Stats	R: 1 H: 1 E: 0 LOB: 1 K: 1 BB: 1 S: 6 P: 10	R: 0 H: 0 E: 0 LOB: 0 K: 1 BB: 0 S: 5 P: 5	R: 0 H: 0 E: 0 LOB: 0 K: 2 BB: 0 S: 7 P: 7	R: 0 H: 1 E: 0 LOB: 1 K: 1 BB: 0 S: 6 P: 6	R: 0 H: 1 E: 0 LOB: 1 K: 0 BB: 0 S: 4 P: 4	R: 0 H: 0 E: 0 LOB: 0 K: 1 BB: 0 S: 5 P: 5	R: 0 H: 1 E: 0 LOB: 1 K: 1 BB: 0 S: 6 P: 6	R: 0 H: 1 E: 0 LOB: 0 K: 0 BB: 0 S: 3 P: 3		1B: 4 SF: 0 2B: 1 SAC: 0 3B: 0 DP: 1 HR: 0 HBP: 0						

BOTTOM

New York Mets @ Miami Marlins

Roger Dean Chevrolet Stadium, Jupiter, FL

Sat Mar 03 2018, 1:08 PM - 3:28 PM EST

Att. 4,371 - Sunny - 75 F

livebaseballscorecards.com

AB	28
R	1
H	5
RBI	1
BB	1
SO	7
LOB	9

WP: 0 PA: 29
PB: 0
SB: 0
CS: 0

PITCHER		IP	WLS	BF	H	R	ER	SO	BB	IBB	HBP	BLK	WP	HR	S	P	ERA	WHIP
34 Noah Syndergaard, R ERA: 1.8	(1, 1)	3.0	L	11	1	1	1	4	1	0	0	0	0	0	18	22	3.00	0.667
51 Paul Sewald, R ERA: 2.25	(4, 1)	1.0		4	1	0	0	1	0	0	0	0	0	0	6	6	0.00	1.000
27 Jeurys Familia, R ERA:	(5, 1)	1.0		4	1	0	0	0	0	0	0	0	0	0	4	4	0.00	1.000
44 AJ Ramos, R ERA: 3.0	(6, 1)	1.0		3	0	0	0	1	0	0	0	0	0	0	5	5	0.00	0.000
64 Chris Flexen, R ERA: 1.8	(7, 1)	2.0		7	2	0	0	1	0	0	0	0	0	0	9	9	0.00	1.000

PITCHER	IP	WLS	BF	H	R	ER	SO	BB	IBB	HBP	BLK	WP	HR	S	P	ERA	WHIP

Batter	1	2	3	4	5	6	7	8	9	AB	R	H	RBI	BB	SO	LOB
7 Trea Turner, R (1, 6) OBP: 0.533, SLG: 0.364 7 Luis García Jr., L (6, 4) OBP: 1.000, SLG: 1.000	0-0 8 BB 3 BB 61 1B 1B 1 SAFE 0-0 PO 1-2	0-0 1 G4-6-3 1B		C C C 0-3 ② K	S S S 0-3 ③ K				0-0 1B	4 1 2 0 0 2 1 1 0 1 0 0 0 0						
1 Wilmer Difo, S (1, 4) 63 Osvaldo Abreu, R (6, 6) OBP: 0.100, SLG: 0.100	0-0 ① F7	0-0 ① ② G4-6-3 1-2f		X 0-0 ③ L8			X 0-0 ① G5-3		X 0-0 ③ L8	3 0 0 0 0 0 3 2 0 0 0 0 0 1						
3 Michael Taylor, R (1, 8) OBP: 0.250, SLG: 0.273 17 Alejandro De Aza, L (6, 8) OBP: 0.500, SLG: 0.500	B B B B 4-0 61 1B 8 BB 73 SF8 1-2 BB	S S S 0-3 ③ K			X 0-0 61 E 2B		X 0-0 ② G3			2 2 1 0 1 1 0 1 0 0 0 0 0 0						
8 Brian Goodwin, L (1, 7) OBP: 0.375, SLG: 0.231 71 José Marmolejos, L (6, 3) OBP: 0.304, SLG: 0.318	B B B B 4-0 73 SF8 61 1B 29 1B 1-2 2-3 BB		S S T 0-2 ① K		S S T 0-2 ① K		S S S 0-3 ③ K			2 1 0 0 1 2 1 1 0 0 0 0 1 0						
61 Chris Dominguez, R (1, 3) OBP: 0.278, SLG: 0.444 4 Jacob Wilson, R (6, 5) OBP: 0.500, SLG: 0.500	0-0 73 SF8 29 1B 1-2 2-3 3-H 1B		B X 1-0 HR		S S S 0-3 ② K 2-H			X 0-0 ① G5-3		3 2 2 2 0 1 0 1 0 0 0 0 0 0						
73 Kelvin Gutiérrez, R (1, 5) OBP: 0.348, SLG: 0.316 6 Daniel Johnson, L (6, 9) OBP: 0.667, SLG: 0.500	0-0 ② SF8 1-2 2-3 3-H		X 0-0 ② G6-3		X 0-0 29 FC5-4 1B			B B B B 4-0 66 G4-6-3 BB		2 0 1 1 0 0 0 0 0 0 0 1 0 0						
29 Pedro Severino, R (1, 2) OBP: 0.300, SLG: 0.300 66 Jhonatan Solano, R (7, 2)	0-0 64 1B 9 1B 2-H 3-H 1B		X 0-0 ③ 1B		X 0-0 ③ FC5-4 1-2f			X 0-0 ② ③ G4-6-3 1-2f		3 1 2 2 0 0 1 1 0 0 0 0 0 1						
64 Spencer Kieboom, R (1, 10) OBP: 0.350, SLG: 0.278 5 Yasel Antuna, S (9, PH) (9, 10)	0-0 9 1B 1-2 1B			B B B B 4-0 BB		X 0-0 ① G6-3			S S S 0-3 ① K2-3	2 0 1 0 1 0 0 1 0 0 0 0 1 0						
9 Rafael Bautista, R (1, 9) OBP: 0.211, SLG: 0.118 26 Kameron Esthay, L (6, 7)	0-0 7 PO 1-3 2-H 1B			X 0-0 ① F8		X 0-0 ② G5-3			X 0-0 ② F8	3 0 1 1 0 0 1 1 0 0 0 0 0 0						
Inning Stats	R: 5 H: 5 E: 0 LOB: 1 K: 0 BB: 2 S: 7 P: 15	R: 0 H: 1 E: 0 LOB: 0 K: 1 BB: 0 S: 5 P: 5	R: 1 H: 2 E: 0 LOB: 1 K: 1 BB: 0 S: 6 P: 7	R: 0 H: 0 E: 0 LOB: 1 K: 1 BB: 1 S: 5 P: 9	R: 1 H: 2 E: 0 LOB: 1 K: 2 BB: 0 S: 9 P: 9	R: 0 H: 0 E: 0 LOB: 0 K: 1 BB: 0 S: 5 P: 5	R: 0 H: 0 E: 0 LOB: 0 K: 1 BB: 0 S: 5 P: 5	R: 0 H: 0 E: 0 LOB: 0 K: 0 BB: 1 S: 2 P: 6	R: 0 H: 1 E: 0 LOB: 1 K: 1 BB: 0 S: 6 P: 6	1B: 9 SF: 1 2B: 1 SAC: 0 3B: 0 DP: 2 HR: 1 HBP: 0						

TOP

Washington Nationals @ New York Mets

First Data Field, Port St. Lucie, FL

Sun Mar 04 2018, 1:10 PM - 3:37 PM EST

Att. 5,282 - Sunny - 70 F

livebaseballscorecards.com

AB	33
R	7
H	11
RBI	6
BB	4
SO	8
LOB	9

WP: 0 PB: 0 SB: 0 CS: 0 PA: 39

PITCHER		IP	WLS	BF	H	R	ER	SO	BB	IBB	HBP	BLK	WP	HR	S	P	ERA	WHIP
32 Steven Matz, L ERA: 54.0	(1, 1)	0.2	L	9	5	5	5	0	2	0	0	0	0	0	7	15	67.50	10.500
81 Corey Taylor, R ERA:	(1, 1)	1.1		3	1	0	0	1	0	0	0	0	0	0	5	5	0.00	0.750
63 Gerson Bautista, R ERA: 1.93	(3, 1)	1.2		7	2	1	1	2	1	0	0	0	0	1	10	15	5.40	1.800
39 Jerry Blevins, L ERA: 5.4	(4, 1)	1.1		6	2	1	1	2	0	0	0	0	0	0	10	10	6.75	1.500
73 Matt Purke, L ERA:	(6, 1)	1.0		3	0	0	0	1	0	0	0	0	0	0	5	5	0.00	0.000

PITCHER		IP	WLS	BF	H	R	ER	SO	BB	IBB	HBP	BLK	WP	HR	S	P	ERA	WHIP
80 P.J. Conlon, L ERA: 2.7	(7, 1)	3.0		10	1	0	0	2	1	0	0	0	0	0	13	17	0.00	0.667

Washington Nationals @ New York Mets

First Data Field, Port St. Lucie, FL

Sun Mar 04 2018, 1:10 PM - 3:37 PM EST

Att. 5,282 - Sunny - 70 F

livebaseballscorecards.com

BOTTOM

Batter	1	2	3	4	5	6	7	8	9	AB	R	H	RBI	BB	SO	LOB
9 Brandon Nimmo, L (1, 8) OBP: 0.444, SLG: 0.800	C C C 0-3 ① K		x 0-0 1B			x 0-0 ① G4-3		x 0-0 ② G1-3		3	0	1	0	0	1	0
83 Patrick Biondi, L (7, 8) OBP: 0.313, SLG: 0.267										1	0	0	0	0	0	0
52 Yoenis Cespedes, R (1, 7) OBP: 0.250, SLG: 0.500	S S S 0-3 ② K		x 0-0 ③ P3			x 0-0 ② P6		x 0-0 ③ F7		3	0	0	0	0	1	1
76 Kevin Kaczmarski, L (7, 7) OBP: 0.063, SLG: 0.063										1	0	0	0	0	0	0
19 Jay Bruce, L (1, 9) OBP: 0.375, SLG: 0.875	B B B S S X 3-2 HR			x 0-0 ① F8		x 0-0 ③ F7			x 0-0 E5	3	1	1	1	0	0	0
85 L.J. Mazzilli, R (7, 9) OBP: 0.286, SLG: 0.429										1	0	0	0	0	0	0
21 Todd Frazier, R (1, 5) OBP: 0.286, SLG: 0.571	x 0-0 ③ P6			x 0-0 HR			x 0-0 23 G4-3 11 2B 1B		x 0-0 ① G4-3	3	1	2	1	0	0	0
72 Phillip Evans, R (7, PR) OBP: 0.467, SLG: 0.727 (8, 5)										1	1	0	0	0	0	1
23 Adrián González, L (1, 3) OBP: 0.188, SLG: 0.133		x 0-0 ① G1-3		S S S 0-3 ② K			x 0-0 ① G4-3 1-2		x 0-0 ② F7	4	0	0	0	0	1	2
13 Asdrúbal Cabrera, S (1, 4) OBP: 0.333, SLG: 0.417		x 0-0 ② G4-3		x 0-0 ③ G6-3			x 0-0 77 G6-3 2-H 2B		B B B B 4-0 BB	2	0	0	0	0	0	0
11 Ty Kelly, S (6, 4) OBP: 0.500, SLG: 0.417										1	0	1	1	1	0	0
18 Travis d'Arnaud, R (1, 2) OBP: 0.429, SLG: 0.200		x 0-0 ③ G6-3			x 0-0 ① G6-3		x 0-0 ② G6-3 2-3		x 0-0 ③ G4-3	2	0	0	0	0	0	0
77 Tomás Nido, R (7, 2) OBP: 0.300, SLG: 0.333										2	0	0	0	0	0	4
83 Tim Tebow, L (1, 10) OBP: 0.100, SLG: 0.100			S S S 0-3 ① K		C C C 0-3 ② K		x 0-0 ③ G4-3			3	0	0	0	0	2	2
60 Luis Guillorme, L (1, 6) OBP: 0.429, SLG: 0.727			x 0-0 ② G4-3		x 0-0 ③ G4-3			x 0-0 ① F7		3	0	0	0	0	0	0
82 Luis Carpio, R (9, 6)										0	0	0	0	0	0	0

	AB	33
	R	3
	H	5
	RBI	3
	BB	1
	SO	5
	LOB	10

Inning Stats	1	2	3	4	5	6	7	8	9	1B: 2	SF: 0	WP: 0	PA: 34
R:	1	0	0	1		0	1	0	0	2B: 1	SAC: 0	PB: 0	
E:	0	0	0	0		0	0	0	1	3B: 0	DP: 0	SB: 0	
K:	2	0	1	1		0	0	0	0	HR: 2	HBP: 0	CS: 0	
S:	10	3	6	6		3	5	3	4				
H:	1	0	1	1		0	2	0	0				
LOB:	0	0	1	0		0	2	0	2				
BB:	0	0	1	0		0	0	0	1				
P:	13	3	6	6		3	5	3	8				

PITCHER		IP	WLS	BF	H	R	ER	SO	BB	IBB	HBP	BLK	WP	HR	S	P	ERA	WHIP
40 Edwin Jackson, R ERA: 3.0	(1, 1)	3.0	W	11	2	1	1	3	0	0	0	0	0	1	19	22	3.00	0.667
56 Brady Dragmire, R ERA: 2.57	(4, 1)	3.0	H	10	1	1	1	2	0	0	0	0	0	1	14	14	3.00	0.333
52 Jimmy Cordero, R ERA: 3.0	(7, 1)	1.0		5	2	1	1	0	0	0	0	0	0	0	5	5	9.00	2.000
68 Jefry Rodriguez, R ERA: 3.0	(8, 1)	1.0		3	0	0	0	0	0	0	0	0	0	0	3	3	0.00	0.000
39 Bryan Harper, L ERA: 3.0	(9, 1)	1.0		5	0	0	0	0	1	0	0	0	0	0	4	8	0.00	1.000

PITCHER		IP	WLS	BF	H	R	ER	SO	BB	IBB	HBP	BLK	WP	HR	S	P	ERA	WHIP

Detroit Tigers @ New York Mets

First Data Field, Port St. Lucie, FL

Mon Mar 05 2018, 1:28 PM - 4:04 PM EST

Att. 5,603 - Sunny - 76 F

livebaseballscorecards.com

Batter	1	2	3	4	5	6	7	8	9	AB	R	H	RBI	BB	SO	LOB
12 Leonys Martin, L (1, 8) OBP: 0.261, SLG: 0.227	L6		G4-3		F9			BB	BB 1-2	3	0	0	0	0	0	0
13 Mike Gerber, L (5, 8) OBP: 0.375, SLG: 0.385								78 2B		0	0	0	0	2	0	0
1 Jose Iglesias, R (1, 6) OBP: 0.421, SLG: 0.333	G5-3		24 FC5-4 1B		L7			K	SF7 3-H	3	0	1	0	0	0	0
81 Pete Kozma, R (5, 6) OBP: 0.364, SLG: 0.143										1	0	0	1	0	1	1
24 Miguel Cabrera, R (1, 3) OBP: 0.350, SLG: 0.389	BB		FC5-4 1-2f			G4-3		L8	G4-3	2	0	0	0	1	0	1
74 Edwin Espinal, R (6, 3) OBP: 0.250, SLG: 0.333										2	0	0	0	0	0	3
41 Victor Martinez, S (1, 10) OBP: 0.263, SLG: 0.556	G3			K		F7		2B 1-3		3	0	0	0	0	1	1
78 Chad Huffman, R (8, PH) OBP: 0.235, SLG: 0.438										1	0	1	0	0	0	0
(8, 10)																
8 Mikie Mahtook, R (1, 7) OBP: 0.412, SLG: 0.286		G5-3		L6		K		G4-3		3	0	0	0	0	1	0
37 James Adduci, L (6, 7) OBP: 0.474, SLG: 0.765										1	0	0	0	0	0	2
33 Derek Norris, R (1, 2) OBP: 0.556, SLG: 1.000		2B		82 BB 1B			K		22 2B 22 WP 18 1B 1B	2	0	2	0	0	0	0
89 Jake Rogers, R (6, 2) OBP: 0.250, SLG: 0.250										2	1	1	0	0	1	0
82 Kody Eaves, L (1, 5) OBP: 0.455, SLG: 0.250	F9			BB 1-2			K		K	1	0	0	0	1	0	1
80 Ronny Rodríguez, R (6, 5) OBP: 0.286, SLG: 0.381										2	0	0	0	0	2	1
73 Jason Krizan, L (1, 9) OBP: 0.273, SLG: 0.444	K			G6-3			1B		18 1B 81 SF7 1-3 2B	2	0	0	0	0	1	3
22 Victor Reyes, S (6, 9) OBP: 0.316, SLG: 0.294										2	1	2	0	0	0	0
14 Alexi Amarista, L (1, 4) OBP: 0.118, SLG: 0.235			G4-3		F8		G3		13 BB 2-3 3-H 1B	2	0	0	0	0	0	0
18 Dawel Lugo, R (5, 4) OBP: 0.385, SLG: 0.273										2	0	1	1	0	0	1

TOP

AB	34
R	2
H	8
RBI	2
BB	4
SO	7
LOB	14

Inning Stats	1	2	3	4	5	6	7	8	9
	R: 0 E: 0 K: 0 S: 3	H: 0 LOB: 1 BB: 1 P: 7	R: 0 E: 0 K: 1 S: 6	H: 1 LOB: 1 BB: 0 P: 6	R: 0 E: 0 K: 0 S: 4	H: 1 LOB: 1 BB: 0 P: 4	R: 0 E: 0 K: 1 S: 6	H: 1 LOB: 2 BB: 1 P: 10	R: 0 E: 0 K: 0 S: 3	H: 0 LOB: 0 BB: 0 P: 3
	R: 0 E: 0 K: 1 S: 5	H: 0 LOB: 0 BB: 0 P: 5	R: 0 E: 0 K: 2 S: 8	H: 1 LOB: 1 BB: 0 P: 8	R: 0 E: 0 K: 1 S: 6	H: 1 LOB: 2 BB: 1 P: 10	R: 2 E: 0 K: 1 S: 8	H: 3 LOB: 2 BB: 1 P: 12	1B: 5 2B: 3 3B: 0 HR: 0	SF: 1 SAC: 0 DP: 0 HBP: 0	WP: 1 PB: 0 SB: 0 CS: 0	PA: 39

PITCHER		IP	WLS	BF	H	R	ER	SO	BB	IBB	HBP	BLK	WP	HR	S	P	ERA	WHIP
33 Matt Harvey, R ERA: 1.8	(1, 1)	3.0	W	12	2	0	0	1	1	0	0	0	0	0	13	17	0.00	1.000
27 Jeurys Familia, R ERA:	(4, 1)	1.0	H	5	1	0	0	1	1	0	0	0	0	0	6	10	0.00	2.000
44 AJ Ramos, R ERA: 2.25	(5, 1)	1.0	H	3	0	0	0	0	0	0	0	0	0	0	3	3	0.00	0.000
51 Paul Sewald, R ERA: 1.8	(6, 1)	1.0	H	3	0	0	0	1	0	0	0	0	0	0	5	5	0.00	0.000
35 Jacob Rhame, R ERA: 3.6	(7, 1)	1.0	H	4	1	0	0	2	0	0	0	0	0	0	8	8	0.00	1.000

PITCHER		IP	WLS	BF	H	R	ER	SO	BB	IBB	HBP	BLK	WP	HR	S	P	ERA	WHIP
82 Drew Smith, R ERA: 8.31	(8, 1)	1.1		9	4	2	2	2	1	0	0	0	1	0	12	16	13.50	3.750
87 Drew Gagnon, R ERA:	(9, 1)	0.2	S	3	0	0	0	0	1	0	0	0	0	0	2	6	0.00	1.500

Batter	1	2	3	4	5	6	7	8	9	AB	R	H	RBI	BB	SO	LOB
9 Brandon Nimmo, L (1, 7) OBP: 0.455, SLG: 0.889 71 Zach Borenstein, L (8, 7) OBP: 0.286, SLG: 0.421	BBX 2-0 HR	X 0-0 ③ G6-3		X 0-0 ③ F8			BBBB 4-0 ② 83 1B 7 2B 1-2 BB			3 2 1 1 1 0 2 0 0 0 0 0 0 0						
12 Juan Lagares, R (1, 8) OBP: 0.167, SLG: 0.167 83 Patrick Biondi, L (6, 8) OBP: 0.353, SLG: 0.313	SSS 0-3 ① K		X 0-0 ① P2		SSS 0-3 ① K		X 0-0 ① 7 2B 1-2 1B			3 0 0 0 0 2 0 1 1 1 0 0 0 0						
7 José Reyes, S (1, 5) OBP: 0.188, SLG: 0.267 75 David Thompson, R (8, 5) OBP: 0.421, SLG: 0.375	X 0-0 E8 4 CS		X 0-0 ② F9		X 0-0 ② F8		X 0-0 1-H 2-H 2B			4 0 1 2 0 0 0 0 0 0 0 0 0 0						
4 Wilmer Flores, R (1, 3) OBP: 0.273, SLG: 0.250 74 Pete Alonso, R (8, 3) OBP: 0.357, SLG: 0.182	BBBB 4-0 ② 26 HBP 18 2B 2-3 BB		X 0-0 2B		CCC 0-3 ③ K		X 0-0 ③ G6-3			3 1 1 0 1 1 1 0 0 0 0 0 0 0						
26 Kevin Plawecki, R (1, 2) OBP: 0.467, SLG: 0.417 59 Jose Lobaton, S (8, 2) OBP: 0.308, SLG: 0.538	H 1-0 18 2B 1-2 HBP		X 0-0 ③ F9			X 0-0 ① L6		X 0-0 ① P4		2 0 0 0 0 0 1 1 0 0 0 0 0 0						
18 Travis d'Arnaud, R (1, 10) OBP: 0.412, SLG: 0.308 83 Tim Tebow, L (8, PH) OBP: 0.091, SLG: 0.091 (9, 10)	X 0-0 1-3 2-H 2B			CCC 0-3 ① K		CCC 0-3 ② K		SSS 0-3 ② K		3 0 1 1 0 2 0 1 0 0 0 0 1 0						
60 Luis Guillorme, L (1, 6) OBP: 0.389, SLG: 0.600 84 Andrés Giménez, L (8, PR) (9, 6)	SSS 0-3 ③ K			X 0-0 ② F8		X 0-0 ③ F7		X 0-0 11 FC6-4 1B		4 0 1 0 0 1 2 0 0 0 0 0 0 0						
2 Gavin Cecchini, R (1, 4) OBP: 0.529, SLG: 0.923 11 Ty Kelly, S (8, 4) OBP: 0.471, SLG: 0.385		X 0-0 ① G5-3		BBBB 4-0 76 BB BB			X 0-0 ① G4-3	X 0-0 ③ FC6-4 1-2f		2 0 0 0 1 0 0 1 0 0 0 0 0 1						
76 Kevin Kaczmarski, L (1, 9) OBP: 0.158, SLG: 0.059 16 Matthew den Dekker, L (8, 9) OBP: 0.294, SLG: 0.200		X 0-0 ② F7		BBBB 4-0 1-2 BB			BBBB 4-0 9 CS BB			1 0 0 0 2 0 0 0 0 0 0 0 0 0						
Inning Stats	R: 2 H: 2 E: 1 LOB: 2 K: 2 BB: 1 S: 9 P: 16	R: 0 H: 0 E: 0 LOB: 0 K: 0 BB: 0 S: 3 P: 3	R: 0 H: 1 E: 0 LOB: 1 K: 0 BB: 0 S: 4 P: 4	R: 0 H: 0 E: 0 LOB: 2 K: 1 BB: 2 S: 5 P: 13	R: 0 H: 0 E: 0 LOB: 0 K: 2 BB: 0 S: 7 P: 7	R: 0 H: 0 E: 0 LOB: 0 K: 1 BB: 0 S: 5 P: 5	R: 2 H: 2 E: 0 LOB: 1 K: 0 BB: 2 S: 4 P: 12	R: 0 H: 1 E: 0 LOB: 1 K: 1 BB: 0 S: 6 P: 6		1B: 2 SF: 0 2B: 3 SAC: 0 3B: 0 DP: 0 HR: 1 HBP: 1						

PITCHER		IP	WLS	BF	H	R	ER	SO	BB	IBB	HBP	BLK	WP	HR	S	P	ERA	WHIP
50 Mike Fiers, R ERA: 4.15	(1, 1)	2.1	L	11	2	2	2	2	1	0	1	0	0	1	13	20	7.71	1.286
51 Johnny Barbato, R ERA:	(3, 1)	0.2		3	1	0	0	0	0	0	0	0	0	0	3	3	0.00	1.500
64 Chad Bell, L ERA:	(4, 1)	1.0		5	0	0	0	1	2	0	0	0	0	0	5	13	0.00	2.000
61 Shane Greene, R ERA:	(5, 1)	1.0		3	0	0	0	2	0	0	0	0	0	0	7	7	0.00	0.000
45 Buck Farmer, R ERA:	(6, 1)	1.0		3	0	0	0	1	0	0	0	0	0	0	5	5	0.00	0.000

PITCHER		IP	WLS	BF	H	R	ER	SO	BB	IBB	HBP	BLK	WP	HR	S	P	ERA	WHIP
71 Kevin Comer, R ERA: 6.0	(7, 1)	1.0		6	2	2	2	0	2	0	0	0	0	0	4	12	18.00	4.000
44 Daniel Norris, L ERA: 6.0	(8, 1)	1.0		4	1	0	0	1	0	0	0	0	0	0	6	6	0.00	1.000

Detroit Tigers @ New York Mets

First Data Field, Port St. Lucie, FL

Mon Mar 05 2018, 1:28 PM - 4:04 PM EST

Att. 5,603 - Sunny - 76 F

BOTTOM

livebaseballscorecards.com

AB	29
R	4
H	6
RBI	4
BB	5
SO	7
LOB	7

Batter	1	2	3	4	5	6	7	8	9	AB	R	H	RBI	BB	SO	LOB
4 George Springer, R (1, 10) OBP: 0.444, SLG: 0.813 91 Michael Papierski, S (9, PH) (9, 10)	BBBB 4-0 2 F8 BB		X 0-0 6 SF9 2 2B 1-3 2B		X 0-0 ① G6-3		X 0-0 ② G5-3		BBBB 4-0 73 CS BB	3 1 1 0 1 0 0 0 0 0 0 1 0 0						
6 Jake Marisnick, R (1, 8) OBP: 0.333, SLG: 0.400 73 Myles Straw, R (7, 8) OBP: 0.333, SLG: 0.364	SSS 0-3 ① K		X 0-0 ② SF9 2-3 3-H		X 0-0 E5 2 G6-3		X 0-0 ③ F7		B X 1-0 ②③ P3 1-2	3 0 0 1 0 1 1 1 0 0 0 0 0 1						
2 Alex Bregman, R (1, 5) OBP: 0.250, SLG: 0.500 92 Alex De Goti, R (7, 6) OBP: 0.250, SLG: 0.375	1 SAFE X 0-0 ②③ F8 1-2		X 0-0 3-H 2B		1 SAFE X 0-0 ②③ G6-3 1-2			X 0-0 28 1B 77 1B 1B		3 0 1 1 0 0 2 1 1 1 0 0 0 0						
13 Tyler White, R (1, 4) OBP: 0.458, SLG: 0.313		X 0-0 ① G6-3	X 0-0 ③ G1-3			SST 0-2 ① K		X 0-0 ① F7		4 0 0 0 0 1 2						
21 Derek Fisher, L (1, 7) OBP: 0.480, SLG: 0.444 78 Drew Ferguson, R (7, 7)		H 1-0 44 K 28 1B HBP		X 0-0 ① F8		BBBB 4-0 BB		X 0-0 ② L5		1 0 0 0 1 0 0 1 0 0 0 0 0 1						
28 J.D. Davis, R (1, 3) OBP: 0.520, SLG: 0.864		X 0-0 1-2 1B		X 0-0 79 1B 2B		X 0-0 ② P4		X 0-0 77 1B 1-2 1B		4 1 3 0 0 0 1						
44 Tim Federowicz, R (1, 2) OBP: 0.278, SLG: 0.143 77 Garrett Stubbs, L (7, 2) OBP: 0.286, SLG: 0.357		2 SAFE SSS 0-3 ②③ K 2-3		X 0-0 ② P3		X 0-0 ③ G4-3		X 0-0 79 FC6 1-2 2-H 1B		3 0 0 0 0 1 4 1 0 1 1 0 0 0						
79 Kyle Tucker, L (1, 9) OBP: 0.400, SLG: 0.920			CCC 0-3 ① K	X 0-0 2-H 1B			BBBSSX 3-2 HR	X 0-0 FC6 1-2f		4 1 2 2 0 1 2						
76 Jack Mayfield, R (1, 6) OBP: 0.348, SLG: 0.619 (7, 5)			X 0-0 4 2B 6 SF9 1B	SSS 0-3 ③ K			X 0-0 ① F7		SSS 0-3 ① K	4 1 1 0 0 2 1						
Inning Stats	R: 0 H: 0 E: 0 LOB: 0 K: 1 BB: 1 S: 4 P: 8	R: 0 H: 1 E: 0 LOB: 1 K: 1 BB: 0 S: 5 P: 6	R: 2 H: 3 E: 0 LOB: 1 K: 1 BB: 0 S: 8 P: 8	R: 1 H: 2 E: 0 LOB: 1 K: 1 BB: 0 S: 7 P: 7	R: 0 H: 0 E: 1 LOB: 0 K: 0 BB: 0 S: 3 P: 3	R: 0 H: 0 E: 0 LOB: 1 K: 1 BB: 1 S: 5 P: 9	R: 1 H: 1 E: 0 LOB: 0 K: 0 BB: 0 S: 6 P: 9	R: 1 H: 3 E: 0 LOB: 2 K: 0 BB: 0 S: 6 P: 6	R: 0 H: 0 E: 0 LOB: 0 K: 1 BB: 1 S: 4 P: 9	1B: 6 SF: 1 2B: 3 SAC: 0 3B: 0 DP: 0 HR: 1 HBP: 1						

TOP

Houston Astros @ New York Mets

First Data Field, Port St. Lucie, FL

Tue Mar 06 2018, 1:12 PM - 4:03 PM EST

Att. 4,640 - Sunny - 79 F

livebaseballscorecards.com

AB	33
R	5
H	10
RBI	5
BB	3
SO	6
LOB	15

PITCHER		IP	WLS	BF	H	R	ER	SO	BB	IBB	HBP	BLK	WP	HR	S	P	ERA	WHIP
40 Jason Vargas, L ERA: 5.79	(1, 1)	2.2		12	4	2	2	3	1	0	1	0	0	0	16	21	6.75	1.875
67 Seth Lugo, R ERA: 2.16	(3, 1)	3.1		13	2	1	1	2	1	0	0	0	0	0	16	20	2.70	0.900
47 Hansel Robles, R ERA: 9.0	(7, 1)	1.0		4	1	1	1	0	0	0	0	0	0	1	6	9	9.00	1.000
43 Jamie Callahan, R ERA: 5.4	(8, 1)	1.0		6	3	1	1	0	0	0	0	0	0	0	6	6	9.00	3.000
62 Tyler Bashlor, R ERA: 3.6	(9, 1)	1.0	W	3	0	0	0	1	1	0	0	0	0	0	4	9	0.00	1.000

PITCHER	IP	WLS	BF	H	R	ER	SO	BB	IBB	HBP	BLK	WP	HR	S	P	ERA	WHIP

WP: 0	PB: 0	SB: 0	CS: 1	PA: 38		

Houston Astros @ New York Mets

First Data Field, Port St. Lucie, FL

Tue Mar 06 2018, 1:12 PM - 4:03 PM EST

Att. 4,640 - Sunny - 79 F

BOTTOM

Batter	1	2	3	4	5	6	7	8	9	AB	R	H	RBI	BB	SO	LOB
9 Brandon Nimmo, L (1, 8) OBP: 0.423, SLG: 0.762	BBBB 4-0 23 2B 19 SF8 BB	x 0-0 ③ F8		x 0-0 ③ L8			x 0-0 ② F8		x 0-0 16 BB 72 HR 1-2 1B	3	1	0	0	1	0	3
83 Patrick Biondi, L (8, 8) OBP: 0.389, SLG: 0.353										1	1	1	0	0	0	0
52 Yoenis Cespedes, R (1, 7) OBP: 0.267, SLG: 0.667	x 0-0 ① P6		x 0-0 HR		x 0-0 ① G5-3		x 0-0 ③ G3		BBBB 4-0 72 HR 1-2 2-3 BB	3	1	1	1	0	0	1
16 Matthew den Dekker, L (6, 7) OBP: 0.316, SLG: 0.188										1	1	0	0	1	0	0
23 Adrián González, L (1, 3) OBP: 0.211, SLG: 0.222	x 0-0 19 SF8 1-3 2B		x 0-0 ① B1-3		x 0-0 ② P6			SSS 0-3 ① K	SB 1-1 1-H 2-H 3-H HR	3	0	1	0	0	0	0
72 Phillip Evans, R (6, 3) OBP: 0.471, SLG: 0.923										2	1	1	4	0	1	0
19 Jay Bruce, L (1, 9) OBP: 0.273, SLG: 0.700	x 0-0 ② SF8 2-3 3-H		SSS 0-3 ② K		SSS 0-3 ③ K			BBBB 4-0 75 E 75 1B 60 1B BB		2	0	0	1	0	2	0
76 Kevin Kaczmarski, L (6, 9) OBP: 0.200, SLG: 0.059										0	1	0	0	1	0	0
21 Todd Frazier, R (1, 5) OBP: 0.235, SLG: 0.471	x 0-0 ③ P3		CCC 0-3 ③ K			CCC 0-3 ① K		x 0-0 E5 4 G5-3 60 1B 1-3 1B		3	0	0	0	0	2	1
75 David Thompson, R (7, 5) OBP: 0.450, SLG: 0.412										1	0	1	0	0	0	0
13 Asdrúbal Cabrera, S (1, 4) OBP: 0.267, SLG: 0.333		x 0-0 E4 18 G5-3 4 1B 11 G3		x 0-0 ① F8		x 0-0 ② G4-3		x 0-0 1-2 3-H 1B		3	1	0	0	0	0	0
60 Luis Guillorme, L (7, 4) OBP: 0.421, SLG: 0.625										1	0	1	1	0	0	0
4 Wilmer Flores, R (1, 10) OBP: 0.308, SLG: 0.261		x 0-0 11 G3 18 G5-3 1-2 1B		H 1-0 11 1B HBP		SSS 0-3 ③ K		x 0-0 ②③ G5-3 2-3f		3	0	1	0	0	1	2
18 Travis d'Arnaud, R (1, 2) OBP: 0.368, SLG: 0.267	x 0-0 ① G5-3 1-2 2-3			x 0-0 ② F8			BCX 1-1 HR		x 0-0 ① G1-3	2	0	0	0	0	0	3
77 Tomás Nido, R (7, 2) OBP: 0.333, SLG: 0.636										2	1	1	1	0	0	0
11 Ty Kelly, S (1, 6) OBP: 0.450, SLG: 0.375	x 0-0 ② G3 2-3 3-H			x 0-0 1-2 1B			x 0-0 ① F9		x 0-0 16 BB 83 1B 72 HR 1B	3	0	1	1	0	0	1
84 Andrés Giménez, L (8, 6) OBP: 1.000, SLG: 1.000										1	1	1	0	0	0	0
Inning Stats	R: 1 E: 0 K: 0 S: 4 H: 1 LOB: 1 BB: 1 P: 8	R: 1 E: 1 K: 0 S: 5 H: 1 LOB: 1 BB: 0 P: 5	R: 1 E: 0 K: 2 S: 8 H: 1 LOB: 0 BB: 0 P: 8	R: 0 E: 0 K: 0 S: 4 H: 1 LOB: 2 BB: 0 P: 5	R: 0 E: 0 K: 1 S: 5 H: 0 LOB: 0 BB: 0 P: 5	R: 0 E: 0 K: 2 S: 7 H: 0 LOB: 0 BB: 0 P: 7	R: 1 E: 0 K: 0 S: 5 H: 1 LOB: 0 BB: 0 P: 6	R: 1 E: 1 K: 1 S: 6 H: 2 LOB: 1 BB: 1 P: 10	R: 4 E: 0 K: 0 S: 5 H: 3 LOB: 0 BB: 1 P: 10	1B: 6 2B: 1 3B: 0 HR: 3	SF: 1 SAC: 0 DP: 1 HBP: 1						

	AB	34
	R	9
	H	10
	RBI	9
	BB	3
	SO	6
	LOB	11

livebaseballscorecards.com

WP: 0 PB: 0 SB: 0 CS: 0 PA: 39

PITCHER	IP	WLS	BF	H	R	ER	SO	BB	IBB	HBP	BLK	WP	HR	S	P	ERA	WHIP
31 Collin McHugh, R (1, 1) ERA: 6.75	3.0		14	3	3	2	2	1	0	0	0	0	1	17	21	6.00	1.333
63 David Paulino, R (4, 1) ERA:	3.0		11	1	0	0	3	0	0	1	0	0	0	16	17	0.00	0.333
52 Buddy Boshers, L (7, 1) ERA: 2.08	1.0	B	4	1	1	1	0	0	0	0	0	0	1	5	6	9.00	1.000
66 Rogelio Armenteros, R (8, 1) ERA: 8.53	1.1	L	10	5	5	5	1	2	0	0	0	0	1	11	20	33.75	5.250

PITCHER	IP	WLS	BF	H	R	ER	SO	BB	IBB	HBP	BLK	WP	HR	S	P	ERA	WHIP

Batter	1	2	3	4	5	6	7	8	9	AB	R	H	RBI	BB	SO	LOB
11 Brett Gardner, L (1, 7) OBP: 0.286, SLG: 0.231	0-0 1B		0-0 29 G6-4-3 1B		4-0 BB		0-0 71 BB 1-3 1B	0-0 P5 ②	0-3 K ②	2	0	2	0	1	0	0
39 Tyler Wade, L (6, 5) OBP: 0.409, SLG: 0.389										3	0	1	0	0	1	3
29 Brandon Drury, R (1, 5) OBP: 0.316, SLG: 0.588	0-3 K ①		0-0 G6-4-3 ① ② 1-2f		0-0 F8 ②		4-0 1-2 BB	1-1 1-H 2-H 3-H HR	4-0 BB	3	0	0	0	0	1	3
71 Billy McKinney, L (6, 3) OBP: 0.522, SLG: 1.063										1	1	1	4	2	0	0
67 Miguel Andujar, R (1, 10) OBP: 0.308, SLG: 0.846	0-0 F8 ②		0-3 K ③		0-0 G4-3 ③		0-0 F7 ③	0-0 1B	0-0 F9 ③	4	0	0	0	0	1	5
80 Jorge Saez, R (8, PH) OBP: 0.385, SLG: 0.333 (8, 10)										2	0	1	0	0	0	1
26 Tyler Austin, R (1, 3) OBP: 0.364, SLG: 0.611	0-3 K ③			0-0 74 PB 28 1B 74 FC5-4 1B		0-0 G3-1 ①		K K		3	1	1	0	0	1	1
70 Jake Cave, L (6, 7) OBP: 0.267, SLG: 0.231										2	0	0	0	0	2	1
14 Danny Espinosa, S (1, 4) OBP: 0.320, SLG: 0.381		0-0 L6 ①		0-0 L6 ①		0-0 G4-3 ②		0-0 72 1B 38 1B 56 BB 1B	0-0 38 2B 72 1B 1B	3	0	0	0	0	0	1
66 Abiatal Avelino, R (8, PH) OBP: 0.800, SLG: 0.750 (8, 4)										2	2	2	0	0	0	0
28 Austin Romine, R (1, 2) OBP: 0.714, SLG: 1.000		0-0 25 1B 1B		0-0 74 FC5-4 1-2 1B		0-0 L5 ③		0-0 56 BB 94 E 72 1B 1-2 1B	0-0 56 HR 1-3 2B	3	0	2	0	0	0	0
38 Kyle Higashioka, R (6, 2) OBP: 0.533, SLG: 0.583										2	2	2	0	0	0	0
74 Ronald Torreyes, R (1, 6) OBP: 0.368, SLG: 0.400		0-0 F9 ②		1-0 FC5-4 ② 25 S 1-2f 2-H			0-0 E6 25 G4-6-3	0-0 94 E 56 BB 71 HR 1-2 2-3 1B	0-0 56 HR 3-H 1B	3	0	0	1	0	0	2
72 Kyle Holder, L (7, 6) OBP: 0.438, SLG: 0.533										2	2	2	1	0	0	0
25 Shane Robinson, R (1, 9) OBP: 0.333, SLG: 0.214		0-0 1-2 1B		1-0 G4-3 ③ 1-2			0-0 G4-6-3 ① ② 1-2f	4-0 94 E 71 HR 1-2 2-3 3-H BB	2-1 1-H 2-H HR	3	0	1	0	0	0	2
56 Trey Amburgey, R (7, 9) OBP: 0.429, SLG: 0.833										1	2	1	4	1	0	0
92 Estevan Florial, L (1, 8) OBP: 0.381, SLG: 0.611	0-3 K ③				0-0 F8 ①		0-0 39 1B 1B	0-0 E4 71 HR 1-2 2-3 3-H	0-3 K ①	3	0	1	0	0	1	2
94 Jeff Hendrix, L (8, PH) OBP: 0.333, SLG: 0.375 (8, 8)										2	1	0	1	0	1	2
Inning Stats	R: 0 E: 0 K: 2 S: 8 H: 1 LOB: 1 BB: 0 P: 8	R: 0 E: 0 K: 1 S: 7 H: 2 LOB: 2 BB: 0 P: 7	R: 0 E: 0 K: 1 S: 5 H: 1 LOB: 0 BB: 0 P: 5	R: 1 E: 0 K: 0 S: 5 H: 2 LOB: 1 BB: 0 P: 7	R: 0 E: 0 K: 0 S: 3 H: 0 LOB: 1 BB: 1 P: 7	R: 0 E: 0 K: 0 S: 3 H: 0 LOB: 0 BB: 0 P: 3	R: 0 E: 1 K: 0 S: 5 H: 2 LOB: 3 BB: 1 P: 9	R: 6 E: 1 K: 2 S: 14 H: 5 LOB: 1 BB: 1 P: 19	R: 4 E: 0 K: 2 S: 12 H: 4 LOB: 1 BB: 1 P: 18	1B: 14 2B: 1 3B: 0 HR: 2 SF: 0 SAC: 0 DP: 2 HBP: 0						

PITCHER		IP	WLS	BF	H	R	ER	SO	BB	IBB	HBP	BLK	WP	HR	S	P	ERA	WHIP
45 Zack Wheeler, R ERA: 1.8	(1, 1)	3.0		12	4	0	0	4	0	0	0	0	0	0	20	20	0.00	1.333
65 Robert Gsellman, R ERA: 3.12	(4, 1)	3.2	H	14	2	1	0	0	1	0	0	0	0	0	13	19	0.00	0.818
73 Matt Purke, L ERA:	(7, 1)	0.1	H	4	2	0	0	0	1	0	0	0	0	0	3	7	0.00	9.000
50 Rafael Montero, R ERA: 6.23	(8, 1)	0.1	L	6	3	5	3	1	1	0	0	0	0	0	7	11	81.00	12.000
81 Corey Taylor, R ERA: 1.69	(8, 1)	0.2	B	4	2	1	0	1	0	0	0	0	0	1	7	8	0.00	3.000

PITCHER		IP	WLS	BF	H	R	ER	SO	BB	IBB	HBP	BLK	WP	HR	S	P	ERA	WHIP
61 Kevin McGowan, R ERA: 32.4	(9, 1)	1.0		8	4	4	4	2	1	0	0	0	0	1	12	18	36.00	5.000

TOP

New York Yankees @ New York Mets

First Data Field, Port St. Lucie, FL

Wed Mar 07 2018, 1:12 PM - 3:20 PM EST

Att. 7,419 - Cloudy - 70 F

livebaseballscorecards.com

AB	44
R	11
H	17
RBI	11
BB	4
SO	8
LOB	23

WP: 0 PB: 1 SB: 1 CS: 0 PA: 48

BOTTOM

Batter	1	2	3	4	5	6	7	8	9	AB	R	H	RBI	BB	SO	LOB
13 Asdrúbal Cabrera, S (1, 4) OBP: 0.278, SLG: 0.333 11 Ty Kelly, S (5, 4) OBP: 0.409, SLG: 0.333	x 0-0 ① G3		x 0-0 52 BB; 19 E; 1-2 1B	x 0-0 ③ G4-3			x 0-0 ① F9		x 0-0 ③ F9	3 2	1 0	1 0	0 0	0 0	0 0	2 1
52 Yoenis Cespedes, R (1, 7) OBP: 0.278, SLG: 0.588 71 Zach Borenstein, L (6, 7) OBP: 0.273, SLG: 0.400	x 0-0 ② F7		B B B B 4-0 19 E; 1-2 2-3 BB		x 0-0 ① F9		S S S 0-3 ② K			2 1	0 0	0 0	0 0	1 0	0 1	0 0
19 Jay Bruce, L (1, 10) OBP: 0.200, SLG: 0.500	x 0-0 ③ F7		x 0-0 E8; 1-3 2-H 3-H		x 0-0 ② F9		x 0-0 ③ P6			4	0	0	0	0	0	1
21 Todd Frazier, R (1, 5) OBP: 0.200, SLG: 0.400 60 Luis Guillorme, L (6, 5) OBP: 0.400, SLG: 0.588		S S S 0-3 ① K	x 0-0 ③ F8		C C C 0-3 ③ K			C C C 0-3 ① K		3 1	0 0	0 0	0 0	0 0	2 1	2 0
23 Adrián González, L (1, 3) OBP: 0.227, SLG: 0.238 4 Wilmer Flores, R (6, PR) OBP: 0.296, SLG: 0.250 (7, 3)		S S S 0-3 ② K		x 0-0 ① G5-3		x 0-0 7 FC6-4; 1B		x 0-0 ② P4		3 1	0 0	1 0	0 0	0 0	1 0	0 0
7 José Reyes, S (1, 6) OBP: 0.158, SLG: 0.222 72 Phillip Evans, R (6, PR) OBP: 0.444, SLG: 0.857 (7, 6)		S S S 0-3 ③ K		x 0-0 ② P3		x 0-0 ① FC6-4; 18 E; 18 1B; 12 FC4; 1-2f		x 0-0 ③ P3		3 1	0 1	0 0	0 0	0 0	1 0	1 0
18 Travis d'Arnaud, R (1, 2) OBP: 0.455, SLG: 0.529 59 Jose Lobaton, S (7, 2) OBP: 0.286, SLG: 0.500			B B B 4-0 52 BB; 13 1B; 19 E; BB	B B B S S S X 3-2 HR		x 0-0 E1; 12 FC4; 1-3 1B		C C C 0-3 ① K		2 1	2 0	2 0	1 0	1 0	0 1	0 0
12 Juan Lagares, R (1, 8) OBP: 0.222, SLG: 0.222 85 L.J. Mazzilli, R (7, 8) OBP: 0.250, SLG: 0.375			C C C 0-3 ① K	x 0-0 16 HBP; 1B		x 0-0 ② FC4; 1-2f 3-H		C C C 0-3 ② K		3 1	0 0	1 0	1 0	0 0	1 1	2 0
16 Matthew den Dekker, L (1, 9) OBP: 0.318, SLG: 0.167 76 Kevin Kaczmarski, L (8, 9) OBP: 0.238, SLG: 0.111			S S S 0-3 ② K	H 1-0 1-2 HBP		x 0-0 ③ G4-3			x 0-0 1B	2 1	0 0	0 1	0 0	0 0	1 0	2 0
Inning Stats	R: 0 E: 0 K: 0 S: 3 H: 0 LOB: 0 BB: 0 P: 3	R: 0 E: 0 K: 3 S: 9 H: 0 LOB: 0 BB: 0 P: 9	R: 2 E: 1 K: 2 S: 9 H: 1 LOB: 2 BB: 2 P: 17	R: 1 E: 0 K: 0 S: 7 H: 2 LOB: 2 BB: 0 P: 11	R: 0 E: 0 K: 1 S: 5 H: 0 LOB: 0 BB: 0 P: 5	R: 1 E: 1 K: 0 S: 5 H: 2 LOB: 1 BB: 0 P: 5	R: 0 E: 0 K: 1 S: 5 H: 0 LOB: 0 BB: 0 P: 5	R: 0 E: 0 K: 1 S: 5 H: 0 LOB: 0 BB: 0 P: 5	R: 0 E: 0 K: 2 S: 8 H: 1 LOB: 1 BB: 0 P: 8	1B: 5 2B: 0 3B: 0 HR: 1	SF: 0 SAC: 0 DP: 0 HBP: 1						

PITCHER	IP	WLS	BF	H	R	ER	SO	BB	IBB	HBP	BLK	WP	HR	S	P	ERA	WHIP
63 Domingo Germán, R (1, 1) ERA: 1.17	2.2		12	1	2	0	5	2	0	0	0	0	0	20	28	0.00	1.125
61 Ben Heller, R (3, 1) ERA: 2.35	1.1		7	2	1	1	0	0	0	1	0	0	1	8	12	6.75	1.500
93 Dillon Tate, R (5, 1) ERA: 2.25	2.0		8	2	1	0	1	0	0	0	0	0	0	10	10	0.00	1.000
84 Brady Lail, R (7, 1) ERA: 3.18	2.0	W	6	0	0	0	2	0	0	0	0	0	0	10	10	0.00	0.000
91 Cale Coshow, R (9, 1) ERA: 5.79	1.0		4	1	0	0	2	0	0	0	0	0	0	8	8	0.00	1.000

PITCHER	IP	WLS	BF	H	R	ER	SO	BB	IBB	HBP	BLK	WP	HR	S	P	ERA	WHIP

New York Yankees @ New York Mets

First Data Field, Port St. Lucie, FL

Wed Mar 07 2018, 1:12 PM - 3:20 PM EST

Att. 7,419 - Cloudy - 70 F

livebaseballscorecards.com

AB	34
R	4
H	6
RBI	2
BB	2
SO	10
LOB	11

WP: 0 PB: 0 SB: 0 CS: 0 PA: 37

New York Mets @ Washington Nationals

TEAM Ballpark of the Palm Beaches, West Palm Beach, FL

Thu Mar 08 2018, 1:08 PM - 4:36 PM EST

Att. 5,122 - Partly Cloudy - 66 F

livebaseballscorecards.com

TOP

Batter	1	2	3	4	5	6	7	8	9	AB	R	H	RBI	BB	SO	LOB
9 Brandon Nimmo, L (1, 8) OBP: 0.452, SLG: 0.846	C C C 0-3 ① K		X 0-0 19 G3 3-H 2B		X 0-0 19 SF9 3B	X 0-0 ③ F7		X 0-0 1-2 1B		5	1	3	1	0	1	1
19 Jay Bruce, L (1, 9) OBP: 0.222, SLG: 0.467 16 Matthew den Dekker, L (6, 9) OBP: 0.292, SLG: 0.150	B B B B 4-0 52 WP BB		X 0-0 ② G3 2-3		X 0-0 ① SF9 3-H		X 0-0 ① G3	X 0-0 ③ G3-1		1 2	0 0	0 0	1 0	1 0	0 0	1 2
52 Yoenis Cespedes, R (1, 10) OBP: 0.286, SLG: 0.550 90 Matt Oberste, R (7, PH) OBP: 0.500, SLG: 1.000 (7, 10)	B S S S 1-3 ② K 1-3	S S S 0-3 ③ K			X 0-0 13 BB 23 BB 1B		S S S 0-3 ② K		F X 0-1 2 1B 77 G5-3 2B	3 2	0 1	1 1	0 0	0 0	2 1	2 0
23 Adrián González, L (1, 3) OBP: 0.269, SLG: 0.250 74 Pete Alonso, R (7, PR) OBP: 0.333, SLG: 0.167 (7, 3)	X 0-0 ③ F7			S S S 0-3 ① K	B B B 4-0 13 BB 1-2 BB		X 0-0 1B	S S S 0-3 ① K		3 1	0 0	1 0	0 0	1 0	1 1	1 1
13 Asdrúbal Cabrera, S (1, 4) OBP: 0.333, SLG: 0.316 2 Gavin Cecchini, R (5, PR) OBP: 0.526, SLG: 0.867 (5, 4)		X 0-0 ① F8		B B B B 4-0 26 2B BB	B B B B 4-0 26 G6-4-3 1-2 2-3 BB		X 0-0 ③ F8		X 0-0 60 WP 77 WP 2-3 1B	1 2	1 0	0 1	0 0	2 0	0 0	0 1
26 Kevin Plawecki, R (1, 2) OBP: 0.444, SLG: 0.467 77 Tomás Nido, R (7, 2) OBP: 0.286, SLG: 0.538		X 0-0 ② G6-3		X 0-0 ② 11 WP 1-H 2B	X 0-0 ② ③ G6-4-3 1-2f			X 0-0 ① F8	B X 1-0 ② G5-3 1-2 3-H	3 2	0 0	1 0	1 1	0 0	0 0	3 1
60 Luis Guillorme, L (1, 6) OBP: 0.360, SLG: 0.476	C C C 0-3 ③ K			X 0-0 ② L7		X 0-0 ① G6-3		B B B B 4-0 75 G1-3 71 E BB	B X 1-0 ③ F8 2-3	4	1	0	0	1	1	2
75 David Thompson, R (1, 5) OBP: 0.500, SLG: 0.421			X 0-0 11 G3 11 S 9 2B 1B	B B B D 4-0 11 WP BB		B B B B 4-0 BB		X 0-0 ② G1-3 1-2		2	1	1	0	2	0	1
11 Ty Kelly, S (1, 7) OBP: 0.360, SLG: 0.286 71 Zach Borenstein, L (8, PH) OBP: 0.304, SLG: 0.429 (8, 7)			B X 1-0 ① G3 1-3	B S S S 1-3 ③ K2-3 1-2 2-3		C C C 0-3 ② K		X 0-0 E4 9 1B 2-H 1B		3 1	0 0	0 1	0 0	0 0	2 0	4 0
Inning Stats	R: 0 H: 0 E: 0 LOB: 1 K: 2 BB: 1 S: 7 P: 12	R: 0 H: 0 E: 0 LOB: 0 K: 1 BB: 0 S: 5 P: 5	R: 1 H: 2 E: 0 LOB: 1 K: 1 BB: 0 S: 7 P: 8	R: 1 H: 1 E: 0 LOB: 2 K: 2 BB: 2 S: 8 P: 17	R: 1 H: 2 E: 0 LOB: 3 K: 0 BB: 2 S: 4 P: 12	R: 0 H: 0 E: 0 LOB: 1 K: 1 BB: 1 S: 5 P: 9	R: 0 H: 1 E: 0 LOB: 1 K: 1 BB: 0 S: 6 P: 6	R: 1 H: 2 E: 1 LOB: 2 K: 0 BB: 1 S: 5 P: 9	R: 1 H: 2 E: 0 LOB: 1 K: 1 BB: 0 S: 8 P: 10	1B: 6 SF: 1 2B: 3 SAC: 0 3B: 1 DP: 1 HR: 0 HBP: 0						

AB	**35**	WP: 5	PA: 43
R	**5**	PB: 0	
H	**10**	SB: 1	
RBI	**4**	CS: 0	
BB	**7**		
SO	**9**		
LOB	**20**		

PITCHER		IP	WLS	BF	H	R	ER	SO	BB	IBB	HBP	BLK	WP	HR	S	P	ERA	WHIP
37 Stephen Strasburg, R ERA: 5.06	(1, 1)	3.1		15	3	2	2	5	2	0	0	0	1	0	23	33	5.40	1.500
70 Austin Adams, R ERA:	(4, 1)	0.2		3	0	0	0	1	1	0	0	0	1	0	4	9	0.00	1.500
72 Enny Romero, L ERA: 4.91	(5, 1)	1.0	W	6	2	1	1	0	2	0	0	0	0	0	4	12	9.00	4.000
26 Trevor Gott, R ERA:	(6, 1)	1.0	H	4	0	0	0	1	1	0	0	0	0	0	5	9	0.00	1.000
33 Matt Grace, L ERA: 1.8	(7, 1)	1.0	H	4	1	0	0	1	0	0	0	0	0	0	6	6	0.00	1.000

PITCHER		IP	WLS	BF	H	R	ER	SO	BB	IBB	HBP	BLK	WP	HR	S	P	ERA	WHIP
39 Bryan Harper, L ERA: 4.5	(8, 1)	1.0	H	6	2	1	1	0	1	0	0	0	0	0	5	9	9.00	3.000
51 Wander Suero, R ERA:	(9, 1)	0.0		0	0	0	0	0	0	0	0	0	0	0	0	0	∞	∞
67 Jaron Long, R ERA: 5.4	(9, 1)	1.0		5	2	1	1	1	0	0	0	0	2	0	8	10	9.00	2.000

BOTTOM

Batter	1	2	3	4	5	6	7	8	9	AB	R	H	RBI	BB	SO	LOB
8 Brian Goodwin, L (1, 8) OBP: 0.318, SLG: 0.167	F8	K			7 2B BB	K		17 E 17 1B 1B		2	1	0	0	1	1	2
14 Victor Robles, R (6, 8) OBP: 0.323, SLG: 0.483										2	1	1	2	0	1	0
7 Trea Turner, R (1, 6) OBP: 0.458, SLG: 0.400	G5-3		K		34 1B 2B		P4	73 BB 19 1B 1B		3	1	1	1	0	1	0
17 Reid Brignac, L (6, 6) OBP: 0.435, SLG: 0.200										2	0	1	1	0	0	0
34 Bryce Harper, L (1, 9) OBP: 0.381, SLG: 0.600	6 S 1B	K			15 HR 1B		73 1B BB	73 BB 1B		3	0	2	1	0	1	0
19 Matt Reynolds, R (5, PR) OBP: 0.429, SLG: 0.200										1	1	1	0	1	0	0
6 Anthony Rendon, R (1, 5) OBP: 0.400, SLG: 0.250	BB		K		F7		18 G6-4-3 1B	BB		2	0	0	0	1	1	1
73 Kelvin Gutiérrez, R (6, 5) OBP: 0.323, SLG: 0.269										1	0	1	0	1	0	0
15 Matt Adams, L (1, 10) OBP: 0.467, SLG: 0.857	G3			K	HR		G6-4-3	K		3	1	1	2	0	1	2
18 Ryan Raburn, R (7, PH) (8, 10)				E3	P5					2	0	0	0	0	1	5
12 Howie Kendrick, R (1, 4) OBP: 0.500, SLG: 0.467		49 S 14 BB 1B						29 G3 45 BB 14 1B 1B		1	0	1	0	0	0	0
1 Wilmer Difo, S (4, 4) OBP: 0.167, SLG: 0.091										3	1	1	0	0	0	1
14 Miguel Montero, L (1, 2) OBP: 0.368, SLG: 0.429		BB		P5		HR		29 G3 14 1B BB		2	1	1	1	1	0	1
45 Andrew Stevenson, L (7, 9) OBP: 0.355, SLG: 0.500										0	1	0	0	1	0	0
71 José Marmolejos, L (1, 3) OBP: 0.235, SLG: 0.333		K		K2-3		G4-3		G3		3	0	0	0	0	2	3
29 Pedro Severino, R (7, 2) OBP: 0.273, SLG: 0.273										1	0	0	0	0	0	2
49 Moisés Sierra, R (1, 7) OBP: 0.464, SLG: 0.542		K			G6-3	G6-3		K		3	0	0	0	0	1	2
(6, 9)																
61 Chris Dominguez, R (7, 3) OBP: 0.360, SLG: 0.560										1	0	0	0	0	1	2
Inning Stats	R: 0 E: 0 K: 0 S: 4 H: 1 LOB: 2 BB: 1 P: 8	R: 0 E: 0 K: 3 S: 10 H: 1 LOB: 2 BB: 1 P: 14	R: 0 E: 0 K: 3 S: 9 H: 0 LOB: 0 BB: 0 P: 9	R: 0 E: 1 K: 2 S: 8 H: 0 LOB: 1 BB: 0 P: 8	R: 4 E: 0 K: 0 S: 8 H: 3 LOB: 1 BB: 1 P: 14	R: 1 E: 0 K: 1 S: 8 H: 1 LOB: 0 BB: 0 P: 9	R: 0 E: 0 K: 0 S: 3 H: 1 LOB: 1 BB: 1 P: 7	R: 3 E: 0 K: 2 S: 11 H: 4 LOB: 3 BB: 2 P: 20		1B: 8 2B: 1 3B: 0 HR: 2 SF: 0 SAC: 0 DP: 1 HBP: 0						

PITCHER		IP	WLS	BF	H	R	ER	SO	BB	IBB	HBP	BLK	WP	HR	S	P	ERA	WHIP
34 Noah Syndergaard, R ERA: 1.08	(1, 1)	3.1		14	2	0	0	7	2	0	0	0	0	0	26	34	0.00	1.200
39 Jerry Blevins, L ERA: 4.5	(4, 1)	0.2	H	3	0	0	0	1	0	0	0	0	0	0	5	5	0.00	0.000
27 Jeurys Familia, R ERA: 8.44	(5, 1)	1.1	L	9	4	5	5	0	1	0	0	0	0	2	12	19	33.75	3.750
44 AJ Ramos, R ERA: 1.59	(6, 1)	1.2		6	1	0	0	1	1	0	0	0	0	0	7	11	0.00	1.200
63 Gerson Bautista, R ERA: 6.35	(8, 1)	1.0		9	4	3	3	2	2	0	0	0	0	0	11	20	27.00	6.000

PITCHER	IP	WLS	BF	H	R	ER	SO	BB	IBB	HBP	BLK	WP	HR	S	P	ERA	WHIP

New York Mets @ Washington Nationals

TEAM Ballpark of the Palm Beaches, West Palm Beach, FL

Thu Mar 08 2018, 1:08 PM - 4:36 PM EST

Att. 5,122 - Partly Cloudy - 66 F

livebaseballscorecards.com

AB	35
R	8
H	11
RBI	8
BB	6
SO	11
LOB	21

WP: 0	PB: 0	SB: 2	CS: 0
PA: 41			

New York Mets @ Detroit Tigers

Publix Field at Joker Marchant Stadium, Lakeland, FL

Fri Mar 09 2018, 1:08 PM - 3:46 PM EST

Att. 7,018 - Sunny - 66 F

TOP

livebaseballscorecards.com

Batter	1	2	3	4	5	6	7	8	9	AB	R	H	RBI	BB	SO	LOB
12 Juan Lagares, R (1, 8) OBP: 0.231, SLG: 0.167	C S S 0-3 ① K		X 0-0 ① G5-3			X 0-0 ① F9	B B B B 1-2 4-0 BB			3	0	0	0	1	1	0
72 Phillip Evans, R (7, 9) OBP: 0.444, SLG: 0.857										0	0	0	0	0	0	0
7 José Reyes, S (1, 6) OBP: 0.182, SLG: 0.200	X 0-0 ② G3-1		X 0-0 ② G4-3			B B B B 4-0 4 HR 4 BLK BB	X 0-0 ③ G4-3			2	0	0	0	1	0	0
60 Luis Guillorme, L (6, PR) (6, 6) OBP: 0.346, SLG: 0.455										1	1	0	0	0	0	2
21 Todd Frazier, R (1, 5) OBP: 0.208, SLG: 0.375	X 0-0 1B		F S C 0-3 ③ K			F C C 0-3 ② K		S F C 0-3 ① K		4	0	1	0	0	3	1
75 David Thompson, R (8, 5) OBP: 0.500, SLG: 0.421										0	0	0	0	0	0	0
4 Wilmer Flores, R (1, 3) OBP: 0.323, SLG: 0.393	S F S 0-3 ③ K			X 0-0 ① G6-3		B C F X 1-2 1-H HR		X 0-0 1B		4	1	2	2	0	1	1
74 Pete Alonso, R (8, 3) OBP: 0.333, SLG: 0.167										0	0	0	0	0	0	0
26 Kevin Plawecki, R (1, 2) OBP: 0.429, SLG: 0.611		C X 0-1 HR		X 0-0 ② L6		X 0-0 ③ L8		X 0-0 ② F9		3	1	1	1	0	0	1
77 Tomás Nido, R (7, 2) OBP: 0.267, SLG: 0.500										1	0	0	0	0	0	1
59 Jose Lobaton, S (1, 10) OBP: 0.313, SLG: 0.563		X 0-0 2B		C F S 0-3 ③ K			X 0-0 ① G5-3	X 0-0 ③ G5-3		2	0	1	0	0	1	0
1 Amed Rosario, R (7, PH) (7, 10) OBP: 0.267, SLG: 0.286										2	0	0	0	0	0	1
2 Gavin Cecchini, R (1, 4) OBP: 0.478, SLG: 0.842		X 0-0 ① G5-3			X 0-0 ① F7		X 0-0 11 1B 3B		X 0-0 ① P5	4	1	1	0	0	0	1
16 Matthew den Dekker, L (1, 9) (7, 8) OBP: 0.250, SLG: 0.125		F C C 0-3 ② K			X 0-0 ② G4-3		S F C 0-3 ② K		F C S 0-3 ② K	4	0	0	0	0	3	2
11 Ty Kelly, S (1, 7) OBP: 0.357, SLG: 0.292		F F C 0-3 ③ K			X 0-0 ③ F9		X 0-0 3-H 12 BB 1B		X 0-0 ③ G4-3	3	0	1	1	0	1	1
85 L.J. Mazzilli, R (8, 7) OBP: 0.222, SLG: 0.333										1	0	0	0	0	0	0
Inning Stats	R: 0 E: 0 K: 2 S: 8 H: 1 LOB: 1 BB: 0 P: 8	R: 1 E: 0 K: 2 S: 10 H: 2 LOB: 1 BB: 0 P: 10	R: 0 E: 0 K: 1 S: 5 H: 0 LOB: 0 BB: 0 P: 5	R: 0 E: 0 K: 1 S: 5 H: 0 LOB: 0 BB: 0 P: 5	R: 0 E: 0 K: 0 S: 3 H: 0 LOB: 0 BB: 0 P: 3	R: 2 E: 0 K: 1 S: 8 H: 1 LOB: 1 BB: 1 P: 13	R: 1 E: 0 K: 1 S: 7 H: 2 LOB: 2 BB: 1 P: 11	R: 0 E: 0 K: 1 S: 6 H: 1 LOB: 1 BB: 0 P: 6	R: 0 E: 0 K: 1 S: 5 H: 0 LOB: 0 BB: 0 P: 5	1B: 3 2B: 1 3B: 1 HR: 2	SF: 0 SAC: 0 DP: 0 HBP: 0						

	AB	34
	R	4
	H	7
	RBI	4
	BB	2
	SO	10
	LOB	11

WP: 0 PB: 0 SB: 0 CS: 0 PA: 36

PITCHER	IP	WLS	BF	H	R	ER	SO	BB	IBB	HBP	BLK	WP	HR	S	P	ERA	WHIP
32 Michael Fulmer, R (1, 1) ERA: 3.6	3.0		12	3	1	1	5	0	0	0	0	0	1	23	23	3.00	1.000
30 Alex Wilson, R (4, 1) ERA: 14.14	3.0		11	1	2	2	2	1	0	0	1	0	1	16	21	6.00	0.667
67 Enrique Burgos, R (7, 1) ERA: 7.71	1.0	B	6	2	1	1	1	1	0	0	0	0	0	7	11	9.00	3.000
72 Mark Montgomery, R (8, 1) ERA: 4.15	1.0		4	1	0	0	1	0	0	0	0	0	0	6	6	0.00	1.000
53 Warwick Saupold, R (9, 1) ERA: 3.68	1.0		3	0	0	0	1	0	0	0	0	0	0	5	5	0.00	0.000

PITCHER	IP	WLS	BF	H	R	ER	SO	BB	IBB	HBP	BLK	WP	HR	S	P	ERA	WHIP

BOTTOM

Batter	1	2	3	4	5	6	7	8	9	AB	R	H	RBI	BB	SO	LOB
12 Leonys Martin, L (1, 8) OBP: 0.290, SLG: 0.300 13 Mike Gerber, L (6, 8) OBP: 0.400, SLG: 0.471	0-0 24 CS 2B		0-0 G5-3		0-0 1 G5-4-3 1B		S 2 SAFE X 0-1 1-3 2-3 1B			3 0 2 0 0 0 1 1 0 1 0 0 0 0						
1 Jose Iglesias, R (1, 6) OBP: 0.400, SLG: 0.350 40 Sergio Alcántara, S (6, 6) OBP: 0.350, SLG: 0.294	0-0 G5-3			0-0 1B	0-0 G5-4-3 1-2f		0-0 F9-2 3-H			3 0 1 0 0 0 2 1 0 0 0 0 0 2						
24 Miguel Cabrera, R (1, 3) OBP: 0.280, SLG: 0.318 55 John Hicks, R (6, 3) OBP: 0.273, SLG: 0.476 81 Pete Kozma, R (8, PR) OBP: 0.278, SLG: 0.077 80 Ronny Rodríguez, R (9, 3) OBP: 0.360, SLG: 0.435	C S C 0-3 K 2-3			0-0 F8	0-0 F9			0-0 3B		3 0 0 0 0 1 2 1 0 1 0 0 0 0 0 0 0 0 0 0 0 0 0 0 0 0 0 0						
9 Nick Castellanos, R (1, 9) OBP: 0.423, SLG: 0.958 70 Harold Castro, L (7, 9) OBP: 0.133, SLG: 0.071		0-0 34 G5-4-3 1B		0-0 F9		0-0 F8		0-0 G4-3		3 0 1 0 0 0 1 1 0 0 0 0 0 1						
41 Victor Martinez, S (1, 10) OBP: 0.286, SLG: 0.577 37 James Adduci, L (6, PR) OBP: 0.435, SLG: 0.667 (7, 10)		0-0 F7		F C S 0-3 K		H 1-0 HBP		0-0 G6-3		2 0 0 0 0 1 2 1 0 0 0 0 0 1						
34 James McCann, R (1, 2) OBP: 0.250, SLG: 0.267 28 Brayan Peña, S (7, 2) OBP: 0.250, SLG: 0.250		0-0 G5-4-3 1-2f			0-0 46 2B 21 HR 1B	T S S 0-3 K		0-0 G6-3		3 1 1 0 0 1 2 1 0 0 0 0 0 1						
46 Jeimer Candelario, S (1, 5) OBP: 0.414, SLG: 0.667 82 Kody Eaves, L (7, 5) OBP: 0.400, SLG: 0.333			0-0 F8		0-0 21 HR 1-3 2B	0-0 G2-3		F S C 0-3 K	0-0 F7	3 1 1 0 0 0 1 1 0 0 0 0 1 0						
21 JaCoby Jones, R (1, 7) OBP: 0.524, SLG: 0.706 73 Jason Krizan, L (7, 7) OBP: 0.235, SLG: 0.333			0-0 F7		F B C X 1-2 2-H 3-H HR		0-0 E5 13 1B 14 BB			2 1 1 3 0 0 0 2 0 0 0 0 0 0						
49 Dixon Machado, R (1, 4) OBP: 0.292, SLG: 0.391 14 Alexi Amarista, L (7, PH) OBP: 0.174, SLG: 0.190 (8, 4)			B B B 4-0 BB		B B B C X 3-1 HR		B B B 4-0 13 1B 40 F9-2 1-2 BB		0-0 L4	1 1 1 1 1 0 0 1 0 0 0 1 0 0						
Inning Stats	R: 0 E: 0 K: 1 S: 5 H: 1 LOB: 0 BB: 0 P: 5	R: 0 E: 0 K: 0 S: 3 H: 1 LOB: 0 BB: 0 P: 3	R: 0 E: 0 K: 0 S: 3 H: 0 LOB: 1 BB: 1 P: 7	R: 0 E: 0 K: 1 S: 6 H: 1 LOB: 1 BB: 0 P: 6	R: 4 E: 0 K: 0 S: 10 H: 5 LOB: 0 BB: 0 P: 14	R: 0 E: 0 K: 1 S: 5 H: 0 LOB: 1 BB: 0 P: 6	R: 0 E: 1 K: 0 S: 4 H: 1 LOB: 1 BB: 1 P: 8	R: 0 E: 0 K: 0 S: 4 H: 1 LOB: 1 BB: 0 P: 4	R: 0 E: 0 K: 1 S: 5 H: 0 LOB: 0 BB: 0 P: 5	1B: 5 2B: 3 3B: 1 HR: 2 SF: 0 SAC: 0 DP: 3 HBP: 1							

PITCHER		IP	WLS	BF	H	R	ER	SO	BB	IBB	HBP	BLK	WP	HR	S	P	ERA	WHIP
32 Steven Matz, L ERA: 15.88	(1, 1)	4.0		14	3	0	0	2	1	0	0	0	0	0	17	21	0.00	1.000
47 Hansel Robles, R ERA: 13.5	(5, 1)	1.0	B	7	5	4	4	0	0	0	0	0	0	2	10	14	36.00	5.000
51 Paul Sewald, R ERA: 1.5	(6, 1)	1.0		4	0	0	0	1	0	0	1	0	0	0	5	6	0.00	0.000
62 Tyler Bashlor, R ERA: 3.0	(7, 1)	1.0		4	1	0	0	0	1	0	0	0	0	0	4	8	0.00	2.000
55 Corey Oswalt, R ERA: 2.84	(8, 1)	2.0		7	1	0	0	1	0	0	0	0	0	0	9	9	0.00	0.500

PITCHER	IP	WLS	BF	H	R	ER	SO	BB	IBB	HBP	BLK	WP	HR	S	P	ERA	WHIP

New York Mets @ Detroit Tigers

Publix Field at Joker Marchant Stadium, Lakeland, FL

Fri Mar 09 2018, 1:08 PM - 3:46 PM EST

Att. 7,018 - Sunny - 66 F

livebaseballscorecards.com

AB	33
R	4
H	10
RBI	4
BB	2
SO	4
LOB	16

WP: 0 PB: 0 SB: 0 CS: 1 PA: 36

New York Mets @ New York Yankees

George M. Steinbrenner Field, Tampa, FL

Sat Mar 10 2018, 1:07 PM - 4:14 PM EST

Att. 10,203 - Cloudy - 70 F

TOP

livebaseballscorecards.com

Batter	1	2	3	4	5	6	7	8	9	AB	R	H	RBI	BB	SO	LOB
1 Amed Rosario, R (1, 6) OBP: 0.294, SLG: 0.375	B X 1-0 2B	S S S 0-3 ② K			X 0-0 12 CS 1B		X 0-0 ① F8		S F C 0-3 ② K	2	0	1	0	0	1	3
60 Luis Guillorme, L (4, 6) OBP: 0.345, SLG: 0.440										3	0	1	0	0	1	0
12 Juan Lagares, R (1, 8) OBP: 0.294, SLG: 0.267	S S S 0-3 ① K	S S S 0-3 ③ K			B X 1-0 ① 9 F7 1-2 2B		B B B B 4-0 9 FC3-6 BB		B B B B 4-0 85 2B BB	3	0	1	0	1	2	4
76 Kevin Kaczmarski, L (7, PR) OBP: 0.273, SLG: 0.111 (7, 8)										0	0	0	0	1	0	0
9 Brandon Nimmo, L (1, 9) OBP: 0.429, SLG: 0.759	B B B B 4-0 BB		S S S 0-3 ① K		D X 1-0 ② ③ F7 2-3		X 0-0 ② FC3-6 72 WP 72 1B 1-2f		X 0-0 1-3 2B	3	0	0	0	1	1	2
85 L.J. Mazzilli, R (7, PR) OBP: 0.300, SLG: 0.500 (7, 9)										1	1	1	0	0	0	0
72 Phillip Evans, R (1, 3) OBP: 0.391, SLG: 0.684	S C 0-3 ② K		X 0-0 ② F9			S F C 0-3 ① K	B X 1-0 1-H 1B		X 0-0 ③ G5-3	5	0	1	1	0	2	4
4 Wilmer Flores, R (1, 5) OBP: 0.324, SLG: 0.419	X 0-0 ③ G4-3		S S S 0-3 ③ K			X 0-0 7 1B 2B	S S S 0-3 ③ K			3	1	1	0	0	1	2
75 David Thompson, R (7, PH) OBP: 0.480, SLG: 0.400 (7, 5)										1	0	0	0	0	1	1
7 José Reyes, S (1, 4) OBP: 0.240, SLG: 0.261		X 0-0 ① G1-3		X 0-0 18 S 18 G4-3 1B		X 0-0 18 1B 2-H 1B		X 0-0 ① F9		3	1	2	1	0	0	0
2 Gavin Cecchini, R (7, 4) OBP: 0.458, SLG: 0.800										1	0	0	0	0	0	0
18 Travis d'Arnaud, R (1, 2) OBP: 0.480, SLG: 0.526		B B B 4-0 71 1B 83 WP BB		B B X 2-0 ① G4-3 1-H		B 1 SAFE 1 SAFE 1 SAFE X 1-0 1-3 1B		S S S 0-3 ② K		2	0	1	1	1	0	0
59 Jose Lobaton, S (7, 2) OBP: 0.294, SLG: 0.529										1	0	0	0	0	1	0
83 Tim Tebow, L (1, 10) OBP: 0.133, SLG: 0.071		B B B B 4-0 71 1B 1-2 BB		X 0-0 ② G6-3		S T C 0-3 ② K		C S C 0-3 ③ K		3	0	0	0	1	2	2
71 Zach Borenstein, L (1, 7) OBP: 0.308, SLG: 0.417		X 0-0 1-2 2-3 1B		S S T 0-2 ③ K		S S S 0-3 ③ K			X 0-0 ① G4-3	3	0	1	0	0	2	2
74 Pete Alonso, R (6, 3) OBP: 0.313, SLG: 0.154										1	0	0	0	0	0	0
Inning Stats	R: 0 E: 0 K: 2 S: 8 H: 1 LOB: 2 BB: 1 P: 13	R: 0 E: 0 K: 2 S: 8 H: 1 LOB: 3 BB: 2 P: 16	R: 0 E: 0 K: 2 S: 7 H: 0 LOB: 0 BB: 0 P: 7	R: 1 E: 0 K: 1 S: 6 H: 1 LOB: 0 BB: 0 P: 8	R: 0 E: 0 K: 0 S: 3 H: 2 LOB: 1 BB: 0 P: 5	R: 1 E: 0 K: 3 S: 12 H: 3 LOB: 2 BB: 0 P: 13	R: 1 E: 0 K: 1 S: 6 H: 1 LOB: 1 BB: 1 P: 11	R: 0 E: 0 K: 2 S: 7 H: 0 LOB: 0 BB: 0 P: 7	R: 0 E: 0 K: 1 S: 6 H: 1 LOB: 2 BB: 1 P: 10	1B: 6 2B: 4 3B: 0 HR: 0 SF: 0 SAC: 0 DP: 0 HBP: 0						

	AB	35
	R	3
	H	10
	RBI	3
	BB	5
	SO	14
	LOB	20

WP: 2 PB: 0 SB: 2 CS: 1 PA: 40

PITCHER		IP	WLS	BF	H	R	ER	SO	BB	IBB	HBP	BLK	WP	HR	S	P	ERA	WHIP
85 Luis Cessa, R ERA: 6.75	(1, 1)	1.1	W	9	2	0	0	2	3	0	0	0	1	0	10	23	0.00	3.750
30 David Robertson, R ERA:	(2, 1)	0.2	H	2	0	0	0	2	0	0	0	0	0	0	6	6	0.00	0.000
54 Aroldis Chapman, L ERA: 4.5	(3, 1)	1.0	H	3	0	0	0	2	0	0	0	0	0	0	7	7	0.00	0.000
68 Dellin Betances, R ERA: 10.8	(4, 1)	1.0	H	5	2	1	1	1	0	0	0	0	0	0	7	9	9.00	2.000
43 Adam Warren, R ERA: 1.29	(5, 1)	2.0	H	8	4	1	1	3	0	0	0	0	0	0	14	17	4.50	2.000

PITCHER		IP	WLS	BF	H	R	ER	SO	BB	IBB	HBP	BLK	WP	HR	S	P	ERA	WHIP
57 Chad Green, R ERA: 3.38	(7, 1)	1.2		7	1	1	1	2	1	0	0	0	1	0	10	15	5.40	1.200
87 James Reeves, L ERA:	(8, 1)	1.0		5	1	0	0	2	1	0	0	0	0	0	8	12	0.00	2.000
97 Jordan Foley, R ERA:	(9, 1)	0.1		1	0	0	0	0	0	0	0	0	0	0	1	1	0.00	0.000

BOTTOM

Batter	1	2	3	4	5	6	7	8	9	AB	R	H	RBI	BB	SO	LOB
11 Brett Gardner, L (1, 8) OBP: 0.389, SLG: 0.313	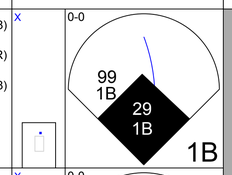		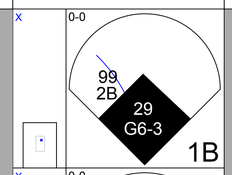		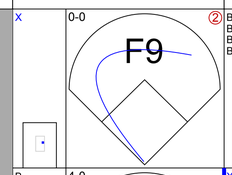	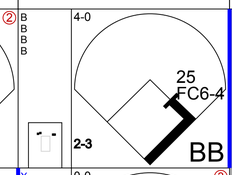		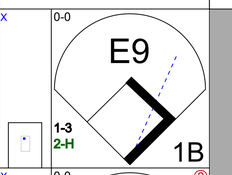		3 2 2 0 1 0 0	
92 Estevan Florial, L (6, PR) OBP: 0.409, SLG: 0.632 (7, 8)										1 0 1 0 0 0 0						
99 Aaron Judge, R (1, 9) OBP: 0.400, SLG: 0.333	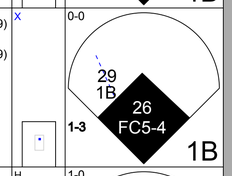		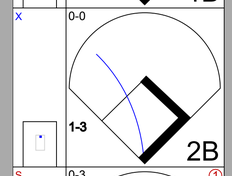		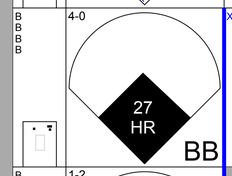	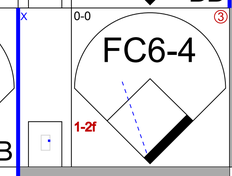		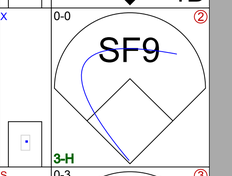		2 2 2 0 1 0 0	
25 Shane Robinson, R (6, 9) OBP: 0.273, SLG: 0.176										1 0 0 1 0 0 2						
27 Giancarlo Stanton, R (1, 7) OBP: 0.391, SLG: 0.667	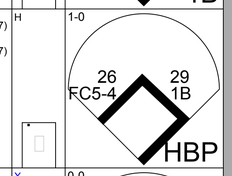		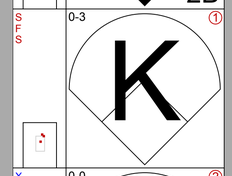		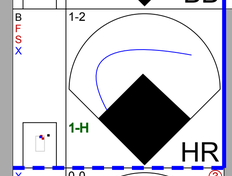	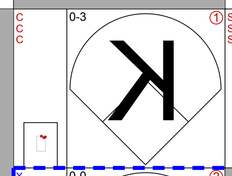		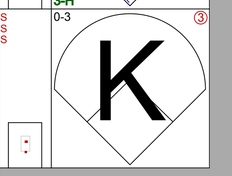		2 1 1 2 0 1 2	
94 Jeff Hendrix, L (6, 7) OBP: 0.273, SLG: 0.300										2 0 0 0 0 2 1						
29 Brandon Drury, R (1, 5) OBP: 0.385, SLG: 0.609	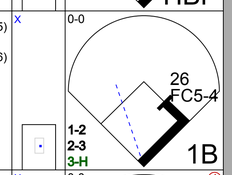		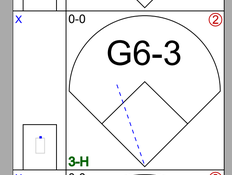		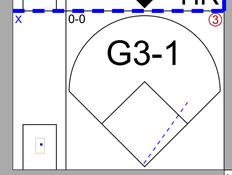		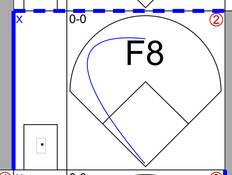			3 0 1 2 0 0 1						
14 Danny Espinosa, S (7, 6) OBP: 0.286, SLG: 0.333										1 0 0 0 0 0 0						
26 Tyler Austin, R (1, 3) OBP: 0.308, SLG: 0.500	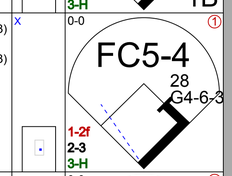		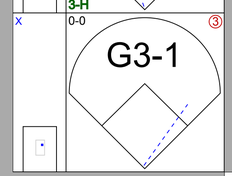			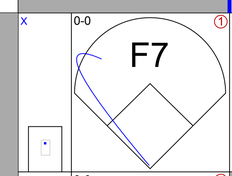	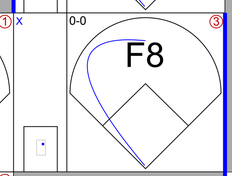			4 0 0 1 0 0 3						
96 Chris Gittens, R (8, 3)										0 0 0 0 0 0 0						
28 Austin Romine, R (1, 2) OBP: 0.611, SLG: 0.813	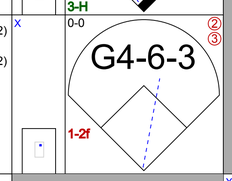			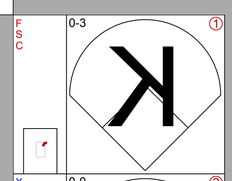		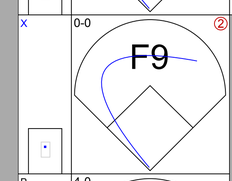		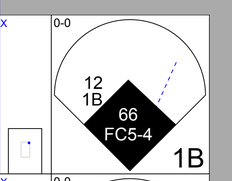		3 0 0 0 0 1 2						
79 Francisco Diaz, S (8, 2) OBP: 0.250, SLG: 0.250										1 1 1 0 0 0 0						
12 Jace Peterson, L (1, 10) OBP: 0.450, SLG: 0.154			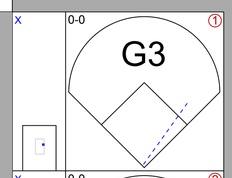	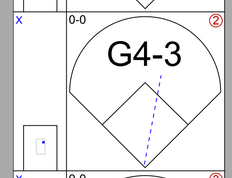		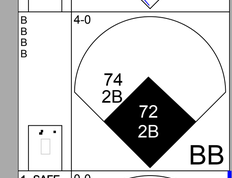		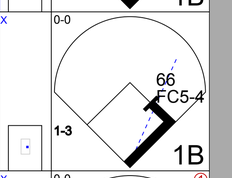		3 1 1 0 1 0 0						
74 Ronald Torreyes, R (1, 6) OBP: 0.348, SLG: 0.421			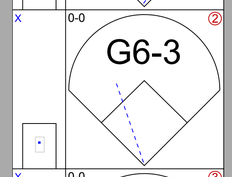	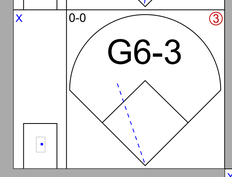		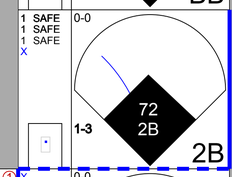		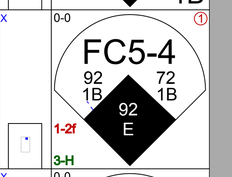		3 1 1 0 0 0 0						
66 Abiatal Avelino, R (7, 5) OBP: 0.667, SLG: 0.600										1 1 0 1 0 0 1						
39 Tyler Wade, L (1, 4) OBP: 0.357, SLG: 0.333			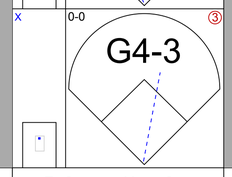		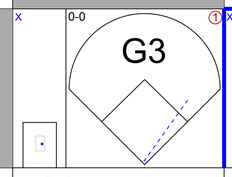	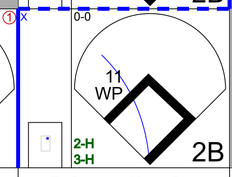		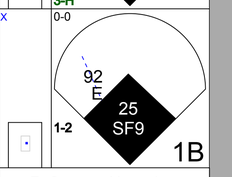		2 0 0 0 0 0 0						
72 Kyle Holder, L (6, 4) OBP: 0.500, SLG: 0.647										2 1 2 2 0 0 0						
Inning Stats	R: 2 E: 0 K: 0 S: 5 H: 3 LOB: 1 BB: 0 P: 6		R: 0 E: 0 K: 0 S: 3 H: 0 LOB: 0 BB: 0 P: 3	R: 1 E: 0 K: 1 S: 7 H: 2 LOB: 1 BB: 0 P: 7	R: 0 E: 0 K: 1 S: 5 H: 0 LOB: 0 BB: 0 P: 5	R: 2 E: 0 K: 0 S: 6 H: 1 LOB: 0 BB: 1 P: 11	R: 2 E: 0 K: 0 S: 5 H: 2 LOB: 2 BB: 2 P: 13	R: 0 E: 0 K: 1 S: 5 H: 0 LOB: 0 BB: 0 P: 5	R: 3 E: 1 K: 1 S: 9 H: 4 LOB: 1 BB: 0 P: 9	1B: 8 2B: 3 3B: 0 HR: 1 SF: 1 SAC: 0 DP: 1 HBP: 1						

PITCHER	IP	WLS	BF	H	R	ER	SO	BB	IBB	HBP	BLK	WP	HR	S	P	ERA	WHIP
33 Matt Harvey, R (1, 1) ERA: 5.59	4.2	L	21	6	5	5	2	1	0	1	0	0	1	25	31	9.64	1.500
50 Rafael Montero, R (5, 1) ERA: 8.44	1.0		5	1	2	2	0	1	0	0	0	0	0	4	8	18.00	2.000
73 Matt Purke, L (6, 1) ERA:	0.2		4	1	0	0	1	1	0	0	0	1	0	5	9	0.00	3.000
43 Jamie Callahan, R (7, 1) ERA: 6.75	1.2		9	4	3	2	1	0	0	0	0	0	0	11	11	10.80	2.400

PITCHER	IP	WLS	BF	H	R	ER	SO	BB	IBB	HBP	BLK	WP	HR	S	P	ERA	WHIP

New York Mets @ New York Yankees

George M. Steinbrenner Field, Tampa, FL

Sat Mar 10 2018, 1:07 PM - 4:14 PM EST

Att. 10,203 - Cloudy - 70 F

livebaseballscorecards.com

AB	34
R	10
H	12
RBI	9
BB	3
SO	4
LOB	12

WP: 1 PA: 39
PB: 0
SB: 0
CS: 0

Houston Astros @ New York Mets

First Data Field, Port St. Lucie, FL

Sun Mar 11 2018, 1:12 PM - 4:18 PM EDT

Att. 6,498 - Partly Cloudy - 81 F

TOP

livebaseballscorecards.com

Batter	1	2	3	4	5	6	7	8	9	AB	R	H	RBI	BB	SO	LOB
6 Jake Marisnick, R (1, 9) OBP: 0.364, SLG: 0.414	C C C 0-3 ① K		S S S 0-3 ① K		X 0-0 18 G1-6-3 1B		C C C 0-3 ② K		C C C 0-3 ① K	3	0	1	0	0	2	0
21 Derek Fisher, L (6, 8) OBP: 0.412, SLG: 0.481										2	0	0	0	0	2	3
18 Tony Kemp, L (1, 8) OBP: 0.184, SLG: 0.194	C C C 0-3 ② K		X 0-0 ② F8		X 0-0 ① ② G1-6-3 1-2f		S S S 0-3 ③ K		X 0-0 ② FC1-6 76 1B 1-2f 2-H	3	0	0	0	0	1	1
65 Ronnie Dawson, L (6, 7)										2	1	0	0	0	1	2
2 Alex Bregman, R (1, 5) OBP: 0.333, SLG: 0.464	S S S 0-3 ③ K		X 0-0 ③ F8		B B B B 4-0 BB			X 0-0 2B	X 0-0 2-H 1B	2	0	0	0	1	1	0
76 Jack Mayfield, R (6, 5) OBP: 0.394, SLG: 0.586										2	0	2	1	0	0	0
9 Marwin Gonzalez, S (1, 6) OBP: 0.393, SLG: 0.538		X 0-0 23 1B 11 BB 13 SF7 1B		X 0-0 ① G4-3	S S S 0-3 ③ K			B B B B 4-0 BB	X 0-0 ③ F7	3	1	1	0	0	1	1
92 Alex De Goti, R (6, 6) OBP: 0.375, SLG: 0.429										1	0	0	0	1	0	1
11 Evan Gattis, R (1, 10) OBP: 0.419, SLG: 0.320		B B B B 4-0 13 SF7 23 1B 79 SF7 1-2 BB		B B B B 4-0 23 1B BB		X 0-0 13 G5-4-3 1B		X 0-0 ① F9		1	1	1	0	2	0	0
95 Chuckie Robinson, R (6, PR)										1	0	0	0	0	0	2
(6, 10)																
23 AJ Reed, L (1, 3) OBP: 0.410, SLG: 0.588		X 0-0 13 SF7 1-2 2-3 1B		X 0-0 1-3 1B		S S S 0-3 ① K		X 0-0 ② F8		3	0	2	0	0	1	1
28 J.D. Davis, R (6, 3) OBP: 0.424, SLG: 0.667										1	0	0	0	0	0	2
13 Tyler White, R (1, 4) OBP: 0.412, SLG: 0.478		X 0-0 ① SF7 1-2 2-3 3-H		S S S 0-3 ② K		X 0-0 ② ③ G5-4-3 1-2f		X 0-0 ③ F9		2	0	0	1	0	1	3
97 Anibal Sierra, R (6, 4) OBP: 0.077, SLG: 0.077										1	0	0	0	0	0	2
79 Kyle Tucker, L (1, 7) OBP: 0.412, SLG: 0.871		X 0-0 ② SF7 3-H		X 0-0 ③ G3			X 0-0 ① P5		X 0-0 12 S 65 E 1B	3	1	1	1	0	0	2
(6, 9)																
77 Garrett Stubbs, L (1, 2) OBP: 0.286, SLG: 0.476		X 0-0 ③ G1-3			X 0-0 HR		B B B B 4-0 BB		B B B B 4-0 1-2 65 FC1-6 BB	2	1	1	1	0	0	1
12 Max Stassi, R (6, 2) OBP: 0.292, SLG: 0.450										0	0	0	0	2	0	0

Inning Stats																		
	R: 0	H: 0	R: 2	H: 2	R: 0	H: 0	R: 0	H: 1	R: 1	H: 2	R: 0	H: 1	R: 0	H: 0	R: 0	H: 1	R: 2	H: 2
	E: 0	LOB: 0	E: 0	LOB: 1	E: 0	LOB: 0	E: 0	LOB: 2	E: 0	LOB: 1	E: 0	LOB: 1	E: 0	LOB: 1	E: 0	LOB: 2	E: 1	LOB: 1
	K: 3	BB: 0	K: 0	BB: 1	K: 1	BB: 0	K: 1	BB: 1	K: 1	BB: 1	K: 1	BB: 0	K: 2	BB: 1	K: 0	BB: 1	K: 1	BB: 1
	S: 9	P: 9	S: 5	P: 9	S: 5	P: 5	S: 6	P: 10	S: 6	P: 10	S: 5	P: 5	S: 7	P: 11	S: 4	P: 8	S: 7	P: 11

	1B: 7	SF: 2
	2B: 1	SAC: 0
	3B: 0	DP: 2
	HR: 1	HBP: 0

	WP: 0	PA: 40
	PB: 0	
	SB: 1	
	CS: 0	

	AB	32
	R	5
	H	9
	RBI	4
	BB	6
	SO	10
	LOB	21

PITCHER		IP	WLS	BF	H	R	ER	SO	BB	IBB	HBP	BLK	WP	HR	S	P	ERA	WHIP
48 Jacob deGrom, R ERA: 6.75	(1, 1)	2.2	L	11	2	2	2	4	1	0	0	0	0	0	18	22	6.75	1.125
51 Paul Sewald, R ERA: 1.42	(3, 1)	0.1		1	0	0	0	0	0	0	0	0	0	0	1	1	0.00	0.000
40 Jason Vargas, L ERA: 4.15	(4, 1)	4.0		17	4	1	1	5	3	0	0	0	0	1	24	36	2.25	1.750
35 Jacob Rhame, R ERA: 3.0	(8, 1)	1.0		5	1	0	0	0	1	0	0	0	0	0	4	8	0.00	2.000
61 Kevin McGowan, R ERA: 27.0	(9, 1)	1.0		6	2	2	1	1	1	0	0	0	0	0	7	11	9.00	3.000

PITCHER	IP	WLS	BF	H	R	ER	SO	BB	IBB	HBP	BLK	WP	HR	S	P	ERA	WHIP

Batter	1	2	3	4	5	6	7	8	9	AB	R	H	RBI	BB	SO	LOB
12 Juan Lagares, R (1, 10) OBP: 0.273, SLG: 0.250	K	G1-3			K		K		16 G4-1 1B	5	0	1	0	0	3	1
52 Yoenis Cespedes, R (1, 7) OBP: 0.292, SLG: 0.652	HR	G6-3			F7		K		G4-1 1-2	3	1	1	1	0	0	0
16 Matthew den Dekker, L (6, 7) (7, 8) OBP: 0.233, SLG: 0.115										2	0	0	0	0	1	1
19 Jay Bruce, L (1, 9) OBP: 0.238, SLG: 0.500	2B	K			F7		BB		K	3	0	1	0	0	1	0
76 Kevin Kaczmarski, L (6, 9) OBP: 0.292, SLG: 0.105										1	0	0	0	1	1	1
21 Todd Frazier, R (1, 5) OBP: 0.222, SLG: 0.370	P4	F9				9 E 26 1B	L5		K	3	1	1	0	0	0	1
75 David Thompson, R (7, 5) OBP: 0.444, SLG: 0.364						1B				2	0	0	0	0	1	2
23 Adrián González, L (1, 3) OBP: 0.276, SLG: 0.231	BB			L6	K			72 BB 70 G3-2-3 11 E 1B		2	0	0	0	1	1	1
82 Tyler Moore, L (7, 3) OBP: 0.333, SLG: 0.333										1	0	1	0	0	0	0
13 Asdrúbal Cabrera, S (1, 4) OBP: 0.292, SLG: 0.273	K			E3 9 2B	K			E4 70 G3-2-3 72 BB 1-2		3	0	0	0	0	2	3
11 Ty Kelly, S (7, 4) OBP: 0.345, SLG: 0.280										1	0	0	0	0	0	1
9 Brandon Nimmo, L (1, 8) OBP: 0.421, SLG: 0.750		K		1-3 2B		E6 26 1B 1-3		70 G3-2-3 1-2 2-3 BB		3	0	1	0	0	1	1
72 Phillip Evans, R (7, 7) OBP: 0.417, SLG: 0.684										0	0	0	0	1	0	0
26 Kevin Plawecki, R (1, 2) OBP: 0.458, SLG: 0.619		1B			K	1-2 3-H 1B		G3-2-3 1-2 2-3 3-Hf		3	0	2	1	0	1	2
70 Patrick Mazeika, L (8, 2) OBP: 0.444, SLG: 0.286										1	0	0	0	0	0	3
1 Amed Rosario, R (1, 6) OBP: 0.263, SLG: 0.333		F9			F7	G3-1		G3-1		2	0	0	0	0	0	3
60 Luis Guillorme, L (6, 6) OBP: 0.323, SLG: 0.407										2	0	0	0	0	0	4
Inning Stats	R: 1 E: 0 K: 2 S: 10	R: 0 E: 0 K: 1 S: 6	R: 0 E: 0 K: 1 S: 5	R: 0 E: 1 K: 1 S: 7	R: 0 E: 0 K: 1 S: 5	R: 1 E: 1 K: 2 S: 10	R: 0 E: 0 K: 2 S: 7	R: 0 E: 1 K: 0 S: 4	R: 0 E: 0 K: 2 S: 8	1B: 5	SF: 0	WP: 0	PA: 40			
	H: 2 LOB: 2 BB: 1 P: 15	H: 1 LOB: 1 BB: 0 P: 6	H: 0 LOB: 0 BB: 0 P: 5	H: 1 LOB: 2 BB: 0 P: 7	H: 0 LOB: 0 BB: 0 P: 5	H: 2 LOB: 2 BB: 0 P: 10	H: 0 LOB: 1 BB: 1 P: 11	H: 1 LOB: 2 BB: 1 P: 8	H: 1 LOB: 1 BB: 0 P: 8	2B: 2	SAC: 0	PB: 0				
										3B: 0	DP: 1	SB: 0				
										HR: 1	HBP: 0	CS: 0				

BOTTOM

Houston Astros @ New York Mets

First Data Field, Port St. Lucie, FL

Sun Mar 11 2018, 1:12 PM - 4:18 PM EDT

Att. 6,498 - Partly Cloudy - 81 F

livebaseballscorecards.com

AB	37
R	2
H	8
RBI	2
BB	3
SO	12
LOB	24

PITCHER		IP	WLS	BF	H	R	ER	SO	BB	IBB	HBP	BLK	WP	HR	S	P	ERA	WHIP
43 Lance McCullers Jr., R ERA: 1.08	(1, 1)	3.2	W	17	4	1	1	5	1	0	0	0	0	1	27	32	2.46	1.364
69 Brendan McCurry, R ERA:	(4, 1)	0.1	H	1	0	0	0	0	0	0	0	0	0	0	1	1	0.00	0.000
38 Joe Smith, R ERA: 2.08	(5, 1)	1.0	H	3	0	0	0	1	0	0	0	0	0	0	5	5	0.00	0.000
47 Chris Devenski, R ERA: 1.69	(6, 1)	1.0	H	6	2	1	0	2	0	0	0	0	0	0	10	10	0.00	2.000
66 Rogelio Armenteros, R ERA: 6.48	(7, 1)	2.0	H	9	1	0	0	2	2	0	0	0	0	0	11	19	0.00	1.500

PITCHER		IP	WLS	BF	H	R	ER	SO	BB	IBB	HBP	BLK	WP	HR	S	P	ERA	WHIP
51 James Hoyt, R ERA: 11.37	(9, 1)	1.0	S	4	1	0	0	2	0	0	0	0	0	0	8	8	0.00	1.000

Batter	1	2	3	4	5	6	7	8	9	AB	R	H	RBI	BB	SO	LOB
4 George Springer, R (1, 8) OBP: 0.414, SLG: 0.615	S S S 0-3 ① K		B B B 4-0 1 E 22 G5-3 11 1B BB	x 0-0 ③ G6-3		S S S 0-3 ③ K			C C S 0-3 ① K	2	1	0	0	1	1	1
(4, 9)																
(5, 7)																
21 Derek Fisher, L (6, PH) OBP: 0.389, SLG: 0.448										2	0	0	0	0	2	1
(6, 9)																
22 Josh Reddick, L (1, 7) OBP: 0.280, SLG: 0.217	x 0-0 ② F7		x 0-0 ① G5-3 1-2		x 0-0 ① F7		B B B B 4-0 92 BLK 76 G1-4-3 92 HR BB		B B B B 4-0 76 E 76 1B BB	3	0	0	0	0	0	1
(4, 8)																
(5, 9)																
18 Tony Kemp, L (6, 8) OBP: 0.225, SLG: 0.194										0	2	0	0	2	0	0
27 Jose Altuve, R (1, 4) OBP: 0.370, SLG: 0.583	x 0-0 ③ G4-3		B B B B 4-0 1 E 11 1B BB		x 0-0 ② F8		x 0-0 ① G1-4-3 1-2		B X 1-0 92 G6-4-3 1-H 1B	2	1	0	0	1	0	0
76 Jack Mayfield, R (6, 4) OBP: 0.400, SLG: 0.581										2	0	1	1	0	0	1
1 Carlos Correa, R (1, 6) OBP: 0.290, SLG: 0.267		x 0-0 28 1B 11 BB 1B	x 0-0 FC6 11 1B 1-2 2-3		x 0-0 1B		S B X 1-1 2-H HR		x 0-0 ② ③ G6-4-3 1-2f	3	0	2	0	0	0	2
92 Alex De Goti, R (6, 6) OBP: 0.389, SLG: 0.625										2	1	1	2	0	0	1
11 Evan Gattis, R (1, 10) OBP: 0.441, SLG: 0.333		B B B B 4-0 28 1B 1-2 BB	x 0-0 ② 1-2 2-H 3-H 1B		x 0-0 ③ F9		C C S 0-3 ② K			2	0	1	2	1	0	1
74 Jon Kemmer, L (7, PH) OBP: 0.458, SLG: 0.632										1	0	0	0	0	1	0
(7, 10)																
23 AJ Reed, L (1, 3) OBP: 0.405, SLG: 0.568		C C C 0-3 ① K	S S S 0-3 ③ K			x 0-0 28 G4-3 44 1B 1B	S S T 0-2 ③ K			3	1	1	0	0	2	3
13 Tyler White, R (6, 3) OBP: 0.400, SLG: 0.458										1	0	0	0	0	1	0
28 J.D. Davis, R (1, 5) OBP: 0.444, SLG: 0.667		x 0-0 1-2 2-3 1B		x 0-0 44 G5-4-3 1B		x 0-0 ① G4-3 1-2		S S S 0-3 ① K		3	0	2	0	0	0	1
96 Antonio Nunez, R (6, 5) OBP: 0.300, SLG: 0.125										1	0	0	0	0	1	0
44 Tim Federowicz, R (1, 2) OBP: 0.320, SLG: 0.238		C C C 0-3 ② K		x 0-0 ① ② G5-4-3 1-2f		x 0-0 2-H 1B		x 0-0 ② L5		3	0	1	1	0	1	4
12 Max Stassi, R (6, 2) OBP: 0.280, SLG: 0.429										1	0	0	0	0	0	0
6 Jake Marisnick, R (1, 9) OBP: 0.333, SLG: 0.375		S S S 0-3 ③ K		x 0-0 E5		x 0-0 ② F7		x 0-0 ③ F8		3	0	0	0	0	1	4
(4, 7)																
(5, 8)																
79 Kyle Tucker, L (6, 7) OBP: 0.400, SLG: 0.844										1	0	0	0	0	0	0
Inning Stats	R: 0 E: 0 K: 1 S: 5 H: 0 LOB: 0 BB: 0 P: 5	R: 0 E: 0 K: 3 S: 11 H: 2 LOB: 3 BB: 1 P: 15	R: 2 E: 1 K: 1 S: 6 H: 1 LOB: 1 BB: 2 P: 14	R: 0 E: 1 K: 0 S: 4 H: 1 LOB: 1 BB: 0 P: 4	R: 0 E: 0 K: 0 S: 4 H: 1 LOB: 1 BB: 0 P: 4	R: 1 E: 0 K: 1 S: 7 H: 2 LOB: 1 BB: 0 P: 7	R: 2 E: 0 K: 2 S: 9 H: 1 LOB: 0 BB: 1 P: 14	R: 0 E: 0 K: 1 S: 5 H: 0 LOB: 0 BB: 0 P: 5	R: 1 E: 0 K: 1 S: 5 H: 1 LOB: 0 BB: 1 P: 10	1B: 8 2B: 0 3B: 0 HR: 1 SF: 0 SAC: 0 DP: 2 HBP: 0							

PITCHER		IP	WLS	BF	H	R	ER	SO	BB	IBB	HBP	BLK	WP	HR	S	P	ERA	WHIP
34 Noah Syndergaard, R ERA: 1.38	(1, 1)	4.2	L	21	4	2	1	5	3	0	0	0	0	0	28	40	1.93	1.500
65 Robert Gsellman, R ERA: 3.6	(5, 1)	1.1		7	3	1	1	1	0	0	0	0	0	0	9	9	6.75	2.250
44 AJ Ramos, R ERA: 4.05	(7, 1)	1.0		5	1	2	2	2	1	0	0	1	0	1	9	14	18.00	2.000
39 Jerry Blevins, L ERA: 3.6	(8, 1)	1.0		3	0	0	0	1	0	0	0	0	0	0	5	5	0.00	0.000
73 Matt Purke, L ERA: 2.25	(9, 1)	1.0		4	1	1	1	1	1	0	0	0	0	0	5	10	9.00	2.000

PITCHER	IP	WLS	BF	H	R	ER	SO	BB	IBB	HBP	BLK	WP	HR	S	P	ERA	WHIP

TOP

Houston Astros @ New York Mets

First Data Field, Port St. Lucie, FL

Tue Mar 13 2018, 1:13 PM - 4:18 PM EDT

Att. 5,508 - Sunny - 61 F

livebaseballscorecards.com

AB	35
R	6
H	9
RBI	6
BB	5
SO	10
LOB	20

1B: 8	SF: 0	WP: 0	PA: 40
2B: 0	SAC: 0	PB: 0	
3B: 0	DP: 2	SB: 0	
HR: 1	HBP: 0	CS: 0	

Batter	1	2	3	4	5	6	7	8	9	AB	R	H	RBI	BB	SO	LOB
9 Brandon Nimmo, L (1, 8) OBP: 0.429, SLG: 0.800	B B B S S X 3-2 HR		S S S 0-3 ① ② K 1-2		S S T 0-2 ① K		B B B 4-0 1-2 BB			3	1	1	1	1	2	2
19 Jay Bruce, L (1, 9) OBP: 0.292, SLG: 0.524 83 Patrick Biondi, L (7, 9) OBP: 0.368, SLG: 0.333	S S S 0-3 ① K		X 0-0 1B		X 0-0 1-2 1B		S S S 0-3 ③ K			3	0	2	0	0	1	0
										1	0	0	0	0	1	2
23 Adrián González, L (1, 3) OBP: 0.242, SLG: 0.200 82 Tyler Moore, L (9, 3) OBP: 0.333, SLG: 0.333	S S S 0-3 ② K		X 0-0 ③ G6-3		B X 1-0 ② ③ P5 2-3			X 0-0 ① G3-1		4	0	0	0	0	1	3
										0	0	0	0	0	0	0
18 Travis d'Arnaud, R (1, 2) OBP: 0.500, SLG: 0.524 59 Jose Lobaton, S (8, 2) OBP: 0.278, SLG: 0.500	X 0-0 1B			B B B B 4-0 2 WP 72 1B BB		X 0-0 ① F9		S S S 0-3 ② K		2	0	1	0	1	0	0
										1	0	0	0	0	1	0
7 José Reyes, S (1, 6) OBP: 0.207, SLG: 0.222 84 Andrés Giménez, L (9, 6) OBP: 1.000, SLG: 1.000	X 0-0 ③ G4-3			X 0-0 ① P4		X 0-0 ② G4-3		X 0-0 ③ G6-3		4	0	0	0	0	0	2
										0	0	0	0	0	0	0
72 Phillip Evans, R (1, 7) OBP: 0.429, SLG: 0.652		X 0-0 ① G1-3		X 0-0 2 WP 1-2 1B		X 0-0 ③ G5-3			X 0-0 60 WP 1B	4	0	2	0	0	0	0
83 Tim Tebow, L (1, 10) OBP: 0.105, SLG: 0.056		S S S 0-3 ② K		C C C 0-3 ② K			S S S 0-3 ① K		S S S 0-3 ① K	4	0	0	0	0	4	3
2 Gavin Cecchini, R (1, 4) OBP: 0.393, SLG: 0.667		S S S 0-3 ③ K2-3		B C C C 1-3 ③ K 1-2 2-3			S S S 0-3 ② K		X 0-0 ② P3	4	0	0	0	0	3	3
60 Luis Guillorme, L (1, 5) OBP: 0.371, SLG: 0.414			B B B B 4-0 9 CS BB		X 0-0 23 CS 19 1B 1B		B B B B 4-0 9 BB BB		B X 1-0 ③ G1-3 1-2	2	0	1	0	2	0	1
Inning Stats	R: 1 H: 2 E: 0 LOB: 1 K: 2 BB: 0 S: 11 P: 14	R: 0 H: 0 E: 0 LOB: 0 K: 2 BB: 0 S: 7 P: 7	R: 0 H: 1 E: 0 LOB: 1 K: 1 BB: 1 S: 5 P: 9	R: 0 H: 1 E: 0 LOB: 2 K: 2 BB: 1 S: 8 P: 13	R: 0 H: 2 E: 0 LOB: 1 K: 1 BB: 0 S: 6 P: 7	R: 0 H: 0 E: 0 LOB: 0 K: 0 BB: 0 S: 3 P: 3	R: 0 H: 0 E: 0 LOB: 2 K: 3 BB: 2 S: 9 P: 17	R: 0 H: 0 E: 0 LOB: 0 K: 1 BB: 0 S: 5 P: 5	R: 0 H: 1 E: 0 LOB: 1 K: 1 BB: 0 S: 6 P: 7	1B: 6 2B: 1 3B: 0 HR: 1	SF: 0 SAC: 0 DP: 1 HBP: 0			WP: 2 PB: 0 SB: 0 CS: 2	PA: 36		

PITCHER	IP	WLS	BF	H	R	ER	SO	BB	IBB	HBP	BLK	WP	HR	S	P	ERA	WHIP
45 Gerrit Cole, R (1, 1) ERA: 1.42	4.0	W	17	4	1	1	7	2	0	0	0	1	1	31	43	2.25	1.500
41 Brad Peacock, R (5, 1) ERA: 1.29	1.0	H	4	2	0	0	1	0	0	0	0	0	0	6	7	0.00	2.000
53 Ken Giles, R (6, 1) ERA:	1.0	H	3	0	0	0	0	0	0	0	0	0	0	3	3	0.00	0.000
58 Francis Martes, R (7, 1) ERA: 1.93	2.1		10	1	0	0	5	2	0	0	0	0	0	18	26	0.00	1.286
Jacob Dorris, R (9, 1) ERA: 8.31	0.2		2	0	0	0	0	0	0	0	0	1	0	2	3	0.00	0.000

PITCHER	IP	WLS	BF	H	R	ER	SO	BB	IBB	HBP	BLK	WP	HR	S	P	ERA	WHIP

BOTTOM

Houston Astros @ New York Mets

First Data Field, Port St. Lucie, FL

Tue Mar 13 2018, 1:13 PM - 4:18 PM EDT

Att. 5,508 - Sunny - 61 F

livebaseballscorecards.com

AB	32
R	1
H	7
RBI	1
BB	4
SO	13
LOB	16

New York Mets @ Washington Nationals

TEAM Ballpark of the Palm Beaches, West Palm Beach, FL

Tue Mar 13 2018, 7:07 PM - 9:59 PM EDT

Att. 4,942 - Clear - 66 F

TOP

livebaseballscorecards.com

Batter	1	2	3	4	5	6	7	8	9	AB	R	H	RBI	BB	SO	LOB
12 Juan Lagares, R (1, 8) OBP: 0.231, SLG: 0.208	F8			K		F9		G5-3		4	0	0	0	0	1	0
1 Amed Rosario, R (1, 6) OBP: 0.304, SLG: 0.545	K			21 E 2B		F9		HR		4	1	2	1	0	1	0
84 Michael Paez, R (8, 6)										0	0	0	0	0	0	0
13 Asdrúbal Cabrera, S (1, 4) OBP: 0.259, SLG: 0.240	K			F7			L6	F8		3	0	0	0	0	1	1
11 Ty Kelly, S (7, 4) OBP: 0.333, SLG: 0.269										1	0	0	0	0	0	0
21 Todd Frazier, R (1, 5) OBP: 0.233, SLG: 0.345		K		SAFE 4-1 BB 2-3			K	1B		2	0	0	0	1	2	0
75 David Thompson, R (7, 5) OBP: 0.464, SLG: 0.391										1	0	1	0	0	0	0
4 Wilmer Flores, R (1, 3) OBP: 0.324, SLG: 0.412		K		K			26 1B 16 1B 1B	K		3	1	1	0	0	2	2
74 Pete Alonso, R (7, 3) OBP: 0.294, SLG: 0.143										1	0	0	0	0	1	1
26 Kevin Plawecki, R (1, 2) OBP: 0.444, SLG: 0.583		L6			K		16 1B 76 1B 1-2 1B		K	3	1	1	0	0	1	0
77 Tomás Nido, R (7, 2)										1	0	0	0	0	1	0
16 Matthew den Dekker, L (1, 7) OBP: 0.265, SLG: 0.138			K		K		76 S 76 1B 1-3 2-H 1B		BB	3	1	1	1	1	2	0
76 Kevin Kaczmarski, L (1, 9) OBP: 0.286, SLG: 0.130			G4-3		L6		1-H 3-H 1B		K	4	0	1	2	0	1	1
70 Patrick Mazeika, L (1, 10) OBP: 0.308, SLG: 0.182			F8			F8	G3		K	4	0	0	0	0	1	2
Inning Stats	R: 0 E: 0 K: 2 S: 7 H: 0 LOB: 0 BB: 0 P: 7	R: 0 E: 0 K: 2 S: 7 H: 0 LOB: 0 BB: 0 P: 7	R: 0 E: 0 K: 1 S: 5 H: 0 LOB: 0 BB: 0 P: 5	R: 0 E: 1 K: 2 S: 9 H: 1 LOB: 2 BB: 1 P: 13	R: 0 E: 0 K: 2 S: 7 H: 0 LOB: 0 BB: 0 P: 7	R: 0 E: 0 K: 0 S: 3 H: 0 LOB: 0 BB: 0 P: 3	R: 3 E: 0 K: 1 S: 9 H: 4 LOB: 1 BB: 0 P: 10	R: 1 E: 0 K: 1 S: 7 H: 2 LOB: 1 BB: 0 P: 8	R: 0 E: 0 K: 3 S: 9 H: 0 LOB: 1 BB: 1 P: 13	1B: 5 2B: 1 3B: 0 HR: 1 SF: 0 SAC: 0 DP: 0 HBP: 0						

	AB	34
	R	4
	H	7
	RBI	4
	BB	2
	SO	14
	LOB	7

WP: 0 PB: 0 SB: 1 CS: 0 PA: 36

PITCHER		IP	WLS	BF	H	R	ER	SO	BB	IBB	HBP	BLK	WP	HR	S	P	ERA	WHIP
31 Max Scherzer, R ERA: 1.29	(1, 1)	5.0	W	17	1	0	0	9	1	0	0	0	0	0	35	39	0.00	0.400
48 Chris Smith, R ERA: 1.59	(6, 1)	1.0		3	0	0	0	0	0	0	0	0	0	0	3	3	0.00	0.000
44 Ryan Madson, R ERA: 6.75	(7, 1)	1.0		7	4	3	3	1	0	0	0	0	0	0	9	10	27.00	4.000
53 Joaquín Benoit, R ERA: 9.0	(8, 1)	1.0		5	2	1	1	1	0	0	0	0	0	1	7	8	9.00	2.000
55 Tim Collins, L ERA: 1.5	(9, 1)	1.0	S	4	0	0	0	3	1	0	0	0	0	0	9	13	0.00	1.000

PITCHER	IP	WLS	BF	H	R	ER	SO	BB	IBB	HBP	BLK	WP	HR	S	P	ERA	WHIP

BOTTOM

New York Mets @ Washington Nationals

TEAM Ballpark of the Palm Beaches, West Palm Beach, FL

Tue Mar 13 2018, 7:07 PM - 9:59 PM EDT

Att. 4,942 - Clear - 66 F

livebaseballscorecards.com

Batter	1	2	3	4	5	6	7	8	9	AB	R	H	RBI	BB	SO	LOB
1 Wilmer Difo, S (1, 4) OBP: 0.143, SLG: 0.091 19 Matt Reynolds, R (7, 4) OBP: 0.471, SLG: 0.348	G6-3	G4-3		G4-3		P6		F8		4 1	0 0	0 0	0 0	0 0	0 0	0 0
7 Trea Turner, R (1, 6) OBP: 0.424, SLG: 0.333 49 Moisés Sierra, R (7, 7) OBP: 0.432, SLG: 0.469	6 S 34 S 6 SF9 BB	K		34 BB 1B		34 2B 45 2B BB		1B		2 1	2 0	1 1	0 0	2 0	1 0	0 0
34 Bryce Harper, L (1, 9) OBP: 0.433, SLG: 0.593 9 Rafael Bautista, R (6, PR) OBP: 0.222, SLG: 0.087 (7, 8)	6 SF9 6 S 8 1B 1-2 BB		8 FC3-6 6 1B 32 1B 1B	1-2 BB		45 2B 1-3 2B		P5		2 1	2 1	2 0	0 0	2 0	0 0	0 1
6 Anthony Rendon, R (1, 5) OBP: 0.348, SLG: 0.316 45 Andrew Stevenson, L (6, PH) OBP: 0.378, SLG: 0.515 (7, 9)	SF9 1-3 2-H		8 FC3-6 1-2 1B	K		2-H 3-H 2B				2 1	0 0	1 1	1 2	0 0	1 0	2 0
8 Brian Goodwin, L (1, 7) OBP: 0.313, SLG: 0.154 5 Adrián Sanchez, R (7, 5) OBP: 0.273, SLG: 0.250	32 1B 14 1B 3-H 1B		FC3-6 14 F8 32 1B 71 1B 1-2f 2-3	F8		K				4 0	2 0	1 0	1 0	0 0	1 0	5 0
32 Matt Wieters, S (1, 2) OBP: 0.545, SLG: 0.588 18 Ryan Raburn, R (7, PH) OBP: 0.182, SLG: 0.100 53 Joaquín Benoit, R (8, 1) 55 Tim Collins, L (9, 1)	14 1B 1-2 1B	71 1B 1-2 3-H 1B		L7			F8			3 1 0 0	0 0 0 0	2 0 0 0	1 0 0 0	0 0 0 0	0 0 0 0	0 0 0 0
14 Victor Robles, R (1, 8) OBP: 0.262, SLG: 0.385 17 Reid Brignac, L (7, 6) OBP: 0.448, SLG: 0.211	1-3 2-H 1B	F8 2-3		F7			K			3 1	0 0	1 0	1 0	0 0	0 1	2 0
71 José Marmolejos, L (1, 3) OBP: 0.262, SLG: 0.341 61 Chris Dominguez, R (7, 3) OBP: 0.355, SLG: 0.613	K	1-2 3-H 1B		G4-3			P3			3 1	0 0	1 0	1 0	0 0	1 0	2 0
31 Max Scherzer, R (1, 1) 48 Chris Smith, R (6, 1) 14 Miguel Montero, L (6, PH) OBP: 0.318, SLG: 0.353 44 Ryan Madson, L (7, 1) 64 Spencer Kieboom, R (8, 2) OBP: 0.429, SLG: 0.360		G1-3	K			P4		K		2 0 1 0 1	0 0 0 0 0	0 0 0 0 0	0 0 0 0 0	0 0 0 0 0	1 0 0 0 1	2 0 0 0 0
Inning Stats	R: 3 H: 3 E: 0 LOB: 2 K: 1 BB: 2 S: 9 P: 17	R: 0 H: 0 E: 0 LOB: 0 K: 1 BB: 0 S: 5 P: 5	R: 2 H: 4 E: 0 LOB: 2 K: 1 BB: 0 S: 9 P: 9	R: 0 H: 1 E: 0 LOB: 2 K: 1 BB: 1 S: 6 P: 10	R: 0 H: 0 E: 0 LOB: 0 K: 0 BB: 0 S: 3 P: 3	R: 2 H: 2 E: 0 LOB: 1 K: 1 BB: 1 S: 7 P: 11	R: 0 H: 0 E: 0 LOB: 0 K: 1 BB: 0 S: 5 P: 5	R: 0 H: 1 E: 0 LOB: 1 K: 1 BB: 0 S: 6 P: 6		1B: 9 2B: 2 3B: 0 HR: 0	SF: 1 SAC: 0 DP: 0 HBP: 0			WP: 0 PB: 0 SB: 3 CS: 0	PA: 39	

	AB	34
	R	7
	H	11
	RBI	7
	BB	4
	SO	7
	LOB	14

PITCHER		IP	WLS	BF	H	R	ER	SO	BB	IBB	HBP	BLK	WP	HR	S	P	ERA	WHIP
45 Zack Wheeler, R ERA: 6.75	(1, 1)	3.0	L	18	7	5	5	3	2	0	0	0	0	0	23	31	15.00	3.000
67 Seth Lugo, R ERA: 1.86	(4, 1)	1.1		6	1	0	0	1	1	0	0	0	0	0	7	11	0.00	1.500
81 Corey Taylor, R ERA: 1.5	(5, 1)	0.2		2	0	0	0	0	0	0	0	0	0	0	2	2	0.00	0.000
46 A.J. Griffin, R ERA: 18.0	(6, 1)	1.0		6	2	2	2	1	1	0	0	0	0	0	7	11	18.00	3.000
47 Hansel Robles, R ERA: 10.13	(7, 1)	2.0		7	1	0	0	2	0	0	0	0	0	0	11	11	0.00	0.500

PITCHER	IP	WLS	BF	H	R	ER	SO	BB	IBB	HBP	BLK	WP	HR	S	P	ERA	WHIP

Batter	1	2	3	4	5	6	7	8	9	AB	R	H	RBI	BB	SO	LOB
9 Brandon Nimmo, L (1, 8) OBP: 0.391, SLG: 0.718	B X 1-0 ① F7		X 0-0 ① P4		X 0-0 ③ P5			X 0-0 E3 16 S		4	0	0	0	0	0	0
83 Patrick Biondi, L (8, PR) OBP: 0.368, SLG: 0.333 (8, 8)										0	0	0	0	0	0	0
19 Jay Bruce, L (1, 9) OBP: 0.296, SLG: 0.500	X 0-0 ② P5		X 0-0 23 G4-6-3 1B			S S S 0-3 ① K		X 0-0 ③ G4-3 1-2		3	0	1	0	0	1	0
16 Matthew den Dekker, L (7, 9) OBP: 0.257, SLG: 0.133										1	0	0	0	0	0	1
23 Adrián González, L (1, 3) OBP: 0.278, SLG: 0.242	X 0-0 1B		X 0-0 ②③ G4-6-3 1-2f			X 0-0 72 G5-4-3 1B			X 0-0 59 F8 72 HBP 11 BB 1B	3	0	2	0	0	0	1
85 J.J. Franco, R (7, 5) OBP: 0.333, SLG: 0.333										1	1	1	0	0	0	0
72 Phillip Evans, R (1, 5) OBP: 0.406, SLG: 0.577	S S S 0-3 ③ K			X 0-0 ① G5-3		X 0-0 ②③ G5-4-3 1-2f			H 1-0 11 BB 59 F8 1-2 HBP	3	0	0	0	0	1	2
(7, 3)																
18 Travis d'Arnaud, R (1, 2) OBP: 0.484, SLG: 0.542		X 0-0 2B		X 0-0 ② F8			X 0-0 ① G5-3		X 0-0 ① F8 1-2 2-3	3	0	1	0	0	0	0
59 Jose Lobaton, S (8, 2) OBP: 0.263, SLG: 0.474										1	0	0	0	0	0	2
60 Luis Guillorme, L (1, 6) OBP: 0.436, SLG: 0.452		B B B B 4-0 BB		X 0-0 1B			X 0-0 2 G5-4-3 1B		B B B B 4-0 11 BB BB	2	0	2	0	2	0	0
2 Gavin Cecchini, R (1, 4) OBP: 0.344, SLG: 0.571		S S S 0-3 ① K		X 0-0 ③ F8			X 0-0 ②③ G5-4-3 1-2f		S S S 0-3 ② K	4	0	0	0	0	2	7
11 Ty Kelly, S (1, 7) OBP: 0.324, SLG: 0.241		X 0-0 ② F8			S S T 0-2 ① K			X 0-0 ① F9	B B B B 4-0 1-2 2-3 3-H BB	3	0	0	1	1	1	2
32 Steven Matz, R (1, 1) 50 Rafael Montero, R (5, 1) 51 Paul Sewald, R (6, 1) 82 Tyler Moore, L (8, PH) OBP: 0.250, SLG: 0.250 35 Jacob Rhame, R (8, 1) 84 Andrés Giménez, L (9, PH) OBP: 0.500, SLG: 0.500		X 0-0 ③ G3			X 0-0 ② G5-3			X 0-0 ② F9	X 0-0 ③ L6	2 0 0 1 0 1	0 0 0 0 0 0	0 0 0 0 0 0	0 0 0 0 0 0	0 0 0 0 0 0	0 0 0 0 0 0	2 0 0 0 0 3
Inning Stats	R: 0 H: 1 E: 0 LOB: 1 K: 1 BB: 0 S: 6 P: 7	R: 0 H: 1 E: 0 LOB: 2 K: 1 BB: 1 S: 6 P: 10	R: 0 H: 1 E: 0 LOB: 0 K: 0 BB: 0 S: 3 P: 3	R: 0 H: 1 E: 0 LOB: 1 K: 0 BB: 0 S: 4 P: 4	R: 0 H: 0 E: 0 LOB: 0 K: 1 BB: 0 S: 5 P: 5	R: 0 H: 1 E: 0 LOB: 0 K: 1 BB: 0 S: 5 P: 5	R: 0 H: 1 E: 0 LOB: 0 K: 0 BB: 0 S: 3 P: 3	R: 0 H: 0 E: 1 LOB: 2 K: 0 BB: 0 S: 4 P: 4	R: 1 H: 1 E: 0 LOB: 3 K: 1 BB: 2 S: 6 P: 15	1B: 6 SF: 0 2B: 1 SAC: 0 3B: 0 DP: 3 HR: 0 HBP: 1						WP: 0 PA: 36 PB: 0 SB: 1 CS: 0

PITCHER		IP	WLS	BF	H	R	ER	SO	BB	IBB	HBP	BLK	WP	HR	S	P	ERA	WHIP
58 Dan Straily, R ERA: 1.29	(1, 1)	5.0	W	19	4	0	0	3	1	0	0	0	0	0	24	29	0.00	1.000
29 Brad Ziegler, R ERA:	(6, 1)	1.0	H	3	1	0	0	1	0	0	0	0	0	0	5	5	0.00	1.000
46 Kyle Barraclough, R ERA:	(7, 1)	1.0		3	1	0	0	0	0	0	0	0	0	0	3	3	0.00	1.000
61 Adam Conley, L ERA: 5.4	(8, 1)	2.0		11	1	1	1	1	2	0	1	0	0	0	10	19	4.50	1.500

PITCHER	IP	WLS	BF	H	R	ER	SO	BB	IBB	HBP	BLK	WP	HR	S	P	ERA	WHIP

TOP

New York Mets @ Miami Marlins

Roger Dean Chevrolet Stadium, Jupiter, FL

Wed Mar 14 2018, 1:07 PM - 3:43 PM EDT

Att. 3,737 - Sunny - 70 F

livebaseballscorecards.com

AB	32
R	1
H	7
RBI	1
BB	3
SO	5
LOB	20

New York Mets @ Miami Marlins

Roger Dean Chevrolet Stadium, Jupiter, FL

Wed Mar 14 2018, 1:07 PM - 3:43 PM EDT

Att. 3,737 - Sunny - 70 F

livebaseballscorecards.com

BOTTOM

Batter	1	2	3	4	5	6	7	8	9	AB	R	H	RBI	BB	SO	LOB
34 Magneuris Sierra, L (1, 8) OBP: 0.300, SLG: 0.321 74 Braxton Lee, L (3, 8) OBP: 0.357, SLG: 0.280	BBBB 4-0 41 F9 · 19 1B · 32 1B BB	x 0-0 ③ G1-3			x 0-0 ② G4-3	SSS 0-3 ③ K	x 0-0 ③ F7			1 3	1 0	0 0	0 0	1 0	0 1	0 4
19 Miguel Rojas, R (1, 6) OBP: 0.250, SLG: 0.258 26 Cristhian Adames, S (6, 4) OBP: 0.375, SLG: 0.455 61 Adam Conley, L (8, 1)	x 0-0 1 BB · 32 1B 1-2 1B	x 0-0 ① G4-3			x 0-0 13 2B 1B		x 0-0 18 1B 3B			3 1 0	1 1 0	2 1 0	0 0 0	0 0 0	0 0 0	0 0 0
13 Starlin Castro, R (1, 4) OBP: 0.351, SLG: 0.528 29 Brad Ziegler, R (6, 1) 46 Kyle Barraclough, R (7, 1) 18 Tomás Telis, S (7, PH) OBP: 0.346, SLG: 0.333 (8, 2)	SSS 0-3 ① K	x 0-0 41 G3-6-1 1B			x 0-0 ③ 1-H 2B	x 0-0 5 G5-4-3 · 3 1B 3-H 1B				3 0 0 1	0 0 0 0	2 0 0 1	0 0 0 1	0 0 0 1	1 0 0 0	2 0 0 0
41 Justin Bour, L (1, 3) OBP: 0.231, SLG: 0.217 3 JB Shuck, L (6, PR) OBP: 0.440, SLG: 0.565 (7, 7)	x 0-0 ② F9 2-3	x 0-0 ②③ G3-6-1 1-2f				BBBB 4-0 32 1B · 1 S · 17 HBP BB	x 0-0 5 G5-4-3 1-2 1B			2 1	0 1	0 1	0 1	1 0	0 0	3 0
1 Cameron Maybin, R (1, 7) OBP: 0.333, SLG: 0.400 5 Scott Van Slyke, R (6, PR) OBP: 0.344, SLG: 0.586 (7, 9)	BBBB 4-0 32 1B 1-2 BB			x 0-0 ① L5		BBBB 4-0 17 HBP · 32 1B · 35 SF9 1-2 BB	x 0-0 ①② G5-4-3 1-2f 2-3			1 1	0 1	0 1	0 0	2 0	0 0	0 2
32 Derek Dietrich, L (1, 9) OBP: 0.429, SLG: 0.567 30 Garrett Cooper, R (7, 3) OBP: 0.294, SLG: 0.344	x 0-0 1-2 2-H 3-H 1B			BBB 4-0 BB	x 0-0 35 SF9 · 17 HBP 1-2 2-3 1B	x 0-0 ③ F8				2 1	0 0	2 0	2 0	1 0	0 0	0 1
17 Chad Wallach, R (1, 2) OBP: 0.348, SLG: 0.389 91 Isan Díaz, L (8, 4) OBP: 0.320, SLG: 0.400	x 0-0 ③ G1-3			SSC 0-3 ② K	H 1-0 1-2 2-3 3-H HBP		x 0-0 ① F9			2 1	0 0	0 0	1 0	0 0	1 0	3 0
35 Eric Campbell, R (1, 5) OBP: 0.250, SLG: 0.250 81 Peter Mooney, L (7, 5) OBP: 0.400, SLG: 0.407		SSS 0-3 ① K		x 0-0 ③ L8		x 0-0 ① SF9 2-3 3-H	x 0-0 E5 · 2 S			2 1	0 0	0 0	1 0	0 0	1 0	1 0
58 Dan Straily, R (1, 1) 2 Yadiel Rivera, R (5, PH) OBP: 0.333, SLG: 0.346 (6, 6)		SSS 0-3 ② K			SSS 0-3 ① K	x 0-0 ② P3		SSS 0-3 ② K 1-2		1 3	0 0	0 0	0 0	0 0	1 2	0 4
Inning Stats	R: 2 E: 0 K: 1 S: 7 · H: 2 LOB: 2 BB: 2 P: 15	R: 0 E: 0 K: 2 S: 7 · H: 0 LOB: 0 BB: 0 P: 7	R: 0 E: 0 K: 0 S: 3 · H: 1 LOB: 0 BB: 0 P: 3	R: 0 E: 0 K: 1 S: 5 · H: 0 LOB: 1 BB: 1 P: 9	R: 0 E: 0 K: 1 S: 6 · H: 2 LOB: 2 BB: 0 P: 6	R: 2 E: 0 K: 1 S: 6 · H: 1 LOB: 3 BB: 2 P: 15	R: 1 E: 0 K: 0 S: 5 · H: 3 LOB: 1 BB: 0 P: 5	R: 0 E: 1 K: 1 S: 6 · H: 0 LOB: 1 BB: 0 P: 6		1B: 7 2B: 1 3B: 1 HR: 0 · SF: 1 SAC: 0 DP: 2 HBP: 1						

	AB	30
	R	5
	H	9
	RBI	5
	BB	5
	SO	7
	LOB	20

WP: 0 PB: 0 SB: 2 CS: 0 · PA: 37

MIAMI

PITCHER		IP	WLS	BF	H	R	ER	SO	BB	IBB	HBP	BLK	WP	HR	S	P	ERA	WHIP
32 Steven Matz, L ERA: 10.8	(1, 1)	4.1	L	18	3	2	2	5	3	0	0	0	0	0	25	37	4.15	1.385
50 Rafael Montero, R ERA: 10.5	(5, 1)	0.2		7	3	2	2	0	2	0	1	0	0	0	4	13	27.00	7.500
51 Paul Sewald, R ERA: 2.16	(6, 1)	2.0		8	3	1	1	1	0	0	0	0	0	0	10	10	4.50	1.500
35 Jacob Rhame, R ERA: 2.57	(8, 1)	1.0		4	0	0	0	1	0	0	0	0	0	0	6	6	0.00	0.000

PITCHER	IP	WLS	BF	H	R	ER	SO	BB	IBB	HBP	BLK	WP	HR	S	P	ERA	WHIP

Miami Marlins @ New York Mets

First Data Field, Port St. Lucie, FL

Thu Mar 15 2018, 1:12 PM - 4:31 PM EDT

Att. 5,744 - Sunny - 68 F

TOP

livebaseballscorecards.com

Batter	1	2	3	4	5	6	7	8	9	AB	R	H	RBI	BB	SO	LOB
3 JB Shuck, L (1, 7) OBP: 0.429, SLG: 0.538	G4-3		15 F9, 74 FC5, 18 1B 1-2 2-H		K			35 E, 35 2B 1B	L9 2-3	3	1	1	1	0	1	0
79 Isaac Galloway, R (5, 7) OBP: 0.435, SLG: 0.591										2	1	1	0	0	0	1
74 Braxton Lee, L (1, 9) OBP: 0.323, SLG: 0.250	K		FC5 18 1B 9 WP 1-2 2-3f		K			43 SH5-4, 28 2B 1-H 2B	87 1B BB	3	1	0	0	0	2	2
35 Eric Campbell, R (5, 9) OBP: 0.294, SLG: 0.310										1	1	1	1	1	0	0
15 Brian Anderson, R (1, 5) OBP: 0.368, SLG: 0.516	K		F9 2-3		K			SH5-4 2-3	1-3 3-H 1B	3	0	0	0	0	2	2
43 Odrisamer Despaigne, R (5, 1)										0	0	0	0	0	0	0
87 Brian Miller, L (8, 8) OBP: 1.000, SLG: 1.000										1	0	1	1	0	0	0
18 Tomás Telis, S (1, 2) OBP: 0.345, SLG: 0.333		L8	9 WP 1-3 3-H 1B			G4-3		5 E 3-H 2B	G6-3	3	0	1	1	0	0	0
28 Bryan Holaday, R (6, 2) OBP: 0.143, SLG: 0.333										2	1	1	1	0	0	2
9 Lewis Brinson, R (1, 8) OBP: 0.385, SLG: 0.568		30 1B, 91 1B	F9 1-2 3-H			G5-3		G5-3		3	0	1	0	0	0	1
80 Corey Bird, L (7, 8) OBP: 0.500, SLG: 0.500										1	0	0	0	0	0	1
51 Alex Wimmers, L (8, 1)										0	0	0	0	0	0	0
55 Drew Rucinski, R (9, 1)										0	0	0	0	0	0	0
30 Garrett Cooper, R (1, 3) OBP: 0.297, SLG: 0.343		91 1-3 1B		F9		F7		E5 2-H		3	0	1	0	0	0	0
5 Scott Van Slyke, R (6, 3) OBP: 0.333, SLG: 0.567										1	0	0	0	0	0	0
91 Isan Díaz, L (1, 4) OBP: 0.321, SLG: 0.391	K 1-2 3-H			1B		K		G3		3	0	1	0	0	2	2
81 Peter Mooney, L (7, 4) OBP: 0.387, SLG: 0.393										1	0	0	0	0	0	1
2 Yadiel Rivera, R (1, 6) OBP: 0.333, SLG: 0.345			76 BB 3 1B	K		F9			F9	3	1	1	0	0	1	1
85 Joe Dunand, R (7, 6) OBP: 0.333, SLG: 0.333			1B							1	0	0	0	0	0	0
76 Dillon Peters, L (1, 1)			74 FC5, 3 1B 1-2	K		K			79 L9, 87 1B 2B	0	0	0	0	1	0	0
56 Tayron Guerrero, R (3, 1)			BB							1	0	0	0	0	1	1
37 Jumbo Díaz, R (4, 1)										0	0	0	0	0	0	0
26 Cristhian Adames, S (5, 5) OBP: 0.385, SLG: 0.500										2	1	1	0	0	1	0

	AB	37
	R	7
	H	11
	RBI	5
	BB	2
	SO	10
	LOB	14

Inning Stats	1	2	3	4	5	6	7	8	9
	R: 0 E: 0 K: 2 S: 7	H: 0 LOB: 0 BB: 0 P: 7	R: 0 E: 0 K: 1 S: 6	H: 2 LOB: 2 BB: 0 P: 7	R: 3 E: 0 K: 0 S: 6	H: 3 LOB: 1 BB: 1 P: 11	R: 0 E: 0 K: 2 S: 8	H: 1 LOB: 1 BB: 0 P: 8	R: 0 E: 0 K: 3 S: 9	H: 0 LOB: 0 BB: 0 P: 9	R: 0 E: 0 K: 0 S: 3	H: 0 LOB: 0 BB: 0 P: 3	R: 0 E: 0 K: 2 S: 7	H: 0 LOB: 0 BB: 0 P: 7	R: 3 E: 1 K: 0 S: 7	H: 3 LOB: 1 BB: 0 P: 8	R: 1 E: 0 K: 0 S: 5	H: 2 LOB: 2 BB: 1 P: 9

1B: 8	SF: 0	WP: 1	PA: 40
2B: 3	SAC: 1	PB: 0	
3B: 0	DP: 0	SB: 0	
HR: 0	HBP: 0	CS: 0	

PITCHER		IP	WLS	BF	H	R	ER	SO	BB	IBB	HBP	BLK	WP	HR	S	P	ERA	WHIP
33 Matt Harvey, R ERA: 5.52	(1, 1)	5.0	L	21	6	3	3	8	1	0	0	0	1	0	36	42	5.40	1.400
27 Jeurys Familia, R ERA: 7.11	(6, 1)	1.0		3	0	0	0	0	0	0	0	0	0	0	3	3	0.00	0.000
39 Jerry Blevins, L ERA: 3.0	(7, 1)	1.0		3	0	0	0	2	0	0	0	0	0	0	7	7	0.00	0.000
44 AJ Ramos, R ERA: 5.87	(8, 1)	1.0		7	3	3	2	0	0	0	0	0	0	0	7	8	18.00	3.000
73 Matt Purke, L ERA: 3.6	(9, 1)	1.0		6	2	1	1	0	1	0	0	0	0	0	5	9	9.00	3.000

PITCHER	IP	WLS	BF	H	R	ER	SO	BB	IBB	HBP	BLK	WP	HR	S	P	ERA	WHIP

Miami Marlins @ New York Mets

First Data Field, Port St. Lucie, FL

Thu Mar 15 2018, 1:12 PM - 4:31 PM EDT

Att. 5,744 - Sunny - 68 F

livebaseballscorecards.com

BOTTOM

Batter	1	2	3	4	5	6	7	8	9	AB	R	H	RBI	BB	SO	LOB
9 Brandon Nimmo, L (1, 7) OBP: 0.367, SLG: 0.667	P5		K			K		F9	60 BB; 2 BB; 77 BB; 1-2; 2-3; BB	3	0	0	0	0	2	1
16 Matthew den Dekker, L (7, 7) OBP: 0.270, SLG: 0.129										1	1	0	0	1	0	0
13 Asdrúbal Cabrera, S (1, 4) OBP: 0.300, SLG: 0.259	21 G5-4-3; BB			F8		21 1B		E5; 4 BB; 26 HBP; 1 BB	77 BB; 60 BB; 4 SF9; 1-2; 2-3; 3-H; BB	2	0	1	0	1	0	0
2 Gavin Cecchini, R (8, 4) OBP: 0.353, SLG: 0.552										1	2	0	1	1	0	0
21 Todd Frazier, R (1, 5) OBP: 0.242, SLG: 0.344	G5-4-3; 1-2f			K		1-2; 1B		K	77 BB; 1 1B; 1-2; 2-3; 3-H; BB	3	0	1	0	0	1	1
60 Luis Guillorme, L (8, 5) OBP: 0.439, SLG: 0.438										1	1	0	1	1	1	1
26 Kevin Plawecki, R (1, 2) OBP: 0.419, SLG: 0.519		G6-3		P6		F8		1 BB; 4 BB; 1-2; HBP	12 E; 1 1B; 12 E4; 1-2; 2-3; 3-H; BB	3	0	0	0	0	0	2
85 J.J. Franco, R (8, PR) OBP: 0.333, SLG: 0.333										0	0	0	0	0	0	0
77 Tomás Nido, R (9, 2) OBP: 0.294, SLG: 0.467										0	0	0	1	1	0	0
87 Jacob Zanon, R (9, PR)										0	0	0	0	0	0	0
4 Wilmer Flores, R (1, 3) OBP: 0.333, SLG: 0.405		1 CS; 1B			K		F7	1 BB; 1-2; 2-3; BB	SF9; 3-H	3	0	1	1	1	1	0
1 Amed Rosario, R (1, 6) OBP: 0.357, SLG: 0.538	G5-3; 1-2				P4		11 F9; 12 BB; 1B	1-2; 2-3; 3-H; BB	12 E4; 1-2; 2-H; 1B	4	0	2	2	1	0	1
12 Juan Lagares, R (1, 8) OBP: 0.258, SLG: 0.214			G4-3		1B		1-2; BB	L8	E4; 1-2; 2-H	4	0	1	0	1	0	5
11 Ty Kelly, S (1, 9) OBP: 0.308, SLG: 0.235			P6		G4-3		F9; 2-3	16 BB; 81 WP; 2 BB; 1B; G4-3		5	1	1	0	0	0	5
33 Matt Harvey, R (1, 1)			BB			G4-3	K	2 BB; 16 BB; 60 BB; 1-2; BB		0	0	0	0	1	0	0
27 Jeurys Familia, R (6, 1)										0	0	0	0	0	0	0
7 José Reyes, S (6, PH) OBP: 0.200, SLG: 0.214										1	0	0	0	0	0	0
39 Jerry Blevins, L (7, 1)										0	0	0	0	0	0	0
59 Jose Lobaton, S (7, PH) OBP: 0.250, SLG: 0.450										1	0	0	0	0	1	2
44 AJ Ramos, R (8, 1)										0	0	0	0	0	0	0
73 Matt Purke, L (9, 1)										0	0	0	0	0	0	0
81 John Mora, L (9, PH)										0	1	0	0	1	0	0
Inning Stats	R: 0 E: 0 K: 0 S: 2 H: 0 LOB: 0 BB: 1 P: 6	R: 0 E: 0 K: 0 S: 3 H: 1 LOB: 0 BB: 0 P: 4	R: 0 E: 0 K: 1 S: 5 H: 0 LOB: 1 BB: 1 P: 9	R: 0 E: 0 K: 1 S: 5 H: 0 LOB: 0 BB: 0 P: 5	R: 0 E: 0 K: 1 S: 6 H: 1 LOB: 1 BB: 0 P: 6	R: 0 E: 0 K: 1 S: 7 H: 2 LOB: 2 BB: 0 P: 7	R: 0 E: 0 K: 1 S: 6 H: 1 LOB: 2 BB: 1 P: 10	R: 1 E: 1 K: 1 S: 6 H: 0 LOB: 3 BB: 2 P: 15	R: 5 E: 1 K: 0 S: 5 H: 2 LOB: 2 BB: 5 P: 25							

AB	32
R	6
H	7
RBI	6
BB	10
SO	6
LOB	18

1B: 7 SF: 1
2B: 0 SAC: 0
3B: 0 DP: 1
HR: 0 HBP: 1

WP: 1 PA: 44
PB: 0
SB: 0
CS: 1

PITCHER		IP	WLS	BF	H	R	ER	SO	BB	IBB	HBP	BLK	WP	HR	S	P	ERA	WHIP
76 Dillon Peters, L ERA: 4.7	(1, 1)	2.0	W	6	1	0	0	0	1	0	0	0	0	0	5	10	0.00	1.000
56 Tayron Guerrero, R ERA:	(3, 1)	1.1	H	5	0	0	0	1	1	0	0	0	0	0	6	10	0.00	0.750
37 Jumbo Díaz, R ERA:	(4, 1)	1.0	H	3	0	0	0	2	0	0	0	0	0	0	7	7	0.00	0.000
43 Odrisamer Despaigne, R ERA: 2.51	(5, 1)	3.1	H	16	4	1	0	3	1	0	0	0	0	0	21	25	0.00	1.500
51 Alex Wimmers, R ERA: 10.13	(8, 1)	0.1		7	1	3	3	0	4	0	1	0	1	0	2	19	81.00	15.000

PITCHER		IP	WLS	BF	H	R	ER	SO	BB	IBB	HBP	BLK	WP	HR	S	P	ERA	WHIP
55 Drew Rucinski, R ERA: 6.0	(9, 1)	1.0		7	1	2	2	0	3	0	0	0	0	0	4	16	18.00	4.000

Baltimore Orioles @ New York Mets

First Data Field, Port St. Lucie, FL

Fri Mar 16 2018, 1:10 PM - 3:41 PM EDT

Att. 6,575 - Sunny - 77 F

TOP

livebaseballscorecards.com

Batter	1	2	3	4	5	6	7	8	9	AB	R	H	RBI	BB	SO	LOB
1 Tim Beckham, R (1, 5) OBP: 0.308, SLG: 0.479	G3-1		K			HR		F8		3	1	1	1	0	1	1
47 Alex Presley, L (7, 7) OBP: 0.410, SLG: 0.375										1	0	0	0	0	0	0
28 Colby Rasmus, L (1, 8) OBP: 0.387, SLG: 0.462	B1-3			K		13 2B 13 E BB		BB		2	1	0	0	1	1	0
14 Craig Gentry, R (7, 9) OBP: 0.346, SLG: 0.375										0	0	0	0	1	0	0
13 Manny Machado, R (1, 6) OBP: 0.465, SLG: 0.775	K			G1-3		E9 1-H 2B		F7		3	0	1	0	0	1	0
70 Cedric Mullins, L (7, 8) OBP: 0.265, SLG: 0.400										1	0	0	0	0	0	1
6 Jonathan Schoop, R (1, 4) OBP: 0.476, SLG: 0.865		K		L6		G5-3			F7	3	0	0	0	0	1	1
3 Luis Sardinas, S (7, 5) OBP: 0.405, SLG: 0.412										1	0	0	0	0	0	0
16 Trey Mancini, R (1, 7) OBP: 0.340, SLG: 0.524		K			L8		2B		25 HR 1B	3	0	1	0	0	1	0
96 Aderlin Rodríguez, R (7, 3) OBP: 0.273, SLG: 0.273										1	1	1	0	0	0	0
2 Pedro Alvarez, L (1, 10) OBP: 0.333, SLG: 0.368		K			G4-3		K		1-H HR	3	0	0	0	0	2	1
25 Anthony Santander, S (9, PH) OBP: 0.347, SLG: 0.638 (9, 10)										1	1	1	2	0	0	0
47 Danny Valencia, R (1, 3) OBP: 0.259, SLG: 0.440			G6-3		K		K		F7	3	0	0	0	0	2	1
12 Engelb Vielma, S (7, 6) OBP: 0.238, SLG: 0.222										1	0	0	0	0	0	0
18 Austin Hays, R (1, 9) OBP: 0.241, SLG: 0.192			36 S 1B			K	G5-3		G1-3	3	0	1	0	0	1	1
Erick Salcedo, S (7, 4) OBP: 0.400, SLG: 0.500										1	0	0	0	0	0	0
36 Caleb Joseph, R (1, 2) OBP: 0.429, SLG: 0.542			K 1-2			G1-6-3		K		2	0	0	0	0	1	1
29 Austin Wynns, R (6, 2) OBP: 0.409, SLG: 0.588										1	0	0	0	0	1	0
Inning Stats	R: 0 E: 0 K: 1 S: 5 / H: 0 LOB: 0 BB: 0 P: 5	R: 0 E: 0 K: 3 S: 9 / H: 0 LOB: 0 BB: 0 P: 9	R: 0 E: 0 K: 2 S: 8 / H: 1 LOB: 1 BB: 0 P: 8	R: 0 E: 0 K: 1 S: 5 / H: 0 LOB: 0 BB: 0 P: 5	R: 0 E: 0 K: 1 S: 5 / H: 0 LOB: 0 BB: 0 P: 5	R: 2 E: 1 K: 1 S: 9 / H: 2 LOB: 1 BB: 1 P: 15	R: 0 E: 0 K: 2 S: 8 / H: 1 LOB: 1 BB: 0 P: 8	R: 0 E: 0 K: 1 S: 5 / H: 0 LOB: 1 BB: 1 P: 9	R: 2 E: 0 K: 0 S: 7 / H: 2 LOB: 0 BB: 0 P: 7	1B: 2 2B: 2 3B: 0 HR: 2 / SF: 0 SAC: 0 DP: 0 HBP: 0							

PITCHER		IP	WLS	BF	H	R	ER	SO	BB	IBB	HBP	BLK	WP	HR	S	P	ERA	WHIP
48 Jacob deGrom, R ERA: 2.35	(1, 1)	5.0		16	1	0	0	8	0	0	0	0	0	0	32	32	0.00	0.200
65 Robert Gsellman, R ERA: 4.09	(6, 1)	1.0	B	6	2	2	1	1	1	0	0	0	0	1	9	15	9.00	3.000
67 Seth Lugo, R ERA: 1.69	(7, 1)	1.0		4	1	0	0	2	0	0	0	0	0	0	8	8	0.00	1.000
51 Paul Sewald, R ERA: 1.93	(8, 1)	1.0		4	0	0	0	1	1	0	0	0	0	0	5	9	0.00	1.000
35 Jacob Rhame, R ERA: 4.5	(9, 1)	1.0		5	2	2	2	0	0	0	0	0	0	1	7	7	18.00	2.000

AB	33
R	4
H	6
RBI	3
BB	2
SO	12
LOB	7

PITCHER		IP	WLS	BF	H	R	ER	SO	BB	IBB	HBP	BLK	WP	HR	S	P	ERA	WHIP

WP: 0 PB: 0 SB: 1 CS: 0 PA: 35

BOTTOM

Baltimore Orioles @ New York Mets

First Data Field, Port St. Lucie, FL

Fri Mar 16 2018, 1:10 PM - 3:41 PM EDT

Att. 6,575 - Sunny - 77 F

Batter	1	2	3	4	5	6	7	8	9	AB	R	H	RBI	BB	SO	LOB
13 Asdrúbal Cabrera, S (1, 4) OBP: 0.324, SLG: 0.419 2 Gavin Cecchini, R (9, 4) OBP: 0.353, SLG: 0.552	P6		19 1B 2B		F8			HR		4 0	2 0	2 0	1 0	0 0	0 0	1 0
19 Jay Bruce, L (1, 9) OBP: 0.290, SLG: 0.464 16 Matthew den Dekker, L (9, 9) OBP: 0.270, SLG: 0.129	F7		2-H 1B			K		K		4 0	0 0	1 0	1 0	0 0	2 0	0 0
23 Adrián González, L (1, 3) OBP: 0.275, SLG: 0.243 82 Tyler Moore, L (9, 3) OBP: 0.250, SLG: 0.250	1B		G5-3			K		L9		4 0	0 0	1 0	0 0	0 0	1 0	1 0
21 Todd Frazier, R (1, 5) OBP: 0.270, SLG: 0.324 60 Luis Guillorme, L (9, PR) OBP: 0.439, SLG: 0.438	K			G6-3		7 CS BB			72 2B 59 E BB	2 0	0 1	0 0	0 0	2 0	1 0	1 0
7 José Reyes, S (1, 10) OBP: 0.206, SLG: 0.250		F9		P4		CS 1-2	2B		P4	4	0	1	0	0	0	1
18 Travis d'Arnaud, R (1, 2) OBP: 0.441, SLG: 0.481 59 Jose Lobaton, S (8, 2) OBP: 0.238, SLG: 0.429 11 Ty Kelly, S (9, PR) OBP: 0.308, SLG: 0.235		G5-3		L7			L9		FC4 72 2B 12 WP 1-2	3 1 0	0 0 1	0 0 0	0 0 0	0 0 0	0 0 0	1 1 0
72 Phillip Evans, R (1, 7) OBP: 0.389, SLG: 0.567		G5-3			G4-3		F7		12 WP 1-3 2-H 2B	4	0	1	1	0	0	1
1 Amed Rosario, R (1, 6) OBP: 0.313, SLG: 0.467			K		G6-3		P6		K	4	0	0	0	0	2	4
12 Juan Lagares, R (1, 8) OBP: 0.257, SLG: 0.219			K		E4 1B			G1-3	G5-3 2-3 3-H	4	0	1	0	0	1	2
Inning Stats	R: 0 E: 0 K: 1 S: 6 H: 1 LOB: 1 BB: 0 P: 6	R: 0 E: 0 K: 0 S: 3 H: 0 LOB: 0 BB: 0 P: 3	R: 1 E: 0 K: 2 S: 9 H: 2 LOB: 1 BB: 0 P: 9	R: 0 E: 0 K: 0 S: 3 H: 0 LOB: 0 BB: 0 P: 3	R: 0 E: 1 K: 0 S: 4 H: 1 LOB: 1 BB: 0 P: 4	R: 0 E: 0 K: 2 S: 6 H: 0 LOB: 0 BB: 1 P: 10	R: 0 E: 0 K: 0 S: 4 H: 1 LOB: 1 BB: 0 P: 4	R: 1 E: 0 K: 1 S: 7 H: 1 LOB: 0 BB: 0 P: 8	R: 2 E: 1 K: 1 S: 7 H: 1 LOB: 2 BB: 1 P: 12	1B: 3 2B: 3 3B: 0 HR: 1	SF: 0 SAC: 0 DP: 0 HBP: 0			WP: 1 PB: 0 SB: 0 CS: 1	PA: 37		

livebaseballscorecards.com

	AB	34
	R	4
	H	7
	RBI	3
	BB	2
	SO	7
	LOB	13

PITCHER	IP	WLS	BF	H	R	ER	SO	BB	IBB	HBP	BLK	WP	HR	S	P	ERA	WHIP
54 Andrew Cashner, R (1, 1) ERA: 1.0	5.0		19	4	1	1	3	0	0	0	0	0	0	25	25	1.80	0.800
55 Josh Edgin, L (6, 1) ERA: 1.8	1.0	H	3	0	0	0	2	1	0	0	0	0	0	6	10	0.00	1.000
38 Pedro Araújo, R (7, 1) ERA: 3.0	1.0	H	4	1	0	0	0	0	0	0	0	0	0	4	4	0.00	1.000
57 Donnie Hart, L (8, 1) ERA: 3.38	1.0	B	4	1	1	1	1	0	0	0	0	0	1	7	8	9.00	1.000
94 James Teague, R (9, 1) ERA:	1.0	B	6	1	2	0	1	1	0	0	0	1	0	7	12	0.00	2.000

PITCHER	IP	WLS	BF	H	R	ER	SO	BB	IBB	HBP	BLK	WP	HR	S	P	ERA	WHIP

New York Mets @ Washington Nationals

TEAM Ballpark of the Palm Beaches, West Palm Beach, FL

Sat Mar 17 2018, 1:08 PM - 4:20 PM EDT

Att. 6,652 - Partly Cloudy - 78 F

TOP

livebaseballscorecards.com

Batter	1	2	3	4	5	6	7	8	9	AB	R	H	RBI	BB	SO	LOB
9 Brandon Nimmo, L (1, 8) OBP: 0.358, SLG: 0.630	C C C 0-3 ① K	X 0-0 FC3 19 2B 1-2 2-H 3-H		S S S 0-3 ② K	X 0-0 ③ 1B		B B B 4-0 16 S 16 1B 2-3 BB			4	0	1	1	0	2	2
83 Patrick Biondi, L (7, 8) OBP: 0.400, SLG: 0.333										0	1	0	0	1	0	0
19 Jay Bruce, L (1, 9) OBP: 0.324, SLG: 0.516	X 0-0 21 FC6-4 1B	X 0-0 ② 1-3 2-H 2B		S S T 0-2 ③ K			S S S 0-3 ① K	C X 0-1 82 S 1-H 3-H 1B		3	0	2	0	0	1	1
16 Matthew den Dekker, L (4, 9) OBP: 0.282, SLG: 0.152										2	0	1	2	0	1	0
23 Adrián González, L (1, 3) OBP: 0.256, SLG: 0.225	S S S 0-3 ② K	X 0-0 ③ G4-3			X 0-0 ① G3		C C C 0-3 ② K	S S S 0-3 ② K 1-2		3	0	0	0	0	1	3
82 Tyler Moore, L (5, 3) OBP: 0.167, SLG: 0.167										2	0	0	0	0	2	1
21 Todd Frazier, R (1, 5) OBP: 0.250, SLG: 0.297	X 0-0 ③ FC6-4 1-2f		X 0-0 ① P4		X 0-0 ② P5		X 0-0 1B	X 0-0 ③ F7		3	0	0	0	0	0	1
11 Ty Kelly, S (5, 5) OBP: 0.317, SLG: 0.250										2	0	1	0	0	0	2
13 Asdrúbal Cabrera, S (1, 4) OBP: 0.333, SLG: 0.455	X 0-0 4 F9 60 WP 2B	X 0-0 ② F8			X 0-0 4 HR 1B		S S S 0-3 ③ K		X 0-0 ① F9	2	1	1	0	0	0	0
2 Gavin Cecchini, R (4, 4) OBP: 0.351, SLG: 0.531										3	1	1	0	0	1	1
4 Wilmer Flores, R (1, 7) OBP: 0.370, SLG: 0.537	X 0-0 ① F9 2-3	X 0-0 2B			B B S X 2-1 1-H HR			X 0-0 72 1B 77 1B 1B	X 0-0 ② F8	4	1	3	2	0	0	1
81 John Mora, L (8, PR) (8, 7)										1	1	0	0	0	0	0
72 Phillip Evans, R (1, 10) OBP: 0.415, SLG: 0.559	B B B 4-0 60 WP 59 BB 9 FC3 BB	X 0-0 ③ L8			X 0-0 ③ F8			X 0-0 77 1B 60 SH6-3 1-3 1B	X 0-0 1B	4	2	2	0	1	0	1
59 Jose Lobaton, S (1, 2) OBP: 0.250, SLG: 0.391	B B B 4-0 9 FC3 60 WP 9 E 1-2 BB			S S S 0-3 ① K		X 0-0 ① L7		X 0-0 83 PB 60 SH6-3 16 1B 1-3 3-H 1B	X 0-0 ③ P4	2	1	0	0	1	1	0
77 Tomás Nido, R (6, 2) OBP: 0.316, SLG: 0.471										2	1	1	1	0	0	1
60 Luis Guillorme, L (1, 6) OBP: 0.455, SLG: 0.424	B B B B 4-0 9 E 19 2B 1-2 2-3 3-H BB			B B B 4-0 BB		C C C 0-3 ② K		X 0-0 ① SH6-3 1-2 3-H		1	0	0	1	2	1	0
Inning Stats	R: 0 H: 1 E: 0 LOB: 1 K: 2 BB: 0 S: 8 P: 8	R: 3 H: 2 E: 1 LOB: 2 K: 0 BB: 3 S: 5 P: 17	R: 0 H: 1 E: 0 LOB: 1 K: 0 BB: 0 S: 4 P: 4	R: 0 H: 0 E: 0 LOB: 1 K: 3 BB: 1 S: 9 P: 13	R: 2 H: 2 E: 0 LOB: 0 K: 0 BB: 0 S: 6 P: 8	R: 0 H: 1 E: 0 LOB: 1 K: 1 BB: 0 S: 5 P: 5	R: 0 H: 1 E: 0 LOB: 1 K: 3 BB: 0 S: 10 P: 10	R: 4 H: 4 E: 0 LOB: 2 K: 1 BB: 1 S: 10 P: 14	R: 0 H: 1 E: 0 LOB: 1 K: 0 BB: 0 S: 4 P: 4	1B: 9 SF: 0 2B: 3 SAC: 1 3B: 0 DP: 0 HR: 1 HBP: 0						

	AB	38
	R	9
	H	13
	RBI	7
	BB	5
	SO	10
	LOB	14

WP: 1 PA: 44
PB: 1
SB: 2
CS: 0

PITCHER		IP	WLS	BF	H	R	ER	SO	BB	IBB	HBP	BLK	WP	HR	S	P	ERA	WHIP
57 Tanner Roark, R ERA: 3.6	(1, 1)	3.0		16	4	3	3	2	3	0	0	0	1	0	17	29	9.00	2.333
36 Sammy Solís, L ERA: 2.57	(4, 1)	1.0		4	0	0	0	3	1	0	0	0	0	0	9	13	0.00	1.000
40 Edwin Jackson, R ERA: 4.09	(5, 1)	2.0		8	3	2	2	1	0	0	0	0	0	1	11	13	9.00	1.500
44 Ryan Madson, R ERA: 5.4	(7, 1)	1.0		4	1	0	0	3	0	0	0	0	0	0	10	10	0.00	1.000
72 Enny Romero, L ERA: 10.5	(8, 1)	1.0	L	8	4	4	3	1	1	0	0	0	0	0	10	14	27.00	5.000

PITCHER		IP	WLS	BF	H	R	ER	SO	BB	IBB	HBP	BLK	WP	HR	S	P	ERA	WHIP
48 Chris Smith, R ERA: 1.35	(9, 1)	1.0		4	1	0	0	0	0	0	0	0	0	0	4	4	0.00	1.000

BOTTOM

Batter	1	2	3	4	5	6	7	8	9	AB	R	H	RBI	BB	SO	LOB
34 Bryce Harper, L (1, 9) OBP: 0.432, SLG: 0.545	x 0-0 14 1B 1B	x 0-0 ② L9		C C C 0-3 ③ K			B B B B 4-0 ② 17 WP 49 HR 2-3 BB		x 0-0 ① P3	2	0	1	0	0	0	1
18 Ryan Raburn, R (3, 9) OBP: 0.176, SLG: 0.067										2	1	0	0	1	1	1
7 Trea Turner, R (1, 6) OBP: 0.425, SLG: 0.353	x 0-0 ① L6	B x 1-0 ③ F9 1-2			x 0-0 ① F9		B B B B 4-0 49 HR 1-2 BB		B B B B 4-0 49 1B BB	2	0	0	0	0	0	2
17 Reid Brignac, L (4, 6) OBP: 0.457, SLG: 0.182 (8, 4)										1	1	0	0	2	0	0
2 Adam Eaton, L (1, 7) OBP: 0.500, SLG: 2.000	x 0-0 ② P4		B S X 1-1 HR		x 0-0 ② L9		x 0-0 1-H 2-H HR		x 0-0 64 F8-4 1-2 3-H 1B	2	1	1	1	0	0	1
49 Moisés Sierra, R (5, 7) OBP: 0.442, SLG: 0.553										3	1	2	4	0	0	0
14 Miguel Montero, L (1, 2) OBP: 0.320, SLG: 0.350	x 0-0 1-2 1B		x 0-0 ① G6-3		x 0-0 ③ P5		x 0-0 ③ G6-3		x 0-0 ② ③ F8-4 1-2	3	0	1	0	0	0	0
64 Spencer Kieboom, R (6, 2) OBP: 0.424, SLG: 0.345										2	0	0	0	0	0	2
3 Michael Taylor, R (1, 8) OBP: 0.267, SLG: 0.286	S S S 0-3 ③ K		x 0-0 61 E 1B			S S S 0-3 ① K		S S S 0-3 ① K		3	0	1	0	0	2	2
5 Adrián Sanchez, R (7, 5) OBP: 0.231, SLG: 0.208										1	0	0	0	0	1	0
61 Chris Dominguez, R (1, 3) OBP: 0.351, SLG: 0.676		B B B S S X 3-2 HR	B C C C 1-3 ② K 1-3			S S S 0-3 ② K		x 0-0 2B		3	1	1	1	0	2	1
13 Ian Sagdal, L (7, 3) OBP: 0.667, SLG: 1.000										1	0	1	0	0	0	0
19 Matt Reynolds, R (1, 5) OBP: 0.475, SLG: 0.393		x 0-0 57 SH3 1 1B 2B	x 0-0 ③ G6-3			S S S 0-3 ③ K		x 0-0 ② F8		3	1	1	0	0	1	1
44 Ryan Madson, L (7, 1)										0	0	0	0	0	0	0
63 Osvaldo Abreu, R (8, 6) OBP: 0.231, SLG: 0.091										1	0	0	0	0	0	1
57 Tanner Roark, R (1, 1)		x 0-0 ① SH3 2-3		S S S 0-3 ① K			S S S 0-3 ① K	x 0-0 ③ F7		0	0	0	0	0	0	0
36 Sammy Solís, R (4, 1)										0	0	0	0	0	0	0
45 Andrew Stevenson, L (4, PH) OBP: 0.318, SLG: 0.425										1	0	0	0	0	1	0
40 Edwin Jackson, R (5, 1)										0	0	0	0	0	0	0
14 Victor Robles, R (7, 8) OBP: 0.234, SLG: 0.341										2	0	0	0	0	1	1
1 Wilmer Difo, S (1, 4) OBP: 0.200, SLG: 0.184		x 0-0 7 S 3-H 1B		x 0-0 ② F7			x 0-0 18 CS 2B		x 0-0 49 1B 3B	3	0	2	1	0	0	0
72 Enny Romero, R (8, 1)										0	0	0	0	0	0	0
48 Chris Smith, R (9, 1)										0	0	0	0	0	0	0
10 Irving Falu, S (9, PH) OBP: 1.000, SLG: 3.000										1	1	1	0	0	0	0
Inning Stats	R: 0 E: 0 K: 1 S: 7 H: 2 LOB: 2 BB: 0 P: 7	R: 2 E: 0 K: 0 S: 8 H: 3 LOB: 1 BB: 0 P: 12	R: 1 E: 0 K: 1 S: 8 H: 2 LOB: 1 BB: 0 P: 10	R: 0 E: 0 K: 2 S: 7 H: 0 LOB: 0 BB: 0 P: 7	R: 0 E: 0 K: 0 S: 3 H: 0 LOB: 0 BB: 0 P: 3	R: 0 E: 0 K: 3 S: 9 H: 0 LOB: 0 BB: 0 P: 9	R: 3 E: 0 K: 1 S: 6 H: 2 LOB: 0 BB: 2 P: 14	R: 0 E: 0 K: 1 S: 6 H: 1 LOB: 1 BB: 0 P: 6	R: 1 E: 0 K: 0 S: 4 H: 2 LOB: 1 BB: 1 P: 8	1B: 5 2B: 4 3B: 1 HR: 3	SF: 0 SAC: 1 DP: 1 HBP: 0						

PITCHER		IP	WLS	BF	H	R	ER	SO	BB	IBB	HBP	BLK	WP	HR	S	P	ERA	WHIP
46 A.J. Griffin, R ERA: 15.43	(1, 1)	1.1		9	5	2	2	1	0	0	0	0	0	1	13	16	13.50	3.750
50 Rafael Montero, R ERA: 8.31	(2, 1)	2.2	B	10	2	1	1	3	0	0	0	0	0	1	17	20	3.38	0.750
38 Anthony Swarzak, R ERA: 3.38	(5, 1)	1.0	H	3	0	0	0	0	0	0	0	0	0	0	3	3	0.00	0.000
47 Hansel Robles, R ERA: 10.8	(6, 1)	2.0	W	9	2	3	3	4	2	0	0	0	1	1	15	23	13.50	2.000
82 Drew Smith, R ERA: 6.75	(8, 1)	1.0	H	4	1	0	0	1	0	0	0	0	0	0	6	6	0.00	1.000

PITCHER		IP	WLS	BF	H	R	ER	SO	BB	IBB	HBP	BLK	WP	HR	S	P	ERA	WHIP
81 Corey Taylor, R ERA: 2.57	(9, 1)	1.0	S	5	2	1	1	0	1	0	0	0	0	0	4	8	9.00	3.000

New York Mets @ Washington Nationals

TEAM Ballpark of the Palm Beaches, West Palm Beach, FL

Sat Mar 17 2018, 1:08 PM - 4:20 PM EDT

Att. 6,652 - Partly Cloudy - 78 F

livebaseballscorecards.com

AB	36
R	7
H	12
RBI	7
BB	3
SO	9
LOB	13

1B: 5 SF: 0
2B: 4 SAC: 1
3B: 1 DP: 1
HR: 3 HBP: 0

WP: 1 PA: 40
PB: 0
SB: 1
CS: 1

New York Mets @ Baltimore Orioles

Ed Smith Stadium, Sarasota, FL

Sun Mar 18 2018, 1:09 PM - 3:49 PM EDT

Att. 7,660 - Sunny - 76 F

livebaseballscorecards.com

TOP

Batter	1	2	3	4	5	6	7	8	9	AB	R	H	RBI	BB	SO	LOB
9 Brandon Nimmo, L (1, 9) OBP: 0.368, SLG: 0.612	F9		4 WP, 7 HBP, 18 2B, 1B, 3-H		7 FC3-6, HBP		G6-3		L7	3	1	1	1	0	0	0
83 Patrick Biondi, L (7, 9) OBP: 0.381, SLG: 0.316										1	0	0	0	0	0	0
7 José Reyes, S (1, 4) OBP: 0.211, SLG: 0.229	K		4 WP, 18 2B, HBP, 1-2		FC3-6, 4 S, 1-2f		G6-3		F7	3	1	0	0	0	1	1
2 Gavin Cecchini, R (7, 4) OBP: 0.342, SLG: 0.515										1	0	0	0	0	0	0
4 Wilmer Flores, R (1, 3) OBP: 0.380, SLG: 0.523	F8		K, 1-2, 2-3		BB, 1-2		18 S, 1B			3	0	1	0	1	1	2
75 David Thompson, R (7, PR) (7, 5) OBP: 0.464, SLG: 0.391										0	0	0	0	0	0	0
18 Travis d'Arnaud, R (1, 2) OBP: 0.447, SLG: 0.613		HR	2B, 2-H, 3-H		K		K, 1-2			4	1	2	3	0	2	3
77 Tomás Nido, R (8, 2) OBP: 0.316, SLG: 0.471										0	0	0	0	0	0	0
59 Jose Lobaton, S (1, 10) OBP: 0.250, SLG: 0.370		L9	P6			1 PB, 1 1B, 1B		K		4	1	1	0	0	1	1
72 Phillip Evans, R (1, 5) (7, 3) (9, 7) OBP: 0.378, SLG: 0.500		G1-3		G5-3		F9		G6-3		4	0	0	0	0	0	1
12 Juan Lagares, R (1, 8) OBP: 0.256, SLG: 0.222		K		G5-3		K		1B		4	0	1	0	0	2	1
11 Ty Kelly, S (8, 8) OBP: 0.317, SLG: 0.250										0	0	0	0	0	0	0
1 Amed Rosario, R (1, 6) OBP: 0.306, SLG: 0.441			G6-3	K		1-H, 1B		F8		4	0	1	1	0	1	1
60 Luis Guillorme, L (8, 6) OBP: 0.455, SLG: 0.424										0	0	0	0	0	0	0
16 Matthew den Dekker, L (1, 7) OBP: 0.286, SLG: 0.222			9 1B, 3B		G4-3	K			G4-3	3	1	1	0	0	1	1
74 Pete Alonso, R (9, PH) (9, 3) OBP: 0.278, SLG: 0.133										1	0	0	0	0	0	0

	AB	35
	R	5
	H	8
	RBI	5
	BB	1
	SO	9
	LOB	11

Inning Stats	1	2	3	4	5	6	7	8	9
	R: 0 E: 0 K: 1 S: 5	H: 0 LOB: 0 BB: 0 P: 5	R: 1 E: 0 K: 1 S: 6	H: 1 LOB: 0 BB: 0 P: 9	R: 3 E: 0 K: 1 S: 8	H: 3 LOB: 1 BB: 0 P: 10	R: 0 E: 0 K: 1 S: 5	H: 0 LOB: 0 BB: 0 P: 5	R: 0 E: 0 K: 1 S: 5	H: 0 LOB: 2 BB: 1 P: 10	R: 1 E: 0 K: 2 S: 9	H: 2 LOB: 1 BB: 0 P: 10	R: 0 E: 0 K: 1 S: 6	H: 1 LOB: 2 BB: 0 P: 7	R: 0 E: 0 K: 1 S: 6	H: 1 LOB: 1 BB: 0 P: 6	R: 0 E: 0 K: 0 S: 3	H: 0 LOB: 0 BB: 0 P: 3

	1B: 5	SF: 0	WP: 1	PA: 38
	2B: 1	SAC: 0	PB: 1	
	3B: 1	DP: 0	SB: 2	
	HR: 1	HBP: 2	CS: 0	

PITCHER		IP	WLS	BF	H	R	ER	SO	BB	IBB	HBP	BLK	WP	HR	S	P	ERA	WHIP
37 Dylan Bundy, R ERA: 9.0	(1, 1)	5.2	L	25	5	5	4	6	1	0	2	0	1	1	34	44	6.35	1.059
84 Luis González, L ERA:	(6, 1)	1.0		5	2	0	0	1	0	0	0	0	0	0	7	8	0.00	2.000
60 Mychal Givens, R ERA: 2.7	(7, 1)	0.1		1	0	0	0	1	0	0	0	0	0	0	3	4	0.00	0.000
35 Brad Brach, R ERA: 4.5	(8, 1)	1.0		4	1	0	0	1	0	0	0	0	0	0	6	6	0.00	1.000
Jason Gurka, L ERA: 6.75	(9, 1)	1.0		3	0	0	0	0	0	0	0	0	0	0	3	3	0.00	0.000

PITCHER	IP	WLS	BF	H	R	ER	SO	BB	IBB	HBP	BLK	WP	HR	S	P	ERA	WHIP

BOTTOM

New York Mets @ Baltimore Orioles

Ed Smith Stadium, Sarasota, FL

Sun Mar 18 2018, 1:09 PM - 3:49 PM EDT

Att. 7,660 - Sunny - 76 F

livebaseballscorecards.com

Batter	1	2	3	4	5	6	7	8	9	AB	R	H	RBI	BB	SO	LOB
19 Chris Davis, L (1, 3) OBP: 0.316, SLG: 0.375 14 Craig Gentry, R (7, 8) OBP: 0.387, SLG: 0.370	G4-3		6 G6-4-3 1B 2-H			CSS K 1B		92 E 12 1B 1B	BBBB BB	3 1	0 1	1 1	1 1	0 0	1 1	0 0
6 Jonathan Schoop, R (1, 4) OBP: 0.467, SLG: 0.825 92 Sharlon Schoop, R (6, PR) (7, 4)	L9		G6-4-3 1-2f			13 1B 1B		CTS 0-3 K 1-3	FFS K	3 2	0 0	1 0	0 0	0 0	0 2	1 3
13 Manny Machado, R (1, 6) OBP: 0.457, SLG: 0.744 12 Engelb Vielma, S (6, PR) OBP: 0.240, SLG: 0.227 (7, 6)	G2-3			P3		1-2 1B		47 HR 3-H 1B		3 1	0 1	1 1	0 1	0 0	0 0	0 0
10 Adam Jones, R (1, 8) OBP: 0.351, SLG: 0.543 47 Danny Valencia, R (7, 3) OBP: 0.258, SLG: 0.517		G6-3		16 G3-1 1B		F8		1-H HR		3 1	0 1	1 1	0 2	0 0	0 0	2 0
16 Trey Mancini, R (1, 10) OBP: 0.321, SLG: 0.479 15 Chance Sisco, L (8, PH) OBP: 0.414, SLG: 0.577 (9, 10)		CSS K		G3-1 1-2		SSC		CCC K		3 1	0 0	0 0	0 0	0 0	2 1	3 0
28 Colby Rasmus, L (1, 9) OBP: 0.378, SLG: 0.438 47 Alex Presley, L (8, 7) OBP: 0.415, SLG: 0.441		1 FC5-4 1B		F7			CSS K 1B	SCS K		3 1	0 0	1 0	0 0	0 0	1 1	1 0
1 Tim Beckham, R (1, 5) OBP: 0.309, SLG: 0.471 18 Austin Hays, R (8, 9) OBP: 0.258, SLG: 0.250	FC5-4 1-2f				70 CS 1B		G4-3		3 G4-3 2B	3 1	0 0	1 1	0 0	0 0	0 0	1 0
70 Cedric Mullins, L (1, 7) OBP: 0.316, SLG: 0.441 3 Luis Sardinas, S (8, 5) OBP: 0.366, SLG: 0.368			36 S 19 1B 1B		B X 1-0 G1-3 1-2		36 S 1B		G4-3 2-3	3 1	1 0	2 0	0 0	0 0	0 0	1 1
36 Caleb Joseph, R (1, 2) OBP: 0.387, SLG: 0.481 29 Austin Wynns, R (8, 2) OBP: 0.391, SLG: 0.556 25 Anthony Santander, S (9, PH) OBP: 0.340, SLG: 0.627			CSS K 1-2		L8		CX F8 1-2		CSS K2-3	3 0 1	0 0 0	0 0 0	0 0 0	0 0 0	1 0 1	2 0 1
Inning Stats	R: 0 H: 0 E: 0 LOB: 0 K: 0 BB: 0 S: 3 P: 3	R: 0 H: 1 E: 0 LOB: 1 K: 1 BB: 0 S: 6 P: 6	R: 1 H: 2 E: 0 LOB: 0 K: 1 BB: 0 S: 6 P: 6	R: 0 H: 1 E: 0 LOB: 1 K: 0 BB: 0 S: 4 P: 4	R: 0 H: 1 E: 0 LOB: 0 K: 0 BB: 0 S: 3 P: 4	R: 0 H: 2 E: 0 LOB: 2 K: 2 BB: 0 S: 9 P: 9	R: 0 H: 1 E: 0 LOB: 1 K: 1 BB: 0 S: 7 P: 7	R: 3 H: 3 E: 1 LOB: 0 K: 3 BB: 0 S: 12 P: 12	R: 0 H: 1 E: 0 LOB: 2 K: 2 BB: 1 S: 8 P: 12	1B: 10 2B: 1 3B: 0 HR: 1	SF: 0 SAC: 0 DP: 1 HBP: 0						

	AB	37
	R	4
	H	12
	RBI	4
	BB	1
	SO	10
	LOB	16

WP: 0 PA: 38
PB: 0
SB: 2
CS: 1

PITCHER		IP	WLS	BF	H	R	ER	SO	BB	IBB	HBP	BLK	WP	HR	S	P	ERA	WHIP
34 Noah Syndergaard, R ERA: 1.35	(1, 1)	7.0	W	27	8	1	1	5	0	0	0	0	0	0	38	39	1.29	1.143
67 Seth Lugo, R ERA: 3.86	(8, 1)	1.0		6	3	3	3	3	0	0	0	0	0	1	12	12	27.00	3.000
65 Robert Gsellman, R ERA: 3.75	(9, 1)	1.0	S	5	1	0	0	2	1	0	0	0	0	0	8	12	0.00	2.000

PITCHER	IP	WLS	BF	H	R	ER	SO	BB	IBB	HBP	BLK	WP	HR	S	P	ERA	WHIP

New York Mets @ Houston Astros

TTEAM Ballpark of the Palm Beaches, West Palm Beach, FL

Mon Mar 19 2018, 1:08 PM - 3:39 PM EDT

Att. 5,150 - Partly Cloudy - 82 F

livebaseballscorecards.com

TOP

Batter	1	2	3	4	5	6	7	8	9	AB	R	H	RBI	BB	SO	LOB
13 Asdrúbal Cabrera, S (1, 4) OBP: 0.333, SLG: 0.444 2 Gavin Cecchini, R (7, 4) OBP: 0.333, SLG: 0.500	1B		F8			L9		F9		3 1	0 0	1 0	0 0	0 0	0 0	0 1
52 Yoenis Cespedes, R (1, 7) OBP: 0.296, SLG: 0.615 81 John Mora, L (7, 7)	P3		L8			1B		L9		3 1	0 0	1 0	0 0	0 0	0 0	1 1
19 Jay Bruce, L (1, 9) OBP: 0.324, SLG: 0.500 16 Matthew den Dekker, L (7, 9) OBP: 0.302, SLG: 0.270	P5			23 S 1B		F7		1-3 2B		3 1	0 0	1 1	0 0	0 0	0 0	2 0
23 Adrián González, L (1, 3) OBP: 0.234, SLG: 0.205 82 Tyler Moore, L (8, 3) OBP: 0.167, SLG: 0.167	G3			B F S S 1-3 K 1-2		G6-3		C F S 0-3 K		4 0	0 0	0 0	0 0	0 0	2 0	5 0
21 Todd Frazier, R (1, 5) OBP: 0.250, SLG: 0.317 11 Ty Kelly, S (9, PR) OBP: 0.317, SLG: 0.250		P4		P3			P3		26 F9 2B	4 0	0 0	1 0	0 0	0 0	0 0	1 0
26 Kevin Plawecki, R (1, 2) OBP: 0.371, SLG: 0.452		L8		S F S 0-3 K			P4		F9 2-3	4	0	0	0	0	1	2
72 Phillip Evans, R (1, 10) OBP: 0.429, SLG: 0.525		1B			B B B B 4-0 60 G5-4-3 BB		1B		B B B B 4-0 12 L3 BB	2	0	2	0	2	0	0
12 Juan Lagares, R (1, 8) OBP: 0.233, SLG: 0.200		G5-3			C S S 0-3 K		L3		L3 1-1	4	0	0	0	0	1	6
60 Luis Guillorme, L (1, 6) OBP: 0.447, SLG: 0.417			G5-3		G5-4-3 1-2f			16 2B 1B		3	0	1	0	0	0	1
Inning Stats	R: 0 E: 0 K: 0 S: 4 H: 1 LOB: 1 BB: 0 P: 4	R: 0 E: 0 K: 0 S: 4 H: 1 LOB: 1 BB: 0 P: 4	R: 0 E: 0 K: 0 S: 3 H: 0 LOB: 0 BB: 0 P: 3	R: 0 E: 0 K: 2 S: 8 H: 1 LOB: 1 BB: 0 P: 9	R: 0 E: 0 K: 1 S: 4 H: 0 LOB: 0 BB: 1 P: 8	R: 0 E: 0 K: 0 S: 4 H: 1 LOB: 1 BB: 0 P: 4	R: 0 E: 0 K: 0 S: 4 H: 1 LOB: 1 BB: 0 P: 4	R: 0 E: 0 K: 1 S: 7 H: 2 LOB: 2 BB: 0 P: 7	R: 0 E: 0 K: 0 S: 3 H: 1 LOB: 2 BB: 1 P: 7	1B: 6 2B: 3 3B: 0 HR: 0 SF: 0 SAC: 0 DP: 2 HBP: 0						

	AB	33
	R	0
	H	8
	RBI	0
	BB	2
	SO	4
	LOB	20

WP: 0 PB: 0 SB: 1 CS: 0 PA: 35

PITCHER		IP	WLS	BF	H	R	ER	SO	BB	IBB	HBP	BLK	WP	HR	S	P	ERA	WHIP
35 Justin Verlander, R ERA: 1.64	(1, 1)	7.0	W	26	5	0	0	3	1	0	0	0	0	0	31	36	0.00	0.857
29 Tony Sipp, L ERA: 5.87	(8, 1)	1.0	H	5	2	0	0	1	0	0	0	0	0	0	7	7	0.00	2.000
36 Will Harris, R ERA: 2.84	(9, 1)	1.0	S	4	1	0	0	0	1	0	0	0	0	0	3	7	0.00	2.000

PITCHER	IP	WLS	BF	H	R	ER	SO	BB	IBB	HBP	BLK	WP	HR	S	P	ERA	WHIP

BOTTOM

New York Mets @ Houston Astros

Ballpark of the Palm Beaches, West Palm Beach, FL

Mon Mar 19 2018, 1:08 PM - 3:39 PM EDT

Att. 5,150 - Partly Cloudy - 82 F

livebaseballscorecards.com

Batter	1	2	3	4	5	6	7	8	9	AB	R	H	RBI	BB	SO	LOB
4 George Springer, R (1, 9) OBP: 0.378, SLG: 0.500	G6-3		L5		K			K		3	0	0	0	0	1	0
(3, 7)																
(5, 8)																
21 Derek Fisher, L (7, 9) OBP: 0.319, SLG: 0.342										1	0	0	0	0	1	1
2 Alex Bregman, R (1, 5) OBP: 0.388, SLG: 0.475	G6-3		27 1B 2B			K		91 FC6-4 1-2 1B		3	1	1	0	0	1	0
28 J.D. Davis, R (7, 5) OBP: 0.391, SLG: 0.628										1	0	1	0	0	0	0
27 Jose Altuve, R (1, 4) OBP: 0.359, SLG: 0.486	G5-3		2-H 1B			K		FC6-4 1-2f 2-3		3	0	1	1	0	1	0
91 Josh Rojas, L (7, 4)										1	0	0	0	0	0	2
1 Carlos Correa, R (1, 6) OBP: 0.362, SLG: 0.395		HR	K			2B		G6-3		3	1	2	1	0	1	1
92 Alex De Goti, R (6, PR) OBP: 0.350, SLG: 0.556										1	0	0	0	0	0	2
(7, 6)																
9 Marwin Gonzalez, S (1, 3) OBP: 0.364, SLG: 0.463		L9		F9		K				3	0	0	0	0	1	1
13 Tyler White, R (7, 3) OBP: 0.378, SLG: 0.515										0	0	0	0	0	0	0
22 Josh Reddick, L (1, 7) OBP: 0.343, SLG: 0.323		6 S 2B		G6-3			E4 6 CS 1B			2	0	1	0	0	0	0
(3, 8)																
(5, 9)																
18 Tony Kemp, L (7, 7) OBP: 0.283, SLG: 0.265										1	0	1	0	0	0	0
(8, 8)																
11 Evan Gattis, R (1, 10) OBP: 0.405, SLG: 0.294		P4		G6-3			P4			3	0	0	0	0	0	2
6 Jake Marisnick, R (1, 8) OBP: 0.304, SLG: 0.308		K 2-3			K		BB 44 PO 2-3			2	0	0	0	1	2	1
(3, 9)																
(5, 7)																
(7, 8)																
95 Jake Meyers, R (7, PR)										0	0	0	0	0	0	0
(8, 7)																
16 Brian McCann, L (1, 2)			K		K		PO 1-2	91 FC6-4 28 1B 1B		2	0	0	0	0	2	0
44 Tim Federowicz, R (7, 2) OBP: 0.313, SLG: 0.286										1	0	1	0	0	0	0

Inning Stats	1	2	3	4	5	6	7	8	9
	R: 0 H: 0 E: 0 LOB: 0 K: 0 BB: 0 S: 3 P: 3	R: 1 H: 2 E: 0 LOB: 1 K: 1 BB: 0 S: 7 P: 9	R: 1 H: 2 E: 0 LOB: 1 K: 2 BB: 0 S: 9 P: 9	R: 0 H: 0 E: 0 LOB: 0 K: 0 BB: 0 S: 3 P: 3	R: 0 H: 0 E: 0 LOB: 0 K: 3 BB: 0 S: 9 P: 9	R: 0 H: 1 E: 0 LOB: 1 K: 3 BB: 0 S: 10 P: 10	R: 0 H: 1 E: 1 LOB: 1 K: 0 BB: 1 S: 2 P: 7	R: 0 H: 2 E: 0 LOB: 2 K: 1 BB: 0 S: 7 P: 7	

1B: 4 SF: 0
2B: 3 SAC: 0
3B: 0 DP: 0
HR: 1 HBP: 0

WP: 0 PA: 32
PB: 0
SB: 1
CS: 1

	AB	30
	R	2
	H	8
	RBI	2
	BB	1
	SO	10
	LOB	10

PITCHER		IP	WLS	BF	H	R	ER	SO	BB	IBB	HBP	BLK	WP	HR	S	P	ERA	WHIP
32 Steven Matz, L ERA: 7.88	(1, 1)	6.0	L	23	5	2	2	9	0	0	0	0	0	1	41	43	3.00	0.833
39 Jerry Blevins, L ERA: 2.84	(7, 1)	0.1		2	1	0	0	0	0	0	0	0	0	0	2	2	0.00	3.000
44 AJ Ramos, R ERA: 5.4	(7, 1)	0.2		1	0	0	0	0	1	0	0	0	0	0	0	5	0.00	1.500
38 Anthony Swarzak, R ERA: 3.0	(8, 1)	0.1		3	2	0	0	1	0	0	0	0	0	0	5	5	0.00	6.000
27 Jeurys Familia, R ERA: 6.43	(8, 1)	0.2		2	0	0	0	0	0	0	0	0	0	0	2	2	0.00	0.000

PITCHER		IP	WLS	BF	H	R	ER	SO	BB	IBB	HBP	BLK	WP	HR	S	P	ERA	WHIP

Batter	1	2	3	4	5	6	7	8	9	AB	R	H	RBI	BB	SO	LOB
9 Brandon Nimmo, L (1, 9) OBP: 0.361, SLG: 0.585	C C S 0-3 ① K		X 0-0 52 BB 2-H 1B		S S S 0-3 ③ K		S F S 0-3 ② K	S S S 0-3 ③ K		4	0	1	1	0	3	1
83 Patrick Biondi, L (7, 9) OBP: 0.364, SLG: 0.300										1	0	0	0	0	1	1
52 Yoenis Cespedes, R (1, 7) OBP: 0.323, SLG: 0.571	S S C 0-3 ② K		B B B 4-0 1-2 BB			B B B B 4-0 23 HR BB	X 0-0 P6 ③		S S S 0-3 ① K	2	0	0	0	2	1	0
87 Jhoan Urena, S (7, 7)										1	0	0	0	0	1	0
23 Adrián González, L (1, 3) OBP: 0.255, SLG: 0.277	X 0-0 ③ G4-3		S S S 0-3 ③ K			1 SAFE B S F B B X 3-2 ① 1-2 HR		B B B B 4-0 21 E 7 1B BB	X 0-0 ② G5-3	3	1	1	1	1	1	2
72 Phillip Evans, R (8, PR) OBP: 0.420, SLG: 0.512										1	1	0	0	0	0	0
(8, 3)																
21 Todd Frazier, R (1, 5) OBP: 0.229, SLG: 0.289		X 0-0 ① G3		X 0-0 ① P6		X 0-0 ② P4		1 SAFE 1 SAFE X 0-0 ① P4 1-3	S S C 0-3 ③ K	4	0	0	0	0	0	1
85 L.J. Mazzilli, R (8, 5) OBP: 0.273, SLG: 0.455										1	0	0	0	0	1	0
7 José Reyes, S (1, 4) OBP: 0.238, SLG: 0.256		X 0-0 ② L9		X 0-0 ② F7		X 0-0 18 S 1B		X 0-0 18 HR 3-H 1B		4	0	2	1	0	0	0
85 Andrew Ely, L (8, PR)										0	1	0	0	0	0	0
(8, 4)																
26 Kevin Plawecki, R (1, 2) OBP: 0.351, SLG: 0.424		X 0-0 ③ G5-3		X 0-0 ③ G5-3		C X 0-1 ③ G4-3 1-2		X 0-0 1-H HR		2	0	0	0	0	0	0
18 Travis d'Arnaud, R (6, PH) OBP: 0.450, SLG: 0.697										2	1	1	2	0	0	1
(6, 2)																
12 Juan Lagares, R (1, 8) OBP: 0.255, SLG: 0.227			X 0-0 ① G1-6-3		X 0-0 33 FC1-5-6 33 E 1B		S S S 0-3 ① K	X 0-0 1 S 1 3B 1B		4	1	2	0	0	1	0
1 Amed Rosario, R (1, 6) OBP: 0.350, SLG: 0.526			X 0-0 33 G6-3 9 1B 1B		S S C 0-3 ①		X 0-0 4 HR 1B	X 0-0 1-H 87 FC3-2-5-1 3B		4	2	3	1	0	1	1
33 Matt Harvey, R (1, 1) 51 Paul Sewald, R (6, 1) 4 Wilmer Flores, R (7, PH) OBP: 0.392, SLG: 0.600 35 Jacob Rhame, R (7, 1) 87 Jacob Zanon, R (8, PH) 50 Rafael Montero, R (8, 1) 47 Hansel Robles, R (8, 1)			X 0-0 ② G6-3 1-2		1 SAFE X 0-0 ② FC1-5-6 1-2		S X 0-1 1-H HR	X 0-0 FC3-2-5-1 3-H		2 0 1 0 1 0 0	0 0 1 0 0 0 0	0 0 1 0 0 0 0	0 0 2 0 0 0 0	0 0 0 0 0 0 0	0 0 0 0 0 0 0	2 0 0 0 2 0 0
Inning Stats	R: 0 E: 0 K: 2 S: 7 H: 0 LOB: 0 BB: 0 P: 7	R: 0 E: 0 K: 0 S: 3 H: 0 LOB: 0 BB: 0 P: 3	R: 1 E: 0 K: 1 S: 7 H: 2 LOB: 2 BB: 1 P: 11	R: 0 E: 0 K: 0 S: 3 H: 0 LOB: 0 BB: 0 P: 3	R: 0 E: 1 K: 2 S: 8 H: 1 LOB: 1 BB: 0 P: 8	R: 1 E: 0 K: 0 S: 7 H: 2 LOB: 1 BB: 1 P: 14	R: 2 E: 0 K: 2 S: 10 H: 2 LOB: 0 BB: 0 P: 10	R: 4 E: 1 K: 1 S: 9 H: 4 LOB: 1 BB: 1 P: 13	R: 0 E: 0 K: 2 S: 7 H: 0 LOB: 0 BB: 0 P: 7	1B: 7 2B: 0 3B: 1 HR: 3 SF: 0 SAC: 0 DP: 0 HBP: 0						

PITCHER	IP	WLS	BF	H	R	ER	SO	BB	IBB	HBP	BLK	WP	HR	S	P	ERA	WHIP
59 Mike Mayers, R (1, 1) ERA:	2.0		6	0	0	0	2	0	0	0	0	0	0	10	10	0.00	0.000
95 Estarlin Arias, R (3, 1) ERA: 9.0	1.0		6	2	1	1	1	1	0	0	0	0	0	7	11	9.00	3.000
77 Josh Lucas, R (4, 1) ERA:	1.0		3	0	0	0	0	0	0	0	0	0	0	3	3	0.00	0.000
60 John Brebbia, R (5, 1) ERA: 4.7	1.0		4	1	0	0	2	0	0	0	0	0	0	8	8	0.00	1.000
30 Jason Motte, R (6, 1) ERA: 10.13	1.0		5	2	1	1	0	1	0	0	0	0	1	7	14	9.00	3.000

PITCHER	IP	WLS	BF	H	R	ER	SO	BB	IBB	HBP	BLK	WP	HR	S	P	ERA	WHIP
58 Preston Guilmet, R (7, 1) ERA: 3.6	1.0	B	5	2	2	2	2	0	0	0	0	0	1	10	10	18.00	2.000
26 Bud Norris, R (8, 1) ERA: 11.0	0.2	L	7	4	4	4	0	1	0	0	0	0	0	6	10	54.00	7.500
91 Ian McKinney, L (8, 1) ERA:	0.1		1	0	0	0	1	0	0	0	0	0	0	3	3	0.00	0.000
44 Luke Gregerson, R (9, 1) ERA:	1.0		3	0	0	0	2	0	0	0	0	0	0	7	7	0.00	0.000

TOP

New York Mets @ St. Louis Cardinals

Roger Dean Chevrolet Stadium, Jupiter, FL

Tue Mar 20 2018, 1:08 PM - 4:32 PM EDT

Att. 6,249 - Cloudy - 83 F

livebaseballscorecards.com

AB	37
R	8
H	11
RBI	8
BB	3
SO	10
LOB	11

BOTTOM

Batter	1	2	3	4	5	6	7	8	9	AB	R	H	RBI	BB	SO	LOB
25 Dexter Fowler, S (1, 9) OBP: 0.333, SLG: 0.436	SSS 0-3 ① K		x 0-0 ② 3B		x 0-0 G4-3 2-3		x 0-0 28 G5-4-3 1B	x 0-0 ③ G6-3		5	0	2	0	0	1	2
28 Tommy Pham, R (1, 8) OBP: 0.298, SLG: 0.390 26 Bud Norris, R (8, 1) 91 Ian McKinney, L (8, 1) 44 Luke Gregerson, L (9, 1) 93 Andrew Knizner, R (9, PH) OBP: 0.375, SLG: 0.560 91 Thomas Spitz, R (9, PR)	SSS 0-3 ② K		x 0-0 ③ G6-3		SSS 0-3 ③ K		x 0-0 ① G5-4-3 1-2f 2-3 ②		x 0-0 54 SH1-3 2B	4 0 0 0 1 0	0 0 0 0 0 0	0 0 0 0 1 0	0 0 0 0 0 0	0 0 0 0 0 0	2 0 0 0 0 0	4 0 0 0 0 0
13 Matt Carpenter, L (1, 5) OBP: 0.538, SLG: 0.700 54 Alex Mejia, R (7, 5) OBP: 0.179, SLG: 0.185	x 0-0 ③ F8			x 0-0 ① F9		x 0-0 ① L8	x 0-0 ③ G5-3		x 0-0 ① SH1-3 2-3	3 1	0 0	0 0	0 0	0 0	0 0	0 1
23 Marcell Ozuna, R (1, 7) OBP: 0.333, SLG: 0.477 75 Adolis García, R (6, PR) OBP: 0.354, SLG: 0.488 (7, 7)		SSC 0-3 ① K		x 0-0 38 1B 2B		x 0-0 38 BB 40 3B 1B		BBBB 4-0 34 2B 48 SF7 BB	SSS 0-3 ② K	3 1	0 2	2 0	0 0	0 1	1 1	0 2
38 José Martínez, R (1, 3) OBP: 0.383, SLG: 0.643 73 Patrick Wisdom, R (6, PR) OBP: 0.224, SLG: 0.205 (7, 3)		BBBB 4-0 4 S BB		x 0-0 4 G5-4-3 2-3 1B		BBBB 4-0 40 3B 1-2 BB		x 0-0 ① F7	x 0-0 ③ G6-3	1 2	0 1	1 0	0 0	2 0	0 0	0 3
4 Yadier Molina, R (1, 2) OBP: 0.326, SLG: 0.615 60 John Brebbia, L (5, 1) 30 Jason Motte, R (6, 1) 40 Luke Voit, R (6, PH) OBP: 0.340, SLG: 0.469 34 Yairo Muñoz, R (6, PR) OBP: 0.422, SLG: 0.595 (7, 6)	B x 1-0 ② F7 1-2		x 0-0 ② ③ G5-4-3 1-2f		x 0-0 12 SF9 1-H 2-H 3B			x 0-0 16 1B 46 E 1-3 2B		2 0 0 1 1	0 0 0 0 2	0 0 0 1 1	0 0 0 0 0	0 0 0 0 0	0 0 0 0 0	3 0 0 0 0
12 Paul DeJong, R (1, 6) OBP: 0.341, SLG: 0.639 58 Preston Guilmet, R (7, 1) 48 Harrison Bader, R (8, 8) OBP: 0.313, SLG: 0.432	x 0-0 ③ F8		B x 1-0 HR		x 0-0 ② SF9 3-H			x 0-0 ② SF7 3-H		2 0 0	1 0 0	1 0 0	2 0 1	0 0 0	0 0 0	1 0 0
16 Kolten Wong, L (1, 4) OBP: 0.300, SLG: 0.235		x 0-0 ① G4-3	BBBB 4-0 46 2B BB		x 0-0 ③ L4			x 0-0 46 E 2-3 1B		3	1	1	0	1	0	2
59 Mike Mayers, R (1, 1) 95 Estarlin Arias, R (3, 1) 35 Greg Garcia, L (3, PH) OBP: 0.400, SLG: 0.333 77 Josh Lucas, R (4, 1) 46 Francisco Peña, R (5, 2) OBP: 0.350, SLG: 0.421 78 Randy Arozarena, R (8, PR) OBP: 0.395, SLG: 0.514 61 Steven Baron, R (9, 2) OBP: 0.200, SLG: 0.300		SSC 0-3 ② K		1 SAFE x 0-0 ① 25 G4-3 1-2 2B			x 0-0 28 G5-4-3 2B	x 0-0 E5 2-H 3-H		0 0 1 0 3 0 0	0 0 0 0 0 0 0	0 0 0 0 2 0 0	0 0 0 0 0 0 0	0 0 1 0 0 0 0	0 0 0 0 0 0 0	0 0 0 0 0 0 0
Inning Stats	R: 0 E: 0 K: 2 S: 7 H: 0 LOB: 0 BB: 0 P: 7	R: 0 E: 0 K: 1 S: 5 H: 0 LOB: 1 BB: 1 P: 10	R: 0 E: 0 K: 1 S: 6 H: 1 LOB: 1 BB: 0 P: 6	R: 0 E: 0 K: 0 S: 4 H: 2 LOB: 1 BB: 0 P: 4	R: 1 E: 0 K: 1 S: 6 H: 2 LOB: 1 BB: 1 P: 11	R: 3 E: 0 K: 0 S: 5 H: 2 LOB: 2 BB: 1 P: 9	R: 0 E: 0 K: 0 S: 4 H: 2 LOB: 1 BB: 0 P: 4	R: 3 E: 1 K: 0 S: 6 H: 2 LOB: 1 BB: 1 P: 10	R: 0 E: 0 K: 1 S: 6 H: 1 LOB: 2 BB: 0 P: 6	1B: 4 2B: 5 3B: 2 HR: 1	SF: 2 SAC: 1 DP: 2 HBP: 0				WP: 0 PB: 0 SB: 1 CS: 0	PA: 41	

PITCHER	IP	WLS	BF	H	R	ER	SO	BB	IBB	HBP	BLK	WP	HR	S	P	ERA	WHIP
33 Matt Harvey, R (1, 1) ERA: 4.5	5.1		21	5	1	1	5	2	0	0	0	0	1	29	39	1.69	1.312
51 Paul Sewald, R (6, 1) ERA: 4.5	0.2	B	5	2	3	3	0	1	0	0	0	0	0	4	8	40.50	4.500
35 Jacob Rhame, R (7, 1) ERA: 4.0	1.0	W	4	2	0	0	0	0	0	0	0	0	0	4	4	0.00	2.000
50 Rafael Montero, R (8, 1) ERA: 9.0	0.1		3	1	2	1	0	1	0	0	0	0	0	2	6	27.00	6.000
47 Hansel Robles, R (8, 1) ERA: 9.26	1.2	S	8	2	1	0	1	0	0	0	0	0	0	10	10	0.00	1.200

PITCHER	IP	WLS	BF	H	R	ER	SO	BB	IBB	HBP	BLK	WP	HR	S	P	ERA	WHIP

New York Mets @ St. Louis Cardinals

Roger Dean Chevrolet Stadium, Jupiter, FL

Tue Mar 20 2018, 1:08 PM - 4:32 PM EDT

Att. 6,249 - Cloudy - 83 F

livebaseballscorecards.com

AB	34
R	7
H	12
RBI	5
BB	4
SO	6
LOB	18

Batter	1	2	3	4	5	6	7	8	9	AB	R	H	RBI	BB	SO	LOB
2 Adam Eaton, L (1, 7) OBP: 0.545, SLG: 0.800	F7	12 E 6 1B 1-3 3-H 1B		K		G5-3			17 FC6-4 61 1B 1B	3	1	1	1	0	1	0
55 Tim Collins, L (4, 1)										0	0	0	0	0	0	0
64 Spencer Kieboom, R (6, PH) OBP: 0.385, SLG: 0.314 (6, 3)										2	0	1	0	0	0	0
12 Howie Kendrick, R (1, 3) OBP: 0.364, SLG: 0.379	6 E 32 1B 1B	E6 6 E 6 1B 1-2 3-H		K		G5-3			17 FC6-4 1-2 1B	4	1	1	1	0	1	1
27 Shawn Kelley, R (6, 1)										0	0	0	0	0	0	0
61 Chris Dominguez, R (7, 5) OBP: 0.341, SLG: 0.650										1	0	1	0	0	0	0
6 Anthony Rendon, R (1, 5) OBP: 0.447, SLG: 0.469	E5 32 1B 3 1B 1-2	E8 1-3 2-H 1B		2B			F7		FC6-4 29 G5-4-3 1-2f 2-3	4	1	2	1	0	0	1
17 Alejandro De Aza, L (7, 7) OBP: 0.200, SLG: 0.200										1	0	0	0	0	0	2
32 Matt Wieters, S (1, 2) OBP: 0.382, SLG: 0.379	18 G5-3 3 1B 1-3 2-H 1B	K		L3			F7		G5-4-3 1-2f	4	0	1	1	0	1	3
29 Pedro Severino, R (7, 2) OBP: 0.222, SLG: 0.125										1	0	0	0	0	0	2
3 Michael Taylor, R (1, 8) OBP: 0.320, SLG: 0.348	1-2 3-H 1B	K			G6-3		18 FC6-4 1B			4	0	2	1	0	1	2
63 Osvaldo Abreu, R (7, 4) OBP: 0.214, SLG: 0.083										0	0	0	0	0	0	0
18 Ryan Raburn, R (1, 9) OBP: 0.179, SLG: 0.080	G5-3 2-3f		57 FC4-6 1B		K		FC6-4 1-2f			4	0	1	0	0	1	3
62 Sean Doolittle, L (7, 1)										0	0	0	0	0	0	0
36 Sammy Solís, R (8, 1)										0	0	0	0	0	0	0
17 Reid Brignac, L (1, 6) OBP: 0.452, SLG: 0.185		K	F8		BB			L8		3	0	0	0	1	1	1
5 Adrián Sanchez, R (8, 6) OBP: 0.286, SLG: 0.273										0	0	0	0	0	0	0
57 Tanner Roark, R (1, 1) OBP: 0.500, SLG: 1.000		1 1B 2 1B 2B	FC4-6 1-2f		K			K		2	1	1	0	0	0	1
45 Andrew Stevenson, L (4, 7) OBP: 0.300, SLG: 0.457										2	0	0	0	0	2	1
(7, 8)																
1 Wilmer Difo, S (1, 4) OBP: 0.204, SLG: 0.191		2 1B 12 E 2-3 1B	G4-3			K		G6-3		3	1	1	0	0	1	1
49 Moisés Sierra, R (7, 9) OBP: 0.404, SLG: 0.511										1	0	0	0	0	0	0
Inning Stats	R: 2 H: 3 E: 1 LOB: 1 K: 0 BB: 0 S: 6 P: 6	R: 3 H: 4 E: 2 LOB: 2 K: 3 BB: 0 S: 14 P: 14	R: 0 H: 1 E: 0 LOB: 1 K: 0 BB: 0 S: 4 P: 4	R: 0 H: 1 E: 0 LOB: 1 K: 2 BB: 0 S: 8 P: 8	R: 0 H: 0 E: 0 LOB: 1 K: 2 BB: 1 S: 7 P: 11	R: 0 H: 0 E: 0 LOB: 0 K: 1 BB: 0 S: 5 P: 5	R: 0 H: 1 E: 0 LOB: 1 K: 0 BB: 0 S: 4 P: 4	R: 0 H: 0 E: 0 LOB: 0 K: 1 BB: 0 S: 5 P: 5	R: 0 H: 2 E: 0 LOB: 1 K: 0 BB: 0 S: 4 P: 4	1B: 10 SF: 0 2B: 2 SAC: 0 3B: 0 DP: 2 HR: 0 HBP: 0						

PITCHER		IP	WLS	BF	H	R	ER	SO	BB	IBB	HBP	BLK	WP	HR	S	P	ERA	WHIP
45 Zack Wheeler, R ERA: 8.1	(1, 1)	2.0		14	7	5	3	3	0	0	0	0	0	0	20	20	13.50	3.500
67 Seth Lugo, R ERA: 2.87	(3, 1)	4.0	W	15	2	0	0	5	1	0	0	0	0	0	24	28	0.00	0.750
51 Paul Sewald, R ERA: 4.09	(7, 1)	1.0		4	1	0	0	0	0	0	0	0	0	0	4	4	0.00	1.000
35 Jacob Rhame, R ERA: 3.6	(8, 1)	1.0		3	0	0	0	1	0	0	0	0	0	0	5	5	0.00	0.000
65 Robert Gsellman, R ERA: 3.46	(9, 1)	1.0		4	2	0	0	0	0	0	0	0	0	0	4	4	0.00	2.000

PITCHER	IP	WLS	BF	H	R	ER	SO	BB	IBB	HBP	BLK	WP	HR	S	P	ERA	WHIP

TOP

Washington Nationals @ New York Mets

First Data Field, Port St. Lucie, FL

Thu Mar 22 2018, 6:12 PM - 8:53 PM EDT

Att. 6,733 - Clear - 69 F

livebaseballscorecards.com

AB	39
R	5
H	12
RBI	5
BB	1
SO	9
LOB	18

1B: 10	SF: 0	WP: 0	PA: 40
2B: 2	SAC: 0	PB: 0	
3B: 0	DP: 2	SB: 0	
HR: 0	HBP: 0	CS: 0	

Washington Nationals @ New York Mets

First Data Field, Port St. Lucie, FL

Thu Mar 22 2018, 6:12 PM - 8:53 PM EDT

Att. 6,733 - Clear - 69 F

livebaseballscorecards.com

BOTTOM

Batter	1	2	3	4	5	6	7	8	9	AB	R	H	RBI	BB	SO	LOB
9 Brandon Nimmo, L (1, 8) OBP: 0.379, SLG: 0.621	F8		G3-6 1-2f	19 HR 1-3 2-H 2B		52 HR 1B	2B			5	2	3	1	0	0	1
52 Yoenis Cespedes, R (1, 7) OBP: 0.371, SLG: 0.839 81 Champ Stuart, R (7, 7)	19 G3-1 2B		HR SF7 3-H			1-H HR	K			3	2	3	4	0	0	0
										1	0	0	0	0	1	1
19 Jay Bruce, L (1, 9) OBP: 0.350, SLG: 0.583 81 John Mora, L (6, 9)	G3-1 2-3		21 1B 23 1B BB 2-H HR			K	K	K		2	2	1	2	1	0	1
										2	0	0	0	0	2	0
21 Todd Frazier, R (1, 5) OBP: 0.269, SLG: 0.375 82 Luis Carpio, R (7, 5)	P4		HBP 77 1B 23 1B 1-2 1B	HBP		HR		K		3	2	2	1	0	0	1
										1	0	0	0	0	1	0
13 Asdrúbal Cabrera, S (1, 4) OBP: 0.302, SLG: 0.400 85 Andrew Ely, L (7, 4)		G4-3	F8 P4			G4-3		K		4	0	0	0	0	0	3
										1	0	0	0	0	1	0
23 Adrián González, L (1, 3) OBP: 0.273, SLG: 0.294 90 Matt Oberste, R (6, PR) OBP: 0.500, SLG: 1.000 (7, 3)		F8	77 1B 1 HBP 67 1B 1-2 2-H 1B		F7	1B				4	1	2	1	0	0	0
										0	0	0	0	0	0	0
1 Amed Rosario, R (1, 6) OBP: 0.364, SLG: 0.537	K		77 1B 67 1B 1-2 2-3 HBP		77 S 2B	F9				3	1	1	0	0	1	1
77 Tomás Nido, R (1, 2) OBP: 0.364, SLG: 0.500 26 Kevin Plawecki, R (7, 2) OBP: 0.342, SLG: 0.412		67 FC1-6 1B	67 1B 9 2B 1-2 2-3 3-H 1B	K 2-3		F7				3	1	2	1	0	1	1
										1	0	0	0	0	0	0
45 Zack Wheeler, L (1, 1) 67 Seth Lugo, R (3, 1) OBP: 0.333, SLG: 0.333 51 Paul Sewald, R (7, 1) 72 Phillip Evans, R (7, PH) OBP: 0.412, SLG: 0.500 35 Jacob Rhame, R (8, 1) 65 Robert Gsellman, R (9, 1)		FC1-6 9 G3-6 1-2f	9 2B 52 SF7 1-2 2-H 3-H 1B	K			K			0	0	0	0	0	0	0
										3	1	1	2	0	1	2
										0	0	0	0	0	0	0
										1	0	0	0	0	1	0
										0	0	0	0	0	0	0
										0	0	0	0	0	0	0
Inning Stats	R: 0 E: 0 K: 0 S: 4 H: 1 LOB: 1 BB: 0 P: 4	R: 0 E: 0 K: 1 S: 5 H: 0 LOB: 0 BB: 0 P: 5	R: 0 E: 0 K: 0 S: 3 H: 1 LOB: 0 BB: 0 P: 3	R: 9 E: 0 K: 0 S: 13 H: 7 LOB: 1 BB: 1 P: 23	R: 0 E: 0 K: 2 S: 8 H: 1 LOB: 1 BB: 0 P: 9	R: 3 E: 0 K: 1 S: 11 H: 4 LOB: 1 BB: 0 P: 11	R: 0 E: 0 K: 2 S: 8 H: 1 LOB: 1 BB: 0 P: 8	R: 0 E: 0 K: 3 S: 9 H: 0 LOB: 0 BB: 0 P: 9		1B: 7 2B: 4 3B: 0 HR: 4 SF: 1 SAC: 0 DP: 1 HBP: 2						

	AB	37
	R	12
	H	15
	RBI	12
	BB	1
	SO	9
	LOB	11

WP: 0 PB: 0 SB: 1 CS: 0 PA: 41

PITCHER		IP	WLS	BF	H	R	ER	SO	BB	IBB	HBP	BLK	WP	HR	S	P	ERA	WHIP
57 Tanner Roark, R ERA: 7.23	(1, 1)	3.2	L	21	9	9	9	1	1	0	1	0	0	2	24	33	22.09	2.727
55 Tim Collins, L ERA: 3.12	(4, 1)	1.1		6	1	0	0	2	0	0	1	0	0	0	9	11	0.00	0.750
27 Shawn Kelley, R ERA: 9.0	(6, 1)	1.0		7	4	3	3	1	0	0	0	0	0	2	11	11	27.00	4.000
62 Sean Doolittle, L ERA:	(7, 1)	1.0		4	1	0	0	2	0	0	0	0	0	0	8	8	0.00	1.000
36 Sammy Solís, L ERA: 2.0	(8, 1)	1.0		3	0	0	0	3	0	0	0	0	0	0	9	9	0.00	0.000

PITCHER	IP	WLS	BF	H	R	ER	SO	BB	IBB	HBP	BLK	WP	HR	S	P	ERA	WHIP

Batter	1	2	3	4	5	6	7	8	9	AB	R	H	RBI	BB	SO	LOB
25 Dexter Fowler, S (1, 9) OBP: 0.327, SLG: 0.422 75 Adolis García, R (5, 9) OBP: 0.373, SLG: 0.489 (7, 8)	28 F9 / 13 1B / 2B		G4-3 / 2-3		E9		1B		HBP	3 1	1 0	1 1	0 0	0 0	0 0	1 0
28 Tommy Pham, R (1, 8) OBP: 0.279, SLG: 0.340 78 Randy Arozarena, R (7, 9) OBP: 0.375, SLG: 0.500	F9 / 2-3		K		K		K		P3	4 1	0 0	0 0	0 0	0 0	3 0	4 2
13 Matt Carpenter, L (1, 5) OBP: 0.609, SLG: 0.889 54 Alex Mejia, R (9, PH) OBP: 0.200, SLG: 0.179 (9, 5)	38 G5-4-3 / 1B / 3-H		L3			38 2B / 2B	F8		F8	4 1	1 0	2 0	1 0	0 0	0 0	2 2
38 José Martínez, R (1, 3) OBP: 0.385, SLG: 0.630 73 Patrick Wisdom, R (6, PR) OBP: 0.231, SLG: 0.196 (6, 3)	G5-4-3 / 1-2f			G4-3		35 G6-3 / 34 1B / 2B / 2-H	K			3 1	0 1	1 0	1 0	0 0	0 1	1 1
12 Paul DeJong, R (1, 6) OBP: 0.319, SLG: 0.643		G3		K		F7		F9		4	0	0	0	0	1	1
35 Greg Garcia, L (1, 10) OBP: 0.380, SLG: 0.333 90 Granden Goetzman, R (8, PH) (8, 10)		F7		1B		G6-3 / 2-3		F7		3 1	0 0	1 0	0 0	0 0	0 0	1 0
34 Yairo Muñoz, R (1, 7) OBP: 0.411, SLG: 0.596		L9		G6-3		16 1B / 46 E / 1B / 3-H		G5-3		4	1	1	1	0	0	1
16 Kolten Wong, L (1, 4) OBP: 0.362, SLG: 0.308 93 Andrew Knizner, R (6, 2) OBP: 0.371, SLG: 0.519			46 1B / 2B		F9	46 S / 1-3 / 1B			66 WP / BB	3 0	1 0	2 0	0 0	0 1	0 0	0 0
46 Francisco Peña, R (1, 2) OBP: 0.333, SLG: 0.391 66 Wilfredo Tovar, R (6, 4) OBP: 0.316, SLG: 0.389			25 G4-3 / 2-H / 1B		G6-3	1-2 / 3-H			G3 / 1-2	3 1	0 0	1 0	1 0	0 0	1 0	2 1
Inning Stats	R: 1 E: 0 K: 0 S: 4 H: 2 LOB: 0 BB: 0 P: 4	R: 0 E: 0 K: 0 S: 3 H: 0 LOB: 0 BB: 0 P: 3	R: 1 E: 0 K: 1 S: 7 H: 2 LOB: 1 BB: 0 P: 7	R: 0 E: 0 K: 1 S: 6 H: 1 LOB: 1 BB: 0 P: 6	R: 0 E: 1 K: 1 S: 6 H: 0 LOB: 1 BB: 0 P: 6	R: 3 E: 0 K: 1 S: 9 H: 4 LOB: 1 BB: 0 P: 10	R: 0 E: 0 K: 2 S: 8 H: 1 LOB: 1 BB: 0 P: 8	R: 0 E: 0 K: 0 S: 3 H: 0 LOB: 0 BB: 0 P: 3	R: 0 E: 0 K: 0 S: 3 H: 0 LOB: 2 BB: 1 P: 9	1B: 6 2B: 4 3B: 0 HR: 0 SF: 0 SAC: 0 DP: 1 HBP: 1						

PITCHER		IP	WLS	BF	H	R	ER	SO	BB	IBB	HBP	BLK	WP	HR	S	P	ERA	WHIP
87 Drew Gagnon, R ERA: 3.0	(1, 1)	4.0	L	16	5	2	2	2	0	0	0	0	0	0	20	20	4.50	1.250
51 Paul Sewald, R ERA: 3.75	(5, 1)	1.0		4	0	0	0	1	0	0	0	0	0	0	6	6	0.00	0.000
35 Jacob Rhame, R ERA: 5.06	(6, 1)	0.2		5	3	3	2	0	0	0	0	0	0	0	5	5	27.00	4.500
61 Kevin McGowan, R ERA: 20.65	(6, 1)	1.1		6	2	0	0	3	0	0	0	0	0	0	12	13	0.00	1.500
86 Tim Peterson, R ERA:	(8, 1)	1.0		3	0	0	0	0	0	0	0	0	0	0	3	3	0.00	0.000

PITCHER		IP	WLS	BF	H	R	ER	SO	BB	IBB	HBP	BLK	WP	HR	S	P	ERA	WHIP
81 Matt Blackham, R ERA:	(9, 1)	1.0		5	0	0	0	0	1	0	1	0	1	0	3	9	0.00	1.000

TOP

St. Louis Cardinals @ New York Mets

First Data Field, Port St. Lucie, FL

Fri Mar 23 2018, 1:13 PM - 3:48 PM EDT

Att. 6,905 - Sunny - 67 F

livebaseballscorecards.com

AB	37
R	5
H	10
RBI	4
BB	1
SO	6
LOB	19

WP: 1	PA: 39					
PB: 0						
SB: 1						
CS: 0						

St. Louis Cardinals @ New York Mets

First Data Field, Port St. Lucie, FL

Fri Mar 23 2018, 1:13 PM - 3:48 PM EDT

Att. 6,905 - Sunny - 67 F

BOTTOM

livebaseballscorecards.com

Batter	1	2	3	4	5	6	7	8	9	AB	R	H	RBI	BB	SO	LOB
30 Michael Conforto, L (1, 10) OBP: 0.250, SLG: 0.250	S S S 0-3 K ①		x 0-0 G1-3 ②		x 0-0 G4-3 ③		x 0-0 1-2 1B			4	0	1	0	0	1	2
19 Jay Bruce, L (1, 9) 81 John Mora, L (7, 9)	S S S 0-3 K ②		S S S 0-3 K ③			C C C 0-3 K ①	x 0-0 G4-3 ③			3 1	0 0	0 0	0 0	0 0	3 0	1 2
4 Wilmer Flores, R (1, 3) 82 Tyler Moore, L (8, 3) OBP: 0.143, SLG: 0.143	x 0-0 ③ 1B			x 0-0 P4 ①		B B B 4-0 7 2B BB		x 0-0 P6 ①		2 1	0 0	1 0	0 0	1 0	0 0	0 0
7 José Reyes, S (1, 4) 84 Michael Paez, R (8, 4)		x 0-0 G4-3 ①		x 0-0 G3-1 ②		x 0-0 1-3 2B		x 0-0 P6 ②		3 1	0 0	1 0	0 0	0 0	0 0	0 0
72 Phillip Evans, R (1, 5) (9, 2) OBP: 0.382, SLG: 0.457		x 0-0 G4-3 ②		C C C 0-3 K ③		x 0-0 P4 ②		C C C 0-3 K ③		4	0	0	0	0	2	2
18 Travis d'Arnaud, R (1, 2) 84 Jeff McNeil, L (9, 5) OBP: 0.442, SLG: 0.667 OBP: 0.400, SLG: 0.250		x 0-0 12 WP 1B			x 0-0 G6-3 ①	x 0-0 L8 ③			C C C 0-3 K ①	3 1	0 0	1 0	0 0	0 0	0 1	2 0
12 Juan Lagares, R (1, 8) OBP: 0.255, SLG: 0.213	B x 1-0 G6-3 ③ 1-2				B B B 4-0 16 G4-3 84 2B BB		x 0-0 F8 ①		x 0-0 G5-3 ②	3	1	0	0	1	0	1
16 Matthew den Dekker, L (1, 7) OBP: 0.298, SLG: 0.268			x 0-0 84 G4-3 1B		x 0-0 G4-3 ② 1-2		x 0-0 G3 ②		x 0-0 G3-1 ③	4	0	1	0	0	0	1
84 Andrés Giménez, L (1, 6) OBP: 0.600, SLG: 0.800			x 0-0 G4-3 ① 1-2		x 0-0 2-H 2B		x 0-0 30 1B 1B			3	0	2	1	0	0	1
Inning Stats	R: 0 E: 0 K: 2 S: 7 H: 1 LOB: 1 BB: 0 P: 7	R: 0 E: 0 K: 0 S: 4 H: 1 LOB: 1 BB: 0 P: 5	R: 0 E: 0 K: 1 S: 6 H: 1 LOB: 1 BB: 0 P: 6	R: 0 E: 0 K: 1 S: 5 H: 0 LOB: 0 BB: 0 P: 5	R: 1 E: 0 K: 0 S: 4 H: 1 LOB: 1 BB: 1 P: 8	R: 0 E: 0 K: 1 S: 6 H: 1 LOB: 2 BB: 1 P: 10	R: 0 E: 0 K: 0 S: 5 H: 2 LOB: 2 BB: 0 P: 5	R: 0 E: 0 K: 1 S: 5 H: 0 LOB: 0 BB: 0 P: 5	R: 0 E: 0 K: 1 S: 5 H: 0 LOB: 0 BB: 0 P: 5	1B: 5 2B: 2 3B: 0 HR: 0	SF: 0 SAC: 0 DP: 0 HBP: 0					

PITCHER	IP	WLS	BF	H	R	ER	SO	BB	IBB	HBP	BLK	WP	HR	S	P	ERA	WHIP
Dakota Hudson, R (1, 1) ERA: 1.86	5.0	W	19	4	1	1	4	1	0	0	0	1	0	26	31	1.80	1.000
36 Sean Gilmartin, L (6, 1) ERA: 3.6	2.0		10	3	0	0	1	1	0	0	0	0	0	11	15	0.00	2.000
27 Brett Cecil, L (8, 1) ERA: 4.5	1.0		3	0	0	0	1	0	0	0	0	0	0	5	5	0.00	0.000
70 Tyler Lyons, L (9, 1) ERA: 3.24	1.0		3	0	0	0	1	0	0	0	0	0	0	5	5	0.00	0.000

PITCHER	IP	WLS	BF	H	R	ER	SO	BB	IBB	HBP	BLK	WP	HR	S	P	ERA	WHIP

AB	33
R	1
H	7
RBI	1
BB	2
SO	7
LOB	12

WP: 1 PB: 0 SB: 0 CS: 0 PA: 35

Batter	1	2	3	4	5	6	7	8	9	AB	R	H	RBI	BB	SO	LOB
30 Michael Conforto, L (1, 8) OBP: 0.375, SLG: 0.167 81 Champ Stuart, R (6, 8) OBP: 0.500, SLG: 1.500	P6		7 BB, 1-2 BB		23 2B, BB	K		2-H 3B		2 1	1 0	0 1	0 1	2 0	1 0	0 0
7 José Reyes, S (1, 10) OBP: 0.240, SLG: 0.261	F7		1-2 2-3 BB		K	L9		G4-3		4	0	0	0	1	1	2
23 Adrián González, L (1, 3) OBP: 0.267, SLG: 0.304 90 Matt Oberste, R (9, 3) OBP: 0.500, SLG: 1.000	G6-3		K		1-H 21 2B, 2B		G4-3		F8	5 0	1 0	1 0	1 0	0 0	1 0	3 0
21 Todd Frazier, R (1, 5) OBP: 0.298, SLG: 0.442 82 Dale Burdick, R (9, 5)		13 1B, 1B	SF8, 3-H		2-H 13 1B, 2B		2B		K	4 0	1 0	3 0	2 0	0 0	1 0	0 0
13 Asdrúbal Cabrera, S (1, 4) OBP: 0.313, SLG: 0.400 85 Andrew Ely, L (9, 4)		1-3 1B	K		2-H 83 3B, 1B		G6-3		G4-3	5 0	1 0	2 0	1 0	0 0	1 0	3 0
4 Wilmer Flores, R (1, 9) OBP: 0.397, SLG: 0.560 87 Jhoan Urena, S (8, 9)	F9			F9	83 3B, BB		P5			3 0	1 0	0 0	0 0	1 0	0 0	3 0
83 Patrick Biondi, L (1, 7) OBP: 0.385, SLG: 0.417	K			G6-3	1-H 2-H 3B			1 FC6-4, 1B		4	0	2	2	0	1	2
1 Amed Rosario, R (1, 6) OBP: 0.333, SLG: 0.489	G5-3			P4	G5-3			FC6-4, 59 G4-3, 1-2f 81 3B		4	1	0	0	0	0	4
59 Jose Lobaton, S (1, 2) OBP: 0.250, SLG: 0.333 72 Phillip Evans, R (8, 2) OBP: 0.382, SLG: 0.457			7 BB, 30 BB, 21 SF8, BB		G5-3	G4-3		G4-3, 1-2		3 0	1 0	0 0	0 0	1 0	0 0	1 0
Inning Stats	R: 0 E: 0 K: 0 S: 3 H: 0 LOB: 0 BB: 0 P: 3	R: 0 E: 0 K: 1 S: 7 H: 2 LOB: 2 BB: 0 P: 7	R: 1 E: 0 K: 2 S: 7 H: 0 LOB: 2 BB: 3 P: 19	R: 0 E: 0 K: 0 S: 3 H: 0 LOB: 0 BB: 0 P: 3	R: 5 E: 0 K: 1 S: 9 H: 4 LOB: 1 BB: 2 P: 17	R: 0 E: 0 K: 1 S: 5 H: 0 LOB: 0 BB: 0 P: 5	R: 0 E: 0 K: 0 S: 4 H: 1 LOB: 1 BB: 0 P: 4	R: 1 E: 0 K: 0 S: 5 H: 2 LOB: 1 BB: 0 P: 5	R: 0 E: 0 K: 1 S: 5 H: 0 LOB: 0 BB: 0 P: 5	1B: 4 2B: 3 3B: 2 HR: 0 SF: 1 SAC: 0 DP: 0 HBP: 0	WP: 0 PB: 0 SB: 0 CS: 0 PA: 41					

PITCHER	IP	WLS	BF	H	R	ER	SO	BB	IBB	HBP	BLK	WP	HR	S	P	ERA	WHIP
59 Mike Mayers, R (1, 1) ERA:	1.0		3	0	0	0	0	0	0	0	0	0	0	3	3	0.00	0.000
96 Edward Mujica, R (2, 1) ERA:	1.0		5	2	0	0	1	0	0	0	0	0	0	7	7	0.00	2.000
90 Austin Warner, L (3, 1) ERA: 9.0	1.0		6	0	1	1	2	3	0	0	0	0	0	7	19	9.00	3.000
94 Jacob Evans, L (4, 1) ERA:	1.0		3	0	0	0	0	0	0	0	0	0	0	3	3	0.00	0.000
91 Ian McKinney, L (5, 1) ERA: 45.0	0.2		8	4	5	5	1	2	0	0	0	0	0	8	16	67.50	9.000

PITCHER	IP	WLS	BF	H	R	ER	SO	BB	IBB	HBP	BLK	WP	HR	S	P	ERA	WHIP
67 Matt Bowman, R (5, 1) ERA: 2.61	1.1		4	0	0	0	1	0	0	0	0	0	0	6	6	0.00	0.000
27 Brett Cecil, L (7, 1) ERA: 3.86	1.0	H	4	1	0	0	0	0	0	0	0	0	0	4	4	0.00	1.000
26 Bud Norris, R (8, 1) ERA: 10.8	1.0	B	5	2	1	1	0	0	0	0	0	0	0	5	5	9.00	2.000
55 Dominic Leone, R (9, 1) ERA: 1.0	1.0	W	3	0	0	0	1	0	0	0	0	0	0	5	5	0.00	0.000

TOP

New York Mets @ St. Louis Cardinals

Roger Dean Chevrolet Stadium, Jupiter, FL

Sat Mar 24 2018, 1:07 PM - 4:06 PM EDT

Att. 7,339 - Partly Cloudy - 76 F

livebaseballscorecards.com

AB	35
R	7
H	9
RBI	7
BB	5
SO	6
LOB	18

Batter	1	2	3	4	5	6	7	8	9	AB	R	H	RBI	BB	SO	LOB
35 Greg Garcia, L (1, 4) OBP: 0.396, SLG: 0.341	S S C 0-3 ① K			H 1-0 HBP	X 0-0 73 1B; 23 2B; 1-2 2-3 1B	S S S 0-3 ③ K			X 0-0 54 2B; 90 1B 1B	2	0	1	0	0	1	0
66 Wilfredo Tovar, R (5, PR) OBP: 0.333, SLG: 0.400 (6, 4)										2	2	1	0	0	1	1
3 Jedd Gyorko, R (1, 5) OBP: 0.220, SLG: 0.243	X 0-0 ② P3			X 0-0 ① L8	X 0-0 ② SF8; 2-3 3-H		X 0-0 ① L4		X 0-0 90 1B; 1-3 2B	2	0	0	1	0	0	1
54 Alex Mejia, R (6, 5) OBP: 0.219, SLG: 0.233										2	0	1	0	0	0	0
38 José Martínez, R (1, 3) OBP: 0.370, SLG: 0.604	X 0-0 ③ G6-3			X 0-0 ② F9	X 0-0 23 2B; 1-2 3-H 1B		B B B B 4-0 93 S BB		B B B B 4-0 90 1B BB	2	0	0	0	0	0	1
73 Patrick Wisdom, R (5, PH) OBP: 0.273, SLG: 0.213 (6, 3)										1	1	1	1	2	0	0
23 Marcell Ozuna, R (1, 7) OBP: 0.356, SLG: 0.642		X 0-0 4 F8; 34 FC5-2-6-4 2B		X 0-0 ③ P4	X 0-0 93 1B; 1-H 2-H 2B		X 0-0 ② P3		X 0-0 1-2 2-3 3-H 1B	3	0	2	2	0	0	1
90 Lane Thomas, R (5, PR) OBP: 0.333, SLG: 0.333 (6, 7)										2	1	1	1	0	0	1
4 Yadier Molina, R (1, 10) OBP: 0.340, SLG: 0.578		X 0-0 ① F8; 2-3			0-0 75 1B; 34 G5-3; 46 1B 1B; X 0-0 2-H 1B		B X 1-0 ③ G6-3; 1-2			2	0	1	0	0	0	1
93 Andrew Knizner, R (5, PR) OBP: 0.378, SLG: 0.517 (6, 10)										2	1	1	1	0	0	1
34 Yairo Muñoz, R (1, 6) OBP: 0.383, SLG: 0.554		X 0-0 ② ③ FC5-2-6-4; 3-H			X 0-0 ① G5-3; 1-2; S S S 0-3 ③ K			X 0-0 ① G6-3		4	0	0	0	0	1	4
75 Adolis García, R (1, 8) OBP: 0.382, SLG: 0.510	S S S 0-3 ① K				X 0-0 78 BB; 46 1B; 2-3 1B	X 0-0 2B		X 0-0 ② P3		4	1	2	0	0	1	0
78 Randy Arozarena, R (1, 9) OBP: 0.364, SLG: 0.462	X 0-0 ② B3				B B B B 4-0 35 1B; 46 1B; 3 SF8; 1-2 BB	S S S 0-3 ① K		X 0-0 ③ P2		3	1	0	0	1	1	1
46 Francisco Peña, R (1, 2) OBP: 0.333, SLG: 0.385	X 0-0 ③ P3				X 0-0 3 SF8; 35 1B; 73 1B; 1-2 2-H 3-H 1B	X 0-0 ② F8			X 0-0 ① F9	3	1	1	2	0	0	1
61 Steven Baron, R (7, 2) OBP: 0.214, SLG: 0.286										1	0	0	0	0	0	0
Inning Stats	R: 0 E: 0 K: 1 S: 5 H: 0 LOB: 0 BB: 0 P: 5	R: 0 E: 0 K: 0 S: 3 H: 1 LOB: 0 BB: 0 P: 3	R: 0 E: 0 K: 1 S: 5 H: 0 LOB: 0 BB: 0 P: 5	R: 0 E: 0 K: 0 S: 3 H: 0 LOB: 1 BB: 0 P: 4	R: 7 E: 0 K: 1 S: 12 H: 7 LOB: 2 BB: 1 P: 16	R: 0 E: 0 K: 2 S: 8 H: 1 LOB: 1 BB: 0 P: 8	R: 0 E: 0 K: 0 S: 3 H: 0 LOB: 1 BB: 1 P: 8	R: 0 E: 0 K: 0 S: 3 H: 0 LOB: 0 BB: 0 P: 3	R: 1 E: 0 K: 0 S: 4 H: 3 LOB: 3 BB: 1 P: 8	1B: 8 2B: 5 3B: 0 HR: 0 SF: 1 SAC: 0 DP: 1 HBP: 1							

PITCHER		IP	WLS	BF	H	R	ER	SO	BB	IBB	HBP	BLK	WP	HR	S	P	ERA	WHIP
80 P.J. Conlon, L ERA: 1.69	(1, 1)	4.0		13	1	0	0	2	0	0	1	0	0	0	16	17	0.00	0.250
79 Adonis Uceta, R ERA: 67.5	(5, 1)	0.2		7	4	5	5	0	1	0	0	0	0	0	6	10	67.50	7.500
80 Joshua Torres, R ERA: 54.0	(5, 1)	0.1	B	4	3	2	2	1	0	0	0	0	0	0	6	6	54.00	9.000
93 Andrew Church, R ERA:	(6, 1)	3.0		11	1	0	0	2	1	0	0	0	0	0	14	19	0.00	0.667
88 Kyle Regnault, L ERA: 27.0	(9, 1)	0.1	L	5	3	1	1	0	1	0	0	0	0	0	4	8	27.00	12.000

PITCHER	IP	WLS	BF	H	R	ER	SO	BB	IBB	HBP	BLK	WP	HR	S	P	ERA	WHIP

BOTTOM

New York Mets @ St. Louis Cardinals

Roger Dean Chevrolet Stadium, Jupiter, FL

Sat Mar 24 2018, 1:07 PM - 4:06 PM EDT

Att. 7,339 - Partly Cloudy - 76 F

livebaseballscorecards.com

AB	35
R	8
H	12
RBI	8
BB	3
SO	5
LOB	13

WP: 0 PA: 40
PB: 0
SB: 1
CS: 0

Miami Marlins @ New York Mets

First Data Field, Port St. Lucie, FL

Sun Mar 25 2018, 12:12 PM - 2:35 PM EDT

Att. 6,109 - Partly Cloudy - 80 F

livebaseballscorecards.com

Batter	1	2	3	4	5	6	7	8	9	AB	R	H	RBI	BB	SO	LOB
34 Magneuris Sierra, L (1, 7) OBP: 0.281, SLG: 0.300 83 Stone Garrett, R (5, PH) OBP: 0.500, SLG: 1.000 (5, 7)	G3		G1-3	2B		CI 3 G4-6-3 1-2		K	2 0 0 0 0 0 0 2 0 1 0 0 1 1						
3 JB Shuck, L (1, 8) OBP: 0.429, SLG: 0.477 80 Corey Bird, L (7, 8) OBP: 0.500, SLG: 0.500	K2-3		15 BB 5 1B 1B	F7		G4-6-3 1-2f		1-2 1B	4 0 1 0 0 1 4 1 0 1 0 0 0 0						
15 Brian Anderson, R (1, 5) OBP: 0.377, SLG: 0.588 94 Matt Juengel, R (4, PR) (4, 5)	K		5 1B 1-2 BB	F8		K	P3		1 0 0 0 1 1 0 3 0 0 0 0 1 2						
5 Scott Van Slyke, R (1, 3) OBP: 0.346, SLG: 0.553 Drew Rucinski, R (6, 1) 82 Mason Davis, S (8, PH) 82 James Buckelew, L (8, 1)		P4	1-2 2-H 1B	K		G3-1			3 0 1 0 0 1 0 0 0 0 0 0 0 0 1 0 0 0 0 0 0 0 0 0 0 0 0 0						
17 Chad Wallach, R (1, 2) OBP: 0.237, SLG: 0.219 83 Chris Hoo, R (4, 2) OBP: 0.143, SLG: 0.143 92 Michael Hernandez, R (8, 2)		K	F7	K		84 E 1B			2 0 0 0 0 1 2 2 0 1 0 0 1 0 0 0 0 0 0 0 0						
79 Isaac Galloway, R (1, 9) OBP: 0.436, SLG: 0.556 84 John Norwood, R (7, 9) OBP: 0.250, SLG: 0.250		F8		81 SF9 3B		90 BB 81 1B 88 FC4-6 HBP		E5 1-2		2 2 1 0 0 0 0 1 0 0 0 0 0 1						
81 Peter Mooney, L (1, 6) OBP: 0.420, SLG: 0.477 85 Joe Dunand, R (7, 6) OBP: 0.333, SLG: 0.833			G1-6-3	SF9 3-H		88 FC4-6 90 BB 1-2 1B		K	2 0 1 1 0 0 0 1 0 0 0 0 1 2						
90 Riley Mahan, L (1, 4) OBP: 0.286, SLG: 0.667 87 Junior Arrojo, R (7, 4)			K	HR		88 FC4-6 1-2 2-3 BB			P3	2 1 1 1 1 1 0 1 0 0 0 0 0 0						
Tyler Cloyd, R (1, 1) 88 Colby Lusignan, L (6, 3)			G4-3	K		FC4-6 83 CI 1-2f 2-3 3-H			80 1B BB	2 0 0 0 0 1 0 1 0 0 1 1 0 2						
Inning Stats	R: 0 H: 0 E: 0 LOB: 0 K: 2 BB: 0 S: 7 P: 7	R: 0 H: 0 E: 0 LOB: 0 K: 1 BB: 0 S: 5 P: 5	R: 0 H: 0 E: 0 LOB: 0 K: 1 BB: 0 S: 5 P: 5	R: 0 H: 2 E: 0 LOB: 2 K: 0 BB: 1 S: 4 P: 8	R: 2 H: 3 E: 0 LOB: 1 K: 1 BB: 0 S: 8 P: 8	R: 0 H: 0 E: 0 LOB: 0 K: 2 BB: 0 S: 7 P: 7	R: 1 H: 1 E: 1 LOB: 2 K: 0 BB: 1 S: 4 P: 9	R: 0 H: 1 E: 1 LOB: 2 K: 2 BB: 0 S: 9 P: 9	R: 0 H: 1 E: 0 LOB: 2 K: 1 BB: 1 S: 6 P: 10	1B: 5 SF: 1 2B: 1 SAC: 0 3B: 1 DP: 1 HR: 1 HBP: 1						

	AB	33
	R	3
	H	8
	RBI	3
	BB	3
	SO	10
	LOB	14

WP: 0 PA: 39
PB: 0
SB: 0
CS: 0

PITCHER		IP	WLS	BF	H	R	ER	SO	BB	IBB	HBP	BLK	WP	HR	S	P	ERA	WHIP
32 Steven Matz, L ERA: 6.3	(1, 1)	4.0		14	2	0	0	4	1	0	0	0	0	0	21	25	0.00	0.750
81 Corey Taylor, R ERA: 4.0	(5, 1)	2.0	W	9	3	2	2	3	0	0	0	0	0	1	15	15	9.00	1.500
82 Drew Smith, R ERA: 6.14	(7, 1)	2.0	H	11	2	1	1	2	1	0	1	0	0	0	13	18	4.50	1.500
94 Kelly Secrest, L ERA:	(9, 1)	1.0	S	5	1	0	0	1	1	0	0	0	0	0	6	10	0.00	2.000

PITCHER	IP	WLS	BF	H	R	ER	SO	BB	IBB	HBP	BLK	WP	HR	S	P	ERA	WHIP

Miami Marlins @ New York Mets

First Data Field, Port St. Lucie, FL

Sun Mar 25 2018, 12:12 PM - 2:35 PM EDT

Att. 6,109 - Partly Cloudy - 80 F

livebaseballscorecards.com

BOTTOM

Batter	1	2	3	4	5	6	7	8	9	AB	R	H	RBI	BB	SO	LOB
9 Brandon Nimmo, L (1, 10) OBP: 0.371, SLG: 0.613	0-0 2B		0-3 K		0-3 K	0-0 G3				4	0	1	0	0	2	2
52 Yoenis Cespedes, R (1, 7) OBP: 0.368, SLG: 0.882 84 Jeff McNeil, L (6, 7) OBP: 0.333, SLG: 0.200 (7, 3)	0-3 K		0-0 P6		2-2 HR		0-0 G6-3			3 1	1 0	1 0	1 0	0 0	1 0	1 0
19 Jay Bruce, L (1, 9) OBP: 0.326, SLG: 0.595 87 Jacob Zanon, R (6, 9)	0-0 L7		0-0 L9		1-0 HR		0-3 K			3 1	1 0	1 0	1 0	0 0	0 1	1 0
21 Todd Frazier, R (1, 5) OBP: 0.283, SLG: 0.418 85 J.J. Franco, R (6, 5) OBP: 0.250, SLG: 0.250	0-0 F8			0-0 F8	0-3 K		0-0 G1-3			3 1	0 0	0 0	0 0	0 0	1 0	1 0
13 Asdrúbal Cabrera, S (1, 4) OBP: 0.333, SLG: 0.404 82 Luis Carpio, R (6, PR) OBP: 0.143, SLG: 0.143 (7, 4)		0-0 G1-3		0-0 26 1B		4-0 23 G1-3 1 1B BB		0-0 87 WP 1B		2 1	0 1	1 1	0 0	1 0	0 0	0 0
23 Adrián González, L (1, 3) OBP: 0.270, SLG: 0.293 87 Kevin Taylor, L (7, 7)		4-0 1 3B BB		0-0 F7		0-0 G1-3 1-2		1-0 F7 1-2		2 1	1 0	0 0	0 0	1 0	0 0	2 1
26 Kevin Plawecki, R (1, 2) OBP: 0.341, SLG: 0.405 82 Tyler Moore, L (7, 2) OBP: 0.125, SLG: 0.125		0-0 P4		0-0 1-2 1B		0-0 G5-3		0-0 F9		3 1	0 0	1 0	0 0	0 0	0 0	3 1
1 Amed Rosario, R (1, 6) OBP: 0.353, SLG: 0.542 83 Edgardo Fermin, R (8, 6)		0-0 1-H 3B		0-0 G1-3		0-0 12 1B 2-H 1B		0-3 K		3 1	0 0	2 0	2 0	0 0	0 1	2 1
12 Juan Lagares, R (1, 8) OBP: 0.259, SLG: 0.220		0-3 K			0-0 F9	0-0 1-2 1B				3	0	1	0	0	1	1
Inning Stats	R: 0 E: 0 K: 1 S: 6 H: 1 LOB: 1 BB: 0 P: 6	R: 1 E: 0 K: 1 S: 6 H: 1 LOB: 1 BB: 1 P: 10	R: 0 E: 0 K: 1 S: 5 H: 0 LOB: 0 BB: 0 P: 5	R: 0 E: 0 K: 0 S: 5 H: 2 LOB: 2 BB: 0 P: 5	R: 2 E: 0 K: 2 S: 11 H: 2 LOB: 0 BB: 0 P: 14	R: 1 E: 0 K: 0 S: 5 H: 2 LOB: 2 BB: 1 P: 9	R: 0 E: 0 K: 1 S: 5 H: 0 LOB: 0 BB: 0 P: 5	R: 0 E: 0 K: 1 S: 6 H: 1 LOB: 1 BB: 0 P: 7		1B: 5 2B: 1 3B: 1 HR: 2	SF: 0 SAC: 0 DP: 0 HBP: 0			WP: 1 PB: 0 SB: 0 CS: 0	PA: 35		

	AB	33
	R	4
	H	9
	RBI	4
	BB	2
	SO	7
	LOB	16

PITCHER		IP	WLS	BF	H	R	ER	SO	BB	IBB	HBP	BLK	WP	HR	S	P	ERA	WHIP
Tyler Cloyd, R ERA: 10.8	(1, 1)	5.0	L	22	6	3	3	5	1	0	0	0	0	2	33	40	5.40	1.400
Drew Rucinski, R ERA: 5.4	(6, 1)	2.0		9	2	1	1	1	1	0	0	0	0	0	10	14	4.50	1.500
82 James Buckelew, L ERA:	(8, 1)	1.0		4	1	0	0	1	0	0	0	0	1	0	6	7	0.00	1.000

PITCHER	IP	WLS	BF	H	R	ER	SO	BB	IBB	HBP	BLK	WP	HR	S	P	ERA	WHIP

Batter	1	2	3	4	5	6	7	8	9	AB	R	H	RBI	BB	SO	LOB
25 Dexter Fowler, S (1, 9)	F SI 99 F SI 99 S SI 99 0-3 K		F CH 90 C SI 98 B SL 92 S SL 92 1-3 K		C CU 83 B SI 97 X FF 97 1-1 L8			B FF 95 F FF 93 S FF 95 F FF 96 X FF 95 1-2 G5-3		4	0	0	0	0	2	0
28 Tommy Pham, R (1, 8)	X SI 99 0-0 G1-3		C SI 98 S SL 92 B CU 83 F SI 98 S SL 92 1-3 K		C SL 92 B SL 93 B SI 97 C SL 92 B CH 90 F SL 93 S SI 97 3-3 K			C SL 87 B FF 95 B FF 95 F FF 95 S FF 96 2-3 K		4	0	0	0	0	3	0
13 Matt Carpenter, L (1, 5) OBP: 0.250, SLG: 0.500	B SI 99 C SI 99 X CH 92 1-1 G1-3			B SI 97 B CH 89 C SI 98 B SI 97 C SI 97 X CH 89 3-2 38 1B 2B		C CU 81 X FF 95 0-1 F7		C SL 86 C SL 86 X FF 96 0-2 F7		4	1	1	0	0	0	0
23 Marcell Ozuna, R (1, 7)		C FF 97 B SI 98 S SL 93 C FF 98 1-3 K		B SL 93 S CU 84 T SI 98 S SI 98 1-3 K		C CU 82 B SL 91 S SL 91 B CH 88 X CH 89 2-2 G6-3			B SI 97 B SI 96 C FF 96 C SI 97 S SI 97 2-3 K	4	0	0	0	0	3	1
38 José Martínez, R (1, 3) OBP: 0.750, SLG: 1.500		B SI 99 B SL 94 X SI 98 2-0 4 HR 1B		B SI 98 X SL 93 1-0 12 1B 2-H 1B		F SI 95 X SI 96 0-1 HR			B SI 97 C SL 87 B SI 98 X SL 88 2-1 P4	4	2	3	2	0	0	0
4 Yadier Molina, R (1, 2) OBP: 0.500, SLG: 1.333		D SI 98 1 SAFE X FF 98 1-0 1-H HR		C SI 97 1 SAFE F SL 94 X FF 98 0-2 F9		X CU 84 0-0 P6			C FF 98 B FF 98 F SL 87 B FF 97 B FF 97 B FF 98 4-2 12 DI BB	3	1	1	2	1	0	1
12 Paul DeJong, R (1, 6) OBP: 0.250, SLG: 0.250		C SL 92 C SI 99 B SL 93 B SI 99 S SL 94 2-3 K		B SI 97 X SL 91 1-0 1-3 1B			C SI 95 B SI 95 F SI 94 B CU 84 S SI 95 2-3 K		D SI 96 X SI 97 1-0 L4 1-2	4	0	1	0	0	2	1
16 Kolten Wong, L (1, 4)		C SI 98 S CH 91 F FF 99 B CU 84 C SI 98 1-3 K		B SI 96 S CH 89 X SI 96 1-1 G1-3			B SI 96 F SI 94 F CH 88 B SI 95 C SI 94 2-3 K			3	0	0	0	0	2	2
18 Carlos Martinez, R (1, 1)			C SI 95 S SL 91 F CU 82 B SI 98 C FF 98 2-3 K		C SI 95 B SI 96 F CU 84 S SL 92 1-3 K		B SI 94 S SL 90 F SL 91 S CU 84 1-3 K			2	0	0	0	0	2	0
67 Matt Bowman, R (5, 1)										0	0	0	0	0	0	0
27 Brett Cecil, R (5, 1)										0	0	0	0	0	0	0
59 Mike Mayers, R (6, 1)										0	0	0	0	0	0	0
34 Yairo Muñoz, R (7, PH)										1	0	0	0	0	1	0
49 Jordan Hicks, R (7, 1)										0	0	0	0	0	0	0
64 Sam Tuivailala, R (8, 1)										0	0	0	0	0	0	0
Inning Stats	R: 0 E: 0 K: 1 S: 6 H: 0 LOB: 0 BB: 0 P: 7	R: 2 E: 0 K: 3 S: 12 H: 2 LOB: 0 BB: 0 P: 19	R: 0 E: 0 K: 3 S: 11 H: 0 LOB: 0 BB: 0 P: 15	R: 1 E: 0 K: 1 S: 13 H: 3 LOB: 2 BB: 0 P: 20	R: 0 E: 0 K: 2 S: 9 H: 0 LOB: 0 BB: 0 P: 14	R: 1 E: 0 K: 0 S: 8 H: 1 LOB: 0 BB: 0 P: 10	R: 0 E: 0 K: 3 S: 9 H: 0 LOB: 0 BB: 0 P: 14	R: 0 E: 0 K: 1 S: 10 H: 0 LOB: 0 BB: 0 P: 13	R: 0 E: 0 K: 1 S: 8 H: 0 LOB: 1 BB: 1 P: 17	1B: 3 2B: 1 3B: 0 HR: 2	SF: 0 SAC: 0 DP: 0 HBP: 0					

PITCHER		IP	WLS	BF	H	R	ER	SO	BB	IBB	HBP	BLK	WP	HR	S	P	ERA	WHIP
34 Noah Syndergaard, R ERA: 6.0	(1, 1)	6.0	W	24	6	4	4	10	0	0	0	0	0	2	59	85	6.00	1.000
65 Robert Gsellman, R ERA:	(7, 1)	1.0		3	0	0	0	3	0	0	0	0	0	0	9	14	0.00	0.000
38 Anthony Swarzak, R ERA:	(8, 1)	1.0		3	0	0	0	1	0	0	0	0	0	0	10	13	0.00	0.000
27 Jeurys Familia, R ERA:	(9, 1)	1.0		4	0	0	0	1	1	0	0	0	0	0	8	17	0.00	1.000

PITCHER	IP	WLS	BF	H	R	ER	SO	BB	IBB	HBP	BLK	WP	HR	S	P	ERA	WHIP

St. Louis Cardinals @ New York Mets

Citi Field, Flushing, NY

Thu Mar 29 2018, 1:17 PM - 4:17 PM EDT

Att. 44,189 - Cloudy - 50 F

TOP

livebaseballscorecards.com

AB	33
R	4
H	6
RBI	4
BB	1
SO	15
LOB	5

WP: 0	PA: 34
PB: 0	
SB: 0	
CS: 0	

Batter	1	2	3	4	5	6	7	8	9	AB	R	H	RBI	BB	SO	LOB
9 Brandon Nimmo, L (1, 8) OBP: 0.800, SLG: 0.667	C FF 95 B SI 94 B FC 94 H FF 96 3-1 13 FC3 19 BB 13 E HBP	F SL 85 B FF 96 C SI 94 B FF 97 F CH 89 B SL 85 B SL 83 4-2 19 BB 52 1B 1-2 2-3 BB		X SI 90 0-0 ① L8	1 SAFE D CU 75 C SI 92 B CU 76 X SI 92 2-1 52 1B 19 1B 1-2 1B		C SI 100 B SI 100 X SI 101 1-1 52 G6-4-3 1B			3	2	2	0	1	0	0
52 Yoenis Cespedes, R (1, 7) OBP: 0.400, SLG: 0.400	D SI 94 C SI 93 B FF 96 F SL 84 S FF 96 2-3 ① K	C SI 96 F FF 95 X SL 86 0-2 19 BB 1-2 2-H 3-H 1B		F SI 92 S SL 84 F SI 94 F FC 90 S CH 87 0-3 ② K	C SI 91 F FS 81 F SI 91 X FS 79 0-2 19 1B 1-2 2-H 1B		X SI 100 0-0 ①② G6-4-3 1-2f			5	0	2	3	0	2	2
19 Jay Bruce, L (1, 9) OBP: 0.600, SLG: 0.333	C SI 95 B FC 90 B CH 89 S SI 96 B CH 89 B SL 86 4-2 13 E 1-2 BB	D CH 88 D SI 95 F SI 94 B FC 89 S CH 88 F FF 95 F SL 84 F SI 95 B CH 88 4-2 1-2 2-3 BB		B CU 80 S FC 90 X SI 92 1-1 ③ F7	B CH 85 F SI 87 S KC 79 D KC 79 X CH 80 2-2 13 S 1-3 2-H 1B		B SI 102 F SI 101 S SL 86 S SI 100 1-3 ③ K			3	0	1	1	2	1	0
13 Asdrúbal Cabrera, S (1, 4)	B FF 95 B SI 94 X SI 93 2-0 FC3 21 G5-4-3 1-2 2-H	C SI 95 C CH 87 F FF 97 S FF 97 0-3 ③ K			B CU 79 1-0 X SI 92 ① F7 C CH 80 D KC 79 B CH 80 D CH 86 X SI 90 3-1 ③ P2 1-2			B CU 77 F FF 91 B CU 78 B SL 83 B FF 92 4-1 23 WP 26 1B BB		4	1	0	0	1	1	6
21 Todd Frazier, R (1, 5) OBP: 0.400, SLG: 0.250	C SL 84 X SI 94 0-1 ②③ G5-4-3 1-2f		X SI 91 0-0 ① G5-3		B SI 92 C SL 83 B CH 86 B CH 87 C SL 83 B SL 85 4-2 23 2B BB	C FF 95 C FF 94 B SL 85 B FF 97 X SL 84 2-2 23 1B 1B		B FF 93 1 SAFE C FF 93 S CU 78 F SI 90 S FF 93 1-3 ① K		4	1	1	0	1	1	3
23 Adrián González, L (1, 3) OBP: 0.800, SLG: 1.000		C SL 82 X FF 96 0-1 ① L5	B CU 78 B CU 79 B SI 92 B FF 92 4-0 26 2B BB		1 SAFE 1 SAFE C SI 92 X SI 93 0-1 34 SH1-4 1 1B 1-H 2B	C FF 96 X FF 96 0-1 1-2 1B		C CU 75 C CU 77 B CU 77 B FF 90 B SL 84 B FF 91 4-2 26 1B 1-3 BB		3	1	2	1	2	0	0
26 Kevin Plawecki, R (1, 2) OBP: 0.800, SLG: 1.000		B FF 96 C SL 85 B SI 95 F SI 94 F FF 97 B FF 98 B SL 85 4-2 9 BB 1 1B 52 1B BB	X SI 93 0-0 1-3 2B		B FF 91 B FS 82 F SI 92 F SI 92 B SL 84 B SL 85 4-2 34 SH1-4 1 1B BB	C FF 95 F SL 85 F FF 95 F SL 83 B FF 97 X FF 95 1-2 ① L7		X SL 83 0-0 12 G5-4-3 1-2 3-H 1B		3	2	2	1	2	0	2
34 Noah Syndergaard, L (1, 1) 4 Wilmer Flores, R (6, PH) 65 Robert Gsellman, R (7, 1) 38 Anthony Swarzak, R (8, 1) 12 Juan Lagares, R (8, PH) 27 Jeurys Familia, R (9, 1)		B SI 93 L SI 93 L SI 94 C SL 86 1-3 ② K	F FF 96 S CH 88 B CH 88 B FF 97 C SL 85 2-3 ② K	X SI 91 0-0 ② SH1-4 1-2 2-3	B SL 84 C FF 95 F FF 95 X FF 97 1-2 ② F3		F FF 92 B SI 91 X CU 76 1-1 ②③ G5-4-3 1-2f		2 0 0 0 0 2 3 1 0 0 0 0 0 2 0 0 0 0 0 0 0 0 0 0 0 0 0 0 1 0 0 0 0 0 2 0 0 0 0 0 0 0						
1 Amed Rosario, R (1, 6) OBP: 0.500, SLG: 0.500	C SI 95 X SI 94 0-1 9 BB 52 1B 1-2 1B	C SL 85 X SL 86 0-1 ③ G6-3	X SI 91 0-0 9 1B 52 1B 2-H 3-H 1B	C SL 84 F SL 84 S FF 97 0-3 ③ K					4	2	2	2	0	1	4
Inning Stats	R: 1 E: 1 K: 1 S: 9 H: 0 LOB: 1 BB: 1 P: 20	R: 2 E: 0 K: 2 S: 25 H: 2 LOB: 3 BB: 3 P: 38	R: 0 E: 0 K: 1 S: 7 H: 1 LOB: 2 BB: 1 P: 13	R: 0 E: 0 K: 1 S: 8 H: 0 LOB: 0 BB: 0 P: 9	R: 5 E: 0 K: 0 S: 20 H: 5 LOB: 2 BB: 2 P: 36	R: 0 E: 0 K: 1 S: 16 H: 2 LOB: 2 BB: 0 P: 20	R: 0 E: 0 K: 1 S: 6 H: 1 LOB: 0 BB: 0 P: 8	R: 1 E: 0 K: 1 S: 10 H: 1 LOB: 1 BB: 2 P: 20		1B: 10 2B: 2 3B: 0 HR: 0 SF: 0 SAC: 1 DP: 3 HBP: 1						

PITCHER		IP	WLS	BF	H	R	ER	SO	BB	IBB	HBP	BLK	WP	HR	S	P	ERA	WHIP
18 Carlos Martinez, R ERA: 8.31	(1, 1)	4.1	L	24	4	5	4	5	6	0	1	0	0	0	54	90	8.31	2.308
67 Matt Bowman, R ERA: 81.0	(5, 1)	0.1		5	3	2	2	0	1	0	0	0	0	0	10	16	54.00	12.000
27 Brett Cecil, L ERA:	(5, 1)	0.1		2	1	1	1	0	0	0	0	0	0	0	5	10	27.00	3.000
59 Mike Mayers, R ERA:	(6, 1)	1.0		5	2	0	0	1	0	0	0	0	0	0	16	20	0.00	2.000
49 Jordan Hicks, R ERA:	(7, 1)	1.0		3	1	0	0	1	0	0	0	0	0	0	6	8	0.00	1.000

PITCHER		IP	WLS	BF	H	R	ER	SO	BB	IBB	HBP	BLK	WP	HR	S	P	ERA	WHIP
64 Sam Tuivailala, R ERA: 9.0	(8, 1)	1.0		5	1	1	1	1	2	0	0	0	1	0	10	20	9.00	3.000

BOTTOM

St. Louis Cardinals @ New York Mets

Citi Field, Flushing, NY

Thu Mar 29 2018, 1:17 PM - 4:17 PM EDT

Att. 44,189 - Cloudy - 50 F

livebaseballscorecards.com

AB	33
R	9
H	12
RBI	8
BB	9
SO	8
LOB	24

Batter	1	2	3	4	5	6	7	8	9	AB	R	H	RBI	BB	SO	LOB
25 Dexter Fowler, S (1, 9)	C SI 95 B CH 88 F FF 95 F SL 91 F FF 96 B SL 91 B CH 90 F FF 96 S SL 92 3-3 ① **K**		S SL 91 B CH 89 B SL 90 F FF 95 F SL 91 B CH 89 F SL 90 X FF 94 3-2 ③ **G5-3**		C SL 89 X CH 86 0-1 ③ **G3**		B SL 86 C FF 93 B SL 86 C FF 95 B FF 96 X FF 95 3-2 ③ **F8**		B SI 97 B SI 97 F SI 96 C SI 97 X SI 97 2-2 ③ **F7** 1-2	5	0	0	0	0	1	3
28 Tommy Pham, R (1, 8) OBP: 0.250, SLG: 0.143	C FF 95 B FF 95 B CH 90 F FF 96 S CH 89 2-3 ② **K**			B CU 81 B CH 86 F FF 94 F SI 94 B FF 94 B FF 93 4-2 23 F9 13 B5-3 38 1B **BB**		B FF 93 C CH 86 F CH 85 B FF 93 X CH 86 2-2 **E5** **1B**		S SL 87 C FF 95 F FF 96 S SL 88 0-3 ① **K**		3	1	1	0	1	2	0
13 Matt Carpenter, L (1, 5) OBP: 0.250, SLG: 0.750	C CU 82 B CH 87 C CH 89 X FF 97 1-2 ③ **G3-1**			X SI 93 0-0 ① **B5-3** 1-2		C FF 93 S FF 94 F FF 94 C SL 90 0-3 ① **K**		B SL 86 B FF 94 C FF 94 X FF 93 2-1 **HR**		4	1	1	1	0	1	2
23 Marcell Ozuna, R (1, 7)		B FF 94 B SL 90 F CH 87 X SI 95 2-1 ① **G5-3**		B FF 94 B SI 92 X SL 89 2-0 ② **F9** 2-3		B SI 94 C SL 88 B SL 89 C SL 89 F FF 93 C SI 94 2-3 ② **K**		F FF 95 X SL 86 0-1 ② **F8**		4	0	0	0	0	1	2
38 José Martínez, R (1, 3) OBP: 0.750, SLG: 1.143		C FF 96 B FF 94 B CH 89 F SI 96 F SI 96 X CH 90 2-2 **1B**		B SI 94 X FF 94 1-0 4 1B 3-H **1B**		B SI 94 C SI 94 B CU 82 B SI 94 C SI 94 T SI 94 3-2 ③ **K**		C SL 87 B SL 88 B FF 94 B SL 87 C SL 86 F FF 93 B FF 94 4-2 4 WP **BB**		3	0	2	1	1	1	1
4 Yadier Molina, R (1, 2) OBP: 0.500, SLG: 0.857		B FF 95 F SL 89 B CU 83 F FF 94 X CU 83 2-2 ② **P4**		1 SAFE F FF 94 B FF 94 X CU 83 1-1 1-2 **1B**			C SL 86 B CU 81 X SI 92 1-1 16 G3 12 1B **1B**	S SL 84 B SI 96 S SL 86 F SL 86 B FF 98 B SI 98 F SL 87 S SI 96 3-3 ③ **K** 1-2		4	0	2	0	0	1	2
12 Paul DeJong, R (1, 6) OBP: 0.250, SLG: 0.250		C CU 81 C FF 94 S FF 95 0-3 ③ **K**		B SL 90 B CH 86 S FF 94 B FF 94 S FF 94 X FF 94 3-2 ③ **P3**			C SL 87 B SI 93 X SL 87 1-1 16 G3 1-2 **1B**		C SL 85 B SI 96 S SI 96 F SI 97 F SI 96 F FF 96 B SL 86 B SL 85 S SI 96 3-3 ① **K**	4	0	1	0	0	2	3
16 Kolten Wong, L (1, 4)		C CU 80 B CH 88 B FF 94 F CH 87 F FF 95 F CH 88 S FF 95 2-3 ① **K**			B SI 93 B SI 92 X FF 92 2-0 ① **P5**		L SI 94 X SI 94 0-1 ① **G3** 1-2 2-3		B FF 97 B SI 96 C SI 96 B FS 90 B SI 96 4-1 25 DI **BB**	3	0	0	0	1	1	2
52 Michael Wacha, R (1, 1) 26 Bud Norris, R (5, 1) 35 Greg Garcia, L (7, PH) 65 Ryan Sherriff, L (7, 1) 64 Sam Tuivailala, R (7, 1) 70 Tyler Lyons, L (8, 1) 3 Jedd Gyorko, R (9, PH)		C SI 95 C CU 81 B FF 96 F SI 94 B CH 88 B FF 95 T FF 94 3-2 ② **K**			C FF 93 X SI 93 0-1 ② **F9**		B FF 94 D SL 86 C FF 94 B SL 86 F FF 94 C FF 95 3-3 ② **K**		D SI 96 C SI 96 X SL 85 1-1 ② **P6**	2 0 1 0 0 0	0 0 0 0 0 0	0 0 0 0 0 0	0 0 0 0 0 0	0 0 0 0 0 0	1 0 1 0 0 0	0 0 2 0 0 1
Inning Stats	R: 0 E: 0 K: 2 S: 12 H: 0 LOB: 0 BB: 0 P: 18	R: 0 E: 0 K: 1 S: 12 H: 1 LOB: 1 BB: 0 P: 18	R: 0 E: 0 K: 2 S: 14 H: 0 LOB: 0 BB: 0 P: 22	R: 1 E: 0 K: 0 S: 10 H: 2 LOB: 2 BB: 1 P: 21	R: 0 E: 0 K: 0 S: 5 H: 0 LOB: 0 BB: 0 P: 7	R: 0 E: 1 K: 3 S: 14 H: 1 LOB: 1 BB: 0 P: 21	R: 0 E: 0 K: 1 S: 12 H: 2 LOB: 2 BB: 0 P: 20	R: 1 E: 0 K: 2 S: 17 H: 1 LOB: 1 BB: 1 P: 26	R: 0 E: 0 K: 1 S: 12 H: 0 LOB: 1 BB: 1 P: 22	1B: 6 2B: 0 3B: 0 HR: 1	SF: 0 SAC: 0 DP: 0 HBP: 0					

PITCHER	IP	WLS	BF	H	R	ER	SO	BB	IBB	HBP	BLK	WP	HR	S	P	ERA	WHIP
48 Jacob deGrom, R (1, 1) ERA: 1.59	5.2	W	22	4	1	1	7	1	0	0	0	0	0	64	101	1.59	0.882
65 Robert Gsellman, R (6, 1) ERA:	0.2	H	4	2	0	0	1	0	0	0	0	0	0	9	14	0.00	3.000
38 Anthony Swarzak, R (7, 1) ERA: 3.86	1.1	H	6	1	1	1	2	1	0	0	0	0	1	18	30	6.75	1.500
27 Jeurys Familia, R (8, 1) ERA:	1.1	S	5	0	0	0	2	1	0	0	0	1	0	17	30	0.00	0.750

PITCHER	IP	WLS	BF	H	R	ER	SO	BB	IBB	HBP	BLK	WP	HR	S	P	ERA	WHIP

TOP

St. Louis Cardinals @ New York Mets

Citi Field, Flushing, NY

Sat Mar 31 2018, 1:13 PM - 4:32 PM EDT

Att. 36,098 - Sunny - 53 F

livebaseballscorecards.com

AB	34
R	2
H	7
RBI	2
BB	3
SO	12
LOB	18

1B: 6	SF: 0	WP: 1	PA: 37
2B: 0	SAC: 0	PB: 0	
3B: 0	DP: 0	SB: 0	
HR: 1	HBP: 0	CS: 0	

BOTTOM

Batter	1	2	3	4	5	6	7	8	9	AB	R	H	RBI	BB	SO	LOB
13 Asdrúbal Cabrera, S (1, 4) OBP: 0.400, SLG: 0.556	F FF 92 F FC 88 F FF 95 B CH 85 B CU 75 B CH 85 X FF 94 3-2 19 FC5 2B	1 SAFE 1 SAFE C FF 92 D CH 84 F FC 88 1 SAFE D CH 85 X CH 85 2-2 ③ FC4 1-2f			C FF 92 B FF 90 B FC 88 B CH 84 F FF 92 X CH 84 3-2 ① F8		X SI 90 0-0 19 G1-3 52 BB 21 SF8 1B	X SI 88 0-0 1-3 3-H 2B		5	1	3	1	0	0	1
52 Yoenis Cespedes, R (1, 7) OBP: 0.600, SLG: 0.857	C FF 94 B FF 94 B FC 89 B FF 92 B FC 87 4-1 19 FC5 21 2B BB		C FF 92 F CU 75 F CH 85 B FF 95 F FF 95 B FF 95 C CU 76 2-3 ① K		F FC 88 B FF 92 B CH 84 X CU 76 2-1 HR		D SI 90 C SI 89 F SI 90 B SI 91 B SL 86 F SL 84 F SI 91 B SL 85 4-2 21 SF8 19 G1-3 1-2 BB	0-0 IBB		2	2	1	1	3	1	0
19 Jay Bruce, L (1, 9) OBP: 0.300, SLG: 0.125	B CU 74 C FF 93 C FC 89 D CH 87 X CH 86 2-2 ① FC5 21 2B 1-2 2-3f		X CU 73 0-0 ② G4-3		B CU 75 F FC 88 S CH 84 B FF 93 S FF 93 2-3 ② K		C SI 90 F SI 91 X SL 85 0-2 ① G1-3 1-2 2-3	X SL 78 0-0 ② F6		5	1	0	0	0	1	7
21 Todd Frazier, R (1, 5) OBP: 0.400, SLG: 0.429	X FF 94 0-0 1-H 2-H 2B		B CH 85 C FF 93 B CH 84 B CU 74 C CH 85 X FF 94 3-2 ③ F9		B FC 88 B FC 88 S CH 85 F FF 94 B FF 93 H FF 91 4-2 18 WP HBP		C SL 84 X SI 92 0-1 ② SF8 2-3 3-H	C SL 78 X SL 79 0-1 ③ F7		3	0	1	3	0	0	3
18 Travis d'Arnaud, R (1, 2) OBP: 0.500, SLG: 1.333	X CU 75 0-0 ② L5			B FF 91 B FC 86 C FF 91 C FF 92 B CH 85 X FF 93 3-2 HR	S FF 93 B FC 88 B SL 83 F FF 94 C FC 88 2-3 ③ K 1-2		B SL 85 D CU 76 B SL 84 B FF 92 4-0 BB			3	1	1	1	1	1	2
23 Adrián González, L (1, 3) OBP: 0.556, SLG: 0.571 27 Jeurys Familia, R (8, 1)	X CU 74 0-0 ③ F8			B FC 88 C FC 88 B FF 93 F FF 92 B CH 84 X CH 84 3-2 ① L8		C SI 95 B SI 95 B CH 87 B FC 89 X FF 94 3-1 12 1B 1B	C FF 93 X FF 94 0-1 ③ L9			4 0	0 0	1 0	0 0	0 0	0 0	3 0
12 Juan Lagares, R (1, 8) OBP: 0.400, SLG: 0.400		B FF 91 C FC 88 C CU 74 X FF 94 1-2 ① G6-3		C CU 74 F CH 83 B CH 86 X FF 94 1-2 ② F9		F SI 93 F FC 89 X SL 84 0-2 ① 65 G1-3 1-3 1B	B FF 92 B SL 86 X SI 90 2-0 1 WP 4 1B 13 2B 1B		4	1	2	0	0	0	0
48 Jacob deGrom, L (1, 1) OBP: 0.500, SLG: 0.500 65 Robert Gsellman, R (6, 1) 38 Anthony Swarzak, R (7, 1) 4 Wilmer Flores, R (8, 3) OBP: 0.500, SLG: 0.500		B FF 93 F FF 92 X CH 84 1-1 ② G4-3		B CU 73 C FF 93 B CH 84 B FF 92 X FF 91 3-1 1 FC6-4 1B		C FF 94 X SI 94 0-1 ② G1-3 2-3	X SL 84 0-0 13 2B 1-2 1B		2 1 0 1	0 0 0 0	1 0 0 1	0 0 0 0	0 0 0 0	0 0 0 0	0 1 0 0
1 Amed Rosario, R (1, 6) OBP: 0.375, SLG: 0.286		C FF 92 B CU 74 B CH 85 F CH 86 B FF 94 B FF 94 4-2 13 FC4 BB		X FC 88 0-0 ③ FC6-4 1-2f		C SL 84 S FF 93 S FF 95 0-3 ③ K	L SL 82 L FF 88 B CU 77 F FF 91 S SL 82 1-3 ① K 2-3		3	0	0	0	1	2	4
Inning Stats	R: 2 E: 0 K: 0 S: 11 H: 2 LOB: 1 BB: 1 P: 20	R: 0 E: 0 K: 0 S: 10 H: 0 LOB: 1 BB: 1 P: 18	R: 0 E: 0 K: 1 S: 9 H: 0 LOB: 0 BB: 0 P: 14	R: 1 E: 0 K: 0 S: 12 H: 2 LOB: 1 BB: 0 P: 22	R: 1 E: 0 K: 2 S: 13 H: 1 LOB: 1 BB: 0 P: 26	R: 0 E: 0 K: 1 S: 10 H: 2 LOB: 1 BB: 0 P: 13	R: 1 E: 0 K: 0 S: 12 H: 1 LOB: 2 BB: 2 P: 20	R: 1 E: 0 K: 1 S: 10 H: 3 LOB: 3 BB: 1 P: 13		1B: 6 2B: 3 3B: 0 HR: 2	SF: 1 SAC: 0 DP: 0 HBP: 1		WP: 2 PB: 0 SB: 0 CS: 0	PA: 40		

PITCHER		IP	WLS	BF	H	R	ER	SO	BB	IBB	HBP	BLK	WP	HR	S	P	ERA	WHIP
52 Michael Wacha, R ERA: 7.71	(1, 1)	4.2	L	22	5	4	4	2	2	0	1	0	0	2	52	95	7.71	1.500
26 Bud Norris, R ERA:	(5, 1)	1.1		5	2	0	0	2	0	0	0	0	1	0	13	18	0.00	1.500
65 Ryan Sherriff, L ERA: 27.0	(7, 1)	0.1		3	1	1	1	0	1	0	0	0	0	0	8	12	27.00	6.000
64 Sam Tuivailala, R ERA: 9.0	(7, 1)	1.0		6	2	1	1	1	1	0	0	0	1	0	10	17	9.00	3.000
70 Tyler Lyons, L ERA:	(8, 1)	0.2		4	1	0	0	0	0	1	0	0	0	0	4	4	0.00	1.500

PITCHER	IP	WLS	BF	H	R	ER	SO	BB	IBB	HBP	BLK	WP	HR	S	P	ERA	WHIP

St. Louis Cardinals @ New York Mets

Citi Field, Flushing, NY

Sat Mar 31 2018, 1:13 PM - 4:32 PM EDT

Att. 36,098 - Sunny - 53 F

livebaseballscorecards.com

AB	33
R	6
H	11
RBI	6
BB	5
SO	5
LOB	21

St. Louis Cardinals @ New York Mets

Citi Field, Flushing, NY

Sun Apr 01 2018, 1:11 PM - 4:25 PM EDT

Att. 22,486 - Cloudy - 59 F

TOP

livebaseballscorecards.com

Batter	1	2	3	4	5	6	7	8	9	AB	R	H	RBI	BB	SO	LOB
25 Dexter Fowler, S (1, 9)	F SI 94 B SI 95 B SI 94 F SI 95 F CH 85 C SI 94 2-3 ① K		F CU 78 B SI 94 B CH 83 F CH 83 S CU 78 2-3 ① K		T FF 89 B FF 90 X SL 81 1-1 ① G3	C FF 90 S FF 90 B FF 91 C SL 82 1-3 ③ K		B FF 88 D FF 87 C FF 88 B FF 87 B FF 87 4-1 28 BB 1-2 BB		4	0	0	0	1	3	1
28 Tommy Pham, R (1, 8) OBP: 0.462, SLG: 0.300	B SI 94 C FF 94 C CH 85 B SI 95 B CU 80 B SI 94 4-2 13 BB BB		B SI 93 T SI 93 B SI 93 B CU 79 F SI 93 X SI 93 3-2 13 S 23 2B 1B		C SL 81 F FF 90 B SL 80 F FF 89 B SL 82 B SL 81 F FF 91 X FF 90 3-2 13 BB 23 1B 1B		X FF 96 0-0 ① F8	B FF 88 B CU 69 B FF 87 B FF 87 4-0 1-2 2-3 BB		3	2	2	0	2	0	0
13 Matt Carpenter, L (1, 4) OBP: 0.308, SLG: 0.545 49 Jordan Hicks, R (8, 1) 55 Dominic Leone, R (9, 1)	1 SAFE B SI 93 C SI 94 1 SAFE B SI 93 B CH 82 B SI 93 4-1 1-2 BB		B SI 91 1 SAFE C CU 77 B SI 92 S CU 78 X SI 94 2-2 ② G6-3 1-2		C FF 90 B FF 90 B CH 80 B FF 90 B FF 90 4-1 38 HBP 23 1B 1-2 BB		B FF 95 B FF 93 C FF 95 S FF 96 X FS 86 2-2 ② G5-3	B FF 87 C FF 87 S CU 71 D CU 71 B FF 88 X FF 87 3-2 ③ F7		3 0 0	0 0 0	0 0 0	0 0 0	2 0 0	0 0 0	4 0 0
23 Marcell Ozuna, R (1, 7) OBP: 0.231, SLG: 0.308	S SI 92 F SI 93 S CU 80 0-3 ② K		S SI 93 F SI 93 X CU 78 0-2 2-H 2B		B SL 82 F SL 80 C FF 90 B SL 81 F SL 82 X SL 81 2-2 38 HBP 1-2 2-H 1B		C SL 86 S FF 95 F FF 96 B SL 87 X FF 97 1-2 1B		B FF 91 B FF 91 F FF 92 B SL 79 F FF 91 F FC 87 F SL 81 C FF 92 3-3 ① K	5	0	3	2	0	2	2
38 José Martínez, R (1, 3) OBP: 0.538, SLG: 0.727	B SI 94 C SI 93 B CH 85 F CH 84 F CU 78 X SI 93 2-2 ③ L8		F SI 92 C CH 82 X SI 93 0-2 ③ G1-3		C FF 90 F FF 91 H FF 90 1-2 4 G4-6-3 1-2 2-3 HBP		X FF 95 0-0 ③ L5		C SL 79 S FC 88 B CU 76 B SL 81 B FC 87 X SL 79 3-2 ② P3	4	0	0	0	0	0	4
4 Yadier Molina, R (1, 2) OBP: 0.385, SLG: 0.833		S SI 92 B SI 92 C CH 84 F SI 93 B SI 94 B SI 92 X SI 93 3-2 ① F8		C SI 92 C CU 79 B SI 92 X SI 92 1-2 HR	D SL 82 F FF 90 F SL 81 D SL 82 X FF 90 2-2 ② ③ G4-6-3 1-2f			C FF 95 B C SL 86 F FF 97 B FS 86 F FF 96 F FF 95 X FS 85 2-2 ① P3	F FF 89 F SL 80 B FC 87 B SL 80 X FC 91 2-2 ③ P4	5	1	1	1	0	0	3
12 Paul DeJong, R (1, 6) OBP: 0.417, SLG: 0.909		C CH 82 B SI 93 B SI 93 F CH 83 B SI 93 F SI 92 X SI 92 3-2 HR		B CU 78 B SI 92 B SI 92 B SI 92 4-0 3 G5-4-3 BB		C SL 80 S FF 91 B FF 90 C FF 89 1-3 ① K		C FF 96 X SL 89 0-1 HR		3	2	2	2	1	1	0
3 Jedd Gyorko, R (1, 5) OBP: 0.400, SLG: 0.250		B SI 93 C SI 94 B CU 79 X SI 94 2-1 ② F9		C CH 82 B SI 92 F SI 91 X SI 92 1-2 ① ② G5-4-3 1-2f		B FF 92 S FF 91 F FF 92 B CH 83 B SL 82 F FF 92 F SL 81 F FF 91 F FF 90 3-2 X FF 90 35 F9 1B		B SL 86 B FF 93 S FF 95 B FS 86 B FF 94 4-1 28 BB 25 S BB	3	0	1	0	1	0	1
7 Luke Weaver, R (1, 1) 35 Greg Garcia, L (6, PH) 67 Matt Bowman, R (6, 1) 34 Yairo Muñoz, R (8, PH) 16 Kolten Wong, L (8, 4)		B SI 92 S SI 92 C SI 92 B SI 93 F SI 92 F SI 93 S CH 82 2-3 ③ K		F SI 92 B SI 92 F SI 91 X CU 76 1-2 ③ G1-3		B SL 79 C FF 89 1 SAFE C FF 90 B FF 90 F FF 90 F FF 90 X SL 80 2-2 ② F9 1-2		S SL 86 S SL 86 S FF 96 0-3 ② K	2 1 0 1 0	0 0 0 0 0	0 0 0 0 0	0 0 0 0 0	0 0 0 0 0	1 0 0 1 0	0 1 0 1 0
Inning Stats	R: 0 E: 0 K: 2 S: 14 H: 0 LOB: 2 BB: 2 P: 26	R: 1 E: 0 K: 1 S: 15 H: 1 LOB: 0 BB: 0 P: 25	R: 1 E: 0 K: 1 S: 15 H: 2 LOB: 1 BB: 0 P: 22	R: 1 E: 0 K: 0 S: 9 H: 1 LOB: 0 BB: 1 P: 16	R: 1 E: 0 K: 0 S: 17 H: 2 LOB: 2 BB: 1 P: 30	R: 0 E: 0 K: 2 S: 18 H: 1 LOB: 1 BB: 0 P: 25	R: 0 E: 0 K: 0 S: 9 H: 1 LOB: 1 BB: 0 P: 12	R: 1 E: 0 K: 1 S: 16 H: 1 LOB: 3 BB: 3 P: 33	R: 0 E: 0 K: 1 S: 11 H: 0 LOB: 0 BB: 0 P: 19	1B: 5 2B: 1 3B: 0 HR: 3 SF: 0 SAC: 0 DP: 2 HBP: 1						WP: 0 PB: 0 SB: 2 CS: 0 PA: 42

	AB	34
	R	5
	H	9
	RBI	5
	BB	7
	SO	8
	LOB	17

PITCHER		IP	WLS	BF	H	R	ER	SO	BB	IBB	HBP	BLK	WP	HR	S	P	ERA	WHIP
32 Steven Matz, L ERA: 6.75	(1, 1)	4.0	L	18	4	3	3	4	3	0	0	0	0	2	53	89	6.75	1.750
51 Paul Sewald, R ERA: 4.5	(5, 1)	2.0		10	3	1	1	2	1	0	1	0	0	0	35	55	4.50	2.000
35 Jacob Rhame, R ERA: 5.4	(7, 1)	1.2		8	2	1	1	1	1	0	0	0	0	1	21	30	5.40	1.800
39 Jerry Blevins, L ERA:	(8, 1)	0.1		3	0	0	0	0	2	0	0	0	0	0	4	15	0.00	6.000
44 AJ Ramos, R ERA:	(9, 1)	1.0		3	0	0	0	1	0	0	0	0	0	0	11	19	0.00	0.000

PITCHER	IP	WLS	BF	H	R	ER	SO	BB	IBB	HBP	BLK	WP	HR	S	P	ERA	WHIP

BOTTOM

St. Louis Cardinals @ New York Mets
Citi Field, Flushing, NY
Sun Apr 01 2018, 1:11 PM - 4:25 PM EDT
Att. 22,486 - Cloudy - 59 F

livebaseballscorecards.com

Batter	1	2	3	4	5	6	7	8	9	AB	R	H	RBI	BB	SO	LOB
13 Asdrúbal Cabrera, S (1, 4) OBP: 0.357, SLG: 0.462	B FF 94 C FF 94 C FF 94 B FF 95 B CH 86 X CH 85 3-2 ① F9	1 SAFE 0-0 ③ PO 1-2	X FF 92 0-0 1B		B FF 91 X CU 80 1-0 ① F7		C CU 77 F FS 79 X SI 91 0-2 ② L7			4	0	1	0	0	0	0
52 Yoenis Cespedes, R (1, 7) OBP: 0.500, SLG: 0.636	B FF 95 C FF 96 X FF 96 1-1 21 WP 1B		B FF 92 B FF 92 F CH 84 B FF 93 X FF 93 3-1 ① F8		B FF 93 B CH 84 X CH 84 2-0 ② P5		C SI 93 B SL 84 X SL 83 1-1 ③ F8			4	0	1	0	0	0	1
19 Jay Bruce, L (1, 9) OBP: 0.286, SLG: 0.250	B FF 93 B CH 83 X FF 93 2-0 ② L8		1 SAFE C CU 81 F FF 92 B CH 83 X FF 93 1-2 ② F8		C CU 82 B CH 85 X CH 84 1-1 2B			B SI 101 X SI 99 1-0 ① G1-3		4	0	1	0	0	0	2
21 Todd Frazier, R (1, 5) OBP: 0.357, SLG: 0.300	C FF 93 1 SAFE B FF 93 F FF 93 B CH 85 B CH 85 B FF 95 4-2 1-2 BB		B CH 84 F CU 82 B FF 93 F FF 94 F FF 93 F FC 90 D CH 83 C CH 84 3-3 ③ K		B FF 92 F CH 83 X FF 92 1-1 ③ F9			B SI 101 C SI 99 S SI 99 B SL 88 B SL 85 S SI 99 3-3 ② K		3	0	0	0	1	2	2
4 Wilmer Flores, R (1, 3) OBP: 0.167, SLG: 0.167	C CU 82 B CH 84 F FF 95 B FF 95 B FC 91 F CH 85 F FF 95 F FF 94 C CU 82 3-3 ③ K			F CU 80 F FC 90 B FF 94 F FF 93 B CH 84 S CH 85 2-3 ① K		X SI 91 0-0 ① G6-3		X SL 82 0-0 ③ F7		4	0	0	0	0	2	2
26 Kevin Plawecki, R (1, 2) OBP: 0.556, SLG: 0.500		B FF 92 B FF 92 B CU 80 B FF 90 4-0 32 SH1-4 1 1B BB		B FF 94 X FF 93 1-0 ② F9		C FF 94 S SI 91 B FF 93 S SL 83 1-3 ② K			C FF 93 F FC 90 B SL 85 B FC 88 S FF 93 2-3 ① K	3	1	0	0	1	2	0
12 Juan Lagares, R (1, 8) OBP: 0.556, SLG: 0.556		B CU 80 1 SAFE F FF 91 D CH 85 F CH 84 B FF 92 X CU 81 3-2 ① F8		C CU 81 B CH 85 B CU 82 C FF 92 X FF 94 2-2 23 BB 1B		T SI 92 B SI 94 B SL 84 X SI 92 2-1 1B			S FC 89 X FC 88 0-1 1B	4	0	3	0	0	0	1
32 Steven Matz, R (1, 1) 23 Adrián González, L (4, PH) OBP: 0.600, SLG: 0.571 51 Paul Sewald, R (5, 1) 28 Phillip Evans, R (6, PH) 35 Jacob Rhame, R (7, 1) 39 Jerry Blevins, L (8, 1) 44 AJ Ramos, R (9, 1) 7 José Reyes, S (9, PH)		F FF 91 X FF 92 0-1 ② SH1-4 1-2		C FF 93 1 SAFE B CH 84 S CH 84 B FF 93 B FF 93 F CU 82 B FF 93 4-2 1-2 BB		C SI 90 X SI 90 0-1 ③ L7			B SI 93 C SI 93 F FC 88 B SI 94 F FC 89 S SI 94 2-3 ② K	0 0 0 1 0 0 0 1	0 0 0 0 0 0 0 0	0 0 0 0 0 0 0 0	0 1 0 0 0 0 0 0	0 0 0 0 0 0 0 0	0 0 0 0 0 0 0 0	0 1 0 0 0 0 0 0
1 Amed Rosario, R (1, 6) OBP: 0.333, SLG: 0.273		C CU 81 D CU 81 X FF 91 1-1 13 PO 2-H 1B		X CU 83 0-0 ③ G4-3			B SI 91 C SI 91 S SI 90 B SL 84 F SI 90 S FF 93 2-3 ① K		X SI 94 0-0 ③ P4	4	0	1	1	0	1	3

Inning Stats	1	2	3	4	5	6	7	8	9						
	R: 0 E: 0 K: 1 S: 14	H: 1 LOB: 2 BB: 1 P: 27	R: 1 E: 0 K: 0 S: 7	H: 1 LOB: 0 BB: 1 P: 15	R: 0 E: 0 K: 1 S: 11	H: 1 LOB: 1 BB: 0 P: 18	R: 0 E: 0 K: 1 S: 12	H: 1 LOB: 2 BB: 1 P: 21	R: 0 E: 0 K: 0 S: 6	H: 1 LOB: 1 BB: 0 P: 11	R: 0 E: 0 K: 1 S: 8	H: 1 LOB: 1 BB: 0 P: 11	R: 0 E: 0 K: 1 S: 9	H: 0 LOB: 0 BB: 0 P: 12	R: 0 E: 0 K: 1 S: 5	H: 0 LOB: 0 BB: 0 P: 9	R: 0 E: 0 K: 2 S: 10	H: 1 LOB: 1 BB: 0 P: 14

1B: 6	SF: 0	WP: 1
2B: 1	SAC: 1	PA: 37
3B: 0	DP: 0	PB: 0
HR: 0	HBP: 0	SB: 0
		CS: 0

AB	32
R	1
H	7
RBI	1
BB	3
SO	8
LOB	13

PITCHER		IP	WLS	BF	H	R	ER	SO	BB	IBB	HBP	BLK	WP	HR	S	P	ERA	WHIP
7 Luke Weaver, R ERA: 1.8	(1, 1)	5.0	W	22	5	1	1	3	3	0	0	0	1	0	50	92	1.80	1.600
67 Matt Bowman, R ERA: 11.57	(6, 1)	2.0	H	7	1	0	0	2	0	0	0	0	0	0	17	23	0.00	0.500
49 Jordan Hicks, R ERA:	(8, 1)	1.0		3	0	0	0	1	0	0	0	0	0	0	5	9	0.00	0.000
55 Dominic Leone, R ERA:	(9, 1)	1.0		4	1	0	0	2	0	0	0	0	0	0	10	14	0.00	1.000

PITCHER	IP	WLS	BF	H	R	ER	SO	BB	IBB	HBP	BLK	WP	HR	S	P	ERA	WHIP

Philadelphia Phillies @ New York Mets

Citi Field, Flushing, NY

Tue Apr 03 2018, 7:12 PM - 10:02 PM EDT

Att. 21,397 - Drizzle - 40 F

livebaseballscorecards.com

Batter	1	2	3	4	5	6	7	8	9	AB	R	H	RBI	BB	SO	LOB
16 César Hernández, S (1, 4) OBP: 0.368, SLG: 0.529	F7		K 1-2			41 BB 1B		G4-3		4	0	1	0	0	1	1
41 Carlos Santana, S (1, 3) OBP: 0.263, SLG: 0.429	G5-3		P2			1-2 BB		K		3	0	0	0	1	1	1
23 Aaron Altherr, R (1, 9) OBP: 0.294, SLG: 0.077	K			BB		L5			37 1B BB	2	0	0	0	2	1	2
17 Rhys Hoskins, R (1, 7) OBP: 0.500, SLG: 0.786		1B		F7		K			K	4	0	1	0	0	2	4
37 Odúbel Herrera, L (1, 8) OBP: 0.214, SLG: 0.231		P5		F7		P5			1-3 1B	4	0	1	0	0	0	4
4 Scott Kingery, R (1, 5) OBP: 0.308, SLG: 0.462		K		F9			G6-3		P3	4	0	0	0	0	1	4
38 Jorge Alfaro, R (1, 2) OBP: 0.250, SLG: 0.143		K			K		K		G5-3	3	0	0	0	0	3	1
15 Andrew Knapp, S (9, PH) OBP: 0.273, SLG: 0.111										1	0	0	0	0	0	2
19 Ben Lively, R (1, 1)										2	0	0	0	0	0	0
53 Yacksel Ríos, R (6, 1)										0	0	0	0	0	0	0
5 Nick Williams, L (7, PH)										1	0	0	0	0	1	0
64 Víctor Arano, R (7, 1) OBP: 0.143, SLG: 0.143										0	0	0	0	0	0	0
55 Hoby Milner, L (8, 1)										0	0	0	0	0	0	0
61 Edubray Ramos, R (8, 1)										0	0	0	0	0	0	0
2 J.P. Crawford, L (1, 6) OBP: 0.154, SLG: 0.083			E6 16 WP F7		G4-3			K		3	0	0	0	0	1	1

TOP	
AB	31
R	0
H	3
RBI	0
BB	3
SO	11
LOB	20

Inning Stats	1	2	3	4	5	6	7	8	9
	R: 0 E: 0 K: 1 S: 6	H: 0 LOB: 0 BB: 0 P: 10	R: 0 E: 0 K: 2 S: 13	H: 1 LOB: 1 BB: 0 P: 21	R: 0 E: 1 K: 1 S: 15	H: 0 LOB: 1 BB: 0 P: 23	R: 0 E: 0 K: 0 S: 9	H: 0 LOB: 1 BB: 1 P: 15	R: 0 E: 0 K: 1 S: 12	H: 0 LOB: 0 BB: 0 P: 17
	R: 0 E: 0 K: 1 S: 13	H: 1 LOB: 2 BB: 1 P: 20	R: 0 E: 0 K: 2 S: 10	H: 0 LOB: 0 BB: 0 P: 10	R: 0 E: 0 K: 2 S: 9	H: 0 LOB: 0 BB: 0 P: 12	R: 0 E: 0 K: 1 S: 14	H: 1 LOB: 2 BB: 1 P: 23		

	1B: 3	SF: 0	WP: 1	PA: 34
	2B: 0	SAC: 0	PB: 0	
	3B: 0	DP: 0	SB: 0	
	HR: 0	HBP: 0	CS: 0	

PITCHER		IP	WLS	BF	H	R	ER	SO	BB	IBB	HBP	BLK	WP	HR	S	P	ERA	WHIP
33 Matt Harvey, R ERA:	(1, 1)	5.0		18	1	0	0	5	1	0	0	0	1	0	55	86	0.00	0.400
44 AJ Ramos, R ERA:	(6, 1)	0.2		4	1	0	0	1	1	0	0	0	0	0	10	17	0.00	3.000
39 Jerry Blevins, L ERA:	(6, 1)	0.1	W	1	0	0	0	0	0	0	0	0	0	0	3	3	0.00	0.000
67 Seth Lugo, R ERA:	(7, 1)	2.0	H	6	0	0	0	4	0	0	0	0	0	0	19	22	0.00	0.000
27 Jeurys Familia, R ERA:	(9, 1)	1.0	S	5	1	0	0	1	1	0	0	0	0	0	14	23	0.00	2.000

PITCHER	IP	WLS	BF	H	R	ER	SO	BB	IBB	HBP	BLK	WP	HR	S	P	ERA	WHIP

Philadelphia Phillies @ New York Mets

Citi Field, Flushing, NY

Tue Apr 03 2018, 7:12 PM - 10:02 PM EDT

Att. 21,397 - Drizzle - 40 F

livebaseballscorecards.com

Batter	1	2	3	4	5	6	7	8	9	AB	R	H	RBI	BB	SO	LOB
9 Brandon Nimmo, L (1, 8) OBP: 0.556, SLG: 0.333	C SI 91 B FF 89 C CU 74 B SI 92 T CU 76 2-2 ① K		B CU 72 H FF 91 2-0 1-2 HBP		B CU 74 S FF 91 X FF 90 1-1 ② F7		C SI 91 B SL 81 C SL 80 B SL 79 X FF 91 2-2 ② L9			3	0	0	0	0	1	0
13 Asdrúbal Cabrera, S (1, 4) OBP: 0.333, SLG: 0.412	X SI 91 0-0 19 1B 1B		B SI 91 B CH 86 C FF 91 B SI 91 F FF 91 S FF 92 3-3 ① K		C SI 91 B CU 74 X CU 73 1-1 ③ G4-3		B SL 79 B SL 82 B FF 91 C FF 91 F FF 91 F CH 89 X SL 82 3-2 ③ G3			4	0	1	0	0	1	2
52 Yoenis Cespedes, R (1, 7) OBP: 0.444, SLG: 0.500	C FF 91 X SI 90 0-1 ② P3		F SL 83 C SL 81 X FF 90 0-2 ② P3			S FF 89 H SI 88 1-1 19 G6-3 21 2B HBP		F SL 81 C SL 84 B SL 83 S FF 93 1-3 ① K		3	1	0	0	0	1	3
19 Jay Bruce, L (1, 9) OBP: 0.278, SLG: 0.250	C CU 76 C SI 92 D CU 77 B CU 77 X FF 91 2-2 1-2 1B		F CU 76 X SI 91 0-1 ③ F7			X CU 74 0-0 ① G6-3 1-2		C ST 76 C SI 89 B ST 78 B SI 90 C SI 89 2-3 ② K		4	0	1	0	0	1	3
21 Todd Frazier, R (1, 5) OBP: 0.389, SLG: 0.429	B SL 85 C SL 83 X FF 90 1-1 ③ P4			C SL 83 B FF 89 F FF 90 B FF 90 S CU 75 2-3 ① K		C SL 80 X FF 89 0-1 23 G6-3 18 1B 2-H 2B		C ST 76 B FF 90 X ST 76 1-1 1B		4	1	2	1	0	1	2
23 Adrián González, L (1, 3) OBP: 0.538, SLG: 0.500 4 Wilmer Flores, R (8, PH) OBP: 0.143, SLG: 0.143 (9, 3)		B SI 90 F FF 90 B CU 74 X CU 74 2-1 ① G4-3		B CU 73 B FF 89 F SI 90 X FF 91 2-1 1B		C CU 75 F CU 76 F FF 91 F CU 75 F CU 76 X FF 90 0-2 ② G6-3 2-3		C SL 81 B SL 85 X SL 83 1-1 ③ P6		3 1	0 0	1 0	0 0	0 0	0 0	1 1
18 Travis d'Arnaud, R (1, 2) OBP: 0.429, SLG: 0.833		B CU 76 B CU 74 C FF 92 S FF 90 C FF 92 2-3 ② K		B SL 81 F CU 90 F CU 75 X FF 91 1-2 ② F8		F CU 75 F CU 76 F FF 90 X CU 76 0-2 7 WP 3-H 1B				3	0	1	1	0	1	1
7 José Reyes, S (1, 6) 67 Seth Lugo, R (7, 1) 27 Jeurys Familia, R (9, 1)		C CU 75 B FF 91 B CH 86 B SI 93 C FF 92 D CU 77 4-2 33 CS BB		C FF 91 X CU 76 0-1 ③ P2		B FF 93 B SL 81 C SI 94 S SI 94 B SL 86 X SL 84 3-2 ③ G2-3 1-2				2 0 0	0 0 0	0 0 0	0 0 0	1 0 0	0 0 0	2 0 0
33 Matt Harvey, R (1, 1) OBP: 1.000, SLG: 1.000 28 Phillip Evans, R (5, PH) 44 AJ Ramos, R (6, 1) 39 Jerry Blevins, L (6, 1) 1 Amed Rosario, R (7, 6) OBP: 0.308, SLG: 0.250		B FF 90 T FF 90 S FF 90 1-2 ③ CS 1-2	C FF 91 T FF 91 X FF 92 0-2 9 HBP 1B		S FF 91 C CU 75 B SL 82 B CU 74 C FF 91 2-3 ① K		C SL 81 S SL 81 S SL 82 0-3 ① K			1 1 0 0 1	0 0 0 0 0	1 0 0 0 0	0 0 0 0 0	0 1 0 0 1	0 0 0 0 0	0 0 0 0 0
Inning Stats	R: 0 E: 0 K: 1 S: 11 H: 2 LOB: 2 BB: 0 P: 16	R: 0 E: 0 K: 1 S: 9 H: 0 LOB: 0 BB: 1 P: 18	R: 0 E: 0 K: 1 S: 11 H: 1 LOB: 2 BB: 0 P: 16	R: 0 E: 0 K: 1 S: 10 H: 1 LOB: 1 BB: 0 P: 15	R: 0 E: 0 K: 1 S: 7 H: 0 LOB: 0 BB: 0 P: 11	R: 2 E: 0 K: 0 S: 17 H: 2 LOB: 1 BB: 0 P: 21	R: 0 E: 0 K: 1 S: 10 H: 0 LOB: 0 BB: 0 P: 15	R: 0 E: 0 K: 2 S: 10 H: 1 LOB: 1 BB: 0 P: 15		1B: 6 2B: 1 3B: 0 HR: 0 SF: 0 SAC: 0 DP: 0 HBP: 2				WP: 1 PB: 0 SB: 0 CS: 1 PA: 34	

	AB	R	H	RBI	BB	SO	LOB
BOTTOM	**30**	**2**	**7**	**2**	**1**	**8**	**15**

PITCHER		IP	WLS	BF	H	R	ER	SO	BB	IBB	HBP	BLK	WP	HR	S	P	ERA	WHIP
19 Ben Lively, R ERA: 3.18	(1, 1)	5.2	L	25	6	2	2	5	1	0	2	0	0	0	62	91	3.18	1.235
53 Yacksel Ríos, R ERA: 4.5	(6, 1)	0.1		1	0	0	0	0	0	0	0	0	1	0	3	6	0.00	0.000
64 Víctor Arano, R ERA:	(7, 1)	1.1		4	0	0	0	2	0	0	0	0	0	0	13	19	0.00	0.000
55 Hoby Milner, L ERA: 6.75	(8, 1)	0.1		2	1	0	0	1	0	0	0	0	0	0	5	8	0.00	3.000
61 Edubray Ramos, R ERA:	(8, 1)	0.1		1	0	0	0	0	0	0	0	0	0	0	2	3	0.00	0.000

PITCHER	IP	WLS	BF	H	R	ER	SO	BB	IBB	HBP	BLK	WP	HR	S	P	ERA	WHIP

Batter	1	2	3	4	5	6	7	8	9	AB	R	H	RBI	BB	SO	LOB
16 César Hernández, S (1, 4) OBP: 0.348, SLG: 0.476	X SI 98 0-0 ① G1-3		C SI 97 C SI 98 F CU 82 X FF 96 0-2 41 2B 5 G4-3 1B		C SI 94 S SI 94 S CU 83 0-3 ① K			B SI 90 C SI 90 B SL 79 X FF 90 2-1 ① F8		4	1	1	0	0	1	0
41 Carlos Santana, S (1, 3) OBP: 0.261, SLG: 0.444	C FF 98 C FF 98 S SL 93 0-3 ② K		1 SAFE B SI 95 F SI 94 B FF 96 S SL 91 B FF 97 F CH 89 X SI 97 3-2 5 G4-3 23 S 1-3 2B		B SI 95 F SI 95 X CH 87 1-1 ② F8			B SI 91 F SL 81 S FC 92 B CU 76 B FC 89 S SL 79 3-3 ② K		4	1	1	0	0	2	0
5 Nick Williams, L (1, 9) OBP: 0.091, SLG: 0.091	F SL 95 B FF 99 S CH 90 B CH 90 F SL 94 F SL 94 F SI 99 F SI 99 S CH 90 2-3 ③ K		B CU 84 F SL 92 B FF 98 X CH 90 2-1 ② G4-3 2-3 3-H		X CH 88 0-0 ③ G4-3			F SI 91 X SL 80 0-1 ③ F8		4	0	0	1	0	1	1
17 Rhys Hoskins, R (1, 7) OBP: 0.550, SLG: 0.824		B SI 96 C SL 93 B SI 97 X SI 97 2-1 7 S 2B	B SL 93 B SI 97 B SL 93 C SL 94 F SI 97 F CH 90 F SL 92 D CH 89 4-2 BB			B CU 80 C SI 93 F SI 93 S CU 82 1-3 ① K			B SL 84 C SI 94 C SL 86 B SI 96 X SI 94 2-2 23 G5-4-3 1B	3	0	2	0	1	1	0
23 Aaron Altherr, R (1, 8) OBP: 0.238, SLG: 0.059		B SI 97 B SL 93 F SL 94 S SI 98 B SI 98 S CH 90 3-3 ① K	F SI 96 1 SAFE B SI 97 F SI 96 1 SAFE B SL 92 F CH 88 F SI 97 B SI 96 3-2 X SL 83 G6-3 3-H			S SL 88 S SL 88 B SI 94 B CU 82 F SL 89 S CH 87 2-3 ② K		B SI 95 C SI 94 F SI 94 X SI 96 1-2 ①② G5-4-3 1-2f		4	0	0	0	0	2	3
7 Maikel Franco, R (1, 5) OBP: 0.231, SLG: 0.091		S SL 94 C SL 94 F FF 98 B SL 94 B SI 98 S SL 92 2-3 ② K 2-3		B SL 91 X SI 94 1-0 ① G5-3		F SL 89 F SI 93 F CU 83 B SL 88 X CH 87 1-2 ③ G5-3			B SL 85 F SI 94 B SL 86 F SI 95 S SI 96 2-3 ③ K	4	0	0	0	0	2	1
15 Andrew Knapp, S (1, 2) OBP: 0.357, SLG: 0.182		B FF 98 B SL 92 S CH 91 S FF 99 F FF 98 D SL 94 B CH 90 4-2 BB		B SI 95 F CH 89 X CH 89 1-1 1B			C FF 94 B CH 90 C FF 94 B FF 96 C FF 94 2-3 ① K			2	0	1	0	1	1	0
2 J.P. Crawford, L (1, 6) OBP: 0.125, SLG: 0.067 57 Luis García, R (7, 1) 61 Edubray Ramos, R (8, 1)		C SI 96 F SI 97 B FF 98 S SL 93 1-3 ③ K		B FF 97 B CH 87 C SI 96 1 SAFE B SI 95 X SI 96 3-1 ② F8			B FF 94 C FF 92 F FF 93 S FF 96 1-3 ② K			3 0 0	0 0 0	0 0 0	0 0 0	0 0 0	2 0 0	3 0 0
27 Aaron Nola, R (1, 1) 33 Drew Hutchison, L (6, 1) 46 Adam Morgan, L (6, 1) 4 Scott Kingery, R (7, PH) OBP: 0.286, SLG: 0.429 (7, 6)			C SI 96 B SL 92 C SI 97 B SL 93 S SI 98 2-3 ① K	C SI 96 C SI 96 B SL 91 F FF 96 B SL 92 C SI 96 2-3 ③ K			B SL 87 B FF 94 F FF 92 F FF 92 T FF 95 2-2 ③ K			2 0 0 1	0 0 0 0	0 0 0 0	0 0 0 0	0 0 0 0	2 0 0 1	1 0 0 0
Inning Stats	R: 0 E: 0 K: 2 S: 11 H: 0 LOB: 0 BB: 0 P: 13	R: 0 E: 0 K: 3 S: 15 H: 1 LOB: 2 BB: 1 P: 27	R: 2 E: 0 K: 1 S: 22 H: 2 LOB: 1 BB: 1 P: 36	R: 0 E: 0 K: 1 S: 9 H: 1 LOB: 1 BB: 0 P: 16	R: 0 E: 0 K: 1 S: 6 H: 0 LOB: 0 BB: 0 P: 7	R: 0 E: 0 K: 2 S: 11 H: 0 LOB: 0 BB: 0 P: 15	R: 0 E: 0 K: 3 S: 9 H: 0 LOB: 0 BB: 0 P: 14	R: 0 E: 0 K: 1 S: 7 H: 0 LOB: 0 BB: 0 P: 12	R: 0 E: 0 K: 1 S: 9 H: 1 LOB: 0 BB: 0 P: 14	1B: 3 2B: 2 3B: 0 HR: 0 SF: 0 SAC: 0 DP: 1 HBP: 0						

PITCHER		IP	WLS	BF	H	R	ER	SO	BB	IBB	HBP	BLK	WP	HR	S	P	ERA	WHIP
34 Noah Syndergaard, R ERA: 5.4	(1, 1)	4.0		18	4	2	2	7	2	0	0	0	0	0	57	92	4.50	1.500
65 Robert Gsellman, R ERA:	(5, 1)	2.0	W	6	0	0	0	3	0	0	0	0	0	0	17	22	0.00	0.000
47 Hansel Robles, R ERA:	(7, 1)	1.0	H	3	0	0	0	3	0	0	0	0	0	0	9	14	0.00	0.000
44 AJ Ramos, R ERA:	(8, 1)	1.0	H	3	0	0	0	1	0	0	0	0	0	0	7	12	0.00	0.000
27 Jeurys Familia, R ERA:	(9, 1)	1.0	S	3	1	0	0	1	0	0	0	0	0	0	9	14	0.00	1.000

PITCHER	IP	WLS	BF	H	R	ER	SO	BB	IBB	HBP	BLK	WP	HR	S	P	ERA	WHIP

TOP

Philadelphia Phillies @ New York Mets

Citi Field, Flushing, NY

Wed Apr 04 2018, 2:47 PM - 5:52 PM EDT

Att. 21,328 - Cloudy - 54 F

livebaseballscorecards.com

AB	31
R	2
H	5
RBI	1
BB	2
SO	15
LOB	9

WP: 0 PA: 33
PB: 0
SB: 2
CS: 0

Philadelphia Phillies @ New York Mets

Citi Field, Flushing, NY

Wed Apr 04 2018, 2:47 PM - 5:52 PM EDT

Att. 21,328 - Cloudy - 54 F

livebaseballscorecards.com

BOTTOM

Batter	1	2	3	4	5	6	7	8	9	AB	R	H	RBI	BB	SO	LOB
9 Brandon Nimmo, L (1, 8) OBP: 0.583, SLG: 0.286	C FF 91 B KC 75 C FF 92 B KC 76 B KC 76 B FF 92 4-2 52 HR BB	C KC 76 B KC 76 B SI 90 F FF 90 F SI 89 B CH 82 B FF 89 4-2 BB		1 SAFE 1 SAFE F FF 90 1 SAFE B FF 91 1-1 ③ CS 1-2	C KC 75 B CH 82 C FF 91 F FF 91 X KC 77 1-2 ① G3	B CH 82 F SI 93 S FF 94 S SL 78 1-3 ③ K				1	1	0	0	2	0	0
12 Juan Lagares, R (6, PH) OBP: 0.500, SLG: 0.500 (7, 8)										1	0	0	0	0	1	1
52 Yoenis Cespedes, R (1, 7) OBP: 0.409, SLG: 0.611	B FF 92 C FF 93 B CH 82 S CH 83 1 SAFE F FF 93 X KC 76 2-2 1-H HR	S KC 77 1 SAFE B FF 90 F FF 92 S CH 82 1-3 ③ K			C FF 91 B FF 93 S KC 78 F FF 93 F FF 93 S KC 78 1-3 ② K		S SL 85 B SI 96 X SL 84 1-1 ① F8			4	1	1	2	0	2	1
19 Jay Bruce, L (1, 9) OBP: 0.273, SLG: 0.250	F SI 91 F SI 91 C FF 92 0-3 ① K	B CH 80 F FF 90 X CH 82 1-1 ① G3			B KC 77 X FF 92 1-0 1B		B SI 98 B FS 87 F FF 97 X SI 97 2-1 ② G6-3			4	0	1	0	0	1	0
21 Todd Frazier, R (1, 5) OBP: 0.364, SLG: 0.353	S FF 92 C FF 93 F KC 77 B KC 78 B FF 92 B FF 94 X FF 94 3-2 ② G5-3	C KC 74 B CH 81 B FF 91 F FF 92 B CH 82 B FF 92 4-2 13 E BB			B CH 82 B CH 82 C FF 91 S SI 90 X KC 78 2-2 ③ L5		F SI 95 B SL 84 B SL 83 B SI 98 F FF 97 F FF 97 F FF 97 C SL 84 3-3 ③ K			3	0	0	0	1	1	1
13 Asdrúbal Cabrera, S (1, 4) OBP: 0.364, SLG: 0.400	C KC 77 X SI 91 0-1 23 BB 1B	1 SAFE F FF 90 S CH 82 1 SAFE X FF 90 0-2 ② L6 1-2				C SI 90 B SL 82 B FF 90 B FF 90 C FF 90 F FF 92 B FF 92 4-2 26 G1-3 26 E 1 3B BB		S SL 80 F SL 82 B FF 95 B FF 94 X SL 81 2-2 ① P5		3	1	1	0	1	0	1
23 Adrián González, L (1, 3) OBP: 0.471, SLG: 0.385	B SI 91 B CH 83 B SI 91 C SI 91 B SI 90 4-1 26 FC5-4 1-2 BB	C FF 92 B FF 90 X CH 82 1-1 ③ G4-3				B FF 90 C CH 83 S CH 83 1 SAFE B FF 91 X CH 84 2-2 ① L9		S FF 93 S SL 84 B FF 93 F SL 85 F SL 86 F CH 89 B SL 86 T SL 86 2-2 ② K		3	0	0	0	1	1	2
26 Kevin Plawecki, R (1, 2) OBP: 0.462, SLG: 0.333	C SI 91 B KC 76 X SI 93 1-1 ③ FC5-4 1-2f			H KC 74 1-0 28 G4-6-3 HBP		F FF 90 F SI 89 1 SAFE F SL 83 D SL 83 B SL 83 F FF 91 X CH 83 2-2 ② G1-3 1-3		S FF 94 F FF 93 B SL 86 F SL 84 B FF 93 B SL 82 X FF 92 3-2 ③ L8		3	0	0	0	0	0	3
34 Noah Syndergaard, L (1, 1) 28 Phillip Evans, R (4, PH) 65 Robert Gsellman, R (5, 1) 4 Wilmer Flores, R (6, PH) OBP: 0.250, SLG: 0.143 47 Hansel Robles, R (7, 1) 44 AJ Ramos, R (8, 1) 27 Jeurys Familia, R (9, 1)		C FF 90 X SI 88 0-1 ① G6-3		1 SAFE X FF 90 0-0 ①② G4-6-3 1-2f		B SL 83 C SL 82 B SL 84 F SL 83 D SL 81 B SL 83 4-2 1 3B BB				1 1 0 0 0 0 0	0 0 0 1 0 0 0	0 0 0 0 0 0 0	0 0 0 1 0 0 0	0 0 0 0 0 0 0	0 1 0 0 0 0 0	0 1 0 0 0 0 0
1 Amed Rosario, R (1, 6) OBP: 0.375, SLG: 0.467		C FF 90 F KC 75 S KC 76 0-3 ② K2-3		C FF 92 X KC 76 0-1 9 CS 1B		X SL 82 0-0 1-H 3-H 3B				3	0	2	2	0	1	0

Inning Stats	1	2	3	4	5	6	7	8	9
	R: 2 E: 0 K: 1 S: 18 H: 2 LOB: 2 BB: 2 P: 32	R: 0 E: 0 K: 2 S: 11 H: 0 LOB: 1 BB: 1 P: 16	R: 0 E: 1 K: 0 S: 9 H: 0 LOB: 1 BB: 1 P: 15	R: 0 E: 0 K: 0 S: 4 H: 1 LOB: 0 BB: 0 P: 6	R: 0 E: 0 K: 1 S: 13 H: 1 LOB: 1 BB: 0 P: 18	R: 2 E: 0 K: 1 S: 17 H: 1 LOB: 1 BB: 2 P: 30	R: 0 E: 0 K: 1 S: 9 H: 0 LOB: 0 BB: 0 P: 15	R: 0 E: 0 K: 1 S: 13 H: 0 LOB: 0 BB: 0 P: 20	

	AB	R	H	RBI	BB	SO	LOB
AB	27						
R	4						
H	5						
RBI	4						
BB	6						
SO	7						
LOB	10						

| | | | | | | | | | |

Batter	1	2	3	4	5	6	7	8	9	AB	R	H	RBI	BB	SO	LOB
30 Michael Conforto, L (1, 8) OBP: 0.400, SLG: 1.000	C FF 94 S FF 94 S FF 97 0-3 K		C CH 87 S FF 94 X CH 88 0-2 G4-5-3 1-2f		B CU 81 C CH 87 F CH 87 X SI 97 1-2 2-H HR		B SI 93 B SI 94 B SI 93 B SI 93 4-0 52 BB 19 HR BB		B FF 94 C FF 94 C SL 82 B FF 94 B FF 95 S FF 96 3-3 K	4	2	1	2	1	2	1
13 Asdrúbal Cabrera, S (1, 4) OBP: 0.370, SLG: 0.375	C FF 95 B FF 96 B CU 81 X FF 96 2-1 G6-3		B CU 83 C FF 96 X CH 89 1-1 L8		H SL 83 1-0 HBP		F SI 93 F SI 94 B FF 94 D C SI 93 2-3 K		C FF 95 B FF 95 C FS 86 X FF 96 1-2 1B	4	0	1	0	0	1	2
52 Yoenis Cespedes, R (1, 7) OBP: 0.407, SLG: 0.682	B FF 97 S CU 83 F FF 97 S CH 90 1-3 K			B CU 84 X FF 95 1-0 HR	C FF 94 C CH 87 F CH 87 F CH 87 B FF 94 F FF 95 S CU 84 2-3 K		C SL 88 B SL 85 F SI 94 F SL 88 D SI 94 D B SL 88 4-2 19 HR 1-2 2-3 BB		S FF 96 B FF 95 B FF 95 B FF 95 S FF 95 S FF 96 3-3 K	4	2	1	1	1	3	2
19 Jay Bruce, L (1, 9) OBP: 0.308, SLG: 0.458		X FF 95 0-0 23 G4-3 7 BLK 2B		B FF 95 B CU 82 C CU 81 B SI 94 S FF 96 X FF 95 3-2 G3		X CU 82 0-0 F7	C SI 93 C FF 92 B SL 87 D CH 88 F SI 94 B SI 93 X SI 94 3-2 1-H 2-H 3-H HR			4	2	2	4	0	0	0
21 Todd Frazier, R (1, 5) OBP: 0.308, SLG: 0.286		B CU 81 C FF 93 B CH 87 C FF 94 X CU 83 2-2 G1-3		S CU 83 X FF 94 0-1 G6-3		X FF 96 0-0 P6	B SI 93 X SI 92 1-0 F7			4	0	0	0	0	0	1
23 Adrián González, L (1, 3) OBP: 0.429, SLG: 0.353		C FF 95 F FF 94 X FF 96 0-2 G4-3 2-3		C FF 94 S CH 88 S CH 88 0-3 K		C FF 95 X CH 89 0-1 1B		F FF 94 F FF 95 F FF 94 S FF 95 0-3 K		4	0	1	0	0	2	1
26 Kevin Plawecki, R (1, 2) OBP: 0.471, SLG: 0.333		D CU 84 B CU 85 B CH 88 B FF 96 4-0 7 BLK BB		X FF 93 0-0 7 G1-3 30 HR 1B		C CU 81 B CU 82 B CH 87 F FF 93 F CH 86 F CU 81 D S CH 87 3-3 K		B C FF 94 X CU 80 1-1 P6		3	1	1	0	1	1	1
7 José Reyes, S (1, 6)		S CU 84 B CH 87 S FF 95 F CU 83 F CH 88 X FF 95 1-2 G4-3 1-2 3-H			F CU 82 F FF 94 D X CH 89 1-2 G1-3 1-2		B SI 91 C SI 92 X SL 86 1-1 P3	B CU 81 C FF 94 F FF 95 X FF 95 1-2 G4-3		4	0	0	0	0	0	2
48 Jacob deGrom, L (1, 1) OBP: 0.500, SLG: 0.333 9 Brandon Nimmo, L (7, PH) OBP: 0.615, SLG: 0.500 39 Jerry Blevins, L (7, 1) 65 Robert Gsellman, R (7, 1) 47 Hansel Robles, R (8, 1) 4 Wilmer Flores, R (9, PH) OBP: 0.222, SLG: 0.125 67 Seth Lugo, R (9, 1)			B FF 95 F FF 95 F FF 96 F CU 82 B CH 89 B CU 84 B FF 95 4-2 30 G4-5-3 BB		C FF 94 F CU 83 F CH 88 F CH 88 S FF 96 0-3 K		X SL 86 0-0 52 BB 19 HR 2B		B FF 94 X FF 94 1-0 G3-1	1 1 0 0 0 0 1	0 1 0 0 0 0 0	0 1 0 0 0 0 0	0 0 0 0 0 0 0	1 0 0 0 0 0 0	1 0 0 0 0 0 0	1 0 0 0 0 0 0
Inning Stats	R: 0 E: 0 K: 2 S: 8 H: 0 LOB: 0 BB: 0 P: 11	R: 1 E: 0 K: 0 S: 12 H: 1 LOB: 1 BB: 1 P: 19	R: 0 E: 0 K: 0 S: 8 H: 0 LOB: 0 BB: 1 P: 13	R: 1 E: 0 K: 1 S: 9 H: 1 LOB: 0 BB: 0 P: 13	R: 2 E: 0 K: 2 S: 19 H: 2 LOB: 1 BB: 0 P: 24	R: 0 E: 0 K: 1 S: 9 H: 1 LOB: 1 BB: 0 P: 12	R: 4 E: 0 K: 1 S: 14 H: 2 LOB: 0 BB: 2 P: 29	R: 0 E: 0 K: 1 S: 9 H: 0 LOB: 0 BB: 0 P: 11	R: 0 E: 0 K: 2 S: 10 H: 1 LOB: 1 BB: 0 P: 18	1B: 3 2B: 2 3B: 0 HR: 3 SF: 0 SAC: 0 DP: 1 HBP: 1						

TOP

New York Mets @ Washington Nationals

Nationals Park, Washington, DC

Thu Apr 05 2018, 1:09 PM - 4:05 PM EDT

Att. 42,477 - Partly Cloudy - 42 F

livebaseballscorecards.com

AB	34
R	8
H	8
RBI	7
BB	4
SO	10
LOB	11

WP: 0 PA: 39
PB: 0
SB: 0
CS: 0

PITCHER		IP	WLS	BF	H	R	ER	SO	BB	IBB	HBP	BLK	WP	HR	S	P	ERA	WHIP
37 Stephen Strasburg, R ERA: 3.65	(1, 1)	6.0	L	25	5	4	4	6	2	0	1	1	0	2	65	92	6.00	1.167
21 Brandon Kintzler, R ERA: 18.0	(7, 1)	1.0		7	2	4	4	1	2	0	0	0	0	1	14	29	36.00	4.000
44 Ryan Madson, R ERA:	(8, 1)	1.0		3	0	0	0	1	0	0	0	0	0	0	9	11	0.00	0.000
62 Sean Doolittle, L ERA: 6.0	(9, 1)	1.0		4	1	0	0	2	0	0	0	0	0	0	10	18	0.00	1.000

PITCHER	IP	WLS	BF	H	R	ER	SO	BB	IBB	HBP	BLK	WP	HR	S	P	ERA	WHIP

Batter	1	2	3	4	5	6	7	8	9	AB	R	H	RBI	BB	SO	LOB
2 Adam Eaton, L (1, 7) OBP: 0.520, SLG: 0.864 8 Brian Goodwin, L (6, 7) OBP: 0.467, SLG: 0.667	X FF 94 0-0 6 E 2B		B FF 95 B CU 82 B SL 91 B FF 95 4-0 6 2B BB			C SI 92 C CH 87 B SL 88 B CU 81 F FF 94 X SL 88 2-2 34 BB 6 BB 1B		B FF 95 C FF 92 S FF 94 B FF 96 C FF 95 2-3 ① K		1 2	2 0	1 1	0 0	1 0	0 1	0 0
6 Anthony Rendon, R (1, 5) OBP: 0.353, SLG: 0.452	C FF 94 F FF 94 X FF 95 0-2 E9 11 G1-6-3 2-H 1B		C SL 90 X FF 95 0-1 1-H 2B			B FF 93 B SL 88 B CH 87 B FF 93 4-0 34 BB 1-2 BB		C FF 94 X SL 88 0-1 2B		3	0	3	1	1	0	0
34 Bryce Harper, L (1, 9) OBP: 0.485, SLG: 0.857	C SL 91 S FF 96 S SL 90 0-3 ① K		S CH 90 S SL 91 D CU 82 B FF 96 B CH 88 F SL 92 X SL 91 3-2 ③ L9			B FF 94 B SL 88 B SI 94 B FF 94 4-0 1-2 2-3 BB		B FF 95 B FF 92 C FF 92 C CH 90 F FF 96 B SL 84 S CH 90 3-3 ② K		3	0	0	0	1	2	3
11 Ryan Zimmerman, R (1, 3) OBP: 0.240, SLG: 0.273	B FF 94 B FF 95 X SL 90 2-0 ② G1-6-3 1-2f ③			S SL 89 X SL 90 0-1 ① G4-3		C FF 94 X CU 82 0-1 ① F9		B FF 95 B FF 95 C FF 92 B SL 83 S FF 94 F FF 95 S FF 95 3-3 ③ K		4	0	0	0	0	1	5
12 Howie Kendrick, R (1, 4) OBP: 0.375, SLG: 0.522		C FF 94 S FF 93 F CH 88 X SL 90 0-2 ① G6-3		B FF 95 C SL 90 X CH 89 1-1 ② P4		B FF 94 C SL 88 F FF 94 B CU 81 F SL 88 X FF 94 2-2 ② L6			C FF 94 S SL 88 F SI 95 B CH 86 F FF 96 F SL 89 B SI 94 X CU 79 2-2 1 DI 1B	4	0	1	0	0	0	3
7 Trea Turner, R (1, 6) OBP: 0.375, SLG: 0.346 21 Brandon Kintzler, R (7, 1) 44 Ryan Madson, L (8, 1) 62 Sean Doolittle, L (9, 1) 15 Matt Adams, L (9, PH) OBP: 0.385, SLG: 0.600		C SL 90 C FF 95 C CU 82 0-3 ② K		C FF 95 S CU 81 B SI 96 B SL 90 F CH 89 F FF 94 S CU 83 2-3 ③ K		S FF 94 S SL 88 C FF 94 0-3 ③ K			F SI 91 C SI 93 D CU 79 X CU 80 1-2 ① F9	3 0 0 0 1	0 0 0 0 0	0 0 0 0 0	0 0 0 0 0	0 3 0 0 0	3 0 0 0 0	3 0 0 0 1
14 Miguel Montero, L (1, 2) 29 Pedro Severino, R (8, 2) OBP: 0.750, SLG: 0.500	X FF 95 0-0 ③ G5-3				B FF 92 F FF 92 C CU 82 S FF 94 1-3 ① K		B FF 87 F FF 86 S CU 72 S CU 71 1-3 ① K		C SL 88 B SI 92 B CU 80 B SI 92 F SI 92 F FF 94 F SL 86 X FF 92 3-2 ② F7	3 1	0 0	0 0	0 0	0 0	2 0	0 1
37 Stephen Strasburg, R (1, 1) 1 Wilmer Difo, S (7, 6) OBP: 0.313, SLG: 0.231			C FF 94 S SL 90 B SL 91 F FF 95 X CH 89 1-2 ① G6-3		S FF 92 F FF 94 B CU 80 X SL 89 1-2 ② G6-3		B CU 71 C FF 87 F CU 71 B CU 70 B FF 87 F CU 70 S FF 88 3-3 ② K		C SI 92 B CU 77 B SI 94 X CH 85 2-1 ③ G3-1 1-2	2 2	0 0	0 0	0 0	0 0	0 1	0 1
3 Michael Taylor, R (1, 8) OBP: 0.217, SLG: 0.143			T SL 89 X SL 90 0-1 ② F9		B SL 90 S CU 80 X SL 90 1-1 ③ G3		B SI 91 B SL 86 F SI 92 F SI 93 T SI 93 2-2 ③ K			3	0	0	0	0	1	0
Inning Stats	R: 1 E: 1 K: 1 S: 8 H: 2 LOB: 0 BB: 0 P: 10	R: 0 E: 0 K: 1 S: 8 H: 0 LOB: 0 BB: 0 P: 8	R: 1 E: 0 K: 0 S: 12 H: 1 LOB: 1 BB: 1 P: 20	R: 0 E: 0 K: 1 S: 9 H: 0 LOB: 0 BB: 0 P: 12	R: 0 E: 0 K: 1 S: 8 H: 0 LOB: 0 BB: 0 P: 11	R: 0 E: 0 K: 1 S: 13 H: 1 LOB: 3 BB: 2 P: 25	R: 0 E: 0 K: 3 S: 10 H: 0 LOB: 0 BB: 0 P: 16	R: 0 E: 0 K: 3 S: 13 H: 1 LOB: 1 BB: 0 P: 21	R: 0 E: 0 K: 0 S: 16 H: 1 LOB: 1 BB: 0 P: 24	1B: 3 2B: 3 3B: 0 HR: 0 SF: 0 SAC: 0 DP: 1 HBP: 0						WP: 0 PB: 0 SB: 0 CS: 0 PA: 35	

PITCHER		IP	WLS	BF	H	R	ER	SO	BB	IBB	HBP	BLK	WP	HR	S	P	ERA	WHIP
48 Jacob deGrom, R ERA: 1.54	(1, 1)	6.0	W	24	4	2	1	5	3	0	0	0	0	0	58	86	1.50	1.167
39 Jerry Blevins, L ERA:	(7, 1)	0.2		2	0	0	0	2	0	0	0	0	0	0	7	11	0.00	0.000
65 Robert Gsellman, R ERA:	(7, 1)	0.1		1	0	0	0	1	0	0	0	0	0	0	3	5	0.00	0.000
47 Hansel Robles, R ERA:	(8, 1)	1.0		4	1	0	0	3	0	0	0	0	0	0	13	21	0.00	1.000
67 Seth Lugo, R ERA:	(9, 1)	1.0		4	1	0	0	0	0	0	0	0	0	0	16	24	0.00	1.000

PITCHER	IP	WLS	BF	H	R	ER	SO	BB	IBB	HBP	BLK	WP	HR	S	P	ERA	WHIP

BOTTOM

New York Mets @ Washington Nationals

Nationals Park, Washington, DC

Thu Apr 05 2018, 1:09 PM - 4:05 PM EDT

Att. 42,477 - Partly Cloudy - 42 F

livebaseballscorecards.com

AB	32
R	2
H	6
RBI	1
BB	3
SO	11
LOB	17

Batter	1	2	3	4	5	6	7	8	9	AB	R	H	RBI	BB	SO	LOB
13 Asdrúbal Cabrera, S (1, 4) OBP: 0.375, SLG: 0.414	X SI 87 0-0 E7 52 F7 1B		C CH 81 X CU 74 0-1 ② G6-3		B SI 89 C SI 88 C CH 82 S CU 77 1-3 ② K		1 SAFE B SI 90 C SI 91 X SI 91 1-1 52 G6-3 21 G4-3 1-H 2B		X FS 85 0-0 ① F8	5	1	2	1	0	1	0
52 Yoenis Cespedes, R (1, 7) OBP: 0.344, SLG: 0.556	C SI 88 S FF 88 F FF 89 B CH 81 X SI 88 1-2 ① F7 2-3		B CU 76 X CH 84 1-0 ③ G2-3		B SI 89 C SI 89 C FF 89 B CU 77 S CH 82 2-3 ③ K		B SI 92 X SI 92 1-0 ① G6-3 2-3		S FF 94 B FF 94 F FF 93 F FF 95 C FF 95 1-3 ② K	5	0	0	0	0	2	2
4 Wilmer Flores, R (1, 3) OBP: 0.250, SLG: 0.100 30 Michael Conforto, L (7, PH) OBP: 0.500, SLG: 1.000 23 Adrián González, L (7, 3) OBP: 0.409, SLG: 0.333	B CH 82 B CH 81 B SI 89 B SI 88 4-0 BB			B CU 75 F SI 88 B FF 89 S CH 82 B SI 90 X CH 82 3-2 ① F8		C SI 87 F CU 74 F SI 89 B X SI 89 1-2 ① G5-3		0-0 21 G4-3 IBB	C SL 84 S SL 82 S FF 96 0-3 ③ K	2 0 1	0 0 0	0 0 0	0 0 0	1 1 0	0 0 0	0 0 0
21 Todd Frazier, R (1, 5) OBP: 0.333, SLG: 0.333	C CH 82 B FF 90 C FF 90 S CH 82 1-3 ② K			B CU 75 B SI 90 B CH 82 B SI 90 4-0 19 2B BB		B CU 75 C CH 81 X SI 89 1-1 18 1B 2B	F SI 93 F SI 93 X CH 87 0-2 ② G4-3 1-2 3-H			3	1	1	1	1	1	3
18 Travis d'Arnaud, R (1, 2) OBP: 0.364, SLG: 0.600	C CU 75 F CU 77 B FF 89 F CH 82 S CU 76 1-3 ③ K2-3			B SI 88 1 SAFE C CU 74 S CH 82 X CU 75 1-2 ② F8		X SI 88 0-0 19 1B 2-H 1B	C SI 92 F FF 92 B SL 85 B SI 92 S CH 87 2-3 ③ K			4	0	1	1	0	2	4
19 Jay Bruce, L (1, 9) OBP: 0.333, SLG: 0.500		B CU 73 B C SI 88 F CH 81 B CH 82 X SI 88 3-2 ① G4-3		B FF 91 B CH 81 B SI 89 C SI 89 X SI 90 3-1 1-3 2B		B CU 75 B FF 90 X FF 89 2-0 1-2 1B		B CU 81 F FF 95 S FF 96 F CU 84 B CU 84 S FF 95 2-3 ① K		4	0	2	0	0	1	0
12 Juan Lagares, R (1, 8) OBP: 0.500, SLG: 0.462		B SI 88 X CH 82 1-0 32 G4-6-3 1B		0-0 IBB		X SI 89 0-0 ② P3		X FF 96 0-0 ② L3		3	0	1	0	1	0	2
32 Steven Matz, R (1, 1) 7 José Reyes, S (6, PH) 47 Hansel Robles, R (6, 1) 44 AJ Ramos, R (7, 1) 9 Brandon Nimmo, L (8, PH) OBP: 0.643, SLG: 0.500 35 Jacob Rhame, R (8, 1) 39 Jerry Blevins, L (8, 1) 27 Jeurys Familia, R (8, 1)		C SI 87 B SI 87 F SI 87 F SI 89 B CH 82 1 SAFE X CH 82 2-2 ②③ G4-6-3 1-2f		S CH 81 S CU 77 D CU 77 S CU 77 1-3 ③ K		B SL 81 B SI 90 B SI 89 C SI 89 C SI 90 X SI 91 3-2 ③ G6-3		C SI 96 F CU 83 B FF 95 B CH 84 B FF 96 B CH 85 4-2 1 S BB		2 1 0 0 0 0 0 0	0 0 0 0 0 0 0 0	0 0 0 0 0 1 0 0	0 0 0 0 0 0 0 0	1 0 0 0 0 0 0 0	4 2 0 0 0 0 0 0	4 2 0 0 0 0 0 0
1 Amed Rosario, R (1, 6) OBP: 0.350, SLG: 0.421		B SI 86 C SI 87 F CH 81 B B CU 76 X CH 81 3-2 ① L1		C CU 72 C CU 74 B FF 87 B C SI 89 2-3 ① K		C SI 90 X SI 91 0-1 13 2B 1B	1 SAFE T FF 96 X FF 96 0-1 ③ G6-3 1-2			4	1	1	0	0	1	1

Inning Stats	1	2	3	4	5	6	7	8	9
	R: 0 E: 1 K: 2 S: 12 H: 1 LOB: 2 BB: 1 P: 19	R: 0 E: 0 K: 0 S: 8 H: 1 LOB: 0 BB: 0 P: 14	R: 0 E: 0 K: 0 S: 6 H: 0 LOB: 0 BB: 0 P: 10	R: 0 E: 0 K: 1 S: 11 H: 1 LOB: 3 BB: 2 P: 23	R: 0 E: 0 K: 3 S: 9 H: 0 LOB: 0 BB: 0 P: 14	R: 1 E: 0 K: 0 S: 12 H: 3 LOB: 2 BB: 0 P: 19	R: 2 E: 0 K: 1 S: 11 H: 2 LOB: 1 BB: 1 P: 15	R: 0 E: 0 K: 1 S: 9 H: 0 LOB: 1 BB: 1 P: 15	R: 0 E: 0 K: 2 S: 8 H: 0 LOB: 0 BB: 0 P: 9

1B: 5 SF: 0
2B: 3 SAC: 0
3B: 0 DP: 1
HR: 0 HBP: 0

WP: 0 PA: 39
PB: 0
SB: 1
CS: 0

PITCHER		IP	WLS	BF	H	R	ER	SO	BB	IBB	HBP	BLK	WP	HR	S	P	ERA	WHIP
47 Gio González, L ERA: 1.59	(1, 1)	5.1		24	6	1	1	6	2	1	0	0	0	0	54	92	1.69	1.500
33 Matt Grace, L ERA: 3.18	(6, 1)	0.2		2	0	0	0	0	0	0	0	0	0	0	4	7	0.00	0.000
21 Brandon Kintzler, R ERA: 18.0	(7, 1)	1.0	L	6	2	2	2	1	0	1	0	0	0	0	11	15	18.00	2.000
44 Ryan Madson, R ERA:	(8, 1)	1.0		4	0	0	0	1	1	0	0	0	0	0	9	15	0.00	1.000
62 Sean Doolittle, L ERA: 4.5	(9, 1)	1.0		3	0	0	0	2	0	0	0	0	0	0	8	9	0.00	0.000

PITCHER	IP	WLS	BF	H	R	ER	SO	BB	IBB	HBP	BLK	WP	HR	S	P	ERA	WHIP

TOP

New York Mets @ Washington Nationals

Nationals Park, Washington, DC

Sat Apr 07 2018, 1:05 PM - 4:04 PM EDT

Att. 28,952 - Cloudy - 42 F

livebaseballscorecards.com

AB	34
R	3
H	8
RBI	3
BB	5
SO	10
LOB	18

BOTTOM

New York Mets @ Washington Nationals

Nationals Park, Washington, DC

Sat Apr 07 2018, 1:05 PM - 4:04 PM EDT

Att. 28,952 - Cloudy - 42 F

livebaseballscorecards.com

Batter	1	2	3	4	5	6	7	8	9	AB	R	H	RBI	BB	SO	LOB
7 Trea Turner, R (1, 6) OBP: 0.389, SLG: 0.345	B SI 94 C CH 82 X SI 94 1-1 6 S 1B		C CH 83 C CH 83 F SI 94 X SI 94 0-2 ② G5-3		F CH 82 B SI 92 B CH 82 B SI 92 B CH 81 4-1 1-2 BB		B FC 86 B FC 88 S FC 86 X CU 74 2-1 ③ P4			3	0	1	0	1	0	0
6 Anthony Rendon, R (1, 5) OBP: 0.333, SLG: 0.424 19 Matt Reynolds, R (4, 5)	1 SAFE B SI 93 C SI 92 1 SAFE C CH 83 C SI 92 1-3 ① K 1-2		C CU 80 B CH 84 B CH 82 C CU 79 C CH 84 2-3 ③ K		C CU 78 C CU 77 B SI 93 C SI 92 1-3 ③ K			S SL 87 B SL 85 B FF 96 F FF 95 B FF 97 X FF 96 3-2 ① G4-3		2 2	0 0	0 0	0 0	0 0	2 1	1 2
34 Bryce Harper, L (1, 9) OBP: 0.486, SLG: 0.917	B SI 93 B SI 94 F SI 93 B SI 93 C SI 94 F SI 93 S SI 93 3-3 ② K			B CU 80 C CH 84 X SI 94 1-1 ① G4-3		S FF 93 F FF 95 B FF 94 F FF 94 B FF 95 X FF 94 2-2 HR		C CU 69 B CU 70 B FF 88 B CU 69 B CU 71 4-1 11 S BB		3	1	1	1	1	1	1
11 Ryan Zimmerman, R (1, 3) OBP: 0.207, SLG: 0.231	B SI 92 B CH 82 C SI 93 C SI 93 S SI 92 2-3 ③ K			B CH 84 X SI 94 1-0 ② P3	B SL 84 C FF 94 C FF 94 F FF 96 X SL 84 1-2 ① L9			1 SAFE D SL 86 1 SAFE B SI 96 C SI 96 B SL 88 C SI 96 X SI 97 3-2 ② G1-3 1-2		4	0	0	0	0	1	2
12 Howie Kendrick, R (1, 4) OBP: 0.357, SLG: 0.481		B CU 80 B CU 78 C SI 93 F CH 85 C SI 94 2-3 ① K		C CH 84 F CH 84 F SI 93 F CU 80 B B SI 93 X CH 84 2-2 ③ F8	C SL 85 F FF 94 B SL 85 B SL 84 X FF 93 2-2 1B			S SL 88 D X SI 97 1-1 ③ G4-3		4	0	1	0	0	1	1
3 Michael Taylor, R (1, 8) OBP: 0.185, SLG: 0.120		C CU 80 F CH 84 F CU 80 B SI 94 B SI 94 T SI 95 2-2 ② K			C CU 77 B SI 92 B CU 76 C CH 83 F SI 92 X CU 77 2-2 E5 29 S 8 SH2-3 29 1B	1 SAFE F SL 81 B FF 92 1 SAFE B FF 92 F SL 84 F FF 92 X FF 93 2-2 ② F8			S SL 86 S SL 87 B SI 98 F SI 98 B SL 86 S SL 86 2-3 ① K	4	1	0	0	0	2	1
8 Brian Goodwin, L (1, 7) OBP: 0.444, SLG: 0.571		C SI 94 C CU 79 F CU 80 B SI 93 B SI 94 B CU 78 B CU 79 4-2 29 S 29 1B BB			1 SAFE X CU 78 0-0 ① SH2-3 1-2	1 SAFE C FF 92 F FF 92 S FF 93 0-3 ③ K			C SI 96 B FS 81 X SL 86 1-1 ② L8	2	0	0	0	1	1	1
29 Pedro Severino, R (1, 2) OBP: 0.727, SLG: 0.571 15 Matt Adams, L (9, PH) OBP: 0.357, SLG: 0.545		1 SAFE C CU 77 C CU 77 1 SAFE B SI 92 F CU 78 B SI 92 D CU 78 X CH 83 3-2 ③ 1-H 1B			C CU 76 C CU 77 B SI 91 F CU 78 B SI 92 D CU 79 X CU 78 3-2 7 S 2-H 1B		B FC 85 C CU 76 X FC 87 1-1 ① L8		F SI 97 B SI 97 X SI 93 1-1 ③ G3	3 1	0 0	2 0	1 0	0 0	0 0	0 0
47 Gio González, R (1, 1) 33 Matt Grace, L (6, 1) 21 Brandon Kintzler, R (7, 1) 2 Adam Eaton, L (7, PH) OBP: 0.500, SLG: 0.826 44 Ryan Madson, L (8, 1) 62 Sean Doolittle, L (9, 1)			X SI 92 0-0 ① G5-3		C SI 92 C SI 93 L CU 78 0-3 ② K		B SL 79 B FC 89 C SI 89 X SL 78 2-1 ② P4			2 0 0 1 0 0	0 0 0 0 0 0	0 0 0 0 0 0	0 0 0 0 0 0	1 0 0 0 0 0	1 0 0 0 0 0	1 0 0 0 0 0
Inning Stats	R: 0 E: 0 K: 3 S: 12 H: 1 LOB: 1 BB: 0 P: 19	R: 0 E: 0 K: 2 S: 14 H: 1 LOB: 2 BB: 1 P: 25	R: 0 E: 0 K: 1 S: 8 H: 0 LOB: 0 BB: 0 P: 10	R: 0 E: 0 K: 0 S: 8 H: 0 LOB: 0 BB: 0 P: 12	R: 1 E: 1 K: 2 S: 17 H: 1 LOB: 2 BB: 1 P: 27	R: 1 E: 0 K: 1 S: 18 H: 2 LOB: 1 BB: 0 P: 25	R: 0 E: 0 K: 0 S: 6 H: 0 LOB: 0 BB: 0 P: 11	R: 0 E: 0 K: 0 S: 9 H: 0 LOB: 1 BB: 1 P: 20	R: 0 E: 0 K: 1 S: 8 H: 0 LOB: 0 BB: 0 P: 12	1B: 4 2B: 0 3B: 0 HR: 1 SF: 0 SAC: 1 DP: 0 HBP: 0						

	AB	R	H	RBI	BB	SO	LOB
	31	2	5	2	3	10	10

WP: 0 PB: 0 SB: 5 CS: 0 PA: 35

PITCHER		IP	WLS	BF	H	R	ER	SO	BB	IBB	HBP	BLK	WP	HR	S	P	ERA	WHIP
32 Steven Matz, L ERA: 3.0	(1, 1)	5.0		20	3	1	0	8	2	0	0	0	0	0	59	93	0.00	1.000
47 Hansel Robles, R ERA: 3.0	(6, 1)	1.0	W	5	2	1	1	1	0	0	0	0	0	1	18	25	9.00	2.000
44 AJ Ramos, R ERA:	(7, 1)	1.0	H	3	0	0	0	0	0	0	0	0	0	0	6	11	0.00	0.000
35 Jacob Rhame, R ERA: 4.5	(8, 1)	0.1	H	1	0	0	0	0	0	0	0	0	0	0	3	6	0.00	0.000
39 Jerry Blevins, L ERA:	(8, 1)	0.0		1	0	0	0	0	1	0	0	0	0	0	1	5	∞	∞

PITCHER		IP	WLS	BF	H	R	ER	SO	BB	IBB	HBP	BLK	WP	HR	S	P	ERA	WHIP
27 Jeurys Familia, R ERA:	(8, 1)	1.2	S	5	0	0	0	1	0	0	0	0	0	0	13	21	0.00	0.000

Batter	1	2	3	4	5	6	7	8	9	10	11	12	AB	R	H	RBI	BB	SO	LOB
30 Michael Conforto, L (1, 8) OBP: 0.417, SLG: 0.667	F FF 91 B FF 90 C FF 90 B SI 90 X CU 75 2-2 P2 ①		S CH 82 B FF 90 F CU 74 C SI 90 1-3 K ①	B CU 74 C CH 82 S CH 83 F SI 91 B SL 84 X SI 90 2-2 2B			B SI 88 X SI 89 1-0 G6-3 ①		C SL 84 B FF 94 B SL 81 S FF 93 S FF 96 2-3 K ③			0-0 52 1B IBB	5	0	1	0	1	2	0
52 Yoenis Cespedes, R (1, 7) OBP: 0.316, SLG: 0.485	C FF 92 B FF 92 X SL 85 1-1 F9 ②		C FF 91 B SI 90 B SL 85 B SL 84 X FF 91 3-1 F7 ②	B SI 88 S SL 84 F SI 89 B FF 89 S FF 91 2-3 K ③			C SI 90 F SI 91 C SI 91 0-3 K ②			S SI 95 F CH 84 F SI 95 B SI 94 F SI 96 S KC 80 1-3 K ①		B SI 93 C SI 93 X SI 94 1-1 19 G4-6-3 1B 1-2 2-H	6	0	1	1	0	3	1
19 Jay Bruce, L (1, 9) OBP: 0.333, SLG: 0.485	B FF 91 X CU 74 1-0 2B		C SI 91 B FF 91 B CH 84 F SI 90 B SI 91 B SI 90 4-2 13 BB 21 BB 23 HR BB		C CH 82 B F SI 89 C FC 86 1-3 K ①		C SL 81 X SI 89 0-1 F8 ③			C SI 96 B KC 79 S CH 86 S SI 95 1-3 K ②		B SI 93 D F SI 93 X SI 92 2-1 G4-6-3 ②③ 1-2f	5	1	1	0	1	2	2
21 Todd Frazier, R (1, 5) OBP: 0.371, SLG: 0.333	B SI 91 S SL 83 F SI 90 D B CH 82 F SL 84 B SI 92 4-2 BB		C SI 90 B SL 84 C SL 83 B FF 89 1 SAFE D CU 75 B SL 83 4-2 13 BB 23 HR BB 1-2		B SI 91 C SI 90 C SL 84 B SI 91 S SI 90 2-3 K ②			B FF 95 X FF 95 1-0 18 S 1B		C SI 94 B CH 87 B CH 86 B SI 94 S CH 85 C SI 95 3-3 K ③			3	1	1	0	2	2	0
13 Asdrúbal Cabrera, S (1, 4) OBP: 0.405, SLG: 0.515	D CU 74 T FF 91 2 SAFE C SI 91 B SI 91 S CU 75 2-3 K ③		B SI 88 F FF 90 C SI 90 F FF 90 D CU 74 D CU 75 B SI 90 4-2 23 HR BB 1-2 2-3		B CH 83 B CH 83 S SI 89 X SI 89 2-1 HR			X FF 94 0-0 P4 ①				C CH 84 B SI 95 B SI 94 B SI 94 F SI 94 X SI 95 3-2 23 K 23 WP 1B	4	2	2	1	1	1	3
23 Adrián González, L (1, 3) OBP: 0.370, SLG: 0.435		C SI 89 S CH 83 S SI 89 0-3 K ①	X FF 89 0-0 1-H 2-H 3-H HR		X CH 83 0-0 G3-1 ③			C SI 94 B SI 95 B SI 95 S SI 95 X SI 95 2-2 F7 ②			C SI 94 F KC 78 1 SAFE F KC 78 B SI 94 S KC 79 1-3 K ①② 1-3	5	1	1	4	0	2	2
18 Travis d'Arnaud, R (1, 2) OBP: 0.250, SLG: 0.400		F SL 84 B FF 91 F FF 91 X SI 89 1-2 L8 ②	X SL 82 0-0 G6-3 ③			X SL 78 0-0 P4 ①		1 SAFE B FF 95 B CU 84 X FF 97 2-0 F9 ③ 1-2			S CH 86 C KC 79 B KC 80 S SI 94 1-3 K ③		5	0	0	0	0	1	1
33 Matt Harvey, R (1, 1) 7 José Reyes, S (6, PH) 65 Robert Gsellman, R (6, 1) 44 AJ Ramos, R (8, 1) 39 Jerry Blevins, L (8, 1) 4 Wilmer Flores, R (8, PH) 67 Seth Lugo, R (9, 1) 12 Juan Lagares, R (12, PH) 35 Jacob Rhame, R (10, 1)		C SI 90 S SL 84 X FF 91 0-2 1B		C SI 88 C CU 73 S SL 82 0-3 K ①		B FF 90 F FF 90 S SL 79 B B SL 78 S SL 77 3-3 K ②			C FF 93 C FF 94 F FF 94 X FF 95 0-2 L4 ①			C SI 92 B SI 91 B SI 92 X SI 92 2-1 1 SH1-4 52 1B 1B	2 1 0 0 0 0 1 0 1 0 0 0	0 0 0 0 0 0 0 0 1 0 0 0	1 0 0 0 0 0 0 0 1 0 0 0	0 0 0 0 0 0 0 0 0 0 0 0	0 0 0 0 0 0 0 0 0 0 0 0	1 0 0 0 0 0 0 0 0 0 0 0	0 0 0 0 0 0 0 0 0 0 0 0
1 Amed Rosario, R (1, 6) OBP: 0.292, SLG: 0.348		S SL 84 S SL 83 D SL 82 F FF 90 S CU 75 1-3 K2-3 ③		B FF 90 B SL 82 C SI 88 F SI 88 C SI 90 2-3 K ②		C FF 91 B FF 91 S FF 90 X SL 80 1-2 G5-3 ③			F FF 95 B FF 95 S FF 94 S FF 95 1-3 K ②			1 SAFE L SI 92 1 SAFE B SI 93 1 SAFE X SI 92 1-1 SH1-4 ① 1-2	4	0	0	0	0	3	1

Inning Stats																								
	R: 0 E: 0 K: 1 S: 12	H: 1 LOB: 2 BB: 1 P: 22	R: 0 E: 0 K: 2 S: 13	H: 1 LOB: 1 BB: 0 P: 15	R: 4 E: 0 K: 1 S: 14	H: 1 LOB: 0 BB: 3 P: 30	R: 0 E: 0 K: 3 S: 13	H: 1 LOB: 1 BB: 0 P: 19	R: 1 E: 0 K: 2 S: 9	H: 1 LOB: 0 BB: 0 P: 14	R: 0 E: 0 K: 1 S: 7	H: 0 LOB: 0 BB: 0 P: 11	R: 0 E: 0 K: 1 S: 6	H: 0 LOB: 0 BB: 0 P: 7	R: 0 E: 0 K: 0 S: 6	H: 1 LOB: 1 BB: 0 P: 11	R: 0 E: 0 K: 2 S: 10	H: 0 LOB: 0 BB: 0 P: 13	R: 0 E: 0 K: 3 S: 11	H: 0 LOB: 0 BB: 0 P: 16	R: 0 E: 0 K: 2 S: 10	H: 1 LOB: 0 BB: 0 P: 15	R: 1 E: 0 K: 0 S: 8	H: 2 LOB: 1 BB: 1 P: 14	1B: 5 2B: 2 3B: 0 HR: 2	SF: 0 SAC: 1 DP: 1 HBP: 0	WP: 1 PB: 0 SB: 1 CS: 0	PA: 48

PITCHER		IP	WLS	BF	H	R	ER	SO	BB	IBB	HBP	BLK	WP	HR	S	P	ERA	WHIP
57 Tanner Roark, R ERA: 4.5	(1, 1)	5.0		24	5	5	5	9	4	0	0	0	0	2	61	100	9.00	1.800
27 Shawn Kelley, R ERA:	(6, 1)	1.0		3	0	0	0	1	0	0	0	0	0	0	7	11	0.00	0.000
33 Matt Grace, L ERA: 2.7	(7, 1)	1.0		3	0	0	0	1	0	0	0	0	0	0	6	7	0.00	0.000
44 Ryan Madson, R ERA:	(8, 1)	1.0		4	1	0	0	0	0	0	0	0	0	0	6	11	0.00	1.000
62 Sean Doolittle, L ERA: 3.6	(9, 1)	1.0		3	0	0	0	2	0	0	0	0	0	0	10	13	0.00	0.000

PITCHER		IP	WLS	BF	H	R	ER	SO	BB	IBB	HBP	BLK	WP	HR	S	P	ERA	WHIP
36 Sammy Solís, L ERA: 4.91	(10, 1)	2.0		6	1	0	0	5	0	0	0	0	1	0	21	31	0.00	0.500
21 Brandon Kintzler, R ERA: 15.75	(12, 1)	1.0	L	5	2	1	1	0	0	1	0	0	0	0	8	14	9.00	2.000

TOP

New York Mets @ Washington Nationals

Nationals Park, Washington, DC

Sun Apr 08 2018, 8:10 PM - 12:11 AM EDT

Att. 21,579 - Clear - 47 F

livebaseballscorecards.com

AB	42
R	6
H	9
RBI	6
BB	5
SO	18
LOB	10

New York Mets @ Washington Nationals

Nationals Park, Washington, DC

Sun Apr 08 2018, 8:10 PM - 12:11 AM EDT

Att. 21,579 - Clear - 47 F

livebaseballscorecards.com

BOTTOM

Batter	1	2	3	4	5	6	7	8	9	10	11	12	AB	R	H	RBI	BB	SO	LOB
2 Adam Eaton, L (1, 7) OBP: 0.424, SLG: 0.655	C SI 93 B SI 94 X SL 89 1-1 G3 ①		B CU 82 C FF 94 B FF 93 X SL 88 2-1 F7 ①	C SL 88 F SL 88 H FF 93 1-2 HBP		1 SAFE S FF 95 1 SAFE C SI 95 F FF 95 B SI 94 B SI 95 X SI 96 2-2 G6-3 ② 1-3		B SL 78 C FC 88 B FF 90 B FC 90 X SI 90 3-1 F8 ②		C CU 78 B CU 79 B CU 78 X SI 92 2-1 F7 ②		F FF 95 B SL 87 C FF 96 X SL 85 1-2 G5-3 ③	6	0	0	0	0	0	2
6 Anthony Rendon, R (1, 5) OBP: 0.357, SLG: 0.421	C SL 88 C SL 87 B SI 93 X SI 94 1-2 34 HR 1B		C CU 82 B SL 88 B SL 87 C FF 94 X FF 94 2-2 G4-3 ②	X SL 87 0-0 F7 ③		X SL 89 0-0 G6-3 ③		B FC 89 B SL 79 B FC 87 B FC 89 4-0 34 CS BB		B SL 86 X SL 85 1-0 1B			5	1	2	0	1	0	4
34 Bryce Harper, L (1, 9) OBP: 0.535, SLG: 1.000	B SI 94 F FF 94 X FF 93 1-1 1-H HR		B SL 89 X SI 88 1-0 1B		C CH 87 C SL 86 F SI 92 X SI 94 0-2 12 G6-3 15 BB 7 1B 1B		B CU 81 B CH 85 B SI 94 B SI 94 4-0 7 FC5 12 1B BB	1 SAFE B FF 88 F CU 71 B FF 87 F FF 88 1 SAFE 2-2 CS ③ 1-2	B FF 94 B CH 87 B CH 86 F FF 95 B SI 93 4-1 15 L8 15 E BB	X CU 77 0-0 G3-1 ③			4	2	3	2	2	0	1
15 Matt Adams, L (1, 3) OBP: 0.350, SLG: 0.500	B SL 88 B FF 93 X FF 94 2-0 2B		F SL 90 F SI 95 1 SAFE F SI 93 1 SAFE S SL 89 0-3 K ③		B FF 93 B SL 87 D FF 92 B SI 92 4-0 12 G6-3 BB 1-2		C SI 93 B SL 90 S SI 94 F SI 94 1 SAFE C SI 93 1-3 K ①		C CU 76 B CU 75 1 SAFE S FF 95 X SI 95 1-2 L8 ① 1-3		B CH 85 B SI 91 F SI 91 B SI 91 X CH 86 3-1 G1-3 ①		5	0	1	0	1	2	3
12 Howie Kendrick, R (1, 4) OBP: 0.382, SLG: 0.469	X SL 88 0-0 G5-3 ②			C SI 94 B SL 89 X SL 88 1-1 7 FC4-6 1B	L SL 88 B SL 87 S SL 86 F SL 87 X FF 94 1-2 G6-3 ①② 1-2f 2-3		1 SAFE B SL 87 X SI 93 1-0 7 FC5 3 1B 1-2 1B				C FF 94 B SI 92 F SL 87 B CU 80 X SI 94 2-2 P3 ②		5	1	2	0	1	0	3
7 Trea Turner, R (1, 6) OBP: 0.381, SLG: 0.324	C SI 94 B CH 86 X CH 88 1-1 F9 ③			F FF 93 X FF 93 0-1 FC4-6 3 G5-3 29 2B 1-2f	X FF 91 0-0 3 S 3 1B 1B 3-H		C CU 82 X SI 95 0-1 FC5 3 1B 1-2 2-3f		0-0 IBB 1-2		X CU 78 0-0 G6-3 ③		5	1	1	1	1	0	4
3 Michael Taylor, R (1, 8) OBP: 0.219, SLG: 0.167 36 Sammy Solís, R (10, 1) 21 Brandon Kintzler, R (12, 1) 19 Matt Reynolds, R (12, PH)		B CU 81 B SL 88 S SI 92 B FF 94 F SI 92 X FF 93 3-2 L8 ①	1 SAFE 1 SAFE B SL 86 1 SAFE S SL 87 F FF 93 1 SAFE X SI 92 1-2 G5-3 ② 1-2	1 SAFE 1 SAFE S SL 87 C SL 88 B SI 92 X SL 87 1-2 1-H 1B ③		B SL 89 F SL 88 B SI 95 S SL 87 B SI 94 X SI 95 3-2 1-2 2-H 1B		S SL 87 F CU 78 S FF 94 0-3 K ②		B SL 86 B FF 94 B FF 94 C FF 95 F FF 95 X FF 95 3-2 G5-3 ①	5	0	2	1	0	1	4
													0	0	0	0	0	0	0
													0	0	0	0	0	0	0
													1	0	0	0	0	0	0
29 Pedro Severino, R (1, 2) OBP: 0.588, SLG: 0.500		B SL 87 B FF 93 X FF 94 2-0 G1-3 ②	C SL 89 C FF 94 F FF 92 B SL 88 B FF 95 X FF 94 2-2 57 E 2B 2-H		S SL 86 B CU 84 B SL 89 C SI 95 B SI 96 B SI 95 4-2 8 FC6 BB		B SL 90 X SI 94 1-0 F8 ③		C SL 88 C CU 78 C FF 95 0-3 K ③		B SL 86 B FS 85 C FF 96 S FS 87 C FF 96 2-3 K ②	5	0	1	1	1	2	5
57 Tanner Roark, R (1, 1) 27 Shawn Kelley, R (6, 1) 8 Brian Goodwin, L (6, PH) OBP: 0.421, SLG: 0.533 33 Matt Grace, L (7, 1) 44 Ryan Madson, L (8, 1) 11 Ryan Zimmerman, R (8, PH) OBP: 0.290, SLG: 0.222 62 Sean Doolittle, L (9, 1) 1 Wilmer Difo, S (10, 8) OBP: 0.333, SLG: 0.333		C FF 94 C SL 89 C FF 93 0-3 K ③	S SL 88 D SI 94 S SL 87 X SL 87 1-2 E1 2 HBP 2-3		C SI 95 X SI 95 0-1 FC6 2 E 2 S 1-2f			B SI 90 X FC 87 1-0 L8 ①		B SI 92 B FF 92 B SI 92 C FF 91 S SI 90 S FF 92 3-3 K ①		C FS 86 B FF 96 B FS 87 X FF 94 2-1 2B	2	0	0	0	0	1	1
													0	0	0	0	0	0	0
													1	0	0	0	0	0	1
													0	0	0	0	0	0	0
													0	0	0	0	0	0	0
													1	0	0	0	0	0	0
													0	0	0	0	0	0	0
													2	0	1	0	0	1	0
Inning Stats	R: 2 E: 0 K: 0 S: 11 H: 3 LOB: 1 BB: 0 P: 17	R: 0 E: 0 K: 1 S: 7 H: 0 LOB: 0 BB: 0 P: 12	R: 0 E: 0 K: 1 S: 10 H: 1 LOB: 1 BB: 0 P: 15	R: 1 E: 1 K: 0 S: 17 H: 2 LOB: 3 BB: 0 P: 23	R: 1 E: 0 K: 0 S: 12 H: 3 LOB: 2 BB: 1 P: 18	R: 0 E: 0 K: 0 S: 9 H: 0 LOB: 1 BB: 1 P: 15	R: 1 E: 0 K: 1 S: 11 H: 2 LOB: 2 BB: 1 P: 21	R: 0 E: 0 K: 0 S: 5 H: 0 LOB: 0 BB: 1 P: 15	R: 0 E: 1 K: 2 S: 10 H: 0 LOB: 3 BB: 3 P: 15	R: 0 E: 0 K: 1 S: 7 H: 1 LOB: 1 BB: 0 P: 13	R: 0 E: 0 K: 0 S: 6 H: 0 LOB: 0 BB: 0 P: 11	R: 0 E: 0 K: 1 S: 11 H: 1 LOB: 1 BB: 0 P: 19	1B: 9 2B: 3 3B: 0 HR: 1	SF: 0 SAC: 0 DP: 1 HBP: 1	WP: 0 PB: 0 SB: 2 CS: 1	PA: 56					

	AB	47
	R	5
	H	13
	RBI	5
	BB	7
	SO	7
	LOB	28

PITCHER		IP	WLS	BF	H	R	ER	SO	BB	IBB	HBP	BLK	WP	HR	S	P	ERA	WHIP
33 Matt Harvey, R ERA: 3.6	(1, 1)	5.0		25	9	4	4	2	1	0	1	0	0	1	57	85	7.20	2.000
65 Robert Gsellman, R ERA: 1.5	(6, 1)	2.0	B	10	2	1	1	1	2	0	0	0	0	0	20	36	4.50	2.000
44 AJ Ramos, R ERA:	(8, 1)	0.2		3	0	0	0	0	1	0	0	0	0	0	3	11	0.00	1.500
39 Jerry Blevins, L ERA:	(8, 1)	0.1		0	0	0	0	0	0	0	0	0	0	0	2	4	0.00	0.000
67 Seth Lugo, R ERA:	(9, 1)	3.0	W	13	1	0	0	3	1	2	0	0	0	0	23	39	0.00	0.667

PITCHER		IP	WLS	BF	H	R	ER	SO	BB	IBB	HBP	BLK	WP	HR	S	P	ERA	WHIP
35 Jacob Rhame, R ERA: 3.0	(12, 1)	1.0	S	4	1	0	0	1	0	0	0	0	0	0	11	19	0.00	1.000

New York Mets @ Miami Marlins

Marlins Park, Miami, FL

Mon Apr 09 2018, 7:11 PM - 10:21 PM EDT

Att. 7,003 - Clear - 83 F

TOP

livebaseballscorecards.com

Batter	1	2	3	4	5	6	7	8	9	AB	R	H	RBI	BB	SO	LOB
30 Michael Conforto, L (1, 8) OBP: 0.438, SLG: 0.583	F SI 95 X CH 88 0-1 19 CS 1B		B SI 93 C SI 94 C SI 95 X SL 86 1-2 ① F7		C SL 87 B SL 86 F FF 96 X SL 86 1-2 ③ P5		B FF 94 D SL 80 B FF 94 B FF 93 4-0 BB			3	0	1	0	1	0	1
52 Yoenis Cespedes, R (1, 7) OBP: 0.286, SLG: 0.432	B SI 95 B FF 94 X SI 95 2-0 ① F7		B SI 95 B SI 96 C SL 86 F SL 86 S CH 90 2-3 ② K			F FF 91 F FO 86 B FF 92 S CU 76 1-3 ① K	B SL 80 F SL 80 B FF 93 C FF 93 B FF 94 F FF 95 S CH 85 3-3 ② K			4	0	0	0	0	3	5
19 Jay Bruce, L (1, 9) OBP: 0.350, SLG: 0.472	B SI 93 1 SAFE D CH 88 S SI 96 C SI 97 F SI 96 X SI 97 2-2 ②③ G3 1-2		S SL 86 B SL 87 F CH 89 F SL 87 B SI 92 X SI 96 2-2 2-H 1B			B FF 91 B CU 72 B FF 91 F FF 90 S FO 86 D FO 87 4-2 BB	B CH 85 S CH 86 D FF 93 S CH 87 D CH 86 C FF 95 3-3 ③ K			3	0	1	1	1	1	4
21 Todd Frazier, R (1, 5) OBP: 0.385, SLG: 0.310		B SI 96 B SI 96 B SI 96 B FF 96 4-0 13 1B 23 1B BB	F FF 96 B SL 86 X SL 83 1-1 ③ F8			C CU 75 S FO 86 B FF 91 F FF 91 X CU 75 1-2 ② L7		B SI 89 B SI 91 B SI 93 F FF 91 B SI 91 4-1 23 L3 BB		2	1	0	0	2	0	2
13 Asdrúbal Cabrera, S (1, 4) OBP: 0.390, SLG: 0.486		S SI 94 S SL 85 X SI 96 0-2 23 1B 26 G5-4-3 1-2 1B	B SL 83 C SI 90 X SI 95 2-0 ① G4-3			1 SAFE C FF 90 X FF 91 0-1 ③ F7		F FC 85 B FC 86 1 SAFE F FF 92 B SI 92 X FC 84 2-2 ① F7		4	1	1	0	0	0	2
23 Adrián González, L (1, 3) OBP: 0.387, SLG: 0.423		S SL 83 B 2 SAFE B FF 92 B SI 93 S FF 94 X FF 97 3-2 26 G5-4-3 1-3 2-H 1B	F SI 95 X SI 96 0-1 ② F9				C CU 73 B FO 86 B FO 84 B FF 91 B FF 90 4-1 9 E 9 FC3 1 1B BB	B SI 92 B FC 85 X FC 86 2-0 ②③ L3 1-1		3	1	1	1	1	0	1
26 Kevin Plawecki, R (1, 2) OBP: 0.381, SLG: 0.250		B SL 84 X SI 96 1-0 ①② G5-4-3 1-2f 3-H	F SI 96 B SI 96 C SL 88 F CU 86 X SL 86 1-2 ③ G5-3				C CU 73 1 SAFE S FO 86 D FO 86 F CU 76 B FF 91 S FO 86 2-3 ① K		B FF 100 X SI 99 1-0 ① G4-3	4	0	0	0	0	1	2
34 Noah Syndergaard, L (1, 1) 9 Brandon Nimmo, L (7, PH) OBP: 0.600, SLG: 0.444 47 Hansel Robles, R (7, 1) 39 Jerry Blevins, L (8, 1) 44 AJ Ramos, R (8, 1) 7 José Reyes, S (9, PH) 27 Jeurys Familia, R (9, 1)		S FF 95 S SI 96 B SI 96 B SL 87 C FF 96 2-3 ③ K			C SI 94 B SL 86 S SI 94 F SI 96 S SL 88 1-3 ① K		B SL 79 F FF 93 F FF 93 B SL 93 B SL 80 X FF 93 3-2 FC3 1 1B 1-3		B FF 99 C FF 98 X FF 99 1-1 ② G5-3	2 1 0 0 0 1	0 0 0 0 0 0	0 0 0 0 0 0	0 0 0 0 0 0	2 0 0 0 0 0	0 1 0 0 0 0
1 Amed Rosario, R (1, 6) OBP: 0.321, SLG: 0.407			B SL 83 B SI 95 B SI 96 C FF 96 C SI 96 X SI 96 3-2 19 1B 2B		B SI 97 C SL 87 B SL 87 B SL 86 C SI 96 S SL 88 3-3 ② K		S SL 79 1 SAFE X SL 79 0-1 1-3 3-H 1B		T FF 100 S SL 86 B FF 100 S SL 86 1-3 ③ K	4	1	2	1	0	2	0

Inning Stats	1	2	3	4	5	6	7	8	9
	R: 0 E: 0 K: 0 S: 7	R: 2 E: 0 K: 1 S: 10	R: 1 E: 0 K: 1 S: 15	R: 0 E: 0 K: 0 S: 7	R: 0 E: 0 K: 2 S: 10	R: 0 E: 0 K: 1 S: 11	R: 1 E: 1 K: 3 S: 17	R: 0 E: 0 K: 0 S: 5	R: 0 E: 0 K: 1 S: 6
	H: 1 LOB: 0 BB: 0 P: 11	H: 2 LOB: 0 BB: 1 P: 20	H: 2 LOB: 0 BB: 0 P: 24	H: 0 LOB: 0 BB: 0 P: 10	H: 0 LOB: 0 BB: 0 P: 15	H: 0 LOB: 1 BB: 1 P: 17	H: 1 LOB: 3 BB: 2 P: 36	H: 0 LOB: 0 BB: 1 P: 13	H: 0 LOB: 0 BB: 0 P: 9

AB	31
R	4
H	6
RBI	3
BB	5
SO	9
LOB	18

1B: 5 SF: 0
2B: 2 SAC: 0
3B: 0 DP: 2
HR: 0 HBP: 0

WP: 0 PA: 36
PB: 0
SB: 0
CS: 1

PITCHER		IP	WLS	BF	H	R	ER	SO	BB	IBB	HBP	BLK	WP	HR	S	P	ERA	WHIP
62 José Ureña, R ERA: 5.06	(1, 1)	5.0	L	19	5	3	3	4	1	0	0	0	0	0	49	80	5.40	1.200
25 Junichi Tazawa, R ERA: 1.29	(6, 1)	1.1		6	0	1	0	2	2	0	0	0	0	0	16	28	0.00	1.500
46 Kyle Barraclough, R ERA:	(7, 1)	0.2		5	1	0	0	2	1	0	0	0	0	0	12	25	0.00	3.000
43 Odrisamer Despaigne, R ERA: 4.09	(8, 1)	1.0		3	0	0	0	0	1	0	0	0	0	0	5	13	0.00	1.000
56 Tayron Guerrero, R ERA: 8.53	(9, 1)	1.0		3	0	0	0	1	0	0	0	0	0	0	6	9	0.00	0.000

PITCHER		IP	WLS	BF	H	R	ER	SO	BB	IBB	HBP	BLK	WP	HR	S	P	ERA	WHIP

New York Mets @ Miami Marlins

Marlins Park, Miami, FL

Mon Apr 09 2018, 7:11 PM - 10:21 PM EDT

Att. 7,003 - Clear - 83 F

livebaseballscorecards.com

BOTTOM

Batter	1	2	3	4	5	6	7	8	9	AB	R	H	RBI	BB	SO	LOB
32 Derek Dietrich, L (1, 7) OBP: 0.380, SLG: 0.444	G4-3			HBP	1B		1B		2B	4	0	3	1	0	0	0
19 Miguel Rojas, R (1, 6) OBP: 0.326, SLG: 0.385	G6-3			1B	FC6-4		1B		K	5	0	2	0	0	1	5
13 Starlin Castro, R (1, 4) OBP: 0.388, SLG: 0.333	K			G6-4-3		1B	K		K	5	1	1	0	0	3	6
41 Justin Bour, L (1, 3) OBP: 0.225, SLG: 0.189		G2-3		G3-1		K		P5		4	0	0	0	0	1	2
15 Brian Anderson, R (1, 5) OBP: 0.426, SLG: 0.474		G5-3			E6	2B		BB		3	1	1	1	1	0	0
1 Cameron Maybin, R (1, 8) OBP: 0.361, SLG: 0.375 (7, 9)		K			F9	G6-3		F9		4	0	0	0	0	1	3
12 Braxton Lee, L (1, 9) OBP: 0.308, SLG: 0.250			1B		K	G6-3		P3		3	0	1	0	0	1	2
46 Kyle Barraclough, R (7, 1)										0	0	0	0	0	0	0
43 Odrisamer Despaigne, R (8, 1) OBP: 0.333, SLG: 0.333										0	0	0	0	0	0	0
2 Yadiel Rivera, R (8, PH) OBP: 0.167, SLG: 0.091										1	0	0	0	0	0	1
56 Tayron Guerrero, R (9, 1)										0	0	0	0	0	0	0
28 Bryan Holaday, R (1, 2) OBP: 0.263, SLG: 0.176			L8		BB		F9		1B	3	0	1	0	1	0	0
62 José Ureña, R (1, 1)			K		BB		G6-3		K	1	0	0	0	0	1	0
18 Tomás Telis, S (5, PH) OBP: 0.333, SLG: 0.200										0	0	0	0	1	0	0
25 Junichi Tazawa, R (6, 1)										0	0	0	0	0	0	0
9 Lewis Brinson, R (7, 8) OBP: 0.217, SLG: 0.163										2	0	0	0	0	1	1

Inning Stats	1	2	3	4	5	6	7	8	9
R:	0	0	0	0	1	1	0	0	0
E:	0	0	0	0	1	0	0	0	0
K:	1	1	1	0	1	1	1	0	3
S:	7	8	8	6	14	11	15	8	14
H:	0	0	1	1	1	2	2	0	2
LOB:	0	0	0	1	3	1	2	1	2
BB:	0	0	0	0	2	0	0	0	0
P:	12	10	13	11	27	17	22	13	18

1B:	7	
2B:	2	
3B:	0	
HR:	0	
SF:	0	
SAC:	0	
DP:	1	
HBP:	1	
WP:	0	
PB:	0	
SB:	1	
CS:	0	
PA:	39	

	AB	35
	R	2
	H	9
	RBI	2
	BB	3
	SO	9
	LOB	20

PITCHER		IP	WLS	BF	H	R	ER	SO	BB	IBB	HBP	BLK	WP	HR	S	P	ERA	WHIP
34 Noah Syndergaard, R ERA: 3.94	(1, 1)	6.0	W	25	5	2	1	5	2	0	1	0	0	0	54	90	1.50	1.167
47 Hansel Robles, R ERA: 2.25	(7, 1)	1.0	H	5	2	0	0	1	0	0	0	0	0	0	15	22	0.00	2.000
39 Jerry Blevins, L ERA:	(8, 1)	0.1	H	1	0	0	0	0	0	0	0	0	0	0	3	3	0.00	0.000
44 AJ Ramos, R ERA:	(8, 1)	0.2	H	3	0	0	0	0	1	0	0	0	0	0	5	10	0.00	1.500
27 Jeurys Familia, R ERA:	(9, 1)	1.0	S	5	2	0	0	3	0	0	0	0	0	0	14	18	0.00	2.000

PITCHER		IP	WLS	BF	H	R	ER	SO	BB	IBB	HBP	BLK	WP	HR	S	P	ERA	WHIP

Batter	1	2	3	4	5	6	7	8	9	AB	R	H	RBI	BB	SO	LOB
30 Michael Conforto, L (1, 9) OBP: 0.476, SLG: 0.563	F FF 93 X FF 94 0-1 4 2B 1B		C SL 81 B FF 92 C FF 92 B SL 82 F B CH 84 S SL 82 3-3 ① K		C FF 92 X FF 92 0-1 2-H 1B		C CU 80 S SL 86 S FF 94 0-3 ② K		B SI 83 1 SAFE F SI 84 B CH 75 B SI 83 C SI 84 B SI 84 4-2 52 1-2 2B BB	4	2	2	1	1	2	0
52 Yoenis Cespedes, R (1, 7) OBP: 0.277, SLG: 0.429	F FF 92 F FF 92 F FF 93 S FF 93 0-3 ① K		C SL 81 B CH 84 S SL 82 B SL 82 X FF 93 2-2 ② P3		F FF 92 C FF 93 S FF 93 0-3 ② K		C FF 94 F SL 87 B FF 95 S CU 82 1-3 ③ K		C SI 84 X SI 82 0-1 4 1-H 2-H FC6-2 2B	5	0	1	2	0	3	2
4 Wilmer Flores, R (1, 3) OBP: 0.278, SLG: 0.438	1 SAFE B SL 82 S SL 83 T FF 93 X FF 93 1-2 1-H 2B		B CH 84 C FF 93 B SL 81 F FF 93 X SL 81 2-2 ③ L9		C SL 81 D CH 84 1 SAFE B FF 93 C SL 81 F FF 92 B SL 82 1 SAFE X SI 92 3-2 ③ L9			C SL 79 X FF 92 0-1 HR	X SI 84 0-0 ② FC6-2 21 WP 3-H	5	1	2	2	0	0	2
21 Todd Frazier, R (1, 5) OBP: 0.386, SLG: 0.333	C SL 83 B SL 83 T FF 93 D SL 82 B FF 93 F FF 93 B SL 83 4-2 BB		B FF 91 B FF 93 B CH 84 F FF 93 X FF 92 3-1 ① P2			B FF 92 B FF 90 C SI 91 C SI 93 F FF 93 X FF 91 2-2 13 F7 12 SF8 2B		C FF 93 B SL 81 C SL 79 C CH 86 1-3 ① K	B SI 83 F SI 84 S SI 84 F CU 72 X CU 73 1-2 ③ G6-3	4	1	1	0	1	1	1
13 Asdrúbal Cabrera, S (1, 4) OBP: 0.400, SLG: 0.634	F FF 93 B SL 83 F SL 82 F FF 93 F SL 82 F FF 94 C SL 82 1-3 ② K		F FF 92 C FF 93 B SL 82 B CH 85 F FF 94 X FF 94 2-2 HR			B SI 91 D FC 86 S FC 85 X SI 93 2-1 ① F7 2-3		B FF 93 B FF 92 B FF 93 X FF 94 3-0 HR		4	2	2	2	0	1	3
26 Kevin Plawecki, R (1, 2) OBP: 0.360, SLG: 0.211	S SL 82 F FF 94 S FF 94 0-3 ③ K		F FF 92 F FF 94 F SL 82 X SL 80 0-2 ② G5-3			B SI 92 D FC 85 F SI 92 D SI 93 D FC 88 4-1 BB		C SL 80 X SL 79 0-1 ② G6-3		3	0	0	0	1	1	2
12 Juan Lagares, R (1, 8) OBP: 0.421, SLG: 0.412		X FF 91 0-0 ① F8	C SI 93 S SL 81 S SL 82 0-3 ③ K		X FC 87 0-0 ② SF8 3-H			B SL 79 C FF 94 B FF 92 F SL 80 X SL 78 2-2 ③ G6-3		3	0	0	1	0	1	0
48 Jacob deGrom, L (1, 1) OBP: 0.286, SLG: 0.167 35 Jacob Rhame, R (7, 1) 51 Paul Sewald, R (7, 1) 47 Hansel Robles, R (8, 1) 19 Jay Bruce, L (9, PH) OBP: 0.341, SLG: 0.459 27 Jeurys Familia, R (9, 1)		C FF 92 X SL 82 0-1 ② G5-3			C FF 92 C FF 92 S FF 93 0-3 ① K	B SI 94 S SI 93 C FF 92 B FC 85 X SI 92 2-2 ③ G1-3			X SI 83 0-0 ① G1-3	3 0 0 0 1 0	0 0 0 0 0 0	0 0 0 0 0 0	0 0 0 0 0 0	0 0 0 0 0 0	1 0 0 0 0 0	1 0 0 0 0 0
1 Amed Rosario, R (1, 6) OBP: 0.313, SLG: 0.419		C FF 92 B FF 92 X CH 85 1-1 ③ F8			B FF 92 X SL 82 1-0 30 1B 2B		B FF 93 F FF 94 C FF 94 S CU 82 1-3 ① K		C SI 83 S SI 82 B CU 73 B CU 76 X SI 84 2-2 E5 30 BB 52 2B	4	2	1	0	0	1	0
Inning Stats	R: 1 E: 0 K: 3 S: 21 H: 2 LOB: 2 BB: 1 P: 27	R: 0 E: 0 K: 0 S: 5 H: 0 LOB: 0 BB: 0 P: 6	R: 0 E: 0 K: 1 S: 10 H: 0 LOB: 0 BB: 0 P: 17	R: 1 E: 0 K: 1 S: 13 H: 1 LOB: 0 BB: 0 P: 18	R: 1 E: 0 K: 2 S: 13 H: 2 LOB: 1 BB: 0 P: 17	R: 1 E: 0 K: 0 S: 11 H: 1 LOB: 1 BB: 1 P: 21	R: 0 E: 0 K: 3 S: 9 H: 0 LOB: 0 BB: 0 P: 11	R: 2 E: 0 K: 1 S: 11 H: 2 LOB: 0 BB: 0 P: 17	R: 2 E: 1 K: 0 S: 13 H: 1 LOB: 1 BB: 1 P: 20	1B: 2 2B: 4 3B: 0 HR: 3 SF: 1 SAC: 0 DP: 0 HBP: 0	WP: 1 PB: 0 SB: 0 CS: 0 PA: 40					

PITCHER		IP	WLS	BF	H	R	ER	SO	BB	IBB	HBP	BLK	WP	HR	S	P	ERA	WHIP
31 Caleb Smith, L ERA: 4.73	(1, 1)	5.0		21	5	3	3	7	1	0	0	0	0	1	62	85	5.40	1.200
43 Odrisamer Despaigne, R ERA: 4.5	(6, 1)	1.0	B	5	1	1	1	0	1	0	0	0	0	0	11	21	9.00	2.000
71 Drew Steckenrider, R ERA:	(7, 1)	1.0		3	0	0	0	3	0	0	0	0	0	0	9	11	0.00	0.000
46 Kyle Barraclough, R ERA: 3.86	(8, 1)	1.0	B	5	2	2	2	1	0	0	0	0	0	2	11	17	18.00	2.000
29 Brad Ziegler, R ERA: 7.94	(9, 1)	1.0	L	6	1	2	1	0	1	0	0	0	1	0	13	20	9.00	2.000

PITCHER	IP	WLS	BF	H	R	ER	SO	BB	IBB	HBP	BLK	WP	HR	S	P	ERA	WHIP

TOP

New York Mets @ Miami Marlins

Marlins Park, Miami, FL

Tue Apr 10 2018, 7:10 PM - 10:09 PM EDT

Att. 6,516 - Roof Closed - 79 F

livebaseballscorecards.com

AB	36
R	8
H	9
RBI	8
BB	3
SO	11
LOB	11

New York Mets @ Miami Marlins

Marlins Park, Miami, FL

Tue Apr 10 2018, 7:10 PM - 10:09 PM EDT

Att. 6,516 - Roof Closed - 79 F

BOTTOM

Batter	1	2	3	4	5	6	7	8	9	AB	R	H	RBI	BB	SO	LOB
32 Derek Dietrich, L (1, 7) OBP: 0.400, SLG: 0.449	C SI 94 X CH 89 0-1 ① G4-3		C SL 89 C CU 81 B FF 96 B CU 82 X SI 94 2-2 ② G3		X SI 94 0-0 19 1B 13 SF9 1-2 1B		F FF 96 S FF 96 X FS 87 0-2 13 F8 19 SH1-4 41 HR 1B	D SL 85 1-0 IBB		4	2	2	0	1	0	0
19 Miguel Rojas, R (1, 6) OBP: 0.319, SLG: 0.372	B FF 94 B SL 91 X FF 94 2-0 ② F7		C CU 82 B SL 90 B CU 83 F FF 95 X CH 89 2-2 ③ G4-3		C SI 93 X CH 88 0-1 13 SF9 41 HR 1-3 2-H 1B		C FF 94 1 SAFE X FF 94 0-1 ① SH1-4 1-2	B SL 86 F FF 95 F FF 94 S FF 96 1-3 ③ K		4	1	1	1	0	1	2
13 Starlin Castro, R (1, 4) OBP: 0.389, SLG: 0.348	C FF 95 B FF 96 F SL 91 X FF 95 1-2 1B			B SL 89 S SL 89 X CU 84 1-1 9 G3 15 1B 1B	X SL 90 0-0 ② SF9 1-2 3-H		C SL 88 X SL 88 0-1 ② F8 2-3		B SI 93 B SI 93 C SI 93 X SI 95 2-1 ① G5-3	4	0	2	1	0	0	1
41 Justin Bour, L (1, 3) OBP: 0.244, SLG: 0.357	B FF 96 C FF 96 B SL 92 X CH 89 2-1 ③ G4-3			C FF 94 C SI 95 S CU 84 0-3 ① K	F CU 82 X SI 94 0-1 2-H HR		X FF 97 0-0 3-H HR		B FF 96 C SL 85 B FF 96 B SI 95 C SI 95 F SL 87 C FF 97 3-3 ② K	5	2	2	4	0	2	2
15 Brian Anderson, R (1, 5) OBP: 0.462, SLG: 0.488		B FF 94 F FF 95 H FF 93 2-1 28 FC6-4 HBP		B SL 90 B SI 94 S CH 88 B X SL 90 3-1 9 G3 1-2 1B	B FF 94 B CH 90 S FF 93 B SL 90 B FF 94 4-1 BB		X FF 96 0-0 1B		B SL 86 X SI 95 1-0 ③ G6-3	3	0	2	0	1	0	0
9 Lewis Brinson, R (1, 8) OBP: 0.200, SLG: 0.149		S SL 90 B SL 90 B CH 89 1 SAFE X SL 90 2-1 ① L8		T SL 89 B CH 88 F CH 88 F CU 83 X SL 90 1-2 ② G3 1-2 2-3	1 SAFE S SL 88 S SL 87 S SL 88 0-3 ③ K		B SL 78 X FF 88 1-0 ③ G1-3			4	0	0	0	0	1	5
12 Braxton Lee, L (1, 9) OBP: 0.235, SLG: 0.188		B FF 95 X CH 88 1-0 ② F7		S CU 82 B SL 90 B FF 95 C CH 89 F CU 83 F CU 82 B FF 95 F CU 82 F CH 89 3-3 ③ K		C SI 92 F CU 81 B SL 89 B CU 82 T SI 93 2-2 ① K		B FF 96 C FF 95 S FF 95 B FF 96 T FF 95 2-2 ① K		4	0	0	0	0	3	3
28 Bryan Holaday, R (1, 2) OBP: 0.261, SLG: 0.238		F FF 94 B SI 95 X CU 82 1-1 ③ FC6-4 1-2f			B FF 94 B CH 88 X FF 94 2-0 ① P5		C CU 80 F FF 94 B FF 93 B CH 88 X CH 87 2-2 ② G5-3		B SL 86 B FF 95 C FF 95 F FF 96 F FF 92 X SL 84 2-2 2B	4	0	1	0	0	0	1
31 Caleb Smith, R (1, 1) 2 Yadiel Rivera, R (5, PH) OBP: 0.231, SLG: 0.167 43 Odrisamer Despaigne, R (6, 1) OBP: 0.333, SLG: 0.333 18 Tomas Telis, S (6, PH) OBP: 0.308, SLG: 0.182 71 Drew Steckenrider, R (7, 1) 46 Kyle Barraclough, R (8, 1) 1 Cameron Maybin, R (8, PH) OBP: 0.351, SLG: 0.364 29 Brad Ziegler, R (9, 1)			C FF 93 S FF 95 S FF 95 0-3 ① K		C SL 89 X CU 81 0-1 32 1B 19 1B 1B		B SI 92 B SI 92 C CU 80 C CU 79 F SL 89 F CU 81 S FF 95 2-3 ③ K	S FF 94 X SI 95 0-1 ② L7		1 1 0 1 0 0 1 0	0 1 0 0 0 0 0 0	0 1 0 0 0 0 0 0	0 0 0 0 0 0 0 0	1 0 0 1 0 0 0 0	0 0 0 0 0 0 0 1	0 0 0 0 0 0 0 0
Inning Stats	R: 0 E: 0 K: 0 S: 8 H: 1 LOB: 1 BB: 0 P: 13	R: 0 E: 0 K: 0 S: 6 H: 0 LOB: 1 BB: 0 P: 12	R: 0 E: 0 K: 1 S: 9 H: 0 LOB: 0 BB: 0 P: 13	R: 0 E: 0 K: 2 S: 19 H: 2 LOB: 2 BB: 0 P: 27	R: 4 E: 0 K: 1 S: 13 H: 4 LOB: 1 BB: 1 P: 19	R: 0 E: 0 K: 2 S: 11 H: 0 LOB: 0 BB: 0 P: 17	R: 2 E: 0 K: 0 S: 10 H: 3 LOB: 1 BB: 0 P: 11	R: 0 E: 0 K: 2 S: 12 H: 1 LOB: 2 BB: 1 P: 18	R: 0 E: 0 K: 1 S: 7 H: 0 LOB: 0 BB: 0 P: 13	1B: 8 2B: 1 3B: 0 HR: 2 SF: 1 SAC: 1 DP: 0 HBP: 1	WP: 0 PB: 0 SB: 0 CS: 0 PA: 41					

livebaseballscorecards.com

	AB	36
	R	6
	H	11
	RBI	6
	BB	2
	SO	9
	LOB	15

MIAMI

PITCHER		IP	WLS	BF	H	R	ER	SO	BB	IBB	HBP	BLK	WP	HR	S	P	ERA	WHIP
48 Jacob deGrom, R ERA: 3.06	(1, 1)	6.0		27	7	4	4	6	1	0	1	0	0	1	66	101	6.00	1.333
35 Jacob Rhame, R ERA: 7.36	(7, 1)	0.2		5	3	2	2	0	0	0	0	0	0	1	9	9	27.00	4.500
51 Paul Sewald, R ERA: 3.86	(7, 1)	0.1		1	0	0	0	0	0	0	0	0	0	0	1	2	0.00	0.000
47 Hansel Robles, R ERA: 1.8	(8, 1)	1.0	W	5	1	0	0	2	0	1	0	0	0	0	12	18	0.00	1.000
27 Jeurys Familia, R ERA:	(9, 1)	1.0	S	3	0	0	0	1	0	0	0	0	0	0	7	13	0.00	0.000

PITCHER	IP	WLS	BF	H	R	ER	SO	BB	IBB	HBP	BLK	WP	HR	S	P	ERA	WHIP

New York Mets @ Miami Marlins

Marlins Park, Miami, FL

Wed Apr 11 2018, 7:10 PM - 9:37 PM EDT

Att. 6,150 - Partly Cloudy - 75 F

livebaseballscorecards.com

Batter	1	2	3	4	5	6	7	8	9	AB	R	H	RBI	BB	SO	LOB
13 Asdrúbal Cabrera, S (1, 4) OBP: 0.388, SLG: 0.600	X FF 93 0-0 ① G5-3			C SL 81 X CH 86 0-1 ① G2-3		B SL 82 B FF 92 B FF 92 C FF 91 F FF 91 F FF 89 X FF 92 3-2 ③ P6		B FC 83 B FC 83 B FF 87 C FC 82 X FC 84 3-1 4 2B 21 SF8 1-2 1B		4	1	1	0	0	0	0
4 Wilmer Flores, R (1, 3) OBP: 0.273, SLG: 0.450	B FF 92 C FF 92 F FF 94 B CH 87 X CH 86 2-2 ② G6-3			B SL 82 F FF 92 B FF 94 X CH 85 2-1 ② G5-3			B FF 92 X FF 93 1-0 ① L6	B CU 72 X FF 91 1-0 21 E 1-3 2-H 2B		4	0	1	1	0	0	0
52 Yoenis Cespedes, R (1, 7) OBP: 0.275, SLG: 0.400	B FF 93 X FF 93 1-0 ③ F7			B SL 83 S CH 85 B CH 84 B CH 84 X FF 92 3-1 ③ F8			F FF 93 F SL 85 B FF 93 B FF 93 B CU 82 X FF 95 3-2 ② P4	0-0 21 E IBB		3	0	0	0	1	0	0
21 Todd Frazier, R (1, 5) OBP: 0.375, SLG: 0.333		B FF 91 B FF 92 F FF 91 C FF 92 X FF 92 2-2 E5 19 G3-6-4			B FF 92 C CH 84 B SL 84 X FF 92 2-1 ① F8		C SL 87 C FF 94 B CU 81 F CU 81 X FF 94 1-2 1B	B FF 92 C FF 92 S CU 75 F FF 93 F FO 87 D SL 78 X FF 92 2-2 ② SF8 1-2 2-3 3-H		3	0	1	1	0	0	0
19 Jay Bruce, L (1, 9) OBP: 0.356, SLG: 0.436		B FF 92 B FF 92 X FF 91 2-0 ①② G3-6-4 1-2f			B SL 85 B FF 92 B FF 93 C FF 92 B FF 92 4-1 1 CS 26 BB BB		B FF 94 F FF 93 D CH 88 F FF 93 S SL 86 2-3 ③ K	0-0 3 FC4 IBB		2	0	0	0	2	1	2
26 Kevin Plawecki, R (1, 2) OBP: 0.393, SLG: 0.200 3 Tomás Nido, R (8, PH) (8, 2)		C FF 93 B FF 94 F CH 85 B CH 85 F FF 93 F SL 87 B CH 87 S CH 85 3-3 ③ K			D CH 85 1 SAFE B CH 83 B FF 92 1 SAFE B FF 91 4-0 1 FC6-4 1-2 BB			30 26 23 1B HBP FC4 1-2f		1 1	1 0	0 0	0 0	1 0	1 0	0 3
1 Amed Rosario, R (1, 6) OBP: 0.278, SLG: 0.371			C CH 85 S FF 93 B FF 93 X CH 87 1-2 ① G6-3		F FF 92 S CH 84 X CH 85 0-2 ②③ FC6-4 1-2f 2-3			F FF 97 F SL 85 S SL 85 0-3 ① K	T FF 91 X FC 87 0-1 ① F9	4	0	0	0	0	1	3
12 Juan Lagares, R (1, 8) OBP: 0.381, SLG: 0.368 30 Michael Conforto, L (8, PH) OBP: 0.478, SLG: 0.611 (8, 8)			C FF 93 B SL 88 T SL 84 X CH 85 1-2 ② G3			B FF 91 F FF 90 B FF 92 X FF 90 2-1 ① L9		B FC 82 S FC 82 1 SAFE X FC 83 1-1 23 1B 1-3 2B	C FC 88 B SI 90 S CH 85 S CU 79 1-3 ② K	2 2	0 1	0 1	0 0	0 1	0 0	0 0
45 Zack Wheeler, L (1, 1) 23 Adrián González, L (8, PH) OBP: 0.406, SLG: 0.444 65 Robert Gsellman, R (8, 1) 7 José Reyes, S (9, PH) 39 Jerry Blevins, L (9, 1) 44 AJ Ramos, R (9, 1)			C FF 92 S FF 93 B SL 86 C SL 85 1-3 ③ K			C FF 90 S SL 82 C SL 84 0-3 ② K		F FC 83 B FF 88 X FF 88 1-1 13 1B 4 2B 2-H 3-H 1B	C SI 91 X FC 87 0-1 ③ F9	2 1 0 1 0 0	0 1 0 0 0 0	0 1 0 0 0 0	0 2 0 0 0 0	0 0 0 0 0 0	2 0 0 0 0 0	0 0 0 0 0 0
Inning Stats	R: 0 E: 0 K: 0 S: 5 H: 0 LOB: 0 BB: 0 P: 8	R: 0 E: 1 K: 1 S: 9 H: 0 LOB: 0 BB: 0 P: 16	R: 0 E: 0 K: 1 S: 9 H: 0 LOB: 0 BB: 0 P: 12	R: 0 E: 0 K: 0 S: 6 H: 0 LOB: 0 BB: 0 P: 11	R: 0 E: 0 K: 0 S: 6 H: 0 LOB: 1 BB: 2 P: 16	R: 0 E: 0 K: 1 S: 9 H: 0 LOB: 0 BB: 0 P: 14	R: 0 E: 0 K: 1 S: 11 H: 1 LOB: 1 BB: 0 P: 18	R: 4 E: 1 K: 1 S: 16 H: 4 LOB: 3 BB: 2 P: 25	R: 0 E: 0 K: 1 S: 7 H: 0 LOB: 0 BB: 0 P: 8	1B: 3 2B: 2 3B: 0 HR: 0 SF: 1 SAC: 0 DP: 1 HBP: 1						

TOP	
AB	30
R	4
H	5
RBI	4
BB	4
SO	6
LOB	8

WP: 0 PB: 0 SB: 0 CS: 1	PA: 36																						

PITCHER		IP	WLS	BF	H	R	ER	SO	BB	IBB	HBP	BLK	WP	HR	S	P	ERA	WHIP
66 Jarlín García, L ERA: 1.13	(1, 1)	6.0		19	0	0	0	3	2	0	0	0	0	0	44	77	0.00	0.333
71 Drew Steckenrider, R ERA:	(7, 1)	1.0	H	4	1	0	0	1	0	0	0	0	0	0	11	18	0.00	1.000
56 Tayron Guerrero, R ERA: 9.45	(8, 1)	0.1	H	2	0	1	1	1	0	0	1	0	0	0	3	4	27.00	0.000
50 Chris O'Grady, L ERA: 6.35	(8, 1)	0.0	L	3	3	1	1	0	0	0	0	0	0	0	6	11	∞	∞
25 Junichi Tazawa, R ERA: 1.17	(8, 1)	0.2		5	1	2	2	0	0	2	0	0	0	0	7	10	27.00	1.500

PITCHER		IP	WLS	BF	H	R	ER	SO	BB	IBB	HBP	BLK	WP	HR	S	P	ERA	WHIP
67 Tyler Cloyd, R ERA:	(9, 1)	1.0		3	0	0	0	1	0	0	0	0	0	0	7	8	0.00	0.000

Batter	1	2	3	4	5	6	7	8	9	AB	R	H	RBI	BB	SO	LOB
32 Derek Dietrich, L (1, 7) OBP: 0.373, SLG: 0.415	B FF 95 F SI 95 B FF 96 B CH 88 F FF 96 F FF 97 S FC 92 3-3 ① **K**		B CU 78 F FF 93 C FF 94 B CU 80 B FF 95 S FF 95 3-3 ① **K**			S FC 88 F CH 86 B CU 79 T FC 89 1-2 ① **K**			B FF 88 C CH 82 B CH 83 X CU 71 2-1 ① **L3**	4	0	0	0	0	3	0
19 Miguel Rojas, R (1, 6) (8, 3) (9, 6) OBP: 0.333, SLG: 0.435	B FF 97 B FF 96 X FF 96 2-0 **HR**		B CU 79 C FC 90 T FC 90 X FF 97 1-2 ② **G4-3**			B FF 93 B FC 89 C FF 95 X CH 87 2-1 ② **F8**			B CU 74 B FF 90 B FC 86 B FF 91 4-0 **13 G5-4-3 BB**	3	1	1	1	1	0	0
13 Starlin Castro, R (1, 4) OBP: 0.362, SLG: 0.320	B FC 90 X FC 91 1-0 ② **L9**		C FF 94 F CU 78 C FF 96 0-3 ③ **K**			B FF 93 X FC 89 1-0 ③ **F9**			C FC 87 D SL 79 C SI 90 B FF 93 F SL 78 X FC 88 2-2 ②③ **G5-4-3** 1-2f	4	0	0	0	0	1	1
41 Justin Bour, L (1, 3) OBP: 0.250, SLG: 0.341 2 Yadiel Rivera, R (8, 6) (9, 9) OBP: 0.231, SLG: 0.167	C FF 96 B FF 96 B FC 90 B FF 96 B CH 88 4-1 **BB**			X FF 95 0-0 ① **F7**			B FF 92 B CU 78 C FF 94 X CH 86 2-1 ① **G4-3**			2	0	0	0	1	0	0
										0	0	0	0	0	0	0
15 Brian Anderson, R (1, 5) OBP: 0.436, SLG: 0.455	C FF 96 F SI 95 X FF 95 0-2 ③ **G4-3**			B FF 94 X FC 89 1-0 ② **G5-3**			S FC 87 F CH 86 X CU 78 0-2 ② **G6-3**			3	0	0	0	0	0	1
1 Cameron Maybin, R (1, 9) OBP: 0.325, SLG: 0.333 18 Tomás Telis, S (9, 3) OBP: 0.308, SLG: 0.182		F FF 93 B FC 90 F FF 96 B CU 79 S FC 91 2-3 ① **K**		F FF 94 X FF 94 0-1 ③ **F9**			X FC 86 0-0 ③ **G6-3**			3	0	0	0	0	1	0
										0	0	0	0	0	0	0
9 Lewis Brinson, R (1, 8) OBP: 0.189, SLG: 0.140		M FF 96 C FC 89 X 0-2 ② **G1-3**			S CU 77 B FC 88 F FF 94 F CU 78 B FF 94 S FC 88 2-3 ① **K**			B SI 92 F SI 94 C SL 90 F SL 89 S SI 94 1-3 ① **K**		3	0	0	0	0	2	0
17 Chad Wallach, R (1, 2) OBP: 0.192, SLG: 0.167		S FF 94 C FC 89 X FF 96 0-2 **1B**			B FF 94 T FC 87 B FF 94 F FF 95 X FF 95 2-2 ② **G6-3**			S SI 94 F SI 94 B SL 91 B SI 93 S SI 95 2-3 ② **K**		3	0	1	0	0	1	0
66 Jarlín García, L (1, 1) 71 Drew Steckenrider, R (7, 1) 56 Tayron Guerrero, R (8, 1) 50 Chris O'Grady, R (8, 1) 12 Braxton Lee, L (8, 9) OBP: 0.222, SLG: 0.176 25 Junichi Tazawa, R (8, 1) 67 Tyler Cloyd, R (9, 1)		T FF 96 L SI 92 S CU 79 0-3 ③ **K**			C FF 93 X FF 93 0-1 ③ **G5-3**			B SI 94 F SI 94 C CH 86 B CU 84 S CH 87 2-3 ③ **K**		2	0	0	0	0	1	1
										0	0	0	0	0	0	0
										0	0	0	0	0	0	0
										0	0	0	0	0	0	0
										1	0	0	0	0	1	0
										0	0	0	0	0	0	0
										0	0	0	0	0	0	0
Inning Stats	R: 1 E: 0 K: 1 S: 10 H: 1 LOB: 1 BB: 1 P: 20	R: 0 E: 0 K: 2 S: 12 H: 1 LOB: 1 BB: 0 P: 14	R: 0 E: 0 K: 2 S: 9 H: 0 LOB: 0 BB: 0 P: 13	R: 0 E: 0 K: 0 S: 4 H: 0 LOB: 0 BB: 0 P: 5	R: 0 E: 0 K: 1 S: 9 H: 0 LOB: 0 BB: 0 P: 13	R: 0 E: 0 K: 1 S: 6 H: 0 LOB: 0 BB: 0 P: 10	R: 0 E: 0 K: 0 S: 6 H: 0 LOB: 0 BB: 0 P: 8	R: 0 E: 0 K: 3 S: 10 H: 0 LOB: 0 BB: 0 P: 15	R: 0 E: 0 K: 0 S: 6 H: 0 LOB: 0 BB: 1 P: 14	1B: 1 2B: 0 3B: 0 HR: 1	SF: 0 SAC: 0 DP: 1 HBP: 0						

PITCHER		IP	WLS	BF	H	R	ER	SO	BB	IBB	HBP	BLK	WP	HR	S	P	ERA	WHIP
45 Zack Wheeler, R ERA: 1.29	(1, 1)	7.0	W	24	2	1	1	7	1	0	0	0	0	1	56	83	1.29	0.429
65 Robert Gsellman, R ERA: 1.29	(8, 1)	1.0	H	3	0	0	0	3	0	0	0	0	0	0	10	15	0.00	0.000
39 Jerry Blevins, L ERA:	(9, 1)	0.1	H	1	0	0	0	0	0	0	0	0	0	0	2	4	0.00	0.000
44 AJ Ramos, R ERA:	(9, 1)	0.2		2	0	0	0	0	1	0	0	0	0	0	4	10	0.00	1.500

PITCHER	IP	WLS	BF	H	R	ER	SO	BB	IBB	HBP	BLK	WP	HR	S	P	ERA	WHIP

BOTTOM

New York Mets @ Miami Marlins

Marlins Park, Miami, FL

Wed Apr 11 2018, 7:10 PM - 9:37 PM EDT

Att. 6,150 - Partly Cloudy - 75 F

livebaseballscorecards.com

AB	28
R	1
H	2
RBI	1
BB	2
SO	10
LOB	3

1B: 1	SF: 0	WP: 0	PA: 30		
2B: 0	SAC: 0	PB: 0			
3B: 0	DP: 1	SB: 0			
HR: 1	HBP: 0	CS: 0			

Batter	1	2	3	4	5	6	7	8	9	AB	R	H	RBI	BB	SO	LOB
6 Lorenzo Cain, R (1, 8) OBP: 0.345, SLG: 0.429	C SI 94 B SI 95 S CH 84 B SI 95 F SI 93 B CH 84 B SI 94 4-2 8 S BB		B SI 93 F CH 83 F SI 93 B SI 93 B CU 78 B SI 92 4-2 16 G6-4-3 BB		C CU 77 B CH 84 C SI 94 S SI 94 1-3 ③ K		C FF 93 B SL 88 X CU 80 1-1 16 1B 1B		B SI 95 S SI 95 B SL 86 X SI 96 2-1 ② G6-3	3	0	1	0	2	1	0
16 Domingo Santana, R (1, 9) OBP: 0.357, SLG: 0.300	C SI 93 1 SAFE B SI 92 T CU 76 1 SAFE 1 SAFE F CU 78 S SI 93 1-3 ① K		X CU 78 0-0 ② ③ G6-4-3 1-2f			C SI 92 X SI 93 0-1 E9 8 HR	B SL 90 1 SAFE X SL 87 1-0 ③ 1-3 1B		B SI 96 F SI 97 S SL 86 S SI 96 1-3 ③ K	5	1	1	0	0	2	3
8 Ryan Braun, R (1, 7) OBP: 0.220, SLG: 0.391	C SI 93 1 SAFE B SI 93 B CH 83 F SI 93 B SI 94 X CU 78 3-2 ② G6-3 1-2			B SI 94 F SI 93 X CH 84 1-1 ① G5-3		F SI 93 X SI 92 0-1 2-H HR		C SI 91 X FF 95 0-1 ① F8		4	1	1	2	0	0	1
21 Travis Shaw, L (1, 5) OBP: 0.305, SLG: 0.464	B SI 93 B CU 78 X SI 93 2-0 ③ G3			C CU 77 B SI 93 C SI 94 F SI 93 X SI 94 1-2 ② G4-3		F SI 94 C CU 78 S CU 76 0-3 ① K		B SI 92 S CH 86 B SI 94 B CU 78 X SI 94 3-1 HR		4	1	1	1	0	1	1
24 Jesús Aguilar, R (1, 3) OBP: 0.550, SLG: 0.563		C SI 92 S CH 84 X CH 84 0-2 ① F7		F SI 94 B SI 94 F CH 84 X SI 93 1-2 14 HR 2B		C CU 77 X CU 80 0-1 14 1B 1B		C SL 88 B FF 95 F CU 79 X FF 93 1-2 18 1B 1B		4	1	3	0	0	0	0
14 Hernán Pérez, R (1, 4) OBP: 0.192, SLG: 0.400		C SI 93 B CU 77 B SI 93 F SI 93 X CU 78 2-2 ② F9		B CU 77 X SI 92 1-0 2-H HR		C SL 87 B SI 92 B CH 87 X SL 90 2-1 3 G5-4-3 1-2 1B		B FC 91 X FC 89 1-0 ② F8		4	1	2	2	0	0	1
3 Orlando Arcia, R (1, 6) OBP: 0.213, SLG: 0.182 18 Eric Sogard, L (8, PH) OBP: 0.259, SLG: 0.320 (8, 6)		F CH 83 C SI 94 S SI 94 0-3 ③ K		C SI 94 F SI 94 B CU 78 F CU 78 B SI 94 F CU 77 X CU 77 2-2 ③ G5-3		C CU 79 B SI 95 X CU 80 1-1 ② ③ G5-4-3 1-2f		B CU 71 B CU 71 C FF 89 X FF 90 2-1 1-2 1B		3 1	0 0	0 1	0 0	0 0	1 0	2 0
47 Jett Bandy, R (1, 2) OBP: 0.300, SLG: 0.188			B SI 94 H SI 94 2-0 27 SH3-4 HBP		C CU 77 B SI 93 S CU 77 C SI 94 1-3 ① K		X FF 93 0-0 ① P5	B SI 93 B SI 93 F SI 93 X SI 93 2-1 ③ G1-3		3	0	0	0	0	1	2
27 Zach Davies, R (1, 1) 38 Dan Jennings, L (5, 1) OBP: 1.000, SLG: 2.000 51 Oliver Drake, R (6, 1) 5 Jonathan Villar, S (7, PH) OBP: 0.352, SLG: 0.326 50 Jacob Barnes, R (7, 1) 7 Eric Thames, L (9, PH) OBP: 0.356, SLG: 0.692			X SI 92 0-0 ① SH3-4 1-2		B SI 94 F SI 93 B SI 93 F SI 93 X SI 93 2-2 ② P6		C CU 78 X CU 78 0-1 ② G3		C SI 96 B SI 96 S FS 93 F FF 97 X FS 92 1-2 ① G3	1 0 0 1 0 0 1	0 0 0 0 0 0 0	0 0 0 0 0 0 0	0 0 0 0 0 0 0	0 0 0 0 0 0 0	0 0 0 0 0 0 0	0 0 0 0 0 0 0
Inning Stats	R: 0 E: 0 K: 1 S: 11 H: 0 LOB: 1 BB: 1 P: 21	R: 0 E: 0 K: 1 S: 9 H: 0 LOB: 0 BB: 0 P: 11	R: 0 E: 0 K: 0 S: 4 H: 0 LOB: 1 BB: 1 P: 10	R: 2 E: 0 K: 0 S: 15 H: 2 LOB: 0 BB: 0 P: 21	R: 0 E: 0 K: 2 S: 9 H: 0 LOB: 0 BB: 0 P: 13	R: 2 E: 1 K: 1 S: 13 H: 3 LOB: 1 BB: 0 P: 16	R: 0 E: 0 K: 0 S: 6 H: 2 LOB: 2 BB: 0 P: 8	R: 1 E: 0 K: 0 S: 12 H: 3 LOB: 2 BB: 0 P: 21	R: 0 E: 0 K: 1 S: 9 H: 0 LOB: 0 BB: 0 P: 13	1B: 6 2B: 1 3B: 0 HR: 3	SF: 0 SAC: 1 DP: 2 HBP: 1					

TOP

Milwaukee Brewers @ New York Mets

Citi Field, Flushing, NY

Fri Apr 13 2018, 7:12 PM - 10:20 PM EDT

Att. 34,921 - Partly Cloudy - 68 F

livebaseballscorecards.com

AB	34
R	5
H	10
RBI	5
BB	2
SO	6
LOB	10

WP: 0 PB: 0 SB: 1 CS: 0 PA: 38

PITCHER		IP	WLS	BF	H	R	ER	SO	BB	IBB	HBP	BLK	WP	HR	S	P	ERA	WHIP
32 Steven Matz, L ERA: 3.77	(1, 1)	5.1	W	22	3	4	3	5	2	0	1	0	0	2	55	83	5.06	0.938
67 Seth Lugo, R ERA: 1.13	(6, 1)	2.0	H	10	6	1	1	0	0	0	0	0	0	1	19	28	4.50	3.000
44 AJ Ramos, R ERA:	(8, 1)	0.1	H	1	0	0	0	0	0	0	0	0	0	0	1	2	0.00	0.000
39 Jerry Blevins, L ERA:	(8, 1)	0.0		1	1	0	0	0	0	0	0	0	0	0	2	4	∞	∞
65 Robert Gsellman, R ERA: 1.23	(8, 1)	0.1	H	1	0	0	0	0	0	0	0	0	0	0	2	4	0.00	0.000

PITCHER		IP	WLS	BF	H	R	ER	SO	BB	IBB	HBP	BLK	WP	HR	S	P	ERA	WHIP
27 Jeurys Familia, R ERA:	(9, 1)	1.0	S	3	0	0	0	1	0	0	0	0	0	0	9	13	0.00	0.000

BOTTOM

Batter	1	2	3	4	5	6	7	8	9	AB	R	H	RBI	BB	SO	LOB
30 Michael Conforto, L (1, 8) OBP: 0.444, SLG: 0.524	C SI 89 B FC 87 F SI 90 B FC 88 S CH 80 2-3 K ①	B SI 91 B CH 82 C CH 81 B FC 88 F SI 91 F FC 88 X FC 88 3-2 P5 ③			B CH 80 F FC 87 F CU 76 B SI 90 B SI 90 F FC 87 F CH 80 F SI 91 F FC 88 4-2 B FC 87 13 1B 19 2B BB	1 SAFE 1 SAFE C FS 86 1 SAFE 1 SAFE C FS 85 1 SAFE F FS 86 B FF 94 1-3 F FF 93 S FS 86 K ②				3	1	0	0	1	2	2
13 Asdrúbal Cabrera, S (1, 4) OBP: 0.396, SLG: 0.612	T SI 90 C SI 90 B CH 80 X FC 88 1-2 52 1B 2B	S CU 73 B CU 75 B FC 86 X CH 80 2-1 F8 ①			B CU 75 C CU 74 B FC 87 X SI 88 2-1 19 2B 23 SF9 1-2 1B	1 SAFE B FS 85 B FF 93 S FF 92 1 SAFE C FF 92 S FS 86 2-3 K ③				4	2	2	0	0	1	1
52 Yoenis Cespedes, R (1, 7) OBP: 0.291, SLG: 0.408	B SI 90 F SI 90 B SI 91 S CH 81 D SI 91 X SI 91 3-2 2-H 1B	C SI 89 F CH 80 X CH 79 0-2 19 BB 1B			C CH 79 F SI 89 S FC 87 0-3 K ①	B FC 91 S FF 96 F FC 91 T FF 97 1-2 K ①				4	0	2	1	0	2	2
19 Jay Bruce, L (1, 9) OBP: 0.367, SLG: 0.452	B SI 90 D FC 90 S SI 90 X SI 89 2-1 F7 ②	C FC 87 D CH 80 1 SAFE B SI 89 S CH 79 B SI 89 1 SAFE B FC 88 4-2 23 G3-6-1 1-2 BB			C SI 89 B SI 90 C SI 91 B SL 83 X SL 83 2-2 23 SF9 21 WP 1-3 2-H 2B	S FC 90 S FC 92 B FC 91 T FC 91 1-2 K ②				3	1	1	1	1	1	1
23 Adrián González, L (1, 3) OBP: 0.361, SLG: 0.400	B SI 90 X SI 90 1-0 G3 ③	B FC 88 S CU 74 X CH 80 1-1 G3-6-1 ②③ 1-2f			X SL 82 0-0 SF9 ② 2-3 3-H	B FF 94 X FF 94 1-0 G4-3 ③				3	0	0	1	0	0	3
21 Todd Frazier, R (1, 5) OBP: 0.423, SLG: 0.538		B CU 76 B SI 90 C SI 89 X FC 86 2-1 HR		B FC 87 B SI 89 X SI 89 2-0 HR	C SI 91 D SL 83 T SL 82 B SI 91 B SI 91 F SI 91 F SL 83 B FF 91 4-2 3-H BB			B FC 89 C FC 89 C FC 90 X FF 96 1-2 59 G6-4-3 1B		3	2	3	2	1	0	0
1 Amed Rosario, R (1, 6) OBP: 0.256, SLG: 0.342 67 Seth Lugo, R (6, 1) 44 AJ Ramos, R (8, 1) 39 Jerry Blevins, L (8, 1) 65 Robert Gsellman, R (8, 1) 9 Brandon Nimmo, L (8, PH) OBP: 0.563, SLG: 0.400 27 Jeurys Familia, R (9, 1)		C SI 90 B SI 90 X CU 76 1-1 G6-3 ①		B CU 75 C CU 75 S FC 84 F CU 75 B CH 80 B SI 90 X SI 91 3-2 G1-3 ①	F SI 91 X SI 91 0-1 L8 ③			X FF 95 0-0 L8 ①		3 0 0 0 0 0 1 0	0 0 0 0 0 0 0 0	0 0 0 0 0 0 0 0	0 0 0 0 0 0 0 0	0 0 0 0 0 0 0 0	0 0 0 0 0 0 1 0	1 0 0 0 0 0 1 0
59 Jose Lobaton, S (1, 2) OBP: 0.250, SLG: 0.750		S CU 75 C FC 87 B CH 80 B CH 80 B FC 88 F SI 90 F FC 88 X FC 88 3-2 3B		B CU 75 C CH 80 B FC 87 S FC 87 B CU 76 F FC 88 F CU 75 S FC 86 3-3 K ②	C FS 85 B FS 85 F FF 93 B FS 86 S FS 86 2-3 K ①			B FF 93 1 SAFE F FC 90 1 SAFE S FF 94 X FC 90 1-2 G6-4-3 ②③ 1-2f		4	0	1	0	0	2	1
32 Steven Matz, R (1, 1) 7 José Reyes, S (6, 6)		S SI 89 F CU 75 F SI 89 F CH 81 S CH 82 0-3 K ②		C SI 89 C CU 76 B SI 90 X SI 90 1-2 G1-3 ③	X FS 85 0-0 E3					2 1	0 0	0 0	0 0	0 0	1 0	1 0
Inning Stats	R: 1 E: 0 K: 1 S: 12 H: 2 LOB: 1 BB: 0 P: 21	R: 1 E: 0 K: 1 S: 18 H: 2 LOB: 1 BB: 0 P: 27	R: 0 E: 0 K: 0 S: 9 H: 1 LOB: 1 BB: 1 P: 16	R: 1 E: 0 K: 1 S: 13 H: 1 LOB: 0 BB: 0 P: 22	R: 3 E: 0 K: 1 S: 21 H: 2 LOB: 1 BB: 2 P: 33	R: 0 E: 1 K: 3 S: 12 H: 0 LOB: 1 BB: 0 P: 17	R: 0 E: 0 K: 2 S: 7 H: 0 LOB: 0 BB: 0 P: 10	R: 0 E: 0 K: 0 S: 7 H: 1 LOB: 0 BB: 0 P: 9		1B: 4 2B: 2 3B: 1 HR: 2 SF: 1 SAC: 0 DP: 2 HBP: 0		WP: 1 PB: 0 SB: 0 CS: 0 PA: 35		

PITCHER		IP	WLS	BF	H	R	ER	SO	BB	IBB	HBP	BLK	WP	HR	S	P	ERA	WHIP
27 Zach Davies, R ERA: 6.75	(1, 1)	4.1	L	21	7	5	5	4	2	0	0	0	0	2	63	103	10.38	2.077
38 Dan Jennings, L ERA: 2.35	(5, 1)	0.2		4	1	1	1	0	1	0	0	0	1	0	10	16	13.50	3.000
51 Oliver Drake, R ERA: 1.13	(6, 1)	1.0		4	0	0	0	3	0	0	0	0	0	0	12	17	0.00	0.000
50 Jacob Barnes, R ERA: 1.8	(7, 1)	2.0		6	1	0	0	2	0	0	0	0	0	0	14	19	0.00	0.500

PITCHER	IP	WLS	BF	H	R	ER	SO	BB	IBB	HBP	BLK	WP	HR	S	P	ERA	WHIP

Milwaukee Brewers @ New York Mets

Citi Field, Flushing, NY

Fri Apr 13 2018, 7:12 PM - 10:20 PM EDT

Att. 34,921 - Partly Cloudy - 68 F

livebaseballscorecards.com

AB	31
R	6
H	9
RBI	5
BB	3
SO	9
LOB	13

Milwaukee Brewers @ New York Mets

Citi Field, Flushing, NY

Sat Apr 14 2018, 7:11 PM - 9:57 PM EDT

Att. 40,965 - Cloudy - 55 F

TOP

livebaseballscorecards.com

Batter	1	2	3	4	5	6	7	8	9	AB	R	H	RBI	BB	SO	LOB
6 Lorenzo Cain, R (1, 8) OBP: 0.333, SLG: 0.407	B FF 93 X FF 92 1-0 G6-3	C SL 87 C FF 93 B FF 94 B FF 93 B FF 93 T FF 93 3-2 K		C FF 92 F CH 86 F FF 91 F SI 92 F SL 88 X FF 94 0-2 1B			X SL 78 0-0 P5		B SL 84 C SL 85 X SL 85 1-1 L9	5	0	1	0	0	1	1
7 Eric Thames, L (1, 3) OBP: 0.327, SLG: 0.628	C FF 93 B SL 86 S FF 95 B SL 89 C FF 95 2-3 K		X CH 85 0-0 P5	1 SAFE C FF 91 S FF 93 1 SAFE C SL 88 0-3 K			C FF 88 B FF 89 X FF 89 1-1 P5			4	0	0	0	0	2	1
8 Ryan Braun, R (1, 7) OBP: 0.226, SLG: 0.388 14 Hernán Pérez, R (5, 7) OBP: 0.185, SLG: 0.385	S SL 87 F FF 95 F FF 94 X FF 94 0-2 G4-3		C FF 92 B SL 87 X SL 88 1-1 G6-3		B CU 81 C SI 92 B CH 86 X SL 86 2-1 16 G6-3 21 S 1B		B FF 90 C SL 80 C FF 90 B SL 82 X SL 80 2-2 G1-3			3 1	0 0	1 0	0 0	0 0	0 0	0 0
21 Travis Shaw, L (1, 5) OBP: 0.317, SLG: 0.483		B FF 93 B CH 86 C FF 94 B SL 89 X FF 94 3-1 5 HR 2B	B FF 92 X SI 93 1-0 16 1B 1B		F CU 79 S CH 86 B SL 85 1 SAFE B SL 88 F SL 87 1 SAFE B CH 86 C CH 86 3-3 K 1-2			B CH 83 B CH 78 C FF 90 F SL 79 F FF 89 B SL 82 F FF 89 S FF 89 3-3 K		4	1	2	0	0	2	1
16 Domingo Santana, R (1, 9) OBP: 0.367, SLG: 0.302		B SL 87 C FF 91 D SL 88 F SL 88 F FF 92 B FF 94 F FF 93 B FF 94 4-2 5 HR BB	F SI 91 X SL 88 0-1 1-3 1B		C SI 92 B FF 93 X SL 87 1-1 G6-3 2-3			C FF 90 C FF 90 S SL 80 0-3 K		3	1	1	0	1	1	1
18 Eric Sogard, L (1, 6) OBP: 0.226, SLG: 0.276 71 Josh Hader, L (8, 1) OBP: 1.000, SLG: 1.000		C FF 93 C CH 84 S SI 93 0-3 K	B FF 92 S CH 85 1 SAFE B FF 91 1 SAFE F SI 92 1 SAFE F SL 87 B SI 92 3-2 1 SAFE X FF 92 F9		B CH 86 B CH 86 C FF 92 F SL 87 X SI 92 2-2 G6-3			C FF 89 C CH 82 B FF 89 B SL 79 F FF 89 F SL 79 X CH 80 2-2 F9		4 0	0 0	0 0	0 0	0 0	1 0	5 0
5 Jonathan Villar, S (1, 4) OBP: 0.298, SLG: 0.383		B SL 88 X FF 94 1-0 1-H 2-H HR	X FF 93 0-0 B1-3		C FF 89 B CH 84 B FF 90 C FF 90 F SL 80 F FF 91 B SL 80 F FF 90 F FF 90 3-3 S FF 90 K				C FF 94 F SL 87 C FF 95 0-3 K	4	1	1	3	0	2	0
47 Jett Bandy, R (1, 2) OBP: 0.333, SLG: 0.400		F FF 93 S FF 92 B SL 88 X SL 91 1-2 57 SH3-4 1B	B SL 86 B FF 92 X FF 92 2-0 HR		B SL 81 C SL 82 S FF 91 F FF 90 B SL 81 T SL 80 2-2 K				S FF 95 S FF 96 F FF 97 F FF 96 S SL 88 0-3 K	4	1	2	1	0	2	0
57 Chase Anderson, R (1, 1) OBP: 0.167, SLG: 0.167 32 Jeremy Jeffress, R (7, 1) 3 Orlando Arcia, R (8, 6) OBP: 0.229, SLG: 0.267		C CH 87 X FF 92 0-1 SH3-4 1-2	B FF 92 C SL 87 C FF 93 F SL 86 B FF 93 F FF 94 C SL 87 2-3 K		C FF 90 B SL 81 C FF 90 B FF 91 C FF 91 2-3 K				B SL 86 F FF 96 X FF 95 1-1 HR	2 0 1	0 0 1	0 0 1	0 0 1	0 0 0	2 0 0	0 0 0
Inning Stats	R: 0 E: 0 K: 1 S: 8 H: 0 LOB: 0 BB: 0 P: 11	R: 3 E: 0 K: 2 S: 18 H: 3 LOB: 1 BB: 1 P: 30	R: 0 E: 0 K: 0 S: 10 H: 2 LOB: 2 BB: 0 P: 15	R: 1 E: 0 K: 2 S: 16 H: 2 LOB: 1 BB: 0 P: 20	R: 0 E: 0 K: 1 S: 11 H: 1 LOB: 1 BB: 0 P: 19	R: 0 E: 0 K: 3 S: 14 H: 0 LOB: 0 BB: 0 P: 21	R: 0 E: 0 K: 0 S: 6 H: 0 LOB: 0 BB: 0 P: 9	R: 0 E: 0 K: 2 S: 13 H: 0 LOB: 0 BB: 0 P: 18	R: 1 E: 0 K: 2 S: 12 H: 1 LOB: 0 BB: 0 P: 14	1B: 5 2B: 1 3B: 0 HR: 3 SF: 0 SAC: 1 DP: 0 HBP: 0						

	AB	35
	R	5
	H	9
	RBI	5
	BB	1
	SO	13
	LOB	9

WP: 0 PA: 37
PB: 0
SB: 1
CS: 0

PITCHER		IP	WLS	BF	H	R	ER	SO	BB	IBB	HBP	BLK	WP	HR	S	P	ERA	WHIP
33 Matt Harvey, R ERA: 4.8	(1, 1)	5.0	L	24	8	4	4	6	1	0	0	0	0	2	63	95	7.20	1.800
51 Paul Sewald, R ERA: 1.69	(6, 1)	3.0		9	0	0	0	5	0	0	0	0	0	0	33	48	0.00	0.000
47 Hansel Robles, R ERA: 3.0	(9, 1)	1.0		4	1	1	1	2	0	0	0	0	0	1	12	14	9.00	1.000

PITCHER		IP	WLS	BF	H	R	ER	SO	BB	IBB	HBP	BLK	WP	HR	S	P	ERA	WHIP

Batter	1	2	3	4	5	6	7	8	9	AB	R	H	RBI	BB	SO	LOB
30 Michael Conforto, L (1, 8) OBP: 0.419, SLG: 0.458	B SI 91 B FC 89 B SI 92 C FF 92 F FC 90 S CH 83 3-3 ① **K**			X FC 87 0-0 ① **P2**		B SI 91 C CH 82 C FC 89 H FF 92 2-2 ③ 13 G4-3 52 1B **HBP**		C SI 94 C SI 95 B SI 95 B SL 84 S SI 95 2-3 ③ **K**		3	1	0	0	0	2	0
13 Asdrúbal Cabrera, S (1, 4) OBP: 0.368, SLG: 0.566	B CU 77 S CU 77 F FF 93 T FF 93 1-2 ② **K**			C CU 76 F CH 82 F FF 92 X FC 89 0-2 ② **F8**		F FC 89 F CU 75 X FF 92 0-2 ② **G4-3** 1-2			C SI 91 C SI 92 F SL 80 S SI 94 0-3 ① **K**	4	0	0	0	0	2	1
52 Yoenis Cespedes, R (1, 7) OBP: 0.288, SLG: 0.396	B SI 91 C SI 92 B FF 92 S CH 83 F FF 93 B FC 90 X CH 83 3-2 ③ **P3**			C CU 76 C FF 92 B CH 83 F FF 92 B FC 90 S CH 83 2-3 ③ **K**		F FF 90 X FF 91 0-1 2-H 1B			S SL 81 F SI 93 S SI 93 0-3 ② **K**	4	0	1	1	0	2	0
19 Jay Bruce, L (1, 9) OBP: 0.340, SLG: 0.413		C SI 90 B FF 91 B FC 89 X CH 82 2-1 ① **F9**			B FF 90 X CH 81 1-0 ① **G3**	F FC 88 C FF 91 B FC 91 S FC 88 1-3 ③ **K**			C SL 83 X SL 84 0-1 ③ **F8**	4	0	0	0	0	1	1
23 Adrián González, L (1, 3) OBP: 0.333, SLG: 0.364		X SI 91 0-0 ② **G4-3**			B FF 90 C FF 91 C FF 91 X CH 83 1-2 ② **G6-3**		C CU 74 X CH 82 0-1 ① **F7**			3	0	0	0	0	0	0
21 Todd Frazier, R (1, 5) OBP: 0.436, SLG: 0.537		C FF 92 F SI 91 B CU 77 X CU 77 1-2 ③ **F7**			C FF 92 F FF 91 B FF 92 B CU 78 B CU 78 D CH 84 4-2 1 1B **BB**		B SI 93 C KC 78 F KC 76 X SI 95 1-2 1 G6-4-3 1B			2	0	1	0	1	0	0
1 Amed Rosario, R (1, 6) OBP: 0.262, SLG: 0.341			X FC 86 0-0 ① **G5-3**		C SI 91 F FC 88 X FC 88 0-2 1-2 1B		D SI 93 C SI 94 S SI 94 X SI 94 1-2 ②③ **G6-4-3** 1-2f			3	0	1	0	0	0	1
59 Jose Lobaton, S (1, 2) OBP: 0.333, SLG: 0.600 12 Juan Lagares, R (8, PH) OBP: 0.364, SLG: 0.350 3 Tomás Nido, R (9, 2)			C SI 89 B CU 75 C CH 82 B FF 91 B FC 87 F CH 82 B CH 82 4-2 33 G5-4-3 **BB**		B CH 83 S SI 92 F FF 92 S FF 92 1-3 ③ **K**			B SL 80 S SL 80 F SI 94 B SI 95 S SI 94 2-3 ① **K**		1 1 0	0 0 0	0 0 0	0 0 0	1 0 0	1 0 0	2 0 0
33 Matt Harvey, R (1, 1) OBP: 0.500, SLG: 0.500 51 Paul Sewald, R (6, 1) 4 Wilmer Flores, R (8, PH) OBP: 0.261, SLG: 0.429 47 Hansel Robles, R (9, 1)			F FF 91 X FC 88 0-1 ②③ **G5-4-3** 1-2f			B FC 89 B FF 89 C FF 89 F FF 90 B FF 91 X FC 91 3-2 ① **F8**		C SL 83 B SI 95 F SL 83 S SI 95 1-3 ② **K**		1 1 1 0	0 0 0 0	0 0 0 0	0 0 0 0	0 0 0 0	0 0 1 0	1 0 0 0
Inning Stats	R: 0 E: 0 K: 2 S: 10 H: 0 LOB: 0 BB: 0 P: 17	R: 0 E: 0 K: 0 S: 6 H: 0 LOB: 0 BB: 0 P: 9	R: 0 E: 0 K: 0 S: 6 H: 0 LOB: 0 BB: 1 P: 10	R: 0 E: 0 K: 1 S: 9 H: 0 LOB: 0 BB: 0 P: 11	R: 0 E: 0 K: 1 S: 12 H: 1 LOB: 2 BB: 1 P: 19	R: 1 E: 0 K: 1 S: 13 H: 1 LOB: 1 BB: 0 P: 19	R: 0 E: 0 K: 0 S: 8 H: 1 LOB: 0 BB: 0 P: 10	R: 0 E: 0 K: 3 S: 9 H: 0 LOB: 0 BB: 0 P: 14	R: 0 E: 0 K: 2 S: 9 H: 0 LOB: 0 BB: 0 P: 9	1B: 3 2B: 0 3B: 0 HR: 0	SF: 0 SAC: 0 DP: 2 HBP: 1			WP: 0 PB: 0 SB: 0 CS: 0	PA: 31		

PITCHER	IP	WLS	BF	H	R	ER	SO	BB	IBB	HBP	BLK	WP	HR	S	P	ERA	WHIP
57 Chase Anderson, R (1, 1) ERA: 2.82	6.1	W	23	2	1	1	5	2	0	1	0	0	0	58	87	1.42	0.632
32 Jeremy Jeffress, R (7, 1) ERA: 1.17	0.2	H	2	1	0	0	0	0	0	0	0	0	0	6	8	0.00	1.500
71 Josh Hader, L (8, 1) ERA: 1.86	2.0	S	6	0	0	0	5	0	0	0	0	0	0	18	23	0.00	0.000

PITCHER	IP	WLS	BF	H	R	ER	SO	BB	IBB	HBP	BLK	WP	HR	S	P	ERA	WHIP

BOTTOM

Milwaukee Brewers @ New York Mets

Citi Field, Flushing, NY

Sat Apr 14 2018, 7:11 PM - 9:57 PM EDT

Att. 40,965 - Cloudy - 55 F

livebaseballscorecards.com

AB	28
R	1
H	3
RBI	1
BB	2
SO	10
LOB	6

Batter	1	2	3	4	5	6	7	8	9	AB	R	H	RBI	BB	SO	LOB
5 Jonathan Villar, S (1, 4) OBP: 0.308, SLG: 0.360	S FF 98 B FF 98 S CH 90 F SI 98 X CH 91 1-2 ① G3		B CU 83 F FF 97 F FF 98 C SL 90 1-3 ② K			L SI 95 S CH 88 B CH 89 S CH 90 1-3 ① K	D CU 75 S SI 90 D CU 76 B FF 90 C SI 91 D CU 73 4-2 24 G1-3 1-2 BB		B SI 96 B SI 94 B SI 94 B SI 94 4-0 24 S BB	3	0	0	0	2	2	0
7 Eric Thames, L (1, 3) OBP: 0.314, SLG: 0.600 24 Jesús Aguilar, R (3, 3) OBP: 0.522, SLG: 0.526	B FF 98 B SI 98 S SI 97 S CH 90 B SI 97 C FF 98 3-3 ② K		C FF 97 B CH 90 B CH 89 C SI 97 S SL 90 2-3 ③ K			B FF 97 C CU 84 S SL 92 F CH 90 B FF 97 X SL 92 2-2 16 1B 6 BB 14 E 1B	C FC 84 X SI 90 0-1 ② G1-3 1-2 2-3		1 SAFE B SL 86 B SI 95 B SI 96 F SI 95 X SI 95 3-1 ③ G6-3 1-2	2 3	0 1	0 1	0 0	0 0	2 0	0 3
6 Lorenzo Cain, R (1, 8) OBP: 0.359, SLG: 0.400	S CU 85 B SI 99 S SI 98 B SL 92 F SI 97 B FF 99 F SI 98 F SI 98 F CH 91 4-2 B CH 80 21 E BB			F SI 94 F CU 82 S CH 89 0-3 ① K		B SI 93 F SI 93 B SI 92 B SL 87 B SI 93 4-1 16 1B 14 E 1-2 BB	B CU 75 F FF 90 B SL 80 B SL 78 C FC 84 B FC 88 4-2 BB			1	1	0	0	3	1	0
21 Travis Shaw, L (1, 5) OBP: 0.299, SLG: 0.453	B SI 97 1 SAFE S SI 97 S SL 94 B CH 90 F SI 97 X CH 91 2-2 E3 1-2			C SI 96 C CH 90 F SI 97 F SL 91 S CH 89 0-3 ② K		B CU 78 B SI 93 X SI 92 2-0 ② F6	C FF 86 S CU 70 X CU 70 0-2 ③ G3			4	0	0	0	0	1	6
16 Domingo Santana, R (1, 9) OBP: 0.359, SLG: 0.298	F FF 96 X SL 93 0-1 ③ F9			B SI 97 B SI 95 F CU 84 S CU 82 S FF 97 2-3 ③ K		X SI 92 0-0 14 E 1-2 2-3 1B		C SL 86 S SL 86 S FF 93 0-3 ① K		4	0	1	0	0	2	2
14 Hernán Pérez, R (1, 7) OBP: 0.194, SLG: 0.367		B SI 96 C SI 96 C CU 84 B FF 97 B CU 85 F SI 97 F SI 97 X FF 97 3-2 ① P3			B CU 83 C SI 96 S CH 89 X CU 84 1-2 47 S 3 G3 1B	B SL 85 B SI 92 X SI 93 2-0 E6 1-2 2-H 3-H		X SL 86 0-0 ② P3		4	0	1	0	0	0	1
3 Orlando Arcia, R (1, 6) OBP: 0.216, SLG: 0.250 32 Jeremy Jeffress, R (6, 1) 8 Ryan Braun, R (8, PH) OBP: 0.222, SLG: 0.380 38 Dan Jennings, L (8, 1) OBP: 1.000, SLG: 2.000 43 Matt Albers, L (9, 1)		B SI 97 C CU 83 S CU 84 S FF 97 1-3 ② K			1 SAFE B SI 96 X FF 97 1-0 ① G3 1-2	S SI 92 F SL 86 T SI 93 0-2 ③ K		B SL 87 F SL 87 B FF 94 X FF 95 2-1 ③ F9		3 0 1 0 0 0	0 0 0 0 0 0	0 0 0 0 0 0	0 0 0 0 0 0	2 0 0 0 0 0	3 0 0 0 0 0
47 Jett Bandy, R (1, 2) OBP: 0.321, SLG: 0.375		C FF 97 S SI 97 B FF 97 S FF 97 1-3 ③ K			F SI 97 B SI 96 B CH 90 S CH 90 B FF 99 F CH 89 C SI 98 3-3 ② K 2-3	F SI 90 X SI 89 0-1 24 G1-3 5 WP 1B			S SI 94 B SI 96 F SI 95 F SI 96 C SI 97 1-3 ① K	4	0	1	0	0	3	1
45 Jhoulys Chacín, R (1, 1) 54 Taylor Williams, S (5, 1) 18 Eric Sogard, L (6, 6) OBP: 0.212, SLG: 0.258			B FF 95 C FF 96 B SI 96 S SI 96 S SI 96 2-3 ① K		S SI 98 B FF 97 F SI 97 D SL 93 X FF 97 2-2 ③ G6-3	B SI 90 B SI 91 C CH 88 F SI 91 1 SAFE S SL 86 2-3 ① K			B SI 94 B SI 95 C SI 94 S SI 95 F SI 95 T FS 91 2-2 ② K	2 0 2	0 0 0	0 0 0	0 0 0	0 0 2	1 0 1	1 0 0

Milwaukee Brewers @ New York Mets

Citi Field, Flushing, NY

Sun Apr 15 2018, 1:12 PM - 4:39 PM EDT

Att. 26,035 - Cloudy - 42 F

TOP

livebaseballscorecards.com

AB	33
R	2
H	4
RBI	0
BB	5
SO	16
LOB	18

Inning Stats	1	2	3	4	5	6	7	8	9
	R: 0 E: 1 K: 1 S: 19	R: 0 E: 0 K: 2 S: 11	R: 0 E: 0 K: 3 S: 9	R: 0 E: 0 K: 3 S: 11	R: 0 E: 0 K: 1 S: 11	R: 2 E: 1 K: 2 S: 15	R: 0 E: 0 K: 1 S: 14	R: 0 E: 0 K: 1 S: 6	R: 0 E: 0 K: 2 S: 10
	H: 0 LOB: 2 BB: 1 P: 29	H: 0 LOB: 0 BB: 0 P: 16	H: 0 LOB: 0 BB: 0 P: 14	H: 0 LOB: 0 BB: 0 P: 13	H: 1 LOB: 1 BB: 0 P: 18	H: 2 LOB: 2 BB: 1 P: 26	H: 1 LOB: 3 BB: 2 P: 24	H: 0 LOB: 0 BB: 0 P: 8	H: 0 LOB: 1 BB: 1 P: 20

1B: 4	SF: 0	WP: 1
2B: 0	SAC: 0	PB: 0
3B: 0	DP: 0	SB: 2
HR: 0	HBP: 0	CS: 0

PA: 38

PITCHER		IP	WLS	BF	H	R	ER	SO	BB	IBB	HBP	BLK	WP	HR	S	P	ERA	WHIP
34 Noah Syndergaard, R ERA: 2.95	(1, 1)	5.1		20	2	1	0	11	1	0	0	0	0	0	69	101	0.00	0.562
65 Robert Gsellman, R ERA: 1.08	(6, 1)	1.0	B	7	2	1	0	2	1	0	0	0	0	0	12	22	0.00	3.000
44 AJ Ramos, R ERA:	(7, 1)	0.1		3	0	0	0	0	2	0	0	0	1	0	6	14	0.00	6.000
39 Jerry Blevins, L ERA:	(7, 1)	0.1		1	0	0	0	0	0	0	0	0	0	0	3	3	0.00	0.000
47 Hansel Robles, R ERA: 2.57	(8, 1)	1.0		3	0	0	0	1	0	0	0	0	0	0	6	8	0.00	0.000

PITCHER		IP	WLS	BF	H	R	ER	SO	BB	IBB	HBP	BLK	WP	HR	S	P	ERA	WHIP
27 Jeurys Familia, R ERA:	(9, 1)	1.0	W	4	0	0	0	2	1	0	0	0	0	0	10	20	0.00	1.000

BOTTOM

Batter	1	2	3	4	5	6	7	8	9	AB	R	H	RBI	BB	SO	LOB
9 Brandon Nimmo, L (1, 9) OBP: 0.571, SLG: 0.800	C FF 86 F CU 74 F SL 76 B CH 81 X SI 88 1-2 30 E 21 1B 1B	F FF 90 B SL 76 B SL 79 C SL 78 B SL 79 X SL 80 3-2 ③ P4		X FF 88 0-0 3B		B CH 91 S SL 83 S SL 82 X SL 83 1-2 HR		C SL 80 B SI 90 B SL 81 C SI 89 F SI 89 S SL 81 2-3 ② K		5	2	3	1	0	1	1
30 Michael Conforto, L (1, 8) OBP: 0.417, SLG: 0.429	1 SAFE C FF 87 F SI 87 B SL 76 F CU 74 1 SAFE F SI 88 B SI 88 X SI 89 2-2 E4 21 1B 1-2		C FF 86 C SL 77 B CH 82 B CH 82 X SL 77 2-2 4 F9 21 BB 1B	B SI 87 B SI 89 2-0 IBB		C FF 94 X SI 93 0-1 ① F7		B SL 81 B SI 89 C SL 80 C SL 81 F SI 88 C SI 89 2-3 ③ K		4	0	1	0	1	1	1
52 Yoenis Cespedes, R (1, 7) OBP: 0.266, SLG: 0.362	C SI 87 D SI 87 F SI 88 S SI 88 1-3 ① K		C SL 78 X SL 78 0-1 ① F8	X FF 88 0-0 P4		C FF 94 F SL 83 C FF 95 0-3 ② K			B SI 89 B SI 89 B SI 90 C SI 90 X SI 91 3-1 ① G5-3	5	0	0	0	0	2	5
21 Todd Frazier, R (1, 5) OBP: 0.450, SLG: 0.523	B SL 78 C SL 78 C SL 77 B SI 88 B SI 87 X SI 90 3-2 1-2 2-H 1B		B SI 88 F SL 77 1 SAFE B SL 78 B SL 77 B SL 76 4-1 1 BB 1-2 BB		B FF 94 C FF 93 S SL 84 B FF 95 B SL 84 C FF 94 3-3 ① K	B SL 83 B SL 84 C SL 84 B FF 94 B FF 94 4-1 4 FC5-4 BB			B SI 90 B SI 91 C SI 91 C SI 90 B SI 91 S SI 91 3-3 ② K	3	0	1	1	2	2	0
4 Wilmer Flores, R (1, 3) OBP: 0.286, SLG: 0.520	D SL 78 X SL 78 1-0 ② P2		B SL 78 C SL 76 C SL 78 F SL 78 F SL 79 F SL 78 X SI 90 1-2 ② F9 2-3		S SL 84 B FF 94 F SL 84 B SL 85 B SL 84 B FF 94 4-2 7 G4-3 1 HBP BB	B KC 77 B SI 91 X SI 92 2-0 ③ FC5-4 1-2f			F SI 90 F SI 91 B SI 92 X SI 92 1-2 HR	4	1	1	1	1	0	5
1 Amed Rosario, R (1, 6) OBP: 0.283, SLG: 0.326	C SL 77 F SI 88 D SI 89 S SL 78 1-3 ③ K		C SL 77 B SL 76 B SL 78 B SL 78 C SL 78 F SL 80 B SI 90 4-2 1-2 BB		C FF 94 1 SAFE B FF 93 H FF 94 2-1 7 G4-3 1-2 HBP		C SI 90 B SI 91 F SI 91 X FS 86 1-2 ① P4			2	0	0	0	1	1	2
7 José Reyes, S (1, 4)		B SL 75 F FF 88 B FF 89 X SI 88 2-1 ① L8	C FF 90 C FF 90 B SL 77 X SL 79 1-2 ③ F7		X FF 93 0-0 ② G4-3 1-2 2-3		B SI 92 B KC 78 B FS 91 C SI 92 F FS 87 S SI 88 3-3 ② K			4	0	0	0	0	1	5
3 Tomás Nido, R (1, 2) 19 Jay Bruce, L (5, PH) OBP: 0.352, SLG: 0.413 59 Jose Lobaton, S (6, 2) OBP: 0.286, SLG: 0.500		B SL 77 B SL 79 S SI 89 B SI 91 C SI 88 S SL 79 3-3 ② K		B SI 87 X SL 75 1-0 ① G5-3		0-0 IBB		S SI 93 C SI 92 B SI 93 F FS 86 B SI 94 B KC 78 S KC 79 3-3 ③ K		2 0 1	0 0 0	0 0 0	0 0 0	0 1 0	1 0 1	0 0 0
34 Noah Syndergaard, L (1, 1) OBP: 0.125, SLG: 0.250 65 Robert Gsellman, R (6, 1) 44 AJ Ramos, R (7, 1) 39 Jerry Blevins, L (7, 1) 47 Hansel Robles, R (8, 1) 13 Asdrúbal Cabrera, S (8, PH) OBP: 0.362, SLG: 0.556 27 Jeurys Familia, R (9, 1)		B SI 88 X SI 89 1-0 2B		C CU 74 S SI 89 S SL 77 0-3 ② K	X FF 94 0-0 ③ P1			B SI 88 F SI 89 F SI 88 B SL 82 X SL 81 2-2 ① F8		3 0 0 0 0 1 0	0 0 0 0 0 0 0	1 0 0 0 0 0 0	0 0 0 0 0 0 0	0 0 0 0 0 0 0	1 0 0 0 0 0 0	3 0 0 0 0 0 0
Inning Stats	R: 1 E: 1 K: 2 S: 19 H: 2 LOB: 2 BB: 0 P: 28	R: 0 E: 0 K: 1 S: 9 H: 1 LOB: 1 BB: 0 P: 18	R: 0 E: 0 K: 0 S: 18 H: 1 LOB: 3 BB: 2 P: 30	R: 0 E: 0 K: 1 S: 6 H: 1 LOB: 2 BB: 1 P: 9	R: 0 E: 0 K: 1 S: 8 H: 0 LOB: 3 BB: 2 P: 17	R: 1 E: 0 K: 1 S: 10 H: 1 LOB: 1 BB: 1 P: 17	R: 0 E: 0 K: 2 S: 10 H: 0 LOB: 0 BB: 0 P: 17	R: 0 E: 0 K: 2 S: 11 H: 0 LOB: 0 BB: 0 P: 17	R: 1 E: 0 K: 1 S: 8 H: 1 LOB: 0 BB: 0 P: 15	1B: 3 2B: 1 3B: 1 HR: 2	SF: 0 SAC: 0 DP: 0 HBP: 1		WP: 0 PB: 0 SB: 0 CS: 0	PA: 41			

PITCHER		IP	WLS	BF	H	R	ER	SO	BB	IBB	HBP	BLK	WP	HR	S	P	ERA	WHIP
45 Jhoulys Chacín, R ERA: 5.6	(1, 1)	4.0		21	5	1	1	4	2	1	0	0	0	0	52	85	2.25	1.750
54 Taylor Williams, R ERA: 4.5	(5, 1)	1.2		10	1	1	1	2	2	1	1	0	0	1	17	31	5.40	1.800
32 Jeremy Jeffress, R ERA: 1.0	(6, 1)	1.1		4	0	0	0	2	0	0	0	0	0	0	11	20	0.00	0.000
38 Dan Jennings, L ERA: 2.08	(8, 1)	1.0		3	0	0	0	2	0	0	0	0	0	0	11	17	0.00	0.000
43 Matt Albers, R ERA: 2.16	(9, 1)	0.2	L	3	1	1	1	1	0	0	0	0	0	1	8	15	13.50	1.500

PITCHER	IP	WLS	BF	H	R	ER	SO	BB	IBB	HBP	BLK	WP	HR	S	P	ERA	WHIP

Milwaukee Brewers @ New York Mets

Citi Field, Flushing, NY

Sun Apr 15 2018, 1:12 PM - 4:39 PM EDT

Att. 26,035 - Cloudy - 42 F

livebaseballscorecards.com

AB	34
R	3
H	7
RBI	3
BB	6
SO	11
LOB	22

Washington Nationals @ New York Mets

Citi Field, Flushing, NY

Mon Apr 16 2018, 7:11 PM - 10:35 PM EDT

Att. 22,829 - Partly Cloudy - 55 F

TOP

livebaseballscorecards.com

Batter	1	2	3	4	5	6	7	8	9	AB	R	H	RBI	BB	SO	LOB
7 Trea Turner, R (1, 6) OBP: 0.359, SLG: 0.281	B FF 95 F FF 95 F SL 90 X FF 95 1-2 ① P3		S CU 81 B FF 95 C FF 96 X SI 96 1-2 ③ G3-1			X CU 80 0-0 34 S 1B		F SI 92 B FF 94 B FF 94 B SI 94 F FF 93 F FF 94 X SI 93 3-2 12 BB 34 1B 1B 1-2 B FF 92 B SI 92 B SI 92 B FF 92 2-2 ② L7		5	1	2	0	0	0	3
12 Howie Kendrick, R (1, 4) OBP: 0.345, SLG: 0.527	B FF 94 F FF 94 F FF 96 S CH 90 1-3 ② K			C FF 93 S FF 94 S FF 94 0-3 ① K		1 SAFE C FF 93 1 SAFE 1 SAFE B FF 92 S SL 88 S FF 93 1-3 ② K		B CU 78 B SI 92 B SI 92 B FF 92 4-0 29 1B 34 1B 19 BB 1-2 2-3 BB	C FF 95 S FF 95 B FF 96 F CH 90 B FF 96 F SL 86 X FF 94 2-2 HR	4	2	1	1	1	3	1
34 Bryce Harper, L (1, 9) OBP: 0.487, SLG: 0.778	X FF 96 0-0 HR			B SL 90 C CH 89 S SL 91 X FF 96 1-2 ② G6-3		B FF 94 1-0 1-2 IBB		S CU 71 D CU 71 B CU 70 X FF 89 2-1 19 BB 29 1B 1 1B 1-2 2-H 3-H 1B	B SL 86 F FF 96 X CH 89 1-1 ① G4-3	4	2	2	3	1	0	0
11 Ryan Zimmerman, R (1, 3) OBP: 0.186, SLG: 0.204	S SL 92 B FF 95 S FF 96 C SI 96 1-3 ③ K			B SI 95 C CU 84 F FF 96 S CH 89 1-3 ③ K		C FF 93 X SI 94 0-1 ③ G1-3		C FC 89 D SI 93 S CU 77 C SI 94 1-3 ② K	X FF 94 0-0 ② F9	5	0	0	0	0	3	4
15 Matt Adams, L (1, 7) OBP: 0.351, SLG: 0.467 29 Pedro Severino, R (7, 2) OBP: 0.457, SLG: 0.393		X SI 94 0-0 ① F9			C CH 87 C SL 90 X SL 89 0-2 32 G6-4-3 1B		S FF 93 S SL 88 B FF 94 S FF 93 1-3 ① K	C CU 75 B FC 90 X FC 88 1-1 19 BB 1 1B 1-2 2-3 1B	B SI 98 B SL 85 B FF 93 X FF 95 3-0 ③ F9	3 2	0 1	1 1	0 0	0 0	1 0	0 0
32 Matt Wieters, S (1, 2) OBP: 0.375, SLG: 0.526 22 A.J. Cole, R (7, 1) OBP: 0.333, SLG: 1.333 19 Matt Reynolds, R (8, PH) OBP: 0.222, SLG: 0.125 21 Brandon Kintzler, R (8, 1) 44 Ryan Madson, L (9, 1)		C FF 95 C CH 89 B FF 95 S FF 95 1-3 ② K			F CU 81 B CH 87 X SI 94 1-1 ① ② G6-4-3 1-2f		F CU 80 C FF 94 X SL 88 0-2 ② P5	B CU 76 B SL 80 B FC 87 B FF 89 4-0 49 HBP 1 1B 3 BB 1-2 2-3 3-H BB		3 0 0 0 0	0 0 1 0 0	0 0 0 0 0	0 0 1 0 0	1 0 1 0 0	1 0 0 0 0
1 Wilmer Difo, S (1, 5) OBP: 0.357, SLG: 0.351		S FF 96 C CU 82 F SI 96 S SL 90 0-3 ③ K			B FF 94 X FF 95 1-0 58 S 1B		B CH 89 F FF 94 F SL 88 X SL 90 1-2 ③ G1	B SI 94 S SI 94 B SI 95 X SI 95 2-1 3 BB 49 HBP 1-2 2-H 3-H 1B		4	0	2	2	0	1	0
58 Jeremy Hellickson, R (1, 1) 27 Shawn Kelley, R (5, 1) 33 Matt Grace, L (6, 1) 49 Moisés Sierra, R (7, 7) OBP: 0.267, SLG: 0.357			C FF 94 C SL 88 B FF 94 B SI 95 F SL 89 C SI 95 2-3 ① K		S FF 93 B FF 93 B FF 94 C SL 88 S FF 94 2-3 ③ K 1-2			B SI 92 B SI 92 B SI 92 B FF 92 1-1 12 BB 7 1B 34 1B 1B H SI 93 1-0 3 BB HBP 1-2 2-3		2 0 0 1	0 0 0 1	0 0 0 1	0 0 0 1	2 0 0 0	0 0 0 0	1 0 0 0
3 Michael Taylor, R (1, 8) OBP: 0.234, SLG: 0.233			B SL 90 C SL 91 S FF 95 B CH 90 X CH 89 2-2 ② G6-3			T SL 87 S FF 93 B FF 94 C SI 94 1-3 ① K		B FF 94 F SL 93 B FF 94 F FF 94 F FF 94 S SL 88 3-3 ③ K B SI 95 C SI 95 C SI 95 S SI 95 B SI 95 4-1 1-2 2-3 3-H BB		3	0	0	1	1	2	1
Inning Stats	R: 1 E: 0 K: 2 S: 10 H: 1 LOB: 0 BB: 0 P: 13	R: 0 E: 0 K: 2 S: 8 H: 0 LOB: 0 BB: 0 P: 9	R: 0 E: 0 K: 1 S: 10 H: 0 LOB: 0 BB: 0 P: 15	R: 0 E: 0 K: 2 S: 9 H: 0 LOB: 0 BB: 0 P: 11	R: 0 E: 0 K: 1 S: 9 H: 2 LOB: 1 BB: 0 P: 13	R: 0 E: 0 K: 2 S: 9 H: 1 LOB: 2 BB: 1 P: 12	R: 0 E: 0 K: 1 S: 9 H: 0 LOB: 0 BB: 0 P: 11	R: 6 E: 0 K: 2 S: 25 H: 5 LOB: 3 BB: 3 P: 53	R: 1 E: 0 K: 0 S: 9 H: 1 LOB: 0 BB: 0 P: 15	1B: 8 2B: 0 3B: 0 HR: 2 SF: 0 SAC: 0 DP: 1 HBP: 1						

	AB	36
	R	8
	H	10
	RBI	8
	BB	4
	SO	13
	LOB	11

PITCHER		IP	WLS	BF	H	R	ER	SO	BB	IBB	HBP	BLK	WP	HR	S	P	ERA	WHIP
48 Jacob deGrom, R ERA: 3.24	(1, 1)	7.1		28	6	3	3	12	0	1	0	0	0	1	76	103	3.68	0.818
67 Seth Lugo, R ERA: 2.25	(8, 1)	0.0		1	0	0	0	0	1	0	0	0	0	0	0	4	∞	∞
39 Jerry Blevins, L ERA: 3.38	(8, 1)	0.0		1	1	0	0	0	0	0	0	0	0	0	2	4	∞	∞
44 AJ Ramos, R ERA: 2.7	(8, 1)	0.1	L	3	1	1	1	1	1	0	0	0	0	0	5	11	27.00	6.000
27 Jeurys Familia, R ERA:	(8, 1)	0.1	B	4	1	3	3	0	1	0	1	0	0	0	6	15	81.00	6.000

PITCHER		IP	WLS	BF	H	R	ER	SO	BB	IBB	HBP	BLK	WP	HR	S	P	ERA	WHIP
47 Hansel Robles, R ERA: 3.38	(9, 1)	1.0		4	1	1	1	0	0	0	0	0	0	1	9	15	9.00	1.000

BOTTOM

Washington Nationals @ New York Mets

Citi Field, Flushing, NY

Mon Apr 16 2018, 7:11 PM - 10:35 PM EDT

Att. 22,829 - Partly Cloudy - 55 F

livebaseballscorecards.com

Batter	1	2	3	4	5	6	7	8	9	AB	R	H	RBI	BB	SO	LOB
9 Brandon Nimmo, L (1, 9) OBP: 0.500, SLG: 0.750	C SI 89 B KC 76 X FC 87 1-1 P5 ①		C KC 73 B CH 81 X FC 88 1-1 P4 ①		C CH 84 B SI 89 S CH 78 B CH 79 F FC 86 C SI 90 2-3 K ①	1 SAFE 1 SAFE 1 SAFE B SI 88 1-0 CS ③ 1-2	X SI 94 0-0 13 HR 3B		F SI 95 B FF 95 C CU 82 S CU 83 1-3 K ①	5	1	1	0	0	2	0
13 Asdrúbal Cabrera, S (1, 4) OBP: 0.397, SLG: 0.644	C SI 90 X FC 88 0-1 G4-3 ②		F FF 90 X CH 80 0-1 30 BB 21 2B 1B		C KC 73 S CH 76 F SI 89 B SI 89 F FC 87 F CH 78 F KC 77 B KC 76 X SI 89 2-2 21 E 1B		C CU 78 S SI 93 X SI 92 0-2 3-H HR		S FF 95 B CU 83 X FF 95 1-1 30 F7 2B	5	2	4	2	0	0	0
30 Michael Conforto, L (1, 7) OBP: 0.415, SLG: 0.438	C SI 88 B CH 80 B KC 75 S FC 88 F SI 91 X KC 73 2-2 21 1B 2B		C FC 87 B CH 81 1 SAFE B CH 80 B FC 87 S CH 81 1 SAFE B FC 87 4-2 21 2B 1-2 BB		F CH 79 B FC 86 F FC 86 1 SAFE B CH 78 X CH 79 2-2 L7 ②		B CU 78 B CH 86 F SI 93 C CU 79 X CU 78 2-2 G3 ①		D CU 83 C FF 96 C CU 83 X CU 83 1-2 F7 ②③ 2-3	4	1	1	0	1	0	2
21 Todd Frazier, R (1, 5) OBP: 0.453, SLG: 0.542	X KC 75 0-0 2-H 1B		B CH 81 B SI 90 F SI 90 X SI 90 2-1 1-H 2-H 2B ②		C SL 81 F FF 91 D SL 81 D SL 82 D SL 82 S SL 82 3-3 K ③ 1-2		B SL 83 B SL 83 C SL 82 C SL 83 B FF 94 C SL 83 3-3 K ②			4	0	2	2	0	2	1
23 Adrián González, L (1, 3) OBP: 0.326, SLG: 0.333 27 Jeurys Familia, R (8, 1) 47 Hansel Robles, R (9, 1)	C CH 79 C FF 91 B SI 92 S SI 90 1-3 K ③		S CH 79 X CH 80 0-1 F8 ③			B SL 81 X SI 89 1-0 G5-3 ①	B FF 94 B CU 79 B CH 87 B SI 93 4-0 BB			3 0 0	0 0 0	0 0 0	0 0 0	1 0 0	1 0 0	2 0 0
12 Juan Lagares, R (1, 8) OBP: 0.385, SLG: 0.348		B CH 80 X SI 89 1-0 F8 ①		C CH 79 B CH 79 X CH 80 1-1 1B		C SI 89 B SL 82 F SI 90 B SI 91 F SL 82 B SI 91 B SL 82 4-2 59 S 48 SH BB	D SL 82 X SL 83 1-0 G1-3 ③			3	1	1	0	1	0	1
59 Jose Lobaton, S (1, 2) OBP: 0.300, SLG: 0.375 52 Yoenis Cespedes, R (8, PH) OBP: 0.262, SLG: 0.356 3 Tomás Nido, R (9, 2)		C KC 74 B SI 90 B FC 87 S SI 91 X CH 80 2-2 G3 ②		1 SAFE S CH 78 1 SAFE 1 SAFE B SI 89 T FF 89 F SI 89 1 SAFE F CH 81 1-3 K ①		D SI 91 B SI 91 F SI 91 B SI 91 B SI 91 4-1 48 SH 1 FC6-4 1-3 BB		C SI 91 B SI 92 F SI 92 F CH 87 X SI 93 1-2 F8 ①		2 1 0	1 0 0	0 0 0	0 0 0	1 0 0	1 0 0	1 0 0
48 Jacob deGrom, L (1, 1) OBP: 0.333, SLG: 0.250 67 Seth Lugo, R (8, 1) 39 Jerry Blevins, L (8, 1) 44 AJ Ramos, R (8, 1) 4 Wilmer Flores, R (8, 3) OBP: 0.276, SLG: 0.500		C KC 73 B SI 90 F CH 80 X FF 90 1-2 1B		X FC 83 0-0 P3 ②		X SI 90 0-0 SH 1 FC6-4 1-3 3-H		B SI 92 X SI 93 1-0 G5-3 ②		2 0 0 0 1	0 0 0 0 0	1 0 0 0 0	1 0 0 0 0	0 0 0 0 0	0 0 0 0 0	1 0 0 0 0
1 Amed Rosario, R (1, 6) OBP: 0.265, SLG: 0.304 19 Jay Bruce, L (8, PH) OBP: 0.345, SLG: 0.404 7 José Reyes, S (9, 6)		C SI 90 D CH 80 F SI 89 X CH 80 1-2 L7 ③		C SI 88 F SI 88 1 SAFE B CH 77 B SI 88 F SI 87 F CH 80 B CH 78 F SI 89 3-2 F SI 88 X SI 89 G5-3 ③		C SI 90 C SI 90 D SL 83 X SI 90 1-2 FC6-4 9 CS ② 1-2f 3-H		F SI 92 B SI 93 X CH 87 1-1 G4-3 ③		3 1 0	0 0 0	0 0 0	1 0 0	0 0 0	0 0 0	3 0 0
Inning Stats	R: 1 H: 2 E: 0 LOB: 1 K: 1 BB: 0 S: 12 P: 16	R: 0 H: 1 E: 0 LOB: 1 K: 0 BB: 0 S: 10 P: 15	R: 1 H: 2 E: 0 LOB: 1 K: 0 BB: 1 S: 10 P: 17	R: 0 H: 1 E: 0 LOB: 1 K: 1 BB: 0 S: 15 P: 20	R: 0 H: 1 E: 0 LOB: 1 K: 2 BB: 0 S: 17 P: 26	R: 2 H: 0 E: 1 LOB: 0 K: 0 BB: 2 S: 9 P: 20	R: 2 H: 2 E: 0 LOB: 1 K: 1 BB: 1 S: 11 P: 21	R: 0 H: 0 E: 0 LOB: 0 K: 0 BB: 0 S: 7 P: 10	R: 0 H: 1 E: 0 LOB: 1 K: 1 BB: 0 S: 8 P: 11	1B: 5 SF: 0 2B: 3 SAC: 1 3B: 1 DP: 0 HR: 1 HBP: 0						WP: 0 PA: 40 PB: 0 SB: 2 CS: 1	

	AB	34
	R	6
	H	10
	RBI	6
	BB	4
	SO	6
	LOB	11

PITCHER		IP	WLS	BF	H	R	ER	SO	BB	IBB	HBP	BLK	WP	HR	S	P	ERA	WHIP
58 Jeremy Hellickson, R ERA: 3.86	(1, 1)	4.2		21	7	2	2	3	1	0	0	0	0	0	61	88	3.86	1.714
27 Shawn Kelley, R ERA: 3.0	(5, 1)	0.1		1	0	0	0	1	0	0	0	0	0	0	3	6	0.00	0.000
33 Matt Grace, L ERA: 4.35	(6, 1)	1.0		5	0	2	1	0	2	0	0	0	0	0	9	20	9.00	2.000
22 A.J. Cole, R ERA: 12.6	(7, 1)	1.0	W	6	2	2	2	1	1	0	0	0	0	1	11	21	18.00	3.000
21 Brandon Kintzler, R ERA: 7.88	(8, 1)	1.0	H	3	0	0	0	0	0	0	0	0	0	0	7	10	0.00	0.000

PITCHER		IP	WLS	BF	H	R	ER	SO	BB	IBB	HBP	BLK	WP	HR	S	P	ERA	WHIP
44 Ryan Madson, R ERA: 2.08	(9, 1)	1.0	S	3	1	0	0	1	0	0	0	0	0	0	8	11	0.00	1.000

Batter	1	2	3	4	5	6	7	8	9	AB	R	H	RBI	BB	SO	LOB
7 Trea Turner, R (1, 6) OBP: 0.386, SLG: 0.338	C FF 95 B FF 93 B FC 90 X FF 96 2-1 12 G4-3 2B	C CU 78 B CU 78 X FF 94 1-1 12 1B 34 SF9 1B	C FF 94 B CH 85 B FF 93 F CU 77 D FC 90 X FF 94 3-2 ② L7			C SI 92 F CH 86 B FF 93 B SL 89 B CU 82 F SI 93 B SI 94 4-2 12 S 11 1B BB		B FF 97 B FF 96 F FF 97 B FF 96 X FF 97 3-1 2B	4	2	3	0	1	0	2
12 Howie Kendrick, R (1, 4) OBP: 0.333, SLG: 0.500	X FF 95 0-0 ① G4-3 2-3	1 SAFE C FF 94 C FF 94 X FF 93 0-2 1-3 1B	X FC 90 0-0 ③ FC5 1-2 2-3f				1 SAFE 1 SAFE C SI 93 F SI 94 S CU 84 0-3 ① K2-3 1-2		X FF 97 0-0 ① G5-3	5	0	1	0	0	1	5
34 Bryce Harper, L (1, 9) OBP: 0.482, SLG: 0.750	B FF 96 B FC 89 B FF 96 C FF 96 D CH 89 4-1 11 BB BB	1 SAFE X CU 79 0-0 ② SF9 3-H	B CU 78 C FF 93 L FF 94 B FC 90 B FF 96 X FF 95 3-2 ① G6-3				B SI 94 S CH 86 B SL 88 C SI 94 X CH 87 2-2 ② F8		B FF 97 B FF 97 B FF 96 C FF 97 B FF 97 4-1 19 FC6-4 BB	2	0	0	1	2	0	1
11 Ryan Zimmerman, R (1, 3) OBP: 0.203, SLG: 0.207	1 SAFE S FF 95 B FF 95 D CU 79 1 SAFE C FF 96 F FF 95 D FF 96 B FC 89 4-2 49 G6-4-3 1-2 BB	B FF 94 X FF 95 1-0 ③ F7	S FF 93 B CU 77 X FF 94 1-1 ② F8				C SI 93 B SL 89 B SL 88 X SI 94 2-1 2-H 1B		C SL 85 F FF 98 B FF 97 F FF 97 S FF 97 1-3 ② K	4	0	1	1	1	1	3
49 Moisés Sierra, R (1, 7) OBP: 0.316, SLG: 0.389 44 Ryan Madson, L (7, 1) 21 Brandon Kintzler, R (8, 1) 19 Matt Reynolds, R (9, PH) OBP: 0.200, SLG: 0.111 62 Sean Doolittle, L (9, 1)	C FF 96 X FF 95 0-1 ②③ G6-4-3 1-2f	C CU 78 B FF 93 C CU 77 X FF 95 1-2 3 S 1 1B 1B	C FC 88 B FC 88 X FF 95 1-1 1B				X SI 93 0-0 ③ F9		B FF 96 B FF 96 X FF 96 2-0 ③ FC6-4 1-2f	4 0 0 1 0	1 0 0 0 0	2 0 0 0 0	0 0 0 0 0	0 0 0 0 0	0 0 0 0 0	4 0 0 2 0
3 Michael Taylor, R (1, 8) OBP: 0.250, SLG: 0.238		X CU 78 0-0 ① G5-3	B FF 93 1 SAFE B FF 93 F CU 76 D FF 94 B CU 78 4-1 1 1B 29 1B 1-2 BB	C FF 94 F FF 93 B FF 94 F CH 85 1 SAFE S FF 95 1-3 ③ K				C SI 91 B CU 80 X SI 92 1-1 1 SH1-3 1 S 29 G6-3 1B		3	2	1	0	1	1	1
1 Wilmer Difo, S (1, 5) OBP: 0.356, SLG: 0.350		C FF 93 F CH 86 F FF 94 B FC 90 B CH 88 X FF 95 2-2 ② G4-3	S CH 85 B SI 94 S CH 85 X CH 86 1-2 12 FC5 29 1B 1-3 2-H 1B	B FF 92 S FF 91 B FF 94 X SI 93 2-1 ① F7				1 SAFE B SI 90 B SI 92 X SI 92 2-0 ① SH1-3 1-3		3	0	1	1	0	0	0
29 Pedro Severino, R (1, 2) OBP: 0.436, SLG: 0.375		B FF 94 C CU 79 F FF 94 B CU 79 X FC 89 2-2 ③ L8	1 SAFE C FF 93 C FF 93 F FF 92 1 SAFE X CU 78 0-2 12 FC5 1-2 3-H 1B	C FF 93 S FF 93 B FF 96 F FF 94 B FC 90 F FF 95 X FF 95 2-2 ② P3				C SI 92 F SI 92 F SI 92 X FF 92 0-2 ② G6-3 3-H		4	0	1	2	0	0	0
47 Gio González, R (1, 1) 36 Sammy Solís, R (6, 1) 45 Andrew Stevenson, L (7, 7)			C FF 94 C FF 94 S FF 94 0-3 ① K	C FF 92 C FF 93 X FF 92 0-2 ① B3		X FC 89 0-0 ③ G2-3		B SI 93 F SI 93 S SI 92 X CH 85 1-2 ③ G3		3 0 1	0 0 0	0 0 0	0 0 0	0 0 0	1 0 0	2 0 0
Inning Stats	R: 0 E: 0 K: 0 S: 9 H: 1 LOB: 2 BB: 2 P: 19	R: 0 E: 0 K: 0 S: 8 H: 0 LOB: 0 BB: 0 P: 12	R: 1 E: 0 K: 1 S: 10 H: 2 LOB: 1 BB: 0 P: 12	R: 2 E: 0 K: 0 S: 18 H: 3 LOB: 2 BB: 1 P: 27	R: 0 E: 0 K: 1 S: 11 H: 1 LOB: 1 BB: 0 P: 17	R: 0 E: 0 K: 0 S: 8 H: 0 LOB: 0 BB: 0 P: 12	R: 1 E: 0 K: 1 S: 12 H: 1 LOB: 1 BB: 1 P: 20	R: 1 E: 0 K: 0 S: 10 H: 1 LOB: 0 BB: 0 P: 14	R: 0 E: 0 K: 1 S: 9 H: 1 LOB: 2 BB: 1 P: 19	1B: 8 2B: 2 3B: 0 HR: 0 SF: 1 SAC: 1 DP: 1 HBP: 0						

TOP

Washington Nationals @ New York Mets

Citi Field, Flushing, NY

Tue Apr 17 2018, 7:12 PM - 10:22 PM EDT

Att. 22,724 - Cloudy - 43 F

livebaseballscorecards.com

AB	34
R	5
H	10
RBI	5
BB	5
SO	4
LOB	20

PITCHER		IP	WLS	BF	H	R	ER	SO	BB	IBB	HBP	BLK	WP	HR	S	P	ERA	WHIP
45 Zack Wheeler, R ERA: 2.77	(1, 1)	6.0	L	27	7	3	3	2	3	0	0	0	0	0	64	99	4.50	1.667
65 Robert Gsellman, R ERA: 2.61	(7, 1)	2.0		9	2	2	2	1	1	0	0	0	0	0	22	34	9.00	1.500
46 Gerson Bautista, R ERA:	(9, 1)	1.0		5	1	0	0	1	1	0	0	0	0	0	9	19	0.00	2.000

PITCHER	IP	WLS	BF	H	R	ER	SO	BB	IBB	HBP	BLK	WP	HR	S	P	ERA	WHIP

BOTTOM

Washington Nationals @ New York Mets

Citi Field, Flushing, NY

Tue Apr 17 2018, 7:12 PM - 10:22 PM EDT

Att. 22,724 - Cloudy - 43 F

livebaseballscorecards.com

Batter	1	2	3	4	5	6	7	8	9	AB	R	H	RBI	BB	SO	LOB
13 Asdrúbal Cabrera, S (1, 4) OBP: 0.382, SLG: 0.613	B SI 87 X SI 88 1-0 G6-3 ①		B CU 74 B CH 84 F FF 90 F FF 91 B SI 90 B CH 83 4-2 52 FC5-4 BB 1-2		D CU 76 X FF 91 1-0 SF8 ① 2-3 3-H		S SI 94 C SI 94 B SI 95 B CU 82 X CU 82 2-2 G6-3 ① F SI 93 S CH 89 B SI 93 S SI 93 1-3 K ③		3	0	0	1	1	1	2
52 Yoenis Cespedes, R (1, 7) OBP: 0.271, SLG: 0.359	B SI 88 B SI 88 S SI 89 B SI 90 X CH 83 3-1 4 G6-3 1B		F SI 90 S FF 90 F CH 83 X SI 90 0-2 FC5-4 4 FC6-4 ② 1-2f 2-3		X CH 84 0-0 G3 ② 3-H		C FF 96 X FF 97 0-1 4 1B 1B		C FF 94 C FF 94 S FF 95 0-3 K ①	5	0	2	1	0	1	2
4 Wilmer Flores, R (1, 3) OBP: 0.294, SLG: 0.484	B SI 88 B CH 81 B SI 89 C FF 90 S CH 83 X SI 91 3-2 G6-3 ② 1-2		X CU 78 0-0 FC6-4 ③ 1-2f		X SI 89 0-0 1B		S FF 97 B CU 82 1 SAFE D CU 84 X SI 95 2-1 1B 1-3		C FF 94 F FF 94 X FF 95 0-2 L3 ②	5	0	2	0	0	0	3
21 Todd Frazier, R (1, 5) OBP: 0.420, SLG: 0.491	C CH 83 C CU 77 B CU 77 S CU 77 1-3 K ③			B SI 88 B CH 80 C FF 90 B FF 89 S FF 89 C FF 90 3-3 K ①	B CH 81 C CH 82 C FF 89 X CH 82 1-2 G3 ③		B CH 85 S SI 96 B SI 95 S SI 95 S CU 84 2-3 K ②		B FS 86 C FF 95 S FF 95 T FF 95 1-2 K ③	5	0	0	0	0	4	4
19 Jay Bruce, L (1, 9) OBP: 0.322, SLG: 0.373		F FF 89 B FF 90 B CH 82 F CH 82 S FF 91 2-3 K ①		C FF 90 B CH 82 B CU 75 T FF 91 F FF 91 F FF 90 B SI 90 X FF 91 3-2 F8 ②		B CU 74 C CH 82 X FF 90 1-1 P4 ①	B CU 82 F FF 95 F FF 97 F FF 97 C FF 97 1-3 K ③			4	0	0	0	0	2	2
12 Juan Lagares, R (1, 8) OBP: 0.433, SLG: 0.385		B SI 90 B CU 78 B FF 90 C FF 90 F CH 83 B FF 92 4-2 3 CS BB		B CU 75 X SI 88 1-0 3 FC6-4 1B		B CH 82 S CH 83 C FF 90 F FF 91 X CU 78 1-2 3 1B 1B		B SI 91 B SI 92 C SI 92 C SI 92 X SI 92 2-2 G6-3 ①		3	0	2	0	1	0	0
3 Tomás Nido, R (1, 2) OBP: 0.167, SLG: 0.167 9 Brandon Nimmo, L (8, PH) OBP: 0.481, SLG: 0.714 59 Jose Lobaton, S (9, 2) OBP: 0.300, SLG: 0.375		S CH 82 B CH 83 B CU 74 C SI 89 B CU 76 S CH 83 3-3 K ②③ 1-2		F SI 90 B FF 89 X CH 82 1-1 FC6-4 ③ 1-2f		X CU 76 0-0 1B 1-3		C CH 88 B SI 93 F SI 93 S SI 93 1-3 K ②		3 1 0	0 0 0	1 0 0	0 0 0	0 0 0	1 1 0	2 0 0
45 Zack Wheeler, L (1, 1) OBP: 0.500, SLG: 0.500 7 José Reyes, S (6, PH) 65 Robert Gsellman, R (7, 1) 30 Michael Conforto, L (8, PH) OBP: 0.429, SLG: 0.438 46 Gerson Bautista, R (9, 1)			C FF 89 B CU 72 X FF 89 1-1 52 FC5-4 13 BB 1B		F FF 88 B CU 73 B CH 80 X FF 90 2-1 1 2B 13 SF8 1B	S SI 94 B SI 91 B SI 93 S CH 84 T SI 93 2-2 K ②		C CH 88 C SI 93 B FF 92 F CH 88 B SI 94 B SI 94 F SI 93 F SI 92 B SI 93 4-2 1 1B BB		2 1 0 0 0	1 0 0 0 0	2 0 0 0 0	0 0 0 0 0	0 0 0 0 0	0 1 0 0 0	0 2 0 0 0
1 Amed Rosario, R (1, 6) OBP: 0.283, SLG: 0.340			B SI 88 B CH 82 C SI 88 C SI 90 F CU 76 S SI 91 1 SAFE 2-3 K ①		C CU 75 F CU 76 X CU 76 0-2 13 SF8 52 G3 1-3 2B	B SI 92 C SI 93 S SI 93 F SI 92 B KC 78 D KC 78 X SI 92 3-2 P4 ③		C SL 86 F SI 93 B SI 94 D CH 88 X SI 94 2-2 1-2 1B		4	1	2	0	0	1	3

Inning Stats	1	2	3	4	5	6	7	8	9
	R: 0 E: 0 K: 1 S: 9	R: 0 E: 0 K: 2 S: 8	R: 0 E: 0 K: 1 S: 13	R: 0 E: 0 K: 1 S: 11	R: 2 E: 0 K: 0 S: 11	R: 0 E: 0 K: 1 S: 14	R: 0 E: 0 K: 2 S: 14	R: 0 E: 0 K: 2 S: 17	R: 0 E: 0 K: 2 S: 9
	H: 1 LOB: 1 BB: 0 P: 17	H: 0 LOB: 1 BB: 1 P: 17	H: 1 LOB: 2 BB: 1 P: 20	H: 1 LOB: 1 BB: 0 P: 19	H: 3 LOB: 1 BB: 0 P: 15	H: 2 LOB: 2 BB: 0 P: 21	H: 2 LOB: 2 BB: 0 P: 21	H: 1 LOB: 2 BB: 1 P: 27	H: 0 LOB: 0 BB: 0 P: 10

1B: 10 SF: 1
2B: 2 SAC: 0
3B: 0 DP: 1
HR: 0 HBP: 0

WP: 0 PA: 40
PB: 0
SB: 0
CS: 1

	AB	36
	R	2
	H	11
	RBI	2
	BB	3
	SO	12
	LOB	20

PITCHER		IP	WLS	BF	H	R	ER	SO	BB	IBB	HBP	BLK	WP	HR	S	P	ERA	WHIP
47 Gio González, L ERA: 2.49	(1, 1)	5.1	W	25	8	2	2	5	2	0	0	0	0	0	59	97	3.38	1.875
36 Sammy Solís, L ERA: 3.68	(6, 1)	0.2	H	2	0	0	0	1	0	0	0	0	0	0	7	12	0.00	0.000
44 Ryan Madson, R ERA: 1.86	(7, 1)	1.0	H	5	2	0	0	2	0	0	0	0	0	0	14	21	0.00	2.000
21 Brandon Kintzler, R ERA: 7.0	(8, 1)	1.0	H	5	1	0	0	2	1	0	0	0	0	0	17	27	0.00	2.000
62 Sean Doolittle, L ERA: 3.0	(9, 1)	1.0	S	3	0	0	0	2	0	0	0	0	0	0	9	10	0.00	0.000

PITCHER	IP	WLS	BF	H	R	ER	SO	BB	IBB	HBP	BLK	WP	HR	S	P	ERA	WHIP

Batter	1	2	3	4	5	6	7	8	9	AB	R	H	RBI	BB	SO	LOB
7 Trea Turner, R (1, 6) OBP: 0.368, SLG: 0.319	B SI 93 F SI 93 S CU 79 C SI 94 1-3 ① K		C CH 84 C CH 83 B SI 93 B SI 93 B SI 93 C FF 93 3-3 ① K			C SL 82 X FF 89 0-1 ① F8		B FF 91 B SI 89 X FC 86 2-0 ③ G6-3		4	0	0	0	0	2	0
12 Howie Kendrick, R (1, 4) OBP: 0.333, SLG: 0.492 19 Matt Reynolds, R (9, PH) OBP: 0.182, SLG: 0.100	B SI 93 B CH 82 B SI 93 C SI 93 F SI 92 F SI 93 X SI 92 3-2 34 BB 11 HR 1B		C CU 79 F CH 84 B SI 93 F SI 94 X CU 79 1-2 ② G6-3			C FF 89 F FF 89 F FF 90 S SL 82 0-3 ② K			B FF 93 S FF 93 X SI 94 1-1 ① P3	3 1	1 0	1 0	0 0	0 0	1 0	0 0
34 Bryce Harper, L (1, 9) OBP: 0.471, SLG: 0.712	B SI 93 B SI 93 B SI 92 C SI 92 B SI 92 4-1 11 HR 1-2 BB		B SI 94 X SI 92 1-0 ③ G6-3			S FF 90 B SL 81 B SL 83 S CH 85 S FF 91 2-3 ③ K			S SI 95 F FF 96 X CU 81 0-2 ② G6-3	3	1	0	0	1	1	0
11 Ryan Zimmerman, R (1, 3) OBP: 0.235, SLG: 0.371	C CU 78 B SI 94 B SI 93 S CH 84 B SI 93 X CH 83 3-2 1-H 2-H HR			B CH 83 S SI 93 B SI 94 S CH 82 X SI 93 2-2 ① G4-3			C SL 80 S FF 89 B FF 91 B SL 82 X SL 81 2-2 49 SF8 3B		C SL 89 B CU 80 B SI 95 X SL 90 2-1 HR	4	3	3	4	0	0	0
49 Moisés Sierra, R (1, 7) OBP: 0.304, SLG: 0.381	F SI 92 B SI 94 S SI 94 X SI 94 1-2 1 CS 1B			C SI 92 B CU 78 F SI 92 X CU 78 1-2 ② G5-3			B FF 89 B FF 90 S SL 81 F FF 89 X SL 81 2-2 ① SF8 3-H		C FF 94 S CH 88 F SL 89 B CU 82 X CU 81 1-2 ③ G5-3	3	0	1	1	0	0	0
3 Michael Taylor, R (1, 8) OBP: 0.239, SLG: 0.227	1 SAFE C SI 92 B CU 77 1 SAFE C CH 82 B SI 92 1 SAFE S CH 83 2-3 ② K			B CU 78 C CU 78 F CH 85 C SI 94 1-3 ③ K			L SL 82 F FF 90 B FF 90 B SL 84 F FF 92 S SL 83 2-3 ② K			3	0	0	0	0	3	1
1 Wilmer Difo, S (1, 5) OBP: 0.333, SLG: 0.326	B SI 91 C SI 92 1 SAFE 1-1 ③ CS 1-2	B CU 78 S SI 93 B CU 76 F CH 83 X SI 92 2-2 ① G5-3			B FF 89 X FF 90 1-0 ① G3		B CH 85 S CH 83 S FF 90 S SL 82 1-3 ③ K			3	0	0	0	0	1	0
29 Pedro Severino, R (1, 2) OBP: 0.405, SLG: 0.343		F SI 93 F SI 93 B SI 92 F SI 93 C CU 79 1-3 ② K			B SL 79 C SL 77 S SL 80 B SL 80 X FF 90 2-2 ② P3			F SI 88 B CU 75 B SL 78 S SI 88 S CH 83 2-3 ① K		3	0	0	0	0	2	0
57 Tanner Roark, R (1, 1) OBP: 0.100, SLG: 0.100 45 Andrew Stevenson, L (8, PH) 44 Ryan Madson, L (8, 1) 36 Sammy Solís, R (8, 1) 22 A.J. Cole, R (8, 1) OBP: 0.333, SLG: 1.333		B SI 92 C SI 92 S CU 79 F CU 79 C SI 93 1-3 ③ K			B FF 89 C FF 89 C FF 90 S SL 81 1-3 ③ K			B CU 73 X CH 81 1-0 ② F8		2 1 0 0 0	0 0 0 0 0	0 0 0 0 0	0 0 0 0 0	2 0 0 0 0	0 0 0 0 0	0 0 0 0 0

Inning Stats																					
	R: 3	H: 3	R: 0	H: 0	R: 0	H: 0	R: 0	H: 0	R: 0	H: 0	R: 0	H: 0	R: 1	H: 1	R: 0	H: 0	R: 1	H: 1	1B: 2	SF: 1	WP: 0	PA: 33
	E: 0	LOB: 0	E: 0	LOB: 0	E: 0	LOB: 0	E: 0	LOB: 0	E: 0	LOB: 0	E: 0	LOB: 0	E: 0	LOB: 0	E: 0	LOB: 0	E: 0	LOB: 0	2B: 0	SAC: 0	PB: 0	
	K: 2	BB: 1	K: 2	BB: 0	K: 1	BB: 0	K: 1	BB: 0	K: 1	BB: 0	K: 2	BB: 0	K: 2	BB: 0	K: 1	BB: 0	K: 0	BB: 0	3B: 1	DP: 0	SB: 0	
	S: 18	P: 33	S: 11	P: 15	S: 8	P: 13	S: 9	P: 13	S: 7	P: 11	S: 9	P: 11	S: 13	P: 20	S: 5	P: 10	S: 11	P: 15	HR: 2	HBP: 0	CS: 1	

PITCHER		IP	WLS	BF	H	R	ER	SO	BB	IBB	HBP	BLK	WP	HR	S	P	ERA	WHIP
32 Steven Matz, L ERA: 4.42	(1, 1)	4.0		15	3	3	3	6	1	0	0	0	0	1	46	74	6.75	1.000
51 Paul Sewald, R ERA: 2.16	(5, 1)	3.0		10	1	1	1	5	0	0	0	0	0	0	29	42	3.00	0.333
44 AJ Ramos, R ERA: 2.35	(8, 1)	1.0	W	3	0	0	0	1	0	0	0	0	0	0	5	10	0.00	0.000
67 Seth Lugo, R ERA: 3.0	(9, 1)	1.0		4	1	1	1	0	0	0	0	0	0	1	11	15	9.00	1.000

PITCHER	IP	WLS	BF	H	R	ER	SO	BB	IBB	HBP	BLK	WP	HR	S	P	ERA	WHIP

TOP

Washington Nationals @ New York Mets

Citi Field, Flushing, NY

Wed Apr 18 2018, 7:11 PM - 10:01 PM EDT

Att. 23,117 - Clear - 53 F

livebaseballscorecards.com

AB	30
R	5
H	5
RBI	5
BB	1
SO	12
LOB	1

BOTTOM

Batter	1	2	3	4	5	6	7	8	9	AB	R	H	RBI	BB	SO	LOB
30 Michael Conforto, L (1, 8) OBP: 0.426, SLG: 0.417	C SI 88 F CU 73 B CU 74 B SI 90 B SI 90 X SI 89 3-2 F7 ①		C CU 74 B SI 91 B CH 84 X SI 90 2-1 G3 ②		C CH 82 C CU 74 B CU 76 F FC 87 C SI 91 1-3 K ①			13 1B 52 1B 21 1B 1B 1-2 2-3 3-H 52 HR BB		4	2	1	1	1	1	0
52 Yoenis Cespedes, R (1, 7) OBP: 0.280, SLG: 0.406	B FF 89 X SI 90 1-0 P5 ②		C FF 90 F SI 90 B FF 92 B CU 74 S SL 84 2-3 K ③		F SL 83 B SL 85 F SI 91 S FF 92 1-3 K ②			0-2 13 1B 21 1B 1B 1-2 1-H 2-H 3-H HR		5	2	2	4	0	2	0
13 Asdrúbal Cabrera, S (1, 4) OBP: 0.384, SLG: 0.612	C SI 89 B CU 74 F CU 74 C FF 91 1-3 K ③			B CH 83 B FF 91 B SI 92 C SI 90 X SI 91 3-1 23 1B 2B	B SI 92 F SI 91 S CU 75 X CH 83 1-2 L8 ③			0-1 21 1B 12 2B 1B 1-2 2-3 G5-3		5	2	2	0	0	1	0
19 Jay Bruce, L (1, 9) OBP: 0.302, SLG: 0.345		C SI 90 X CH 82 0-1 G1-3 ①		F CH 83 F FF 91 S FF 90 0-3 K ①		B SI 90 X CH 82 1-0 L4 ①		B CH 86 F SI 96 F FF 96 X FF 96 1-2 P5 ①		4	0	0	0	0	1	4
21 Todd Frazier, R (1, 5) OBP: 0.438, SLG: 0.491		C SL 82 B FF 92 B FF 91 S SL 83 B SI 91 F SI 91 B FF 92 4-2 23 G6-3 BB		B CH 82 B SL 84 B SL 84 C SI 92 B SI 90 4-1 23 1B 59 E BB		F SL 82 B SI 89 B SL 90 X SI 90 2-1 G6-3 ②		C FF 95 D CU 84 B CH 85 B SI 96 X SI 96 3-1 1-3 2-H 3-H 12 2B 1B		2	2	1	2	2	0	0
23 Adrián González, L (1, 3) OBP: 0.340, SLG: 0.333		X SI 90 0-0 G6-3 ② 1-2		C CH 83 X CH 83 0-1 9 HBP 59 E 1-3 2-H 1B		B SI 90 C CU 73 B CU 74 X SI 91 2-1 G6-3 ③		0-0 12 2B 30 BB IBB		3	1	1	1	1	0	1
59 Jose Lobaton, S (1, 2) OBP: 0.308, SLG: 0.300 4 Wilmer Flores, R (8, PH) OBP: 0.286, SLG: 0.469 3 Tomás Nido, R (9, 2) OBP: 0.167, SLG: 0.167		B SI 90 B CU 73 D CU 73 B FF 90 4-0 BB		S FF 90 X CU 75 0-1 E3 9 HBP 1-2 3-H			C SI 88 B CH 83 S CH 82 F FF 88 B SI 90 F CU 74 B SL 83 C SI 89 3-3 K ①	C SI 96 F SI 94 S FF 95 0-3 K ②	2 1 0	0 0 0	0 0 0	1 0 0	1 0 0	1 1 0	1 3 0
32 Steven Matz, R (1, 1) 9 Brandon Nimmo, L (4, PH) OBP: 0.500, SLG: 0.714 51 Paul Sewald, R (5, 1) 7 José Reyes, S (7, PH) 44 AJ Ramos, R (8, 1) 12 Juan Lagares, R (8, PH) OBP: 0.462, SLG: 0.444 67 Seth Lugo, R (9, 1)		B SL 83 F SI 91 F SI 92 X FF 89 1-2 F8 ③		C CU 75 B SI 91 F CH 84 B SI 91 H SI 90 3-2 1 G6-4-3 1-2 2-3 HBP			S CU 74 F SL 84 X FF 91 0-2 G1-3 ②	B FF 96 F SI 94 B CU 83 C SI 96 F CH 85 X SI 96 2-2 30 BB 52 HR 1-3 2-H 3-H 2B	1 0 0 0 1 0 0 1 0	0 0 0 0 0 0 0 1 0	0 0 0 0 0 0 0 1 0	0 0 0 0 0 0 0 2 0	0 0 0 0 0 0 0 2 0	0 0 0 0 0 0 0 0 0	2 0 0 0 0 0 0 0 0
1 Amed Rosario, R (1, 6) OBP: 0.281, SLG: 0.321			C FF 90 B CU 73 X SI 89 1-1 G5-3 ①	D SL 83 B SI 91 X SI 90 2-0 G6-4-3 ② ③ 1-2f			F FF 91 X SI 90 0-1 F8 ③	B SI 93 C KC 77 B SI 94 B SI 92 4-1 30 BB 52 HR BB	3	1	0	0	1	0	3

livebaseballscorecards.com

Washington Nationals @ New York Mets

Citi Field, Flushing, NY

Wed Apr 18 2018, 7:11 PM - 10:01 PM EDT

Att. 23,117 - Clear - 53 F

AB	32
R	11
H	8
RBI	11
BB	6
SO	7
LOB	14

Inning Stats	1	2	3	4	5	6	7	8	9
	R: 0 E: 0 K: 1 S: 7 H: 0 LOB: 0 BB: 0 P: 12	R: 0 E: 0 K: 0 S: 9 H: 0 LOB: 2 BB: 2 P: 18	R: 0 E: 0 K: 1 S: 7 H: 0 LOB: 0 BB: 0 P: 12	R: 2 E: 1 K: 1 S: 13 H: 2 LOB: 2 BB: 1 P: 25	R: 0 E: 0 K: 2 S: 10 H: 0 LOB: 0 BB: 0 P: 13	R: 0 E: 0 K: 0 S: 5 H: 0 LOB: 0 BB: 0 P: 10	R: 0 E: 0 K: 1 S: 10 H: 0 LOB: 0 BB: 0 P: 13	R: 9 E: 0 K: 1 S: 30 H: 6 LOB: 0 BB: 3 P: 46	

| | | |

New York Mets @ Atlanta Braves

SunTrust Park, Atlanta, GA

Thu Apr 19 2018, 7:38 PM - 10:36 PM EDT

Att. 23,610 - Clear - 56 F

TOP

livebaseballscorecards.com

Batter	1	2	3	4	5	6	7	8	9	AB	R	H	RBI	BB	SO	LOB
30 Michael Conforto, L (1, 8) (8, 7) OBP: 0.412, SLG: 0.385	B SI 92 B FF 92 C FF 92 F FF 93 F SL 83 F SL 82 T SI 94 2-2 ① K			B SI 90 B SI 92 B FF 92 C FF 91 F FF 93 F SI 93 X FF 93 3-2 ① G6-3		B CU 77 B FF 92 F FF 91 B SI 90 F FF 93 S SL 81 3-3 ② K		B FF 92 B FF 93 B CU 79 B FF 93 4-0 13 SF8 9 BB 1-2 2-3 BB		3	0	0	0	1	2	0
52 Yoenis Cespedes, R (1, 7) OBP: 0.269, SLG: 0.389 9 Brandon Nimmo, L (8, PH) OBP: 0.517, SLG: 0.714 (8, 9)	B SI 92 X FF 92 1-0 ② F8			S SL 81 F SL 82 S SL 81 0-3 ② K		B FF 92 C SL 81 B SI 93 X SI 92 2-1 ③ L8		B FF 92 B FF 91 B FF 91 C FF 92 F FF 93 F FF 92 B FF 91 4-2 1-2 2-3 3-H BB		3 0	0 0	0 0	0 1	0 1	1 0	0 0
13 Asdrúbal Cabrera, S (1, 4) OBP: 0.377, SLG: 0.600	F SI 91 B SI 94 X SI 92 1-1 ③ G5-3			F SI 94 X CU 76 0-1 1B			C SI 92 S SL 80 B SL 81 B SI 92 F SL 81 F SL 80 S SL 82 2-3 ① K	B FF 94 D FS 86 C FF 95 F FF 95 F FS 86 B FF 94 F FS 86 F FF 96 X FF 95 3-2 ② SF8 2-3 3-H		3	0	1	1	0	1	0
19 Jay Bruce, L (1, 9) OBP: 0.288, SLG: 0.328 12 Juan Lagares, R (8, PH) OBP: 0.438, SLG: 0.429 (8, 8)		B SI 91 F SI 91 X FF 93 1-1 ① P5		B FF 92 X FF 92 1-0 ③ L3			C FF 93 S SL 82 B SL 82 X SL 81 1-2 ② P5	X FS 86 0-0 ③ G1-3		3 1	0 0	0 0	0 0	0 0	0 0	1 2
21 Todd Frazier, R (1, 5) OBP: 0.434, SLG: 0.534 46 Gerson Bautista, R (7, 1) 4 Wilmer Flores, R (9, PH) OBP: 0.306, SLG: 0.485		B FF 92 C SL 81 B SL 82 C SL 82 F FF 94 X SL 82 2-2 ② F9			C FF 92 B FF 91 B FF 92 X FF 92 2-1 HR		B SL 82 C SL 82 C SI 92 B SL 82 B SI 93 F SL 83 F SL 82 F SL 83 C SL 82 3-3 ③ K		C SI 88 B SI 89 F SL 76 X SL 77 1-2 23 1B 1B	3 0 1	1 0 0	1 0 1	1 0 0	0 0 0	1 0 0	0 0 0
23 Adrián González, L (1, 3) OBP: 0.353, SLG: 0.419		B SI 91 B FF 92 F FF 92 B FF 93 X SI 93 3-1 ③ F7			B CU 76 B SI 93 F FF 92 X FF 92 2-1 ① L9			B FF 92 B FF 93 F FF 92 B FF 92 X FF 92 3-1 HR	C SL 77 X SI 90 0-1 7 G6-3 1-2 1B	4	1	2	1	0	0	0
59 Jose Lobaton, S (1, 2) OBP: 0.294, SLG: 0.231			C CU 74 B SI 93 X SI 92 1-1 ① L8		C SL 80 C SL 80 B FF 93 F SL 81 S SL 81 1-3 ② K			B SI 94 B CH 85 F FF 93 B CH 87 B FF 91 4-1 30 BB 9 BB 1 1B BB	D SI 89 B SI 89 X SI 89 2-0 ① L7	3	1	0	0	1	1	2
33 Matt Harvey, R (1, 1) OBP: 0.333, SLG: 0.333 39 Jerry Blevins, L (7, 1) 7 José Reyes, S (7, 5)			B FF 91 X FF 91 1-0 ② P3		C FF 92 S SL 80 B SL 81 B FF 92 C SI 92 2-3 ③ K			S CU 79 X FF 92 0-1 ① P5	B SI 89 S CH 85 X SI 90 1-1 ② ③ G6-3 1-2f	2 0 2	0 0 0	0 0 0	0 0 0	0 0 0	1 0 3	0 0 3
1 Amed Rosario, R (1, 6) OBP: 0.283, SLG: 0.321			C FF 91 S SI 92 C SL 82 0-3 ③ K			B SL 79 C SL 80 B SI 92 S SL 81 F SL 82 X SL 82 2-2 ① F8		S FF 92 C CU 83 F CU 83 X CU 82 0-2 9 BB 30 BB 13 SF8 1-2 1B		3	1	1	0	0	1	0
Inning Stats	R: 0 E: 0 K: 1 S: 8 H: 0 LOB: 0 BB: 0 P: 12	R: 0 E: 0 K: 0 S: 8 H: 0 LOB: 0 BB: 0 P: 14	R: 0 E: 0 K: 1 S: 6 H: 0 LOB: 0 BB: 0 P: 8	R: 0 E: 0 K: 1 S: 10 H: 1 LOB: 1 BB: 0 P: 14	R: 1 E: 0 K: 2 S: 11 H: 1 LOB: 0 BB: 0 P: 18	R: 0 E: 0 K: 1 S: 9 H: 0 LOB: 0 BB: 0 P: 16	R: 0 E: 0 K: 2 S: 14 H: 0 LOB: 0 BB: 0 P: 20	R: 3 E: 0 K: 0 S: 19 H: 2 LOB: 2 BB: 3 P: 37	R: 0 E: 0 K: 0 S: 8 H: 2 LOB: 1 BB: 0 P: 12	1B: 4 2B: 0 3B: 0 HR: 2 SF: 1 SAC: 0 DP: 1 HBP: 0						

	AB	31
	R	4
	H	6
	RBI	4
	BB	3
	SO	8
	LOB	8

WP: 0 PB: 0 SB: 0 CS: 0 PA: 35

PITCHER		IP	WLS	BF	H	R	ER	SO	BB	IBB	HBP	BLK	WP	HR	S	P	ERA	WHIP
45 Matt Wisler, R ERA: 1.29	(1, 1)	7.0	W	23	2	1	1	8	0	0	0	0	0	1	66	102	1.29	0.286
50 Lucas Sims, R ERA: 81.0	(8, 1)	0.1		6	2	3	3	0	3	0	0	0	0	1	12	27	81.00	15.000
39 Sam Freeman, L ERA: 0.96	(8, 1)	0.2		2	0	0	0	0	0	0	0	0	0	0	7	10	0.00	0.000
30 Peter Moylan, R ERA:	(9, 1)	1.0		4	2	0	0	0	0	0	0	0	0	0	8	12	0.00	2.000

PITCHER	IP	WLS	BF	H	R	ER	SO	BB	IBB	HBP	BLK	WP	HR	S	P	ERA	WHIP

New York Mets @ Atlanta Braves

SunTrust Park, Atlanta, GA

Thu Apr 19 2018, 7:38 PM - 10:36 PM EDT

Att. 23,610 - Clear - 56 F

BOTTOM

livebaseballscorecards.com

Batter	1	2	3	4	5	6	7	8	9	AB	R	H	RBI	BB	SO	LOB
11 Ender Inciarte, L (1, 8) OBP: 0.288, SLG: 0.260	C FF 92 X CU 82 0-1 1 1B 5 SF7 1B	C FF 93 S FF 93 B SL 87 B SL 87 F FF 93 C FF 93 2-3 ③ K		C CH 85 F FF 92 F FF 94 B SL 88 F SI 91 F FF 94 C SL 89 1-3 ② K			B FF 86 X FF 87 1-0 ① L7	B FF 94 B FF 94 B FF 94 B FF 95 4-0 12 F9 1 BB 22 SF7 BB		4	2	1	0	1	2	1
1 Ozzie Albies, S (1, 4) OBP: 0.349, SLG: 0.646	C FF 92 1 SAFE X CH 86 0-1 24 HR 1-3 1B		F CH 86 S FF 94 B SL 87 X FF 92 1-2 5 L9 22 1B 2B	X CH 86 0-0 ③ G4-3			C CU 70 X FF 88 0-1 ② F8	B SL 85 B FF 94 B FF 95 B FF 94 4-0 24 2B 1-2 BB		4	3	2	0	1	0	0
5 Freddie Freeman, L (1, 3) OBP: 0.470, SLG: 0.500 12 Peter Bourjos, R (8, 7) OBP: 0.200, SLG: 0.174	1 SAFE C FF 91 X FF 89 0-1 ① SF7 3-H		B FF 89 B CH 85 X CH 86 2-0 ① L9 2-3		B CH 86 B SI 92 F SI 92 X SI 92 2-1 1B		B FF 87 F CH 83 F FF 87 X FF 87 1-2 24 BB 22 1B 20 2B 1B	C FF 96 X FF 96 0-1 ① F9 2-3		3 1	1 0	2 0	1 0	0 0	0 0	1 2
22 Nick Markakis, L (1, 9) OBP: 0.373, SLG: 0.417	1 SAFE X SI 92 0-0 ② L7		B SL 87 F SI 93 B FF 92 F SL 88 X CH 87 2-2 24 2B 20 2B 3-H 1B		F SI 92 B SI 93 X SL 88 1-1 ① L4		C FF 87 X CU 71 0-1 24 BB 20 2B 1-2 1B	B CH 86 B FF 96 C FF 95 C SL 85 X SL 84 2-2 ② SF7 3-H		4	2	2	2	0	0	2
24 Kurt Suzuki, R (1, 2) OBP: 0.420, SLG: 0.610	1 SAFE B SL 87 F SL 88 1 SAFE F SI 93 1 SAFE B FF 92 X CH 84 2-2 1-H HR		X FF 92 0-0 20 2B 1-3 2B		B SL 88 X FF 92 1-0 ② L9		F CU 71 D CU 71 B FF 87 B FF 87 B CU 69 4-1 20 2B 1-2 2-3 BB	B SL 84 X FF 96 1-0 1-H 2B		4	3	3	3	1	0	1
20 Preston Tucker, L (1, 7) OBP: 0.333, SLG: 0.538 50 Lucas Sims, R (8, 1) 39 Sam Freeman, R (8, 1) 8 Charlie Culberson, R (8, PH) OBP: 0.269, SLG: 0.182 30 Peter Moylan, R (9, 1)	F SI 92 B SL 87 S FF 91 B CH 87 X CH 86 2-2 ③ G4-3		B FF 93 D CU 82 X CH 87 2-0 2-H 3-H 2B		D CU 81 B FF 92 B SI 93 C SI 93 X SI 93 3-1 ③ G4-3		S CU 69 F CU 69 X CU 69 0-2 7 2B 1-H 2-H 3-H 2B	S FF 95 F FF 95 B FF 94 C SL 82 1-3 ③ K		4 0 0 0 1 0	1 0 0 0 0 0	2 0 0 0 0 0	5 0 0 0 0 0	0 0 0 0 1 0	0 0 0 0 1 0	1 0 0 1 1 0
7 Dansby Swanson, R (1, 6) OBP: 0.387, SLG: 0.577		C FF 92 C SI 92 F SI 92 S SL 86 0-3 ① K	B FF 92 X SL 88 1-0 ② G5-3			C SL 86 B FF 93 F FF 93 F FF 94 B CU 82 B SI 93 X FF 93 3-2 ① G5-3	B FF 96 B FF 95 F FF 95 B FF 96 F FF 95 F FF 96 F FF 96 X FF 96 3-2 2-H 2B			4	0	1	1	0	1	1
27 Ryan Flaherty, L (1, 5) OBP: 0.453, SLG: 0.481 (8, 3)		B CU 81 B CH 84 B FF 93 C FF 92 B SI 93 4-1 45 SH3 BB	2 SAFE B SI 94 F SI 93 X SL 89 1-1 ③ G5-3			S CH 85 B CU 82 X SI 93 1-1 ② G6-3	B FF 96 B FF 96 B FF 95 B FF 96 4-0 BB			2	0	0	0	2	0	1
45 Matt Wisler, R (1, 1) 17 Johan Camargo, S (7, PH) (8, 5)		L FF 93 C SI 93 X SI 93 0-2 ② SH3 1-2		C SI 92 X SL 87 0-1 ① G1-3		B FF 94 B FF 92 C FF 91 F SI 93 F FF 93 C FF 94 2-3 ③ K	D CH 85 F FF 96 B FF 96 X FF 96 2-1 ③ P6			2 1	0 0	0 0	0 0	0 0	1 0	0 2
Inning Stats	R: 3 E: 0 K: 0 S: 13 H: 3 LOB: 0 BB: 0 P: 17	R: 0 E: 0 K: 2 S: 12 H: 0 LOB: 1 BB: 1 P: 18	R: 3 E: 0 K: 0 S: 12 H: 4 LOB: 1 BB: 0 P: 21	R: 0 E: 0 K: 1 S: 9 H: 0 LOB: 0 BB: 0 P: 10	R: 0 E: 0 K: 0 S: 7 H: 1 LOB: 1 BB: 0 P: 14	R: 0 E: 0 K: 1 S: 10 H: 0 LOB: 0 BB: 0 P: 16	R: 4 E: 0 K: 0 S: 19 H: 4 LOB: 2 BB: 2 P: 34	R: 2 E: 0 K: 1 S: 9 H: 1 LOB: 1 BB: 2 P: 21								

AB	34
R	12
H	13
RBI	12
BB	5
SO	5
LOB	13

1B: 6	SF: 2	WP: 0	PA: 42
2B: 6	SAC: 1	PB: 0
3B: 0	DP: 0	SB: 0
HR: 1	HBP: 0	CS: 0

PITCHER	IP	WLS	BF	H	R	ER	SO	BB	IBB	HBP	BLK	WP	HR	S	P	ERA	WHIP
33 Matt Harvey, R (1, 1) ERA: 6.0	6.0	L	27	8	6	6	4	1	0	0	0	0	1	63	96	9.00	1.500
39 Jerry Blevins, L (7, 1) ERA: 13.5	0.2		6	3	4	4	0	1	0	0	0	0	0	12	18	54.00	6.000
46 Gerson Bautista, R (7, 1) ERA: 7.71	1.1		9	2	2	2	1	3	0	0	0	0	0	16	37	13.50	3.750

PITCHER	IP	WLS	BF	H	R	ER	SO	BB	IBB	HBP	BLK	WP	HR	S	P	ERA	WHIP

Batter	1	2	3	4	5	6	7	8	9	10	11	12	AB	R	H	RBI	BB	SO	LOB
30 Michael Conforto, L (1, 8) OBP: 0.386, SLG: 0.349	C FF 92 B FF 93 X FF 92 1-1 ① G3		S FF 95 B FF 95 B CU 77 F CH 89 B FF 94 X FF 93 3-2 ② SF7 3-H		B FF 91 C FF 92 B FF 92 F FF 91 B FF 92 F FF 92 B CH 87 4-2 BB		C FC 90 B FF 92 S FC 89 S FF 93 1-3 ③ K			C SI 98 B SL 85 B SL 86 B SI 98 F FF 98 X FF 98 3-2 ② F7		S SI 95 B SL 89 X SL 88 1-1 ② P6	4	0	0	1	1	1	2
52 Yoenis Cespedes, R (1, 7) OBP: 0.274, SLG: 0.377	B FF 94 B CH 88 B CH 89 B FF 93 4-0 13 G6-4-3 BB		C CH 88 B CH 87 B FF 94 F FF 95 B CU 78 T CH 88 3-2 ③ K		B FF 93 F FF 91 B CH 87 S CH 88 C FF 93 2-3 ③ K			C SL 85 F SL 85 B SL 88 S FF 96 1-3 ① K X FF 95 0-0 21 WP 2B		C SL 86 S FF 99 S SL 85 0-3 ③ K		X SL 89 0-0 13 2B 1B 2-H	5	1	1	1	1	4	2
13 Asdrúbal Cabrera, S (1, 4) OBP: 0.386, SLG: 0.613	B FF 92 C FF 93 D CH 88 X FF 94 2-1 ② G6-4-3 1-2f ③			C FF 89 B FF 92 B FF 92 B CH 87 X FF 93 3-1 ① G4-3		F FF 90 X FF 92 0-1 ① F					C FF 94 B SL 85 B SL 85 B SL 86 S FF 95 F SI 94 B FF 95 4-2 21 E BB	C SL 85 B SL 87 S SL 88 B SL 87 S SL 88 F FF 93 X SL 85 2-2 ③ 2B 1-H	5	0	2	1	1	0	1
21 Todd Frazier, R (1, 5) OBP: 0.420, SLG: 0.500		B FF 92 X CH 86 1-0 ① G6-3		C CU 76 B FF 93 B CH 87 B CH 88 B FF 94 4-1 4 S 4 1B BB		B FF 92 C FF 92 S CU 76 B FF 92 S FF 92 2-3 ② K		B SL 86 B SL 86 S FF 95 F FF 95 B CH 87 X FF 96 2-2 ② P6 2-3			D FF 94 C SL 87 B SL 86 X FF 95 2-1 E3 1-2		4	1	0	0	1	1	2
4 Wilmer Flores, R (1, 3) OBP: 0.317, SLG: 0.474		C FF 93 B CH 87 B CH 87 S FF 91 F CU 78 X CH 87 2-2 ② G1-3		C FF 92 B CU 76 X CU 76 1-1 ② 1-H 1B		C FF 92 B FF 91 X FF 92 1-1 ② 19 2B 1B		F FF 96 F FF 95 X FF 95 0-2 ③ F7			B FF 94 C SL 85 S SL 87 X SL 84 1-2 ① F8		5	0	2	1	0	0	3
19 Jay Bruce, L (1, 9) OBP: 0.282, SLG: 0.333		X CU 76 0-0 ③ G4-3		C FF 92 B FF 93 F FF 94 F SL 80 X FF 93 1-2 ③ F9		D CU 76 F FF 92 1 SAFE 1 SAFE B FF 91 X FF 92 2-1 ③ 1-H 2B			B FC 89 S FC 89 F FC 90 B FC 89 S FF 96 2-3 ① K		F FF 94 X SL 84 0-1 ② F7		5	0	1	0	0	1	2
3 Tomás Nido, R (1, 2) OBP: 0.273, SLG: 0.200			F FF 91 B CH 87 S CH 86 F FF 94 F FF 94 F CU 77 F FF 94 B CH 88 F FF 93 2-2 X FF 85 1 E 1B		C FF 91 X FF 91 0-1 ① G6-3		S FF 93 S FC 91 B FC 91 S FC 90 1-3 ① K		S FC 89 B FC 90 S FF 95 F FC 90 B FF 95 F FF 95 B FC 90 B FC 90 4-2 12 G6-4-3 BB		F SL 86 F SL 85 S SL 87 0-3 ③ K		4	1	1	0	1	2	2
34 Noah Syndergaard, L (1, 1) OBP: 0.100, SLG: 0.200 9 Brandon Nimmo, L (7, PH) OBP: 0.533, SLG: 0.714 67 Seth Lugo, R (7, 1) 12 Juan Lagares, R (9, PH) OBP: 0.429, SLG: 0.414 44 AJ Ramos, R (9, 1) 65 Robert Gsellman, R (10, 1) 27 Jeurys Familia, R (12, 1)			L FF 93 F FF 94 D CU 77 S SL 80 1-3 ① K		B FF 92 B CH 87 C FF 92 F FF 92 S FF 92 2-3 ② K		F SI 92 F FF 92 B FC 91 B FF 94 F FC 91 B FC 90 F FC 89 B FF 93 4-2 BB		C FF 96 X FC 91 0-1 ② ③ G6-4-3 1-2f		C FF 93 B SL 88 H FF 91 2-1 1 SH3-4 52 1B HBP	2 0 0 0 1 0 0 0	0 0 0 0 0 0 0 0	0 0 0 0 1 0 0 0	0 0 0 0 0 0 0 0	2 0 1 0 0 0 0 0	1 0 0 0 1 0 0 0
1 Amed Rosario, R (1, 6) OBP: 0.297, SLG: 0.367			F FF 92 B FF 94 B CH 87 F CH 87 F FF 93 X CH 87 2-2 E8 30 SF7 1-H 2B		B FF 92 X FF 93 1-0 ① 2B		1 SAFE D FC 91 B FC 91 F FC 91 1 SAFE F FC 90 S CU 80 2-3 ② K			C FF 96 X SL 84 0-1 ① P4		B SL 87 B SL 86 C SI 94 X SI 94 2-1 ① SH3-4 1-2	4	1	2	1	0	1	1
Inning Stats	R: 0 E: 0 K: 0 S: 4 H: 0 LOB: 0 BB: 1 P: 11	R: 0 E: 0 K: 0 S: 6 H: 0 LOB: 0 BB: 0 P: 9	R: 2 E: 1 K: 2 S: 21 H: 2 LOB: 0 BB: 0 P: 32	R: 1 E: 0 K: 0 S: 9 H: 1 LOB: 0 BB: 1 P: 18	R: 0 E: 0 K: 2 S: 12 H: 1 LOB: 2 BB: 1 P: 21	R: 0 E: 0 K: 1 S: 9 H: 2 LOB: 2 BB: 0 P: 14	R: 0 E: 0 K: 3 S: 14 H: 0 LOB: 1 BB: 1 P: 22	R: 0 E: 0 K: 1 S: 11 H: 1 LOB: 1 BB: 0 P: 14	R: 0 E: 0 K: 1 S: 9 H: 0 LOB: 0 BB: 1 P: 15	R: 0 E: 0 K: 1 S: 8 H: 0 LOB: 0 BB: 0 P: 11	R: 0 E: 1 K: 1 S: 13 H: 0 LOB: 2 BB: 1 P: 20	R: 2 E: 0 K: 0 S: 10 H: 2 LOB: 1 BB: 0 P: 17	1B: 4 2B: 5 3B: 0 HR: 0	SF: 1 SAC: 1 DP: 2 HBP: 1	WP: 1 PB: 0 SB: 1 CS: 0	PA: 48		

PITCHER	IP	WLS	BF	H	R	ER	SO	BB	IBB	HBP	BLK	WP	HR	S	P	ERA	WHIP
15 Sean Newcomb, L (1, 1) ERA: 3.74	6.0		24	6	3	2	5	3	0	0	0	0	0	61	105	3.00	1.500
58 Dan Winkler, R (7, 1) ERA: 1.74	1.0		4	0	0	0	3	1	0	0	0	0	0	14	22	0.00	1.000
51 Shane Carle, R (8, 1) ERA: 1.29	1.0		4	1	0	0	1	0	0	0	0	1	0	11	14	0.00	1.000
33 A.J. Minter, L (9, 1) ERA: 0.87	1.0		3	0	0	0	1	1	0	0	0	0	0	9	15	0.00	1.000
38 Arodys Vizcaíno, R (10, 1) ERA: 1.86	1.0		3	0	0	0	1	0	0	0	0	0	0	8	11	0.00	0.000

PITCHER	IP	WLS	BF	H	R	ER	SO	BB	IBB	HBP	BLK	WP	HR	S	P	ERA	WHIP
71 Josh Ravin, R (11, 1) ERA: 6.0	2.0	L	10	2	2	2	1	1	0	1	0	0	0	23	37	9.00	1.500

New York Mets @ Atlanta Braves

SunTrust Park, Atlanta, GA

Fri Apr 20 2018, 7:36 PM - 11:26 PM EDT

Att. 39,016 - Clear - 66 F

TOP

livebaseballscorecards.com

AB	39
R	5
H	9
RBI	5
BB	6
SO	12
LOB	17

Batter	1	2	3	4	5	6	7	8	9	10	11	12	AB	R	H	RBI	BB	SO	LOB
11 Ender Inciarte, L (1, 8) OBP: 0.282, SLG: 0.256	C FF 99 X FF 99 0-1 G4-3		F SI 96 B CU 83 S CH 91 X SL 93 1-2 22 S 1 G4-3 1B		B CH 88 X CH 89 1-0 G3		C SI 94 B FF 96 X CU 79 1-1 G4-3			F CH 85 B SL 90 X CH 86 1-1 G4-3			5	0	1	0	0	0	0
1 Ozzie Albies, S (1, 4) OBP: 0.352, SLG: 0.663	X FF 100 0-0 HR		1 SAFE 1 SAFE C SI 95 1 SAFE F SI 97 F FF 97 1 SAFE X CH 91 0-2 G4-3 1-2		B CU 82 S CH 90 F CH 89 F CH 89 B SI 97 B SL 92 F CH 90 C SI 96 3-3 K			M CU 78 B CU 78 C CH 86 F FF 95 B CU 81 B FF 96 B CH 87 4-2 22 CS BB			F CH 85 S SL 87 B SI 92 B CH 86 X SL 89 2-2 G3		4	1	1	1	1	1	1
5 Freddie Freeman, L (1, 3) OBP: 0.443, SLG: 0.463	B CU 86 B SI 100 B SI 99 X SI 99 3-0 P5		X CH 90 0-0 F7		F SL 91 S CH 90 B CH 90 F SL 91 S CH 90 1-3 K			1 SAFE B CH 85 F SI 92 1 SAFE B CH 85 F SI 93 1 SAFE F CU 79 X CU 78 2-2 L9			F SI 93 B CH 86 C CU 81 S SL 89 1-3 K		5	0	0	0	0	2	2
22 Nick Markakis, L (1, 9) OBP: 0.375, SLG: 0.421	B SI 99 X CH 92 1-0 G4-3		C CU 83 B CH 92 D CH 91 X SI 98 2-1 L7 2-3			C SI 95 F SI 96 X CH 89 0-2 24 WP 24 SF7 2B		C SI 94 B CU 80 F FF 93 P PO 88 F SI 96 B CH 88 F SI 95 F CU 79 X FF 95 3-2 L8 1-2			C CU 80 B SL 88 B SI 93 S CU 81 B CH 86 B SI 94 4-2 24 1B BB		4	1	1	0	1	0	2
24 Kurt Suzuki, R (1, 2) OBP: 0.400, SLG: 0.578		X FF 98 0-0 F7		C CU 84 B CU 85 F SI 97 S SL 92 1-3 K		B CU 85 C CH 90 B SL 93 B SI 96 F SI 96 X SL 92 3-2 SF7 2-H			C SL 80 B SI 93 X SL 81 1-1 G5-3		B SI 93 C CU 80 F SI 93 1 SAFE F SL 88 F SI 93 X CU 81 1-2 1B		4	0	1	1	0	1	0
20 Preston Tucker, L (1, 7) OBP: 0.323, SLG: 0.509		B FF 99 F CH 91 C FF 99 B CH 92 X FF 100 2-2 27 1B 7 G5-4-3 1B		C SI 97 F CH 91 B FF 98 F SI 98 B CU 85 B SI 97 F CH 90 F SL 91 X CH 91 3-2 F9		S FF 96 F SL 91 B CH 90 F SI 96 X CU 82 1-2 G5-3			F CH 85 B CH 87 F CU 77 B CH 85 C FF 93 2-3		B CU 80 S SI 94 C SI 94 T CH 87 1-2 K		5	0	1	0	0	2	2
7 Dansby Swanson, R (1, 6) OBP: 0.375, SLG: 0.553	B SI 99 D SL 96 F SI 99 1 SAFE F SI 98 F FF 98 D SL 94 F SI 99 F SI 100 3-2 1 SAFE X SI 100 G5-4-3 1-2		C CU 83 B CH 90 B SL 92 X SI 96 2-1 27 2B 1B			S SL 91 B SI 95 C CU 83 F FF 94 B CH 90 S SL 91 2-3 K			C CU 75 S SL 81 S FF 93 0-3 K			B SI 95 X SI 94 1-0 F8	5	1	1	0	0	2	1
27 Ryan Flaherty, L (1, 5) OBP: 0.464, SLG: 0.500		S CU 85 F SI 99 X CH 92 0-2 15 S 1B 2-3		B CU 83 X FF 96 1-0 1-H 2B			C CU 77 C CH 86 B SI 96 F FF 97 B CH 88 B CU 80 B SI 94 4-2 17 CS BB			B CU 79 F SI 92 F CH 85 S SL 88 1-3 K		C FF 96 B SL 85 F FF 95 X FF 96 1-2 G5-3	4	0	2	1	1	1	0
15 Sean Newcomb, L (1, 1) 58 Dan Winkler, R (7, 1) 17 Johan Camargo, S (7, PH) 51 Shane Carle, R (8, 1) 33 A.J. Minter, L (8, 1) 38 Arodys Vizcaino, R (9, 1) 8 Charlie Culberson, R (10, PH) 71 Josh Ravin, R (11, 1) 12 Peter Bourjos, R (12, PH) Left on deck: 45 to bat	S SI 98 B SI 98 C SI 98 S SI 98 1-3 K 1-2		B FF 97 B SI 96 C SI 97 F SI 97 S SI 97 2-3 K				1 SAFE C CU 77 B CU 78 S SI 94 D CH 88 B CU 79 S SI 93 3-3 K 1-2			C CU 81 S SL 88 X SI 94 0-2 G3		C FF 96 S SI 94 X SI 96 0-2 G6-3	2 1 1 0 0 1 0 0 0 1	0 0 0 0 0 0 0 0 0 0	0 0 0 0 0 0 0 0 0 0	0 0 0 0 0 0 0 0 0 0	2 0 1 0 1 0 0 0 0 0	3 0 1 0 1 0 0 0 0 0	
Inning Stats	R: 1 H: 1 E: 0 LOB: 0 K: 0 BB: 0 S: 5 P: 9	R: 0 H: 2 E: 0 LOB: 2 K: 1 BB: 0 S: 16 P: 22	R: 0 H: 1 E: 0 LOB: 1 K: 0 BB: 0 S: 10 P: 13	R: 1 H: 2 E: 0 LOB: 1 K: 2 BB: 0 S: 15 P: 24	R: 0 H: 0 E: 0 LOB: 0 K: 2 BB: 0 S: 10 P: 15	R: 1 H: 1 E: 0 LOB: 0 K: 1 BB: 0 S: 14 P: 20	R: 0 H: 0 E: 0 LOB: 0 K: 1 BB: 1 S: 8 P: 16	R: 0 H: 0 E: 0 LOB: 0 K: 0 BB: 1 S: 14 P: 22	R: 0 H: 0 E: 0 LOB: 0 K: 2 BB: 0 S: 8 P: 11	R: 0 H: 0 E: 0 LOB: 0 K: 1 BB: 0 S: 8 P: 10	R: 0 H: 1 E: 0 LOB: 2 K: 2 BB: 1 S: 16 P: 25	R: 0 H: 0 E: 0 LOB: 0 K: 0 BB: 0 S: 7 P: 9	1B: 5 2B: 3 3B: 0 HR: 1	SF: 1 SAC: 0 DP: 1 HBP: 0	WP: 1 PB: 0 SB: 2 CS: 2	PA: 45		

PITCHER		IP	WLS	BF	H	R	ER	SO	BB	IBB	HBP	BLK	WP	HR	S	P	ERA	WHIP
34 Noah Syndergaard, R ERA: 3.29	(1, 1)	6.0		25	7	3	3	6	0	0	0	0	1	1	70	103	4.50	1.167
67 Seth Lugo, R ERA: 2.45	(7, 1)	2.0		6	0	0	0	1	2	0	0	0	0	0	22	38	0.00	1.000
44 AJ Ramos, R ERA: 2.08	(9, 1)	1.0		3	0	0	0	2	0	0	0	0	0	0	8	11	0.00	0.000
65 Robert Gsellman, R ERA: 2.19	(10, 1)	2.0	W	8	1	0	0	3	1	0	0	0	0	0	24	35	0.00	1.000
27 Jeurys Familia, R ERA:	(12, 1)	1.0	S	3	0	0	0	0	0	0	0	0	0	0	7	9	0.00	0.000

PITCHER	IP	WLS	BF	H	R	ER	SO	BB	IBB	HBP	BLK	WP	HR	S	P	ERA	WHIP

New York Mets @ Atlanta Braves

SunTrust Park, Atlanta, GA

Fri Apr 20 2018, 7:36 PM - 11:26 PM EDT

Att. 39,016 - Clear - 66 F

BOTTOM

livebaseballscorecards.com

AB	41
R	3
H	8
RBI	3
BB	3
SO	12
LOB	12

Batter	1	2	3	4	5	6	7	8	9	AB	R	H	RBI	BB	SO	LOB
30 Michael Conforto, L (1, 8) OBP: 0.387, SLG: 0.340	X FF 88 0-0 ① F8		1 SAFE C FF 88 1 SAFE B FF 88 B SL 79 C FF 90 D SL 82 2 SAFE F FF 89 3-2 2 SAFE X FF 91 1-3 1B		B SL 83 B FF 91 C FF 91 B SI 90 X SI 91 3-1 ②③ G1-6-3 1-2f			C CU 84 F CU 83 B CU 83 X SI 96 1-2 FC5 13 1B 19 1B 1-2 2-3	B FF 95 T FF 93 T FF 95 B CU 77 F FF 94 B FF 94 F FF 94 B CU 77 4-2 52 E 52 S BB	4	1	1	0	1	0	4
52 Yoenis Cespedes, R (1, 7) OBP: 0.258, SLG: 0.354	B FF 88 S FF 90 S FF 90 B FF 91 S FF 90 2-3 ② K		F SL 81 F FF 92 F FF 92 S SL 80 0-3 ② K			C SL 79 F FF 90 B FF 90 S FF 91 1-3 ① K		X FF 93 0-0 ① F9	B FF 94 F FF 94 B FF 94 X FF 94 2-1 ③ G6-3 1-3	5	0	0	0	0	3	6
13 Asdrúbal Cabrera, S (1, 4) OBP: 0.391, SLG: 0.608	C FF 88 B CH 81 X FF 88 1-1 1B		C SI 90 S FF 91 F FF 92 F FF 92 F SL 81 S SL 80 0-3 ③ K			X SI 90 0-0 ② G6-3		B CH 86 X CH 86 1-0 19 E 19 1B 1-2 2-H 3-H 1B		4	0	2	2	0	1	2
19 Jay Bruce, L (1, 9) OBP: 0.280, SLG: 0.328	B FF 88 X CH 81 1-0 ③ G1-3			B CH 80 S SI 88 S FF 89 B FF 90 B SL 77 S SL 81 3-3 ① K		S SI 90 B SI 90 F FF 90 X FF 92 1-2 ③ L7		F FF 95 X FF 95 0-1 E8 1-3 2-H 1B		4	0	1	1	0	1	1
21 Todd Frazier, R (1, 5) OBP: 0.400, SLG: 0.470		C SL 77 C SL 79 B FF 91 X SL 76 1-2 ① F8		B CU 70 C FF 89 B FF 91 B SL 81 X SI 89 3-1 ② G6-3			B FF 90 B SI 89 C FF 90 B SI 90 X FF 91 3-1 ① P5	S SL 85 F FF 96 S SL 84 0-3 ② K		4	0	0	0	0	1	2
23 Adrián González, L (1, 3) OBP: 0.345, SLG: 0.391		B FF 88 B FF 88 F SI 88 B CH 82 X SI 89 3-1 ② G3		C FF 91 F FF 90 B SL 81 X FF 91 1-2 ③ L7			C FF 90 B CH 82 X FF 90 1-1 ② F8	0-0 IBB		3	0	0	0	1	0	0
59 Jose Lobaton, S (1, 2) OBP: 0.286, SLG: 0.188 27 Jeurys Familia, R (8, 1)		B SI 88 C SI 88 X SI 89 1-1 ③ L8			C CH 81 B FF 89 B CH 81 F FF 90 B SL 82 D SL 82 4-2 7 1B BB		X CH 80 0-0 ③ G3	C CH 87 B FF 96 X CH 88 1-1 ③ L7		3 0	0 0	0 0	0 0	1 0	0 0	3 0
48 Jacob deGrom, L (1, 1) OBP: 0.273, SLG: 0.200 4 Wilmer Flores, R (8, PH) OBP: 0.333, SLG: 0.474 44 AJ Ramos, R (8, 1) 39 Jerry Blevins, L (8, 1) 3 Tomás Nido, R (8, 2) OBP: 0.250, SLG: 0.182			C FF 86 X CH 80 0-1 ① L7		B SI 90 F SI 90 1 SAFE B SL 80 C FF 89 S FF 90 2-3 ① K			B FS 85 B FS 86 B FF 95 C FF 95 C FF 95 B FF 94 4-2 30 E 7 1B 13 1B BB	X FF 94 0-0 ① G6-3	2 0 0 0 1	0 1 0 0 0	0 0 0 0 0	0 1 0 0 0	1 0 0 0 0	0 0 0 0 0	1 0 0 0 0
7 José Reyes, S (1, 6) OBP: 0.160, SLG: 0.125			B FF 86 X SI 86 1-0 30 1B 30 S 1B		B FF 89 S FF 89 D CH 83 1 SAFE F SI 90 X FF 91 2-2 30 G1-6-3 1-2 1B			X FF 94 0-0 30 E 13 1B 1-2 1B	B FF 94 X SI 95 1-0 ② G6-3	4	1	3	0	0	0	0
Inning Stats	R: 0 E: 0 K: 1 S: 7 H: 1 LOB: 1 BB: 0 P: 11	R: 0 E: 0 K: 0 S: 7 H: 0 LOB: 0 BB: 0 P: 12	R: 0 E: 0 K: 2 S: 17 H: 2 LOB: 2 BB: 0 P: 21	R: 0 E: 0 K: 1 S: 8 H: 0 LOB: 0 BB: 0 P: 15	R: 0 E: 0 K: 1 S: 10 H: 1 LOB: 1 BB: 1 P: 21	R: 0 E: 0 K: 1 S: 7 H: 0 LOB: 0 BB: 0 P: 9	R: 0 E: 0 K: 0 S: 5 H: 0 LOB: 0 BB: 0 P: 9	R: 3 E: 2 K: 1 S: 15 H: 3 LOB: 3 BB: 2 P: 22	R: 0 E: 0 K: 0 S: 8 H: 0 LOB: 1 BB: 1 P: 15	1B: 7 2B: 0 3B: 0 HR: 0 SF: 0 SAC: 0 DP: 1 HBP: 0						

PITCHER		IP	WLS	BF	H	R	ER	SO	BB	IBB	HBP	BLK	WP	HR	S	P	ERA	WHIP
49 Julio Teheran, R ERA: 4.0	(1, 1)	7.0		25	4	0	0	6	1	0	0	0	0	0	61	98	0.00	0.714
39 Sam Freeman, L ERA: 2.89	(8, 1)	0.0		3	1	3	2	0	1	0	0	0	0	0	6	11	∞	∞
51 Shane Carle, R ERA: 1.2	(8, 1)	1.0		6	2	0	0	1	0	1	0	0	0	0	9	11	0.00	2.000
63 Jesse Biddle, L ERA:	(9, 1)	1.0	W	4	0	0	0	0	1	0	0	0	0	0	8	15	0.00	1.000

PITCHER	IP	WLS	BF	H	R	ER	SO	BB	IBB	HBP	BLK	WP	HR	S	P	ERA	WHIP

New York Mets @ Atlanta Braves

SunTrust Park, Atlanta, GA

Sat Apr 21 2018, 7:12 PM - 10:19 PM EDT

Att. 41,396 - Partly Cloudy - 69 F

TOP

livebaseballscorecards.com

AB	34
R	3
H	7
RBI	3
BB	4
SO	7
LOB	19

WP: 0	PA: 38		
PB: 0			
SB: 2			
CS: 0			

BOTTOM

Batter	1	2	3	4	5	6	7	8	9	AB	R	H	RBI	BB	SO	LOB
11 Ender Inciarte, L (1, 8) OBP: 0.289, SLG: 0.265	B FF 94 C FF 95 X SL 91 1-1 G3		S SL 89 C SL 91 X SL 91 0-2 G1-3			F FF 94 X FF 94 0-1 1 CS 1 S 1B		B FC 87 B CH 83 C FF 92 C FF 90 F FC 88 C SI 91 2-3 K	X FF 95 0-0 1-2 3-H 1B	5	0	2	1	0	1	1
1 Ozzie Albies, S (1, 4) OBP: 0.348, SLG: 0.640	F FF 95 F SL 92 S FF 96 0-3 K		X CH 88 0-0 F7			1 SAFE B FF 94 B SL 92 X CH 86 2-0 P5 1-3		B CU 76 B FF 92 B FF 92 B FF 90 4-0 5 2B 1-2 BB		3	1	0	0	1	1	1
5 Freddie Freeman, L (1, 3) OBP: 0.446, SLG: 0.493	C FF 97 S FF 97 F FF 97 B FF 97 B SI 96 T SL 91 2-2 K			C SL 89 S FF 94 F FF 93 B SL 89 C CH 88 1-3 K		C CH 87 B SL 90 B SL 90 F FF 96 X FF 95 2-2 2B		X FF 89 0-0 22 K2-3 1-H 2-H 2B		4	0	2	2	0	2	0
22 Nick Markakis, L (1, 9) OBP: 0.370, SLG: 0.405		B FF 95 B SL 90 B FF 95 C FF 94 F FF 95 F FF 96 B FF 96 4-2 17 BB BB		F FF 95 X FF 93 0-1 F8		B FF 94 F FF 94 X FF 95 1-1 P5		B FF 88 F FF 89 F FF 89 B FF 88 S CU 70 2-3 K2-3 2-3		3	0	0	0	1	1	2
20 Preston Tucker, L (1, 7) OBP: 0.303, SLG: 0.475		C FF 95 S FF 96 X FF 96 0-2 L5		X CU 81 0-0 F9			S FF 94 B FF 94 B SL 91 S FF 94 B SI 95 S FF 94 3-3 K	C FF 96 F SL 86 F SI 96 C SL 88 0-3 K		4	0	0	0	0	2	2
7 Dansby Swanson, R (1, 6) OBP: 0.381, SLG: 0.544		C CU 83 B SI 95 C FF 95 S SL 91 1-3 K			F SL 89 C FF 94 C SI 95 0-3 K		C CU 82 X FF 95 0-1 61 S 1B		B SI 95 B SL 83 B SI 94 B SI 95 4-0 17 3B BB	3	1	1	0	1	2	1
17 Johan Camargo, S (1, 5) OBP: 0.286, SLG: 0.500		B FF 96 D CH 89 1 SAFE B FF 94 B FF 94 4-0 61 FC6-4 1-2 BB			C CH 87 B FF 94 F FF 95 S SL 91 1-3 K		1 SAFE 1 SAFE B FF 94 S CH 87 F FF 94 B CH 90 S CH 86 2-3 K		B SI 94 1 SAFE C SI 95 1 SAFE 1 SAFE B SI 95 X SI 95 2-1 11 1B 1-H 3B	3	1	1	1	1	2	1
61 Carlos Pérez, R (1, 2) OBP: 0.222, SLG: 0.176 24 Kurt Suzuki, R (9, PH) OBP: 0.411, SLG: 0.587		B FF 94 T SL 89 F FF 93 B FF 95 X CH 88 2-2 FC6-4 1-2f			F SL 91 B SL 91 B FF 95 B CU 82 F FF 94 F SL 90 F FF 95 X SI 94 3-2 1B		1 SAFE C FF 93 C FF 93 F FF 94 S CH 85 0-3 K 1-2		X SL 85 0-0 11 1B 1B	3 1	0 0	1 1	0 0	0 0	1 0	3 0
49 Julio Teheran, R (1, 1) 39 Sam Freeman, R (8, 1) 51 Shane Carle, R (8, 1) 27 Ryan Flaherty, L (8, PH) OBP: 0.471, SLG: 0.500 63 Jesse Biddle, L (9, 1) 8 Charlie Culberson, R (9, PH) OBP: 0.250, SLG: 0.167			C FF 92 B SI 92 S SL 88 C SI 94 1-3 K		X SL 88 0-0 P4			B SI 92 C CH 82 B CU 75 B SI 93 F FF 90 F FF 92 B FF 92 4-2 1 BB 5 2B BB	D SI 94 C SI 95 B SL 85 S SI 95 S SI 96 2-3 K	2 0 0 0 0 1	0 0 0 1 0 0	0 0 0 0 0 1	0 0 0 1 0 0	0 0 0 0 0 1	1 0 0 0 0 2	1 0 0 0 0 2

Inning Stats	1	2	3	4	5	6	7	8	9
	R: 0 E: 0 K: 2 S: 9	H: 0 LOB: 0 BB: 0 P: 12	R: 0 E: 0 K: 1 S: 12	H: 0 LOB: 2 BB: 2 P: 23	R: 0 E: 0 K: 1 S: 7	H: 0 LOB: 0 BB: 0 P: 8	R: 0 E: 0 K: 1 S: 7	H: 0 LOB: 0 BB: 0 P: 8	R: 0 E: 0 K: 2 S: 12	H: 1 LOB: 1 BB: 0 P: 16	R: 0 E: 0 K: 0 S: 8	H: 2 LOB: 1 BB: 0 P: 13	R: 0 E: 0 K: 3 S: 12	H: 1 LOB: 1 BB: 0 P: 17	R: 2 E: 0 K: 3 S: 15	H: 1 LOB: 1 BB: 2 P: 27	R: 2 E: 0 K: 1 S: 7	H: 3 LOB: 2 BB: 1 P: 15

	1B	SF	WP	PA
	5	0	0	37
	2	0	0	
	2	0	2	
	1	0	1	
	0	0	0	

PITCHER		IP	WLS	BF	H	R	ER	SO	BB	IBB	HBP	BLK	WP	HR	S	P	ERA	WHIP
48 Jacob deGrom, R ERA: 2.53	(1, 1)	7.0		26	4	0	0	10	2	0	0	0	0	0	67	97	0.00	0.857
44 AJ Ramos, R ERA: 4.0	(8, 1)	0.1	H	3	0	2	2	1	2	0	0	0	0	0	7	17	54.00	6.000
39 Jerry Blevins, L ERA: 12.27	(8, 1)	0.1	H	2	1	0	0	1	0	0	0	0	0	0	4	6	0.00	3.000
27 Jeurys Familia, R ERA: 1.5	(8, 1)	0.2	L	6	3	2	2	2	1	0	0	0	0	0	11	19	27.00	6.000

PITCHER	IP	WLS	BF	H	R	ER	SO	BB	IBB	HBP	BLK	WP	HR	S	P	ERA	WHIP

New York Mets @ Atlanta Braves

SunTrust Park, Atlanta, GA

Sat Apr 21 2018, 7:12 PM - 10:19 PM EDT

Att. 41,396 - Partly Cloudy - 69 F

livebaseballscorecards.com

AB	32
R	4
H	8
RBI	4
BB	5
SO	14
LOB	14

New York Mets @ St. Louis Cardinals

Busch Stadium, St. Louis, MO

Tue Apr 24 2018, 7:17 PM - 10:43 PM CDT

Att. 36,237 - Partly Cloudy - 70 F

livebaseballscorecards.com

Batter	1	2	3	4	5	6	7	8	9	10	AB	R	H	RBI	BB	SO	LOB
30 Michael Conforto, L (1, 8) OBP: 0.403, SLG: 0.327	BB										2	1	0	0	3	0	0
52 Yoenis Cespedes, R (1, 7) OBP: 0.255, SLG: 0.379	L5-3										5	1	1	3	0	2	2
13 Asdrúbal Cabrera, S (1, 4) OBP: 0.391, SLG: 0.590 7 José Reyes, S (10, PR) OBP: 0.160, SLG: 0.125 (10, 4)	K										4	0	1	0	1	1	1
											0	0	0	0	0	0	0
21 Todd Frazier, R (1, 5) OBP: 0.411, SLG: 0.464											3	2	1	0	2	1	1
19 Jay Bruce, L (1, 9) OBP: 0.300, SLG: 0.417											5	1	3	2	0	0	2
23 Adrián González, L (1, 3) OBP: 0.317, SLG: 0.360											4	0	0	1	0	2	2
1 Amed Rosario, R (1, 6) OBP: 0.294, SLG: 0.349											3	0	0	0	1	1	1
3 Tomás Nido, R (1, 2) OBP: 0.188, SLG: 0.133											4	0	0	0	0	1	3
45 Zack Wheeler, L (1, 1) OBP: 0.400, SLG: 0.400 4 Wilmer Flores, R (5, PH) OBP: 0.349, SLG: 0.474 33 Matt Harvey, R (5, 1) OBP: 0.333, SLG: 0.333 12 Juan Lagares, R (7, PH) OBP: 0.412, SLG: 0.400 51 Paul Sewald, R (7, 1) 9 Brandon Nimmo, L (9, PH) OBP: 0.516, SLG: 0.882 65 Robert Gsellman, R (9, 1) 27 Jeurys Familia, R (10, 1)											1	0	0	0	0	0	2
											0	1	0	0	1	0	0
											0	0	0	0	0	0	0
											1	0	0	0	0	0	0
											0	0	0	0	0	0	0
											1	0	0	0	0	1	0
											0	0	0	0	0	0	0
											0	0	0	0	0	0	0

	AB	33
	R	6
	H	6
	RBI	6
	BB	8
	SO	9
	LOB	14

Inning Stats																						
	R: 0	H: 0	R: 1	H: 1	R: 0	H: 0	R: 0	H: 0	R: 3	H: 2	R: 0	H: 0	R: 0	H: 0	R: 1	H: 1	R: 0	H: 0	R: 1	H: 2	1B: 3	SF: 1	WP: 0	PA: 42
	E: 0	LOB: 0	E: 0	LOB: 2	E: 0	LOB: 0	E: 0	LOB: 0	E: 0	LOB: 2	E: 0	LOB: 0	E: 0	LOB: 1	E: 0	LOB: 1	E: 0	LOB: 0	E: 0	LOB: 1	2B: 1	SAC: 0	PB: 0	
	K: 1	BB: 1	K: 1	BB: 2	K: 1	BB: 0	K: 1	BB: 0	K: 0	BB: 3	K: 1	BB: 1	K: 0	BB: 1	K: 1	BB: 1	K: 2	BB: 0	K: 1	BB: 0	3B: 1	DP: 2	SB: 0	
	S: 14	P: 22	S: 14	P: 29	S: 9	P: 12	S: 7	P: 10	S: 11	P: 27	S: 5	P: 7	S: 10	P: 15	S: 9	P: 19	S: 10	P: 14	S: 8	P: 14	HR: 2	HBP: 0	CS: 0	

PITCHER		IP	WLS	BF	H	R	ER	SO	BB	IBB	HBP	BLK	WP	HR	S	P	ERA	WHIP
7 Luke Weaver, R ERA: 4.85	(1, 1)	4.2		21	2	4	4	4	6	0	0	0	0	1	50	95	7.71	1.714
55 Dominic Leone, R ERA: 3.86	(5, 1)	1.1		5	1	0	0	1	0	0	0	0	0	0	10	12	0.00	0.750
49 Jordan Hicks, R ERA: 0.69	(7, 1)	1.1	B	7	1	1	1	0	2	0	0	0	0	0	14	27	6.75	2.250
44 Luke Gregerson, R ERA: 4.5	(8, 1)	0.2		2	0	0	0	1	0	0	0	0	0	0	5	7	0.00	0.000
56 Greg Holland, R ERA: 5.06	(9, 1)	1.0		3	0	0	0	2	0	0	0	0	0	0	10	14	0.00	0.000

PITCHER		IP	WLS	BF	H	R	ER	SO	BB	IBB	HBP	BLK	WP	HR	S	P	ERA	WHIP
67 Matt Bowman, R ERA: 6.52	(10, 1)	1.0	L	4	2	1	1	1	0	0	0	0	0	1	8	14	9.00	2.000

New York Mets @ St. Louis Cardinals

Busch Stadium, St. Louis, MO

Tue Apr 24 2018, 7:17 PM - 10:43 PM CDT

Att. 36,237 - Partly Cloudy - 70 F

livebaseballscorecards.com

BOTTOM

Batter	1	2	3	4	5	6	7	8	9	10	AB	R	H	RBI	BB	SO	LOB
13 Matt Carpenter, L (1, 5) OBP: 0.326, SLG: 0.306 48 Harrison Bader, R (9, PR) OBP: 0.432, SLG: 0.400 67 Matt Bowman, R (10, 1)	C FF 92 B FF 93 B CH 87 C FF 95 B FF 96 B FF 96 4-2 28 HR BB	B FF 95 B FF 95 C FF 94 B CH 87 F FF 95 X FF 96 3-2 ③ L8		F CH 85 F FC 87 B FF 91 F FC 86 B CH 86 F FF 92 F CH 86 F FC 88 B FF 92 3-3 ② F FC 88 S CH 87 K		C SL 89 C FF 94 B FF 93 B CH 86 F SL 88 X FF 94 2-2 ② F8			B CU 80 B SI 93 C SI 93 B CH 85 B SI 94 4-1 28 1B BB		3 0 0	1 0 0	0 0 0	0 0 0	2 0 0	1 0 0	2 0 0
28 Tommy Pham, R (1, 8) OBP: 0.477, SLG: 0.522	D FF 95 1 SAFE X FF 95 1-0 1-H HR		B CU 80 F FF 95 B FC 90 C FF 96 F FF 96 B FC 91 4-2 4 FC5-4 BB	B FF 92 C CU 78 X FF 92 1-1 1-2 1B		B CU 83 B SL 89 B SL 88 C SI 95 S SI 93 F FF 94 B FF 94 4-2 BB			X SI 94 0-0 23 G5-4-3 1-2 1B		3	1	3	2	2	0	0
38 José Martínez, R (1, 3) OBP: 0.398, SLG: 0.506	C CU 80 X FF 96 0-1 4 FC6-5 23 G5-3 1B		1 SAFE 1 SAFE F FF 93 B FF 94 X FF 94 1-1 L9 ①	C CH 85 B FF 92 X CH 86 1-1 L7 ③		1 SAFE 1 SAFE B SL 89 X FF 93 1-0 G4-3 ③			S SL 88 F SL 89 B SI 94 S SL 89 1-3 K ①		5	0	1	0	0	1	6
23 Marcell Ozuna, R (1, 7) OBP: 0.256, SLG: 0.326	C FF 96 D CH 88 C FF 94 B FC 88 D FC 90 X FF 96 3-2 ① G5-3 1-2		F FC 90 F FF 95 B FF 95 B FC 89 X FF 94 2-2 ② F8		B FF 93 X FF 94 1-0 ① G6-3		C FF 87 B SL 81 B FF 87 S SL 81 X FF 90 2-2 ① L9		C SL 90 X SI 93 0-1 ② ③ G5-4-3 1-2f		5	0	0	0	0	0	4
4 Yadier Molina, R (1, 2) OBP: 0.326, SLG: 0.568	X FF 95 0-0 ② FC6-5 2-3		1 SAFE C CU 78 C FF 94 X FF 94 0-2 ③ FC5-4 1-2f		F SI 94 S SL 89 C FF 93 0-3 ② K		C FF 90 B FF 90 X FF 90 1-1 25 G3-6-3 1B			F FF 95 C SL 86 C SL 88 0-3 ① K		5	0	1	0	0	2	2
25 Dexter Fowler, S (1, 9) OBP: 0.304, SLG: 0.346	C FF 94 X CH 86 0-1 ③ G4-3			C FF 90 B CU 77 C CH 85 C FC 85 1-3 ① K	B CH 86 X FF 94 1-0 12 2B		B FF 89 S CH 82 F FF 90 X FF 90 1-2 ② ③ G3-6-3 1-2f			B SI 96 S SI 94 B SL 87 X SI 96 2-1 ② F8		5	1	1	0	0	1	2
12 Paul DeJong, R (1, 6) OBP: 0.318, SLG: 0.568		C FF 95 B CU 81 B FF 95 F FF 96 X FC 91 2-2 ① G6-3		H CU 76 1-0 16 2B HBP	B FF 93 C FF 94 B SL 89 X FF 93 2-1 2-H 2B			C FF 89 C FF 87 B FF 90 B SL 81 X SL 82 2-2 ① F9		B SI 95 C SL 85 S SL 87 B SI 96 S SL 87 2-3 ③ K	4	1	1	1	0	1	0
16 Kolten Wong, L (1, 4) OBP: 0.295, SLG: 0.269		C FF 94 X CH 88 0-1 2B		C FF 92 X CH 86 0-1 1-H 7 1B 2B	C CH 86 F FF 94 B CH 87 S FF 94 1-3 ③ K			B CH 84 B CH 84 F FF 90 X FF 91 2-1 ② F9			4	1	2	1	0	1	1
7 Luke Weaver, R (1, 1) OBP: 0.200, SLG: 0.200 55 Dominic Leone, R (5, 1) 41 Tyler O'Neill, R (6, PH) 49 Jordan Hicks, R (7, 1) 44 Luke Gregerson, L (8, 1) 35 Greg Garcia, L (8, PH) OBP: 0.400, SLG: 0.654 56 Greg Holland, R (9, 1) 3 Jedd Gyorko, R (10, 5) OBP: 0.647, SLG: 0.636		B FF 95 S FF 95 F FF 95 S CU 80 1-3 ② K2-3		C FF 91 C FF 92 F FF 91 B CU 76 X FF 92 1-2 28 1B 2-H 1B		B SI 93 F SL 87 B FF 93 B SI 93 X FF 93 3-1 ① G6-3		B SL 83 C FF 91 C CH 85 S FF 91 1-3 ③ K			2 0 1 0 0 1 0 0	0 0 0 0 0 0 0 0	1 0 0 0 0 0 0 0	1 0 0 0 0 0 0 0	0 0 0 0 0 0 0 0	1 0 0 0 0 1 0 0	1 0 0 0 0 0 0 0
Inning Stats	R: 2 E: 0 K: 0 S: 11 H: 2 LOB: 1 BB: 1 P: 19	R: 0 E: 0 K: 1 S: 11 H: 1 LOB: 1 BB: 0 P: 17	R: 0 E: 0 K: 0 S: 11 H: 0 LOB: 1 BB: 1 P: 18	R: 2 E: 0 K: 2 S: 21 H: 3 LOB: 2 BB: 0 P: 29	R: 1 E: 0 K: 2 S: 10 H: 2 LOB: 1 BB: 0 P: 15	R: 0 E: 0 K: 0 S: 10 H: 0 LOB: 1 BB: 1 P: 20	R: 0 E: 0 K: 0 S: 8 H: 1 LOB: 0 BB: 0 P: 12	R: 0 E: 0 K: 1 S: 8 H: 0 LOB: 0 BB: 0 P: 13	R: 0 E: 0 K: 1 S: 7 H: 1 LOB: 1 BB: 1 P: 12	R: 0 E: 0 K: 2 S: 8 H: 0 LOB: 0 BB: 0 P: 12	1B: 5 2B: 4 3B: 0 HR: 1	SF: 0 SAC: 0 DP: 2 HBP: 1		WP: 0 PB: 0 SB: 0 CS: 0	PA: 43			

PITCHER		IP	WLS	BF	H	R	ER	SO	BB	IBB	HBP	BLK	WP	HR	S	P	ERA	WHIP
45 Zack Wheeler, R ERA: 4.24	(1, 1)	4.0		21	6	4	4	3	2	0	1	0	0	1	54	83	9.00	2.000
33 Matt Harvey, R ERA: 5.87	(5, 1)	2.0		9	2	1	1	2	1	0	0	0	0	0	20	35	4.50	1.500
51 Paul Sewald, R ERA: 1.74	(7, 1)	2.0		6	1	0	0	1	0	0	0	0	0	0	16	25	0.00	0.500
65 Robert Gsellman, R ERA: 2.03	(9, 1)	1.0	W	4	1	0	0	1	1	0	0	0	0	0	7	12	0.00	2.000
27 Jeurys Familia, R ERA: 1.38	(10, 1)	1.0	S	3	0	0	0	2	0	0	0	0	0	0	8	12	0.00	0.000

PITCHER	IP	WLS	BF	H	R	ER	SO	BB	IBB	HBP	BLK	WP	HR	S	P	ERA	WHIP

Batter	1	2	3	4	5	6	7	8	9	AB	R	H	RBI	BB	SO	LOB
30 Michael Conforto, L (1, 8) (7, 7) OBP: 0.394, SLG: 0.321	F FF 95 S FC 90 B FF 96 S FF 96 1-3 ① K		B CU 74 X CH 86 1-0 ② FC4-6 52 1B 19 1B 1-2f		B CU 74 B FF 93 F FC 88 C CH 84 X FF 95 2-2 1B		B FF 95 B SL 79 C FF 92 C SL 82 X SL 80 2-2 ②③ G4-6-3 1-2f			4	1	1	0	0	1	3
52 Yoenis Cespedes, R (1, 7) OBP: 0.258, SLG: 0.378 12 Juan Lagares, R (7, 8) OBP: 0.400, SLG: 0.387	C CU 76 S FC 90 S FF 97 0-3 ② K		1 SAFE X FF 93 0-0 19 1B 1-2 1B		D CU 78 C FF 94 C FF 94 S FC 89 1-3 ② K			S FF 95 B FF 95 F SL 80 X FF 95 1-2 E3		3 1	0 0	1 0	0 0	0 0	2 0	1 0
19 Jay Bruce, L (1, 9) OBP: 0.301, SLG: 0.413 9 Brandon Nimmo, L (7, 9) OBP: 0.500, SLG: 0.652	B CU 76 B FC 89 S FF 94 F FF 94 X FC 91 2-2 ③ G3		B CU 77 X FC 91 1-0 21 BB 1-3 2-H 1B		F CU 75 S CH 87 D CH 88 D CH 89 S CH 88 2-3 ③ K			C SL 84 F FF 94 B SL 78 F SL 82 F FF 95 B FF 95 B FF 94 S FF 93 3-3 ① K		3 1	0 0	1 0	1 0	0 0	1 1	1 1
21 Todd Frazier, R (1, 5) OBP: 0.415, SLG: 0.458		B FC 91 B FF 94 B FF 94 F FF 94 X FF 95 3-1 4 G1-3 1B	B FF 95 C CH 86 B FC 89 B CH 88 D FC 92 4-1 4 FC6 1-2 BB			B FF 93 C FC 86 C CH 85 F FF 94 X FF 95 1-2 ① L9		C SL 81 F FF 94 B FF 96 B SL 81 C FF 93 2-3 ② K		3	0	1	0	1	1	1
4 Wilmer Flores, R (1, 4) OBP: 0.319, SLG: 0.429		B CU 76 1 SAFE B FC 90 C FF 93 F FC 91 F X CH 85 2-2 ① G1-3 1-2	C FF 94 F FF 94 B FF 95 X FF 95 1-2 ③ FC6 1-2f			C FC 90 S FF 94 F FC 91 B CH 87 X FF 95 1-2 ② G4-3		F FF 94 B FF 92 X FF 94 1-1 ③ F8		4	0	0	0	0	0	5
23 Adrián González, L (1, 3) OBP: 0.297, SLG: 0.333		B CU 76 F FC 90 F CH 87 S FF 97 1-3 ② K		B CU 75 C FF 93 S FF 93 B FC 89 S CH 86 2-3 ① K		B CU 76 B FF 94 F FF 93 X FF 94 2-1 ③ G5-3			X FF 91 0-0 ① F8	4	0	0	0	0	2	1
59 Jose Lobaton, S (1, 2) OBP: 0.280, SLG: 0.200		F FF 94 B FF 96 S FF 96 D CH 89 S CH 89 2-3 ③ K		C CU 75 S CH 85 B FF 94 F FF 94 X FF 95 1-2 ② F8			F FF 94 X FF 94 0-1 1 1B		C FF 92 F SL 80 B SL 81 F FF 93 F FF 94 B SL 81 B CH 83 X FF 93 3-2 ② G6-3	4	0	1	0	0	1	1
32 Steven Matz, R (1, 1) OBP: 0.143, SLG: 0.143 55 Corey Oswalt, R (4, 1) 3 Tomás Nido, R (9, PH) OBP: 0.176, SLG: 0.125			B FF 93 B FF 92 C FF 93 L FF 93 X CH 86 2-2 30 FC4-6 1B	B FF 93 C FF 93 X FF 94 1-1 ③ L4			S FF 94 C SL 81 T SL 81 0-2 ① K		S SL 80 S SL 78 B SL 80 F FF 95 S SL 81 1-3 ③ K	2 1 1	0 0 0	1 0 0	0 0 0	0 1 1	0 1 0	0 1 0
1 Amed Rosario, R (1, 6) OBP: 0.296, SLG: 0.348			S FF 93 X FC 89 0-1 ① L9		B FF 92 F FF 92 C FF 94 S FC 87 1-3 ① K		X SL 81 0-0 30 G4-6-3 1-2 1B			3	0	1	0	0	1	1
Inning Stats	R: 0 H: 0 E: 0 LOB: 0 K: 2 BB: 0 S: 9 P: 12	R: 0 H: 1 E: 0 LOB: 1 K: 2 BB: 0 S: 12 P: 20	R: 1 H: 3 E: 0 LOB: 3 K: 0 BB: 1 S: 12 P: 21	R: 0 H: 0 E: 0 LOB: 0 K: 1 BB: 0 S: 9 P: 13	R: 0 H: 1 E: 0 LOB: 1 K: 3 BB: 0 S: 12 P: 18	R: 0 H: 0 E: 0 LOB: 0 K: 0 BB: 0 S: 10 P: 14	R: 0 H: 2 E: 0 LOB: 1 K: 1 BB: 0 S: 9 P: 11	R: 0 H: 0 E: 1 LOB: 1 K: 2 BB: 0 S: 13 P: 20	R: 0 H: 0 E: 0 LOB: 0 K: 1 BB: 0 S: 10 P: 14	1B: 7 SF: 0 2B: 0 SAC: 0 3B: 0 DP: 1 HR: 0 HBP: 0						

PITCHER		IP	WLS	BF	H	R	ER	SO	BB	IBB	HBP	BLK	WP	HR	S	P	ERA	WHIP
52 Michael Wacha, R ERA: 3.62	(1, 1)	6.0	W	24	5	1	1	8	1	0	0	0	0	0	64	98	1.50	1.000
60 John Brebbia, R ERA:	(7, 1)	3.0	S	11	2	0	0	4	0	0	0	0	0	0	32	45	0.00	0.667

PITCHER	IP	WLS	BF	H	R	ER	SO	BB	IBB	HBP	BLK	WP	HR	S	P	ERA	WHIP

TOP

New York Mets @ St. Louis Cardinals

Busch Stadium, St. Louis, MO

Wed Apr 25 2018, 7:17 PM - 10:03 PM CDT

Att. 38,045 - Cloudy - 63 F

livebaseballscorecards.com

AB	34
R	1
H	7
RBI	1
BB	1
SO	12
LOB	16

New York Mets @ St. Louis Cardinals

Busch Stadium, St. Louis, MO

Wed Apr 25 2018, 7:17 PM - 10:03 PM CDT

Att. 38,045 - Cloudy - 63 F

BOTTOM

livebaseballscorecards.com

Batter	1	2	3	4	5	6	7	8	9	AB	R	H	RBI	BB	SO	LOB
28 Tommy Pham, R (1, 8) OBP: 0.471, SLG: 0.514 48 Harrison Bader, R (3, PH) OBP: 0.439, SLG: 0.375 (4, 8)	B SI 92 B SI 92 X SI 92 2-0 F9 ①		B CU 79 B SI 92 B CH 83 F SI 92 B SI 92 4-1 38 1B 23 1B 1-2 BB	B SI 91 H CU 78 2-0 38 FC4-6 25 BB 23 E 1-2 HBP	C CU 78 B CU 80 X SI 88 1-1 G1-3 ③			F FF 88 B SI 89 B CU 78 X SI 89 2-1 P6 ②		1 2	0 2	0 2	0 0	0 1	0 0	0 1
25 Dexter Fowler, S (1, 9) OBP: 0.302, SLG: 0.338 46 Francisco Peña, R (7, 2) OBP: 0.286, SLG: 0.286	C SI 92 B CH 86 B CH 83 B SI 92 X SI 92 3-1 G5-3 ②		B CU 79 C SI 92 B SI 91 S CH 82 X CH 83 2-2 SF9 ② 3-H	S CU 77 B SI 91 C SI 91 B CU 79 B SI 91 F CH 83 B SI 92 4-2 38 FC4-6 1-2 2-3 3-H BB		C CU 79 X CH 84 0-1 G3-1 ①		F FF 90 F CU 80 B FF 89 B SI 90 F CH 84 F FF 92 B FF 91 S FF 89 3-3 K ③		2 1	0 0	0 0	2 0	1 0	0 1	0 1
38 José Martínez, R (1, 3) OBP: 0.392, SLG: 0.494 60 John Brebbia, L (7, 1)	F SI 92 B CU 78 C CU 79 B SI 92 C CH 83 2-3 K ③		B SI 92 B CU 78 C CH 83 F SI 91 X CH 82 2-2 23 1B 1-2 2-3 1B	C FF 90 D CU 81 F FF 91 D CU 82 D CH 84 X FF 90 3-2 FC4-6 4 FC5 23 E 1-2f 2-3 3-H ②		B FF 91 B SI 89 B FF 89 C FF 90 X FF 89 3-1 G6-3 ②				4 0	0 0	1 0	1 0	0 0	1 0	2 0
23 Marcell Ozuna, R (1, 7) OBP: 0.255, SLG: 0.322		F CU 78 B SI 93 S CU 79 B CU 78 S CH 84 2-3 K ①	C CU 79 F CU 78 F SI 91 X CU 78 0-2 1-3 2-H 3-H 1B	X FF 88 0-0 E5 4 FC5 1-2 3-H		C SI 89 C FF 92 S CU 82 0-3 K ③				4	0	1	2	0	2	1
4 Yadier Molina, R (1, 2) OBP: 0.311, SLG: 0.541 (7, 3)		B CU 77 B SI 93 C CH 83 C CH 83 F CH 83 X SI 91 2-2 L7 ②	F SI 91 B SI 91 S SI 92 X CH 83 1-2 F8 ③	B SI 89 X FF 88 1-0 FC5 1-2 2-3f ③			F CU 78 F SI 88 X FF 91 0-2 L7 ①			4	0	0	0	0	0	4
12 Paul DeJong, R (1, 6) OBP: 0.326, SLG: 0.576		C SI 93 B SI 93 B CU 80 F CU 79 B CH 84 F SI 90 C SI 93 3-3 K ③		B CH 84 B SI 92 C SI 93 X CH 84 2-1 16 1B 52 SH 2B ②	B SI 88 B SI 88 X FF 90 2-0 3 HR 1B		X SI 88 0-0 P3 ②			4	2	2	0	0	1	0
3 Jedd Gyorko, R (1, 5) OBP: 0.571, SLG: 0.733			C CU 79 B SI 93 S CU 79 X SI 91 1-2 L4 ①	C SI 91 C SI 92 D CU 79 X SI 90 1-2 F7 ①	F FF 87 C CU 78 B FF 88 B CU 80 B CU 79 X FF 89 3-2 1-H HR		B CU 80 C CU 79 F FF 90 S CH 84 1-3 K ③			4	1	1	2	0	1	1
16 Kolten Wong, L (1, 4) OBP: 0.308, SLG: 0.286			L SI 92 C SI 93 F SI 93 F CU 79 X SI 92 0-2 52 SH 25 SF9 1B	C CU 79 F SI 92 X SI 91 0-2 52 E 52 SH 25 BB 2-3 1B	B CH 83 C CH 83 F FF 91 X FF 90 1-2 F8 ①			B FF 90 X SI 89 1-0 L7 ①		4	2	2	0	0	0	0
52 Michael Wacha, R (1, 1) 41 Tyler O'Neill, R (7, 9)			B SI 91 1 SAFE C SI 92 X CH 82 1-1 SH 38 1B 48 BB 23 1B 1-3	B CU 78 1 SAFE X SI 92 1-0 SH 25 BB 48 HBP 38 FC4-6 1-3 3-H	B FF 90 C FF 89 F CU 80 B FF 89 B CU 79 S FF 89 3-3 K ②			H SI 88 1-0 HBP		1 0	2 0	0 0	1 0	0 0	1 0	0 0
Inning Stats	R: 0 E: 0 K: 1 S: 6 H: 0 LOB: 0 BB: 0 P: 13	R: 0 E: 0 K: 2 S: 11 H: 0 LOB: 0 BB: 0 P: 18	R: 3 E: 1 K: 0 S: 24 H: 3 LOB: 2 BB: 1 P: 35	R: 4 E: 2 K: 0 S: 17 H: 2 LOB: 2 BB: 1 P: 31	R: 2 E: 0 K: 1 S: 12 H: 2 LOB: 0 BB: 0 P: 22	R: 0 E: 0 K: 1 S: 7 H: 0 LOB: 0 BB: 0 P: 10	R: 0 E: 0 K: 1 S: 7 H: 0 LOB: 0 BB: 0 P: 8	R: 0 E: 0 K: 1 S: 8 H: 0 LOB: 1 BB: 0 P: 15		1B: 5 2B: 1 3B: 0 HR: 1	SF: 1 SAC: 2 DP: 0 HBP: 2		WP: 0 PB: 0 SB: 0 CS: 0	PA: 38	

	AB	31
	R	9
	H	7
	RBI	8
	BB	2
	SO	7
	LOB	10

PITCHER		IP	WLS	BF	H	R	ER	SO	BB	IBB	HBP	BLK	WP	HR	S	P	ERA	WHIP
32 Steven Matz, L ERA: 4.98	(1, 1)	3.1	L	20	5	7	3	3	2	0	1	0	0	0	53	88	8.10	2.100
55 Corey Oswalt, R ERA: 3.86	(4, 1)	4.2		18	2	2	2	4	0	0	1	0	0	1	39	64	3.86	0.429

PITCHER	IP	WLS	BF	H	R	ER	SO	BB	IBB	HBP	BLK	WP	HR	S	P	ERA	WHIP

Batter	1	2	3	4	5	6	7	8	9	10	11	12	13	AB	R	H	RBI	BB	SO	LOB
9 Brandon Nimmo, L (1, 8) (10, 9) OBP: 0.500, SLG: 0.593	B FF 92 C SI 90 F FC 90 F FF 95 F SI 92 H SL 84 2-2 52 2B HBP		C CU 79 F FC 90 F FF 97 C SL 84 0-3 K ②		C SI 92 C CH 86 B SL 83 F SI 93 H SI 94 2-2 52 1B HBP		L SI 93 1 SAFE X FC 89 0-1 1-3 1B		1 SAFE 1 SAFE S SL 84 D SL 87 F FF 94 B SL 86 S SL 87 2-3 K ③		F SI 94 X CH 81 0-1 G4-3 ②		4	1	1	0	0	2	1
52 Yoenis Cespedes, R (1, 7) OBP: 0.262, SLG: 0.389	C SI 92 1 SAFE X SI 93 0-1 13 G4-3 1-H 2B		B SI 93 C SI 94 X FC 90 1-1 E6		F FF 95 1 SAFE B FC 90 1 SAFE C SL 81 X SI 94 1-2 1-2 1B		X FF 94 0-0 SF7 ② 3-H			B SI 87 B SI 87 X SI 88 2-0 L5 ①	B SI 93 B SI 93 C SI 94 B SI 94 S CH 81 X CH 82 3-2 P5 ③		5	0	2	2	0	0	0
13 Asdrúbal Cabrera, S (1, 4) OBP: 0.367, SLG: 0.551	2 SAFE B CU 79 B SI 91 F SI 92 X FC 90 2-1 G4-3 ① 2-3		B SI 94 C SL 82 1 SAFE F FC 91 X FF 95 1-2 P2 ③		B CH 85 X SL 81 1-0 G4-3 ③		B SI 95 1 SAFE 1 SAFE B SI 94 S FC 88 1 SAFE D FC 89 S FF 94 X FC 90 3-2 L9 ③			S SI 88 X SI 88 0-1 F8 ②		C CU 74 C FF 93 S SI 92 0-3 K ①	6	0	0	0	0	1	5
19 Jay Bruce, L (1, 9) OBP: 0.307, SLG: 0.413 12 Juan Lagares, R (10, 8) OBP: 0.389, SLG: 0.375	B FF 93 B SL 82 F FF 95 B FF 92 T FC 91 F SL 84 X FF 96 3-2 P5 ②			B CU 74 F FF 91 B CH 84 X CU 80 2-1 G1-3 ①		B CH 88 F SI 89 B CU 80 X CU 80 2-1 3 G5-3 21 HBP 1B		C SI 94 S FF 94 X SL 84 0-2 F9 ①		B SI 88 X FF 88 1-0 21 1B 59 BB 1B		C CU 76 X SI 94 0-1 P3 ②	5	1	2	0	0	0	1
21 Todd Frazier, R (1, 5) OBP: 0.410, SLG: 0.442	L SI 94 X FF 96 0-1 P6 ③			B CU 81 C CU 80 B SI 92 S SL 83 B CH 87 F SI 92 X SI 94 3-2 G5-3 ②		B SI 90 H SI 92 2-0 1-2 HBP		B FC 90 C SI 94 C FC 85 B FF 94 B FC 90 F SI 95 F FC 90 F SI 95 S SL 84 3-3 K ②		C SI 88 S SL 81 F SL 79 F SL 80 B SL 80 D SL 81 X FF 87 2-2 59 BB 23 BB 1-3 1B		B CU 75 S CH 82 B SI 94 C SI 92 B SI 94 X CH 82 3-2 G3 ③	5	0	1	0	0	1	1
23 Adrián González, L (1, 3) OBP: 0.300, SLG: 0.322		B CU 77 F CH 84 C SL 82 B FF 94 X CH 86 2-2 F7 ①		X FC 90 0-0 1B		F SI 92 S FC 91 S SL 84 0-3 K ①		B SI 93 F FC 91 F SI 95 S FF 94 1-3 K ③		B SI 88 B SI 87 B SI 88 C SI 85 B FF 87 4-1 59 BB 1-2 BB			C SI 92 X SI 92 0-1 G4-3 ①	5	0	1	0	1	2	2
3 Tomás Nido, R (1, 2) OBP: 0.150, SLG: 0.105 30 Michael Conforto, L (9, PH) OBP: 0.403, SLG: 0.333 59 Jose Lobaton, S (9, 2) OBP: 0.296, SLG: 0.190		F FF 94 X SI 94 0-1 G3 ②		C SL 82 S SL 83 S SL 84 0-3 K ③		C SI 94 X SI 92 0-1 G5-3 ②③ 2-3f			C FF 93 B SL 87 B SL 88 C SL 85 B SL 88 X FF 93 3-2 1 FC6-4 1B	D SI 89 B SI 88 C SI 88 B FF 87 B SI 88 4-1 1-2 2-3 3-H BB		C CU 75 B CH 82 B SI 93 F CH 83 F SI 93 F FF 93 B SI 95 F SI 94 X CH 81 3-2 F8 ②	3 1 1	0 0 0	0 1 0	0 0 1	1 0 1	3 0 0
34 Noah Syndergaard, L (1, 1) OBP: 0.077, SLG: 0.154 65 Robert Gsellman, R (8, 1) 4 Wilmer Flores, R (9, PH) OBP: 0.313, SLG: 0.419 67 Seth Lugo, R (9, 1) 7 José Reyes, S (10, PH) OBP: 0.154, SLG: 0.120 27 Jeurys Familia, R (10, 1) 44 AJ Ramos, R (11, 1) 51 Paul Sewald, R (12, 1)		B SI 91 B FF 94 X FF 94 2-0 G3 ③		C CU 77 B CH 83 X SI 92 1-1 G4-3 ①		C SI 93 B SI 94 S SI 93 S SI 94 1-3 K ①		C FF 92 X SL 86 0-1 F9 ①	B SI 92 C SI 92 X SI 92 1-1 G4-3 ③		S CU 75 B CH 80 X SI 94 1-1 G4-3 ③	3 0 1 0 1 0 1 0	0 0 0 0 0 0 0 0	0 0 0 0 0 0 0 0	0 0 0 0 0 0 0 0	1 0 0 0 0 0 0 0	0 0 1 0 3 0 0 0
1 Amed Rosario, R (1, 6) OBP: 0.289, SLG: 0.338			B CU 80 C SL 81 X SI 93 1-1 L8		X SI 92 0-0 G6-3 ②		X FC 90 0-0 9 1B 52 SF7 1B		1 SAFE F SL 85 X SL 86 0-1 FC6-4 ② 1-2f		C SI 93 X CH 81 0-1 P6 ①	5	1	1	0	0	0	1

Inning Stats	1	2	3	4	5	6	7	8	9	10	11	12	13
	R: 1 E: 0 K: 0 S: 14 H: 1 LOB: 1 BB: 0 P: 21	R: 0 E: 0 K: 0 S: 6 H: 0 LOB: 0 BB: 0 P: 10	R: 0 E: 1 K: 1 S: 11 H: 0 LOB: 1 BB: 0 P: 14	R: 0 E: 0 K: 1 S: 10 H: 1 LOB: 1 BB: 0 P: 15	R: 0 E: 0 K: 0 S: 10 H: 1 LOB: 2 BB: 0 P: 15	R: 0 E: 0 K: 1 S: 7 H: 1 LOB: 1 BB: 0 P: 11	R: 1 E: 0 K: 1 S: 10 H: 2 LOB: 1 BB: 0 P: 14	R: 0 E: 0 K: 2 S: 12 H: 0 LOB: 0 BB: 0 P: 16	R: 0 E: 0 K: 1 S: 10 H: 1 LOB: 1 BB: 0 P: 15	R: 1 E: 0 K: 0 S: 13 H: 2 LOB: 3 BB: 2 P: 27	R: 0 E: 0 K: 0 S: 7 H: 0 LOB: 0 BB: 0 P: 10	R: 0 E: 0 K: 1 S: 8 H: 0 LOB: 0 BB: 0 P: 11	R: 0 E: 0 K: 0 S: 10 H: 0 LOB: 0 BB: 0 P: 14

PITCHER		IP	WLS	BF	H	R	ER	SO	BB	IBB	HBP	BLK	WP	HR	S	P	ERA	WHIP
18 Carlos Martinez, R ERA: 1.43	(1, 1)	6.0		25	4	1	1	3	0	0	3	0	0	0	58	86	1.50	0.667
55 Dominic Leone, R ERA: 4.35	(7, 1)	1.0		5	2	1	1	1	0	0	0	0	0	0	10	14	9.00	2.000
26 Bud Norris, R ERA: 2.19	(8, 1)	1.0		3	0	0	0	2	0	0	0	0	0	0	12	16	0.00	0.000
56 Greg Holland, R ERA: 4.26	(9, 1)	1.0		4	1	0	0	1	0	0	0	0	0	0	10	15	0.00	1.000
44 Luke Gregerson, R ERA: 6.75	(10, 1)	0.2		6	2	1	1	0	2	0	0	0	0	0	11	24	13.50	6.000

PITCHER		IP	WLS	BF	H	R	ER	SO	BB	IBB	HBP	BLK	WP	HR	S	P	ERA	WHIP
67 Matt Bowman, R ERA: 6.3	(10, 1)	0.1		1	0	0	0	0	0	0	0	0	0	0	2	3	0.00	0.000
53 John Gant, R ERA:	(11, 1)	3.0	W	9	0	0	0	1	0	0	0	0	0	0	25	35	0.00	0.000

TOP

New York Mets @ St. Louis Cardinals

Busch Stadium, St. Louis, MO

Thu Apr 26 2018, 12:18 PM - 4:28 PM CDT

Att. 37,762 - Sunny - 65 F

livebaseballscorecards.com

AB	47
R	3
H	9
RBI	3
BB	2
SO	8
LOB	18

1B: 8	SF: 1	WP: 0	PA: 53
2B: 1	SAC: 0	PB: 0	
3B: 0	DP: 1	SB: 0	
HR: 0	HBP: 3	CS: 0	

New York Mets @ St. Louis Cardinals

Busch Stadium, St. Louis, MO

Thu Apr 26 2018, 12:18 PM - 4:28 PM CDT

Att. 37,762 - Sunny - 65 F

livebaseballscorecards.com

Batter	1	2	3	4	5	6	7	8	9	10	11	12	13	AB	R	H	RBI	BB	SO	LOB
13 Matt Carpenter, L OBP: 0.357, SLG: 0.143 (1, 5)	B SI 98 C FF 97 S CH 89 S CH 89 1-3 ① K			C CU 82 B SI 98 B CH 90 X SI 98 2-1 ① F7		C SI 97 B CH 90 C CU 83 B SL 92 B CH 91 F SI 98 F SI 98 F CH 90 X CH 90 3-2 ③ L3		X CH 90 0-0 28 1B 1-3 1B		C SL 87 F SI 96 S SL 87 0-3 ② K2-3		C FF 88 B FF 89 B SL 78 C FF 89 X FF 90 2-2 ③ G6-3		4	0	1	0	0	1	0
28 Tommy Pham, R OBP: 0.484, SLG: 0.539 (1, 8)	C SI 98 B FF 98 C SI 98 X SL 93 1-2 ② G6-3			B SI 98 S SL 92 X SL 92 1-1 38 CS 1B			C CU 81 X SI 96 0-1 23 1B 2B	1 SAFE X SI 93 0-0 38 G6-4-3 1-2 3-H 1B		C SL 86 X SI 97 0-1 38 2B 1B			C SL 79 B SL 80 F FF 90 F SL 81 C FF 89 1-3 ① K	6	2	4	1	0	1	0
38 José Martínez, R OBP: 0.388, SLG: 0.489 (1, 3)	B SI 98 C CU 83 B CU 82 F SI 98 X SI 99 2-2 ③ G6-3			1 SAFE B CH 91 X SI 98 1-0 ② ③ P3 1-2			X SI 97 0-0 ① G6-3	C SL 90 F CH 87 F CU 83 D CH 87 D SL 90 X SI 95 2-2 ② ③ G6-4-3 1-2f		1 SAFE B SI 96 X SI 96 1-0 1-H 2B			F FF 90 B FF 91 S SL 80 F SL 81 B SL 81 B SL 81 B SL 81 4-2 23 1B 25 1B BB	5	1	1	1	1	0	4
23 Marcell Ozuna, R OBP: 0.260, SLG: 0.323 (1, 7)		X SI 98 0-0 ① G4-3			C CU 84 S CH 90 S CH 90 0-3 ① K		B SI 97 C CU 81 X CH 91 1-1 12 2B 1B 2-H		B SL 87 X SL 88 1-0 ① F9	B SI 96 B SL 86 S SI 95 X SI 96 2-1 ③ G6-3			C FF 88 F FF 90 F FF 88 B SL 80 B FF 88 F FF 90 B SL 82 X FF 91 3-2 25 1B 1-2 1B	6	0	2	1	0	1	1
25 Dexter Fowler, S OBP: 0.304, SLG: 0.329 (1, 9)		F SI 98 C CU 81 S CH 90 0-3 ② K			C SI 98 B SL 93 S CH 91 S SL 93 1-3 ② K		C CH 90 X SI 97 0-1 ② F8	C CU 78 B SI 94 F CH 86 H CU 79 2-2 12 BB HBP			B SI 90 S CH 80 B CH 82 C FF 89 F FC 88 F SL 80 X FC 84 2-2 ① P3		S CH 82 X CH 83 0-1 1-3 2-H 1B	5	0	1	1	0	2	1
12 Paul DeJong, R OBP: 0.340, SLG: 0.584 (1, 6)		X SI 99 0-0 ③ P3			B CU 84 B SI 98 X SI 98 2-0 1B		C SI 98 B CH 90 1 SAFE X SI 98 1-1 1-3 2B	B SI 91 1 SAFE B SL 86 B FF 93 1 SAFE C SI 92 B SI 93 4-1 1-2 BB			B CU 74 C SL 80 B FF 91 B SL 79 C FC 88 C SI 91 3-3 ② K			4	0	2	0	1	1	0
16 Kolten Wong, L OBP: 0.286, SLG: 0.262 (1, 4)	F FF 97 S CH 89 S CH 90 0-3 ① K				B SI 98 1 SAFE B CH 90 F CH 90 F SI 98 F CH 90 F SL 93 D CH 91 X SI 98 3-2 ③ F7		D SL 93 C CH 90 F SL 92 B SI 98 F CH 92 D CH 92 F SL 93 X SI 99 3-2 ③ F8	C CU 77 B SI 93 F CU 79 B SI 94 B CU 78 X SI 93 3-2 ② F7			B CU 76 C SI 91 B FF 93 S CH 83 B FC 90 S CH 84 3-3 ③ K		5	0	0	0	0	2	5
46 Francisco Peña, R OBP: 0.222, SLG: 0.222 (1, 2) 35 Greg Garcia, L OBP: 0.364, SLG: 0.586 (8, PH) (9, 5)	C SI 98 C SI 98 X SI 98 0-2 ② L1-3				L CU 82 C SI 97 S SL 92 0-3 ① K			B SI 96 C CU 82 C SI 96 X CH 90 1-2 E6 13 1B 28 1B	X CU 78 0-0 ③ G3-1			X FF 88 0-0 ① L7	2	0	0	0	1	0
	C SI 99 B SL 91 B SL 93 F SI 98 F SI 99 X SI 98 2-2 ③ G1-3				C SI 97 S CH 90 F CU 83 X SL 93 0-2 ② G6-3			1 SAFE C CU 81 F SI 95 F SL 91 S CH 89 0-3 ① K		B SL 86 C FF 96 C SL 86 F FF 97 X SL 88 1-2 ① L7		X SL 78 0-0 ② P2	3	1	0	0	0	1	0
18 Carlos Martinez, R OBP: 0.167, SLG: 0.167 (1, 1) 3 Jedd Gyorko, R OBP: 0.545, SLG: 0.688 (8, PH) 55 Dominic Leone, R (7, 1) 26 Bud Norris, R (8, 1) 4 Yadier Molina, R OBP: 0.301, SLG: 0.523 (8, PH) (9, 2)														1	0	0	0	0	0	0
														1	0	0	0	0	0	0
														0	0	0	0	0	0	0
														0	0	0	0	0	0	0
														3	0	0	0	0	1	1
Inning Stats	R: 0 E: 0 K: 1 S: 9 H: 0 LOB: 0 BB: 0 P: 13	R: 0 E: 0 K: 1 S: 5 H: 0 LOB: 0 BB: 0 P: 5	R: 0 E: 0 K: 1 S: 10 H: 0 LOB: 0 BB: 0 P: 12	R: 0 E: 0 K: 0 S: 5 H: 1 LOB: 0 BB: 0 P: 9	R: 0 E: 0 K: 2 S: 12 H: 1 LOB: 1 BB: 0 P: 18	R: 0 E: 0 K: 1 S: 13 H: 0 LOB: 0 BB: 0 P: 16	R: 1 E: 0 K: 0 S: 14 H: 3 LOB: 2 BB: 0 P: 19	R: 1 E: 1 K: 1 S: 13 H: 2 LOB: 2 BB: 0 P: 16	R: 0 E: 0 K: 0 S: 8 H: 0 LOB: 2 BB: 1 P: 18	R: 1 E: 0 K: 1 S: 12 H: 2 LOB: 1 BB: 0 P: 16	R: 0 E: 0 K: 2 S: 11 H: 0 LOB: 0 BB: 0 P: 19	R: 0 E: 0 K: 0 S: 5 H: 0 LOB: 0 BB: 0 P: 7	R: 1 E: 0 K: 1 S: 14 H: 2 LOB: 2 BB: 1 P: 22	1B: 8 2B: 3 3B: 0 HR: 0 SF: 0 SAC: 0 DP: 1 HBP: 1	WP: 0 PB: 0 SB: 0 CS: 1 PA: 50					

BOTTOM

AB	47
R	4
H	11
RBI	4
BB	2
SO	11
LOB	14

PITCHER		IP	WLS	BF	H	R	ER	SO	BB	IBB	HBP	BLK	WP	HR	S	P	ERA	WHIP
34 Noah Syndergaard, R ERA: 2.86	(1, 1)	7.1		28	6	2	1	7	0	0	0	0	0	0	76	101	1.23	0.818
65 Robert Gsellman, R ERA: 1.93	(8, 1)	0.2	B	2	1	0	0	0	0	0	0	0	0	0	5	7	0.00	1.500
67 Seth Lugo, R ERA: 2.25	(9, 1)	1.0		5	0	0	0	0	1	0	1	0	0	0	8	18	0.00	1.000
27 Jeurys Familia, R ERA: 1.93	(10, 1)	1.0	B	5	2	1	1	1	0	0	0	0	0	0	12	16	9.00	2.000
44 AJ Ramos, R ERA: 3.6	(11, 1)	1.0		3	0	0	0	2	0	0	0	0	0	0	11	19	0.00	0.000

PITCHER		IP	WLS	BF	H	R	ER	SO	BB	IBB	HBP	BLK	WP	HR	S	P	ERA	WHIP
51 Paul Sewald, R ERA: 2.31	(12, 1)	1.1	L	7	2	1	1	1	1	0	0	0	0	0	19	29	6.75	2.250

Batter	1	2	3	4	5	6	7	8	9	AB	R	H	RBI	BB	SO	LOB
13 Asdrúbal Cabrera, S (1, 4) OBP: 0.379, SLG: 0.591	B SI 91 B SI 90 B SI 90 C SI 88 C SI 90 X SI 91 3-2 52 F9 21 1B 2B		X SL 80 0-0 ② F9		C SI 90 X SL 82 0-1 ③ G6-3		X FC 83 0-0 2-H 3-H HR		C FF 95 B CH 88 F CH 87 B CH 88 B CU 85 F CH 86 F FF 95 B CU 85 4-2 BB	4	2	2	3	1	0	1
52 Yoenis Cespedes, R (1, 7) OBP: 0.278, SLG: 0.388	D SL 80 C SI 90 X FF 91 1-1 ① F9 2-3		B FF 91 F SL 81 1 SAFE B FF 91 B SI 90 B SL 82 4-1 1-2 BB			B SL 80 B FF 89 B SI 91 B SI 91 4-0 BB	B SI 91 B SI 91 X SI 90 2-0 1B		B FF 94 C SL 89 X FF 95 1-1 ② F9	3	0	1	0	2	0	2
21 Todd Frazier, R (1, 5) OBP: 0.400, SLG: 0.427	C SL 80 B FF 91 S SI 91 D SL 82 B FF 92 X SL 81 3-2 4 G5-4-3 3-H 1B		C FF 91 S FF 92 F FF 92 C FF 93 0-3 ③ K			C SL 80 C SI 91 S SI 91 0-3 ① K	D SI 91 D FC 85 F SI 90 F SI 90 C SI 91 2-3 ③ K		C SL 90 B SL 91 X CU 84 1-1 ③ G5-3	5	0	1	1	0	3	5
4 Wilmer Flores, R (1, 3) OBP: 0.288, SLG: 0.383	X SI 89 0-0 ② ③ G5-4-3 1-2f			C SI 90 X SL 80 0-1 ① P5 4-1 12 FC6-4 BB		C SL 80 D SL 82 B FF 90 C SI 91 C SI 91 2-3 ② K C SL 81 D SL 82 B SI 91 F SI 90 S SL 82 1-3 ③ K		C FF 80 X FF 81 0-1 ① G3-1 B CU 59 C FF 80 B FF 80 X FF 79 2-1 ② L5		4	0	0	0	0	1	2
30 Michael Conforto, L (1, 9) OBP: 0.395, SLG: 0.316		C FF 90 X SI 90 0-1 ① G3		B SL 81 B SI 91 F SI 90 B SL 81 B SI 91						3	0	0	0	1	1	1
12 Juan Lagares, R (1, 8) OBP: 0.425, SLG: 0.400		B SI 91 B FF 90 X SI 91 2-0 59 G6-4-3 1B		S SL 81 B FF 91 1 SAFE X SI 90 1-1 ② FC6-4 59 FC6-4 1-2f			B FF 90 C SI 89 S SL 81 X SI 91 1-2 59 1B 13 HR 1B	B CU 58 F FF 81 S SL 69 H FF 80 2-2 59 2B HBP		3	2	2	0	0	0	1
59 Jose Lobaton, S (1, 2) OBP: 0.323, SLG: 0.280		X SL 80 0-0 ② ③ G6-4-3 1-2f		C SI 91 S SI 91 F FF 92 X SL 82 0-2 ③ FC6-4 1-2f			1 SAFE M SI 89 S SI 90 B SI 91 1 SAFE B SI 91 X SI 91 2-2 48 SH5-4 13 HR 1-3 1B	B FF 81 C FF 80 X FF 80 1-1 1-H 2B		4	1	2	1	0	0	2
48 Jacob deGrom, L (1, 1) 39 Jerry Blevins, L (8, 1) 44 AJ Ramos, R (8, 1) 33 Matt Harvey, R (9, 1) OBP: 0.333, SLG: 0.333		C SI 90 X SL 80 0-1 ① F7			C SI 89 S SL 80 X SL 81 0-2 ① G4-3		C SI 91 X SI 91 0-1 ① SH5-4 1-2	B FF 80 C SL 70 S FF 80 S FF 80 1-3 ③ K		3 0 0 0	0 0 0 0	0 0 0 0	0 0 0 0	1 0 0 0	0 0 0 0	1 0 0 0
1 Amed Rosario, R (1, 6) OBP: 0.288, SLG: 0.333		F SI 90 B FF 90 X CH 86 1-1 52 BB 1B			B SI 90 C SI 90 B FF 90 X SI 90 2-1 ② L9		X SI 91 0-0 ② G4-3		S FF 95 B CU 84 S CU 82 S CU 83 1-3 ① K	4	0	1	0	0	1	2
Inning Stats	R: 1 E: 0 K: 0 S: 9 H: 2 LOB: 0 BB: 0 P: 16	R: 0 E: 0 K: 0 S: 4 H: 1 LOB: 0 BB: 0 P: 6	R: 0 E: 0 K: 1 S: 10 H: 1 LOB: 2 BB: 1 P: 15	R: 0 E: 0 K: 0 S: 9 H: 0 LOB: 1 BB: 1 P: 14	R: 0 E: 0 K: 0 S: 7 H: 0 LOB: 0 BB: 0 P: 9	R: 0 E: 0 K: 3 S: 9 H: 0 LOB: 1 BB: 1 P: 16	R: 3 E: 0 K: 1 S: 15 H: 4 LOB: 1 BB: 0 P: 22	R: 1 E: 0 K: 1 S: 11 H: 1 LOB: 1 BB: 0 P: 17	R: 0 E: 0 K: 1 S: 11 H: 0 LOB: 1 BB: 1 P: 18	1B: 6 2B: 2 3B: 0 HR: 1 SF: 0 SAC: 1 DP: 2 HBP: 1						

PITCHER		IP	WLS	BF	H	R	ER	SO	BB	IBB	HBP	BLK	WP	HR	S	P	ERA	WHIP
3 Clayton Richard, L ERA: 5.35	(1, 1)	6.2	L	27	6	3	3	4	3	0	0	0	0	0	57	88	4.05	1.350
34 Craig Stammen, R ERA: 2.63	(7, 1)	0.1		3	2	1	1	1	0	0	0	0	0	1	6	10	27.00	6.000
53 Kazuhisa Makita, R ERA: 4.85	(8, 1)	1.0		5	1	1	1	1	0	0	1	0	0	0	11	17	9.00	1.000
27 Jordan Lyles, R ERA: 2.2	(9, 1)	1.0		4	0	0	0	1	1	0	0	0	0	0	11	18	0.00	1.000

PITCHER	IP	WLS	BF	H	R	ER	SO	BB	IBB	HBP	BLK	WP	HR	S	P	ERA	WHIP

TOP

New York Mets @ San Diego Padres

Petco Park, San Diego, CA

Fri Apr 27 2018, 7:11 PM - 9:50 PM PDT

Att. 29,977 - Clear - 63 F

livebaseballscorecards.com

AB	33
R	5
H	9
RBI	5
BB	4
SO	7
LOB	17

WP: 0	PA: 39					
PB: 0						
SB: 0						
CS: 0						

BOTTOM

New York Mets @ San Diego Padres

Petco Park, San Diego, CA

Fri Apr 27 2018, 7:11 PM - 9:50 PM PDT

Att. 29,977 - Clear - 63 F

livebaseballscorecards.com

Batter	1	2	3	4	5	6	7	8	9	AB	R	H	RBI	BB	SO	LOB
4 Wil Myers, R (1, 9) OBP: 0.324, SLG: 0.486	B FF 95 C FF 95 C FF 95 S FF 96 1-3 ① K		B FF 95 F SL 91 S FF 95 F FF 95 B FF 96 F CH 88 S FF 96 2-3 ③ K			F FF 94 B FF 94 F SL 91 X FF 95 1-2 ① L9		F SL 90 F SI 94 B CH 88 F CH 87 X FF 93 1-2 1B		4	0	1	0	0	2	1
30 Eric Hosmer, L (1, 3) OBP: 0.359, SLG: 0.398	C FF 96 S FF 95 X FF 96 0-2 ② G5-3			B FF 94 B FF 95 B FF 95 C FF 94 B FF 95 4-1 22 G6-4-3 BB		B FF 94 B FF 94 X FF 94 2-0 ② L7		B CU 70 B FF 94 X FF 88 2-0 ② F9		3	0	0	0	1	0	1
22 Christian Villanueva, R (1, 5) OBP: 0.434, SLG: 0.742	C FF 95 B SL 91 X SL 92 1-1 ③ G1-3			B SI 94 S FF 94 F FF 94 F FF 95 F CH 87 B SI 94 X SI 95 2-2 ① ② G6-4-3 1-2f		X CU 82 0-0 1B		S SI 90 X CU 75 0-1 ③ F7		4	0	1	0	0	0	2
33 Franchy Cordero, L (1, 8) OBP: 0.281, SLG: 0.537		X FF 95 0-0 2 CS 1B		C SI 95 B SL 90 F FF 95 B SI 95 S FF 96 2-3 ③ K		B FF 94 D CH 88 X FF 93 2-0 ③ P5			B FF 92 F SL 86 B SL 87 F FF 92 X FF 92 2-2 HR	4	1	2	1	0	1	1
2 José Pirela, R (1, 7) OBP: 0.306, SLG: 0.354		B SL 89 1 SAFE B FF 95 F FF 95 X SI 95 2-1 ① ② G1-3 1-2			B SL 91 B SL 90 C SL 91 B FF 95 F FF 94 B SI 94 4-2 13 1B BB		C SL 88 B SI 94 B FF 93 X SL 89 2-1 ① G6-3		B FF 93 C SL 86 C SL 88 B FF 92 B FF 92 B SL 85 4-2 13 G4-6-3 BB	2	0	0	0	2	0	1
20 Carlos Asuaje, L (1, 4) OBP: 0.284, SLG: 0.315		C FF 95 F SL 90 S FF 96 0-3 ③ K			X FF 94 0-0 ① P6		B FF 94 C CH 87 T FF 94 F FF 94 B SI 93 X FF 94 2-2 ② P6		C FF 91 C CH 85 F FF 92 D SL 86 B FF 90 B CH 90 X SI 92 3-2 ① F8	4	0	0	0	0	1	2
13 Freddy Galvis, S (1, 6) OBP: 0.330, SLG: 0.302			B FF 94 C CH 89 B SI 94 S FF 95 S SL 91 2-3 ① K		1 SAFE F CH 87 X FF 94 0-1 1-2 1B		S CU 81 M SL 90 F SL 89 X FF 94 0-2 1B		C FF 91 X SL 87 0-1 ② ③ G4-6-3 1-2f	4	0	2	0	0	1	1
18 Austin Hedges, R (1, 2) OBP: 0.211, SLG: 0.257			B FF 95 B FF 94 F SL 89 S SL 90 B SI 96 B SL 90 4-2 3 SH2-4 BB		B SL 89 C SL 90 S FF 93 S FF 94 1-3 ② K		F SL 88 X FF 92 0-1 ③ P5			2	0	0	0	1	1	3
3 Clayton Richard, L (1, 1) 34 Craig Stammen, R (7, 1) 53 Kazuhisa Makita, R (8, 1) 23 Matt Szczur, R (8, PH) OBP: 0.296, SLG: 0.308 27 Jordan Lyles, R (9, 1)			X FF 95 0-0 ② SH2-4 1-2		S FF 95 B FF 94 S FF 94 S SL 90 1-3 ③ K2-3			C FF 93 S SL 90 B SL 91 F SI 94 B SL 89 F SL 89 S FF 94 2-3 ① K		1 0 0 1 0	0 0 0 0 0	0 0 0 0 0	0 0 0 0 0	1 0 0 1 0	2 0 0 0 0	2 0 0 1 0
Inning Stats	R: 0 E: 0 K: 1 S: 8 H: 0 LOB: 0 BB: 0 P: 10	R: 0 E: 0 K: 1 S: 6 H: 1 LOB: 0 BB: 0 P: 8	R: 0 E: 0 K: 2 S: 11 H: 0 LOB: 1 BB: 1 P: 19	R: 0 E: 0 K: 1 S: 9 H: 0 LOB: 0 BB: 1 P: 17	R: 0 E: 0 K: 2 S: 11 H: 1 LOB: 2 BB: 1 P: 17	R: 0 E: 0 K: 0 S: 6 H: 1 LOB: 1 BB: 0 P: 11	R: 0 E: 0 K: 0 S: 12 H: 1 LOB: 1 BB: 0 P: 16	R: 0 E: 0 K: 1 S: 12 H: 1 LOB: 1 BB: 0 P: 17	R: 1 E: 0 K: 0 S: 11 H: 1 LOB: 0 BB: 1 P: 20	1B: 5 2B: 0 3B: 0 HR: 1 SF: 0 SAC: 1 DP: 2 HBP: 0						

	AB	29
	R	1
	H	6
	RBI	1
	BB	4
	SO	8
	LOB	14

PITCHER		IP	WLS	BF	H	R	ER	SO	BB	IBB	HBP	BLK	WP	HR	S	P	ERA	WHIP
48 Jacob deGrom, R ERA: 2.06	(1, 1)	7.1	W	28	5	0	0	8	3	0	0	0	0	0	72	110	0.00	1.091
39 Jerry Blevins, L ERA: 11.25	(8, 1)	0.1		1	0	0	0	0	0	0	0	0	0	0	1	3	0.00	0.000
44 AJ Ramos, R ERA: 3.48	(8, 1)	0.1		1	0	0	0	0	0	0	0	0	0	0	2	2	0.00	0.000
33 Matt Harvey, R ERA: 6.0	(9, 1)	1.0		4	1	1	1	0	1	0	0	0	0	1	11	20	9.00	2.000

PITCHER	IP	WLS	BF	H	R	ER	SO	BB	IBB	HBP	BLK	WP	HR	S	P	ERA	WHIP

New York Mets @ San Diego Padres

Petco Park, San Diego, CA

Sat Apr 28 2018, 5:42 PM - 8:31 PM PDT

Att. 42,778 - Cloudy - 66 F

TOP

livebaseballscorecards.com

Batter	1	2	3	4	5	6	7	8	9	AB	R	H	RBI	BB	SO	LOB
13 Asdrúbal Cabrera, S (1, 4) OBP: 0.387, SLG: 0.589 23 Adrián González, L (6, 3) OBP: 0.296, SLG: 0.317	C SI 91 C SI 91 S SI 92 0-3 ① **K**		B CU 76 B SI 90 B SI 91 B SI 89 4-0 4 FC1-5 1-2 **BB**			B CU 74 X SI 87 1-0 52 HR 1B		B FF 88 F CH 87 S CU 76 F CH 84 F CU 80 S FF 90 1-3 ① **K**		2 1	1 0	1 0	0 0	1 0	1 1	0 0
4 Wilmer Flores, R (1, 3) OBP: 0.268, SLG: 0.353 (6, 4)	X SI 92 0-0 ② **F8**		X SI 90 0-0 ② **FC1-5** 1-2 2-3f			X CU 78 0-0 ① **L4**		X CH 85 0-0 ② **G6-3**		4	0	0	0	0	0	3
52 Yoenis Cespedes, R (1, 7) OBP: 0.279, SLG: 0.416 9 Brandon Nimmo, L (6, 7) OBP: 0.487, SLG: 0.571	B SI 92 C SI 92 C SI 91 B CU 80 C CU 81 2-3 ③ **K**		B SI 91 B CU 80 F SI 90 F SI 91 S SI 90 2-3 ③ **K**			B SI 89 B CU 78 F SI 88 X SI 88 2-1 1-H **HR**		B SI 90 F FF 90 X CU 79 1-1 ③ **G3**		3 1	1 0	1 0	2 0	0 0	2 0	2 0
21 Todd Frazier, R (1, 5) OBP: 0.389, SLG: 0.412 7 José Reyes, S (6, 5) OBP: 0.148, SLG: 0.115		B SI 89 C SI 90 B CU 80 X SI 90 2-1 ① **F8**		B SI 88 B SI 89 C SI 89 X SI 88 2-1 ① **L7**		B SI 88 B SI 88 X SI 87 2-0 ② **P2**			X SI 89 0-0 ① **F9**	3 1	0 0	0 0	0 0	0 0	0 0	0 0
19 Jay Bruce, L (1, 9) OBP: 0.304, SLG: 0.405		L SI 91 F CU 77 B CU 80 S CU 79 1-3 ② **K**		C CU 77 C CU 79 B SI 90 B SI 89 B SI 89 X SI 90 3-2 ② **G3**		X SI 88 0-0 1 FC5-4 1B			C FF 89 B SI 88 X SI 88 1-1 ② **L6**	4	0	1	0	0	1	0
1 Amed Rosario, R (1, 6) OBP: 0.286, SLG: 0.329		B SI 91 F SI 90 X SI 90 1-1 12 FC4-6 1B		B SI 89 X SI 89 1-0 ③ **F8**		C SL 78 X SI 86 0-1 ③ **FC5-4** 1-2f			B SI 90 C CH 83 S FF 90 S CU 79 1-3 ③ **K2-3**	4	0	1	0	0	1	1
12 Juan Lagares, R (1, 8) OBP: 0.395, SLG: 0.368		B CU 76 C SI 92 B CU 80 B CU 78 X SI 91 3-1 ③ **FC4-6** 1-2f			C SI 88 F CU 77 B SI 89 S CU 78 1-3 ① **K**		C SI 85 X SI 86 0-1 ① **P3**			3	0	0	0	0	1	1
59 Jose Lobaton, S (1, 2) OBP: 0.294, SLG: 0.250			C SI 90 C SI 90 B CU 80 X SI 90 1-2 ① **G6-3**		B CU 75 X SI 89 1-0 ② **G1-3**		B SI 86 B FF 84 B FF 85 C SI 83 S FF 86 S FF 86 3-3 ② **K**			3	0	0	0	0	1	0
40 Jason Vargas, L (1, 1) 67 Seth Lugo, R (4, 1) 39 Jerry Blevins, L (7, 1) 27 Jeurys Familia, R (8, 1)			B SI 91 C SI 90 B CU 78 B SI 90 B SI 90 4-1 4 FC1-5 13 BB **BB**		C SI 89 B CU 77 S SI 88 B CU 77 B CU 78 C SI 90 3-3 ③ **K**		C SI 86 X SI 87 0-1 ③ **G4-3**			0 2 0 0	0 0 0 0	0 0 0 0	0 0 0 0	1 0 0 0	0 1 0 0	0 0 0 0
Inning Stats	R: 0 E: 0 K: 2 S: 7 H: 0 LOB: 0 BB: 0 P: 9	R: 0 E: 0 K: 1 S: 9 H: 1 LOB: 1 BB: 0 P: 16	R: 0 E: 0 K: 1 S: 8 H: 0 LOB: 2 BB: 2 P: 19	R: 0 E: 0 K: 0 S: 6 H: 0 LOB: 0 BB: 0 P: 12	R: 0 E: 0 K: 2 S: 7 H: 0 LOB: 0 BB: 0 P: 12	R: 2 E: 0 K: 0 S: 8 H: 3 LOB: 1 BB: 0 P: 13	R: 0 E: 0 K: 1 S: 7 H: 0 LOB: 0 BB: 0 P: 10	R: 0 E: 0 K: 1 S: 8 H: 0 LOB: 0 BB: 0 P: 10	R: 0 E: 0 K: 1 S: 6 H: 0 LOB: 0 BB: 0 P: 8	1B: 3 2B: 0 3B: 0 HR: 1	SF: 0 SAC: 0 DP: 0 HBP: 0					

	AB	31
	R	2
	H	4
	RBI	2
	BB	2
	SO	9
	LOB	7

WP: 0 PB: 0 SB: 0 CS: 0 PA: 33

PITCHER	IP	WLS	BF	H	R	ER	SO	BB	IBB	HBP	BLK	WP	HR	S	P	ERA	WHIP
37 Joey Lucchesi, L (1, 1) ERA: 2.78	5.2	W	23	4	2	2	6	2	0	0	0	0	1	43	79	3.18	1.059
90 Adam Cimber, R (6, 1) ERA: 2.45	1.1		4	0	0	0	1	0	0	0	0	0	0	9	12	0.00	0.000
41 Robbie Erlin, L (8, 1) ERA: 4.0	2.0		6	0	0	0	2	0	0	0	0	0	0	14	18	0.00	0.000

PITCHER	IP	WLS	BF	H	R	ER	SO	BB	IBB	HBP	BLK	WP	HR	S	P	ERA	WHIP

BOTTOM

New York Mets @ San Diego Padres

Petco Park, San Diego, CA

Sat Apr 28 2018, 5:42 PM - 8:31 PM PDT

Att. 42,778 - Cloudy - 66 F

livebaseballscorecards.com

Batter	1	2	3	4	5	6	7	8	9	AB	R	H	RBI	BB	SO	LOB
4 Wil Myers, R (1, 9) OBP: 0.300, SLG: 0.450	F FF 86 C SI 86 B CH 80 F KC 73 F CH 81 C SI 87 1-3 K ①	B CH 80 X CH 82 1-0 G6-3 ②		C KC 72 C SI 84 S KC 72 0-3 K2-3 ①	B SI 92 F SL 87 C SI 92 F SL 89 F CU 78 B FF 92 F CU 78 B FF 94 X SL 86 3-2 P3 ①		C FF 88 B CH 84 X CU 72 1-1 F8 ①			3	0	0	0	0	2	0
23 Matt Szczur, R (5, PH) (6, 9) OBP: 0.276, SLG: 0.286										2	0	0	0	0	0	0
30 Eric Hosmer, L (1, 3) OBP: 0.380, SLG: 0.418	B KC 74 B SI 87 B FF 87 F SI 86 X SI 88 3-1 22 HR 1B	F SI 86 B CH 81 B KC 74 S CH 82 B FF 88 F CH 81 D KC 75 4-2 BB		C KC 73 S CH 79 X SI 86 0-2 G4-3 ②	B FF 92 B SI 92 C CU 76 B SI 92 X SI 93 3-1 2B		B CH 82 C FF 88 B FF 89 B CU 71 B CU 71 4-1 BB			3	1	2	0	2	0	0
41 Robbie Erlin, R (8, 1) OBP: 0.500, SLG: 0.500										0	0	0	0	0	0	0
22 Christian Villanueva, R (1, 5) OBP: 0.438, SLG: 0.768	C SI 86 B SI 87 F CH 81 D CH 82 F CH 81 F SI 88 1 SAFE B SI 88 X SI 87 3-2 1-H HR	B SI 88 F SI 87 1 SAFE X KC 73 1-1 F8 ③		B CH 80 B CH 80 S CH 80 S CH 80 F SI 86 B KC 74 B CH 80 4-2 2 BB 33 HR BB	B SI 91 C FF 91 B CU 78 S SI 91 C FF 94 2-3 K ②		C FF 89 D FF 89 F CU 72 F FF 88 D CU 72 B FF 89 F FF 88 X FF 88 3-2 L9 ②			3	2	1	2	1	1	2
12 Chase Headley, S (6, 5) OBP: 0.222, SLG: 0.105										1	0	0	0	0	0	1
2 José Pirela, R (1, 4) (8, 3) OBP: 0.317, SLG: 0.359	C SI 87 X KC 74 0-1 7 3B 13 1B 1B		C CH 80 B SI 86 B SI 86 X CH 80 2-1 7 S 18 1B 13 1B 1B	F SI 86 B SI 87 B SI 86 B CH 80 B CH 79 4-1 33 HR 1-2 BB	X SI 92 0-0 F9 ③		B CU 71 B FF 89 X CH 83 2-0 P2 ③			4	3	2	0	1	0	2
33 Franchy Cordero, L (1, 7) OBP: 0.274, SLG: 0.559	B FF 87 F SI 87 X KC 73 1-1 L6 ②		F SI 87 1 SAFE X SI 87 0-1 F7 ①	X SI 86 0-0 1-H 2-H HR		X CH 89 0-0 G4-3 ①		X FF 93 0-0 F7 ①		5	1	1	3	0	0	2
13 Freddy Galvis, S (1, 6) OBP: 0.342, SLG: 0.310	1 SAFE X SI 86 0-0 7 3B 1-2 1B		F CH 82 X CH 81 0-1 7 S 18 1B 1-2 1B	B CU 76 S SI 91 S SI 92 H FF 95 2-2 7 WP 18 2B HBP		B CH 89 C CU 77 S SI 90 S FF 91 1-3 K ②		B SI 93 B SI 93 F SI 94 C FS 92 X FS 91 2-2 G3-1 ②		4	3	2	0	0	1	0
7 Manuel Margot, R (1, 8) OBP: 0.229, SLG: 0.297	C CH 82 X CH 81 0-1 1-H 2-H 3B		C KC 74 B KC 72 B SI 88 X KC 74 2-1 F9 ② 1-2 2-3	C SI 91 C SL 86 F FF 94 S CU 78 0-3 K 18 2B 1-2		B CU 80 C SI 92 X CH 87 1-1 18 1B 2B		B SI 94 F SI 94 F SL 85 B FF 95 B SL 85 X SL 84 3-2 F8 ③		5	2	2	2	0	1	3
18 Austin Hedges, R (1, 2) OBP: 0.238, SLG: 0.297	C KC 74 C SI 87 S KC 73 0-3 K ③		C SI 87 B SI 87 X CH 82 1-1 2-H 3-H 1B	D CU 78 X SL 86 1-0 1-H 2-H 2B		X SI 92 0-0 2-H 1B				4	0	3	5	0	1	1
37 Joey Lucchesi, L (1, 1)		B FF 85 C SI 85 S KC 74 C SI 87 1-3 K ①	C KC 74 S KC 74 B FF 87 S KC 74 1-3 K ③	B SI 91 B SI 91 F SI 92 C SI 91 S CU 78 2-3 K ③		F SI 91 B FF 93 F SI 91 S CU 80 1-3 K ③				3	0	0	0	0	3	2
90 Adam Cimber, R (6, 1)										1	0	0	0	0	1	1
20 Carlos Asuaje, L (8, 4) OBP: 0.284, SLG: 0.315										0	0	0	0	0	0	0
Inning Stats	R: 4 E: 0 K: 2 S: 22 H: 5 LOB: 1 BB: 0 P: 30	R: 0 E: 0 K: 1 S: 9 H: 0 LOB: 1 BB: 1 P: 16	R: 2 E: 0 K: 1 S: 13 H: 3 LOB: 1 BB: 0 P: 19	R: 5 E: 0 K: 3 S: 21 H: 2 LOB: 1 BB: 2 P: 34	R: 0 E: 0 K: 1 S: 12 H: 1 LOB: 1 BB: 0 P: 20	R: 1 E: 0 K: 2 S: 10 H: 2 LOB: 1 BB: 0 P: 13	R: 0 E: 0 K: 0 S: 9 H: 0 LOB: 1 BB: 1 P: 19	R: 0 E: 0 K: 0 S: 7 H: 0 LOB: 0 BB: 0 P: 12		1B: 7 2B: 3 3B: 1 HR: 2 SF: 0 SAC: 0 DP: 0 HBP: 1				WP: 1 PB: 0 SB: 2 CS: 0 PA: 43	

PITCHER		IP	WLS	BF	H	R	ER	SO	BB	IBB	HBP	BLK	WP	HR	S	P	ERA	WHIP
40 Jason Vargas, L ERA: 22.09	(1, 1)	3.2	L	23	9	9	9	5	3	0	0	0	0	2	55	84	22.09	3.273
67 Seth Lugo, R ERA: 3.77	(4, 1)	2.1		13	4	3	3	5	0	0	1	0	1	0	32	48	11.57	1.714
39 Jerry Blevins, L ERA: 9.0	(7, 1)	1.0		4	0	0	0	0	1	0	0	0	0	0	9	19	0.00	1.000
27 Jeurys Familia, R ERA: 1.8	(8, 1)	1.0		3	0	0	0	0	0	0	0	0	0	0	7	12	0.00	0.000

PITCHER	IP	WLS	BF	H	R	ER	SO	BB	IBB	HBP	BLK	WP	HR	S	P	ERA	WHIP

New York Mets @ San Diego Padres

Petco Park, San Diego, CA

Sun Apr 29 2018, 1:11 PM - 4:40 PM PDT

Att. 34,639 - Partly Cloudy - 65 F

TOP

livebaseballscorecards.com

Batter	1	2	3	4	5	6	7	8	9	AB	R	H	RBI	BB	SO	LOB
13 Asdrúbal Cabrera, S (1, 4) OBP: 0.393, SLG: 0.580	F8	G4-3		F8		BB	1B	1B		5	1	2	2	1	0	1
65 Robert Gsellman, R (8, 1)										0	0	0	0	0	0	0
33 Matt Harvey, R (9, 1) OBP: 0.333, SLG: 0.333										0	0	0	0	0	0	0
30 Michael Conforto, L (1, 8) OBP: 0.390, SLG: 0.317	K	G4-3			K	P6	1B	1B		6	0	2	1	0	2	2
52 Yoenis Cespedes, R (1, 7) OBP: 0.292, SLG: 0.437	2B	1B			K		P5	1B		2	2	2	0	0	0	0
9 Brandon Nimmo, L (3, 7) OBP: 0.488, SLG: 0.563										4	1	2	1	0	1	2
19 Jay Bruce, L (1, 9) OBP: 0.327, SLG: 0.409	1B	BB			BB	P6	P5			4	2	2	1	2	0	3
21 Todd Frazier, R (1, 5) OBP: 0.395, SLG: 0.444	K	G5-3			BB	HR	1B	HR	G2-3	5	2	2	2	1	1	3
23 Adrián González, L (1, 3) OBP: 0.312, SLG: 0.394		F7	2B		F9	HR	F9	1B		6	1	3	5	0	0	2
7 José Reyes, S (1, 6) OBP: 0.212, SLG: 0.258		BB	G4-3			G3-1	1B	HR	F9	5	3	2	1	1	0	2
3 Tomás Nido, R (1, 2) OBP: 0.231, SLG: 0.167		1B		L8		1B	BB	K	K	5	1	2	1	1	2	1
45 Zack Wheeler, L (1, 1) OBP: 0.286, SLG: 0.286		FC3-6		K		F9	SH2-4	BB		2	0	0	0	0	1	1
1 Amed Rosario, R (6, PH) OBP: 0.282, SLG: 0.325										1	0	0	0	0	0	1
51 Paul Sewald, R (6, 1)										0	0	0	0	0	0	0
4 Wilmer Flores, R (8, PH) OBP: 0.281, SLG: 0.353										0	1	0	0	1	0	0
(8, 4)																

	AB	45
	R	14
	H	19
	RBI	14
	BB	7
	SO	7
	LOB	18

Inning Stats	1	2	3	4	5	6	7	8	9			
	R: 1 E: 0 K: 2 S: 15	H: 2 LOB: 1 BB: 0 P: 22	R: 1 E: 0 K: 0 S: 9	H: 1 LOB: 1 BB: 1 P: 19	R: 2 E: 0 K: 0 S: 13	H: 2 LOB: 1 BB: 1 P: 21	R: 0 E: 0 K: 1 S: 9	H: 0 LOB: 0 BB: 0 P: 10	R: 0 E: 0 K: 2 S: 14	H: 0 LOB: 2 BB: 2 P: 25	R: 0 E: 0 K: 0 S: 11	H: 1 LOB: 2 BB: 1 P: 18
	R: 5 E: 0 K: 0 S: 27	H: 6 LOB: 2 BB: 1 P: 48	R: 5 E: 0 K: 1 S: 25	H: 6 LOB: 2 BB: 1 P: 38	R: 0 E: 0 K: 1 S: 11	H: 1 LOB: 1 BB: 0 P: 15	1B: 14 2B: 2 3B: 0 HR: 3	SF: 0 SAC: 1 DP: 0 HBP: 0	WP: 0 PB: 0 SB: 4 CS: 0	PA: 53		

PITCHER		IP	WLS	BF	H	R	ER	SO	BB	IBB	HBP	BLK	WP	HR	S	P	ERA	WHIP
50 Bryan Mitchell, R ERA: 6.07	(1, 1)	4.2	L	23	5	4	4	5	4	0	0	0	0	0	57	93	7.71	1.929
27 Jordan Lyles, R ERA: 4.0	(5, 1)	1.2		11	5	4	4	0	1	0	0	0	0	1	27	45	21.60	3.600
88 Phil Maton, R ERA: 0.9	(7, 1)	0.2		5	2	1	1	0	1	0	0	0	0	0	14	25	13.50	4.500
53 Kazuhisa Makita, R ERA: 7.71	(8, 1)	1.0		10	6	5	5	1	1	0	0	0	0	2	25	38	45.00	7.000
39 Kirby Yates, R ERA: 1.35	(9, 1)	1.0		4	1	0	0	1	0	0	0	0	0	0	11	15	0.00	1.000

BOTTOM

New York Mets @ San Diego Padres

Petco Park, San Diego, CA

Sun Apr 29 2018, 1:11 PM - 4:40 PM PDT

Att. 34,639 - Partly Cloudy - 65 F

livebaseballscorecards.com

Batter	1	2	3	4	5	6	7	8	9	AB	R	H	RBI	BB	SO	LOB
7 Manuel Margot, R (1, 8) OBP: 0.240, SLG: 0.319	C FF 94 F FF 94 X FC 90 0-2 ① G4-3	B CU 79 X FF 94 1-0 ③ FC5-4 1-2f		C CU 78 X FS 88 0-1 30 E 30 S 1B			X FF 90 0-0 1-3 2B		C FF 93 X SL 88 0-1 ① L9	5	0	2	0	0	0	1
30 Eric Hosmer, L (1, 3) OBP: 0.389, SLG: 0.438	F FF 94 X FF 95 0-1 2 BB 22 BB 1B		B FF 93 B CU 78 C FF 94 B FS 89 F FF 95 X FF 96 3-2 2 G6-3 33 1B 13 1B	C FF 94 1 SAFE B FF 93 D FS 88 S FF 95 B FF 96 S FF 96 3-3 ③ K 1-3			C SL 80 B FF 90 C FF 90 S CH 84 1-3 ① K		F FF 90 F CH 87 B SI 93 X FF 92 1-2 2B	5	1	3	0	0	2	3
22 Christian Villanueva, R (1, 5) OBP: 0.424, SLG: 0.726	D CU 78 1 SAFE S FF 95 F FF 94 B FC 88 D FS 91 F FF 96 D FC 91 4-2 2 BB 1-2 BB		T SI 94 F FC 88 S FS 89 0-3 ① K		F FF 93 F FC 89 B FS 88 F FF 95 F FS 89 X FF 96 1-2 ① P3		F FF 89 F SL 82 F FF 91 B FF 89 B CH 83 S FF 91 2-3 ② K		X FF 90 0-0 ② P3	4	0	0	0	1	2	4
33 Franchy Cordero, L (1, 9) OBP: 0.269, SLG: 0.531	B FF 96 S FS 90 S FS 90 S FS 89 1-3 ② K		B FF 94 B FF 94 S FF 95 C FF 95 X FS 88 2-2 2 G6-3 13 1B 1-2 1B		B CU 76 S FF 93 F FS 88 B CH 86 S FF 95 2-3 ② K		F FF 91 S CH 84 B FF 91 C FF 91 1-3 ③ K		B SI 92 S FF 92 X CH 86 1-1 ③ F8	5	1	1	0	0	3	5
2 José Pirela, R (1, 7) (7, 4) OBP: 0.323, SLG: 0.358	S FF 95 S FF 94 B FF 95 B FF 95 D FS 90 F FF 96 F FF 95 D FC 92 4-2 1-2 2-3 BB		F FF 95 X FC 89 0-1 ② G6-3 1-2 2-3		B FF 93 C FF 93 F FC 88 S FS 87 1-3 ③ K			B SI 92 X SI 93 1-0 17 1B		3	0	1	0	1	1	2
13 Freddy Galvis, S (1, 6) OBP: 0.339, SLG: 0.308	B FS 90 F FF 96 F FF 96 F FC 90 F FS 90 S FF 95 1-3 ③ K		T FF 94 D FC 88 F FF 96 X FF 95 1-2 2-H 3-H 1B			C SL 80 X CH 83 0-1 ① G6-3		X CH 86 0-0 ① F7		4	0	1	2	0	1	4
20 Carlos Asuaje, L (1, 4) OBP: 0.276, SLG: 0.305 88 Phil Maton, R (7, 1) 53 Kazuhisa Makita, R (8, 1) 23 Matt Szczur, R (8, PH) OBP: 0.267, SLG: 0.276 39 Kirby Yates, L (9, 1)		F FF 94 X CH 86 0-1 ① F8	1 SAFE B FF 94 S FF 94 F CH 86 1 SAFE C FS 88 1-3 ③ K			B FF 89 F CH 82 B FF 91 T FF 91 F FF 92 F FF 91 F CH 84 F FF 92 F SL 81 2-2 ② F7 X FF 92		C SI 94 T SI 93 X FF 94 0-2 ② F9	3 0 0 1 0	0 0 0 0 0	0 0 0 0 0	0 0 0 0 0	0 0 0 0 0	1 0 0 0 0	1 0 0 1 0
17 A.J. Ellis, R (1, 2) OBP: 0.321, SLG: 0.208		B FF 94 C FF 94 X FF 94 1-1 50 FC1-6 1B		C FF 93 B FF 94 B FF 94 F FF 94 C FF 96 2-3 ① K		B SL 82 S FF 91 F FF 92 F FF 92 F SL 83 B CH 85 X FF 92 2-2 ③ G6-3		F SI 93 B SI 91 X SI 93 1-1 16 FC3-6 1-2 1B	4	0	2	0	0	1	0
50 Bryan Mitchell, L (1, 1) OBP: 0.143, SLG: 0.143 27 Jordan Lyles, R (5, 1) 16 Travis Jankowski, L (7, 7) OBP: 0.500, SLG: 0.500		X FF 96 0-0 ② FC1-6 7 FC5-4 1-2f		C FF 95 F FF 93 F FC 90 B FF 96 S CU 79 1-3 ② K			C FF 88 C CH 84 B FF 90 F FF 90 B CH 84 F FF 91 B SL 83 F FF 90 X FF 90 3-2 7 2B 1B	C SI 94 B SI 94 S CH 86 D CH 87 X SI 94 2-2 ③ FC3-6 1-2f		2 0 2	0 0 0	0 0 1	0 0 0	0 0 0	1 0 0	1 0 2
Inning Stats	R: 0 E: 0 K: 2 S: 20 H: 1 LOB: 3 BB: 2 P: 30	R: 0 E: 0 K: 0 S: 6 H: 1 LOB: 1 BB: 0 P: 8	R: 2 E: 0 K: 2 S: 17 H: 3 LOB: 1 BB: 0 P: 24	R: 0 E: 0 K: 3 S: 12 H: 1 LOB: 1 BB: 0 P: 18	R: 0 E: 0 K: 2 S: 11 H: 0 LOB: 0 BB: 0 P: 15	R: 0 E: 0 K: 0 S: 15 H: 0 LOB: 0 BB: 0 P: 19	R: 0 E: 0 K: 3 S: 17 H: 2 LOB: 2 BB: 0 P: 24	R: 0 E: 0 K: 0 S: 10 H: 2 LOB: 2 BB: 0 P: 14	R: 0 E: 0 K: 0 S: 8 H: 1 LOB: 1 BB: 0 P: 10	1B: 9 2B: 2 3B: 0 HR: 0	SF: 0 SAC: 0 DP: 0 HBP: 0						

	AB	38
	R	2
	H	11
	RBI	2
	BB	2
	SO	12
	LOB	24

WP: 0 PB: 0 SB: 1 CS: 0 PA: 40

PITCHER		IP	WLS	BF	H	R	ER	SO	BB	IBB	HBP	BLK	WP	HR	S	P	ERA	WHIP
45 Zack Wheeler, R ERA: 4.09	(1, 1)	5.0	W	23	6	2	2	9	2	0	0	0	0	0	66	95	3.60	1.600
51 Paul Sewald, R ERA: 1.98	(6, 1)	2.0	H	8	2	0	0	3	0	0	0	0	0	0	32	43	0.00	1.000
65 Robert Gsellman, R ERA: 1.8	(8, 1)	1.0		5	2	0	0	0	0	0	0	0	0	0	10	14	0.00	2.000
33 Matt Harvey, R ERA: 5.76	(9, 1)	1.0		4	1	0	0	0	0	0	0	0	0	0	8	10	0.00	1.000

PITCHER	IP	WLS	BF	H	R	ER	SO	BB	IBB	HBP	BLK	WP	HR	S	P	ERA	WHIP

Atlanta Braves @ New York Mets

Citi Field, Flushing, NY

Tue May 01 2018, 7:12 PM - 9:54 PM EDT

Att. 22,527 - Clear - 75 F

TOP

livebaseballscorecards.com

Batter	1	2	3	4	5	6	7	8	9	AB	R	H	RBI	BB	SO	LOB
1 Ozzie Albies, S (1, 4) OBP: 0.336, SLG: 0.628	B SI 98 B FF 98 B SI 98 C FF 97 F SI 99 X SI 99 3-2 13 2B 5 2B 1B	1 SAFE 1 SAFE B SI 96 X CH 89 1-0 ① G1-3 1-2		B CU 83 F CH 89 X CH 90 1-1 ② F7		C CH 90 S SL 91 X SL 91 0-2 ② G3-1		F CU 80 F CU 80 S FF 95 0-3 ② K		5	1	1	0	0	1	2
13 Ronald Acuña Jr., R (1, 7) OBP: 0.481, SLG: 0.750	X SI 97 0-0 5 2B 1-3 2B	B SI 97 D SL 92 2 SAFE B SI 96 X SI 95 3-0 ②③ P6 2-3		X SL 92 0-0 5 1B 1B		C CU 82 S SL 91 S SL 92 0-3 ③ K		X CU 81 0-0 ③ FC6-4 1-2f		5	1	2	0	0	1	2
5 Freddie Freeman, L (1, 3) OBP: 0.435, SLG: 0.561	B SL 93 C SI 99 S CH 92 F CU 84 D CH 92 F SL 92 X SI 99 2-2 22 1B 2-H 3-H 2B		F CU 82 F SL 91 B SL 91 F CH 92 X FF 98 1-2 ① F7	1 SAFE B FF 96 B CH 90 F FF 96 X FF 97 2-1 1-3 1B			X FF 88 0-0 ① F7		X SI 92 0-0 ① G4-3	5	1	2	2	0	0	0
22 Nick Markakis, L (1, 9) OBP: 0.405, SLG: 0.468	B SI 99 F SI 99 F SI 99 X CH 92 1-2 27 1B 2-H 1B		B CU 84 C CU 83 B SI 96 B SI 96 X SI 97 3-1 ② 27 BB 7 HBP 1B	C SI 96 F CU 83 S CH 90 0-3 ③ K			C FF 88 B CH 81 X CH 82 1-1 ② G3		B CU 80 B FF 95 C CU 79 B SI 95 X SI 95 3-1 ② G5-3	5	0	2	1	0	1	2
24 Kurt Suzuki, R (1, 2) OBP: 0.372, SLG: 0.514	X SI 98 0-0 ① F9		B SL 91 B FF 96 X SI 96 2-0 ② F9		B CU 82 C CU 81 X SI 95 1-1 ① F7		X CH 82 0-0 7 1B 27 1B 1B		F SL 91 B SI 96 S SL 89 F CU 82 X SL 89 1-2 1B	5	0	2	0	0	0	2
7 Dansby Swanson, R (1, 6) OBP: 0.342, SLG: 0.438	F FF 97 C SL 92 S SI 98 0-3 ② K		H SI 96 1-0 27 BB 1-2 HBP		B SL 90 B CH 89 C CU 81 X SI 96 2-1 40 FC5-4 1B		F FF 93 X SI 93 0-1 27 1B 1-2 1B		S CU 81 C CU 80 C FF 97 0-3 ③ K	4	0	2	0	0	2	2
27 Ryan Flaherty, L (1, 5) OBP: 0.412, SLG: 0.410	B SI 98 C CH 90 1 SAFE X CH 90 1-1 1-2 1B		C SI 99 D CU 84 C SI 98 B SL 91 F FF 99 B SI 98 4-2 1-2 2-3 BB		F FF 96 X FF 96 0-1 ② F8		X SL 81 0-0 ③ 1-2 2-H 1B			3	0	2	0	1	0	1
40 Michael Soroka, R (1, 1) 51 Shane Carle, R (7, 1) 58 Dan Winkler, R (7, 1) 20 Preston Tucker, L (8, PH) OBP: 0.309, SLG: 0.474 33 A.J. Minter, L (8, 1) 38 Arodys Vizcaíno, R (9, 1)	X SI 98 0-0 ③ G3-1		C SI 98 C SI 97 B SI 97 X SI 98 1-2 ③ G4-3		B SI 95 X SI 94 1-0 ③ FC5-4 1-2f			X CU 79 0-0 13 FC6-4 1B		3 0 0 1 0 0	0 0 0 0 0 0	0 0 0 1 0 0	0 0 0 0 0 0	0 0 0 0 0 0	0 0 0 0 0 0	6 0 0 0 0 0
11 Ender Inciarte, L (1, 8) OBP: 0.318, SLG: 0.317		X FF 96 0-0 13 P6 1 G1-3 1B		B CU 82 X SI 95 1-0 ① G1-3		C CU 82 B CU 82 X CH 90 1-1 ① G3-1		C SI 93 S FF 94 F CH 87 X SI 96 0-2 ① L7		4	0	1	0	0	0	1
Inning Stats	R: 3 E: 0 K: 1 S: 19 H: 5 LOB: 2 BB: 0 P: 26	R: 0 E: 0 K: 0 S: 3 H: 1 LOB: 0 BB: 0 P: 7	R: 0 E: 0 K: 0 S: 13 H: 1 LOB: 3 BB: 1 P: 25	R: 0 E: 0 K: 1 S: 9 H: 2 LOB: 2 BB: 0 P: 13	R: 0 E: 0 K: 0 S: 7 H: 1 LOB: 1 BB: 0 P: 11	R: 0 E: 0 K: 1 S: 8 H: 0 LOB: 0 BB: 0 P: 9	R: 0 E: 0 K: 0 S: 7 H: 3 LOB: 2 BB: 0 P: 8	R: 0 E: 0 K: 1 S: 9 H: 1 LOB: 1 BB: 0 P: 9	R: 0 E: 0 K: 1 S: 10 H: 1 LOB: 1 BB: 0 P: 14	1B: 13 2B: 2 3B: 0 HR: 0 SF: 0 SAC: 0 DP: 0 HBP: 1						

AB	40
R	3
H	15
RBI	3
BB	1
SO	5
LOB	18

PITCHER		IP	WLS	BF	H	R	ER	SO	BB	IBB	HBP	BLK	WP	HR	S	P	ERA	WHIP
34 Noah Syndergaard, R ERA: 3.1	(1, 1)	6.0	L	29	10	3	3	3	1	0	1	0	0	0	59	91	4.50	1.833
39 Jerry Blevins, L ERA: 7.94	(7, 1)	0.2		3	1	0	0	0	0	0	0	0	0	0	4	5	0.00	1.500
44 AJ Ramos, R ERA: 3.38	(7, 1)	0.1		2	2	0	0	0	0	0	0	0	0	0	3	3	0.00	6.000
67 Seth Lugo, R ERA: 3.31	(8, 1)	2.0		8	2	0	0	2	0	0	0	0	0	0	19	23	0.00	1.000

PITCHER		IP	WLS	BF	H	R	ER	SO	BB	IBB	HBP	BLK	WP	HR	S	P	ERA	WHIP

WP: 0 PA: 42
PB: 0
SB: 0
CS: 0

Atlanta Braves @ New York Mets

Citi Field, Flushing, NY

Tue May 01 2018, 7:12 PM - 9:54 PM EDT

Att. 22,527 - Clear - 75 F

BOTTOM

Batter	1	2	3	4	5	6	7	8	9	AB	R	H	RBI	BB	SO	LOB
13 Asdrúbal Cabrera, S (1, 4) OBP: 0.388, SLG: 0.567	C FF 93 X SI 94 0-1 ① G1-3	F SI 93 F SI 93 S SI 93 0-3 ② K	D SI 94 F SI 94 F SI 94 S SI 95 1-3 ③ K					B FC 91 F FF 95 F FF 96 X FC 92 1-2 1B		4	0	1	0	0	2	1
30 Michael Conforto, L (1, 8) OBP: 0.372, SLG: 0.299	C FF 94 B SI 94 X SI 94 1-1 ② G3	B SI 93 S SI 93 S FF 95 B FF 94 F SI 94 X SL 87 2-2 ③ G3				B SL 83 X SI 92 1-0 ① L3		C FF 96 F FF 96 D FC 92 S FC 92 1-3 ① K		4	0	0	0	0	1	1
52 Yoenis Cespedes, R (1, 7) OBP: 0.308, SLG: 0.477	B FF 94 B FF 94 F SI 94 X SI 95 2-1 19 1B 1B			C SI 92 B FF 91 X SL 84 1-1 21 1B 1B		X SL 86 0-0 HR		B FF 97 X FC 92 1-0 ② F8		4	1	3	1	0	0	1
19 Jay Bruce, L (1, 9) OBP: 0.324, SLG: 0.402	C SI 95 X SI 95 0-1 21 FC6-4 1-2 1B			B FF 93 B FF 93 X SI 92 2-0 ① L9		B SI 93 C SI 92 F FF 93 F SL 87 X SL 86 1-2 ② G4-3		S FC 92 B FC 92 D FC 92 X FF 96 2-1 ③ F8		4	0	1	0	0	0	2
21 Todd Frazier, R (1, 5) OBP: 0.398, SLG: 0.447	C SI 95 B SL 88 X SL 89 1-1 ③ FC6-4 1-2f			C SL 85 1 SAFE B SI 93 F SI 93 X SL 88 1-2 23 G4-6-3 1-2 1B		F SI 94 S FF 94 B FF 94 B SI 92 F FF 94 X SI 94 2-2 ③ F9			C SI 98 C SI 98 B SI 97 F SI 98 X SI 99 1-2 4 WP 23 1B 4 G6-3 1B	4	1	2	0	0	0	2
23 Adrián González, L (1, 3) OBP: 0.321, SLG: 0.391 12 Juan Lagares, R (9, PR) OBP: 0.395, SLG: 0.368		C FF 92 B CH 82 S CH 82 F SL 86 S SL 86 1-3 ① K		B FF 94 S CH 84 D CH 84 B FF 94 F SI 95 X FF 94 3-2 ② ③ G4-6-3 1-2f			B CH 90 B CH 88 B SI 92 B FF 92 4-0 BB		B SI 98 S SI 98 S FF 98 X SI 99 1-2 4 WP 1-2 1B	3 0	0 0	1 0	0 0	1 0	1 0	2 0
1 Amed Rosario, R (1, 6) OBP: 0.270, SLG: 0.310		C SI 93 B FF 94 S FF 94 X SL 86 1-2 ② G3			C SL 84 X SI 91 0-1 ① F8		S FC 90 B FC 91 S FF 94 S FC 92 1-3 ① K		F SI 96 S SI 97 S SI 98 0-3 ① K	4	0	0	0	0	2	3
3 Tomás Nido, R (1, 2) OBP: 0.241, SLG: 0.222 4 Wilmer Flores, R (9, PH) OBP: 0.276, SLG: 0.346		B SI 92 C SI 93 C SI 94 S FF 95 1-3 ③ K			X SI 94 0-0 34 F9 2B		B FF 92 S FC 90 F FF 94 B FF 94 S FC 89 2-3 ② K		B SL 87 S SI 98 X SI 98 1-1 ② G6-3 1-2 2-H	3 1	0 0	1 0	0 1	0 0	2 0	1 1
34 Noah Syndergaard, L (1, 1) OBP: 0.067, SLG: 0.133 39 Jerry Blevins, L (7, 1) 44 AJ Ramos, R (7, 1) 9 Brandon Nimmo, L (7, PH) OBP: 0.477, SLG: 0.545 67 Seth Lugo, R (8, 1) 7 José Reyes, S (9, PH) OBP: 0.206, SLG: 0.250			C FF 92 S SI 92 B SI 92 F SL 87 S SL 84 1-3 ① K		S SI 93 X FF 94 0-1 ② F9 2-3		B SI 94 B SI 92 F FF 93 X FF 95 2-1 ③ P5		S SI 99 X SI 98 0-1 ③ F7	2 0 0 1 0 1	0 0 0 0 0 0	0 0 0 0 0 0	0 0 0 0 0 0	1 0 0 0 0 0	1 0 0 0 0 0	1 0 0 1 0 2
Inning Stats	R: 0 H: 2 E: 0 LOB: 2 K: 0 BB: 0 S: 10 P: 14	R: 0 H: 0 E: 0 LOB: 0 K: 2 BB: 0 S: 10 P: 13	R: 0 H: 0 E: 0 LOB: 0 K: 2 BB: 0 S: 11 P: 14	R: 0 H: 2 E: 0 LOB: 1 K: 0 BB: 0 S: 9 P: 16	R: 0 H: 1 E: 0 LOB: 1 K: 1 BB: 0 S: 8 P: 9	R: 1 H: 1 E: 0 LOB: 0 K: 0 BB: 0 S: 10 P: 14	R: 0 H: 0 E: 0 LOB: 1 K: 2 BB: 1 S: 8 P: 17	R: 0 H: 1 E: 0 LOB: 1 K: 1 BB: 0 S: 9 P: 14	R: 1 H: 2 E: 0 LOB: 2 K: 1 BB: 0 S: 14 P: 17	1B: 7 2B: 1 3B: 0 HR: 1	SF: 0 SAC: 0 DP: 1 HBP: 0						

livebaseballscorecards.com

	AB	35
	R	2
	H	9
	RBI	2
	BB	1
	SO	9
	LOB	18

WP: 1 PA: 36
PB: 0
SB: 0
CS: 0

PITCHER		IP	WLS	BF	H	R	ER	SO	BB	IBB	HBP	BLK	WP	HR	S	P	ERA	WHIP
40 Michael Soroka, R ERA: 1.5	(1, 1)	6.0	W	23	6	1	1	5	0	0	0	0	0	1	58	80	1.50	1.000
51 Shane Carle, R ERA: 0.96	(7, 1)	0.0		0	0	0	0	0	0	0	0	0	0	0	0	0	∞	∞
58 Dan Winkler, R ERA: 1.29	(7, 1)	1.0	H	4	0	0	0	2	1	0	0	0	0	0	8	17	0.00	1.000
33 A.J. Minter, L ERA: 1.98	(8, 1)	1.0	H	4	1	0	0	1	0	0	0	0	0	0	9	14	0.00	1.000
38 Arodys Vizcaíno, R ERA: 1.98	(9, 1)	1.0	S	5	2	1	1	1	0	0	0	0	1	0	14	17	9.00	2.000

PITCHER	IP	WLS	BF	H	R	ER	SO	BB	IBB	HBP	BLK	WP	HR	S	P	ERA	WHIP

Atlanta Braves @ New York Mets

Citi Field, Flushing, NY

Wed May 02 2018, 7:11 PM - 9:34 PM EDT

Att. 23,528 - Partly Cloudy - 86 F

TOP

livebaseballscorecards.com

Batter	1	2	3	4	5	6	7	8	9	AB	R	H	RBI	BB	SO	LOB
1 Ozzie Albies, S (1, 4) OBP: 0.324, SLG: 0.603	B SL 91 S FF 96 M CH 89 S SL 91 1-3 ① **K**		C SL 92 F CH 90 B SL 90 F FF 97 T SL 92 1-2 ③ **K**			X FF 89 0-0 ① **F7**	X CH 86 0-0 ③ **L9**		C CU 75 X FC 89 0-1 ② **F8**	5	0	0	0	0	2	1
13 Ronald Acuña Jr., R (1, 7) OBP: 0.406, SLG: 0.621	S FF 97 B SL 93 X FF 96 1-1 ② **P4**			S FF 94 B FF 95 B SL 91 C SL 91 F FF 95 S SL 91 2-3 ① **K**		C SL 82 B FF 90 B SL 82 B SL 81 S FF 91 F SL 83 F FF 91 F FF 92 X SL 82 3-2 ② **F8** 2-3		B CU 81 B SI 94 X SI 95 2-0 ① **G6-3**	S SL 81 F SL 82 B SI 95 S SL 81 1-3 ③ **K**	5	0	0	0	0	2	1
5 Freddie Freeman, L (1, 3) OBP: 0.444, SLG: 0.568	X CH 88 0-0 **1B**			B FF 96 X SL 91 1-0 ② **L3**		S CH 84 B FF 91 X FF 90 1-1 22 1B **1B** 3-H		B CH 87 B SI 94 F CU 81 X SI 94 2-1 22 2B **1B**		4	1	3	1	0	0	0
22 Nick Markakis, L (1, 9) OBP: 0.415, SLG: 0.487	F FF 96 X FF 97 0-1 ③ **L9**			C FF 94 X FF 96 0-1 25 FC6-4 **1B**		C FF 90 B FF 90 D CH 82 X FF 90 2-1 1-3 **1B**		F SI 94 X SL 91 0-1 1-H 17 HR **2B**		4	1	3	1	0	0	1
25 Tyler Flowers, R (1, 2) OBP: 0.125, SLG: 0.125		B FF 94 S FF 96 B SL 92 X SL 92 2-1 ① **L8**		C FF 94 C SL 89 X SI 94 0-2 ③ **FC6-4** 1-2f		X FF 89 0-0 ③ **F8**		F SI 94 F SL 91 B SI 95 F SI 95 X SI 95 1-2 ② **G5-3**		4	0	0	0	0	0	4
7 Dansby Swanson, R (1, 6) OBP: 0.336, SLG: 0.430 17 Johan Camargo, S (6, 6) OBP: 0.381, SLG: 0.842		C SL 92 S FF 95 B SI 98 F FF 97 S CH 90 1-3 ② **K**			C SL 78 S SL 79 S SL 80 0-3 ① **K**		C SL 81 B FF 90 B CH 83 X FF 91 2-1 ① **F8**	B CU 82 F SI 95 B SI 95 X SI 95 2-1 2-H **HR**		2	0	0	0	0	2	0
										2	1	1	2	0	0	0
27 Ryan Flaherty, L (1, 5) OBP: 0.406, SLG: 0.437		L FF 96 X CH 90 0-1 ③ **G4-1**			C FF 89 B FF 90 S FF 90 B FF 89 X FF 90 2-2 ② **L6**		X FF 91 0-0 ② **F8**	B CU 81 S CH 87 B SI 94 X CH 87 2-1 **HR**		4	1	1	1	0	0	0
15 Sean Newcomb, L (1, 1) OBP: 0.231, SLG: 0.250			C FF 95 C FF 94 B SI 94 C FF 96 1-3 ① **K**		B FF 90 C FF 89 F FF 89 F SL 81 C FF 90 1-3 ③ **K**		B FF 91 S FF 90 C FF 90 F SL 82 F FF 90 F FF 91 B SL 83 X FF 90 2-2 **11 HR 2B**	F SI 94 C SI 94 B SL 94 B SL 91 B SL 89 X SI 95 3-2 ③ **G5-3**		3	1	1	0	0	2	0
20 Preston Tucker, L (8, PH) OBP: 0.305, SLG: 0.468										1	0	0	0	0	0	0
39 Sam Freeman, R (8, 1)										0	0	0	0	0	0	0
30 Peter Moylan, R (9, 1)										0	0	0	0	0	0	0
11 Ender Inciarte, L (1, 8) OBP: 0.323, SLG: 0.355			F SL 90 F SL 91 S FF 96 0-3 ② **K**			B SL 78 F FF 90 F FF 89 X SL 83 1-2 13 F8 5 1B **2B**	X FF 90 0-0 2-H **HR**		C FC 88 B SL 79 F SL 79 B FC 89 F CH 84 C SI 92 2-3 ① **K**	4	2	2	2	0	2	0
Inning Stats	R: 0 E: 0 K: 1 S: 8 H: 1 LOB: 1 BB: 0 P: 10	R: 0 E: 0 K: 1 S: 8 H: 0 LOB: 0 BB: 0 P: 11	R: 0 E: 0 K: 3 S: 10 H: 0 LOB: 0 BB: 0 P: 12	R: 0 E: 0 K: 1 S: 10 H: 1 LOB: 1 BB: 0 P: 13	R: 0 E: 0 K: 2 S: 10 H: 0 LOB: 0 BB: 0 P: 13	R: 1 E: 0 K: 0 S: 15 H: 3 LOB: 2 BB: 0 P: 22	R: 2 E: 0 K: 0 S: 11 H: 2 LOB: 0 BB: 0 P: 15	R: 4 E: 0 K: 0 S: 16 H: 4 LOB: 0 BB: 0 P: 28	R: 0 E: 0 K: 2 S: 9 H: 0 LOB: 0 BB: 0 P: 12	1B: 5 2B: 3 3B: 0 HR: 3 SF: 0 SAC: 0 DP: 0 HBP: 0						

	AB	38
	R	7
	H	11
	RBI	7
	BB	0
	SO	10
	LOB	7

WP: 0 PA: 38
PB: 0
SB: 0
CS: 0

PITCHER		IP	WLS	BF	H	R	ER	SO	BB	IBB	HBP	BLK	WP	HR	S	P	ERA	WHIP
48 Jacob deGrom, R ERA: 1.87	(1, 1)	4.0		14	2	0	0	6	0	0	0	0	0	0	36	46	0.00	0.500
51 Paul Sewald, R ERA: 3.24	(5, 1)	3.0	L	14	5	3	3	2	0	0	0	0	0	1	36	50	9.00	1.667
65 Robert Gsellman, R ERA: 3.94	(8, 1)	1.0		7	4	4	4	0	0	0	0	0	0	2	16	28	36.00	4.000
44 AJ Ramos, R ERA: 3.09	(9, 1)	1.0		3	0	0	0	2	0	0	0	0	0	0	9	12	0.00	0.000

PITCHER	IP	WLS	BF	H	R	ER	SO	BB	IBB	HBP	BLK	WP	HR	S	P	ERA	WHIP

Batter	1	2	3	4	5	6	7	8	9	AB	R	H	RBI	BB	SO	LOB
13 Asdrúbal Cabrera, S (1, 4) OBP: 0.383, SLG: 0.551	F FF 94 C FF 95 F FF 96 S CU 79 0-3 ① K		C FF 95 B CU 79 B CU 77 B FF 94 C FF 95 B FF 94 4-2 ① 4 FC6-4 BB			X FF 94 0-0 ① G5-3			X SI 89 0-0 ① G4-3	3	0	0	0	1	1	0
4 Wilmer Flores, R (1, 3) OBP: 0.274, SLG: 0.357	B FF 96 B FF 96 C FF 95 C FF 95 F FF 95 B FF 96 X FF 94 3-2 ② P6		C FF 94 F FF 94 B CU 77 X CU 78 1-2 ② FC6-4 1-2f			C FF 94 B FF 93 S FF 93 F CU 78 B CU 77 X FF 94 2-2 ② F7			X SI 89 0-0 2B	4	0	1	0	0	0	1
52 Yoenis Cespedes, R (1, 7) OBP: 0.306, SLG: 0.477	C FF 97 X FF 95 0-1 2B		1 SAFE S FF 95 X CH 89 0-1 ③ L4			B FF 92 B FF 94 C CH 88 F FF 95 S FF 94 2-3 ③ K			C SI 91 S SL 78 B SL 79 S SL 79 1-3 ② K	4	0	1	0	0	2	2
21 Todd Frazier, R (1, 5) OBP: 0.385, SLG: 0.429	F FF 94 C FF 93 X FF 95 0-2 ③ G5-3			C CH 88 S FF 95 T FF 93 0-2 ① K			C CU 76 X CH 88 0-1 ① F8		C SI 78 B SI 91 B SI 90 X SL 79 2-1 ③ G5-3	4	0	0	0	0	1	2
19 Jay Bruce, L (1, 9) OBP: 0.314, SLG: 0.389		S FF 94 F FF 94 F FF 92 B SL 81 X FF 95 1-2 ① F8		S FF 94 F SL 80 F FF 94 B SL 79 B FF 92 X FF 94 2-2 ② F9			C SL 79 B CH 86 X CH 87 1-1 ② G4-3			3	0	0	0	0	0	0
12 Juan Lagares, R (1, 8) OBP: 0.370, SLG: 0.341		F FF 95 B FF 94 B FF 95 S CH 89 F FF 95 B CU 78 F FF 94 X CH 89 3-2 ② G4-3		B CU 78 S CH 89 B CH 89 C CH 88 F FF 95 B FF 94 C FF 95 3-3 ③ K			C CH 87 X CH 88 0-1 ③ G3			3	0	0	0	0	1	0
1 Amed Rosario, R (1, 6) OBP: 0.272, SLG: 0.310		C FF 94 F FF 95 X CH 89 0-2 59 WP 1B		C CH 87 B FF 93 S FF 94 S FF 93 1-3 ① K				B CU 83 C FF 95 S FS 87 X FF 95 1-2 ① L6		3	0	1	0	0	1	0
59 Jose Lobaton, S (1, 2) OBP: 0.270, SLG: 0.226		C FF 92 D CU 78 B FF 94 B CU 77 F FF 94 S FF 94 3-3 ③ K 1-2		X FF 94 0-0 ② G4-3				C CU 85 B SI 94 X SI 95 1-1 ② G5-3		3	0	0	0	0	1	1
48 Jacob deGrom, L (1, 1) OBP: 0.200, SLG: 0.143 51 Paul Sewald, R (5, 1) 65 Robert Gsellman, R (8, 1) 9 Brandon Nimmo, L (8, PH) OBP: 0.467, SLG: 0.529 44 AJ Ramos, R (9, 1)			C FF 92 T FF 93 B FF 95 S SL 81 1-3 ① K	C FF 93 C FF 94 S FF 92 0-3 ③ K				S SI 95 T SI 96 S SI 95 0-3 ③ K		1 1 0 1 0	0 0 0 0 0	0 0 0 0 0	0 0 0 0 0	1 1 0 1 0	0 0 0 0 0	0 0 0 0 0
Inning Stats	R: 0 E: 0 K: 1 S: 13 H: 1 LOB: 1 BB: 0 P: 16	R: 0 E: 0 K: 1 S: 15 H: 1 LOB: 1 BB: 0 P: 22	R: 0 E: 0 K: 1 S: 10 H: 0 LOB: 1 BB: 1 P: 16	R: 0 E: 0 K: 2 S: 11 H: 0 LOB: 0 BB: 0 P: 16	R: 0 E: 0 K: 2 S: 7 H: 0 LOB: 0 BB: 0 P: 8	R: 0 E: 0 K: 1 S: 8 H: 0 LOB: 0 BB: 0 P: 12	R: 0 E: 0 K: 0 S: 6 H: 0 LOB: 0 BB: 0 P: 7	R: 0 E: 0 K: 1 S: 8 H: 0 LOB: 0 BB: 0 P: 10	R: 0 E: 0 K: 1 S: 7 H: 1 LOB: 1 BB: 0 P: 10	1B: 1 2B: 2 3B: 0 HR: 0 SF: 0 SAC: 0 DP: 0 HBP: 0						

PITCHER		IP	WLS	BF	H	R	ER	SO	BB	IBB	HBP	BLK	WP	HR	S	P	ERA	WHIP
15 Sean Newcomb, L ERA: 3.38	(1, 1)	7.0	W	24	2	0	0	8	1	0	0	0	1	0	70	97	0.00	0.429
39 Sam Freeman, L ERA: 4.38	(8, 1)	1.0		3	0	0	0	1	0	0	0	0	0	0	8	10	0.00	0.000
30 Peter Moylan, R ERA: 2.61	(9, 1)	1.0		4	1	0	0	1	0	0	0	0	0	0	7	10	0.00	1.000

PITCHER	IP	WLS	BF	H	R	ER	SO	BB	IBB	HBP	BLK	WP	HR	S	P	ERA	WHIP

BOTTOM

Atlanta Braves @ New York Mets

Citi Field, Flushing, NY

Wed May 02 2018, 7:11 PM - 9:34 PM EDT

Att. 23,528 - Partly Cloudy - 86 F

livebaseballscorecards.com

AB	30
R	0
H	3
RBI	0
BB	1
SO	10
LOB	6

Atlanta Braves @ New York Mets

Citi Field, Flushing, NY

Thu May 03 2018, 1:10 PM - 3:50 PM EDT

Att. 26,882 - Sunny - 90 F

TOP

livebaseballscorecards.com

Batter	1	2	3	4	5	6	7	8	9	AB	R	H	RBI	BB	SO	LOB
1 Ozzie Albies, S (1, 4) OBP: 0.324, SLG: 0.614	X SI 85 0-0 5 FC4 1B	B KC 74 F SI 88 F SI 87 X CH 82 1-2 ③ FC5-4 1-2f		F SI 87 X CH 81 0-1 ③ G6-3		B FF 94 X SL 88 1-0 ① G3-1	B FF 94 S FF 95 X SI 94 1-1 1-H 2-H HR		B SI 98 X FF 97 1-0 ③ G4-3	6	1	2	3	0	0	4
13 Ronald Acuña Jr., R (1, 7) OBP: 0.432, SLG: 0.706	C SI 86 X CH 81 0-1 ① F8		X KC 73 0-0 22 CS 1B		X CH 80 0-0 HR	C FF 94 B SL 89 C SL 89 S FF 94 1-3 ② K	B SL 89 B SI 94 S FF 95 X SI 94 2-1 1B			5	1	3	1	0	1	1
5 Freddie Freeman, L (1, 3) OBP: 0.436, SLG: 0.548	1 SAFE 1 SAFE F FF 86 D KC 74 X SI 86 1-1 ② FC4 22 2B 1-2f		F SI 86 1 SAFE S CH 82 1 SAFE X CH 82 0-2 ① F8		B FF 86 B CH 81 B SI 86 F SI 86 C SI 87 B SI 86 4-2 22 HR BB	B FF 95 B SL 89 X SI 95 2-0 ③ F8	F CU 70 D CU 72 F FF 88 B CU 70 F FF 88 D CH 83 F FF 87 F CU 71 C CU 72 3-3 ③			4	2	0	0	1	1	3
22 Nick Markakis, L (1, 9) OBP: 0.429, SLG: 0.529	F SI 87 F SI 88 X KC 73 0-2 1-H 24 HR 2B		B FF 87 1 SAFE X SI 86 1-0 ② 1-2 1B		X SI 86 0-0 1-H HR		B CU 81 C SI 94 F CH 87 B FF 93 B SL 89 B FF 93 4-2 17 BB 8 1B BB	B FF 88 X FF 87 1-0 ① F9		4	3	3	3	1	0	0
24 Kurt Suzuki, R (1, 2) OBP: 0.374, SLG: 0.544	C KC 74 F SI 87 B SI 86 X CH 82 1-2 2-H HR		X SI 87 0-0 ③ F9		B KC 75 X SI 87 1-0 49 1B 1B		X FF 92 0-0 ① F8	C CU 70 B CU 71 S CU 72 X CU 72 1-2 ② F7		5	1	2	2	0	0	2
17 Johan Camargo, S (1, 6) OBP: 0.346, SLG: 0.696	C SI 87 S CH 83 B CH 83 B SI 87 B CH 80 S SI 88 3-3 ③ K			X SI 86 0-0 ① F7	F SI 86 B CH 82 B SI 86 S SI 86 S CH 80 2-3 ① K		B FF 93 B SI 94 B CH 86 B FF 94 4-0 8 1B 1-2 49 SF8 BB	B CH 82 X FF 88 1-0 ③ P3		4	1	0	0	1	2	1
8 Charlie Culberson, R (1, 5) OBP: 0.250, SLG: 0.188		T SI 85 B CH 81 B SI 85 C FF 87 B CH 82 X SI 87 3-2 ① G6-3		X SI 87 0-0 49 SH1-4 1B	B SI 87 S CH 81 F SI 87 C SI 86 1-3 ② K		B FF 93 S FF 93 F FF 94 B SI 95 X SL 89 2-2 11 BB 1 HR 1-3 2-H 1B		X SI 95 0-0 ① F8	5	1	2	1	0	1	1
49 Julio Teheran, R (1, 1) OBP: 0.182, SLG: 0.200 63 Jesse Biddle, L (8, 1) OBP: 1.000, SLG: 2.000 20 Preston Tucker, L (9, PH) OBP: 0.313, SLG: 0.487 54 Max Fried, L (9, 1)	B SI 86 S SI 86 F SI 87 X SI 87 1-2 1 FC5-4 1B		B SI 84 B SI 87 1 SAFE L SI 86 L SI 86 X SI 86 2-2 ② SH1-4 1-2	S SI 86 X SI 86 0-1 11 FC6 1-2 1B		X FF 94 0-0 ② SF8 3-H		B FF 95 S FF 95 F SI 96 F SI 96 F SL 87 F SI 97 B SI 98 F SL 88 F FF 96 2-2 X SI 97 11 G4-3 2B	2 0 1 0	0 0 0 0	2 0 1 0	1 0 0 0	0 0 0 0	0 0 0 0	0 0 0 0
11 Ender Inciarte, L (1, 8) OBP: 0.326, SLG: 0.346		S FF 87 F CH 82 B SI 88 F SI 88 D CH 83 X SI 88 2-2 ② F9		B KC 75 B SI 87 B SI 88 B SI 88 4-0 BB	X SI 94 0-0 ③ FC6 1-2f		S FF 92 B FF 95 B CH 86 B FF 93 B FF 94 4-1 1 HR 1-2 BB		X FF 96 0-0 ② G4-3 2-3	3	1	0	0	2	0	4

Inning Stats																				
	R: 3 E: 0 K: 1 S: 14	H: 3 LOB: 0 BB: 0 P: 19	R: 0 E: 0 K: 0 S: 13	H: 1 LOB: 1 BB: 0 P: 20	R: 0 E: 0 K: 0 S: 6	H: 2 LOB: 0 BB: 0 P: 7	R: 0 E: 0 K: 0 S: 7	H: 1 LOB: 2 BB: 1 P: 13	R: 3 E: 0 K: 2 S: 14	H: 4 LOB: 2 BB: 1 P: 22	R: 0 E: 0 K: 1 S: 5	H: 0 LOB: 0 BB: 0 P: 9	R: 5 E: 0 K: 1 S: 18	H: 3 LOB: 1 BB: 3 P: 38	R: 0 E: 0 K: 0 S: 5	H: 0 LOB: 0 BB: 0 P: 8	R: 0 E: 0 K: 0 S: 11	H: 1 LOB: 1 BB: 0 P: 14	1B: 9 2B: 2 3B: 0 HR: 4	SF: 1 SAC: 1 DP: 0 HBP: 0	WP: 0 PB: 0 SB: 0 CS: 1	PA: 46

PITCHER		IP	WLS	BF	H	R	ER	SO	BB	IBB	HBP	BLK	WP	HR	S	P	ERA	WHIP
40 Jason Vargas, L ERA: 16.2	(1, 1)	4.2	L	26	11	6	6	3	2	0	0	0	0	3	53	80	11.57	2.786
33 Matt Harvey, R ERA: 7.0	(5, 1)	2.0		12	3	5	5	1	3	0	0	0	0	1	18	39	22.50	3.000
39 Jerry Blevins, L ERA: 6.43	(7, 1)	1.1		4	0	0	0	1	0	0	0	0	0	0	11	17	0.00	0.000
27 Jeurys Familia, R ERA: 1.69	(9, 1)	1.0		4	1	0	0	0	0	0	0	0	0	0	11	14	0.00	1.000

PITCHER	IP	WLS	BF	H	R	ER	SO	BB	IBB	HBP	BLK	WP	HR	S	P	ERA	WHIP

AB	39
R	11
H	15
RBI	11
BB	5
SO	5
LOB	16

Atlanta Braves @ New York Mets

Citi Field, Flushing, NY

Thu May 03 2018, 1:10 PM - 3:50 PM EDT

Att. 26,882 - Sunny - 90 F

livebaseballscorecards.com

BOTTOM

Batter	1	2	3	4	5	6	7	8	9	AB	R	H	RBI	BB	SO	LOB
7 José Reyes, S (1, 5) OBP: 0.184, SLG: 0.222	B FF 88 X FF 87 1-0 ① P4			C FF 88 F FF 88 X FF 90 0-2 ① G4-3		B FF 90 B SI 91 S SI 90 X CH 83 2-1 ③ G4-3		C FF 95 B FF 95 X FF 95 1-1 ③ F8		4	0	0	0	0	0	0
19 Jay Bruce, L (1, 9) OBP: 0.306, SLG: 0.378 9 Brandon Nimmo, L (8, 9) OBP: 0.478, SLG: 0.529	F FF 89 B SI 88 B CH 81 F SI 88 S SL 80 2-3 ② K			B FF 89 S CH 82 B FF 89 F FF 90 S FF 91 2-3 ② K			B SI 89 S SI 88 X FF 88 1-1 ① P6		C FF 93 C SI 94 B CU 76 B FF 96 B FF 94 B FF 94 4-2 12 1B BB	3 0	0 0	0 0	0 1	0 0	2 0	0 0
52 Yoenis Cespedes, R (1, 7) OBP: 0.306, SLG: 0.469 12 Juan Lagares, R (8, 8) OBP: 0.383, SLG: 0.357	C FF 88 F SI 87 B FF 90 X SL 80 1-2 ③ G4-3			B SI 90 F SI 90 B FF 91 B SI 90 B FF 92 4-1 BB			B FF 90 S FF 90 B FF 90 F FF 91 S FF 91 2-3 ② K		B FF 93 X FF 93 1-0 1-2 1B	2 1	0 0	0 1	0 0	1 0	1 0	0 0
13 Asdrúbal Cabrera, S (1, 4) OBP: 0.382, SLG: 0.555 4 Wilmer Flores, R (8, 4) OBP: 0.270, SLG: 0.351		B FF 87 B FF 87 B SI 88 C FF 89 F SI 89 F FF 90 F SI 90 S FF 90 3-3 ① K		F SI 90 X SI 90 0-1 ③ L9			C SI 90 F SI 90 B FF 91 F SL 80 X SL 78 1-2 23 1B 2B		F FF 93 F CH 84 F CU 76 S CH 85 0-3 ① K	3 1	0 0	1 0	0 0	0 0	1 1	1 2
30 Michael Conforto, L (1, 8) OBP: 0.367, SLG: 0.286 (8, 7)		B SI 89 C SI 88 X FF 89 1-1 ② F9			C SI 88 C FF 90 F FF 90 F SL 77 S FF 89 0-3 ① K		B FF 90 B FF 90 S SI 90 S FF 90 B FF 91 B FF 91 4-2 23 1B BB		B FF 94 F FF 93 B FF 94 S CH 86 S FF 95 2-3 ② K	3	0	0	0	1	2	2
23 Adrián González, L (1, 3) OBP: 0.318, SLG: 0.384		C SI 89 B SI 89 X FF 89 1-1 ③ F9			B SI 89 B CH 82 X CH 83 2-0 ② F9		C FF 90 X FF 90 0-1 1-2 2-3 1B		C FF 93 S SI 93 S CU 77 0-3 ③ K	4	0	1	0	0	1	2
1 Amed Rosario, R (1, 6) OBP: 0.263, SLG: 0.300		S FF 89 B FF 90 X FF 89 1-1 ① L8			C SL 82 X SL 82 0-1 ③ G4-3		B SI 91 F SI 91 F SI 92 X FF 92 1-2 ③ P3			3	0	0	0	0	0	3
3 Tomás Nido, R (1, 2) OBP: 0.219, SLG: 0.200		B SL 78 S SL 83 F SL 84 F SL 78 B FF 91 S FF 91 2-3 ② K				F SL 78 S FF 89 F FF 91 F FF 90 X SL 81 0-2 ① P3		B FF 94 F FF 94 B FF 95 B FF 94 F FF 95 S FF 95 3-3 ① K		3	0	0	0	0	2	0
40 Jason Vargas, L (1, 1) 33 Matt Harvey, R (5, 1) OBP: 0.286, SLG: 0.286 39 Jerry Blevins, L (7, 1) 59 Jose Lobaton, S (8, PH) OBP: 0.263, SLG: 0.219 27 Jeurys Familia, R (9, 1)			C FF 90 X FF 89 0-1 ③ B1-3			X FF 91 0-0 ② G6-3		C FF 96 X SL 89 0-1 ② G6-3		1 1 0 1 0	0 0 0 0 0	0 0 0 0 0	0 0 0 0 0	0 0 0 0 0	0 0 0 0 0	0 0 0 0 0

Inning Stats	1	2	3	4	5	6	7	8	9
	R: 0 E: 0 K: 1 S: 7 H: 0 LOB: 0 BB: 0 P: 11	R: 0 E: 0 K: 1 S: 9 H: 0 LOB: 0 BB: 0 P: 14	R: 0 E: 0 K: 1 S: 8 H: 0 LOB: 0 BB: 0 P: 11	R: 0 E: 0 K: 1 S: 9 H: 0 LOB: 1 BB: 1 P: 15	R: 0 E: 0 K: 1 S: 8 H: 0 LOB: 0 BB: 0 P: 10	R: 0 E: 0 K: 0 S: 8 H: 0 LOB: 0 BB: 0 P: 10	R: 0 E: 0 K: 1 S: 16 H: 2 LOB: 3 BB: 1 P: 25	R: 0 E: 0 K: 1 S: 7 H: 0 LOB: 0 BB: 0 P: 11	R: 0 E: 0 K: 3 S: 13 H: 1 LOB: 2 BB: 1 P: 20

1B: 2	SF: 0
2B: 1	SAC: 0
3B: 0	DP: 0
HR: 0	HBP: 0

WP: 0	PA: 33
PB: 0	
SB: 0	
CS: 0	

AB	30
R	0
H	3
RBI	0
BB	3
SO	10
LOB	10

PITCHER		IP	WLS	BF	H	R	ER	SO	BB	IBB	HBP	BLK	WP	HR	S	P	ERA	WHIP
49 Julio Teheran, R ERA: 3.65	(1, 1)	7.0	W	25	2	0	0	6	2	0	0	0	0	0	65	96	0.00	0.571
63 Jesse Biddle, L ERA:	(8, 1)	1.0		3	0	0	0	1	0	0	0	0	0	0	7	11	0.00	0.000
54 Max Fried, L ERA: 6.75	(9, 1)	1.0		5	1	0	0	3	1	0	0	0	0	0	13	20	0.00	2.000

PITCHER	IP	WLS	BF	H	R	ER	SO	BB	IBB	HBP	BLK	WP	HR	S	P	ERA	WHIP

Batter	1	2	3	4	5	6	7	8	9	AB	R	H	RBI	BB	SO	LOB
19 Charlie Blackmon, L (1, 8) OBP: 0.395, SLG: 0.632	B FF 94 S FF 94 F FF 94 F FC 90 B SI 96 X FS 90 2-2 8 1B 28 1B 1B	B FS 85 B FF 92 C CH 89 B FF 95 S FF 96 F FF 97 X FF 96 3-2 HR	B FF 94 B CU 79 B CH 89 B FF 95 4-0 8 1B BB	X FS 86 0-0 ② G3	C SI 94 F SI 95 B FF 95 F CU 83 X SL 89 1-2 ② G3			4	2	2	1	1	0	0
8 Gerardo Parra, L (1, 7) OBP: 0.313, SLG: 0.341	1 SAFE B FF 94 1 SAFE F FF 94 X FF 93 1-1 28 1B 5 SF7 1-2 1B	B CU 80 S CH 90 C FF 95 B FC 92 B FS 89 X CH 90 3-2 ① G4-3	X FF 93 0-0 1-2 1B	B CH 86 X FS 87 1-0 ③ G6-3	B CU 81 S CH 88 C CU 81 B SI 96 B CH 89 B SI 94 4-2 BB			4	1	2	0	1	0	0
28 Nolan Arenado, R (1, 5) OBP: 0.412, SLG: 0.608	C FC 91 F FF 95 X FC 90 0-2 5 SF7 27 2B 1-3 2-H 1B	C FF 95 C FC 91 B FF 95 S FF 95 1-3 ② K	F FF 93 B FF 94 X FC 88 1-1 ② F9	X FF 92 0-0 5 BB 20 1B 1B	B SL 86 F CU 80 S CU 81 S CU 82 1-3 ③ K			5	2	2	1	0	2	3
5 Carlos González, L (1, 9) OBP: 0.256, SLG: 0.395	X CU 78 0-0 ① SF7 1-2 3-H	B FF 94 B CH 89 X CH 90 2-0 ③ G1-3	F FF 94 X CH 88 0-1 ③ F7	B FF 92 B CH 87 B CH 88 B FF 94 4-0 6 L9 20 1B 1-2 BB	S CU 79 B SI 95 X CU 80 1-1 ① F7			3	0	0	1	1	0	2
27 Trevor Story, R (1, 6) OBP: 0.316, SLG: 0.462	C FF 94 C CU 78 X CU 79 1-1 20 2B 6 1B 2-H 2B	B FC 90 B FC 92 B FF 96 C FF 95 F FF 96 B FF 97 4-2 20 S BB	F CU 76 X FF 92 0-1 ① G5-3	C CU 80 F SI 92 B FF 95 B FF 97 B SL 88 C SI 95 3-3 ① K	B CH 88 X SL 86 1-0 ② F7			4	1	1	1	1	1	2
20 Ian Desmond, R (1, 3) OBP: 0.231, SLG: 0.339	C FC 89 X FF 94 0-1 6 1B 2-3 2B	B CU 77 S FC 88 F FF 94 1 SAFE 1 SAFE S FF 94 1-3 ① K 1-2	B FF 92 X FC 87 1-0 ② G4-3	S SL 89 X SL 88 0-1 1-2 2-H 1B	C FF 94 F SI 95 T FF 95 0-2 ③ K			5	1	2	1	0	2	1
6 Daniel Castro, R (1, 4) OBP: 0.167, SLG: 0.167	S FF 94 F FF 94 B FF 94 X CU 79 1-2 14 FC6-4 2-H 3-H 1B	C FF 93 F FF 93 X FF 94 0-2 ② P2	B FF 94 X CU 77 1-0 ③ G4-3	D SI 94 C CU 80 F CU 81 X FF 96 1-2 ② L9 2-3				4	0	1	2	0	0	3
14 Tony Wolters, L (1, 2) OBP: 0.240, SLG: 0.209	F FF 94 F FF 93 B FF 92 B FC 89 X CH 88 2-2 ② FC6-4 1-2f	C CU 77 F FF 93 B FF 92 X FC 90 1-2 ③ G3		C FF 92 X FF 92 0-1 HR	C SI 93 F FF 93 F CH 87 X FF 95 0-2 ③ F7			4	1	1	1	0	0	4
48 Germán Márquez, R (1, 1) OBP: 0.333, SLG: 0.333 29 Bryan Shaw, S (7, 1) 26 David Dahl, L (8, PH) OBP: 0.324, SLG: 0.471 52 Chris Rusin, L (8, 1) 51 Jake McGee, L (9, 1) 71 Wade Davis, R (9, 1)	C FF 93 X FF 94 0-1 ③ G4-3	B FF 92 C FF 93 F FF 94 X FF 93 1-2 ① P3		B FF 94 S FF 93 F CU 79 S FS 89 1-3 ① K	B CU 79 F CH 87 S SI 92 X CU 80 1-2 ① G1-3			3 0 1 0 0 0	0 0 0 0 0 0	0 0 0 0 0 0	0 0 0 0 0 0	1 0 0 0 0 0	1 0 0 0 0 0	
Inning Stats	R: 5 E: 0 K: 0 S: 22 H: 6 LOB: 1 BB: 0 P: 29	R: 1 E: 0 K: 1 S: 11 H: 1 LOB: 0 BB: 0 P: 20	R: 0 E: 0 K: 1 S: 11 H: 0 LOB: 1 BB: 1 P: 17	R: 0 E: 0 K: 0 S: 8 H: 1 LOB: 2 BB: 1 P: 14	R: 0 E: 0 K: 0 S: 4 H: 0 LOB: 0 BB: 0 P: 6	R: 1 E: 0 K: 1 S: 7 H: 1 LOB: 0 BB: 0 P: 9	R: 1 E: 0 K: 1 S: 13 H: 2 LOB: 2 BB: 1 P: 21	R: 0 E: 0 K: 1 S: 12 H: 0 LOB: 1 BB: 1 P: 19	R: 0 E: 0 K: 1 S: 6 H: 0 LOB: 0 BB: 0 P: 8	1B: 7 2B: 2 3B: 0 HR: 2 SF: 1 SAC: 0 DP: 0 HBP: 0				WP: 0 PB: 0 SB: 1 CS: 0		PA: 42

PITCHER		IP	WLS	BF	H	R	ER	SO	BB	IBB	HBP	BLK	WP	HR	S	P	ERA	WHIP
45 Zack Wheeler, R ERA: 5.79	(1, 1)	6.0	L	31	10	8	8	3	3	0	0	0	0	2	64	100	12.00	2.167
67 Seth Lugo, R ERA: 2.79	(7, 1)	3.0		11	1	0	0	3	1	0	0	0	0	0	30	43	0.00	0.667

PITCHER	IP	WLS	BF	H	R	ER	SO	BB	IBB	HBP	BLK	WP	HR	S	P	ERA	WHIP

TOP

Colorado Rockies @ New York Mets

Citi Field, Flushing, NY

Fri May 04 2018, 7:12 PM - 10:24 PM EDT

Att. 34,030 - Partly Cloudy - 74 F

livebaseballscorecards.com

AB	37
R	8
H	11
RBI	8
BB	4
SO	6
LOB	16

BOTTOM

Batter	1	2	3	4	5	6	7	8	9	AB	R	H	RBI	BB	SO	LOB
9 Brandon Nimmo, L (1, 9) OBP: 0.471, SLG: 0.500	B FF 96 C FF 96 B SI 95 X FF 95 2-1 13 HR 1B	C KC 79 B FF 96 B CH 84 F FF 95 S FF 97 2-3 K ①	F FF 95 F FF 95 D KC 84 F SL 85 X CH 88 1-2 F8 ③				B FC 94 B FC 95 C FC 96 F FC 96 D SL 85 D FC 96 4-2 1-2 BB		1 SAFE D FC 89 X FC 88 1-0 P5 ①	4	1	1	0	1	1	2
13 Asdrúbal Cabrera, S (1, 4) OBP: 0.383, SLG: 0.591	B FF 95 X SI 94 1-0 1-H HR	B FF 97 B CH 87 B FF 98 C FF 97 F FF 97 F FF 98 F FF 97 C CH 88 3-3 K ②				C CH 85 X CH 88 0-1 F7 ①	C FC 95 F FC 95 S SL 85 0-3 K ③		C FF 92 B FF 94 S FC 90 D KC 84 X FF 95 2-2 1-H 21 1B 3B	5	2	2	3	0	2	2
52 Yoenis Cespedes, R (1, 7) OBP: 0.310, SLG: 0.462	C FF 97 B FF 98 F SI 96 B FF 98 B KC 85 X SI 97 3-2 G5-3 ①		C FF 96 X SL 89 0-1 G5-3 ③			C SL 87 X SI 96 0-1 21 FC5-4 19 1B 1B		C FF 92 B CH 84 B FC 88 B CH 84 B FF 91 4-1 21 HR BB	B FF 94 F FC 88 F FF 95 F FF 94 D KC 85 D KC 86 C FF 95 3-3 K ②	4	1	1	0	1	1	1
19 Jay Bruce, L (1, 3) OBP: 0.310, SLG: 0.373 7 José Reyes, S (9, PR) OBP: 0.184, SLG: 0.222	B SI 96 F FF 97 X CH 89 1-1 G4-3 ②			S FF 94 F CH 84 B KC 82 S SL 86 1-3 K ①		X CH 87 0-0 21 FC5-4 1-2 1B		F SI 91 S SI 91 X FF 91 0-2 F7 ①	D FC 91 B FF 94 F FC 89 B SI 93 B FC 89 4-1 21 1B BB	4 0	0 0	1 0	0 0	1 0	1 0	1 0
21 Todd Frazier, R (1, 5) OBP: 0.386, SLG: 0.456	C KC 82 C FF 98 B CH 88 B KC 85 X SI 96 2-2 P4 ③			B KC 82 B FF 96 S SL 86 B SL 85 S FF 96 F FF 97 F FF 97 S FF 98 3-3 K ②		B SL 86 B FF 95 B FF 95 X FF 96 3-0 FC5-4 1-2f 2-3 ②		X SI 90 0-0 1-H HR	B FF 94 F SI 93 D KC 85 F FF 95 X FC 91 2-2 30 S 1-3 3-H 1B	5	1	2	3	0	1	2
30 Michael Conforto, L (1, 8) OBP: 0.347, SLG: 0.267		C FF 95 C KC 81 B FF 96 B SL 85 F CH 87 C FF 98 2-3 K ①		B KC 81 B CH 87 F FF 96 B KC 82 F FF 96 F FF 98 S CH 86 3-3 K ③		C FF 96 T KC 82 B FF 97 T FF 96 1-2 K ③		B SI 92 X SI 91 1-0 G3 ②	S FF 94 C KC 86 D KC 85 B FC 90 S FC 90 2-3 1-2 K ③	5	0	0	0	0	4	4
59 Jose Lobaton, S (1, 2) OBP: 0.262, SLG: 0.222		B FF 96 X FF 96 1-0 1 FC6 1B	C FF 95 B CH 88 S FF 94 X FF 97 1-2 F7 ①				C SL 84 B FC 96 B SL 85 F FC 95 X SL 84 2-2 G3-1 ①	C FC 88 B SI 90 S CH 84 X SI 90 1-2 G6-3 ③		4	0	1	0	0	0	0
45 Zack Wheeler, L (1, 1) OBP: 0.333, SLG: 0.333 67 Seth Lugo, R (7, 1) 4 Wilmer Flores, R (9, PH) OBP: 0.281, SLG: 0.379		C FF 94 M FF 95 B KC 82 D KC 82 F FF 97 F FF 97 S CH 86 2-3 K ②	S FF 96 B KC 82 X FF 94 1-1 1B				B FC 94 B FC 94 C FC 94 S FC 94 C FC 96 2-3 K ②		C FF 92 C FF 93 B FF 94 X FF 94 1-2 1 1B 2B	2 1 1	0 0 1	1 0 1	0 0 0	0 0 0	1 1 0	1 0 0
1 Amed Rosario, R (1, 6) OBP: 0.273, SLG: 0.309		X SL 87 0-0 FC6 1-2f ③	B KC 80 1 SAFE B FF 94 F SL 88 B FF 95 T FF 95 F FF 96 F FF 95 F FF 96 3-2 F FF 96 X SL 87 F7 ②				B SL 83 F SL 83 F FC 95 X FC 97 1-2 9 BB 1B		S FF 93 F FF 92 X FF 95 0-2 13 3B 2-H 1B	4	1	2	1	0	0	2
Inning Stats	R: 2 E: 0 K: 0 S: 11 H: 2 LOB: 0 BB: 0 P: 20	R: 0 E: 0 K: 2 S: 11 H: 1 LOB: 1 BB: 0 P: 16	R: 0 E: 0 K: 2 S: 10 H: 0 LOB: 0 BB: 0 P: 15	R: 0 E: 0 K: 3 S: 12 H: 0 LOB: 0 BB: 0 P: 19	R: 0 E: 0 K: 0 S: 16 H: 1 LOB: 1 BB: 0 P: 22	R: 0 E: 1 K: 1 S: 9 H: 2 LOB: 2 BB: 0 P: 13	R: 0 E: 0 K: 2 S: 14 H: 1 LOB: 2 BB: 1 P: 23	R: 2 E: 0 K: 0 S: 9 H: 1 LOB: 0 BB: 1 P: 15	R: 3 E: 0 K: 2 S: 21 H: 4 LOB: 3 BB: 1 P: 36	1B: 8 2B: 1 3B: 1 HR: 2 SF: 0 SAC: 0 DP: 0 HBP: 0	WP: 0 PB: 0 SB: 1 CS: 0 PA: 42					

PITCHER	IP	WLS	BF	H	R	ER	SO	BB	IBB	HBP	BLK	WP	HR	S	P	ERA	WHIP
48 Germán Márquez, R (1, 1) ERA: 4.76	6.0	W	24	6	2	2	8	0	0	0	0	0	1	69	105	3.00	1.000
29 Bryan Shaw, R (7, 1) ERA: 6.32	1.0		5	1	0	0	2	1	0	0	0	0	0	14	23	0.00	2.000
52 Chris Rusin, L (8, 1) ERA: 5.93	1.0		5	1	2	2	0	1	0	0	0	0	1	9	15	18.00	2.000
51 Jake McGee, L (9, 1) ERA: 5.84	0.0		2	2	2	2	0	0	0	0	0	0	0	6	7	∞	∞
71 Wade Davis, R (9, 1) ERA: 2.7	1.0	S	6	2	1	1	2	1	0	0	0	0	0	15	29	9.00	3.000

PITCHER	IP	WLS	BF	H	R	ER	SO	BB	IBB	HBP	BLK	WP	HR	S	P	ERA	WHIP

Colorado Rockies @ New York Mets

Citi Field, Flushing, NY

Fri May 04 2018, 7:12 PM - 10:24 PM EDT

Att. 34,030 - Partly Cloudy - 74 F

livebaseballscorecards.com

AB	39
R	7
H	12
RBI	7
BB	3
SO	12
LOB	15

Colorado Rockies @ New York Mets

Citi Field, Flushing, NY

Sat May 05 2018, 7:10 PM - 9:38 PM EDT

Att. 37,550 - Cloudy - 67 F

livebaseballscorecards.com

TOP

Batter	1	2	3	4	5	6	7	8	9	AB	R	H	RBI	BB	SO	LOB
19 Charlie Blackmon, L (1, 8) OBP: 0.398, SLG: 0.624	C SI 94 F SI 95 X CU 79 0-2 ① F7		C CU 80 X SL 90 0-1 ② G4-3			B CH 84 B SI 94 C CH 84 B SI 95 F SI 94 X CH 84 3-2 20 L8-5 20 S 1B		0-0 IBB		3	0	1	0	1	0	0
20 Ian Desmond, R (1, 3) OBP: 0.223, SLG: 0.327	B SI 94 X SI 94 1-0 ② F8		B SI 93 C CU 80 B CH 86 F SI 93 X SL 89 2-2 ③ G5-3			B SI 93 1 SAFE B CH 83 S SI 93 B CH 83 X SI 93 3-1 ① ② L8-5 1-3		B CU 82 S SL 89 F SL 90 C CH 88 1-3 ③ K		4	0	0	0	0	1	3
28 Nolan Arenado, R (1, 5) OBP: 0.407, SLG: 0.623	C SI 94 B CU 80 X SI 94 1-1 HR			B SI 93 C CH 84 F SI 94 B SL 90 X SI 93 2-2 ① F9		S CU 79 S SL 89 B SI 94 S SL 89 2-3 ③ K			C SL 89 B FF 92 F CH 87 S SL 90 1-3 ① K	4	1	1	1	0	2	0
27 Trevor Story, R (1, 6) OBP: 0.314, SLG: 0.451	B SI 94 C SI 94 B CU 79 S CH 84 C CH 85 2-3 ③ K			F CH 86 B SI 93 B SI 94 B CU 80 B SI 94 4-1 56 S BB			C SL 80 C FF 88 B FF 88 S SL 82 1-3 ① K		C CU 83 S SL 91 X SI 94 0-2 ② G5-3	3	0	0	0	1	2	0
42 Chris Iannetta, R (1, 2) OBP: 0.315, SLG: 0.370		B SI 94 F SI 93 C CH 84 X CH 84 1-2 56 L9 56 PB 1B		1 SAFE B SI 93 X CH 82 1-0 ② F7			C FF 90 F FF 89 B SL 82 X FF 90 1-2 ② F9		H SI 95 1-0 5 WP 56 1B 26 1B HBP	3	1	1	0	0	0	1
56 Noel Cuevas, R (1, 7) OBP: 0.360, SLG: 0.333		B SI 92 B SI 93 F SI 93 B CU 78 X SI 92 3-1 ① L9 1-3		C SI 94 1 SAFE S CU 80 D CH 84 B SL 89 X SI 94 2-2 ③ F7 1-2			X SL 81 0-0 ③ G5-3		C CU 83 S SL 90 X SL 92 0-2 5 WP 26 1B 1-2 1B	4	0	1	0	0	0	2
5 Carlos González, L (1, 9) OBP: 0.256, SLG: 0.380		C CU 79 B SI 93 B CU 78 F SI 94 S SI 93 2-3 ② K			B SI 93 F CU 78 X CU 79 1-1 ① G6-3			C SI 94 F CH 87 T SL 91 0-2 ① K	B SL 91 B CH 87 2-0 26 1B 1-2 2-3 IBB	3	0	0	0	1	2	1
4 Pat Valaika, R (1, 4) OBP: 0.175, SLG: 0.155 26 David Dahl, L (9, PH) OBP: 0.342, SLG: 0.486 71 Wade Davis, R (9, 1)		C CU 80 X CU 79 0-1 ③ G5-3			B SI 93 C SI 94 F SI 89 B CU 79 S SI 94 1-3 ② K			X SI 94 0-0 8 F8 1B	B CU 81 B SI 94 B SI 94 S SI 94 X SI 94 3-1 ③ 1-2 2-H 3-H 1B	3 1 0	0 0 0	1 1 0	0 1 0	0 0 0	1 0 0	1 0 0
35 Chad Bettis, R (1, 1) OBP: 0.063, SLG: 0.063 8 Gerardo Parra, L (8, PH) OBP: 0.310, SLG: 0.337 0 Adam Ottavino, S (8, 1) 6 Daniel Castro, R (9, 4) OBP: 0.167, SLG: 0.167			B SI 93 C SI 93 B SI 94 F SI 93 B SI 93 X SI 93 3-2 ① G6-3		B SI 93 B SI 92 F SI 94 C SI 93 C CU 80 2-3 ③ K			S CU 82 S CH 88 B SL 91 X CH 88 1-2 ② F8 1-2		2 1 0 0	0 0 0 0	0 0 0 0	0 0 0 0	1 0 0 0	0 1 0 0	0 1 0 0

| Inning Stats | | |

BOTTOM

Colorado Rockies @ New York Mets

Citi Field, Flushing, NY

Sat May 05 2018, 7:10 PM - 9:38 PM EDT

Att. 37,550 - Cloudy - 67 F

livebaseballscorecards.com

Batter	1	2	3	4	5	6	7	8	9	AB	R	H	RBI	BB	SO	LOB
9 Brandon Nimmo, L (1, 8) OBP: 0.455, SLG: 0.463	B FF 89 B FF 88 F FF 88 X FF 90 2-1 G4-3 ①		S FC 86 S CH 88 B FF 91 B CH 88 S CH 87 2-3 K ③		F FF 91 B FC 86 X CH 85 1-1 F9 ③			C ST 82 B ST 82 F SI 95 B SI 96 B ST 84 B ST 82 4-2 52 FC5-4 BB		3	0	0	0	1	1	1
52 Yoenis Cespedes, R (1, 7) OBP: 0.301, SLG: 0.446	C CU 75 B FC 87 B CH 86 F FF 89 F CH 87 X CH 87 2-2 F9 ②			X FF 89 0-0 P3 ①		C FC 84 B FF 90 B FF 90 B FC 86 X FF 90 3-1 P5 ①		C ST 81 B FC 87 X ST 82 1-1 FC5-4 ① 13 S 1-2f		4	0	0	0	0	0	1
13 Asdrúbal Cabrera, S (1, 4) OBP: 0.386, SLG: 0.588	B FC 85 B CH 85 X FC 85 2-0 1B			B CU 73 B CH 86 F CH 86 X FF 90 2-1 L3 ②		C CH 85 B CU 77 B CH 88 S FC 85 B FC 88 X CH 88 3-2 21 L6-4 19 1B 1B		B SI 95 B SI 95 S ST 81 C SI 96 F SI 96 S SI 97 2-3 K ② 1-2		4	0	2	0	0	1	1
19 Jay Bruce, L (1, 9) OBP: 0.316, SLG: 0.387	C CU 75 B FF 90 S CH 84 X CH 86 1-2 G1-3 ③			F FF 92 B FF 92 F FF 93 X FF 91 1-2 2B		S CU 77 B CU 77 X CH 86 1-1 1-2 1B		F SI 96 B ST 82 X SI 95 1-1 F7 ③		4	0	2	0	0	0	2
21 Todd Frazier, R (1, 5) OBP: 0.382, SLG: 0.443		C FF 91 F FC 86 S CU 77 0-3 K ①		B FC 87 B FC 86 F CH 84 B FC 86 B CH 86 4-1 BB		X FC 85 0-0 2-2 L6-4 ②③			C FF 89 B FF 92 B FC 88 S FF 92 B FC 89 X FF 94 3-2 G5-3 ①	3	0	0	0	1	1	2
23 Adrián González, L (1, 3) OBP: 0.303, SLG: 0.364		C FF 91 X FC 85 0-1 G4-3 ②		F FC 86 F FF 90 X CH 86 0-2 G6-3 ③			X CU 74 0-0 G3-1 ①		B KC 80 B FF 91 F FF 92 X FF 92 2-1 F7 ②	4	0	0	0	0	0	2
3 Tomás Nido, R (1, 2) OBP: 0.200, SLG: 0.182 12 Juan Lagares, R (9, PH) OBP: 0.375, SLG: 0.349		C FF 91 B FF 91 X CU 78 1-1 F8 ③			C FF 91 B FC 88 X CU 76 1-1 L5 ①		F FC 87 S CH 87 B FC 87 X CH 87 1-2 G4-3 ②		F FF 91 C FF 94 X KC 82 0-2 G5-3 ③	3 1	0 0	0 0	0 0	0 0	0 0	0 0
32 Steven Matz, R (1, 1) OBP: 0.111, SLG: 0.111 51 Paul Sewald, R (7, 1) 4 Wilmer Flores, R (7, PH) OBP: 0.292, SLG: 0.390 65 Robert Gsellman, R (8, 1)			C FF 89 B CU 76 F FF 90 B CH 85 B FC 84 X FF 91 3-2 F9 ①		L FF 91 F FC 86 B CU 74 B FF 91 X FC 86 2-2 G3 ②		C FC 88 X CH 87 0-1 1 FC6 1B			2 0 1 0	0 0 0 0	0 0 1 0	0 0 0 0	0 0 0 0	0 0 0 0	0 0 0 0
1 Amed Rosario, R (1, 6) OBP: 0.275, SLG: 0.309			C FC 86 X CU 77 0-1 L8 ②		B CU 75 S FC 84 F CH 87 X CH 87 1-2 1B		C FC 86 X FC 86 0-1 FC6 ③ 1-2f			3	0	1	0	0	0	1

Inning Stats	1	2	3	4	5	6	7	8	9
	R: 0 E: 0 K: 0 S: 10 H: 1 LOB: 1 BB: 0 P: 17	R: 0 E: 0 K: 1 S: 7 H: 0 LOB: 0 BB: 0 P: 8	R: 0 E: 0 K: 1 S: 8 H: 0 LOB: 0 BB: 0 P: 13	R: 0 E: 0 K: 0 S: 10 H: 1 LOB: 2 BB: 1 P: 17	R: 0 E: 0 K: 0 S: 10 H: 1 LOB: 1 BB: 0 P: 15	R: 0 E: 0 K: 0 S: 8 H: 2 LOB: 1 BB: 0 P: 15	R: 0 E: 0 K: 0 S: 8 H: 1 LOB: 1 BB: 0 P: 9	R: 0 E: 0 K: 1 S: 10 H: 0 LOB: 1 BB: 1 P: 18	R: 0 E: 0 K: 0 S: 8 H: 0 LOB: 0 BB: 0 P: 13

	AB	R	H	RBI	BB	SO	LOB
	32	0	6	0	2	3	10

	1B	SF	WP	PA
	5	0	0	34
	2	0	0	
	0	1	1	
	0	0	0	

PITCHER	IP	WLS	BF	H	R	ER	SO	BB	IBB	HBP	BLK	WP	HR	S	P	ERA	WHIP
35 Chad Bettis, R (1, 1) ERA: 2.05	7.0	W	27	6	0	0	2	1	0	0	0	0	0	61	94	0.00	1.000
0 Adam Ottavino, R (8, 1) ERA: 0.5	1.0	H	4	0	0	0	1	1	0	0	0	0	0	10	18	0.00	1.000
71 Wade Davis, R (9, 1) ERA: 2.51	1.0	S	3	0	0	0	0	0	0	0	0	0	0	8	13	0.00	0.000

PITCHER	IP	WLS	BF	H	R	ER	SO	BB	IBB	HBP	BLK	WP	HR	S	P	ERA	WHIP

Colorado Rockies @ New York Mets

Citi Field, Flushing, NY

Sun May 06 2018, 1:13 PM - 4:13 PM EDT

Att. 33,580 - Cloudy - 62 F

TOP

livebaseballscorecards.com

Batter	1	2	3	4	5	6	7	8	9	AB	R	H	RBI	BB	SO	LOB
19 Charlie Blackmon, L (1, 8) OBP: 0.391, SLG: 0.605	C FF 98 S CH 90 F FF 98 F FF 98 S CH 91 0-3 K ①		C CH 89 F FF 97 X SL 93 0-2 26 1B 8 BB 1B	C SI 97 T FF 97 X FF 97 0-2 F9 ③			C FF 87 C FF 88 B CH 83 F FF 88 B CU 71 S FF 88 2-3 K ①		B SL 85 1 SAFE F FF 94 1 SAFE C SL 85 F FF 95 X SL 86 1-2 F9 ②	5	1	1	0	0	2	2
26 David Dahl, L (1, 9) OBP: 0.349, SLG: 0.500	X FF 98 0-0 L6 ②		F SI 97 1 SAFE 1 SAFE X FF 96 0-1 8 BB 28 S 1-3 1B		F CH 89 X FF 96 0-1 8 2B 2B		B CU 72 B CU 73 B FF 86 C FF 86 F CU 71 X FF 88 3-2 P3 ②		C FF 93 S FF 95 X FF 95 0-2 F8 ③	5	0	2	0	0	0	1
28 Nolan Arenado, R (1, 5) OBP: 0.409, SLG: 0.611	B SI 98 S CU 84 F SI 99 B SL 94 B SI 99 4-1 BB		1 SAFE B SL 93 F FF 98 S CU 84 B FF 98 F SI 98 D CH 92 B CH 92 4-2 8 BB 1-2 BB		F SI 97 B SI 96 B SI 96 S SL 92 F SI 97 D CU 84 X SL 92 3-2 G6-3 ①		B FF 92 S SL 80 C CH 84 F SI 93 S FC 89 1-3 K ③			2	0	0	0	2	1	1
8 Gerardo Parra, L (1, 7) OBP: 0.327, SLG: 0.358	B SI 97 B CH 92 S SI 97 X SI 98 2-1 F7 ③		B CU 83 D CH 90 D SI 98 B FF 98 4-0 20 G4-3 1-2 2-3 3-H BB		D CU 83 X CH 90 1-0 2-3 2B ②			C FF 95 X SL 88 0-1 1B ①		3	0	2	1	1	0	1
27 Trevor Story, R (1, 6) OBP: 0.306, SLG: 0.437		B CU 83 B SL 93 X SI 97 2-0 G4-3 ①	F SI 98 S SL 92 B SL 92 B SI 97 S SL 93 2-3 K ①		X SL 92 0-0 L9 ③			S SL 89 B FF 96 B SL 87 C SL 86 C FF 98 2-3 K ②		4	0	0	0	0	2	4
20 Ian Desmond, R (1, 3) OBP: 0.232, SLG: 0.385		F SI 98 B CU 83 X SI 97 1-1 HR	C SI 97 S SL 92 X FF 97 0-2 G4-3 ②③ 1-2f			S SL 91 B SL 92 S CH 91 B FF 96 S SL 92 2-3 K ①		X FF 96 0-0 HR		4	2	2	2	0	1	3
6 Daniel Castro, R (1, 4) OBP: 0.188, SLG: 0.188		B SI 97 X SI 98 1-0 G3 ②	B SI 95 C SI 96 X CU 83 1-1 21 E 1B			B FF 97 F SI 96 X CH 90 1-1 G5-3 ②		C FF 97 F SL 88 X SL 88 0-2 G5-3 ③		4	0	1	0	0	0	0
14 Tony Wolters, L (1, 2) OBP: 0.278, SLG: 0.205		B SI 97 B SI 97 S SI 96 B SI 96 B SI 97 4-1 21 FC1-6 BB	1 SAFE 1 SAFE B CH 90 1 SAFE S SI 96 B SI 96 F SI 97 X SI 98 2-2 F7 ①			C CU 83 B CH 90 H FF 96 2-1 21 S HBP			L FF 95 B FF 95 B SL 86 B FF 94 B FF 94 4-1 BB	1	0	0	0	2	0	1
21 Kyle Freeland, L (1, 1) OBP: 0.071, SLG: 0.071 29 Bryan Shaw, S (8, 1) 51 Jake McGee, L (8, 1) 5 Carlos González, L (9, PH) OBP: 0.253, SLG: 0.375 0 Adam Ottavino, S (9, 1)		B SI 97 X SI 97 1-0 FC1-6 ③ 1-2f	1 SAFE L SI 96 F SL 91 C CU 82 0-3 K ② 1-2			S SI 96 D SL 92 S SI 97 C SI 96 1-3 K ③ 1-2			C FF 95 S FF 95 T FF 95 0-2 K ①	3 0 0 1 0	0 0 0 0 0	0 0 0 0 0	0 0 0 0 0	2 0 0 1 0	3 0 0 1 0	3 0 0 1 0
Inning Stats	R: 0 E: 0 K: 1 S: 9 H: 0 LOB: 1 BB: 1 P: 15	R: 1 E: 0 K: 0 S: 6 H: 1 LOB: 1 BB: 1 P: 15	R: 1 E: 0 K: 1 S: 14 H: 2 LOB: 2 BB: 2 P: 24	R: 0 E: 1 K: 1 S: 11 H: 1 LOB: 1 BB: 0 P: 14	R: 0 E: 0 K: 0 S: 8 H: 2 LOB: 1 BB: 0 P: 12	R: 0 E: 0 K: 2 S: 9 H: 0 LOB: 1 BB: 0 P: 15	R: 0 E: 0 K: 2 S: 11 H: 0 LOB: 0 BB: 0 P: 17	R: 1 E: 0 K: 1 S: 9 H: 2 LOB: 0 BB: 0 P: 11	R: 0 E: 0 K: 1 S: 11 H: 0 LOB: 1 BB: 1 P: 16	1B: 4 2B: 2 3B: 0 HR: 2 SF: 0 SAC: 0 DP: 1 HBP: 1						

AB	32
R	3
H	8
RBI	3
BB	5
SO	9
LOB	17

WP: 0 PB: 0 SB: 2 CS: 0 PA: 38

PITCHER		IP	WLS	BF	H	R	ER	SO	BB	IBB	HBP	BLK	WP	HR	S	P	ERA	WHIP
34 Noah Syndergaard, R ERA: 3.09	(1, 1)	6.0		27	6	2	2	5	4	0	1	0	0	1	57	95	3.00	1.667
39 Jerry Blevins, L ERA: 5.87	(7, 1)	0.2		2	0	0	0	1	0	0	0	0	0	0	7	12	0.00	0.000
44 AJ Ramos, R ERA: 3.0	(7, 1)	0.1		1	0	0	0	1	0	0	0	0	0	0	4	5	0.00	0.000
47 Hansel Robles, R ERA: 3.6	(8, 1)	2.0	L	8	2	1	1	2	1	0	0	0	0	1	20	27	4.50	1.500

PITCHER	IP	WLS	BF	H	R	ER	SO	BB	IBB	HBP	BLK	WP	HR	S	P	ERA	WHIP

BOTTOM

Batter	1	2	3	4	5	6	7	8	9	AB	R	H	RBI	BB	SO	LOB
12 Juan Lagares, R (1, 8) OBP: 0.365, SLG: 0.340	X SI 89 0-0 52 1B 13 1B 1B	C SL 84 F FF 92 B CH 86 B SL 88 X FF 92 2-2 ③ G5-3			B FF 91 X SL 85 1-0 ② P6			C SL 82 B FC 95 S FC 95 S SL 84 1-3 ② K		4	1	1	0	0	1	1
52 Yoenis Cespedes, R (1, 7) OBP: 0.306, SLG: 0.451 9 Brandon Nimmo, L (2, 7) OBP: 0.448, SLG: 0.442	C FF 91 S CH 86 F FF 92 1 SAFE X CH 85 0-2 13 1B 21 SF9 1-2 1B		B CU 80 C SL 84 B SL 85 S FF 90 S SL 86 2-3 ① K		B SI 91 B SI 91 S SI 93 F SL 85 S SI 90 2-3 ③ K			C SL 75 B FF 93 B FF 94 T FF 93 B SL 74 B FF 93 4-2 BB		1 2	1 0	1 0	0 0	0 1	0 2	0 0
13 Asdrúbal Cabrera, S (1, 4) OBP: 0.382, SLG: 0.577	B FF 91 X CH 84 1-0 1-3 2-H 1B		C CH 86 C CU 81 B SL 84 B CH 87 C SL 83 2-3 ② K			T SI 88 X FF 91 0-1 ① F7		B FF 94 X FF 92 1-0 ③ F9		4	0	1	1	0	1	1
21 Todd Frazier, R (1, 5) OBP: 0.370, SLG: 0.431	B FF 91 1 SAFE B FF 92 B SI 89 X SI 91 3-0 ① SF9 3-H		B SL 82 B FF 92 X CH 86 2-0 ③ L7			B SL 82 C SL 83 X CH 85 1-1 ② G6-3			B ST 81 B ST 81 C ST 81 S ST 82 F SI 94 F ST 81 F ST 81 S FC 86 2-3 ① K	3	0	0	1	0	1	0
4 Wilmer Flores, R (1, 3) OBP: 0.304, SLG: 0.377 7 José Reyes, S (9, PR) OBP: 0.184, SLG: 0.222	F SL 87 X FF 91 0-1 ② P6			B CU 80 B CU 80 B FF 90 C SI 89 B SL 82 4-1 19 G3-4-1 BB		C SL 83 C SL 81 X FF 90 0-2 ③ F8			B ST 81 B ST 81 B ST 82 C ST 79 B ST 80 4-1 23 1B BB	2 0	0 0	0 0	0 0	2 0	0 0	1 0
19 Jay Bruce, L (1, 9) OBP: 0.306, SLG: 0.373	B SL 86 S FF 92 B SL 87 B SL 86 S SL 88 X FF 93 3-2 ③ F8			F SL 86 X SI 90 0-1 ① G3-4-1 1-2			C SL 84 S SL 84 B SL 84 S CU 80 1-3 ① K		F ST 81 S SI 94 S SI 95 0-3 ② K	4	0	0	0	0	2	3
59 Jose Lobaton, S (1, 2) OBP: 0.267, SLG: 0.231 23 Adrián González, L (9, PH) OBP: 0.311, SLG: 0.372		B FF 92 B SI 90 X FF 92 2-0 1B		B SL 83 F FF 91 B FF 91 F SL 82 S SL 86 2-3 ② K			B SL 82 B FF 90 C CU 81 X SI 90 2-1 ② G4-3		C ST 82 X SI 95 0-1 1-2 1B	3 1	0 0	1 1	0 0	0 0	1 0	1 0
34 Noah Syndergaard, L (1, 1) OBP: 0.059, SLG: 0.118 39 Jerry Blevins, L (7, 1) 44 AJ Ramos, R (7, 1) 30 Michael Conforto, L (7, PH) OBP: 0.344, SLG: 0.263 47 Hansel Robles, R (8, 1) 3 Tomás Nido, R (9, PH) OBP: 0.194, SLG: 0.176		L SL 86 B SL 87 M SI 91 B FF 91 S SL 86 2-3 ① K		S SL 84 C SL 82 S SL 87 0-3 ③ K			C SI 91 C SI 90 B SL 87 S SL 86 1-3 ③ K		C ST 82 F ST 82 C SI 94 0-3 ③ K	2 0 0 1 0 1 0	0 0 0 0 0 0 0	0 0 0 0 0 0 0	0 0 0 0 0 0 0	0 0 0 1 0 0 0	2 0 0 0 0 0 1	2 0 0 0 0 0 2
1 Amed Rosario, R (1, 6) OBP: 0.267, SLG: 0.300		F FF 91 B SL 86 B FF 91 F FF 92 F SL 87 B FF 92 X FF 91 3-2 ② P5			C FF 90 B CH 85 B CU 82 C FF 90 F FF 92 F SL 84 F FF 90 B SL 83 X FF 91 3-2 ① F8			B SL 83 C FC 93 B SL 84 S SL 82 B FC 94 S FC 94 3-3 ① K		3	0	0	0	0	1	1
Inning Stats	R: 2 E: 0 K: 0 S: 12 H: 3 LOB: 1 BB: 0 P: 19	R: 0 E: 0 K: 1 S: 11 H: 1 LOB: 1 BB: 0 P: 20	R: 0 E: 0 K: 2 S: 7 H: 0 LOB: 0 BB: 0 P: 13	R: 0 E: 0 K: 2 S: 9 H: 0 LOB: 1 BB: 1 P: 15	R: 0 E: 0 K: 1 S: 10 H: 0 LOB: 0 BB: 0 P: 16	R: 0 E: 0 K: 0 S: 7 H: 0 LOB: 0 BB: 0 P: 8	R: 0 E: 0 K: 2 S: 8 H: 0 LOB: 0 BB: 0 P: 12	R: 0 E: 0 K: 2 S: 9 H: 0 LOB: 1 BB: 1 P: 18	R: 0 E: 0 K: 3 S: 15 H: 1 LOB: 2 BB: 1 P: 21	1B: 5 2B: 0 3B: 0 HR: 0 SF: 1 SAC: 0 DP: 0 HBP: 0						

PITCHER		IP	WLS	BF	H	R	ER	SO	BB	IBB	HBP	BLK	WP	HR	S	P	ERA	WHIP
21 Kyle Freeland, L ERA: 3.95	(1, 1)	7.0	W	26	4	2	2	8	1	0	0	0	0	0	64	103	2.57	0.714
29 Bryan Shaw, R ERA: 6.06	(8, 1)	0.2	H	2	0	0	0	2	0	0	0	0	0	0	6	10	0.00	0.000
51 Jake McGee, L ERA: 5.68	(8, 1)	0.1	H	2	0	0	0	0	1	0	0	0	0	0	3	8	0.00	3.000
0 Adam Ottavino, R ERA: 0.47	(9, 1)	1.0	S	5	1	0	0	3	1	0	0	0	0	0	15	21	0.00	2.000

PITCHER	IP	WLS	BF	H	R	ER	SO	BB	IBB	HBP	BLK	WP	HR	S	P	ERA	WHIP

Colorado Rockies @ New York Mets
Citi Field, Flushing, NY
Sun May 06 2018, 1:13 PM - 4:13 PM EDT
Att. 33,580 - Cloudy - 62 F

livebaseballscorecards.com

AB	31
R	2
H	5
RBI	2
BB	3
SO	13
LOB	12

WP: 0 PA: 35
PB: 0
SB: 0
CS: 0

Batter	1	2	3	4	5	6	7	8	9	AB	R	H	RBI	BB	SO	LOB
30 Michael Conforto, L (1, 8) (9, 7) OBP: 0.347, SLG: 0.309	B FF 94 X SI 95 1-0 HR	S FF 95 C FF 95 F FS 86 X FF 95 0-2 ③ G6-3		B FF 93 B FS 85 F FF 92 X FF 93 2-1 ① F7		C FF 93 B FF 93 X CH 87 1-1 52 FC1-5-2-5 2-3 1B		F FF 92 B FF 93 X FF 94 1-1 ③ F9		5	1	2	1	0	0	3
52 Yoenis Cespedes, R (1, 7) OBP: 0.309, SLG: 0.468 7 José Reyes, S (9, PR) OBP: 0.184, SLG: 0.222 27 Jeurys Familia, R (9, 1)	C FF 94 S FF 94 B FF 94 X SL 88 1-2 ① L7		C SL 86 X FS 85 0-1 19 HR 2B	X SL 87 0-0 ② SF8 2-3 3-H		X CU 76 0-0 ② FC1-5-2-5 19 BB 1-3 3-H			C SI 95 X SL 85 0-1 19 1B 2B	4 0 0	1 0 0	2 0 0	1 0 0	0 0 0	0 0 0	2 0 0
19 Jay Bruce, L (1, 9) OBP: 0.325, SLG: 0.407	B FF 94 B FF 94 B FF 95 B FF 94 4-0 BB		B FF 94 C FF 94 F FS 85 X KC 80 1-2 2-H HR	B SI 94 X SI 93 1-0 ③ G3		B FF 94 C CH 86 F CH 87 F FF 93 D CU 77 B FF 93 D CU 77 4-2 1-2 BB			X CH 86 0-0 21 G4-6-3 2-3 1B	3	1	2	2	2	0	1
13 Asdrúbal Cabrera, S (1, 4) OBP: 0.369, SLG: 0.555	B SI 95 S FS 87 F FF 94 S KC 80 1-3 ② K		F SI 96 B FF 94 B FS 85 F FF 93 F FF 95 F FS 87 S FS 86 2-3 ① K		F SI 93 B CH 87 F SI 94 B SI 93 B SL 85 X SI 93 3-2 ① F8	C CH 88 S CU 77 B CU 76 X FF 94 1-2 ③ G3			B SI 94 B SI 96 B SI 97 F FF 96 F FF 96 S CH 89 3-3 ① K	5	0	0	0	0	3	7
21 Todd Frazier, R (1, 5) OBP: 0.357, SLG: 0.412	1 SAFE B SL 88 B FF 94 B FF 95 X FF 94 3-0 ③ P3		B FF 96 B SL 90 C FF 95 B SI 96 X FF 94 3-1 ② L7		C SI 94 B SL 84 B FF 94 C SI 94 B SI 94 S SL 85 3-3 ② K		S SI 92 C SI 84 B SI 92 S SI 92 1-3 ① K		B FF 97 X SI 97 1-0 ②③ G4-6-3 1-2f	5	0	0	0	0	2	4
23 Adrián González, L (1, 3) OBP: 0.330, SLG: 0.463		C SI 92 B SL 91 S FS 88 F SI 95 X FF 95 1-2 59 2B 1 SF8 1B	C SL 90 S FS 87 F FF 95 B FF 94 B SL 89 F FS 86 X FS 87 2-2 HR		B SL 85 S SI 94 X SL 86 1-1 HR		B SI 93 S SI 93 F SI 93 B SI 92 S SL 86 2-3 ② K			4	3	3	2	0	1	0
59 Jose Lobaton, S (1, 2) OBP: 0.265, SLG: 0.256		B SI 93 S FF 93 B FF 93 S FS 85 B FS 86 X SI 94 3-2 1 SF8 1-3 2B	C SI 93 F FS 86 F FF 94 F KC 80 B FS 86 C FF 94 1-3 ③ K		B SI 94 S SI 93 B FF 94 B SI 93 C SI 92 X SI 92 3-2 ③ L7		B SI 94 F SI 93 B SI 93 B FF 94 X SI 92 3-1 ③ G4-3			4	0	1	0	0	1	0
60 P.J. Conlon, L (1, 1) OBP: 0.500, SLG: 0.500 51 Paul Sewald, R (4, 1) 65 Robert Gsellman, R (6, 1) 12 Juan Lagares, R (9, 8) OBP: 0.365, SLG: 0.340		C FF 95 S FF 95 B FS 88 B FS 85 X FF 95 2-2 ① G1-3		B FF 90 F FF 92 X FF 92 1-1 1 2B 52 SF8 1B		B FF 91 C FF 92 B FF 91 X FF 92 2-1 ① G6-3		C SI 92 C SI 91 B SL 85 C SI 92 1-3 ① K	2 1 1 0	1 0 0 0	1 0 0 0	0 0 0 0	0 0 1 0	0 0 0 0	2 0 0 0
1 Amed Rosario, R (1, 6) OBP: 0.275, SLG: 0.330		S FF 94 X SL 88 0-1 ② SF8 2-3 3-H		C SL 87 F FF 92 F SI 93 D SL 89 X SL 88 1-2 52 SF8 1-3 2B		S SI 93 B SI 92 X SI 92 1-1 30 1B 52 FC1-5-2-5 2B		C SI 92 S SL 84 B SL 85 S SI 93 1-3 ② K	3	0	2	1	0	1	0

Inning Stats																						
	R: 1	H: 1	R: 1	H: 2	R: 3	H: 3	R: 1	H: 2	R: 1	H: 1	R: 0	H: 2	R: 0	H: 0	R: 0	H: 0	R: 0	H: 2	1B: 4	SF: 2	WP: 0	PA: 41
	E: 0	LOB: 1	E: 0	LOB: 1	E: 0	LOB: 0	E: 0	LOB: 1	E: 0	LOB: 0	E: 0	LOB: 3	E: 0	LOB: 0	E: 0	LOB: 0	E: 0	LOB: 2	2B: 5	SAC: 0	PB: 0	
	K: 1	BB: 1	K: 0	BB: 0	K: 2	BB: 0	K: 0	BB: 0	K: 1	BB: 0	K: 0	BB: 1	K: 2	BB: 0	K: 2	BB: 0	K: 1	BB: 0	3B: 0	DP: 1	SB: 0	
	S: 8	P: 18	S: 16	P: 22	S: 22	P: 31	S: 10	P: 15	S: 11	P: 21	S: 13	P: 22	S: 8	P: 14	S: 8	P: 11	S: 7	P: 11	HR: 4	HBP: 0	CS: 0	

PITCHER		IP	WLS	BF	H	R	ER	SO	BB	IBB	HBP	BLK	WP	HR	S	P	ERA	WHIP
34 Homer Bailey, R ERA: 5.61	(1, 1)	4.0	L	21	8	6	6	3	1	0	0	0	0	3	56	86	13.50	2.250
62 Jackson Stephens, R ERA: 9.0	(5, 1)	2.0		10	3	1	1	1	1	0	0	0	0	1	24	43	4.50	2.000
48 Jared Hughes, R ERA: 1.71	(7, 1)	2.0		6	0	0	0	4	0	0	0	0	0	0	16	25	0.00	0.000
26 Raisel Iglesias, R ERA: 1.84	(9, 1)	1.0		4	2	0	0	1	0	0	0	0	0	0	7	11	0.00	2.000

PITCHER	IP	WLS	BF	H	R	ER	SO	BB	IBB	HBP	BLK	WP	HR	S	P	ERA	WHIP

TOP

New York Mets @ Cincinnati Reds

Great American Ball Park, Cincinnati, OH

Mon May 07 2018, 7:11 PM - 9:57 PM EDT

Att. 15,187 - Partly Cloudy - 73 F

livebaseballscorecards.com

AB	37
R	7
H	13
RBI	7
BB	2
SO	9
LOB	19

New York Mets @ Cincinnati Reds

Great American Ball Park, Cincinnati, OH

Mon May 07 2018, 7:11 PM - 9:57 PM EDT

Att. 15,187 - Partly Cloudy - 73 F

livebaseballscorecards.com

BOTTOM

Batter	1	2	3	4	5	6	7	8	9	AB	R	H	RBI	BB	SO	LOB
33 Jesse Winker, L (1, 9) OBP: 0.387, SLG: 0.343	C SI 87 B SI 86 X SI 86 1-1 ① F8		C SL 80 C SI 85 B SL 81 X CH 78 1-2 ② G4-3		X FF 88 0-0 ① F9		C SI 92 X SL 91 0-1 ① G3-1		B SI 96 B FS 92 F SI 96 F FS 91 S SI 98 2-3 ③ K	5	0	0	0	0	1	0
9 José Peraza, R (1, 6) OBP: 0.306, SLG: 0.387	F SI 86 F CH 76 F SI 86 B CH 76 X CH 77 1-2 ② F9		B SI 85 X SI 86 1-0 ③ L6		B SL 79 F FF 90 B FF 89 X FF 90 2-1 ② L8		X CU 81 0-0 ② G6-3			4	0	0	0	0	0	0
19 Joey Votto, L (1, 3) OBP: 0.404, SLG: 0.444	C SI 87 B SI 87 B FF 85 S SI 87 B CH 78 B FF 88 4-2 BB			B CU 76 X SI 84 1-0 ① F7	F FF 91 B CH 85 F FF 90 X FF 90 1-2 ③ G1-3		B SI 93 B SI 93 T SI 94 B SI 94 X SI 94 3-1 ③ L8			3	0	0	0	1	0	0
7 Eugenio Suárez, R (1, 5) OBP: 0.390, SLG: 0.609	B SI 87 C CH 78 X SI 86 1-1 ③ F9			B CH 74 B SI 83 C CH 75 X SI 84 2-1 3 2B 2B		B SL 80 F SL 80 C FF 89 X SL 82 1-2 HR		T CU 80 C SI 93 B FF 93 B SI 94 X SI 94 2-2 ① F9		4	2	2	1	0	0	1
3 Scooter Gennett, L (1, 4) OBP: 0.336, SLG: 0.430		B SI 85 X SL 81 1-0 ① F8		B SI 85 B SI 84 X SI 85 2-0 23 F8 16 2B 2-H 2B	B FF 90 F FF 90 B FF 91 X CH 84 2-1 ① G1			X SI 93 0-0 HR		4	2	2	2	0	0	0
23 Adam Duvall, R (1, 7) OBP: 0.240, SLG: 0.362 26 Raisel Iglesias, R (9, 1)		B SI 86 B CH 77 X CH 78 2-0 ② P3		X SI 84 0-0 ② F8 2-3	C FF 91 X FF 89 0-1 16 1B 43 SF7 1B			C SL 90 X SI 92 0-1 ② G5-3		4 0	1 0	1 0	0 0	0 0	0 0	1 0
16 Tucker Barnhart, L (1, 2) OBP: 0.357, SLG: 0.376		C SI 86 B FF 87 B SI 86 B CH 77 C CH 77 T SI 87 3-2 ③ K		B CH 77 X CH 77 1-0 3-H 2B	F FF 90 C FF 90 F FF 89 B FF 90 F FF 91 F SL 82 X FF 90 1-2 1-3 1B			C CU 81 X CH 87 0-1 ③ G3		4	0	2	1	0	1	0
34 Homer Bailey, R (1, 1) OBP: 0.083, SLG: 0.083 2 Alex Blandino, R (4, PH) OBP: 0.328, SLG: 0.296 62 Jackson Stephens, R (5, 1) 43 Scott Schebler, L (6, PH) OBP: 0.329, SLG: 0.455 48 Jared Hughes, R (7, 1) 12 Rosell Herrera, S (9, 7) OBP: 0.143, SLG: 0.143			B SI 84 C SI 84 X CH 76 1-1 ① G6-3 B SI 85 C SI 85 B CH 76 D CH 78 B SI 85 4-1 BB		B SI 93 B SI 93 X SI 93 2-0 ② SF7 3-H				S SI 95 C FS 91 B SI 96 B SI 97 C SI 96 2-3 ① K	1 0 0 0 0 1	0 0 0 0 0 0	0 0 0 0 0 0	0 0 0 1 0 0	0 0 0 0 0 0	0 0 0 0 0 1	0 0 0 0 0 0
6 Billy Hamilton, S (1, 8) OBP: 0.319, SLG: 0.314			B SI 86 X FF 85 1-0 HR	B FF 88 X FF 89 1-0 ③ F8	X SI 92 0-0 ③ F8				B SI 96 C FS 91 B SI 95 F SI 95 X SI 97 2-2 ② L7	4	1	1	1	0	0	3

Inning Stats																								
	R: 0	H: 0	R: 0	H: 0	R: 1	H: 1	R: 2	H: 3	R: 0	H: 0	R: 2	H: 3	R: 0	H: 0	R: 1	H: 1	R: 0	H: 0	1B: 2	SF: 1	WP: 0	PA: 37
	E: 0	LOB: 1	E: 0	LOB: 0	E: 0	LOB: 0	E: 0	LOB: 2	E: 0	LOB: 0	E: 0	LOB: 1	E: 0	LOB: 0	E: 0	LOB: 0	E: 0	LOB: 0	2B: 3	SAC: 0	PB: 0	
	K: 0	BB: 1	K: 1	BB: 0	K: 0	BB: 0	K: 0	BB: 1	K: 0	BB: 0	K: 0	BB: 0	K: 0	BB: 0	K: 0	BB: 0	K: 2	BB: 0	3B: 0	DP: 0	SB: 0	
	S: 10	P: 17	S: 5	P: 11	S: 7	P: 11	S: 8	P: 19	S: 6	P: 9	S: 15	P: 21	S: 5	P: 8	S: 8	P: 10	S: 9	P: 15	HR: 3	HBP: 0	CS: 0	

PITCHER		IP	WLS	BF	H	R	ER	SO	BB	IBB	HBP	BLK	WP	HR	S	P	ERA	WHIP
60 P.J. Conlon, L	(1, 1)	3.2		17	4	3	3	1	2	0	0	0	0	1	29	56	7.36	1.636
ERA: 7.36																		
51 Paul Sewald, R	(4, 1)	1.2		8	3	2	2	0	0	0	0	0	0	1	20	28	10.80	1.800
ERA: 3.72																		
65 Robert Gsellman, R	(6, 1)	2.2	W	9	1	1	1	0	0	0	0	0	0	1	15	22	3.38	0.375
ERA: 3.92																		
27 Jeurys Familia, R	(9, 1)	1.0	S	3	0	0	0	2	0	0	0	0	0	0	9	15	0.00	0.000
ERA: 1.59																		

PITCHER	IP	WLS	BF	H	R	ER	SO	BB	IBB	HBP	BLK	WP	HR	S	P	ERA	WHIP

Batter	1	2	3	4	5	6	7	8	9	AB	R	H	RBI	BB	SO	LOB
30 Michael Conforto, L (1, 8) OBP: 0.333, SLG: 0.294	X FF 94 0-0 ① P6			C FF 93 X CH 84 0-1 ① G6-3		C CH 85 B SL 82 S CH 85 B FF 93 X FF 95 2-2 ② G3	D SL 86 C SL 87 F SI 94 C SL 88 1-3 ③ K			4	0	0	0	0	1	1
13 Asdrúbal Cabrera, S (1, 4) OBP: 0.372, SLG: 0.553	C SI 95 F FF 95 B CH 85 S CH 85 1-3 ② K			S SL 82 S CH 84 B SL 82 X SI 94 1-2 ② L8		C FF 95 X SI 94 0-1 19 BB 52 BB 23 BB 1B		B SI 92 B CH 86 F SI 94 X CH 87 2-1 52 BB 1B		4	1	2	0	0	1	0
52 Yoenis Cespedes, R (1, 7) OBP: 0.315, SLG: 0.461	C FF 96 F FF 94 F CH 85 S CH 84 0-3 ③ K			B SL 83 X SL 82 1-0 ③ F8		B FF 96 B FF 96 B FF 96 F FF 95 S FF 96 B FF 97 4-2 23 BB 19 BB 1-2 BB		B SI 94 B SI 95 F SI 96 B SI 97 B CH 88 4-1 23 G6-4-3 1-2 BB		2	0	0	0	2	1	0
19 Jay Bruce, L (1, 9) OBP: 0.323, SLG: 0.397		B SL 81 F SI 93 S CH 84 B CH 83 B SL 81 X SI 95 3-2 ① P5			C FF 93 B FF 94 B SL 82 F FF 95 B CH 84 S CH 84 3-3 ① K	B FF 94 B SL 81 B FF 93 B FF 94 4-0 23 BB 1-2 2-3 BB		C FF 96 S SL 87 B FF 97 D FF 96 F SL 89 F CH 89 B SL 87 S FF 97 3-3 ① K		3	0	0	0	1	2	2
23 Adrián González, L (1, 3) OBP: 0.327, SLG: 0.447		C SI 95 B FF 95 B CH 85 C SL 82 X SI 96 2-2 ② G5-3			S CH 85 S FF 95 B FF 94 B SL 82 S CH 85 2-3 ② K	B SL 82 C FF 94 C SL 84 B FF 94 F FF 95 F FF 93 B SL 82 B SL 83 4-2 1-2 2-3 3-H BB		B FF 96 B FF 97 F FF 96 X FF 96 2-1 ② G6-4-3 1-2f ③		3	0	0	1	1	1	2
1 Amed Rosario, R (1, 6) OBP: 0.279, SLG: 0.333 67 Seth Lugo, R (5, 1) 9 Brandon Nimmo, L (6, PH) OBP: 0.441, SLG: 0.432 44 AJ Ramos, R (6, 1) 39 Jerry Blevins, L (7, 1) 47 Hansel Robles, R (7, 1) 51 Paul Sewald, R (7, 1) 12 Juan Lagares, R (9, PH) OBP: 0.377, SLG: 0.354		B FF 96 X FF 96 1-0 ③ G6-3			B SL 84 B SL 82 F SI 94 F CH 85 X SL 82 2-2 1B	B SL 82 C FF 94 C SL 83 S SL 83 1-3 ③ K			C CU 82 X SI 94 0-1 4 DI 1B	2 0 1 0 0 0 0 0 1	0 0 0 0 0 0 0 0 0	1 0 0 0 0 0 0 0 0	0 0 0 0 0 0 0 0 0	0 0 0 0 0 0 0 0 0	0 0 1 0 0 0 0 0 0	0 0 3 0 0 0 0 0 0
3 Tomás Nido, R (1, 2) OBP: 0.179, SLG: 0.162 29 Devin Mesoraco, R (9, PH) OBP: 0.283, SLG: 0.333			S SL 83 X SI 93 0-1 ① G6-3		S FF 95 C SL 81 B SI 96 S CH 86 1-3 ③ K		B SI 93 F FF 93 B CU 80 X SI 94 2-1 ① G1-3		B SI 95 D CU 83 C SI 93 F SI 94 C CU 83 2-3 ① K	3 1	0 0	0 0	0 0	0 0	1 1	1 1
7 José Reyes, S (1, 5) OBP: 0.167, SLG: 0.200 (5, 6)			B SL 82 C FF 95 L CH 84 X SL 81 1-2 ② G3			C SL 82 S FF 93 S CH 83 0-3 ① K	B SI 93 X SI 92 1-0 ② F9		B SI 94 C SI 94 X FF 95 1-1 ② L4	4	0	0	0	0	1	1
40 Jason Vargas, L (1, 1) 4 Wilmer Flores, R (5, 5) OBP: 0.319, SLG: 0.438			B FF 94 C FF 94 L CH 83 B CH 83 B FF 96 C FF 93 3-3 ③ K			C FF 95 B FF 96 X CH 84 1-1 HR	C CU 81 X CU 81 0-1 1B		B CU 83 X SI 94 1-0 ③ L9 1-2	1 3	0 1	0 2	0 1	0 0	1 0	0 1
Inning Stats	R: 0 E: 0 K: 2 S: 8 H: 0 LOB: 0 BB: 0 P: 9	R: 0 E: 0 K: 0 S: 7 H: 0 LOB: 0 BB: 0 P: 13	R: 0 E: 0 K: 1 S: 8 H: 0 LOB: 0 BB: 0 P: 12	R: 0 E: 0 K: 0 S: 6 H: 0 LOB: 0 BB: 0 P: 8	R: 0 E: 0 K: 3 S: 12 H: 1 LOB: 1 BB: 0 P: 20	R: 2 E: 0 K: 2 S: 19 H: 2 LOB: 3 BB: 3 P: 35	R: 0 E: 0 K: 1 S: 8 H: 1 LOB: 1 BB: 0 P: 12	R: 0 E: 0 K: 1 S: 10 H: 1 LOB: 1 BB: 1 P: 21	R: 0 E: 0 K: 1 S: 8 H: 1 LOB: 1 BB: 0 P: 12	1B: 5 2B: 0 3B: 0 HR: 1 SF: 0 SAC: 0 DP: 1 HBP: 0						

PITCHER	IP	WLS	BF	H	R	ER	SO	BB	IBB	HBP	BLK	WP	HR	S	P	ERA	WHIP
58 Luis Castillo, R (1, 1) ERA: 6.47	5.2	W	21	3	2	2	7	1	0	0	0	0	1	53	81	3.18	0.706
50 Amir Garrett, L (6, 1) ERA: 1.93	0.1	H	3	0	0	0	1	2	0	0	0	0	0	7	16	0.00	6.000
37 David Hernandez, R (7, 1) ERA: 2.7	0.2	H	3	1	0	0	0	0	0	0	0	0	0	5	8	0.00	1.500
53 Wandy Peralta, L (7, 1) ERA: 4.67	1.1	H	5	1	0	0	2	1	0	0	0	0	0	13	25	0.00	1.500
40 Austin Brice, R (9, 1) ERA: 4.05	1.0		4	1	0	0	1	0	0	0	0	0	0	8	12	0.00	1.000

PITCHER	IP	WLS	BF	H	R	ER	SO	BB	IBB	HBP	BLK	WP	HR	S	P	ERA	WHIP

TOP

New York Mets @ Cincinnati Reds

Great American Ball Park, Cincinnati, OH

Tue May 08 2018, 7:11 PM - 10:05 PM EDT

Att. 14,804 - Partly Cloudy - 80 F

livebaseballscorecards.com

AB	32
R	2
H	6
RBI	2
BB	4
SO	11
LOB	12

WP: 0 PA: 36
PB: 0
SB: 0
CS: 0

New York Mets @ Cincinnati Reds

Great American Ball Park, Cincinnati, OH

Tue May 08 2018, 7:11 PM - 10:05 PM EDT

Att. 14,804 - Partly Cloudy - 80 F

livebaseballscorecards.com

BOTTOM

Batter	1	2	3	4	5	6	7	8	9	AB	R	H	RBI	BB	SO	LOB
9 José Peraza, R (1, 6) OBP: 0.302, SLG: 0.380	C FF 86 B SI 86 X CH 80 1-1 43 1B 7 1B 1B	F SI 88 B FF 86 F CH 81 D CH 81 X SI 88 2-2 ③ P4		X CH 80 0-0 ② F7		D SL 81 X SI 93 1-0 ③ G6-3		B FF 89 X FF 89 1-0 ① L9		5	1	1	0	0	0	3
43 Scott Schebler, L (1, 9) OBP: 0.333, SLG: 0.465	1 SAFE B FF 86 C SI 87 X SI 88 1-1 19 HBP 7 1B 1-3 1B		B KC 73 C FF 87 B KC 73 X SI 87 2-1 ① G1-3	B SI 86 X SI 87 1-0 ③ G6-3			B CU 76 S FF 90 B CH 85 S FF 91 X SL 81 2-2 19 F8 7 1B 2B	X CH 83 0-0 ② G6-3		5	2	2	0	0	0	0
19 Joey Votto, L (1, 3) OBP: 0.404, SLG: 0.433	B FF 88 B KC 76 F SI 88 F SI 88 F FF 88 H SI 88 3-2 7 1B 1-2 HBP		F FF 87 B CH 81 C SI 86 B FF 87 B KC 72 B SI 88 4-2 7 E BB		C SI 94 F CH 88 C CU 82 0-3 ① K		B CU 72 B FF 88 B CU 72 C CU 72 C FF 90 F FF 90 F CU 72 X CU 72 3-2 ① F8 2-3	X FF 90 0-0 ③ G4-3		3	1	0	0	1	1	1
7 Eugenio Suárez, R (1, 5) OBP: 0.407, SLG: 0.630	C KC 74 B KC 74 B SI 89 C KC 74 B SI 88 X KC 75 3-2 23 G5-4-3 1-2 2-H 3-H 1B		B SI 88 F KC 73 B SI 88 B CH 81 X SI 88 3-1 E4 16 1B 1-H 2B		F CU 80 X CU 81 0-1 ② G4-3		B SL 87 T SL 88 B SL 88 C FF 97 D FF 97 X SL 82 3-2 3 HR 3-H 1B			4	2	3	4	0	0	0
3 Scooter Gennett, L (1, 4) OBP: 0.333, SLG: 0.447 2 Alex Blandino, R (8, 4) OBP: 0.328, SLG: 0.296	F KC 74 S SI 88 X SI 86 0-2 ① F7	B KC 74 F SI 87 X SI 88 1-1 ② P6			B CH 88 C CU 80 B CU 79 S SI 96 B CU 81 X FF 95 3-2 ③ P5		X FF 94 0-0 1-H HR			4 0	1 0	1 0	2 0	0 0	0 0	3 0
23 Adam Duvall, R (1, 7) OBP: 0.256, SLG: 0.364	C KC 76 S CH 82 B SI 88 X CH 81 1-2 ②③ G5-4-3 1-2f	C KC 74 D CH 81 S CH 82 B SI 86 D CH 80 B SI 87 4-2 16 1B BB				B FF 92 F FF 91 B B FF 91 F FF 91 X SI 90 3-2 6 1B 1B	C SL 87 B SL 88 B FF 95 B SI 93 C FF 93 B FF 93 4-2 53 SH2-4 16 1B BB			2	0	1	0	2	0	2
16 Tucker Barnhart, L (1, 2) OBP: 0.371, SLG: 0.412		X FF 86 0-0 3B	C KC 75 X CH 80 0-1 1-3 3-H 1B			X SI 90 0-0 ① F9	B FF 94 S SI 92 B CH 90 X CH 91 2-1 53 SH2-4 1-2 1B			4	0	3	1	0	0	1
58 Luis Castillo, R (1, 1) OBP: 0.308, SLG: 0.385 50 Amir Garrett, R (6, 1) 12 Rosell Herrera, S (6, PH) OBP: 0.125, SLG: 0.125 37 David Hernandez, R (7, 1) 53 Wandy Peralta, L (7, 1) 40 Austin Brice, R (9, 1)		S SI 87 F CH 82 B FF 87 X SI 88 1-2 ① G1-3	S SI 87 X FF 86 0-1 ③ L8			1 SAFE D FF 91 C CU 74 F CU 76 S CH 84 1-3 ② K	M CH 90 X CH 91 0-1 ② SH2-4 1-2 2-3			2 0 1 0 0 0	0 0 0 0 0 0	0 0 0 0 0 0	0 0 0 0 0 0	0 0 1 0 0 0	3 0 1 0 0 0	3 0 1 0 0 0
6 Billy Hamilton, S (1, 8) OBP: 0.317, SLG: 0.311	S CH 81 D CH 82 S SI 88 S CH 82 1-3 ② K	B FF 86 B CH 81 B SI 86 C FF 85 X SI 86 3-1 ① G5-3				C FF 91 F FF 92 1 SAFE X FF 94 0-2 1-2 1B	X FF 87 0-0 ③ F7			4	0	1	0	0	1	3
Inning Stats	R: 2 E: 0 K: 0 S: 16 H: 3 LOB: 1 BB: 0 P: 25	R: 0 E: 0 K: 1 S: 10 H: 1 LOB: 1 BB: 0 P: 14	R: 2 E: 1 K: 0 S: 14 H: 2 LOB: 2 BB: 2 P: 28	R: 0 E: 0 K: 0 S: 4 H: 0 LOB: 0 BB: 0 P: 8	R: 0 E: 0 K: 1 S: 8 H: 0 LOB: 0 BB: 0 P: 11	R: 0 E: 0 K: 1 S: 11 H: 2 LOB: 2 BB: 0 P: 16	R: 3 E: 0 K: 0 S: 19 H: 4 LOB: 2 BB: 1 P: 33	R: 0 E: 0 K: 0 S: 3 H: 0 LOB: 0 BB: 0 P: 4		1B: 8 2B: 2 3B: 1 HR: 1 SF: 0 SAC: 1 DP: 1 HBP: 1				WP: 0 PB: 0 SB: 0 CS: 0 PA: 39		

	AB	34
	R	7
	H	12
	RBI	7
	BB	3
	SO	3
	LOB	17

PITCHER		IP	WLS	BF	H	R	ER	SO	BB	IBB	HBP	BLK	WP	HR	S	P	ERA	WHIP
40 Jason Vargas, L ERA: 13.86	(1, 1)	4.0	L	20	6	4	4	1	2	0	1	0	0	0	44	75	9.00	2.000
67 Seth Lugo, R ERA: 2.66	(5, 1)	1.0		3	0	0	0	1	0	0	0	0	0	0	8	11	0.00	0.000
44 AJ Ramos, R ERA: 3.46	(6, 1)	1.0		6	3	1	1	1	0	0	0	0	0	0	14	21	9.00	3.000
39 Jerry Blevins, L ERA: 5.63	(7, 1)	0.1		1	0	0	0	0	0	0	0	0	0	0	5	8	0.00	0.000
47 Hansel Robles, R ERA: 5.23	(7, 1)	0.1		5	3	2	2	0	1	0	0	0	0	1	10	19	54.00	12.000

PITCHER		IP	WLS	BF	H	R	ER	SO	BB	IBB	HBP	BLK	WP	HR	S	P	ERA	WHIP
51 Paul Sewald, R ERA: 3.48	(7, 1)	1.1		4	0	0	0	0	0	0	0	0	0	0	4	5	0.00	0.000

Batter	1	2	3	4	5	6	7	8	9	10	AB	R	H	RBI	BB	SO	LOB
9 Brandon Nimmo, L (1, 8) OBP: 0.453, SLG: 0.468	C SI 93 C SI 93 C SI 93 0-3 K		X CH 89 0-0 G3-1 3-H		C SI 95 B SI 94 F SI 94 D SL 87 D SL 87 X SI 95 3-2 L8			X FF 95 0-0 FC5-4 1-2f			3	1	1	0	2	1	0
13 Asdrúbal Cabrera, S (1, 4) OBP: 0.365, SLG: 0.541	C SI 95 F SI 94 S SL 85 0-3 K		B SI 95 F SL 85 F SL 85 S SL 86 1-3 K		C SI 95 X SI 94 0-1 G4-3			F FF 94 B SL 83 S FF 95 X FF 95 1-2 F9			3	0	0	1	0	0	3
4 Wilmer Flores, R (1, 5) OBP: 0.303, SLG: 0.412	B SI 94 B SI 94 S SI 94 F SI 95 X 2-2 G2		T SI 95 B SI 95 B SL 85 X CH 88 2-1 L3			F SI 93 B SI 93 S SL 89 B SL 89 F SL 85 B SL 86 X SI 93 3-2 F8		S FF 95 F SI 94 B FF 97 D SL 84 X FF 95 2-2 F8			4	0	0	0	0	2	3
19 Jay Bruce, L (1, 9) OBP: 0.313, SLG: 0.383		C SI 92 B SI 92 B SI 94 X SI 93 2-1 30 2B 1B		B SI 94 B SI 93 F SI 94 F SI 93 F SL 86 S SL 87 2-3 K		F KC 81 F SL 89 F SI 94 F SL 89 B SL 84 X SL 84 1-2 G5-3			X SI 96 0-0 L8		4	0	0	0	0	0	1
23 Adrián González, L (1, 3) OBP: 0.324, SLG: 0.438		B SI 95 X SI 94 1-0 P6		C SL 85 F SL 85 B SL 88 B SL 88 F SL 90 B SI 95 S SL 84 3-3 K		B SL 89 C SI 94 B SL 89 B SL 85 C SI 93 F SI 95 F SI 95 X SI 95 3-2 G6-3			B FF 96 T FF 97 B SI 97 B SI 96 F SI 97 S SL 86 3-3 K		4	0	1	0	0	1	0
29 Devin Mesoraco, R (1, 2) OBP: 0.260, SLG: 0.304		C SL 83 X SI 94 0-1 1-3 2B		C CH 88 B SL 84 C SI 94 B SL 86 F SL 87 B SL 86 S SL 85 3-3 K			X FF 92 0-0 G3-1		B SI 97 S CH 89 F FF 97 B CH 89 S CH 89 2-3 K		4	0	0	0	0	2	1
30 Michael Conforto, L (1, 7) OBP: 0.330, SLG: 0.303		B SI 95 F SI 94 F SI 95 C SL 87 1-3 K			C SI 94 B SI 94 L SI 95 X SL 85 1-2 G6-3		C SI 92 B SI 92 X SI 92 1-1 G4-3			F FF 98 X SI 92 0-1 G1-3	4	0	1	0	0	2	0
45 Zack Wheeler, L (1, 1) OBP: 0.273, SLG: 0.273 7 José Reyes, S (7, PH) OBP: 0.163, SLG: 0.195 65 Robert Gsellman, R (7, 1) 67 Seth Lugo, R (9, 1) 52 Yoenis Cespedes, R (10, PH) OBP: 0.313, SLG: 0.457 44 AJ Ramos, R (10, 1)		C SL 86 B SI 95 X SL 87 1-1 G2-3			B SI 95 X SI 93 1-0 9 S 1B		L SI 91 F SI 92 B SL 85 B SL 87 F SI 93 X SI 92 2-2 G6-3			C SI 96 S FF 98 T SI 98 0-2 K	2 0 0 0 0 1 2 1 0 0 0 0 0 0 0 0 0 0 0 0 0 0 0 0 0 0 0 0 1 0 0 0 0 0 0 0 0 0 0 0 0 0						
1 Amed Rosario, R (1, 6) OBP: 0.278, SLG: 0.330			B SL 82 B SL 83 F SI 94 F FF 94 X SI 94 2-2 13 G3-1 3B		B SI 94 1 SAFE C SL 84 D SL 87 B SI 95 B SI 94 4-1 1-2 BB			S SL 82 B SL 84 B FF 95 B FF 94 4-1 13 FC5-4 BB		S CH 90 X 0-1 F7	4	0	1	0	0	1	2
Inning Stats	R: 0 E: 0 K: 2 S: 9 H: 0 LOB: 0 BB: 0 P: 11	R: 0 E: 0 K: 1 S: 10 H: 2 LOB: 2 BB: 0 P: 15	R: 1 E: 0 K: 1 S: 9 H: 1 LOB: 0 BB: 0 P: 14	R: 0 E: 0 K: 3 S: 12 H: 0 LOB: 0 BB: 0 P: 20	R: 0 E: 0 K: 0 S: 10 H: 1 LOB: 2 BB: 1 P: 19	R: 0 E: 0 K: 0 S: 14 H: 0 LOB: 0 BB: 0 P: 21	R: 0 E: 0 K: 0 S: 7 H: 0 LOB: 0 BB: 0 P: 10	R: 0 E: 0 K: 0 S: 8 H: 0 LOB: 1 BB: 1 P: 15	R: 0 E: 0 K: 2 S: 7 H: 0 LOB: 0 BB: 0 P: 12	R: 0 E: 0 K: 1 S: 7 H: 0 LOB: 0 BB: 0 P: 7	1B: 2 2B: 1 3B: 1 HR: 0	SF: 0 SAC: 0 DP: 0 HBP: 0	WP: 0 PB: 0 SB: 1 CS: 0	PA: 36				

PITCHER		IP	WLS	BF	H	R	ER	SO	BB	IBB	HBP	BLK	WP	HR	S	P	ERA	WHIP
47 Sal Romano, R ERA: 3.83	(1, 1)	6.0		23	4	1	1	7	1	0	0	0	0	0	64	100	1.50	0.833
48 Jared Hughes, R ERA: 1.64	(7, 1)	1.0		3	0	0	0	0	0	0	0	0	0	0	7	10	0.00	0.000
50 Amir Garrett, L ERA: 1.83	(8, 1)	1.0		4	0	0	0	0	1	0	0	0	0	0	8	15	0.00	1.000
26 Raisel Iglesias, R ERA: 1.62	(9, 1)	2.0	W	6	0	0	0	3	0	0	0	0	0	0	14	19	0.00	0.000

PITCHER	IP	WLS	BF	H	R	ER	SO	BB	IBB	HBP	BLK	WP	HR	S	P	ERA	WHIP

TOP

New York Mets @ Cincinnati Reds

Great American Ball Park, Cincinnati, OH

Wed May 09 2018, 12:38 PM - 3:07 PM EDT
Att. 16,452 - Cloudy - 79 F

livebaseballscorecards.com

AB	34
R	1
H	4
RBI	1
BB	2
SO	10
LOB	12

Batter	1	2	3	4	5	6	7	8	9	10	AB	R	H	RBI	BB	SO	LOB
33 Jesse Winker, L (1, 7) OBP: 0.382, SLG: 0.333	F FF 94 X FF 96 0-1 P5 ①		C FF 93 B FC 90 B FF 95 X FC 91 2-1 G6-3 ①			B FC 88 F CH 86 B FF 94 F CH 87 B FF 96 B FS 90 4-2 9 1B 19 1B BB	F SI 95 X SI 94 0-1 G4-3 ③				3	1	0	0	1	0	0
26 Raisel Iglesias, R (9, 1)											0	0	0	0	0	0	0
9 José Peraza, R (1, 6) OBP: 0.307, SLG: 0.379	B FF 95 B FC 91 B FF 96 B FF 96 4-0 7 1B BB		L FF 95 X SI 94 0-1 G1-3 ②			X FF 94 0-0 19 1B 1-2 1B		B SI 93 X SI 93 1-0 G5-3 ①			3	0	1	0	1	0	0
19 Joey Votto, L (1, 3) OBP: 0.400, SLG: 0.427	F FF 95 1 SAFE C FF 95 S FF 94 0-3 K ②		B FF 95 B FF 95 F FS 90 F FC 92 B FF 97 S FS 91 3-3 K ③			X FC 91 0-0 43 BB 1-3 2-H 1B		B CH 86 B CU 81 F SI 93 C SI 93 F SI 93 X SI 93 2-2 G4-3 ②			4	0	1	1	0	2	1
7 Eugenio Suárez, R (1, 5) OBP: 0.400, SLG: 0.610	X FF 94 0-0 1-2 1B			B FF 95 C FC 90 S SI 94 B CH 89 X SI 96 2-2 G1-3 ①		F FF 95 B FF 95 F SI 95 S FF 95 1-3 K ①		B SL 90 X SL 90 1-0 P3 ③			4	0	1	0	0	1	2
43 Scott Schebler, L (1, 9) OBP: 0.329, SLG: 0.446	C FF 96 F FC 91 B FF 96 X FC 92 1-2 G4-3 ③			B FF 95 C FC 92 B CH 88 X FC 91 2-1 G3-1 ②		F FF 96 F FF 95 B FF 95 B FF 95 F FC 91 D CU 80 B FF 96 4-2 1-2 BB			C CU 80 X CU 79 0-1 G3-1 ①		3	0	0	0	1	0	2
2 Alex Blandino, R (1, 4) OBP: 0.323, SLG: 0.293		T FF 95 F FF 95 B SI 95 B CU 80 F FF 96 B FF 96 X FF 97 3-2 47 SH1-4 1B	C FF 96 X FF 94 0-1 G1-3 ③			B FF 94 X FF 95 1-0 F6 ②			B SL 86 C SI 94 B CU 81 F FF 96 F CU 82 B SL 89 C FF 96 3-3 K ②		4	0	1	0	0	1	3
17 Tony Cruz, R (1, 2)		C FF 96 B FF 94 F FF 95 X SI 95 1-2 P6 ①	C CU 78 F FF 94 S FF 95 0-3 K ①			B SI 95 F FF 94 F SI 95 T FF 95 1-2 K ③			C CU 80 C CU 80 S FF 96 0-3 K ③		4	0	0	0	0	3	4
47 Sal Romano, L (1, 1) 48 Jared Hughes, R (7, 1) 12 Rosell Herrera, S (7, PH) OBP: 0.111, SLG: 0.111 50 Amir Garrett, R (8, 1) 23 Adam Duvall, R (9, 7) OBP: 0.261, SLG: 0.395		L FF 94 X FF 95 0-1 SH1-4 ② 1-2	C FF 94 S SI 95 S FF 96 0-3 K ②			B SI 94 B SI 94 X SI 95 2-0 P6 ①			C CU 75 B SI 91 B CU 76 X FF 92 2-1 HR		1 0 1 0 1	0 0 0 0 1	0 0 0 0 1	0 0 0 0 1	1 0 0 0 0	0 0 0 0 0	0 0 0 0 0
6 Billy Hamilton, S (1, 8) OBP: 0.310, SLG: 0.303		F FF 96 F FF 95 B FF 96 S CU 81 1-3 K ③	B FF 94 B FF 95 X FF 96 2-0 L9 ③				C CU 82 X CH 88 0-1 F9 ②				3	0	0	0	0	1	1
Inning Stats	R: 0 E: 0 K: 1 S: 9 H: 1 LOB: 2 BB: 1 P: 14	R: 0 E: 0 K: 1 S: 12 H: 1 LOB: 1 BB: 0 P: 17	R: 0 E: 0 K: 1 S: 7 H: 0 LOB: 0 BB: 0 P: 12	R: 0 E: 0 K: 0 S: 7 H: 0 LOB: 0 BB: 0 P: 11	R: 0 E: 0 K: 2 S: 7 H: 0 LOB: 0 BB: 0 P: 9	R: 1 E: 0 K: 2 S: 14 H: 2 LOB: 3 BB: 2 P: 25	R: 0 E: 0 K: 0 S: 5 H: 0 LOB: 0 BB: 0 P: 7	R: 0 E: 0 K: 0 S: 6 H: 0 LOB: 0 BB: 0 P: 10	R: 0 E: 0 K: 2 S: 9 H: 0 LOB: 0 BB: 0 P: 12	R: 1 E: 0 K: 0 S: 2 H: 1 LOB: 0 BB: 0 P: 4	1B: 4 2B: 0 3B: 0 HR: 1	SF: 0 SAC: 1 DP: 0 HBP: 0	WP: 0 PB: 0 SB: 0 CS: 0	PA: 35			

PITCHER		IP	WLS	BF	H	R	ER	SO	BB	IBB	HBP	BLK	WP	HR	S	P	ERA	WHIP
45 Zack Wheeler, R ERA: 5.03	(1, 1)	6.0		25	4	1	1	7	3	0	0	0	0	0	56	88	1.50	1.167
65 Robert Gsellman, R ERA: 3.57	(7, 1)	2.0		6	0	0	0	0	0	0	0	0	0	0	11	17	0.00	0.000
67 Seth Lugo, R ERA: 2.53	(9, 1)	1.0		3	0	0	0	2	0	0	0	0	0	0	9	12	0.00	0.000
44 AJ Ramos, R ERA: 4.15	(10, 1)	0.0	L	1	1	1	1	0	0	0	0	0	0	1	2	4	∞	∞

PITCHER	IP	WLS	BF	H	R	ER	SO	BB	IBB	HBP	BLK	WP	HR	S	P	ERA	WHIP

BOTTOM

New York Mets @ Cincinnati Reds

Great American Ball Park, Cincinnati, OH

Wed May 09 2018, 12:38 PM - 3:07 PM EDT

Att. 16,452 - Cloudy - 79 F

livebaseballscorecards.com

AB	31
R	2
H	5
RBI	2
BB	3
SO	9
LOB	13

Batter	1	2	3	4	5	6	7	8	9	AB	R	H	RBI	BB	SO	LOB
9 Brandon Nimmo, L (1, 8) (8, 9) OBP: 0.426, SLG: 0.431	B SI 93 C SI 93 X SI 93 1-1 ① F8		C CU 81 B CU 82 B CH 89 C SI 94 C CH 89 2-3 ② K		C SL 89 S CU 81 B SI 92 S CH 87 1-3 ③ K			X FC 94 0-0 ② L9		4	0	0	0	0	2	0
13 Asdrúbal Cabrera, S (1, 4) OBP: 0.375, SLG: 0.551	B SI 94 X SI 94 1-0 2B		B SI 94 B CU 81 C SL 90 B SL 90 F SI 94 F SL 90 B CH 87 4-2 52 1B BB			C CU 78 C SI 92 B CH 86 X CU 80 1-2 ① L7		F FC 95 X FC 95 0-1 52 FC4 1B		3	0	2	0	1	0	0
52 Yoenis Cespedes, R (1, 7) OBP: 0.311, SLG: 0.451 44 AJ Ramos, R (8, 1) 27 Jeurys Familia, R (9, 1)	B SI 94 D SL 91 C SI 93 X SI 94 2-1 ② P2		B SI 95 X SI 94 1-0 1-2 1B			B SI 93 C SI 92 F SI 93 S CH 86 1-3 ② K		C SI 96 X SI 96 0-1 ③ FC4 1-2f		4 0 0	0 0 0	1 0 0	0 0 0	0 0 0	1 0 0	2 0 0
23 Adrián González, L (1, 3) OBP: 0.321, SLG: 0.430	B CU 81 F SI 94 B CH 89 X CH 88 2-1 ③ F8		B SI 95 B SI 94 C CH 88 F SI 94 S CU 82 2-3 ③ K			C SI 94 B SI 94 X CU 80 1-1 1B			F FS 86 B FS 85 B FS 86 X FS 85 2-1 ① P5	4	0	1	0	0	1	3
4 Wilmer Flores, R (1, 5) OBP: 0.300, SLG: 0.403 15 Luis Guillorme, L (9, PR) (9, 5)		B SI 92 B SI 93 F FF 93 X SI 93 2-1 ① F9		B FF 91 C SI 92 F SI 93 B CU 81 F SL 90 S SL 89 2-3 ① K		B CU 80 X SI 94 1-0 ③ P3			S FS 87 S FS 86 B FS 86 X FS 86 1-2 30 HR 1B	4 0	0 1	1 0	0 0	0 0	1 0	1 0
30 Michael Conforto, L (1, 9) (8, 7) OBP: 0.345, SLG: 0.348		B CU 80 X SI 94 1-0 1B		X SI 94 0-0 ② L8			F CU 79 F CH 88 B SI 93 B CH 87 B SI 93 B CH 85 4-2 29 G6-4-3 BB		C FS 85 F FS 85 B FF 95 X SI 95 1-2 1-H HR	3	1	2	2	1	0	0
29 Devin Mesoraco, R (1, 2) OBP: 0.259, SLG: 0.360		F SI 94 X SL 92 0-1 ② P5		B FF 94 F SL 89 C SI 93 X CH 88 1-2 ③ G5-3			1 SAFE M SI 93 X SI 93 0-1 ① ② G6-4-3 1-2f		X SL 88 0-0 HR	4	1	1	1	0	0	2
32 Steven Matz, R (1, 1) OBP: 0.091, SLG: 0.091 67 Seth Lugo, R (6, 1) 7 José Reyes, S (7, PH) OBP: 0.178, SLG: 0.209 (7, 6)		F SI 94 X SI 94 0-1 ③ G4-3			C FF 91 B CU 78 B SI 92 X SI 91 2-1 ① G4-3		B SI 92 F SI 93 T SI 94 F SI 94 B CH 87 X SL 88 2-2 22 PO 1B		C FF 94 B FS 87 S FS 86 X FS 86 1-2 ② G4-3	2 0 2	0 0 0	0 0 1	0 0 0	0 0 0	0 0 1	1 0 1
1 Amed Rosario, R (1, 6) OBP: 0.274, SLG: 0.324 22 Dominic Smith, L (7, PH) 51 Paul Sewald, R (7, 1) 12 Juan Lagares, R (8, PH) OBP: 0.364, SLG: 0.340 (8, 8)			C FF 93 C CU 81 F SL 91 X SI 95 0-2 ① G6-3		B SI 92 C SI 92 B SI 92 B SL 88 F SI 92 X SL 88 3-2 ② G4-3		1 SAFE B SI 93 1 SAFE 1 SAFE 1-0 ③ PO 1-2	C SI 92 X SI 92 0-1 ① F9	B FF 94 S SL 88 X FS 86 1-1 ③ G4-3	2 0 0 2	0 0 0 0	0 0 0 0	0 0 0 0	0 0 0 0	0 0 0 0	0 0 0 1
Inning Stats	R: 0 E: 0 K: 0 S: 7 H: 1 LOB: 1 BB: 0 P: 13	R: 0 E: 0 K: 0 S: 7 H: 1 LOB: 1 BB: 0 P: 10	R: 0 E: 0 K: 2 S: 14 H: 1 LOB: 2 BB: 1 P: 23	R: 0 E: 0 K: 1 S: 8 H: 0 LOB: 0 BB: 0 P: 11	R: 0 E: 0 K: 1 S: 8 H: 0 LOB: 0 BB: 0 P: 14	R: 0 E: 0 K: 1 S: 9 H: 1 LOB: 1 BB: 0 P: 13	R: 0 E: 0 K: 0 S: 8 H: 1 LOB: 0 BB: 1 P: 15	R: 0 E: 0 K: 0 S: 7 H: 1 LOB: 1 BB: 0 P: 7	R: 3 E: 0 K: 0 S: 14 H: 3 LOB: 1 BB: 0 P: 20	1B: 6 2B: 1 3B: 0 HR: 2 SF: 0 SAC: 0 DP: 1 HBP: 0						WP: 0 PB: 0 SB: 0 CS: 0 PA: 37	

PITCHER		IP	WLS	BF	H	R	ER	SO	BB	IBB	HBP	BLK	WP	HR	S	P	ERA	WHIP
49 Jake Arrieta, R ERA: 2.59	(1, 1)	7.1		27	5	0	0	5	2	0	0	0	0	0	63	101	0.00	0.955
40 Tommy Hunter, R ERA: 3.52	(8, 1)	0.2	H	3	1	0	0	0	0	0	0	0	0	0	5	5	0.00	1.500
50 Héctor Neris, R ERA: 5.17	(9, 1)	1.0	L	6	3	3	3	0	0	0	0	0	0	2	14	20	27.00	3.000

PITCHER	IP	WLS	BF	H	R	ER	SO	BB	IBB	HBP	BLK	WP	HR	S	P	ERA	WHIP

TOP

New York Mets @ Philadelphia Phillies

Citizens Bank Park, Philadelphia, PA

Fri May 11 2018, 7:08 PM - 9:56 PM EDT

Att. 29,247 - Partly Cloudy - 75 F

livebaseballscorecards.com

AB	34
R	3
H	9
RBI	3
BB	2
SO	5
LOB	11

New York Mets @ Philadelphia Phillies

Citizens Bank Park, Philadelphia, PA

Fri May 11 2018, 7:08 PM - 9:56 PM EDT

Att. 29,247 - Partly Cloudy - 75 F

livebaseballscorecards.com

BOTTOM

Batter	1	2	3	4	5	6	7	8	9	AB	R	H	RBI	BB	SO	LOB
16 César Hernández, S (1, 4) OBP: 0.382, SLG: 0.401	B SI 93 C SI 93 C CH 83 F SI 94 S SL 88 1-3 K ①		C CU 76 B SI 94 X CH 83 1-1 37 S 1B		C CU 78 S SI 92 X SI 92 0-2 L9 ①		B FF 88 F FF 89 F FF 90 B SL 82 F FF 92 F FF 90 F FF 90 S FF 90 2-3 K ①		B FF 95 C SI 95 C SL 86 X FF 96 1-2 F8 ③	5	0	1	0	0	2	1
23 Aaron Altherr, R (1, 9) OBP: 0.331, SLG: 0.380	C CH 83 B SI 93 S CH 84 S SI 93 1-3 K ②		C SI 93 1 SAFE 1 SAFE S SI 92 1 SAFE B SI 92 F SI 92 B CH 82 S CH 82 2-3 K ①		S CH 82 B CH 80 B CH 81 B SI 92 C CH 82 B SI 91 4-2 37 FC6-4 1-2 BB		C SL 82 B FF 89 F SL 82 B FF 90 X FF 92 2-2 G3-1 ②			3	0	0	0	1	2	1
37 Odúbel Herrera, L (1, 8) OBP: 0.429, SLG: 0.566	C SI 94 X CU 78 0-1 HR		B SI 93 B SI 92 B SI 93 C SI 92 B SL 88 4-1 1-2 BB		C SI 92 X SI 92 0-1 FC6-4 17 HBP 1-2f 2-3 ②		B SL 80 S CH 83 C FF 91 X FF 92 1-2 1B			3	1	2	1	1	0	2
17 Rhys Hoskins, R (1, 7) OBP: 0.418, SLG: 0.472	B CH 82 C CH 84 B SI 94 T CH 83 F SI 93 B CU 79 F CH 82 B CH 82 4-2 41 FC5-4 BB		C CH 82 B SI 92 B CH 83 X CH 82 3-1 F8 ②		C SI 90 B SL 88 B SI 91 H SL 87 3-1 1-2 HBP		C FF 90 F SL 81 C FF 90 0-3 K ③			2	0	0	0	1	1	3
41 Carlos Santana, S (1, 3) OBP: 0.295, SLG: 0.400	C SI 92 C SI 92 B SI 92 B SI 93 1 SAFE X CH 82 2-2 FC5-4 ③ 1-2f		C SI 92 B SI 93 X SI 93 1-1 F8 ③		B SI 92 B SL 89 B CH 82 C SI 91 F SI 91 X SI 91 3-2 G6-3 ③			B FC 87 C FF 91 B FC 87 X FC 89 2-1 L8 ①		4	0	0	0	0	0	6
7 Maikel Franco, R (1, 5) OBP: 0.313, SLG: 0.512		C CH 84 B SI 95 X SI 93 1-1 38 1B 1B		B CU 78 B SI 95 C CH 83 X SI 94 2-1 F8 ①		C SL 86 X CU 79 0-1 G1-3 ①		C FC 92 X SI 92 0-1 G5-3 ②		4	0	1	0	0	0	0
4 Scott Kingery, R (1, 6) OBP: 0.272, SLG: 0.345		C SI 93 B CH 83 B CH 82 X SI 91 2-1 F8 ①		C CH 83 S CH 83 B SI 93 X CU 79 1-2 38 G6-4-3 1B		C CU 80 X SI 94 0-1 38 WP 1B		S FF 93 F SL 82 S CU 78 0-3 K ③		4	0	2	0	0	1	1
38 Jorge Alfaro, R (1, 2) OBP: 0.281, SLG: 0.352 18 Pedro Florimón, S (9, PH) OBP: 0.333, SLG: 0.421		B SI 93 X CH 82 1-0 49 G6-4-3 1-2 1B		1 SAFE X CH 81 0-0 G6-4-3 ②③ 1-2f		S SL 85 B CU 78 B SI 92 B SL 84 X SL 84 3-1 F9 ② 1-2			B SI 95 C FF 96 F SI 95 F FF 96 F SL 87 S FF 96 1-3 K ①	3 1	0 0	1 0	0 0	0 0	0 1	2 0
49 Jake Arrieta, R (1, 1) OBP: 0.231, SLG: 0.091 40 Tommy Hunter, R (8, 1) 50 Héctor Neris, R (9, 1) 5 Nick Williams, L (9, PH) OBP: 0.299, SLG: 0.290		B SI 92 C SI 93 C CH 83 X CU 79 1-2 G6-4-3 ②③ 1-2f		B SI 93 C CH 83 B SI 93 B CH 83 C SI 92 B SI 93 4-2 37 FC6-4 23 BB BB		B SL 85 B SI 93 C SI 94 C FF 93 C CU 80 2-3 K ③			B SI 95 B FF 94 S FF 94 F FF 95 X SL 87 2-2 G4-3 ②	2 0 0 1	0 0 0 0	0 0 0 0	0 0 0 0	1 0 0 0	1 0 0 0	3 0 0 0

	AB	32
	R	1
	H	7
	RBI	1
	BB	4
	SO	8
	LOB	19

Inning Stats	1	2	3	4	5	6	7	8	9	1B: 6	SF: 0	WP: 1	PA: 37
	R: 1 E: 0 K: 2 S: 16	H: 1 LOB: 1 BB: 1 P: 24	R: 0 E: 0 K: 0 S: 8	H: 2 LOB: 1 BB: 0 P: 13	R: 0 E: 0 K: 1 S: 11	H: 1 LOB: 2 BB: 1 P: 22	R: 0 E: 0 K: 0 S: 6	H: 1 LOB: 0 BB: 0 P: 9	R: 0 E: 0 K: 0 S: 13	H: 0 LOB: 3 BB: 2 P: 27	R: 0 E: 0 K: 1 S: 9	H: 1 LOB: 1 BB: 0 P: 14	R: 0 E: 0 K: 2 S: 15	H: 1 LOB: 1 BB: 0 P: 20	R: 0 E: 0 K: 1 S: 7	H: 0 LOB: 0 BB: 0 P: 9	R: 0 E: 0 K: 1 S: 11	H: 0 LOB: 0 BB: 0 P: 15	2B: 0 3B: 0 HR: 1	SAC: 0 DP: 2 HBP: 1	PB: 0 SB: 1 CS: 0	

PITCHER	IP	WLS	BF	H	R	ER	SO	BB	IBB	HBP	BLK	WP	HR	S	P	ERA	WHIP
32 Steven Matz, L (1, 1) ERA: 3.86	5.0		23	5	1	1	3	4	0	1	0	0	1	54	95	1.80	1.800
67 Seth Lugo, R (6, 1) ERA: 2.42	1.0		4	1	0	0	1	0	0	0	0	1	0	9	14	0.00	1.000
51 Paul Sewald, R (7, 1) ERA: 3.32	1.0		4	1	0	0	2	0	0	0	0	0	0	15	20	0.00	1.000
44 AJ Ramos, R (8, 1) ERA: 3.86	1.0	W	3	0	0	0	1	0	0	0	0	0	0	7	9	0.00	0.000
27 Jeurys Familia, R (9, 1) ERA: 1.5	1.0	S	3	0	0	0	1	0	0	0	0	0	0	11	15	0.00	0.000

PITCHER	IP	WLS	BF	H	R	ER	SO	BB	IBB	HBP	BLK	WP	HR	S	P	ERA	WHIP

Batter	1	2	3	4	5	6	7	8	9	AB	R	H	RBI	BB	SO	LOB
9 Brandon Nimmo, L (1, 9) OBP: 0.452, SLG: 0.444	C FF 92 B SI 91 X FF 93 1-1 23 BB 13 1B 1B	C KC 75 C CH 83 X CH 83 0-2 ③ G3-1			1 SAFE 1 SAFE 1 SAFE 1 SAFE B CH 84 B CH 85 B SI 91 C SI 91 B SI 92 4-1 ① 13 G3-6-1 1-2 BB		B FC 94 X SI 94 1-0 13 2B 1B		B SL 83 B FF 92 B FF 92 B FF 92 4-0 BB	3	1	2	0	2	0	1
13 Asdrúbal Cabrera, S (1, 4) OBP: 0.376, SLG: 0.552	1 SAFE F FF 92 1 SAFE B FF 92 X FF 93 1-1 23 BB 1-2 1B	C KC 75 B FF 92 B CH 83 X CH 84 2-1 ① G4-3			S KC 78 B SI 91 X CH 84 1-1 ② ③ G3-6-1 1-2f		B FC 91 1 SAFE B SI 94 B SI 95 C SI 95 X FC 93 3-1 1-H 2B		C SL 85 F SL 86 B FF 95 D SL 86 B SL 85 X SL 83 3-2 ③ L7	5	0	2	1	0	0	2
52 Yoenis Cespedes, R (1, 7) OBP: 0.316, SLG: 0.474	F FF 94 F FF 94 S KC 79 0-3 ① K		B FF 92 X SI 89 1-0 1B			C FF 92 F CH 84 X KC 78 0-2 HR	B SI 98 B SI 98 S SL 86 X SL 83 2-1 ③ P4			4	1	2	1	0	1	3
23 Adrián González, L (1, 3) OBP: 0.327, SLG: 0.427	B FF 93 B KC 76 F CH 85 F CH 85 B SI 94 B CH 86 4-2 1-2 2-3 BB		S FF 92 X FF 92 0-1 ② F9			S FF 92 B CH 85 B CH 85 S KC 77 F FF 92 F FF 92 B CH 86 X CH 85 3-2 4 1B 1B		X FF 97 0-0 ① L6		3	0	1	0	1	0	1
4 Wilmer Flores, R (1, 5) OBP: 0.310, SLG: 0.400 7 José Reyes, S (8, PR) OBP: 0.178, SLG: 0.209 (8, 5)	C KC 78 S KC 78 F KC 79 T FF 94 0-2 ② K		B CH 82 X CH 84 1-0 ③ G5-3			C FF 94 X FF 92 0-1 29 G4-3 1-2 1B		F FF 98 H SL 86 1-1 HBP		3 0	0 0	1 0	0 0	0 0	1 0	4 0
30 Michael Conforto, L (1, 8) OBP: 0.342, SLG: 0.344	C FF 93 X SI 92 0-1 ③ G3			C KC 76 C KC 77 X FF 91 0-2 29 L6-3 1B		B SI 90 B KC 77 S CH 85 T CH 85 C FF 93 2-3 ① K		1 SAFE D CH 88 F FF 97 1 SAFE S FF 95 S FF 97 1-3 ② K		4	0	1	0	0	2	6
29 Devin Mesoraco, R (1, 2) OBP: 0.241, SLG: 0.333		S SI 90 F CH 83 F CH 83 B KC 77 X FF 92 1-2 ① P3		B KC 77 1 SAFE C CH 83 1 SAFE X CH 82 1-1 ① ② L6-3 1-1		B SI 91 F CH 83 F FF 94 X KC 78 1-2 ② ③ G4-3 1-2f		1 SAFE B SI 96 F SI 96 F SI 97 F SI 97 S SL 86 1-3 ③ K		4	0	0	0	0	1	4
48 Jacob deGrom, L (1, 1) OBP: 0.200, SLG: 0.143 15 Luis Guillorme, L (2, PH) OBP: 1.000, SLG: 1.000 65 Robert Gsellman, R (2, 1) 51 Paul Sewald, R (5, 1) 22 Dominic Smith, L (7, PH) 44 AJ Ramos, R (7, 1) 27 Jeurys Familia, R (8, 1) 12 Juan Lagares, R (9, PH) OBP: 0.357, SLG: 0.333		B SI 90 B SI 91 X CH 85 2-0 1 G2-3 1B		C FF 92 C FF 92 C FF 92 0-3 ③ K			C SI 94 B SI 94 S SI 95 S SI 95 1-3 ① K		S SL 83 F SL 81 F FF 95 B SL 84 X SL 85 1-2 ① F8	0 1 1 0 0 1 0 0 1 0	0 0 0 0 0 0 0 0 0 0	0 1 0 0 0 0 0 0 0 0	0 0 0 0 0 0 0 0 0 0	0 0 1 0 0 1 0 0 0 0	0 0 0 0 0 0 0 0 0 0	0 0 0 0 0 0 0 0 0 0
1 Amed Rosario, R (1, 6) OBP: 0.273, SLG: 0.322		B KC 76 F FF 92 S CH 82 1 SAFE 1 SAFE X KC 77 1-2 ② G2-3 1-2			C FF 90 F FF 91 B CH 85 X CH 84 1-2 9 CS 1B		B SI 95 S FC 91 F FC 92 B CU 83 B FC 90 X SI 96 3-2 ② G4-3		C SL 83 B FF 95 C SL 84 F SL 85 S SL 85 1-3 ② K	4	0	1	0	0	1	1

Inning Stats																				
	R: 0 E: 0 K: 2 S: 15	H: 2 LOB: 3 BB: 1 P: 21	R: 0 E: 0 K: 0 S: 11	H: 1 LOB: 1 BB: 0 P: 15	R: 0 E: 0 K: 0 S: 6	H: 1 LOB: 1 BB: 0 P: 10	R: 0 E: 0 K: 1 S: 8	H: 1 LOB: 0 BB: 0 P: 9	R: 0 E: 0 K: 0 S: 6	H: 1 LOB: 0 BB: 1 P: 12	R: 1 E: 0 K: 1 S: 16	H: 3 LOB: 1 BB: 0 P: 22	R: 1 E: 0 K: 1 S: 11	H: 2 LOB: 1 BB: 0 P: 21	R: 0 E: 0 K: 2 S: 9	H: 0 LOB: 1 BB: 0 P: 12	R: 0 E: 0 K: 1 S: 11	H: 0 LOB: 1 BB: 1 P: 20	1B: 9 2B: 2 3B: 0 HR: 1	SF: 0 SAC: 0 DP: 3 HBP: 1	WP: 0 PB: 0 SB: 0 CS: 1	PA: 38

PITCHER		IP	WLS	BF	H	R	ER	SO	BB	IBB	HBP	BLK	WP	HR	S	P	ERA	WHIP
27 Aaron Nola, R ERA: 1.99	(1, 1)	6.0	W	25	9	1	1	4	2	0	0	0	0	1	62	89	1.50	1.833
40 Tommy Hunter, R ERA: 4.32	(7, 1)	0.2	H	4	2	1	1	1	0	0	0	0	0	0	9	17	13.50	3.000
57 Luis García, R ERA: 2.93	(7, 1)	0.1	H	1	0	0	0	0	0	0	0	0	0	0	2	4	0.00	0.000
58 Seranthony Domínguez, R ERA:	(8, 1)	1.0	H	4	0	0	0	2	0	0	1	0	0	0	9	12	0.00	0.000
61 Edubray Ramos, R ERA: 1.13	(9, 1)	1.0	S	4	0	0	0	1	1	0	0	0	0	0	11	20	0.00	1.000

PITCHER	IP	WLS	BF	H	R	ER	SO	BB	IBB	HBP	BLK	WP	HR	S	P	ERA	WHIP

TOP

New York Mets @ Philadelphia Phillies

Citizens Bank Park, Philadelphia, PA

Sun May 13 2018, 2:35 PM - 5:53 PM EDT

Att. 34,091 - Overcast - 56 F

livebaseballscorecards.com

AB	34
R	2
H	11
RBI	2
BB	3
SO	8
LOB	22

New York Mets @ Philadelphia Phillies

Citizens Bank Park, Philadelphia, PA

Sun May 13 2018, 2:35 PM - 5:53 PM EDT

Att. 34,091 - Overcast - 56 F

livebaseballscorecards.com

BOTTOM

Batter	1	2	3	4	5	6	7	8	9	AB	R	H	RBI	BB	SO	LOB
16 César Hernández, S (1, 4) OBP: 0.383, SLG: 0.393	B FF 94 C FF 94 F FF 95 B SI 95 B CH 88 F FF 94 B FF 95 4-2 37 BB 23 PB 41 FC1-2 BB	B CU 81 B CH 87 S CH 86 B CH 86 C SI 94 B SI 94 4-2 BB			C FF 88 X FF 88 0-1 ① F9	C FF 92 B CH 85 F FF 91 X CH 84 1-2 ③ G4-3		B FF 94 X FF 95 1-0 ③ L7		3	0	0	0	2	0	2
23 Aaron Altherr, R (1, 9) OBP: 0.328, SLG: 0.369	B SL 90 1 SAFE B SL 90 F FF 94 1 SAFE F FF 94 B FF 95 F CH 88 F FF 94 4-2 B FF 94 41 FC1-2 37 BB 1-2 BB	B SI 95 B SL 89 F SI 94 C SI 95 B SI 93 X SI 95 3-2 ③ G5-3			C FF 89 B SL 82 C SL 80 B FF 88 F SL 80 F SL 81 X FF 90 2-2 ② P3		X FF 92 0-0 ① F8			3	0	0	0	1	0	2
37 Odúbel Herrera, L (1, 8) OBP: 0.430, SLG: 0.561	F FF 94 B FF 94 S CH 88 F FF 95 F SI 94 F CH 86 D CH 89 B FF 95 B SI 94 4-2 41 FC1-2 1-2 2-3 BB		F SI 92 B CH 86 F SI 92 S SL 90 1-3 ① K		B CH 83 X FF 91 1-0 17 FC6-4 1B		B SI 94 B FF 95 C FC 90 C FF 91 F SL 82 X CU 78 2-2 ② L7			3	0	1	0	1	1	0
17 Rhys Hoskins, R (1, 7) OBP: 0.414, SLG: 0.472	C FF 95 B FF 94 C FF 94 F FF 94 F FF 94 S FF 95 1-3 ① K		F SL 89 F SI 92 B SI 93 X CH 87 1-2 2B		B SL 81 C SL 80 F FF 90 X SL 81 1-2 ③ FC6-4 1-2f		B FC 89 C SL 80 B SI 93 S SL 82 S SL 82 2-3 ③ K			4	0	1	0	0	2	4
41 Carlos Santana, S (1, 3) OBP: 0.306, SLG: 0.434	F FF 95 F FF 94 F FF 94 F FF 95 X CH 88 0-2 ② FC1-2 1-2 2-3 3-Hf		B CH 87 B FF 93 B CH 86 B SI 92 4-0 7 G6-4-3 BB			B FF 88 C CH 82 B CH 82 B FF 90 C SL 80 F FF 91 F FF 90 X FF 91 3-2 5 HR 2B			C SI 93 B SL 86 X SI 95 1-1 HR	3	2	2	1	1	0	3
7 Maikel Franco, R (1, 5) OBP: 0.311, SLG: 0.500	C SL 90 B FF 94 S SL 90 F FF 95 B SL 91 B SL 91 F SL 92 F FF 95 F FF 94 3-3 ③ S SL 82 K		B SL 89 B SI 93 X SI 93 2-0 ②③ G6-4-3 1-2f			B SL 81 S SL 81 C FF 89 B SL 82 X SL 81 2-2 ① L7		B SL 85 B SI 94 S FF 94 C SL 86 B SI 96 D SL 85 4-2 38 1B BB		3	0	0	0	1	1	6
4 Scott Kingery, R (1, 6) OBP: 0.271, SLG: 0.336		C SI 93 X SI 92 0-1 ① G5-3		C SL 88 C SI 91 B SL 90 C CU 83 1-3 ① K		B SL 82 B SL 80 B FF 91 B FF 91 4-0 5 HR BB		B SI 94 X FF 93 1-0 ① P6		3	1	0	0	1	1	1
38 Jorge Alfaro, R (1, 2) OBP: 0.300, SLG: 0.370		C SI 94 S SI 94 B SL 92 X SI 94 1-2 27 SH1-4 1B		F SL 90 X SI 93 0-1 27 B2-6-4 1B		F SL 80 C FF 89 S FF 89 0-3 ② K		F SI 93 X SI 94 0-1 1-2 1B		4	0	3	0	0	1	2
27 Aaron Nola, R (1, 1) OBP: 0.118, SLG: 0.063 5 Nick Williams, L (6, PH) OBP: 0.308, SLG: 0.343 40 Tommy Hunter, R (7, 1) 57 Luis García, R (7, 1) 58 Seranthony Domínguez, R (8, 1) 18 Pedro Florimón, S (8, PH) OBP: 0.326, SLG: 0.410 61 Edubray Ramos, R (9, 1)		L SI 94 X SI 92 0-1 ② SH1-4 1-2		X SI 92 0-0 ②③ B2-6-4 1-2f		B FF 91 F CH 81 B FF 91 X SL 79 2-1 1-H 2-H HR		F SI 95 B SL 86 C SL 86 B FF 95 F SL 86 S FF 95 2-3 ② K		1 1 0 0 0 1 0	0 1 0 0 0 0 0	0 1 0 0 0 0 0	0 3 0 0 0 0 0	0 0 0 0 0 1 0	0 0 0 0 0 2 0	1 0 0 0 0 0 0
Inning Stats	R: 0 E: 0 K: 2 S: 29 H: 0 LOB: 3 BB: 3 P: 45	R: 0 E: 0 K: 0 S: 12 H: 1 LOB: 2 BB: 1 P: 20	R: 0 E: 0 K: 1 S: 7 H: 1 LOB: 1 BB: 1 P: 15	R: 0 E: 0 K: 1 S: 6 H: 1 LOB: 0 BB: 0 P: 7	R: 0 E: 0 K: 0 S: 11 H: 1 LOB: 1 BB: 0 P: 15	R: 3 E: 0 K: 1 S: 16 H: 2 LOB: 0 BB: 1 P: 28	R: 0 E: 0 K: 1 S: 8 H: 0 LOB: 0 BB: 0 P: 12	R: 1 E: 0 K: 1 S: 12 H: 2 LOB: 2 BB: 1 P: 21		1B: 4 2B: 2 3B: 0 HR: 2	SF: 0 SAC: 1 DP: 2 HBP: 0			WP: 0 PB: 1 SB: 0 CS: 0	PA: 37		

	AB	29
	R	4
	H	8
	RBI	4
	BB	7
	SO	7
	LOB	23

PITCHER		IP	WLS	BF	H	R	ER	SO	BB	IBB	HBP	BLK	WP	HR	S	P	ERA	WHIP
48 Jacob deGrom, R ERA: 1.83	(1, 1)	1.0		6	0	0	0	2	3	0	0	0	0	0	29	45	0.00	3.000
65 Robert Gsellman, R ERA: 3.16	(2, 1)	3.0		12	3	0	0	2	2	0	0	0	0	0	25	42	0.00	1.667
51 Paul Sewald, R ERA: 4.18	(5, 1)	2.0	L	10	3	3	3	1	1	0	0	0	0	1	27	43	13.50	2.000
44 AJ Ramos, R ERA: 3.6	(7, 1)	1.0		3	0	0	0	1	0	0	0	0	0	0	8	12	0.00	0.000
27 Jeurys Familia, R ERA: 1.89	(8, 1)	1.0		6	2	1	1	1	1	0	0	0	0	1	12	21	9.00	3.000

PITCHER	IP	WLS	BF	H	R	ER	SO	BB	IBB	HBP	BLK	WP	HR	S	P	ERA	WHIP

Batter	1	2	3	4	5	6	7	8	9	AB	R	H	RBI	BB	SO	LOB
18 Curtis Granderson, L (1, 7) OBP: 0.425, SLG: 0.458	F FF 98 S FF 99 C SI 99 0-3 ① K		B SI 98 X SI 98 1-0 14 1B 14 S 26 1B 1B		B SI 94 B CH 89 S CH 89 S FF 96 B SL 91 X SI 97 3-2 ① G3		C CU 81 F SI 94 C CH 88 0-3 ③ K			4	1	1	0	0	2	0
20 Josh Donaldson, R (1, 5) OBP: 0.318, SLG: 0.469 3 Gio Urshela, R (8, 5) OBP: 0.500, SLG: 0.500	B SI 100 C FF 99 B FF 99 F FF 100 C SI 100 2-3 ② K		B SL 93 C SL 93 B SI 98 X SI 98 2-1 ② P4		B CU 84 S FF 96 B SL 91 B CH 90 X SI 97 3-1 2B			B FF 93 F CU 79 F SI 92 X SL 88 1-2 ① P3		4 0	0 0	1 0	0 0	0 0	1 0	1 0
14 Justin Smoak, S (1, 3) OBP: 0.362, SLG: 0.426	B SI 100 F SI 100 S CH 92 F SI 100 F SI 99 B SL 94 S CH 91 2-3 ③ K		C SI 98 B FF 98 B CH 92 D CH 91 S SI 97 X CH 92 3-2 37 HBP 26 1B 1-3 1B		C CU 81 B FF 96 B CH 90 B SI 96 B SI 95 4-1 37 G6-4-3 BB			B FF 94 F CU 80 B CH 87 X SI 94 2-1 ② G6-3		3	1	1	0	1	1	0
37 Teoscar Hernández, R (1, 9) OBP: 0.313, SLG: 0.537 48 Deck McGuire, R (5, 1) OBP: 1.000, SLG: 1.000		C SI 97 B SI 98 S SL 94 X SI 99 1-2 11 G4-3 26 G6-3 1B	B SL 92 H SI 97 2-0 26 1B 1-2 HBP		B SI 97 S SI 97 B SL 91 X SI 97 2-1 ② ③ G6-4-3 1-2f			X SI 93 0-0 1B		2 1	0 0	1 1	0 0	0 0	0 0	2 0
26 Yangervis Solarte, S (1, 4) OBP: 0.329, SLG: 0.474	B SI 98 S SI 98 1 SAFE 1 SAFE B CH 90 F SI 98 1 SAFE F SI 98 F SL 92 2-2 ① G6-3 1-2		B CH 91 B CH 90 X SI 97 2-0 1-3 2-H 3-H 1B			C CU 79 B CU 80 X CH 86 1-1 ① G4-3		X CH 87 0-0 ③ L9		4	0	1	2	0	0	2
11 Kevin Pillar, R (1, 8) OBP: 0.341, SLG: 0.506	S SL 93 F SI 99 X SL 94 0-2 ② G4-3 2-3		1 SAFE B SL 92 F SI 97 1 SAFE B SI 97 X SI 98 2-1 ③ F9			B FF 94 C CU 80 F SI 94 S FF 95 1-3 ② K			B FF 96 X FF 96 1-0 ① P3	4	0	0	0	0	1	3
55 Russell Martin, R (1, 2) OBP: 0.292, SLG: 0.365 (8, 6)	B SL 94 B SI 99 B SI 99 F FF 99 C SL 94 B SI 99 4-2 BB		C SI 96 B SL 91 B SI 97 X SI 97 2-1 ① G4-3			S SL 86 B SI 94 F CU 80 C CU 81 1-3 ③ K			B FF 96 X FF 97 1-0 ② F9	3	0	0	0	1	1	0
7 Richard Urena, S (1, 6) OBP: 0.200, SLG: 0.200 21 Luke Maile, R (8, 2) OBP: 0.389, SLG: 0.500	B CH 91 C SI 98 S FF 98 S SL 92 1-3 ③ K			C CU 82 B CH 90 S CH 90 F SL 91 F SI 97 B SI 98 S CH 91 2-3 ② K			C CU 79 C CU 78 B FF 95 F CU 82 X SI 94 1-2 ① F7		B SI 98 C FF 97 B SL 87 F FF 96 T FF 98 2-2 ③ K	3 1	0 0	0 0	0 0	0 0	2 1	2 0
57 Jaime García, L (1, 1) 39 Jake Petricka, R (4, 1) 27 Dwight Smith Jr., L (5, 9) OBP: 0.400, SLG: 0.800			B SI 97 C SI 97 B SI 98 S SI 97 C FF 99 2-3 ① K	B SI 97 F SI 97 B SI 96 F SI 97 F SL 92 B SL 91 S SI 96 3-3 ③ K			B SI 94 C CU 81 B CH 88 C CU 80 B SI 95 S CU 81 3-3 ② K			2 0 1	0 0 0	0 0 0	0 0 0	0 0 0	2 0 1	0 0 0

TOP

Toronto Blue Jays @ New York Mets

Citi Field, Flushing, NY

Tue May 15 2018, 8:37 PM - 11:38 PM EDT

Att. 28,967 - Cloudy - 67 F

livebaseballscorecards.com

AB	32
R	2
H	6
RBI	2
BB	2
SO	12
LOB	10

Inning Stats	1	2	3	4	5	6	7	8	9
	R: 0 E: 0 K: 3 S: 11	R: 0 E: 0 K: 1 S: 16	R: 2 E: 0 K: 1 S: 12	R: 0 E: 0 K: 2 S: 11	R: 0 E: 0 K: 0 S: 8	R: 0 E: 0 K: 2 S: 8	R: 0 E: 0 K: 2 S: 10	R: 0 E: 0 K: 0 S: 7	R: 0 E: 0 K: 1 S: 5
	H: 0 LOB: 0 BB: 0 P: 15	H: 1 LOB: 2 BB: 1 P: 24	H: 3 LOB: 2 BB: 0 P: 26	H: 0 LOB: 0 BB: 0 P: 18	H: 1 LOB: 1 BB: 1 P: 20	H: 0 LOB: 0 BB: 0 P: 11	H: 0 LOB: 0 BB: 0 P: 14	H: 1 LOB: 1 BB: 0 P: 10	H: 0 LOB: 0 BB: 0 P: 9

1B: 5 SF: 0 2B: 1 SAC: 0 3B: 0 DP: 1 HR: 0 HBP: 1

WP: 0 PA: 35 PB: 0 SB: 1 CS: 0

PITCHER		IP	WLS	BF	H	R	ER	SO	BB	IBB	HBP	BLK	WP	HR	S	P	ERA	WHIP
34 Noah Syndergaard, R ERA: 3.14	(1, 1)	5.0	W	22	5	2	2	7	2	0	1	0	0	0	58	103	3.60	1.400
67 Seth Lugo, R ERA: 2.13	(6, 1)	3.0		10	1	0	0	4	0	0	0	0	0	0	25	35	0.00	0.333
35 Jacob Rhame, R ERA: 5.79	(9, 1)	1.0		3	0	0	0	1	0	0	0	0	0	0	5	9	0.00	0.000

PITCHER	IP	WLS	BF	H	R	ER	SO	BB	IBB	HBP	BLK	WP	HR	S	P	ERA	WHIP

BOTTOM

Toronto Blue Jays @ New York Mets

Citi Field, Flushing, NY

Tue May 15 2018, 8:37 PM - 11:38 PM EDT

Att. 28,967 - Cloudy - 67 F

livebaseballscorecards.com

Batter	1	2	3	4	5	6	7	8	9	AB	R	H	RBI	BB	SO	LOB
9 Brandon Nimmo, L (1, 7) OBP: 0.436, SLG: 0.424	B FF 89 C FF 89 F SI 90 S SL 80 1-3 **K2-3** ①	B FF 89 B SI 89 F SI 89 X SI 89 2-1 **F7** ③		X SL 78 0-0 **P5** ②	B CH 87 B SI 93 F SI 93 X CH 86 2-1 **E8** 12 1B 1-3 2-H 1B		B FF 94 C CU 76 D CH 87 B FF 94 X FF 94 3-1 **G6-4-3** ② ③ 1-2f			5	0	1	1	0	1	4
12 Juan Lagares, R (1, 8) OBP: 0.393, SLG: 0.411	X FF 90 0-0 4 S 1B		B FF 88 S CH 80 F SI 88 S CH 82 1-3 **K** ①	B FF 88 X CH 80 1-0 13 2B 2-H 3-H 1B	B SI 93 C SI 94 F SI 94 X SL 87 1-2 2-3 3-H 1B			C SL 82 X SL 84 0-1 15 1B 3B		5	2	4	3	0	1	0
13 Asdrúbal Cabrera, S (1, 4) OBP: 0.373, SLG: 0.551 15 Luis Guillorme, L (8, 4) OBP: 1.000, SLG: 1.000	C FF 90 F SI 90 D SL 81 1 SAFE 1 SAFE X SL 82 1-2 **L7** ②		F FF 89 F FF 90 B CH 81 S SL 81 1-3 **K** ②	C CH 90 F CH 87 B SI 94 X SI 94 1-2 2-H 2B	C FF 94 X CH 86 0-1 **F8** ③			C FF 93 B CU 76 S FF 93 B FF 93 X FF 94 2-2 4 FC5-4 3-H 1B		4 1	0 0	1 1	1 1	0 0	1 0	3 0
4 Wilmer Flores, R (1, 3) OBP: 0.303, SLG: 0.380	B CH 83 C SI 90 S CH 84 D CH 83 D SL 82 B CH 83 4-2 1-2 BB		C FF 90 B SI 89 F CU 71 X CH 82 1-2 **L8** ③	B SL 83 C SL 84 X SI 93 1-1 **F7** ③		C FF 93 C SL 84 S CU 77 0-3 **K** ①		S FF 93 B SL 83 X CU 77 1-1 **FC5-4** ① 1-2f 29 HR		4	1	0	0	1	1	2
19 Jay Bruce, L (1, 9) OBP: 0.309, SLG: 0.384	C FF 90 B SI 90 D SL 80 B SI 90 X SI 90 3-1 **F8** ③			C CU 70 B SL 81 X SI 89 1-1 7 1B 34 SF8 2B	F SI 91 B SL 84 X CH 86 1-1 **G6-3** ①	X FF 94 0-0 **P6** ②		C CU 75 F CH 86 B SL 83 F FF 93 B CU 76 B CH 87 X FF 93 3-2 **L3** ②		5	1	1	0	0	0	3
29 Devin Mesoraco, R (1, 2) OBP: 0.302, SLG: 0.411		C FF 89 B SI 90 B SI 89 S CH 82 B SL 80 D SI 90 4-2 34 2B BB		B CH 81 C CH 81 B SI 89 F FF 89 D SL 81 B CH 82 4-2 7 1B 1 2B BB	C SI 93 S SL 85 B SI 97 X SI 95 1-2 23 1B 1 1B	B SL 84 B SL 84 B FF 94 B FF 93 4-0 **BB**		F FF 93 X FF 93 0-1 1-H HR		2	4	2	2	3	0	0
7 José Reyes, S (1, 5) OBP: 0.180, SLG: 0.208		C SI 90 X SI 89 0-1 **F9** ①		X FF 89 0-0 1 2B 12 1B 1-2 2-3 1B	X SI 91 0-0 **F8** ②	B FF 93 C FF 93 C CU 76 F CU 77 B FF 94 S FF 95 2-3 **K** ③		B FF 92 S FF 93 C FF 92 X FF 92 1-2 **G4-3** ③		5	1	1	0	0	1	3
34 Noah Syndergaard, L (1, 1) OBP: 0.105, SLG: 0.222 23 Adrián González, L (5, PH) OBP: 0.333, SLG: 0.433 67 Seth Lugo, R (6, 1) 35 Jacob Rhame, R (9, 1)		B SI 90 X SI 89 1-0 1-H 2B		D SI 89 C SI 89 X FF 89 1-1 **SF8** ① 3-H	C CH 86 B SI 94 S SI 94 F SI 96 X SL 84 1-2 1 1B 9 E 1-3 1B		C FF 92 S FF 92 S CU 75 0-3 **K** ①			1 1 1 0	0 1 0 0	1 1 0 0	2 0 0 0	0 0 1 0	0 0 0 0	0 0 0 0
1 Amed Rosario, R (1, 6) OBP: 0.288, SLG: 0.345		X SI 89 0-0 **G6-3** ②		F SI 89 B CH 82 B CH 81 X SI 89 2-1 12 1B 2B 1-3 2-H	F SI 94 D SL 86 X SI 94 1-1 9 E 12 1B 1-2 3-H 1B		S SL 83 X SL 82 0-1 9 G6-4-3 1B			4	2	3	2	0	0	1
Inning Stats	R: 0 E: 0 K: 1 S: 11 H: 1 LOB: 2 BB: 1 P: 20	R: 1 E: 0 K: 0 S: 8 H: 1 LOB: 1 BB: 1 P: 15	R: 0 E: 0 K: 2 S: 9 H: 0 LOB: 0 BB: 0 P: 12	R: 5 E: 0 K: 0 S: 16 H: 5 LOB: 1 BB: 1 P: 27	R: 3 E: 1 K: 0 S: 19 H: 5 LOB: 2 BB: 0 P: 26	R: 0 E: 0 K: 2 S: 8 H: 0 LOB: 1 BB: 1 P: 14	R: 0 E: 0 K: 1 S: 7 H: 1 LOB: 0 BB: 0 P: 10	R: 3 E: 0 K: 0 S: 16 H: 3 LOB: 0 BB: 0 P: 23		1B: 10 2B: 4 3B: 1 HR: 1 SF: 1 SAC: 0 DP: 1 HBP: 0					WP: 0 PB: 0 SB: 1 CS: 0 PA: 43	

	AB	38
	R	12
	H	16
	RBI	12
	BB	4
	SO	6
	LOB	16

PITCHER		IP	WLS	BF	H	R	ER	SO	BB	IBB	HBP	BLK	WP	HR	S	P	ERA	WHIP
57 Jaime García, L ERA: 6.28	(1, 1)	3.2	L	20	6	6	6	3	3	0	0	0	0	0	39	67	14.73	2.455
39 Jake Petricka, R ERA: 8.44	(4, 1)	1.0		9	6	3	3	0	0	0	0	0	0	0	22	31	27.00	6.000
48 Deck McGuire, R ERA: 8.1	(5, 1)	3.1		14	4	3	3	3	1	0	0	0	0	1	33	49	8.10	1.500

PITCHER	IP	WLS	BF	H	R	ER	SO	BB	IBB	HBP	BLK	WP	HR	S	P	ERA	WHIP

Toronto Blue Jays @ New York Mets

Citi Field, Flushing, NY

Wed May 16 2018, 1:11 PM - 4:45 PM EDT

Att. 28,400 - Drizzle - 60 F

TOP

livebaseballscorecards.com

Batter	1	2	3	4	5	6	7	8	9	AB	R	H	RBI	BB	SO	LOB
18 Curtis Granderson, L (1, 7) OBP: 0.432, SLG: 0.483 27 Dwight Smith Jr., L (7, PR) OBP: 0.500, SLG: 1.000 (7, 7)	C FF 94 B FF 95 F CU 78 C FF 96 1-3 ① K		C CH 87 F FF 96 F FS 89 B FC 91 T FS 89 1-2 ③ K		C FF 95 F FF 94 B FC 89 F FF 95 X FS 88 1-2 20 1B 14 2B 1-3 2B	B CU 75 X FC 87 1-0 20 SF9 37 1B 1-3 2B	B FF 97 B FS 85 B FF 96 C FF 96 C FF 96 F FF 96 B FF 96 4-2 1-2 BB		S FF 89 B SL 86 X SL 84 1-1 7 HR 1-3 2B	4 2 2 0 1 2 0 1 1 1 0 0 0 0					
20 Josh Donaldson, R (1, 5) OBP: 0.321, SLG: 0.465 7 Richard Urena, S (8, 6) OBP: 0.273, SLG: 0.545	C FF 95 B FF 94 S FF 95 S SI 96 1-3 ② K			B FC 89 B FC 89 B FF 94 C FF 94 B FF 95 4-1 37 HR BB	B FF 94 C FC 90 X FF 95 1-1 14 2B 2-3 3-H 1B	C SL 82 S FF 93 X FF 93 0-2 ① SF9 2-3 3-H	B SL 87 X FF 96 1-0 ② F7		B FF 87 X SL 84 1-0 2-H 3-H HR	3 2 1 2 1 1 2 1 1 1 3 0 0 0					
14 Justin Smoak, S (1, 3) OBP: 0.367, SLG: 0.454	C FF 96 C FF 95 X FF 95 0-2 HR			B FF 94 B FS 87 X FF 95 2-0 ① F7	X FS 88 0-0 26 G4-3 1-H 3-H 2B	B CU 77 D SI 94 B CH 84 C FF 94 B SI 85 4-1 26 FC6-4 37 1B 11 1B BB	B FF 97 B FF 97 C FS 86 S FF 97 X FF 97 2-2 ③ P3		B SI 88 C FF 88 C FF 88 B FF 88 B SL 86 F SL 84 S FF 89 3-3 ③ K	5 2 2 3 1 1 3					
37 Teoscar Hernández, R (1, 9) OBP: 0.324, SLG: 0.560	B FF 96 C CU 78 X FF 96 1-1 ③ P6			S FF 93 1 SAFE X FF 93 0-1 1-H HR	C FC 88 B FF 95 D CU 78 D FC 89 B FF 95 4-1 26 G4-3 BB	B SL 80 B SL 78 C FC 88 C FC 89 X SI 91 2-2 26 FC6-4 1-2 3-H 1B		C SI 86 F SL 83 F SI 89 B SI 88 C FF 89 1-3 ① K		4 1 2 3 1 1 0					
26 Yangervis Solarte, S (1, 4) OBP: 0.320, SLG: 0.459		B FF 93 X FS 88 1-0 ① F8		S FF 95 X FC 90 0-1 ② G6-3	B CU 78 X SI 92 1-0 ① G4-3 1-2 2-3	S CH 83 D SI 93 S CH 84 X FC 91 1-2 ② FC6-4 11 1B 1-2f 2-3		B FF 88 C SL 84 F FF 88 X FF 87 1-2 ② G4-3		5 0 0 0 0 0 4					
11 Kevin Pillar, R (1, 8) OBP: 0.343, SLG: 0.503		B FF 94 S FC 90 S FF 94 B FC 90 F FF 94 B FC 90 X FF 96 3-2 ② P5		B CU 79 S FC 90 X FF 95 1-1 21 1B 1B	C SL 87 B SL 87 B SI 93 F SI 91 B SI 93 S SL 89 3-3 ② K	C FC 89 X FC 90 0-1 1-2 3-H 1B		C SL 83 B SI 89 S FF 88 F SL 82 B SI 88 S SI 88 2-3 ③ K		5 0 2 1 0 2 2					
21 Luke Maile, R (1, 2) OBP: 0.403, SLG: 0.500		C CU 78 B CU 78 C FF 95 B FC 91 T FF 95 2-2 ③ K		C FF 94 X FF 95 0-1 1-2 1B	C SI 94 D CU 82 C SL 88 B SL 88 B SL 89 B SL 88 4-2 BB	C FF 96 B FF 96 F FF 97 B SL 87 F FF 96 F FF 96 X SL 86 2-2 ③ P4			F FF 87 F SL 85 F SI 88 B SL 83 X FF 88 1-2 27 2B 7 HR 1B	4 1 2 0 1 1 2					
3 Gio Urshela, R (1, 6) OBP: 0.143, SLG: 0.143 (8, 5)			C FF 94 C FF 94 F FF 94 S FF 95 0-3 ① K	S FC 90 S FF 95 S FF 94 0-3 ③ K	S SI 94 B SI 92 S SL 89 F SI 94 F SI 89 F SI 94 X CU 83 1-2 ③ F8		F FF 95 B SL 87 S SL 88 X FF 97 1-2 ① F9		B FF 88 B FF 88 S SL 83 F SL 84 B FF 89 X SI 89 3-2 ① F8	5 0 0 0 0 2 6					
33 J.A. Happ, L (1, 1) OBP: 0.750, SLG: 0.667 62 Aaron Loup, L (8, 1) 8 Kendrys Morales, S (9, PH) OBP: 0.248, SLG: 0.272 24 Danny Barnes, L (9, 1)			C FF 94 B CU 78 F FF 95 C FF 96 1-3 ② K		C FF 92 B FF 92 B FS 86 B FF 94 F FF 94 B FF 95 4-2 18 2B 20 1B BB	B FF 88 S FF 88 C FF 90 B FC 87 B FF 90 X FF 90 3-2 18 2B 20 SF9 1B	X FF 96 0-0 18 BB 1B		X FF 90 0-0 ② F7	3 2 2 0 1 1 0 0 0 0 0 0 0 0 1 0 0 0 0 0 1 0 0 0 0 0 0 0					
Inning Stats	R: 1 E: 0 K: 2 S: 11 H: 1 LOB: 0 BB: 0 P: 14	R: 0 E: 0 K: 1 S: 8 H: 0 LOB: 0 BB: 0 P: 14	R: 0 E: 0 K: 3 S: 11 H: 0 LOB: 0 BB: 0 P: 13	R: 2 E: 0 K: 1 S: 13 H: 3 LOB: 2 BB: 1 P: 20	R: 3 E: 0 K: 1 S: 22 H: 3 LOB: 3 BB: 3 P: 41	R: 3 E: 0 K: 0 S: 21 H: 4 LOB: 2 BB: 1 P: 34	R: 0 E: 0 K: 0 S: 11 H: 1 LOB: 2 BB: 1 P: 19	R: 0 E: 0 K: 2 S: 11 H: 0 LOB: 0 BB: 0 P: 15	R: 3 E: 0 K: 1 S: 15 H: 3 LOB: 0 BB: 0 P: 24	1B: 8 2B: 4 3B: 0 HR: 3 SF: 1 SAC: 0 DP: 0 HBP: 0						

	AB	41
	R	12
	H	15
	RBI	12
	BB	6
	SO	11
	LOB	20

WP: 0 PB: 0 SB: 0 CS: 0 PA: 48

PITCHER		IP	WLS	BF	H	R	ER	SO	BB	IBB	HBP	BLK	WP	HR	S	P	ERA	WHIP
45 Zack Wheeler, R ERA: 5.92	(1, 1)	4.0	L	22	7	6	6	7	3	0	0	0	0	2	53	81	13.50	2.500
65 Robert Gsellman, R ERA: 3.04	(5, 1)	1.0		4	0	0	0	1	1	0	0	0	0	0	12	21	0.00	1.000
44 AJ Ramos, R ERA: 5.17	(6, 1)	0.2		7	4	3	3	0	1	0	0	0	0	0	16	27	40.50	7.500
35 Jacob Rhame, R ERA: 4.5	(6, 1)	1.1		6	1	0	0	0	1	0	0	0	0	0	16	26	0.00	1.500
77 Buddy Baumann, L ERA: 19.29	(8, 1)	2.0		9	3	3	3	3	0	0	0	0	0	1	26	39	13.50	1.500

PITCHER		IP	WLS	BF	H	R	ER	SO	BB	IBB	HBP	BLK	WP	HR	S	P	ERA	WHIP

Batter	1	2	3	4	5	6	7	8	9	AB	R	H	RBI	BB	SO	LOB
12 Juan Lagares, R (1, 8) OBP: 0.375, SLG: 0.390 19 Jay Bruce, L (9, PH) OBP: 0.307, SLG: 0.381	B FF 89 S FF 89 B FF 91 F FF 90 S FF 92 2-3 K ①		F FF 91 B CH 84 F SL 83 S SL 82 1-3 K ③			F CH 85 X SI 89 0-1 G1-3 ②			B FF 90 S FF 90 B CH 79 B CH 80 S FF 90 F FF 91 F FF 91 S FF 90 3-3 K ②	3 1	0 0	0 0	0 0	0 0	2 1	0 0
13 Asdrúbal Cabrera, S (1, 4) OBP: 0.366, SLG: 0.540 9 Brandon Nimmo, L (7, 7) OBP: 0.443, SLG: 0.483	C FF 90 B FF 90 B SL 84 X FF 90 2-1 G5-3 ②			X FF 88 0-0 F8 ①		C SL 82 X CU 73 0-1 G5-3 ③			F FF 91 F FF 91 F FF 93 B CH 80 B FF 92 F CH 80 F FF 92 F FF 91 X FF 91 2-2 HR	3 1	0 1	0 1	0 1	0 0	0 0	0 0
4 Wilmer Flores, R (1, 3) OBP: 0.312, SLG: 0.410	C FF 90 B CH 84 X FF 90 1-1 F8 ③			B FF 90 C SL 83 B FF 90 S SI 88 X FF 93 2-2 30 G4-3 2B			B FF 89 C SL 81 B CH 84 F SL 82 F CH 86 F FF 91 F SI 89 F SL 83 X SL 84 2-2 F9 ①		X FF 91 0-0 2B	4	0	2	0	0	0	0
30 Michael Conforto, L (1, 9) OBP: 0.331, SLG: 0.330		X FF 89 0-0 L8 ①		S SL 83 B SI 90 C FF 91 F SL 84 F SL 84 F FF 92 X SI 89 1-2 G4-3 ② 2-3			S FF 91 F CH 85 B FF 91 F SL 84 C FF 92 1-3 K ②		C FF 90 S CH 79 F FF 92 B CH 80 X CH 81 1-2 G2-3 ③	4	0	0	0	0	1	2
28 Phillip Evans, R (1, 7) (7, 5)		B FF 91 F SL 85 B CU 74 S FF 89 S FF 91 2-3 K ②		C FF 92 S FF 92 T FF 92 0-2 K ③			C SL 83 S FF 93 F FF 93 B FF 92 T SI 90 1-2 K ③			3	0	0	0	0	3	1
15 Luis Guillorme, L (1, 5) OBP: 0.600, SLG: 0.600 (7, 4)		C FF 91 B SL 86 B SL 86 F FF 92 F FF 92 F FF 92 X SL 85 2-2 1B			B FF 90 S SL 82 F FF 90 B SL 85 F FF 91 X SI 90 2-2 G1-3 ①			B SI 90 C SI 91 X SI 91 1-1 G4-3 ①		3	0	1	0	0	0	0
59 Jose Lobaton, S (1, 2) OBP: 0.250, SLG: 0.239		B FF 90 C FF 90 C FF 90 S FF 91 1-3 K ③			X CH 84 0-0 G5-3 ②			C SI 91 S SI 91 B SI 92 B SI 93 B CH 79 S SI 92 3-3 K ②		3	0	0	0	0	2	1
45 Zack Wheeler, L (1, 1) OBP: 0.250, SLG: 0.250 65 Robert Gsellman, R (5, 1) 7 José Reyes, S (5, PH) OBP: 0.176, SLG: 0.204 44 AJ Ramos, R (6, 1) 35 Jacob Rhame, R (6, 1) 77 Buddy Baumann, L (8, 1)			C FF 89 S FF 90 C FF 90 0-3 K ①		B FF 90 F SL 84 B FF 91 F SL 84 F FF 91 F SI 90 B CH 85 S FF 92 3-3 K ③			X FC 81 0-0 P6 ③		1 0 1 0 0 1	0 0 0 0 0 0	0 0 0 0 0 0	0 0 0 0 0 0	1 0 0 0 0 0	0 0 0 0 0 0	0 0 0 0 0 0
1 Amed Rosario, R (1, 6) OBP: 0.281, SLG: 0.336			B FF 89 C FF 89 S FF 90 F FF 91 F FF 91 B FF 91 T FF 92 2-2 K ②			B CU 73 S FF 90 B CH 87 X SL 83 2-1 F8 ①			X FF 90 0-0 P6 ①	3	0	0	0	0	1	0
Inning Stats	R: 0 E: 0 K: 1 S: 7 H: 0 LOB: 0 BB: 0 P: 12	R: 0 E: 0 K: 2 S: 12 H: 1 LOB: 1 BB: 0 P: 17	R: 0 E: 0 K: 3 S: 11 H: 0 LOB: 0 BB: 0 P: 14	R: 0 E: 0 K: 1 S: 13 H: 1 LOB: 1 BB: 0 P: 16	R: 0 E: 0 K: 1 S: 10 H: 0 LOB: 0 BB: 0 P: 15	R: 0 E: 0 K: 0 S: 6 H: 0 LOB: 0 BB: 0 P: 8	R: 0 E: 0 K: 2 S: 15 H: 0 LOB: 0 BB: 0 P: 19	R: 0 E: 0 K: 1 S: 6 H: 0 LOB: 0 BB: 0 P: 10	R: 1 E: 0 K: 1 S: 18 H: 2 LOB: 1 BB: 0 P: 24	1B: 1 2B: 2 3B: 0 HR: 1 SF: 0 SAC: 0 DP: 0 HBP: 0	WP: 0 PB: 0 SB: 0 CS: 0 PA: 31					

PITCHER		IP	WLS	BF	H	R	ER	SO	BB	IBB	HBP	BLK	WP	HR	S	P	ERA	WHIP
33 J.A. Happ, L ERA: 4.15	(1, 1)	7.0	W	23	2	0	0	10	0	0	0	0	0	0	74	101	0.00	0.286
62 Aaron Loup, L ERA: 3.63	(8, 1)	1.0		3	0	0	0	1	0	0	0	0	0	0	6	10	0.00	0.000
24 Danny Barnes, R ERA: 3.0	(9, 1)	1.0		5	2	1	1	1	0	0	0	0	0	1	18	24	9.00	2.000

PITCHER	IP	WLS	BF	H	R	ER	SO	BB	IBB	HBP	BLK	WP	HR	S	P	ERA	WHIP

BOTTOM

Toronto Blue Jays @ New York Mets

Citi Field, Flushing, NY

Wed May 16 2018, 1:11 PM - 4:45 PM EDT

Att. 28,400 - Drizzle - 60 F

livebaseballscorecards.com

AB	31
R	1
H	4
RBI	1
BB	0
SO	12
LOB	4

Batter	1	2	3	4	5	6	7	8	9	AB	R	H	RBI	BB	SO	LOB
6 David Peralta, L (1, 7) OBP: 0.351, SLG: 0.470	F FF 96 B FF 97 S CH 90 X FF 98 1-2 ① G4-3		D CH 90 B CH 89 C FF 97 C SL 92 F FF 97 F FF 98 S CH 89 2-3 ③ K			C SL 90 F CH 87 B SI 94 B SL 90 B SL 90 C SL 90 3-3 ① K		B SI 93 X SI 93 1-0 ② G6-3		4	0	0	0	0	2	1
28 Steven Souza Jr., R (1, 9) OBP: 0.239, SLG: 0.190 16 Chris Owings, R (6, 9) OBP: 0.264, SLG: 0.313	B FF 97 F FF 96 C FF 97 B FF 98 C SL 92 2-3 ② K			B SL 90 C SL 91 F FF 95 F FF 96 B SI 97 S CH 88 2-3 ① K		X SL 90 0-0 22 2B 1B		B SI 93 X SL 89 1-0 ③ L6		3 1	1 0	1 0	0 0	0 0	2 0	0 0
22 Jake Lamb, L (1, 5) OBP: 0.333, SLG: 0.364	C FF 97 B CH 91 F CH 90 S FF 98 1-3 ③ K			C SL 93 S FF 96 S FF 96 0-3 ② K		B SL 90 X CH 87 1-0 ② 1-H 2B			C FS 92 F FF 96 B FF 96 S SL 86 1-3 ① K	4	0	1	1	0	3	0
44 Paul Goldschmidt, R (1, 3) OBP: 0.326, SLG: 0.354		C FF 96 B FF 95 B SL 90 F FF 96 C SI 96 2-3 ① K		B SL 92 B SL 92 S FF 96 F FF 96 F SI 96 S CH 88 2-3 ③ K		F FF 94 B FF 95 S CH 89 B CH 88 S CH 88 2-3 ③ K			C SL 84 S SI 96 S SL 88 0-3 ② K	4	0	0	0	0	4	0
3 Daniel Descalso, L (1, 4) OBP: 0.367, SLG: 0.522		S FF 97 S SL 92 X FF 97 0-2 ② P4			C CU 81 B SL 90 B SL 90 X SL 90 2-1 1 1B 1B		X CU 80 0-0 4 G3 2B		B SI 96 S SI 94 F SI 95 B SL 87 S SL 88 2-3 ③ K	4	0	2	0	0	1	0
4 Ketel Marte, S (1, 6) OBP: 0.281, SLG: 0.310		F FF 97 B FF 97 S CH 91 B FF 97 B SL 91 X FF 96 3-2 ③ L9			B SL 89 C FF 96 B FF 95 C SI 95 B CH 87 S FF 95 3-3 ① K		X CU 82 0-0 ① G3 2-3			3	0	0	0	0	1	2
5 Alex Avila, L (1, 2) OBP: 0.261, SLG: 0.213			X FF 96 0-0 1 G4-3 1B		C CU 81 F FF 95 T FF 96 0-2 ② K		C FF 95 F SL 90 S FF 96 0-3 ② K			3	0	1	0	0	2	2
1 Jarrod Dyson, L (1, 8) OBP: 0.260, SLG: 0.330			B FF 95 F FF 96 L FF 96 F SL 90 X FF 97 1-2 ① G4-3 1-2		F FF 95 S FF 96 F SL 90 X FF 96 0-2 1-2 1B		X FF 95 0-0 ③ P4			3	0	1	0	0	0	2
52 Zack Godley, R (1, 1) OBP: 0.063, SLG: 0.063 40 Andrew Chafin, R (7, 1) 13 Nick Ahmed, R (8, PH) OBP: 0.273, SLG: 0.409 57 Fernando Salas, R (8, 1)			S FF 96 S FF 96 B FF 97 X FF 96 1-2 ② P3		B FF 96 C FF 95 S SL 89 S SL 90 1-3 ③ K			C SI 93 B SI 92 F SL 89 X SI 93 1-2 ① P2		2 0 1 0	0 0 0 0	0 0 0 0	0 0 0 0	1 0 0 0	0 0 0 0	3 0 0 0
Inning Stats	R: 0 E: 0 K: 2 S: 9 H: 0 LOB: 0 BB: 0 P: 13	R: 0 E: 0 K: 1 S: 9 H: 0 LOB: 0 BB: 0 P: 14	R: 0 E: 0 K: 1 S: 13 H: 1 LOB: 1 BB: 0 P: 17	R: 0 E: 0 K: 3 S: 11 H: 0 LOB: 0 BB: 0 P: 15	R: 0 E: 0 K: 3 S: 15 H: 2 LOB: 2 BB: 0 P: 21	R: 1 E: 0 K: 2 S: 8 H: 2 LOB: 0 BB: 0 P: 14	R: 0 E: 0 K: 1 S: 6 H: 1 LOB: 1 BB: 0 P: 6	R: 0 E: 0 K: 0 S: 5 H: 0 LOB: 0 BB: 0 P: 8	R: 0 E: 0 K: 3 S: 9 H: 0 LOB: 0 BB: 0 P: 12	1B: 4 2B: 2 3B: 0 HR: 0 SF: 0 SAC: 0 DP: 0 HBP: 0						

TOP

Arizona Diamondbacks @ New York Mets

Citi Field, Flushing, NY

Fri May 18 2018, 7:11 PM - 9:46 PM EDT

Att. 31,285 - Cloudy - 61 F

livebaseballscorecards.com

AB	32
R	1
H	6
RBI	1
BB	0
SO	16
LOB	10

PITCHER		IP	WLS	BF	H	R	ER	SO	BB	IBB	HBP	BLK	WP	HR	S	P	ERA	WHIP
48 Jacob deGrom, R ERA: 1.75	(1, 1)	7.0	W	26	6	1	1	13	0	0	0	0	0	0	71	100	1.29	0.857
65 Robert Gsellman, R ERA: 2.93	(8, 1)	1.0	H	3	0	0	0	0	0	0	0	0	0	0	5	8	0.00	0.000
27 Jeurys Familia, R ERA: 1.8	(9, 1)	1.0	S	3	0	0	0	3	0	0	0	0	0	0	9	12	0.00	0.000

PITCHER	IP	WLS	BF	H	R	ER	SO	BB	IBB	HBP	BLK	WP	HR	S	P	ERA	WHIP

Batter	1	2	3	4	5	6	7	8	9	AB	R	H	RBI	BB	SO	LOB
9 Brandon Nimmo, L (1, 7) OBP: 0.434, SLG: 0.460	B SI 91 B SI 91 B FC 90 B FC 90 4-0 13 E 13 FC6 4 G5-3 BB	D FC 90 F SI 90 S KC 81 B SI 92 S KC 82 2-3 ③ K			C KC 79 B KC 81 B FC 90 X KC 81 2-1 ① G1		C SI 94 X SI 94 0-1 ① G4-3			3	1	0	0	1	1	1
13 Asdrúbal Cabrera, S (1, 4) OBP: 0.357, SLG: 0.526	C FC 90 B KC 83 C KC 83 X SI 91 1-2 FC6 4 G5-3 30 1B 1-3		F SI 91 S CH 84 F SI 92 B KC 84 B KC 84 B CH 81 X KC 83 3-2 ① G3-1		F CH 81 B CH 81 F KC 80 X SI 90 1-2 ② F7		C SI 95 B CH 85 F SL 82 S SL 83 1-3 ② K			4	1	0	0	0	1	1
4 Wilmer Flores, R (1, 5) OBP: 0.320, SLG: 0.419	C KC 81 D KC 83 F FC 89 D KC 83 D KC 83 F FC 90 X KC 83 3-2 ① G5-3 1-2 3-H		B SI 90 B FC 88 B SI 90 C SI 91 B FC 88 4-1 30 1B BB		F SI 90 B FC 90 C SI 91 B KC 83 X SI 92 2-2 30 1B 2B		C SI 95 B SI 95 S SI 95 B FF 96 F FF 95 X SL 83 2-2 ③ L8			3	1	1	1	1	0	1
19 Jay Bruce, L (1, 9) OBP: 0.306, SLG: 0.372	B FC 88 S KC 80 S CH 82 D KC 81 F FC 89 D CH 81 S KC 81 3-3 ② K		C KC 82 F KC 83 S CH 81 0-3 ② K		C FC 90 D CH 82 D CH 82 D KC 82 C KC 81 B KC 82 4-2 30 1B BB			C FF 89 S CH 86 B CH 87 X FF 90 1-2 ① P6		3	0	0	0	1	2	2
30 Michael Conforto, L (1, 8) OBP: 0.352, SLG: 0.356	C CH 81 X KC 80 0-1 23 FC5-6 2-H 1B		B CH 81 F FC 90 X FC 89 1-1 1-2 1B		F KC 82 B SI 90 X KC 80 1-1 1-3 2-H 1B			B CH 85 X CH 86 1-0 7 BB 23 1B 1B		4	0	4	2	0	0	0
23 Adrián González, L (1, 3) OBP: 0.330, SLG: 0.426	B SI 90 B SI 91 X FC 89 2-0 ③ FC5-6 1-2f		C KC 82 S CH 79 S KC 82 0-3 ③ K		X FC 88 0-0 ③ G1-4-3			X FF 88 0-0 7 BB 1-2 1B		4	0	1	0	0	1	5
29 Devin Mesoraco, R (1, 2) OBP: 0.299, SLG: 0.390		C FC 89 B KC 82 B KC 83 B SI 91 D FC 89 4-1 48 FC5-6 BB	B SI 89 B KC 81 C SI 88 X SI 90 2-1 ① F7		B KC 80 C SI 89 B FC 90 S SI 89 X KC 82 2-2 ① F8			C FF 88 S CH 86 X CH 84 0-2 ② F7		3	0	0	0	1	0	2
48 Jacob deGrom, L (1, 1) OBP: 0.167, SLG: 0.118 65 Robert Gsellman, R (8, 1) 7 José Reyes, S (8, PH) OBP: 0.192, SLG: 0.204 27 Jeurys Familia, R (9, 1)		B SI 91 X SI 91 1-0 ① FC5-6 1 FC6-4 1-2f	C SI 90 C KC 81 B KC 82 C KC 82 1-3 ② K		L FC 89 C SI 89 B KC 81 B KC 81 C FC 88 2-3 ② K			C CH 86 B CH 87 F CH 86 B CH 87 B FF 91 F CH 86 B FF 91 4-2 1-2 2-3 BB		3 0 0 0	0 0 0 0	0 0 0 0	0 0 1 0	2 0 0 0	0 0 0 0	1 0 0 0
1 Amed Rosario, R (1, 6) OBP: 0.273, SLG: 0.325		C SI 91 X SI 90 0-1 ② FC6-4 1-2f	C KC 81 X FC 89 0-1 ③ P4		X SI 89 0-0 ③ P3			C CH 85 X FF 91 0-1 ③ P4		4	0	0	0	0	0	4
Inning Stats	R: 2 E: 1 K: 1 S: 14 H: 1 LOB: 1 BB: 1 P: 27	R: 0 E: 0 K: 1 S: 7 H: 0 LOB: 1 BB: 1 P: 14	R: 0 E: 0 K: 2 S: 13 H: 1 LOB: 2 BB: 1 P: 21	R: 0 E: 0 K: 1 S: 7 H: 0 LOB: 0 BB: 0 P: 10	R: 1 E: 0 K: 0 S: 13 H: 2 LOB: 2 BB: 1 P: 23	R: 0 E: 0 K: 1 S: 7 H: 0 LOB: 0 BB: 0 P: 11	R: 0 E: 0 K: 1 S: 9 H: 0 LOB: 0 BB: 0 P: 12	R: 0 E: 0 K: 0 S: 13 H: 2 LOB: 3 BB: 1 P: 19		1B: 5 2B: 1 3B: 0 HR: 0 SF: 0 SAC: 0 DP: 0 HBP: 0				WP: 0 PB: 0 SB: 0 CS: 0 PA: 36		

PITCHER	IP	WLS	BF	H	R	ER	SO	BB	IBB	HBP	BLK	WP	HR	S	P	ERA	WHIP
52 Zack Godley, R (1, 1) ERA: 3.78	6.0	L	27	4	3	1	6	4	0	0	0	0	0	61	106	1.50	1.333
40 Andrew Chafin, L (7, 1) ERA: 1.76	1.0		3	0	0	0	1	0	0	0	0	0	0	9	12	0.00	0.000
57 Fernando Salas, R (8, 1) ERA: 5.4	1.0		6	2	0	0	0	1	0	0	0	0	0	13	19	0.00	3.000

PITCHER	IP	WLS	BF	H	R	ER	SO	BB	IBB	HBP	BLK	WP	HR	S	P	ERA	WHIP

BOTTOM

Arizona Diamondbacks @ New York Mets

Citi Field, Flushing, NY

Fri May 18 2018, 7:11 PM - 9:46 PM EDT

Att. 31,285 - Cloudy - 61 F

livebaseballscorecards.com

AB	31
R	3
H	6
RBI	3
BB	5
SO	7
LOB	17

Arizona Diamondbacks @ New York Mets

Citi Field, Flushing, NY

Sat May 19 2018, 7:45 PM - 10:48 PM EDT

Att. 39,515 - Cloudy - 55 F

TOP

livebaseballscorecards.com

Batter	1	2	3	4	5	6	7	8	9	AB	R	H	RBI	BB	SO	LOB
6 David Peralta, L (1, 7) OBP: 0.343, SLG: 0.458	C SI 94 X SI 95 0-1 G5-3		B CU 77 B SI 94 C SI 94 X SI 93 2-1 G6-3		B SI 92 B CH 86 F SI 93 B SI 92 X SI 92 3-1 F8		B CH 85 S FF 91 F FF 91 B SL 83 F CH 84 S FF 92 2-3 K			4	0	0	0	0	1	0
13 Nick Ahmed, R (1, 6) OBP: 0.273, SLG: 0.411	C SI 95 F SI 93 B SI 91 X CU 77 1-2 16 F8 2B		B SI 94 F SI 94 C SI 94 X SI 93 1-2 G4-3		C SL 88 S SL 89 C FF 96 0-3 K			C SI 81 B SI 93 S SL 80 B CU 77 X SL 80 2-2 P3		4	0	1	0	0	1	0
16 Chris Owings, R (1, 9) OBP: 0.271, SLG: 0.319	C CH 84 B SI 93 F CH 84 X SI 93 1-2 F8 2-3		F SI 94 B CU 78 B SI 93 S SI 94 X SI 94 2-2 F8		C CU 80 B CU 80 F SI 94 X CU 80 1-2 44 S 1B			B FF 94 B SL 80 F FC 88 X FC 87 2-1 4 E 4 S 1B		4	0	2	0	0	0	1
44 Paul Goldschmidt, R (1, 3) OBP: 0.325, SLG: 0.370	B SI 92 C SI 93 B SI 93 B CH 84 F CH 83 X SI 93 3-2 P3			B SI 93 F SI 94 X SI 93 1-1 HR	1 SAFE C CU 79 B SL 86 B CU 79 B SL 86 F FF 94 X SI 93 3-2 G6-3 1-2			T FC 91 C SL 80 S FF 93 0-3 K		4	1	1	1	0	1	3
4 Ketel Marte, S (1, 4) OBP: 0.280, SLG: 0.309		B SI 93 F CH 85 B SI 94 B CH 84 F SI 94 F SI 94 X SI 92 3-2 F9		X SI 93 0-0 10 G4-3 1B		C CU 78 B CU 78 X CU 80 1-1 G4-3		1 SAFE C FC 90 C FC 90 F CH 85 B FF 93 F SL 81 B CU 76 C CH 84 2-3 K 1-3		4	0	1	0	0	1	1
10 Deven Marrero, R (1, 5) OBP: 0.250, SLG: 0.255 3 Daniel Descalso, L (9, PH) OBP: 0.364, SLG: 0.517 (9, 5)		B SI 93 S SI 94 F SI 94 F SL 88 X CH 85 1-2 1 G4-3 36 1B 2B		1 SAFE 1 SAFE B SI 92 F SI 91 X SI 92 1-1 G4-3 1-2f		X FF 94 0-0 B5			C SI 95 S SL 85 F FF 96 B SL 88 X SL 88 1-2 F8	3 1	1 0	1 0	0 0	0 0	0 0	1 0
1 Jarrod Dyson, L (1, 8) OBP: 0.260, SLG: 0.319		C SI 92 B SI 92 F SI 93 X SL 88 1-2 G4-3 2-3		L SL 85 B FF 94 F SL 86 F CU 78 B SL 88 B SI 94 B SI 94 4-2 36 S 36 HR BB		C CU 79 C SI 96 S CU 82 0-3 K			L SI 96 B SI 95 B FS 92 B SI 96 X SI 95 3-1 F8	3	1	0	0	1	1	1
36 John Ryan Murphy, R (1, 2) OBP: 0.276, SLG: 0.518		C CH 84 B CH 84 X CH 84 1-1 3-H 1B		C SI 93 B SI 91 1 SAFE S CH 82 1 SAFE F SL 86 B SI 93 B SL 85 X CH 83 3-2 1-H HR			C FF 89 B FF 88 F SL 80 F FF 90 F SL 81 F SL 82 B FF 91 X FF 91 2-2 F8		B SL 86 F SI 96 F SI 95 S SL 86 1-3 K	4	1	2	3	0	1	0
46 Patrick Corbin, L (1, 1) OBP: 0.333, SLG: 0.316 54 Jimmie Sherfy, R (6, 1) 29 Jorge De La Rosa, L (6, 1) 5 Alex Avila, L (7, PH) OBP: 0.258, SLG: 0.211 66 Yoshihisa Hirano, R (7, 1) 25 Archie Bradley, R (8, 1) 40 Andrew Chafin, R (9, 1)		B SI 93 B SI 93 C SI 92 B SI 92 C SI 92 T SI 92 3-2 K		B SI 92 S SI 92 T SI 93 S SL 86 1-3 K			B SL 79 B FF 91 B FF 90 C FF 90 S FF 90 F FF 90 F FF 90 S FF 90 3-3 K			2 0 0 1 0 0 0	0 0 0 0 0 0 0	0 0 0 0 0 0 0	0 0 0 0 0 0 0	2 0 0 1 0 0 0	1 0 0 0 0 0 0

AB	34	1B: 4	SF: 0	WP: 0	PA: 35
R	4	2B: 2	SAC: 0	PB: 0	
H	8	3B: 0	DP: 1	SB: 4	
RBI	4	HR: 2	HBP: 0	CS: 0	
BB	1				
SO	9				
LOB	8				

Inning Stats	1	2	3	4	5	6	7	8	9
	R: 0 E: 0 K: 0 S: 11 H: 1 LOB: 1 BB: 0 P: 16	R: 1 E: 0 K: 1 S: 16 H: 2 LOB: 1 BB: 0 P: 25	R: 0 E: 0 K: 0 S: 8 H: 0 LOB: 0 BB: 0 P: 13	R: 3 E: 0 K: 1 S: 15 H: 3 LOB: 0 BB: 1 P: 25	R: 0 E: 0 K: 1 S: 11 H: 1 LOB: 1 BB: 0 P: 18	R: 0 E: 0 K: 1 S: 6 H: 0 LOB: 0 BB: 0 P: 7	R: 0 E: 0 K: 2 S: 15 H: 0 LOB: 0 BB: 0 P: 22	R: 0 E: 0 K: 2 S: 13 H: 1 LOB: 1 BB: 0 P: 19	R: 0 E: 0 K: 1 S: 9 H: 0 LOB: 0 BB: 0 P: 14

PITCHER		IP	WLS	BF	H	R	ER	SO	BB	IBB	HBP	BLK	WP	HR	S	P	ERA	WHIP
32 Steven Matz, L ERA: 4.42	(1, 1)	4.0		18	6	4	4	2	1	0	0	0	0	2	50	79	9.00	1.750
67 Seth Lugo, R ERA: 1.98	(5, 1)	2.0		7	1	0	0	2	0	0	0	0	0	0	17	25	0.00	0.500
51 Paul Sewald, R ERA: 4.01	(7, 1)	1.0		3	0	0	0	2	0	0	0	0	0	0	15	22	0.00	0.000
44 AJ Ramos, R ERA: 4.86	(8, 1)	1.0		4	1	0	0	2	0	0	0	0	0	0	13	19	0.00	1.000
27 Jeurys Familia, R ERA: 1.71	(9, 1)	1.0	W	3	0	0	0	1	0	0	0	0	0	0	9	14	0.00	0.000

PITCHER		IP	WLS	BF	H	R	ER	SO	BB	IBB	HBP	BLK	WP	HR	S	P	ERA	WHIP
C FF 89 B FF 88 F SL 80 F FF 90 F SL 81 F SL 82 B FF 91 X FF 91 2-2 F8																		
B SL 79 B FF 91 B FF 90 C FF 90 S FF 90 F FF 90 F FF 90 S FF 90 3-3 K																		

BOTTOM

Arizona Diamondbacks @ New York Mets

Citi Field, Flushing, NY

Sat May 19 2018, 7:45 PM - 10:48 PM EDT

Att. 39,515 - Cloudy - 55 F

livebaseballscorecards.com

Batter	1	2	3	4	5	6	7	8	9	AB	R	H	RBI	BB	SO	LOB
9 Brandon Nimmo, L (1, 7) OBP: 0.443, SLG: 0.478	C FF 87 F FF 88 S SL 80 0-3 ① K		S FF 89 B FF 88 B SL 81 C SL 79 B FF 90 B FF 89 4-2 13 S BB		F FF 88 B SL 80 S SL 81 B SL 82 F SL 81 S FF 89 2-3 ② K		B FS 84 B FS 82 C FF 91 F FF 92 B FS 83 X FF 91 3-2 1B		F SL 81 C SL 82 X SL 82 0-2 13 1B 4 SF7 2B	4	1	2	0	1	2	0
13 Asdrúbal Cabrera, S (1, 4) OBP: 0.364, SLG: 0.525	X SI 89 0-0 ② 1B		B SI 90 B CU 73 S CU 72 B SI 89 D CU 75 4-1 29 FC6-4 1-2 BB		B CU 74 C CU 75 F SI 89 S SL 81 1-3 ③ K		B FS 83 B FF 91 C FF 91 X FF 91 2-1 ② F8		X SL 82 0-0 2-3 1B	4	0	2	0	1	1	1
4 Wilmer Flores, R (1, 3) OBP: 0.314, SLG: 0.411	C SI 88 X FF 90 0-1 ③ F9		D SI 89 D SI 89 F SL 80 F SL 80 F SL 82 X SI 90 2-2 ① F7			C SI 87 B SL 80 B SL 81 X SI 90 2-1 19 1B 1B	C FF 92 X FF 92 0-1 ③ P4		F SI 93 F SL 82 X SL 82 0-2 ① SF7 3-H	4	0	1	1	0	0	3
19 Jay Bruce, L (1, 9) OBP: 0.311, SLG: 0.376		B FF 90 S SL 79 B SL 81 C SL 79 B FF 90 F SL 81 F FF 90 F SI 90 S SL 81 3-3 ① K	B SL 82 S FF 89 F FF 89 C SI 90 1-3 ② K			X SL 80 0-0 30 BB 1-3 1B		X KC 78 0-0 29 HR 1B		4	1	2	0	0	2	2
29 Devin Mesoraco, R (1, 2) OBP: 0.310, SLG: 0.435		C CU 71 F FF 90 F SL 80 B SL 80 B SL 80 H FF 88 3-2 30 HR HBP	B SL 80 C SL 80 X SI 90 1-1 ③ FC6-4 1-2f			B CU 72 B SI 89 B SI 90 C SI 89 1 SAFE X SI 89 3-1 ① P3		B FF 95 X FF 95 1-0 1-H HR		3	2	1	2	0	0	4
30 Michael Conforto, L (1, 8) OBP: 0.357, SLG: 0.383		F FF 90 X SL 81 0-1 1-H HR		C FF 88 F SI 88 F SI 89 B SL 81 B SL 81 F SI 89 F SL 80 B SL 79 S SI 89 3-3 ① K		1 SAFE B FF 89 F SI 89 B SI 89 D SL 80 B SI 89 4-1 1-2 BB		C FF 96 F FF 95 F FF 96 B KC 82 F SI 96 B FF 96 X KC 80 2-2 ① G3		3	1	1	2	1	1	0
7 José Reyes, S (1, 5) OBP: 0.179, SLG: 0.189		B CU 72 X SI 89 1-0 ② L6		C SI 88 B CH 83 X CU 75 1-1 ② F8		B X FF 95 1-0 ② P5		B FF 95 B FF 95 C FF 95 F FF 95 B SI 95 F FF 95 X FF 94 3-2 ② G4-3		4	0	0	0	0	0	3
32 Steven Matz, R (1, 1) OBP: 0.167, SLG: 0.091 28 Phillip Evans, R (4, PH) 67 Seth Lugo, R (5, 1) 23 Adrián González, L (6, PH) OBP: 0.326, SLG: 0.422 51 Paul Sewald, R (7, 1) 44 AJ Ramos, R (8, 1) 15 Luis Guillorme, L (8, PH) OBP: 0.667, SLG: 0.833 27 Jeurys Familia, R (9, 1)		B SI 88 B SI 89 C SI 88 B SI 88 B SI 88 4-1 BB	X SI 88 0-0 ③ P3			C FC 84 F FC 84 F FF 92 X FC 85 0-2 ③ F7		T FF 95 B FF 95 C KC 80 F FF 94 X KC 81 1-2 2B		0 1 0 1 0 0 0 1	0 0 0 0 0 0 0 0	0 0 0 0 0 0 0 1	0 0 0 0 0 0 0 0	1 0 0 0 0 0 0 0	0 0 0 3 0 0 0 0	0 0 0 0 0 0 0 0
1 Amed Rosario, R (1, 6) OBP: 0.265, SLG: 0.315		C CU 72 X SI 89 0-1 ③ L7			C SI 88 F SI 90 B SL 80 X SI 90 1-2 ① G6-3		B FF 92 X FF 91 1-0 ① F9	C FF 95 B FF 95 F FF 95 S FF 96 1-3 ③ K		4	0	0	0	0	1	2

Inning Stats	1	2	3	4	5	6	7	8	9
	R: 0 E: 0 K: 1 S: 6	H: 1 LOB: 0 BB: 0 P: 6	R: 2 E: 0 K: 1 S: 15	H: 1 LOB: 1 BB: 1 P: 26	R: 0 E: 0 K: 1 S: 12	H: 0 LOB: 2 BB: 2 P: 24	R: 0 E: 0 K: 1 S: 9	H: 0 LOB: 0 BB: 0 P: 13	R: 0 E: 0 K: 2 S: 10	H: 0 LOB: 0 BB: 0 P: 14	R: 0 E: 0 K: 0 S: 11	H: 2 LOB: 3 BB: 1 P: 21	R: 0 E: 0 K: 0 S: 8	H: 1 LOB: 1 BB: 0 P: 14	R: 2 E: 0 K: 1 S: 18	H: 3 LOB: 1 BB: 0 P: 26	R: 1 E: 0 K: 0 S: 7	H: 2 LOB: 1 BB: 0 P: 7

	AB	33
	R	5
	H	10
	RBI	5
	BB	4
	SO	7
	LOB	18

	1B: 6	SF: 1	WP: 0	PA: 39
	2B: 2	SAC: 0	PB: 0	
	3B: 0	DP: 0	SB: 1	
	HR: 2	HBP: 1	CS: 0	

PITCHER		IP	WLS	BF	H	R	ER	SO	BB	IBB	HBP	BLK	WP	HR	S	P	ERA	WHIP
46 Patrick Corbin, L ERA: 2.6	(1, 1)	5.1		24	4	2	2	6	4	0	1	0	0	1	58	98	3.38	1.500
54 Jimmie Sherfy, R ERA:	(6, 1)	0.1	H	1	0	0	0	0	0	0	0	0	0	0	1	2	0.00	0.000
29 Jorge De La Rosa, L ERA: 2.35	(6, 1)	0.1	H	1	0	0	0	0	0	0	0	0	0	0	4	4	0.00	0.000
66 Yoshihisa Hirano, R ERA: 2.21	(7, 1)	1.0	H	4	1	0	0	0	0	0	0	0	0	0	8	14	0.00	1.000
25 Archie Bradley, R ERA: 2.63	(8, 1)	1.0	B	6	3	2	2	1	0	0	0	0	0	1	18	26	18.00	3.000

PITCHER		IP	WLS	BF	H	R	ER	SO	BB	IBB	HBP	BLK	WP	HR	S	P	ERA	WHIP
40 Andrew Chafin, L ERA: 2.3	(9, 1)	0.1	L	3	2	1	1	0	0	0	0	0	0	0	7	7	27.00	6.000

Batter	1	2	3	4	5	6	7	8	9	AB	R	H	RBI	BB	SO	LOB
6 David Peralta, L (1, 7) OBP: 0.341, SLG: 0.453	F FF 98 B FF 99 B CH 91 S FF 99 F FF 99 S CH 92 2-3 K		S CU 84 F FF 98 S SL 91 0-3 K		X CU 83 0-0 2-H 1B			B FF 87 C FF 88 F FF 89 C FF 89 1-3 K		4	0	1	0	0	3	0
16 Chris Owings, R (1, 9) OBP: 0.271, SLG: 0.311	B SI 99 F SI 98 B SI 98 B SL 95 F FF 99 B FF 100 4-2 22 S BB		F CU 84 S SL 92 F CH 90 B SL 93 X FF 98 1-2 P3		X SL 92 0-0 G2-3			B CU 80 F SL 87 C SI 92 B SL 89 X SL 89 2-2 G4-3		3	0	0	0	1	0	1
22 Jake Lamb, L (1, 5) OBP: 0.286, SLG: 0.308	C FF 98 1 SAFE B FF 98 S CH 91 S SL 94 1-3 K 1-2		B FF 98 F CH 91 F FF 98 C SI 98 1-3 K			F CU 82 X SI 98 0-1 G3		S CU 82 B SI 94 B CH 87 F CU 83 X SL 90 2-2 G4-3		4	0	0	0	0	2	1
44 Paul Goldschmidt, R (1, 3) OBP: 0.323, SLG: 0.367	S CU 85 X FF 99 0-1 G5-3			F FF 97 S CU 83 F FF 98 B SL 92 F SI 98 B CH 92 B SL 93 X FF 98 3-2 F8		B SL 94 C SI 97 S CU 86 B CU 84 X SI 99 2-2 3 CS 1B			B CU 79 C CU 80 B CH 84 S SL 86 F SL 88 B SL 90 C SI 94 3-3 K	4	0	1	0	0	1	1
3 Daniel Descalso, L (1, 4) OBP: 0.354, SLG: 0.500		C FF 97 F FF 97 B SL 93 F CH 92 S CH 91 1-3 K		B FF 98 F CH 91 C CH 92 B SL 92 B SI 98 X SI 98 3-2 F8		B SI 98 B CH 91 F FF 98 1 SAFE 1 SAFE C FF 97 S SL 93 2-3 K 1-2			F SI 94 B CH 87 C SI 94 B SL 89 S SL 90 2-3 K	4	0	0	0	0	3	1
1 Jarrod Dyson, L (1, 8) OBP: 0.278, SLG: 0.337		X SI 98 0-0 13 1B 2 G5-3 1B		B FF 98 F CH 91 B CH 92 X SI 98 2-1 1B			B CU 84 X FF 96 1-0 2 G4-3 1B		C SI 95 S SL 90 T SL 90 0-2 K	4	1	3	0	0	1	0
13 Nick Ahmed, R (1, 6) OBP: 0.274, SLG: 0.410		1 SAFE 1 SAFE B FF 96 C FF 96 S SI 97 1 SAFE F FF 98 B SL 94 D SI 97 3-2 X FF 88 2 G5-3 1-3 1B		1 SAFE C SI 97 X FF 97 0-1 F9			1 SAFE 1 SAFE C FF 95 F SL 92 1 SAFE 1 SAFE T SL 93 0-2 K			3	0	1	0	0	1	2
2 Jeff Mathis, R (1, 2) OBP: 0.288, SLG: 0.200		B SI 97 S SL 93 L SL 92 B SL 93 1 SAFE X FF 97 2-2 G5-3 1-2 3-H			X FF 96 0-0 E5 32 SH3-4 6 1B			C SI 97 S SL 91 X SL 92 0-2 G4-3 1-2		3	0	0	1	0	0	2
32 Clay Buchholz, L (1, 1) 30 T.J. McFarland, L (6, 1) 4 Ketel Marte, S (7, PH) OBP: 0.278, SLG: 0.307 29 Jorge De La Rosa, L (7, 1) 57 Fernando Salas, R (8, 1)		B FF 98 C FF 98 F FF 98 X FF 98 1-2 L4			X SI 96 0-0 SH3-4 1-2		B FF 98 B CH 91 C SI 98 C FF 99 B SL 93 X SI 98 3-2 G1-3			1 0 1 0 0	0 0 0 0 0	0 0 0 0 0	0 0 0 0 0	0 0 0 0 0	0 0 0 0 0	1 0 1 0 0
Inning Stats	R: 0 E: 0 K: 2 S: 11 H: 0 LOB: 1 BB: 1 P: 18	R: 1 E: 0 K: 1 S: 15 H: 2 LOB: 1 BB: 0 P: 22	R: 0 E: 0 K: 2 S: 10 H: 0 LOB: 0 BB: 0 P: 12	R: 0 E: 0 K: 0 S: 12 H: 1 LOB: 1 BB: 0 P: 20	R: 0 E: 1 K: 0 S: 4 H: 1 LOB: 1 BB: 0 P: 4	R: 0 E: 0 K: 1 S: 8 H: 1 LOB: 0 BB: 0 P: 12	R: 0 E: 0 K: 1 S: 10 H: 1 LOB: 1 BB: 0 P: 14	R: 0 E: 0 K: 1 S: 9 H: 0 LOB: 0 BB: 0 P: 14	R: 0 E: 0 K: 3 S: 10 H: 0 LOB: 0 BB: 0 P: 15	1B: 6 2B: 0 3B: 0 HR: 0	SF: 0 SAC: 1 DP: 0 HBP: 0			WP: 0 PB: 0 SB: 1 CS: 1	PA: 33		

PITCHER		IP	WLS	BF	H	R	ER	SO	BB	IBB	HBP	BLK	WP	HR	S	P	ERA	WHIP
34 Noah Syndergaard, R ERA: 2.91	(1, 1)	7.0	W	27	6	1	1	7	1	0	0	0	0	0	70	102	1.29	1.000
39 Jerry Blevins, L ERA: 5.4	(8, 1)	0.1	H	1	0	0	0	1	0	0	0	0	0	0	3	4	0.00	0.000
65 Robert Gsellman, R ERA: 2.76	(8, 1)	1.2	S	5	0	0	0	3	0	0	0	0	0	0	16	25	0.00	0.000

PITCHER	IP	WLS	BF	H	R	ER	SO	BB	IBB	HBP	BLK	WP	HR	S	P	ERA	WHIP

TOP

Arizona Diamondbacks @ New York Mets

Citi Field, Flushing, NY

Sun May 20 2018, 1:13 PM - 3:53 PM EDT

Att. 34,894 - Partly Cloudy - 81 F

livebaseballscorecards.com

AB	31
R	1
H	6
RBI	1
BB	1
SO	11
LOB	10

BOTTOM

Arizona Diamondbacks @ New York Mets

Citi Field, Flushing, NY

Sun May 20 2018, 1:13 PM - 3:53 PM EDT

Att. 34,894 - Partly Cloudy - 81 F

livebaseballscorecards.com

Batter	1	2	3	4	5	6	7	8	9	AB	R	H	RBI	BB	SO	LOB
9 Brandon Nimmo, L (1, 7) OBP: 0.435, SLG: 0.465	B FF 89 C FF 88 B CH 77 B FF 90 F FF 88 C SI 88 3-3 ① K		C CU 76 X FC 87 0-1 ② L7			B SI 89 C SI 90 X SI 91 1-1 ① G6-3	F FC 83 X CU 76 0-1 19 S 1B			4	0	1	0	0	1	0
19 Jay Bruce, L (1, 9) OBP: 0.309, SLG: 0.372	X FF 90 0-0 ② F8		B CH 77 S CH 76 F FC 86 F CU 76 F FC 86 X CH 76 1-2 ③ L4			C SL 80 F SI 91 X SI 91 0-2 4 FC5-4 1B	1 SAFE 1 SAFE B FC 84 S FS 83 1 SAFE S FF 93 D FS 85 C FS 83 2-3 ③ K 1-2			4	0	1	0	0	1	1
4 Wilmer Flores, R (1, 5) OBP: 0.311, SLG: 0.415	B FF 89 T FF 90 B CU 76 X FC 85 2-1 2B			C CU 74 B SI 89 B CU 76 X CH 76 2-1 ① F9		1 SAFE X SI 91 0-0 ② FC5-4 1-2f		B FF 89 X FF 90 1-0 ① P6		4	0	1	0	0	0	1
30 Michael Conforto, L (1, 8) OBP: 0.346, SLG: 0.369	C CH 76 D CU 75 S CH 76 F FF 91 X CU 76 1-2 ③ P4			F CH 77 X SI 90 0-1 ② G5-3		X SI 92 0-0 ③ G1-3		B CH 87 B CH 86 S FF 90 F FF 91 B FF 91 F FF 92 F FF 91 F FF 91 X CH 86 3-2 ② G4-3		4	0	0	0	0	0	2
23 Adrián González, L (1, 3) OBP: 0.325, SLG: 0.415		B FF 88 B CH 75 X SI 88 2-0 ① G3-1		B FF 89 X FF 89 1-0 ③ F7			F FF 91 S FC 82 T FF 91 0-2 ① K	C FF 91 F FF 91 F FF 90 X FF 91 0-2 1B		4	0	1	0	0	1	0
15 Luis Guillorme, L (1, 4) OBP: 0.400, SLG: 0.500		B CU 73 B CU 73 X FF 90 2-0 ② F7			X FF 89 0-0 ① F7		X FF 92 0-0 ② B1-3	B CH 87 C FF 89 X CH 87 1-1 ③ G6-3		4	0	0	0	0	0	1
3 Tomás Nido, R (1, 2) OBP: 0.214, SLG: 0.179		B FF 90 F FF 89 B CU 76 F CU 74 B SI 90 F FC 86 F CH 77 B FF 91 4-2 BB			B SI 89 S FC 86 B CU 77 S CH 76 B SI 89 X FC 84 3-2 ② F9		B FS 84 F FS 82 X FF 92 1-1 13 HR 1B			2	1	1	0	1	0	0
34 Noah Syndergaard, L (1, 1) OBP: 0.095, SLG: 0.200 13 Asdrúbal Cabrera, S (7, PH) OBP: 0.368, SLG: 0.547 39 Jerry Blevins, L (8, 1) 65 Robert Gsellman, R (8, 1)		X FF 90 0-0 ③ G3			C CH 76 C CU 75 S CH 78 0-3 ③ K		D FS 82 B FS 82 F FS 83 F FF 92 F FF 92 F FS 84 X FC 85 2-2 1-H HR			2 1 0 0	0 1 0 0	0 1 0 0	0 2 0 0	1 0 0 0	1 0 0 0	1 0 0 0
1 Amed Rosario, R (1, 6) OBP: 0.273, SLG: 0.368			B FF 90 X FF 89 1-0 ① G6-3			C CU 74 X CU 77 0-1 HR	X FF 93 0-0 HR			3	2	2	2	0	0	0
Inning Stats	R: 0 E: 0 K: 1 S: 10 H: 1 LOB: 1 BB: 0 P: 16	R: 0 E: 0 K: 0 S: 7 H: 0 LOB: 1 BB: 1 P: 15	R: 0 E: 0 K: 0 S: 8 H: 0 LOB: 0 BB: 0 P: 10	R: 0 E: 0 K: 0 S: 5 H: 0 LOB: 0 BB: 0 P: 8	R: 0 E: 0 K: 1 S: 7 H: 0 LOB: 0 BB: 0 P: 10	R: 1 E: 0 K: 0 S: 9 H: 2 LOB: 1 BB: 0 P: 10	R: 3 E: 0 K: 2 S: 17 H: 4 LOB: 1 BB: 0 P: 22	R: 0 E: 0 K: 0 S: 13 H: 1 LOB: 1 BB: 0 P: 18		1B: 4 2B: 1 3B: 0 HR: 3 SF: 0 SAC: 0 DP: 0 HBP: 0						

	AB	32
	R	4
	H	8
	RBI	4
	BB	1
	SO	4
	LOB	6

WP: 0 PB: 0 SB: 1 CS: 0 PA: 33

PITCHER		IP	WLS	BF	H	R	ER	SO	BB	IBB	HBP	BLK	WP	HR	S	P	ERA	WHIP
32 Clay Buchholz, R ERA: 1.8	(1, 1)	5.0		18	2	1	1	2	1	0	0	0	0	1	39	61	1.80	0.600
30 T.J. McFarland, L ERA: 1.84	(6, 1)	1.0		4	1	0	0	0	0	0	0	0	0	0	7	8	0.00	1.000
29 Jorge De La Rosa, L ERA: 3.86	(7, 1)	1.0	L	7	4	3	3	2	0	0	0	0	0	2	17	22	27.00	4.000
57 Fernando Salas, R ERA: 5.16	(8, 1)	1.0		4	1	0	0	0	0	0	0	0	0	0	13	18	0.00	1.000

PITCHER	IP	WLS	BF	H	R	ER	SO	BB	IBB	HBP	BLK	WP	HR	S	P	ERA	WHIP

Batter	1	2	3	4	5	6	7	8	9	AB	R	H	RBI	BB	SO	LOB
14 Martín Prado, R (1, 5) OBP: 0.225, SLG: 0.181	B FF 87 C FF 86 B FF 87 S CH 82 B SI 88 X CH 82 3-2 ① F8			C FF 86 C CH 80 B FF 87 B SI 87 B FF 87 F CH 82 X CH 81 3-2 1B		C FF 87 X SL 79 0-1 ① P4		C SL 88 B SL 90 X CU 82 1-1 ① G6-3		4	0	1	0	0	0	0
11 J.T. Realmuto, R (1, 2) OBP: 0.364, SLG: 0.542	C KC 74 B FF 88 C SI 89 F CH 82 B SI 88 X CH 83 2-2 ② G4-3			C FF 87 B SI 87 X CH 82 1-1 ① P3		C FF 88 S SL 79 B FF 87 B SL 80 X SL 79 2-2 ② F9		C SI 95 C FF 97 X CU 83 0-2 ② L5		4	0	0	0	0	0	1
13 Starlin Castro, R (1, 4) OBP: 0.337, SLG: 0.397	B CH 83 C FF 88 B SI 88 B SI 87 X CH 82 3-1 ③ G5-3			B SI 88 S SI 87 1 SAFE X SI 88 1-1 ② P3		B SL 79 B FF 90 F FF 87 F FF 91 X FF 89 2-2 41 S 15 BB 1B		C CU 82 F CU 82 B FF 96 B SL 88 F CU 81 X SI 95 2-2 3B		4	0	2	0	0	0	1
15 Brian Anderson, R (1, 9) OBP: 0.354, SLG: 0.376		B KC 72 S CH 81 B SI 87 B CH 82 S CH 82 S CH 82 3-3 ① K		1 SAFE B CH 81 B CH 80 T CH 81 B CH 80 C FF 88 X CH 82 3-2 ③ G6-3		B SL 80 F SL 80 B FF 89 B FF 90 1 SAFE S FF 90 B SL 82 4-2 41 BB 1-2 BB		C SI 94 X CU 82 0-1 ③ L7		3	0	0	0	1	1	2
41 Justin Bour, L (1, 3) OBP: 0.398, SLG: 0.471		C FF 88 C CH 82 B SI 87 B CH 82 B CH 82 F CH 81 C SI 88 3-3 ② K		F SI 86 B SI 86 B CH 81 B CH 81 F FF 88 F CH 81 S CH 81 3-3 ① K		C FF 88 B FF 88 B CU 72 F FF 88 B FF 88 B CU 72 4-2 1-2 2-3 BB		X SI 95 0-0 ① G4-3		3	0	0	0	1	2	0
1 Cameron Maybin, R (1, 7) OBP: 0.316, SLG: 0.319 32 Derek Dietrich, L (6, PH) OBP: 0.297, SLG: 0.366 (6, 7)		C KC 73 X FF 88 0-1 ③ G5-3		F KC 74 B CH 82 B FF 88 B CH 80 B CH 81 4-1 19 1B BB		B CU 76 B FC 90 F FC 89 F FC 90 F SL 83 S CU 77 2-3 ③ K		C SI 96 B FF 96 F SL 87 F SL 88 X FF 97 1-2 2B		1 2	0 0	0 1	0 0	1 0	0 1	0 3
19 Miguel Rojas, R (1, 6) OBP: 0.326, SLG: 0.428		C KC 72 S CH 81 B FF 86 C CH 83 1-3 ① K		F CH 80 1 SAFE B FF 87 X SI 87 1-1 1-2 1B		C FF 93 B SL 82 B SL 80 F FC 88 F SL 82 B CU 77 F FF 92 B FF 93 4-2 3 G1-6-3 BB		B SL 86 C SL 87 F SI 97 S SL 88 1-3 ② K		3	0	1	0	1	2	1
9 Lewis Brinson, R (1, 8) OBP: 0.208, SLG: 0.289		C SI 88 B FF 87 X CH 83 1-1 ② F9		F CH 81 S FF 87 B FF 86 S CH 81 1-3 ② K		C FC 89 1 SAFE S SI 91 S SL 81 0-3 ① K		B SI 96 F SL 87 F SI 96 X SL 86 1-2 ③ G6-3		4	0	0	0	0	2	4
57 Elieser Hernández, R (1, 1) 61 Adam Conley, L (6, 1) 3 JB Shuck, L (7, PH) OBP: 0.265, SLG: 0.250 64 Nick Wittgren, R (7, 1) 56 Tayron Guerrero, R (8, 1)		C FF 87 C KC 73 B CH 83 S KC 72 1-3 ③ K		C FF 87 C KC 74 B FF 86 F FF 87 C KC 72 1-3 ③ K		C FC 89 X FC 90 0-1 ② ③ G1-6-3 1-2f				2 0 1 0 0	0 0 0 0 0	0 0 0 0 0	0 0 0 0 0	0 0 0 0 0	2 0 0 0 0	2 0 1 0 0

Inning Stats	1	2	3	4	5	6	7	8	9
R:	0	0	0	0	0	0	0	0	0
E:	0	0	0	0	0	0	0	0	0
K:	0	2	2	0	3	1	1	0	1
S:	9	9	8	11	14	16	9	11	11
H:	0	0	0	1	1	1	0	1	1
LOB:	0	0	0	1	2	3	1	1	1
BB:	0	0	0	0	1	2	1	0	0
P:	17	15	11	19	24	30	13	14	14

1B:	3
2B:	1
3B:	1
HR:	0
SF:	0
SAC:	0
DP:	1
HBP:	0
WP:	0
PB:	0
SB:	1
CS:	0
PA:	35

PITCHER		IP	WLS	BF	H	R	ER	SO	BB	IBB	HBP	BLK	WP	HR	S	P	ERA	WHIP
40 Jason Vargas, L ERA: 9.87	(1, 1)	5.0	W	18	2	0	0	7	1	0	0	0	0	0	51	86	0.00	0.600
51 Paul Sewald, R ERA: 3.91	(6, 1)	0.2	H	4	1	0	0	0	1	0	0	0	0	0	10	18	0.00	3.000
39 Jerry Blevins, L ERA: 5.4	(6, 1)	0.0		1	0	0	0	0	1	0	0	0	0	0	2	6	∞	∞
44 AJ Ramos, R ERA: 4.5	(6, 1)	1.1	H	4	0	0	0	2	1	0	0	0	0	0	13	19	0.00	0.750
67 Seth Lugo, R ERA: 1.91	(8, 1)	1.0	H	4	1	0	0	0	0	0	0	0	0	0	11	14	0.00	1.000

PITCHER		IP	WLS	BF	H	R	ER	SO	BB	IBB	HBP	BLK	WP	HR	S	P	ERA	WHIP
27 Jeurys Familia, R ERA: 1.64	(9, 1)	1.0	S	4	1	0	0	1	0	0	0	0	0	0	11	14	0.00	1.000

TOP

Miami Marlins @ New York Mets

Citi Field, Flushing, NY

Mon May 21 2018, 7:13 PM - 10:03 PM EDT

Att. 22,505 - Clear - 69 F

livebaseballscorecards.com

AB	31
R	0
H	5
RBI	0
BB	4
SO	10
LOB	15

MIAMI

Miami Marlins @ New York Mets

Citi Field, Flushing, NY

Mon May 21 2018, 7:13 PM - 10:03 PM EDT

Att. 22,505 - Clear - 69 F

BOTTOM

livebaseballscorecards.com

Batter	1	2	3	4	5	6	7	8	9	AB	R	H	RBI	BB	SO	LOB
9 Brandon Nimmo, L (1, 7) OBP: 0.417, SLG: 0.440	B FF 88 B FF 88 F FF 89 S FF 88 X CH 84 2-2 ① L8		B FF 90 T FF 90 F FF 90 X FF 90 1-2 ② P4			B FF 94 C FF 95 C FF 95 B FF 97 F FF 97 F SL 88 F CH 86 X FF 96 2-2 ① G6-3	C FF 90 B FF 92 C CH 85 B FF 90 B CH 85 X CH 85 3-2 ③ F9			4	0	0	0	0	0	3
13 Asdrúbal Cabrera, S (1, 4) OBP: 0.371, SLG: 0.552	C FF 91 B FF 90 X SL 81 1-1 ② F9		D CH 84 F FF 91 D CH 85 C CH 83 X FF 89 2-2 1-H 2B			F FF 95 F FF 95 X SL 88 0-2 1B		S FF 98 X FF 100 0-1 ① G3		4	0	2	1	0	0	0
19 Jay Bruce, L (1, 9) OBP: 0.308, SLG: 0.369	C FF 90 B FF 91 X FF 91 1-1 1B		C SL 83 F FF 91 D SL 84 X FF 89 1-2 ③ G3			F FF 94 B FF 95 F FF 95 S CH 85 1-3 ② K		F FF 99 S SL 86 X SL 87 0-2 ② G4-3		4	0	1	0	0	1	2
30 Michael Conforto, L (1, 8) OBP: 0.350, SLG: 0.374	B FF 90 S FF 90 S SL 81 F FF 91 F CH 84 X SL 82 1-2 ③ G3			C SL 80 B FF 89 B CH 85 B CH 84 S CH 82 X FF 89 3-2 23 CS 1B		1 SAFE X FF 95 0-0 ③ P5		X FF 100 0-0 23 BB 1B		4	0	2	0	0	0	2
23 Adrián González, L (1, 3) OBP: 0.323, SLG: 0.404		B FF 89 B FF 90 X FF 91 2-0 ① G4-3		F FF 90 B FF 91 S SL 83 S FF 92 1-3 ①② K 1-2			B SL 81 B FF 92 F FF 92 F CH 85 F FF 92 X FF 94 2-2 ① G6-3	D SI 100 B FF 100 B FF 98 C FF 99 B FF 98 4-1 29 FC6-4 BB 1-2		3	0	0	0	1	1	1
29 Devin Mesoraco, R (1, 2) OBP: 0.307, SLG: 0.439		B FF 92 S SL 83 C SL 83 S FF 91 1-3 ② K		F SL 83 X SL 81 0-1 ③ F9			F FF 93 B FF 92 X CH 86 1-1 15 E 4 1B 2B	D SL 85 X FF 99 1-0 ③ FC6-4 1-2f		4	1	1	0	0	1	2
15 Luis Guillorme, L (1, 5) OBP: 0.308, SLG: 0.385		B FF 90 C CH 84 F FF 92 F CH 87 X FF 91 1-2 ③ F7			C SL 81 F CH 83 F CH 86 B FF 92 X CH 82 1-2 ① F8		B FF 91 B FF 92 C FF 93 F CH 86 B FF 92 X FF 91 3-2 E5 1 F8 4 1B 2-3			3	0	0	0	0	0	1
40 Jason Vargas, L (1, 1) 28 Phillip Evans, R (5, PH) OBP: 0.125, SLG: 0.125 51 Paul Sewald, R (6, 1) 39 Jerry Blevins, L (6, 1) 44 AJ Ramos, R (6, 1) 4 Wilmer Flores, R (7, PH) OBP: 0.318, SLG: 0.421 67 Seth Lugo, R (8, 1) 27 Jeurys Familia, R (9, 1)			C FF 89 L FF 90 B SL 81 B FF 90 C FF 88 2-3 ① K		B SL 84 C SL 83 B FF 91 X FF 90 2-1 1 G6-4-3 1B		C FF 92 F FF 92 X FF 93 0-2 1-2 3-H 1B			1 1 0 0 0 1 0 0	0 0 0 0 0 0 0 0	0 1 0 0 0 1 0 0	0 0 0 0 0 1 0 0	0 0 0 0 0 0 0 0	1 0 0 0 0 0 0 0	0 0 0 0 0 0 0 0
1 Amed Rosario, R (1, 6) OBP: 0.275, SLG: 0.368			C FF 91 C SL 83 B FF 93 B FF 92 B SL 83 X FF 90 3-2 13 2B 1B		B SL 85 C FF 92 S SL 84 X FF 91 1-2 ②③ G6-4-3 1-2f		X SL 82 0-0 ② F8 2-3			3	1	1	0	0	0	3

Inning Stats																								
	R: 0	H: 1	R: 0	H: 0	R: 1	H: 2	R: 0	H: 1	R: 0	H: 1	R: 0	H: 1	R: 1	H: 2	R: 0	H: 1	1B: 7	SF: 0	WP: 0	PA: 33
	E: 0	LOB: 1	E: 0	LOB: 0	E: 0	LOB: 1	E: 0	LOB: 0	K: 1	LOB: 1	E: 0	LOB: 0	E: 1	LOB: 2	E: 0	LOB: 2	2B: 2	SAC: 0	PB: 0	
	K: 0	BB: 0	K: 1	BB: 0	K: 1	BB: 0	K: 0	BB: 0	S: 13	BB: 0	K: 0	BB: 0	K: 0	BB: 0	K: 0	BB: 1	3B: 0	DP: 1	SB: 0	
	S: 12	P: 17	S: 8	P: 12	S: 15	P: 24	S: 9	P: 13		P: 16			S: 16	P: 25	S: 8	P: 13	HR: 0	HBP: 0	CS: 1	

PITCHER		IP	WLS	BF	H	R	ER	SO	BB	IBB	HBP	BLK	WP	HR	S	P	ERA	WHIP
57 Elieser Hernández, R ERA: 2.08	(1, 1)	5.0	L	18	5	1	1	3	0	0	0	0	0	0	52	78	1.80	1.000
61 Adam Conley, L ERA:	(6, 1)	1.0		4	1	0	0	1	0	0	0	0	0	0	13	16	0.00	1.000
64 Nick Wittgren, R ERA: 0.61	(7, 1)	1.0		6	2	1	0	0	0	0	0	0	0	0	16	25	0.00	2.000
56 Tayron Guerrero, R ERA: 4.64	(8, 1)	1.0		5	1	0	0	0	1	0	0	0	0	0	8	13	0.00	2.000

PITCHER	IP	WLS	BF	H	R	ER	SO	BB	IBB	HBP	BLK	WP	HR	S	P	ERA	WHIP

Batter	1	2	3	4	5	6	7	8	9	AB	R	H	RBI	BB	SO	LOB
14 Martín Prado, R (1, 5) OBP: 0.213, SLG: 0.170	B SI 95 F FF 97 X SI 97 1-1 G6-3 ①	B CU 80 F FF 96 B FS 91 X FF 97 2-1 F4 ②			C FF 93 B FC 90 S SI 94 C FC 92 1-3 K ①		B SI 92 C CU 80 F SL 88 F SI 93 B SL 88 T SI 93 2-2 K ②		C FF 96 B CU 76 B FF 96 F FF 96 F FF 96 F FF 98 X FF 97 2-2 L9 ①	5	0	0	0	0	2	3
11 J.T. Realmuto, R (1, 2) OBP: 0.374, SLG: 0.545	X FF 97 0-0 13 FC6-4 1B	B FF 97 X FC 93 1-0 1-3 2-H 3-H 1B			B FF 95 C CU 80 X FC 90 1-1 G3-1 ②		S SI 92 B SL 89 T SI 92 X SI 92 1-2 41 BB 1B		F FF 96 B CU 76 S FS 86 F FF 98 B FS 87 X FF 96 2-2 G6-3 ②	5	0	3	2	0	0	0
41 Justin Bour, L (1, 3) OBP: 0.398, SLG: 0.464 29 Brad Ziegler, R (9, 1)	B FF 97 C CU 80 C FF 96 F FS 90 F FS 91 B FF 97 B FC 92 F FF 98 X FS 90 3-2 L8 ②	C CU 80 B FF 96 F CU 79 B FF 97 F FS 91 F SI 97 S FS 91 2-3 K ③			B FS 89 B FF 95 C CU 79 S FS 88 F FF 96 F FC 92 X CH 89 2-2 13 E 13 1B 1B		B SI 93 B CU 81 1 SAFE C SI 91 C SI 93 B CU 81 B SI 93 4-2 1-2 BB		B FF 97 C FS 87 X FF 96 1-1 P6 ③	4 0	0 0	1 0	0 0	1 0	1 0	3 0
13 Starlin Castro, R (1, 4) OBP: 0.335, SLG: 0.393	F SI 96 1 SAFE S FC 91 X FC 92 0-2 FC6-4 ③ 1-2f		B CU 80 B FC 92 F FF 97 F SI 97 S FF 96 2-3 K ①		X SI 95 0-0 E5 1-3 1B		C CU 80 B SL 87 F SI 92 B SI 92 F SL 88 B SI 92 F SI 92 F SL 88 F SI 92 3-2 F SI 92 X SL 88 G6-3 ③			4	0	1	0	0	1	3
15 Brian Anderson, R (1, 9) OBP: 0.357, SLG: 0.381		B FF 96 C SI 95 B FC 92 S FF 96 B CH 89 X FF 97 3-2 32 1B 19 1B 2B	S FF 96 C FC 92 B FC 92 B FS 92 F FF 97 F FS 91 F FF 97 C FF 97 2-3 K ②		C FF 96 F FC 90 F FF 97 D FS 90 T FF 96 1-2 K ③			F FF 93 B SL 81 C FC 90 B SL 83 F CH 85 F FF 94 B CU 77 B FC 88 4-2 32 HR BB		3	2	1	0	1	2	2
32 Derek Dietrich, L (1, 7) OBP: 0.301, SLG: 0.388 46 Kyle Barraclough, R (8, 1) 2 Yadiel Rivera, R (9, 6) OBP: 0.275, SLG: 0.200		F FF 97 X FC 92 0-1 31 SH 19 1B 11 1B 2-3 1B	C CU 81 C FF 97 F FF 97 B FF 96 X FC 92 1-2 F7 ③			C CU 78 T FC 90 B FC 91 S FF 96 1-3 K ①		X FC 90 0-0 1-H HR		4 0 0	2 0 0	2 0 0	2 0 0	0 0 0	1 0 0	0 0 0
19 Miguel Rojas, R (1, 6) OBP: 0.324, SLG: 0.424 (9, 3)		F FF 96 C SI 96 B FF 96 1 SAFE F SI 97 X FC 92 1-2 31 SH 11 1B 1-2 3-H 1B		B CU 80 B FF 96 F SI 96 S SI 96 X FF 97 2-2 G6-3 ①		C FF 95 B FF 95 F FC 91 F FS 91 C FF 96 1-3 K ②		X FF 94 0-0 P5 ①		4	1	1	1	0	1	0
9 Lewis Brinson, R (1, 8) OBP: 0.203, SLG: 0.282		X CU 79 0-0 L7 ①		C CU 80 F FS 90 B FC 92 S FF 96 1-3 K ②		S FF 94 X FC 91 0-1 G6-3 ③		C FF 95 S SL 82 B SL 84 F CU 77 F SL 80 B FC 90 F SL 81 B SI 92 S FF 92 3-3 K ②		4	0	0	0	0	2	2
31 Caleb Smith, R (1, 1) 71 Drew Steckenrider, R (7, 1) 3 JB Shuck, L (8, PH) OBP: 0.261, SLG: 0.246 (8, 7)		X FF 96 0-0 SH 11 1B 1-2 2-3		C FF 95 S FF 95 F FF 96 C CU 80 0-3 K ③			S SI 89 X SI 92 0-1 G4-3 ①	C CU 76 F FC 90 F SL 81 X SL 78 0-2 F8 ③		2 0 1	0 0 0	0 0 0	0 0 0	0 0 0	1 0 0	0 0 0
Inning Stats	R: 0 H: 1 E: 0 LOB: 1 K: 0 BB: 0 S: 12 P: 16	R: 3 H: 4 E: 1 LOB: 2 K: 1 BB: 0 S: 19 P: 28	R: 0 H: 0 E: 0 LOB: 0 K: 2 BB: 0 S: 13 P: 18	R: 0 H: 0 E: 0 LOB: 0 K: 2 BB: 0 S: 10 P: 13	R: 0 H: 2 E: 1 LOB: 2 K: 2 BB: 0 S: 15 P: 20	R: 0 H: 0 E: 0 LOB: 0 K: 2 BB: 0 S: 9 P: 11	R: 0 H: 1 E: 0 LOB: 2 K: 1 BB: 1 S: 19 P: 29	R: 2 H: 1 E: 0 LOB: 0 K: 1 BB: 1 S: 16 P: 23	R: 0 H: 0 E: 0 LOB: 0 K: 0 BB: 0 S: 11 P: 16	1B: 7 2B: 1 3B: 0 HR: 1	SF: 0 SAC: 1 DP: 0 HBP: 0					

PITCHER		IP	WLS	BF	H	R	ER	SO	BB	IBB	HBP	BLK	WP	HR	S	P	ERA	WHIP
45 Zack Wheeler, R ERA: 5.32	(1, 1)	6.0	L	26	7	3	1	9	0	0	0	0	0	0	78	106	1.50	1.167
65 Robert Gsellman, R ERA: 2.67	(7, 1)	1.0		5	1	0	0	1	1	0	0	0	0	0	19	29	0.00	2.000
44 AJ Ramos, R ERA: 5.21	(8, 1)	1.0		5	1	2	2	1	1	0	0	0	0	1	16	23	18.00	2.000
35 Jacob Rhame, R ERA: 3.86	(9, 1)	1.0		3	0	0	0	0	0	0	0	0	0	0	11	16	0.00	0.000

PITCHER	IP	WLS	BF	H	R	ER	SO	BB	IBB	HBP	BLK	WP	HR	S	P	ERA	WHIP

TOP

Miami Marlins @ New York Mets

Citi Field, Flushing, NY

Tue May 22 2018, 7:11 PM - 10:01 PM EDT

Att. 22,195 - Cloudy - 57 F

livebaseballscorecards.com

AB	36
R	5
H	9
RBI	5
BB	2
SO	11
LOB	13

MIAMI

Batter	1	2	3	4	5	6	7	8	9	AB	R	H	RBI	BB	SO	LOB
9 Brandon Nimmo, L (1, 9) OBP: 0.410, SLG: 0.423	C FF 92 C FF 92 B SL 83 C FF 93 1-3 ① K		C SL 82 X SL 82 0-1 ② F9			B FF 92 C FF 92 B SL 81 F FF 92 F FF 93 B SL 81 S FF 93 3-3 ① K		C FF 94 C FF 94 F FF 94 B SL 83 B CH 87 B FF 94 F FF 96 B FF 95 4-2 13 G4-6-3 BB		3	0	0	0	1	2	0
13 Asdrúbal Cabrera, S (1, 4) OBP: 0.363, SLG: 0.539	F FF 92 B FF 93 X SL 82 1-1 ② G6-3		B FF 92 X SL 82 1-0 ③ G5-3			B CH 84 C FF 93 X FF 94 1-1 ② L9		C FF 94 B CH 86 D CH 86 X FF 94 2-1 ②③ G4-6-3 1-2f		4	0	0	0	0	0	2
4 Wilmer Flores, R (1, 3) OBP: 0.318, SLG: 0.412 65 Robert Gsellman, R (7, 1) 44 AJ Ramos, R (8, 1) 35 Jacob Rhame, R (9, 1) 15 Luis Guillorme, L (9, PH) OBP: 0.286, SLG: 0.357	B FF 93 C FF 93 B SL 84 B FF 93 B FF 94 4-1 BB			B FF 92 C CH 84 C FF 93 X SL 83 1-2 ① L9		F FF 93 B SL 81 X CH 84 1-1 ③ L7			F SI 84 B SI 85 X SI 84 1-1 ① G3	2 0 0 0 1	0 0 0 0 0	0 0 0 0 0	0 0 0 0 0	1 0 0 0 0	0 0 0 0 0	0 0 0 0 0
30 Michael Conforto, L (1, 8) OBP: 0.340, SLG: 0.361	S FF 93 F FF 93 B SL 83 1 SAFE F SL 82 S FF 93 1-3 ③ K			F FF 93 B FF 93 S SL 81 F FF 94 F SL 81 T FF 93 1-2 ② K			C SL 78 B FF 91 B FF 91 C SL 80 B FF 93 X FF 92 3-2 ① F8		C SI 85 X CH 77 0-1 ② G3	4	0	0	0	0	2	1
11 José Bautista, R (1, 7) OBP: 0.256, SLG: 0.368 19 Jay Bruce, L (9, PH) OBP: 0.306, SLG: 0.366		C FF 93 C FF 94 F FF 93 F SL 84 F FF 95 B CH 84 X FF 94 1-2 7 G4-3 3 SF9 2B		S CH 85 B CH 85 F FF 93 F FF 94 S SL 82 1-3 ③ K			F CH 83 S FF 91 B FF 91 B SL 79 B SL 80 S FF 92 3-3 ② K		X SI 85 0-0 ③ F8	3 1	1 0	1 0	0 0	0 0	2 0	0 0
7 José Reyes, S (1, 5) OBP: 0.203, SLG: 0.200		F FF 92 2 SAFE C SL 82 X FF 93 0-2 ① G4-3 2-3			B FF 92 B SL 80 C FF 90 S CH 83 F CH 84 X FF 93 2-2 3 G5-4-3 1B		B FF 92 B FF 92 C FF 89 B CH 83 B FF 91 4-1 BB			2	0	1	0	1	0	1
3 Tomás Nido, R (1, 2) OBP: 0.205, SLG: 0.175 29 Devin Mesoraco, R (7, PH) OBP: 0.303, SLG: 0.433 (8, 2)		F SL 80 F FF 92 B FF 93 X SL 81 1-2 ② SF9 3-H			X CH 82 0-0 ①② G5-4-3 1-2f		B SL 88 C FF 96 B FF 95 F FF 96 B FF 96 F FF 96 X FF 96 3-2 ③ F9			1 1	0 0	0 0	1 0	0 0	0 0	1 1
45 Zack Wheeler, L (1, 1) OBP: 0.286, SLG: 0.286 23 Adrián González, L (7, 3) OBP: 0.328, SLG: 0.418		F FF 94 S SL 81 S SL 81 0-3 ③ K			B FF 94 B FF 92 X FF 93 2-0 1B			C FF 92 X SL 84 0-1 1 G6-3 2B		2 1	0 0	1 1	0 0	0 0	1 0	0 0
1 Amed Rosario, R (1, 6) OBP: 0.269, SLG: 0.360			B FF 90 F FF 92 B CH 84 B FF 92 S FF 92 S FF 93 3-3 ① K		C CH 83 B FF 92 B SL 81 F FF 92 X FF 92 2-2 ③ P3			F FF 94 B FF 94 X SL 81 1-1 ① G6-3 2-3		3	0	0	0	0	1	2
Inning Stats	R: 0 E: 0 K: 2 S: 10 H: 0 LOB: 1 BB: 1 P: 17	R: 1 E: 0 K: 1 S: 15 H: 1 LOB: 0 BB: 0 P: 17	R: 0 E: 0 K: 1 S: 6 H: 0 LOB: 0 BB: 0 P: 10	R: 0 E: 0 K: 2 S: 12 H: 0 LOB: 0 BB: 0 P: 15	R: 0 E: 0 K: 0 S: 9 H: 2 LOB: 1 BB: 0 P: 15	R: 0 E: 0 K: 1 S: 8 H: 0 LOB: 0 BB: 0 P: 13	R: 0 E: 0 K: 1 S: 11 H: 0 LOB: 1 BB: 1 P: 24	R: 0 E: 0 K: 0 S: 10 H: 1 LOB: 1 BB: 1 P: 17	R: 0 E: 0 K: 0 S: 5 H: 0 LOB: 0 BB: 0 P: 6	1B: 2 2B: 2 3B: 0 HR: 0 SF: 1 SAC: 0 DP: 2 HBP: 0						

PITCHER		IP	WLS	BF	H	R	ER	SO	BB	IBB	HBP	BLK	WP	HR	S	P	ERA	WHIP
31 Caleb Smith, L ERA: 3.83	(1, 1)	6.2	W	24	3	1	1	8	2	0	0	0	0	0	67	104	1.35	0.750
71 Drew Steckenrider, R ERA: 5.75	(7, 1)	0.1	H	1	0	0	0	0	0	0	0	0	0	0	4	7	0.00	0.000
46 Kyle Barraclough, R ERA: 1.59	(8, 1)	1.0		4	1	0	0	0	1	0	0	0	0	0	10	17	0.00	2.000
29 Brad Ziegler, R ERA: 6.86	(9, 1)	1.0		3	0	0	0	0	0	0	0	0	0	0	5	6	0.00	0.000

PITCHER	IP	WLS	BF	H	R	ER	SO	BB	IBB	HBP	BLK	WP	HR	S	P	ERA	WHIP

BOTTOM

Miami Marlins @ New York Mets

Citi Field, Flushing, NY

Tue May 22 2018, 7:11 PM - 10:01 PM EDT

Att. 22,195 - Cloudy - 57 F

livebaseballscorecards.com

AB	28
R	1
H	4
RBI	1
BB	3
SO	8
LOB	8

Batter	1	2	3	4	5	6	7	8	9	AB	R	H	RBI	BB	SO	LOB
32 Derek Dietrich, L OBP: 0.309, SLG: 0.393 (1, 7) (2, 9) (2, 7) (4, 9) (5, 7) (6, 9) (7, 7) 29 Brad Ziegler, R (9, 1)	C FF 97 H FF 97 1-1 HBP		B CH 88 F SL 93 B SI 97 B SL 92 C SI 95 F SI 97 S FF 96 3-3 ② K		H SL 90 1-0 1-2 HBP		B CH 89 C CU 82 F FF 94 C FF 96 1-3 ② K		C SI 96 1 SAFE B SI 97 X SI 96 1-1 1-3 11 1B 2B	3 0	0 0	1 0	0 0	0 0	2 0	0 0
11 J.T. Realmuto, R OBP: 0.375, SLG: 0.538 (1, 2)	B FF 96 F SL 92 C SI 97 X SI 97 1-2 L9		X FF 96 0-0 G6-3		C FF 96 B SI 95 S FF 96 B CH 88 S CH 87 2-3 ② K		F FF 95 B CU 83 X SL 90 1-1 1B		B SI 97 F SI 96 X SI 97 1-1 ② 2-H 3-H 13 1B 1B	5	1	2	1	0	1	3
41 Justin Bour, L OBP: 0.398, SLG: 0.458 (1, 3)	F FF 97 S FF 98 F FF 98 F SL 92 S CU 84 0-3 ② K			C CH 89 X SL 91 0-1 19 FC4-6 15 1B 1B	B FF 97 C FF 95 B FF 96 F FF 96 S SL 91 2-3 ③ K		B FF 95 C CH 88 S CH 88 B SL 91 F CU 84 X FF 95 2-2 ③ F7		0-0 13 1B IBB	4	0	1	0	1	2	4
13 Starlin Castro, R OBP: 0.332, SLG: 0.388 (1, 4)	B FF 98 B FF 98 S SL 92 X SI 97 2-1 ③ F9			B SI 95 F SI 95 X CH 88 1-1 ① L7		B SL 91 B SL 92 C SL 90 F FF 95 X FF 96 2-2 ① L9		C SI 95 F CU 81 B CU 81 S FF 96 1-3 ① K	C SL 85 F SI 96 B FF 96 X SI 96 1-2 2-H 1B	5	0	1	1	0	1	2
15 Brian Anderson, R OBP: 0.358, SLG: 0.381 (1, 5) (9, 9)		B FF 96 C FF 96 X SI 96 1-1 ① L6		X SI 96 0-0 19 FC4-6 1-2 1B	S FF 96 X SL 90 0-1 ② L7			B CU 81 C SI 94 B SL 89 X SI 94 2-1 1B	B SL 84 B SL 86 C SI 95 C SL 86 S SI 96 2-3 ③ K	5	0	2	0	0	1	2
19 Miguel Rojas, R OBP: 0.328, SLG: 0.419 (1, 6) (9, 5)		B FF 97 C FF 96 B SI 96 F SL 91 F FF 97 B CH 89 B FF 96 4-2 BB		X SL 92 0-0 ② FC4-6 1-2f 2-3	C FF 95 B FF 96 C CU 82 F FF 95 B CH 89 B CH 89 B CU 82 4-2 3 E BB			C CU 82 1 SAFE X FF 92 0-1 ② F9		2	0	0	0	2	0	3
3 JB Shuck, L OBP: 0.247, SLG: 0.232 (1, 9) (2, 7) (2, 9) (4, 7) (5, 9) (6, 7) (7, 9) (9, 7)		1 SAFE C FF 97 X FF 97 0-1 ② F7		B FF 97 F FF 97 B FF 96 X FF 96 2-1 ③ F9		B FF 96 1 SAFE X FF 96 1-0 E4 9 FC6-4 1-2		1 SAFE B CU 79 F FF 96 X CU 82 1-1 ③ F7		4	0	0	0	0	0	5
9 Lewis Brinson, R OBP: 0.205, SLG: 0.281 (1, 8)		C FF 96 S SL 91 F FF 96 B SL 90 1 SAFE S SL 91 1-3 ③ K			B FF 95 X SL 90 1-0 32 HBP 1B	B FF 96 B FF 96 S FF 96 2 SAFE X FF 95 2-1 ③ FC6-4 1-2f			S SI 96 B FF 97 F SI 97 X FF 98 1-2 ① G3	4	0	1	0	0	1	3
58 Dan Straily, R OBP: 0.222, SLG: 0.125 (1, 1) 1 Cameron Maybin, R OBP: 0.314, SLG: 0.317 (7, PH) 64 Nick Wittgren, R (7, 1) 61 Adam Conley, L (8, 1) 14 Martín Prado, R OBP: 0.221, SLG: 0.180 (9, PH) 2 Yadiel Rivera, R OBP: 0.275, SLG: 0.200 (9, PR) (9, 6)			C FF 96 B FF 96 S FF 96 B FF 96 C FF 96 2-3 ① K		1 SAFE L FF 94 B SL 89 T SL 90 1 SAFE L CU 79 1-3 ① K		C FF 95 B SL 91 X SL 90 1-1 ① F8		C SI 96 B SI 96 B SI 96 X SI 95 2-1 32 2B 11 1B 1B	2 1 0 0 1 0	0 0 0 0 0 1	0 0 0 0 1 0	0 0 0 0 0 0	0 0 0 0 0 0	2 0 0 0 0 0	1 0 0 0 0 0

Inning Stats	1	2	3	4	5	6	7	8	9
	R: 0 E: 0 K: 1 S: 11	R: 0 E: 0 K: 1 S: 11	R: 0 E: 0 K: 2 S: 8	R: 0 E: 0 K: 0 S: 8	R: 0 E: 0 K: 3 S: 10	R: 0 E: 1 K: 0 S: 11	R: 0 E: 0 K: 1 S: 11	R: 0 E: 0 K: 1 S: 9	R: 2 E: 0 K: 1 S: 15
	H: 0 LOB: 1 BB: 0 P: 15	H: 0 LOB: 1 BB: 1 P: 17	H: 0 LOB: 0 BB: 0 P: 13	H: 2 LOB: 2 BB: 0 P: 11	H: 1 LOB: 2 BB: 0 P: 17	H: 0 LOB: 2 BB: 1 P: 20	H: 1 LOB: 1 BB: 0 P: 16	H: 1 LOB: 1 BB: 0 P: 13	H: 4 LOB: 2 BB: 1 P: 23

1B: 8 SF: 0 WP: 0 PA: 41
2B: 1 SAC: 0 PB: 0
3B: 0 DP: 0 SB: 0
HR: 0 HBP: 2 CS: 0

PITCHER		IP	WLS	BF	H	R	ER	SO	BB	IBB	HBP	BLK	WP	HR	S	P	ERA	WHIP
48 Jacob deGrom, R ERA: 1.54	(1, 1)	7.0		30	4	0	0	8	2	0	2	0	0	0	70	109	0.00	0.857
67 Seth Lugo, R ERA: 1.84	(8, 1)	1.0	H	4	1	0	0	1	0	0	0	0	0	0	9	13	0.00	1.000
27 Jeurys Familia, R ERA: 2.35	(9, 1)	1.0	L	7	4	2	2	1	0	1	0	0	0	0	15	23	18.00	4.000

PITCHER	IP	WLS	BF	H	R	ER	SO	BB	IBB	HBP	BLK	WP	HR	S	P	ERA	WHIP

TOP

Miami Marlins @ New York Mets

Citi Field, Flushing, NY

Wed May 23 2018, 7:11 PM - 9:58 PM EDT

Att. 24,808 - Clear - 80 F

livebaseballscorecards.com

AB	36
R	2
H	9
RBI	2
BB	3
SO	10
LOB	23

MIAMI

Miami Marlins @ New York Mets

Citi Field, Flushing, NY

Wed May 23 2018, 7:11 PM - 9:58 PM EDT

Att. 24,808 - Clear - 80 F

BOTTOM

Batter	1	2	3	4	5	6	7	8	9	AB	R	H	RBI	BB	SO	LOB
9 Brandon Nimmo, L (1, 7) OBP: 0.423, SLG: 0.469	B FF 90 C FF 91 X FF 91 1-1 ① P3		B FF 90 B CH 84 B FF 91 C FF 92 C FF 90 F FF 92 B FF 91 4-2 13 G3 BB		P PO 91 C CH 83 B CH 84 F FF 90 X FF 90 2-2 ① 1-2 HR			F FF 94 X FF 96 0-1 30 G1-3 1B		3	1	2	1	1	0	0
13 Asdrúbal Cabrera, S (1, 4) OBP: 0.355, SLG: 0.526	C FF 91 S CH 84 B FF 92 F FF 92 F CH 84 B CH 85 F FF 92 T FF 92 2-2 ② K		F SL 83 1 SAFE F FF 91 X CH 84 0-2 ② G3 1-2		X CH 84 0-0 ② G6-3			F FF 94 B FF 94 1 SAFE B CH 86 X FF 94 2-1 ① F8		4	0	0	0	0	1	2
30 Michael Conforto, L (1, 8) OBP: 0.338, SLG: 0.352	B FF 92 B FF 92 B FF 91 C FF 92 B FF 93 4-1 BB		C SL 84 F FF 91 F FF 92 X SL 85 0-2 ③ P5		C CH 84 B FF 91 S SL 84 X SL 86 1-2 ③ P6			F FF 94 B FF 95 B FF 94 X FF 96 3-1 ② G1-3 1-2		3	0	0	0	1	0	2
19 Jay Bruce, L (1, 9) OBP: 0.304, SLG: 0.363	B FF 92 1 SAFE B SL 83 X FF 92 2-0 ③ L9			B SL 82 X FF 90 1-0 29 FC4-6 1B		B CH 84 S CH 84 B SL 85 B FF 91 X FF 90 3-1 ① P4		C FF 96 F FF 95 S CH 87 0-3 ③ K		4	0	1	0	0	1	2
29 Devin Mesoraco, R (1, 2) OBP: 0.288, SLG: 0.408		B FF 91 C SL 82 B FF 91 C FF 91 X SL 85 2-2 ① P3		F FF 91 S SL 85 X SL 85 0-2 ① FC4-6 23 BB 1-2f		F SL 85 F SL 84 X SL 84 0-2 ② L8			B SI 85 C SI 85 X SI 85 1-1 ① G1-3	4	0	0	0	0	0	1
23 Adrián González, L (1, 3) OBP: 0.341, SLG: 0.425 7 José Reyes, S (9, PR) OBP: 0.203, SLG: 0.200		T FF 91 B SI 91 B CH 85 X FF 91 2-1 1B		1 SAFE B SL 85 C FF 91 F FF 90 F FF 91 B FF 91 D CH 84 F FF 91 B FF 91 4-2 1-2 BB		C FF 90 B FF 91 S CH 84 S CH 86 1-3 ③ K			B SI 85 B SI 85 B SI 85 C SI 84 X SI 85 3-1 15 G6-3 1B	3 0	0 0	2 0	0 0	1 0	1 0	0 0
15 Luis Guillorme, L (1, 5) OBP: 0.222, SLG: 0.278		C FF 92 C SL 84 S FF 92 0-3 ② K		B CH 84 B FF 91 F FF 90 T FF 91 F CH 83 T FF 91 2-2 ② K			C SL 81 B CH 86 F FF 92 B FF 93 X CH 86 2-2 ① G6-3	C SI 84 1 SAFE F SI 85 X SI 86 0-2 ② 1-2 G6-3		4	0	0	0	0	2	4
48 Jacob deGrom, L (1, 1) OBP: 0.150, SLG: 0.105 11 José Bautista, R (7, PH) OBP: 0.250, SLG: 0.359 67 Seth Lugo, R (8, 1) 27 Jeurys Familia, R (9, 1) 4 Wilmer Flores, R (9, PH) OBP: 0.315, SLG: 0.408		B FF 92 F FF 91 S FF 91 C FF 91 1-3 ③ K		S FF 91 X CH 84 0-1 ③ G3-1			C FF 93 B SL 84 B FF 93 B FF 94 X FF 93 3-1 ② G5-3	B CU 75 C CU 74 B CU 74 X SI 86 2-1 ③ G5-3	2 1 0 0 1	0 0 0 0 0	0 0 0 0 0	0 0 0 0 0	1 0 0 0 0	3 0 0 0 2
1 Amed Rosario, R (1, 6) OBP: 0.270, SLG: 0.359			C SL 84 C SL 84 F FF 92 B FF 90 X SL 84 1-2 ① G5-3		T FF 90 S SL 85 X SL 84 0-2 9 CS 1B		C SL 85 B FF 94 F FF 93 F FF 93 X SL 84 1-2 ③ L6			3	0	1	0	0	0	0

livebaseballscorecards.com

	AB	R	H	RBI	BB	SO	LOB
	32	1	6	1	3	6	16

Inning Stats																												
	R: 0 E: 0 K: 1 S: 10	H: 0 LOB: 1 BB: 1 P: 19	R: 0 E: 0 K: 2 S: 11	H: 1 LOB: 1 BB: 0 P: 16	R: 0 E: 0 K: 0 S: 14	H: 0 LOB: 1 BB: 1 P: 19	R: 0 E: 0 K: 1 S: 14	H: 1 LOB: 2 BB: 1 P: 21	R: 1 E: 0 K: 0 S: 11	H: 2 LOB: 0 BB: 0 P: 13	R: 0 E: 0 K: 1 S: 8	H: 0 LOB: 0 BB: 0 P: 12	R: 0 E: 0 K: 0 S: 9	H: 0 LOB: 0 BB: 0 P: 15	R: 0 E: 0 K: 1 S: 9	H: 1 LOB: 1 BB: 0 P: 14	R: 0 E: 0 K: 0 S: 9	H: 1 LOB: 2 BB: 0 P: 15	1B: 5 2B: 0 3B: 0 HR: 1	SF: 0 SAC: 0 DP: 0 HBP: 0	WP: 0 PB: 0 SB: 0 CS: 1	PA: 35

PITCHER		IP	WLS	BF	H	R	ER	SO	BB	IBB	HBP	BLK	WP	HR	S	P	ERA	WHIP
58 Dan Straily, R ERA: 3.12	(1, 1)	6.0		24	4	1	1	5	3	0	0	0	0	1	68	100	1.50	1.167
64 Nick Wittgren, R ERA: 0.57	(7, 1)	1.0		3	0	0	0	0	0	0	0	0	0	0	9	15	0.00	0.000
61 Adam Conley, L ERA:	(8, 1)	1.0	W	4	1	0	0	1	0	0	0	0	0	0	9	14	0.00	1.000
29 Brad Ziegler, R ERA: 6.55	(9, 1)	1.0	S	4	1	0	0	0	0	0	0	0	0	0	9	15	0.00	1.000

PITCHER	IP	WLS	BF	H	R	ER	SO	BB	IBB	HBP	BLK	WP	HR	S	P	ERA	WHIP

Batter	1	2	3	4	5	6	7	8	9	AB	R	H	RBI	BB	SO	LOB
9 Brandon Nimmo, L (1, 7) OBP: 0.450, SLG: 0.541	C SI 90 B SI 90 F SI 89 F FC 89 B CU 76 X SI 90 2-2 19 FC2-5 2B		F SI 89 B FC 87 F CH 80 B SI 90 X CU 75 2-2 4 SF9 3B		X SI 90 0-0 13 2B 1-3 2B	1 SAFE B SI 94 S CH 88 B CH 87 F FF 95 D KC 82 B FF 95 4-2 13 G3 1-2 BB		C SL 85 F SL 85 B FF 95 B SL 87 B FF 95 X FF 94 3-2 1B		4	2	4	0	1	0	0
13 Asdrúbal Cabrera, S (1, 4) OBP: 0.351, SLG: 0.523	F SI 90 C SI 89 S SI 89 0-3 ① K		B CH 81 X FC 88 1-0 ① L3		B CH 80 B CH 79 X SI 89 2-0 4 1B 2-H 3-H 2B	X FF 94 0-0 ② G3 1-2 2-3		B SI 93 S FF 95 B FF 95 X FF 95 2-1 ② P6		5	1	1	2	0	1	5
4 Wilmer Flores, R (1, 5) OBP: 0.319, SLG: 0.406	B SI 90 B SI 89 B SI 90 C SI 89 B FC 87 4-1 30 BB 19 FC2-5 BB		X CU 75 0-0 ② SF9 3-H		F SI 92 F SI 92 B SI 93 X SI 93 1-2 30 FC4-6 2-H 1B	D KC 81 X SI 94 1-0 ③ G1-3		S FF 95 F FF 95 F FF 95 F FF 95 F FF 95 F SL 86 F FF 95 X SL 85 0-2 ③ P3		3	0	1	2	1	0	3
19 Jay Bruce, L (1, 9) OBP: 0.301, SLG: 0.364	C FC 87 B SI 90 B CH 81 X CH 80 2-1 ② FC2-5 30 BB 1-2 2-3f		B SI 90 X FC 87 1-0 ③ F8		C SL 84 B SI 93 F SI 92 B SL 82 F SL 83 B SI 93 X SI 93 3-2 ① L9		S FF 94 F FF 95 B CH 89 B FF 95 S FF 94 2-3 ① K		X FF 96 0-0 29 WP 2B	5	0	1	0	0	1	3
30 Michael Conforto, L (1, 8) OBP: 0.340, SLG: 0.349	B CH 80 2 SAFE B CH 79 B SI 89 2 SAFE B CH 79 4-0 1-2 2-3 BB			S SI 87 X CH 79 0-1 ① F8	C SL 83 B SL 83 C SI 92 B SL 84 X SI 92 2-2 ② FC4-6 29 1B 1-2f		S SI 94 B CH 87 X CH 88 1-1 29 WP 29 2B 1B		B FF 96 C FF 97 S SL 86 S SL 86 1-3 ① K	4	1	1	0	1	1	2
29 Devin Mesoraco, R (1, 2) OBP: 0.294, SLG: 0.421	C SI 88 F CU 74 X CU 75 0-2 ③ L1-3			C SI 88 B FC 84 B CU 76 X SI 90 2-1 ② G5-3	D SI 92 F SI 92 1 SAFE B SI 91 X SI 92 2-1 1-2 1B		C FF 94 1 SAFE D KC 83 B SI 94 B SI 93 X FF 94 3-1 23 G3-1 1-H 2B		B SL 87 X FF 96 1-0 ② P3 2-3	5	0	2	1	0	0	4
23 Adrián González, L (1, 3) OBP: 0.336, SLG: 0.415		C SI 88 B SI 89 F FC 87 F SI 88 B SI 90 X FC 87 2-2 ① L1		C SI 89 X SI 90 0-1 1B	X SL 82 0-0 ③ F9		F FF 94 F SL 88 F FF 94 B FF 94 X FF 94 1-2 ② G3-1 2-3		F FF 97 X FF 97 0-1 ③ G3	5	0	1	0	0	0	4
32 Steven Matz, R (1, 1) OBP: 0.133, SLG: 0.071 11 José Bautista, R (7, PH) OBP: 0.267, SLG: 0.359 51 Paul Sewald, R (7, 1) 35 Jacob Rhame, R (9, 1)		C SI 90 B SI 90 B SI 90 F SI 90 F SI 90 S CU 76 2-3 ② K2-3		B SI 90 C SI 89 D CU 75 B SI 89 C SI 88 F SI 89 F SI 89 X SI 89 3-2 ③ P6		C FF 94 F FF 94 D FF 94 B FF 94 B KC 82 X FF 94 2-2 ① G5-3	C KC 82 B FF 93 D SI 94 B FF 95 B FF 94 4-1 1 CS BB			3 0 0 0	0 0 0 0	0 0 0 0	0 1 0 0	1 0 0 0	1 0 0 0	1 0 0 0
1 Amed Rosario, R (1, 6) OBP: 0.276, SLG: 0.363		C SI 90 F CU 75 F CU 76 B CU 76 B SI 89 F CU 76 F SI 90 X SI 90 2-2 ③ G5-3			B CU 76 B SI 90 B SI 90 C SI 90 C SI 90 X SI 90 3-2 9 2B 13 2B 1B	C KC 81 B KC 81 X SI 95 1-1 13 G3 9 BB 1B	B SI 94 B FF 94 B KC 81 C FF 93 F FF 93 3 SAFE 3-2 ③ CS 1-2	B FF 94 B FF 94 C FF 94 S FF 94 F SL 85 C SL 85 2-3 ① K		4	1	2	0	0	1	0
Inning Stats	R: 0 E: 0 K: 1 S: 13 H: 1 LOB: 3 BB: 2 P: 25	R: 0 E: 0 K: 1 S: 14 H: 0 LOB: 0 BB: 0 P: 20	R: 1 E: 0 K: 0 S: 6 H: 1 LOB: 0 BB: 0 P: 10	R: 0 E: 0 K: 0 S: 11 H: 1 LOB: 1 BB: 0 P: 16	R: 3 E: 0 K: 0 S: 18 H: 5 LOB: 2 BB: 0 P: 31	R: 0 E: 0 K: 0 S: 9 H: 1 LOB: 2 BB: 1 P: 17	R: 1 E: 0 K: 1 S: 14 H: 2 LOB: 1 BB: 1 P: 28	R: 0 E: 0 K: 1 S: 17 H: 1 LOB: 1 BB: 0 P: 24	R: 0 E: 0 K: 1 S: 7 H: 1 LOB: 1 BB: 0 P: 9	1B: 7 2B: 5 3B: 1 HR: 0 SF: 1 SAC: 0 DP: 0 HBP: 0						

WP: 2 PB: 0 SB: 0 CS: 1 PA: 44

PITCHER		IP	WLS	BF	H	R	ER	SO	BB	IBB	HBP	BLK	WP	HR	S	P	ERA	WHIP
27 Zach Davies, R ERA: 4.74	(1, 1)	4.0	L	20	6	4	4	2	2	0	0	0	0	0	49	81	9.00	2.000
38 Dan Jennings, L ERA: 1.93	(5, 1)	1.0		5	2	0	0	0	0	0	0	0	0	0	13	21	0.00	2.000
28 Jorge López, R ERA: 4.35	(6, 1)	2.0		10	3	1	1	1	2	0	0	0	1	0	23	45	4.50	2.500
48 Boone Logan, L ERA: 5.79	(8, 1)	1.0		4	1	0	0	1	0	0	0	0	0	0	17	24	0.00	1.000
54 Taylor Williams, R ERA: 3.18	(9, 1)	1.0		4	1	0	0	1	0	0	0	0	1	0	7	9	0.00	1.000

PITCHER	IP	WLS	BF	H	R	ER	SO	BB	IBB	HBP	BLK	WP	HR	S	P	ERA	WHIP

TOP

New York Mets @ Milwaukee Brewers

Miller Park, Milwaukee, WI

Thu May 24 2018, 7:12 PM - 10:06 PM CDT

Att. 33,803 - Clear - 80 F

livebaseballscorecards.com

AB	38
R	5
H	13
RBI	5
BB	4
SO	5
LOB	22

Batter	1	2	3	4	5	6	7	8	9	AB	R	H	RBI	BB	SO	LOB
6 Lorenzo Cain, R (1, 8) OBP: 0.388, SLG: 0.447	C SI 94 B SI 95 X SI 95 1-1 G5-3 ①		B SI 95 C CH 86 X SI 94 1-1 8 FC6-4 22 HBP 1B		C SI 94 X SI 94 0-1 F7 ①		C FF 90 B SL 82 F FF 90 X FF 91 1-2 L8 ③			4	0	1	0	0	0	0
22 Christian Yelich, L (1, 9) OBP: 0.353, SLG: 0.441	C SI 94 F SI 95 X SI 95 0-2 G5-3 ②		H SI 94 1-0 8 FC6-4 1-2 HBP		B SI 93 C SI 94 X CU 77 1-1 8 G5-4-3 1B			C FF 89 F FF 89 S SL 82 0-3 K ①		3	0	1	0	0	1	0
8 Ryan Braun, R (1, 7) OBP: 0.268, SLG: 0.408	B SI 94 F SI 94 F SI 94 X SL 85 1-2 1B		F SI 93 F SI 93 X SI 94 0-2 FC6-4 24 BB ① 1-2f 2-3		X CH 81 0-0 G5-4-3 ②③ 1-2f			X SL 80 0-0 F7 ②		4	0	1	0	0	0	3
24 Jesús Aguilar, R (1, 3) OBP: 0.379, SLG: 0.561	1 SAFE F SI 94 B SI 93 F CH 83 1 SAFE B SI 94 X CH 83 2-2 F9 ③		1 SAFE 1 SAFE B SI 94 F SI 94 F CU 78 1 SAFE B SI 94 D CH 84 1 SAFE 4-2 B CU 78 1-2 BB			C SI 95 C CU 77 B SI 95 B CH 85 S CU 76 2-3 K ①		C FF 90 S SL 82 B SL 81 F SL 81 X FF 91 1-2 P3 ③		3	0	0	0	1	1	1
14 Hernán Pérez, R (1, 5) OBP: 0.270, SLG: 0.367		C CH 85 X SI 95 0-1 F9 ①	B SI 94 B SI 94 C CH 84 X SI 94 2-1 F3 ②			C CU 78 X CH 85 0-1 G5-3 ②			C FF 96 B SL 85 F FF 96 B FF 96 F FF 96 F FF 96 F SL 86 F FF 97 F FS 85 2-2 X FF 96 13 G4-6-3 1B	4	0	1	0	0	0	3
9 Manny Piña, R (1, 2) OBP: 0.286, SLG: 0.364		B SI 94 S FF 95 C CU 78 B CU 79 B CH 85 B SI 95 4-2 13 1B BB	C CH 84 B SI 94 D CU 78 X CH 84 2-1 F9 ③			B CU 78 B SI 95 B SI 93 C SI 94 F SI 94 B SI 93 4-2 BB			B FF 96 X FF 96 1-0 P6 ①	2	0	0	0	2	0	4
13 Tyler Saladino, R (1, 4) OBP: 0.382, SLG: 0.697		C CH 85 B SI 94 F SI 94 X SI 93 1-2 1-2 1B	S SI 95 B CU 77 B CU 78 F CH 85 F SI 95 S SI 95 2-3 K ①			F SI 93 D CU 78 B CH 83 C CH 82 B SI 92 X SI 93 3-2 G6-3 ③			C FF 96 S FF 96 B FF 96 X FF 97 1-2 G4-6-3 ②③ 1-2f	4	0	1	0	0	1	2
3 Orlando Arcia, R (1, 6) OBP: 0.233, SLG: 0.273		X CH 85 0-0 F9 ②	B CH 85 C CH 84 C CU 78 B SI 95 X CU 77 2-2 G6-3 ②				B FF 88 C FF 90 B SL 81 F SL 80 B SL 81 S FF 90 3-3 K ①			3	0	0	0	0	1	2
27 Zach Davies, R (1, 1) 38 Dan Jennings, L (5, 1) OBP: 1.000, SLG: 2.000 28 Jorge López, R (6, 1) OBP: 1.000, SLG: 2.000 5 Jonathan Villar, S (7, PH) OBP: 0.333, SLG: 0.362 48 Boone Logan, R (8, 1) 54 Taylor Williams, S (9, 1)		F SI 93 C CU 77 D CU 78 F CU 77 S CU 78 1-3 K ③	C SI 95 B FF 95 B SI 95 X SI 95 2-1 G6-3 ③				B SL 79 C FF 90 C FF 91 B FF 90 B FF 91 X FF 91 3-2 G6-3 ②			2 0 0 1 0 0	0 0 0 0 0 0	0 0 0 0 0 0	0 0 0 0 0 0	0 0 0 0 0 0	1 0 0 0 0 0	2 0 0 0 0 0
Inning Stats	R: 0 E: 0 K: 0 S: 11 H: 1 LOB: 1 BB: 0 P: 15	R: 0 E: 0 K: 1 S: 12 H: 1 LOB: 2 BB: 1 P: 18	R: 0 E: 0 K: 0 S: 11 H: 1 LOB: 3 BB: 1 P: 21	R: 0 E: 0 K: 1 S: 9 H: 0 LOB: 0 BB: 0 P: 15	R: 0 E: 0 K: 0 S: 5 H: 1 LOB: 0 BB: 0 P: 6	R: 0 E: 0 K: 1 S: 10 H: 0 LOB: 1 BB: 1 P: 19	R: 0 E: 0 K: 1 S: 9 H: 0 LOB: 0 BB: 0 P: 16	R: 0 E: 0 K: 1 S: 8 H: 0 LOB: 0 BB: 0 P: 9	R: 0 E: 0 K: 0 S: 12 H: 1 LOB: 0 BB: 0 P: 16	1B: 5 2B: 0 3B: 0 HR: 0 SF: 0 SAC: 0 DP: 2 HBP: 1					WP: 0 PB: 0 SB: 0 CS: 0	PA: 34

PITCHER		IP	WLS	BF	H	R	ER	SO	BB	IBB	HBP	BLK	WP	HR	S	P	ERA	WHIP
32 Steven Matz, L ERA: 3.8	(1, 1)	6.0	W	25	4	0	0	3	3	0	1	0	0	0	58	94	0.00	1.167
51 Paul Sewald, R ERA: 3.62	(7, 1)	2.0		6	0	0	0	2	0	0	0	0	0	0	17	25	0.00	0.000
35 Jacob Rhame, R ERA: 3.38	(9, 1)	1.0		3	1	0	0	0	0	0	0	0	0	0	12	16	0.00	1.000

PITCHER	IP	WLS	BF	H	R	ER	SO	BB	IBB	HBP	BLK	WP	HR	S	P	ERA	WHIP

BOTTOM

New York Mets @ Milwaukee Brewers

Miller Park, Milwaukee, WI

Thu May 24 2018, 7:12 PM - 10:06 PM CDT

Att. 33,803 - Clear - 80 F

livebaseballscorecards.com

AB	30
R	0
H	5
RBI	0
BB	3
SO	5
LOB	17

Batter	1	2	3	4	5	6	7	8	9	10	AB	R	H	RBI	BB	SO	LOB
9 Brandon Nimmo, L (1, 7) OBP: 0.430, SLG: 0.511	G5-3		F9		F9			K		P2	5	0	0	0	0	1	0
13 Asdrúbal Cabrera, S (1, 4) OBP: 0.357, SLG: 0.525	G3		1B			4 G6-4-3 1B		K		1B	5	0	3	0	0	1	0
4 Wilmer Flores, R (1, 5) (7, 3) OBP: 0.314, SLG: 0.396	1B		P3			G6-4-3 1-2f			G2	F7	5	0	1	0	0	0	2
19 Jay Bruce, L (1, 9) OBP: 0.294, SLG: 0.355	F8			F8		G4-3			L8		4	0	0	0	0	0	1
30 Michael Conforto, L (1, 8) OBP: 0.344, SLG: 0.372		F7		HR			G6-3		29 BB 11 1B	BB	3	2	1	1	1	0	0
29 Devin Mesoraco, R (1, 2) OBP: 0.292, SLG: 0.405		P6		F8			K		15 BB 11 1B 1-2	BB	3	0	0	0	1	1	0
23 Adrián González, L (1, 3) OBP: 0.331, SLG: 0.408		F7		F7			BB		1-0 15 BB 1-2 2-H	1B	2	0	0	0	0	0	0
11 José Bautista, R (7, PH) (7, 5) OBP: 0.298, SLG: 0.375											1	0	1	1	1	0	0
34 Noah Syndergaard, L (1, 1) OBP: 0.087, SLG: 0.182			K		K		G4-3		1 FC6-4	BB	2	0	0	0	0	2	0
7 José Reyes, S (7, PH) OBP: 0.220, SLG: 0.196											1	0	0	0	0	0	1
67 Seth Lugo, R (7, 1)											0	0	0	0	0	0	0
15 Luis Guillorme, L (9, PH) OBP: 0.263, SLG: 0.278											0	0	0	0	1	0	0
65 Robert Gsellman, R (9, 1)											0	0	0	0	0	0	0
39 Jerry Blevins, L (10, 1)											0	0	0	0	0	0	0
44 AJ Ramos, R (10, 1)											0	0	0	0	0	0	0
1 Amed Rosario, R (1, 6) OBP: 0.276, SLG: 0.380			HR		K			K	FC6-4 1-2f		4	1	1	1	0	2	3
Inning Stats	R: 0 E: 0 K: 0 S: 10 H: 1 LOB: 1 BB: 0 P: 13	R: 0 E: 0 K: 0 S: 6 H: 0 LOB: 0 BB: 0 P: 8	R: 1 E: 0 K: 1 S: 10 H: 2 LOB: 1 BB: 0 P: 14	R: 1 E: 0 K: 0 S: 10 H: 1 LOB: 0 BB: 0 P: 16	R: 0 E: 0 K: 2 S: 8 H: 0 LOB: 0 BB: 0 P: 10	R: 0 E: 0 K: 0 S: 8 H: 1 LOB: 0 BB: 0 P: 11	R: 0 E: 0 K: 1 S: 12 H: 0 LOB: 1 BB: 1 P: 17	R: 0 E: 0 K: 3 S: 11 H: 0 LOB: 0 BB: 0 P: 14	R: 1 E: 0 K: 0 S: 20 H: 1 LOB: 3 BB: 3 P: 36	R: 0 E: 0 K: 0 S: 8 H: 1 LOB: 0 BB: 0 P: 14	1B: 5 2B: 0 3B: 0 HR: 2	SF: 0 SAC: 0 DP: 1 HBP: 0						

PITCHER	IP	WLS	BF	H	R	ER	SO	BB	IBB	HBP	BLK	WP	HR	S	P	ERA	WHIP
41 Junior Guerra, R (1, 1) ERA: 2.98	6.0		22	5	2	2	3	0	0	0	0	0	2	52	72	3.00	0.833
71 Josh Hader, L (7, 1) ERA: 1.15	2.0	H	7	0	0	0	4	1	0	0	0	0	0	23	31	0.00	0.500
46 Corey Knebel, R (9, 1) ERA: 4.82	0.2	B	6	1	1	1	0	3	0	0	0	0	0	18	33	13.50	6.000
32 Jeremy Jeffress, R (9, 1) ERA: 0.33	1.1	W	4	1	0	0	0	0	0	0	0	0	0	10	17	0.00	0.750

PITCHER	IP	WLS	BF	H	R	ER	SO	BB	IBB	HBP	BLK	WP	HR	S	P	ERA	WHIP

TOP

New York Mets @ Milwaukee Brewers

Miller Park, Milwaukee, WI

Fri May 25 2018, 7:11 PM - 10:19 PM CDT

Att. 28,286 - Partly Cloudy - 84 F

livebaseballscorecards.com

AB	35
R	3
H	7
RBI	3
BB	4
SO	7
LOB	7

WP: 0 PB: 0 SB: 0 CS: 0 PA: 39

Batter	1	2	3	4	5	6	7	8	9	10	AB	R	H	RBI	BB	SO	LOB
6 Lorenzo Cain, R (1, 8) OBP: 0.383, SLG: 0.440	C FF 98 B FF 98 F FF 98 X CH 91 1-2 G6-3		C SL 92 B SL 92 X CU 83 1-1 22 S 22 1B 1B		B SL 92 S SL 92 F CH 90 B SI 98 S SI 97 2-3 K			B SL 91 X FF 93 1-0 G1-3		1 SAFE 1 SAFE 1 SAFE X SI 92 0-0 F8	5	1	1	0	0	1	1
22 Christian Yelich, L (1, 7) OBP: 0.354, SLG: 0.439	F FF 98 B SL 93 B CH 92 X SI 99 2-1 L7		D FF 98 X FF 98 1-0 24 S 21 1B 1-H 1B		B CU 83 B SI 98 F CH 91 X CH 92 2-1 G4-3			B CU 82 B CH 87 C CU 81 F SI 96 F FF 97 B SI 90 F CU 82 C SI 95 3-3 K		1 SAFE S FF 89 B FF 89 X CU 72 1-1 21 BB 14 DI 1-3 1B	5	1	2	1	0	1	0
24 Jesús Aguilar, R (1, 3) OBP: 0.368, SLG: 0.542 32 Jeremy Jeffress, R (9, 1) 14 Hernán Pérez, R (10, PH) OBP: 0.277, SLG: 0.367	F FF 99 S SL 93 S SL 93 0-3 K		1 SAFE 1 SAFE B SL 94 S SL 92 F SI 98 X SL 92 1-2 F9 1-2		C CU 83 B SL 93 S SL 93 C SI 98 1-3 K			C CU 82 B SI 94 F SL 89 B FF 97 F CU 83 B CU 84 X FF 96 3-2 G5-3		B SL 83 B SL 82 B FC 89 B FF 93 4-0 21 BB 1-2 BB	4 0 0	0 0 0	0 0 0	0 0 0	0 0 1	2 0 0	1 0 0
21 Travis Shaw, L (1, 5) OBP: 0.338, SLG: 0.541		B FF 98 X SI 98 1-0 HR	X CH 92 0-0 2-H 1B			B CU 83 F SL 92 B SL 91 B SL 92 C SI 98 C SI 98 3-3 K			C CH 85 X CH 85 0-1 9 L7-4 2B	B FC 90 B SI 92 C FF 94 B FF 92 B FF 92 4-1 1-2 2-3 3-H BB	4	1	3	3	1	1	0
16 Domingo Santana, R (1, 9) OBP: 0.330, SLG: 0.357		X FF 99 0-0 5 G4-6-3 1B	S CU 83 1 SAFE B SI 98 B SI 98 B SL 93 F SI 99 C SI 98 3-3 K			S SL 94 B FF 98 S SL 92 S SL 92 1-3 K			C SI 93 B SI 94 B SI 93 B SI 94 C SI 94 C SL 90 3-3 K		4	0	1	0	0	3	2
5 Jonathan Villar, S (1, 4) OBP: 0.327, SLG: 0.355 71 Josh Hader, L (7, 1) OBP: 1.000, SLG: 1.000 46 Corey Knebel, R (9, 1) 8 Ryan Braun, R (9, 3) OBP: 0.273, SLG: 0.408		B SI 97 S CU 82 X CH 90 1-1 G4-6-3 1-2f	B CU 81 X CU 82 1-0 P3			B FF 98 B CH 90 X SI 98 2-0 G5-3			0-0 IBB		3 0 0 0	0 0 0 0	0 0 0 0	0 0 0 0	0 0 0 1	0 0 0 0	1 0 0 0
9 Manny Piña, R (1, 2) OBP: 0.285, SLG: 0.360		X SI 98 0-0 1B	B CU 84 S SL 92 X SI 98 1-1 E5				C SL 88 C CU 82 S FF 97 0-3 K		C SL 90 S SI 94 F SI 95 X SI 93 0-2 L7-4 2-2		4	0	1	0	0	1	2
13 Tyler Saladino, R (1, 6) OBP: 0.342, SLG: 0.622		B FF 98 S FF 98 S SL 92 1 SAFE B SL 93 D CU 84 C CU 81 3-3 K	B SL 92 X SL 94 1-0 F9				B FF 97 X CU 82 1-0 G5-3			C SI 92 X SL 87 0-1 F9	4	0	0	0	0	1	2
41 Junior Guerra, R (1, 1) 18 Eric Sogard, L (7, 4) OBP: 0.203, SLG: 0.161			C FF 98 X SL 92 0-1 G4-3	C SI 98 F SI 98 S SL 94 0-3 K			B CU 82 C CH 88 B CU 82 F FF 95 B SI 97 F FF 96 F CU 82 C FF 95 3-3 K			C SI 93 B CH 86 X CH 85 1-1 22 1B 21 BB 1B	2 2	0 1	0 1	0 1	0 0	1 1	1 0
Inning Stats	R: 0 E: 0 K: 1 S: 8 H: 0 LOB: 0 BB: 0 P: 11	R: 1 E: 0 K: 1 S: 8 H: 3 LOB: 1 BB: 0 P: 13	R: 2 E: 0 K: 1 S: 12 H: 3 LOB: 1 BB: 0 P: 18	R: 0 E: 1 K: 1 S: 7 H: 0 LOB: 1 BB: 0 P: 10	R: 0 E: 0 K: 2 S: 8 H: 0 LOB: 0 BB: 0 P: 13	R: 0 E: 0 K: 2 S: 7 H: 0 LOB: 0 BB: 0 P: 13	R: 0 E: 0 K: 2 S: 9 H: 0 LOB: 0 BB: 0 P: 13	R: 0 E: 0 K: 1 S: 10 H: 0 LOB: 0 BB: 0 P: 17	R: 0 E: 0 K: 1 S: 9 H: 1 LOB: 1 BB: 1 P: 12	R: 1 E: 0 K: 0 S: 8 H: 2 LOB: 3 BB: 2 P: 18	1B: 7 2B: 2 3B: 0 HR: 1	SF: 0 SAC: 0 DP: 2 HBP: 0	WP: 0 PB: 0 SB: 2 CS: 0	PA: 40				

PITCHER		IP	WLS	BF	H	R	ER	SO	BB	IBB	HBP	BLK	WP	HR	S	P	ERA	WHIP
34 Noah Syndergaard, R ERA: 3.06	(1, 1)	6.0		24	6	3	3	8	0	0	0	0	0	1	50	78	4.50	1.000
67 Seth Lugo, R ERA: 1.72	(7, 1)	2.0		6	0	0	0	3	0	0	0	0	0	0	19	30	0.00	0.000
65 Robert Gsellman, R ERA: 2.81	(9, 1)	1.2	L	7	2	1	1	1	0	1	0	0	0	0	14	18	5.40	1.200
39 Jerry Blevins, L ERA: 5.4	(10, 1)	0.0		1	1	0	0	0	0	0	0	0	0	0	2	3	∞	∞
44 AJ Ramos, R ERA: 5.21	(10, 1)	0.0		2	0	0	0	0	2	0	0	0	0	0	1	9	∞	∞

PITCHER	IP	WLS	BF	H	R	ER	SO	BB	IBB	HBP	BLK	WP	HR	S	P	ERA	WHIP

BOTTOM

New York Mets @ Milwaukee Brewers

Miller Park, Milwaukee, WI

Fri May 25 2018, 7:11 PM - 10:19 PM CDT

Att. 28,286 - Partly Cloudy - 84 F

livebaseballscorecards.com

AB	37
R	4
H	9
RBI	4
BB	3
SO	12
LOB	10

Batter	1	2	3	4	5	6	7	8	9	AB	R	H	RBI	BB	SO	LOB
9 Brandon Nimmo, L (1, 7) OBP: 0.429, SLG: 0.532	B SI 92 B SI 93 B CH 83 C FF 93 T FF 94 B FF 94 4-2 13 1B 4 1B BB	X SI 90 0-0 HR		C CU 75 S FF 91 S FF 92 0-3 ① K	X SI 92 0-0 ③ FC6 1-2f			F FF 95 X FF 95 0-1 ② P6		4	2	1	1	1	1	2
13 Asdrúbal Cabrera, S (1, 4) OBP: 0.355, SLG: 0.519 15 Luis Guillorme, L (8, PH) OBP: 0.250, SLG: 0.263 (8, 4)	F CH 83 S FF 94 B FF 93 F FC 92 X CU 78 1-2 19 BB 4 1B 29 1B 1-3 1B	F FF 92 B FC 89 C CH 82 F CU 77 C CH 83 1-3 ① K		X FF 92 0-0 ② F7		C SL 86 F FF 93 F SI 95 X SL 86 0-2 ① G6-3	F FF 95 X FF 95 0-1 ③ F7			4 1	1 0	1 0	0 0	0 0	1 0	0 0
4 Wilmer Flores, R (1, 5) OBP: 0.325, SLG: 0.405	B CU 78 B CU 77 S FF 94 F FF 94 X CH 84 2-2 29 1B 19 BB 7 BB 1-2 3-H 1B	C CU 77 F FF 92 F FF 92 B CU 77 X FF 93 1-2 ② F9		B FC 89 B CU 76 B CH 83 C FF 92 F FF 93 X FF 92 3-2 1B		X SI 94 0-0 ② G6-3			C FF 93 X CU 81 0-1 19 1B 1B	5	1	3	1	0	0	0
19 Jay Bruce, L (1, 9) OBP: 0.303, SLG: 0.354	S FF 93 F FF 93 F FF 94 F CH 84 B FF 93 F FF 95 B CH 83 B CH 83 B SI 93 4-2 7 BB 29 1B 1-2 2-3 BB	S CH 82 F CH 83 F FF 93 F CH 83 B FF 93 F CU 77 B FC 91 X FF 94 2-2 F8		F SI 91 F SI 93 B SL 84 B SL 83 X SI 93 2-2 ③ G6-3		S SL 86 S SL 87 B SL 86 B SL 86 B SL 86 B SL 86 4-2 BB			F FF 94 X FF 93 0-1 1-2 1B	3	0	1	0	2	0	1
30 Michael Conforto, L (1, 8) OBP: 0.346, SLG: 0.396	S CH 84 F FF 94 D CH 84 S CH 84 1-3 ① K		S FF 92 F FF 92 X CH 83 0-2 HR		B SI 91 C SL 82 B SI 92 X SI 91 2-1 23 FC5-4 1B	B FF 94 B SL 86 C FF 95 S SL 86 S SL 87 2-3 ③ K			S CH 85 B FF 94 B FF 94 C CH 84 C FF 95 2-3 ① K	5	1	2	1	0	3	6
29 Devin Mesoraco, R (1, 2) OBP: 0.301, SLG: 0.410 3 Tomás Nido, R (9, PH) OBP: 0.200, SLG: 0.171	C CH 84 X CH 83 0-1 7 BB 1-2 2-3 3-H 1B		C FF 92 B CU 76 T CH 83 B FF 93 S CU 77 2-3 ① K		C SL 83 F SI 92 S SL 82 0-3 ① K		C SL 84 X FF 96 0-1 7 G1-6-3 1B		S FF 94 S FF 94 B FF 94 T FF 94 1-2 ② K	4 1	0 0	2 0	1 0	0 0	2 1	1 2
23 Adrián González, L (1, 3) OBP: 0.326, SLG: 0.400	S SI 93 F CH 83 F FC 92 B CH 84 X FF 94 1-2 ② F4		C SI 92 B SI 93 X CH 83 1-1 7 FC3-6 1B		C CH 70 B SL 84 B SL 83 X SI 93 2-1 ② FC5-4 7 2B 1-2f		C FF 96 F FF 96 B FF 98 T FF 95 1-2 ① K		X FF 93 0-0 ③ F7	5	1	1	0	0	1	7
7 José Reyes, S (1, 6) OBP: 0.219, SLG: 0.220	S CH 83 B SI 94 B CH 83 B SI 94 C FF 94 B FF 95 4-2 1-2 2-3 3-H BB		B SI 92 X FF 92 1-0 ② FC3-6 1-2f		C SI 92 B SI 92 B SI 92 F SI 92 X SL 84 2-2 1-H 2B		C FF 95 C FF 96 F FF 96 X FF 98 0-2 ②③ G1-6-3 1-2f			3	0	1	2	1	0	2
40 Jason Vargas, L (1, 1) 35 Jacob Rhame, R (4, 1) 1 Amed Rosario, R (5, PH) OBP: 0.280, SLG: 0.380 44 AJ Ramos, R (5, 1) 64 Chris Flexen, R (5, 1) 39 Jerry Blevins, L (7, 1)	C SI 94 C CU 78 F CU 78 S FF 94 0-3 ③ K		C FF 92 1 SAFE X FF 92 0-1 ③ B1-3		C SL 83 B SI 92 B SI 93 B SL 83 B SI 92 4-1 9 FC6 BB			C FF 94 B FF 94 F FF 94 F CU 82 B FF 95 C FF 95 2-3 ① K		2 0 0 0 0 1	0 0 0 0 0 0	0 0 0 0 0 0	0 0 1 0 0 0	1 0 0 0 0 0	4 0 0 0 0 0	
Inning Stats	R: 3 E: 0 K: 2 S: 29 H: 3 LOB: 3 BB: 3 P: 46	R: 1 E: 0 K: 1 S: 15 H: 1 LOB: 0 BB: 0 P: 19	R: 1 E: 0 K: 1 S: 11 H: 2 LOB: 1 BB: 0 P: 15	R: 0 E: 0 K: 1 S: 10 H: 1 LOB: 1 BB: 0 P: 15	R: 1 E: 0 K: 1 S: 12 H: 2 LOB: 2 BB: 1 P: 22	R: 0 E: 0 K: 1 S: 10 H: 0 LOB: 1 BB: 1 P: 16	R: 0 E: 0 K: 1 S: 9 H: 1 LOB: 0 BB: 0 P: 10	R: 0 E: 0 K: 1 S: 8 H: 0 LOB: 0 BB: 0 P: 10	R: 0 E: 0 K: 2 S: 11 H: 2 LOB: 2 BB: 0 P: 14	1B: 9 2B: 1 3B: 0 HR: 2 SF: 0 SAC: 0 DP: 1 HBP: 0						

TOP

New York Mets @ Milwaukee Brewers

Miller Park, Milwaukee, WI

Sat May 26 2018, 3:11 PM - 6:46 PM CDT

Att. 37,258 - Sunny - 85 F

livebaseballscorecards.com

AB	38
R	6
H	12
RBI	6
BB	5
SO	11
LOB	25

PITCHER		IP	WLS	BF	H	R	ER	SO	BB	IBB	HBP	BLK	WP	HR	S	P	ERA	WHIP
57 Chase Anderson, R ERA: 4.42	(1, 1)	3.2		21	7	5	5	5	3	0	0	0	0	2	62	90	12.27	2.727
38 Dan Jennings, L ERA: 2.19	(4, 1)	1.1	W	7	2	1	1	1	1	0	0	0	0	0	15	27	6.75	2.250
48 Boone Logan, L ERA: 4.76	(6, 1)	1.0		4	0	0	0	1	1	0	0	0	0	0	10	16	0.00	1.000
54 Taylor Williams, R ERA: 3.0	(7, 1)	1.0		3	1	0	0	1	0	0	0	0	0	0	9	10	0.00	1.000
37 Adrian Houser, R ERA:	(8, 1)	2.0		8	2	0	0	3	0	0	0	0	0	0	19	24	0.00	1.000

PITCHER	IP	WLS	BF	H	R	ER	SO	BB	IBB	HBP	BLK	WP	HR	S	P	ERA	WHIP

BOTTOM

New York Mets @ Milwaukee Brewers

Miller Park, Milwaukee, WI

Sat May 26 2018, 3:11 PM - 6:46 PM CDT

Att. 37,258 - Sunny - 85 F

livebaseballscorecards.com

Batter	1	2	3	4	5	6	7	8	9	AB	R	H	RBI	BB	SO	LOB
6 Lorenzo Cain, R (1, 8) OBP: 0.396, SLG: 0.453 37 Adrian Houser, R (8, 1)	C FF 87 X FF 87 0-1 G6-3 ①	B SI 88 B SI 88 C SI 87 S CH 82 B CH 82 X SI 88 3-2 1B		B FF 96 F SI 96 B FF 97 F FF 95 B FS 86 B FF 97 4-2 22 3B BB	B FC 89 B SI 91 F SI 90 B FC 87 B FF 92 4-1 1-2 22 2B BB		2-1 22 1B 24 1B 2B 3-2 2-H 1B			4	3	3	1	2	0	0
										0	0	0	0	0	0	0
22 Christian Yelich, L (1, 9) OBP: 0.365, SLG: 0.463 (8, 8)	B KC 74 B SI 88 B SI 88 B FF 88 4-0 8 BB 21 1B BB	B FF 87 1 SAFE C SI 88 X SI 87 1-1 L8 ③		1 SAFE X FS 86 0-0 1-H 8 1B 3B	C CU 77 X FC 91 0-1 1-H 2-H 2B		F FF 93 B FF 94 C CH 82 F FF 93 X FC 88 2-2 2-3 8 BB 24 1B 1B G6-3			5	3	3	3	1	0	2
8 Ryan Braun, R (1, 7) OBP: 0.282, SLG: 0.403	1 SAFE B CH 83 C FF 88 B SI 89 1 SAFE B SI 88 B CH 84 4-1 1-2 21 1B 14 2B BB		F FF 87 C SI 87 S KC 73 0-3 K ①	F FF 96 X FF 97 0-1 3-H 24 S 1B	X FC 88 0-0 G1-3 ③		B SI 91 1 SAFE B SI 91 B FC 88 B SI 92 4-0 1-2 24 E 24 1B 14 E BB	B CU 72 C CH 84 B FF 89 B FF 88 F FF 89 X CU 72 3-2 F8 ①		4	2	1	1	2	1	1
24 Jesús Aguilar, R (1, 3) OBP: 0.380, SLG: 0.569	C KC 75 B FF 88 B CH 83 F CH 82 S KC 74 2-3 K ②	B KC 74 S CH 83 B KC 73 B CH 82 X SI 87 3-1 HR	B FF 95 S FF 96 S SL 87 S FF 98 1-3 1-2 K ②		C FF 94 X FC 88 0-1 14 BB 21 BB 13 FC1-2-5 1B	C FC 90 F SI 92 F FF 93 F FC 90 X FC 89 0-2 1-3 2-H 3-H E8 13 2B 1B	B CU 73 B CU 71 B FF 89 C FF 89 B FF 88 4-1 BB		5	2	3	3	1	2	3
21 Travis Shaw, L (1, 5) OBP: 0.344, SLG: 0.546 18 Eric Sogard, L (8, PH) OBP: 0.200, SLG: 0.159 (9, 4)	D KC 75 C SI 88 X SI 88 1-1 1-3 2-H 14 2B 1B	B SI 87 B CH 82 C FF 87 C FF 87 X SI 87 2-2 13 1B 2B	B FF 97 B FS 86 X FS 88 2-0 P5 ③		B SI 94 B SI 93 B CH 84 C FF 94 B SI 94 4-1 13 FC1-2-5 14 BB 1-2 BB	F FF 93 X FF 94 0-1 L7 ①	B FF 88 C FF 89 B CU 71 B CU 72 C FF 88 F FF 89 X FF 88 3-2 F9 ②		4	2	2	1	1	0	3
										1	0	0	0	0	0	1
14 Hernán Pérez, R (1, 4) OBP: 0.280, SLG: 0.369 (9, 5)	C SI 89 C FF 88 B FF 88 X SI 88 1-2 13 S 1-H 3-H 2B	C CH 82 S CH 82 F FF 87 S CH 81 0-3 K ②	B FF 91 X SI 91 1-0 F9 ①	S FC 89 B SI 92 F SI 93 B FC 87 B FC 88 B FC 88 4-2 15 1B 13 FC1-2-5 1-2 2-3 BB	B SI 91 B FC 90 F SI 92 X SI 93 2-1 13 2B E6 16 2B 3-H	C CU 72 X FF 88 0-1 F7 ③			5	1	1	3	1	1	3
13 Tyler Saladino, R (1, 6) OBP: 0.349, SLG: 0.619	C CH 82 B FF 88 S FF 88 B CH 82 S CH 83 2-3 K ③	F CH 80 B SI 88 X FF 86 1-1 2-H 1B			C SI 90 B SL 81 B SI 91 C SI 91 S FF 93 2-3 K ②	C SI 92 X SI 92 0-1 FC1-2-5 ①② 15 1B 1-2 2-3 3-H	X FC 88 0-0 16 2B 1-3 2-H 2B			5	1	2	2	0	2	4
15 Erik Kratz, R (1, 2) OBP: 0.400, SLG: 1.000		X SI 86 0-0 G5-3 ①	1 SAFE 1 SAFE C FF 86 F CH 83 1 SAFE F CH 82 B KC 74 X CH 81 1-2 L6 ③		X FF 92 0-0 HR	C FF 95 X FC 87 0-1 1-2 2-3 1B	F FF 93 X SI 91 0-1 G6-3 ②			5	1	2	1	0	0	3
57 Chase Anderson, R (1, 1) OBP: 0.067, SLG: 0.067 38 Dan Jennings, L (4, 1) OBP: 0.667, SLG: 1.000 48 Boone Logan, R (6, 1) 5 Jonathan Villar, S (6, PH) OBP: 0.325, SLG: 0.352 54 Taylor Williams, S (7, 1) 16 Domingo Santana, R (7, PH) OBP: 0.333, SLG: 0.368 (8, 9)		B SI 87 C SI 86 T SI 87 S KC 74 1-3 K ②		F FF 95 B FF 96 B FF 97 F FF 97 F FF 96 S FF 95 2-3 K ①	B FF 92 B FF 92 C FF 91 C FF 91 F FF 92 X FF 91 2-2 6 BB 22 2B 1B	C FF 93 S FF 94 S FC 88 0-3 K ③	D SI 92 C FF 93 X SI 91 1-1 6 1B 2-H 3-H 2B			1	0	0	0	0	1	0
										2	1	1	0	0	1	0
										0	0	0	0	0	0	0
										1	0	0	0	0	1	3
										0	0	0	0	0	0	0
										1	1	1	2	0	0	0

Inning Stats	1	2	3	4	5	6	7	8	9
	R: 3 E: 0 K: 2 S: 14 H: 2 LOB: 1 BB: 2 P: 28	R: 0 E: 0 K: 1 S: 9 H: 1 LOB: 1 BB: 0 P: 14	R: 2 E: 0 K: 2 S: 18 H: 3 LOB: 1 BB: 0 P: 25	R: 2 E: 0 K: 2 S: 13 H: 2 LOB: 1 BB: 1 P: 22	R: 3 E: 0 K: 1 S: 13 H: 3 LOB: 1 BB: 1 P: 22	R: 0 E: 0 K: 1 S: 12 H: 2 LOB: 3 BB: 2 P: 20	R: 7 E: 2 K: 0 S: 25 H: 6 LOB: 1 BB: 1 P: 42	R: 0 E: 0 K: 0 S: 10 H: 0 LOB: 1 BB: 1 P: 20	

AB	43
R	17
H	19
RBI	17
BB	8
SO	9
LOB	23

1B: 10	SF: 0	WP: 0	PA: 51
2B: 6	SAC: 0	PB: 0	
3B: 1	DP: 1	SB: 2	
HR: 2	HBP: 0	CS: 0	

PITCHER		IP	WLS	BF	H	R	ER	SO	BB	IBB	HBP	BLK	WP	HR	S	P	ERA	WHIP
40 Jason Vargas, L ERA: 10.62	(1, 1)	3.0		17	6	5	5	5	2	0	0	0	0	1	41	67	15.00	2.667
35 Jacob Rhame, R ERA: 5.0	(4, 1)	1.0	L	6	2	2	2	2	1	0	0	0	0	0	13	22	18.00	3.000
44 AJ Ramos, R ERA: 6.41	(5, 1)	0.2		6	3	3	3	1	1	0	0	0	0	1	12	21	40.50	6.000
64 Chris Flexen, R ERA: 13.5	(5, 1)	2.0		17	8	7	3	1	3	0	0	0	0	0	35	57	13.50	5.500
39 Jerry Blevins, L ERA: 4.66	(7, 1)	1.1		5	0	0	0	0	1	0	0	0	0	0	13	26	0.00	0.750

PITCHER		IP	WLS	BF	H	R	ER	SO	BB	IBB	HBP	BLK	WP	HR	S	P	ERA	WHIP

New York Mets @ Milwaukee Brewers

Miller Park, Milwaukee, WI

Sun May 27 2018, 1:12 PM - 4:07 PM CDT

Att. 39,715 - Sunny - 91 F

TOP

livebaseballscorecards.com

Batter	1	2	3	4	5	6	7	8	9	AB	R	H	RBI	BB	SO	LOB
13 Asdrúbal Cabrera, S (1, 4) OBP: 0.356, SLG: 0.532	B FF 88 C SI 88 F SI 88 B SI 88 B CH 82 S CH 83 3-3 K ①	F FF 88 B FF 88 B SL 77 F SL 79 X SL 75 2-2 30 BB 2-3 3-H 1B		B FF 90 X SI 90 1-0 F8 ③			F FF 94 F SI 95 B SI 95 B SI 95 X FF 96 2-2 HR		B FF 94 1 SAFE S FF 95 1 SAFE 1 SAFE B FF 96 F FF 97 S FF 96 2-3 K ②	5	1	2	2	0	2	1
30 Michael Conforto, L (1, 8) OBP: 0.348, SLG: 0.399	X FF 90 0-0 F7 ②	B SI 88 F SI 88 D CH 85 F FF 90 B SI 90 F SI 88 D SL 78 4-2 1-2 BB			C CH 80 F CH 82 F SL 78 B CU 75 X SI 89 1-2 15 G4-3 19 1B 2B		C FF 95 B SL 87 S SL 86 X SI 94 1-2 G4-3 ②		C FF 97 C FF 97 B FF 96 B FF 96 F FF 97 S FF 96 2-3 K ③ 1-2	4	1	1	0	1	1	1
4 Wilmer Flores, R (1, 5) OBP: 0.320, SLG: 0.398 15 Luis Guillorme, L (4, 5) OBP: 0.227, SLG: 0.238	C FF 90 C SI 90 B SI 89 C SI 90 1-3 K ③	X SL 79 0-0 P6 ②			B SI 89 X SI 90 1-0 G4-3 ① 2-3		F FF 94 B SL 85 C SL 85 S SL 84 1-3 K ③			2	0	0	0	0	1	3
										2	0	0	0	0	1	1
19 Jay Bruce, L (1, 9) OBP: 0.307, SLG: 0.358		B SI 88 B SI 89 C CH 82 X SI 90 2-1 11 1B 23 HBP 3 1B 1B			B FF 89 X FF 90 1-0 23 G4-6-3 3-H 1B			F KC 80 B SI 96 B FF 95 X SI 96 2-1 L8 ①		4	1	2	1	0	0	3
23 Adrián González, L (1, 3) OBP: 0.324, SLG: 0.391		C CH 82 B SI 90 S SI 89 H SL 80 2-2 3 1B 11 1B 45 1B 1-2 HBP	B FF 87 F SI 89 S FF 88 C SL 78 1-3 K ①		F CH 82 X SL 77 0-1 G4-6-3 ②③ 1-2f			B SI 96 F KC 81 S KC 79 X FF 96 1-2 G3 ②		3	1	0	0	0	1	1
11 José Bautista, R (1, 7) OBP: 0.314, SLG: 0.386		X SL 78 0-0 3 1B 45 1B 1-2 2-3 1B	C SL 78 C SL 80 B SL 79 X SI 90 1-2 3 G1-4-3 1B			B SL 80 X SI 89 1-0 F9 ①		B FF 95 C FF 95 S FS 90 X FS 92 1-2 G5-3 ③		4	1	2	0	0	0	0
3 Tomás Nido, R (1, 2) OBP: 0.208, SLG: 0.182 29 Devin Mesoraco, R (9, PH) OBP: 0.309, SLG: 0.452		X SI 90 0-0 45 1B 13 1B 1-2 2-3 3-H 1B	S SL 78 S SL 80 X SL 80 0-2 G1-4-3 ②③ 1-2f			B FF 90 S SL 78 S FF 92 F SL 80 F SL 80 B SL 80 F SL 80 X SL 80 2-2 F8 ②			F FF 96 X FF 96 0-1 HR	3	1	1	1	0	0	1
										1	1	1	1	0	0	0
45 Zack Wheeler, L (1, 1) OBP: 0.294, SLG: 0.294 65 Robert Gsellman, R (7, 1) 39 Jerry Blevins, L (7, 1) 51 Paul Sewald, R (7, 1) 9 Brandon Nimmo, L (9, PH) OBP: 0.425, SLG: 0.526		B SI 89 X SI 90 1-0 13 1B 1-3 2-H 3-H 1B	B FF 89 B SL 77 B SI 89 C FF 87 X FF 90 3-1 P5 ①			C SI 92 X SL 78 0-1 P6 ③			B KC 81 X FF 97 1-0 G4-3 ①	3	0	1	2	0	0	0
										0	0	0	0	0	0	0
										0	0	0	0	0	0	0
										0	0	0	0	0	0	0
										1	0	0	0	0	0	0
1 Amed Rosario, R (1, 6) OBP: 0.280, SLG: 0.373		C SL 77 X SL 79 0-1 P3 ①		B SL 79 X SI 89 1-0 G5-3 ②			B SL 80 B SL 78 B SL 78 C FF 90 S SL 78 F SI 91 X SL 80 3-2 F8 ①		B KC 79 B KC 80 B FF 97 B FF 97 4-0 30 S BB	3	0	0	0	1	0	2

	AB	35
	R	7
	H	10
	RBI	7
	BB	2
	SO	6
	LOB	13

Inning Stats	1	2	3	4	5	6	7	8	9
R:	0	4	0	0	1	0	1	0	1
E:	0	0	0	0	0	0	0	0	0
K:	2	0	1	0	0	0	1	0	2
S:	7	17	9	4	8	9	13	8	10
H:	0	5	1	0	2	0	1	0	1
LOB:	0	3	0	0	0	0	1	0	1
BB:	0	1	0	0	0	0	0	0	1
P:	11	28	11	9	11	12	20	12	19

1B:	7	SF: 0
2B:	1	SAC: 0
3B:	0	DP: 2
HR:	2	HBP: 1

WP:	0	PA: 38
PB:	0	
SB:	1	
CS:	0	

PITCHER		IP	WLS	BF	H	R	ER	SO	BB	IBB	HBP	BLK	WP	HR	S	P	ERA	WHIP
45 Jhoulys Chacín, R ERA: 3.69	(1, 1)	6.1		27	8	5	5	3	1	0	1	0	0	0	58	89	7.11	1.421
48 Boone Logan, L ERA: 5.68	(7, 1)	0.2	W	3	1	1	1	1	0	0	0	0	0	1	9	13	13.50	1.500
32 Jeremy Jeffress, R ERA: 0.32	(8, 1)	1.0	H	3	0	0	0	0	0	0	0	0	0	0	8	12	0.00	0.000
46 Corey Knebel, R ERA: 5.23	(9, 1)	1.0	S	5	1	1	1	2	1	0	0	0	0	1	10	19	9.00	2.000

PITCHER	IP	WLS	BF	H	R	ER	SO	BB	IBB	HBP	BLK	WP	HR	S	P	ERA	WHIP

BOTTOM

New York Mets @ Milwaukee Brewers

Miller Park, Milwaukee, WI

Sun May 27 2018, 1:12 PM - 4:07 PM CDT

Att. 39,715 - Sunny - 91 F

livebaseballscorecards.com

Batter	1	2	3	4	5	6	7	8	9	AB	R	H	RBI	BB	SO	LOB
6 Lorenzo Cain, R (1, 8) OBP: 0.401, SLG: 0.454	X SI 95 0-0 22 1B 24 1B 1B		B FF 95 B FC 92 B FF 96 B FF 96 4-0 22 E 22 1B 24 HR BB	B FF 95 B FC 90 C FF 95 F FF 95 B FS 91 X FF 96 3-2 ③ G6-3			C SI 94 F SL 89 X SI 94 0-2 22 FC3-6 1B	F FF 91 F FF 90 S SL 82 0-3 ② K		4	2	2	0	1	1	2
22 Christian Yelich, L (1, 7) (8, 9) OBP: 0.371, SLG: 0.467	1 SAFE F FF 95 B FF 96 X CH 88 1-1 24 1B 1-2 1B		C FF 96 B FF 96 X FF 97 1-1 E5 24 HR 1-3 1B		B CU 79 F FF 94 X CU 78 1-1 16 FC5-4 1B		F SI 92 B SI 93 X CH 86 1-1 ② FC3-6 24 BB 21 1B 1-2f	C FF 91 F FF 90 B CH 83 F FF 91 F FF 90 S SL 82 1-3 ③ K		5	2	3	0	0	1	2
24 Jesús Aguilar, R (1, 3) OBP: 0.390, SLG: 0.595	C FF 97 B SI 96 B FF 93 F SI 97 B FS 91 X FF 98 3-2 1-2 2-H 1B		D FC 93 B FF 97 S SI 96 S SI 96 1 SAFE X FF 97 2-2 1-H 3-H HR		B CU 78 1 SAFE B FF 95 F SI 95 F CH 87 D FC 92 C SI 96 3-3 ① K		B SL 89 C SI 93 B SI 92 B SL 89 B SI 94 4-1 21 1B 16 2B 1-2 BB			3	2	2	4	1	1	1
21 Travis Shaw, L (1, 5) OBP: 0.347, SLG: 0.543	B FF 97 B FF 98 F FF 98 F FS 88 B FC 93 X FF 98 3-2 ① P5		S CU 81 B FF 97 F FS 91 B FC 93 B FF 98 F SI 96 B CH 90 4-2 5 G6-3 BB		1 SAFE C FF 95 D FS 89 X FF 95 1-1 ② L9		C FF 89 D CU 73 F FF 89 X FF 90 1-2 16 2B 1-2 2-H 1B			3	1	1	1	1	0	3
16 Domingo Santana, R (1, 9) OBP: 0.331, SLG: 0.371 32 Jeremy Jeffress, R (8, 1) 13 Tyler Saladino, R (9, 6) OBP: 0.349, SLG: 0.619	S FF 97 X FF 97 0-1 ② L6		B SI 95 C SI 96 F SI 95 S FC 91 1-3 ① K		C FF 94 B FF 94 S CH 87 B FF 95 X FF 95 2-2 ③ FC5-4 1-2f		C FF 88 X SL 81 0-1 5 2B 1-H 2-H 2B			4 0 0	1 0 0	1 0 0	2 0 0	0 0 0	1 0 0	4 0 0
5 Jonathan Villar, S (1, 4) OBP: 0.323, SLG: 0.356	C CU 80 B CH 89 S FF 97 B FF 97 F FS 91 B FF 98 S FF 98 3-3 ③ K		C SI 95 S FF 96 B FF 96 D FS 90 X FF 96 2-2 ②③ G6-3 1-2f			F FF 93 B FC 91 F CH 87 S FF 95 1-3 ① K	X FF 90 0-0 3-H 2B			4	0	1	1	0	2	3
9 Manny Piña, R (1, 2) OBP: 0.276, SLG: 0.348		C FF 97 F FC 92 S FF 97 0-3 ① K		B FF 93 B CU 80 X FF 94 2-0 ① F7		B CU 80 F FF 94 B FC 91 X FF 94 2-1 ② P6	C SL 80 F FF 91 X FF 90 0-2 ③ F8			4	0	0	0	0	1	1
18 Eric Sogard, L (1, 6) OBP: 0.189, SLG: 0.149 46 Corey Knebel, R (9, 1)		C FF 96 B CU 79 B FF 96 X FF 97 2-1 ② F8		C FF 95 X CH 87 0-1 ② F7		F FF 93 B CH 89 B FF 96 F CH 87 X FC 91 2-2 ③ G6-3		B FF 90 F FF 90 F FF 91 X FF 90 1-2 ① F8		4 0	0 0	0 0	0 0	0 0	0 0	0 0
45 Jhoulys Chacín, R (1, 1) OBP: 0.143, SLG: 0.143 48 Boone Logan, R (7, 1) 8 Ryan Braun, R (7, PH) OBP: 0.285, SLG: 0.404 (8, 7)		C FF 95 F FF 96 F FF 97 B CU 80 F FF 98 B FC 92 S FF 98 2-3 ③ K		B FF 94 X FF 95 1-0 E6			C CU 79 S SL 90 X SL 90 0-2 ① L9	S FF 90 B SL 82 F FF 91 X FF 92 1-2 1B		2 0 2	0 0 0	0 0 1	0 0 0	0 0 0	1 0 0	0 0 0
Inning Stats	R: 1 E: 0 K: 1 S: 15 H: 3 LOB: 2 BB: 0 P: 25	R: 0 E: 0 K: 2 S: 10 H: 0 LOB: 0 BB: 0 P: 14	R: 3 E: 1 K: 1 S: 14 H: 2 LOB: 0 BB: 2 P: 28	R: 0 E: 1 K: 0 S: 7 H: 0 LOB: 1 BB: 0 P: 13	R: 0 E: 0 K: 1 S: 10 H: 1 LOB: 1 BB: 0 P: 17	R: 0 E: 0 K: 1 S: 8 H: 0 LOB: 0 BB: 0 P: 13	R: 4 E: 0 K: 0 S: 18 H: 4 LOB: 1 BB: 1 P: 24	R: 0 E: 0 K: 2 S: 14 H: 1 LOB: 1 BB: 0 P: 17		1B: 8 2B: 2 3B: 0 HR: 1 SF: 0 SAC: 0 DP: 1 HBP: 0						

	AB	35
	R	8
	H	11
	RBI	8
	BB	3
	SO	8
	LOB	16

PITCHER		IP	WLS	BF	H	R	ER	SO	BB	IBB	HBP	BLK	WP	HR	S	P	ERA	WHIP
45 Zack Wheeler, R ERA: 5.4	(1, 1)	6.0		26	6	4	4	6	2	0	0	0	0	1	64	110	6.00	1.333
65 Robert Gsellman, R ERA: 3.31	(7, 1)	0.2	H	4	1	2	2	0	1	0	0	0	0	0	9	14	27.00	3.000
39 Jerry Blevins, L ERA: 5.59	(7, 1)	0.0	L	1	1	0	0	0	0	0	0	0	0	0	3	4	∞	∞
51 Paul Sewald, R ERA: 3.77	(7, 1)	1.1	B	7	3	2	2	2	0	0	0	0	0	0	20	23	13.50	2.250

PITCHER	IP	WLS	BF	H	R	ER	SO	BB	IBB	HBP	BLK	WP	HR	S	P	ERA	WHIP

New York Mets @ Atlanta Braves

SunTrust Park, Atlanta, GA

Mon May 28 2018, 1:13 PM - 4:49 PM EDT

Att. 32,377 - Cloudy - 76 F

livebaseballscorecards.com

Batter	1	2	3	4	5	6	7	8	9	AB	R	H	RBI	BB	SO	LOB
9 Brandon Nimmo, L (1, 9) OBP: 0.416, SLG: 0.505	C FF 92 H FF 93 1-1 11 PB 13 E 29 BB HBP	C FF 92 B CU 75 B FF 93 C SI 92 C FF 95 2-3 ③ K		X FF 91 0-0 ③ F7			D SI 92 S FF 92 B FF 91 S SL 84 F FF 93 X CU 75 2-2 ① L9		1 SAFE F FF 95 S FF 96 B FF 95 S FF 96 1-3 ③ K 1-2	4	1	0	0	0	2	3
13 Asdrúbal Cabrera, S (1, 4) OBP: 0.354, SLG: 0.526	X FF 92 0-0 FC6 29 BB 11 PB 1-2	C SI 90 X CH 83 0-1 30 G4-6-3 1B	B CU 70 C FF 91 F FF 92 B FF 94 B CU 73 F FF 92 X FF 92 3-2 ① G6-3				D CU 75 B FF 92 X FF 93 2-0 ② ③ G6-4-3 1-2f			4	0	1	0	0	0	2
30 Michael Conforto, L (1, 8) OBP: 0.345, SLG: 0.390	B FF 93 C FF 92 C FF 93 S CU 75 1-3 ① K	B FF 91 X FF 91 1-0 ① ② G4-6-3 1-2f	B CU 70 B CU 71 B SI 91 B FF 91 4-0 11 1B BB					C CU 83 B SI 95 F SI 95 F FS 87 S FS 86 1-3 ① K		3	0	0	0	1	2	3
11 José Bautista, R (1, 7) OBP: 0.345, SLG: 0.391	B FF 94 C CU 74 B SI 93 F SI 93 B CH 86 B FF 94 4-2 29 BB 1-2 2-3 BB	B CH 83 S CH 83 B SI 92 S CU 72 B CU 74 B FF 94 4-2 BB	B FF 91 1 SAFE 1 SAFE B FF 91 X FF 92 2-0 ② 19 CS 1-2 1B					S FS 86 B FS 87 S FS 86 S FS 86 1-3 ② K		2	0	1	0	2	1	0
19 Jay Bruce, L (1, 3) OBP: 0.301, SLG: 0.349 23 Adrián González, L (9, 3) OBP: 0.324, SLG: 0.391	S FF 94 B FF 94 S CU 74 F CU 75 S CU 74 1-3 ② K	X FF 93 0-0 ③ L7	1 SAFE 0-0 ③ CS 1-2	C FF 91 X FF 92 0-1 ① G6-3				B FF 96 C FF 95 S SI 96 B FS 86 F SI 96 B FF 96 S FS 88 3-3 ③ K		4 0	0 0	0 0	0 0	0 0	2 0	4 0
29 Devin Mesoraco, R (1, 2) OBP: 0.327, SLG: 0.494	B FF 94 B CU 73 B FF 92 B SI 91 4-0 1-2 2-3 3-H BB	C FF 91 X CH 83 0-1 15 2B 1B		F FF 93 B CU 75 C CU 75 F FF 93 F SL 84 F FF 92 S CU 75 1-3 ② K			F FF 94 F FF 95 F SL 86 X CH 88 0-2 HR		3	2	2	2	1	1	0
15 Luis Guillorme, L (1, 5) OBP: 0.269, SLG: 0.320	C FF 93 F FF 94 X FF 94 0-2 ③ G6-3	B FF 90 C SI 90 B CU 73 X FF 91 2-1 1-H 2B		C SI 93 B SL 85 B CU 75 X FF 92 2-1 1B					B CU 81 S FF 94 C CU 79 X CH 87 1-2 ① G6-3	4	0	2	1	0	0	3
1 Amed Rosario, R (1, 6) OBP: 0.279, SLG: 0.369		B FF 90 B FF 92 C SI 91 X FF 91 2-1 ① G6-3	B CU 70 B CU 71 C FF 92 F FF 91 F FF 94 B CU 74 S CU 73 3-3 ① K		B CU 72 C FF 92 X FF 93 1-1 ③ F9				S SL 87 B FF 95 B SL 87 S CH 86 F FF 95 X FF 96 2-2 9 S 1B	4	0	1	0	0	1	2
48 Jacob deGrom, L (1, 1) OBP: 0.174, SLG: 0.095 67 Seth Lugo, R (8, 1)		B FF 90 S FF 90 C FF 94 C FF 93 1-3 ② K	M FF 90 B FF 89 T CU 73 S FF 94 1-3 ② K				B FF 92 B FF 92 B FF 91 C FF 93 S FF 92 B FF 92 4-2 13 G6-4-3 BB		C FF 96 D SL 90 C FF 97 L CU 83 1-3 ② K	2 1	0 0	0 0	0 0	1 0	2 1	1 1

Inning Stats																				
	R: 1	H: 0	R: 0	H: 0	R: 0	H: 1	R: 1	H: 2	R: 0	H: 1	R: 0	H: 1	R: 0	H: 0	R: 0	H: 0	R: 1	H: 2	1B: 5	SF: 0	WP: 0	PA: 38
	E: 1	LOB: 3	E: 0	LOB: 0	E: 0	LOB: 1	E: 0	LOB: 1	E: 0	LOB: 0	E: 0	LOB: 1	E: 0	LOB: 0	E: 0	LOB: 0	E: 0	LOB: 1	2B: 1	SAC: 0	PB: 1	
	K: 2	BB: 2	K: 2	BB: 0	K: 0	BB: 1	K: 2	BB: 0	K: 0	BB: 1	K: 1	BB: 0	K: 0	BB: 1	K: 3	BB: 0	K: 2	BB: 0	3B: 0	DP: 2	SB: 1	
	S: 14	P: 25	S: 8	P: 13	S: 6	P: 11	S: 12	P: 18	S: 5	P: 14	S: 12	P: 16	S: 7	P: 15	S: 11	P: 16	S: 17	P: 22	HR: 1	HBP: 1	CS: 1	

PITCHER		IP	WLS	BF	H	R	ER	SO	BB	IBB	HBP	BLK	WP	HR	S	P	ERA	WHIP
54 Max Fried, L ERA: 4.09	(1, 1)	5.0		22	4	2	1	6	4	0	1	0	0	0	45	81	1.80	1.600
63 Jesse Biddle, L ERA: 3.18	(6, 1)	2.0		7	1	0	0	1	1	0	0	0	0	0	19	31	0.00	1.000
39 Sam Freeman, L ERA: 3.32	(8, 1)	1.0		3	0	0	0	3	0	0	0	0	0	0	11	16	0.00	0.000
51 Shane Carle, R ERA: 1.82	(9, 1)	1.0	W	5	2	1	1	2	0	0	0	0	0	1	17	22	9.00	2.000

PITCHER	IP	WLS	BF	H	R	ER	SO	BB	IBB	HBP	BLK	WP	HR	S	P	ERA	WHIP

AB	31
R	3
H	7
RBI	3
BB	5
SO	12
LOB	19

TOP

New York Mets @ Atlanta Braves

SunTrust Park, Atlanta, GA

Mon May 28 2018, 1:13 PM - 4:49 PM EDT

Att. 32,377 - Cloudy - 76 F

BOTTOM

Batter	1	2	3	4	5	6	7	8	9	AB	R	H	RBI	BB	SO	LOB
11 Ender Inciarte, L (1, 8) OBP: 0.311, SLG: 0.354	B FF 96 C FF 96 X FF 96 1-1 ① G3		X CU 83 0-0 ③ G3		L CH 89 S CH 89 B SL 91 S FF 96 1-3 ③ K		X FF 96 0-0 ③ G4-3			4	0	0	0	0	1	2
1 Ozzie Albies, S (1, 4) OBP: 0.318, SLG: 0.545	X FF 97 0-0 5 BB 1B			S CH 89 C SL 89 B SL 89 X CH 89 1-2 ① F7		F CH 89 X CH 89 0-1 ① F8		X CU 80 0-0 5 1B 22 SF9 1B		4	1	2	0	0	0	0
5 Freddie Freeman, L (1, 3) OBP: 0.430, SLG: 0.543	S SL 93 1 SAFE 1 SAFE F SL 92 B FF 96 B CH 88 D SL 92 D SL 94 4-2 22 G4-6-3 1-2 BB			B SL 91 S CH 90 B SL 92 F CH 89 X SI 96 2-2 22 1B 1B		B CH 90 X SL 91 1-0 ② G3-1		1 SAFE F SL 89 B SL 88 F SL 87 B FF 96 X CU 80 2-2 22 SF9 1-3 1B		3	0	2	0	1	0	0
22 Nick Markakis, L (1, 9) OBP: 0.406, SLG: 0.510	X FF 97 0-0 ② ③ G4-6-3 1-2f			B FF 96 B SI 95 X FF 96 2-0 25 BB 1-3 1B		C FF 97 F SL 92 B CH 90 C SL 93 1-3 ③ K		C CU 81 F SI 95 B SI 96 X SL 91 1-2 ① SF9 1-2 3-H		3	0	1	1	0	1	2
25 Tyler Flowers, R (1, 2) OBP: 0.413, SLG: 0.481		C FF 95 B SI 94 F FF 95 F CH 88 B CU 83 S SL 92 2-3 ① K		B SL 93 B SL 92 B CH 88 F FF 96 B FF 96 4-1 1-2 BB			X SL 90 0-0 HR	C CU 80 C FF 95 S FF 95 0-3 ② K		3	1	1	1	1	2	1
20 Preston Tucker, L (1, 7) OBP: 0.310, SLG: 0.441		X CH 90 0-0 ② G2-3		S FF 96 C FF 96 B FF 95 F FF 96 F SL 91 S FF 96 1-3 ② K			C CH 90 B FF 95 B SL 95 F SL 96 B FF 97 B SL 92 4-2 17 1B BB	C FF 96 F CU 81 B FF 96 B CU 82 S FF 97 2-3 ③ K		3	0	0	0	1	2	4
17 Johan Camargo, S (1, 5) OBP: 0.376, SLG: 0.363		C FF 95 C CH 90 X FF 96 0-2 ③ G3		S FF 96 F FF 96 B FF 96 F SL 90 F FF 97 D SL 92 S CH 90 2-3 ③ K			B CH 88 B CH 88 F SI 96 1 SAFE X FF 96 2-1 1-3 1B		B CU 81 B CU 81 B SI 95 C FF 93 B SI 93 4-1 8 HR BB	3	1	1	0	1	1	3
7 Dansby Swanson, R (1, 6) OBP: 0.314, SLG: 0.411			B FF 95 S CH 89 B FF 96 F FF 95 B SL 90 X FF 94 3-2 ① F9		S SL 89 B SL 89 C CH 88 B FF 96 F SI 96 S SL 91 2-3 ① K		B FF 95 C SL 90 B FF 96 C CH 88 B FF 96 F SL 91 S SL 92 3-3 ① K		C SI 93 T SL 88 B SI 94 X CU 82 1-2 ① L9	4	0	0	0	0	2	3
54 Max Fried, L (1, 1) 27 Ryan Flaherty, L (5, PH) OBP: 0.365, SLG: 0.373 63 Jesse Biddle, L (6, 1) OBP: 1.000, SLG: 2.000 24 Kurt Suzuki, R (7, PH) OBP: 0.324, SLG: 0.454 39 Sam Freeman, R (8, 1) 51 Shane Carle, R (9, 1) 8 Charlie Culberson, R (9, PH) OBP: 0.283, SLG: 0.364			C FF 95 S FF 95 F FF 95 F FF 95 F CU 82 F FF 95 B SL 90 C FF 96 1-3 ② K		C CU 80 S CH 90 F FF 97 X CH 90 0-2 ② L7		S SL 92 B SL 92 D SL 92 1 SAFE S CH 88 F FF 96 F CH 88 F FF 95 X SL 91 2-2 ② P6		B CU 82 F SL 88 S CU 82 F FF 96 X SL 90 1-2 1-H HR	1 1 0 1 0 0 0	0 0 0 0 0 0 1	0 0 0 0 0 0 1	0 0 0 0 0 0 2	0 0 0 0 0 0 0	1 0 0 2 0 0 0	0 0 0 0 0 0 0
Inning Stats	R: 0 E: 0 K: 0 S: 6 H: 1 LOB: 1 BB: 1 P: 11	R: 0 E: 0 K: 1 S: 8 H: 0 LOB: 0 BB: 0 P: 10	R: 0 E: 0 K: 1 S: 11 H: 0 LOB: 0 BB: 0 P: 15	R: 0 E: 0 K: 2 S: 18 H: 2 LOB: 3 BB: 1 P: 30	R: 0 E: 0 K: 2 S: 11 H: 0 LOB: 0 BB: 0 P: 14	R: 0 E: 0 K: 1 S: 6 H: 0 LOB: 0 BB: 0 P: 8	R: 1 E: 0 K: 1 S: 16 H: 2 LOB: 2 BB: 1 P: 27	R: 1 E: 0 K: 2 S: 13 H: 2 LOB: 1 BB: 0 P: 18	R: 2 E: 0 K: 0 S: 8 H: 1 LOB: 0 BB: 1 P: 14	1B: 6 2B: 0 3B: 0 HR: 2 SF: 1 SAC: 0 DP: 1 HBP: 0						

livebaseballscorecards.com

AB	31
R	4
H	8
RBI	4
BB	4
SO	10
LOB	17

WP: 0 PB: 0 SB: 0 CS: 0 PA: 36

PITCHER		IP	WLS	BF	H	R	ER	SO	BB	IBB	HBP	BLK	WP	HR	S	P	ERA	WHIP
48 Jacob deGrom, R ERA: 1.52	(1, 1)	7.0		28	5	1	1	8	3	0	0	0	0	1	76	115	1.29	1.143
67 Seth Lugo, R ERA: 2.48	(8, 1)	1.1	L	8	3	3	3	2	1	0	0	0	0	1	21	32	20.25	3.000

PITCHER	IP	WLS	BF	H	R	ER	SO	BB	IBB	HBP	BLK	WP	HR	S	P	ERA	WHIP

Batter	1	2	3	4	5	6	7	8	9	AB	R	H	RBI	BB	SO	LOB
9 Brandon Nimmo, L (1, 7) OBP: 0.408, SLG: 0.519	C SI 93 B FC 92 C FC 93 B CU 82 X CU 82 2-2 ① G3		X SI 94 0-0 HR		F FC 91 C FC 91 B CU 81 F CU 81 F FC 92 F FC 93 X CU 80 1-2 ① G3	B SI 91 X SI 90 1-0 ③ F7		B CU 78 X SI 92 1-0 ① F9		5	1	1	1	0	0	2
30 Michael Conforto, L (1, 8) OBP: 0.358, SLG: 0.400	B FC 91 F CU 81 X FC 92 1-1 19 2B 23 1B 1B		B SI 93 B FC 92 F FC 92 F SI 94 X FC 94 2-2 26 1B 1B		F FC 92 C CU 80 X FC 93 0-2 ② G4-3		F FC 92 X FC 92 0-1 19 FC3-6 1B	B FF 93 B CH 86 B FF 93 B FF 93 4-0 BB		4	1	3	0	1	0	0
19 Jay Bruce, L (1, 9) OBP: 0.298, SLG: 0.351	C SI 94 B SI 94 F FC 94 B CU 82 X CU 82 2-2 23 1B 26 FC1 1-3 2B		X FC 92 0-0 ① F7		C FC 93 X FC 93 0-1 ③ F8		B FF 96 F FC 91 X FC 92 1-1 ① FC3-6 26 1B 23 1B 15 1B 1-2f	C FF 93 F SI 94 F FF 94 B CU 79 F FF 93 1 SAFE B CH 87 S CH 87 2-3 ② K		5	2	1	0	0	1	3
23 Adrián González, L (1, 3) OBP: 0.327, SLG: 0.391	B CU 80 X CU 80 1-0 26 E 26 FC1 2-3 3-H 1B		1 SAFE C 1 SAFE F F FF 94 S FC 94 0-3 ② K			F FC 92 B FC 91 F SI 92 F FC 92 F CU 80 F FC 92 F FC 92 F CU 81 F SI 94 1-2 ① X FC 92 G3	X FC 92 0-0 26 1B 15 1B 1B 1-2	B FF 95 1 SAFE B FF 94 1 SAFE B CH 86 C FF 93 X FF 92 3-1 ③ G3		5	1	2	1	0	1	2
26 Kevin Plawecki, R (1, 2) OBP: 0.455, SLG: 0.292	C SI 95 X FC 94 0-1 FC1 7 G6-4-3 1-3 3-H		B FC 93 X FC 93 1-0 1B 1-2			X SI 93 0-0 15 1B 7 1B 1 1B 1B	C FC 93 B FF 97 B CH 86 S FC 93 X FC 94 2-2 15 1B 1 1B 1B 1-2 2-3		B FF 95 C CU 78 B CU 80 B FF 94 F FF 93 F CU 78 B FF 93 4-2 BB	4	2	3	1	1	0	1
7 José Reyes, S (1, 5) OBP: 0.217, SLG: 0.219	B SI 94 X FC 93 1-0 ②③ G6-4-3 1-2f		C CU 80 F FC 93 D CU 82 F CU 82 X FC 94 1-2 ③ G1-3			X SI 93 0-0 15 1B 1 1B 1B 1-2	F FF 98 F FC 93 F FF 96 C FF 98 0-3 ② K		B FF 93 F FF 92 F FF 92 B CU 78 F FF 94 B CH 86 S CH 86 3-3 ① K	5	1	1	0	0	2	8
15 Luis Guillorme, L (1, 4) OBP: 0.290, SLG: 0.333		S SI 94 B SI 94 B FC 91 C SI 94 X CU 81 2-2 ① G3-1		C CU 78 B SI 93 F SI 93 X FC 93 1-2 ① L8		F FC 92 B FC 92 X FC 93 1-1 11 WP 1 1B 1B 1-2 2-3	S FC 94 B FC 93 X FC 93 1-1 1 1B 1B 1-2 2-H 3-H		1 SAFE X FF 92 0-0 ② F7	5	0	2	2	0	0	1
1 Amed Rosario, R (1, 6) OBP: 0.282, SLG: 0.370		C SI 94 X FC 92 0-1 ② F9		C CU 78 X CU 79 0-1 ② F9		X SI 89 0-0 11 WP 1B 1-2 2-H 3-H	B FF 95 S FF 95 C CU 80 X SI 95 1-2 1B 1-3 2-H		S CU 80 B CU 80 B CU 80 B FF 92 S FF 93 S CU 81 3-3 ③ K	5	0	2	3	0	1	1
60 P.J. Conlon, L (1, 1) OBP: 0.333, SLG: 0.333 47 Hansel Robles, R (3, 1) 11 José Bautista, R (6, PH) OBP: 0.339, SLG: 0.383 65 Robert Gsellman, R (6, 1) 13 Asdrúbal Cabrera, S (7, PH) OBP: 0.352, SLG: 0.523 35 Jacob Rhame, R (7, 1) 27 Jeurys Familia, R (8, 1)		C SI 94 X SI 95 0-1 ③ G1-3		C SI 92 C SI 93 F FC 92 B CU 79 F SI 94 S SI 94 1-3 ③ K		C SI 90 C SI 90 B SL 78 X SI 90 1-2 ② G1-3 1-2 2-3	F FF 94 B FF 95 F CU 80 X CH 87 1-2 ③ L7			1 1 1 0 1 0 0	0 0 0 0 0 0 0	0 0 0 0 0 0 0	0 0 0 0 0 0 0	0 1 0 0 0 0 0	0 0 0 0 0 0 0	0 0 2 0 2 0 0
Inning Stats	R: 2 E: 1 K: 0 S: 12 H: 3 LOB: 1 BB: 0 P: 19	R: 0 E: 0 K: 0 S: 7 H: 0 LOB: 0 BB: 0 P: 9	R: 1 E: 0 K: 1 S: 14 H: 3 LOB: 2 BB: 0 P: 18	R: 0 E: 0 K: 1 S: 10 H: 0 LOB: 0 BB: 0 P: 12	R: 0 E: 0 K: 0 S: 11 H: 0 LOB: 0 BB: 0 P: 12	R: 2 E: 0 K: 0 S: 18 H: 4 LOB: 2 BB: 0 P: 22	R: 3 E: 0 K: 1 S: 20 H: 5 LOB: 2 BB: 0 P: 26	R: 0 E: 0 K: 1 S: 8 H: 0 LOB: 1 BB: 1 P: 18	R: 0 E: 0 K: 2 S: 11 H: 0 LOB: 1 BB: 1 P: 21	1B: 13 2B: 1 3B: 0 HR: 1 SF: 0 SAC: 0 DP: 1 HBP: 0						

PITCHER		IP	WLS	BF	H	R	ER	SO	BB	IBB	HBP	BLK	WP	HR	S	P	ERA	WHIP
32 Brandon McCarthy, R ERA: 5.02	(1, 1)	5.1		25	9	5	5	2	0	0	0	0	0	1	67	85	8.44	1.688
30 Peter Moylan, R ERA: 2.95	(6, 1)	0.2	B	3	1	0	0	0	0	0	0	0	1	0	5	7	0.00	1.500
33 A.J. Minter, L ERA: 3.74	(7, 1)	0.2	L	6	4	3	3	1	0	0	0	0	0	0	14	18	40.50	6.000
50 Lucas Sims, R ERA: 6.75	(7, 1)	2.1		10	1	0	0	3	2	0	0	0	0	0	25	47	0.00	1.286

PITCHER	IP	WLS	BF	H	R	ER	SO	BB	IBB	HBP	BLK	WP	HR	S	P	ERA	WHIP

TOP

New York Mets @ Atlanta Braves

SunTrust Park, Atlanta, GA

Mon May 28 2018, 10:08 PM - 1:28 AM EDT

Att. 31,779 - Cloudy - 70 F

livebaseballscorecards.com

AB	42
R	8
H	15
RBI	8
BB	2
SO	6
LOB	22

WP: 1 PB: 0 SB: 0 CS: 0 PA: 44

New York Mets @ Atlanta Braves

SunTrust Park, Atlanta, GA

Mon May 28 2018, 10:08 PM - 1:28 AM EDT

Att. 31,779 - Cloudy - 70 F

BOTTOM

livebaseballscorecards.com

Batter	1	2	3	4	5	6	7	8	9	AB	R	H	RBI	BB	SO	LOB
11 Ender Inciarte, L (1, 8) OBP: 0.313, SLG: 0.360	C FF 87 X SI 87 0-1 ① G3		B CU 76 B SI 86 C FF 86 C SL 81 X CH 77 2-2 1 1B 5 1B 1B	F CH 89 B FF 96 F CH 90 S FF 96 1-3 ② K		B SI 95 F SI 94 X CU 82 1-1 22 1B 24 FC3-2 1-3 2B		C FF 93 F SI 93 B FF 95 F FS 92 T FF 96 1-2 ① K		5	1	2	0	0	2	0
1 Ozzie Albies, S (1, 4) OBP: 0.320, SLG: 0.541	B SI 88 S CH 78 B SI 88 X SI 87 2-1 ② G1-3		1 SAFE 1 SAFE X SL 80 0-0 5 1B 1-3 1B	X CH 89 0-0 1B		B CU 81 S SI 94 S SI 95 B SI 95 F CH 88 F SI 95 S CU 82 2-3 ① K2-3		B FF 93 X FS 91 1-0 ② G4-3		5	1	2	0	0	1	2
5 Freddie Freeman, L (1, 3) OBP: 0.433, SLG: 0.542	F FF 88 S SL 82 X SL 82 0-2 1B		B SI 88 F CH 79 S SL 83 F FF 88 B FF 88 X CH 80 2-2 22 2B 24 SF9 2-H 3-H 1B	1 SAFE B FF 94 C FF 93 C FF 94 1 SAFE T FF 95 1-2 ③ K		0-0 24 FC3-2 22 1B IBB		F FF 93 F FF 95 F SL 86 F FS 92 F SI 96 T FF 97 0-2 ③ K		4	1	2	2	1	2	1
22 Nick Markakis, L (1, 9) OBP: 0.406, SLG: 0.512	B SL 83 X SI 88 1-0 ③ F7		C SL 82 B SI 86 B FF 87 F SL 82 X FF 87 2-2 24 SF9 1-3 2B		B FF 93 C FF 93 B CH 88 C FF 92 X FF 94 2-2 ① F7	C CU 81 F SI 94 X SI 95 0-2 24 FC3-2 1-2 2-3 3-H 1B			X SI 94 0-0 ① G1-3	5	0	2	1	0	0	1
24 Kurt Suzuki, R (1, 2) OBP: 0.327, SLG: 0.485		B FF 88 F FF 88 B SI 87 B CH 78 X FF 88 3-1 HR	B SL 86 X SL 87 1-0 ① SF9 2-3 3-H		F FF 94 F SL 87 B FF 94 X FF 94 1-2 2B	B SI 95 B SI 94 X SL 89 2-0 ② FC3-2 1-2 2-3 3-Hf			B FS 93 C SI 95 F SI 95 F FF 96 F SI 96 X SL 88 1-2 ② G4-3	4	1	2	2	0	0	3
8 Charlie Culberson, R (1, 7) OBP: 0.266, SLG: 0.339 50 Lucas Sims, R (7, 1) 18 Dustin Peterson, R (9, PH)		B FF 89 X FF 88 1-0 ① G5-3	C FF 95 D SL 88 S FF 95 B FF 97 S FF 96 2-3 ② K		X FF 93 0-0 ② F8	D SI 94 S SI 94 S SI 93 X SI 94 1-2 ③ F8			C SI 95 S SL 87 F SI 96 B SL 86 B FF 97 F SI 96 B SL 87 C SI 96 3-3 ③ K	4 0 1	0 0 0	0 0 0	0 0 0	0 0 1	1 0 0	5 0 0
17 Johan Camargo, S (1, 5) OBP: 0.390, SLG: 0.378		C SI 88 B SL 82 B CH 80 B CH 79 X FF 88 3-1 32 1B 2B	C FF 95 H FF 96 1-1 HBP		B FF 95 B FF 94 B CH 87 D FF 94 4-0 7 FC5-4 BB		B FF 96 C FF 96 C FF 96 F SL 88 X FF 96 1-2 ① L9			2	0	1	0	1	0	0
7 Dansby Swanson, R (1, 6) OBP: 0.306, SLG: 0.400		C CH 79 B SL 82 F SI 88 S SL 82 1-3 ② K	B FF 95 B FF 94 C FF 95 C FF 95 X FF 96 2-2 ③ G4-3		C FF 95 B SL 85 F FF 95 F FF 95 F FF 94 X SL 86 1-2 ③ FC5-4 1-2f		S FF 96 S FF 97 T FF 97 0-2 ② K			4	0	0	0	0	2	5
32 Brandon McCarthy, R (1, 1) OBP: 0.091, SLG: 0.136 30 Peter Moylan, R (6, 1) 27 Ryan Flaherty, L (6, PH) OBP: 0.370, SLG: 0.378 33 A.J. Minter, L (7, 1) 20 Preston Tucker, L (7, 7) OBP: 0.307, SLG: 0.436		B SI 87 X FF 87 1-0 ③ 2-H 1B		C FF 92 X FF 94 0-1 ① G4-3		T SI 94 B SI 95 X SI 94 1-1 11 2B 22 1B 1B		C FF 96 B SI 98 B SL 88 B FF 96 S FF 95 F FF 96 T FF 96 3-2 ③ K		2 0 1 0 1	0 0 1 0 0	1 0 1 0 0	0 0 1 0 0	0 0 0 0 1	0 0 0 0 0	0 0 0 0 0
Inning Stats	R: 0 E: 0 K: 0 S: 8 H: 1 LOB: 1 BB: 0 P: 11	R: 1 E: 0 K: 1 S: 9 H: 3 LOB: 2 BB: 0 P: 18	R: 3 E: 0 K: 1 S: 19 H: 4 LOB: 2 BB: 0 P: 31	R: 0 E: 0 K: 2 S: 9 H: 1 LOB: 1 BB: 0 P: 11	R: 0 E: 0 K: 0 S: 12 H: 1 LOB: 2 BB: 1 P: 20	R: 1 E: 0 K: 1 S: 16 H: 3 LOB: 3 BB: 1 P: 23	R: 0 E: 0 K: 2 S: 11 H: 0 LOB: 0 BB: 0 P: 15	R: 0 E: 0 K: 2 S: 11 H: 0 LOB: 0 BB: 0 P: 13	R: 0 E: 0 K: 1 S: 11 H: 0 LOB: 0 BB: 0 P: 15	1B: 8 2B: 4 3B: 0 HR: 1 SF: 1 SAC: 0 DP: 0 HBP: 1						

AB	38
R	5
H	13
RBI	5
BB	2
SO	10
LOB	17

WP: 0 PA: 42
PB: 0
SB: 0
CS: 0

PITCHER		IP	WLS	BF	H	R	ER	SO	BB	IBB	HBP	BLK	WP	HR	S	P	ERA	WHIP
60 P.J. Conlon, L ERA: 11.12	(1, 1)	2.0		13	8	4	4	1	0	0	0	0	0	1	28	46	18.00	4.000
47 Hansel Robles, R ERA: 4.05	(3, 1)	3.0		13	2	0	0	3	1	0	1	0	0	0	29	45	0.00	1.000
65 Robert Gsellman, R ERA: 3.48	(6, 1)	1.0	W	7	3	1	1	1	0	1	0	0	0	0	16	23	9.00	3.000
35 Jacob Rhame, R ERA: 4.5	(7, 1)	1.0	H	3	0	0	0	2	0	0	0	0	0	0	11	15	0.00	0.000
27 Jeurys Familia, R ERA: 2.16	(8, 1)	2.0	S	6	0	0	0	3	0	0	0	0	0	0	22	28	0.00	0.000

PITCHER	IP	WLS	BF	H	R	ER	SO	BB	IBB	HBP	BLK	WP	HR	S	P	ERA	WHIP

New York Mets @ Atlanta Braves

SunTrust Park, Atlanta, GA

Tue May 29 2018, 8:16 PM - 11:28 PM EDT

Att. 19,443 - Cloudy - 76 F

TOP

livebaseballscorecards.com

Batter	1	2	3	4	5	6	7	8	9	AB	R	H	RBI	BB	SO	LOB
9 Brandon Nimmo, L (1, 9) (7, 7) OBP: 0.422, SLG: 0.533	C FF 90 H FF 91 1-1 11 S 11 2B HBP		B CU 77 C FS 83 X CU 78 1-1 13 HR 1B	X FS 83 0-0 G1		F SI 92 B SL 80 1 SAFE C SI 91 D SL 82 X FF 93 2-2 1-H 2B			1 SAFE S FC 89 F FF 94 H FC 90 1-2 15 FC4-6 1-2 HBP	3	2	2	1	0	0	1
13 Asdrúbal Cabrera, S (1, 4) OBP: 0.353, SLG: 0.550	B SI 90 1 SAFE X SI 90 1-0 L8		1 SAFE 1 SAFE 1 SAFE X FF 90 0-0 1-H HR		B CU 78 B SL 82 X SI 93 2-0 HR	C SL 82 D SL 83 X SL 84 1-1 G3			L FF 94 B FF 94 B FC 90 S FF 94 S FC 91 2-3 K	5	2	2	3	0	1	4
11 José Bautista, R (1, 7) OBP: 0.350, SLG: 0.400 35 Jacob Rhame, R (7, 1) 15 Luis Guillorme, L (9, PH) OBP: 0.281, SLG: 0.323 46 Gerson Bautista, R (9, 1)	B SL 84 S SL 85 C FF 92 B FF 91 X SI 92 2-2 30 E 1-H 2B		C CU 78 C FC 87 B FS 84 B FS 84 B SL 83 F FC 87 B FC 91 4-2 30 WP BB		B SI 93 C SI 93 C SL 82 S SL 83 1-3 K2-3		C SI 93 F SI 93 S SL 84 0-3 K		X FC 92 0-0 FC4-6 30 S 1-2f 2-3	3 0 1 0	0 0 0 0	1 0 0 0	1 0 0 0	1 0 0 0	2 0 0 0	0 0 2 0
30 Michael Conforto, L (1, 8) OBP: 0.360, SLG: 0.396	S CU 78 2 SAFE B FC 89 X FS 85 1-1 G1-3 2-3		B CU 76 C FC 87 B FF 90 B FS 82 B CU 77 4-1 29 G5-4-3 1-2 BB		B CU 76 B SI 92 F FF 92 X SI 93 2-1 1B	B CU 77 X FF 92 1-0 F9			C FF 94 B FF 94 S FC 92 B FF 94 S FF 96 2-3 K 1-2	4	0	1	0	1	1	3
29 Devin Mesoraco, R (1, 2) OBP: 0.314, SLG: 0.473	C FF 91 S FF 92 X FF 93 0-2 G6-3		B FF 90 B SL 83 X FC 88 2-0 G5-4-3 1-2f		S SL 81 1 SAFE B SI 91 F SI 92 S SL 81 1-3 K	X SL 82 0-0 F7				4	0	0	0	0	1	4
23 Adrián González, L (1, 3) OBP: 0.325, SLG: 0.409		F CU 78 S FF 90 X FF 91 0-2 G4-3	B FS 83 F FS 83 F SI 89 X FF 89 1-2 HR		B SI 91 C CU 76 F FF 93 B SL 83 B SI 93 X FF 93 3-2 L8			B SL 79 B FF 92 X SL 81 2-0 F7		4	1	1	1	0	0	1
7 José Reyes, S (1, 5) OBP: 0.205, SLG: 0.206		F FF 91 C FF 91 B SI 92 B FS 85 X FC 89 2-2 F7	F FS 85 B SI 90 F SI 90 S SL 83 1-3 K		B CU 76 B SI 92 X FF 93 2-0 G4-3			C CU 76 B SL 81 B FF 91 B SI 92 X FF 91 3-1 G4-3		4	0	0	0	0	1	0
32 Steven Matz, R (1, 1) OBP: 0.176, SLG: 0.188 51 Paul Sewald, R (4, 1) 28 Phillip Evans, R (6, PH) OBP: 0.111, SLG: 0.111 39 Jerry Blevins, L (6, 1) 19 Jay Bruce, L (7, 9) OBP: 0.296, SLG: 0.349		B FF 90 C FF 91 C FC 89 F FC 89 F SI 91 C FC 88 1-3 K	F FF 89 F FF 91 X FS 83 0-2 2B		C SL 82 S SL 84 S SL 84 0-3 K			B FF 93 F SI 93 X FF 92 1-1 F8		2 0 1 0 1	0 0 0 0 0	1 0 0 0 0	0 0 0 0 0	0 0 1 0 0	1 0 0 0 0	0 0 0 0 0
1 Amed Rosario, R (1, 6) OBP: 0.287, SLG: 0.373			C CU 76 X FC 88 0-1 G4-3	B FC 87 X FC 87 1-0 F8		C SL 83 X SL 83 0-1 9 2B 1B			B FC 89 C CU 82 B FF 93 X FC 89 2-1 15 FC4-6 9 HBP 1B	4	1	2	0	0	0	1

	AB	36
	R	6
	H	10
	RBI	6
	BB	2
	SO	8
	LOB	16

Inning Stats	1	2	3	4	5	6	7	8	9
	R: 1 E: 1 K: 0 S: 10 H: 1 LOB: 1 BB: 0 P: 15	R: 0 E: 0 K: 1 S: 11 H: 0 LOB: 0 BB: 0 P: 14	R: 2 E: 0 K: 0 S: 10 H: 2 LOB: 2 BB: 2 P: 21	R: 1 E: 0 K: 1 S: 11 H: 2 LOB: 1 BB: 0 P: 14	R: 1 E: 0 K: 2 S: 12 H: 2 LOB: 1 BB: 0 P: 21	R: 1 E: 0 K: 1 S: 11 H: 2 LOB: 1 BB: 0 P: 16	R: 0 E: 0 K: 1 S: 5 H: 0 LOB: 0 BB: 0 P: 6	R: 0 E: 0 K: 0 S: 5 H: 0 LOB: 0 BB: 0 P: 11	R: 0 E: 0 K: 2 S: 11 H: 1 LOB: 2 BB: 0 P: 18

	1B: 4	SF: 0	WP: 1	PA: 40
	2B: 3	SAC: 0	PB: 0	
	3B: 0	DP: 1	SB: 3	
	HR: 3	HBP: 2	CS: 0	

PITCHER		IP	WLS	BF	H	R	ER	SO	BB	IBB	HBP	BLK	WP	HR	S	P	ERA	WHIP
19 Aníbal Sánchez, R ERA: 3.0	(1, 1)	4.0		19	5	4	4	2	2	0	1	0	1	2	42	64	9.00	1.750
45 Matt Wisler, R ERA: 4.37	(5, 1)	4.0		16	4	2	2	4	0	0	0	0	0	1	33	54	4.50	1.000
58 Dan Winkler, R ERA: 0.81	(9, 1)	1.0	W	5	1	0	0	2	0	0	1	0	0	0	11	18	0.00	1.000

PITCHER	IP	WLS	BF	H	R	ER	SO	BB	IBB	HBP	BLK	WP	HR	S	P	ERA	WHIP

New York Mets @ Atlanta Braves

SunTrust Park, Atlanta, GA

Tue May 29 2018, 8:16 PM - 11:28 PM EDT

Att. 19,443 - Cloudy - 76 F

livebaseballscorecards.com

BOTTOM

Batter	1	2	3	4	5	6	7	8	9	AB	R	H	RBI	BB	SO	LOB
11 Ender Inciarte, L (1, 8) OBP: 0.319, SLG: 0.369	C SI 95 F SI 94 H SI 94 1-2 5 G4-3 HBP		B SI 93 F SI 93 C SI 94 X CU 77 1-2 ① G1-3	F FF 91 C FF 89 B FF 90 F FF 92 F FF 90 B CH 83 B FF 90 B CH 79 4-2 1 PB BB			B FF 89 B CU 73 C FF 88 X CU 72 2-1 ① L9	X FF 96 0-0 1-H 3-H 3B		3	0	1	2	1	0	0
1 Ozzie Albies, S (1, 4) OBP: 0.317, SLG: 0.534	1 SAFE 1 SAFE B CH 84 X CH 84 1-0 ① F9		F SI 95 X CH 86 0-1 5 G4-3 1B	B CH 82 B CH 80 B FF 91 C FF 91 X FF 91 3-1 ③ F8 1-2 2-3 3-H			X CU 72 0-0 ② F9	S FS 87 F FS 87 S FF 96 0-3 ② K		5	0	1	0	0	1	4
5 Freddie Freeman, L (1, 3) OBP: 0.433, SLG: 0.537	1 SAFE X SI 93 0-0 ② G4-3 1-2		B SI 95 1 SAFE X SI 94 1-0 ② G4-3 1-2		B CH 83 F SL 80 X SL 81 1-1 ① G4-3		X CU 72 0-0 22 2B 1B	0-0 IBB		4	1	1	0	1	0	2
22 Nick Markakis, L (1, 9) OBP: 0.402, SLG: 0.509	C CU 78 C SI 94 C SI 95 0-3 ③ K		F CU 78 S SI 93 B SL 87 B SL 88 B SI 93 X SI 94 3-2 ③ G5-3		B SL 79 C FF 91 S FF 90 F FF 90 X SL 81 1-2 ② G4-3		C CU 72 B FF 88 B FF 88 B CH 82 X FF 88 3-1 1-H 2B	B FF 94 S FS 85 X FF 95 1-1 ③ P6		5	0	1	1	0	1	4
25 Tyler Flowers, R (1, 2) OBP: 0.412, SLG: 0.482		C SI 95 B CU 78 B CU 78 B SI 96 C SI 95 B SI 95 4-2 8 G4-3 BB		C FF 87 B FF 87 B SL 80 X FF 90 2-1 8 1B 2B	C FF 91 B FF 89 X FF 90 1-1 ③ F7		X FF 96 0-0 ③ F7		B FF 99 B FF 98 C FF 98 S FF 98 X FF 98 2-2 ① F9	4	1	1	0	1	0	1
17 Johan Camargo, S (1, 5) OBP: 0.391, SLG: 0.414		C SI 94 B SI 94 B SI 94 C CH 84 X SI 94 2-2 ① F8		B FF 89 T CH 81 F FF 89 B SL 80 S CH 81 2-3 ① K		B FF 88 B FF 88 F FF 88 F FF 88 B FF 89 X FF 88 3-2 ① G6-3		X FF 96 0-0 7 1B 8 1B 20 FC6-4 1B	X FF 99 0-0 HR	5	2	2	1	0	1	2
8 Charlie Culberson, R (1, 7) OBP: 0.294, SLG: 0.355		S CH 84 X CH 85 0-1 ② G4-3 1-2		C SL 79 X FF 88 0-1 7 2B 1 PB 2-H 1B		C CU 72 B CH 83 F CH 82 B CU 71 F CU 72 B FF 89 B CH 83 4-2 BB		F FF 95 F FF 94 B SL 85 X FF 95 1-2 20 FC6-4 11 3B 7 1B 1B		3	2	2	1	1	0	1
7 Dansby Swanson, R (1, 6) OBP: 0.317, SLG: 0.412		D CU 78 B CU 78 2-0 IBB		F FF 90 B SL 78 F FF 90 F SL 79 X CH 81 1-2 1 PB 1-3 2B		S CU 73 1 SAFE B FF 89 C FF 88 1 SAFE D CU 72 X CU 72 2-2 ② L7		F FF 95 S SL 87 D SL 88 X SL 88 1-2 20 FC6-4 1-2 2-3 1B		3	0	2	0	1	0	1
19 Aníbal Sánchez, R (1, 1) 27 Ryan Flaherty, L (4, PH) OBP: 0.367, SLG: 0.375 45 Matt Wisler, R (5, 1) 20 Preston Tucker, L (8, PH) OBP: 0.304, SLG: 0.432 58 Dan Winkler, R (9, 1)		S SI 94 S SI 94 F SI 94 S CU 79 0-3 ③ K		B FF 90 S FF 89 B FF 90 F CH 82 F FF 91 F FF 90 B CH 82 S CH 80 3-3 ② K		X FF 87 0-0 ③ F8		F FF 96 B FF 96 S FF 96 F FF 95 B FF 96 X SI 96 2-2 ① FC6-4 1-2f 2-3 3-H 11 3B		1 1 1 1 0	0 0 0 1 0	0 0 0 0 0	0 0 0 0 0	1 1 0 0 0	2 2 1 2 0	2 2 1 2 0
Inning Stats	R: 0 E: 0 K: 1 S: 7 H: 0 LOB: 1 BB: 0 P: 9	R: 0 E: 0 K: 1 S: 11 H: 0 LOB: 2 BB: 2 P: 19	R: 0 E: 0 K: 0 S: 9 H: 1 LOB: 1 BB: 0 P: 14	R: 2 E: 0 K: 2 S: 22 H: 3 LOB: 2 BB: 1 P: 37	R: 0 E: 0 K: 0 S: 8 H: 0 LOB: 0 BB: 0 P: 11	R: 0 E: 0 K: 0 S: 10 H: 0 LOB: 1 BB: 1 P: 19	R: 1 E: 0 K: 0 S: 7 H: 2 LOB: 1 BB: 0 P: 12	R: 3 E: 0 K: 1 S: 17 H: 4 LOB: 2 BB: 1 P: 22	R: 1 E: 0 K: 0 S: 4 H: 1 LOB: 0 BB: 0 P: 6	1B: 6 2B: 3 3B: 1 HR: 1 SF: 0 SAC: 0 DP: 0 HBP: 1						WP: 0 PB: 1 SB: 0 CS: 0 PA: 42

	AB	36
	R	7
	H	11
	RBI	6
	BB	5
	SO	5
	LOB	22

PITCHER		IP	WLS	BF	H	R	ER	SO	BB	IBB	HBP	BLK	WP	HR	S	P	ERA	WHIP
32 Steven Matz, L ERA: 3.55	(1, 1)	3.0		13	1	0	0	2	1	1	1	0	0	0	27	42	0.00	0.667
51 Paul Sewald, R ERA: 3.82	(4, 1)	2.0		10	3	2	1	2	1	0	0	0	0	0	30	48	4.50	2.000
39 Jerry Blevins, L ERA: 5.56	(6, 1)	1.2		8	2	1	1	0	1	0	0	0	0	0	16	30	5.40	1.800
35 Jacob Rhame, R ERA: 6.35	(7, 1)	1.1	B	9	4	3	3	1	0	1	0	0	0	0	18	23	20.25	3.000
46 Gerson Bautista, R ERA: 10.13	(9, 1)	0.1	L	2	1	1	1	0	0	0	0	0	0	1	4	6	27.00	3.000

PITCHER	IP	WLS	BF	H	R	ER	SO	BB	IBB	HBP	BLK	WP	HR	S	P	ERA	WHIP

New York Mets @ Atlanta Braves

SunTrust Park, Atlanta, GA

Wed May 30 2018, 7:39 PM - 10:19 PM EDT

Att. 21,449 - Partly Cloudy - 81 F

TOP

livebaseballscorecards.com

Batter	1	2	3	4	5	6	7	8	9	AB	R	H	RBI	BB	SO	LOB
9 Brandon Nimmo, L (1, 8) OBP: 0.429, SLG: 0.541	B FF 89 B FF 89 C FF 89 C FF 89 B CU 74 B FF 91 4-2 19 F8 11 BB BB		B CU 71 X CH 81 1-0 ① G3		B CU 70 X SI 88 1-0 ① P5		C FF 85 D CH 82 B CH 82 B FF 87 F FF 87 X FF 88 3-2 13 CS 3-H 1B		B FF 90 F CH 82 X FF 90 1-1 13 G4-3 2-H 2B	4	0	2	2	1	0	0
13 Asdrúbal Cabrera, S (1, 4) OBP: 0.345, SLG: 0.537	X CU 73 0-0 ① F8		C FF 89 B FF 88 B FF 89 B CU 71 X SI 90 3-1 ② F8		B CH 80 B CH 82 F FF 90 X FF 90 2-1 ② G4-3		C FF 85 1 SAFE 1 SAFE 0-1 ③ CS 1-2	S CU 80 C FF 94 X FF 95 0-2 ① L3	B FF 91 S FF 90 F CH 82 X CH 82 1-2 ② G4-3 2-3	5	0	0	0	0	0	2
11 José Bautista, R (1, 7) OBP: 0.354, SLG: 0.407	1 SAFE S FF 90 D SL 81 1 SAFE B SL 82 B FF 90 1 SAFE F SI 90 B FF 92 4-2 1-2 BB		C SL 80 C SI 88 X FF 91 0-2 ③ F9		X SI 89 0-0 ③ L7			S FF 96 B SL 88 B SL 88 S SL 88 X FF 96 2-2 26 BB 23 1B 2B	S SL 84 S SL 85 B SL 85 B SL 85 F SL 85 B FF 91 S CH 83 3-3 ③ K	4	1	1	0	1	1	1
19 Jay Bruce, L (1, 9) OBP: 0.301, SLG: 0.354	X FF 91 0-0 ② F8 2-3			B SI 88 X CH 80 1-0 26 F8 23 2B 2B		B CU 72 B FF 89 C FF 89 X CH 82 2-1 ① L3		0-0 23 1B 26 BB IBB		3	1	1	0	1	0	2
26 Kevin Plawecki, R (1, 2) OBP: 0.432, SLG: 0.259	B SL 81 C FF 91 B FF 92 B SI 91 F FF 92 F SI 92 F FF 92 X FF 92 3-2 ③ G1-3			X FF 89 0-0 ① F8 2-3		C SL 78 S SL 78 B SL 77 B FF 90 B SI 90 S SL 79 3-3 ② K		S SL 87 B SL 88 B SL 86 C FF 96 B SL 87 B SL 88 4-2 23 1B 1-2 2-3 BB		3	0	0	0	1	1	3
23 Adrián González, L (1, 3) OBP: 0.329, SLG: 0.418		C FF 88 F FF 89 F CU 73 B FF 90 X FF 91 1-2 ① G4-3		B FF 90 X FF 90 1-0 3-H 2B		B FF 89 C CU 71 X CH 82 1-1 ③ G3-1		X CU 81 0-0 15 G4-6-3 1-2 2-3 3-H 1B		4	0	2	2	0	0	0
15 Luis Guillorme, L (1, 5) OBP: 0.278, SLG: 0.294		C FF 90 B SI 89 F FF 90 B CU 72 F SL 81 X FF 90 2-2 ② G4-3		B CU 74 B FF 90 B FF 90 C FF 89 B CU 74 4-1 1 FC6-4 BB			C FF 89 C CU 71 B SI 89 X SI 88 1-2 ① F8	F SI 95 C SI 96 B SI 96 F SI 96 X CU 83 1-2 ②③ G4-6-3 1-2f		3	0	0	0	1	0	3
40 Jason Vargas, L (1, 1) OBP: 0.250, SLG: 0.143 63 Tim Peterson, R (6, 1) 27 Jeurys Familia, R (8, 1) 30 Michael Conforto, L (9, PH) OBP: 0.358, SLG: 0.393 65 Robert Gsellman, R (9, 1)		B FF 89 B FF 89 B FF 89 C FF 86 F FF 88 X FF 90 3-2 1B		L FF 89 F FF 88 C SL 79 0-3 ② K			T FF 89 B SL 77 B SL 77 X FF 89 2-1 ② G6-3		B FF 90 B FF 89 B CH 81 C FF 88 X FF 89 3-1 ① F8	2 1 0 1 0	0 0 0 0 0	1 0 0 0 0	0 0 0 0 0	0 0 0 0 0	1 0 0 0 0	2 0 0 0 0
1 Amed Rosario, R (1, 6) OBP: 0.292, SLG: 0.394		C FF 91 C SL 82 C SI 90 0-3 ③ K		X SL 80 0-0 ③ FC6-4 1-2f			C SI 88 B FF 90 X SI 89 1-1 9 1B 3B		X SL 84 0-0 9 2B 2B	4	2	2	0	0	1	3

	AB	34
	R	4
	H	9
	RBI	4
	BB	5
	SO	4
	LOB	16

Inning Stats																																		
	R: 0	E: 0	K: 0	S: 11	H: 0	LOB: 2	BB: 2	P: 22	R: 0	E: 0	K: 1	S: 14	H: 1	LOB: 1	BB: 0	P: 20	R: 0	E: 0	K: 0	S: 6	H: 0	LOB: 0	BB: 0	P: 10	R: 1	E: 0	K: 1	S: 8	H: 2	LOB: 2	BB: 1	P: 14	R: 0	E: 0	K: 0	S: 4	H: 0	LOB: 0	BB: 0	P: 7
	R: 0	E: 0	K: 1	S: 7	H: 0	LOB: 0	BB: 0	P: 13	R: 1	E: 0	K: 0	S: 11	H: 2	LOB: 0	BB: 0	P: 18	R: 1	E: 0	K: 0	S: 14	H: 2	LOB: 2	BB: 2	P: 21	R: 1	E: 0	K: 1	S: 12	H: 2	LOB: 1	BB: 0	P: 20	1B: 3	2B: 5	3B: 1	HR: 0	SF: 0	SAC: 0	DP: 1	HBP: 0	WP: 0	PB: 0	SB: 0	CS: 1	PA: 40

PITCHER		IP	WLS	BF	H	R	ER	SO	BB	IBB	HBP	BLK	WP	HR	S	P	ERA	WHIP
49 Julio Teheran, R ERA: 4.03	(1, 1)	7.0	L	28	5	2	2	3	3	0	0	0	0	0	61	104	2.57	1.143
51 Shane Carle, R ERA: 2.1	(8, 1)	0.1		4	1	1	1	0	1	1	0	0	0	0	8	14	27.00	6.000
39 Sam Freeman, L ERA: 3.22	(8, 1)	0.2		2	1	0	0	0	0	0	0	0	0	0	6	7	0.00	1.500
48 Miguel Socolovich, R ERA: 9.0	(9, 1)	1.0		5	2	1	1	1	0	0	0	0	0	0	12	20	9.00	2.000

PITCHER		IP	WLS	BF	H	R	ER	SO	BB	IBB	HBP	BLK	WP	HR	S	P	ERA	WHIP

BOTTOM

New York Mets @ Atlanta Braves

SunTrust Park, Atlanta, GA

Wed May 30 2018, 7:39 PM - 10:19 PM EDT

Att. 21,449 - Partly Cloudy - 81 F

livebaseballscorecards.com

Batter	1	2	3	4	5	6	7	8	9	AB	R	H	RBI	BB	SO	LOB
11 Ender Inciarte, L (1, 8) OBP: 0.314, SLG: 0.362	F FF 88 X SI 88 0-1 G4-3		C KC 73 F SI 87 B KC 75 F CH 82 X CH 83 1-2 G3		X FF 86 0-0 G4-3			X FF 95 0-0 G3		4	0	0	0	0	0	1
1 Ozzie Albies, S (1, 4) OBP: 0.316, SLG: 0.529	B SI 88 X CH 82 1-0 G5-3		X KC 74 0-0 L7			F FF 90 F CH 82 X FF 92 0-2 L7		B FS 92 X SI 96 1-0 5 1B 1B		4	0	1	0	0	0	0
5 Freddie Freeman, L (1, 3) OBP: 0.434, SLG: 0.536	F SI 88 B SI 88 B CH 82 B SI 84 S CH 82 X SI 88 3-2 1B		F SI 88 B SI 88 B CH 82 F KC 74 F SI 87 F FF 87 F CH 82 X CH 82 2-2 F7			X CH 82 0-0 G4-3		1 SAFE B FF 97 B FF 96 S FS 92 1 SAFE X FF 97 2-1 22 G6-4-3 1-3 1B		4	0	2	0	0	0	0
22 Nick Markakis, L (1, 9) OBP: 0.395, SLG: 0.500	B SI 88 C KC 73 X SI 88 1-1 F7			C KC 72 F CH 80 S CH 81 0-3 K		C FF 92 B FF 92 X CH 82 1-1 F7		B FF 96 X SI 93 1-0 G6-4-3 1-2f		4	0	0	0	0	1	3
24 Kurt Suzuki, R (1, 2) OBP: 0.318, SLG: 0.471		S CH 81 X SI 88 0-1 G6-3		C SI 86 B FF 87 X SI 88 1-1 F9			C SL 80 B SL 81 X FF 91 1-1 F8		B SI 94 C SI 94 F SI 94 X CU 82 1-2 L5	4	0	0	0	0	0	0
17 Johan Camargo, S (1, 5) OBP: 0.386, SLG: 0.440		C SI 88 F SI 87 B CH 83 B SI 89 S KC 75 2-3 K		C CH 81 B SI 86 X CH 82 1-1 G6-3			C FF 90 B SL 83 B CH 80 B CH 80 X FF 89 3-1 HR		C SI 95 B CH 87 S SI 95 X SI 95 1-2 F7	4	1	1	1	0	1	0
8 Charlie Culberson, R (1, 7) OBP: 0.296, SLG: 0.369 20 Preston Tucker, L (9, PH) OBP: 0.301, SLG: 0.427		B SI 88 X CH 80 1-0 2B			X FF 86 0-0 F9		B FF 89 B CH 80 X FF 91 2-0 G6-3		C SI 94 B CU 82 C SI 94 B CU 83 X SI 95 2-2 G4-3	3 1	0 0	1 0	0 0	0 0	0 0	0 0
7 Dansby Swanson, R (1, 6) OBP: 0.323, SLG: 0.409		C CH 82 B SI 87 B KC 74 2-1 IBB			B SI 86 C CH 80 F SI 87 B SI 86 B CH 81 F CH 81 F CH 81 X SI 88 3-2 F8		C FF 90 B SL 81 B FF 91 F CH 81 B FF 92 B FF 90 4-2 BB			1	0	0	0	2	0	0
49 Julio Teheran, R (1, 1) OBP: 0.188, SLG: 0.200 18 Dustin Peterson, R (7, PH) 51 Shane Carle, R (8, 1) 39 Sam Freeman, R (8, 1) 48 Miguel Socolovich, R (9, 1)		F FF 88 X CH 82 0-1 F8			B KC 73 B SI 87 B FF 86 C SI 86 X SI 87 3-1 E6		F FF 90 F FF 90 B FF 91 X SL 78 1-2 F9			2 1 0 0 0	0 0 0 0 0	0 0 0 0 0	0 0 0 0 0	0 0 0 0 0	0 0 0 0 0	2 1 0 0 0

	AB	32
	R	1
	H	5
	RBI	1
	BB	2
	SO	2
	LOB	7

Inning Stats	1	2	3	4	5	6	7	8	9
	R: 0 E: 0 K: 0 S: 8 H: 1 LOB: 1 BB: 0 P: 13	R: 0 E: 0 K: 1 S: 9 H: 1 LOB: 2 BB: 1 P: 14	R: 0 E: 0 K: 0 S: 11 H: 0 LOB: 0 BB: 0 P: 14	R: 0 E: 0 K: 1 S: 7 H: 0 LOB: 0 BB: 0 P: 9	R: 0 E: 1 K: 0 S: 9 H: 0 LOB: 1 BB: 0 P: 15	R: 0 E: 0 K: 0 S: 6 H: 0 LOB: 0 BB: 0 P: 7	R: 1 E: 0 K: 0 S: 11 H: 1 LOB: 1 BB: 1 P: 22	R: 0 E: 0 K: 0 S: 5 H: 2 LOB: 1 BB: 0 P: 9	R: 0 E: 0 K: 0 S: 9 H: 0 LOB: 0 BB: 0 P: 13

	1B: 3	SF: 0	WP: 0	PA: 34
	2B: 1	SAC: 0	PB: 0	
	3B: 0	DP: 1	SB: 0	
	HR: 1	HBP: 0	CS: 0	

PITCHER	IP	WLS	BF	H	R	ER	SO	BB	IBB	HBP	BLK	WP	HR	S	P	ERA	WHIP
40 Jason Vargas, L (1, 1) ERA: 8.53	5.0	W	19	2	0	0	2	0	1	0	0	0	0	44	65	0.00	0.400
63 Tim Peterson, R (6, 1) ERA: 4.5	2.0	H	8	1	1	1	0	1	0	0	0	0	1	17	29	4.50	1.000
27 Jeurys Familia, R (8, 1) ERA: 2.08	1.0	H	4	2	0	0	0	0	0	0	0	0	0	5	9	0.00	2.000
65 Robert Gsellman, R (9, 1) ERA: 3.38	1.0	S	3	0	0	0	0	0	0	0	0	0	0	9	13	0.00	0.000

PITCHER	IP	WLS	BF	H	R	ER	SO	BB	IBB	HBP	BLK	WP	HR	S	P	ERA	WHIP

Chicago Cubs @ New York Mets

Citi Field, Flushing, NY

Thu May 31 2018, 7:13 PM - 10:14 PM EDT

Att. 34,458 - Cloudy - 67 F

TOP

livebaseballscorecards.com

Batter	1	2	3	4	5	6	7	8	9	AB	R	H	RBI	BB	SO	LOB
18 Ben Zobrist, S (1, 4) (8, 7) OBP: 0.379, SLG: 0.448	C FF 93 F CU 80 B SI 96 F SI 95 X CH 89 1-2 ① G6-3		B SI 94 S CH 88 B SI 93 X FF 94 2-1 22 1B 1B		B SL 87 C FF 93 F FF 94 B CH 90 X FF 96 2-2 1-H HR		C SI 90 F FF 89 X SI 90 0-2 22 G4-3 1-3 2B	B SI 90 C SL 78 B CH 83 1 SAFE F SI 89 B CH 83 F SI 90 F SI 90 F SL 78 3-2 ③ X SI 80 G4-3		5	1	3	2	0	0	1
22 Jason Heyward, L (1, 9) OBP: 0.338, SLG: 0.385	B CU 80 C FF 94 C SI 95 X CU 82 1-2 ② G1		X FF 93 0-0 1-2 1B		B FF 95 B CH 90 X FF 94 2-0 1B		B SL 84 S SL 84 D SI 90 B SL 87 F FF 90 X SL 85 3-2 ① G4-3 2-3 3-H		F FF 99 X FF 99 0-1 ① F8	5	0	2	1	0	0	1
17 Kris Bryant, R (1, 5) OBP: 0.401, SLG: 0.524	C FF 96 B SI 94 B CH 90 X FF 95 2-1 2B		C SI 92 B SI 92 X SL 89 1-1 ③ G4-3		C SL 87 B FF 94 1 SAFE X SL 86 1-1 F8		B SI 89 1-0 40 BB IBB		S FF 100 B SL 88 B SL 86 X FF 98 2-1 44 1B 40 SF9 1B	4	1	2	0	1	0	3
44 Anthony Rizzo, L (1, 3) OBP: 0.346, SLG: 0.410	C FF 95 F FF 95 X FF 95 0-2 ③ L6			F FF 90 B FF 91 X SI 92 1-1 ① F8		C FF 88 X FF 88 0-1 ① F9	C FF 89 B SL 84 F FF 89 C FF 89 1-3 ② K		X FF 98 0-0 9 WP 9 PB 1-3 1B	5	0	1	0	0	1	3
40 Willson Contreras, R (1, 2) OBP: 0.359, SLG: 0.458		B FF 94 C SI 92 B FF 94 B CU 80 F SI 93 F SI 94 X FF 94 3-2 ① G6-3		B SI 95 C SL 86 F SI 93 F FF 94 X CU 82 1-2 ② G5-3		C CU 71 S CU 72 B CU 72 S CH 82 1-3 ② K	B SI 90 B SI 91 F SI 90 B FF 88 B FF 88 4-1 1-2 BB		X SL 85 0-0 ② SF9 3-H	3	0	0	1	1	1	0
9 Javier Báez, R (1, 6) (8, 4) OBP: 0.304, SLG: 0.562		B SL 88 C SI 94 F SI 93 F FF 94 B FF 94 F CU 80 S CU 82 2-3 ② K		F CU 81 F SI 92 B FF 94 S FF 95 1-3 ③ K		C FF 89 F FF 90 B CU 73 B CU 73 X CU 73 2-2 12 E 2B	F SI 91 S SL 80 S SL 79 0-3 ③ K		B FF 99 D SL 89 B FF 99 S FF 99 S FF 100 B FF 97 4-2 1-3 BB	4	1	1	0	1	3	3
12 Kyle Schwarber, L (1, 7) OBP: 0.378, SLG: 0.506 41 Steve Cishek, R (7, 1) OBP: 0.500, SLG: 0.500 2 Tommy La Stella, L (8, PH) OBP: 0.425, SLG: 0.375 27 Addison Russell, R (8, 6) OBP: 0.340, SLG: 0.371	C SI 93 B FF 94 F CH 88 S FF 95 1-3 ③ K			B FF 94 C SL 87 F SL 89 B FF 96 F SL 90 B SL 88 F FF 96 B FF 95 4-2 18 WP 18 HR BB		B FF 90 B CU 74 X CU 72 2-0 E8 2-H 1B	C SI 90 X SL 78 0-1 1B	F FF 98 F FF 99 B SL 89 S FF 100 1-3 ③ K	2 0 1 1	1 0 0 0	1 0 1 0	1 0 0 0	1 0 0 1	1 0 0 0	0 0 0 2
8 Ian Happ, S (1, 8) (7, 7) OBP: 0.351, SLG: 0.489 32 Brian Duensing, L (8, 1) 46 Pedro Strop, R (8, 1) 15 Brandon Morrow, R (9, 1)			C CU 79 B FF 92 C SI 93 X SL 88 1-2 ① G4-3		S SL 87 B SL 88 F FF 94 S FF 95 1-3 ① K	C CU 72 B FF 90 X FF 89 1-1 ③ F8		C SL 77 C CH 82 1 SAFE B SI 90 F SI 91 S SL 79 1-3 ① K		4 0 0 0	0 0 0 0	0 0 0 0	0 0 0 0	2 0 0 0	0 0 0 0	3 0 0 0
62 Jose Quintana, R (1, 1) 5 Albert Almora Jr., R (7, PH) (7, 8) OBP: 0.366, SLG: 0.440			C FF 91 X SI 93 0-1 ② G1-3		X CH 91 0-0 ② B3		C SL 84 B FF 88 B SI 89 B FF 88 B SI 88 4-1 18 2B 22 G4-3 BB	1 SAFE 1 SAFE S SL 79 F SI 90 X SL 79 0-2 ② L7		2 1	0 1	0 1	0 0	0 1	0 0	1 1
Inning Stats	R: 0 E: 0 K: 0 S: 12 H: 1 LOB: 1 BB: 0 P: 16	R: 0 E: 0 K: 2 S: 12 H: 0 LOB: 0 BB: 0 P: 18	R: 0 E: 0 K: 0 S: 10 H: 2 LOB: 2 BB: 0 P: 14	R: 0 E: 0 K: 1 S: 9 H: 0 LOB: 0 BB: 0 P: 12	R: 2 E: 0 K: 1 S: 14 H: 2 LOB: 1 BB: 1 P: 24	R: 1 E: 1 K: 1 S: 11 H: 2 LOB: 1 BB: 0 P: 17	R: 1 E: 0 K: 2 S: 14 H: 1 LOB: 3 BB: 3 P: 27	R: 0 E: 0 K: 1 S: 15 H: 1 LOB: 1 BB: 0 P: 19	R: 1 E: 0 K: 1 S: 11 H: 2 LOB: 2 BB: 1 P: 18	1B: 7 2B: 3 3B: 0 HR: 1 SF: 1 SAC: 0 DP: 0 HBP: 0						

	AB	37
	R	5
	H	11
	RBI	5
	BB	5
	SO	9
	LOB	18

WP: 2 PB: 1 SB: 0 CS: 0 PA: 43

PITCHER		IP	WLS	BF	H	R	ER	SO	BB	IBB	HBP	BLK	WP	HR	S	P	ERA	WHIP
67 Seth Lugo, R ERA: 2.21	(1, 1)	4.0		15	3	0	0	3	0	0	0	0	0	0	43	60	0.00	0.750
47 Hansel Robles, R ERA: 5.02	(5, 1)	1.0	L	6	2	2	2	1	1	0	0	0	1	1	14	24	18.00	3.000
39 Jerry Blevins, L ERA: 5.84	(6, 1)	1.0		5	2	1	1	1	0	0	0	0	0	0	11	17	9.00	2.000
77 Buddy Baumann, L ERA: 18.0	(7, 1)	0.2		6	1	1	1	1	2	1	0	0	0	0	11	24	13.50	4.500
62 Scott Copeland, R ERA:	(7, 1)	1.1		5	1	0	0	2	0	0	0	0	0	0	18	22	0.00	0.750

PITCHER		IP	WLS	BF	H	R	ER	SO	BB	IBB	HBP	BLK	WP	HR	S	P	ERA	WHIP
46 Gerson Bautista, R ERA: 9.82	(9, 1)	1.0		6	2	1	1	1	1	0	0	0	1	0	11	18	9.00	3.000

Chicago Cubs @ New York Mets

Citi Field, Flushing, NY

Thu May 31 2018, 7:13 PM - 10:14 PM EDT

Att. 34,458 - Cloudy - 67 F

BOTTOM

livebaseballscorecards.com

Batter	1	2	3	4	5	6	7	8	9	AB	R	H	RBI	BB	SO	LOB
9 Brandon Nimmo, L (1, 9) OBP: 0.431, SLG: 0.574	C FF 92 B FF 93 B SI 93 F SI 92 F SI 92 T FF 93 2-2 ① K		C FF 92 D CU 77 B SI 92 X SI 92 2-1 1-3 2B		C FF 91 B SI 90 B SI 90 C SI 91 S CH 87 2-3 ③ K			B FF 90 F SI 91 F CU 74 B CU 72 X FF 93 2-2 HR		4	1	2	1	0	2	0
13 Asdrúbal Cabrera, S (1, 4) OBP: 0.344, SLG: 0.529	B FF 93 C FF 94 B FF 93 F SI 92 S FF 92 2-3 ② K		F CU 78 C FF 92 D CU 76 D CU 76 F FF 91 B FF 92 B SI 88 4-2 BB			F CH 86 B FF 91 X SI 90 1-1 ① G6-3		X FC 87 0-0 ③ P6		3	0	0	0	1	1	0
11 José Bautista, R (1, 7) OBP: 0.333, SLG: 0.379	C FF 93 C CU 78 B CU 76 S FF 93 1-3 ③ K		C CU 77 D CU 77 C FF 93 B FF 92 C FF 92 2-3 ② K			C CU 76 B CU 76 S FF 91 B FF 91 B FF 91 X SI 90 3-2 ② P6			X SL 84 0-0 ① L5	4	0	0	0	0	2	3
30 Michael Conforto, L (1, 8) OBP: 0.361, SLG: 0.392		B FF 92 X SI 91 1-0 ① 1B	B FF 92 C CU 77 D CU 76 F SI 92 B SI 92 X SI 92 3-2 ③ G3-1			B CU 76 B FF 90 F SI 89 F SI 90 S CU 76 2-3 ③ K			B SI 94 B SI 95 B FC 88 C FF 94 B FC 88 4-1 19 BB	3	0	1	0	1	1	3
29 Devin Mesoraco, R (1, 2) OBP: 0.302, SLG: 0.453		C FF 92 B FF 92 F FF 91 B CU 78 X CU 77 2-2 ② G5-3		X CU 76 0-0 ① L6			C SI 92 B SL 79 S SL 78 S SI 91 1-3 ① K		C SL 83 X FC 87 0-1 ② P3	4	0	0	0	0	1	1
19 Jay Bruce, L (1, 3) OBP: 0.305, SLG: 0.354		F FF 92 B SI 92 F FF 93 F CU 77 F CU 76 X SI 92 1-2 1B		C FF 92 B CU 79 F CU 77 F CH 86 B FF 91 B FF 92 F CU 76 X SI 92 3-2 ② F9			S SL 79 S FF 92 B FF 91 B FF 91 F SL 79 S FF 90 2-3 ② K		B SI 95 B FC 89 D SL 85 C FF 94 B SI 93 4-1 1 FC6-4 1-2 BB	3	0	1	0	1	1	0
1 Amed Rosario, R (1, 6) OBP: 0.286, SLG: 0.385		F FF 92 F FF 92 X CH 86 0-2 ③ G2-3		C CH 86 X FF 90 0-1 ③ G3-1			C SL 77 B SL 78 B SL 77 C SI 89 X SL 78 2-2 ③ F9		B FF 98 X FF 98 1-0 ③ FC6-4 1-2f	4	0	0	0	0	0	3
15 Luis Guillorme, L (1, 5) OBP: 0.256, SLG: 0.270			X SI 91 0-0 ① B1-3		C CU 75 B CU 75 C FF 92 B CU 76 X CU 78 2-2 ① G4-3			B FF 91 C CU 70 C CU 71 F FF 92 B SL 81 X FF 91 2-2 ① G6-3		3	0	0	0	0	0	0
67 Seth Lugo, R (1, 1) 47 Hansel Robles, R (5, 1) 7 José Reyes, S (5, PH) OBP: 0.203, SLG: 0.203 39 Jerry Blevins, L (6, 1) 77 Buddy Baumann, L (7, 1) 62 Scott Copeland, R (7, 1) 23 Adrián González, L (8, PH) OBP: 0.327, SLG: 0.415 46 Gerson Bautista, R (9, 1)			C FF 91 B CU 77 B FF 92 F FF 91 B SI 93 B FF 92 4-2 9 2B BB		C CU 75 X FF 90 0-1 ② P6			B CU 72 B CU 70 C SI 90 X SL 80 2-1 ② L9		0 0 1 0 0 0 1 0	0 0 0 0 0 0 0 0	0 0 0 0 0 0 0 0	0 0 0 0 0 0 0 0	1 0 0 0 0 0 0 0	0 0 0 0 0 0 0 0	0 0 0 0 0 0 0 0
Inning Stats	R: 0 E: 0 K: 3 S: 10 H: 0 LOB: 0 BB: 0 P: 15	R: 0 E: 0 K: 0 S: 12 H: 2 LOB: 1 BB: 0 P: 16	R: 0 E: 0 K: 1 S: 14 H: 1 LOB: 3 BB: 2 P: 29	R: 0 E: 0 K: 0 S: 8 H: 0 LOB: 0 BB: 0 P: 11	R: 0 E: 0 K: 1 S: 8 H: 0 LOB: 0 BB: 0 P: 12	R: 0 E: 0 K: 1 S: 8 H: 0 LOB: 0 BB: 0 P: 14	R: 0 E: 0 K: 2 S: 10 H: 0 LOB: 0 BB: 0 P: 15	R: 1 E: 0 K: 0 S: 10 H: 1 LOB: 0 BB: 0 P: 16	R: 0 E: 0 K: 0 S: 6 H: 0 LOB: 2 BB: 2 P: 15	1B: 2 2B: 1 3B: 0 HR: 1 SF: 0 SAC: 0 DP: 0 HBP: 0						

	AB	30
	R	1
	H	4
	RBI	1
	BB	4
	SO	8
	LOB	10

		WP: 0	PA: 34
		PB: 0	
		SB: 0	
		CS: 0	

PITCHER		IP	WLS	BF	H	R	ER	SO	BB	IBB	HBP	BLK	WP	HR	S	P	ERA	WHIP
62 Jose Quintana, L ERA: 4.3	(1, 1)	6.0	W	22	3	0	0	6	2	0	0	0	0	0	60	97	0.00	0.833
41 Steve Cishek, R ERA: 1.78	(7, 1)	1.0		3	0	0	0	2	0	0	0	0	0	0	10	15	0.00	0.000
32 Brian Duensing, L ERA: 2.04	(8, 1)	0.2		3	1	1	1	0	0	0	0	0	0	1	9	15	13.50	1.500
46 Pedro Strop, R ERA: 1.52	(8, 1)	1.0	H	5	0	0	0	0	2	0	0	0	0	0	6	14	0.00	2.000
15 Brandon Morrow, R ERA: 0.98	(9, 1)	0.1	S	1	0	0	0	0	0	0	0	0	0	0	1	2	0.00	0.000

PITCHER		IP	WLS	BF	H	R	ER	SO	BB	IBB	HBP	BLK	WP	HR	S	P	ERA	WHIP

TOP

Chicago Cubs @ New York Mets

Citi Field, Flushing, NY

Fri Jun 01 2018, 7:13 PM - 10:30 PM EDT

Att. 37,183 - Partly Cloudy - 77 F

livebaseballscorecards.com

Batter	1	2	3	4	5	6	7	8	9	AB	R	H	RBI	BB	SO	LOB
18 Ben Zobrist, S (1, 7) (6, 4) OBP: 0.392, SLG: 0.464	C FF 96 B FF 96 S FS 91 F FS 91 F FF 98 F FC 93 B CH 90 B FF 99 4-2 17 1B BB		C CH 90 B FS 91 S FS 91 X SI 97 1-2 22 G4-3 1B		F FF 96 B FC 90 X FS 91 1-1 ② F9		B CH 83 X FF 91 1-0 22 G3 17 1B 2-H 2B	C CH 82 B CH 83 X CH 81 1-1 1B		4	1	3	1	1	0	0
22 Jason Heyward, L (1, 9) OBP: 0.327, SLG: 0.370	X FF 98 0-0 ① F8		1 SAFE B FF 96 B FF 96 C FS 89 1 SAFE X FF 98 2-1 ② G4-3 1-2		B FC 90 C FC 93 B FF 96 S FC 92 B FF 97 C FF 97 3-3 ③ K		C CH 82 B FF 91 X FF 91 1-1 ② G3 2-3	S CH 81 B FF 91 B CH 82 B FF 90 F FF 90 C FF 90 3-3 ③ K		5	0	0	0	0	2	4
17 Kris Bryant, R (1, 5) OBP: 0.409, SLG: 0.528	B FF 97 X FF 99 1-0 44 G3-6-1 1-2 1B		B FF 97 B CH 88 B FC 93 C FC 91 B SI 97 4-1 BB			B FS 89 B FC 91 C FF 97 X SI 96 2-1 ① P3	X FF 90 0-0 3-H 1B		B SL 87 C SI 95 B SL 87 X SI 96 2-1 44 CS 1B	4	0	3	1	1	0	0
44 Anthony Rizzo, L (1, 3) OBP: 0.343, SLG: 0.410	S FF 98 B FC 92 B CH 89 B FC 92 F FF 98 X FF 99 3-2 ②③ G3-6-1 1-2f		B FS 90 F FC 92 X FF 96 1-1 ③ P6			B FS 88 F FC 92 S FC 92 F FF 97 X FF 96 1-2 ② F9	C FF 91 F FF 90 1 SAFE X SL 81 0-2 ③ L9		D FS 92 F FF 96 1 SAFE B SL 90 X SL 87 2-1 ① 34 G4-3 8 1B 1-2 2B	5	1	1	0	0	0	5
5 Albert Almora Jr., R (1, 8) OBP: 0.375, SLG: 0.448 46 Pedro Strop, R (8, 1) 32 Brian Duensing, L (8, 1) 41 Steve Cishek, R (8, 1) OBP: 0.500, SLG: 0.500 34 Jon Lester, L (9, PH) OBP: 0.174, SLG: 0.174 15 Brandon Morrow, R (9, 1)		C SI 95 X FF 95 0-1 ① G3	B FC 91 X FF 95 1-0 27 FC5-4 1B		X FF 96 0-0 1B	C SL 81 X FF 90 0-1 40 1B 12 HR 1B	C SI 96 B SI 96 F SI 96 B SL 87 B FF 96 X SI 97 3-2 ② G4-3 2-3		4 0 0 0 1 0	1 0 0 0 0 0	3 0 0 0 0 0	0 0 0 0 0 0	0 0 0 0 0 0	0 0 0 0 0 1	0 0 0 0 0 0
9 Javier Báez, R (1, 4) OBP: 0.300, SLG: 0.553 47 Randy Rosario, L (6, 1) 8 Ian Happ, S (8, PH) OBP: 0.353, SLG: 0.489 (8, 8)		B CU 80 B FF 97 F FF 98 C FF 99 F CU 81 S FF 98 2-3 ② K	C FF 95 F SI 96 F FF 96 S CU 80 0-3 ① K		X FF 96 0-0 ③ G4-3		C FF 91 S FF 90 C FF 90 0-3 ① K	X FF 97 0-0 3-H 1B	3 0 2	0 0 0	0 0 1	0 0 1	0 0 0	2 0 1	2 0 1
27 Addison Russell, R (1, 6) OBP: 0.347, SLG: 0.378		C FF 97 F FC 92 B SI 98 X SI 98 1-2 1B	1 SAFE B FF 96 F FC 90 X FF 94 1-1 ② FC5-4 1-2f				B FC 89 B FC 90 B FF 96 C FF 96 F SI 96 X FF 96 3-2 2 1B 12 SF8 1B	1 SAFE C SL 81 1 SAFE F SL 81 B FF 90 S FF 93 1-3 ② K	1 SAFE F SI 94 B SL 86 B SL 86 X SI 95 2-1 1-3 1B	5	1	3	0	0	1	2
53 Chris Gimenez, R (1, 2) OBP: 0.286, SLG: 0.286 2 Tommy La Stella, L (7, PH) OBP: 0.432, SLG: 0.385 40 Willson Contreras, R (7, 2) OBP: 0.361, SLG: 0.459		1 SAFE F FF 98 C SI 97 B FF 97 D CU 81 X SI 97 2-2 ③ G4-3	C FC 90 F SI 95 B SI 96 1 SAFE X CU 79 1-2 ③ P4				C FF 95 B FC 91 1 SAFE 1 SAFE X FC 91 1-1 12 SF8 18 2B 1-3 1B	X SL 82 0-0 1-3 12 HR 1B	B SI 95 B SI 94 X SI 95 2-0 ③ F8	2 1 2	0 1 1	0 1 1	0 0 0	0 0 0	0 0 0	2 0 2
21 Tyler Chatwood, R (1, 1) OBP: 0.214, SLG: 0.214 12 Kyle Schwarber, L (6, 7) OBP: 0.380, SLG: 0.529			B FF 96 C FF 96 F FF 97 B CU 81 X FF 99 2-2 ① G1-3		C FF 94 B FF 94 F FF 96 F CU 81 T SI 97 1-2 ① K		B FF 90 B FF 90 X FF 90 2-0 ① SF8 1-2 3-H	X FF 91 0-0 1-H 3-H HR		2 1	0 1	0 1	0 4	0 0	1 0	0 0

Inning Stats	1	2	3	4	5	6	7	8	9
	R: 0 E: 0 K: 0 S: 10 H: 1 LOB: 1 BB: 1 P: 18	R: 0 E: 0 K: 1 S: 12 H: 1 LOB: 1 BB: 0 P: 17	R: 0 E: 0 K: 0 S: 11 H: 1 LOB: 2 BB: 1 P: 21	R: 0 E: 0 K: 1 S: 10 H: 1 LOB: 1 BB: 0 P: 13	R: 0 E: 0 K: 2 S: 9 H: 0 LOB: 0 BB: 0 P: 14	R: 0 E: 0 K: 0 S: 8 H: 1 LOB: 1 BB: 0 P: 11	R: 3 E: 0 K: 0 S: 13 H: 4 LOB: 1 BB: 0 P: 21	R: 3 E: 0 K: 3 S: 15 H: 4 LOB: 1 BB: 0 P: 20	R: 1 E: 0 K: 0 S: 11 H: 4 LOB: 2 BB: 0 P: 22

1B: 14	SF: 1
2B: 2	SAC: 0
3B: 0	DP: 1
HR: 1	HBP: 0

WP: 0	PA: 44
PB: 0	
SB: 0	
CS: 1	

AB	41
R	7
H	17
RBI	7
BB	2
SO	7
LOB	19

PITCHER		IP	WLS	BF	H	R	ER	SO	BB	IBB	HBP	BLK	WP	HR	S	P	ERA	WHIP
45 Zack Wheeler, R ERA: 5.14	(1, 1)	6.0		26	7	2	2	4	2	0	0	0	0	0	65	103	3.00	1.500
51 Paul Sewald, R ERA: 4.73	(7, 1)	1.2	L	10	5	4	4	2	0	0	0	0	0	1	18	23	21.60	3.000
63 Tim Peterson, R ERA: 3.86	(8, 1)	0.1		2	1	0	0	1	0	0	0	0	0	0	5	9	0.00	3.000
27 Jeurys Familia, R ERA: 2.33	(9, 1)	1.0		6	4	1	1	0	0	0	0	0	0	0	11	22	9.00	4.000

PITCHER		IP	WLS	BF	H	R	ER	SO	BB	IBB	HBP	BLK	WP	HR	S	P	ERA	WHIP

Chicago Cubs @ New York Mets

Citi Field, Flushing, NY

Fri Jun 01 2018, 7:13 PM - 10:30 PM EDT

Att. 37,183 - Partly Cloudy - 77 F

livebaseballscorecards.com

BOTTOM

Batter	1	2	3	4	5	6	7	8	9	AB	R	H	RBI	BB	SO	LOB
9 Brandon Nimmo, L (1, 7) (5, 9) OBP: 0.436, SLG: 0.597	B FF 91 B FF 92 B FF 92 C FC 93 C FF 93 B FF 93 4-2 13 CS BB		C FF 92 1 SAFE C FC 89 X SI 94 0-2 1-H HR		B CU 77 F CH 86 B FC 87 B CH 86 X FC 88 3-1 1B		F SL 86 B SL 86 C SL 85 B SL 84 F FF 94 S SL 86 2-3 ③ K		C FF 97 B FF 97 S FF 98 B FF 98 B FF 98 X FF 98 3-2 ② F8	4	1	2	2	1	1	1
13 Asdrúbal Cabrera, S (1, 4) OBP: 0.345, SLG: 0.524	F FF 93 F FC 90 1 SAFE B FF 94 F FF 94 B CH 84 1 SAFE B CH 85 X FC 89 3-2 ① 29 1B 1-2 1B		B CH 85 B CH 87 X FF 90 2-0 ① F8		B FC 88 X FC 91 1-0 ③ G3			B SL 82 B FC 88 B FC 89 B FF 93 4-0 29 FC6-4 BB	C FC 91 F FF 98 F FF 97 S FF 98 0-3 ③ K	4	0	1	0	1	1	2
30 Michael Conforto, L (1, 8) OBP: 0.358, SLG: 0.385	C FC 90 D FF 93 C FC 89 C SI 92 1-3 ② K		C FF 94 S CH 88 B FF 94 F FC 91 S CH 87 1-3 ② K			B FF 92 B FC 89 B FF 93 B FF 93 4-0 29 BB BB		C SI 94 C SI 95 B SI 95 D SL 84 F FC 88 B SI 94 S SL 83 3-3 ① K		3	0	0	0	1	3	2
29 Devin Mesoraco, R (1, 2) OBP: 0.309, SLG: 0.449	C FC 92 S FC 87 F CU 78 X CU 78 0-2 1-2 1B		C FC 93 B CU 77 F FC 89 X FF 94 1-2 ③ G6-3			B SI 90 B FC 87 C SI 93 B SI 90 D SI 91 4-1 15 FC6-4 1-2 BB		B SI 94 C SI 95 C SI 94 F SL 84 X FC 88 1-2 ② FC6-4 11 2B 23 1B 1-2f		3	1	1	0	1	0	1
19 Jay Bruce, L (1, 9) OBP: 0.302, SLG: 0.350 11 José Bautista, R (5, 7) OBP: 0.338, SLG: 0.400	C FF 93 S FC 90 B FF 94 B CH 87 X CH 88 2-2 ③ L8			S FF 92 B FC 92 B FC 89 X FC 90 2-1 ① P6		B FF 93 S FC 89 X FC 87 1-1 ① P2		X SI 95 0-0 1-3 23 1B 2B		2 2	0 1	0 1	0 0	0 0	0 0	2 2
23 Adrián González, L (1, 3) OBP: 0.325, SLG: 0.411		B FF 93 B FF 93 B FC 88 C FC 91 F FF 93 X FF 93 3-2 ① G4-3		B FF 92 C FF 92 B FF 94 S FC 89 F CH 88 X CH 86 2-2 ② G6-3		B SI 94 X FF 93 1-0 ② F7		C FF 92 F CH 85 X SL 82 0-2 2-H 3-H 1B		4	0	1	2	0	0	2
15 Luis Guillorme, L (1, 5) OBP: 0.238, SLG: 0.250 63 Tim Peterson, R (8, 1) 26 Kevin Plawecki, R (8, PH) OBP: 0.421, SLG: 0.250 27 Jeurys Familia, R (9, 1)		B FC 88 C FC 89 C CU 76 F CH 87 X SI 92 1-2 ② G5-3		B CH 85 X CH 85 1-0 ③ G6-3		C SL 86 X FF 94 0-1 ③ FC6-4 1-2f		B SL 78 C SL 78 F SL 78 B FF 90 B SI 91 F SI 91 C SI 91 3-3 ③ K		3 0 1 0	0 0 0 0	0 0 0 0	0 0 0 0	0 0 1 0	0 0 1 0	2 0 1 0
45 Zack Wheeler, L (1, 1) OBP: 0.263, SLG: 0.263 7 José Reyes, S (7, 5) OBP: 0.211, SLG: 0.200 51 Paul Sewald, R (7, 1)		C FC 86 X FC 89 0-1 ③ G5-3		C FC 87 X CH 84 0-1 ① F7		C SL 84 S SL 87 F SI 96 B SL 88 X SL 86 1-2 ① F7		B FF 96 C FF 97 B FF 98 B FF 97 B FF 97 4-1 1 FC4-6 BB		2 1 0	0 0 0	0 0 0	0 0 0	0 1 0	0 0 0	0 0 0
1 Amed Rosario, R (1, 6) OBP: 0.285, SLG: 0.379			B FC 86 C FC 89 B FC 88 B FC 88 B FC 86 4-1 9 HR BB		C FF 91 S CU 78 F FF 93 S FC 89 0-3 ② K		B CH 85 F FF 93 S CH 87 X FF 95 1-2 ② G6-3		C FF 97 X FF 97 0-1 ① FC4-6 1-2f	3	1	0	0	1	1	1
Inning Stats	R: 0 E: 0 K: 1 S: 16 H: 2 LOB: 2 BB: 1 P: 26	R: 0 E: 0 K: 0 S: 9 H: 0 LOB: 0 BB: 0 P: 13	R: 2 E: 0 K: 1 S: 12 H: 1 LOB: 0 BB: 1 P: 20	R: 0 E: 0 K: 0 S: 7 H: 0 LOB: 0 BB: 0 P: 12	R: 0 E: 0 K: 1 S: 9 H: 1 LOB: 1 BB: 0 P: 13	R: 0 E: 0 K: 0 S: 6 H: 0 LOB: 2 BB: 2 P: 16	R: 0 E: 0 K: 1 S: 11 H: 0 LOB: 0 BB: 0 P: 15	R: 2 E: 0 K: 2 S: 16 H: 2 LOB: 1 BB: 1 P: 27	R: 0 E: 0 K: 1 S: 10 H: 0 LOB: 1 BB: 1 P: 17	1B: 4 2B: 1 3B: 0 HR: 1 SF: 0 SAC: 0 DP: 0 HBP: 0						

	AB	32
	R	4
	H	6
	RBI	4
	BB	6
	SO	7
	LOB	16

WP: 0 PA: 38
PB: 0
SB: 0
CS: 1

PITCHER		IP	WLS	BF	H	R	ER	SO	BB	IBB	HBP	BLK	WP	HR	S	P	ERA	WHIP
21 Tyler Chatwood, R ERA: 4.02	(1, 1)	5.1		23	4	2	2	3	4	0	0	0	0	1	56	96	3.38	1.500
47 Randy Rosario, L ERA:	(6, 1)	1.2	W	5	0	0	0	1	0	0	0	0	0	0	14	19	0.00	0.000
46 Pedro Strop, R ERA: 2.22	(8, 1)	0.2		4	1	2	2	1	1	0	0	0	0	0	9	17	27.00	3.000
32 Brian Duensing, L ERA: 2.04	(8, 1)	0.0		1	1	0	0	0	0	0	0	0	0	0	3	3	∞	∞
41 Steve Cishek, R ERA: 1.75	(8, 1)	0.1	H	1	0	0	0	1	0	0	0	0	0	0	4	7	0.00	0.000

PITCHER		IP	WLS	BF	H	R	ER	SO	BB	IBB	HBP	BLK	WP	HR	S	P	ERA	WHIP
15 Brandon Morrow, R ERA: 0.93	(9, 1)	1.0	S	4	0	0	0	1	1	0	0	0	0	0	10	17	0.00	1.000

Batter	1	2	3	4	5	6	7	8	9	10	11	12	13	14	AB	R	H	RBI	BB	SO	LOB
18 Ben Zobrist, S (1, 4) OBP: 0.398, SLG: 0.465 (14, 9)	C FF 98 X FF 97 0-1 44 1B 22 1B 1B		C CU 81 B CH 90 S CH 90 F SL 91 S CU 83 1-3 K ①		B SI 92 C FF 97 X CH 91 1-1 G3 ③	B CH 89 B CH 89 X FF 96 2-0 P4 ②		B SI 96 C FS 92 B SL 90 F SI 97 B FS 92 B SI 97 4-2 22 1B BB	B SI 96 X FF 96 1-0 F9 ①	1 SAFE 1 SAFE B FF 90 B FF 90 B FF 89 3-0 17 S 1-3 IBB	C FF 99 B FF 99 X FF 99 1-1 9 HR 1-H 2-H 3-H 2B ②	6	1	2	2	2	1	0
22 Jason Heyward, L (1, 9) OBP: 0.342, SLG: 0.393 59 Luke Farrell, L (9, 1) 9 Javier Báez, R (14, PH) OBP: 0.303, SLG: 0.570 (14, 4)	B FF 97 C FF 96 S FF 97 X SL 92 X FF 98 1-2 44 1B 1-2 1B		C CH 89 B FF 96 C CH 88 B SL 91 X FF 96 2-2 G4-3 ②			F CU 81 F FF 96 X SL 90 0-2 17 1B 44 1B 1B	S CH 89 S CH 89 F FF 97 B SL 91 X SL 90 1-2 2B		1 SAFE C SI 96 1 SAFE F SI 96 X SI 96 0-2 1-3 1B		B FF 96 B FF 94 B FF 93 C FF 94 C FF 95 C FF 94 3-3 K ②	T FF 90 C FF 90 S FF 91 0-3 K ②	S SL 86 C SL 87 X FF 100 0-2 3-H HR	5	1	4	0	0	0	0
															2	0	0	0	0	2	2
															1	1	1	2	0	0	0
17 Kris Bryant, R (1, 5) OBP: 0.400, SLG: 0.512	C SI 96 C FF 97 S CH 91 0-3 K ①		S CH 88 B CH 90 F CH 89 S CU 84 1-3 K ③			C SI 95 X SI 95 0-1 40 SH1-3 44 1B 1-3 1B	C CH 88 T CH 87 F SL 90 B SL 91 S CH 85 1-3 K ③		X SI 97 0-0 G6-3 ③	S SL 92 B SL 90 X FF 97 1-1 P4 ③		C FF 91 F FF 91 B FF 91 S FF 91 1-3 K ③ 1-2	B FF 100 B FF 99 C SL 86 X SL 86 2-1 F8 ③	8	0	1	0	0	4	7
44 Anthony Rizzo, L (1, 3) OBP: 0.350, SLG: 0.413	B CH 90 D SL 93 F FF 98 F FF 97 X FF 98 2-2 1-2 2-3 1B			S SL 91 F CH 90 S SL 89 0-3 K ①		B FF 96 B FF 96 B FF 96 X FF 96 3-0 40 SH1-3 1-2 3-H 1B		C SI 93 B SI 94 F SL 90 F SI 94 F CU 83 B CH 87 F SI 95 B SI 94 F SL 92 4-2 B CH 65 5 E 5 S BB	C FF 90 S CU 72 B CU 73 B CH 82 C FF 88 2-3 K ①		C FF 90 F FF 90 X SL 83 0-2 40 G5-4-3 1B	S FF 89 B FF 89 X SL 83 1-1 F9 ①	6	0	3	1	1	2	0
40 Willson Contreras, R (1, 2) OBP: 0.364, SLG: 0.454	C FF 97 C SI 97 B FF 98 F SI 96 C SI 97 1-3 K ②			B SL 92 T CU 84 B CH 91 F CH 88 B SI 96 B FF 95 4-2 BB		X SL 90 0-0 SH1-3 ① 1-2 2-3		F SI 95 C SI 93 B CU 83 B SI 94 1 SAFE S SL 90 2-3 K ①	C FF 89 B CU 72 B CU 73 F FF 89 B FF 89 B FF 89 4-2 12 FC4-6 BB		B FF 89 B CH 82 X FF 89 2-0 G5-4-3 ① ② 1-2f	C FF 89 B FF 89 C FF 89 F SL 84 B SI 88 B SL 86 X FF 90 3-2 12 5 E 1B	4	1	1	0	2	2	5
12 Kyle Schwarber, L (1, 7) OBP: 0.381, SLG: 0.522 15 Brandon Morrow, R (14, 1)	T FF 98 S FF 98 T FF 99 0-2 K ③			C CH 89 B SL 91 B CH 89 1 SAFE X CH 89 2-1 F7 ②		B FF 96 S FF 96 B FF 96 2-1 IBB		F SI 94 F SL 94 C CU 83 0-3 K ②	C FF 88 D FF 89 D FF 89 X FF 88 1-2 FC4-6 27 1B 5 BB 1-2f ②		B FF 91 X CH 82 1-0 1B	F SI 89 B FF 89 B SL 84 B SI 89 F FF 89 1 SAFE F SI 90 1 SAFE F FF 90 3-2 X FF 80 1-2 5 E 1B	6	1	2	0	1	2	6
															0	0	0	0	0	0	0
5 Albert Almora Jr., R (1, 8) OBP: 0.371, SLG: 0.444		S SL 91 F SL 91 X FF 97 0-2 F8 ①		B SL 91 C SL 92 F SI 95 S CU 83 1-3 K ③	C CU 82 B CH 90 F SL 90 S CU 84 1-3 K ①	F SL 90 F SI 96 F FF 96 S CH 88 0-3 K ②		F SL 90 C SI 96 B SL 91 B SI 94 S SL 90 2-3 K 1-3	1 SAFE D CU 73 D CU 73 D FF 89 B FF 87 4-0 27 1B 1-2 BB		B SI 90 B FF 88 X SI 90 0-2 G1-3 ③	B SI 90 B FF 88 X SI 90 2-0 E4 18 2B 1-H 2-H 2B	6	1	1	2	1	3	6
27 Addison Russell, R (1, 6) OBP: 0.345, SLG: 0.371		S FF 97 X SI 96 0-1 L6 ②				B SL 90 F SL 90 F SI 96 F CH 88 B SL 91 S SL 90 2-3 K ③			B SL 96 S SL 86 S SL 89 S SL 88 1-3 K ①	C FF 89 B FF 89 B CU 72 X CU 72 2-1 1-2 2-3 1B			T FF 89 S SL 83 B FF 90 S CH 83 1-3 K ①		6	1	1	0	1	4	3
														0-0 8 BB 18 2B IBB							
38 Mike Montgomery, L (1, 1) OBP: 0.200, SLG: 0.205 2 Tommy La Stella, L (7, PH) OBP: 0.427, SLG: 0.679 60 Cory Mazzoni, R (7, 1) 37 Justin Wilson, L (7, 1) 8 Ian Happ, S (9, PH) OBP: 0.356, SLG: 0.485 (9, 9) (14, 7)		C FF 97 F FF 97 F FF 97 F CU 82 C SL 90 0-3 K ③			S FF 97 C SL 95 2-1 G4-3 ②		C CU 81 S CH 88 F FF 97 C SL 91 0-3 K ①		C SI 96 S FS 92 FB FS 92 B FS 92 F SL 87 S SL 87 2-3 K ②	C CU 70 F FF 89 B CU 72 S CU 73 1-3 K ③			B FF 90 C FF 89 B CH 82 F FF 88 X CH 83 2-2 18 E 18 S 1B	B SI 89 C SL 89 B SL 82 B FF 88 B SI 90 4-1 1-2 18 2B BB	2	0	0	0	0	1	0
															1	0	0	0	0	1	0
															0	0	0	0	0	0	0
															0	0	0	0	0	0	0
															3	0	1	0	1	2	3
Inning Stats	R: 0 E: 0 K: 3 S: 19 H: 3 LOB: 3 BB: 0 P: 23	R: 0 E: 0 K: 1 S: 10 H: 0 LOB: 0 BB: 0 P: 10	R: 0 E: 0 K: 2 S: 10 H: 0 LOB: 0 BB: 0 P: 14	R: 0 E: 0 K: 2 S: 10 H: 0 LOB: 0 BB: 1 P: 17	R: 0 E: 0 K: 1 S: 8 H: 0 LOB: 0 BB: 0 P: 12	R: 1 E: 0 K: 2 S: 16 H: 3 LOB: 3 BB: 1 P: 23	R: 0 E: 0 K: 2 S: 13 H: 1 LOB: 1 BB: 0 P: 17	R: 0 E: 0 K: 3 S: 15 H: 0 LOB: 1 BB: 1 P: 23	R: 0 E: 0 K: 2 S: 13 H: 1 LOB: 2 BB: 1 P: 20	R: 0 E: 0 K: 2 S: 13 H: 1 LOB: 3 BB: 2 P: 27	R: 0 E: 0 K: 1 S: 6 H: 0 LOB: 0 BB: 0 P: 11	R: 0 E: 0 K: 0 S: 8 H: 2 LOB: 1 BB: 0 P: 11	R: 0 E: 0 K: 3 S: 12 H: 1 LOB: 2 BB: 1 P: 19	R: 6 E: 1 K: 0 S: 20 H: 5 LOB: 0 BB: 2 P: 36	1B: 13 2B: 3 3B: 0 HR: 1	SF: 0 SAC: 1 DP: 1 HBP: 0					

PITCHER	IP	WLS	BF	H	R	ER	SO	BB	IBB	HBP	BLK	WP	HR	S	P	ERA	WHIP
48 Jacob deGrom, R (1, 1) ERA: 1.49	7.0		30	7	1	1	13	1	1	0	0	0	0	86	116	1.29	1.143
65 Robert Gsellman, R (8, 1) ERA: 3.28	1.0		4	0	0	0	3	1	0	0	0	0	0	15	23	0.00	1.000
27 Jeurys Familia, R (9, 1) ERA: 2.25	1.0		5	1	0	0	2	1	0	0	0	0	0	13	20	0.00	2.000
39 Jerry Blevins, L (10, 1) ERA: 5.4	1.0		6	1	0	0	2	2	0	0	0	0	0	13	27	0.00	3.000
47 Hansel Robles, R (11, 1) ERA: 4.7	1.0		3	0	0	0	1	0	0	0	0	0	0	6	11	0.00	0.000

PITCHER	IP	WLS	BF	H	R	ER	SO	BB	IBB	HBP	BLK	WP	HR	S	P	ERA	WHIP
63 Tim Peterson, R (12, 1) ERA: 2.08	2.0		9	3	0	0	3	0	1	0	0	0	0	20	30	0.00	1.500
77 Buddy Baumann, L (14, 1) ERA: 27.0	0.1	L	6	3	5	5	0	1	1	0	0	0	0	13	26	135.00	12.000
46 Gerson Bautista, R (14, 1) ERA: 12.46	0.2		3	2	1	1	0	0	0	0	0	0	1	7	10	13.50	3.000

TOP

Chicago Cubs @ New York Mets

Citi Field, Flushing, NY

Sat Jun 02 2018, 7:17 PM - 12:09 AM EDT

Att. 32,817 - Cloudy - 80 F

livebaseballscorecards.com

AB	56
R	7
H	17
RBI	7
BB	9
SO	24
LOB	32

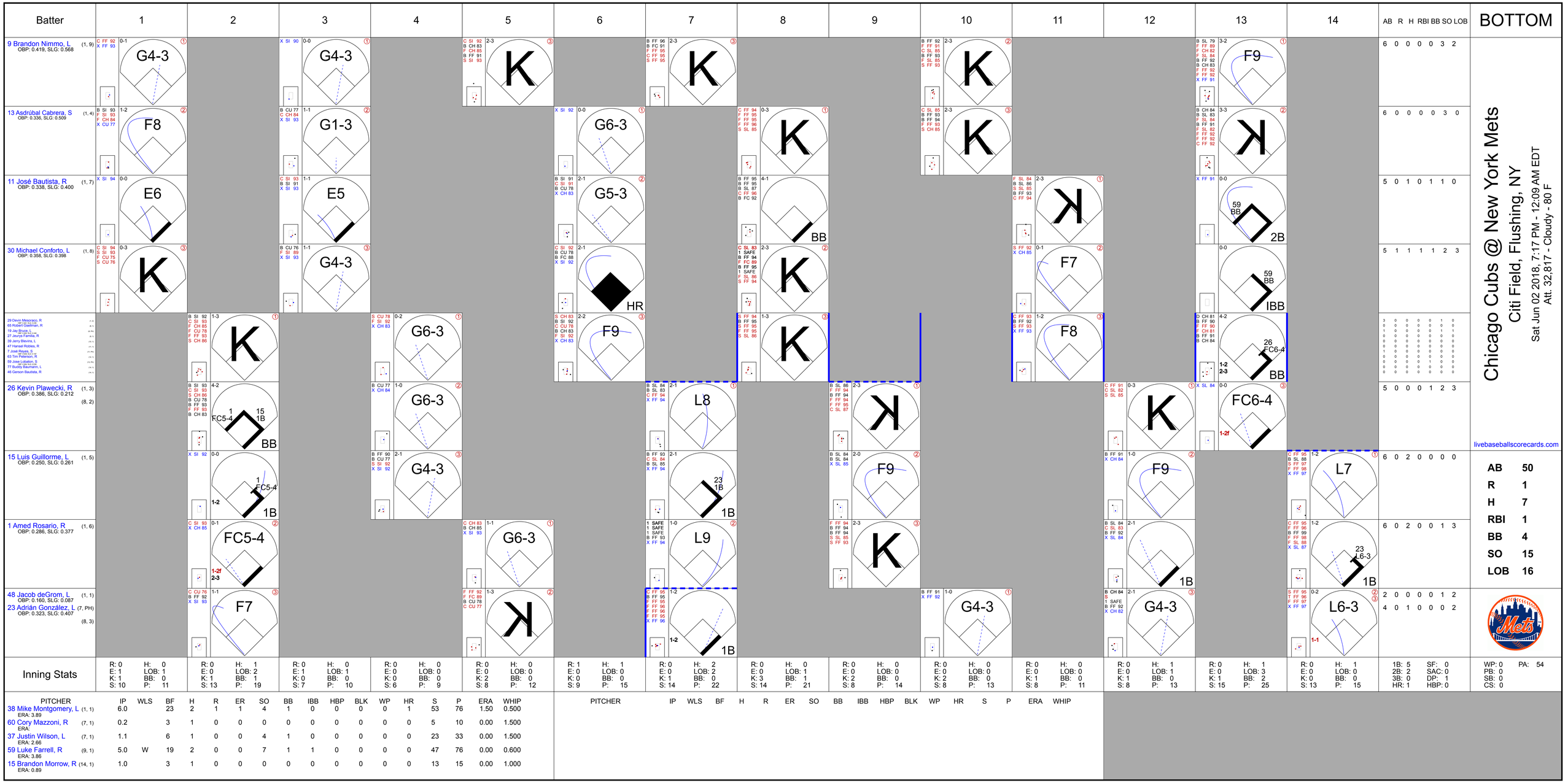
Batter
1
2
3
4
5
6
7
8
9
10
11
12
13
14
AB R H RBI BB SO LOB
BOTTOM
9 Brandon Nimmo, L (1, 9) OBP: 0.419, SLG: 0.568
13 Asdrúbal Cabrera, S (1, 4) OBP: 0.336, SLG: 0.509
11 José Bautista, R (1, 7) OBP: 0.338, SLG: 0.400
30 Michael Conforto, L (1, 8) OBP: 0.358, SLG: 0.398
29 Devin Mesoraco, R
65 Robert Gsellman, R
19 Jay Bruce, L
27 Jeurys Familia, R
39 Jerry Blevins, L
47 Hansel Robles, R
7 José Reyes, S
63 Tim Peterson, R
99 José Lobaton, S
77 Buddy Baumann, L
46 Gerson Bautista, R
26 Kevin Plawecki, R (1, 3) (8, 2) OBP: 0.386, SLG: 0.212
15 Luis Guillorme, L (1, 5) OBP: 0.250, SLG: 0.261
1 Amed Rosario, R (1, 6) OBP: 0.286, SLG: 0.377
48 Jacob deGrom, L (1, 1) OBP: 0.160, SLG: 0.087
23 Adrián González, L (7, PH) (8, 3) OBP: 0.323, SLG: 0.407
Inning Stats
PITCHER IP WLS BF H R ER SO BB IBB HBP BLK WP HR S P ERA WHIP
38 Mike Montgomery, L (1, 1) ERA: 3.89
60 Cory Mazzoni, R (7, 1) ERA:
37 Justin Wilson, L (7, 1) ERA: 2.66
59 Luke Farrell, R (9, 1) ERA: 3.86
15 Brandon Morrow, R (14, 1) ERA: 0.89
Chicago Cubs @ New York Mets
Citi Field, Flushing, NY
Sat Jun 02 2018, 7:17 PM - 12:09 AM EDT
Att. 32,817 - Cloudy - 80 F
livebaseballscorecards.com
AB 50
R 1
H 7
RBI 1
BB 4
SO 15
LOB 16
PA: 54

Chicago Cubs @ New York Mets

Citi Field, Flushing, NY

Sun Jun 03 2018, 1:10 PM - 3:40 PM EDT

Att. 34,946 - Cloudy - 62 F

TOP

livebaseballscorecards.com

Batter	1	2	3	4	5	6	7	8	9	AB	R	H	RBI	BB	SO	LOB
5 Albert Almora Jr., R (1, 8) OBP: 0.369, SLG: 0.439	X SI 94 0-0 ① G5-3		B SI 93 S CH 85 B SL 90 X SI 94 2-1 1-2 1B			B CH 85 C CH 84 C CU 78 F CU 78 B SI 95 F SI 95 F SI 94 F CU 78 F SI 94 2-3 ② S CH 84 K		S SL 83 B SL 82 F FF 91 X SL 82 1-2 ② G6-3		4	0	1	0	0	1	0
22 Jason Heyward, L (1, 9) OBP: 0.333, SLG: 0.382	B SI 95 B SI 94 C SI 95 S SI 95 F CU 78 F SI 95 X SI 94 2-2 ② G6-3		B SI 94 X SI 94 1-0 ③ G4-3			B CU 78 C CU 78 X SI 94 1-1 ③ G4-3		X FF 90 0-0 ③ F7		4	0	0	0	0	0	2
9 Javier Báez, R OBP: 0.302, SLG: 0.564	F SI 95 X CU 78 0-1 ③ G6-3			X CH 86 0-0 ① G6-3			B SI 94 X SL 87 1-0 40 1B 8 S 1B		B SL 81 S SL 81 F SL 83 S FF 90 1-3 ① K	4	1	1	0	0	1	0
40 Willson Contreras, R (1, 2) OBP: 0.362, SLG: 0.450		C SI 93 B CH 86 C SI 94 B SL 87 C CH 85 2-3 ① K		C SI 95 B CU 76 F CH 87 S SI 94 1-3 ② K			1 SAFE X SI 93 0-0 12 1B 18 SF4 8 S 1-3 1B		S SL 83 C FF 89 B FF 90 F FF 90 X SL 83 1-2 ② P3	4	1	1	0	0	2	0
8 Ian Happ, S (1, 3) OBP: 0.360, SLG: 0.478 (9, 7)		B SI 95 B SI 95 F SI 95 C SI 94 B CU 77 B SI 95 4-2 12 CS BB		F SI 94 B CU 78 S CU 77 S CU 77 1-3 ③ K			C CU 77 B SI 93 1 SAFE M SI 93 B CU 74 S SI 93 2-3 ① K 1-2 3-H		S FF 91 B SL 83 F FF 90 B FF 91 B CH 86 B FF 91 4-2 BB	2	0	0	0	2	2	1
12 Kyle Schwarber, L (1, 7) OBP: 0.384, SLG: 0.518 32 Brian Duensing, L (9, 1)		B SI 93 B SI 93 C CH 84 C SI 93 1 SAFE F SI 94 S CU 79 2-3 ②③ K 1-2			B CU 77 S SL 86 B SI 95 B SI 95 C SI 94 B CH 84 4-2 27 FC6-4 BB		F SI 94 F SI 93 F SI 93 B CU 76 X SI 94 1-2 2 S 2-3 1B		B SL 82 B FF 91 C FF 92 C FF 92 B FF 92 X FF 92 3-2 ③ F7	3 0	0 0	1 0	0 0	1 0	1 0	2 0
27 Addison Russell, R (1, 6) OBP: 0.347, SLG: 0.378 18 Ben Zobrist, S (6, 4) OBP: 0.395, SLG: 0.465			B SI 94 X SI 94 1-0 2 G3 34 FC1-2 2B		B SI 93 B CH 83 F SI 93 F SI 92 F CU 77 X SI 92 2-2 ① FC6-4 2 G1-6-3 1-2f	X SI 94 0-0 ② SF4 3-H			2 0	0 0	1 0	0 1	0 0	0 0	1 0
2 Tommy La Stella, L OBP: 0.416, SLG: 0.582			S FF 94 S SI 93 F FF 94 X SI 93 0-2 ① G3 2-3		X SI 92 0-0 ②③ G1-6-3 1-2f		B SI 94 B SL 86 C SI 94 B CU 77 X CU 76 3-1 ③ F8 1-2			3	0	0	0	0	0	3
34 Jon Lester, L (1, 1) OBP: 0.154, SLG: 0.154 47 Randy Rosario, L (8, 1) 41 Steve Cishek, R (8, 1) OBP: 0.500, SLG: 0.500 44 Anthony Rizzo, L (9, 3) OBP: 0.350, SLG: 0.413			C SI 93 X SI 94 0-1 ② FC1-2 5 1B 3-H			B SI 93 F SI 93 S SL 85 B CU 78 C SI 93 2-3 ① K		S FF 90 B FF 90 S FF 90 S FF 92 1-3 ① K		3 0 0 0	0 0 0 0	0 0 0 0	0 0 0 0	2 0 0 0	1 0 0 0

	AB	29
	R	2
	H	5
	RBI	1
	BB	3
	SO	9
	LOB	10

Inning Stats																		
	R: 0 E: 0 K: 0 S: 8	H: 0 LOB: 0 BB: 0 P: 10	R: 0 E: 0 K: 2 S: 9	H: 0 LOB: 0 BB: 1 P: 17	R: 0 E: 0 K: 0 S: 10	H: 2 LOB: 2 BB: 0 P: 14	R: 0 E: 0 K: 2 S: 7	H: 0 LOB: 0 BB: 0 P: 9	R: 0 E: 0 K: 0 S: 7	H: 0 LOB: 0 BB: 1 P: 13	R: 0 E: 0 K: 2 S: 13	H: 0 LOB: 0 BB: 0 P: 18	R: 2 E: 0 K: 1 S: 12	H: 3 LOB: 1 BB: 0 P: 19	R: 0 E: 0 K: 1 S: 7	H: 0 LOB: 0 BB: 0 P: 9	R: 0 E: 0 K: 1 S: 12	H: 0 LOB: 1 BB: 1 P: 21

	1B: 4	SF: 1	WP: 0	PA: 33
	2B: 1	SAC: 0	PB: 0	
	3B: 0	DP: 1	SB: 3	
	HR: 0	HBP: 0	CS: 1	

PITCHER		IP	WLS	BF	H	R	ER	SO	BB	IBB	HBP	BLK	WP	HR	S	P	ERA	WHIP
32 Steven Matz, L	(1, 1)	7.0	L	26	5	2	2	7	2	0	0	0	0	0	66	100	2.57	1.000
ERA: 3.42																		
51 Paul Sewald, R	(8, 1)	2.0		7	0	0	0	2	1	0	0	0	0	0	19	30	0.00	0.500
ERA: 4.46																		

PITCHER	IP	WLS	BF	H	R	ER	SO	BB	IBB	HBP	BLK	WP	HR	S	P	ERA	WHIP

BOTTOM

Chicago Cubs @ New York Mets

Citi Field, Flushing, NY

Sun Jun 03 2018, 1:10 PM - 3:40 PM EDT

Att. 34,946 - Cloudy - 62 F

livebaseballscorecards.com

Batter	1	2	3	4	5	6	7	8	9	AB	R	H	RBI	BB	SO	LOB
9 Brandon Nimmo, L (1, 7) OBP: 0.421, SLG: 0.559	B FF 90 C FF 90 B FC 88 B SI 89 D FF 91 4-1 30 S 11 BB BB		B CU 75 C FC 89 F SI 90 X CH 87 1-2 ② F7			B FC 86 S FC 88 B CU 74 F FC 88 B SI 89 S FC 87 3-3 ① K		B SL 86 B FF 92 B FF 92 C FF 92 D SL 86 4-1 BB		2	0	0	0	2	1	0
11 José Bautista, R (1, 5) OBP: 0.346, SLG: 0.388	C FF 91 C FF 90 B FF 91 D CH 85 B FF 92 B FF 92 4-2 30 S 1-2 BB		S CH 86 F FF 91 B FF 91 B FF 92 T CH 86 2-2 ③ K			H CU 76 1-0 30 BB 26 1B HBP		C FF 92 F CH 86 B FF 95 X SL 86 1-2 ① L9		2	0	0	0	1	1	1
19 Jay Bruce, L (1, 9) OBP: 0.294, SLG: 0.341	C CU 75 B FF 92 F FF 92 C FF 93 1-3 ① K			S FC 88 B CU 75 X FC 87 1-1 ① P6		X FC 88 0-0 ② F8		B FF 92 F FF 92 S FF 90 F SL 85 X SL 86 1-2 ② F8		4	0	0	0	0	1	4
26 Kevin Plawecki, R (1, 2) OBP: 0.375, SLG: 0.216	C FF 89 C CH 85 D CU 77 S CU 76 1-3 ② K			F CU 73 F FF 90 B CH 87 X CH 84 1-2 ② L8		X CU 75 0-0 30 BB 1-2 1B		C SL 76 B SL 77 F SL 77 D SL 78 B SL 77 C SL 76 3-3 ③ K		4	0	1	0	0	2	3
30 Michael Conforto, L (1, 8) OBP: 0.360, SLG: 0.396	B CU 74 F FC 87 D CU 76 S CH 84 S FC 90 2-3 ③ K 1-2 2-3			B FC 88 S CU 74 F SI 89 X CU 76 1-2 ③ F9		B FF 91 2 SAFE D CU 76 B FC 89 B SI 91 4-0 1-2 2-3 BB			C FF 91 B CU 72 C SI 92 B SL 82 B SI 92 F FF 92 X SI 93 3-2 23 G3-6-1 1B	3	0	1	0	1	1	2
23 Adrián González, L (1, 3) OBP: 0.316, SLG: 0.396		S FF 90 X SI 89 0-1 ① G3-1			B CH 84 B SI 89 C FC 88 B CH 84 F FF 90 F CH 85 F FF 92 X FC 88 3-2 ① G1-3	C FF 92 X CH 85 0-1 ③ G3-1			S FF 93 C CH 86 D CH 86 D SL 82 B FF 92 X SI 92 3-2 ① ② G3-6-1 1-2f	4	0	0	0	0	0	4
15 Luis Guillorme, L (1, 4) OBP: 0.231, SLG: 0.240		C FF 90 B CU 77 X FF 91 1-1 ② L7			C CU 74 B CU 72 X FC 87 1-1 ② L6		B FF 90 C FF 91 B SI 89 B FF 90 X FF 89 3-1 ① F7		C FF 90 B CU 72 X SL 80 1-1 ③ P6	4	0	0	0	0	0	0
1 Amed Rosario, R (1, 6) OBP: 0.287, SLG: 0.376		B FF 91 B FF 91 C CH 85 F CH 85 F FF 91 X CH 86 2-2 ③ F9			F FF 90 B FF 91 B CU 78 X CH 84 2-1 E6		B FF 91 C FC 87 X CH 84 1-1 13 G4-3 1B			3	0	1	0	0	0	0
32 Steven Matz, R (1, 1) OBP: 0.158, SLG: 0.167 13 Asdrúbal Cabrera, S (7, PH) OBP: 0.335, SLG: 0.507 51 Paul Sewald, R (8, 1)			C FF 91 C FF 91 B FF 92 B CU 75 S FF 91 2-3 ① K		C FF 92 F FF 91 B FF 92 S FF 92 1-3 ③ K		C CU 73 B FF 91 F CU 74 F FF 92 X CH 86 1-2 ② ③ G4-3 1-2f			2 1 0	0 0 0	0 0 0	0 0 0	0 0 0	2 0 0	1 1 0

	AB	29
	R	0
	H	3
	RBI	0
	BB	4
	SO	8
	LOB	16

Inning Stats																																		
	R: 0	E: 0	K: 3	S: 12	H: 0	LOB: 2	BB: 2	P: 24	R: 0	E: 0	K: 0	S: 8	H: 0	LOB: 0	BB: 0	P: 11	R: 0	E: 0	K: 2	S: 9	H: 0	LOB: 0	BB: 0	P: 14	R: 0	E: 0	K: 0	S: 8	H: 0	LOB: 0	BB: 0	P: 11
	R: 0	E: 1	K: 1	S: 12	H: 0	LOB: 1	BB: 0	P: 19	R: 0	E: 0	K: 1	S: 7	H: 1	LOB: 3	BB: 1	P: 15	R: 0	E: 0	K: 0	S: 8	H: 1	LOB: 0	BB: 0	P: 13	R: 0	E: 0	K: 1	S: 11	H: 0	LOB: 1	BB: 1	P: 20
	R: 0	E: 0	K: 0	S: 9	H: 1	LOB: 0	BB: 0	P: 16	1B: 3	2B: 0	3B: 0	HR: 0	SF: 0	SAC: 0	DP: 2	HBP: 1	WP: 0	PB: 0	SB: 2	CS: 0	PA: 34												

PITCHER		IP	WLS	BF	H	R	ER	SO	BB	IBB	HBP	BLK	WP	HR	S	P	ERA	WHIP
34 Jon Lester, L ERA: 2.44	(1, 1)	7.0	W	27	2	0	0	7	3	0	1	0	0	0	64	107	0.00	0.714
47 Randy Rosario, L ERA:	(8, 1)	0.2	H	3	0	0	0	0	1	0	0	0	0	0	8	14	0.00	1.500
41 Steve Cishek, R ERA: 1.73	(8, 1)	0.1	H	1	0	0	0	1	0	0	0	0	0	0	3	6	0.00	0.000
32 Brian Duensing, L ERA: 1.93	(9, 1)	1.0	S	3	1	0	0	0	0	0	0	0	0	0	9	16	0.00	1.000

PITCHER	IP	WLS	BF	H	R	ER	SO	BB	IBB	HBP	BLK	WP	HR	S	P	ERA	WHIP

Baltimore Orioles @ New York Mets

Citi Field, Flushing, NY

Tue Jun 05 2018, 7:11 PM - 9:44 PM EDT

Att. 25,342 - Partly Cloudy - 71 F

TOP

livebaseballscorecards.com

Batter	1	2	3	4	5	6	7	8	9	AB	R	H	RBI	BB	SO	LOB
16 Trey Mancini, R (1, 7) OBP: 0.310, SLG: 0.372	C FF 87 X CH 83 0-1 10 1B 13 1B 1B	B FF 86 B SI 87 S CH 82 X SI 87 2-1 ② FC4-2 2-3 3-H			C SI 85 S CH 80 F KC 73 B FF 86 B CH 81 B CH 80 F CH 80 C SI 87 3-3 ① K			C SL 88 C SI 93 B FF 95 X CU 82 1-2 10 G6-4-3 1B		4	1	2	0	0	1	2
14 Craig Gentry, R (8, PR) OBP: 0.287, SLG: 0.267 (8, 7) (9, 9)										0	0	0	0	0	0	0
10 Adam Jones, R (1, 8) OBP: 0.302, SLG: 0.470	C FF 87 B FF 88 S CH 82 X CH 82 1-2 13 1B 2 SF7 1-2 1B	B SI 88 X FF 88 1-0 ③ P4			C KC 74 S KC 73 B FF 86 F SI 87 X CH 82 1-2 ② G4-3			F SI 92 1 SAFE S FF 94 B FF 94 X CU 80 1-2 ①② G6-4-3 1-2f		4	1	1	0	0	0	3
13 Manny Machado, R (1, 6) OBP: 0.395, SLG: 0.626	B SI 86 C CH 81 B SI 88 F CH 82 D KC 76 X SI 84 3-2 45 S 1-3 2-H 1B		B FF 84 F FF 85 B FF 85 X KC 74 2-1 ① F7		X SI 86 0-0 ③ F9			C CU 81 S FF 96 X CU 82 0-2 ③ G1-3		4	0	1	1	0	0	1
2 Danny Valencia, R (1, 5) OBP: 0.333, SLG: 0.477	B SI 87 S CH 83 C SI 88 1 SAFE B CH 83 X CH 83 2-2 ① SF7 3-H		C SI 86 X CH 81 0-1 ② L7			X FF 95 0-0 ① G6-3			C FF 94 B SL 86 B SL 85 S SL 85 S FF 94 2-3 ① K	3	0	0	1	0	1	0
45 Mark Trumbo, R (1, 9) OBP: 0.317, SLG: 0.414 23 Joey Rickard, R (9, PR) OBP: 0.291, SLG: 0.442 (9, 7)	C SI 88 B FF 88 1 SAFE S CH 82 D CH 82 S FF 88 2-3 ② K 1-2		B SI 85 F SI 86 F SI 86 S KC 74 1-3 ③ K2-3			B SI 96 B SI 92 B SL 89 X FF 92 3-0 ② F8			C SL 86 B SL 86 C SL 86 B FF 94 B SL 87 B FF 94 4-2 6 G4-3 BB	3	0	0	0	1	2	1
										0	0	0	0	0	0	0
6 Jonathan Schoop, R (1, 4) OBP: 0.263, SLG: 0.384	C CH 82 B SI 87 F KC 76 B SI 88 F KC 75 B FF 88 X SI 84 3-2 ③ F7			B SI 86 C SI 87 X SI 86 1-1 1B	C CU 80 X CU 80 0-1 ③ G5-3				C FF 92 F FF 92 D SL 85 F FF 93 X FF 92 1-2 ②③ G4-3 1-2f	4	0	1	0	0	0	2
19 Chris Davis, L (1, 3) OBP: 0.236, SLG: 0.237		B SI 86 C SI 85 B KC 74 F SI 85 B KC 74 B SI 88 4-2 17 SH2-4 61 1B 16 FC4-2 BB		F SI 87 B SI 87 X FF 87 1-1 ① F7			C FF 93 B SI 92 F CH 85 S CU 82 1-3 ① K			2	0	0	0	1	1	1
61 Austin Wynns, R (1, 2) OBP: 0.333, SLG: 0.333		C SI 87 B CH 82 X CH 81 1-1 16 FC4-2 17 SH2-4 1-2 1B		X FF 87 0-0 ② P5			C CU 80 C FF 96 S CU 82 0-3 ② K			3	0	1	0	0	1	1
17 Alex Cobb, R (1, 1) 60 Mychal Givens, R (7, 1) 48 Richard Bleier, L (8, 1) 35 Brad Brach, R (9, 1)		X FF 85 0-0 ① SH2-4 1-2 2-3		S FF 88 C FF 87 S FF 87 0-3 ③ K			C SI 93 X SL 88 0-1 ③ G4-3			2	0	0	0	0	1	1
										0	0	0	0	0	0	0
										0	0	0	0	0	0	0
										0	0	0	0	0	0	0

	AB	29
	R	2
	H	6
	RBI	2
	BB	2
	SO	7
	LOB	12

Inning Stats																												
	R: 2	H: 3	R: 0	H: 1	R: 0	H: 0	R: 0	H: 1	R: 0	H: 0	R: 0	H: 0	R: 0	H: 0	R: 0	H: 1	R: 0	H: 0	1B: 6	SF: 1	WP: 0	PA: 33
	E: 0	LOB: 1	E: 0	LOB: 2	E: 0	LOB: 0	E: 0	LOB: 1	E: 0	LOB: 0	E: 0	LOB: 0	E: 0	LOB: 0	E: 0	LOB: 1	E: 0	LOB: 1	2B: 0	SAC: 1	PB: 0	
	K: 1	BB: 0	K: 0	BB: 1	K: 1	BB: 0	K: 1	BB: 0	K: 0	BB: 0	K: 2	BB: 0	S: 9	BB: 1	K: 1	BB: 1	3B: 0	DP: 2	SB: 1	
	S: 18	P: 29	S: 8	P: 16	S: 7	P: 10	S: 8	P: 10	S: 10	P: 14	S: 4	P: 7	S: 8	P: 9	S: 9	P: 11	S: 9	P: 16	HR: 0	HBP: 0	CS: 0	

PITCHER		IP	WLS	BF	H	R	ER	SO	BB	IBB	HBP	BLK	WP	HR	S	P	ERA	WHIP
40 Jason Vargas, L ERA: 7.71	(1, 1)	5.0	L	21	5	2	2	4	1	0	0	0	0	0	51	79	3.60	1.200
67 Seth Lugo, R ERA: 2.04	(6, 1)	3.0		9	1	0	0	2	0	0	0	0	0	0	21	27	0.00	0.333
38 Anthony Swarzak, R ERA: 2.7	(9, 1)	1.0		3	0	0	0	1	1	0	0	0	0	0	9	16	0.00	1.000

PITCHER	IP	WLS	BF	H	R	ER	SO	BB	IBB	HBP	BLK	WP	HR	S	P	ERA	WHIP

Baltimore Orioles @ New York Mets

Citi Field, Flushing, NY

Tue Jun 05 2018, 7:11 PM - 9:44 PM EDT

Att. 25,342 - Partly Cloudy - 71 F

livebaseballscorecards.com

BOTTOM

Batter	1	2	3	4	5	6	7	8	9	AB	R	H	RBI	BB	SO	LOB
9 Brandon Nimmo, L (1, 7) OBP: 0.411, SLG: 0.542	C SI 92 B KC 80 B FS 88 B FS 88 C SI 92 S SI 92 3-3 K ①		C KC 81 F SI 92 B FS 87 S SI 92 1-3 K ③			B SI 93 B FS 87 S SI 92 T SI 91 S SI 92 2-3 K ①		C SI 87 B SI 87 X SI 88 1-1 E5 13 G6-4-3 1-2		4	0	0	0	0	3	1
13 Asdrúbal Cabrera, S (1, 4) OBP: 0.329, SLG: 0.498	B SI 92 C SI 92 C KC 81 B SI 92 S KC 81 2-3 K ②			C SI 92 S KC 81 X KC 81 0-2 G3 ①		B KC 82 B SI 92 B SI 92 T SI 92 X FS 88 3-1 F9 ②		C SI 88 F SI 88 F FC 87 B FF 88 X CH 83 1-2 G6-4-3 ②③ 1-2f		4	0	0	0	0	1	2
30 Michael Conforto, L (1, 8) OBP: 0.353, SLG: 0.387	B SI 93 B KC 81 B FS 88 C SI 91 X SI 92 3-1 F8 ③			C KC 81 B FS 87 F FS 87 S FS 87 1-3 K ②		B SI 92 X FS 88 1-0 F8 ③			C SI 92 X CH 85 0-1 P5 ①	4	0	0	0	0	1	0
21 Todd Frazier, R (1, 5) OBP: 0.347, SLG: 0.398		C SI 92 C SI 92 B KC 82 X SI 92 1-2 P2 ①		B SI 92 F SI 93 B SI 92 X SI 92 2-1 G4-3 ③			B FF 93 X FF 94 1-0 L7 ①		X FF 93 0-0 P3 ②	4	0	0	0	0	0	0
19 Jay Bruce, L (1, 9) OBP: 0.303, SLG: 0.346		C KC 82 S SI 92 B KC 83 B FS 87 S FS 87 2-3 K ②			B SI 92 S KC 81 B FS 87 X FS 86 2-1 26 2B 11 SF7 1B		X SI 95 0-0 23 WP 1B		B SI 92 B FF 92 B SI 93 C FF 94 S CH 86 B FF 95 4-2 BB	3	1	2	0	1	1	0
26 Kevin Plawecki, R (1, 2) OBP: 0.385, SLG: 0.250		C SI 92 C KC 82 B SI 93 F FS 87 B SI 93 B KC 82 B SI 93 4-2 BB			B SI 92 B SI 91 X SI 91 2-0 11 SF7 1-3 2B		C FF 95 C FF 95 S FF 96 0-3 K ②		B FF 93 F FF 93 B FF 94 C SL 86 D SL 87 X FF 94 3-2 P3 ③	3	0	1	0	1	1	2
23 Adrián González, L (1, 3) OBP: 0.310, SLG: 0.389		C SI 92 1 SAFE S KC 82 F SI 93 B SI 92 F SI 92 B FS 87 F FS 87 D KC 83 3-2 F9 ③			D KC 82 F FS 86 X SI 91 1-1 F7 ①		F FF 95 F FF 95 B CH 88 B FF 97 S FF 96 2-3 K ③ 1-2			3	0	0	0	0	1	4
40 Jason Vargas, L (1, 1) OBP: 0.222, SLG: 0.125 11 José Bautista, R (5, PH) OBP: 0.341, SLG: 0.388 67 Seth Lugo, R (6, 1) 15 Luis Guillorme, L (8, PH) OBP: 0.226, SLG: 0.235 38 Anthony Swarzak, R (9, 1)			F SI 92 B SI 93 X SI 92 1-1 L8 ①		B KC 81 B SI 91 B SI 92 C SI 91 F FS 85 X SI 91 3-2 SF7 ② 2-3 3-H			C FF 94 F CH 85 B FF 94 B FF 95 F FF 95 X CH 85 2-2 G4-3 ①		1 0 0 1 0	0 0 0 0 0	0 0 0 0 0	0 1 0 0 0	0 0 0 0 0	0 0 0 0 0	0 0 0 0 0
1 Amed Rosario, R (1, 6) OBP: 0.288, SLG: 0.372			C SI 92 X KC 82 0-1 G1-3 ②		C KC 81 S SI 93 F SI 93 F KC 83 B SI 93 F SI 93 F KC 82 F SI 93 F SI 93 1-3 S FS 88 K ③			B FF 95 B FF 94 B FF 94 B FF 93 4-0 9 E BB		2	0	0	0	1	1	1

Inning Stats	1	2	3	4	5	6	7	8	9
	R: 0 E: 0 K: 2 S: 8	R: 0 E: 0 K: 1 S: 15	R: 0 E: 0 K: 1 S: 7	R: 0 E: 0 K: 1 S: 8	R: 1 E: 0 K: 1 S: 17	R: 0 E: 0 K: 1 S: 6	R: 0 E: 0 K: 2 S: 8	R: 0 E: 1 K: 0 S: 10	R: 0 E: 0 K: 0 S: 8
	H: 0 LOB: 0 BB: 0 P: 16	H: 0 LOB: 1 BB: 1 P: 25	H: 0 LOB: 0 BB: 0 P: 9	H: 0 LOB: 0 BB: 0 P: 11	H: 2 LOB: 1 BB: 0 P: 26	H: 0 LOB: 0 BB: 0 P: 12	H: 1 LOB: 1 BB: 0 P: 11	H: 0 LOB: 1 BB: 1 P: 18	H: 0 LOB: 1 BB: 1 P: 15

	1B: 2	SF: 1	WP: 1	PA: 33
	2B: 1	SAC: 0	PB: 0	
	3B: 0	DP: 1	SB: 0	
	HR: 0	HBP: 0	CS: 0	

AB	29
R	1
H	3
RBI	1
BB	3
SO	9
LOB	10

PITCHER		IP	WLS	BF	H	R	ER	SO	BB	IBB	HBP	BLK	WP	HR	S	P	ERA	WHIP
17 Alex Cobb, R ERA: 6.19	(1, 1)	6.0	W	21	2	1	1	7	1	0	0	0	0	0	61	99	1.50	0.500
60 Mychal Givens, R ERA: 3.9	(7, 1)	1.1	H	6	1	0	0	2	1	0	0	0	1	0	12	21	0.00	1.500
48 Richard Bleier, L ERA: 2.2	(8, 1)	0.2	H	2	0	0	0	0	0	0	0	0	0	0	6	8	0.00	0.000
35 Brad Brach, R ERA: 3.27	(9, 1)	1.0	S	4	0	0	0	0	1	0	0	0	0	0	8	15	0.00	1.000

PITCHER		IP	WLS	BF	H	R	ER	SO	BB	IBB	HBP	BLK	WP	HR	S	P	ERA	WHIP

Batter	1	2	3	4	5	6	7	8	9	AB	R	H	RBI	BB	SO	LOB
16 Trey Mancini, R (1, 7) OBP: 0.309, SLG: 0.367 48 Richard Bleier, L (8, 1) 29 Jace Peterson, L (9, 5) OBP: 0.295, SLG: 0.256	C FF 94 F FF 95 B FF 96 S FC 90 1-3 K	F CU 79 C FF 95 B FC 89 F CU 78 H FF 95 2-2 HBP	B FC 89 B FF 95 S FC 89 X FF 94 2-1 P3		1 SAFE 1 SAFE F SI 94 X SI 94 0-1 L9					3 0 0	0 0 0	0 0 0	0 0 0	0 0 0	1 0 0	2 0 0
10 Adam Jones, R (1, 8) OBP: 0.305, SLG: 0.471	S FF 95 S FC 90 B FF 96 F SI 96 X FS 90 1-2 13 G5-4-3 1B	F FF 95 X FF 94 0-1 F8	C SI 95 X FC 89 0-1 L9					1 SAFE C SI 94 B SI 94 F SI 94 F SI 95 X SL 85 1-2 1-3 1B		4	0	2	0	0	0	2
13 Manny Machado, R (1, 6) OBP: 0.393, SLG: 0.621	X SI 94 0-0 G5-4-3 1-2f			B FF 94 B FC 90 F FC 90 F FF 96 B FF 97 4-2 19 1B BB		B CU 77 C FF 95 F FF 94 B FC 90 X FF 96 2-2 F8		C SI 94 1 SAFE X SI 96 0-1 SF8 3-H		2	0	0	1	1	0	1
6 Jonathan Schoop, R (1, 4) OBP: 0.257, SLG: 0.375		S FF 93 B FC 89 X FF 94 1-1 G6-3		B SI 95 X FF 95 1-0 P4		C FF 94 C FF 94 F FS 89 B FF 96 X FC 91 1-2 G6-3		C SI 94 X SL 86 0-1 F7		4	0	0	0	0	0	2
45 Mark Trumbo, R (1, 9) OBP: 0.318, SLG: 0.412 23 Joey Rickard, R (8, 7) OBP: 0.304, SLG: 0.442		X FF 94 0-0 1B		B FF 95 X SI 95 1-0 P3		B FC 89 X CU 78 1-0 G6-3			C SI 92 F SI 92 F CU 81 H SI 92 1-2 19 44 18 HBP	3 0	0 0	1 0	0 0	0 0	0 0	1 0
19 Chris Davis, L (1, 3) OBP: 0.236, SLG: 0.237		B FF 94 C FF 94 B CH 86 C FF 96 B FF 95 S FF 96 3-3 K		B CH 87 B FF 94 X FF 94 2-0 1-3 1B			F FF 92 B FC 89 S CH 87 B FF 93 X FC 90 2-2 L9		F SI 93 F SI 92 B SI 92 F CH 85 B FF 89 1 SAFE C CU 84 2-3 1-2 K	4	0	1	0	0	2	2
2 Danny Valencia, R (1, 5) OBP: 0.323, SLG: 0.461 35 Brad Brach, R (9, 1)		B FC 89 1 SAFE F FF 94 B FF 95 B FC 90 X SI 96 3-1 G5-3		C FC 90 X FF 95 0-1 G4-3			C CU 77 B FC 87 X FF 94 1-1 F8		B SI 93 S SL 89 B CU 82 S SL 88 B SL 89 S SL 89 3-3 K	4 0	0 0	0 0	0 0	0 0	1 0	3 0
15 Chance Sisco, L (1, 2) OBP: 0.325, SLG: 0.324			C FF 92 B FS 89 T FF 92 B FF 93 S FC 90 2-3 K		B CU 76 C FF 93 S CU 77 F FC 90 H FF 95 2-2 37 FC5-6 HBP		C FF 92 B CH 86 F CH 86 F FF 95 S CU 77 1-3 K			2	0	0	0	0	2	0
37 Dylan Bundy, S (1, 1) 24 Pedro Alvarez, L (8, PH) OBP: 0.305, SLG: 0.451 14 Craig Gentry, R (8, PR) OBP: 0.287, SLG: 0.267 (8, 9)			C FF 94 F FF 93 C FC 91 0-3 K		L CU 76 X FF 94 0-1 FC5-6 1-2f			S SI 93 X SI 94 0-1 10 1B 10 S 13 SF8 1B		2 1 0	0 0 1	0 1 0	0 0 0	0 0 0	1 0 0	1 0 0
Inning Stats	R: 0 E: 0 K: 1 S: 8 H: 1 LOB: 0 BB: 0 P: 10	R: 0 E: 0 K: 1 S: 8 H: 1 LOB: 1 BB: 0 P: 15	R: 0 E: 0 K: 2 S: 11 H: 0 LOB: 1 BB: 0 P: 15	R: 0 E: 0 K: 0 S: 7 H: 1 LOB: 2 BB: 1 P: 15	R: 0 E: 0 K: 0 S: 9 H: 0 LOB: 1 BB: 0 P: 13	R: 0 E: 0 K: 0 S: 8 H: 0 LOB: 0 BB: 0 P: 12	R: 0 E: 0 K: 1 S: 9 H: 0 LOB: 0 BB: 0 P: 13	R: 1 E: 0 K: 0 S: 12 H: 2 LOB: 1 BB: 0 P: 13	R: 0 E: 0 K: 2 S: 10 H: 0 LOB: 0 BB: 0 P: 16	1B: 5 2B: 0 3B: 0 HR: 0 SF: 1 SAC: 0 DP: 1 HBP: 3						

PITCHER	IP	WLS	BF	H	R	ER	SO	BB	IBB	HBP	BLK	WP	HR	S	P	ERA	WHIP
45 Zack Wheeler, R (1, 1) ERA: 4.57	7.0		26	3	0	0	5	1	0	2	0	0	0	60	93	0.00	0.571
27 Jeurys Familia, R (8, 1) ERA: 2.48	1.0	L	5	2	1	1	0	0	0	0	0	0	0	12	13	9.00	2.000
65 Robert Gsellman, R (9, 1) ERA: 3.19	1.0		3	0	0	0	2	0	0	1	0	0	0	10	16	0.00	0.000

PITCHER	IP	WLS	BF	H	R	ER	SO	BB	IBB	HBP	BLK	WP	HR	S	P	ERA	WHIP

Baltimore Orioles @ New York Mets

Citi Field, Flushing, NY

Wed Jun 06 2018, 1:10 PM - 3:37 PM EDT

Att. 30,366 - Partly Cloudy - 68 F

TOP

livebaseballscorecards.com

AB	29
R	1
H	5
RBI	1
BB	1
SO	7
LOB	14

Baltimore Orioles @ New York Mets

Citi Field, Flushing, NY

Wed Jun 06 2018, 1:10 PM - 3:37 PM EDT

Att. 30,366 - Partly Cloudy - 68 F

BOTTOM

livebaseballscorecards.com

Batter	1	2	3	4	5	6	7	8	9	AB	R	H	RBI	BB	SO	LOB
9 Brandon Nimmo, L (1, 7) OBP: 0.407, SLG: 0.533	B FF 90 C FF 90 B FF 91 X CH 84 2-1 G2-3 ①		S FF 92 B SI 91 F FF 92 B SL 79 B FF 93 F FF 90 F CH 85 S CH 86 3-3 K ③			B CU 72 X CH 82 1-0 G6-3 ①		F SI 86 B SL 77 F SI 86 B FC 88 B SI 87 F SI 87 F SI 86 X SI 86 3-2 13 B1-3 1B		4	0	1	0	0	1	0
13 Asdrúbal Cabrera, S (1, 4) OBP: 0.328, SLG: 0.498	B FF 91 X FF 91 1-0 P2 ②			B CU 75 X FF 90 1-0 2B		B CU 74 B CH 83 S CH 83 F SI 91 X SI 90 2-2 G6-3 ②		C SI 89 X SI 87 0-1 B1-3 ①② 1-1f		4	0	1	0	0	0	1
30 Michael Conforto, L (1, 8) OBP: 0.351, SLG: 0.380	B FF 92 B FF 92 F CH 84 S CH 84 B FF 92 F CH 84 B SI 92 4-2 BB			C FF 91 C FF 92 B SL 80 D SL 82 X FF 91 2-2 L8 ①		B FF 92 S CH 85 X CH 83 1-1 G6-3 ③		C SI 88 S SL 78 B FF 89 X SL 78 1-2 P3 ③		3	0	0	0	1	0	1
21 Todd Frazier, R (1, 5) OBP: 0.345, SLG: 0.393 7 José Reyes, S (9, PR) OBP: 0.208, SLG: 0.197	C FF 91 B SL 80 1 SAFE F FF 92 C SL 81 1-3 K ③			B SL 81 X FF 92 1-0 F9 ②			F FF 91 C SL 80 B SL 81 F SL 81 F FF 92 X FF 92 1-2 L8 ①		B SL 83 F FF 93 X FF 93 1-1 1B	4 0	0 0	1 0	0 0	0 0	1 0	2 0
19 Jay Bruce, L (1, 9) OBP: 0.297, SLG: 0.339		B FF 90 F CH 83 F FF 90 S SL 80 1-3 K ①		X FF 92 0-0 P6 ③			B CU 74 X CH 85 1-0 G6-3 ②		1 SAFE B CH 84 F SI 91 1 SAFE 1 SAFE D CH 84 B SI 92 X SI 92 3-1 F7 ①	4	0	0	0	0	1	2
26 Kevin Plawecki, R (1, 2) OBP: 0.375, SLG: 0.273		F FF 92 C FF 91 S SL 82 0-3 K ②			B SL 80 X FF 92 1-0 G5-3 ①		F FF 92 T FF 93 F FF 93 B SL 80 B FF 93 X SL 81 2-2 11 BB 2B		1 SAFE X SL 83 0-0 F9 ②	4	0	1	0	0	1	1
23 Adrián González, L (1, 3) OBP: 0.309, SLG: 0.381		F SI 92 C CU 75 B CU 76 B SL 79 X FF 92 2-2 G3-1 ③			C CU 75 X CU 75 0-1 G6-3 ②		0-0 11 BB IBB		C CH 85 1 SAFE S SI 93 F FF 94 X CH 86 0-2 G4-3 ③	3	0	0	0	1	0	1
45 Zack Wheeler, L (1, 1) OBP: 0.286, SLG: 0.286 11 José Bautista, R (7, PH) OBP: 0.349, SLG: 0.388 27 Jeurys Familia, R (8, 1) 65 Robert Gsellman, R (9, 1)			C FF 91 X CU 75 0-1 G3 ①		F SI 90 C FF 92 X SL 79 0-2 1B		C SL 82 C SL 82 D SL 82 D SL 82 B FF 93 B SL 81 4-2 1-2 2-3 BB			2 0 0 0	0 0 0 0	1 0 0 0	0 0 0 0	0 1 0 0	0 0 0 0	0 0 0 0
1 Amed Rosario, R (1, 6) OBP: 0.284, SLG: 0.366			B FF 92 B CU 73 X SI 91 2-0 F9 ②		B FF 93 S FF 92 F FF 92 X SL 81 1-2 F8 ③		S FF 93 F FF 92 S SL 82 0-3 K ③			3	0	0	0	0	1	4

	AB	31
	R	0
	H	5
	RBI	0
	BB	3
	SO	5
	LOB	12

Inning Stats	1	2	3	4	5	6	7	8	9
	R: 0 E: 0 K: 1 S: 9 H: 0 LOB: 1 BB: 1 P: 17	R: 0 E: 0 K: 2 S: 9 H: 0 LOB: 0 BB: 0 P: 12	R: 0 E: 0 K: 1 S: 8 H: 0 LOB: 0 BB: 0 P: 13	R: 0 E: 0 K: 0 S: 6 H: 1 LOB: 1 BB: 0 P: 10	R: 0 E: 0 K: 0 S: 9 H: 1 LOB: 1 BB: 0 P: 11	R: 0 E: 0 K: 0 S: 6 H: 0 LOB: 0 BB: 0 P: 10	R: 0 E: 0 K: 1 S: 15 H: 1 LOB: 3 BB: 2 P: 23	R: 0 E: 0 K: 0 S: 10 H: 1 LOB: 0 BB: 0 P: 14	R: 0 E: 0 K: 0 S: 9 H: 1 LOB: 1 BB: 0 P: 13

	1B: 3	SF: 0	WP: 0	PA: 34
	2B: 3	SAC: 0	PB: 0	
	3B: 0	DP: 1	SB: 0	
	HR: 0	HBP: 0	CS: 0	

PITCHER	IP	WLS	BF	H	R	ER	SO	BB	IBB	HBP	BLK	WP	HR	S	P	ERA	WHIP
37 Dylan Bundy, R (1, 1) ERA: 4.04	7.0	W	27	3	0	0	5	2	1	0	0	0	0	62	96	0.00	0.714
48 Richard Bleier, L (8, 1) ERA: 2.12	1.0	H	3	1	0	0	0	0	0	0	0	0	0	10	14	0.00	1.000
35 Brad Brach, R (9, 1) ERA: 3.13	1.0	S	4	1	0	0	0	0	0	0	0	0	0	9	13	0.00	1.000

PITCHER	IP	WLS	BF	H	R	ER	SO	BB	IBB	HBP	BLK	WP	HR	S	P	ERA	WHIP

Batter	1	2	3	4	5	6	7	8	9	AB	R	H	RBI	BB	SO	LOB
11 Brett Gardner, L (1, 8) OBP: 0.363, SLG: 0.407	C FF 97 X CH 90 0-1 G3			B CU 81 B CH 88 X FF 95 2-0 99 G5-4-3 1B		B CH 88 F CU 82 B FF 96 B CH 87 B CU 83 4-1 99 SF9 1-2 2-3 BB		1 SAFE B SI 95 1 SAFE X CH 87 1-0 1-H HR		3	1	2	2	1	0	0
99 Aaron Judge, R (1, 9) OBP: 0.397, SLG: 0.559	B FF 96 S SL 91 B SI 96 B SL 92 B FF 98 4-1 33 G3-5 BB			B SL 91 X SI 96 1-0 ①② G5-4-3 1-2f		S SI 96 X SI 96 0-1 ② SF9 1-2 2-3 3-H		B SI 96 B SL 92 C SL 92 F SI 96 B FF 96 C CH 89 3-3 ③ K		2	0	0	1	1	1	1
33 Greg Bird, L (1, 3) OBP: 0.255, SLG: 0.477	C FF 98 S FF 97 B FF 98 F FF 98 X SL 92 1-2 ②③ G3-5 1-2f			B FF 96 C CH 90 F FF 97 S FF 98 1-3 ③ K		C FF 96 B FF 96 B FF 96 F FF 97 B FF 97 C SL 91 3-3 ③ K			B SL 78 X FF 89 1-0 ① P6	4	0	0	0	0	2	3
27 Giancarlo Stanton, R (1, 7) OBP: 0.326, SLG: 0.498		X SL 92 0-0 ① L8			C SL 91 F SI 95 B FF 97 S FF 97 1-3 ① K		B FF 96 F SI 96 X SI 95 1-1 ① P6		B FF 89 B FF 90 B FF 90 C FF 90 X SL 82 3-1 HR	4	1	1	1	0	1	0
24 Gary Sánchez, R (1, 2) OBP: 0.299, SLG: 0.451		C FF 96 B SL 92 S SL 91 F FF 97 F SL 92 S SL 90 1-3 ② K			B SL 93 C SL 91 F SI 96 S FF 96 1-3 ② K		F SL 91 X SI 95 0-1 ② G6-3		C SL 84 S SL 83 B SL 83 B SL 84 F FF 92 F SL 83 X FF 91 2-2 ② F8	4	0	0	0	0	2	0
18 Didi Gregorius, L (1, 6) OBP: 0.313, SLG: 0.449		B FF 98 B FF 96 X FF 96 2-0 ③ L6			B CH 90 F FF 97 F SL 93 F FF 97 F SL 90 B CU 84 B SL 91 X FF 97 3-2 ③ G4-3		X SI 96 0-0 ③ G6-3		X FF 92 0-0 ③ F8	4	0	0	0	0	0	0
41 Miguel Andujar, R (1, 5) OBP: 0.330, SLG: 0.533			B CU 81 B SL 90 X SL 91 2-0 ① G6-3			X CU 82 0-0 ① G3-1		C CU 82 X SL 90 0-1 ① G3		3	0	0	0	0	0	0
19 Masahiro Tanaka, R (1, 1) 56 Jonathan Holder, R (6, 1) 57 Chad Green, L (7, 1) 31 Aaron Hicks, S (8, PH) OBP: 0.351, SLG: 0.436 68 Dellin Betances, R (8, 1) 54 Aroldis Chapman, L (9, 1)			B FF 96 X FF 96 1-0 ② L8			F FF 95 C CU 83 B FF 95 X SL 90 1-2 E3 11 BB 25 1B 99 SF9		C CU 82 B FF 96 B CH 89 C SL 90 C SL 91 2-3 ② K		2 0 0 1 0 0	1 0 0 0 0 0	0 0 0 0 0 0	0 0 0 0 0 0	0 0 0 1 0 0	0 0 0 0 0 0	0 0 0 0 0 0
25 Gleyber Torres, R (1, 4) OBP: 0.364, SLG: 0.557			S FF 97 B FF 95 F SL 89 F CU 83 S FF 96 1-3 ③ K			S SL 91 B SI 95 X SL 90 1-1 99 SF9 11 BB 1-2 1B		C CU 83 X SI 94 0-1 11 HR 1B		3	1	2	0	0	1	0

Inning Stats	1	2	3	4	5	6	7	8	9
	R: 0 E: 0 K: 0 S: 7 H: 0 LOB: 0 BB: 1 P: 12	R: 0 E: 0 K: 1 S: 7 H: 0 LOB: 0 BB: 0 P: 10	R: 0 E: 0 K: 1 S: 6 H: 0 LOB: 0 BB: 0 P: 10	R: 0 E: 0 K: 1 S: 5 H: 1 LOB: 0 BB: 0 P: 9	R: 0 E: 0 K: 2 S: 11 H: 0 LOB: 0 BB: 0 P: 16	R: 1 E: 1 K: 1 S: 12 H: 1 LOB: 2 BB: 1 P: 21	R: 0 E: 0 K: 0 S: 5 H: 0 LOB: 0 BB: 0 P: 6	R: 2 E: 0 K: 2 S: 11 H: 2 LOB: 0 BB: 0 P: 17	R: 1 E: 0 K: 0 S: 9 H: 1 LOB: 0 BB: 0 P: 15

1B: 3	SF: 1	WP: 0	PA: 33
2B: 0	SAC: 0	PB: 0	
3B: 0	DP: 2	SB: 0	
HR: 2	HBP: 0	CS: 0	

PITCHER	IP	WLS	BF	H	R	ER	SO	BB	IBB	HBP	BLK	WP	HR	S	P	ERA	WHIP
48 Jacob deGrom, R (1, 1) ERA: 1.57	8.0	L	29	4	3	2	8	2	0	0	0	0	1	64	101	2.25	0.750
51 Paul Sewald, R (9, 1) ERA: 4.58	1.0		4	1	1	1	0	0	0	0	0	0	1	9	15	9.00	1.000

PITCHER	IP	WLS	BF	H	R	ER	SO	BB	IBB	HBP	BLK	WP	HR	S	P	ERA	WHIP

TOP

New York Yankees @ New York Mets

Citi Field, Flushing, NY

Fri Jun 08 2018, 7:10 PM - 9:38 PM EDT

Att. 42,961 - Partly Cloudy - 77 F

livebaseballscorecards.com

AB	30
R	4
H	5
RBI	4
BB	2
SO	8
LOB	4

BOTTOM

Batter	1	2	3	4	5	6	7	8	9	AB	R	H	RBI	BB	SO	LOB
9 Brandon Nimmo, L (1, 7) OBP: 0.409, SLG: 0.551	C SL 82 X FF 91 0-1 HR		C CU 78 B FS 86 B FS 84 B FS 86 C SL 84 X FS 86 3-2 ③ G4-3			B FF 92 B CH 85 C CH 86 F FF 93 B FF 93 X CH 86 3-2 ③ G6-3			H FF 96 1-0 21 FC5-4 13 1B HBP	3	1	1	1	0	0	0
13 Asdrúbal Cabrera, S (1, 4) OBP: 0.327, SLG: 0.494	C SL 82 B FS 87 S FS 87 T FS 87 1-2 ① K			B FS 87 F FS 84 S FC 89 B FS 87 F SL 84 T FS 87 2-2 ① K			C FF 96 C FF 96 S FF 96 0-3 ① K		F FF 97 C SL 83 X SL 86 0-2 21 FC5-4 1-2 1B	4	0	1	0	0	3	0
30 Michael Conforto, L (1, 8) OBP: 0.344, SLG: 0.371	C FF 92 B FS 87 B FF 92 B SL 83 F FS 87 F FS 86 S FS 87 3-3 ② K			B CU 78 B FS 85 C SL 83 F FF 92 X FS 88 2-2 ② G6-3			B FF 96 C FF 97 B FF 96 C FF 96 F FF 97 B FF 96 F FF 97 X FF 97 3-2 ② L7		S FF 98 F FF 98 B SL 86 X SL 86 1-2 ① L8	4	0	0	0	0	1	2
21 Todd Frazier, R (1, 5) OBP: 0.342, SLG: 0.389	B SL 84 C SL 83 C FS 86 B SL 85 T FF 92 2-2 ③ K			X FC 89 0-0 ③ L8			B FF 96 X FF 96 1-0 19 1B 1B		S SL 87 D SL 86 B FF 100 X FF 99 2-1 ② FC5-4 1-2f 2-3	4	0	1	0	0	1	2
19 Jay Bruce, L (1, 9) OBP: 0.301, SLG: 0.338		B SL 83 X FS 86 1-0 ① F8			B FF 92 S FS 85 S FS 85 B FF 92 F FS 86 B SL 85 D FS 87 4-2 29 G6-4-3 BB		C FF 96 F FF 97 B FF 96 B SL 84 1 SAFE F FF 97 X FF 97 2-2 1-2 1B		X FF 100 0-0 ③ F9	3	0	1	0	1	0	2
29 Devin Mesoraco, R (1, 2) OBP: 0.293, SLG: 0.423		B FC 88 C SL 83 B SL 83 X FC 89 2-1 ② P3			B SL 84 B FC 89 B SL 83 C FC 88 C FS 86 X SL 85 3-2 ①② G6-4-3 1-2f		F FF 96 B SL 88 F FF 96 B FF 96 S FF 97 2-3 ③ K			3	0	0	0	0	1	3
23 Adrián González, L (1, 3) OBP: 0.304, SLG: 0.374		B FF 91 C SL 83 B FF 92 F FS 86 S FS 88 2-3 ③ K			L FF 91 F FC 89 F FS 87 F SL 84 B FF 92 S FS 88 1-3 ③ K			C FF 96 X KC 85 0-1 ① L9		3	0	0	0	0	2	0
48 Jacob deGrom, L (1, 1) OBP: 0.148, SLG: 0.080 11 José Bautista, R (8, PH) OBP: 0.345, SLG: 0.382 51 Paul Sewald, R (9, 1)			B SL 83 B SL 82 F FF 92 F FS 87 S SL 86 2-3 ① K			C FF 91 B FF 92 X CH 85 1-1 ① L8		C KC 84 B FF 97 B FF 97 X KC 85 2-1 ② G6-3		2 1 0	0 0 0	0 0 0	0 0 0	0 0 0	1 0 0	0 0 0
1 Amed Rosario, R (1, 6) OBP: 0.279, SLG: 0.361			B CU 77 F SL 82 F SL 84 S FS 87 1-3 ② K			B FF 91 C SL 82 X SL 82 1-1 ② G1-3		C KC 86 F FF 98 S SV 87 0-3 ③ K		3	0	0	0	0	2	0
Inning Stats	R: 1 E: 0 K: 3 S: 12 H: 1 LOB: 0 BB: 0 P: 18	R: 0 E: 0 K: 1 S: 6 H: 0 LOB: 0 BB: 0 P: 11	R: 0 E: 0 K: 2 S: 9 H: 0 LOB: 0 BB: 0 P: 15	R: 0 E: 0 K: 1 S: 8 H: 0 LOB: 0 BB: 0 P: 12	R: 0 E: 0 K: 1 S: 11 H: 0 LOB: 0 BB: 1 P: 19	R: 0 E: 0 K: 0 S: 7 H: 0 LOB: 0 BB: 0 P: 12	R: 0 E: 0 K: 2 S: 16 H: 2 LOB: 2 BB: 0 P: 24	R: 0 E: 0 K: 1 S: 7 H: 0 LOB: 0 BB: 0 P: 9	R: 0 E: 0 K: 0 S: 9 H: 1 LOB: 2 BB: 0 P: 13	1B: 3 2B: 0 3B: 0 HR: 1	SF: 0 SAC: 0 DP: 1 HBP: 1		WP: 0 PB: 0 SB: 0 CS: 0		PA: 32		

PITCHER	IP	WLS	BF	H	R	ER	SO	BB	IBB	HBP	BLK	WP	HR	S	P	ERA	WHIP
19 Masahiro Tanaka, R (1, 1) ERA: 4.58	5.0		16	1	1	1	8	1	0	0	0	0	1	46	75	1.80	0.400
56 Jonathan Holder, R (6, 1) ERA: 2.61	1.0		3	0	0	0	0	0	0	0	0	0	0	7	12	0.00	0.000
57 Chad Green, R (7, 1) ERA: 2.53	1.0	W	5	2	0	0	2	0	0	0	0	0	0	16	24	0.00	2.000
68 Dellin Betances, R (8, 1) ERA: 3.67	1.0	H	3	0	0	0	1	0	0	0	0	0	0	7	9	0.00	0.000
54 Aroldis Chapman, L (9, 1) ERA: 1.35	1.0	S	5	1	0	0	0	0	0	1	0	0	0	9	13	0.00	1.000

PITCHER	IP	WLS	BF	H	R	ER	SO	BB	IBB	HBP	BLK	WP	HR	S	P	ERA	WHIP

New York Yankees @ New York Mets

Citi Field, Flushing, NY

Fri Jun 08 2018, 7:10 PM - 9:38 PM EDT

Att. 42,961 - Partly Cloudy - 77 F

livebaseballscorecards.com

AB	30
R	1
H	4
RBI	1
BB	1
SO	11
LOB	9

New York Yankees @ New York Mets

Citi Field, Flushing, NY

Sat Jun 09 2018, 7:17 PM - 10:13 PM EDT

Att. 43,603 - Partly Cloudy - 76 F

TOP

livebaseballscorecards.com

Batter	1	2	3	4	5	6	7	8	9	AB	R	H	RBI	BB	SO	LOB
31 Aaron Hicks, S (1, 8) OBP: 0.353, SLG: 0.438	B SI 93 C SI 95 X SI 94 1-1 24 PO 2B		B CH 83 F CH 84 C SI 94 F CU 79 B CH 84 F SI 93 S SI 93 2-3 ② K		B SI 93 C CH 83 B SL 87 F SI 90 B SI 93 B SI 93 4-2 1-2 2-3 BB		B SI 94 B SI 93 B SI 93 C SI 92 X SI 93 3-1 ③ P6		C FF 89 B CU 72 1 SAFE S CU 72 1 SAFE S CU 72 1-3 ② ③ 1-2 K	4	0	1	0	1	2	1
99 Aaron Judge, R (1, 9) OBP: 0.395, SLG: 0.566	B SI 93 B SL 85 B CH 84 X SI 93 3-0 ① G6-3		S SI 94 B CH 85 B CH 84 S SL 89 B SI 93 X SL 86 3-2 ③ G6-3		B SL 88 C SI 94 X SL 87 1-1 ③ G4-3			X SL 84 0-0 HR		4	1	1	1	0	0	4
27 Giancarlo Stanton, R (1, 7) OBP: 0.325, SLG: 0.492	B SI 93 B SI 94 C SI 93 B SL 88 S SL 88 C SI 93 3-3 ② K			F SL 87 B SI 94 F SL 89 B SI 92 B SI 93 B CU 78 4-2 41 G6-4-3 BB		B CH 84 X SL 88 1-0 ① G5-3		C SL 85 S FF 93 B FF 93 S SL 85 1-3 ① K		3	0	0	0	1	2	1
24 Gary Sánchez, R (1, 2) OBP: 0.298, SLG: 0.444	B SI 93 B SL 87 2 SAFE 2-0 ③ PO 2-3	B SI 94 C SI 93 F SL 87 C SI 92 1-3 ① K		C SI 92 B CH 84 X SI 91 1-1 ① F8		B CU 77 B SL 89 B CH 84 C SI 93 B SI 93 4-1 41 HR BB		B SL 84 C SL 84 B FF 93 B FF 94 F SL 84 F FF 94 F FF 93 S SL 86 3-3 ② K		3	1	0	0	1	2	1
41 Miguel Andujar, R (1, 5) OBP: 0.333, SLG: 0.547		C SI 94 F CH 85 X CU 77 0-2 ② L5		X CH 84 0-0 ② ③ G6-4-3 1-2f		C SI 91 X CU 78 0-1 1-H HR		X SL 84 0-0 18 1B 1B		4	1	2	2	0	0	1
18 Didi Gregorius, L (1, 6) OBP: 0.320, SLG: 0.455		B SI 93 C SI 94 X SL 86 1-1 1B			B SI 93 B SI 93 X SI 93 2-0 31 BB 65 BB 1B	C SI 93 S CH 84 B SI 93 X CH 83 1-2 ② F8		B FF 92 S FF 93 X SL 86 1-1 1-3 1B		4	0	3	0	0	0	0
26 Tyler Austin, R (1, 3) OBP: 0.271, SLG: 0.471 33 Greg Bird, L (8, PH) OBP: 0.250, SLG: 0.467 (8, 3)		F SI 92 1 SAFE B SI 92 B CH 82 F SI 92 S CH 82 2-3 ③ K			X SI 92 0-0 ① F9	C CH 82 B SL 88 X SI 93 1-1 ③ F9		X FF 92 0-0 ③ G4-3		3 1	0 0	0 0	0 0	0 0	1 0	2 2
65 Domingo Germán, R (1, 1) 11 Brett Gardner, L (7, PH) OBP: 0.366, SLG: 0.407 30 David Robertson, R (7, 1) 68 Dellin Betances, R (8, 1) 74 Ronald Torreyes, R (9, PH) OBP: 0.344, SLG: 0.429 54 Aroldis Chapman, L (9, 1)			B SI 93 B SI 93 C SI 94 C SI 94 B SI 93 C SI 93 3-3 ① K		B SI 90 B SI 91 1 SAFE B SI 91 B SI 91 4-0 31 BB 1-2 BB		B SI 93 B SI 93 C SI 94 F SI 90 B SI 94 F SI 94 F SI 95 B SI 93 4-2 25 G5-4-3 BB		C CU 71 B FF 89 C FF 89 X CU 72 1-2 ① G6-3	1 0 0 0 0 1 0	0 0 0 0 0 0 0	0 0 0 0 0 0 0	0 0 0 0 0 0 0	1 1 0 0 0 0 0	1 0 0 0 0 0 0	0 0 0 0 0 0 0
25 Gleyber Torres, R (1, 4) OBP: 0.367, SLG: 0.573			B SI 94 C CH 85 F CH 84 B SI 94 X SI 94 2-2 HR		F SL 88 B CH 83 F SI 93 F CU 78 F CH 84 F SL 87 B SI 92 S CU 78 2-3 ② K		B SL 90 B SI 93 X SI 93 2-0 ① ② G5-4-3 1-2f		C CU 71 B CU 71 B FF 89 F CU 71 B FF 89 D FF 89 4-2 31 CS BB	3	1	1	1	1	1	3

	AB	R	H	RBI	BB	SO
	31	4	8	4	6	9

LOB 15

Inning Stats	1	2	3	4	5	6	7	8	9
R:	0	0	1	0	0	2	0	1	0
E:	0	0	0	0	0	0	0	0	0
K:	1	2	2	0	1	0	0	2	1
S:	6	11	14	5	12	9	7	13	8
H:	1	1	1	0	1	1	0	3	0
LOB:	0	1	0	0	3	0	0	2	0
BB:	0	0	1	1	2	1	1	0	1
P:	15	15	24	10	25	16	16	18	14

1B:	4
2B:	1
3B:	0
HR:	3
SF:	0
SAC:	0
DP:	2
HBP:	0

WP:	0
PB:	0
SB:	0
CS:	1
PA:	38

PITCHER		IP	WLS	BF	H	R	ER	SO	BB	IBB	HBP	BLK	WP	HR	S	P	ERA	WHIP
32 Steven Matz, L ERA: 3.53	(1, 1)	6.0		25	5	3	3	6	4	0	0	0	0	2	57	105	4.50	1.500
65 Robert Gsellman, R ERA: 3.11	(7, 1)	1.0		3	0	0	0	0	1	0	0	0	0	0	7	16	0.00	1.000
38 Anthony Swarzak, R ERA: 4.15	(8, 1)	1.0	L	6	3	1	1	2	0	0	0	0	0	1	13	18	9.00	3.000
39 Jerry Blevins, L ERA: 5.02	(9, 1)	1.0		3	0	0	0	1	1	0	0	0	0	0	8	14	0.00	1.000

PITCHER	IP	WLS	BF	H	R	ER	SO	BB	IBB	HBP	BLK	WP	HR	S	P	ERA	WHIP

BOTTOM

Batter	1	2	3	4	5	6	7	8	9	AB	R	H	RBI	BB	SO	LOB
1 Amed Rosario, R (1, 6) OBP: 0.279, SLG: 0.359	C FF 94 X CU 83 0-1 ① P3		L CU 82 X CU 82 0-1 19 WP 21 S 1B		B FF 94 C FF 94 F SI 95 X CU 83 1-2 ① F8		C SL 88 F SL 87 F KC 86 B KC 81 X SL 88 1-2 ③ G6-3			4	0	1	0	0	0	1
21 Todd Frazier, R (1, 5) OBP: 0.340, SLG: 0.408	C FF 95 S SI 95 F CU 83 B FF 95 F FF 96 B CU 82 B CU 83 F FF 95 X CH 89 3-2 HR		1 SAFE B CU 82 F FF 94 S SI 96 S CU 83 1-3 ① K 1-2		C CU 83 S CU 83 F CU 82 S FF 95 0-3 ② K			B KC 84 S KC 84 B FF 97 C FF 97 C FF 98 2-3 ① K		4	1	1	1	0	3	1
9 Brandon Nimmo, L (1, 7) OBP: 0.411, SLG: 0.560	B CU 80 S CH 87 X CH 88 1-1 13 HR 3B		S CU 82 C SI 96 H FF 96 1-2 19 WP HBP		F FF 95 B FF 96 C CU 83 S FF 95 1-3 ③ K			C KC 86 S FF 99 S FF 100 0-3 ② K		3	1	1	0	0	2	0
13 Asdrúbal Cabrera, S (1, 4) OBP: 0.325, SLG: 0.502	S FF 95 F SI 95 X CU 83 0-2 3-H HR		F CH 87 F FF 96 F CU 83 B SI 95 X FF 96 1-2 ② F5			C FF 94 B FF 95 B CH 89 F SI 94 X SI 96 2-2 ① F8		T FF 98 S FF 99 C SV 88 0-3 ③ K		4	1	1	2	0	1	2
19 Jay Bruce, L (1, 9) OBP: 0.300, SLG: 0.333	S FF 95 B SI 96 X SI 95 1-1 ② F8		B CU 83 C CH 89 F FF 96 B CU 84 D CU 84 S CH 88 3-3 ③ K 1-2 2-3			X CH 89 0-0 ② G3			B FF 100 B FF 99 B FF 98 C FF 100 B FF 98 4-1 26 BB BB	3	0	0	0	1	1	2
30 Michael Conforto, L (1, 8) OBP: 0.340, SLG: 0.365 29 Devin Mesoraco, R (9, PH) OBP: 0.291, SLG: 0.419	C SI 95 F CH 88 X SI 90 0-2 ③ L6			T FF 94 C CU 84 F FF 94 B FF 95 B CU 84 B SI 96 X CU 83 3-2 ① F9		C CU 83 S FF 96 B FF 96 T CU 84 1-2 ③ K			C FF 98 F FF 100 F SL 87 S SI 101 0-3 ① K	3 1	0 0	0 0	0 0	0 0	1 1	0 1
23 Adrián González, L (1, 3) OBP: 0.304, SLG: 0.380 11 José Bautista, R (9, PH) OBP: 0.341, SLG: 0.377		C FF 94 F FF 95 B FF 95 X CH 89 1-2 ① G4-3		S FF 96 B SI 96 S CH 88 B FF 97 F CU 84 T FF 96 2-2 ② K			X FC 92 0-0 2B		B FF 101 S FF 100 S SL 88 B SI 102 B SI 100 F FF 100 C SL 85 3-3 ② K	3 1	0 0	1 0	0 0	0 0	1 1	0 1
26 Kevin Plawecki, R (1, 2) OBP: 0.383, SLG: 0.298		C FF 95 B FF 95 F SI 95 S CU 83 1-3 ② K		C CU 83 X SI 96 0-1 2B			C KC 84 F KC 84 F KC 84 T FC 92 0-2 ① K		B FF 100 B FF 100 B SL 87 B FF 98 4-0 1-2 BB	3	0	1	0	1	2	1
32 Steven Matz, R (1, 1) OBP: 0.143, SLG: 0.150 65 Robert Gsellman, R (7, 1) 15 Luis Guillorme, L (7, PH) OBP: 0.222, SLG: 0.231 38 Anthony Swarzak, R (8, 1) 39 Jerry Blevins, L (9, 1) 7 José Reyes, S (9, PH) OBP: 0.255, SLG: 0.194		F FF 95 C FF 95 S FF 95 0-3 ③ K		B FF 94 F FF 94 F FF 95 B CU 83 C CU 83 2-3 ③ K			F KC 86 D KC 87 C KC 84 F FC 95 X KC 87 1-2 ② L8		F FF 98 F FF 99 F SI 102 X SI 102 0-2 ③ L9	2 0 1 0 0 1	0 0 0 0 0 0	0 0 0 0 0 0	0 0 0 0 0 0	2 0 0 0 0 0	1 0 1 0 0 2	1 0 1 0 0 2
Inning Stats	R: 3 H: 3 E: 0 LOB: 0 K: 0 BB: 0 S: 18 P: 23	R: 0 H: 0 E: 0 LOB: 0 K: 2 BB: 0 S: 9 P: 11	R: 0 H: 1 E: 0 LOB: 2 K: 2 BB: 0 S: 14 P: 20	R: 0 H: 1 E: 0 LOB: 1 K: 2 BB: 0 S: 13 P: 20	R: 0 H: 0 E: 0 LOB: 0 K: 2 BB: 0 S: 10 P: 12	R: 0 H: 0 E: 0 LOB: 0 K: 1 BB: 0 S: 7 P: 10	R: 0 H: 1 E: 0 LOB: 1 K: 1 BB: 0 S: 13 P: 15	R: 0 H: 0 E: 0 LOB: 0 K: 3 BB: 0 S: 9 P: 11	R: 0 H: 0 E: 0 LOB: 2 K: 2 BB: 2 S: 13 P: 24	1B: 1 SF: 0 2B: 2 SAC: 0 3B: 1 DP: 0 HR: 2 HBP: 1					WP: 1 PA: 36 PB: 0 SB: 1 CS: 0	

PITCHER	IP	WLS	BF	H	R	ER	SO	BB	IBB	HBP	BLK	WP	HR	S	P	ERA	WHIP
65 Domingo Germán, R (1, 1) ERA: 5.32	6.0		24	5	3	3	9	0	0	1	0	1	2	71	96	4.50	0.833
30 David Robertson, R (7, 1) ERA: 3.94	1.0	W	4	1	0	0	1	0	0	0	0	0	0	13	15	0.00	1.000
68 Dellin Betances, R (8, 1) ERA: 3.54	1.0	H	3	0	0	0	3	0	0	0	0	0	0	9	11	0.00	0.000
54 Aroldis Chapman, L (9, 1) ERA: 1.3	1.0	S	5	0	0	0	2	2	0	0	0	0	0	13	24	0.00	2.000

PITCHER	IP	WLS	BF	H	R	ER	SO	BB	IBB	HBP	BLK	WP	HR	S	P	ERA	WHIP

New York Yankees @ New York Mets

Citi Field, Flushing, NY

Sat Jun 09 2018, 7:17 PM - 10:13 PM EDT

Att. 43,603 - Partly Cloudy - 76 F

livebaseballscorecards.com

AB	33
R	3
H	6
RBI	3
BB	2
SO	15
LOB	13

Batter	1	2	3	4	5	6	7	8	9	AB	R	H	RBI	BB	SO	LOB
11 Brett Gardner, L (1, 7) OBP: 0.360, SLG: 0.399	C FF 93 C CU 80 B FF 96 B FF 97 X SI 96 2-2 ① L7		C FF 94 B SI 92 B CH 88 C CU 81 F SL 90 T CU 81 2-2 ② K			C CU 78 B CH 85 B CU 79 X SI 92 2-1 ② F8		B SI 94 X SI 93 1-0 ③ F7		4	0	0	0	0	1	2
27 Giancarlo Stanton, R (1, 9) OBP: 0.320, SLG: 0.483	C FF 95 B SI 95 B SI 95 C FF 95 S SL 90 2-3 ② K		S FF 93 B SI 94 C CU 82 B FF 94 F SL 89 B FF 92 X CU 81 3-2 ③ F8			B SI 92 B FF 92 B SI 92 F FF 92 F SI 91 C FF 95 3-3 ③ K			C SL 83 C SL 85 B SL 84 B SL 84 F FF 93 C SL 83 2-3 ① K	4	0	0	0	0	3	0
33 Greg Bird, L (1, 3) OBP: 0.269, SLG: 0.458	C CU 80 S FF 96 B FF 96 X CU 82 1-2 24 FC5-4 1B			S CU 79 X FF 93 0-1 ① F8			C SI 92 F CH 86 C SI 93 0-3 ① K		B SL 86 B SL 84 B FF 92 C FF 92 B FF 93 4-1 24 L5-3 BB	3	0	1	0	1	1	0
24 Gary Sánchez, R (1, 2) OBP: 0.293, SLG: 0.436	C CU 81 F SL 89 X CU 82 0-2 ③ FC5-4 1-2f			B SI 91 C CU 80 B FF 94 X CU 80 2-1 ② G6-3			C SL 89 B SI 93 C SL 90 B SI 95 X SI 94 2-2 ② G5-3		D SL 84 B FF 93 X SL 85 2-0 ② ③ L5-3 1-1	4	0	0	0	0	0	2
18 Didi Gregorius, L (1, 6) OBP: 0.316, SLG: 0.448		C SI 93 B CH 86 B CU 79 X FF 94 2-1 ① G6-3		S CH 86 S CH 87 F FF 95 B FF 94 F CU 80 F FF 96 X CU 80 1-2 ③ F7			C SI 95 B CH 87 S CH 87 X SI 94 1-2 ③ F8			3	0	0	0	0	0	0
31 Aaron Hicks, S (1, 8) OBP: 0.347, SLG: 0.429		B CU 78 C CU 80 B FF 93 C CU 79 B SI 94 C FF 95 3-3 ② K			C CH 86 F FF 91 C CU 81 0-3 ① K			B CH 85 S CH 85 S CH 86 C SI 93 1-3 ① K		3	0	0	0	0	3	0
41 Miguel Andujar, R (1, 5) OBP: 0.338, SLG: 0.549		C FF 94 B SI 92 F CU 82 F FF 95 X FF 96 1-2 1B			B SL 88 C CU 80 X CU 80 1-1 ② P4			B SL 89 B SI 94 X SI 94 2-0 99 E 1B		3	0	2	0	0	0	0
40 Luis Severino, R (1, 1) 45 Chasen Shreve, L (6, 1) 43 Adam Warren, R (7, 1) 99 Aaron Judge, R (8, PH) OBP: 0.394, SLG: 0.564 56 Jonathan Holder, R (8, 1)		S SI 92 S CU 80 S SL 89 0-3 ③ K			C SI 91 C CU 78 S CU 80 0-3 ③ K			X SI 93 0-0 FC6 1-2		2 0 0 1 0	0 0 0 0 0	0 0 0 0 0	0 0 0 0 0	0 0 0 0 0	2 0 0 0 0	1 0 0 1 0
25 Gleyber Torres, R (1, 4) OBP: 0.360, SLG: 0.562			C SI 93 S SL 88 C FF 93 0-3 ① K			X SL 86 0-0 ① P3		C SI 93 F SI 92 X SI 93 0-2 ② P3		3	0	0	0	0	1	2
Inning Stats	R: 0 H: 1 E: 0 LOB: 1 K: 1 BB: 0 S: 12 P: 17	R: 0 H: 1 E: 0 LOB: 1 K: 2 BB: 0 S: 12 P: 18	R: 0 H: 0 E: 0 LOB: 0 K: 2 BB: 0 S: 11 P: 16	R: 0 H: 0 E: 0 LOB: 0 K: 0 BB: 0 S: 10 P: 13	R: 0 H: 0 E: 0 LOB: 0 K: 2 BB: 0 S: 8 P: 9	R: 0 H: 0 E: 0 LOB: 0 K: 1 BB: 0 S: 6 P: 11	R: 0 H: 0 E: 0 LOB: 0 K: 1 BB: 0 S: 9 P: 12	R: 0 H: 1 E: 1 LOB: 2 K: 1 BB: 0 S: 9 P: 13	R: 0 H: 0 E: 0 LOB: 0 K: 1 BB: 1 S: 6 P: 14	1B: 3 SF: 0 2B: 1 SAC: 0 3B: 0 DP: 1 HR: 0 HBP: 0						

PITCHER		IP	WLS	BF	H	R	ER	SO	BB	IBB	HBP	BLK	WP	HR	S	P	ERA	WHIP
67 Seth Lugo, R ERA: 1.77	(1, 1)	6.0	W	20	2	0	0	8	0	0	0	0	0	0	59	84	0.00	0.333
65 Robert Gsellman, R ERA: 2.95	(7, 1)	2.0	H	8	1	0	0	2	0	0	0	0	0	0	18	25	0.00	0.500
38 Anthony Swarzak, R ERA: 3.38	(9, 1)	1.0	S	3	0	0	0	1	1	0	0	0	0	0	6	14	0.00	1.000

PITCHER	IP	WLS	BF	H	R	ER	SO	BB	IBB	HBP	BLK	WP	HR	S	P	ERA	WHIP

New York Yankees @ New York Mets

Citi Field, Flushing, NY

Sun Jun 10 2018, 8:09 PM - 10:48 PM EDT

Att. 36,171 - Cloudy - 65 F

TOP

livebaseballscorecards.com

AB	30
R	0
H	3
RBI	0
BB	1
SO	11
LOB	8

WP: 0 PA: 31
PB: 0
SB: 0
CS: 0

Batter	1	2	3	4	5	6	7	8	9	AB	R	H	RBI	BB	SO	LOB
13 Asdrúbal Cabrera, S (1, 4) OBP: 0.323, SLG: 0.498	B FF 96 S FF 96 C FF 97 X FF 97 1-2 ① G1-3		F FF 96 F FF 97 F FF 99 F CH 90 X SL 88 0-2 ② G4-3		F FF 97 X SL 89 0-1 21 HR 1B		C CH 83 B FF 90 F FF 90 B FF 90 F SL 83 F FF 90 F CH 84 B SL 84 F SL 82 3-2 ② X FF 80 F8			2	0	0	0	0	0	0
7 José Reyes, S (4, 4) OBP: 0.213, SLG: 0.203										2	1	1	0	0	0	0
21 Todd Frazier, R (1, 5) OBP: 0.344, SLG: 0.433	C FF 96 B SL 85 T FF 97 B SL 89 F FF 97 B SL 89 F FF 97 S FF 96 3-3 ② K		B CH 86 X FF 98 1-0 9 S 1B		C FF 96 F SL 86 1 SAFE F SL 89 B SL 88 1 SAFE X SL 89 1-2 1-H HR		C FF 90 B FF 90 B SL 85 B FF 91 C SL 85 X SL 85 3-2 ③ P4			4	1	2	2	0	1	0
9 Brandon Nimmo, L (1, 7) OBP: 0.413, SLG: 0.556	B FF 95 B SL 87 S CH 87 C FF 97 F FF 98 B SL 87 F FF 98 D SL 88 4-2 19 BB BB		C SL 90 C FF 98 B SL 89 B SL 89 X FF 98 3-2 ③ F7 1-2		B FF 96 B CH 84 F FF 96 C FF 97 X FF 98 2-2 19 FC6 1B			C CH 85 B FF 93 F FF 92 F FF 94 S CH 85 1-3 ① K		3	0	1	0	1	1	1
19 Jay Bruce, L (1, 9) OBP: 0.299, SLG: 0.328	B FF 97 1 SAFE B FF 97 B CH 86 C FF 96 S SL 87 B FF 97 4-2 1-2 BB			S SL 90 X FF 97 0-1 ① F8	B SL 88 C FF 96 F SL 88 X SL 88 1-2 ③ FC6 1-2f			B FF 94 B CH 86 S CH 85 F FF 93 B FF 94 S CH 86 3-3 ② K		3	0	0	0	1	1	1
29 Devin Mesoraco, R (1, 2) OBP: 0.298, SLG: 0.417	C SL 88 S SL 88 F SL 88 B FF 99 S FF 98 1-3 ③ K			S SL 85 B FF 98 C SL 88 B SL 92 X CH 86 2-2 30 FC4-6 1B		C FS 84 B FS 84 B FS 83 B FF 92 B FF 91 4-1 BB		C FC 88 B FF 94 B SL 82 X FF 94 2-1 ③ F7		3	0	1	0	1	1	2
30 Michael Conforto, L (1, 8) OBP: 0.335, SLG: 0.359		C FF 96 C SL 90 X FF 97 0-2 ① F7		B SL 87 X SL 89 1-0 ② FC4-6 1-2f		C FF 92 F FF 92 F FS 83 B FF 92 D FS 84 D FS 84 X FF 92 3-2 ① F7				3	0	0	0	0	0	2
23 Adrián González, L (1, 3) OBP: 0.299, SLG: 0.373		F SL 85 F FF 97 S SL 92 0-3 ② K		F SL 87 S SL 88 S SL 89 0-3 ③ K		1 SAFE C FF 91 F FF 91 F FF 92 B FF 92 1 SAFE F FS 84 D FS 84 S FF 91 2-3 ② K				3	0	0	0	0	3	2
67 Seth Lugo, R (1, 1) 11 José Bautista, R (6, PH) OBP: 0.337, SLG: 0.371 65 Robert Gsellman, R (7, 1) 38 Anthony Swarzak, R (9, 1)		C FF 98 C FF 98 S SL 85 0-3 ③ K			C FF 98 S FF 98 B SL 89 F FF 98 S SL 87 1-3 ① K		C FF 91 D FS 83 S FS 84 D FS 85 S FS 84 2-3 ③ K			2 1 0 0	0 0 0 0	0 0 0 0	0 0 0 0	0 0 0 0	2 1 0 0	0 1 0 0
1 Amed Rosario, R (1, 6) OBP: 0.275, SLG: 0.353			S FF 97 B FF 98 X SL 91 1-1 ① P3		B SL 89 C SL 89 S SL 87 S SL 88 1-3 ② K		F SL 81 S SL 84 X SL 84 0-2 ① L4			3	0	0	0	0	1	0
Inning Stats	R: 0 E: 0 K: 2 S: 18 H: 0 LOB: 2 BB: 2 P: 31	R: 0 E: 0 K: 2 S: 9 H: 0 LOB: 0 BB: 0 P: 9	R: 0 E: 0 K: 0 S: 11 H: 1 LOB: 1 BB: 0 P: 16	R: 0 E: 0 K: 1 S: 9 H: 1 LOB: 1 BB: 0 P: 12	R: 2 E: 0 K: 2 S: 19 H: 3 LOB: 1 BB: 0 P: 25	R: 0 E: 0 K: 2 S: 13 H: 0 LOB: 1 BB: 1 P: 24	R: 0 E: 0 K: 0 S: 13 H: 0 LOB: 0 BB: 0 P: 19	R: 0 E: 0 K: 2 S: 9 H: 0 LOB: 0 BB: 0 P: 15		1B: 4 2B: 0 3B: 0 HR: 1 SF: 0 SAC: 0 DP: 0 HBP: 0					WP: 0 PB: 0 SB: 1 CS: 0 PA: 32	

PITCHER	IP	WLS	BF	H	R	ER	SO	BB	IBB	HBP	BLK	WP	HR	S	P	ERA	WHIP
40 Luis Severino, R (1, 1) ERA: 2.27	5.0	L	22	5	2	2	7	2	0	0	0	0	1	66	93	3.60	1.400
45 Chasen Shreve, L (6, 1) ERA: 4.15	1.0		4	0	0	0	2	1	0	0	0	0	0	13	24	0.00	1.000
43 Adam Warren, R (7, 1) ERA: 2.31	1.0		3	0	0	0	0	0	0	0	0	0	0	13	19	0.00	0.000
56 Jonathan Holder, R (8, 1) ERA: 2.49	1.0		3	0	0	0	2	0	0	0	0	0	0	9	15	0.00	0.000

PITCHER	IP	WLS	BF	H	R	ER	SO	BB	IBB	HBP	BLK	WP	HR	S	P	ERA	WHIP

BOTTOM

New York Yankees @ New York Mets

Citi Field, Flushing, NY

Sun Jun 10 2018, 8:09 PM - 10:48 PM EDT

Att. 36,171 - Cloudy - 65 F

livebaseballscorecards.com

AB	29
R	2
H	5
RBI	2
BB	3
SO	11
LOB	9

New York Mets @ Atlanta Braves

SunTrust Park, Atlanta, GA

Tue Jun 12 2018, 7:38 PM - 10:22 PM EDT

Att. 29,892 - Partly Cloudy - 81 F

TOP

livebaseballscorecards.com

Batter	1	2	3	4	5	6	7	8	9	AB	R	H	RBI	BB	SO	LOB
30 Michael Conforto, L (1, 8) OBP: 0.333, SLG: 0.353	B CH 91 B SI 95 F FF 93 H CH 87 3-1 HBP		C FF 97 F FF 97 B CU 80 B FF 98 T SL 89 2-2 ③ K			C SL 86 B FF 94 B FF 94 B CU 75 C SI 94 X FF 93 3-2 ① G3		S FF 95 C CU 83 B FS 87 C FF 96 1-3 ① K		3	0	0	0	0	2	0
21 Todd Frazier, R (1, 5) OBP: 0.341, SLG: 0.423	C SL 86 B FF 96 B SL 86 C SL 87 F SI 98 F FF 97 S SI 94 2-3 ① K			C FF 96 B FF 98 C FF 98 B SI 100 B FF 98 S SL 88 3-3 ① K		B FF 95 B CU 77 B FF 94 B FF 94 4-0 13 E 9 BB 19 2B BB		S FS 86 X SI 96 0-1 ② G4-3		3	1	0	0	1	2	1
9 Brandon Nimmo, L (1, 7) OBP: 0.410, SLG: 0.544	1 SAFE C CU 80 B FF 95 F FF 97 B SI 98 X FF 98 2-2 ② L8			C CU 80 C CH 89 B FF 99 B FF 99 C SI 99 2-3 ② K		D SL 88 C FF 92 B FF 95 B CU 76 B FF 95 4-1 13 E 19 2B 1-2 BB		B SI 95 T CU 83 F SI 96 F SI 97 B FF 97 X CU 82 3-2 ③ G3-1		3	1	0	0	1	1	1
13 Asdrúbal Cabrera, S (1, 4) OBP: 0.318, SLG: 0.490	B SI 97 F CU 81 B CH 86 F SI 97 S SL 91 2-3 ③ K			X SL 89 0-0 ③ G3		X SI 94 0-0 FC6 19 2B 29 G5-3 1-2 2-3			C FF 95 B SL 87 B SL 88 X FF 94 2-1 ① F9	4	0	0	0	0	1	3
19 Jay Bruce, L (1, 9) OBP: 0.298, SLG: 0.332		X SI 94 0-0 ① G3			C CH 85 X FF 96 0-1 ① F8	B FF 95 B FF 94 X FF 94 2-0 1-3 2-H 3-H 2B			C SL 86 F FF 95 F SL 87 B CU 83 F FF 96 S CU 84 1-3 ② K	4	0	1	2	0	1	0
29 Devin Mesoraco, R (1, 2) OBP: 0.296, SLG: 0.411		B FF 94 X FF 96 1-0 ② F7			F FF 96 B SL 88 B SL 87 X SL 87 2-1 22 1B 1B	B CU 81 B SL 87 C CU 80 C FF 94 D CU 81 X FF 95 3-2 ②③ G5-3 3-Hf			C SL 87 X FF 95 0-1 ③ F8	4	0	1	0	0	0	2
22 Dominic Smith, L (1, 3) OBP: 0.250, SLG: 0.250		C FF 97 F SI 96 S SL 82 0-3 ③ K			F SI 96 B FF 97 B FF 97 B CU 80 C CU 80 X SL 88 3-2 1-2 1B		B FF 97 C FF 97 F FC 92 B FF 98 F FF 98 S FF 98 2-3 ① K			3	0	1	0	0	2	0
1 Amed Rosario, R (1, 6) OBP: 0.271, SLG: 0.348			C SL 85 B FF 95 F FF 93 F SL 88 B SI 97 X SL 88 2-2 ① F9		C SL 88 B SI 96 F SI 96 B FF 97 F SL 87 X SI 96 2-2 ② F4		C FC 93 X FC 91 0-1 ② G5-3			3	0	0	0	0	0	2
45 Zack Wheeler, L (1, 1) OBP: 0.261, SLG: 0.261 51 Paul Sewald, R (6, 1) 35 Jacob Rhame, R (8, 1)			X SI 96 0-0 ② G4-3		B SI 96 S SL 86 S SL 88 X SL 88 1-2 ③ P3		F FF 98 B FF 97 C FF 98 S FC 93 1-3 ③ K			2 1 0	0 0 0	0 0 0	0 0 0	0 0 0	0 1 0	2 0 0
Inning Stats	R: 0 E: 0 K: 2 S: 12 H: 0 LOB: 1 BB: 0 P: 21	R: 0 E: 0 K: 1 S: 5 H: 0 LOB: 0 BB: 0 P: 6	R: 0 E: 0 K: 1 S: 8 H: 0 LOB: 0 BB: 0 P: 12	R: 0 E: 0 K: 2 S: 7 H: 0 LOB: 0 BB: 0 P: 12	R: 0 E: 0 K: 0 S: 14 H: 2 LOB: 2 BB: 0 P: 22	R: 2 E: 1 K: 0 S: 9 H: 1 LOB: 1 BB: 2 P: 25	R: 0 E: 0 K: 2 S: 9 H: 0 LOB: 0 BB: 0 P: 12	R: 0 E: 0 K: 1 S: 9 H: 0 LOB: 0 BB: 0 P: 13	R: 0 E: 0 K: 1 S: 9 H: 0 LOB: 0 BB: 0 P: 12	1B: 2 2B: 2 3B: 0 HR: 0 SF: 0 SAC: 0 DP: 1 HBP: 1						

	AB	30
	R	2
	H	3
	RBI	2
	BB	2
	SO	10
	LOB	11

WP: 0 PB: 0 SB: 0 CS: 0 PA: 33

PITCHER		IP	WLS	BF	H	R	ER	SO	BB	IBB	HBP	BLK	WP	HR	S	P	ERA	WHIP
26 Mike Foltynewicz, R ERA: 2.16	(1, 1)	5.0		18	2	0	0	6	0	0	1	0	0	0	46	73	0.00	0.400
63 Jesse Biddle, L ERA: 3.22	(6, 1)	0.1	B	5	1	2	1	0	2	0	0	0	0	0	6	19	27.00	9.000
51 Shane Carle, R ERA: 2.14	(6, 1)	0.2	W	1	0	0	0	0	0	0	0	0	0	0	3	6	0.00	0.000
33 A.J. Minter, L ERA: 3.46	(7, 1)	1.0		3	0	0	0	2	0	0	0	0	0	0	9	12	0.00	0.000
39 Sam Freeman, L ERA: 3.38	(8, 1)	1.0		3	0	0	0	1	0	0	0	0	0	0	9	13	0.00	0.000

PITCHER		IP	WLS	BF	H	R	ER	SO	BB	IBB	HBP	BLK	WP	HR	S	P	ERA	WHIP
64 Luke Jackson, R ERA: 5.06	(9, 1)	1.0		3	0	0	0	1	0	0	0	0	0	0	9	12	0.00	0.000

Batter	1	2	3	4	5	6	7	8	9	AB	R	H	RBI	BB	SO	LOB
1 Ozzie Albies, S (1, 4) OBP: 0.300, SLG: 0.503	C FF 97 X FF 98 0-1 ① L8		B SI 96 X FS 92 1-0 ② L7		S FF 96 B FC 91 B FS 91 X FF 95 2-1 ② P5	B FF 90 F FF 91 X FF 90 1-1 1-H 2-H 3-H HR		B FS 88 X FF 96 1-0 ③ F7		5	1	1	4	0	0	0
7 Dansby Swanson, R (1, 6) OBP: 0.321, SLG: 0.444	B FF 98 C FF 98 B FC 92 F FC 92 X SI 98 2-2 2B		B FF 96 B FC 91 F FF 98 B CH 90 X SI 98 3-1 ③ L8		C FC 89 X FF 95 0-1 ③ F9	F FF 91 C SL 83 F SL 82 F FF 90 S SL 82 0-3 ③ K				4	0	1	0	0	1	0
5 Freddie Freeman, L (1, 3) OBP: 0.434, SLG: 0.579	S FC 93 B FC 93 S FF 98 B FC 94 D CU 82 S FF 99 3-3 ② K			F FC 90 B FC 92 B FC 92 B FF 97 B CH 90 4-1 25 1B 22 1B 17 FC1-2-5 BB		X FC 89 0-0 HR	B SL 80 B CH 84 F FF 91 B FF 90 B FF 91 4-1 22 2B BB			2	2	1	1	2	1	1
22 Nick Markakis, L (1, 9) OBP: 0.393, SLG: 0.500	B FF 98 B CU 80 X FC 94 2-0 ③ G3			B SI 96 C SI 97 X FF 97 1-1 17 FC1-2-5 25 1B 1-2 1B		C FF 95 F FC 90 B FF 95 X FF 95 1-2 25 FC6-4 1B	B FF 92 C FF 90 C CH 83 1 SAFE F FF 91 B FF 91 X FF 90	2-2 17 F8 1-H 2B		4	0	3	1	0	0	1
25 Tyler Flowers, R (1, 2) OBP: 0.402, SLG: 0.425		B FF 97 B FF 97 X FF 98 2-0 ① F8		X FC 90 0-0 17 FC1-2-5 11 1B 1-2 2-3 1B		S CU 78 B SI 95 B FF 94 X SI 96 2-1 ① FC6-4 17 1B 1-2f	F FF 92 C FF 90 B SL 82 X FF 89	1-2 ① F7		4	1	1	0	0	0	2
17 Johan Camargo, S (1, 5) OBP: 0.346, SLG: 0.409		B FF 97 S SI 97 F FC 94 B FF 98 B FS 91 B FF 98 4-2 11 G1-3 BB		S FF 97 S FF 96 X FF 97 0-2 ① ② FC1-2-5 11 1B 1-2 2-3 3-H		B CH 89 B FS 88 1 SAFE C CU 78 F FF 96 X FF 95 2-2 ② 11 1B 1-3 1B	B CH 83 C FF 90 S FF 90 X SL 82	1-2 ② F8 2-3		3	1	1	0	1	0	4
11 Ender Inciarte, L (1, 8) OBP: 0.302, SLG: 0.336		X FF 97 0-0 ② G1-3 1-2		B FC 91 C CH 90 F FF 96 F FF 94 F FC 90 B FF 96 X FC 90 2-2 1-2 2-H 1B		C FF 95 F FF 94 X FF 95 0-2 20 S 8 S 1 HR 2-H 1B	X FF 91 0-0 ③ L8			4	1	2	2	0	0	2
8 Charlie Culberson, R (1, 7) OBP: 0.314, SLG: 0.408		B FC 92 X FF 97 1-0 ③ L9		B FC 90 S FC 91 X FC 89 1-1 ③ L5		1 SAFE 1 SAFE C FF 95 B SI 96 1 SAFE B SI 95 S FC 91 B FF 96 B FC 89 4-2 20 BB 1 HR 1-2 BB		F FF 97 C SL 88 S SL 86 0-3 ① K		3	1	0	0	1	1	3
26 Mike Foltynewicz, R (1, 1) OBP: 0.083, SLG: 0.125 63 Jesse Biddle, L (6, 1) OBP: 1.000, SLG: 2.000 51 Shane Carle, R (6, 1) 20 Preston Tucker, L (6, PH) OBP: 0.308, SLG: 0.426 33 A.J. Minter, L (7, 1) 39 Sam Freeman, R (8, 1) 27 Ryan Flaherty, L (8, PH) OBP: 0.350, SLG: 0.364 64 Luke Jackson, R (9, 1)			C FF 96 C SI 96 S CU 80 0-3 ① K		B FF 94 F FF 95 S FF 95 B CU 80 F FF 96 X FC 89 2-2 ① G6-3	F FF 96 B FF 96 B FF 96 B FF 96 B CH 88 4-1 1 HR 1-2 2-3 BB		F FF 97 B FF 97 X FF 96 1-1 ② F7		2 0 0 0 0 1 0 0 0 0 0 0 0 0 0 0 0 0 0 0 0 0 1 0 0 1 0 0 0 0 0 0 0 0 0 0 0 0 0 0 0 0 1 0 0 0 0 0 0 0 0 0 0 0 0 0						
Inning Stats	R: 0 E: 0 K: 1 S: 9 H: 1 LOB: 1 BB: 0 P: 16	R: 0 E: 0 K: 0 S: 5 H: 0 LOB: 1 BB: 1 P: 12	R: 0 E: 0 K: 1 S: 6 H: 0 LOB: 0 BB: 0 P: 10	R: 1 E: 0 K: 0 S: 14 H: 3 LOB: 1 BB: 2 P: 22	R: 0 E: 0 K: 0 S: 8 H: 0 LOB: 0 BB: 0 P: 12	R: 6 E: 0 K: 1 S: 22 H: 5 LOB: 0 BB: 2 P: 36	R: 1 E: 0 K: 0 S: 12 H: 1 LOB: 1 BB: 1 P: 20	R: 0 E: 0 K: 1 S: 6 H: 0 LOB: 0 BB: 0 P: 8		1B: 6 2B: 2 3B: 0 HR: 2 SF: 0 SAC: 0 DP: 1 HBP: 0						

BOTTOM

New York Mets @ Atlanta Braves

SunTrust Park, Atlanta, GA

Tue Jun 12 2018, 7:38 PM - 10:22 PM EDT

Att. 29,892 - Partly Cloudy - 81 F

livebaseballscorecards.com

AB	32
R	8
H	10
RBI	8
BB	5
SO	4
LOB	13

WP: 0 PB: 0 SB: 2 CS: 0 PA: 37

PITCHER		IP	WLS	BF	H	R	ER	SO	BB	IBB	HBP	BLK	WP	HR	S	P	ERA	WHIP
45 Zack Wheeler, R ERA: 4.98	(1, 1)	5.2	L	27	8	6	6	2	4	0	0	0	0	1	57	100	9.53	2.118
51 Paul Sewald, R ERA: 4.91	(6, 1)	1.1		7	2	2	2	1	1	0	0	0	0	1	19	28	13.50	2.250
35 Jacob Rhame, R ERA: 5.84	(8, 1)	1.0		3	0	0	0	1	0	0	0	0	0	0	6	8	0.00	0.000

PITCHER	IP	WLS	BF	H	R	ER	SO	BB	IBB	HBP	BLK	WP	HR	S	P	ERA	WHIP

Batter	1	2	3	4	5	6	7	8	9	AB	R	H	RBI	BB	SO	LOB
30 Michael Conforto, L (1, 8) OBP: 0.336, SLG: 0.353	C FF 92 B SI 92 F SI 93 X FF 94 1-2 ① G3			B SI 91 S CH 82 B CH 82 X FF 92 2-1 ① L4			B SL 82 B CH 81 C CH 83 B FF 93 X SI 92 3-1 21 WP 1B		B SI 98 B SI 98 T FF 98 B SI 98 B SI 99 4-1 9 2B BB	3	0	1	0	1	0	0
21 Todd Frazier, R (1, 5) OBP: 0.333, SLG: 0.411	B FF 93 S SI 93 B SL 87 C SL 86 X FF 94 2-2 ② F8			C SL 84 F SL 84 B SL 84 S SI 93 1-3 ② K			F SI 91 1 SAFE C SI 90 B SL 84 B SL 83 S SI 92 2-3 ① K 1-2		C SL 87 B SL 87 C SI 98 D SL 88 C SL 88 2-3 ② K	4	0	0	0	0	3	2
9 Brandon Nimmo, L (1, 7) OBP: 0.406, SLG: 0.543	B SI 92 F SI 94 B CH 84 F CH 84 X FF 95 2-2 ③ L4			C FF 93 F FF 92 B SL 84 B CH 81 C FF 93 2-3 ③ K			B FF 96 C FF 96 F FF 98 T FF 97 1-2 ② K		F SL 86 S SL 86 X SL 87 0-2 1-3 2B	4	0	1	0	0	2	1
19 Jay Bruce, L (1, 9) OBP: 0.297, SLG: 0.327		B SI 91 B CH 82 B CH 83 C FF 92 B SI 93 4-1 26 G4-6-3 BB			X FF 90 0-0 ① F9		B FC 93 B FF 98 F FF 98 S FF 98 B FF 98 X FC 92 3-2 ③ P5		X SI 98 0-0 ③ P6	3	0	0	0	1	0	3
26 Kevin Plawecki, R (1, 2) OBP: 0.365, SLG: 0.280		B SI 92 F FF 92 X SL 87 1-1 ① ② G4-6-3 1-2f			B SI 90 B SI 91 X SI 91 2-0 ② G6-3			B FF 93 F FC 89 F FC 90 X FF 93 1-2 ① P6		3	0	0	0	0	0	1
22 Dominic Smith, L (1, 3) OBP: 0.286, SLG: 0.167		B SL 87 F SI 93 S CH 83 B CH 84 F SL 87 C FF 94 2-3 ③ K			C SI 91 X CH 82 0-1 ③ F8			B CU 85 B CU 84 C FF 93 B FF 92 F FC 90 B FC 91 4-2 BB		2	0	0	0	1	1	0
1 Amed Rosario, R (1, 6) OBP: 0.267, SLG: 0.343			F SI 92 B SI 91 B SI 91 C SL 86 B SL 85 X SL 86 3-2 ① G5-3			X SI 92 0-0 ① L4		C FC 90 X FC 91 0-1 ② F9		3	0	0	0	0	0	1
15 Luis Guillorme, L (1, 4) OBP: 0.214, SLG: 0.222 11 José Bautista, R (8, PH) OBP: 0.333, SLG: 0.366 (8, 4)			B FF 92 B SI 92 X SI 93 2-0 ② G4-3			C FF 92 F FF 92 X FF 92 0-2 ② G5-3		C CU 82 B FC 91 B FC 91 S FC 90 S FC 92 2-3 ③ K		2 1	0 0	0 0	0 0	0 1	0 1	0 1
48 Jacob deGrom, L (1, 1) OBP: 0.138, SLG: 0.074 39 Jerry Blevins, L (8, 1) 13 Asdrúbal Cabrera, S (9, PH) OBP: 0.317, SLG: 0.488			B FF 92 X SI 93 1-0 ③ F7			F SI 93 X SI 93 0-1 ③ G1-3			C SI 98 F SL 86 X SI 98 0-2 ① F9	2 0 1	0 0 0	0 0 0	0 0 0	0 0 0	0 0 0	0 0 0
Inning Stats	R: 0 H: 0 E: 0 LOB: 0 K: 0 BB: 0 S: 9 P: 14	R: 0 H: 0 E: 0 LOB: 0 K: 1 BB: 1 S: 7 P: 14	R: 0 H: 0 E: 0 LOB: 0 K: 0 BB: 0 S: 5 P: 11	R: 0 H: 0 E: 0 LOB: 0 K: 2 BB: 0 S: 8 P: 13	R: 0 H: 0 E: 0 LOB: 0 K: 0 BB: 0 S: 4 P: 6	R: 0 H: 0 E: 0 LOB: 0 K: 0 BB: 0 S: 6 P: 6	R: 0 H: 1 E: 0 LOB: 1 K: 2 BB: 0 S: 11 P: 20	R: 0 H: 0 E: 0 LOB: 1 K: 1 BB: 1 S: 10 P: 17	R: 0 H: 1 E: 0 LOB: 2 K: 1 BB: 1 S: 11 P: 17	1B: 1 SF: 0 2B: 1 SAC: 0 3B: 0 DP: 1 HR: 0 HBP: 0						

PITCHER		IP	WLS	BF	H	R	ER	SO	BB	IBB	HBP	BLK	WP	HR	S	P	ERA	WHIP
40 Michael Soroka, R ERA: 2.57	(1, 1)	6.1	W	20	1	0	0	4	1	0	0	0	1	0	44	74	0.00	0.316
33 A.J. Minter, L ERA: 3.38	(7, 1)	0.2	H	2	0	0	0	1	0	0	0	0	0	0	6	10	0.00	0.000
58 Dan Winkler, R ERA: 0.99	(8, 1)	1.0	H	4	0	0	0	1	1	0	0	0	0	0	10	17	0.00	1.000
38 Arodys Vizcaíno, R ERA: 2.03	(9, 1)	1.0	S	5	1	0	0	1	1	0	0	0	0	0	11	17	0.00	2.000

PITCHER	IP	WLS	BF	H	R	ER	SO	BB	IBB	HBP	BLK	WP	HR	S	P	ERA	WHIP

TOP

New York Mets @ Atlanta Braves

SunTrust Park, Atlanta, GA

Wed Jun 13 2018, 12:11 PM - 2:22 PM EDT

Att. 32,015 - Partly Cloudy - 80 F

livebaseballscorecards.com

AB	28
R	0
H	2
RBI	0
BB	3
SO	7
LOB	9

WP: 1 PA: 31
PB: 0
SB: 0
CS: 0

BOTTOM

New York Mets @ Atlanta Braves

SunTrust Park, Atlanta, GA

Wed Jun 13 2018, 12:11 PM - 2:22 PM EDT

Att. 32,015 - Partly Cloudy - 80 F

livebaseballscorecards.com

Batter	1	2	3	4	5	6	7	8	9	AB	R	H	RBI	BB	SO	LOB
1 Ozzie Albies, S (1, 4) OBP: 0.299, SLG: 0.500	F FF 96 B FF 95 F FF 97 B SL 92 X FF 98 2-2 ① G4-3			X FF 96 0-0 ① P3	S CU 84 X SL 91 0-1 1-3 1B			B FF 88 X CH 82 1-0 ① F7		4	0	1	0	0	0	0
7 Dansby Swanson, R (1, 6) OBP: 0.319, SLG: 0.445	C FF 95 S FF 96 X FF 97 0-2 ② F9			C FF 96 X SI 95 0-1 5 1B 2B	X CU 84 0-0 ③ G1-3			L CH 82 B CU 73 F FF 88 S FF 88 1-3 ② K		4	1	1	0	0	1	2
5 Freddie Freeman, L (1, 3) OBP: 0.435, SLG: 0.590	X FF 97 0-0 ③ G4-3			B FF 96 F SL 91 S FF 96 F FF 96 X SL 91 1-2 24 E 24 1B 2-H 1B		S CH 89 F CH 90 S CH 88 0-3 ① K		C FF 88 B CH 83 X CU 72 1-1 HR		4	1	2	2	0	1	0
22 Nick Markakis, L (1, 9) OBP: 0.388, SLG: 0.493		X FF 96 0-0 ① G3-1		F SL 92 B FF 96 X SI 96 1-1 ② L7		B CH 87 C CH 87 X CH 88 1-1 ② G3		C FF 88 C FF 87 B CU 73 B CU 72 F FF 88 B FF 87 F CH 82 X FF 87 3-2 ③ L7		4	0	0	0	0	0	1
24 Kurt Suzuki, R (1, 2) OBP: 0.335, SLG: 0.471		C FF 96 B FF 97 F FF 97 F FF 98 F FF 97 S SL 92 1-3 ② K		X SL 91 0-0 E8 1-3 1B		B CH 88 S CU 83 F CH 89 S SL 92 1-3 ③ K				3	0	1	0	0	2	0
8 Charlie Culberson, R (1, 7) OBP: 0.306, SLG: 0.396 12 Peter Bourjos, R (8, 7) OBP: 0.243, SLG: 0.314		S FF 96 X FF 97 0-1 ③ F7		F FF 95 S SI 94 S SL 90 0-3 ③ K			C SL 88 B CH 89 F CH 87 X FF 95 1-2 ① G4-3			3 0	0 0	0 0	0 0	0 0	1 0	2 0
11 Ender Inciarte, L (1, 8) OBP: 0.302, SLG: 0.340			B FF 97 C FF 95 F SL 91 X FF 97 1-2 ① F8		B FF 95 X CU 83 1-0 ① G3-1		B SL 91 B SL 91 B FF 95 C FF 95 X FF 94 3-1 17 CS 2B			3	0	1	0	0	0	0
17 Johan Camargo, S (1, 5) OBP: 0.352, SLG: 0.422			B FF 97 F FF 98 B FF 97 F CH 89 F FF 96 B SL 91 C SL 91 3-3 ② K		F FF 95 C SL 91 F SI 96 X FF 97 0-2 1 1B 1B		F SI 96 B FF 95 B CH 90 X SL 92 2-1 ② 2-3 2B			3	0	2	0	0	1	0
40 Michael Soroka, R (1, 1) OBP: 0.125, SLG: 0.125 33 A.J. Minter, L (7, 1) 20 Preston Tucker, L (7, PH) OBP: 0.305, SLG: 0.422 58 Dan Winkler, R (8, 1) 38 Arodys Vizcaíno, R (9, 1)			C FF 96 X FF 97 0-1 ③ G4-3		B CH 86 L FF 95 L SL 90 L CH 86 1-3 ② K		B FF 96 F FF 95 F FF 95 S CH 89 1-3 ③ K			2 0 1 0 0	0 0 0 0 0	0 0 0 0 0	0 0 0 0 0	0 0 0 0 0	1 0 1 0 0	1 0 1 0 0
Inning Stats	R: 0 E: 0 K: 0 S: 7 H: 0 LOB: 0 BB: 0 P: 9	R: 0 E: 0 K: 1 S: 8 H: 0 LOB: 0 BB: 0 P: 9	R: 0 E: 0 K: 1 S: 9 H: 0 LOB: 0 BB: 0 P: 13	R: 1 E: 1 K: 1 S: 13 H: 3 LOB: 2 BB: 0 P: 15	R: 0 E: 0 K: 1 S: 11 H: 2 LOB: 2 BB: 0 P: 13	R: 0 E: 0 K: 2 S: 8 H: 0 LOB: 0 BB: 0 P: 10	R: 0 E: 0 K: 1 S: 10 H: 2 LOB: 1 BB: 0 P: 17	R: 1 E: 0 K: 1 S: 11 H: 1 LOB: 0 BB: 0 P: 17		1B: 4 2B: 3 3B: 0 HR: 1	SF: 0 SAC: 0 DP: 0 HBP: 0			WP: 0 PB: 0 SB: 0 CS: 1	PA: 31	

	AB	31
	R	2
	H	8
	RBI	2
	BB	0
	SO	8
	LOB	7

PITCHER		IP	WLS	BF	H	R	ER	SO	BB	IBB	HBP	BLK	WP	HR	S	P	ERA	WHIP
48 Jacob deGrom, R ERA: 1.55	(1, 1)	7.0	L	27	7	1	1	7	0	0	0	0	0	0	66	86	1.29	1.000
39 Jerry Blevins, L ERA: 5.28	(8, 1)	1.0		4	1	1	1	1	0	0	0	0	0	1	11	17	9.00	1.000

PITCHER	IP	WLS	BF	H	R	ER	SO	BB	IBB	HBP	BLK	WP	HR	S	P	ERA	WHIP

Batter	1	2	3	4	5	6	7	8	9	AB	R	H	RBI	BB	SO	LOB
30 Michael Conforto, L (1, 8) OBP: 0.339, SLG: 0.368	C FF 92 B FC 90 F FF 92 B CH 86 F FC 89 X CH 87 2-2 ① G5-3		B FC 90 B FC 90 B FF 90 C FF 92 B CH 86 4-1 BB			C FC 88 X CH 87 0-1 HR		C KC 79 X FF 95 0-1 ① F8		3	1	1	1	1	0	1
21 Todd Frazier, R (1, 5) OBP: 0.326, SLG: 0.400	C FF 93 B FF 90 C FF 91 B FC 89 X FC 91 2-2 ② G4-3		B FF 91 X CH 86 1-0 ③ L8			C FC 87 B CU 79 B FF 91 X CU 80 2-1 ① G5-3		B FF 96 1 SAFE X FF 95 1-0 ②③ G6-4-3 1-2f		4	0	0	0	0	0	2
9 Brandon Nimmo, L (1, 9) OBP: 0.403, SLG: 0.555	F FF 92 B CU 82 X FF 93 1-1 HR			F CH 85 B FC 88 T CH 85 X FF 91 1-2 ① F7		F CU 79 F CH 84 B FC 89 B CU 80 C FF 91 2-3 ② K			B FF 90 B FF 89 B FF 92 C FF 91 C FF 91 C FF 92 3-3 ① K	4	1	1	1	0	2	0
13 Asdrúbal Cabrera, S (1, 4) OBP: 0.312, SLG: 0.480	S FC 91 B CH 86 B CH 85 C FC 90 B CU 79 F FF 92 C FF 92 3-3 ③ K			B CH 86 X FF 91 1-0 ② L8		B FC 89 B CH 86 F CH 86 F FF 91 B FC 90 F FC 88 S CH 85 3-3 ③ K			C FF 92 B CH 81 C CH 81 X FF 92 1-2 ② F9	4	0	0	0	0	2	0
11 José Bautista, R (1, 7) OBP: 0.319, SLG: 0.347		F FF 92 F FF 91 B FC 89 B FC 88 F CU 79 S FC 88 2-3 ① K		C FF 91 B CU 82 X CU 81 1-1 ③ G5-3			B FF 92 B FF 92 B FF 91 S FF 92 S FF 91 F FF 92 F FF 92 S FS 82 3-3 ① K		C FF 91 F FF 92 B SL 86 S CH 80 1-3 ③ K	4	0	0	0	0	3	0
22 Dominic Smith, L (1, 3) OBP: 0.300, SLG: 0.222		B FF 91 B CH 86 B CH 87 F FF 92 F FC 90 S FF 91 3-3 ② K			B CH 86 B FC 90 X FC 89 2-0 1 FC6-4 1B		C FF 92 X FS 84 0-1 ② G4-3			3	0	1	0	0	1	0
29 Devin Mesoraco, R (1, 2) OBP: 0.289, SLG: 0.400		B FC 90 B FC 89 F FF 91 C CU 79 X FC 89 2-2 ③ L7			F FF 91 B FC 88 F FF 91 X CU 80 1-2 ① F9		C FS 83 S FS 83 F FS 84 B FS 84 B FS 85 F FF 92 F FS 84 F FS 84 S FS 85 2-3 ③ K			3	0	0	0	0	1	1
1 Amed Rosario, R (1, 6) OBP: 0.268, SLG: 0.357			B FC 88 B FF 91 C FF 91 F FC 89 X FC 88 2-2 ① F9		X CU 79 0-0 ② FC6-4 1-2f			C FF 95 B FF 95 C FF 95 F FF 96 F FF 96 X KC 80 1-2 HR		3	1	1	1	0	0	1
40 Jason Vargas, L (1, 1) OBP: 0.182, SLG: 0.100 47 Hansel Robles, R (6, 1) 39 Jerry Blevins, L (7, 1) 51 Paul Sewald, R (7, 1) 15 Luis Guillorme, L (8, PH) OBP: 0.228, SLG: 0.222 35 Jacob Rhame, R (8, 1)			C FF 91 B CH 86 X FF 92 1-1 ② F8		C CU 79 X FC 89 0-1 ③ G4-3			B FF 96 B FF 95 B FF 94 C FF 95 B FF 95 4-1 21 G6-4-3 BB		2 0 0 0 0 0	0 0 0 0 0 0	0 0 0 0 0 0	0 0 0 0 1 0	0 0 0 0 0 0	0 0 0 0 0 0	1 0 0 0 0 0
Inning Stats	R: 1 E: 0 K: 1 S: 13 H: 1 LOB: 0 BB: 0 P: 21	R: 0 E: 0 K: 2 S: 10 H: 0 LOB: 0 BB: 0 P: 17	R: 0 E: 0 K: 0 S: 7 H: 0 LOB: 1 BB: 1 P: 15	R: 0 E: 0 K: 0 S: 6 H: 0 LOB: 0 BB: 0 P: 9	R: 0 E: 0 K: 0 S: 7 H: 1 LOB: 1 BB: 0 P: 10	R: 1 E: 0 K: 2 S: 11 H: 1 LOB: 0 BB: 0 P: 18	R: 0 E: 0 K: 2 S: 14 H: 0 LOB: 0 BB: 0 P: 19	R: 1 E: 0 K: 0 S: 9 H: 1 LOB: 0 BB: 1 P: 15	R: 0 E: 0 K: 2 S: 9 H: 0 LOB: 0 BB: 0 P: 14	1B: 1 2B: 0 3B: 0 HR: 3 SF: 0 SAC: 0 DP: 1 HBP: 0						

PITCHER		IP	WLS	BF	H	R	ER	SO	BB	IBB	HBP	BLK	WP	HR	S	P	ERA	WHIP
55 Matt Koch, R ERA: 4.09	(1, 1)	6.0	W	22	3	2	2	5	1	0	0	0	0	2	54	90	3.00	0.667
66 Yoshihisa Hirano, R ERA: 1.5	(7, 1)	1.0	H	3	0	0	0	2	0	0	0	0	0	0	14	19	0.00	0.000
25 Archie Bradley, R ERA: 2.43	(8, 1)	1.0	H	4	1	1	1	0	1	0	0	0	0	1	9	15	9.00	2.000
31 Brad Boxberger, R ERA: 2.59	(9, 1)	1.0	S	3	0	0	0	2	0	0	0	0	0	0	9	14	0.00	0.000

PITCHER	IP	WLS	BF	H	R	ER	SO	BB	IBB	HBP	BLK	WP	HR	S	P	ERA	WHIP

TOP

New York Mets @ Arizona Diamondbacks

Chase Field, Phoenix, AZ

Thu Jun 14 2018, 6:42 PM - 9:19 PM MST

Att. 23,300 - Roof Closed - 80 F

livebaseballscorecards.com

AB	30
R	3
H	4
RBI	3
BB	2
SO	9
LOB	6

WP: 0 PA: 32
PB: 0
SB: 0
CS: 0

BOTTOM

New York Mets @ Arizona Diamondbacks

Chase Field, Phoenix, AZ

Thu Jun 14 2018, 6:42 PM - 9:19 PM MST

Att. 23,300 - Roof Closed - 80 F

livebaseballscorecards.com

Batter	1	2	3	4	5	6	7	8	9	AB	R	H	RBI	BB	SO	LOB
9 Jon Jay, L (1, 9) OBP: 0.372, SLG: 0.378	C FF 85 B SI 86 C SI 87 C SI 87 1-3 ①		C KC 72 X CH 80 0-1 13 G5-4-3 1B		C SI 87 X SI 87 0-1 13 G5-4-3 1B		B FF 90 C FF 89 B FF 90 S FF 91 1 SAFE H FF 90 3-2 1-2 13 BB HBP			3	0	2	0	0	1	0
13 Nick Ahmed, R (1, 6) OBP: 0.280, SLG: 0.413	B KC 73 B KC 74 C CH 81 C SI 88 B SI 87 B SI 88 4-2 36 CS BB		D KC 73 C CH 82 1 SAFE B SI 88 C SI 86 B SI 88 1 SAFE X SI 88 3-2 ① ② G5-4-3 1-2f		1 SAFE D CH 80 X CH 79 1-0 ② ③ G5-4-3 1-2f		B SL 82 B FF 90 B FF 90 C FF 91 F FF 90 B FF 90 4-2 1-2 2-3 3-H BB			2	0	0	1	2	0	2
44 Paul Goldschmidt, R (1, 3) OBP: 0.368, SLG: 0.508	B SI 88 C SI 88 C CH 82 1 SAFE S SI 88 1-3 ② K		B FF 87 B CH 81 B CH 81 C FF 86 X SI 87 3-1 HR			C SI 98 F SL 90 S SL 90 0-3 ① K	C FF 92 S SL 82 B SL 82 T SL 82 1-2 ③ K			4	1	1	1	0	3	4
36 John Ryan Murphy, R (1, 2) OBP: 0.296, SLG: 0.519	1 SAFE 0-0 ③ CS 1-2	C KC 72 B FF 86 B SI 86 C KC 73 B SI 88 B SI 88 4-2 6 HBP 4 1B BB	B SI 87 C KC 73 X FF 87 1-1 ③ G1-3			B SL 90 B SL 91 F FF 98 F FF 98 X FF 97 2-2 ② P2		B FF 96 X FF 96 1-0 ① P4		3	1	0	0	1	0	0
6 David Peralta, L (1, 7) OBP: 0.341, SLG: 0.513		C FF 88 H SI 87 1-1 22 F9 4 1B 1-2 HBP		C FF 85 B CH 80 X SI 85 1-1 HR		F FF 97 B FF 97 F FF 98 B SL 90 X FF 97 2-2 ③ G4-3		C FF 96 B FS 87 S FF 96 B SL 89 B FF 97 X FF 97 3-2 HR		3	2	2	2	0	0	0
4 Ketel Marte, S (1, 4) OBP: 0.305, SLG: 0.411		C KC 73 X SI 86 0-1 1-2 2-H 1B		B KC 74 B CH 81 C CH 80 B SI 87 S CH 79 S CH 80 3-3 ① K			B FF 94 B SL 88 B FF 95 B FF 94 4-0 3 1B 13 BB BB	S FS 87 B FF 97 X FS 88 1-1 ② G5-3		3	1	1	1	1	1	0
22 Jake Lamb, L (1, 5) OBP: 0.313, SLG: 0.411		B SI 87 X KC 73 1-0 ① F9 2-3		C FF 87 C CH 81 F FF 87 X CH 79 0-2 ② L8			1 SAFE C FF 94 S FF 95 S SL 89 0-3 ① K	F FF 98 B FS 88 X FF 96 1-1 HR		4	1	1	1	0	1	3
16 Chris Owings, R (1, 8) OBP: 0.265, SLG: 0.294		C SI 89 S SI 88 F SI 87 C KC 73 0-3 ② K		S CH 80 X CH 81 0-1 ③ L7			B SL 87 X SL 85 1-0 ② F8	B FF 97 F SL 86 B FF 96 F FF 96 X SL 87 2-2 ③ G6-3		4	0	0	0	0	1	3
55 Matt Koch, L (1, 1) OBP: 0.222, SLG: 0.067 66 Yoshihisa Hirano, R (7, 1) 3 Daniel Descalso, L (7, PH) OBP: 0.367, SLG: 0.518 25 Archie Bradley, R (8, 1) 31 Brad Boxberger, R (9, 1)		B FF 88 F FF 88 B KC 74 X SI 89 2-1 ③ F8			C SI 86 C KC 72 B KC 73 C KC 73 1-3 ① K		1 SAFE X CU 73 0-0 13 BB 9 HBP 1-3 1B			2 0 1 0 0	0 0 0 0 0	0 0 1 0 0	0 0 0 0 0	0 0 0 0 0	1 0 0 0 0	2 0 0 0 0
Inning Stats	R: 0 E: 0 K: 2 S: 8 H: 0 LOB: 0 BB: 1 P: 14	R: 1 E: 0 K: 1 S: 12 H: 1 LOB: 2 BB: 1 P: 20	R: 1 E: 0 K: 0 S: 9 H: 2 LOB: 0 BB: 0 P: 16	R: 1 E: 0 K: 1 S: 11 H: 1 LOB: 0 BB: 0 P: 15	R: 0 E: 0 K: 1 S: 6 H: 1 LOB: 0 BB: 0 P: 8	R: 0 E: 0 K: 1 S: 9 H: 0 LOB: 0 BB: 0 P: 13	R: 1 E: 0 K: 2 S: 12 H: 1 LOB: 3 BB: 2 P: 25	R: 2 E: 0 K: 0 S: 11 H: 2 LOB: 0 BB: 0 P: 19		1B: 4 2B: 0 3B: 0 HR: 4	SF: 0 SAC: 0 DP: 2 HBP: 2		WP: 0 PB: 0 SB: 0 CS: 1	PA: 36		

	AB	R	H	RBI	BB	SO	LOB
	29	6	8	6	4	8	14

PITCHER		IP	WLS	BF	H	R	ER	SO	BB	IBB	HBP	BLK	WP	HR	S	P	ERA	WHIP
40 Jason Vargas, L ERA: 7.39	(1, 1)	5.0	L	20	5	3	3	5	2	0	1	0	0	2	46	73	5.40	1.400
47 Hansel Robles, R ERA: 4.76	(6, 1)	1.2		6	0	1	1	2	1	0	0	0	0	0	13	22	5.40	0.600
39 Jerry Blevins, L ERA: 5.28	(7, 1)	0.0		2	1	0	0	0	0	0	1	0	0	0	3	6	∞	∞
51 Paul Sewald, R ERA: 4.86	(7, 1)	0.1		2	0	0	0	1	1	0	0	0	0	0	5	10	0.00	3.000
35 Jacob Rhame, R ERA: 6.75	(8, 1)	1.0		5	2	2	2	0	0	0	0	0	0	2	11	19	18.00	2.000

PITCHER		IP	WLS	BF	H	R	ER	SO	BB	IBB	HBP	BLK	WP	HR	S	P	ERA	WHIP

New York Mets @ Arizona Diamondbacks

Chase Field, Phoenix, AZ

Fri Jun 15 2018, 6:41 PM - 10:00 PM MST

Att. 32,170 - Roof Closed - 77 F

livebaseballscorecards.com

TOP

Batter	1	2	3	4	5	6	7	8	9	AB	R	H	RBI	BB	SO	LOB
30 Michael Conforto, L (1, 8) OBP: 0.341, SLG: 0.363	B SI 90 B SI 90 C FC 90 B FC 90 B FC 90 4-1 9 G6-3 21 G5-3 BB		C KC 81 C KC 81 H FC 89 1-2 21 2B 1-2 HBP		B SI 88 X SI 89 1-0 ① P6		C FF 94 B FF 94 B FF 95 F SI 95 X SL 84 2-2 ③ G3		B FF 90 C FF 89 X CH 79 1-1 ③ F7	3	0	0	0	1	0	3
21 Todd Frazier, R (1, 5) OBP: 0.324, SLG: 0.403	B FC 88 C KC 81 F SI 91 X KC 82 1-2 ① G5-3 1-2		B KC 81 C KC 81 C SI 91 X SI 91 1-2 1-3 2-H 2B		C SI 88 C FC 88 B KC 82 S KC 82 1-3 ② K			B FF 93 B FF 93 C FF 93 F SI 94 F SI 93 F SL 84 F FF 95 X FF 95 2-2 ① P3		4	0	1	1	0	1	1
9 Brandon Nimmo, L (1, 9) OBP: 0.395, SLG: 0.541	C KC 81 F FC 89 D KC 83 X KC 82 1-2 ② G6-3 2-3		F FC 89 S KC 81 F KC 82 B KC 81 B FC 89 S KC 81 2-3 ① K		C SI 89 F KC 82 S KC 81 0-3 ③ K			X SL 84 0-0 ② G4-3		4	0	0	0	0	2	3
13 Asdrúbal Cabrera, S (1, 4) OBP: 0.307, SLG: 0.472	D CH 81 C KC 82 B SI 90 F KC 81 B SI 91 S SI 90 3-3 ③ K		F CH 80 D KC 82 S CH 80 S KC 82 1-3 ② K			C KC 79 X SI 88 0-1 ① G6-3		C SI 96 X SI 96 0-1 ③ G4-3		4	0	0	0	0	2	3
11 José Bautista, R (1, 7) OBP: 0.319, SLG: 0.338 61 Chris Beck, R (6, 1) 39 Jerry Blevins, L (7, 1) 38 Anthony Swarzak, R (8, 1) 7 José Reyes, S (9, PH) OBP: 0.222, SLG: 0.227		C SI 89 B FC 89 B FC 89 F FC 90 B FC 90 B KC 83 4-2 22 2B 1 F8-2 BB	B FC 88 B FC 89 B FC 89 C KC 82 B FC 89 F KC 81 C FC 89 3-3 ③ K			F FC 87 B SI 89 C KC 81 X KC 80 1-2 ② G5-3			C FF 92 C FF 92 B FS 83 B FS 84 F FF 93 B FF 93 F FS 83 X FF 93 3-2 26 E 4 2B 2B	2 0 0 0 1	0 0 0 0 1	0 0 0 0 1	0 0 0 0 1	1 0 0 0 1	1 0 0 0 1	2 0 0 0 0
22 Dominic Smith, L (1, 3) OBP: 0.357, SLG: 0.615 (6, 7)		B SI 90 X FC 89 1-0 1-3 2B		C SI 89 X CH 81 0-1 HR		C SI 88 X SI 88 0-1 ③ G6-3			C FF 93 S FF 93 B FF 93 S FS 84 1-3 ① K	4	1	2	1	0	1	1
26 Kevin Plawecki, R (1, 2) OBP: 0.358, SLG: 0.264		B KC 82 B KC 81 X FC 89 2-0 ① G5-3		F SI 90 B KC 82 B KC 82 B SI 89 C FC 89 B KC 82 4-2 1 CS BB			B KC 78 X SI 88 1-0 ① F9		D FS 84 S FS 84 D FS 84 C FF 94 X FS 85 2-2 E1 4 2B 2-3	3	0	0	0	1	0	3
1 Amed Rosario, R (1, 6) OBP: 0.268, SLG: 0.355		D FC 90 S KC 80 X KC 82 1-1 ②③ F8-2 3-H		M KC 80 1 SAFE X KC 81 0-1 ①② F9 1-2			C SI 88 B FC 87 X KC 80 1-1 1B		C FS 85 F FF 93 F FS 84 S FF 93 0-3 ② K	4	0	1	0	0	1	5
67 Seth Lugo, R (1, 1) OBP: 0.200, SLG: 0.111 4 Wilmer Flores, R (6, 3) OBP: 0.323, SLG: 0.409			B SI 90 X SI 90 1-0 30 HBP 21 2B 1B	F SI 89 S KC 79 B KC 83 F FC 88 S KC 80 1-3 ③ K			C SI 88 D FC 87 B SI 89 C KC 79 S KC 81 2-3 ② K		B FF 93 C FS 83 F FS 84 B FF 93 X FF 94 2-2 1-3 3-H 2B	2 2	1 0	1 1	0 1	0 1	1 1	0 1
Inning Stats	R: 0 E: 0 K: 1 S: 10 H: 0 LOB: 1 BB: 1 P: 19	R: 0 E: 0 K: 0 S: 6 H: 1 LOB: 1 BB: 1 P: 14	R: 1 E: 0 K: 3 S: 17 H: 2 LOB: 2 BB: 0 P: 26	R: 1 E: 0 K: 1 S: 10 H: 1 LOB: 0 BB: 1 P: 15	R: 0 E: 0 K: 2 S: 7 H: 0 LOB: 0 BB: 0 P: 9	R: 0 E: 0 K: 0 S: 7 H: 0 LOB: 0 BB: 0 P: 8	R: 0 E: 0 K: 1 S: 9 H: 1 LOB: 1 BB: 0 P: 15	R: 0 E: 0 K: 0 S: 9 H: 0 LOB: 0 BB: 0 P: 11	R: 1 E: 1 K: 2 S: 20 H: 2 LOB: 2 BB: 0 P: 29	1B: 2 2B: 5 3B: 0 HR: 1 SF: 0 SAC: 0 DP: 1 HBP: 1						

	AB	33
	R	3
	H	7
	RBI	3
	BB	3
	SO	10
	LOB	22

WP: 0 PB: 0 SB: 0 CS: 1 PA: 37

PITCHER		IP	WLS	BF	H	R	ER	SO	BB	IBB	HBP	BLK	WP	HR	S	P	ERA	WHIP
52 Zack Godley, R ERA: 4.77	(1, 1)	6.2	W	27	5	2	2	8	3	0	1	0	0	1	63	101	2.70	1.200
40 Andrew Chafin, L ERA: 1.82	(7, 1)	1.1		4	0	0	0	0	0	0	0	0	0	0	12	16	0.00	0.000
29 Jorge De La Rosa, L ERA: 3.43	(9, 1)	0.2		5	2	1	0	2	0	0	0	0	0	0	18	26	0.00	3.000
31 Brad Boxberger, R ERA: 2.55	(9, 1)	0.1	S	1	0	0	0	0	0	0	0	0	0	0	2	3	0.00	0.000

PITCHER		IP	WLS	BF	H	R	ER	SO	BB	IBB	HBP	BLK	WP	HR	S	P	ERA	WHIP

New York Mets @ Arizona Diamondbacks

Chase Field, Phoenix, AZ

Fri Jun 15 2018, 6:41 PM - 10:00 PM MST

Att. 32,170 - Roof Closed - 77 F

livebaseballscorecards.com

BOTTOM

Batter	1	2	3	4	5	6	7	8	9	AB	R	H	RBI	BB	SO	LOB
9 Jon Jay, L (1, 9) OBP: 0.376, SLG: 0.390	B FF 93 X SI 92 1-0 ① G4-3		C SI 91 B CU 80 X CU 78 1-1 44 1B / 22 1B 1B	C SI 92 X CH 86 0-1 ③ FC4-6 1-2f		C FF 96 B CH 90 X SL 87 1-1 44 CS 1B 3-H		B FF 96 X FF 94 1-0 44 1B 3B		5	2	3	1	0	0	1
44 Paul Goldschmidt, R (1, 3) OBP: 0.372, SLG: 0.522	S SL 88 B CU 83 B SI 95 B SL 89 X FF 94 3-1 HR		1 SAFE C CU 80 F SI 92 X SL 88 1-2 6 FC3-6 / 3 SF8 / 22 1B 1-3 1B		B SL 84 S CU 77 F SI 90 B CH 86 F CU 81 F FF 94 X CU 80 2-2 ① G6-3	1 SAFE B FF 96 C SL 86 1 SAFE S FF 95 1 SAFE F FF 95 F SL 85 B FF 96 3-2 ③ CS B FF 94 1-2	C SL 83 B SL 86 X FF 94 1-1 ① L9	C SL 86 D SL 86 D SL 86 B SL 86 X FF 92 3-1 1B 3-H		5	2	3	2	0	0	0
22 Jake Lamb, L (1, 5) OBP: 0.308, SLG: 0.400	B SI 94 C CU 80 B CU 80 C FF 94 S CH 89 2-3 ② K		X CU 80 0-0 6 FC3-6 1-2 1B 3-H		C SI 93 S CU 77 F FF 94 B CH 86 C FF 95 1-3 ② K		C FF 93 X CH 89 0-1 ② F7	F SL 85 S FF 94 S FF 94 0-3 ③ K		5	0	1	1	0	3	1
6 David Peralta, L (1, 7) OBP: 0.347, SLG: 0.514	B SI 94 C CH 88 S FF 95 B FF 97 B CU 81 F CH 89 B CH 89 4-2 3 1B BB		C SI 92 X CH 87 0-1 ① FC3-6 1-2f 2-3		X CU 79 0-0 3 HR 1B		F FF 94 F CH 90 X CH 91 0-2 13 BB / 3 BB 1B			3	1	2	0	1	0	2
3 Daniel Descalso, L (1, 4) OBP: 0.374, SLG: 0.542 29 Jorge De La Rosa, L (9, 1) 31 Brad Boxberger, R (9, 1)	C FF 93 B SL 88 X CU 80 1-1 1-3 1B		B FF 93 X CU 79 1-0 ② SF8 3-H		1 SAFE B CH 84 F SI 91 D CU 80 B FF 94 F CU 79 X CH 86 3-2 1-H HR		B FF 95 B SL 84 C CH 87 B FF 94 B FF 94 4-1 13 BB 1-2 BB			2 0 0	1 0 0	2 0 0	3 0 0	1 0 0	0 0 0	0 0 0
13 Nick Ahmed, R (1, 6) OBP: 0.280, SLG: 0.407	F SI 93 B SL 88 S SI 92 F FF 94 S CU 82 1-3 ③ K		B FF 92 1 SAFE B CU 79 S SL 86 B SI 92 X FF 91 3-1 ③ F7		X FF 90 0-0 ③ G5-3		F FF 92 S SL 87 B SL 86 B CH 88 F SL 86 B FF 96 F SL 85 B SL 86 4-2 1-2 2-3 BB			3	0	0	0	1	1	3
5 Alex Avila, L (1, 2) OBP: 0.232, SLG: 0.175		C SI 92 S SI 92 B FF 95 B FF 95 B CH 88 F SI 94 S FF 93 3-3 ① K		B CU 80 B SI 90 F FF 91 C FF 92 B FF 94 X SI 93 3-2 ① G4-3		F FF 95 X FF 96 0-1 ① L4	S FF 90 B CU 72 B FF 89 C CU 71 B CU 73 C FF 89 3-3 ③ K			4	0	0	0	0	2	3
1 Jarrod Dyson, L (1, 8) OBP: 0.292, SLG: 0.269		B CU 79 B SI 92 C FF 92 S SI 92 C CU 81 2-3 ② K		B CU 78 F SI 92 F CH 85 C CU 81 1-3 ② K		B FF 96 B CH 88 B CH 89 C FF 96 B FF 96 4-1 52 S / 9 1B BB		F FF 94 F FF 94 F FF 95 F SL 86 X SL 86 0-2 ① L8		3	1	0	0	1	2	0
52 Zack Godley, R (1, 1) OBP: 0.120, SLG: 0.120 40 Andrew Chafin, R (7, 1) 4 Ketel Marte, S (8, PH) OBP: 0.304, SLG: 0.409 (9, 4)		C SI 93 S SL 87 F CU 80 F FF 93 B SL 88 S CU 81 1-3 ③ K		C SL 84 B SL 86 B SI 92 F FF 90 B CU 78 X SI 90 3-2 9 FC4-6 1B		B FF 92 C FF 93 S FF 95 C FF 96 1-3 ② K		B SL 84 B SL 85 X FF 94 2-0 ② F7		3 0 1	0 0 0	1 0 0	0 0 0	0 0 0	2 0 0	1 0 0
Inning Stats	R: 1 E: 0 K: 2 S: 15 H: 2 LOB: 2 BB: 1 P: 27	R: 0 E: 0 K: 3 S: 12 H: 0 LOB: 0 BB: 0 P: 18	R: 2 E: 0 K: 0 S: 11 H: 3 LOB: 1 BB: 0 P: 17	R: 0 E: 0 K: 1 S: 11 H: 1 LOB: 1 BB: 0 P: 18	R: 2 E: 0 K: 1 S: 14 H: 2 LOB: 0 BB: 0 P: 20	R: 1 E: 0 K: 1 S: 12 H: 1 LOB: 0 BB: 1 P: 21	R: 0 E: 0 K: 1 S: 15 H: 1 LOB: 3 BB: 2 P: 27	R: 1 E: 0 K: 1 S: 12 H: 2 LOB: 1 BB: 0 P: 18		1B: 9 2B: 0 3B: 1 HR: 2	SF: 1 SAC: 0 DP: 0 HBP: 0			WP: 0 PB: 0 SB: 2 CS: 1	PA: 40	

	AB	34
	R	7
	H	12
	RBI	7
	BB	4
	SO	10
	LOB	11

PITCHER		IP	WLS	BF	H	R	ER	SO	BB	IBB	HBP	BLK	WP	HR	S	P	ERA	WHIP
67 Seth Lugo, R ERA: 2.49	(1, 1)	5.0	L	24	8	5	5	7	1	0	0	0	0	2	63	100	9.00	1.800
61 Chris Beck, R ERA: 4.26	(6, 1)	1.2		9	2	1	1	1	3	0	0	0	0	0	24	42	5.40	3.000
39 Jerry Blevins, L ERA: 5.17	(7, 1)	0.1		1	0	0	0	1	0	0	0	0	0	0	3	6	0.00	0.000
38 Anthony Swarzak, R ERA: 4.26	(8, 1)	1.0		5	2	1	1	1	0	0	0	0	0	0	12	18	9.00	2.000

PITCHER	IP	WLS	BF	H	R	ER	SO	BB	IBB	HBP	BLK	WP	HR	S	P	ERA	WHIP

Batter	1	2	3	4	5	6	7	8	9	AB	R	H	RBI	BB	SO	LOB
1 Amed Rosario, R (1, 6) OBP: 0.266, SLG: 0.356	F SI 90 F FF 89 B SL 81 S SL 81 1-3 ① K2-3		C SI 89 B SL 81 S SL 81 X FF 90 1-2 13 F8 4 WP 2B		X SI 89 0-0 ① G6-3		C KC 80 B KC 81 B FF 90 S FF 91 X FF 91 2-2 ① F9		1 SAFE B SI 90 C CH 84 X CH 84 1-1 ② P3	5	1	1	0	0	1	1
13 Asdrúbal Cabrera, S (1, 4) OBP: 0.305, SLG: 0.467	B SI 90 F SI 89 B SI 90 X SI 90 2-1 ② G4-3		X SI 90 0-0 ① F8 2-3		C SI 87 S CU 76 B SL 82 S SL 82 1-3 ② K		B FF 91 X CH 87 1-0 ② G3		D SL 81 B SL 81 S SI 91 1 SAFE B SI 91 F SI 91 F SI 91 X SI 90 3-2 1-2 21 BB 1B	5	0	1	0	0	1	1
21 Todd Frazier, R (1, 5) OBP: 0.331, SLG: 0.408	B SI 90 C SI 90 F FF 91 F CU 72 S SL 83 1-3 ③ K2-3		B CU 72 B SI 90 C SI 90 B FF 90 B SI 90 4-1 4 WP BB		B CU 74 B SL 81 X SI 89 2-0 ③ G6-3		C FF 91 B FF 90 B KC 82 X FF 92 2-1 2B		C SI 92 B SL 80 D SI 91 D SL 82 D SI 91 4-1 1-2 2-3 BB	3	0	1	0	2	1	0
4 Wilmer Flores, R (1, 3) OBP: 0.323, SLG: 0.407 22 Dominic Smith, L (7, PH) OBP: 0.313, SLG: 0.533 (7, 3)		C SI 89 B SI 88 B SI 89 F SI 90 X FF 90 2-2 9 1B 30 HR 1B	B SI 90 C SL 81 C SL 80 X SL 81 1-2 ② L7 1-2 3-H			B SI 88 X CH 78 1-0 ① F9	S CH 87 C CH 87 X CH 86 0-2 ③ G4-3		F SI 91 X SI 92 0-1 ③ G6-3	3 2	1 0	1 0	0 0	0 0	0 0	1 4
9 Brandon Nimmo, L (1, 9) OBP: 0.397, SLG: 0.540		C FF 90 S SI 90 F FF 91 D SL 84 D SL 84 B SI 91 X FF 91 3-2 1-2 30 HR 1B	S SL 82 S SL 82 D SL 82 S SL 82 1-3 ③ K			B SL 80 C FF 88 B SL 82 B SL 81 X FF 90 3-1 29 S 29 1B 1B		C SI 90 C SI 91 B SI 91 F SL 80 C SI 91 1-3 ① K		4	1	2	0	0	2	1
29 Devin Mesoraco, R (1, 2) OBP: 0.295, SLG: 0.403		B CU 73 C SI 91 D CU 73 S SL 82 S SL 83 2-3 ① K		X SI 88 0-0 30 FC5-6 1B		B FF 90 C SL 83 B SL 82 B CU 71 X SL 79 3-1 ② 30 2B 1B 1-H		B SI 91 C SI 91 X CH 84 1-1 ② G6-3		4	1	2	0	0	1	2
30 Michael Conforto, L (1, 8) OBP: 0.343, SLG: 0.386		X FF 92 0-0 1-H 2-H HR	B FF 89 B SL 81 X FF 89 2-0 ① FC5-6 1-2f			B SL 82 C FF 90 B SL 82 C SL 82 F SL 82 X SL 82 2-2 2-H 2B		B SI 92 C SI 91 X SI 91 1-1 ③ G4-3		4	1	2	4	0	0	1
11 José Bautista, R (1, 7) OBP: 0.327, SLG: 0.329		X SI 91 0-0 ② L8	1 SAFE S SI 90 B SI 90 F SL 82 S SL 81 1-3 ② K			B SI 91 B SI 90 2-0 IBB			B SI 91 B SI 91 B SI 92 B SI 90 4-0 21 BB 13 1B BB	2	0	0	0	2	1	1
32 Steven Matz, R (1, 1) OBP: 0.125, SLG: 0.130 65 Robert Gsellman, R (7, 1) 7 José Reyes, S (9, PH) OBP: 0.220, SLG: 0.224 38 Anthony Swarzak, R (9, 1)		B SI 91 B SI 89 C SI 89 X FF 88 2-1 ③ L7	X FF 89 0-0 ③ G3			S SL 81 S SL 81 F SL 81 F SL 81 T SL 81 0-2 ③ K			C SL 80 D CH 84 B SI 91 1 SAFE 1 SAFE 1 SAFE B SI 91 C SI 91 X SI 90 3-2 ① F9	3 0 1 0	0 0 0 0	0 0 0 0	0 0 0 0	0 0 0 0	1 0 0 0	3 0 1 0
Inning Stats	R: 0 E: 0 K: 2 S: 9 H: 0 LOB: 0 BB: 0 P: 13	R: 3 E: 0 K: 1 S: 14 H: 3 LOB: 0 BB: 0 P: 23	R: 1 E: 0 K: 1 S: 11 H: 1 LOB: 1 BB: 1 P: 18	R: 0 E: 0 K: 1 S: 6 H: 1 LOB: 1 BB: 0 P: 9	R: 0 E: 0 K: 1 S: 5 H: 0 LOB: 0 BB: 0 P: 8	R: 1 E: 0 K: 1 S: 14 H: 3 LOB: 2 BB: 1 P: 25	R: 0 E: 0 K: 0 S: 9 H: 1 LOB: 1 BB: 0 P: 14	R: 0 E: 0 K: 1 S: 8 H: 0 LOB: 0 BB: 0 P: 11	R: 0 E: 0 K: 0 S: 12 H: 1 LOB: 3 BB: 2 P: 27	1B: 6 2B: 3 3B: 0 HR: 1 SF: 0 SAC: 0 DP: 0 HBP: 0						WP: 1 PB: 0 SB: 1 CS: 0 PA: 40	

PITCHER		IP	WLS	BF	H	R	ER	SO	BB	IBB	HBP	BLK	WP	HR	S	P	ERA	WHIP
46 Patrick Corbin, L ERA: 3.48	(1, 1)	6.0	L	27	8	5	5	7	1	1	0	0	1	1	59	96	7.50	1.500
57 Fernando Salas, R ERA: 4.18	(7, 1)	1.0		4	1	0	0	0	0	0	0	0	0	0	9	14	0.00	1.000
30 T.J. McFarland, L ERA: 2.22	(8, 1)	2.0		9	1	0	0	1	2	0	0	0	0	0	20	38	0.00	1.500

PITCHER	IP	WLS	BF	H	R	ER	SO	BB	IBB	HBP	BLK	WP	HR	S	P	ERA	WHIP

TOP

New York Mets @ Arizona Diamondbacks

Chase Field, Phoenix, AZ

Sat Jun 16 2018, 7:11 PM - 10:04 PM MST

Att. 31,824 - Roof Closed - 75 F

livebaseballscorecards.com

AB	36
R	5
H	10
RBI	4
BB	4
SO	8
LOB	16

BOTTOM

New York Mets @ Arizona Diamondbacks

Chase Field, Phoenix, AZ

Sat Jun 16 2018, 7:11 PM - 10:04 PM MST

Att. 31,824 - Roof Closed - 75 F

livebaseballscorecards.com

Batter	1	2	3	4	5	6	7	8	9	AB	R	H	RBI	BB	SO	LOB
9 Jon Jay, L (1, 9) OBP: 0.377, SLG: 0.387	B SI 92 B SI 93 B SI 93 B SI 93 4-0 36 1B BB		C SI 93 S CU 79 B SI 94 X CU 79 1-2 ① G1-3		C SI 94 C SI 93 F SL 90 X CU 80 0-2 ③ G1-3		F SI 96 B SI 96 F SI 96 F SI 97 B SL 92 F SI 98 H SI 96 3-2 13 FC4-6 1-2 2-3 HBP			2	0	0	0	1	0	0
13 Nick Ahmed, R (1, 6) OBP: 0.283, SLG: 0.418	B SI 92 1 SAFE X CH 82 1-0 ① F8		F SI 94 C CU 78 X CU 78 0-2 1B			S CH 84 X SI 94 0-1 44 G6-3 3B	B SI 97 F SI 96 X SI 96 1-1 ③ FC4-6 1-2f			4	1	2	0	0	0	4
44 Paul Goldschmidt, R (1, 3) OBP: 0.367, SLG: 0.514	B SI 93 C CH 83 S CH 83 X SI 93 1-2 ② F9		F CH 84 1 SAFE B SI 94 S SI 93 F CH 84 S CH 83 1-3 ② K			B CU 79 B SI 93 C SI 93 C CH 84 X SI 93 2-2 ① G6-3 3-H		C SI 94 B SL 89 F SI 95 S SL 91 1-3 ① K		4	0	0	1	0	2	2
36 John Ryan Murphy, R (1, 2) OBP: 0.294, SLG: 0.509	B SI 93 F SI 93 1 SAFE 1 SAFE B SI 93 F SI 92 X SI 92 2-2 1-2 1B		B CU 77 C SI 93 C CU 77 1 SAFE B SI 92 X CU 77 2-2 ③ G5-3			C CU 79 B CH 85 X CU 78 1-1 ② L5		B SL 91 C SI 94 B SI 94 X SI 95 2-1 E5		4	0	1	0	0	0	1
6 David Peralta, L (1, 7) OBP: 0.342, SLG: 0.506	B SI 94 C SI 92 X SI 92 1-1 ③ F7			B SI 94 C CU 78 F SI 94 X SI 94 1-2 ① G1-3		B SI 94 B CU 78 X SI 94 2-0 ③ G4-3		B SI 95 S SI 94 F CH 87 S SI 96 1-3 ② K		4	0	0	0	0	1	3
4 Ketel Marte, S (1, 4) OBP: 0.299, SLG: 0.402		B SI 94 X CH 84 1-0 ① G1-3		C CH 85 B CH 85 F CU 79 B SI 93 B CH 84 F CH 84 X CH 82 3-2 ② G5-3			F CH 84 B SI 93 F SI 94 X CU 78 1-2 ① G5-3	X CH 87 0-0 ③ F9		4	0	0	0	0	0	1
16 Chris Owings, R (1, 8) OBP: 0.265, SLG: 0.293		B SI 93 B SI 93 B CH 83 C SI 93 X SI 93 3-1 1B		C CU 79 F SI 94 B CU 80 X SL 89 1-2 ③ F7			C CU 79 F CH 84 B SI 94 F CU 80 X CU 79 1-2 ② G6-3		C FF 93 F SL 86 B SL 86 S SL 86 1-3 ① K	4	0	1	0	0	1	0
10 Deven Marrero, R (1, 5) OBP: 0.210, SLG: 0.200 30 T.J. McFarland, L (8, 1) 22 Jake Lamb, L (9, PH) OBP: 0.305, SLG: 0.396		B CH 82 C CH 82 1 SAFE X CH 82 1-1 ② F7			C CH 85 C SI 94 B SI 93 B SI 94 B SI 93 S CH 84 3-3 ① K		X CH 84 0-0 9 HBP 3 1B 1B		C FF 94 B FF 94 C FF 94 B SL 85 F FF 94 F FF 94 F SL 86 C FF 94 2-3 ② K	3 0 1	0 0 0	1 0 0	0 0 0	0 0 0	1 0 1	1 0 0
46 Patrick Corbin, L (1, 1) OBP: 0.310, SLG: 0.296 57 Fernando Salas, R (7, 1) 3 Daniel Descalso, L (7, PH) OBP: 0.376, SLG: 0.541 (8, 5)		B SI 91 F SI 92 B SI 92 F SI 92 S CU 79 2-3 ③ K			C SI 93 B CU 79 X CU 79 1-1 ② L7		C SI 92 X CU 78 0-1 9 HBP 1-2 1B		C SL 84 C FF 93 C FF 94 0-3 ③ K	2 0 2	0 0 0	0 0 1	0 0 0	0 0 1	1 0 0	1 0 0
Inning Stats	R: 0 E: 0 K: 0 S: 9 H: 1 LOB: 2 BB: 1 P: 18	R: 0 E: 0 K: 1 S: 8 H: 1 LOB: 1 BB: 0 P: 15	R: 0 E: 0 K: 1 S: 13 H: 1 LOB: 1 BB: 0 P: 17	R: 0 E: 0 K: 0 S: 10 H: 0 LOB: 0 BB: 0 P: 15	R: 0 E: 0 K: 1 S: 9 H: 0 LOB: 0 BB: 0 P: 13	R: 1 E: 0 K: 0 S: 8 H: 1 LOB: 0 BB: 0 P: 13	R: 0 E: 0 K: 0 S: 16 H: 2 LOB: 3 BB: 0 P: 22	R: 0 E: 1 K: 2 S: 9 H: 0 LOB: 1 BB: 0 P: 13	R: 0 E: 0 K: 3 S: 12 H: 0 LOB: 0 BB: 0 P: 15	1B: 5 2B: 0 3B: 1 HR: 0 SF: 0 SAC: 0 DP: 0 HBP: 1						WP: 0 PB: 0 SB: 0 CS: 0 PA: 36	

	AB	34
	R	1
	H	6
	RBI	1
	BB	1
	SO	8
	LOB	13

PITCHER		IP	WLS	BF	H	R	ER	SO	BB	IBB	HBP	BLK	WP	HR	S	P	ERA	WHIP
32 Steven Matz, L ERA: 3.31	(1, 1)	6.2	W	27	6	1	1	3	1	0	0	0	0	0	67	103	1.35	1.050
65 Robert Gsellman, R ERA: 2.85	(7, 1)	1.1	H	6	0	0	0	2	0	0	1	0	0	0	15	23	0.00	0.000
38 Anthony Swarzak, R ERA: 3.68	(9, 1)	1.0		3	0	0	0	3	0	0	0	0	0	0	12	15	0.00	0.000

PITCHER	IP	WLS	BF	H	R	ER	SO	BB	IBB	HBP	BLK	WP	HR	S	P	ERA	WHIP

Batter	1	2	3	4	5	6	7	8	9	AB	R	H	RBI	BB	SO	LOB
9 Brandon Nimmo, L (1, 7) OBP: 0.402, SLG: 0.565	B SI 90 C CH 78 C FC 86 B FC 86 X FC 87 2-2 13 G3 21 SF8 2B		F CU 75 B FF 92 B CH 78 C CH 78 X CH 78 2-2 ② F9			X CU 74 0-0 21 G4-3 13 BB 1B	B FS 85 B FF 93 C FF 93 S FF 93 C FF 94 2-3 ③ K		F CH 80 X CH 82 0-1 2-H HR	5	2	3	2	0	1	2
13 Asdrúbal Cabrera, S (1, 4) OBP: 0.310, SLG: 0.479	D CH 78 X CH 78 1-0 ① G3 2-3		F FC 88 X FC 87 0-1 1B			D CH 77 1 SAFE F FC 86 1 SAFE D CH 76 F CH 75 B FF 90 B SI 91 4-2 21 G4-3 1-2 BB		C FF 95 B FF 95 F FF 94 X KC 80 1-2 ① G3-1	B FF 91 C FF 90 X CH 80 1-1 HR	4	1	2	1	1	0	1
30 Michael Conforto, L (1, 8) OBP: 0.344, SLG: 0.380	D FF 92 S SI 91 B CH 79 B SI 91 F CH 79 F SI 91 B CH 79 4-2 21 SF8 BB		C SI 91 B FF 91 F SI 91 F FC 87 F CH 78 F FF 91 B CU 76 B CH 76 F FF 91 3-2 X FC 87 ③ G4-3			B SI 90 F CH 77 F SI 91 B FC 86 C SI 91 2-3 ① K		C KC 79 B FF 96 F FF 96 F FF 96 F FF 96 F KC 81 F KC 82 X SI 97 1-2 ② L8	C FF 91 B FF 91 B FF 91 S CH 81 B FF 90 B FF 90 4-2 BB	3	0	0	0	2	1	3
21 Todd Frazier, R (1, 5) OBP: 0.328, SLG: 0.404	F FC 86 1 SAFE B FF 91 X CU 76 1-1 ② SF8 1-2 3-H			C FF 90 F CU 76 B FC 87 X SI 91 1-2 ① G5-3		X SI 91 0-0 ② G4-3 1-2 2-3		B SI 96 C SI 95 S KC 82 X FF 96 1-2 1B	B FF 90 C CH 85 B CH 86 F FF 90 B FF 88 F CH 85 X FF 91 3-2 ③ G6-3	4	0	1	1	0	0	3
19 Jay Bruce, L (1, 9) OBP: 0.292, SLG: 0.321	B SI 91 B CH 78 F FF 91 B FC 87 S FC 84 C SI 92 3-3 ③ K			F CH 78 F SI 92 S CH 80 0-3 ② K		B SL 82 B SI 94 B FF 93 C FF 93 S SI 94 C FF 95 3-3 ③ K		C FF 95 B FF 96 B FF 96 B FF 95 F FF 95 X FF 96 3-2 ③ G6-3		4	0	0	0	0	3	4
22 Dominic Smith, L (1, 3) OBP: 0.250, SLG: 0.421		C SI 90 B SI 91 B SI 90 B FC 86 X SI 90 3-1 ① G6-3		S CH 77 B CH 80 F FF 91 X CH 78 1-2 ③ G4-3			S FF 90 B FF 89 B FF 90 C FF 91 X FS 82 2-2 ① G6-3		C FF 90 F CH 80 F FF 92 S FF 92 0-3 ① K	4	0	0	0	0	1	0
26 Kevin Plawecki, R (1, 2) OBP: 0.352, SLG: 0.263		B CU 75 X FF 92 1-0 ② G4-3			C FF 90 C FF 91 X FC 86 0-2 7 G4-6-3 1B		S FS 83 F FS 83 B FF 90 B FS 84 S FF 91 2-3 ② K		C FF 90 S FF 92 B FF 92 B FF 92 B FF 92 C FF 92 3-3 ② K	4	0	1	0	0	2	0
7 José Reyes, S (1, 6) OBP: 0.233, SLG: 0.228		C SI 91 B CH 80 X CH 78 1-1 ③ L9			C FF 90 B CH 76 1 SAFE D FC 86 X SI 89 2-1 ① ② G4-6-3 1-2f		B FS 85 B FF 92 B FF 91 C FF 91 C FF 91 B FS 83 4-2 4 S BB		X FF 90 0-0 11 DI 11 2B 1B	3	1	1	0	1	0	1
45 Zack Wheeler, L (1, 1) OBP: 0.240, SLG: 0.240 4 Wilmer Flores, R (7, PH) OBP: 0.328, SLG: 0.407 47 Hansel Robles, R (7, 1) 27 Jeurys Familia, R (8, 1) 11 José Bautista, R (9, PH) OBP: 0.333, SLG: 0.350 65 Robert Gsellman, R (9, 1)			B SI 90 C SI 90 B FF 91 X SI 90 2-1 ① L7		C FF 91 S CU 76 X SI 92 0-2 ③ L7		B FF 92 B FS 81 1 SAFE C FF 92 F FF 92 D FS 84 B FF 92 4-2 1-2 BB		B FF 92 F FF 92 S FF 93 B FF 92 X FF 93 2-2 1-H 9 HR 2B	2 0 0 0 1 1 0	0 0 0 0 1 1 0	0 0 0 0 1 1 0	0 0 0 0 0 1 0	0 0 0 0 0 0 0	0 0 0 0 0 0 0	0 0 0 0 0 0 0

TOP

New York Mets @ Arizona Diamondbacks

Chase Field, Phoenix, AZ

Sun Jun 17 2018, 1:12 PM - 4:37 PM MST

Att. 47,907 - Roof Closed - 75 F

livebaseballscorecards.com

AB	34
R	5
H	9
RBI	5
BB	5
SO	8
LOB	14

Inning Stats	1	2	3	4	5	6	7	8	9
	R: 1 E: 0 K: 1 S: 12	H: 1 LOB: 1 BB: 1 P: 23	R: 0 E: 0 K: 0 S: 5	H: 0 LOB: 0 BB: 0 P: 10	R: 0 E: 0 K: 0 S: 14	H: 1 LOB: 1 BB: 0 P: 21	R: 0 E: 0 K: 1 S: 9	H: 0 LOB: 0 BB: 0 P: 11	R: 0 E: 0 K: 0 S: 8	H: 1 LOB: 0 BB: 0 P: 10	R: 0 E: 0 K: 2 S: 10	H: 1 LOB: 2 BB: 1 P: 19	R: 0 E: 0 K: 2 S: 13	H: 0 LOB: 2 BB: 2 P: 27	R: 0 E: 0 K: 0 S: 16	H: 1 LOB: 1 BB: 0 P: 22	R: 4 E: 0 K: 2 S: 21	H: 4 LOB: 1 BB: 1 P: 34

1B: 5	SF: 1	WP: 0
2B: 2	SAC: 0	PB: 0
3B: 0	DP: 1	SB: 1
HR: 2	HBP: 0	CS: 0

PA: 40

PITCHER		IP	WLS	BF	H	R	ER	SO	BB	IBB	HBP	BLK	WP	HR	S	P	ERA	WHIP
32 Clay Buchholz, R ERA: 2.94	(1, 1)	5.2		22	4	1	1	3	2	0	0	0	0	0	55	88	1.59	1.059
40 Andrew Chafin, L ERA: 1.8	(6, 1)	0.1	H	1	0	0	0	1	0	0	0	0	0	0	3	6	0.00	0.000
66 Yoshihisa Hirano, R ERA: 1.45	(7, 1)	1.0	H	5	0	0	0	2	2	0	0	0	0	0	13	27	0.00	2.000
25 Archie Bradley, R ERA: 2.36	(8, 1)	1.0	H	4	1	0	0	0	0	0	0	0	0	0	16	22	0.00	1.000
31 Brad Boxberger, R ERA: 3.91	(9, 1)	0.2	L	7	4	4	4	2	1	0	0	0	0	2	17	27	54.00	7.500

PITCHER		IP	WLS	BF	H	R	ER	SO	BB	IBB	HBP	BLK	WP	HR	S	P	ERA	WHIP
57 Fernando Salas, R ERA: 4.13	(9, 1)	0.1		1	0	0	0	0	0	0	0	0	0	0	4	7	0.00	0.000

Batter	1	2	3	4	5	6	7	8	9	AB	R	H	RBI	BB	SO	LOB
9 Jon Jay, L (1, 9) OBP: 0.375, SLG: 0.387	C FF 96 F FF 97 C FF 97 0-3 K ①			S CU 80 B FF 98 F FF 98 F CU 81 F FF 99 S FS 92 1-3 K ①	C CH 90 F SI 98 S CU 82 0-3 K ③			X SI 98 0-0 44 1B 22 1B 2B	L SI 95 B SI 95 X CH 87 1-1 L9 ③	5	1	1	0	0	3	1
44 Paul Goldschmidt, R (1, 3) OBP: 0.372, SLG: 0.515	B FF 97 B SI 96 X FC 92 2-0 G6-3 ②			S FC 92 F FF 98 B FF 97 B SI 94 B FC 92 D CU 82 4-2 22 1B 6 2B BB		B FF 96 X SI 95 1-0 22 G6-3 1B		C SI 98 C SL 88 X SI 98 0-2 3 BB 22 1B 2-3 1B		3	1	2	0	1	0	0
22 Jake Lamb, L (1, 5) OBP: 0.311, SLG: 0.400	B FF 96 C FF 96 S CU 82 F FF 98 B CU 81 S FF 99 2-3 K ③			F CH 90 B FF 98 C CU 80 B SI 98 X CU 81 2-2 6 2B 4 G4-3 1-2 1B		1 SAFE S FF 97 F FF 96 B FF 97 X CH 91 1-2 G6-3 ① ② 1-2f		S SI 97 B FF 98 S FF 97 X FF 98 1-2 3 BB 1-2 3-H 1B		4	1	2	1	0	1	1
6 David Peralta, L (1, 7) OBP: 0.341, SLG: 0.506		C FF 96 S CH 88 B CU 81 B FF 97 X CH 90 2-2 L7 ①		C SI 98 B CH 89 S FF 98 F SI 98 F CH 90 X FF 97 1-2 4 G4-3 1-3 2-H 2B		F FS 92 F SI 97 X FC 92 0-2 L8 ③		B SL 90 C SL 89 S SI 97 F SI 95 X FF 97 1-2 F9 ②		4	0	1	1	0	0	2
3 Daniel Descalso, L (1, 4) OBP: 0.383, SLG: 0.538 31 Brad Boxberger, R (9, 1) 57 Fernando Salas, R (9, 1)		C FF 96 F FC 92 C FF 98 0-3 K ②		B CU 81 B FF 99 B CH 90 B FF 98 4-0 4 G4-3 BB			C SL 92 B FF 97 F SL 90 B SI 98 F SL 92 F SL 90 B FF 98 B SL 90 4-2 5 G6-3 4 1B BB	B SI 97 B FS 91 F SI 97 B SI 97 B SI 96 4-1 1-2 2-3 BB		1 0 0	0 0 0	0 0 0	0 0 0	3 0 0	1 0 0	0 0 0
4 Ketel Marte, S (1, 6) OBP: 0.298, SLG: 0.400 (9, 4)		C CU 80 B FF 98 X CU 80 1-1 F7 ③		F FF 97 F FF 97 B SI 98 F CU 81 F FF 98 F FC 91 B FF 99 X CH 89 2-2 G4-3 ② 1-2 2-3 3-H			F FF 96 B FF 96 X SL 88 1-1 5 G6-3 1-2 1B	B SI 97 X SI 97 1-0 G6-3 ③		4	0	1	1	0	0	5
5 Alex Avila, L (1, 2) OBP: 0.224, SLG: 0.168 10 Deven Marrero, R (9, PR) OBP: 0.210, SLG: 0.200		B SI 96 C FF 97 B FF 97 C FF 98 C CU 80 2-3 K ①	X FF 97 0-0 F8 ③				X FF 96 0-0 G6-3 ① ② 1-2f 2-3		X SI 94 0-0 E3	4 0	0 0	0 0	0 0	0 0	1 0	4 0
1 Jarrod Dyson, L (1, 8) OBP: 0.286, SLG: 0.262		B FF 98 X CH 89 1-0 G6-3 ②			F CU 79 B CH 89 B SI 97 F FF 98 B FF 98 X FF 99 3-2 F7 ①		B FF 99 X FF 97 1-0 F9 ③		B SI 94 F SI 93 B SI 94 F SI 94 F SI 94 S SI 94 2-3 K ①	4	0	0	0	0	1	2
32 Clay Buchholz, L (1, 1) OBP: 0.100, SLG: 0.100 40 Andrew Chafin, R (6, 1) 66 Yoshihisa Hirano, R (7, 1) 25 Archie Bradley, R (8, 1) 13 Nick Ahmed, R (8, PH) OBP: 0.281, SLG: 0.414 (9, 6)		B FF 96 C FF 96 B FF 95 B FF 97 F FF 97 S FF 98 3-3 K ③			B SI 97 C FF 97 F FF 98 B CU 80 F FF 98 B FF 98 S FF 98 3-3 K ②			C SI 98 X SI 99 0-1 G6-3 ①	B SI 94 X SL 90 1-0 F8 ②	2 0 0 0 2	0 0 0 0 0	0 0 0 0 0	0 0 0 0 0	2 0 0 0 0	0 0 0 0 1	0 0 0 0 0
Inning Stats	R: 0 E: 0 K: 2 S: 8 H: 0 LOB: 0 BB: 0 P: 12	R: 0 E: 0 K: 1 S: 8 H: 0 LOB: 0 BB: 0 P: 11	R: 0 E: 0 K: 2 S: 7 H: 0 LOB: 0 BB: 0 P: 13	R: 2 E: 0 K: 1 S: 22 H: 2 LOB: 2 BB: 2 P: 36	R: 0 E: 0 K: 2 S: 10 H: 0 LOB: 0 BB: 0 P: 16	R: 0 E: 0 K: 0 S: 7 H: 1 LOB: 0 BB: 0 P: 9	R: 0 E: 0 K: 0 S: 8 H: 1 LOB: 1 BB: 1 P: 14	R: 1 E: 0 K: 0 S: 15 H: 3 LOB: 3 BB: 1 P: 22	R: 0 E: 1 K: 1 S: 8 H: 0 LOB: 1 BB: 0 P: 12	1B: 5 2B: 2 3B: 0 HR: 0	SF: 0 SAC: 0 DP: 2 HBP: 0	WP: 0 PB: 0 SB: 0 CS: 0	PA: 37			

PITCHER		IP	WLS	BF	H	R	ER	SO	BB	IBB	HBP	BLK	WP	HR	S	P	ERA	WHIP
45 Zack Wheeler, R ERA: 4.82	(1, 1)	6.0		22	3	2	2	8	2	0	0	0	0	0	62	97	3.00	0.833
47 Hansel Robles, R ERA: 4.5	(7, 1)	1.0		4	1	0	0	0	1	0	0	0	0	0	8	14	0.00	2.000
27 Jeurys Familia, R ERA: 2.7	(8, 1)	1.0	W	7	3	1	1	0	1	0	0	0	0	0	15	22	9.00	4.000
65 Robert Gsellman, R ERA: 2.79	(9, 1)	1.0	S	4	0	0	0	1	0	0	0	0	0	0	8	12	0.00	0.000

PITCHER	IP	WLS	BF	H	R	ER	SO	BB	IBB	HBP	BLK	WP	HR	S	P	ERA	WHIP

BOTTOM

New York Mets @ Arizona Diamondbacks

Chase Field, Phoenix, AZ

Sun Jun 17 2018, 1:12 PM - 4:37 PM MST

Att. 47,907 - Roof Closed - 75 F

livebaseballscorecards.com

AB	33
R	3
H	7
RBI	3
BB	4
SO	9
LOB	16

Batter	1	2	3	4	5	6	7	8	9	AB	R	H	RBI	BB	SO	LOB
9 Brandon Nimmo, L (1, 7) OBP: 0.410, SLG: 0.603	C FF 91 S FC 87 F FC 87 X FC 87 0-2 IHR		C FF 92 F FC 89 C FC 87 0-3 ② K		X FC 86 0-0 13 G5-3 1-2 1B		B FF 92 C SI 91 B SI 92 C SL 84 X SL 83 2-2 HR	F FF 91 F FF 92 D SL 77 B FF 94 S FF 94 2-3 ③ K	X FF 94 0-0 2-H 3-H 1B	6	2	4	4	0	2	1
13 Asdrúbal Cabrera, S (1, 4) OBP: 0.311, SLG: 0.475 15 Luis Guillorme, L (9, 4) OBP: 0.228, SLG: 0.222	B FF 92 B FC 89 F FF 91 F FC 88 S FC 88 2-3 ① K		F FF 92 X FF 94 0-1 1B		C FC 88 S FC 87 F CH 82 F CH 80 F FC 89 F FF 93 B FC 88 X CH 83 1-2 ①② G5-3 1-2 2-3f		F FF 93 B CH 83 B SI 91 C SI 88 S SI 89 2-3 ① K		21 1B 29 BB 1B 3-3 K	6 0	1 0	2 0	0 0	0 0	3 0	3 0
21 Todd Frazier, R (1, 5) OBP: 0.325, SLG: 0.398	F FF 93 F FF 94 B CH 83 X CH 82 1-2 ② L5		1 SAFE 1 SAFE X FC 89 0-0 ③ P4		F FC 87 C FF 93 D CH 82 X CH 79 1-2 ③ G6-3		B CH 83 X FF 91 1-0 ② G4-3		F FF 93 X FF 93 0-1 29 BB 4 G1-3 11 BB 1-3 1B	5	1	1	0	0	0	2
4 Wilmer Flores, R (1, 3) OBP: 0.324, SLG: 0.423	C FF 92 F CH 82 B FF 94 B CH 81 B FC 87 X FF 92 3-2 ③ F9			B FF 90 F CH 80 F FC 88 B FC 88 F FF 93 F FC 88 F FF 94 X FF 92 2-2 HR		F FF 92 B FC 89 F CH 82 B CH 83 F FC 89 C FC 88 2-3 ① K	B SI 92 X CH 82 1-0 ③ F9		F CU 77 X FF 94 0-1 ① G1-3 1-2	5	1	1	1	0	1	2
30 Michael Conforto, L (1, 8) OBP: 0.354, SLG: 0.397		F FC 86 B CH 79 B CH 81 F FC 87 X FF 92 2-2 11 S 11 G1 2B		B CH 82 B FF 93 F FC 88 S CH 81 F FC 88 X CH 82 2-2 ① G5-3		B CH 83 F FF 93 X FC 87 1-1 11 BB 29 HBP 48 FC1-2 1B		B SL 86 S SL 84 C SI 93 B FF 93 X SL 86 2-2 29 WP 29 HR 2B	0-0 11 BB 29 BB 7 FC3-2 IBB	4	2	3	0	1	0	0
29 Devin Mesoraco, R (1, 2) OBP: 0.307, SLG: 0.426		S FF 92 B FF 93 C FC 89 X FC 88 1-2 ① G5-3		B CH 82 S CH 82 F FF 94 X FC 89 1-2 ② G5-3		H FC 87 1-0 48 FC1-2 11 BB 1-2 HBP		B SL 78 F FF 93 X FF 92 1-1 2-H HR	D CU 78 B FF 94 F FF 94 D SL 88 B FF 94 4-1 7 FC3-2 1 2B 1-2 2-3 3-H BB	3	2	1	3	1	0	1
11 José Bautista, R (1, 9) OBP: 0.346, SLG: 0.341		B CH 82 B CH 83 C FC 89 B FC 91 X CH 82 3-1 ② G1 2-H		B CH 81 F FC 90 C FC 90 B FF 94 B CH 82 D CH 81 4-2 BB		F FC 88 D CH 80 B FC 88 D CH 81 B FC 89 4-1 48 FC1-2 1-2 2-3 BB		X FF 95 0-0 ① G6-3	D SL 88 F FF 94 S SL 88 D CU 78 D SL 88 B FF 94 4-2 7 FC3-2 1 2B 1-2 2-3 3-H BB	2	1	0	2	3	0	0
48 Jacob deGrom, L (1, 1) OBP: 0.121, SLG: 0.065 7 José Reyes, S (9, PH) OBP: 0.230, SLG: 0.225 51 Paul Sewald, R (9, 1)		B FF 93 F FC 86 F FC 87 S FF 93 1-3 ③ K		B FC 87 1 SAFE 1 SAFE X FC 88 1-0 ③ F8		B FF 92 X SI 91 1-0 ② FC1-2 1-2 2-3 3-Hf		C FF 92 X SL 78 0-1 ② G3-1	X FF 93 0-0 ② FC3-2 1 2B 9 1B 1-2 2-3 3-Hf	4 1 0	0 1 0	0 1 0	0 0 0	0 0 0	1 0 0	4 3 0
1 Amed Rosario, R (1, 6) OBP: 0.274, SLG: 0.371			B FF 90 B FC 87 C FF 93 S CH 82 F FC 88 T CH 81 2-2 ① K		X CH 82 0-0 13 G5-3 9 1B 1B	S CH 82 T CH 84 S CH 80 0-3 ③ K		C FF 93 B FF 93 S FF 93 F FF 95 B SL 82 X FF 94 2-2 2B	B FF 95 C SL 86 S SL 87 F FF 95 B SL 87 F SL 86 X FF 94 2-2 9 1B 1-3 2-H 3-H 2B	5	1	3	2	0	2	3
Inning Stats	R: 1 E: 0 K: 1 S: 13 H: 1 LOB: 0 BB: 0 P: 19	R: 1 E: 0 K: 1 S: 11 H: 1 LOB: 0 BB: 0 P: 18	R: 0 E: 0 K: 2 S: 10 H: 1 LOB: 0 BB: 0 P: 12	R: 1 E: 0 K: 0 S: 16 H: 1 LOB: 1 BB: 1 P: 26	R: 0 E: 0 K: 0 S: 12 H: 2 LOB: 1 BB: 0 P: 14	R: 0 E: 0 K: 2 S: 11 H: 1 LOB: 3 BB: 1 P: 20	R: 1 E: 0 K: 1 S: 8 H: 1 LOB: 0 BB: 0 P: 14	R: 2 E: 0 K: 1 S: 15 H: 3 LOB: 1 BB: 0 P: 22	R: 6 E: 0 K: 1 S: 20 H: 4 LOB: 1 BB: 3 P: 35	1B: 7 2B: 4 3B: 0 HR: 4 SF: 0 SAC: 0 DP: 1 HBP: 1					WP: 1 PB: 0 SB: 1 CS: 0	PA: 47	

PITCHER		IP	WLS	BF	H	R	ER	SO	BB	IBB	HBP	BLK	WP	HR	S	P	ERA	WHIP
44 Tyler Anderson, L ERA: 4.52	(1, 1)	5.1	L	25	7	3	3	5	2	0	1	0	0	1	69	104	5.06	1.688
59 Harrison Musgrave, L ERA: 4.71	(6, 1)	1.2		7	2	2	2	2	0	0	0	0	0	1	15	24	10.80	1.200
51 Jake McGee, L ERA: 5.4	(8, 1)	1.0		5	2	1	1	1	0	0	0	0	1	1	12	17	9.00	2.000
34 Jeff Hoffman, R ERA: 14.73	(9, 1)	0.1		6	2	5	5	0	2	1	0	0	0	0	10	20	135.00	12.000
50 Brooks Pounders, R ERA: 8.16	(9, 1)	0.2		4	2	1	1	1	0	0	0	0	0	0	10	15	13.50	3.000

PITCHER	IP	WLS	BF	H	R	ER	SO	BB	IBB	HBP	BLK	WP	HR	S	P	ERA	WHIP

TOP

New York Mets @ Colorado Rockies

Coors Field, Denver, CO

Mon Jun 18 2018, 6:42 PM - 9:52 PM MDT

Att. 33,815 - Partly Cloudy - 72 F

livebaseballscorecards.com

AB	41
R	12
H	15
RBI	12
BB	5
SO	9
LOB	19

Batter	1	2	3	4	5	6	7	8	9	AB	R	H	RBI	BB	SO	LOB
9 DJ LeMahieu, R (1, 4) OBP: 0.327, SLG: 0.453	C FF 96 X FF 97 0-1 ① G4-3		C CU 85 B SL 92 B SL 91 X FF 96 2-1 2B			C CU 82 S FF 96 X SI 97 0-2 ① G1-3		F FF 96 S FF 96 F CH 91 C SI 96 0-3 ② K		4	0	1	0	0	1	0
19 Charlie Blackmon, L (1, 8) OBP: 0.353, SLG: 0.478	L FF 97 X CH 91 0-1 ② G4-3		X CH 91 0-0 ② F7			C CH 90 S FF 97 F FF 97 B SL 91 B FF 97 B SL 92 F SL 91 X CH 90 3-2 ② G3-1		X CH 89 0-0 ③ G4-3		4	0	0	0	0	0	1
28 Nolan Arenado, R (1, 5) OBP: 0.395, SLG: 0.542	C FF 97 S SL 93 X SL 93 0-2 ③ F9		B SL 92 B SL 92 F CH 91 B CH 89 F SL 91 F FF 98 F CH 90 S FF 96 3-3 ③ K			B CH 91 S SL 93 X CH 90 1-1 ③ G5-3			X FF 90 0-0 ① F8	4	0	0	0	0	1	1
5 Carlos González, L (1, 9) OBP: 0.318, SLG: 0.436		X FF 97 0-0 ① 8 2B 2B		B FF 95 S CU 82 F FF 96 X SL 89 1-2 ① G3			C FF 96 F FF 97 F SL 92 B FF 97 X SL 93 1-2 ① G5-3		C FF 91 F FF 90 S SL 83 0-3 ② K2-3	4	1	1	0	0	1	0
27 Trevor Story, R (1, 6) OBP: 0.342, SLG: 0.526		S SL 91 X FF 96 0-1 ① F7		B FF 95 F FF 96 B SL 91 S SL 90 B CU 84 B SL 91 4-2 8 L3 BB			B FF 96 B CH 91 F FF 96 B FF 98 X FF 96 3-1 ② G6-3		B FF 91 F FF 92 B SL 84 B FF 92 S FF 93 B FF 93 4-2 8 DI BB	2	0	0	0	2	0	1
8 Gerardo Parra, L (1, 7) OBP: 0.344, SLG: 0.399		B CU 83 S CH 90 B FF 97 X CH 89 2-1 20 G4-3 2-H 2B		X CU 82 0-0 ②③ L3 1-1			B SI 97 L SI 96 S CH 91 X SL 94 1-2 20 1B 20 E 1B		B FF 92 C FF 92 B CH 85 F FF 92 F FF 91 X FF 91 2-2 ③ F7 1-2	4	1	2	1	0	0	2
20 Ian Desmond, R (1, 3) OBP: 0.276, SLG: 0.421		S CU 86 B FF 97 F FF 98 F FF 98 X SL 92 1-2 ② G4-3 2-3			S SL 89 X CU 83 0-1 ① G6-3		B SL 90 C CH 89 F FF 96 X FF 96 1-2 E9 1-H 1B			3	0	1	0	0	0	1
23 Tom Murphy, R (1, 2) OBP: 0.292, SLG: 0.348		B SL 92 S SL 91 S FF 97 S FF 97 1-3 ③ K			B FF 95 S SL 90 F SI 95 B FF 96 S SL 91 2-3 ② K		C SL 91 B FF 96 S SL 91 S FF 98 1-3 ③ K			3	0	0	0	0	3	2
44 Tyler Anderson, L (1, 1) OBP: 0.182, SLG: 0.087 59 Harrison Musgrave, L (6, 1) 51 Jake McGee, L (8, 1) 56 Noel Cuevas, R (8, PH) OBP: 0.300, SLG: 0.337 34 Jeff Hoffman, R (9, 1) 50 Brooks Pounders, R (9, 1)			C FF 96 S FF 96 S FF 97 0-3 ① K		S FF 96 C FF 96 S FF 97 0-3 ③ K			F FF 95 F SI 94 F SL 90 F FF 95 X SL 91 0-2 ① G6-3		2 0 0 0 1 0 0 0	0 0 0 0 0 0 0 0	0 0 0 0 0 0 0 0	0 0 0 0 0 0 0 0	0 0 0 0 0 0 0 0	2 0 0 0 0 0 0 0	0 0 0 0 0 0 0 0
Inning Stats	R: 0 E: 0 K: 0 S: 7 H: 0 LOB: 0 BB: 0 P: 7	R: 1 E: 0 K: 1 S: 12 H: 2 LOB: 1 BB: 0 P: 16	R: 0 E: 0 K: 2 S: 11 H: 1 LOB: 1 BB: 0 P: 16	R: 0 E: 0 K: 0 S: 6 H: 0 LOB: 0 BB: 1 P: 11	R: 0 E: 0 K: 2 S: 8 H: 0 LOB: 0 BB: 0 P: 10	R: 0 E: 0 K: 0 S: 10 H: 0 LOB: 0 BB: 0 P: 14	R: 1 E: 1 K: 1 S: 15 H: 2 LOB: 1 BB: 0 P: 22	R: 0 E: 0 K: 1 S: 10 H: 0 LOB: 0 BB: 0 P: 10	R: 0 E: 0 K: 1 S: 10 H: 0 LOB: 1 BB: 1 P: 16	1B: 2 2B: 4 3B: 0 HR: 0	SF: 0 SAC: 0 DP: 1 HBP: 0	WP: 0 PB: 0 SB: 0 CS: 0	PA: 33				

PITCHER	IP	WLS	BF	H	R	ER	SO	BB	IBB	HBP	BLK	WP	HR	S	P	ERA	WHIP
48 Jacob deGrom, R (1, 1) ERA: 1.51	8.0	W	29	5	2	1	7	1	0	0	0	0	0	79	106	1.12	0.750
51 Paul Sewald, R (9, 1) ERA: 4.74	1.0		4	0	0	0	1	1	0	0	0	0	0	10	16	0.00	1.000

PITCHER	IP	WLS	BF	H	R	ER	SO	BB	IBB	HBP	BLK	WP	HR	S	P	ERA	WHIP

BOTTOM

New York Mets @ Colorado Rockies

Coors Field, Denver, CO

Mon Jun 18 2018, 6:42 PM - 9:52 PM MDT

Att. 33,815 - Partly Cloudy - 72 F

livebaseballscorecards.com

AB	31
R	2
H	5
RBI	1
BB	2
SO	8
LOB	8

New York Mets @ Colorado Rockies

Coors Field, Denver, CO

Tue Jun 19 2018, 8:00 PM - 11:06 PM MDT

Att. 29,710 - Overcast - 60 F

TOP

livebaseballscorecards.com

Batter	1	2	3	4	5	6	7	8	9	AB	R	H	RBI	BB	SO	LOB
9 Brandon Nimmo, L (1, 9) OBP: 0.409, SLG: 0.596	C FF 95 X FF 97 0-1 30 F7 · 13 1B · 21 SF9 · 1B	B FF 95 F KC 82 B FF 96 S KC 84 B FF 98 F KC 83 S KC 84 3-3 K			B KC 83 B FF 94 B FF 96 C FF 98 B CH 88 4-1 13 1B · 30 SF7 · BB 2-3		S FC 94 F FC 95 B FC 95 B FC 95 F SL 83 X FC 95 2-2 FC1 21 PB · 13 BB 1-2		C FF 93 S FC 90 X KC 84 0-2 G4-3 2-3 3-H	4	2	1	1	1	1	3
13 Asdrúbal Cabrera, S (1, 4) OBP: 0.316, SLG: 0.476	D FF 96 1 SAFE X FF 96 1-0 21 SF9 · 30 F7 · 1B 1-2		B KC 81 F CH 88 B CH 86 F CH 87 X FF 95 2-2 P6		X SI 90 0-0 21 · 30 SF7 · 1B 2-5-6-5-4 1-3 3-H		B FC 93 B FC 95 B FC 95 C FC 92 B FC 91 4-1 21 PB · BB 1-2 2-3		B FF 93 B FF 93 X FF 92 2-0 G3-1 3-H	4	0	2	2	1	0	0
30 Michael Conforto, L (1, 8) OBP: 0.351, SLG: 0.394	C KC 82 F FF 95 D KC 83 B KC 75 X KC 82 2-2 F7 1-2 2-3		C FF 95 B FF 95 B CH 87 S CH 88 B KC 84 X CH 88 3-2 21 G6-4-3 · 1B		C CH 89 F FF 96 D KC 86 X CH 88 1-2 SF7 1-2 3-H		C SI 90 C FC 87 S CU 80 0-3 K		C FF 93 S FC 89 B FF 94 C FC 88 1-3 K	4	0	1	1	0	2	5
21 Todd Frazier, R (1, 5) OBP: 0.318, SLG: 0.390	B FF 97 X FF 97 1-0 SF9 2-3 3-H		B SI 95 C SL 85 1 SAFE X SI 95 1-1 G6-4-3 1-2f		D SL 87 B SI 93 F FF 95 S SL 87 2-2 2-5-6-5-4 2-3	S SL 86 X KC 80 0-1 L7	C FF 92 B ST 82 B ST 82 B ST 82 C ST 81 X SI 94 3-2 G1-3 1-2 2-3 3-H			3	0	0	1	0	0	3
22 Dominic Smith, L (1, 7) OBP: 0.208, SLG: 0.348	C FF 98 X FF 98 0-1 P5			C FF 94 C CH 87 X FF 96 0-2 G3-1		B FF 95 C FF 95 C KC 82 S KC 84 1-3 K2-3		B ST 81 C ST 81 F SI 93 B SI 93 F ST 81 S ST 84 2-3 K		4	0	0	0	0	2	1
4 Wilmer Flores, R (1, 3) OBP: 0.322, SLG: 0.425		C FF 96 B SL 87 B KC 81 S FF 97 F SL 87 B FF 97 F FF 96 X FF 96 3-2 26 1B · 2B		B FF 95 C FF 93 C KC 80 F SL 87 F FF 98 F KC 82 F KC 84 S SL 87 1-3 K		C SL 86 X SL 85 0-1 G6-3		C FF 94 S FC 85 S SI 93 0-3 K		4	1	1	0	0	2	0
26 Kevin Plawecki, R (1, 2) OBP: 0.360, SLG: 0.295		B FF 97 D SL 84 X FF 97 2-0 40 SH3-4 · 1B 2-H		X FF 94 0-0 G6-3			C FC 94 B FC 95 F FC 96 B FC 96 B FC 95 X FC 96 3-2 11 1B · 2B	C ST 81 C SI 93 S ST 81 0-3 K		4	1	2	1	0	1	0
40 Jason Vargas, L (1, 1) OBP: 0.182, SLG: 0.100 47 Hansel Robles, R (3, 1) 15 Luis Guillorme, L (5, PH) OBP: 0.241, SLG: 0.222 61 Chris Beck, R (5, 1) 11 José Bautista, R (7, PH) OBP: 0.352, SLG: 0.349 63 Tim Peterson, R (7, 1) 7 José Reyes, S (9, PH) OBP: 0.239, SLG: 0.225		B FF 94 X FF 92 1-0 SH3-4 1-2			C FF 95 B KC 81 F FF 95 F FF 95 F FF 97 B KC 83 B KC 83 F FF 97 D FF 96 4-2 9 WP · 1 G4-3 · 13 1B · BB		C FC 95 X FC 95 0-1 13 BB · 9 E · 21 PB · 1B 2-H		B FF 91 C FF 91 B FC 87 F FF 92 B KC 82 B FF 92 4-2 1 E · 1 1B · 9 G4-3 · BB	0 0 0 0 1 0 0	0 0 1 0 1 0 0	0 0 0 0 1 0 0	0 0 0 0 1 0 0	0 0 1 0 0 0 0	0 0 0 0 0 0 0	0 0 0 0 0 0 0
1 Amed Rosario, R (1, 6) OBP: 0.273, SLG: 0.368		C FF 95 C SL 86 S KC 86 0-3 K			B SL 85 X SI 93 1-0 G4-3 1-2		S FC 94 F FC 94 S SL 85 0-3 K		C FF 91 S KC 84 X KC 84 0-2 E5 9 G4-3 · 13 G3-1 · 1B 1-3	4	1	1	0	0	2	3
Inning Stats	R: 1 E: 0 K: 0 S: 9 H: 2 LOB: 1 BB: 0 P: 13	R: 1 E: 0 K: 2 S: 14 H: 2 LOB: 1 BB: 0 P: 23	R: 0 E: 0 K: 0 S: 8 H: 1 LOB: 0 BB: 0 P: 14	R: 0 E: 0 K: 1 S: 11 H: 0 LOB: 0 BB: 0 P: 12	R: 2 E: 0 K: 0 S: 13 H: 1 LOB: 1 BB: 2 P: 25	R: 0 E: 0 K: 1 S: 7 H: 0 LOB: 0 BB: 0 P: 8	R: 2 E: 1 K: 2 S: 19 H: 2 LOB: 2 BB: 1 P: 31	R: 0 E: 0 K: 3 S: 10 H: 0 LOB: 0 BB: 0 P: 12	R: 2 E: 1 K: 1 S: 12 H: 1 LOB: 0 BB: 1 P: 19	1B: 7 2B: 2 3B: 0 HR: 0 SF: 2 SAC: 1 DP: 1 HBP: 0						

	AB	32
	R	8
	H	9
	RBI	7
	BB	4
	SO	10
	LOB	15

WP: 1 PA: 39
PB: 1
SB: 0
CS: 0

PITCHER		IP	WLS	BF	H	R	ER	SO	BB	IBB	HBP	BLK	WP	HR	S	P	ERA	WHIP
48 Germán Márquez, R ERA: 5.2	(1, 1)	6.0	W	25	6	4	4	4	2	0	0	0	1	0	62	95	6.00	1.333
29 Bryan Shaw, R ERA: 7.27	(7, 1)	0.1		5	2	2	1	1	1	0	0	0	0	0	13	22	27.00	9.000
52 Chris Rusin, L ERA: 7.36	(7, 1)	0.1	H	1	0	0	0	1	0	0	0	0	0	0	3	3	0.00	0.000
0 Adam Ottavino, R ERA: 0.85	(7, 1)	1.1	H	4	0	0	0	3	0	0	0	0	0	0	13	18	0.00	0.000
71 Wade Davis, R ERA: 4.71	(9, 1)	1.0		5	1	2	1	1	1	0	0	0	0	0	12	19	9.00	2.000

PITCHER	IP	WLS	BF	H	R	ER	SO	BB	IBB	HBP	BLK	WP	HR	S	P	ERA	WHIP

Batter	1	2	3	4	5	6	7	8	9	AB	R	H	RBI	BB	SO	LOB
9 DJ LeMahieu, R (1, 4) OBP: 0.324, SLG: 0.444	C SI 86 X SI 87 0-1 ① L5	B SI 88 B CH 81 X CH 82 2-0 ③ P6	B FF 97 S SL 88 B FF 95 B FF 94 B FF 95 4-1 19 BB 1-2 BB		B SL 86 C SL 84 F FF 94 B SL 88 F CH 89 S CH 90 2-3 ① K		C FF 90 X FF 90 0-1 ① G6-3			4	0	0	0	1	1	2
19 Charlie Blackmon, L (1, 8) OBP: 0.360, SLG: 0.480	C SI 86 S CH 81 B CH 81 F SI 88 X SI 87 1-2 28 2B 27 1B 1B		B KC 74 1-0 28 HR 1B B FF 96 B FF 92 B FF 96 B FF 95 4-0 27 FC5-4 1-2 2-3 BB		C FF 96 F CH 88 B FF 96 B FF 96 B FF 97 B CH 89 4-2 27 FC6-5 28 1B 1-2 BB		C CH 82 S FF 91 S FF 91 0-3 ② K			3	2	2	0	2	1	0
28 Nolan Arenado, R (1, 5) OBP: 0.399, SLG: 0.559	C SI 88 1 SAFE S CH 81 X CH 82 0-2 27 1B 20 1B 1-3 2B		B SI 88 B SI 86 B FF 96 1 SAFE S FF 97 X SI 89 2-2 1-H HR B SL 87 B SL 91 F FF 96 B FF 96 S FF 97 2-3 ② K		B SL 86 X FF 95 1-0 27 FC6-5 1-2 2-H 1B		X SL 83 0-0 ③ L9			5	2	3	3	0	1	3
27 Trevor Story, R (1, 6) OBP: 0.343, SLG: 0.534	X SI 88 0-0 20 1B 2-3 3-H 1B		B SI 87 X CH 80 1-0 HR B SL 86 B FF 96 X FF 94 2-0 ③ FC5-4 1-2f		C FF 94 X SL 86 0-1 ② FC6-5 1-2 2-3f			F FF 90 C FF 91 F CH 81 F SL 83 F FF 90 B CH 83 B FF 91 S CH 82 2-3 ① K		5	1	2	2	0	1	5
20 Ian Desmond, R (1, 3) OBP: 0.278, SLG: 0.433	B SI 87 F CH 80 S CH 82 1 SAFE X CH 81 1-2 5' G3-6-3 1-3 3-H 1B		B SI 87 B FF 86 C CH 81 X SI 86 2-1 HR	B FF 96 B SL 87 C FF 94 X FF 94 2-1 ① G5-3	S SL 86 B SL 86 S SL 85 X CH 90 1-2 ③ G4-3			X SL 82 0-0 ② L9		5	1	2	2	0	0	2
5 Carlos González, L (1, 9) OBP: 0.320, SLG: 0.451	C SI 87 X SI 88 0-1 ② ③ G3-6-3 1-2f		C KC 75 B FF 87 B SI 86 X CH 80 2-1 ① G1-3	B FF 95 X FF 94 1-0 HR		C FF 92 B CH 87 X CH 88 1-1 42 G6-4-3 1-2 1B		F FF 91 B CH 84 S FF 90 S CH 83 1-3 ③ K		5	1	2	1	0	1	2
42 Chris Iannetta, R (1, 2) OBP: 0.349, SLG: 0.399		B FF 87 S SI 87 X KC 74 1-1 48 FC1-6 1-2f 1B	B FF 86 C KC 74 C FF 87 B CH 81 H KC 75 3-2 56 2B HBP	B SL 87 B SL 87 F FF 95 B FF 94 F FF 94 B FF 94 4-2 56 G4-6-3 BB		B FF 94 S SL 84 B SL 85 S CH 87 D CH 89 F SL 84 F FF 95 F FF 94 1 SAFE 3-2 ① ② X CH 87 G6-4-3 1-2f				2	1	1	0	1	0	1
56 Noel Cuevas, R (1, 7) OBP: 0.309, SLG: 0.367		L SI 87 B CH 81 X FF 88 1-1 ① P3	F SL 89 B SL 87 X SL 86 1-1 48 1B 1-H 2B	S FF 94 1 SAFE X FF 94 0-1 ② ③ G4-6-3 1-2f		F SL 85 F SL 88 F CH 89 X SL 86 0-2 2B				4	1	2	1	0	0	2
48 Germán Márquez, R (1, 1) OBP: 0.308, SLG: 0.308 24 Ryan McMahon, L (6, PH) OBP: 0.276, SLG: 0.298 29 Bryan Shaw, S (7, 1) 52 Chris Rusin, L (7, 1) 0 Adam Ottavino, S (7, 1) 71 Wade Davis, R (9, 1)		B SI 86 X FF 87 1-0 ② FC1-6 1-2f	B FF 93 X SI 93 1-0 19 BB 9 BB 2-H 1B		C FF 95 F SL 88 F SL 87 B FF 96 B SL 87 F FF 95 X FF 96 2-2 19 BB 28 1B 1B		F FF 94 B FF 94 S CH 87 C FF 94 1-3 ③ K			3 1 0 0 0 0	1 0 0 0 0 0	2 0 0 0 0 0	1 1 0 0 0 0	0 1 0 0 0 0	0 1 0 0 0 0	1 1 0 0 0 0
Inning Stats	R: 2 E: 0 K: 0 S: 15 H: 4 LOB: 1 BB: 0 P: 17	R: 0 E: 1 K: 0 S: 6 H: 1 LOB: 1 BB: 0 P: 11	R: 6 E: 0 K: 1 S: 20 H: 6 LOB: 3 BB: 2 P: 45	R: 1 E: 0 K: 0 S: 7 H: 1 LOB: 0 BB: 1 P: 14	R: 1 E: 0 K: 1 S: 17 H: 2 LOB: 1 BB: 1 P: 27	R: 0 E: 0 K: 1 S: 15 H: 2 LOB: 1 BB: 0 P: 20	R: 0 E: 0 K: 1 S: 6 H: 0 LOB: 0 BB: 0 P: 6	R: 0 E: 0 K: 2 S: 10 H: 0 LOB: 0 BB: 0 P: 13		1B: 9 2B: 4 3B: 0 HR: 4 SF: 0 SAC: 0 DP: 3 HBP: 1						

PITCHER		IP	WLS	BF	H	R	ER	SO	BB	IBB	HBP	BLK	WP	HR	S	P	ERA	WHIP
40 Jason Vargas, L ERA: 8.6	(1, 1)	2.1	L	16	9	7	7	0	0	0	1	0	0	3	32	50	27.00	3.857
47 Hansel Robles, R ERA: 5.03	(3, 1)	1.2		10	3	2	2	1	3	0	0	0	0	1	16	37	10.80	3.600
61 Chris Beck, R ERA: 4.28	(5, 1)	2.0		10	4	1	1	2	1	0	0	0	0	0	32	47	4.50	2.500
63 Tim Peterson, R ERA: 1.42	(7, 1)	2.0		6	0	0	0	3	0	0	0	0	0	0	16	19	0.00	0.000

PITCHER	IP	WLS	BF	H	R	ER	SO	BB	IBB	HBP	BLK	WP	HR	S	P	ERA	WHIP

BOTTOM

New York Mets @ Colorado Rockies

Coors Field, Denver, CO

Tue Jun 19 2018, 8:00 PM - 11:06 PM MDT

Att. 29,710 - Overcast - 60 F

livebaseballscorecards.com

AB	37
R	10
H	16
RBI	10
BB	4
SO	6
LOB	19

Batter	1	2	3	4	5	6	7	8	9	AB	R	H	RBI	BB	SO	LOB
9 Brandon Nimmo, L (1, 9) OBP: 0.407, SLG: 0.585	B FF 92 B FF 91 B FC 86 C FF 90 F FC 87 S FC 88 3-3 K	X CH 87 0-0 13 G3 21 1B 1B		B FF 90 B FC 86 C FF 92 X CH 86 2-1 G3-6-3 1-2f	F SI 90 B SI 91 D SI 90 F FC 88 F FF 91 D SL 82 B SI 90 4-2 30 BB 13 1B 1-2 2-3 3-H BB		X FF 93 0-0 G4-3		C KC 83 X FC 88 0-1 F7	5	1	1	1	1	1	2
13 Asdrúbal Cabrera, S (1, 4) OBP: 0.320, SLG: 0.478	B CH 86 C FF 93 F FC 88 B FF 93 X CH 88 2-2 30 1B 2B	F FC 86 B FF 92 F FF 93 B FC 89 D FC 88 X FC 86 3-2 G3 1-2		B FF 92 C FF 92 B FC 88 B FC 87 B FF 92 4-1 BB	B CH 85 X CH 85 1-0 30 BB 1-2 2-H 3-H 1B		C FF 93 F FF 94 X FF 95 0-2 G1-3		D KC 84 B FF 95 X FF 96 2-0 G3 1-3	5	1	2	2	1	0	2
30 Michael Conforto, L (1, 8) OBP: 0.352, SLG: 0.392	C FF 92 B FF 93 X CH 87 1-1 22 1B 29 2B 2-H 1B	B FF 91 C FC 85 B FC 87 C FF 91 F FC 86 F FC 86 S CH 86 2-3 K		X CH 87 0-0 G5-3	B FC 89 2 SAFE B SI 90 S SI 91 B FC 87 B FF 90 4-1 1-2 2-3 BB		F FF 93 B FF 96 S FF 94 B FF 95 F FF 95 F FF 96 S SL 83 2-3 K			4	1	1	1	1	2	2
21 Todd Frazier, R (1, 5) OBP: 0.315, SLG: 0.385	S FC 87 X FC 87 0-1 F8	B CH 86 T FC 86 X CH 87 1-1 2-H 1B			F8	G6-3		C FC 86 C SI 94 B SI 94 X SI 94 1-2 F9		5	0	1	1	0	0	4
22 Dominic Smith, L (1, 7) OBP: 0.276, SLG: 0.500	X CU 77 0-0 4 BB 29 2B 1-3 1B	B FF 91 X FC 86 1-0 G6-3			C CH 86 B CH 87 C FC 87 B FF 93 X CH 84 2-2 4 SF8 3B	C SI 91 B SI 92 C SI 92 B SL 82 F SI 92 X SI 93 2-2 7 BB 2B		C SI 94 C SI 93 S SI 94 0-3 K		5	2	3	0	0	1	1
4 Wilmer Flores, R (1, 3) OBP: 0.324, SLG: 0.423	B CU 80 B FC 88 B FC 88 C FF 92 B FF 93 4-1 29 2B 1-2 BB	C FF 90 F FF 89 B CU 76 X FC 86 1-2 L4			X CU 77 0-0 SF8 3-H	F CH 82 B SL 86 B SI 91 X CH 81 2-1 G6-3		C ST 80 X SI 93 0-1 1B		3	0	1	1	1	0	1
29 Devin Mesoraco, R (1, 2) OBP: 0.317, SLG: 0.437	C FC 88 C FF 92 X FF 92 0-2 1-3 2-H 3-H 2B	C CU 76 F FC 86 F FC 87 S CU 72 0-3 K			S FC 87 F FF 93 X CH 88 0-2 7 2B 9 BB 1B	B FF 92 B SI 89 B CH 82 C SI 92 F CH 83 D SL 86 4-2 26 G5-3 7 BB BB		S ST 81 S ST 82 B SI 93 X ST 82 1-2 P4		4	1	2	2	1	1	1
7 José Reyes, S (1, 6) OBP: 0.258, SLG: 0.241	B FC 87 C FF 91 D CH 87 2-1 IBB	C FF 93 X CH 87 0-1 G6-3			X FC 86 0-0 9 BB 13 1B 1-3 2B	B SI 91 B SI 89 B SI 91 C FF 92 B SI 92 4-1 1-2 2-3 BB			B FF 92 B FF 92 C FF 93 C FF 93 X FC 89 2-2 G4-3	3	1	1	0	2	0	0
67 Seth Lugo, R (1, 1) 15 Luis Guillorme, L (4, PH) 51 Paul Sewald, R (4, 1) 11 José Bautista, R (5, PH) 65 Robert Gsellman, R (5, 1) 26 Kevin Plawecki, R (5, PH) 38 Anthony Swarzak, R (5, 1) 27 Jeurys Familia, R (5, 1) 1 Amed Rosario, R (5, PH)	B FC 87 C FF 92 B FF 93 F FF 91 C FC 87 2-3 K			B CU 74 C FC 86 B CH 84 B FF 90 4-1 9 G3-6-3 BB	C FC 87 D CU 79 D FC 86 B FC 88 B CH 88 4-1 9 BB 13 1B BB	B CH 82 F CH 82 B SI 94 C SI 91 F SI 94 B CH 82 X SI 93 3-2 G5-3 2-3f			C FF 94 X FC 88 0-1 13 DI 1B	1 0 0 0 0 1 3 0 0 0 0 1 0 0 0 0 0 0 0 0 0 0 1 0 0 1 0 0 0 0 0 0 0 0 0 1 0 0 0 0 0 3 0 0 0 0 0 0 0 0 0 0 0 0 0 0 1 0 1 0 0 0 0						

TOP

New York Mets @ Colorado Rockies

Coors Field, Denver, CO

Wed Jun 20 2018, 6:42 PM - 10:06 PM MDT

Att. 38,685 - Cloudy - 73 F

livebaseballscorecards.com

AB	37
R	8
H	13
RBI	8
BB	9
SO	6
LOB	19

Inning Stats	1	2	3	4	5	6	7	8	9	1B: 8 SF: 1	WP: 0 PA: 47
	R: 3 H: 4 E: 0 LOB: 3 K: 2 BB: 2 S: 19 P: 33	R: 1 H: 2 E: 0 LOB: 1 K: 1 BB: 0 S: 12 P: 19	R: 0 H: 0 E: 0 LOB: 0 K: 1 BB: 0 S: 9 P: 10	R: 0 H: 0 E: 0 LOB: 1 K: 0 BB: 2 S: 5 P: 15	R: 4 H: 4 E: 0 LOB: 3 K: 0 BB: 3 S: 20 P: 41	R: 0 H: 1 E: 0 LOB: 2 K: 0 BB: 2 S: 13 P: 28	R: 0 H: 0 E: 0 LOB: 0 K: 1 BB: 0 S: 9 P: 11	R: 0 H: 1 E: 0 LOB: 1 K: 1 BB: 0 S: 11 P: 13	R: 0 H: 1 E: 0 LOB: 1 K: 0 BB: 0 S: 8 P: 12	2B: 4 SAC: 0 3B: 1 DP: 2 HR: 0 HBP: 0	PB: 0 SB: 0 CS: 0

PITCHER		IP	WLS	BF	H	R	ER	SO	BB	IBB	HBP	BLK	WP	HR	S	P	ERA	WHIP
35 Chad Bettis, R ERA: 5.23	(1, 1)	4.2		27	9	8	8	4	4	1	0	0	0	0	56	97	15.43	2.786
52 Chris Rusin, L ERA: 7.36	(5, 1)	0.0		3	1	0	0	0	2	0	0	0	0	0	5	14	∞	∞
29 Bryan Shaw, R ERA: 7.2	(5, 1)	0.1	W	1	0	0	0	0	0	0	0	0	0	0	4	7	0.00	0.000
59 Harrison Musgrave, L ERA: 4.5	(6, 1)	1.0	H	5	1	0	0	0	2	0	0	0	0	0	13	28	0.00	3.000
51 Jake McGee, L ERA: 5.2	(7, 1)	1.0	H	3	0	0	0	1	0	0	0	0	0	0	9	11	0.00	0.000

PITCHER		IP	WLS	BF	H	R	ER	SO	BB	IBB	HBP	BLK	WP	HR	S	P	ERA	WHIP
0 Adam Ottavino, R ERA: 0.83	(8, 1)	1.0	H	4	1	0	0	1	0	0	0	0	0	0	11	13	0.00	1.000
71 Wade Davis, R ERA: 4.55	(9, 1)	1.0	S	4	1	0	0	0	0	0	0	0	0	0	8	12	0.00	1.000

Batter	1	2	3	4	5	6	7	8	9	AB	R	H	RBI	BB	SO	LOB
9 DJ LeMahieu, R (1, 4) OBP: 0.330, SLG: 0.448	C FF 93 B SI 91 B FF 93 B SI 93 X FF 92 3-1 ① F9	B FF 93 X FF 92 1-0 3-H 1B		B FF 89 X FF 90 1-0 19 G4-6-3 1B	B SI 95 F SI 94 X SI 93 1-1 ③ F9			B SI 96 C SI 98 S SI 98 X SI 98 1-2 28 E 28 FC6 1B		5	0	3	1	0	0	0
19 Charlie Blackmon, L (1, 8) OBP: 0.358, SLG: 0.486	C FF 95 B CH 87 F CH 86 S FF 96 1-3 ② K	C CH 86 B FF 93 B CH 86 C CH 86 T FF 95 2-2 ③ K		F FF 89 F FF 89 X CH 83 0-2 ①② G4-6-3 1-2f		B SL 84 B SL 86 F FF 94 C FF 94 B FF 95 F FF 94 F FF 94 X FF 94 3-2 HR		C SI 98 S SL 90 1 SAFE X SL 89 0-2 ① F9		5	1	1	1	0	2	3
28 Nolan Arenado, R (1, 5) OBP: 0.402, SLG: 0.570	F FF 92 F SL 87 F FF 96 X CU 79 0-2 HR		X SL 86 0-0 5 BB 8 1B 1B	C SL 82 B FF 90 B FF 90 B SL 82 B FF 91 4-1 BB		S FF 94 X SL 87 0-1 ① G4-3		C SL 89 C SI 98 F SL 89 B SL 89 1 SAFE X SI 98 1-2 FC6 1-3		4	2	2	1	1	0	1
5 Carlos González, L (1, 9) OBP: 0.322, SLG: 0.447	X FF 94 0-0 ③ L9		B CU 77 B SI 94 B CH 85 B SI 92 4-0 8 1B 23 1B 1-2 BB	B FF 91 X FF 91 1-0 ③ P3		B SL 85 C FF 94 B SL 86 S SL 85 X FF 94 2-2 1B		B SI 98 F SL 89 F SL 90 B FF 98 S SL 90 2-3 ② K		4	1	1	0	1	1	3
27 Trevor Story, R (1, 6) OBP: 0.338, SLG: 0.525		C FF 92 B SI 92 X SL 88 1-1 E5 8 1B	B SI 93 B FF 93 B SI 93 C FF 92 X SI 92 3-1 ① L4		C SI 93 B SL 91 B SI 94 X SI 95 2-1 ① F8	F SL 85 C SL 85 C SL 85 0-3 ② K		B SI 97 B SL 89 C SI 96 S SL 90 D SL 89 F SL 89 S SL 90 3-3 ③ K		5	1	0	0	0	2	5
8 Gerardo Parra, L (1, 7) OBP: 0.346, SLG: 0.401		B SI 90 B FF 92 B SI 90 C SI 92 X SI 93 3-1 35 PB 20 BB 35 G4-3 2-H 1B	C CU 80 B CH 84 F CH 85 B SI 92 F CU 80 X FF 94 2-2 23 1B 1-2 2-H 1B		C CU 81 B CH 87 X CU 83 1-1 ② F7	X FF 92 0-0 ③ G3			4	1	2	2	0	0	1
20 Ian Desmond, R (1, 3) OBP: 0.285, SLG: 0.431		B CU 79 B CU 78 B FF 93 C FF 91 F SI 92 1 SAFE B SI 92 4-2 35 G4-3 35 PB 9 1B 1-2 BB	B CU 79 S CU 79 F SI 91 B SI 93 F CU 80 S CU 81 2-3 ② K		C SI 94 B SI 94 F SI 94 B SI 95 B SL 92 B SI 95 4-2 23 1B 24 HR BB		F FF 93 B SL 85 S SL 86 B SL 86 F FF 94 B SL 86 B SL 86 4-2 23 FC5-4 BB		1	2	0	0	3	1	2
23 Tom Murphy, R (1, 2) OBP: 0.321, SLG: 0.370		B SL 87 C SI 93 S FF 94 S FF 95 1-3 ① K	B SL 87 B SL 85 X FF 92 2-0 1-2 2-H 1B		X FF 95 0-0 24 HR 1-2 1B		1 SAFE X SL 85 0-0 ① FC5-4 42 CS 1-2f		4	1	2	1	0	1	3
35 Chad Bettis, R (1, 1) 52 Chris Rusin, L (6, 1) 29 Bryan Shaw, S (6, 1) 24 Ryan McMahon, L (5, PH) 59 Harrison Musgrave, L (6, 1) 51 Jake McGee, L (7, 1) 42 Chris Iannetta, R (5, PH) 0 Adam Ottavino, S (8, 1) 71 Wade Davis, R (9, 1)		L FF 92 B FF 90 X FF 93 1-1 ② G4-3 1-3 2-H	B SI 90 C FF 92 C SI 93 B CU 79 C CU 78 2-3 ③ K		D FF 94 X CH 86 1-0 1-H 2-H HR		B SL 85 C FF 93 D SL 86 B FF 92 C FF 93 S SL 85 3-3 ②③ K 1-2		2 0 0 1 0 1 3 0 0 0 0 0 0 0 0 0 0 0 0 0 0 1 1 1 3 0 0 0 0 0 0 0 0 0 0 0 0 0 0 0 0 0 1 0 0 0 0 1 1 0 0 0 0 0 0 0 0 0 0 0 0 0 0						
Inning Stats	R: 1 H: 1 E: 0 LOB: 0 K: 1 BB: 0 S: 10 P: 14	R: 3 H: 2 E: 1 LOB: 1 K: 2 BB: 1 S: 15 P: 28	R: 2 H: 3 E: 0 LOB: 2 K: 2 BB: 1 S: 15 P: 30	R: 0 H: 1 E: 0 LOB: 1 K: 0 BB: 1 S: 6 P: 12	R: 3 H: 2 E: 0 LOB: 0 K: 0 BB: 1 S: 10 P: 19	R: 1 H: 2 E: 0 LOB: 1 K: 1 BB: 0 S: 14 P: 19	R: 0 H: 0 E: 0 LOB: 1 K: 1 BB: 1 S: 7 P: 14	R: 0 H: 1 E: 1 LOB: 2 K: 2 BB: 0 S: 17 P: 24		1B: 9 SF: 0 2B: 1 SAC: 0 3B: 0 DP: 2 HR: 3 HBP: 0				WP: 0 PA: 41 PB: 1 SB: 0 CS: 1		

PITCHER		IP	WLS	BF	H	R	ER	SO	BB	IBB	HBP	BLK	WP	HR	S	P	ERA	WHIP
67 Seth Lugo, R ERA: 2.85	(1, 1)	3.0		18	6	6	3	5	2	0	0	0	0	1	40	72	9.00	2.667
51 Paul Sewald, R ERA: 4.62	(4, 1)	1.0		4	1	0	0	0	1	0	0	0	0	0	6	12	0.00	2.000
65 Robert Gsellman, R ERA: 3.35	(5, 1)	1.0	L	6	2	3	3	0	1	0	0	0	0	1	10	19	27.00	3.000
38 Anthony Swarzak, R ERA: 3.86	(6, 1)	2.0		8	2	1	1	2	1	0	0	0	0	1	21	33	4.50	1.500
27 Jeurys Familia, R ERA: 2.61	(8, 1)	1.0		5	1	0	0	2	0	0	0	0	0	0	17	24	0.00	1.000

PITCHER	IP	WLS	BF	H	R	ER	SO	BB	IBB	HBP	BLK	WP	HR	S	P	ERA	WHIP

BOTTOM

New York Mets @ Colorado Rockies

Coors Field, Denver, CO

Wed Jun 20 2018, 6:42 PM - 10:06 PM MDT

Att. 38,685 - Cloudy - 73 F

livebaseballscorecards.com

AB	36
R	10
H	12
RBI	10
BB	5
SO	9
LOB	22

Batter	1	2	3	4	5	6	7	8	9	AB	R	H	RBI	BB	SO	LOB
9 Brandon Nimmo, L (1, 9) OBP: 0.403, SLG: 0.574	B SL 84 C FF 91 B SL 86 X FF 91 1-2 F8		F SI 91 B SI 91 S SL 87 B SL 86 X SI 92 2-2 21 G5-4-3 2-H 1B		C SL 85 B SL 84 F SI 90 X SL 86 1-2 G4-3		C SI 91 C SI 91 S SL 84 0-3 K		C FF 95 C FF 96 S FF 97 0-3 K	5	0	1	1	0	2	2
21 Todd Frazier, R (1, 5) OBP: 0.319, SLG: 0.405	C FF 92 B FF 93 F CH 83 X FF 91 1-2 HR		B SI 92 B CH 85 F SI 92 X CH 85 2-1 G5-4-3 1-2f		C SI 88 F CH 85 B SL 85 B FF 92 C SL 82 2-3 K			B FC 87 C CH 84 B SI 90 X FC 88 2-1 30 1B 4 SF9 1B		4	2	2	1	0	1	1
30 Michael Conforto, L (1, 8) OBP: 0.354, SLG: 0.394	S FF 91 C SL 86 X SL 87 0-2 G4-3			C SL 84 S CH 84 B SL 86 S FF 93 1-3 K		C FF 89 X SL 84 0-1 4 G5-4-3 1B		C SI 90 B SI 90 B CH 85 C SI 90 F SL 84 X SI 90 2-2 29 G5-4-3 1-3 1B		4	0	2	0	0	1	0
4 Wilmer Flores, R (1, 3) OBP: 0.322, SLG: 0.417	F SI 89 F FF 92 F SL 86 F SL 83 B SL 82 X CH 86 1-2 G5-3			B CH 85 F FF 92 B SL 85 F FF 93 B SL 85 B SL 82 4-2 7 BB 26 1B BB		C FF 92 X FF 91 0-1 G5-4-3 1-2f		S FF 96 F FF 97 F FF 97 F FF 95 F FF 97 B SL 86 X FF 97 1-2 SF9 3-H		2	0	0	1	1	0	1
11 José Bautista, R (1, 7) OBP: 0.367, SLG: 0.345 63 Tim Peterson, R (6, 1) 29 Devin Mesoraco, R (8, PH) OBP: 0.315, SLG: 0.433 51 Paul Sewald, R (8, 1) 39 Jerry Blevins, L (8, 1) 64 Chris Flexen, R (8, 1)		B FF 89 C FF 91 B SI 89 B CH 84 B FF 93 4-1 26 G6-4-3 BB		C CH 86 B SI 90 C CH 86 C FF 91 1-3 K		C SL 83 F FF 93 B CH 86 B SI 90 B FF 92 B SL 82 4-2 BB		B FF 96 B FF 97 C FF 97 S FF 97 X FF 97 2-2 G5-4-3 1-2f		1 0 1 0 0 0	0 0 0 0 0 0	0 0 0 0 0 0	0 0 0 0 0 0	2 0 0 0 0 0	1 0 0 0 0 0	1 0 1 0 0 0
26 Kevin Plawecki, R (1, 2) OBP: 0.363, SLG: 0.333		C SI 89 X CH 84 0-1 G6-4-3 1-2f		X CH 83 0-0 7 BB 1-2 1B		C FF 92 B FF 92 S SL 84 X FF 92 1-2 G5-3			C FF 93 B FF 93 C FF 94 B FF 94 B FF 95 X FF 95 3-2 7 G4-3 3B	4	1	2	0	0	0	2
7 José Reyes, S (1, 4) OBP: 0.268, SLG: 0.244		C SI 89 B CH 85 B FF 91 C FF 93 F CH 86 F SL 84 S SL 86 2-3 K		B SI 90 B SI 90 F CH 85 B SI 89 B FF 93 4-1 1-2 2-3 BB			C FF 92 B CH 87 B CH 87 F FF 92 B CH 87 X FF 93 3-2 1 G6-4-3 1B		C FF 94 X FF 94 0-1 G4-3 3-H	3	0	1	1	1	1	0
1 Amed Rosario, R (1, 6) OBP: 0.276, SLG: 0.369			B FF 90 C FF 91 B SI 89 C SL 81 X FF 92 2-2 32 SH1-4 9 1B 1B	F FF 93 X FF 92 0-1 P4			B CU 74 F SL 86 1 SAFE B CU 76 C FF 92 1 SAFE 1 SAFE X SL 86 2-2 G6-4-3 1-2f		S FF 94 B FF 94 F FF 94 F FF 96 X SL 82 1-2 F9	4	1	1	0	0	0	4
32 Steven Matz, R (1, 1) OBP: 0.120, SLG: 0.125 22 Dominic Smith, L (6, 7) OBP: 0.323, SLG: 0.567			B FF 89 1 SAFE C FF 91 L FF 91 B SL 85 X FF 91 2-2 SH1-4 1-2		C FF 89 F SL 81 B SL 84 B FF 92 F SI 88 B FF 92 X FF 91 3-2 G6-3		B FF 93 S CU 75 F FF 92 X CU 77 1-2 1B		C FF 92 S FF 94 B FF 96 F FF 96 B SL 82 X FF 95 2-2 2B	1 2	0 0	0 2	0 0	0 0	0 0	0 0

| Inning Stats | | |

Batter	1	2	3	4	5	6	7	8	9	AB	R	H	RBI	BB	SO	LOB
9 DJ LeMahieu, R (1, 4) OBP: 0.332, SLG: 0.452	B SI 94 C SI 94 F SI 94 X SL 90 1-2 28 HR 2B	B SI 93 1 SAFE F SI 94 F CH 82 1 SAFE X CU 80 1-2 ② FC4 19 1B 28 2B 1-2f		C CU 79 X CU 81 0-1 28 S 19 1B 1B		C FF 90 B FF 89 C SL 80 S CH 82 1-3 ③ K		B FF 92 B FC 87 F FF 92 X FF 93 2-1 ③ F9		5	2	2	0	0	1	3
19 Charlie Blackmon, L (1, 8) OBP: 0.363, SLG: 0.488	H SI 93 1-0 28 HR HBP	B CU 80 F CH 83 C SI 92 1 SAFE F SI 92 F SI 93 F SI 93 X CH 84 1-2 28 2B 1B		C FF 92 C CU 79 X SI 92 0-2 28 S 1-2 1B			S CH 81 S CH 82 F CH 82 B FF 89 F FF 90 X CH 81 1-2 ① G4-3			3	2	2	0	0	0	0
28 Nolan Arenado, R (1, 5) OBP: 0.403, SLG: 0.584	C SI 93 F CH 84 B SI 92 X CH 82 1-2 1-H 2-H HR	B SI 92 F SI 93 F CU 80 B SI 93 X SI 93 2-2 1-H 2-H 2B		B SI 93 F SL 88 S SL 88 B SI 93 C SI 93 2-3 ② K 1-2 2-3			F FF 91 X FF 90 0-1 ② P6			4	1	2	5	0	1	2
27 Trevor Story, R (1, 6) OBP: 0.336, SLG: 0.524	F SI 93 C SI 94 X SI 94 0-2 2B	F SI 93 S CU 80 F CU 80 B CH 84 S SI 93 1-3 ③ K		F SI 94 B SL 89 B SI 93 F CU 79 X SI 93 2-2 ③ G5-3			B SL 83 F CH 82 F FF 90 S CH 82 1-3 ③ K			4	0	1	0	0	2	3
20 Ian Desmond, R (1, 3) OBP: 0.291, SLG: 0.429	S CH 82 B SI 93 B SL 89 F CH 82 B SI 92 B SL 88 4-2 8 G6-4-3 BB	B SI 94 B CH 83 C SI 94 B SI 94 B SI 93 4-1 56 FC6 BB		B CH 83 X CH 83 1-0 ① G1-3				B SL 81 C FF 89 B SL 82 B FF 90 T FF 90 B FF 90 4-2 42 1B 8 SF8 BB		1	1	0	0	3	0	0
42 Chris Iannetta, R (1, 2) OBP: 0.344, SLG: 0.392	F SI 93 B CU 78 C CU 78 F SI 92 B SI 92 C SI 92 2-3 ① K	F SI 92 1 SAFE F SI 92 1 SAFE S CU 79 0-3 ① K		X SI 94 0-0 ② F8				B FF 91 C FF 90 F FF 91 X FF 90 1-2 5 BB 1-3 1B		4	0	1	0	0	2	3
8 Gerardo Parra, L (1, 7) OBP: 0.340, SLG: 0.395	X SL 89 0-0 ②③ G6-4-3 1-2f	C SI 93 X SI 93 0-1 ② L7		C CU 80 B SI 94 X CH 85 1-1 ③ G4-3				X CU 72 0-0 ① SF8 3-H		3	0	0	1	0	0	3
56 Noel Cuevas, R (1, 9) OBP: 0.306, SLG: 0.362		X CH 83 0-0 9 FC4 1B	F SI 92 X SI 92 0-1 ③ FC6 1-2f			C CU 79 X SI 94 0-1 ① L8		B CU 71 B FF 90 C CU 72 F FF 89 1 SAFE T CU 72 2-2 ② K		4	0	1	0	0	1	2
21 Kyle Freeland, L (1, 1) OBP: 0.156, SLG: 0.133 14 Tony Wolters, L (6, PH) OBP: 0.276, SLG: 0.224 34 Jeff Hoffman, R (7, 1) 52 Chris Rusin, L (7, 1) 62 Yency Almonte, R (8, 1) 5 Carlos González, L (8, PH) OBP: 0.325, SLG: 0.447 51 Jake McGee, L (9, 1)		C SI 92 1 SAFE B SI 92 L SI 91 L CU 78 1-3 ① K		C SI 92 F SL 89 B SI 94 B SI 93 F SI 92 S SI 94 2-3 ① K		B SI 93 B CU 79 B SI 92 C SI 93 X SI 93 3-1 ② G5-3		B FF 88 B CU 72 C FF 89 B CU 71 S CU 72 B CU 70 4-2 1-2 BB		2 1 0 0 0 0 0	0 0 0 0 0 0 0	0 0 0 0 0 0 0	0 0 0 0 1 0 0	2 0 0 0 0 0 0	1 0 0 0 0 0 0
Inning Stats	R: 3 E: 0 K: 1 S: 16 H: 3 LOB: 1 BB: 1 P: 25	R: 2 E: 0 K: 2 S: 20 H: 3 LOB: 1 BB: 0 P: 26	R: 0 E: 0 K: 1 S: 8 H: 0 LOB: 1 BB: 1 P: 12	R: 0 E: 0 K: 2 S: 15 H: 2 LOB: 2 BB: 0 P: 21	R: 0 E: 0 K: 0 S: 4 H: 0 LOB: 0 BB: 0 P: 6	R: 0 E: 0 K: 1 S: 7 H: 0 LOB: 0 BB: 0 P: 11	R: 0 E: 0 K: 1 S: 10 H: 0 LOB: 0 BB: 0 P: 12	R: 1 E: 0 K: 1 S: 13 H: 1 LOB: 2 BB: 2 P: 26		1B: 5 2B: 3 3B: 0 HR: 1 SF: 1 SAC: 0 DP: 1 HBP: 1					

PITCHER		IP	WLS	BF	H	R	ER	SO	BB	IBB	HBP	BLK	WP	HR	S	P	ERA	WHIP
32 Steven Matz, L ERA: 3.68	(1, 1)	5.2	L	27	8	5	5	6	2	0	1	0	0	1	67	97	7.94	1.765
63 Tim Peterson, R ERA: 1.17	(6, 1)	1.1		4	0	0	0	2	0	0	0	0	0	0	13	16	0.00	0.000
51 Paul Sewald, R ERA: 4.85	(8, 1)	0.0		2	1	1	1	0	1	0	0	0	0	0	5	10	∞	∞
39 Jerry Blevins, L ERA: 4.96	(8, 1)	0.2		3	0	0	0	1	1	0	0	0	0	0	6	12	0.00	1.500
64 Chris Flexen, R ERA: 11.57	(8, 1)	0.1		1	0	0	0	0	0	0	0	0	0	0	2	4	0.00	0.000

PITCHER	IP	WLS	BF	H	R	ER	SO	BB	IBB	HBP	BLK	WP	HR	S	P	ERA	WHIP

BOTTOM

New York Mets @ Colorado Rockies

Coors Field, Denver, CO

Thu Jun 21 2018, 1:11 PM - 4:05 PM MDT

Att. 44,010 - Sunny - 80 F

livebaseballscorecards.com

AB	31
R	6
H	9
RBI	6
BB	4
SO	9
LOB	17

Batter	1	2	3	4	5	6	7	8	9	AB	R	H	RBI	BB	SO	LOB
31 Joc Pederson, L (1, 8) OBP: 0.349, SLG: 0.550	C FF 97 B FF 97 S FS 90 S FF 98 1-3 K ①		B FF 98 S FF 98 B SI 98 B CH 90 S CH 90 X FF 99 3-2 L8 ③ 2-3			C FS 89 B FC 91 S FS 89 B FF 96 B CH 91 F FS 90 F FF 97 B FF 97 4-2 27 1B 13 BB 35 HR BB	B CU 79 F FC 92 T FS 88 B FS 90 F FS 90 F FF 96 F FC 92 X FS 89 2-2 F7 ③			3	1	0	0	1	1	1
13 Max Muncy, L (1, 4) OBP: 0.397, SLG: 0.574	B SI 96 S FF 97 C FF 98 B FF 97 X FS 92 2-2 G6-3 ②			S CH 88 B FC 93 F FC 92 B FF 98 B FS 92 F FF 98 B CH 90 4-2 10 1B BB		B CU 81 B CH 88 B SI 96 B FF 95 4-0 27 1B 1-2 35 HR BB		C SL 84 B FF 94 B SL 84 X SL 84 2-1 F8 ①		2	1	0	0	2	0	0
10 Justin Turner, R (1, 5) OBP: 0.336, SLG: 0.366	B SI 97 X SI 97 1-0 P3 ③			1 SAFE B SI 96 S FF 97 B SI 96 F SI 97 1 SAFE F SI 97 B FS 91 1 SAFE 3-2 X SI 97 1-2 1B		X FF 95 0-0 F7 ①		X FF 95 0-0 F9 ②		4	0	1	0	0	0	2
27 Matt Kemp, R (1, 7) OBP: 0.356, SLG: 0.545		B SI 96 F SI 95 B FC 93 C FC 93 T FS 92 2-2 K ①		X SI 96 0-0 F8 ①		F FF 95 B SI 95 C FC 90 B EP 58 X FC 92 2-2 1-2 2-3 35 HR 1B		C SL 86 X SL 84 0-1 P3 ③		4	1	1	0	0	1	2
35 Cody Bellinger, L (1, 3) OBP: 0.323, SLG: 0.459		C FF 96 C FF 97 S SI 98 0-3 K ②		B FF 96 X FS 91 1-0 L8 ②		S FF 96 C FF 97 X SI 96 0-2 1-H 2-H 3-H HR			C FF 89 T FF 88 B CU 72 B CU 72 X FF 89 2-2 F7 ①	4	1	1	4	0	1	2
66 Yasiel Puig, R (1, 9) OBP: 0.324, SLG: 0.458		F FF 97 B FF 97 F SI 98 B FF 97 B FC 94 S FF 98 3-3 K ③		X FF 95 0-0 G5-3 ③		T SI 96 X SI 96 0-1 14 F9-3 1B			B SL 86 X SL 86 1-0 HR	4	1	2	1	0	1	2
14 Enrique Hernández, R (1, 6) OBP: 0.304, SLG: 0.442			C FF 96 B FC 92 C CU 80 X FF 97 1-2 31 BLK 57 SH5-4 1B		B FC 90 X FC 91 1-0 G4-3 ①	1 SAFE B CU 78 1 SAFE X SI 93 1-0 F9-3 ②③ 1-1			B FF 96 S SL 88 F SL 88 S CH 91 1-3 K ②	4	0	1	0	0	1	1
15 Austin Barnes, R (1, 2) OBP: 0.343, SLG: 0.265			C FF 98 B SI 96 F SI 97 S FC 94 1-3 K ①		B CU 79 C FC 92 X FF 95 1-1 G1-3 ②		B CU 78 C CU 78 F FF 95 B FC 90 C FF 96 2-3 K ①		B SL 88 X SL 85 1-0 G6-3 ③	4	0	0	0	0	2	1
57 Alex Wood, R (1, 1) 11 Logan Forsythe, R (7, PH) OBP: 0.289, SLG: 0.350 75 Scott Alexander, L (7, 1) 74 Kenley Jansen, S (9, 1)			L CU 80 F CU 79 B SI 96 1 SAFE X CU 80 1-2 SH5-4 ② 1-2		C FF 96 B CU 80 B FF 96 F FF 96 F FF 97 C FC 91 2-3 K ③		F FF 95 F FF 94 B FF 96 X FF 96 1-2 G3 ②			1 1 0 0	0 0 0 0	0 0 0 0	0 0 0 0	0 0 0 0	1 0 0 0	0 0 0 0
Inning Stats	R: 0 E: 0 K: 1 S: 7 H: 0 LOB: 0 BB: 0 P: 11	R: 0 E: 0 K: 3 S: 9 H: 0 LOB: 0 BB: 0 P: 14	R: 0 E: 0 K: 1 S: 12 H: 1 LOB: 1 BB: 0 P: 18	R: 0 E: 0 K: 0 S: 10 H: 1 LOB: 2 BB: 1 P: 18	R: 0 E: 0 K: 1 S: 7 H: 0 LOB: 0 BB: 0 P: 11	R: 4 E: 0 K: 0 S: 14 H: 3 LOB: 0 BB: 2 P: 25	R: 0 E: 0 K: 1 S: 12 H: 0 LOB: 0 BB: 0 P: 17	R: 0 E: 0 K: 0 S: 5 H: 0 LOB: 0 BB: 0 P: 7	R: 1 E: 0 K: 1 S: 8 H: 1 LOB: 0 BB: 0 P: 13	1B: 4 2B: 1 3B: 0 HR: 2 SF: 0 SAC: 1 DP: 1 HBP: 0						WP: 0 PB: 0 SB: 0 CS: 0 PA: 35

PITCHER	IP	WLS	BF	H	R	ER	SO	BB	IBB	HBP	BLK	WP	HR	S	P	ERA	WHIP
45 Zack Wheeler, R (1, 1) ERA: 4.85	7.0	L	28	5	4	4	7	3	0	0	1	0	1	71	114	5.14	1.143
38 Anthony Swarzak, R (8, 1) ERA: 3.48	1.0		3	0	0	0	0	0	0	0	0	0	0	5	7	0.00	0.000
39 Jerry Blevins, L (9, 1) ERA: 4.86	0.1		1	0	0	0	0	0	0	0	0	0	0	3	5	0.00	0.000
61 Chris Beck, R (9, 1) ERA: 4.5	0.2		3	1	1	1	1	0	0	0	0	0	1	5	8	13.50	1.500

PITCHER	IP	WLS	BF	H	R	ER	SO	BB	IBB	HBP	BLK	WP	HR	S	P	ERA	WHIP

TOP

Los Angeles Dodgers @ New York Mets

Citi Field, Flushing, NY

Fri Jun 22 2018, 7:11 PM - 9:50 PM EDT

Att. 32,565 - Cloudy - 70 F

livebaseballscorecards.com

AB	31
R	5
H	6
RBI	5
BB	3
SO	8
LOB	11

Los Angeles Dodgers @ New York Mets

Citi Field, Flushing, NY

Fri Jun 22 2018, 7:11 PM - 9:50 PM EDT

Att. 32,565 - Cloudy - 70 F

livebaseballscorecards.com

BOTTOM

Batter	1	2	3	4	5	6	7	8	9	AB	R	H	RBI	BB	SO	LOB
9 Brandon Nimmo, L (1, 7) OBP: 0.396, SLG: 0.563	C SI 90 B SI 90 F CH 84 B SI 90 S CH 84 2-3 K ①		F SI 89 X CH 84 0-1 G3 ①		F SI 90 F CH 85 S CH 85 0-3 K ②		C SI 94 X SI 94 0-1 1-2f FC6-4 ②			4	0	0	0	0	2	3
21 Todd Frazier, R (1, 5) OBP: 0.313, SLG: 0.395	B SI 90 B CH 84 C KC 82 F CH 85 B SI 91 S KC 82 3-3 K ②		B SI 89 X CH 84 1-0 G5-3 ②		C CH 85 F KC 82 B SI 90 B CH 85 B KC 82 X CH 86 3-2 G5-3 ③		C SI 94 1 SAFE C SI 95 D SI 94 X SI 93 1-2 G3 ③			4	0	0	0	0	1	3
13 Asdrúbal Cabrera, S (1, 4) OBP: 0.319, SLG: 0.475	B SI 90 C KC 83 B SI 90 F KC 82 F KC 82 F SI 90 S KC 81 2-3 K ③		C SI 89 X SI 90 0-1 F9 ③			X SI 88 0-0 L7 ①		C SI 93 X SI 93 0-1 30 E 30 FC4 1B		4	0	1	0	0	1	0
4 Wilmer Flores, R (1, 3) OBP: 0.321, SLG: 0.412		X SI 89 0-0 30 FC5-6 1B		C KC 81 B SI 88 B CH 83 X CH 83 2-1 G1-3 ①		C SI 89 B CH 84 F KC 82 B CH 83 X KC 81 2-2 P3 ②		C SI 92 B SI 92 F SI 94 F SI 93 S CH 87 1-3 K ①		4	0	1	0	0	1	1
30 Michael Conforto, L (1, 8) OBP: 0.352, SLG: 0.391		C SI 90 F CH 84 B KC 81 D CH 84 X CH 84 2-2 1-2f FC5-6 29 BB 11 1B 1 FC5-2 ①		S SI 89 B SI 89 C KC 82 S KC 83 1-3 K ②		B SI 89 B CH 84 B KC 80 C SI 89 F SI 90 X SI 89 3-2 11 HR 1B		B SI 94 B SI 94 C SI 95 X SI 94 2-1 1-3 FC4 11 G6-4-3		4	1	1	0	0	1	2
11 José Bautista, R (1, 9) OBP: 0.372, SLG: 0.386		X KC 83 0-0 1 FC5-2 29 BB 1-2 1B		X CH 83 0-0 P4 ③		C SI 89 X CH 84 0-1 1-H HR		X SI 94 0-0 1-2f G6-4-3 ②③		4	1	2	2	0	0	2
29 Devin Mesoraco, R (1, 2) OBP: 0.320, SLG: 0.431		C KC 82 B CH 84 B SI 90 B CH 84 B KC 83 4-1 1 FC5-2 1-2 2-3 BB			S KC 81 F CH 84 B SI 90 F KC 82 X CH 85 1-2 1 1B 1B	X KC 82 0-0 G5-3 ③			C FC 90 F FC 93 B FC 92 X FC 92 1-2 F7 ①	3	0	1	0	1	0	0
1 Amed Rosario, R (1, 6) OBP: 0.275, SLG: 0.367		F SI 90 C SI 90 F SI 90 X CH 85 0-2 FC5-2 ② 1-2 2-3 3-Hf			F SI 89 F SI 91 F KC 82 F SI 90 F CH 85 X SI 90 0-2 1-2 1B		C SI 93 F SI 93 X SI 94 0-2 G4-3 ①		C FC 90 C FC 92 B SL 84 T FC 92 1-2 K ②	4	0	1	0	0	1	3
45 Zack Wheeler, L (1, 1) OBP: 0.222, SLG: 0.222 7 José Reyes, S (7, PH) OBP: 0.276, SLG: 0.253 38 Anthony Swarzak, R (8, 1) 39 Jerry Blevins, L (9, 1) 61 Chris Beck, R (9, 1) 22 Dominic Smith, L (9, PH) OBP: 0.313, SLG: 0.548		T SI 90 B KC 80 F SI 90 S KC 82 1-3 K ③			C SI 90 B SI 89 S SI 90 T SI 90 1-2 K ①		B SI 94 X SI 95 1-0 9 FC6-4 1B		B FC 92 C FC 91 F FC 91 C SI 95 1-3 K ③	2 1 0 0 0 0 1	0 0 0 0 0 0 0	0 1 0 0 0 0 0	0 0 0 0 0 0 0	0 0 0 0 0 0 0	2 0 0 0 0 0 1	5 0 0 0 0 0 0
Inning Stats	R: 0 E: 0 K: 3 S: 11 H: 0 LOB: 0 BB: 0 P: 18	R: 0 E: 0 K: 1 S: 13 H: 2 LOB: 3 BB: 1 P: 20	R: 0 E: 0 K: 0 S: 5 H: 0 LOB: 0 BB: 0 P: 6	R: 0 E: 0 K: 1 S: 6 H: 0 LOB: 0 BB: 0 P: 9	R: 0 E: 0 K: 2 S: 19 H: 2 LOB: 2 BB: 0 P: 24	R: 2 E: 0 K: 0 S: 10 H: 2 LOB: 0 BB: 0 P: 15	R: 0 E: 0 K: 0 S: 9 H: 1 LOB: 1 BB: 0 P: 11	R: 0 E: 1 K: 1 S: 9 H: 1 LOB: 1 BB: 0 P: 12	R: 0 E: 0 K: 2 S: 9 H: 0 LOB: 0 BB: 0 P: 12	1B: 7 2B: 0 3B: 0 HR: 1 SF: 0 SAC: 0 DP: 1 HBP: 0						

	AB	35
	R	2
	H	8
	RBI	2
	BB	1
	SO	10
	LOB	19

WP: 0 PA: 36
PB: 0
SB: 0
CS: 0

PITCHER		IP	WLS	BF	H	R	ER	SO	BB	IBB	HBP	BLK	WP	HR	S	P	ERA	WHIP
57 Alex Wood, L ERA: 4.13	(1, 1)	6.0	W	25	6	2	2	7	1	0	0	0	0	1	64	92	3.00	1.167
75 Scott Alexander, L ERA: 3.69	(7, 1)	2.0	H	8	2	0	0	1	0	0	0	0	0	0	18	23	0.00	1.000
74 Kenley Jansen, R ERA: 2.34	(9, 1)	1.0	S	3	0	0	0	2	0	0	0	0	0	0	9	12	0.00	0.000

PITCHER	IP	WLS	BF	H	R	ER	SO	BB	IBB	HBP	BLK	WP	HR	S	P	ERA	WHIP

Batter	1	2	3	4	5	6	7	8	9	AB	R	H	RBI	BB	SO	LOB
31 Joc Pederson, L (1, 7) OBP: 0.350, SLG: 0.543	S FF 97 L FF 97 X SL 92 0-2 ① G1-3		C CU 83 B SL 92 X CH 90 1-1 13 BB 1B	F FF 97 D SL 92 B CH 89 C CU 83 B FF 96 B FF 96 4-2 BB			S SI 93 S CH 86 F CH 87 B SI 95 B CH 87 X SI 94 2-2 ① F8	B CH 85 F CH 85 C SI 94 S CU 82 1-3 ② K		4	0	1	0	1	1	0
13 Max Muncy, L (1, 3) OBP: 0.397, SLG: 0.586	X FF 97 0-0 HR		C CU 83 B FF 97 B FF 96 C CU 84 B SL 92 B SL 91 4-2 1-2 BB	B FF 96 F CU 83 B FF 97 F CU 84 X CH 89 2-2 ③ G6-3			C CU 82 X CH 88 0-1 ② G3	C SI 93 S SI 93 F SI 94 F SL 89 B SL 90 B CU 83 S CH 86 2-3 ③ K		4	1	1	1	1	1	2
10 Justin Turner, R (1, 5) OBP: 0.322, SLG: 0.349	S FF 98 X SI 98 0-1 E5 66 FC6-4		X SI 96 0-0 ② F9		C CU 82 F SI 93 F FF 96 F SI 95 X FF 96 0-2 ① F9		C SI 94 X SI 93 0-1 ③ P4		B FF 95 X SI 94 1-0 ① G5-3	5	0	0	0	0	0	2
35 Cody Bellinger, L (1, 8) OBP: 0.328, SLG: 0.468	B CU 83 B SL 92 S FF 98 S FF 98 F FF 98 B SL 92 S FF 98 3-3 ② K		S FF 98 F SL 93 S CU 84 0-3 ③ K		B CH 88 B SL 91 F FF 96 B FF 96 C FF 97 X FF 96 3-2 3B			B CU 80 X SI 92 1-0 66 1B 14 SH 1B	B SI 96 B CH 86 B FF 96 B FF 94 4-0 9 BB BB	4	1	2	0	1	2	3
66 Yasiel Puig, R (1, 9) OBP: 0.322, SLG: 0.452	C SI 97 X SI 97 0-1 ③ FC6-4 1-2f			S FF 96 X SL 91 0-1 ① G3	B SI 96 F SI 96 S SI 96 T SL 91 1-2 ② K			C SI 93 1 SAFE B SI 93 X SI 93 1-1 ① 1-3 1B	B SI 96 F SI 95 B FF 95 B FF 94 F FF 95 S FF 95 3-3 ② K	5	0	1	0	0	2	3
9 Yasmani Grandal, S (1, 2) OBP: 0.327, SLG: 0.435		F FF 96 B CH 89 S CH 90 B SL 91 B FF 97 F SL 92 F CH 90 X FF 97 3-2 ① G4-3		B CH 89 B CH 88 B SL 92 C FF 96 F SI 96 X SL 92 3-2 14 BB 3 2B 1B	B FF 96 F CH 91 B FF 96 X FF 97 2-1 ③ P4				B FF 95 S CH 85 B CH 84 S FF 95 D CH 86 B FF 94 4-2 1-2 BB	3	2	1	0	2	0	1
14 Enrique Hernández, R (1, 6) OBP: 0.303, SLG: 0.434		F SL 91 B CU 84 B SL 92 C FF 97 C FF 98 2-3 ② K		B CU 83 B FF 96 F SL 90 B SI 95 C FF 96 B SI 95 4-2 3 2B 1-2 BB		C CU 81 B SL 89 B SL 93 F SL 89 F CH 86 B FF 95 X CU 82 3-2 ① F7		X SI 92 0-0 SH 26 1B 27 HR 1-2 3-H	C FF 94 B CU 80 S FF 94 X FF 94 1-2 ③ G5-3	3	2	0	1	1	1	2
26 Chase Utley, L (1, 4) OBP: 0.300, SLG: 0.322		B FF 97 B CU 83 X FF 96 2-0 ③ G3		B FF 97 F FF 97 1-1 ② F5		B CU 82 X FF 96 1-0 ② F8		C SI 93 X SI 93 0-1 1-2 2-3 27 HR 1B		4	1	1	0	0	0	2
22 Clayton Kershaw, L (1, 1) OBP: 0.176, SLG: 0.176 3 Chris Taylor, R (4, PH) OBP: 0.338, SLG: 0.450 68 Ross Stripling, R (4, PR) OBP: 0.105, SLG: 0.105 64 Caleb Ferguson, R (4, 1) OBP: 0.333, SLG: 0.333 27 Matt Kemp, R (8, PH) OBP: 0.359, SLG: 0.560 63 Yimi García, R (8, 1) 58 Edward Paredes, L (9, 1)			C FF 95 C CU 83 S FF 97 0-3 ① K	S CU 83 S CU 83 B SL 92 B CH 90 X SI 96 2-2 1-H 2-H 2B		C FF 95 C CU 82 B SL 90 C CU 80 1-3 ③ K		F SI 93 X SI 94 0-1 1-H 2-H 3-H HR		1 1 0 1 1 0 0	0 0 0 0 0 0 0	0 1 0 0 1 4 0 0	0 2 0 0 0 0 0 0	1 0 0 0 0 0 0 0	0 0 0 1 0 0 0 0	0 0 0 0 0 0 0 0
Inning Stats	R: 1 H: 1 E: 1 LOB: 1 K: 1 BB: 0 S: 12 P: 15	R: 0 H: 0 E: 0 LOB: 0 K: 1 BB: 0 S: 9 P: 16	R: 0 H: 1 E: 0 LOB: 2 K: 2 BB: 1 S: 11 P: 16	R: 2 H: 2 E: 0 LOB: 2 K: 0 BB: 2 S: 17 P: 33	R: 0 H: 1 E: 0 LOB: 1 K: 1 BB: 0 S: 13 P: 19	R: 0 H: 0 E: 0 LOB: 0 K: 1 BB: 0 S: 8 P: 13	R: 0 H: 0 E: 0 LOB: 0 K: 0 BB: 0 S: 8 P: 10	R: 5 H: 4 E: 0 LOB: 0 K: 2 BB: 1 S: 16 P: 21	R: 0 H: 0 E: 0 LOB: 2 K: 1 BB: 2 S: 9 P: 22	1B: 5 SF: 0 2B: 1 SAC: 1 3B: 1 DP: 0 HR: 2 HBP: 0						WP: 0 PA: 43 PB: 0 SB: 0 CS: 0

PITCHER		IP	WLS	BF	H	R	ER	SO	BB	IBB	HBP	BLK	WP	HR	S	P	ERA	WHIP
48 Jacob deGrom, R ERA: 1.69	(1, 1)	6.0	L	27	5	3	3	6	3	0	0	0	0	1	70	112	4.50	1.333
65 Robert Gsellman, R ERA: 4.2	(7, 1)	2.0		11	4	5	5	2	0	1	0	0	0	1	24	31	22.50	2.000
62 Drew Smith, R ERA:	(9, 1)	1.0		5	0	0	0	1	2	0	0	0	0	0	9	22	0.00	2.000

PITCHER	IP	WLS	BF	H	R	ER	SO	BB	IBB	HBP	BLK	WP	HR	S	P	ERA	WHIP

TOP

Los Angeles Dodgers @ New York Mets

Citi Field, Flushing, NY

Sat Jun 23 2018, 7:17 PM - 10:17 PM EDT

Att. 37,705 - Cloudy - 65 F

livebaseballscorecards.com

AB	36
R	8
H	9
RBI	8
BB	6
SO	9
LOB	15

Batter	1	2	3	4	5	6	7	8	9	AB	R	H	RBI	BB	SO	LOB
9 Brandon Nimmo, L (1, 7) OBP: 0.400, SLG: 0.574	C FF 91 C FF 92 C CU 74 0-3 ① K		C FF 91 C FF 91 S SL 86 0-3 ① K		B FF 91 X FF 91 1-0 21 1B 1B		X CU 73 0-0 3B		X SL 78 0-0 1B	5	0	3	0	0	2	1
21 Todd Frazier, R (1, 5) OBP: 0.315, SLG: 0.396	C FF 92 B CU 73 C SL 89 F SL 88 C SL 89 1-3 ② K		X SL 87 0-0 4 1B 1-2 1B		B CU 73 C FF 92 F CU 74 D CH 83 X FF 93 2-2 30 S 1-3 1B		B CU 72 C FF 92 C FF 93 C FF 94 1-3 ② K		C FF 87 S SL 78 C SL 78 0-3 ③ K	5	0	2	0	0	3	2
13 Asdrúbal Cabrera, S (1, 4) OBP: 0.315, SLG: 0.468	B FF 92 F SL 88 C SL 90 X CU 73 1-2 ③ G1-3		S SL 88 C FF 90 F SL 88 B SL 88 D CU 73 D SL 89 F SL 86 X FF 91 3-2 ② F9		C CU 72 S CU 73 B FF 93 F FF 94 B CU 73 B CU 71 F FF 93 T FF 93 3-2 ① K		X FF 93 0-0 ③ G4-3			4	0	0	0	0	1	5
4 Wilmer Flores, R (1, 3) OBP: 0.319, SLG: 0.407		X FF 91 0-0 ① F7	D SL 88 B FF 91 F SL 89 C FF 91 D SL 89 X SL 88 3-2 1-3 2-H 1B		B FF 92 C FF 92 F FF 93 S FF 93 1-3 ② K			B FF 93 C SL 86 B CU 82 F FF 93 X FF 93 2-2 ① L8		4	0	1	1	0	1	2
30 Michael Conforto, L (1, 8) OBP: 0.351, SLG: 0.393		B FF 92 X FF 91 1-0 11 2B 2B	B FF 91 S SL 88 1 SAFE F FF 91 S CU 72 1-3 ③ K		C CU 74 C FF 93 F FF 94 F CU 75 F FF 94 X CU 74 0-2 ③ G3 1-2			C FF 94 B SI 94 X SL 85 1-1 ② F7		4	1	1	0	0	1	4
11 José Bautista, R (1, 9) OBP: 0.385, SLG: 0.440	C SL 89 B CU 73 B FF 91 X SL 89 2-1 1 G5-3 2-H 2B			B FF 91 S FF 92 B CU 73 C FF 92 B FF 93 F FF 93 B FF 93 4-2 29 G1-3 BB		B CU 72 C CH 82 C FF 92 F FF 92 X FF 94 2-2 ① F9		C SL 88 X FF 95 0-1 HR		3	1	2	2	1	0	0
29 Devin Mesoraco, R (1, 2) OBP: 0.318, SLG: 0.421	B FF 91 B FF 91 C SL 88 B SL 89 F FF 92 F SL 88 F CU 73 F FF 91 F SL 88 4-2 B SL 89 BB			B FF 92 F FF 91 C FF 92 X CU 74 1-2 ① G1-3 1-2		B FF 91 C FU 73 X CH 85 1-1 ② F8		C SL 85 X SL 87 0-1 ③ G5-3		3	0	0	0	1	0	1
1 Amed Rosario, R (1, 6) OBP: 0.272, SLG: 0.363 65 Robert Gsellman, R (7, 1) 62 Drew Smith, R (9, 1) 22 Dominic Smith, L (9, PH) OBP: 0.303, SLG: 0.531	X SL 89 0-0 ② ③ G5-3 2-3f			C CU 72 S CU 76 S FF 93 0-3 ② K		C FF 92 F FF 93 B FF 92 F CU 75 F CU 74 S FF 93 1-3 ③ K			B SL 78 B SL 79 S FF 88 B SL 77 X FF 88 3-1 ① P3	3 0 0 1	0 0 0 0	0 0 0 0	0 0 0 0	0 0 0 0	2 0 0 0	3 0 0 0
48 Jacob deGrom, L (1, 1) OBP: 0.143, SLG: 0.091 7 José Reyes, S (7, 6) OBP: 0.270, SLG: 0.247			C FF 90 F SL 86 X CU 72 0-2 21 1B 4 1B 1B	B FF 93 S FF 91 C FF 92 S FF 93 1-3 ③ K			C CU 71 X CH 83 0-1 ① P6		B FF 88 X CH 86 1-0 ② P6	2 2	1 0	1 0	0 0	0 0	1 0	1 0
Inning Stats	R: 0 E: 0 K: 2 S: 10 H: 0 LOB: 0 BB: 0 P: 12	R: 1 E: 0 K: 0 S: 11 H: 2 LOB: 1 BB: 1 P: 18	R: 1 E: 0 K: 2 S: 18 H: 3 LOB: 2 BB: 0 P: 25	R: 0 E: 0 K: 2 S: 12 H: 0 LOB: 1 BB: 1 P: 18	R: 0 E: 0 K: 2 S: 18 H: 2 LOB: 2 BB: 0 P: 25	R: 0 E: 0 K: 1 S: 10 H: 0 LOB: 0 BB: 0 P: 14	R: 0 E: 0 K: 1 S: 7 H: 1 LOB: 1 BB: 0 P: 8	R: 1 E: 0 K: 0 S: 9 H: 1 LOB: 0 BB: 0 P: 12	R: 0 E: 0 K: 1 S: 7 H: 1 LOB: 1 BB: 0 P: 11	1B: 6 2B: 2 3B: 1 HR: 1	SF: 0 SAC: 0 DP: 1 HBP: 0			WP: 0 PB: 0 SB: 1 CS: 0	PA: 38		

PITCHER	IP	WLS	BF	H	R	ER	SO	BB	IBB	HBP	BLK	WP	HR	S	P	ERA	WHIP
22 Clayton Kershaw, L (1, 1) ERA: 2.94	3.0		14	5	2	2	4	1	0	0	0	0	0	39	55	6.00	2.000
64 Caleb Ferguson, L (4, 1) ERA: 5.52	4.0	W	16	3	0	0	6	1	0	0	0	0	0	47	65	0.00	1.000
63 Yimi García, R (8, 1) ERA: 4.96	1.0		4	1	1	1	0	0	0	0	0	0	1	9	12	9.00	1.000
58 Edward Paredes, L (9, 1) ERA:	1.0		4	1	0	0	1	0	0	0	0	0	0	7	11	0.00	1.000

PITCHER	IP	WLS	BF	H	R	ER	SO	BB	IBB	HBP	BLK	WP	HR	S	P	ERA	WHIP

BOTTOM

Los Angeles Dodgers @ New York Mets

Citi Field, Flushing, NY

Sat Jun 23 2018, 7:17 PM - 10:17 PM EDT

Att. 37,705 - Cloudy - 65 F

livebaseballscorecards.com

AB	36
R	3
H	10
RBI	3
BB	2
SO	11
LOB	19

Batter	1	2	3	4	5	6	7	8	9	10	11	AB	R	H	RBI	BB	SO	LOB
14 Enrique Hernández, R (1, 6) OBP: 0.309, SLG: 0.470	B FF 88 B FF 87 X FF 88 2-0 HR		C SL 82 B FF 90 X FF 91 1-1 ② F9			F SL 86 F SL 87 B CH 91 B FF 96 F SL 88 X SL 87 2-2 HR		B FF 93 F FF 93 B FF 93 C SL 84 X FF 93 2-2 13 1B 27 G5-4-3 1B	1 SAFE B SI 97 C SL 87 F SI 96 S SL 89 1-3 ③ K		X CU 81 0-0 ③ G1-3	6	3	3	2	0	1	1
13 Max Muncy, L (1, 5) OBP: 0.397, SLG: 0.599 (8, 3)	C FF 88 B CU 70 C CU 70 B CU 71 B FF 87 F CU 71 X FF 87 3-2 HR		C CH 81 C FF 91 S CH 82 0-3 ③ K			C FF 97 T SI 96 C FF 97 0-3 ① K		B FF 93 F FF 92 B SL 84 X SL 84 2-1 1-3 27 G5-4-3 1B		B FF 95 S FF 94 X CH 86 1-1 ① B2-3		5	1	2	1	0	2	0
27 Matt Kemp, R (1, 7) OBP: 0.353, SLG: 0.551 62 Erik Goeddel, R (8, 1) 74 Kenley Jansen, S (9, 1) 26 Chase Utley, L (10, PH) OBP: 0.305, SLG: 0.328 (10, 4)	B CU 71 C CH 82 B CU 72 X FF 87 2-1 ① L7			F FF 89 F SL 81 B CH 81 F FF 91 B CH 82 S CH 81 2-3 ① K		B SL 87 X FF 95 1-0 ② G6-3		B SL 84 F SL 84 C FF 92 D SL 84 B SL 84 X SL 85 3-2 ③② G5-4-3 1-2f 3-H		B FF 95 B FF 95 F FF 95 B FF 94 X FF 95 3-1 35 FC4-6 1B		4 0 0 1	0 0 0 0	0 0 0 1	0 0 0 0	1 0 0 0	0 0 0 0	1 0 0 0
35 Cody Bellinger, L (1, 3) OBP: 0.329, SLG: 0.489 (8, 8)	C CH 81 X FF 87 0-1 ② F9			B FF 90 B FF 91 F CH 81 S FF 90 X FF 91 2-2 HR		C SI 97 X FF 97 0-1 ③ P2		X FF 92 0-0 HR		C CH 86 B CU 79 B FF 95 F CH 86 1 SAFE X CU 80 2-2 ② FC4-6 66 1B 1-2f		5	2	2	2	0	0	1
66 Yasiel Puig, R (1, 9) OBP: 0.328, SLG: 0.453	F FF 88 C FF 88 S CU 71 0-3 ③ K			C FF 92 B SL 83 B CH 82 S CH 82 B CH 82 X CH 79 3-2 ② G6-3			B SI 94 B CH 89 B SI 94 B SL 87 4-0 11 CS BB	C SL 83 C FF 92 B SL 84 B SL 84 B FF 92 F FF 93 F FF 94 X SL 85 2-2 1B		C FF 95 1 SAFE 1 SAFE F FF 94 X CU 80 0-2 11 S 1-3 1B		4	0	2	0	1	1	0
11 Logan Forsythe, R (1, 4) OBP: 0.279, SLG: 0.338 41 Daniel Hudson, R (10, 1)		C FF 87 C FF 89 S CU 73 0-3 ① K		B SL 82 B CH 82 X FF 91 1-1 ③ G4-3			C FF 95 1 SAFE B SI 94 X SL 89 1-1 ①② G3-1 1-2	B FF 92 1 SAFE B SL 85 C SL 84 X FF 92 2-1 ③ F8		C FF 95 B SI 95 B FF 94 C CU 81 S FF 95 2-3 ③ K 1-2		5 0	0 0	0 0	0 0	0 0	2 0	4 0
31 Joc Pederson, L (1, 8) OBP: 0.351, SLG: 0.554 (8, 7)	B CU 72 X CU 72 1-0 ② F8				C FF 95 B CH 91 C CH 90 B FF 95 X CH 90 2-2 ① G2-3		B SL 84 C FF 92 X SL 84 1-1 HR	B SI 98 B SI 98 B SI 98 B SI 98 4-0 BB			B SI 92 C CH 82 B CU 80 F FF 94 X CU 83 2-2 ① G4-1	4	1	1	1	1	0	0
15 Austin Barnes, R (1, 2) OBP: 0.343, SLG: 0.267 9 Yasmani Grandal, S (9, PH) OBP: 0.324, SLG: 0.431 (9, 2)	C CH 84 B CU 71 C CU 72 B CU 71 C FF 88 2-3 ③ K				B FF 96 B SL 88 B FF 96 C FF 96 X FF 96 3-1 ② G4-3		C FF 94 X SL 84 0-1 1B	B SI 98 C SI 97 B FS 92 B SI 98 X SI 97 3-1 ① F8			F FF 95 B FF 95 B FF 94 B CH 82 T FC 90 X FF 95 3-2 ② P2	3 2	0 0	1 0	0 0	0 0	1 1	0 1
44 Rich Hill, L (1, 1) 75 Scott Alexander, L (6, 1) 3 Chris Taylor, R (7, PH) OBP: 0.336, SLG: 0.448 58 Edward Paredes, L (7, 1) 46 Josh Fields, R (7, 1) 10 Justin Turner, R (8, 5) OBP: 0.325, SLG: 0.380			S FF 89 L FF 89 B CH 80 F FF 90 X FF 90 1-2 ① L8		B FF 96 B FF 96 C FF 96 X FF 96 2-1 ③ G6-3		B FF 94 C FF 94 B SL 86 F FF 94 B FF 94 X SL 85 3-2 ③ F9	C SI 97 B SL 88 1 SAFE S SI 96 F SI 96 C SL 88 1-3 ② K			B CU 82 X FF 94 1-0 HR	2 0 1 0 0 2	0 0 0 0 0 1	0 0 0 0 0 1	0 0 0 0 0 1	0 0 1 0 0 1	0 0 0 0 0 1	0 0 1 0 0 1
Inning Stats	R: 2 H: 2 E: 0 LOB: 0 K: 1 BB: 0 S: 12 P: 19	R: 0 H: 0 E: 0 LOB: 0 K: 2 BB: 0 S: 7 P: 10	R: 0 H: 0 E: 0 LOB: 0 K: 1 BB: 0 S: 9 P: 11	R: 1 H: 1 E: 0 LOB: 0 K: 1 BB: 0 S: 12 P: 20	R: 0 H: 0 E: 0 LOB: 0 K: 0 BB: 0 S: 7 P: 14	R: 1 H: 1 E: 0 LOB: 0 K: 1 BB: 0 S: 10 P: 13	R: 1 H: 2 E: 0 LOB: 1 K: 0 BB: 1 S: 9 P: 18	R: 2 H: 4 E: 0 LOB: 1 K: 0 BB: 0 S: 17 P: 28	R: 0 H: 0 E: 0 LOB: 1 K: 2 BB: 1 S: 9 P: 18	R: 0 H: 2 E: 0 LOB: 2 K: 1 BB: 0 S: 13 P: 21	R: 1 H: 1 E: 0 LOB: 0 K: 0 BB: 0 S: 8 P: 14	1B: 6 2B: 0 3B: 0 HR: 7	SF: 0 SAC: 0 DP: 1 HBP: 0					WP: 0 PB: 0 SB: 1 CS: 1	PA: 46	

PITCHER		IP	WLS	BF	H	R	ER	SO	BB	IBB	HBP	BLK	WP	HR	S	P	ERA	WHIP
39 Jerry Blevins, L ERA: 5.3	(1, 1)	2.0		8	2	2	2	3	0	0	0	0	0	2	19	29	9.00	1.000
63 Tim Peterson, R ERA: 1.86	(3, 1)	2.0		7	1	1	1	2	0	0	0	0	0	1	21	31	4.50	0.500
61 Chris Beck, R ERA: 4.4	(5, 1)	2.2		9	1	1	1	1	1	0	0	0	0	1	19	34	3.38	0.750
38 Anthony Swarzak, R ERA: 5.4	(7, 1)	1.1		9	6	3	3	0	0	0	0	0	0	2	24	39	20.25	4.500
27 Jeurys Familia, R ERA: 2.53	(9, 1)	1.0		4	0	0	0	2	1	0	0	0	0	0	9	18	0.00	1.000

PITCHER		IP	WLS	BF	H	R	ER	SO	BB	IBB	HBP	BLK	WP	HR	S	P	ERA	WHIP
62 Drew Smith, R ERA:	(10, 1)	1.0		5	2	0	0	1	0	0	0	0	0	0	13	21	0.00	2.000
64 Chris Flexen, R ERA: 10.8	(11, 1)	1.0	L	4	1	1	1	0	0	0	0	0	0	1	8	14	9.00	1.000

TOP

Los Angeles Dodgers @ New York Mets

Citi Field, Flushing, NY

Sun Jun 24 2018, 1:12 PM - 5:01 PM EDT

Att. 34,060 - Partly Cloudy - 82 F

livebaseballscorecards.com

AB	44
R	8
H	13
RBI	7
BB	2
SO	9
LOB	10

Batter	1	2	3	4	5	6	7	8	9	10	11	AB	R	H	RBI	BB	SO	LOB
9 Brandon Nimmo, L (1, 8) OBP: 0.403, SLG: 0.571	C FF 87 B CU 71 F FF 86 C FF 87 1-3 K ①		C FF 88 B FF 88 C CU 73 H CU 70 2-2 4 2B HBP		F FF 88 B CU 72 H FF 87 2-1 13 HR HBP		C SL 80 S SL 82 B SL 81 X SL 81 1-2 F8 ①		C FC 91 F FC 91 B SL 81 B FC 91 B FC 92 X FC 91 3-2 G4-3 ①		S FF 95 B SL 87 X FF 95 1-1 21 WP 1B	1	2	0	0	0	1	0
30 Michael Conforto, L (7, 8) OBP: 0.351, SLG: 0.392												3	0	1	0	0	0	0
21 Todd Frazier, R (1, 5) OBP: 0.311, SLG: 0.388	B FF 89 B FF 87 F FF 88 C CU 73 F FF 89 S FF 88 2-3 K ②		1 SAFE S FF 88 B FF 89 1 SAFE C FF 89 F FF 89 F CU 74 F CU 74 B FF 88 2-2 P3 ①		B FF 89 S FF 88 F FF 88 X FF 89 1-2 F9 ①		B FF 96 X FF 95 1-0 F8 ②		F FC 91 F FC 92 B FC 94 F FC 91 B FC 91 B FC 91 X FC 91 3-2 1B		C SL 86 S FF 95 S SL 87 0-3 1-2 K ②	6	0	1	0	0	2	3
13 Asdrúbal Cabrera, S (1, 4) OBP: 0.315, SLG: 0.476	B FF 88 C FF 90 C FF 88 X FF 90 1-2 1B		B CU 73 1 SAFE X FF 88 1-0 P3 ②		D CU 75 1 SAFE C CU 74 X CU 74 1-1 1-H HR		C KC 80 S FF 96 F FF 96 B FF 96 B FF 96 X FF 96 2-2 P2 ③		1 SAFE B FC 90 1 SAFE B FC 88 S FC 90 1 SAFE X FC 90 2-1 F8 ②		B FF 95 D SL 88 C FF 96 F FF 94 X SL 87 2-2 F8 ③	6	1	2	2	0	0	3
4 Wilmer Flores, R (1, 3) OBP: 0.315, SLG: 0.407	C FF 89 C CU 74 B FF 90 F CU 74 X FF 88 1-2 F9 ③		B CU 73 1 SAFE X FF 88 1-0 1-H 2B		S CU 74 F FF 88 B CU 74 T FF 89 1-2 K ②			C CU 77 C CH 85 B CH 85 X CU 77 1-2 G5-3 ①	C FC 92 1 SAFE B FC 91 X FC 92 1-1 P3 ③			5	0	1	1	0	1	2
11 José Bautista, R (1, 9) OBP: 0.402, SLG: 0.452		B FF 87 C CU 73 F FF 89 B CU 74 B CU 73 C CU 73 3-3 K ① B FF 88 B CU 73 B CU 74 3-0 IBB		C FF 88 S CU 74 X FF 89 0-2 2B		B FF 92 B CH 86 B FF 93 C FF 92 B FF 93 4-1 22 1B 26 HR BB			C SL 88 B SL 88 B SL 87 C SL 87 F SL 87 B SL 86 B FF 95 4-2 BB		2	1	1	0	3	1	0
22 Dominic Smith, L (1, 7) OBP: 0.316, SLG: 0.500	B FF 87 B FF 88 F FF 87 B CU 74 H FF 86 4-1 26 2B HBP X FF 87 0-0 G3 ③				D CU 73 X CU 73 1-0 F7 ③		X FF 93 0-0 26 HR 1-3 1B			C FF 96 S FF 97 S FF 97 0-3 K ①		4	2	1	0	0	1	4
26 Kevin Plawecki, R (1, 2) OBP: 0.365, SLG: 0.394	C FF 88 X CU 73 0-1 1-H 2B	S FF 88 B FF 89 C FF 89 C FF 89 1-3 K ①			B SI 94 B SI 94 X SI 93 2-0 G6-3 ①			C CU 79 X FF 92 0-1 1-H 3-H HR		B SL 86 F SL 86 1 SAFE S FF 95 X SL 86 1-2 F9 ②		5	1	2	4	0	1	1
7 José Reyes, S (1, 6) OBP: 0.257, SLG: 0.234	C CU 73 X CU 73 0-1 G1-3 ②	C FF 89 X CU 75 0-1 F9 ②			B SI 94 C SI 95 B CH 86 X SI 95 2-1 G5-3 ②		B CH 87 C FF 93 B CH 86 X FF 92 2-1 G4-3 ②			B FF 96 X FF 95 1-0 F8 ③		5	0	0	0	0	0	2
64 Chris Flexen, R (11, 1)												0	0	0	0	0	0	0
39 Jerry Blevins, L (1, 1) 15 Luis Guillorme, L (2, PH) OBP: 1.000, SLG: 1.000 63 Tim Peterson, R (5, 1) 16 Kevin Kaczmarski, L (4, PH) 61 Chris Beck, R (6, 1) 38 Anthony Swarzak, R (7, 1) 29 Devin Mesoraco, R (8, PH) 27 Jeurys Familia, R (9, 1) 62 Drew Smith, R (10, 1) 1 Amed Rosario, R (11, 6) OBP: 0.375, SLG: 0.563	F FF 88 B CU 74 X FF 88 1-1 F7 ③	B FF 89 C FF 88 B FF 89 F FF 88 X CU 74 2-2 G2-3 ③			B SI 95 S SI 93 B SI 94 C SI 92 F SI 92 S CH 90 2-3 K ③		B CU 77 S CH 86 B CH 85 S FF 92 S CH 86 2-3 K ③				C SL 86 B FF 95 F SL 86 X FF 96 1-2 G4-3 ①	0 1 0 1 1 0 0 1 0	0 0 0 0 0 0 0 0 0	0 0 0 0 0 0 1 0 0	0 0 0 0 0 0 0 0 0	0 0 0 0 0 0 1 0 0	0 1 0 1 1 0 0 1 0	0 1 0 0 0 0 0 0 0
Inning Stats	R: 0 E: 0 K: 2 S: 14 H: 1 LOB: 1 BB: 0 P: 19	R: 1 E: 0 K: 1 S: 10 H: 1 LOB: 1 BB: 0 P: 18	R: 1 E: 0 K: 0 S: 13 H: 1 LOB: 2 BB: 1 P: 22	R: 0 E: 0 K: 1 S: 8 H: 0 LOB: 0 BB: 0 P: 11	R: 2 E: 0 K: 1 S: 13 H: 2 LOB: 1 BB: 0 P: 19	R: 0 E: 0 K: 1 S: 7 H: 0 LOB: 0 BB: 0 P: 13	R: 0 E: 0 K: 0 S: 8 H: 0 LOB: 0 BB: 0 P: 12	R: 3 E: 0 K: 1 S: 12 H: 2 LOB: 0 BB: 1 P: 21	R: 0 E: 0 K: 0 S: 11 H: 1 LOB: 1 BB: 0 P: 20	R: 0 E: 0 K: 1 S: 10 H: 0 LOB: 1 BB: 1 P: 16	R: 0 E: 0 K: 1 S: 11 H: 1 LOB: 1 BB: 0 P: 15	1B: 4 2B: 3 3B: 0 HR: 2 SF: 0 SAC: 0 DP: 0 HBP: 3	WP: 1 PB: 0 SB: 0 CS: 0 PA: 48					

PITCHER		IP	WLS	BF	H	R	ER	SO	BB	IBB	HBP	BLK	WP	HR	S	P	ERA	WHIP
44 Rich Hill, L ERA: 5.3	(1, 1)	5.0		24	5	4	4	5	0	1	3	0	0	1	58	89	7.20	1.000
75 Scott Alexander, L ERA: 3.58	(6, 1)	1.0		3	0	0	0	1	0	0	0	0	0	0	7	13	0.00	0.000
58 Edward Paredes, L ERA:	(7, 1)	0.1	H	1	0	0	0	0	0	0	0	0	0	0	3	4	0.00	0.000
46 Josh Fields, R ERA: 2.38	(7, 1)	0.2	H	2	0	0	0	0	0	0	0	0	0	0	5	8	0.00	0.000
62 Erik Goeddel, R ERA: 1.9	(8, 1)	1.0	B	6	2	3	3	1	1	0	0	0	0	1	12	21	27.00	3.000

PITCHER		IP	WLS	BF	H	R	ER	SO	BB	IBB	HBP	BLK	WP	HR	S	P	ERA	WHIP
74 Kenley Jansen, R ERA: 2.27	(9, 1)	1.0		4	1	0	0	0	0	0	0	0	0	0	11	20	0.00	1.000
41 Daniel Hudson, R ERA: 3.81	(10, 1)	2.0	W	8	1	0	0	2	1	0	0	0	1	0	21	31	0.00	1.000

BOTTOM

Los Angeles Dodgers @ New York Mets

Citi Field, Flushing, NY

Sun Jun 24 2018, 1:12 PM - 5:01 PM EDT

Att. 34,060 - Partly Cloudy - 82 F

livebaseballscorecards.com

AB	42
R	7
H	9
RBI	7
BB	3
SO	9
LOB	16

Pittsburgh Pirates @ New York Mets

Citi Field, Flushing, NY

Mon Jun 25 2018, 7:11 PM - 10:37 PM EDT

Att. 22,135 - Partly Cloudy - 79 F

TOP

livebaseballscorecards.com

Batter	1	2	3	4	5	6	7	8	9	AB	R	H	RBI	BB	SO	LOB
6 Starling Marte, R (1, 8) OBP: 0.330, SLG: 0.459	C FF 94 B SI 94 X SI 94 1-1 55 G4-3 55 S 5 SF8 1B		B CU 80 F SI 91 B SI 92 F SL 87 S CU 81 2-3 ① K	1 SAFE S SL 86 B SI 91 B SL 87 S CH 86 C CU 81 2-3 ③ K		B SL 84 F FF 95 C FF 97 B FF 97 B FF 96 B FF 95 4-2 55 S 55 HR BB			B SI 92 B SL 89 X SL 89 2-0 5 1B 55 BB 32 SF8 1B	4	3	2	0	1	2	1
55 Josh Bell, S (1, 3) OBP: 0.330, SLG: 0.385	B SI 93 B FF 93 B FF 92 X SI 93 3-0 ① G4-3 1-3		B CU 79 C CU 79 B CU 81 X FF 94 2-1 ② F7		C CU 77 B FF 92 X CH 86 1-1 E4 19 5 G4-3 FC1-5-6	1 SAFE B FF 95 1 SAFE C FF 95 B FF 96 X FF 95 2-1 1-H HR			1 SAFE B SI 93 1 SAFE B SI 93 B SI 93 F SI 92 D SI 94 4-1 5 1B 1-2 BB	4	1	1	2	1	0	1
5 Josh Harrison, R (1, 4) OBP: 0.311, SLG: 0.384	F CU 81 B SI 94 B CU 82 B CU 81 F SL 88 F FF 96 X FF 96 3-2 ② SF8 3-H		C SL 87 X CH 88 0-1 E5 32 1B		B SL 85 1 SAFE F FF 91 X CU 79 1-1 ① G4-3 1-2	S SL 83 B SL 84 F FF 97 X SL 84 1-2 ③ P3			F SI 93 B CU 82 D SI 94 F SL 90 X CU 83 2-2 1-2 2-3 1B	4	1	1	1	0	0	1
19 Colin Moran, L (1, 5) OBP: 0.347, SLG: 0.419	C SI 94 B SL 88 X FF 94 1-1 2B		B SI 93 B CU 80 B FF 93 3-0 32 1B IBB		C SI 93 X CU 80 0-1 ② FC1-5-6 32 1B 2-3		F FF 95 S FF 96 B SL 84 X FF 98 1-2 ① L9		F SI 94 S SI 94 F SI 94 X CU 83 0-2 ① F6	4	0	1	0	1	0	4
32 Elias Díaz, R (1, 2) OBP: 0.339, SLG: 0.463	C CU 80 X CU 80 0-1 ③ G6-3		F CU 79 X SI 92 0-1 1-2 2-H 1B		B SL 86 B FF 91 F FF 91 X SL 86 2-1 12 BB 1-3 1B		S SL 84 S SL 84 B FF 97 X SL 83 1-2 ② P3		F SL 90 B CU 83 X CU 82 1-1 ② SF8 3-H	4	0	2	2	0	0	1
12 Corey Dickerson, L (1, 7) 30 Kyle Crick, L (8, 1) 23 David Freese, R (9, PH) OBP: 0.328, SLG: 0.400 73 Felipe Vázquez, L (9, 1)		B FF 92 C CU 78 B CU 79 B CU 79 S SI 93 F FF 94 X SI 93 3-2 ① L7	F CH 86 C SI 93 D CU 82 B FF 94 F CU 80 C FF 94 2-3 ③ K		B CU 78 F CU 80 B CU 80 B CH 86 S SI 93 F CU 80 F FF 94 F SI 93 B CU 79 4-2 1-2 BB		B SL 83 S CH 88 F FF 96 B FF 96 X CH 87 2-2 ③ G3		F SI 94 C SL 90 D CU 84 S SI 94 1-3 ③ K	3 0 1 0	0 0 0 0	0 0 0 0	0 0 0 0	1 0 0 0	1 0 1 0	2 0 2 0
25 Gregory Polanco, L (1, 9) OBP: 0.326, SLG: 0.431		S SI 93 B CH 87 B CU 80 F FF 94 B CU 82 X FF 93 3-2 HR		F CU 78 B FF 92 F FF 93 B SL 86 B CU 80 F FF 94 B CU 81 4-2 BB	X CU 78 0-0 ③ P6			B SI 94 C CU 80 C SI 94 F SL 91 T SI 94 1-2 ① K		3	1	1	1	1	1	3
10 Jordy Mercer, R (1, 6) OBP: 0.317, SLG: 0.393		B FF 92 F SI 94 C CU 81 S SL 88 1-3 ② K		B SL 86 1 SAFE S SI 92 S CU 78 X FF 93 1-2 ① F9		B FF 97 F FF 96 C SL 84 B FF 97 B FF 96 X FF 96 3-2 ① F9		C SI 94 B SI 94 X SI 94 1-1 ② G6-3	4	0	0	0	0	1	1
50 Jameson Taillon, R (1, 1) OBP: 0.107, SLG: 0.111 17 Austin Meadows, L (7, 7) OBP: 0.350, SLG: 0.550 24 Tyler Glasnow, L (7, 1) 43 Steven Brault, L (7, 1) OBP: 0.214, SLG: 0.286		X FF 92 0-0 ③ L5		L CH 90 1 SAFE X FF 90 0-1 ② B1		C FF 96 B SL 82 X FF 95 1-1 ② P3		C SI 94 S CH 87 C SI 93 0-3 ③ K	3 1 0 0	0 0 0 0	0 0 0 0	0 0 0 0	0 0 0 0	0 1 0 0	1 0 0 0

Inning Stats	1	2	3	4	5	6	7	8	9
	R: 1 E: 0 K: 0 S: 11 H: 2 LOB: 1 BB: 0 P: 19	R: 1 E: 0 K: 1 S: 11 H: 1 LOB: 0 BB: 0 P: 18	R: 1 E: 1 K: 2 S: 13 H: 1 LOB: 2 BB: 1 P: 22	R: 0 E: 0 K: 1 S: 11 H: 0 LOB: 1 BB: 1 P: 18	R: 0 E: 1 K: 0 S: 14 H: 1 LOB: 3 BB: 1 P: 22	R: 2 E: 0 K: 0 S: 12 H: 1 LOB: 0 BB: 1 P: 23	R: 0 E: 0 K: 0 S: 9 H: 0 LOB: 0 BB: 0 P: 13	R: 0 E: 0 K: 2 S: 9 H: 0 LOB: 0 BB: 0 P: 11	R: 1 E: 0 K: 1 S: 14 H: 2 LOB: 2 BB: 1 P: 24

| | | |

BOTTOM

Batter	1	2	3	4	5	6	7	8	9	AB	R	H	RBI	BB	SO	LOB
30 Michael Conforto, L (1, 8) OBP: 0.351, SLG: 0.387	S FF 94 B FF 94 B SL 91 B SI 94 B SI 96 4-1 13 BB BB		B CH 88 S SI 96 B FF 95 T SL 89 B FF 96 F SL 90 C FF 96 3-3 ② K		B CU 81 F SL 89 B FF 95 F FF 94 S CU 82 2-3 ③ K		B FC 88 B FC 87 B SI 91 B FF 93 4-0 13 G5-4-3 BB		C FF 100 C SL 86 F FF 101 S FF 101 0-3 ② K	3	0	0	0	2	3	1
11 José Bautista, R (1, 9) OBP: 0.394, SLG: 0.433	F FF 95 X SL 91 0-1 ① F8		B CU 83 B SL 89 C SL 90 F FF 96 B FF 96 B SL 92 4-2 BB			C CU 80 F FF 92 B FF 95 X CU 82 1-2 ① F8	B CH 86 B FF 93 1 SAFE D SI 93 C FF 92 F SI 91 S FC 87 3-3 ① K		C FF 99 S CH 91 B FF 100 F CH 91 B CH 90 C FF 99 2-3 ③ K	4	0	0	0	1	2	2
13 Asdrúbal Cabrera, S (1, 4) OBP: 0.317, SLG: 0.474	C FF 94 L FF 95 F SL 90 B FF 95 1 SAFE D CU 82 1 SAFE B FF 95 B SL 89 4-2 22 G1-6-3 1-2 BB		C FF 96 C CU 82 B FF 96 C CU 82 1-3 ③ K			C CH 87 C FF 96 X SI 95 0-2 1B	B SI 92 F CH 86 B FF 95 S FC 88 D CH 87 X FC 87 3-2 ②③ G5-4-3 1-2f			3	0	1	0	1	1	2
22 Dominic Smith, L (1, 7) OBP: 0.286, SLG: 0.450 (9, 3)	B CU 82 F SI 96 F CH 89 X CU 83 1-2 ②③ G1-6-3 1-2f			C SI 93 F CU 82 B FF 95 X CU 82 1-2 ① F9		B FF 96 B CH 86 C FF 94 X SL 89 2-1 ② F8		B SI 96 B FF 95 C FF 96 F FF 96 F FF 96 S SL 83 2-3 ① K		4	0	0	0	0	1	3
29 Devin Mesoraco, R (1, 2) OBP: 0.321, SLG: 0.416 9 Brandon Nimmo, L (8, PR) OBP: 0.403, SLG: 0.571 (9, 7)		B FF 95 S SL 89 X SI 95 1-1 7 G6-3 1B		X SL 88 0-0 ② L6		T FF 94 D CU 81 B FF 94 X SL 88 2-1 ③ P4		B SL 82 B SL 82 C FF 94 B FF 95 B FF 95 4-1 7 1B BB		3 0	0 0	1 0	0 0	1 0	0 0	1 0
7 José Reyes, S (1, 6) OBP: 0.266, SLG: 0.255		L FF 95 S SL 89 X FF 96 0-2 ① G6-3 1-2		B SI 95 C FF 95 F SL 88 S CU 82 1-3 ③ K			B FF 93 B CH 85 C FF 94 F FF 93 X FF 95 2-2 26 2B 2B	B FF 96 F SI 97 T FF 96 F SL 84 X FF 95 1-2 1-2 1B		4	1	2	0	0	1	1
26 Kevin Plawecki, R (1, 3) OBP: 0.360, SLG: 0.400 (9, 2)		C SL 90 X SL 90 0-1 ② G6-3			C FF 93 F SL 89 S FF 95 0-3 ① K		X FF 95 0-0 4 HR 2-H 2B	C SL 82 C SL 82 S SL 82 0-3 ② K		4	1	1	1	0	2	3
15 Luis Guillorme, L (1, 5) OBP: 0.250, SLG: 0.207		B SI 95 C FF 96 D CU 82 F SL 88 X FF 96 2-2 ③ F7			B CH 87 X SI 94 1-0 E5		B FF 95 D CU 84 B FF 97 C FF 97 B FF 98 4-1 4 HR BB	B FF 96 C FF 96 F SL 82 F SL 81 X FF 96 1-2 ③ G5-3		3	1	0	0	1	0	3
67 Seth Lugo, R (1, 1) OBP: 0.167, SLG: 0.091 21 Todd Frazier, R (5, PH) OBP: 0.309, SLG: 0.386 49 Tyler Bashlor, R (6, 1) 4 Wilmer Flores, R (7, PH) OBP: 0.319, SLG: 0.432 65 Robert Gsellman, R (8, 1) 1 Amed Rosario, R (9, PH) OBP: 0.270, SLG: 0.360			B FF 94 F FF 94 C SL 88 X SL 88 1-2 ① G4-3		C SL 88 F FF 96 B CU 83 X SL 89 1-2 ② L8		B FF 96 X FF 96 1-0 1-H 2-H HR		C FF 98 B CH 89 B FF 99 F FF 98 S FF 100 2-3 ① K	1 1 0 1 0 0 1	0 0 0 1 0 0 0	0 0 0 1 0 0 0	0 0 0 1 0 0 1	0 0 0 0 0 0 0	0 0 0 0 0 0 1	0 1 0 0 0 0 0
Inning Stats	R: 0 E: 0 K: 0 S: 9 H: 0 LOB: 1 BB: 2 P: 18	R: 0 E: 0 K: 0 S: 10 H: 1 LOB: 1 BB: 0 P: 13	R: 0 E: 0 K: 2 S: 12 H: 0 LOB: 1 BB: 1 P: 21	R: 0 E: 0 K: 1 S: 7 H: 0 LOB: 0 BB: 0 P: 9	R: 0 E: 1 K: 2 S: 10 H: 0 LOB: 1 BB: 0 P: 14	R: 0 E: 0 K: 0 S: 10 H: 1 LOB: 1 BB: 0 P: 15	R: 4 E: 0 K: 1 S: 12 H: 3 LOB: 0 BB: 2 P: 29	R: 0 E: 0 K: 2 S: 16 H: 1 LOB: 2 BB: 1 P: 24	R: 0 E: 0 K: 3 S: 11 H: 0 LOB: 0 BB: 0 P: 15	1B: 3 2B: 2 3B: 0 HR: 1	SF: 0 SAC: 0 DP: 2 HBP: 0			WP: 0 PB: 0 SB: 0 CS: 0	PA: 38		

PITCHER		IP	WLS	BF	H	R	ER	SO	BB	IBB	HBP	BLK	WP	HR	S	P	ERA	WHIP
50 Jameson Taillon, R ERA: 3.96	(1, 1)	6.0	W	25	4	2	2	5	3	0	0	0	0	0	62	96	3.00	1.167
24 Tyler Glasnow, R ERA: 4.71	(7, 1)	0.0		2	1	2	2	0	1	0	0	0	0	1	2	7	∞	∞
43 Steven Brault, L ERA: 4.07	(7, 1)	1.0	H	3	0	0	0	1	1	0	0	0	0	0	6	16	0.00	1.000
30 Kyle Crick, R ERA: 2.67	(8, 1)	1.0	H	5	1	0	0	2	1	0	0	0	0	0	16	24	0.00	2.000
73 Felipe Vázquez, L ERA: 4.11	(9, 1)	1.0	S	3	0	0	0	3	0	0	0	0	0	0	11	15	0.00	0.000

PITCHER	IP	WLS	BF	H	R	ER	SO	BB	IBB	HBP	BLK	WP	HR	S	P	ERA	WHIP

Pittsburgh Pirates @ New York Mets

Citi Field, Flushing, NY

Mon Jun 25 2018, 7:11 PM - 10:37 PM EDT

Att. 22,135 - Partly Cloudy - 79 F

livebaseballscorecards.com

AB	32
R	4
H	6
RBI	4
BB	6
SO	11
LOB	17

Batter	1	2	3	4	5	6	7	8	9	10	AB	R	H	RBI	BB	SO	LOB
6 Starling Marte, R (1, 8) OBP: 0.324, SLG: 0.450	F SI 93 X SI 94 0-1 ① B5			C CU 79 C SI 94 B SI 92 X CU 78 1-2 ① G6-3	B SI 92 F CU 77 B SI 92 B SI 92 X CH 82 3-1 ③ FC6-5 1-2 2-3f			B SL 83 B SL 83 F SL 85 S SL 85 X SL 84 2-2 ① G5-3	1 SAFE X SI 96 0-0 ③ F9		5	0	0	0	0	0	3
17 Austin Meadows, L (1, 7) OBP: 0.352, SLG: 0.535	B SI 93 B SL 89 C SI 94 C SI 93 F CH 84 B SI 92 H CH 84 4-2 5 G6-4-3 HBP			C CU 79 B SL 89 C CU 79 F SI 93 T CU 79 1-2 ② K		F SI 92 B SI 93 X CU 78 1-1 ① G4-3		B FF 95 B FF 94 S SL 85 F SL 86 B FF 95 F SL 85 F SL 86 B FF 94 4-2 23 FC6-4 5 1B BB		X FF 90 0-0 ① P5	3	0	0	0	1	1	0
5 Josh Harrison, R (1, 4) OBP: 0.308, SLG: 0.379	S SI 91 B CH 83 1 SAFE X SL 89 1-1 ②③ G6-4-3 1-2f			B CH 85 C SI 94 S SI 93 C SI 93 1-3 ③ K		B SI 92 S CH 84 C SL 89 X CU 78 1-2 ② F8		B FF 94 1 SAFE X SL 85 1-0 23 FC6-4 1-2 1B		C FF 91 X SL 82 0-1 ② G3-1	5	0	1	0	0	1	1
23 David Freese, R (1, 5) OBP: 0.323, SLG: 0.391		C SI 93 B SI 92 F SI 93 X CU 78 1-2 ① G5-3			B SI 94 C SL 88 S SI 94 X SI 93 1-2 32 2B 36 1B 1B	F SI 93 C SL 87 B SI 93 F SI 93 S CU 80 1-3 ③ K		B SI 96 B SI 95 C SL 86 X SL 88 2-1 ② FC6-4 32 BB 1-2f 2-3		C FF 91 X SL 82 0-1 ③ F9	5	1	1	0	0	1	2
32 Elias Díaz, R (1, 2) OBP: 0.344, SLG: 0.468		B SI 94 X CH 84 1-0 ② G5-3			C SL 89 B SI 93 B CH 82 F CU 79 B SI 92 F CH 82 X SL 88 3-2 36 1B 25 1B 1-3 2B		T SI 93 S SI 93 B SI 92 B CH 85 F CH 82 F SI 93 F SI 92 X CU 78 2-2 ① G5-3	D SI 96 B SI 95 B SL 88 B SI 96 4-0 1-2 BB			3	1	1	0	1	0	0
36 José Osuna, R (1, 3) OBP: 0.205, SLG: 0.349		B SI 93 B SI 93 T SI 94 F SI 93 S SL 88 2-3 ③ K			C SI 92 T CU 79 X CU 79 0-2 6 FC6-5 25 1B 2-3 3-H 1B		B CH 83 X SL 88 1-0 ② L9	C SL 88 C SI 96 F SI 97 B SL 89 X SI 98 1-2 ③ G4-3			4	0	1	1	0	1	3
25 Gregory Polanco, L (1, 9) OBP: 0.329, SLG: 0.445		C SI 93 B SL 88 F CU 78 C SI 95 1-3 ① K			B SL 87 X SI 92 1-0 6 FC6-5 1-2 3-H 1B		C SL 87 B SL 87 B CU 79 B SL 88 T SI 93 X CU 78 3-2 HR		B SI 94 C SL 87 B SI 96 X SL 88 2-1 ① G4-3		4	1	2	2	0	1	0
10 Jordy Mercer, R (1, 6) OBP: 0.316, SLG: 0.391		C SI 94 C CH 85 S CU 80 0-3 ② K			C SI 91 F SI 92 B SI 91 S CU 79 1-3 ① K		X SI 92 0-0 1B	B SI 95 F SL 88 C SL 87 B SI 97 X SL 89 2-2 ② G5-3			4	0	1	0	0	2	2
39 Chad Kuhl, R (1, 1) OBP: 0.143, SLG: 0.143 55 Josh Bell, S (5, PH) OBP: 0.329, SLG: 0.384 48 Richard Rodríguez, R (5, 1) 19 Colin Moran, L (7, PH) OBP: 0.345, SLG: 0.417 37 Edgar Santana, R (7, 1) 30 Kyle Crick, L (8, 1) 12 Corey Dickerson, L (9, PH) OBP: 0.339, SLG: 0.444 43 Steven Brault, L (9, 1) OBP: 0.214, SLG: 0.286		B SI 94 C SI 94 C SI 93 F SI 94 X CU 79 1-2 ③ G5-3			B SI 92 B SL 88 B CH 82 F SI 93 S SL 86 X CU 78 3-2 ② L9		C SI 92 X SI 92 0-1 ③ G6-3		B SI 97 B SL 89 B SI 97 B SL 87 X SI 97 3-1 1B	1 0 0 0 0 0 0 1 0 0 0 0 0 2 0 0 0 0 0 0 0 1 0 0 0 0 0 1 0 0 0 0 0 0 0 0 0 0 0 0 0 0 1 0 1 0 0 0 0 0 0 0 0 0 0 0						
Inning Stats	R: 0 E: 0 K: 0 S: 7 H: 0 LOB: 0 BB: 0 P: 12	R: 0 E: 0 K: 1 S: 7 H: 0 LOB: 0 BB: 0 P: 11	R: 0 E: 0 K: 2 S: 10 H: 0 LOB: 0 BB: 0 P: 12	R: 0 E: 0 K: 2 S: 10 H: 0 LOB: 0 BB: 0 P: 13	R: 2 E: 0 K: 1 S: 19 H: 4 LOB: 2 BB: 0 P: 31	R: 0 E: 0 K: 1 S: 9 H: 0 LOB: 0 BB: 0 P: 12	R: 1 E: 0 K: 0 S: 13 H: 2 LOB: 1 BB: 0 P: 19	R: 0 E: 0 K: 0 S: 14 H: 1 LOB: 3 BB: 2 P: 28	R: 0 E: 0 K: 0 S: 8 H: 1 LOB: 1 BB: 0 P: 15	R: 0 E: 0 K: 0 S: 5 H: 0 LOB: 0 BB: 0 P: 5	1B: 6 2B: 1 3B: 0 HR: 1 SF: 0 SAC: 0 DP: 1 HBP: 1	WP: 0 PB: 0 SB: 0 CS: 0 PA: 40					

PITCHER		IP	WLS	BF	H	R	ER	SO	BB	IBB	HBP	BLK	WP	HR	S	P	ERA	WHIP
32 Steven Matz, L ERA: 3.69	(1, 1)	7.0		27	6	3	3	7	0	0	1	0	0	1	75	110	3.86	0.857
38 Anthony Swarzak, R ERA: 5.25	(8, 1)	0.1		3	1	0	0	0	1	0	0	0	0	0	8	15	0.00	6.000
27 Jeurys Familia, R ERA: 2.41	(8, 1)	1.2		7	1	0	0	0	1	0	0	0	0	0	14	28	0.00	1.200
63 Tim Peterson, R ERA: 1.69	(10, 1)	1.0	W	3	0	0	0	0	0	0	0	0	0	0	5	5	0.00	0.000

PITCHER	IP	WLS	BF	H	R	ER	SO	BB	IBB	HBP	BLK	WP	HR	S	P	ERA	WHIP

TOP

Pittsburgh Pirates @ New York Mets

Citi Field, Flushing, NY

Tue Jun 26 2018, 7:11 PM - 10:31 PM EDT
Att. 24,501 - Partly Cloudy - 73 F

livebaseballscorecards.com

AB	37
R	3
H	8
RBI	3
BB	2
SO	7
LOB	14

Batter	1	2	3	4	5	6	7	8	9	10	AB	R	H	RBI	BB	SO	LOB
11 José Bautista, R (1, 9) OBP: 0.386, SLG: 0.422	B FF 96 B FF 96 X SI 95 2-0 4 WP 13 WP 4 E 1B	C KC 83 X SL 89 0-1 ③ G5-3			C FF 93 T FF 93 B SL 81 S SL 82 1-3 ① K		S SL 87 B SL 88 C FF 96 F SL 87 B SL 86 C SL 87 2-3 ② K		B CH 86 B FC 88 B CH 87 C FC 87 C FF 94 F FC 88 C FF 95 3-3 ③ K		5	1	1	0	0	3	1
30 Michael Conforto, L (1, 8) OBP: 0.356, SLG: 0.399	B SI 96 F SI 96 B FF 97 1 SAFE C KC 83 X KC 85 2-2 ① P4		S FF 96 B SI 96 B CH 92 B SI 97 B FF 95 4-1 BB		B FF 94 X FF 92 1-0 ② F8		B CH 90 C CH 90 X FF 95 1-1 HR			B FF 94 B FC 87 S FC 88 B FF 95 B SI 94 4-1 21 1B 4 1B BB	3	2	1	1	2	0	1
21 Todd Frazier, R (1, 5) OBP: 0.307, SLG: 0.381	D SL 89 X FF 97 1-0 ② L7		B SI 96 B KC 85 C KC 83 F FF 98 X FF 98 2-2 ① P4		B SL 82 F SL 82 B FF 93 X 2-1 ③ F9		B SL 88 C SL 86 B FF 94 B SL 87 X FF 94 3-1 ③ G6-3			B FF 95 F FC 88 B FF 93 S FF 93 F FF 94 F FF 94 X FF 94 2-2 4 1B 1-2 1B	5	0	1	0	0	0	2
13 Asdrúbal Cabrera, S (1, 4) OBP: 0.322, SLG: 0.475	1 SAFE B KC 85 B CH 89 B SL 89 B SI 95 4-0 4 WP 4 E 1-2 BB		B FF 97 S SI 97 C KC 84 T KC 85 1-2 ② K			F FF 92 B FF 92 B SL 82 F FF 94 X FF 93 2-2 26 WP 1B		C FF 97 B SI 96 B SL 82 T FF 96 B SL 82 F FF 97 X FF 96 3-2 1B		L FF 93 X FF 93 0-1 ① B1	4	1	2	0	1	1	3
4 Wilmer Flores, R (1, 3) OBP: 0.322, SLG: 0.430	B FF 97 C SL 88 B SI 97 B SL 90 X SL 89 3-1 E2 1-H 2-H 1B		C SI 96 X FF 96 0-1 ③ F8			F FF 92 B FF 91 F FF 93 B FF 93 F SL 81 X FF 94 2-2 ① F7		B SI 97 B SI 96 T FF 97 X FF 96 2-1 ① L4		C FF 94 X FF 94 0-1 1-2 2-H 1B	5	0	2	3	0	0	3
22 Dominic Smith, L (1, 7) OBP: 0.261, SLG: 0.409	F FF 98 F FF 97 S SL 90 0-3 ③ K			C FF 95 C KC 81 B SI 96 B SI 96 B SL 88 S KC 83 3-3 ① K		C FF 92 S FF 93 F FF 93 S SL 81 0-3 ② K		B SI 97 F FF 96 F SI 97 S SL 82 1-3 ② K			4	0	0	0	0	4	3
26 Kevin Plawecki, R (1, 2) OBP: 0.355, SLG: 0.385		C FF 97 C KC 83 B KC 83 B FF 97 S SL 89 2-3 ① K		F KC 82 B FF 97 X SL 88 1-1 E5 7 FC3-6		S SL 80 D SL 81 C FF 94 D SL 82 B FF 94 H SL 79 4-2 1-2 HBP		C SL 82 S FF 95 F SL 81 B FF 95 B SL 81 X SI 96 2-2 ③ L6			3	0	0	0	0	1	1
7 José Reyes, S (1, 6) OBP: 0.265, SLG: 0.255		F FF 97 B FF 97 B FF 97 B FF 96 C FF 97 F FF 97 X SL 87 3-2 32 SH3-4 1B		B FF 97 B FF 96 C FF 96 B SI 96 C FF 96 X SL 88 3-2 ② FC3-6 32 S 32 WP 1-2f		C FF 93 X FF 93 0-1 ③ F7			B FF 93 C FF 93 C FC 88 X FC 88 1-2 ① P4	4	0	1	0	0	0	3
32 Steven Matz, R (1, 1) OBP: 0.115, SLG: 0.120 9 Brandon Nimmo, L (7, PH) OBP: 0.402, SLG: 0.568 38 Anthony Swarzak, R (8, 1) 27 Jeurys Familia, R (8, 1) 1 Amed Rosario, R (9, PH) OBP: 0.269, SLG: 0.358 63 Tim Peterson, R (10, 1)	B FF 96 X FF 96 1-0 ② SH3-4 1-2		B SI 94 C SI 93 M KC 84 X SL 86 1-2 ③ G1-3 1-3		X SI 95 0-0 ① P5		S CH 88 F FC 88 B FF 95 F FF 94 S FC 88 1-3 ② K			1 0 0 0 0 0 1 1 0 0 0 0 0 0 0 0 0 0 0 0 0 0 0 0 0 0 0 0 1 0 0 0 0 1 0 0 0 0 0 0 0 0						
Inning Stats	R: 2 E: 1 K: 1 S: 10 H: 2 LOB: 1 BB: 1 P: 22	R: 0 E: 0 K: 1 S: 10 H: 1 LOB: 1 BB: 0 P: 16	R: 0 E: 0 K: 1 S: 9 H: 0 LOB: 1 BB: 1 P: 16	R: 0 E: 1 K: 1 S: 11 H: 0 LOB: 1 BB: 0 P: 19	R: 0 E: 0 K: 1 S: 6 H: 0 LOB: 0 BB: 0 P: 10	R: 0 E: 0 K: 1 S: 15 H: 1 LOB: 2 BB: 0 P: 23	R: 1 E: 0 K: 1 S: 9 H: 1 LOB: 0 BB: 0 P: 15	R: 0 E: 0 K: 1 S: 13 H: 1 LOB: 1 BB: 0 P: 21	R: 0 E: 0 K: 2 S: 11 H: 0 LOB: 0 BB: 0 P: 16	R: 1 E: 0 K: 0 S: 10 H: 2 LOB: 2 BB: 1 P: 16	1B: 7 2B: 0 3B: 0 HR: 1	SF: 0 SAC: 1 DP: 0 HBP: 1					

PITCHER		IP	WLS	BF	H	R	ER	SO	BB	IBB	HBP	BLK	WP	HR	S	P	ERA	WHIP
39 Chad Kuhl, R ERA: 4.55	(1, 1)	4.0		18	3	2	2	4	2	0	0	0	3	0	40	73	4.50	1.250
48 Richard Rodríguez, R ERA: 2.12	(5, 1)	2.0		8	1	0	0	2	0	0	1	0	1	0	21	33	0.00	0.500
37 Edgar Santana, R ERA: 3.74	(7, 1)	1.0	B	4	1	1	1	1	0	0	0	0	0	1	9	15	9.00	1.000
30 Kyle Crick, R ERA: 2.57	(8, 1)	1.0		4	1	0	0	1	0	0	0	0	0	0	13	21	0.00	1.000
43 Steven Brault, L ERA: 4.13	(9, 1)	1.1	L	7	2	1	1	2	1	0	0	0	0	0	21	32	6.75	2.250

PITCHER	IP	WLS	BF	H	R	ER	SO	BB	IBB	HBP	BLK	WP	HR	S	P	ERA	WHIP

BOTTOM

Pittsburgh Pirates @ New York Mets

Citi Field, Flushing, NY

Tue Jun 26 2018, 7:11 PM - 10:31 PM EDT

Att. 24,501 - Partly Cloudy - 73 F

livebaseballscorecards.com

AB	36
R	4
H	8
RBI	4
BB	3
SO	10
LOB	18

1B: 7 SF: 0
2B: 0 SAC: 1
3B: 0 DP: 0
HR: 1 HBP: 1

WP: 4 PA: 41
PB: 0
SB: 1
CS: 0

Batter	1	2	3	4	5	6	7	8	9	AB	R	H	RBI	BB	SO	LOB
17 Austin Meadows, L (1, 8) OBP: 0.346, SLG: 0.525	C FF 96 B FF 97 S CH 90 F FF 97 F FS 91 X FS 90 1-2 19 1B 1B		C CU 78 X FS 90 0-1 ② F8		S FF 97 F SI 96 B SI 96 F FC 93 S CU 81 1-3 ③ K			B CH 86 B SI 93 B SI 93 C SI 93 X SI 93 3-1 ① SF8 2-H	C SL 83 F FF 93 S SL 84 0-3 ① K	4	0	1	1	0	2	4
55 Josh Bell, S (1, 3) OBP: 0.327, SLG: 0.382	T SI 97 1 SAFE F FF 97 S SI 97 0-3 ① K		C FF 95 B SI 96 F FC 92 B CU 80 X FC 92 2-2 ③ L7			B CU 80 S FC 90 B FF 96 C SI 96 X FF 97 2-2 ① G1-3		X SI 95 0-0 1B	S FF 93 F FF 94 X FF 93 0-2 ② SF8 3-H	4	0	1	1	0	1	1
5 Josh Harrison, R (1, 4) OBP: 0.305, SLG: 0.374	1 SAFE S FF 96 1 SAFE F FF 95 B FC 92 1 SAFE X CU 80 1-2 ② F9			C FF 94 B FC 91 S FC 91 S SI 96 1-3 ① K		B FC 90 C FF 97 B FC 92 F SI 98 X FC 92 2-2 ② F8		B SL 79 C FF 89 B CH 82 F FF 90 X FF 91 2-2 ② F9	F SL 85 X SL 84 0-1 1-2 1B	5	0	1	0	0	1	2
19 Colin Moran, L (1, 5) OBP: 0.348, SLG: 0.418 73 Felipe Vázquez, L (8, 1)	S FF 96 B FC 90 X FC 90 1-1 1-2 1B			B CU 80 S FC 92 X FC 91 1-1 ② G4-3		X SI 94 0-0 1B		1 SAFE B CH 82 S CH 81 F FF 90 S CH 82 1-3 ③ K	F FF 92 F FF 93 S SL 84 0-3 ③ K	4 1	0 0	2 0	0 0	0 0	1 1	1 2
32 Elias Díaz, R (1, 2) OBP: 0.341, SLG: 0.461	S FC 92 C FC 90 B FF 96 X SI 95 1-2 ③ G6-3			B FF 96 B FC 92 C CU 80 B FC 92 B FF 96 X FC 92 3-2 ③ G6-3		C FC 91 S SI 96 S SI 95 0-3 ③ K			C SL 87 F SL 87 F SI 96 F SL 89 X SI 96 0-2 12 1B 25 1B 1B	4	1	1	0	0	1	3
12 Corey Dickerson, L (1, 7) OBP: 0.338, SLG: 0.445		F FF 92 B FC 91 F FS 90 B FF 95 F FC 92 F FF 96 F SI 96 B FC 93 S FF 98 3-3 ① K			B FS 88 X CU 79 1-0 10 G6-3 25 BB 1B		S FS 84 F FC 90 B CU 80 X FF 95 1-2 ① F8		F SI 96 S SL 88 1 SAFE X SL 88 0-2 25 1B 1-3 23 1B 1B	4	1	2	0	0	1	0
25 Gregory Polanco, L (1, 9) OBP: 0.335, SLG: 0.448		F CU 80 S FF 96 S FC 91 0-3 ② K			B FC 91 F FC 92 C FF 96 B FF 96 B FC 91 B FF 98 4-2 10 G6-3 1-2 BB		C FC 90 B FC 90 C FF 95 B CU 80 X SI 96 2-2 10 G5-4-3 1B		F SI 96 1 SAFE B FF 96 B SL 88 C SL 88 F SL 88 X SL 87 2-2 10 BB 23 1B 1-3 3-H 1B	3	1	2	1	1	1	0
10 Jordy Mercer, R (1, 6) OBP: 0.315, SLG: 0.386		S FF 96 B FC 92 X FC 92 1-1 ③ G5-3			C FF 96 X SI 96 0-1 ① G6-3 1-2 2-3		C FF 95 B FC 91 C FC 88 F SI 95 X SI 96 1-2 ②③ G5-4-3 1-2f		B SI 95 D SI 94 B SI 95 B SI 95 4-0 23 1B 55 SF8 1-2 BB	3	1	0	0	1	0	3
46 Iván Nova, R (1, 1) 24 Tyler Glasnow, L (7, 1) 6 Starling Marte, R (8, PH) OBP: 0.326, SLG: 0.456 23 David Freese, R (8, 5) OBP: 0.328, SLG: 0.397			C SI 95 B SI 95 F FF 95 X CU 81 1-2 ① G5-3		S CU 80 S FF 97 S FF 96 0-3 ② K			C SI 92 F SI 93 F SL 90 F SL 91 B SI 94 B SI 93 X SL 90 2-2 17 S 17 SF8 2B	X FF 92 0-0 5 1B 1-3 2-H 3-H 1B	2 0 1 1	0 0 1 0	0 0 1 2	0 0 0 0	0 0 0 0	1 0 0 0	2 0 0 0
Inning Stats	R: 0 E: 0 K: 1 S: 16 H: 2 LOB: 2 BB: 0 P: 20	R: 0 E: 0 K: 2 S: 11 H: 0 LOB: 0 BB: 0 P: 15	R: 0 E: 0 K: 0 S: 8 H: 0 LOB: 0 BB: 0 P: 11	R: 0 E: 0 K: 1 S: 8 H: 0 LOB: 0 BB: 0 P: 13	R: 0 E: 0 K: 2 S: 12 H: 1 LOB: 2 BB: 1 P: 18	R: 0 E: 0 K: 1 S: 10 H: 1 LOB: 1 BB: 0 P: 14	R: 0 E: 0 K: 0 S: 10 H: 1 LOB: 0 BB: 0 P: 14	R: 1 E: 0 K: 1 S: 14 H: 2 LOB: 1 BB: 0 P: 22	R: 4 E: 0 K: 2 S: 24 H: 5 LOB: 2 BB: 1 P: 30	1B: 11 2B: 1 3B: 0 HR: 0 SF: 2 SAC: 0 DP: 1 HBP: 0						WP: 0 PB: 0 SB: 1 CS: 0 PA: 40	

PITCHER	IP	WLS	BF	H	R	ER	SO	BB	IBB	HBP	BLK	WP	HR	S	P	ERA	WHIP
45 Zack Wheeler, R (1, 1) ERA: 4.47	7.0		26	5	0	0	7	1	0	0	0	0	0	75	105	0.00	0.857
65 Robert Gsellman, R (8, 1) ERA: 4.37	0.1	H	3	2	1	1	0	0	0	0	0	0	0	8	13	27.00	6.000
63 Tim Peterson, R (8, 1) ERA: 1.59	0.2	H	2	0	0	0	1	0	0	0	0	0	0	6	9	0.00	0.000
27 Jeurys Familia, R (9, 1) ERA: 3.48	0.0	L	4	3	4	4	0	1	0	0	0	0	0	12	18	∞	∞
38 Anthony Swarzak, R (9, 1) ERA: 4.85	1.0	B	5	2	0	0	2	0	0	0	0	0	0	12	12	0.00	2.000

PITCHER	IP	WLS	BF	H	R	ER	SO	BB	IBB	HBP	BLK	WP	HR	S	P	ERA	WHIP

TOP

Pittsburgh Pirates @ New York Mets

Citi Field, Flushing, NY

Wed Jun 27 2018, 7:12 PM - 10:13 PM EDT

Att. 24,506 - Cloudy - 72 F

livebaseballscorecards.com

AB	36
R	5
H	12
RBI	5
BB	2
SO	10
LOB	18

Batter	1	2	3	4	5	6	7	8	9	AB	R	H	RBI	BB	SO	LOB
9 Brandon Nimmo, L (1, 8) OBP: 0.395, SLG: 0.557	B FF 92 C FF 92 C CH 86 B CH 86 S FF 93 2-3 ① K		2 SAFE B CU 81 B FF 94 F FF 95 X FF 95 2-1 ② F8		S CU 83 B FF 94 S CU 83 C CU 83 1-3 ② K		1 SAFE 1 SAFE 1 SAFE B FF 96 1-0 ③ CS 1-2	C FF 98 B FF 98 B FF 98 F FF 97 S FF 97 2-3 ① K		4	0	0	0	0	3	2
11 José Bautista, R (1, 9) OBP: 0.382, SLG: 0.425	B FF 92 B FF 92 C CH 87 X SI 93 2-1 ② G5-3		C CU 82 D CU 82 C FF 95 D CU 83 X FF 97 2-2 13 1B 2-H 2B		B CU 82 X SI 94 1-0 ③ G5-3			B CH 89 F CH 88 C FF 97 F FF 98 F FF 97 X CU 82 1-2 ② G5-3		4	1	1	1	0	0	1
13 Asdrúbal Cabrera, S (1, 4) OBP: 0.327, SLG: 0.482	B FF 92 C SI 93 X CH 88 1-1 2B		C CU 81 B CU 81 B FF 94 F FF 94 F CU 82 B SI 90 X SI 95 3-2 2-H 1B			B SI 92 X FF 93 1-0 ① F9 B CU 81 X FF 93 1-0 HR		S CH 89 X FF 98 0-1 1B C FF 98 F CU 82 F CH 91 X FF 97 0-2 ③ F8		4	0	3	1	0	0	0
4 Wilmer Flores, R (1, 3) OBP: 0.320, SLG: 0.445	C CU 80 F FF 94 B CU 82 F CU 82 X FF 96 1-2 ③ F9		C FF 95 X FF 94 0-1 ③ P6							4	1	1	1	0	0	3
30 Michael Conforto, L (1, 7) OBP: 0.351, SLG: 0.392		B CU 79 X CU 79 1-0 ① F8		C SI 93 B FF 92 B FF 92 F CH 86 B CU 82 F FF 94 X SI 94 3-2 ① F7		B SI 93 B CH 87 C SI 93 F FF 94 X CU 81 2-2 ② F8			B FF 96 S FF 96 S FF 96 C SL 86 1-3 ① K	4	0	0	0	0	1	0
21 Todd Frazier, R (1, 5) OBP: 0.301, SLG: 0.374		F FF 93 B FF 92 C FF 93 B CU 82 X FF 94 2-2 ② F8		F FF 93 X FF 94 0-1 ② G5-3		B CU 81 C CU 79 X FF 94 1-1 ③ F7			B CH 89 B FF 97 X FF 95 2-0 ② P2	4	0	0	0	0	0	0
29 Devin Mesoraco, R (1, 2) OBP: 0.313, SLG: 0.404		C CU 79 X FF 93 0-1 ③ L1		B SI 94 F CU 80 B CH 87 B FF 94 X FF 94 3-1 ③ P4			C FF 98 X FF 98 0-1 ① F9		B FF 96 B FF 96 C FF 96 F FF 94 X FF 98 2-2 ③ P6	4	0	0	0	0	0	0
1 Amed Rosario, R (1, 6) OBP: 0.273, SLG: 0.363			C FF 93 S CU 81 B CU 81 H SI 93 2-2 45 SH3-4 11 2B HBP		C FF 92 X SI 92 0-1 45 SH5-4 2B		F FF 98 F FF 99 S SL 85 0-3 ② K			2	1	1	0	0	1	0
45 Zack Wheeler, L (1, 1) 16 Kevin Kaczmarski, L (7, PH) OBP: 0.222, SLG: 0.222 65 Robert Gsellman, R (8, 1) 63 Tim Peterson, R (8, 1) 27 Jeurys Familia, R (9, 1) 38 Anthony Swarzak, R (9, 1)			X FF 94 0-0 ① SH3-4 1-2		B SI 93 B FF 93 X FF 93 2-0 ① SH5-4 2-3		B FF 99 B FF 100 B FF 99 C FF 98 B FF 98 4-1 9 CS BB			0 0 0 0 0 0	0 0 0 0 0 0	0 0 0 0 0 0	0 1 0 0 0 0	0 0 0 0 0 0	0 0 0 0 0 0	0 0 0 0 0 0
Inning Stats	R: 0 E: 0 K: 1 S: 11 H: 1 LOB: 1 BB: 0 P: 17	R: 0 E: 0 K: 0 S: 6 H: 0 LOB: 0 BB: 0 P: 9	R: 2 E: 0 K: 0 S: 14 H: 2 LOB: 1 BB: 0 P: 23	R: 0 E: 0 K: 0 S: 8 H: 0 LOB: 0 BB: 0 P: 14	R: 0 E: 0 K: 1 S: 7 H: 1 LOB: 1 BB: 0 P: 11	R: 1 E: 0 K: 0 S: 7 H: 1 LOB: 0 BB: 0 P: 12	R: 0 E: 0 K: 1 S: 6 H: 0 LOB: 0 BB: 1 P: 11	R: 0 E: 0 K: 1 S: 14 H: 1 LOB: 1 BB: 0 P: 17	R: 0 E: 0 K: 1 S: 7 H: 0 LOB: 0 BB: 0 P: 12	1B: 2 2B: 3 3B: 0 HR: 1 SF: 0 SAC: 2 DP: 0 HBP: 1						

PITCHER		IP	WLS	BF	H	R	ER	SO	BB	IBB	HBP	BLK	WP	HR	S	P	ERA	WHIP
46 Iván Nova, R ERA: 4.02	(1, 1)	6.0		24	5	3	3	2	0	0	1	0	0	1	53	86	4.50	0.833
24 Tyler Glasnow, R ERA: 4.6	(7, 1)	1.0		3	0	0	0	1	1	0	0	0	0	0	6	11	0.00	1.000
73 Felipe Vázquez, L ERA: 3.86	(8, 1)	2.0	W	7	1	0	0	2	0	0	0	0	0	0	21	29	0.00	0.500

PITCHER	IP	WLS	BF	H	R	ER	SO	BB	IBB	HBP	BLK	WP	HR	S	P	ERA	WHIP

BOTTOM

Pittsburgh Pirates @ New York Mets

Citi Field, Flushing, NY

Wed Jun 27 2018, 7:12 PM - 10:13 PM EDT

Att. 24,506 - Cloudy - 72 F

livebaseballscorecards.com

AB	30
R	3
H	6
RBI	3
BB	1
SO	5
LOB	6

WP: 0 PB: 0 SB: 0 CS: 1 PA: 35

Batter	1	2	3	4	5	6	7	8	9	AB	R	H	RBI	BB	SO	LOB
9 Brandon Nimmo, L (1, 8) OBP: 0.395, SLG: 0.551	B FF 95 B FF 95 C FF 96 F FF 95 B FF 96 B FF 95 4-2 BB		C CU 79 C FF 94 B CH 90 B CH 90 B SI 95 S CH 89 3-3 ② K		F FF 93 B SL 82 S CH 87 X CH 89 1-2 ① G1-6-3		B CU 76 B SI 91 T SI 90 T SI 91 X CH 84 2-2 ②③ G1-6-3 1-2f		X FF 94 0-0 1-2 1B	4	0	1	0	1	1	1
11 José Bautista, R (1, 9) OBP: 0.390, SLG: 0.436	B SI 93 1 SAFE C SL 85 F SI 93 B CH 89 B SL 88 1 SAFE X FF 95 3-2 ① P4		S SL 88 F SI 95 B SL 88 B SL 88 F CH 89 F SI 94 X SI 94 3-2 2B		B CH 87 B SL 83 B FF 94 B FF 94 4-0 13 G4-6-3 BB			C SI 91 B CU 76 X SI 92 1-1 13 1B 4 G6-4-3 1B	S FF 95 B SL 79 F FF 94 D SL 81 S FF 95 2-3 ② K	4	1	2	0	1	1	3
13 Asdrúbal Cabrera, S (1, 4) OBP: 0.325, SLG: 0.477	F SI 95 B SI 93 X SI 94 1-1 ② F7		B SI 93 X SI 93 1-0 ③ G6-3		B SI 92 C CH 87 B CH 87 X SI 92 2-1 ②③ G4-6-3 1-2f			B SI 90 X SI 90 1-0 4 G6-4-3 30 BB 1-3 1B	B FF 93 C FF 94 C FF 94 S SL 81 1-3 ③ K	5	0	1	0	0	1	5
30 Michael Conforto, L (1, 7) OBP: 0.349, SLG: 0.388	B SI 94 B SI 94 S SI 94 C CH 89 B SI 94 F SI 96 X CH 90 3-2 ③ G3			B CU 76 B SI 92 C SI 92 B SI 93 X SI 92 3-1 ① G6-3		B FF 93 F SI 93 B FC 90 B FC 92 F FF 94 S FF 95 3-3 ① K		B CU 77 1 SAFE C CH 82 F SI 93 D CU 78 B CH 84 1 SAFE F SI 94 B SI 92 4-2 4 G6-4-3 1-2 BB		3	0	0	0	1	1	1
4 Wilmer Flores, R (1, 3) OBP: 0.324, SLG: 0.443		F FF 95 B CU 82 B FF 95 B FF 95 X FF 93 3-1 ① F9		B SL 84 C FF 93 B SL 83 F FF 93 F SL 85 F CH 88 B FF 96 B CU 81 4-2 29 E BB		X FF 95 0-0 1B		C SI 85 B SI 84 X SI 85 1-1 ①② G6-4-3 1-2f 2-3 3-H		3	1	1	0	1	0	2
21 Todd Frazier, R (1, 5) OBP: 0.305, SLG: 0.373		X FF 94 0-0 55 PO 1 BB 1B		B SI 93 C SI 92 X SL 85 1-1 ② F8		C SI 95 B SI 94 B SI 94 X FC 92 2-1 ② P3		B SI 85 B SI 85 S SI 85 B SI 85 B SI 85 4-1 BB		3	0	1	0	1	0	2
29 Devin Mesoraco, R (1, 2) OBP: 0.313, SLG: 0.410 39 Jerry Blevins, L (6, 1) 7 José Reyes, S (8, PH) OBP: 0.263, SLG: 0.252 62 Drew Smith, R (8, 1)	B SI 93 1 SAFE B SL 86 C FF 93 X SL 84 2-1 ② P5			X SL 85 0-0 1-H E6 2B		C FF 95 B SI 95 B SI 95 X FC 92 2-1 ③ F9		C SI 84 S CH 78 B CH 77 S CU 75 1-3 ③ K		3 0 1 0	0 0 0 0	1 0 0 0	1 0 0 0	0 0 1 0	0 0 2 0	2 0 2 0
1 Amed Rosario, R (1, 6) OBP: 0.281, SLG: 0.362	C FF 94 T FF 95 F FF 96 B SL 87 B FF 96 B CH 89 B FF 94 4-2 1-2 BB			B FF 94 B FF 92 B FF 92 C FF 93 T FF 94 F FF 94 B FF 95 4-2 BB			C SI 90 C SI 92 S CU 78 0-3 ① K	B FF 92 B FF 93 B FF 93 C FF 94 F FF 94 B FF 95 4-2 9 1B BB	1	0	0	0	3	1	0
55 Corey Oswalt, R (1, 1) 61 Chris Beck, R (3, 1) 22 Dominic Smith, L (4, PH) OBP: 0.255, SLG: 0.400 49 Tyler Bashlor, R (4, 1) 26 Kevin Plawecki, R (6, 2) OBP: 0.358, SLG: 0.380		B FF 94 C FF 94 2 SAFE 1-1 ③ PO 2-3	C FF 93 S SL 83 S SL 84 0-3 ① K	B SI 93 X CH 87 1-0 ③ G4-3			B SI 91 B SI 91 C SI 91 B CU 78 B SI 91 4-1 9 G1-6-3 BB	B FF 94 C FF 94 B SL 80 X FF 93 2-1 ① P3	1 0 1 0 1	0 0 0 0 0	0 0 0 0 1	0 0 0 0 0	1 0 0 0 1	0 0 2 0 0	0 0 0 0 1
Inning Stats	R: 0 E: 0 K: 0 S: 11 H: 0 LOB: 1 BB: 1 P: 22	R: 0 E: 0 K: 0 S: 9 H: 1 LOB: 1 BB: 1 P: 19	R: 0 E: 0 K: 2 S: 12 H: 1 LOB: 1 BB: 0 P: 19	R: 1 E: 1 K: 0 S: 13 H: 1 LOB: 2 BB: 2 P: 26	R: 0 E: 0 K: 0 S: 5 H: 0 LOB: 0 BB: 1 P: 12	R: 0 E: 0 K: 1 S: 8 H: 1 LOB: 1 BB: 0 P: 15	R: 0 E: 0 K: 1 S: 7 H: 0 LOB: 0 BB: 1 P: 13	R: 1 E: 0 K: 1 S: 12 H: 2 LOB: 2 BB: 2 P: 24	R: 0 E: 0 K: 2 S: 11 H: 1 LOB: 2 BB: 1 P: 20	1B: 5 2B: 2 3B: 0 HR: 0 SF: 0 SAC: 0 DP: 3 HBP: 0						WP: 0 PB: 0 SB: 0 CS: 0 PA: 40

PITCHER		IP	WLS	BF	H	R	ER	SO	BB	IBB	HBP	BLK	WP	HR	S	P	ERA	WHIP
22 Sandy Alcantara, R ERA: 1.8	(1, 1)	5.0	W	21	3	1	1	2	5	0	0	0	0	0	50	98	1.80	1.600
55 Drew Rucinski, R ERA: 4.26	(6, 1)	1.0		4	1	0	0	1	0	0	0	0	0	0	8	15	0.00	1.000
51 Ben Meyer, R ERA: 3.38	(7, 1)	1.0		6	2	1	1	1	2	0	0	0	0	0	13	25	9.00	4.000
29 Brad Ziegler, R ERA: 5.12	(8, 1)	1.0		3	0	0	0	1	1	0	0	0	0	0	6	12	0.00	1.000
46 Kyle Barraclough, R ERA: 1.02	(9, 1)	1.0		5	1	0	0	2	1	0	0	0	0	0	11	20	0.00	2.000

PITCHER	IP	WLS	BF	H	R	ER	SO	BB	IBB	HBP	BLK	WP	HR	S	P	ERA	WHIP

TOP

New York Mets @ Miami Marlins

Marlins Park, Miami, FL

Fri Jun 29 2018, 7:14 PM - 10:09 PM EDT

Att. 8,211 - Roof Closed - 75 F

livebaseballscorecards.com

AB	30
R	2
H	7
RBI	1
BB	9
SO	7
LOB	21

New York Mets @ Miami Marlins

Marlins Park, Miami, FL

Fri Jun 29 2018, 7:14 PM - 10:09 PM EDT

Att. 8,211 - Roof Closed - 75 F

livebaseballscorecards.com

BOTTOM

Batter	1	2	3	4	5	6	7	8	9	AB	R	H	RBI	BB	SO	LOB
32 Derek Dietrich, L (1, 7) OBP: 0.349, SLG: 0.473	F FF 89 F FF 90 B FF 91 B FF 91 F FF 91 B CH 84 B FF 92 4-2 15 G5-4-3 BB		C CH 82 B FF 91 B CH 85 B CH 84 B CH 84 4-1 15 1B 11 1B BB	B CH 87 B FF 95 X FF 97 2-0 ② F7		B FF 90 1 SAFE 1 SAFE S FF 90 B CH 83 C FF 90 X CU 73 2-2 ③ P4				2	1	0	0	2	0	2
51 Ben Meyer, L (7, 1)										0	0	0	0	0	0	0
29 Brad Ziegler, R (8, 1)										0	0	0	0	0	0	0
2 Yadiel Rivera, R (9, 5) OBP: 0.337, SLG: 0.225										0	0	0	0	0	0	0
15 Brian Anderson, R (1, 9) OBP: 0.369, SLG: 0.409	S SI 90 1 SAFE F SI 90 X SI 90 0-2 ①② G5-4-3 1-2f		C CU 77 B SI 89 F SI 89 D CH 83 1 SAFE F SI 88 B SI 90 X SI 90 3-2 11 1B 13 1B 1-3 1B	B FF 99 F FF 96 F FF 97 X SL 83 1-2 ③ G5-3			C CU 72 B CU 73 B FF 90 F CH 84 S FF 90 2-3 ① K		4	1	1	0	0	1	2
11 J.T. Realmuto, R (1, 2) OBP: 0.365, SLG: 0.544	X FF 91 0-0 ③ G5-3		B SI 89 D CU 81 X SI 89 2-0 13 1B 10 HR 1-2 3-H 1B		C FF 95 C SL 82 B SL 83 C SL 82 1-3 ① K		B FF 90 B CH 83 C FF 89 F CH 84 X FF 90 2-2 ② F8			4	1	1	1	0	1	0
41 Justin Bour, L (1, 3) OBP: 0.366, SLG: 0.427 46 Kyle Barraclough, R (9, 1)		C SI 90 B FF 92 C FF 91 X CU 80 1-2 1B	B FF 90 C CH 83 B FF 89 B CH 83 F SI 90 S FF 90 3-3 ② K		X CH 86 0-0 ② L9		C FF 89 B CH 84 B CH 83 X CU 73 2-1 ③ G4-3			4	0	1	0	0	1	2
										0	0	0	0	0	0	0
13 Starlin Castro, R (1, 4) OBP: 0.324, SLG: 0.388		X FF 91 0-0 ① L8	C SI 89 X SI 89 0-1 10 S 10 HR 1-3 2-H 1B		B SL 82 F FF 97 F FF 96 F SL 81 S SL 82 1-3 ③ K			B CU 79 B X FF 95 2-0 10 1B 19 SF7 1B		4	2	2	1	0	1	1
10 JT Riddle, L (1, 6) OBP: 0.288, SLG: 0.440		C SI 90 B FF 91 X FF 92 1-1 ② P6	F FF 90 C FF 90 B FF 90 F CU 80 X FF 90 1-2 1-H 3-H HR			B FF 96 F FF 95 F SL 82 B FF 95 X SL 82 2-2 ① L7		B SI 95 X FF 95 1-0 9 G6-4-3 1-3 1B		4	1	2	3	0	0	1
19 Miguel Rojas, R (1, 5) OBP: 0.303, SLG: 0.348 (9, 3)		B FF 92 B FF 92 F FF 91 B FF 91 F FF 90 X FF 91 3-2 ③ L4	C FF 95 B SL 89 X SL 89 1-1 ③ G5-3			F FF 95 B SL 84 B FF 94 F FF 94 B FF 95 X FF 95 3-2 ② F9		F FF 96 D CU 82 B FF 96 X CH 86 2-1 ① SF7 3-H		3	0	0	1	0	0	1
9 Lewis Brinson, R (1, 8) OBP: 0.230, SLG: 0.348			X FF 90 0-0 HR	B FF 96 C FF 94 B SL 81 X FF 94 2-1 22 FC1-6 1B		X FF 95 0-0 1 1B 2B		B CU 81 B FF 96 X FF 96 2-0 ②③ G6-4-3 1-2f		4	2	3	1	0	0	1
22 Sandy Alcantara, R (1, 1)			F FF 91 B CU 79 B CU 78 C FF 90 X FF 91 2-2 ① G3-1	1 SAFE M FF 94 X FF 96 0-1 ① FC1-6 1-2f		X FF 94 0-0 2-H 1B				2	0	0	0	0	0	1
55 Drew Rucinski, R (6, 1)										0	0	0	0	0	0	0
1 Cameron Maybin, R (6, PH) OBP: 0.299, SLG: 0.297 (7, 7)										1	0	1	1	0	0	0

	AB	32
	R	8
	H	11
	RBI	8
	BB	2
	SO	4
	LOB	11

MIAMI

Inning Stats	1	2	3	4	5	6	7	8	9
	R: 0 H: 0 E: 0 LOB: 0 K: 0 BB: 1 S: 7 P: 11	R: 0 H: 1 E: 0 LOB: 1 K: 0 BB: 0 S: 9 P: 14	R: 6 H: 5 E: 0 LOB: 0 K: 1 BB: 1 S: 21 P: 37	R: 0 H: 1 E: 0 LOB: 1 K: 0 BB: 0 S: 8 P: 13	R: 0 H: 0 E: 0 LOB: 0 K: 2 BB: 0 S: 8 P: 10	R: 1 H: 2 E: 0 LOB: 1 K: 0 BB: 0 S: 11 P: 18	R: 0 H: 0 E: 0 LOB: 0 K: 1 BB: 0 S: 8 P: 14	R: 1 H: 2 E: 0 LOB: 0 K: 0 BB: 0 S: 5 P: 12	

	1B: 8	SF: 1	WP: 0	PA: 35
	2B: 1	SAC: 0	PB: 0	
	3B: 0	DP: 2	SB: 1	
	HR: 2	HBP: 0	CS: 0	

PITCHER		IP	WLS	BF	H	R	ER	SO	BB	IBB	HBP	BLK	WP	HR	S	P	ERA	WHIP
55 Corey Oswalt, R ERA: 9.82	(1, 1)	2.2	L	15	6	6	6	1	2	0	0	0	0	2	35	59	20.25	3.000
61 Chris Beck, R ERA: 4.35	(3, 1)	0.1		1	0	0	0	0	0	0	0	0	0	0	2	3	0.00	0.000
49 Tyler Bashlor, R ERA: 5.79	(4, 1)	2.2		11	3	1	1	2	0	0	0	0	0	0	24	36	3.38	1.125
39 Jerry Blevins, L ERA: 4.95	(6, 1)	1.1		4	0	0	0	1	0	0	0	0	0	0	11	19	0.00	0.000
62 Drew Smith, R ERA: 3.0	(8, 1)	1.0		4	2	1	1	0	0	0	0	0	0	0	5	12	9.00	2.000

PITCHER	IP	WLS	BF	H	R	ER	SO	BB	IBB	HBP	BLK	WP	HR	S	P	ERA	WHIP

Batter	1	2	3	4	5	6	7	8	9	AB	R	H	RBI	BB	SO	LOB
9 Brandon Nimmo, L (1, 8) OBP: 0.389, SLG: 0.540	C SI 92 S FF 94 S FF 94 0-3 ① K	C CU 78 T CH 86 S FF 92 0-3 ③ K			B CH 85 B CH 85 X SI 91 2-0 ① G4-3		B SL 89 X FF 96 1-0 ③ F7			4	0	0	0	0	2	2
11 José Bautista, R (1, 9) OBP: 0.386, SLG: 0.456	X FF 92 0-0 HR		B SI 92 C CH 85 C CU 79 B CH 88 B CH 86 X SI 92 3-2 ① G5-3		F CH 86 B SI 92 C CU 80 B FF 93 B CH 87 C CU 79 3-3 ② K			C SI 87 C FF 96 B SL 88 B FF 96 C FF 97 2-3 ① K		4	1	1	1	0	2	0
13 Asdrúbal Cabrera, S (1, 4) OBP: 0.321, SLG: 0.471	X SI 92 0-0 ② G4-3		C FF 94 B FF 92 B CU 79 F FF 93 S FF 92 2-3 ② K		F CU 78 T CH 86 X CH 86 0-2 ③ G4-3			B FF 95 F FF 96 X FF 96 1-1 ② P4		4	0	0	0	0	1	0
30 Michael Conforto, L (1, 7) OBP: 0.348, SLG: 0.385	C SI 93 B CH 87 B CH 87 X SI 93 2-1 1B		C CU 79 S CH 87 F FF 92 X CH 86 0-2 ③ G5-3			B CU 78 F SI 91 F FF 91 F FF 91 B CH 86 S SI 92 2-3 ① K		B FF 96 B FF 96 C FF 96 T FF 96 F FF 95 S FF 97 2-3 ③ K		4	0	1	0	0	2	0
4 Wilmer Flores, R (1, 3) OBP: 0.322, SLG: 0.444	1 SAFE B CU 78 X SI 92 1-0 ③ L8			B SI 90 C CU 78 C FF 92 X CU 78 1-2 2B		B FF 92 C FF 93 S CU 79 B FF 91 X CU 78 2-2 ② F7			C FF 93 B FF 93 S FF 94 X FF 94 1-2 ① P4	4	0	1	0	0	0	1
21 Todd Frazier, R (1, 5) OBP: 0.304, SLG: 0.385		B SI 93 F SI 93 B CU 79 X SI 93 2-1 ① G5-3		C FF 92 X SI 91 0-1 ① G5-3		C FF 92 C CU 78 X SI 92 0-2 HR			C FF 94 F FF 94 S SL 80 0-3 ② K	4	1	1	1	0	1	1
29 Devin Mesoraco, R (1, 2) OBP: 0.311, SLG: 0.405		F SI 92 B CH 88 F SI 92 F CU 81 F CH 87 F SI 93 F FF 94 X SI 92 1-2 48 SH2-3 1 1B 1B		C SI 92 D CH 86 C SI 91 X SI 93 1-2 ② G5-3		X FF 92 0-0 ③ F8			C FF 92 S SL 79 S SL 80 0-3 ③ K	4	0	1	0	0	1	1
1 Amed Rosario, R (1, 6) OBP: 0.285, SLG: 0.363		F FF 94 F SI 93 F CH 86 F FF 93 F FF 94 X CU 79 0-2 48 SH2-3 1-2 1B		0-0 IBB			C FF 96 S CH 86 B CH 87 X CH 87 1-2 ① G5-3			2	0	1	0	1	0	0
48 Jacob deGrom, L (1, 1) OBP: 0.139, SLG: 0.088 7 José Reyes, S (7, PH) OBP: 0.261, SLG: 0.250 65 Robert Gsellman, R (7, 1) 38 Anthony Swarzak, R (8, 1)		L SI 92 B FF 92 2 SAFE L SI 92 F CU 81 F CH 84 B SI 92 F SI 92 B FF 92 3-2 X SI 92 ② SH2-3 1-2 2-3		T CU 79 B FF 93 F FF 92 X CH 85 1-2 ③ F7			B FF 96 S FF 96 S CH 86 B FF 98 B CH 87 X FF 95 3-2 ② G6-3			1 1 0 0	0 0 0 0	0 0 0 0	0 0 0 0	0 0 0 0	0 0 0 0	2 0 0 0
Inning Stats	R: 1 E: 0 K: 1 S: 8 H: 2 LOB: 1 BB: 0 P: 11	R: 0 E: 0 K: 1 S: 24 H: 2 LOB: 2 BB: 0 P: 30	R: 0 E: 0 K: 1 S: 10 H: 0 LOB: 0 BB: 0 P: 15	R: 0 E: 0 K: 0 S: 11 H: 1 LOB: 2 BB: 1 P: 14	R: 0 E: 0 K: 1 S: 7 H: 0 LOB: 0 BB: 0 P: 12	R: 1 E: 0 K: 1 S: 11 H: 1 LOB: 0 BB: 0 P: 15	R: 0 E: 0 K: 0 S: 7 H: 0 LOB: 0 BB: 0 P: 12	R: 0 E: 0 K: 2 S: 9 H: 0 LOB: 0 BB: 0 P: 14	R: 0 E: 0 K: 2 S: 9 H: 0 LOB: 0 BB: 0 P: 10	1B: 3 2B: 1 3B: 0 HR: 2 SF: 0 SAC: 1 DP: 0 HBP: 0						

PITCHER		IP	WLS	BF	H	R	ER	SO	BB	IBB	HBP	BLK	WP	HR	S	P	ERA	WHIP
49 Pablo López, R ERA: 3.0	(1, 1)	6.0	W	25	6	2	2	5	0	1	0	0	0	2	71	97	3.00	1.000
61 Adam Conley, L ERA: 1.56	(7, 1)	1.0	H	3	0	0	0	0	0	0	0	0	0	0	7	12	0.00	0.000
71 Drew Steckenrider, R ERA: 3.28	(8, 1)	1.0	H	3	0	0	0	2	0	0	0	0	0	0	9	14	0.00	0.000
46 Kyle Barraclough, R ERA: 0.99	(9, 1)	1.0	S	3	0	0	0	2	0	0	0	0	0	0	9	10	0.00	0.000

PITCHER	IP	WLS	BF	H	R	ER	SO	BB	IBB	HBP	BLK	WP	HR	S	P	ERA	WHIP

TOP

New York Mets @ Miami Marlins

Marlins Park, Miami, FL

Sat Jun 30 2018, 4:11 PM - 6:34 PM EDT

Att. 10,523 - Roof Closed - 75 F

livebaseballscorecards.com

AB	32
R	2
H	6
RBI	2
BB	1
SO	9
LOB	7

New York Mets @ Miami Marlins

Marlins Park, Miami, FL

Sat Jun 30 2018, 4:11 PM - 6:34 PM EDT

Att. 10,523 - Roof Closed - 75 F

livebaseballscorecards.com

BOTTOM

Batter	1	2	3	4	5	6	7	8	9	AB	R	H	RBI	BB	SO	LOB
32 Derek Dietrich, L (1, 7) OBP: 0.350, SLG: 0.472 19 Miguel Rojas, R (8, 3) OBP: 0.303, SLG: 0.348	B FF 96 B FF 95 C FF 95 C CU 83 S FF 97 2-3 ① **K**		F CH 89 1 SAFE B CH 87 H FF 96 2-1 15 FC6-4 1-2 HBP			B CH 89 B CU 82 B CH 89 C FF 93 X FF 94 3-1 15 HR 1B	1 SAFE X SI 94 0-0 ② FC4-6 15 E 11 2B 1-2f			3 0	2 0	1 0	0 0	0 0	1 0	1 0
15 Brian Anderson, R (1, 9) OBP: 0.367, SLG: 0.416	B CU 83 F SL 90 F FF 95 X FF 96 1-2 ② **F8**		F CU 83 X SI 94 0-1 ③ FC6-4 1-2f			F CH 88 C FF 94 B CH 89 D CH 89 X CH 87 2-2 1-H HR	C SI 95 X SI 93 0-1 E6 11 2B 1-2			4	2	1	2	0	0	3
11 J.T. Realmuto, R (1, 2) OBP: 0.364, SLG: 0.543	C FF 96 X SI 95 0-1 ③ **G5-3**			S CH 89 C CH 87 B CH 88 S CH 88 1-3 ① **K**		F SL 90 B SI 94 X SI 94 1-1 ② **G6-3**	B SI 94 B SL 90 C SI 95 F SI 95 X SI 93 2-2 1-H 2-H 2B			4	0	1	2	0	1	0
41 Justin Bour, L (1, 3) OBP: 0.365, SLG: 0.422 71 Drew Steckenrider, R (8, 1) 46 Kyle Barraclough, R (9, 1)		B CU 82 F FF 96 X CH 88 1-1 ① **G6-3**		C CH 90 X CH 90 0-1 ② **G4-3**		B SL 92 B CH 90 B SI 94 B FF 94 4-0 13 1B 10 1B BB	B SI 94 C SI 94 F CH 87 C SI 95 1-3 ③ **K**			3 0 0	1 0 0	0 0 0	0 0 0	1 0 0	1 0 0	1 0 0
13 Starlin Castro, R (1, 4) OBP: 0.329, SLG: 0.393		B SL 92 X SI 94 1-0 10 CS 1B		X CH 88 0-0 ③ **G5-3**		C SI 93 X SI 93 0-1 10 1B 1-3 1B		F SL 84 F FF 95 B FF 95 X FF 95 1-2 10 FC6-4 1B		4	0	3	0	0	0	0
10 JT Riddle, L (1, 6) OBP: 0.287, SLG: 0.433		1 SAFE B SI 95 C SI 95 1 SAFE S SL 91 B FF 96 S SL 91 2-3 ② ③ **K** 1-2			S CH 88 S FF 95 S SL 90 0-3 ① **K**	B FF 94 S SL 90 X SL 89 1-1 1-2 3-H 1B		S SL 84 S SL 84 B FF 94 X SL 85 1-2 ① FC6-4 2 CS 1-2f		4	0	1	1	0	2	2
9 Lewis Brinson, R (1, 8) OBP: 0.231, SLG: 0.347			C CU 81 F SI 94 X SL 89 0-2 32 HBP 1B		B SL 90 B CH 88 S SL 90 F FF 94 S CH 88 2-3 ② **K**	X SI 94 0-0 ③ **L7**		1 SAFE C SL 85 C SL 85 S SL 85 0-3 ② **K**		4	0	1	0	0	2	3
2 Yadiel Rivera, R (1, 5) OBP: 0.327, SLG: 0.217			C FF 95 D SI 95 B SI 95 1 SAFE S SL 90 X SL 90 2-2 ① **F9**		S CH 87 T CH 87 F FF 95 C CH 88 0-3 ③ **K**		C CU 80 B SI 95 B SI 94 F SI 95 F SI 95 B SI 95 F SI 95 F SI 95 X SI 95 3-2 ① **G5-3**	C FF 94 0-1 ③ **CS** 1-2		3	0	0	0	0	1	1
49 Pablo López, L (1, 1) 3 JB Shuck, L (6, PH) OBP: 0.256, SLG: 0.236 61 Adam Conley, L (7, 1) 1 Cameron Maybin, R (7, PH) OBP: 0.302, SLG: 0.301 (8, 7)			L CU 81 D CU 84 M CU 81 M SL 89 1-3 ② **K**			C CU 81 B FF 94 S SL 94 S SL 89 1-3 ① **K**	C SI 95 S SL 90 B SI 95 B SL 92 B SL 92 X SI 96 3-2 32 FC4-6 1B			1 1 0 1	0 0 0 0	0 0 0 1	0 0 0 0	0 1 0 0	1 0 0 0	1 0 0 0
Inning Stats	R: 0 E: 0 K: 1 S: 8 H: 0 LOB: 0 BB: 0 P: 11	R: 0 E: 0 K: 1 S: 6 H: 1 LOB: 0 BB: 0 P: 10	R: 0 E: 0 K: 1 S: 12 H: 1 LOB: 2 BB: 0 P: 17	R: 0 E: 0 K: 1 S: 6 H: 0 LOB: 0 BB: 0 P: 7	R: 0 E: 0 K: 3 S: 10 H: 0 LOB: 0 BB: 0 P: 12	R: 3 E: 0 K: 1 S: 15 H: 4 LOB: 2 BB: 1 P: 27	R: 2 E: 1 K: 1 S: 18 H: 2 LOB: 1 BB: 0 P: 27	R: 0 E: 0 K: 1 S: 10 H: 1 LOB: 0 BB: 0 P: 12									

AB	32
R	5
H	9
RBI	5
BB	1
SO	10
LOB	12

| | | | | | | | | |

Batter	1	2	3	4	5	6	7	8	9	AB	R	H	RBI	BB	SO	LOB
9 Brandon Nimmo, L (1, 8) OBP: 0.381, SLG: 0.528	C FF 90 B CH 85 F FF 91 B CH 84 B FF 91 X SI 91 3-2 ① P6		B FF 89 F SL 83 B CH 83 C SL 83 F SL 84 C CH 84 2-3 ① K	S CH 84 B CH 83 B SL 85 B SL 83 X FF 90 3-1 ③ P6			B SL 84 F CH 82 B FF 88 F CH 82 X CH 83 2-2 ② G4-3		F CU 82 B FF 94 B CH 85 C FF 94 B FF 94 S FF 94 3-3 ② K	5	0	0	0	0	2	2
11 José Bautista, R (1, 9) OBP: 0.373, SLG: 0.437	C SL 85 S SL 84 S SL 84 0-3 ② K		C SL 85 X SL 84 0-1 ② F9		X SL 81 0-0 ① P6		B CH 82 C FF 90 S SL 83 B SL 84 S SL 82 2-3 ③ K		S FC 90 B FF 94 S FC 91 C FC 92 1-3 ③ K	5	0	0	0	0	3	0
13 Asdrúbal Cabrera, S (1, 4) OBP: 0.323, SLG: 0.479	B FF 91 C FF 91 C SL 83 C CH 85 1-3 ③ K		B FF 91 B SI 90 B SL 84 C FF 90 X FF 90 3-1 HR		C SL 82 B SI 90 S CH 84 X CH 85 1-2 ② G5-3			B FF 96 B SL 83 B FF 97 B FF 97 4-0 21 E BB		3	2	1	1	1	1	0
30 Michael Conforto, L (1, 7) OBP: 0.347, SLG: 0.381		B SI 90 C SL 82 F SL 83 B FF 90 B SL 84 S FF 91 3-3 ① K	C SL 84 F CH 84 B SL 85 F FF 91 B FF 90 S SL 85 2-3 ③ K		B CH 84 B CH 83 F SI 89 B SL 82 F CH 84 B SI 90 4-2 4 FC6-4 BB			C FF 97 F CH 93 F SL 83 T FF 99 0-2 ① K		3	0	0	0	1	3	1
4 Wilmer Flores, R (1, 3) OBP: 0.321, SLG: 0.440 63 Tim Peterson, R (8, 1) 27 Jeurys Familia, R (9, 1)		X SI 91 0-0 ② L7		S SL 82 X SL 81 0-1 26 G5-3 21 1B 1B	1 SAFE F SL 83 X CH 82 0-1 ③ FC6-4 1-2f			F FF 99 1 SAFE X FF 99 0-1 ② F8		4 0 0	0 0 0	1 0 0	0 0 0	0 0 0	0 0 0	2 0 0
21 Todd Frazier, R (1, 5) OBP: 0.307, SLG: 0.385		B SI 91 B FF 91 C SL 85 S SL 86 B SL 86 F SL 85 B FF 91 4-2 26 2B BB	D SL 83 1 SAFE X SI 89 1-0 26 G5-3 32 1B 1-2 1B		B FF 88 S CH 82 B CH 81 S SL 83 X SL 83 2-2 ① F9		B SL 87 B FF 100 C FF 99 1 SAFE X FF 98 2-1 E8 1-H 26 E		3	3	1	0	1	0	0
26 Kevin Plawecki, R (1, 2) OBP: 0.364, SLG: 0.390		B SI 90 1 SAFE F SI 91 C SL 83 1 SAFE B SL 85 D SL 85 X SI 90 3-2 1-H 2B	B SI 88 X CH 82 1-0 ① ② G5-3 1-2 2-3f		F SL 82 B CH 81 X SL 83 1-1 ② G5-3		C FF 100 C SL 86 F SL 88 B FF 101 B FF 101 B FF 99 B SL 84 3 SAFE 4-2 E2 3-H BB		3	0	1	1	1	0	2
1 Amed Rosario, R (1, 6) OBP: 0.289, SLG: 0.361 67 Seth Lugo, R (6, 1) OBP: 0.167, SLG: 0.091 22 Dominic Smith, L (8, PH) OBP: 0.250, SLG: 0.391 (8, 3)		0-0 IBB	0-0 32 1B IBB		C SL 84 F SI 90 X SL 84 0-2 ③ P3			B FF 97 C FF 99 D CH 92 X FF 97 2-1 ③ F9		1 0 1	0 0 0	0 0 0	0 0 0	2 0 0	0 0 0	0 0 1
32 Steven Matz, R (1, 1) OBP: 0.143, SLG: 0.148 7 José Reyes, S (6, 6) OBP: 0.256, SLG: 0.245		F FF 91 X SI 90 0-1 ③ L6	B SL 80 B FF 89 C FF 89 X SI 90 2-1 1-3 1B 2-H				S CH 81 C SL 82 S CH 82 0-3 ① K		F FF 94 X FC 90 0-1 ① G6-3	2 2	0 0	1 0	1 0	0 0	0 1	2 0
Inning Stats	R: 0 E: 0 K: 2 S: 9 H: 0 LOB: 0 BB: 0 P: 13	R: 1 E: 0 K: 1 S: 12 H: 1 LOB: 2 BB: 2 P: 22	R: 1 E: 0 K: 2 S: 12 H: 1 LOB: 0 BB: 0 P: 19	R: 1 E: 0 K: 0 S: 8 H: 3 LOB: 2 BB: 1 P: 15	R: 0 E: 0 K: 0 S: 8 H: 0 LOB: 1 BB: 1 P: 13	R: 0 E: 0 K: 0 S: 8 H: 0 LOB: 0 BB: 0 P: 11	R: 0 E: 0 K: 2 S: 9 H: 0 LOB: 0 BB: 0 P: 13	R: 2 E: 3 K: 1 S: 13 H: 0 LOB: 1 BB: 2 P: 25	R: 0 E: 0 K: 2 S: 8 H: 0 LOB: 0 BB: 0 P: 12	1B: 3 2B: 1 3B: 0 HR: 1 SF: 0 SAC: 0 DP: 1 HBP: 0						

PITCHER	IP	WLS	BF	H	R	ER	SO	BB	IBB	HBP	BLK	WP	HR	S	P	ERA	WHIP
58 Dan Straily, R (1, 1) ERA: 4.7	7.0	L	29	5	3	3	7	2	2	0	0	0	1	66	106	3.86	1.000
56 Tayron Guerrero, R (8, 1) ERA: 4.38	1.0		6	0	2	0	1	2	0	0	0	0	0	13	25	0.00	2.000
55 Drew Rucinski, R (9, 1) ERA: 3.95	1.0		3	0	0	0	2	0	0	0	0	0	0	8	12	0.00	0.000

PITCHER	IP	WLS	BF	H	R	ER	SO	BB	IBB	HBP	BLK	WP	HR	S	P	ERA	WHIP

TOP

New York Mets @ Miami Marlins

Marlins Park, Miami, FL

Sun Jul 01 2018, 1:11 PM - 4:03 PM EDT

Att. 9,611 - Roof Closed - 74 F

livebaseballscorecards.com

AB	32
R	5
H	5
RBI	3
BB	6
SO	10
LOB	10

WP: 0 PA: 38
PB: 0
SB: 0
CS: 0

New York Mets @ Miami Marlins

Marlins Park, Miami, FL

Sun Jul 01 2018, 1:11 PM - 4:03 PM EDT

Att. 9,611 - Roof Closed - 74 F

BOTTOM

Batter	1	2	3	4	5	6	7	8	9	AB	R	H	RBI	BB	SO	LOB
13 Starlin Castro, R (1, 4) OBP: 0.328, SLG: 0.389	S SI 94 B SI 94 C SI 94 X SI 93 1-2 E4 15 G5-4-3	B SI 93 S CH 84 F SI 92 D CU 80 S CU 78 2-3 K ③		B SI 92 B CH 84 C CH 84 S SL 88 B SI 94 S CH 83 3-3 K ③			B SL 89 S CU 80 B CU 82 F CU 81 B FF 94 B SI 94 4-2 BB			3	0	0	0	1	2	4
15 Brian Anderson, R (1, 9) OBP: 0.363, SLG: 0.411	B SI 92 C SL 89 B SI 93 S SL 87 F SI 93 F CU 78 1 SAFE X CU 79 2-2 G5-4-3 ① ② 1-2f		C CU 78 B SI 93 X CH 85 1-1 G6-3 ①		C SI 93 B SL 88 B SL 89 F CH 84 X CU 79 2-2 G2-3 ①		C CH 87 B FF 94 X CU 79 1-1 L7 ③			4	0	0	0	0	0	2
11 J.T. Realmuto, R (1, 2) OBP: 0.366, SLG: 0.542	C SI 93 C SI 94 X CU 80 0-2 1B		B SI 92 B SL 88 C SI 93 C SI 93 X SI 93 2-2 1B		S SI 93 F CH 85 S SL 87 0-3 K ②			B FF 90 F FF 90 S FF 90 F CH 82 B CH 83 F FF 90 S CH 82 2-3 K ①		4	0	2	0	0	2	0
1 Cameron Maybin, R (1, 7) OBP: 0.301, SLG: 0.316	C SI 93 B SI 93 B CH 84 S CH 83 X SL 88 2-2 P5 ③		B SI 91 C CH 82 F SI 92 F SI 92 F CU 78 1 SAFE X SI 92 1-2 F9 ②		B SI 94 S CH 84 B SI 94 B CH 83 F SI 94 X SI 94 3-2 F9 ③			B SL 82 B FF 90 F FF 91 X FF 90 2-1 HR		4	1	1	1	0	0	2
41 Justin Bour, L (1, 3) OBP: 0.361, SLG: 0.416		F SI 94 B SL 87 F SI 93 X SI 94 1-2 P5 ①	B SI 92 S CH 84 X SI 93 1-1 P4 ③			C CU 78 B CH 85 B SI 93 B CU 77 F SI 94 S CH 83 3-3 K ①		C FF 90 S CH 83 B CH 84 F FF 90 F CH 82 F SL 82 B CH 83 F CH 81 S FF 91 2-3 K ②		4	0	0	0	0	2	1
9 Lewis Brinson, R (1, 8) OBP: 0.231, SLG: 0.343		C SI 94 C SI 94 B SI 92 F SL 88 B SI 94 B SI 93 B SI 93 4-2 19 E BB		F SI 94 B SI 93 X CH 84 1-1 G1-3 ①		C CU 80 B CU 81 B SL 88 B CU 80 C SI 95 S FF 95 3-3 K ②		F SL 82 F FF 91 F CH 83 X FF 91 0-2 G6-3 ③		3	0	0	0	1	1	0
19 Miguel Rojas, R (1, 6) OBP: 0.303, SLG: 0.350 (8, 5)		S CH 83 X SI 92 0-1 E5 58 S 1-3	B CU 78 B SI 93 C CH 83 B SI 92 C SI 93 F CH 84 X SI 93 3-2 2 S 58 E 2B			C SL 88 S SI 94 F CU 81 X CU 81 1-2 G5-3 ③			C SI 95 B SI 96 F SI 95 B SI 97 B SL 86 S FF 97 3-3 K ①	4	1	1	0	0	1	1
2 Yadiel Rivera, R (1, 5) OBP: 0.320, SLG: 0.212 10 JT Riddle, L (7, PH) OBP: 0.282, SLG: 0.425 (8, 6)		C SI 92 S SI 93 B SI 92 C SI 92 1-3 K ②		F SI 93 B SI 92 B SI 92 C SI 93 F CU 79 C SI 93 2-3 K ② 2-3			C CU 79 X CU 79 0-1 L7 ①		C SI 96 X FF 94 0-1 F7 ②	2 2	0 0	0 0	0 0	0 0	2 0	3 0
58 Dan Straily, R (1, 1) OBP: 0.250, SLG: 0.176 3 JB Shuck, L (7, PH) OBP: 0.254, SLG: 0.234 56 Tayron Guerrero, R (8, 1) 55 Drew Rucinski, R (9, 1) 32 Derek Dietrich, L (9, PH) OBP: 0.349, SLG: 0.470		B SI 92 C SI 93 B SI 92 B SI 92 C SI 92 B SI 93 4-2 1-2 BB	B SI 94 F SI 94 X SI 93 1-1 E1 3-H				B SI 94 B SI 94 C FF 95 B CH 89 X SI 94 3-1 F7 ②		C SI 96 B SI 94 S FF 97 S FF 97 1-3 K ③	1 1 0 0 1	0 0 0 0 0	0 0 0 0 0	0 0 0 0 0	1 0 0 0 0	0 0 0 0 1	0 0 0 0 0
Inning Stats	R: 0 H: 1 E: 1 LOB: 1 K: 0 BB: 0 S: 14 P: 19	R: 0 H: 0 E: 1 LOB: 3 K: 2 BB: 2 S: 16 P: 28	R: 0 H: 1 E: 0 LOB: 1 K: 0 BB: 0 S: 12 P: 17	R: 1 H: 1 E: 1 LOB: 1 K: 2 BB: 0 S: 15 P: 25	R: 0 H: 0 E: 0 LOB: 0 K: 1 BB: 0 S: 9 P: 14	R: 0 H: 0 E: 0 LOB: 0 K: 2 BB: 0 S: 10 P: 17	R: 0 H: 0 E: 0 LOB: 1 K: 0 BB: 1 S: 8 P: 16	R: 1 H: 1 E: 0 LOB: 0 K: 2 BB: 0 S: 18 P: 24	R: 0 H: 0 E: 0 LOB: 0 K: 2 BB: 0 S: 8 P: 12	1B: 2 SF: 0 2B: 1 SAC: 0 3B: 0 DP: 1 HR: 1 HBP: 0					WP: 0 PA: 36 PB: 0 SB: 2 CS: 0	

livebaseballscorecards.com

AB	33
R	2
H	4
RBI	1
BB	3
SO	11
LOB	13

MIAMI

PITCHER		IP	WLS	BF	H	R	ER	SO	BB	IBB	HBP	BLK	WP	HR	S	P	ERA	WHIP
32 Steven Matz, L ERA: 3.46	(1, 1)	5.1	W	23	3	1	0	6	2	0	0	0	0	0	69	109	0.00	0.938
67 Seth Lugo, R ERA: 2.83	(6, 1)	1.2	H	6	0	0	0	1	1	0	0	0	0	0	15	27	0.00	0.600
63 Tim Peterson, R ERA: 2.19	(8, 1)	1.0		4	1	1	1	2	0	0	0	0	0	1	18	24	9.00	1.000
27 Jeurys Familia, R ERA: 3.38	(9, 1)	1.0	S	3	0	0	0	2	0	0	0	0	0	0	8	12	0.00	0.000

PITCHER	IP	WLS	BF	H	R	ER	SO	BB	IBB	HBP	BLK	WP	HR	S	P	ERA	WHIP

Batter	1	2	3	4	5	6	7	8	9	AB	R	H	RBI	BB	SO	LOB
9 Brandon Nimmo, L (1, 8) OBP: 0.382, SLG: 0.527	C FF 85 L CH 74 B CH 74 S CH 74 1-3 ① K	B SI 95 C SI 93 B SI 94 X SL 83 2-1 ③ G3			F FF 90 F FF 91 X SL 83 0-2 13 CS 2B		B SI 94 B CH 86 B SI 94 B SI 94 4-0 11 BB 30 2B BB		C SI 96 B SI 96 C SI 96 B SI 97 C SI 96 2-3 ② K	4	1	1	0	1	2	0
11 José Bautista, R (1, 9) OBP: 0.387, SLG: 0.438	B FC 82 B CH 74 C FF 85 B CH 75 D CH 75 4-1 13 HR BB		C SI 92 T SL 83 B SL 86 X SL 85 1-2 ① F9		D FF 91 B FF 91 C SL 82 C SL 83 F SL 83 F SL 83 F SL 83 B FF 91 B SL 82 4-2 13 CS BB		B SI 94 B SI 94 B FC 90 F SI 94 F SI 94 B SI 95 4-2 30 2B 1-2 BB		B SI 96 X SI 95 1-0 13 BB 1B	2	1	1	0	3	0	0
13 Asdrúbal Cabrera, S (1, 4) OBP: 0.330, SLG: 0.489 7 José Reyes, S (9, PR) OBP: 0.256, SLG: 0.245	X CH 77 0-0 1-H HR		B SI 93 F SL 83 B SL 95 B SL 85 B SI 93 4-1 30 G3-6-3 BB		C FF 92 B FF 93 B FF 94 S FF 94 B FF 95 F FF 95 F FF 94 F SL 86 F FF 95 4-2 ② F SL 86 D SL 87 1-2 2-3 BB		B SI 90 C SI 91 F SI 91 B SI 93 S FC 85 2-3 ② K		C SI 96 B SI 97 B SI 97 F CU 82 D SL 89 B SI 97 4-2 1-2 BB	2 0	1 0	1 0	2 0	3 0	1 0	2 0
30 Michael Conforto, L (1, 7) OBP: 0.344, SLG: 0.381	C FF 84 F FF 86 S SL 84 0-3 ② K		B SI 92 B SI 94 B SI 95 C SI 94 X SI 94 3-1 ② ③ G3-6-3 1-2f		C FF 94 C FF 94 B FF 95 S SL 88 1-3 ③ K		X FC 84 0-0 1-3 2-H 2B		S CH 80 B FF 92 X FS 83 1-1 ③ G4-1	5	0	1	1	0	2	5
4 Wilmer Flores, R (1, 10) OBP: 0.319, SLG: 0.453	B SI 93 B SL 83 X SI 93 2-0 ③ G6-3			C FF 91 B FF 90 B SL 83 B FF 90 X FF 91 3-1 HR		C FF 92 B FF 92 F SL 86 B FF 94 F FF 94 F FF 94 F SL 86 F SL 87 F FF 94 3-2 ① L9	X SI 92 0-0 ③ F8			4	1	1	1	0	0	2
21 Todd Frazier, R (1, 5) OBP: 0.302, SLG: 0.377		C SI 94 B SI 94 B SL 84 C SL 83 X SL 84 2-2 ① G6-3		F SL 83 F FF 91 X SL 84 0-2 ① G5-3		B FF 94 B FF 93 C SL 88 C SL 87 B FF 94 F SL 86 X SL 86 3-2 ② P4		C SI 96 C CU 80 C SI 97 0-3 ① K		4	0	0	0	0	1	0
22 Dominic Smith, L (1, 3) OBP: 0.269, SLG: 0.440		B SI 92 F SI 93 X CH 87 1-1 29 HR 2B		B FF 91 C FF 89 F FF 91 X SL 83 1-2 ② F8		C FF 94 B FF 94 B FF 94 X FF 94 2-1 2B		C SI 96 B SI 96 C SI 97 B FF 97 S SI 97 2-3 ② K		4	1	2	0	0	1	0
29 Devin Mesoraco, R (1, 2) OBP: 0.312, SLG: 0.424 26 Kevin Plawecki, R (7, 2) OBP: 0.360, SLG: 0.386	B SI 93 X SI 93 1-0 2-H HR			B FF 90 C SL 82 F FS 83 X SL 83 1-2 ③ F7		C SI 94 C CU 76 B FC 89 F SI 94 T CU 79 1-2 ③ K		C SI 96 B SI 97 X SI 97 1-1 ③ G6-3		3 1	1 0	1 0	2 0	0 0	1 0	1 0
1 Amed Rosario, R (1, 6) OBP: 0.285, SLG: 0.356		C SI 95 X SI 95 0-1 ② G5-3			S FF 90 B FF 90 S SL 83 S SL 82 1-3 ① K2-3		C SI 94 X SI 93 0-1 ① G6-3		C SI 97 B CU 81 B CU 80 X SI 97 2-1 ① G3	4	0	0	0	0	1	0

Inning Stats										
	R: 2 E: 0 K: 2 S: 9	H: 1 LOB: 0 BB: 1 P: 16	R: 2 E: 0 K: 0 S: 10	H: 2 LOB: 0 BB: 0 P: 16	R: 0 E: 0 K: 0 S: 6	H: 0 LOB: 0 BB: 1 P: 14	R: 1 E: 0 K: 0 S: 11	H: 1 LOB: 0 BB: 0 P: 16	R: 0 E: 0 K: 2 S: 21	H: 1 LOB: 2 BB: 2 P: 31
	R: 0 E: 0 K: 1 S: 18	H: 1 LOB: 1 BB: 0 P: 27	R: 1 E: 0 K: 1 S: 9	H: 1 LOB: 2 BB: 2 P: 19	R: 0 E: 0 K: 2 S: 8	H: 0 LOB: 0 BB: 0 P: 11	R: 0 E: 0 K: 1 S: 10	H: 1 LOB: 2 BB: 1 P: 20	1B: 1 2B: 4 3B: 0 HR: 3	SF: 0 SAC: 0 DP: 1 HBP: 0

PITCHER		IP	WLS	BF	H	R	ER	SO	BB	IBB	HBP	BLK	WP	HR	S	P	ERA	WHIP
25 Marco Estrada, R ERA: 4.72	(1, 1)	0.1		3	1	2	2	1	1	0	0	0	0	1	5	10	54.00	6.000
39 Jake Petricka, R ERA: 5.25	(1, 1)	2.2		10	2	2	2	1	1	0	0	0	0	1	20	36	6.75	1.125
49 Preston Guilmet, R ERA: 11.7	(4, 1)	1.1		7	2	1	1	1	1	0	0	0	0	1	22	32	6.75	2.250
58 Tim Mayza, L ERA: 3.75	(5, 1)	1.1		5	1	0	0	1	1	0	0	0	0	0	24	37	0.00	1.500
31 Joe Biagini, R ERA: 6.45	(6, 1)	0.2		4	0	1	1	1	2	0	0	0	0	0	8	17	13.50	3.000
62 Aaron Loup, L ERA: 4.08	(7, 1)	0.2		3	1	0	0	1	0	0	0	0	0	0	5	7	0.00	1.500
77 John Axford, R ERA: 4.28	(8, 1)	1.2	W	7	1	0	0	3	1	0	0	0	0	0	16	28	0.00	1.200
36 Tyler Clippard, R ERA: 3.1	(9, 1)	0.1	S	1	0	0	0	0	0	0	0	0	0	0	2	3	0.00	0.000

TOP

New York Mets @ Toronto Blue Jays

Rogers Centre, Toronto, ON

Tue Jul 03 2018, 7:09 PM - 10:21 PM EDT

Att. 24,010 - Clear - 81 F

livebaseballscorecards.com

AB	33
R	6
H	8
RBI	6
BB	7
SO	9
LOB	10

WP: 0	PA: 40
PB: 0	
SB: 0	
CS: 2	

BOTTOM

Batter	1	2	3	4	5	6	7	8	9	AB	R	H	RBI	BB	SO	LOB
18 Curtis Granderson, L (1, 10) OBP: 0.364, SLG: 0.467	C FF 96 C FF 97 X FF 97 0-2 ① F7			C CU 80 B FF 97 B FC 93 C CU 80 B FF 98 F FF 99 B FF 99 4-2 37 1B BB	C CU 79 F FC 89 B FC 91 D CU 81 F FC 91 X FF 97 2-2 1-3 2-H 2B		B FF 94 B FF 94 C SL 87 X FF 93 2-1 37 WP 26 HR 1-3 2B	B FF 90 X FF 90 1-0 ③ F7	4	1	2	1	1	0	1
37 Teoscar Hernández, R (1, 7) OBP: 0.313, SLG: 0.518	B FF 98 X FC 93 1-0 ② G1-3			B FC 92 S FC 92 F SI 98 X SI 97 1-2 ① 1-3 1B	F FC 91 F SI 95 D FS 91 F FS 91 S FC 90 1-3 ③ K		S SL 86 B SL 87 C SL 84 B SL 85 F FF 95 F SL 84 F FF 95 F FF 94 B SL 85 4-2 B SL 85 26 HR 2-3 3-H BB		3	1	1	0	1	1	2
26 Yangervis Solarte, S (1, 5) OBP: 0.308, SLG: 0.451	B FF 98 S FF 96 F FS 91 F FF 98 B FC 94 B FS 93 X FF 99 3-2 ③ G6-3			B FS 89 F CH 90 C FF 97 F FF 98 F FC 93 S CU 82 1-3 ② K		B FS 88 X FC 91 1-0 ① F9	B SI 94 F SI 94 C SI 94 F CU 83 B SI 95 F CU 83 X CH 88 2-2 1-H 3-H HR		4	1	1	3	0	1	1
14 Justin Smoak, S (1, 3) OBP: 0.358, SLG: 0.434		X FF 96 0-0 ① F8		B FF 97 B CU 82 B FS 92 C FF 98 C FC 92 B FC 92 4-2 BB		C FC 90 X FC 90 0-1 ② G3-1	X SI 96 0-0 ③ P5		3	0	0	0	1	0	0
11 Kevin Pillar, R (1, 8) OBP: 0.277, SLG: 0.401		B FF 97 X FF 97 1-0 ② G5-3		X FC 92 0-0 ③ G2-3		C FF 94 S CU 79 B FF 96 X FS 89 1-2 ③ F8		B FF 90 F FF 90 X SL 82 1-1 ① F8	4	0	0	0	0	0	2
55 Russell Martin, R (1, 2) OBP: 0.321, SLG: 0.286		X SI 97 0-0 ③ L9			B FF 94 C FF 96 B CU 80 C CU 80 B FF 97 F FF 97 B FF 97 4-2 13 G4-3 18 2B BB		C FF 94 B FC 90 C CU 80 B CU 80 S CH 88 2-3 ① K	B SL 78 B FF 90 X FF 90 2-0 ② F9	3	1	0	0	1	1	0
15 Randal Grichuk, R (1, 9) OBP: 0.278, SLG: 0.451		C SI 97 B FC 93 F FC 93 F SI 97 S FC 93 1-3 ① K		S CU 80 S SI 94 S FS 88 0-3 ① K			C FF 94 C FF 95 F FS 89 B FF 97 F CH 88 B FC 91 X FC 92 2-2 E9 13 G3 1B	B FF 91 F CH 81 H CH 81 2-1 13 HR HBP	3	2	1	0	0	2	1
13 Lourdes Gurriel Jr., R (1, 6) OBP: 0.244, SLG: 0.388		S FC 93 B FC 93 F FC 93 B FF 98 F FS 92 B FC 93 F SI 99 X FC 94 3-2 ② G6-3		F FC 90 1 SAFE B SI 94 D FC 91 C SI 96 X FC 90 2-2 ② G4-3 1-2			X SL 88 0-0 ② G3 3-H	1 SAFE 1 SAFE B FF 90 T FF 91 X CH 84 1-1 1-H HR	4	1	1	3	0	0	1
29 Devon Travis, R (1, 4) OBP: 0.282, SLG: 0.376		C SI 98 B FC 93 S FF 98 F FF 98 X FS 92 1-2 ③ L6			B CU 79 S FC 90 H FF 95 2-1 18 2B HBP		B SL 87 B SL 87 C FF 94 F FF 95 B FF 95 D SL 85 4-2 18 2B 37 WP BB	F FF 92 B FF 92 X SL 81 1-1 1B	2	1	1	0	1	0	0
Inning Stats	R: 0 E: 0 K: 0 S: 8 H: 0 LOB: 0 BB: 0 P: 12	R: 0 E: 0 K: 0 S: 3 H: 0 LOB: 0 BB: 0 P: 4	R: 0 E: 0 K: 1 S: 13 H: 0 LOB: 0 BB: 0 P: 18	R: 0 E: 0 K: 1 S: 14 H: 1 LOB: 2 BB: 2 P: 24	R: 1 E: 0 K: 2 S: 18 H: 1 LOB: 2 BB: 1 P: 29	R: 0 E: 0 K: 0 S: 6 H: 0 LOB: 0 BB: 0 P: 8	R: 5 E: 1 K: 1 S: 25 H: 3 LOB: 0 BB: 2 P: 41	R: 2 E: 0 K: 0 S: 9 H: 2 LOB: 1 BB: 0 P: 17		1B: 3 2B: 2 3B: 0 HR: 2 SF: 0 SAC: 0 DP: 0 HBP: 2					WP: 1 PB: 0 SB: 0 CS: 0 PA: 37	

PITCHER	IP	WLS	BF	H	R	ER	SO	BB	IBB	HBP	BLK	WP	HR	S	P	ERA	WHIP
45 Zack Wheeler, R (1, 1) ERA: 4.36	6.1		25	3	2	2	5	3	0	1	0	0	0	70	107	2.84	0.947
38 Anthony Swarzak, R (7, 1) ERA: 6.28	0.1		4	1	1	1	0	2	0	0	0	1	0	11	21	27.00	9.000
65 Robert Gsellman, R (7, 1) ERA: 4.44	0.1	B	2	1	3	3	0	0	0	0	0	0	1	6	8	81.00	3.000
63 Tim Peterson, R (8, 1) ERA: 3.38	1.0	L	6	2	2	2	0	0	0	1	0	0	1	9	17	18.00	2.000

PITCHER	IP	WLS	BF	H	R	ER	SO	BB	IBB	HBP	BLK	WP	HR	S	P	ERA	WHIP

New York Mets @ Toronto Blue Jays

Rogers Centre, Toronto, ON

Tue Jul 03 2018, 7:09 PM - 10:21 PM EDT

Att. 24,010 - Clear - 81 F

livebaseballscorecards.com

AB	30
R	8
H	7
RBI	7
BB	5
SO	5
LOB	8

Batter	1	2	3	4	5	6	7	8	9	AB	R	H	RBI	BB	SO	LOB
9 Brandon Nimmo, L (1, 8) OBP: 0.386, SLG: 0.525	C SI 94 B FF 94 B SV 84 B SI 94 B SI 93 4-1 13 G4-6-3 BB		B SI 93 2 SAFE B SV 83 X SI 93 2-0 ③ 2-H 1B		C CH 83 B FC 90 B SV 83 B CH 82 C SV 83 F SV 84 D CH 82 4-2 11 1B 13 1B BB		C SI 91 F SI 91 S FC 84 0-3 ② K		B CU 81 F FF 93 F FF 94 F FF 94 X SL 83 1-2 ② L4	3	1	1	1	2	1	0
11 José Bautista, R (1, 9) OBP: 0.381, SLG: 0.429	F SI 93 B SI 93 S SV 84 X CH 84 1-2 ① F9			C SV 82 X SV 82 0-1 ① F9	B FC 91 C SI 92 F SI 92 X SV 86 1-2 13 1B 30 1B 1-3 2-H 1B		C CU 76 B SI 92 S CU 77 B CH 80 S FC 85 2-3 K 13 1B		B FF 95 C SL 83 S FF 94 X FF 94 1-2 ③ G4-3	5	1	1	1	0	1	1
13 Asdrúbal Cabrera, S (1, 4) OBP: 0.332, SLG: 0.489	C SV 86 B FC 91 X SI 93 1-1 ② ③ G4-6-3 1-2f			S SI 91 B FC 92 B SI 92 X SI 92 2-1 ② L6	D SI 92 F FC 90 B FC 90 T SI 92 X SV 85 2-2 30 1B 1-2 3-H 1B		B SI 93 B SI 93 C CU 76 X SI 92 2-1 1-3 1B			4	0	2	1	0	0	1
30 Michael Conforto, L (1, 7) OBP: 0.346, SLG: 0.380		B SI 93 B SV 82 B SV 80 B SI 93 4-0 21 G4-6-3 BB		S SI 92 C SV 82 X SV 84 0-2 ③ G4-3	F FF 92 X FF 94 0-1 1-2 2-H 1B		B SI 92 F SI 92 C SI 92 B CU 77 X SI 93 2-2 ③ L5			3	0	1	1	1	0	2
4 Wilmer Flores, R (1, 10) OBP: 0.323, SLG: 0.460		C SI 93 S SI 93 B SV 85 S SV 83 1-3 ① K			B SV 86 2-2 C SV 84 C SV 86 D FF 93 F SI 92 X SV 83 21 HR 1B C CU 83 0-2 ③ S FF 94 X CH 86 L4			X FF 95 0-0 22 WP 2B		4	1	2	0	0	1	3
21 Todd Frazier, R (1, 5) OBP: 0.305, SLG: 0.394		B SI 92 X SI 93 1-0 ② ③ G4-6-3 1-2f			X SI 92 0-0 1-H HR	C CU 78 S CU 84 B CU 83 F FF 95 X CU 83 1-2 7 CS 1B		B FF 93 D CU 82 C FF 94 F FF 96 C FF 95 2-3 ① K		4	1	2	2	0	1	2
22 Dominic Smith, L (1, 3) OBP: 0.250, SLG: 0.407			C SI 92 F FF 93 B SV 85 F SI 93 B CH 81 F SV 85 X FC 92 2-2 ① G5-3		S SI 92 F CH 83 X FF 92 0-2 ① P4	F FF 94 F FF 94 S FF 95 0-3 ① K		C FF 93 B CH 87 F FF 93 D CU 82 F CU 80 B FF 93 3 SAFE X SL 84 3-2 ② F7 2-3		4	0	0	0	0	1	2
26 Kevin Plawecki, R (1, 2) OBP: 0.365, SLG: 0.395			B SV 85 B SV 84 B SI 92 C SI 92 D SI 93 4-1 7 G2-3 9 1B BB		B SI 92 X SV 84 1-0 11 1B 2B	C FF 94 S FF 94 C CU 84 0-3 ② K		X FF 94 0-0 ③ F7		3	2	1	0	1	1	2
7 José Reyes, S (1, 6) OBP: 0.248, SLG: 0.236			B SI 92 B FC 90 C SI 92 F SI 91 X SI 92 2-2 ② G2-3 1-2		C SI 92 D CH 83 S CH 83 B CH 80 C SI 93 2-3 ② K	C CU 80 0-1 ③ CS 1-2	X SI 91 0-0 ① F9		F CH 86 B CH 86 B FF 92 T CU 80 S FF 93 2-3 ① K	4	0	0	0	0	2	2
Inning Stats	R: 0 E: 0 K: 0 S: 6 H: 0 LOB: 0 BB: 1 P: 12	R: 0 E: 0 K: 1 S: 4 H: 0 LOB: 0 BB: 1 P: 10	R: 1 E: 0 K: 0 S: 10 H: 1 LOB: 1 BB: 1 P: 20	R: 0 E: 0 K: 0 S: 7 H: 0 LOB: 0 BB: 0 P: 9	R: 5 E: 0 K: 1 S: 27 H: 6 LOB: 2 BB: 1 P: 39	R: 0 E: 0 K: 2 S: 11 H: 1 LOB: 0 BB: 0 P: 12	R: 0 E: 0 K: 2 S: 12 H: 1 LOB: 2 BB: 0 P: 18	R: 0 E: 0 K: 1 S: 9 H: 1 LOB: 1 BB: 0 P: 14	R: 0 E: 0 K: 1 S: 10 H: 0 LOB: 0 BB: 0 P: 14	1B: 7 2B: 2 3B: 0 HR: 1 SF: 0 SAC: 0 DP: 2 HBP: 0						

PITCHER		IP	WLS	BF	H	R	ER	SO	BB	IBB	HBP	BLK	WP	HR	S	P	ERA	WHIP
6 Marcus Stroman, R ERA: 6.5	(1, 1)	4.2	L	21	6	6	6	2	4	0	0	0	0	1	49	85	11.57	2.143
71 Luis Santos, R ERA: 18.0	(5, 1)	1.1		5	2	0	0	2	0	0	0	0	0	0	16	17	0.00	1.500
62 Aaron Loup, L ERA: 3.94	(7, 1)	1.0		5	1	0	0	2	0	0	0	0	0	0	12	18	0.00	1.000
59 Rhiner Cruz, R ERA:	(8, 1)	2.0		7	1	0	0	2	0	0	0	0	1	0	19	28	0.00	0.500

PITCHER	IP	WLS	BF	H	R	ER	SO	BB	IBB	HBP	BLK	WP	HR	S	P	ERA	WHIP

TOP

New York Mets @ Toronto Blue Jays

Rogers Centre, Toronto, ON

Wed Jul 04 2018, 7:10 PM - 9:54 PM EDT

Att. 26,038 - Clear - 81 F

livebaseballscorecards.com

AB	34
R	6
H	10
RBI	6
BB	4
SO	8
LOB	15

WP: 1	PA: 39		
PB: 1			
SB: 0			
CS: 1			

BOTTOM

New York Mets @ Toronto Blue Jays

Rogers Centre, Toronto, ON

Wed Jul 04 2018, 7:10 PM - 9:54 PM EDT

Att. 26,038 - Clear - 81 F

livebaseballscorecards.com

Batter	1	2	3	4	5	6	7	8	9	AB	R	H	RBI	BB	SO	LOB
18 Curtis Granderson, L (1, 9) OBP: 0.356, SLG: 0.455	B CH 86 C SI 88 B SI 88 B SI 89 F SI 90 X SI 88 3-2 ① G4-3		B SI 90 C CU 81 X CH 83 1-1 ② G5-3		C SI 92 X CU 79 0-1 ① G4-3		B SI 92 F CH 86 F SI 95 S CU 80 1-3 ① K		B SI 96 B SI 97 X SI 97 2-0 ③ P5	5	0	0	0	0	1	0
37 Teoscar Hernández, R (1, 7) OBP: 0.312, SLG: 0.514	F SI 88 B CH 86 X FF 88 1-1 ② G5-3		B CU 79 C CU 78 X SI 88 1-1 1B		F SI 94 F SI 95 F FF 97 B SL 89 X CU 82 1-2 ② G5-3		S CU 79 B SL 88 S CU 82 F FF 95 S FF 94 1-3 ② K			4	0	1	0	0	1	0
26 Yangervis Solarte, S (1, 5) OBP: 0.307, SLG: 0.451	B FF 90 B FF 88 B SI 88 F FF 90 F SI 88 X FF 89 3-2 ③ P5		1 SAFE 1 SAFE X FF 89 0-0 ③ F9		B SI 95 X CH 89 1-0 2B		X SI 94 0-0 ③ F7			4	0	1	0	0	0	1
14 Justin Smoak, S (1, 3) OBP: 0.354, SLG: 0.428		C FF 89 B CH 83 X FF 88 1-1 ① F9		C FF 90 F FF 91 B FF 91 B CU 82 F FF 92 C CH 85 2-3 ① K	C FF 94 X CU 79 0-1 ③ G4-3			F CU 71 B FF 89 X FF 89 1-1 ① P4		4	0	0	0	0	1	1
8 Kendrys Morales, S (1, 10) OBP: 0.303, SLG: 0.416		C SI 89 C CU 78 B CU 80 X CU 81 1-2 HR		X SI 92 0-0 13 1B 2B		B CU 77 X SI 94 1-0 55 1B 13 FC5-4 1B		C FF 89 C FF 90 B CU 73 S CU 73 1-3 ② K		4	3	3	1	0	1	0
55 Russell Martin, R (1, 2) OBP: 0.333, SLG: 0.297		X FF 88 0-0 13 WP 1B		B FF 91 D CU 82 B CU 81 C FF 92 C FF 91 B FF 90 4-2 13 1B BB		B SL 87 C SI 93 F SI 95 X CU 80 1-2 13 FC5-4 1B 1-3		S CH 84 B CU 73 S CU 73 X FF 90 1-2 15 FC5-4 1B		3	0	3	0	1	0	0
15 Randal Grichuk, R (1, 8) OBP: 0.272, SLG: 0.440		C SI 88 X FF 90 0-1 ② L8		B SI 90 F FF 92 C FF 92 F SI 90 F SI 90 S CU 83 1-3 ② K		C SL 87 X SI 93 0-1 ① F8		X SI 95 0-0 ③ FC5-4 1-2f		4	0	0	0	0	1	6
13 Lourdes Gurriel Jr., R (1, 4) OBP: 0.244, SLG: 0.381		B SI 88 D CU 81 S SI 88 F SI 89 B CH 83 F CU 79 X SI 89 3-2 ③ G5-3 1-2		X CU 82 0-0 1-2 2-H 1B		B FF 92 X SI 94 1-0 ② FC5-4 1 FC5-4 1-2f 3-H			X SI 97 0-0 ① G6-3	4	0	1	2	0	0	2
1 Aledmys Díaz, R (1, 6) OBP: 0.276, SLG: 0.385			F FF 88 X CU 80 0-1 ① G4-3	B SI 90 S SI 90 B CU 82 X SI 90 2-1 ③ L5		B CU 80 C CU 80 F CU 82 F FF 95 1 SAFE B SI 94 X CU 81 2-2 ③ FC5-4 1-2f			F SI 97 F SI 96 F SI 98 B SI 97 F SL 88 X SI 96 1-2 ② G5-3	4	0	0	0	0	0	3
Inning Stats	R: 0 E: 0 K: 0 S: 8 H: 0 LOB: 0 BB: 0 P: 15	R: 1 E: 0 K: 0 S: 12 H: 2 LOB: 1 BB: 0 P: 17	R: 0 E: 0 K: 0 S: 7 H: 1 LOB: 1 BB: 0 P: 9	R: 1 E: 0 K: 2 S: 15 H: 2 LOB: 2 BB: 1 P: 24	R: 0 E: 0 K: 0 S: 9 H: 1 LOB: 1 BB: 0 P: 11	R: 1 E: 0 K: 0 S: 11 H: 2 LOB: 1 BB: 0 P: 16	R: 0 E: 0 K: 2 S: 8 H: 0 LOB: 0 BB: 0 P: 10	R: 0 E: 0 K: 1 S: 9 H: 1 LOB: 1 BB: 0 P: 12	R: 0 E: 0 K: 0 S: 7 H: 0 LOB: 0 BB: 0 P: 10	1B: 6 2B: 2 3B: 0 HR: 1 SF: 0 SAC: 0 DP: 0 HBP: 0						

	AB	36
	R	3
	H	9
	RBI	3
	BB	1
	SO	5
	LOB	13

	WP: 1	PA: 37
	PB: 0	
	SB: 0	
	CS: 0	

PITCHER		IP	WLS	BF	H	R	ER	SO	BB	IBB	HBP	BLK	WP	HR	S	P	ERA	WHIP
55 Corey Oswalt, R ERA: 7.94	(1, 1)	4.0		18	5	2	2	2	1	0	0	0	1	1	42	65	4.50	1.500
67 Seth Lugo, R ERA: 2.84	(5, 1)	3.0	W	12	3	1	1	2	0	0	0	0	0	0	28	37	3.00	1.000
39 Jerry Blevins, L ERA: 4.79	(8, 1)	0.2	H	3	1	0	0	1	0	0	0	0	0	0	8	11	0.00	1.500
65 Robert Gsellman, R ERA: 4.41	(8, 1)	0.1	H	1	0	0	0	0	0	0	0	0	0	0	1	1	0.00	0.000
27 Jeurys Familia, R ERA: 3.28	(9, 1)	1.0	S	3	0	0	0	0	0	0	0	0	0	0	7	10	0.00	0.000

PITCHER	IP	WLS	BF	H	R	ER	SO	BB	IBB	HBP	BLK	WP	HR	S	P	ERA	WHIP

Tampa Bay Rays @ New York Mets

Citi Field, Flushing, NY

Fri Jul 06 2018, 7:12 PM - 9:54 PM EDT

Att. 24,236 - Clear - 81 F

TOP

livebaseballscorecards.com

Batter	1	2	3	4	5	6	7	8	9	AB	R	H	RBI	BB	SO	LOB
39 Kevin Kiermaier, L (1, 8) OBP: 0.243, SLG: 0.235	B FF 96 S FF 96 B FF 97 X FF 96 2-1 5 G6-3 2B		B CH 89 F FF 96 S FF 96 B SL 90 B FF 96 S FF 95 3-3 ② K		C CU 82 F SL 89 D CU 81 B FF 95 S CH 89 2-3 ③ K			S SL 90 B SL 90 2 SAFE B FF 96 B SI 96 S CH 89 X SL 92 3-2 ② G3 1-3		4	0	1	0	0	2	2
5 Matt Duffy, R (1, 5) OBP: 0.356, SLG: 0.413	C SL 90 C FF 96 B FF 96 X FF 96 1-2 ① G6-3 2-3		X FF 95 0-0 ③ L9			C SL 89 B SI 94 S SI 94 X CH 88 1-2 ① G6-3		X SL 92 0-0 ③ L3		4	0	0	0	0	0	2
9 Jake Bauers, L (1, 3) OBP: 0.360, SLG: 0.421	C CU 84 S FF 97 F FF 97 B FF 96 B FF 97 F SL 89 C FF 97 2-3 ② K			S CH 87 B CH 87 S SL 90 X FF 96 1-2 ① F9		C CH 89 X CH 87 0-1 ② G5-3			B SI 95 B SI 95 X SI 96 2-0 ① G1-3	4	0	0	0	0	1	1
40 Wilson Ramos, R (1, 2) OBP: 0.339, SLG: 0.463 61 Hunter Wood, R (9, PR) 45 Jesús Sucre, R (9, 2) OBP: 0.284, SLG: 0.259	B SL 90 X SL 90 1-0 ③ G5-3			S SL 90 X SI 94 0-1 ② G5-3		F FF 95 B SL 92 S SL 93 F CH 88 S SL 91 1-3 ③ K			B SL 87 B SL 86 F SI 95 C SI 95 B SI 95 F SI 95 B SI 96 4-2 28 HBP 18 1B 0 FC3-2 BB	3 0 0	0 0 0	0 0 0	0 0 0	1 0 0	1 0 0	1 0 0
18 Joey Wendle, L (1, 7) OBP: 0.313, SLG: 0.347		F FF 95 X FF 96 0-1 ① P6		C SI 95 F SL 89 F FF 96 X FF 97 0-2 ③ F7			X CH 87 0-0 ① F7		C SI 95 B FS 90 F FS 90 X SL 87 1-2 0 FC3-2 28 HBP 1-2 1B	4	0	1	0	0	0	0
28 Daniel Robertson, R (1, 4) OBP: 0.391, SLG: 0.419		C FF 96 T SI 95 B FF 96 X SL 90 1-2 ② G2-3			C SL 89 X SI 94 0-1 1 CS 1B		C FF 95 S CH 89 B CH 89 B CH 89 B CH 88 C SI 96 3-3 ② K		C SI 95 S SI 95 H SI 95 1-2 0 FC3-2 1-2 2-3 HBP	3	0	1	0	0	1	0
0 Mallex Smith, L (1, 9) OBP: 0.339, SLG: 0.375		B FF 96 X CU 84 1-0 3B			S FF 95 X SL 90 0-1 ① P1		F CU 85 F SL 90 F SL 91 S FF 97 0-3 ③ K		S FF 97 X FF 96 0-1 ② FC3-2 1-2 2-3 3-Hf	4	0	1	0	0	1	4
1 Willy Adames, R (1, 6) OBP: 0.282, SLG: 0.372		B SL 91 C SI 96 B SL 92 B SL 90 F SL 91 T SI 96 3-2 ③ K			B CU 83 1 SAFE F SL 89 S SI 94 X FF 96 1-2 ② 1-2 HR			X SL 90 0-0 ① L7	C SI 95 F SI 95 B SI 97 S SI 97 1-3 ③ K	4	1	1	1	0	2	4
55 Ryne Stanek, R (1, 1) 10 Johnny Field, R (3, PH) OPP: 0.346, SLG: 0.574 48 Ryan Yarbrough, R (3, 1) 44 C.J. Cron, R (5, PH) OPP: 0.731, SLG: 0.462 56 Adam Kolarek, L (6, 1) 63 Diego Castillo, R (8, 1) 27 Carlos Gómez, R (8, PH) OPP: 0.219, SLG: 0.281 46 José Alvarado, L (8, 1) 52 Chaz Roe, R (8, 1)			C CU 82 C SL 89 B SL 89 S FF 96 1-3 ① K		C FF 95 T SL 89 F SI 94 B SL 91 B SI 94 F SI 94 B CH 89 B SL 90 4-2 BB			S SL 92 H CH 88 1-1 39 G3 39 S HBP		0 1 0 0 0 0 0 0 0	0 0 0 0 0 0 0 0 0	0 0 0 0 1 0 0 0 0	0 0 0 0 0 0 0 0 0	0 1 0 0 0 0 0 0 0	0 0 0 0 0 0 0 0 0	0 0 0 0 0 0 0 0 0
Inning Stats	R: 0 E: 0 K: 1 S: 11 H: 1 LOB: 1 BB: 0 P: 17	R: 0 E: 0 K: 1 S: 9 H: 1 LOB: 1 BB: 0 P: 14	R: 0 E: 0 K: 2 S: 7 H: 0 LOB: 0 BB: 0 P: 11	R: 0 E: 0 K: 0 S: 9 H: 0 LOB: 0 BB: 0 P: 10	R: 1 E: 0 K: 1 S: 14 H: 2 LOB: 1 BB: 1 P: 21	R: 0 E: 0 K: 1 S: 9 H: 0 LOB: 0 BB: 0 P: 11	R: 0 E: 0 K: 2 S: 8 H: 0 LOB: 0 BB: 0 P: 11	R: 0 E: 0 K: 0 S: 6 H: 0 LOB: 1 BB: 0 P: 10	R: 0 E: 0 K: 1 S: 14 H: 1 LOB: 3 BB: 1 P: 23	1B: 2 2B: 1 3B: 1 HR: 1 SF: 0 SAC: 0 DP: 0 HBP: 2						

	AB	31
	R	1
	H	5
	RBI	1
	BB	2
	SO	9
	LOB	14

WP: 0 PB: 0 SB: 1 CS: 1 PA: 35

PITCHER		IP	WLS	BF	H	R	ER	SO	BB	IBB	HBP	BLK	WP	HR	S	P	ERA	WHIP
48 Jacob deGrom, R ERA: 1.79	(1, 1)	8.0		29	4	1	1	8	1	0	1	0	0	1	73	105	1.12	0.625
27 Jeurys Familia, R ERA: 3.19	(9, 1)	1.0	W	6	1	0	0	1	1	0	1	0	0	0	14	23	0.00	2.000

PITCHER		IP	WLS	BF	H	R	ER	SO	BB	IBB	HBP	BLK	WP	HR	S	P	ERA	WHIP

Batter	1	2	3	4	5	6	7	8	9	AB	R	H	RBI	BB	SO	LOB
9 Brandon Nimmo, L (1, 8) OBP: 0.382, SLG: 0.515	C FF 97 S FS 88 S FF 98 0-3 ① K		X FF 89 0-0 E6 13 1B		C SI 88 S SI 89 X SL 77 0-2 ① F9		B SI 98 B SI 97 X SI 96 2-0 ③ G4-3		0-0 11 HR IBB	4	2	0	0	1	1	0
11 José Bautista, R (1, 9) OBP: 0.388, SLG: 0.450	B FF 98 C SL 88 F FF 97 B FF 98 B SL 89 B SL 88 4-2 BB		B FC 86 C CH 80 B FC 86 F FC 86 B CH 81 B CU 78 4-2 13 1B BB		X SI 90 0-0 ② L7			S SI 97 C SI 98 X CU 87 0-2 E5 4 S	X SI 92 0-0 1-H 2-H 3-H HR	3	1	1	4	2	0	0
13 Asdrúbal Cabrera, S (1, 4) OBP: 0.331, SLG: 0.486	S FF 98 S FS 88 B FS 87 B FS 88 B FF 97 S FF 98 3-3 ② K		C CH 81 B FC 87 C FF 89 B CH 82 X FF 90 2-2 1-2 2-H 1B		C SI 90 F CH 83 F FF 93 B CH 83 S SI 91 1-3 ③ K			C SI 97 B SI 97 X SI 97 1-1 ① F9		4	0	1	1	0	2	2
30 Michael Conforto, L (1, 7) OBP: 0.345, SLG: 0.378	B FF 97 C FS 88 S FS 88 S FS 89 1-3 ③ K		B FC 87 C FC 87 S CU 76 S CU 76 1-3 ② K			X SL 77 0-0 4 FC6-4 1B		S SI 97 C SI 98 B SI 99 B CU 86 S SI 98 2-3 ② K		4	0	1	0	0	3	4
4 Wilmer Flores, R (1, 3) OBP: 0.317, SLG: 0.449		C SL 88 X FF 96 0-1 ① G5-3	S CH 81 X CH 81 0-1 ③ L6			F SI 96 C SL 87 X SL 88 0-2 ① FC6-4 1-2f 21 2B		C SI 92 B ST 82 X SI 92 1-1 ③ G3 1-2		4	0	0	0	0	0	4
21 Todd Frazier, R (1, 5) OBP: 0.308, SLG: 0.397		B FF 96 C FS 88 B SL 89 B FF 96 C FF 97 X FF 97 3-2 ② G4-3		C FC 85 B FC 87 F FC 86 X CU 77 1-2 ① G6-3		B SL 88 C SI 96 X SL 88 1-1 ② 1-H 2B			B SI 91 B SI 92 C SI 92 B ST 81 B SI 92 4-1 1 SH5-4 29 1B 11 HR BB	3	1	1	0	1	0	0
29 Devin Mesoraco, R (1, 2) OBP: 0.322, SLG: 0.429		B FF 97 S SL 87 C FF 97 B FS 87 F FF 97 X SL 88 2-2 1B		C CH 81 B FC 88 B FC 86 B CH 80 B FC 87 4-1 BB		B SI 98 B SL 88 B SL 88 C SI 96 F SI 97 S SL 89 3-3 ③ K			L SI 90 B FF 92 1 SAFE B SI 92 X FF 92 2-1 1 SH5-4 1-2 11 HR 1B	3	1	2	0	1	1	1
1 Amed Rosario, R (1, 6) OBP: 0.282, SLG: 0.352		F FF 96 S FF 96 S SL 88 0-3 ③ K		B FC 86 X CH 81 1-0 ② P6			B SI 97 X SI 97 1-0 ① L8		X SI 92 0-0 ① SH5-4 1-2 2-3	3	0	0	0	0	1	2
48 Jacob deGrom, L (1, 1) OBP: 0.128, SLG: 0.081 27 Jeurys Familia, R (9, 1) 22 Dominic Smith, L (9, PH) OBP: 0.246, SLG: 0.400			C FF 88 C FC 85 S CU 77 0-3 ① K	T FF 90 F FC 88 S CU 76 0-3 ③ K			F SI 97 C SI 97 F SI 99 S SL 90 0-3 ② K		X SI 93 0-0 ② G1-3	3 0 1	0 0 0	0 0 0	0 0 0	0 0 0	3 0 0	1 0 2
Inning Stats	R: 0 E: 0 K: 3 S: 11 H: 0 LOB: 1 BB: 1 P: 19	R: 0 E: 0 K: 1 S: 12 H: 1 LOB: 1 BB: 0 P: 17	R: 1 E: 1 K: 2 S: 14 H: 1 LOB: 2 BB: 1 P: 21	R: 0 E: 0 K: 1 S: 8 H: 0 LOB: 1 BB: 1 P: 14	R: 0 E: 0 K: 1 S: 8 H: 0 LOB: 0 BB: 0 P: 9	R: 0 E: 0 K: 1 S: 9 H: 2 LOB: 1 BB: 0 P: 13	R: 0 E: 0 K: 1 S: 6 H: 0 LOB: 0 BB: 0 P: 9	R: 0 E: 1 K: 1 S: 10 H: 0 LOB: 1 BB: 0 P: 14	R: 4 E: 0 K: 0 S: 6 H: 2 LOB: 0 BB: 2 P: 12	1B: 4 2B: 1 3B: 0 HR: 1 SF: 0 SAC: 1 DP: 0 HBP: 0						WP: 0 PB: 0 SB: 1 CS: 0 PA: 38	

PITCHER		IP	WLS	BF	H	R	ER	SO	BB	IBB	HBP	BLK	WP	HR	S	P	ERA	WHIP
55 Ryne Stanek, R ERA: 1.84	(1, 1)	2.0		8	1	0	0	4	1	0	0	0	0	0	23	36	0.00	1.000
48 Ryan Yarbrough, L ERA: 3.75	(3, 1)	2.0		10	1	1	0	3	2	0	0	0	0	0	22	35	0.00	1.500
56 Adam Kolarek, L ERA:	(5, 1)	1.0		4	1	0	0	1	0	0	0	0	0	0	9	10	0.00	1.000
63 Diego Castillo, R ERA: 1.5	(6, 1)	2.0		6	1	0	0	2	0	0	0	0	0	0	14	21	0.00	0.500
46 José Alvarado, L ERA: 2.78	(8, 1)	0.2		3	0	0	0	1	0	0	0	0	0	0	8	11	0.00	0.000

PITCHER		IP	WLS	BF	H	R	ER	SO	BB	IBB	HBP	BLK	WP	HR	S	P	ERA	WHIP
52 Chaz Roe, R ERA: 3.6	(8, 1)	1.0	L	7	2	4	4	0	1	1	0	0	0	1	8	15	36.00	3.000

BOTTOM

Tampa Bay Rays @ New York Mets

Citi Field, Flushing, NY

Fri Jul 06 2018, 7:12 PM - 9:54 PM EDT

Att. 24,236 - Clear - 81 F

livebaseballscorecards.com

AB	32
R	5
H	6
RBI	5
BB	5
SO	11
LOB	16

Batter	1	2	3	4	5	6	7	8	9	AB	R	H	RBI	BB	SO	LOB
39 Kevin Kiermaier, L (1, 8) OBP: 0.242, SLG: 0.234	B SI 95 F SI 95 X SI 96 1-1 44 BB 28 S 1B	C SI 93 C CU 79 X CU 78 0-2 ② FC4-6 5 FC5-4 1-2f 2-3		B SI 94 B CU 79 X SI 94 2-0 ③ L7			C CU 78 F SI 94 B SI 94 S CU 79 1-3 ① K		X FF 94 0-0 ① F8	5	0	1	0	0	1	5
5 Matt Duffy, R (1, 5) OBP: 0.357, SLG: 0.414	1 SAFE B SI 94 F SI 94 B SL 88 F SI 94 F SL 88 D CU 79 1 SAFE F SI 94 3-2 ① X SI 94 F9	B SL 86 X SL 86 1-0 ③ FC5-4 1-2f			B SI 93 F SI 93 B SI 93 B CH 84 X SI 93 3-1 28 G4-3 40 G6-3 2B		F SI 94 S SI 95 B SI 94 F CU 84 X SI 95 1-2 ②③ G6-4-3 1-2f		D SL 87 F FF 94 B FF 94 B FF 94 F FF 93 F SL 85 1 SAFE B FF 93 4-2 40 1B 1-2 BB	4	1	1	0	1	0	4
28 Daniel Robertson, R (1, 4) OBP: 0.391, SLG: 0.413	S SI 94 1 SAFE B SI 95 B CH 85 B SI 95 B CH 83 4-1 44 BB 1-2 BB		B SI 94 S CH 83 B SI 94 X CH 83 2-1 ① L8		X SI 92 0-0 ① G4-3 2-3			C SI 93 B CU 82 H SI 92 2-1 40 1B 27 1B HBP	F FF 94 F SL 86 D SL 85 C FF 94 1-3 ② K	3	1	0	0	1	1	3
40 Wilson Ramos, R (1, 2) OBP: 0.340, SLG: 0.462	C SI 94 S SI 95 B SI 94 C CU 79 1-3 ② K		F SI 94 X SI 94 0-1 ② F9		B CU 79 F SI 93 X SI 93 1-1 ② G6-3 3-H			X SI 94 0-0 27 1B 1-2 1B	F SL 85 F FF 94 X SL 86 0-2 1-2 2-H 1B	5	0	2	2	0	1	2
44 C.J. Cron, R (1, 3) OBP: 0.319, SLG: 0.446 9 Jake Bauers, L (8, PH) OBP: 0.353, SLG: 0.412 (8, 3)	B SI 93 B SI 94 B SI 95 B SI 95 4-0 1-2 2-3 BB		B SL 90 X SI 94 1-0 2B		B SI 94 F SL 88 B SI 94 X CH 84 2-1 ③ G6-3			F SI 95 C SI 95 S CU 82 0-3 ① K	B FF 94 B FF 93 B SL 85 X FF 93 3-0 ③ F8	2 2	0 0	1 0	0 0	1 0	0 1	0 4
11 Adeiny Hechavarría, R (1, 6) OBP: 0.280, SLG: 0.335	B SI 93 B SI 95 F SI 95 B SI 95 X SI 95 3-1 ③ F9		C CU 79 T SI 94 X SI 94 0-2 ③ G3			S SI 94 X SI 94 0-1 ① F9		B SI 95 C SI 94 B SI 93 B CU 81 F SI 94 S SI 94 3-3 ② K		4	0	0	0	0	1	6
27 Carlos Gómez, R (1, 9) OBP: 0.277, SLG: 0.329		F SI 95 B SI 95 X CH 85 1-1 39 FC4-6 2B		B SI 94 B SL 89 F SI 94 F SI 94 C SI 95 2-3 ① K		B SL 86 F SI 94 B SI 94 S CU 78 X CU 78 2-2 ② G1-3		B SI 94 S SI 94 F SI 95 X CU 83 1-2 1-3 2-H 1B		4	0	2	1	0	1	0
10 Johnny Field, R (1, 7) OBP: 0.257, SLG: 0.380 0 Mallex Smith, L (8, PH) OBP: 0.338, SLG: 0.373 (8, 7) 46 José Alvarado, L (8, 1) 54 Sergio Romo, R (9, 1)		C SI 94 F SI 93 B CU 78 X CU 78 1-2 ① G1-6-3		B CU 77 C SI 93 S CH 84 F SI 93 F SI 94 X SI 93 1-2 2B		F SI 94 B CU 80 B CU 80 S CH 84 S CH 84 2-3 ③ K		C SI 94 B CU 82 X SI 93 1-1 ③ G3		3 1 0 0	0 0 0 0	1 0 0 0	0 0 0 0	0 0 0 0	1 0 0 0	1 2 0 0
4 Blake Snell, L (1, 1) 63 Diego Castillo, R (8, 1) 18 Joey Wendle, L (8, 7) OBP: 0.316, SLG: 0.350		L SI 92 C SI 93 D CU 79 H SI 92 2-2 39 FC4-6 HBP		B SI 90 C SI 92 S SI 92 C SI 91 1-3 ② K			B SI 91 C SI 92 B SI 92 C SI 92 F SI 92 B SI 91 B SI 92 4-2 5 G6-4-3 BB		C SL 84 T FF 94 X FF 94 0-2 5 BB 40 1B 1B	1 0 1	0 0 1	0 0 1	0 0 0	1 0 1	1 0 0	1 0 0
Inning Stats	R: 0 E: 0 K: 1 S: 13 H: 1 LOB: 3 BB: 2 P: 29	R: 0 E: 0 K: 0 S: 11 H: 1 LOB: 2 BB: 0 P: 16	R: 0 E: 0 K: 0 S: 8 H: 1 LOB: 1 BB: 0 P: 11	R: 0 E: 0 K: 2 S: 12 H: 1 LOB: 1 BB: 0 P: 18	R: 1 E: 0 K: 0 S: 7 H: 1 LOB: 0 BB: 0 P: 13	R: 0 E: 0 K: 1 S: 8 H: 0 LOB: 0 BB: 0 P: 12	R: 0 E: 0 K: 1 S: 10 H: 0 LOB: 0 BB: 1 P: 16	R: 1 E: 0 K: 2 S: 14 H: 2 LOB: 2 BB: 0 P: 21	R: 1 E: 0 K: 1 S: 14 H: 2 LOB: 2 BB: 1 P: 22	1B: 5 2B: 4 3B: 0 HR: 0	SF: 0 SAC: 0 DP: 1 HBP: 2	WP: 0 PB: 0 SB: 1 CS: 0	PA: 41			

PITCHER	IP	WLS	BF	H	R	ER	SO	BB	IBB	HBP	BLK	WP	HR	S	P	ERA	WHIP
32 Steven Matz, L (1, 1) ERA: 3.31	6.1	L	28	5	1	1	5	3	0	1	0	0	0	65	110	1.42	1.263
65 Robert Gsellman, R (7, 1) ERA: 4.44	1.2		7	2	1	1	2	0	0	1	0	0	0	18	26	5.40	1.200
38 Anthony Swarzak, R (9, 1) ERA: 6.46	1.0		6	2	1	1	1	1	0	0	0	0	0	14	22	9.00	3.000

PITCHER	IP	WLS	BF	H	R	ER	SO	BB	IBB	HBP	BLK	WP	HR	S	P	ERA	WHIP

TOP

Tampa Bay Rays @ New York Mets

Citi Field, Flushing, NY

Sat Jul 07 2018, 4:11 PM - 7:08 PM EDT

Att. 32,986 - Sunny - 77 F

livebaseballscorecards.com

AB	35
R	3
H	9
RBI	3
BB	4
SO	8
LOB	28

Tampa Bay Rays @ New York Mets

Citi Field, Flushing, NY

Sat Jul 07 2018, 4:11 PM - 7:08 PM EDT

Att. 32,986 - Sunny - 77 F

livebaseballscorecards.com

BOTTOM

Batter	1	2	3	4	5	6	7	8	9	AB	R	H	RBI	BB	SO	LOB
9 Brandon Nimmo, L (1, 8) OBP: 0.384, SLG: 0.517	B FF 96 C FF 95 C SL 87 B CU 81 B FF 96 X SL 89 3-2 11 CS 2B		B FF 95 C FF 95 B CU 81 B FF 94 B FF 96 4-1 BB		B FF 95 X SL 88 1-0 ③ G3			S FF 96 C FF 95 B FF 96 D CU 81 D CU 81 X FF 97 3-2 ① G1-4-3 2-3		3	0	1	0	1	0	1
11 José Bautista, R (1, 9) OBP: 0.379, SLG: 0.436	B FF 95 B CH 87 C CH 89 S FF 95 F CU 81 F CU 82 B CH 88 F CU 80 S FF 97 3-3 ①② K 2-3		C FF 95 D SL 89 B FF 94 C CH 87 S FF 95 1 SAFE 2-3 ① K			C CH 88 S CU 81 F FF 96 B CU 78 S CU 83 1-3 ① K		B SL 88 C SL 87 C SL 88 B FF 95 X SL 88 2-2 ② P4		4	0	0	0	0	3	3
13 Asdrúbal Cabrera, S (1, 4) OBP: 0.330, SLG: 0.483	B FF 96 X FF 96 1-0 1B		1 SAFE 1 SAFE B CH 86 X CH 87 1-0 ② F7			C FF 95 B FF 96 X CH 87 1-1 ② F9		X SI 96 0-0 ③ F8		4	0	1	0	0	0	2
30 Michael Conforto, L (1, 7) OBP: 0.344, SLG: 0.376	B FF 97 X SL 88 1-0 ③ G4-3		C FF 96 B FF 96 S CU 80 C CU 82 1-3 ③ K			B SL 88 F FF 96 S CU 82 S FF 96 1-3 ③ K			B SI 97 C SI 98 B SI 99 X SI 97 2-1 26 DI 1B	4	0	1	0	0	2	2
4 Wilmer Flores, R (1, 3) OBP: 0.325, SLG: 0.462		C FF 95 X CU 81 0-1 21 G4-3 2B		C CH 87 B FF 95 F FF 94 X FF 97 1-2 26 G5-4-3 1B			B FF 94 X FF 95 1-0 21 G1-4-3 1B		C FF 88 X SI 88 0-1 ① F8	4	0	3	0	0	0	1
21 Todd Frazier, R (1, 5) OBP: 0.304, SLG: 0.390		F CH 88 S FF 97 D CU 82 X CH 87 1-2 ① G4-3 2-3		B CH 87 C CH 87 B FF 96 B CH 87 F FF 94 C CU 79 3-3 ① K			C CH 86 T FF 95 B CU 80 X CU 82 1-2 ①② G1-4-3 1-2f		C FF 88 C SI 88 X SL 79 0-2 ② F8	4	0	0	0	0	1	4
26 Kevin Plawecki, R (1, 2) OBP: 0.361, SLG: 0.382		C CH 89 B FF 97 F FF 96 D CU 82 S CU 82 2-3 ② K		B FF 95 B FF 94 F CH 88 S CU 80 F CU 81 X SL 89 2-2 ②③ G5-4-3 1-2f			B FF 96 B FF 94 B CH 86 C FF 95 B CH 87 4-1 1 FC6-4 BB		C SL 78 B SL 76 S SL 76 B FF 88 B FF 88 F SL 78 C SL 76 3-3 ③ K 1-2	3	0	0	0	1	2	3
1 Amed Rosario, R (1, 6) OBP: 0.283, SLG: 0.349		0-0 IBB			B CH 86 C FF 94 X CH 87 1-1 ① G4-3		X FF 95 0-0 ③ FC6-4 1-2f			2	0	0	0	1	0	1
32 Steven Matz, R (1, 1) OBP: 0.133, SLG: 0.138 65 Robert Gsellman, R (7, 1) 7 José Reyes, S (8, PH) OBP: 0.254, SLG: 0.252 38 Anthony Swarzak, R (9, 1)	C FF 97 F CU 80 D CU 82 S FF 97 1-3 ③ K				C FF 97 S FF 95 F CU 81 F FF 96 S CU 81 0-3 ② K2-3			B FF 94 B CH 86 C FF 94 C FF 95 F CU 81 X CU 82 2-2 9 G1-4-3 2B		2 0 1 0	0 0 0 0	0 0 1 0	0 0 0 0	2 0 0 0	2 0 0 0
Inning Stats	R: 0 E: 0 K: 1 S: 11 H: 2 LOB: 1 BB: 0 P: 19	R: 0 E: 0 K: 2 S: 11 H: 1 LOB: 2 BB: 1 P: 15	R: 0 E: 0 K: 2 S: 8 H: 0 LOB: 1 BB: 1 P: 16	R: 0 E: 0 K: 1 S: 10 H: 1 LOB: 0 BB: 0 P: 16	R: 0 E: 0 K: 1 S: 8 H: 0 LOB: 0 BB: 0 P: 10	R: 0 E: 0 K: 2 S: 9 H: 0 LOB: 0 BB: 0 P: 12	R: 0 E: 0 K: 0 S: 6 H: 1 LOB: 1 BB: 1 P: 12	R: 0 E: 0 K: 0 S: 11 H: 1 LOB: 1 BB: 0 P: 18	R: 0 E: 0 K: 1 S: 11 H: 1 LOB: 1 BB: 0 P: 16	1B: 4 2B: 3 3B: 0 HR: 0 SF: 0 SAC: 0 DP: 2 HBP: 0						

	AB	31
	R	0
	H	7
	RBI	0
	BB	3
	SO	10
	LOB	19

PITCHER		IP	WLS	BF	H	R	ER	SO	BB	IBB	HBP	BLK	WP	HR	S	P	ERA	WHIP
4 Blake Snell, L ERA: 2.09	(1, 1)	7.1	W	28	6	0	0	9	2	1	0	0	0	0	70	112	0.00	1.091
63 Diego Castillo, R ERA: 1.47	(8, 1)	0.1	H	1	0	0	0	0	0	0	0	0	0	0	3	5	0.00	0.000
46 José Alvarado, L ERA: 2.75	(8, 1)	0.1	H	2	1	0	0	0	0	0	0	0	0	0	3	5	0.00	3.000
54 Sergio Romo, R ERA: 4.23	(9, 1)	1.0	S	3	0	0	0	1	0	0	0	0	0	0	9	12	0.00	0.000

PITCHER		IP	WLS	BF	H	R	ER	SO	BB	IBB	HBP	BLK	WP	HR	S	P	ERA	WHIP

Tampa Bay Rays @ New York Mets

Citi Field, Flushing, NY

Sun Jul 08 2018, 1:12 PM - 3:53 PM EDT

Att. 24,653 - Sunny - 80 F

livebaseballscorecards.com

Batter	1	2	3	4	5	6	7	8	9	AB	R	H	RBI	BB	SO	LOB
18 Joey Wendle, L (1, 7) OBP: 0.325, SLG: 0.366	C FF 93 B FF 92 F FC 90 X CU 80 9 BB 44 HR 1B	C FF 93 B CH 84 B CH 85 B FC 89 F FF 93 B FF 94 BB		B FF 96 C SL 90 B FF 95 B SI 96 B FF 96 44 F9 5 BB BB	C FF 96 X FF 97 G5-3			F FF 90 X FF 89 HR		3	2	2	1	2	0	1
5 Matt Duffy, R (1, 5) OBP: 0.358, SLG: 0.410	1 SAFE 1 SAFE F FF 92 B SI 91 1 SAFE X SI 91 L7	B FF 92 1 SAFE X FF 93 L9		B FF 95 C FF 96 B SL 88 F SL 88 B FF 96 B SL 89 44 F9 1-2 BB		X FF 95 G5-3		B FF 90 F FF 91 B SL 82 C SL 83 F FF 91 F FF 91 B SL 84 F FF 91 B FF 91 44 1B 9 BB 28 FC5-4 BB		3	1	0	0	2	0	2
9 Jake Bauers, L (1, 9) OBP: 0.372, SLG: 0.460	1 SAFE B FF 92 B FF 93 B SI 91 B FF 92 44 HR 1-2 BB		B CH 83 B FC 87 C FF 93 C FF 93 X CU 77 44 PB 28 1B 2B	B FF 96 X FF 96 L7		B FF 96 B CH 90 F FF 95 S FF 95 B SL 88 X FF 95 HR		C FF 92 B CH 86 B CH 83 B FF 91 B FF 90 28 FC5-4 44 1B 1-2 BB		3	3	2	1	2	0	2
44 C.J. Cron, R (1, 3) OBP: 0.320, SLG: 0.455	B FF 92 C FF 94 D CU 77 B FF 92 X FF 93 1-H 2-H HR		B FF 93 B FF 92 F FF 93 B CU 81 X FF 94 G6-3 2-3	X FF 96 F9 1-2 2-3		S SL 88 S SL 89 B SL 87 F SL 87 B CH 91 F SL 87 X FF 95 G6-3		C FF 92 X SL 82 28 FC5-4 1-2 2-3 1B		5	1	2	3	0	0	3
28 Daniel Robertson, R (1, 4) OBP: 0.391, SLG: 0.410	C CU 84 B SI 93 H SI 92 HBP		C SI 94 B FF 91 F FF 92 B FF 93 F CU 84 X CU 78 11 G1-3 0 2B 3-H 1B	C FF 96 X SL 88 P4		C SL 88 X SL 87 G6-3		F FF 91 B FF 91 X FF 90 FC5-4 1-2f 2-3 3-H		4	1	1	2	0	0	4
11 Adeiny Hechavarría, R (1, 6) OBP: 0.278, SLG: 0.328	S FF 92 T CU 82 B FF 92 D CU 78 1 SAFE B FF 93 1 SAFE X CU 83 P4		1 SAFE 1 SAFE F FF 90 B FF 90 B FF 91 S CU 80 F FF 93 B FF 91 X CU 81 G1-3 1-2		B SL 91 B SL 88 F FF 96 F FF 95 B SL 88 B FF 96 45 G6-4-3 0 BB 24 1B BB		C FF 94 B SL 84 X SL 83 F9	S FF 92 F FF 91 F SL 84 S FF 91 K		4	1	0	0	1	1	4
0 Mallex Smith, L (1, 8) OBP: 0.342, SLG: 0.378 10 Johnny Field, R (5, 8)	B FF 92 B CH 82 1 SAFE X FF 91 P6		B CU 75 X FF 92 2-H 2B	B FF 96 B FF 96 B SI 95 C FF 96 B FF 95 45 G6-4-3 1-2 BB	B FF 96 B FF 96 B SL 95 B FF 96 K	B FF 97 C SL 82 F SL 82 B SL 84 S FF 97 K	B FF 97 C FF 95 F FF 98 X FF 97 F9	C FF 90 B CH 81 B SL 79 X FF 89 F9		2 2	0 0	1 0	1 0	1 0	0 1	1 0
45 Jesús Sucre, R (1, 2) OBP: 0.280, SLG: 0.247		B CU 77 F CU 84 F FF 92 X FF 92 F8	F CU 81 B FF 92 IBB	F FF 96 X FF 96 G6-4-3 1-2f 2-3		B FF 97 C FF 95 F FF 98 X FF 97 F9		S FF 89 B SL 79 F SL 79 S CH 83 K		4	0	0	0	1	1	2
24 Nathan Eovaldi, R (1, 1) OBP: 0.143, SLG: 0.143 36 Andrew Kittredge, R (8, 1)		C FF 93 C CU 78 C CU 80 K	C FF 92 S CU 78 F FF 92 B CU 80 B FF 92 S FF 92 K	X FF 97 3-H 1B		C FF 90 C SL 80 B SL 81 C FF 90 K	C FF 90 B FF 90 B FF 90 C FF 89 C FF 90 K			4 1	0 0	1 0	1 0	0 0	3 1	2 0
Inning Stats	R: 3 E: 0 K: 0 S: 12 H: 2 LOB: 1 BB: 1 P: 28	R: 0 E: 0 K: 1 S: 9 H: 0 LOB: 1 BB: 1 P: 15	R: 2 E: 0 K: 1 S: 19 H: 3 LOB: 2 BB: 1 P: 33	R: 0 E: 0 K: 0 S: 7 H: 0 LOB: 2 BB: 2 P: 16	R: 1 E: 0 K: 0 S: 8 H: 1 LOB: 1 BB: 2 P: 16	R: 1 E: 0 K: 0 S: 11 H: 1 LOB: 0 BB: 0 P: 16	R: 0 E: 0 K: 1 S: 8 H: 0 LOB: 0 BB: 0 P: 12	R: 2 E: 0 K: 2 S: 19 H: 2 LOB: 2 BB: 2 P: 29	R: 0 E: 0 K: 2 S: 8 H: 0 LOB: 0 BB: 0 P: 13	1B: 4 2B: 2 3B: 0 HR: 3 SF: 0 SAC: 0 DP: 1 HBP: 1						

PITCHER	IP	WLS	BF	H	R	ER	SO	BB	IBB	HBP	BLK	WP	HR	S	P	ERA	WHIP
64 Chris Flexen, R (1, 1) ERA: 12.79	3.0	L	18	5	5	5	2	2	1	1	0	0	1	40	76	15.00	2.333
61 Chris Beck, R (4, 1) ERA: 4.5	3.0		14	2	2	2	0	4	0	0	0	0	1	26	48	6.00	2.000
49 Tyler Bashlor, R (7, 1) ERA: 4.76	1.0		3	0	0	0	1	0	0	0	0	0	0	8	12	0.00	0.000
51 Paul Sewald, R (8, 1) ERA: 5.18	1.0		7	2	2	2	2	2	0	0	0	0	1	19	29	18.00	4.000
63 Tim Peterson, R (9, 1) ERA: 3.14	1.0		3	0	0	0	2	0	0	0	0	0	0	8	13	0.00	0.000

PITCHER	IP	WLS	BF	H	R	ER	SO	BB	IBB	HBP	BLK	WP	HR	S	P	ERA	WHIP

AB	35
R	9
H	9
RBI	9
BB	9
SO	7
LOB	21

WP: 0 PA: 45
PB: 1
SB: 0
CS: 0

BOTTOM

Tampa Bay Rays @ New York Mets

Citi Field, Flushing, NY

Sun Jul 08 2018, 1:12 PM - 3:53 PM EDT

Att. 24,653 - Sunny - 80 F

livebaseballscorecards.com

Batter	1	2	3	4	5	6	7	8	9	AB	R	H	RBI	BB	SO	LOB
9 Brandon Nimmo, L (1, 8) OBP: 0.386, SLG: 0.515	C FF 97 C FC 94 B FF 97 X FS 90 1-2 ① G4-3			T FC 90 B FF 97 C FC 93 B FF 96 F FC 94 S FF 98 2-3 ① K			F FF 96 X FC 91 0-1 13 G4-5-3 1B		B FF 92 C FF 93 B FF 93 B SL 84 C FF 92 B FF 93 4-2 4 DI BB	3	0	1	0	1	1	0
4 Wilmer Flores, R (1, 3) (8, 4) OBP: 0.319, SLG: 0.452	C FF 98 B FF 99 X SL 89 1-1 ② P2			B SL 90 F FF 98 B FF 97 X FC 94 2-1 ② F9			F FF 96 F FF 97 S FF 96 0-3 ① K		C SL 84 C FF 93 B FF 94 B SL 83 X SL 83 2-2 ③ L6 1-2	4	0	0	0	0	1	3
13 Asdrúbal Cabrera, S (1, 4) OBP: 0.328, SLG: 0.479 26 Kevin Plawecki, R (8, 3) OBP: 0.361, SLG: 0.382	S FF 97 S FC 94 B FF 98 F FF 99 S FS 90 1-3 ③ K			B FF 97 F FS 88 S FC 92 B FF 98 B FS 89 S FC 92 3-3 ③ K			F FF 96 F FF 97 F FF 95 X FF 97 0-2 ②③ G4-5-3 1-2f			3 0	0 0	0 0	0 0	0 0	2 0	1 0
30 Michael Conforto, L (1, 9) OBP: 0.344, SLG: 0.374		B FF 95 C FC 93 X FS 89 1-1 ① G4-3			X FC 90 0-0 ① P5			B FF 93 C FF 94 B SL 86 B SL 87 B FF 93 4-1 21 G6-4-3 BB		2	0	0	0	1	0	0
21 Todd Frazier, R (1, 5) OBP: 0.300, SLG: 0.385		S FF 98 B FC 94 B FF 99 F FC 93 T FF 99 2-2 ② K			B FC 94 T FF 96 C FF 97 B FF 95 F FC 92 X FS 86 2-2 ② F9			S FF 93 S SL 85 X SL 87 0-2 ①② G6-4-3 1-2f		3	0	0	0	0	1	1
22 Dominic Smith, L (1, 7) OBP: 0.233, SLG: 0.379		C FC 93 F FF 98 S FF 98 0-3 ③ K			C FC 91 B FF 96 F FS 87 S FF 95 1-3 ③ K			F FF 93 S CH 80 B SL 86 B CH 85 S FF 93 2-3 ③ K		3	0	0	0	0	3	0
29 Devin Mesoraco, R (1, 2) OBP: 0.322, SLG: 0.427			C FF 97 T FC 93 S FF 96 0-3 ① K		X FC 90 0-0 ① P2				C SL 84 C FF 92 X SL 83 0-2 11 WP 7 G3 1B	3	0	1	0	0	1	0
7 José Reyes, S (1, 6) OBP: 0.248, SLG: 0.246			C FC 93 F FF 97 T FF 98 0-2 ② K		B FF 94 F FC 91 X FC 92 1-1 ② G3				X FF 93 0-0 ① G3 1-2	3	0	0	0	0	1	1
64 Chris Flexen, R (1, 1) 16 Kevin Kaczmarski, L (3, PH) 61 Chris Beck, R (4, 1) 1 Amed Rosario, R (6, PH) OBP: 0.282, SLG: 0.347 49 Tyler Bashlor, R (7, 1) 51 Paul Sewald, R (8, 1) 63 Tim Peterson, R (9, 1) 11 José Bautista, R (9, PH) OBP: 0.376, SLG: 0.433			B FC 94 C FC 93 F FF 98 B FS 88 X FF 98 2-2 ③ F7		C FC 91 F FF 96 B FF 97 F SL 87 X FC 91 1-2 ③ G3				B FF 94 F SL 86 X SL 85 1-1 ② P3 2-3	0 1 0 1 0 0 0 0 1	0 0 0 0 0 0 0 0 0	0 0 0 0 0 0 0 0 0	0 0 0 0 0 0 0 0 0	0 0 0 0 0 0 0 0 0	0 0 0 0 0 0 0 0 1	0 0 0 0 0 0 0 0 1
Inning Stats	R: 0 E: 0 K: 1 S: 9 H: 0 LOB: 0 BB: 0 P: 12	R: 0 E: 0 K: 2 S: 8 H: 0 LOB: 0 BB: 0 P: 11	R: 0 E: 0 K: 2 S: 9 H: 0 LOB: 0 BB: 0 P: 11	R: 0 E: 0 K: 2 S: 9 H: 0 LOB: 0 BB: 0 P: 16	R: 0 E: 0 K: 1 S: 8 H: 0 LOB: 0 BB: 0 P: 11	R: 0 E: 0 K: 0 S: 7 H: 0 LOB: 0 BB: 0 P: 9	R: 0 E: 0 K: 1 S: 9 H: 1 LOB: 0 BB: 0 P: 9	R: 0 E: 0 K: 1 S: 7 H: 0 LOB: 0 BB: 1 P: 13	R: 0 E: 0 K: 0 S: 11 H: 1 LOB: 2 BB: 1 P: 18	1B: 2 2B: 0 3B: 0 HR: 0 SF: 0 SAC: 0 DP: 2 HBP: 0						

	AB	27
	R	0
	H	2
	RBI	0
	BB	2
	SO	10
	LOB	7

WP: 1 PA: 29
PB: 0
SB: 0
CS: 0

PITCHER		IP	WLS	BF	H	R	ER	SO	BB	IBB	HBP	BLK	WP	HR	S	P	ERA	WHIP
24 Nathan Eovaldi, R ERA: 3.35	(1, 1)	7.0	W	21	1	0	0	9	0	0	0	0	0	0	59	79	0.00	0.143
36 Andrew Kittredge, R ERA: 8.68	(8, 1)	2.0		8	1	0	0	1	2	0	0	0	1	0	18	31	0.00	1.500

PITCHER		IP	WLS	BF	H	R	ER	SO	BB	IBB	HBP	BLK	WP	HR	S	P	ERA	WHIP

Batter	1	2	3	4	5	6	7	8	9	10	AB	R	H	RBI	BB	SO	LOB
16 César Hernández, S (1, 4) OBP: 0.380, SLG: 0.384	C FF 94 B CH 90 B FC 92 X FC 90 2-1 41 BB 5 1B 1B	C FF 96 B FF 97 X FF 97 1-1 17 1B 1-3 1B		F SI 96 C FF 96 B FC 92 S CU 80 1-3 ③ K			B CU 79 S CU 79 B CU 80 B CU 80 C SI 94 B CU 80 4-2 17 S BB	F SI 95 B SI 95 B SI 94 X SI 94 2-1 ③ G3			4	1	2	0	1	1	3
17 Rhys Hoskins, R (1, 7) OBP: 0.369, SLG: 0.479	B SI 96 C SI 96 F SI 96 B FC 90 S SI 96 2-3 ① K	D FC 92 C SI 97 1 SAFE F SI 96 X FS 90 1-2 1-3 3-H 1B			B FF 95 C FC 91 X SI 96 1-1 ① G5-3		C CU 80 B SI 94 F CU 81 B FF 95 S SL 87 2-3 ① K 1-2		B SL 88 B FF 96 C SI 96 X SI 96 2-1 ① P4		5	0	1	1	0	2	2
37 Odúbel Herrera, L (1, 8) OBP: 0.331, SLG: 0.462	1 SAFE B FF 96 L FC 90 S FF 97 S FF 96 1-3 ② K	S FF 96 S FF 96 S FF 96 0-3 ③ K			B FC 91 L FF 96 B FF 97 F CH 89 B FF 97 F FF 98 X CU 80 3-2 ② F9		C SI 93 X FF 94 0-1 ② P6		X FF 97 0-0 ② P6		5	0	0	0	0	2	4
41 Carlos Santana, S (1, 3) OBP: 0.363, SLG: 0.421	1 SAFE B FF 96 B FF 96 B FC 89 C FF 97 B SI 96 4-1 5 1B 1-2 BB		B FC 89 F CU 78 B FF 96 B FF 96 F FF 96 F FC 92 F FF 97 B CU 79 4-2 5 G4-6-3 BB		C SI 95 B FC 91 C FS 89 B FC 90 B FF 97 B CU 79 4-2 5 1B BB		C CU 80 D CH 88 S CU 80 F FF 96 B FF 95 S CU 82 2-3 ③ K		C SL 88 F SI 93 B FF 98 F SL 89 X FF 98 1-2 ③ F9		2	0	0	0	3	1	1
5 Nick Williams, L (1, 9) OBP: 0.325, SLG: 0.455	S CU 79 F FF 96 B FF 97 B FC 89 F FF 97 B FS 90 X FF 97 3-2 4 FC5-4 1-3 2-H 1B		B CH 88 X FC 89 1-0 ①② G4-6-3 1-2f		C CU 79 B CH 90 X FC 90 1-1 4 FC6-4 1-3 1B			C CU 81 B CU 80 F SI 95 F CH 88 F CU 82 S FF 96 2-3 ① K		C SL 81 B CH 82 B CH 84 X FF 90 2-1 15 FC1-5 4 1B 1B	5	0	3	1	0	1	1
4 Scott Kingery, R (1, 6) OBP: 0.281, SLG: 0.336	C FC 91 X SI 95 0-1 ③ FC5-4 1-2f		C FF 95 B FC 89 C FC 90 F FF 97 F SI 97 S FS 90 1-3 ③ K		C CU 80 B CU 80 B CU 80 B FF 96 X SI 95 3-1 ③ FC6-4 1-2f			C SL 86 B SI 92 B CU 81 B SI 94 B FF 94 4-1 7 BB 15 S BB		1 SAFE X FF 91 0-0 15 FC1-5 1-2 1B	4	0	1	0	1	1	4
15 Andrew Knapp, S (1, 2) OBP: 0.312, SLG: 0.388		F SI 95 B FF 95 B FC 92 X FC 91 2-1 16 1B 17 1B 1B	B FF 93 B FS 89 C FF 96 S FC 90 F FF 97 F FF 97 S CU 79 2-3 ① K		F SI 93 X CU 80 0-1 ① G4-3			1 SAFE 1 SAFE B CU 78 1 SAFE C CU 78 B SI 92 D CU 80 B CU 78 4-1 7 BB 1-2 BB		X FF 91 0-0 ① FC1-5 1-2 2-3f	4	1	1	0	1	1	2
7 Maikel Franco, R (1, 5) OBP: 0.320, SLG: 0.458		C FF 96 F FF 96 B FF 95 B FF 96 B FC 90 X FC 90 3-2 ① F8		X FC 90 0-0 HR		X FF 95 0-0 23 G5-4-3 1B		C CU 80 B SI 92 D CU 80 F FF 94 D CU 81 F CU 80 F SL 86 D CU 80 4-2 1-2 2-3 BB		B SL 82 F SL 82 B FF 92 F FF 91 X FF 92 2-2 ② F8	4	1	2	1	1	0	3
56 Zach Eflin, R (1, 1) OBP: 0.174, SLG: 0.304 23 Aaron Altherr, R (6, PH) OBP: 0.296, SLG: 0.314 61 Edubray Ramos, R (6, 1) 93 Pat Neshek, S (7, 1) 9 Jesmuel Valentín, S (8, PH) OBP: 0.269, SLG: 0.339 58 Seranthony Domínguez, R (8, 1) 25 Dylan Cozens, L (10, PH) OBP: 0.238, SLG: 0.278 64 Víctor Arano, R (10, 1)		M CU 78 L CU 77 B SI 95 M CU 78 1-3 ② K		S FF 96 S CU 80 F FC 91 S FF 97 0-3 ② K		B SI 93 S CU 80 1 SAFE X CU 80 1-1 ②③ G5-4-3 1-2f		C SI 94 C SI 94 B SI 95 B SI 95 B SI 95 F SI 95 S SI 93 3-3 ② K		S FF 92 B FF 92 B FF 91 F FF 92 S CH 83 2-3 ③ K	2 1 0 0 1 0 1 0	0 0 0 0 0 0 0 0	0 0 0 0 0 0 1 0	0 0 0 0 1 0 0 1	0 0 0 0 0 0 0 0	2 1 0 0 0 0 1 1	1 1 0 0 3 0 0 2
Inning Stats	R: 1 E: 0 K: 2 S: 15 H: 2 LOB: 2 BB: 1 P: 27	R: 1 E: 0 K: 2 S: 16 H: 3 LOB: 2 BB: 0 P: 24	R: 0 E: 0 K: 1 S: 10 H: 0 LOB: 0 BB: 1 P: 16	R: 1 E: 0 K: 3 S: 13 H: 1 LOB: 0 BB: 0 P: 16	R: 0 E: 0 K: 0 S: 12 H: 1 LOB: 2 BB: 1 P: 24	R: 0 E: 0 K: 0 S: 5 H: 1 LOB: 0 BB: 0 P: 6	R: 0 E: 0 K: 2 S: 11 H: 0 LOB: 1 BB: 1 P: 19	R: 0 E: 0 K: 2 S: 17 H: 0 LOB: 3 BB: 3 P: 36	R: 0 E: 0 K: 0 S: 7 H: 0 LOB: 0 BB: 0 P: 10	R: 0 E: 0 K: 1 S: 10 H: 2 LOB: 2 BB: 0 P: 16	1B: 9 2B: 0 3B: 0 HR: 1	SF: 0 SAC: 0 DP: 2 HBP: 0	PA: 45				

PITCHER	IP	WLS	BF	H	R	ER	SO	BB	IBB	HBP	BLK	WP	HR	S	P	ERA	WHIP
45 Zack Wheeler, R (1, 1) ERA: 4.42	4.2		23	7	3	3	8	3	0	0	0	0	1	64	102	5.79	2.143
67 Seth Lugo, R (5, 1) ERA: 2.73	2.2		12	1	0	0	3	4	0	0	0	0	0	29	55	0.00	1.875
65 Robert Gsellman, R (8, 1) ERA: 4.38	0.2		2	0	0	0	1	0	0	0	0	0	0	6	11	0.00	0.000
27 Jeurys Familia, R (9, 1) ERA: 3.11	1.0		3	0	0	0	0	0	0	0	0	0	0	7	10	0.00	0.000
63 Tim Peterson, R (10, 1) ERA: 2.93	1.0	W	5	2	0	0	1	0	0	0	0	0	0	10	16	0.00	2.000

PITCHER	IP	WLS	BF	H	R	ER	SO	BB	IBB	HBP	BLK	WP	HR	S	P	ERA	WHIP

TOP

Philadelphia Phillies @ New York Mets

Citi Field, Flushing, NY

Mon Jul 09 2018, 4:11 PM - 7:35 PM EDT

Clear - 87 F

livebaseballscorecards.com

AB	38
R	3
H	10
RBI	3
BB	7
SO	13
LOB	27

Batter	1	2	3	4	5	6	7	8	9	10	AB	R	H	RBI	BB	SO	LOB
9 Brandon Nimmo, L (1, 8) OBP: 0.384, SLG: 0.511	B FF 94 C FF 93 C FF 93 B FF 95 B CU 80 X FF 94 3-2 ① P3		F FF 94 S CH 86 B FF 95 F CH 84 F FF 95 X SL 85 1-2 11 11 1B 11 E 1B		F FF 92 C FF 93 F FF 95 X SI 95 0-2 ② FC1-6 2-3			C FF 99 B FF 99 C FF 98 B FF 99 S FF 99 2-3 ① K			4	1	1	0	0	1	1
11 José Bautista, R (1, 9) OBP: 0.374, SLG: 0.428	C FF 95 B SL 87 X SI 93 1-1 ② G5-3		1 SAFE C SL 85 S FF 94 B FF 96 1 SAFE X CH 87 1-2 E8 13 2B 1-H 1B		1 SAFE 1 SAFE B SL 85 1 SAFE C FF 95 F FF 94 S FF 93 1-3 ③ K			S FF 99 F FF 98 B SI 100 B FF 100 X FF 100 2-2 ② F9			4	1	1	0	0	1	1
13 Asdrúbal Cabrera, S (1, 4) OBP: 0.330, SLG: 0.491	X SI 94 0-0 HR		C FF 95 F CH 86 B FF 96 B SL 87 X CH 85 2-2 2-H 2B			X SL 78 0-0 ① F8		C FF 100 B CH 92 B FF 99 X FF 98 2-1 ③ G6-3			4	1	2	2	0	0	0
30 Michael Conforto, L (1, 7) OBP: 0.340, SLG: 0.368	C FF 96 B FF 95 C SL 87 S FF 96 1-3 ③ K		F FF 95 S SL 84 B FF 95 B FF 95 X SL 86 2-2 ③ G3-1			C FF 94 X CH 87 0-1 ② F9			S SL 89 S FF 98 B SL 88 F SL 87 B FF 98 B FF 98 X FF 98 3-2 ① G5-3		4	0	0	0	0	1	1
22 Dominic Smith, L (1, 3) OBP: 0.219, SLG: 0.355		B FF 95 F SI 91 F FF 95 F FF 95 B CU 78 X FF 96 2-2 ① F7		S FF 95 F CU 79 X FF 96 0-2 ① P5		C FF 94 B SL 83 S SL 83 F SI 91 X SL 84 1-2 ③ L9			B FF 99 B FF 98 F FF 98 F FF 99 B SL 86 X FF 99 3-2 ② G1		4	0	0	0	0	0	0
29 Devin Mesoraco, R (1, 2) OBP: 0.320, SLG: 0.422		B CU 77 C FF 95 B CU 78 F FF 96 B FF 94 F SL 86 F SI 94 X FF 96 3-2 ② F9		F SL 84 B FF 95 B SI 92 X SL 86 2-1 ② F7			S SL 79 F SL 83 B SL 84 F SL 84 F SL 81 X SI 89 1-2 67 SH1-4 1B		C SL 88 X SI 98 0-1 ③ G5-3		4	0	1	0	0	0	0
7 José Reyes, S (1, 5) OBP: 0.244, SLG: 0.241 67 Seth Lugo, R (5, 1) OBP: 0.167, SLG: 0.091 65 Robert Gsellman, R (8, 1) 27 Jeurys Familia, R (9, 1) 63 Tim Peterson, R (10, 1) 4 Wilmer Flores, R (10, PH) OBP: 0.322, SLG: 0.471		C FF 94 B FF 94 B CU 77 B FF 95 C SI 93 F FF 96 T SI 94 3-2 ③ K		X CU 78 0-0 ③ L8			L SL 78 X SL 79 0-1 ① SH1-4 1-2		B SL 84 B SL 84 S FF 94 B FF 94 X FF 94 3-1 HR		2 0 0 0 0 1	0 0 0 0 0 1	0 0 0 0 0 1	0 0 0 0 0 0	0 0 0 0 0 0	1 0 0 0 0 0	0 0 0 0 0 0
1 Amed Rosario, R (1, 6) OBP: 0.282, SLG: 0.351			B FF 94 C SL 85 F FF 95 X SL 87 1-2 ① G6-3		C SL 83 B SI 92 X CH 82 1-1 9 FC1-6 2B		S SI 87 X SL 81 0-1 ② F9				3	0	1	0	0	0	1
45 Zack Wheeler, L (1, 1) OBP: 0.214, SLG: 0.214 66 Ty Kelly, S (5, 5)			C SI 95 B FF 96 B CH 86 S FF 95 S FF 96 2-3 ② K		X FF 93 0-0 ① L7		C SL 83 B SI 90 X SL 83 1-1 ③ P6				1 2	0 0	0 0	0 0	0 0	1 0	0 2
Inning Stats	R: 1 E: 0 K: 1 S: 9 H: 1 LOB: 0 BB: 0 P: 14	R: 0 E: 0 K: 1 S: 13 H: 0 LOB: 0 BB: 0 P: 21	R: 2 E: 1 K: 1 S: 20 H: 3 LOB: 1 BB: 0 P: 29	R: 0 E: 0 K: 0 S: 6 H: 0 LOB: 0 BB: 0 P: 8	R: 0 E: 0 K: 1 S: 10 H: 1 LOB: 1 BB: 0 P: 12	R: 0 E: 0 K: 0 S: 7 H: 0 LOB: 0 BB: 0 P: 8	R: 0 E: 0 K: 0 S: 11 H: 1 LOB: 1 BB: 0 P: 13	R: 0 E: 0 K: 1 S: 8 H: 0 LOB: 0 BB: 0 P: 14	R: 0 E: 0 K: 0 S: 9 H: 0 LOB: 0 BB: 0 P: 15	R: 1 E: 0 K: 0 S: 2 H: 1 LOB: 0 BB: 0 P: 5	1B: 3 2B: 2 3B: 0 HR: 2	SF: 0 SAC: 1 DP: 0 HBP: 0	WP: 0 PB: 0 SB: 0 CS: 0	PA: 34				

PITCHER		IP	WLS	BF	H	R	ER	SO	BB	IBB	HBP	BLK	WP	HR	S	P	ERA	WHIP
56 Zach Eflin, R ERA: 3.15	(1, 1)	5.0		20	5	3	3	4	0	0	0	0	0	1	58	84	5.40	1.000
61 Edubray Ramos, R ERA: 1.17	(6, 1)	1.0		3	0	0	0	0	0	0	0	0	0	0	7	8	0.00	0.000
93 Pat Neshek, R ERA:	(7, 1)	1.0		4	1	0	0	0	0	0	0	0	0	0	11	13	0.00	1.000
58 Seranthony Domínguez, R ERA: 1.71	(8, 1)	2.0		6	0	0	0	1	0	0	0	0	0	0	17	29	0.00	0.000
64 Víctor Arano, R ERA: 2.53	(10, 1)	0.0	L	1	1	1	1	0	0	0	0	0	0	1	2	5	∞	∞

PITCHER	IP	WLS	BF	H	R	ER	SO	BB	IBB	HBP	BLK	WP	HR	S	P	ERA	WHIP

BOTTOM

Philadelphia Phillies @ New York Mets

Citi Field, Flushing, NY

Mon Jul 09 2018, 4:11 PM - 7:35 PM EDT

Clear - 87 F

livebaseballscorecards.com

AB	33
R	4
H	7
RBI	3
BB	0
SO	5
LOB	6

Batter	1	2	3	4	5	6	7	8	9	AB	R	H	RBI	BB	SO	LOB
16 César Hernández, S (1, 4) OBP: 0.376, SLG: 0.379	B FF 90 C FF 90 C FF 91 F FF 93 S CU 83 1-3 ① **K**			X FF 91 0-0 ① **B2-3**	C SI 92 X CH 84 0-1 ③ **G4-3**			F FF 88 B FF 88 B CU 71 X CH 84 2-1 ③ **P6**		4	0	0	0	0	1	1
17 Rhys Hoskins, R (1, 7) OBP: 0.364, SLG: 0.472	B SI 92 B SI 92 F SI 93 B CH 84 X SI 91 3-1 ② **G5-3**			B CU 82 C FF 92 B CU 82 C CH 86 B SI 92 S CH 85 3-3 ② **K**		C CU 78 B SI 90 C CU 82 X SI 92 1-2 ① **G6-3**			C CU 72 B CU 72 X FF 89 1-1 ① **F7**	4	0	0	0	0	1	0
5 Nick Williams, L (1, 9) OBP: 0.324, SLG: 0.449	X CU 82 0-0 ③ **G3**			B SI 93 F CH 86 B CU 84 C CU 81 B FF 93 F CH 86 X SI 92 3-2 ③ **F7**		F CH 83 F FF 92 F CU 82 B FF 92 B CU 84 F FF 92 F CH 84 F FF 92 F FF 91 2-2 ② **L9**			B FF 88 B CH 83 C CU 71 B FF 88 F FF 88 B CU 71 4-2 **41 1B BB**	3	0	0	0	1	0	0
41 Carlos Santana, S (1, 3) OBP: 0.365, SLG: 0.421		C FF 90 X CH 84 0-1 ① **G4-3**			C FF 92 B CH 85 B CH 85 B FF 94 F FF 91 B CH 84 4-2 **38 G2-3 23 BB 27 2B BB**	C SI 91 C FF 92 B FF 91 B FF 92 B CU 82 C FF 91 3-3 ③ **K**			F FF 88 B FF 89 X FF 88 1-1 **1-2** **1B**	3	1	1	0	1	1	0
23 Aaron Altherr, R (1, 8) OBP: 0.295, SLG: 0.310		C FF 91 F FF 91 B CU 81 S SI 91 1-3 ② **K**			B SI 89 F FF 92 B SI 90 F CH 83 D CU 82 B FF 91 4-2 **38 G2-3 27 2B 1-2 BB**		F FF 90 C FF 90 B SL 83 C FF 92 1-3 ① **K**		C FF 88 T FF 88 S CU 73 0-3 ② **K**	3	1	0	0	1	3	2
4 Scott Kingery, R (1, 6) OBP: 0.278, SLG: 0.331		C FF 92 S FF 92 S FF 93 0-3 ③ **K**			D CU 82 B FF 91 C FF 90 L FF 91 F CU 80 X FF 92 2-2 ① **F9**		C FF 91 C SL 83 F FF 90 B FF 90 F FF 90 F FF 93 F FF 92 F SL 83 F SL 84 1-3 S FF 92 ② **K**		C CU 71 F CU 73 D CU 72 X FF 87 1-2 ③ **F8**	4	0	0	0	0	2	4
38 Jorge Alfaro, R (1, 2) OBP: 0.285, SLG: 0.372			F FF 92 F SI 91 F FF 92 T CU 82 0-2 ① **K**		X CU 82 0-0 ② **G2-3** 1-2 2-3		B SL 82 F SL 82 S SL 83 B FF 90 X SL 83 2-2 ③ **L8**			3	0	0	0	0	1	2
7 Maikel Franco, R (1, 5) OBP: 0.320, SLG: 0.455			S CU 82 B CU 83 S CU 82 B CU 83 S SI 91 2-3 ② **K**		0-0 **27 2B IBB**			B FF 96 C SL 86 X SL 88 1-1 ① **P5**		2	1	0	0	1	1	0
27 Aaron Nola, R (1, 1) OBP: 0.108, SLG: 0.111 9 Jesmuel Valentín, S (8, PH) OBP: 0.265, SLG: 0.333 40 Tommy Hunter, R (8, 1) 64 Víctor Arano, R (9, 1)			C FF 92 X FF 92 0-1 ③ **G1-3**		X FF 91 0-0 1-H 2-H 3-H **2B**			F FF 89 B FF 88 F FF 88 C CU 72 1-3 ② **K**		2 1 0 0	0 0 0 0	1 0 0 0	3 0 0 0	0 0 0 0	0 1 0 0	0 0 0 0
Inning Stats	R: 0 E: 0 K: 1 S: 7 H: 0 LOB: 0 BB: 0 P: 11	R: 0 E: 0 K: 2 S: 8 H: 0 LOB: 0 BB: 0 P: 9	R: 0 E: 0 K: 2 S: 9 H: 0 LOB: 0 BB: 0 P: 11	R: 0 E: 0 K: 1 S: 8 H: 0 LOB: 0 BB: 0 P: 14	R: 3 E: 0 K: 0 S: 12 H: 1 LOB: 1 BB: 3 P: 22	R: 0 E: 0 K: 1 S: 14 H: 0 LOB: 0 BB: 0 P: 20	R: 0 E: 0 K: 2 S: 15 H: 0 LOB: 0 BB: 0 P: 19	R: 0 E: 0 K: 1 S: 7 H: 0 LOB: 0 BB: 0 P: 11	R: 0 E: 0 K: 1 S: 12 H: 1 LOB: 2 BB: 1 P: 19	1B: 1 2B: 1 3B: 0 HR: 0 SF: 0 SAC: 0 DP: 0 HBP: 0						

TOP

Philadelphia Phillies @ New York Mets

Citi Field, Flushing, NY

Mon Jul 09 2018, 8:09 PM - 10:49 PM EDT

Att. 24,139 - Sunny - 79 F

livebaseballscorecards.com

AB	29
R	3
H	2
RBI	3
BB	4
SO	11
LOB	9

PITCHER		IP	WLS	BF	H	R	ER	SO	BB	IBB	HBP	BLK	WP	HR	S	P	ERA	WHIP
55 Corey Oswalt, R ERA: 6.75	(1, 1)	6.0	L	22	1	3	3	7	2	1	0	0	0	0	58	87	4.50	0.500
51 Paul Sewald, R ERA: 5.05	(7, 1)	1.0		3	0	0	0	2	0	0	0	0	0	0	15	19	0.00	0.000
35 Jacob Rhame, R ERA: 6.59	(8, 1)	0.1		1	0	0	0	0	0	0	0	0	0	0	2	3	0.00	0.000
39 Jerry Blevins, L ERA: 4.43	(8, 1)	1.2		7	1	0	0	2	1	0	0	0	0	0	17	27	0.00	1.200

PITCHER	IP	WLS	BF	H	R	ER	SO	BB	IBB	HBP	BLK	WP	HR	S	P	ERA	WHIP

WP: 0 PA: 33
PB: 0
SB: 0
CS: 0

BOTTOM

Philadelphia Phillies @ New York Mets

Citi Field, Flushing, NY

Mon Jul 09 2018, 8:09 PM - 10:49 PM EDT

Att. 24,139 - Sunny - 79 F

livebaseballscorecards.com

Batter	1	2	3	4	5	6	7	8	9	AB	R	H	RBI	BB	SO	LOB
1 Amed Rosario, R (1, 6) OBP: 0.279, SLG: 0.347 13 Asdrúbal Cabrera, S (9, PH) OBP: 0.329, SLG: 0.489	F FF 93 B FF 94 B KC 80 F FF 95 F FF 94 S KC 81 2-3 K ①		C KC 78 X FF 93 0-1 F7 ③			B FF 92 C FF 92 S KC 78 X FF 92 1-2 L7 ③			C SI 96 S CU 84 F FF 97 X CU 83 0-2 G3 ②	3 1	0 0	0 0	0 0	0 0	1 0	0 0
9 Brandon Nimmo, L (1, 8) OBP: 0.382, SLG: 0.504	C FF 95 C KC 78 B FF 94 S KC 81 1-3 K ②			C SI 91 S KC 78 C SI 93 0-3 K ①			C SI 90 S FF 92 B FF 93 F KC 79 B CH 86 F SI 92 F KC 79 F CH 86 F FF 93 3-3 B FF 94 F FF 92 S KC 79 K ①		C SI 95 H FC 93 1-1 4 2B HBP	3	1	0	0	0	3	0
4 Wilmer Flores, R (1, 4) OBP: 0.325, SLG: 0.476 (8, 3)	B FF 95 F FF 95 F FF 95 F FF 94 B KC 82 B KC 82 F FF 95 X KC 79 3-2 1B			F CH 86 S CH 86 F FF 92 X CH 86 0-2 G2 ②			B KC 77 C FF 94 B FF 94 X CH 86 2-1 G6-3 ②		X CU 84 0-0 30 DI 1-H 2B	4	0	2	1	0	0	0
30 Michael Conforto, L (1, 7) OBP: 0.342, SLG: 0.365	C KC 78 D KC 79 1 SAFE S FF 94 S KC 79 1-3 K ③			C KC 78 S CH 85 B FF 93 X CH 86 1-2 G3 ③			C SI 92 B FF 93 F KC 79 B CH 86 F FF 92 B CH 87 B SI 92 4-2 BB		F FC 94 B FC 95 F SI 97 D CU 85 B FC 95 F FC 96 B FF 97 4-2 2-3 BB	2	0	0	0	2	1	1
22 Dominic Smith, L (1, 3) OBP: 0.209, SLG: 0.338 39 Jerry Blevins, L (8, 1) 29 Devin Mesoraco, R (9, PH) OBP: 0.319, SLG: 0.420		F FF 92 X SI 92 0-1 L7 ①	C KC 75 S CH 83 B SI 91 B SI 91 B CH 85 F KC 78 S FF 93 3-3 K ①				C KC 78 C CH 86 S SI 92 0-3 K ③		B SL 85 B SI 93 C SL 82 S SL 85 S SL 84 2-3 K ③	3 0 1	0 0 0	0 0 0	0 0 0	0 0 0	2 0 1	1 0 2
26 Kevin Plawecki, R (1, 2) OBP: 0.351, SLG: 0.370		B FF 94 C FF 94 B FF 93 S CH 87 X CH 87 2-2 G6-3 ②			S CH 84 B CH 84 S CH 84 C FF 94 1-3 K ②			C SI 96 S CU 84 F FF 96 B FF 95 S CU 84 1-3 K ①		3	0	0	0	0	2	0
16 Kevin Kaczmarski, L (1, 9) 51 Paul Sewald, R (7, 1) 35 Jacob Rhame, R (8, 1) 66 Ty Kelly, S (8, 4)		C FF 94 F KC 79 B FF 93 F FF 94 X KC 79 1-2 F8 ③			C CH 85 C SI 91 B CH 85 T FF 93 1-2 K ③			C SI 96 X FC 94 0-1 G3-1 ②		2 0 0 1	0 0 0 0	0 0 0 0	0 0 0 0	0 0 0 0	1 0 0 0	0 0 0 0
7 José Reyes, S (1, 5) OBP: 0.238, SLG: 0.235			C FF 92 B CH 85 F CH 85 S FF 92 1-3 K ①			C KC 76 B CH 86 X CH 83 1-1 P5 ①		B FC 94 F FF 95 F CU 83 F FC 94 B CU 85 T FF 98 2-2 K ③		3	0	0	0	0	2	0
55 Corey Oswalt, R (1, 1) 11 José Bautista, R (6, PH) OBP: 0.369, SLG: 0.421 (7, 9)			X FF 92 0-0 G3 ②			C KC 79 S CH 85 B FF 93 B CH 86 X CH 86 2-2 P3 ②			F SI 95 C FC 93 B FF 96 X CU 85 1-2 F9 ①	1 2	0 0	0 0	0 0	0 0	0 0	0 0
Inning Stats	R: 0 E: 0 K: 3 S: 15 H: 1 LOB: 1 BB: 0 P: 22	R: 0 E: 0 K: 0 S: 9 H: 0 LOB: 0 BB: 0 P: 12	R: 0 E: 0 K: 1 S: 6 H: 0 LOB: 0 BB: 0 P: 7	R: 0 E: 0 K: 1 S: 10 H: 0 LOB: 0 BB: 0 P: 11	R: 0 E: 0 K: 3 S: 10 H: 0 LOB: 0 BB: 0 P: 15	R: 0 E: 0 K: 0 S: 8 H: 0 LOB: 0 BB: 0 P: 12	R: 0 E: 0 K: 2 S: 17 H: 0 LOB: 1 BB: 1 P: 26	R: 0 E: 0 K: 2 S: 10 H: 0 LOB: 0 BB: 0 P: 13	R: 1 E: 0 K: 1 S: 15 H: 1 LOB: 2 BB: 1 P: 23	1B: 1 2B: 1 3B: 0 HR: 0	SF: 0 SAC: 0 DP: 0 HBP: 1	WP: 0 PB: 0 SB: 0 CS: 0	PA: 32				

	AB	29
	R	1
	H	2
	RBI	1
	BB	2
	SO	13
	LOB	4

PITCHER		IP	WLS	BF	H	R	ER	SO	BB	IBB	HBP	BLK	WP	HR	S	P	ERA	WHIP
27 Aaron Nola, R ERA: 2.27	(1, 1)	7.0	W	23	1	0	0	10	1	0	0	0	0	0	75	105	0.00	0.286
40 Tommy Hunter, R ERA: 4.71	(8, 1)	1.2	H	8	1	1	1	2	1	0	1	0	0	0	22	31	5.40	1.200
64 Víctor Arano, R ERA: 2.51	(9, 1)	0.1	S	1	0	0	0	1	0	0	0	0	0	0	3	5	0.00	0.000

PITCHER	IP	WLS	BF	H	R	ER	SO	BB	IBB	HBP	BLK	WP	HR	S	P	ERA	WHIP

Batter	1	2	3	4	5	6	7	8	9	AB	R	H	RBI	BB	SO	LOB
16 César Hernández, S (1, 4) OBP: 0.372, SLG: 0.374	B FF 91 C FF 91 S CH 81 B CH 81 S CH 82 2-3 ① **K**		X FF 92 0-0 ① **L8**	C FF 91 X FF 91 0-1 ③ **F8**		X FF 95 0-0 ③ **F7**		C CH 78 D SI 85 X CH 78 1-1 ②③ **G6-4-3** 1-2f		5	0	0	0	0	1	4
17 Rhys Hoskins, R (1, 7) OBP: 0.368, SLG: 0.474	F FF 92 C CU 77 F CH 82 B FF 94 B CH 82 X CH 82 2-2 ② **G1-3**		B FF 92 B CU 76 F FF 91 F FF 92 B FF 92 F CH 82 X FF 91 3-2 41 BB, 37 1B, 5 1B **1B**		B FF 91 C SL 84 B FF 91 F FF 91 F FF 91 B CH 82 C CH 81 3-3 ① **K**		C SL 82 B SL 82 B SL 81 F FF 95 X SL 83 2-2 41 BB **1B**		B CH 78 X SI 87 1-0 **1B**	5	1	3	0	0	1	0
37 Odúbel Herrera, L (1, 8) OBP: 0.332, SLG: 0.470	B FF 92 C FF 92 B CH 82 B CH 82 X FF 91 3-1 ③ **P5**		X FF 92 0-0 41 BB, 5 1B 1-2 **1B**		B FF 92 X FF 90 1-0 **HR**		C SL 83 S FF 96 X FF 96 0-2 ① **P5**		F SI 87 S SI 86 S SI 87 0-3 ① **K**	5	2	2	1	0	1	2
41 Carlos Santana, S (1, 3) OBP: 0.365, SLG: 0.416		X FF 92 0-0 ① **G1-3**	B FF 91 C CH 81 B CH 81 B FF 91 B FF 91 4-1 5 1B, 4 P3-2 1-2 2-3 **BB**		B CH 82 B FF 90 B FF 90 C FF 90 F FF 90 S CH 81 3-3 ② **K**		C FF 96 B SL 84 S SL 82 D SL 85 B SL 84 F FF 95 B SL 82 4-2 1-2 **BB**		C CH 78 F FF 88 X FF 88 0-2 ② **P3**	3	0	0	0	2	1	1
5 Nick Williams, L (1, 9) OBP: 0.329, SLG: 0.452		C FF 92 B FF 93 B CU 77 F CH 83 B FF 92 X FF 91 3-2 4 FC6-4 **1B**	B FF 92 S FF 91 X FF 92 1-1 4 WP 1-3 2-H 3-H **1B**		B FF 91 X CH 80 1-0 4 CS **1B**		C SL 82 B FF 96 S FF 94 F FF 97 S FF 96 1-3 ② **K**		B FF 88 F CH 77 F SI 88 T SL 84 1-2 ③ **K**	5	0	3	2	0	2	3
4 Scott Kingery, R (1, 6) OBP: 0.277, SLG: 0.333		1 SAFE F FF 92 F FF 92 X CU 77 0-2 ② **FC6-4** 38 HBP, 7 HR 1-2f	B CU 78 F FF 92 B CU 77 1 SAFE S FF 91 1 SAFE 1 SAFE B CH 81 X FF 92 3-2 ②③ **P3-2** 1-2 3-Hf		C FF 97 0-1 ③ **CS** 1-2	B FF 96 B FF 95 C FF 96 S FF 96 B FF 97 F FF 95 X FF 96 3-2 7 1B **2B**	X FF 95 0-0 ③ **F8**			4	2	1	0	0	0	5
38 Jorge Alfaro, R (1, 2) OBP: 0.293, SLG: 0.373		C FF 92 1 SAFE 1 SAFE H CH 81 1-1 7 HR 1-2 **HBP**		B FF 91 H CH 80 2-0 51 SH1-4 **HBP**		S FF 96 B SL 84 S SL 83 C FF 98 1-3 ① **K**		B SI 88 C CH 78 B SI 88 S SI 88 F CH 78 F SL 83 B SI 88 X SI 88 3-2 10 1B **1B**		2	1	1	0	0	1	1
7 Maikel Franco, R (1, 5) OBP: 0.323, SLG: 0.467		C CU 77 B CH 82 X CH 80 1-1 1-H 2-H **HR**	B FF 92 X FF 90 1-0 ① **P3**		F FF 97 X FF 98 0-1 51 SH3-4 2-H **1B**			C SI 88 B SI 89 C FF 89 B CH 78 C FF 89 2-3 ① **K**		4	1	2	4	0	1	2
51 Enyel De Los Santos, R (1, 1) 31 Mark Leiter Jr., R (7, 1) 10 Trevor Plouffe, R (8, PH) OBP: 1.000, SLG: 1.000 61 Edubray Ramos, R (8, 1) 40 Tommy Hunter, R (9, 1)		X FF 91 0-0 ③ **B2**	L FF 89 B CU 76 X FF 90 1-1 ② **SH1-4** 1-2		D FF 98 L FF 95 L FF 95 D SL 85 X FF 94 2-2 ② **SH3-4** 1-2			B CH 78 C CH 78 B SI 88 C SI 88 X SI 89 2-2 16 G6-4-3 1-2 **1B**		1 0 1 0 0	0 0 0 0 0	0 0 1 0 0	0 0 0 0 0	0 0 0 0 0	0 0 0 0 0	0 0 0 0 0
Inning Stats	R: 0 E: 0 K: 1 S: 9 H: 0 LOB: 0 BB: 0 P: 16	R: 3 E: 0 K: 0 S: 11 H: 2 LOB: 0 BB: 0 P: 16	R: 2 E: 0 K: 0 S: 12 H: 3 LOB: 1 BB: 1 P: 23	R: 0 E: 0 K: 0 S: 5 H: 0 LOB: 1 BB: 0 P: 9	R: 1 E: 0 K: 2 S: 10 H: 2 LOB: 0 BB: 0 P: 18	R: 1 E: 0 K: 1 S: 13 H: 2 LOB: 1 BB: 0 P: 19	R: 0 E: 0 K: 1 S: 14 H: 1 LOB: 2 BB: 1 P: 21	R: 0 E: 0 K: 1 S: 13 H: 2 LOB: 1 BB: 0 P: 21	R: 0 E: 0 K: 2 S: 10 H: 1 LOB: 1 BB: 0 P: 12	1B: 10 2B: 2 3B: 0 HR: 2 SF: 0 SAC: 2 DP: 2 HBP: 2						

PITCHER		IP	WLS	BF	H	R	ER	SO	BB	IBB	HBP	BLK	WP	HR	S	P	ERA	WHIP
47 Drew Gagnon, R ERA: 11.57	(1, 1)	4.2	L	23	7	6	6	3	1	0	2	0	1	2	46	81	11.57	1.714
49 Tyler Bashlor, R ERA: 4.5	(5, 1)	2.1		10	3	1	1	2	1	0	0	0	0	0	28	41	3.86	1.714
60 P.J. Conlon, L ERA: 8.22	(8, 1)	2.0		8	3	0	0	3	0	0	0	0	0	0	23	33	0.00	1.500

PITCHER	IP	WLS	BF	H	R	ER	SO	BB	IBB	HBP	BLK	WP	HR	S	P	ERA	WHIP

TOP

Philadelphia Phillies @ New York Mets

Citi Field, Flushing, NY

Tue Jul 10 2018, 7:12 PM - 10:01 PM EDT

Att. 22,416 - Clear - 89 F

livebaseballscorecards.com

AB	35
R	7
H	13
RBI	7
BB	2
SO	8
LOB	18

Batter	1	2	3	4	5	6	7	8	9	AB	R	H	RBI	BB	SO	LOB
9 Brandon Nimmo, L (1, 8) OBP: 0.380, SLG: 0.498	B FF 91 C FF 91 B FF 93 S FF 93 B FF 94 F FF 95 B FF 95 4-2 13 G3-6 BB		C CU 77 C CU 79 B FF 96 S CH 90 1-3 ② K			X FF 92 0-0 ① F8	B CU 74 C CU 74 B FS 85 S SI 91 S FS 86 2-3 ③ K			3	0	0	0	1	2	0
11 José Bautista, R (1, 9) OBP: 0.367, SLG: 0.417	1 SAFE C FF 94 S CU 79 C FF 95 0-3 ① K		C CU 77 B CU 81 F CH 86 B FF 97 B CU 81 X CH 87 3-2 ③ F7			B FF 94 B CU 74 X FF 94 2-0 4 2B 1B		F SL 80 C SL 83 S SL 85 0-3 ① K		4	0	1	0	0	2	1
13 Asdrúbal Cabrera, S (1, 4) OBP: 0.326, SLG: 0.485 22 Dominic Smith, L (7, 3) OBP: 0.221, SLG: 0.348	C FF 93 C CH 85 X CH 88 0-2 ②③ G3-6 1-2f			B FF 93 B CH 84 F CH 87 C CH 86 B FF 96 S FF 95 3-3 ① K		X CU 76 0-0 ② L9		C FF 93 F CH 86 B FF 93 B CH 88 X SL 83 2-2 1B		3 1	0 0	0 1	0 0	0 0	1 0	2 0
4 Wilmer Flores, R (1, 3) (7, 4) OBP: 0.329, SLG: 0.479		B FF 91 B FF 94 C FF 93 F FF 95 F CU 80 B FF 96 B CU 80 4-2 BB		B CU 76 F CH 84 B CH 88 B FF 95 F FF 96 X FF 96 3-2 ② G5-3		X FF 93 0-0 1-3 2B		C FF 92 F FF 93 F FF 94 D SL 82 B SL 83 X SL 82 2-2 ② F9		3	0	1	0	1	0	1
29 Devin Mesoraco, R (1, 2) OBP: 0.312, SLG: 0.410		B FF 93 B CU 77 F FF 93 X FF 94 2-1 ① F9		F FF 95 F CH 86 B FF 97 X FF 97 1-2 ③ G5-3		B FF 94 X FF 94 1-0 ③ P3		X SL 81 0-0 ③ F8		4	0	0	0	0	0	4
7 José Reyes, S (1, 5) OBP: 0.246, SLG: 0.238		X FF 93 0-0 ② L8			C FF 92 C FF 95 B FF 93 S CH 88 1-3 ① K		C FF 92 B CU 76 B CH 84 B FF 93 B FF 93 4-1 66 WP 1 3B BB		X FC 93 0-0 66 G4-6-3 1B	3	1	1	0	1	1	1
66 Ty Kelly, S (1, 7)		B FF 93 C FF 94 B CH 87 F FF 94 S FF 96 2-3 ③ K			B FF 93 X FF 92 1-0 ② F8		B FF 93 X FF 93 1-0 ① G1-3 1-2		S FC 93 B FC 93 X SI 95 1-1 ①② G4-6-3 1-2f	4	0	0	0	0	1	3
1 Amed Rosario, R (1, 6) OBP: 0.286, SLG: 0.368			C FF 92 X CH 83 0-1 47 SF8 3B		C CU 75 F CU 76 B FF 93 F FF 96 B CU 81 F CH 86 X FF 95 2-2 1B		S CU 78 B FF 95 X CU 76 1-1 30 G6-3 2-H 3B		B SI 95 F FC 94 X FC 93 1-1 ③ G6-3	4	2	3	1	0	0	0
47 Drew Gagnon, R (1, 1) 49 Tyler Bashlor, R (5, 1) 30 Michael Conforto, L (7, PH) OBP: 0.340, SLG: 0.364 60 P.J. Conlon, L (8, 1) OBP: 0.333, SLG: 0.333			C FF 95 X FF 95 0-1 ① SF8 3-H		C FF 94 C FF 94 S FF 96 0-3 ③ K		B CU 74 F SI 92 B SI 92 X FS 83 2-1 ② G6-3 3-H			0 1 1 0	0 0 0 0	0 0 1 0	1 0 0 0	0 0 1 0	0 1 0 0	0 1 0 0
Inning Stats	R: 0 H: 0 E: 0 LOB: 0 K: 1 BB: 1 S: 9 P: 13	R: 0 H: 0 E: 0 LOB: 1 K: 1 BB: 1 S: 9 P: 17	R: 1 H: 1 E: 0 LOB: 0 K: 1 BB: 0 S: 10 P: 14	R: 0 H: 0 E: 0 LOB: 0 K: 1 BB: 0 S: 9 P: 16	R: 0 H: 1 E: 0 LOB: 1 K: 2 BB: 0 S: 12 P: 16	R: 0 H: 2 E: 0 LOB: 2 K: 0 BB: 0 S: 5 P: 8	R: 2 H: 1 E: 0 LOB: 0 K: 1 BB: 1 S: 9 P: 19	R: 0 H: 1 E: 0 LOB: 1 K: 1 BB: 0 S: 11 P: 15	R: 0 H: 1 E: 0 LOB: 0 K: 0 BB: 0 S: 5 P: 7	1B: 4 SF: 1 2B: 1 SAC: 0 3B: 2 DP: 2 HR: 0 HBP: 0						WP: 1 PA: 35 PB: 0 SB: 0 CS: 0

PITCHER	IP	WLS	BF	H	R	ER	SO	BB	IBB	HBP	BLK	WP	HR	S	P	ERA	WHIP
51 Enyel De Los Santos, R (1, 1) ERA: 4.26	6.1	W	26	5	3	3	6	3	0	0	0	1	0	58	94	4.26	1.263
31 Mark Leiter Jr., R (7, 1) ERA: 2.92	0.2		2	0	0	0	1	0	0	0	0	0	0	5	9	0.00	0.000
61 Edubray Ramos, R (8, 1) ERA: 1.14	1.0		4	1	0	0	1	0	0	0	0	0	0	11	15	0.00	1.000
40 Tommy Hunter, R (9, 1) ERA: 4.55	1.0		3	1	0	0	0	0	0	0	0	0	0	5	7	0.00	1.000

PITCHER	IP	WLS	BF	H	R	ER	SO	BB	IBB	HBP	BLK	WP	HR	S	P	ERA	WHIP

BOTTOM

Philadelphia Phillies @ New York Mets

Citi Field, Flushing, NY

Tue Jul 10 2018, 7:12 PM - 10:01 PM EDT

Att. 22,416 - Clear - 89 F

livebaseballscorecards.com

AB	31
R	3
H	7
RBI	3
BB	3
SO	8
LOB	13

Batter	1	2	3	4	5	6	7	8	9	10	AB	R	H	RBI	BB	SO	LOB
16 César Hernández, S (1, 4) OBP: 0.372, SLG: 0.374	C FF 96 X FF 98 0-1 ① G4-3		B FF 96 B CU 83 C SL 91 F CH 89 B SL 93 X CH 89 3-2 17 FC5-4 1B		C CU 84 B FF 97 X CH 89 1-1 ③ F8			C CU 82 B CH 89 B CH 89 C CU 83 C SL 91 2-3 ① K		C SI 93 X CH 85 0-1 ③ 1-3 1B	5	0	2	0	0	1	1
17 Rhys Hoskins, R (1, 7) OBP: 0.366, SLG: 0.469	F FF 98 C FF 96 X SL 92 0-2 ② G6-3		1 SAFE B SL 91 X SL 92 1-0 ③ FC5-4 1-2f			B SL 90 B SL 91 B SL 91 C FF 95 B SI 94 4-1 BB		B SL 91 C SI 96 X SI 97 1-1 ② G5-3			3	0	0	0	1	0	1
37 Odúbel Herrera, L (1, 8) OBP: 0.331, SLG: 0.467	X FF 97 0-0 ③ P4			B FF 96 B FF 96 C SL 92 S FF 96 F SL 92 F SI 97 F FF 97 F CH 90 X SL 93 2-2 41 S 1B		S CH 89 X FF 96 0-1 ① P4		B CH 92 F SI 97 B SL 93 S SL 93 S FF 98 2-3 ③ K			4	0	1	0	0	1	1
41 Carlos Santana, S (1, 3) OBP: 0.362, SLG: 0.411		X SI 96 0-0 ① F7		C SI 96 F SL 92 B FF 97 D CU 84 B SL 94 F CH 90 X FF 97 3-2 ① F7 1-2		B CH 90 C SL 93 F SL 93 S SL 92 1-3 ② K			B SL 88 B SL 88 F SI 97 X SL 88 2-1 ① G3-1		4	0	0	0	0	1	2
5 Nick Williams, L (1, 9) OBP: 0.328, SLG: 0.449		B FF 97 S SI 96 B SL 92 S SL 93 X FF 99 2-2 1B		X SL 91 0-0 ② F8		C CH 90 F CH 89 1 SAFE B SL 92 B FF 98 C SL 92 2-3 ③ K			C FS 92 X FF 97 0-1 ② L7		4	0	1	0	0	1	2
4 Scott Kingery, R (1, 6) OBP: 0.274, SLG: 0.329		B SL 90 X SL 90 1-0 ② F8		C CU 83 F SI 96 B SL 92 F FF 98 S FF 96 1-3 ③ K			C FF 95 F SI 96 F SL 91 B CU 85 B SI 98 X CU 82 2-2 ① L6		S SL 88 X SI 98 0-1 ③ F8		4	0	0	0	0	1	2
7 Maikel Franco, R (1, 5) OBP: 0.322, SLG: 0.464		X FF 96 0-0 ③ G4-3			F FF 96 B SI 96 X FF 97 1-1 ① L9		B SL 92 F SL 91 X SI 96 1-1 1B			F SI 95 F SL 90 X SI 94 0-2 ① L3	4	0	1	0	0	0	1
21 Vince Velasquez, R (1, 1) OBP: 0.214, SLG: 0.214 9 Jesmuel Valentín, S (7, PH) OBP: 0.261, SLG: 0.328 93 Pat Neshek, S (7, 1) 64 Víctor Arano, R (8, 1) 46 Adam Morgan, L (8, 1) 58 Seranthony Domínguez, R (9, 1) 23 Aaron Altherr, R (10, PH) OBP: 0.294, SLG: 0.308 31 Mark Leiter Jr., R (10, 1)			F FF 96 B FF 96 B FF 96 X FF 96 2-1 ① G4-3		C FF 96 C CU 84 S FF 96 0-3 ② K		C CU 82 F FF 97 B FF 97 B SL 92 B FF 97 X CH 89 3-2 ② F8			F SI 94 B SL 90 X SL 91 1-1 ② F8	2 1 0 0 0 0 1 0	0 0 0 0 0 0 0 0	0 0 0 0 0 0 0 0	0 0 0 0 0 0 0 0	0 0 0 0 0 0 0 0	1 0 0 0 0 0 0 0	0 1 0 0 0 0 0 0
15 Andrew Knapp, S (1, 2) OBP: 0.317, SLG: 0.395			C FF 97 F FF 97 B FF 97 B FF 97 S CU 84 2-3 ② K		S FF 97 B CH 92 X SL 92 1-1 2B		S FF 96 S FF 96 X FF 97 0-2 ③ L1			B SI 94 S CH 85 B CH 88 B SI 94 B SI 94 4-1 16 1B BB	3	0	1	0	1	1	1
Inning Stats	R: 0 E: 0 K: 0 S: 6 H: 0 LOB: 0 BB: 0 P: 6	R: 0 E: 0 K: 0 S: 6 H: 1 LOB: 1 BB: 0 P: 9	R: 0 E: 0 K: 1 S: 9 H: 1 LOB: 1 BB: 0 P: 17	R: 0 E: 0 K: 1 S: 16 H: 1 LOB: 1 BB: 0 P: 22	R: 0 E: 0 K: 1 S: 9 H: 1 LOB: 1 BB: 0 P: 12	R: 0 E: 0 K: 2 S: 9 H: 0 LOB: 1 BB: 1 P: 16	R: 0 E: 0 K: 0 S: 12 H: 1 LOB: 1 BB: 0 P: 18	R: 0 E: 0 K: 2 S: 8 H: 0 LOB: 0 BB: 0 P: 13	R: 0 E: 0 K: 0 S: 6 H: 0 LOB: 0 BB: 0 P: 8	R: 0 E: 0 K: 0 S: 8 H: 1 LOB: 2 BB: 1 P: 13	1B: 5 2B: 1 3B: 0 HR: 0	SF: 0 SAC: 0 DP: 0 HBP: 0	WP: 0 PB: 0 SB: 1 CS: 0	PA: 37			

PITCHER	IP	WLS	BF	H	R	ER	SO	BB	IBB	HBP	BLK	WP	HR	S	P	ERA	WHIP
48 Jacob deGrom, R (1, 1) ERA: 1.68	8.0		30	5	0	0	7	1	0	0	0	0	0	75	113	0.00	0.750
27 Jeurys Familia, R (9, 1) ERA: 3.03	1.0		3	0	0	0	0	0	0	0	0	0	0	6	8	0.00	0.000
65 Robert Gsellman, R (10, 1) ERA: 4.3	1.0	W	4	1	0	0	0	1	0	0	0	0	0	8	13	0.00	2.000

PITCHER	IP	WLS	BF	H	R	ER	SO	BB	IBB	HBP	BLK	WP	HR	S	P	ERA	WHIP

TOP

Philadelphia Phillies @ New York Mets

Citi Field, Flushing, NY

Wed Jul 11 2018, 7:12 PM - 10:18 PM EDT

Att. 22,137 - Partly Cloudy - 80 F

livebaseballscorecards.com

AB	35
R	0
H	6
RBI	0
BB	2
SO	7
LOB	12

Batter	1	2	3	4	5	6	7	8	9	10	AB	R	H	RBI	BB	SO	LOB
30 Michael Conforto, L (1, 7) OBP: 0.339, SLG: 0.360	C FF 92 F SI 93 X FF 93 0-2 F8 ①			B SL 83 B SI 92 X SI 92 2-0 L4 ①		F SL 86 B FF 95 B SI 94 B FF 95 B SI 94 4-1 BB		F FF 94 B SL 82 X SI 94 1-1 G4-3 ③			3	0	0	0	1	0	2
11 José Bautista, R (1, 9) OBP: 0.359, SLG: 0.405	B FF 96 F SI 92 X SL 86 1-1 G6-3 ②			B FF 94 X SI 93 1-0 P3 ②		F SL 87 1 SAFE D SL 86 F FF 96 S FF 96 1-3 K ③			B SL 90 B FF 98 F FF 98 C SL 86 F FF 100 S SL 88 2-3 K ①		4	0	0	0	0	2	1
4 Wilmer Flores, R (1, 4) OBP: 0.327, SLG: 0.475	F SI 94 B FF 94 B KC 80 C SL 85 B FF 94 X SI 94 3-2 P2 ③			B FF 92 F FF 94 F FF 93 X SL 84 1-2 1B			X SI 88 0-0 F8 ①		B FF 98 T FF 99 B FF 99 S SL 90 X FF 99 2-2 G6-3 ②		4	0	1	0	0	0	0
22 Dominic Smith, L (1, 3) OBP: 0.208, SLG: 0.329		B FF 92 X SI 91 1-0 F8 ①		B SI 94 B SI 94 C FF 94 F SI 92 F FF 96 B FF 95 F FF 92 S SI 93 3-3 K ③			C SI 89 C SL 83 F SI 90 B SI 89 X SL 83 1-2 P2 ②		B FF 97 X FF 98 1-0 F7 ③		4	0	0	0	0	1	1
29 Devin Mesoraco, R (1, 2) OBP: 0.305, SLG: 0.400		B SL 84 X SL 84 1-0 F7 ②			S SL 86 B FF 94 F FF 94 F FF 94 S FF 95 1-3 K ①		B SL 81 S SI 89 X SL 81 1-1 F8 ③			B FF 91 C FF 93 F SI 92 F FS 86 B FF 92 X FS 86 2-2 L7 ①	4	0	0	0	0	1	0
23 Matthew den Dekker, L (1, 8)		F SI 94 S FF 93 B FF 95 F SI 93 F KC 82 X FF 95 1-2 F7 ③			S SI 92 S FF 96 X FF 96 0-2 E4 1 FC6-4			C SI 92 B SL 84 B SL 83 X SI 92 2-1 P6 ①		B SI 92 B FC 88 X SI 92 2-0 G3 ②	4	0	0	0	0	0	0
1 Amed Rosario, R (1, 6) OBP: 0.292, SLG: 0.375			B SI 94 S SL 85 B SI 93 F FF 94 B SI 94 X SI 93 3-2 48 B5-3-4-6-4 1B		1 SAFE B KC 80 1 SAFE F SI 93 F FF 94 1 SAFE X SL 84 1-2 FC6-4 7 CS 1-2f			B SL 86 S SL 84 S FF 95 B SL 84 F SL 85 F FF 95 B SL 86 B SL 86 4-2 13 S BB		B CU 73 C FF 92 B SI 92 X FF 92 2-1 9 HR 2B	3	1	2	0	1	0	1
7 José Reyes, S (1, 5) OBP: 0.246, SLG: 0.232			1 SAFE 1 SAFE 1 SAFE C FF 94 1 SAFE C SI 92 F FF 94 1 SAFE X FF 94 0-2 P5 ①		1 SAFE B FF 92 F SI 91 B CH 89 2-1 CS ③ 1-2	B KC 79 S SI 92 B SI 91 X FF 91 2-1 F7 ①		1 SAFE 1 SAFE B SI 94 1 SAFE X SI 94 1-0 F8 ②		B SI 93 B SI 93 S FS 83 B SI 92 C FS 84 B FS 86 4-2 9 HR BB	3	1	0	0	1	0	2
48 Jacob deGrom, L (1, 1) OBP: 0.122, SLG: 0.077 13 Asdrúbal Cabrera, S (8, PH) OBP: 0.328, SLG: 0.485 27 Jeurys Familia, R (9, 1) 65 Robert Gsellman, R (10, 1) 9 Brandon Nimmo, L (10, PH) OBP: 0.382, SLG: 0.512			L FF 93 1 SAFE X FF 92 0-1 B5-3-4-6-4 1-2f			F FF 91 B FF 93 B FF 93 B FF 91 F FF 91 X FF 92 3-2 L7 ②		1 SAFE B SL 84 1-0 1-2 IBB		X CU 75 0-0 1-H 2-H HR	2 0 0 0 1	0 0 0 0 1	0 0 0 0 1	0 0 0 0 3	0 0 0 0 0	0 0 0 0 0	1 0 0 0 0
Inning Stats	R: 0 H: 0 E: 0 LOB: 0 K: 0 BB: 0 S: 8 P: 12	R: 0 H: 0 E: 0 LOB: 0 K: 0 BB: 0 S: 7 P: 10	R: 0 H: 1 E: 0 LOB: 0 K: 0 BB: 0 S: 9 P: 12	R: 0 H: 1 E: 0 LOB: 1 K: 1 BB: 0 S: 10 P: 17	R: 0 H: 0 E: 1 LOB: 0 K: 1 BB: 0 S: 11 P: 15	R: 0 H: 0 E: 0 LOB: 1 K: 1 BB: 1 S: 9 P: 19	R: 0 H: 0 E: 0 LOB: 0 K: 0 BB: 0 S: 7 P: 9	R: 0 H: 0 E: 0 LOB: 2 K: 0 BB: 2 S: 9 P: 18	R: 0 H: 0 E: 0 LOB: 0 K: 1 BB: 0 S: 8 P: 13	R: 3 H: 2 E: 0 LOB: 0 K: 0 BB: 1 S: 10 P: 20	1B: 2 2B: 1 3B: 0 HR: 1	SF: 0 SAC: 0 DP: 1 HBP: 0		WP: 0 PB: 0 SB: 1 CS: 1		PA: 37		

PITCHER	IP	WLS	BF	H	R	ER	SO	BB	IBB	HBP	BLK	WP	HR	S	P	ERA	WHIP
21 Vince Velasquez, R (1, 1) ERA: 4.39	6.0		20	2	0	0	3	1	0	0	0	0	0	54	85	0.00	0.500
93 Pat Neshek, R (7, 1) ERA:	1.0		3	0	0	0	0	0	0	0	0	0	0	7	9	0.00	0.000
64 Víctor Arano, R (8, 1) ERA: 2.45	0.2		4	0	0	0	0	1	1	0	0	0	0	7	15	0.00	1.500
46 Adam Morgan, L (8, 1) ERA: 5.25	0.1		1	0	0	0	0	0	0	0	0	0	0	2	3	0.00	0.000
58 Seranthony Domínguez, R (9, 1) ERA: 1.65	1.0		3	0	0	0	1	0	0	0	0	0	0	8	13	0.00	0.000

PITCHER	IP	WLS	BF	H	R	ER	SO	BB	IBB	HBP	BLK	WP	HR	S	P	ERA	WHIP
31 Mark Leiter Jr., R (10, 1) ERA: 4.85	0.2	L	5	2	3	3	0	1	0	0	0	0	1	10	20	40.50	4.500

BOTTOM

Philadelphia Phillies @ New York Mets

Citi Field, Flushing, NY

Wed Jul 11 2018, 7:12 PM - 10:18 PM EDT

Att. 22,137 - Partly Cloudy - 80 F

livebaseballscorecards.com

AB	32
R	3
H	4
RBI	3
BB	4
SO	4
LOB	8

Batter	1	2	3	4	5	6	7	8	9	AB	R	H	RBI	BB	SO	LOB
7 Trea Turner, R (1, 6) OBP: 0.347, SLG: 0.407	C SI 95 B SI 95 X CH 86 1-1 G6-3 ①	B SI 93 X CH 86 1-0 F9 ③			B SI 94 C CU 78 B SI 94 C SI 94 X SL 90 2-2 L9 ①	S CU 80 X SI 94 0-1 P3 ③		C FF 97 X SL 88 0-1 2B		5	0	1	0	0	0	5
22 Juan Soto, L (1, 7) OBP: 0.416, SLG: 0.536	X SI 94 0-0 6 HR 1B		C SI 95 B CU 80 F SI 95 B SI 96 F CU 80 F SI 95 F CH 86 B CU 78 X SI 95 3-2 G3 ①		C CU 79 X SI 95 0-1 6 FC6-4 1B		B SL 85 C SI 95 B SI 95 C CH 86 C CU 80 2-3 K ①	B FF 96 C FS 87 C FF 97 S FF 98 1-3 K ③		5	1	2	0	0	2	1
6 Anthony Rendon, R (1, 5) OBP: 0.349, SLG: 0.534	X SI 94 0-0 1-H HR		C SI 94 C SI 95 F CU 80 B SI 94 B SI 95 X CU 80 2-2 HR		B SI 93 X SI 93 1-0 FC6-4 ② 1-2f		F FF 91 S FF 91 B CH 83 F CH 83 X FF 92 1-2 34 HR 1B		F SI 96 X SI 97 0-1 G5-3 ①	5	3	3	3	0	0	1
34 Bryce Harper, L (1, 9) OBP: 0.367, SLG: 0.473	C CU 80 B SL 89 B SI 95 X CH 86 2-1 G3 ②		B SI 95 S SI 95 F SI 94 C SI 94 1-3 K ②		X SI 93 0-0 G3 ③		B CH 83 X FF 89 1-0 1-H HR		F SI 97 S SI 94 B FF 98 S SL 90 1-3 K ②	5	1	1	2	0	2	1
14 Mark Reynolds, R (1, 3) OBP: 0.356, SLG: 0.569	C SI 94 C SI 95 B SI 95 B CH 87 F SI 94 X CH 86 2-2 G1-3 ③		B CH 86 B CH 85 B SI 94 X SI 95 3-0 F9 ③			B SI 94 F SI 94 S CH 85 S CH 86 1-3 K ①	X FF 90 0-0 F7 ②		B SI 97 S SI 93 C SI 98 S SI 98 1-3 K ③	5	0	0	0	0	2	0
20 Daniel Murphy, L (1, 4) OBP: 0.300, SLG: 0.341		B SI 95 C SI 94 X SL 88 1-1 31 SH1-4 32 1B 1B		B SI 94 C SI 95 F SI 94 X CH 86 1-2 G4-3 ①		B CU 80 B CH 86 C SI 94 C SI 96 B SI 95 F CH 85 B SI 95 4-2 31 1B 32 BB BB	B FF 90 B CU 73 B FF 89 B FF 89 4-0 BB			2	0	1	0	2	0	0
3 Michael Taylor, R (1, 8) OBP: 0.306, SLG: 0.377		B SI 94 C CH 85 F SL 89 C SI 94 1-3 K ①		X CH 87 0-0 32 F8 32 S 1B		C CU 79 F SL 90 B SI 94 X CU 79 1-2 F8 ②	C CU 72 S FF 90 D CU 73 S CU 72 1-3 K ③			4	0	1	0	0	2	3
32 Matt Wieters, S (1, 2) OBP: 0.330, SLG: 0.355		C SI 94 B SI 94 X SI 94 1-1 31 SH1-4 1-2 1B		1 SAFE B SI 93 1 SAFE C SI 93 C SI 94 X CU 78 1-2 F8 ② 1-3		B SI 94 B SL 88 B SI 95 B SI 94 4-0 31 1B 1-2 BB		B FF 95 X SI 96 1-0 F8 ①		3	0	1	0	1	0	1
31 Max Scherzer, R (1, 1) OBP: 0.289, SLG: 0.279 15 Matt Adams, L (8, PH) OBP: 0.353, SLG: 0.541 40 Kelvin Herrera, R (8, 1) 44 Ryan Madson, L (9, 1)		X SI 94 0-0 SH1-4 ② 1-2 2-3		B CU 78 X SI 94 1-0 L8 ③		C CU 79 X CU 79 0-1 1-2 2-3 1B		T SI 97 X SI 96 0-1 F8 ②		2 1 0 0	0 0 0 0	1 0 0 0	0 0 0 0	0 0 0 0	0 0 0 0	1 0 0 0
Inning Stats	R: 2 E: 0 K: 0 S: 10 H: 2 LOB: 0 BB: 0 P: 15	R: 0 E: 0 K: 1 S: 9 H: 2 LOB: 2 BB: 0 P: 13	R: 1 E: 0 K: 1 S: 14 H: 1 LOB: 0 BB: 0 P: 23	R: 0 E: 0 K: 0 S: 8 H: 1 LOB: 1 BB: 0 P: 11	R: 0 E: 0 K: 0 S: 7 H: 1 LOB: 1 BB: 0 P: 10	R: 0 E: 0 K: 1 S: 13 H: 1 LOB: 3 BB: 2 P: 23	R: 2 E: 0 K: 2 S: 12 H: 2 LOB: 1 BB: 1 P: 21	R: 0 E: 0 K: 1 S: 8 H: 1 LOB: 1 BB: 0 P: 10	R: 0 E: 0 K: 2 S: 8 H: 0 LOB: 0 BB: 0 P: 10	1B: 7 2B: 1 3B: 0 HR: 3 SF: 0 SAC: 1 DP: 0 HBP: 0						

PITCHER		IP	WLS	BF	H	R	ER	SO	BB	IBB	HBP	BLK	WP	HR	S	P	ERA	WHIP
32 Steven Matz, L ERA: 3.38	(1, 1)	6.1	L	29	8	3	3	4	2	0	0	0	0	0	64	100	4.26	1.579
63 Tim Peterson, R ERA: 3.52	(7, 1)	0.0		1	1	0	0	0	0	0	0	0	0	0	4	5	∞	∞
39 Jerry Blevins, L ERA: 4.7	(7, 1)	0.2		4	1	2	2	1	1	0	0	0	0	1	5	11	27.00	3.000
35 Jacob Rhame, R ERA: 6.14	(8, 1)	1.0		4	1	0	0	1	0	0	0	0	0	0	8	10	0.00	1.000
27 Jeurys Familia, R ERA: 2.95	(9, 1)	1.0		3	0	0	0	2	0	0	0	0	0	0	8	10	0.00	0.000

PITCHER	IP	WLS	BF	H	R	ER	SO	BB	IBB	HBP	BLK	WP	HR	S	P	ERA	WHIP

TOP

Washington Nationals @ New York Mets

Citi Field, Flushing, NY

Thu Jul 12 2018, 7:11 PM - 9:59 PM EDT

Att. 28,120 - Clear - 79 F

livebaseballscorecards.com

AB	37
R	5
H	11
RBI	5
BB	3
SO	8
LOB	13

WP: 0 PB: 0 SB: 1 CS: 0 PA: 41

BOTTOM

Washington Nationals @ New York Mets

Citi Field, Flushing, NY

Thu Jul 12 2018, 7:11 PM - 9:59 PM EDT

Att. 28,120 - Clear - 79 F

livebaseballscorecards.com

Batter	1	2	3	4	5	6	7	8	9	AB	R	H	RBI	BB	SO	LOB
9 Brandon Nimmo, L (1, 9) OBP: 0.377, SLG: 0.504	C CU 79 B FF 95 B FF 95 S FF 95 F FF 96 C FF 96 2-3 ① K		L FF 93 B CH 84 B CH 84 C FC 88 F FF 95 F CU 81 B CH 84 X FC 90 3-2 ② G4-3		S FF 94 B CH 83 C CH 84 S FF 96 1-3 ③ K			F CH 88 X FF 97 0-1 ① F8		4	0	0	0	0	2	0
13 Asdrúbal Cabrera, S (1, 4) OBP: 0.330, SLG: 0.497	F FF 95 F FC 91 B CH 85 F FF 95 X FF 97 1-2 11 1B 2B		C CU 79 B CH 84 F CU 80 F FC 90 S FF 96 1-3 ③ K			C FC 88 F FF 94 F FC 90 X CH 83 0-2 ① G6-3		B SL 78 F SI 97 B SL 80 B CH 89 X SI 96 3-1 HR		4	2	2	1	0	1	0
11 José Bautista, R (1, 5) OBP: 0.367, SLG: 0.430	B SL 87 C SL 87 C FF 95 B FF 96 X SL 86 2-2 ② 2-H 1B			C FF 94 X SL 86 0-1 HR		S FF 96 X FF 96 0-1 ② L8		T FF 98 B FF 97 S CH 88 B SL 82 B CH 87 B SI 96 4-2 30 BB BB		3	1	2	2	1	0	0
30 Michael Conforto, L (1, 7) OBP: 0.341, SLG: 0.360	B FC 90 F FF 95 X CU 80 1-1 ③ G5-3			C CH 82 X FF 95 0-1 1B		B CU 80 X FF 96 1-0 ③ L7		B SI 97 F SI 97 B SI 97 B CH 88 S CH 89 F FF 97 B CH 88 4-2 1-2 BB		3	0	1	0	1	0	0
4 Wilmer Flores, R (1, 3) OBP: 0.321, SLG: 0.465		C SL 86 X FF 94 0-1 ① F9		C FF 94 S FF 94 X CH 85 0-2 ① F7			X SL 85 0-0 ① F8	X FF 96 0-0 ② P3		4	0	0	0	0	0	3
23 Matthew den Dekker, L (1, 8)		B FF 95 B CH 86 S FC 90 B FF 94 F FF 96 B CH 86 4-2 BB		T FF 93 F FF 94 X FC 89 0-2 ② P6			B FF 94 X FF 94 1-0 ② P6	B CH 90 S CH 90 F FF 97 S FF 92 1-3 ③ K		3	0	0	0	1	1	3
26 Kevin Plawecki, R (1, 2) OBP: 0.357, SLG: 0.406 66 Ty Kelly, S (9, PR)	F FF 94 1 SAFE B FF 94 F CH 84 S FF 95 1-3 ② K			1 SAFE C SL 84 B FF 94 B FF 94 F SL 86 F FF 96 X FF 94 2-2 ③ P6			C FF 95 F FF 96 B SL 82 B SL 87 X FC 88 2-2 HR		B FF 94 C FF 96 X FF 95 1-1 7 FC6 1B	4 0	1 0	2 0	1 0	0 0	1 0	2 0
7 José Reyes, S (1, 6) OBP: 0.246, SLG: 0.227	B FF 94 X FC 89 1-0 ③ G4-3				F FF 94 F FF 94 X CH 84 0-2 ① G4-3		B CH 82 C FF 94 B FF 96 F FC 90 B FF 96 F FF 95 F FC 90 B FF 95 4-2 BB		L FF 95 B SI 95 L FF 94 X FF 95 1-2 ① FC6 1 G6-3 1-2f	3	0	0	0	1	0	2
32 Steven Matz, R (1, 1) OBP: 0.125, SLG: 0.129 63 Tim Peterson, R (7, 1) 39 Jerry Blevins, L (7, 1) 22 Dominic Smith, L (7, PH) OBP: 0.205, SLG: 0.324 35 Jacob Rhame, R (8, 1) 27 Jeurys Familia, R (9, 1) 1 Amed Rosario, R (9, PH) OBP: 0.291, SLG: 0.374			C FF 93 X SL 85 0-1 ① L7		X SL 84 0-0 ② P4		F FC 88 B FF 93 S FF 94 F FF 95 S CH 84 1-3 ③ K		1 SAFE B CH 84 1 SAFE 1 SAFE X SI 95 1-0 ② ③ G6-3 1-2f	2 0 0 1 0 0 0 1	0 0 0 0 0 0 0 0	0 0 0 0 0 0 0 0	0 0 0 0 0 0 0 0	0 0 0 1 0 0 0 1	0 0 0 1 0 0 0 0	0 0 0 1 0 0 0 1
Inning Stats	R: 1 E: 0 K: 1 S: 13 H: 2 LOB: 0 BB: 0 P: 19	R: 0 E: 0 K: 1 S: 8 H: 0 LOB: 1 BB: 1 P: 14	R: 0 E: 0 K: 1 S: 11 H: 0 LOB: 0 BB: 0 P: 15	R: 1 E: 0 K: 0 S: 14 H: 2 LOB: 1 BB: 0 P: 16	R: 0 E: 0 K: 1 S: 7 H: 0 LOB: 0 BB: 0 P: 8	R: 0 E: 0 K: 0 S: 7 H: 0 LOB: 0 BB: 0 P: 8	R: 1 E: 0 K: 1 S: 13 H: 1 LOB: 1 BB: 1 P: 21	R: 1 E: 0 K: 1 S: 13 H: 1 LOB: 2 BB: 2 P: 25	R: 0 E: 0 K: 0 S: 6 H: 1 LOB: 1 BB: 0 P: 9	1B: 3 2B: 1 3B: 0 HR: 3	SF: 0 SAC: 0 DP: 1 HBP: 0		WP: 0 PB: 0 SB: 0 CS: 0	PA: 36		

	AB	32
	R	4
	H	7
	RBI	4
	BB	4
	SO	6
	LOB	12

PITCHER		IP	WLS	BF	H	R	ER	SO	BB	IBB	HBP	BLK	WP	HR	S	P	ERA	WHIP
31 Max Scherzer, R ERA: 2.41	(1, 1)	7.0	W	27	5	3	3	5	2	0	0	0	0	2	73	101	3.86	1.000
40 Kelvin Herrera, R ERA: 2.04	(8, 1)	1.0	H	6	1	1	1	1	2	0	0	0	0	1	13	25	9.00	3.000
44 Ryan Madson, R ERA: 5.13	(9, 1)	1.0	S	3	1	0	0	0	0	0	0	0	0	0	6	9	0.00	1.000

PITCHER	IP	WLS	BF	H	R	ER	SO	BB	IBB	HBP	BLK	WP	HR	S	P	ERA	WHIP

Batter	1	2	3	4	5	6	7	8	9	AB	R	H	RBI	BB	SO	LOB
2 Adam Eaton, L (1, 9) OBP: 0.390, SLG: 0.410	C FF 99 X FF 99 0-1 6 L4 22 S 1B		B CH 92 F SI 97 F CH 91 X SI 100 1-2 ① FC6-5 22 1B 2-3		B SI 96 B SI 96 B SI 97 C FF 96 X SI 97 3-1 6 1B 1B		C SI 92 B CH 87 S FF 94 C CU 80 1-3 ① K		B SI 94 X SI 94 1-0 ③ L8	5	0	2	0	0	1	1
22 Juan Soto, L (1, 7) OBP: 0.413, SLG: 0.529	C SI 98 C CH 91 D SL 94 S SI 99 1-3 ① K 1-2		1 SAFE B CU 84 B CH 90 S CH 91 C SI 97 X SI 98 2-2 1-2 1B		B CU 82 X SI 95 1-0 ① F7		C CU 79 F FF 95 B CU 82 B CH 87 S CU 81 2-3 ② K			4	0	1	0	0	2	2
6 Anthony Rendon, R (1, 5) OBP: 0.348, SLG: 0.530	C SI 99 X SL 94 0-1 ② ③ L4 2-2		X SL 94 0-0 ② F6		B SI 96 F SL 91 B FF 96 X SL 91 2-1 34 G6-4-3 1-2 1B		X SL 88 0-0 ③ G5-3			4	0	1	0	0	0	3
34 Bryce Harper, L (1, 8) OBP: 0.366, SLG: 0.471		T SI 97 X CH 91 0-1 1B	S CH 92 C SI 100 B SL 93 S SL 94 1-3 ③ K		X SI 96 0-0 ② ③ G6-4-3 1-2f			S SI 95 X SL 91 0-1 ① G3		4	0	1	0	0	1	4
15 Matt Adams, L (1, 3) OBP: 0.361, SLG: 0.557		1 SAFE F SI 97 B FF 97 S CH 89 F SL 92 1 SAFE S CU 85 1-3 ① K	B CH 90 C CH 91 F SL 92 F CU 85 B CH 91 B SI 98 B SI 98 4-2 57 SH1-4 20 BB BB		F SI 94 B CU 79 B CU 79 F CH 87 B CU 83 F FF 96 B FF 96 4-2 20 BB BB		B CU 79 X FF 94 1-0 HR		2	1	1	1	2	1	1
20 Daniel Murphy, L (1, 4) OBP: 0.309, SLG: 0.333		F SI 98 F FF 99 X SL 93 0-2 ② F7	C FF 98 B CH 91 B SI 98 C SI 98 B SI 98 B SI 97 4-2 57 SH1-4 1-2 BB		C CU 80 B SI 94 B FF 95 F SI 94 B SI 96 F SI 92 B FF 94 4-2 1-2 BB			C CU 81 C SI 95 B CH 87 X SI 95 1-2 ② G1-3		2	0	0	0	2	0	1
32 Matt Wieters, S (1, 2) OBP: 0.315, SLG: 0.338		B SI 99 F FF 99 1 SAFE X FF 99 1-1 ③ G4-3	X FF 99 0-0 ① F7		B CU 79 B SI 93 B FF 93 C SI 93 F SI 93 F SI 92 S FF 93 3-3 ① K			B CH 87 X SI 95 1-0 ③ F9		4	0	0	0	0	1	5
57 Tanner Roark, R (1, 1) OBP: 0.206, SLG: 0.242 8 Brian Goodwin, L (6, PH) OBP: 0.320, SLG: 0.355 60 Justin Miller, R (6, 1) 33 Matt Grace, L (7, 1) 27 Shawn Kelley, R (8, 1) 7 Trea Turner, R (9, PH) OBP: 0.346, SLG: 0.406			C FF 98 X SI 98 0-1 1 2B 3B B FF 97 X FF 96 1-0 ② SH1-4 1-2 2-3		C SI 93 X CU 80 0-1 ② L7				C SI 94 B SL 90 C SL 90 X SI 96 1-2 ① F9	1 1 0 0 0 0 1	1 0 0 0 0 0 0	1 0 0 0 0 0 0	0 0 0 0 0 0 0	0 0 0 0 0 0 0	0 2 0 0 0 0 0	0 0 0 0 0 0 0
1 Wilmer Difo, S (1, 6) OBP: 0.303, SLG: 0.344			B SI 98 B CH 91 F SI 97 F SI 98 X SL 93 2-2 2 FC6-5 2B 3-H	B CH 92 B SI 98 F SI 97 F FF 98 X SI 98 2-2 ③ F7	B CU 80 S CU 80 X CU 80 1-1 ③ G3-1				B CH 86 C SI 94 C CU 83 F SI 96 F CU 82 B SI 95 F SI 95 F SI 95 B SI 95 3-2 ② X SI 95 F9	4	0	1	1	0	0	4
Inning Stats	R: 0 E: 0 K: 1 S: 7 H: 1 LOB: 0 BB: 0 P: 8	R: 0 E: 0 K: 1 S: 11 H: 1 LOB: 1 BB: 0 P: 13	R: 1 E: 0 K: 1 S: 15 H: 3 LOB: 2 BB: 0 P: 21	R: 0 E: 0 K: 0 S: 10 H: 0 LOB: 2 BB: 2 P: 21	R: 0 E: 0 K: 0 S: 6 H: 2 LOB: 1 BB: 0 P: 12	R: 0 E: 0 K: 1 S: 14 H: 0 LOB: 2 BB: 2 P: 26	R: 0 E: 0 K: 2 S: 7 H: 0 LOB: 0 BB: 0 P: 10	R: 1 E: 0 K: 0 S: 7 H: 1 LOB: 0 BB: 0 P: 10	R: 0 E: 0 K: 0 S: 11 H: 0 LOB: 0 BB: 0 P: 16	1B: 5 2B: 2 3B: 1 HR: 1 SF: 0 SAC: 1 DP: 2 HBP: 0						

PITCHER		IP	WLS	BF	H	R	ER	SO	BB	IBB	HBP	BLK	WP	HR	S	P	ERA	WHIP
34 Noah Syndergaard, R ERA: 2.97	(1, 1)	5.0	W	22	7	1	1	3	2	0	0	0	0	0	49	75	1.80	1.800
67 Seth Lugo, R ERA: 2.65	(6, 1)	2.0	H	8	0	0	0	3	2	0	0	0	0	0	21	36	0.00	1.000
65 Robert Gsellman, R ERA: 4.31	(8, 1)	2.0	S	7	1	1	1	0	0	0	0	0	0	1	18	26	4.50	0.500

PITCHER IP WLS BF H R ER SO BB IBB HBP BLK WP HR S P ERA WHIP

TOP

Washington Nationals @ New York Mets

Citi Field, Flushing, NY

Fri Jul 13 2018, 7:12 PM - 10:05 PM EDT

Att. 26,558 - Clear - 79 F

livebaseballscorecards.com

AB	32
R	2
H	8
RBI	2
BB	4
SO	6
LOB	23

WP: 0 PA: 37
PB: 0
SB: 1
CS: 0

BOTTOM

Washington Nationals @ New York Mets

Citi Field, Flushing, NY

Fri Jul 13 2018, 7:12 PM - 10:05 PM EDT

Att. 26,558 - Clear - 79 F

livebaseballscorecards.com

Batter	1	2	3	4	5	6	7	8	9	AB	R	H	RBI	BB	SO	LOB
9 Brandon Nimmo, L (1, 9) (6, 8) OBP: 0.381, SLG: 0.506	B SI 90 B SI 90 C SI 91 S SI 91 X CH 84 2-2 13 1B 11 1B 1B	B CH 83 F CH 84 B SI 92 F SI 92 C SI 92 2-3 ① K		S CU 75 F CH 84 B FF 93 F FF 92 X CU 76 1-2 13 G1-3 1B		C FF 94 C FF 94 F FF 94 B FF 94 B FF 94 B FF 95 F FF 93 S FF 95 3-3 ② K 2-3		S FF 90 S FF 90 B FF 91 F FF 91 X SL 82 1-2 1B	5	1	3	0	0	2	2
13 Asdrúbal Cabrera, S (1, 4) OBP: 0.333, SLG: 0.496	F FF 90 1 SAFE B SI 91 1 SAFE T SI 91 X SI 92 1-2 30 FC4-6 11 1B 4 SF7 1-3 1B	B SI 91 S CU 75 T FF 92 B FF 92 B SI 92 F CU 75 F CU 75 B SI 92 4-2 1-2 BB		1 SAFE D SI 90 X SI 90 1-0 ② G1-3 1-2		F FF 93 B CH 89 B CH 88 B FF 94 B FF 94 4-1 BB		1 SAFE B SL 80 F FF 90 S FF 91 F FF 91 1 SAFE B FF 92 S FF 92 2-3 ③ K	3	1	1	0	2	1	2
11 José Bautista, R (1, 5) (6, 9) OBP: 0.365, SLG: 0.426	B SI 91 X SI 92 1-0 30 FC4-6 1-2 3-H 1B	X SI 92 0-0 ② F3		C CU 74 B CU 74 S FF 93 B CU 76 D CH 84 F SI 92 F CU 76 X SL 86 3-2 ③ G6-3		F SL 85 B FF 94 F FF 94 B FF 93 B FF 94 S FF 93 3-3 ③ K				4	0	1	1	0	1	5
30 Michael Conforto, L (1, 7) OBP: 0.343, SLG: 0.359	C SI 92 X CH 84 0-1 ① FC4-6 4 SF7 29 1B 1-2f 2-3	C SI 92 S CU 77 B FF 92 F SI 92 B FC 90 S CH 85 2-3 ③ K			C CH 83 B SI 91 B SI 92 B SI 92 B SI 92 4-1 4 FC1-4 BB		C SI 91 X SI 92 0-1 4 G6-3 1B			3	1	1	0	1	1	4
4 Wilmer Flores, R (1, 3) OBP: 0.320, SLG: 0.463	B SI 91 X SL 86 1-0 ② SF7 1-2 3-H	C SI 91 X CH 82 0-1 1B			C SL 86 B SI 93 X SI 92 1-1 ① FC1-4 29 FC6-4 1-2f		X SI 92 0-0 ① G6-3 1-2			3	0	1	1	0	0	2
29 Devin Mesoraco, R (1, 2) OBP: 0.304, SLG: 0.397	X SI 92 0-0 2-H 1B	X SL 85 0-0 ① F8			F SL 86 F SI 91 X CU 76 0-2 ② FC6-4 1-2f		C SI 92 B SI 92 C SI 92 S SL 82 1-3 ② K			4	0	1	1	0	1	3
23 Matthew den Dekker, L (1, 8) 67 Seth Lugo, R (6, 1) OBP: 0.167, SLG: 0.091 66 Ty Kelly, S (7, PH) 65 Robert Gsellman, R (8, 1)	C SI 92 S CH 84 C CU 76 0-3 ③ K	1 SAFE S CH 83 B SI 91 B CH 84 S CH 83 B FF 92 F SI 90 C SI 92 3-3 ② K			X SI 92 0-0 ③ F7		C SI 92 C SI 92 B SI 93 B SI 91 F SI 92 S SI 92 2-3 ③ K			3 0 1	0 0 0	0 0 0	0 0 0	0 0 0	2 0 1	3 0 1
1 Amed Rosario, R (1, 6) OBP: 0.294, SLG: 0.386		B SI 91 X FF 91 1-0 34 1B 3B	C SL 84 B SI 90 F SI 91 X CU 75 1-2 ③ G4-3			X FF 94 0-0 9 S 2B		B SL 77 X SL 76 1-0 ① F8		4	1	2	0	0	0	1
34 Noah Syndergaard, L (1, 1) OBP: 0.120, SLG: 0.208 7 José Reyes, S (6, 5) OBP: 0.243, SLG: 0.223		X SI 91 0-0 13 BB 3-H 1B		B SI 90 S FF 89 S CH 82 C SI 92 1-3 ① K		B FF 95 F FF 94 B FF 94 B FF 95 X FF 93 3-1 ① F8		C FF 88 B SL 77 C SL 76 B SL 78 B SL 78 F SL 78 C FF 90 3-3 ② K		2 2	0 0	1 0	1 0	0 0	1 1	0 1
Inning Stats	R: 3 E: 0 K: 1 S: 14 H: 4 LOB: 1 BB: 0 P: 19	R: 1 E: 0 K: 2 S: 14 H: 2 LOB: 2 BB: 1 P: 23	R: 0 E: 0 K: 1 S: 10 H: 1 LOB: 1 BB: 0 P: 14	R: 0 E: 0 K: 1 S: 13 H: 1 LOB: 1 BB: 0 P: 19	R: 0 E: 0 K: 0 S: 7 H: 0 LOB: 1 BB: 1 P: 12	R: 0 E: 0 K: 2 S: 12 H: 1 LOB: 2 BB: 1 P: 25	R: 0 E: 0 K: 2 S: 10 H: 1 LOB: 1 BB: 0 P: 13	R: 0 E: 0 K: 2 S: 14 H: 1 LOB: 1 BB: 0 P: 21		1B: 9 2B: 1 3B: 1 HR: 0	SF: 1 SAC: 0 DP: 0 HBP: 0				WP: 0 PB: 0 SB: 1 CS: 0	PA: 38	

	AB	34
	R	4
	H	11
	RBI	4
	BB	3
	SO	11
	LOB	24

PITCHER	IP	WLS	BF	H	R	ER	SO	BB	IBB	HBP	BLK	WP	HR	S	P	ERA	WHIP
57 Tanner Roark, R (1, 1) ERA: 4.87	5.0	L	25	8	4	4	5	2	0	0	0	0	0	58	87	7.20	2.000
60 Justin Miller, R (6, 1) ERA: 3.58	1.0		5	1	0	0	2	1	0	0	0	0	0	12	25	0.00	2.000
33 Matt Grace, L (7, 1) ERA: 2.88	1.0		4	1	0	0	2	0	0	0	0	0	0	10	13	0.00	1.000
27 Shawn Kelley, R (8, 1) ERA: 2.54	1.0		4	1	0	0	2	0	0	0	0	0	0	14	21	0.00	1.000

PITCHER	IP	WLS	BF	H	R	ER	SO	BB	IBB	HBP	BLK	WP	HR	S	P	ERA	WHIP

Washington Nationals @ New York Mets

Citi Field, Flushing, NY

Sat Jul 14 2018, 4:11 PM - 6:59 PM EDT

Att. 30,438 - Sunny - 88 F

TOP

livebaseballscorecards.com

Batter	1	2	3	4	5	6	7	8	9	AB	R	H	RBI	BB	SO	LOB
2 Adam Eaton, L (1, 9) OBP: 0.400, SLG: 0.429	X FF 96 0-0 ① L7		L CU 80 C SI 98 F CU 81 B SI 98 X SI 98 1-2 2B			C FF 95 X CH 89 0-1 6 1B 22 BB 34 1B 1B		X CU 78 0-0 22 1B 6 FC5-4 1B		4	2	3	0	0	0	0
22 Juan Soto, L (1, 7) OBP: 0.415, SLG: 0.526	B FF 95 B FF 94 C FF 97 F CH 88 F FF 99 X FC 93 2-2 ② G5-3		C FF 98 B CH 89 F FF 98 X FC 92 1-2 ③ G1-3			B CU 79 B FF 97 C FF 98 F FF 98 F FS 90 B FC 91 B SI 98 4-2 34 1B 6 1B 1-2 BB		X SI 94 0-0 6 FC5-4 1-3 1B		3	0	1	0	1	0	1
6 Anthony Rendon, R (1, 5) OBP: 0.350, SLG: 0.528	C SI 97 B FF 98 B FC 92 B FC 92 B CU 79 4-1 BB			C FC 90 C SI 97 X FF 98 0-2 ① P3		S FC 91 S FF 98 X FF 98 0-2 34 1B 1-2 2-3 1B		F FF 96 D FS 90 B FC 92 F SI 97 X FF 98 2-2 ① FC5-4 15 HR 1-2f 3-H		3	1	1	1	1	0	1
34 Bryce Harper, L (1, 8) OBP: 0.365, SLG: 0.468	T FF 98 F FF 97 D CU 80 D CH 92 S FF 99 2-3 ③ K			C FF 97 B CU 82 B CH 89 S FF 99 F FF 99 X FF 99 2-2 ② F7		T CU 79 C FF 99 F FC 91 X FF 99 0-2 15 G4-6-3 1-2 2-3 3-H 1B		B FF 98 C FC 92 F FF 98 F FS 90 D FC 92 D FF 97 S CH 92 3-3 ② K		4	0	1	1	0	2	2
15 Matt Adams, L (1, 3) OBP: 0.359, SLG: 0.567		F FF 96 B CU 80 B FF 98 B FF 98 X FF 99 3-1 ① F8		C CU 80 S CU 80 X FF 99 0-2 ③ L6		C FF 98 X FC 91 0-1 ②③ G4-6-3 1-2f		F FC 91 B FF 97 X CU 80 1-1 1-H HR		4	1	1	2	0	0	3
20 Daniel Murphy, L (1, 4) OBP: 0.302, SLG: 0.326 51 Wander Suero, R (5, 1) 8 Brian Goodwin, L (8, PH) OBP: 0.316, SLG: 0.349 33 Matt Grace, L (8, 1)		B FF 97 B CU 82 C FF 98 X CH 89 2-1 ② F7			X CU 80 0-0 ① G1-3		C FF 94 B FF 95 S FF 96 S FC 90 1-3 ① K	X FF 92 0-0 ③ F9		2 1 1 0	0 0 0 0	0 0 0 0	0 0 0 0	0 1 0 0	0 0 0 0	0 0 0 0
7 Trea Turner, R (1, 6) OBP: 0.345, SLG: 0.404		F FF 98 X FC 92 0-1 ③ G4-3			C FF 96 X FS 88 0-1 ② B1-3		X FC 91 0-0 1B		B SI 96 F SI 96 X SI 96 1-1 ① L7	4	0	1	0	0	0	0
64 Spencer Kieboom, R (1, 2) OBP: 0.270, SLG: 0.246 3 Michael Taylor, R (9, PH) OBP: 0.305, SLG: 0.375			C FF 96 X FF 97 0-1 ① G1-4-3		C FC 90 F FC 91 C SI 99 0-3 ③ K		F SI 95 C SI 96 D FF 97 S CU 80 1-3 ② K		C SI 96 F SL 88 B SI 97 B SI 96 S SL 90 2-3 ② K	3 1	0 0	0 0	0 0	0 0	2 1	1 0
50 Austin Voth, R (1, 1) 1 Wilmer Difo, S (5, 4) OBP: 0.300, SLG: 0.341			C FF 96 C FF 98 B FF 98 S FC 93 1-3 ② K			C SI 94 B SI 96 F SI 96 S CU 82 1-3 ① K	C CU 78 B FF 96 1 SAFE 1 SAFE F FC 91 X CU 79 1-2 ③ G4-3		B FF 97 X SI 97 1-0 ③ G6-3	1 3	0 0	0 0	0 0	1 1	0 1	0 1
Inning Stats	R: 0 E: 0 K: 1 S: 9 H: 0 LOB: 1 BB: 1 P: 17	R: 0 E: 0 K: 0 S: 6 H: 0 LOB: 0 BB: 0 P: 11	R: 0 E: 0 K: 1 S: 12 H: 1 LOB: 1 BB: 0 P: 15	R: 0 E: 0 K: 0 S: 10 H: 0 LOB: 0 BB: 0 P: 12	R: 0 E: 0 K: 1 S: 6 H: 0 LOB: 0 BB: 0 P: 6	R: 1 E: 0 K: 1 S: 17 H: 3 LOB: 2 BB: 1 P: 22	R: 0 E: 0 K: 2 S: 10 H: 1 LOB: 1 BB: 0 P: 13	R: 3 E: 0 K: 1 S: 12 H: 3 LOB: 0 BB: 0 P: 18	R: 0 E: 0 K: 1 S: 6 H: 0 LOB: 0 BB: 0 P: 10	1B: 6 2B: 1 3B: 0 HR: 1 SF: 0 SAC: 0 DP: 1 HBP: 0						

	AB	34
	R	4
	H	8
	RBI	4
	BB	2
	SO	8
	LOB	9

PITCHER		IP	WLS	BF	H	R	ER	SO	BB	IBB	HBP	BLK	WP	HR	S	P	ERA	WHIP
45 Zack Wheeler, R ERA: 4.44	(1, 1)	7.2	W	32	8	4	4	7	2	0	0	0	0	1	81	113	4.70	1.304
38 Anthony Swarzak, R ERA: 6.32	(8, 1)	0.1	H	1	0	0	0	0	0	0	0	0	0	0	1	1	0.00	0.000
27 Jeurys Familia, R ERA: 2.88	(9, 1)	1.0	S	3	0	0	0	1	0	0	0	0	0	0	6	10	0.00	0.000

PITCHER	IP	WLS	BF	H	R	ER	SO	BB	IBB	HBP	BLK	WP	HR	S	P	ERA	WHIP

WP: 0 PA: 36
PB: 0
SB: 0
CS: 0

Batter	1	2	3	4	5	6	7	8	9	AB	R	H	RBI	BB	SO	LOB
9 Brandon Nimmo, L (1, 8) OBP: 0.375, SLG: 0.496	B FF 90 C FF 90 C FF 90 S FF 92 1-3 **K** ①	B CH 87 S FF 92 X CH 86 1-1 **G3-1** ② **2-3** **3-H**			S FF 89 B FF 90 B CH 83 S FF 89 S FF 90 2-3 **K** ①	X FC 92 0-0 **G2-3** ①		X SL 82 0-0 **F9** ②		5	0	0	1	0	2	2
13 Asdrúbal Cabrera, S (1, 4) OBP: 0.334, SLG: 0.493	C FF 91 X CU 78 0-1 30 WP 1B	F FF 91 C FF 92 D FF 89 B FF 92 B FF 92 X CH 86 3-2 **G4-3** ③			C CU 77 B FF 91 B FF 90 F FF 90 B FF 90 B FF 88 4-2 11 BB 30 HR BB	B FC 92 C FC 92 B CH 89 F FC 92 B FC 92 F FC 94 X FC 94 3-2 **G3** ②		S SI 92 B CH 86 S SL 83 C SI 92 1-3 **K** ③		4	1	1	0	1	1	2
11 José Bautista, R (1, 9) OBP: 0.367, SLG: 0.420	B FF 92 X CH 86 1-0 **F8** ②		B FF 90 B FF 89 F FF 91 B FF 90 C CH 84 F FF 91 B FF 92 4-2 26 FC6-4 BB		D CH 85 B CH 85 F FF 90 D CU 79 F CH 84 F FF 90 B CH 86 4-2 30 HR BB **1-2**	C FC 94 X FC 93 0-1 **G6-3** ③				2	1	0	0	2	0	1
30 Michael Conforto, L (1, 7) OBP: 0.345, SLG: 0.370	F FF 91 F FF 91 B CU 79 F FF 92 B FF 91 X FF 90 2-2 **G6-3** ③ **1-2**		B CH 86 F FF 90 B FF 90 C CU 77 F FF 91 1 SAFE X FF 91 2-2 **F9** ①		D CH 85 C FF 90 C FF 90 X FF 91 1-2 HR **1-H** **2-H**		C FC 92 C CU 80 H FC 94 1-2 HBP			3	1	1	3	0	0	2
4 Wilmer Flores, R (1, 3) OBP: 0.323, SLG: 0.464		C CH 87 B CU 79 F FF 92 F CU 79 X CU 78 1-2 7 1B 26 1B 1 1B 1B	B FF 91 X FF 91 1-0 **F9** ②		F FF 92 B SL 87 X FF 90 1-1 26 1B 7 1B 1B		X FC 90 0-0 **P5** ①			4	2	2	0	0	0	2
26 Kevin Plawecki, R (1, 2) OBP: 0.361, SLG: 0.410		B FF 92 F FF 91 S FF 92 X FF 93 1-2 1 1B 7 1B 45 SF8 1B **1-2**	X FF 92 0-0 **FC6-4** ③ **1-2f**		B CU 78 F FF 90 X SL 85 1-1 7 1B **1-2** 1B		C CU 79 B FC 91 D FC 92 X FC 91 2-1 **F9** ②			4	1	2	0	0	0	2
7 José Reyes, S (1, 5) OBP: 0.250, SLG: 0.231		C FF 92 B FF 92 D CH 85 X FF 91 2-1 45 SF8 1 1B 9 G3-1 **1-2** **2-3** 1B	B FF 89 C FF 90 B SL 86 F FF 89 X FF 91 2-2 **L8** ①		X FF 90 0-0 **1-3** **2-H** 1B		C FC 92 F FC 92 D CH 89 B FC 94 S FC 92 2-3 **K** ③			4	1	2	1	0	1	1
1 Amed Rosario, R (1, 6) OBP: 0.293, SLG: 0.384		B FF 91 X CU 79 1-0 9 G3-1 45 SF8 **1-2** **2-3** **3-H** 1B			T FF 91 S FF 90 B CU 82 F FF 91 S SL 86 1-3 **K** ② S FC 92 1 SAFE F FC 93 X FC 94 0-2 **F9** ②			B SI 89 C SL 80 T SI 90 B SL 81 F SI 92 B SI 92 S SL 80 3-3 **K** ①		4	0	1	1	0	2	2
45 Zack Wheeler, L (1, 1) OBP: 0.194, SLG: 0.200 38 Anthony Swarzak, R (8, 1) 66 Ty Kelly, S (8, PH) OBP: 0.111, SLG: 0.111 27 Jeurys Familia, R (9, 1)		C CU 78 B FF 93 C FF 92 F CU 79 X CH 87 1-2 **SF8** ① **1-2** **2-3** **3-H**			X FF 90 0-0 **G4-3** ③ C FC 92 X CU 80 0-1 **G3** ③			C SL 81 C SI 92 B CH 87 X SI 92 1-2 1B		2 0 1 0	0 0 0 0	0 0 1 0	1 0 0 0	0 0 0 0	0 0 0 0	2 0 0 0
Inning Stats	R: 0 E: 0 K: 1 S: 10 H: 1 LOB: 1 BB: 0 P: 14	R: 3 E: 0 K: 0 S: 19 H: 4 LOB: 1 BB: 0 P: 29	R: 0 E: 0 K: 0 S: 9 H: 0 LOB: 1 BB: 1 P: 16	R: 0 E: 0 K: 1 S: 8 H: 0 LOB: 0 BB: 0 P: 11	R: 4 E: 0 K: 1 S: 21 H: 4 LOB: 2 BB: 2 P: 34	R: 0 E: 0 K: 0 S: 7 H: 0 LOB: 0 BB: 0 P: 10	R: 0 E: 0 K: 1 S: 8 H: 0 LOB: 1 BB: 0 P: 13	R: 0 E: 0 K: 2 S: 11 H: 1 LOB: 1 BB: 0 P: 16		1B: 9 2B: 0 3B: 0 HR: 1	SF: 1 SAC: 0 DP: 0 HBP: 1		WP: 1 PB: 0 SB: 0 CS: 0	PA: 38	

PITCHER		IP	WLS	BF	H	R	ER	SO	BB	IBB	HBP	BLK	WP	HR	S	P	ERA	WHIP
50 Austin Voth, R ERA: 14.54	(1, 1)	4.1	L	25	9	7	7	3	3	0	0	0	1	1	62	99	14.54	2.769
51 Wander Suero, R ERA: 3.15	(5, 1)	2.2		9	0	0	0	1	0	0	1	0	0	0	20	28	0.00	0.000
33 Matt Grace, L ERA: 2.8	(8, 1)	1.0		4	1	0	0	2	0	0	0	0	0	0	11	16	0.00	1.000

PITCHER	IP	WLS	BF	H	R	ER	SO	BB	IBB	HBP	BLK	WP	HR	S	P	ERA	WHIP

BOTTOM

Washington Nationals @ New York Mets

Citi Field, Flushing, NY

Sat Jul 14 2018, 4:11 PM - 6:59 PM EDT

Att. 30,438 - Sunny - 88 F

livebaseballscorecards.com

AB	33
R	7
H	10
RBI	7
BB	3
SO	6
LOB	16

Batter	1	2	3	4	5	6	7	8	9	AB	R	H	RBI	BB	SO	LOB
2 Adam Eaton, L (1, 9) OBP: 0.393, SLG: 0.415	B SI 89 X FF 90 1-0 ① F8		C SI 92 B FF 93 X SI 92 1-1 ③ G4-3			C CU 78 B SI 95 X SI 93 1-1 ② L7	C FF 90 B FF 90 S CU 73 F CU 74 H FF 89 2-2 7 1B 1-2 2-3 3-H HBP		B CH 89 B FF 95 B FF 96 C FF 94 X FF 95 3-1 ② F7	4	0	0	1	0	0	4
7 Trea Turner, R (1, 6) OBP: 0.343, SLG: 0.402	C FF 91 X SI 91 0-1 ② P1			C FF 90 B SI 88 B SI 88 S CH 83 F CH 84 B SI 90 F SI 90 F SI 89 F FF 90 3-2 ① L7		B CU 81 C CU 79 X SI 93 1-1 ③ F9 1-2	C CU 72 F FF 89 X CU 73 0-2 22 CS 1B 1-3 2-H 3-H		B SL 81 F FF 95 F FF 96 D SL 84 X FF 94 2-2 ③ F7	5	0	1	2	0	0	4
22 Juan Soto, L (1, 7) OBP: 0.411, SLG: 0.517	B FF 92 S SI 90 B CH 84 B CH 84 F SI 91 X FF 91 3-2 ③ P3			C CH 83 B FF 91 C CU 81 B SI 91 F CU 83 S SI 91 2-3 ② K			15 6 20 1B BB CS	F FF 96 C SL 88 B FF 97 B FF 97 F SL 87 X FS 87 2-2 ① G6-3		3	1	0	0	1	1	0
6 Anthony Rendon, R (1, 5) OBP: 0.352, SLG: 0.526		C FF 89 X SI 90 0-1 15 1B 3 FC6-4 1B		B FF 91 S FF 91 X CH 84 1-1 ③ F7			S FF 94 B SL 86 1 SAFE B SL 87 F SL 86 B FF 93 F FF 94 B FF 93 4-2 15 1B 20 1B 1-2 BB	C SL 89 S FF 97 B FF 97 S FF 97 1-3 ② K		3	2	1	0	1	1	0
15 Matt Adams, L (1, 3) OBP: 0.362, SLG: 0.565		B CH 82 X CH 83 1-0 3 FC6-4 1-3 1B			S CH 83 B FF 90 B SI 90 X CH 83 2-1 ① G3		B X CH 80 1-0 32 SH2-3 20 1B 2 HBP 1-2 2-3 1B	F FF 96 B FF 96 S FS 87 B FF 98 B SL 90 F FF 97 S FS 87 3-3 ③ K		4	1	2	0	0	1	0
3 Michael Taylor, R (1, 8) OBP: 0.303, SLG: 0.373 20 Daniel Murphy, L (7, PH) OBP: 0.309, SLG: 0.333 21 Brandon Kintzler, R (7, 1) 44 Ryan Madson, L (8, 1) 14 Mark Reynolds, R (9, PH) OBP: 0.361, SLG: 0.573 40 Kelvin Herrera, R (9, 1)		X CU 79 0-0 ① FC6-4 32 G1-6-3 1-2f 3-H			S SI 90 X CU 81 0-1 ② G2-3		C FF 92 B FF 91 X FF 91 1-1 2 HBP 32 SH2-3 7 1B 1-2 2-H 3-H 1B		B FF 95 X FF 94 1-0 1 BB 8 1B 1B	2 1 0 0 1 0	0 1 0 0 0 0	0 1 0 0 1 0	1 2 0 0 0 0	0 0 0 0 0 0	0 0 0 0 0 0	1 0 0 0 0 0
32 Matt Wieters, S (1, 2) OBP: 0.305, SLG: 0.325		1 SAFE 1 SAFE P PO 87 S FF 90 F FF 89 1 SAFE X FF 91 1-2 ② ③ G1-6-3 1-2f			B SI 90 F CH 84 X SI 90 1-1 ③ P3		X CH 82 0-0 ① SH2-3 1-2 2-3		B FF 95 F FF 94 B FF 96 F FF 96 F FF 95 B FF 96 X FF 95 3-2 ① P5	3	0	0	0	0	0	2
58 Jeremy Hellickson, R (1, 1) OBP: 0.095, SLG: 0.143 8 Brian Goodwin, L (7, PH) OBP: 0.321, SLG: 0.354 (7, 8)			C FF 88 F FF 90 F CU 80 B FF 90 X CU 81 1-2 ① G6-3			F FF 92 C SL 87 F FF 94 B CU 80 F CU 79 F SI 95 X SL 87 1-2 7 BLK 1B	D CH 83 B CH 83 C FF 91 X FF 90 2-1 ② F8		B FF 95 S CH 88 F FF 96 X SL 82 1-2 1 BB 1-2 1B	2 2	0 0	1 1	0 0	0 0	0 0	0 2
1 Wilmer Difo, S (1, 4) OBP: 0.302, SLG: 0.338			B FF 91 F SI 91 B CU 82 X SI 92 2-1 ② G1-3			C SI 92 F FF 94 B SI 94 B CU 80 X SI 94 2-2 ① F8	C FF 89 C FF 89 D CU 73 H CU 74 2-2 2 HBP 7 1B HBP		B FF 94 S FF 98 B FF 97 D FF 94 D FF 96 4-1 1-2 2-3 BB	2	1	0	0	1	0	1
Inning Stats	R: 0 E: 0 K: 0 S: 6 H: 0 LOB: 0 BB: 0 P: 10	R: 1 E: 0 K: 0 S: 8 H: 2 LOB: 0 BB: 0 P: 9	R: 0 E: 0 K: 0 S: 8 H: 0 LOB: 0 BB: 0 P: 12	R: 0 E: 0 K: 1 S: 13 H: 0 LOB: 0 BB: 0 P: 19	R: 0 E: 0 K: 0 S: 6 H: 0 LOB: 0 BB: 0 P: 9	R: 0 E: 0 K: 0 S: 13 H: 1 LOB: 1 BB: 0 P: 18	R: 5 E: 0 K: 0 S: 19 H: 3 LOB: 1 BB: 2 P: 35	R: 0 E: 0 K: 2 S: 11 H: 0 LOB: 0 BB: 0 P: 17	R: 0 E: 0 K: 0 S: 14 H: 2 LOB: 3 BB: 1 P: 28	1B: 8 2B: 0 3B: 0 HR: 0 SF: 0 SAC: 1 DP: 1 HBP: 2						

PITCHER		IP	WLS	BF	H	R	ER	SO	BB	IBB	HBP	BLK	WP	HR	S	P	ERA	WHIP
55 Corey Oswalt, R ERA: 5.64	(1, 1)	5.0		16	2	1	1	1	0	0	0	0	0	0	41	59	1.80	0.400
67 Seth Lugo, R ERA: 2.61	(6, 1)	1.0		4	1	0	0	0	0	0	0	1	0	0	13	18	0.00	1.000
38 Anthony Swarzak, R ERA: 7.47	(7, 1)	0.0	L	2	0	2	2	0	2	0	0	0	0	0	5	13	∞	∞
63 Tim Peterson, R ERA: 4.5	(7, 1)	0.2		4	2	0	0	0	0	0	0	0	0	0	6	10	0.00	3.000
39 Jerry Blevins, L ERA: 5.01	(7, 1)	0.1		3	1	3	3	0	0	0	2	0	0	0	8	12	81.00	3.000

PITCHER		IP	WLS	BF	H	R	ER	SO	BB	IBB	HBP	BLK	WP	HR	S	P	ERA	WHIP
35 Jacob Rhame, R ERA: 5.74	(8, 1)	1.0		3	0	0	0	2	0	0	0	0	0	0	11	17	0.00	0.000
49 Tyler Bashlor, R ERA: 4.0	(9, 1)	1.0		6	2	0	0	0	1	0	0	0	0	0	14	28	0.00	3.000

TOP

Washington Nationals @ New York Mets

Citi Field, Flushing, NY

Sun Jul 15 2018, 1:57 PM - 4:51 PM EDT

Att. 26,572 - Cloudy - 77 F

livebaseballscorecards.com

AB	32
R	6
H	8
RBI	6
BB	3
SO	3
LOB	14

WP: 0	PB: 0	SB: 1	CS: 1
PA: 39			

BOTTOM

Washington Nationals @ New York Mets

Citi Field, Flushing, NY

Sun Jul 15 2018, 1:57 PM - 4:51 PM EDT

Att. 26,572 - Cloudy - 77 F

livebaseballscorecards.com

Batter	1	2	3	4	5	6	7	8	9	AB	R	H	RBI	BB	SO	LOB
9 Brandon Nimmo, L (1, 8) OBP: 0.373, SLG: 0.490	C SI 90 S KC 78 X SI 89 0-2 ① P5		X CH 83 0-0 ② L9		X FC 89 0-0 ③ F8			B CU 82 S CH 85 B FF 97 B FF 97 F FF 96 B FF 96 4-2 BB		3	0	0	0	1	0	2
13 Asdrúbal Cabrera, S (1, 4) OBP: 0.334, SLG: 0.490 66 Ty Kelly, S (8, 4) OBP: 0.100, SLG: 0.100	C KC 75 C KC 78 S CH 82 0-3 ② K		X CH 84 0-0 ③ G3-1			C FC 86 B CH 81 F CH 81 B CH 81 B KC 78 B KC 74 4-2 30 G1-5-3 BB		B FF 97 X FF 97 1-0 ③ G4-3		2 1	0 0	0 0	0 0	1 0	1 0	0 1
11 José Bautista, R (1, 9) OBP: 0.365, SLG: 0.416	C SI 91 X SI 91 0-1 ③ L9			C SI 90 B CH 83 B CH 82 C KC 78 C KC 80 2-3 ① K		F SI 91 X FC 86 0-1 ① P6			C FF 98 B SL 82 C SL 80 F SI 98 B SL 83 B FF 97 X FF 98 3-2 7 1B 4 1B 1B	4	0	1	0	0	1	1
30 Michael Conforto, L (1, 7) OBP: 0.344, SLG: 0.366		B SI 89 C CH 81 B SI 91 B FC 88 F CH 85 F FF 91 B SI 90 4-2 29 1B 4 G3 7 FC6-4 BB		F SI 90 F SI 92 S CH 82 0-3 ② K		B FC 88 1 SAFE S FC 89 B SI 91 1 SAFE 1 SAFE X SI 91 2-1 ②③ G1-5-3 1-2f			B CH 88 C CH 87 X SI 98 1-1 ① F7	3	1	0	0	1	1	2
4 Wilmer Flores, R (1, 3) OBP: 0.322, SLG: 0.460		F FC 88 X CH 82 0-1 ① G3 1-2		B KC 77 F CH 82 C SI 90 B SI 90 X SI 91 2-2 ③ L8			C SL 86 C SI 92 B SL 87 F SI 93 F CH 88 F SI 93 X SI 93 1-2 ① G5-3		X FF 99 0-0 7 1B 1-2 1B	4	0	1	0	0	0	1
29 Devin Mesoraco, R (1, 2) OBP: 0.303, SLG: 0.393		S CH 82 B CH 84 X SI 92 1-1 7 FC6-4 2-3 1B			F KC 73 F CH 81 S CH 81 0-3 ① K		B SI 94 F SI 94 X SI 93 1-1 ② G6-3		B FF 97 X SI 96 1-0 ② F8	4	0	1	0	0	1	2
7 José Reyes, S (1, 5) OBP: 0.257, SLG: 0.246		F SI 92 F SI 91 X KC 81 0-2 ② FC6-4 1 FC6-4 1-2f 3-H			B SI 90 B FC 86 B SI 90 C SI 90 X SI 89 3-1 1 WP 2B		B SI 92 C SI 93 F SL 87 C SI 94 1-3 ③ K		F FF 98 B FF 98 B SL 80 S CH 89 X SI 97 2-2 1-2 2-3 1B	4	0	2	1	0	1	1
1 Amed Rosario, R (1, 6) OBP: 0.289, SLG: 0.379		1 SAFE C KC 76 X SI 90 0-1 ③ FC6-4 1-2f			F SI 90 F SI 90 B CH 82 D KC 81 S CH 83 2-3 ② K 2-3			B CU 81 B FF 96 X FF 94 2-0 ① F9	B SL 80 X FF 95 1-0 ③ P3	4	0	0	0	0	1	5
55 Corey Oswalt, R (1, 1) 22 Dominic Smith, L (5, PH) 67 Seth Lugo, R (6, 1) 38 Anthony Swarzak, R (7, 1) 63 Tim Peterson, R (7, 1) 39 Jerry Blevins, L (7, 1) 35 Jacob Rhame, R (8, 1) 23 Matthew den Dekker, L (8, PH) 49 Tyler Bashlor, R (9, 1)			C SI 89 S KC 78 S KC 78 0-3 ① K		F CH 83 B SI 91 F SI 90 H KC 82 2-2 HBP			B SI 95 S FF 96 S CH 85 B CH 86 T FF 97 2-2 ② K		1 0 0 0 0 1 0 0 0 0 0 0 0 0 0 0 0 0 0 0 0 0 0 0 0 0 0 0 0 0 0 0 0 0 0 0 0 0 0 0 0 0 0 0 0 0 0 0 0 1 0 0 0 0 1 0 0 0 0 0 0 0 0						
Inning Stats	R: 0 E: 0 K: 1 S: 8 H: 0 LOB: 0 BB: 0 P: 8	R: 1 E: 0 K: 0 S: 12 H: 1 LOB: 1 BB: 1 P: 17	R: 0 E: 0 K: 1 S: 5 H: 0 LOB: 0 BB: 0 P: 5	R: 0 E: 0 K: 2 S: 9 H: 0 LOB: 0 BB: 0 P: 13	R: 0 E: 0 K: 2 S: 11 H: 1 LOB: 2 BB: 0 P: 18	R: 0 E: 0 K: 0 S: 6 H: 0 LOB: 0 BB: 1 P: 12	R: 0 E: 0 K: 1 S: 11 H: 0 LOB: 0 BB: 0 P: 14	R: 0 E: 0 K: 1 S: 7 H: 0 LOB: 1 BB: 1 P: 16	R: 0 E: 0 K: 0 S: 12 H: 3 LOB: 3 BB: 0 P: 20	1B: 4 2B: 1 3B: 0 HR: 0 SF: 0 SAC: 0 DP: 1 HBP: 1						

	AB	31
	R	1
	H	5
	RBI	1
	BB	3
	SO	8
	LOB	15

PITCHER		IP	WLS	BF	H	R	ER	SO	BB	IBB	HBP	BLK	WP	HR	S	P	ERA	WHIP
58 Jeremy Hellickson, R ERA: 3.29	(1, 1)	6.0	W	22	2	1	1	6	2	0	1	0	1	0	51	73	1.50	0.667
21 Brandon Kintzler, R ERA: 3.82	(7, 1)	1.0		3	0	0	0	1	0	0	0	0	0	0	11	14	0.00	0.000
44 Ryan Madson, R ERA: 4.98	(8, 1)	1.0		4	0	0	0	1	1	0	0	0	0	0	7	16	0.00	1.000
40 Kelvin Herrera, R ERA: 1.98	(9, 1)	1.0		6	3	0	0	0	0	0	0	0	0	0	12	20	0.00	3.000

PITCHER	IP	WLS	BF	H	R	ER	SO	BB	IBB	HBP	BLK	WP	HR	S	P	ERA	WHIP

Batter	1	2	3	4	5	6	7	8	9	AB	R	H	RBI	BB	SO	LOB
9 Brandon Nimmo, L (1, 9) OBP: 0.373, SLG: 0.491	C FF 93 B FF 95 B SI 94 B FF 93 B FF 93 4-1 13 2B BB	B CU 80 B FF 93 C FF 94 C CU 81 S CU 82 2-3 ③ K		F SL 83 B CH 85 S FF 92 B CH 84 S CU 81 2-3 ③ K		B FF 92 B FF 92 X FF 92 2-0 ① 2B		F FF 94 B FF 94 B CH 86 C FF 94 S FF 94 2-3 ② K		4	1	1	0	1	3	2
52 Yoenis Cespedes, R (1, 10) OBP: 0.325, SLG: 0.496	S FF 94 D CU 82 B FF 94 1 SAFE X FF 95 2-1 ① F7		B SI 94 B CU 83 B FF 94 X FF 94 3-0 HR		B FF 91 B SL 85 B SL 86 B FF 91 4-0 4 BB 30 1B BB	C FS 84 B FF 92 S FS 84 B FS 85 B FF 92 X FF 92 3-2 1B		F FF 94 S FF 94 X FF 93 0-2 ③ G5-3		4	2	2	1	1	0	1
13 Asdrúbal Cabrera, S (1, 4) OBP: 0.335, SLG: 0.492	F FF 94 1 SAFE F SI 94 B FF 95 1 SAFE X CU 81 1-2 30 2B 1-H 2B		X FF 95 0-0 ① P6		C FF 91 B FF 92 1 SAFE C FF 93 B FF 94 T FF 92 2-2 ① K	C FF 93 B FF 93 X FF 92 1-1 ② L8			S SI 93 B CU 81 B SI 94 X SI 93 2-1 4 G4-3 4 WP 30 SF8 1B	5	2	2	1	0	1	2
4 Wilmer Flores, R (1, 3) OBP: 0.320, SLG: 0.452	C FF 94 X FF 96 0-1 ② P3		C FF 94 S FF 95 F FF 95 B CU 82 B FF 95 B CU 83 F FF 94 X CU 81 3-2 ② G6-3		C FF 93 B SL 87 F FF 92 F FF 92 B SL 85 B SL 85 B SL 85 4-2 11 BB 30 1B 29 1B 1-2 BB	X FF 93 0-0 ③ F7			B SL 86 B SL 86 X SL 84 2-0 ① G4-3 1-3	4	1	0	0	1	0	3
30 Michael Conforto, L (1, 7) OBP: 0.345, SLG: 0.371	S CU 82 D SI 94 S CH 88 X SI 95 1-2 11 2B 2-H 2B		C FF 94 F CH 89 X FF 94 0-2 ③ F7		C CU 80 B FF 92 X SL 85 1-1 29 1B 11 BB 1 FC3-2 1-2 2-H 1B		F FF 96 B FF 96 B FF 97 F FF 96 X FF 97 1-2 ① G1-3		C CU 81 B CU 79 F CU 81 B CU 79 B CU 80 X CU 79 3-2 ② SF8 3-H	4	1	2	3	0	0	0
11 José Bautista, R (1, 5) OBP: 0.366, SLG: 0.418	C FF 94 S CU 82 X CU 82 0-2 2-H 2B			F FF 92 X FF 93 0-1 ① F8	C SL 86 F FF 92 B SL 85 B SL 87 B SL 85 B SL 84 4-2 1 FC3-2 29 1B 1-2 2-3 BB		F FF 97 B SL 87 B FF 96 F FF 97 F FF 96 X FF 96 3-2 ② L7		S SL 87 B FF 94 S SL 84 B SL 84 F FF 94 B SL 85 C SL 85 3-3 ③ K	4	0	1	1	1	1	0
29 Devin Mesoraco, R (1, 2) OBP: 0.312, SLG: 0.403	S CU 82 X FF 95 0-1 ③ P3			X FF 93 0-0 2B	C SL 85 B SL 86 F FF 93 X SL 85 1-2 1 FC3-2 1-2 2-3 3-H 1B		F FF 96 B SL 87 B SL 86 B FF 96 F FF 96 F FF 97 F FF 96 D SL 87 4-2 BB			3	0	2	1	1	0	1
1 Amed Rosario, R (1, 6) OBP: 0.286, SLG: 0.374		C FF 92 F FF 94 C FF 95 B CU 82 S CU 82 1-3 ① K		B CU 80 D CU 81 C CH 86 B FF 93 F CH 86 C CU 80 3-3 ② K	C FF 92 X FF 91 0-1 ② FC3-2 1-2 2-3 3-Hf		F FF 96 C FF 97 B FF 96 F SL 87 F FF 96 D SL 87 F FF 96 F FF 97 B SL 88 3-2 X FF 96 G6-3			4	0	0	0	0	2	5
23 Matthew den Dekker, L (1, 8)		C FF 93 C CU 81 B FF 94 X CH 88 1-2 ② G4-3		B CU 80 S CH 83 F CU 82 F CH 87 B FF 94 D CU 81 F CH 87 B FF 94 4-2 BB	F FF 93 C FF 93 B FS 85 F FF 93 S FF 94 1-3 ③ K			B FF 93 S CH 86 B FF 94 B FF 93 C FF 92 X CH 86 3-2 ① L9		3	0	0	0	1	1	3
Inning Stats	R: 3 E: 0 K: 0 S: 16 H: 3 LOB: 1 BB: 1 P: 24	R: 0 E: 0 K: 2 S: 10 H: 0 LOB: 0 BB: 0 P: 14	R: 1 E: 0 K: 0 S: 10 H: 1 LOB: 0 BB: 0 P: 16	R: 0 E: 0 K: 2 S: 13 H: 1 LOB: 2 BB: 1 P: 22	R: 2 E: 0 K: 2 S: 19 H: 2 LOB: 3 BB: 3 P: 36	R: 0 E: 0 K: 0 S: 7 H: 2 LOB: 1 BB: 0 P: 13	R: 0 E: 0 K: 0 S: 18 H: 0 LOB: 1 BB: 1 P: 29	R: 0 E: 0 K: 1 S: 9 H: 0 LOB: 0 BB: 0 P: 14	R: 1 E: 0 K: 1 S: 10 H: 1 LOB: 0 BB: 0 P: 20	1B: 4 2B: 5 3B: 0 HR: 1 SF: 1 SAC: 0 DP: 0 HBP: 0						

PITCHER	IP	WLS	BF	H	R	ER	SO	BB	IBB	HBP	BLK	WP	HR	S	P	ERA	WHIP
65 Domingo Germán, R (1, 1) ERA: 5.68	3.2	L	18	5	4	4	3	2	0	0	0	0	1	46	71	9.82	1.909
43 Adam Warren, R (4, 1) ERA: 2.49	1.0		8	2	2	2	2	3	0	0	0	0	0	18	36	18.00	5.000
45 Chasen Shreve, L (5, 1) ERA: 4.37	1.1		5	2	0	0	1	0	0	0	0	0	0	11	18	0.00	1.500
57 Chad Green, R (7, 1) ERA: 2.68	1.0		4	0	0	0	0	1	0	0	0	0	0	18	29	0.00	1.000
56 Jonathan Holder, R (8, 1) ERA: 1.8	1.0		3	0	0	0	1	0	0	0	0	0	0	9	14	0.00	0.000

PITCHER	IP	WLS	BF	H	R	ER	SO	BB	IBB	HBP	BLK	WP	HR	S	P	ERA	WHIP
67 A.J. Cole, R (9, 1) ERA: 5.1	1.0		4	1	1	1	1	0	0	0	0	1	0	10	20	9.00	1.000

TOP

New York Mets @ New York Yankees

Yankee Stadium, Bronx, NY

Fri Jul 20 2018, 7:11 PM - 10:55 PM EDT

Att. 47,175 - Clear - 77 F

livebaseballscorecards.com

AB	35
R	7
H	10
RBI	7
BB	6
SO	8
LOB	17

New York Mets @ New York Yankees

Yankee Stadium, Bronx, NY

Fri Jul 20 2018, 7:11 PM - 10:55 PM EDT

Att. 47,175 - Clear - 77 F

livebaseballscorecards.com

BOTTOM

Batter	1	2	3	4	5	6	7	8	9	AB	R	H	RBI	BB	SO	LOB
11 Brett Gardner, L (1, 7) OBP: 0.342, SLG: 0.399	C FF 98 F FF 98 B SL 93 S SI 98 / 1-3 K ①		B SI 96 B CH 89 C SI 96 F SI 97 X SI 98 / 2-2 99 1B 27 SF8 1B	C CU 80 X FF 96 / 0-1 G3 ③		C CU 80 B SI 93 B SI 94 F CU 79 F FF 95 F CU 81 F FF 93 X SL 87 / 2-2 F7 ②		C SI 95 C CU 81 B SI 96 F SL 92 X SI 95 / 1-2 E6 99 1B 18 2B	C SI 93 F CU 80 X SI 94 / 0-2 FC6 ③ 1-2f	6	2	1	0	0	1	3
99 Aaron Judge, R (1, 10) OBP: 0.395, SLG: 0.545	C SI 99 B SI 98 B SI 98 S SL 93 X SI 99 / 2-2 G5-3 ②		B SI 96 1 SAFE 1 SAFE B SI 96 X SI 96 / 2-0 31 1B 1-3 1B		C CU 82 B SL 90 B SL 89 S SL 90 X SI 96 / 2-2 1B	C FF 93 X SI 93 / 0-1 L3 ③		C SI 95 B SI 95 1 SAFE X SI 95 / 1-1 18 2B 27 G6-3 1-3 1B		5	1	3	0	0	0	1
18 Didi Gregorius, L (1, 6) OBP: 0.330, SLG: 0.479	B SI 98 X SI 96 / 1-0 27 1B 1B		C SI 96 S FF 96 X FF 97 / 0-2 P3 ①		B SI 94 B CH 87 S SI 94 F CH 93 B CH 88 X SI 94 / 3-2 F8 ①		B SI 91 B CH 85 C CU 78 F CH 86 X FF 95 / 2-2 31 FC4-6 27 BB 1B	X SI 94 / 0-0 27 G6-3 1-3 3-H 2B		5	0	3	1	0	0	3
27 Giancarlo Stanton, R (1, 9) OBP: 0.347, SLG: 0.516	C SI 96 B SI 97 1 SAFE C SL 91 1 SAFE X SL 90 / 1-2 1-3 1B		B SI 96 X SL 91 / 1-0 SF8 ② 3-H		S SI 95 F SI 94 B SI 94 B CH 88 F CH 88 S CH 89 / 2-3 K ②		C FF 92 B SI 92 F FF 93 D CU 83 B SI 94 B SL 88 / 4-2 31 FC4-6 1-2 BB	B SI 93 X SI 95 / 1-0 G6-3 ② 2-3 3-H		3	0	1	2	1	1	2
31 Aaron Hicks, S (1, 8) OBP: 0.349, SLG: 0.487	C FF 97 B FF 97 X FF 97 / 1-1 G3 ③		B CH 90 B CH 89 X SI 96 / 2-0 1-2 1B		B CU 81 B CH 88 X SI 94 / 2-0 L7 ③		S CU 80 B CU 80 S CU 80 X CU 81 / 1-2 FC4-6 33 BB ① 1-2f 2-3	B CU 81 B SI 94 / 2-0 IBB		4	0	1	0	1	0	5
24 Gary Sánchez, R (1, 2) OBP: 0.289, SLG: 0.428		B SI 97 S SL 92 X SI 97 / 1-1 G5-3 ①	X SL 91 / 0-0 P4 ③			B SI 94 F SL 86 X CU 81 / 1-1 33 1B 14 2B 1B	B SL 85 F SL 86 C SI 93 T FF 94 / 1-2 K ②	D SL 89 S SL 90 1 SAFE B SI 94 C SL 90 S SL 91 / 2-3 K ③		5	1	1	0	0	2	6
33 Greg Bird, L (1, 3) OBP: 0.320, SLG: 0.451		C SI 98 B FF 99 B FF 98 F FF 98 F SI 98 S SI 98 / 2-3 K ②		C SI 94 B FF 95 S SL 90 X SI 96 / 1-2 G5-3 ①		C CU 79 B CU 79 F SI 94 B FF 97 F FF 96 X SI 94 / 2-2 14 2B 1-2 1B	B CU 80 B CU 79 B CH 88 B SI 92 / 4-0 1-2 BB		C SI 91 F SI 93 F SL 89 B SI 94 F SL 91 F SL 91 B SI 94 F SI 94 B SI 94 / 3-2 F SI 93 F SI 93 X SI 93 G6-3 ①	4	1	1	0	1	1	0
41 Miguel Andujar, R (1, 5) OBP: 0.317, SLG: 0.488		C SI 98 B SL 93 X SL 93 / 1-1 1B		X SL 90 / 0-0 1B		F CU 81 B SI 92 F CU 81 B FF 94 S SL 88 / 2-3 K ①	C CU 80 F SL 86 B FF 95 X CU 82 / 1-2 F9 ③		F SL 89 C SI 92 F SL 90 S SL 90 / 0-3 K ②	5	0	2	0	0	2	5
14 Neil Walker, S (1, 4) OBP: 0.281, SLG: 0.289		B SI 98 B SI 96 B CH 89 C FF 96 X FF 96 / 3-1 F7 ③		F CH 93 B FF 95 F SI 96 B SL 89 S CU 81 / 2-3 K ②		B SI 94 B CU 78 F SI 93 F FF 94 X CU 82 / 2-2 1-H 2-H 2B		B SI 94 B SI 94 X SI 94 / 2-0 G4-3 ①	B SI 93 B SI 93 B SI 93 B SI 90 / 4-0 11 FC6 BB	4	0	1	2	1	1	2
Inning Stats	R: 0 E: 0 K: 1 S: 12 H: 2 LOB: 2 BB: 0 P: 18	R: 0 E: 0 K: 1 S: 10 H: 1 LOB: 1 BB: 0 P: 17	R: 1 E: 0 K: 0 S: 10 H: 3 LOB: 2 BB: 0 P: 17	R: 0 E: 0 K: 1 S: 9 H: 1 LOB: 1 BB: 0 P: 12	R: 0 E: 0 K: 1 S: 11 H: 1 LOB: 1 BB: 0 P: 20	R: 2 E: 0 K: 1 S: 20 H: 3 LOB: 1 BB: 0 P: 29	R: 0 E: 0 K: 1 S: 14 H: 1 LOB: 3 BB: 2 P: 27	R: 2 E: 1 K: 1 S: 12 H: 2 LOB: 2 BB: 1 P: 21	R: 0 E: 0 K: 1 S: 16 H: 0 LOB: 1 BB: 1 P: 23	1B: 12 2B: 2 3B: 0 HR: 0 SF: 1 SAC: 0 DP: 0 HBP: 0						

	AB	41
	R	5
	H	14
	RBI	5
	BB	4
	SO	8
	LOB	27

WP: 0 PB: 0 SB: 0 CS: 0 PA: 46

PITCHER		IP	WLS	BF	H	R	ER	SO	BB	IBB	HBP	BLK	WP	HR	S	P	ERA	WHIP
34 Noah Syndergaard, R ERA: 2.89	(1, 1)	5.0	W	23	8	1	1	4	0	0	0	0	0	0	52	84	1.80	1.600
67 Seth Lugo, R ERA: 2.79	(6, 1)	2.0		12	4	2	2	2	2	0	0	0	0	0	34	56	9.00	3.000
65 Robert Gsellman, R ERA: 4.15	(8, 1)	2.0	S	11	2	2	0	2	1	1	0	0	0	0	28	44	0.00	1.500

PITCHER	IP	WLS	BF	H	R	ER	SO	BB	IBB	HBP	BLK	WP	HR	S	P	ERA	WHIP

Batter	1	2	3	4	5	6	7	8	9	AB	R	H	RBI	BB	SO	LOB
9 Brandon Nimmo, L (1, 9) OBP: 0.374, SLG: 0.485	C FF 94 B CU 83 B SI 94 F SI 94 S CU 83 2-3 K		B CU 82 B SI 91 X SI 90 2-0 G4-3		C CU 83 B CU 81 C SI 94 F CU 82 B CU 83 H SI 92 3-2 HBP		C FF 93 F CH 85 B FF 92 B CH 85 B FF 93 C FF 92 3-3 K		B FF 97 B FF 97 H FF 97 3-0 29 G4-3 HBP 1-2 2-3 3-H	3	0	0	1	0	2	0
13 Asdrúbal Cabrera, S (1, 10) OBP: 0.332, SLG: 0.487 29 Devin Mesoraco, R (7, PH) OBP: 0.309, SLG: 0.399 (7, 10)	C SI 93 C CU 81 B FF 94 X CU 82 1-2 G3			S CU 82 B SI 93 B CU 82 X SI 93 2-1 F9	B SI 90 B FF 93 S SI 90 F CU 82 S ST 85 2-3 K		B FF 92 X FF 91 1-0 L7		F FF 92 B FS 82 X FS 83 1-1 G4-3 1-2f 2-3 3-H	3	0	0	0	0	1	2
										2	0	0	0	0	0	2
4 Wilmer Flores, R (1, 3) OBP: 0.317, SLG: 0.446	C SI 94 B CU 82 C SI 93 T CU 83 1-2 K			C ST 85 F SI 94 B SI 94 B ST 84 X SI 95 2-2 11 BB 1B		C SI 92 S ST 83 F SL 84 X SI 93 0-2 P3		F FF 96 B KC 83 B FF 97 X FF 97 2-1 F9	S FF 92 D FS 85 B FS 84 F FF 93 F SL 85 X FS 86 2-2 G1-3	5	0	1	0	0	1	1
30 Michael Conforto, L (1, 7) OBP: 0.346, SLG: 0.381		X SI 91 0-0 HR		X SI 91 0-0 L4		C CS 75 B CH 83 B CU 82 F CS 80 B ST 85 B SI 90 4-2 11 BB 1 1B BB		C KC 83 F FF 98 C SV 87 0-3 K		3	2	1	1	1	1	1
11 José Bautista, R (1, 5) OBP: 0.368, SLG: 0.413		B SI 94 C CU 82 C CU 82 F CU 82 X SI 94 1-2 G6-3		B SI 93 B SI 94 B SI 94 C SI 93 B ST 86 4-1 26 FC6-4 1-2 BB		B SI 90 C SI 92 D CU 82 B CU 82 B SI 93 4-1 1 1B 23 E 1-2 BB		C FF 98 F FF 98 F SV 87 B SV 85 B FF 99 B FF 99 S KC 85 3-3 K		2	1	0	0	2	1	0
26 Kevin Plawecki, R (1, 2) OBP: 0.358, SLG: 0.398		B SI 94 B CU 82 B SI 94 C SI 93 X SI 94 3-1 F7		F SI 94 D CU 84 B FF 94 X CU 82 2-1 FC6-4 1-2f		S SL 88 D SL 88 C FC 92 F KC 85 D KC 85 B SL 86 S SL 87 3-3 K			B FF 97 C FF 97 C FF 97 B SL 85 B FF 99 B FF 98 4-2 66 BB 1 1B 7 BB BB	3	1	0	0	1	1	4
1 Amed Rosario, R (1, 6) OBP: 0.292, SLG: 0.379		B CU 83 X SI 94 1-0 F9			C FF 92 X SI 92 0-1 23 S 1B	S KC 86 X KC 84 0-1 1-3 2-H 1B			B FF 98 X FF 97 1-0 7 BB 66 BB 9 HBP 1-2 1B	4	1	3	1	0	0	0
23 Matthew den Dekker, L (1, 8) 66 Ty Kelly, S (9, PH) OBP: 0.182, SLG: 0.100			C FF 93 B CU 82 C CU 82 B CU 83 S SI 94 2-3 K		1 SAFE B SI 90 C FF 92 B SI 90 S SI 91 1 SAFE B SI 92 S SI 92 3-3 K 1-2	C FC 93 1 SAFE B FC 92 F FC 91 F KC 86 B KC 86 S FC 93 2-3 K 1-1 3-H			B FF 98 B FF 97 B FF 95 B FF 97 4-0 9 HBP 7 BB 29 G4-3 1-2 2-3 BB	3	0	0	0	0	3	2
										0	1	0	0	1	0	0
7 José Reyes, S (1, 4) OBP: 0.256, SLG: 0.241			C CS 79 S SI 91 B CU 83 C SI 95 1-3 K		F CU 82 C SI 93 X ST 84 0-2 P5		X FF 91 0-0 P6		D SL 86 B FF 97 B FF 96 B FF 97 4-0 29 G4-3 9 HBP 1-2 2-3 3-H BB	3	0	0	1	1	1	1
Inning Stats	R: 0 E: 0 K: 2 S: 9 H: 0 LOB: 0 BB: 0 P: 13	R: 1 E: 0 K: 0 S: 8 H: 1 LOB: 0 BB: 0 P: 13	R: 0 E: 0 K: 2 S: 7 H: 0 LOB: 0 BB: 0 P: 12	R: 0 E: 0 K: 0 S: 9 H: 1 LOB: 2 BB: 1 P: 19	R: 0 E: 0 K: 2 S: 14 H: 1 LOB: 2 BB: 0 P: 22	R: 2 E: 1 K: 2 S: 17 H: 1 LOB: 1 BB: 2 P: 30	R: 0 E: 0 K: 1 S: 5 H: 0 LOB: 0 BB: 0 P: 9	R: 0 E: 0 K: 2 S: 9 H: 0 LOB: 0 BB: 0 P: 14	R: 3 E: 0 K: 0 S: 9 H: 1 LOB: 1 BB: 3 P: 28	1B: 4 2B: 0 3B: 0 HR: 1 SF: 0 SAC: 0 DP: 1 HBP: 2						

PITCHER	IP	WLS	BF	H	R	ER	SO	BB	IBB	HBP	BLK	WP	HR	S	P	ERA	WHIP
55 Sonny Gray, R (1, 1) ERA: 5.34	5.1	W	23	3	3	2	6	3	0	1	0	0	1	54	94	3.38	1.125
30 David Robertson, R (6, 1) ERA: 3.05	0.2	H	3	1	0	0	2	0	0	0	0	0	0	10	15	0.00	1.500
56 Jonathan Holder, R (7, 1) ERA: 1.76	1.0	H	3	0	0	0	1	0	0	0	0	0	0	5	9	0.00	0.000
68 Dellin Betances, R (8, 1) ERA: 2.55	1.0	H	3	0	0	0	2	0	0	0	0	0	0	9	14	0.00	0.000
54 Aroldis Chapman, L (9, 1) ERA: 2.03	0.0		5	1	3	3	0	3	0	1	0	0	0	3	19	∞	∞

PITCHER	IP	WLS	BF	H	R	ER	SO	BB	IBB	HBP	BLK	WP	HR	S	P	ERA	WHIP
45 Chasen Shreve, L (9, 1) ERA: 4.25	1.0	S	2	0	0	0	0	0	0	0	0	0	0	6	9	0.00	0.000

TOP

New York Mets @ New York Yankees

Yankee Stadium, Bronx, NY

Sat Jul 21 2018, 1:13 PM - 4:12 PM EDT

Att. 47,102 - Partly Cloudy - 76 F

livebaseballscorecards.com

AB	31
R	6
H	5
RBI	4
BB	6
SO	11
LOB	13

BOTTOM

Batter	1	2	3	4	5	6	7	8	9	AB	R	H	RBI	BB	SO	LOB
31 Aaron Hicks, S (1, 8) OBP: 0.347, SLG: 0.480	C SI 93 B SI 94 S SI 94 F SI 94 X CU 79 1-2 ① G6-3		B CU 81 B SL 89 B CH 85 B FF 93 4-0 BB	S SL 89 S SL 89 S SI 92 0-3 ③ K		X FF 90 0-0 ③ F8		C FF 95 B FF 95 B FF 94 F SL 85 B FF 95 X FF 95 3-2 ③ G6-3		4	0	0	0	1	1	3
99 Aaron Judge, R (1, 9) OBP: 0.398, SLG: 0.558	X SI 93 0-0 27 FC5-4 1B		X SL 89 0-0 ③ F8		B SI 93 S SL 88 X SL 88 1-1 2B		S SL 81 B FF 90 X FF 90 1-1 HR			4	1	3	1	0	0	1
27 Giancarlo Stanton, R (1, 7) OBP: 0.346, SLG: 0.513	B SI 94 X SL 90 1-0 ② FC5-4 1-2f			B SI 94 B CH 84 B SL 89 X SI 93 3-0 18 3B 1B	B SI 93 C SI 93 B SI 92 C SI 93 B CU 79 F CU 78 X SL 88 3-2 ① G6-3		C FF 92 B SL 81 X CH 82 1-1 ① P4			4	1	1	0	0	0	2
24 Gary Sánchez, R (1, 10) OBP: 0.285, SLG: 0.421	F SI 94 X SL 89 0-1 ③ F8			B SI 92 B SI 92 C SL 88 S SL 89 B SI 93 S SI 92 3-3 ① K	B SI 92 B CU 79 F SI 92 F CH 82 X SI 93 2-2 ② P3		F FF 91 B CH 82 S CH 81 B FF 91 B CH 82 S CH 82 3-3 ② K			4	0	0	0	0	2	3
18 Didi Gregorius, L (1, 6) OBP: 0.329, SLG: 0.482		B SI 94 B CU 78 C SI 95 F CH 84 F SI 95 X SI 94 2-2 ① F8		F CU 79 X SI 94 0-1 41 2B 1-H 3B	S CU 79 B SI 93 S SI 93 F SI 94 F CH 84 F SI 92 X SI 92 1-2 ③ P5		C FF 90 X SL 82 0-1 ③ F9			4	1	1	1	0	0	1
41 Miguel Andujar, R (1, 5) OBP: 0.322, SLG: 0.497		B SI 93 S CH 86 B SI 93 X CH 84 2-1 ② G6-3		B SI 93 S SL 89 X SI 94 1-1 33 2B 3-H 2B		C CH 83 B SI 93 F SI 93 X SI 93 1-2 33 1B 2B		X SI 93 0-0 29 E 28 G4-3 1B		4	3	3	1	0	0	0
33 Greg Bird, L (1, 3) OBP: 0.324, SLG: 0.459		B SI 94 S SI 94 X SI 94 1-1 ③ F7		C CU 79 S SI 93 F SI 93 X CU 79 0-2 28 1B 2-H 2B		B SI 93 X SI 93 1-0 2-H 1B		F FF 93 B SL 86 F SL 85 S FF 94 1-3 ① K		4	1	2	2	0	1	1
29 Brandon Drury, R (1, 4) OBP: 0.259, SLG: 0.286			B SI 94 X SI 94 1-0 ① F7	X SI 93 0-0 ② F9		C FF 89 B SL 80 C FF 90 B FF 91 X CH 82 2-2 ① F9		C FF 94 F SL 85 X SL 86 0-2 E9 28 G4-3 1-3 1B		4	0	1	0	0	0	2
28 Austin Romine, R (1, 2) OBP: 0.331, SLG: 0.484			B SI 94 F SI 94 C SL 89 F CU 80 F SI 93 B FF 94 F SL 89 C SI 94 2-3 ② K	F SI 93 S SI 93 X SI 93 0-2 2-H 1B		F FF 90 S FF 90 X CH 82 0-2 ② L6		S FF 94 X FF 94 0-1 ② G4-3 2-3 3-H		4	0	1	2	0	1	2
Inning Stats	R: 0 E: 0 K: 0 S: 8 H: 1 LOB: 1 BB: 0 P: 10	R: 0 E: 0 K: 0 S: 8 H: 0 LOB: 0 BB: 0 P: 13	R: 0 E: 0 K: 1 S: 8 H: 0 LOB: 1 BB: 1 P: 15	R: 4 E: 0 K: 2 S: 19 H: 5 LOB: 1 BB: 0 P: 26	R: 0 E: 0 K: 0 S: 15 H: 1 LOB: 1 BB: 0 P: 22	R: 1 E: 0 K: 0 S: 11 H: 2 LOB: 1 BB: 0 P: 15	R: 1 E: 0 K: 1 S: 9 H: 1 LOB: 0 BB: 0 P: 14	R: 1 E: 1 K: 1 S: 12 H: 2 LOB: 1 BB: 0 P: 16		1B: 6 2B: 4 3B: 1 HR: 1 SF: 0 SAC: 0 DP: 0 HBP: 0						

PITCHER		IP	WLS	BF	H	R	ER	SO	BB	IBB	HBP	BLK	WP	HR	S	P	ERA	WHIP
32 Steven Matz, L ERA: 3.65	(1, 1)	5.0	L	25	9	5	5	3	1	0	0	0	0	0	62	92	9.00	2.000
63 Tim Peterson, R ERA: 4.5	(6, 1)	2.0		7	1	1	1	1	0	0	0	0	0	1	16	23	4.50	0.500
38 Anthony Swarzak, R ERA: 7.56	(8, 1)	1.0		5	2	1	1	1	0	0	0	0	0	0	12	16	9.00	2.000

PITCHER	IP	WLS	BF	H	R	ER	SO	BB	IBB	HBP	BLK	WP	HR	S	P	ERA	WHIP

New York Mets @ New York Yankees

Yankee Stadium, Bronx, NY

Sat Jul 21 2018, 1:13 PM - 4:12 PM EDT

Att. 47,102 - Partly Cloudy - 76 F

livebaseballscorecards.com

AB	36
R	7
H	12
RBI	7
BB	1
SO	5
LOB	15

WP: 0	PA: 37		
PB: 0			
SB: 0			
CS: 0			

Batter	1	2	3	4	5	6	7	8	9	AB	R	H	RBI	BB	SO	LOB
16 Travis Jankowski, L (1, 9) OBP: 0.337, SLG: 0.330	F FF 98 B FF 98 F FF 98 X FF 99 1-2 ① G4-3			C CU 84 S SL 94 X FF 98 0-2 ① G6-3	L FF 96 1 SAFE F FF 96 B SL 91 B FF 96 B FF 96 B SL 91 4-2 1-2 BB			C SL 91 F SL 91 B SI 93 X CH 89 1-2 ① G5-3		3	0	0	0	1	0	0
20 Carlos Asuaje, L (1, 4) OBP: 0.311, SLG: 0.331	C FF 98 F FF 97 B SL 93 S FF 98 1-3 ② K			C CU 84 F FF 98 S SL 92 0-3 ② K	F CU 83 F FF 96 F SL 91 X FF 96 0-2 ③ P2			F CH 88 F SL 90 B CH 89 X SL 92 1-2 ② L7		4	0	0	0	0	2	3
4 Wil Myers, R (1, 7) OBP: 0.342, SLG: 0.572	S FF 98 S SI 97 S FF 98 0-3 ③ K			C SL 93 F FF 97 B FF 97 S CH 91 1-3 ③ K		C CU 83 X SI 95 0-1 30 E 2B		B CU 84 C CU 84 F CH 89 X SI 96 1-2 2B		4	1	2	0	0	2	0
30 Eric Hosmer, L (1, 3) OBP: 0.311, SLG: 0.387		X FF 98 0-0 22 G6-3 1B			B FF 96 B SL 93 B CH 91 B CU 83 C FF 96 F SL 91 C FF 96 3-3 ① K	X SL 91 0-0 E6 22 CS 2-H		F SL 93 B SL 92 B CH 88 S SL 92 S CU 84 2-3 ③ K		4	0	1	0	0	2	1
22 Christian Villanueva, R (1, 5) OBP: 0.282, SLG: 0.468 34 Craig Stammen, R (6, 1) 88 Phil Maton, R (8, 1) 2 José Pirela, R (9, PH) OBP: 0.312, SLG: 0.353 39 Kirby Yates, L (9, 1)		X SL 92 0-0 ①② G6-3 1-2f			C SL 93 B SL 93 F FF 97 X SL 92 1-2 E9 13 S 13 1B	1 SAFE B SL 92 S CU 84 B SI 95 F SL 92 F CH 88 X FF 95 2-2 ①② F9 1-2			F SI 94 B SI 93 X SI 94 1-1 ① G3	3 0 0 1 0	1 0 0 0 0	0 0 0 0 0	0 0 0 0 0	0 0 0 0 0	0 0 0 0 0	2 0 0 0 0
13 Freddy Galvis, S (1, 6) OBP: 0.297, SLG: 0.332		S FF 97 S FF 97 B FF 98 B FF 98 F FF 97 X FF 97 2-2 ③ P5			B CH 90 F FF 97 B FF 96 X FF 97 2-1 1-H 7 3B 1B	C CH 89 F SL 91 B CU 84 B SL 92 C SL 92 2-3 ③ K			C CU 80 B CH 87 B CH 87 B SI 94 X SI 93 3-1 ② B1-3	4	1	1	1	0	1	0
7 Manuel Margot, R (1, 8) OBP: 0.311, SLG: 0.371			X SL 91 0-0 ① G5-3		1 SAFE X SL 92 0-0 1-H 3B		C CU 83 L SI 94 F CH 88 F SL 92 B FF 95 B SL 91 B SI 96 X CU 82 3-2 ① P3		C SI 94 B SL 90 F CU 82 C SI 94 1-3 ③ K	4	0	1	1	0	1	0
18 Austin Hedges, R (1, 2) OBP: 0.281, SLG: 0.356			B FF 95 F FF 96 S SL 93 X FF 96 1-2 ② F9		0-0 16 S IBB		C CU 84 F SI 95 F CH 87 B SL 90 X SL 91 1-2 ② P2			2	0	0	0	1	0	0
37 Joey Lucchesi, L (1, 1) OBP: 0.182, SLG: 0.053 15 Cory Spangenberg, L (6, 5) OBP: 0.261, SLG: 0.372			C FF 97 C FF 96 C FF 97 0-3 ③ K		C CU 80 B FF 95 C CU 82 M CU 84 1-3 ② K		F CU 83 C CU 83 S FF 96 0-3 ③ K			2 1	0 0	0 0	0 0	0 0	2 1	2 0
Inning Stats	R: 0 E: 0 K: 2 S: 9 H: 0 LOB: 0 BB: 0 P: 11	R: 0 E: 0 K: 0 S: 6 H: 1 LOB: 0 BB: 0 P: 8	R: 0 E: 0 K: 1 S: 7 H: 0 LOB: 0 BB: 0 P: 8	R: 0 E: 0 K: 2 S: 9 H: 0 LOB: 0 BB: 0 P: 10	R: 2 E: 1 K: 2 S: 18 H: 2 LOB: 3 BB: 2 P: 29	R: 1 E: 1 K: 1 S: 10 H: 1 LOB: 0 BB: 0 P: 14	R: 0 E: 0 K: 1 S: 12 H: 0 LOB: 0 BB: 0 P: 16	R: 0 E: 0 K: 1 S: 12 H: 1 LOB: 1 BB: 0 P: 17	R: 0 E: 0 K: 1 S: 7 H: 0 LOB: 0 BB: 0 P: 12	1B: 2 2B: 2 3B: 1 HR: 0 SF: 0 SAC: 0 DP: 1 HBP: 0						

PITCHER	IP	WLS	BF	H	R	ER	SO	BB	IBB	HBP	BLK	WP	HR	S	P	ERA	WHIP
48 Jacob deGrom, R (1, 1) ERA: 1.71	8.0	L	31	5	3	2	10	1	1	0	0	0	0	83	113	2.25	0.750
65 Robert Gsellman, R (9, 1) ERA: 4.08	1.0		3	0	0	0	1	0	0	0	0	0	0	7	12	0.00	0.000

PITCHER	IP	WLS	BF	H	R	ER	SO	BB	IBB	HBP	BLK	WP	HR	S	P	ERA	WHIP

TOP

San Diego Padres @ New York Mets

Citi Field, Flushing, NY

Mon Jul 23 2018, 7:11 PM - 10:07 PM EDT

Att. 21,731 - Cloudy - 80 F

livebaseballscorecards.com

AB	32
R	3
H	5
RBI	2
BB	2
SO	11
LOB	8

WP: 0 PA: 34
PB: 0
SB: 2
CS: 1

Batter	1	2	3	4	5	6	7	8	9	AB	R	H	RBI	BB	SO	LOB
1 Amed Rosario, R (1, 6) OBP: 0.290, SLG: 0.376	B SI 92 X SI 90 1-0 L9 ①		X SI 91 0-0 4 S 4 1B 1B		C SI 89 B SI 91 F SI 91 B SI 91 F CU 80 B SI 92 F SI 91 F CU 81 S SI 91 3-3 K ②		C FC 86 B FC 88 B SI 91 X FC 85 2-1 G5-3 ①		1 SAFE C FF 94 1 SAFE 1 SAFE S FF 94 B FF 94 S FS 87 1-3 K ②	5	1	1	0	0	2	1
13 Asdrúbal Cabrera, S (1, 4) OBP: 0.328, SLG: 0.481	B SI 92 C SI 90 S SI 91 F CU 80 S SI 92 1-3 K ②		B SI 91 X SI 91 1-0 P4 ②		C CU 79 B SI 92 C SI 92 X SI 92 1-2 P3 ③		C KC 81 B SI 88 F SI 92 B SI 92 X FC 86 2-2 F7 ②		S FF 94 1 SAFE B FF 94 F FS 87 S FF 95 1-3 K ③	5	0	0	0	0	2	2
4 Wilmer Flores, R (1, 3) OBP: 0.320, SLG: 0.444	C SI 91 C SI 92 B SI 92 F SI 92 B SI 92 S CU 79 2-3 K ③		1 SAFE F SI 91 B SI 92 X SI 91 1-1 1-H 1B			F SI 90 B SI 91 X CU 79 1-1 F9 ①	F SI 91 C SI 91 B SI 92 F SI 92 B FC 86 F SI 92 B KC 81 B FC 88 4-2 BB			3	0	1	1	1	1	0
11 José Bautista, R (1, 9) OBP: 0.366, SLG: 0.409		C SI 90 B CU 79 B CU 80 F SI 90 S SI 92 2-3 K ①	C SI 91 B CU 78 C SI 90 B CU 79 X SI 92 2-2 L7 ③			C CU 80 X SI 90 0-1 30 1B 7 1B 1B	S FC 86 B SI 92 F SI 91 S KC 81 1-3 K ③			4	1	1	0	0	2	2
30 Michael Conforto, L (1, 7) OBP: 0.351, SLG: 0.384		H CU 77 1-0 9 1B HBP		C SI 90 S CU 80 B CU 80 X CU 81 1-2 1B		B SI 91 D SI 90 1 SAFE B SI 91 C SI 91 X SI 91 3-1 7 1B 9 HBP 1-3 1B		B CU 79 F FF 93 C FF 92 X FF 92 1-2 G5-3 ①		3	0	2	0	0	0	0
29 Devin Mesoraco, R (1, 2) OBP: 0.303, SLG: 0.390		B CU 77 B SI 90 1 SAFE X SI 90 2-0 P5 ②		C CU 79 1 SAFE B SI 92 B SI 91 1 SAFE 1 SAFE F SI 91 F CU 79 1 SAFE 2-3 F SI 91 1 SAFE 1 SAFE 1 SAFE S CU 79 K ①		F SI 91 S KC 81 S KC 80 0-3 K ②		B CU 76 B FF 92 F FF 92 F FF 93 S CU 79 2-3 K ②		4	0	0	0	0	3	4
9 Brandon Nimmo, L (1, 8) OBP: 0.375, SLG: 0.483		C SI 91 B CU 81 S CU 80 F SI 91 B SI 90 X SI 91 2-2 1-2 1B		1 SAFE F CU 79 C CU 80 1 SAFE B CU 81 F CU 80 F SI 92 S SI 92 1-3 K ②		F SI 92 B SI 91 B SI 91 H FC 86 3-1 7 1B 1-2 HBP		S FF 92 B FF 92 F FF 91 S FF 92 1-3 K ③		3	0	1	0	0	2	1
7 José Reyes, S (1, 5) OBP: 0.256, SLG: 0.241		X SI 90 0-0 F8 ③		B SI 91 C SI 91 B SI 92 C CU 79 X SI 92 2-2 G1-3 ③		S SI 92 B SI 92 F SI 92 F SI 92 X SI 92 1-2 1-2 2-3 3-H 1B			C FF 94 C FF 94 F FF 95 B FS 88 F FS 87 F FF 95 B FF 96 F FF 95 F FS 86 2-2 X FS 88 E3	4	0	1	1	0	0	3
48 Jacob deGrom, L (1, 1) OBP: 0.114, SLG: 0.071 65 Robert Gsellman, R (9, 1) 66 Ty Kelly, S (9, PH) OBP: 0.167, SLG: 0.091			C SI 92 F SI 91 X CU 79 0-2 G3 ①		X SI 90 0-0 G4-3 ①	S SI 92 X SI 92 0-1 G6-3 ③			X FF 94 0-0 B2 ①	3 0 1	0 0 0	0 0 0	0 0 0	0 0 0	0 0 0	3 0 1
Inning Stats	R: 0 E: 0 K: 2 S: 9 H: 0 LOB: 0 BB: 0 P: 13	R: 0 E: 0 K: 1 S: 9 H: 1 LOB: 2 BB: 0 P: 16	R: 1 E: 0 K: 0 S: 10 H: 2 LOB: 1 BB: 0 P: 14	R: 0 E: 0 K: 2 S: 16 H: 1 LOB: 1 BB: 0 P: 22	R: 0 E: 0 K: 1 S: 10 H: 0 LOB: 0 BB: 0 P: 14	R: 1 E: 0 K: 1 S: 16 H: 3 LOB: 3 BB: 0 P: 24	R: 0 E: 0 K: 1 S: 12 H: 0 LOB: 1 BB: 1 P: 21	R: 0 E: 0 K: 2 S: 9 H: 0 LOB: 0 BB: 0 P: 13	R: 0 E: 1 K: 2 S: 15 H: 0 LOB: 1 BB: 0 P: 19	1B: 7 2B: 0 3B: 0 HR: 0 SF: 0 SAC: 0 DP: 0 HBP: 2	WP: 0 PB: 0 SB: 1 CS: 0 PA: 38					

PITCHER		IP	WLS	BF	H	R	ER	SO	BB	IBB	HBP	BLK	WP	HR	S	P	ERA	WHIP
37 Joey Lucchesi, L ERA: 3.34	(1, 1)	5.1	W	23	6	2	2	6	0	0	1	0	0	0	60	89	3.38	1.125
34 Craig Stammen, R ERA: 2.76	(6, 1)	1.2	H	8	1	0	0	2	1	0	1	0	0	0	22	35	0.00	1.200
88 Phil Maton, R ERA: 2.84	(8, 1)	1.0	H	3	0	0	0	2	0	0	0	0	0	0	9	13	0.00	0.000
39 Kirby Yates, R ERA: 1.4	(9, 1)	1.0	S	4	0	0	0	2	0	0	0	0	0	0	15	19	0.00	0.000

PITCHER	IP	WLS	BF	H	R	ER	SO	BB	IBB	HBP	BLK	WP	HR	S	P	ERA	WHIP

BOTTOM

San Diego Padres @ New York Mets

Citi Field, Flushing, NY

Mon Jul 23 2018, 7:11 PM - 10:07 PM EDT

Att. 21,731 - Cloudy - 80 F

livebaseballscorecards.com

AB	35
R	2
H	7
RBI	2
BB	1
SO	12
LOB	17

Batter	1	2	3	4	5	6	7	8	9	AB	R	H	RBI	BB	SO	LOB
7 Manuel Margot, R (1, 8) OBP: 0.313, SLG: 0.372	C SI 97 B FF 97 X CU 80 1-1 ① F8		C SI 95 B SI 95 F FC 92 X SI 97 1-2 20 BB 4 1B 2-3 1B			X FF 93 0-0 ① P3			C FF 94 C SI 92 X SL 89 0-2 20 G3 4 2B 1B	4	2	2	0	0	0	0
20 Carlos Asuaje, L (1, 4) OBP: 0.310, SLG: 0.325	B FF 96 F FF 97 X FF 98 1-1 ② F7		B CU 79 1 SAFE S FF 97 B FF 95 F FC 91 B FS 89 F FC 93 B FF 97 4-2 4 1B 1-2 BB			C SI 93 C FS 86 B FF 94 F FC 92 X FF 94 1-2 ② P5			F SI 93 X CH 87 0-1 ① G3 1-2	3	0	0	0	1	0	1
4 Wil Myers, R (1, 7) OBP: 0.346, SLG: 0.577	C FF 98 B CH 91 S FF 98 B FC 93 S FC 93 2-3 ③ K		D FC 92 C FC 92 B FF 97 X FC 92 2-1 ③ 1-3 2-H 3-H 1B			C FF 94 B FS 86 C FC 88 B FF 95 B FC 90 X SI 96 3-2 ③ L5			B CU 78 C CU 79 X SI 94 1-1 2-H 2B	4	0	2	3	0	1	0
30 Eric Hosmer, L (1, 3) OBP: 0.310, SLG: 0.385		B SI 96 C FF 97 S FC 92 B SI 97 X FF 98 2-2 13 L9-3 1B		B FC 92 F FC 92 S FC 92 B FC 92 X FF 96 2-2 ① G4-3			B CU 77 C FC 90 F FC 90 B CU 79 B FF 96 F FC 89 F FC 90 F FC 91 3-2 X FF 97 ① L7		B CH 87 C CU 80 C CU 81 F FF 97 B SL 89 S CU 81 2-3 ② K	4	0	1	0	0	1	1
10 Hunter Renfroe, R (1, 9) OBP: 0.311, SLG: 0.441		C FC 90 X SI 96 0-1 ① P5		B FC 91 S FC 91 F SI 96 B CU 80 S FC 92 2-3 ② K			X FC 89 0-0 ② P3		C FF 95 F CU 82 B FF 96 F CU 82 D SL 89 X CU 82 2-2 ③ P5	4	0	0	0	0	1	2
13 Freddy Galvis, S (1, 6)		D FF 96 1 SAFE B FS 88 F FF 97 T FF 97 B FF 97 X FF 98 3-2 ②③ L9-3 1-1		T CH 90 B FF 95 X FC 92 1-1 ③ F7			C FS 92 X FS 87 0-1 ③ G3-1			3	0	0	0	0	0	1
22 Christian Villanueva, R (1, 5) OBP: 0.279, SLG: 0.463			B FC 91 C FF 97 X FF 96 1-1 ① G5-3		F FC 89 X FS 86 0-1 ① L7			B SL 87 X SL 87 1-0 ① F8		3	0	0	0	0	0	0
18 Austin Hedges, R (1, 2) OBP: 0.282, SLG: 0.355			B SI 96 C FF 97 B FC 93 B FC 92 C FF 98 F SI 97 X FC 93 3-2 7 1B 46 SH2-4 4 1B 1B		C FF 94 C FC 89 B CU 81 X SI 95 1-2 ② G5-3			B FF 95 B SL 87 C SI 94 F FF 95 F SI 95 X CU 81 2-2 ② G6-3		3	1	1	0	0	0	0
46 Eric Lauer, R (1, 1) OBP: 0.130, SLG: 0.143			B CU 79 L SI 97 X CU 78 1-1 ② SH2-4 1-2		C FF 96 S SI 96 S FF 96 0-3 ③ K			B CU 78 S FF 94 X SL 88 1-1 ③ F7		0	0	0	0	0	0	0
32 Franmil Reyes, R (5, PH) OBP: 0.270, SLG: 0.423										1	0	0	0	0	1	0
66 Robert Stock, L (5, 1)										0	0	0	0	0	0	0
2 José Pirela, R (8, PH) OBP: 0.311, SLG: 0.352										1	0	0	0	0	0	0
59 Phil Hughes, R (8, 1)										0	0	0	0	0	0	0
Inning Stats	R: 0 E: 0 K: 1 S: 7 H: 0 LOB: 0 BB: 0 P: 11	R: 0 E: 0 K: 0 S: 8 H: 1 LOB: 0 BB: 0 P: 13	R: 2 E: 0 K: 0 S: 16 H: 3 LOB: 2 BB: 1 P: 28	R: 0 E: 0 K: 1 S: 8 H: 0 LOB: 0 BB: 0 P: 13	R: 0 E: 0 K: 1 S: 8 H: 0 LOB: 0 BB: 0 P: 9	R: 0 E: 0 K: 0 S: 8 H: 0 LOB: 0 BB: 0 P: 12	R: 0 E: 0 K: 0 S: 10 H: 0 LOB: 0 BB: 0 P: 13	R: 0 E: 0 K: 0 S: 7 H: 0 LOB: 0 BB: 0 P: 11	R: 1 E: 0 K: 1 S: 15 H: 2 LOB: 1 BB: 0 P: 20	1B: 5 2B: 2 3B: 0 HR: 0 SF: 0 SAC: 1 DP: 1 HBP: 0						

PITCHER		IP	WLS	BF	H	R	ER	SO	BB	IBB	HBP	BLK	WP	HR	S	P	ERA	WHIP
45 Zack Wheeler, R ERA: 4.33	(1, 1)	7.0	W	24	4	2	2	3	1	0	0	0	0	0	65	99	2.57	0.714
67 Seth Lugo, R ERA: 2.84	(8, 1)	2.0		8	2	1	1	1	0	0	0	0	0	0	22	31	4.50	1.000

PITCHER	IP	WLS	BF	H	R	ER	SO	BB	IBB	HBP	BLK	WP	HR	S	P	ERA	WHIP

TOP

San Diego Padres @ New York Mets

Citi Field, Flushing, NY

Tue Jul 24 2018, 7:10 PM - 9:41 PM EDT

Att. 21,925 - Cloudy - 81 F

livebaseballscorecards.com

AB	30
R	3
H	6
RBI	3
BB	1
SO	4
LOB	5

WP: 0 PB: 0 SB: 0 CS: 0 PA: 32

BOTTOM

San Diego Padres @ New York Mets

Citi Field, Flushing, NY

Tue Jul 24 2018, 7:10 PM - 9:41 PM EDT

Att. 21,925 - Cloudy - 81 F

livebaseballscorecards.com

Batter	1	2	3	4	5	6	7	8	9	AB	R	H	RBI	BB	SO	LOB
1 Amed Rosario, R (1, 6) OBP: 0.293, SLG: 0.382	B FF 91 S FF 91 F FF 92 B FF 92 B FF 91 B FF 91 4-2 30 1B 4 1B 29 2B BB	C CU 74 F FF 89 F FF 92 X FC 89 0-2 ② G5-3		S FF 91 X CU 75 0-1 13 1B 3B		C SL 83 S SL 84 B SL 84 F SL 84 X FF 98 1-2 ③ G6-3				3	2	1	0	1	0	1
13 Asdrúbal Cabrera, S (1, 4) OBP: 0.327, SLG: 0.478	B FF 90 F FF 91 1 SAFE F CH 86 B FC 92 S FC 92 2-3 ① K	X FF 91 0-0 ③ F9		B FF 90 F FF 90 B CU 73 C CU 73 X FF 92 2-2 3-H 1B			C FF 97 B FF 97 C SL 83 B CH 85 T SL 83 2-2 ① K			4	0	1	1	0	2	1
4 Wilmer Flores, R (1, 3) OBP: 0.323, SLG: 0.443	C FF 92 1 SAFE B FC 92 S FF 92 F FF 93 X SL 84 1-2 30 1B 29 2B 1-2 1B		B FC 89 B FF 90 B FF 90 B FF 89 4-0 30 HR BB	B CH 85 C FF 91 X FC 89 1-1 ③ P6			B SL 84 X FF 97 1-0 ② P6			3	2	1	0	1	0	1
11 José Bautista, R (1, 9) OBP: 0.359, SLG: 0.400 67 Seth Lugo, R (8, 1) OBP: 0.167, SLG: 0.091	D FF 92 C FF 92 C CU 76 B FF 93 C FF 93 2-3 ② K		C CU 75 B FF 91 S FC 90 B FF 92 X FC 91 2-2 ① L8		B FF 97 S FF 98 S SL 83 C SL 83 1-3 ① K		B FF 98 B SL 84 S SL 83 S FF 98 B SL 84 S FF 97 3-3 ③ K			4	0	0	0	0	3	3
										0	0	0	0	0	0	0
30 Michael Conforto, L (1, 7) OBP: 0.353, SLG: 0.395	C CU 76 C FF 92 B FF 94 X FF 94 1-2 29 2B 1-2 2-3 1B		B FF 91 B CU 74 1 SAFE X FF 90 2-0 1-H HR		B FF 99 C FF 98 X FF 98 1-1 ② F8			B KC 78 B FF 91 F FC 89 B FF 91 X FF 90 3-1 ① G5-3		4	2	2	2	0	0	0
29 Devin Mesoraco, R (1, 2) OBP: 0.302, SLG: 0.393	S FF 92 B FF 93 X FC 91 1-1 1-H 2-H 3-H 2B		B CU 75 F CH 84 S FF 91 B FF 92 B FF 92 F FF 91 F FF 91 S CU 75 3-3 ② K		X FF 97 0-0 ③ F8			S FF 91 C FF 92 B KC 79 F FF 92 X KC 79 1-2 ② L9		4	0	1	3	0	1	0
9 Brandon Nimmo, L (1, 8) OBP: 0.377, SLG: 0.482 (8, 9)	B FF 92 B SL 84 B FF 90 B FF 91 4-0 BB		B FF 91 C FF 90 F SL 82 C FF 93 1-3 ③ K			S FF 98 C SL 83 B FF 99 F FF 98 B CH 84 C SL 85 2-3 ① K		B FF 92 X FF 90 1-0 68 1B 1B		3	0	1	0	1	2	0
28 Phillip Evans, R (1, 5) OBP: 0.083, SLG: 0.083 68 Jeff McNeil, L (8, PH) OBP: 1.000, SLG: 1.000 (9, 5)	C FF 91 B FF 92 X CH 86 1-1 ③ P3			X FF 90 0-0 ① G4-3		B SL 84 F FF 98 C SL 84 S SL 84 1-3 ② K		X FF 91 0-0 1-2 1B		3	0	0	0	0	1	2
										1	0	1	0	0	0	0
45 Zack Wheeler, L (1, 1) OBP: 0.206, SLG: 0.242 23 Matthew den Dekker, L (8, 8)		C FF 90 S FF 90 S FF 91 0-3 ① K		B FF 90 F FF 90 C SL 82 B FF 91 F FF 91 B FF 92 X FF 91 3-2 ② F7		X FF 96 0-0 2B		S FF 91 S FF 92 F FF 92 C FC 89 0-3 ③ K		3	0	1	0	0	1	0
										1	0	0	0	0	1	2
Inning Stats	R: 3 E: 0 K: 2 S: 19 H: 3 LOB: 2 BB: 2 P: 35	R: 0 E: 0 K: 1 S: 8 H: 0 LOB: 0 BB: 0 P: 8	R: 2 E: 0 K: 2 S: 12 H: 1 LOB: 0 BB: 1 P: 24	R: 1 E: 0 K: 0 S: 12 H: 2 LOB: 1 BB: 0 P: 18	R: 0 E: 0 K: 1 S: 6 H: 0 LOB: 0 BB: 0 P: 8	R: 0 E: 0 K: 2 S: 12 H: 1 LOB: 1 BB: 0 P: 16	R: 0 E: 0 K: 2 S: 7 H: 0 LOB: 0 BB: 0 P: 13	R: 0 E: 0 K: 1 S: 12 H: 2 LOB: 2 BB: 0 P: 17		1B: 5 2B: 2 3B: 1 HR: 1 SF: 0 SAC: 0 DP: 0 HBP: 0				WP: 0 PB: 0 SB: 0 CS: 0 PA: 36		

	AB	33
	R	6
	H	9
	RBI	6
	BB	3
	SO	11
	LOB	10

PITCHER	IP	WLS	BF	H	R	ER	SO	BB	IBB	HBP	BLK	WP	HR	S	P	ERA	WHIP
46 Eric Lauer, L (1, 1) ERA: 5.29	4.0	L	21	6	6	6	5	3	0	0	0	0	1	51	85	13.50	2.250
66 Robert Stock, R (5, 1) ERA: 6.75	3.0		10	1	0	0	5	0	0	0	0	0	0	25	37	0.00	0.333
59 Phil Hughes, R (8, 1) ERA: 6.18	1.0		5	2	0	0	1	0	0	0	0	0	0	12	17	0.00	2.000

PITCHER	IP	WLS	BF	H	R	ER	SO	BB	IBB	HBP	BLK	WP	HR	S	P	ERA	WHIP

Batter	1	2	3	4	5	6	7	8	9	AB	R	H	RBI	BB	SO	LOB
16 Travis Jankowski, L (1, 9) OBP: 0.332, SLG: 0.325	B FF 89 C FF 90 F FF 91 S FF 91 1-3 K		X FF 91 0-0 B1-3		C CU 81 X FF 91 0-1 FC9-6 20 CS 1-2f		B SI 93 X SI 92 1-0 F8			4	0	0	0	0	1	3
20 Carlos Asuaje, L (1, 4) OBP: 0.309, SLG: 0.319 55 Matt Strahm, R (7, 1) 34 Craig Stammen, R (8, 1)	C FF 91 B FF 91 X CH 84 1-1 F7			H FF 90 1-0 30 BB HBP	1 SAFE 1 SAFE B FF 91 1 SAFE 1-0 CS 1-2	C FF 89 F SL 81 F FF 91 S FF 90 0-3 K	B SI 93 F SI 94 F SI 95 F CU 81 X CU 82 1-2 F7			3 0 0	0 0 0	0 0 0	0 0 0	0 0 0	1 0 0	2 0 0
4 Wil Myers, R (1, 7) OBP: 0.338, SLG: 0.562	B SI 90 C SI 92 F CU 80 B SI 92 B CU 79 F CH 82 X FF 91 3-2 L9			C SI 89 T CH 83 F FF 89 B CU 82 F SI 90 B CH 84 T CH 84 2-2 K		C SL 79 B SL 81 C FF 90 X CH 82 1-2 F7		B C FF 93 B FF 95 F SL 86 B FF 95 S FF 95 3-3 K		4	0	0	0	0	2	1
30 Eric Hosmer, L (1, 3) OBP: 0.312, SLG: 0.385		X FF 88 0-0 7 1B 13 G4-6-3 1B		B FF 92 B FF 91 1 SAFE B CH 85 F FF 89 B FF 92 4-1 1-2 BB		C CH 81 X FF 90 0-1 P6		X SL 87 0-0 L8		3	1	1	0	1	0	0
7 Manuel Margot, R (1, 8) OBP: 0.316, SLG: 0.374		1 SAFE X SI 89 0-0 13 G4-6-3 1-3 1B		B CU 78 C FF 90 X FF 90 1-1 F8			X FF 90 0-0 13 HR 1B	C SL 85 C SL 86 B SL 86 S FF 95 1-3 K		4	1	2	0	0	1	2
13 Freddy Galvis, S (1, 6) OBP: 0.295, SLG: 0.337		S CU 80 1 SAFE 1 SAFE F FF 92 F CU 82 B FF 92 X CU 82 1-2 G4-6-3 1-2f 3-H		X FF 91 0-0 F9			L SL 80 S FF 90 X FF 90 0-2 1-H HR		C SL 83 F SL 86 S SL 86 0-3 K	4	1	1	2	0	1	3
22 Christian Villanueva, R (1, 5) OBP: 0.279, SLG: 0.460		C CU 81 C FF 92 B CU 82 F SI 92 B SI 90 X CH 84 2-2 G5-3			B CU 76 X CU 80 1-0 L5		S SL 81 F SL 79 B FF 90 X CH 82 1-2 G6-3		X SL 86 0-0 18 FC6-4 1B	4	0	1	0	0	0	0
18 Austin Hedges, R (1, 2) OBP: 0.288, SLG: 0.380			F SI 89 C FF 91 S CU 81 0-3 K		B CU 80 X FF 92 1-0 HR		C FF 91 X CH 81 0-1 15 BB 1B		C FF 93 X SL 86 0-1 FC6-4 1-2f	4	1	2	1	0	1	1
3 Clayton Richard, L (1, 1) OBP: 0.184, SLG: 0.229 88 Phil Maton, R (6, 1) 15 Cory Spangenberg, L (7, PH) OBP: 0.264, SLG: 0.370 (7, 4)			S SI 90 S CH 85 C CU 81 0-3 K		B SI 90 B FF 91 B SI 90 B SI 90 4-0 16 FC9-6 BB		C SI 92 B CU 79 B SI 92 B SI 93 B SI 93 4-1 1-2 BB		S FF 94 B FF 95 C FF 94 X FF 96 1-2 F7	1 0 1	0 0 0	0 0 0	0 0 1	1 0 0	1 0 0	0 0 1
Inning Stats	R: 0 E: 0 K: 1 S: 9 H: 0 LOB: 0 BB: 0 P: 14	R: 1 E: 0 K: 0 S: 10 H: 2 LOB: 0 BB: 0 P: 13	R: 0 E: 0 K: 2 S: 7 H: 0 LOB: 0 BB: 0 P: 7	R: 0 E: 0 K: 1 S: 9 H: 0 LOB: 2 BB: 1 P: 17	R: 1 E: 0 K: 0 S: 4 H: 1 LOB: 0 BB: 1 P: 11	R: 0 E: 0 K: 1 S: 9 H: 0 LOB: 0 BB: 0 P: 10	R: 2 E: 0 K: 0 S: 15 H: 3 LOB: 2 BB: 1 P: 22	R: 0 E: 0 K: 2 S: 7 H: 0 LOB: 0 BB: 0 P: 11	R: 0 E: 0 K: 1 S: 9 H: 1 LOB: 1 BB: 0 P: 10	1B: 5 2B: 0 3B: 0 HR: 2 SF: 0 SAC: 0 DP: 1 HBP: 1						

PITCHER	IP	WLS	BF	H	R	ER	SO	BB	IBB	HBP	BLK	WP	HR	S	P	ERA	WHIP
55 Corey Oswalt, R (1, 1) ERA: 5.27	5.0	W	19	3	2	2	4	2	0	1	0	0	1	39	62	3.60	1.000
63 Tim Peterson, R (6, 1) ERA: 5.12	1.1	H	7	3	2	2	1	0	0	0	0	0	1	18	20	13.50	2.250
65 Robert Gsellman, R (7, 1) ERA: 4.03	0.2	H	3	0	0	0	0	1	0	0	0	0	0	6	12	0.00	1.500
38 Anthony Swarzak, R (8, 1) ERA: 6.75	2.0	S	7	1	0	0	3	0	0	0	0	0	0	16	21	0.00	0.500

PITCHER	IP	WLS	BF	H	R	ER	SO	BB	IBB	HBP	BLK	WP	HR	S	P	ERA	WHIP

TOP

San Diego Padres @ New York Mets

Citi Field, Flushing, NY

Wed Jul 25 2018, 12:47 PM - 3:04 PM EDT

Att. 30,963 - Cloudy - 77 F

livebaseballscorecards.com

AB	32
R	4
H	7
RBI	3
BB	3
SO	8
LOB	13

Batter	1	2	3	4	5	6	7	8	9	AB	R	H	RBI	BB	SO	LOB
1 Amed Rosario, R (1, 6) OBP: 0.292, SLG: 0.380	C SI 89 X SI 89 0-1 G5-3 ①			B SL 77 B SI 89 X SI 89 2-0 G4-3 ①	S SL 80 S SL 79 D SL 83 X SI 91 1-2 13 PB 1-H 2-H 1B		F CU 76 B FF 93 B CH 82 F FF 94 B FF 94 S CH 85 3-3 K ② 1-2			4	0	1	2	0	1	1
13 Asdrúbal Cabrera, S (1, 4) OBP: 0.324, SLG: 0.473	C SI 89 C SL 80 B SL 82 X FF 92 1-2 F9 ②			B SL 78 C SI 89 C SL 80 F SL 81 C SL 81 1-3 K ②	B SI 92 S SI 91 S SI 90 X SL 82 1-2 F7 ③ 1-2		X CU 78 0-0 G1-3 ③			4	0	0	0	0	1	2
4 Wilmer Flores, R (1, 3) OBP: 0.322, SLG: 0.437	X SI 90 0-0 G5-3 ③			C SI 90 X SI 91 0-1 L9 ③		B SI 90 B SL 79 B SI 89 C SI 89 B SI 90 4-1 11 HR BB		C SI 92 C SI 92 B SI 92 B SI 92 X SI 92 2-2 P4 ①		3	1	0	0	1	0	0
11 José Bautista, R (1, 9) OBP: 0.362, SLG: 0.416		X SI 90 0-0 G5-3 ①			C SL 79 B SI 90 B SL 82 B SL 79 F SI 89 B SI 91 4-2 30 G4-3 26 1B BB	F SI 90 B SI 90 B CH 84 F SI 90 F SL 82 B SI 91 X SI 91 3-2 1-H HR		C KC 82 T SI 92 B SI 93 B FC 88 F SI 92 F SI 92 B KC 82 S FC 87 3-3 K ②		3	2	1	2	1	1	0
30 Michael Conforto, L (1, 7) OBP: 0.349, SLG: 0.390		B FF 89 X SI 88 1-0 L6 ②			F SI 90 B SI 90 X SI 90 1-1 G4-3 ① 1-2	B FF 89 C FF 90 S CU 80 S CU 77 1-3 K ①		B KC 80 F SI 92 B SI 87 F SI 93 C SI 91 2-3 K ③		4	0	0	0	0	2	1
26 Kevin Plawecki, R (1, 2) OBP: 0.357, SLG: 0.396		B SI 89 F SI 90 B SL 83 B SI 89 X SI 90 3-1 G6-3 ③			X SI 91 0-0 9 FC1-6 2-H 1B	B FF 90 C FF 90 X FF 90 1-1 F7 ②				3	0	1	1	0	0	0
9 Brandon Nimmo, L (1, 8) OBP: 0.373, SLG: 0.477			C SI 89 B SI 90 B CH 82 X SI 90 2-1 G1-3 ①		X SI 90 0-0 FC1-6 7 1B 28 1B 1-2f ②	B CU 77 B FF 90 B FF 90 C FF 90 X FF 89 3-1 F7 ③				3	1	0	0	0	0	1
7 José Reyes, S (1, 5) OBP: 0.258, SLG: 0.243			C SI 90 F SI 90 F FF 92 B SL 83 X SI 91 1-2 F8 ②		B SI 91 X SI 90 1-0 1 S 28 1B 1 1B 1-2 1B		C CH 84 B FF 93 C CU 78 X FF 94 1-2 F9 ①			3	1	1	0	0	0	0
55 Corey Oswalt, R (1, 1) 28 Phillip Evans, R (5, PH) OBP: 0.154, SLG: 0.154 63 Tim Peterson, R (6, 1) 65 Robert Gsellman, R (7, 1) 68 Jeff McNeil, L (7, PH) OBP: 1.000, SLG: 1.000 38 Anthony Swarzak, R (8, 1)			B SI 90 X SI 89 1-0 G5-3 ③		X SI 89 0-0 1 S 1 1B 1-2 2-H 1B		C CU 78 B FF 95 C FF 93 B FF 94 F CH 86 F FF 94 B CH 87 F CU 78 B FF 93 4-2 1 WP BB			1 1 0 0 0 0 0	0 1 0 0 0 1 0	0 1 0 0 0 0 0	0 1 0 0 0 0 0	0 0 0 0 0 0 0	0 0 0 0 0 0 0	0 0 0 0 0 0 0
Inning Stats	R: 0 E: 0 K: 0 S: 6 H: 0 LOB: 0 BB: 0 P: 7	R: 0 E: 0 K: 0 S: 4 H: 0 LOB: 0 BB: 0 P: 8	R: 0 E: 0 K: 0 S: 7 H: 0 LOB: 0 BB: 0 P: 11	R: 0 E: 0 K: 1 S: 7 H: 0 LOB: 0 BB: 0 P: 10	R: 4 E: 0 K: 0 S: 14 H: 4 LOB: 1 BB: 1 P: 22	R: 2 E: 0 K: 1 S: 12 H: 1 LOB: 0 BB: 1 P: 24	R: 0 E: 0 K: 1 S: 12 H: 0 LOB: 1 BB: 1 P: 20	R: 0 E: 0 K: 2 S: 11 H: 0 LOB: 0 BB: 0 P: 18		1B: 4 2B: 0 3B: 0 HR: 1 SF: 0 SAC: 0 DP: 0 HBP: 0						

PITCHER		IP	WLS	BF	H	R	ER	SO	BB	IBB	HBP	BLK	WP	HR	S	P	ERA	WHIP
3 Clayton Richard, L ERA: 5.05	(1, 1)	5.0	L	22	5	6	6	1	2	0	0	0	0	1	43	70	10.80	1.400
88 Phil Maton, R ERA: 2.73	(6, 1)	1.0		3	0	0	0	1	0	0	0	0	0	0	7	12	0.00	0.000
55 Matt Strahm, L ERA: 2.15	(7, 1)	1.0		4	0	0	0	1	1	0	0	0	1	0	12	20	0.00	1.000
34 Craig Stammen, R ERA: 2.7	(8, 1)	1.0		3	0	0	0	2	0	0	0	0	0	0	11	18	0.00	0.000

PITCHER	IP	WLS	BF	H	R	ER	SO	BB	IBB	HBP	BLK	WP	HR	S	P	ERA	WHIP

BOTTOM

San Diego Padres @ New York Mets

Citi Field, Flushing, NY

Wed Jul 25 2018, 12:47 PM - 3:04 PM EDT

Att. 30,963 - Cloudy - 77 F

livebaseballscorecards.com

AB	29
R	6
H	5
RBI	6
BB	3
SO	5
LOB	5

New York Mets @ Pittsburgh Pirates

PNC Park, Pittsburgh, PA

Thu Jul 26 2018, 7:07 PM - 10:11 PM EDT

Att. 21,981 - Partly Cloudy - 83 F

livebaseballscorecards.com

Batter	1	2	3	4	5	6	7	8	9	AB	R	H	RBI	BB	SO	LOB
1 Amed Rosario, R (1, 6) OBP: 0.293, SLG: 0.379	G5-3	G1-3		HR	G4-3		G1-3 WP 30 WP 1-2 2-H	F9		6	2	2	1	0	0	2
Asdrúbal Cabrera, S (1, 4) OBP: 0.329, SLG: 0.488	G3	2B		HR	BB		G1-3 1-3 2-H		30 WP 4 SF8 2B	5	2	3	4	1	0	1
62 Drew Smith, R (9, 1)										0	0	0	0	0	0	0
30 Michael Conforto, L (1, 7) OBP: 0.349, SLG: 0.390	4 HR 2B	G3-1		E4 11 FC5 4 G5-3	F7		4 1B 3-H BB		F7 2-3	5	1	1	0	1	0	3
4 Wilmer Flores, R (1, 3) OBP: 0.326, SLG: 0.451	2-H HR		9 2B 29 SF8 BB	G5-3 1-2		G6-3	1-3 1B		SF8 3-H	4	2	2	3	1	0	1
9 Brandon Nimmo, L (1, 8) OBP: 0.380, SLG: 0.480	11 1B BB		1-3 2B	68 BB 11 FC5 29 E BB		11 CS BB	K		1B	2	1	1	0	3	1	2
51 Paul Sewald, R (7, 1)										0	0	0	0	0	0	0
39 Jerry Blevins, L (8, 1)										0	0	0	0	0	0	0
28 Phillip Evans, R (9, PH) OBP: 0.214, SLG: 0.214										1	0	1	0	0	0	0
(9, 4)																
11 José Bautista, R (1, 9) OBP: 0.361, SLG: 0.418	1-2 1B		K	FC5 29 E 68 BB 29 E5 1-2 2-3f		K 1-2		29 F7 23 SF9 2B	K	6	1	2	0	0	3	6
68 Jeff McNeil, L (1, 5) OBP: 0.857, SLG: 0.667	G4-3		IBB	29 E5 1-2 2-3 BB			29 1B 1 1B 1B	HBP		2	1	1	0	2	0	2
29 Devin Mesoraco, R (1, 2) OBP: 0.304, SLG: 0.392		1 G1-3 2B BB	SF8 3-H	E5 1-2 2-H 3-H			WP 1 1B G1-3 1-2 1B		F7 2-3	3	2	1	1	1	0	4
32 Steven Matz, R (1, 1) OBP: 0.114, SLG: 0.118		L7	G6-3		G4-1		F5		SF9 3-H	3	0	0	0	0	0	3
7 José Reyes, S (7, PH) OBP: 0.256, SLG: 0.242										1	0	0	0	0	0	2
23 Matthew den Dekker, L (7, 8)										0	0	0	1	0	0	0
Inning Stats	R: 2 E: 0 K: 0 S: 13 H: 3 LOB: 2 BB: 1 P: 22	R: 1 E: 0 K: 0 S: 13 H: 1 LOB: 1 BB: 1 P: 21	R: 1 E: 0 K: 1 S: 13 H: 1 LOB: 2 BB: 2 P: 28	R: 3 E: 2 K: 0 S: 17 H: 2 LOB: 2 BB: 2 P: 35	R: 0 E: 0 K: 0 S: 7 H: 0 LOB: 1 BB: 1 P: 13	R: 0 E: 0 K: 1 S: 6 H: 0 LOB: 0 BB: 1 P: 12	R: 3 E: 0 K: 1 S: 18 H: 4 LOB: 2 BB: 1 P: 27	R: 1 E: 0 K: 0 S: 9 H: 1 LOB: 1 BB: 0 P: 12	R: 1 E: 0 K: 1 S: 13 H: 2 LOB: 1 BB: 0 P: 23	1B: 7 2B: 5 3B: 0 HR: 2 SF: 3 SAC: 0 DP: 0 HBP: 1	WP: 3 PB: 0 SB: 0 CS: 1 PA: 51					

	AB	R	H	RBI	BB	SO	LOB
AB	38						
R	12						
H	14						
RBI	10						
BB	9						
SO	4						
LOB	26						

PITCHER		IP	WLS	BF	H	R	ER	SO	BB	IBB	HBP	BLK	WP	HR	S	P	ERA	WHIP
49 Nick Kingham, R ERA: 4.8	(1, 1)	3.0	L	20	7	6	6	1	3	1	0	0	0	2	41	74	18.00	3.333
24 Tyler Glasnow, R ERA: 4.34	(4, 1)	3.0		13	0	1	0	1	4	0	0	0	0	0	28	57	0.00	1.333
48 Richard Rodríguez, R ERA: 2.9	(7, 1)	1.0		8	4	3	3	1	1	0	0	0	2	0	18	27	27.00	5.000
45 Michael Feliz, R ERA: 5.53	(8, 1)	2.0		10	3	2	2	1	0	0	1	0	1	0	22	35	9.00	1.500

PITCHER	IP	WLS	BF	H	R	ER	SO	BB	IBB	HBP	BLK	WP	HR	S	P	ERA	WHIP

BOTTOM

New York Mets @ Pittsburgh Pirates

PNC Park, Pittsburgh, PA

Thu Jul 26 2018, 7:07 PM - 10:11 PM EDT

Att. 21,981 - Partly Cloudy - 83 F

livebaseballscorecards.com

Batter	1	2	3	4	5	6	7	8	9	AB	R	H	RBI	BB	SO	LOB
47 Jordan Luplow, R (1, 7) OBP: 0.250, SLG: 0.519	C SI 93 B SI 94 C SI 94 S CU 80 1-3 K ①		C CH 85 C SI 95 B CU 79 F SI 94 B SL 89 X CU 78 2-2 5 HR 1B		B CU 78 X CH 83 1-0 P6 ①		F SL 83 F SL 82 F FF 90 B SL 84 F FF 92 B FF 91 B FF 92 F FF 92 X FF 90 3-2 2-H 3B		S FF 96 B CU 82 X CU 81 1-1 G6-3 ③	5	1	2	1	0	1	1
5 Josh Harrison, R (1, 4) OBP: 0.294, SLG: 0.365 45 Michael Feliz, R (8, 1)	C CH 84 B SI 94 B CH 84 S SI 94 B SI 94 S SI 93 3-3 K ②		1 SAFE S CH 83 F SI 93 B SI 93 B CU 78 B SI 94 1 SAFE X CU 78 3-2 1-H HR		B CH 84 F CH 82 B SI 94 B CH 84 S SI 93 F SI 94 X SI 93 3-2 P3 ②		B FF 93 S FF 93 B SL 84 C FF 92 F FF 93 C FF 93 2-3 K ③			4 0	1 0	1 0	2 0	0 0	2 0	1 0
25 Gregory Polanco, L (1, 9) OBP: 0.334, SLG: 0.497	B SI 94 C SI 94 B SI 94 B SI 94 B SI 94 4-1 23 HR BB		F SI 95 B SI 94 X SI 94 1-1 G4-3 ②		C SI 92 X SI 94 0-1 G6-3 ③			B FF 88 X FF 88 1-0 F8 ①		3	1	0	0	1	0	0
23 David Freese, R (1, 5) OBP: 0.339, SLG: 0.431	C SI 93 C SI 93 F CU 78 X SI 94 0-2 1-H HR		B CU 78 F SI 94 B SI 93 B CH 85 B SI 94 4-1 55 E BB			C CH 83 B CU 79 F CH 85 X SI 94 1-2 G5-3 ①		B CU 72 C FF 89 B CH 84 B CU 71 B FF 88 4-1 55 G5-4-3 BB		2	1	1	2	2	0	0
55 Josh Bell, S (1, 3) OBP: 0.347, SLG: 0.403	C CU 79 B SI 95 C SI 94 B CU 81 C SI 94 2-3 K ③		B SI 93 C CU 78 B SI 92 F CH 82 X SI 93 2-2 E5 1-3			S CU 79 B SI 94 X SI 94 1-1 F9 ②		F FF 89 X CH 84 0-1 G5-4-3 ②③ 1-2f		4	0	0	0	0	1	2
29 Francisco Cervelli, R (1, 2) OBP: 0.372, SLG: 0.451		B SI 93 C SI 93 C CU 79 B SI 94 B SI 94 C CH 84 3-3 K ①	T CH 83 B SI 94 C SI 93 X SI 93 1-2 G1-3 ③			X CH 84 0-0 P4 ③			C FF 96 B CU 79 X FF 96 1-1 P4 ①	4	0	0	0	0	1	2
3 Sean Rodríguez, R (1, 8) OBP: 0.287, SLG: 0.333		B SI 94 B CU 78 C CH 84 S SI 94 C SI 95 2-3 K ②		B SI 93 B SI 94 C CH 84 S SI 94 C SI 94 2-3 K ①			B FF 89 C FF 90 B SL 81 B FF 91 B FF 91 4-1 10 G5-4-3 BB		C FF 96 S CU 81 X FF 97 0-2 P5 ②	3	0	0	0	1	2	0
10 Jordy Mercer, R (1, 6) OBP: 0.318, SLG: 0.397		B SI 94 B CH 85 X SI 94 2-0 F8 ③		C CH 84 B SI 94 F SI 94 F CU 80 S SI 94 1-3 K ②			C FF 92 F SL 82 B FF 91 F FF 92 X SL 83 1-2 G5-4-3 ①② 1-2f		X FF 96 0-0 26 2B 2B	4	1	1	0	0	1	1
49 Nick Kingham, R (1, 1) OBP: 0.182, SLG: 0.150 24 Tyler Glasnow, L (4, 1) 48 Richard Rodríguez, R (7, 1) 26 Adam Frazier, L (7, PH) OBP: 0.331, SLG: 0.385 (8, 4)			B SI 92 B SI 92 C SI 93 C SI 94 C CU 77 2-3 K ①	B SI 92 C SI 92 B CU 78 F SI 94 C SI 93 2-3 K ③			C FF 92 B FF 91 X FF 91 1-1 47 3B 2B		B FF 97 B CH 89 X FF 97 2-0 2-H 2B	1 1 0 2	0 0 0 1	0 0 0 2	0 0 0 1	0 0 0 0	1 1 0 0	0 0 0 0

Inning Stats	1	2	3	4	5	6	7	8	9
	R: 2 E: 0 K: 3 S: 14	H: 1 LOB: 0 BB: 1 P: 24	R: 0 E: 0 K: 2 S: 7	H: 0 LOB: 0 BB: 0 P: 14	R: 2 E: 1 K: 1 S: 19	H: 2 LOB: 2 BB: 1 P: 34	R: 0 E: 0 K: 3 S: 10	H: 0 LOB: 0 BB: 0 P: 15	R: 0 E: 0 K: 0 S: 7	H: 0 LOB: 0 BB: 0 P: 11	R: 0 E: 0 K: 0 S: 6	H: 0 LOB: 0 BB: 0 P: 8	R: 1 E: 0 K: 1 S: 17	H: 2 LOB: 1 BB: 1 P: 28	R: 0 E: 0 K: 0 S: 4	H: 0 LOB: 0 BB: 1 P: 9	R: 1 E: 0 K: 0 S: 9	H: 2 LOB: 1 BB: 0 P: 13

	AB	33
	R	6
	H	7
	RBI	6
	BB	4
	SO	10
	LOB	7

	1B: 1	SF: 0	WP: 0	PA: 37
	2B: 3	SAC: 0	PB: 0	
	3B: 1	DP: 2	SB: 0	
	HR: 2	HBP: 0	CS: 0	

PITCHER		IP	WLS	BF	H	R	ER	SO	BB	IBB	HBP	BLK	WP	HR	S	P	ERA	WHIP
32 Steven Matz, L ERA: 3.79	(1, 1)	6.0	W	24	3	4	4	9	2	0	0	0	0	2	63	106	6.00	0.833
51 Paul Sewald, R ERA: 5.14	(7, 1)	1.0		5	2	1	1	1	1	0	0	0	0	0	17	28	9.00	3.000
39 Jerry Blevins, L ERA: 4.81	(8, 1)	1.0		3	0	0	0	0	1	0	0	0	0	0	4	9	0.00	1.000
62 Drew Smith, R ERA: 4.5	(9, 1)	1.0		5	2	1	1	0	0	0	0	0	0	0	9	13	9.00	2.000

PITCHER	IP	WLS	BF	H	R	ER	SO	BB	IBB	HBP	BLK	WP	HR	S	P	ERA	WHIP

Batter	1	2	3	4	5	6	7	8	9	AB	R	H	RBI	BB	SO	LOB
1 Amed Rosario, R (1, 6) OBP: 0.289, SLG: 0.373	F FF 92 F SI 92 X CU 80 0-2 ① F7		B FF 91 B FF 92 B FF 92 C FF 92 X FF 92 3-1 ① G5-3		C CU 78 X SI 93 0-1 ② G6-3		B SI 95 B SI 95 X FF 96 2-0 ① G6-3		B FF 99 F FF 100 S SL 89 F SL 90 B FF 100 F SL 87 S CH 92 2-3 ② K	5	0	0	0	0	1	0
9 Brandon Nimmo, L (1, 8) OBP: 0.386, SLG: 0.488	C SI 93 B FF 93 B CH 87 B SI 93 F SI 92 B FF 95 4-2 4 2B 30 HR BB		B CU 80 F SI 93 S FF 93 B FF 93 F FF 93 F CH 87 B FF 93 X FF 94 3-2 2B		X SI 93 0-0 1B		C SI 96 F SL 88 C SI 96 0-3 ② K		F FF 100 S FF 100 B FF 100 B SL 86 X FF 98 2-2 1B	4	1	3	0	1	1	0
4 Wilmer Flores, R (1, 3) OBP: 0.327, SLG: 0.454	C FF 92 X FF 93 0-1 30 HR 1-3 2B		D CU 80 B FF 94 C SI 93 X SI 95 2-1 ② P3		X SI 92 0-0 ③ F8		B SL 89 B SL 86 B FF 95 X FF 95 3-0 ③ 1B		F CH 90 X FF 99 0-1 ③ F8	5	1	2	0	0	0	3
30 Michael Conforto, L (1, 7) OBP: 0.353, SLG: 0.403	S CU 81 C CU 81 D CU 83 B FF 95 X CU 82 2-2 2-H 3-H HR		C FF 94 F FF 94 S FF 95 0-3 ③ K			B FF 91 C CH 85 F SI 93 B FF 93 F SI 93 B CU 81 F SI 94 B SI 95 4-2 68 SH 11 BB 7 E BB		B SI 96 F FF 96 X SI 97 1-1 26 HBP 1B		3	2	2	3	1	1	1
11 José Bautista, R (1, 9) OBP: 0.364, SLG: 0.417	F FF 94 F CH 88 B CU 82 X FF 94 1-2 68 G4-6-3 1B			B FF 91 B CH 84 F SI 92 X SI 93 2-1 ① G5-3		1 SAFE F SI 93 B SI 92 T FF 93 D CU 82 B SI 93 B SI 94 4-2 7 E 68 SH 1-2 BB		X SI 97 0-0 ① F7		3	0	1	0	1	0	1
68 Jeff McNeil, L (1, 4) OBP: 0.600, SLG: 0.333	X SI 93 0-0 ② ③ G4-6-3 1-2f			B FF 93 X CH 87 1-0 ② G2-3		X SI 95 0-0 SH 7 E 1-2 2-3		D SI 98 F FF 96 F SI 97 S SL 81 1-3 ② K		3	0	0	0	0	1	2
26 Kevin Plawecki, R (1, 2) OBP: 0.362, SLG: 0.394		X FF 92 0-0 ① P5		B SI 93 F SI 92 F FF 94 B CU 79 X SI 93 2-2 1B		C SL 87 B SI 96 S SL 88 S SL 88 1-3 ① K		C SL 80 F FF 96 H SL 80 1-2 1-2 HBP		3	0	1	0	0	1	3
7 José Reyes, S (1, 5) OBP: 0.250, SLG: 0.235		C SI 93 B FF 93 X FF 92 1-1 ② P5		F SI 93 S FF 93 B FF 92 F CU 81 X FF 94 1-2 ③ L8		F SI 95 B SI 96 F SI 95 X SL 88 1-2 ② L7 1-2 2-3 3-H		X FF 96 0-0 ③ G3-1		4	0	0	0	0	0	5
40 Jason Vargas, L (1, 1) ppr: 4 inj: ELB (1,0) 67 Seth Lugo, R (6, 1) ppr: 2 inj: ELB (1,0) 28 Phillip Evans, R (8, PH) ppr: 2 inj: ELB (1,0) 49 Tyler Bashlor, R (8, 1) 35 Jacob Rhame, R (8, 1) 39 Jerry Blevins, L (8, 1) 38 Anthony Swarzak, R (8, 1) 16 Austin Jackson, R (9, PH) ppr: 2 inj: ELB (1,0) 63 Tim Peterson, R (9, 1)		C SI 91 B SI 93 X FF 91 1-1 ③ G1-3			F SI 91 C SI 93 B SI 93 X SI 93 1-2 ① G5-3		X SL 89 0-0 ③ G5-3		S FF 99 B FF 100 B CH 91 F FF 99 C FF 99 2-3 ① K	2 0 1 0 0 0 0 0 1 0	0 0 0 0 0 0 0 0 0 0	0 0 0 0 0 0 0 0 0 0	0 0 0 0 0 0 0 0 0 0	0 0 0 0 0 0 0 0 1 0	0 0 0 0 0 0 0 0 0 0	0 0 2 0 0 0 0 0 0 0

TOP

New York Mets @ Pittsburgh Pirates

PNC Park, Pittsburgh, PA

Fri Jul 27 2018, 7:08 PM - 10:23 PM EDT

Att. 26,356 - Partly Cloudy - 79 F

livebaseballscorecards.com

AB	34
R	4
H	9
RBI	3
BB	3
SO	6
LOB	17

Inning Stats	1	2	3	4	5	6	7	8	9	1B: 6	SF: 0	WP: 0	PA: 39
	R: 3 E: 0 K: 0 S: 14	H: 3 LOB: 0 BB: 1 P: 21	R: 0 E: 0 K: 0 S: 5	H: 0 LOB: 0 BB: 0 P: 7	R: 0 E: 0 K: 1 S: 12	H: 1 LOB: 1 BB: 0 P: 20	R: 0 E: 0 K: 0 S: 10	H: 1 LOB: 1 BB: 0 P: 16	R: 0 E: 0 K: 0 S: 7	H: 1 LOB: 1 BB: 0 P: 8	R: 1 E: 2 K: 1 S: 14	H: 0 LOB: 2 BB: 2 P: 24	R: 0 E: 0 K: 1 S: 5	H: 1 LOB: 1 BB: 0 P: 10	R: 0 E: 0 K: 1 S: 9	H: 1 LOB: 2 BB: 0 P: 12	R: 0 E: 0 K: 2 S: 13	H: 1 LOB: 1 BB: 0 P: 19	2B: 2 3B: 0 HR: 1	SAC: 1 DP: 1 HBP: 1	PB: 0 SB: 0 CS: 0	

PITCHER	IP	WLS	BF	H	R	ER	SO	BB	IBB	HBP	BLK	WP	HR	S	P	ERA	WHIP
46 Iván Nova, R (1, 1) ERA: 4.33	5.0		23	6	4	3	1	3	0	0	0	0	1	54	86	5.40	1.800
37 Edgar Santana, R (6, 1) ERA: 3.09	2.0	B	7	1	0	0	2	0	0	0	0	0	0	13	20	0.00	0.500
30 Kyle Crick, R (8, 1) ERA: 2.08	1.0		5	1	0	0	1	0	0	1	0	0	0	9	12	0.00	1.000
73 Felipe Vázquez, L (9, 1) ERA: 3.09	1.0	W	4	1	0	0	2	0	0	0	0	0	0	13	19	0.00	1.000

PITCHER	IP	WLS	BF	H	R	ER	SO	BB	IBB	HBP	BLK	WP	HR	S	P	ERA	WHIP

BOTTOM

Batter	1	2	3	4	5	6	7	8	9	AB	R	H	RBI	BB	SO	LOB
47 Jordan Luplow, R (1, 7) OBP: 0.273, SLG: 0.467	B FF 86 B FF 86 C SI 87 F FF 87 F CH 80 X CH 81 2-2 ① G6-3		F CH 80 C FF 87 B KC 72 X FF 86 1-2 ② L8		C KC 72 B KC 72 B SI 85 C CH 78 F CH 79 F FF 86 B KC 72 B CH 79 4-2 32 BB, 25 1B, 23 1B BB	C SL 83 B FF 97 B SL 82 B FF 96 B FF 97 4-1 5 G4-3 1-2 BB		B SL 86 C FF 95 B FF 96 C FF 95 F FF 96 B FF 95 S FF 95 3-3 ③ K		3	1	0	0	2	1	1
5 Josh Harrison, R (1, 4) OBP: 0.292, SLG: 0.362	F SI 86 B CH 82 B SI 86 X CH 81 2-1 ② F7		X CH 80 0-0 ③ G6-3		1 SAFE 1 SAFE 1 SAFE F CU 78 B SI 93 B CU 79 B SI 94 F FF 94 1 SAFE 3-2 ② F SI 83 F SI 87 X FF 96 F9	X SL 83 0-0 ②③ G4-3 1-2f			C FF 91 X SL 80 0-1 25 1B, 23 1B 1B	5	1	1	0	0	0	4
25 Gregory Polanco, L (1, 9) OBP: 0.335, SLG: 0.495	C SI 87 C SI 87 F CH 81 F SI 87 B KC 74 B CH 82 F FF 88 S CH 81 2-3 ③ K			B KC 73 B KC 73 C FF 86 F SI 86 X SI 86 2-2 ① G4-3	C CU 78 F FF 96 F CH 89 B SI 95 X CU 80 1-2 32 BB, 23 1B 1B		X FF 95 0-0 ① F7		1 SAFE B FF 92 F CH 81 X FF 92 1-1 23 1B, 32 IBB, 1-3 1B	5	1	2	0	0	1	0
32 Elias Díaz, R (1, 2) OBP: 0.338, SLG: 0.459		B SI 85 F CH 79 B SI 86 X CH 80 2-1 23 HR 1B		C KC 72 B SI 86 X KC 73 1-1 26 L8, 23 BB 1B	B CU 79 C SI 95 S FF 95 F FF 95 B SL 90 B CU 82 B SL 90 4-2 23 1B 1-2 2-3 BB		C FF 96 F FF 96 X SL 83 0-2 ② G5-3		0-0 23 1B 1-2 IBB	3	1	2	0	2	0	0
23 David Freese, R (1, 5) OBP: 0.356, SLG: 0.459 (6, 3)		B FF 86 B SI 86 C SI 87 F FF 88 D KC 75 X FF 87 3-2 1-H HR		B SI 85 C KC 74 B FF 86 B SI 86 B CH 80 4-1 3 BB 1-2 BB	C SL 87 C SI 94 B FF 97 D CU 82 X SI 96 2-2 1-2 2-H 3-H 1B		B FF 96 F FF 94 C SL 83 F FF 96 B SL 83 B SL 85 B FF 95 4-2 BB		X SL 80 0-0 1-2 2-3 3-H 1B	3	1	3	5	2	0	0
55 Josh Bell, S (1, 3) OBP: 0.347, SLG: 0.402 26 Adam Frazier, L (3, 8) OBP: 0.327, SLG: 0.379 37 Edgar Santana, R (6, 1) 29 Francisco Cervelli, R (7, PH) OBP: 0.371, SLG: 0.448 30 Kyle Crick, L (8, 1) 73 Felipe Vázquez, L (9, 1)	B FF 87 B CH 81 S SI 86 X CH 81 2-1 ① G6-3			X SI 86 0-0 ② L8 2-3	F SI 94 B FF 94 X CU 80 1-1 ③ G6-3		X FF 94 0-0 ③ P4			1 2 0 1 0 0 0	0 0 0 0 0 0 0	0 0 0 0 0 0 0	0 0 0 0 0 0 0	0 4 0 1 0 0 0	0 0 0 0 0 0 0	0 4 0 1 0 0 0
3 Sean Rodríguez, R (1, 8) OBP: 0.286, SLG: 0.326 (3, 3) (6, 8)	B KC 71 B FF 86 F FF 87 X SI 87 2-1 ② F8			B CH 81 B CH 80 B CH 80 B SI 86 4-0 1-2 BB		B FF 97 C FF 97 S FF 98 S FF 99 1-3 ① K		B FF 96 B FF 96 B FF 96 C FF 96 X FF 96 3-1 ① P4		3	0	0	0	1	1	0
10 Jordy Mercer, R (1, 6) OBP: 0.320, SLG: 0.397	F SI 86 B CH 80 B CH 80 F SI 86 B SI 87 F CH 80 S CH 81 3-3 ③ K			C KC 74 F FF 86 X KC 72 0-2 ③ L7		B FF 97 C SL 83 B FF 98 B FF 96 F FF 96 B FF 96 4-2 19 1B BB		C SL 88 F FF 97 B FF 98 B FF 98 F FS 86 X FF 96 2-2 1B		3	0	1	0	1	1	3
46 Iván Nova, R (1, 1) OBP: 0.025, SLG: 0.025 19 Colin Moran, L (6, 5) OBP: 0.333, SLG: 0.392			C FF 85 B FF 85 S KC 73 S KC 73 1-3 ① K		B FF 83 C FF 85 X FF 84 1-1 ① G4-3	X FF 95 0-0 47 BB 1-3 1B		B FF 89 S CU 72 C FF 88 D CU 73 B CU 73 C FF 90 3-3 ② K		2 2	0 0	0 1	0 0	0 1	1 1	0 1
Inning Stats	R: 0 E: 0 K: 1 S: 12 H: 0 LOB: 0 BB: 0 P: 18	R: 2 E: 0 K: 1 S: 13 H: 2 LOB: 0 BB: 0 P: 25	R: 0 E: 0 K: 1 S: 7 H: 0 LOB: 0 BB: 0 P: 9	R: 0 E: 0 K: 0 S: 10 H: 1 LOB: 3 BB: 2 P: 21	R: 2 E: 0 K: 0 S: 23 H: 2 LOB: 2 BB: 2 P: 39	R: 0 E: 0 K: 1 S: 8 H: 1 LOB: 2 BB: 2 P: 17	R: 0 E: 0 K: 0 S: 8 H: 0 LOB: 1 BB: 1 P: 12	R: 0 E: 0 K: 2 S: 13 H: 1 LOB: 1 BB: 0 P: 24	R: 1 E: 0 K: 0 S: 5 H: 3 LOB: 3 BB: 1 P: 6	1B: 9 2B: 0 3B: 0 HR: 1	SF: 0 SAC: 0 DP: 1 HBP: 0					

PITCHER		IP	WLS	BF	H	R	ER	SO	BB	IBB	HBP	BLK	WP	HR	S	P	ERA	WHIP
40 Jason Vargas, L ERA: 8.36	(1, 1)	4.1		19	3	3	3	3	3	0	0	0	0	1	48	84	6.23	1.385
67 Seth Lugo, R ERA: 2.93	(5, 1)	0.2		5	2	1	1	0	1	0	0	0	0	0	17	28	13.50	4.500
49 Tyler Bashlor, R ERA: 3.27	(6, 1)	2.0		9	1	0	0	1	3	0	0	0	0	0	16	29	0.00	2.000
35 Jacob Rhame, R ERA: 5.63	(8, 1)	0.1		2	1	0	0	0	0	0	0	0	0	0	6	11	0.00	3.000
39 Jerry Blevins, L ERA: 4.74	(8, 1)	0.1		1	0	0	0	1	0	0	0	0	0	0	3	6	0.00	0.000

PITCHER		IP	WLS	BF	H	R	ER	SO	BB	IBB	HBP	BLK	WP	HR	S	P	ERA	WHIP
38 Anthony Swarzak, R ERA: 6.63	(8, 1)	0.1		1	0	0	0	1	0	0	0	0	0	0	4	7	0.00	0.000
63 Tim Peterson, R ERA: 5.59	(9, 1)	0.0	L	4	3	1	1	0	0	1	0	0	0	0	5	6	∞	∞

New York Mets @ Pittsburgh Pirates

PNC Park, Pittsburgh, PA

Fri Jul 27 2018, 7:08 PM - 10:23 PM EDT

Att. 26,356 - Partly Cloudy - 79 F

livebaseballscorecards.com

AB	33
R	5
H	10
RBI	5
BB	8
SO	6
LOB	14

WP: 0 PA: 41
PB: 0
SB: 0
CS: 0

Batter	1	2	3	4	5	6	7	8	9	AB	R	H	RBI	BB	SO	LOB
1 Amed Rosario, R (1, 6) OBP: 0.288, SLG: 0.370	C FF 90 B SI 88 S SL 82 S SL 82 1-3 ① K		X SL 81 0-0 ② G5-3 1-2 2-3		B SI 88 B SL 82 B SI 89 B FF 89 4-0 BB		C SL 88 B SL 87 X SI 95 1-1 ② FC6-4 9 S 1-2f			3	0	0	0	1	1	3
9 Brandon Nimmo, L (1, 8) OBP: 0.382, SLG: 0.481	C FF 90 B CH 83 B CH 83 B FF 90 X FF 89 3-1 ② L7		F FF 91 B FF 90 C SL 81 F FF 92 F FF 94 C FF 92 1-3 ③ K		D CH 83 F FF 90 B SI 89 F FF 91 F FF 91 F FF 92 F SL 79 C FF 92 2-3 ② K		1 SAFE S SL 88 S SL 88 1 SAFE B SL 86 S SL 87 1-3 ③ K 1-2			4	0	0	0	0	3	5
4 Wilmer Flores, R (1, 3) OBP: 0.322, SLG: 0.447	C FF 92 F FF 92 X FF 94 0-2 ③ G3			B SL 81 B SL 81 C FF 89 C FF 90 X FF 90 2-2 ① P2	S FF 91 D SL 82 X FF 90 1-1 ③ P5			C FF 96 B SL 82 B SL 82 B FF 96 C FF 96 F FF 96 S FF 97 3-3 ① K		4	0	0	0	0	1	2
30 Michael Conforto, L (1, 7) OBP: 0.352, SLG: 0.401		X FF 90 0-0 ① L9		C CH 83 B CH 83 B FF 92 F CH 83 X FF 91 2-2 68 BB 11 1B 1B		C SI 87 S CH 82 S CH 81 0-3 ① K		C FF 97 B FF 96 S SL 82 F FF 96 S SL 81 1-3 ② K		4	0	1	0	0	2	0
11 José Bautista, R (1, 9) OBP: 0.362, SLG: 0.414		B FF 91 B SI 89 B SL 82 C FF 90 F FF 91 X SI 89 3-2 ② G5-3		B FF 90 F SI 88 F CH 82 B FF 93 X CH 82 2-2 1-2 68 BB 1B		B SL 78 B SL 82 C SL 79 X SI 87 2-1 ② G4-3		B FF 97 C FF 96 S SL 81 B FF 95 B SL 82 S FF 96 3-3 ③ K		4	0	1	0	0	1	0
68 Jeff McNeil, L (1, 4) OBP: 0.571, SLG: 0.333		B FF 91 X SI 88 1-0 ③ F7		B SI 89 B FF 90 B FF 90 C FF 90 B SI 88 4-1 1-2 2-3 29 G6-4-3 BB		F CH 83 B CH 83 B CH 82 X SI 89 2-1 1B			C FF 91 B FF 92 S FF 92 B FF 94 S FF 92 2-3 ① K	3	0	1	0	1	1	0
29 Devin Mesoraco, R (1, 2) OBP: 0.303, SLG: 0.389			C SL 79 B FF 89 B SI 88 B SL 81 X FF 89 3-1 48 FC1-5 28 BB 1B	X SI 89 0-0 ② ③ G6-4-3 1-2f	1 SAFE 1 SAFE F FF 90 X FF 91 0-1 ③ F9				B FF 93 C FF 92 S SL 81 B FF 93 B SL 81 S FF 92 3-3 ② K	4	0	1	0	0	1	4
28 Phillip Evans, R (1, 5) OBP: 0.211, SLG: 0.167			1 SAFE B SI 87 F FF 90 B FF 89 B FF 90 B FF 90 4-1 1-2 1 G5-3 48 FC1-5 BB		C FF 90 F SI 88 S FF 91 0-3 ① K		C SI 95 B SL 88 S SI 95 B SL 89 B SL 88 F SI 96 X SI 94 3-2 ① F7		B FF 94 X FF 92 1-0 ③ F8	3	0	0	0	1	1	0
48 Jacob deGrom, L (1, 1) OBP: 0.149, SLG: 0.133 65 Robert Gsellman, R (8, 1)			L FF 90 B FF 90 C FF 90 F FF 91 X SL 81 1-2 ① FC1-5 1 G5-3 1-2 2-3f		F FF 89 X SI 88 0-1 2B		X SI 95 0-0 1 FC6-4 1B			3 0	0 0	2 0	0 0	0 0	0 0	2 0
Inning Stats	R: 0 E: 0 K: 1 S: 8 H: 0 LOB: 0 BB: 0 P: 12	R: 0 E: 0 K: 0 S: 5 H: 0 LOB: 0 BB: 0 P: 9	R: 0 E: 0 K: 1 S: 13 H: 1 LOB: 2 BB: 1 P: 22	R: 0 E: 0 K: 0 S: 11 H: 2 LOB: 2 BB: 1 P: 21	R: 0 E: 0 K: 2 S: 13 H: 1 LOB: 2 BB: 1 P: 20	R: 0 E: 0 K: 1 S: 9 H: 1 LOB: 1 BB: 0 P: 13	R: 0 E: 0 K: 1 S: 10 H: 1 LOB: 1 BB: 0 P: 15	R: 0 E: 0 K: 3 S: 11 H: 0 LOB: 0 BB: 0 P: 18	R: 0 E: 0 K: 2 S: 7 H: 0 LOB: 0 BB: 0 P: 13	1B: 5 2B: 1 3B: 0 HR: 0 SF: 0 SAC: 0 DP: 1 HBP: 0						

PITCHER		IP	WLS	BF	H	R	ER	SO	BB	IBB	HBP	BLK	WP	HR	S	P	ERA	WHIP
34 Trevor Williams, R ERA: 3.89	(1, 1)	6.0	W	25	5	0	0	5	3	0	0	0	0	0	59	97	0.00	1.333
37 Edgar Santana, R ERA: 3.02	(7, 1)	1.0	H	4	1	0	0	1	0	0	0	0	0	0	10	15	0.00	1.000
30 Kyle Crick, R ERA: 2.03	(8, 1)	1.0	H	3	0	0	0	3	0	0	0	0	0	0	11	18	0.00	0.000
48 Richard Rodríguez, R ERA: 2.83	(9, 1)	1.0		3	0	0	0	2	0	0	0	0	0	0	7	13	0.00	0.000

PITCHER	IP	WLS	BF	H	R	ER	SO	BB	IBB	HBP	BLK	WP	HR	S	P	ERA	WHIP

TOP

New York Mets @ Pittsburgh Pirates

PNC Park, Pittsburgh, PA

Sat Jul 28 2018, 7:07 PM - 9:46 PM EDT

Att. 35,900 - Partly Cloudy - 77 F

livebaseballscorecards.com

AB	32
R	0
H	6
RBI	0
BB	3
SO	11
LOB	16

WP: 0 PA: 35
PB: 0
SB: 1
CS: 0

BOTTOM

New York Mets @ Pittsburgh Pirates

PNC Park, Pittsburgh, PA

Sat Jul 28 2018, 7:07 PM - 9:46 PM EDT

Att. 35,900 - Partly Cloudy - 77 F

livebaseballscorecards.com

Batter	1	2	3	4	5	6	7	8	9	AB	R	H	RBI	BB	SO	LOB
26 Adam Frazier, L (1, 4) OBP: 0.337, SLG: 0.396 30 Kyle Crick, L (8, 1) 48 Richard Rodríguez, R (9, 1)	C FF 96 S FF 96 X FF 98 0-2 1B		X FF 96 0-0 1B			C CU 82 F SL 92 B CH 86 F FF 97 B CH 91 C CH 88 2-3 ① K	S CH 88 X SL 92 0-1 2-H 2B			4 0 0	0 0 0	3 0 0	1 0 0	0 0 0	1 0 0	0 0 0
6 Starling Marte, R (1, 8) OBP: 0.335, SLG: 0.497	F FF 97 B SI 97 1 SAFE X SL 92 1-1 ① L7		1 SAFE B FF 97 1 SAFE B SL 91 F FF 96 1 SAFE 1 SAFE S CH 90 B SL 91 3-2 X CH 88 ③ L9			S CH 89 B SI 95 F SI 96 F FF 96 B CH 90 S SL 92 2-3 ② K	X SL 92 0-0 ③ L9			4	0	0	0	0	1	3
25 Gregory Polanco, L (1, 9) OBP: 0.339, SLG: 0.505	S FF 97 F FF 97 1 SAFE T FF 97 0-2 ② K			B FF 96 C CU 84 B SL 91 F CU 84 X FF 97 2-2 19 G4-3 36 FC1-2 2B		F CH 90 X SL 92 0-1 19 19 S 19 1B 1B		F SI 94 B CH 88 F CU 82 B SI 95 X 2-2 19 1B 2B		4	2	3	0	0	1	1
19 Colin Moran, L (1, 5) OBP: 0.335, SLG: 0.393	F FF 97 F FF 97 B FF 96 B FF 96 T CH 90 2-2 ③ K			X SL 91 0-0 ① G4-3 2-3		1 SAFE B SL 91 X SL 92 1-0 1-H 1B		X CH 86 0-0 47 FC6-4 2-H 1B		4	0	2	2	0	1	2
36 José Osuna, R (1, 3) OBP: 0.196, SLG: 0.340		B FF 95 B CU 83 S FF 96 X FF 96 2-1 ① F8		F FF 97 F FF 96 F FF 97 X SL 93 0-2 ② FC1-2 3-H		C CU 83 X SI 96 0-1 ③ F9		C SI 95 F SI 94 S SI 94 0-3 ① K		4	0	0	0	0	1	3
47 Jordan Luplow, R (1, 7) OBP: 0.270, SLG: 0.441		C SL 92 X SI 97 0-1 ② G1-3		S SL 91 X FF 95 0-1 ③ F9			C CU 83 S CH 88 X FF 96 0-2 10 1B 29 SH2-3 23 G6-3 1B	X SL 90 0-0 ② FC6-4 29 S 29 1B 1-2f		4	2	1	0	0	0	2
29 Francisco Cervelli, R (1, 2) OBP: 0.370, SLG: 0.447		B FF 97 X FF 97 1-0 ③ F8			B FF 95 C CU 83 X SI 95 1-1 ① G5-3		1 SAFE X SI 95 0-0 ① SH2-3 1-2	1 SAFE 1 SAFE B SI 94 C SI 94 B SI 94 F SI 93 B SI 94 X SI 93 3-2 10 BB 1-H 1B		3	0	1	1	0	0	0
10 Jordy Mercer, R (1, 6) OBP: 0.322, SLG: 0.396			C FF 95 B SL 91 F CU 84 B SI 96 F FF 96 F FF 96 B SL 92 F FF 96 X SL 92 3-2 ① G5-3		C CH 89 F SI 95 X SI 96 0-2 ② P4		B SL 89 C SL 91 X FF 95 1-1 23 G6-3 26 2B 2-3 1B	B SL 91 B SI 95 D SI 95 B SI 95 4-0 1-2 BB		3	1	1	0	1	0	0
34 Trevor Williams, R (1, 1) OBP: 0.100, SLG: 0.069 37 Edgar Santana, R (7, 1) 23 David Freese, R (7, PH) OBP: 0.354, SLG: 0.456 3 Sean Rodríguez, R (8, 4) OBP: 0.284, SLG: 0.324			B FF 96 C FF 96 C FF 97 C CU 86 1-3 ② K		C FF 96 C FF 97 X FF 96 0-2 ③ L9		B SL 90 C SI 96 X SI 96 1-1 ② G6-3 1-2 3-H	B SL 90 F SI 95 S SI 94 X CU 82 1-2 ③ L6		2 0 1 1	0 0 0 0	0 0 0 0	0 0 1 0	0 0 0 0	1 0 0 0	0 0 1 2
Inning Stats	R: 0 E: 0 K: 2 S: 11 H: 1 LOB: 1 BB: 0 P: 14	R: 0 E: 0 K: 0 S: 5 H: 0 LOB: 0 BB: 0 P: 8	R: 0 E: 0 K: 1 S: 13 H: 1 LOB: 1 BB: 0 P: 20	R: 0 E: 0 K: 0 S: 10 H: 1 LOB: 1 BB: 0 P: 12	R: 0 E: 0 K: 0 S: 8 H: 0 LOB: 0 BB: 0 P: 9	R: 1 E: 0 K: 2 S: 13 H: 2 LOB: 1 BB: 0 P: 18	R: 2 E: 0 K: 0 S: 11 H: 3 LOB: 1 BB: 0 P: 13	R: 2 E: 0 K: 1 S: 14 H: 3 LOB: 2 BB: 1 P: 24		1B: 8 2B: 3 3B: 0 HR: 0 SF: 0 SAC: 1 DP: 0 HBP: 0						

	AB	34
	R	5
	H	11
	RBI	5
	BB	1
	SO	6
	LOB	14

WP: 0 PB: 0 SB: 2 CS: 0 PA: 36

PITCHER		IP	WLS	BF	H	R	ER	SO	BB	IBB	HBP	BLK	WP	HR	S	P	ERA	WHIP
48 Jacob deGrom, R ERA: 1.82	(1, 1)	7.0	L	29	8	3	3	5	0	0	0	0	0	0	71	94	3.86	1.143
65 Robert Gsellman, R ERA: 4.27	(8, 1)	1.0		7	3	2	2	1	1	0	0	0	0	0	14	24	18.00	4.000

PITCHER	IP	WLS	BF	H	R	ER	SO	BB	IBB	HBP	BLK	WP	HR	S	P	ERA	WHIP

Batter	1	2	3	4	5	6	7	8	9	AB	R	H	RBI	BB	SO	LOB
1 Amed Rosario, R (1, 6) OBP: 0.284, SLG: 0.364	X FF 92 0-0 ① F7		C FC 90 B SL 85 F SI 92 F SL 84 X SL 84 1-2 ③ F9		F FC 89 X FC 88 0-1 ③ G4-3		C FF 93 X SL 84 0-1 ③ G6-3		B FF 99 D CH 89 C FF 98 F FF 98 C FF 98 2-3 ② K	5	0	0	0	0	1	5
9 Brandon Nimmo, L (1, 7) OBP: 0.382, SLG: 0.476	C FF 93 X FC 92 0-1 ② G3-1			S FC 88 C FF 93 H SL 85 1-2 11 G5-3 HBP		B CH 84 B SI 89 F FC 88 X FC 87 2-1 ① G4-3		B FF 92 C FF 92 B SL 81 F FF 92 B FF 92 F FF 92 B FF 93 4-2 68 HBP 11 HBP BB	B FF 98 C SL 86 B FF 98 B FF 97 C FF 98 S FF 97 3-3 ③ K	3	0	0	0	1	1	1
4 Wilmer Flores, R (1, 3) OBP: 0.318, SLG: 0.440	C FF 94 B FF 95 B SI 94 B FC 90 F FF 94 F FF 94 C FC 90 3-3 ③ K			D SL 82 1 SAFE X FF 92 1-0 ① F9		C FC 88 X SI 92 0-1 ② G6-3		1 SAFE X FF 91 0-0 ① F8		4	0	0	0	0	1	2
11 José Bautista, R (1, 9) OBP: 0.360, SLG: 0.407		X FF 92 0-0 ① F8		1 SAFE B SL 84 C FC 88 B FC 88 1 SAFE 1 SAFE F SI 90 X FC 89 2-2 ② G5-3 1-2		B SL 84 X FC 88 1-0 ③ G5-3		C SL 78 F FF 91 H FF 91 1-2 68 HBP 1-2 HBP		3	0	0	0	0	0	1
68 Jeff McNeil, L (1, 4) OBP: 0.500, SLG: 0.250		C FF 93 B SI 92 F FC 89 B SL 84 X FF 94 2-2 ② L4		F FF 93 F CU 82 F FF 93 X SL 84 0-2 ③ L8			B SI 91 B FC 88 F SI 90 B FC 87 F FF 92 C FF 94 3-3 ① K	H SL 80 1-0 1-2 2-3 HBP		3	0	0	0	0	1	1
16 Austin Jackson, R (1, 8) OBP: 0.318, SLG: 0.301		F FF 92 F SL 84 F FF 93 B SL 85 B FF 94 F FC 90 F CU 83 B SI 93 B FF 94 4-2 26 FC6-4 BB			X FC 88 0-0 26 G4-6-3 1B		C FF 93 X FC 88 0-1 15 G3 26 1B 1B	C FF 91 B SL 80 X FF 92 1-1 ② P3		3	0	2	0	1	0	3
26 Kevin Plawecki, R (1, 2) OBP: 0.358, SLG: 0.389		C FF 93 X FC 90 0-1 ③ FC6-4 1-2f			F SL 82 X FC 89 0-1 ① ② G4-6-3 1-2f		1 SAFE D SL 84 X SI 90 1-0 15 G3 1-2 1B	C FF 93 X FF 92 0-1 ③ P3		4	0	1	0	0	0	5
15 Luis Guillorme, L (1, 5) OBP: 0.250, SLG: 0.210			B FF 92 C FF 92 B CH 85 B FF 92 X FF 91 3-1 ① F8		X SI 92 0-0 45 2B 1B		B FF 92 F FC 87 B FF 93 B FC 88 F FF 92 X FF 93 3-2 ② G3 1-2 2-3		X FF 98 0-0 ① G5-3	4	1	1	0	0	0	2
45 Zack Wheeler, L (1, 1) OBP: 0.222, SLG: 0.286 30 Michael Conforto, L (7, PH) OBP: 0.353, SLG: 0.401 67 Seth Lugo, R (7, 1) OBP: 0.167, SLG: 0.091 28 Phillip Evans, R (9, PH) OBP: 0.250, SLG: 0.167 38 Anthony Swarzak, R (9, 1)			C FF 93 S FF 93 X FF 95 0-2 ② G1-3		S FC 88 B SI 91 X FF 93 1-1 1-H 2B		0-0 IBB		B FF 98 C FF 99 F SL 88 B FF 98 B CH 88 F FF 97 F FF 98 F FF 97 B FF 98 4-2 BB	2 0 0 0 0	0 0 0 0 0	1 0 0 0 0	1 0 0 0 0	0 1 0 0 0	0 0 0 0 0	0 0 0 0 0
Inning Stats	R: 0 E: 0 K: 1 S: 7 H: 0 LOB: 0 BB: 0 P: 10	R: 0 E: 0 K: 0 S: 11 H: 0 LOB: 1 BB: 1 P: 17	R: 0 E: 0 K: 0 S: 9 H: 0 LOB: 0 BB: 0 P: 13	R: 0 E: 0 K: 0 S: 10 H: 0 LOB: 1 BB: 0 P: 14	R: 1 E: 0 K: 0 S: 8 H: 3 LOB: 1 BB: 0 P: 9	R: 0 E: 0 K: 0 S: 5 H: 0 LOB: 0 BB: 0 P: 8	R: 0 E: 0 K: 1 S: 11 H: 2 LOB: 3 BB: 1 P: 18	R: 0 E: 0 K: 0 S: 10 H: 0 LOB: 3 BB: 1 P: 17	R: 0 E: 0 K: 2 S: 12 H: 0 LOB: 1 BB: 1 P: 21	1B: 4 2B: 1 3B: 0 HR: 0 SF: 0 SAC: 0 DP: 1 HBP: 3						

TOP

New York Mets @ Pittsburgh Pirates

PNC Park, Pittsburgh, PA

Sun Jul 29 2018, 1:42 PM - 4:27 PM EDT

Att. 23,749 - Partly Cloudy - 79 F

livebaseballscorecards.com

AB	31
R	1
H	5
RBI	1
BB	4
SO	4
LOB	20

PITCHER		IP	WLS	BF	H	R	ER	SO	BB	IBB	HBP	BLK	WP	HR	S	P	ERA	WHIP	PITCHER	IP	WLS	BF	H	R	ER	SO	BB	IBB	HBP	BLK	WP	HR	S	P	ERA	WHIP
59 Joe Musgrove, R ERA: 3.63	(1, 1)	7.0	L	28	5	1	1	2	1	1	1	0	0	0	61	89	1.29	0.857																	
48 Richard Rodríguez, R ERA: 2.76	(8, 1)	1.0		6	0	0	0	0	1	0	2	0	0	0	10	17	0.00	1.000																	
73 Felipe Vázquez, L ERA: 3.02	(9, 1)	1.0		4	0	0	0	2	1	0	0	0	0	0	12	21	0.00	1.000																	

WP: 0 PB: 0 SB: 0 CS: 0 PA: 38

New York Mets @ Pittsburgh Pirates

PNC Park, Pittsburgh, PA

Sun Jul 29 2018, 1:42 PM - 4:27 PM EDT

Att. 23,749 - Partly Cloudy - 79 F

livebaseballscorecards.com

BOTTOM

Batter	1	2	3	4	5	6	7	8	9	AB	R	H	RBI	BB	SO	LOB
26 Adam Frazier, L (1, 4) OBP: 0.329, SLG: 0.386	C SI 97 X SI 97 0-1 G6-3 ①		C CU 78 B FC 92 F FF 96 S FS 91 1-3 K ①		B CH 88 F CH 89 F CU 79 X CU 80 1-2 L3 ②			X SI 91 0-0 F8 ①		4	0	0	0	0	1	0
6 Starling Marte, R (1, 8) OBP: 0.334, SLG: 0.494	B FF 97 S FC 92 F FF 98 B FC 94 F SI 99 X FF 98 2-2 G1-3 ②		C FS 90 S FS 91 B FF 98 X FS 91 1-2 G5-3 ②		X SI 95 0-0 G6-3 ③			C SL 86 X SI 94 0-1 25 CS 1B		4	0	1	0	0	0	0
25 Gregory Polanco, L (1, 9) OBP: 0.344, SLG: 0.507	S FF 97 X FF 98 0-1 19 S 1B		C CH 88 X FC 92 0-1 1B			B FF 95 C FF 96 S FC 91 B FS 91 X SI 96 2-2 32 S 1B		1 SAFE 1 SAFE C FF 93 C FF 93 S CU 82 0-3 K ② ③ 1-2		4	0	3	0	0	1	1
19 Colin Moran, L (1, 5) OBP: 0.334, SLG: 0.389	1 SAFE B FF 97 C FF 98 C FC 92 B FF 98 B CU 80 B FF 99 4-2 1-2 BB		1 SAFE 1 SAFE C FF 96 B FC 90 X FC 91 1-1 P5 ③			F FF 95 B FC 90 1 SAFE 1 SAFE X FF 96 1-1 F7 ①			B SL 84 F FF 95 S FF 95 S FF 96 1-3 K ①	3	0	0	0	1	1	2
23 David Freese, R (1, 3) OBP: 0.352, SLG: 0.451	B SI 98 C FF 98 X FF 98 1-1 F9 ③			B SI 95 X FF 96 1-0 1B		C FC 89 X SI 95 0-1 F8 ②			C FF 95 B SL 86 C FF 96 X FF 96 1-2 L4 ②	4	0	1	0	0	0	3
32 Elias Díaz, R (1, 2) OBP: 0.332, SLG: 0.450		C FC 90 F FF 96 B FC 92 C SI 97 1-3 K ①		X CH 88 0-0 P6 ①		C SI 94 F FC 89 F FF 96 F SI 97 D CH 89 B SI 95 B CH 90 X FC 90 3-2 G6-3 ③ 1-2			C SL 86 B SL 87 B FF 95 S SL 86 C FF 96 2-3 K ③	4	0	0	0	0	2	2
17 Austin Meadows, L (1, 7) OBP: 0.327, SLG: 0.468		B FF 96 S CH 88 F FF 97 B FC 93 S FS 92 2-3 K ②		C SI 95 C FF 96 B SI 96 B FS 88 F FF 97 S FC 91 2-3 K ②			F SI 93 B CU 78 X CH 87 1-1 F7 ①			3	0	0	0	0	2	1
3 Sean Rodríguez, R (1, 6) OBP: 0.285, SLG: 0.324		B FF 97 F SI 97 X FC 91 1-1 1B		B SI 96 F FF 95 F FF 96 D FS 90 F FS 89 T FF 97 2-2 K ③			F SL 87 F FF 94 B FF 94 X FF 95 1-2 L9 ②			3	0	1	0	0	1	1
59 Joe Musgrove, R (1, 1) OBP: 0.200, SLG: 0.200 36 José Osuna, R (7, PH) OBP: 0.192, SLG: 0.333 48 Richard Rodríguez, R (8, 1) 73 Felipe Vázquez, L (9, 1)		B FF 97 C FF 97 C CU 79 1 SAFE S FF 97 1-3 K ③			C FF 96 S FC 90 S FF 97 0-3 K ①		C SL 87 B SI 93 X SL 87 1-1 G3-1 ③			2 1 0 0	0 0 0 0	0 0 0 0	0 0 0 0	0 0 0 0	2 0 0 0	1 0 0 0
Inning Stats	R: 0 E: 0 K: 0 S: 12 H: 1 LOB: 2 BB: 1 P: 19	R: 0 E: 0 K: 3 S: 11 H: 1 LOB: 1 BB: 0 P: 16	R: 0 E: 0 K: 1 S: 10 H: 1 LOB: 1 BB: 0 P: 13	R: 0 E: 0 K: 2 S: 10 H: 1 LOB: 1 BB: 0 P: 15	R: 0 E: 0 K: 1 S: 7 H: 0 LOB: 0 BB: 0 P: 8	R: 0 E: 0 K: 0 S: 12 H: 1 LOB: 1 BB: 0 P: 18	R: 0 E: 0 K: 0 S: 7 H: 0 LOB: 0 BB: 0 P: 10	R: 0 E: 0 K: 1 S: 6 H: 1 LOB: 0 BB: 0 P: 6	R: 0 E: 0 K: 2 S: 9 H: 0 LOB: 0 BB: 0 P: 13	1B: 6 2B: 0 3B: 0 HR: 0 SF: 0 SAC: 0 DP: 0 HBP: 0						

	AB	32
	R	0
	H	6
	RBI	0
	BB	1
	SO	10
	LOB	11

PITCHER	IP	WLS	BF	H	R	ER	SO	BB	IBB	HBP	BLK	WP	HR	S	P	ERA	WHIP
45 Zack Wheeler, R (1, 1) ERA: 4.11	6.0	W	24	5	0	0	7	1	0	0	0	0	0	62	89	0.00	1.000
67 Seth Lugo, R (7, 1) ERA: 2.85	2.0	H	6	1	0	0	1	0	0	0	0	0	0	13	16	0.00	0.500
38 Anthony Swarzak, R (9, 1) ERA: 6.3	1.0	S	3	0	0	0	2	0	0	0	0	0	0	9	13	0.00	0.000

PITCHER	IP	WLS	BF	H	R	ER	SO	BB	IBB	HBP	BLK	WP	HR	S	P	ERA	WHIP

WP: 0 PB: 0 SB: 2 CS: 1 PA: 33

Batter	1	2	3	4	5	6	7	8	9	AB	R	H	RBI	BB	SO	LOB
1 Amed Rosario, R (1, 6) OBP: 0.280, SLG: 0.359	C SL 84 X SI 92 0-1 E4 9 CS		F FF 92 X SI 92 0-1 ② F8			C SL 82 C FF 91 F CU 73 X SI 91 0-2 ① G4-3		F FC 93 F FC 93 F FC 92 F FC 94 F CH 89 B FC 94 F FC 94 B FC 94 F FC 93 2-3 C CU 81 ② K	B SL 81 S FF 90 F FF 91 X SL 81 1-2 ③ G5-3	5	0	0	0	0	1	3
9 Brandon Nimmo, L (1, 9) OBP: 0.380, SLG: 0.473	C SI 91 1 SAFE B SI 91 F CU 76 B FF 91 C SI 92 2-3 ① ② K 1-2		X FF 91 0-0 ③ P6			X SI 90 0-0 ② F7		B CU 80 X FC 93 1-0 1-3 1B		4	0	1	0	0	1	2
4 Wilmer Flores, R (1, 3) OBP: 0.320, SLG: 0.446 28 Phillip Evans, R (1, 3) OBP: 0.217, SLG: 0.143	C FF 92 S SL 87 F SI 92 X SI 93 0-2 2B			C FF 90 B SI 90 C CU 74 B CH 81 B SI 92 X SI 92 3-2 ① G5-3		B FF 91 C CU 74 X FF 92 1-1 ③ F9		B FC 92 B FC 90 F FC 93 F FC 93 C CU 82 2-3 ③ K		1 3	0 0	1 0	0 0	0 0	0 1	0 2
30 Michael Conforto, L (1, 7) OBP: 0.352, SLG: 0.402	F SL 86 S FF 93 2 SAFE B FF 93 D CU 76 X FF 93 2-2 ③ P6			F CH 83 F SI 91 F SL 86 T FF 92 0-2 ② K			B SI 88 B FF 90 X SI 90 2-0 ① F7		C FF 89 X FF 90 0-1 7 1B 68 FC4-6 2B	4	1	1	0	0	1	1
11 José Bautista, R (1, 5) OBP: 0.355, SLG: 0.401 62 Drew Smith, R (7, 1) 7 José Reyes, S (8, 1) OBP: 0.254, SLG: 0.240		C FF 91 C CU 74 B CH 83 F FF 92 X SI 92 1-2 ① G4-3		C CU 75 S SL 87 B SL 87 B CU 75 F FF 92 B FF 94 X SI 92 3-2 ③ G5-3			F FF 90 F SL 84 B SI 90 F SI 90 B SI 92 S SI 91 2-3 ② K		B FF 90 B FF 90 X FF 90 2-0 2-3 68 FC4-6 1B	3 0 1	0 0 0	0 0 1	0 0 0	0 0 0	1 0 0	0 0 0
68 Jeff McNeil, L (1, 4) OBP: 0.455, SLG: 0.438		C FF 92 S FF 93 B FF 93 C SI 92 1-3 ② K			B SI 90 C SI 90 X SI 90 1-1 ① F7		X SL 84 0-0 HR		B FF 92 S FF 92 C SL 80 F SL 82 F SL 83 X SL 81 1-2 ① FC4-6 16 HR 1-2f 3-H	4	2	1	2	0	1	1
16 Austin Jackson, R (1, 8) OBP: 0.322, SLG: 0.325		C FF 93 F FF 92 X CH 83 0-2 ③ G1-3			B SL 85 C SI 91 B FF 92 B SL 86 X SI 91 3-1 1B		C SL 85 C FF 92 B CH 82 X SI 91 1-2 ③ G6-3		B FF 91 X SL 81 1-0 1-H HR	4	1	2	2	0	0	0
26 Kevin Plawecki, R (1, 2) OBP: 0.355, SLG: 0.385			C SI 91 B SL 85 F FF 93 X SI 92 1-2 1B		B SI 92 B SI 91 C SI 90 F SI 91 S SI 89 2-3 ② K			C FC 93 F CU 79 B FC 94 B FC 94 F FC 94 T FC 92 2-2 ① K	C FF 91 F FF 92 F SL 81 X SL 82 0-2 ② F8	4	0	1	0	0	2	1
32 Steven Matz, R (1, 1) OBP: 0.114, SLG: 0.118 35 Jacob Rhame, R (1, 1) 63 Tim Peterson, R (3, 1) 49 Tyler Bashlor, R (5, 1) 39 Jerry Blevins, L (5, 1) 15 Luis Guillorme, L (7, 5) OBP: 0.271, SLG: 0.222			B SI 92 C SI 92 C SI 91 S SI 92 1-3 ① K		C SI 91 S SI 91 C CU 74 0-3 ③ K			B FC 92 C FC 93 B FC 92 B FC 92 B FC 92 4-1 9 1B BB	F FF 91 X SL 80 0-1 1B	0 1 1 0 0 1	0 0 0 0 0 0	0 0 0 0 0 1	0 1 1 0 0 0	0 0 0 0 0 1	0 1 1 0 0 0	0 1 1 0 0 0
Inning Stats	R: 0 E: 1 K: 1 S: 12 H: 1 LOB: 1 BB: 0 P: 16	R: 0 E: 0 K: 1 S: 10 H: 0 LOB: 0 BB: 0 P: 12	R: 0 E: 0 K: 1 S: 9 H: 1 LOB: 1 BB: 0 P: 11	R: 0 E: 0 K: 1 S: 11 H: 0 LOB: 0 BB: 0 P: 17	R: 0 E: 0 K: 2 S: 10 H: 1 LOB: 1 BB: 0 P: 16	R: 0 E: 0 K: 0 S: 7 H: 0 LOB: 0 BB: 0 P: 8	R: 1 E: 0 K: 1 S: 9 H: 1 LOB: 0 BB: 0 P: 14	R: 0 E: 0 K: 3 S: 18 H: 1 LOB: 2 BB: 1 P: 29	R: 3 E: 0 K: 0 S: 18 H: 4 LOB: 1 BB: 0 P: 23	1B: 5 2B: 2 3B: 0 HR: 2	SF: 0 SAC: 0 DP: 0 HBP: 0					

PITCHER		IP	WLS	BF	H	R	ER	SO	BB	IBB	HBP	BLK	WP	HR	S	P	ERA	WHIP
57 Tanner Roark, R ERA: 4.37	(1, 1)	7.0	W	25	4	1	1	7	0	0	0	0	0	1	68	94	1.29	0.571
51 Wander Suero, R ERA: 3.0	(8, 1)	1.0		5	1	0	0	3	1	0	0	0	0	0	18	29	0.00	2.000
27 Shawn Kelley, R ERA: 3.34	(9, 1)	1.0		7	4	3	3	0	0	0	0	0	0	1	18	23	27.00	4.000

PITCHER	IP	WLS	BF	H	R	ER	SO	BB	IBB	HBP	BLK	WP	HR	S	P	ERA	WHIP

TOP

New York Mets @ Washington Nationals

Nationals Park, Washington, DC

Tue Jul 31 2018, 7:05 PM - 10:21 PM EDT

Att. 35,029 - Cloudy - 82 F

livebaseballscorecards.com

AB	36
R	4
H	9
RBI	4
BB	1
SO	10
LOB	12

Batter	1	2	3	4	5	6	7	8	9	AB	R	H	RBI	BB	SO	LOB
7 Trea Turner, R (1, 6) OBP: 0.342, SLG: 0.413	6 S 34 2B 1B B SL 84 X CH 85 1-0 6 1B 2-3 1B	X SL 87 0-0 ③ FC5-4 1-2f		C SL 81 B FF 90 F CH 82 F FF 90 F SL 81 F CH 81 S FF 91 1-3 ② K	B SL 83 B FF 98 B FF 96 B FF 97 4-0 6 2B 1-2 2-3 BB		S FF 97 F FF 98 F CU 80 F FF 98 B CU 79 F FF 96 X FF 96 1-2 6 FC4-6 1B	B CU 64 F FF 82 B FF 82 B FF 77 C FF 75 X FF 69 3-2 1 3B 1B		6	3	4	0	1	1	1
6 Anthony Rendon, R (1, 5) OBP: 0.351, SLG: 0.517 27 Shawn Kelley, R (9, 1)	1 SAFE 1 SAFE B SL 85 B SL 84 C SI 92 2-3 ① K 1-3 C SI 93 X SL 89 0-1 1-2 3-H 1B		B FF 96 S FF 96 X FF 96 1-1 22 G3 34 BB 20 HR 1B	B FF 90 B CH 79 B FF 90 C FF 90 F FF 89 F FF 90 B CH 80 4-2 34 2B BB	F FF 97 C SL 83 B FF 97 X SL 84 1-2 1-H 2-H 3-H 2B		C FF 95 B CU 80 F FF 96 F FF 96 F CU 79 F FF 96 F CU 80 X FF 97 1-2 ② FC4-6 1-2f	F FF 83 X CU 64 0-1 ② F7		6	2	3	4	1	1	3
										0	0	0	0	0	0	0
34 Bryce Harper, L (1, 9) OBP: 0.371, SLG: 0.479 1 Wilmer Difo, S (6, 4) OBP: 0.299, SLG: 0.345	C SI 94 B SL 94 X SI 94 1-1 11 1B 2B 3-H C FF 78 X FF 94 1-0 ③ F9		B FS 88 B FF 97 F FS 87 S FF 96 B FF 97 B FF 96 4-2 22 G3 20 HR BB 1-2	X CH 80 0-0 11 HR 1-H 2B	C FF 89 B CU 73 S CU 72 B CU 74 B FF 90 F CU 72 X CU 73 3-2 ③ F7		B FF 95 C FF 96 X CH 88 1-1 ③ P6	C FF 84 T FF 85 B CU 67 B FF 84 X FF 82 2-2 1-H 3B		4	3	2	2	1	0	3
										2	0	1	1	0	0	1
11 Ryan Zimmerman, R (1, 3) OBP: 0.298, SLG: 0.435	C SI 93 X SI 93 0-1 22 1B 20 1B 2-H 1B	F FF 96 C SL 88 B FF 96 S FF 97 1-3 ① K	B FF 96 C SL 90 F FF 96 S FF 97 1-3 ① K	B FF 90 B FF 90 X FF 90 2-0 2-H HR		B CU 73 C FF 89 B CU 71 B CH 83 S FF 89 B FF 89 4-2 3 1B BB		X FF 81 F9 C CU 82 F CU 83 R CU 84 1-2 HBP		5	2	2	3	1	2	2
22 Juan Soto, L (1, 7) OBP: 0.418, SLG: 0.567	X SI 94 0-0 20 1B 57 2B 1-2 1B	X FF 97 0-0 20 HR 1B	B FS 88 S FF 96 B FS 88 B FF 97 C FF 94 F FF 96 F FF 93 F FS 86 X FF 96 3-2 ② G3 1-2 2-3	B FF 90 B SL 81 B FF 90 C FF 88 C FF 89 X FF 88 3-2 ③ F9		C CU 72 B CU 73 X FF 89 1-1 ① F7		C FF 77 B CU 70 F FF 82 B CU 88 B FF 83 F FF 93 F FF 87 F FF 85 3-2 15 HR 2B F FF 78 X CU 61 0-2 ③ F7		7	3	3	0	0	0	5
20 Daniel Murphy, L (1, 4) OBP: 0.341, SLG: 0.434 15 Matt Adams, L (6, 9) OBP: 0.361, SLG: 0.560	C SI 93 F SL 89 X SI 93 0-2 32 IBB 57 2B 1-3 2-H 1B	X FF 95 0-0 1-H HR	X FS 87 0-0 2-H 3-H HR		C FF 97 B FF 98 F SL 85 F SL 83 B FF 98 X SL 84 2-2 ① F9	X FF 89 0-0 ② F9		B CU 71 B FF 84 X FF 82 2-0 2-H HR		4	3	3	6	0	0	0
										2	1	1	2	0	0	1
3 Michael Taylor, R (1, 8) OBP: 0.306, SLG: 0.377	F CH 84 B SI 93 F SI 93 C SI 93 B SL 88 C SI 92 3-3 ② K	B SL 89 X SL 89 1-0 32 1B 3B	B FF 96 B SL 90 F FF 95 F FF 95 F SL 88 X FF 96 2-2 1B		B SL 85 S FF 95 C FF 98 B SL 85 F FF 97 F FF 98 B SL 85 B FF 97 4-2 7 BB 57 1B 6 2B BB	C CU 72 X CU 73 0-1 1-2 1B		B CU 60 C FF 81 B CU 67 B FF 81 B FF 79 4-1 32 BB 14 HR BB		4	3	3	0	2	1	2
32 Matt Wieters, S (1, 2) OBP: 0.305, SLG: 0.306	S SI 93 B SI 93 B SI 93 2-1 57 2B 1-2 IBB	F FF 96 F SL 88 X FF 96 0-2 ③ 57 FC6-4 3-H 1B	B FF 90 X FF 90 1-0 L7		F FF 97 B FF 98 X FF 97 1-1 ② L8	B FF 88 F FF 88 F CU 73 S FF 88 1-3 ③ K		B FF 82 B FF 81 B FF 76 B FF 78 4-0 14 HR 1-2 BB		4	2	1	1	2	1	4
57 Tanner Roark, R (1, 1) OBP: 0.214, SLG: 0.268 51 Wander Suero, R (8, 1) 14 Mark Reynolds, R (8, PH) OBP: 0.364, SLG: 0.545 (9, 5)	X SI 93 0-0 7 1B 6 1B 1-H 2-H 3-H 2B	C FF 95 S SL 88 X SL 87 0-2 ② FC6-4 7 FC5-4 1-2f		B FF 90 F FF 89 X FF 90 1-1 ① G4-3	B FF 97 X FF 97 1-0 7 BB 6 2B 1-2 1B		X FF 97 0-0 ① G1-3	C FF 82 S FF 83 F CU 67 X FF 84 0-2 1-H 2-H HR		5	2	2	3	0	0	1
										0	0	0	0	0	0	0
										1	1	1	3	0	0	0
Inning Stats	R: 7 E: 0 K: 2 S: 23 H: 8 LOB: 2 BB: 1 P: 34	R: 3 E: 0 K: 1 S: 13 H: 4 LOB: 1 BB: 0 P: 15	R: 3 E: 0 K: 1 S: 19 H: 3 LOB: 1 BB: 1 P: 31	R: 3 E: 0 K: 1 S: 16 H: 2 LOB: 0 BB: 1 P: 27	R: 3 E: 0 K: 0 S: 18 H: 2 LOB: 1 BB: 2 P: 34	R: 0 E: 0 K: 1 S: 10 H: 1 LOB: 2 BB: 1 P: 16	R: 0 E: 0 K: 0 S: 17 H: 1 LOB: 1 BB: 0 P: 20	R: 6 E: 0 K: 0 S: 29 H: 5 LOB: 2 BB: 2 P: 48		1B: 14 2B: 5 3B: 2 HR: 5	SF: 0 SAC: 0 DP: 0 HBP: 1			WP: 0 PB: 0 SB: 2 CS: 0	PA: 59	

PITCHER		IP	WLS	BF	H	R	ER	SO	BB	IBB	HBP	BLK	WP	HR	S	P	ERA	WHIP
32 Steven Matz, L ERA: 4.35	(1, 1)	0.2	L	11	8	7	7	2	0	1	0	0	0	0	22	32	94.50	12.000
35 Jacob Rhame, R ERA: 8.0	(1, 1)	2.0		14	7	6	6	2	1	0	0	0	0	2	32	46	27.00	4.000
63 Tim Peterson, R ERA: 6.53	(3, 1)	1.1		7	2	3	3	1	1	0	0	0	0	1	17	29	20.25	2.250
49 Tyler Bashlor, R ERA: 5.4	(5, 1)	0.2		6	2	3	3	0	2	0	0	0	0	0	14	27	40.50	6.000
39 Jerry Blevins, L ERA: 4.5	(5, 1)	1.1		6	1	0	0	1	1	0	0	0	0	0	14	23	0.00	1.500

PITCHER		IP	WLS	BF	H	R	ER	SO	BB	IBB	HBP	BLK	WP	HR	S	P	ERA	WHIP
62 Drew Smith, R ERA: 3.6	(7, 1)	1.0		4	1	0	0	0	0	0	0	0	0	0	17	20	0.00	1.000
7 José Reyes, R ERA: 54.0	(8, 1)	1.0		11	5	6	6	0	2	0	1	0	0	2	29	48	54.00	7.000

BOTTOM

New York Mets @ Washington Nationals

Nationals Park, Washington, DC

Tue Jul 31 2018, 7:05 PM - 10:21 PM EDT

Att. 35,029 - Cloudy - 82 F

livebaseballscorecards.com

AB	50
R	25
H	26
RBI	25
BB	8
SO	6
LOB	23

Batter	1	2	3	4	5	6	7	8	9	AB	R	H	RBI	BB	SO	LOB
1 Amed Rosario, R (1, 6) OBP: 0.280, SLG: 0.357	C FF 86 B FF 87 S CH 80 F FF 87 F FF 88 B CH 80 X CH 79 2-2 ① F8		1 SAFE F CH 80 X FF 88 0-1 1-2 1B			B CH 78 C CH 79 B FF 87 X FF 86 2-1 ① L8		B CU 81 F FF 96 X FF 95 1-1 ③ G6-3		4	0	1	0	0	0	0
16 Austin Jackson, R (1, 8) OBP: 0.315, SLG: 0.317	B FF 88 S FF 89 B FF 89 F FF 88 S CH 80 2-3 ② K		C FF 88 F CH 79 S CH 80 0-3 ③ K			B FF 87 F FF 86 C FF 87 X FF 87 1-2 ② G4-3			C FF 97 F SL 82 F FF 97 S SL 82 0-3 ① K	4	0	0	0	0	3	2
4 Wilmer Flores, R (1, 3) OBP: 0.319, SLG: 0.455	C FF 88 F FF 89 B SL 78 X FF 89 1-2 ③ L9			B CU 74 B FF 87 F FF 86 B FF 87 X FF 87 3-1 ① G6-3		C FF 86 X CH 79 0-1 ③ G5-3			S FF 96 B FF 98 F CH 86 B FF 98 F SL 82 X SL 79 2-2 HR	4	1	1	1	0	0	0
30 Michael Conforto, L (1, 7) OBP: 0.351, SLG: 0.403		C FF 87 F SL 78 S FF 88 0-3 ① K		B SL 80 F FF 88 B FF 87 B SL 79 C FF 88 X FF 88 3-2 ② F9			X FF 87 0-0 ① L3		F FF 97 B FF 98 B CH 89 S CH 88 X FF 98 2-2 2B	4	0	1	0	0	1	0
11 José Bautista, R (1, 5) OBP: 0.354, SLG: 0.395		C SL 78 S CH 78 B FF 88 B FF 87 C CH 80 2-3 ② K		C CH 79 B FF 88 B CH 79 B CH 79 C FF 88 X CH 79 3-2 ③ G6-3			C FF 86 B FF 86 B CH 80 S CH 79 F FF 88 F FF 88 F FF 88 F CH 79 F CH 78 2-3 S SL 78 ② K		B FF 94 B SI 94 B FF 98 B SI 94 4-0 9 G4-3 BB	3	0	0	0	1	2	0
9 Brandon Nimmo, L (1, 9) OBP: 0.376, SLG: 0.466		C FF 88 X FF 88 0-1 ③ P6			F FF 86 F FF 87 B FF 87 B CH 79 T FF 87 2-2 ① K		C SL 78 B FF 87 B FF 87 C SL 78 X FF 87 2-2 ③ G4-3		X SI 97 0-0 ②③ G4-3 1-2f	4	0	0	0	0	1	2
28 Phillip Evans, R (1, 4) OBP: 0.217, SLG: 0.143 7 José Reyes, S (2, 4) OBP: 0.262, SLG: 0.287			C CU 75 C FF 88 S CH 79 0-3 ① K		X CU 75 0-0 HR			C FF 93 X CU 83 0-1 HR		0 3	0 2	0 2	0 2	0 0	0 1	0 0
29 Devin Mesoraco, R (1, 2) OBP: 0.304, SLG: 0.388			F FF 88 B CU 74 X CH 79 1-1 1 1B 1B		F CH 80 X FF 88 0-1 ② P3			B FC 92 C FF 94 B FC 93 X FF 95 2-1 ① P4		3	0	1	0	0	0	0
34 Noah Syndergaard, L (1, 1) OBP: 0.111, SLG: 0.192 68 Jeff McNeil, L (8, PH) OBP: 0.435, SLG: 0.412 67 Seth Lugo, R (8, 1) OBP: 0.167, SLG: 0.091			B FF 87 F FF 88 C SL 79 F SL 78 S SL 77 1-3 ② K		C FF 88 B FF 88 S SL 78 S SL 78 1-3 ③ K			S SI 94 F SI 95 B CH 84 F FF 96 F FF 95 F CH 86 B FF 95 F FF 95 S CH 86 2-3 ② K		2 1 0	0 0 0	0 0 0	0 0 0	0 0 0	2 1 0	1 0 0
Inning Stats	R: 0 E: 0 K: 1 S: 11 H: 0 LOB: 0 BB: 0 P: 16	R: 0 E: 0 K: 2 S: 8 H: 0 LOB: 0 BB: 0 P: 10	R: 0 E: 0 K: 3 S: 14 H: 2 LOB: 2 BB: 0 P: 16	R: 0 E: 0 K: 0 S: 8 H: 0 LOB: 0 BB: 0 P: 17	R: 1 E: 0 K: 2 S: 9 H: 1 LOB: 0 BB: 0 P: 12	R: 0 E: 0 K: 0 S: 7 H: 0 LOB: 0 BB: 0 P: 10	R: 0 E: 0 K: 1 S: 12 H: 0 LOB: 0 BB: 0 P: 16	R: 1 E: 0 K: 1 S: 13 H: 1 LOB: 0 BB: 0 P: 18	R: 1 E: 0 K: 1 S: 12 H: 2 LOB: 1 BB: 1 P: 20	1B: 2 2B: 1 3B: 0 HR: 3 SF: 0 SAC: 0 DP: 1 HBP: 0						

PITCHER	IP	WLS	BF	H	R	ER	SO	BB	IBB	HBP	BLK	WP	HR	S	P	ERA	WHIP
46 Tommy Milone, L (1, 1) ERA: 3.0	7.0	W	24	3	1	1	9	0	0	0	0	0	1	69	97	1.29	0.429
44 Ryan Madson, R (8, 1) ERA: 4.66	1.0	H	4	1	1	1	1	0	0	0	0	0	1	13	18	9.00	1.000
40 Kelvin Herrera, R (9, 1) ERA: 2.23	1.0	S	5	2	1	1	1	1	0	0	0	0	1	12	20	9.00	3.000

PITCHER	IP	WLS	BF	H	R	ER	SO	BB	IBB	HBP	BLK	WP	HR	S	P	ERA	WHIP

TOP

New York Mets @ Washington Nationals

Nationals Park, Washington, DC

Wed Aug 01 2018, 12:07 PM - 2:43 PM EDT

Att. 34,319 - Partly Cloudy - 83 F

livebaseballscorecards.com

AB	32
R	3
H	6
RBI	3
BB	1
SO	11
LOB	5

WP: 0 PB: 0 SB: 0 CS: 0 PA: 33

BOTTOM

New York Mets @ Washington Nationals

Nationals Park, Washington, DC

Wed Aug 01 2018, 12:07 PM - 2:43 PM EDT

Att. 34,319 - Partly Cloudy - 83 F

livebaseballscorecards.com

Batter	1	2	3	4	5	6	7	8	9	AB	R	H	RBI	BB	SO	LOB
2 Adam Eaton, L (1, 9) OBP: 0.392, SLG: 0.401 40 Kelvin Herrera, R (9, 1)	B FF 98 C FF 98 C CH 90 X SI 98 1-2 7 FC6-4 1B	X SI 98 0-0 ③ G1-3			B SI 96 B CH 90 B FF 98 C SI 97 X SI 98 3-1 ① G5-3		C SI 98 L FF 98 D SL 92 B SL 91 X CH 90 2-2 ③ G4-3			4 0 1 0 0 0 4 0 0 0 0 0 0 0						
7 Trea Turner, R (1, 6) OBP: 0.342, SLG: 0.413	1 SAFE X SI 98 0-0 ① FC6-4 6 S 34 1B 1-2f	B SI 98 X SI 97 1-0 6 S 6 HR 2B	C SL 92 B SI 98 B SI 98 B SL 92 C SI 98 X SL 93 3-2 ② G6-3			B CU 77 B CU 79 C FF 93 C FF 94 B SL 88 X FF 94 3-2 E4 34 2B 15 E			4 3 1 0 0 0 1						
6 Anthony Rendon, R (1, 5) OBP: 0.350, SLG: 0.523	B SI 97 1 SAFE B FF 97 X FF 97 2-0 ② P6 1-2	B SI 98 B SI 97 F SI 98 F SI 98 X CU 84 2-2 2-H HR	C FF 98 X FF 98 0-1 ③ G5-3					1 SAFE 1 SAFE B FF 91 C SI 91 1 SAFE X SI 92 1-1 ① L8		4 1 1 2 0 0 2						
34 Bryce Harper, L (1, 8) OBP: 0.373, SLG: 0.482 (9, 9)	B FF 98 X CH 90 1-0 22 S 2-H 1B	B SI 98 F CH 91 X CH 92 1-1 ① G4-3				B CH 88 X CH 89 1-0 ① F8		B FF 93 B CH 86 X SI 93 2-0 15 E 1 SF8 1-3 2B		4 1 2 1 0 0 0						
22 Juan Soto, L (1, 7) OBP: 0.415, SLG: 0.559	D SI 96 1 SAFE C FF 95 B SL 93 S SI 98 C CH 91 2-3 ③ K 1-2	S CH 91 X FF 99 0-1 ② G6-3				C SI 97 F FF 98 B SL 90 S SL 94 1-3 ② K		D CU 80 B FF 93 2-0 15 E IBB		3 0 0 0 1 2 1						
15 Matt Adams, L (1, 3) OBP: 0.355, SLG: 0.550		B FF 97 X FF 97 1-0 ① L7 X SI 98 0-0 ③ G6-3				C SI 98 F FF 98 S SL 92 0-3 ③ K		B CU 79 B SI 94 C CH 86 S CH 86 X CH 87 2-2 E3 1-2 2-3 3-H		4 0 0 1 0 1 2						
20 Daniel Murphy, L (1, 4) OBP: 0.341, SLG: 0.432 1 Wilmer Difo, S (7, PR) OBP: 0.298, SLG: 0.345 (8, 4)		F SI 98 X FF 99 0-1 ② L1-3		B CH 88 T SI 97 X FF 98 1-1 ① P5			B CH 89 F CH 89 X FF 97 1-1 11 G6-3 64 S 1B	C CU 79 B FF 93 X CU 80 1-1 ② SF8 3-H		3 0 1 0 0 0 0 0 0 0 1 0 0 0						
64 Spencer Kieboom, R (1, 2) OBP: 0.276, SLG: 0.261		B FF 98 B FF 98 B FF 98 C FF 95 X SI 96 3-1 2B		C FF 98 B FF 98 F SL 93 B SI 98 B CU 84 S SL 92 3-3 ② K			1 SAFE 1 SAFE D SI 95 B SI 94 S SI 95 X SI 95 2-1 ① B1-3 1-2	B CU 79 F SI 93 X CU 78 1-1 ③ F8		4 0 1 0 0 1 3						
46 Tommy Milone, L (1, 1) 11 Ryan Zimmerman, R (7, PH) OBP: 0.296, SLG: 0.432 44 Ryan Madson, L (8, 1) 3 Michael Taylor, R (9, 8) OBP: 0.306, SLG: 0.377		B FF 97 B FF 97 B FF 96 B FF 97 4-0 BB		C SI 98 X SI 97 0-1 ③ L6			S SL 90 B FF 97 B FF 96 X SL 92 2-1 ② G6-3 2-3			1 0 0 0 1 0 0 1 0 0 0 0 0 2 0 0 0 0 0 0 0 0 0 0 0 0 0 0						
Inning Stats	R: 1 E: 0 K: 1 S: 9 H: 2 LOB: 1 BB: 0 P: 15	R: 0 E: 0 K: 0 S: 6 H: 1 LOB: 2 BB: 1 P: 14	R: 2 E: 0 K: 0 S: 9 H: 2 LOB: 0 BB: 0 P: 13	R: 0 E: 0 K: 1 S: 7 H: 0 LOB: 0 BB: 0 P: 11	R: 0 E: 0 K: 0 S: 7 H: 0 LOB: 0 BB: 0 P: 13	R: 0 E: 0 K: 2 S: 7 H: 0 LOB: 0 BB: 0 P: 9	R: 0 E: 0 K: 0 S: 9 H: 1 LOB: 2 BB: 0 P: 16	R: 2 E: 2 K: 0 S: 13 H: 1 LOB: 2 BB: 1 P: 25		1B: 3 2B: 3 3B: 0 HR: 1 SF: 1 SAC: 0 DP: 0 HBP: 0				WP: 0 PB: 0 SB: 4 CS: 0 PA: 35		

	AB	32
	R	5
	H	7
	RBI	5
	BB	2
	SO	4
	LOB	15

PITCHER		IP	WLS	BF	H	R	ER	SO	BB	IBB	HBP	BLK	WP	HR	S	P	ERA	WHIP
34 Noah Syndergaard, R ERA: 2.98	(1, 1)	7.0	L	28	6	3	3	4	1	0	0	0	0	1	54	91	3.86	1.000
67 Seth Lugo, R ERA: 2.82	(8, 1)	1.0		7	1	2	0	0	0	1	0	0	0	0	13	25	0.00	1.000

PITCHER	IP	WLS	BF	H	R	ER	SO	BB	IBB	HBP	BLK	WP	HR	S	P	ERA	WHIP

Batter	1	2	3	4	5	6	7	8	9	AB	R	H	RBI	BB	SO	LOB
13 Ronald Acuña Jr., R (1, 8) (8, 7) OBP: 0.335, SLG: 0.502	C FF 85 B CH 80 X FF 86 1-1 1 1B 3B		B CH 78 C SI 84 B KC 70 X CH 79 2-1 1 F8 1 S 5 1B 1B	B SI 85 F KC 75 B SI 85 B CH 79 S SI 84 B SI 85 4-2 1 2B BB			B SL 82 C SL 84 B FF 89 X FF 92 2-1 ① L4			3	2	2	0	1	0	0
1 Ozzie Albies, S (1, 4) OBP: 0.317, SLG: 0.507	B KC 75 F KC 73 F FF 87 X KC 72 1-2 22 S 3-H 1B		B SI 85 1 SAFE 1 SAFE X CH 78 1-0 ① F8 1-3	1 SAFE 1 SAFE X CH 79 0-0 1-3 2B			B FF 89 F CU 72 X CU 73 1-1 ② L8			4	0	2	1	0	0	1
5 Freddie Freeman, L (1, 3) OBP: 0.397, SLG: 0.528	B KC 72 1 SAFE F SI 86 B SI 86 C CH 80 1 SAFE X SI 87 2-2 ① L6		F SI 86 B CH 79 X KC 72 1-1 23 S 17 2B 3-H 1B	C KC 73 B SI 86 S SI 86 S CH 80 1-3 ③ K			F FF 89 B FF 88 X CU 74 1-1 ③ L7			4	1	1	1	0	1	3
22 Nick Markakis, L (1, 9) OBP: 0.384, SLG: 0.487	B SI 86 1 SAFE B KC 73 C SI 86 B FF 88 B SI 87 4-1 1-2 BB		C KC 72 X SI 86 0-1 ② F9	B KC 72 C KC 71 C SI 84 B CH 79 B FF 85 F SI 85 X CH 79 3-2 ① G3-1			C CU 73 F FF 88 B CU 74 F FF 89 C FF 89 1-3 ① K			3	0	0	0	1	1	1
23 Adam Duvall, R (1, 7) OBP: 0.286, SLG: 0.395 46 Brad Brach, R (8, 1) 33 A.J. Minter, L (9, 1)	C SI 87 X CH 80 0-1 ② F7		B SI 86 B SI 85 B CH 78 B SI 85 4-0 17 2B 1-2 BB		X CH 83 0-0 ② F8			F FF 98 S FF 98 B FF 96 B FC 91 X FF 96 2-2 ② P5		3 0 0	1 0 0	0 0 0	0 0 0	1 0 0	0 0 0	2 0 0
17 Johan Camargo, S (1, 5) OBP: 0.347, SLG: 0.452	B SI 86 S CH 81 B CH 79 C SI 87 F KC 73 S CH 80 2-3 ③ K		B KC 74 X SI 86 1-0 1-H 2-H 2B		B FF 85 C CH 78 B KC 72 S CH 78 S CH 78 2-3 ③ K			C FF 97 F FF 96 B SL 83 S SL 84 1-3 ③ K		4	0	1	2	0	3	2
25 Tyler Flowers, R (1, 2) OBP: 0.367, SLG: 0.352		B FF 85 B FF 87 S SI 86 C CH 80 B FF 88 F SI 85 C SI 87 3-3 ① K	F CH 78 S CH 80 B SI 86 X CH 77 1-2 ③ G5-3			F SL 80 X FF 90 0-1 ① G5-3		S SI 95 X SI 95 0-1 ① G5-3	4	0	0	0	0	1	1
7 Dansby Swanson, R (1, 6) OBP: 0.301, SLG: 0.394		S SI 86 S SI 85 S CH 80 0-3 ② K		C KC 71 X SI 84 0-1 ① F9		C FF 90 S SL 83 B SL 82 F FF 90 X SL 83 1-2 ② G1-3		F SI 96 F SL 90 B SI 96 B CU 83 F SI 95 B SL 90 F SI 95 C SI 95 3-3 ② K	4	0	0	0	0	2	0
26 Mike Foltynewicz, R (1, 1) OBP: 0.053, SLG: 0.079 63 Jesse Biddle, L (7, 1) OBP: 0.500, SLG: 1.000 11 Ender Inciarte, L (8, 8) OBP: 0.317, SLG: 0.349		B SI 86 S KC 74 B KC 72 S SI 86 F KC 73 S SI 87 2-3 ③ K		B SI 85 B FF 84 T FF 84 F FF 86 S FF 86 2-3 ② K		F FF 91 S SL 82 B SL 82 X SL 83 1-2 ③ G5-3		C SI 95 C SI 96 S CU 83 0-3 ③ K	3 0 1	0 0 0	0 0 0	0 0 0	0 0 0	2 0 1	0 0 0
Inning Stats	R: 1 H: 2 E: 0 LOB: 2 K: 1 BB: 1 S: 15 P: 25	R: 0 H: 0 E: 0 LOB: 0 K: 3 BB: 0 S: 11 P: 16	R: 3 H: 3 E: 0 LOB: 1 K: 0 BB: 1 S: 11 P: 21	R: 0 H: 1 E: 0 LOB: 2 K: 2 BB: 1 S: 11 P: 18	R: 0 H: 0 E: 0 LOB: 0 K: 1 BB: 0 S: 8 P: 13	R: 0 H: 0 E: 0 LOB: 0 K: 0 BB: 0 S: 9 P: 11	R: 0 H: 0 E: 0 LOB: 0 K: 0 BB: 0 S: 6 P: 10	R: 0 H: 0 E: 0 LOB: 0 K: 2 BB: 0 S: 10 P: 14	R: 0 H: 0 E: 0 LOB: 0 K: 2 BB: 0 S: 10 P: 13	1B: 3 2B: 2 3B: 1 HR: 0	SF: 0 SAC: 0 DP: 0 HBP: 0			WP: 0 PB: 0 SB: 3 CS: 0	PA: 36	

PITCHER		IP	WLS	BF	H	R	ER	SO	BB	IBB	HBP	BLK	WP	HR	S	P	ERA	WHIP
40 Jason Vargas, L ERA: 8.23	(1, 1)	5.0	L	24	6	4	4	7	3	0	0	0	0	0	56	93	7.20	1.800
51 Paul Sewald, R ERA: 4.98	(6, 1)	1.1		4	0	0	0	0	0	0	0	0	0	0	11	15	0.00	0.000
39 Jerry Blevins, L ERA: 4.33	(7, 1)	1.0		3	0	0	0	1	0	0	0	0	0	0	8	11	0.00	0.000
61 Bobby Wahl, R ERA:	(8, 1)	0.2		2	0	0	0	1	0	0	0	0	0	0	6	9	0.00	0.000
65 Robert Gsellman, R ERA: 4.2	(9, 1)	1.0		3	0	0	0	2	0	0	0	0	0	0	10	13	0.00	0.000

PITCHER	IP	WLS	BF	H	R	ER	SO	BB	IBB	HBP	BLK	WP	HR	S	P	ERA	WHIP

Atlanta Braves @ New York Mets

Citi Field, Flushing, NY

Thu Aug 02 2018, 7:11 PM - 10:00 PM EDT

Att. 24,525 - Cloudy - 86 F

TOP

livebaseballscorecards.com

AB	33
R	4
H	6
RBI	4
BB	3
SO	11
LOB	10

Atlanta Braves @ New York Mets

Citi Field, Flushing, NY

Thu Aug 02 2018, 7:11 PM - 10:00 PM EDT

Att. 24,525 - Cloudy - 86 F

BOTTOM

livebaseballscorecards.com

Batter	1	2	3	4	5	6	7	8	9	AB	R	H	RBI	BB	SO	LOB
9 Brandon Nimmo, L (1, 8) (9, 9) OBP: 0.375, SLG: 0.467	HR		P6		G4-6-3			F8		4	1	1	1	0	0	2
11 José Bautista, R (1, 9) OBP: 0.348, SLG: 0.387 65 Robert Gsellman, R (9, 1)	F8		K			K		K		4	0	0	0	0	3	1
										0	0	0	0	0	0	0
30 Michael Conforto, L (1, 7) OBP: 0.350, SLG: 0.399	G4-3			K		BB		K		3	0	0	0	1	2	1
4 Wilmer Flores, R (1, 3) OBP: 0.325, SLG: 0.457	E6			1B		1B			BB	3	0	2	0	1	0	0
21 Todd Frazier, R (1, 5) OBP: 0.295, SLG: 0.378	F9			K		P4			K	4	0	0	0	0	2	4
68 Jeff McNeil, L (1, 4) OBP: 0.370, SLG: 0.333		G1-3		F7			G5-3		F8	4	0	0	0	0	0	2
26 Kevin Plawecki, R (1, 2) OBP: 0.345, SLG: 0.372		K			G5-3		F8		K	4	0	0	0	0	2	1
7 José Reyes, S (1, 6) OBP: 0.263, SLG: 0.294		G3				2B	K			3	1	1	0	0	1	0
40 Jason Vargas, L (1, 1) OBP: 0.143, SLG: 0.077 15 Luis Guillorme, L (5, PH) OBP: 0.282, SLG: 0.234 51 Paul Sewald, R (6, 1) 39 Jerry Blevins, L (7, 1) 61 Bobby Wahl, R (8, 1) 16 Austin Jackson, R (8, PH) OBP: 0.318, SLG: 0.321 (9, 8)			G5-3		1B			1B		1	0	0	0	0	0	0
										1	0	1	1	0	0	0
										0	0	0	0	0	0	0
										0	0	0	0	0	0	0
										0	0	0	0	0	0	0
										1	0	1	0	0	0	0

	AB	32
	R	2
	H	6
	RBI	2
	BB	2
	SO	10
	LOB	11

Inning Stats	1	2	3	4	5	6	7	8	9	1B: 4	SF: 0	WP: 0	PA: 34
	R: 1 E: 1 K: 0 S: 10 H: 1 LOB: 1 BB: 0 P: 15	R: 0 E: 0 K: 1 S: 9 H: 0 LOB: 0 BB: 0 P: 13	R: 0 E: 0 K: 1 S: 8 H: 0 LOB: 0 BB: 0 P: 13	R: 0 E: 0 K: 2 S: 10 H: 1 LOB: 1 BB: 0 P: 18	R: 1 E: 0 K: 0 S: 11 H: 2 LOB: 0 BB: 0 P: 16	R: 0 E: 0 K: 1 S: 8 H: 1 LOB: 1 BB: 1 P: 14	R: 0 E: 0 K: 1 S: 9 H: 0 LOB: 0 BB: 0 P: 13	R: 0 E: 0 K: 2 S: 17 H: 1 LOB: 1 BB: 0 P: 26	R: 0 E: 0 K: 2 S: 13 H: 0 LOB: 1 BB: 1 P: 21	2B: 1 3B: 0 HR: 1	SAC: 0 DP: 1 HBP: 0	PB: 0 SB: 1 CS: 0	

PITCHER		IP	WLS	BF	H	R	ER	SO	BB	IBB	HBP	BLK	WP	HR	S	P	ERA	WHIP
26 Mike Foltynewicz, R ERA: 3.04	(1, 1)	6.0	W	23	5	2	2	5	1	0	0	0	0	1	56	89	3.00	1.000
63 Jesse Biddle, L ERA: 2.41	(7, 1)	1.0	H	3	0	0	0	1	0	0	0	0	0	0	9	13	0.00	0.000
46 Brad Brach, R ERA: 4.61	(8, 1)	1.0	H	4	1	0	0	2	0	0	0	0	0	0	17	26	0.00	1.000
33 A.J. Minter, L ERA: 2.91	(9, 1)	1.0	S	4	0	0	0	2	1	0	0	0	0	0	13	21	0.00	1.000

PITCHER	IP	WLS	BF	H	R	ER	SO	BB	IBB	HBP	BLK	WP	HR	S	P	ERA	WHIP

Atlanta Braves @ New York Mets

Citi Field, Flushing, NY

Fri Aug 03 2018, 7:11 PM - 9:35 PM EDT

Att. 25,101 - Partly Cloudy - 80 F

livebaseballscorecards.com

TOP

Batter	1	2	3	4	5	6	7	8	9	AB	R	H	RBI	BB	SO	LOB
13 Ronald Acuña Jr., R (1, 7) OBP: 0.338, SLG: 0.507	C FF 96 B FF 96 B FF 96 S FF 96 C SI 96 2-3 ① K		X SL 91 0-0 G4-3-5 1 1B		B FF 96 X CH 90 1-0 1 2B 2B			F SI 95 B FF 96 X CH 90 1-1 ① F8		4	1	2	0	0	1	0
1 Ozzie Albies, S (1, 4) OBP: 0.316, SLG: 0.507	F CH 91 X CH 89 0-1 ② B5-3		1 SAFE B CH 88 F SI 96 1 SAFE C SL 91 X CH 90 1-2 ②③ G4-3-5 1-3f		X CU 82 0-0 2-H 2B			B CH 88 X CH 91 1-0 ② F9		4	0	1	1	0	0	1
5 Freddie Freeman, L (1, 3) OBP: 0.398, SLG: 0.527	B CH 89 B SL 93 S SL 93 C FF 97 X FF 98 2-2 1B			B CH 88 F CH 88 F CH 89 B CH 90 B CH 90 B SL 92 4-2 24 FC5 22 1B BB	F SL 92 B SL 92 S CH 90 S CH 89 1-3 ③ K			F FF 96 F CH 91 B FF 97 X CH 90 1-2 ③ G5-3		3	0	1	0	1	1	1
22 Nick Markakis, L (1, 9) OBP: 0.383, SLG: 0.484	F CU 84 B FF 97 X SI 96 1-1 ③ F7			X SL 91 0-0 24 FC5 1-2 1B		C CU 81 B CH 86 B CH 87 C CH 89 X FF 96 2-2 ① F7			F FF 94 F FF 95 F FF 95 B FF 95 B SL 86 X FF 96 2-2 ① F9	4	0	1	0	0	0	1
24 Kurt Suzuki, R (1, 2) OBP: 0.327, SLG: 0.425		C FF 95 F CH 90 B SI 95 X SL 91 1-2 ① L7		B CH 88 X CH 89 1-0 ① FC5 1-2 2-3f		B FF 96 X CH 90 1-0 ② G6-3			F FF 95 X SL 85 0-1 ② G5-3	4	0	0	0	0	0	2
11 Ender Inciarte, L (1, 8) OBP: 0.314, SLG: 0.346		B CU 83 F FF 95 F SL 91 X FF 96 1-2 ② F7		S CH 88 F CH 88 C CH 90 0-3 ② K		S CH 89 B FF 96 B CH 91 X CU 83 2-1 ③ F8			L SL 83 C FF 94 B FF 95 F FF 96 F SL 86 F FF 95 B SL 86 F SL 86 X FF 96 2-2 ③ L4	4	0	0	0	0	1	2
17 Johan Camargo, S (1, 5) OBP: 0.347, SLG: 0.462		C FF 97 X FF 97 0-1 HR		C CU 83 C CH 90 X SL 93 0-2 ③ G4-3			B FF 94 S CU 82 X CH 89 1-1 ① G5-3			3	1	1	1	0	0	2
8 Charlie Culberson, R (1, 6) 7 Dansby Swanson, R (8, 6) OBP: 0.301, SLG: 0.394		C CU 84 F FF 96 S FF 96 0-3 ③ K			S FF 95 S CH 89 F CH 90 B SL 91 T CH 90 1-2 ① K		B SL 90 F FF 96 B FF 96 F FF 95 S SI 95 2-3 ② K			3 0	0 0	0 0	0 0	0 0	3 0	0 0
19 Aníbal Sánchez, R (1, 1) 27 Ryan Flaherty, L (7, PH) OBP: 0.313, SLG: 0.317 58 Dan Winkler, R (7, 1) 63 Jesse Biddle, L (8, 1) OBP: 0.500, SLG: 1.000 33 A.J. Minter, L (9, 1)			C FF 94 S FF 95 F FF 96 S FF 96 0-3 ① K		B FF 96 C FF 96 F FF 96 S FF 96 1-3 ② K		B FF 96 C CU 82 S FF 96 S FF 97 1-3 ③ K			2 1 0 0 0	0 0 0 0 0	0 0 0 0 0	0 0 0 0 0	2 1 0 0 0	0 0 0 0 0	0 0 0 0 0

Inning Stats	1	2	3	4	5	6	7	8	9
	R: 0 E: 0 K: 1 S: 10	H: 1 LOB: 1 BB: 0 P: 15	R: 1 E: 0 K: 1 S: 11	H: 1 LOB: 0 BB: 0 P: 13	R: 0 E: 0 K: 1 S: 8	H: 1 LOB: 0 BB: 0 P: 9	R: 0 E: 0 K: 1 S: 10	H: 1 LOB: 2 BB: 1 P: 15	R: 1 E: 0 K: 3 S: 12	H: 2 LOB: 1 BB: 0 P: 16	R: 0 E: 0 K: 0 S: 6	H: 0 LOB: 0 BB: 0 P: 11	R: 0 E: 0 K: 2 S: 8	H: 0 LOB: 0 BB: 0 P: 12	R: 0 E: 0 K: 0 S: 6	H: 0 LOB: 0 BB: 0 P: 9	R: 0 E: 0 K: 0 S: 13	H: 0 LOB: 0 BB: 0 P: 17

	AB	32
	R	2
	H	6
	RBI	2
	BB	1
	SO	9
	LOB	9

1B: 3	SF: 0	WP: 0	PA: 33
2B: 3	SAC: 0	PB: 0	
3B: 0	DP: 1	SB: 0	
HR: 1	HBP: 0	CS: 0	

PITCHER	IP	WLS	BF	H	R	ER	SO	BB	IBB	HBP	BLK	WP	HR	S	P	ERA	WHIP
48 Jacob deGrom, R (1, 1) ERA: 1.85	8.0	L	30	6	2	2	9	1	0	0	0	0	1	71	100	2.25	0.875
38 Anthony Swarzak, R (9, 1) ERA: 6.0	1.0		3	0	0	0	0	0	0	0	0	0	0	13	17	0.00	0.000

PITCHER	IP	WLS	BF	H	R	ER	SO	BB	IBB	HBP	BLK	WP	HR	S	P	ERA	WHIP

Atlanta Braves @ New York Mets

Citi Field, Flushing, NY

Fri Aug 03 2018, 7:11 PM - 9:35 PM EDT

Att. 25,101 - Partly Cloudy - 80 F

BOTTOM

livebaseballscorecards.com

Batter	1	2	3	4	5	6	7	8	9	AB	R	H	RBI	BB	SO	LOB
9 Brandon Nimmo, L (1, 9) OBP: 0.373, SLG: 0.469	C FF 89 B FS 82 B SI 90 X FS 84 2-1 L9 ①		F CU 77 B FS 81 B FF 91 B FF 91 F FS 84 B SI 90 4-2 BB			B FF 90 C FF 89 B FF 90 C FF 90 S FC 89 2-3 K ①		F FF 95 B FF 94 C SL 88 F SL 87 B FF 95 B FF 95 C SL 88 3-3 K ③		3	0	0	0	1	2	0
11 José Bautista, R (1, 3) OBP: 0.346, SLG: 0.382	F FF 90 B FF 92 F FF 91 B FC 88 C FC 89 2-3 K ②		B FC 87 S FC 88 F FF 92 B FF 91 B CH 66 S FS 83 3-3 K ②			B CU 79 C CU 76 F CH 67 B FF 91 B FC 89 F FS 85 B SI 91 4-2 BB			F FC 92 X FC 92 0-1 P6 ①	3	0	0	0	1	2	2
30 Michael Conforto, L (1, 7) OBP: 0.347, SLG: 0.395	C FF 92 B FS 84 F FF 91 X FC 89 1-2 L8 ③		C CU 77 S CH 70 D FS 83 B FF 92 T FF 92 2-2 K ③			C CU 76 1 SAFE 1 SAFE B FC 89 F FF 90 F FS 85 D CH 68 C FC 88 2-3 K ②			B FC 91 S FF 96 B FF 96 X FC 93 2-1 L8 ②	4	0	0	0	0	2	3
21 Todd Frazier, R (1, 5) OBP: 0.291, SLG: 0.372		B FF 89 F FF 90 C FC 88 X FF 92 1-2 F8 ①		C FF 89 B FS 82 B FS 84 F FC 88 S FS 82 2-3 K ①		B FC 87 F FC 88 F FF 90 D CH 72 S CH 68 2-3 K ③			C FC 93 B FF 96 B FF 97 X FF 97 2-1 E5	4	0	0	0	0	2	1
16 Austin Jackson, R (1, 8) OBP: 0.317, SLG: 0.315		T FF 92 F FC 87 F CU 77 B SI 92 C FC 88 1-3 K ②		B CU 79 X FC 86 1-0 G6-3 ②			B FC 88 B FC 89 S FC 88 S FC 90 B FC 90 F FC 90 F FC 91 B FC 90 4-2 1 G1-4-3 BB		S FC 93 X FC 93 0-1 G3 ③	3	0	0	0	1	1	1
7 José Reyes, S (1, 4) OBP: 0.258, SLG: 0.288		B CU 75 C FF 92 C FF 91 F FF 91 B FC 88 B FS 84 X SI 92 3-2 G4-3 ③		B FF 90 B FF 90 X FS 83 2-0 G4-3 ③			C FF 93 1 SAFE P PO 89 F FC 90 1 SAFE X FC 89 1-2 F9 ①			3	0	0	0	0	0	1
1 Amed Rosario, R (1, 6) OBP: 0.280, SLG: 0.360			B FC 88 X FC 88 1-0 48 1B 2B		B FF 91 B FF 90 B FS 82 C FC 87 F FC 89 C FS 83 3-3 K ①		X FC 92 0-0 G1-4-3 ② ③ 1-2f			3	1	1	0	0	1	1
29 Devin Mesoraco, R (1, 2) OBP: 0.300, SLG: 0.382			S FC 88 B FC 87 B CH 71 F FF 92 B FC 87 F FC 88 F FF 92 X FC 88 3-2 G5-3 ①		C FC 89 X FC 89 0-1 P3 ②			X FF 94 0-0 L9 ①		3	0	0	0	0	0	1
48 Jacob deGrom, L (1, 1) 4 Wilmer Flores, R (8, PH) 38 Anthony Swarzak, R (9, 1) OBP: 0.163, SLG: 0.149 OBP: 0.324, SLG: 0.455			C FF 89 X FF 90 0-1 2-H 1B		X FF 90 0-0 G3-1 ③			B CU 76 C FF 95 B FF 95 B SL 88 X FF 95 3-1 F9 ②		2 1 0	0 0 0	1 0 0	1 0 0	0 0 0	0 0 0	0 0 0
Inning Stats	R: 0 E: 0 K: 1 S: 8 H: 0 LOB: 0 BB: 0 P: 13	R: 0 E: 0 K: 1 S: 11 H: 0 LOB: 0 BB: 0 P: 16	R: 1 E: 0 K: 2 S: 16 H: 2 LOB: 2 BB: 1 P: 29	R: 0 E: 0 K: 1 S: 5 H: 0 LOB: 0 BB: 0 P: 10	R: 0 E: 0 K: 1 S: 6 H: 0 LOB: 0 BB: 0 P: 9	R: 0 E: 0 K: 3 S: 13 H: 0 LOB: 1 BB: 1 P: 23	R: 0 E: 0 K: 0 S: 9 H: 0 LOB: 0 BB: 1 P: 13	R: 0 E: 0 K: 1 S: 7 H: 0 LOB: 0 BB: 0 P: 13	R: 0 E: 1 K: 0 S: 8 H: 0 LOB: 1 BB: 0 P: 12	1B: 1 2B: 1 3B: 0 HR: 0 SF: 0 SAC: 0 DP: 1 HBP: 0						

	AB	R	H	RBI	BB	SO	LOB
	29	1	2	1	3	10	10

WP: 0 PB: 0 SB: 0 CS: 0 PA: 32

PITCHER		IP	WLS	BF	H	R	ER	SO	BB	IBB	HBP	BLK	WP	HR	S	P	ERA	WHIP
19 Aníbal Sánchez, R ERA: 2.89	(1, 1)	6.0	W	22	2	1	1	9	2	0	0	0	0	0	59	100	1.50	0.667
58 Dan Winkler, R ERA: 3.05	(7, 1)	1.0	H	3	0	0	0	0	1	0	0	0	0	0	9	13	0.00	1.000
63 Jesse Biddle, L ERA: 2.36	(8, 1)	1.0	H	3	0	0	0	1	0	0	0	0	0	0	7	13	0.00	0.000
33 A.J. Minter, L ERA: 2.84	(9, 1)	1.0	S	4	0	0	0	0	0	0	0	0	0	0	8	12	0.00	0.000

PITCHER	IP	WLS	BF	H	R	ER	SO	BB	IBB	HBP	BLK	WP	HR	S	P	ERA	WHIP

Batter	1	2	3	4	5	6	7	8	9	AB	R	H	RBI	BB	SO	LOB
13 Ronald Acuña Jr., R (1, 7) OBP: 0.332, SLG: 0.498	S FF 98 S SI 97 S FF 98 0-3 ① K		B FC 91 F SI 97 C FC 91 X FF 99 1-2 ③ F8			C FF 96 F SI 95 F SI 96 B CU 79 B FC 90 C FS 91 2-3 ② K		S FC 91 C FC 91 F SL 84 B FF 96 S SL 83 1-3 ② K		4	0	0	0	0	3	2
1 Ozzie Albies, S (1, 4) OBP: 0.313, SLG: 0.502	F FF 99 S CU 79 F SI 98 B FF 98 B FC 93 F SI 98 T FS 91 2-2 ② K			C CU 79 X CH 88 0-1 ① G4-3		B FC 90 F FF 96 X FC 90 1-1 ③ G3		X CU 81 0-0 ③ G4-3		4	0	0	0	0	1	2
5 Freddie Freeman, L (1, 3) OBP: 0.399, SLG: 0.529	F FC 94 B FC 92 B FF 98 F FS 92 S FF 99 2-3 ③ K			B CH 88 X FC 90 1-0 1B			B CU 78 B SI 94 S SI 95 F FF 96 F FS 90 X FF 95 2-2 2B		C SI 95 S CU 83 B CU 84 F SI 95 X CU 82 1-2 ① G4-3	4	0	2	0	0	1	0
22 Nick Markakis, L (1, 9) OBP: 0.382, SLG: 0.481		C FF 96 B FC 92 B SI 98 F FF 98 B CU 81 F FF 98 B SI 98 4-2 BB		1 SAFE B FF 96 B FC 89 C CH 89 F SI 96 1 SAFE F FC 91 F FF 98 F FC 89 2-3 ② K			C FF 96 S FC 89 B SI 96 B CU 78 X CU 78 2-2 ① L8		C SI 96 X CH 88 0-1 ② G4-3	3	0	0	0	1	1	2
17 Johan Camargo, S (1, 5) OBP: 0.343, SLG: 0.455		C FC 91 F FF 97 F FS 91 X CU 81 0-2 ① L4		F SI 96 X SI 96 0-1 ③ F7			C CU 78 B SI 94 F CH 90 F FF 96 T CU 78 1-2 ② K		F SI 96 F CU 82 X CU 84 0-2 ③ G4-3	4	0	0	0	0	1	3
11 Ender Inciarte, L (1, 8) OBP: 0.312, SLG: 0.343		S FC 90 F FF 97 S CU 80 0-3 ② K			B FF 95 B CH 86 C SI 96 F SI 97 T CU 82 2-2 ① K		X SI 95 0-0 ③ L9			3	0	0	0	0	2	2
25 Tyler Flowers, R (1, 2) OBP: 0.367, SLG: 0.351		C FF 96 D FC 90 X SI 98 1-1 ③ F9			B FF 97 S FC 91 F SI 97 F SI 97 F FS 90 X FC 92 1-2 7 G6-4-3 1B			X FF 96 0-0 ① F7		3	0	1	0	0	0	1
7 Dansby Swanson, R (1, 6) OBP: 0.301, SLG: 0.393			B SI 95 X SI 96 1-0 ① G5-3		B SI 96 B CU 79 X SI 97 2-0 ②③ G6-4-3 1-2f			B FF 96 B FF 96 F FF 96 B FF 94 F FF 96 X FF 97 3-2 23 1B 1B		3	0	1	0	0	0	1
45 Kevin Gausman, L (1, 1)			C SI 96 S FF 96 B CU 80 C FF 98 1-3 ② K			B FF 95 C SI 95 S SI 94 B FF 96 F SI 96 B CU 79 X SI 96 3-2 ① G4-3		X FF 97 0-0 1-2 1B		2	0	0	0	0	1	0
51 Shane Carle, R (6, 1)										0	0	0	0	0	0	0
48 Jonny Venters, L (7, 1)										0	0	0	0	0	0	0
23 Adam Duvall, R (8, PH) OBP: 0.288, SLG: 0.397										1	0	1	0	0	0	0
54 Max Fried, L (8, 1) OBP: 0.125, SLG: 0.125										0	0	0	0	0	0	0
Inning Stats	R: 0 E: 0 K: 3 S: 11 H: 0 LOB: 0 BB: 0 P: 15	R: 0 E: 0 K: 1 S: 12 H: 0 LOB: 1 BB: 1 P: 17	R: 0 E: 0 K: 1 S: 7 H: 0 LOB: 0 BB: 0 P: 10	R: 0 E: 0 K: 1 S: 12 H: 1 LOB: 1 BB: 0 P: 15	R: 0 E: 0 K: 1 S: 9 H: 1 LOB: 0 BB: 0 P: 14	R: 0 E: 0 K: 1 S: 10 H: 0 LOB: 0 BB: 0 P: 16	R: 0 E: 0 K: 1 S: 12 H: 1 LOB: 1 BB: 0 P: 17	R: 0 E: 0 K: 1 S: 10 H: 2 LOB: 2 BB: 0 P: 14	R: 0 E: 0 K: 0 S: 9 H: 0 LOB: 0 BB: 0 P: 10	1B: 4 2B: 1 3B: 0 HR: 0 SF: 0 SAC: 0 DP: 1 HBP: 0						

TOP

Atlanta Braves @ New York Mets

Citi Field, Flushing, NY

Sat Aug 04 2018, 7:10 PM - 9:51 PM EDT

Att. 36,946 - Clear - 87 F

livebaseballscorecards.com

AB	31
R	0
H	5
RBI	0
BB	1
SO	10
LOB	13

PITCHER		IP	WLS	BF	H	R	ER	SO	BB	IBB	HBP	BLK	WP	HR	S	P	ERA	WHIP
45 Zack Wheeler, R ERA: 3.89	(1, 1)	7.0	W	24	3	0	0	9	1	0	0	0	0	0	73	104	0.00	0.571
61 Bobby Wahl, R ERA:	(8, 1)	0.2	H	4	2	0	0	1	0	0	0	0	0	0	9	13	0.00	3.000
65 Robert Gsellman, R ERA: 4.11	(8, 1)	1.1	S	4	0	0	0	0	0	0	0	0	0	0	10	11	0.00	0.000

PITCHER	IP	WLS	BF	H	R	ER	SO	BB	IBB	HBP	BLK	WP	HR	S	P	ERA	WHIP

Atlanta Braves @ New York Mets

Citi Field, Flushing, NY

Sat Aug 04 2018, 7:10 PM - 9:51 PM EDT

Att. 36,946 - Clear - 87 F

BOTTOM

livebaseballscorecards.com

Batter	1	2	3	4	5	6	7	8	9	AB	R	H	RBI	BB	SO	LOB
9 Brandon Nimmo, L (1, 9) OBP: 0.372, SLG: 0.464	C FF 92 F FF 93 B FS 84 X CH 82 1-2 ① P6		B SL 80 S CH 82 B CH 84 F FF 94 B FF 96 X FF 96 3-2 ② G6-3		B FF 93 B FF 93 C FF 94 B CH 82 B CH 82 4-1 BB		C SI 94 S SI 94 C SI 94 0-3 ① K			3	0	0	0	1	1	0
4 Wilmer Flores, R (1, 3) OBP: 0.323, SLG: 0.450	B FF 94 C FF 94 B SL 84 B FF 95 X FF 93 3-1 ② G5-3		B FF 93 B SL 83 B FS 81 B FF 94 4-0 30 1B BB		1 SAFE B FF 94 1 SAFE X FF 93 1-0 ③ L4		B SI 94 X SI 95 1-0 ② G4-3			3	0	0	0	1	0	1
30 Michael Conforto, L (1, 7) OBP: 0.348, SLG: 0.396	B FF 93 F FF 94 F FF 94 X FF 97 1-2 ③ G6-3		B FS 80 T CH 83 C FF 94 B FF 96 X FF 95 2-2 1-2 1B			X FF 93 0-0 68 1B 21 1B 16 1B 1B	B SL 85 F SI 94 B SI 93 C SL 84 B SL 85 S SL 84 3-3 ③ K			4	1	2	0	0	1	0
21 Todd Frazier, R (1, 5) OBP: 0.294, SLG: 0.371		C SL 82 F FF 94 B FS 84 B FF 96 B SL 85 H FS 83 4-2 68 2B 1 G5-3 HBP	C FF 94 C SL 81 B FS 82 S FS 83 1-3 ③ K			F FF 92 D FS 82 X SL 80 1-1 16 1B 68 1B 26 SF7 1-2 1B		X FF 96 0-0 ① G4-3		3	2	1	0	0	1	2
68 Jeff McNeil, L (1, 4) OBP: 0.452, SLG: 0.480		X FF 93 0-0 1-3 2B		B SL 79 F FS 81 S FS 82 X FS 83 1-2 16 G5-4-3 1B		F CH 81 B FF 94 B FF 94 F FS 82 F FF 95 X SL 82 2-2 16 1B 1-2 2-3 1B		X FF 96 0-0 16 1B 1B		4	0	4	0	0	0	0
16 Austin Jackson, R (1, 8) OBP: 0.321, SLG: 0.320		F FF 93 S FF 94 F FF 95 D FS 83 C FF 96 1-3 ① K		F SL 82 D CH 80 L CH 81 X FF 94 1-2 ① ② G5-4-3 1-2f		S SL 88 F CH 87 F CU 78 X SL 85 0-2 1-2 2-3 3-H 1B		1 SAFE X FF 94 0-0 1-3 1B		4	0	2	1	0	1	3
1 Amed Rosario, R (1, 6) OBP: 0.277, SLG: 0.356		D SL 83 F FF 94 F FF 94 F SL 83 X FF 96 1-2 ② G5-3 3-H		B SL 82 B SL 82 C FF 95 X FF 95 2-1 ③ G5-3		S CU 81 D SL 88 F FF 96 S FF 95 1-3 ① K		S CU 74 F CU 76 S FF 95 0-3 ② K		4	0	0	1	0	2	6
26 Kevin Plawecki, R (1, 2) OBP: 0.336, SLG: 0.363		X FF 95 0-0 ③ F8			B SL 79 B FS 81 X FF 93 2-0 ① F7	S CU 82 B SL 87 F FF 96 F CU 81 B CH 88 B FF 97 F FF 96 X SL 87 3-2 ② SF7 3-H		B FF 96 1 SAFE B CU 74 S CH 83 F CU 75 B CU 78 F FF 96 C CH 86 3-3 ③ K		3	0	0	1	0	1	3
45 Zack Wheeler, L (1, 1) OBP: 0.205, SLG: 0.263 61 Bobby Wahl, R (8, 1) 65 Robert Gsellman, R (8, 1)			C FF 93 X FF 94 0-1 ① F7		C SL 79 X FS 83 0-1 ② F9	X CU 82 0-0 ③ G3-1				3 0 0	0 0 0	0 0 0	0 0 0	0 0 0	0 0 0	2 0 0
Inning Stats	R: 0 E: 0 K: 0 S: 8 H: 0 LOB: 0 BB: 0 P: 13	R: 1 E: 0 K: 1 S: 12 H: 1 LOB: 1 BB: 0 P: 18	R: 0 E: 0 K: 1 S: 11 H: 1 LOB: 2 BB: 1 P: 21	R: 0 E: 0 K: 0 S: 8 H: 1 LOB: 0 BB: 0 P: 12	R: 0 E: 0 K: 0 S: 5 H: 0 LOB: 1 BB: 1 P: 12	R: 2 E: 0 K: 1 S: 20 H: 4 LOB: 2 BB: 0 P: 27	R: 0 E: 0 K: 2 S: 7 H: 0 LOB: 0 BB: 0 P: 11	R: 0 E: 0 K: 2 S: 10 H: 2 LOB: 2 BB: 0 P: 13		1B: 8 2B: 1 3B: 0 HR: 0 SF: 1 SAC: 0 DP: 1 HBP: 1			WP: 0 PB: 0 SB: 0 CS: 0 PA: 35	

PITCHER		IP	WLS	BF	H	R	ER	SO	BB	IBB	HBP	BLK	WP	HR	S	P	ERA	WHIP
45 Kevin Gausman, R ERA: 4.47	(1, 1)	5.0	L	23	6	3	3	2	2	0	1	0	0	0	51	86	5.40	1.600
51 Shane Carle, R ERA: 2.53	(6, 1)	1.0		4	1	0	0	1	0	0	0	0	0	0	13	17	0.00	1.000
48 Jonny Venters, L ERA: 3.24	(7, 1)	1.0		3	0	0	0	2	0	0	0	0	0	0	7	11	0.00	0.000
54 Max Fried, L ERA: 3.38	(8, 1)	1.0		5	2	0	0	2	0	0	0	0	0	0	10	13	0.00	2.000

PITCHER	IP	WLS	BF	H	R	ER	SO	BB	IBB	HBP	BLK	WP	HR	S	P	ERA	WHIP

AB	31
R	3
H	9
RBI	3
BB	2
SO	7
LOB	17

Batter	1	2	3	4	5	6	7	8	9	10	AB	R	H	RBI	BB	SO	LOB
13 Ronald Acuña Jr., R (1, 7) OBP: 0.329, SLG: 0.491	F FF 90 B SI 89 X SI 90 1-1 P3 ①		B SI 89 X SI 90 1-0 G6-3 ①		L SI 89 C CU 80 B FF 90 B SI 89 C SI 89 2-3 K ③		S SL 82 B FF 90 B SL 81 F FF 92 X FF 91 2-2 F9 ②		F CU 82 C CU 82 B FF 95 B FF 95 X CU 82 2-2 2-H 1B		5	0	1	1	0	1	1
1 Ozzie Albies, S (1, 4) OBP: 0.310, SLG: 0.497	B FF 90 B SI 90 S CH 83 F SI 91 X CH 84 2-2 F7 ②		B SI 91 F CH 84 F FF 91 X CU 80 1-2 F7 ②			B CH 81 F SI 90 B CH 84 F CH 83 X SI 92 2-2 G6-3 ① B CU 74 X CH 84 1-0 G5-3 ③			1 SAFE 1 SAFE X SI 96 0-0 G4-3 ③		5	0	0	0	0	0	2
5 Freddie Freeman, L (1, 3) OBP: 0.397, SLG: 0.525	S CH 82 F CH 85 X CH 84 0-2 22 1B 1B		S CH 85 B CH 86 X CH 84 1-1 L7 ③			X FF 91 0-0 G5-3 ②		B FF 88 S CH 82 B FF 88 S FF 88 F FF 89 S CH 83 2-3 K ①		B FF 94 S SL 82 F FF 98 B SL 84 F CH 90 S FF 97 2-3 K ①	5	0	1	0	0	2	0
22 Nick Markakis, L (1, 9) OBP: 0.386, SLG: 0.492	1 SAFE B SI 90 X SI 91 1-0 1-3 1B			B SI 89 C FF 89 F FF 90 X FF 91 1-2 P5 ①		C SI 89 B FF 89 F CH 84 F FF 90 X CU 81 1-2 1B		B CU 73 C CU 73 B FF 89 C FF 88 X CU 74 2-2 1B		B FF 97 B CH 90 X FF 96 2-0 HR	5	1	4	1	0	0	0
24 Kurt Suzuki, R (1, 2) OBP: 0.322, SLG: 0.417	B FF 91 S FF 91 X SI 89 1-1 G5-3 ③			C FF 92 F CH 85 T FF 92 0-2 K ②		C FF 91 X FF 90 0-1 F8 ③		B FF 93 C CU 77 F CU 78 1 SAFE F CU 80 X CU 79 1-2 F8 ②		S FF 97 B SL 82 S FF 96 F FF 97 F FF 98 B FF 98 B FF 96 F FF 96 F FF 95 3-2 F FF 87 F FF 98 X SL 85 F7 ②	5	0	0	0	0	1	4
17 Johan Camargo, S (1, 5) OBP: 0.341, SLG: 0.451		S SI 89 F CH 83 B SI 90 X CU 82 1-2 F8 ①		C SI 92 X CH 85 0-1 G4-3 ③			F CH 81 B CH 81 B CH 81 X CH 81 2-1 11 HR 1B	B CU 78 B CU 78 1 SAFE C CH 87 C FF 95 S FF 95 2-3 K ③		B SL 84 B SL 84 B FF 95 C FF 96 X FF 95 3-1 F9 ③	5	1	1	0	0	1	1
11 Ender Inciarte, L (1, 8) OBP: 0.316, SLG: 0.354		X CH 83 0-0 1B			B CH 83 C FF 91 L FF 90 F FF 91 B FF 90 B CH 84 F FF 91 F FF 91 F FF 91 3-2 X FF 82 L8 ①		F SI 89 1 SAFE B SI 88 X FF 89 1-1 1-H HR		B CU 77 X SI 92 1-0 7 SH3-4 13 1B 1B		4	2	3	2	0	0	0
7 Dansby Swanson, R (1, 6) OBP: 0.302, SLG: 0.393		1 SAFE C FF 91 1 SAFE B CH 86 1 SAFE C SI 91 S FF 91 1-3 K ②			S CU 81 F SI 88 X CU 81 0-2 G5-3 ②		X CU 79 0-0 27 SH1-3 1B		1 SAFE 1 SAFE X SI 90 0-0 SH3-4 ① 1-2		3	0	1	0	0	1	1
49 Julio Teheran, R (1, 1) OBP: 0.233, SLG: 0.321 48 Jonny Venters, L (6, 1) 27 Ryan Flaherty, L (7, PH) OBP: 0.313, SLG: 0.317 46 Brad Brach, R (7, 1) 58 Dan Winkler, R (8, 1) 23 Adam Duvall, R (9, PH) OBP: 0.287, SLG: 0.396 33 A.J. Minter, L (9, 1) 63 Jesse Biddle, L (10, 1) OBP: 0.500, SLG: 1.000		C FF 92 F FF 93 S FF 92 0-3 K ③		C FF 90 X FF 90 0-1 HR		1 SAFE L FF 89 1 SAFE B FF 90 X FF 90 1-1 SH1-3 ① 1-2		C CU 78 F SI 92 B FF 94 B CU 82 S CU 80 2-3 K ②		2 1 1 1 0 1 1 0 0 0 0 0 0 0 0 0 0 0 0 0 0 0 0 0 0 0 0 0 0 0 0 0 0 0 0 1 0 0 0 0 1 1 0 0 0 0 0 0 0 0 0 0 0 0 0 0						
Inning Stats	R: 0 H: 2 E: 0 LOB: 2 K: 0 BB: 0 S: 11 P: 16	R: 0 H: 1 E: 0 LOB: 1 K: 2 BB: 0 S: 10 P: 12	R: 0 H: 0 E: 0 LOB: 0 K: 0 BB: 0 S: 6 P: 9	R: 0 H: 0 E: 0 LOB: 0 K: 1 BB: 0 S: 8 P: 9	R: 1 H: 1 E: 0 LOB: 0 K: 1 BB: 0 S: 15 P: 20	R: 0 H: 1 E: 0 LOB: 1 K: 0 BB: 0 S: 10 P: 13	R: 2 H: 3 E: 0 LOB: 1 K: 0 BB: 0 S: 11 P: 18	R: 0 H: 1 E: 0 LOB: 1 K: 2 BB: 0 S: 14 P: 21	R: 1 H: 2 E: 0 LOB: 1 K: 1 BB: 0 S: 9 P: 14	R: 1 H: 1 E: 0 LOB: 0 K: 1 BB: 0 S: 16 P: 26	1B: 9 SF: 0 2B: 0 SAC: 2 3B: 0 DP: 0 HR: 3 HBP: 0						

PITCHER		IP	WLS	BF	H	R	ER	SO	BB	IBB	HBP	BLK	WP	HR	S	P	ERA	WHIP
55 Corey Oswalt, R ERA: 5.13	(1, 1)	6.0		26	8	3	3	4	0	0	0	0	0	2	65	87	4.50	1.333
51 Paul Sewald, R ERA: 4.91	(7, 1)	0.2		2	0	0	0	0	0	0	0	0	0	0	5	8	0.00	0.000
39 Jerry Blevins, L ERA: 4.23	(7, 1)	0.2		3	1	0	0	1	0	0	0	0	0	0	8	13	0.00	1.500
67 Seth Lugo, R ERA: 2.87	(8, 1)	1.2		7	2	1	1	2	0	0	0	0	0	0	16	24	5.40	1.200
49 Tyler Bashlor, R ERA: 5.68	(10, 1)	1.0	L	4	1	1	1	1	0	0	0	0	0	1	16	26	9.00	1.000

PITCHER		IP	WLS	BF	H	R	ER	SO	BB	IBB	HBP	BLK	WP	HR	S	P	ERA	WHIP

TOP

Atlanta Braves @ New York Mets

Citi Field, Flushing, NY

Sun Aug 05 2018, 1:10 PM - 4:29 PM EDT

Att. 27,134 - Sunny - 91 F

livebaseballscorecards.com

AB	40
R	5
H	12
RBI	5
BB	0
SO	8
LOB	11

WP: 0	PA: 42	1B: 9	SF: 0			
PB: 0		2B: 0	SAC: 2			
SB: 0		3B: 0	DP: 0			
CS: 0		HR: 3	HBP: 0			

Atlanta Braves @ New York Mets

Citi Field, Flushing, NY

Sun Aug 05 2018, 1:10 PM - 4:29 PM EDT

Att. 27,134 - Sunny - 91 F

livebaseballscorecards.com

Batter	1	2	3	4	5	6	7	8	9	10	AB	R	H	RBI	BB	SO	LOB
1 Amed Rosario, R (1, 6) OBP: 0.279, SLG: 0.353	B FF 88 B FF 88 B FF 88 B FF 88 4-0 68 G4-3 4 1B 68 S BB		B FF 90 B FF 91 F FF 91 F FF 92 B SI 91 F FF 92 B FF 91 4-2 68 2B BB		S FF 92 F FF 91 F SL 81 X SL 81 0-2 ② F8		C FF 94 1 SAFE 1 SAFE X FF 95 0-1 ② L9		B FC 90 B FF 97 X FF 96 2-0 ② L8		3	2	0	0	2	0	2
68 Jeff McNeil, L (1, 4) OBP: 0.429, SLG: 0.483 67 Seth Lugo, R (8, 1) OBP: 0.167, SLG: 0.091 26 Kevin Plawecki, R (9, PH) OBP: 0.333, SLG: 0.360 49 Tyler Bashlor, R (10, 1)	C FF 89 F CH 84 D SL 80 X CH 83 1-2 ① G4-3 1-3		1 SAFE 1 SAFE 1 SAFE X CU 72 0-0 1-H 2B		B CH 85 X CH 83 1-0 ③ F8		C FF 94 F FF 94 S CH 87 0-3 ③ K		F FC 92 B FC 93 S FF 97 C FC 93 1-3 ③ K 1-2		4 0 1 0	0 0 0 0	1 0 0 0	1 0 0 0	0 0 1 0	1 0 0 0	2 0 1 0
4 Wilmer Flores, R (1, 3) OBP: 0.328, SLG: 0.457	C SL 79 B SL 81 B FF 91 X FF 91 2-1 3-H 1B		B FF 92 C SL 78 S SL 81 F SL 80 X SL 81 1-2 ② G6-3			S SL 79 B SL 79 X SL 78 1-1 30 1B 11 FC5-4-2 1B		B FC 88 S FC 89 C FF 92 S CU 82 1-3 ① K		B FF 94 C FF 94 X FF 95 1-1 30 G4-3 2B	5	0	3	1	0	1	1
30 Michael Conforto, L (1, 7) OBP: 0.349, SLG: 0.396	X SI 89 0-0 ② F8		B FF 91 B CH 85 C CH 84 F FF 91 C FF 91 2-3 ③ K			C FF 91 B CH 85 X CH 84 1-1 11 FC5-4-2 1-3 1B		B FF 93 X FF 93 1-0 1B		C FF 94 B CU 77 F CU 77 F SI 96 X SL 88 1-2 ① G4-3 2-3	5	0	2	0	0	1	3
11 José Bautista, R (1, 9) OBP: 0.340, SLG: 0.373	C FF 91 B FF 90 C FF 90 F SL 80 C SL 79 1-3 ③ K			T FF 90 S SL 80 B SL 77 B SL 80 S SL 81 2-3 ① K		X SL 81 0-0 ①② FC5-4-2 16 BB 1-2 3-H		B FC 92 F FC 91 T FC 92 B FC 90 S FC 92 2-3 ② K		C CU 78 B FF 96 D CU 79 C CU 78 X SL 89 2-2 ② G5-3	5	0	0	0	0	3	5
16 Austin Jackson, R (1, 8) OBP: 0.326, SLG: 0.339 39 Jerry Blevins, L (7, 1) 21 Todd Frazier, R (8, 5) OBP: 0.292, SLG: 0.368		B FF 88 S SL 78 C SL 79 B FF 88 C SI 89 2-3 ① K	C FF 91 B SL 79 X CH 82 1-1 HR			C FF 92 B FF 91 1 SAFE B FF 93 B FF 92 S FF 93 B FF 93 4-2 1-2 BB		S FC 91 B FC 91 B FC 91 B CU 82 C FC 91 S FC 91 3-3 ③ K		C CU 77 B CU 78 X SI 96 1-1 ③ G6-3	2 0 2	1 0 0	1 0 0	1 0 0	1 0 1	1 0 2	0 0 2
7 José Reyes, S (1, 5) OBP: 0.258, SLG: 0.283 (8, 4)	B CU 71 B FF 88 B SI 87 C FF 88 B SI 86 4-1 29 CS 29 BLK BB		X SI 90 0-0 ② F7			D SI 94 B SI 92 X SI 93 2-0 ③ G5-3			C FC 92 X FF 96 0-1 ① G6-3		3	0	0	0	1	0	2
29 Devin Mesoraco, R (1, 2) OBP: 0.299, SLG: 0.394	1 SAFE C SL 80 2 SAFE 2 SAFE D SL 81 S SL 81 B FF 90 X SL 79 2-2 ②③ P3 1-3			S SL 80 F SL 78 B SL 80 X FF 91 1-2 ③ G6-3			C FF 93 B FF 94 S SL 85 F SL 85 B FF 94 S CH 87 2-3 ① K		X FF 98 0-0 HR	4	1	1	1	0	1	1
55 Corey Oswalt, R (1, 1) 51 Paul Sewald, R (7, 1) 9 Brandon Nimmo, L (7, 8) OBP: 0.375, SLG: 0.466			C FF 88 B SL 77 F FF 89 B SL 79 C FF 91 2-3 ① K		B FF 89 B SI 88 F FF 90 F FF 90 C FF 92 2-3 ① K		B SI 93 S CH 85 B CH 86 S CH 85 F FF 95 B FF 96 B CH 86 4-2 BB		B FC 91 F FC 92 C FC 92 B FF 97 X FC 92 2-2 26 S 1B	2 0 1	0 0 0	0 0 1	0 0 0	0 0 1	2 0 0	0 0 0
Inning Stats	R: 1 H: 1 E: 0 LOB: 1 K: 1 BB: 1 S: 10 P: 18	R: 0 H: 0 E: 0 LOB: 0 K: 1 BB: 1 S: 7 P: 15	R: 1 H: 1 E: 0 LOB: 1 K: 2 BB: 1 S: 14 P: 23	R: 1 H: 1 E: 0 LOB: 0 K: 1 BB: 0 S: 9 P: 13	R: 0 H: 0 E: 0 LOB: 0 K: 1 BB: 0 S: 8 P: 11	R: 0 H: 2 E: 0 LOB: 2 K: 0 BB: 1 S: 8 P: 16	R: 0 H: 0 E: 0 LOB: 1 K: 2 BB: 1 S: 12 P: 18	R: 0 H: 1 E: 0 LOB: 1 K: 3 BB: 0 S: 10 P: 17	R: 1 H: 2 E: 0 LOB: 1 K: 1 BB: 0 S: 10 P: 15	R: 0 H: 1 E: 0 LOB: 1 K: 0 BB: 0 S: 11 P: 16	1B: 5 2B: 3 3B: 0 HR: 2	SF: 0 SAC: 0 DP: 1 HBP: 0	WP: 0 PB: 0 SB: 2 CS: 1	PA: 42			

PITCHER		IP	WLS	BF	H	R	ER	SO	BB	IBB	HBP	BLK	WP	HR	S	P	ERA	WHIP
49 Julio Teheran, R ERA: 4.48	(1, 1)	5.2		24	5	3	3	6	4	0	0	1	0	1	55	93	4.76	1.588
48 Jonny Venters, L ERA: 3.18	(6, 1)	0.1		1	0	0	0	0	0	0	0	0	0	0	1	3	0.00	0.000
46 Brad Brach, R ERA: 4.5	(7, 1)	1.0		4	0	0	0	2	1	0	0	0	0	0	12	18	0.00	1.000
58 Dan Winkler, R ERA: 2.98	(8, 1)	1.0		4	1	0	0	3	0	0	0	0	0	0	10	17	0.00	1.000
33 A.J. Minter, L ERA: 2.98	(9, 1)	1.0	W	5	2	1	1	1	0	0	0	0	0	1	10	15	9.00	2.000

PITCHER		IP	WLS	BF	H	R	ER	SO	BB	IBB	HBP	BLK	WP	HR	S	P	ERA	WHIP
63 Jesse Biddle, L ERA: 2.3	(10, 1)	1.0	S	4	1	0	0	0	0	0	0	0	0	0	11	16	0.00	1.000

AB	37
R	4
H	9
RBI	4
BB	5
SO	12
LOB	19

Batter	1	2	3	4	5	6	7	8	9	AB	R	H	RBI	BB	SO	LOB
9 José Peraza, R (1, 6) OBP: 0.326, SLG: 0.387	B SI 98 X FF 98 1-0 ① F9		B SL 93 F SI 97 C FF 98 X SL 92 1-2 ② G6-3		C CU 82 S SL 91 S CU 83 0-3 ③ K		F SL 91 X SL 90 0-1 19 BB; 7 1B; 1-2 2-3 3-H 1B		C FF 90 F CU 73 B CU 74 B CU 73 F FF 89 X FF 90 2-2 ② P4	5	1	1	1	0	1	0
19 Joey Votto, L (1, 3) OBP: 0.426, SLG: 0.427	B SI 98 B FF 99 B FF 97 F FF 98 X SI 98 3-1 3 FC6-4; 1B		B CU 82 X SI 98 1-0 3 BB; 1B			B CU 82 F CH 89 F SL 89 B SL 89 S CH 90 2-3 ① K	B SL 82 B FF 96 B FF 93 C FF 95 F FF 95 F FF 96 F FF 96 D FF 96 4-2 7 1B; 1-2 2-3 3-H BB		C CU 73 C FF 89 X CU 73 0-2 ③ G3	4	0	2	1	1	1	0
3 Scooter Gennett, L (1, 4) OBP: 0.361, SLG: 0.493	B FF 97 S CH 91 S FF 97 D SL 91 F FF 98 X CH 90 2-2 ② FC6-4 1-2f		D CU 82 B CH 90 B CH 89 C SI 97 B SI 96 4-1 1-2 BB			C SL 90 X CH 90 0-1 7 FC5-4; 1B	F FF 96 D SL 83 T CH 90 D SL 85 B FF 96 S FF 94 3-3 ② K			3	0	1	0	1	1	4
7 Eugenio Suárez, R (1, 5) OBP: 0.385, SLG: 0.580	C SI 98 B SI 96 1 SAFE S SL 92 1 SAFE F SL 92 S SI 96 1-3 ③ K		F SL 92 B SI 98 S SI 97 C CH 91 1-3 ③ K			B SI 96 C SI 96 D SL 90 S CH 89 X SI 97 2-2 ② FC5-4 1-2f	B SI 95 X SI 94 1-0 1-2 2-H 3-H 1B			4	0	1	2	0	2	4
46 Mason Williams, L (1, 9) OBP: 0.333, SLG: 0.485		C SI 96 F FF 97 B CU 83 S SL 90 1-3 ① K		X SI 97 0-0 ① L8		B FF 97 B CH 90 X SI 98 2-1 ③ L8	B SI 96 C SI 95 F SI 96 F CU 83 F SL 92 F CU 83 F SI 95 F CU 83 F SI 96 1-3 S CU 84 ③ K			4	0	0	0	0	2	3
16 Tucker Barnhart, L (1, 2) OBP: 0.327, SLG: 0.357		B FF 97 S CH 90 S FF 99 B SL 92 X SI 98 2-2 ② F7		C SI 97 F SI 98 X FF 98 0-2 ② G4-3			X SI 96 0-0 ① G4-3	X SI 94 0-0 ① L8		4	0	0	0	0	0	0
12 Preston Tucker, L (1, 7) OBP: 0.301, SLG: 0.424 48 Jared Hughes, R (7, 1) 15 Dilson Herrera, R (8, PH) OBP: 0.269, SLG: 0.273 26 Raisel Iglesias, R (8, 1)		F FF 98 C SI 97 F SI 96 B SL 91 X SI 98 1-2 1B		B SL 91 S SL 91 B CH 91 X SL 90 2-1 ③ F9			B SI 96 H SL 90 2-0 6 1B; 27 HBP; 9 1B; HBP	C SI 94 S SL 91 S CU 84 0-3 ② K		2 0 1 0	1 0 0 0	1 0 0 0	0 0 0 0	0 0 1 0	0 0 0 0	0 0 0 0
34 Homer Bailey, R (1, 1) OBP: 0.200, SLG: 0.158 53 Wandy Peralta, L (4, 1) 21 Michael Lorenzen, R (5, PH) OBP: 0.313, SLG: 0.867 36 Keury Mella, R (5, 1) 27 Phillip Ervin, R (7, PH) OBP: 0.374, SLG: 0.430 (7, 7)		B SI 95 C SI 97 X SI 97 1-1 ③ G4-3			S SI 96 S SL 90 B SL 90 S CU 83 1-3 ① K		C SI 96 S SL 89 H SI 95 1-2 9 1B; 6 1B; 19 BB; HBP	X SI 96 0-0 ③ F9		1 0 1 0 1	0 0 0 0 1	0 0 0 0 1	0 0 0 0 1	0 0 1 0 0	0 0 0 0 0	1 0 0 0 0
6 Billy Hamilton, S (1, 8) OBP: 0.298, SLG: 0.303			C FF 96 S SL 91 B CU 83 X SI 98 1-2 ① G4-3		B SL 90 X SI 97 1-0 ② L8		X SI 96 0-0 19 BB; 9 1B; 7 1B; 1-2 2-3 1B		B FF 89 B FF 89 C FF 88 B FF 88 C FF 88 F FF 89 F FF 89 X FF 89 3-2 ① P5	4	1	1	0	0	0	0
Inning Stats	R: 0 E: 0 K: 1 S: 11 H: 1 LOB: 1 BB: 0 P: 18	R: 0 E: 0 K: 1 S: 12 H: 1 LOB: 1 BB: 0 P: 17	R: 0 E: 0 K: 1 S: 11 H: 1 LOB: 2 BB: 1 P: 19	R: 0 E: 0 K: 0 S: 6 H: 0 LOB: 0 BB: 0 P: 8	R: 0 E: 0 K: 2 S: 7 H: 0 LOB: 0 BB: 0 P: 9	R: 0 E: 0 K: 1 S: 10 H: 1 LOB: 1 BB: 0 P: 16	R: 4 E: 0 K: 2 S: 23 H: 3 LOB: 2 BB: 1 P: 35	R: 0 E: 0 K: 1 S: 5 H: 0 LOB: 0 BB: 0 P: 5	R: 0 E: 0 K: 0 S: 12 H: 0 LOB: 0 BB: 0 P: 17	1B: 7 2B: 0 3B: 0 HR: 0 SF: 0 SAC: 0 DP: 0 HBP: 2						

PITCHER		IP	WLS	BF	H	R	ER	SO	BB	IBB	HBP	BLK	WP	HR	S	P	ERA	WHIP
34 Noah Syndergaard, R ERA: 3.17	(1, 1)	6.1	W	28	6	4	4	6	1	0	2	0	0	0	63	96	5.68	1.105
61 Bobby Wahl, R ERA:	(7, 1)	0.1	H	2	0	0	0	1	1	0	0	0	0	0	7	14	0.00	3.000
65 Robert Gsellman, R ERA: 4.02	(7, 1)	1.1	H	5	1	0	0	2	0	0	0	0	0	0	15	17	0.00	0.750
39 Jerry Blevins, L ERA: 4.08	(9, 1)	1.0	S	3	0	0	0	0	0	0	0	0	0	0	12	17	0.00	0.000

PITCHER	IP	WLS	BF	H	R	ER	SO	BB	IBB	HBP	BLK	WP	HR	S	P	ERA	WHIP

TOP

Cincinnati Reds @ New York Mets

Citi Field, Flushing, NY

Mon Aug 06 2018, 7:13 PM - 10:17 PM EDT

Att. 21,644 - Partly Cloudy - 89 F

livebaseballscorecards.com

AB	34
R	4
H	7
RBI	4
BB	2
SO	9
LOB	12

WP: 0 PA: 38
PB: 0
SB: 0
CS: 0

Batter	1	2	3	4	5	6	7	8	9	AB	R	H	RBI	BB	SO	LOB
1 Amed Rosario, R (1, 6) OBP: 0.278, SLG: 0.351	S FF 93 S KC 80 F SI 93 B FS 83 X KC 80 1-2 68 1B 4 1B 1B	B FF 94 B SL 88 F FF 95 C FS 85 X KC 81 2-2 ② L6		B SI 93 C SL 87 X KC 79 1-1 ① FC5-4 68 1B 4 1B 1-2f		C SL 79 F FF 95 F FF 97 S SL 83 0-3 ② K		1 SAFE B SL 82 L FF 94 B SL 82 L CH 91 F SL 82 S SL 82 2-3 ① K		5	2	1	0	0	2	2
68 Jeff McNeil, L (1, 4) OBP: 0.462, SLG: 0.606	B FF 92 X FF 93 1-0 4 1B 21 1B 1-3 1B	F FF 94 F SL 89 B FS 82 X FS 84 1-2 ③ G6-3		1 SAFE X FS 83 0-0 30 FC3-6 4 1B 1-3 1B		X CH 85 0-0 HR		F FF 93 X CH 86 0-1 ② SH1-3 1-2		4	2	3	1	0	0	0
4 Wilmer Flores, R (1, 3) OBP: 0.336, SLG: 0.461	D SL 87 C FF 93 B FF 93 F SL 88 F SI 93 F KC 78 D KC 80 X SL 87 3-2 9 FC4-6 21 1B 16 1B 1-3 3-H 1B	C SL 85 F SI 93 F FF 92 F SI 94 X FS 85 0-2 21 F8 30 1B 9 FC3-2 1B	T FS 84 D KC 79 D KC 80 C FF 94 F FF 93 X FF 93 2-2 30 FC3-6 1-2 3-H 1B		B SL 83 C FF 96 F FF 97 F FF 97 F SL 81 B FF 96 F FF 95 H FF 95 3-2 30 1B HBP		B SI 95 F SI 94 C SL 83 X SI 95 1-2 ③ F9		4	1	3	2	0	0	1
30 Michael Conforto, L (1, 7) OBP: 0.350, SLG: 0.397	F FF 93 F FS 84 F FF 93 S FS 86 0-3 ① K	C SI 94 X FS 84 0-1 9 FC3-2 21 F8 1-2 1B	S SL 85 F SL 85 X CH 85 0-2 ② FC3-6 1-2f 2-3		C FF 95 X FF 94 0-1 1-2 1B					4	0	2	0	0	1	4
21 Todd Frazier, R (1, 5) OBP: 0.291, SLG: 0.366 65 Robert Gsellman, R (7, 1) 39 Jerry Blevins, L (9, 1)	X FF 95 0-0 9 FC4-6 1-2 3-H 1B	B SL 87 B SI 93 B SL 87 F SI 94 X FF 94 3-1 ① F8 1-2 2-3	C CH 84 F FF 96 F CH 86 F SL 87 X FF 95 0-2 ③ F8		B FF 96 F FF 95 C FF 95 B SL 83 X SL 80 2-2 ③ F8					4 0 0	0 0 0	1 0 0	1 0 0	0 0 0	0 0 0	6 0 0
9 Brandon Nimmo, L (1, 9) OBP: 0.371, SLG: 0.460	B SI 94 B FS 85 X SI 93 2-0 ② FC4-6 16 1B 1-2f 2-3	C FF 93 X SL 89 0-1 ② FC3-2 2-3 3-H	B FF 94 X FF 93 1-0 ① G4-3			S SI 89 F SI 89 B FF 91 F FF 91 F SI 90 X SI 90 1-2 ① G4-3				4	0	0	0	0	0	4
16 Austin Jackson, R (1, 8) OBP: 0.335, SLG: 0.349	X SL 88 0-0 1-3 3-H 1B	B SI 93 C SI 93 1 SAFE X KC 80 1-1 ③ F8	C SL 79 C FF 96 X FF 95 0-2 26 G4-6-3 1B			X SI 90 0-0 26 G6-4-3 1B				4	0	3	1	0	0	2
26 Kevin Plawecki, R (1, 2) OBP: 0.331, SLG: 0.380	C SI 94 1 SAFE X KC 80 0-1 ③ G1-3		C KC 80 B SI 94 X KC 80 1-1 HR	C FF 95 X FF 96 0-1 ②③ G4-6-3 1-2f		C SI 91 B FF 90 1 SAFE B SI 90 X SI 90 2-1 ②③ G6-4-3 1-2f				4	1	1	1	0	0	4
34 Noah Syndergaard, L (1, 1) OBP: 0.133, SLG: 0.207 61 Bobby Wahl, R (7, 1) 15 Luis Guillorme, L (7, 5) OBP: 0.292, SLG: 0.246		C FF 93 C SI 93 S FF 93 0-3 ① K	B FF 93 F FF 93 X SI 94 1-1 1 FC5-4 1B		B FF 93 C FF 94 C CH 83 B CH 84 S FF 94 2-3 ① K			X SI 93 0-0 68 SH1-3 1B		3 0 1	0 0 0	1 0 1	0 0 0	0 0 0	2 0 0	0 0 0
Inning Stats	R: 3 E: 0 K: 1 S: 19 H: 5 LOB: 2 BB: 0 P: 26	R: 0 E: 0 K: 1 S: 9 H: 0 LOB: 0 BB: 0 P: 12	R: 0 E: 0 K: 0 S: 13 H: 2 LOB: 2 BB: 0 P: 17	R: 2 E: 0 K: 0 S: 19 H: 4 LOB: 2 BB: 0 P: 24	R: 0 E: 0 K: 0 S: 6 H: 1 LOB: 0 BB: 0 P: 7	R: 1 E: 0 K: 2 S: 18 H: 2 LOB: 2 BB: 0 P: 25	R: 0 E: 0 K: 0 S: 8 H: 1 LOB: 0 BB: 0 P: 11	R: 0 E: 0 K: 1 S: 10 H: 1 LOB: 1 BB: 0 P: 13		1B: 14 2B: 0 3B: 0 HR: 2	SF: 0 SAC: 1 DP: 2 HBP: 1			WP: 0 PB: 0 SB: 0 CS: 0	PA: 39	

PITCHER		IP	WLS	BF	H	R	ER	SO	BB	IBB	HBP	BLK	WP	HR	S	P	ERA	WHIP
34 Homer Bailey, R ERA: 6.19	(1, 1)	3.1	L	21	11	5	5	2	0	0	0	0	0	1	52	71	13.50	3.300
53 Wandy Peralta, L ERA: 5.85	(4, 1)	0.2		2	0	0	0	0	0	0	0	0	0	0	8	8	0.00	0.000
36 Keury Mella, R ERA: 2.84	(5, 1)	2.0		9	3	1	1	2	0	0	1	0	0	1	24	32	4.50	1.500
48 Jared Hughes, R ERA: 1.41	(7, 1)	1.0		3	1	0	0	0	0	0	0	0	0	0	8	11	0.00	1.000
26 Raisel Iglesias, R ERA: 2.57	(8, 1)	1.0		4	1	0	0	1	0	0	0	0	0	0	10	13	0.00	1.000

PITCHER	IP	WLS	BF	H	R	ER	SO	BB	IBB	HBP	BLK	WP	HR	S	P	ERA	WHIP

BOTTOM

Cincinnati Reds @ New York Mets

Citi Field, Flushing, NY

Mon Aug 06 2018, 7:13 PM - 10:17 PM EDT

Att. 21,644 - Partly Cloudy - 89 F

livebaseballscorecards.com

AB	37
R	6
H	16
RBI	6
BB	0
SO	5
LOB	23

Cincinnati Reds @ New York Mets

Citi Field, Flushing, NY

Tue Aug 07 2018, 7:11 PM - 11:34 PM EDT

Att. 22,207 - Cloudy - 81 F

livebaseballscorecards.com

Batter	1	2	3	4	5	6	7	8	9	AB	R	H	RBI	BB	SO	LOB
9 José Peraza, R (1, 6) OBP: 0.325, SLG: 0.385	C FF 84 X CH 81 0-1 4 K2-3 4 S 3 1B 1B	B SL 82 F FF 92 F FF 93 F SL 84 X SL 84 1-2 ③ L8		1 SAFE B FF 95 F FF 95 B SL 82 X FF 96 2-1 ③ P3 1-3			C FF 96 C FF 96 S CU 81 0-3 ① K		S FF 96 B SL 88 B SL 88 X FF 96 2-1 ② F8	5	1	1	0	0	1	1
4 Brandon Dixon, R (1, 3) OBP: 0.220, SLG: 0.304	C FF 86 1 SAFE B SI 86 F FF 86 B CH 80 F CH 81 F FF 86 S KC 75 2-3 ① K2-3 1-3		X FF 94 0-0 ① G5-3		C FF 94 S FF 95 F FF 96 X SL 83 0-2 ① G6-3		C CU 79 C CU 81 B CU 81 X FF 97 1-2 1B		B SL 89 X FF 96 1-0 ③ F8	5	0	1	0	0	1	1
3 Scooter Gennett, L (1, 4) OBP: 0.364, SLG: 0.495	F KC 73 X SI 88 0-1 7 2B 27 SF9 3-H 1B		C FF 94 C CH 89 X FF 94 0-2 27 HR 1B		X SL 83 0-0 27 BB 1B		1 SAFE B FF 95 C FF 96 F CH 88 X CU 82 1-2 ② F9			4	2	3	1	0	0	1
7 Eugenio Suárez, R (1, 5) OBP: 0.384, SLG: 0.579	C SI 87 S CH 81 X KC 74 0-2 27 SF9 16 1B 1-3 2B		B FC 88 C FC 87 1 SAFE C FF 95 D SL 82 F FF 95 X FC 90 2-2 ② F9		S FF 95 T FF 94 X FF 95 0-2 ② F9		1 SAFE F FF 96 X FF 96 0-1 ③ L8			4	1	1	0	0	0	3
27 Phillip Ervin, R (1, 7) OBP: 0.379, SLG: 0.469	B FF 88 X FF 90 1-0 ② SF9 2-3 3-H		F FF 93 D FC 88 B FC 87 X FF 94 2-1 1-H HR		B SL 83 F FF 94 C SL 83 1 SAFE F SL 81 F FF 96 B SL 83 F CH 88 B FF 96 4-2 B CH 80 1-2 BB			C FF 96 B SL 88 X FF 95 1-1 ① F8		2	1	1	3	1	0	0
16 Tucker Barnhart, L (1, 2) OBP: 0.326, SLG: 0.356	F FF 90 C SL 81 F FF 90 F SL 82 B SL 81 F FF 90 D CH 82 F FF 91 X FF 91 2-2 3-H 1B		C CH 89 X FF 96 0-1 ③ G6-3		X FF 95 0-0 ③ F8			B FF 96 X FS 86 1-0 ② G3-1		4	0	1	1	0	0	2
46 Mason Williams, L (1, 9) OBP: 0.297, SLG: 0.432	C FF 90 B SL 81 D SL 80 C FF 90 F FF 90 S FF 90 2-3 ③ K			C FF 94 X FF 94 0-1 ① B4-3		X FF 96 0-0 ① F7		C FF 96 S FF 96 F FF 97 X SL 88 0-2 ③ G3		4	0	0	0	0	1	1
47 Sal Romano, L (1, 1) 48 Jared Hughes, R (7, 1) 37 David Hernandez, R (8, 1) 15 Dilson Herrera, R (9, PH) OBP: 0.296, SLG: 0.435 50 Amir Garrett, R (9, 1)		B FF 91 S FF 91 F FF 92 B FF 91 S FF 91 2-3 ① K		B FF 94 B FF 92 B FF 93 C FF 95 C FF 96 X FF 97 3-2 ② G5-3		B FF 97 B FF 95 C FF 96 F FF 97 B FF 97 F FF 97 F FF 97 F FF 98 S FF 97 3-3 ② K			B FF 95 C FF 95 B SL 88 X FF 94 2-1 HR	3 0 0 1 0	0 0 0 1 0	0 0 0 1 0	0 0 0 1 0	2 0 0 0 0	0 0 0 0 0	0 0 0 0 0
6 Billy Hamilton, S (1, 8) OBP: 0.298, SLG: 0.302		C FF 91 B FF 92 F FF 91 B FF 91 B SL 83 T FF 91 3-2 ② K		S FF 97 B FF 97 F FF 96 B SL 84 X FF 95 2-2 9 S 1B		F FF 97 B FF 96 B CU 82 C FF 96 X FF 97 2-2 ③ G4-3			B FF 94 B FS 86 T FF 95 F FF 95 S FF 96 2-3 ① K	4	0	1	0	0	2	0
Inning Stats	R: 3 E: 0 K: 2 S: 24 H: 4 LOB: 1 BB: 0 P: 31	R: 0 E: 0 K: 2 S: 10 H: 0 LOB: 0 BB: 0 P: 16	R: 2 E: 0 K: 0 S: 12 H: 2 LOB: 0 BB: 0 P: 16	R: 0 E: 0 K: 0 S: 10 H: 1 LOB: 1 BB: 0 P: 17	R: 0 E: 0 K: 0 S: 14 H: 1 LOB: 2 BB: 1 P: 18	R: 0 E: 0 K: 1 S: 10 H: 0 LOB: 0 BB: 0 P: 15	R: 0 E: 0 K: 1 S: 11 H: 1 LOB: 1 BB: 0 P: 13	R: 0 E: 0 K: 0 S: 7 H: 0 LOB: 0 BB: 0 P: 9	R: 1 E: 0 K: 1 S: 8 H: 1 LOB: 0 BB: 0 P: 15							

AB	36
R	6
H	10
RBI	6
BB	1
SO	7
LOB	9

1B: 7	SF: 1	WP: 0	PA: 38
2B: 1	SAC: 0	PB: 0	
3B: 0	DP: 0	SB: 3	
HR: 2	HBP: 0	CS: 0	

PITCHER		IP	WLS	BF	H	R	ER	SO	BB	IBB	HBP	BLK	WP	HR	S	P	ERA	WHIP
40 Jason Vargas, L ERA: 8.75	(1, 1)	0.1	L	4	3	3	3	1	0	0	0	0	0	0	12	14	81.00	9.000
51 Paul Sewald, R ERA: 4.73	(1, 1)	1.2		6	1	0	0	3	0	0	0	0	0	0	22	33	0.00	0.600
61 Bobby Wahl, R ERA: 6.75	(3, 1)	1.0		5	2	2	2	0	0	0	0	0	0	1	12	16	18.00	2.000
49 Tyler Bashlor, R ERA: 4.91	(4, 1)	2.0		9	2	0	0	0	1	0	0	0	0	0	24	35	0.00	1.500
62 Drew Smith, R ERA: 2.57	(6, 1)	2.0		7	1	0	0	2	0	0	0	0	0	0	21	28	0.00	0.500

PITCHER		IP	WLS	BF	H	R	ER	SO	BB	IBB	HBP	BLK	WP	HR	S	P	ERA	WHIP
35 Jacob Rhame, R ERA: 7.65	(8, 1)	2.0		7	1	1	1	1	0	0	0	0	0	1	15	24	4.50	0.500

BOTTOM

Cincinnati Reds @ New York Mets

Citi Field, Flushing, NY

Tue Aug 07 2018, 7:11 PM - 11:34 PM EDT

Att. 22,207 - Cloudy - 81 F

livebaseballscorecards.com

Batter	1	2	3	4	5	6	7	8	9	AB	R	H	RBI	BB	SO	LOB
1 Amed Rosario, R (1, 6) OBP: 0.275, SLG: 0.347	C SI 94 X SI 94 0-1 G3		C SL 88 X SI 93 0-1 G6-3		X SL 88 0-0 FC5-4 1-2f			C FC 83 S CU 80 B FF 94 B FF 93 B CU 80 S FC 85 3-3 K		4	0	0	0	0	1	2
68 Jeff McNeil, L (1, 4) OBP: 0.442, SLG: 0.556	C SI 95 F SI 95 X SL 88 0-2 G4-3		X SI 95 0-0 F7			X CH 86 0-0 F8		F SI 93 F FC 84 B CU 82 H SI 93 2-2 4 G5-4-3 HBP		3	0	0	0	0	0	0
4 Wilmer Flores, R (1, 3) OBP: 0.331, SLG: 0.454	C SI 95 F SI 94 X SL 89 0-2 F9			C SL 85 C SL 85 S SI 94 0-3 K		B SI 92 F SI 93 S SL 88 S SL 87 1-3 K		B SI 92 F SI 93 X SI 92 1-1 G5-4-3 1-2f		4	0	0	0	0	2	1
30 Michael Conforto, L (1, 7) OBP: 0.347, SLG: 0.393		B SI 94 S CH 88 B CH 88 X SI 94 2-1 G4-3		F SI 94 B SL 87 B CH 88 F SI 94 X SL 88 2-2 G4-3		C CH 88 C KC 85 B SL 88 C SI 93 1-3 K			B FF 93 C FF 94 C SL 84 B SL 84 S FF 95 2-3 K	4	0	0	0	0	2	0
21 Todd Frazier, R (1, 5) OBP: 0.294, SLG: 0.366		C SL 86 B SI 96 B SL 88 F SI 95 F SI 96 X SI 95 2-2 G3		F SI 95 F SI 95 F SL 88 B SL 88 B SL 88 X SI 95 2-2 G5-3			L SI 91 B SL 86 B SL 86 B SI 94 B SI 93 4-1 9 BB BB		X FF 93 0-0 9 1B 1B	3	0	1	0	1	0	0
9 Brandon Nimmo, L (1, 8) OBP: 0.375, SLG: 0.465		X SI 95 0-0 11 1B 2B			C SI 92 F SL 87 B SL 87 C SI 93 1-3 K		D CH 87 C SI 93 D SL 87 B SI 94 B SI 93 4-1 1-2 BB		C FF 95 D SL 85 X FF 94 1-1 1-2 1B	3	1	2	0	1	1	0
11 José Bautista, R (1, 9) OBP: 0.342, SLG: 0.372		C SI 94 F SI 95 D SL 88 X SI 95 1-2 2-H 1B			C SL 88 C SL 87 B SI 94 B SI 93 F SI 93 F SL 88 B SL 88 B SI 95 4-2 26 HBP BB		F SI 91 F SI 90 F SI 91 B SL 87 F SI 91 S SI 91 1-3 K		F FF 96 F FF 95 D SL 86 X FF 97 1-2 P4	3	0	1	1	1	4	
26 Kevin Plawecki, R (1, 2) OBP: 0.329, SLG: 0.371		B SI 94 F SI 95 F SL 88 D SL 89 S SL 88 2-3 K			H SI 94 1-0 1 FC5-4 1-2 HBP		B SI 91 F SI 92 F SI 91 X SI 91 1-2 F8		B FF 95 X FF 95 1-0 P5	3	0	0	0	0	1	5
40 Jason Vargas, L 51 Paul Sewald, R 61 Bobby Wahl, R 15 Luis Guillorme, L 49 Tyler Bashlor, R 7 José Reyes, S 62 Drew Smith, R 16 Austin Jackson, R 35 Jacob Rhame, R			B KC 83 B CH 86 B SI 93 C SI 92 X SI 94 3-1 F7		X SI 94 0-0 F8		C SI 92 X SI 91 0-1 G5-3			0 0 0 0 0 0 0 0 0 0 0 0 0 0 0 0 0 0 0 0 0 1 0 0 0 0 0 2 0 0 0 0 0 0 0 1 0 0 0 0 0 2 0 0 0 0 0 0 0 1 0 0 0 0 0 2 0 0 0 0 0 0 0							
Inning Stats	R: 0 E: 0 K: 0 S: 8 H: 0 LOB: 0 BB: 0 P: 8	R: 1 E: 0 K: 1 S: 13 H: 2 LOB: 1 BB: 0 P: 20	R: 0 E: 0 K: 0 S: 5 H: 0 LOB: 0 BB: 0 P: 8	R: 0 E: 0 K: 1 S: 10 H: 0 LOB: 0 BB: 0 P: 14	R: 0 E: 0 K: 1 S: 9 H: 0 LOB: 2 BB: 1 P: 15	R: 0 E: 0 K: 2 S: 7 H: 0 LOB: 0 BB: 0 P: 9	R: 0 E: 0 K: 1 S: 12 H: 0 LOB: 2 BB: 2 P: 22	R: 0 E: 0 K: 1 S: 7 H: 0 LOB: 0 BB: 0 P: 13	R: 0 E: 0 K: 1 S: 10 H: 2 LOB: 2 BB: 0 P: 15	1B: 3 2B: 1 3B: 0 HR: 0 SF: 0 SAC: 0 DP: 1 HBP: 2						

	AB	30
	R	1
	H	4
	RBI	1
	BB	3
	SO	8
	LOB	16

PITCHER		IP	WLS	BF	H	R	ER	SO	BB	IBB	HBP	BLK	WP	HR	S	P	ERA	WHIP
47 Sal Romano, R ERA: 4.94	(1, 1)	6.0	W	24	2	1	1	5	3	0	1	0	0	0	54	84	1.50	0.833
48 Jared Hughes, R ERA: 1.39	(7, 1)	1.0	H	3	0	0	0	1	0	0	0	0	0	0	10	12	0.00	0.000
37 David Hernandez, R ERA: 1.84	(8, 1)	1.0		3	0	0	0	1	0	0	1	0	0	0	7	13	0.00	0.000
50 Amir Garrett, L ERA: 3.54	(9, 1)	1.0		5	2	0	0	1	0	0	0	0	0	0	10	15	0.00	2.000

PITCHER	IP	WLS	BF	H	R	ER	SO	BB	IBB	HBP	BLK	WP	HR	S	P	ERA	WHIP

Cincinnati Reds @ New York Mets

Citi Field, Flushing, NY

Wed Aug 08 2018, 12:12 PM - 3:19 PM EDT

Att. 24,287 - Sunny - 88 F

TOP

livebaseballscorecards.com

Batter	1	2	3	4	5	6	7	8	9	AB	R	H	RBI	BB	SO	LOB
9 José Peraza, R (1, 6) OBP: 0.324, SLG: 0.384	C FF 96 F SL 92 B FF 96 F FF 97 X SI 97 1-2 G5-3 ①		B SL 90 S FF 95 B SL 91 X SL 90 2-1 B1 ① 1-2			C FF 95 X SL 90 0-1 27 CS 1B		B CU 72 F FF 88 X FF 89 1-1 P3 ③		4	0	1	0	0	0	1
27 Phillip Ervin, R (1, 7) (8, 1) OBP: 0.374, SLG: 0.459	S FF 96 C SI 97 F FF 98 B SL 93 B SL 92 B SI 97 X FF 95 3-2 3 1B 1B		C CU 84 2 SAFE S FF 95 2 SAFE F FF 96 D CH 90 F CH 88 C SI 95 1-3 K ②			C CH 86 D SL 90 B CH 86 C CU 81 B SI 95 F CH 87 S FF 95 3-3 K ①② 1-2			B SI 92 X SI 93 1-0 P3 ①	4	0	1	0	0	2	2
3 Scooter Gennett, L (1, 4) OBP: 0.363, SLG: 0.493	F CH 90 F SL 92 B FF 97 1 SAFE X CH 88 1-2 46 CS 1B 1-3		F SL 91 B SL 91 B SL 91 F CH 89 B SL 92 F FF 96 F CU 85 S FF 96 3-3 K ③			F SL 89 B CH 88 F FF 95 S CU 84 1-3 K ③			F SI 92 B CH 87 S SL 90 X CU 82 1-2 G3 ②	4	0	1	0	0	2	1
7 Eugenio Suárez, R (1, 5) OBP: 0.383, SLG: 0.576	F SL 92 F FF 96 B FF 96 S CH 89 1-3 K ②			C CH 88 F CH 88 C SI 96 0-3 K ①			B FF 92 S SI 92 B CH 87 F CU 80 X SI 96 2-2 G4-3 ①		C SI 94 B SI 94 B CH 87 X SI 94 2-1 46 1B 1B	4	0	1	0	0	2	2
46 Mason Williams, L (1, 9) OBP: 0.317, SLG: 0.425	C CU 84 B FF 97 1 SAFE B FF 96 2-1 CS ③ 1-2	B CH 88 S SL 92 B FF 95 B CU 84 B FF 95 4-1 BB		C CU 81 B CH 88 B CH 88 X CU 82 2-1 F9 ②			F CU 80 X SI 94 0-1 G5-3 ②		B SI 94 X SI 93 1-0 38 FC6 1B 1-2	3	0	1	0	1	0	0
38 Curt Casali, R (1, 2) OBP: 0.395, SLG: 0.462		F FF 95 B SI 96 C CH 89 D SL 92 S CH 88 2-3 K ①		C FF 95 F CH 90 B SI 96 B SL 91 B SI 96 S CH 88 3-3 K ③			B CU 81 C FF 95 X SL 89 1-1 1B		B SI 95 F SL 91 X SI 94 1-1 FC6 ③ 1-2f	4	0	1	0	0	2	3
4 Brandon Dixon, R (1, 3) OBP: 0.210, SLG: 0.288 36 Keury Mella, R (7, 1) 16 Tucker Barnhart, L (8, 3) OBP: 0.326, SLG: 0.356	C CH 88 X SI 95 0-1 F8 ②				F FF 94 S FF 95 B FF 95 B SI 94 T CH 89 2-2 K ①		B SL 88 F CU 79 X SL 87 1-1 P4 ③			3 0 0	0 0 0	0 0 0	0 0 0	0 0 0	1 0 0	2 0 0
55 Robert Stephenson, R (1, 1) 21 Michael Lorenzen, R (5, PH) OBP: 0.284, SLG: 0.813 (5, 1) 53 Wandy Peralta, L (6, 1) 15 Dilson Herrera, R (7, 3) OBP: 0.286, SLG: 0.417 (8, 7)	C FF 95 S FF 96 S FF 96 0-3 K ③			S CU 82 B SL 90 B SL 91 S CU 84 F FF 96 X FF 96 2-2 F9 ②			B FF 87 S FF 88 F CH 83 B CH 83 S CU 73 2-3 K ①			1 1 0 1	0 0 0 0	0 0 0 0	0 0 0 0	1 0 0 1	1 0 0 0	1 0 0 0
6 Billy Hamilton, S (1, 8) OBP: 0.298, SLG: 0.303			C FF 94 B FF 94 F FF 95 X FF 96 1-2 9 S 1B		C SI 96 S SL 92 X CU 85 0-2 P6 ③			C FF 90 F CH 84 B CU 73 C CU 73 1-3 K ②		3	0	1	0	0	1	0
										AB 32						
										R 0						
										H 7						
										RBI 0						
										BB 1						
										SO 12						
										LOB 12						

Inning Stats																																
	R: 0 E: 0 K: 1 S: 15	H: 2 LOB: 1 BB: 0 P: 23	R: 0 E: 0 K: 2 S: 9	H: 0 LOB: 1 BB: 1 P: 15	R: 0 E: 0 K: 2 S: 15	H: 1 LOB: 1 BB: 0 P: 22	R: 0 E: 0 K: 2 S: 8	H: 0 LOB: 0 BB: 0 P: 13	R: 0 E: 0 K: 1 S: 10	H: 0 LOB: 0 BB: 0 P: 14	R: 0 E: 0 K: 2 S: 9	H: 1 LOB: 0 BB: 0 P: 13	R: 0 E: 0 K: 0 S: 9	H: 1 LOB: 1 BB: 0 P: 13	R: 0 E: 0 K: 2 S: 8	H: 0 LOB: 0 BB: 0 P: 12	R: 0 E: 0 K: 0 S: 9	H: 2 LOB: 2 BB: 0 P: 15	1B: 7 2B: 1 3B: 0 HR: 0	SF: 0 SAC: 0 DP: 1 HBP: 0	WP: 0 PB: 0 SB: 1 CS: 2	PA: 34

PITCHER		IP	WLS	BF	H	R	ER	SO	BB	IBB	HBP	BLK	WP	HR	S	P	ERA	WHIP
48 Jacob deGrom, R ERA: 1.77	(1, 1)	6.0	W	21	4	0	0	10	1	0	0	0	0	0	66	100	0.00	0.833
67 Seth Lugo, R ERA: 2.84	(7, 1)	1.0		4	1	0	0	0	0	0	0	0	0	0	9	13	0.00	1.000
39 Jerry Blevins, L ERA: 3.94	(8, 1)	1.0		3	0	0	0	2	0	0	0	0	0	0	8	12	0.00	0.000
65 Robert Gsellman, R ERA: 3.96	(9, 1)	1.0		5	2	0	0	0	0	0	0	0	0	0	9	15	0.00	2.000

PITCHER	IP	WLS	BF	H	R	ER	SO	BB	IBB	HBP	BLK	WP	HR	S	P	ERA	WHIP

BOTTOM

Batter	1	2	3	4	5	6	7	8	9	AB	R	H	RBI	BB	SO	LOB
1 Amed Rosario, R (1, 6) OBP: 0.274, SLG: 0.346	B FF 94 S SL 84 X SL 85 1-1 ① G3-1		C SL 82 B CU 76 B FF 93 X SL 83 2-1 4 F8 4 S 1B	C FF 93 F CU 82 F CU 83 B FS 84 X FF 93 1-2 ② SF9 2-3 3-H		C SL 87 B SI 94 B FC 90 X FC 90 2-1 ② F8	B FF 94 B FF 96 F FF 94 X FF 94 2-1 ③ G4-3			4	0	1	1	0	0	3
68 Jeff McNeil, L (1, 4) OBP: 0.417, SLG: 0.500	C FF 93 B FF 94 F CU 77 B FS 85 X FS 84 2-2 ② G6-3		X FF 93 0-0 ① F8	F FF 92 F SL 83 B FS 84 B FS 83 F SL 83 B FF 92 X SL 83 3-2 ③ P6		C SI 94 B CH 88 B CH 86 B SI 94 F FC 89 B SI 96 4-2 4 E BB		C FF 94 B FF 96 X SL 81 1-1 ① F7		4	0	0	0	1	0	3
4 Wilmer Flores, R (1, 3) OBP: 0.329, SLG: 0.448	C SL 84 B SL 85 C SL 84 X FF 95 1-2 ③ L9		1 SAFE B FF 93 2 SAFE D SL 85 C SL 83 X FF 93 2-1 ② F8 1-3		B SI 94 B FC 90 X SI 94 2-0 ① G6-3	F FC 90 F SL 87 B SI 95 B FC 89 F SL 87 X SI 95 2-2 FC6 1-2		B SL 81 B FF 97 B FF 96 C FF 96 B FF 95 4-1 30 BB 9 2B BB		4	1	0	0	1	0	2
30 Michael Conforto, L (1, 7) OBP: 0.350, SLG: 0.395		B SL 83 B SL 83 C SL 84 B FF 94 C SL 85 B FS 85 4-2 16 2B BB	D FS 84 F FS 84 S FS 83 B FS 83 S SL 84 2-3 ③ K		B CU 81 X SI 95 1-0 9 2B 2B	C SI 96 B SL 86 X SL 85 1-1 ③ G6-3		B FF 94 C CH 82 B FF 96 S FF 95 B CH 84 B CH 83 4-2 1-2 9 2B BB		3	3	1	0	2	1	3
11 José Bautista, R (1, 5) OBP: 0.343, SLG: 0.367		X FF 94 0-0 ① F9	B SL 82 B CU 75 S SL 82 B FF 92 B SL 82 4-1 9 2B 48 BB BB	B FC 90 X FC 90 1-0 ② G6-3		C CH 86 B SI 96 B FF 96 B SL 86 C CH 86 B CH 88 4-2 7 BB 29 BB BB		C SL 78 D SL 82 F FF 95 B FF 97 C SL 79 2-3 ② K		3	1	0	0	2	1	4
9 Brandon Nimmo, L (1, 9) OBP: 0.378, SLG: 0.477		B FS 84 S FF 93 S FS 85 1 SAFE S SL 84 1-3 ② K	C SL 80 F FS 84 1 SAFE B FF 93 D FS 84 X FS 84 2-2 48 BB 1 SF9 1-3 2B	C SI 96 B SL 88 B FF 95 F FC 90 B CH 89 X FC 92 3-2 16 1B 2-H 2B		F SL 84 B SL 84 F SL 85 C SI 97 1-3 ① K	T FF 96 C SL 82 D SL 83 X CH 85 1-2 16 WP 16 2B 1-H 2-H 2B			5	3	3	3	0	2	2
16 Austin Jackson, R (1, 8) OBP: 0.340, SLG: 0.365		1 SAFE X FF 93 0-0 48 WP 1-H 2B	B SL 83 S SL 83 B SL 82 C SL 82 B CU 81 S SL 82 3-3 ① K	C FC 90 C SI 96 F SL 88 X FC 89 0-2 2-H 1B		B SI 94 S SI 95 B CH 88 B CH 87 S CH 87 2-3 ② K	S FF 96 F FF 96 B SL 82 B FF 96 B SL 81 X FF 94 3-2 2-H 2B			5	0	3	3	0	2	3
29 Devin Mesoraco, R (1, 2) OBP: 0.305, SLG: 0.390		D SL 84 B SL 84 2-0 48 WP IBB		B FF 94 1 SAFE C SI 95 F SI 95 S FC 89 1-3 ③ K		B SI 96 1 SAFE B CH 87 B CH 87 C FF 94 F SI 94 B SI 94 4-2 7 BB 1-2 BB	B CU 77 F CU 74 X CU 79 1-1 ③ G5-3			2	0	0	0	3	1	2
48 Jacob deGrom, L (1, 1) OBP: 0.179, SLG: 0.146 15 Luis Guillorme, L (6, PH) OBP: 0.284, SLG: 0.239 67 Seth Lugo, R (7, 1) OBP: 0.167, SLG: 0.091 7 José Reyes, S (7, PH) OBP: 0.261, SLG: 0.281 39 Jerry Blevins, L (8, 1) 65 Robert Gsellman, R (9, 1)		B FF 90 S SL 82 S SL 84 S SL 84 1-3 ③ K 1-2 2-3	B SL 81 B SL 81 B CU 80 B SL 82 4-0 1-2 2-3 3-H BB		B SI 92 X SI 93 1-0 ① F7	B CH 80 B FF 92 F FF 93 B FF 93 B FF 94 4-1 1-2 2-3 BB				1 1 0 0 0 0	0 0 0 0 0 0	0 0 0 0 0 0	1 0 0 1 0 0	1 0 0 0 0 0	1 0 0 0 0 0	2 0 0 0 0 0
Inning Stats	R: 0 E: 0 K: 0 S: 8 H: 0 LOB: 0 BB: 0 P: 12	R: 1 E: 0 K: 2 S: 10 H: 1 LOB: 2 BB: 2 P: 18	R: 0 E: 0 K: 1 S: 8 H: 1 LOB: 1 BB: 0 P: 14	R: 2 E: 0 K: 1 S: 15 H: 1 LOB: 2 BB: 3 P: 32	R: 2 E: 0 K: 1 S: 13 H: 3 LOB: 1 BB: 0 P: 21	R: 0 E: 1 K: 0 S: 11 H: 0 LOB: 2 BB: 1 P: 21	R: 0 E: 0 K: 2 S: 13 H: 0 LOB: 3 BB: 3 P: 30	R: 3 E: 0 K: 1 S: 16 H: 2 LOB: 1 BB: 2 P: 32		1B: 2 2B: 6 3B: 0 HR: 0 SF: 1 SAC: 0 DP: 0 HBP: 0				WP: 2 PB: 0 SB: 1 CS: 0 PA: 44	

PITCHER		IP	WLS	BF	H	R	ER	SO	BB	IBB	HBP	BLK	WP	HR	S	P	ERA	WHIP
55 Robert Stephenson, R ERA: 6.75	(1, 1)	4.0	L	20	3	3	3	4	3	2	0	0	1	0	41	76	6.75	1.500
21 Michael Lorenzen, R ERA: 2.93	(5, 1)	1.2		10	3	2	2	1	1	0	0	0	0	0	22	39	10.80	2.400
53 Wandy Peralta, L ERA: 5.67	(6, 1)	1.0		5	0	0	0	2	2	0	0	0	0	0	12	24	0.00	2.000
36 Keury Mella, R ERA: 6.14	(7, 1)	1.0		8	2	3	3	1	3	0	0	0	1	0	17	38	27.00	5.000
27 Phillip Ervin, R ERA:	(8, 1)	0.1		1	0	0	0	0	0	0	0	0	0	0	2	3	0.00	0.000

PITCHER	IP	WLS	BF	H	R	ER	SO	BB	IBB	HBP	BLK	WP	HR	S	P	ERA	WHIP

Cincinnati Reds @ New York Mets
Citi Field, Flushing, NY
Wed Aug 08 2018, 12:12 PM - 3:19 PM EDT
Att. 24,287 - Sunny - 88 F

livebaseballscorecards.com

AB	32
R	8
H	8
RBI	8
BB	11
SO	8
LOB	24

New York Mets @ Miami Marlins

Marlins Park, Miami, FL

Fri Aug 10 2018, 7:12 PM - 9:54 PM EDT

Att. 6,993 - Roof Closed - 76 F

TOP

livebaseballscorecards.com

Batter	1	2	3	4	5	6	7	8	9	AB	R	H	RBI	BB	SO	LOB
1 Amed Rosario, R (1, 6) OBP: 0.278, SLG: 0.349	B SI 95 B SI 95 C SI 95 X SI 95 2-1 1B		C SI 96 X CU 86 0-1 ② G4-3		F SI 96 X SI 96 0-1 1B	B FC 89 S FF 93 B FF 94 F FC 90 X SI 93 2-2 ③ 1-3 2-H 3-H 1B		C FF 94 B FF 94 F CU 82 T FF 94 1-2 ③ K		5	0	3	2	0	1	1
68 Jeff McNeil, L (1, 4) OBP: 0.396, SLG: 0.467	1 SAFE F SI 95 X CH 87 0-1 ① F8		X SI 94 0-0 4 1B 30 1B 1B		1 SAFE B CH 90 X CH 90 1-0 ② P6		C SL 84 B FF 92 X FF 94 1-1 ① G6-3		F FF 94 X SL 90 0-1 ① L6	5	1	1	0	0	0	2
4 Wilmer Flores, R (1, 3) OBP: 0.330, SLG: 0.450	1 SAFE C SI 96 S SI 95 B SL 84 B CU 84 X CH 90 2-2 ② P3		B SL 84 1 SAFE B SL 84 X SI 95 2-0 30 1B 1-3 1B		B SI 96 1 SAFE B CH 91 B SI 94 C SI 95 X SI 95 3-1 ③ L5		C FF 93 B SL 84 B CH 87 X FF 93 2-1 ② P6		F FF 94 B CH 86 F CH 86 F FF 97 B SL 89 X CH 87 2-2 2B	5	0	2	0	0	0	2
30 Michael Conforto, L (1, 7) OBP: 0.351, SLG: 0.393	B SI 96 1 SAFE S CH 90 F CH 90 B SI 95 X CH 90 2-2 ③ F8		B SL 85 B SI 94 B CH 90 C SI 96 T SL 88 F SL 89 X SI 96 3-2 1-2 3-H 1B			B CH 87 F SI 93 C SL 86 F SL 88 B SI 95 B SL 86 B CH 91 4-2 21 1B 9 G4-3 16 1B BB	B SL 86 B FF 94 X FF 92 2-0 ③ G3		F FF 95 C SL 87 B SL 86 B SL 88 S SL 89 2-3 ② K	4	1	1	1	1	1	2
9 Brandon Nimmo, L (1, 9) OBP: 0.373, SLG: 0.469		X SI 94 0-0 ① G4-3	B SL 86 2 SAFE S SI 95 B SL 86 F CH 89 B SI 95 X CH 89 3-2 ③ F8			B SI 94 B SI 94 C SI 94 C SL 87 F SI 96 B SI 95 X SI 96 3-2 ① 1-2 G4-3		B SL 89 B SL 89 C FF 92 F FF 92 S FF 93 2-3 ① K	B SL 87 B FF 95 C FF 96 C FF 96 B SL 88 S SL 88 3-3 ③ K	5	0	0	0	0	2	4
21 Todd Frazier, R (1, 5) OBP: 0.297, SLG: 0.368		C SI 95 C SL 84 C SI 96 0-3 ② K		B CU 83 S CH 87 B SI 96 X SL 86 2-1 ① G2-3		C SL 84 S SL 86 D CH 91 X SI 96 1-2 16 1B 1 1B 2-3 1B		C FF 93 F SL 87 X FF 95 0-2 16 2B 26 1B 1B		4	2	2	0	0	1	0
16 Austin Jackson, R (1, 8) OBP: 0.348, SLG: 0.378		X SI 96 0-0 1B		B SI 95 B CH 90 B CH 89 C SI 95 F SI 95 S CH 91 3-3 ② K		D SI 95 B CH 89 S CH 88 B SI 95 X SI 96 3-1 26 HBP 1 1B 1-3 3-H 1B		C SL 88 S SL 85 X CU 78 0-2 1-3 26 1B 2B		4	2	3	1	0	1	0
26 Kevin Plawecki, R (1, 2) OBP: 0.333, SLG: 0.370		B SI 96 F SI 96 X SL 85 1-1 ③ L8		X SL 88 0-0 ③ F7		H SI 93 1-0 1 1B 1-2 HBP		F FF 94 X CU 82 0-1 2-H 3-H 1B		3	0	1	2	0	0	1
45 Zack Wheeler, L (1, 1) OBP: 0.190, SLG: 0.244			C SI 94 F SL 85 T SI 95 0-2 ① K		X SI 94 0-0 ① G3	S FF 93 C SI 92 S FC 91 0-3 ② K		C C FF 94 B FF 94 S CU 78 1-3 ② K		3	0	0	0	0	2	3
7 José Reyes, S (8, PH) OBP: 0.259, SLG: 0.280										1	0	0	0	0	1	1
67 Seth Lugo, R (8, 1) OBP: 0.167, SLG: 0.091										0	0	0	0	0	0	0
39 Jerry Blevins, L (9, 1)										0	0	0	0	0	0	0
62 Drew Smith, R (9, 1)										0	0	0	0	0	0	0
Inning Stats	R: 0 E: 0 K: 0 S: 10 H: 1 LOB: 1 BB: 0 P: 16	R: 0 E: 0 K: 1 S: 7 H: 1 LOB: 1 BB: 0 P: 8	R: 1 E: 0 K: 1 S: 14 H: 3 LOB: 2 BB: 0 P: 22	R: 0 E: 0 K: 1 S: 6 H: 0 LOB: 0 BB: 0 P: 11	R: 0 E: 0 K: 0 S: 6 H: 1 LOB: 1 BB: 0 P: 10	R: 3 E: 0 K: 1 S: 18 H: 3 LOB: 2 BB: 1 P: 32	R: 0 E: 0 K: 0 S: 5 H: 0 LOB: 0 BB: 0 P: 10	R: 2 E: 0 K: 3 S: 17 H: 3 LOB: 1 BB: 0 P: 21	R: 0 E: 0 K: 2 S: 12 H: 1 LOB: 1 BB: 0 P: 19	1B: 11 2B: 2 3B: 0 HR: 0 SF: 0 SAC: 0 DP: 0 HBP: 1						

AB	39
R	6
H	13
RBI	6
BB	1
SO	9
LOB	16

WP: 0 PB: 0 SB: 0 CS: 0 PA: 41

PITCHER		IP	WLS	BF	H	R	ER	SO	BB	IBB	HBP	BLK	WP	HR	S	P	ERA	WHIP
62 José Ureña, R ERA: 4.74	(1, 1)	5.1	L	25	8	4	4	3	1	0	0	0	0	0	55	90	6.75	1.688
55 Drew Rucinski, R ERA: 3.0	(6, 1)	0.2		3	1	0	0	1	0	0	1	0	0	0	6	9	0.00	1.500
66 Jarlín García, L ERA: 4.39	(7, 1)	1.0		3	0	0	0	0	0	0	0	0	0	0	5	10	0.00	0.000
40 Javy Guerra, R ERA: 6.32	(8, 1)	1.0		6	3	2	2	3	0	0	0	0	0	0	17	21	18.00	3.000
61 Adam Conley, L ERA: 3.34	(9, 1)	1.0		4	1	0	0	2	0	0	0	0	0	0	12	19	0.00	1.000

PITCHER	IP	WLS	BF	H	R	ER	SO	BB	IBB	HBP	BLK	WP	HR	S	P	ERA	WHIP

BOTTOM

New York Mets @ Miami Marlins

Marlins Park, Miami, FL

Fri Aug 10 2018, 7:12 PM - 9:54 PM EDT
Att. 6,993 - Roof Closed - 76 F

livebaseballscorecards.com

Batter	1	2	3	4	5	6	7	8	9	AB	R	H	RBI	BB	SO	LOB
34 Magneuris Sierra, L (1, 8) OBP: 0.184, SLG: 0.224	L FF 95 X FF 96 0-1 ① G5-3		T SI 96 C FF 96 D CU 78 F FF 97 D CU 80 F FS 90 B FC 90 X FF 97 3-2 ③ L7			B CU 75 C FF 95 X FF 94 1-1 ① G1-3		F FF 93 S CU 80 X FF 95 0-2 ① G5-3		4	0	0	0	0	0	1
15 Brian Anderson, R (1, 9) OBP: 0.363, SLG: 0.414	B SI 95 S FC 91 B SI 95 C SI 97 S FS 90 2-3 ② K			B FF 94 F CU 78 B FF 97 B FC 88 B FF 96 4-1 32 WP BB		S FC 87 B SI 96 S FF 96 F CU 79 F SI 96 B CU 80 F FS 90 B FC 89 S CU 79 3-3 ② K		C CU 80 B FF 96 X CH 88 1-1 ② G5-3		3	0	0	0	1	2	0
11 J.T. Realmuto, R (1, 2) OBP: 0.339, SLG: 0.501	C FF 97 B SI 96 B FC 91 B FF 97 S FC 90 S CU 81 3-3 ③ K			C SI 96 C SI 95 B FS 89 1 SAFE F FC 90 F SI 96 X CH 90 1-2 ① F8		C CU 79 X CU 78 0-1 2B		B SL 90 B SI 96 B FF 95 C SI 93 S SL 88 F FF 94 X CU 80 3-2 ③ F9		4	0	1	0	0	1	1
32 Derek Dietrich, L (1, 3) OBP: 0.345, SLG: 0.446		C FF 95 F FS 88 B FS 90 S FC 90 1-3 ① K		S FC 90 B CH 88 F FF 96 B CU 79 B FC 89 S CU 79 3-3 ② K 1-2		B FF 97 F CH 88 F FC 89 X FF 97 1-2 ③ F7			H FF 89 1-0 13 G1-4-3 HBP	3	0	0	0	0	2	2
13 Starlin Castro, R (1, 4) OBP: 0.329, SLG: 0.398		B FC 90 C SI 96 B FF 97 B FC 90 X FF 97 3-1 ② F9		B FC 90 S CU 78 X FF 96 1-1 ③ G5-3			C FF 94 B FC 90 S CH 86 F FF 96 B CU 79 B FS 91 S CU 80 3-3 ① K		C FF 96 F CU 80 X FF 98 0-2 ①② G1-4-3 1-2f	4	0	0	0	0	1	2
14 Martín Prado, R (1, 5) OBP: 0.272, SLG: 0.292		C FF 96 X FF 96 0-1 ③ L9		C SI 95 B FC 90 F SI 95 X FS 89 1-2 52 FC3-6 1B			B FF 94 F SI 96 C CU 78 S FF 96 1-3 ② K		B FF 97 B FF 96 B FF 96 D FF 96 4-0 52 DI BB	3	0	1	0	1	1	0
52 Rafael Ortega, L (1, 7) OBP: 0.250, SLG: 0.250			C SI 93 X FF 93 0-1 ① P5	X FF 94 0-0 ① FC3-6 19 G4-3 1-2f			C FF 93 X CH 88 0-1 19 HR 1B		C FF 97 F FF 97 D CU 81 B FF 98 X FF 97 2-2 ③ G3 1-2	4	1	1	0	0	0	2
19 Miguel Rojas, R (1, 6) OBP: 0.307, SLG: 0.359			C FF 94 B FC 90 X SI 95 1-1 E6 62 SH3-4	1 SAFE 1 SAFE B SI 96 1 SAFE F SI 95 X SI 96 1-1 ② G4-3 1-2			B SI 95 1 SAFE X SI 94 1-0 1-H HR			3	1	1	2	0	0	1
62 José Ureña, R (1, 1) OBP: 0.059, SLG: 0.088 55 Drew Rucinski, R (6, 1) 66 Jarlín García, L (7, 1) 10 JT Riddle, L (7, PH) OBP: 0.248, SLG: 0.364 40 Javy Guerra, R (8, 1) 61 Adam Conley, L (9, 1)			B CU 79 L FF 95 1 SAFE X SI 96 1-1 ② SH3-4 1-2	S FC 88 X FC 90 0-1 ③ P4			C SI 95 S CH 91 F CU 80 B FF 96 S FC 90 1-3 ③ K			1 0 0 1 0 0	0 0 0 0 0 0	0 0 0 0 0 0	0 0 0 0 0 0	0 0 0 1 0 0	0 0 0 0 0 0	1 0 0 0 0 0
Inning Stats	R: 0 E: 0 K: 2 S: 8 H: 0 LOB: 0 BB: 0 P: 13	R: 0 E: 0 K: 1 S: 7 H: 0 LOB: 0 BB: 0 P: 11	R: 0 E: 1 K: 0 S: 11 H: 0 LOB: 1 BB: 1 P: 16	R: 0 E: 0 K: 1 S: 11 H: 0 LOB: 1 BB: 1 P: 20	R: 0 E: 0 K: 0 S: 8 H: 1 LOB: 1 BB: 0 P: 10	R: 0 E: 0 K: 1 S: 13 H: 1 LOB: 1 BB: 0 P: 18	R: 2 E: 0 K: 3 S: 14 H: 2 LOB: 0 BB: 0 P: 20	R: 0 E: 0 K: 0 S: 9 H: 0 LOB: 0 BB: 0 P: 13	R: 0 E: 0 K: 0 S: 6 H: 0 LOB: 1 BB: 1 P: 13	1B: 2 2B: 1 3B: 0 HR: 1 SF: 0 SAC: 1 DP: 1 HBP: 1				WP: 1 PB: 0 SB: 0 CS: 0		PA: 34

	AB	30
	R	2
	H	4
	RBI	2
	BB	2
	SO	8
	LOB	10

PITCHER		IP	WLS	BF	H	R	ER	SO	BB	IBB	HBP	BLK	WP	HR	S	P	ERA	WHIP
45 Zack Wheeler, R ERA: 3.82	(1, 1)	7.0	W	27	4	2	2	8	1	0	0	0	1	1	72	108	2.57	0.714
67 Seth Lugo, R ERA: 2.8	(8, 1)	1.0		3	0	0	0	0	0	0	0	0	0	0	9	13	0.00	0.000
39 Jerry Blevins, L ERA: 3.94	(9, 1)	0.0		1	0	0	0	0	0	0	1	0	0	0	0	1	∞	∞
62 Drew Smith, R ERA: 2.25	(9, 1)	1.0		3	0	0	0	0	1	0	0	0	0	0	6	12	0.00	1.000

PITCHER	IP	WLS	BF	H	R	ER	SO	BB	IBB	HBP	BLK	WP	HR	S	P	ERA	WHIP

Batter	1	2	3	4	5	6	7	8	9	10	11	AB	R	H	RBI	BB	SO	LOB
1 Amed Rosario, R (1, 6) OBP: 0.277, SLG: 0.350	B FF 90 B FF 91 F FF 91 S SL 84 X SL 84 2-2 ① L4		C FF 91 B SL 85 F SL 85 X FF 91 1-2 68 PO 2B		M SL 84 S SL 83 F SL 81 X FF 90 0-2 ① G6-3		B FF 99 F FF 99 B FF 99 F FF 97 X SL 84 2-2 ① G4-3			F FF 93 F FC 90 F FC 89 B SL 85 B FC 89 F FC 89 X FF 93 2-2 ① L8		5	0	1	0	0	0	0
68 Jeff McNeil, L (1, 4) OBP: 0.362, SLG: 0.420	C FF 91 F CH 83 F FF 91 B CH 85 X SL 84 1-2 ② G6-3		2 SAFE 0-0 ③ PO 2-3	B SL 81 X FF 90 1-0 ① F9	S CH 84 X CH 84 0-1 ② F8		S FF 99 S FF 99 X FF 100 0-2 ② L8			B FF 92 F FF 93 B FC 90 X SI 93 2-1 ② F7		5	0	0	0	0	0	0
4 Wilmer Flores, R (1, 3) OBP: 0.334, SLG: 0.458	B SL 86 B FF 91 S FF 92 C FF 92 S SL 85 2-3 ③ K			B FF 91 X FF 90 1-0 ① 9 BB 21 2B 2B	C FF 90 F SL 85 B FF 91 F FF 91 B FF 91 F SL 85 H CH 84 3-2 ③ 30 1B HBP		C FF 102 C FF 103 F FF 102 B SL 87 B SL 85 X FF 103 2-2 ③ F9			C FF 93 F SI 92 B CH 85 X CH 86 1-2 2B		4	1	2	0	0	1	0
30 Michael Conforto, L (1, 7) OBP: 0.356, SLG: 0.394		C FF 90 F FF 90 B SL 84 B SL 85 S FF 92 2-3 ① K		F SL 84 F CH 84 B CH 85 B FF 91 F FF 91 B SL 85 D SL 84 4-2 ① 9 BB 21 2B BB	1 SAFE C SL 84 X SL 84 0-1 ② 1-2 1B			C FF 94 B FF 95 F SL 88 B SL 87 B FF 96 B FF 95 4-2 ① 9 G4-6-3 BB			0-0 ① IBB	2	1	1	0	3	1	0
9 Brandon Nimmo, L (1, 8) OBP: 0.371, SLG: 0.464		C SL 83 S CH 85 B FF 91 B SL 85 B FF 91 C SL 86 3-3 ② K		B SI 90 B SL 82 B SL 84 C FF 90 C SL 84 B SL 84 4-2 ① 21 2B 1-2 2-3 BB	B CU 79 X FF 89 1-0 ③ G3			C FF 95 C FF 95 X SL 89 0-2 ①② G4-6-3 1-2f		S FC 90 F SI 93 F FF 93 B CH 85 B FC 90 F FF 93 F FC 90 F FF 94 X SI 93 2-2 ③ G1-3		4	1	0	0	1	1	5
21 Todd Frazier, R (1, 5) OBP: 0.299, SLG: 0.370		B SI 92 B SI 91 C SL 86 B SI 92 D SL 87 4-1 ① 11 S BB		B SL 85 C SL 85 F FF 91 X CH 85 1-2 1-H 2-H 3-H 2B		C FF 92 B SL 80 B FF 93 X FF 91 2-1 ① F9		C SL 85 B SL 84 S CH 86 S CH 86 1-3 ③ K			C CU 80 B SL 88 B FF 92 C FF 92 X FF 94 2-2 ① F8	4	0	1	3	1	1	0
11 José Bautista, R (1, 9) OBP: 0.341, SLG: 0.363		C FF 92 T SL 85 B FF 92 D CH 85 B FF 91 C FF 92 3-3 ③ K 1-2		C SL 86 C SL 86 F SL 84 F SL 83 B FF 92 B FF 91 D SL 86 F FF 91 X SL 84 3-2 ② P5		F FF 93 B FF 92 B SL 79 X FF 90 2-1 1B			F SL 88 C FF 94 B FF 93 B FF 93 B FF 95 S FF 95 3-3 ① K		B FF 93 X FF 94 1-0 ② F8	5	0	1	0	0	2	2
29 Devin Mesoraco, R (1, 2) OBP: 0.303, SLG: 0.383			B FF 90 F FF 90 F FF 90 X SL 84 1-2 ① G4-3		0-0 ③ IBB	B FF 90 X FF 90 1-0 ② F7			C FF 94 B FF 95 S FF 94 S FF 93 1-3 ② K		C CU 80 T FF 94 X FF 96 0-2 ③ P6	4	0	0	0	1	1	1
55 Corey Oswalt, R (1, 1) 61 Bobby Wahl, R (7, 1) 51 Paul Sewald, R (8, 1) 16 Austin Jackson, R (0, PH) OBP: 0.346, SLG: 0.376 49 Tyler Bashlor, R (9, 1) 35 Jacob Rhame, R (11, 1)			X FF 90 0-0 ② P3	S SL 83 S SL 83 B SL 82 C FF 90 1-3 ③ K		S FF 91 B FF 92 C FF 90 B FF 92 X FF 91 2-2 ③ G4-3			C FF 95 B FF 92 B FF 95 S FF 94 S FF 94 B FF 94 F FF 94 C CH 89 3-3 ③ K			3 0 0 1 0 0	0 0 0 0 0 0	0 0 0 0 0 0	0 0 0 0 0 0	1 0 0 0 0 0	3 0 0 1 0 0	0 0 0 0 0 0
Inning Stats	R: 0 E: 0 K: 1 S: 10 H: 0 LOB: 0 BB: 0 P: 15	R: 0 E: 0 K: 3 S: 10 H: 0 LOB: 1 BB: 1 P: 22	R: 0 E: 0 K: 0 S: 7 H: 1 LOB: 0 BB: 0 P: 9	R: 3 E: 0 K: 1 S: 19 H: 2 LOB: 2 BB: 3 P: 34	R: 0 E: 0 K: 0 S: 13 H: 1 LOB: 2 BB: 0 P: 17	R: 0 E: 0 K: 0 S: 8 H: 1 LOB: 1 BB: 0 P: 15	R: 0 E: 0 K: 0 S: 10 H: 0 LOB: 0 BB: 0 P: 14	R: 0 E: 0 K: 1 S: 8 H: 0 LOB: 0 BB: 1 P: 13	R: 0 E: 0 K: 3 S: 10 H: 0 LOB: 0 BB: 0 P: 17	R: 0 E: 0 K: 0 S: 17 H: 1 LOB: 2 BB: 1 P: 24	R: 0 E: 0 K: 0 S: 7 H: 0 LOB: 0 BB: 0 P: 10	1B: 2 2B: 4 3B: 0 HR: 0	SF: 0 SAC: 0 DP: 1 HBP: 1		WP: 0 PB: 0 SB: 1 CS: 0	PA: 45		

PITCHER		IP	WLS	BF	H	R	ER	SO	BB	IBB	HBP	BLK	WP	HR	S	P	ERA	WHIP
58 Dan Straily, R ERA: 4.42	(1, 1)	4.2		22	4	3	3	5	3	1	1	0	0	0	58	95	5.79	1.500
66 Jarlín García, L ERA: 4.37	(5, 1)	0.1		1	0	0	0	0	0	0	0	0	0	0	1	2	0.00	0.000
57 Elieser Hernández, R ERA: 5.68	(6, 1)	1.0		4	1	0	0	0	0	0	0	0	0	0	8	15	0.00	1.000
56 Tayron Guerrero, R ERA: 4.0	(7, 1)	1.0		3	0	0	0	0	0	0	0	0	0	0	10	14	0.00	0.000
61 Adam Conley, L ERA: 3.24	(8, 1)	1.0		3	0	0	0	1	1	0	0	0	0	0	8	13	0.00	1.000

PITCHER		IP	WLS	BF	H	R	ER	SO	BB	IBB	HBP	BLK	WP	HR	S	P	ERA	WHIP
71 Drew Steckenrider, R ERA: 3.35	(9, 1)	1.0		3	0	0	0	3	0	0	0	0	0	0	10	17	0.00	0.000
55 Drew Rucinski, R ERA: 2.84	(10, 1)	1.0		5	1	0	0	0	0	1	0	0	0	0	17	24	0.00	1.000
40 Javy Guerra, R ERA: 5.94	(11, 1)	1.0	W	3	0	0	0	0	0	0	0	0	0	0	7	10	0.00	0.000

TOP

New York Mets @ Miami Marlins

Marlins Park, Miami, FL

Sat Aug 11 2018, 7:11 PM - 10:36 PM EDT

Att. 11,478 - Roof Closed - 75 F

livebaseballscorecards.com

AB	37
R	3
H	6
RBI	3
BB	6
SO	9
LOB	11

Batter	1	2	3	4	5	6	7	8	9	10	11	AB	R	H	RBI	BB	SO	LOB
52 Rafael Ortega, L (1, 7) OBP: 0.333, SLG: 0.250	C FF 89 B FF 89 X FF 90 1-1 F9 ①		F SI 90 B CH 83 F CH 84 B FF 90 X CH 84 2-2 G3-1 ③		1 SAFE C SI 90 F SI 91 F FF 91 B FF 91 F CU 81 B FF 92 D CH 84 B SI 92 4-2 11 1B 1-2 BB		C FF 98 B SL 86 B FF 95 F FF 96 F FF 97 X FF 96 2-2 11 BB 1B		B FF 97 T FF 96 B FF 98 F FF 96 B FF 98 X FF 97 3-2 F7 ①			4	0	1	0	1	0	1
11 J.T. Realmuto, R (1, 2) OBP: 0.339, SLG: 0.499	C FF 90 F CU 82 B CH 83 S CH 84 1-3 K ②			B FF 89 C FF 90 F CH 84 F FF 91 X CU 79 1-2 G5-3 ①	B CU 78 B CH 83 X FF 91 2-0 1-3 2-H 1B		B FF 96 D FC 91 B FF 95 B FF 94 4-0 1-2 BB		C FF 98 B SL 85 B SL 84 B FF 98 S FF 98 F FF 98 X FF 97 3-2 F8 ②			4	0	1	1	1	1	0
13 Starlin Castro, R (1, 4) OBP: 0.327, SLG: 0.396	B FF 91 C FF 91 B SI 89 X FF 92 2-1 G4-3 ③			F FF 91 B SI 88 X SI 90 1-1 15 FC1-6 1B	C SI 88 B FF 88 X SI 88 1-1 G5-3 ③		C FF 95 S FC 90 S SL 84 0-3 K ③		X FF 97 0-0 G6-3 ③			5	0	1	0	0	1	4
15 Brian Anderson, R (1, 9) OBP: 0.361, SLG: 0.412		C FF 90 B FF 88 B CU 80 F FF 91 F FF 91 B FF 92 C FF 90 3-3 K ①		X CU 81 0-0 FC1-6 32 2B 14 1B 1-2f ②	X FF 90 0-0 G6-3 ①			C FF 90 C SL 82 B FF 91 X SL 81 1-2 19 WP 14 1B 1B		F FF 94 B SL 85 B SL 84 F FF 96 X FF 97 2-2 L7 ①		5	1	1	0	0	1	1
32 Derek Dietrich, L (1, 3) OBP: 0.343, SLG: 0.446		X FF 90 0-0 G6-3 ②		B SI 89 B CH 84 X SI 91 2-0 14 1B 1-3 2B	C SI 89 B CH 84 B FF 90 F FF 91 X CU 79 2-2 G3 ②			B FF 91 S CH 82 C FF 90 X SL 81 1-2 F8 ①		S SL 85 S SL 84 F FF 96 S SL 85 0-3 K ②		5	1	1	0	0	1	1
14 Martín Prado, R (1, 5) OBP: 0.280, SLG: 0.296		C FF 92 B SI 89 B SI 90 X FF 90 2-1 G4-3 ③		C FF 92 X FF 93 0-1 2-H 3-H 1B		B FF 90 F FF 90 B SI 88 H SI 88 3-1 HBP		X FF 92 0-0 19 WP 1-2 1B		X FF 97 0-0 F9 ③		4	0	2	2	0	0	0
19 Miguel Rojas, R (1, 6) OBP: 0.308, SLG: 0.358			X FF 90 0-0 F7 ①		C FF 90 X SI 88 0-1 G1-3 ①	D FF 88 F FF 90 F CU 78 X FF 91 1-2 L8 ③		B FF 90 B SL 81 S SL 82 B SL 81 S SL 81 F FF 91 B SL 82 4-2 1-2 2-3 BB			B FF 97 C SL 86 X FF 96 1-1 34 SH3-4 28 2B 1B	4	1	1	0	1	0	1
34 Magneuris Sierra, L (1, 8) OBP: 0.189, SLG: 0.226			C SI 90 B FF 90 X FF 91 1-1 P5 ②		B CU 79 X CH 83 1-0 52 BB 11 1B 1B		C FF 95 S FC 90 S SL 84 0-2 K ①	F FF 90 F FF 91 B FF 90 F FF 91 F FF 90 F SL 83 S FF 92 1-3 K ②			X FF 95 0-0 SH3-4 ① 1-2	4	1	1	0	0	2	3
58 Dan Straily, R (1, 1) 66 Jarlin Garcia, L (6, 1) 2 Yadiel Rivera, R (5, PH) 57 Elieser Hernández, R (6, 1) 56 Tayron Guerrero, R (7, 1) 10 JT Riddle, L (7, PH) 61 Adam Conley, L (8, 1) 79 Isaac Galloway, R (8, PH) 71 Drew Steckenrider, R (8, 1) 55 Drew Rucinski, R (10, 1) 40 Javy Guerra, R (11, 1) 28 Bryan Holaday, R (11, PH)			X FF 90 0-0 1B		1 SAFE S FF 91 1 SAFE 1 SAFE B FF 88 D CU 81 F FF 91 S FF 91 2-3 K ②		X FF 97 0-0 F7 ②	C SL 82 C SL 83 B SL 82 X SL 82 1-2 L8 ③			C SL 87 B FF 96 X SL 88 1-1 2-H 2B	1 0 0 1 0 0 1 0 0 0 1 0	0 0 0 0 0 0 0 0 0 0 0 1	1 0 0 0 0 0 0 0 0 0 0 1	0 0 0 0 0 0 0 0 0 0 0 1	0 0 1 0 0 0 0 3 0 0 0 0	0 0 1 0 0 0 0 0 0 0 0 0
Inning Stats	R: 0 E: 0 K: 1 S: 7 H: 0 LOB: 0 BB: 0 P: 11	R: 0 E: 0 K: 1 S: 7 H: 0 LOB: 0 BB: 0 P: 12	R: 0 E: 0 K: 0 S: 7 H: 1 LOB: 1 BB: 0 P: 10	R: 2 E: 0 K: 0 S: 10 H: 3 LOB: 1 BB: 0 P: 14	R: 1 E: 0 K: 1 S: 13 H: 2 LOB: 2 BB: 1 P: 23	R: 0 E: 0 K: 0 S: 8 H: 0 LOB: 1 BB: 0 P: 14	R: 0 E: 0 K: 2 S: 11 H: 1 LOB: 2 BB: 1 P: 17	R: 0 E: 0 K: 1 S: 19 H: 2 LOB: 3 BB: 1 P: 27	R: 0 E: 0 K: 0 S: 8 H: 0 LOB: 0 BB: 0 P: 14	R: 0 E: 0 K: 1 S: 8 H: 0 LOB: 0 BB: 0 P: 10	R: 1 E: 0 K: 0 S: 5 H: 2 LOB: 1 BB: 0 P: 7	1B: 9 2B: 2 3B: 0 HR: 0	SF: 0 SAC: 1 DP: 0 HBP: 1	WP: 1 PB: 0 SB: 0 CS: 0	PA: 45

PITCHER		IP	WLS	BF	H	R	ER	SO	BB	IBB	HBP	BLK	WP	HR	P	ERA	WHIP
55 Corey Oswalt, R ERA: 5.03	(1, 1)	6.0		25	6	3	3	3	1	0	1	0	0	0	84	4.50	1.167
61 Bobby Wahl, R ERA: 4.91	(7, 1)	1.0		5	1	0	0	2	1	0	0	0	0	0	17	0.00	2.000
51 Paul Sewald, R ERA: 4.63	(8, 1)	1.0		6	2	0	0	1	1	0	0	0	1	0	27	0.00	3.000
49 Tyler Bashlor, R ERA: 4.32	(9, 1)	2.0		6	0	0	0	1	0	0	0	0	0	0	24	0.00	0.000
35 Jacob Rhame, R ERA: 7.97	(11, 1)	0.1	L	3	2	1	1	0	0	0	0	0	0	0	7	27.00	6.000

PITCHER	IP	WLS	BF	H	R	ER	SO	BB	IBB	HBP	BLK	WP	HR	P	ERA	WHIP

BOTTOM

New York Mets @ Miami Marlins

Marlins Park, Miami, FL

Sat Aug 11 2018, 7:11 PM - 10:36 PM EDT
Att. 11,478 - Roof Closed - 75 F

livebaseballscorecards.com

AB	40
R	4
H	11
RBI	4
BB	3
SO	7
LOB	15

Batter	1	2	3	4	5	6	7	8	9	AB	R	H	RBI	BB	SO	LOB
1 Amed Rosario, R (1, 6) OBP: 0.279, SLG: 0.348	F FF 93 B CU 75 C CH 84 B SI 86 F FF 94 B FF 92 B FF 92 4-2 16 F9 16 S 4 SF8 BB		B SL 85 S CH 84 B CH 84 B SL 86 B FF 91 4-1 4 G1-3 BB		B SL 85 B CH 84 B CH 82 C FF 91 X CH 83 3-1 ② G5-3		B FF 92 D SL 78 C FF 90 F FF 91 T FF 93 2-2 ③ K			2	1	0	0	2	1	2
16 Austin Jackson, R (1, 8) OBP: 0.340, SLG: 0.368	1 SAFE F FF 91 B FF 91 C CH 84 F FF 91 X CH 84 1-2 ① F9 1-3		B SL 85 F FF 91 S FF 91 C SL 84 1-3 ① K		F SL 86 B FF 90 S CH 83 F CH 83 F FF 91 S SL 83 1-3 ③ K			C FF 90 B SL 79 B FF 90 X FF 90 2-1 ① L8		4	0	0	0	0	2	3
4 Wilmer Flores, R (1, 3) OBP: 0.330, SLG: 0.453	B SL 85 S FF 93 X FF 92 1-1 ② SF8 3-H		C FF 91 X CH 82 0-1 ② G1-3 1-2			B FF 92 B SI 90 B SL 85 F FF 91 X CH 83 3-1 ① P5		F FF 92 F SL 80 B SL 79 X FF 92 1-2 ② L8		3	0	0	1	0	0	1
30 Michael Conforto, L (1, 7) OBP: 0.355, SLG: 0.401	S FF 92 F FF 94 F FF 93 S SL 85 0-3 ③ K		C SL 84 D SL 84 S SL 85 B FF 90 X FF 90 2-2 ③ F8			B CU 71 C SL 84 F SL 84 X SL 86 1-2 HR		C SL 76 S FF 91 B FF 92 S SL 78 1-3 ③ K		4	1	1	1	0	2	1
21 Todd Frazier, R (1, 5) OBP: 0.298, SLG: 0.368		B FF 91 S FF 92 C CH 85 B FF 93 B FF 93 F FF 92 C SL 85 3-3 ① K		B FF 91 C CH 82 T CH 84 X CH 85 1-2 ① 1B		C FF 90 B CH 83 C CH 83 F SL 85 F CH 83 X FF 93 1-2 ② P6			C SL 79 X FF 91 0-1 ① F7	4	0	1	0	0	1	0
11 José Bautista, R (1, 9) OBP: 0.337, SLG: 0.358 68 Jeff McNeil, L (9, PH) OBP: 0.356, SLG: 0.412 67 Seth Lugo, R (9, 1) OBP: 0.167, SLG: 0.091		B CU 74 F FF 93 B CH 85 X CH 85 2-1 E3 7 WP 7 HR		B CH 84 B CH 83 C SI 90 B CH 84 C FF 92 C FF 91 3-3 ② K		B FF 91 X SL 85 1-0 ③ G4-3			F SL 78 F FF 91 B FF 90 X FF 91 1-2 ② L8	3 1 0	1 0 0	0 0 0	0 0 0	0 0 0	1 0 0	0 0 0
26 Kevin Plawecki, R (1, 2) OBP: 0.325, SLG: 0.360		C FF 92 B FF 91 B CH 84 B SI 91 X FF 90 3-1 ② F7		C SL 85 S CH 84 F FF 92 B CH 84 X CH 84 1-2 ③ L8			C FF 91 F FF 92 B FF 93 B SL 80 B CH 82 C FF 92 3-3 ① K		X SL 77 0-0 ③ G1-3	4	0	0	0	0	1	1
7 José Reyes, S (1, 4) OBP: 0.266, SLG: 0.304		C FF 90 C FF 91 B SL 86 F CH 82 X FF 90 1-2 1-H HR			B FF 91 C FF 90 X SL 85 1-1 34 SH1-3 1B		F FF 92 B FF 91 B CH 85 S CH 80 X FF 92 2-2 ② F9			3	1	2	2	0	0	0
34 Noah Syndergaard, L (1, 1) OBP: 0.156, SLG: 0.226 65 Robert Gsellman, R (8, 1) 9 Brandon Nimmo, L (9, 9) OBP: 0.371, SLG: 0.464		C FF 93 C FF 91 S CU 74 0-3 ③ K			B FF 92 1 SAFE L SL 86 X SL 83 1-1 ① SH1-3 1-2		S FF 92 X CH 81 0-1 1B			2 0 0	0 0 0	1 0 0	0 0 0	0 0 0	1 0 0	0 0 0
Inning Stats	R: 1 E: 0 K: 1 S: 13 H: 0 LOB: 0 BB: 1 P: 19	R: 2 E: 1 K: 2 S: 15 H: 1 LOB: 0 BB: 0 P: 24	R: 0 E: 0 K: 1 S: 9 H: 0 LOB: 1 BB: 1 P: 16	R: 0 E: 0 K: 1 S: 10 H: 1 LOB: 0 BB: 0 P: 15	R: 0 E: 0 K: 1 S: 11 H: 1 LOB: 1 BB: 0 P: 17	R: 1 E: 0 K: 0 S: 11 H: 1 LOB: 0 BB: 0 P: 17	R: 0 E: 0 K: 2 S: 11 H: 1 LOB: 1 BB: 0 P: 18	R: 0 E: 0 K: 1 S: 8 H: 0 LOB: 0 BB: 0 P: 12	R: 0 E: 0 K: 0 S: 6 H: 0 LOB: 0 BB: 0 P: 7	1B: 3 2B: 0 3B: 0 HR: 2 SF: 1 SAC: 1 DP: 0 HBP: 0						

TOP

New York Mets @ Miami Marlins

Marlins Park, Miami, FL

Sun Aug 12 2018, 1:13 PM - 4:08 PM EDT

Att. 8,964 - Roof Closed - 76 F

livebaseballscorecards.com

AB	30
R	4
H	5
RBI	4
BB	2
SO	9
LOB	8

PITCHER		IP	WLS	BF	H	R	ER	SO	BB	IBB	HBP	BLK	WP	HR	S	P	ERA	WHIP	PITCHER	IP	WLS	BF	H	R	ER	SO	BB	IBB	HBP	BLK	WP	HR	S	P	ERA	WHIP
54 Wei-Yin Chen, L ERA: 5.32	(1, 1)	6.0	L	24	4	4	2	6	2	0	0	0	1	2	69	108	3.00	1.000																	
57 Elieser Hernández, R ERA: 5.37	(7, 1)	3.0		10	1	0	0	3	0	0	0	0	0	0	25	37	0.00	0.333																	

BOTTOM

Batter	1	2	3	4	5	6	7	8	9	AB	R	H	RBI	BB	SO	LOB
52 Rafael Ortega, L (1, 7) OBP: 0.357, SLG: 0.308	C SI 98 X FF 98 0-1 19 S 13 1B 1B		B CU 82 C SI 98 B SI 98 X CH 91 2-1 ② L6		F SI 97 C SI 98 B SL 88 F SL 90 B SI 98 F SL 90 X SI 99 2-2 19 G6-3 19 S 1B		C SI 96 B CH 90 F CH 88 F SL 90 F SI 98 S CU 81 1-3 ① K		1 SAFE 1 SAFE B FF 94 B SI 94 F FF 94 B CU 81 F SI 93 F CH 88 X SI 94 3-2 ①② G4-6-3 1-2f	5	1	2	0	0	1	1
19 Miguel Rojas, R (1, 6) OBP: 0.307, SLG: 0.356 79 Isaac Galloway, R (9, PR) OBP: 0.250, SLG: 0.250	1 SAFE C SI 97 B SL 91 X SI 98 1-1 ① G1-3 1-2		C SI 99 S SL 92 B SL 92 B SI 99 S CH 90 2-3 ③ K		1 SAFE 1 SAFE 1 SAFE C SI 96 F SL 90 X SI 97 0-2 ② G6-3 1-3		F SL 90 S SL 90 S SL 91 0-3 ② K		C CU 82 X SL 90 0-1 1B	5 0	0 0	1 0	0 0	0 0	2 0	2 0
13 Starlin Castro, R (1, 4) OBP: 0.328, SLG: 0.394	S SL 92 S SL 92 X CU 83 0-2 15 G5-3 2-H 1B			C SI 97 S SL 90 B SL 90 B SI 98 S SL 92 2-3 ① K	S SI 98 X SL 92 0-1 ③ G5-3		C SL 91 F SL 88 B SL 90 B SI 97 F SL 91 B FF 97 F SL 89 B CH 90 4-2 BB		1 SAFE 1 SAFE C SL 90 C FF 95 B FF 96 F CU 83 X CU 83 1-2 ③ G5-3	4	0	1	1	1	1	2
15 Brian Anderson, R (1, 9) OBP: 0.360, SLG: 0.410	1 SAFE X SI 97 0-0 ② G5-3 1-2			C CU 81 B SI 97 B SL 91 X SI 98 2-1 32 FC5-6 1B		B CU 82 X SL 90 1-0 ① G2-3	1 SAFE 1 SAFE B SL 90 B SI 96 1 SAFE C X SL 89 2-1 ③ G5-3			4	0	1	0	0	0	2
32 Derek Dietrich, L (1, 3) OBP: 0.340, SLG: 0.441	B FF 98 B CH 90 X FF 98 2-0 ③ P6			1 SAFE 1 SAFE X SL 90 0-0 ② FC5-6 14 1B 28 1B 1-2f		B SI 97 X CH 91 1-0 ② G4-3		C SI 95 S SL 91 B CU 85 F SI 96 B CU 82 X SL 91 2-2 ① G4-3		4	1	0	0	0	0	2
14 Martín Prado, R (1, 5) OBP: 0.289, SLG: 0.302 2 Yadiel Rivera, R (8, PR) OBP: 0.301, SLG: 0.239 (9, 5)		C SI 98 S SL 91 S SL 90 0-3 ① K		S SL 92 B SL 92 X SI 98 1-1 28 1B 1-2 1B		C SL 92 B CU 82 B SI 97 F CH 90 B FF 98 B SL 91 4-2 28 S 28 1B BB		C SI 96 C SI 96 B CU 86 X SI 96 1-2 28 G6-3 1B		3 0	1 0	2 0	0 0	1 0	1 0	0 0
28 Bryan Holaday, R (1, 2) OBP: 0.246, SLG: 0.235		X SI 99 0-0 ② G5-3		B SI 98 X SI 98 1-0 1-2 2-H 1B		B SL 93 C SL 92 X SL 92 1-1 34 E 1-H 1B		1 SAFE B SI 95 1 SAFE X SI 96 1-0 ② G6-3 1-2		4	0	2	2	0	0	1
34 Magneuris Sierra, L (1, 8) OBP: 0.175, SLG: 0.211		X SI 98 0-0 ③ B2-3		S FF 100 X FF 99 0-1 ③ L8		X SI 99 0-0 E1 1-2		C SI 96 B SL 92 X SI 96 1-1 ③ G3		4	0	0	0	0	0	5
54 Wei-Yin Chen, R (1, 1) OBP: 0.133, SLG: 0.167 10 JT Riddle, L (6, PH) OBP: 0.245, SLG: 0.360 57 Elieser Hernández, R (7, 1) 11 J.T. Realmuto, R (9, PH) OBP: 0.341, SLG: 0.500			C FF 97 F SL 92 S SL 92 0-3 ① K		B FF 96 S SI 97 C SI 97 S SL 89 1-3 ① K		C SL 91 B SL 90 B FF 98 X CH 90 2-1 ③ F8		B FF 94 F SL 87 X SI 95 1-1 52 G4-6-3 1B	2 1 0 1	0 0 0 0	0 0 0 1	0 0 0 0	0 0 0 0	2 0 0 0	0 2 0 0
Inning Stats	R: 1 E: 0 K: 0 S: 9 H: 2 LOB: 1 BB: 0 P: 12	R: 0 E: 0 K: 1 S: 5 H: 0 LOB: 0 BB: 0 P: 5	R: 0 E: 0 K: 2 S: 8 H: 0 LOB: 0 BB: 0 P: 12	R: 1 E: 0 K: 1 S: 11 H: 3 LOB: 2 BB: 0 P: 17	R: 0 E: 0 K: 1 S: 13 H: 1 LOB: 1 BB: 0 P: 16	R: 1 E: 1 K: 0 S: 9 H: 1 LOB: 2 BB: 1 P: 18	R: 0 E: 0 K: 2 S: 14 H: 0 LOB: 1 BB: 1 P: 21	R: 0 E: 0 K: 0 S: 10 H: 1 LOB: 2 BB: 0 P: 15	R: 0 E: 0 K: 0 S: 12 H: 2 LOB: 1 BB: 0 P: 17	1B: 10 2B: 0 3B: 0 HR: 0	SF: 0 SAC: 0 DP: 1 HBP: 0					

PITCHER		IP	WLS	BF	H	R	ER	SO	BB	IBB	HBP	BLK	WP	HR	S	P	ERA	WHIP
34 Noah Syndergaard, R ERA: 3.22	(1, 1)	7.0	W	31	7	3	3	7	2	0	0	0	0	0	69	101	3.86	1.286
65 Robert Gsellman, R ERA: 3.9	(8, 1)	1.0	H	4	1	0	0	0	0	0	0	0	0	0	10	15	0.00	1.000
67 Seth Lugo, R ERA: 2.77	(9, 1)	1.0	S	4	2	0	0	0	0	0	0	0	0	0	12	17	0.00	2.000

PITCHER	IP	WLS	BF	H	R	ER	SO	BB	IBB	HBP	BLK	WP	HR	S	P	ERA	WHIP

New York Mets @ Miami Marlins

Marlins Park, Miami, FL

Sun Aug 12 2018, 1:13 PM - 4:08 PM EDT

Att. 8,964 - Roof Closed - 76 F

livebaseballscorecards.com

AB	37
R	3
H	10
RBI	3
BB	2
SO	7
LOB	17

MIAMI

WP: 0		PB: 0	
SB: 3		CS: 0	PA: 39

Batter	1	2	3	4	5	6	7	8	9	AB	R	H	RBI	BB	SO	LOB
1 Amed Rosario, R (1, 6) OBP: 0.281, SLG: 0.357	C FF 96 B FF 96 B SL 89 B FF 96 X FF 97 3-1 HR	S FF 96 C FF 96 X FF 97 0-2 9 S 1-3 1B		B SL 85 B SL 86 F FF 97 B CH 89 C SL 88 F SL 88 F FF 98 F FF 98 X FF 98 3-2 ② L9			C SL 83 B SL 84 T SL 84 S SL 84 1-3 ① K	B SI 90 S FC 87 C FC 87 S SL 84 1-3 ③ K		5	1	2	1	0	2	0
9 Brandon Nimmo, L (1, 9) OBP: 0.374, SLG: 0.476	C FF 96 X FF 95 0-1 4 G2-3 68 1B 2B	C CH 88 B FF 96 B FF 96 B CH 89 B SL 88 4-1 1-2 BB		S SL 88 C FF 98 S SL 90 0-3 ③ K			C FF 95 B CH 89 X CU 81 1-1 HR		C SI 93 F SI 94 S SI 95 0-3 ① K	4	2	2	1	1	2	0
30 Michael Conforto, L (1, 7) OBP: 0.358, SLG: 0.410	C FF 95 B SL 89 B CH 89 C SL 88 D SL 88 F CH 89 F FF 96 S SL 88 3-3 ① K	F FF 97 S SL 88 D SL 87 F SL 89 B FF 99 S SL 88 2-3 ③ K			C FF 96 B FS 88 B FF 96 F FF 97 B FS 87 F FF 98 X FF 97 3-2 21 CS 1B		F CU 81 B CH 89 X SI 94 1-1 HR		B SI 94 C SI 94 F SI 95 H SI 95 2-2 4 1B 68 E HBP	4	2	2	1	0	2	4
4 Wilmer Flores, R (1, 3) OBP: 0.331, SLG: 0.451	C FF 97 B FF 96 B SL 90 D SL 90 X SL 87 3-1 ② G2-3 2-3		C FF 97 S FF 98 F FF 99 B SL 94 S SL 90 1-3 ① K		B FF 96 B FF 96 X FF 97 2-0 ① P5		C FF 95 B SL 84 C SL 85 F SL 83 B SL 84 B SL 85 F SL 85 F SL 83 B SL 85 4-2 68 1B BB		C SI 96 X SI 95 0-1 68 FC6-4 1-2 1B	4	0	1	0	1	1	2
68 Jeff McNeil, L (1, 4) OBP: 0.359, SLG: 0.411	C FF 97 F SL 86 D SL 88 X SL 88 1-2 21 FC5-4 3-H 1B		F FF 97 C FF 99 B SL 90 B CH 90 F FF 99 X CH 90 2-2 ② G4-3		X FF 96 0-0 ② F7		B SI 91 S FC 88 S CH 84 F FC 88 B FC 87 F FC 88 X FC 88 2-2 1-3 1B		X SI 96 0-0 ② FC6-4 16 1B 21 1B 1-2f 2-H	5	0	2	1	0	0	2
21 Todd Frazier, R (1, 5) OBP: 0.300, SLG: 0.380	X FF 97 0-0 ③ FC5-4 1-2f		F FF 99 S SL 90 X SL 87 0-2 ③ P4		1 SAFE C FF 96 C FF 97 B SL 87 1-2 ③ CS 1-2	L FF 95 C SL 84 X SL 84 0-2 HR	B FC 87 T FC 87 1 SAFE C FC 88 S SL 84 1-3 ② K		B SI 95 X SI 95 1-0 16 1B 1-2 1B	5	1	2	1	0	1	3
16 Austin Jackson, R (1, 8) OBP: 0.341, SLG: 0.369		F FF 96 F FF 97 B FF 96 B SL 90 C CH 90 2-3 ① K		B CH 88 S FF 98 F FF 98 F SL 88 X FF 98 1-2 11 HR 1B		F FF 96 S FF 95 B SL 84 B SL 85 F SL 85 S SL 84 2-3 ① K	B FC 87 C FC 86 X FC 87 1-1 ③ F9		C SI 95 B SI 95 F SI 95 X SL 82 1-2 11 FC6-4 1-2 2-3 1B	5	1	2	0	0	2	2
11 José Bautista, R (1, 10) OBP: 0.335, SLG: 0.368		B SL 88 F FF 98 C FF 97 B FF 96 X SL 89 2-2 ② L9		B SL 89 1 SAFE B FF 98 S SL 90 F FF 99 B SL 89 X FF 100 3-2 1-H HR		S SL 86 F FF 95 B SL 84 F SL 83 S SL 84 1-3 ② K		B FC 87 F FC 86 S SL 84 X SL 83 1-2 ① P5	X SI 96 0-0 ③ FC6-4 1-2f	5	1	1	2	0	1	3
29 Devin Mesoraco, R (1, 2) OBP: 0.302, SLG: 0.381		C FF 97 B SL 90 S SL 86 B SL 90 F FF 98 F CH 89 X SL 85 2-2 1 1B 1B		B SL 88 B SL 87 C FF 97 F CH 89 S CH 90 2-3 ① K		F FF 96 X FF 96 0-1 ③ P3		C SI 90 B FC 86 X FC 86 1-1 ② G5-3		4	0	1	0	0	1	0

Inning Stats																												
	R: 2	H: 3	R: 0	H: 2	R: 0	H: 0	R: 2	H: 2	R: 0	H: 1	R: 1	H: 1	R: 2	H: 3	R: 0	H: 0	R: 1	H: 3	1B: 9	SF: 0	WP: 0	PA: 45
	E: 0	LOB: 1	E: 0	LOB: 3	E: 0	LOB: 0	E: 0	LOB: 0	E: 0	LOB: 0	E: 0	LOB: 0	E: 0	LOB: 2	E: 0	LOB: 0	E: 1	LOB: 0	2B: 1	SAC: 0	PB: 0	
	K: 1	BB: 0	K: 2	BB: 1	K: 1	BB: 0	K: 2	BB: 0	K: 0	BB: 0	K: 2	BB: 0	K: 2	BB: 1	K: 1	BB: 0	K: 1	BB: 0	3B: 0	DP: 0	SB: 1	
	S: 15	P: 25	S: 19	P: 31	S: 11	P: 14	S: 19	P: 28	S: 8	P: 14	S: 13	P: 16	S: 22	P: 33	S: 8	P: 11	S: 13	P: 17	HR: 5	HBP: 1	CS: 1	

PITCHER		IP	WLS	BF	H	R	ER	SO	BB	IBB	HBP	BLK	WP	HR	S	P	ERA	WHIP
40 Luis Severino, R ERA: 3.27	(1, 1)	4.0	L	20	7	4	4	6	1	0	0	0	0	2	64	98	9.00	2.000
57 Chad Green, R ERA: 2.93	(5, 1)	1.0		3	1	0	0	0	0	0	0	0	0	0	8	14	0.00	1.000
67 A.J. Cole, R ERA: 5.58	(6, 1)	1.1		8	3	3	3	3	1	0	0	0	0	3	25	35	20.25	3.000
70 George Kontos, R ERA: 4.39	(7, 1)	1.2		6	1	0	0	2	0	0	0	0	0	0	18	25	0.00	0.600
53 Zack Britton, L ERA: 4.7	(9, 1)	1.0		7	3	1	1	1	0	0	1	0	0	0	13	17	9.00	3.000

PITCHER	IP	WLS	BF	H	R	ER	SO	BB	IBB	HBP	BLK	WP	HR	S	P	ERA	WHIP

TOP

New York Mets @ New York Yankees

Yankee Stadium, Bronx, NY

Mon Aug 13 2018, 7:11 PM - 10:27 PM EDT

Att. 47,233 - Cloudy - 75 F

livebaseballscorecards.com

AB	41
R	8
H	15
RBI	7
BB	2
SO	12
LOB	16

Batter	1	2	3	4	5	6	7	8	9	AB	R	H	RBI	BB	SO	LOB
11 Brett Gardner, L (1, 7) OBP: 0.340, SLG: 0.384	C FF 96 F FF 98 F FF 99 S FF 97 0-3 ① K		C CU 84 F SL 92 B SL 92 F FF 97 B FF 96 B SL 92 B FF 96 4-2 ③ 27 FC5-4 1-2 BB		C CH 89 B CH 90 B CH 88 X CU 82 2-1 18 1B 2B		C CU 73 F FF 90 X FF 90 0-2 ③ L7		B SI 96 C SI 94 F CU 82 B SI 96 B SI 95 X SI 96 3-2 ③ F8	4	1	1	0	1	1	0
27 Giancarlo Stanton, R (1, 10) OBP: 0.347, SLG: 0.528	F FF 98 B SI 97 B SI 97 F SI 97 B SI 98 F SI 98 D CH 92 4-2 31 1B BB		B SI 97 X SI 97 1-0 ① FC5-4 1-2f 2-H 31 1B		B SI 95 F SI 96 B CH 89 S SL 92 F SI 96 B SL 92 S SL 93 3-3 ② K			B FF 96 S SL 91 S CU 82 C SI 95 1-3 ① K		3	1	0	0	1	2	2
18 Didi Gregorius, L (1, 6) OBP: 0.333, SLG: 0.479	D CH 91 F FF 97 D CH 91 F SL 93 F FF 98 T FF 98 2-2 ② K		F CH 90 F CH 90 X FF 97 0-2 ② F8		F CH 88 B CH 90 B SL 92 X CH 88 2-1 2-H 1B			B CU 83 X CU 81 1-0 ② G3		4	0	1	1	0	1	2
31 Aaron Hicks, S (1, 8) OBP: 0.364, SLG: 0.485	X FF 97 0-0 1-2 1B		C CH 90 X FF 97 0-1 2-H 1B		F SI 96 F SL 92 B CH 89 C CH 85 1-3 ③ K			F FF 95 B SL 91 B CU 80 B CH 90 B SI 96 4-1 41 HR BB		3	1	2	1	1	1	1
41 Miguel Andujar, R (1, 5) OBP: 0.326, SLG: 0.511	C SL 93 B FF 97 S SL 92 X FF 97 1-2 ③ F9		C CU 85 F SI 95 X CH 89 0-2 ③ P6			B CH 88 B CH 88 B FF 95 C FF 94 X SI 95 3-1 ① G6-3		B CU 80 X SL 88 1-0 1-H HR		4	1	1	2	0	0	3
33 Greg Bird, L (1, 3) OBP: 0.304, SLG: 0.406		C FF 96 B FF 96 F FF 97 S FF 97 1-3 ① K		C CU 82 C SL 91 S FF 96 0-3 ① K		S CH 90 B FF 95 T FF 95 C FF 96 1-3 ② K		C CU 81 B CU 82 X FF 94 1-1 1B		4	0	1	0	0	3	0
25 Gleyber Torres, R (1, 4) OBP: 0.329, SLG: 0.498		F FF 97 B SL 93 C SL 92 F SI 97 F CH 90 F CH 90 X FF 97 1-2 ② F8		C CU 83 B CH 90 F CH 90 S SL 93 1-3 ② K		C SL 91 F SI 95 S SL 93 0-3 ③ K		C CU 80 X CU 81 0-1 ③ L8		4	0	0	0	0	2	1
14 Neil Walker, S (1, 9) OBP: 0.295, SLG: 0.333		C CU 85 F FF 98 T FF 97 0-2 ③ K		S CH 91 B CH 91 C SL 93 F FF 97 X SL 92 1-2 ③ G3-1			B FF 95 F FF 95 B SL 91 B FF 94 F FF 94 X FF 96 3-2 ① G4-3		C SI 95 B SL 93 C SI 96 B SI 96 B SI 95 X SI 96 3-2 ① F8	4	0	0	0	0	1	0
28 Austin Romine, R (1, 2) OBP: 0.318, SLG: 0.453			B FF 96 B CU 84 S FF 96 X SL 93 2-1 11 BB 27 E 1B		C CU 81 F SI 95 B CH 90 S FF 96 1-3 ① K		C FF 96 B SI 96 F CH 88 S SL 92 1-3 ② K		B SI 95 B SI 93 F SI 96 B SI 95 C SI 95 X SI 95 3-2 ② G3	4	1	1	0	0	2	0
Inning Stats	R: 0 E: 0 K: 2 S: 15 H: 1 LOB: 2 BB: 1 P: 22	R: 0 E: 0 K: 2 S: 12 H: 0 LOB: 0 BB: 0 P: 14	R: 2 E: 1 K: 0 S: 14 H: 2 LOB: 1 BB: 1 P: 21	R: 0 E: 0 K: 2 S: 10 H: 0 LOB: 0 BB: 0 P: 12	R: 1 E: 0 K: 3 S: 14 H: 2 LOB: 1 BB: 0 P: 23	R: 0 E: 0 K: 2 S: 8 H: 0 LOB: 0 BB: 0 P: 12	R: 0 E: 0 K: 1 S: 9 H: 0 LOB: 0 BB: 0 P: 13	R: 2 E: 0 K: 1 S: 10 H: 2 LOB: 1 BB: 1 P: 18	R: 0 E: 0 K: 0 S: 9 H: 0 LOB: 0 BB: 0 P: 18	1B: 5 2B: 1 3B: 0 HR: 1	SF: 0 SAC: 0 DP: 0 HBP: 0			WP: 0 PB: 0 SB: 0 CS: 0	PA: 37		

PITCHER		IP	WLS	BF	H	R	ER	SO	BB	IBB	HBP	BLK	WP	HR	S	P	ERA	WHIP
48 Jacob deGrom, R ERA: 1.81	(1, 1)	6.2	W	27	5	3	2	12	2	0	0	0	0	0	79	114	2.70	1.050
39 Jerry Blevins, L ERA: 3.9	(7, 1)	0.1		1	0	0	0	0	0	0	0	0	0	0	3	3	0.00	0.000
67 Seth Lugo, R ERA: 2.95	(8, 1)	1.0		6	2	2	2	1	1	0	0	0	0	1	10	18	18.00	3.000
65 Robert Gsellman, R ERA: 3.84	(9, 1)	1.0	S	3	0	0	0	0	0	0	0	0	0	0	9	18	0.00	0.000

PITCHER	IP	WLS	BF	H	R	ER	SO	BB	IBB	HBP	BLK	WP	HR	S	P	ERA	WHIP

BOTTOM

New York Mets @ New York Yankees

Yankee Stadium, Bronx, NY

Mon Aug 13 2018, 7:11 PM - 10:27 PM EDT

Att. 47,233 - Cloudy - 75 F

livebaseballscorecards.com

AB	34
R	5
H	7
RBI	4
BB	3
SO	13
LOB	9

Batter	1	2	3	4	5	6	7	8	9	AB	R	H	RBI	BB	SO	LOB
1 Amed Rosario, R (1, 6) OBP: 0.280, SLG: 0.355	C FF 93 B FF 92 C FF 92 B FF 93 C SI 91 2-3 K ①			S SL 81 X SL 81 0-1 G6-3 ①	B SL 85 F SI 92 X FF 92 1-1 1-2 2-H 1B		B SI 91 C FF 94 B SL 85 X CH 84 2-1 1-2 G2-3 ③			4	0	1	1	0	1	1
68 Jeff McNeil, L (1, 4) OBP: 0.353, SLG: 0.400	C CU 82 X FF 92 0-1 F7 ②			X FF 91 0-0 1B	S CH 84 S CH 84 F CH 82 B FF 94 X SI 92 1-2 G4-3 ③			C SL 84 B SL 84 S FF 92 X SL 84 1-2 G6-3 ①		4	0	1	0	0	0	2
30 Michael Conforto, L (1, 10) OBP: 0.354, SLG: 0.405	C SI 91 C FF 94 B SI 92 F SI 93 X FF 92 1-2 F8 ③			C FF 91 B FF 92 T FF 90 S CU 83 1-3 K ②		B CH 81 S CH 82 X FF 93 1-1 G4-3 ①		C FF 91 F SL 84 B SL 84 B SL 84 F FF 93 B FF 92 S FF 92 3-3 K ②		4	0	0	0	0	2	1
4 Wilmer Flores, R (1, 3) OBP: 0.327, SLG: 0.444		B CU 79 B SI 87 B SI 89 C FF 92 C FF 93 F FF 94 C SI 92 3-3 K ①		C FF 94 F CU 80 X FF 90 0-2 G4-3 ③		B FF 93 B CU 81 C SI 89 X CH 84 2-1 P4 ②		B SL 84 B FF 92 X FF 93 2-0 G3-1 ③		4	0	0	0	0	1	1
9 Brandon Nimmo, L (1, 7) OBP: 0.378, SLG: 0.484		B SI 92 X CH 84 1-0 F9 ②			B CU 78 C CU 77 B SI 88 B FF 93 C FF 93 F SI 91 B FF 94 4-2 16 G6-4-3 21 1B 26 1B BB	C FF 94 X SI 92 0-1 1B			C SI 97 X CH 91 0-1 21 E 3B	3	2	2	0	1	0	0
21 Todd Frazier, R (1, 5) OBP: 0.303, SLG: 0.382		C FF 96 X SI 96 0-1 F9 ③			B FF 90 D SL 84 C SI 92 X SI 92 2-1 16 G6-4-3 1-2 1B	1 SAFE F FF 94 B SL 84 X FF 92 1-1 F8 ③			B SI 98 X SI 98 1-0 E1 3-H 1B	4	0	2	0	0	0	1
16 Austin Jackson, R (1, 8) OBP: 0.335, SLG: 0.362			S FF 92 C SI 90 B SL 84 F SL 83 X FF 90 1-2 F9 ①	B CU 79 X FF 93 1-0 G6-4-3 ①② 1-2f 2-3		C CU 78 X CH 80 0-1 G4-3 ①			S SL 85 C FF 96 S SL 88 0-3 K ①	4	0	0	0	0	1	3
11 José Bautista, R (1, 9) OBP: 0.337, SLG: 0.365			S SL 85 F FF 95 B SI 93 B SL 86 B SL 85 X FF 95 3-2 L9 ②	C FF 93 F FF 94 B FF 95 B SL 85 D SL 86 F SI 94 D SL 86 4-2 26 1B 1 1B BB		B FF 94 C CH 82 B SI 92 B FF 94 B CH 85 4-1 1 WP BB			C FF 95 X SL 87 0-1 P6 ②	2	1	0	0	2	0	1
26 Kevin Plawecki, R (1, 2) OBP: 0.323, SLG: 0.357			C FF 89 F FF 95 B FF 94 X FF 93 1-2 G3-1 ③	C FF 95 B SI 92 1 SAFE D SL 83 X FF 95 2-1 1 1B 1-2 3-H 1B		1 SAFE B SI 92 X FF 93 1-0 F8 ②			C FF 96 B FF 97 X SL 88 1-1 G6-3 ③	4	0	1	1	0	0	2
Inning Stats	R: 0 E: 0 K: 1 S: 9 H: 0 LOB: 0 BB: 0 P: 12	R: 0 E: 0 K: 1 S: 7 H: 0 LOB: 0 BB: 0 P: 11	R: 0 E: 0 K: 0 S: 10 H: 0 LOB: 0 BB: 0 P: 15	R: 0 E: 0 K: 1 S: 9 H: 1 LOB: 1 BB: 0 P: 10	R: 2 E: 0 K: 0 S: 17 H: 3 LOB: 2 BB: 2 P: 32	R: 0 E: 0 K: 0 S: 8 H: 1 LOB: 1 BB: 0 P: 12	R: 0 E: 0 K: 0 S: 6 H: 0 LOB: 1 BB: 1 P: 13	R: 0 E: 0 K: 1 S: 8 H: 0 LOB: 0 BB: 0 P: 14	R: 1 E: 1 K: 1 S: 10 H: 2 LOB: 1 BB: 0 P: 12	1B: 6 2B: 0 3B: 1 HR: 0 SF: 0 SAC: 0 DP: 1 HBP: 0						

PITCHER		IP	WLS	BF	H	R	ER	SO	BB	IBB	HBP	BLK	WP	HR	S	P	ERA	WHIP
54 Andrew Cashner, R ERA: 4.71	(1, 1)	7.0	W	28	5	2	2	3	3	0	0	0	1	0	66	105	2.57	1.143
51 Paul Fry, L ERA: 3.15	(8, 1)	1.0	H	3	0	0	0	1	0	0	0	0	0	0	8	14	0.00	0.000
50 Miguel Castro, R ERA: 3.86	(9, 1)	0.0		2	2	1	0	0	0	0	0	0	0	0	3	4	∞	∞
60 Mychal Givens, R ERA: 4.73	(9, 1)	1.0	S	3	0	0	0	1	0	0	0	0	0	0	7	8	0.00	0.000

PITCHER	IP	WLS	BF	H	R	ER	SO	BB	IBB	HBP	BLK	WP	HR	S	P	ERA	WHIP

TOP

New York Mets @ Baltimore Orioles

Oriole Park at Camden Yards, Baltimore, MD

Tue Aug 14 2018, 7:08 PM - 9:45 PM EDT

Att. 20,527 - Cloudy - 80 F

livebaseballscorecards.com

AB	33
R	3
H	7
RBI	2
BB	3
SO	5
LOB	12

PA: 36	WP: 1	PB: 0	SB: 0	CS: 0														

BOTTOM

Batter	1	2	3	4	5	6	7	8	9	AB	R	H	RBI	BB	SO	LOB
34 Jonathan Villar, S (1, 4) OBP: 0.319, SLG: 0.377	F SI 86 B SI 87 B CH 81 S CH 81 F CH 82 X SI 88 2-2 ① 1B			C KC 73 C SI 85 B KC 73 S CH 80 1-3 ① K C KC 73 S CH 80 0-2 ③ F9			B FF 94 B FF 94 B FF 94 C FF 94 B FF 95 4-1 39 1B 1-2 BB	S FF 97 S FF 98 X FF 98 0-2 ③ G4-3		4	0	1	0	1	1	4
39 Renato Núñez, R (1, 5) OBP: 0.333, SLG: 0.404	B FF 87 X SI 86 1-0 10 G5-4-3 1B			B FF 86 B KC 73 B CH 80 B FF 86 4-0 10 2B 45 SF9 BB		X SI 84 0-0 ① F7	B FF 90 C SL 79 B SL 82 C FF 91 D SL 83 X FF 91 3-2 1-3 2-H 1B			3	1	2	1	1	0	0
10 Adam Jones, R (1, 9) OBP: 0.315, SLG: 0.438	B CH 81 F CH 81 B SI 88 S CH 81 1 SAFE X SI 88 2-2 ②③ G5-4-3 1-2f			C SI 85 F SI 86 B SI 87 F CH 80 1 SAFE 1 SAFE X KC 74 1-2 45 SF9 1-3 2B		B CH 78 B SI 85 X CH 78 2-0 HR B FF 90 X FF 92 1-0 ③ F9				4	1	2	1	0	0	3
45 Mark Trumbo, R (1, 10) OBP: 0.319, SLG: 0.465		B SI 86 B SI 86 S CH 80 X SI 86 2-1 ① G3-1		X SI 86 0-0 ② SF9 2-3 3-H		B SI 85 B KC 74 B SI 85 B SI 85 4-0 16 G6-4-3 BB		C SL 82 B SL 82 S FF 92 F SL 84 B SL 82 X FF 92 2-2 ① G6-3		2	0	0	1	1	0	0
16 Trey Mancini, R (1, 7) OBP: 0.303, SLG: 0.396 23 Joey Rickard, R (8, PR) OBP: 0.295, SLG: 0.434 (9, 7)		S SI 87 B SI 87 B CH 82 S KC 77 F SI 88 X SI 88 2-2 ② F8		B CH 80 B CH 81 B SI 86 B SI 86 4-0 BB		C CH 79 X SI 85 0-1 ②③ G6-4-3 1-2f		F FF 92 B FF 93 C FF 94 B SL 83 X FF 93 2-2 1 HR 1B		3 0	0 1	1 0	0 0	1 0	0 0	1 0
1 Tim Beckham, R (1, 6) OBP: 0.289, SLG: 0.372		C SI 87 B KC 76 X CH 80 1-1 ③ F7		C SI 86 B SI 86 F KC 75 X CH 80 1-2 ③ G5-3			B FF 96 S FF 96 B FF 96 F FF 97 S FF 97 2-3 ① K	C FF 92 X FF 91 0-1 1-H HR		4	1	1	2	0	1	2
19 Chris Davis, L (1, 3) OBP: 0.244, SLG: 0.310			F SI 85 F SI 85 F CH 80 B KC 74 F SI 86 B SI 87 X CH 81 2-2 ① G1-3		C CH 78 B SI 86 X SI 85 1-1 ① L9		B FF 97 X CH 91 1-0 HR	B FF 92 C FF 93 B FF 93 F FF 93 B FF 92 X FF 92 3-2 3 2B 1B		4	1	2	1	0	0	0
36 Caleb Joseph, R (1, 2) OBP: 0.256, SLG: 0.342			B SI 86 X CH 81 1-0 ② G4-3		B SI 85 B KC 74 X SI 85 2-0 3 SH2-3 1B		C FF 96 B FF 96 B FF 92 B FF 95 F FF 95 B FF 95 4-2 34 BB 39 1B BB	B SL 83 B FF 93 C FF 92 S FF 92 B FF 92 X FF 91 3-2 ② F8		3	1	1	0	1	0	1
3 Cedric Mullins, L (1, 8) OBP: 0.474, SLG: 0.563			C SI 87 B SI 87 S CH 80 B CH 82 X SI 86 2-2 ③ G5-3		X SI 85 0-0 ② SH2-3 1-2		B FF 94 X FF 94 1-0 ② L8	C FF 93 X SL 84 0-1 1-3 2B		3	0	1	0	0	0	1
Inning Stats	R: 0 E: 0 K: 0 S: 8 H: 2 LOB: 0 BB: 0 P: 13	R: 0 E: 0 K: 0 S: 8 H: 0 LOB: 0 BB: 0 P: 13	R: 0 E: 0 K: 0 S: 9 H: 0 LOB: 0 BB: 0 P: 14	R: 1 E: 0 K: 1 S: 11 H: 1 LOB: 2 BB: 2 P: 22	R: 0 E: 0 K: 0 S: 7 H: 1 LOB: 1 BB: 0 P: 10	R: 1 E: 0 K: 0 S: 4 H: 1 LOB: 0 BB: 1 P: 10	R: 2 E: 0 K: 1 S: 12 H: 2 LOB: 2 BB: 2 P: 28	R: 2 E: 0 K: 0 S: 20 H: 4 LOB: 3 BB: 0 P: 30		1B: 6 2B: 2 3B: 0 HR: 3 SF: 1 SAC: 1 DP: 2 HBP: 0						

PITCHER		IP	WLS	BF	H	R	ER	SO	BB	IBB	HBP	BLK	WP	HR	S	P	ERA	WHIP
40 Jason Vargas, L ERA: 8.1	(1, 1)	6.0		23	5	2	2	1	3	0	0	0	0	1	47	82	3.00	1.333
61 Bobby Wahl, R ERA: 8.31	(7, 1)	0.2	L	5	1	2	2	1	2	0	0	0	0	1	8	20	27.00	4.500
51 Paul Sewald, R ERA: 4.91	(7, 1)	1.0		8	5	2	2	0	0	0	0	0	0	1	21	35	18.00	5.000
49 Tyler Bashlor, R ERA: 4.24	(8, 1)	0.1		1	0	0	0	0	0	0	0	0	0	0	3	3	0.00	0.000

PITCHER	IP	WLS	BF	H	R	ER	SO	BB	IBB	HBP	BLK	WP	HR	S	P	ERA	WHIP

New York Mets @ Baltimore Orioles

Oriole Park at Camden Yards, Baltimore, MD

Tue Aug 14 2018, 7:08 PM - 9:45 PM EDT

Att. 20,527 - Cloudy - 80 F

livebaseballscorecards.com

AB	30
R	6
H	11
RBI	6
BB	5
SO	2
LOB	12

New York Mets @ Baltimore Orioles

Oriole Park at Camden Yards, Baltimore, MD

Wed Aug 15 2018, 7:09 PM - 10:34 PM EDT

Att. 25,045 - Partly Cloudy - 87 F

TOP

livebaseballscorecards.com

Batter	1	2	3	4	5	6	7	8	9	AB	R	H	RBI	BB	SO	LOB
9 Brandon Nimmo, L (1, 9) OBP: 0.387, SLG: 0.503	B FF 89 B FF 89 C SI 90 S SI 90 F SI 92 F FF 90 B CH 84 X CH 84 3-2 68 1B 4 SF8 1B		C CU 72 B FF 90 C CU 72 F CU 75 X FF 92 1-2 4 1B 2B	C SI 92 B FF 92 S FF 92 X SI 93 1-2 3-H 2B		S SL 87 B SL 88 F SL 88 X FF 97 1-2 68 WP 2-H 3-H 3B	F SL 78 H FF 89 1-1 HBP		X SL 90 0-0 4 HR 1B	5	3	5	3	0	0	0
68 Jeff McNeil, L (1, 4) OBP: 0.351, SLG: 0.385	1 SAFE B SI 90 X CH 82 1-0 4 SF8 21 1B 1-3 1B		D CH 83 F CH 83 X FF 90 1-1 ① P6	B CH 81 S FF 91 S FF 92 X FF 92 1-2 ③ F8		B FF 97 F SL 88 B SL 87 B SL 88 B FF 96 4-1 30 BB 21 2B 3-H BB	X SI 89 0-0 ① F7		X SI 92 0-0 ① F8	5	2	1	0	1	0	4
4 Wilmer Flores, R (1, 3) OBP: 0.327, SLG: 0.454	B SL 81 X FF 90 1-0 ① SF8 1-2 3-H		C CU 73 2 SAFE F SI 92 B FF 93 X SL 82 1-2 2-3 1B		X SI 92 0-0 ① G6-3	F FF 96 X FF 96 0-1 ② F8	B CU 72 B CH 77 X CH 76 2-0 ② P3		C FF 94 F FF 95 B SL 90 F FF 94 X SL 86 1-2 1-H HR	5	1	2	3	0	0	2
30 Michael Conforto, L (1, 7) OBP: 0.354, SLG: 0.403	C SI 90 F FF 91 D SL 81 F SL 80 F FF 92 S CH 83 1-3 ② K		C SI 91 F FF 92 C SL 81 0-3 ② K		F FF 91 C CU 74 S SL 81 0-3 ② K	B FF 96 D FF 96 B FF 97 C FF 97 B SL 88 4-1 21 2B 1-2 BB	S SL 80 B SL 80 F FF 88 B SL 79 X SL 81 2-2 ③ G3		C SI 93 B SL 90 X FF 94 1-1 16 1B 1B	5	1	1	0	1	3	4
21 Todd Frazier, R (1, 10) OBP: 0.306, SLG: 0.399	C SL 81 B SI 91 C SI 91 X SL 81 1-2 16 S 2-H 1B		C FF 93 B SI 93 X SI 92 1-1 ③ F9		X SI 93 0-0 HR	F FF 94 D SL 86 B FF 96 C FF 95 B SL 88 F FF 95 X SL 86 3-2 11 BB 26 HR 1-H 2-H 2B		X FF 96 0-0 ① L7	C SL 89 D SI 95 F FF 96 X FF 98 1-2 ② P4	6	2	3	4	0	0	3
16 Austin Jackson, R (1, 8) OBP: 0.344, SLG: 0.374	B FF 91 C SL 80 S SL 81 F SL 81 B FF 91 F SL 81 S FF 91 2-3 ③ K 1-2			F SI 92 X SL 82 0-1 11 1B 3B	S FF 93 X FF 92 0-1 ③ F9	B FF 93 C FF 94 B SL 86 F FF 94 F FF 95 B FF 96 F FF 95 B FF 95 4-2 11 BB 26 HR BB		B FF 98 B FF 96 T FF 96 B FF 97 F FF 96 B FF 98 4-2 72 1B BB	C FF 96 X SL 93 0-1 1-2 1B	4	2	2	0	2	1	1
11 José Bautista, R (1, 5) OBP: 0.339, SLG: 0.364 72 Jack Reinheimer, R (6, PR) OBP: 0.500, SLG: 0.500 (6, 5)		B FF 88 S SL 79 B SI 90 B SL 80 X SI 90 3-1 ① F9	B SI 92 X SI 92 1-0 26 G6-4-3 3-H 1B		B SL 80 C SL 82 C SL 91 F SL 81 S SL 81 2-3 ① K	B SL 80 C SL 82 C SL 91 F SL 81 S SL 81 4-0 26 HR 1-2 2-3 BB		B FF 97 X FF 96 1-0 1-2 1B	X SL 91 0-0 ③ G5-3	3 2	0 1	1 1	1 0	1 0	1 0	0 2
26 Kevin Plawecki, R (1, 2) OBP: 0.326, SLG: 0.374		X FF 90 0-0 ② F9		C SI 92 X SI 91 0-1 ① ② G6-4-3 1-2f		H SI 93 1-0 7 2B 9 3B HBP B FF 93 B FF 92 B SL 81 X FF 92 2-1 1-H 2-H 3-H HR		C FF 97 B SL 84 F FF 97 S SL 86 1-3 ② K		4	2	1	4	0	1	3
7 José Reyes, S (1, 6) OBP: 0.269, SLG: 0.324		X SI 90 0-0 ③ P5		B FF 93 X CH 85 1-0 9 2B 3B		F FF 87 F SI 92 X SL 82 0-2 9 3B 1-3 2B B FF 92 B CH 77 X CH 77 2-2 ③ P6		C FF 98 B FS 87 B FS 86 C FF 97 B FF 97 X FF 97 3-2 ③ G3-1		5	2	2	0	0	0	3

AB	44
R	16
H	19
RBI	15
BB	5
SO	6
LOB	22

Inning Stats	1	2	3	4	5	6	7	8	9	1B: 9	SF: 1	WP: 1	PA: 52
	R: 2 E: 0 K: 2 S: 20	R: 0 E: 0 K: 0 S: 4	R: 0 E: 0 K: 1 S: 14	R: 2 E: 0 K: 0 S: 12	R: 1 E: 0 K: 1 S: 7	R: 9 E: 0 K: 1 S: 27	R: 0 E: 0 K: 0 S: 7	R: 0 E: 0 K: 1 S: 10	R: 2 E: 0 K: 0 S: 14	2B: 4 3B: 3 HR: 3	SAC: 0 DP: 1 HBP: 2	PB: 0 SB: 1 CS: 0	
	H: 3 LOB: 1 BB: 0 P: 29	H: 0 LOB: 0 BB: 0 P: 7	H: 2 LOB: 2 BB: 0 P: 18	H: 4 LOB: 1 BB: 0 P: 16	H: 1 LOB: 0 BB: 0 P: 7	H: 4 LOB: 1 BB: 4 P: 54	H: 0 LOB: 1 BB: 0 P: 12	H: 1 LOB: 2 BB: 1 P: 19	H: 4 LOB: 2 BB: 0 P: 17				

PITCHER		IP	WLS	BF	H	R	ER	SO	BB	IBB	HBP	BLK	WP	HR	S	P	ERA	WHIP
37 Dylan Bundy, R ERA: 4.99	(1, 1)	5.1	L	27	11	7	7	5	0	0	1	0	0	1	63	86	11.81	2.062
66 Tanner Scott, L ERA: 6.57	(6, 1)	0.1		4	1	1	1	0	2	0	0	0	1	0	7	16	27.00	9.000
58 Evan Phillips, R ERA: 13.03	(6, 1)	0.0		4	2	6	6	0	2	0	0	0	0	1	10	23	∞	∞
63 Sean Gilmartin, L ERA: 2.45	(6, 1)	1.1		5	0	0	0	0	0	0	1	0	0	0	11	18	0.00	0.000
49 Cody Carroll, R ERA: 5.79	(8, 1)	1.0		5	1	0	0	1	1	0	0	0	0	0	10	19	0.00	2.000

PITCHER		IP	WLS	BF	H	R	ER	SO	BB	IBB	HBP	BLK	WP	HR	S	P	ERA	WHIP
43 Mike Wright Jr., R ERA: 5.17	(9, 1)	1.0		7	4	2	2	0	0	0	0	0	0	1	14	17	18.00	4.000

BOTTOM

New York Mets @ Baltimore Orioles

Oriole Park at Camden Yards, Baltimore, MD

Wed Aug 15 2018, 7:09 PM - 10:34 PM EDT

Att. 25,045 - Partly Cloudy - 87 F

livebaseballscorecards.com

Batter	1	2	3	4	5	6	7	8	9	AB	R	H	RBI	BB	SO	LOB
34 Jonathan Villar, S (1, 4) OBP: 0.323, SLG: 0.388	B FF 95 C FF 96 C FF 98 F CU 79 F FF 98 B FC 92 B SI 98 X FF 98 3-2 39 F8 10 1B 1B	C FF 97 D FC 91 F SI 96 H CU 82 2-2 HBP			B CU 79 C FF 95 S CH 86 F FF 96 F SI 96 F CU 80 X CH 89 1-2 ① G4-3		X FF 91 0-0 ① F8	B FF 90 S CH 81 C CH 81 B FF 90 X CH 80 2-2 2-H HR		4	2	2	2	0	0	1
39 Renato Núñez, R (1, 5) OBP: 0.328, SLG: 0.389	C SI 97 1 SAFE X SI 97 0-1 ① F8 1-2	B SI 96 B SI 95 C FF 97 B SI 97 F SI 97 F FF 96 F SI 97 S CU 81 3-3 ③ K			C FC 90 F FC 89 B FF 96 S CU 78 1-3 ② K2-3		B FF 92 S FF 92 D CH 84 B FF 91 B FF 90 4-1 45 1B 1-2 BB	C SL 79 B FF 90 X SL 78 1-1 ③ G5-3		4	0	0	0	1	2	3
10 Adam Jones, R (1, 9) OBP: 0.317, SLG: 0.438 29 Jace Peterson, L (7, PH) OBP: 0.315, SLG: 0.320 (8, 9)	B FC 92 F SI 97 F SI 97 B FC 92 F FF 98 X FS 90 2-2 16 1B 2-H 1B		X FF 95 0-0 ① P3		B SI 96 B FC 90 B SI 96 C SI 96 B CU 80 4-1 45 FC6-4 BB		B FF 92 F FF 90 F CH 82 B CH 82 X FF 92 2-2 ② F5		B FF 95 X FF 96 1-0 1B	2 2	0 0	1 1	1 0	1 0	0 0	0 2
45 Mark Trumbo, R (1, 10) OBP: 0.317, SLG: 0.461	B SI 97 F SI 96 D FC 91 C FF 97 F SI 97 X FF 98 2-2 ② L9		C FF 94 B FC 91 X SI 95 1-1 ② L4		B FF 96 B FF 97 X SI 96 2-0 ③ FC6-4 1-2f		B FF 92 F FF 92 F CH 82 F CH 82 X FF 92 1-2 1-3 2-H 1B		C FF 96 D CU 81 F FF 97 F CU 80 B CU 80 C FF 97 2-3 ① K	5	0	1	1	0	1	3
16 Trey Mancini, R (1, 7) OBP: 0.304, SLG: 0.396 (8, 3)	S FF 97 B FF 96 F SI 97 D CU 81 X FF 97 2-2 1-2 1B		C CU 78 F FF 96 X CU 79 0-2 ③ F8			C FF 90 B FF 90 C FF 89 X CU 74 1-2 1B	C FF 92 F SL 82 C FF 92 0-3 ③ K		F FF 97 F FF 96 F FF 97 D CU 80 F FF 97 D CH 88 X FF 98 2-2 ② L3	5	0	2	0	0	1	3
19 Chris Davis, L (1, 3) OBP: 0.245, SLG: 0.310 23 Joey Rickard, R (8, 7) OBP: 0.291, SLG: 0.428	B FF 97 S FF 97 B FF 98 F FF 97 B FF 98 F FF 97 S FF 98 3-3 ③ K			X FF 94 0-0 1 BB 1B		C FF 88 B FF 89 B FF 90 F FF 90 B CU 74 F FF 90 S FF 89 3-3 ① K		C FF 89 X SL 80 0-1 ① F9	X SI 96 0-0 ③ L4	3 2	0 0	1 0	0 0	0 0	2 0	3 1
1 Tim Beckham, R (1, 6) OBP: 0.288, SLG: 0.367		F FF 96 X SI 96 0-1 ① G6-3		S FC 90 B SI 94 B FF 96 B FC 91 F SI 96 B FF 97 4-2 61 G5-4-3 1-2 BB		S CU 75 C FF 90 S CU 74 0-3 ② K		X FF 90 0-0 ② G6-3		3	0	0	0	1	1	1
3 Cedric Mullins, L (1, 8) OBP: 0.478, SLG: 0.600		B FF 95 B SI 95 F FF 96 X SI 95 2-1 2B		S FF 96 F FF 96 X FF 96 0-2 ① P2		B CU 74 X FF 90 1-0 ③ F9		C FF 90 B CH 81 X FF 89 1-1 61 2B 1B		4	1	2	0	0	0	3
61 Austin Wynns, R (1, 2) OBP: 0.321, SLG: 0.500		B SI 96 F SI 95 B FC 90 X SI 97 2-1 ② G5-3		D FC 92 B CU 79 X FF 96 2-0 ② ③ G5-4-3 1-2f			X FF 90 0-0 39 BB 45 1B 1B	B FF 90 X FF 90 1-0 34 HR 1-H 2B		4	2	2	1	0	0	3

Inning Stats	R: 1 E: 0 K: 1 S: 22	H: 3 LOB: 2 BB: 0 P: 34	R: 0 E: 0 K: 1 S: 13	H: 1 LOB: 2 BB: 0 P: 22	R: 0 E: 0 K: 0 S: 6	H: 0 LOB: 0 BB: 0 P: 7	R: 0 E: 0 K: 0 S: 7	H: 1 LOB: 1 BB: 1 P: 13	R: 0 E: 0 K: 1 S: 11	H: 0 LOB: 1 BB: 1 P: 19	R: 0 E: 0 K: 2 S: 11	H: 1 LOB: 1 BB: 0 P: 16	R: 1 E: 0 K: 1 S: 13	H: 2 LOB: 2 BB: 1 P: 20	R: 3 E: 0 K: 0 S: 11	H: 3 LOB: 0 BB: 0 P: 16	R: 0 E: 0 K: 1 S: 11	H: 1 LOB: 1 BB: 0 P: 16

	AB	38
	R	5
	H	12
	RBI	5
	BB	3
	SO	7
	LOB	23

1B: 9	SF: 0	WP: 0	PA: 42
2B: 2	SAC: 0	PB: 0	
3B: 0	DP: 1	SB: 0	
HR: 1	HBP: 1	CS: 0	

PITCHER		IP	WLS	BF	H	R	ER	SO	BB	IBB	HBP	BLK	WP	HR	S	P	ERA	WHIP
45 Zack Wheeler, R ERA: 3.75	(1, 1)	5.0	W	22	5	1	1	3	2	0	1	0	0	0	59	95	1.80	1.400
39 Jerry Blevins, L ERA: 3.77	(6, 1)	1.0		4	1	0	0	2	0	0	0	0	0	0	11	16	0.00	1.000
63 Tim Peterson, R ERA: 7.54	(7, 1)	2.0		12	5	4	4	1	1	0	0	0	0	1	24	36	18.00	3.000
62 Drew Smith, R ERA: 2.0	(9, 1)	1.0		4	1	0	0	1	0	0	0	0	0	0	11	16	0.00	1.000

PITCHER		IP	WLS	BF	H	R	ER	SO	BB	IBB	HBP	BLK	WP	HR	S	P	ERA	WHIP

TOP

New York Mets @ Philadelphia Phillies

Citizens Bank Park, Philadelphia, PA

Thu Aug 16 2018, 4:08 PM - 7:09 PM EDT

Clear - 91 F

livebaseballscorecards.com

Batter	1	2	3	4	5	6	7	8	9	AB	R	H	RBI	BB	SO	LOB
1 Amed Rosario, R (1, 6) OBP: 0.285, SLG: 0.367	X FF 91 0-0 HR		X SI 90 0-0 30 E 4 1B 21 BB 3-H 1B	F FF 92 F FF 92 B FF 92 X FF 92 1-2 E5 2-H 3-H 1B	S SI 91 X SI 92 0-1 ② FC6-4 16 S 16 E 1-2f 3-H	B FF 96 C FF 95 C FF 96 F FF 96 T FF 96 1-2 ① K		C FF 77 K FF 78 0-1 16 26 11 BB 1B X 0-1 ② FC5-4 1-2f		7	4	4	3	0	1	3
16 Austin Jackson, R (1, 8) OBP: 0.346, SLG: 0.386	C FF 91 X FF 92 0-1 4 G4-6-3 1B		1 SAFE C FF 93 1 SAFE X CH 86 0-1 ② F7	B SL 82 X FF 92 1-0 ② G1-3	1 SAFE B SI 91 C SI 91 1 SAFE 1 SAFE B FC 88 F SI 91 B FS 84 F FF 91 3-2 X FS 83 E7 4 1B 1-H	C FF 95 S FF 95 B FF 95 B FS 86 C FS 86 2-3 ② K		B FF 78 B FF 80 C FF 78 X FF 78 2-1 11 BB 7 BB 1-3 2B B B C C X 2-2 4 1B 2B	7	3	3	0	0	1	2
4 Wilmer Flores, R (1, 3) OBP: 0.329, SLG: 0.453	C FF 91 X SI 89 0-1 ①② G4-6-3 1-2f		B SI 91 B CH 85 X CH 85 2-0 21 BB 30 E 1-2 1B	B FF 92 X CH 84 1-0 ③ L8	F FC 87 F SI 92 X FS 83 0-2 30 2B 11 HR 3-H 1B	C FS 86 C FS 86 S FS 85 0-3 ③ K		B FF 78 X FF 78 1-0 ① L6 C X 0-1 30 G4-3 11 2B 2-H 1B	7	2	3	2	0	1	4
30 Michael Conforto, L (1, 7) OBP: 0.355, SLG: 0.414	B SL 84 B SI 91 B SI 90 C SI 90 S SL 84 C FF 92 3-3 ③ K		C SI 92 X SI 90 0-1 FC5 21 BB 1-2 2-3	X SL 82 0-0 21 2B 11 BLK 1B B SI 91 X SI 91 1-0 11 HR 1-3 2B			B FF 79 X FF 79 1-0 HR B FF 80 B FF 80 X 2-0 ② G2-3 C X 0-1 ① G4-3 1-2	7	3	3	1	0	1	5
21 Todd Frazier, R (1, 5) OBP: 0.312, SLG: 0.401		C SI 89 B CH 85 X CH 86 1-1 ① F9 B SL 80 B CH 85 B SI 90 B SI 90 4-0 1-2 2-3 3-H BB	B CH 83 C CH 84 X SI 88 2-0 11 BLK 11 1B 1-3 2B B FC 86 B SI 92 B SI 92 B FF 92 4-0 11 HR BB			B FF 77 B FF 79 C FF 77 X FF 79 2-1 ① P5 H FF 78 1-0 7 BB 11 BB 26 2B HBP D X 1-0 ② L7	4	3	1	1	2	0	1
9 Brandon Nimmo, L (1, 9) OBP: 0.387, SLG: 0.503 11 José Bautista, R (3, 9) OBP: 0.347, SLG: 0.388		C SI 91 B SL 84 X SL 83 1-1 7 G6-4-3 1B B SI 91 B SI 90 C SI 91 S SL 83 F SL 84 X SI 90 2-2 ③ G5-3	C FF 92 F CH 86 B FF 92 B FF 93 B SL 82 F SL 81 B FF 92 4-2 55 SH1-4 26 1B 1 E BB	B CH 84 F FF 91 C SI 90 X SI 90 3-1 55 FC2 26 BB 55 E 2-H 3-H 1B C FF 91 C FS 86 X FS 86 0-2 1-H 2-H 3-H HR		S FF 80 X FF 77 0-1 ② L6 D FF 80 B FF 78 B FF 79 C FF 79 F FF 78 B FF 80 4-2 7 BB 26 2B 1-2 2-3 3-H BB X 0-0 2-H 2B	2 4	0 3	1 3	0 7	0 1	0 0	3 0
7 José Reyes, S (1, 4) OBP: 0.280, SLG: 0.331		1 SAFE 1 SAFE F SI 90 X SI 90 0-1 ②③ G6-4-3 1-2f		C FF 92 F CH 86 B FF 92 B FF 93 B SL 82 F SL 81 B FF 92 4-2 55 SH1-4 26 1B 1 E BB	B FS 84 C SI 91 F FS 83 X SI 90 1-2 F7 B CU 73 C SI 91 F FS 83 X FS 84 1-2 2B	C FF 79 B FF 80 X FF 79 1-1 26 WP 26 1B 1B B FF 78 B FF 78 B FF 76 B FF 78 4-0 26 2B 39 1B 1-2 2-3 3-H BB X 0-0 ③ G5-3	5	3	2	1	2	0	3
26 Kevin Plawecki, R (1, 2) OBP: 0.348, SLG: 0.411			C SI 89 X CH 86 0-1 1 1B 3B	X SI 90 0-0 55 SH1-4 1 E 1-2 1B B CU 74 C SI 92 B SI 92 B FF 92 4-0 55 E 1 FC6-4 1-2 BB 0-0 IBB		D FF 79 B FF 77 C FF 77 X FF 79 2-1 1-H 1B S FF 77 B FF 77 B FF 78 X FF 79 2-1 39 1B 1-3 2-H 3-H 2B	4	3	4	3	2	0	0
55 Corey Oswalt, R (1, 1) 68 Jeff McNeil, L (7, PH) OBP: 0.347, SLG: 0.379 39 Jerry Blevins, L (7, 1) OBP: 0.500, SLG: 0.500 35 Jacob Rhame, R (8, 1)			S FF 91 B FF 92 C FF 92 S FF 92 1-3 ① K X FF 90 0-0 ① SH1-4 1-2 2-3 B FF 90 X FF 90 1-0 FC2 1 FC6-4 1-3 2-H 1 F FF 91 X SI 90 0-1 ③ G1	X FF 78 0-0 ③ G4-3 X 0-0 1 FC5-4 2-3 3-H 1B	3 1 1 0	0 0 0 0	0 0 1 0	0 0 1 0	1 0 0 0	4 1 0 0
Inning Stats	R: 1 E: 0 K: 1 S: 8 H: 2 LOB: 0 BB: 0 P: 11	R: 0 E: 0 K: 0 S: 6 H: 1 LOB: 0 BB: 0 P: 8	R: 2 E: 1 K: 1 S: 15 H: 3 LOB: 3 BB: 1 P: 24	R: 2 E: 1 K: 0 S: 10 H: 2 LOB: 1 BB: 1 P: 17	R: 10 E: 2 K: 0 S: 26 H: 7 LOB: 2 BB: 3 P: 46	R: 0 E: 0 K: 3 S: 10 H: 0 LOB: 0 BB: 0 P: 13	R: 2 E: 0 K: 0 S: 10 H: 3 LOB: 1 BB: 0 P: 16	R: 5 E: 0 K: 0 S: 13 H: 4 LOB: 2 BB: 2 P: 29	R: 2 E: 0 K: 0 S: 10 H: 3 LOB: 1 BB: 0 P: 13	1B: 14 2B: 7 3B: 1 HR: 3 SF: 0 SAC: 1 DP: 2 HBP: 1						

	AB	52
	R	24
	H	25
	RBI	19
	BB	7
	SO	5
	LOB	26

WP: 1 PB: 0 SB: 1 CS: 0 PA: 61

PITCHER	IP	WLS	BF	H	R	ER	SO	BB	IBB	HBP	BLK	WP	HR	S	P	ERA	WHIP
Ranger Suárez, L (1, 1) ERA: 8.0	4.0	L	24	11	8	4	2	2	0	0	1	0	1	43	69	9.00	3.250
31 Mark Leiter Jr., R (5, 1) ERA: 5.4	1.0		12	4	7	0	0	2	1	0	0	0	1	22	37	0.00	6.000
50 Héctor Neris, R (6, 1) ERA: 6.54	1.0		3	0	0	0	3	0	0	0	0	0	0	10	13	0.00	0.000
24 Roman Quinn, R (7, 1) ERA: 37.8	1.2		14	6	7	7	0	2	0	1	0	1	1	20	42	37.80	4.800
4 Scott Kingery, R (8, 1) ERA: 13.5	1.1		8	4	2	2	0	0	0	0	0	0	0	13	16	13.50	3.000

PITCHER	IP	WLS	BF	H	R	ER	SO	BB	IBB	HBP	BLK	WP	HR	S	P	ERA	WHIP

Batter	1	2	3	4	5	6	7	8	9	AB	R	H	RBI	BB	SO	LOB
16 César Hernández, S (1, 4) OBP: 0.366, SLG: 0.362	C FF 88 B FF 89 X CH 81 1-1 ① G6-3	F FF 89 B FF 91 D CU 80 B FF 89 B CH 80 4-1 BB		X CH 83 0-0 ③ F8		B SI 91 C CH 85 X FF 91 1-1 ③ P5			X FF 96 0-0 ② P5	4	0	0	0	1	0	3
33 Justin Bour, L (1, 3) OBP: 0.346, SLG: 0.408	B FF 90 B CH 82 F CH 82 S FF 90 X FF 91 2-2 ② G5-3	X FF 89 0-0 ③ P2			B FF 90 C FF 90 X CH 82 1-1 ① G4-3		C CU 73 S CU 72 B FF 88 S CU 72 1-3 ① K		B FF 96 B FF 96 C FF 96 S FF 96 X FF 96 2-2 ③ F8	5	0	0	0	0	1	4
13 Asdrúbal Cabrera, S (1, 6) OBP: 0.322, SLG: 0.473 4 Scott Kingery, R (8, 6) OBP: 0.265, SLG: 0.321 (8, 1)	X SI 89 0-0 ③ P5		C SI 89 X FF 89 0-1 ① F9		C SI 90 F CH 84 B SI 92 B FF 91 F CH 84 F SI 90 F FF 92 X CH 83 2-2 2B		B FF 90 C FF 90 B CH 84 X CH 84 2-1 ② G6-3			4 0	0 0	1 0	0 0	0 0	0 0	0 0
17 Rhys Hoskins, R (1, 7) OBP: 0.363, SLG: 0.501		C FF 90 B SI 88 B SI 89 S SL 87 B CH 82 F FF 88 X SI 89 3-2 HR	F FF 90 C SI 89 B CU 80 S SI 89 1-3 ② K		F SI 89 B SI 88 C CU 79 X FF 91 1-2 ② G5-3		C CU 74 C CU 74 B FF 90 B FF 90 F CU 74 X FF 88 2-2 ③ F9			4	1	1	1	0	1	1
5 Nick Williams, L (1, 9) OBP: 0.332, SLG: 0.462		B CU 77 B CH 82 B FF 91 C FF 89 X FF 89 3-1 ① L7	F CH 82 X CU 79 0-1 HR		B CH 83 B FF 91 C CH 83 X SI 90 2-1 ③ G4-3			F FF 97 C FF 96 F FS 88 B FF 97 F FS 88 F FS 87 F FF 97 F FF 97 F SL 88 2-2 ① F7		4	1	1	1	0	0	1
7 Maikel Franco, R (1, 5) OBP: 0.323, SLG: 0.484		B CU 78 X SL 86 1-0 HR	C FF 89 X SI 89 0-1 ③ F7			B FF 90 X SI 89 1-0 24 1B		F FF 97 T SL 89 F SL 88 B FF 97 S FS 88 1-3 ② K		4	1	2	1	0	1	0
37 Odúbel Herrera, L (1, 8) OBP: 0.323, SLG: 0.445		B FF 90 X CH 83 1-0 G1 38 1B		C FF 90 B SI 89 S SI 89 S FF 91 1-3 ① K		F SI 90 F FF 90 B FF 91 F CU 81 F FF 90 X FF 90 1-2 ① P4		S FF 97 B FF 94 S FS 87 F FF 97 F FS 87 X FF 97 1-2 ③ L8		4	0	1	0	0	1	1
38 Jorge Alfaro, R (1, 2) OBP: 0.308, SLG: 0.390		B SI 89 X CU 78 1-0 G1 **1-2** 1B		B FF 90 T CH 82 C FF 91 B CU 82 F SI 90 F SI 89 X FF 90 2-2 HR		X SI 88 0-0 ② F8			F FF 95 S SL 88 F FF 96 X FS 87 0-2 ① P6	4	1	2	1	0	0	1
Ranger Suárez, L (1, 1) 31 Mark Leiter Jr., R (5, 1) 50 Héctor Neris, R (6, 1) 24 Roman Quinn, S (6, PH) OBP: 0.313, SLG: 0.387 (7, 1) (8, 6)		M SI 89 L SI 90 X CU 79 0-2 ② G1 **1-2** **2-3**		C FF 90 S SI 90 X SI 91 0-2 ② F7		B SI 90 S CH 83 B FF 91 X SI 90 2-1 1B **1-3**			F FF 96 S FF 96 X FS 87 0-2 1B	2 0 0 2	0 0 0 0	0 0 0 2	0 0 0 0	0 0 0 0	0 0 0 0	2 0 0 0
Inning Stats	R: 0 E: 0 K: 0 S: 6 H: 0 LOB: 0 BB: 0 P: 9	R: 2 E: 0 K: 0 S: 14 H: 4 LOB: 3 BB: 1 P: 27	R: 1 E: 0 K: 1 S: 9 H: 1 LOB: 0 BB: 0 P: 10	R: 1 E: 0 K: 1 S: 12 H: 1 LOB: 0 BB: 0 P: 15	R: 0 E: 0 K: 0 S: 13 H: 1 LOB: 1 BB: 0 P: 19	R: 0 E: 0 K: 0 S: 11 H: 2 LOB: 2 BB: 0 P: 16	R: 0 E: 0 K: 1 S: 9 H: 0 LOB: 0 BB: 0 P: 14	R: 0 E: 0 K: 1 S: 19 H: 0 LOB: 0 BB: 0 P: 23	R: 0 E: 0 K: 0 S: 11 H: 1 LOB: 1 BB: 0 P: 13	1B: 5 2B: 1 3B: 0 HR: 4	SF: 0 SAC: 0 DP: 0 HBP: 0	WP: 0 PB: 0 SB: 0 CS: 0	PA: 38			

PITCHER		IP	WLS	BF	H	R	ER	SO	BB	IBB	HBP	BLK	WP	HR	S	P	ERA	WHIP
55 Corey Oswalt, R ERA: 5.16	(1, 1)	6.0	W	28	9	4	4	2	1	0	0	0	0	4	65	96	6.00	1.667
39 Jerry Blevins, L ERA: 3.66	(7, 1)	1.0		3	0	0	0	1	0	0	0	0	0	0	9	14	0.00	0.000
35 Jacob Rhame, R ERA: 7.25	(8, 1)	2.0		7	1	0	0	1	0	0	0	0	0	0	30	36	0.00	0.500

PITCHER	IP	WLS	BF	H	R	ER	SO	BB	IBB	HBP	BLK	WP	HR	S	P	ERA	WHIP

BOTTOM

New York Mets @ Philadelphia Phillies

Citizens Bank Park, Philadelphia, PA

Thu Aug 16 2018, 4:08 PM - 7:09 PM EDT

Clear - 91 F

livebaseballscorecards.com

AB	37
R	4
H	10
RBI	4
BB	1
SO	4
LOB	13

Batter	1	2	3	4	5	6	7	8	9	AB	R	H	RBI	BB	SO	LOB
1 Amed Rosario, R (1, 6) OBP: 0.289, SLG: 0.374	X FF 95 0-0 68 2B 30 2B 2B	T SL 87 C SL 84 F FF 94 X SL 85 0-2 ③ G5-3			L SL 83 F FF 94 S SL 85 0-3 ① K		1 SAFE X SI 91 0-0 68 G4-3 30 1B 1-H 2B		B SI 98 C SI 98 B SL 89 F SL 90 F SI 98 F SI 98 B FF 97 B SI 97 4-2 30 1B 4 1B BB	4	3	2	1	1	1	0
68 Jeff McNeil, L (1, 4) OBP: 0.338, SLG: 0.380	B SI 93 X SI 93 1-0 30 2B 2-3 2B		B CU 77 F FF 93 X SL 83 1-1 ① G6-3		F FF 94 F FF 94 B FF 96 S FF 94 1-3 ② K		S CU 77 F SI 95 D CU 76 X FF 94 1-2 ② G4-3 2-3		X FF 96 0-0 ① F8 2-3	5	1	1	0	0	1	3
30 Michael Conforto, L (1, 7) OBP: 0.358, SLG: 0.419	X CU 78 0-0 2-H 3-H 2B		S FF 94 F SI 93 B SL 83 X FF 95 1-2 ② F8		F FF 94 B SI 94 F CH 85 X FF 95 1-2 ③ F7		X FF 94 0-0 3-H 1B		B SI 97 X SI 96 1-0 4 1B 1-2 3-H 1B	5	0	3	4	0	0	0
4 Wilmer Flores, R (1, 3) OBP: 0.328, SLG: 0.449	X SL 86 0-0 ① P5		C SL 84 X FF 95 0-1 ③ F8			F SI 92 X FF 95 0-1 ① L9	X SL 84 0-0 ③ P3		D SL 90 B SL 90 X FF 97 2-0 1-3 2-H 1B	5	0	1	1	0	0	2
16 Austin Jackson, R (1, 8) OBP: 0.343, SLG: 0.386	C FF 95 X FF 95 0-1 ② L9			C SL 84 X SI 90 0-1 72 FC6-4 2B		C SL 83 B SL 85 C SL 84 B FF 94 B SL 83 F SL 83 S FF 94 3-3 ② K		C SL 84 B SL 84 S SL 84 F SL 86 F SL 84 B FF 96 X SL 86 2-2 ① G6-3	B FF 97 S FF 97 F SI 98 S SL 91 1-3 ② K	5	0	1	0	0	2	3
11 José Bautista, R (1, 9) OBP: 0.348, SLG: 0.383	B SL 88 B SL 87 C FF 96 B SI 93 B SL 86 4-1 BB			F FF 94 B SL 85 C SL 85 S FF 96 1-3 ① K		B SL 84 B FF 94 B SL 92 C FF 94 B SI 93 4-1 BB		S SL 84 B FF 94 B SL 85 C SL 84 X SL 84 2-2 ② P4	B FF 98 S SL 90 T FF 96 B FF 97 D SL 92 S SL 91 3-3 ③ K	3	0	0	0	2	2	3
29 Devin Mesoraco, R (1, 2) OBP: 0.305, SLG: 0.377	B FF 95 F FF 94 S CU 78 X FF 96 1-2 ③ L9			C CU 76 D CU 77 S SL 83 B FF 95 F CU 77 B FF 95 B FF 94 4-2 72 FC6-4 BB		F FF 95 X SL 84 0-1 ③ F9		B SI 94 B SL 84 B SL 84 C FF 94 F FF 94 B SL 83 4-2 BB		2	0	0	0	2	0	3
72 Jack Reinheimer, R (1, 5) OBP: 0.333, SLG: 0.333		B FF 93 C SL 83 X FF 94 1-1 ① G3		S SI 94 F FF 95 B SL 84 F SL 87 X FF 95 1-2 ② FC6-4 1-2f 2-3			C FF 91 C FF 93 X FF 94 0-2 1 2B 1B	B FF 94 F FF 94 D SL 83 S FF 94 S SL 85 2-3 ③ K		4	1	1	0	0	1	3
32 Steven Matz, R (1, 1) OBP: 0.111, SLG: 0.114 51 Paul Sewald, R (3, 1) 7 José Reyes, S (4, PH) OBP: 0.279, SLG: 0.330 62 Drew Smith, R (4, 1) 61 Bobby Wahl, R (6, 1) 21 Todd Frazier, R (7, PH) OBP: 0.311, SLG: 0.399 49 Tyler Bashlor, R (7, 1) 26 Kevin Plawecki, R (9, PH) OBP: 0.346, SLG: 0.408		C FF 92 B SL 83 X SL 86 1-1 ② F8		D CU 77 X SI 94 1-0 ③ L3			C SL 84 S SL 86 B FF 94 B SL 84 S FF 94 2-3 ① K		B SI 97 B FF 97 C SI 97 F FF 98 X SI 99 2-2 E1 68 F8 30 1B	1 0 1 0 0 1 0 1	0 0 0 0 0 0 0 1	0 0 0 0 0 0 0 0	0 0 0 0 0 0 0 0	0 0 0 0 0 1 0 0	0 0 2 0 0 1 0 0	0 0 0 0 0 1 0 0
Inning Stats	R: 2 E: 0 K: 0 S: 10 H: 3 LOB: 2 BB: 1 P: 16	R: 0 E: 0 K: 0 S: 8 H: 0 LOB: 0 BB: 0 P: 10	R: 0 E: 0 K: 0 S: 7 H: 0 LOB: 0 BB: 0 P: 9	R: 0 E: 0 K: 1 S: 13 H: 1 LOB: 2 BB: 1 P: 20	R: 0 E: 0 K: 2 S: 9 H: 0 LOB: 0 BB: 0 P: 11	R: 0 E: 0 K: 1 S: 9 H: 0 LOB: 1 BB: 1 P: 16	R: 2 E: 0 K: 1 S: 12 H: 3 LOB: 1 BB: 0 P: 15	R: 0 E: 0 K: 1 S: 13 H: 0 LOB: 1 BB: 1 P: 23	R: 2 E: 1 K: 2 S: 16 H: 2 LOB: 2 BB: 1 P: 29	1B: 4 2B: 5 3B: 0 HR: 0 SF: 0 SAC: 0 DP: 0 HBP: 0						WP: 0 PB: 0 SB: 0 CS: 0 PA: 42

PITCHER		IP	WLS	BF	H	R	ER	SO	BB	IBB	HBP	BLK	WP	HR	S	P	ERA	WHIP
56 Zach Eflin, R ERA: 3.7	(1, 1)	6.2	W	30	7	4	4	5	3	0	0	0	0	0	67	96	5.40	1.500
57 Luis García, R ERA: 3.55	(7, 1)	0.1		1	0	0	0	0	0	0	0	0	0	0	1	1	0.00	0.000
64 Víctor Arano, R ERA: 1.93	(8, 1)	1.0		4	0	0	0	1	1	0	0	0	0	0	13	23	0.00	1.000
53 Yacksel Ríos, R ERA: 5.0	(9, 1)	0.1		4	1	2	1	0	1	0	0	0	0	0	9	16	27.00	6.000
58 Seranthony Domínguez, R ERA: 2.28	(9, 1)	0.2	S	3	1	0	0	2	0	0	0	0	0	0	7	13	0.00	1.500

PITCHER	IP	WLS	BF	H	R	ER	SO	BB	IBB	HBP	BLK	WP	HR	S	P	ERA	WHIP

TOP

New York Mets @ Philadelphia Phillies

Citizens Bank Park, Philadelphia, PA

Thu Aug 16 2018, 7:45 PM - 10:47 PM EDT

Att. 33,049 - Cloudy - 87 F

livebaseballscorecards.com

AB	37
R	6
H	9
RBI	6
BB	5
SO	8
LOB	20

New York Mets @ Philadelphia Phillies

Citizens Bank Park, Philadelphia, PA

Thu Aug 16 2018, 7:45 PM - 10:47 PM EDT

Att. 33,049 - Cloudy - 87 F

livebaseballscorecards.com

BOTTOM

Batter	1	2	3	4	5	6	7	8	9	AB	R	H	RBI	BB	SO	LOB
16 César Hernández, S (1, 4) OBP: 0.368, SLG: 0.366	B SI 94 L SI 95 B CH 86 F SI 95 X SI 94 2-2 5 1B 17 HR 1B	1 SAFE 1 SAFE B SI 94 C SI 94 B SI 94 B SI 94 B SI 94 4-1 5 FC6 40 1B 17 S 1-3 BB		L FF 96 B CH 86 B CH 87 F FF 96 F FF 97 X FF 96 2-2 ② F7		1 SAFE 1 SAFE B FF 93 C FF 94 B FF 94 B FF 95 C FF 95 X FF 94 3-2 1-H 5 1B 2B		B FF 93 S FF 94 C SL 84 X FF 96 1-2 ① F7		4	3	2	1	1	0	0
40 Wilson Ramos, R (1, 2) OBP: 0.355, SLG: 0.510	B SI 94 1 SAFE S CU 80 B SI 94 S CU 80 D CU 79 T CH 84 3-2 ① K	F CU 80 B SI 94 X CU 79 1-1 5 FC6 1-2 3-H 1B		X FF 96 0-0 5 PB 2B		C FF 95 S FC 90 D SL 83 B FC 90 S FC 90 2-3 ② K		B FF 96 X FF 94 1-0 5 L4-3 1B		5	0	3	1	0	2	2
5 Nick Williams, L (1, 9) OBP: 0.332, SLG: 0.461	C SI 94 1 SAFE B SI 93 F SI 94 B SI 94 F SI 94 B SI 94 X SI 94 3-2 1-2 17 HR 1B	X SI 94 0-0 ② FC6 17 S 1-2f 2-3		B SI 96 S SI 96 X FF 96 1-1 ③ F7 2-3		X FF 95 0-0 2-H 1B		F FF 95 S CH 88 B FF 97 F FF 94 X CH 88 1-2 ②③ L4-3 1-1		5	1	2	1	0	0	4
17 Rhys Hoskins, R (1, 7) OBP: 0.366, SLG: 0.510	S CH 86 B FF 94 F FF 93 B CH 85 X CH 85 2-2 1-H 2-H HR	B SI 94 B CU 80 C SI 94 H CU 81 3-1 1-2 3-H HBP			B CU 79 C FF 96 X CH 88 1-1 4 1B 1B	X FC 89 0-0 ③ F8				3	1	2	3	0	0	1
41 Carlos Santana, S (1, 3) OBP: 0.350, SLG: 0.396	C SI 95 B SL 84 B SI 95 B SI 94 C SI 95 X SI 94 3-2 ② F8	B SI 94 B SI 94 X SI 94 2-0 ③ L8			F FF 96 X SI 96 0-1 ① P5		S SL 84 B FF 98 B FF 98 S FF 98 X FF 99 2-2 7 2B 2B			4	1	1	0	0	0	3
7 Maikel Franco, R (1, 5) OBP: 0.322, SLG: 0.484	X SI 94 0-0 ③ L9		F FF 90 X SI 89 0-1 ① G5-3		F FF 96 F FF 97 S CU 81 0-3 ② K		F FF 97 F FF 97 B SL 85 B SL 85 X SL 84 2-2 33 G6-3 2-H 2B			4	0	1	1	0	1	1
4 Scott Kingery, R (1, 6) OBP: 0.268, SLG: 0.331		S SI 95 B SI 94 B SI 95 X CH 86 2-1 HR	C SL 81 B SI 89 F SL 81 B SL 82 S FF 91 2-3 ② K		X SI 96 0-0 ③ 1-3 1B		B FF 97 B SL 85 X FF 97 2-0 ① P3			4	1	2	1	0	1	1
56 Zach Eflin, R (1, 1) OBP: 0.121, SLG: 0.212 57 Luis Garcia, R (7, 1) 33 Justin Bour, L (7, PH) OBP: 0.346, SLG: 0.407 64 Víctor Arano, R (8, 1) 53 Yacksel Ríos, R (9, 1) 58 Seranthony Domínguez, R (9, 1)		C SI 94 C CU 80 S CU 80 0-3 ① K	B FF 90 C FF 90 S SL 82 C FF 90 1-3 ③ K			S FF 95 S FF 95 B FF 94 F FF 95 B FF 95 B FF 94 F FF 95 F FF 94 X FF 96 3-2 ① P3	F FF 96 X FF 98 0-1 ② G6-3 2-3			3 0 1 0 0 0	0 0 0 0 0 0	0 0 0 0 0 0	0 0 0 0 0 0	0 0 0 0 0 0	2 0 0 0 0 0	0 0 1 0 0 0
24 Roman Quinn, S (1, 8) OBP: 0.306, SLG: 0.371		B SI 94 B CH 88 F SI 95 S SI 95 X CU 82 2-2 E1 16 S 16 PB 40 1B		B FF 95 B FF 96 F FF 95 F FF 96 B FF 96 F FF 96 X FF 97 3-2 ① G1-3		X FF 95 0-0 16 S 16 2B 1B		B FF 98 C FF 96 C FF 98 B FF 97 F FF 98 F FF 97 B FF 98 X FF 96 3-2 ③ F8		4	2	1	0	0	0	1
Inning Stats	R: 3 E: 0 K: 1 S: 17 H: 3 LOB: 0 BB: 0 P: 30	R: 3 E: 1 K: 1 S: 14 H: 2 LOB: 2 BB: 1 P: 28	R: 0 E: 0 K: 2 S: 8 H: 0 LOB: 0 BB: 0 P: 11	R: 0 E: 0 K: 0 S: 11 H: 1 LOB: 1 BB: 0 P: 17	R: 0 E: 0 K: 1 S: 8 H: 2 LOB: 2 BB: 0 P: 9	R: 2 E: 0 K: 1 S: 15 H: 3 LOB: 1 BB: 0 P: 23	R: 1 E: 0 K: 0 S: 14 H: 2 LOB: 1 BB: 0 P: 23	R: 0 E: 0 K: 0 S: 8 H: 1 LOB: 0 BB: 0 P: 11		1B: 8 2B: 5 3B: 0 HR: 2 SF: 0 SAC: 0 DP: 1 HBP: 1			WP: 0 PB: 2 SB: 4 CS: 0 PA: 39	

	AB	37
	R	9
	H	14
	RBI	8
	BB	1
	SO	6
	LOB	14

PITCHER		IP	WLS	BF	H	R	ER	SO	BB	IBB	HBP	BLK	WP	HR	S	P	ERA	WHIP
32 Steven Matz, L ERA: 4.6	(1, 1)	2.0	L	14	5	6	4	2	1	0	1	0	0	2	31	58	18.00	3.000
51 Paul Sewald, R ERA: 4.81	(3, 1)	1.0		3	0	0	0	2	0	0	0	0	0	0	8	11	0.00	0.000
62 Drew Smith, R ERA: 1.64	(4, 1)	2.0		8	3	0	0	1	0	0	0	0	0	0	19	26	0.00	1.500
61 Bobby Wahl, R ERA: 10.13	(6, 1)	1.0		6	3	2	2	1	0	0	0	0	0	0	15	23	18.00	3.000
49 Tyler Bashlor, R ERA: 4.26	(7, 1)	2.0		8	3	1	1	0	0	0	0	0	0	0	22	34	4.50	1.500

PITCHER	IP	WLS	BF	H	R	ER	SO	BB	IBB	HBP	BLK	WP	HR	S	P	ERA	WHIP

New York Mets @ Philadelphia Phillies

Citizens Bank Park, Philadelphia, PA

Fri Aug 17 2018, 6:11 PM - 9:30 PM EDT

Att. 40,460 - Partly Cloudy - 89 F

TOP

livebaseballscorecards.com

Batter	1	2	3	4	5	6	7	8	9	AB	R	H	RBI	BB	SO	LOB
1 Amed Rosario, R (1, 6) OBP: 0.286, SLG: 0.370	B FF 94 F FF 94 B SI 93 F CH 87 F FF 95 S KC 79 2-3 ① K		C KC 78 X FF 92 0-1 ③ L3		X KC 78 0-0 ③ FC5-4 1-2f			S SL 85 S SL 86 B FF 94 F FF 94 S SL 86 1-3 ② K		4	0	0	0	0	2	2
68 Jeff McNeil, L (1, 4) OBP: 0.345, SLG: 0.400	C FF 94 S KC 79 F FF 93 B FF 92 C SI 92 1-3 ② K			X KC 77 0-0 16 1B 21 SF8 1B		B CH 88 X CH 84 1-0 ① G4-3		B SI 95 F SL 86 B FF 95 F SL 85 F FF 95 F SI 95 X SL 88 2-2 16 1B 2B		4	2	2	0	0	1	0
16 Austin Jackson, R (1, 8) OBP: 0.350, SLG: 0.393	C FF 93 S KC 79 B SI 92 S KC 79 1-3 ③ K			1 SAFE 1 SAFE C FF 91 B CH 85 L CH 84 F KC 78 1 SAFE B CH 84 F FF 93 2-2 11 PO 1-3 1B		C FF 92 C CH 84 F KC 79 B FF 93 X CH 84 1-2 1B		C FF 94 X SL 86 0-1 2-H 1B		4	0	3	1	0	1	0
30 Michael Conforto, L (1, 9) OBP: 0.355, SLG: 0.414		B SI 89 F CH 84 B CH 84 X CH 84 2-1 ① G4-3		C KC 80 1 SAFE 1 SAFE S FF 94 B FF 94 1 SAFE S KC 81 1-3 ① K		B FF 92 B FF 92 S CH 84 S CH 84 1 SAFE S KC 79 2-3 ② K		S SL 81 F SL 81 B FF 95 B SL 82 B SL 83 F SL 82 C SL 82 3-3 ③ K		4	0	0	0	0	3	4
21 Todd Frazier, R (1, 5) OBP: 0.308, SLG: 0.396 73 Daniel Zamora, L (6, 1) 65 Robert Gsellman, R (8, 1) 7 José Reyes, S (9, PH) OBP: 0.277, SLG: 0.328		C SI 90 C KC 78 B KC 78 X FF 92 1-2 ② L4		S FF 94 B KC 81 X FF 96 1-1 ② SF8 3-H		C SI 90 C CH 84 B KC 79 F FF 92 1 SAFE S KC 79 1-3 ③ K			C SL 79 S SI 89 B SI 90 X SL 82 1-2 ① P3	2 0 0 1	0 0 0 0	0 0 0 0	1 0 0 0	0 0 0 0	1 0 0 0	1 0 0 0
11 José Bautista, R (1, 3) (6, 5) OBP: 0.350, SLG: 0.382		X SI 92 0-0 E4		1 SAFE 0-0 ③ PO 1-2	C KC 75 B FF 89 H FF 90 2-1 26 WP HBP		S CH 81 B CH 85 C FF 92 X KC 78 1-2 ① F9		C SL 79 C SI 89 B SI 90 B SL 81 F SL 81 F SI 89 X SL 81 2-2 26 G5-3 1B	3	0	1	0	0	0	0
26 Kevin Plawecki, R (1, 2) OBP: 0.344, SLG: 0.400		B KC 77 S KC 77 1 SAFE X FF 91 1-1 ③ F9			B SI 89 F CH 84 B CH 84 F KC 77 B FF 92 B KC 78 4-2 1 FC5-4 1-2 BB		S KC 78 S KC 78 X KC 78 0-2 ② G5-3		C SL 79 B SI 90 X SI 89 1-1 ② G5-3 1-2	3	0	0	0	1	0	2
34 Noah Syndergaard, L (1, 1) OBP: 0.147, SLG: 0.212 4 Wilmer Flores, R (6, 3) OBP: 0.326, SLG: 0.446			B FF 91 B SI 89 S SI 92 B FF 93 F SI 90 C FF 92 3-3 ① K		B KC 79 B FF 92 L FF 91 L FF 92 B FF 93 S FF 93 3-3 ① K		C FF 94 B CH 85 C CH 85 F FF 94 F KC 79 B FF 94 F FF 94 B CH 85 S KC 79 3-3 ③ K		B SI 88 F SI 88 S SI 88 X SI 89 1-2 ③ F9	2 2	0 0	0 0	0 0	0 0	2 1	2 1
72 Jack Reinheimer, R (1, 7) OBP: 0.222, SLG: 0.222			C KC 78 C KC 78 S KC 78 0-3 ② K		F KC 78 S KC 78 B KC 80 F FF 94 F CH 84 S CH 84 1-3 ② K			S SL 85 B SL 86 B SL 83 F FF 94 F SL 86 B SL 85 S FF 95 3-3 ① K		3	0	0	0	0	3	2

Inning Stats																																	
	R: 0 E: 0 K: 3 S: 11	H: 0 LOB: 0 BB: 0 P: 15	R: 0 E: 1 K: 0 S: 8	H: 0 LOB: 1 BB: 0 P: 12	R: 0 E: 0 K: 2 S: 8	H: 0 LOB: 0 BB: 0 P: 11	R: 1 E: 0 K: 1 S: 11	H: 2 LOB: 0 BB: 0 P: 15	R: 0 E: 0 K: 2 S: 12	H: 0 LOB: 2 BB: 1 P: 22	R: 0 E: 0 K: 2 S: 12	H: 1 LOB: 1 BB: 0 P: 17	R: 0 E: 0 K: 1 S: 12	H: 0 LOB: 0 BB: 0 P: 16	R: 1 E: 0 K: 3 S: 19	H: 2 LOB: 1 BB: 0 P: 28	R: 0 E: 0 K: 0 S: 13	H: 1 LOB: 1 BB: 0 P: 18	1B: 5 2B: 1 3B: 0 HR: 0	SF: 1 SAC: 0 DP: 0 HBP: 1	WP: 1 PB: 0 SB: 0 CS: 0	PA: 36

PITCHER		IP	WLS	BF	H	R	ER	SO	BB	IBB	HBP	BLK	WP	HR	S	P	ERA	WHIP
27 Aaron Nola, R ERA: 2.24	(1, 1)	7.0	W	26	3	1	1	11	1	0	1	0	1	0	74	108	1.29	0.571
64 Víctor Arano, R ERA: 2.09	(8, 1)	0.2	H	4	2	1	1	2	0	0	0	0	0	0	15	21	13.50	3.000
46 Adam Morgan, L ERA: 4.29	(8, 1)	0.1	H	1	0	0	0	1	0	0	0	0	0	0	4	7	0.00	0.000
93 Pat Neshek, R ERA: 0.6	(9, 1)	1.0	S	4	1	0	0	0	0	0	0	0	0	0	13	18	0.00	1.000

PITCHER	IP	WLS	BF	H	R	ER	SO	BB	IBB	HBP	BLK	WP	HR	S	P	ERA	WHIP

AB	32
R	2
H	6
RBI	2
BB	1
SO	14
LOB	14

BOTTOM

New York Mets @ Philadelphia Phillies

Citizens Bank Park, Philadelphia, PA

Fri Aug 17 2018, 6:11 PM - 9:30 PM EDT

Att. 40,460 - Partly Cloudy - 89 F

livebaseballscorecards.com

Batter	1	2	3	4	5	6	7	8	9	AB	R	H	RBI	BB	SO	LOB
16 César Hernández, S (1, 4) OBP: 0.369, SLG: 0.367	B SI 96 C FF 97 X FF 98 1-1 17 BB 13 2B 1B	C CU 81 S SL 90 X FF 99 0-2 17 S 1B		B FF 98 S CH 89 X SI 97 1-1 ② L7		B SL 78 B FF 88 C SL 78 C SL 79 B SL 79 T SL 78 3-2 ③ K				4	1	2	0	0	1	2
17 Rhys Hoskins, R (1, 7) OBP: 0.368, SLG: 0.507	B SI 96 1 SAFE B SI 96 B SL 91 C SI 97 B SI 96 4-1 13 2B 5 1B 1-2 BB	1 SAFE F SI 96 1 SAFE B SI 96 B SI 95 X SL 90 2-1 ③ G5-3 1-2		C SL 91 D CH 90 S SL 92 F SL 91 C CH 89 1-3 ③ K			B SL 77 B SL 78 B SL 76 B FF 87 4-0 13 G5-4-3 BB			2	1	0	0	2	1	2
13 Asdrúbal Cabrera, S (1, 6) (9, 5) OBP: 0.322, SLG: 0.473	X SI 97 0-0 5 1B 41 G3-6-3 1-3 2-H 2B	X CH 88 0-0 ① G4-3	B FF 95 F CH 89 F SL 90 F CU 81 B SI 96 F SL 91 X CH 90 2-2 ① G4-3				B SL 77 X FF 88 1-0 ①② G5-4-3 1-2f			4	1	1	1	0	0	1
5 Nick Williams, L (1, 9) OBP: 0.332, SLG: 0.459	X FF 98 0-0 41 G3-6-3 2-3 3-H 1B	B CH 88 S SL 90 S CH 89 B SL 90 S CU 82 2-3 ② K	X CH 90 0-0 ② G3				B SL 79 C SL 78 S SL 80 C SL 78 1-3 ③ K			4	0	1	1	0	2	0
41 Carlos Santana, S (1, 3) OBP: 0.353, SLG: 0.396	X FF 97 0-0 ①② G3-6-3 1-2f 3-H	C SI 98 B CH 90 B CH 90 B SL 90 B SI 97 4-1 7 FC4 BB	B SI 96 B SL 91 F FF 98 C SI 98 X CH 90 2-2 7 S 1B					F SI 95 B SL 92 B SI 96 S SI 96 B CU 83 F SI 96 B SI 96 4-2 BB		2	0	1	0	2	0	1
7 Maikel Franco, R (1, 5) OBP: 0.321, SLG: 0.482 93 Pat Neshek, S (9, 1)	F SL 92 B SL 91 B SI 97 S SL 91 X SL 91 2-2 24 S 1B	1 SAFE B SI 96 F SL 90 1 SAFE F SI 96 1 SAFE F SL 91 X SI 97 1-2 ③ FC4 1-2f	1 SAFE B SL 92 S SL 92 B SI 96 S SL 92 B SL 92 F SL 92 X CU 82 3-2 ③ L6 1-2					D SL 91 C SI 94 X SI 95 1-1 ① F9		4 0	0 0	1 0	0 0	0 0	3 0	0 0
24 Roman Quinn, S (1, 8) OBP: 0.300, SLG: 0.410	F FF 97 D CU 82 C CU 82 B SL 89 X SI 99 2-2 ③ G6-3 1-2			C CH 88 B SL 89 S CU 81 B CU 81 F CH 89 X SI 97 2-2 38 1B 3B		C CU 81 B SL 89 B CU 82 B CH 89 C SI 97 F SI 98 X CH 90 3-2 ① G4-3		B CU 82 B SI 95 X SI 95 2-0 ② F7		4	1	1	0	0	0	2
38 Jorge Alfaro, R (1, 2) OBP: 0.311, SLG: 0.390		S SL 90 S SL 90 B SL 91 S SI 97 1-3 ① K		S SL 90 B SI 97 F SL 91 X SI 98 1-2 27 FC3-5 27 S 3-H 1B		H CH 89 1-0 27 S HBP		1 SAFE C SI 95 X SI 95 0-1 ③ G4-3		3	0	1	1	0	1	1
27 Aaron Nola, R (1, 1) OBP: 0.085, SLG: 0.087 64 Víctor Arano, R (8, 1) 46 Adam Morgan, L (8, 1) 4 Scott Kingery, R (9, 6) OBP: 0.268, SLG: 0.331		B SI 98 C SI 98 B SL 91 F SI 97 B SI 99 F SI 98 S FF 99 3-3 ② K		B CU 82 C SI 96 D CU 82 C SI 96 B SI 97 X SI 96 3-2 ① FC3-5 1-3		1 SAFE B SI 95 C SI 96 C SI 97 B SL 91 F SI 98 B SI 97 F SI 98 C SI 98 3-3 ② K 1-2				3 0 0 0	0 0 0 0	0 0 0 0	0 0 0 0	0 0 0 0	2 0 0 0	2 0 0 0
Inning Stats	R: 3 E: 0 K: 0 S: 12 H: 4 LOB: 1 BB: 1 P: 21	R: 0 E: 0 K: 2 S: 12 H: 1 LOB: 1 BB: 0 P: 18	R: 0 E: 0 K: 1 S: 9 H: 0 LOB: 1 BB: 1 P: 16	R: 1 E: 0 K: 1 S: 16 H: 2 LOB: 1 BB: 0 P: 24	R: 0 E: 0 K: 0 S: 13 H: 1 LOB: 1 BB: 0 P: 20	R: 0 E: 0 K: 2 S: 12 H: 0 LOB: 1 BB: 0 P: 22	R: 0 E: 0 K: 1 S: 4 H: 0 LOB: 0 BB: 1 P: 10	R: 0 E: 0 K: 0 S: 8 H: 0 LOB: 1 BB: 1 P: 15		1B: 6 2B: 1 3B: 1 HR: 0	SF: 0 SAC: 0 DP: 2 HBP: 1			WP: 0 PB: 0 SB: 5 CS: 0	PA: 35	

	AB	30
	R	4
	H	8
	RBI	3
	BB	4
	SO	7
	LOB	14

PITCHER		IP	WLS	BF	H	R	ER	SO	BB	IBB	HBP	BLK	WP	HR	S	P	ERA	WHIP
34 Noah Syndergaard, R ERA: 3.4	(1, 1)	5.2	L	27	8	4	4	5	2	0	1	0	0	0	71	115	6.35	1.765
73 Daniel Zamora, L ERA:	(6, 1)	1.1		4	0	0	0	2	1	0	0	0	0	0	7	16	0.00	0.750
65 Robert Gsellman, R ERA: 3.78	(8, 1)	1.0		4	0	0	0	0	1	0	0	0	0	0	8	15	0.00	1.000

PITCHER		IP	WLS	BF	H	R	ER	SO	BB	IBB	HBP	BLK	WP	HR	S	P	ERA	WHIP

Batter	1	2	3	4	5	6	7	8	9	AB	R	H	RBI	BB	SO	LOB
1 Amed Rosario, R (1, 6) OBP: 0.286, SLG: 0.369	C SI 94 B SL 91 C SL 90 B SI 95 X CU 84 2-2 ① L8		C SL 89 C SI 94 B CH 89 X SL 90 1-2 ③ G6-3		B SI 93 C CU 82 B SL 90 B SI 93 F SI 94 F SI 92 F SL 90 X SI 93 3-2 ③ G6-3		B SL 86 B SI 98 X FF 98 2-0 68 3B 1B			4	1	1	0	0	0	0
68 Jeff McNeil, L (1, 4) OBP: 0.352, SLG: 0.430	C SI 96 F CH 91 F SI 94 F CU 84 X SI 95 0-2 ② P5			X CU 81 0-0 4 E 4 1B 1B		B SI 92 B CH 88 B SI 93 C SI 93 X SI 93 3-1 E3 21 S	1 SAFE X SI 97 0-0 1-H 3B			4	1	2	1	0	0	0
4 Wilmer Flores, R (1, 3) OBP: 0.325, SLG: 0.444	F SI 95 F SI 95 B SL 91 X SL 90 1-2 ③ G1-3			D SI 94 1 SAFE X SI 94 1-0 11 PB 21 1B 1-H 1B		B FF 92 X SI 93 1-0 ① L8	X SL 86 0-0 ③ P3			4	0	1	1	0	0	2
30 Michael Conforto, L (1, 7) OBP: 0.352, SLG: 0.410		F SI 94 F SL 90 B CH 89 X CH 90 1-2 ① G4-3		B CH 90 F SI 93 S SL 91 C SI 93 1-3 ① K		1 SAFE C SI 93 1 SAFE B CH 89 X CH 89 1-1 ② F7		B SL 80 F FF 92 F SL 81 C FF 91 1-3 ① K		4	0	0	0	0	2	2
21 Todd Frazier, R (1, 5) OBP: 0.314, SLG: 0.403		B SI 96 X SL 90 1-0 2B		1 SAFE C SI 93 B SI 94 C CH 89 X SI 94 1-2 11 PB 1-2 1B		C SL 94 C SI 91 B SL 90 B SI 94 H SI 94 4-1 1-2 HBP		B FF 95 B FF 93 C FF 93 B SL 80 C FF 92 X SL 81 3-2 ② F7		3	0	2	0	0	0	0
16 Austin Jackson, R (1, 8) OBP: 0.344, SLG: 0.386		C SI 95 C SI 95 B SL 90 B SI 95 S CU 84 2-3 ② K		S SI 94 F SI 94 S SL 90 0-3 ② K		S SL 91 C SI 93 B SL 91 B SL 90 C SI 94 2-3 ③ K		F FF 93 B FF 94 S SL 82 B FF 93 F SL 82 S SL 84 2-3 ③ K		4	0	0	0	0	4	5
11 José Bautista, R (1, 9) OBP: 0.345, SLG: 0.376		B SI 95 B SL 90 X SI 94 2-0 ③ P3		B SI 95 X SL 90 1-0 ③ P4 1-2 2-3			C SL 86 B FF 97 B FF 98 S FF 98 S SL 86 2-3 ① K		B FF 97 F FF 97 C FF 96 S FS 88 1-3 ① K	4	0	0	0	0	2	3
29 Devin Mesoraco, R (1, 2) OBP: 0.304, SLG: 0.388			B SI 92 C SI 94 F SI 94 B CH 90 X SI 95 2-2 ① F8		C SL 91 S SL 90 B SL 90 C SI 93 1-3 ① K		F FF 99 F SL 88 B SL 87 B SL 87 F FF 98 B FS 87 X SL 86 3-2 HR		B FF 96 B FF 96 F FF 95 F FF 95 B FS 88 X FF 95 3-2 ② G5-3	4	1	1	1	0	1	0
48 Jacob deGrom, L (1, 1) OBP: 0.164, SLG: 0.135			C SI 95 S SI 95 F CU 83 B SI 94 B CU 83 C SI 94 2-3 ② K		B SI 94 F SI 93 S CU 82 B SI 93 X SI 93 2-2 ② G6-3		B SI 98 F SI 98 F SI 98 B FS 87 B SI 98 S FF 98 3-3 ② K		C FF 95 C FF 95 B FS 86 B FF 95 B FF 94 C FF 94 3-3 ③ K	4	0	0	0	0	3	0
Inning Stats	R: 0 E: 0 K: 0 S: 11 H: 0 LOB: 0 BB: 0 P: 14	R: 0 E: 0 K: 1 S: 8 H: 1 LOB: 1 BB: 0 P: 14	R: 0 E: 0 K: 1 S: 10 H: 0 LOB: 0 BB: 0 P: 15	R: 1 E: 1 K: 2 S: 12 H: 3 LOB: 2 BB: 0 P: 16	R: 0 E: 0 K: 1 S: 11 H: 0 LOB: 0 BB: 0 P: 17	R: 0 E: 1 K: 1 S: 9 H: 0 LOB: 2 BB: 0 P: 20	R: 2 E: 0 K: 2 S: 13 H: 3 LOB: 1 BB: 0 P: 23	R: 0 E: 0 K: 2 S: 10 H: 0 LOB: 0 BB: 0 P: 16	R: 0 E: 0 K: 2 S: 9 H: 0 LOB: 0 BB: 0 P: 16	1B: 4 2B: 1 3B: 1 HR: 1	SF: 0 SAC: 0 DP: 0 HBP: 1			WP: 0 PB: 1 SB: 1 CS: 0	PA: 36		

PITCHER		IP	WLS	BF	H	R	ER	SO	BB	IBB	HBP	BLK	WP	HR	S	P	ERA	WHIP
49 Jake Arrieta, R ERA: 3.25	(1, 1)	6.0	L	24	4	1	1	6	0	0	1	0	0	0	61	96	1.50	0.667
57 Luis García, R ERA: 3.97	(7, 1)	1.0		6	3	2	2	2	0	0	0	0	0	1	13	23	18.00	3.000
61 Edubray Ramos, R ERA: 1.85	(8, 1)	1.0		3	0	0	0	2	0	0	0	0	0	0	10	16	0.00	0.000
50 Héctor Neris, R ERA: 6.34	(9, 1)	1.0		3	0	0	0	2	0	0	0	0	0	0	9	16	0.00	0.000

PITCHER	IP	WLS	BF	H	R	ER	SO	BB	IBB	HBP	BLK	WP	HR	S	P	ERA	WHIP

TOP

New York Mets @ Philadelphia Phillies

Citizens Bank Park, Philadelphia, PA

Sat Aug 18 2018, 4:07 PM - 7:18 PM EDT

Att. 35,158 - Sunny - 88 F

livebaseballscorecards.com

AB	35
R	3
H	7
RBI	3
BB	0
SO	12
LOB	12

Batter	1	2	3	4	5	6	7	8	9	AB	R	H	RBI	BB	SO	LOB
16 César Hernández, S (1, 4) OBP: 0.368, SLG: 0.366	C FF 95 F FF 96 F FF 98 C SL 92 0-3 K ①		C FF 96 B CH 89 S CH 90 X FF 98 1-2 L8 ③			C CU 82 X FF 97 0-1 G3-1 ②		C FF 98 X FF 97 0-1 1B		4	0	1	0	0	1	0
17 Rhys Hoskins, R (1, 7) OBP: 0.369, SLG: 0.510	B SL 92 C FF 97 S CH 90 B SI 97 T SI 97 2-2 K ②			B FF 96 C CH 89 T SI 95 X SI 96 1-2 5 S 1B		B SL 92 C FF 97 X CH 89 1-1 2B		C SL 93 B SL 93 B SL 93 C CH 91 S FF 98 2-3 K ③		4	0	2	0	0	2	1
41 Carlos Santana, S (1, 3) OBP: 0.352, SLG: 0.395	B CU 84 X FF 96 1-0 P6 ③			B SL 92 C SL 92 X FF 97 1-1 P4 ①		B CH 90 B SL 93 B SL 93 F FF 98 F FF 98 S SL 94 3-3 K ③			B FF 97 S CU 85 C CH 91 B FF 97 X SL 93 2-2 40 G6-4-3 1B	4	0	1	0	0	1	2
40 Wilson Ramos, R (1, 2) OBP: 0.351, SLG: 0.503		B CU 83 F CU 83 X CH 88 1-1 G5-3 ①		B CH 90 D CH 90 F CH 90 T SI 96 S CH 89 2-3 K ②			C FF 97 F CH 90 B SL 93 F FF 98 F CH 91 B CH 91 X CH 90 2-2 G6-3 ①		X SL 93 0-0 G6-4-3 ①② 1-2f	4	0	0	0	0	1	2
5 Nick Williams, L (1, 9) OBP: 0.331, SLG: 0.456		B CH 89 C FF 96 X FF 97 1-1 P5 ②		C CH 89 T CH 89 B FF 97 B CH 89 C SL 94 2-3 K ③ 1-2			X CH 91 0-0 7 1B 37 E 1B		C FF 98 F FF 99 X FF 99 0-2 G3 ③	4	1	1	0	0	1	1
7 Maikel Franco, R (1, 5) OBP: 0.324, SLG: 0.486		B FF 96 S SL 92 X SI 95 1-1 2B			X SL 92 0-0 G5-3 ①		C SL 92 X SI 97 0-1 37 FC3-6 1-2 1B			3	0	2	0	0	0	0
37 Odúbel Herrera, L (1, 8) OBP: 0.321, SLG: 0.442		X FF 97 0-0 G3 ③			B FF 97 C FF 96 B CH 90 X CH 90 2-1 G4-3 ②		X CH 90 0-0 FC3-6 ②③ 1-2f 2-H			3	0	0	0	0	0	2
4 Scott Kingery, R (1, 6) OBP: 0.266, SLG: 0.329 13 Asdrúbal Cabrera, S (8, PH) OBP: 0.321, SLG: 0.472 (9, 6)			C CU 81 C CH 89 B FF 97 B FF 96 X SL 91 2-2 L4 ①		S FF 96 C FF 98 S FF 98 0-3 K ③			S CH 88 B FF 97 X CH 90 1-1 F7 ①		2 1	0 0	0 0	0 0	0 0	1 0	0 0
49 Jake Arrieta, R (1, 1) OBP: 0.179, SLG: 0.216 24 Roman Quinn, S (6, PH) OBP: 0.293, SLG: 0.400 57 Luis García, R (7, 1) 61 Edubray Ramos, R (8, 1) 33 Justin Bour, L (8, PH) OBP: 0.345, SLG: 0.406 50 Hector Neris, R (9, 1)			B FF 96 S FF 95 S FF 96 X FF 97 1-2 L8 ②			B CU 82 C CU 82 F CH 88 S FF 97 1-3 K ①		C FF 97 S FF 96 F FF 98 S SL 93 0-3 K ②		1 1 0 0 1 0	0 0 0 0 0 0	0 0 0 0 0 0	0 0 0 0 0 0	0 0 0 0 0 0	0 0 0 0 1 0	0 0 0 0 0 0
Inning Stats	R: 0 E: 0 K: 2 S: 8 H: 0 LOB: 0 BB: 0 P: 11	R: 0 E: 0 K: 0 S: 7 H: 1 LOB: 1 BB: 0 P: 10	R: 0 E: 0 K: 0 S: 9 H: 0 LOB: 0 BB: 0 P: 13	R: 0 E: 0 K: 2 S: 11 H: 1 LOB: 1 BB: 0 P: 17	R: 0 E: 0 K: 1 S: 6 H: 0 LOB: 0 BB: 0 P: 8	R: 0 E: 0 K: 2 S: 10 H: 1 LOB: 1 BB: 0 P: 15	R: 1 E: 1 K: 0 S: 9 H: 2 LOB: 2 BB: 0 P: 11	R: 0 E: 0 K: 2 S: 11 H: 1 LOB: 1 BB: 0 P: 14	R: 0 E: 0 K: 0 S: 7 H: 1 LOB: 0 BB: 0 P: 9	1B: 5 2B: 2 3B: 0 HR: 0	SF: 0 SAC: 0 DP: 1 HBP: 0			WP: 0 PB: 0 SB: 1 CS: 0	PA: 32		

PITCHER	IP	WLS	BF	H	R	ER	SO	BB	IBB	HBP	BLK	WP	HR	S	P	ERA	WHIP
48 Jacob deGrom, R (1, 1) ERA: 1.71	9.0	W	32	7	1	0	9	0	0	0	0	0	0	78	108	0.00	0.778

PITCHER	IP	WLS	BF	H	R	ER	SO	BB	IBB	HBP	BLK	WP	HR	S	P	ERA	WHIP

BOTTOM

New York Mets @ Philadelphia Phillies

Citizens Bank Park, Philadelphia, PA

Sat Aug 18 2018, 4:07 PM - 7:18 PM EDT

Att. 35,158 - Sunny - 88 F

livebaseballscorecards.com

AB	32
R	1
H	7
RBI	0
BB	0
SO	9
LOB	8

Batter	1	2	3	4	5	6	7	8	9	AB	R	H	RBI	BB	SO	LOB
1 Amed Rosario, R (1, 6) OBP: 0.290, SLG: 0.372	B SL 91 F SI 96 S C 1-3 ① K	F SL 89 F KC 82 D SL 87 X FF 97 1-2 68 CS 1B 2-H 3-H		F FF 95 X SL 87 0-1 68 1B 1B 1-2 2-3		X 0-0 1B 1-2 2-H		S SL 83 S SL 85 X SL 84 0-2 ③ G3-1 2-3		5	0	3	3	0	1	1
68 Jeff McNeil, L (1, 4) OBP: 0.355, SLG: 0.429	F X 0-1 ② G1	1 SAFE 1 SAFE B KC 79 F FF 95 1 SAFE F FF 95 F KC 79 B KC 80 B FF 94 3-3 ② ③ K C FF 96 1-2		F SL 80 F SL 81 F SI 93 X FF 94 0-2 ③ 1-3 2-H 3-H 1B		S F B S 1-3 ③ K			F CH 86 F SI 92 B CH 88 B SL 84 X SL 82 2-2 4 G6-4-3 1B	5	0	2	2	0	2	3
4 Wilmer Flores, R (1, 3) OBP: 0.323, SLG: 0.440	C B B X 2-1 1B	C X FF 93 0-1 ① G6-3			S SI 93 B CU 77 C CU 77 S CU 79 1-3 ① K		B FC 93 B SI 95 C SI 96 X FC 94 2-1 ① G1-3		C FF 92 B SL 82 B SL 81 C SI 90 X SL 83 2-2 ① ② G6-4-3 1-2f	5	0	1	0	0	1	1
30 Michael Conforto, L (1, 7) OBP: 0.348, SLG: 0.405	C B B C B T 3-2 ③ K	X FF 94 0-0 ② G4-3			B SL 81 F SI 92 C FF 93 F SL 80 B SL 83 X SL 80 2-2 ② G4-3		S FC 93 B SI 96 X SI 96 1-1 ② G4-3		B SI 94 B CH 88 X SI 91 2-0 ③ G4-3	5	0	0	0	0	1	1
21 Todd Frazier, R (1, 5) OBP: 0.313, SLG: 0.401		B FF 97 C FF 96 X KC 81 1-1 16 1B 11 1B 1B	F FF 94 F FF 94 F FF 94 B SL 86 B SL 83 S SL 84 2-3 ③ K		B SI 94 T SI 92 B CU 79 X SI 93 2-1 ③ G6-3		C SI 96 F FC 94 B SI 97 B SI 96 S FC 94 2-3 ③ K			4	1	1	0	0	2	0
16 Austin Jackson, R (1, 8) OBP: 0.347, SLG: 0.385		B FF 96 B FF 96 C SL 89 F FF 96 F SL 86 B FF 97 X 3-2 11 1B 26 1B 1-3 1B		C CH 89 B FF 94 B FF 95 C KC 78 B B 4-2 1 1B 11 1B 68 1B BB		B FF 96 C SI 97 C SI 98 F FF 96 B CU 82 S SL 86 2-3 ① K		F FF 96 F SL 86 S SL 84 0-3 ① K		3	2	1	0	1	2	0
11 José Bautista, R (1, 9) OBP: 0.347, SLG: 0.378		F SL 89 1 SAFE X FF 95 0-1 40 SH5-4 26 1B 1 1B 1-2 3-H 1B		F FF 95 F SI 94 B FF 94 F FF 95 1 SAFE B SL 86 1 SAFE X SI 94 2-2 1 1B 68 1B 1-2 1B		C SI 97 B SL 88 C SL 87 B SI 97 S FF 96 2-3 ② K		B SL 84 X SI 95 1-0 ② G5-3		4	2	2	1	0	1	0
26 Kevin Plawecki, R (1, 2) OBP: 0.353, SLG: 0.405		X SL 89 0-0 40 SH5-4 1 1B 1-2 2-H 1B		B FF 94 C SI 94 X KC 78 1-1 ① L7		F SL 87 C B F B F B X 3-2 40 1B 1 1B 1B		B FF 96 B SL 85 C FF 98 T SI 96 F SL 85 B SL 85 F SL 86 B FF 97 4-2 22 2B BB		3	3	2	1	1	0	2
40 Jason Vargas, L (1, 1) OBP: 0.188, SLG: 0.133 67 Seth Lugo, R (6, 1) OBP: 0.167, SLG: 0.091 22 Dominic Smith, L (8, PH) OBP: 0.227, SLG: 0.347 62 Drew Smith, R (8, 1) 73 Daniel Zamora, L (9, 1)		L FF 94 X FF 94 0-1 ① SH5-4 1-2 2-3		C FF 94 B KC 75 B FF 93 F FF 94 S KC 79 2-3 ② K		B X 1-0 1 1B 1-2 1B		B SI 98 S SI 96 B SI 97 S SI 97 X SI 99 2-2 1 WP 1-H 2B		2 0 1 0 0	0 0 0 0 0	1 0 1 0 0	0 0 1 0 0	0 0 1 0 0	1 0 0 0 0	2 0 0 0 0
Inning Stats	R: 0 E: 0 K: 2 S: 10 H: 1 LOB: 1 BB: 0 P: 16	R: 4 E: 0 K: 1 S: 18 H: 5 LOB: 0 BB: 0 P: 26	R: 0 E: 0 K: 1 S: 7 H: 0 LOB: 0 BB: 0 P: 9	R: 2 E: 0 K: 1 S: 17 H: 3 LOB: 2 BB: 1 P: 26	R: 0 E: 0 K: 1 S: 9 H: 0 LOB: 0 BB: 0 P: 14	R: 1 E: 0 K: 3 S: 17 H: 3 LOB: 2 BB: 0 P: 26	R: 0 E: 0 K: 1 S: 7 H: 0 LOB: 0 BB: 0 P: 12	R: 1 E: 0 K: 1 S: 14 H: 1 LOB: 1 BB: 1 P: 21	R: 0 E: 0 K: 0 S: 7 H: 1 LOB: 0 BB: 0 P: 13	1B: 13 2B: 1 3B: 0 HR: 0		SF: 0 SAC: 1 DP: 1 HBP: 0				

PITCHER		IP	WLS	BF	H	R	ER	SO	BB	IBB	HBP	BLK	WP	HR	S	P	ERA	WHIP
43 Nick Pivetta, R ERA: 4.66	(1, 1)	3.2	L	19	8	6	6	5	1	0	0	0	0	0	48	73	14.73	2.455
46 Adam Morgan, L ERA: 4.14	(4, 1)	1.1		4	1	0	0	1	0	0	0	0	0	0	13	18	0.00	0.750
53 Yacksel Ríos, R ERA: 5.14	(6, 1)	1.0		6	3	1	1	3	0	0	0	0	0	0	17	26	9.00	3.000
96 Tommy Hunter, R ERA: 3.88	(7, 1)	1.0		3	0	0	0	1	0	0	0	0	0	0	7	12	0.00	0.000
57 Luis García, R ERA: 4.11	(8, 1)	1.0		5	1	1	1	1	1	0	0	0	1	0	14	21	9.00	2.000

PITCHER		IP	WLS	BF	H	R	ER	SO	BB	IBB	HBP	BLK	WP	HR	S	P	ERA	WHIP
61 Edubray Ramos, R ERA: 1.8	(9, 1)	1.0		3	1	0	0	0	0	0	0	0	0	0	7	13	0.00	1.000

TOP

New York Mets @ Philadelphia Phillies

BB&T Ballpark, Williamsport, PA

Sun Aug 19 2018, 7:14 PM - 10:21 PM EDT

Att. 2,429 - Cloudy - 74 F

livebaseballscorecards.com

AB	37
R	8
H	14
RBI	8
BB	2
SO	11
LOB	10

WP: 1 PA: 40
PB: 0
SB: 0
CS: 1

New York Mets @ Philadelphia Phillies

BB&T Ballpark, Williamsport, PA

Sun Aug 19 2018, 7:14 PM - 10:21 PM EDT

Att. 2,429 - Cloudy - 74 F

BOTTOM

livebaseballscorecards.com

Batter	1	2	3	4	5	6	7	8	9	AB	R	H	RBI	BB	SO	LOB
16 César Hernández, S (1, 4) OBP: 0.367, SLG: 0.365	X FF 85 0-0 ① G3		C CH 79 B SI 87 B SI 86 B CH 80 C SI 88 X SI 88 3-2 2-3 1B			C SI 84 B SI 85 B CH 79 C CH 80 B SI 86 F SI 86 X 3-2 ① F8	B FF 94 T SL 88 B B FF 93 C FF 94 F SI 94 F SI 93 T 3-2 ③ K			4	0	1	0	0	1	1
17 Rhys Hoskins, R (1, 7) OBP: 0.368, SLG: 0.507	B SI 86 C SI 86 B CH 80 C SI 86 F SI 86 X CH 80 2-2 ② G6-3		C B F CH 81 D KC 76 1 SAFE 1 SAFE X SI 87 2-2 ③ P4			B SI 87 C KC 74 C SI 87 F X 1-2 41 HR 1B		X SI 96 0-0 ① G4-3		4	1	1	0	0	0	2
41 Carlos Santana, S (1, 3) (8, 5) OBP: 0.351, SLG: 0.400	C SI 88 X CH 80 0-1 ③ G6-3			B SI 85 B SI 86 C SI 86 X SI 87 2-1 ① G3		B C B SI 86 B SI 86 F X 3-2 1-H HR		C SI 96 B SI 96 B CH 89 S FF 96 S FF 97 2-3 ② K		4	1	1	2	0	1	0
40 Wilson Ramos, R (1, 2) OBP: 0.349, SLG: 0.503		C SI 86 B CH 80 F SI 86 F CH 80 B CH 81 F SI 87 F CH 81 B CH 81 X CH 80 3-2 ① G5-3		F SI 85 S CH 80 S CH 80 0-3 ② K		B CH 79 X 1-0 13 G4-3 2B		F FF 97 X SI 97 0-1 ③ G1-3		4	0	1	0	0	1	0
13 Asdrúbal Cabrera, S (1, 5) (8, 6) OBP: 0.318, SLG: 0.468		X SI 87 0-0 ② G5-3		F SI 85 X CH 80 0-1 ③ G1-3		C FF 94 X CH 88 0-1 ② G4-3 2-3			C SL 79 S SL 79 X SL 78 0-2 ① F9	4	0	0	0	0	0	1
5 Nick Williams, L (1, 9) OBP: 0.330, SLG: 0.454		C SI 87 F CH 80 B KC 75 F SI 87 B SI 88 B CH 80 X SI 88 3-2 ③ G6-3			C CH 79 F SI 85 S KC 74 0-3 ① K	C CU 80 B SI 96 B SI 95 F CH 87 F FF 97 C FF 97 2-3 ③ K			X SL 79 0-0 1B	4	0	1	0	0	2	1
4 Scott Kingery, R (1, 6) OBP: 0.267, SLG: 0.332 33 Justin Bour, L (7, PH) OBP: 0.343, SLG: 0.404 (8, 3)			B SI 86 S CH 80 X 1-1 ① P3		C SI 86 S KC 75 B KC 73 B SI 86 F CH 80 F CH 80 B SI 87 X SI 87 3-2 37 G6-3 2B		F CU 79 S CU 82 X CU 82 0-2 ① G4-3		C SL 77 S SL 78 X SL 78 0-2 ② P5	2 2	0 0	1 0	0 0	0 0	0 1	0 1
37 Odúbel Herrera, L (1, 8) OBP: 0.320, SLG: 0.441			C SI 86 B CH 80 B CH 80 L CH 81 B SI 87 F CH 81 F SI 87 X CH 81 3-2 16 1B 43 SH2-4 1B		C KC 74 F SI 87 D KC 73 X SI 88 1-2 ② G6-3 2-3		S SI 96 C CU 81 B FF 96 F FF 97 B SL 89 X CU 83 2-2 ② G1-3		C SL 78 F SL 79 C SL 79 0-3 ③ K	4	0	1	0	0	1	2
43 Nick Pivetta, R (1, 1) OBP: 0.171, SLG: 0.152 46 Adam Morgan, L (4, 1) 7 Maikel Franco, R (5, PH) OBP: 0.323, SLG: 0.484 53 Yacksel Ríos, R (6, 1) 96 Tommy Hunter, R (7, 1) 24 Roman Quinn, S (7, PH) OBP: 0.310, SLG: 0.415 57 Luis García, R (8, 1) 61 Edubray Ramos, R (9, 1)			1 SAFE B FF 86 X FF 86 1-0 ② SH2-4 1-2		S CH 81 S CH 80 B CH 78 D KC 75 S CH 81 2-3 ③ K		B SL 90 X SI 96 1-0 1B			0 0 1 0 0 1 0	0 0 0 0 0 0 0	0 0 0 0 0 0 0	0 0 0 0 0 0 0	0 0 1 0 0 0 0	0 0 1 0 0 0 0	0 0 1 0 0 0 0

Inning Stats	1	2	3	4	5	6	7	8	9
	R: 0 E: 0 K: 0 S: 7 H: 0 LOB: 0 BB: 0 P: 9	R: 0 E: 0 K: 0 S: 11 H: 0 LOB: 0 BB: 0 P: 17	R: 0 E: 0 K: 0 S: 14 H: 2 LOB: 2 BB: 0 P: 24	R: 0 E: 0 K: 1 S: 7 H: 0 LOB: 0 BB: 0 P: 9	R: 0 E: 0 K: 2 S: 14 H: 1 LOB: 1 BB: 0 P: 20	R: 2 E: 0 K: 1 S: 18 H: 3 LOB: 1 BB: 0 P: 28	R: 0 E: 0 K: 1 S: 13 H: 1 LOB: 1 BB: 0 P: 19	R: 0 E: 0 K: 1 S: 6 H: 0 LOB: 0 BB: 0 P: 8	R: 0 E: 0 K: 1 S: 10 H: 1 LOB: 1 BB: 0 P: 10

	AB	34
	R	2
	H	8
	RBI	2
	BB	0
	SO	7
	LOB	9

1B: 5 SF: 0 WP: 0 PA: 35
2B: 2 SAC: 1 PB: 0
3B: 0 DP: 0 SB: 0
HR: 1 HBP: 0 CS: 0

PITCHER		IP	WLS	BF	H	R	ER	SO	BB	IBB	HBP	BLK	WP	HR	S	P	ERA	WHIP
40 Jason Vargas, L ERA: 7.67	(1, 1)	5.1	W	22	6	2	2	3	0	0	0	0	0	1	65	99	3.38	1.125
67 Seth Lugo, R ERA: 2.89	(6, 1)	1.2		6	1	0	0	2	0	0	0	0	0	0	19	27	0.00	0.600
62 Drew Smith, R ERA: 1.5	(8, 1)	1.0		3	0	0	0	1	0	0	0	0	0	0	6	8	0.00	0.000
73 Daniel Zamora, L ERA:	(9, 1)	1.0		4	1	0	0	1	0	0	0	0	0	0	10	10	0.00	1.000

PITCHER	IP	WLS	BF	H	R	ER	SO	BB	IBB	HBP	BLK	WP	HR	S	P	ERA	WHIP

Batter	1	2	3	4	5	6	7	8	9	10	11	12	13	AB	R	H	RBI	BB	SO	LOB
22 Andrew McCutchen, R (1, 9) OBP: 0.354, SLG: 0.414	S FF 97 C FF 98 C FC 92 0-3 ① K		B FF 96 F FF 96 F SI 97 B FS 90 B FC 92 X FF 97 3-2 ③ G5-3			X FC 90 0-0 ① G6-3 C SI 93 B FF 95 X FC 92 1-1 ② F8 C SI 94 C FC 92 X SI 96 0-2 ③ G6-3		B SI 94 X SI 95 1-0 ① G6-3 C SI 95 F CH 88 B SI 95 S CU 83 1-3 ② K X SI 96 0-0 ③ F8			B FF 88 S FF 88 X SI 89 1-1 35 1B 1B	1 SAFE 1 SAFE C FF 95 B FF 96 F SL 83 B FF 97 B CH 90 B FF 96 4-2 28 FC3-2 28 S 35 E 1-3 BB	5	1	1	0	1	1	0
12 Joe Panik, L (1, 4) OBP: 0.301, SLG: 0.344	B FF 97 F SI 97 C SI 97 B FF 99 F FF 98 X FS 91 2-2 ② G3			C SI 95 B FS 89 B FC 93 X FC 93 2-1 ① G3 S FF 96 C SI 95 B FC 92 F SI 97 B SI 98 F FS 91 S FC 92 2-3 ② K						1 SAFE B FF 88 B FF 89 B FF 89 C FF 89 F FF 90 X FF 88 3-2 ① P2	X FF 95 0-0 ① P5	6	0	0	0	0	1	3
28 Buster Posey, R (1, 2) OBP: 0.360, SLG: 0.386	B FF 98 S FC 94 F SI 97 B FF 98 B FC 92 F FF 98 X FF 98 3-2 1B										1 SAFE C SL 81 B SI 89 1 SAFE X SI 89 1-1 ② F8	B SL 84 C SL 83 X FF 95 1-1 ② FC3-2 35 E 1-3 3-H	6	0	1	0	0	1	3
35 Brandon Crawford, L (1, 6) OBP: 0.337, SLG: 0.414	B SI 97 T FS 90 C SI 96 1 SAFE F FC 92 B FS 90 T FS 90 2-2 ③ K						B FC 90 B FS 86 F FC 92 S FC 90 B FF 96 F FF 96 B FF 97 4-2 10 9 L9 19 1B 2B BB		B SI 93 T CH 86 B SI 94 T SI 95 B SI 95 F SI 95 X SI 95 3-2 ① G4-3		S SL 77 X SL 78 0-1 1-3 1B	B FF 96 X FF 95 1-0 1-3 3-H E7	5	1	1	0	1	2	2
9 Brandon Belt, L (1, 3) OBP: 0.362, SLG: 0.454		B SI 94 F FC 93 B FC 92 B FS 89 T FF 97 F FF 97 F FF 98 F SI 98 X FC 93 3-2 ① L8			F CH 84 X CH 87 0-1 10 2B 1B		1 SAFE F FC 92 X FC 90 0-1 19 2B 1-2 1B		S CH 87 B CH 87 S CH 87 B SL 92 X SI 95 2-2 ② L7		B SL 77 F SL 77 F SL 78 B FF 89 B SL 79 S SL 77 3-3 ③ K	B FF 96 X FF 95 1-0 ③ P5	6	0	2	0	0	1	4
10 Evan Longoria, R (1, 5) OBP: 0.282, SLG: 0.417 64 Derek Law, R (12, 1) OBP: 1.000, SLG: 1.000		C FF 97 B SI 97 X SI 96 1-1 ② G5-3			D FC 91 1 SAFE F SI 95 X SI 96 1-1 1-3 2B		B SI 95 C FC 90 X SI 96 1-1 ① L9 2-3		B SI 95 X SI 95 1-0 ③ F9			X FF 94 0-0 ① P3	5	0	1	0	0	0	2
6 Steven Duggar, L (1, 8) OBP: 0.304, SLG: 0.379 7 Gorkys Hernández, R (10, PH) OBP: 0.297, SLG: 0.412 (10, 8)		B SI 96 C FC 92 X FS 90 1-1 ③ F9			S SI 97 S SI 96 S SI 97 0-3 ① K		1 SAFE F FF 96 C FF 97 1 SAFE F SI 97 B FF 96 S FF 98 1-3 ② K			B CU 73 C CU 72 C CH 84 B CU 74 B FF 90 X CU 73 3-2 ① G6-3		C FF 96 B SL 84 X SL 83 1-1 ② P2	0	0	0	0	0	0	0
19 Alen Hanson, S (1, 7) OBP: 0.302, SLG: 0.461		C FS 88 C SI 95 F FC 91 S CU 80 0-3 ① K			S SI 97 F SI 97 D FC 93 B FC 92 S CU 82 2-3 ② K		S FF 96 X FF 96 0-1 1-3 3-H 2B			B CU 74 B CH 84 F CH 82 B FF 90 S FF 89 C FF 90 3-3 ② K		X FF 96 0-0 ③ G4-3	5	0	1	1	0	3	2
45 Derek Holland, S (1, 1) 49 Sam Dyson, R (8, 1) 8 Hunter Pence, R (7, PH) OBP: 0.000, SLG: 0.000 56 Tony Watson, L (7, 1) 41 Mark Melancon, R (8, 1) 53 Austin Slater, R (10, PH) OBP: 0.000, SLG: 0.000 13 Will Smith, R (10, 1) 54 Reyes Moronta, R (11, 1) 2 Chase d'Arnaud, R (10, 1) OBP: 0.364, SLG: 0.571		C SI 96 S FF 96 F SI 96 C CU 81 0-3 ② K			B SI 96 S FF 97 F FF 98 S FF 98 1-3 ③ K		F FF 97 X SI 96 0-1 ③ G4-3			X CH 85 0-0 ③ G6-3		C FF 96 F SL 83 X SL 83 0-2 22 WP 22 E 28 FC3-2 1B	2 0 0 0 0 2 2 0 0 0 0 0 0 0 1 0 0 0 0 0 2 0 0 0 0 0 0 0 1 0 0 0 0 0 0 0 0 0 0 0 0 0 0 0 0 0 0 0 0 1 0 1 0 0 0 0							
Inning Stats	R: 0 E: 0 K: 2 S: 15 H: 1 LOB: 1 BB: 0 P: 22	R: 0 E: 0 K: 0 S: 10 H: 0 LOB: 0 BB: 0 P: 15	R: 0 E: 0 K: 2 S: 11 H: 0 LOB: 0 BB: 0 P: 14	R: 0 E: 0 K: 2 S: 11 H: 0 LOB: 0 BB: 0 P: 17	R: 0 E: 0 K: 3 S: 13 H: 2 LOB: 2 BB: 0 P: 17	R: 0 E: 0 K: 0 S: 6 H: 0 LOB: 0 BB: 0 P: 7	R: 1 E: 0 K: 1 S: 15 H: 2 LOB: 2 BB: 1 P: 21	R: 0 E: 0 K: 1 S: 5 H: 0 LOB: 0 BB: 0 P: 7	R: 0 E: 0 K: 0 S: 8 H: 0 LOB: 0 BB: 0 P: 14	R: 0 E: 0 K: 1 S: 7 H: 0 LOB: 0 BB: 0 P: 13	R: 0 E: 0 K: 1 S: 12 H: 2 LOB: 2 BB: 0 P: 20	R: 0 E: 0 K: 0 S: 4 H: 0 LOB: 0 BB: 0 P: 5	R: 1 E: 2 K: 0 S: 10 H: 1 LOB: 2 BB: 1 P: 17	1B: 6 2B: 2 3B: 0 HR: 0 SF: 0 SAC: 0 DP: 0 HBP: 0						

PITCHER	IP	WLS	BF	H	R	ER	SO	BB	IBB	HBP	BLK	WP	HR	S	P	ERA	WHIP
45 Zack Wheeler, R (1, 1) ERA: 3.63	7.0		27	5	1	1	10	1	0	0	0	0	0	81	113	1.29	0.857
65 Robert Gsellman, R (8, 1) ERA: 3.67	2.0		6	0	0	0	1	0	0	0	0	0	0	13	21	0.00	0.000
39 Jerry Blevins, L (10, 1) ERA: 3.55	1.0		3	0	0	0	1	0	0	0	0	0	0	7	13	0.00	0.000
51 Paul Sewald, R (11, 1) ERA: 4.74	0.2		3	1	0	0	0	0	0	0	0	0	0	7	12	0.00	1.500
73 Daniel Zamora, L (11, 1) ERA:	0.1		2	1	0	0	1	0	0	0	0	0	0	5	8	0.00	3.000

PITCHER	IP	WLS	BF	H	R	ER	SO	BB	IBB	HBP	BLK	WP	HR	S	P	ERA	WHIP
49 Tyler Bashlor, R (12, 1) ERA: 3.86	2.0	L	9	1	1	0	0	1	0	0	0	1	0	14	22	0.00	1.000

TOP

San Francisco Giants @ New York Mets

Citi Field, Flushing, NY

Mon Aug 20 2018, 7:11 PM - 11:30 PM EDT

Att. 24,811 - Partly Cloudy - 73 F

livebaseballscorecards.com

AB	48
R	2
H	8
RBI	1
BB	2
SO	13
LOB	24

GIANTS

WP: 1 PB: 0 SB: 1 CS: 0 PA: 50

Batter	1	2	3	4	5	6	7	8	9	10	11	12	13	AB	R	H	RBI	BB	SO	LOB
1 Amed Rosario, R (1, 6) OBP: 0.290, SLG: 0.369	S SI 90 C SI 90 F SL 80 B SI 91 X SL 80 1-2 4 2B 1B		1 SAFE B SI 90 X KC 76 1-0 G5-3 1-2		F KC 79 X KC 76 0-1 E6		D SL 84 S CH 87 B SI 94 S CH 86 D CH 87 X CH 87 3-2 G6-4-3 1-2f			B FF 93 C CU 76 S CU 77 B FF 94 S SL 81 2-3 K2-3		B SL 84 B SL 83 B FF 94 B FF 93 4-0 1-2 BB		5	1	1	0	1	1	3
16 Austin Jackson, R (1, 8) OBP: 0.343, SLG: 0.379	B SI 90 1 SAFE S CH 83 F SI 90 S CH 84 1-3 K		C CH 82 B CH 82 F SI 91 X CH 83 1-2 G5-3		F SI 91 1 SAFE 1 SAFE F SI 89 B SI 90 B SI 91 1 SAFE 1 SAFE B SI 90 3-2 X CH 81 P4			X FC 92 0-0 21 CS 1B			S FF 96 X FF 96 0-1 L8	S SL 85 B FF 96 B FF 95 X SL 85 2-1 P6		6	0	1	0	0	1	5
4 Wilmer Flores, R (1, 3) OBP: 0.326, SLG: 0.444	1 SAFE B SI 91 1 SAFE C SI 90 X CH 84 1-1 1-H 2B		B KC 79 S KC 79 B SI 91 F SL 79 X SI 92 2-2 F9			C CH 81 B KC 78 X KC 78 1-1 11 G5-4-3 21 BB 1B		C FC 92 D KC 84 1 SAFE X FC 91 1-1 F8			C SL 82 B SL 85 F FF 96 X FF 96 1-1 11 WP 1B		F SL 83 S SL 85 B FF 96 X SL 85 1-2 G5-3	6	0	3	1	0	0	2
21 Todd Frazier, R (1, 5) OBP: 0.310, SLG: 0.394	S SI 91 C SI 91 B SL 81 X SL 80 1-2 F7			S SL 79 S SI 92 B SI 92 B SI 92 C SI 91 2-3 K		C SI 90 B CH 81 B SI 90 1 SAFE B CH 80 B SI 90 4-1 11 G5-4-3 1-2 BB		C FC 91 B FC 92 B FC 92 D KC 84 F FC 90 F KC 84 1 SAFE C FC 92 3-3 K 1-2			B FF 96 B SL 84 F FF 96 D SL 82 F FF 96 C SL 84 3-3 K		X FF 95 0-0 L9	5	0	0	0	1	3	3
11 José Bautista, R (1, 9) OBP: 0.345, SLG: 0.372 49 Tyler Bashlor, R (12, 1) 40 Jason Vargas, L (13, PH) OBP: 0.176, SLG: 0.125	C SI 91 B SI 92 F SI 92 B SI 92 C CH 83 2-3 K		F CH 83 F SI 92 F SI 91 B SI 92 F SL 80 B SI 93 F SI 93 B CH 82 X KC 79 3-2 E1 7 FC6-4			X SI 93 0-0 G5-4-3 1-2f 2-3		S FC 92 B FC 93 F FF 93 F FF 93 B KC 84 S KC 85 2-3 K			C FF 96 F SL 83 B FF 98 B SL 84 D SL 84 4-2 1-2 BB		C FF 94 B SL 83 S SL 84 B SL 86 B SL 86 F FF 95 X FF 95 3-2 F8	4 0 1	0 0 0	0 0 0	0 0 0	1 0 0	2 0 0	3 0 0
7 José Reyes, S (1, 4)		C SI 90 B CH 82 F SI 91 F SL 80 B SI 90 B SI 92 T SI 91 3-2 K		C SI 91 F SI 89 X CH 81 0-2 FC6-4 1-2f		F FC 90 B FC 91 C SI 94 B FC 90 B SI 93 X SI 93 3-2 G3		C FC 92 B FS 93 C FC 92 F FC 93 F FC 93 S FS 83 1-3 K			B FF 97 X FF 96 1-0 L6			5	0	0	0	0	2	4
29 Devin Mesoraco, R (1, 2) OBP: 0.298, SLG: 0.380		B KC 80 C KC 78 B KC 79 X SI 92 2-1 F9		1 SAFE S KC 77 B SI 91 F KC 77 B SI 91 B SL 81 X SI 92 3-2 G6-3			S CH 84 F CH 86 B SL 84 B CH 85 F CH 86 X SI 93 2-2 F8		B KC 83 C FC 92 F KC 83 X KC 84 1-2 G4-3			C SL 85 B SL 87 B FF 95 B SL 84 X FF 93 3-1 P2		5	0	0	0	0	0	1
45 Zack Wheeler, L (1, 1) OBP: 0.182, SLG: 0.233 68 Jeff McNeil, L (7, PH) OBP: 0.392, SLG: 0.435 65 Robert Gsellman, R (8, 1) 39 Jerry Blevins, L (10, 1) OBP: 0.000, SLG: 0.000 26 Kevin Plawecki, R (10, PH) OBP: 0.391, SLG: 0.483 51 Paul Sewald, R (11, 1) 73 Daniel Zamora, L (11, 1) 22 Dominic Smith, L (12, 7) OBP: 0.224, SLG: 0.342		B SI 92 C SI 92 B SL 81 X SI 92 2-1 G4-3			C SI 91 F KC 77 F KC 79 C SI 92 0-3 K		S SL 86 F SL 85 X SL 83 0-2 30 1B 1B			B CU 74 C FF 91 B CU 76 F FF 92 B SL 81 F SL 82 X FF 93 3-2 L9		C FF 93 F SL 84 S SL 84 0-3 K2-3	2 1 0 0 1 0 0 1	0 0 0 0 0 0 0 0	0 1 0 0 0 0 0 0	0 0 0 0 0 0 0 0	1 0 0 0 0 0 0 0	0 0 0 0 0 0 0 1	0 0 0 0 0 0 0 0
72 Jack Reinheimer, R (1, 7) OBP: 0.273, SLG: 0.273 30 Michael Conforto, L (7, PH) OBP: 0.350, SLG: 0.405 (8, 7) (12, 9)			B SI 90 C KC 77 B CH 82 S SI 90 B SI 92 X SI 92 3-2 1 G5-3 1B		F CH 81 B KC 78 F SI 89 B SI 91 B KC 79 X SI 91 3-2 F8		X SI 93 0-0 1 G6-4-3 1-3 1B			C SL 79 C FF 92 T SL 82 0-2 K		C CU 78 S SL 85 B FF 97 B SL 86 B FF 95 F SL 86 B SL 84 4-2 1 BB BB	2 2	0 0	1 1	0 0	0 1	0 1	0 0
Inning Stats	R: 1 E: 0 K: 2 S: 15 H: 2 LOB: 1 BB: 0 P: 21	R: 0 E: 0 K: 1 S: 8 H: 0 LOB: 0 BB: 0 P: 15	R: 0 E: 0 K: 0 S: 10 H: 1 LOB: 1 BB: 0 P: 17	R: 0 E: 1 K: 1 S: 15 H: 0 LOB: 1 BB: 0 P: 23	R: 0 E: 1 K: 1 S: 12 H: 0 LOB: 1 BB: 0 P: 18	R: 0 E: 0 K: 0 S: 7 H: 1 LOB: 1 BB: 1 P: 15	R: 0 E: 0 K: 0 S: 11 H: 2 LOB: 1 BB: 0 P: 16	R: 0 E: 0 K: 1 S: 7 H: 1 LOB: 1 BB: 0 P: 11	R: 0 E: 0 K: 2 S: 12 H: 0 LOB: 0 BB: 0 P: 16	R: 0 E: 0 K: 2 S: 10 H: 0 LOB: 0 BB: 0 P: 15	R: 0 E: 0 K: 1 S: 11 H: 1 LOB: 2 BB: 1 P: 20	R: 0 E: 0 K: 1 S: 10 H: 0 LOB: 2 BB: 2 P: 23	R: 0 E: 0 K: 0 S: 8 H: 0 LOB: 0 BB: 0 P: 12	1B: 7 2B: 2 3B: 0 HR: 0 SF: 0 SAC: 0 DP: 3 HBP: 0	WP: 1 PB: 0 SB: 0 CS: 1 PA: 50					

PITCHER		IP	WLS	BF	H	R	ER	SO	BB	IBB	HBP	BLK	WP	HR	S	P	ERA	WHIP
45 Derek Holland, L ERA: 3.75	(1, 1)	5.0		22	4	1	1	5	1	0	0	0	0	0	63	102	1.80	1.000
49 Sam Dyson, R ERA: 2.79	(6, 1)	1.0		2	0	0	0	0	0	0	0	0	0	0	4	7	0.00	0.000
56 Tony Watson, L ERA: 2.15	(7, 1)	1.0		4	2	0	0	0	0	0	0	0	0	0	11	16	0.00	2.000
41 Mark Melancon, R ERA: 2.73	(8, 1)	2.0		6	1	0	0	3	0	0	0	0	0	0	19	27	0.00	0.000
13 Will Smith, L ERA: 1.96	(10, 1)	1.0		3	0	0	0	2	0	0	0	0	0	0	10	15	0.00	0.000

PITCHER		IP	WLS	BF	H	R	ER	SO	BB	IBB	HBP	BLK	WP	HR	S	P	ERA	WHIP
54 Reyes Moronta, R ERA: 2.06	(11, 1)	1.0		5	1	0	0	1	1	0	0	0	1	0	11	20	0.00	2.000
64 Derek Law, R ERA: 7.43	(12, 1)	2.0	W	8	0	0	0	1	2	0	0	0	0	0	18	35	0.00	1.000

BOTTOM

San Francisco Giants @ New York Mets

Citi Field, Flushing, NY

Mon Aug 20 2018, 7:11 PM - 11:30 PM EDT

Att. 24,811 - Partly Cloudy - 73 F

livebaseballscorecards.com

AB	46
R	1
H	8
RBI	1
BB	4
SO	12
LOB	21

Batter	1	2	3	4	5	6	7	8	9	AB	R	H	RBI	BB	SO	LOB
22 Andrew McCutchen, R (1, 9) OBP: 0.353, SLG: 0.412	C SI 95 B SI 96 B CH 88 S SI 95 F SI 95 B SI 94 B SI 96 4-2 10 HR BB		C CH 86 S SL 89 B CU 79 C SL 89 1-3 ② K			B SI 91 B FF 91 F FF 90 X FF 91 2-1 ① P4		B SI 89 B CH 84 S FF 89 B CH 84 F CH 84 X FF 91 3-2 ③ L8		3	1	0	0	1	1	0
2 Chase d'Arnaud, R (1, 4) OBP: 0.292, SLG: 0.456 56 Tony Watson, L (8, 1) 6 Steven Duggar, L (9, PH) OBP: 0.302, SLG: 0.376	C SI 94 S SL 89 D SI 93 1 SAFE S SL 88 1-3 ① K		B SI 94 B CH 88 S CH 86 B SI 94 S SI 94 X SI 94 3-2 ③ F9			X FF 92 0-0 ② L7			C FF 94 B SI 95 B CU 80 F SI 95 F CH 88 X CU 82 2-2 ① G3	3 0 1	0 0 0	0 0 0	0 0 0	0 0 0	1 0 0	1 0 0
10 Evan Longoria, R (1, 5) OBP: 0.285, SLG: 0.427	B SI 94 B CH 85 B SI 94 X SI 94 3-0 1-H HR			C CU 79 X CH 87 0-1 ① L8		B FF 92 B CU 80 F FF 93 B CH 84 X CH 82 3-1 ③ G4-3			C FF 94 C SI 94 B FF 95 X CU 82 1-2 53 DI 53 1B 1B	4	2	2	2	0	0	0
5 Nick Hundley, R (1, 2) OBP: 0.291, SLG: 0.442	B CH 85 F SI 94 B SI 94 F SL 90 B SI 95 F SI 95 F CH 86 T SI 95 3-2 ② K			S SI 94 F SL 91 B SI 95 X CU 79 1-2 ② G1-3			X FF 91 0-0 ① P4		S SL 86 F SI 93 F FF 94 F CU 81 S CU 81 0-3 ② K	4	0	0	0	0	2	1
53 Austin Slater, R (1, 3) OBP: 0.386, SLG: 0.318	C SI 94 F SL 89 B SI 93 X CH 88 1-2 ③ G4-3			F SI 95 B SI 94 F SL 90 B SI 94 X CH 85 2-2 ③ F8			B FF 92 X CH 85 1-0 8 G6-3 2B		C SI 94 C SL 88 X CU 82 0-2 1-H 8 DI 1B	4	0	2	1	0	0	0
8 Hunter Pence, R (1, 7) OBP: 0.254, SLG: 0.294		C CH 88 B SL 85 F SI 95 B CU 80 F CH 87 F SL 90 F SI 94 F SI 95 X SL 89 2-2 ① G6-3			F SI 94 B SL 89 B SI 94 F SL 89 B CU 80 X CH 85 3-2 ① G6-3		B CU 78 B CU 81 X FF 91 2-0 ② G6-3 2-3		C CU 81 D CU 81 B SI 95 T FF 95 B CU 83 X FF 96 3-2 ③ G4-3 1-2	4	0	0	0	0	0	2
7 Gorkys Hernández, R (1, 8) OBP: 0.297, SLG: 0.414		F SI 94 X CH 88 0-1 ② G4-3			B CU 79 S CH 85 B CH 85 B SI 94 F SL 89 X CH 84 3-2 2B		X CU 80 0-0 ③ L5			3	0	1	0	0	0	1
19 Alen Hanson, S (1, 6) OBP: 0.298, SLG: 0.455 (8, 4)		C SI 94 B SL 90 B SL 88 X CH 87 2-1 ③ L9			S SI 92 S SI 93 B SI 93 F SI 92 X SL 89 1-2 ② G1-3			F FF 90 F FF 91 B FF 92 X CU 81 1-2 ① G6-3		3	0	0	0	0	0	1
34 Chris Stratton, R (1, 1) OBP: 0.114, SLG: 0.114 49 Sam Dyson, R (7, 1) 35 Brandon Crawford, L (8, PH) OBP: 0.336, SLG: 0.413 (8, 6)			C SI 93 S SI 93 B SI 94 S CU 78 1-3 ① K			F FF 93 C SI 93 C CU 80 0-3 ③ K		C FF 92 F CH 85 S FF 92 0-3 ② K		2 0 1	0 0 0	0 0 0	0 0 0	0 0 0	2 0 1	1 0 0
Inning Stats	R: 2 E: 0 K: 2 S: 15 H: 1 LOB: 0 BB: 1 P: 27	R: 0 E: 0 K: 0 S: 11 H: 0 LOB: 0 BB: 0 P: 15	R: 0 E: 0 K: 2 S: 9 H: 0 LOB: 0 BB: 0 P: 14	R: 0 E: 0 K: 0 S: 8 H: 0 LOB: 0 BB: 0 P: 11	R: 0 E: 0 K: 1 S: 13 H: 1 LOB: 1 BB: 0 P: 20	R: 0 E: 0 K: 0 S: 5 H: 0 LOB: 0 BB: 0 P: 10	R: 0 E: 0 K: 0 S: 4 H: 1 LOB: 1 BB: 0 P: 7	R: 0 E: 0 K: 1 S: 9 H: 0 LOB: 0 BB: 0 P: 13	R: 1 E: 0 K: 1 S: 18 H: 2 LOB: 1 BB: 0 P: 24	1B: 2 2B: 2 3B: 0 HR: 1	SF: 0 SAC: 0 DP: 0 HBP: 0			WP: 0 PB: 0 SB: 0 CS: 0	PA: 33	

PITCHER		IP	WLS	BF	H	R	ER	SO	BB	IBB	HBP	BLK	WP	HR	S	P	ERA	WHIP
32 Steven Matz, L ERA: 4.55	(1, 1)	5.0		18	2	2	2	5	1	0	0	0	0	1	56	87	3.60	0.600
55 Corey Oswalt, R ERA: 4.84	(6, 1)	3.0	W	10	1	0	0	1	0	0	0	0	0	0	18	30	0.00	0.333
67 Seth Lugo, R ERA: 2.96	(9, 1)	1.0		5	2	1	1	1	0	0	0	0	0	0	18	24	9.00	2.000

PITCHER	IP	WLS	BF	H	R	ER	SO	BB	IBB	HBP	BLK	WP	HR	S	P	ERA	WHIP

TOP

San Francisco Giants @ New York Mets

Citi Field, Flushing, NY

Tue Aug 21 2018, 7:12 PM - 9:34 PM EDT

Att. 24,999 - Cloudy - 75 F

livebaseballscorecards.com

AB	32
R	3
H	5
RBI	3
BB	1
SO	7
LOB	7

Batter	1	2	3	4	5	6	7	8	9	AB	R	H	RBI	BB	SO	LOB
1 Amed Rosario, R (1, 6) OBP: 0.288, SLG: 0.366	C FF 90 S FF 91 S FF 92 0-3 K		X FF 92 0-0 F8			B FF 91 F SL 83 B FF 90 F FF 91 X FF 90 2-2 L9		F CH 86 F SI 94 F SI 94 S SL 86 0-3 K		4	0	0	0	0	2	1
68 Jeff McNeil, L (1, 4) OBP: 0.388, SLG: 0.472	C FF 91 S FF 92 B FF 93 X FF 92 1-2 4 1B 1B			C CH 83 X CH 84 0-1 30 CS 1B			S CH 82 F FF 90 F CH 83 F SL 84 F CH 82 X CH 83 0-2 4 2B 30 SF7 1B	X SI 93 0-0 30 HR 3-H 2B		4	2	4	1	0	0	0
4 Wilmer Flores, R (1, 3) OBP: 0.331, SLG: 0.449	C FF 92 B FF 92 B SL 86 F FF 92 X FF 92 2-2 30 G4-6-3 1-2 1B			C SL 84 X FF 90 0-1 F9			F CH 82 X FF 91 0-1 16 1B 1-3 2B	0-0 30 HR IBB		3	2	2	0	1	0	1
30 Michael Conforto, L (1, 7) OBP: 0.349, SLG: 0.412	C CU 78 X FF 92 0-1 G4-6-3 1-2f			C FF 90 B FF 90 B CU 78 F FF 92 S SL 86 2-3 K 1-2			X SL 83 0-0 SF7 3-H	X SL 85 0-0 1-H 2-H HR		3	1	1	4	0	1	3
16 Austin Jackson, R (1, 8) OBP: 0.341, SLG: 0.377		B FF 92 C SL 83 F FF 90 B SL 85 B FF 90 X FF 92 3-2 G6-3			C CU 76 B SL 83 X FC 89 1-1 P3		F FC 90 F FF 91 B FF 92 D SL 85 B FF 91 X FF 92 3-2 2-H 1B	C SI 93 F CH 87 B CH 86 B SI 93 B SI 93 X CH 86 3-2 F9		4	0	1	1	0	0	0
11 José Bautista, R (1, 9) OBP: 0.342, SLG: 0.368		X SL 86 0-0 G6-3			X SL 84 0-0 P3		F FC 91 B SI 96 B FC 91 F SI 95 F CH 88 S CH 88 2-3 K			3	0	0	0	0	1	1
26 Kevin Plawecki, R (1, 2) OBP: 0.346, SLG: 0.395		C FF 92 B FF 91 B FF 91 B FF 92 X FF 91 3-1 G6-3			C FF 90 B SL 84 C FF 90 F FF 91 F CH 85 B FC 91 T FF 92 2-2 K		C SI 94 F FF 94 S CH 88 0-3 K			3	0	0	0	0	2	1
7 José Reyes, S (1, 5) OBP: 0.271, SLG: 0.330			X FF 90 0-0 G4-3			C FF 89 B CH 83 F CH 83 F CH 84 X FF 91 1-2 G4-3		C CH 85 F CH 85 X SI 93 0-2 68 2B 3B		3	1	1	0	0	0	0
32 Steven Matz, R (1, 1) OBP: 0.108, SLG: 0.111 55 Corey Oswalt, R (6, 1) 21 Todd Frazier, R (8, PH) OBP: 0.310, SLG: 0.392 67 Seth Lugo, R (9, 1) OBP: 0.167, SLG: 0.091			C FF 90 B FF 92 C FF 91 B SL 84 F FF 92 B SL 85 F FF 91 X FF 92 3-2 F7			C FF 91 B SL 84 B FF 89 F FF 90 S SL 85 2-3 K		B SI 93 X SI 94 1-0 F9	1 1 1 0	0 0 0 0	0 0 0 0	0 0 0 0	0 0 0 0	0 1 0 0	0 0 1 0
Inning Stats	R: 0 E: 0 K: 1 S: 11 H: 2 LOB: 1 BB: 0 P: 14	R: 0 E: 0 K: 0 S: 6 H: 0 LOB: 0 BB: 0 P: 12	R: 0 E: 0 K: 0 S: 7 H: 0 LOB: 0 BB: 0 P: 10	R: 0 E: 0 K: 1 S: 7 H: 1 LOB: 0 BB: 0 P: 9	R: 0 E: 0 K: 1 S: 8 H: 0 LOB: 0 BB: 0 P: 11	R: 0 E: 0 K: 1 S: 10 H: 0 LOB: 0 BB: 0 P: 15	R: 2 E: 0 K: 2 S: 19 H: 3 LOB: 1 BB: 0 P: 24	R: 4 E: 0 K: 1 S: 13 H: 3 LOB: 0 BB: 1 P: 17		1B: 5 2B: 2 3B: 1 HR: 1 SF: 1 SAC: 0 DP: 1 HBP: 0						

PITCHER		IP	WLS	BF	H	R	ER	SO	BB	IBB	HBP	BLK	WP	HR	S	P	ERA	WHIP
34 Chris Stratton, R ERA: 5.37	(1, 1)	6.1		23	6	2	2	4	0	0	0	0	0	0	61	86	2.84	0.947
49 Sam Dyson, R ERA: 2.76	(7, 1)	0.2		2	0	0	0	2	0	0	0	0	0	0	7	9	0.00	0.000
56 Tony Watson, L ERA: 2.77	(8, 1)	1.0	L	7	3	4	4	1	0	1	0	0	0	1	13	17	36.00	3.000

PITCHER	IP	WLS	BF	H	R	ER	SO	BB	IBB	HBP	BLK	WP	HR	S	P	ERA	WHIP

BOTTOM

San Francisco Giants @ New York Mets

Citi Field, Flushing, NY

Tue Aug 21 2018, 7:12 PM - 9:34 PM EDT

Att. 24,999 - Cloudy - 75 F

livebaseballscorecards.com

AB	30
R	6
H	9
RBI	6
BB	1
SO	7
LOB	8

WP: 0 PA: 32
PB: 0
SB: 0
CS: 1

San Francisco Giants @ New York Mets

Citi Field, Flushing, NY

Wed Aug 22 2018, 7:12 PM - 9:55 PM EDT

Att. 28,157 - Clear - 82 F

TOP

livebaseballscorecards.com

Batter	1	2	3	4	5	6	7	8	9	AB	R	H	RBI	BB	SO	LOB
6 Steven Duggar, L (1, 8) OBP: 0.292, SLG: 0.364	C FF 99 T FF 99 F FF 100 X SL 92 0-2 ① F7		F FF 100 T FF 99 X FF 100 0-2 ② G5-3 2-3 3-H		C CU 84 F SI 98 F FF 99 B CU 84 F SI 99 B CH 91 B CH 91 X SI 100 3-2 ② F7		1 SAFE X FF 96 0-0 ② B3			4	0	0	1	0	0	2
12 Joe Panik, L (1, 4) OBP: 0.304, SLG: 0.347	B FF 99 F FF 99 S CH 91 F SL 93 F FF 100 B CH 91 S FF 100 2-3 ② K		F FF 99 F SL 91 X FF 100 0-2 3-H 1B		X CH 91 0-0 1B		1 SAFE 1 SAFE C FF 89 F CU 70 1 SAFE 1 SAFE 1 SAFE B CU 72 D CU 73 3-2 ③ B CU 72 X CU 73 P5 1-2			4	0	2	1	0	1	1
28 Buster Posey, R (1, 2) OBP: 0.357, SLG: 0.382	F FF 99 X SI 99 0-1 ③ G6-3		X SI 98 0-0 ③ G5-3		B SL 92 B SI 98 C SI 98 X CH 91 2-1 ③ G1-3			C SI 94 B SL 92 F SI 94 B CU 83 C CU 84 2-3 ① K		4	0	0	0	0	1	2
9 Brandon Belt, L (1, 3) OBP: 0.358, SLG: 0.449		C FF 98 S CH 90 B CH 90 F FF 100 S SL 94 1-3 ① K		S CH 90 F CH 90 B SI 98 F CU 85 B FF 99 F FF 99 F CH 92 B SI 99 X SI 99 3-2 ① F8		X CU 82 0-0 ① L4		S SI 96 B SI 96 F SL 92 F CU 84 S SI 96 1-3 ② K		4	0	0	0	0	2	0
10 Evan Longoria, R (1, 5) OBP: 0.284, SLG: 0.425		C SI 99 C SL 92 F FF 100 B CH 91 F SI 99 F SL 93 T SL 92 1-2 ② K		B SL 93 B SL 93 F SI 99 F SI 98 B SL 93 F SI 100 F CH 92 X SI 100 3-2 35 BB 1B		C CU 84 B SI 98 B SL 90 C SI 98 X SI 99 2-2 ② G4-3		C SI 95 B SI 92 F SI 96 B CU 82 X SI 96 2-2 ③ G6-3		4	0	1	0	0	1	0
35 Brandon Crawford, L (1, 6) OBP: 0.335, SLG: 0.411		X CH 91 0-0 ③ G3		B SL 90 B SI 96 B FF 96 C SI 96 B FF 98 4-1 1-2 BB		F SI 98 B CH 90 S SL 93 F FF 99 B CU 84 F CH 91 F SI 98 C FF 99 2-3 ③ K			B SL 77 B SL 78 C SL 77 S SL 78 F SL 77 F SL 79 B FF 88 X SL 79 3-2 ① F7	3	0	0	0	1	1	0
53 Austin Slater, R (1, 7) OBP: 0.390, SLG: 0.351			C FF 98 B SI 98 X SL 92 1-1 7 1B 6 G5-3 1B C SI 97 S SI 98 B SI 99 S SI 98 1-3 ② K				B FF 95 B FF 95 X FF 95 2-0 HR		B FF 90 C FF 89 B SL 82 F FF 90 F FF 91 F SI 90 X SL 82 2-2 ② G6-3	4	2	2	1	0	1	2
7 Gorkys Hernández, R (1, 9) OBP: 0.298, SLG: 0.413 19 Alen Hanson, S (9, PH) OBP: 0.297, SLG: 0.453			1 SAFE B FF 97 F SI 96 B FF 97 F SL 90 B FF 97 X SL 92 3-2 6 G5-3 68 SH2-4 12 1B 1-3 1B X SI 99 0-0 ③ G5-3				S FF 96 B CU 81 F FF 97 B CU 82 T FF 96 2-2 ① K		F SI 90 F SI 90 F SL 82 S FF 91 0-3 ③ K	3 1	1 0	1 0	0 0	0 0	1 1	2 0
68 Casey Kelly, R (1, 1) 2 Chase d'Arnaud, R (7, PH) OBP: 0.301, SLG: 0.456 60 Hunter Strickland, R (7, 1)			L FF 97 X FF 98 0-1 ① SH2-4 1-2		C FF 97 F SI 97 S SL 91 0-3 ① K		C FF 96 H FF 97 1-1 12 S HBP			1 0 0	0 0 0	0 0 0	0 0 0	0 0 0	1 0 0	0 0 0

Inning Stats	1	2	3	4	5	6	7	8	9
	R: 0 E: 0 K: 1 S: 11	R: 0 E: 0 K: 2 S: 11	R: 2 E: 0 K: 0 S: 14	R: 0 E: 0 K: 1 S: 16	R: 0 E: 0 K: 1 S: 11	R: 0 E: 0 K: 1 S: 10	R: 1 E: 0 K: 1 S: 9	R: 0 E: 0 K: 2 S: 10	R: 0 E: 0 K: 1 S: 14
	H: 0 LOB: 0 BB: 0 P: 13	H: 0 LOB: 0 BB: 0 P: 13	H: 3 LOB: 1 BB: 0 P: 18	H: 1 LOB: 2 BB: 1 P: 27	H: 1 LOB: 1 BB: 0 P: 16	H: 0 LOB: 0 BB: 0 P: 14	H: 1 LOB: 1 BB: 0 P: 17	H: 0 LOB: 0 BB: 0 P: 15	H: 0 LOB: 0 BB: 0 P: 19

1B: 5 SF: 0
2B: 0 SAC: 1
3B: 0 DP: 0
HR: 1 HBP: 1

WP: 0 PA: 35
PB: 0
SB: 1
CS: 0

	AB	32
	R	3
	H	6
	RBI	3
	BB	1
	SO	10
	LOB	9

PITCHER		IP	WLS	BF	H	R	ER	SO	BB	IBB	HBP	BLK	WP	HR	S	P	ERA	WHIP
34 Noah Syndergaard, R ERA: 3.38	(1, 1)	6.0	W	24	5	2	2	6	1	0	0	0	0	0	73	101	3.00	1.000
62 Drew Smith, R ERA: 2.13	(7, 1)	0.2	H	4	1	1	1	1	0	0	1	0	0	1	6	11	13.50	1.500
39 Jerry Blevins, L ERA: 3.51	(7, 1)	0.1	H	1	0	0	0	0	0	0	0	0	0	0	3	6	0.00	0.000
65 Robert Gsellman, R ERA: 3.62	(8, 1)	1.0	H	3	0	0	0	2	0	0	0	0	0	0	10	15	0.00	0.000
73 Daniel Zamora, L ERA:	(9, 1)	0.1	H	1	0	0	0	0	0	0	0	0	0	0	5	8	0.00	0.000

PITCHER		IP	WLS	BF	H	R	ER	SO	BB	IBB	HBP	BLK	WP	HR	S	P	ERA	WHIP
51 Paul Sewald, R ERA: 4.68	(9, 1)	0.2	S	2	0	0	0	1	0	0	0	0	0	0	9	11	0.00	0.000

BOTTOM

San Francisco Giants @ New York Mets

Citi Field, Flushing, NY

Wed Aug 22 2018, 7:12 PM - 9:55 PM EDT

Att. 28,157 - Clear - 82 F

livebaseballscorecards.com

Batter	1	2	3	4	5	6	7	8	9	AB	R	H	RBI	BB	SO	LOB
11 José Bautista, R (1, 9) OBP: 0.340, SLG: 0.376	B FF 91 F SI 90 C FF 91 T CH 86 1-2 K ①	B CU 80 1 SAFE T FF 92 X SI 92 1-1 E6 68 1B 1-3 21 2B		F CU 83 F FF 93 B CU 83 X FF 91 1-2 HR			C FF 93 S SL 79 S SL 80 0-3 K ① B SL 81 X SL 81 1-0 G6-3 ③			5	2	1	1	0	2	3
68 Jeff McNeil, L (1, 4) OBP: 0.392, SLG: 0.495	C FF 91 F FF 93 B FF 93 B CU 82 X CH 86 2-2 3B	B FF 91 B FF 90 B SI 91 X FF 90 3-0 21 2B 1-2 1B 3-H		B CH 87 X CU 81 1-0 G3-1 ③			B FF 93 X CH 88 1-0 G1-3 ②			4	0	2	1	0	0	0
21 Todd Frazier, R (1, 5) OBP: 0.312, SLG: 0.407	B SI 92 C CU 81 F SI 91 F CH 87 X SI 93 1-2 E6 30 P5	B CU 81 C SI 92 X SI 91 1-1 1-3 2-H 2B			C CU 79 B CH 85 B CU 79 C SL 86 F CH 86 F SI 90 X CU 84 2-2 F9 ①		B FF 93 C SL 78 X FF 93 1-1 HR			4	1	2	2	0	0	1
30 Michael Conforto, L (1, 7) OBP: 0.348, SLG: 0.411	C SL 87 X FF 90 0-1 P5 ② 1-2	S CH 85 F FF 91 B SL 87 F SL 86 X CH 87 1-2 G4-3 ③			S CH 86 X CH 87 0-1 F7 ②		S CH 88 B CH 87 X SL 80 1-1 1B			4	0	1	0	0	0	4
16 Austin Jackson, R (1, 8) OBP: 0.336, SLG: 0.371	X FF 93 0-0 F8 ③		C CH 88 B CU 81 X CU 80 1-1 G6-3 ①		C CU 81 X SL 86 0-1 L7 ③		B FF 93 1 SAFE B FF 93 X FF 92 2-0 F8 ③			4	0	0	0	0	0	3
22 Dominic Smith, L (1, 3) OBP: 0.225, SLG: 0.377		X FF 91 0-0 HR	B CH 86 X CU 81 1-0 G4-3 ②			X CU 79 0-0 P5 ①		B CH 86 B CH 87 B FF 92 C FF 93 X FF 92 3-1 F9 ①		4	1	1	1	0	0	0
26 Kevin Plawecki, R (1, 2) OBP: 0.338, SLG: 0.386		C CU 80 S CU 82 F CU 82 B FF 92 X SI 91 1-2 G6-3 ①	X CU 82 0-0 F8 ③			B SI 90 S CU 79 X CU 81 1-1 G6-3 ②		S SL 80 F FF 93 B FF 93 B FF 93 S FF 92 2-3 K ②		4	0	0	0	0	1	0
34 Noah Syndergaard, L (1, 1) OBP: 0.139, SLG: 0.200 7 José Reyes, S (6, PH) OBP: 0.275, SLG: 0.339 62 Drew Smith, R (7, 1) 39 Jerry Blevins, L (7, 1) OBP: 0.500, SLG: 0.500 65 Robert Gsellman, R (8, 1) 4 Wilmer Flores, R (8, PH) OBP: 0.332, SLG: 0.449 73 Daniel Zamora, L (9, 1) 51 Paul Sewald, R (9, 1)		S FF 92 B CU 80 S FF 93 B FF 94 S FF 93 2-3 K ②		S FF 91 S FF 92 B FF 91 S FF 92 1-3 K ①		B CH 85 C CH 86 C SI 92 B SL 88 X CU 81 2-2 2B		C SL 79 S SL 83 F FF 94 H CH 86 1-2 72 BB HBP		2 1 0 0 0 0 0 0	0 0 0 0 0 0 0 0	0 1 0 0 0 0 0 0	0 0 0 0 0 0 0 0	2 0 0 0 0 0 0 0	0 0 0 0 0 0 0 0	0 0 0 0 0 0 0 0
72 Jack Reinheimer, R (1, 6) OBP: 0.333, SLG: 0.286		X FF 91 0-0 11 E 68 1B		C CU 81 B CU 82 C SL 88 B FF 92 B CU 83 S FF 93 3-3 K ②		B CU 81 F SL 85 X CU 80 1-1 F8 ③		B FF 91 B FF 92 C FF 91 B SL 77 C FF 91 B FF 92 4-2 1-2 BB		3	1	1	0	1	1	1
Inning Stats	R: 0 E: 1 K: 1 S: 13 H: 1 LOB: 2 BB: 0 P: 17	R: 3 E: 1 K: 1 S: 18 H: 4 LOB: 2 BB: 0 P: 27	R: 0 E: 0 K: 0 S: 4 H: 0 LOB: 0 BB: 0 P: 6	R: 1 E: 0 K: 2 S: 10 H: 1 LOB: 0 BB: 0 P: 16	R: 0 E: 0 K: 0 S: 9 H: 0 LOB: 0 BB: 0 P: 11	R: 0 E: 0 K: 0 S: 8 H: 1 LOB: 1 BB: 0 P: 12	R: 1 E: 0 K: 1 S: 9 H: 2 LOB: 1 BB: 0 P: 14	R: 0 E: 0 K: 1 S: 11 H: 0 LOB: 2 BB: 1 P: 22		1B: 3 2B: 2 3B: 1 HR: 3 SF: 0 SAC: 0 DP: 0 HBP: 1					

AB	35
R	5
H	9
RBI	5
BB	1
SO	6
LOB	12

WP: 0 PA: 37
PB: 0
SB: 0
CS: 0

PITCHER		IP	WLS	BF	H	R	ER	SO	BB	IBB	HBP	BLK	WP	HR	S	P	ERA	WHIP
68 Casey Kelly, R ERA: 2.16	(1, 1)	6.0	L	27	7	4	2	4	0	0	0	0	0	2	62	89	3.00	1.167
60 Hunter Strickland, R ERA: 3.06	(7, 1)	2.0		10	2	1	1	2	1	0	1	0	0	1	20	36	4.50	1.500

PITCHER	IP	WLS	BF	H	R	ER	SO	BB	IBB	HBP	BLK	WP	HR	S	P	ERA	WHIP

San Francisco Giants @ New York Mets

Citi Field, Flushing, NY

Thu Aug 23 2018, 1:11 PM - 3:46 PM EDT

Att. 25,584 - Sunny - 76 F

TOP

livebaseballscorecards.com

Batter	1	2	3	4	5	6	7	8	9	AB	R	H	RBI	BB	SO	LOB
22 Andrew McCutchen, R (1, 9) OBP: 0.351, SLG: 0.408	C FF 96 C SL 91 F SI 96 S FF 96 0-3 K		B FF 96 B SL 90 C SL 91 S SL 90 F SI 96 B CH 88 S CH 88 3-3 K 1-2		C FF 95 S SL 90 B SL 90 F SI 95 S CH 88 1-3 K		B FF 96 B FF 95 X SL 82 2-0 G6-3			4	0	0	0	0	3	1
12 Joe Panik, L (1, 4) OBP: 0.304, SLG: 0.345	B FF 96 C CU 84 F FF 96 B FF 97 B CH 90 X SL 91 3-2 10 BB 1B		C FF 95 F FF 95 B FF 96 X CH 89 1-2 G6-3 2-3		B CU 83 C CU 82 F SI 95 B CU 83 X CH 89 2-2 G3-1			C FF 94 X CH 88 0-1 G4-3		4	0	1	0	0	0	1
10 Evan Longoria, R (1, 5) OBP: 0.286, SLG: 0.432	B FF 96 C SL 93 S CH 89 B FF 96 D CH 90 B CH 89 4-2 1-2 BB		S FF 96 C CH 89 S SI 96 0-3 K 3-H		B SL 91 S FF 95 F FF 95 S FF 97 1-3 K			C FF 96 B SL 85 X FF 96 1-1 HR		3	1	1	1	1	2	0
9 Brandon Belt, L (1, 3) OBP: 0.357, SLG: 0.445	F FF 96 F SL 92 B FF 98 X CH 90 1-2 F7			S CH 88 X CH 88 0-1 G4-3		B SI 93 S CH 88 B FF 95 B CH 89 B CH 87 4-1 BB		C FF 96 F CH 90 S SL 85 0-3 K		3	0	0	0	1	1	2
53 Austin Slater, R (1, 7) OBP: 0.386, SLG: 0.347	C SL 90 C SL 90 F SI 96 S CH 88 0-3 K			B CU 83 C SL 90 S CH 88 X CH 88 1-2 5 BB 40 2B 1B		C SL 88 F SL 94 B SL 90 F SI 94 F CH 87 S FF 96 1-3 K		S SL 85 T SL 85 B FF 97 X SL 84 1-2 L7		4	1	1	0	0	2	3
35 Brandon Crawford, L (1, 6) OBP: 0.335, SLG: 0.409		C CU 82 B CH 88 F CH 88 F FF 96 X SL 91 1-2 5 G5-4-3 1B		X CH 88 0-0 P5		B FF 95 C CH 88 F FF 96 S FF 97 1-3 K			F SI 94 X CU 79 0-1 G6-3	4	0	1	0	0	1	2
5 Nick Hundley, R (1, 2) OBP: 0.290, SLG: 0.435		C SL 90 1 SAFE B CH 88 B CH 88 X SL 91 2-1 G5-4-3 1-2f		F SL 89 1 SAFE F CH 87 B FF 95 B CH 87 B CH 88 B SL 89 4-2 40 2B 1-2 BB		B FF 96 C CH 87 S FF 95 S FF 96 1-3 K			C CU 79 S FF 96 F FF 96 B CU 81 S SI 96 1-3 K	3	0	0	0	1	2	2
40 Madison Bumgarner, R (1, 1) OBP: 0.152, SLG: 0.161 19 Alen Hanson, S (9, PH) OBP: 0.296, SLG: 0.451 13 Will Smith, R (9, 1)		B CU 83 C CU 83 S SL 90 B FF 95 F SL 90 C FF 95 2-3 K		X SL 90 0-0 1-3 2-H 2B			C FF 95 S SL 83 B SL 84 B FF 96 B FF 94 S FF 95 3-3 K		S FF 97 B SI 97 S CU 81 S FF 96 1-3 K	3 1 0	0 0 0	1 0 0	1 0 0	0 0 0	2 1 0	0 0 0
6 Steven Duggar, L (1, 8) OBP: 0.293, SLG: 0.358			B CU 83 B CH 89 C FF 96 B FF 96 B FF 95 4-1 12 G6-3 22 S 10 PB BB	F SI 95 C FF 96 X FF 97 0-2 P6			F FF 94 S FF 96 B SL 84 F FF 96 F FF 97 S SL 85 1-3 K			2	1	0	0	1	1	2

	AB	31
	R	3
	H	5
	RBI	2
	BB	4
	SO	15
	LOB	13

Inning Stats	1	2	3	4	5	6	7	8	9
	R: 0 E: 0 K: 2 S: 16	H: 1 LOB: 2 BB: 1 P: 24	R: 0 E: 0 K: 1 S: 10	H: 1 LOB: 0 BB: 0 P: 15	R: 1 E: 0 K: 2 S: 11	H: 0 LOB: 0 BB: 1 P: 19	R: 1 E: 0 K: 0 S: 12	H: 2 LOB: 2 BB: 1 P: 17	R: 0 E: 0 K: 2 S: 10	H: 0 LOB: 0 BB: 0 P: 14
	R: 0 E: 0 K: 3 S: 12	H: 0 LOB: 1 BB: 1 P: 19	R: 0 E: 0 K: 2 S: 9	H: 0 LOB: 0 BB: 0 P: 15	R: 1 E: 0 K: 1 S: 10	H: 1 LOB: 0 BB: 0 P: 12	R: 0 E: 0 K: 2 S: 9	H: 0 LOB: 0 BB: 0 P: 11	1B: 3 2B: 1 3B: 0 HR: 1	SF: 0 SAC: 0 DP: 1 HBP: 0	WP: 0 PB: 1 SB: 1 CS: 0	PA: 35

PITCHER	IP	WLS	BF	H	R	ER	SO	BB	IBB	HBP	BLK	WP	HR	S	P	ERA	WHIP
48 Jacob deGrom, R (1, 1) ERA: 1.71	6.0	L	25	4	2	1	10	4	0	0	0	0	0	71	108	1.50	1.333
49 Tyler Bashlor, R (7, 1) ERA: 3.91	2.0		7	1	1	1	3	0	0	0	0	0	1	19	27	4.50	0.500
62 Drew Smith, R (9, 1) ERA: 1.98	1.0		3	0	0	0	2	0	0	0	0	0	0	9	11	0.00	0.000

PITCHER	IP	WLS	BF	H	R	ER	SO	BB	IBB	HBP	BLK	WP	HR	S	P	ERA	WHIP

BOTTOM

San Francisco Giants @ New York Mets

Citi Field, Flushing, NY

Thu Aug 23 2018, 1:11 PM - 3:46 PM EDT

Att. 25,584 - Sunny - 76 F

livebaseballscorecards.com

Batter	1	2	3	4	5	6	7	8	9	AB	R	H	RBI	BB	SO	LOB
1 Amed Rosario, R (1, 6) OBP: 0.285, SLG: 0.362	X FF 90 0-0 ① F7		C FF 91 X CU 78 0-1 ③ L8			F FC 84 S CU 77 F CU 77 B FF 91 S CU 77 1-3 ① K		B FC 84 F FC 84 F CU 77 X FC 83 1-2 ② G1-3		4	0	0	0	0	1	0
16 Austin Jackson, R (1, 8) OBP: 0.331, SLG: 0.365	C FF 91 F FF 91 B FF 91 B CU 78 S FC 86 2-3 ② K			B FF 91 B FC 85 F FC 85 C FF 91 B FC 86 S FF 91 3-3 ① K		C CU 77 F FF 91 B FF 90 B CU 70 F FF 91 F FC 85 F FC 85 F FF 92 X CU 77 2-2 ② G1-3		B FC 85 S FC 90 B CU 76 F FF 90 X FF 90 2-2 ③ G4-3		4	0	0	0	0	2	0
4 Wilmer Flores, R (1, 3) OBP: 0.332, SLG: 0.447	C FF 90 F CU 78 X FC 85 0-2 ③ F8			B CU 76 C CU 76 X CU 78 1-1 11 1B 1B		F FC 84 F FF 91 B FF 91 X FF 90 1-2 ③ G6-3			B FF 91 B CU 79 C FF 92 B SL 80 C FF 91 X FF 93 3-2 ① L4	4	0	1	0	0	0	0
21 Todd Frazier, R (1, 5) OBP: 0.311, SLG: 0.415		F FF 90 X CH 84 0-1 ① P6		B FC 85 F FF 92 X FC 85 1-1 ② F9			B FF 91 B CU 76 C FC 85 C CU 76 X FF 91 2-2 HR		C CU 77 F SL 79 X 0-2 ② L8	4	1	1	1	0	0	1
11 José Bautista, R (1, 9) OBP: 0.348, SLG: 0.381		B FF 91 X FF 91 1-0 1B		B FF 92 X FC 86 1-0 **1-2** 1B			B CH 84 H FC 85 2-0 26 68 G6-4-3 1B HBP		C CU 76 B CU 77 B FF 91 S CU 80 B SL 80 B FF 92 4-2 BB	2	0	2	0	1	0	0
68 Jeff McNeil, L (1, 4) OBP: 0.387, SLG: 0.485		B FC 84 X FC 83 1-0 ② L9		B FF 92 X CU 78 1-0 ③ L4			B FF 91 X FF 91 1-0 26 G6-4-3 **1-2** 1B		B SL 80 F FF 92 S SL 81 S SL 81 1-3 ③ K	4	0	1	0	0	1	4
29 Devin Mesoraco, R (1, 2) OBP: 0.297, SLG: 0.378 26 Kevin Plawecki, R (5, 2) OBP: 0.335, SLG: 0.381		B CU 77 D CU 77 C FF 90 B FC 84 X FC 85 3-1 ③ F8	C FF 91 X CH 84 0-1 ① L9				B FC 85 S FC 83 B FC 84 X FF 90 2-1 ①② G6-4-3 **1-2f** **2-3**			1 2	0 0	0 0	0 0	0 0	0 0	1 2
30 Michael Conforto, L (1, 7) OBP: 0.346, SLG: 0.408			F FF 90 B SI 91 F FF 91 S CU 79 1-3 ① K		B CU 79 F FF 92 F FF 91 B CU 76 B CU 77 S CU 78 3-3 ② K		B FF 91 C CU 78 F FF 90 F CU 76 F CU 76 F FF 92 D CU 76 B CU 77 S FF 91 3-3 ③ K			3	0	0	0	0	3	1
48 Jacob deGrom, L (1, 1) OBP: 0.158, SLG: 0.130 49 Tyler Bashlor, R (7, 1) 7 José Reyes, S (8, PH) OBP: 0.274, SLG: 0.337 62 Drew Smith, R (9, 1)			C FF 90 B FF 91 C FF 91 S CU 70 1-3 ② K		X FC 83 0-0 ③ G4-3			C CU 76 F FF 90 B CH 84 B CU 76 S FC 83 2-3 ① K		2 0 1 0	0 0 0 0	0 0 0 0	0 0 0 0	1 0 1 0	0 0 0 0	0 0 0 0

Inning Stats	1	2	3	4	5	6	7	8	9
	R: 0 E: 0 K: 1 S: 7	H: 0 LOB: 0 BB: 0 P: 9	R: 0 E: 0 K: 0 S: 6	H: 1 LOB: 1 BB: 0 P: 11	R: 0 E: 0 K: 2 S: 8	H: 0 LOB: 0 BB: 0 P: 10	R: 0 E: 0 K: 1 S: 9	H: 2 LOB: 2 BB: 0 P: 16	R: 0 E: 0 K: 1 S: 6	H: 0 LOB: 0 BB: 0 P: 9	R: 0 E: 0 K: 1 S: 14	H: 0 LOB: 0 BB: 0 P: 18	R: 1 E: 0 K: 1 S: 12	H: 2 LOB: 1 BB: 0 P: 22	R: 0 E: 0 K: 1 S: 9	H: 0 LOB: 0 BB: 0 P: 14	R: 0 E: 0 K: 1 S: 11	H: 0 LOB: 1 BB: 1 P: 19

	AB	R	H	RBI	BB	SO	LOB
AB	31						
R	1						
H	5						
RBI	1						
BB	1						
SO	9						
LOB	9						

| | | | | | |

Batter	1	2	3	4	5	6	7	8	9	AB	R	H	RBI	BB	SO	LOB
7 Trea Turner, R (1, 6) OBP: 0.334, SLG: 0.406	C FF 86 B CH 80 B SI 87 B SI 87 X SI 85 3-1 ① G5-3		B SI 86 B CH 79 X KC 75 2-0 ② G5-3			C SI 84 X SI 85 0-1 ① L8			B SI 95 C SI 96 B SL 91 B SI 96 C SI 96 S SI 96 3-3 ① K	4	0	0	0	0	1	0
6 Anthony Rendon, R (1, 5) OBP: 0.352, SLG: 0.497	B CH 82 B SI 87 X SI 87 2-0 ② F8		B SI 87 F SI 87 B CH 81 X SI 85 2-1 ③ F8			F SI 85 X CH 80 0-1 ② L7			F SI 97 F SI 96 B CU 84 X SI 95 1-2 2B	4	0	1	0	0	0	0
34 Bryce Harper, L (1, 9) OBP: 0.377, SLG: 0.506 (8, 8)	F SI 87 B CH 82 F CH 82 X SI 87 1-2 ③ G6-3			S KC 74 B SI 86 B CH 81 C KC 74 C FF 88 2-3 ① K		F SI 86 F KC 74 B SI 86 B CH 80 X SI 86 2-2 ③ L4			S SI 95 B SL 92 B SI 96 S SI 96 F FF 96 S SI 96 2-3 ② K	4	0	0	0	0	2	1
11 Ryan Zimmerman, R (1, 3) OBP: 0.330, SLG: 0.520		B SI 86 C SI 86 S CH 80 B CH 80 B SI 87 X SI 87 3-2 22 1B 1B		S CH 79 B CH 80 C SI 86 S CH 80 1-3 ② K			S SL 85 C SI 94 S SI 92 0-3 ① K		B SL 91 X SI 95 1-0 ③ G4-3	4	0	1	0	0	2	1
22 Juan Soto, L (1, 7) OBP: 0.407, SLG: 0.510		B SI 86 F SI 87 C SI 86 D CH 82 F FF 87 F SI 87 B KC 75 X SI 87 3-2 1-2 1B		S SI 86 B KC 75 B SI 86 B CH 81 C KC 74 C KC 75 3-3 ③ K			B CH 86 X FF 93 1-0 ② P6			3	0	1	0	0	1	0
32 Matt Wieters, S (1, 2) OBP: 0.323, SLG: 0.363		B SI 86 F CH 81 F SI 87 F CH 81 D CH 80 F SI 87 X KC 74 2-2 ① F7			B SI 85 C SI 83 X CH 80 1-1 1B		B CU 78 B CH 87 B FF 94 C SI 94 F FF 94 X FF 95 3-2 ③ G6-3			3	0	1	0	0	0	2
3 Michael Taylor, R (1, 8) OBP: 0.295, SLG: 0.370 2 Adam Eaton, L (8, PH) OBP: 0.371, SLG: 0.389 (8, 9)		C CH 80 B SI 87 F CH 81 B CH 81 S FF 87 2-3 ② K			F SI 86 B SI 86 S CH 78 S SI 86 1-3 ① K			L FF 92 C FF 92 F SI 96 F FF 95 X CU 81 0-2 ① G6-3		2 1	0 0	0 0	0 0	0 0	2 0	3 0
1 Wilmer Difo, S (1, 4) OBP: 0.299, SLG: 0.356		F CH 81 B SI 86 B SI 87 X CH 80 2-1 ③ P2			C KC 73 S KC 74 D KC 73 B FF 87 S CH 80 2-3 ② K			C CU 79 B CU 79 F FF 96 S FF 97 1-3 ② K		3	0	0	0	0	2	3
47 Gio González, R (1, 1) OBP: 0.071, SLG: 0.095 45 Andrew Stevenson, L (8, PH) OBP: 0.310, SLG: 0.360 30 Koda Glover, R (8, 1) 55 Tim Collins, L (8, 1)			C FF 85 S SI 85 S SI 86 0-3 ① K		F SI 86 S CH 81 S KC 74 0-3 ③ K			B CU 80 S SI 93 L CU 81 F FF 96 F CU 81 F FF 97 B SL 88 B CU 82 F FF 95 3-3 ③ F FF 96 S SI 94 K		2 1 0 0	0 0 0 0	0 0 0 0	0 0 0 0	2 1 0 0	1 0 0 0

Inning Stats	1	2	3	4	5	6	7	8	9
	R: 0 E: 0 K: 0 S: 6	R: 0 E: 0 K: 1 S: 18	R: 0 E: 0 K: 1 S: 6	R: 0 E: 0 K: 3 S: 9	R: 0 E: 0 K: 3 S: 11	R: 0 E: 0 K: 0 S: 7	R: 0 E: 0 K: 1 S: 7	R: 0 E: 0 K: 2 S: 16	R: 0 E: 0 K: 2 S: 11
	H: 0 LOB: 0 BB: 0 P: 12	H: 2 LOB: 2 BB: 0 P: 30	H: 0 LOB: 0 BB: 0 P: 10	H: 0 LOB: 0 BB: 0 P: 15	H: 1 LOB: 1 BB: 0 P: 15	H: 0 LOB: 0 BB: 0 P: 9	H: 0 LOB: 0 BB: 0 P: 11	H: 0 LOB: 0 BB: 0 P: 20	H: 1 LOB: 1 BB: 0 P: 18

| | | |

BOTTOM

Washington Nationals @ New York Mets

Citi Field, Flushing, NY

Fri Aug 24 2018, 7:12 PM - 9:46 PM EDT

Att. 23,763 - Clear - 79 F

livebaseballscorecards.com

Batter	1	2	3	4	5	6	7	8	9	AB	R	H	RBI	BB	SO	LOB
1 Amed Rosario, R (1, 6) OBP: 0.285, SLG: 0.361	C SI 89 B CU 76 B SI 91 F SI 90 X SI 92 3-2 68 G4-3 4 1B 68 S 1B	B FF 91 S FF 92 S FF 91 B FF 90 B FF 92 F FF 92 X FF 92 3-2 ③ L8			S CH 82 X CH 83 0-1 ① P3		C CH 84 B FF 90 X FF 90 1-1 ③ F8			4	1	1	0	0	0	2
68 Jeff McNeil, L (1, 4) OBP: 0.391, SLG: 0.480	B FF 91 B FF 91 F FF 91 X CU 76 2-1 ① G4-3 1-3		X FF 90 0-0 ① F8		B FF 89 B CH 83 X CH 82 2-0 4 F7-4 1B			B CH 86 B CH 87 S SL 90 B FF 95 B FF 95 4-1 19 HR 19 S BB		3	1	1	0	1	0	1
4 Wilmer Flores, R (1, 3) OBP: 0.331, SLG: 0.444	C FF 91 D CH 85 X SI 92 1-1 3-H 1B		B CH 84 B CU 75 X SI 90 2-1 ② G4-3		C SI 90 1 SAFE F SI 91 F FF 90 B SI 90 F SI 90 1 SAFE 1 SAFE X SI 91 1-2 ② ③ F7-4 1-1			X SL 91 0-0 ① F9		4	0	1	1	0	0	2
21 Todd Frazier, R (1, 5) OBP: 0.310, SLG: 0.413	B SI 91 B SI 91 C CH 84 S CH 84 X FF 92 2-2 ② L8		C CU 76 F CU 76 B SI 91 C SI 91 1-3 ③ K			C CH 82 B FF 90 X FF 90 1-1 16 FC1-5-4 1B		1 SAFE C SL 91 C SL 90 B FF 95 S SL 90 1-3 ② K		4	0	1	0	0	2	2
19 Jay Bruce, L (1, 9) OBP: 0.292, SLG: 0.333	B FF 91 S SI 90 B CU 76 F FF 91 1 SAFE B CH 84 X SI 92 3-2 ③ F8			B CU 74 X SI 89 1-0 ① G4-3		C SI 91 X SI 90 0-1 ① P5		B SL 88 C SL 88 X FF 92 1-1 1-H HR		4	1	1	2	0	0	2
16 Austin Jackson, R (1, 8) OBP: 0.330, SLG: 0.363		B SI 88 S SI 90 B FF 91 X CH 84 2-1 40 SH1-4 26 1B 1B		B CH 83 B SI 88 F FF 90 X FF 90 2-1 ② F9		1 SAFE B SI 89 X SI 89 1-0 ② FC1-5-4 1-2f		B FF 93 S CH 85 S CH 84 F FF 93 C FF 93 1-3 ③ K		4	0	1	0	0	1	1
11 José Bautista, R (1, 7) OBP: 0.347, SLG: 0.378 67 Seth Lugo, R (7, 1) OBP: 0.167, SLG: 0.091 65 Robert Gsellman, R (9, 1)		C CH 84 B SI 90 D CU 76 1 SAFE B SI 90 X SI 91 3-1 ① P6		H CU 77 1-0 26 2B HBP		1 SAFE F CH 82 B SI 90 F SI 90 1 SAFE 1 SAFE B FF 89 X CH 83 2-2 ③ F7				2 0 0	0 0 0	0 0 0	0 0 0	0 0 0	0 0 0	2 0 0
26 Kevin Plawecki, R (1, 2) OBP: 0.340, SLG: 0.392		S CH 84 F FF 92 B SI 92 1 SAFE 1 SAFE B CH 84 X CH 84 2-2 40 SH1-4 1-2 1B		X CH 84 0-0 1-3 2B			B SI 89 X SI 90 1-0 ① L3			3	0	2	0	0	0	0
40 Jason Vargas, L (1, 1) OBP: 0.167, SLG: 0.118 30 Michael Conforto, L (7, 7) OBP: 0.346, SLG: 0.407		B FF 90 C FF 92 X SI 87 1-1 ② SH1-4 1-2 2-3		C SI 91 C SI 90 D CU 77 F FF 91 S SI 91 1-3 ③ K			B SI 89 B SI 89 B FF 90 C FF 89 X SI 90 3-1 ② L7			1 1	0 0	0 0	0 0	0 0	1 0	2 0
Inning Stats	R: 1 E: 0 K: 0 S: 13 H: 2 LOB: 1 BB: 0 P: 24	R: 0 E: 0 K: 0 S: 13 H: 2 LOB: 2 BB: 0 P: 24	R: 0 E: 0 K: 1 S: 6 H: 0 LOB: 0 BB: 0 P: 9	R: 0 E: 0 K: 1 S: 8 H: 1 LOB: 2 BB: 0 P: 13	R: 0 E: 0 K: 0 S: 8 H: 1 LOB: 0 BB: 0 P: 11	R: 0 E: 0 K: 0 S: 8 H: 1 LOB: 1 BB: 0 P: 12	R: 0 E: 0 K: 0 S: 5 H: 0 LOB: 0 BB: 0 P: 10	R: 2 E: 0 K: 2 S: 11 H: 1 LOB: 0 BB: 1 P: 18		1B: 6 2B: 2 3B: 0 HR: 1 SF: 0 SAC: 1 DP: 1 HBP: 1				WP: 0 PB: 0 SB: 2 CS: 0 PA: 33		

	AB	30
	R	3
	H	8
	RBI	3
	BB	1
	SO	4
	LOB	14

PITCHER		IP	WLS	BF	H	R	ER	SO	BB	IBB	HBP	BLK	WP	HR	S	P	ERA	WHIP
47 Gio González, L ERA: 4.35	(1, 1)	7.0	L	28	7	1	1	2	0	0	1	0	0	0	61	103	1.29	1.000
30 Koda Glover, R ERA: 7.2	(8, 1)	0.2		3	0	1	1	1	1	0	0	0	0	0	5	10	13.50	1.500
55 Tim Collins, L ERA: 2.93	(8, 1)	0.1		2	1	1	1	1	0	0	0	0	0	1	6	8	27.00	3.000

PITCHER	IP	WLS	BF	H	R	ER	SO	BB	IBB	HBP	BLK	WP	HR	S	P	ERA	WHIP

Washington Nationals @ New York Mets

Citi Field, Flushing, NY

Sat Aug 25 2018, 4:06 PM - 6:57 PM EDT

Att. 29,868 - Partly Cloudy - 79 F

livebaseballscorecards.com

TOP

Batter	1	2	3	4	5	6	7	8	9	AB	R	H	RBI	BB	SO	LOB
2 Adam Eaton, L (1, 9) OBP: 0.380, SLG: 0.394	X SI 96 0-0 6 1B 7 SH1-3 1B		B FF 97 B FS 89 B FF 99 B SI 98 4-0 7 1B BB		X CH 89 0-0 7 BB 1B		H FF 96 1-0 HBP			2	0	2	0	1	0	0
7 Trea Turner, R (1, 6) OBP: 0.336, SLG: 0.406	1 SAFE 1 SAFE B SI 97 X SI 97 1-0 ① SH1-3 1-2		1 SAFE 1 SAFE B SI 98 1 SAFE B SI 97 C SI 97 B CU 79 X FF 98 3-1 34 S 1-3 1B		C FC 90 B SI 96 F CH 88 B SI 97 D FS 90 1 SAFE B FC 90 4-2 34 G6-3 1-2 BB		B FC 90 F SI 96 S FC 89 X FF 97 1-2 ③ G4-3			2	0	1	0	1	0	2
34 Bryce Harper, L (1, 8) OBP: 0.376, SLG: 0.502	B SI 96 B CH 88 B SI 97 F CH 88 X SI 97 3-1 ② L7		B SI 97 D CH 92 S FC 92 B FF 98 S FF 98 B CU 82 4-2 22 FC6 1-2 BB		S SI 96 S FC 90 X FF 97 0-2 ② ③ G6-3 1-2f			S SL 79 B SL 80 B FF 89 S SL 78 F SL 80 F SL 78 B SL 79 F SL 79 X SL 78 3-2 ① F8		3	0	0	0	1	0	3
6 Anthony Rendon, R (1, 5) OBP: 0.351, SLG: 0.495	B FC 90 C SI 97 C FC 91 X SI 97 1-2 2-3 1B		B FF 97 C FF 98 B FC 91 C FC 92 X SI 98 2-2 ② L6			B FC 90 B FF 96 X FC 91 2-0 ① F8		F FF 97 B FF 97 F CU 81 B FF 98 X FF 97 2-2 ② L9		4	0	1	0	0	0	3
22 Juan Soto, L (1, 7) OBP: 0.408, SLG: 0.510	D FC 91 F FF 97 F FF 97 D CU 80 S CH 91 2-3 ③ K		X FF 98 0-0 ③ FC6 1-2f			C CU 79 B FC 91 C FF 97 B FF 98 B FS 91 X CU 80 3-2 32 CS 1B		C CU 81 B FF 97 X SI 98 1-1 ③ 1B		4	0	2	0	0	1	5
11 Ryan Zimmerman, R (1, 3) OBP: 0.324, SLG: 0.510		B FF 96 X SI 95 1-0 ① P4		B FC 91 C FF 95 C CU 80 X FC 91 1-2 ① G3		1 SAFE B SI 95 C FF 97 S SI 96 F SI 95 B FC 91 S FC 90 2-3 ② K			C FF 96 C FF 97 B FF 97 F FF 98 F FF 98 B CU 83 X FF 97 2-2 ① P3	4	0	0	0	0	1	1
32 Matt Wieters, S (1, 2) OBP: 0.322, SLG: 0.360		C FF 95 F CH 87 C FF 96 0-3 ② K		B CH 88 C FF 96 X FC 90 1-1 ② G3		B FF 96 1 SAFE B SI 94 C CU 77 C FF 95 2-2 ③ CS 1-2	F SI 93 B FC 89 F FF 94 F CU 78 B FF 95 X FS 90 2-2 1 SH3-4 1B		B FF 90 F FF 90 B FF 90 S FF 90 B CU 72 S CU 73 3-3 ② K	4	0	1	0	0	2	0
1 Wilmer Difo, S (1, 4) OBP: 0.296, SLG: 0.353		B FF 96 F CH 88 X FF 96 1-1 ③ L9		B CH 88 S SI 96 F FF 97 X FF 97 1-2 ③ F7			X FF 95 0-0 ① SH3-4 1-2		B CU 74 C CU 74 X FF 89 1-1 ③ F8	3	0	0	0	0	0	0
57 Tanner Roark, R (1, 1) OBP: 0.226, SLG: 0.288 45 Andrew Stevenson, L (7, PH) OBP: 0.305, SLG: 0.353 51 Wander Suero, R (7, 1) 56 Greg Holland, R (8, 1) 33 Matt Grace, L (8, 1) OBP: 0.500, SLG: 0.500			C FF 97 X FC 91 0-1 ① G4-3		C FC 89 F FF 96 C CU 80 0-3 ① K		F FF 95 B FF 95 B CU 80 F FF 96 B SI 96 X FC 90 3-2 ② P2			2 1 0 0 0	0 0 0 0 0	0 0 0 0 0	0 0 0 0 0	0 0 0 0 0	1 0 0 0 0	0 1 0 0 0

Inning Stats	1	2	3	4	5	6	7	8	9
	R: 0 E: 0 K: 1 S: 10	R: 0 E: 0 K: 1 S: 6	R: 0 E: 0 K: 0 S: 10	R: 0 E: 0 K: 0 S: 8	R: 0 E: 0 K: 1 S: 9	R: 0 E: 0 K: 1 S: 10	R: 0 E: 0 K: 0 S: 11	R: 0 E: 0 K: 0 S: 11	R: 0 E: 0 K: 1 S: 10
	H: 2 LOB: 2 BB: 0 P: 17	H: 0 LOB: 0 BB: 0 P: 8	H: 1 LOB: 3 BB: 2 P: 23	H: 0 LOB: 0 BB: 0 P: 11	H: 1 LOB: 1 BB: 1 P: 13	H: 1 LOB: 0 BB: 0 P: 19	H: 1 LOB: 2 BB: 0 P: 18	H: 1 LOB: 1 BB: 0 P: 17	H: 0 LOB: 0 BB: 0 P: 16

AB	29
R	0
H	7
RBI	0
BB	3
SO	5
LOB	15

1B: 7 2B: 0 3B: 0 HR: 0	SF: 0 SAC: 2 DP: 1 HBP: 1	WP: 0 PB: 0 SB: 1 CS: 1	PA: 36
---	---	---	---

PITCHER		IP	WLS	BF	H	R	ER	SO	BB	IBB	HBP	BLK	WP	HR	S	P	ERA	WHIP
45 Zack Wheeler, R ERA: 3.46	(1, 1)	7.0	W	29	6	0	0	4	3	0	1	0	0	0	64	109	0.00	1.286
73 Daniel Zamora, L ERA:	(8, 1)	0.1	H	1	0	0	0	0	0	0	0	0	0	0	6	9	0.00	0.000
62 Drew Smith, R ERA: 1.84	(8, 1)	1.0	H	3	1	0	0	0	0	0	0	0	0	0	10	15	0.00	1.000
39 Jerry Blevins, L ERA: 3.44	(9, 1)	0.2		2	0	0	0	1	0	0	0	0	0	0	5	9	0.00	0.000

PITCHER		IP	WLS	BF	H	R	ER	SO	BB	IBB	HBP	BLK	WP	HR	S	P	ERA	WHIP

BOTTOM

Washington Nationals @ New York Mets

Citi Field, Flushing, NY

Sat Aug 25 2018, 4:06 PM - 6:57 PM EDT

Att. 29,868 - Partly Cloudy - 79 F

livebaseballscorecards.com

Batter	1	2	3	4	5	6	7	8	9	AB	R	H	RBI	BB	SO	LOB
1 Amed Rosario, R (1, 6) OBP: 0.287, SLG: 0.370	C SI 88 B SI 89 B FF 90 F SL 84 B SI 91 F SI 92 X SI 91 3-2 ① L4		B SI 91 B SI 92 B SI 92 C SI 90 X SI 92 3-1 30 CS 1B			C FF 92 S FF 92 X SI 92 0-2 HR		1 SAFE B FF 92 X SL 85 1-0 ② FC6 68 1B 30 1B 1-2f		4	2	2	1	0	0	1
68 Jeff McNeil, L (1, 4) OBP: 0.395, SLG: 0.481	B SI 90 C CU 73 X SI 92 1-1 30 S 1B		1 SAFE X FF 92 0-0 ② P4			S CH 83 F FF 93 B CU 75 B CU 75 X CH 83 2-2 ② F9		1 SAFE X SL 81 0-0 30 1B 1-3 1B		4	0	2	0	0	0	1
30 Michael Conforto, L (1, 8) OBP: 0.345, SLG: 0.405 (8, 7)	C FF 90 1 SAFE 1 SAFE B SI 90 1 SAFE S FF 91 B FF 91 S CU 74 2-3 ② K 1-2		1 SAFE 1 SAFE S CH 83 B FF 91 1 SAFE 1 SAFE C FF 91 1-2 ③ CS 1-2	B CU 73 S CH 83 B CH 83 B FF 92 F FF 92 X FF 92 3-2 ① G5-3		F SI 91 B SI 85 B FF 92 X FF 92 2-1 ③ P6		X SI 92 0-0 1-2 3-H 1B		4	0	1	1	0	1	1
4 Wilmer Flores, R (1, 3) OBP: 0.327, SLG: 0.439	B SL 85 C SL 85 B FF 92 B SI 89 C SL 85 X SI 92 3-2 ③ G4-3			F SL 84 B SI 93 B SI 92 C SI 93 X SI 94 2-2 ② G1-3			B FC 92 F FC 90 F FC 91 T FC 93 1-2 ① K	X SI 92 0-0 ③ G5-3		4	0	0	0	0	1	3
21 Todd Frazier, R (1, 5) OBP: 0.311, SLG: 0.422		C CU 72 S FF 92 S SL 86 0-3 ① K		B FF 93 S SI 92 S SI 92 B SI 93 X CU 76 2-2 ③ G5-3			C FF 93 F FF 93 B FC 92 B CU 79 X FC 92 2-2 HR			3	1	1	1	0	1	0
19 Jay Bruce, L (1, 9) OBP: 0.292, SLG: 0.338 73 Daniel Zamora, L (8, 1) 62 Drew Smith, R (8, 1) 39 Jerry Blevins, L (9, 1) OBP: 0.500, SLG: 0.500		B FF 92 C FF 92 F CU 75 B CH 84 B CH 84 X FF 92 3-2 2B			C FF 91 S FF 91 B CU 74 C SI 92 1-3 ① K		B FC 92 S CH 86 S FC 91 B CU 78 B CU 78 S FC 92 3-3 ② K			3 0 0 0	0 0 0 0	1 0 0 0	0 0 0 0	0 0 0 0	2 0 0 0	0 0 0 0
11 José Bautista, R (1, 7) OBP: 0.344, SLG: 0.374 (8, 9)		X SI 91 0-0 ② F8			B CU 73 B CH 83 X SL 86 2-0 ② G6-3		B CU 79 F FC 91 F FC 89 B CU 78 X FC 92 2-2 ③ P3			3	0	0	0	0	0	1
26 Kevin Plawecki, R (1, 2) OBP: 0.340, SLG: 0.391		C SL 85 C SI 91 S SI 91 0-3 ③ K			C SI 92 B SI 93 F SI 93 T SL 86 1-2 ③ K			B SL 84 C FF 92 B FF 92 X FF 92 2-1 1 FC6 1B		3	0	1	0	0	2	1
45 Zack Wheeler, L (1, 1) OBP: 0.174, SLG: 0.222 16 Austin Jackson, R (8, 8) OBP: 0.328, SLG: 0.361			B SI 91 S SI 91 F SI 91 S CU 75 1-3 ① K			B CU 72 F SI 90 C CU 74 C SI 91 1-3 ① K		F FF 91 F SL 85 X CU 78 0-2 ① F9		2 1	0 0	0 0	0 0	0 0	2 0	0 1
Inning Stats	R: 0 E: 0 K: 1 S: 12 H: 1 LOB: 1 BB: 0 P: 21	R: 0 E: 0 K: 2 S: 10 H: 1 LOB: 1 BB: 0 P: 13	R: 0 E: 0 K: 1 S: 8 H: 1 LOB: 0 BB: 0 P: 13	R: 0 E: 0 K: 0 S: 9 H: 0 LOB: 0 BB: 0 P: 16	R: 0 E: 0 K: 2 S: 7 H: 0 LOB: 0 BB: 0 P: 11	R: 1 E: 0 K: 1 S: 11 H: 1 LOB: 0 BB: 0 P: 16	R: 1 E: 0 K: 2 S: 12 H: 1 LOB: 0 BB: 0 P: 20	R: 1 E: 0 K: 0 S: 9 H: 3 LOB: 2 BB: 0 P: 12		1B: 5 2B: 1 3B: 0 HR: 2	SF: 0 SAC: 0 DP: 0 HBP: 0			WP: 0 PB: 0 SB: 1 CS: 1	PA: 32	

	AB	31
	R	3
	H	8
	RBI	3
	BB	0
	SO	9
	LOB	9

PITCHER		IP	WLS	BF	H	R	ER	SO	BB	IBB	HBP	BLK	WP	HR	S	P	ERA	WHIP
57 Tanner Roark, R ERA: 3.95	(1, 1)	6.0	L	21	4	1	1	7	0	0	0	0	0	1	57	90	1.50	0.667
51 Wander Suero, R ERA: 3.47	(7, 1)	1.0		4	1	1	1	2	0	0	0	0	0	1	12	20	9.00	1.000
56 Greg Holland, R ERA: 6.27	(8, 1)	0.2		3	1	1	1	0	0	0	0	0	0	0	6	9	13.50	1.500
33 Matt Grace, L ERA: 3.0	(8, 1)	0.1		3	2	0	0	0	0	0	0	0	0	0	3	3	0.00	6.000

PITCHER		IP	WLS	BF	H	R	ER	SO	BB	IBB	HBP	BLK	WP	HR	S	P	ERA	WHIP

Washington Nationals @ New York Mets

Citi Field, Flushing, NY

Sun Aug 26 2018, 1:12 PM - 4:37 PM EDT

Att. 23,192 - Sunny - 82 F

livebaseballscorecards.com

Batter	1	2	3	4	5	6	7	8	9	AB	R	H	RBI	BB	SO	LOB
2 Adam Eaton, L (1, 9) OBP: 0.387, SLG: 0.414	X SI 94 0-0 11 BB 1B		B CU 78 B SI 94 B SI 95 C SI 94 C SI 95 X SI 94 3-2 ② G1-3		C SL 89 X SL 90 0-1 ③ G5-3			6 1B 7 S 22 BB 1B S SL 84 B FF 97 B CH 88 B FF 96 X FF 96 3-1 1-H HR	C SI 92 X CH 86 0-1 60 G3-6-1 1B	6	2	4	2	0	0	0
7 Trea Turner, R (1, 6) OBP: 0.338, SLG: 0.409 60 Justin Miller, R (8, 1) 40 Kelvin Herrera, R (9, 1) 30 Koda Glover, R (9, 1)	B SI 94 1 SAFE F SI 94 S CH 85 F SI 94 1 SAFE F CH 85 F SL 90 1 SAFE 1-2 X CH 85 F7 ①		F CH 88 B CU 78 B SL 89 C CH 86 B SI 94 X CH 85 3-2 6 FC5-4 1B			X CU 78 0-0 6 1B 22 G3-1 2B		B SI 90 B FF 91 B FF 91 B FF 91 B FF 90 4-1 22 BB 6 1B 34 2B 1-2 BB B FF 97 X SL 83 X FF 96 1-3 K	B FF 90 X FF 90 1-0 ②③ G3-6-1 1-2f	4 1 0 0	2 0 0 0	2 0 0 0	0 0 0 0	1 0 0 0	1 1 0 0	1 1 0 0
6 Anthony Rendon, R (1, 5) OBP: 0.354, SLG: 0.496	B SI 94 X SL 90 1-0 ② F9		1 SAFE 1 SAFE B SI 94 X SI 94 1-0 ③ FC5-4 1-2f			C SL 89 C CH 84 F SI 94 X SL 89 0-2 22 G3-1 2-3 1B		C SL 81 F SI 90 F SL 82 X SI 91 0-2 22 BB 34 2B 1-2 2-3 1B	F FF 92 F SI 90 B FF 93 X CU 82 1-2 34 1B 22 1B 1 1B	5	2	3	0	0	0	2
11 Ryan Zimmerman, R (1, 3) OBP: 0.326, SLG: 0.510	1 SAFE B SI 95 B SI 94 C CH 86 S SI 94 B SL 88 B SI 94 4-2 1-2 BB			B CH 87 F SI 94 B SL 88 B SI 94 X SI 94 3-1 2B		S SI 94 B SL 89 B SI 94 B CU 79 F SI 94 C SI 93 3-3 ① K		B SI 89 F SL 82 S SL 82 S SL 82 1-3 ① K	B SI 92 X FF 93 1-0 ① P5	4	0	1	0	1	2	6
22 Juan Soto, L (1, 7) OBP: 0.408, SLG: 0.507	C SI 94 C SI 94 S CU 80 0-3 ③ K			X SI 93 0-0 ① G6-3		C CH 84 X SI 94 0-1 ② G3-1 1-2 3-H		B FF 93 B SI 91 C SL 80 B SI 91 B FF 92 4-1 34 2B 1-2 2-3 3-H BB	B SI 92 F CH 85 X CH 86 1-1 1 1B 34 1B 64 BB 1-2 1B	4	2	1	2	1	1	4
3 Michael Taylor, R (1, 8) OBP: 0.293, SLG: 0.366 34 Bryce Harper, L (8, PH) OBP: 0.378, SLG: 0.507 (8, 8)		B SI 94 C CU 78 S SI 94 B CH 86 S SI 94 2-3 ① K	S SI 93 B SI 94 B SL 89 B SI 94 C CH 83 S CH 84 3-3 ② K		D SL 90 F SI 93 B CH 84 T SI 94 B CH 85 F SI 94 S SI 94 3-3 ③ K		B SI 91 C SL 80 X SL 83 1-1 1 HR 1-H 2-H 3-H 2B	S FF 92 B FF 92 B CU 82 B FF 92 X SI 92 3-1 64 BB 1 1B 14 HR 1-2 2-3 1B	3 2	0 2	0 2	0 3	0 0	3 0	2 0
1 Wilmer Difo, S (1, 4) OBP: 0.298, SLG: 0.363 (8, 6)		X SI 94 0-0 ② G6-3	B CU 80 X SL 89 1-0 ③ F9				C SI 94 X CH 86 0-1 ① B5-3	F FF 97 B FF 96 B FF 95 B FF 97 X FF 96 3-1 2-H HR	C FF 92 T CH 86 X FF 93 0-2 64 BB 14 HR 1-2 2-3 3-H 1B	5	2	2	3	0	0	1
64 Spencer Kieboom, R (1, 2) OBP: 0.280, SLG: 0.250		B SI 95 C CH 86 X SI 94 1-1 ③ F9		X SI 94 0-0 ① F9			C SI 94 S CH 86 B CH 86 F SI 93 F SI 94 X SI 93 1-2 ② G6-3	C FF 97 B SL 83 C SL 83 F FF 98 C FF 98 1-3 ② K	B SI 90 C CU 80 B FF 93 F SI 91 F FF 93 D CH 86 F SI 90 B SI 90 4-2 14 HR 1-2 2-3 3-H BB	4	1	0	1	1	1	0
68 Jefry Rodriguez, R (1, 1) OBP: 0.167, SLG: 0.250 45 Andrew Stevenson, L (7, PH) OBP: 0.300, SLG: 0.346 56 Greg Holland, R (7, 1) 14 Mark Reynolds, R (8, PH) OBP: 0.343, SLG: 0.519 (8, 4)			C SI 93 S CH 86 C SI 94 0-3 ① K		C SI 92 S CU 77 S CH 86 0-3 ② K		B CU 80 C SI 94 B CU 78 X SI 94 2-1 ③ G6-3	B SL 83 B FF 97 C FF 96 B FF 97 H FF 95 4-1 2 HR HBP	X SI 91 0-0 1-H 2-H 3-H HR	2 1	0 0	0 0	0 0	0 0	2 0	0 0
Inning Stats	R: 0 E: 0 K: 1 S: 13 H: 1 LOB: 2 BB: 1 P: 19	R: 0 E: 0 K: 1 S: 6 H: 0 LOB: 0 BB: 0 P: 9	R: 0 E: 0 K: 1 S: 10 H: 1 LOB: 1 BB: 0 P: 17	R: 0 E: 0 K: 1 S: 7 H: 1 LOB: 1 BB: 0 P: 14	R: 0 E: 0 K: 1 S: 6 H: 0 LOB: 0 BB: 0 P: 6	R: 1 E: 0 K: 2 S: 14 H: 2 LOB: 1 BB: 0 P: 20	R: 0 E: 0 K: 0 S: 9 H: 0 LOB: 0 BB: 0 P: 12	R: 8 E: 0 K: 3 S: 25 H: 5 LOB: 0 BB: 2 P: 48	R: 6 E: 0 K: 0 S: 19 H: 6 LOB: 0 BB: 1 P: 30	1B: 10 2B: 3 3B: 0 HR: 3 SF: 0 SAC: 0 DP: 1 HBP: 1						

	AB	42
	R	15
	H	16
	RBI	15
	BB	4
	SO	10
	LOB	17

WP: 0 PB: 0 SB: 1 CS: 0 PA: 47

PITCHER		IP	WLS	BF	H	R	ER	SO	BB	IBB	HBP	BLK	WP	HR	S	P	ERA	WHIP
32 Steven Matz, L ERA: 4.36	(1, 1)	7.0	L	27	5	1	1	7	1	0	0	0	0	0	65	97	1.29	0.857
51 Paul Sewald, R ERA: 5.54	(8, 1)	0.1		6	3	5	5	1	2	0	0	0	0	0	13	24	135.00	15.000
49 Tyler Bashlor, R ERA: 4.94	(8, 1)	0.2		5	2	3	3	2	0	0	1	0	0	2	12	24	40.50	3.000
55 Corey Oswalt, R ERA: 5.84	(9, 1)	1.0		9	6	6	6	0	1	0	0	0	0	1	19	30	54.00	7.000

PITCHER	IP	WLS	BF	H	R	ER	SO	BB	IBB	HBP	BLK	WP	HR	S	P	ERA	WHIP

Batter	1	2	3	4	5	6	7	8	9	AB	R	H	RBI	BB	SO	LOB
1 Amed Rosario, R (1, 6) OBP: 0.284, SLG: 0.366	B FF 94 B FF 94 C FF 94 X FF 96 2-1 G4-3 ①		B SI 96 F FF 96 S CU 82 X FF 97 1-2 F8 ②		B FF 94 S SI 95 C SI 96 X CU 81 1-2 F9 ②		B SL 87 F FF 93 S FF 94 S SL 86 1-3 K ③			4	0	0	0	0	1	2
68 Jeff McNeil, L (1, 4) OBP: 0.402, SLG: 0.481 7 José Reyes, S (7, 4) OBP: 0.272, SLG: 0.335	B SI 95 B CH 90 B FF 96 C FF 95 B FF 95 4-1 BB		C FF 96 B SI 92 B CH 91 X SI 95 2-1 30 BB 1B		F SI 95 B FF 95 B CH 89 X CH 88 2-1 G3 ③			B SI 94 C FF 95 F SI 95 B FF 96 F FF 96 F FF 95 B SL 88 F FF 94 F SI 95 3-2 X FF 94 G4-3 ①		2 1	0 0	1 0	0 0	1 0	0 0	1 0
30 Michael Conforto, L (1, 7) OBP: 0.344, SLG: 0.402	1 SAFE B FF 96 1 SAFE T SI 95 C FF 94 D CU 82 1 SAFE F SI 95 S CH 89 2-3 K ②		C FF 96 1 SAFE B SI 96 B CH 90 B FF 95 B SI 96 4-1 1-2 BB			S CH 87 B FF 93 F FF 92 F CU 78 X CU 79 1-2 G4-3 ①		B SL 88 C SL 86 S FF 95 C SI 95 1-3 K ②		3	0	0	0	1	2	1
21 Todd Frazier, R (1, 5) OBP: 0.310, SLG: 0.418	C FF 95 F FF 96 1 SAFE S CU 82 0-3 K ③		D CU 80 F FF 94 S FF 95 X SI 92 1-2 F8 ③			B SI 95 B CU 79 B FF 97 B FF 96 4-0 16 WP 19 G4-3 BB		B FF 95 C SL 88 C SL 88 B FF 95 S FF 94 2-3 K ③		3	0	0	0	1	2	3
19 Jay Bruce, L (1, 3) OBP: 0.291, SLG: 0.336		B CU 80 B CU 80 B FF 95 C FF 96 X SI 95 3-1 16 FC1-6 1B		B FF 93 B SI 93 F SI 95 X SI 96 2-1 F7 ①		1 SAFE B FF 95 X CH 89 1-0 G4-3 ② 1-2			T FF 96 F FF 97 B CH 86 X CH 87 1-2 F9 ①	4	0	1	0	0	0	1
16 Austin Jackson, R (1, 8) OBP: 0.327, SLG: 0.360		B FF 95 B SI 96 C FF 95 X FF 96 2-1 FC1-6 ① 1-2f		C FF 96 B SI 95 F FF 96 B SI 92 F FF 96 F CU 81 S CU 81 2-3 K ②		C CH 87 B CH 89 X CH 88 1-1 G5-3 ③ 2-3			F FF 98 B SI 96 X SI 95 1-1 11 G1 1B	4	0	1	0	0	1	2
11 José Bautista, R (1, 9) OBP: 0.340, SLG: 0.368		B FF 96 B FF 97 C SI 96 F FF 96 1 SAFE B CU 82 X SI 97 3-2 P3 ②		B CU 81 X FF 96 1-0 P3 ③			B CU 77 C SL 86 C FF 93 C CU 79 1-3 K ①		F FF 95 X SI 95 0-1 G1 ② 1-2	4	0	0	0	0	1	2
3 Tomás Nido, R (1, 2) OBP: 0.192, SLG: 0.167		B FF 96 F SI 96 X SI 96 1-1 G3 ③			C CU 78 X SI 94 0-1 F8 ①		F FF 93 B SL 86 F SL 86 X SL 87 1-2 G6-3 ②		F FF 94 X FF 95 0-1 F9 ③	4	0	0	0	0	0	2
32 Steven Matz, R (1, 1) OBP: 0.128, SLG: 0.108 4 Wilmer Flores, R (7, PH) OBP: 0.329, SLG: 0.439 51 Paul Sewald, R (8, 1) 49 Tyler Bashlor, R (8, 1) 55 Corey Oswalt, R (9, 1)			C SI 94 X CU 80 0-1 G6-3 ①		C FF 92 B FF 95 B SI 94 B FF 93 B SI 95 4-1 BB		B CU 76 F FF 93 B FF 93 B SL 86 C FF 93 B SL 87 4-2 BB			1 0 0 0 0	0 0 0 0 0	0 0 0 0 0	0 0 0 0 0	1 1 0 0 0	0 0 0 0 0	0 0 0 0 0
Inning Stats	R: 0 E: 0 K: 2 S: 10 H: 0 LOB: 1 BB: 1 P: 18	R: 0 E: 0 K: 0 S: 9 H: 1 LOB: 1 BB: 0 P: 18	R: 0 E: 0 K: 0 S: 11 H: 1 LOB: 2 BB: 1 P: 19	R: 0 E: 0 K: 1 S: 8 H: 0 LOB: 0 BB: 0 P: 13	R: 0 E: 0 K: 0 S: 8 H: 0 LOB: 1 BB: 1 P: 15	R: 0 E: 0 K: 0 S: 7 H: 0 LOB: 1 BB: 1 P: 14	R: 0 E: 0 K: 2 S: 11 H: 0 LOB: 1 BB: 1 P: 18	R: 0 E: 0 K: 2 S: 13 H: 0 LOB: 0 BB: 0 P: 19	R: 0 E: 0 K: 0 S: 9 H: 1 LOB: 1 BB: 0 P: 11	1B: 3 2B: 0 3B: 0 HR: 0		SF: 0 SAC: 0 DP: 0 HBP: 0			WP: 1 PB: 0 SB: 0 CS: 0	PA: 35

PITCHER		IP	WLS	BF	H	R	ER	SO	BB	IBB	HBP	BLK	WP	HR	S	P	ERA	WHIP
68 Jefry Rodriguez, R ERA: 4.54	(1, 1)	6.0	W	24	2	0	0	3	4	0	0	0	1	0	53	97	0.00	1.000
56 Greg Holland, R ERA: 6.09	(7, 1)	1.0	H	4	0	0	0	2	1	0	0	0	0	0	11	18	0.00	1.000
60 Justin Miller, R ERA: 3.8	(8, 1)	1.0		3	0	0	0	2	0	0	0	0	0	0	13	19	0.00	0.000
40 Kelvin Herrera, R ERA: 2.44	(9, 1)	0.2		3	1	0	0	0	0	0	0	0	0	0	7	9	0.00	1.500
30 Koda Glover, R ERA: 6.75	(9, 1)	0.1		1	0	0	0	0	0	0	0	0	0	0	2	2	0.00	0.000

PITCHER	IP	WLS	BF	H	R	ER	SO	BB	IBB	HBP	BLK	WP	HR	S	P	ERA	WHIP

BOTTOM

Washington Nationals @ New York Mets

Citi Field, Flushing, NY

Sun Aug 26 2018, 1:12 PM - 4:37 PM EDT

Att. 23,192 - Sunny - 82 F

livebaseballscorecards.com

AB	30
R	0
H	3
RBI	0
BB	5
SO	7
LOB	14

Batter	1	2	3	4	5	6	7	8	9	AB	R	H	RBI	BB	SO	LOB
1 Amed Rosario, R (1, 6) OBP: 0.285, SLG: 0.367	X FF 92 0-0 16 S 16 1B 1B	X FC 91 0-0 16 1B 1-2 2-H 1B			B CU 74 X CU 72 1-0 E5 16 CS		B SL 81 B SI 90 C SL 79 X SL 78 2-1 ② F8		T FC 92 F FC 92 B FC 92 F FC 93 B FC 94 T SI 94 2-2 ② K	5	1	2	1	0	1	3
16 Austin Jackson, R (1, 8) OBP: 0.329, SLG: 0.360	B SI 91 B FF 92 F FF 92 X FC 89 2-1 4 CS 1-H 1B	B CU 76 D CU 77 C FF 92 X CH 85 2-1 1-2 2-3 1B			B FF 92 1 SAFE B FC 90 F FF 92 X FC 90 2-1 ① ② G6-3 1-2		C SI 88 C FF 90 B FF 90 S SI 89 1-3 ③ K		F FC 94 C FC 93 B FC 93 F FF 95 F FC 93 C SI 95 1-3 ③ K	5	0	2	1	0	2	4
4 Wilmer Flores, R (1, 3) OBP: 0.326, SLG: 0.434	B SI 92 B SI 91 C SI 92 B CH 86 X FC 90 3-1 ① ② P4 1-2	B CH 87 X FC 90 1-0 ③ P3			B CH 85 B CH 84 F SI 91 F FC 89 X CH 86 2-2 ③ G5-3			B FF 96 F FF 94 F FF 94 B CU 82 B CU 81 F FF 95 X FF 95 3-2 ① L9		4	0	0	0	0	0	4
21 Todd Frazier, R (1, 5) OBP: 0.306, SLG: 0.413	B FF 93 B FC 89 X FF 93 2-0 ③ P4		F FC 89 B FC 89 B CH 83 C CH 83 B FC 90 X FC 89 3-2 ① P3			C CU 74 S CH 84 X FC 88 0-2 ① P3		B FF 96 C FF 94 S FF 97 X FF 94 1-2 ② G6-3		4	0	0	0	0	0	0
30 Michael Conforto, L (1, 7) OBP: 0.345, SLG: 0.409		X FF 90 0-0 HR	C CU 76 B SI 92 B CH 86 C CU 75 S SI 92 2-3 ② K2-3			C CU 74 B CU 74 B SI 91 B CU 75 S SI 91 B CH 84 4-2 BB		C FF 95 B FF 96 X FF 95 1-1 ③ G3-1		3	1	1	1	1	1	0
José Bautista, R (1, 9) OBP: 0.339, SLG: 0.364		C CU 74 B SI 92 B FF 91 B FF 91 F FC 90 F FC 91 X FF 92 3-2 ① L8	S FC 90 S CU 76 X FC 90 0-2 ③ P4			S CU 75 F CU 76 B FF 92 1 SAFE S FC 90 1-3 ② K			S SL 85 B SL 84 B FF 95 B FC 90 B FC 89 4-1 7 FC4-6 BB	3	0	0	0	1	1	1
7 José Reyes, S (1, 4) OBP: 0.267, SLG: 0.328		X CH 86 0-0 ② L7		B CU 72 S FC 88 X CU 74 1-1 ① F8		D CU 75 C CH 84 F CU 75 B FF 92 X CU 77 2-2 ③ L1			B FF 96 B SI 96 C SI 96 X SI 96 2-1 ① FC4-6 19 1B 26 1B 1-2f	4	0	0	0	0	0	2
26 Kevin Plawecki, R (1, 2) OBP: 0.348, SLG: 0.412		B CU 76 B CU 76 B FC 90 B FF 92 4-0 34 BB 1 1B BB		C CU 75 S FC 88 C FF 92 0-3 ② K			B SL 81 X SL 78 1-0 HR		C FC 89 X SI 96 0-1 19 1B 1-2 1B	3	2	2	1	1	1	0
34 Noah Syndergaard, L (1, 1) OBP: 0.158, SLG: 0.194 68 Jeff McNeil, L (7, PH) OBP: 0.398, SLG: 0.477 39 Jerry Blevins, L (7, 1) OBP: 0.500, SLG: 0.500 62 Drew Smith, R (7, 1) 73 Daniel Zamora, L (8, 1) 19 Jay Bruce, L (9, PH) OBP: 0.294, SLG: 0.339		B FC 88 C FC 89 S FC 90 D CU 79 B FF 93 B FF 92 4-2 16 1B 1 1B 1-2 BB		C FC 88 B CU 75 C FF 93 B FF 92 B FF 92 X FF 93 3-2 ③ F7			B SI 90 F SI 90 S FF 90 X FF 89 1-2 ① F8		S FF 96 F FF 97 X FC 94 0-2 1-2 2-3 1B	1 1 0 0 0 1	0 0 0 0 0 0	0 0 0 0 0 1	0 0 0 0 0 0	1 0 0 0 1 0	0 0 0 0 0 0	0 0 0 0 0 0
Inning Stats	R: 1 E: 0 K: 0 S: 6 H: 2 LOB: 0 BB: 0 P: 13	R: 2 E: 0 K: 0 S: 12 H: 3 LOB: 3 BB: 2 P: 26	R: 0 E: 0 K: 1 S: 9 H: 0 LOB: 0 BB: 0 P: 14	R: 0 E: 0 K: 1 S: 8 H: 0 LOB: 0 BB: 0 P: 12	R: 0 E: 1 K: 0 S: 6 H: 0 LOB: 0 BB: 0 P: 11	R: 0 E: 0 K: 1 S: 11 H: 0 LOB: 1 BB: 1 P: 18	R: 1 E: 0 K: 1 S: 9 H: 1 LOB: 0 BB: 0 P: 14	R: 0 E: 0 K: 0 S: 9 H: 0 LOB: 0 BB: 0 P: 14	R: 0 E: 0 K: 2 S: 17 H: 2 LOB: 3 BB: 1 P: 26	1B: 6 2B: 0 3B: 0 HR: 2 SF: 0 SAC: 0 DP: 0 HBP: 0						

PITCHER		IP	WLS	BF	H	R	ER	SO	BB	IBB	HBP	BLK	WP	HR	S	P	ERA	WHIP
34 Jon Lester, L ERA: 3.67	(1, 1)	6.0		25	5	3	3	3	3	0	0	0	0	1	52	94	4.50	1.333
41 Steve Cishek, R ERA: 1.8	(7, 1)	1.0	W	4	1	1	1	1	0	0	0	0	0	1	9	14	9.00	1.000
6 Carl Edwards Jr., R ERA: 2.3	(8, 1)	1.0	H	3	0	0	0	0	0	0	0	0	0	0	9	14	0.00	0.000
46 Pedro Strop, R ERA: 2.55	(9, 1)	0.1	H	3	1	0	0	0	1	0	0	0	0	0	5	11	0.00	6.000
37 Justin Wilson, L ERA: 3.06	(9, 1)	0.0		1	1	0	0	0	0	0	0	0	0	0	3	3	∞	∞

PITCHER		IP	WLS	BF	H	R	ER	SO	BB	IBB	HBP	BLK	WP	HR	S	P	ERA	WHIP
43 Jesse Chavez, R ERA: 2.91	(9, 1)	0.2	S	2	0	0	0	2	0	0	0	0	0	0	9	12	0.00	0.000

TOP

New York Mets @ Chicago Cubs

Wrigley Field, Chicago, IL

Mon Aug 27 2018, 7:07 PM - 10:21 PM CDT

Att. 38,935 - Partly Cloudy - 90 F

livebaseballscorecards.com

AB	34
R	4
H	8
RBI	4
BB	4
SO	6
LOB	14

WP: 0 PA: 38
PB: 0
SB: 1
CS: 2

BOTTOM

New York Mets @ Chicago Cubs

Wrigley Field, Chicago, IL

Mon Aug 27 2018, 7:07 PM - 10:21 PM CDT

Att. 38,935 - Partly Cloudy - 90 F

Batter	1	2	3	4	5	6	7	8	9	AB	R	H	RBI	BB	SO	LOB
3 Daniel Murphy, L (1, 4) OBP: 0.355, SLG: 0.475 46 Pedro Strop, R (9, 1) 37 Justin Wilson, L (9, 1) 43 Jesse Chavez, R (9, 1)	B SI 99 B FF 99 F FF 98 X FF 100 2-1 9 1B 44 2B 2B	1 SAFE B FF 99 F CH 91 1 SAFE X FF 98 1-1 ③ F8		C FF 98 B CH 90 C FF 97 X CU 84 1-2 1B		B SI 98 B CU 85 B CH 91 B SI 98 4-0 9 S BB		B SL 79 C SL 77 B FF 90 F SL 78 S SL 80 2-3 ① K		4 0 0 0	1 0 0 0	2 0 0 0	0 0 0 0	1 0 0 0	1 0 0 0	1 0 0 0
9 Javier Báez, R (1, 6) OBP: 0.329, SLG: 0.575	S SL 94 B SL 94 B SL 94 X SI 99 2-1 44 CS 2-3 1B	S SL 92 B SL 94 X CH 91 1-1 44 G4-3 40 WP 2B	C SI 97 S SL 91 S SL 91 0-3 ① K	S CU 83 B SL 92 F CU 83 B SL 92 B SL 93 S CU 84 3-3 ③ K 1-2		F SL 78 C FF 91 C FF 91 0-3 ② K		5	1	2	0	0	3	2
44 Anthony Rizzo, L (1, 3) OBP: 0.371, SLG: 0.479	1 SAFE 1 SAFE F FF 99 X SL 92 0-1 ① 18 1B 1-2 3-H 2B	X SI 99 0-0 ① G4-3 2-3	X SI 97 0-0 ② L8			B CU 73 C CU 73 C FF 89 B CU 75 F FF 91 B FF 90 F FF 90 X FF 90 3-2 18 2B 2B	B SL 80 S FF 90 X SL 80 1-1 HR	5	2	3	2	0	0	2
18 Ben Zobrist, S (1, 9) OBP: 0.390, SLG: 0.461 (8, 7) (9, 4)	C SI 99 C SI 99 F CU 84 F CH 91 X FF 100 0-2 2-3 1B	F CU 84 B SI 98 X FF 99 1-1 ② G3	B SI 97 B CH 91 S CH 91 S CH 90 F SL 92 X CH 90 2-2 ③ L7			B FF 90 B CH 84 L FF 89 F FF 89 F CU 74 X FF 89 2-2 22 1B 40 FC4-6 2-H 2B	C SL 81 F FF 90 B SL 81 X SL 80 1-2 ③ G1-3	5	1	2	1	0	0	2
22 Jason Heyward, L (1, 8) OBP: 0.343, SLG: 0.405 (8, 9)	B SI 98 1 SAFE B FF 97 F SI 98 B SL 93 S CH 91 2-3 ② K	B SL 93 C SI 99 B FF 99 B SL 92 B CH 91 4-1 40 1B 40 WP 34 1B BB	S CU 84 X CU 82 0-1 ① F7			F CU 72 B CU 74 X FF 89 1-1 40 FC4-6 2-3 1B		3	1	1	0	1	1	2
40 Willson Contreras, R (1, 2) OBP: 0.354, SLG: 0.412	B SL 93 X SI 98 1-0 ③ G5-3	B SL 98 B SL 93 C SI 98 F SI 98 D SL 93 X SI 99 3-2 12 IBB 34 1B 1-3 3-H 1B	S CU 83 S CU 82 S CU 82 0-3 ② K2-3			F CU 80 C FF 95 D CU 81 B FF 97 X FF 97 2-2 ① FC4-6 12 1B 1-2f 3-H		4	1	1	1	0	1	3
12 Kyle Schwarber, L (1, 7) OBP: 0.354, SLG: 0.468 6 Carl Edwards Jr., R (8, 1) 8 Ian Happ, S (9, 7) OBP: 0.358, SLG: 0.412		B FF 98 X SI 98 1-0 ① G3-1		C SI 98 B CH 91 F SI 98 X SL 92 1-2 ③ P2		B FF 97 1 SAFE 1 SAFE F FF 96 C FF 96 D CU 82 X FF 96 2-2 1-3 1B		3 0 0	0 0 0	1 0 0	0 0 0	1 0 0	0 0 0	0 0 0
34 Jon Lester, L (1, 1) OBP: 0.118, SLG: 0.176 2 Tommy La Stella, L (6, PH) OBP: 0.344, SLG: 0.313 41 Steve Cishek, R (7, 1) OBP: 0.167, SLG: 0.167 5 Albert Almora Jr., R (7, PH) OBP: 0.341, SLG: 0.408 (8, 8)		B SI 98 C SI 98 S SI 98 B SI 99 F FF 99 F SI 99 S SI 100 2-3 ② K	S SI 98 X SI 98 0-1 1-2 2-H 3-H 1B			B FF 98 B SI 97 F SI 98 X CH 91 2-1 ① G4-3	S CU 81 S CU 81 S CU 82 0-3 ② K	2 1 0 1	0 0 0 0	1 0 0 0	2 0 0 0	0 0 0 0	1 0 0 1	0 0 0 2
13 David Bote, R (1, 5) OBP: 0.366, SLG: 0.504		B SI 100 F SL 93 X SL 94 1-1 1B	B SL 92 B SL 91 F FF 98 S FF 98 F FF 98 T SL 93 2-2 ③ K			B CU 85 X SI 98 1-0 ② G4-3	B FF 98 C SI 98 B CU 83 B SI 97 C FF 98 C FF 99 3-3 ③ K	4	0	1	0	0	2	4
Inning Stats	R: 1 E: 0 K: 1 S: 15 H: 4 LOB: 2 BB: 0 P: 22	R: 0 E: 0 K: 1 S: 10 H: 1 LOB: 1 BB: 0 P: 15	R: 3 E: 0 K: 1 S: 15 H: 3 LOB: 2 BB: 2 P: 26	R: 0 E: 0 K: 1 S: 11 H: 1 LOB: 1 BB: 0 P: 14	R: 0 E: 0 K: 1 S: 8 H: 0 LOB: 0 BB: 0 P: 9	R: 0 E: 0 K: 1 S: 6 H: 0 LOB: 1 BB: 1 P: 16	R: 2 E: 0 K: 2 S: 23 H: 4 LOB: 2 BB: 0 P: 36	R: 1 E: 0 K: 2 S: 11 H: 1 LOB: 0 BB: 0 P: 15		1B: 8 2B: 5 3B: 0 HR: 1	SF: 0 SAC: 0 DP: 0 HBP: 0		WP: 1 PB: 0 SB: 1 CS: 1	PA: 40

livebaseballscorecards.com

	AB	37
	R	7
	H	14
	RBI	6
	BB	3
	SO	10
	LOB	18

PITCHER		IP	WLS	BF	H	R	ER	SO	BB	IBB	HBP	BLK	WP	HR	S	P	ERA	WHIP
34 Noah Syndergaard, R ERA: 3.51	(1, 1)	6.0		29	9	4	4	6	2	1	0	0	1	0	65	102	6.00	1.833
39 Jerry Blevins, L ERA: 3.97	(7, 1)	0.0	L	3	3	2	2	0	0	0	0	0	0	0	11	17	∞	∞
62 Drew Smith, R ERA: 1.72	(7, 1)	1.0		4	1	0	0	2	0	0	0	0	0	0	12	19	0.00	1.000
73 Daniel Zamora, L ERA: 2.08	(8, 1)	1.0		4	1	1	1	2	0	0	0	0	0	1	11	15	9.00	1.000

PITCHER	IP	WLS	BF	H	R	ER	SO	BB	IBB	HBP	BLK	WP	HR	S	P	ERA	WHIP

Batter	1	2	3	4	5	6	7	8	9	10	11	AB	R	H	RBI	BB	SO	LOB
1 Amed Rosario, R (1, 6) OBP: 0.289, SLG: 0.372	B FF 93 F FF 93 B FF 93 X FC 88 2-1 68 G4-3 2B		B FF 93 S CH 84 F FF 93 B CU 80 X CH 85 2-2 16 CS 68 E 1B		X FF 92 0-0 68 G3 1-2 1B	X FS 84 0-0 ③ F8			C FC 89 B SL 83 F FF 96 S SL 85 1-3 ① K			5	0	3	0	0	1	2
68 Jeff McNeil, L (1, 4) OBP: 0.390, SLG: 0.482	X FF 93 0-0 ① G4-3 2-3		S CU 78 1 SAFE 1 SAFE X FC 87 0-1 FC4 16 CS 1-2		C CU 78 B SI 93 B FC 88 X SI 91 2-1 ② G3 1-2 2-3		C FC 83 B FF 90 S FS 82 F FS 83 B FF 90 F FS 82 F FS 84 F FF 91 F FC 87 2-2 X FS 83 3B		C SI 96 X SI 96 0-1 ② G6-3			5	0	1	0	0	0	4
16 Austin Jackson, R (1, 8) OBP: 0.333, SLG: 0.358	B FF 93 B CU 79 C FF 94 S CH 85 B FF 92 F CH 85 B FC 86 4-2 BB		B FF 94 B CU 79 B SI 92 B CH 84 4-0 ② 1-2 2-3 BB		B FF 92 S FF 92 B FF 93 C FC 89 B FC 89 B FF 93 4-2 BB		S FC 86 B FC 86 X FS 83 1-1 ① L6		B FF 95 X FC 90 1-0 ③ G6-3			2	0	0	0	3	0	1
30 Michael Conforto, L (1, 7) OBP: 0.344, SLG: 0.405	C SI 93 D CH 85 B FF 94 S SI 93 S FC 87 2-3 ② K		C CU 79 C FF 93 B SL 84 B SL 83 B FF 93 S CU 79 3-3 ③ K		S SI 93 B FF 93 F SI 93 B FF 94 F FC 89 S CH 85 2-3 ③ K		B CU 74 B FF 92 F FS 83 B FS 84 X FS 84 3-1 ② L3			B SL 79 B SL 79 B SI 89 C SI 90 F SI 90 B SI 89 4-2 19 CS BB		4	0	0	0	1	3	8
21 Todd Frazier, R (1, 5) OBP: 0.308, SLG: 0.411	C CU 80 C FC 89 F CH 85 B SI 93 S FC 88 1-3 ③ K			F CU 78 F FF 92 F FF 93 S CH 85 0-3 ① K		X SI 92 0-0 26 G5-3 19 BB 48 1B 1B		0-0 19 S IBB		B SI 89 F SI 91 C SL 80 S FF 90 1-3 ① K		4	1	1	0	1	3	3
19 Jay Bruce, L (1, 3) OBP: 0.292, SLG: 0.333		X FF 93 0-0 ① G3		C FF 93 B FF 92 B FF 94 B FF 93 X FF 93 3-1 ② F9		C SI 92 F CH 88 B SI 92 D CH 89 F SI 94 D SI 94 1 SAFE 1 SAFE B SI 93 4-2 48 1B 26 G5-3 1-2 BB	B FC 86 C FF 92 B FF 91 F FF 92 C FS 84 2-3 ③ K 1-2		B SL 78 B SI 89 S SI 90 T SI 89 B FF 90 C SL 78 3-3 ②③ K 1-2		4	0	0	0	1	2	3
26 Kevin Plawecki, R (1, 2) OBP: 0.340, SLG: 0.401		C FF 93 F FF 93 F FF 93 B CH 84 F FC 88 S SL 86 1-3 ② K		C FF 93 B SI 93 B SI 92 B FF 93 X FC 88 3-1 ③ G6-3		B SI 92 B SI 94 C SI 93 X SI 94 2-1 ① G5-3 1-2 2-3	C FF 96 F FF 96 F CU 78 S FF 96 0-3 ① K		S FF 93 B FC 92 F FC 92 F FF 92 B SL 85 X FF 93 2-2 ① P4		5	0	0	0	0	2	2
9 Brandon Nimmo, L (1, 9) OBP: 0.385, SLG: 0.499		B FF 93 C FF 92 F FF 94 S FC 89 1-3 ③ K			B FF 92 S CH 84 F FF 93 S CH 84 1-3 ① K	C FS 82 F FS 83 D FF 91 F FS 84 F FS 84 B FF 92 X FF 92 2-2 ② P6	C FF 96 F FF 96 B FF 94 B CU 80 S FF 95 2-3 ② K		B FC 92 F FC 92 C SI 93 B FC 92 X FC 91 2-2 4 L4-3 1B		5	0	1	0	0	3	2
48 Jacob deGrom, L (1, 1) OBP: 0.180, SLG: 0.155 67 Seth Lugo, R (9, 1) OBP: 0.167, SLG: 0.091 39 Jerry Blevins, L (10, 1) OBP: 0.500, SLG: 0.500 4 Wilmer Flores, R (11, PH) OBP: 0.325, SLG: 0.433 51 Paul Sewald, R (11, 1) 73 Daniel Zamora, L (11, 1)			B FF 92 C FF 92 C FF 92 F FC 89 X SI 93 1-2 ① L5		B FF 92 S FF 92 X SI 92 1-1 68 G3 1 1B 1B	F FF 92 X FF 92 0-1 2-3 3-H 1B	C FF 95 X FF 94 0-1 ③ G6-3			1 SAFE C SI 92 F FC 90 F FC 92 B FC 92 1 SAFE X SI 93 1-2 ②③ L4-3 1-1		4 0 0 0 1 0 0	0 0 0 0 0 0 0	2 0 0 0 0 0 0	1 0 0 0 0 0 0	0 0 0 0 0 0 0	0 0 0 0 1 0 0	0 0 0 0 1 0 0
Inning Stats	R: 0 E: 0 K: 2 S: 13 H: 1 LOB: 2 BB: 1 P: 22	R: 0 E: 0 K: 2 S: 9 H: 0 LOB: 0 BB: 0 P: 11	R: 0 E: 1 K: 1 S: 12 H: 1 LOB: 2 BB: 1 P: 22	R: 0 E: 0 K: 1 S: 8 H: 0 LOB: 0 BB: 0 P: 14	R: 0 E: 0 K: 2 S: 14 H: 2 LOB: 3 BB: 1 P: 24	R: 1 E: 0 K: 0 S: 14 H: 2 LOB: 2 BB: 1 P: 22	R: 0 E: 0 K: 1 S: 15 H: 1 LOB: 2 BB: 1 P: 23	R: 0 E: 0 K: 2 S: 9 H: 0 LOB: 0 BB: 0 P: 11	R: 0 E: 0 K: 1 S: 6 H: 0 LOB: 0 BB: 0 P: 8	R: 0 E: 0 K: 2 S: 8 H: 0 LOB: 1 BB: 1 P: 16	R: 0 E: 0 K: 0 S: 11 H: 1 LOB: 0 BB: 0 P: 16	1B: 6 2B: 3 3B: 1 HR: 0 SF: 0 SAC: 0 DP: 2 HBP: 0						

TOP

New York Mets @ Chicago Cubs
Wrigley Field, Chicago, IL
Tue Aug 28 2018, 7:06 PM - 12:44 PM CDT
Att. 37,017 - Rain - 79 F

livebaseballscorecards.com

AB	39
R	1
H	8
RBI	1
BB	6
SO	14
LOB	26

WP: 0 PA: 45
PB: 0
SB: 1
CS: 3

PITCHER		IP	WLS	BF	H	R	ER	SO	BB	IBB	HBP	BLK	WP	HR	S	P	ERA	WHIP
35 Cole Hamels, L ERA: 3.7	(1, 1)	5.0		22	4	0	0	8	3	0	0	0	0	0	56	93	0.00	1.400
20 Brandon Kintzler, R ERA: 4.47	(6, 1)	0.1		3	1	1	1	0	1	0	0	0	0	0	6	12	27.00	6.000
29 Jorge De La Rosa, L ERA: 3.95	(6, 1)	1.2		8	2	0	0	1	0	1	0	0	0	0	23	33	0.00	1.200
6 Carl Edwards Jr., R ERA: 2.25	(8, 1)	1.0		3	0	0	0	2	0	0	0	0	0	0	9	11	0.00	0.000
46 Pedro Strop, R ERA: 2.5	(9, 1)	1.0		3	0	0	0	1	0	0	0	0	0	0	6	8	0.00	0.000

PITCHER		IP	WLS	BF	H	R	ER	SO	BB	IBB	HBP	BLK	WP	HR	S	P	ERA	WHIP
41 Steve Cishek, R ERA: 1.77	(10, 1)	1.0		3	0	0	0	2	1	0	0	0	0	0	8	16	0.00	1.000
43 Jesse Chavez, R ERA: 2.87	(11, 1)	1.0	W	3	1	0	0	0	0	0	0	0	0	0	11	16	0.00	1.000

Batter	1	2	3	4	5	6	7	8	9	10	11	AB	R	H	RBI	BB	SO	LOB
3 Daniel Murphy, L (1, 4) OBP: 0.349, SLG: 0.466 6 Carl Edwards Jr., R (8, 1) 46 Pedro Strop, R (9, 1) 41 Steve Cishek, R (10, 1) OBP: 0.167, SLG: 0.167 40 Willson Contreras, R (10, PH) OBP: 0.354, SLG: 0.411 43 Jesse Chavez, R (11, 1)	B FF 97 F FF 97 X FF 98 1-1 L9 ①		S SI 98 B CU 85 B CH 90 F FF 98 S SI 99 2-3 K ③		X SI 99 0-0 G4-3 ③		B CH 91 B SI 98 S FF 97 F FF 98 F SI 98 B FF 98 S SL 93 3-3 K ③ 1-2			B CU 73 C FF 90 F FF 89 X CU 74 1-2 G6-3 ②		4	0	0	0	0	2	2
44 Anthony Rizzo, L (1, 3) OBP: 0.375, SLG: 0.483	F FF 98 X FF 99 0-1 1B			C SI 97 B CH 91 T CH 91 B FF 98 F CU 84 C SL 93 2-3 K ①		S CU 80 X CH 88 0-1 1B		S SL 92 F SI 97 F SI 98 X SL 91 0-2 22 BB 1B		C FF 90 B FF 90 B CU 73 F CU 72 X CU 72 2-2 1B		5	0	4	0	0	1	0
22 Jason Heyward, L (1, 9) OBP: 0.342, SLG: 0.400	C SI 97 X FF 98 0-1 P4 ②			B CH 92 F FF 99 B SI 98 B CH 89 C SL 92 X FF 97 3-2 F7 ②		B FF 97 X SL 91 1-0 L8 ①		B FF 97 B SI 96 B SI 97 S FF 96 B SI 96 4-1 7 G1-6-3 1-2 BB		1 SAFE 1 SAFE C FF 98 S FF 89 S CU 73 0-3 K ③		4	0	0	0	1	1	3
9 Javier Báez, R (1, 6) OBP: 0.329, SLG: 0.573	C FF 99 C FF 99 S FF 100 0-3 K ③			X SL 92 0-0 7 1B 1B		S SL 90 S FF 97 B SL 93 S FF 97 1-3 K ②		M SL 93 B SL 93 L FF 97 F SL 92 S FF 98 1-3 K ①			F SL 82 F SL 82 F SL 82 B SL 82 B SI 91 B SL 82 B SL 82 4-2 7 SH 18 1B BB	4	1	1	0	1	3	4
7 Victor Caratini, S (1, 2)		F SI 98 F CH 90 X FF 99 0-2 G3-1 ①		1 SAFE X SI 98 0-0 1B 1-2 1B		C CH 90 B FF 98 X SL 93 1-1 G4-3 ③		S SL 92 B FF 98 B SL 91 C FF 98 X FF 97 2-2 G1-6-3 ②③ 1-2f			X SI 90 0-0 SH 18 1B 1-3	4	0	1	0	0	0	3
12 Kyle Schwarber, L (1, 7) OBP: 0.355, SLG: 0.466		C FF 98 F SL 93 C FF 99 0-3 K ②		S CH 90 B CH 91 B CH 90 X SI 98 2-1 G1-3 ③			X SI 97 0-0 5 FC1-6 1B		B FF 94 S CU 78 B SI 94 B CH 88 X FF 94 3-1 G4-3 ①		0-0 18 1B IBB	4	0	1	0	1	1	2
5 Albert Almora Jr., R (1, 8) OBP: 0.339, SLG: 0.405		C FF 98 F FF 98 S SL 92 0-3 K ③			B SL 90 C SL 91 F CH 89 X FF 98 1-2 13 FC1-4 1B		X SL 90 0-0 FC1-6 18 1B 13 SF8 1-2f ①		B SL 87 B SL 88 X FF 94 2-0 G6-3 ②		B SL 81 C FF 90 F FF 92 F FF 92 C FF 93 1-3 K ①	5	1	1	0	0	2	4
35 Cole Hamels, L (1, 1) OBP: 0.143, SLG: 0.143 2 Tommy La Stella, L (5, PH) OBP: 0.342, SLG: 0.350 20 Brandon Kintzler, R (6, 1) 29 Jorge De La Rosa, L (6, 1) 18 Ben Zobrist, S (7, PH) OBP: 0.392, SLG: 0.463 (8, 4)			B FF 98 B FF 97 C FF 96 S FF 97 S FF 98 2-3 K ①		C CH 89 1 SAFE B FF 97 F CH 90 F SL 93 S FF 98 1-3 K ①		F SI 96 X CH 90 0-1 3 WP 1-3 1B		C FF 95 F CU 80 X CU 81 0-2 G4-3 ③		F SL 77 B SL 78 X SL 77 1-1 1-2 2-3 3-H 1B	1 1 0 0 3	0 0 0 0 0	0 0 0 0 2	0 0 0 0 1	1 1 0 0 0	0 1 0 0 0	0 1 0 0 0
13 David Bote, R (1, 5) OBP: 0.356, SLG: 0.491			B FF 98 C SL 92 S FF 98 B FF 98 X SL 93 2-2 G6-3 ②		B CH 90 S FF 97 1 SAFE S FF 97 F FF 97 X SL 92 1-2 FC1-4 1-2f ②		X FF 98 0-0 SF8 3-H ②			F FF 90 F FF 89 F CU 74 B CU 72 S CU 73 1-3 K ①		3	0	0	1	0	1	1
Inning Stats	R: 0 E: 0 K: 1 S: 9 H: 1 LOB: 1 BB: 0 P: 10	R: 0 E: 0 K: 2 S: 9 H: 0 LOB: 0 BB: 0 P: 9	R: 0 E: 0 K: 2 S: 9 H: 0 LOB: 0 BB: 0 P: 15	R: 0 E: 0 K: 1 S: 11 H: 2 LOB: 2 BB: 0 P: 18	R: 0 E: 0 K: 1 S: 12 H: 1 LOB: 1 BB: 0 P: 15	R: 0 E: 0 K: 1 S: 8 H: 1 LOB: 1 BB: 0 P: 11	R: 1 E: 0 K: 1 S: 9 H: 2 LOB: 1 BB: 0 P: 12	R: 0 E: 0 K: 1 S: 12 H: 1 LOB: 1 BB: 1 P: 19	R: 0 E: 0 K: 0 S: 6 H: 0 LOB: 0 BB: 0 P: 11	R: 0 E: 0 K: 2 S: 13 H: 1 LOB: 1 BB: 0 P: 17	R: 1 E: 1 K: 1 S: 10 H: 1 LOB: 3 BB: 2 P: 16	1B: 10 2B: 0 3B: 0 HR: 0 SF: 1 SAC: 1 DP: 1 HBP: 0	WP: 1 PB: 0 SB: 0 CS: 0 PA: 44					

PITCHER		IP	WLS	BF	H	R	ER	SO	BB	IBB	HBP	BLK	WP	HR	S	P	ERA	WHIP
48 Jacob deGrom, R ERA: 1.68	(1, 1)	8.0		32	8	1	1	10	1	0	0	0	1	0	79	109	1.12	1.125
67 Seth Lugo, R ERA: 2.86	(9, 1)	1.0		3	0	0	0	0	0	0	0	0	0	0	6	11	0.00	0.000
39 Jerry Blevins, L ERA: 3.86	(10, 1)	1.0		4	1	0	0	2	0	0	0	0	0	0	13	17	0.00	1.000
51 Paul Sewald, R ERA: 5.68	(11, 1)	0.1	L	4	0	1	1	1	1	1	0	0	0	0	8	13	27.00	3.000
73 Daniel Zamora, L ERA: 2.08	(11, 1)	0.0		1	1	0	0	0	0	0	0	0	0	0	2	3	∞	∞

PITCHER	IP	WLS	BF	H	R	ER	SO	BB	IBB	HBP	BLK	WP	HR	S	P	ERA	WHIP

BOTTOM

New York Mets @ Chicago Cubs

Wrigley Field, Chicago, IL

Tue Aug 28 2018, 7:06 PM - 12:44 PM CDT

Att. 37,017 - Rain - 79 F

livebaseballscorecards.com

AB	39
R	2
H	10
RBI	2
BB	3
SO	13
LOB	20

New York Mets @ Chicago Cubs

Wrigley Field, Chicago, IL

Wed Aug 29 2018, 1:31 PM - 4:40 PM CDT

Att. 33,386 - Overcast - 68 F

TOP

livebaseballscorecards.com

Batter	1	2	3	4	5	6	7	8	9	AB	R	H	RBI	BB	SO	LOB
1 Amed Rosario, R (1, 6) OBP: 0.290, SLG: 0.372	C FF 90 B FF 91 B CH 81 X FF 91 2-1 68 FC4-6 1B	C SL 78 B SL 80 X FF 90 1-1 ③ G4-3			C SL 78 B SL 79 S SI 89 B CH 80 B CH 81 F SI 90 X FF 91 3-2 ① L8		F SI 93 B SI 93 B FF 93 X SL 85 2-1 68 BB 16 1B 1-H 1B	F SI 93 X SI 92 0-1 ② L6		5	1	2	1	0	0	3
68 Jeff McNeil, L (1, 4) OBP: 0.383, SLG: 0.466	B FF 90 X SI 91 1-0 ① FC4-6 30 BB 16 1B 21 HR 1-2f	B SI 89 F CH 80 B CH 81 C CH 80 F FF 89 X SI 91 2-2 ① G6-3			B FF 89 X SI 89 1-0 ② F8		1 SAFE B FF 92 C SI 90 B SL 86 B SL 86 D SI 91 4-1 16 1B 7 3B 1-2 BB	X SI 93 0-0 ③ F7		4	2	0	0	1	0	4
16 Austin Jackson, R (1, 8) OBP: 0.334, SLG: 0.358	X FF 90 0-0 30 BB 21 HR 1-2 1B	C SL 79 S CH 80 S FF 89 0-3 ② K			C CU 72 B CU 71 B CH 79 X CH 81 2-1 ③ F8		B SL 86 F SI 92 B SI 93 X SI 92 2-1 7 3B 1-3 2-H 1B		C SL 86 C SL 85 B FF 99 B FF 100 C FF 100 2-3 ① K	5	2	2	1	0	2	0
19 Jay Bruce, L (1, 3) OBP: 0.297, SLG: 0.342 55 Corey Oswalt, R (6, 1) 7 José Reyes, S (7, PH) OBP: 0.271, SLG: 0.342 49 Tyler Bashlor, R (7, 1) 62 Drew Smith, R (8, 1) 3 Tomás Nido, R (9, PH) OBP: 0.189, SLG: 0.163 35 Jacob Rhame, R (9, 1)	C CH 81 F FF 91 B SI 92 S CH 82 1-3 ② K	S CH 80 S CH 80 B CH 81 F FF 90 F FF 92 B FF 91 B CH 82 X FF 92 3-2 2B				B SL 84 C SL 85 F SI 92 B SL 85 X FF 93 2-2 21 G6-4-3 1B	B SI 93 1 SAFE B SI 93 C SI 92 C SI 93 X CH 88 2-2 1-H 3-H 3B		B FF 100 S SL 86 F SL 84 B FF 100 X FF 100 2-2 E1 30 1B 21 1B	3 0 0 1 0 0 1	0 0 0 0 0 0 1	2 0 1 0 0 0 0	0 0 2 0 0 0 0	0 0 0 0 0 0 0	1 0 0 0 0 0 0	2 0 0 0 0 0 0
30 Michael Conforto, L (1, 7) OBP: 0.346, SLG: 0.405	B FF 91 B CU 73 S CH 82 B FF 91 B CH 82 4-1 21 HR 1-2 2-3 BB	B CU 72 B SI 89 B FF 90 2 SAFE C SI 88 B CH 81 4-1 21 PO BB				C SI 92 B SL 86 B SL 93 B FF 93 C SI 92 F SI 92 S SI 93 3-3 ① K	B SI 92 F SI 92 T SI 92 X SL 87 1-2 ③ F9		T FF 98 B FF 99 B FF 99 B FF 99 X FF 98 3-1 21 1B 9 1B 1-3 1B	3	2	1	0	2	1	2
21 Todd Frazier, R (1, 5) OBP: 0.309, SLG: 0.420	B SI 91 B SI 92 X FF 92 2-0 1-H 2-H 3-H HR	C FF 90 1 SAFE 0-1 ③ PO 1-2	C CU 70 B SI 89 B SI 89 X SI 90 2-1 ① G6-3			X SI 94 0-0 ② ③ G6-4-3 1-2f		B SI 92 B SI 92 X SI 93 2-1 ① G5-3	F FF 100 C FF 98 F FS 90 B FF 100 F FF 99 X FF 100 1-2 9 1B 1-3 3-H 1B	5	1	2	5	0	0	1
9 Brandon Nimmo, L (1, 9) OBP: 0.388, SLG: 0.500	C SI 90 B FF 90 F SI 89 F FF 90 F CU 74 F SI 90 S SL 79 1-3 ③ K			F CH 79 X CH 79 0-1 26 WP 1B			C SL 84 B SI 91 B SI 92 F SL 84 F SI 93 X SL 86 2-2 ① L7	S SI 93 C SI 93 B CH 88 F SI 93 X SI 93 1-2 4 1B 26 1B 1B	S FS 90 B FS 89 B FF 98 X FF 99 2-1 1-2 3-H 1B	5	0	3	1	0	1	0
26 Kevin Plawecki, R (1, 2) OBP: 0.336, SLG: 0.396		C SI 89 S CH 79 B SL 79 F SI 90 B FF 89 B CH 81 S CH 81 3-3 ① K	C CU 69 1 SAFE C SL 77 B FF 89 B CH 79 B CH 79 F SL 78 F SI 91 C SI 91 3-3 ② K 1-2				B CH 86 X SI 92 1-0 ② G4-3	X SI 92 0-0 4 1B 1-2 1B	B FF 98 X FF 99 1-0 ② L8	5	0	1	0	0	2	3
40 Jason Vargas, L (1, 1) OBP: 0.150, SLG: 0.105 4 Wilmer Flores, R (6, 3) OBP: 0.327, SLG: 0.435		X FF 89 0-0 ② F8	B CH 80 X SI 90 1-0 ③ G4-3				B SI 94 X SI 92 1-0 1 PB 1 1B 1B	C SL 86 X SL 87 0-1 1-2 2-3 1B	C SL 88 F FF 99 X FS 88 0-2 ③ F7	2 3	0 1	0 2	0 0	0 0	0 0	1 2
Inning Stats	R: 4 E: 0 K: 2 S: 15 H: 3 LOB: 0 BB: 1 P: 26	R: 0 E: 0 K: 1 S: 7 H: 0 LOB: 0 BB: 0 P: 11	R: 0 E: 0 K: 1 S: 14 H: 1 LOB: 1 BB: 1 P: 23	R: 0 E: 0 K: 1 S: 10 H: 1 LOB: 1 BB: 0 P: 16	R: 0 E: 0 K: 0 S: 7 H: 0 LOB: 0 BB: 0 P: 13	R: 0 E: 0 K: 1 S: 8 H: 1 LOB: 0 BB: 0 P: 13	R: 4 E: 0 K: 0 S: 17 H: 4 LOB: 1 BB: 1 P: 32	R: 0 E: 0 K: 0 S: 12 H: 3 LOB: 3 BB: 0 P: 15	R: 2 E: 1 K: 1 S: 19 H: 3 LOB: 2 BB: 0 P: 30	1B: 13 2B: 1 3B: 1 HR: 1	SF: 0 SAC: 0 DP: 1 HBP: 0			WP: 1 PB: 1 SB: 0 CS: 0	PA: 46		

	AB	42
	R	10
	H	16
	RBI	10
	BB	3
	SO	7
	LOB	18

PITCHER		IP	WLS	BF	H	R	ER	SO	BB	IBB	HBP	BLK	WP	HR	S	P	ERA	WHIP
24 Alec Mills, R ERA: 3.55	(1, 1)	5.0	L	21	5	4	4	5	2	0	0	0	1	1	53	89	7.20	1.400
47 Randy Rosario, L ERA: 3.23	(6, 1)	1.2		8	3	3	3	1	1	0	0	0	0	0	17	32	16.20	2.400
20 Brandon Kintzler, R ERA: 4.53	(7, 1)	1.1		9	5	1	1	0	0	0	0	0	0	0	20	28	6.75	3.750
57 James Norwood, R ERA: 4.76	(9, 1)	1.0		7	3	2	1	1	0	0	0	0	0	0	19	30	9.00	3.000

PITCHER		IP	WLS	BF	H	R	ER	SO	BB	IBB	HBP	BLK	WP	HR	S	P	ERA	WHIP

New York Mets @ Chicago Cubs

Wrigley Field, Chicago, IL

Wed Aug 29 2018, 1:31 PM - 4:40 PM CDT

Att. 33,386 - Overcast - 68 F

livebaseballscorecards.com

BOTTOM

Batter	1	2	3	4	5	6	7	8	9	AB	R	H	RBI	BB	SO	LOB
12 Kyle Schwarber, L (1, 7) OBP: 0.354, SLG: 0.462	C FF 86 B SI 86 F CH 81 B SI 87 B SI 87 C SI 88 3-3 K ①	C SI 86 S KC 74 D KC 74 1 SAFE F SI 87 B CH 80 D KC 74 S KC 76 3-3 K ③			C SI 85 B CH 80 B CH 80 F SI 85 B SI 84 B SI 86 4-2 5 HBP BB		C FF 96 B FF 97 S SL 85 F FF 98 B CH 90 C SL 83 2-3 K ③			3	0	0	0	1	3	1
5 Albert Almora Jr., R (1, 8) OBP: 0.338, SLG: 0.402	S CH 81 S CH 81 B CH 81 X SI 87 1-2 F9 ②	B CH 78 B CH 83 C KC 73 B CH 80 C SI 86 X KC 74 3-2 G6-3 ①			S CH 79 S SI 85 H KC 74 1-2 18 G6-4-3 1-2 HBP			C FF 96 X CU 81 0-1 F8 ①		3	0	0	0	0	0	0
18 Ben Zobrist, S (1, 4) OBP: 0.391, SLG: 0.461	C FF 87 B CH 82 X SI 87 1-1 44 1B 1B	C KC 74 B SI 86 X KC 72 1-1 L7 ②			C SI 85 B CH 78 B SI 87 F SI 85 X CH 79 2-2 G6-4-3 ②③ 1-2f			F FF 97 B FF 98 B CH 88 X FF 96 2-1 G6-3 ②		4	0	1	0	0	0	2
44 Anthony Rizzo, L (1, 3) OBP: 0.376, SLG: 0.482	B SI 86 C SI 88 D CH 82 B FF 87 F SI 87 X SI 88 3-2 1-3 1B	B CH 81 B CH 80 C KC 74 B FF 87 S KC 73 B SI 87 4-2 13 FC5-4 BB				X KC 72 0-0 L3 ①		C FF 98 T CH 88 F CU 83 B SI 98 X CU 80 1-2 F7 ③		3	0	1	0	1	0	0
13 David Bote, R (1, 6) OBP: 0.345, SLG: 0.475	C SI 88 B CH 82 S CH 81 C SI 88 1-3 K ③		X SI 86 0-0 FC5-4 ③ 1-2f			B FF 90 C FF 91 B CH 84 C FF 92 F FF 92 S FF 91 2-3 K ②			B FF 96 X FF 95 1-0 P4 ①	4	0	0	0	0	2	3
40 Willson Contreras, R (1, 2) OBP: 0.357, SLG: 0.415		B FF 85 S CH 79 B SI 86 S CH 81 B SI 85 F CH 81 X SI 87 3-2 24 G4-3 8 1B 2B		X CH 78 0-0 G5-3 ①		C FF 91 B CH 84 S CU 79 B SI 89 F CH 82 B FF 92 D CU 81 4-2 BB			F FF 96 X SL 89 0-1 7 HR 1B	3	2	2	0	1	0	0
2 Tommy La Stella, L (1, 5) OBP: 0.335, SLG: 0.304 20 Brandon Kintzler, R (7, 1) 57 James Norwood, R (9, 1)	C FF 86 B SI 86 F CH 80 S KC 74 1-3 K ①			B SI 86 C KC 72 C SI 86 X KC 72 1-2 G4-3 ②		F FF 89 F FF 90 X FF 92 0-2 G4-3 ③			C FF 95 S FF 96 F FF 96 F FF 96 B SL 87 C FF 97 1-3 K ②	3 0 1	0 0 0	0 0 0	0 0 0	0 0 0	1 0 1	2 0 1
24 Alec Mills, R (1, 1) OBP: 0.333, SLG: 0.333 47 Randy Rosario, L (6, 1) OBP: 1.000, SLG: 1.000 7 Victor Caratini, S (7, 5) OBP: 0.315, SLG: 0.323	C SI 86 S D B SI 87 B SI 86 X SI 87 3-2 2-3 G4-3 ②			B SI 87 B KC 73 B SI 85 C SI 84 C SI 85 C SI 85 3-3 K ③			C FF 96 B FF 97 F CH 89 C SL 84 1-3 K ①		T FF 96 S FS 87 B FS 88 X FF 97 1-2 1-H HR	2 0 2	0 0 1	0 0 1	0 0 2	0 0 0	1 0 1	1 0 0
8 Ian Happ, S (1, 9) OBP: 0.356, SLG: 0.410		X CH 80 0-0 3-H 1B			C KC 71 C CH 83 B CH 76 B KC 73 B SI 86 C SI 85 3-3 K ①		S FF 97 F FF 98 B SL 83 F FF 97 X SL 84 1-2 G3 ②		B FF 96 C FS 87 S FF 97 S FF 98 1-3 K ③	4	0	1	1	0	2	0

	AB	R	H	RBI	BB	SO	LOB
	32	3	6	3	3	11	10

Inning Stats	1	2	3	4	5	6	7	8	9	1B	SF	WP	PA
R	0	1	0	0	0	0	0	0	2	4	0	0	36
E	0	0	0	0	0	0	0	0	0	1	0	0	
K	2	2	0	1	1	1	2	0	2	2	0	0	
S	14	15	8	7	10	11	11	8	14	3	1	0	
H	2	2	0	0	1	1	0	0	2	SAC	0	PB	0
LOB	2	1	1	0	1	1	0	0	0	0	0	SB	0
BB	0	0	1	0	1	1	1	0	0	DP	1	CS	0
P	23	25	16	11	20	17	15	11	18	HBP	1		

PITCHER		IP	WLS	BF	H	R	ER	SO	BB	IBB	HBP	BLK	WP	HR	S	P	ERA	WHIP
40 Jason Vargas, L ERA: 6.56	(1, 1)	5.1	W	22	4	1	1	6	2	0	1	0	0	0	55	96	1.69	1.125
55 Corey Oswalt, R ERA: 5.76	(6, 1)	0.2	H	3	0	0	0	1	1	0	0	0	0	0	10	16	0.00	1.500
49 Tyler Bashlor, R ERA: 4.74	(7, 1)	1.0		3	0	0	0	2	0	0	0	0	0	0	11	15	0.00	0.000
62 Drew Smith, R ERA: 1.62	(8, 1)	1.0		3	0	0	0	0	0	0	0	0	0	0	8	11	0.00	0.000
35 Jacob Rhame, R ERA: 7.71	(9, 1)	1.0		5	2	2	2	2	0	0	0	0	0	1	14	18	18.00	2.000

PITCHER	IP	WLS	BF	H	R	ER	SO	BB	IBB	HBP	BLK	WP	HR	S	P	ERA	WHIP

Batter	1	2	3	4	5	6	7	8	9	AB	R	H	RBI	BB	SO	LOB
21 Todd Frazier, R (1, 5) OBP: 0.306, SLG: 0.415	C SI 92 C SI 93 B FF 93 B SL 87 F CH 88 S FF 94 2-3 ① K		B CH 88 X FF 92 1-0 ③ F9			X CH 85 0-0 ③ G5-3			B SI 90 C CH 81 C SI 91 C SI 92 1-3 ① K	4	0	0	0	0	2	0
68 Jeff McNeil, L (1, 4) OBP: 0.386, SLG: 0.471	C FF 93 F SI 92 X FF 94 0-2 2B			C B FF 92 S CH 86 S FF 92 1-3 ① K			F FF 89 F SL 86 B CU 74 F CU 74 B FF 92 F CH 85 H FF 91 3-2 4 F9 16 1B HBP		C SI 91 X SI 91 0-1 ② G6-3	3	0	1	0	0	1	0
16 Austin Jackson, R (1, 8) OBP: 0.333, SLG: 0.357	B FF 92 C CH 87 F FF 94 B SL 88 F SL 86 S FF 93 2-3 ② K			C CH 87 C FF 92 F CU 75 C FF 93 0-3 ② K			S FF 90 X FF 90 0-1 19 G3-6-3 1-2 1B		C SI 90 F SI 91 B SI 92 S SI 91 1-3 ③ K	4	0	1	0	0	3	1
4 Wilmer Flores, R (1, 3) OBP: 0.325, SLG: 0.431	B CH 87 F SI 92 B FF 93 C FF 92 X FF 93 2-2 ③ G5-3			C CU 75 B FF 92 B CH 87 X CH 87 2-1 ③ P2			B CU 75 B FF 91 C CH 85 C SL 87 X FF 93 2-2 ① F9 2-3			3	0	0	0	0	0	3
19 Jay Bruce, L (1, 9) OBP: 0.293, SLG: 0.338		C FF 92 F SI 92 B SL 86 B FF 93 X SL 85 2-2 ① F8			F FF 90 B CU 74 C B FF 92 X SL 86 2-2 ① F8		F SL 87 1 SAFE F FF 91 X SL 86 0-2 ②③ G3-6-3 1-2f			3	0	0	0	0	0	2
29 Devin Mesoraco, R (1, 2) OBP: 0.294, SLG: 0.373		X SI 92 0-0 ② P6			C CH 86 B FF 91 B CU 76 B CH 85 X SI 91 3-1 ② P6			C CH 87 F SI 95 B SI 94 C SL 86 1-3 ① K		3	0	0	0	0	1	0
9 Brandon Nimmo, L (1, 7) OBP: 0.387, SLG: 0.501		C FF 92 B CU 76 C CU 76 B SL 86 X SL 87 2-2 ③ G3			T SL 87 X SI 91 0-1 ③ F9			B SI 94 X SL 85 1-0 2B		3	0	1	0	0	0	0
7 José Reyes, S (1, 6) OBP: 0.267, SLG: 0.337			C FF 91 X FF 91 0-1 ① G6-3			B FF 91 S CH 85 S CH 84 B FF 92 B CH 86 X SL 88 3-2 ① G4-3		C CH 87 C CH 88 F SI 95 X SI 94 0-2 ② P4		3	0	0	0	0	0	1
45 Zack Wheeler, L (1, 1) OBP: 0.167, SLG: 0.213 30 Michael Conforto, L (8, PH) OBP: 0.346, SLG: 0.494 65 Robert Gsellman, R (8, 1) 73 Daniel Zamora, L (8, 1) 62 Drew Smith, R (8, 1) 35 Jacob Rhame, R (8, 1)			C FF 92 X FF 91 0-1 ② L4			C SI 90 C CU 75 B FF 92 S SL 85 1-3 ② K		B SI 94 C SI 94 B SI 95 S SL 86 D CH 88 X CH 88 3-2 ③ G4-3		2 1 0 0 0 0	0 0 0 0 0 0	0 0 0 0 0 0	0 0 0 0 0 0	1 0 0 0 0 0	0 1 0 0 0 0
Inning Stats	R: 0 H: 1 E: 0 LOB: 1 K: 2 BB: 0 S: 14 P: 20	R: 0 H: 0 E: 0 LOB: 0 K: 0 BB: 0 S: 7 P: 11	R: 0 H: 0 E: 0 LOB: 0 K: 0 BB: 0 S: 5 P: 6	R: 0 H: 0 E: 0 LOB: 0 K: 2 BB: 0 S: 9 P: 12	R: 0 H: 0 E: 0 LOB: 0 K: 0 BB: 0 S: 7 P: 12	R: 0 H: 0 E: 0 LOB: 0 K: 1 BB: 0 S: 7 P: 11	R: 0 H: 1 E: 0 LOB: 1 K: 0 BB: 0 S: 12 P: 17	R: 0 H: 1 E: 0 LOB: 1 K: 1 BB: 0 S: 11 P: 16	R: 0 H: 0 E: 0 LOB: 0 K: 2 BB: 0 S: 8 P: 10	1B: 1 2B: 2 3B: 0 HR: 0	SF: 0 SAC: 0 DP: 1 HBP: 1			WP: 0 PB: 0 SB: 0 CS: 0		PA: 30	

TOP

New York Mets @ San Francisco Giants

AT&T Park, San Francisco, CA

Fri Aug 31 2018, 7:17 PM - 9:37 PM PDT

Att. 39,057 - Clear - 63 F

livebaseballscorecards.com

AB	29
R	0
H	3
RBI	0
BB	0
SO	8
LOB	8

PITCHER		IP	WLS	BF	H	R	ER	SO	BB	IBB	HBP	BLK	WP	HR	S	P	ERA	WHIP
59 Andrew Suárez, L ERA: 4.19	(1, 1)	7.0	W	23	2	0	0	5	0	0	1	0	0	0	61	89	0.00	0.286
56 Tony Watson, L ERA: 2.65	(8, 1)	1.0	H	4	1	0	0	1	0	0	0	0	0	0	11	16	0.00	1.000
50 Ty Blach, L ERA: 4.3	(9, 1)	1.0		3	0	0	0	2	0	0	0	0	0	0	8	10	0.00	0.000

PITCHER	IP	WLS	BF	H	R	ER	SO	BB	IBB	HBP	BLK	WP	HR	S	P	ERA	WHIP

Batter	1	2	3	4	5	6	7	8	9	AB	R	H	RBI	BB	SO	LOB
12 Joe Panik, L (1, 4) OBP: 0.305, SLG: 0.345	B FF 96 C SI 94 B FF 96 B FS 89 X SI 96 3-1 ① P6		C FF 97 F SI 97 F FF 97 B FS 92 B FC 93 X FF 98 2-2 2B			B FS 90 B SI 97 C FF 96 B FC 93 X SI 97 3-1 ① G4-3		B FF 87 L FF 88 M SL 76 S SL 80 1-3 ① K		4	0	1	0	0	1	1
19 Alen Hanson, S (1, 6) OBP: 0.287, SLG: 0.435	B FS 90 X FF 97 1-0 ② F8		C FF 98 X FF 97 0-1 ③ G4-3			M FS 89 S FF 96 B SI 96 F CU 81 S FC 92 1-3 ② K		F SL 79 F FF 88 F FF 90 B SL 78 S SL 79 1-3 ② K		4	0	0	0	0	2	2
10 Evan Longoria, R (1, 5) OBP: 0.282, SLG: 0.421	C FF 96 B FC 92 B FC 90 X FF 97 2-1 1B			C SI 96 X SI 96 0-1 ① P3		C FF 95 B FC 92 B FC 91 F FF 97 S FS 91 2-3 ③ K		0-0 9 3B IBB		3	1	1	0	1	1	0
9 Brandon Belt, L (1, 3) OBP: 0.352, SLG: 0.439	B FF 96 F FS 91 F FF 97 B FF 97 X SI 97 2-2 ③ F7			F FF 96 B SI 97 F FC 94 C FC 93 1-3 ② K			X CH 87 0-0 53 G6-3 26 SF8 2B	B SL 79 X SL 78 1-0 1-H 2-H 53 1B 3B		4	2	2	2	0	1	1
53 Austin Slater, R (1, 9) OBP: 0.371, SLG: 0.343		C FF 96 B SI 96 B SI 95 X FC 93 2-1 ① G1-3		X FC 91 0-0 2B			X SI 96 0-0 ① G6-3 2-3	B FF 96 F FF 96 X SI 97 1-1 8 BB 7 1B 3-H 1B		4	1	2	1	0	0	1
26 Chris Shaw, L (1, 7) 56 Tony Watson, L (8, 1) 8 Hunter Pence, R (8, PH) OBP: 0.261, SLG: 0.308 50 Ty Blach, R (9, 1) OBP: 0.097, SLG: 0.034		S CU 81 F SI 97 S FF 97 0-3 ② K		C FF 96 S FF 96 T FF 96 0-2 ③ K			F FF 98 X SI 98 0-1 ② SF8 3-H	1 SAFE B FF 96 S FF 96 B CU 81 C CU 79 F FF 96 B CU 79 D CU 80 4-2 7 1B 16 1B 1-2 BB		2 0 0 0	0 0 1 0	0 0 0 0	1 0 0 0	0 0 1 0	2 0 0 0	1 0 0 0
7 Gorkys Hernández, R (1, 8) OBP: 0.299, SLG: 0.409		C FF 97 B FC 92 B FF 97 F FF 98 B CH 91 X FF 98 3-2 ③ G6-3			B CH 88 F FF 96 B SI 95 X FC 92 2-1 ① G5-3		F FF 97 B SI 98 F SI 98 B SI 97 B FS 91 F SI 98 F FF 97 F FC 93 3-2 ③ T FC 94 K	C FF 96 S FF 97 B FF 96 D CU 82 F FF 96 X FF 96 2-2 16 1B 1-3 2-H 1B		4	0	1	1	0	1	0
16 Aramis Garcia, R (1, 2) OBP: 0.500, SLG: 1.250			B SI 96 F FF 96 F FC 92 S FF 97 1-3 ① K		F FC 91 F SI 95 B FS 89 T FS 90 1-2 ② K			HR B FF 97 2-2 1-3 3-H 1B		4	1	2	2	0	2	0
59 Andrew Suárez, L (1, 1) OBP: 0.119, SLG: 0.075 1 Grégor Blanco, L (8, 7) OBP: 0.290, SLG: 0.358			B SI 96 B FF 96 B SI 96 C FF 97 F SI 96 S FF 97 3-3 ② K		C FF 95 S CU 80 X FF 95 0-2 ③ G4-3			1-2 9 3B 2B K		2 2	0 1	0 1	0 0	0 0	1 1	0 2
Inning Stats	R: 0 E: 0 K: 0 S: 8 H: 1 LOB: 1 BB: 0 P: 16	R: 0 E: 0 K: 1 S: 8 H: 0 LOB: 0 BB: 0 P: 13	R: 0 E: 0 K: 2 S: 12 H: 1 LOB: 1 BB: 0 P: 18	R: 0 E: 0 K: 2 S: 9 H: 1 LOB: 1 BB: 0 P: 10	R: 0 E: 0 K: 1 S: 8 H: 0 LOB: 0 BB: 0 P: 11	R: 0 E: 0 K: 2 S: 9 H: 0 LOB: 0 BB: 0 P: 15	R: 1 E: 0 K: 1 S: 11 H: 1 LOB: 0 BB: 0 P: 14	R: 6 E: 0 K: 3 S: 29 H: 6 LOB: 2 BB: 2 P: 46		1B: 4 2B: 4 3B: 1 HR: 1 SF: 1 SAC: 0 DP: 0 HBP: 0				WP: 0 PB: 0 SB: 0 CS: 0 PA: 36		

PITCHER		IP	WLS	BF	H	R	ER	SO	BB	IBB	HBP	BLK	WP	HR	S	P	ERA	WHIP
45 Zack Wheeler, R ERA: 3.37	(1, 1)	7.0	L	25	4	1	1	9	0	0	0	0	0	0	65	97	1.29	0.571
65 Robert Gsellman, R ERA: 3.82	(8, 1)	0.0		2	2	2	2	0	0	0	0	0	0	1	6	9	∞	∞
73 Daniel Zamora, L ERA: 5.4	(8, 1)	0.2		4	1	1	1	2	0	1	0	0	0	0	8	11	13.50	1.500
62 Drew Smith, R ERA: 2.7	(8, 1)	0.0		4	3	3	3	0	1	0	0	0	0	0	12	21	∞	∞
35 Jacob Rhame, R ERA: 7.61	(8, 1)	0.1		1	0	0	0	1	0	0	0	0	0	0	3	5	0.00	0.000

PITCHER	IP	WLS	BF	H	R	ER	SO	BB	IBB	HBP	BLK	WP	HR	S	P	ERA	WHIP

BOTTOM

New York Mets @ San Francisco Giants

AT&T Park, San Francisco, CA

Fri Aug 31 2018, 7:17 PM - 9:37 PM PDT

Att. 39,057 - Clear - 63 F

livebaseballscorecards.com

AB	33
R	7
H	10
RBI	7
BB	2
SO	12
LOB	8

Batter	1	2	3	4	5	6	7	8	9	10	11	AB	R	H	RBI	BB	SO	LOB
1 Amed Rosario, R (1, 6) OBP: 0.289, SLG: 0.374	C SI 91 B SI 91 X CH 84 1-1 L7 ①		B CH 83 X SL 83 1-0 3B		F SI 91 B SI 92 S CH 83 B SI 92 S SL 80 2-3 K2-3 ③			B KC 82 B FC 90 C FC 91 X FC 91 2-1 G1-3 ①		C SL 81 B FF 97 B FF 97 C SL 81 X SL 82 2-2 G3-1 ③		5	0	1	0	0	1	1
4 Wilmer Flores, R (1, 4) OBP: 0.323, SLG: 0.431	B CH 85 C CH 84 B SI 91 C KC 78 F SI 92 F SI 92 X SL 82 2-2 F7 ②		B SI 91 B SI 91 C KC 80 F CH 83 F SI 93 X CH 82 2-2 L8 ③			B KC 80 B CH 82 X SI 90 2-0 G6-3 ①		X FC 91 0-0 G6-3 ②			S SL 80 B FF 95 F FF 93 X SL 80 1-2 19 G4-3, 21 SF7 2B	5	1	1	0	0	0	1
19 Jay Bruce, L (1, 3) OBP: 0.295, SLG: 0.336	B SL 81 B SI 91 F SI 92 F SI 92 B SL 81 B SI 92 4-2 BB			C KC 79 F SL 81 X SL 80 0-2 G4-3 ①		F SI 91 F SI 91 B SL 82 S SI 92 1-3 K ②		B KC 83 S FF 92 X FC 91 1-1 1B			B FF 94 X CH 88 1-0 G4-3 ① 2-3	4	0	1	0	1	1	1
21 Todd Frazier, R (1, 5) OBP: 0.304, SLG: 0.411	C KC 80 B SI 91 F SL 80 X SI 92 1-2 F8 ③			F SI 92 B SI 92 B SL 82 F SL 80 F SI 94 B CH 84 F SL 80 F SI 93 S SL 81 3-3 K ②		C CH 82 B SL 80 B SI 91 C SI 91 F SL 80 F SI 93 B CH 83 F SI 93 B SI 92 4-2 30 S, 30 1B BB		B FC 91 B FC 90 S FC 91 D KC 84 S FC 90 C FC 91 3-3 K ③			B FF 94 F CH 86 F FF 94 X FF 94 1-2 SF7 ② 3-H	3	0	0	1	1	2	2
30 Michael Conforto, L (1, 7) OBP: 0.344, SLG: 0.401		B SI 91 S SI 90 B SL 79 B SI 91 C SI 91 X SI 92 3-2 G3-1 ①		C SI 93 B SL 81 X SI 92 1-1 G4-3 ③		C SI 91 X SI 91 0-1 1-H 1B ③			B FF 91 C SL 78 C FF 92 C FF 92 1-3 K ①		B CH 88 F CH 88 B SL 81 C FF 93 S SL 80 2-3 K ③	5	0	1	0	0	2	0
16 Austin Jackson, R (1, 8) OBP: 0.332, SLG: 0.355		C SI 91 F CH 83 B SI 91 X SI 90 1-2 9 G5-6-3 1B			B SI 90 C CH 82 C SI 90 B SI 92 X SL 80 2-2 F9 ①		X SI 93 0-0 L4 ①		C FF 92 X CU 75 0-1 F9 ②			4	0	1	0	0	0	0
9 Brandon Nimmo, L (1, 9) OBP: 0.386, SLG: 0.497		C SI 90 S SI 90 D SL 81 X SI 91 1-2 G5-6-3 ②③ 1-2f			B SI 91 B SI 90 B SI 91 C SI 91 B SI 92 4-1 3 2B BB		B SI 94 B SI 92 C SI 93 B SI 94 X SI 94 3-1 G1 ②		C SL 80 S CU 80 B SL 81 S SL 80 1-3 K ③			3	1	0	0	1	1	1
3 Tomás Nido, R (1, 2) OBP: 0.211, SLG: 0.208			B KC 78 S KC 78 C KC 80 X SL 80 1-2 G5-3 ①		1 SAFE B SI 90 1 SAFE X KC 78 1-0 32 G4-3 1-H 2B		S SI 94 B FF 94 X SI 94 1-1 1B			S SL 83 B FF 97 S SL 80 F SL 83 S SL 82 1-3 K ①		4	0	2	1	0	1	0
32 Steven Matz, R (1, 1) OBP: 0.119, SLG: 0.100 67 Seth Lugo, R (8, 1) OBP: 0.167, SLG: 0.091 68 Jeff McNeil, L (10, PH) OBP: 0.383, SLG: 0.467 39 Jerry Blevins, L (10, 1) OBP: 0.500, SLG: 0.500 65 Robert Gsellman, R (11, 1)			C SI 91 S SI 92 B SI 92 F SI 93 X SI 92 1-2 L9 ②		F SI 89 D SL 81 B SL 81 F SI 92 X KC 79 2-2 G4-3 ② 2-3		S SI 92 C SI 93 F SI 93 C SI 94 0-3 K ③			F FF 97 C SL 80 B SL 81 S SL 82 1-3 K ②		3 0 1 0 0	0 0 0 0 0	0 0 0 0 0	0 0 0 0 0	1 0 1 0 0	2 0 0 0 0
Inning Stats	R: 0 E: 0 K: 0 S: 12 H: 0 LOB: 1 BB: 1 P: 20	R: 0 E: 0 K: 0 S: 9 H: 1 LOB: 0 BB: 0 P: 14	R: 0 E: 0 K: 0 S: 12 H: 1 LOB: 1 BB: 0 P: 17	R: 0 E: 0 K: 1 S: 11 H: 0 LOB: 0 BB: 0 P: 15	R: 1 E: 0 K: 1 S: 11 H: 1 LOB: 1 BB: 1 P: 22	R: 0 E: 0 K: 1 S: 11 H: 1 LOB: 2 BB: 1 P: 18	R: 0 E: 0 K: 1 S: 9 H: 1 LOB: 1 BB: 0 P: 13	R: 0 E: 0 K: 1 S: 8 H: 1 LOB: 1 BB: 0 P: 14	R: 0 E: 0 K: 2 S: 8 H: 0 LOB: 0 BB: 0 P: 10	R: 0 E: 0 K: 2 S: 10 H: 0 LOB: 0 BB: 0 P: 14	R: 1 E: 0 K: 1 S: 10 H: 1 LOB: 0 BB: 0 P: 15						

PITCHER	IP	WLS	BF	H	R	ER	SO	BB	IBB	HBP	BLK	WP	HR	S	P	ERA	WHIP
45 Derek Holland, L (1, 1) ERA: 3.56	6.0		23	4	1	1	3	3	0	0	0	0	0	66	106	1.50	1.167
49 Sam Dyson, R (7, 1) ERA: 2.74	1.0		4	1	0	0	1	0	0	0	0	0	0	9	13	0.00	1.000
41 Mark Melancon, R (8, 1) ERA: 2.73	1.0		4	1	0	0	1	0	0	0	0	0	0	8	14	0.00	1.000
13 Will Smith, L (9, 1) ERA: 1.76	1.0		3	0	0	0	2	0	0	0	0	0	0	8	10	0.00	0.000
54 Reyes Moronta, R (10, 1) ERA: 2.08	1.0		3	0	0	0	2	0	0	0	0	0	0	10	14	0.00	0.000

PITCHER	IP	WLS	BF	H	R	ER	SO	BB	IBB	HBP	BLK	WP	HR	S	P	ERA	WHIP
60 Hunter Strickland, R (11, 1) ERA: 3.03	1.0	L	4	1	1	1	1	0	0	0	0	0	0	10	15	9.00	1.000

TOP

New York Mets @ San Francisco Giants

AT&T Park, San Francisco, CA

Sat Sep 01 2018, 1:05 PM - 4:01 PM PDT

Att. 38,875 - Sunny - 64 F

livebaseballscorecards.com

AB	37
R	2
H	7
RBI	2
BB	3
SO	10
LOB	8

1B: 4	SF: 1	WP: 0	PA: 41
2B: 2	SAC: 0	PB: 0	
3B: 1	DP: 1	SB: 1	
HR: 0	HBP: 0	CS: 0	

Batter	1	2	3	4	5	6	7	8	9	10	11	AB	R	H	RBI	BB	SO	LOB
7 Gorkys Hernández, R (1, 8) OBP: 0.295, SLG: 0.403	C SI 93 X SI 95 0-1 P3		B SI 93 F SL 88 B SI 93 B CH 85 X SI 93 3-1 F7			S SI 94 S CH 85 C SI 94 0-3 K		C CU 79 F SL 90 B FF 96 S FF 96 1-3 K			B SL 90 B SI 94 S SI 94 B SI 94 F SI 94 C SI 95 3-3 K	5	0	0	0	0	3	1
53 Austin Slater, R (1, 9) OBP: 0.372, SLG: 0.345	C SI 94 C SI 95 X CH 87 0-2 1B		B CU 80 X SI 91 1-0 G5-3			B SI 95 F SL 87 C CU 78 F SI 94 X SL 88 1-2 10 G4-6-3 1B			S CU 77 B SL 88 F SI 96 B FF 96 X SI 94 2-2 G6-3		B SL 90 B SI 95 B SI 94 C SI 94 C SI 94 F SI 94 X SI 94 3-2 F9	5	0	2	0	0	0	1
10 Evan Longoria, R (1, 5) OBP: 0.282, SLG: 0.427	C SI 94 B SL 88 1 SAFE X SI 95 1-1 L8			B CU 78 B SL 88 F SI 94 X SI 93 2-1 HR		1 SAFE X SL 89 0-0 G4-6-3 1-2f			C FF 96 F SL 90 X SI 94 0-2 F8			4	1	1	1	0	0	2
5 Nick Hundley, R (1, 2) OBP: 0.293, SLG: 0.412	B SI 93 C SI 93 X SL 89 1-1 F8			F SI 93 S CU 78 B CU 80 F SI 94 S CH 85 1-3 K			F CH 83 C CU 78 B SI 94 F SL 88 F SI 94 B CH 86 C SI 95 2-3 K		X CU 79 0-0 F8			4	0	0	0	0	2	1
9 Brandon Belt, L (1, 3) OBP: 0.349, SLG: 0.434		C SI 93 C CU 76 F SI 94 B SL 89 C SI 94 1-3 K		C SI 94 C SL 89 B CH 86 S SL 88 1-3 K			C SL 89 F CH 86 B SI 95 B SI 95 S SL 88 2-3 K			C FF 89 B CU 73 B CU 72 F CU 72 B CU 73 S FF 89 3-3 K		4	0	0	0	0	4	0
8 Hunter Pence, R (1, 7) OBP: 0.261, SLG: 0.303		C SI 94 B SL 90 S SI 95 F CH 87 C CU 80 1-3 K		F CH 85 C CU 78 S CU 79 0-3 K			C SI 94 X SL 89 0-1 E6			C FF 90 B FF 90 B CH 84 F CU 73 B CU 72 D CU 71 4-2 12 S BB		3	0	0	0	1	2	0
19 Alen Hanson, S (1, 6) OBP: 0.282, SLG: 0.428	B SI 94 B SI 94 C CH 85 S CH 85 C SI 95 2-3 K				X SI 93 0-0 G6-3		C SI 93 B SI 92 1 SAFE 1 SAFE S SI 94 1-3 K			B CU 72 1 SAFE 1 SAFE S FF 90 B FF 89 S CU 71 S FF 90 2-3 K		4	0	0	0	0	3	2
12 Joe Panik, L (1, 4) OBP: 0.304, SLG: 0.342			B CU 80 B CU 80 C SI 95 B SI 95 C SI 95 F SI 95 B CH 86 4-2 45 SH2-4 BB		C SI 93 S SL 87 X SI 94 0-2 G5-3			B CU 77 F SI 92 F FF 94 X CU 80 1-2 G6-3		F FF 89 B FF 90 C FF 89 1 SAFE B CU 73 F CU 72 X CU 74 2-2 L7 1-2		3	0	0	0	1	0	1
45 Derek Holland, S (1, 1) OBP: 0.364, SLG: 0.085 49 Sam Dyson, R (7, 1) 41 Mark Melancon, R (8, 1) 26 Chris Shaw, L (8, PH) 13 Will Smith, R (9, 1) 54 Reyes Moronta, R (10, 1) 60 Hunter Strickland, R (11, 1) 1 Grégor Blanco, L (11, PH) OBP: 0.288, SLG: 0.355			M SI 92 X SI 93 0-1 SH2-4 1-2		C SI 94 B SI 95 S SI 94 S SI 94 1-3 K			C CU 78 B CU 79 S FF 95 S CU 80 1-3 K			F SI 94 B CH 86 B SI 93 X 2-1 G6-3	1 0 0 1 0 0 0 1	0 0 0 0 0 0 0 0	0 0 0 0 0 0 0 0	0 0 0 0 0 0 0 0	1 0 0 1 0 0 0 0	0 0 0 0 0 0 0 0	0 0 0 0 0 0 0 0
Inning Stats	R: 0 E: 0 K: 0 S: 9 H: 1 LOB: 1 BB: 0 P: 11	R: 0 E: 0 K: 3 S: 11 H: 0 LOB: 0 BB: 0 P: 15	R: 0 E: 0 K: 0 S: 8 H: 0 LOB: 1 BB: 1 P: 16	R: 1 E: 0 K: 3 S: 12 H: 1 LOB: 0 BB: 0 P: 16	R: 0 E: 0 K: 1 S: 7 H: 0 LOB: 0 BB: 0 P: 8	R: 0 E: 0 K: 1 S: 8 H: 1 LOB: 0 BB: 0 P: 9	R: 0 E: 1 K: 3 S: 13 H: 0 LOB: 1 BB: 0 P: 18	R: 0 E: 0 K: 2 S: 9 H: 0 LOB: 0 BB: 0 P: 12	R: 0 E: 0 K: 0 S: 7 H: 0 LOB: 0 BB: 0 P: 9	R: 0 E: 0 K: 2 S: 12 H: 0 LOB: 1 BB: 1 P: 23	R: 0 E: 0 K: 1 S: 9 H: 0 LOB: 0 BB: 0 P: 17	1B: 2 2B: 0 3B: 0 HR: 1 SF: 0 SAC: 1 DP: 1 HBP: 0						

PITCHER	IP	WLS	BF	H	R	ER	SO	BB	IBB	HBP	BLK	WP	HR	S	P	ERA	WHIP
32 Steven Matz, L (1, 1) ERA: 4.2	7.0		25	3	1	1	11	1	0	0	0	0	1	68	93	1.29	0.571
67 Seth Lugo, R (8, 1) ERA: 2.8	2.0		6	0	0	0	2	0	0	0	0	0	0	16	21	0.00	0.000
39 Jerry Blevins, L (10, 1) ERA: 3.75	1.0	W	4	0	0	0	2	1	0	0	0	0	0	12	23	0.00	1.000
65 Robert Gsellman, R (11, 1) ERA: 3.77	1.0	S	3	0	0	0	1	0	0	0	0	0	0	9	17	0.00	0.000

PITCHER	IP	WLS	BF	H	R	ER	SO	BB	IBB	HBP	BLK	WP	HR	S	P	ERA	WHIP

BOTTOM

New York Mets @ San Francisco Giants

AT&T Park, San Francisco, CA

Sat Sep 01 2018, 1:05 PM - 4:01 PM PDT

Att. 38,875 - Sunny - 64 F

livebaseballscorecards.com

AB	35
R	1
H	3
RBI	1
BB	2
SO	16
LOB	8

WP: 0 PA: 38
PB: 0
SB: 1
CS: 0

Batter	1	2	3	4	5	6	7	8	9	AB	R	H	RBI	BB	SO	LOB
1 Amed Rosario, R (1, 6) OBP: 0.289, SLG: 0.373	B FF 91 X FF 91 1-0 G4-3		C FF 90 C CU 78 F CU 77 B CU 80 B SL 83 X CH 83 2-2 G6-3			S CH 83 F CH 84 X SL 83 0-2 G6-3		X SI 94 0-0 68 S 68 1B 2-3 1B		4	1	1	0	0	0	0
68 Jeff McNeil, L (1, 4) OBP: 0.387, SLG: 0.468	C FF 91 B CH 86 X FF 90 1-1 P6		F FF 92 F CH 85 F FF 91 X CU 79 0-2 1B			F FF 91 B SI 90 X SL 82 1-1 G4-3		C SI 93 1 SAFE D CH 84 B CH 84 X SI 92 2-1 21 S 1-H 3-H 1B		4	0	2	2	0	0	0
19 Jay Bruce, L (1, 3) OBP: 0.291, SLG: 0.331	S CH 85 S CH 85 B FF 91 X CH 84 1-2 G3-1		B FF 90 X CH 83 1-0 F8			C SL 82 B FC 90 S FF 90 B CU 79 X FF 90 2-2 F8		P PO 89 B FF 90 F SI 92 S SI 90 S CH 90 2-3 K		4	0	0	0	0	1	2
21 Todd Frazier, R (1, 5) OBP: 0.306, SLG: 0.418		F SL 84 B SI 91 S FF 91 B CU 79 X FF 91 2-2 30 HR 2B		C SI 90 B CH 84 B CH 84 F FC 91 X CU 80 2-2 F8			B FF 97 B FF 97 C FF 98 X FF 98 2-1 30 G1-6-3 2B	B SI 93 C SI 93 X SI 92 1-1 G6-3 1-2		4	1	2	0	0	0	1
30 Michael Conforto, L (1, 7) OBP: 0.344, SLG: 0.407		X FF 91 0-0 2-H HR		C CU 78 B FF 90 B CH 84 B CH 84 C FC 90 F SL 84 X CH 84 3-2 G6-3			B SL 82 X FF 98 1-0 G1-6-3 2-3		C CH 80 B SI 90 F SI 91 C SI 92 1-3	4	1	1	2	0	1	1
9 Brandon Nimmo, L (1, 9) OBP: 0.387, SLG: 0.494		X CH 84 0-0 G5-3		F FF 90 F FF 91 B FF 91 B FF 90 X SL 84 2-2 G6-3			F FF 98 B SL 80 B FF 100 B FF 99 S SL 92 D SL 88 4-2 16 G5-4-3 BB		B CU 78 B SI 91 C SI 90 B CH 80 B SI 90 4-1 BB	2	0	0	0	2	0	0
16 Austin Jackson, R (1, 8) OBP: 0.328, SLG: 0.350		C FF 91 B CU 78 S CU 78 B SL 85 S FF 90 2-3 K			C SL 83 B CU 78 X FF 89 1-1 L8		B FF 99 1 SAFE C SL 87 1 SAFE X SL 86 1-1 G5-4-3 1-2f		T SI 90 X CH 79 0-1 F9	4	0	0	0	0	1	3
3 Tomás Nido, R (1, 2) OBP: 0.213, SLG: 0.211		C FF 91 X SL 85 0-1 G6-3			B CU 77 X SL 82 1-0 G5-3			C SI 93 X FF 92 0-1 1 1B 34 SH1-4 68 1B 1B	T SI 90 F SI 90 X SI 90 0-2 L9	4	1	1	0	0	0	1
34 Noah Syndergaard, L (1, 1) OBP: 0.150, SLG: 0.184			B FF 90 B FF 90 X FF 89 2-0 G3		B FF 90 S FF 90 S FF 91 S FF 90 1-3 K			S SI 91 X SI 91 0-1 SH1-4 1-2		2	0	0	0	0	1	0
Inning Stats	R: 0 E: 0 K: 0 S: 6 H: 0 LOB: 0 BB: 0 P: 9	R: 2 E: 0 K: 1 S: 10 H: 2 LOB: 0 BB: 0 P: 14	R: 0 E: 0 K: 0 S: 10 H: 1 LOB: 1 BB: 0 P: 15	R: 0 E: 0 K: 0 S: 10 H: 0 LOB: 0 BB: 0 P: 17	R: 0 E: 0 K: 1 S: 6 H: 0 LOB: 0 BB: 0 P: 9	R: 0 E: 0 K: 0 S: 8 H: 0 LOB: 0 BB: 0 P: 11	R: 0 E: 0 K: 0 S: 7 H: 1 LOB: 1 BB: 1 P: 15	R: 2 E: 0 K: 1 S: 13 H: 3 LOB: 1 BB: 0 P: 17	R: 0 E: 0 K: 1 S: 9 H: 0 LOB: 1 BB: 1 P: 14	1B: 4 2B: 2 3B: 0 HR: 1 SF: 0 SAC: 1 DP: 1 HBP: 0						

PITCHER		IP	WLS	BF	H	R	ER	SO	BB	IBB	HBP	BLK	WP	HR	S	P	ERA	WHIP
34 Chris Stratton, R ERA: 4.9	(1, 1)	6.0	L	21	3	2	2	2	0	0	0	0	0	1	50	75	3.00	0.500
62 Ray Black, R ERA: 5.4	(7, 1)	1.0		4	1	0	0	0	1	0	0	0	0	0	7	15	0.00	2.000
49 Sam Dyson, R ERA: 2.98	(8, 1)	1.0		6	3	2	2	1	0	0	0	0	0	0	13	17	18.00	3.000
50 Ty Blach, L ERA: 4.26	(9, 1)	1.0		4	0	0	0	1	1	0	0	0	0	0	9	14	0.00	1.000

PITCHER	IP	WLS	BF	H	R	ER	SO	BB	IBB	HBP	BLK	WP	HR	S	P	ERA	WHIP

TOP

New York Mets @ San Francisco Giants

AT&T Park, San Francisco, CA

Sun Sep 02 2018, 1:05 PM - 3:28 PM PDT

Att. 39,692 - Sunny - 68 F

livebaseballscorecards.com

AB	32
R	4
H	7
RBI	4
BB	2
SO	4
LOB	8

WP: 0 PA: 35
PB: 0
SB: 2
CS: 0

Batter	1	2	3	4	5	6	7	8	9	AB	R	H	RBI	BB	SO	LOB
1 Grégor Blanco, L (1, 8) OBP: 0.279, SLG: 0.344	X FF 98 0-0 ① P5		B CH 91 S CH 91 F CH 91 F SL 93 B CH 92 F SI 98 B SL 95 S FF 98 3-3 ③ K			C CU 84 F SL 93 F SI 98 X SL 93 0-2 ② G3			B CU 84 L FF 97 S CH 90 F SL 92 F SI 91 C SI 99 1-3 ① K	4	0	0	0	0	2	0
12 Joe Panik, L (1, 4) OBP: 0.300, SLG: 0.337	B SI 97 C FF 98 S CH 91 B FF 98 X CH 91 2-2 ② G4-3			B CU 84 X SI 96 1-0 ① G4-3		B CH 91 X CH 91 1-0 ③ G3			C CU 84 B CH 91 F CU 83 X CH 90 1-2 ② F7	4	0	0	0	0	0	0
10 Evan Longoria, R (1, 5) OBP: 0.281, SLG: 0.426	C FF 98 S SL 93 B FF 99 S CH 91 1-3 ③ K			X SL 92 0-0 ① 1B			C SI 97 B SI 97 X CU 84 1-1 ① F8		C SI 99 B SL 93 S CH 90 S SI 99 1-3 ③ K	4	0	1	0	0	2	0
9 Brandon Belt, L (1, 3) OBP: 0.347, SLG: 0.430		C CU 83 X FF 98 0-1 ① F8		1 SAFE F SI 97 B CH 90 B FF 98 1 SAFE S SI 97 S SL 92 2-3 ② K			C CH 90 S CH 89 X CH 90 0-2 ② E3 53 S			3	0	0	0	0	1	1
53 Austin Slater, R (1, 9) OBP: 0.371, SLG: 0.340		B SI 97 B SI 98 F FF 98 S CU 85 B SI 98 F SL 92 B FF 100 4-2 ② 5 G5-4-3 BB		1 SAFE F SI 97 B SI 97 X SL 93 1-1 ③ G6-3			B SI 96 1 SAFE B SI 96 F SI 96 C SL 91 F CH 90 F SI 98 F SL 92 S CU 84 2-3 ② K 1-2			2	0	0	0	1	1	2
5 Nick Hundley, R (1, 2) OBP: 0.289, SLG: 0.407		T FF 98 C SL 92 F FF 98 F SI 98 X FF 98 0-2 ②③ G5-4-3 1-2f			B SL 92 X FF 97 1-0 ① L8		X SI 98 0-0 ③ G5-3			3	0	0	0	0	0	2
26 Chris Shaw, L (1, 7)			C CU 85 S CH 90 S SL 93 0-3 ① K		X FF 98 0-0 ② F9			S CH 89 F FF 96 S SL 92 0-3 ① K		3	0	0	0	0	2	0
19 Alen Hanson, S (1, 6) OBP: 0.283, SLG: 0.435			X FF 99 0-0 34 SF9 3B		S CU 84 S SL 91 S CH 90 0-3 ③ K			B CH 89 F FF 97 C CU 83 B CH 91 F SL 92 X SL 93 2-2 ② G3-1		3	1	1	0	0	1	0
34 Chris Stratton, R (1, 1) OBP: 0.105, SLG: 0.108 8 Hunter Pence, R (6, PH) OBP: 0.259, SLG: 0.301 62 Ray Black, R (7, 1) 49 Sam Dyson, R (8, 1) 2 Chase d'Arnaud, R (8, PH) OBP: 0.288, SLG: 0.419 50 Ty Blach, R (9, 1) OBP: 0.097, SLG: 0.034			F FF 98 C CU 84 F FF 99 F SL 93 X SL 93 0-2 ② SF9 3-H			C CU 83 B CU 83 B FF 98 F CU 82 F CH 91 F SL 92 F SI 97 S SL 94 2-3 ① K		C SI 98 S CU 86 B SL 92 T FF 99 1-2 ③ K		0 1 0 0 1 0	0 0 0 0 0 0	0 0 0 0 0 0	1 0 0 0 0 0	0 0 0 0 1 0	0 1 0 0 0 0	0 0 0 0 0 0
Inning Stats	R: 0 E: 0 K: 1 S: 7 H: 0 LOB: 0 BB: 0 P: 10	R: 0 E: 0 K: 0 S: 10 H: 0 LOB: 0 BB: 1 P: 14	R: 1 E: 0 K: 2 S: 14 H: 1 LOB: 0 BB: 0 P: 17	R: 0 E: 0 K: 1 S: 7 H: 1 LOB: 1 BB: 0 P: 11	R: 0 E: 0 K: 1 S: 5 H: 0 LOB: 0 BB: 0 P: 6	R: 0 E: 0 K: 1 S: 11 H: 0 LOB: 0 BB: 0 P: 14	R: 0 E: 1 K: 1 S: 12 H: 0 LOB: 1 BB: 0 P: 15	R: 0 E: 0 K: 2 S: 10 H: 0 LOB: 0 BB: 0 P: 13	R: 0 E: 0 K: 2 S: 11 H: 0 LOB: 0 BB: 0 P: 14	1B: 1 2B: 0 3B: 1 HR: 0	SF: 1 SAC: 0 DP: 1 HBP: 0	WP: 0 PB: 0 SB: 1 CS: 0	PA: 30			

PITCHER	IP	WLS	BF	H	R	ER	SO	BB	IBB	HBP	BLK	WP	HR	S	P	ERA	WHIP
34 Noah Syndergaard, R (1, 1) ERA: 3.33	9.0	W	30	2	1	1	11	1	0	0	0	0	0	87	114	1.00	0.333

PITCHER	IP	WLS	BF	H	R	ER	SO	BB	IBB	HBP	BLK	WP	HR	S	P	ERA	WHIP

BOTTOM

New York Mets @ San Francisco Giants

AT&T Park, San Francisco, CA

Sun Sep 02 2018, 1:05 PM - 3:28 PM PDT

Att. 39,692 - Sunny - 68 F

livebaseballscorecards.com

AB	28
R	1
H	2
RBI	1
BB	1
SO	11
LOB	5

New York Mets @ Los Angeles Dodgers

Dodger Stadium, Los Angeles, CA

Mon Sep 03 2018, 5:13 PM - 8:40 PM PDT

Att. 45,206 - Clear - 78 F

TOP

livebaseballscorecards.com

Batter	1	2	3	4	5	6	7	8	9	AB	R	H	RBI	BB	SO	LOB
1 Amed Rosario, R (1, 6) OBP: 0.292, SLG: 0.376	F SI 89 B CH 84 F KC 81 B CH 84 F CH 85 B KC 82 F KC 82 C SI 90 3-3 ① K		S CH 84 X KC 82 0-1 16 PB 1-2 1B		D KC 82 X KC 80 1-0 ③ F7		D SI 93 C SI 93 X CH 87 1-1 1-2 2-3 1B		X CU 80 0-0 4 S 1B	5	0	3	0	0	1	1
16 Austin Jackson, R (1, 8) OBP: 0.326, SLG: 0.348	T SI 90 C SI 90 X KC 82 0-2 4 G5-4-3 1B		B SI 90 F SI 90 C CH 85 C SI 91 1-3 ③ K 1-2 2-3			B SL 87 S SI 97 X SI 98 1-1 ① G4-3	X SI 93 0-0 ③ G4-3		1 SAFE 1 SAFE C FC 90 S FC 92 D CH 83 1 SAFE F FF 94 S FF 94 1-3 ② K	5	0	1	0	0	2	6
4 Wilmer Flores, R (1, 3) OBP: 0.322, SLG: 0.428	C KC 81 X KC 81 0-1 ② ③ G5-4-3 1-2f			B CH 84 C KC 80 F SI 89 X CH 83 1-2 ① G4-3		C FF 97 C SL 89 X SL 90 0-2 30 FC4-6 1B		F FF 94 B SL 86 S SL 85 X SL 86 1-2 ① F8	C FC 92 1 SAFE F FF 96 F CH 84 B FC 91 B FF 96 X FF 96 2-2 ③ G6-3 1-2	5	0	1	0	0	0	2
30 Michael Conforto, L (1, 7) OBP: 0.341, SLG: 0.403		B SI 90 C KC 81 X SI 89 1-1 ① G3		B KC 81 B SI 89 B CH 83 C SI 89 S KC 82 F SI 90 X CH 84 3-2 ② P6		S SL 87 C SL 86 X SL 86 0-2 ② FC4-6 1-2f		S CU 78 S FS 85 B FS 85 X FS 86 1-2 ② G1-3		4	0	0	0	0	0	1
21 Todd Frazier, R (1, 5) OBP: 0.306, SLG: 0.414		C SI 89 F KC 81 B SI 90 B KC 82 B CH 86 B KC 82 4-2 29 CS BB		C SI 90 B CH 85 F CH 84 F KC 80 F SI 90 S KC 81 1-3 ③ K		C SI 92 B SI 93 B FF 93 S SL 87 X SI 94 2-2 ③ G5-3		F FF 93 B FF 93 B SL 87 C FS 87 F FF 94 B FS 87 F FF 94 F SL 86 X FF 94 3-2 ③ G5-3		3	0	0	0	1	1	1
19 Jay Bruce, L (1, 9) OBP: 0.294, SLG: 0.335 65 Robert Gsellman, R (9, 1)		S CH 84 C KC 81 B KC 83 1 SAFE D CH 84 X SI 89 2-2 ② P6			F KC 80 F SI 88 B SI 88 F SI 90 B CH 84 F KC 82 B CH 85 F KC 82 B CH 84 4-2 68 29 G4-6-3 48 1B BB		B SI 94 B SI 94 S SI 94 F SI 93 B SL 86 C SI 92 3-3 ① K		X FS 83 0-0 26 SH1-4 9 HR 2B	3 0	2 0	1 0	0 0	1 0	1 0	1 0
29 Devin Mesoraco, R (1, 2) OBP: 0.295, SLG: 0.374 7 José Reyes, S (5, PR) OBP: 0.267, SLG: 0.337 26 Kevin Plawecki, R (5, 2) OBP: 0.339, SLG: 0.396		C KC 83 B CH 85 1-1 ③ CS 1-2	C CH 83 B SI 89 B CH 84 X KC 81 2-1 ① G5-3		C KC 81 L KC 80 B CH 82 B SI 90 F KC 81 B SI 90 X KC 81 3-2 68 G4-6-3 1-2 1B		B SI 94 C SI 93 S SI 93 B SI 94 B SI 94 F SI 95 B SI 93 4-2 72 68 FC6-5 1B BB		B SL 82 X SL 81 1-0 ① SH1-4 2-3	2 0 0	0 0 0	1 0 0	0 0 0	0 0 1	0 0 0	0 0 0
68 Jeff McNeil, L (1, 4) OBP: 0.390, SLG: 0.465			F SI 89 F KC 82 B CH 85 B CH 84 X SI 89 2-2 ② P5		F SI 89 X KC 82 0-1 ① ② G4-6-3 1-2f 2-3		F SI 94 B SI 92 B SI 94 F SI 92 X SI 93 2-2 1 1B 72 FC6-5 1-2 1B		H FF 91 1-0 9 HR HBP	3	1	1	0	0	0	2
48 Jacob deGrom, L (1, 1) OBP: 0.206, SLG: 0.183 72 Jack Reinheimer, R (7, PH) OBP: 0.313, SLG: 0.267 67 Seth Lugo, R (7, 1) OBP: 0.167, SLG: 0.091 62 Drew Smith, R (8, 1) 9 Brandon Nimmo, L (9, PH) OBP: 0.389, SLG: 0.504 (9, 9)			S SI 89 X KC 82 0-1 16 PB 1 1B 1B		D KC 83 S SI 89 B KC 81 X KC 81 2-1 3-H 1B		B SI 94 X SI 92 1-0 ② FC6-5 1 1B 1-2 2-3f		C FF 92 F FF 92 B FF 92 B FS 85 F FF 93 F FF 92 X SL 84 2-2 1-H 3-H HR	2 1 0 0 0 1	0 0 0 0 0 1	2 0 0 0 0 1	1 0 0 0 3 3	0 0 0 0 0 0	0 2 0 0 0 0	0 0 0 0 0 0
Inning Stats	R: 0 E: 0 K: 1 S: 10 H: 1 LOB: 0 BB: 0 P: 13	R: 0 E: 0 K: 0 S: 8 H: 0 LOB: 0 BB: 1 P: 16	R: 0 E: 0 K: 1 S: 12 H: 2 LOB: 2 BB: 0 P: 17	R: 0 E: 0 K: 1 S: 12 H: 0 LOB: 0 BB: 0 P: 17	R: 1 E: 0 K: 0 S: 14 H: 2 LOB: 1 BB: 1 P: 24	R: 0 E: 0 K: 0 S: 11 H: 1 LOB: 1 BB: 0 P: 14	R: 0 E: 0 K: 1 S: 13 H: 2 LOB: 3 BB: 1 P: 24	R: 0 E: 0 K: 0 S: 12 H: 0 LOB: 0 BB: 0 P: 17	R: 3 E: 0 K: 1 S: 16 H: 3 LOB: 1 BB: 0 P: 23	1B: 9 2B: 1 3B: 0 HR: 1 SF: 0 SAC: 1 DP: 2 HBP: 1						

	AB	34
	R	4
	H	11
	RBI	4
	BB	3
	SO	5
	LOB	16

WP: 0 PB: 1 SB: 1 CS: 1 PA: 40

PITCHER		IP	WLS	BF	H	R	ER	SO	BB	IBB	HBP	BLK	WP	HR	S	P	ERA	WHIP
57 Alex Wood, L ERA: 3.37	(1, 1)	5.0		19	5	1	1	3	2	0	0	0	0	0	56	87	1.80	1.400
52 Pedro Báez, R ERA: 3.28	(6, 1)	0.1		2	1	0	0	0	0	0	0	0	0	0	5	6	0.00	3.000
59 Zac Rosscup, L ERA: 6.43	(6, 1)	0.1		1	0	0	0	0	0	0	0	0	0	0	3	3	0.00	0.000
51 Dylan Floro, R ERA: 2.28	(6, 1)	0.1		1	0	0	0	0	0	0	0	0	0	0	3	5	0.00	0.000
75 Scott Alexander, L ERA: 3.58	(7, 1)	1.0		6	2	0	0	1	1	0	0	0	0	0	13	24	0.00	3.000

PITCHER		IP	WLS	BF	H	R	ER	SO	BB	IBB	HBP	BLK	WP	HR	S	P	ERA	WHIP
18 Kenta Maeda, R ERA: 3.95	(8, 1)	1.1	L	7	2	3	3	0	0	0	1	0	0	1	19	28	20.25	1.500
50 Ryan Madson, R ERA: 5.12	(9, 1)	0.2		3	1	0	0	1	0	0	0	0	0	0	9	12	0.00	1.500

New York Mets @ Los Angeles Dodgers

Dodger Stadium, Los Angeles, CA

Mon Sep 03 2018, 5:13 PM - 8:40 PM PDT

Att. 45,206 - Clear - 78 F

livebaseballscorecards.com

BOTTOM

Batter	1	2	3	4	5	6	7	8	9	AB	R	H	RBI	BB	SO	LOB
31 Joc Pederson, L (1, 7) OBP: 0.321, SLG: 0.499	C FF 97 C FF 96 B SL 91 B CH 92 B FF 99 F SL 92 X FF 98 3-2 ① F9		B FF 97 C SL 92 2 SAFE X SL 92 1-1 ② G4-3 2-3			C CU 81 B SI 95 F SL 91 F FF 97 B SL 93 F FF 96 S CH 90 2-3 ① K		B CU 82 C SI 98 B CU 80 F FF 98 X FF 98 2-2 ② F9		4	0	0	0	0	1	1
10 Justin Turner, R (1, 5) OBP: 0.409, SLG: 0.526	B SL 93 B FF 97 C FF 97 X SI 96 2-1 HR		C FF 97 F CH 91 F FF 98 B SI 98 S SL 92 1-3 ③ K			B FF 96 B CH 90 B FF 96 C FF 96 C SL 91 F FF 97 F FF 97 F SL 91 F CH 89 3-2 F CU 83 F FF 96 X FF 97 E6		F FF 98 B SI 98 B CU 82 B FF 98 F FF 98 B FF 98 4-2 8 2B BB		3	1	1	1	1	1	1
8 Manny Machado, R (1, 6) OBP: 0.375, SLG: 0.546	B FF 98 B FF 98 X SL 93 2-0 ② F8			S SL 91 X SL 91 0-1 13 G3-6-3 1B		S FF 96 S SL 91 B FF 97 F FF 97 B SL 91 F FF 98 S SL 91 2-3 ② K		X FF 98 0-0 1-3 2B		4	0	2	0	0	1	1
13 Max Muncy, L (1, 4) OBP: 0.379, SLG: 0.584 14 Enrique Hernández, R (7, 4) OBP: 0.309, SLG: 0.448	B CU 85 B FF 98 C FF 98 C CU 85 X FF 99 2-2 ③ P5			C CU 83 B SL 91 X SL 91 1-1 ① ② G3-6-3 1-2f		S FF 97 S FF 97 B FF 96 F SL 92 B FF 97 B CH 90 F FF 97 X SL 93 3-2 ③ G4-3		C CU 83 B FF 98 S CU 84 X CU 83 1-2 ③ F8		3 1	0 0	0 0	0 0	0 0	0 0	2 2
61 Alex Verdugo, L (1, 8) (8, 9) OBP: 0.367, SLG: 0.463		C FF 96 B CH 91 F FF 97 X FF 98 1-2 ① P5		F FF 96 S FF 96 F FF 96 X FF 97 0-2 ③ L6			X FF 93 0-0 35 1B 2B		C SI 94 B CU 81 B SI 94 C SI 96 B SI 95 X SI 95 3-2 35 1B 9 SF8 1B	4	1	2	0	0	0	0
35 Cody Bellinger, L (1, 3) (8, 8) OBP: 0.338, SLG: 0.466		B FF 97 S FF 97 X FF 97 1-1 ② P5			B FF 96 B CH 91 S FF 96 F FF 96 F FF 97 F FF 98 F SL 91 F FF 98 S FF 97 2-3 ① K		C FF 94 F FF 96 X FF 98 0-2 66 G6-4-3 2-3 1B		C SI 95 B SL 91 B SI 95 X SI 95 2-1 27 G6-4-3 1-3 1B	4	0	2	0	0	1	0
9 Yasmani Grandal, S (1, 2) OBP: 0.340, SLG: 0.460		C FF 96 X CH 91 0-1 ③ P6			X CH 90 0-0 ② G3	B CU 79 C CU 80 F SL 90 T FF 96 1-2 ① K		B SI 94 X SI 94 1-0 ① SF8 3-H		3	0	0	1	0	1	2
66 Yasiel Puig, R (1, 9) OBP: 0.318, SLG: 0.451 18 Kenta Maeda, R (8, 1) OBP: 0.094, SLG: 0.094 50 Ryan Madson, L (9, 1) 27 Matt Kemp, R (9, PH) OBP: 0.336, SLG: 0.475			T FF 96 B FF 96 B SL 91 S SL 92 B SI 98 B SI 98 4-2 31 G4-3 57 S BB		C FF 98 B FF 98 S SL 93 F FF 98 B SL 92 X CH 90 2-2 E5	B FF 94 B SI 96 X SL 91 2-0 ② ③ G6-4-3 1-2f			S SL 88 X SL 90 0-1 ② ③ G6-4-3 1-2f	2 0 0 1	0 0 0 0	0 0 0 0	0 0 0 0	1 0 0 0	0 0 0 0	2 0 0 1
57 Alex Wood, R (1, 1) OBP: 0.048, SLG: 0.048 60 Andrew Toles, L (5, PH) OBP: 0.280, SLG: 0.333 52 Pedro Báez, R (6, 1) 59 Zac Rosscup, R (6, 1) 51 Dylan Floro, L (6, 1) 75 Scott Alexander, L (7, 1) 25 David Freese, R (8, 3) OBP: 0.337, SLG: 0.441			B CU 81 C CU 82 L CU 79 D CU 82 L FF 96 2-3 ① K 1-2		1 SAFE S FF 96 F FF 97 S FF 97 0-3 ③ K			C FF 97 B FF 97 F CU 82 S CU 81 1-3 ① K		1 1 0 0 0 0 1	0 0 0 0 0 0 0	0 0 0 0 0 0 0	0 1 0 0 0 0 1	1 1 0 0 0 0 0	1 0 0 0 0 0 0	1 2 0 0 0 0 0
Inning Stats	R: 1 H: 1 E: 0 LOB: 0 K: 0 BB: 0 S: 10 P: 19	R: 0 H: 0 E: 0 LOB: 0 K: 0 BB: 0 S: 7 P: 9	R: 0 H: 0 E: 0 LOB: 1 K: 2 BB: 1 S: 11 P: 19	R: 0 H: 1 E: 0 LOB: 0 K: 0 BB: 0 S: 8 P: 9	R: 0 H: 0 E: 1 LOB: 1 K: 2 BB: 0 S: 15 P: 19	R: 0 H: 0 E: 1 LOB: 1 K: 2 BB: 0 S: 24 P: 34	R: 0 H: 2 E: 0 LOB: 1 K: 1 BB: 0 S: 8 P: 11	R: 0 H: 1 E: 0 LOB: 2 K: 1 BB: 1 S: 12 P: 20	R: 1 H: 2 E: 0 LOB: 0 K: 0 BB: 0 S: 8 P: 14	1B: 4 2B: 2 3B: 0 HR: 1	SF: 1 SAC: 0 DP: 3 HBP: 0			WP: 0 PB: 0 SB: 1 CS: 0	PA: 35		

	AB	32
	R	2
	H	7
	RBI	2
	BB	2
	SO	8
	LOB	14

PITCHER		IP	WLS	BF	H	R	ER	SO	BB	IBB	HBP	BLK	WP	HR	S	P	ERA	WHIP
48 Jacob deGrom, R ERA: 1.68	(1, 1)	6.0		22	2	1	1	6	1	0	0	0	0	1	75	109	1.50	0.500
67 Seth Lugo, R ERA: 2.77	(7, 1)	1.0		4	2	0	0	1	0	0	0	0	0	0	8	11	0.00	2.000
62 Drew Smith, R ERA: 2.55	(8, 1)	1.0	W	5	1	0	0	1	1	0	0	0	0	0	12	20	0.00	2.000
65 Robert Gsellman, R ERA: 3.84	(9, 1)	1.0	S	4	2	1	1	0	0	0	0	0	0	0	8	14	9.00	2.000

PITCHER	IP	WLS	BF	H	R	ER	SO	BB	IBB	HBP	BLK	WP	HR	S	P	ERA	WHIP

New York Mets @ Los Angeles Dodgers

Dodger Stadium, Los Angeles, CA

Tue Sep 04 2018, 7:11 PM - 10:28 PM PDT

Att. 46,651 - Partly Cloudy - 68 F

TOP

livebaseballscorecards.com

Batter	1	2	3	4	5	6	7	8	9	AB	R	H	RBI	BB	SO	LOB
1 Amed Rosario, R (1, 6) OBP: 0.296, SLG: 0.382 72 Jack Reinheimer, R (8, 6) OBP: 0.353, SLG: 0.267	B FF 88 B FF 89 S FF 89 B FF 88 B FF 89 4-1 16 FC6-4 BB	F CU 75 F CU 74 F FF 89 B FF 88 F CU 75 S ST 72 1-3 K ③		F CU 74 B FF 88 X CU 74 1-1 2B			S SL 88 B SL 90 F FF 97 X FF 97 1-2 68 G3 2B		B KC 78 B FF 94 B FF 94 C FF 94 F FF 94 B FF 93 4-2 1-2 2-3 BB	3 0	0 0	2 0	0 0	1 1	1 0	1 0
16 Austin Jackson, R (1, 8) OBP: 0.323, SLG: 0.344 68 Jeff McNeil, L (7, PH) OBP: 0.385, SLG: 0.457 (7, 4)	1 SAFE C CU 74 S FF 89 1 SAFE B CU 75 B FF 89 X CU 74 2-2 FC6-4 ① 1-2f		C FF 89 X CU 75 0-1 G6-3 ①	F CU 73 S FF 89 B FF 89 B FF 89 X CU 74 2-2 P3 ③			B FF 96 C CH 87 X FF 97 1-1 G3 ② 2-3		C SL 72 B SL 73 B SI 82 B SL 72 X SI 82 3-1 F4 ①	3 2	0 0	0 0	0 0	0 0	0 0	2 4
4 Wilmer Flores, R (1, 4) OBP: 0.321, SLG: 0.426 55 Corey Oswalt, R (7, 1) 35 Jacob Rhame, R (7, 1) 7 José Reyes, S (9, PH) OBP: 0.266, SLG: 0.335	F FF 89 B FF 88 1 SAFE 1 SAFE B FF 89 T CU 74 F CU 74 S FF 89 2-3 K ②		C FF 90 B SI 87 X CU 74 1-1 30 HR 1B		C FF 88 X FF 88 0-1 P4 ①		B FF 97 X SL 90 1-0 G6-3 ③		B SI 86 F SI 88 S SL 74 S SI 87 1-3 K ②	4 0 0 1	1 0 0 0	1 0 0 0	0 0 0 0	0 0 0 1	1 0 0 0	2 0 0 3
30 Michael Conforto, L (1, 7) OBP: 0.340, SLG: 0.408	C FF 87 B CU 74 1 SAFE C ST 72 X SI 87 1-2 G1-3 ③		C SI 86 X ST 73 0-1 1-H HR		F FF 87 B FF 88 B CU 74 B FF 88 C CU 73 X SI 84 3-2 G5-3 ②			T SI 90 S SL 87 B SL 89 F SI 92 S SL 88 1-3 K ①	C SL 73 X SL 73 0-1 F9 ③	5	1	1	2	0	1	4
21 Todd Frazier, R (1, 5) OBP: 0.308, SLG: 0.418		C FF 90 F CU 75 F FF 90 X CU 75 0-2 19 HR 1B	X FF 90 0-0 2B		F CU 75 F CU 75 T FF 89 0-2 K ③			B SL 87 C SL 88 B SI 92 F SL 88 S SI 92 2-3 K ②		4	1	2	0	0	2	0
19 Jay Bruce, L (1, 3) OBP: 0.297, SLG: 0.349 (7, 9)		B FF 90 S CU 74 1 SAFE X ST 72 1-1 1-H HR	X FF 89 0-0 G5-3 ②			B CU 74 F FF 89 F CU 73 B SI 87 F FF 88 X CU 75 2-2 G4-3 ①		X SI 92 0-0 1B		4	1	2	2	0	0	1
26 Kevin Plawecki, R (1, 2) OBP: 0.333, SLG: 0.387		S FF 89 C FF 89 S FF 89 0-3 K ①	C FF 89 S FF 88 S FF 89 0-3 K ③			F FF 88 F FF 90 B FF 90 X FF 90 1-2 F7 ②		B SI 92 S SL 86 D SL 87 B FF 91 C SI 92 F SI 91 S SL 87 3-3 K ③		4	0	0	0	0	3	2
9 Brandon Nimmo, L (1, 9) OBP: 0.390, SLG: 0.507 (7, 8)		S FF 89 B SI 86 C FF 89 B FF 89 B FF 88 X FF 88 3-2 40 G6-3 2B		C FF 87 C CU 72 B FF 88 F FF 87 C SI 84 1-3 K ①		F SI 86 B FF 88 S CU 75 C FF 89 1-3 K ③			B FF 94 X FF 94 1-0 72 BB 22 1B 1B	4	0	2	0	0	2	0
40 Jason Vargas, L (1, 1) OBP: 0.136, SLG: 0.095 49 Tyler Bashlor, R (4, 1) 70 Eric Hanhold, R (5, 1) 73 Daniel Zamora, L (6, 1) 51 Paul Sewald, R (6, 1) 22 Dominic Smith, L (7, PH) OBP: 0.232, SLG: 0.380 (7, 3)		C FF 87 B CU 74 C FF 88 F CU 74 X SI 85 1-2 G6-3 ② 2-3		B FF 87 C FF 87 C FF 87 S CU 73 1-3 K ②			T SI 96 B FF 96 X CH 88 1-1 F9 ①		F FF 94 C FF 95 X FF 95 0-2 72 BB 1-2 1B	2 0 0 0 0 2	0 0 0 0 0 0	0 0 0 0 0 1	0 0 0 0 0 0	1 0 0 0 0 0	1 0 0 0 0 0	1 0 0 0 0 0
Inning Stats	R: 0 E: 0 K: 1 S: 11 H: 0 LOB: 1 BB: 1 P: 20	R: 2 E: 0 K: 2 S: 21 H: 3 LOB: 1 BB: 0 P: 27	R: 2 E: 0 K: 1 S: 11 H: 3 LOB: 1 BB: 0 P: 12	R: 0 E: 0 K: 2 S: 12 H: 1 LOB: 1 BB: 0 P: 17	R: 0 E: 0 K: 1 S: 8 H: 0 LOB: 0 BB: 0 P: 11	R: 0 E: 0 K: 1 S: 10 H: 0 LOB: 0 BB: 0 P: 14	R: 0 E: 0 K: 0 S: 8 H: 1 LOB: 1 BB: 0 P: 12	R: 0 E: 0 K: 3 S: 12 H: 1 LOB: 1 BB: 0 P: 18	R: 0 E: 0 K: 1 S: 13 H: 2 LOB: 3 BB: 1 P: 22	1B: 5 2B: 4 3B: 0 HR: 2 SF: 0 SAC: 0 DP: 0 HBP: 0						WP: 0 PB: 0 SB: 0 CS: 0 PA: 40	

PITCHER		IP	WLS	BF	H	R	ER	SO	BB	IBB	HBP	BLK	WP	HR	S	P	ERA	WHIP
44 Rich Hill, L ERA: 3.73	(1, 1)	6.0	W	26	7	4	4	8	1	0	0	0	0	2	73	101	6.00	1.333
52 Pedro Báez, R ERA: 3.21	(7, 1)	1.0	H	4	1	0	0	0	0	0	0	0	0	0	8	12	0.00	1.000
59 Zac Rosscup, L ERA: 5.63	(8, 1)	1.0		4	1	0	0	3	0	0	0	0	0	0	12	18	0.00	1.000
46 Josh Fields, R ERA: 2.36	(9, 1)	0.0		3	2	0	0	0	1	0	0	0	0	0	6	11	∞	∞
43 Pat Venditte, S ERA: 4.91	(9, 1)	1.0		3	0	0	0	1	0	0	0	0	0	0	7	11	0.00	0.000

PITCHER	IP	WLS	BF	H	R	ER	SO	BB	IBB	HBP	BLK	WP	HR	S	P	ERA	WHIP

BOTTOM

Batter	1	2	3	4	5	6	7	8	9	AB	R	H	RBI	BB	SO	LOB
6 Brian Dozier, R (1, 4) OBP: 0.310, SLG: 0.397	C FF 84 S CH 79 B CH 80 B SI 86 S SI 85 2-3 K ①		C CH 79 C SI 85 B CH 80 X KC 74 1-2 FC1-4 8 1B 1-2f ①	B FF 94 B FF 96 X FF 95 2-0 FC5-4 1-2f 2-H ②		B FF 90 X FF 90 1-0 F9 ③	X FF 97 0-0 G5-4-3 1-2f ②③			5	0	0	1	0	1	3
10 Justin Turner, R (1, 5) OBP: 0.407, SLG: 0.525 60 Andrew Toles, L (8, 8) OBP: 0.269, SLG: 0.320	B SI 85 C SI 85 T SI 86 B CH 81 X KC 74 2-2 F7 ②		B SI 86 B SI 86 1 SAFE C CH 81 B SI 86 C CH 81 1 SAFE 1 SAFE X SI 86 3-2 F8 ②	1 SAFE 1 SAFE B FF 96 1 SAFE S FF 95 B FF 96 F FF 94 S FF 96 2-3 K ③			X CU 79 0-0 8 2B 2B	F FF 96 B FS 87 B FS 86 S FF 96 T FF 98 2-2 K ①	4 1	1 0	1 0	0 0	0 0	1 1	2 0
8 Manny Machado, R (1, 6) OBP: 0.376, SLG: 0.547 61 Alex Verdugo, L (8, 9) OBP: 0.361, SLG: 0.455	B CH 81 F SI 86 C SI 86 X CH 81 1-2 G5-3 ③		B CH 80 B SI 87 X CH 80 2-0 1-3 1B		B FF 96 C SI 95 X SI 96 1-1 G4-3 ①		X FF 91 0-0 27 WP 2-H 2B	C FS 89 X FF 96 0-1 G4-3 ②		4 1	1 0	2 0	1 0	0 0	0 0	0 0
27 Matt Kemp, R (1, 9) OBP: 0.337, SLG: 0.474 70 Tim Locastro, R (7, PR) OBP: 0.357, SLG: 0.273 59 Zac Rosscup, R (8, 1) 26 Chase Utley, L (8, PH) OBP: 0.323, SLG: 0.340 46 Josh Fields, R (9, 1) 43 Pat Venditte, L (9, 1)		B SI 85 B SI 85 B SI 86 C SI 85 X SI 86 3-1 G6-3 ①	B CH 79 B CH 79 B SI 86 X CH 80 3-0 G4-3 ③		B SL 91 B FF 97 C FF 96 X SI 96 2-1 14 G6-3 25 HBP 1B		C CU 81 B CU 82 B CU 81 F FF 93 B CU 83 B FF 92 4-2 25 25 2B 2-H BB	B FF 96 C FS 87 B FF 97 F FF 97 F FF 97 B SL 88 F FF 96 B FF 95 4-2 BB		3 0 0 0 0 0 0	0 1 0 0 0 0 0	1 0 0 0 0 0 0	0 0 0 0 0 0 0	1 0 0 1 0 0 0	0 0 0 0 0 0 0	2 0 0 0 0 0 0
25 David Freese, R (1, 3) OBP: 0.342, SLG: 0.458 (8, 5)		B SI 85 C SI 86 F CH 81 B CH 80 S CH 80 2-3 K ②		B CH 79 B SI 84 F SI 84 B SI 85 F CH 80 F SI 84 F KC 74 X CH 80 3-2 HR	F FF 96 B SI 95 F SI 95 H SI 95 2-2 14 G6-3 1-2 HBP		1 SAFE C FF 91 C SI 90 X CU 80 0-2 14 1B 1-H 2B	B FF 96 C FF 95 C SL 88 B FF 97 S FS 86 2-3 K ③		4	2	2	2	0	2	1
14 Enrique Hernández, R (1, 8) OBP: 0.311, SLG: 0.449 (8, 6)		B SI 85 C CH 80 C SI 86 B CH 81 X CH 80 2-2 G6-3 ③		B CH 79 F SI 85 C SI 85 X KC 73 1-2 3 2B 15 E 1B	C SL 89 F FF 95 B SL 89 X SI 96 1-2 G6-3 ② 1-2 2-3		C FF 92 B CU 81 C FF 92 F CU 82 X CU 81 1-2 3 1B 9 1B 2-H 1B			4	2	2	1	0	0	2
3 Chris Taylor, R (1, 7) OBP: 0.322, SLG: 0.430			F SI 84 S CH 78 B CH 80 B CH 80 F CH 80 B CH 81 F SI 86 B KC 74 4-2 15 HR BB	C SI 86 F SI 85 B CH 79 X CH 79 1-2 15 E 44 FC1-2 1-3 2B	F SI 96 S SL 89 B SL 89 B FF 96 S SL 89 2-3 K ③		X FF 96 0-0 9 1B 9 1B 1-3 1B			3	2	2	0	1	1	2
15 Austin Barnes, R (1, 2) OBP: 0.340, SLG: 0.268 13 Max Muncy, L (6, PH) OBP: 0.378, SLG: 0.582 52 Pedro Báez, R (7, 1) 35 Cody Bellinger, L (7, PH) OBP: 0.338, SLG: 0.465 (8, 3)			B SI 86 B CH 80 S SI 85 B SI 86 X SI 86 3-1 1-H HR	B SI 86 F SI 85 B SI 87 F SI 86 X KC 73 2-2 E5 6 S 44 FC1-2 6 FC5-4 2-3 3-H		B SI 95 S FF 95 F CH 89 F FF 96 B CH 90 F CH 90 B FF 97 X SI 95 3-2 F8 ①	X FF 96 0-0 P3 ①		2 1 0 1	2 0 0 0	1 0 0 0	3 0 0 0	0 0 0 0	0 0 0 0	1 0 0 2
44 Rich Hill, L (1, 1) OBP: 0.133, SLG: 0.133 31 Joc Pederson, L (6, PH) OBP: 0.321, SLG: 0.499 17 Kyle Farmer, R (6, PH) OBP: 0.306, SLG: 0.297 9 Yasmani Grandal, S (7, 2) OBP: 0.342, SLG: 0.462			X SI 85 0-0 6 FC1-4 1B	X KC 74 0-0 FC1-2 6 FC5-4 1-2 3-H ①		B SL 78 B FF 90 C SL 78 S SL 79 B SL 79 C SL 79 3-3 K ②	B FF 96 C FS 87 F FF 96 B FF 98 X FF 97 2-2 6 G5-4-3 1-H 3-H 1B			2 0 1 1	0 0 0 0	1 0 0 2	0 0 0 0	0 0 1 0	0 0 0 0	2 0 0 0
Inning Stats	R: 0 E: 0 K: 1 S: 9 H: 0 LOB: 0 BB: 0 P: 14	R: 0 E: 0 K: 1 S: 8 H: 0 LOB: 0 BB: 0 P: 15	R: 2 E: 0 K: 0 S: 15 H: 3 LOB: 2 BB: 1 P: 31	R: 3 E: 1 K: 1 S: 19 H: 3 LOB: 1 BB: 0 P: 30	R: 0 E: 0 K: 1 S: 12 H: 1 LOB: 2 BB: 0 P: 20	R: 0 E: 0 K: 1 S: 9 H: 0 LOB: 0 BB: 0 P: 16	R: 6 E: 0 K: 0 S: 17 H: 6 LOB: 1 BB: 1 P: 24	R: 0 E: 0 K: 2 S: 12 H: 0 LOB: 1 BB: 1 P: 20		1B: 7 2B: 4 3B: 0 HR: 2 SF: 0 SAC: 0 DP: 1 HBP: 1					WP: 2 PB: 0 SB: 2 CS: 0 PA: 41	

PITCHER		IP	WLS	BF	H	R	ER	SO	BB	IBB	HBP	BLK	WP	HR	S	P	ERA	WHIP
40 Jason Vargas, L ERA: 6.75	(1, 1)	3.1	L	18	6	5	4	2	1	0	0	0	0	0	47	82	10.80	2.100
49 Tyler Bashlor, R ERA: 4.62	(4, 1)	0.2		2	0	0	0	1	0	0	0	0	0	0	4	8	0.00	0.000
70 Eric Hanhold, R ERA:	(5, 1)	1.1		6	1	0	0	1	0	0	1	0	0	0	17	28	0.00	0.750
73 Daniel Zamora, L ERA: 5.06	(6, 1)	0.1		1	0	0	0	1	0	0	0	0	0	0	3	6	0.00	0.000
51 Paul Sewald, R ERA: 5.65	(6, 1)	0.1		1	0	0	0	0	0	0	0	0	0	0	1	2	0.00	0.000

PITCHER		IP	WLS	BF	H	R	ER	SO	BB	IBB	HBP	BLK	WP	HR	S	P	ERA	WHIP
55 Corey Oswalt, R ERA: 6.66	(7, 1)	0.0		5	4	5	5	0	1	0	0	0	1	0	11	16	∞	∞
35 Jacob Rhame, R ERA: 7.36	(7, 1)	2.0		8	2	1	1	2	1	0	0	0	0	0	18	28	4.50	1.500

New York Mets @ Los Angeles Dodgers

Dodger Stadium, Los Angeles, CA

Tue Sep 04 2018, 7:11 PM - 10:28 PM PDT

Att. 46,651 - Partly Cloudy - 68 F

livebaseballscorecards.com

AB	37
R	11
H	13
RBI	10
BB	3
SO	7
LOB	17

New York Mets @ Los Angeles Dodgers

Dodger Stadium, Los Angeles, CA

Wed Sep 05 2018, 4:37 PM - 7:14 PM PDT

Att. 40,317 - Partly Cloudy - 73 F

TOP

livebaseballscorecards.com

Batter	1	2	3	4	5	6	7	8	9	AB	R	H	RBI	BB	SO	LOB
1 Amed Rosario, R (1, 6) OBP: 0.297, SLG: 0.382	C FF 88 F CH 80 B FF 91 F CU 76 F FF 92 X CH 82 1-2 ① G5-3			B CH 80 B CU 73 X CH 81 2-0 68 2B 4 1B 1B	B FC 88 S CU 76 S CH 83 F CU 76 X CH 81 1-2 E9 4 1B 1-2 3-H		F SI 95 B CH 85 S CH 83 F FF 95 X CH 84 1-2 68 1B 30 1B 1B		S FC 91 F FC 91 S SI 94 0-3 ① K	5	2	2	0	0	1	1
68 Jeff McNeil, L (1, 4) OBP: 0.385, SLG: 0.463	C FF 91 B CU 76 X CH 81 1-1 ② F8			B CU 71 X CU 72 1-0 4 1B 30 E 1-3 2B	X FF 89 0-0 ② F7		X FF 96 0-0 30 1B 16 WP 1-2 1B		B FC 91 S FC 92 F FC 92 B FC 91 X FC 91 2-2 ② P5	5	2	2	0	0	0	2
4 Wilmer Flores, R (1, 3) OBP: 0.322, SLG: 0.426	C SI 91 F FC 88 B CH 82 C FC 88 1-3 ③ K			F CH 83 X FC 88 0-1 30 E 16 1B 2-3 3-H 1B	B FC 88 X FC 87 1-0 1-3 2-H 1B		C SI 96 F CH 84 F FF 96 F CH 85 X CH 83 0-2 ① F6		B FC 91 B FC 90 F FC 90 F FC 91 C FC 93 2-3 ③ K	5	1	2	2	0	2	2
21 Todd Frazier, R (1, 5) OBP: 0.305, SLG: 0.413		B FF 89 X FC 88 1-0 ① F7		C CH 82 S CH 81 S FF 90 0-3 ① K	B FC 87 B CH 81 C FC 88 F CH 80 B FF 90 T FC 88 3-2 ③ K		S SI 96 C SI 96 S CH 83 0-3 ② K			4	0	0	0	0	3	6
30 Michael Conforto, L (1, 7) OBP: 0.341, SLG: 0.408		C CU 75 F CH 80 B FC 89 F FF 91 B CU 78 S CH 80 2-3 ② K		X FF 90 0-0 ② F7 1-3 3-H		C CH 80 X CU 74 0-1 9 1B 26 1B 1B	C CU 82 S CH 84 D CH 84 F FF 96 X CH 85 1-2 16 WP 1-3 2-H 1B			4	0	2	1	0	1	1
16 Austin Jackson, R (1, 8) OBP: 0.322, SLG: 0.343		F FF 91 B FC 88 B CH 81 X CH 80 2-1 ③ F9		C FC 87 X FC 88 0-1 ③ 3-H 1B		F CH 80 C FC 85 B FC 86 S CU 73 1-3 ① K	B SI 95 B SI 95 F SI 96 B SI 94 X SI 95 3-1 ③ G6-3 1-2 3-H			4	0	1	1	0	1	2
26 Kevin Plawecki, R (1, 2) OBP: 0.341, SLG: 0.397 3 Tomás Nido, R (8, 2) OBP: 0.213, SLG: 0.211		B FF 89 C CU 73 B FC 88 S CH 82 F CU 75 S FF 91 2-3 ① K		B FC 85 X FC 86 1-0 9 1B 1 E 2B	F FF 88 X FF 89 0-1 9 1B 1-2 1B		B SL 73 H SI 88 2-0 9 FC4-6 HBP			3 0	1 0	2 0	0 0	0 0	1 0	0 0
9 Brandon Nimmo, L (1, 9) OBP: 0.391, SLG: 0.507		C FF 91 B FF 90 C CH 82 S FF 92 1-3 ② K		X FF 88 0-0 1 E 4 1B 2-3 1B	B CH 79 B FF 90 F CH 80 C FF 89 X CH 79 2-2 45 G4-6-3 1-2 2-3 1B		B SL 73 C SL 74 X SI 83 1-1 ① FC4-6 22 G4-6-3 1-2f			4	1	2	0	0	1	1
45 Zack Wheeler, L (1, 1) OBP: 0.157, SLG: 0.200 22 Dominic Smith, L (8, PH) OBP: 0.229, SLG: 0.375 67 Seth Lugo, R (8, 1) OBP: 0.167, SLG: 0.091		F FF 91 C CU 74 B FF 92 X CU 74 1-2 ③ L9		M FF 87 L FF 87 T FF 89 0-2 ① K	C FF 89 F FF 90 X CU 75 0-2 ②③ G4-6-3 1-2f		C SL 74 B SI 83 X SL 74 1-1 ②③ G4-6-3 1-2f			3 1 0	0 0 0	0 0 0	0 0 0	0 0 0	1 0 0	5 1 0

Inning Stats	1	2	3	4	5	6	7	8	9
	R: 0 E: 0 K: 1 S: 10	H: 0 LOB: 0 BB: 0 P: 13	R: 0 E: 0 K: 1 S: 7	H: 0 LOB: 0 BB: 0 P: 12	R: 0 E: 0 K: 2 S: 10	H: 0 LOB: 0 BB: 0 P: 14	R: 3 E: 1 K: 1 S: 10	H: 4 LOB: 1 BB: 0 P: 13	R: 2 E: 1 K: 2 S: 14	H: 3 LOB: 2 BB: 0 P: 20	R: 0 E: 0 K: 1 S: 13	H: 3 LOB: 1 BB: 0 P: 16	R: 2 E: 0 K: 1 S: 19	H: 3 LOB: 1 BB: 0 P: 24	R: 0 E: 0 K: 0 S: 4	H: 0 LOB: 0 BB: 0 P: 8	R: 0 E: 0 K: 2 S: 9	H: 0 LOB: 0 BB: 0 P: 13

1B: 11	SF: 0
2B: 2	SAC: 0
3B: 0	DP: 2
HR: 0	HBP: 1

WP: 1	PA: 39
PB: 0	
SB: 0	
CS: 0	

AB	38
R	7
H	13
RBI	4
BB	0
SO	11
LOB	21

PITCHER		IP	WLS	BF	H	R	ER	SO	BB	IBB	HBP	BLK	WP	HR	S	P	ERA	WHIP
99 Hyun Jin Ryu, L ERA: 2.16	(1, 1)	6.0	L	27	10	5	1	8	0	0	0	0	0	0	64	88	1.50	1.667
50 Ryan Madson, R ERA: 5.4	(7, 1)	1.0		6	3	2	2	1	0	0	0	0	1	0	19	24	18.00	3.000
43 Pat Venditte, S ERA: 4.32	(8, 1)	1.0		3	0	0	0	0	0	0	1	0	0	0	4	8	0.00	0.000
74 Kenley Jansen, R ERA: 2.89	(9, 1)	1.0		3	0	0	0	2	0	0	0	0	0	0	9	13	0.00	0.000

PITCHER		IP	WLS	BF	H	R	ER	SO	BB	IBB	HBP	BLK	WP	HR	S	P	ERA	WHIP

Batter	1	2	3	4	5	6	7	8	9	AB	R	H	RBI	BB	SO	LOB
31 Joc Pederson, L (1, 7) OBP: 0.320, SLG: 0.494	B SI 95 B FF 96 F FF 97 C SI 96 F CU 81 S FS 91 2-3 ① K			C CU 81 F CU 80 F FF 98 F FC 92 C FC 92 0-3 ① K		B SI 97 B FC 93 B FF 97 C SI 97 B FF 100 4-1 BB		B CU 81 S CH 89 B CU 82 B FF 96 F SI 97 F FF 97 X CU 82 3-2 ② F9		3	0	0	0	1	2	0
61 Alex Verdugo, L (1, 9) OBP: 0.338, SLG: 0.424	C FF 95 B FC 92 S CH 89 X FF 97 1-2 ② G1-3			B FC 92 X CH 89 1-0 ② G4-3		S FC 91 C SI 98 F FF 98 F FF 98 S CU 81 0-3 ② K		B CU 81 B CU 82 X CH 88 2-0 ③ G3-1		4	0	0	0	0	1	1
10 Justin Turner, R (1, 5) OBP: 0.405, SLG: 0.521	F SI 96 C SI 97 B CU 81 B FC 93 C SI 98 2-3 ③ K			C FF 97 T SI 98 X FC 92 0-2 13 HR 1B		C FF 98 X SI 97 0-1 ③ F8			C SL 89 X SI 94 0-1 ① F8	4	1	1	0	0	1	1
13 Max Muncy, L (1, 3) OBP: 0.377, SLG: 0.587		C FF 95 F FC 92 C SI 97 0-3 ① K		F SI 97 B FF 97 X FS 91 1-1 1-H HR			B SI 95 C FC 90 B FF 97 X FC 91 2-1 ① P5		C FF 96 X CU 82 0-1 ② G4-3	4	1	1	2	0	1	0
35 Cody Bellinger, L (1, 8) OBP: 0.337, SLG: 0.470		C CH 89 C FF 96 B SI 98 B CU 81 C FC 92 2-3 ② K		L FC 94 S SI 97 F CU 81 S FF 98 0-3 ③ K			B FF 96 B FC 90 X FC 91 2-0 HR		B FF 95 C FF 95 X CH 90 1-1 ③ G6-3	4	1	1	1	0	2	0
9 Yasmani Grandal, S (1, 2) OBP: 0.339, SLG: 0.458		F SI 96 X FC 94 0-1 ③ F7			B CH 88 S FF 96 C FF 97 F FC 91 F FC 92 C CU 80 1-3 ① K		B SI 96 S CH 89 F SI 96 B FF 98 X CU 80 2-2 ② G4-3			3	0	0	0	0	1	0
14 Enrique Hernández, R (1, 6) OBP: 0.311, SLG: 0.446			X FC 91 0-0 ① F8		B FF 96 C FC 91 F CH 90 X CU 80 1-2 ② G5-3		B FC 91 B FF 97 B FC 90 B FF 97 4-0 BB			2	0	0	0	1	0	0
6 Brian Dozier, R (1, 4) OBP: 0.308, SLG: 0.395			B FF 96 F FF 96 C FC 92 B SI 98 B CU 83 S CH 90 3-3 ② K		B FC 91 B FC 93 X SI 97 2-0 ③ G6-3		C FF 97 B SI 96 S SI 96 B FS 90 F FF 98 1 SAFE X SI 97 2-2 ③ P6			3	0	0	0	0	1	1
99 Hyun Jin Ryu, R (1, 1) OBP: 0.263, SLG: 0.278 26 Chase Utley, L (6, PH) OBP: 0.321, SLG: 0.338 50 Ryan Madson, L (7, 1) 43 Pat Venditte, L (8, 1) 3 Chris Taylor, R (8, PH) OBP: 0.321, SLG: 0.429 74 Kenley Jansen, S (9, 1)			C SI 97 B FC 92 F FC 92 F SI 98 B CU 80 F SI 98 X FC 93 2-2 ③ G5-3		C SI 96 X FC 92 0-1 ① L9			C CU 80 B CU 80 C SI 95 S FF 96 1-3 ① K		1 1 0 0 1 0	0 0 0 0 0 0	0 0 0 0 0 0	0 0 0 0 0 0	0 0 0 0 1 0	0 0 0 0 0 0
Inning Stats	R: 0 E: 0 K: 2 S: 10 H: 0 LOB: 0 BB: 0 P: 15	R: 0 E: 0 K: 2 S: 8 H: 0 LOB: 0 BB: 0 P: 10	R: 0 E: 0 K: 1 S: 9 H: 0 LOB: 0 BB: 0 P: 14	R: 2 E: 0 K: 2 S: 15 H: 2 LOB: 0 BB: 0 P: 17	R: 0 E: 0 K: 1 S: 9 H: 0 LOB: 0 BB: 0 P: 13	R: 0 E: 0 K: 1 S: 10 H: 0 LOB: 1 BB: 1 P: 14	R: 1 E: 0 K: 0 S: 10 H: 1 LOB: 1 BB: 1 P: 22	R: 0 E: 0 K: 1 S: 8 H: 0 LOB: 0 BB: 0 P: 14	R: 0 E: 0 K: 0 S: 6 H: 0 LOB: 0 BB: 0 P: 7	1B: 1 2B: 0 3B: 0 HR: 2	SF: 0 SAC: 0 DP: 0 HBP: 0	WP: 0 PB: 0 SB: 0 CS: 0	PA: 32			

PITCHER	IP	WLS	BF	H	R	ER	SO	BB	IBB	HBP	BLK	WP	HR	S	P	ERA	WHIP
45 Zack Wheeler, R (1, 1) ERA: 3.39	7.0	W	26	3	3	3	9	2	0	0	0	0	2	71	105	3.86	0.714
67 Seth Lugo, R (8, 1) ERA: 2.71	2.0		6	0	0	0	1	0	0	0	0	0	0	14	21	0.00	0.000

PITCHER	IP	WLS	BF	H	R	ER	SO	BB	IBB	HBP	BLK	WP	HR	S	P	ERA	WHIP

BOTTOM

New York Mets @ Los Angeles Dodgers

Dodger Stadium, Los Angeles, CA

Wed Sep 05 2018, 4:37 PM - 7:14 PM PDT

Att. 40,317 - Partly Cloudy - 73 F

livebaseballscorecards.com

AB	30
R	3
H	3
RBI	3
BB	2
SO	10
LOB	3

Batter	1	2	3	4	5	6	7	8	9	AB	R	H	RBI	BB	SO	LOB
41 Carlos Santana, S (1, 3) OBP: 0.350, SLG: 0.423	C SI 94 C SI 94 B SI 94 B CH 87 F SI 94 T CH 87 2-2 ① K		B SI 91 F SI 94 B SL 88 C CH 85 F SI 94 F CU 78 F SI 93 B SI 94 3-2 1 SAFE X SI 94 1-H HR		B SI 94 X SI 93 1-0 ② P3		S FF 98 S FF 98 F FF 99 F SL 84 X FF 98 0-2 ③ P3			4	1	1	2	0	1	0
17 Rhys Hoskins, R (1, 7) OBP: 0.356, SLG: 0.486	B SI 94 C CH 86 B SL 89 X SI 93 2-1 ② G5-3		C SL 89 B SI 93 B SL 88 C CH 85 B CU 79 C CH 85 3-3 ② K		B SL 87 F SI 91 C SI 93 B CU 79 F SI 93 B CH 85 X CH 84 3-2 ③ P4			F FF 96 C FF 95 B FF 97 F SL 85 X FF 97 1-2 HR		4	1	1	1	0	1	0
23 Aaron Altherr, R (1, 8) OBP: 0.290, SLG: 0.308 37 Odúbel Herrera, L (6, PH) OBP: 0.317, SLG: 0.439 (6, 8)	C SI 94 C SI 93 B SL 88 B SI 95 X SI 94 2-2 2B		B SI 94 F SI 94 B CU 79 B SI 92 S CH 85 F CH 84 X SI 94 3-2 ③ G5-3			C SI 96 X CH 89 0-1 13 1B 2B		B SL 79 F SL 78 S SL 80 1-3 ① K		2 2	0 1	1 1	0 0	0 0	0 1	0 0
19 José Bautista, R (1, 9) OBP: 0.342, SLG: 0.363 5 Nick Williams, L (6, PH) OBP: 0.329, SLG: 0.433 (6, 9) 40 Wilson Ramos, R (8, PH) OBP: 0.358, SLG: 0.504 18 Pedro Florimón, S (8, PR) OBP: 0.299, SLG: 0.452 (8, 9)	B SI 92 F SI 94 F CH 86 F SL 88 F SL 88 F CU 80 S SI 93 1-3 ③ K			B SI 94 B SL 87 C CH 85 X SI 93 2-1 ① L5		B SL 88 B FF 95 F CH 89 F FF 95 B SL 89 S SL 89 3-3 ① K		B CU 79 S FF 97 B FF 97 B FF 97 F FF 97 X FF 97 3-2 13 CS 1B		2 1 1 0	0 0 0 0	0 0 1 0	0 0 0 0	1 1 0 0	1 1 0 0	1 1 0 0
13 Asdrúbal Cabrera, S (1, 5) OBP: 0.315, SLG: 0.470		C SI 92 F SI 94 F SL 87 F SI 93 B SI 94 S CU 80 1-3 ① K		X SI 94 0-0 ② G5-3		F SI 96 B FF 94 B SI 95 X SL 88 1-2 2-H 1B		B FF 96 B FF 96 S FF 96 F SI 97 B CU 82 X FF 98 3-2 ② ③ G4-3 1-2		4	0	1	1	0	1	1
16 César Hernández, S (1, 4) OBP: 0.359, SLG: 0.354		C CH 85 F SI 94 S CU 80 0-3 ② K		B SI 94 B CH 85 C CH 84 B SI 93 F SI 94 F CH 84 B SI 93 4-2 4 1B BB		X FF 94 0-0 ② F9			F FF 96 C CU 80 S FF 97 0-3 ① K	3	0	0	0	1	2	1
4 Scott Kingery, R (1, 6) OBP: 0.272, SLG: 0.341		B SL 87 X CH 86 1-0 ③ L5		C SI 93 B SI 92 B CH 83 1 SAFE C SI 93 X CU 79 2-2 1-2 1B		C SL 88 B SI 95 F SL 87 X FF 96 1-2 ③ F9			C CU 80 B FF 97 F FF 97 X CU 81 1-2 ② F8	4	0	1	0	0	0	1
38 Jorge Alfaro, R (1, 2) OBP: 0.317, SLG: 0.398			F SI 94 B SL 88 B SI 93 C CH 85 B CU 78 F SI 93 F SL 87 B SI 93 4-2 41 HR BB	B SL 87 S CH 83 S SI 94 S SI 93 1-3 ③ K			S FF 97 S FF 97 S FF 98 0-3 ① K		B FF 97 F CU 81 X FF 97 1-1 ③ F9	3	1	0	0	1	2	2
27 Aaron Nola, R (1, 1) OBP: 0.071, SLG: 0.073 58 Seranthony Domínguez, R (8, 1) 96 Tommy Hunter, R (9, 1)			L SI 93 C CH 84 C CU 78 0-3 ① K		F SI 93 C SI 94 B CU 78 B CU 79 B SI 93 S SI 92 3-3 ① K		C FF 98 F FF 98 F FF 98 B SL 85 B SL 84 C FF 97 2-3 ② K			3 0 0	0 0 0	0 0 0	0 0 0	0 0 0	3 0 0	1 0 0
Inning Stats	R: 0 E: 0 K: 2 S: 15 H: 1 LOB: 1 BB: 0 P: 22	R: 0 E: 0 K: 2 S: 9 H: 0 LOB: 0 BB: 0 P: 11	R: 2 E: 0 K: 2 S: 21 H: 1 LOB: 0 BB: 1 P: 34	R: 0 E: 0 K: 1 S: 12 H: 1 LOB: 2 BB: 1 P: 21	R: 0 E: 0 K: 1 S: 8 H: 0 LOB: 0 BB: 0 P: 15	R: 1 E: 0 K: 1 S: 12 H: 2 LOB: 1 BB: 0 P: 17	R: 0 E: 0 K: 2 S: 12 H: 0 LOB: 0 BB: 0 P: 14	R: 1 E: 0 K: 1 S: 13 H: 2 LOB: 1 BB: 0 P: 21	R: 0 E: 0 K: 1 S: 8 H: 0 LOB: 0 BB: 0 P: 10	1B: 3 2B: 2 3B: 0 HR: 2	SF: 0 SAC: 0 DP: 0 HBP: 0			WP: 0 PB: 0 SB: 0 CS: 1	PA: 35		

PITCHER		IP	WLS	BF	H	R	ER	SO	BB	IBB	HBP	BLK	WP	HR	S	P	ERA	WHIP
32 Steven Matz, L ERA: 4.17	(1, 1)	5.0		20	3	2	2	8	2	0	0	0	0	1	65	103	3.60	1.000
70 Eric Hanhold, R ERA: 3.86	(6, 1)	1.0		5	2	1	1	1	0	0	0	0	0	0	12	17	9.00	2.000
49 Tyler Bashlor, R ERA: 4.78	(7, 1)	1.0	L	4	1	1	1	2	0	0	0	0	0	1	16	19	9.00	1.000
73 Daniel Zamora, L ERA: 4.76	(8, 1)	0.1		1	0	0	0	1	0	0	0	0	0	0	3	4	0.00	0.000
62 Drew Smith, R ERA: 2.33	(8, 1)	1.2		5	1	0	0	1	0	0	0	0	0	0	14	22	0.00	0.600

PITCHER	IP	WLS	BF	H	R	ER	SO	BB	IBB	HBP	BLK	WP	HR	S	P	ERA	WHIP

TOP

Philadelphia Phillies @ New York Mets

Citi Field, Flushing, NY

Fri Sep 07 2018, 7:11 PM - 9:53 PM EDT

Att. 23,379 - Cloudy - 72 F

livebaseballscorecards.com

AB	33
R	4
H	7
RBI	4
BB	2
SO	13
LOB	8

BOTTOM

Philadelphia Phillies @ New York Mets

Citi Field, Flushing, NY

Fri Sep 07 2018, 7:11 PM - 9:53 PM EDT

Att. 23,379 - Cloudy - 72 F

livebaseballscorecards.com

Batter	1	2	3	4	5	6	7	8	9	AB	R	H	RBI	BB	SO	LOB
9 Brandon Nimmo, L (1, 8) OBP: 0.389, SLG: 0.503	C FF 93 C FF 93 B FF 94 X KC 80 1-2 ① G3		B CH 84 C CH 86 B SI 90 B SI 90 C KC 78 B KC 79 4-2 68 2B BB		B CH 84 C KC 77 C FF 93 B SI 91 F SI 91 C KC 78 2-3 ③ K			C FF 98 B CH 90 B FF 98 X FF 98 2-1 ② G4-3		3	1	0	0	1	1	0
68 Jeff McNeil, L (1, 4) OBP: 0.382, SLG: 0.464	B FF 93 F FF 94 C SI 91 S FF 94 1-3 ② K		1 SAFE B SI 90 X CH 86 1-0 1-H 2B			X FF 92 0-0 ① L6		X FF 96 0-0 ③ G4-3		4	0	1	1	0	1	0
30 Michael Conforto, L (1, 7) OBP: 0.338, SLG: 0.405	C KC 77 B KC 79 S FF 94 B FF 93 F SI 92 S KC 80 2-3 ③ K		C KC 78 B SI 91 B FF 93 F KC 77 D KC 79 X KC 78 3-2 ② F9			X KC 79 0-0 ② G3			C SI 95 X CU 84 0-1 ① G4-3	4	0	0	0	0	1	1
19 Jay Bruce, L (1, 9) OBP: 0.296, SLG: 0.360		X FF 93 0-0 HR	C KC 78 F SI 91 X KC 79 0-2 ③ G3			C CH 84 B FF 92 C SI 92 B CH 86 B CH 86 F CH 86 X SI 92 3-2 ③ F8			B SI 96 F FC 93 X SI 96 1-1 ② F8	4	1	1	1	0	0	1
21 Todd Frazier, R (1, 5) OBP: 0.302, SLG: 0.409		C KC 78 F FF 93 F KC 79 C KC 80 0-3 ① K		C SI 90 F SI 91 B SI 92 X CH 85 1-2 ① G6-3			B CH 83 X FF 92 1-0 ① F8		X SI 95 0-0 ③ G6-3	4	0	0	0	0	1	0
22 Dominic Smith, L (1, 3) OBP: 0.233, SLG: 0.410		B SI 93 X CH 86 1-0 ② G4-3		B KC 76 B CH 85 C SI 90 S CH 85 C KC 79 2-3 ② K			B KC 78 X FF 92 1-0 HR			3	1	1	1	0	1	0
26 Kevin Plawecki, R (1, 2) OBP: 0.341, SLG: 0.393		B KC 80 C KC 78 B FF 93 H FF 93 3-1 HBP		B SI 90 S KC 79 C CH 86 X KC 79 1-2 ③ F8			C KC 77 B FF 93 B CH 83 S CH 84 S KC 79 2-3 ② K			2	0	0	0	0	1	0
7 José Reyes, S (1, 6) OBP: 0.262, SLG: 0.330 62 Drew Smith, R (8, 1)		F FF 92 S KC 76 S KC 78 0-3 ③ K			B KC 76 B SI 90 B FF 93 C SI 91 X CH 86 3-1 ① G3-1		F KC 78 B CH 86 X CH 86 1-1 ③ G3-1			3 0	0 0	0 0	0 0	0 0	1 0	1 0
32 Steven Matz, R (1, 1) OBP: 0.116, SLG: 0.098 72 Jack Reinheimer, R (5, PH) OBP: 0.333, SLG: 0.250 70 Eric Hanhold, R (6, 1) 49 Tyler Bashlor, R (7, 1) 73 Daniel Zamora, L (8, 1) 1 Amed Rosario, R (8, 6) OBP: 0.296, SLG: 0.381			B FF 90 C FF 92 C KC 76 F FF 93 F KC 78 X KC 78 1-2 ① G3		C KC 76 B KC 78 S FF 94 F FF 94 B FF 94 B KC 77 C CH 85 3-3 ② K			C SL 89 X SL 88 0-1 ① G1-3		1 1 0 0 0 1	0 0 0 0 0 0	0 0 0 0 0 0	0 0 0 0 0 0	0 1 0 0 0 0	0 0 0 0 0 0	0 0 0 0 0 0
Inning Stats	R: 0 E: 0 K: 2 S: 10 H: 0 LOB: 0 BB: 0 P: 14	R: 1 E: 0 K: 2 S: 10 H: 1 LOB: 1 BB: 0 P: 14	R: 1 E: 0 K: 0 S: 14 H: 1 LOB: 1 BB: 1 P: 23	R: 0 E: 0 K: 1 S: 9 H: 0 LOB: 0 BB: 0 P: 13	R: 0 E: 0 K: 2 S: 10 H: 0 LOB: 0 BB: 0 P: 18	R: 0 E: 0 K: 0 S: 6 H: 0 LOB: 0 BB: 0 P: 9	R: 1 E: 0 K: 1 S: 7 H: 1 LOB: 0 BB: 0 P: 12	R: 0 E: 0 K: 0 S: 5 H: 0 LOB: 0 BB: 0 P: 7	R: 0 E: 0 K: 0 S: 5 H: 0 LOB: 0 BB: 0 P: 6	1B: 0 2B: 1 3B: 0 HR: 2	SF: 0 SAC: 0 DP: 0 HBP: 1		WP: 0 PB: 0 SB: 0 CS: 0	PA: 32			

PITCHER		IP	WLS	BF	H	R	ER	SO	BB	IBB	HBP	BLK	WP	HR	S	P	ERA	WHIP
27 Aaron Nola, R ERA: 2.29	(1, 1)	7.0	W	26	3	3	3	8	1	0	1	0	0	2	66	103	3.86	0.571
58 Seranthony Domínguez, R ERA: 2.86	(8, 1)	1.0	H	3	0	0	0	0	0	0	0	0	0	0	5	7	0.00	0.000
96 Tommy Hunter, R ERA: 3.54	(9, 1)	1.0	S	3	0	0	0	0	0	0	0	0	0	0	5	6	0.00	0.000

PITCHER	IP	WLS	BF	H	R	ER	SO	BB	IBB	HBP	BLK	WP	HR	S	P	ERA	WHIP

AB	30
R	3
H	3
RBI	3
BB	1
SO	8
LOB	3

Philadelphia Phillies @ New York Mets

Citi Field, Flushing, NY

Sat Sep 08 2018, 7:12 PM - 10:23 PM EDT

Att. 25,094 - Drizzle - 64 F

livebaseballscorecards.com

Batter	1	2	3	4	5	6	7	8	9	AB	R	H	RBI	BB	SO	LOB
41 Carlos Santana, S (1, 5) (8, 3) OBP: 0.350, SLG: 0.423	G1-3		33 G6-4-3 1B		G4-3		33 1B 40 1B 1B	P3		5	1	2	0	0	0	0
33 Justin Bour, L (1, 3) OBP: 0.342, SLG: 0.408 15 Andrew Knapp, S (8, PH) OBP: 0.312, SLG: 0.352 70 Luis Avilán, L (8, 1)	K		G6-4-3 1-2f		G5-3		13 1B 40 1B 16 1B 1B 1-3	BB		4 0 0	1 0 0	1 0 0	0 0 0	0 1 0	1 0 0	1 0 0
40 Wilson Ramos, R (1, 2) OBP: 0.361, SLG: 0.507	BB		13 BB 2B		G6-3		16 1B 13 1B 1-2 3-H 1B		F9	4	0	2	1	1	0	1
17 Rhys Hoskins, R (1, 7) OBP: 0.359, SLG: 0.493	F8		13 BB BB			HR	K		5 1B 13 G4-3 16 SF7 1B	4	2	2	1	1	1	3
13 Asdrúbal Cabrera, S (1, 6) (8, 5) OBP: 0.317, SLG: 0.472		F8	1-2 2-3 BB			5 G6-3 16 1B 2B	16 1B 1-2 2-3 1B		G4-3 1-2	4	1	2	0	1	0	1
5 Nick Williams, L (1, 9) OBP: 0.327, SLG: 0.430		K	F9			G6-3 2-3	P6		2-3 1B	5	0	1	0	0	1	7
16 César Hernández, S (1, 4) OBP: 0.363, SLG: 0.359		37 S 1B		37 L3 1B		37 BB 1B 3-H	1-2 2-3 3-H 1B		SF7 3-H	4	0	4	3	0	0	0
37 Odúbel Herrera, L (1, 8) OBP: 0.319, SLG: 0.438 19 José Bautista, R (7, PH) OBP: 0.341, SLG: 0.362 64 Víctor Arano, R (7, 1) 4 Scott Kingery, R (8, 6) OBP: 0.271, SLG: 0.340	1-2 IBB		L3 1-2			7 G6-4-3 1-2 BB		K	F8	1 1 0 1	0 0 0 0	0 0 0 0	0 0 0 0	2 0 0 0	0 1 0 0	1 3 0 1
56 Zach Eflin, R (7, 1) 2 J.P. Crawford, L (8, PH) 48 Jerad Eickhoff, R (4, 1) 54 Austin Davis, L (8, 1) 7 Maikel Franco, R (8, PH) 61 Edubray Ramos, R (8, 1) 46 Adam Morgan, L (8, 1) 57 Luis García, R (8, 1) 23 Aaron Altherr, R (7, 8)	K		F7			G6-4-3 1-2f	L8			1 1 0 0 1 0 0 0 1	0 0 0 0 0 0 0 0 0	0 0 0 0 0 0 0 0 0	0 0 0 0 0 0 0 0 0	1 0 0 0 0 0 0 0 0	0 0 0 0 0 0 0 0 0	2 0 0 0 2 0 0 0 0

Inning Stats	1	2	3	4	5	6	7	8	9
	R: 0 E: 0 K: 1 S: 9	H: 0 LOB: 1 BB: 1 P: 15	R: 0 E: 0 K: 2 S: 15	H: 1 LOB: 2 BB: 1 P: 17	R: 0 E: 0 K: 0 S: 7	H: 2 LOB: 3 BB: 2 P: 16	R: 0 E: 0 K: 2 S: 6	H: 1 LOB: 0 BB: 0 P: 9	R: 0 E: 0 K: 0 S: 7	H: 0 LOB: 0 BB: 0 P: 10
	R: 2 E: 0 K: 0 S: 12	H: 3 LOB: 1 BB: 1 P: 16	R: 2 E: 0 K: 2 S: 22	H: 5 LOB: 3 BB: 0 P: 34	R: 0 E: 0 K: 0 S: 8	H: 0 LOB: 1 BB: 1 P: 15	R: 1 E: 0 K: 0 S: 12	H: 2 LOB: 1 BB: 0 P: 15	1B: 11 2B: 3 3B: 0 HR: 1	SF: 1 SAC: 0 DP: 3 HBP: 0	WP: 0 PB: 0 SB: 1 CS: 0	PA: 44

PITCHER	IP	WLS	BF	H	R	ER	SO	BB	IBB	HBP	BLK	WP	HR	S	P	ERA	WHIP
34 Noah Syndergaard, R (1, 1) ERA: 3.44	6.2	W	34	12	4	4	4	4	1	0	0	0	1	73	109	5.40	2.400
39 Jerry Blevins, L (7, 1) ERA: 3.65	1.0	H	4	0	0	0	1	1	0	0	0	0	0	11	21	0.00	1.000
65 Robert Gsellman, R (8, 1) ERA: 3.89	1.1		6	2	1	1	0	0	0	0	0	0	0	14	17	6.75	1.500

PITCHER	IP	WLS	BF	H	R	ER	SO	BB	IBB	HBP	BLK	WP	HR	S	P	ERA	WHIP

AB	37
R	5
H	14
RBI	5
BB	6
SO	5
LOB	22

BOTTOM

Philadelphia Phillies @ New York Mets

Citi Field, Flushing, NY

Sat Sep 08 2018, 7:12 PM - 10:23 PM EDT

Att. 25,094 - Drizzle - 64 F

livebaseballscorecards.com

Batter	1	2	3	4	5	6	7	8	9	AB	R	H	RBI	BB	SO	LOB
1 Amed Rosario, R (1, 6) OBP: 0.295, SLG: 0.382	B FF 95 T FF 94 B SL 86 C SL 85 F SL 85 B FF 95 T FF 95 3-2 ① K	X SL 86 0-0 ③ L8		S SL 84 F SL 84 F FF 91 B CU 76 B CU 76 F FF 92 X FF 92 2-2 68 1B 19 1B 2B		X SL 81 0-0 ① G4-3	C SL 87 B SL 86 F SL 84 X SL 87 1-2 ③ G6-3			5	1	1	0	0	1	1
68 Jeff McNeil, L (1, 4) OBP: 0.389, SLG: 0.483	C FF 94 T SL 86 B CH 88 T FF 95 1-2 ② K		F SL 85 B FF 92 X SL 86 1-1 21 HR 3B	F FF 91 X CU 76 0-1 19 1B 2-3 1B		B FF 93 F SL 78 X FF 94 1-1 30 1B 21 SF9 1B		B SI 89 C CH 79 X SI 90 1-1 ① G3-1		5	2	3	0	0	1	0
30 Michael Conforto, L (1, 9) OBP: 0.339, SLG: 0.411 (7, 7)	X CH 87 0-0 ③ G4-3		B CH 87 S CH 86 B FF 94 X CH 86 2-1 ① G5-3	B SI 92 B FF 92 F SL 85 B FF 91 F FF 90 S SL 86 3-3 ② K		C SI 92 B SL 78 X SL 78 1-1 21 SF9 19 BB 9 1B 1-3 1B		C CU 65 B SI 89 F CH 79 X CU 74 1-2 HR		5	2	2	1	0	1	3
19 Jay Bruce, L (1, 3) OBP: 0.306, SLG: 0.365 39 Jerry Blevins, L (7, 1) OBP: 0.500, SLG: 0.500 7 José Reyes, S (8, 5) OBP: 0.261, SLG: 0.329		B CH 87 X SI 93 1-0 9 BB 21 HBP 3 2B 1B	B SL 89 S SL 88 B CH 87 2-1 21 HR IBB	S SL 85 X FF 92 0-1 1-3 3-H 1B		D SI 93 S SL 80 F SI 93 B SL 80 B SI 94 D SL 80 4-2 9 1B 1-2 BB		B SI 90 T CH 80 B SI 90 F SI 89 X CH 80 2-2 ② P5		2 0 1	2 0 0	2 0 0	1 0 0	2 0 0	0 0 0	0 0 0
21 Todd Frazier, R (1, 5) OBP: 0.303, SLG: 0.418 16 Austin Jackson, R (7, 8) OBP: 0.321, SLG: 0.341		C FF 94 1 SAFE B SL 87 H SI 94 2-1 9 BB 3 2B 1-2 HBP	B SL 87 F FF 94 T SL 87 F FF 95 X SL 87 1-2 1-H 3-H HR	C FF 90 B FF 91 B SL 85 B SL 85 X FF 92 3-1 ③ F8		B FF 94 B CH 83 X FF 94 2-0 ② SF9 2-3 3-H		S CH 79 B SI 90 X CH 82 1-1 ③ L7		2 1	2 0	1 0	4 0	0 0	0 0	2 0
9 Brandon Nimmo, L (1, 8) OBP: 0.392, SLG: 0.503 (7, 9)		C FF 94 B CH 88 B CH 87 B FF 95 S FF 94 B SL 87 4-2 3 2B 1-2 2-3 BB	B CH 87 S FF 93 X CH 86 1-1 ② F7		B SL 84 C FF 92 B SL 86 B SL 85 F FF 92 B FF 93 4-2 22 FC4-5 BB	F SI 93 F SI 93 X SL 80 0-2 1-2 3-H 1B				2	1	1	1	2	0	0
22 Dominic Smith, L (1, 7) OBP: 0.236, SLG: 0.400 72 Jack Reinheimer, R (6, 7) OBP: 0.316, SLG: 0.235 (7, 5) 65 Robert Gsellman, R (8, 1)	S CH 87 S FF 94 D CH 88 S SL 85 1-3 ① K		B SL 87 B CH 86 B FF 94 C FF 93 B FF 94 4-1 BB		B SL 86 X SL 84 1-0 ① FC4-5 1-2f	C SL 84 S SL 86 S SL 86 0-3 ③ K				2 1 0	0 0 0	0 0 0	0 0 0	1 0 0	1 1 0	4 2 0
3 Tomás Nido, R (1, 2) OBP: 0.215, SLG: 0.230	X SL 85 0-0 1-H 2-H 3-H 2B	C FF 94 B SL 88 S FF 94 S FF 95 1-3 ③ K		B FF 93 X CH 84 1-0 ② P4			F FF 95 S SL 86 F SL 87 B FF 95 S SL 87 1-3 ① K			4	0	1	3	0	2	2
34 Noah Syndergaard, L (1, 1) OBP: 0.140, SLG: 0.171 4 Wilmer Flores, R (7, 3) OBP: 0.321, SLG: 0.424	C FF 95 B FF 94 F FF 94 T FF 95 1-2 ② K			C FF 90 C CU 76 B FF 91 S CU 76 1-3 ① K	C FF 92 S SL 84 S SL 83 0-3 ③ K		C FF 95 B FF 95 C SL 86 X SL 87 1-2 ② G6-3			3 1	0 0	0 0	0 0	0 0	3 0	2 0

Inning Stats	1	2	3	4	5	6	7	8	9
	R: 0 E: 0 K: 2 S: 8	H: 0 LOB: 0 BB: 0 P: 12	R: 3 E: 0 K: 2 S: 12	H: 2 LOB: 1 BB: 1 P: 21	R: 3 E: 0 K: 1 S: 15	H: 2 LOB: 1 BB: 2 P: 27	R: 1 E: 0 K: 2 S: 17	H: 3 LOB: 2 BB: 0 P: 26	R: 0 E: 0 K: 1 S: 7	H: 0 LOB: 1 BB: 1 P: 13	R: 2 E: 0 K: 1 S: 14	H: 3 LOB: 2 BB: 1 P: 22	R: 0 E: 0 K: 1 S: 10	H: 0 LOB: 0 BB: 0 P: 13	R: 1 E: 0 K: 0 S: 10	H: 1 LOB: 0 BB: 0 P: 15

| | | | |

Batter	1	2	3	4	5	6	7	8	9	AB	R	H	RBI	BB	SO	LOB
41 Carlos Santana, S (1, 5) (2, 3) OBP: 0.351, SLG: 0.427	C FF 88 B CH 82 B FF 88 X SI 88 2-1 P5 ①	B FF 91 B FF 91 F CH 84 B FF 91 D CH 83 4-1 BB		F FF 91 B CH 82 X FF 91 1-1 F8 ③		S FF 96 X SI 96 0-1 F7 ③			C FF 95 X CU 80 0-1 HR	4	1	1	1	1	0	3
33 Justin Bour, L (1, 3) OBP: 0.342, SLG: 0.408 4 Scott Kingery, R (2, 6) OBP: 0.269, SLG: 0.337	C FF 89 F CH 83 B FF 90 B CU 78 F FF 90 X CH 82 2-2 17 WP 17 HR 1B	C FF 90 F FF 92 S FF 91 0-3 K ③			B FF 92 C SL 85 B SL 84 B FF 92 F FF 91 X FF 91 3-2 F8 ①		C FF 94 C CU 79 X CU 79 0-2 G5-3 ①		C SI 95 S SL 89 S FF 97 0-3 K ③	2 3	1 0	1 0	0 0	0 0	1 1	3 0
13 Asdrúbal Cabrera, S (1, 6) (2, 5) OBP: 0.315, SLG: 0.468	L SI 89 T FF 90 S FF 91 0-3 K ②		F CH 82 F SI 90 X SI 91 0-2 L9 ①		C FF 92 S CH 82 S CH 82 0-3 K ②		B FF 95 B FF 95 C SI 94 S FF 95 B FF 96 X FF 96 3-2 G3 ②			4	0	0	0	0	2	1
17 Rhys Hoskins, R (1, 7) OBP: 0.360, SLG: 0.499	C FF 90 B SL 87 B CH 81 X CH 86 2-1 1-H HR		F FF 90 X CH 86 0-1 1B		F FF 91 B CH 82 B CU 78 S CH 82 F FF 92 F CH 83 B CU 78 F CH 82 X CH 83 3-2 L7 ③		C FF 96 B CH 86 C CU 80 F SI 96 X CU 78 1-2 P4 ③			4	1	2	2	0	0	0
19 José Bautista, R (1, 9) OBP: 0.340, SLG: 0.358	F FF 90 F FF 91 F FF 89 B CU 77 B FF 92 X CH 83 2-2 G2 ③		S FF 89 F FF 91 B FF 90 F FF 90 B CU 79 F FF 92 X FF 91 2-2 F7 ②			B FF 95 B FF 95 B FF 94 C FF 95 B FF 96 4-1 38 HBP 16 1B 40 SF8 BB		B CU 77 C SI 93 B SL 87 C FF 93 B CU 79 F FF 95 S FF 95 3-3 K ①		3	1	0	0	1	1	1
16 César Hernández, S (1, 4) OBP: 0.364, SLG: 0.360		C SI 88 T FF 89 B FF 90 X CU 77 1-2 38 1B 1B	F FF 89 F FF 89 B FF 91 1 SAFE S CH 85 1-3 K ③			D SI 96 B FF 96 C FF 96 B FF 96 C FF 96 F FF 96 F FF 96 F FF 96 X FF 95 3-2 40 SF8 38 HBP 1-2 1B		C CU 79 B CU 79 C CH 87 B FF 96 F CU 81 F SI 95 B FF 96 F FF 94 F SI 94 3-3 C SL 89 K ②		4	0	2	0	0	2	1
37 Odúbel Herrera, L (1, 8) OBP: 0.318, SLG: 0.435		S FF 88 1 SAFE B FF 90 F CH 83 B FF 90 C FF 91 2-3 K ①		B FF 91 B FF 91 F FF 90 B CH 82 C FF 91 B FF 91 4-2 38 FC1-4 BB		C SI 94 B FF 95 X CU 77 1-1 F8 ①		X FF 96 0-0 G3-1 ③		3	0	0	0	1	1	3
38 Jorge Alfaro, R (1, 2) OBP: 0.320, SLG: 0.399 7 Maikel Franco, R (9, PH) OBP: 0.310, SLG: 0.468		X SI 88 0-0 21 SH1-4 1-3 1B	S FF 91 X FF 91 0-1 FC1-4 21 SH3-4 1-2f ①			H SI 96 1-0 1-2 2-3 HBP			C CU 79 F CU 80 B FF 94 S SL 89 1-3 K ①	2 1	0 0	1 0	0 0	0 0	0 1	1 0
21 Vince Velasquez, R (1, 1) OBP: 0.189, SLG: 0.216 64 Victor Arano, R (5, 1) 40 Wilson Ramos, R (6, PH) OBP: 0.360, SLG: 0.507 93 Pat Neshek, S (6, 1) 46 Adam Morgan, L (6, 1) 50 Héctor Neris, R (7, 1) 57 Luis García, R (8, 1) 5 Nick Williams, L (9, PH) OBP: 0.326, SLG: 0.429		B FF 90 X FF 89 1-0 SH1-4 ② 1-2	B FF 91 C FF 90 X FF 90 1-1 SH3-4 ② 1-2			X CU 78 0-0 SF8 ② 2-3 3-H			B CH 87 C FF 96 B CU 83 S FF 95 F CH 88 S FF 96 2-3 K ②	0 0 0 0 0 0 0 0 1	0 0 0 0 0 0 0 0 0	0 0 0 1 0 0 0 0 0	0 0 0 0 0 0 0 0 0	0 0 0 0 0 0 0 0 0	0 0 0 0 0 0 0 0 1	0 0 0 0 0 0 0 0 0
Inning Stats	R: 2 E: 0 K: 1 S: 15 H: 2 LOB: 0 BB: 0 P: 23	R: 0 E: 0 K: 2 S: 12 H: 2 LOB: 3 BB: 1 P: 20	R: 0 E: 0 K: 1 S: 13 H: 1 LOB: 1 BB: 0 P: 16	R: 0 E: 0 K: 0 S: 8 H: 0 LOB: 1 BB: 1 P: 14	R: 0 E: 0 K: 1 S: 12 H: 0 LOB: 0 BB: 0 P: 18	R: 1 E: 0 K: 0 S: 12 H: 1 LOB: 2 BB: 1 P: 21	R: 0 E: 0 K: 0 S: 10 H: 0 LOB: 0 BB: 0 P: 14	R: 0 E: 0 K: 2 S: 12 H: 0 LOB: 0 BB: 0 P: 18	R: 1 E: 0 K: 3 S: 12 H: 1 LOB: 0 BB: 0 P: 15	1B: 5 2B: 0 3B: 0 HR: 2		SF: 1 SAC: 2 DP: 0 HBP: 1			WP: 1 PB: 0 SB: 0 CS: 0	PA: 38

PITCHER		IP	WLS	BF	H	R	ER	SO	BB	IBB	HBP	BLK	WP	HR	S	P	ERA	WHIP
55 Corey Oswalt, R ERA: 6.62	(1, 1)	3.0		15	5	2	2	4	1	0	0	0	1	1	40	59	6.00	2.000
47 Drew Gagnon, R ERA: 8.1	(4, 1)	2.0	W	7	0	0	0	1	1	0	0	0	0	0	20	32	0.00	0.500
70 Eric Hanhold, R ERA: 7.71	(6, 1)	0.0		2	1	1	1	0	1	0	0	0	0	0	7	14	∞	∞
62 Drew Smith, R ERA: 2.11	(6, 1)	2.0	H	7	0	0	0	0	0	0	1	0	0	0	15	21	0.00	0.000
67 Seth Lugo, R ERA: 2.75	(8, 1)	2.0	S	7	1	1	1	5	0	0	0	0	0	1	24	33	4.50	0.500

PITCHER	IP	WLS	BF	H	R	ER	SO	BB	IBB	HBP	BLK	WP	HR	S	P	ERA	WHIP

TOP

Philadelphia Phillies @ New York Mets

Citi Field, Flushing, NY

Sun Sep 09 2018, 1:38 PM - 4:49 PM EDT

Att. 24,153 - Rain - 61 F

livebaseballscorecards.com

AB	31
R	4
H	7
RBI	4
BB	3
SO	10
LOB	13

BOTTOM

Philadelphia Phillies @ New York Mets

Citi Field, Flushing, NY

Sun Sep 09 2018, 1:38 PM - 4:49 PM EDT

Att. 24,153 - Rain - 61 F

livebaseballscorecards.com

Batter	1	2	3	4	5	6	7	8	9	AB	R	H	RBI	BB	SO	LOB
1 Amed Rosario, R (1, 6) OBP: 0.298, SLG: 0.386	C FF 92 X FF 93 0-1 30 1B 3B	C FF 93 B KC 83 B SL 86 X SL 85 2-1 ③ P4			L FF 92 F SL 84 H FF 94 1-2 68 1B 30 HR HBP	B SL 82 T SL 80 B SL 80 B SI 88 B SL 79 4-1 68 BB BB		C SL 84 B FS 84 X FS 84 1-1 ② P5		3	2	1	0	1	0	0
68 Jeff McNeil, L (1, 4) OBP: 0.401, SLG: 0.490	S FF 93 B FF 92 X SL 87 1-1 ① P5		C FF 91 B CH 89 X KC 83 1-1 ① 1B		L SI 91 B FF 94 X CH 89 1-1 30 HR 1-2 2-H 1B	1 SAFE B SL 78 B SL 79 T FF 92 B FF 92 F FF 92 B SL 78 4-2 1-2 BB		X SI 96 0-0 30 E 1B		4	1	3	1	1	0	1
30 Michael Conforto, L (1, 7) OBP: 0.339, SLG: 0.418	S FF 95 D FF 96 X KC 83 1-1 9 BB 21 HBP 3-H 1B		B SL 85 C KC 80 F FF 94 C FF 95 1-3 ② K		X FF 93 0-0 1-H 2-H HR	B SL 80 C SL 80 X SL 79 1-1 ③ F9		B SL 81 X SI 95 1-0 E1 1-2		5	1	2	4	0	1	3
19 Jay Bruce, L (1, 3) OBP: 0.304, SLG: 0.359	L FF 93 B KC 80 1 SAFE S KC 84 S FF 95 1-3 ② K		X SI 91 0-0 ③ L4		B SL 82 B SL 82 B FF 90 B FF 91 4-0 16 FC6-4 BB		C FS 84 B FF 95 S FS 86 B FF 94 B FS 86 F FS 85 S FS 86 3-3 ① K	X SI 95 0-0 ③ L7		4	0	0	0	1	2	3
21 Todd Frazier, R (1, 5) OBP: 0.304, SLG: 0.415 67 Seth Lugo, R (8, 1) OBP: 0.167, SLG: 0.091	F KC 82 C KC 81 H FF 94 1-2 9 BB 1-2 HBP			C FF 94 B FF 94 X KC 84 1-1 ① F8	F FF 92 S SL 85 X SL 85 0-2 ① L5		F FF 95 B FF 95 B FF 86 X FS 85 2-1 ② G4-3			2 0	0 0	0 0	0 0	0 0	0 0	1 0
9 Brandon Nimmo, L (1, 9) OBP: 0.396, SLG: 0.505	B FF 95 T FF 92 D FF 95 B FF 93 B FF 92 4-1 1-2 2-3 BB			F SI 91 B SI 90 X FF 94 1-1 2B	C SL 82 B SI 92 X SL 82 1-1 ② L8		B FF 95 B FF 94 B FS 85 C FF 94 B FS 84 4-1 16 2B BB			2	1	1	0	2	0	1
16 Austin Jackson, R (1, 8) OBP: 0.320, SLG: 0.344	S FF 93 S FF 93 F FF 95 B FF 92 F FF 92 F FF 94 S SL 86 1-3 ③ K			B SL 85 F FF 95 S FF 94 C FF 96 1-3 ② K	C FF 94 X SL 86 0-1 ③ FC6-4 1-2f		B FF 95 F FF 94 F FF 94 B FF 94 X FS 85 2-2 1-H 2B			4	0	1	1	0	2	5
26 Kevin Plawecki, R (1, 2) OBP: 0.335, SLG: 0.385		C FF 91 B SL 84 B SL 83 C FF 94 F SL 84 X FF 93 2-2 ① F8		F FF 94 C SL 84 B FF 94 F FF 94 B FF 94 X KC 85 2-2 ③ G6-3		C SI 87 B SL 82 X SL 80 1-1 ① G5-3	B FF 95 X FF 94 1-0 ③ L7			4	0	0	0	0	0	2
55 Corey Oswalt, R (1, 1) 47 Drew Gagnon, R (4, 1) 22 Dominic Smith, L (5, PH) OBP: 0.244, SLG: 0.419 70 Eric Hanhold, R (6, 1) 72 Jack Reinheimer, R (6, 5) OBP: 0.286, SLG: 0.211 62 Drew Smith, R (6, 1) 7 José Reyes, S (7, PH) OBP: 0.260, SLG: 0.327		B FF 93 X FF 91 1-0 ② G5-3			B FF 92 C KC 79 X KC 81 1-1 68 1B 2B	S SL 80 F SL 81 C SL 80 0-3 ② K		B FF 94 B SL 82 F FF 94 B SI 96 X FF 94 3-1 ① L9		1 0 1 0 2 0 0 1	0 0 1 0 0 0 0 0	0 0 1 0 0 0 0 0	0 0 0 0 0 0 0 0	0 0 0 0 1 0 0 0	0 0 0 0 0 0 0 0	0 0 0 0 0 0 0 0
Inning Stats	R: 1 E: 0 K: 2 S: 18 H: 2 LOB: 3 BB: 1 P: 27	R: 0 E: 0 K: 0 S: 7 H: 0 LOB: 0 BB: 0 P: 12	R: 0 E: 0 K: 1 S: 6 H: 1 LOB: 0 BB: 0 P: 8	R: 0 E: 0 K: 1 S: 11 H: 1 LOB: 1 BB: 0 P: 16	R: 4 E: 0 K: 0 S: 14 H: 3 LOB: 1 BB: 1 P: 22	R: 0 E: 0 K: 1 S: 10 H: 0 LOB: 2 BB: 2 P: 20	R: 1 E: 0 K: 1 S: 11 H: 1 LOB: 1 BB: 1 P: 23	R: 0 E: 1 K: 0 S: 7 H: 1 LOB: 2 BB: 0 P: 12		1B: 4 2B: 3 3B: 1 HR: 1 SF: 0 SAC: 0 DP: 0 HBP: 2				WP: 0 PB: 0 SB: 0 CS: 0 PA: 40		

	AB	33
	R	6
	H	9
	RBI	6
	BB	5
	SO	6
	LOB	16

PITCHER		IP	WLS	BF	H	R	ER	SO	BB	IBB	HBP	BLK	WP	HR	S	P	ERA	WHIP
21 Vince Velasquez, R ERA: 4.3	(1, 1)	4.0	L	21	7	5	5	4	1	0	2	0	0	1	49	73	11.25	2.000
64 Víctor Arano, R ERA: 2.5	(5, 1)	1.0		4	0	0	0	0	1	0	0	0	0	0	7	12	0.00	1.000
93 Pat Neshek, R ERA: 1.35	(6, 1)	0.2		3	0	0	0	1	1	0	0	0	0	0	6	11	0.00	1.500
46 Adam Morgan, L ERA: 4.19	(6, 1)	0.1		2	0	0	0	0	1	0	0	0	0	0	4	9	0.00	3.000
50 Héctor Neris, R ERA: 5.31	(7, 1)	1.0		5	1	1	1	1	1	0	0	0	0	0	11	23	9.00	2.000

PITCHER		IP	WLS	BF	H	R	ER	SO	BB	IBB	HBP	BLK	WP	HR	S	P	ERA	WHIP
57 Luis García, R ERA: 4.54	(8, 1)	1.0		5	1	0	0	0	0	0	0	0	0	0	7	12	0.00	1.000

Miami Marlins @ New York Mets

Citi Field, Flushing, NY

Tue Sep 11 2018, 7:14 PM - 9:51 PM EDT

Att. 20,849 - Cloudy - 73 F

TOP

livebaseballscorecards.com

Batter	1	2	3	4	5	6	7	8	9	AB	R	H	RBI	BB	SO	LOB
52 Rafael Ortega, L (1, 9) OBP: 0.310, SLG: 0.305 34 Magneuris Sierra, L (8, 9) OBP: 0.176, SLG: 0.179	B FF 97 C FF 97 B FF 96 F FF 97 B FF 98 B FF 97 4-2 BB		C CH 90 S SL 93 C FF 98 0-3 ③ K		C CU 82 B SL 92 X CH 90 1-1 ③ F8			C FF 94 B SL 87 B SL 87 B SL 86 C FF 93 X FF 94 3-2 ② P4		3 0	0 0	0 0	0 0	1 0	1 0	0 0
13 Starlin Castro, R (1, 4) OBP: 0.337, SLG: 0.410	S FF 97 F FF 97 C FF 97 0-3 ① K			B SL 91 B FF 97 B SL 92 B FF 96 4-0 11 G3-6 BB		F FF 96 X SL 91 0-1 ① G4-3		B SL 87 B SL 86 C FF 93 C FF 93 B FF 94 C FF 94 3-3 ③ K		3	0	0	0	1	2	1
11 J.T. Realmuto, R (1, 2) OBP: 0.349, SLG: 0.505	D SL 91 C FF 97 T FF 98 C FF 99 1-3 ② K			C FF 96 S CH 90 X FF 97 0-2 ①② G3-6 1-2f		B SL 91 X SL 91 1-0 ② P2			C SI 95 B SL 89 X SI 95 1-1 15 3B 1B	4	1	1	0	0	1	2
15 Brian Anderson, R (1, 5) OBP: 0.357, SLG: 0.399	B FF 98 F FF 98 C SL 92 S FF 98 1-3 ③ K			X FF 97 0-0 32 1B 9 2B 1B		S FF 96 B FF 97 S SL 91 X FF 98 1-2 ③ G4-3			B SI 96 1 SAFE C SI 96 1 SAFE X SI 95 1-1 1-H 32 2B 3B	4	2	2	1	0	1	1
32 Derek Dietrich, L (1, 3) OBP: 0.333, SLG: 0.430 2 Yadiel Rivera, R (9, PR) OBP: 0.281, SLG: 0.227 (9, 3)		B FF 96 C FF 96 B FF 97 C FF 97 F FF 97 B FF 96 X FF 97 3-2 ① P2		B FF 96 F CH 88 S FF 97 B FF 98 F SL 93 F FF 97 X FF 97 2-2 9 2B 1-2 1B			B SL 91 B CH 88 S FF 95 S FF 95 C FF 97 2-3 ① K		B CU 80 F SI 95 X CU 81 1-1 3-H 2B	4 0	1 0	2 0	1 0	0 0	1 0	0 0
9 Lewis Brinson, R (1, 8) OBP: 0.247, SLG: 0.363		S FF 97 S FF 96 F FF 97 F FF 97 S SL 92 0-3 ② K		C SL 92 S FF 97 X FF 97 0-2 1-H 2-H 2B			B SL 92 C SL 92 F SL 92 B SL 91 B SL 92 F SL 92 X FF 97 3-2 ② F9		B SI 96 X SI 95 1-0 ① G5-3	4	0	1	2	0	1	1
19 Miguel Rojas, R (1, 6) OBP: 0.298, SLG: 0.346 61 Adam Conley, L (7, 1) 45 Peter O'Brien, R (9, PH) OBP: 0.100, SLG: 0.200 71 Drew Steckenrider, R (9, 1)		F FF 97 B FF 98 B FF 98 F FF 97 B FF 98 X SL 92 3-2 ③ G6-3		C SL 93 S SL 92 F FF 97 B SL 93 F CH 90 S SL 92 1-3 ③ K			C CU 83 C FF 96 B SI 97 F SI 97 F FF 97 X CH 90 1-2 ③ G6-3		F SI 96 B SL 89 C SI 96 S CU 82 1-3 ② K	3 0 1 0	0 0 0 0	0 0 0 0	0 0 0 0	0 0 0 0	1 0 1 0	1 0 1 0
44 Austin Dean, R (1, 7) OBP: 0.240, SLG: 0.366 79 Isaac Galloway, R (8, 7) OBP: 0.340, SLG: 0.419			C FF 95 X SL 91 0-1 ① G4-3		C CU 82 B CU 85 B FF 95 F SL 92 F FF 97 X SL 92 2-2 ① G3-1			B FF 94 X FF 93 1-0 ① F9	X SI 96 0-0 ③ G5-3	3 1	0 0	0 0	0 0	0 0	0 0	0 1
62 José Ureña, R (1, 1) OBP: 0.047, SLG: 0.070 10 JT Riddle, L (7, 6) OBP: 0.281, SLG: 0.400			C FF 96 B FF 97 C FF 96 L FF 97 1-3 ② K		C FF 96 S SL 92 S FF 96 0-3 ② K			C FF 94 B FF 95 B SL 86 X FF 93 2-1 HR		2 1	0 1	0 1	0 1	0 0	2 0	0 0
Inning Stats	R: 0 E: 0 K: 3 S: 11 H: 0 LOB: 1 BB: 1 P: 17	R: 0 E: 0 K: 1 S: 12 H: 0 LOB: 0 BB: 0 P: 18	R: 0 E: 0 K: 2 S: 8 H: 0 LOB: 0 BB: 0 P: 9	R: 2 E: 0 K: 1 S: 17 H: 3 LOB: 1 BB: 1 P: 24	R: 0 E: 0 K: 1 S: 9 H: 0 LOB: 0 BB: 0 P: 12	R: 0 E: 0 K: 0 S: 6 H: 0 LOB: 0 BB: 0 P: 8	R: 0 E: 0 K: 1 S: 12 H: 0 LOB: 0 BB: 0 P: 18	R: 1 E: 0 K: 1 S: 9 H: 1 LOB: 0 BB: 0 P: 18	R: 2 E: 0 K: 1 S: 11 H: 3 LOB: 1 BB: 0 P: 16	1B: 3 2B: 2 3B: 1 HR: 1 SF: 0 SAC: 0 DP: 1 HBP: 0						

	AB	33
	R	5
	H	7
	RBI	5
	BB	2
	SO	11
	LOB	8

WP: 0 PB: 0 SB: 0 CS: 0 PA: 35

MIAMI

PITCHER	IP	WLS	BF	H	R	ER	SO	BB	IBB	HBP	BLK	WP	HR	S	P	ERA	WHIP
48 Jacob deGrom, R (1, 1) ERA: 1.71	7.0	L	25	3	2	2	9	2	0	0	0	0	0	75	106	2.57	0.714
38 Anthony Swarzak, R (8, 1) ERA: 6.14	1.0		4	1	1	1	1	0	0	0	0	0	1	9	18	9.00	1.000
65 Robert Gsellman, R (9, 1) ERA: 4.08	1.0		6	3	2	2	1	0	0	0	0	0	0	11	16	18.00	3.000

PITCHER	IP	WLS	BF	H	R	ER	SO	BB	IBB	HBP	BLK	WP	HR	S	P	ERA	WHIP

BOTTOM

Batter	1	2	3	4	5	6	7	8	9	AB	R	H	RBI	BB	SO	LOB
1 Amed Rosario, R (1, 6) OBP: 0.295, SLG: 0.382	C SI 95 B SI 96 S SL 84 S SI 96 1-3 ① **K**		X SL 87 0-0 ② **FC1-4** 1-2f		C SL 86 X SL 86 0-1 ③ **F9**		C FF 98 1 SAFE S CH 87 X FF 98 0-2 ③ **G4-3**		X SL 87 0-0 ③ **FC4-6** 1-2f	5	0	0	0	0	1	4
68 Jeff McNeil, L (1, 4) (7, 5) OBP: 0.392, SLG: 0.477	C SI 96 C SI 96 X SI 97 0-2 ② **F8**		1 SAFE T SI 96 B SL 88 B SI 96 1 SAFE X SI 95 2-1 ③ **F7**			F CH 89 X SI 96 0-1 ① **F7**		B SL 92 F FF 96 B SL 93 F FF 97 X FF 97 2-2 ① **G3**		4	0	0	0	0	0	1
30 Michael Conforto, L (1, 7) OBP: 0.341, SLG: 0.427	B SI 97 B SI 96 S CH 89 X SI 95 2-1 ③ **F7**			C FF 94 X SL 87 0-1 9 G3 **2B**		B SI 95 B CH 91 X SI 96 2-0 **HR**		F FF 97 B SL 91 B SL 92 F CH 86 C FF 98 2-3 ② **K**		4	1	2	1	0	1	0
21 Todd Frazier, R (1, 5) OBP: 0.301, SLG: 0.412 4 Wilmer Flores, R (7, 4) OBP: 0.321, SLG: 0.423		C SL 81 C SI 96 B SL 85 B CH 91 X SI 97 2-2 ① **F8**		C SL 86 B SI 96 F CH 90 B SI 97 X SL 86 2-2 ① **L6**		B SI 97 C SL 86 C SL 88 B SL 87 X SL 88 2-2 ② **P6**		F SL 89 S CH 87 T FF 98 0-2 ③ **K**		3 1	0 0	0 0	0 0	0 0	0 1	1 0
9 Brandon Nimmo, L (1, 9) OBP: 0.394, SLG: 0.501		B SI 97 C SI 96 B SL 87 S SI 96 C SI 96 2-3 ② **K**		B SI 95 B SI 96 C SI 95 C SI 96 X SI 96 3-2 ② **G3** 2-3		B SI 96 B CH 90 D CH 90 C SI 97 C CH 92 B SI 98 4-2 **BB**			S FF 93 X CH 89 0-1 ① **F7**	3	0	0	0	1	1	1
22 Dominic Smith, L (1, 3) OBP: 0.245, SLG: 0.411		B SI 96 B SI 96 S CH 89 X CH 90 2-1 16 FC6-4 **1B**		S SI 96 S SI 97 X SI 98 0-2 ③ **L9**		B CH 90 1 SAFE F SI 96 F SI 96 S SL 87 1-3 ③ **K**			C FF 93 B CH 90 S FF 94 F FF 94 B FF 92 F FF 94 S FF 95 2-3 ② **K**	4	0	1	0	0	2	2
16 Austin Jackson, R (1, 8) OBP: 0.322, SLG: 0.341		B FF 98 B SL 86 X SI 97 2-0 ③ **FC6-4** 1-2f			C SL 85 F SI 95 B SL 86 S SL 87 1-3 ① **K**		S SL 83 B SI 95 B SI 95 B SL 87 B SI 96 4-1 **BB**		C FF 94 B SL 88 C SL 87 B FF 94 F FF 95 B SL 87 B FF 95 4-2 26 DI 26 HR **BB**	2	1	0	0	2	1	1
26 Kevin Plawecki, R (1, 2) OBP: 0.338, SLG: 0.399			C SI 96 B SI 96 B SI 95 F SI 96 B SL 85 F SI 97 B SI 97 4-2 1 FC1-4 **BB**		C SI 96 B SI 97 X SL 87 1-1 ② **G6-3**		F SI 95 F SI 95 X SI 97 0-2 ① **P6**		F FF 94 F FF 94 F FF 95 B SL 88 X FF 96 1-2 1-H **HR**	3	1	1	2	1	0	1
48 Jacob deGrom, L (1, 1) OBP: 0.215, SLG: 0.194 19 Jay Bruce, L (7, PH) OBP: 0.303, SLG: 0.358 38 Anthony Swarzak, R (8, 1) 65 Robert Gsellman, R (9, 1) 72 Jack Reinheimer, R (9, PH) OBP: 0.318, SLG: 0.211			F SI 96 1 SAFE B SI 96 L SI 96 F SI 96 T SL 88 1-2 ① **K**		X SI 97 0-0 **1B**		B FF 97 1 SAFE F FF 97 B SL 92 1 SAFE X FF 98 2-1 ② **L4**		C FF 94 B SL 87 F FF 95 B FF 92 B FF 93 B FF 95 4-2 1 FC4-6 **BB**	2 1 0 0 0	0 0 0 0 0	1 0 0 0 0	0 0 0 0 0	0 0 0 0 1	1 0 0 0 0	1 1 0 0 0
Inning Stats	R: 0 E: 0 K: 1 S: 8 H: 0 LOB: 0 BB: 0 P: 11	R: 0 E: 0 K: 1 S: 9 H: 1 LOB: 1 BB: 0 P: 17	R: 0 E: 0 K: 1 S: 10 H: 0 LOB: 1 BB: 1 P: 17	R: 0 E: 0 K: 0 S: 11 H: 1 LOB: 1 BB: 0 P: 16	R: 0 E: 0 K: 1 S: 8 H: 1 LOB: 1 BB: 0 P: 10	R: 1 E: 0 K: 1 S: 11 H: 1 LOB: 1 BB: 1 P: 20	R: 0 E: 0 K: 0 S: 9 H: 0 LOB: 1 BB: 1 P: 15	R: 0 E: 0 K: 2 S: 9 H: 0 LOB: 0 BB: 0 P: 13	R: 2 E: 0 K: 1 S: 17 H: 1 LOB: 1 BB: 2 P: 28	1B: 2 2B: 1 3B: 0 HR: 2 SF: 0 SAC: 0 DP: 0 HBP: 0						

PITCHER	IP	WLS	BF	H	R	ER	SO	BB	IBB	HBP	BLK	WP	HR	S	P	ERA	WHIP
62 José Ureña, R (1, 1) ERA: 4.29	6.1	W	26	4	1	1	5	3	0	0	0	0	1	61	99	1.42	1.105
61 Adam Conley, L (7, 1) ERA: 4.5	1.2	H	5	0	0	0	2	0	0	0	0	0	0	14	20	0.00	0.000
71 Drew Steckenrider, R (9, 1) ERA: 4.18	1.0		6	1	2	2	1	2	0	0	0	0	1	17	28	18.00	3.000

PITCHER	IP	WLS	BF	H	R	ER	SO	BB	IBB	HBP	BLK	WP	HR	S	P	ERA	WHIP

Miami Marlins @ New York Mets

Citi Field, Flushing, NY

Tue Sep 11 2018, 7:14 PM - 9:51 PM EDT

Att. 20,849 - Cloudy - 73 F

livebaseballscorecards.com

AB	32
R	3
H	5
RBI	3
BB	5
SO	8
LOB	13

WP: 0 PB: 0 SB: 0 CS: 0 PA: 37

Batter	1	2	3	4	5	6	7	8	9	AB	R	H	RBI	BB	SO	LOB
52 Rafael Ortega, L (1, 7) OBP: 0.299, SLG: 0.294	C FF 96 F FF 96 X CH 88 0-2 P5		X FF 95 0-0 G4-3			C CU 79 X CH 87 0-1 L7			B SI 88 C FF 89 B SI 89 X FF 89 2-1 G3	4	0	0	0	0	0	1
13 Starlin Castro, R (1, 4) OBP: 0.337, SLG: 0.409 2 Yadiel Rivera, R (7, 4) OBP: 0.279, SLG: 0.226	B FF 96 X SI 96 1-0 G5-3			C CU 78 B SI 95 F SI 94 B CU 79 C FF 96 2-3 K			C FF 92 B FC 89 X FF 93 1-1 32 1B 15 1B 1B		C SL 82 C SL 81 B SL 81 C SI 89 1-3 K	3 1	0 0	1 0	0 0	0 0	1 1	0 0
11 J.T. Realmuto, R (1, 2) OBP: 0.347, SLG: 0.502 28 Bryan Holaday, R (7, PH) OBP: 0.260, SLG: 0.248 (7, 2)	B FF 96 F FF 96 B FF 96 B FC 92 X FF 97 3-1 F8			C CU 78 C CU 79 C FF 96 0-3 K			F SI 93 B SI 93 C CU 77 F FF 94 S FF 94 1-3 K		B SI 89 X SL 81 1-0 1B	2 2	0 0	0 1	0 0	0 0	1 1	0 1
15 Brian Anderson, R (1, 5) OBP: 0.357, SLG: 0.398 45 Peter O'Brien, R (7, 3) OBP: 0.091, SLG: 0.182		C SI 93 X FF 95 0-1 G3-1		B SI 95 X CU 78 1-0 F9			B SI 94 B CU 76 B FF 93 C FF 93 X SI 94 3-1 32 1B 1-2 1B		F FF 90 C FF 91 B FF 89 F SL 81 F FF 90 F FF 91 F SL 82 C FF 91 1-3 K	3 1	0 0	1 0	0 0	0 0	0 1	0 1
32 Derek Dietrich, L (1, 3) OBP: 0.333, SLG: 0.430 (7, 5)		C FF 94 C FF 95 T FF 95 0-2 K			X CH 86 0-0 G3		S FF 94 B FS 86 F FF 94 B CU 78 F FF 94 X FF 93 2-2 9 G5-4-3 1-2 2-3 1B			3	0	1	0	0	1	0
9 Lewis Brinson, R (1, 8) OBP: 0.245, SLG: 0.359		C FF 95 X FF 95 0-1 L8			B FF 94 B CH 87 B CU 78 C FF 97 F SI 96 C FF 96 3-3 K		S CH 87 X SI 94 0-1 G5-4-3 1-2f			3	0	0	0	0	1	3
10 JT Riddle, L (1, 6) OBP: 0.282, SLG: 0.399			B FF 93 X FF 95 1-0 36 SH3 1B		B CU 78 C CU 78 B SI 94 X CH 88 2-1 F8			C FS 90 B CH 86 T CU 77 B CU 78 B FF 94 X FF 94 3-2 G3		3	0	1	0	0	0	0
34 Magneuris Sierra, L (1, 9) OBP: 0.171, SLG: 0.174			B FF 95 X CH 87 1-0 F9			L FF 92 B CH 86 F CU 79 B FC 91 B SI 95 X FF 96 3-2 F7		F FS 92 X CH 85 0-1 F7		3	0	0	0	0	0	1
36 Trevor Richards, R (1, 1) OBP: 0.115, SLG: 0.080 48 Christopher Bostick, R (6, PH) OBP: 0.429, SLG: 0.500 51 Ben Meyer, L (6, 1) 40 Javy Guerra, R (6, 1) 44 Austin Dean, R (8, PH) OBP: 0.237, SLG: 0.361 64 Nick Wittgren, R (8, 1)			B FF 96 1 SAFE L FF 95 X SI 95 1-1 SH3 1-2			C CU 78 F FC 90 S FF 94 0-3 K		C FF 92 C FC 88 C FF 93 0-3 K		0 1 0 0 1 0	0 0 0 0 0 0	0 0 0 0 0 0	0 0 0 0 0 0	0 1 0 0 1 0	0 0 0 0 0 0	0 0 0 0 0 0
Inning Stats	R: 0 E: 0 K: 0 S: 6 H: 0 LOB: 0 BB: 0 P: 10	R: 0 E: 0 K: 1 S: 7 H: 0 LOB: 0 BB: 0 P: 7	R: 0 E: 0 K: 0 S: 5 H: 1 LOB: 1 BB: 0 P: 8	R: 0 E: 0 K: 2 S: 7 H: 0 LOB: 0 BB: 0 P: 10	R: 0 E: 0 K: 1 S: 6 H: 0 LOB: 0 BB: 0 P: 11	R: 0 E: 0 K: 1 S: 8 H: 0 LOB: 0 BB: 0 P: 11	R: 0 E: 0 K: 1 S: 14 H: 3 LOB: 2 BB: 0 P: 21	R: 0 E: 0 K: 1 S: 8 H: 0 LOB: 0 BB: 0 P: 11	R: 0 E: 0 K: 2 S: 13 H: 1 LOB: 1 BB: 0 P: 18	1B: 5 2B: 0 3B: 0 HR: 0	SF: 0 SAC: 1 DP: 1 HBP: 0					

PITCHER		IP	W/L/S	BF	H	R	ER	SO	BB	IBB	HBP	BLK	WP	HR	S	P	ERA	WHIP
45 Zack Wheeler, R ERA: 3.23	(1, 1)	8.0	W	27	4	0	0	7	0	0	0	0	0	0	61	89	0.00	0.500
51 Paul Sewald, R ERA: 5.54	(9, 1)	1.0		4	1	0	0	2	0	0	0	0	0	0	13	18	0.00	1.000

PITCHER	IP	W/L/S	BF	H	R	ER	SO	BB	IBB	HBP	BLK	WP	HR	S	P	ERA	WHIP

TOP

Miami Marlins @ New York Mets

Citi Field, Flushing, NY

Wed Sep 12 2018, 9:46 PM - 12:15 AM EDT

Att. 20,423 - Cloudy - 73 F

livebaseballscorecards.com

AB	30
R	0
H	5
RBI	0
BB	0
SO	9
LOB	7

MIAMI

Batter	1	2	3	4	5	6	7	8	9	AB	R	H	RBI	BB	SO	LOB
1 Amed Rosario, R (1, 6) OBP: 0.294, SLG: 0.386	C FF 91 X SL 80 0-1 P3	S FF 90 C FF 90 F FF 90 C FF 90 0-3 K		X CH 83 0-0 1-H 3-H HR		C SI 91 X SI 90 0-1 G6-3 1-2 2-3	C SL 88 F FF 93 X CU 78 0-2 G6-3			5	1	1	3	0	1	3
68 Jeff McNeil, L (1, 4) OBP: 0.398, SLG: 0.494	B FF 91 F FF 91 S CH 83 X CH 83 1-2 30 G5-3 1B	S CH 83 B FF 90 F FF 90 F FF 90 B FF 90 F FF 90 D CH 83 F CH 82 X FF 90 3-2 2-H 3B		X SL 81 0-0 F9		F SI 88 B CU 75 X SI 91 1-1 30 BB 19 HR 2-3 3-H 1B	F SL 90 B CH 85 F FF 93 F FF 94 B CU 80 B CU 81 X FF 93 3-2 G4-3			5	1	3	2	0	0	0
30 Michael Conforto, L (1, 7) OBP: 0.341, SLG: 0.425 (7, 9)	B FF 92 S FF 91 D CH 83 S FF 91 1 SAFE D CH 83 F FF 92 X CH 82 3-2 G5-3 1-2	F CH 81 X CH 83 0-1 G1-3		B SL 80 F CH 82 B FF 89 X CH 82 2-1 G4-3		B CH 82 C SI 91 B SI 91 F SI 90 B CH 82 B SI 91 4-2 19 HR 1-2 BB		B FF 92 X SI 90 1-0 22 E 1B		4	1	1	0	1	0	2
19 Jay Bruce, L (1, 9) OBP: 0.306, SLG: 0.369 72 Jack Reinheimer, R (7, 7) OBP: 0.304, SLG: 0.200	B CH 84 B FF 90 C FF 90 T FF 90 D CH 82 F CH 84 B FF 90 4-2 BB	B SL 78 X FF 88 1-0 F8	B CH 81 X CH 82 1-0 F9		B SI 91 T SI 91 F SI 91 D CH 83 X SI 91 2-2 1-H 2-H 3-H HR		B SL 82 S FF 91 C FF 92 X FF 92 1-2 F9		3	1	1	4	1	0	0
										1	0	0	0	0	0	1
9 Brandon Nimmo, L (1, 8) OBP: 0.392, SLG: 0.497	C FF 91 B FF 90 S CH 83 B FF 90 X CH 83 2-2 G3	B SL 80 C FF 90 C FF 90 B FF 89 X CH 83 2-2 G3-1		F CH 82 B FF 89 B SL 79 S CH 81 X CH 82 2-2 F9		C SI 90 B CU 75 B SI 90 B SI 91 X SI 91 3-1 22 HR 1B		X CH 86 0-0 F9		5	1	1	0	0	0	3
22 Dominic Smith, L (1, 3) OBP: 0.253, SLG: 0.453		C FF 90 C FF 90 F FF 90 X CH 84 0-2 7 2B 2B	X FF 88 0-0 F8		C CH 81 B FF 89 C FF 88 B FF 89 C FF 89 2-3 K	F SI 90 B SI 90 D CH 82 F SI 91 X SI 92 2-2 1-H HR		S SI 91 X CH 85 0-1 E7 1-3		5	2	2	2	0	1	1
7 José Reyes, S (1, 5) OBP: 0.267, SLG: 0.335		X FF 90 0-0 3 E 2-H 2B	B FF 89 C CH 82 F CH 82 F FF 90 X FF 89 1-2 45 1B 1 HR 1B			K BB		B CH 87 F CH 86 S FF 93 S FF 93 1-3 K		4	2	2	1	1	2	2
3 Tomás Nido, R (1, 2) OBP: 0.217, SLG: 0.231		F SL 80 S CH 83 X CH 84 0-2 E5 45 SH3-4 68 3B 2-H	1 SAFE B FF 90 1 SAFE X SL 80 1-0 L8			1-0 1 PB 45 1B 68 1B 1B K				4	2	1	0	0	1	2
45 Zack Wheeler, L (1, 1) OBP: 0.185, SLG: 0.226 51 Paul Sewald, R (9, 1)		L FF 89 X FF 90 0-1 SH3-4 1-2	F FF 89 C CH 82 F CH 82 1 SAFE F FF 91 D CH 82 X CH 82 1-2 1 HR 1-3 1B		C SI 91 X SI 91 0-1 68 1B 1 PB 19 HR 1-2 1B	F FF 91 F FF 92 B FF 92 S CU 79 1-3 K			3	2	2	0	0	1	0
										0	0	0	0	0	0	0
Inning Stats	R: 0 E: 0 K: 0 S: 15 H: 1 LOB: 2 BB: 1 P: 25	R: 3 E: 1 K: 1 S: 22 H: 3 LOB: 1 BB: 0 P: 25	R: 0 E: 0 K: 0 S: 5 H: 0 LOB: 0 BB: 0 P: 8	R: 3 E: 0 K: 0 S: 14 H: 3 LOB: 0 BB: 0 P: 19	R: 0 E: 0 K: 1 S: 7 H: 0 LOB: 0 BB: 0 P: 12	R: 7 E: 0 K: 2 S: 26 H: 6 LOB: 1 BB: 2 P: 44	R: 0 E: 0 K: 1 S: 10 H: 0 LOB: 0 BB: 0 P: 14	R: 0 E: 1 K: 1 S: 10 H: 1 LOB: 2 BB: 0 P: 13		1B: 8 2B: 2 3B: 1 HR: 3 SF: 0 SAC: 1 DP: 0 HBP: 0				WP: 0 PB: 1 SB: 0 CS: 0 PA: 43		

PITCHER		IP	WLS	BF	H	R	ER	SO	BB	IBB	HBP	BLK	WP	HR	S	P	ERA	WHIP
36 Trevor Richards, R ERA: 4.85	(1, 1)	5.0	L	24	7	6	4	2	1	0	0	0	0	1	63	89	7.20	1.600
51 Ben Meyer, R ERA: 11.0	(6, 1)	0.2		10	6	7	7	1	2	0	0	0	0	2	22	40	94.50	12.000
40 Javy Guerra, R ERA: 5.34	(6, 1)	1.1		4	0	0	0	2	0	0	0	0	0	0	14	18	0.00	0.000
64 Nick Wittgren, R ERA: 3.0	(8, 1)	1.0		5	1	0	0	1	0	0	0	0	0	0	10	13	0.00	1.000

PITCHER	IP	WLS	BF	H	R	ER	SO	BB	IBB	HBP	BLK	WP	HR	S	P	ERA	WHIP

BOTTOM

Miami Marlins @ New York Mets

Citi Field, Flushing, NY

Wed Sep 12 2018, 9:46 PM - 12:15 AM EDT

Att. 20,423 - Cloudy - 73 F

livebaseballscorecards.com

AB	39
R	13
H	14
RBI	12
BB	3
SO	6
LOB	14

Miami Marlins @ New York Mets

Citi Field, Flushing, NY

Thu Sep 13 2018, 3:12 PM - 5:44 PM EDT

Cloudy - 75 F

TOP

livebaseballscorecards.com

Batter	1	2	3	4	5	6	7	8	9	AB	R	H	RBI	BB	SO	LOB
19 Miguel Rojas, R (1, 6) (8, 3) OBP: 0.295, SLG: 0.342	F SI 94 X SI 94 0-1 ① F9		B SI 93 X SI 94 1-0 ① F8			C CU 77 B SL 87 C SI 95 F SI 94 F SI 94 X CU 78 1-2 ① G1-3	B CU 82 F FF 97 S CU 82 D CU 82 F FF 97 X CU 81 2-2 ③ L6			4	0	0	0	0	0	3
13 Starlin Castro, R (1, 4) OBP: 0.335, SLG: 0.406	C SI 94 S SI 93 F CU 79 F SI 94 B CU 77 B SI 94 F CU 78 X SI 94 2-2 ② G4-3		C SL 88 B SI 94 C CU 78 X SI 94 1-2 ② G4-3			B SI 95 X CH 86 1-0 ② G5-3		S FF 93 C FF 94 B SL 87 C FF 94 1-3 ① K		4	0	0	0	0	1	0
11 J.T. Realmuto, R (1, 2) OBP: 0.348, SLG: 0.500	F SI 94 B CH 88 F CH 86 B SI 94 F SI 94 B CU 78 B CH 84 4-2 BB		S SI 94 C SL 87 X SI 93 0-2 ③ F8			F SL 89 B SI 94 X SI 94 1-1 ③ F8		S SL 87 B SL 87 F FF 94 B SL 87 F FF 94 F FF 93 F FF 94 F SL 86 B SL 86 4-2 BB B FF 94		2	0	0	0	2	0	0
15 Brian Anderson, R (1, 5) OBP: 0.356, SLG: 0.399	1 SAFE C SI 94 B SI 94 S SL 87 S SI 94 1-3 ③ K			B SL 87 F SI 94 S CH 86 B CU 78 F SI 94 F SI 94 X CH 85 2-2 ① F7			S SI 94 B SI 94 F SL 89 X SI 94 1-2 45 1B 2B	B SL 86 X FF 92 1-0 ② L7		4	1	1	0	0	1	2
9 Lewis Brinson, R (1, 8) OBP: 0.242, SLG: 0.355		C SI 94 B CH 87 B SI 94 S SI 94 F SI 94 S CU 78 2-3 ① K		C SL 87 B SI 94 B SI 94 B SI 94 X SI 94 3-1 ② G6-3			B SI 92 F SI 92 B SL 88 F SI 93 F SI 93 F SI 93 X SL 89 2-2 ① L8	B FF 94 C SL 85 C FF 93 D SL 86 D SL 87 X FF 94 3-2 ③ L8		4	0	0	0	0	1	2
45 Peter O'Brien, R (1, 3) OBP: 0.214, SLG: 0.500 10 JT Riddle, L (8, 6) OBP: 0.281, SLG: 0.398		B SI 94 F SI 94 X SI 94 1-1 HR		C SI 94 B CU 80 B SL 88 X SL 88 2-1 ③ F7			X FF 96 0-0 79 FC6-4 1B 2-H		C CU 71 B CU 72 F FF 88 B CU 73 F CU 72 B FF 89 S FF 90 3-3 ① K	3 1	1 0	2 0	2 0	0 0	0 1	0 0
79 Isaac Galloway, R (1, 9) (9, 7) OBP: 0.352, SLG: 0.478		B SI 94 C SI 93 B CH 86 X CH 85 2-1 HR			B SI 94 B SI 94 S SI 95 C SI 94 B SI 94 F SI 94 B SI 94 4-2 52 G6-4-3 BB	F FF 96 B FF 96 X CU 81 1-1 ② FC6-4 52 1B 1-2f			S FF 89 C FF 90 B CU 73 S CU 73 1-3 ② K	3	1	1	1	1	1	1
52 Rafael Ortega, L (1, 7) OBP: 0.298, SLG: 0.292 34 Magneuris Sierra, L (9, 9) OBP: 0.171, SLG: 0.174		B SI 95 X SI 95 1-0 ② G4-3			C SI 94 B SI 94 1 SAFE X SL 87 1-1 ① ② G6-4-3 1-2f	1 SAFE X SI 96 0-0 22 S 1B 1-3			B FF 89 S CH 82 B FF 89 C FF 90 B CU 74 S CU 71 3-3 ③ K	4 0	0 0	1 0	0 0	0 0	1 0	1 0
22 Sandy Alcantara, R (1, 1) 61 Adam Conley, L (8, 1) 46 Kyle Barraclough, R (9, 1)		C SI 94 S SI 93 M SI 94 0-3 ③ K			C SI 94 S CU 78 B CU 77 S SI 94 1-3 ③ K	C FF 97 B CU 80 B FF 97 B FF 97 B FF 97 4-1 1-2 BB				2 0 0	0 0 0	0 0 0	0 0 0	1 0 0	2 0 0	0 0 0
Inning Stats	R: 0 E: 0 K: 1 S: 14 H: 0 LOB: 1 BB: 1 P: 21	R: 2 E: 0 K: 2 S: 12 H: 2 LOB: 0 BB: 0 P: 18	R: 0 E: 0 K: 0 S: 7 H: 0 LOB: 0 BB: 0 P: 9	R: 0 E: 0 K: 0 S: 9 H: 0 LOB: 0 BB: 0 P: 16	R: 0 E: 0 K: 1 S: 8 H: 0 LOB: 0 BB: 1 P: 14	R: 0 E: 0 K: 0 S: 8 H: 0 LOB: 0 BB: 0 P: 11	R: 1 E: 0 K: 0 S: 17 H: 3 LOB: 3 BB: 1 P: 27	R: 0 E: 0 K: 1 S: 13 H: 0 LOB: 1 BB: 1 P: 22	R: 0 E: 0 K: 3 S: 10 H: 0 LOB: 0 BB: 0 P: 17	1B: 2 2B: 1 3B: 0 HR: 2 SF: 0 SAC: 0 DP: 1 HBP: 0						WP: 0 PB: 0 SB: 1 CS: 0 PA: 35	

	AB	31
	R	3
	H	5
	RBI	3
	BB	4
	SO	8
	LOB	9

PITCHER		IP	WLS	BF	H	R	ER	SO	BB	IBB	HBP	BLK	WP	HR	S	P	ERA	WHIP
32 Steven Matz, L ERA: 4.18	(1, 1)	6.1		23	3	3	3	4	2	0	0	0	0	2	66	100	4.26	0.789
62 Drew Smith, R ERA: 2.05	(7, 1)	0.2		5	2	0	0	0	1	0	0	0	0	0	9	16	0.00	4.500
38 Anthony Swarzak, R ERA: 5.87	(8, 1)	1.0		4	0	0	0	1	1	0	0	0	0	0	13	22	0.00	1.000
39 Jerry Blevins, L ERA: 3.55	(9, 1)	1.0	W	3	0	0	0	3	0	0	0	0	0	0	10	17	0.00	0.000

PITCHER		IP	WLS	BF	H	R	ER	SO	BB	IBB	HBP	BLK	WP	HR	S	P	ERA	WHIP

BOTTOM

Miami Marlins @ New York Mets

Citi Field, Flushing, NY

Thu Sep 13 2018, 3:12 PM - 5:44 PM EDT

Cloudy - 75 F

Batter	1	2	3	4	5	6	7	8	9	AB	R	H	RBI	BB	SO	LOB
9 Brandon Nimmo, L (1, 9) OBP: 0.391, SLG: 0.497	C FF 95 B SI 96 F FF 95 X FF 98 1-2 19 G6-3 2B	B CU 84 X SI 95 1-0 ① G6-3	X SI 95 0-0 ① G4-3	X FF 96 0-0 ③ P6		4	0	1	0	0	0	1
19 Jay Bruce, L (1, 3) OBP: 0.302, SLG: 0.363	B SI 96 F FF 96 S CH 89 X FF 98 1-2 ① G6-3 2-3	S SI 96 S SI 97 B SI 97 X CH 90 1-2 ② G4-3	C SI 95 F SI 95 B SL 87 F SI 97 B CH 91 S SL 87 2-3 ② K	S FF 96 B SL 86 B SL 88 X FF 96 2-1 ① P3		4	0	0	0	0	1	1
4 Wilmer Flores, R (1, 4) OBP: 0.318, SLG: 0.420 62 Drew Smith, R (7, 1) 38 Anthony Swarzak, R (8, 1) 39 Jerry Blevins, L (9, 1) OBP: 0.500, SLG: 0.500 1 Amed Rosario, R (9, PH) OBP: 0.294, SLG: 0.386 22 Dominic Smith, L (9, PH) OBP: 0.250, SLG: 0.448	B SL 87 B SL 86 B SI 95 C FF 95 F SI 95 X FF 98 3-2 ② G5-3	F CU 85 X CH 90 0-1 ③ G6-3	B SL 85 F CH 90 S SL 86 C SL 89 1-3 ③	S FF 94 S CH 88 B FF 94 B FF 95 X CH 88 2-2 ② G2-3		3 0 0 0 0 1	0 0 0 0 0 0	0 0 0 0 0 0	0 0 0 0 0 0	1 0 0 0 0 0	1 0 0 0 0 0
30 Michael Conforto, L (1, 7) OBP: 0.340, SLG: 0.430	B FF 96 X CH 90 1-0 ③ P5	B CU 79 C CU 81 X SI 95 1-1 ① G3	X SI 95 0-0 ① G3-1	B SL 78 X CH 87 1-0 HR		4	1	1	1	0	0	1
21 Todd Frazier, R (1, 5) OBP: 0.303, SLG: 0.419	F FF 94 S CH 88 X FF 96 0-2 ① P3	B FF 95 B CU 84 B FF 94 B FF 93 4-0 16 CS BB	C FF 96 B SL 86 F SL 85 B SI 98 X SI 97 2-2 ② G4-3	C SL 79 B SL 80 X FF 94 1-1 HR		3	1	1	1	1	0	0
16 Austin Jackson, R (1, 8) OBP: 0.319, SLG: 0.338	C FF 95 X FF 96 0-1 ② L8	C SL 84 B SL 86 S SI 96 B SL 87 S CH 91 2-3 ②③ K 1-2	C SL 87 S SL 89 B SL 89 B SL 89 F SI 97 B CH 91 S SL 87 3-3 ③ K			3	0	0	0	0	2	1
26 Kevin Plawecki, R (1, 2) OBP: 0.342, SLG: 0.397	C FF 96 B SL 87 B SL 86 B SI 95 S FF 94 B FF 96 4-2 32 HR BB	B SI 96 F FF 96 S CH 90 F SI 98 F CH 90 B SL 88 B SL 86 S SI 98 3-3 ① K	F SI 94 B SL 86 B FF 95 S SI 95 B SI 97 F SI 95 B SI 95 4-2 72 G3 BB			1	1	0	0	2	1	0
32 Steven Matz, R (1, 1) OBP: 0.133, SLG: 0.186 68 Jeff McNeil, L (7, 4) OBP: 0.395, SLG: 0.490	X FF 95 0-0 1-H HR	C FF 98 B SL 86 X SL 86 1-1 ② F8	B FF 95 F FF 95 L FF 96 D SL 89 B FF 96 C FF 96 3-3 ① K			2 1	1 0	1 0	2 0	0 0	0 1	0 1
72 Jack Reinheimer, R (1, 6) OBP: 0.269, SLG: 0.174	C SL 85 C CU 84 C CU 85 0-3 ③ K	C SL 85 C FF 97 B SL 88 B SL 88 F FF 97 X FF 98 2-2 ③ L8	B FF 96 C CH 86 D CH 86 S FF 96 B CH 86 F FF 97 X FF 97 3-2 ② G3 1-2			3	0	0	0	0	1	1
Inning Stats	R: 0 E: 0 K: 0 S: 10 H: 1 LOB: 1 BB: 0 P: 16	R: 2 E: 0 K: 1 S: 11 H: 1 LOB: 0 BB: 1 P: 15	R: 0 E: 0 K: 0 S: 6 H: 0 LOB: 0 BB: 0 P: 8	R: 0 E: 0 K: 1 S: 5 H: 0 LOB: 0 BB: 1 P: 12	R: 0 E: 0 K: 1 S: 11 H: 0 LOB: 0 BB: 0 P: 17	R: 0 E: 0 K: 2 S: 8 H: 0 LOB: 0 BB: 0 P: 11	R: 0 E: 0 K: 1 S: 8 H: 0 LOB: 0 BB: 0 P: 13	R: 0 E: 0 K: 1 S: 11 H: 0 LOB: 1 BB: 1 P: 21	R: 2 E: 0 K: 0 S: 8 H: 2 LOB: 0 BB: 0 P: 14	1B: 0 2B: 1 3B: 0 HR: 3 SF: 0 SAC: 0 DP: 0 HBP: 0				WP: 0 PB: 0 SB: 0 CS: 1		PA: 32

PITCHER		IP	WLS	BF	H	R	ER	SO	BB	IBB	HBP	BLK	WP	HR	S	P	ERA	WHIP
22 Sandy Alcantara, R ERA: 1.42	(1, 1)	7.0		25	2	2	2	6	3	0	0	0	0	1	62	99	2.57	0.714
61 Adam Conley, L ERA: 4.37	(8, 1)	1.1	H	4	0	0	0	1	0	0	0	0	0	0	10	18	0.00	0.000
46 Kyle Barraclough, R ERA: 4.41	(9, 1)	0.1	L	3	2	2	2	0	0	0	0	0	0	2	6	10	54.00	6.000

PITCHER	IP	WLS	BF	H	R	ER	SO	BB	IBB	HBP	BLK	WP	HR	S	P	ERA	WHIP

livebaseballscorecards.com

AB	29
R	4
H	4
RBI	4
BB	3
SO	7
LOB	7

Batter	1	2	3	4	5	6	7	8	9	AB	R	H	RBI	BB	SO	LOB
19 Miguel Rojas, R (1, 4) OBP: 0.295, SLG: 0.348	C SI 84 C SI 86 S KC 73 0-3 ① K		B CH 80 F SI 86 B KC 74 X SI 87 2-1 1-H HR		B SI 84 C CH 79 X KC 74 1-1 ① G3-1			B SL 88 C SI 94 B SL 89 C FF 94 F FF 97 F SI 95 S FF 96 2-3 ① K		4	1	1	2	0	2	0
9 Lewis Brinson, R (1, 8) OBP: 0.245, SLG: 0.355	X SI 86 0-0 15 E 15 S 1B		C KC 73 S CH 81 B KC 73 B CH 81 B KC 75 B SI 85 4-2 BB		C CH 80 S KC 73 B CH 79 X SI 85 1-2 ② F8			C CU 80 F CH 89 F CU 82 S FF 96 0-3 ② K		3	0	1	0	1	1	0
15 Brian Anderson, R (1, 5) OBP: 0.355, SLG: 0.398	C KC 74 B CH 81 F SI 87 B SI 87 B SI 87 S SI 87 3-3 ② K 1-3		T CH 80 S CH 80 F SI 86 S SI 86 0-3 ① K		C KC 73 C KC 73 S CH 80 0-3 ③ K			B FF 95 B SI 93 F SL 89 S CU 81 X FF 96 2-2 1B		4	0	1	0	0	3	2
45 Peter O'Brien, R (1, 3) OBP: 0.222, SLG: 0.412	C KC 74 B SI 86 D CH 82 S CH 82 B SI 88 F KC 76 D CH 82 4-2 BB		B SI 85 1 SAFE C SI 86 X CH 78 1-1 ② F9			C CH 82 S CH 76 B CH 77 B SI 84 X CH 79 2-2 ① G6-3		B CU 78 C CU 80 B SL 89 B FF 93 F SI 95 F FF 95 X SI 94 3-2 ③ F8		3	0	0	0	1	0	2
79 Isaac Galloway, R (1, 9) OBP: 0.333, SLG: 0.449 39 Tyler Kinley, R (6, 1) 55 Drew Rucinski, R (7, 1) 57 Elieser Hernández, R (8, 1) 13 Starlin Castro, R (9, PH) OBP: 0.334, SLG: 0.405	B SI 87 1 SAFE F KC 74 X CH 80 1-1 ③ F8		C SI 86 F CH 82 B SI 86 S SI 88 1-3 ③ K			C SI 84 X CH 77 0-1 ② G5-3			C SI 94 B CU 81 F SI 95 F SI 95 S CU 82 1-3 ① K	3 0 0 0 1	0 0 0 0 0	0 0 0 0 0	0 0 0 0 0	0 0 0 0 1	1 0 0 0 0	3 0 0 0 0
10 JT Riddle, L (1, 6) OBP: 0.277, SLG: 0.392		C FF 86 F SI 84 F CH 80 X SI 86 0-2 ① L8		F FF 84 B KC 73 F SI 85 X SI 87 1-2 ① G4-3		C FF 85 F KC 73 B CH 79 F FF 85 X SI 85 1-2 ③ F9			B CU 80 C SI 95 X CH 88 1-1 ② G6-3	4	0	0	0	0	0	0
48 Christopher Bostick, R (1, 7) OBP: 0.333, SLG: 0.375 32 Derek Dietrich, L (7, PH) OBP: 0.334, SLG: 0.429 (7, 7)		C KC 73 S CH 80 B SI 85 S CH 80 1-3 ② K		C SI 85 C KC 73 B CH 80 F KC 74 B SI 86 F SI 86 C CH 80 2-3 ② K			F CU 77 S CU 78 C FF 96 0-3 ① K		B FF 95 B CU 80 C SI 94 B CH 86 B SI 95 4-1 BB	2 1	0 0	0 0	0 1	0 1	2 1	0 0
17 Chad Wallach, R (1, 2) OBP: 0.200, SLG: 0.139 11 J.T. Realmuto, R (9, PH) OBP: 0.348, SLG: 0.499		F SI 85 C KC 74 X SI 86 0-2 ③ F9		B SI 86 C KC 73 H FF 86 2-1 HBP			C CU 80 F SL 89 B FF 95 S CU 81 1-3 ② K		F SI 96 X SL 89 0-1 ③ F7	2 1	0 0	0 0	0 0	0 0	1 0	0 1
43 Jeff Brigham, R (1, 1) OBP: 0.500, SLG: 0.500 66 Jarlín García, L (5, 1) 52 Rafael Ortega, L (6, 9) OBP: 0.295, SLG: 0.289			C FF 84 T KC 73 F SI 85 B CH 80 X SI 86 1-2 19 HR 1B	X SI 86 0-0 ③ B2			C SI 95 B CH 89 S CU 80 F FF 97 F FF 96 B CU 82 B FF 98 C SI 97 3-3 ③ K			2 0 1	1 0 0	1 0 0	0 0 0	0 0 0	0 0 1	1 0 0
Inning Stats	R: 0 H: 1 E: 1 LOB: 2 K: 2 BB: 1 S: 12 P: 20	R: 0 H: 0 E: 0 LOB: 0 K: 1 BB: 0 S: 10 P: 11	R: 2 H: 2 E: 0 LOB: 1 K: 2 BB: 1 S: 17 P: 26	R: 0 H: 0 E: 0 LOB: 1 K: 1 BB: 0 S: 10 P: 15	R: 0 H: 0 E: 0 LOB: 0 K: 1 BB: 0 S: 8 P: 10	R: 0 H: 0 E: 0 LOB: 0 K: 0 BB: 0 S: 9 P: 12	R: 0 H: 0 E: 0 LOB: 0 K: 3 BB: 0 S: 11 P: 15	R: 0 H: 1 E: 0 LOB: 1 K: 2 BB: 0 S: 16 P: 23	R: 0 H: 0 E: 0 LOB: 1 K: 1 BB: 1 S: 9 P: 15	1B: 3 SF: 0 2B: 0 SAC: 0 3B: 0 DP: 0 HR: 1 HBP: 1					WP: 0 PA: 35 PB: 0 SB: 1 CS: 0	

PITCHER	IP	WLS	BF	H	R	ER	SO	BB	IBB	HBP	BLK	WP	HR	S	P	ERA	WHIP
40 Jason Vargas, L (1, 1) ERA: 6.47	6.0	W	24	3	2	2	7	2	0	1	0	0	1	66	94	3.00	0.833
67 Seth Lugo, R (7, 1) ERA: 2.69	2.0	H	7	1	0	0	5	0	0	0	0	0	0	27	38	0.00	0.500
65 Robert Gsellman, R (9, 1) ERA: 4.03	1.0	S	4	0	0	0	1	1	0	0	0	0	0	9	15	0.00	1.000

PITCHER	IP	WLS	BF	H	R	ER	SO	BB	IBB	HBP	BLK	WP	HR	S	P	ERA	WHIP

Miami Marlins @ New York Mets

Citi Field, Flushing, NY

Thu Sep 13 2018, 6:17 PM - 9:03 PM EDT

Att. 22,640 - Cloudy - 75 F

TOP

livebaseballscorecards.com

AB	31
R	2
H	4
RBI	2
BB	3
SO	13
LOB	9

MIAMI

Miami Marlins @ New York Mets

Citi Field, Flushing, NY

Thu Sep 13 2018, 6:17 PM - 9:03 PM EDT

Att. 22,640 - Cloudy - 75 F

livebaseballscorecards.com

BOTTOM

Batter	1	2	3	4	5	6	7	8	9	AB	R	H	RBI	BB	SO	LOB
1 Amed Rosario, R (1, 6) OBP: 0.298, SLG: 0.389	B FF 92 B FF 92 C FF 92 F FF 93 F FF 94 X ST 80 2-2 ① F8		B ST 81 F FF 94 F FF 95 X ST 82 1-2 1B		1 SAFE F FF 92 B ST 78 1 SAFE X FF 91 1-1 68 FC4-6 1-2 1B		C FC 90 S FC 89 F FF 94 B FF 95 F SL 86 B FC 90 X SI 94 2-2 68 1B 30 1B 1B			4	1	3	0	0	0	0
68 Jeff McNeil, L (1, 4) (7, 5) OBP: 0.392, SLG: 0.484	C FF 94 B ST 80 B FF 93 F FF 93 F ST 81 X ST 81 2-2 ② G1-3		1 SAFE F FF 93 F CH 85 F FF 92 1 SAFE X FF 91 0-2 ② P6		F FF 91 S FF 92 F FF 92 X SL 84 0-2 ② FC4-6 1-2f 2-3 30 2B		F FF 95 1 SAFE X SI 95 0-1 30 1B 22 G3-1 1-2 1B			4	2	1	0	0	0	3
30 Michael Conforto, L (1, 7) OBP: 0.342, SLG: 0.433	C ST 79 X CH 86 0-1 ③ F7		C FF 94 B ST 80 X ST 80 1-1 ③ L4		B SL 85 X SL 83 1-0 1-H 3-H 2B		B FC 91 C SI 95 C FC 89 X FF 95 1-2 22 G3-1 1-3 2-H 1B			4	0	2	3	0	0	1
22 Dominic Smith, L (1, 3) OBP: 0.250, SLG: 0.440		C FF 93 C FF 94 F FF 95 F ST 82 X ST 80 0-2 9 BB 1B		C ST 80 X CH 83 0-1 ① F7	C FF 91 S SL 87 F FF 91 F FF 93 B SL 84 B SL 85 F SL 85 F FF 92 F CH 86 2-2 ③ L5 X FF 93		F SI 94 F FC 92 X SL 85 0-2 ② G3-1 1-2 3-H			4	0	1	1	0	0	2
9 Brandon Nimmo, L (1, 9) OBP: 0.392, SLG: 0.495		B FF 94 B FF 91 B FF 92 C FF 91 B FF 94 4-1 1-2 BB		C FF 94 B FF 94 S CH 85 X ST 82 1-2 ② P6		X SI 98 0-0 ① G4-3	0-0 IBB			2	0	0	0	2	0	0
16 Austin Jackson, R (1, 8) OBP: 0.315, SLG: 0.333		C ST 81 C ST 80 F FF 94 B ST 80 B ST 81 F FF 93 C CH 86 2-3 ① K		B FF 95 S FF 94 B ST 82 S CH 86 C FF 94 2-3 ③ K		C SI 97 B SL 90 C SL 89 B SL 93 T FF 98 2-2 ② K	X FC 89 0-0 ③ G3			4	0	0	0	0	3	4
7 José Reyes, S (1, 5) OBP: 0.268, SLG: 0.332 67 Seth Lugo, R (7, 1) OBP: 0.167, SLG: 0.091 72 Jack Reinheimer, R (8, PH) OBP: 0.259, SLG: 0.167 65 Robert Gsellman, R (9, 1)		T FF 94 B FF 95 B ST 81 X CH 87 2-1 ② F6			C FF 93 C FF 94 X FF 94 0-2 ① G4-3	F FF 98 B FF 97 C SL 90 B SL 90 B SL 88 D SL 90 4-2 BB		B FF 91 X FF 89 1-0 ① F8		2 0 1 0	0 0 0 0	0 0 0 0	0 0 0 0	1 0 0 0	0 0 0 0	2 0 0 0
3 Tomás Nido, R (1, 2) OBP: 0.219, SLG: 0.275		F ST 81 X FF 94 0-1 ③ L9			F FF 94 F FF 94 B FF 95 F ST 82 F CH 87 X CH 87 1-2 HR	B FF 97 X FF 96 1-0 ③ P3		X SL 77 0-0 ② L5		4	1	1	1	0	0	3
40 Jason Vargas, L (1, 1) OBP: 0.167, SLG: 0.130 4 Wilmer Flores, R (7, 4) OBP: 0.317, SLG: 0.418			B FF 93 F FF 92 X FF 94 1-1 ① F7		B FF 93 B FF 92 F FF 91 F FF 93 X FF 93 2-2 68 FC4-6 1 1B 30 2B 1B		B FC 90 C FC 90 C SI 94 B CH 86 F FF 94 X SI 94 2-2 ① G6-3	C FF 92 B FF 92 C CH 82 F FF 93 T SL 79 1-2 ③ K		2 2	1 0	1 0	0 0	0 1	0 0	0 0
Inning Stats	R: 0 E: 0 K: 0 S: 10 H: 0 LOB: 0 BB: 0 P: 14	R: 0 E: 0 K: 1 S: 15 H: 1 LOB: 2 BB: 1 P: 23	R: 0 E: 0 K: 0 S: 11 H: 1 LOB: 1 BB: 0 P: 14	R: 0 E: 0 K: 1 S: 8 H: 0 LOB: 0 BB: 0 P: 11	R: 3 E: 0 K: 0 S: 26 H: 4 LOB: 1 BB: 0 P: 33	R: 0 E: 0 K: 1 S: 7 H: 0 LOB: 1 BB: 1 P: 14	R: 2 E: 0 K: 0 S: 18 H: 3 LOB: 2 BB: 1 P: 23	R: 0 E: 0 K: 1 S: 6 H: 0 LOB: 0 BB: 0 P: 8		1B: 7 2B: 1 3B: 0 HR: 1 SF: 0 SAC: 0 DP: 0 HBP: 0				WP: 0 PB: 0 SB: 0 CS: 0 PA: 36		

	AB	R	H	RBI	BB	SO	LOB
BOTTOM	**33**	**5**	**9**	**5**	**3**	**4**	**15**

PITCHER		IP	WLS	BF	H	R	ER	SO	BB	IBB	HBP	BLK	WP	HR	S	P	ERA	WHIP
43 Jeff Brigham, R ERA: 7.36	(1, 1)	4.1	L	19	5	3	3	2	1	0	0	0	0	1	57	79	6.23	1.385
66 Jarlín García, L ERA: 5.05	(5, 1)	0.2		3	1	0	0	0	0	0	0	0	0	0	13	16	0.00	1.500
39 Tyler Kinley, R ERA: 14.29	(6, 1)	1.0		4	0	0	0	1	1	0	0	0	0	0	7	14	0.00	1.000
55 Drew Rucinski, R ERA: 4.08	(7, 1)	1.0		7	3	2	2	0	0	1	0	0	0	0	18	23	18.00	3.000
57 Elieser Hernández, R ERA: 5.25	(8, 1)	1.0		3	0	0	0	1	0	0	0	0	0	0	6	8	0.00	0.000

PITCHER	IP	WLS	BF	H	R	ER	SO	BB	IBB	HBP	BLK	WP	HR	S	P	ERA	WHIP

Batter	1	2	3	4	5	6	7	8	9	AB	R	H	RBI	BB	SO	LOB
1 Amed Rosario, R (1, 6) OBP: 0.299, SLG: 0.395	C FF 91 F CU 81 X FF 93 0-2 ① L8		F FF 91 X CU 79 0-1 30 HBP 19 HR 1B	S CU 73 F CH 83 B FF 87 B CU 75 X CU 74 2-2 ② G6-3		X CH 81 0-0 ③ F9		F FF 93 X FF 93 0-1 HR		5	2	2	1	0	0	0
68 Jeff McNeil, L (1, 4) OBP: 0.392, SLG: 0.500	B FF 92 S CH 84 F SL 85 S FF 91 1-3 ② K		B SI 89 B SI 89 B SI 89 C SI 89 X SI 89 3-1 ① F7	F FF 89 X CU 75 0-1 HR			B FF 86 C FF 88 B SL 78 F FF 88 X SL 77 2-2 ① F7	B FF 89 B FF 90 F FF 90 B KC 79 F FF 90 F FF 91 X FF 92 3-2 1B		5	1	2	1	0	1	1
30 Michael Conforto, L (1, 7) OBP: 0.344, SLG: 0.434 72 Jack Reinheimer, R (9, 7) OBP: 0.259, SLG: 0.167	X SL 86 0-0 19 2B 2B		B SL 75 1 SAFE B SL 75 F SI 89 C SI 88 H SL 73 3-2 19 HR 1-2 HBP	B SL 79 C FF 88 F CU 74 B FF 91 B SL 78 X SL 78 3-2 ③ G3			B FF 86 B SL 78 S SL 80 B FF 90 B FF 88 4-1 21 FC5-4 BB	C KC 81 B FF 89 X FF 92 1-1 ③ L7		3 0	2 0	1 0	0 0	1 0	0 0	1 0
19 Jay Bruce, L (1, 3) OBP: 0.304, SLG: 0.379	C FF 91 X CH 83 0-1 2-H 2B		F SI 88 B SI 89 X SI 90 1-1 1-H 2-H HR		C SL 76 F FF 85 B FF 87 F CU 75 B SL 79 C SL 78 2-3 ① K		F SL 78 X SI 88 0-1 ② F8		X FF 89 0-0 ① F7	5	1	2	4	0	1	1
21 Todd Frazier, R (1, 5) OBP: 0.307, SLG: 0.419	B FF 91 B FF 92 S SL 86 F SL 86 B FF 93 F CH 84 B FF 94 4-2 BB		B CH 84 B FF 90 B FF 90 B FF 90 4-0 22 BB 9 HBP BB		B CU 75 C CU 74 F CU 74 B FF 88 B FF 91 X CU 75 3-2 1B		C CH 82 B FF 89 S CU 75 D CH 82 X CU 75 2-2 ③ FC5-4 1-2f		B SI 89 B SI 89 F FF 90 C KC 79 B FF 91 S FF 92 3-3 ② K	3	0	1	0	2	1	1
9 Brandon Nimmo, L (1, 9) OBP: 0.392, SLG: 0.491	B CH 83 F SL 85 F CH 84 B FF 92 X FF 91 2-2 ③ G4-3		C SL 75 B SL 74 B SI 88 H SL 74 3-1 22 BB 1-2 HBP		C FF 88 B SL 78 B SL 78 D SL 78 C FF 89 C SL 78 3-3 ② K			B CU 77 B FF 93 C FF 92 B CH 84 B FF 91 4-1 16 S 16 HR BB	F FF 92 F FF 91 C FC 89 0-3 ③ K	3	1	0	0	1	2	3
22 Dominic Smith, L (1, 10) OBP: 0.250, SLG: 0.427		B CH 83 F FF 91 S CU 81 F CU 81 F FF 91 S CH 84 1-3 ① K	B SI 88 D SL 74 B SI 88 B SI 88 4-0 16 G6-4-3 1-2 2-3 BB		X FF 89 0-0 ③ F7			X CH 83 0-0 ① F8		3	0	0	0	1	1	2
16 Austin Jackson, R (1, 8) OBP: 0.314, SLG: 0.342		C SL 86 B CU 80 F FF 91 C SL 84 1-3 ② K	S CU 73 D CU 75 B FF 88 S CU 73 B CU 74 X CU 74 3-2 ②③ G6-4-3 1-2f			B FF 86 C FF 86 B CU 73 F CU 73 X SL 78 2-2 ① P4		B FF 92 F FF 92 F CU 78 B CH 84 B FF 92 F CU 77 X CH 83 3-2 1-H HR		4	1	1	2	0	1	3
3 Tomás Nido, R (1, 2) OBP: 0.208, SLG: 0.260		S FF 91 S FF 93 S CH 84 0-3 ③ K		B FF 85 C FF 87 C CU 73 S CU 74 1-3 ① K		F CU 73 S CH 81 F FF 90 S CU 74 0-3 ② K		C FF 92 S CU 78 X FF 92 0-2 ② G5-3		4	0	0	0	0	3	0
Inning Stats	R: 1 E: 0 K: 1 S: 16 H: 2 LOB: 2 BB: 1 P: 23	R: 0 E: 0 K: 3 S: 11 H: 0 LOB: 0 BB: 0 P: 13	R: 3 E: 0 K: 0 S: 12 H: 2 LOB: 2 BB: 2 P: 33	R: 1 E: 0 K: 1 S: 11 H: 1 LOB: 0 BB: 0 P: 17	R: 0 E: 0 K: 2 S: 11 H: 1 LOB: 1 BB: 0 P: 19	R: 0 E: 0 K: 1 S: 8 H: 0 LOB: 0 BB: 0 P: 10	R: 0 E: 0 K: 0 S: 9 H: 0 LOB: 1 BB: 1 P: 17	R: 3 E: 0 K: 0 S: 17 H: 3 LOB: 1 BB: 1 P: 28	R: 0 E: 0 K: 2 S: 7 H: 0 LOB: 0 BB: 0 P: 10	1B: 3 2B: 2 3B: 0 HR: 4 SF: 0 SAC: 0 DP: 1 HBP: 2						

TOP

New York Mets @ Boston Red Sox

Fenway Park, Boston, MA

Fri Sep 14 2018, 7:11 PM - 10:09 PM EDT

Att. 37,117 - Partly Cloudy - 67 F

livebaseballscorecards.com

AB	35
R	8
H	9
RBI	8
BB	5
SO	10
LOB	12

WP: 0 PB: 0 SB: 1 CS: 0 PA: 42

PITCHER		IP	WLS	BF	H	R	ER	SO	BB	IBB	HBP	BLK	WP	HR	S	P	ERA	WHIP
67 William Cuevas, R ERA: 4.82	(1, 1)	2.0	L	10	3	2	2	4	1	0	0	0	0	0	29	38	9.00	2.000
63 Robby Scott, L ERA: 13.5	(3, 1)	0.1		6	1	2	2	0	2	0	2	0	0	1	7	25	54.00	9.000
61 Brian Johnson, L ERA: 4.24	(3, 1)	4.2		16	2	1	1	4	1	0	0	0	0	1	42	69	1.93	0.643
47 Tyler Thornburg, R ERA: 5.63	(8, 1)	0.2		5	2	3	3	0	1	0	0	0	0	2	11	18	40.50	4.500
31 Drew Pomeranz, L ERA: 6.06	(8, 1)	1.1		5	1	0	0	2	0	0	0	0	0	0	13	20	0.00	0.750

PITCHER	IP	WLS	BF	H	R	ER	SO	BB	IBB	HBP	BLK	WP	HR	S	P	ERA	WHIP

BOTTOM

Batter	1	2	3	4	5	6	7	8	9	AB	R	H	RBI	BB	SO	LOB
50 Mookie Betts, R (1, 9) OBP: 0.431, SLG: 0.624	C FF 98 B FF 98 F FF 98 X CU 84 1-2 F9 ①		C SI 97 X CH 90 0-1 F7 ②		1 SAFE 1 SAFE C SI 96 B FF 95 X FF 97 1-1 F9 ③			X FF 91 0-0 59 WP 1B		4	0	1	0	0	0	3
16 Andrew Benintendi, L (1, 7) OBP: 0.365, SLG: 0.470 25 Steve Pearce, R (8, PH) OBP: 0.379, SLG: 0.527 (9, 7)	B FF 98 X FF 98 1-0 G4-3 ②		B FF 99 B CH 91 F FF 98 B SL 92 F SI 98 X FF 99 3-2 G4-1 ③ 1-2 2-3			B CU 84 X FF 97 1-0 G4-3 ①		C FF 90 B CU 72 F CU 74 F FF 90 X FF 89 1-2 P3 ②		3 1	0 0	0 0	0 0	0 0	0 0	2 1
18 Mitch Moreland, L (1, 3) OBP: 0.322, SLG: 0.443 59 Sam Travis, R (8, PH) OBP: 0.227, SLG: 0.200 (9, 3)	B FF 98 F CH 91 S CH 91 C SL 94 1-3 K ③			B CU 85 F FF 98 B CU 84 X SL 93 2-2 F9 ①		S FF 98 B CH 90 B CH 91 F FF 97 F FF 99 X SL 94 2-2 G4-3 ②		C CU 73 S CU 73 B CU 73 B FF 90 F FF 91 S FF 90 2-3 K ③ 1-2		3 1	0 0	0 0	0 0	0 0	1 1	0 1
28 J.D. Martinez, R (1, 10) OBP: 0.402, SLG: 0.633 0 Brandon Phillips, R (9, PH) OBP: 0.333, SLG: 0.571		X FF 97 0-0 G5-3 ①		S SL 94 S SL 94 B FF 99 B CH 92 F SL 93 X SI 99 2-2 1B		B FF 98 B FF 98 B SL 93 C SI 97 B SI 98 4-1 BB			B FF 94 S SL 81 S SL 81 S FF 95 1-3 K ①	2 1	0 0	1 0	0 0	1 0	0 1	0 0
2 Xander Bogaerts, R (1, 6) OBP: 0.360, SLG: 0.521 30 Tzu-Wei Lin, L (9, 6) OBP: 0.269, SLG: 0.234		B FF 98 C SI 99 B CU 85 F SI 99 X CH 91 2-2 G6-3 ②		1 SAFE 1 SAFE B FF 97 X FF 97 1-0 P4 ②		B SI 96 F FF 97 F FF 97 F FF 98 B SL 92 S SL 93 2-3 K ③			C FF 96 F SL 82 F CH 88 F FF 96 X SL 82 0-2 F9 ②	3 1	0 0	0 0	0 0	0 0	1 0	2 0
11 Rafael Devers, L (1, 5) OBP: 0.293, SLG: 0.416		C FF 99 B FF 99 S CH 92 B SI 100 S CH 92 2-3 K ③		X FF 98 0-0 F7 ③			C CU 83 X CU 83 0-1 G5-3 ①		C FF 98 X CH 88 0-1 G4-3 ③	4	0	0	0	0	1	1
5 Ian Kinsler, R (1, 4) OBP: 0.308, SLG: 0.397			C FF 97 B SL 93 F SL 93 F SI 98 X CH 90 1-2 16 S 19 S 1B		C SL 92 S SL 92 B SL 93 F FF 98 S SL 93 1-3 K ①		B CU 84 B SI 96 C FF 97 X FF 97 2-1 19 L4 1B			3	0	2	0	0	1	0
19 Jackie Bradley Jr., L (1, 8) OBP: 0.311, SLG: 0.400			B CU 82 B FF 98 B CH 91 B FF 97 4-0 16 S 1-2 BB		C CU 84 F FF 98 B FF 98 S SL 92 1-3 K ②		1 SAFE F SI 95 B FF 96 C FF 95 1 SAFE B SL 92 F FF 97 X CH 90 2-2 L4 ② ③ 1-2			2	0	0	0	1	1	1
23 Blake Swihart, S (1, 2) OBP: 0.278, SLG: 0.294			C SI 96 C CH 90 2 SAFE S CU 84 0-3 K ①		B FF 99 B CH 91 B FF 96 C FF 96 F FF 98 B FF 99 4-2 BB			B FF 89 X FF 90 1-0 P4 ①		2	0	0	0	1	1	2
Inning Stats	R: 0 E: 0 K: 1 S: 7 H: 0 LOB: 0 BB: 0 P: 10	R: 0 E: 0 K: 1 S: 7 H: 0 LOB: 0 BB: 0 P: 11	R: 0 E: 0 K: 1 S: 12 H: 1 LOB: 2 BB: 1 P: 20	R: 0 E: 0 K: 0 S: 9 H: 1 LOB: 1 BB: 0 P: 14	R: 0 E: 0 K: 2 S: 11 H: 0 LOB: 1 BB: 1 P: 18	R: 0 E: 0 K: 1 S: 10 H: 0 LOB: 1 BB: 1 P: 19	R: 0 E: 0 K: 0 S: 8 H: 1 LOB: 0 BB: 0 P: 12	R: 0 E: 0 K: 1 S: 10 H: 1 LOB: 1 BB: 0 P: 14	R: 0 E: 0 K: 1 S: 10 H: 0 LOB: 0 BB: 0 P: 11	1B: 4 2B: 0 3B: 0 HR: 0	SF: 0 SAC: 0 DP: 0 HBP: 0					PA: 33

PITCHER		IP	WLS	BF	H	R	ER	SO	BB	IBB	HBP	BLK	WP	HR	S	P	ERA	WHIP
34 Noah Syndergaard, R ERA: 3.26	(1, 1)	7.0	W	26	3	0	0	6	3	0	0	0	0	0	64	104	0.00	0.857
39 Jerry Blevins, L ERA: 3.46	(8, 1)	1.0		4	1	0	0	1	0	0	0	0	1	0	10	14	0.00	1.000
49 Tyler Bashlor, R ERA: 4.61	(9, 1)	1.0		3	0	0	0	1	0	0	0	0	0	0	10	11	0.00	0.000

PITCHER	IP	WLS	BF	H	R	ER	SO	BB	IBB	HBP	BLK	WP	HR	S	P	ERA	WHIP

New York Mets @ Boston Red Sox

Fenway Park, Boston, MA

Fri Sep 14 2018, 7:11 PM - 10:09 PM EDT

Att. 37,117 - Partly Cloudy - 67 F

livebaseballscorecards.com

AB	30
R	0
H	4
RBI	0
BB	3
SO	8
LOB	13

Batter	1	2	3	4	5	6	7	8	9	AB	R	H	RBI	BB	SO	LOB
1 Amed Rosario, R (1, 6) OBP: 0.297, SLG: 0.392	X SI 89 0-0 ① L4		C CU 73 B SL 87 C SL 85 C SI 88 1-3 ③ K		C CU 73 F SI 88 X SL 86 0-2 ③ F9			X SL 84 0-0 ① F9		4	0	0	0	0	1	0
68 Jeff McNeil, L (1, 4) OBP: 0.389, SLG: 0.494	C SI 88 X SL 87 0-1 ② G4-3			B CH 80 B CH 78 C FF 88 T SL 84 B SI 90 F SL 85 F SL 85 X SI 89 3-2 19 S 9 HR 1B		X FF 89 0-0 ① P5		C FF 97 B FF 97 F SL 85 F SL 86 X FF 97 1-2 ② F8		4	1	1	0	0	0	0
30 Michael Conforto, L (1, 7) OBP: 0.341, SLG: 0.431	C SL 86 B SI 88 B SL 87 F SI 88 B SI 89 F CH 81 X FF 91 3-2 ③ L4			C SI 89 F FF 92 B FF 92 F CU 74 F SL 86 X FF 92 1-2 ① L5		B FF 90 C FF 88 B SL 81 S FF 89 B FF 90 X SL 82 3-2 ② G4-3		S CH 88 S SL 84 S FF 97 0-3 ③ K		4	0	0	0	0	1	1
19 Jay Bruce, L (1, 10) OBP: 0.300, SLG: 0.373		C FF 90 F CU 74 F SL 86 B SI 89 F FF 91 B FF 92 F SL 85 X CU 73 2-2 ① G3		C CU 76 F FF 92 S FF 92 0-3 ② K 1-2		B FF 90 C FF 88 F CH 82 B FF 90 S CH 81 2-3 ③ K			B KC 87 C FF 98 F KC 86 B FF 98 F FF 98 S KC 86 2-3 ① K	4	0	0	0	0	3	1
21 Todd Frazier, R (1, 5) OBP: 0.309, SLG: 0.416		F SL 85 B SI 89 X SL 86 1-1 ② F7		B SL 87 B SL 87 S SL 87 F FF 92 F FF 93 F CU 74 F SL 86 B SL 85 B CH 82 4-2 9 HR BB			B KN 76 B KN 76 C KN 75 B KN 75 C KN 76 F KN 77 B KN 76 4-2 16 PB 9 BB BB		F FF 98 B FF 97 C KC 87 B FF 98 F KC 87 X FF 98 2-2 ② L8	2	1	0	0	2	0	0
9 Brandon Nimmo, L (1, 9) OBP: 0.395, SLG: 0.499		H SI 91 1-0 HBP		F FF 91 F SL 87 F FF 91 B FF 92 X SI 90 1-2 1-H 2-H HR			C KN 76 B KN 76 1 SAFE C KN 76 B FF 88 B KN 76 B KN 77 1-2 4-2 16 PB BB		B FF 98 F FF 98 B KC 86 X KC 87 2-1 ③ G6-3	2	1	1	3	1	0	0
22 Dominic Smith, L (1, 3) OBP: 0.243, SLG: 0.415		B SI 88 C CH 80 F SL 86 S FF 93 1-3 ③ K		B CH 83 F CH 80 S SL 86 X SL 84 1-2 ③ F8			C KN 76 T KN 77 F KN 77 B KN 69 F KN 78 F SI 87 F CU 70 F CU 69 T KN 78 1-2 ① K			3	0	0	0	0	2	3
26 Kevin Plawecki, R (1, 2) OBP: 0.337, SLG: 0.391		C SI 88 B SI 88 S SL 85 F FF 90 B SL 86 X SL 86 2-2 ① F8			B SL 84 X SL 84 1-0 ① G3-1		C KN 77 F KN 77 B KN 77 X KN 78 1-2 ② F8			3	0	0	0	0	0	2
16 Austin Jackson, R (1, 8) OBP: 0.312, SLG: 0.339		C SI 89 B SL 86 C SL 86 B SI 89 F SL 86 F SL 87 C SI 88 2-3 ② K			C SL 85 B CU 71 S SL 83 B SL 85 S SL 84 2-3 ② K		2 SAFE B KN 77 C KN 77 B KN 78 X KN 78 2-1 ③ P3 1-2 2-3			3	0	0	0	0	2	2

TOP

New York Mets @ Boston Red Sox

Fenway Park, Boston, MA

Sat Sep 15 2018, 4:06 PM - 7:17 PM EDT

Att. 36,611 - Partly Cloudy - 72 F

livebaseballscorecards.com

AB	29
R	3
H	2
RBI	3
BB	3
SO	9
LOB	9

Inning Stats	1	2	3	4	5	6	7	8	9
	R: 0 E: 0 K: 0 S: 7 H: 0 LOB: 0 BB: 0 P: 10	R: 0 E: 0 K: 1 S: 11 H: 0 LOB: 1 BB: 0 P: 16	R: 0 E: 0 K: 2 S: 12 H: 0 LOB: 0 BB: 0 P: 17	R: 3 E: 0 K: 1 S: 25 H: 2 LOB: 0 BB: 1 P: 35	R: 0 E: 0 K: 1 S: 7 H: 0 LOB: 0 BB: 0 P: 10	R: 0 E: 0 K: 1 S: 7 H: 0 LOB: 0 BB: 0 P: 12	R: 0 E: 0 K: 1 S: 18 H: 0 LOB: 2 BB: 2 P: 30	R: 0 E: 0 K: 1 S: 8 H: 0 LOB: 0 BB: 0 P: 9	R: 0 E: 0 K: 1 S: 10 H: 0 LOB: 0 BB: 0 P: 16

| | | |

Batter	1	2	3	4	5	6	7	8	9	AB	R	H	RBI	BB	SO	LOB
50 Mookie Betts, R (1, 9) OBP: 0.433, SLG: 0.621	B FF 89 C FF 91 H SI 88 2-1 16 E 16 FC3 2 1B HBP	C FF 92 C CU 81 T FF 92 0-2 ② K		B SL 80 C FF 89 C FF 90 B SL 80 F SL 79 F FF 90 B SL 80 B SL 78 4-2 BB	B CU 80 F FF 97 X FF 97 1-1 ③ P4			C CU 78 B SL 87 B FF 92 F SL 85 B CU 78 F CH 84 F SL 85 F FF 93 B SL 85 4-2 16 1B BB		2	1	0	0	2	1	2
16 Andrew Benintendi, L (1, 7) OBP: 0.365, SLG: 0.470	B SI 89 B SI 90 X SI 89 2-0 FC3 2 1B 1-3	B SI 90 B CH 84 C FF 91 L FF 91 F CU 81 B FF 91 X FF 90 3-2 1-3 1B		1 SAFE B SL 78 B FF 88 C SL 77 F SL 78 1 SAFE S SL 80 2-3 ③ K		B CU 79 B FF 96 B FF 97 X FF 97 3-0 ① F7		X FF 92 0-0 1-2 1B		5	0	2	0	0	1	2
28 J.D. Martinez, R (1, 10) OBP: 0.398, SLG: 0.628	S CU 80 S FF 91 S CU 80 0-3 ① K	X FF 90 0-0 ③ F9			C FF 90 B SL 81 B SI 90 T FF 91 C FF 92 2-3 ① K	X FF 98 0-0 ② L4		F FF 96 S FF 97 B FF 97 B FF 98 S FF 97 2-3 ③ K		5	0	0	0	0	3	6
2 Xander Bogaerts, R (1, 6) OBP: 0.359, SLG: 0.519	B FF 91 C CU 79 B SI 89 S FF 90 1 SAFE F FF 90 1 SAFE F FF 92 X FF 92 2-2 5 S 1-3 3-H 1B		C CU 79 F FF 90 C CH 86 0-3 ① K		C FF 91 B SI 90 F SL 82 X SL 81 1-2 ② P4	C SI 98 B CU 80 X FF 97 1-1 ③ P4				4	0	1	1	0	1	0
25 Steve Pearce, R (1, 3) OBP: 0.385, SLG: 0.532	C FF 91 D CU 79 B FF 92 X FF 90 2-1 ② P4		F FF 90 B CU 80 C FF 91 B CU 81 X FF 90 2-2 1B		S SL 82 B SL 83 B FF 91 C FF 92 B SL 83 X FF 92 3-2 5 1B 19 2B 1B		C SL 85 B FF 92 C SL 85 B CU 78 B FF 93 X FF 93 3-2 5 G6-4-3 1B			4	1	3	0	0	0	2
5 Ian Kinsler, R (1, 4) OBP: 0.310, SLG: 0.397	B CU 80 B FF 90 C FF 90 B FF 89 D CU 79 4-1 1-2 BB		B FF 90 B CH 80 F FF 90 F CH 87 B FF 91 F FF 90 1 SAFE F FF 90 3-2 ② 1 SAFE X FF 90 P2		B FF 92 F FF 91 1 SAFE S FF 92 X FF 90 1-2 19 2B 1B		B FF 92 C SL 86 B SL 88 1 SAFE D FF 91 X FF 92 3-1 ①② G6-4-3 1-2f			3	1	1	0	1	0	2
19 Jackie Bradley Jr., L (1, 8) OBP: 0.310, SLG: 0.400	B SI 89 S SI 90 X SI 88 1-1 ③ F9		F SL 78 B SL 79 S FF 89 S SL 79 1-3 ③ K		C SI 89 B SI 91 D SI 90 X FF 91 2-1 12 2B 1-H 2-H 2B		X CH 83 0-0 ③ P6			4	1	1	2	0	1	4
11 Rafael Devers, L (1, 5) OBP: 0.294, SLG: 0.416		C SI 89 X CH 82 0-1 E3 16 1B		B SL 78 C SL 78 S SL 79 B SL 79 B SL 77 S SL 77 3-3 ① K		0-0 12 2B IBB		F FF 92 B CH 83 B CH 82 X FF 91 2-1 7 G5-4-3 1B		3	1	1	0	1	1	0
3 Sandy León, S (1, 2) OBP: 0.240, SLG: 0.287 12 Brock Holt, L (5, PH) OBP: 0.349, SLG: 0.374 7 Christian Vázquez, R (6, 2) OBP: 0.255, SLG: 0.296		B SI 89 B CH 82 C FF 90 1 SAFE 1 SAFE X SI 89 2-1 ① P6		C SL 78 B FF 90 B SL 79 F FF 90 B SL 79 C SL 79 3-3 ② K	X FF 97 0-0 1-H 2-H 2B			1 SAFE X FF 92 0-0 ①② G5-4-3 1-2f		2 1 1	0 0 0	0 1 0	0 2 0	0 0 0	1 0 0	1 0 1
Inning Stats	R: 1 H: 1 E: 1 LOB: 3 K: 1 BB: 1 S: 15 P: 28	R: 0 H: 1 E: 1 LOB: 2 K: 1 BB: 0 S: 12 P: 17	R: 0 H: 1 E: 0 LOB: 1 K: 2 BB: 0 S: 14 P: 20	R: 0 H: 0 E: 0 LOB: 1 K: 3 BB: 1 S: 13 P: 25	R: 4 H: 4 E: 0 LOB: 1 K: 1 BB: 1 S: 17 P: 27	R: 0 H: 0 E: 0 LOB: 0 K: 0 BB: 0 S: 4 P: 8	R: 0 H: 1 E: 0 LOB: 0 K: 0 BB: 0 S: 6 P: 12	R: 0 H: 2 E: 0 LOB: 2 K: 1 BB: 1 S: 12 P: 20		1B: 8 SF: 0 2B: 2 SAC: 0 3B: 0 DP: 2 HR: 0 HBP: 1						

PITCHER		IP	WLS	BF	H	R	ER	SO	BB	IBB	HBP	BLK	WP	HR	S	P	ERA	WHIP
55 Corey Oswalt, R ERA: 6.31	(1, 1)	2.2		15	3	1	0	3	1	0	1	0	0	0	38	61	0.00	1.500
73 Daniel Zamora, L ERA: 3.86	(3, 1)	1.1		5	0	0	0	4	1	0	0	0	0	0	16	29	0.00	0.750
51 Paul Sewald, R ERA: 6.15	(5, 1)	0.2	L	6	3	4	4	1	0	1	0	0	0	0	14	23	54.00	4.500
62 Drew Smith, R ERA: 1.93	(5, 1)	1.1		5	1	0	0	0	0	0	0	0	0	0	7	12	0.00	0.750
47 Drew Gagnon, R ERA: 6.48	(7, 1)	1.2		7	3	0	0	0	1	0	0	0	0	0	15	27	0.00	2.400

PITCHER		IP	WLS	BF	H	R	ER	SO	BB	IBB	HBP	BLK	WP	HR	S	P	ERA	WHIP
35 Jacob Rhame, R ERA: 7.27	(8, 1)	0.1		1	0	0	0	1	0	0	0	0	0	0	3	5	0.00	0.000

BOTTOM

New York Mets @ Boston Red Sox

Fenway Park, Boston, MA

Sat Sep 15 2018, 4:06 PM - 7:17 PM EDT

Att. 36,611 - Partly Cloudy - 72 F

livebaseballscorecards.com

AB	34
R	5
H	10
RBI	5
BB	4
SO	9
LOB	20

New York Mets @ Boston Red Sox

Fenway Park, Boston, MA

Sun Sep 16 2018, 1:07 PM - 4:01 PM EDT

Att. 36,526 - Sunny - 84 F

TOP

livebaseballscorecards.com

Batter	1	2	3	4	5	6	7	8	9	AB	R	H	RBI	BB	SO	LOB
1 Amed Rosario, R (1, 6) OBP: 0.298, SLG: 0.395	F8			G6-3		30 PB, 30 2B 1-3	E8 1-3 2-H			4	1	2	1	0	0	0
68 Jeff McNeil, L (1, 4) OBP: 0.381, SLG: 0.483	G3-1			G6-3		L9	G6-3			4	0	0	0	0	0	4
4 Wilmer Flores, R (1, 3) OBP: 0.319, SLG: 0.417 72 Jack Reinheimer, R (8, PR) OBP: 0.259, SLG: 0.167 22 Dominic Smith, L (8, 3) OBP: 0.243, SLG: 0.415	G5-3			21 WP, 30 1B HBP		SF9 3-H		30 CS BB		1 0 0	0 0 0	0 0 0	1 0 0	1 0 0	0 0 0	0 0 0
30 Michael Conforto, L (1, 7) OBP: 0.343, SLG: 0.433		G6-3		21 WP 1-2		2-H		1-2		4	0	2	1	0	1	1
21 Todd Frazier, R (1, 5) OBP: 0.306, SLG: 0.412		K		P5 1-2 2-3		G5-3		K		4	0	0	0	0	2	4
19 Jay Bruce, L (1, 10) OBP: 0.302, SLG: 0.373		9 CS 1B			L9		9 HBP, 1 1B BB		G4-3	3	1	1	0	1	0	0
9 Brandon Nimmo, L (1, 9) OBP: 0.396, SLG: 0.496		CS 1-2	P2		L9		1 E, 1 1B 1-2 HBP		BB	2	0	0	0	1	0	0
26 Kevin Plawecki, R (1, 2) OBP: 0.332, SLG: 0.384			F8		G6-3		K		P4	4	0	0	0	0	1	3
16 Austin Jackson, R (1, 8) OBP: 0.311, SLG: 0.338			G3			1, 2B, 4, SF9 1B	F9		K	4	1	1	0	0	1	3

	AB	30
	R	3
	H	6
	RBI	3
	BB	3
	SO	5
	LOB	15

Inning Stats	1	2	3	4	5	6	7	8	9
	R: 0 E: 0 K: 0 S: 6	R: 0 E: 0 K: 1 S: 13	R: 0 E: 0 K: 0 S: 8	R: 0 E: 0 K: 0 S: 14	R: 0 E: 0 K: 0 S: 10	R: 2 E: 0 K: 0 S: 16	R: 1 E: 1 K: 1 S: 14	R: 0 E: 0 K: 2 S: 10	R: 0 E: 0 K: 1 S: 7
	H: 0 LOB: 0 BB: 0 P: 10	H: 1 LOB: 0 BB: 0 P: 21	H: 0 LOB: 0 BB: 0 P: 11	H: 1 LOB: 2 BB: 0 P: 20	H: 0 LOB: 0 BB: 0 P: 16	H: 3 LOB: 1 BB: 0 P: 26	H: 1 LOB: 2 BB: 1 P: 23	H: 0 LOB: 1 BB: 1 P: 19	H: 0 LOB: 1 BB: 1 P: 14

1B: 4	SF: 1	WP: 1	PA: 37
2B: 2	SAC: 0	PB: 1	
3B: 0	DP: 0	SB: 0	
HR: 0	HBP: 2	CS: 2	

PITCHER		IP	WLS	BF	H	R	ER	SO	BB	IBB	HBP	BLK	WP	HR	S	P	ERA	WHIP
41 Chris Sale, L ERA: 1.92	(1, 1)	3.0		9	1	0	0	1	0	0	0	0	0	0	27	42	0.00	0.333
76 Hector Velázquez, R ERA: 3.24	(4, 1)	1.0		5	1	0	0	0	0	0	1	0	1	0	14	20	0.00	1.000
31 Drew Pomeranz, L ERA: 6.17	(5, 1)	1.2	H	8	3	2	2	0	0	0	0	0	0	0	21	34	10.80	1.800
37 Heath Hembree, R ERA: 4.15	(6, 1)	0.1	H	3	0	1	1	0	1	0	1	0	0	0	9	18	27.00	3.000
56 Joe Kelly, R ERA: 4.19	(7, 1)	1.0	B	4	1	0	0	1	0	0	0	0	0	0	10	13	0.00	1.000
44 Brandon Workman, R ERA: 2.33	(8, 1)	1.0	W	3	0	0	0	2	1	0	0	0	0	0	10	19	0.00	1.000
35 Steven Wright, R ERA: 2.87	(9, 1)	1.0	S	4	0	0	0	1	1	0	0	0	0	0	7	14	0.00	1.000

Batter	1	2	3	4	5	6	7	8	9	AB	R	H	RBI	BB	SO	LOB
50 Mookie Betts, R (1, 9) OBP: 0.431, SLG: 0.619 30 Tzu-Wei Lin, L (6, 8) OBP: 0.283, SLG: 0.271	C FF 95 S SL 90 B FF 97 F SL 91 F FF 97 B SL 91 B SL 91 C SL 91 3-3 K ①		S SL 91 B FF 97 X SL 91 1-1 SF8 ② 3-H		B CU 84 C FF 96 C FF 96 S FF 96 1-3 K ③			C CU 77 X SI 94 0-1 12 F8 16 SF8 2B		2 1	0 1	0 1	1 0	0 0	2 0	0 0
12 Brock Holt, L (1, 6) OBP: 0.347, SLG: 0.383	T FF 98 C FF 97 S SL 93 0-3 K ②		B SL 91 X SI 96 1-0 HR 1-H			C CU 79 B FF 95 B FF 95 C CH 87 C SL 92 2-3 K ①		B CU 78 B CU 79 X CH 86 2-0 F8 ① 2-3		4	1	1	2	0	2	1
16 Andrew Benintendi, L (1, 7) OBP: 0.363, SLG: 0.467	B SL 92 C FF 98 B SL 92 C FF 98 F FF 97 X SL 92 2-2 G4-3 ③		X FF 97 0-0 L6 ③			B CH 88 X FF 96 1-0 F7 ②		T FF 96 X CU 83 0-1 SF8 ② 3-H		3	0	0	1	0	0	0
25 Steve Pearce, R (1, 10) OBP: 0.387, SLG: 0.534		C FF 96 C FF 96 S FF 97 0-3 K ①	C SL 90 S SL 90 B SL 89 B SL 88 F SL 89 B FF 96 F FF 96 B SL 90 4-2 BB			X SL 91 0-0 2B		S SL 90 F SI 96 F FF 96 F FF 96 S CU 82 0-3 K ③		3	0	1	0	1	2	0
18 Mitch Moreland, L (1, 3) OBP: 0.320, SLG: 0.440		F FF 97 B FF 96 F SL 91 C FF 97 1-3 K ②	F FF 96 F FF 96 B SL 91 D CH 89 C SL 92 2-3 K ①			C CU 83 B FF 96 X SL 90 1-1 G6-3 ③				3	0	0	0	0	2	2
5 Ian Kinsler, R (1, 4) OBP: 0.308, SLG: 0.394		C FF 96 C FF 96 F FF 97 B SL 91 S SL 91 1-3 K ③	F FF 97 C CH 88 S FF 96 0-3 K ②				C SL 90 B FF 96 F CH 88 F FF 97 B CU 85 X FF 97 2-2 F9 ①			3	0	0	0	0	2	1
19 Jackie Bradley Jr., L (1, 8) (6, 9) OBP: 0.310, SLG: 0.400			S FF 95 S FF 95 B FF 97 B SL 91 F FF 96 S SL 92 2-3 K ①	B CH 87 B C CH 87 X FF 96 2-1 F8 ③			F SL 91 B FF 98 S CH 90 X SL 91 1-2 11 S 1B			3	0	1	0	0	1	1
11 Rafael Devers, L (1, 5) OBP: 0.295, SLG: 0.415			S CH 90 F FF 97 X FF 97 0-2 7 1B 50 SF8 1B		F CU 81 B FF 96 B CH 87 X SL 91 2-1 F7 ①		1 SAFE F FF 96 S CH 89 B CH 88 C SL 92 1-3 K ② 1-2			3	1	1	0	0	1	1
7 Christian Vázquez, R (1, 2) OBP: 0.256, SLG: 0.297			X FF 97 0-0 12 HR 1B 1-3		B FF 95 C FF 96 S SL 91 F FF 97 B SI 96 C SI 97 2-3 K ②		B SL 92 B SL 91 X SL 91 2-0 F7 ③			3	1	1	0	0	1	1
Inning Stats	R: 0 E: 0 K: 2 S: 12 H: 0 LOB: 0 BB: 0 P: 17	R: 0 E: 0 K: 3 S: 10 H: 0 LOB: 0 BB: 0 P: 12	R: 3 E: 0 K: 1 S: 12 H: 3 LOB: 0 BB: 0 P: 16	R: 0 E: 0 K: 2 S: 12 H: 0 LOB: 1 BB: 1 P: 20	R: 0 E: 0 K: 2 S: 9 H: 0 LOB: 0 BB: 0 P: 14	R: 0 E: 0 K: 1 S: 7 H: 1 LOB: 1 BB: 0 P: 11	R: 0 E: 0 K: 1 S: 11 H: 1 LOB: 1 BB: 0 P: 17	R: 1 E: 0 K: 1 S: 10 H: 1 LOB: 0 BB: 0 P: 12		1B: 3 2B: 2 3B: 0 HR: 1 SF: 2 SAC: 0 DP: 0 HBP: 0					WP: 0 PB: 0 SB: 1 CS: 0	PA: 31

PITCHER		IP	WLS	BF	H	R	ER	SO	BB	IBB	HBP	BLK	WP	HR	S	P	ERA	WHIP
48 Jacob deGrom, R ERA: 1.78	(1, 1)	7.0		27	5	3	3	12	1	0	0	0	0	1	73	107	3.86	0.857
67 Seth Lugo, R ERA: 2.76	(8, 1)	1.0	L	4	1	1	1	1	0	0	0	0	0	0	10	12	9.00	1.000

PITCHER	IP	WLS	BF	H	R	ER	SO	BB	IBB	HBP	BLK	WP	HR	S	P	ERA	WHIP

BOTTOM

New York Mets @ Boston Red Sox

Fenway Park, Boston, MA

Sun Sep 16 2018, 1:07 PM - 4:01 PM EDT

Att. 36,526 - Sunny - 84 F

livebaseballscorecards.com

AB	28
R	4
H	6
RBI	4
BB	1
SO	13
LOB	7

New York Mets @ Philadelphia Phillies

Citizens Bank Park, Philadelphia, PA

Mon Sep 17 2018, 7:07 PM - 10:13 PM EDT

Att. 21,767 - Cloudy - 77 F

TOP

livebaseballscorecards.com

Batter	1	2	3	4	5	6	7	8	9	AB	R	H	RBI	BB	SO	LOB
1 Amed Rosario, R (1, 6) OBP: 0.297, SLG: 0.394	G3	G5-3			SF9		68 F9 / 68 S / 30 2B / 1B		K	4	1	1	1	0	1	4
68 Jeff McNeil, L (1, 4) OBP: 0.387, SLG: 0.492	21 FC6-4 / 1B		F8		30 1B / 2B		F9		30 HR / 1B	5	2	3	1	0	0	1
30 Michael Conforto, L (1, 7) OBP: 0.345, SLG: 0.443	F8		K		21 1B / 1B		3-H / 2B		HR	5	1	3	6	0	1	1
21 Todd Frazier, R (1, 5) OBP: 0.305, SLG: 0.409	FC6-4		K		1-3 / 1B		F7		F8	5	0	1	0	0	1	3
9 Brandon Nimmo, L (1, 9) OBP: 0.396, SLG: 0.496		22 1B / 16 2B / BB		16 CS / 2B	K			G4-3	G4-3	4	1	1	0	1	1	2
22 Dominic Smith, L (1, 3) OBP: 0.243, SLG: 0.409 65 Robert Gsellman, R (8, 1) 73 Daniel Zamora, L (9, 1) 62 Drew Smith, R (9, 1)		16 2B / 1-2 / 1B		K	K	G6-3		K		4 0 1 0 0 3 1 0 0 0 0 0 0 0 0 0 0 0 0 0 0 0 0 0 0 0 0 0						
16 Austin Jackson, R (1, 8) OBP: 0.310, SLG: 0.340		1-3 / 2-H / 2B		2-3		G6-3		L3		4	0	1	1	0	1	1
3 Tomás Nido, R (1, 2) OBP: 0.213, SLG: 0.263 19 Jay Bruce, L (9, PH) OBP: 0.304, SLG: 0.373 72 Jack Reinheimer, R (9, PR) OBP: 0.259, SLG: 0.167 26 Kevin Plawecki, R (9, 2) OBP: 0.332, SLG: 0.384		G6-3			45 1B / 1 SF9 / 1B	P3			4 1B / 68 1B / BB	3 1 1 0 0 0 2 0 0 0 0 1 0 0 0 1 0 0 0 0 0 0 0 0 0 0 0 0						
45 Zack Wheeler, L (1, 1) OBP: 0.193, SLG: 0.232 4 Wilmer Flores, R (8, 3) OBP: 0.320, SLG: 0.418		K			68 2B / 1-3 / 30 1B / 1B		K		68 1B / 1-3 / 30 HR / 1B	3 1 1 0 0 2 2 1 1 1 0 0 0 0						
Inning Stats	R: 0 E: 0 K: 0 S: 7 H: 1 LOB: 1 BB: 0 P: 10	R: 1 E: 0 K: 1 S: 20 H: 2 LOB: 2 BB: 1 P: 27	R: 0 E: 0 K: 2 S: 8 H: 0 LOB: 0 BB: 0 P: 10	R: 0 E: 0 K: 2 S: 8 H: 1 LOB: 0 BB: 0 P: 11	R: 3 E: 0 K: 1 S: 18 H: 5 LOB: 1 BB: 0 P: 23	R: 0 E: 0 K: 1 S: 7 H: 0 LOB: 0 BB: 0 P: 12	R: 1 E: 0 K: 1 S: 10 H: 2 LOB: 1 BB: 0 P: 17	R: 0 E: 0 K: 1 S: 9 H: 0 LOB: 0 BB: 0 P: 14	R: 4 E: 0 K: 1 S: 22 H: 3 LOB: 1 BB: 1 P: 37	1B: 9 2B: 4 3B: 0 HR: 1 SF: 1 SAC: 0 DP: 0 HBP: 0							

	AB	38
	R	9
	H	14
	RBI	9
	BB	2
	SO	10
	LOB	17

WP: 0 PB: 0 SB: 1 CS: 1 PA: 41

PITCHER		IP	WLS	BF	H	R	ER	SO	BB	IBB	HBP	BLK	WP	HR	S	P	ERA	WHIP
49 Jake Arrieta, R ERA: 3.77	(1, 1)	5.0		23	9	4	4	6	1	0	0	0	0	0	61	81	7.20	2.000
70 Luis Avilán, L ERA: 3.74	(6, 1)	0.1		1	0	0	0	1	0	0	0	0	0	0	3	5	0.00	0.000
64 Víctor Arano, R ERA: 2.43	(6, 1)	0.2		2	0	0	0	0	0	0	0	0	0	0	4	7	0.00	0.000
96 Tommy Hunter, R ERA: 3.6	(7, 1)	1.0	L	5	2	1	1	1	0	0	0	0	0	0	10	17	9.00	2.000
58 Seranthony Domínguez, R ERA: 3.23	(8, 1)	1.0		3	0	0	0	1	0	0	0	0	0	0	9	14	0.00	0.000

PITCHER		IP	WLS	BF	H	R	ER	SO	BB	IBB	HBP	BLK	WP	HR	S	P	ERA	WHIP
50 Héctor Neris, R ERA: 5.65	(9, 1)	0.1		4	2	3	3	1	1	0	0	0	0	0	11	18	81.00	9.000
54 Austin Davis, L ERA: 3.69	(9, 1)	0.2		3	1	1	1	0	0	0	0	0	0	1	11	19	13.50	1.500

New York Mets @ Philadelphia Phillies

Citizens Bank Park, Philadelphia, PA

Mon Sep 17 2018, 7:07 PM - 10:13 PM EDT

Att. 21,767 - Cloudy - 77 F

BOTTOM

livebaseballscorecards.com

Batter	1	2	3	4	5	6	7	8	9	AB	R	H	RBI	BB	SO	LOB
16 César Hernández, S (1, 4) OBP: 0.357, SLG: 0.363	B FF 94 F FF 96 B FF 97 B FF 97 S FF 97 X FF 97 3-2 ① P6			C CU 80 F FC 92 F FS 91 S SI 95 0-3 ① K	1 SAFE B FS 89 C FF 96 F FC 91 F FF 97 X SI 96 1-2 ② SF7 1-2 3-H		1 SAFE 1 SAFE C SI 97 C SI 97 1 SAFE X FC 91 0-2 ② P6			3	0	0	1	0	1	1
17 Rhys Hoskins, R (1, 7) OBP: 0.358, SLG: 0.499	C FF 97 X SI 96 0-1 ② G5-3			C FF 96 B FS 90 F FC 92 S FS 90 1-3 ② K	B CU 79 F SI 96 D FC 92 2 SAFE S FF 97 X 2-2 ③ G2		1 SAFE B SI 95 B SI 96 C FF 96 X SI 95 2-1 ③ G5-3			4	0	0	0	0	1	3
13 Asdrúbal Cabrera, S (1, 5) OBP: 0.313, SLG: 0.461 4 Scott Kingery, R (6, PR) OBP: 0.267, SLG: 0.334 (7, 6)	X FF 97 0-0 ③ G4-3			B FS 89 C FC 92 X FF 97 1-1 ③ P6		B CU 80 H FC 91 2-0 5 WP 40 G6-3 HBP		C SI 96 B SL 90 F SI 95 S SL 91 1-3 ① K		2 1	0 0	0 0	0 0	0 0	0 1	0 0
40 Wilson Ramos, R (1, 2) OBP: 0.364, SLG: 0.501		B FF 95 C FF 96 F FF 98 X SI 97 1-2 ① G4-3			X FF 95 0-0 37 HBP 5 1B 2 3B 1B	F FF 97 F FF 96 X SI 97 0-2 ① G6-3 1-2		X SL 91 0-0 ② P5		4	1	1	0	0	0	1
41 Carlos Santana, S (1, 3) OBP: 0.354, SLG: 0.424		B CU 78 B CU 79 B FF 98 B FF 97 4-0 5 G4-6-3 BB			X FF 97 0-0 ① L9	F FC 90 B FS 90 B SI 97 F FC 92 B SI 97 F FF 98 B CH 88 4-2 5 WP BB		B SI 95 B CH 86 C SI 95 F CH 87 F SL 92 X SI 94 2-2 1B		2	0	1	0	2	0	1
5 Nick Williams, L (1, 9) OBP: 0.324, SLG: 0.426		B FF 97 X CH 88 1-0 ②③ G4-6-3 1-2f			C FF 96 X FS 90 0-1 37 HBP 2 3B 1-2 1B	F FF 97 B FC 92 B FS 90 F CU 79 C FF 97 2-3 ② K 1-2 2-3		B SI 95 S SI 96 B SI 95 X CH 87 2-1 ③ F8		4	1	1	0	0	1	4
37 Odúbel Herrera, L (1, 8) OBP: 0.313, SLG: 0.423 15 Andrew Knapp, S (9, PH) OBP: 0.316, SLG: 0.347			B CH 87 F SI 96 B CH 89 B FS 90 F SI 97 F FF 98 X FC 93 3-2 ① F8		F FF 97 S FC 91 B SI 97 H FC 92 2-2 2 3B 1-2 2-3 HBP	X FF 97 0-0 ③ F9		C SL 78 B FF 90 C SL 78 F SL 79 X FF 89 1-2 23 G5-4-3 1B		2 1	1 0	0 1	0 0	0 0	0 0	3 0
2 J.P. Crawford, L (1, 6) OBP: 0.333, SLG: 0.406 (7, 5) 19 José Bautista, R (9, PH) OBP: 0.339, SLG: 0.368			B CU 80 B FF 96 C CH 89 X FF 97 2-1 ② L8		B CH 87 F FF 97 X CU 80 1-1 16 SF7 1-H 2-H 3-H 3B		X CU 79 0-0 ① F7	B CU 79 B FF 96 S FF 96 B FF 96 C FF 96 X FF 96 3-2 ① F8		3 1	1 0	1 0	3 0	0 0	0 1	0 0
49 Jake Arrieta, R (1, 1) OBP: 0.296, SLG: 0.439 33 Justin Bour, L (5, PH) OBP: 0.349, SLG: 0.411 25 Dylan Cozens, L (5, PR) OBP: 0.000, SLG: 0.000 70 Luis Avilán, L (8, 1) 64 Víctor Arano, R (8, 1) 96 Tommy Hunter, R (7, 1) 24 Roman Quinn, S (7, PH) OBP: 0.000, SLG: 0.000 58 Seranthony Domínguez, R (8, 1) 50 Héctor Neris, R (9, 1) 54 Austin Davis, L (9, 1) 23 Aaron Altherr, R (9, PH) OBP: 0.364, SLG: 0.591			F SI 96 C FC 92 C SI 98 0-3 ③ K	H FF 97 1-0 16 SF7 HBP		B CU 78 B FF 95 C CH 87 B FF 96 D CH 88 4-1 BB		B CU 79 X FF 96 1-0 ②③ G5-4-3 1-2f	1 0 0 0 0 0 0 0 0 1	0 0 0 0 0 0 0 0 0 0	0 0 0 0 0 0 0 0 0 0	0 0 0 0 0 0 0 1 0 0	0 0 0 0 0 0 0 0 0 0	1 0 0 0 0 0 0 0 0 0	0 0 0 0 0 0 0 0 0 1
Inning Stats	R: 0 E: 0 K: 0 S: 6 H: 0 LOB: 0 BB: 0 P: 9	R: 0 E: 0 K: 0 S: 4 H: 0 LOB: 0 BB: 1 P: 10	R: 0 E: 0 K: 1 S: 9 H: 0 LOB: 0 BB: 0 P: 14	R: 0 E: 0 K: 2 S: 9 H: 0 LOB: 0 BB: 0 P: 11	R: 4 E: 0 K: 0 S: 15 H: 3 LOB: 2 BB: 0 P: 22	R: 0 E: 0 K: 1 S: 10 H: 0 LOB: 3 BB: 1 P: 18	R: 0 E: 0 K: 0 S: 7 H: 0 LOB: 1 BB: 1 P: 13	R: 0 E: 0 K: 1 S: 10 H: 1 LOB: 1 BB: 0 P: 15	R: 0 E: 0 K: 0 S: 8 H: 1 LOB: 0 BB: 0 P: 13	1B: 4 2B: 0 3B: 1 HR: 0	SF: 1 SAC: 0 DP: 2 HBP: 3	WP: 1 PB: 0 SB: 0 CS: 0	PA: 36				

	AB	29
	R	4
	H	5
	RBI	4
	BB	3
	SO	5
	LOB	15

PITCHER		IP	WLS	BF	H	R	ER	SO	BB	IBB	HBP	BLK	WP	HR	S	P	ERA	WHIP
45 Zack Wheeler, R ERA: 3.31	(1, 1)	7.0	W	29	3	4	4	4	3	0	3	0	1	0	60	97	5.14	0.857
65 Robert Gsellman, R ERA: 3.97	(8, 1)	1.0	H	4	1	0	0	1	0	0	0	0	0	0	10	15	0.00	1.000
73 Daniel Zamora, L ERA: 3.86	(9, 1)	0.0		1	1	0	0	0	0	0	0	0	0	0	4	5	∞	∞
62 Drew Smith, R ERA: 1.85	(9, 1)	1.0		2	0	0	0	0	0	0	0	0	0	0	4	8	0.00	0.000

PITCHER	IP	WLS	BF	H	R	ER	SO	BB	IBB	HBP	BLK	WP	HR	S	P	ERA	WHIP

Batter	1	2	3	4	5	6	7	8	9	AB	R	H	RBI	BB	SO	LOB
1 Amed Rosario, R (1, 6) OBP: 0.294, SLG: 0.390	B FF 94 S FF 93 B FF 94 S KC 78 B FF 95 S KC 79 3-3 ① **K**		C FF 92 F CH 86 X KC 79 0-2 ② **P2**		C FF 89 F KC 79 B FF 95 F FF 93 F KC 80 S CH 86 1-3 ① **K**		B SL 89 C SL 90 C SL 89 S SL 88 1-3 ① **K**		F FS 86 B FF 95 S FS 86 B FF 94 X FF 95 2-2 ③ **G3**	5	0	0	0	0	3	0
68 Jeff McNeil, L (1, 4) OBP: 0.389, SLG: 0.492	B FF 94 X SI 92 1-0 **1B**		B FF 92 S KC 79 S FF 93 F SI 92 X FF 94 1-2 **1B**		F CH 86 B CH 86 S CH 86 B CH 86 B CH 86 F KC 79 X SI 94 3-2 ② **G4-3**		C FF 97 S FF 98 C FF 97 0-3 ② **K**			4	0	2	0	0	1	0
30 Michael Conforto, L (1, 7) OBP: 0.342, SLG: 0.439	**B FF 93** **C KC 79** **1 SAFE** **S KC 78** 1 SAFE F SI 93 1 SAFE C FF 93 1-3 ② **K**		1 SAFE 1 SAFE C KC 78 1 SAFE B FF 93 1 SAFE F CH 86 S KC 80 1-3 ③ **K**		B FF 93 F FF 94 S CH 88 F FF 94 X KC 79 1-2 ③ **G5-3**		F FF 98 F CH 91 X CH 91 0-2 ③ **G1-3**			4	0	0	0	0	2	2
19 Jay Bruce, L (1, 9) OBP: 0.301, SLG: 0.367	1 SAFE C KC 78 F FF 93 B FF 94 1 SAFE S FF 94 1-3 ③ **K**			B CH 86 B KC 79 C KC 78 F FF 92 S CH 86 2-3 ① **K**		S CH 85 B SI 92 F KC 79 B FF 92 X SI 91 2-2 ① **F7**		L FC 92 F FC 92 B FC 92 X SI 96 1-2 ① **F8**		4	0	0	0	0	2	1
21 Todd Frazier, R (1, 5) OBP: 0.304, SLG: 0.406		B FF 91 C SI 90 C KC 78 S KC 79 1-3 ① **K**		C KC 78 F FF 92 C FF 94 0-3 ② **K**		S KC 78 B FF 91 F CH 87 X KC 80 1-2 ② **P4**		B SI 95 B SI 94 B SI 95 C SI 96 S FC 94 F SI 96 B SI 96 4-2 **BB**		3	0	0	0	1	2	0
9 Brandon Nimmo, L (1, 8) OBP: 0.397, SLG: 0.495		C KC 77 C SI 91 B FF 94 B SI 92 B KC 80 X SI 92 3-2 ② **G3**		C FF 94 X CH 86 0-1 **22 2B 1B**		B KC 79 B KC 79 B FF 94 B SI 91 4-0 **22 1B BB**		B FC 94 S SI 96 S FC 93 F FC 94 B SI 96 S CU 86 2-3 ② **K**		3	1	1	0	1	1	1
22 Dominic Smith, L (1, 3) OBP: 0.252, SLG: 0.421		C KC 79 S KC 79 B KC 79 S KC 80 1-3 ③ **K**		1 SAFE X FF 93 0-0 **1-H 2B**		1 SAFE S KC 79 1 SAFE B CH 86 X CH 85 1-1 **26 BB** 1-3 **1B**		C FC 94 X FC 94 0-1 ③ **G6-3**		4	0	2	1	0	1	1
26 Kevin Plawecki, R (1, 2) OBP: 0.335, SLG: 0.380			C KC 76 B FF 93 B KC 78 F CH 84 X FF 93 2-2 ① **L7**	C KC 78 B CH 86 B FF 94 B FF 94 3-1 **IBB**		B SL 80 B SL 80 B SI 87 1 SAFE B SI 87 4-0 **1-2 BB**			C FF 96 C FF 95 S FF 95 0-3 ① **K**	2	0	0	0	2	1	0
32 Steven Matz, R (1, 1) OBP: 0.149, SLG: 0.267 4 Wilmer Flores, R (6, PH) OBP: 0.319, SLG: 0.417 39 Jerry Blevins, L (6, 1) OBP: 0.500, SLG: 0.500 62 Drew Smith, R (6, 1) 38 Anthony Swarzak, R (6, 1) 49 Tyler Bashlor, R (7, 1) 35 Jacob Rhame, R (8, 1) 16 Austin Jackson, R (9, PH) OBP: 0.309, SLG: 0.339			C FF 93 B FF 93 X KC 78 1-1 **HR**	B FF 93 F FF 93 S FF 93 X FF 93 1-2 ③ **G4-3**		C SL 80 F SI 90 F SI 89 S SL 80 0-3 ③ **K**			C FF 95 S FS 86 F FF 96 S FF 95 0-3 ② **K**	2 1 0 0 0 0 0 1	1 0 0 0 0 0 0 0	1 0 0 0 0 0 0 0	1 0 0 0 0 0 0 0	0 0 0 0 0 0 0 0	0 1 0 0 0 0 0 1	2 3 0 0 0 0 0 0
Inning Stats	R: 0 E: 0 K: 3 S: 11 H: 1 LOB: 1 BB: 0 P: 17	R: 0 E: 0 K: 2 S: 9 H: 0 LOB: 0 BB: 0 P: 14	R: 1 E: 0 K: 1 S: 15 H: 2 LOB: 1 BB: 0 P: 20	R: 1 E: 0 K: 2 S: 13 H: 2 LOB: 2 BB: 1 P: 19	R: 0 E: 0 K: 1 S: 13 H: 0 LOB: 0 BB: 0 P: 18	R: 0 E: 0 K: 1 S: 12 H: 1 LOB: 3 BB: 2 P: 24	R: 0 E: 0 K: 2 S: 9 H: 0 LOB: 0 BB: 0 P: 10	R: 0 E: 0 K: 1 S: 12 H: 0 LOB: 1 BB: 1 P: 19	R: 0 E: 0 K: 2 S: 10 H: 0 LOB: 0 BB: 0 P: 12	1B: 4 2B: 1 3B: 0 HR: 1	SF: 0 SAC: 0 DP: 0 HBP: 0			WP: 0 PB: 0 SB: 0 CS: 0	PA: 37		

PITCHER		IP	WLS	BF	H	R	ER	SO	BB	IBB	HBP	BLK	WP	HR	S	P	ERA	WHIP
27 Aaron Nola, R ERA: 2.44	(1, 1)	5.2		25	6	2	2	9	1	1	0	0	0	1	69	104	3.18	1.235
93 Pat Neshek, R ERA: 1.21	(6, 1)	0.1	W	2	0	0	0	1	1	0	0	0	0	0	4	8	0.00	3.000
58 Seranthony Domínguez, R ERA: 3.17	(7, 1)	1.0	H	3	0	0	0	2	0	0	0	0	0	0	9	10	0.00	0.000
96 Tommy Hunter, R ERA: 3.54	(8, 1)	1.0	H	4	0	0	0	1	1	0	0	0	0	0	12	19	0.00	1.000
50 Héctor Neris, R ERA: 5.52	(9, 1)	1.0	S	3	0	0	0	2	0	0	0	0	0	0	10	12	0.00	0.000

PITCHER	IP	WLS	BF	H	R	ER	SO	BB	IBB	HBP	BLK	WP	HR	S	P	ERA	WHIP

TOP

New York Mets @ Philadelphia Phillies

Citizens Bank Park, Philadelphia, PA

Tue Sep 18 2018, 7:09 PM - 10:30 PM EDT

Att. 18,895 - Clear - 75 F

livebaseballscorecards.com

AB	33
R	2
H	6
RBI	2
BB	4
SO	15
LOB	10

BOTTOM

New York Mets @ Philadelphia Phillies

Citizens Bank Park, Philadelphia, PA

Tue Sep 18 2018, 7:09 PM - 10:30 PM EDT

Att. 18,895 - Clear - 75 F

livebaseballscorecards.com

Batter	1	2	3	4	5	6	7	8	9	AB	R	H	RBI	BB	SO	LOB
16 César Hernández, S (1, 4) OBP: 0.359, SLG: 0.362	B SI 93 C SI 94 B SI 94 B SI 94 C SI 94 B SI 94 4-2 23 BB 24 S BB	B SI 94 C SI 93 B CH 86 F SI 93 B CU 78 B SI 94 4-2 1-2 BB			B SI 93 C CH 84 B SI 93 F SI 93 X SL 88 2-2 ① G6-3	B CU 81 F FF 96 X FF 97 1-1 1B		F FF 95 C FS 85 B SL 89 X FF 96 1-2 ② P5		3	0	1	0	2	0	1
17 Rhys Hoskins, R (1, 7) OBP: 0.356, SLG: 0.495 (7, 3)	B SI 93 B CH 85 X SI 94 2-0 ① P4	S CH 86 C SL 88 B SI 94 X CU 79 1-2 ③ F7			C SI 94 F SL 88 B CU 80 F SI 93 F SI 93 B SI 94 B SI 94 B CH 84 4-2 24 L1-3 BB	C SL 86 B SL 87 1 SAFE C SL 87 F FF 94 C FF 95 1-3 ② K		B SL 88 C FF 96 B FS 87 C FS 87 S SL 88 2-3 ③ K		4	0	0	0	1	2	5
24 Roman Quinn, S (1, 8) OBP: 0.350, SLG: 0.505	B SI 93 C SI 94 F SL 88 X CU 79 1-2 ② G6-3 1-2	B CU 77 C SI 94 B SI 95 C SI 95 S SI 95 2-3 ① K		1 SAFE B SI 93 1 SAFE X SL 88 1-0 ②③ L1-3 1-1	C FF 95 D SL 88 D SL 85 F SL 84 S FF 94 2-3 ③ K				4	0	0	0	0	2	3
41 Carlos Santana, S (1, 3) OBP: 0.358, SLG: 0.426 (7, 5)	B SI 94 C SI 94 B SI 93 B CH 86 B SI 94 4-1 23 BB BB	X SI 95 0-0 1B			C FF 88 B CH 83 B CH 83 S FF 88 B FF 90 B CU 72 4-2 23 HBP 40 1B BB	B FF 98 C SL 83 F SL 84 B SL 85 X FF 98 2-2 1B				2	1	2	0	2	0	0
23 Aaron Altherr, R (1, 9) OBP: 0.303, SLG: 0.348 (7, 7)	B SI 93 S CU 78 S SL 87 D CU 79 B SI 94 F SL 88 F SI 93 B SI 93 4-2 1-2 2-3 BB	1 SAFE 1 SAFE B SI 93 F SI 93 1 SAFE S SL 88 B SI 94 X CH 83 2-2 ② L9			C CU 72 F FF 89 H CU 73 1-2 40 1B 33 2B 1-2 HBP	F FF 97 D FF 98 D SL 84 X FF 97 2-1 ① F9				2	1	0	0	1	0	2
2 J.P. Crawford, L (1, 5) OBP: 0.328, SLG: 0.398 40 Wilson Ramos, R (6, PH) OBP: 0.365, SLG: 0.503 18 Pedro Florimón, S (6, PR) OBP: 0.286, SLG: 0.431 (7, 6)	C CU 78 X SI 94 0-1 ③ G5-3	1 SAFE F SI 93 F SI 93 1 SAFE F SI 93 S CU 78 0-3 ③ K2-3			X CU 79 0-0 33 2B 38 HR 1-3 2-H 1B	C FF 97 B FF 97 F SL 83 S FF 98 1-3 ② K				2 1 1	0 0 1	0 1 0	0 1 0	0 0 1	1 0 1	4 0 1
4 Scott Kingery, R (1, 6) OBP: 0.266, SLG: 0.333 33 Justin Bour, L (6, PH) OBP: 0.347, SLG: 0.415 58 Seranthony Domínguez, R (7, 1) 5 Nick Williams, L (7, PH) OBP: 0.324, SLG: 0.425 96 Tommy Hunter, R (8, 1) 50 Héctor Neris, R (9, 1)		B SI 93 S SI 94 S SI 94 X SI 94 1-2 ① L9	C SI 93 S CU 80 B SI 94 S CU 79 1-3 ① K		1 SAFE F SI 96 X SI 97 0-1 38 HR 1-3 3-H 2B	C SL 84 F FF 98 S SL 83 0-3 ③ K				2 1 0 1 0 0	0 1 0 0 0 0	0 1 0 0 0 0	0 1 0 0 0 0	1 0 0 0 0 0	0 0 0 1 0 0	0 0 0 1 0 0
38 Jorge Alfaro, R (1, 2) OBP: 0.322, SLG: 0.402		B SL 90 S CU 79 C SI 94 B CU 78 X CU 78 2-2 16 S 1B	F SI 95 S SL 88 F SI 93 X SI 93 0-2 ② L9		B CU 81 C CU 81 B FF 97 F CU 81 F CU 82 X CU 81 2-2 2-H 3-H HR			C FF 95 S SL 88 B FF 96 H FF 97 2-2 HBP		3	1	2	3	0	0	0
27 Aaron Nola, R (1, 1) OBP: 0.068, SLG: 0.069 93 Pat Neshek, S (6, 1) 19 José Bautista, R (6, PH) OBP: 0.337, SLG: 0.365 (7, 9)		L SI 93 C SI 94 B CU 78 L SI 93 1-3 ② K	B SI 92 X SI 94 1-0 ③ G4-3		F FF 96 C SI 97 B CU 80 X FF 97 1-2 ① G4-3			B FF 96 B FF 96 C FF 96 X FF 96 2-1 ① L7		2 0 2	0 0 0	0 0 0	0 0 0	1 0 0	1 0 2	1 0 2
Inning Stats	R: 0 E: 0 K: 0 S: 13 H: 0 LOB: 3 BB: 3 P: 28	R: 0 E: 0 K: 1 S: 14 H: 1 LOB: 2 BB: 1 P: 23	R: 0 E: 0 K: 2 S: 11 H: 1 LOB: 1 BB: 0 P: 15	R: 0 E: 0 K: 1 S: 8 H: 0 LOB: 0 BB: 0 P: 10	R: 0 E: 0 K: 0 S: 8 H: 0 LOB: 0 BB: 0 P: 15	R: 5 E: 0 K: 2 S: 23 H: 4 LOB: 1 BB: 1 P: 35	R: 0 E: 0 K: 2 S: 11 H: 1 LOB: 1 BB: 0 P: 16	R: 0 E: 0 K: 1 S: 10 H: 0 LOB: 1 BB: 0 P: 17		1B: 5 2B: 2 3B: 0 HR: 1	SF: 0 SAC: 0 DP: 1 HBP: 2		WP: 0 PB: 0 SB: 2 CS: 0	PA: 38			

	AB	30
	R	5
	H	7
	RBI	5
	BB	6
	SO	9
	LOB	20

PITCHER		IP	WLS	BF	H	R	ER	SO	BB	IBB	HBP	BLK	WP	HR	S	P	ERA	WHIP
32 Steven Matz, L ERA: 4.03	(1, 1)	5.0		21	2	0	0	4	5	0	0	0	0	0	54	91	0.00	1.400
39 Jerry Blevins, L ERA: 3.92	(6, 1)	0.0		2	0	2	2	0	1	0	1	0	0	0	4	9	∞	∞
62 Drew Smith, R ERA: 2.92	(6, 1)	0.1	L	5	4	3	3	0	0	0	0	0	0	1	12	16	81.00	12.000
38 Anthony Swarzak, R ERA: 5.7	(6, 1)	0.2		2	0	0	0	2	0	0	0	0	0	0	7	10	0.00	0.000
49 Tyler Bashlor, R ERA: 4.45	(7, 1)	1.0		4	1	0	0	2	0	0	0	0	0	0	11	16	0.00	1.000

PITCHER		IP	WLS	BF	H	R	ER	SO	BB	IBB	HBP	BLK	WP	HR	S	P	ERA	WHIP
35 Jacob Rhame, R ERA: 7.0	(8, 1)	1.0		4	0	0	0	1	0	0	1	0	0	0	10	17	0.00	0.000

Batter	1	2	3	4	5	6	7	8	9	AB	R	H	RBI	BB	SO	LOB
1 Amed Rosario, R (1, 6) OBP: 0.298, SLG: 0.393	F FF 95 X FF 94 0-1 ① G4-3		C SL 88 F SL 90 B FF 94 X FF 95 1-2 30 S 1B		X SL 89 0-0 30 S 68 BB 1B			C SL 83 T SL 86 B SL 84 X SL 88 1-2 68 FC3-6 1B		4	0	3	0	0	0	0
68 Jeff McNeil, L (1, 4) OBP: 0.391, SLG: 0.486	B FF 95 F FF 95 B FF 95 B FF 94 B FF 94 4-1 30 G3-1 30 E BB		1 SAFE B FF 94 1 SAFE B FF 95 1 SAFE X FF 94 2-0 ② F8		B FF 94 1 SAFE B FF 94 D CH 88 C FF 93 1 SAFE B FF 94 4-1 1-2 BB			C FF 93 X SI 93 0-1 ① FC3-6 30 G4-6-3 1-2f		2	0	0	0	2	0	2
30 Michael Conforto, L (1, 7) OBP: 0.340, SLG: 0.436	F FF 96 1 SAFE 1 SAFE B CH 89 1 SAFE F CH 88 F SL 90 F FF 95 X SL 91 1-2 ② G3-1 1-3		1 SAFE B FF 94 1 SAFE C SL 88 B CH 89 1 SAFE B SL 88 S CH 88 S SL 90 3-3 ③ K 1-2		S CH 88 B FF 95 B CH 87 S CH 88 B CH 88 F CH 88 F SL 90 S CH 88 3-3 ③ K 2-3			B SL 79 X SI 93 1-0 ②③ G4-6-3 1-2f		4	0	0	0	0	2	5
19 Jay Bruce, L (1, 3) OBP: 0.300, SLG: 0.366	S FF 96 S CH 90 S FF 96 0-3 ③ K			B CU 78 B CH 86 F FF 94 F SL 88 B FF 94 T CH 88 3-2 ① K		F CU 70 S CH 83 X CH 83 0-2 ① G6-3			C SI 90 B CU 75 C SI 91 B FC 84 X SI 91 2-2 9 1B 1B	4	0	1	0	0	2	1
21 Todd Frazier, R (1, 5) OBP: 0.304, SLG: 0.404		B FF 95 S SL 89 B SL 90 C SL 87 X FF 95 2-2 9 BB 1B		C SL 88 B SI 92 C SL 88 S SL 83 1-3 ② K		X SI 92 0-0 ② F8			C SI 88 B SL 81 C SI 89 B SL 80 F SL 79 F SI 89 X SI 90 2-2 ① F9	4	0	1	0	0	1	1
9 Brandon Nimmo, L (1, 9) OBP: 0.398, SLG: 0.494		B FF 95 B SL 89 S SI 94 1 SAFE B CH 88 F FF 94 B FF 96 4-2 3 G4-6-3 1-2 BB		X CH 88 0-0 E4 16 FC6-4		C CH 81 B CU 74 X SI 91 1-1 ③ G3			C SI 89 C SL 83 X SL 82 0-2 1-2 1B	3	0	1	0	1	0	0
16 Austin Jackson, R (1, 8) OBP: 0.306, SLG: 0.334		C FF 94 F FF 96 B SL 88 B SL 91 B FF 96 C FF 96 3-3 ① K		B SL 88 1 SAFE F SL 87 1 SAFE F FF 94 X SL 86 1-2 ③ FC6-4 1-2f			C FF 93 C SL 87 X SL 86 0-2 ① G6-3		F SI 89 X SL 80 0-1 ② F8	4	0	0	0	0	1	5
3 Tomás Nido, R (1, 2) OBP: 0.205, SLG: 0.253 26 Kevin Plawecki, R (9, PH) OBP: 0.333, SLG: 0.379		C FF 96 S FF 95 F SL 88 F FF 97 X FF 96 0-2 ②③ G4-6-3 1-2f			T FF 94 S SL 85 S SL 82 0-3 ① K		B FF 96 X SL 85 1-0 ② G1-3		C SI 88 S SI 88 B SL 81 X SI 89 1-2 ③ F9	3 1	0 0	0 0	0 0	1 0	2 2	2 2
34 Noah Syndergaard, L (1, 1) OBP: 0.136, SLG: 0.167 7 José Reyes, S (5, PH) OBP: 0.267, SLG: 0.330 39 Jerry Blevins, L (5, 1) OBP: 0.500, SLG: 0.500 51 Paul Sewald, R (6, 1) 22 Dominic Smith, L (7, PH) OBP: 0.250, SLG: 0.417 63 Tim Peterson, R (7, 1)			B FF 93 F SL 86 C FF 94 B FF 93 S CH 86 2-3 ① K		F FF 94 B SL 88 F FF 94 B CH 87 F SL 90 T FF 95 2-2 ② K		B SL 85 B SL 85 F FF 94 B FF 94 X SL 85 3-2 ③ G3			1 1 0 0 1 0	0 0 0 0 0 0	0 0 0 0 0 0	0 0 0 0 0 0	1 1 0 0 0 0	0 0 0 0 0 0	0 0 0 0 0 0
Inning Stats	R: 0 H: 0 E: 1 LOB: 1 K: 1 BB: 1 S: 11 P: 16	R: 0 H: 1 E: 0 LOB: 1 K: 1 BB: 1 S: 13 P: 22	R: 0 H: 1 E: 0 LOB: 1 K: 2 BB: 0 S: 10 P: 18	R: 0 H: 0 E: 1 LOB: 1 K: 2 BB: 0 S: 10 P: 15	R: 0 H: 1 E: 0 LOB: 2 K: 3 BB: 1 S: 14 P: 23	R: 0 H: 0 E: 0 LOB: 0 K: 0 BB: 0 S: 6 P: 7	R: 0 H: 0 E: 0 LOB: 0 K: 0 BB: 0 S: 7 P: 11	R: 0 H: 1 E: 0 LOB: 0 K: 0 BB: 0 S: 6 P: 8	R: 0 H: 2 E: 0 LOB: 2 K: 0 BB: 0 S: 16 P: 21	1B: 6 2B: 0 3B: 0 HR: 0	SF: 0 SAC: 0 DP: 2 HBP: 0			WP: 0 PB: 0 SB: 2 CS: 0	PA: 35		

TOP

New York Mets @ Philadelphia Phillies

Citizens Bank Park, Philadelphia, PA

Wed Sep 19 2018, 6:06 PM - 9:08 PM EDT

Att. 19,085 - Clear - 83 F

livebaseballscorecards.com

AB	32
R	0
H	6
RBI	0
BB	3
SO	9
LOB	18

PITCHER		IP	WLS	BF	H	R	ER	SO	BB	IBB	HBP	BLK	WP	HR	S	P	ERA	WHIP
56 Zach Eflin, R ERA: 4.09	(1, 1)	5.0	W	21	3	0	0	9	3	0	0	0	0	0	58	94	0.00	1.200
70 Luis Avilán, L ERA: 3.65	(6, 1)	1.0		3	0	0	0	0	0	0	0	0	0	0	6	7	0.00	0.000
64 Víctor Arano, R ERA: 2.38	(7, 1)	1.0		4	1	0	0	0	0	0	0	0	0	0	10	15	0.00	1.000
46 Adam Morgan, L ERA: 3.97	(8, 1)	1.0		2	0	0	0	0	0	0	0	0	0	0	3	4	0.00	0.000
47 Aaron Loup, L ERA: 4.78	(9, 1)	0.0		1	1	0	0	0	0	0	0	0	0	0	3	5	∞	∞

PITCHER		IP	WLS	BF	H	R	ER	SO	BB	IBB	HBP	BLK	WP	HR	S	P	ERA	WHIP
93 Pat Neshek, R ERA: 1.16	(9, 1)	1.0		4	1	0	0	0	0	0	0	0	0	0	13	16	0.00	1.000

Batter	1	2	3	4	5	6	7	8	9	AB	R	H	RBI	BB	SO	LOB
16 César Hernández, S (1, 4) OBP: 0.357, SLG: 0.360	B FF 97 C FF 98 F FF 98 B FF 98 S CH 92 2-3 K ①		B CU 83 F FF 98 C FF 98 B CH 92 B FF 99 X FF 98 3-2 G4-3 ②	F FF 97 1 SAFE B FF 97 D CH 91 B CU 83 B FF 98 4-1 1-2 BB		C FF 90 B FF 90 1 SAFE X FF 89 1-1 F7 ①		C FF 91 F FF 91 B FF 91 S CH 83 1-3 K ③		4	0	0	0	1	2	2
17 Rhys Hoskins, R (1, 3) OBP: 0.357, SLG: 0.503	B FF 98 B FF 98 X FF 98 2-0 HR		B FF 99 B SL 93 S SL 94 C SL 94 F SL 94 F FF 99 B CH 91 X SL 93 3-2 2B	B SL 92 C SL 91 X SL 92 1-1 F8 ③		C SL 81 B SI 89 F FF 90 1 SAFE S SL 81 1-3 K ②				4	1	2	1	0	1	3
24 Roman Quinn, S (1, 8) OBP: 0.346, SLG: 0.490	S FF 98 S FF 98 B FF 99 T FF 98 1-2 K ②		B FF 99 B CU 84 B FF 98 C FF 98 B FF 98 4-1 BB		X CU 72 0-0 B1-3 ①	B SI 89 S FF 90 X FF 89 1-1 F8 ③				3	0	0	0	1	1	1
41 Carlos Santana, S (1, 5) OBP: 0.358, SLG: 0.424	F FF 98 B CH 92 B CH 90 C CU 84 F FF 99 F CU 85 B CH 92 F FF 98 B FF 100 4-2 BB		F FF 99 X SL 92 0-1 L9 ③		B CU 72 B CU 73 B FF 89 B FF 89 4-0 40 1B 19 2B BB		B FF 92 B CH 82 X FF 91 2-0 G6-3 ①			2	1	0	0	2	0	2
40 Wilson Ramos, R (1, 2) OBP: 0.367, SLG: 0.503	1 SAFE B FF 97 F FF 97 1 SAFE B FF 96 C CU 83 S SL 91 2-3 K ③			F FF 97 X SL 91 0-1 37 HR 1B	C FF 89 X FF 89 0-1 19 2B 1-3 1B		B FF 91 F FF 92 B SL 82 X FF 91 2-1 F9 ②			4	1	2	0	0	1	1
37 Odúbel Herrera, L (1, 7) OBP: 0.313, SLG: 0.429 19 José Bautista, R (5, PH) OBP: 0.338, SLG: 0.369 (6, 9)		B FF 96 C CU 82 F CH 89 S FF 98 1-3 K ①		B CH 89 X CH 89 1-0 1-H HR	B FF 90 C CU 72 X CU 73 1-1 1-3 3-H 2B		C FF 91 B FF 92 S CH 82 C FF 92 1-3 K ③			2 2	1 0	1 1	2 1	0 0	1 1	0 0
23 Aaron Altherr, R (1, 9) OBP: 0.302, SLG: 0.346 (6, 7)		C FF 98 C SL 92 X FF 98 0-2 G5-3 ②		S SL 92 B SL 93 X FF 98 1-1 E5 16 S	S FF 89 F FF 89 X FF 90 0-2 F9 ②			C FF 90 B CH 82 X FF 90 1-1 33 S 1B		4	0	1	0	0	0	2
2 J.P. Crawford, L (1, 6) OBP: 0.318, SLG: 0.384		C FF 99 B CH 91 C FF 99 F FF 100 B SL 94 X CH 91 2-2 P4 ③		1 SAFE C FF 97 B FF 98 1 SAFE F FF 96 1 SAFE X FF 97 1-2 P2 ①	B CU 72 C CU 74 B FF 90 B FF 89 C FF 89 X FF 90 3-2 P4 ③			1 SAFE F FF 89 B FF 90 1 SAFE C FF 89 F FF 91 F FF 90 F CH 83 X FF 90 1-2 F8 ①		4	0	0	0	0	0	4
56 Zach Eflin, R (1, 1) 70 Luis Avilan, L (8, 1) 13 Asdrúbal Cabrera, S (8, PH) 25 Dylan Cozens, L (8, PH) 64 Víctor Arano, R (7, 1) 46 Adam Morgan, L (8, 1) 33 Justin Bour, L (8, PH) 47 Aaron Loup, L (8, 1) 93 Pat Neshek, S (8, 1)			C FF 96 B SL 90 F FF 98 F CU 83 B CU 85 S FF 99 2-3 K ① C FF 96 L FF 95 L FF 96 C FF 97 1-3 K ②	B FF 97 L FF 95 L FF 96 C FF 97		B SL 79 B SI 89 C FF 89 B FF 89 B SI 90 4-1 BB		C FF 91 F FF 91 B CH 82 F FF 91 T FF 91 1-2 K ②		2 0 0 0 0 0 0 1 0 0	0 0 0 0 0 0 0 0 0 0	0 0 0 0 0 0 0 0 0 0	0 0 1 0 0 0 0 0 0 0	0 0 0 0 0 0 0 0 0 0	2 0 0 0 0 0 0 1 0 0	1 0 0 0 0 0 0 1 0 0
Inning Stats	R: 1 E: 0 K: 3 S: 15 H: 1 LOB: 1 BB: 1 P: 26	R: 0 E: 0 K: 1 S: 10 H: 0 LOB: 0 BB: 0 P: 13	R: 0 E: 0 K: 1 S: 15 H: 1 LOB: 2 BB: 1 P: 27	R: 2 E: 1 K: 1 S: 14 H: 2 LOB: 2 BB: 1 P: 23	R: 1 E: 0 K: 0 S: 11 H: 2 LOB: 2 BB: 1 P: 19	R: 0 E: 0 K: 1 S: 8 H: 0 LOB: 1 BB: 1 P: 15	R: 0 E: 0 K: 1 S: 6 H: 0 LOB: 0 BB: 0 P: 11	R: 0 E: 0 K: 2 S: 15 H: 1 LOB: 1 BB: 0 P: 19		1B: 3 2B: 2 3B: 0 HR: 2	SF: 0 SAC: 0 DP: 0 HBP: 0		WP: 0 PB: 0 SB: 2 CS: 0	PA: 37	

PITCHER		IP	WLS	BF	H	R	ER	SO	BB	IBB	HBP	BLK	WP	HR	S	P	ERA	WHIP
34 Noah Syndergaard, R ERA: 3.36	(1, 1)	4.0	L	20	4	3	3	6	3	0	0	0	0	2	54	89	6.75	1.750
39 Jerry Blevins, L ERA: 4.05	(5, 1)	1.0		6	2	1	1	0	1	0	0	0	0	0	11	19	9.00	3.000
51 Paul Sewald, R ERA: 6.04	(6, 1)	1.0		4	0	0	0	1	1	0	0	0	0	0	8	15	0.00	1.000
63 Tim Peterson, R ERA: 6.93	(7, 1)	2.0		7	1	0	0	3	0	0	0	0	0	0	21	30	0.00	0.500

PITCHER	IP	WLS	BF	H	R	ER	SO	BB	IBB	HBP	BLK	WP	HR	S	P	ERA	WHIP

BOTTOM

New York Mets @ Philadelphia Phillies

Citizens Bank Park, Philadelphia, PA

Wed Sep 19 2018, 6:06 PM - 9:08 PM EDT

Att. 19,085 - Clear - 83 F

livebaseballscorecards.com

AB	32
R	4
H	7
RBI	4
BB	5
SO	10
LOB	17

Batter	1	2	3	4	5	6	7	8	9	10	11	12	AB	R	H	RBI	BB	SO	LOB
1 Amed Rosario, R (1, 6) OBP: 0.300, SLG: 0.394	C FF 92 S SL 85 F FF 95 X FF 94 0-2 G4-3		S FF 93 F FF 95 S CH 84 0-3 K		S SL 83 C SL 84 B CH 83 F SL 85 F CH 84 X FF 96 1-2 1B		B CU 75 X SL 84 1-0 F9			B CU 76 F SL 85 X SL 84 1-1 19 BB 30 BB 72 G1-2-3 1B		S CU 81 X FF 96 0-1 19 BB 68 SH1-4 59 SF8 1B	6	1	3	0	0	1	1
68 Jeff McNeil, L (1, 4) OBP: 0.391, SLG: 0.500	B CU 78 S FF 94 X CH 84 1-1 2B		B FF 94 S FF 94 B FF 95 S CU 79 F FC 88 B CH 81 S FF 94 3-3 K		1 SAFE B CH 82 F CH 84 F FF 94 S FC 88 1-3 K			M SI 90 B SI 92 F SL 84 B SL 84 B SI 91 X SL 84 3-2 19 1B 3B		1 SAFE B CU 80 C FF 93 M FF 93 S SL 87 1-3 K		1 SAFE X FF 93 0-0 SH1-4 1-2	5	1	2	0	0	3	3
30 Michael Conforto, L (1, 9) (6, 7) OBP: 0.343, SLG: 0.441	B FF 93 B FC 89 B FF 94 C FF 94 C CU 79 F FF 95 F FF 95 B FF 95 4-2 BB		B CU 77 X FF 94 1-0 1-H HR		C CU 77 B FF 95 C CH 82 1 SAFE T FC 89 1-2 K			B SI 91 X SI 92 1-0 G4-3		1 SAFE B SL 86 D CU 79 F SL 84 D SL 85 D SL 84 4-1 19 BB 1-2 BB		0-0 19 BB IBB	3	1	1	2	3	1	2
19 Jay Bruce, L (1, 3) OBP: 0.307, SLG: 0.378	B CH 84 B CH 84 F FC 89 F FF 94 X FC 89 2-2 F6		C CH 83 B CH 83 F FC 89 X FF 95 1-2 HR			C SL 87 S CH 82 B FC 88 B CH 83 X CH 83 2-2 L4		C SI 93 S SI 91 X SI 93 0-2 3-H 1B		B SL 86 B FF 94 B FF 94 B FF 94 4-0 1-2 2-3 BB		C CH 86 D CH 91 B CH 89 B FF 94 B SI 94 4-1 1-2 2-3 BB	4	1	2	2	2	0	2
22 Dominic Smith, L (1, 7) 67 Seth Lugo, R (6, 1) 21 Todd Frazier, R (6, 9) 38 Anthony Swarzak, R (8, 1) 73 Daniel Zamora, L (8, 1) 65 Robert Gsellman, R (8, 1) 49 Tyler Bashlor, R (8, 1) 72 Jack Reinheimer, R (10, 1) 35 Jacob Rhame, R (10, 1) 59 Jose Lobaton, S (10, 1) 51 Paul Sewald, R (12, 1)	B FF 94 X FF 94 1-0 F8									B FF 93 X FF 93 1-0 G1-2-3 3-Hf		B SI 95 F CH 90 B FF 96 S CH 90 X CH 90 2-2 SF8 3-H	3 0 1 0 0 0 0 0 0 0	0 0 0 0 0 0 0 0 0 0	0 0 0 0 0 0 0 0 1 0	0 0 0 0 0 0 0 0 0 0	1 0 1 0 0 0 0 0 0 0	2 0 1 0 0 0 0 0 0 0
9 Brandon Nimmo, L (1, 8) (6, 9) OBP: 0.397, SLG: 0.493		S FF 94 S FF 96 S FC 88 0-3 K		B CU 78 S CH 84 C FF 93 F CH 83 C FF 94 1-3 K		C FF 93 B FC 89 B FF 94 C CH 84 B FC 89 B FF 96 4-2 BB		F FC 92 S FC 94 F FC 94 S CH 89 0-3 K		B CU 76 B FF 92 B FF 92 C FF 92 C FF 92 X SL 89 3-2 2B		C CU 81 B FF 95 S CU 83 X CU 82 1-2 G4-3	5	0	1	0	1	3	3
7 José Reyes, S (1, 5) OBP: 0.261, SLG: 0.323		X FF 94 0-0 F7		B CH 82 C CH 84 B CH 85 X FF 94 2-1 G3		C FF 92 F SL 87 S SL 88 0-3 K			C FF 92 F FF 92 B FF 93 T FF 94 1-2 K		L FF 92 X FF 93 0-1 B1		5	0	0	0	0	2	2
26 Kevin Plawecki, R (1, 2) OBP: 0.327, SLG: 0.370		B FF 94 T FF 94 S SL 86 F FF 96 S CH 84 1-3 K		S SL 85 C FF 94 S CH 84 0-3 K			C FF 93 F FF 94 S SL 85 0-3 K		X FF 92 0-0 G3-1		B SI 97 F SI 96 F CH 88 F CH 89 B SI 97 X CH 89 2-2 L6		5	0	0	0	0	3	1
40 Jason Vargas, L (1, 1) OBP: 0.192, SLG: 0.160 16 Austin Jackson, R (6, 8) OBP: 0.303, SLG: 0.331			X FF 92 0-0 30 HR 1B		C FF 92 F CH 84 T CH 84 0-2 K		S FF 93 C SL 83 C CH 84 0-3 K		B FF 92 F FF 92 S FF 93 B FF 94 S FF 94 2-3 K		B SI 97 B SI 96 F SI 97 F SL 93 F CH 87 S SL 93 2-3 K		2 3	1 0	1 0	0 0	0 0	1 3	0 1
Inning Stats	R: 0 E: 0 K: 0 S: 14 H: 1 LOB: 2 BB: 1 P: 22	R: 0 E: 0 K: 2 S: 8 H: 0 LOB: 0 BB: 0 P: 9	R: 3 E: 0 K: 3 S: 15 H: 3 LOB: 0 BB: 0 P: 21	R: 0 E: 0 K: 2 S: 9 H: 0 LOB: 0 BB: 0 P: 12	R: 0 E: 0 K: 3 S: 14 H: 1 LOB: 1 BB: 0 P: 17	R: 0 E: 0 K: 1 S: 9 H: 0 LOB: 1 BB: 1 P: 15	R: 0 E: 0 K: 2 S: 7 H: 0 LOB: 0 BB: 0 P: 8	R: 1 E: 0 K: 2 S: 14 H: 2 LOB: 1 BB: 0 P: 21	R: 0 E: 0 K: 2 S: 7 H: 0 LOB: 0 BB: 0 P: 10	R: 0 E: 0 K: 1 S: 7 H: 1 LOB: 2 BB: 2 P: 18	R: 0 E: 0 K: 1 S: 13 H: 1 LOB: 1 BB: 0 P: 20	R: 1 E: 0 K: 0 S: 10 H: 1 LOB: 2 BB: 2 P: 17	1B: 5 2B: 2 3B: 1 HR: 2 SF: 1 SAC: 1 DP: 1 HBP: 0	WP: 0 PB: 0 SB: 0 CS: 0 PA: 51					

PITCHER	IP	WLS	BF	H	R	ER	SO	BB	IBB	HBP	BLK	WP	HR	S	P	ERA	WHIP
31 Max Scherzer, R (1, 1) ERA: 2.57	7.0		28	5	3	3	13	2	0	0	0	0	2	76	104	3.86	1.000
33 Matt Grace, L (8, 1) ERA: 2.91	0.1		3	2	1	1	0	0	0	0	0	0	0	7	11	27.00	6.000
51 Wander Suero, R (8, 1) ERA: 3.05	0.2		2	0	0	0	2	0	0	0	0	0	0	7	10	0.00	0.000
62 Sean Doolittle, L (9, 1) ERA: 1.66	1.0		3	0	0	0	2	0	0	0	0	0	0	7	10	0.00	0.000
56 Greg Holland, R (10, 1) ERA: 4.87	1.0		5	1	0	0	1	2	0	0	0	0	0	7	18	0.00	3.000

PITCHER	IP	WLS	BF	H	R	ER	SO	BB	IBB	HBP	BLK	WP	HR	S	P	ERA	WHIP
55 Tim Collins, L (11, 1) ERA: 3.1	0.1		2	1	0	0	0	0	0	0	0	0	0	5	8	0.00	3.000
30 Koda Glover, R (11, 1) ERA: 3.6	0.2		2	0	0	0	1	0	0	0	0	0	0	8	12	0.00	0.000
68 Jefry Rodriguez, R (12, 1) ERA: 5.4	1.0	L	6	1	1	1	0	1	1	0	0	0	0	10	17	9.00	2.000

TOP

New York Mets @ Washington Nationals

Nationals Park, Washington, DC

Thu Sep 20 2018, 7:06 PM - 11:22 PM EDT

Att. 28,358 - Partly Cloudy - 79 F

livebaseballscorecards.com

AB	43
R	5
H	10
RBI	5
BB	6
SO	19
LOB	21

Batter	1	2	3	4	5	6	7	8	9	10	11	12	AB	R	H	RBI	BB	SO	LOB
16 Victor Robles, R (1, 8) OBP: 0.286, SLG: 0.300	B SI 85 B SI 85 C SI 85 C SI 86 S CH 80 2-3 K		C SI 84 X CH 81 0-1 B1-3		F SI 85 C KC 73 S KC 72 0-3 K		1 SAFE C SL 89 0-1 CS 1-2	X FF 94 0-0 34 F9 7 BB 6 G5-3 1B	T FF 97 F FF 98 S FF 98 0-3 K		B SL 88 F FF 96 C FF 97 B FF 97 F FF 96 B SL 88 C FF 97 3-3 K 1-2		6	1	1	0	0	4	2
7 Trea Turner, R (1, 6) OBP: 0.340, SLG: 0.402	C SI 85 C CH 81 X SI 86 0-2 L6		B CH 80 B CH 80 B SI 86 B FF 87 4-0 34 FC4-6 BB			B KC 73 F KC 73 B FF 86 B SI 86 X SI 86 3-1 6 HR 1B		C SL 85 B SL 86 B SL 86 F FF 94 B FF 95 B FF 95 4-2 6 G5-3 22 2B 1-2 BB		S SL 88 B SL 88 X FF 96 1-1 F8		B FF 90 X FF 90 1-0 F8	4	2	1	0	2	0	0
34 Bryce Harper, L (1, 9) OBP: 0.393, SLG: 0.498	C KC 74 B SI 86 B CH 82 B SI 87 B CH 81 4-1 BB		1 SAFE 1 SAFE F SI 86 X SI 86 0-1 FC4-6 1-2f			1 SAFE X KC 74 0-0 F7		F SL 80 B FF 90 F SL 80 F SL 81 F SL 80 F SL 80 F FF 87 F SL 79 X SL 81 1-2 F9 2-3		B FF 96 X FS 86 1-0 6 CS 1B		S SL 81 C SI 89 B SL 82 B SI 90 C FF 91 2-3 K	5	0	1	0	1	1	4
6 Anthony Rendon, R (1, 5) OBP: 0.369, SLG: 0.522	1 SAFE X SI 86 0-0 F9		B SI 87 B CH 82 C SI 86 B SI 87 S SI 86 F CH 81 S KC 75 3-3 K			B SI 86 1 SAFE B SI 87 C SI 84 1 SAFE X CH 80 2-1 1-H HR		1 SAFE B SL 91 F SI 96 B SL 90 1 SAFE T SI 96 1 SAFE X SI 95 2-2 G5-3 1-2 3-H		B FF 96 B FF 96 B SL 90 C FF 96 B FF 97 4-1 1-2 BB		B SL 82 B FF 92 C FF 90 X FF 92 2-1 G1-6-3	5	1	1	3	1	1	3
22 Juan Soto, L (1, 7) OBP: 0.410, SLG: 0.518		C SI 84 X KC 73 0-1 F7		C KC 74 B CH 80 S KC 74 B SI 85 T CH 81 2-2 K		S CH 80 C KC 72 X SI 86 0-2 G1-3		X SI 96 0-0 11 1B 2-H 2B		1 SAFE S FF 96 1 SAFE X FS 86 0-1 G3			5	0	1	1	0	1	1
11 Ryan Zimmerman, R (1, 3) OBP: 0.341, SLG: 0.504		B SI 86 B CH 80 C CH 80 C SI 86 X CH 81 2-2 5 E 1B		X SI 86 0-0 F8		C CU 78 S CU 80 C FF 97 0-3 K		B SL 91 C SL 91 B SI 97 B SL 91 F CU 83 X CU 83 3-2 2-3 1B				C FF 96 F SL 89 B FF 97 B FF 96 B FF 96 X FF 95 3-2 32 F8 2B	5	0	3	0	0	1	0
32 Matt Wieters, S (1, 2) OBP: 0.312, SLG: 0.338		F SI 86 C SI 87 B CH 81 B SI 87 S KC 76 2-3 K		C SI 86 F CH 80 B SI 87 B SI 87 F KC 75 C SI 87 2-3 K			C SI 93 S CU 79 B FF 98 B CU 82 B FF 96 X SI 95 3-2 F7	C SI 96 B CU 82 F SI 95 X CU 84 1-2 P3			X FF 96 0-0 F8 2-3	5	0	0	0	0	2	4
5 Adrián Sanchez, R (1, 4) OBP: 0.227, SLG: 0.302 3 Michael Taylor, R (7, PR) OBP: 0.286, SLG: 0.355 1 Wilmer Difo, S (8, 4) OBP: 0.303, SLG: 0.363		X SI 87 0-0 FC6 1-2			B SI 84 C CH 79 B CH 80 X SI 85 2-1 L7		B SI 89 C SI 94 X CU 80 1-1 16 CS 1B		C SL 83 C SL 82 B SL 83 F FF 98 F FF 99 F FF 99 X SL 84 1-2 G3-1			3 0 1	0 0 0	1 0 0	0 0 0	0 0 1	0 0 0	1 0 0
31 Max Scherzer, R (1.1) 45 Andrew Stevenson, L (7.PH) 33 Matt Grace, L (8.1) 61 Wander Suero, R (8.1) 62 Sean Doolittle, L (8.1) 2 Adam Eaton, L (8.PH) 56 Greg Holland, R (9.1) 55 Tim Collins, L (9.1) 30 Koda Glover, R (9.1) 14 Mark Reynolds, R (11.PH) 68 Jeffry Rodriguez, R (10.1)		C KC 74 S SI 87 B KC 74 D KC 74 S SI 87 2-3 K			S SI 85 S CH 81 S SI 85 0-3 K		1 SAFE B FF 99 C CU 79 1 SAFE S SAFE X SI 92 0-1 L8		C SL 83 B FF 99 F FF 98 B FF 99 S FF 98 2-3 K		S SL 89 S SL 89 S SL 89 0-3 K	2 1 0 0 0 0 1 0 0 1 0	0 0 0 0 0 0 0 0 0 0 0	0 0 0 0 0 0 0 0 0 0 0	0 0 0 0 0 0 1 0 0 1 0	2 0 0 0 0 0 0 0 0 1 0	2 1 0 0 0 0 0 0 0 2 0
Inning Stats	R: 0 E: 0 K: 1 S: 8 H: 0 LOB: 1 BB: 1 P: 14	R: 0 E: 1 K: 2 S: 12 H: 1 LOB: 2 BB: 0 P: 18	R: 0 E: 0 K: 1 S: 8 H: 0 LOB: 1 BB: 1 P: 15	R: 0 E: 0 K: 2 S: 8 H: 0 LOB: 0 BB: 0 P: 12	R: 0 E: 0 K: 2 S: 8 H: 0 LOB: 0 BB: 0 P: 10	R: 2 E: 0 K: 1 S: 11 H: 2 LOB: 0 BB: 0 P: 16	R: 0 E: 0 K: 0 S: 8 H: 1 LOB: 1 BB: 0 P: 12	R: 2 E: 0 K: 0 S: 21 H: 3 LOB: 2 BB: 1 P: 32	R: 0 E: 0 K: 2 S: 12 H: 0 LOB: 0 BB: 0 P: 15	R: 0 E: 0 K: 0 S: 6 H: 1 LOB: 1 BB: 1 P: 12	R: 0 E: 0 K: 2 S: 11 H: 1 LOB: 2 BB: 1 P: 17	R: 0 E: 0 K: 1 S: 6 H: 0 LOB: 0 BB: 0 P: 11	1B: 6 2B: 2 3B: 0 HR: 1	SF: 0 SAC: 0 DP: 0 HBP: 0	WP: 0 PB: 0 SB: 1 CS: 2	PA: 50

PITCHER		IP	WLS	BF	H	R	ER	SO	BB	IBB	HBP	BLK	WP	HR	S	P	ERA	WHIP
40 Jason Vargas, L ERA: 6.25	(1, 1)	5.2		23	3	2	2	8	2	0	0	0	0	1	52	82	3.18	0.882
67 Seth Lugo, R ERA: 2.72	(6, 1)	1.1	H	4	1	0	0	1	0	0	0	0	0	0	11	15	0.00	0.750
38 Anthony Swarzak, R ERA: 6.46	(8, 1)	0.0		2	1	2	2	0	1	0	0	0	0	0	3	7	∞	∞
73 Daniel Zamora, L ERA: 3.68	(8, 1)	0.1	H	1	0	0	0	0	0	0	0	0	0	0	8	9	0.00	0.000
65 Robert Gsellman, R ERA: 3.94	(8, 1)	0.2	B	4	2	0	0	0	0	0	0	0	0	0	10	16	0.00	3.000
49 Tyler Bashlor, R ERA: 4.3	(9, 1)	1.0		3	0	0	0	2	0	0	0	0	0	0	12	15	0.00	0.000
35 Jacob Rhame, R ERA: 6.52	(10, 1)	2.0	W	9	2	0	0	2	1	1	0	0	0	0	17	29	0.00	1.500
51 Paul Sewald, R ERA: 5.93	(12, 1)	1.0	S	3	0	0	0	1	0	0	0	0	0	0	6	11	0.00	0.000

BOTTOM

New York Mets @ Washington Nationals

Nationals Park, Washington, DC

Thu Sep 20 2018, 7:06 PM - 11:22 PM EDT

Att. 28,358 - Partly Cloudy - 79 F

livebaseballscorecards.com

AB	44
R	4
H	9
RBI	4
BB	5
SO	14
LOB	20

Batter	1	2	3	4	5	6	7	8	9	AB	R	H	RBI	BB	SO	LOB
1 Amed Rosario, R (1, 6) OBP: 0.299, SLG: 0.394	X FF 94 0-0 19 1B 2B	B CH 87 B FF 94 B SI 93 C SI 93 S CH 87 X SI 93 3-2 ③ F8 2-3		C SL 85 F FF 93 C SL 86 0-3 ② K		B SL 85 F FF 93 S SL 85 X SL 86 1-2 ③ G5-3			C FF 93 B SL 81 S SL 82 X FF 95 1-2 ① P4	5	1	1	0	0	1	2
68 Jeff McNeil, L (1, 4) OBP: 0.382, SLG: 0.487	X FF 94 0-0 ① F7		X SI 92 0-0 ① G3	C FF 92 X FF 92 0-1 ③ P5			B SL 89 B FF 92 X FF 92 2-0 ① P3		F FF 95 B CH 87 X FF 93 1-1 ② L4	5	0	0	0	0	0	1
30 Michael Conforto, L (1, 7) OBP: 0.346, SLG: 0.442	C FF 93 X CH 88 0-1 ② P5		C SI 92 B FF 93 X SI 94 1-1 19 2B 2B		B CH 90 X CH 85 1-0 ① G4-3		B FF 92 B SL 89 B SL 88 C FF 92 B FF 92 4-1 BB		C CH 87 B CH 87 B FF 94 B FF 94 B FF 94 4-1 7 WP BB	3	1	1	0	2	0	1
19 Jay Bruce, L (1, 9) OBP: 0.309, SLG: 0.383 67 Seth Lugo, R (8, 1) OBP: 0.167, SLG: 0.091 7 José Reyes, S (9, PH) OBP: 0.260, SLG: 0.321 65 Robert Gsellman, R (9, 1)	C FF 94 B SL 87 B CH 88 F FF 94 X CH 88 2-2 9 HBP 2-H 1B		B FF 92 F CH 87 C SI 92 B SI 93 B SL 86 X SI 93 3-2 9 G3-1 22 1B 2-H 2B		F SL 84 B FF 92 X CH 86 1-1 ② G3		C FF 92 D CU 76 S SL 88 C SL 89 1-3 ② K		C FF 95 C SL 80 F FF 94 B SL 82 D CH 87 X SL 80 2-2 ③ L3 1-2	4 0 1 0	1 0 0 0	2 0 0 0	2 0 0 0	0 0 0 0	1 0 1 0	1 0 1 0
9 Brandon Nimmo, L (1, 8) OBP: 0.398, SLG: 0.490 (8, 9)	F SI 94 C SI 93 B SL 85 B SI 94 F CH 88 F FF 94 F SL 83 F SL 87 H FF 94 3-2 1-2 HBP		S CH 86 F FF 93 X CH 86 0-2 ② G3-1 2-3		B SI 93 B FF 92 C SI 92 F SI 93 B FF 93 F CH 87 B SI 94 4-2 BB		C FF 93 D SL 90 B FF 92 F FF 92 1 SAFE D CU 75 F SL 88 X FF 91 3-2 ③ F8			2	0	0	0	1	0	2
22 Dominic Smith, L (1, 3) OBP: 0.244, SLG: 0.402	B CH 87 F CH 88 F FF 94 C SI 93 1-3 ③ K		C SI 94 B FF 92 X CH 86 1-1 21 E 29 2B 3-H 1B		1 SAFE X SI 92 0-0 ③ G5-3			B SI 96 S CH 90 X SI 97 1-1 ① G5-3		4	1	1	1	0	1	3
21 Todd Frazier, R (1, 5) OBP: 0.300, SLG: 0.399		B SL 86 X FF 91 1-0 ① G5-3 B FF 94 F SI 93 B SL 87 C SL 86 X SL 86 2-2 E5 29 2B 1-2			S SL 86 C FF 93 B SL 86 S CH 86 1-3 ① K			S FC 90 S FC 89 S FC 92 0-3 ② K		4	0	0	0	0	2	1
29 Devin Mesoraco, R (1, 2) OBP: 0.306, SLG: 0.391		B SL 85 B SL 86 C FF 94 C FF 95 X SL 88 2-2 1 PB 2B X CH 88 0-0 ③ 1-H 2-H 2B			B FF 92 B FF 93 S SL 86 F FF 93 X FF 93 2-2 48 G1-3 1B			B FF 100 B FF 99 C SI 97 F CH 92 B FC 90 F FC 90 D FC 90 4-2 BB		3	0	3	1	1	0	0
48 Jacob deGrom, L (1, 1) OBP: 0.206, SLG: 0.185 16 Austin Jackson, R (8, PH) OBP: 0.302, SLG: 0.330 (8, 8)		F FF 93 X SL 84 0-1 ② L9		X FF 92 0-0 ① F7		S FF 93 F CH 86 D SL 86 X CH 86 1-2 ② G1-3 1-2		B SI 97 S FC 89 S SI 98 S CH 91 1-3 ③ K		3 1	0 0	0 0	0 0	0 0	0 1	2 1
Inning Stats	R: 1 E: 0 K: 1 S: 16 H: 2 LOB: 2 BB: 0 P: 22	R: 0 E: 0 K: 0 S: 9 H: 1 LOB: 1 BB: 0 P: 15	R: 3 E: 1 K: 0 S: 15 H: 4 LOB: 2 BB: 0 P: 22	R: 0 E: 0 K: 1 S: 6 H: 0 LOB: 0 BB: 0 P: 6	R: 0 E: 0 K: 0 S: 7 H: 0 LOB: 1 BB: 1 P: 13	R: 0 E: 0 K: 1 S: 12 H: 1 LOB: 1 BB: 0 P: 17	R: 0 E: 0 K: 1 S: 9 H: 0 LOB: 1 BB: 1 P: 19	R: 0 E: 0 K: 2 S: 11 H: 0 LOB: 1 BB: 1 P: 17	R: 0 E: 0 K: 0 S: 10 H: 0 LOB: 1 BB: 1 P: 18	1B: 3 2B: 5 3B: 0 HR: 0 SF: 0 SAC: 0 DP: 0 HBP: 1						

PITCHER		IP	WLS	BF	H	R	ER	SO	BB	IBB	HBP	BLK	WP	HR	S	P	ERA	WHIP
41 Joe Ross, R ERA: 4.09	(1, 1)	6.0	L	28	8	4	3	3	1	0	1	0	0	0	65	95	4.50	1.500
55 Tim Collins, L ERA: 2.95	(7, 1)	1.0		4	0	0	0	1	1	0	0	0	0	0	9	19	0.00	1.000
52 Jimmy Cordero, R ERA: 7.71	(8, 1)	1.0		4	0	0	0	2	1	0	0	0	0	0	11	17	0.00	1.000
53 Austen Williams, R ERA: 5.63	(9, 1)	1.0		4	0	0	0	0	1	0	0	0	1	0	10	18	0.00	1.000

PITCHER	IP	WLS	BF	H	R	ER	SO	BB	IBB	HBP	BLK	WP	HR	S	P	ERA	WHIP

TOP

New York Mets @ Washington Nationals

Nationals Park, Washington, DC

Fri Sep 21 2018, 7:05 PM - 10:02 PM EDT

Att. 37,895 - Partly Cloudy - 75 F

livebaseballscorecards.com

AB	35
R	4
H	8
RBI	4
BB	4
SO	6
LOB	15

WP: 1 PA: 40
PB: 1
SB: 0
CS: 0

Batter	1	2	3	4	5	6	7	8	9	AB	R	H	RBI	BB	SO	LOB
16 Victor Robles, R (1, 8) OBP: 0.282, SLG: 0.294	B FF 97 S FF 97 B CU 86 T FF 98 S FF 98 2-3 K		S FF 97 B FF 97 B CU 86 T FF 98 X FF 98 2-2 1B			B FF 97 X FF 97 1-0 P3		C CU 79 X SL 89 0-1 FC5-4-5 1-2 2-3		4	0	1	0	0	1	2
7 Trea Turner, R (1, 6) OBP: 0.339, SLG: 0.403	C FF 96 F CH 90 B SI 98 X SL 92 1-2 G6-3		B SL 92 X FF 96 1-0 F8			F FF 97 F FF 98 B FF 98 F SI 97 B SL 91 B SL 92 S SL 91 3-3 K			B SI 96 C SI 96 X SL 92 1-1 6 1B 2B	4	1	1	0	0	1	1
34 Bryce Harper, L (1, 9) OBP: 0.391, SLG: 0.494	B FF 98 C FF 98 B CH 92 S FF 98 T FF 99 2-2 K			F FF 97 F FF 97 B FF 99 S SL 92 1-3 K		X CH 90 0-0 G1			B SI 97 F SI 96 X CH 87 1-1 F7	4	0	0	0	0	2	1
6 Anthony Rendon, R (1, 5) OBP: 0.369, SLG: 0.521		B FF 97 B FF 96 B SL 91 C FF 95 F FF 96 B FF 98 4-2 22 1B 11 SF8 BB		F FF 97 F FF 98 C SI 98 0-3 K			C FF 97 F FF 97 B SL 93 X SI 98 1-2 G6-3		C SI 97 B SI 97 F SI 97 B SI 94 X SI 97 2-2 2-H 1B	3	1	1	1	1	1	0
22 Juan Soto, L (1, 7) OBP: 0.409, SLG: 0.515		B FF 98 B CU 86 B FF 98 C FF 96 F FF 97 F SL 93 X FF 98 3-2 1 FC6-4 1-3 1B		F CU 84 B CH 90 S CH 91 B SI 96 F FF 98 B SL 93 X CH 91 3-2 G1-3			B CH 90 X CH 91 1-0 G1-3		B CH 89 S CH 89 C CH 90 B CH 90 B CH 89 S SI 98 3-3 K	4	0	1	0	0	1	1
11 Ryan Zimmerman, R (1, 3) OBP: 0.337, SLG: 0.498		B FF 98 B CH 91 S FF 97 X FF 97 2-1 SF8 3-H			B FF 97 F FF 97 X CH 91 1-1 G6-3		B FF 98 B FF 97 F FF 96 X FF 98 2-1 G3-1		C SI 97 C SL 94 X SL 94 0-2 F9	3	0	0	1	0	0	1
1 Wilmer Difo, S (1, 4) OBP: 0.301, SLG: 0.360		C CU 84 X SL 93 0-1 FC6-4 64 PO 1-2f			L FF 97 X CH 90 0-1 G3			C CU 78 S CH 88 S FF 96 0-3 K		3	0	0	0	0	1	1
64 Spencer Kieboom, R (1, 2) OBP: 0.302, SLG: 0.310		S FF 97 B SL 93 C CU 83 1 SAFE 1-2 PO 1-2	C FF 97 F FF 96 S FF 97 0-3 K		B FF 97 B FF 97 F FF 97 X CU 84 2-1 1B			B SL 90 C FF 96 B SL 91 B CU 80 F SI 95 B FF 95 4-2 16 FC5-4-3 45 1B BB		2	0	1	0	1	1	0
41 Joe Ross, R (1, 1) 55 Tim Collins, L (7, 1) 52 Jimmy Cordero, R (8, 1) 45 Andrew Stevenson, L (8, PH) OBP: 0.300, SLG: 0.324 53 Austen Williams, R (9, 1)			C FF 97 C FF 97 F FF 98 F FF 97 S SL 94 0-3 K		C FF 97 B FF 96 F SI 97 C SL 91 1-3 K			B CU 78 F CU 80 B CH 87 X FF 95 2-1 16 FC5-4-5 1-2 1B		2 0 0 1 0	0 0 0 0 0	0 0 0 1 0	0 0 0 0 0	2 0 0 0 0	1 0 0 0 0
Inning Stats	R: 0 E: 0 K: 2 S: 9 H: 0 LOB: 0 BB: 0 P: 14	R: 1 E: 0 K: 0 S: 12 H: 1 LOB: 0 BB: 1 P: 22	R: 0 E: 0 K: 2 S: 12 H: 1 LOB: 1 BB: 0 P: 15	R: 0 E: 0 K: 2 S: 10 H: 0 LOB: 0 BB: 0 P: 14	R: 0 E: 0 K: 1 S: 9 H: 1 LOB: 1 BB: 0 P: 13	R: 0 E: 0 K: 1 S: 6 H: 0 LOB: 0 BB: 0 P: 10	R: 0 E: 0 K: 0 S: 6 H: 0 LOB: 0 BB: 0 P: 10	R: 0 E: 0 K: 1 S: 9 H: 1 LOB: 1 BB: 1 P: 15	R: 1 E: 0 K: 1 S: 13 H: 2 LOB: 1 BB: 0 P: 20	1B: 5 2B: 1 3B: 0 HR: 0 SF: 1 SAC: 0 DP: 1 HBP: 0						WP: 0 PB: 0 SB: 0 CS: 0 PA: 34

PITCHER	IP	WLS	BF	H	R	ER	SO	BB	IBB	HBP	BLK	WP	HR	S	P	ERA	WHIP
48 Jacob deGrom, R (1, 1) ERA: 1.77	7.0	W	24	3	1	1	8	1	0	0	0	0	0	64	98	1.29	0.571
67 Seth Lugo, R (8, 1) ERA: 2.69	1.0	H	4	1	0	0	1	1	0	0	0	0	0	9	15	0.00	2.000
65 Robert Gsellman, R (9, 1) ERA: 4.0	1.0	S	5	2	1	1	1	0	0	0	0	0	0	13	20	9.00	2.000

PITCHER	IP	WLS	BF	H	R	ER	SO	BB	IBB	HBP	BLK	WP	HR	S	P	ERA	WHIP

BOTTOM

New York Mets @ Washington Nationals

Nationals Park, Washington, DC

Fri Sep 21 2018, 7:05 PM - 10:02 PM EDT

Att. 37,895 - Partly Cloudy - 75 F

livebaseballscorecards.com

AB	30
R	2
H	6
RBI	2
BB	2
SO	10
LOB	8

Batter	1	2	3	4	5	6	7	8	9	AB	R	H	RBI	BB	SO	LOB
1 Amed Rosario, R (1, 6) OBP: 0.297, SLG: 0.391	C FF 91 X CU 78 0-1 G6-3 ①		B CU 79 F FF 92 X FF 92 1-1 L9 ②			C SI 90 B SI 91 X SI 92 1-1 G6-3 ①		B SL 86 X FF 98 1-0 L9 ②		4	0	0	0	0	0	1
9 Brandon Nimmo, L (1, 9) OBP: 0.395, SLG: 0.486	C FF 93 B CU 78 C CH 86 B FF 92 C FF 93 2-3 K ②		C FF 92 F FF 93 B CU 79 X SL 88 1-2 G4-3 ③			B SL 84 X SI 91 1-0 G4-3 ②		C FF 98 D CH 90 X SL 84 1-1 G3 ③		4	0	0	0	0	1	1
30 Michael Conforto, L (1, 7) OBP: 0.348, SLG: 0.443	B CU 77 B CU 78 B FF 92 B FF 92 4-0 19 BB BB			F CU 78 C FF 92 B CU 79 B SL 87 X FF 92 2-2 1B		B SL 85 C SL 84 B SI 92 B SL 85 B SI 92 4-1 BB			B SL 80 B CH 84 C FF 92 B CH 84 S FF 92 S SL 80 3-3 K ①	2	0	1	0	2	1	0
19 Jay Bruce, L (1, 3) OBP: 0.308, SLG: 0.379	B FF 93 B CH 86 C FF 92 B CH 86 B FF 92 4-1 1-2 BB			S FF 91 X CH 87 0-1 F8 ①		B SL 85 C SL 84 C SL 84 S SL 83 1-3 K ③			S CH 86 B FF 94 F FF 92 B SL 81 F CH 85 X FF 92 2-2 L8 ②	3	0	0	0	1	1	2
21 Todd Frazier, R (1, 5) OBP: 0.298, SLG: 0.395	B FF 93 C FF 92 B FF 93 F CU 79 F SL 86 S FF 93 2-3 K ③			C FF 91 F SL 86 X FF 93 0-2 L9 ②			C SL 87 B FF 94 F FF 96 B FF 95 B SI 96 F FF 95 F FF 96 F FF 94 S FF 94 3-3 K ①		C FF 94 B CH 88 B FF 94 X FF 93 2-1 F8 ③	4	0	0	0	0	2	3
16 Austin Jackson, R (1, 8) OBP: 0.300, SLG: 0.327		T FF 90 C FF 93 C FF 92 0-3 K ①		S FF 91 B FF 93 1 SAFE X FF 93 1-1 L9 ③			C FF 95 S FF 95 B FF 95 S FF 94 1-3 K ②			3	0	0	0	0	2	1
26 Kevin Plawecki, R (1, 2) OBP: 0.323, SLG: 0.365		C CU 79 B FF 92 C FF 92 F SL 87 X FF 93 1-2 G4-3 ②			F SL 85 C FF 92 F FF 94 F FF 93 B FF 92 B CU 80 F SL 87 B SL 87 X FF 93 3-2 P2 ①		C SL 86 X SL 86 0-1 G6-3 ③			3	0	0	0	0	0	0
72 Jack Reinheimer, R (1, 4) OBP: 0.226, SLG: 0.143		B CH 87 C CH 87 B CU 80 X CH 86 2-1 P4 ③			C CU 78 C FF 92 X CU 78 0-2 G6-3 ②			C FF 97 B SL 83 C FF 96 B FC 90 X SL 86 2-2 F8 ①		3	0	0	0	0	0	0
55 Corey Oswalt, R (1, 1)			F FF 91 C CU 78 S CU 78 0-3 K ①		C CU 79 F FF 90 B FF 93 S CU 78 1-3 K ③			B FF 97 B FF 95 B FF 97 C FF 97 C FF 98 B FF 99 4-2 BB		2	0	0	0	0	2	0
39 Jerry Blevins, L (6, 1) OBP: 0.500, SLG: 0.500										0	0	0	0	0	0	0
49 Tyler Bashlor, R (7, 1)										0	0	0	0	0	0	0
22 Dominic Smith, L (8, PH) OBP: 0.250, SLG: 0.402										0	0	0	0	1	0	0
63 Tim Peterson, R (8, 1)										0	0	0	0	0	0	0
Inning Stats	R: 0 E: 0 K: 2 S: 10 H: 0 LOB: 2 BB: 2 P: 22	R: 0 E: 0 K: 1 S: 9 H: 0 LOB: 0 BB: 0 P: 12	R: 0 E: 0 K: 1 S: 8 H: 0 LOB: 0 BB: 0 P: 10	R: 0 E: 0 K: 0 S: 10 H: 1 LOB: 1 BB: 0 P: 13	R: 0 E: 0 K: 1 S: 12 H: 0 LOB: 0 BB: 0 P: 16	R: 0 E: 0 K: 1 S: 7 H: 0 LOB: 1 BB: 1 P: 14	R: 0 E: 0 K: 2 S: 11 H: 0 LOB: 0 BB: 0 P: 15	R: 0 E: 0 K: 0 S: 8 H: 0 LOB: 1 BB: 1 P: 16	R: 0 E: 0 K: 1 S: 9 H: 0 LOB: 0 BB: 0 P: 16	1B: 1 2B: 0 3B: 0 HR: 0	SF: 0 SAC: 0 DP: 0 HBP: 0					

TOP

New York Mets @ Washington Nationals

Nationals Park, Washington, DC

Sat Sep 22 2018, 4:06 PM - 6:38 PM EDT

Att. 39,372 - Partly Cloudy - 76 F

livebaseballscorecards.com

AB	28
R	0
H	1
RBI	0
BB	4
SO	9
LOB	8

WP: 0 PA: 32
PB: 0
SB: 0
CS: 0

PITCHER		IP	WLS	BF	H	R	ER	SO	BB	IBB	HBP	BLK	WP	HR	S	P	ERA	WHIP
50 Austin Voth, R ERA: 6.1	(1, 1)	5.0	W	18	1	0	0	5	2	0	0	0	0	0	49	73	0.00	0.600
33 Matt Grace, L ERA: 2.86	(6, 1)	1.0	H	4	0	0	0	1	1	0	0	0	0	0	7	14	0.00	1.000
60 Justin Miller, R ERA: 3.75	(7, 1)	1.0		3	0	0	0	2	0	0	0	0	0	0	11	15	0.00	0.000
52 Jimmy Cordero, R ERA: 7.2	(8, 1)	1.0		4	0	0	0	0	1	0	0	0	0	0	8	16	0.00	1.000
53 Austen Williams, R ERA: 5.0	(9, 1)	1.0		3	0	0	0	1	0	0	0	0	0	0	9	16	0.00	0.000

PITCHER	IP	WLS	BF	H	R	ER	SO	BB	IBB	HBP	BLK	WP	HR	S	P	ERA	WHIP

Batter	1	2	3	4	5	6	7	8	9	AB	R	H	RBI	BB	SO	LOB
16 Victor Robles, R (1, 8) OBP: 0.279, SLG: 0.316	C FF 89 C CU 78 B FF 91 C FF 92 1-3 ① K		X CU 79 0-0 7 HR 2B		C FF 92 C FF 93 F FF 92 B CU 82 X CH 84 1-2 ② F7		B FF 96 B SL 83 X FF 95 2-0 ② P4			4	1	1	0	0	1	0
7 Trea Turner, R (1, 6) OBP: 0.341, SLG: 0.410	X FF 92 0-0 2B		B SI 90 F SI 90 F FF 91 F CH 83 X SI 91 1-2 2-H HR		C FF 93 B CH 86 B FF 93 F CH 86 C CU 83 2-3 ③ K		C FF 96 B SL 84 B SL 84 B FF 97 F FF 96 F FF 96 B FF 96 4-2 34 S 34 2B BB			3	2	2	2	1	1	0
34 Bryce Harper, L (1, 9) OBP: 0.391, SLG: 0.495	B CH 82 F SI 90 B FF 91 B CH 83 B CH 83 4-1 BB		S SI 92 S SI 91 F SI 92 B CU 82 X FF 91 1-2 ① L6			X FF 88 0-0 ① F8 B CU 71 X FF 88 1-0 22 G4-3 32 HR 2B	F FF 95 B FF 96 B CH 90 F FF 96 F SL 84 B SL 83 F FF 97 X SL 83 3-2 1-H 2B			3	0	1	1	1	0	0
6 Anthony Rendon, R (1, 5) OBP: 0.370, SLG: 0.522	X CU 78 0-0 ② F8		C FF 92 F FF 91 B FF 92 B CU 81 B CU 83 X FF 92 3-2 ② L9				C FF 95 B FF 95 H SL 82 2-1 HBP			3	1	1	0	0	0	2
22 Juan Soto, L (1, 7) OBP: 0.406, SLG: 0.510	F FF 91 F SI 91 X FF 92 0-2 ③ F9		B SI 91 B CH 86 B CH 85 X FF 92 3-0 ③ P5			B CU 72 B CU 72 B FF 89 C FF 89 X CU 72 3-1 ② G4-3 2-3	B FF 93 X CH 90 1-0 ③ F8			4	0	0	0	0	0	5
11 Ryan Zimmerman, R (1, 3) OBP: 0.339, SLG: 0.496		X FF 91 0-0 ① L8		B FF 91 X CU 80 1-0 1 CS 1B		B FF 88 B FF 89 2-0 32 HR IBB		C FF 89 X SL 79 0-1 ① G6-3		3	1	1	0	1	0	0
32 Matt Wieters, S (1, 2) OBP: 0.311, SLG: 0.350		C SI 92 F CH 83 F FF 92 S CU 81 0-3 ② K		B FF 90 D CH 85 B SI 91 C FF 91 F FF 92 X FF 92 3-2 ① F9		C FF 89 B CU 72 S CU 71 1 SAFE F FF 90 X FF 90 1-2 1-H 3-H HR		X FF 90 0-0 ② F7		4	1	1	3	0	1	1
1 Wilmer Difo, S (1, 4) OBP: 0.300, SLG: 0.357		C SI 92 B CU 82 B FF 92 B CH 86 B FF 91 4-1 BB		F SI 92 B SI 90 C CU 80 X CU 80 1-2 ②③ G4-3 1-2		B FF 89 S CH 83 X FF 89 1-1 ③ F8		C FF 89 B CH 82 X CH 82 1-1 ③ G3		3	0	0	0	1	0	1
50 Austin Voth, R (1, 1) 3 Michael Taylor, R (5, PH) OBP: 0.285, SLG: 0.354 33 Matt Grace, L (6, 1) OBP: 0.500, SLG: 0.500 60 Justin Miller, R (7, 1) 45 Andrew Stevenson, L (7, PH) OBP: 0.296, SLG: 0.319 52 Jimmy Cordero, R (8, 1) 53 Austen Williams, R (9, 1)		B FF 92 F FF 91 X FF 92 1-1 ③ G4-3			C CU 80 C CH 82 B CU 81 S CU 80 1-3 ① K		S FF 97 S FF 97 B FF 98 B SL 85 F FF 97 B FF 96 S FF 97 3-3 ① K			1 1 0 0 1 0 0	0 0 0 0 0 0 0	0 0 0 0 0 0 0	0 0 0 0 0 0 0	0 1 0 0 1 0 0	0 0 0 0 0 0 0	1 0 0 0 0 0 0
Inning Stats	R: 0 E: 0 K: 1 S: 9 H: 1 LOB: 2 BB: 1 P: 14	R: 0 E: 0 K: 1 S: 8 H: 0 LOB: 1 BB: 1 P: 13	R: 2 E: 0 K: 0 S: 13 H: 2 LOB: 0 BB: 0 P: 21	R: 0 E: 0 K: 0 S: 7 H: 1 LOB: 0 BB: 0 P: 12	R: 0 E: 0 K: 2 S: 10 H: 0 LOB: 0 BB: 0 P: 14	R: 3 E: 0 K: 0 S: 10 H: 2 LOB: 0 BB: 1 P: 18	R: 1 E: 0 K: 1 S: 15 H: 1 LOB: 2 BB: 1 P: 30	R: 0 E: 0 K: 0 S: 5 H: 0 LOB: 0 BB: 0 P: 6		1B: 1 2B: 4 3B: 0 HR: 2 SF: 0 SAC: 0 DP: 0 HBP: 1					

PITCHER		IP	WLS	BF	H	R	ER	SO	BB	IBB	HBP	BLK	WP	HR	S	P	ERA	WHIP
55 Corey Oswalt, R ERA: 6.08	(1, 1)	5.0	L	20	4	2	2	4	2	0	0	0	0	1	47	74	3.60	1.200
39 Jerry Blevins, L ERA: 4.61	(6, 1)	1.0		6	2	3	3	0	0	1	0	0	0	1	10	18	27.00	2.000
49 Tyler Bashlor, R ERA: 4.45	(7, 1)	1.0		6	1	1	1	1	1	0	1	0	0	0	15	30	9.00	2.000
63 Tim Peterson, R ERA: 6.66	(8, 1)	1.0		3	0	0	0	0	0	0	0	0	0	0	5	6	0.00	0.000

PITCHER	IP	WLS	BF	H	R	ER	SO	BB	IBB	HBP	BLK	WP	HR	S	P	ERA	WHIP

BOTTOM

New York Mets @ Washington Nationals

Nationals Park, Washington, DC

Sat Sep 22 2018, 4:06 PM - 6:38 PM EDT

Att. 39,372 - Partly Cloudy - 76 F

livebaseballscorecards.com

AB	30
R	6
H	7
RBI	6
BB	4
SO	5
LOB	10

New York Mets @ Washington Nationals

Nationals Park, Washington, DC

Sun Sep 23 2018, 2:01 PM - 6:14 PM EDT

Att. 34,218 - Rain - 64 F

TOP

livebaseballscorecards.com

Batter	1	2	3	4	5	6	7	8	9	AB	R	H	RBI	BB	SO	LOB
1 Amed Rosario, R (1, 6) OBP: 0.299, SLG: 0.391	B SI 92 C SI 94 X SL 82 1-1 19 S 68 1B 19 SF7 1B	B CH 86 B SI 91 B CH 87 C SI 92 C SI 92 S SL 81 3-3 K ③		B FC 90 D CH 87 B FC 90 B FC 90 4-0 68 1B 30 3B 1-2 BB	X CU 77 0-0 68 1B 3-H 1B		X SI 96 0-0 G5-3 ①		C SL 92 C SL 92 F SL 94 X CH 88 0-2 FC6-4 ① 1-2f 2-3	5	2	2	1	1	1	3
68 Jeff McNeil, L (1, 4) OBP: 0.394, SLG: 0.495	C SI 92 F SI 94 F SI 93 1 SAFE B CH 85 X SI 91 1-2 19 S 1-2 1B		X CU 76 0-0 30 1B 9 G5-2-3 1B	C FC 91 X CH 89 0-1 30 3B 1-2 2-3 3-H 1B	1 SAFE F FC 89 C FC 91 1 SAFE X FC 90 0-2 1-3 1B		F FF 96 B FF 97 C CH 89 B FF 99 B SL 85 F FF 98 D CH 90 4-2 30 G4-6-3 BB		1 SAFE F SL 89 B SL 87 S FF 92 F FF 92 X CU 75 1-2 F8 ②	5	1	4	1	1	0	2
30 Michael Conforto, L (1, 7) OBP: 0.348, SLG: 0.445	B SI 93 C SI 92 X CU 77 1-1 F7 ①		C SI 91 B FC 88 1 SAFE D CH 88 B SI 92 F SI 92 X SI 93 3-2 9 G5-2-3 19 BB 1-3 1B	C FC 91 F FC 92 F FC 91 D CU 79 X FC 92 1-2 1-H 2-H 3-H 3B	C SI 92 B KC 77 C SI 91 T SI 91 1-2 K ③		B FF 98 B FF 97 X SI 97 2-0 G4-6-3 ②③ 1-2f		F SL 89 F FF 92 S SL 88 0-3 K ③	6	0	2	3	0	2	7
19 Jay Bruce, L (1, 9) (8, 3) OBP: 0.310, SLG: 0.382	B CU 77 S CH 87 X SI 93 1-1 SF7 ② 1-2 2-H		B CH 87 C SI 92 B SI 93 B SI 92 F SI 92 B SI 92 4-2 9 G5-2-3 1-2 BB	X FC 92 0-0 P6 ②		C SI 92 C KC 78 F SI 92 X KC 77 0-2 21 BB 26 FC5-4 2B		F FF 94 F FF 95 X CU 83 0-2 G3-1 ①		3	1	1	1	1	0	1
9 Brandon Nimmo, L (1, 8) (8, 9) OBP: 0.397, SLG: 0.483	C SI 92 D CH 88 F CH 88 B SI 92 B SL 81 B SI 93 4-2 BB		C SI 91 X CH 88 0-1 ①② G5-2-3 1-2 2-3 3-Hf	B FC 92 F FC 91 C CU 78 X FC 90 1-2 F9 ③		B SI 92 F SI 92 F SI 90 B SI 90 B SI 91 B SI 91 4-2 26 FC5-4 21 BB BB		C FF 95 B CU 83 B FF 97 B FF 97 B FF 97 4-1 BB		2	0	0	0	3	0	4
22 Dominic Smith, L (1, 3) OBP: 0.248, SLG: 0.402 38 Anthony Swarzak, R (8, 1)	B SI 93 B CH 88 F SI 92 C SL 81 F SI 94 C SL 80 2-3 K ③		C FC 88 F SI 93 F SL 80 X CH 87 0-2 G4-3 ③		F FC 92 B FC 89 B CH 87 B FC 91 X FC 91 3-1 26 2B 2B	C KC 77 F SI 93 C SI 92 0-3 K ①		F SI 96 S FF 97 F FF 97 F CU 83 F FF 96 S CU 84 0-3 K ②		5	1	1	0	0	3	7
										0	0	0	0	0	0	0
21 Todd Frazier, R (1, 5) OBP: 0.301, SLG: 0.397		C SI 90 B SI 90 B SL 80 B SL 80 B SI 92 4-1 32 SH3-4 BB		B SI 92 C SL 80 F SI 92 X SI 93 1-2 26 F8 68 1B 2B	B FC 91 X FC 91 1-0 ① P4	F CH 87 B SI 90 B CH 85 F CH 85 B SI 90 B CH 85 4-2 26 FC5-4 1-2 2-3 BB		B CU 80 F FF 96 D CU 83 F FF 95 S FF 96 2-3 ③ K		3	1	1	0	2	1	2
26 Kevin Plawecki, R (1, 2) OBP: 0.325, SLG: 0.370		F CH 90 1 SAFE F CH 89 F CH 90 X SL 78 0-2 ① P3		C SI 91 F CH 86 D SL 80 F SI 93 F SL 81 B SI 92 B CH 88 X SI 93 3-2 ① F8 2-3	C FC 91 B CU 78 F FC 91 F FC 91 B CU 77 F CH 89 X FF 92 2-2 47 F9 1 1B 2-H 2B	F SI 92 B CH 86 X CH 86 1-1 ② FC5-4 1-2f 2-3 3-H			B SL 91 B SL 91 F SI 94 B SI 95 X SI 95 3-1 1 FC6-4 16 1B 1B	5	1	2	2	0	0	4
32 Steven Matz, R (1, 1) 7 José Reyes, S (4, PH) 47 Drew Gagnon, R (4, 1) 59 Jose Lobaton, S (5, PH) 51 Paul Sewald, R (5, 1) 73 Daniel Zamora, L (6, 1) 62 Drew Smith, R (7, 1) 16 Austin Jackson, R (8, 6) 39 Jerry Blevins, L (8, 1)		1 SAFE B SL 79 C SI 91 1 SAFE X SI 91 1-1 ② SH3-4 1-2		B SL 81 B SI 93 F SI 93 B SI 92 B SI 93 4-1 68 1B 1 BB 30 3B BB	X FC 89 0-0 ② F9 2-3	F SI 88 X CH 84 0-1 ③ L9			C SI 94 B SL 90 F CH 87 B SL 92 F CH 86 X SI 94 2-2 1 FC6-4 1-2 1B	0 0 0 0 0 0 0 0 1 0 0 1 0 0 1 0 0 0 0 0 1 1 0 0 0 0 0 2 0 0 0 0 0 0 0 0 0 0 0 0 0 0 0 0 0 0 0 0 0 1 0 1 0 0 0 0 0 0 0 0 0 0 0						

Inning Stats	1	2	3	4	5	6	7	8	9	1B: 9	SF: 1	WP: 0	PA: 48
	R: 1 E: 0 K: 1 S: 16 H: 2 LOB: 2 BB: 1 P: 26	R: 0 E: 0 K: 1 S: 10 H: 0 LOB: 1 BB: 1 P: 18	R: 0 E: 0 K: 0 S: 12 H: 2 LOB: 2 BB: 1 P: 19	R: 4 E: 0 K: 0 S: 19 H: 3 LOB: 1 BB: 2 P: 33	R: 2 E: 0 K: 1 S: 16 H: 4 LOB: 2 BB: 0 P: 23	R: 1 E: 0 K: 1 S: 15 H: 1 LOB: 2 BB: 2 P: 24	R: 0 E: 0 K: 0 S: 5 H: 0 LOB: 0 BB: 1 P: 11	R: 0 E: 0 K: 2 S: 13 H: 0 LOB: 1 BB: 1 P: 19	R: 0 E: 0 K: 1 S: 17 H: 2 LOB: 2 BB: 0 P: 23	2B: 4 3B: 1 HR: 0	SAC: 1 DP: 2 HBP: 0	PB: 0 SB: 2 CS: 0	

PITCHER		IP	WLS	BF	H	R	ER	SO	BB	IBB	HBP	BLK	WP	HR	S	P	ERA	WHIP
23 Erick Fedde, R ERA: 5.24	(1, 1)	3.1		18	5	3	3	2	4	0	0	0	0	0	47	80	8.10	2.700
51 Wander Suero, R ERA: 3.74	(4, 1)	1.1	L	11	6	4	4	0	1	0	0	0	0	0	23	35	27.00	5.250
36 Sammy Solís, L ERA: 6.18	(5, 1)	1.1		7	1	1	1	2	2	0	0	0	0	0	18	28	6.75	2.250
52 Jimmy Cordero, R ERA: 6.75	(7, 1)	1.0		3	0	0	0	0	1	0	0	0	0	0	5	11	0.00	1.000
68 Jefry Rodriguez, R ERA: 5.29	(8, 1)	1.0		4	0	0	0	2	1	0	0	0	0	0	13	19	0.00	1.000

PITCHER		IP	WLS	BF	H	R	ER	SO	BB	IBB	HBP	BLK	WP	HR	S	P	ERA	WHIP
30 Koda Glover, R ERA: 3.52	(9, 1)	0.1		3	2	0	0	0	0	0	0	0	0	0	10	15	0.00	6.000
55 Tim Collins, L ERA: 2.86	(9, 1)	0.2		2	0	0	0	1	0	0	0	0	0	0	7	8	0.00	0.000

AB	37
R	8
H	14
RBI	8
BB	9
SO	7
LOB	33

Batter	1	2	3	4	5	6	7	8	9	AB	R	H	RBI	BB	SO	LOB
16 Victor Robles, R (1, 7) OBP: 0.286, SLG: 0.432	C SI 93 F SI 94 X SI 94 0-2 ① G6-3		C CU 78 B SI 94 L CH 85 B SI 94 X CH 85 2-2 HR	C FF 91 S SL 84 B SL 84 S CH 84 1-3 ① K		X SL 79 0-0 ② F8		B FF 96 B CU 79 X FF 96 2-0 7 2B 3B 1-H 2-H	B SL 85 T SL 83 C FF 93 F FF 94 F FF 93 B FF 92 F FF 92 X SL 84 2-2 ③ L7	6	2	2	3	0	1	3
7 Trea Turner, R (1, 6) OBP: 0.346, SLG: 0.414	F SI 94 B SI 95 B SL 87 F SI 95 B SI 95 X SI 92 3-2 34 BB 1B		B SI 93 B CU 78 C SI 94 B SI 94 T SI 94 F SI 94 B SI 93 4-2 34 S 34 2B BB	C FF 92 B SL 84 C FF 92 B CH 84 B FF 92 B CH 84 4-2 34 F8 BB		C FF 90 F SI 88 F SL 80 B FF 91 B FF 90 B FF 90 B FF 90 4-2 1-2 2-3 BB		C CU 79 B FF 96 X FF 96 1-1 22 WP 3-H 2B		2	1	2	1	3	0	0
34 Bryce Harper, L (1, 9) OBP: 0.391, SLG: 0.495	1 SAFE 1 SAFE B SI 93 B SI 93 1 SAFE 1 SAFE B SI 93 C SI 93 B SI 93 4-1 1-2 BB		1 SAFE C SI 93 B SI 93 B CU 80 C SI 93 2 SAFE X SI 93 2-2 1-H 6 1B 64 BB 2B	1 SAFE D FF 90 B FF 92 1 SAFE F CH 84 F FF 93 X CH 84 2-2 ② ③ F8 1-2		B FF 89 C FF 88 X SL 78 1-1 ③ P5		B CU 72 B CU 71 C CU 70 C FF 89 F CU 72 D CU 72 X CU 71 3-2 ① F7		4	1	1	1	1	0	5
6 Anthony Rendon, R (1, 5) OBP: 0.372, SLG: 0.522	C SI 94 F SI 94 X CU 79 0-2 ② L8		F SI 92 F SL 87 B SI 94 X SL 87 1-2 64 BB 14 HBP 23 FC1-2 2-3 1B		B FF 92 F FF 92 B SL 84 F FF 91 F FF 92 X FF 92 2-2 ① G6-3		B SI 95 X FF 95 1-0 1B	F SL 86 B SL 86 B SL 85 B FF 94 B SL 85 4-1 22 WP BB		4	0	2	0	1	0	2
14 Mark Reynolds, R (1, 3) OBP: 0.330, SLG: 0.492	S SI 94 X CH 86 0-1 ③ P6		H SL 88 1-0 23 FC1-2 64 BB 1-2 HBP		X SL 86 0-0 ② L3		C FF 96 C CU 78 F CU 80 S CU 79 0-3 ① K	C FF 94 B SL 85 B SL 86 B FF 94 C FF 94 F FF 93 C FF 94 3-3 ② K		4	0	0	0	0	2	5
5 Adrián Sanchez, R (1, 4) OBP: 0.208, SLG: 0.277 68 Jefry Rodriguez, R (8, 1) OBP: 0.188, SLG: 0.250 22 Juan Soto, L (8, PH) OBP: 0.405, SLG: 0.509 30 Koda Glover, R (9, 1) 55 Tim Collins, L (9, 1)		C SI 92 F SI 93 X CU 79 0-2 ① G6-3	B SI 93 T SI 93 S SI 93 F SI 94 F SI 93 F CU 79 C SI 93 1-3 ① K		X FF 92 0-0 ③ P4		B FF 96 F FF 96 F FF 96 X CU 80 1-2 ② L8	C SL 86 D SL 86 F FF 93 B SL 88 X FF 93 2-2 ③ P5 1-2 2-3		4 0 1 0 0	0 0 0 0 0	0 0 0 0 0	0 0 0 0 0	1 0 0 0 0	4 0 2 0 0	0 0 0 0 0
64 Spencer Kieboom, R (1, 2) OBP: 0.308, SLG: 0.310 2 Adam Eaton, L (9, PH) OBP: 0.385, SLG: 0.405		C SI 92 C SI 93 B SI 94 X SL 89 1-2 1B	S SI 94 B SI 94 B SI 93 C SI 93 B SI 92 F SI 94 B SI 92 4-2 23 FC1-2 1-2 2-3 3-H BB	C FF 88 X SL 81 0-1 E6 7 BB 45 1B S FF 97 X FF 96 0-1 ③ P3			C SL 84 T FF 92 B FF 92 H FF 93 2-2 HBP		3 0	0 0	1 0	1 0	1 0	0 0	1 0
23 Erick Fedde, R (1, 1) OBP: 0.125, SLG: 0.067 51 Wander Suero, R (4, 1) 36 Sammy Solís, R (5, 1) 45 Andrew Stevenson, L (6, PH) OBP: 0.305, SLG: 0.329 52 Jimmy Cordero, R (7, 1) 1 Wilmer Difo, S (8, 4) OBP: 0.301, SLG: 0.358		C SI 92 L SI 92 C CU 77 0-3 ② K	X SI 92 0-0 ② FC1-2 1-2 2-3 3-Hf			X SI 87 0-0 7 BB 1-2 1B	F FF 95 C FF 96 X CU 79 0-2 3 1B 16 3B 1B	F SL 85 S SL 84 B SL 84 F SL 84 X FF 93 1-2 ① L7	2 0 0 1 0 2	0 0 0 0 0 1	0 0 0 0 0 1	0 0 0 0 0 1	1 0 0 0 0 0	4 0 0 0 0 1	0 0 0 0 0 0
3 Michael Taylor, R (1, 8) OBP: 0.285, SLG: 0.352 11 Ryan Zimmerman, R (9, PH) OBP: 0.338, SLG: 0.495		B SI 93 S CH 84 B SL 87 B CH 84 C SI 92 C SI 92 3-3 ③ K	B CH 84 B SI 93 S SI 93 F SI 92 F CH 86 S CH 85 2-3 ③ K			C FF 89 B SL 80 S SL 80 X SL 81 1-2 ① P6	C FF 97 C FF 96 F FF 96 X FF 97 0-2 16 3B 1B 1-2	C SL 83 B FF 92 B FF 92 B SL 84 C FF 92 T FF 93 3-2 ② K	4 1	1 0	1 0	0 0	0 0	2 1	6 1

Inning Stats	1	2	3	4	5	6	7	8	9
	R: 0 E: 0 K: 0 S: 12 H: 1 LOB: 2 BB: 1 P: 19	R: 0 E: 0 K: 2 S: 12 H: 1 LOB: 1 BB: 0 P: 16	R: 3 E: 0 K: 2 S: 26 H: 3 LOB: 3 BB: 2 P: 43	R: 0 E: 0 K: 1 S: 8 H: 0 LOB: 0 BB: 1 P: 15	R: 0 E: 0 K: 0 S: 6 H: 0 LOB: 0 BB: 0 P: 8	R: 0 E: 1 K: 0 S: 12 H: 1 LOB: 3 BB: 1 P: 18	R: 0 E: 0 K: 1 S: 10 H: 1 LOB: 1 BB: 0 P: 12	R: 3 E: 0 K: 1 S: 22 H: 4 LOB: 2 BB: 1 P: 37	R: 0 E: 0 K: 1 S: 15 H: 0 LOB: 1 BB: 0 P: 23

1B: 7 SF: 0
2B: 2 SAC: 0
3B: 1 DP: 0
HR: 1 HBP: 2

WP: 1 PA: 46
PB: 0
SB: 1
CS: 0

PITCHER	IP	WLS	BF	H	R	ER	SO	BB	IBB	HBP	BLK	WP	HR	S	P	ERA	WHIP
32 Steven Matz, L (1, 1) ERA: 4.14	3.0		18	5	3	3	4	3	0	1	0	0	1	50	78	9.00	2.667
47 Drew Gagnon, R (4, 1) ERA: 5.23	2.0	W	6	0	0	0	1	1	0	0	0	0	0	14	23	0.00	0.500
51 Paul Sewald, R (6, 1) ERA: 5.86	0.2		5	1	0	0	0	1	0	0	0	0	0	10	15	0.00	3.000
73 Daniel Zamora, L (6, 1) ERA: 3.52	0.1	H	1	0	0	0	0	0	0	0	0	0	0	2	3	0.00	0.000
62 Drew Smith, R (7, 1) ERA: 3.86	1.0		8	5	3	3	1	0	0	0	0	0	0	20	25	27.00	5.000

PITCHER	IP	WLS	BF	H	R	ER	SO	BB	IBB	HBP	BLK	WP	HR	S	P	ERA	WHIP
39 Jerry Blevins, L (8, 1) ERA: 4.57	0.1	H	1	0	0	0	0	0	0	0	0	0	0	4	7	0.00	0.000
38 Anthony Swarzak, R (8, 1) ERA: 6.04	1.2	S	7	0	0	0	2	1	0	1	0	1	0	23	40	0.00	0.600

BOTTOM

New York Mets @ Washington Nationals

Nationals Park, Washington, DC

Sun Sep 23 2018, 2:01 PM - 6:14 PM EDT

Att. 34,218 - Rain - 64 F

livebaseballscorecards.com

AB	38
R	6
H	11
RBI	6
BB	6
SO	8
LOB	34

Atlanta Braves @ New York Mets

Citi Field, Flushing, NY

Tue Sep 25 2018, 7:43 PM - 11:06 PM EDT

Att. 21,943 - Rain - 72 F

livebaseballscorecards.com

Batter	1	2	3	4	5	6	7	8	9	AB	R	H	RBI	BB	SO	LOB
13 Ronald Acuña Jr., R (1, 7) OBP: 0.365, SLG: 0.558	F SI 96 C FF 97 B FF 96 S SL 92 1-3 ① K		C CU 83 F CU 83 B SI 95 B SL 91 S SL 91 2-3 ① K			S SL 91 B SL 93 T FF 96 F FF 97 F SL 92 F CH 90 X SL 93 1-2 ① G6-3	D CU 80 B CU 82 X SI 97 2-0 1-H 2-H 3-H 1B	B FF 98 B FF 96 C FF 96 F FF 95 F FF 98 B SL 86 H FF 97 4-2 1-2 HBP		4	0	1	2	0	2	0
11 Ender Inciarte, L (1, 8) OBP: 0.326, SLG: 0.384	C FF 96 C FF 97 F FF 98 F CH 91 B FF 98 B SL 92 X FF 97 2-2 ② P6		B CH 90 C FF 96 F CH 91 X SL 91 1-2 ② F9			S CH 91 X FF 96 0-1 1B	F FF 96 1 SAFE F FF 96 B SI 96 1 SAFE 1 SAFE B FF 96 S CH 87 2-3 ② K	B FF 95 C FF 95 B FF 96 X FF 96 2-1 ③ F7		5	0	1	0	0	1	3
5 Freddie Freeman, L (1, 3) OBP: 0.388, SLG: 0.505	X FF 97 0-0 2B		F CH 91 S CH 90 F FF 97 B CH 90 S FF 96 1-3 ③ K			1 SAFE 1 SAFE F CH 91 F FF 97 X SL 93 0-2 ② F7	F SI 96 B FF 97 F FF 97 1 SAFE B FF 96 S CH 89 2-3 ③ K		S FS 86 F SL 89 X FF 97 0-2 ① L9	5	0	1	0	0	2	2
22 Nick Markakis, L (1, 9) OBP: 0.370, SLG: 0.449	B SI 96 B FF 97 C SI 97 B CU 85 F FF 98 F SI 99 F CH 92 D SL 93 4-2 BB			C SI 95 X CU 83 0-1 24 G5-4-3 1B		B SI 97 1 SAFE C FF 96 1 SAFE B SI 97 X FF 96 2-1 ③ P5		C CU 72 X CU 72 0-1 ① F8	B FF 95 C FS 86 B FS 86 X FF 96 2-1 1B	4	0	2	0	1	0	1
17 Johan Camargo, S (1, 5) OBP: 0.351, SLG: 0.456	B SI 98 F FF 98 S FF 98 X FF 98 1-2 ③ P6			F SI 96 B FF 97 F CH 90 B SL 91 D CH 91 X SI 96 3-2 ① F8			C SI 94 X CH 86 0-1 24 1B 2B	B CU 71 X CU 72 1-0 24 2B E5	C FF 95 X FF 95 0-1 ② F7	5	2	1	0	0	0	4
24 Kurt Suzuki, R (1, 2) OBP: 0.337, SLG: 0.451		B CU 82 B FF 95 B FF 95 C FF 95 B FF 95 4-1 1 FC5-4 BB		X SI 96 0-0 ② ③ G5-4-3 1-2f			B SI 94 X SI 96 1-0 14 E 8 BB 13 WP 2-H 1B	B CH 83 B FF 89 C FF 88 C FF 88 B FF 89 F FF 89 X FF 89 3-2 1-H 1 HR 2B	C FF 96 S SL 89 S SL 88 0-3 ③ K	4	2	2	2	1	1	2
1 Ozzie Albies, S (1, 4) OBP: 0.309, SLG: 0.460		F SI 96 B CH 89 X FF 96 1-1 ① FC5-4 1-2f			X CU 82 0-0 ① P5		B CU 80 F SI 95 F SI 95 F SL 90 B CU 82 C SI 95 2-3 ① K	C CH 82 B CU 71 B FF 89 X CU 72 2-1 2-H HR		4	1	1	2	0	1	2
7 Dansby Swanson, R (1, 6) OBP: 0.304, SLG: 0.395 8 Charlie Culberson, R (2, 6) OBP: 0.330, SLG: 0.486		1 SAFE B CH 92 1 SAFE F SI 94 1 SAFE F SI 94 F FF 95 X CH 90 1-2 ② L8		C SI 96 B SL 92 X FF 96 1-1 ② P3			F SI 96 F SI 94 F SL 90 D SL 92 B SI 94 B SI 95 B SI 94 4-2 13 WP 14 E 13 1B 1-2 BB	C FF 96 B SL 81 C SL 82 B FF 98 B SL 84 F FF 97 X FF 96 3-2 13 HBP 1B		1	0	0	0	0	0	1
										2	1	1	0	1	0	0
62 Touki Toussaint, R (1, 1) OBP: 0.100, SLG: 0.100 58 Dan Winkler, R (6, 1) 14 Rio Ruiz, L (7, PH) 33 A.J. Minter, L (7, 1) 8 Preston Tucker, L (8, PH) OBP: 0.286, SLG: 0.405 61 Chad Sobotka, R (8, 1) OBP: 1.000, SLG: 1.000 38 Arodys Vizcaino, R (9, 1)		B FF 96 B FF 94 C FF 94 F FF 95 S SL 92 2-3 ③ K		S FF 96 S CU 84 B FF 96 T CU 83 1-2 ③ K			B SI 95 B SI 93 S SI 94 F SL 91 B SI 94 F SI 95 X SI 95 3-2 E8 13 WP 13 1B 1-2 2-3	X FF 97 0-0 ② F9		2	0	0	0	0	2	1
										0	0	0	0	0	0	0
										1	1	0	0	0	0	2
										0	0	0	0	0	0	0
										1	0	0	0	0	0	1
										0	0	0	0	0	0	0
										0	0	0	0	0	0	0

TOP	
AB	38
R	7
H	10
RBI	6
BB	3
SO	9
LOB	19

Inning Stats	1	2	3	4	5	6	7	8	9
	R: 0 E: 0 K: 1 S: 16	H: 1 LOB: 2 BB: 1 P: 24	R: 0 E: 0 K: 1 S: 10	H: 0 LOB: 1 BB: 1 P: 18	R: 0 E: 0 K: 2 S: 10	H: 0 LOB: 0 BB: 0 P: 14	R: 0 E: 0 K: 0 S: 6	H: 1 LOB: 0 BB: 0 P: 9	R: 0 E: 0 K: 1 S: 6	H: 0 LOB: 0 BB: 0 P: 8
	R: 0 E: 0 K: 0 S: 13	H: 1 LOB: 1 BB: 0 P: 16	R: 4 E: 1 K: 3 S: 21	H: 3 LOB: 1 BB: 1 P: 37	R: 3 E: 1 K: 0 S: 19	H: 3 LOB: 2 BB: 0 P: 34	R: 0 E: 0 K: 1 S: 10	H: 1 LOB: 1 BB: 0 P: 12	1B: 6 2B: 3 3B: 0 HR: 1	SF: 0 SAC: 0 DP: 1 HBP: 1	WP: 1 PB: 0 SB: 0 CS: 0	PA: 42

PITCHER		IP	WLS	BF	H	R	ER	SO	BB	IBB	HBP	BLK	WP	HR	S	P	ERA	WHIP
34 Noah Syndergaard, R ERA: 3.22	(1, 1)	6.0		22	3	0	0	5	2	0	0	0	0	0	61	89	0.00	0.833
65 Robert Gsellman, R ERA: 4.33	(7, 1)	0.1	L	5	2	4	3	1	1	0	0	0	0	0	14	24	81.00	9.000
62 Drew Smith, R ERA: 3.76	(7, 1)	0.2	B	3	1	0	0	2	0	0	0	0	1	0	7	13	0.00	1.500
39 Jerry Blevins, L ERA: 4.97	(8, 1)	0.1		4	2	3	2	0	0	0	0	0	0	1	9	15	54.00	6.000
49 Tyler Bashlor, R ERA: 4.35	(8, 1)	0.2		4	1	0	0	0	0	0	1	0	0	0	10	19	0.00	1.500

PITCHER		IP	WLS	BF	H	R	ER	SO	BB	IBB	HBP	BLK	WP	HR	S	P	ERA	WHIP
35 Jacob Rhame, R ERA: 6.3	(9, 1)	1.0		4	1	0	0	1	0	0	0	0	0	0	10	12	0.00	1.000

BOTTOM

Batter	1	2	3	4	5	6	7	8	9	AB	R	H	RBI	BB	SO	LOB
1 Amed Rosario, R (1, 6) OBP: 0.298, SLG: 0.388	B FF 92 B FF 91 B SI 91 B FF 93 4-0 30 G3 BB		C FF 90 X CU 75 0-1 ① F8		B FF 90 F FF 92 X FF 93 1-1 ① G6-3	C FC 90 S FC 88 F FC 89 F CU 82 X CU 82 0-2 ③ FC5-2 3-H		F SL 86 B FF 98 X FF 97 1-1 ③ G4-3		4	0	0	0	1	0	3
68 Jeff McNeil, L (1, 4) OBP: 0.390, SLG: 0.488	B SI 93 B SI 93 C SI 92 X FS 86 2-1 ① F9		B CU 72 F SI 92 X SI 94 1-1 30 2B 1B		B SI 92 X FF 93 1-0 ② F8		X FF 95 0-0 ① B1-3		C CH 91 B SL 80 X SI 94 1-1 ① P4	5	1	1	0	0	0	1
30 Michael Conforto, L (1, 7) OBP: 0.350, SLG: 0.448	C SI 93 C FS 85 F FS 87 B FF 94 B FS 84 1 SAFE X FS 85 2-2 ② G3 1-2		B SI 91 F FS 84 X FS 84 1-1 19 1B 1-H 2B		B CU 76 B CU 74 B FF 93 B SI 93 4-0 BB		B FF 96 B FF 96 X FC 91 2-0 21 BB 1B		C SI 94 B SL 82 C SL 82 C SI 96 1-3 ② K	4	1	2	1	1	1	1
19 Jay Bruce, L (1, 3) OBP: 0.311, SLG: 0.380	C CU 74 B FS 85 S SI 92 B CU 76 B FF 93 F FS 85 F FF 94 B FF 92 4-2 BB		X SI 94 0-0 21 CS 2-H 1B		B SI 92 B SI 93 S FS 85 B FF 93 S SI 93 S CU 77 3-3 ③ K		B FC 90 B FF 96 B FF 94 C FF 94 1 SAFE C FC 92 S FC 90 3-3 ② K		X SI 95 0-0 ③ P5	4	0	1	1	1	2	2
21 Todd Frazier, R (1, 5) OBP: 0.300, SLG: 0.394	B FF 92 B FF 92 D FS 85 C SI 92 S SI 92 S SI 93 3-3 ③ K		B FF 93 C CU 74 D FS 86 B FS 85 F SI 93 C FS 86 3-3 ②③ K 1-2			C FF 93 X FC 89 0-1 ① F9	C FF 96 B CH 86 C CH 87 B FC 90 D FF 96 B FC 90 4-2 9 FC6 1-2 BB			3	0	0	0	1	2	3
9 Brandon Nimmo, L (1, 9) OBP: 0.399, SLG: 0.482		B SI 91 B SI 92 C FS 84 C CU 75 B FS 85 B SI 92 4-2 BB		B SI 92 B CU 74 B FS 85 C SI 92 B FS 85 4-1 BB		B SI 92 B SI 92 B FC 87 D FF 93 4-0 16 1B 3 SF8 BB	C FF 96 C FC 91 D FC 90 B FF 94 X FF 96 2-2 ③ FC6 1-2f			1	1	0	0	3	0	2
16 Austin Jackson, R (1, 8) OBP: 0.301, SLG: 0.328		B CU 74 C FF 92 B FF 92 S FS 84 F FS 85 C CU 75 2-3 ① K		X FF 90 0-0 ① L8		B FC 90 B FC 89 C FC 90 1 SAFE C CU 82 B FC 88 X FC 90 3-2 22 2B 1 FC5-2 1-3 1B		C FF 96 B SL 86 S SL 87 S SL 87 1-3 ① K		4	0	1	0	0	2	2
3 Tomás Nido, R (1, 2) OBP: 0.195, SLG: 0.244		D SI 92 B SI 92 C FS 84 S FS 82 C CU 74 2-3 ② K		B FS 84 C FF 93 1 SAFE X FF 93 1-1 ② F9		F FC 89 F CU 83 F FC 89 1 SAFE X FC 90 0-2 ② SF8 3-H		S FF 98 F FF 98 X SL 88 0-2 ② G5-3		3	0	0	1	0	1	2
34 Noah Syndergaard, L (1, 1) OBP: 0.130, SLG: 0.159 22 Dominic Smith, L (6, PH) OBP: 0.254, SLG: 0.414 65 Robert Gsellman, R (7, 1) 62 Drew Smith, R (7, 1) 39 Jerry Blevins, L (8, 1) OBP: 0.500, SLG: 0.500 49 Tyler Bashlor, R (8, 1) 26 Kevin Plawecki, R (8, PH) OBP: 0.323, SLG: 0.368 35 Jacob Rhame, R (9, 1)		S SI 93 B FS 84 S SI 92 B SI 93 C CU 75 2-3 ③ K		S SI 92 X SI 93 0-1 ③ L9		B FC 88 B FF 93 S FC 88 X FC 90 2-1 1-3 2B		C FF 97 C SL 86 S SL 88 0-3 K		2 1 0 0 0 0 1 0	0 0 0 0 0 0 0 0	0 1 0 0 0 0 0 0	0 0 0 0 0 0 0 0	1 0 0 0 0 0 1 0	2 0 0 0 0 0 0 0	2 0 0 0 0 0 0 0
Inning Stats	R: 0 E: 0 K: 1 S: 13 H: 0 LOB: 2 BB: 2 P: 28	R: 0 E: 0 K: 3 S: 12 H: 0 LOB: 1 BB: 1 P: 22	R: 2 E: 0 K: 1 S: 10 H: 3 LOB: 1 BB: 0 P: 15	R: 0 E: 0 K: 0 S: 6 H: 0 LOB: 1 BB: 1 P: 11	R: 0 E: 0 K: 1 S: 6 H: 0 LOB: 1 BB: 1 P: 15	R: 1 E: 0 K: 0 S: 16 H: 2 LOB: 2 BB: 1 P: 25	R: 0 E: 0 K: 1 S: 10 H: 1 LOB: 2 BB: 1 P: 21	R: 0 E: 0 K: 2 S: 11 H: 0 LOB: 1 BB: 0 P: 13	R: 0 E: 0 K: 1 S: 6 H: 0 LOB: 0 BB: 0 P: 8	1B: 4 2B: 3 3B: 0 HR: 0	SF: 1 SAC: 0 DP: 1 HBP: 0	WP: 1 PB: 0 SB: 0 CS: 1	PA: 40			

PITCHER		IP	WLS	BF	H	R	ER	SO	BB	IBB	HBP	BLK	WP	HR	S	P	ERA	WHIP
62 Touki Toussaint, R ERA: 4.18	(1, 1)	5.0		22	3	2	2	6	5	0	0	0	0	0	47	91	3.60	1.600
58 Dan Winkler, R ERA: 3.45	(6, 1)	1.0	W	6	2	1	1	0	1	0	0	0	0	0	16	25	9.00	3.000
33 A.J. Minter, L ERA: 3.28	(7, 1)	1.0	H	5	1	0	0	1	1	0	0	0	0	0	10	21	0.00	2.000
61 Chad Sobotka, R ERA: 2.03	(8, 1)	1.0		4	0	0	0	2	0	0	0	0	1	0	11	13	0.00	0.000
38 Arodys Vizcaíno, R ERA: 1.91	(9, 1)	1.0		3	0	0	0	1	0	0	0	0	0	0	6	8	0.00	0.000

PITCHER	IP	WLS	BF	H	R	ER	SO	BB	IBB	HBP	BLK	WP	HR	S	P	ERA	WHIP

Atlanta Braves @ New York Mets

Citi Field, Flushing, NY

Tue Sep 25 2018, 7:43 PM - 11:06 PM EDT

Att. 21,943 - Rain - 72 F

livebaseballscorecards.com

AB	32
R	3
H	6
RBI	3
BB	7
SO	10
LOB	18

Batter	1	2	3	4	5	6	7	8	9	AB	R	H	RBI	BB	SO	LOB
13 Ronald Acuña Jr., R (1, 7) OBP: 0.364, SLG: 0.555	B FF 96 F FF 97 X FF 97 1-1 11 S 1B		C FF 98 B SL 93 X SL 93 1-1 ③ G5-3			F SL 93 S SL 93 F FF 98 B SL 94 F SI 97 B SL 93 S SL 92 2-3 K 11 4-3			S CU 81 X SL 88 0-1 ③ L9	4	0	1	0	0	1	0
11 Ender Inciarte, L (1, 8) OBP: 0.325, SLG: 0.382	C CU 82 B FF 97 S FF 98 D SL 93 X SL 91 2-2 ① G1-3 1-2			B CH 90 F CH 90 B CH 90 X CU 84 2-1 ① F9		0-0 ③ 4-3 1-2	B CH 90 F FF 96 C SL 93 X FF 98 1-2 ① L4			3	0	0	0	0	0	1
5 Freddie Freeman, L (1, 3) OBP: 0.386, SLG: 0.502	S CH 91 X CH 91 0-1 ② F7			B CH 91 S SL 93 X CH 90 1-1 ② G3-1			C CH 90 B CH 91 F CH 91 F FF 98 X SL 92 1-2 ② G3-1			3	0	0	0	0	0	1
22 Nick Markakis, L (1, 9) OBP: 0.368, SLG: 0.447	2 SAFE C CU 84 F FF 97 B FF 98 B SL 93 B SL 93 X SL 93 3-2 ③ G4-3			S FF 96 X CH 91 0-1 ③ G4-3			B CH 90 C CU 83 C SL 93 C SL 93 1-3 ③ K			3	0	0	0	0	1	1
17 Johan Camargo, S (1, 5) OBP: 0.351, SLG: 0.455		C FF 97 B CH 90 F CH 90 B FF 98 X CU 84 2-2 1 G4-6-3 1B			C FF 96 F FF 97 F FF 98 S SL 93 0-3 ① K			B CH 90 F FF 98 C SL 92 B SL 93 X SL 93 2-2 ① G1-3		3	0	1	0	0	1	0
25 Tyler Flowers, R (1, 2) OBP: 0.341, SLG: 0.361		B SL 92 S FF 97 S SI 97 S SI 97 1-3 ① K			B FF 98 S FF 98 S FF 98 B FF 98 F FF 98 F FF 97 B SI 98 S SL 93 3-3 ② K			S FF 98 S FF 97 B SL 93 C SI 96 1-3 ② K		3	0	0	0	0	3	1
1 Ozzie Albies, S (1, 4) OBP: 0.308, SLG: 0.458		B FF 97 X CH 92 1-0 ②③ G4-6-3 1-2f			B FF 97 F CH 91 X CH 92 1-1 ③ G4-3			B FF 99 S CU 84 B FF 98 S CU 86 B FF 99 C SL 92 3-3 ③ K		3	0	0	0	0	1	1
8 Charlie Culberson, R (1, 6) OBP: 0.327, SLG: 0.481			F FF 96 F FF 98 B SL 93 S SL 92 1-3 ① K			C SL 91 B CH 89 S SL 90 B SL 91 X SL 91 2-2 ① G6-3			F SI 93 C FF 95 B SL 88 X FF 96 1-2 ① G4-3	3	0	0	0	0	1	0
15 Sean Newcomb, L (1, 1) OBP: 0.065, SLG: 0.087 14 Rio Ruiz, L (6, PH) 64 Luke Jackson, R (6, 1) 48 Jonny Venters, L (7, 1) 73 Kyle Wright, R (8, 1) 8 Preston Tucker, L (9, PH) OBP: 0.297, SLG: 0.402			C FF 97 B FF 98 F FF 96 F FF 98 B SL 93 S SL 93 2-3 ② K			C CU 84 B CH 90 B CH 90 F FF 97 B SL 93 S FF 97 3-3 ② K			B FF 95 C CU 80 F FF 96 B CU 79 S CH 88 2-3 ② K	1 1 0 0 0 1	0 0 0 0 0 0	0 0 0 0 0 0	0 0 0 0 0 0	0 0 0 0 0 0	1 1 0 0 0 1	0 0 0 0 0 0

TOP

Atlanta Braves @ New York Mets

Citi Field, Flushing, NY

Wed Sep 26 2018, 7:11 PM - 9:32 PM EDT

Att. 23,205 - Partly Cloudy - 77 F

livebaseballscorecards.com

AB	28
R	0
H	2
RBI	0
BB	0
SO	11
LOB	5

Inning Stats	1	2	3	4	5	6	7	8	9	1B	SF	WP	PA
R	0	0	0	0	0	0	0	0	0	2	0	1	28
E	0	0	0	0	0	0	0	0	0	2B 0	SAC 0	PB 0	
K	0	1	2	0	0	2	1	2	1	3B 0	DP 1	SB 1	
S	10	7	9	6	11	11	10	9	8	HR 0	HBP 0	CS 0	
H	1	1	0	0	0	0	0	0	0				
LOB	1	0	0	0	0	1	0	0	0				
BB	0	0	0	0	0	0	0	0	0				
P	16	11	13	9	15	18	13	15	11				

PITCHER		IP	WLS	BF	H	R	ER	SO	BB	IBB	HBP	BLK	WP	HR	S	P	ERA	WHIP
48 Jacob deGrom, R ERA: 1.7	(1, 1)	8.0	W	26	2	0	0	10	0	0	0	0	1	0	73	110	0.00	0.250
67 Seth Lugo, R ERA: 2.66	(9, 1)	1.0	S	3	0	0	0	1	0	0	0	0	0	0	8	11	0.00	0.000

Atlanta Braves @ New York Mets

Citi Field, Flushing, NY

Wed Sep 26 2018, 7:11 PM - 9:32 PM EDT

Att. 23,205 - Partly Cloudy - 77 F

livebaseballscorecards.com

BOTTOM

Batter	1	2	3	4	5	6	7	8	9	AB	R	H	RBI	BB	SO	LOB
1 Amed Rosario, R (1, 6) OBP: 0.298, SLG: 0.387	S FF 94 F FF 95 X CU 79 0-2 ① G1-3		C CH 89 F CU 78 S FF 96 0-3 ③ K		F CH 88 F CH 88 D CU 79 S CU 78 1-3 ② K		B SI 93 X SI 93 1-0 1B			4	0	1	0	0	2	3
68 Jeff McNeil, L (1, 4) OBP: 0.388, SLG: 0.488	B FF 96 B FF 95 C FF 95 F FF 95 S FF 96 2-3 ② K			C FF 94 B SL 82 S CH 88 X FF 96 1-2 2B	B SL 81 B FF 94 X FF 94 2-0 ③ F7		1 SAFE 1 SAFE F SI 93 B FF 93 F SI 93 D SL 85 X SL 85 2-2 ③ F7			4	0	1	0	0	1	3
16 Austin Jackson, R (1, 8) OBP: 0.298, SLG: 0.324	C FF 96 S FF 97 B FF 95 B FF 97 B FF 96 S FF 96 3-3 ③ K			F FF 96 F FF 96 F FF 95 S CU 78 0-3 ① K		L FF 96 F CU 83 B SL 88 F SL 88 B FF 96 B SL 87 S SL 88 3-3 ① K		B FF 95 X FF 94 1-0 ① L1		4	0	0	0	0	3	1
30 Michael Conforto, L (1, 7) OBP: 0.353, SLG: 0.456		F FF 95 F FF 95 B FF 93 B FF 96 X CH 89 2-2 ① P6		B CU 77 F FF 94 B FF 96 F CH 88 B SL 88 B FF 93 4-2 BB		C CU 83 B SL 88 X SL 88 1-1 22 1B 2B		C FF 95 B SI 94 X KC 80 1-1 HR		3	2	2	1	1	0	0
21 Todd Frazier, R (1, 5) OBP: 0.298, SLG: 0.390		B CU 79 C CH 89 C FF 96 X CH 89 1-2 ② P5		C CU 78 D FF 95 S FF 95 X FF 96 1-2 ② F9		B FF 95 B SL 88 S FF 96 X FF 96 2-1 ② L9		C FF 94 B FF 95 F FF 95 S SL 86 1-3 ② K		4	0	0	0	0	1	3
22 Dominic Smith, L (1, 3) OBP: 0.261, SLG: 0.439		C FF 96 B CU 79 B SL 83 X FF 95 2-1 ③ F7		C FF 95 B FF 96 C FF 96 S SL 85 1-3 ③ K		F FF 95 C FF 96 X SL 87 0-2 2-H 1B		F FF 96 X FF 95 0-1 HR		4	1	2	2	0	1	2
29 Devin Mesoraco, R (1, 2) OBP: 0.301, SLG: 0.384			S FF 94 S FF 96 B FF 96 F FF 96 B CU 78 F CH 89 S FF 96 2-3 ① K		X CH 86 0-0 ① G5-3	C SL 88 F FF 96 S SL 88 0-3 ③ K		B SL 85 S SL 84 B SL 85 F FF 94 B SL 85 S FF 95 3-3 ③ K		4	0	0	0	0	3	1
48 Jacob deGrom, L (1, 1) OBP: 0.211, SLG: 0.179 67 Seth Lugo, R (9, 1) OBP: 0.167, SLG: 0.091			C FF 94 S SL 82 B FF 94 C FF 94 1-3 ② K		B FF 92 C FF 94 S FF 93 B FF 94 B FF 91 B FF 94 4-2 9 BB BB		F FF 91 B SI 93 S SI 92 C FF 93 1-3 ① K			2 0	0 0	0 0	0 0	1 0	2 0	0 0
9 Brandon Nimmo, L (1, 9) OBP: 0.401, SLG: 0.481			B FF 95 C FF 96 B FF 96 B FF 96 B FF 95 4-1 BB		B FF 93 B FF 93 C FF 94 B FF 94 C FF 94 B FF 93 4-2 1-2 BB		C SI 94 B SI 93 X SI 93 1-1 ② G4-3			1	0	0	0	2	0	0
Inning Stats	R: 0 E: 0 K: 2 S: 9 H: 0 LOB: 0 BB: 0 P: 14	R: 0 E: 0 K: 0 S: 8 H: 0 LOB: 0 BB: 0 P: 13	R: 0 E: 0 K: 3 S: 12 H: 0 LOB: 1 BB: 1 P: 19	R: 0 E: 0 K: 2 S: 15 H: 1 LOB: 2 BB: 1 P: 22	R: 0 E: 0 K: 1 S: 9 H: 0 LOB: 2 BB: 2 P: 20	R: 1 E: 0 K: 2 S: 14 H: 2 LOB: 1 BB: 0 P: 20	R: 0 E: 0 K: 1 S: 9 H: 1 LOB: 1 BB: 0 P: 14	R: 2 E: 0 K: 2 S: 11 H: 2 LOB: 0 BB: 0 P: 17		1B: 2 2B: 2 3B: 0 HR: 2 SF: 0 SAC: 0 DP: 0 HBP: 0				WP: 0 PB: 0 SB: 0 CS: 0 PA: 34		

	AB	30
	R	3
	H	6
	RBI	3
	BB	4
	SO	13
	LOB	13

PITCHER

PITCHER		IP	WLS	BF	H	R	ER	SO	BB	IBB	HBP	BLK	WP	HR	S	P	ERA	WHIP
15 Sean Newcomb, L ERA: 3.91	(1, 1)	5.0		20	1	0	0	8	4	0	0	0	0	0	53	88	0.00	1.000
64 Luke Jackson, R ERA: 4.43	(6, 1)	1.0	L	5	2	1	1	2	0	0	0	0	0	0	14	20	9.00	2.000
48 Jonny Venters, L ERA: 2.97	(7, 1)	1.0		4	1	0	0	1	0	0	0	0	0	0	9	14	0.00	1.000
73 Kyle Wright, R ERA: 4.5	(8, 1)	1.0		5	2	2	2	2	0	0	0	0	0	2	11	17	18.00	2.000

PITCHER	IP	WLS	BF	H	R	ER	SO	BB	IBB	HBP	BLK	WP	HR	S	P	ERA	WHIP

Batter	1	2	3	4	5	6	7	8	9	AB	R	H	RBI	BB	SO	LOB
13 Ronald Acuña Jr., R (1, 8) OBP: 0.365, SLG: 0.555	X FF 85 0-0 ① F8		B CH 82 X CH 80 1-0 ③ L1-3			X KC 74 0-0 1 1B 1B		D CU 82 X FF 97 1-0 1-2 2-H 1B		4	0	2	1	0	0	1
1 Ozzie Albies, S (1, 4) OBP: 0.307, SLG: 0.457	C SI 85 X CH 80 0-1 ② G6-3			X CH 80 0-0 ① F8		1 SAFE 1 SAFE C SI 85 1 SAFE B SI 85 X CH 80 1-1 1-2 1B		X CU 82 0-0 ② F8 2-3		4	0	1	0	0	0	2
22 Nick Markakis, L (1, 9) OBP: 0.366, SLG: 0.444	C FF 86 C KC 73 C SI 85 0-3 ③ K			C SI 85 B SI 85 B SI 85 X KC 74 2-1 ② G3		C KC 74 S SI 86 D CH 82 B SI 87 X SI 87 2-2 ③ G6-3		S SI 97 F SI 97 X CU 82 0-2 ③ G3		4	0	0	0	0	1	4
24 Kurt Suzuki, R (1, 2) OBP: 0.336, SLG: 0.449		C SI 84 X CH 80 0-1 ① F9		C SI 84 S KC 73 B KC 73 X FF 86 1-2 ③ L4			X KC 73 0-0 ① G6-3		B SI 95 C SI 96 B FF 95 X SI 95 2-1 23 HBP 1B	4	0	1	0	0	0	0
17 Johan Camargo, S (1, 5) OBP: 0.348, SLG: 0.451		C SI 86 B SI 86 F KC 74 F KC 74 S CH 80 1-3 ② K			B KC 74 X SI 85 1-0 ① P4		C SI 84 B CH 80 S SI 84 F SI 86 F KC 73 F CH 81 S CH 81 1-3 ② K		C SI 96 F SI 96 B CU 83 B CU 81 F SI 96 X SI 96 2-2 ① F8	4	0	0	0	0	2	1
8 Charlie Culberson, R (1, 6) OBP: 0.323, SLG: 0.474		C FF 86 S CH 81 B KC 74 F FF 88 C SI 86 1-3 ③ K			X SI 85 0-0 ② B1-3		B KC 73 S KC 74 B SI 85 S CH 79 S CH 79 2-3 ③ K		C SI 97 X SL 93 0-1 ② L8	4	0	0	0	0	2	1
23 Adam Duvall, R (1, 7) OBP: 0.273, SLG: 0.364			B SI 85 X SI 84 1-0 ① F7		C SI 84 B CH 80 X SI 86 1-1 ③ P3			C FF 93 B SL 84 X SL 85 1-1 27 BB 13 1B 1B	F SI 96 F SI 96 H SI 96 1-2 1-2 HBP	3	1	1	0	0	0	0
27 Ryan Flaherty, L (1, 3) OBP: 0.302, SLG: 0.296 5 Freddie Freeman, L (9, PH) OBP: 0.386, SLG: 0.502			C SI 86 X KC 74 0-1 49 SH1-4 1B			C SI 86 B SI 84 B CH 80 X SI 85 2-1 ① L7		B FF 93 F FF 93 B SL 86 S SL 85 D SL 86 B FF 94 4-2 1 F8 13 1B 1-2 BB	B CU 81 C CU 82 S SI 96 B CU 83 F SI 96 S CU 83 2-3 ③ K	2 1	0 0	1 0	0 0	1 0	0 1	0 2
49 Julio Teheran, R (1, 1) OBP: 0.190, SLG: 0.250 63 Jesse Biddle, L (7, 1) OBP: 0.500, SLG: 1.000 46 Brad Brach, R (7, 1) 14 Rio Ruiz, L (8, PH) 25 Tyler Flowers, R (8, PH) OBP: 0.340, SLG: 0.359 54 Max Fried, L (8, 1) OBP: 0.125, SLG: 0.125			B SI 86 L SI 84 1 SAFE C SI 85 B KC 73 B SI 87 X FF 86 3-2 ② SH1-4 1-2			B SI 85 C SI 85 C KC 73 B KC 74 F SI 86 S CH 80 2-3 ② K		B SL 79 B FF 90 C SL 78 F SL 78 C SL 80 2-3 ① K		1 0 0 0 1 0	0 0 0 0 0 0	0 0 0 0 0 0	0 0 0 0 0 0	0 0 0 0 1 0	1 0 0 0 2 0	0 0 0 0 1 0

TOP

Atlanta Braves @ New York Mets

Citi Field, Flushing, NY

Thu Sep 27 2018, 7:10 PM - 9:51 PM EDT

Att. 24,824 - Cloudy - 69 F

livebaseballscorecards.com

AB	32
R	1
H	6
RBI	1
BB	1
SO	8
LOB	13

Inning Stats	1	2	3	4	5	6	7	8	9
	R: 0 E: 0 K: 1 S: 6	H: 0 LOB: 0 BB: 0 P: 6	R: 0 E: 0 K: 2 S: 10	H: 0 LOB: 0 BB: 0 P: 12	R: 0 E: 0 K: 0 S: 7	H: 1 LOB: 1 BB: 0 P: 12	R: 0 E: 0 K: 0 S: 6	H: 0 LOB: 0 BB: 0 P: 9	R: 0 E: 0 K: 0 S: 4	H: 0 LOB: 0 BB: 0 P: 6
	R: 0 E: 0 K: 1 S: 12	H: 2 LOB: 2 BB: 0 P: 19	R: 0 E: 0 K: 2 S: 10	H: 0 LOB: 0 BB: 0 P: 13	R: 1 E: 0 K: 1 S: 12	H: 2 LOB: 2 BB: 1 P: 20	R: 0 E: 0 K: 1 S: 14	H: 1 LOB: 2 BB: 0 P: 21	1B: 6 2B: 0 3B: 0 HR: 0	SF: 0 SAC: 1 DP: 0 HBP: 1

WP: 0 PA: 35
PB: 0
SB: 0
CS: 0

PITCHER	IP	WLS	BF	H	R	ER	SO	BB	IBB	HBP	BLK	WP	HR	S	P	ERA	WHIP
40 Jason Vargas, L (1, 1) ERA: 5.77	7.0	W	24	3	0	0	6	0	0	0	0	0	0	55	77	0.00	0.429
38 Anthony Swarzak, R (8, 1) ERA: 6.39	0.0		2	1	1	1	0	1	0	0	0	0	0	4	9	∞	∞
73 Daniel Zamora, L (8, 1) ERA: 3.38	0.1	H	1	0	0	0	1	0	0	0	0	0	0	3	5	0.00	0.000
62 Drew Smith, R (8, 1) ERA: 3.67	0.2	H	3	1	0	0	0	0	0	0	0	0	0	5	6	0.00	1.500
65 Robert Gsellman, R (9, 1) ERA: 4.28	1.0	S	5	1	0	0	1	0	0	1	0	0	0	14	21	0.00	1.000

PITCHER	IP	WLS	BF	H	R	ER	SO	BB	IBB	HBP	BLK	WP	HR	S	P	ERA	WHIP

BOTTOM

Atlanta Braves @ New York Mets

Citi Field, Flushing, NY

Thu Sep 27 2018, 7:10 PM - 9:51 PM EDT

Att. 24,824 - Cloudy - 69 F

livebaseballscorecards.com

Batter	1	2	3	4	5	6	7	8	9	AB	R	H	RBI	BB	SO	LOB
9 Brandon Nimmo, L (1, 8) OBP: 0.402, SLG: 0.482	C FF 88 S FF 89 F FF 91 F FF 90 B CU 75 X CU 75 1-2 2B		B FF 91 C FF 91 C CH 85 S FF 91 1-3 ② K			C CU 71 B CH 83 B CH 83 B FF 90 C FF 90 F FF 90 B FF 90 4-2 1 G1-5-3 BB	C SI 92 F CH 86 F FF 94 B CH 86 F CH 85 B FF 95 S CH 86 2-3 ③ K			3	0	1	0	1	2	0
1 Amed Rosario, R (1, 6) OBP: 0.296, SLG: 0.384	B FF 91 B FF 90 F FF 91 S SL 82 S SL 82 2-3 ① K		C SL 80 S SL 81 S SL 78 0-3 ③ K			1 SAFE X FF 90 0-0 ① G1-5-3 1-2		F CU 72 S FF 95 F FF 95 S CU 76 0-3 ① K		4	0	0	0	0	3	2
68 Jeff McNeil, L (1, 4) OBP: 0.381, SLG: 0.479	C FF 91 F FF 90 X FF 91 0-2 ② F7			F CU 74 F FF 90 B SL 82 X FF 90 1-2 ① L7		F FF 90 B FF 90 X FF 89 1-1 ② P6		S FF 96 S CU 76 S CU 77 0-3 ② K		4	0	0	0	0	1	2
30 Michael Conforto, L (1, 7) OBP: 0.354, SLG: 0.455	C CU 76 B FF 91 T FF 91 F FF 92 F SL 81 B FF 91 B FF 92 F SL 83 X FF 93 3-2 ③ F7			C FF 91 F CH 84 F FF 91 B FF 88 B SI 89 F FF 91 B SL 79 B SI 90 4-2 21 S BB		F FF 90 B FF 90 B FF 91 X FF 83 2-1 ③ P6		C CU 74 S CU 77 B CU 78 B CU 78 B FF 95 B FF 96 4-2 19 1B BB		2	0	0	0	2	0	2
19 Jay Bruce, L (1, 9) OBP: 0.313, SLG: 0.382		B FF 91 X CH 84 1-0 ① F8		B FF 89 C FF 91 1 SAFE 1 SAFE F CH 83 S SL 80 1-3 ② K			X SI 94 0-0 21 BB 29 HR 1B	B CU 74 X FF 94 1-0 1-2 1B		4	1	2	0	0	1	1
21 Todd Frazier, R (1, 5) OBP: 0.297, SLG: 0.387		X FF 90 0-0 ② F7		B SL 80 C SL 81 B SL 80 X FF 91 2-1 ③ F8 1-2			C CU 76 B CU 78 B FF 94 F SL 88 B SI 94 B CU 77 4-2 29 HR 1-2 BB	F CU 74 S FF 95 B CU 78 S CU 78 1-3 ③ K		3	1	0	0	1	1	3
22 Dominic Smith, L (1, 3) OBP: 0.255, SLG: 0.430		B FF 90 C FF 90 F FF 91 F SL 82 B FF 91 B SL 82 X SL 82 3-2 ③ P4			F CU 72 X CH 84 0-1 ① L8		C FF 94 C CU 78 F SL 87 F FF 95 S CU 76 0-3 ① K			3	0	0	0	0	1	2
26 Kevin Plawecki, R (1, 2) OBP: 0.323, SLG: 0.381			B FF 89 X FF 90 1-0 HR		B SL 79 F SL 79 F FF 90 S FF 91 1-3 ② K		C SL 83 B CH 85 C FF 94 X FF 94 1-2 ② L8			3	1	1	1	0	1	2
40 Jason Vargas, L (1, 1) OBP: 0.179, SLG: 0.148 29 Devin Mesoraco, R (7, PH) OBP: 0.304, SLG: 0.369 38 Anthony Swarzak, R (8, 1) 73 Daniel Zamora, L (8, 1) 62 Drew Smith, R (8, 1) 65 Robert Gsellman, R (9, 1)			C FF 89 X FF 90 0-1 ① G5-3		B FF 90 B FF 91 F FF 86 B FF 89 C CH 80 X FF 90 3-2 ③ G6-3		B SL 84 C FF 94 B FF 94 B CH 87 X FF 95 3-1 1-H 2-H HR			2 1 0 0 0 0	0 1 0 0 0 0	0 1 0 0 0 0	0 1 0 0 0 0	0 0 0 0 0 0	0 0 0 0 0 0	0 0 0 0 0 0
Inning Stats	R: 0 E: 0 K: 1 S: 17 H: 1 LOB: 1 BB: 0 P: 23	R: 0 E: 0 K: 0 S: 6 H: 0 LOB: 0 BB: 0 P: 10	R: 1 E: 0 K: 2 S: 9 H: 1 LOB: 0 BB: 0 P: 11	R: 0 E: 0 K: 1 S: 12 H: 0 LOB: 1 BB: 1 P: 20	R: 0 E: 0 K: 1 S: 8 H: 0 LOB: 0 BB: 0 P: 12	R: 0 E: 0 K: 0 S: 8 H: 0 LOB: 1 BB: 1 P: 15	R: 3 E: 0 K: 2 S: 18 H: 2 LOB: 0 BB: 1 P: 28	R: 0 E: 0 K: 3 S: 13 H: 1 LOB: 2 BB: 1 P: 19		1B: 2 2B: 1 3B: 0 HR: 2 SF: 0 SAC: 0 DP: 0 HBP: 0						

AB	29
R	4
H	5
RBI	4
BB	4
SO	10
LOB	14

PITCHER		IP	WLS	BF	H	R	ER	SO	BB	IBB	HBP	BLK	WP	HR	S	P	ERA	WHIP
49 Julio Teheran, R ERA: 3.94	(1, 1)	6.0	L	22	2	1	1	5	2	0	0	0	0	1	60	91	1.50	0.667
63 Jesse Biddle, L ERA: 3.16	(7, 1)	0.1		3	1	2	2	1	1	0	0	0	0	0	8	12	54.00	6.000
46 Brad Brach, R ERA: 3.65	(7, 1)	0.2		3	1	1	1	1	0	0	0	0	0	1	10	16	13.50	1.500
54 Max Fried, L ERA: 3.03	(8, 1)	1.0		5	1	0	0	3	1	0	0	0	0	0	13	19	0.00	2.000

PITCHER	IP	WLS	BF	H	R	ER	SO	BB	IBB	HBP	BLK	WP	HR	S	P	ERA	WHIP

Miami Marlins @ New York Mets

Citi Field, Flushing, NY

Fri Sep 28 2018, 7:10 PM - 10:17 PM EDT

Att. 27,045 - Partly Cloudy - 63 F

TOP

livebaseballscorecards.com

Batter	1	2	3	4	5	6	7	8	9	AB	R	H	RBI	BB	SO	LOB
19 Miguel Rojas, R (1, 6) OBP: 0.298, SLG: 0.348	C FF 89 X CU 81 0-1 13 CS 1B		B FF 89 C FF 91 B CH 84 B FF 92 F FF 91 X FF 91 3-2 ② G3		X FF 89 0-0 45 2B 2B	X FF 91 0-0 13 E 1-2 1B	B SL 85 X FF 91 1-0 13 1B 11 1B 2-H 1B		S CH 82 B FF 90 C FF 91 X CH 83 1-2 ② L7	6	2	4	1	0	0	1
13 Starlin Castro, R (1, 4) OBP: 0.329, SLG: 0.399	D CU 80 1 SAFE B CU 83 B FF 92 C FF 91 F FF 92 C FF 93 3-3 ①② K 1-2		F CU 80 B CU 82 B FF 92 B CU 81 B FF 90 4-1 BB		C SL 79 B SL 80 C SI 88 B SI 89 F SI 89 X SL 81 2-2 ① G6-3	C SL 84 X SL 85 0-1 FC5 1-3 2-H	C CU 78 X CU 77 0-1 11 1B 1-3 1B		X SL 82 0-0 ③ F8	5	0	1	0	1	1	4
11 J.T. Realmuto, R (1, 2) OBP: 0.340, SLG: 0.484	B FF 92 C FF 91 F CH 84 B CH 84 S CU 82 2-3 ③ K		B FF 89 S CH 84 1 SAFE B CU 82 B SI 89 1 SAFE F FF 91 X CH 83 3-2 ③ P4		C FF 91 B SL 81 B SL 82 S SI 90 X SI 90 2-2 ② G5-3	C SL 84 F FF 92 B FF 92 S CH 84 1-3 ② K	C FF 96 C FF 96 X FS 87 0-2 1-2 3-H 1B			5	0	1	1	0	2	4
45 Peter O'Brien, R (1, 3) OBP: 0.354, SLG: 0.586		C CH 87 B CU 79 X SI 88 1-1 ① F8		X CU 78 0-0 44 1B 15 BB 34 FC4-6 1B	C SI 90 X SI 90 0-1 2-H 9 2B 2B	F FF 93 F SL 85 X FF 92 0-2 ③ F9	F FF 94 B SL 88 C SL 89 B FF 96 F FF 96 S FF 97 2-3 ③ K			5	2	2	1	0	1	4
15 Brian Anderson, R (1, 5) OBP: 0.359, SLG: 0.403		F FF 91 B SI 89 B CH 83 S FF 90 X FF 91 2-2 9 G4-3 2B		F SI 88 B SI 89 B CU 79 S SI 88 F SI 89 B CH 84 B SI 89 4-2 34 FC4-6 44 1B 1-2 BB	B SL 83 B SI 90 C FF 91 B FF 90 B FF 90 4-1 9 2B BB		X FF 92 0-0 9 E 9 FC6 44 1B 1B	B FF 92 B FF 92 B FF 92 C FF 91 X FF 91 3-1 ① P4		3	1	2	0	2	0	0
9 Lewis Brinson, R (1, 8) OBP: 0.239, SLG: 0.341		C CU 81 X SI 89 0-1 ② G4-3 2-3		C FF 90 B CU 81 X FF 89 1-1 ① F8	C SI 89 B SL 81 F FF 91 X SL 81 1-2 1-3 2-H 2B		B CU 77 B FF 92 X FF 91 2-0 FC6 44 1B 34 WP 1-3	B SL 81 X FF 91 1-0 ② F9		5	1	1	1	0	0	4
44 Austin Dean, R (1, 7) OBP: 0.286, SLG: 0.373 66 Jarlín García, L (8, 1) 64 Nick Wittgren, R (9, 1)		B SI 90 B SI 89 B CH 84 B FF 91 4-0 34 WP BB		C FF 90 F FF 90 B SI 90 F CU 78 F FF 90 D CU 79 F SI 89 X CH 83 2-2 34 FC4-6 1-2 2-3 1B	B SL 81 B SI 90 C FF 91 C SL 81 B SL 81 C FF 91 3-3 ③ K		C FF 92 1 SAFE X FF 91 0-1 34 WP 19 1B 1-3 3-H 1B	C FF 92 F CH 83 S FF 91 0-3 ③ K		4 0 0	1 0 0	2 0 0	1 0 0	1 0 0	2 0 0	2 0 0
34 Magneuris Sierra, L (1, 9) OBP: 0.220, SLG: 0.201		C CU 80 F FF 91 B CU 83 D CU 84 F CU 82 F CU 82 B FF 91 X CU 80 3-2 ③ G3-1 1-2		B CU 78 S FF 90 B FF 92 B FF 90 X FF 91 3-1 ② FC4-6 62 S 1-2f 2-3 3-H		C FF 92 S CH 83 F CH 83 B SL 84 B FF 93 X CH 84 2-2 ① G4-3	S CH 82 S CH 83 B FF 91 B CH 83 F CH 83 B FF 92 F FF 90 S CH 82 3-3 ① K 1-2 3-H		C FF 91 B CH 82 B CH 82 X FF 91 2-1 E4	5	0	0	1	0	1	5
62 José Ureña, R (1, 1) OBP: 0.061, SLG: 0.063 32 Derek Dietrich, L (7, PH) OBP: 0.330, SLG: 0.422 46 Kyle Barraclough, R (7, 1) 79 Isaac Galloway, R (8, 7) OBP: 0.303, SLG: 0.414			C FF 91 S CU 80 B CU 81 B CH 84 F FF 91 S FF 91 2-3 ① K	F FF 90 C CU 80 S CU 81 0-3 ③ K 1-2		C FF 92 B FF 93 B FF 93 S FF 92 B FF 94 B FF 92 4-2 13 FC5 19 1B 13 E BB	B FF 92 S CH 82 F CH 82 F CU 78 F FF 92 B CH 83 S CH 82 2-3 ② K		S FF 91 C FF 90 X FF 90 0-2 ① F9	2 1 0 1	1 0 0 0	0 0 0 0	0 0 0 0	1 0 0 0	2 1 0 0	2 1 0 1
Inning Stats	R: 0 E: 0 K: 2 S: 8 H: 1 LOB: 0 BB: 0 P: 13	R: 0 E: 0 K: 0 S: 12 H: 1 LOB: 2 BB: 1 P: 22	R: 0 E: 0 K: 1 S: 11 H: 0 LOB: 1 BB: 1 P: 23	R: 1 E: 0 K: 1 S: 17 H: 2 LOB: 2 BB: 1 P: 27	R: 2 E: 0 K: 1 S: 17 H: 3 LOB: 2 BB: 1 P: 29	R: 1 E: 1 K: 1 S: 15 H: 1 LOB: 2 BB: 1 P: 22	R: 4 E: 1 K: 3 S: 24 H: 5 LOB: 2 BB: 0 P: 34	R: 0 E: 0 K: 1 S: 6 H: 0 LOB: 0 BB: 0 P: 10	R: 0 E: 1 K: 0 S: 9 H: 0 LOB: 1 BB: 0 P: 12	1B: 9 2B: 5 3B: 0 HR: 0 SF: 0 SAC: 0 DP: 1 HBP: 0						

	AB	42
	R	8
	H	13
	RBI	6
	BB	5
	SO	10
	LOB	28

WP: 2 PB: 0 SB: 1 CS: 1 PA: 47

PITCHER		IP	WLS	BF	H	R	ER	SO	BB	IBB	HBP	BLK	WP	HR	S	P	ERA	WHIP
55 Corey Oswalt, R ERA: 5.85	(1, 1)	4.0		18	4	1	1	4	3	0	0	0	1	0	48	85	2.25	1.750
51 Paul Sewald, R ERA: 6.07	(5, 1)	1.0	L	7	3	2	2	1	1	0	0	0	0	0	17	29	18.00	4.000
47 Drew Gagnon, R ERA: 5.25	(6, 1)	1.2		13	5	5	1	3	1	0	0	0	1	0	32	47	5.40	3.600
35 Jacob Rhame, R ERA: 6.23	(7, 1)	0.1		2	1	0	0	1	0	0	0	0	0	0	7	9	0.00	3.000
63 Tim Peterson, R ERA: 6.18	(8, 1)	2.0		7	0	0	0	1	0	0	0	0	0	0	15	22	0.00	0.000

PITCHER	IP	WLS	BF	H	R	ER	SO	BB	IBB	HBP	BLK	WP	HR	S	P	ERA	WHIP

BOTTOM

Miami Marlins @ New York Mets

Citi Field, Flushing, NY

Fri Sep 28 2018, 7:10 PM - 10:17 PM EDT

Att. 27,045 - Partly Cloudy - 63 F

Batter	1	2	3	4	5	6	7	8	9	AB	R	H	RBI	BB	SO	LOB
9 Brandon Nimmo, L (1, 8) OBP: 0.404, SLG: 0.484	C SI 93 F SI 95 F SL 85 B SI 95 B SI 96 X CH 88 2-2 68 FC4-6 1B		B SI 95 C SI 96 B SL 86 B SI 96 C SI 96 B SI 95 4-2 68 1B BB		B SI 96 C FF 96 B SL 88 F SI 96 X SI 95 2-2 1B		C FF 94 X SL 79 0-1 ③ G3			3	0	2	0	1	0	1
68 Jeff McNeil, L (1, 4) OBP: 0.379, SLG: 0.475	F SI 95 B CH 88 F SI 96 B SI 96 X SI 96 2-2 ① FC4-6 19 S 1 1B 1-2f		F CH 88 B SI 95 F SI 95 F SI 96 1 SAFE X SI 94 1-2 1B		S SI 94 B CH 88 X CH 89 1-1 ② F8			X FF 93 0-0 ① F7		4	1	1	0	0	0	2
30 Michael Conforto, L (1, 9) OBP: 0.351, SLG: 0.451	1 SAFE B SI 94 B SI 95 X SI 96 2-0 ② F7		X SI 96 0-0 ② L7		C FF 95 C SI 94 D SL 88 B SI 96 D SI 96 X SI 96 3-2 ③ F8			B FF 94 C FF 92 B SL 84 F FF 92 B SL 85 X FF 92 3-2 ② G6-3		4	0	0	0	0	0	4
19 Jay Bruce, L (1, 3) OBP: 0.315, SLG: 0.379	S SL 83 B SI 95 B SL 86 D CH 89 B SI 96 4-1 1 1B 1-2 BB		X SI 95 0-0 ③ F8			C SI 93 B CH 89 S SL 85 B SL 87 F SL 86 B CH 90 B SI 96 4-2 1 G6-4-3 BB		C FF 94 C SL 84 X FF 93 0-2 ③ G5-3		2	0	0	0	2	0	2
1 Amed Rosario, R (1, 6) OBP: 0.296, SLG: 0.383	C SI 96 X SL 83 0-1 ③ 1-3 2-H 1B			C SI 94 F FF 96 B SL 86 F CH 89 B SI 97 F SI 96 B SI 96 F CH 90 S CH 90 3-3 ① K		B SL 83 C SI 95 X SI 95 1-1 ①② G6-4-3 1-2f			C FF 94 B FF 93 C FF 92 F FF 93 B SL 85 F FF 93 F FF 94 B SL 86 S FF 94 3-3 ① K	4	0	1	1	0	2	1
22 Dominic Smith, L (1, 7) OBP: 0.255, SLG: 0.424		F SL 84 B SI 94 F SI 94 F SL 88 B SI 96 X SI 96 2-2 ① L8		C SI 95 B SL 87 X CH 90 1-1 26 FC6-4 1B	C SI 96 F SI 96 B SI 97 F SI 96 B CH 91 X SI 96 2-2 ③ L7				C FF 93 B FF 93 S FF 93 X CH 88 1-2 E3 21 HBP	4	0	1	0	0	0	0
21 Todd Frazier, R (1, 5) OBP: 0.301, SLG: 0.386		B SI 96 C SI 96 B SI 96 B CH 89 B SI 96 4-1 26 CS BB	F SI 95 X SL 85 0-1 ② P4				C FF 92 B FF 93 B SL 79 C SL 78 B SL 80 B FF 94 4-2 59 FC3-6 BB		B FF 92 F FF 93 H FF 90 2-1 1-2 HBP	1	0	0	0	2	0	1
26 Kevin Plawecki, R (1, 2) OBP: 0.321, SLG: 0.378 59 Jose Lobaton, S (7, PH) OBP: 0.246, SLG: 0.224 (8, 2)		C SI 95 F SL 85 S SI 97 0-3 ②③ K 1-2	F SI 96 X SI 96 0-1 ③ FC6-4 1-2f				S FF 93 F FF 92 X CH 88 0-2 ① FC3-6 1-2f		S FF 92 S FF 93 S FF 93 0-3 ② K	2 2	0 0	0 0	0 0	0 0	1 1	2 3
55 Corey Oswalt, R (1, 1) 51 Paul Sewald, R (5, 1) 5 David Wright, R (5, PH) 47 Drew Gagnon, R (6, 1) 35 Jacob Rhame, R (7, 1) 7 José Reyes, S (7, PH) OBP: 0.262, SLG: 0.320 63 Tim Peterson, R (8, 1) 72 Jack Reinheimer, R (9, PH) OBP: 0.219, SLG: 0.138			X SI 95 0-0 ① G4-3		X SI 96 0-0 ① G5-3		B FF 92 C FF 93 X FF 93 1-1 ② F7		B FF 93 F FF 93 B SL 84 C FF 94 F FF 94 F FF 94 X FF 94 2-2 ③ G6-3	1 0 1 0 0 0 1 0 1	0 0 0 0 0 0 0 0 0	0 0 0 0 0 0 0 0 0	0 0 0 0 0 0 0 0 0	0 0 0 0 0 0 0 0 0	0 0 0 0 0 0 1 0 0	0 0 0 0 0 0 1 0 2
Inning Stats	R: 1 E: 0 K: 0 S: 11 H: 2 LOB: 2 BB: 1 P: 21	R: 0 E: 0 K: 1 S: 8 H: 0 LOB: 0 BB: 1 P: 14	R: 0 E: 0 K: 0 S: 9 H: 1 LOB: 2 BB: 1 P: 14	R: 0 E: 0 K: 1 S: 12 H: 1 LOB: 1 BB: 0 P: 16	R: 0 E: 0 K: 0 S: 9 H: 1 LOB: 1 BB: 0 P: 15	R: 0 E: 0 K: 0 S: 9 H: 0 LOB: 0 BB: 1 P: 16	R: 0 E: 0 K: 0 S: 9 H: 0 LOB: 1 BB: 1 P: 14	R: 0 E: 0 K: 0 S: 7 H: 0 LOB: 0 BB: 0 P: 10	R: 0 E: 1 K: 2 S: 18 H: 0 LOB: 2 BB: 0 P: 26	1B: 5 2B: 0 3B: 0 HR: 0 SF: 0 SAC: 0 DP: 1 HBP: 1						WP: 0 PB: 0 SB: 1 CS: 1 PA: 36	

livebaseballscorecards.com

AB	30
R	1
H	5
RBI	1
BB	5
SO	4
LOB	19

PITCHER		IP	WLS	BF	H	R	ER	SO	BB	IBB	HBP	BLK	WP	HR	S	P	ERA	WHIP
62 José Ureña, R ERA: 3.98	(1, 1)	6.0	W	24	5	1	1	2	4	0	0	0	0	0	58	96	1.50	1.500
46 Kyle Barraclough, R ERA: 4.28	(7, 1)	1.0		4	0	0	0	0	1	0	0	0	0	0	9	14	0.00	1.000
66 Jarlín García, L ERA: 4.8	(8, 1)	1.0		3	0	0	0	0	0	0	0	0	0	0	7	10	0.00	0.000
64 Nick Wittgren, R ERA: 2.94	(9, 1)	1.0		5	0	0	0	2	0	0	1	0	0	0	18	26	0.00	0.000

PITCHER	IP	WLS	BF	H	R	ER	SO	BB	IBB	HBP	BLK	WP	HR	S	P	ERA	WHIP

Batter	1	2	3	4	5	6	7	8	9	10	11	12	13	AB	R	H	RBI	BB	SO	LOB
19 Miguel Rojas, R (1, 6) OBP: 0.297, SLG: 0.346	B SI 96 F SI 95 B SL 90 F SI 95 F CH 85 X SI 95 2-2 13 FC6-4 1B		C CU 79 F SI 94 F CU 80 B SL 90 X CU 81 1-2 G4-3 ②			B CH 84 B SI 94 F SI 95 X CU 78 2-1 G6-3 ①		C CU 80 B FF 96 F SI 96 B SI 97 S CH 88 2-3 K			B SL 88 B FF 97 F FF 96 X FF 96 2-1 F8 ②			5	0	1	0	0	1	0
15 Brian Anderson, R (1, 5) OBP: 0.357, SLG: 0.400	B SI 93 F SI 94 1 SAFE T SL 88 B SI 93 S CU 79 2-3 K ①		B CH 85 S CU 80 C SI 95 B SI 95 B SI 94 C CH 85 3-3 K ③			F SI 95 B SI 95 C SI 94 X SL 90 1-2 G6-3 ②			B SL 86 S SL 86 F FF 93 S FF 95 1-3 K ①		C SL 88 X FF 96 0-1 G6-3 ③			5	0	0	0	0	3	1
13 Starlin Castro, R (1, 4) OBP: 0.330, SLG: 0.400	B SI 94 C CH 85 X CU 80 1-1 FC6-4 45 BB ② 1-2f			B SL 90 B SI 95 C SI 95 C CH 86 B CU 81 X SI 94 3-2 2B		B SI 94 B FF 94 C CH 84 B CU 79 F SI 94 S CU 77 3-3 K ③			B SL 88 X FF 93 1-0 45 CS 1B			B FF 95 X FF 95 1-0 L9 ①		5	0	2	0	0	1	1
45 Peter O'Brien, R (1, 3) OBP: 0.357, SLG: 0.565 34 Magneuris Sierra, L (12, PR) OBP: 0.220, SLG: 0.201 56 Tayron Guerrero, R (12, 1) 66 Jarlin García, L (13, 1) 40 Javy Guerra, R (13, 1)	B SI 94 F SL 89 B SL 90 B SI 94 S SI 94 B SI 94 4-2 1-2 BB			B SI 94 C SL 89 C SI 94 B CU 80 S SI 94 2-3 K ①		C SL 84 B FF 97 C FF 98 F FF 99 B FF 98 B FF 97 F FF 97 X FF 97 3-2 F8 ①		B SL 85 C SL 87 C FF 94 X SL 88 1-2 G1-3 ②③ 1-2			B SL 89 S FF 95 C FF 96 X FF 96 1-2 9 CS 1B		4	0	1	0	1	1	2
9 Lewis Brinson, R (1, 8) OBP: 0.239, SLG: 0.338	C SL 90 B CU 80 B SI 93 S SI 94 S SI 94 2-3 K ③			B SI 94 F SI 93 F CU 78 C SI 94 1-3 K ②		B SL 86 B SL 83 S FF 97 F FF 96 F SL 83 B SL 84 F FF 96 F FF 97 B SL 85 4-2 BB				C FF 90 B CU 73 X CU 72 1-1 G6-3 ①		1 SAFE B FF 94 1 SAFE 1 SAFE S FF 95 X SL 90 1-1 P3 ②③ 1-2		4	0	0	0	1	2	4
44 Austin Dean, R (1, 7) OBP: 0.276, SLG: 0.383 61 Adam Conley, L (7, 1) 71 Drew Steckenrider, R (9, 1) 48 Christopher Bostick, R (10, PH) OBP: 0.294, SLG: 0.357 46 Kyle Barraclough, R (10, 1) 55 Drew Rucinski, R (11, 1) 32 Derek Dietrich, L (12, 3) OBP: 0.331, SLG: 0.422		C SI 95 C CH 87 X CU 81 0-2 G6-3 ①								C FF 89 B CH 84 C FF 89 X CU 72 1-2 P3 ②			B SL 78 B SL 77 F FF 88 H SL 76 3-1 28 G6-3 79 SH1-4 HBP	3	0	0	0	0	0	2
79 Isaac Galloway, R (1, 9) OBP: 0.314, SLG: 0.410		C SI 94 B SL 91 X SL 90 1-1 G6-3 ②			C CU 78 B SI 94 S SL 89 X SL 89 1-2 28 G5-4-3 1B		1 SAFE 1 SAFE B FF 93 F FF 93 1 SAFE C SL 82 S FF 94 1-3 K ③			B FF 89 B CH 83 B FF 89 C FF 87 B FF 88 4-1 BB			B SL 76 F FF 88 X FF 88 1-1 SH1-4 ① 1-2	3	0	1	0	1	1	1
28 Bryan Holaday, R (1, 2) OBP: 0.261, SLG: 0.258		C SL 91 B FF 94 F SI 94 F CU 80 B SI 94 X SL 90 2-2 G5-3 ③			1 SAFE F SI 93 1 SAFE B SI 92 1 SAFE F SL 88 X SI 93 1-2 G5-4-3 ①② 1-2f			F FF 95 B CU 80 F CU 78 B CU 78 X SI 96 2-2 F8 ①		1 SAFE 1 SAFE B FF 88 F FF 88 1 SAFE B FF 87 B FF 87 F FF 88 F FF 89 3-2 X FF 88 P3 ③			S SL 77 B SL 76 S SL 77 F SL 77 X SL 78 1-2 G6-3 ② 2-3	5	0	0	0	0	0	3
36 Trevor Richards, R (1, 1) OBP: 0.094, SLG: 0.065 52 Rafael Ortega, L (7, 7) OBP: 0.289, SLG: 0.273 2 Yadiel Rivera, R (13, PH) OBP: 0.272, SLG: 0.219 (13, 7)			C SI 94 S SI 95 S CU 81 0-3 K ①		B SI 92 C SI 93 C SI 94 B SI 94 F SI 93 S SI 94 2-3 K ③			X FF 97 0-0 F9 ②			L FF 95 B FF 95 B FS 86 C FF 95 C FF 96 2-3 K ①		B SL 77 C SL 78 B SL 76 C FF 89 S SL 77 2-3 K2-3 ③	2 2 1	0 0 0	0 0 0	0 0 0	2 1 1	0 0 1	0 0 1
Inning Stats	R: 0 E: 0 K: 2 S: 14 H: 1 LOB: 2 BB: 1 P: 25	R: 0 E: 0 K: 0 S: 9 H: 0 LOB: 0 BB: 0 P: 12	R: 0 E: 0 K: 2 S: 10 H: 0 LOB: 0 BB: 0 P: 14	R: 0 E: 0 K: 2 S: 10 H: 1 LOB: 1 BB: 0 P: 18	R: 0 E: 0 K: 1 S: 10 H: 1 LOB: 0 BB: 0 P: 14	R: 0 E: 0 K: 1 S: 8 H: 0 LOB: 0 BB: 0 P: 14	R: 0 E: 0 K: 1 S: 17 H: 0 LOB: 1 BB: 1 P: 28	R: 0 E: 0 K: 1 S: 7 H: 0 LOB: 0 BB: 0 P: 11	R: 0 E: 0 K: 1 S: 7 H: 1 LOB: 0 BB: 0 P: 10	R: 0 E: 0 K: 0 S: 10 H: 0 LOB: 1 BB: 1 P: 19	R: 0 E: 0 K: 1 S: 7 H: 0 LOB: 0 BB: 0 P: 11	R: 0 E: 0 K: 0 S: 6 H: 1 LOB: 1 BB: 0 P: 9	R: 0 E: 0 K: 1 S: 10 H: 0 LOB: 1 BB: 0 P: 17	1B: 4 2B: 1 3B: 0 HR: 0 SF: 0 SAC: 1 DP: 1 HBP: 1			WP: 0 PB: 0 SB: 0 CS: 2	PA: 45		

PITCHER		IP	WLS	BF	H	R	ER	SO	BB	IBB	HBP	BLK	WP	HR	S	P	ERA	WHIP
32 Steven Matz, L ERA: 3.97	(1, 1)	6.0		21	3	0	0	8	1	0	0	0	0	0	61	97	0.00	0.667
49 Tyler Bashlor, R ERA: 4.22	(7, 1)	1.0		4	0	0	0	1	1	0	0	0	0	0	17	28	0.00	1.000
62 Drew Smith, R ERA: 3.54	(8, 1)	1.0		3	0	0	0	1	0	0	0	0	0	0	7	11	0.00	0.000
38 Anthony Swarzak, R ERA: 6.15	(9, 1)	1.0		3	1	0	0	1	0	0	0	0	0	0	7	10	0.00	1.000
39 Jerry Blevins, L ERA: 4.85	(10, 1)	1.0		4	0	0	0	0	1	0	0	0	0	0	10	19	0.00	1.000

PITCHER		IP	WLS	BF	H	R	ER	SO	BB	IBB	HBP	BLK	WP	HR	S	P	ERA	WHIP
35 Jacob Rhame, R ERA: 5.85	(11, 1)	2.0		6	1	0	0	1	0	0	1	0	0	0	13	20	0.00	0.500
73 Daniel Zamora, L ERA: 3.0	(13, 1)	1.0	W	4	0	0	0	1	0	0	0	0	0	0	10	17	0.00	0.000

TOP

Miami Marlins @ New York Mets

Citi Field, Flushing, NY

Sat Sep 29 2018, 7:14 PM - 11:27 PM EDT

Att. 43,928 - Cloudy - 69 F

livebaseballscorecards.com

AB	40
R	0
H	5
RBI	0
BB	3
SO	13
LOB	15

MIAMI

Miami Marlins @ New York Mets

Citi Field, Flushing, NY

Sat Sep 29 2018, 7:14 PM - 11:27 PM EDT

Att. 43,928 - Cloudy - 69 F

BOTTOM

Batter	1	2	3	4	5	6	7	8	9	10	11	12	13	AB	R	H	RBI	BB	SO	LOB
7 José Reyes, S (1, 6) (5, 5) OBP: 0.261, SLG: 0.322	B FF 90 F FF 90 B CH 83 X CH 83 2-1 68 SH5-4 2B		F CH 81 X FF 89 0-1 ② F7		B SL 79 C FF 91 B FF 90 F FF 89 C FF 90 2-3 ③ K		T FF 97 F FF 97 F FF 98 X FF 97 0-2 ③ L8			X FF 94 0-0 ① SH1-4 1-2		X FF 99 0-0 ② F8		5	0	1	0	0	1	3
68 Jeff McNeil, L (1, 4) OBP: 0.379, SLG: 0.471	X FF 90 0-0 ① SH5-4 2-3		F SL 83 B CH 82 X CH 82 1-1 ③ F8			B FF 88 B FF 90 C FF 90 B SL 82 X FF 90 3-1 1 FC6-4 1B		C FF 95 F SL 88 B SL 91 B SL 92 S CH 86 2-3 ① K		B SL 80 F FF 94 X SL 80 1-1 ② G6-3 2-3		B SL 87 B FF 99 B FF 98 B FF 98 4-0 BB		4	0	1	0	1	1	1
5 David Wright, R (1, 5) 1 Amed Rosario, R (5, 6) OBP: 0.297, SLG: 0.383	C SL 84 B FF 91 B CH 84 F FF 91 B CH 83 B FF 90 4-2 30 G1-6-3 BB			B FF 90 X FF 91 1-0 ① P3		1 SAFE C FF 90 S SL 83 1 SAFE X SL 83 0-2 ① FC6-4 19 S 30 G4-3 1-2f		F FF 97 B FF 97 B CH 88 B FF 95 S FF 95 F FF 96 X FF 96 3-2 30 CS 1B		F SL 80 D SL 80 B FF 94 D SL 81 S FF 95 B FF 94 4-2 30 S BB		B FF 98 C FF 96 F FF 96 F FF 97 X FF 98 1-2 ③ L8		1 3	0 0	0 1	0 0	1 1	0 2	0 2
30 Michael Conforto, L (1, 7) (8, 9) OBP: 0.351, SLG: 0.460	X SL 84 0-0 ② ③ G1-6-3 1-2f			C FF 90 B SL 85 X CH 83 1-1 ② 1B		C CH 83 1 SAFE B CH 83 B FF 91 B CH 83 X CH 83 3-1 ② G4-3 1-2		1 SAFE 1 SAFE 1 SAFE B FF 96 S FF 96 B SL 90 F FF 96 S CH 88 2-3 ② ③ K 1-2		B SL 79 F CH 88 C FF 94 S FF 94 1-3 ③ K 1-2			B SL 84 X FF 93 1-0 72 BB 16 2B 1B	6	1	2	0	0	2	6
19 Jay Bruce, L (1, 3) OBP: 0.310, SLG: 0.372		F FF 90 B FF 90 C FF 90 S CH 83 1-3 ① K		X CH 82 0-0 ② F8		C FF 91 D CH 83 B CH 84 F FF 90 S FF 91 2-3 ③ K 2-3		B FF 93 B FF 93 S FF 94 F FF 94 F FF 94 B FF 95 X FF 95 3-2 ① P4		F FF 92 F FC 89 S CH 85 0-3 ① K			D SL 84 X SL 84 1-0 ① L9	6	0	0	0	0	3	3
9 Brandon Nimmo, L (1, 9) OBP: 0.404, SLG: 0.483 72 Jack Reinheimer, R (7, PR) OBP: 0.286, SLG: 0.167 (8, 7)	B FF 90 B FF 90 C FF 90 C CH 83 C CH 83 2-3 ② K		B FF 92 B FF 90 C CH 82 C FF 90 T FF 91 2-2 ③ K				S FF 89 B FF 88 X SL 82 1-1 21 1B 1B	B SL 87 F FF 95 S FF 94 F FF 94 X FF 96 1-2 1B		S FC 90 B FC 89 B FC 90 B SI 93 B FF 94 4-1 16 S BB			B FF 92 B CH 86 1 SAFE F FF 93 B CH 85 B FF 93 4-1 16 2B 1-2 BB	3 1	0 0	1 1	0 0	0 2	2 0	1 0
16 Austin Jackson, R (1, 8) OBP: 0.301, SLG: 0.328	C FF 90 B FF 90 S SL 82 B CH 82 F FF 90 X SL 83 2-2 1B				B FF 90 B FF 90 C FF 90 S CH 83 S CH 83 2-3 ① K		C SL 82 1 SAFE L CH 83 B FF 89 X CH 83 1-2 F7		S FF 96 F FF 94 F FF 94 F FF 96 C SL 88 0-3 ② K		D FC 90 B FF 93 F FF 94 1 SAFE S FF 94 D FC 91 D SI 94 4-2 26 G6-3 1-2 BB		X SL 87 0-0 1-3 2-H 2B	5	0	2	1	1	2	2
26 Kevin Plawecki, R (1, 2) OBP: 0.315, SLG: 0.370	F FF 90 X CH 84 0-1 ③ G5-3				B SL 84 S CH 82 B FF 89 S SL 82 C FF 91 2-3 ② K		B FF 90 B FF 90 F CH 83 T FF 91 X SL 82 2-2 ② F8		1 SAFE X FF 95 0-0 ③ L9		B FC 92 X SI 94 1-0 ② ③ G6-3 1-2f			5	0	0	0	0	1	5
32 Steven Matz, R (-1) 48 Jason Vargas, L (-2) 49 Tyler Bashlor, R (-2) 21 Todd Frazier, R (-2, PH) 62 Drew Smith, R (-1) 38 Anthony Swarzak, R (-3) 39 Jerry Blevins, L (-3, -1) 22 Dominic Smith, L (-3, PH) 35 Jacob Rhame, R (-1, -1) 29 Devin Mesoraco, R (-2, PH) 73 Daniel Zamora, L (-3, -1)			C FF 89 F SL 83 F CH 82 S FF 90 0-3 ① K		B FF 89 B CH 83 B FF 89 C FF 90 B FF 90 4-1 BB		C CH 83 B FF 89 B FF 90 F CH 84 X FF 91 2-2 1-3 1B			B FF 93 B CH 88 X FF 94 2-0 68 G6-3 7 SH1-4 1B		S FF 98 S FF 98 B FF 98 C FF 99 1-3 ① K		1 0 1 0 0 0 0 0 0 0	0 0 0 0 0 0 0 0 0 0	0 0 1 0 0 0 0 0 0 0	0 0 0 0 0 0 0 0 0 0	1 0 0 0 0 0 0 0 0 0	1 0 0 0 0 0 0 0 1 0	0 0 0 0 0 0 0 0 0 0
Inning Stats	R: 0 E: 0 K: 0 S: 6 H: 1 LOB: 1 BB: 1 P: 12	R: 0 E: 0 K: 2 S: 12 H: 1 LOB: 1 BB: 0 P: 17	R: 0 E: 0 K: 1 S: 8 H: 0 LOB: 0 BB: 0 P: 9	R: 0 E: 0 K: 1 S: 7 H: 1 LOB: 1 BB: 0 P: 11	R: 0 E: 0 K: 3 S: 10 H: 0 LOB: 1 BB: 1 P: 20	R: 0 E: 0 K: 1 S: 10 H: 1 LOB: 1 BB: 0 P: 18	R: 0 E: 0 K: 0 S: 15 H: 2 LOB: 2 BB: 0 P: 21	R: 0 E: 0 K: 2 S: 10 H: 1 LOB: 0 BB: 0 P: 17	R: 0 E: 0 K: 1 S: 13 H: 1 LOB: 1 BB: 0 P: 17	R: 0 E: 0 K: 1 S: 9 H: 1 LOB: 2 BB: 1 P: 17	R: 0 E: 0 K: 1 S: 7 H: 0 LOB: 1 BB: 2 P: 16	R: 0 E: 0 K: 1 S: 8 H: 0 LOB: 1 BB: 1 P: 14	R: 1 E: 0 K: 0 S: 4 H: 2 LOB: 2 BB: 1 P: 10	1B: 9 2B: 2 3B: 0 HR: 0	SF: 0 SAC: 2 DP: 2 HBP: 0	WP: 0 PB: 0 SB: 3 CS: 1	PA: 52			

PITCHER		IP	WLS	BF	H	R	ER	SO	BB	IBB	HBP	BLK	WP	HR	S	P	ERA	WHIP
36 Trevor Richards, R ERA: 4.42	(1, 1)	6.2		27	6	0	0	8	2	0	0	0	0	0	64	104	0.00	1.200
61 Adam Conley, L ERA: 4.09	(7, 1)	1.1		4	1	0	0	2	0	0	0	0	0	0	14	21	0.00	0.750
71 Drew Steckenrider, R ERA: 3.9	(9, 1)	1.0		4	1	0	0	1	0	0	0	0	0	0	13	17	0.00	1.000
46 Kyle Barraclough, R ERA: 4.2	(10, 1)	1.0		5	1	0	0	1	1	0	0	0	0	0	9	17	0.00	2.000
55 Drew Rucinski, R ERA: 4.33	(11, 1)	1.0		4	0	0	0	1	2	0	0	0	0	0	7	16	0.00	2.000

PITCHER		IP	WLS	BF	H	R	ER	SO	BB	IBB	HBP	BLK	WP	HR	S	P	ERA	WHIP
56 Tayron Guerrero, R ERA: 5.43	(12, 1)	1.0		4	0	0	0	1	1	0	0	0	0	0	8	14	0.00	1.000
66 Jarlín García, L ERA: 4.91	(13, 1)	0.1	L	3	1	1	1	0	1	0	0	0	0	0	3	9	27.00	6.000
40 Javy Guerra, R ERA: 5.55	(13, 1)	0.0		1	1	0	0	0	0	0	0	0	0	0	1	1	∞	∞

AB	43
R	1
H	11
RBI	1
BB	7
SO	14
LOB	23

livebaseballscorecards.com

Miami Marlins @ New York Mets

Citi Field, Flushing, NY

Sun Sep 30 2018, 3:11 PM - 5:20 PM EDT

Att. 28,346 - Sunny - 71 F

TOP

livebaseballscorecards.com

Batter	1	2	3	4	5	6	7	8	9	AB	R	H	RBI	BB	SO	LOB
10 JT Riddle, L (1, 6) OBP: 0.277, SLG: 0.377	C FF 97 F FF 98 X FF 98 0-2 13 G5-4-3 1B			C CH 89 X CH 89 0-1 ① L9		C CU 81 F SI 97 B CH 90 X SL 90 1-2 ② G3		B CU 81 C SL 88 F FF 96 F FF 97 S SL 89 1-3 ③ K		4	0	1	0	0	1	1
13 Starlin Castro, R (1, 4) OBP: 0.329, SLG: 0.400 2 Yadiel Rivera, R (2, 5) OBP: 0.269, SLG: 0.216 48 Christopher Bostick, R (9, PH) OBP: 0.278, SLG: 0.250	1 SAFE F SI 96 X SI 97 0-1 ① ② G5-4-3 1-2f			S SI 97 F SI 98 S SI 98 0-3 ② K		S SL 91 B SI 97 S SL 91 C SI 98 1-3 ③ K			C SL 91 B SL 91 C SI 97 B SL 92 X SI 98 2-2 ① G1-3	1 2 1	0 0 0	0 0 0	0 0 0	0 0 0	0 2 0	1 0 0
32 Derek Dietrich, L (1, 5) OBP: 0.330, SLG: 0.421 (2, 4)	C CU 84 F FF 97 X SL 91 0-2 ③ G3			X SI 98 0-0 1B			B SI 96 X CH 90 1-0 ① G3		B CH 91 B FF 96 B CH 91 C SI 97 X SI 97 3-1 ② G5-3	4	0	1	0	0	0	0
45 Peter O'Brien, R (1, 3) OBP: 0.338, SLG: 0.530		T FF 97 C CU 83 X SL 92 0-2 ① L8		B SI 96 B FF 96 C SI 96 C SL 90 F CH 90 X SL 90 2-2 ③ F8			B SL 92 S SL 92 B SI 97 F FF 97 X SL 91 2-2 ② F9		C CU 84 B SL 92 B SL 92 X FF 98 2-1 ③ L9	4	0	0	0	0	0	1
9 Lewis Brinson, R (1, 8) OBP: 0.240, SLG: 0.338		B SI 97 X SI 98 1-0 ② G5-3			C SL 90 X CU 82 0-1 ① G1-3		C SI 98 S SL 92 X SL 92 0-2 1B			3	0	1	0	0	0	0
79 Isaac Galloway, R (1, 7) OBP: 0.301, SLG: 0.391		C CU 84 S SI 98 F CU 82 X SI 98 0-2 ③ G5-3			C CU 82 F SL 90 X SL 92 0-2 ② G5-3		1 SAFE 1 SAFE C SI 97 F SI 95 X SI 97 0-2 ③ G4-3			3	0	0	0	0	0	1
17 Chad Wallach, R (1, 2) OBP: 0.275, SLG: 0.267			B SI 96 S SI 96 C CU 83 B SL 92 F SI 97 B SL 92 S SI 97 3-3 ① K		C SI 96 B CU 82 X SI 97 1-1 1B			C SI 96 S SL 91 S SL 91 0-3 ① K		3	0	1	0	0	2	0
22 Sandy Alcantara, R (1, 1) 52 Rafael Ortega, L (8, PH) OBP: 0.287, SLG: 0.271 39 Tyler Kinley, R (8, 1)			C SI 97 C SI 97 C SI 98 0-3 ② K		X SI 96 0-0 ③ G3			C CU 81 F SL 91 B FF 97 B CH 91 X SI 97 2-2 ② G4-3		2 1 0	0 0 0	0 0 0	0 0 0	0 0 0	1 0 0	1 0 0
34 Magneuris Sierra, L (1, 9) OBP: 0.222, SLG: 0.211			X SI 98 0-0 ③ G4-3			X CU 81 0-0 ① B1-3		B CH 90 F FF 96 X SI 97 1-1 2B		3	0	1	0	0	0	0
Inning Stats	R: 0 E: 0 K: 0 S: 8 H: 1 LOB: 0 BB: 0 P: 8	R: 0 E: 0 K: 0 S: 8 H: 0 LOB: 0 BB: 0 P: 9	R: 0 E: 0 K: 2 S: 8 H: 0 LOB: 0 BB: 0 P: 11	R: 0 E: 0 K: 1 S: 10 H: 1 LOB: 1 BB: 0 P: 12	R: 0 E: 0 K: 0 S: 8 H: 1 LOB: 1 BB: 0 P: 9	R: 0 E: 0 K: 1 S: 7 H: 0 LOB: 0 BB: 0 P: 9	R: 0 E: 0 K: 0 S: 10 H: 1 LOB: 1 BB: 0 P: 13	R: 0 E: 0 K: 2 S: 12 H: 1 LOB: 1 BB: 0 P: 16	R: 0 E: 0 K: 0 S: 7 H: 0 LOB: 0 BB: 0 P: 14	1B: 4 2B: 1 3B: 0 HR: 0 SF: 0 SAC: 0 DP: 1 HBP: 0						

	AB	31
	R	0
	H	5
	RBI	0
	BB	0
	SO	6
	LOB	5

WP: 0 PB: 0 SB: 0 CS: 0 PA: 31

PITCHER	IP	WLS	BF	H	R	ER	SO	BB	IBB	HBP	BLK	WP	HR	S	P	ERA	WHIP
34 Noah Syndergaard, R (1, 1) ERA: 3.03	9.0	W	31	5	0	0	6	0	0	0	0	0	0	78	101	0.00	0.556

PITCHER	IP	WLS	BF	H	R	ER	SO	BB	IBB	HBP	BLK	WP	HR	S	P	ERA	WHIP

Batter	1	2	3	4	5	6	7	8	9	AB	R	H	RBI	BB	SO	LOB
7 José Reyes, S (1, 6) OBP: 0.260, SLG: 0.320 1 Amed Rosario, R (2, 6) OBP: 0.295, SLG: 0.381	C FF 96 B FF 96 F FF 96 B FF 97 B SL 88 X FF 95 3-2 G4-3 ①		C CU 84 B FF 97 F FF 96 S SL 90 1-3 K ③		F CU 85 X FF 97 0-1 FC5 ③ 1-2 2-3f			S SL 88 S SL 91 X SL 88 0-2 G5-3 ②		1 3	0 0	0 0	0 0	0 0	0 1	0 2
68 Jeff McNeil, L (1, 4) OBP: 0.381, SLG: 0.471	S FF 96 F FF 96 F FF 96 B SL 88 F CU 85 X CH 90 1-2 G1-4-3 ②			T CU 84 F SL 86 B SI 92 X FF 97 1-2 21 2B 1B		B FF 95 X FF 95 1-0 1B		X FF 97 0-0 P5 ③		4	1	2	0	0	0	0
30 Michael Conforto, L (1, 9) OBP: 0.350, SLG: 0.448	C SL 84 X CH 89 0-1 G4-3 ③			C FF 96 1 SAFE B CH 88 B SI 94 F FF 95 S CH 90 2-3 K ①		B CH 90 C CH 89 1 SAFE X FF 95 1-1 P5 ①				3	0	0	0	0	1	2
19 Jay Bruce, L (1, 3) OBP: 0.310, SLG: 0.370		B FF 96 B FF 95 B FF 94 B FF 93 4-0 21 G5-3 BB		1 SAFE X FF 95 0-0 F9 ②		B FF 95 X CU 82 1-0 F9 ②				2	0	0	0	1	0	2
21 Todd Frazier, R (1, 5) OBP: 0.303, SLG: 0.390		C CU 82 F FF 96 X FF 98 0-2 G5-3 ① 1-2		1 SAFE 1 SAFE S FF 97 C SL 88 F FF 98 F FF 98 F SI 92 1 SAFE F SL 90 0-2 F SL 80 X FF 98 1-H 2B ③		F SL 85 S CH 91 S FF 96 0-3 K ③				3	0	1	1	0	1	2
22 Dominic Smith, L (1, 7) OBP: 0.255, SLG: 0.420		B FF 96 B CH 88 S FF 94 F FF 95 S CH 90 2-3 K ②			F CU 82 X CH 89 0-1 G4-3 ①		X CU 79 0-0 F7 ①			3	0	0	0	0	1	1
16 Austin Jackson, R (1, 8) OBP: 0.299, SLG: 0.326		C SL 85 C FF 97 B FF 97 F FF 96 S CH 90 1-3 K ③			F FF 97 B CH 91 C CH 90 F FF 98 S FF 97 1-3 K ②		C CU 82 F CH 89 S FF 96 0-3 K ②			3	0	0	0	0	3	1
3 Tomás Nido, R (1, 2) OBP: 0.200, SLG: 0.238			B FF 94 F FF 95 S SL 87 F SL 88 S FF 96 1-3 K ①		F CU 84 B CH 90 B CU 86 F FF 95 B FF 98 B FF 98 4-2 1 FC5 34 1B BB		F FF 94 T CH 89 T FF 95 0-2 K ③			2	0	0	0	1	2	0
34 Noah Syndergaard, L (1, 1) OBP: 0.143, SLG: 0.170			C FF 96 S SI 92 B FF 97 S FF 97 1-3 K ②		B FF 95 F FF 94 S FF 95 X FF 97 1-2 1 FC5 1-2 1B			B FF 96 C FF 95 B FF 97 S FF 95 S SL 88 2-3 K ①		3	0	1	0	0	2	0
Inning Stats	R: 0 E: 0 K: 0 S: 10 H: 0 LOB: 0 BB: 0 P: 14	R: 0 E: 0 K: 2 S: 10 H: 0 LOB: 1 BB: 1 P: 17	R: 0 E: 0 K: 3 S: 10 H: 0 LOB: 0 BB: 0 P: 13	R: 1 E: 0 K: 1 S: 15 H: 2 LOB: 1 BB: 0 P: 18	R: 0 E: 0 K: 1 S: 13 H: 1 LOB: 2 BB: 1 P: 19	R: 0 E: 0 K: 1 S: 7 H: 1 LOB: 1 BB: 0 P: 10	R: 0 E: 0 K: 2 S: 7 H: 0 LOB: 0 BB: 0 P: 7	R: 0 E: 0 K: 1 S: 7 H: 0 LOB: 0 BB: 0 P: 9		1B: 3 2B: 1 3B: 0 HR: 0 SF: 0 SAC: 0 DP: 0 HBP: 0						

PITCHER		IP	WLS	BF	H	R	ER	SO	BB	IBB	HBP	BLK	WP	HR	S	P	ERA	WHIP
22 Sandy Alcantara, R ERA: 3.44	(1, 1)	7.0	L	26	4	1	1	10	2	0	0	0	0	0	72	98	1.29	0.857
39 Tyler Kinley, R ERA: 12.27	(8, 1)	1.0		3	0	0	0	1	0	0	0	0	0	0	7	9	0.00	0.000

PITCHER	IP	WLS	BF	H	R	ER	SO	BB	IBB	HBP	BLK	WP	HR	S	P	ERA	WHIP

BOTTOM

Miami Marlins @ New York Mets

Citi Field, Flushing, NY

Sun Sep 30 2018, 3:11 PM - 5:20 PM EDT

Att. 28,346 - Sunny - 71 F

livebaseballscorecards.com

AB	27
R	1
H	4
RBI	1
BB	2
SO	11
LOB	10